

Minnesota Twins - 1976

Batter	1	2	3	4	5	6	7	8	9	10	11	AB	R	H	RBI	BB	SO	LOB	TOP							
Rod Carew, L (1,3) X	0-0 6-3 ①		0-0 2-3 ②		0-0 E6 ③			0-0 4-3 ①		0-0 6-3 ①	5	0	0	0	0	0	0	1								
Dan Ford, R (1,9) X	0-0 5-3 ②		0-0 F5 ③			0-3 K ①		0-3 K ②		0-0 6-3 ②	5	0	0	0	0	0	2	0								
Steve Braun, L (1,10) X	0-0 F7 ③					0-0 1B ①		0-0 4-3 ③		0-3 K ③	5	1	1	0	0	1	0									
Larry Hisle, R (1,7) X		0-0 5-3 ③		0-0 CS ①		0-3 K ②			0-0 5-3 ①			4	0	1	0	0	1	1								
Lyman Bostock, L (1,8) X		0-0 CS ①		0-0 F7 ②		0-0 1B ①		0-0 4-3 ②				4	0	2	0	0	0	1								
Butch Wynegar, S (1,2) X		0-0 E4 ②		0-0 6-3 ③		0-0 1B ③		0-0 F8 ③				4	0	1	1	0	0	2								
Dave McKay, S (1,5) X		0-0 1B ①		0-0 SH1-4 ①		0-0 E6 ①		0-0 F9 ①		0-0 F7 ①		4	0	2	0	0	0	0								
Jerry Terrell, R (1,4) X		0-0 F8 ③		0-0 SH1-4 ①		0-0 1B ①		0-0 F7 ②		0-0 6-3 ②		3	0	0	0	0	0	2								
Danny Thompson, R (1,6) X		0-0 F8 ③		0-0 F7 ②		0-0 F7 ②		0-0 F8 ③		0-0 F8 ③		0	0	0	0	0	0	0								
Inning Stats	R: 0 E: 0 K: 0 S: 3	H: 0 LOB: 0 BB: 0 P: 3	R: 0 E: 1 K: 0 S: 5	H: 2 LOB: 2 BB: 0 P: 5	R: 0 E: 0 K: 0 S: 3	H: 0 LOB: 0 BB: 0 P: 3	R: 0 E: 0 K: 0 S: 4	H: 1 LOB: 1 BB: 0 P: 4	R: 0 E: 1 K: 0 S: 4	H: 1 LOB: 2 BB: 0 P: 4	R: 1 E: 0 K: 2 S: 9	H: 3 LOB: 2 BB: 0 P: 9	R: 0 E: 0 K: 0 S: 3	H: 0 LOB: 0 BB: 0 P: 3	R: 0 E: 0 K: 1 S: 5	H: 0 LOB: 0 BB: 0 P: 5	R: 0 E: 0 K: 0 S: 3	H: 0 LOB: 0 BB: 0 P: 3	R: 0 E: 0 K: 1 S: 5	H: 0 LOB: 0 BB: 0 P: 5	R: 0 E: 0 K: 0 S: 5	H: 0 LOB: 0 BB: 0 P: 5	1B: 7 2B: 0 3B: 0 HR: 0	SF: 0 SAC: 1 DP: 0 HBP: 0	WP: 0 PB: 0 SB: 0 CS: 2	PA: 39
PITCHER Gaylord Perry, R (1,1) ERA: 0.82	IP: 11.0 WLS: 7 BF: 39 H: 7 R: 1 ER: 1 SO: 4 BB: 0 IBB: 0 HBP: 0 BLK: 0 WP: 0 HR: 0 S: 47 P: 47 ERA: 0.82 WHIP: 0.636																									

Minnesota Twins @ Texas Rangers
Arlington Stadium, Arlington, TX
Fri Apr 09 1976, 7:05 PM EST
Att. 28,947 - Unknown


AB	34
R	1
H	7
RBI	1
BB	0
SO	4
LOB	7



Batter	1	2	3	4	5	6	7	8	9	10	11	AB	R	H	RBI	BB	SO	LOB	BOTTOM			
Lenny Randle, S (1,7) X	0-0 G4-6-3 ①		0-3 K ①			0-0 4-3 ①			0-0 4-3 ①		0-0 1B ①	4	0	1	0	1	1	0				
Juan Beniquez, R (1,8) X	0-0 G4-6-3 ①		0-0 L3-6 ②			0-0 F8 ②			0-0 F6 ②		0-0 1B ②	5	0	3	0	0	0	0				
Mike Hargrove, L (1,3) X	0-0 G4-6-3 ②		0-0 L3-6 ③			0-3 K ③			0-0 F7 ③		0-3 K ③	5	0	0	0	0	2	6				
Toby Harrah, R (1,6) X	0-0 F9 ③			0-0 5-3 ①			0-3 K ①			0-0 4-0 ①	4	0	1	1	1	1	1	1				
Jeff Burroughs, R (1,9) X		0-0 HR ①		0-0 G6-4-3 ②			0-0 5-3 ②			0-3 BB ②	4	1	2	1	0	1	1					
Roy Howell, L (1,5) X		0-0 4-3 ①		0-0 G6-4-3 ③			0-3 K ③			0-3 K ③	4	0	0	0	0	2	2					
Tom Grieve, R (1,10) X					0-3 K ①			0-0 5-3 ①		0-0 F7 ③		4	0	0	0	0	2	1				
Roy Smalley, S (1,4) X						0-3 K ②		0-0 G3 ②			0-0 FC3-6 ①	4	0	2	0	0	1	0				
Dave Moates, L (11, PR) X											0-0 1B ①	0	0	0	0	0	0	0				
Jim Sundberg, R (1,2) X					0-0 F8 ③			0-0 L4 ③			0-0 FC3-6 ②	4	1	0	0	0	1	2				
Inning Stats	R: 0 E: 0 K: 0 S: 4	H: 2 LOB: 1 BB: 0 P: 4	R: 1 E: 0 K: 2 S: 9	H: 2 LOB: 1 BB: 0 P: 9	R: 0 E: 0 K: 1 S: 5	H: 1 LOB: 0 BB: 0 P: 5	R: 0 E: 0 K: 0 S: 3	H: 1 LOB: 0 BB: 0 P: 3	R: 0 E: 0 K: 2 S: 7	H: 0 LOB: 0 BB: 0 P: 7	R: 0 E: 0 K: 0 S: 3	H: 0 LOB: 0 BB: 0 P: 3	R: 0 E: 0 K: 0 S: 7	H: 0 LOB: 0 BB: 0 P: 3	R: 0 E: 0 K: 2 S: 7	H: 0 LOB: 1 BB: 1 P: 11	R: 1 E: 0 K: 1 S: 7	H: 3 LOB: 3 BB: 1 P: 11	1B: 8 2B: 1 3B: 0 HR: 1	SF: 0 SAC: 0 DP: 3 HBP: 0	WP: 0 PB: 0 SB: 0 CS: 0	PA: 40
PITCHER Bert Blyleven, R (1,1) ERA: 1.0 Bill Campbell, R (10,1) ERA: 5.4	IP: 9.0 WLS: 1.2 BF: 30 H: 6 R: 1 ER: 1 SO: 8 BB: 0 IBB: 0 HBP: 0 BLK: 0 WP: 0 HR: 1 S: 46 P: 46 ERA: 1.00 WHIP: 3.000																					

Minnesota Twins @ Texas Rangers
Arlington Stadium, Arlington, TX
Fri Apr 09 1976, 7:05 PM EST
Att. 28,947 - Unknown

AB	38
R	2
H	9
RBI	2
BB	2
SO	11
LOB	13



Batter	1	2	3	4	5	6	7	8	9	AB	R	H	RBI	BB	SO	LOB	TOP					
Tony Oliva, L (1,4) Jerry Terrell, R (1,4) OBP: 0.091, SLG: 0.091	F7		6-3		F7		P6		L4	1	0	0	0	0	0	0						
Dan Ford, R (1,9) OBP: 0.214, SLG: 0.385	K2-3		K			F7	BB		HR	4	1	1	1	1	2	0						
Rod Carew, L (1,3) OBP: 0.429, SLG: 0.455	1B	2B	3-1			1B	2B	1-2	BB	3	2	2	0	2	0	0						
Larry Hisle, R (1,7) OBP: 0.231, SLG: 0.231	2H	1B		6-3		F7	F8		1B	5	0	2	1	0	0	3						
Steve Braun, L (1,10) OBP: 0.300, SLG: 0.125	K			6-3		1B	BB	BB	E3	3	1	0	0	2	1	2						
Butch Wynegar, S (1,2) OBP: 0.385, SLG: 0.273		F9		5-3		1B	1B	1-2	F3	4	0	1	1	1	0	2						
Lyman Bostock, L (1,8) OBP: 0.455, SLG: 0.500	6-3	2B			SH1-4	BB	1B		F7	3	0	2	1	1	0	2						
Dave McKay, S (1,5) OBP: 0.200, SLG: 0.200	6-3				SH1-4	K			K	3	0	0	0	0	2	5						
Danny Thompson, R (1,6) OBP: 0.091, SLG: 0.091	1-3				F8		5-3		F8	0	0	0	0	0	0	0						
Inning Stats	R: 1 E: 0 K: 2 S: 9	H: 2 LOB: 1 BB: 0 P: 9	R: 0 E: 0 K: 0 S: 4	H: 1 LOB: 1 BB: 0 P: 4	R: 0 E: 0 K: 1 S: 5	H: 0 LOB: 0 BB: 0 P: 5	R: 0 E: 0 K: 0 S: 3	H: 0 LOB: 0 BB: 0 P: 3	R: 0 E: 0 K: 1 S: 3	H: 0 LOB: 1 BB: 1 P: 7	R: 2 E: 0 K: 1 S: 8	H: 3 LOB: 2 BB: 1 P: 12	R: 0 E: 0 K: 0 S: 3	H: 0 LOB: 2 BB: 2 P: 11	R: 0 E: 0 K: 1 S: 5	H: 0 LOB: 2 BB: 1 P: 9	R: 1 E: 1 K: 0 S: 5	H: 2 LOB: 2 BB: 1 P: 9	1B: 4 2B: 3 3B: 0 HR: 1	SF: 0 SAC: 1 DP: 0 HBP: 0	WP: 0 SB: 0 CS: 1	PA: 42
PITCHER	IP	WLS	BF	H	R	ER	SO	BB	IBB	HBP	BLK	WP	HR	S	P	ERA	WHIP					
Bill Singer, R (1,1) ERA: 4.76	5.2		25	6	3	3	3	2	0	0	0	0	0	29	37	4.76	1.412					
Steve Hargan, R (6,1) ERA:	1.1		6	0	0	0	1	2	0	0	0	0	0	6	14	0.00	1.500					
Joe Hoerner, L (8,1) ERA:	0.1		3	0	0	0	0	2	0	0	0	0	0	1	9	0.00	6.000					
Jeff Terpko, R (8,1) ERA: 5.4	1.2	L	8	2	1	1	1	1	0	0	0	0	1	9	13	5.40	1.800					

Minnesota Twins @ Texas Rangers
Arlington Stadium, Arlington, TX
Sun Apr 11 1976, 4:33 AM EST
Att: 11,781 - Sunny - 82 F

AB 30
R 4
H 8
RBI 4
BB 7
SO 5
LOB 15



Batter	1	2	3	4	5	6	7	8	9	AB	R	H	RBI	BB	SO	LOB	BOTTOM					
Lenny Randle, S (1,7) OBP: 0.286, SLG: 0.462	4-3		F9		6-3		F7		4-3	5	0	0	0	0	0	2						
Juan Beniquez, R (1,8) OBP: 0.397, SLG: 0.308	FC6-4	BB				6-3	FC6-4		K	4	0	1	0	1	1	2						
Mike Hargrove, L (1,3) OBP: 0.538, SLG: 0.667	FC6-4	2B	G3			K		3B	BB	3	1	0	0	1	1	2						
Toby Harrah, R (1,6) OBP: 0.538, SLG: 0.667	1-3	2B			F7			1H	WP	3	1	2	1	1	0	0						
Jeff Burroughs, R (1,9) OBP: 0.417, SLG: 0.750	5-3					K			F8	4	0	1	0	0	1	3						
Roy Howell, L (1,5) OBP: 0.167, SLG: 0.091		4-3			L7		F9		S	4	0	1	0	0	0	1						
Dave Moates, L (8, FR)										0	0	0	0	0	0	0						
Mike Cubbage, L (9, 5)										0	0	0	0	0	0	0						
Tom Grieve, R (1,10) OBP: 0.250, SLG: 0.250		K			K		BB	1B	K	4	1	1	0	0	3	2						
Roy Smalley, S (1,4) OBP: 0.400, SLG: 0.250		K			G3		1B	BB	6-3	3	0	0	0	1	1	2						
Jim Sundberg, R (1,2) OBP: 0.111, SLG: 0.111										2	0	0	0	0	1	0						
John Ellis, R (7, PH) OBP: 0.500, SLG: 0.500			6-3				FC6-4		F5	2	0	1	1	0	0	0						
Inning Stats	R: 0 E: 0 K: 0 S: 4	H: 1 LOB: 2 BB: 1 P: 8	R: 0 E: 0 K: 2 S: 7	H: 0 LOB: 0 BB: 0 P: 7	R: 0 E: 0 K: 0 S: 4	H: 1 LOB: 1 BB: 0 P: 4	R: 0 E: 0 K: 1 S: 6	H: 1 LOB: 0 BB: 0 P: 6	R: 0 E: 0 K: 1 S: 5	H: 0 LOB: 0 BB: 0 P: 5	R: 0 E: 0 K: 2 S: 7	H: 0 LOB: 1 BB: 1 P: 11	R: 1 E: 0 K: 0 S: 5	H: 2 LOB: 2 BB: 1 P: 9	R: 2 E: 0 K: 1 S: 7	H: 2 LOB: 2 BB: 1 P: 11	R: 0 E: 0 K: 1 S: 5	H: 0 LOB: 0 BB: 0 P: 5	1B: 5 2B: 1 3B: 1 HR: 0	SF: 0 SAC: 0 DP: 0 HBP: 0	WP: 1 SB: 0 CS: 0	PA: 38
PITCHER	IP	WLS	BF	H	R	ER	SO	BB	IBB	HBP	BLK	WP	HR	S	P	ERA	WHIP					
Dave Goltz, R (1,1) ERA: 1.29	7.0		29	5	1	1	6	3	0	0	0	0	0	38	50	1.29	1.143					
Bill Campbell, R (8,1) ERA: 7.36	2.0	W	9	2	2	2	2	1	0	0	0	1	0	12	16	9.00	1.500					

Minnesota Twins @ Texas Rangers
Arlington Stadium, Arlington, TX
Sun Apr 11 1976, 4:33 AM EST
Att: 11,781 - Sunny - 82 F

AB 34
R 3
H 7
RBI 2
BB 4
SO 8
LOB 14



Batter	1	2	3	4	5	6	7	8	9	AB	R	H	RBI	BB	SO	LOB	TOP					
Chet Lemon, R (1, 8) OBP: 0.200, SLG: 0.200	0-3 K		0-0 F8		0-0 1B			0-0 E5 SH1-4	0-0 B3-6 1B	5	1	2	0	0	1	0	Chicago White Sox @ Minnesota Twins Metropolitan Stadium, Bloomington, MI Tue Apr 13 1976, 4:33 AM EST Att: 20,732 - Sunny - 75 F					
Ralph Garr, L (1, 9)	0-0 6-3		0-0 5-3		0-0 F7			0-0 SH1-4	0-0 B3-6 1B	4	0	0	0	0	0	4						
Jorge Orta, L (1, 5) OBP: 0.333, SLG: 0.250	0-0 6-3		0-0 G3			0-0 4-3		0-0 E9 1B		4	1	1	1	0	0	0						
Carlos May, L (1, 10) OBP: 0.500, SLG: 0.333		4-0 1B BB		0-0 F9		0-0 G3		0-0 2B 1B		3	2	1	1	1	0	0						
Pat Kelly, L (1, 7) Buddy Bradford, R (8, 7) OBP: 0.600, SLG: 0.333	0-3 K		0-0 4-3		0-0 L4			0-0 L7		4	0	0	0	0	1	2						
Jim Spencer, L (1, 3) OBP: 0.750, SLG: 1.286	0-0 1B		0-0 G3				0-0 4-3	0-0 2B		4	0	2	1	0	0	0						
Jack Brohamer, L (1, 4) OBP: 0.625, SLG: 0.571	0-0 1B		0-0 G6-4-3 1B		0-0 G6-4-3 1B		0-3 K	0-0 F4		4	0	2	1	0	1	1						
Brian Downing, R (1, 2)	0-3 K		0-0 G6-4-3 1B		0-0 BB		4-0 BB	0-0 F9		3	0	0	0	1	1	3						
Bucky Dent, R (1, 6) OBP: 0.375, SLG: 0.167	0-3 K		0-0 1B BB		0-0 F8			0-0 1B BB		2	0	0	0	2	1	3						
Inning Stats	R: 0 E: 0 K: 1 S: 5	H: 0 LOB: 0 BB: 0 P: 5	R: 1 E: 0 K: 3 S: 11	H: 2 LOB: 2 BB: 1 P: 15	R: 0 E: 0 K: 0 S: 3	H: 0 LOB: 0 BB: 0 P: 3	R: 0 E: 0 K: 0 S: 3	H: 2 LOB: 2 BB: 1 P: 8	R: 0 E: 0 K: 0 S: 3	H: 0 LOB: 0 BB: 0 P: 3	R: 0 E: 0 K: 1 S: 5	H: 0 LOB: 1 BB: 1 P: 9	R: 3 E: 2 K: 0 S: 7	H: 3 LOB: 1 BB: 0 P: 7	R: 0 E: 0 K: 0 S: 3	H: 1 LOB: 1 BB: 1 P: 7		1B: 7 2B: 2 3B: 0 HR: 0	SF: 0 SAC: 1 DP: 2 HBP: 0	WP: 0 PB: 0 CS: 0	PA: 38	
PITCHER	IP WLS BF H R ER SO BB IBB HBP BLK WP HR S P ERA WHIP	IP WLS BF H R ER SO BB IBB HBP BLK WP HR S P ERA WHIP	IP WLS BF H R ER SO BB IBB HBP BLK WP HR S P ERA WHIP	IP WLS BF H R ER SO BB IBB HBP BLK WP HR S P ERA WHIP	IP WLS BF H R ER SO BB IBB HBP BLK WP HR S P ERA WHIP	IP WLS BF H R ER SO BB IBB HBP BLK WP HR S P ERA WHIP	IP WLS BF H R ER SO BB IBB HBP BLK WP HR S P ERA WHIP	IP WLS BF H R ER SO BB IBB HBP BLK WP HR S P ERA WHIP	IP WLS BF H R ER SO BB IBB HBP BLK WP HR S P ERA WHIP	IP WLS BF H R ER SO BB IBB HBP BLK WP HR S P ERA WHIP	IP WLS BF H R ER SO BB IBB HBP BLK WP HR S P ERA WHIP	IP WLS BF H R ER SO BB IBB HBP BLK WP HR S P ERA WHIP	IP WLS BF H R ER SO BB IBB HBP BLK WP HR S P ERA WHIP	IP WLS BF H R ER SO BB IBB HBP BLK WP HR S P ERA WHIP	IP WLS BF H R ER SO BB IBB HBP BLK WP HR S P ERA WHIP	IP WLS BF H R ER SO BB IBB HBP BLK WP HR S P ERA WHIP	IP WLS BF H R ER SO BB IBB HBP BLK WP HR S P ERA WHIP	IP WLS BF H R ER SO BB IBB HBP BLK WP HR S P ERA WHIP	IP WLS BF H R ER SO BB IBB HBP BLK WP HR S P ERA WHIP	IP WLS BF H R ER SO BB IBB HBP BLK WP HR S P ERA WHIP	IP WLS BF H R ER SO BB IBB HBP BLK WP HR S P ERA WHIP	IP WLS BF H R ER SO BB IBB HBP BLK WP HR S P ERA WHIP

AB 33
R 4
H 8
RBI 4
BB 4
SO 5
LOB 13



Batter	1	2	3	4	5	6	7	8	9	AB	R	H	RBI	BB	SO	LOB	BOTTOM					
Steve Braun, L (1, 10) OBP: 0.214, SLG: 0.083	0-0 4-3		0-3 K		0-0 L7			0-0 4-3		4	0	0	0	0	1	1	Chicago White Sox @ Minnesota Twins Metropolitan Stadium, Bloomington, MI Tue Apr 13 1976, 4:33 AM EST Att: 20,732 - Sunny - 75 F					
Dan Ford, R (1, 9) OBP: 0.167, SLG: 0.294	0-0 F6		0-3 K		0-3 K		0-3 K	0-3 K		4	0	0	0	0	3	0						
Rod Carew, L (1, 3) OBP: 0.444, SLG: 0.429	0-0 L9		4-0 1B BB		0-0 4-3		0-0 4-3	0-0 G6-3 1B		3	1	1	0	1	0	0						
Larry Hisle, R (1, 7) OBP: 0.176, SLG: 0.176	0-3 K		0-0 L8		0-0 6-3			0-0 G6-3		4	0	0	0	0	1	2						
Butch Wynegar, S (1, 2) OBP: 0.375, SLG: 0.231	0-0 1-3		4-0 1B BB		0-3 K					2	0	0	0	1	1	0						
Dave McKay, S (1, 5) OBP: 0.231, SLG: 0.231	0-3 K		0-0 1B		0-0 F3					3	0	1	1	0	1	0						
Steve Brye, R (1, 8)	0-3 K		0-3 K		0-0 6-3					3	0	0	0	0	2	2						
Jerry Terrell, R (1, 4) OBP: 0.077, SLG: 0.077 Tony Oliva, L (8, PH) Bob Randall, R (9, 4)	0-0 3-1		0-0 F7		0-0 F8			0-0 F8		2	0	0	0	0	0	0						
Danny Thompson, R (1, 6) OBP: 0.143, SLG: 0.143	0-0 1B		0-0 L8		0-0 6-3					3	0	1	0	0	0	0						
Inning Stats	R: 0 E: 0 K: 0 S: 3	H: 0 LOB: 0 BB: 0 P: 3	R: 0 E: 0 K: 2 S: 8	H: 1 LOB: 1 BB: 0 P: 8	R: 1 E: 0 K: 2 S: 8	H: 1 LOB: 2 BB: 2 P: 16	R: 0 E: 0 K: 0 S: 3	H: 0 LOB: 0 BB: 0 P: 3	R: 0 E: 0 K: 1 S: 5	H: 0 LOB: 0 BB: 0 P: 5	R: 0 E: 0 K: 1 S: 5	H: 0 LOB: 0 BB: 0 P: 5	R: 0 E: 0 K: 0 S: 3	H: 0 LOB: 0 BB: 0 P: 3	R: 0 E: 0 K: 1 S: 5	H: 1 LOB: 0 BB: 0 P: 5		1B: 3 2B: 0 3B: 0 HR: 0	SF: 0 SAC: 0 DP: 1 HBP: 0	WP: 0 PB: 0 CS: 0	PA: 31	
PITCHER	IP WLS BF H R ER SO BB IBB HBP BLK WP HR S P ERA WHIP	IP WLS BF H R ER SO BB IBB HBP BLK WP HR S P ERA WHIP	IP WLS BF H R ER SO BB IBB HBP BLK WP HR S P ERA WHIP	IP WLS BF H R ER SO BB IBB HBP BLK WP HR S P ERA WHIP	IP WLS BF H R ER SO BB IBB HBP BLK WP HR S P ERA WHIP	IP WLS BF H R ER SO BB IBB HBP BLK WP HR S P ERA WHIP	IP WLS BF H R ER SO BB IBB HBP BLK WP HR S P ERA WHIP	IP WLS BF H R ER SO BB IBB HBP BLK WP HR S P ERA WHIP	IP WLS BF H R ER SO BB IBB HBP BLK WP HR S P ERA WHIP	IP WLS BF H R ER SO BB IBB HBP BLK WP HR S P ERA WHIP	IP WLS BF H R ER SO BB IBB HBP BLK WP HR S P ERA WHIP	IP WLS BF H R ER SO BB IBB HBP BLK WP HR S P ERA WHIP	IP WLS BF H R ER SO BB IBB HBP BLK WP HR S P ERA WHIP	IP WLS BF H R ER SO BB IBB HBP BLK WP HR S P ERA WHIP	IP WLS BF H R ER SO BB IBB HBP BLK WP HR S P ERA WHIP	IP WLS BF H R ER SO BB IBB HBP BLK WP HR S P ERA WHIP	IP WLS BF H R ER SO BB IBB HBP BLK WP HR S P ERA WHIP	IP WLS BF H R ER SO BB IBB HBP BLK WP HR S P ERA WHIP	IP WLS BF H R ER SO BB IBB HBP BLK WP HR S P ERA WHIP	IP WLS BF H R ER SO BB IBB HBP BLK WP HR S P ERA WHIP	IP WLS BF H R ER SO BB IBB HBP BLK WP HR S P ERA WHIP	IP WLS BF H R ER SO BB IBB HBP BLK WP HR S P ERA WHIP

AB 29
R 1
H 3
RBI 1
BB 2
SO 9
LOB 5



Batter	1	2	3	4	5	6	7	8	9	AB	R	H	RBI	BB	SO	LOB	TOP										
Jerry Terrell, R OBP: 0.227, SLG: 0.200										4	1	0	1	1	3		Minnesota Twins @ New York Yankees Yankee Stadium, Bronx, NY Thu Apr 15 1976, 3:33 AM EST Att: 52,613 - Sunny - 72 F										
Dan Ford, R OBP: 0.185, SLG: 0.385										5	1	2	2	0	2												
Rod Carew, L OBP: 0.407, SLG: 0.455										4	1	0	0	1	1	3											
Larry Hisle, R OBP: 0.320, SLG: 0.261										2	1	1	0	1	0	1											
Craig Kusick, R OBP: 0.222, SLG: 0.250										0	0	0	1	0	0	0											
Steve Braun, L OBP: 0.235, SLG: 0.133										3	0	1	1	0	0	1											
Butch Wynegar, S OBP: 0.292, SLG: 0.190										4	0	0	0	0	0	3											
Dave McKay, S OBP: 0.190, SLG: 0.190										4	0	0	0	0	1	2											
Steve Brye, R OBP: 0.091, SLG: 0.100										4	0	1	0	0	0	0											
Danny Thompson, R OBP: 0.190, SLG: 0.190										4	0	2	0	0	1	1											
Inning Stats	R: 3 E: 0 K: 0 S: 4	H: 1 LOB: 0 BB: 1 P: 9	R: 0 E: 0 K: 1 S: 6	H: 1 LOB: 1 BB: 0 P: 6	R: 1 E: 0 K: 1 S: 5	H: 0 LOB: 1 BB: 2 P: 13	R: 0 E: 0 K: 1 S: 5	H: 0 LOB: 0 BB: 0 P: 5	R: 0 E: 0 K: 0 S: 3	H: 0 LOB: 0 BB: 0 P: 3	R: 0 E: 0 K: 2 S: 8	H: 1 LOB: 1 BB: 0 P: 8	R: 0 E: 0 K: 0 S: 5	H: 2 LOB: 2 BB: 0 P: 5	R: 0 E: 0 K: 0 S: 5	H: 2 LOB: 2 BB: 0 P: 5	1B: 6 2B: 1 3B: 0 HR: 1	SF: 1 SAC: 0 DP: 0 HBP: 1	WP: 0 PB: 0 CS: 3	PA: 39							
PITCHER	IP	WLS	BF	H	R	ER	SO	BB	IBB	HBP	BLK	WP	HR	S	P	ERA	WHIP										
Rudy May, L ERA: 7.71	(1, 1)	2.1	13	2	4	2	2	3	0	1	0	0	1	13	26	7.71	2.143										
Dick Tidrow, R ERA:	(3, 1)	5.0	W	19	4	0	0	4	0	0	0	0	0	27	27	0.00	0.800										
Sparky Lyle, L ERA:	(8, 1)	1.2	S	7	2	0	0	0	0	0	0	0	0	7	7	0.00	1.200										

AB	34
R	4
H	8
RBI	4
BB	3
SO	6
LOB	16



Batter	1	2	3	4	5	6	7	8	9	AB	R	H	RBI	BB	SO	LOB	BOTTOM										
Mickey Rivers, L OBP: 0.261, SLG: 0.261										5	1	3	2	0	0	1	Minnesota Twins @ New York Yankees Yankee Stadium, Bronx, NY Thu Apr 15 1976, 3:33 AM EST Att: 52,613 - Sunny - 72 F										
Roy White, S OBP: 0.435, SLG: 0.526										4	0	0	1	1	0	3											
Thurman Munson, R OBP: 0.217, SLG: 0.348										5	0	0	0	0	0	5											
Chris Chambliss, L OBP: 0.261, SLG: 0.348										5	0	2	2	0	0	1											
Graig Nettles, L OBP: 0.364, SLG: 0.353										4	2	1	0	1	2	3											
Oscar Gamble, L OBP: 0.482, SLG: 0.769										4	2	3	2	0	0	1											
Willie Randolph, R OBP: 0.400, SLG: 0.467										4	2	2	1	0	0	1											
Rich Coggins, L OBP: 0.687, SLG: 0.900										1	0	0	0	0	0	1											
Jim Mason, L OBP: 0.375, SLG: 0.429										1	1	1	0	0	0	0											
Otto Velez, R OBP: 0.500, SLG: 0.500										1	0	1	1	0	0	0											
Fred Stanley, R OBP: 0.571, SLG: 0.400										1	1	0	1	1	1	0											
Inning Stats	R: 0 E: 0 K: 0 S: 4	H: 1 LOB: 1 BB: 0 P: 4	R: 0 E: 0 K: 1 S: 6	H: 1 LOB: 1 BB: 0 P: 6	R: 1 E: 0 K: 0 S: 4	H: 2 LOB: 0 BB: 0 P: 4	R: 4 E: 0 K: 0 S: 7	H: 4 LOB: 1 BB: 1 P: 11	R: 0 E: 0 K: 0 S: 4	H: 1 LOB: 1 BB: 0 P: 4	R: 0 E: 0 K: 1 S: 5	H: 0 LOB: 0 BB: 0 P: 5	R: 0 E: 0 K: 0 S: 3	H: 0 LOB: 0 BB: 0 P: 3	R: 6 E: 1 K: 1 S: 10	H: 5 LOB: 2 BB: 3 P: 22	1B: 11 2B: 2 3B: 1 HR: 0	SF: 0 SAC: 0 DP: 1 HBP: 0	WP: 1 PB: 1 CS: 0	PA: 41							
PITCHER	IP	WLS	BF	H	R	ER	SO	BB	IBB	HBP	BLK	WP	HR	S	P	ERA	WHIP										
Dave Goltz, R ERA: 4.35	(1, 1)	3.1	16	6	4	4	1	1	0	0	0	0	1	0	8	5.40	1.800										
Vic Albury, L ERA: 3.0	(4, 1)	1.2	L	8	3	1	1	0	0	0	0	1	0	8	8	5.40	1.800										
Steve Luebber, R ERA: 10.13	(6, 1)	2.1	12	3	5	5	1	1	1	0	0	0	0	12	20	19.29	1.714										
Tom Burgmeier, L ERA: 13.5	(8, 1)	0.2	5	2	1	1	1	1	0	0	0	0	0	6	10	13.50	4.500										

AB	37
R	11
H	14
RBI	11
BB	4
SO	3
LOB	16



Batter	1	2	3	4	5	6	7	8	9	AB	R	H	RBI	BB	SO	LOB	TOP			
Steve Braun, L (1.10) OBP: 0.286, SLG: 0.167																	3 0 1 0 1 0 1			
Dan Ford, R (1.9) OBP: 0.194, SLG: 0.345																	3 0 0 0 1 1 2			
Rod Carew, L (1.3) OBP: 0.387, SLG: 0.423																	4 0 1 0 0 0 2			
Larry Hisle, R (1.7) OBP: 0.276, SLG: 0.222																	4 0 0 0 0 1 3			
Lyman Bostock, L (1.8) OBP: 0.400, SLG: 0.429																	4 0 1 0 0 0 0			
Butch Wynegar, S (1.2) OBP: 0.250, SLG: 0.160																	4 0 0 0 0 1 1			
Dave McKay, S (1.5) OBP: 0.200, SLG: 0.200																	4 0 1 0 0 0 1			
Danny Thompson, R (1.6) OBP: 0.208, SLG: 0.208																	3 0 1 0 0 0 1			
Jerry Terrell, R (1.4) OBP: 0.240, SLG: 0.217																	3 0 1 0 0 0 1			
Inning Stats	R: 0 E: 0 K: 0 S: 3	H: 1 LOB: 1 BB: 1 P: 7	R: 0 E: 0 K: 0 S: 4	H: 1 LOB: 2 BB: 1 P: 4	R: 0 E: 0 K: 1 S: 6	H: 1 LOB: 2 BB: 1 P: 10	R: 0 E: 0 K: 0 S: 3	H: 0 LOB: 0 BB: 0 P: 3	R: 0 E: 0 K: 0 S: 4	H: 1 LOB: 1 BB: 0 P: 4	R: 0 E: 0 K: 1 S: 5	H: 0 LOB: 0 BB: 0 P: 5	R: 0 E: 0 K: 0 S: 4	H: 1 LOB: 1 BB: 0 P: 4	R: 0 E: 0 K: 0 S: 3	H: 0 LOB: 3 BB: 0 P: 6	1B: 6 2B: 0 3B: 0 HR: 0	SF: 0 SAC: 0 DP: 1 HBP: 0	WP: 0 PB: 1 CS: 1	PA: 34
PITCHER Ed Figueroa, R (1.1) ERA: 2.51	IP: 9.0 WLS: W BF: 34 H: 6 R: 0 ER: 0 SO: 3 BB: 2 IBB: 0 HBP: 0 BLK: 0 WP: 0 HR: 0 S: 38 P: 46 ERA: 0.00 WHIP: 0.889															PITCHER				

Minnesota Twins @ New York Yankees
Yankee Stadium, Bronx, NY
Sat Apr 17 1976, 3:33 AM EST
Att: 26,881 - Unknown

AB 32
R 0
H 6
RBI 0
BB 2
SO 3
LOB 12



Batter	1	2	3	4	5	6	7	8	9	AB	R	H	RBI	BB	SO	LOB	BOTTOM	
Mickey Rivers, L (1.8) OBP: 0.250, SLG: 0.357										5	1	1	1	0	2	0		
Roy White, S (1.7) OBP: 0.393, SLG: 0.500										5	1	1	0	0	0	0		
Thurman Munson, R (1.2) OBP: 0.321, SLG: 0.519										4	3	3	1	1	0	0		
Chris Chambliss, L (1.3) OBP: 0.321, SLG: 0.370										4	2	2	1	0	0	1		
Graig Nettles, L (1.5) OBP: 0.385, SLG: 0.316										2	1	0	0	2	1	1		
Oscar Gamble, L (1.9) OBP: 0.471, SLG: 0.875										3	1	1	1	1	0	3		
Lou Piniella, R (1.10) OBP: 0.625, SLG: 0.769										3	0	1	2	1	0	1		
Willie Randolph, R (1.4) OBP: 0.375, SLG: 0.421										4	1	1	0	0	0	4		
Jim Mason, L (1.6) OBP: 0.333, SLG: 0.364										4	0	1	1	0	2	2		
Inning Stats	R: 1 E: 0 K: 1 S: 6	H: 1 LOB: 0 BB: 0 P: 7	R: 7 E: 3 K: 0 S: 8	H: 6 LOB: 4 BB: 4 P: 24	R: 0 E: 0 K: 1 S: 5	H: 0 LOB: 0 BB: 0 P: 5	R: 2 E: 0 K: 1 S: 8	H: 3 LOB: 2 BB: 1 P: 12	R: 0 E: 0 K: 1 S: 5	H: 0 LOB: 0 BB: 0 P: 5	R: 0 E: 0 K: 1 S: 3	H: 0 LOB: 0 BB: 0 P: 3	R: 0 E: 0 K: 0 S: 4	H: 1 LOB: 1 BB: 0 P: 4	1B: 7 2B: 1 3B: 0 HR: 3	SF: 0 SAC: 0 DP: 0 HBP: 1	WP: 0 PB: 0 CS: 1	PA: 40
PITCHER Jim Hughes, R (1.1) ERA: 32.4 Mike Paziak, L (2.1) ERA: 4.5 Tom Burgmeier, L (6.1) ERA: 2.45	IP: 1.2 WLS: L BF: 18 H: 4 R: 4 ER: 2 SO: 3 BB: 3 IBB: 0 HBP: 0 BLK: 0 WP: 0 HR: 0 S: 21 P: 33 ERA: 5.40 WHIP: 2.100															PITCHER		

Minnesota Twins @ New York Yankees
Yankee Stadium, Bronx, NY
Sat Apr 17 1976, 3:33 AM EST
Att: 26,881 - Unknown

AB 34
R 10
H 11
RBI 7
BB 5
SO 5
LOB 12



Batter	1	2	3	4	5	6	7	8	9	AB	R	H	RBI	BB	SO	LOB	TOP			
Tony Oliva, L (1,4) Jerry Terrell, R (1,4) OBP: 0.214, SLG: 0.192	F2		5-3		6-3			K		1	0	0	0	0	0	0	Minnesota Twins @ New York Yankees Yankee Stadium, Bronx, NY Sun Apr 18 1976, 3:33 AM EST Att: 25,330 - Sunny - 96 F			
Rod Carew, L (1,3) OBP: 0.400, SLG: 0.567	1B		HR		F8			3-1		4	2	2	1	0	0	1				
Steve Braun, L (1,10) OBP: 0.280, SLG: 0.182	SH2-3		F5		3-1			F8		4	0	1	1	0	0	0				
Larry Hise, R (1,7) OBP: 0.281, SLG: 0.233	SH2-3				F2			HR		3	1	1	0	0	0	0				
Lyman Bostock, L (1,8) OBP: 0.368, SLG: 0.556	F4				3-1			G3		4	1	1	2	0	0	1				
Butch Wynegar, S (1,2) OBP: 0.281, SLG: 0.310					4-3			HR		4	1	2	1	0	0	0				
Dan Ford, R (1,9) OBP: 0.171, SLG: 0.303					K			K		4	0	0	0	0	4	1				
Dave McKay, S (1,5) OBP: 0.241, SLG: 0.214					L5			F6		3	0	1	0	1	0	0				
Danny Thompson, R (1,6) Craig Kusick, R (8,PH) Luis Gomez, R (8,6)			5-3		SH1-3			F9		1	0	0	0	0	0	0				
					SH1-3			6-3		1	0	0	0	0	0	0				
					1-2					1	0	0	0	0	0	1				
Inning Stats	R: 1 E: 0 K: 0 S: 5	H: 2 LOB: 1 BB: 0 P: 5	R: 0 E: 0 K: 1 S: 5	H: 0 LOB: 0 BB: 0 P: 5	R: 1 E: 0 K: 0 S: 4	H: 1 LOB: 0 BB: 0 P: 4	R: 0 E: 0 K: 1 S: 6	H: 1 LOB: 1 BB: 0 P: 6	R: 0 E: 0 K: 0 S: 3	H: 0 LOB: 0 BB: 0 P: 3	R: 0 E: 0 K: 1 S: 5	H: 0 LOB: 0 BB: 0 P: 5	R: 0 E: 0 K: 1 S: 5	H: 0 LOB: 0 BB: 0 P: 5	R: 3 E: 0 K: 1 S: 9	H: 4 LOB: 1 BB: 0 P: 9	1B: 4 2B: 1 3B: 0 HR: 3	SF: 0 SAC: 2 DP: 0 HBP: 0	WP: 0 PB: 0 CS: 0	PA: 36
PITCHER Caffish Hunter, R (1,1) ERA: 3.6	IP: 9.0 WLS: L BF: 36 H: 8 R: 5 ER: 5 SO: 5 BB: 1 IBB: 0 HBP: 0 BLK: 0 WP: 0 HR: 3 S: 45 P: 49 ERA: 5.00 WHIP: 1.000															PITCHER	IP: 9.0 WLS: L BF: 36 H: 8 R: 5 ER: 5 SO: 5 BB: 1 IBB: 0 HBP: 0 BLK: 0 WP: 0 HR: 3 S: 45 P: 49 ERA: 5.00 WHIP: 1.000			

AB	33
R	5
H	8
RBI	5
BB	1
SO	5
LOB	5



Batter	1	2	3	4	5	6	7	8	9	AB	R	H	RBI	BB	SO	LOB	BOTTOM					
Mickey Rivers, L (1,8) OBP: 0.273, SLG: 0.394	S		F8		G3				F8	5	1	2	1	0	0	3	Minnesota Twins @ New York Yankees Yankee Stadium, Bronx, NY Sun Apr 18 1976, 3:33 AM EST Att: 25,330 - Sunny - 96 F					
Roy White, S (1,7) OBP: 0.364, SLG: 0.483	2B				F5			K		5	1	1	0	0	1	3						
Thurman Munson, R (1,2) OBP: 0.313, SLG: 0.516	2B		G3		1B			F8		4	1	1	1	0	0	1						
Chris Chambliss, L (1,3) OBP: 0.313, SLG: 0.355	G3				F9			F7		4	0	1	1	0	0	1						
Graig Nettles, L (1,5) OBP: 0.367, SLG: 0.304	G3				F9			K		4	0	1	1	0	1	1						
Oscar Gamble, L (1,9) OBP: 0.425, SLG: 0.737	G3				HBP			3-1		4	0	1	1	0	1	1						
Lou Piniella, R (1,10) OBP: 0.600, SLG: 0.882					G3			F8		3	0	0	0	0	0	1						
Willie Randolph, R (1,4) OBP: 0.393, SLG: 0.409					6-3			F6		4	1	2	0	0	0	2						
Jim Mason, L (1,6) OBP: 0.333, SLG: 0.357					K			F8		4	1	2	0	0	0	2						
					1B			3B		3	0	1	0	1	1	1						
					G3			1B		3	0	1	0	0	1	3						
					1B			K		3	0	1	0	0	1	3						
					1B			SH3-4		3	0	1	0	0	1	3						
Inning Stats	R: 2 E: 0 K: 0 S: 6	H: 3 LOB: 1 BB: 0 P: 6	R: 0 E: 0 K: 1 S: 6	H: 1 LOB: 1 BB: 0 P: 6	R: 1 E: 0 K: 0 S: 5	H: 2 LOB: 2 BB: 0 P: 6	R: 0 E: 0 K: 0 S: 4	H: 1 LOB: 1 BB: 0 P: 4	R: 0 E: 0 K: 1 S: 5	H: 0 LOB: 0 BB: 0 P: 5	R: 1 E: 0 K: 1 S: 6	H: 2 LOB: 2 BB: 1 P: 10	R: 0 E: 0 K: 1 S: 5	H: 0 LOB: 0 BB: 0 P: 5	R: 0 E: 0 K: 0 S: 3	H: 0 LOB: 0 BB: 0 P: 3	R: 0 E: 0 K: 0 S: 4	H: 1 LOB: 1 BB: 0 P: 4	1B: 5 2B: 4 3B: 1 HR: 0	SF: 0 SAC: 1 DP: 0 HBP: 1	WP: 1 PB: 0 CS: 0	PA: 38
PITCHER Bert Blyleven, R (1,1) ERA: 2.16 Tom Burgmeier, L (9,1) ERA: 2.25 Bill Campbell, R (9,1) ERA: 4.76	IP: 8.1 WLS: W BF: 36 H: 10 R: 4 ER: 4 SO: 4 BB: 1 IBB: 0 HBP: 1 BLK: 0 WP: 0 HR: 0 S: 42 P: 47 ERA: 4.32 WHIP: 1.320															PITCHER	IP: 8.1 WLS: W BF: 36 H: 10 R: 4 ER: 4 SO: 4 BB: 1 IBB: 0 HBP: 1 BLK: 0 WP: 0 HR: 0 S: 42 P: 47 ERA: 4.32 WHIP: 1.320					

AB	35
R	4
H	10
RBI	4
BB	1
SO	4
LOB	16




Batter	1	2	3	4	5	6	7	8	9	AB	R	H	RBI	BB	SO	LOB	TOP
Tony Oliva, L (1,4) Jerry Terrell, R (1,4) Craze Kusick, R (8,PH) Bob Randall, R (8,4)	F7		L6					P3		1	0	0	0	0	0	0	Minnesota Twins @ Boston Red Sox Fenway Park, Boston, MA Mon Apr 19 1976, 3:33 AM EST Att: 34,158 - Unknown - 65 F
Rod Carew, L (1,3)	4-3			6-3		FC6-2 1B		G3		4	0	1	0	0	0		
Steve Braun, L (1,10)	6-3			4-3		FC6-2 1B		BB 1B		3	0	0	0	1	0		
Larry Hisle, R (1,7)		5-3		5-3		8-2		F8		4	0	0	0	0	3		
Lyman Bostock, L (1,8)		6-3			G3 SH1-3 1B			1-2 1B		4	0	2	0	0	0		
Butch Wynegar, S (1,2)	K			SH1-3 1-2				K		3	0	0	0	0	2		
Dave McKay, S (1,5)			SH5-3 1B		G3 HBP					2	0	1	0	0	1		
Dan Ford, R (1,9)			SH5-3 1-2		G3 1-2 2-3			F8		2	0	0	0	0	2		
Danny Thompson, R (1,6)			L5		5-3			P6		3	0	0	0	0	3		
Inning Stats	R: 0 E: 0 K: 0 S: 3	H: 0 LOB: 0 BB: 0 P: 3	R: 0 E: 0 K: 1 S: 5	H: 0 LOB: 0 BB: 0 P: 5	R: 0 E: 0 K: 0 S: 4	H: 1 LOB: 1 BB: 0 P: 4	R: 0 E: 0 K: 0 S: 3	H: 0 LOB: 0 BB: 0 P: 3	R: 0 E: 0 K: 0 S: 4	H: 1 LOB: 2 BB: 0 P: 4	R: 0 E: 0 K: 1 S: 5	H: 0 LOB: 0 BB: 0 P: 5	R: 0 E: 0 K: 0 S: 3	H: 0 LOB: 0 BB: 1 P: 10	1B: 4 2B: 2 3B: 0 HR: 0	SF: 0 SAC: 2 DP: 1 HBP: 1	WP: 0 PA: 33 PB: 0 SB: 0 CS: 0
PITCHER Fergie Jenkins, R (1,1) ERA: 2.42	IP: 9.0 WLS: W BF: 33 H: 5 R: 0 ER: 0 SO: 3 BB: 1 IBB: 0 HBP: 1 BLK: 0 WP: 0 HR: 0 S: 37 P: 42 ERA: 0.00 WHIP: 0.667											PITCHER	IP: 9.0 WLS: W BF: 33 H: 5 R: 0 ER: 0 SO: 3 BB: 1 IBB: 0 HBP: 1 BLK: 0 WP: 0 HR: 0 S: 37 P: 42 ERA: 0.00 WHIP: 0.667				

Batter	1	2	3	4	5	6	7	8	9	AB	R	H	RBI	BB	SO	LOB	BOTTOM		
Bernie Carbo, L (1,10) Denny Doyle, L (1,4) Fred Lynn, L (1,8) Jim Rice, R (1,7) Carl Yastrzemski, L (1,3) Carlton Fisk, R (1,2) Dwight Evans, R (1,9) Rico Petrocelli, R (1,5) Rick Burleson, R (1,6)	F7		G3		4-3			4-3		4	0	0	0	0	0	2	Minnesota Twins @ Boston Red Sox Fenway Park, Boston, MA Mon Apr 19 1976, 3:33 AM EST Att: 34,158 - Unknown - 65 F		
	K		F8			WP SF9 2B		F8		4	1	1	0	0	1				
		BB		G5-4-3 1B		SF9 2H				1	0	1	1	1	0				
	K			G5-4-3 1-2		F8				3	0	0	0	0	1				
			P8		K			CS 1B		3	0	1	0	0	1				
		6-3			2B 1B BB	CS 1-2		G6-4-3 BB		1	1	0	0	2	0				
		K			1B 1-3 2B			G6-4-3 1-2		3	0	1	0	0	1				
			F5					6-3		3	0	1	1	0	0				
					G6-4-3 2-3 3-H 1B					2	0	0	0	1	0				
					G6-4-3 1-2			6-3		2	0	0	0	1	0				
Inning Stats	R: 0 E: 0 K: 2 S: 7	H: 0 LOB: 1 BB: 1 P: 11	R: 0 E: 0 K: 1 S: 5	H: 0 LOB: 0 BB: 0 P: 5	R: 0 E: 0 K: 0 S: 3	H: 0 LOB: 1 BB: 1 P: 7	R: 0 E: 0 K: 1 S: 5	H: 1 LOB: 0 BB: 0 P: 5	R: 1 E: 0 K: 0 S: 4	H: 2 LOB: 1 BB: 1 P: 8	R: 1 E: 0 K: 0 S: 4	H: 2 LOB: 0 BB: 0 P: 4	R: 0 E: 0 K: 0 S: 2	H: 0 LOB: 0 BB: 1 P: 6	R: 0 E: 0 K: 0 S: 3	H: 0 LOB: 0 BB: 0 P: 3	1B: 3 2B: 2 3B: 0 HR: 0	SF: 1 SAC: 0 DP: 3 HBP: 0	WP: 1 PA: 30 PB: 0 SB: 0 CS: 1
PITCHER Joe Decker, R (1,1) Bill Campbell, R (8,1) ERA: 4.05	IP: 7.0 WLS: L BF: 26 H: 5 R: 2 ER: 2 SO: 4 BB: 4 IBB: 0 HBP: 0 BLK: 0 WP: 1 HR: 0 S: 30 P: 46 ERA: 2.57 WHIP: 1.286											PITCHER	IP: 7.0 WLS: L BF: 26 H: 5 R: 2 ER: 2 SO: 4 BB: 4 IBB: 0 HBP: 0 BLK: 0 WP: 1 HR: 0 S: 30 P: 46 ERA: 2.57 WHIP: 1.286						


Batter	1	2	3	4	5	6	7	8	9	AB	R	H	RBI	BB	SO	LOB	TOP					
Tony Oliva, L (1, 4) Jerry Terrell, R (1, FR) OBP: 0.219, SLG: 0.200	4-0 2B BB	0-0 F9			0-0 P5		0-0 G6-4-3			0	0	0	0	1	0	0	Minnesota Twins @ Boston Red Sox Fenway Park, Boston, MA Tue Apr 20 1976, 3:33 AM EST Att: 22,147 - Unknown					
Craig Kusick, R (7, FH) Bob Randall, R (7, 4)										1	0	0	0	0	0	1						
Rod Carew, L (1, 3) OBP: 0.167, SLG: 0.182	0-3 K		0-0 S E 2B		0-0 P8			0-0 1B		4	1	2	0	0	1	1						
Steve Braun, L (1, 10) OBP: 0.303, SLG: 0.214	0-0 3-1 1-H 2B		0-0 F2			4-0 BB		0-0 F8		3	0	1	1	1	0	2						
Larry Hisle, R (1, 7) OBP: 0.225, SLG: 0.184	0-0 3-1 2-3		0-3 K			0-0 F8		0-0 F9		4	0	0	0	0	1	4						
Lyman Bostock, L (1, 8) OBP: 0.333, SLG: 0.462	0-0 F7		0-0 1-3			0-0 F8		0-0 F8		4	0	0	0	0	0	4						
Butch Wynegar, S (1, 2) OBP: 0.231, SLG: 0.250		0-3 K		0-0 F7				0-0 F2		4	0	0	0	0	1	1						
Dave McKay, S (1, 5) OBP: 0.276, SLG: 0.235		0-0 FC6-4 1B		0-3 K			0-0 F7		0-0 P5	4	0	1	0	0	1	0						
Dan Ford, R (1, 9) OBP: 0.195, SLG: 0.359		0-0 FC6-4 1B		0-0 F8			0-0 1B 3B		0-0 1B	4	1	2	0	0	0	1						
Danny Thompson, R (1, 6) OBP: 0.219, SLG: 0.219		0-0 1-2 1B			0-0 F8		0-0 G6-4-3 1B		0-0 6-3	4	0	2	1	0	0	1						
Inning Stats	R: 1 E: 0 K: 1 S: 6	H: 1 LOB: 2 BB: 1 P: 10	R: 0 E: 0 K: 1 S: 7	H: 2 LOB: 2 BB: 0 P: 7	R: 1 E: 0 K: 1 S: 6	H: 1 LOB: 0 BB: 0 P: 6	R: 0 E: 0 K: 1 S: 5	H: 0 LOB: 0 BB: 0 P: 5	R: 0 E: 0 K: 0 S: 3	H: 0 LOB: 0 BB: 0 P: 3	R: 0 E: 0 K: 0 S: 3	H: 0 LOB: 1 BB: 1 P: 7	R: 1 E: 0 K: 0 S: 4	H: 2 LOB: 0 BB: 0 P: 4	R: 0 E: 0 K: 0 S: 4	H: 1 LOB: 1 BB: 0 P: 4	R: 0 E: 0 K: 0 S: 4	H: 1 LOB: 1 BB: 0 P: 4	1B: 5 2B: 2 3B: 1 HR: 0	SF: 0 SAC: 0 DP: 1 HBP: 0	WP: 0 PB: 0 SB: 1 CS: 0	PA: 36
PITCHER Rick Wise, R (1, 1) ERA: 2.84	IP: 9.0 WLS: W BF: 36 H: 8 R: 3 ER: 2 SO: 4 BB: 2 IBB: 0 HBP: 0 BLK: 0 WP: 0 HR: 0 S: 42 P: 50 ERA: 2.00 WHIP: 1.111															PITCHER	IP: 9.0 WLS: W BF: 36 H: 8 R: 3 ER: 2 SO: 4 BB: 2 IBB: 0 HBP: 0 BLK: 0 WP: 0 HR: 0 S: 42 P: 50 ERA: 2.00 WHIP: 1.111					

Batter	1	2	3	4	5	6	7	8	9	AB	R	H	RBI	BB	SO	LOB	BOTTOM			
Bernie Carbo, L (1, 10) Steve Dillard, R (8, FH)	0-0 4-3		0-0 SF7 3B 1B	0-3 K		4-0 BB		0-0 P4		3	1	1	0	1	1	0	Minnesota Twins @ Boston Red Sox Fenway Park, Boston, MA Tue Apr 20 1976, 3:33 AM EST Att: 22,147 - Unknown			
Denny Doyle, L (1, 4) OBP: 0.222, SLG: 0.294	0-0 F8		0-0 SF7	0-0 1-3		0-0 P7		0-0 F8		4	0	0	1	0	0	2				
Fred Lynn, L (1, 8) OBP: 0.441, SLG: 0.633	0-0 6-3		0-0 HR 3B	0-3 K		4-0 G6-4-3 BB				3	1	1	1	1	1	0				
Jim Rice, R (1, 7) OBP: 0.366, SLG: 0.571		0-3 K	0-0 HR		0-0 4-3		0-0 G6-4-3		0-0 G3	4	1	1	2	0	1	1				
Carl Yastrzemski, L (1, 3) OBP: 0.359, SLG: 0.364		0-0 4-3	0-0 HR BB		0-0 HR		0-0 G3			3	2	1	1	1	0	0				
Carlton Fisk, R (1, 2) OBP: 0.436, SLG: 0.600		0-0 E 1B	0-0 HR 1B		0-0 F4		0-0 HR		0-0 HR	4	3	3	1	0	0	0				
Dwight Evans, R (1, 9) OBP: 0.385, SLG: 0.618		0-0 E2 1-H 2B	0-0 HR		0-0 P4		4-0 1B SF8 BB			3	3	2	4	1	0	0				
Rico Petrocelli, R (1, 5) OBP: 0.316, SLG: 0.441		0-0 F9	0-0 F9		0-0 F9		0-0 1B		0-0 SF8	4	0	1	0	0	0	0				
Rick Burleson, R (1, 6) OBP: 0.359, SLG: 0.281			0-0 1B SF7 1B		0-0 P9		0-0 F7		0-0 SF8	3	1	1	1	0	0	0				
Inning Stats	R: 0 E: 0 K: 0 S: 3	H: 0 LOB: 0 BB: 0 P: 3	R: 2 E: 1 K: 1 S: 7	H: 2 LOB: 0 BB: 0 P: 7	R: 7 E: 0 K: 0 S: 9	H: 6 LOB: 1 BB: 1 P: 13	R: 0 E: 0 K: 2 S: 7	H: 0 LOB: 0 BB: 0 P: 7	R: 1 E: 0 K: 0 S: 4	H: 1 LOB: 0 BB: 0 P: 4	R: 0 E: 0 K: 0 S: 3	H: 0 LOB: 1 BB: 1 P: 7	R: 0 E: 0 K: 0 S: 2	H: 0 LOB: 0 BB: 1 P: 6	R: 2 E: 0 K: 0 S: 5	H: 2 LOB: 1 BB: 1 P: 9	1B: 5 2B: 1 3B: 1 HR: 4	SF: 2 SAC: 0 DP: 1 HBP: 0	WP: 0 PB: 0 SB: 0 CS: 0	PA: 38
PITCHER Dave Goltz, R (1, 1) ERA: 8.53 Steve Luebber, R (3, 1) ERA: 9.0 Vic Albury, L (8, 1) ERA: 2.25	IP: 2.1 WLS: L BF: 15 H: 7 R: 8 ER: 7 SO: 1 BB: 1 IBB: 0 HBP: 0 BLK: 0 WP: 0 HR: 1 S: 16 P: 20 ERA: 27.00 WHIP: 3.429															PITCHER	IP: 2.1 WLS: L BF: 15 H: 7 R: 8 ER: 7 SO: 1 BB: 1 IBB: 0 HBP: 0 BLK: 0 WP: 0 HR: 1 S: 16 P: 20 ERA: 27.00 WHIP: 3.429			

AB 34
R 3
H 8
RBI 2
BB 2
SO 4
LOB 17




AB 32
R 12
H 11
RBI 11
BB 4
SO 3
LOB 4



Batter	1	2	3	4	5	6	7	8	9	10	11	12	13	14	AB	R	H	RBI	BB	SO	LOB	TOP					
Al Bumbry, L OBP: 0.275, SLG: 0.361 Doug DeCinces, R (13, 5) (14, 4)	F7		K	L1-3			1B		FC5-6		G3			SH1-4 BB	6	0	1	0	0	1	3						
Paul Blair, R OBP: 0.244, SLG: 0.238 (1, 8)	PB BLK BB		6-3		6-3		1B		F8		1-3			SH1-4	5	0	1	0	1	0	1						
Bobby Grich, R OBP: 0.383, SLG: 0.289 (1, 4) (14, 5)	F8		1B BB		6-3		F4						K	F5	5	0	0	0	2	1	4						
Ken Singleton, S OBP: 0.213, SLG: 0.244 (1, 9)	PB BB		1B		6-3		F9		F8				3-1	F7	6	0	1	0	1	0	5						
Lee May, R OBP: 0.222, SLG: 0.125 (1, 10)	1-2 2-3 BB		K				F4		K		K		6-3		5	0	0	0	1	3	2						
Tony Muser, L OBP: 0.297, SLG: 0.242 (1, 3)	F8		K				BB		FC5-4 1B					FC6-4 1B	4	0	2	0	2	1	3						
Brooks Robinson, R OBP: 0.146, SLG: 0.128 Tom Shepary, L (13, PH) (13, 7)	G6-4-3 1B		1B 1B				F8		F7		F9			F3	5	1	2	0	0	0	3						
Dave Duncan, R OBP: 0.273, SLG: 0.200 Elrod Hendricks, L OBP: 0.130, SLG: 0.130 (13, PH) (13, 2)	G6-4-3 1-2		1B 1B				K		F2		FC5-4 1-2			FC6-4 1-2	5	0	1	0	0	1	4						
Mark Belanger, R Royle Stillman, L Tim Nordbrook, R (1, 6) (13, PH) (13, 6)	1-3		1-3 3H 1B				4-3				FC5-6 BB			1-3	4	0	1	1	1	0	0						
Inning Stats	R: 0 E: 0 K: 0 S: 3	H: 0 LOB: 3 BB: 3 P: 15	R: 0 E: 0 K: 0 S: 3	H: 1 LOB: 0 BB: 0 P: 3	R: 0 E: 0 K: 2 S: 8	H: 1 LOB: 2 BB: 1 P: 12	R: 1 E: 0 K: 1 S: 7	H: 3 LOB: 1 BB: 0 P: 7	R: 0 E: 0 K: 0 S: 5	H: 0 LOB: 2 BB: 0 P: 9	R: 0 E: 0 K: 1 S: 5	H: 1 LOB: 1 BB: 0 P: 9	R: 0 E: 0 K: 0 S: 3	H: 0 LOB: 0 BB: 0 P: 3	R: 0 E: 0 K: 1 S: 4	H: 1 LOB: 1 BB: 0 P: 4	R: 0 E: 0 K: 0 S: 3	H: 0 LOB: 0 BB: 0 P: 7	R: 0 E: 0 K: 0 S: 3	H: 0 LOB: 1 BB: 1 P: 7	1B: 9 2B: 1 3B: 0 HR: 0	SF: 0 SAC: 1 DP: 2 HBP: 0	WP: 0 PB: 1 SB: 1 CS: 0	PA: 58			
PITCHER	IP	WLS	BF	H	R	ER	SO	BB	IBB	HBP	BLK	WP	HR	S	P	ERA	WHIP										
Bert Blyleven, R ERA: 1.87	(1, 1)	8.2	39	7	1	0	5	8	0	0	1	0	0	41	73	0.00	1.731										
Bill Campbell, R ERA: 2.25	(8, 1)	5.1	19	2	0	0	2	1	0	0	0	0	0	22	26	0.00	0.562										

Baltimore Orioles @ Minnesota Twins
Metropolitan Stadium, Bloomington, MI
Sat Apr 24 1976, 4:33 AM EST
Att. 4,222 - Unknown


AB 48
R 9
H 1
RBI 1
BB 9
SO 7
LOB 28



Batter	1	2	3	4	5	6	7	8	9	10	11	12	13	14	AB	R	H	RBI	BB	SO	LOB	BOTTOM					
Steve Brye, R OBP: 0.071, SLG: 0.077 Lyman Bostock, L OBP: 0.323, SLG: 0.414 (8, PH) (9, 8)	4-3		F8		F8			K		F9		F4		IBB	3	0	0	0	0	1							
Dan Ford, R OBP: 0.188, SLG: 0.333 (1, 9)	6-3		F8				L6		BB 1B		F8		K	SF9	6	0	1	1	0	1	2						
Rod Carew, L OBP: 0.388, SLG: 0.535 (1, 3)	S 2B 1B		K		4-3		4-3		BB 1B					4-3	5	1	1	0	1	1	0						
Larry Hisle, R OBP: 0.217, SLG: 0.163 (1, 7)	2B BB		1-3		6-3		6-3		F8		G3		K		5	0	0	0	1	1	2						
Craig Kusick, R OBP: 0.278, SLG: 0.375 (1, 10)	1-3 2H 2B		4-3		4-3		6-3		F7					BB	5	0	2	1	1	0	0						
Butch Wynegar, S OBP: 0.267, SLG: 0.268 (1, 2)	6-3		F7				FC6-4 1B		G6-4-3 1B					L6	5	0	2	0	1	0	3						
Dave McKay, S OBP: 0.238, SLG: 0.200 (1, 5)	F7		1-3		1-3		FC6-4 1B		G6-4-3 1-2		F7			F8	6	0	0	0	0	0	4						
Bob Randall, R Tony Oliva, L (10, PH)	F3		FC6-4		FC6-4				F8		F8		F7	2B SF9 1B	2	0	0	0	1	0	1						
Jerry Tenrell, R OBP: 0.219, SLG: 0.200 Steve Braun, L OBP: 0.294, SLG: 0.207 Luis Gomez, R OBP: 0.500, SLG: 0.500 Danny Thompson, R OBP: 0.289, SLG: 0.316 (1, 6)	9-2 1-2		1B		1-3		1-3				1B		WP WP 1B	2B	6	0	4	0	0	0	1						
Inning Stats	R: 1 E: 0 K: 0 S: 5	H: 2 LOB: 2 BB: 1 P: 9	R: 0 E: 0 K: 1 S: 2	H: 0 LOB: 0 BB: 1 P: 6	R: 0 E: 0 K: 1 S: 5	H: 0 LOB: 0 BB: 0 P: 5	R: 0 E: 0 K: 0 S: 4	H: 0 LOB: 1 BB: 0 P: 3	R: 0 E: 0 K: 0 S: 3	H: 1 LOB: 1 BB: 1 P: 10	R: 0 E: 0 K: 0 S: 4	H: 1 LOB: 1 BB: 0 P: 4	R: 0 E: 0 K: 0 S: 4	H: 1 LOB: 2 BB: 1 P: 8	R: 0 E: 0 K: 1 S: 5	H: 0 LOB: 1 BB: 1 P: 9	R: 0 E: 0 K: 0 S: 4	H: 2 LOB: 2 BB: 1 P: 8	R: 1 E: 0 K: 0 S: 4	H: 2 LOB: 1 BB: 1 P: 8	1B: 8 2B: 4 3B: 0 HR: 0	SF: 1 SAC: 0 DP: 2 HBP: 0	WP: 2 PB: 0 SB: 1 CS: 0	PA: 56			
PITCHER	IP	WLS	BF	H	R	ER	SO	BB	IBB	HBP	BLK	WP	HR	S	P	ERA	WHIP										
Ken Holtzman, L ERA: 1.08	(1, 1)	7.0	26	4	1	1	1	2	1	0	0	2	0	23	31	0.00	1.200										
Dyar Miller, R ERA: 0.96	(8, 1)	5.0	21	5	0	0	2	1	1	0	0	0	0	8	12	6.75	2.250										
Grant Jackson, L ERA: 2.7	(13, 1)	1.1	L	7	2	1	1	1	1	0	0	0	0	8	12	6.75	2.250										
Wayne Garland, R ERA: 3.0	(14, 1)	0.1		2	0	0	0	0	0	1	0	0	0	1	5	0.00	0.000										

Baltimore Orioles @ Minnesota Twins
Metropolitan Stadium, Bloomington, MI
Sat Apr 24 1976, 4:33 AM EST
Att. 4,222 - Unknown

AB 49
R 2
H 11
RBI 2
BB 6
SO 4
LOB 16



Batter	1	2	3	4	5	6	7	8	9	AB	R	H	RBI	BB	SO	LOB	TOP				
Al Bumby, L OBP: 0.302, SLG: 0.351 Andres Mora, R OBP: 0.211, SLG: 0.529	4-0 BB SF8 BB	4-0 1-2 BB			0-0 F6		0-0 F9			1	1	0	0	2	0	0	Baltimore Orioles @ Minnesota Twins Metropolitan Stadium, Bloomington, MI Sun Apr 25 1976, 4:33 AM EDT Att: 5,657 - Unknown				
Paul Blair, R OBP: 0.245, SLG: 0.222	4-0 SF8 BB FC5-2 BB	0-0 F8			0-0 L7		0-0 6-3			3	0	0	0	1	0	1					
Bobby Grich, R OBP: 0.392, SLG: 0.293	4-0 FC5-2 BB 1-2 2-3 BB				0-0 4-3		0-0 1B		0-0 F8	3	0	1	0	1	0	0					
Ken Singleton, S OBP: 0.196, SLG: 0.229	0-0 SF8 2-3 3-H				0-0 6-3		0-3 K		0-0 F9	3	0	0	1	0	1	1					
Tony Muser, L OBP: 0.300, SLG: 0.229 Tommy Harper, R OBP: 0.364, SLG: 0.600	4-0 FC5-2 BB 1-2				0-0 4-3		0-0 1-6-3		0-0 F5	2	0	0	0	1	0	0					
Doug DeCinces, R OBP: 0.235, SLG: 0.438	0-0 FC5-2 1-2 2-3 3-H				0-0 HR		0-0 2B		0-0 G5-4-3 1B	4	1	3	1	0	0	3					
Brooks Robinson, R OBP: 0.133, SLG: 0.116	0-0 F9				0-0 6-3		0-0 F7		0-0 G5-4-3 1B	4	0	0	0	0	0	5					
Dave Duncan, R OBP: 0.167, SLG: 0.167		0-0 F7			0-0 F8		0-0 F8		0-0 6-3	4	0	0	0	0	0	1					
Mark Belanger, R OBP: 0.278, SLG: 0.314		0-0 CS 1B			0-0 F7		0-0 F4			3	0	1	0	0	0	0					
Inning Stats	R: 1 E: 0 K: 0 S: 3	H: 0 LOB: 3 BB: 4 P: 19	R: 0 E: 0 K: 0 S: 3	H: 1 LOB: 1 BB: 1 P: 7	R: 0 E: 0 K: 0 S: 3	H: 0 LOB: 0 BB: 0 P: 3	R: 1 E: 0 K: 0 S: 4	H: 1 LOB: 1 BB: 0 P: 4	R: 0 E: 0 K: 0 S: 6	H: 1 LOB: 1 BB: 0 P: 6	R: 0 E: 0 K: 0 S: 3	H: 0 LOB: 0 BB: 0 P: 3	R: 0 E: 0 K: 0 S: 3	H: 1 LOB: 0 BB: 0 P: 3	R: 0 E: 0 K: 0 S: 3	H: 1 LOB: 0 BB: 0 P: 3		1B: 3 2B: 1 3B: 0 HR: 1	SF: 1 SAC: 0 DP: 1 HBP: 0	WP: 0 PA: 35 PB: 0 SB: 1 CS: 1	
PITCHER	IP	WLS	BF	H	R	ER	SO	BB	IBB	HBP	BLK	WP	HR	S	P	ERA	WHIP				
Joe Decker, R ERA: 3.79	(1, 1)	0.1	5	0	1	1	0	4	0	0	0	0	0	1	17	27.00	12.000				
Tom Burgmeier, L ERA: 1.42	(1, 1)	8.2	W	30	5	1	1	1	1	0	0	0	0	1	31	1.04	0.692				

AB 29
R 2
H 5
RBI 2
BB 5
SO 1
LOB 11



Batter	1	2	3	4	5	6	7	8	9	AB	R	H	RBI	BB	SO	LOB	BOTTOM					
Lyman Bostock, L OBP: 0.333, SLG: 0.394	0-0 L6	0-0 1-3 1B		0-0 4-3		0-0 F7		4-0 HR BB		4	1	1	0	1	0	1	Baltimore Orioles @ Minnesota Twins Metropolitan Stadium, Bloomington, MI Sun Apr 25 1976, 4:33 AM EDT Att: 5,657 - Unknown					
Larry Hiele, R OBP: 0.255, SLG: 0.255	0-0 F4	0-3 K		4-0 BB		0-0 F8 1B		0-0 1-H 2-H HR		4	1	2	3	1	1	2						
Rod Carew, L OBP: 0.407, SLG: 0.532	4-0 BB			0-0 F8		0-0 4-3		0-0 F8 1B		4	0	2	0	1	0	1						
Steve Braun, L OBP: 0.308, SLG: 0.235	0-0 F9			0-0 HBP BB 1B		0-0 S 1B		0-0 F8 1B		5	1	2	0	0	0	4						
Butch Wynegar, S OBP: 0.320, SLG: 0.364		0-0 HR		4-0 HBP BB		0-0 G5-4-3 1B		4-0 G6-4-3 1B		3	1	2	2	2	0	1						
Dan Ford, R OBP: 0.212, SLG: 0.333		0-0 SH1-4 1B		1-0 HBP		0-0 G5-4-3 1B		0-0 G6-4-3		3	1	1	0	0	0	4						
Dave McKay, S OBP: 0.244, SLG: 0.209	0-0 SH1-4 1B	0-0 F6		0-0 L7		0-0 E SF7 1B				3	1	1	0	0	0	3						
Bob Randall, R OBP: 0.286, SLG: 0.167	0-0 FC4-6 1B	0-0 F2		0-0 F9		0-0 E5 HR				4	1	1	1	0	0	4						
Danny Thompson, R OBP: 0.286, SLG: 0.317	0-0 FC4-6 1B	0-0 F2		0-0 CS 1B		0-0 SF7				3	0	1	1	0	0	1						
Inning Stats	R: 0 E: 0 K: 0 S: 3	H: 0 LOB: 1 BB: 1 P: 7	R: 2 E: 0 K: 1 S: 9	H: 4 LOB: 2 BB: 0 P: 9	R: 0 E: 0 K: 0 S: 4	H: 1 LOB: 3 BB: 1 P: 9	R: 0 E: 0 K: 0 S: 3	H: 0 LOB: 1 BB: 1 P: 7	R: 1 E: 0 K: 0 S: 4	H: 2 LOB: 0 BB: 0 P: 4	R: 0 E: 0 K: 0 S: 3	H: 1 LOB: 0 BB: 0 P: 3	R: 0 E: 0 K: 0 S: 4	H: 2 LOB: 2 BB: 1 P: 8	R: 4 E: 1 K: 0 S: 7	H: 3 LOB: 1 BB: 1 P: 11		1B: 11 2B: 0 3B: 0 HR: 2	SF: 1 SAC: 1 DP: 2 HBP: 1	WP: 0 PA: 41 PB: 0 SB: 1 CS: 1		
PITCHER	IP	WLS	BF	H	R	ER	SO	BB	IBB	HBP	BLK	WP	HR	S	P	ERA	WHIP					
Jim Palmer, R ERA: 3.41	(1, 1)	7.1	L	38	12	7	6	1	0	0	0	0	0	2	34	55	7.36	2.182				
Mike Flanagan, L ERA:	(8, 1)	0.2		3	1	0	0	0	0	0	0	0	0	3	3	0.00	1.500					

AB 33
R 7
H 13
RBI 7
BB 5
SO 1
LOB 21



Batter	1	2	3	4	5	6	7	8	9	AB	R	H	RBI	BB	SO	LOB	TOP								
Rick Manning, L OBP: 0.404, SLG: 0.490 (1, 8) X	0-0 5-3 1B		0-0 HR	4-0 2B BB	0-0 BB 2B		0-0 F8			4	3	3	3	1	0	0									
Duane Kuiper, L OBP: 0.296, SLG: 0.271 (1, 4) X	0-0 5-3		0-3 K	0-0 2B	0-0 BB		0-3 K			4	0	1	2	1	2	1									
Buddy Bell, R OBP: 0.471, SLG: 0.477 (1, 5) X	0-0 F7		0-0 1B	0-0 L7	4-0 FC6-4 BB		0-0 5-3			4	0	1	0	1	0	2									
Rico Carty, R OBP: 0.388, SLG: 0.488 (8, PH) X	0-0 3B 1B		0-0 1B		0-0 FC6-4 1B		0-0 5-3			4	2	3	1	0	0	3									
Larvell Blanks, R OBP: 0.250, SLG: 0.250 (8, PH) X	0-0 3B 1B		0-3 K		0-0 F7		0-0 F4		0-0 F6	5	0	1	1	0	1	3									
George Hendrick, R OBP: 0.250, SLG: 0.444 (1, 7) X	0-0 1-H 3B		0-3 K		0-0 E9		0-0 G4-6-3 1B		0-0 6-3	5	1	2	0	0	1	3									
Charlie Spikes, R OBP: 0.364, SLG: 0.359 (1, 9) X	0-0 L7		0-3 K		0-0 SH5-3 1B		0-0 G4-6-3 1B		0-0 6-3	4	2	2	0	1	0	1									
Alan Ashby, S OBP: 0.375, SLG: 0.486 (1, 2) X		0-0 G3		0-0 BB 2B 1B	4-0 SH5-3 2B 1B		0-0 G4-6-3 1B		0-0 1B	5	1	1	1	0	0	2									
Doug Howard, R OBP: 0.235, SLG: 0.250 (1, 3) X		0-0 F7		0-0 F8	0-0 SH5-3 2B 1B		0-0 F3		0-0 F2	3	0	0	1	0	0	1									
Frank Duffy, R OBP: 0.308, SLG: 0.297 (1, 6) X		0-0 F6		0-0 L7	0-0 SH5-3		0-0 L9			3	0	0	1	0	0	1									
Inning Stats	R: 2 E: 0 K: 0 S: 6	H: 3 LOB: 1 BB: 0 P: 6	R: 0 E: 0 K: 0 S: 3	H: 0 LOB: 0 BB: 0 P: 3	R: 1 E: 0 K: 3 S: 12	H: 3 LOB: 2 BB: 0 P: 12	R: 2 E: 0 K: 0 S: 5	H: 2 LOB: 1 BB: 1 P: 9	R: 4 E: 1 K: 0 S: 7	H: 4 LOB: 3 BB: 3 P: 19	R: 0 E: 0 K: 0 S: 3	H: 1 LOB: 0 BB: 0 P: 3	R: 0 E: 0 K: 1 S: 3	H: 0 LOB: 0 BB: 0 P: 3	R: 0 E: 0 K: 0 S: 4	H: 1 LOB: 1 BB: 0 P: 4	1B: 10 2B: 2 3B: 1 HR: 1	SF: 0 SAC: 1 DP: 1 HBP: 0	WP: 0 PB: 0 SB: 0 CS: 0	PA: 44					
PITCHER	IP	WLS	BF	H	R	ER	SO	BB	IBB	HBP	BLK	WP	HR	S	P	ERA	WHIP								
Bert Blyleven, R ERA: 3.76 (1, 1)	4.2	L	27	11	9	9	3	1	1	0	0	0	1	31	39	17.36	2.571								
Tom Burgmeier, L ERA: 1.42 (5, 1)	0.0		2	1	0	0	0	1	0	0	0	0	0	1	5	∞	∞								
Steve Luebber, R ERA: 7.3 (5, 1)	2.1		8	1	0	0	0	1	0	0	0	0	0	7	11	0.00	0.857								
Jim Hughes, R ERA: 14.73 (8, 1)	2.0		7	1	0	0	1	0	0	0	0	0	0	9	9	0.00	0.500								

Cleveland Indians @ Minnesota Twins
Metropolitan Stadium, Bloomington, MI
Wed Apr 28 1976, 4:33 AM EDT
Att. 3,094 - Unknown - 51 F

AB 39
R 9
H 14
RBI 9
BB 4
SO 4
LOB 16



Batter	1	2	3	4	5	6	7	8	9	AB	R	H	RBI	BB	SO	LOB	BOTTOM								
Lyman Bostock, L OBP: 0.341, SLG: 0.390 (1, 8) X	0-0 WP 1B		0-0 L9			0-0 F4			0-0 L7	4	0	1	0	0	0	0									
Larry Hisle, R OBP: 0.283, SLG: 0.304 (1, 7) S	0-3 K			0-0 S 1B		0-0 F8			0-0 3-1	4	0	1	0	0	1	1									
Rod Carew, L OBP: 0.387, SLG: 0.481 (1, 3) S	0-3 K			0-3 K		0-0 F4 1B				3	0	1	0	0	2	2									
Steve Braun, L OBP: 0.304, SLG: 0.268 (1, 10) X	0-0 F8			0-0 F2		0-0 F4		0-0 F4		3	0	0	0	0	0	3									
Butch Wynegar, S OBP: 0.310, SLG: 0.373 (1, 2) X		0-0 F9		0-0 1-3		0-0 F8				3	0	0	0	0	0	1									
Phil Roof, R (8, 2)										0	0	0	0	0	0	0									
Dan Ford, R OBP: 0.200, SLG: 0.304 (1, 9) S	0-3 K				0-3 K				0-0 G4-6-3 1B	3	0	1	0	0	2	0									
Dave McKay, S OBP: 0.245, SLG: 0.220 (1, 5) X	0-0 F9				0-0 F7			0-3 K		3	0	0	0	0	1	1									
Bob Randall, R OBP: 0.267, SLG: 0.214 (1, 4) S			0-3 K			0-0 F3			0-0 G4-6-3	3	0	0	0	0	1	1									
Danny Thompson, R OBP: 0.306, SLG: 0.304 (1, 6) X				0-0 F4			0-0 F2		0-0 4-3	3	0	0	0	0	0	0									
Inning Stats	R: 0 E: 0 K: 2 S: 8	H: 1 LOB: 1 BB: 0 P: 8	R: 0 E: 0 K: 1 S: 5	H: 0 LOB: 0 BB: 0 P: 5	R: 0 E: 0 K: 1 S: 5	H: 0 LOB: 0 BB: 0 P: 5	R: 0 E: 0 K: 1 S: 6	H: 1 LOB: 1 BB: 0 P: 6	R: 0 E: 0 K: 0 S: 3	H: 0 LOB: 0 BB: 0 P: 3	R: 0 E: 0 K: 0 S: 3	H: 1 LOB: 0 BB: 0 P: 3	R: 0 E: 0 K: 1 S: 5	H: 1 LOB: 0 BB: 0 P: 5	R: 0 E: 0 K: 0 S: 3	H: 0 LOB: 0 BB: 0 P: 3	1B: 4 2B: 0 3B: 0 HR: 0	SF: 0 SAC: 0 DP: 1 HBP: 0	WP: 1 PB: 0 SB: 1 CS: 0	PA: 29					
PITCHER	IP	WLS	BF	H	R	ER	SO	BB	IBB	HBP	BLK	WP	HR	S	P	ERA	WHIP								
Dennis Eckersley, R ERA: 3.97 (1, 1)	6.0	W	20	2	0	0	6	0	0	0	0	0	0	11	11	0.00	0.667								
Don Hood, L ERA: 3.12 (7, 1)	3.0	S	9	2	0	0	1	0	0	0	0	0	0	11	11	0.00	0.667								

Cleveland Indians @ Minnesota Twins
Metropolitan Stadium, Bloomington, MI
Wed Apr 28 1976, 4:33 AM EDT
Att. 3,094 - Unknown - 51 F

AB 29
R 0
H 4
RBI 0
BB 0
SO 7
LOB 9



Batter	1	2	3	4	5	6	7	8	9	AB	R	H	RBI	BB	SO	LOB	TOP								
Don Money, R OBP: 0.333, SLG: 0.449 (1, 5)										4	1	2	1	1	0	1									
Robin Yount, R OBP: 0.420, SLG: 0.400 (1, 6)										4	0	2	0	1	1	1									
George Scott, R OBP: 0.291, SLG: 0.367 (1, 3)										4	0	1	1	1	0	2									
Hank Aaron, R OBP: 0.298, SLG: 0.273 (1, 10)										4	0	0	0	1	1	6									
Darrell Porter, L OBP: 0.283, SLG: 0.217 (1, 2)										5	0	0	0	0	0	5									
Sixto Lezcano, R OBP: 0.358, SLG: 0.408 (1, 8)										4	2	1	0	1	2	2									
Bobby Darwin, R OBP: 0.233, SLG: 0.345 (1, 9)										5	0	0	0	0	1	2									
Charlie Moore, R OBP: 0.340, SLG: 0.385 (1, 7)										3	2	2	1	1	0	1									
Pedro Garcia, R OBP: 0.268, SLG: 0.359 (1, 4)										4	0	2	2	0	0	2									
Inning Stats	R: 0 E: 0 K: 1 S: 5	H: 0 LOB: 2 BB: 2 P: 13	R: 1 E: 0 K: 0 S: 4	H: 2 LOB: 2 BB: 1 P: 8	R: 0 E: 1 K: 0 S: 4	H: 0 LOB: 1 BB: 0 P: 4	R: 1 E: 0 K: 1 S: 7	H: 2 LOB: 1 BB: 0 P: 7	R: 0 E: 0 K: 2 S: 7	H: 0 LOB: 2 BB: 2 P: 15	R: 2 E: 0 K: 0 S: 6	H: 3 LOB: 2 BB: 1 P: 10	R: 1 E: 0 K: 0 S: 5	H: 2 LOB: 1 BB: 0 P: 5	R: 0 E: 0 K: 1 S: 4	H: 1 LOB: 0 BB: 0 P: 4	R: 0 E: 0 K: 1 S: 5	H: 0 LOB: 0 BB: 0 P: 5	1B: 6 2B: 3 3B: 1 HR: 0	SF: 0 SAC: 0 DP: 0 HBP: 0	WP: 1 PB: 0 SB: 0 CS: 0	PA: 43			
PITCHER	IP	WLS	BF	H	R	ER	SO	BB	IBB	HBP	BLK	WP	HR	S	P	ERA	WHIP								
Joe Decker, R ERA: 3.91 (1, 1)	4.0		21	4	2	2	2	5	0	0	0	1	0	20	40	4.50	2.250								
Bill Campbell, R ERA: 2.7 (5, 1)	5.0	W	22	6	3	3	3	1	0	0	0	0	0	27	31	5.40	1.400								

Milwaukee Brewers @ Minnesota Twins
 Metropolitan Stadium, Bloomington, MI
 Sat May 01 1976, 4:33 AM EDT
 Alt. 6,874 - Unknown - 55 F

AB 37
R 5
H 10
RBI 5
BB 6
SO 5
LOB 22



Batter	1	2	3	4	5	6	7	8	9	AB	R	H	RBI	BB	SO	LOB	BOTTOM								
Lyman Bostock, L OBP: 0.347, SLG: 0.400 (1, 8)										4	2	2	2	0	0	2									
Larry Hisle, R OBP: 0.308, SLG: 0.333 (1, 7)										4	2	2	0	1	0	2									
Rod Carew, L OBP: 0.394, SLG: 0.464 (1, 3)										2	0	0	0	2	0	2									
Steve Braun, L OBP: 0.320, SLG: 0.289 (1, 10)										4	0	2	2	0	0	2									
Jerry Terrell, R OBP: 0.219, SLG: 0.200 (6, PR)										0	1	0	0	0	0	0									
Butch Wynegar, S OBP: 0.290, SLG: 0.345 (1, 2)										4	0	0	0	0	0	3									
Dan Ford, R OBP: 0.219, SLG: 0.333 (1, 9)										4	2	2	1	0	1	0									
Danny Thompson, R OBP: 0.302, SLG: 0.320 (1, 6)										4	1	1	1	0	0	1									
Dave McKay, S OBP: 0.263, SLG: 0.226 (1, 5)										3	1	1	1	1	0	0									
Bob Randall, R OBP: 0.316, SLG: 0.235 (1, 4)										3	0	1	0	1	0	0									
Inning Stats	R: 2 E: 0 K: 0 S: 4	H: 2 LOB: 0 BB: 1 P: 8	R: 0 E: 0 K: 1 S: 5	H: 0 LOB: 0 BB: 0 P: 5	R: 2 E: 0 K: 0 S: 4	H: 2 LOB: 2 BB: 2 P: 12	R: 2 E: 1 K: 0 S: 7	H: 4 LOB: 2 BB: 0 P: 7	R: 0 E: 0 K: 0 S: 3	H: 0 LOB: 0 BB: 0 P: 3	R: 0 E: 0 K: 0 S: 3	H: 0 LOB: 0 BB: 0 P: 3	R: 0 E: 0 K: 0 S: 3	H: 0 LOB: 0 BB: 0 P: 3	R: 3 E: 0 K: 0 S: 6	H: 3 LOB: 2 BB: 2 P: 14	1B: 8 2B: 3 3B: 0 HR: 0	SF: 1 SAC: 0 DP: 2 HBP: 0	WP: 1 PB: 0 SB: 0 CS: 0	PA: 38					
PITCHER	IP	WLS	BF	H	R	ER	SO	BB	IBB	HBP	BLK	WP	HR	S	P	ERA	WHIP								
Pete Broberg, R ERA: 7.36 (1, 1)	2.1	L	13	4	4	4	1	0	0	0	0	1	0	12	24	15.43	2.571								
Bill Champion, R ERA: 3.95 (3, 1)	1.1		7	4	2	2	0	0	0	0	0	0	0	7	7	13.50	3.000								
Jerry Augustine, L ERA: 2.7 (4, 1)	1.1		4	0	0	0	0	0	0	0	0	0	0	4	4	0.00	0.000								
Bill Castro, R ERA: 11.57 (6, 1)	2.1		10	3	3	3	0	0	0	0	0	0	0	10	10	11.57	1.286								
Tom Murphy, R ERA: 5.0 (8, 1)	0.2		4	0	0	0	0	2	0	0	0	0	0	2	10	0.00	3.000								

Milwaukee Brewers @ Minnesota Twins
 Metropolitan Stadium, Bloomington, MI
 Sat May 01 1976, 4:33 AM EDT
 Alt. 6,874 - Unknown - 55 F

AB 32
R 9
H 11
RBI 7
BB 5
SO 1
LOB 12



Batter	1	2	3	4	5	6	7	8	9	10	AB	R	H	RBI	BB	SO	LOB	TOP	
Lyman Bostock, L OBP: 0.358, SLG: 0.408 (1, 8)											4	0	2	0	0	1	2	Minnesota Twins @ Detroit Tigers Tiger Stadium, Detroit, MI Tue May 04 1976, 7:05 PM EDT Att: 8,818 - Unknown - 60 F	
Larry Hisle, R OBP: 0.290, SLG: 0.313 (1, 7)											4	0	0	0	0	1	2		
Rod Carew, L OBP: 0.408, SLG: 0.467 (1, 3)											4	1	2	0	1	0	2		
Steve Braun, L OBP: 0.333, SLG: 0.292 (1, 10)											3	0	1	0	1	1	2		
Craig Kusick, R OBP: 0.300, SLG: 0.353 (10, PH)											1	0	0	0	0	0	0		
Butch Wynegar, S OBP: 0.313, SLG: 0.397 (1, 2)											3	2	1	1	1	1	3		
Dan Ford, R OBP: 0.235, SLG: 0.391 (1, 9)											4	1	2	2	0	1	2		
Danny Thompson, R OBP: 0.293, SLG: 0.309 (1, 6)											5	1	1	0	0	1	3		
Dave McKay, S OBP: 0.262, SLG: 0.214 (1, 5)											3	0	0	0	1	2	0		
Bob Randall, R OBP: 0.364, SLG: 0.263 (1, 4)											2	0	1	2	1	0	0		
Inning Stats	R: 0 E: 0 K: 1 S: 6	H: 1 LOB: 1 BB: 0 P: 6	R: 1 E: 0 K: 0 S: 4	H: 1 LOB: 2 BB: 1 P: 9	R: 0 E: 0 K: 1 S: 5	H: 1 LOB: 2 BB: 2 P: 13	R: 1 E: 0 K: 1 S: 6	H: 1 LOB: 0 BB: 0 P: 6	R: 0 E: 0 K: 1 S: 6	H: 0 LOB: 0 BB: 1 P: 8	R: 0 E: 0 K: 0 S: 3	H: 0 LOB: 0 BB: 0 P: 3	R: 0 E: 0 K: 1 S: 5	H: 0 LOB: 1 BB: 1 P: 9	R: 2 E: 0 K: 2 S: 9	H: 2 LOB: 0 BB: 0 P: 9	1B: 8 2B: 0 3B: 0 HR: 2	SF: 0 SAC: 5 DP: 0 HBP: 1	WP: 2 PA: 44 PB: 0 SB: 1 CS: 1
PITCHER	IP	WLS	BF	H	R	ER	SO	BB	IBB	HBP	BLK	WP	HR	S	P	ERA	WHIP		
Joe Coleman, R ERA: 3.24 (1, 1)	6.0	L	30	8	3	3	4	4	0	1	0	0	2	33	50	4.50	2.000		
Bill Laxton, L ERA: 3.0 (7, 1)	3.1	L	12	2	2	2	2	1	0	0	0	0	2	15	19	5.40	0.900		
John Hiller, L ERA: 2.35 (10, 1)	0.2		2	0	0	0	2	0	0	0	0	0	0	6	6	0.00	0.000		

AB	33
R	5
H	10
RBI	5
BB	5
SO	8
LOB	16



Batter	1	2	3	4	5	6	7	8	9	10	AB	R	H	RBI	BB	SO	LOB	BOTTOM			
Ron LeFlore, R OBP: 0.356, SLG: 0.429 (1, 8)											6	1	1	1	0	3	4	Minnesota Twins @ Detroit Tigers Tiger Stadium, Detroit, MI Tue May 04 1976, 7:05 PM EDT Att: 8,818 - Unknown - 60 F			
Alex Johnson, R OBP: 0.265, SLG: 0.359 (1, 7)											6	1	3	1	0	0	3				
Willie Horton, R OBP: 0.455, SLG: 0.719 (1, 10)											4	0	1	0	1	0	2				
Rusty Staub, L OBP: 0.422, SLG: 0.500 (1, 9)											5	0	0	0	0	0	4				
Jason Thompson, L OBP: 0.452, SLG: 0.621 (1, 3)											4	0	2	1	1	0	2				
Bill Freehan, R OBP: 0.414, SLG: 0.500 (1, 2)											3	0	1	0	0	0	1				
Dan Meyer, L OBP: 0.313, SLG: 0.222 (7, PR)											0	0	0	0	0	0	0				
John Wockenhus, R OBP: 0.538, SLG: 0.636 (8, 2)											0	0	0	0	0	0	0				
Ben Oglivie, L OBP: 0.263, SLG: 0.412 (8, PH)											0	0	0	0	1	0	0				
Bruce Kimm, R (9, 2)											1	0	0	0	0	0	0				
Aurelio Rodriguez, R OBP: 0.281, SLG: 0.373 (1, 5)											4	1	0	0	1	0	6				
Tom Verzyer, R OBP: 0.279, SLG: 0.232 (1, 6)											4	0	0	0	1	1	2				
Gary Sutherland, R OBP: 0.295, SLG: 0.341 (1, 4)											5	1	4	1	0	0	2				
Jerry Manuel, S OBP: 0.214, SLG: 0.231 (10, PR)											0	0	0	0	0	0	0				
Inning Stats	R: 0 E: 1 K: 0 S: 3	H: 0 LOB: 0 BB: 0 P: 3	R: 0 E: 0 K: 0 S: 3	H: 0 LOB: 1 BB: 1 P: 7	R: 0 E: 0 K: 1 S: 7	H: 2 LOB: 2 BB: 0 P: 7	R: 0 E: 0 K: 0 S: 3	H: 0 LOB: 0 BB: 0 P: 3	R: 0 E: 0 K: 1 S: 6	H: 1 LOB: 1 BB: 0 P: 6	R: 0 E: 0 K: 0 S: 3	H: 2 LOB: 2 BB: 1 P: 5	R: 1 E: 0 K: 1 S: 8	H: 3 LOB: 3 BB: 1 P: 12	R: 2 E: 0 K: 0 S: 6	H: 3 LOB: 2 BB: 1 P: 10	R: 1 E: 0 K: 1 S: 6	H: 1 LOB: 2 BB: 2 P: 14	1B: 10 2B: 2 3B: 0 HR: 0	SF: 0 SAC: 0 DP: 1 HBP: 0	WP: 1 PA: 47 PB: 0 SB: 0 CS: 0
PITCHER	IP	WLS	BF	H	R	ER	SO	BB	IBB	HBP	BLK	WP	HR	S	P	ERA	WHIP				
Dave Goltz, R ERA: 6.92 (1, 1)	7.1		30	7	1	1	3	1	0	0	0	1	0	35	39	1.23	1.091				
Tom Burgmeier, L ERA: 1.30 (8, 1)	0.1		2	1	0	0	0	0	0	0	0	0	0	2	2	0.00	3.000				
Bill Campbell, R ERA: 3.48 (8, 1)	0.2		7	3	2	2	0	1	1	0	0	0	0	5	13	27.00	6.000				
Vic Albury, L ERA: 3.6 (9, 1)	1.0	W	5	0	1	1	0	2	0	0	0	0	0	3	11	9.00	2.000				
Steve Luebber, R ERA: 6.92 (10, 1)	0.2	S	3	1	0	0	1	0	0	0	0	0	0	5	5	0.00	1.500				

AB	42
R	4
H	12
RBI	4
BB	5
SO	4
LOB	26



Batter	1	2	3	4	5	6	7	8	9	AB	R	H	RBI	BB	SO	LOB	TOP				
Lyman Bostock, L OBP: 0.371, SLG: 0.414 (1, 8)										4	1	2	0	0	1	0	Minnesota Twins @ Milwaukee Brewers Milwaukee County Stadium, Milwaukee, WI Fri May 07 1976, 8:05 PM EDT Att. 6,114 - Unknown - 42 F				
Larry Hulse, R OBP: 0.299, SLG: 0.310 (1, 7)										3	1	1	0	0	0	2					
Rod Carew, L OBP: 0.413, SLG: 0.456 (1, 3)										4	0	1	2	0	2	2					
Steve Braun, L OBP: 0.328, SLG: 0.288 (1, 10)										4	0	1	1	0	0	2					
Butch Wynegar, S OBP: 0.292, SLG: 0.365 (1, 2)										4	0	0	0	0	1	2					
Dan Ford, R OBP: 0.247, SLG: 0.425 (1, 9)										4	0	1	0	0	2	0					
Danny Thompson, R Tony Oliva, L (9, PH) (1, 6)										3	0	1	0	0	0	1					
Dave McKay, S OBP: 0.265, SLG: 0.210 (1, 5)										3	0	0	0	0	1	1					
Bob Randall, R OBP: 0.310, SLG: 0.200 (1, 4)										2	1	0	0	1	0	1					
Inning Stats	R: 1 E: 0 K: 1 S: 7	H: 2 LOB: 1 BB: 0 P: 7	R: 0 E: 0 K: 0 S: 3	H: 1 LOB: 0 BB: 0 P: 3	R: 2 E: 0 K: 1 S: 7	H: 2 LOB: 1 BB: 1 P: 11	R: 0 E: 0 K: 1 S: 6	H: 1 LOB: 1 BB: 0 P: 6	R: 0 E: 0 K: 1 S: 5	H: 0 LOB: 0 BB: 0 P: 5	R: 0 E: 0 K: 0 S: 3	H: 0 LOB: 0 BB: 0 P: 3	R: 0 E: 0 K: 1 S: 6	H: 1 LOB: 1 BB: 0 P: 6	R: 0 E: 0 K: 1 S: 5	H: 0 LOB: 0 BB: 0 P: 5	1B: 7 2B: 0 3B: 0 HR: 0	SF: 0 SAC: 1 DP: 0 HBP: 0	WP: 0 PB: 0 SB: 1 CS: 0	PA: 34	
PITCHER	IP	WLS	BF	H	R	ER	SO	BB	IBB	HBP	BLK	WP	HR	S	P	ERA	WHIP				
Jim Slaton, R ERA: 2.91 (1, 1)	7.0	W	28	7	3	3	5	1	0	0	1	0	0	37	41	3.86	1.143				
Eduardo Rodriguez, R ERA: 3.65 (8, 1)	2.0	S	6	0	0	0	2	0	0	0	0	0	0	10	10	0.00	0.000				

Batter	1	2	3	4	5	6	7	8	9	AB	R	H	RBI	BB	SO	LOB	BOTTOM				
Don Money, R OBP: 0.346, SLG: 0.517 (1, 5)										4	0	1	2	0	2	0	Minnesota Twins @ Milwaukee Brewers Milwaukee County Stadium, Milwaukee, WI Fri May 07 1976, 8:05 PM EDT Att. 6,114 - Unknown - 42 F				
Robin Yount, R OBP: 0.390, SLG: 0.370 (1, 6)										4	0	2	1	0	0	0					
George Scott, R OBP: 0.266, SLG: 0.328 (1, 3)										4	0	0	0	0	3	3					
Hank Aaron, R OBP: 0.309, SLG: 0.346 (1, 10)										4	0	0	0	0	1	1					
Darrell Porter, L OBP: 0.283, SLG: 0.226 (1, 2)										3	1	1	0	0	0	0					
Sixto Lezcano, R OBP: 0.350, SLG: 0.393 (1, 8)										3	1	1	0	0	0	0					
Bobby Darwin, R Gorman Thomas, R (8, 9) (1, 9)										2	1	0	0	0	0	0					
Charlie Moore, R OBP: 0.351, SLG: 0.444 (1, 7)										2	0	0	1	1	0	0					
Pedro Garcia, R OBP: 0.234, SLG: 0.311 (1, 4)										3	1	0	0	0	1	3					
Inning Stats	R: 0 E: 0 K: 0 S: 3	H: 0 LOB: 0 BB: 0 P: 3	R: 4 E: 0 K: 2 S: 11	H: 4 LOB: 2 BB: 1 P: 16	R: 0 E: 0 K: 0 S: 3	H: 0 LOB: 0 BB: 0 P: 3	R: 0 E: 0 K: 0 S: 3	H: 0 LOB: 0 BB: 0 P: 3	R: 0 E: 0 K: 1 S: 5	H: 0 LOB: 0 BB: 0 P: 5	R: 0 E: 0 K: 2 S: 8	H: 1 LOB: 1 BB: 0 P: 8	1B: 5 2B: 0 3B: 0 HR: 0	SF: 0 SAC: 0 DP: 0 HBP: 1	WP: 0 PB: 0 SB: 1 CS: 0	PA: 31					
PITCHER	IP	WLS	BF	H	R	ER	SO	BB	IBB	HBP	BLK	WP	HR	S	P	ERA	WHIP				
Jim Hughes, R ERA: 9.31 (1, 1)	6.0	L	24	4	4	4	4	1	0	1	0	0	0	30	35	6.00	0.833				
Steve Luebber, R ERA: 6.0 (7, 1)	2.0		7	1	0	0	3	0	0	0	0	0	0	13	13	0.00	0.500				

Batter	1	2	3	4	5	6	7	8	9	AB	R	H	RBI	BB	SO	LOB	TOP			
Steve Bue, R OBP: 0.048, SLG: 0.050 (1, 8)	F8	K	F7		5-3		5-3		F8	6	0	0	0	0	1	2	Minnesota Twins @ Milwaukee Brewers Milwaukee County Stadium, Milwaukee, WI Sat May 08 1976, 4:33 AM EDT Att: 21,619 - Unknown - 62 F AB 41 R 13 H 15 RBI 13 BB 4 SO 5 LOB 19			
Larry Hise, R OBP: 0.325, SLG: 0.320 (1, 7)	1B	HBP	K			1B		3B	L5	4	4	2	0	2	1	0				
Rod Carew, L OBP: 0.435, SLG: 0.500 (1, 3)	1B	BB			G3	1B		FC6-4		4	2	3	1	1	0	0				
Dan Ford, R OBP: 0.256, SLG: 0.416 (8, PR)	K	K			F9			FC6-4		4	1	1	1	0	2	5				
Lyman Bostock, L OBP: 0.371, SLG: 0.414 (8, 8)						1B		HBP		0	0	0	0	0	0	0				
Craig Kusick, R OBP: 0.414, SLG: 0.720 (1, 10)	1B	BB				F5		FC6-4		4	3	2	4	0	0	2				
Butch Wynegar, S OBP: 0.312, SLG: 0.373 (1, 2)	L5	1B			G3			FC		4	0	2	2	1	0	2				
Dave McKay, S OBP: 0.288, SLG: 0.254 (1, 5)						FC5-2		FC		5	1	3	3	0	1	2				
Danny Thompson, R OBP: 0.275, SLG: 0.288 (7, PH)					4-3			G5-4-3		3	1	1	0	0	0	3				
Luis Gomez, R OBP: 0.333, SLG: 0.333 (7, 6)							3-1			1	0	0	0	0	0	0				
Bob Randall, R OBP: 0.294, SLG: 0.233 (1, 4)			F8		FC5-2		L6		4-3	5	1	1	2	0	0	1				
Inning Stats	R: 1 E: 0 K: 1 S: 8	H: 3 LOB: 2 BB: 0 P: 8	R: 6 E: 0 K: 2 S: 12	H: 5 LOB: 2 BB: 2 P: 21	R: 0 E: 0 K: 1 S: 5	H: 0 LOB: 0 BB: 0 P: 5	R: 1 E: 0 K: 0 S: 4	H: 1 LOB: 0 BB: 0 P: 4	R: 2 E: 0 K: 1 S: 7	H: 3 LOB: 1 BB: 1 P: 11	R: 0 E: 0 K: 0 S: 3	H: 0 LOB: 0 BB: 0 P: 3	R: 3 E: 1 K: 0 S: 5	H: 2 LOB: 2 BB: 1 P: 10	R: 0 E: 0 K: 0 S: 3	H: 0 LOB: 0 BB: 0 P: 3	1B: 11 2B: 2 3B: 1 HR: 1	SF: 0 SAC: 0 DP: 1 HBP: 2	WP: 0 PB: 0 SB: 1 CS: 0	PA: 47
PITCHER	IP WLS BF H R ER SO BB IBB HBP BLK WP HR S P ERA WHIP	IP WLS BF H R ER SO BB IBB HBP BLK WP HR S P ERA WHIP	IP WLS BF H R ER SO BB IBB HBP BLK WP HR S P ERA WHIP	IP WLS BF H R ER SO BB IBB HBP BLK WP HR S P ERA WHIP	IP WLS BF H R ER SO BB IBB HBP BLK WP HR S P ERA WHIP	IP WLS BF H R ER SO BB IBB HBP BLK WP HR S P ERA WHIP	IP WLS BF H R ER SO BB IBB HBP BLK WP HR S P ERA WHIP	IP WLS BF H R ER SO BB IBB HBP BLK WP HR S P ERA WHIP	IP WLS BF H R ER SO BB IBB HBP BLK WP HR S P ERA WHIP	IP WLS BF H R ER SO BB IBB HBP BLK WP HR S P ERA WHIP	IP WLS BF H R ER SO BB IBB HBP BLK WP HR S P ERA WHIP	IP WLS BF H R ER SO BB IBB HBP BLK WP HR S P ERA WHIP	IP WLS BF H R ER SO BB IBB HBP BLK WP HR S P ERA WHIP	IP WLS BF H R ER SO BB IBB HBP BLK WP HR S P ERA WHIP	IP WLS BF H R ER SO BB IBB HBP BLK WP HR S P ERA WHIP	IP WLS BF H R ER SO BB IBB HBP BLK WP HR S P ERA WHIP	IP WLS BF H R ER SO BB IBB HBP BLK WP HR S P ERA WHIP			
Bill Travers, L ERA: 2.86 (1, 1)	1.1	12	7	6	6	2	1	0	0	0	0	0	0	0	15	19	40.50	6.000		
Bill Champion, R ERA: 4.7 (2, 1)	0.2	5	1	1	1	1	1	0	1	0	0	0	0	0	5	10	13.50	3.000		
Bill Castro, R ERA: 6.75 (3, 1)	3.0	11	2	1	1	1	0	0	0	0	0	1	13	13	3.00	0.667				
Tom Hausman, R ERA: 5.4 (6, 1)	2.0	9	3	2	2	1	1	0	0	0	0	0	10	14	9.00	2.000				
Tom Murphy, R ERA: 12.15 (8, 1)	2.0	10	2	3	3	0	1	0	1	0	0	0	8	13	13.50	1.500				
Batter	1	2	3	4	5	6	7	8	9	AB	R	H	RBI	BB	SO	LOB	BOTTOM			
Don Money, R OBP: 0.352, SLG: 0.500 (1, 5)	E5		F7		E		F2		E	4	1	1	0	1	0	0	Minnesota Twins @ Milwaukee Brewers Milwaukee County Stadium, Milwaukee, WI Sat May 08 1976, 4:33 AM EDT Att: 21,619 - Unknown - 62 F AB 31 R 2 H 4 RBI 2 BB 7 SO 2 LOB 20			
Robin Yount, R OBP: 0.387, SLG: 0.357 (1, 6)	1B		5-3		F4		4-3		E4	2	0	0	0	1	0	2				
Tim Johnson, L OBP: 0.200, SLG: 0.130 (6, 6)	1B									2	0	0	0	0	0	1				
George Scott, R OBP: 0.279, SLG: 0.344 (1, 3)					SF8		F8		K	3	0	2	2	0	0	0				
Mike Hegan, L OBP: 0.305, SLG: 0.339 (8, 3)	G5-4-3		1B							1	0	0	0	0	1	2				
Hank Aaron, R OBP: 0.305, SLG: 0.339 (1, 10)	F2				E5		5-3			4	0	1	0	0	0	3				
Darrell Porter, L OBP: 0.266, SLG: 0.211 (1, 2)	G5-4-3		G3		FC4-6		F9			4	0	0	0	0	0	6				
Sixto Lezcano, R OBP: 0.348, SLG: 0.379 (1, 8)					4-3					2	0	0	0	1	1	0				
Bill Sharp, L OBP: 0.200, SLG: 0.130 (8, PH)							K			0	0	0	0	1	0	0				
Bobby Darwin, R OBP: 0.244, SLG: 0.289 (1, 9)					6-3		5-3		F8	3	0	0	0	1	0	1				
Charlie Moore, R OBP: 0.344, SLG: 0.417 (1, 7)			F6		L4				4-3	3	0	0	0	1	0	2				
Pedro Garcia, R OBP: 0.235, SLG: 0.292 (1, 4)			G4-3				F7		F6	3	1	0	0	1	0	3				
Inning Stats	R: 1 E: 1 K: 0 S: 4	H: 1 LOB: 1 BB: 1 P: 8	R: 0 E: 0 K: 0 S: 2	H: 0 LOB: 2 BB: 2 P: 10	R: 0 E: 0 K: 0 S: 5	H: 2 LOB: 0 BB: 0 P: 5	R: 0 E: 0 K: 0 S: 3	H: 0 LOB: 0 BB: 0 P: 3	R: 1 E: 1 K: 0 S: 5	H: 1 LOB: 2 BB: 1 P: 9	R: 0 E: 0 K: 1 S: 5	H: 0 LOB: 0 BB: 0 P: 3	R: 0 E: 0 K: 0 S: 3	H: 0 LOB: 1 BB: 1 P: 7	R: 0 E: 1 K: 1 S: 6	H: 0 LOB: 2 BB: 1 P: 10	1B: 4 2B: 0 3B: 0 HR: 0	SF: 1 SAC: 0 DP: 2 HBP: 0	WP: 0 PB: 0 SB: 0 CS: 0	PA: 39
PITCHER	IP WLS BF H R ER SO BB IBB HBP BLK WP HR S P ERA WHIP	IP WLS BF H R ER SO BB IBB HBP BLK WP HR S P ERA WHIP	IP WLS BF H R ER SO BB IBB HBP BLK WP HR S P ERA WHIP	IP WLS BF H R ER SO BB IBB HBP BLK WP HR S P ERA WHIP	IP WLS BF H R ER SO BB IBB HBP BLK WP HR S P ERA WHIP	IP WLS BF H R ER SO BB IBB HBP BLK WP HR S P ERA WHIP	IP WLS BF H R ER SO BB IBB HBP BLK WP HR S P ERA WHIP	IP WLS BF H R ER SO BB IBB HBP BLK WP HR S P ERA WHIP	IP WLS BF H R ER SO BB IBB HBP BLK WP HR S P ERA WHIP	IP WLS BF H R ER SO BB IBB HBP BLK WP HR S P ERA WHIP	IP WLS BF H R ER SO BB IBB HBP BLK WP HR S P ERA WHIP	IP WLS BF H R ER SO BB IBB HBP BLK WP HR S P ERA WHIP	IP WLS BF H R ER SO BB IBB HBP BLK WP HR S P ERA WHIP	IP WLS BF H R ER SO BB IBB HBP BLK WP HR S P ERA WHIP	IP WLS BF H R ER SO BB IBB HBP BLK WP HR S P ERA WHIP	IP WLS BF H R ER SO BB IBB HBP BLK WP HR S P ERA WHIP				
Joe Decker, R ERA: 3.19 (9, 1)	1.0	5	0	0	0	1	1	0	0	0	0	6	10	0.00	1.000					

Batter	1	2	3	4	5	6	7	8	9	AB	R	H	RBI	BB	SO	LOB	TOP										
Lyman Bostock, L OBP: 0.388, SLG: 0.429 (1, 8)	0-0 SH1-3 1B	0-0 1B 1B			0-0 F7		0-0 2H 1B	0-0 3-1		5	1	3	1	0	0	2											
Larry Hisle, R OBP: 0.333, SLG: 0.321 (1, 7)	0-0 SH1-3	0-0 1B 1B			0-0 5-3		4-0 FC6 BB	0-0 F8		3	0	1	2	1	0	0											
Rod Carew, L OBP: 0.422, SLG: 0.481 (1, 3)	0-0 F8	0-0 1B			0-0 G3		0-0 FC6 1-2	0-0 F6		5	0	1	1	0	0	3											
Steve Braun, L OBP: 0.302, SLG: 0.263 (1, 10)	0-0 F6			0-0 G3		0-0 4-3		0-3 K	0-0 6-3	5	0	0	0	0	1	1											
Butch Wynegar, S OBP: 0.333, SLG: 0.414 (1, 2)		4-0 BB 1B BB		0-0 F9		0-0 1B 1B		0-0 PB 3B		3	2	2	0	1	0	0											
Dan Ford, R OBP: 0.267, SLG: 0.413 (1, 9)		0-0 F9		0-0 F6		0-0 1B		4-0 S PB E IBB		3	1	1	0	1	0	1											
Danny Thompson, R OBP: 0.274, SLG: 0.275 (1, 6)		0-0 F8		0-0 4-3		0-0 4-3		4-0 1B BB		3	0	0	0	1	0	2											
Dave McKay, S OBP: 0.299, SLG: 0.246 (1, 5)		4-0 1B BB BB		0-0 F3				1-0 SH1-4 1B HBP	0-3 K	2	1	0	0	1	1	1											
Bob Randall, R OBP: 0.324, SLG: 0.250 (1, 4)		4-0 1B BB		0-0 4-3				0-0 SH1-4 1B		2	1	1	0	1	0	0											
Inning Stats	R: 0 E: 0 K: 0 S: 4	H: 1 LOB: 1 BB: 0 P: 4	R: 4 E: 0 K: 0 S: 5	H: 3 LOB: 2 BB: 3 P: 17	R: 0 E: 0 K: 0 S: 3	H: 0 LOB: 0 BB: 0 P: 3	R: 0 E: 0 K: 0 S: 3	H: 0 LOB: 0 BB: 0 P: 3	R: 0 E: 0 K: 0 S: 4	H: 2 LOB: 1 BB: 0 P: 4	R: 0 E: 0 K: 0 S: 3	H: 1 LOB: 2 BB: 1 P: 8	R: 2 E: 0 K: 2 S: 9	H: 2 LOB: 2 BB: 2 P: 17	R: 0 E: 0 K: 0 S: 3	H: 0 LOB: 0 BB: 0 P: 3	1B: 8 2B: 0 3B: 1 HR: 0	SF: 0 SAC: 2 DP: 0 HBP: 1	WP: 0 PB: 1 CS: 1	PA: 40							
PITCHER	IP	WLS	BF	H	R	ER	SO	BB	IBB	HBP	BLK	WP	HR	S	P	ERA	WHIP										
Pete Broberg, R ERA: 6.75 (1, 1)	6.0		26	6	4	4	0	3	0	1	0	0	0	22	35	6.00	1.500										
Eduardo Rodriguez, R ERA: 3.52 (7, 1)	3.0	L	14	3	2	1	2	2	1	0	0	0	0	15	27	3.00	1.667										

Minnesota Twins @ Milwaukee Brewers
Milwaukee County Stadium, Milwaukee, WI

AB 31
R 6
H 9
RBI 4
BB 6
SO 2
LOB 10



WP: 0 PA: 40
PB: 1
CS: 1

Sun May 09 1976, 4:33 AM EDT
Att: 17,604 - Unknown - 70 F

livebaseballscores.com

Batter	1	2	3	4	5	6	7	8	9	AB	R	H	RBI	BB	SO	LOB	BOTTOM										
Don Money, R OBP: 0.382, SLG: 0.545 (1, 5)	0-0 CS 1B		4-0 G6-4-3 BB			0-0 1B 2B	0-3 K		0-0 2B	4	1	3	0	1	1	0											
Robin Yount, R OBP: 0.403, SLG: 0.367 (1, 6)	0-0 1-2 1B		0-0 G6-4-3			0-0 1B 1B	0-3 K		4-0 BB	4	1	2	0	1	1	1											
George Scott, R OBP: 0.274, SLG: 0.333 (1, 3)	0-3 K				0-0 1-3	0-0 1B 1B	0-3 K		0-3 K	5	1	1	1	0	3	3											
Darrell Porter, L OBP: 0.290, SLG: 0.230 (1, 2)	0-0 4-3			4-0 G3 BB		0-0 1B FC5-2 1B		0-0 FC4-6 1B	0-0 F6	4	0	2	0	1	0	3											
Bob Hansen, L OBP: 0.250, SLG: 0.250 (1, 10)		0-0 F9		0-0 G3		0-0 FC5-2 HBP 1B 1B		0-0 FC4-6 BB		4	1	1	2	0	0	2											
Sixto Lezcano, R OBP: 0.349, SLG: 0.379 (8, PR)		0-0 F3		0-0 L7		1-3 2-H 3-H 1B 1B		0-3 K		0	0	0	0	0	0	0											
Gorman Thomas, R OBP: 0.375, SLG: 0.286 (1, 8)		0-0 F3		0-0 L7		1-0 FC5-2 1B HBP		0-3 K		3	0	0	0	0	1	2											
Charlie Moore, R OBP: 0.369, SLG: 0.408 (1, 7)		4-0 BB			4-0 G4-6-3 BB	0-0 FC5-2 1B		4-0 BB		1	0	0	0	3	0	3											
Bill Sharp, L OBP: 0.207, SLG: 0.148 (1, 9)		0-0 L7			0-0 G4-6-3	0-0 1-2 2-H 3-H 1B		0-0 F9		4	0	1	1	0	0	4											
Pedro Garcia, R OBP: 0.226, SLG: 0.280 (1, 4)			0-0 L7			0-3 K			0-0 4-3	2	0	0	0	0	1	0											
Bobby Darwin, R OBP: 0.238, SLG: 0.282 (6, PH)						0-3 K				1	0	0	0	0	1	2											
Tim Johnson, L (7, 4)						0-3 K				1	0	0	0	0	0	0											
Inning Stats	R: 0 E: 0 K: 1 S: 6	H: 2 LOB: 1 BB: 0 P: 6	R: 0 E: 0 K: 0 S: 3	H: 0 LOB: 1 BB: 1 P: 7	R: 0 E: 0 K: 0 S: 2	H: 0 LOB: 0 BB: 1 P: 6	R: 0 E: 0 K: 0 S: 3	H: 0 LOB: 1 BB: 1 P: 7	R: 0 E: 0 K: 1 S: 4	H: 0 LOB: 0 BB: 1 P: 8	R: 4 E: 0 K: 1 S: 10	H: 6 LOB: 2 BB: 0 P: 11	R: 0 E: 0 K: 3 S: 9	H: 0 LOB: 0 BB: 0 P: 9	R: 0 E: 0 K: 1 S: 6	H: 1 LOB: 2 BB: 1 P: 10	R: 0 E: 0 K: 1 S: 6	H: 1 LOB: 2 BB: 1 P: 10	1B: 8 2B: 2 3B: 0 HR: 0	SF: 0 SAC: 0 DP: 2 HBP: 1	WP: 0 PB: 0 CS: 1	PA: 40					
PITCHER	IP	WLS	BF	H	R	ER	SO	BB	IBB	HBP	BLK	WP	HR	S	P	ERA	WHIP										
Dave Goltz, R ERA: 6.97 (1, 1)	5.0		23	7	4	4	2	4	0	0	0	0	0	23	39	7.20	2.200										
Bill Campbell, R ERA: 2.81 (6, 1)	4.0	W	17	3	0	0	6	2	0	1	0	0	0	26	35	0.00	1.250										

Minnesota Twins @ Milwaukee Brewers
Milwaukee County Stadium, Milwaukee, WI

AB 33
R 4
H 10
RBI 4
BB 6
SO 8
LOB 20



WP: 0 PA: 40
PB: 0
CS: 1

Sun May 09 1976, 4:33 AM EDT
Att: 17,604 - Unknown - 70 F

livebaseballscores.com

Batter	1	2	3	4	5	6	7	8	9	10	AB	R	H	RBI	BB	SO	LOB	TOP				
Steve Brye, R OBP: 0.040, SLG: 0.043 (1, 8)	1-3		SF9		K		G3			1B	3	0	0	1	0	1	1	Minnesota Twins @ Kansas City Royals Royals Stadium, Kansas City, MO Mon May 10 1976, 4:33 AM EDT Att: 12,526 - Unknown - 74 F				
Tony Oliva, L OBP: 0.222, SLG: 0.250 Jerry Terrell, R OBP: 0.219, SLG: 0.200 (10, PH)										2B	1	0	1	0	0	0	0					
Larry Hisle, R OBP: 0.326, SLG: 0.325 (1, 7)	4-3		F8		6-3		F8			F8	5	0	1	1	0	0	2					
Rod Carew, L OBP: 0.421, SLG: 0.469 (1, 3)	5-3			4-3	6-3		1B			1B	4	0	1	0	1	0	1					
Dan Ford, R OBP: 0.278, SLG: 0.422 Lyman Bostock, L OBP: 0.397, SLG: 0.438 (8, 8)			K	HR			CS	F7		1B	3	1	1	0	0	1	0					
Craig Kusick, R OBP: 0.412, SLG: 0.759 (1, 10)										1B	4	1	1	2	1	0	3					
Dave McKay, S OBP: 0.236, SLG: 0.247 (1, 5)										L6	4	0	1	0	0	0	1					
Danny Thompson, R OBP: 0.273, SLG: 0.274 (1, 6)											4	1	1	0	0	0	1					
Phil Roof, R OBP: 0.250, SLG: 0.375 (1, 2)				1-3	5-3					K	4	0	1	0	0	1	2					
Bob Randall, R OBP: 0.341, SLG: 0.333 (1, 4)										5-3	4	1	2	0	0	0	1					
Inning Stats	R: 0 E: 0 K: 0 S: 3	H: 0 LOB: 0 BB: 0 P: 3	R: 0 E: 0 K: 1 S: 4	H: 0 LOB: 0 BB: 1 P: 8	R: 1 E: 0 K: 0 S: 5	H: 2 LOB: 1 BB: 0 P: 5	R: 2 E: 0 K: 0 S: 6	H: 3 LOB: 1 BB: 0 P: 6	R: 1 E: 0 K: 1 S: 7	H: 2 LOB: 2 BB: 0 P: 8	R: 0 E: 0 K: 0 S: 4	H: 1 LOB: 0 BB: 0 P: 4	R: 0 E: 0 K: 0 S: 3	H: 0 LOB: 0 BB: 0 P: 3	R: 0 E: 0 K: 1 S: 5	H: 0 LOB: 0 BB: 0 P: 5	R: 1 E: 0 K: 0 S: 4	H: 2 LOB: 1 BB: 1 P: 8	1B: 5 2B: 4 3B: 1 HR: 1	SF: 1 SAC: 0 DP: 1 HBP: 1	WP: 0 PB: 0 SB: 1 CS: 1	PA: 42
PITCHER	IP	WLS	BF	H	R	ER	SO	BB	IBB	HBP	BLK	WP	HR	S	P	ERA	WHIP					
Paul Splittorf, L ERA: 5.84 (1, 1)	9.0		36	9	4	3	3	1	0	1	0	0	1	40	45	3.00	1.111					
Paul Splittorf, L ERA: 5.84 (9, 1)	9.0		36	9	4	3	3	1	0	1	0	0	1	40	45	3.00	1.111					
Marty Pattin, R ERA: 4.5 (10, 1)	0.1	L	2	1	1	1	0	0	0	0	0	0	0	2	2	27.00	3.000					
Steve Mingori, L ERA: 6.0 (10, 1)	0.2		3	1	0	0	0	0	1	0	0	0	0	2	6	0.00	1.500					


Batter	1	2	3	4	5	6	7	8	9	10	AB	R	H	RBI	BB	SO	LOB	BOTTOM						
Al Cowens, R OBP: 0.262, SLG: 0.288 (1, 9)	5-3		CS	K			K			5-3	5	0	3	1	0	2	1	Minnesota Twins @ Kansas City Royals Royals Stadium, Kansas City, MO Mon May 10 1976, 4:33 AM EDT Att: 12,526 - Unknown - 74 F						
Amos Otis, R OBP: 0.407, SLG: 0.563 (1, 8)	5-3						F8			2B	4	1	1	1	1	1	1							
George Brett, L OBP: 0.368, SLG: 0.416 (1, 5)	L5									5-3	5	0	3	0	0	0	3							
John Mayberry, L OBP: 0.302, SLG: 0.221 (9, 3)	K		4-3				K			F9	5	0	0	0	0	3	6							
Hal McRae, R OBP: 0.318, SLG: 0.342 (1, 7)										FC4-6	4	1	3	0	1	0	1							
Tony Soltes, L OBP: 0.239, SLG: 0.338 (8, PH)										1B	4	1	2	1	0	1	2							
Tom Brunner, L OBP: 0.209, SLG: 0.222 (8, 1)										1B	0	0	0	0	0	0	0							
Marty Pattin, R OBP: 0.209, SLG: 0.222 (10, 1)										FC4-6	0	0	0	0	0	0	0							
Steve Mingori, L OBP: 0.209, SLG: 0.222 (10, PH)										1-3	1	0	0	0	0	0	1							
Fran Healy, R OBP: 0.241, SLG: 0.285 (10, PH)										1-2	0	0	0	0	0	0	0							
Bob Stinson, S OBP: 0.357, SLG: 0.333 (1, 2)										1-3	3	0	0	0	1	0	4							
Freddie Patek, R OBP: 0.435, SLG: 0.466 (1, 6)	K									G3	4	1	1	1	0	1	5							
Frank White, R OBP: 0.193, SLG: 0.185 (1, 4)										2B	1	0	0	0	0	1	0							
Cookie Rojas, R OBP: 0.364, SLG: 0.235 (7, PH)										F8	2	0	0	0	0	0	1							
Inning Stats	R: 0 E: 0 K: 1 S: 6	H: 1 LOB: 1 BB: 0 P: 6	R: 0 E: 0 K: 1 S: 5	H: 1 LOB: 2 BB: 1 P: 9	R: 1 E: 0 K: 1 S: 7	H: 3 LOB: 1 BB: 0 P: 7	R: 2 E: 0 K: 1 S: 7	H: 2 LOB: 1 BB: 0 P: 8	R: 0 E: 0 K: 2 S: 7	H: 1 LOB: 1 BB: 0 P: 7	R: 0 E: 0 K: 1 S: 5	H: 0 LOB: 0 BB: 0 P: 5	R: 0 E: 0 K: 1 S: 7	H: 2 LOB: 2 BB: 0 P: 7	R: 0 E: 0 K: 0 S: 5	H: 2 LOB: 2 BB: 1 P: 9	R: 1 E: 0 K: 0 S: 4	H: 2 LOB: 2 BB: 0 P: 9	R: 0 E: 0 K: 0 S: 4	H: 1 LOB: 1 BB: 0 P: 4	1B: 8 2B: 5 3B: 1 HR: 1	SF: 1 SAC: 1 DP: 2 HBP: 1	WP: 0 PB: 0 SB: 2 CS: 3	PA: 44
PITCHER	IP	WLS	BF	H	R	ER	SO	BB	IBB	HBP	BLK	WP	HR	S	P	ERA	WHIP							
Bert Blyleven, R ERA: 3.42 (1, 1)	8.0		34	10	3	3	9	2	0	0	0	0	1	49	58	3.38	1.500							
Bill Campbell, R ERA: 3.12 (9, 1)	0.1		3	2	1	1	0	0	0	0	0	0	0	3	3	27.00	6.000							
Tom Burgmeier, L ERA: 1.32 (9, 1)	0.2	W	3	0	0	0	0	0	1	0	0	0	0	2	6	0.00	0.000							
Steve Luebber, R ERA: 5.63 (10, 1)	1.0	S	4	1	0	0	0	0	0	0	0	0	0	4	4	0.00	1.000							


Batter	1	2	3	4	5	6	7	8	9	AB	R	H	RBI	BB	SO	LOB	TOP								
Lyman Bostock, L OBP: 0.411, SLG: 0.456 (1, 8)	G3	6-3		E5			E		FC5-4	4	0	2	1	1	0	2	Minnesota Twins @ Kansas City Royals Royals Stadium, Kansas City, MO Tue May 11 1976, 4:33 AM EDT Att. 9,652 - Unknown - 76 F								
Larry Hulse, R OBP: 0.320, SLG: 0.310 (1, 7)	1B		K	F7			F9		K	4	1	0	0	1	2	4									
Rod Carew, L OBP: 0.420, SLG: 0.465 (1, 3)	1B		E	S			E6		FC5-4	5	1	2	0	0	0	3									
Steve Braun, L OBP: 0.294, SLG: 0.258 (1, 10)	G6-4-3		F5				L8		K	5	0	1	1	0	1	5									
Dan Ford, R OBP: 0.277, SLG: 0.414 (1, 9)	G6-4-3						F3			4	0	1	1	0	0	4									
Danny Thompson, R OBP: 0.299, SLG: 0.260 (1, 6)		K	F9				F8		4-3	4	0	0	0	0	1	1									
Phil Roof, R OBP: 0.167, SLG: 0.250 (1, 2)		L9		L8			F9		F8	4	0	0	0	0	0	0									
Dave McKay, S OBP: 0.306, SLG: 0.260 (1, 5)	1B		F2						K	4	0	2	0	0	1	0									
Bob Randall, R OBP: 0.378, SLG: 0.375 (1, 4)	1B			E			4-3		FC5-4	4	1	3	0	0	0	1									
Inning Stats	R: 1 E: 0 K: 0 S: 4	H: 2 LOB: 1 BB: 1 P: 8	R: 0 E: 0 K: 1 S: 7	H: 2 LOB: 2 BB: 0 P: 7	R: 1 E: 0 K: 1 S: 7	H: 2 LOB: 1 BB: 0 P: 7	R: 1 E: 1 K: 0 S: 5	H: 2 LOB: 1 BB: 0 P: 5	R: 0 E: 0 K: 0 S: 3	H: 0 LOB: 0 BB: 0 P: 3	R: 0 E: 0 K: 0 S: 4	H: 1 LOB: 1 BB: 0 P: 4	R: 0 E: 1 K: 0 S: 4	H: 0 LOB: 2 BB: 1 P: 8	R: 0 E: 0 K: 1 S: 5	H: 0 LOB: 0 BB: 0 P: 5	R: 0 E: 0 K: 2 S: 9	H: 2 LOB: 2 BB: 0 P: 9	1B: 10 2B: 1 3B: 0 HR: 0	SF: 0 SAC: 0 DP: 1 HBP: 0	WP: 0 PB: 0 SB: 2 CS: 0	PA: 40			
PITCHER	IP	WLS	BF	H	R	ER	SO	BB	IBB	HBP	BLK	WP	HR	S	P	ERA	WHIP								
Doug Bird, R ERA: 2.14 (1, 1)	8.0	W	37	11	3	3	3	2	0	0	0	0	0	41	49	3.38	1.625								
Mark Littell, R ERA: (9, 1)	1.0	S	3	0	0	0	2	0	0	0	0	0	0	7	7	0.00	0.000								

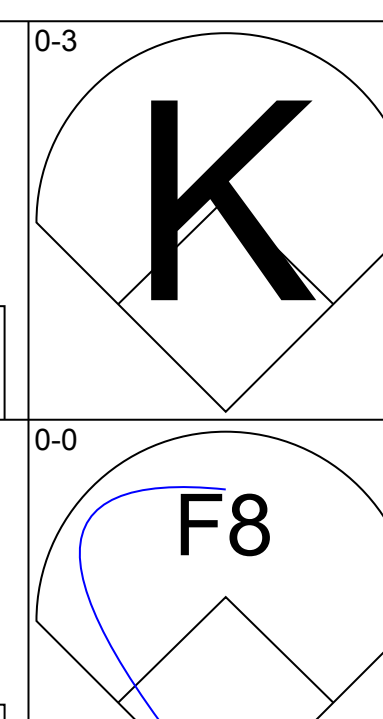
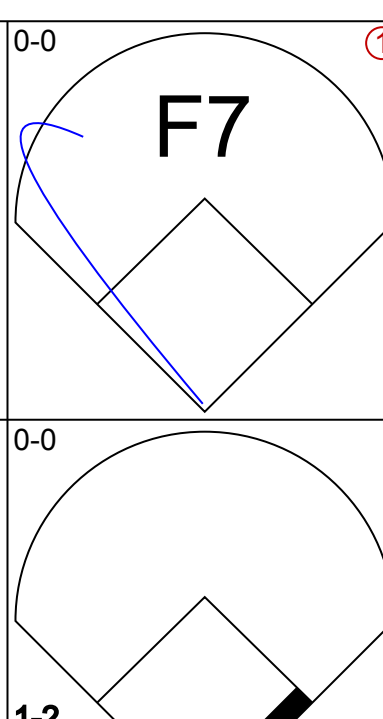
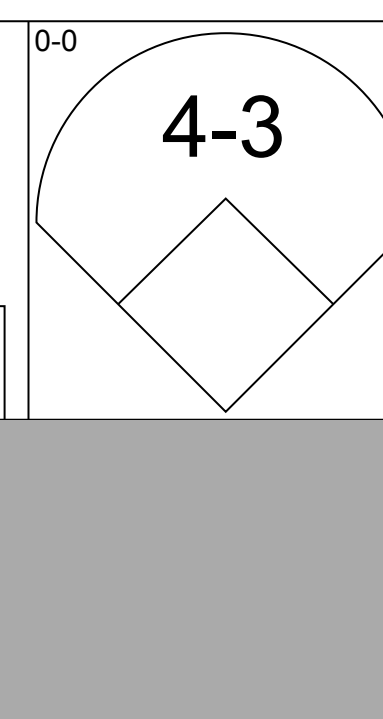
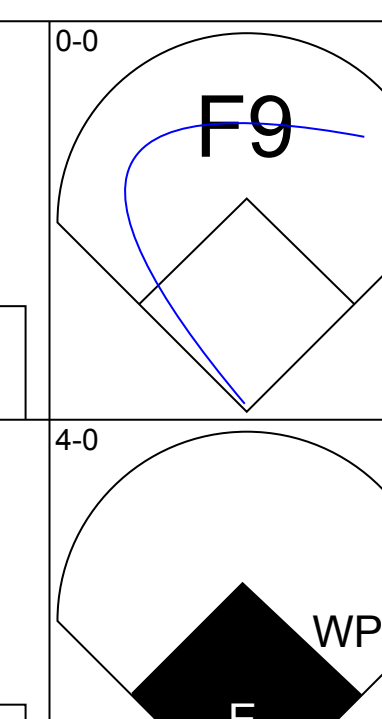
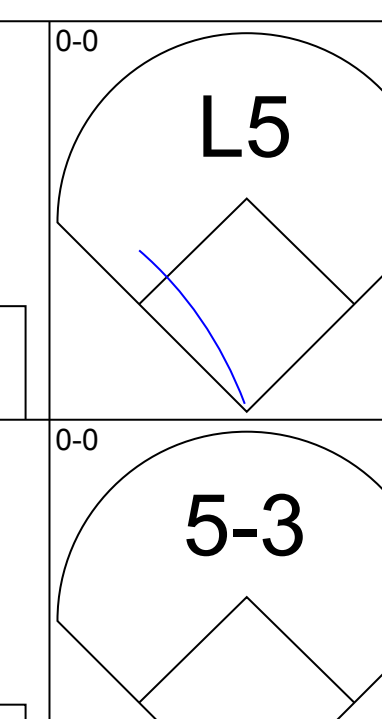
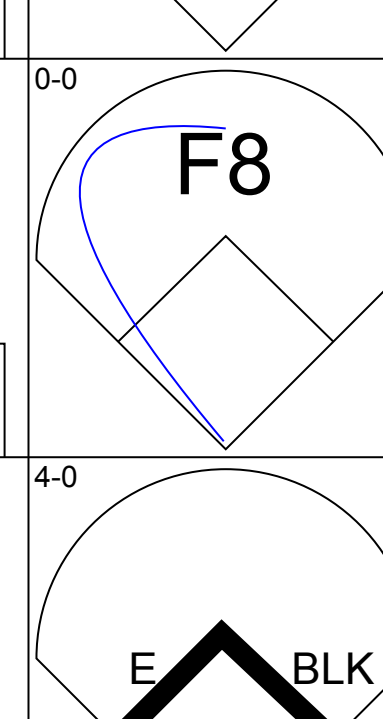
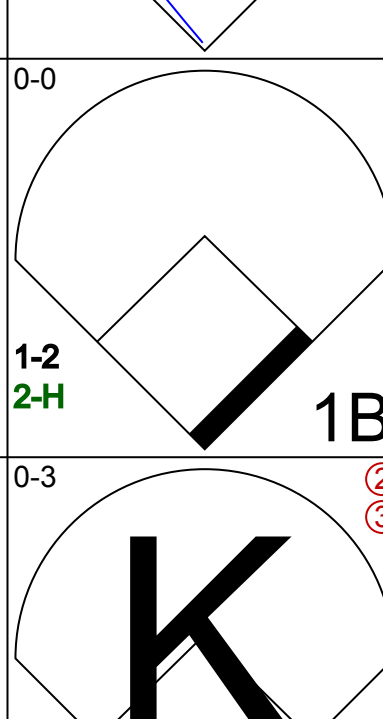
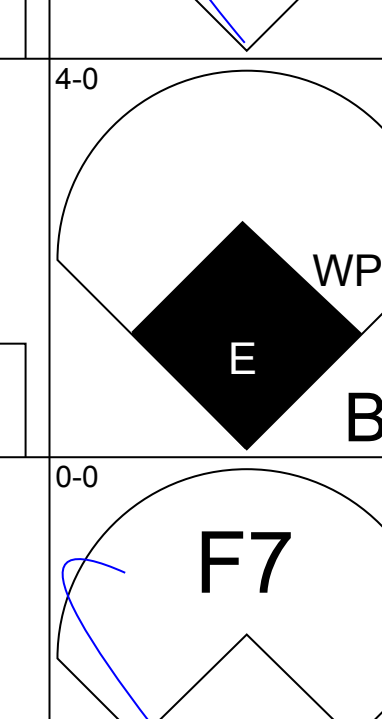
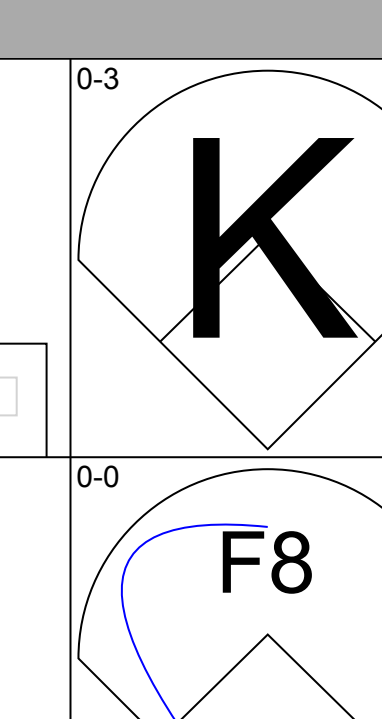
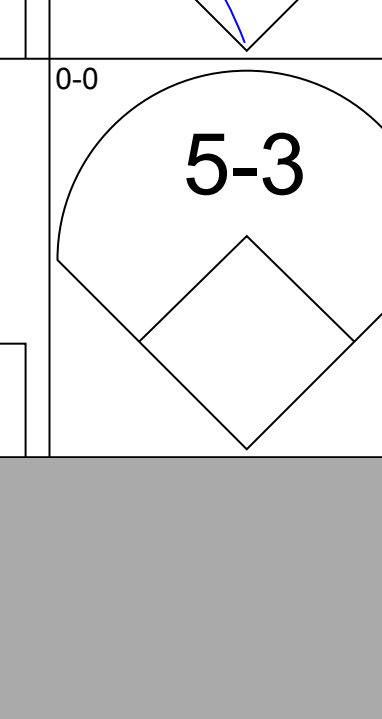
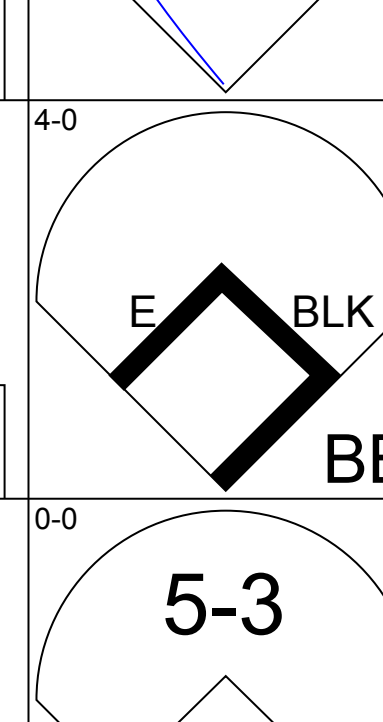
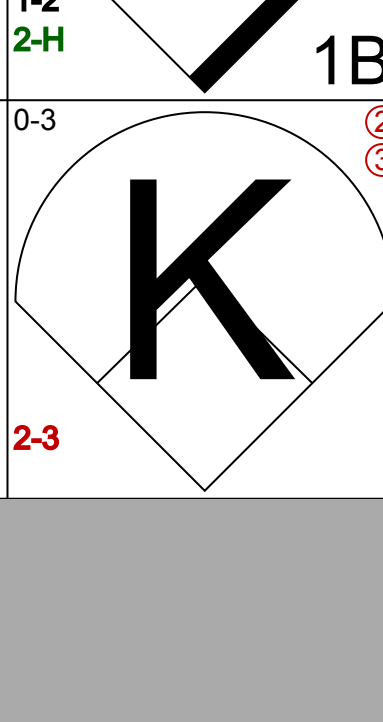
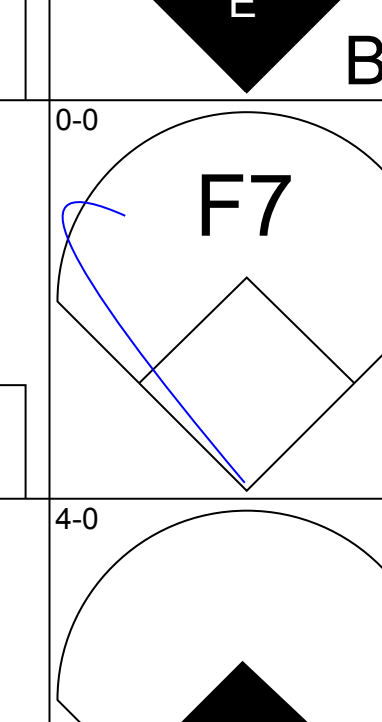
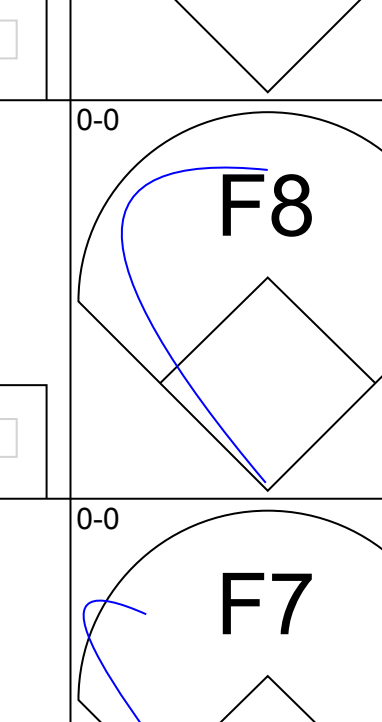
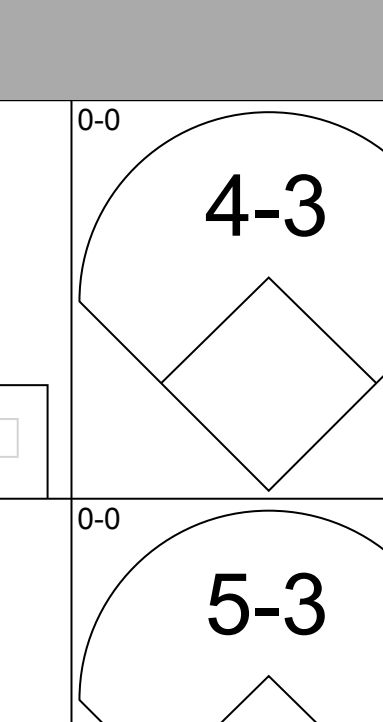
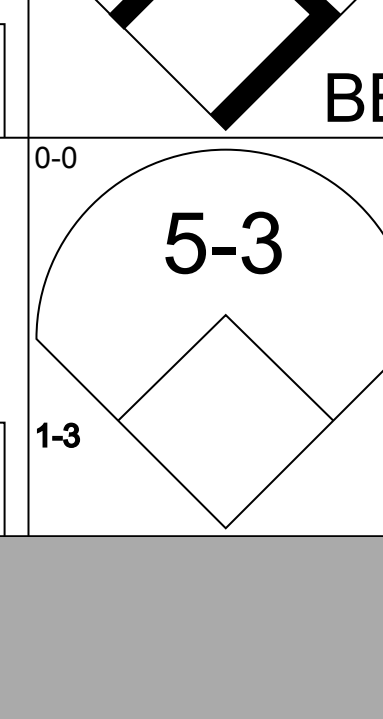
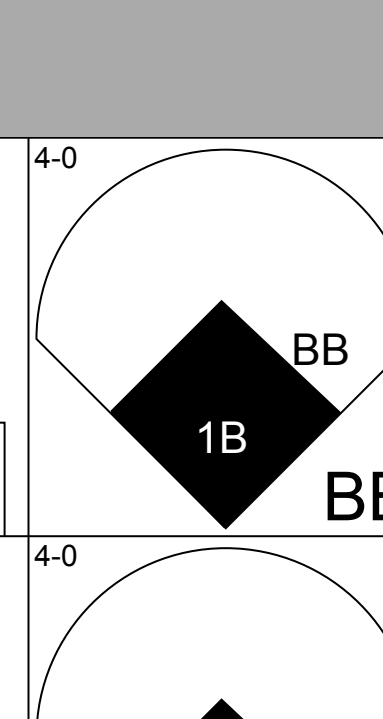
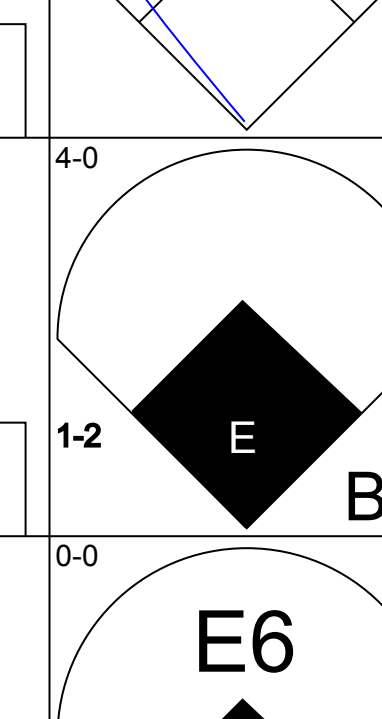
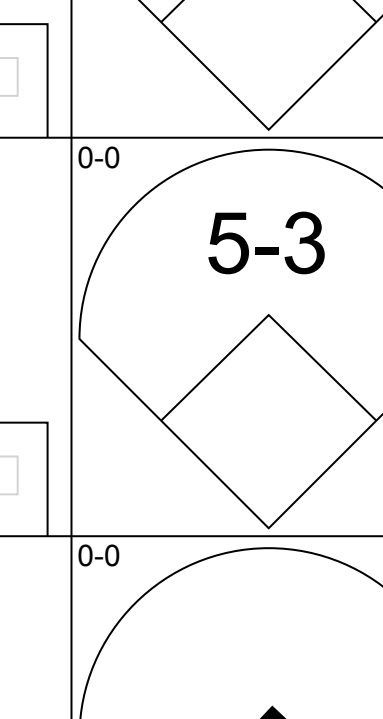

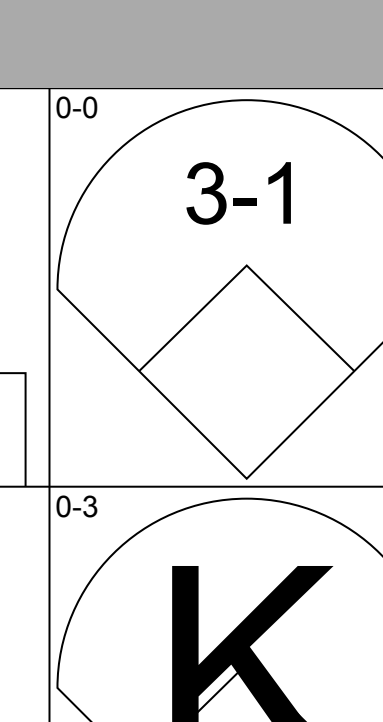
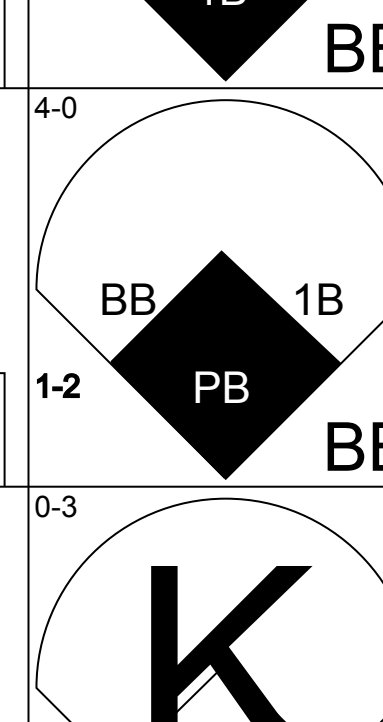
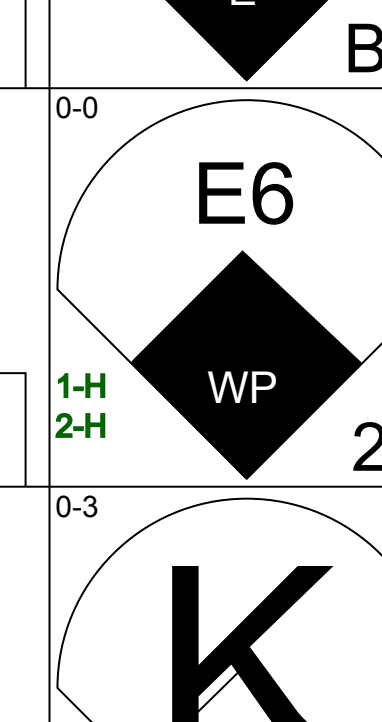
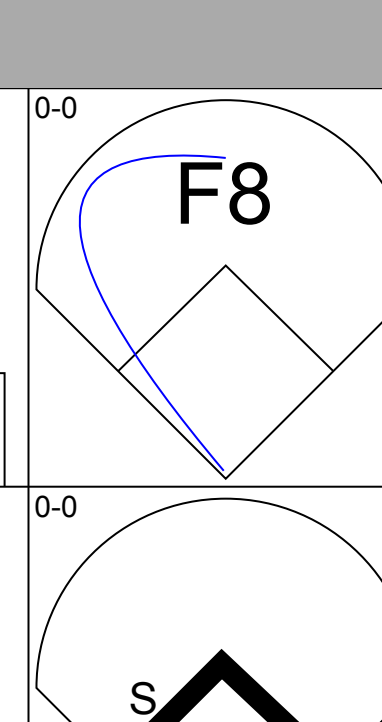

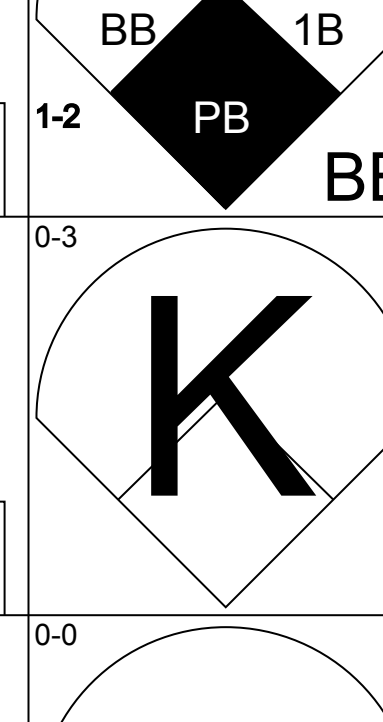
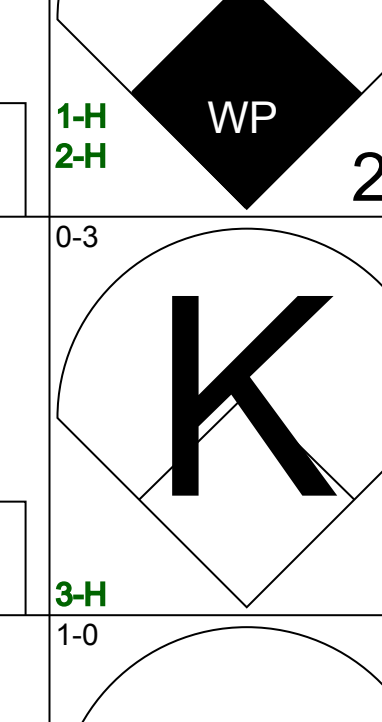
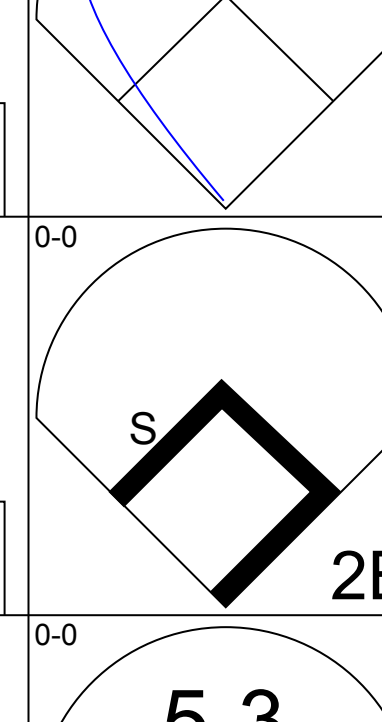

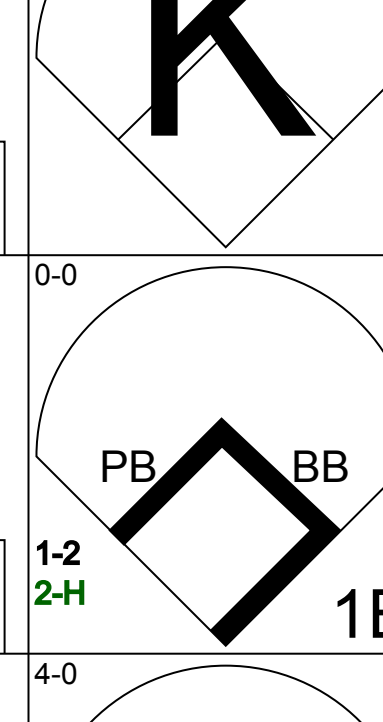
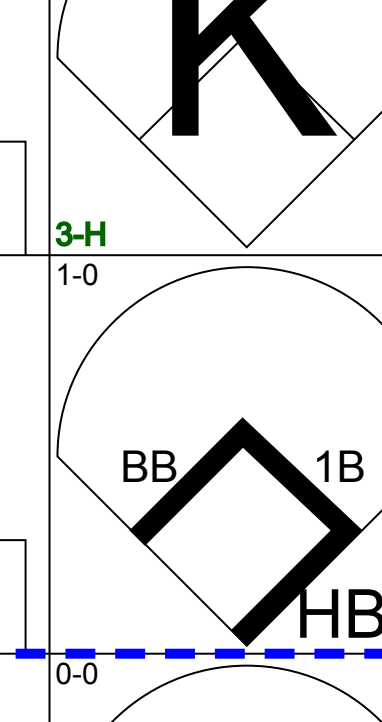
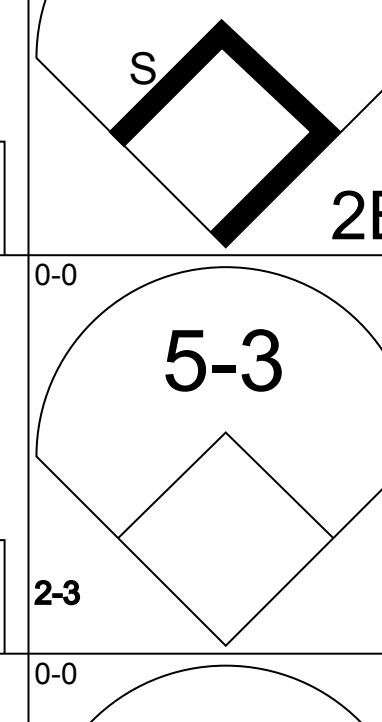
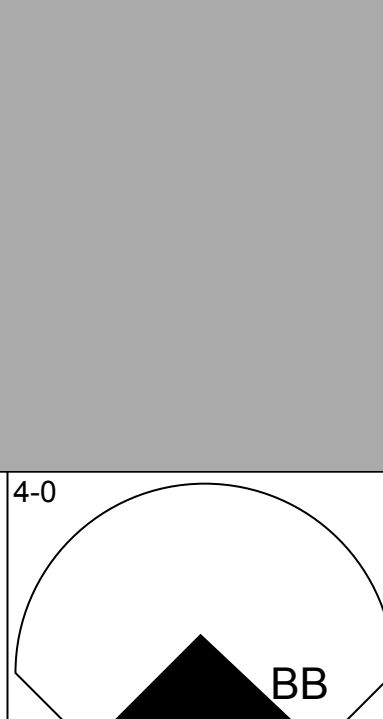
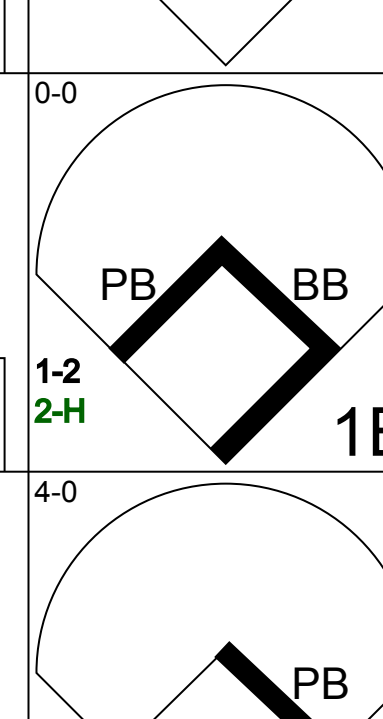
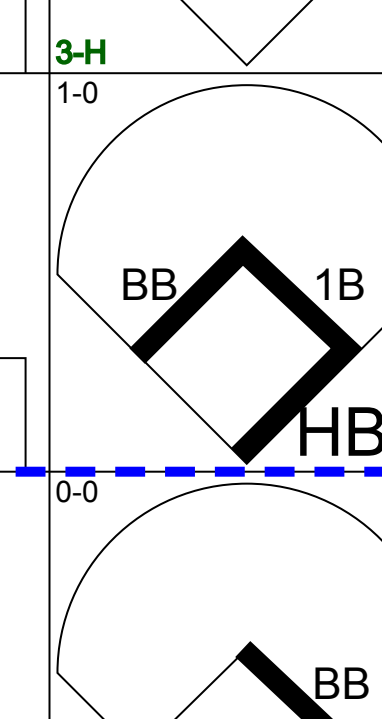
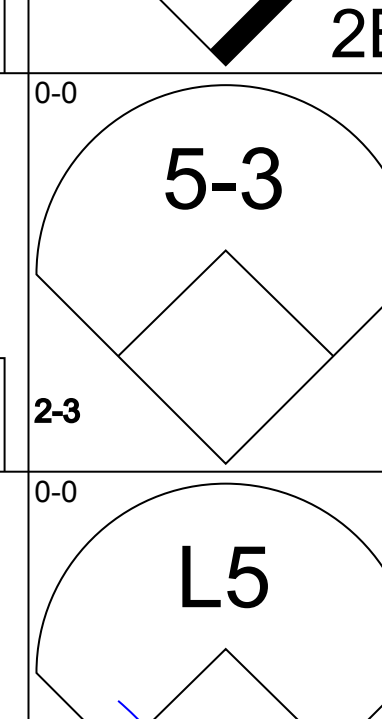
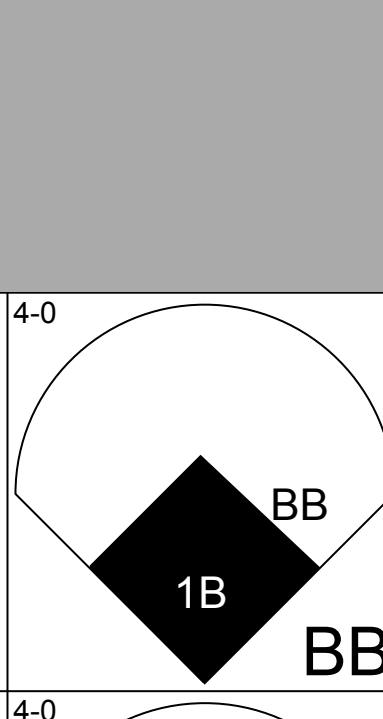
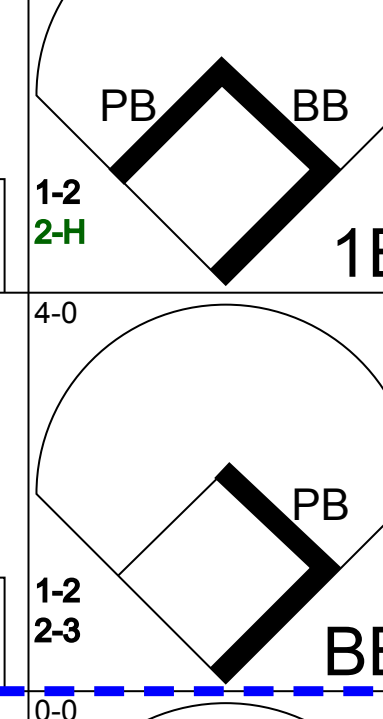
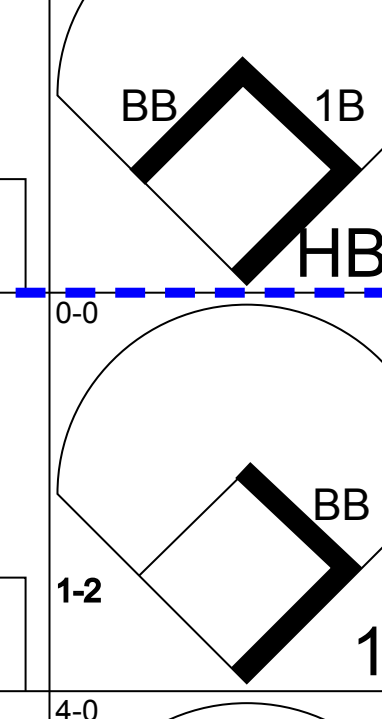

Batter	1	2	3	4	5	6	7	8	9	AB	R	H	RBI	BB	SO	LOB	BOTTOM								
Tom Poquette, L OBP: 0.333, SLG: 0.308 (1, 7)	G5-4-3		G3		HR		K		1-3	4	1	1	1	1	1	1	Minnesota Twins @ Kansas City Royals Royals Stadium, Kansas City, MO Tue May 11 1976, 4:33 AM EDT Att. 9,652 - Unknown - 76 F								
Amos Otis, R OBP: 0.411, SLG: 0.600 (1, 8)	G5-4-3			K	HR		1B			4	2	2	2	0	1	1									
George Brett, L OBP: 0.416, SLG: 0.439 (1, 5)				1B			1B		1B	3	0	3	1	1	0	0									
John Mayberry, L OBP: 0.300, SLG: 0.222 (1, 3)	6-3			1B	F9		L9			4	0	1	0	0	0	4									
Hal McRae, R OBP: 0.337, SLG: 0.375 (1, 10)		G4-6-3		K					1B	4	0	3	1	0	1	2									
Al Cowens, R OBP: 0.290, SLG: 0.274 (1, 9)		G4-6-3		F6			F7		1-3	4	0	0	0	0	0	6									
Frank White, R OBP: 0.197, SLG: 0.190 (1, 4)		F7		E	2B		F4		S	4	2	1	0	0	0	1									
Freddie Patek, R OBP: 0.417, SLG: 0.443 (1, 6)			K		F8		F9		SH1-4	3	0	0	0	0	1	2									
Buck Martinez, R OBP: 0.294, SLG: 0.529 (1, 2)		F9		K					F7	4	1	1	0	0	1	2									
Inning Stats	R: 0 E: 0 K: 0 S: 2	H: 0 LOB: 1 BB: 2 P: 10	R: 0 E: 0 K: 0 S: 3	H: 1 LOB: 0 BB: 0 P: 3	R: 0 E: 0 K: 1 S: 5	H: 0 LOB: 0 BB: 0 P: 5	R: 0 E: 0 K: 2 S: 9	H: 2 LOB: 2 BB: 0 P: 9	R: 3 E: 1 K: 1 S: 9	H: 3 LOB: 1 BB: 0 P: 9	R: 0 E: 0 K: 0 S: 4	H: 1 LOB: 1 BB: 0 P: 4	R: 2 E: 0 K: 1 S: 9	H: 4 LOB: 2 BB: 0 P: 9	R: 0 E: 0 K: 0 S: 4	H: 1 LOB: 0 BB: 0 P: 4	R: 1 E: 0 K: 0 S: 4	H: 1 LOB: 0 BB: 0 P: 4	1B: 9 2B: 2 3B: 0 HR: 1	SF: 0 SAC: 1 DP: 2 HBP: 0	WP: 0 PB: 0 SB: 1 CS: 0	PA: 37			
PITCHER	IP	WLS	BF	H	R	ER	SO	BB	IBB	HBP	BLK	WP	HR	S	P	ERA	WHIP								
Jim Hughes, R ERA: 5.74 (1, 1)	6.0	L	26	7	3	0	4	2	0	0	0	0	0	5	5	54.00	6.000								
Steve Luebber, R ERA: 6.61 (7, 1)	0.1	L	3	2	2	2	1	0	0	0	0	0	0	5	5	54.00	6.000								
Tom Burgmeier, L ERA: 1.17 (7, 1)	1.2		8	3	1	0	0	0	0	0	0	0	0	8	8	0.00	1.800								

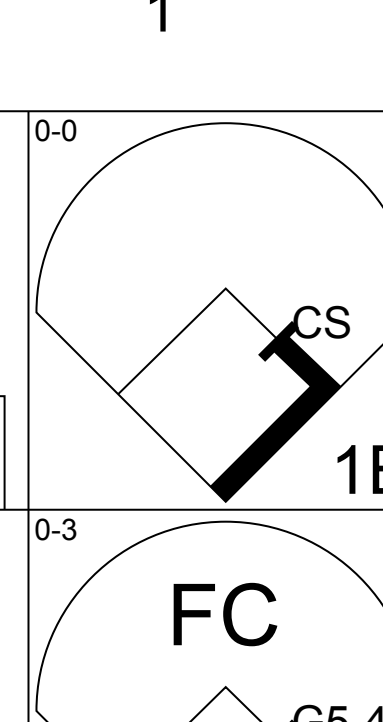
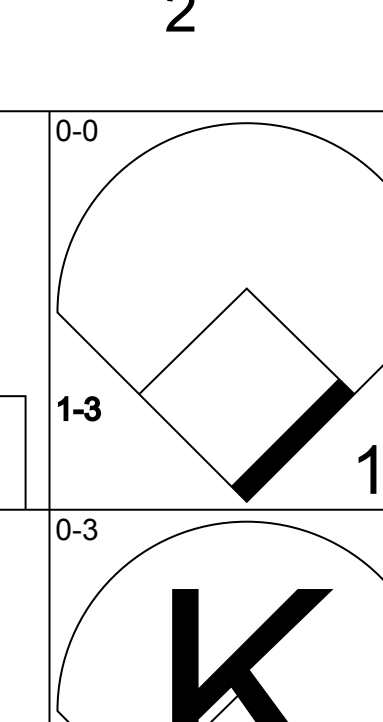
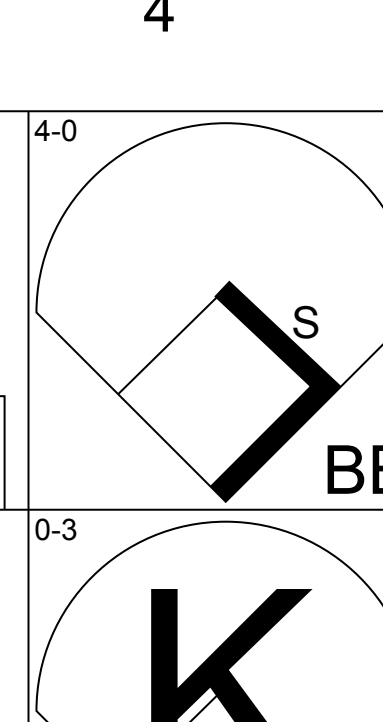
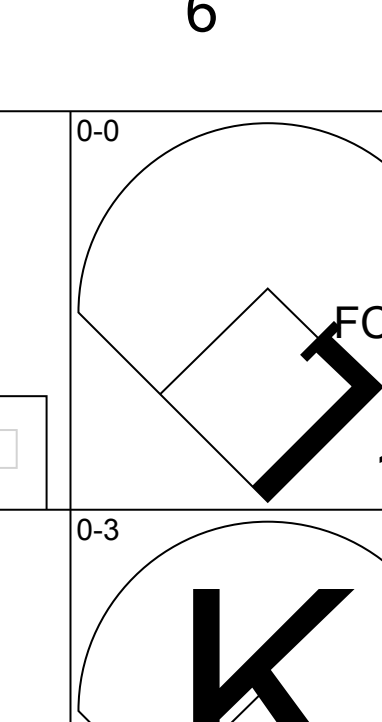
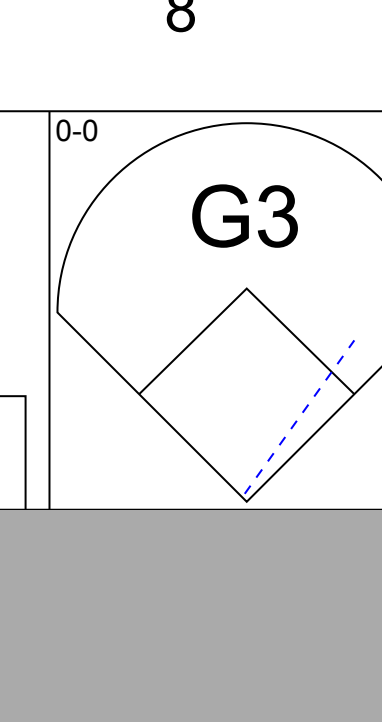
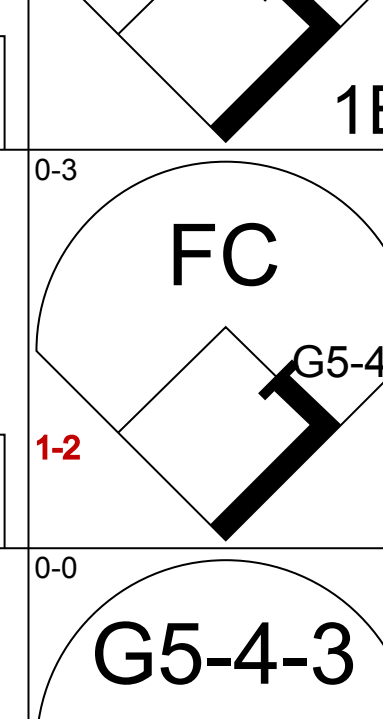
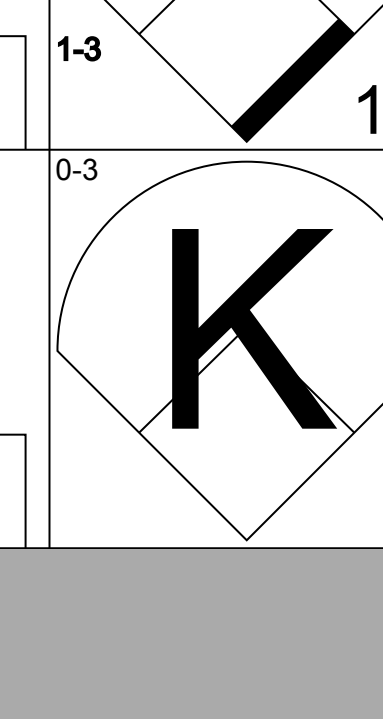
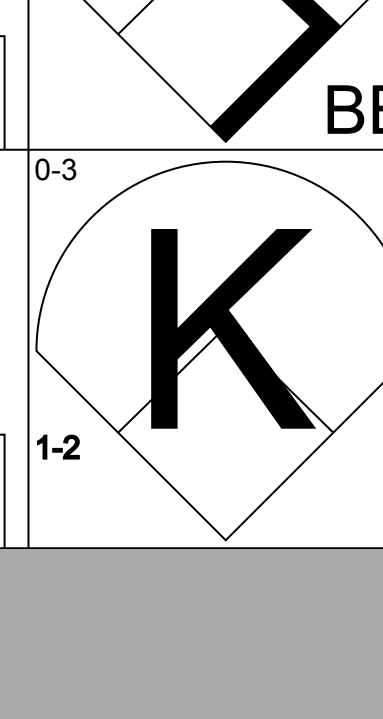
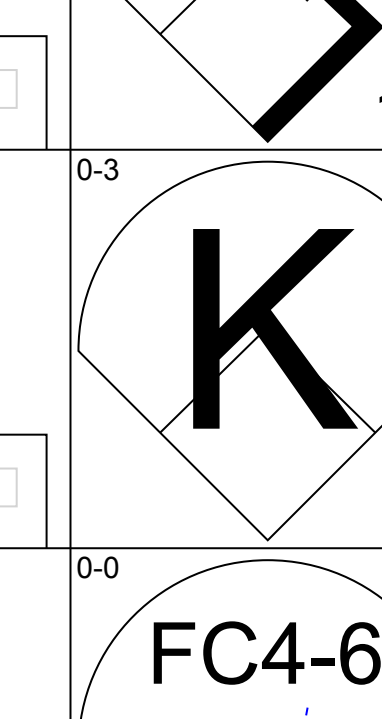
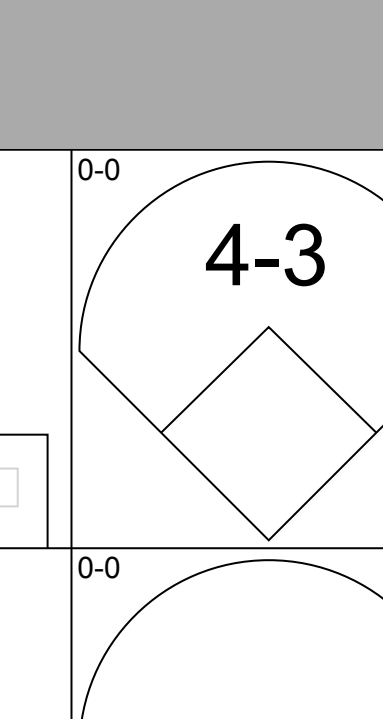
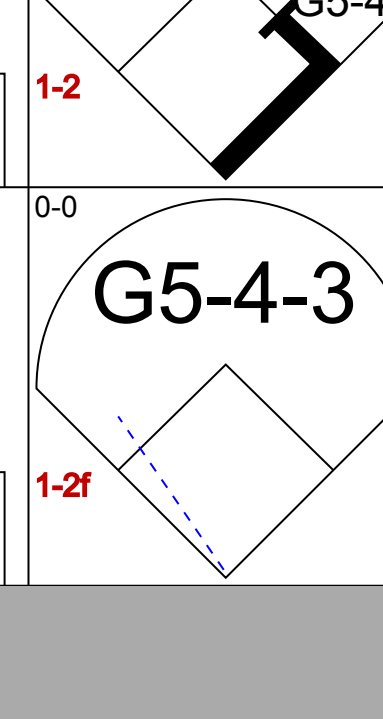
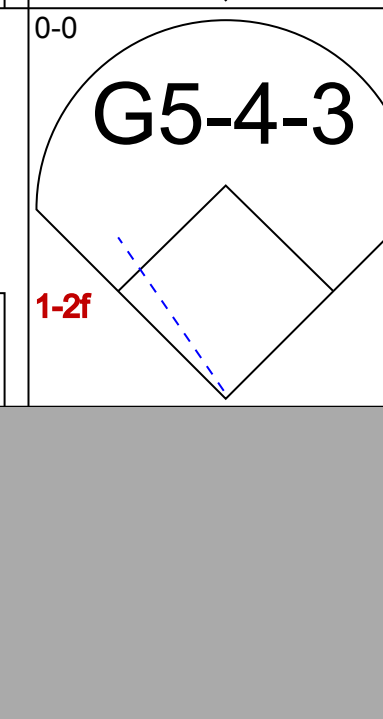
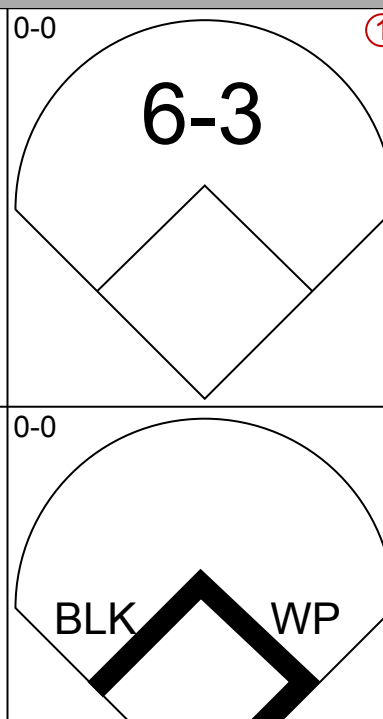
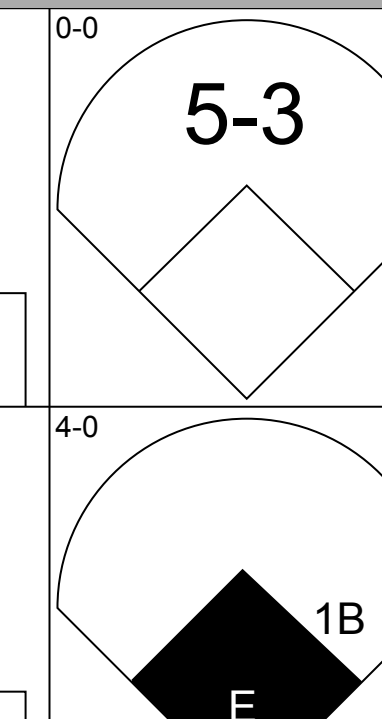
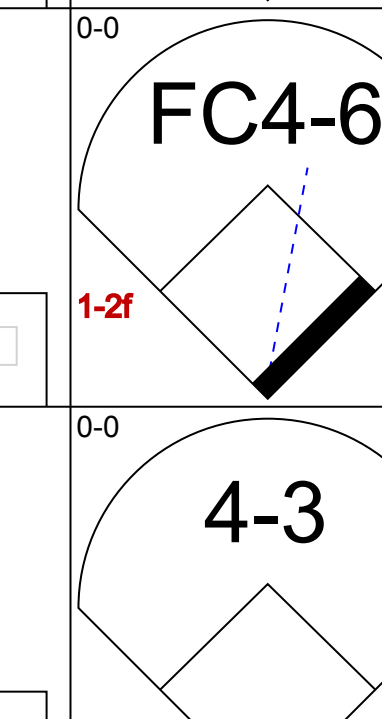
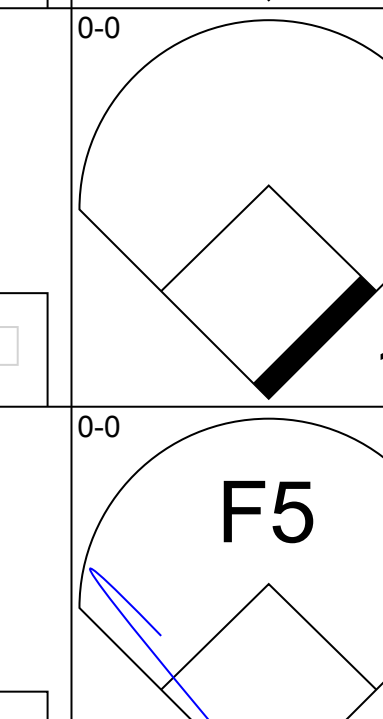
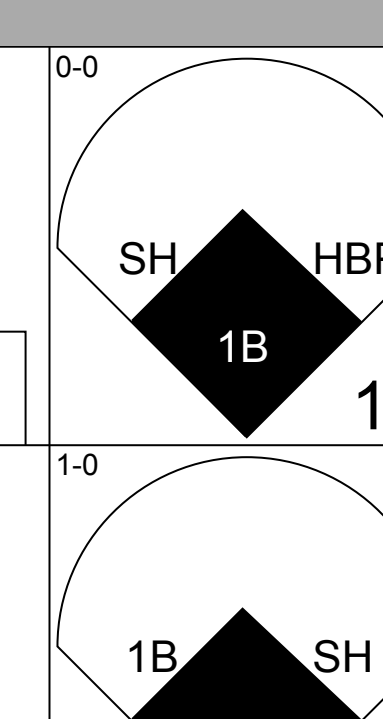
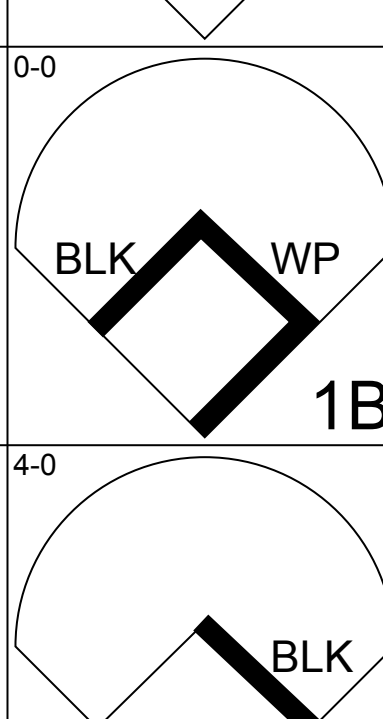
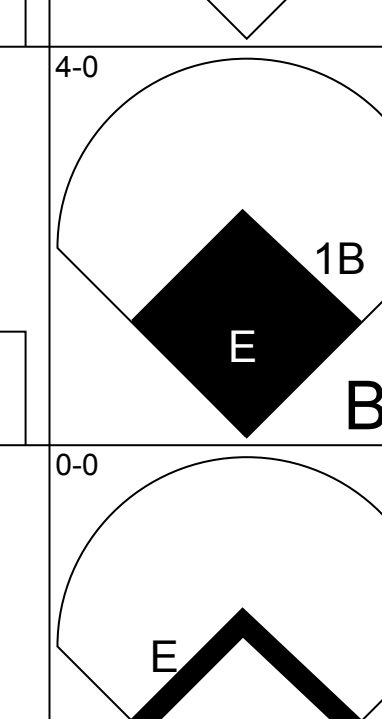
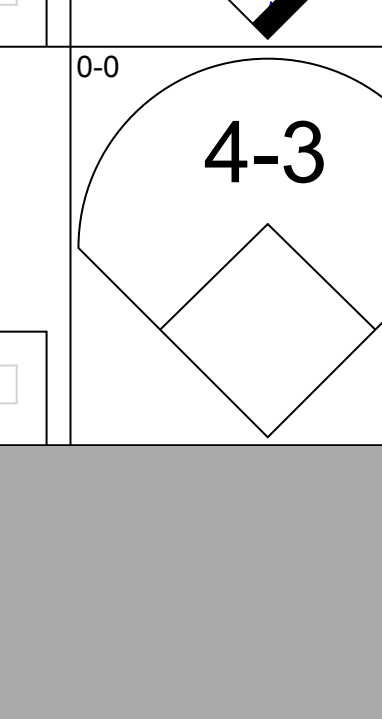
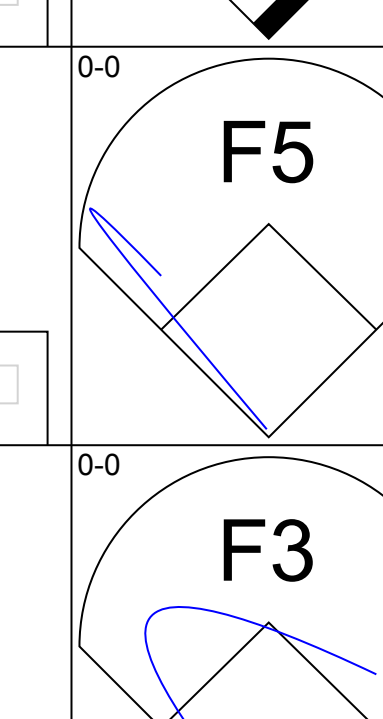
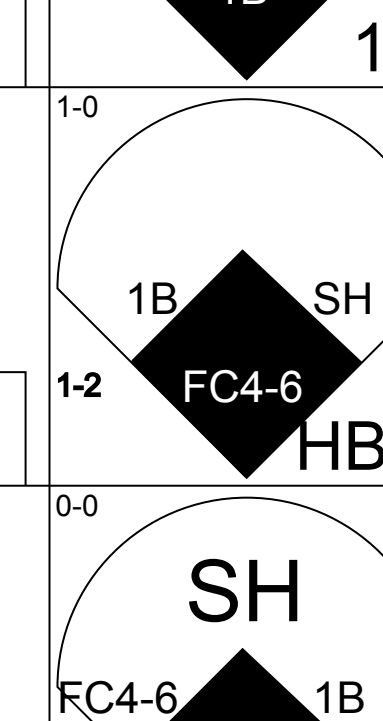
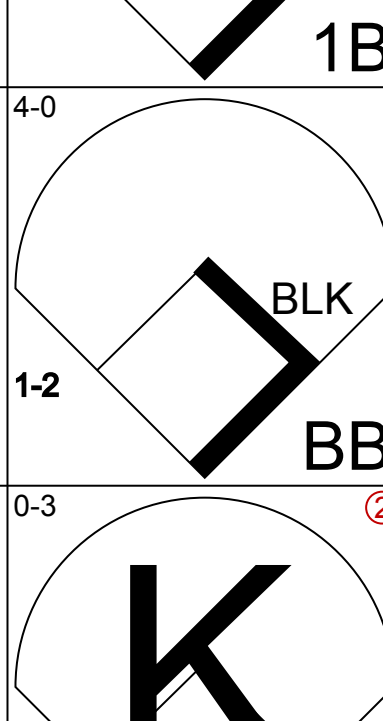
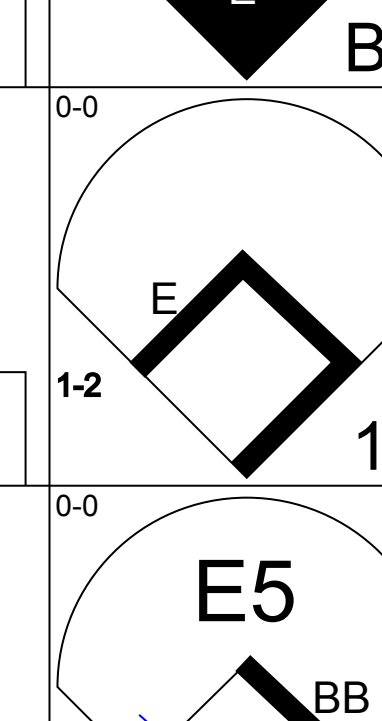
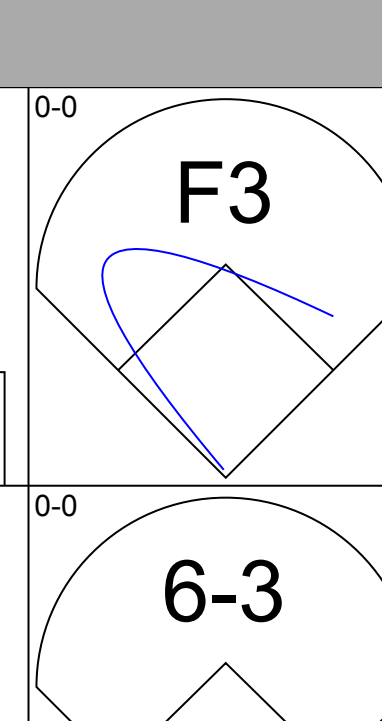
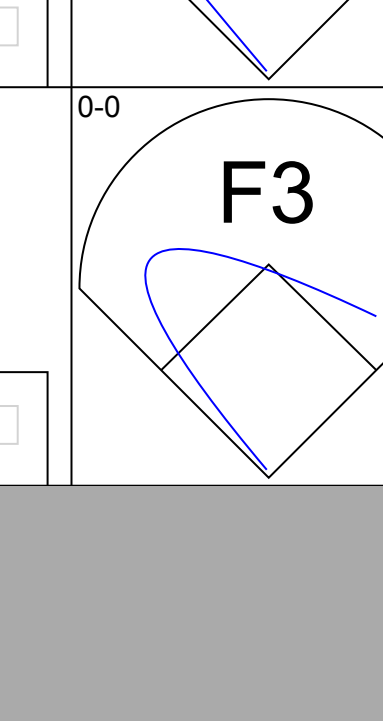
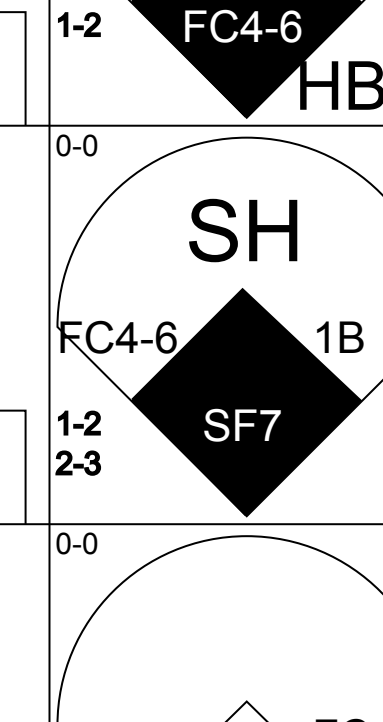
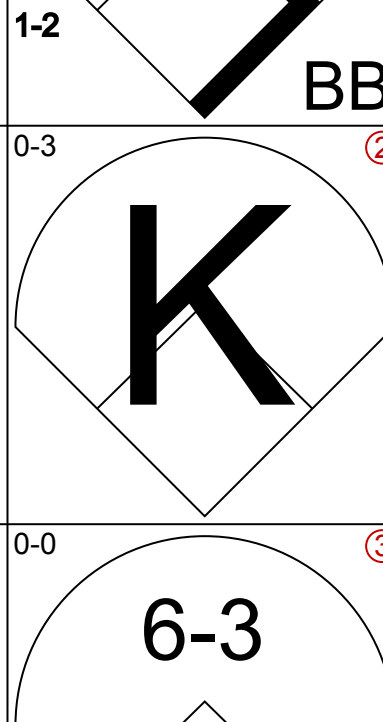
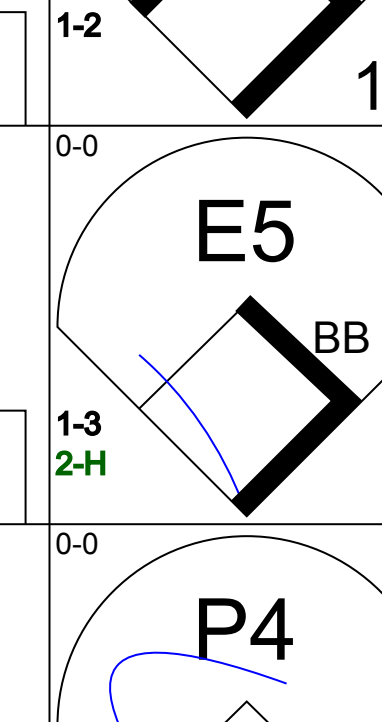
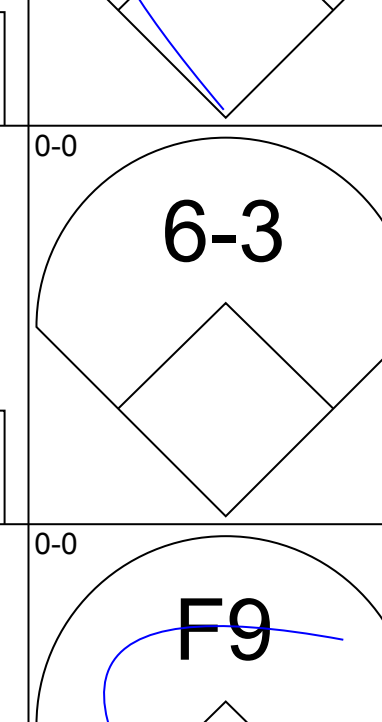
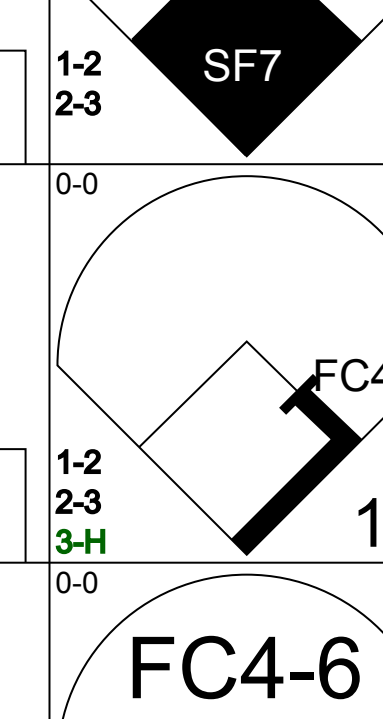
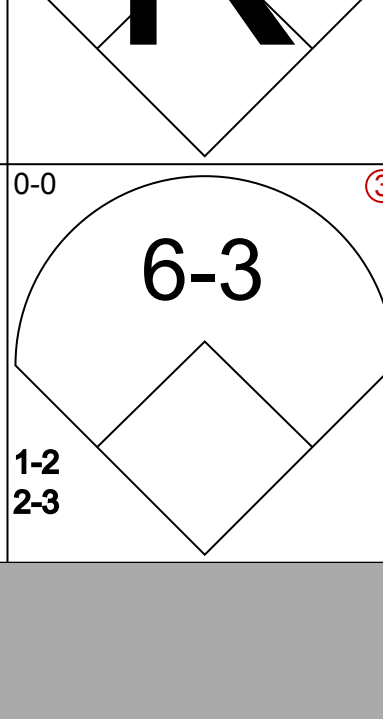
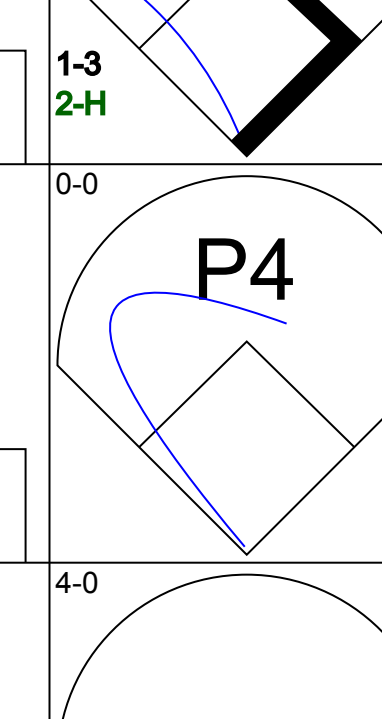
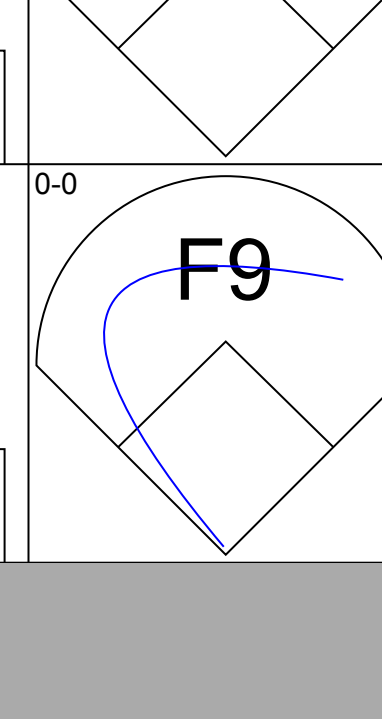
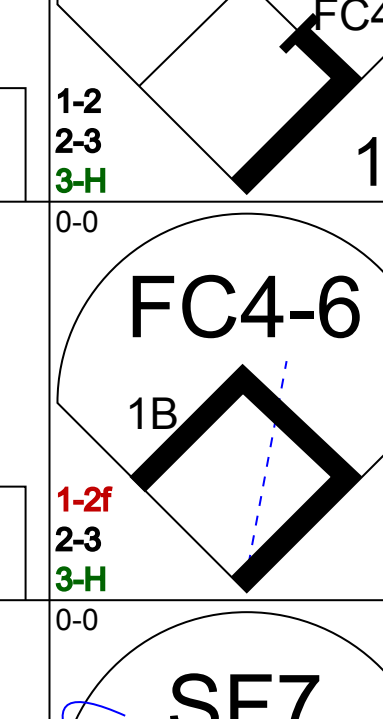
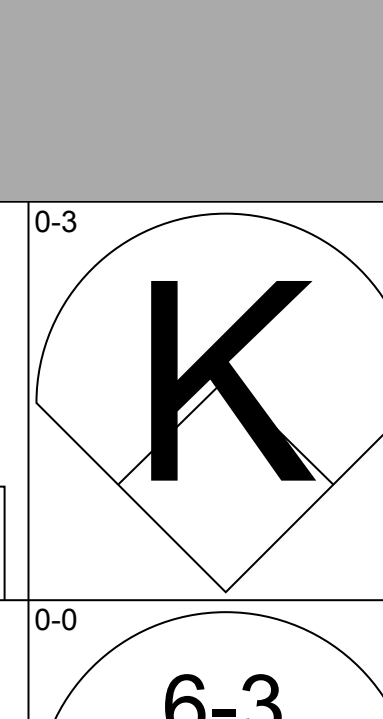
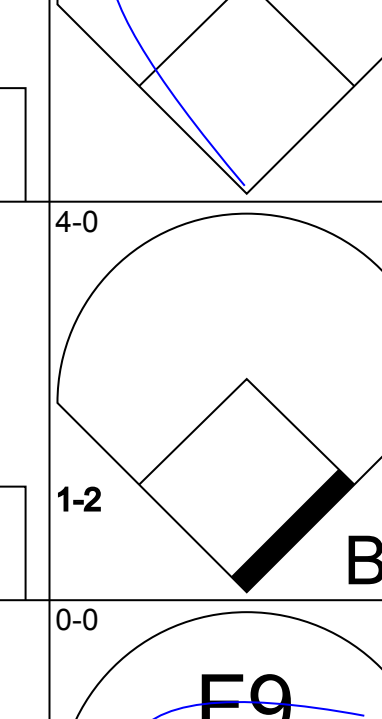
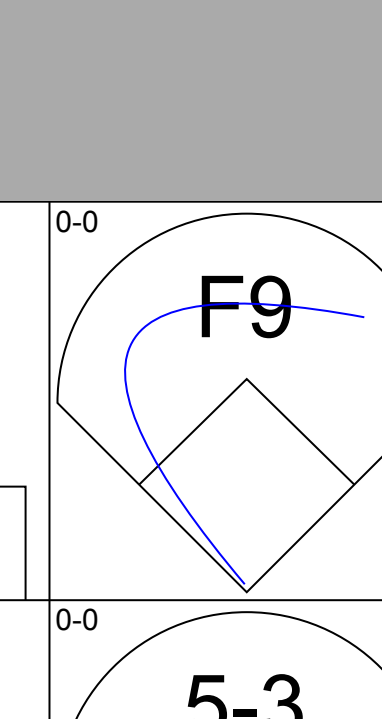
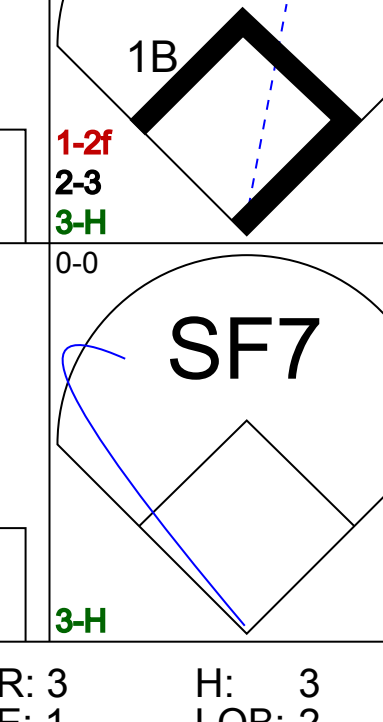
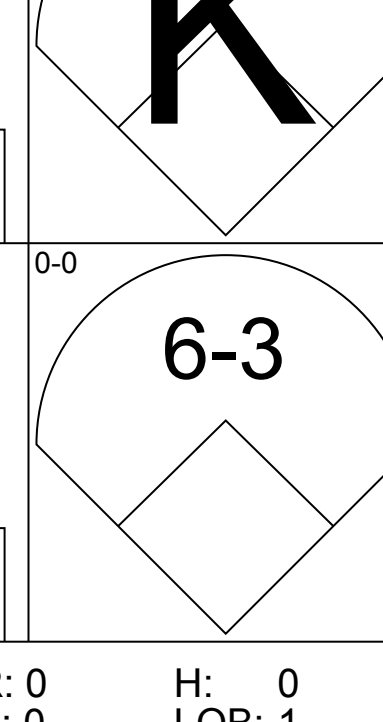
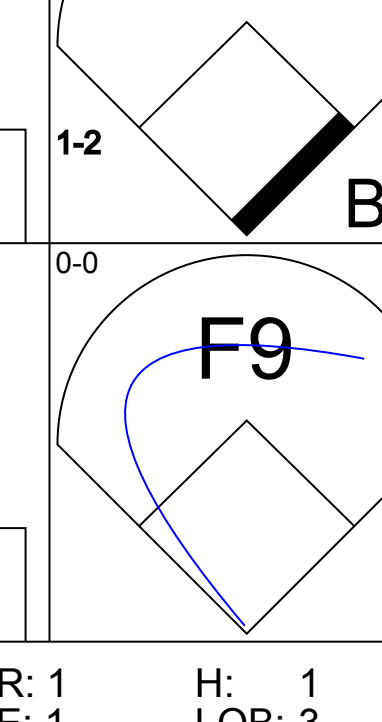
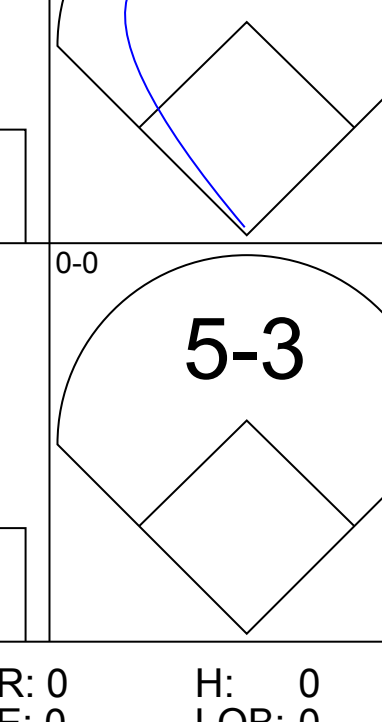
AB	38
R	3
H	11
RBI	3
BB	2
SO	5
LOB	20



Batter	1	2	3	4	5	6	7	8	9	AB	R	H	RBI	BB	SO	LOB	TOP								
Lyman Bostock, L OBP: 0.410, SLG: 0.479	0-0 4-3		0-0 3B		0-0 1B	0-0 G3			0-0 G3	5	1	2	0	0	0	1	Minnesota Twins @ Kansas City Royals Royals Stadium, Kansas City, MO Wed May 12 1976, 8:05 PM EDT Alt. 9,601 - Unknown - 61 F AB 36 R 5 H 6 RBI 4 BB 4 SO 2 LOB 19 								
Larry Hise, R OBP: 0.307, SLG: 0.297 Steve Brye, R OBP: 0.038, SLG: 0.042	0-0 5-3		0-0 5-3		0-0 FC4 1B				0-0 6-3	4	1	0	1	0	0	2									
Rod Carew, L OBP: 0.413, SLG: 0.456 Jerry Terrell, R OBP: 0.242, SLG: 0.258	0-0 F7			0-0 E4 1B	0-0 4-3 1B			0-0 E5 6-3	4	1	1	1	0	0	0	0									
Steve Braun, L OBP: 0.288, SLG: 0.254		0-0 4-3		0-0 E9 1B	0-0 4-3			0-0 6-3	5	0	1	1	0	0	3										
Butch Wynegar, S OBP: 0.353, SLG: 0.408		4-0 BB		4-0 BB	4-0 BB			0-0 F6	1	0	0	0	3	0	1										
Dan Ford, R OBP: 0.288, SLG: 0.400 Craig Kusick, R OBP: 0.400, SLG: 0.733	0-0 F9			0-3 K	0-0 F6			0-0 F9	3	0	0	0	0	1	5										
Bob Randall, R OBP: 0.347, SLG: 0.341	0-0 F7			0-0 F9	0-0 F4			0-0 F7	4	0	0	0	0	0	5										
Phil Roof, R OBP: 0.154, SLG: 0.231 Glenn Borgmann, R			0-0 F8	0-0 G3				0-0 F9	1	0	0	0	0	0	0	0									
Luis Gomez, R OBP: 0.429, SLG: 0.333			0-0 F5		4-0 1B FC4 BB	0-3 K		0-0 G3 WP 6-3 1B	3	2	1	0	1	1	0										
Inning Stats	R: 0 E: 0 K: 0 S: 3	H: 0 LOB: 0 BB: 3	R: 0 E: 0 K: 0 S: 3	H: 0 LOB: 1 BB: 1 P: 7	R: 0 E: 0 K: 0 S: 4	H: 1 LOB: 1 BB: 0 P: 4	R: 1 E: 2 K: 1 S: 7	H: 1 LOB: 2 BB: 1 P: 11	R: 3 E: 1 K: 0 S: 6	H: 2 LOB: 2 BB: 2 P: 14	R: 0 E: 0 K: 1 S: 5	H: 0 LOB: 0 BB: 0 P: 5	R: 0 E: 1 K: 0 S: 4	H: 0 LOB: 1 BB: 0 P: 4	R: 0 E: 0 K: 0 S: 3	H: 0 LOB: 0 BB: 0 P: 3		R: 1 E: 0 K: 0 S: 5	H: 2 LOB: 1 BB: 0 P: 5	1B: 4 2B: 1 3B: 1 HR: 0	SF: 0 SAC: 0 DP: 0 HBP: 0	WP: 1 PB: 0 SB: 0 CS: 0	PA: 40		
PITCHER	IP	WLS	BF	H	R	ER	SO	BB	IBB	HBP	BLK	WP	HR	S	P	ERA	WHIP								
Steve Busby, R ERA: 3.82	4.1		23	4	4	2	1	4	0	0	0	0	0	21	37	4.15	1.846								
Marty Pattin, R ERA: 3.55	2.2	W	9	0	0	0	1	0	0	0	0	0	0	11	11	0.00	0.000								
Tom Hall, L ERA: 4.76	1.0		3	0	0	0	0	0	0	0	0	0	0	3	3	0.00	0.000								
Steve Mingo, L ERA: 6.75	1.0		5	2	1	1	0	0	0	0	0	1	0	5	5	9.00	2.000								

Batter	1	2	3	4	5	6	7	8	9	AB	R	H	RBI	BB	SO	LOB	BOTTOM								
Tom Poquette, L OBP: 0.381, SLG: 0.579	0-0 K		0-0 F9 E 2B	0-0 F6		0-0 1B 2B			0-3 K	6	1	3	4	0	2	1	Minnesota Twins @ Kansas City Royals Royals Stadium, Kansas City, MO Wed May 12 1976, 8:05 PM EDT Alt. 9,601 - Unknown - 61 F AB 43 R 17 H 22 RBI 16 BB 4 SO 5 LOB 18 								
Amos Otis, R OBP: 0.406, SLG: 0.580	0-0 1B		0-0 F9 2B	0-0 F6 1B		0-0 F9 1B			0-0 6-3	6	1	2	0	0	4										
George Brett, L OBP: 0.426, SLG: 0.448 Jamie Quirk, L OBP: 0.400, SLG: 0.400	0-0 2B 1B	0-0 1B 1B	0-0 E3 2B 1B	0-0 4-3		0-0 2B 1B			0-0 1B 1B	5	3	3	2	0	2	2									
John Mayberry, L OBP: 0.305, SLG: 0.234 Tony Solaita, L OBP: 0.397, SLG: 0.571	0-3 K	0-0 1B 1B	0-0 2B 1B	0-0 4-3		0-0 L8 4-3			0-0 1B 1B	5	2	2	0	0	1	4									
Hal McRae, R OBP: 0.359, SLG: 0.402 Al Fitzmorris, S (3, PR)	4-0 2B 1B	0-0 2B 1B	0-0 SF7 1B	0-0 4-3		0-0 K			0-0 1B 1B	2	2	2	2	1	0	0									
Fran Healy, R OBP: 0.250, SLG: 0.125	0-0 2B BB	0-0 2B 1B	0-0 SF7 1B	0-0 4-3		0-0 K			0-0 1B 1B	0	0	0	0	0	0	0									
Al Cowens, R OBP: 0.258, SLG: 0.307	0-0 E 2B	0-0 SF7 2B	0-0 SF8	0-0 F7		0-0 F6			0-0 F6	4	2	2	4	0	1										
Bob Stinson, S OBP: 0.421, SLG: 0.438	0-0 E5 3B 1B	0-0 SF7 2B	0-0 5-3			0-0 1B 1B			0-0 1B 1B	4	2	3	2	0	1										
Freddie Patek, R OBP: 0.416, SLG: 0.438	4-0 WP 3B BB	0-0 SF9		0-0 L4		0-0 F8			0-0 G4-6-3 1B	3	1	1	2	1	1										
Frank White, R OBP: 0.227, SLG: 0.197	4-0 1-2 3B BB	0-0 1-3		4-0 1B BB		0-0 2B 1B			0-0 G4-6-3	3	2	1	0	2	2										
Inning Stats	R: 7 E: 1 K: 2 S: 12	H: 5 LOB: 3 BB: 3 P: 24	R: 4 E: 0 K: 0 S: 7	H: 4 LOB: 0 BB: 0 P: 7	R: 3 E: 1 K: 0 S: 7	H: 3 LOB: 1 BB: 0 P: 7	R: 0 E: 0 K: 0 S: 4	H: 1 LOB: 2 BB: 1 P: 8	R: 0 E: 0 K: 1 S: 5	H: 0 LOB: 0 BB: 0 P: 5	R: 2 E: 0 K: 0 S: 7	H: 4 LOB: 2 BB: 0 P: 7	R: 1 E: 0 K: 0 S: 5	H: 3 LOB: 1 BB: 0 P: 5	R: 0 E: 0 K: 2 S: 9	H: 2 LOB: 2 BB: 0 P: 9	1B: 16 2B: 5 3B: 1 HR: 0	SF: 3 SAC: 0 DP: 1 HBP: 0	WP: 1 PB: 0 SB: 1 CS: 0	PA: 50					
PITCHER	IP	WLS	BF	H	R	ER	SO	BB	IBB	HBP	BLK	WP	HR	S	P	ERA	WHIP								
Joe Decker, R ERA: 5.91	1.0	L	14	8	10	10	2	3	0	0	0	0	0	15	27	90.00	11.000								
Vic Albury, L ERA: 5.59	4.2		25	9	6	4	1	1	0	0	0	0	0	26	30	7.71	2.143								
Mike Pazik, L ERA: 4.26	2.1		11	5	1	1	2	0	0	0	0	0	0	15	15	3.86	2.143								


Batter	1	2	3	4	5	6	7	8	9	AB	R	H	RBI	BB	SO	LOB	TOP					
Lyman Bostock, L OBP: 0.386, SLG: 0.449 (1, 8)										5	0	0	0	0	1	7	Minnesota Twins @ California Angels Anaheim Stadium, Anaheim, CA Fri May 14, 1976, 10:05 PM EDT Att: 11,522 - Unknown					
Larry Hiele, R OBP: 0.311, SLG: 0.295 (1, 7)										4	1	1	1	1	1	0						
Rod Carew, L OBP: 0.404, SLG: 0.436 (1, 3)										4	0	0	0	1	1	3						
Steve Braun, L OBP: 0.299, SLG: 0.246 (1, 10)										2	2	0	0	2	0	1						
Craig Kusick, R OBP: 0.389, SLG: 0.710 (9, PH)										1	0	0	0	0	0	0						
Butch Wynegar, S OBP: 0.367, SLG: 0.427 (1, 2)										4	2	2	2	1	0	0						
Dan Ford, R OBP: 0.275, SLG: 0.411 (1, 9)										5	0	2	0	0	3	2						
Danny Thompson, R OBP: 0.267, SLG: 0.259 (1, 6)										4	0	1	1	0	1	3						
Bob Randall, R OBP: 0.377, SLG: 0.348 (1, 4)										2	1	1	0	2	0	1						
Dave McKay, S OBP: 0.315, SLG: 0.253 (1, 5)										2	0	0	0	2	0	2						
Inning Stats	R: 0 E: 1 K: 1 S: 5	H: 0 LOB: 1 BB: 1 P: 9	R: 0 E: 0 K: 2 S: 7	H: 0 LOB: 0 BB: 0 P: 7	R: 1 E: 0 K: 1 S: 5	H: 1 LOB: 1 BB: 2 P: 13	R: 2 E: 0 K: 1 S: 6	H: 1 LOB: 2 BB: 3 P: 18	R: 3 E: 1 K: 1 S: 7	H: 2 LOB: 3 BB: 3 P: 20	R: 0 E: 0 K: 0 S: 5	H: 0 LOB: 0 BB: 0 P: 5	R: 0 E: 0 K: 0 S: 4	H: 1 LOB: 1 BB: 0 P: 4	R: 0 E: 0 K: 0 S: 3	H: 0 LOB: 0 BB: 0 P: 3	R: 0 E: 0 K: 0 S: 5	H: 2 LOB: 2 BB: 0 P: 5	1B: 5 2B: 2 3B: 0 HR: 0	SF: 0 SAC: 0 DP: 0 HBP: 1	WP: 2 PB: 1 CS: 0	PA: 43
PITCHER	IP	WLS	BF	H	R	ER	SO	BB	IBB	HBP	BLK	WP	HR	S	P	ERA	WHIP					
Nolan Ryan, R ERA: 3.63 (1, 1)	3.1		17	2	3	2	5	6	0	0	1	0	0	21	45	5.40	2.400					
Paul Hartzell, R ERA: 3.12 (4, 1)	1.1	L	8	1	3	3	1	2	0	1	0	2	0	7	16	20.25	2.250					
Mickey Scott, L ERA: (5, 1)	4.1		18	4	0	0	1	1	0	0	0	0	0	19	23	0.00	1.154					

Batter	1	2	3	4	5	6	7	8	9	AB	R	H	RBI	BB	SO	LOB	BOTTOM					
Jerry Remy, L OBP: 0.313, SLG: 0.289 (1, 4)										4	0	3	0	1	0	0	Minnesota Twins @ California Angels Anaheim Stadium, Anaheim, CA Fri May 14, 1976, 10:05 PM EDT Att: 11,522 - Unknown					
Dave Chalk, R OBP: 0.313, SLG: 0.307 (1, 6)										4	0	0	0	0	3	5						
Rusty Torres, S OBP: 0.307, SLG: 0.360 (9, PH)										1	0	0	0	0	0	0						
Bobby Bonds, R OBP: 0.448, SLG: 0.573 (1, 9)										5	0	1	0	0	0	2						
Bruce Bochte, L OBP: 0.375, SLG: 0.342 (1, 3)										4	2	2	0	1	0	2						
Bill Melton, R OBP: 0.289, SLG: 0.368 (1, 10)										3	1	1	0	1	0	1						
Leroy Stanton, R OBP: 0.326, SLG: 0.351 (1, 8)										3	1	0	0	0	1	3						
Orlando Alvarez, R OBP: 0.250, SLG: 0.625 (1, 7)										4	0	1	1	0	0	4						
Adrian Garrett, L OBP: 0.222, SLG: 0.188 (1, 2)										3	0	0	1	1	1	2						
Ron Jackson, R OBP: 0.208, SLG: 0.150 (1, 5)										1	0	0	1	0	0	0						
Joe Lahoud, L OBP: 0.267, SLG: 0.295 (5, PH)										1	0	0	0	0	0	3						
Orlando Ramirez, R OBP: 0.274, SLG: 0.224 (6, 6)										1	0	0	0	0	0	0						
Inning Stats	R: 0 E: 0 K: 0 S: 5	H: 1 LOB: 0 BB: 0 P: 5	R: 3 E: 1 K: 1 S: 9	H: 3 LOB: 2 BB: 0 P: 10	R: 0 E: 0 K: 1 S: 6	H: 1 LOB: 2 BB: 1 P: 10	R: 0 E: 0 K: 2 S: 7	H: 0 LOB: 1 BB: 1 P: 11	R: 1 E: 1 K: 0 S: 5	H: 1 LOB: 3 BB: 2 P: 13	R: 0 E: 0 K: 1 S: 6	H: 1 LOB: 1 BB: 0 P: 6	R: 0 E: 0 K: 0 S: 3	H: 0 LOB: 0 BB: 0 P: 3	R: 0 E: 0 K: 0 S: 3	H: 0 LOB: 0 BB: 0 P: 3	R: 0 E: 0 K: 0 S: 4	H: 1 LOB: 1 BB: 0 P: 4	1B: 8 2B: 0 3B: 0 HR: 0	SF: 1 SAC: 1 DP: 1 HBP: 1	WP: 2 PB: 0 CS: 1	PA: 41
PITCHER	IP	WLS	BF	H	R	ER	SO	BB	IBB	HBP	BLK	WP	HR	S	P	ERA	WHIP					
Dave Goltz, R ERA: 5.85 (1, 1)	9.0	W	41	8	4	2	6	4	0	1	1	2	0	48	65	2.00	1.333					

AB	33
R	6
H	7
RBI	4
BB	9
SO	7
LOB	19



AB	34
R	4
H	8
RBI	3
BB	4
SO	5
LOB	22



Batter	1	2	3	4	5	6	7	8	9	AB	R	H	RBI	BB	SO	LOB	TOP				
Lyman Bostock, L (1, 8) <small>OBP: 0.375, SLG: 0.434</small> Steve Brye, R (8, 8) <small>OBP: 0.038, SLG: 0.042</small>	0-0 6-3	0-0 FC6-4 1-2 1B	0-0 G1-2-3		0-0 4-3			0-0 4-3		5	0	1	0	0	0	4					
Larry Hiele, R (1, 7) <small>OBP: 0.315, SLG: 0.300</small>	0-3 K	0-0 FC6-4 1-2		0-0 SH2-3 1B			0-3 K	0-0 1B		5	0	2	0	0	2	2					
Rod Carew, L (1, 3) <small>OBP: 0.389, SLG: 0.418</small>	0-0 5-3 1-2		0-0 E9 2B	0-0 SH2-3 1-2		0-0 G3		0-0 G1		4	1	0	0	0	2						
Steve Braun, L (1, 10) <small>OBP: 0.309, SLG: 0.264</small> Craig Kuskick, R (9, PH) <small>OBP: 0.405, SLG: 0.710</small> Jerry Terrell, R (9, PR) <small>OBP: 0.242, SLG: 0.258</small>	4-0 BB		0-0 HR 2B	0-0 4-3		0-0 F2		4-0 SH1-3 BB		3	1	1	1	1	0	1					
Butch Wynegar, S (1, 2) <small>OBP: 0.372, SLG: 0.468</small>	0-3 K		0-0 HR	0-3 K			0-0 FC6-4 1B	0-0 SH1-3 1-2		4	1	2	2	0	2	3					
Dan Ford, R (1, 9) <small>OBP: 0.290, SLG: 0.420</small>		0-0 1B G6-4-3	0-0 1B FC6-2		0-0 6-3 SH2-3 1B		0-0 FC6-4 1-2 FC4-6	0-3 K		5	2	3	0	0	1	3					
Danny Thompson, R (1, 6) <small>OBP: 0.278, SLG: 0.271</small>		0-0 G6-4-3 1B	0-0 FC6-2 1B G1-2-3		0-0 SH2-3 1-2		0-0 FC4-6 1-2 FC5-4	0-0 4-3		4	0	2	0	0	0	3					
Bob Randall, R (1, 4) <small>OBP: 0.368, SLG: 0.340</small>		0-0 G6-4-3 1-2 3-H	0-0 FC6-2 1B		0-0 6-3 2-3		0-0 FC5-4 1-2			4	0	1	0	0	0	3					
Dave McKay, S (1, 5) <small>OBP: 0.323, SLG: 0.265</small>		0-0 1B	0-0 FC6-2 1-2 2-3 3-H		0-0 1B 3-H			0-0 L5		4	0	2	1	0	0	3					
Inning Stats	R: 0 E: 0 K: 2 S: 8	H: 0 LOB: 2 BB: 1 P: 12	R: 1 E: 0 K: 0 S: 6	H: 4 LOB: 2 BB: 0 P: 6	R: 3 E: 1 K: 0 S: 8	H: 5 LOB: 2 BB: 0 P: 8	R: 0 E: 0 K: 1 S: 6	H: 1 LOB: 1 BB: 0 P: 6	R: 1 E: 0 K: 0 S: 5	H: 2 LOB: 1 BB: 0 P: 5	R: 0 E: 0 K: 1 S: 4	H: 1 LOB: 1 BB: 0 P: 4	R: 0 E: 0 K: 0 S: 4	H: 1 LOB: 2 BB: 1 P: 4	R: 0 E: 0 K: 1 S: 5	H: 0 LOB: 0 BB: 1 P: 9	1B: 12 2B: 1 3B: 0 HR: 1	SF: 0 SAC: 0 DP: 2 HBP: 0	WP: 0 PB: 1 CS: 0	PA: 43	
PITCHER	IP WLS BF	H R ER	SO BB IBB	HBP BLK	WP HR S	P ERA WHIP															
Gary Ross, R (1, 1) <small>ERA: 3.52</small> Andy Hassler, L (3, 1) <small>ERA: 5.91</small>	2.0 L 16	8 4 3	2 2 1	0 0 0	0 0 0	1 19 23	13.50 4.500 1.29														

Minnesota Twins @ California Angels
Anaheim Stadium, Anaheim, CA
Sat May 15 1976, 10:05 PM EDT
Unknown - 71 F

AB 38
R 5
H 14
RBI 4
BB 2
SO 5
LOB 24



Batter	1	2	3	4	5	6	7	8	9	AB	R	H	RBI	BB	SO	LOB	BOTTOM					
Jerry Remy, L (1, 4) <small>OBP: 0.319, SLG: 0.304</small>	0-0 1B 2B		0-0 F9		0-0 1-2 1B		0-3 K			4	1	2	0	0	1	0						
Rusty Torres, S (1, 8) <small>OBP: 0.297, SLG: 0.346</small>	0-3 K		0-0 4-3		0-0 F8 2-3		0-0 1-3			4	0	0	0	0	1	3						
Bobby Bonds, R (1, 9) <small>OBP: 0.440, SLG: 0.558</small>	0-0 CS 2-H 1B		0-0 F8		0-3 K		0-3 K			4	0	1	1	0	2	2						
Bruce Bochte, L (1, 3) <small>OBP: 0.379, SLG: 0.342</small>	0-3 K			0-3 K		4-0 FC6-4 BB		0-0 1B		3	0	1	0	1	2	1						
Joe Lahoud, L (1, 7) <small>OBP: 0.265, SLG: 0.209</small>		0-0 1B		0-0 F7		0-0 F7		0-3 K		4	0	1	0	0	1	2						
Bill Melton, R (1, 10) <small>OBP: 0.280, SLG: 0.355</small>	0-3 K		0-0 F8		0-3 K			0-0 4-3		4	0	0	0	0	2	2						
Dave Chalk, R (1, 5) <small>OBP: 0.313, SLG: 0.317</small> Ed Herrmann, L (9, PH) <small>OBP: 0.233, SLG: 0.395</small>	0-3 K				0-0 1B FC6-4 2B		0-0 FC6-4 1-2	0-3 K		3	1	1	0	0	1	2						
Andy Etchebarren, R (1, 2) <small>OBP: 0.318, SLG: 0.283</small>	0-0 1-3 1B		0-0 FC6-4 1B		0-0 FC6-4 1B		0-0 F9		0-0 6-3	4	0	2	0	0	0	0						
Orlando Ramirez, R (1, 6) <small>OBP: 0.263, SLG: 0.214</small>	0-3 K		0-0 FC6-4 F8 1B		0-0 5-3					3	0	0	1	0	1	3						
Inning Stats	R: 1 E: 0 K: 2 S: 8	H: 2 LOB: 0 BB: 0 P: 8	R: 0 E: 0 K: 3 S: 11	H: 2 LOB: 0 BB: 0 P: 11	R: 0 E: 0 K: 0 S: 3	H: 0 LOB: 0 BB: 0 P: 3	R: 0 E: 0 K: 1 S: 5	H: 0 LOB: 0 BB: 0 P: 5	R: 1 E: 0 K: 1 S: 8	H: 3 LOB: 2 BB: 0 P: 8	R: 0 E: 0 K: 1 S: 5	H: 0 LOB: 1 BB: 1 P: 9	R: 0 E: 0 K: 1 S: 5	H: 0 LOB: 0 BB: 0 P: 5	R: 0 E: 0 K: 2 S: 8	H: 1 LOB: 1 BB: 0 P: 8	R: 0 E: 0 K: 1 S: 5	H: 0 LOB: 0 BB: 0 P: 5	1B: 6 2B: 2 3B: 0 HR: 0	SF: 0 SAC: 0 DP: 0 HBP: 0	WP: 0 PB: 0 CS: 1	PA: 35
PITCHER	IP WLS BF	H R ER	SO BB IBB	HBP BLK	WP HR S	P ERA WHIP																
Bert Blyleven, R (1, 1) <small>ERA: 3.22</small>	9.0 W 35	8 2 2	12 1 0	0 0 0	0 0 0	0 0 58	2.00 1.000 1.000															

Minnesota Twins @ California Angels
Anaheim Stadium, Anaheim, CA
Sat May 15 1976, 10:05 PM EDT
Unknown - 71 F

AB 34
R 2
H 8
RBI 2
BB 1
SO 12
LOB 15



Batter	1	2	3	4	5	6	7	8	9	AB	R	H	RBI	BB	SO	LOB	TOP			
Larry Hise, R OBP: 0.322, SLG: 0.306	6-3	F3					FC6-4			4	0	1	0	0	0	2				
Rod Carew, L OBP: 0.407, SLG: 0.425	3-1		K				4-3			4	0	1	0	0	1	2				
Steve Braun, L OBP: 0.287, SLG: 0.244	3-1		G1				F8			4	0	0	0	0	0	2				
Butch Wynegar, S OBP: 0.398, SLG: 0.481	IBB		FC5-4				1B			2	0	2	0	2	0	0				
Dan Ford, R OBP: 0.299, SLG: 0.454	K		FC5-4				F4			4	0	0	0	0	2	5				
Craig Kusick, R OBP: 0.378, SLG: 0.595		K					F3			4	0	0	0	0	2	2				
Danny Thompson, R OBP: 0.293, SLG: 0.287		5-3					F8			4	1	1	0	0	0	1				
Bob Randall, R OBP: 0.348, SLG: 0.322		5-3					F9			4	0	0	0	0	0	1				
Dave McKay, S OBP: 0.311, SLG: 0.258		1B					5-3			4	0	2	1	0	0	0				
Inning Stats	R: 0 E: 0 K: 1 S: 6	H: 1 LOB: 2 BB: 1 P: 10	R: 1 E: 0 K: 1 S: 7	H: 2 LOB: 1 BB: 0 P: 7	R: 0 E: 0 K: 1 S: 5	H: 0 LOB: 1 BB: 1 P: 9	R: 0 E: 0 K: 0 S: 3	H: 0 LOB: 0 BB: 0 P: 3	R: 0 E: 0 K: 0 S: 4	H: 1 LOB: 1 BB: 0 P: 4	R: 0 E: 0 K: 0 S: 4	H: 1 LOB: 1 BB: 0 P: 4	R: 0 E: 0 K: 2 S: 8	H: 1 LOB: 1 BB: 0 P: 8	R: 0 E: 0 K: 0 S: 3	H: 0 LOB: 0 BB: 0 P: 3	1B: 7 2B: 0 3B: 0 HR: 0	SF: 0 SAC: 0 DP: 0 HBP: 0	WP: 0 PB: 0 CS: 0	PA: 36
PITCHER Don Kirkwood, R ERA: 5.26	IP: 9.0 WLS: W BF: 36	H: 7 R: 1 ER: 1 SO: 5	BB: 1 IBB: 1 HBP: 0 BLK: 0	WP: 0 HR: 0 S: 44 P: 52	ERA: 1.00 WHIP: 0.889															

Minnesota Twins @ California Angels
 Anaheim Stadium, Anaheim, CA
 Sun May 16 1976, 6:33 AM EDT
 Att. 9,522 - Unknown - 71 F

AB 34
 R 1
 H 7
 RBI 1
 BB 2
 SO 5
 LOB 15



Batter	1	2	3	4	5	6	7	8	9	AB	R	H	RBI	BB	SO	LOB	BOTTOM		
Jerry Remy, L OBP: 0.322, SLG: 0.308	4-3		SH				F8			3	0	1	0	0	0	2			
Rusty Torres, S OBP: 0.295, SLG: 0.336	G3		5-3				K			3	0	0	0	1	1	3			
Bobby Bonds, R OBP: 0.431, SLG: 0.565	K		SF7				6-3			2	0	0	2	0	1	1			
Joe Lahoud, L OBP: 0.302, SLG: 0.222		G5-3					G3			2	0	1	0	1	0	0			
Leroy Stanton, R OBP: 0.330, SLG: 0.359		1B					BB			0	0	0	1	1	0	0			
Bruce Bochte, L OBP: 0.362, SLG: 0.320		F8					L3			4	0	0	0	0	0	6			
Bill Melton, R OBP: 0.286, SLG: 0.368		1B					F8			4	1	2	0	0	0	0			
Andy Etchebarren, R OBP: 0.329, SLG: 0.297		G5-3					1-3			4	0	2	1	0	0	2			
Dave Chalk, R OBP: 0.325, SLG: 0.318							G6-4-3			3	2	1	0	1	0	2			
Ron Jackson, R OBP: 0.313, SLG: 0.167							F8			3	2	1	0	0	0	0			
Inning Stats	R: 0 E: 0 K: 1 S: 5	H: 0 LOB: 0 BB: 0 P: 5	R: 0 E: 0 K: 0 S: 4	H: 2 LOB: 1 BB: 0 P: 4	R: 2 E: 1 K: 0 S: 6	H: 2 LOB: 2 BB: 1 P: 10	R: 0 E: 0 K: 0 S: 3	H: 1 LOB: 0 BB: 0 P: 3	R: 0 E: 0 K: 0 S: 3	H: 0 LOB: 0 BB: 0 P: 3	R: 2 E: 0 K: 0 S: 3	H: 0 LOB: 3 BB: 3 P: 17	R: 1 E: 0 K: 0 S: 4	H: 2 LOB: 0 BB: 0 P: 4	1B: 7 2B: 0 3B: 1 HR: 0	SF: 1 SAC: 1 DP: 3 HBP: 2	WP: 0 PB: 0 CS: 0	PA: 36	
PITCHER Jim Hughes, R ERA: 4.84	IP: 6.2 WLS: L BF: 30	H: 6 R: 4 ER: 2 SO: 2	BB: 3 IBB: 0 HBP: 2 BLK: 0	WP: 0 HR: 0 S: 29 P: 43	ERA: 2.70 WHIP: 1.350														
Tom Burgmeier, L ERA: 1.15	IP: 0.1 WLS: L BF: 2	H: 0 R: 0 ER: 0 SO: 0	BB: 1 IBB: 0 HBP: 0 BLK: 0	WP: 0 HR: 0 S: 1 P: 5	ERA: 0.00 WHIP: 3.000														
Steve Luebber, R ERA: 6.75	IP: 1.0 WLS: L BF: 4	H: 2 R: 1 ER: 1 SO: 0	BB: 0 IBB: 0 HBP: 0 BLK: 0	WP: 0 HR: 0 S: 4 P: 4	ERA: 9.00 WHIP: 2.000														

Minnesota Twins @ California Angels
 Anaheim Stadium, Anaheim, CA
 Sun May 16 1976, 6:33 AM EDT
 Att. 9,522 - Unknown - 71 F

AB 28
 R 5
 H 8
 RBI 4
 BB 4
 SO 2
 LOB 16



Batter	1	2	3	4	5	6	7	8	9	10	11	AB	R	H	RBI	BB	SO	LOB								
Bill North, S OBP: 0.355, SLG: 0.362 (1, 8)	1-3	BB		K	FC4			6-3		G3		5	0	0	0	1	1	2								
Claudell Washington, L OBP: 0.275, SLG: 0.322 (1, 9)	6-3	F7		HR	K			4-3		4-3		6	1	1	1	0	1	4								
Joe Rudi, R OBP: 0.375, SLG: 0.563 (1, 7)	3B		F6	K				5-3			F9	6	0	1	0	0	1	0								
Don Baylor, R OBP: 0.291, SLG: 0.259 (1, 3)	BB	BB		1B	1B			F4		5-3		5	1	3	0	1	0	0								
Sal Bando, R OBP: 0.270, SLG: 0.372 Larry Lintz, S (9, PR)	BB	BB		1B	1B			F4			FC5-2-6	2	0	1	0	3	0	0								
Ken McMullen, R OBP: 0.314, SLG: 0.233 (9, 5)	BB		1B	BB	BB			L6-4			E	1	0	0	0	0	0	1								
Billy Williams, L OBP: 0.313, SLG: 0.354 (1, 10)	L9		FC1-2									3	2	2	2	3	0	3								
Bert Campaneris, R OBP: 0.282, SLG: 0.218 (1, 6)		F7	FC1-2	F8				F9		L6-4		6	0	0	0	0	0	9								
Phil Garner, R OBP: 0.286, SLG: 0.330 (1, 4)	BB	BB	E9					F8		L7		4	0	1	1	2	0	3								
Larry Haney, R OBP: 0.287, SLG: 0.154 Cesar Tovar, R (10, PH)	BB	BB	BB	BB	FC4						F5	4	0	0	0	0	2	4								
Tim Hosley, R OBP: 0.313, SLG: 0.429 (10, 2)	K	K	K	F6				5-3		G3	1B	1	0	1	0	0	0	0								
Inning Stats	R: 0 E: 0 K: 0 S: 4	H: 1 LOB: 3 BB: 2 P: 12	R: 0 E: 0 K: 1 S: 5	H: 0 LOB: 2 BB: 2 P: 13	R: 2 E: 1 K: 1 S: 9	H: 4 LOB: 2 BB: 0 P: 9	R: 1 E: 0 K: 2 S: 9	H: 2 LOB: 3 BB: 2 P: 17	R: 0 E: 1 K: 1 S: 5	H: 0 LOB: 1 BB: 1 P: 9	R: 0 E: 0 K: 0 S: 3	H: 0 LOB: 0 BB: 0 P: 3	R: 1 E: 0 K: 0 S: 4	H: 1 LOB: 0 BB: 0 P: 4	R: 0 E: 0 K: 0 S: 3	H: 0 LOB: 0 BB: 0 P: 3	R: 0 E: 0 K: 0 S: 2	H: 0 LOB: 1 BB: 2 P: 10	R: 0 E: 0 K: 0 S: 4	H: 1 LOB: 1 BB: 0 P: 4	R: 0 E: 1 K: 0 S: 5	H: 1 LOB: 3 BB: 1 P: 9	1B: 6 2B: 2 3B: 1 HR: 2	SF: 0 SAC: 0 DP: 1 HBP: 0	WP: 0 PB: 0 SB: 9 CS: 0	PA: 53
PITCHER	IP ERA WLS BF H R ER SO BB IBB HBP BLK WP HR S P ERA WHIP	Joe Decker, R ERA: 6.06 (1, 1)	Steve Luebber, R ERA: 5.82 (4, 1)	Bill Campbell, R ERA: 2.73 (9, 1)	PITCHER																					


TOP

Oakland Athletics @ Minnesota Twins
Metropolitan Stadium, Bloomington, MI

Mon May 17 1976, 8:05 PM EDT
Att: 8,034 - Unknown - 65 F

livebaseballscores.com

AB 43
R 4
H 10
RBI 4
BB 10
SO 5
LOB 26



Batter	1	2	3	4	5	6	7	8	9	10	11	AB	R	H	RBI	BB	SO	LOB						
Larry Hise, R OBP: 0.315, SLG: 0.292 (6, 7)	6-3		E9		3B	K				6-3		5	1	0	0	1	1	2						
Rod Carew, L OBP: 0.428, SLG: 0.455 (1, 3)	4-3	1B	F8		FC6-2			S				4	1	3	1	2	0	2						
Steve Braun, L OBP: 0.292, SLG: 0.241 Steve Brye, R (5, PH)	4-3				FC6-2			K				1	0	0	0	1	0	1						
Butch Wynegar, S OBP: 0.398, SLG: 0.488 Jerry Terrell, R (10, PR)	F2		F1		1B			K				4	1	1	1	0	2	3						
Dan Ford, R OBP: 0.311, SLG: 0.482 (1, 9)		5-3		HR	FC1-2							1	0	0	0	1	0	1						
Phil Roof, R OBP: 0.250, SLG: 0.348 (1, 2)	L7			F4	FC1-2			F9				5	0	0	0	0	0	5						
Danny Thompson, R OBP: 0.284, SLG: 0.278 Tony Oliva, L (8, PH)					6-3							3	0	0	0	0	1	2						
Luis Gomez, R OBP: 0.375, SLG: 0.286 (9, 6)	K				F4			6-3				1	0	0	0	0	0	2						
Bob Randall, R OBP: 0.352, SLG: 0.306 (1, 4)			L9			1-3						3	1	0	0	2	1	0						
Dave McKay, S OBP: 0.309, SLG: 0.258 (1, 5)			BB		1-3			6-3				4	0	1	0	0	0	1						
Inning Stats	R: 1 E: 0 K: 0 S: 4	H: 1 LOB: 0 BB: 0 P: 4	R: 0 E: 0 K: 1 S: 5	H: 0 LOB: 0 BB: 0 P: 5	R: 0 E: 1 K: 0 S: 5	H: 1 LOB: 3 BB: 1 P: 9	R: 1 E: 0 K: 0 S: 4	H: 1 LOB: 1 BB: 1 P: 8	R: 2 E: 0 K: 0 S: 6	H: 3 LOB: 2 BB: 1 P: 10	R: 0 E: 0 K: 1 S: 5	H: 0 LOB: 0 BB: 0 P: 5	R: 0 E: 0 K: 2 S: 8	H: 1 LOB: 2 BB: 1 P: 12	R: 0 E: 0 K: 1 S: 5	H: 0 LOB: 0 BB: 1 P: 5	R: 0 E: 0 K: 1 S: 6	H: 1 LOB: 2 BB: 0 P: 6	R: 1 E: 0 K: 0 S: 3	H: 1 LOB: 3 BB: 2 P: 11	1B: 6 2B: 1 3B: 1 HR: 1	SF: 0 SAC: 1 DP: 0 HBP: 0	WP: 0 PB: 0 SB: 3 CS: 1	PA: 48
PITCHER	IP ERA WLS BF H R ER SO BB IBB HBP BLK WP HR S P ERA WHIP	Mike Norris, R ERA: 7.2 (5, 1)	Paul Lindblad, L ERA: 1.88 (5, 1)	Rollie Fingers, R ERA: 3.81 (10, 1)	PITCHER																			


BOTTOM

Oakland Athletics @ Minnesota Twins
Metropolitan Stadium, Bloomington, MI

Mon May 17 1976, 8:05 PM EDT
Att: 8,034 - Unknown - 65 F

livebaseballscores.com

AB 40
R 5
H 9
RBI 4
BB 7
SO 7
LOB 23



Batter	1	2	3	4	5	6	7	8	9	10	11	AB	R	H	RBI	BB	SO	LOB	TOP			
Bill North, S OBP: 0.342, SLG: 0.348 (1, 8)	6-3		K		6-3		4-3		1-3			5	0	0	0	0	1	1				
Claudell Washington, L OBP: 0.287, SLG: 0.328 (1, 9)	4-3		1B		K			G3		1B		4	1	2	0	1	1	0				
Joe Rudi, R OBP: 0.388, SLG: 0.547 (1, 7)	4-3		1B			5-3		1-3		L8		5	1	1	1	0	0	2				
Don Baylor, R OBP: 0.302, SLG: 0.276 (1, 3)	1-3		1B		E4		F7		BB			4	0	2	1	1	0	1				
Sal Bando, R OBP: 0.269, SLG: 0.359 (1, 5)			K			5-3		5-3				4	0	0	0	0	1	2				
Billy Williams, L OBP: 0.323, SLG: 0.357 Matt Alexander, S (7, PR)					L9							2	0	1	0	1	0	0				
Cesar Tovar, R OBP: 0.280, SLG: 0.143 (9, PH)												0	1	0	0	0	0	0				
Bert Campaneris, R OBP: 0.271, SLG: 0.209 (1, 6)												2	0	0	0	0	2	1				
Phil Garner, R OBP: 0.287, SLG: 0.330 Larry Lintz, S (7, PR)												3	0	1	0	0	0	1				
Tim Hosley, R OBP: 0.294, SLG: 0.400 (7, 2)												0	0	0	0	0	0	0				
Larry Haney, R OBP: 0.294, SLG: 0.230 Ken McMullen, R OBP: 0.306, SLG: 0.233 Tommy Sandt, R OBP: 0.250, SLG: 0.250 (7, 4)												2	0	0	0	0	1	0				
Inning Stats	R: 0 E: 0 K: 0 S: 3	H: 0 LOB: 1 BB: 1 P: 7	R: 0 E: 0 K: 0 S: 3	H: 0 LOB: 1 BB: 1 P: 7	R: 2 E: 1 K: 2 S: 10	H: 3 LOB: 1 BB: 0 P: 10	R: 0 E: 0 K: 1 S: 5	H: 0 LOB: 0 BB: 0 P: 5	R: 0 E: 0 K: 2 S: 7	H: 0 LOB: 0 BB: 0 P: 7	R: 0 E: 0 K: 0 S: 3	H: 0 LOB: 0 BB: 1 P: 7	R: 0 E: 1 K: 1 S: 6	H: 0 LOB: 1 BB: 0 P: 6	R: 0 E: 0 K: 0 S: 3	H: 1 LOB: 0 BB: 0 P: 3	R: 0 E: 0 K: 1 S: 6	H: 1 LOB: 1 BB: 0 P: 6	1B: 6 2B: 1 3B: 0 HR: 0	SF: 1 SAC: 1 DP: 0 HBP: 0	WP: 0 PB: 0 SB: 5 CS: 0	PA: 43
PITCHER Dave Goltz, R ERA: 5.12 (1, 1)	IP 11.0	WLS W 43	BF 43	H 7	R 3	ER 3	SO 7	BB 3	IBB 0	HBP 0	BLK 0	WP 0	HR 0	S 54	P 66	ERA 2.46	WHIP 0.909					

Oakland Athletics @ Minnesota Twins
Metropolitan Stadium, Bloomington, MI
Tue May 18 1976, 8:05 PM EDT
Att: 6,600 - Unknown - 71 F

AB 38
R 3
H 7
RBI 3
BB 3
SO 7
LOB 12



Batter	1	2	3	4	5	6	7	8	9	10	11	AB	R	H	RBI	BB	SO	LOB	BOTTOM					
Lyman Bostock, L OBP: 0.355, SLG: 0.409 (1, 8)	L6		K		F7		5-3			FC1-6		5	0	0	0	0	1	2						
Larry Hisle, R OBP: 0.318, SLG: 0.291 (1, 7)	F9											4	1	1	0	1	1	1						
Rod Carew, L OBP: 0.410, SLG: 0.435 (1, 3)	L4											5	0	0	0	0	0	3						
Steve Braun, L OBP: 0.293, SLG: 0.244 Craig Kusick, R OBP: 0.353, SLG: 0.590 Steve Brye, R OBP: 0.139, SLG: 0.152 (11, PR)												3	1	1	0	0	0	1						
Butch Wynegar, S OBP: 0.421, SLG: 0.539 Jerry Terrell, R OBP: 0.242, SLG: 0.258 Phil Roof, R OBP: 0.280, SLG: 0.375 (10, 2)												2	0	1	0	0	0	0						
Butch Wynegar, S OBP: 0.421, SLG: 0.539 Jerry Terrell, R OBP: 0.242, SLG: 0.258 Phil Roof, R OBP: 0.280, SLG: 0.375 (10, 2)												3	1	3	3	1	0	0						
Dan Ford, R OBP: 0.307, SLG: 0.470 (1, 9)	L5											5	0	1	1	0	0	4						
Danny Thompson, R OBP: 0.274, SLG: 0.287 (1, 6)	K											4	0	0	0	0	1	3						
Bob Randall, R OBP: 0.333, SLG: 0.288 (1, 4)												4	0	0	0	0	0	2						
Dave McKay, S OBP: 0.303, SLG: 0.280 Tony Oliva, L OBP: 0.273, SLG: 0.222 Luis Gomez, R OBP: 0.375, SLG: 0.286 (11, 5)												3	0	1	0	0	0	0						
Inning Stats	R: 0 E: 0 K: 0 S: 3	H: 0 LOB: 0 BB: 0 P: 3	R: 0 E: 1 K: 1 S: 6	H: 1 LOB: 1 BB: 0 P: 6	R: 0 E: 0 K: 1 S: 5	H: 0 LOB: 0 BB: 0 P: 5	R: 0 E: 0 K: 0 S: 3	H: 0 LOB: 2 BB: 2 P: 11	R: 0 E: 0 K: 0 S: 4	H: 0 LOB: 0 BB: 0 P: 4	R: 3 E: 0 K: 0 S: 6	H: 3 LOB: 0 BB: 0 P: 6	R: 0 E: 0 K: 0 S: 3	H: 0 LOB: 0 BB: 0 P: 3	R: 0 E: 0 K: 0 S: 4	H: 1 LOB: 2 BB: 0 P: 4	R: 0 E: 0 K: 1 S: 5	H: 0 LOB: 0 BB: 0 P: 6	R: 1 E: 0 K: 0 S: 3	H: 3 LOB: 2 BB: 0 P: 3	1B: 8 2B: 0 3B: 0 HR: 1	SF: 0 SAC: 0 DP: 0 HBP: 1	WP: 0 PB: 0 SB: 1 CS: 0	PA: 42
PITCHER Stan Bahnsen, R ERA: 3.2 (1, 1)	IP 6.0	WLS 25	BF 25	H 5	R 3	ER 3	SO 2	BB 2	IBB 0	HBP 0	BLK 0	WP 0	HR 1	S 27	P 35	ERA 4.50	WHIP 1.167							
Paul Lindblad, L ERA: 1.72 (7, 1)	2.2	9	1	0	0	0	0	0	0	0	0	0	0	9	9	0.00	0.375							
Jim Todd, R ERA: 3.6 (9, 1)	1.1	L	8	3	1	1	1	0	0	1	0	0	0	9	10	6.75	2.250							

Oakland Athletics @ Minnesota Twins
Metropolitan Stadium, Bloomington, MI
Tue May 18 1976, 8:05 PM EDT
Att: 6,600 - Unknown - 71 F

AB 39
R 4
H 9
RBI 4
BB 2
SO 3
LOB 16



Batter	1	2	3	4	5	6	7	8	9	AB	R	H	RBI	BB	SO	LOB	TOP				
Lyman Bostock, L OBP: 0.351, SLG: 0.402 (1, 8)	0-0 8-4 SH1-3 1B	0-0 F4			0-0 5-3			0-0 L3		4	0	1	0	0	0	2					
Larry Hise, R OBP: 0.326, SLG: 0.288 (1, 7)	0-0 SH1-3 1-2		4-0 FC4-6 BB		0-0 4-3			4-0 BB		1	0	0	0	2	0	0					
Rod Carew, L OBP: 0.406, SLG: 0.424 (1, 3)	4-0 BB		0-0 FC4-6 1B 1-2		0-0 G3			0-3 K		3	0	0	0	1	1	2					
Steve Braun, L OBP: 0.295, SLG: 0.247 (1, 10)	0-0 8-4		0-0 1B		0-0 F8			0-3 K		3	0	1	0	0	0	2					
Craig Kuskick, R OBP: 0.375, SLG: 0.575 (8, PH)	2-3		1-2 1B		0-0 F9					1	0	0	0	0	1	1					
Butch Wynegar, S OBP: 0.432, SLG: 0.543 (1, 2)		4-0 FC6-4 BB	0-0 4-3		0-0 1B					3	0	2	0	1	0	1					
Dan Ford, R OBP: 0.305, SLG: 0.463 (1, 9)		0-0 FC6-4 1B 1-2		0-0 5-3				0-0 6-3		4	1	1	0	0	0	2					
Bob Randall, R OBP: 0.354, SLG: 0.304 (1, 4)		0-0 FC6-4 1B 1-2		4-0 G6-4-3 BB				0-0 1B		3	0	2	0	1	0	2					
Dave McKay, S OBP: 0.298, SLG: 0.250 (1, 5)		0-0 FC6-4 1B 1-2 2-3		0-0 G6-4-3 1-2				0-3 K		4	0	0	0	0	1	6					
Luis Gomez, R OBP: 0.364, SLG: 0.300 (1, 6)		0-0 1B		0-0 1-3				0-0 G6-4-3 1-2		3	0	1	1	0	0	1					
Phil Roof, R OBP: 0.269, SLG: 0.360 (9, PH)	1-2 3-H 1B							0-3 K		1	0	0	0	0	1	2					
Inning Stats	R: 0 E: 0 K: 0 S: 3	H: 1 LOB: 1 BB: 1 P: 7	R: 1 E: 0 K: 0 S: 5	H: 2 LOB: 2 BB: 1 P: 9	R: 0 E: 0 K: 0 S: 3	H: 1 LOB: 1 BB: 1 P: 7	R: 0 E: 0 K: 0 S: 2	H: 0 LOB: 0 BB: 1 P: 6	R: 0 E: 0 K: 0 S: 3	H: 0 LOB: 0 BB: 0 P: 3	R: 0 E: 0 K: 0 S: 4	H: 1 LOB: 1 BB: 0 P: 4	R: 0 E: 0 K: 1 S: 5	H: 1 LOB: 0 BB: 5 P: 5	R: 0 E: 0 K: 2 S: 7	H: 0 LOB: 1 BB: 1 P: 11	R: 0 E: 0 K: 1 S: 7	H: 2 LOB: 2 BB: 0 P: 7	1B: 8 2B: 1 3B: 0 HR: 0	SF: 0 SAC: 1 DP: 3 HBP: 0	WP: 0 PA: 36
PITCHER	IP	WLS	BF	H	R	ER	SO	BB	IBB	HBP	BLK	WP	HR	S	P	ERA	WHIP				
Pete Vuckovich, R ERA: 4.91 (1, 1)	7.0	W	27	6	1	1	1	4	0	0	0	0	0	25	41	1.29	1.429				
Dave Hamilton, L ERA: 5.63 (8, 1)	2.0	S	9	2	0	0	3	1	0	0	0	0	0	14	18	0.00	1.500				

Minnesota Twins @ Chicago White Sox
Comiskey Park, Chicago, IL
Wed May 19 1976, 8:05 PM EDT
Att. 7,136 - Unknown - 63 F

AB 30
R 1
H 8
RBI 1
BB 5
SO 4
LOB 21



Batter	1	2	3	4	5	6	7	8	9	AB	R	H	RBI	BB	SO	LOB	BOTTOM				
Pat Kelly, L OBP: 0.258, SLG: 0.414 (1, 10)	0-0 1B 3B		0-0 F7	0-0 F7				0-0 S 1B		4	2	2	0	0	0	1					
Ralph Garr, L OBP: 0.311, SLG: 0.446 (1, 8)	0-0 4-3 E 1B		0-0 1B S SF9		0-0 FC4-6 1B			0-0 F7		4	2	3	1	0	0	1					
Rich Coggins, L OBP: 0.250, SLG: 0.250 (1, 9)	0-0 4-3 1-2		0-0 SF9 1B		0-0 FC4-6 1B 1-2			0-0 E S 1B		4	0	2	1	0	0	2					
Jorge Orta, L OBP: 0.282, SLG: 0.376 (1, 7)	0-0 F7		0-0 SF9		0-3 K			0-0 F8		3	0	0	1	0	1	3					
Jim Spencer, L OBP: 0.358, SLG: 0.354 (1, 3)	4-0 PB IBB		4-0 IBB		4-0 PO IBB			0-0 F9		1	0	0	0	3	0	0					
Brian Downing, R OBP: 0.373, SLG: 0.381 (1, 2)	0-0 1-4-3 1-2 2-H		0-0 1-3		0-0 PO			4-0 1B BB		3	0	0	0	1	0	3					
Bucky Dent, R OBP: 0.370, SLG: 0.406 (1, 6)		0-3 K		0-0 F4				0-0 G6-3 1B		4	0	2	0	0	1	0					
Jack Brohamer, L OBP: 0.253, SLG: 0.324 (1, 4)		0-0 1-3		4-0 BB				0-0 G6-3 1-2		3	0	0	0	1	0	3					
Bill Stein, R OBP: 0.176, SLG: 0.182 (1, 5)		0-3 K		0-0 F9				0-0 5-3		4	0	0	0	0	2	3					
Inning Stats	R: 2 E: 0 K: 0 S: 5	H: 2 LOB: 1 BB: 1 P: 9	R: 0 E: 0 K: 2 S: 7	H: 0 LOB: 0 BB: 0 P: 7	R: 1 E: 0 K: 0 S: 5	H: 2 LOB: 2 BB: 1 P: 9	R: 0 E: 0 K: 0 S: 3	H: 0 LOB: 1 BB: 1 P: 7	R: 0 E: 0 K: 0 S: 3	H: 1 LOB: 0 BB: 0 P: 3	R: 1 E: 0 K: 0 S: 5	H: 2 LOB: 1 BB: 0 P: 5	R: 0 E: 0 K: 1 S: 6	H: 1 LOB: 2 BB: 1 P: 10	1B: 8 2B: 0 3B: 1 HR: 0	SF: 1 SAC: 0 DP: 1 HBP: 0	WP: 0 PA: 37				
PITCHER	IP	WLS	BF	H	R	ER	SO	BB	IBB	HBP	BLK	WP	HR	S	P	ERA	WHIP				
Bert Blyleven, R ERA: 3.3 (1, 1)	6.2	L	30	8	4	3	3	1	3	0	0	0	0	32	48	4.05	1.350				
Tom Burgmeier, L ERA: 1.06 (7, 1)	1.1		6	1	0	0	1	1	0	0	0	0	0	7	11	0.00	1.500				

Minnesota Twins @ Chicago White Sox
Comiskey Park, Chicago, IL
Wed May 19 1976, 8:05 PM EDT
Att. 7,136 - Unknown - 63 F

AB 30
R 4
H 9
RBI 3
BB 5
SO 4
LOB 16



Batter	1	2	3	4	5	6	7	8	9	AB	R	H	RBI	BB	SO	LOB	TOP	
Lyman Bostock, L OBP: 0.366, SLG: 0.417 (1, 8)										4	1	3	0	0	0	2		
Larry Hulse, R OBP: 0.317, SLG: 0.279 (1, 7)										4	0	0	0	0	2	4		
Rod Carew, L OBP: 0.394, SLG: 0.410 (1, 3)										4	0	0	0	0	1	3		
Steve Braun, L OBP: 0.293, SLG: 0.270 (1, 5)										4	0	1	1	0	0	2		
Butch Wynegar, S OBP: 0.417, SLG: 0.521 (1, 2)										4	0	0	0	0	0	1		
Dan Ford, R OBP: 0.304, SLG: 0.464 (1, 9)										4	1	1	0	0	2	0		
Danny Thompson, R OBP: 0.264, SLG: 0.257 (1, 6)										4	0	0	0	0	1	1		
Craig Kusick, R OBP: 0.360, SLG: 0.548 (1, 10)										2	0	0	0	0	2	0		
Tony Oliva, L OBP: 0.333, SLG: 0.300 (7, FH)										1	0	1	1	0	0	0		
Jerry Terrell, R OBP: 0.242, SLG: 0.258 (7, FR)										0	0	0	0	0	0	0		
Bob Randall, R OBP: 0.354, SLG: 0.306 (1, 4)										3	0	1	0	0	0	1		
Inning Stats	R: 1 E: 0 K: 1 S: 7	H: 2 LOB: 1 BB: 0 P: 7	R: 0 E: 0 K: 2 S: 7	H: 0 LOB: 0 BB: 0 P: 7	R: 0 E: 0 K: 2 S: 9	H: 2 LOB: 2 BB: 0 P: 9	R: 0 E: 0 K: 0 S: 3	H: 0 LOB: 0 BB: 0 P: 3	R: 0 E: 0 K: 0 S: 3	R: 1 E: 0 K: 0 S: 5	H: 2 LOB: 2 BB: 0 P: 5	R: 0 E: 0 K: 0 S: 3	H: 0 LOB: 0 BB: 0 P: 3	R: 0 E: 0 K: 2 S: 7	H: 0 LOB: 0 BB: 0 P: 7	1B: 5 2B: 1 3B: 1 HR: 0	SF: 0 SAC: 0 DP: 0 HBP: 0	WP: 0 PA: 34
PITCHER Rich Gossage, R ERA: 2.85 (1, 1)	IP: 9.0 WLS: W BF: 34 H: 7 R: 2 ER: 2 SO: 8 BB: 0 IBB: 0 HBP: 0 BLK: 0 WP: 0 HR: 0 S: 50 P: 50 ERA: 2.00 WHIP: 0.778															PITCHER		

Minnesota Twins @ Chicago White Sox
Comiskey Park, Chicago, IL
Thu May 20 1976, 8:05 PM EDT
Att. 6,999 - Unknown - 66 F

AB	34
R	2
H	7
RBI	2
BB	0
SO	8
LOB	14



Batter	1	2	3	4	5	6	7	8	9	AB	R	H	RBI	BB	SO	LOB	BOTTOM		
Pat Kelly, L OBP: 0.262, SLG: 0.443 (1, 10)										3	1	1	0	0	2	1			
Lamar Johnson, R OBP: 0.222, SLG: 0.222 (7, FH)										1	0	1	0	0	0	0			
Ralph Garr, L OBP: 0.300, SLG: 0.429 (1, 7)										4	0	0	0	0	0	2			
Rich Coggins, L OBP: 0.313, SLG: 0.267 (1, 9)										3	0	1	1	1	0	0			
Jorge Orta, L OBP: 0.281, SLG: 0.372 (1, 5)										4	0	1	0	0	0	3			
Jim Spencer, L OBP: 0.347, SLG: 0.341 (1, 3)										3	0	0	0	0	0	1			
Bucky Dent, R OBP: 0.360, SLG: 0.394 (1, 6)										3	0	0	0	0	0	1			
Brian Downing, R OBP: 0.372, SLG: 0.394 (1, 2)										3	1	1	0	0	1	1			
Chet Lemon, R OBP: 0.284, SLG: 0.290 (1, 8)										2	1	1	1	1	0	0			
Jack Brohamer, L OBP: 0.256, SLG: 0.338 (1, 4)										3	0	1	1	0	0	1			
Inning Stats	R: 1 E: 0 K: 0 S: 4	H: 2 LOB: 0 BB: 0 P: 4	R: 1 E: 0 K: 0 S: 5	H: 2 LOB: 1 BB: 0 P: 5	R: 0 E: 0 K: 1 S: 5	H: 0 LOB: 0 BB: 0 P: 5	R: 0 E: 0 K: 0 S: 4	H: 1 LOB: 1 BB: 0 P: 4	R: 1 E: 0 K: 1 S: 6	H: 1 LOB: 2 BB: 2 P: 14	R: 0 E: 0 K: 1 S: 5	H: 0 LOB: 0 BB: 0 P: 5	R: 0 E: 0 K: 0 S: 3	H: 1 LOB: 1 BB: 0 P: 3	R: 0 E: 0 K: 0 S: 3	H: 0 LOB: 0 BB: 0 P: 3	1B: 4 2B: 3 3B: 1 HR: 0	SF: 0 SAC: 0 DP: 1 HBP: 0	WP: 0 PA: 31
PITCHER Pete Redfern, R ERA: 7.0 (1, 1)	IP: 4.0 WLS: L BF: 18 H: 6 R: 3 ER: 3 SO: 1 BB: 1 IBB: 0 HBP: 0 BLK: 0 WP: 0 HR: 0 S: 19 P: 23 ERA: 6.75 WHIP: 1.750															PITCHER			
Tom Burgmeier, L ERA: 0.66 (5, 1)	IP: 4.0 WLS: L BF: 13 H: 1 R: 0 ER: 0 SO: 2 BB: 1 IBB: 0 HBP: 0 BLK: 0 WP: 0 HR: 0 S: 16 P: 20 ERA: 0.00 WHIP: 0.500															PITCHER			

Minnesota Twins @ Chicago White Sox
Comiskey Park, Chicago, IL
Thu May 20 1976, 8:05 PM EDT
Att. 6,999 - Unknown - 66 F

AB	29
R	3
H	7
RBI	3
BB	2
SO	3
LOB	10



Batter	1	2	3	4	5	6	7	8	9	AB	R	H	RBI	BB	SO	LOB	TOP					
Tom Poquette, L (1,7) OBP: 0.393, SLG: 0.558	F3		6-3			3-1			CS 1B	5	0	2	1	0	0	1						
Amos Otis, R (1,8) OBP: 0.385, SLG: 0.569	F9		F5			G6-4-3 1B			CS 1B	5	0	2	0	0	0	2						
George Brett, L (1,5) OBP: 0.406, SLG: 0.448	1B		4-3			F7			FC4-6 1B	5	0	1	0	0	0	3						
John Mayberry, L (1,3) OBP: 0.362, SLG: 0.410	1B									4	2	4	1	0	0	0						
Hal McRae, R (1,10) OBP: 0.361, SLG: 0.425	F4					HR			CS 1B	4	0	0	0	0	1	5						
Al Cowens, R (1,9) OBP: 0.274, SLG: 0.317			6-3			1-3			F3	4	0	0	0	0	0	3						
Bob Stinson, S (1,2) OBP: 0.382, SLG: 0.321			F8			4-3				4	1	1	0	0	0	0						
Freddie Patek, R (1,6) OBP: 0.407, SLG: 0.444									F8	4	2	3	1	0	0	0						
Frank White, R (1,4) OBP: 0.303, SLG: 0.275			F5						F8	3	0	1	2	1	0	1						
Inning Stats	R: 0 E: 0 K: 0 S: 5	H: 2 LOB: 2 BB: 0 P: 5	R: 0 E: 0 K: 0 S: 4	H: 1 LOB: 1 BB: 0 P: 4	R: 0 E: 0 K: 0 S: 3	H: 0 LOB: 0 BB: 0 P: 3	R: 1 E: 0 K: 0 S: 4	H: 1 LOB: 0 BB: 0 P: 4	R: 1 E: 0 K: 0 S: 4	H: 2 LOB: 1 BB: 1 P: 8	R: 3 E: 0 K: 0 S: 7	H: 4 LOB: 1 BB: 0 P: 7	R: 0 E: 0 K: 1 S: 7	H: 2 LOB: 2 BB: 0 P: 7	R: 0 E: 0 K: 0 S: 3	H: 0 LOB: 0 BB: 0 P: 3	R: 0 E: 0 K: 0 S: 3	H: 2 LOB: 0 BB: 0 P: 3	1B: 10 2B: 3 3B: 0 HR: 1	SF: 0 SAC: 0 DP: 1 HBP: 0	WP: 0 PB: 0 SB: 2 CS: 2	PA: 39
PITCHER	IP	WLS	BF	H	R	ER	SO	BB	IBB	HBP	BLK	WP	HR	S	P	ERA	WHIP					
Jim Hughes, R (1,1) ERA: 5.46	5.2	L	27	10	5	5	0	1	0	0	0	0	1	26	30	7.94	1.941					
Tom Burgmeier, L (6,1) ERA: 0.53	0.2	4	2	0	0	0	0	0	0	0	0	0	0	4	4	0.00	3.000					
Steve Luebber, R (7,1) ERA: 5.32	2.0	7	2	0	0	1	0	0	0	0	0	0	0	9	9	0.00	1.000					
Mike Pазик, L (9,1) ERA: 3.86	0.2	1	0	0	0	0	0	0	0	0	0	0	0	1	1	0.00	0.000					

Kansas City Royals @ Minnesota Twins
Metropolitan Stadium, Bloomington, MI
Fri May 21 1976, 4:33 AM EDT
Att: 8,619 - Unknown

AB 38
R 5
H 14
RBI 5
BB 1
SO 1
LOB 15

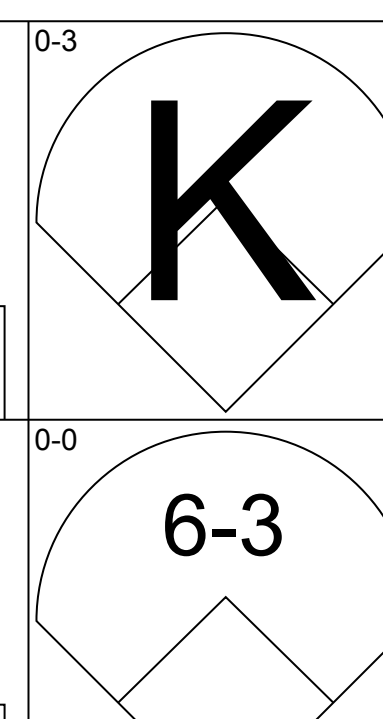
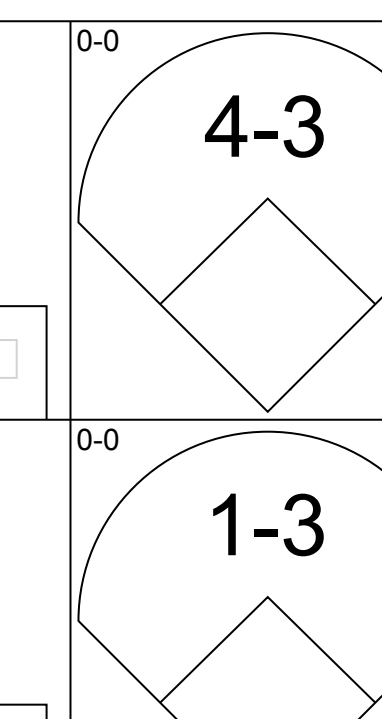
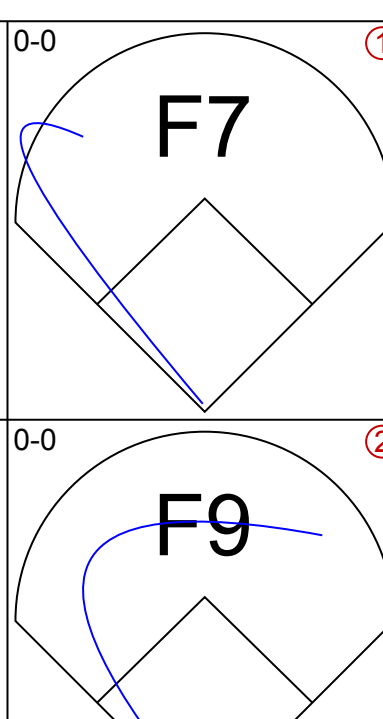
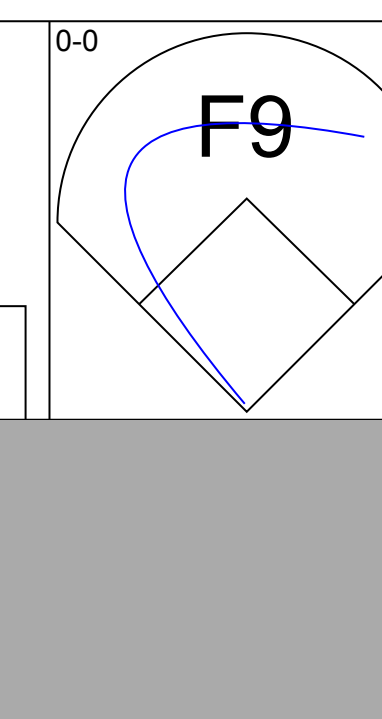
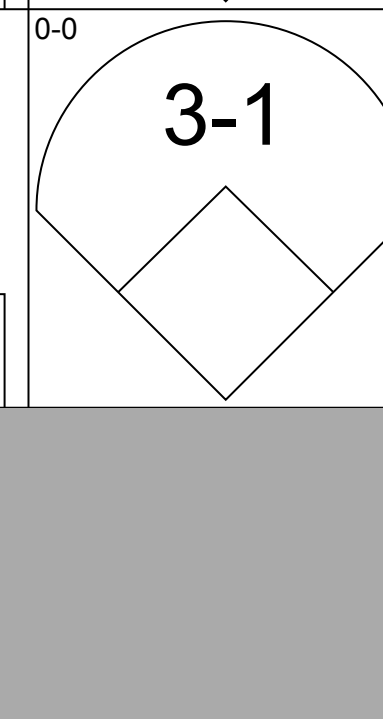

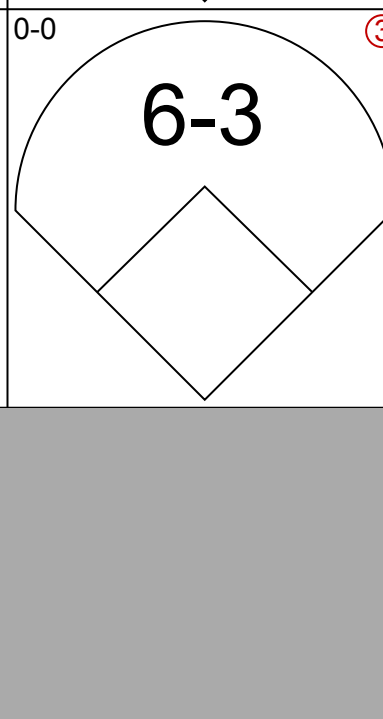
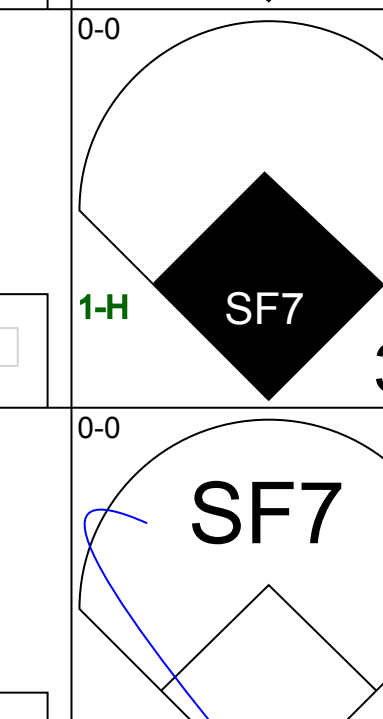

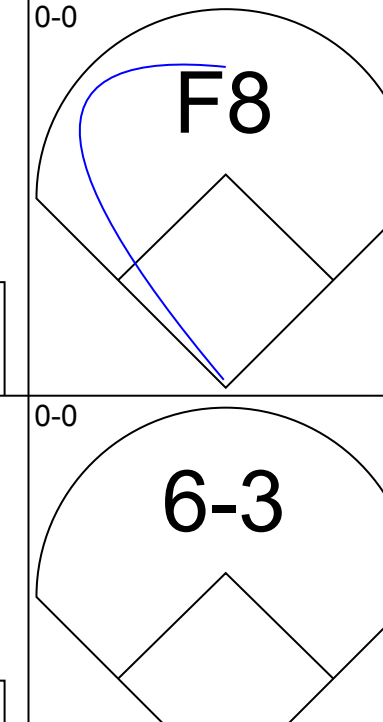

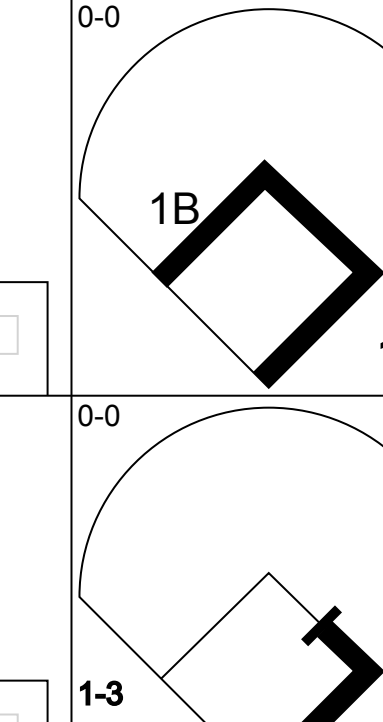
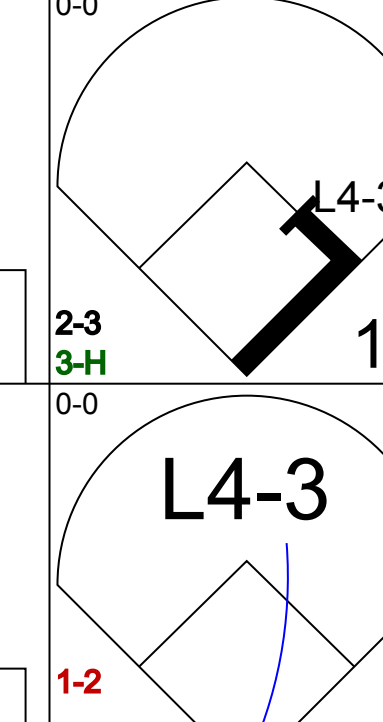


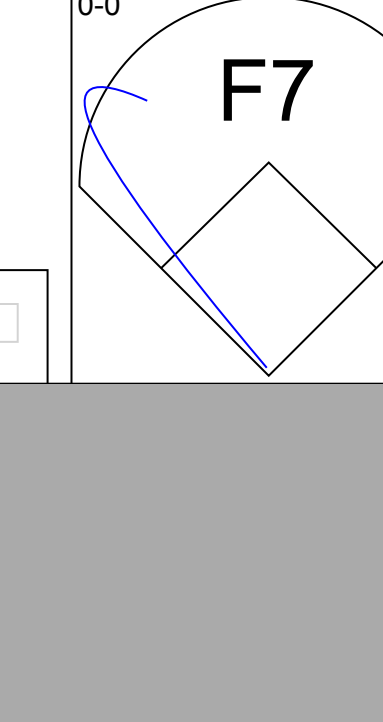
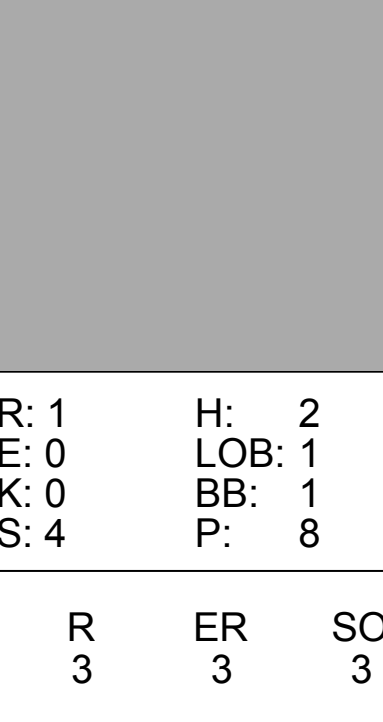


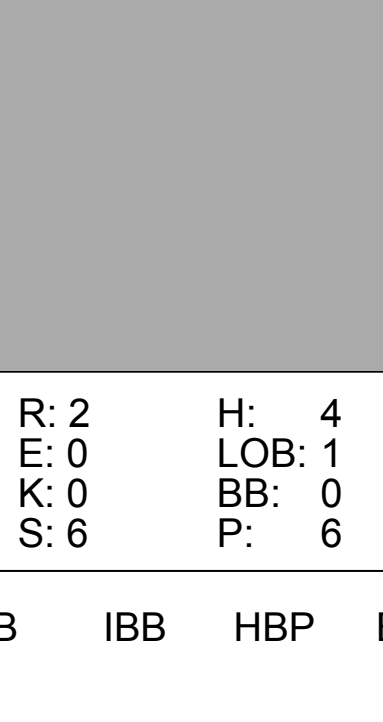
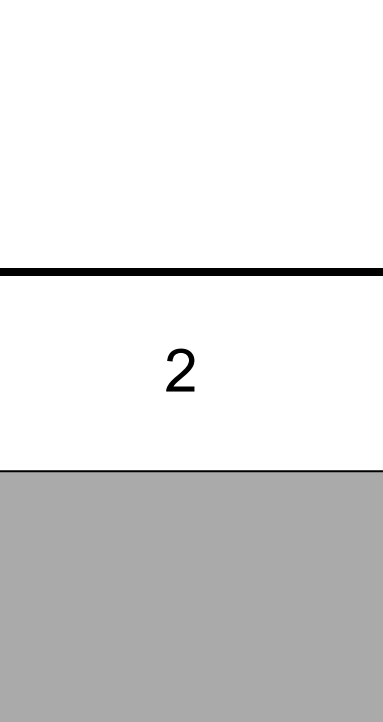
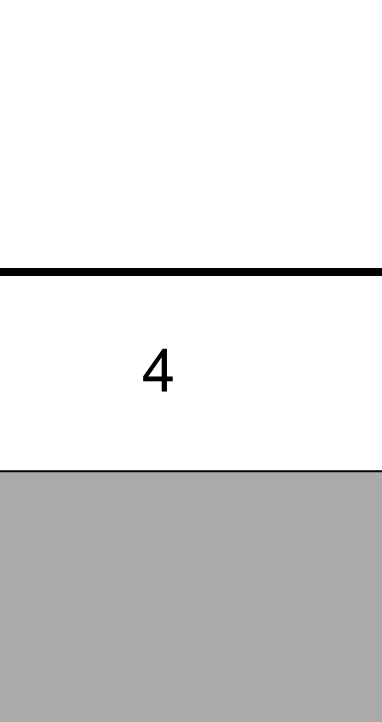
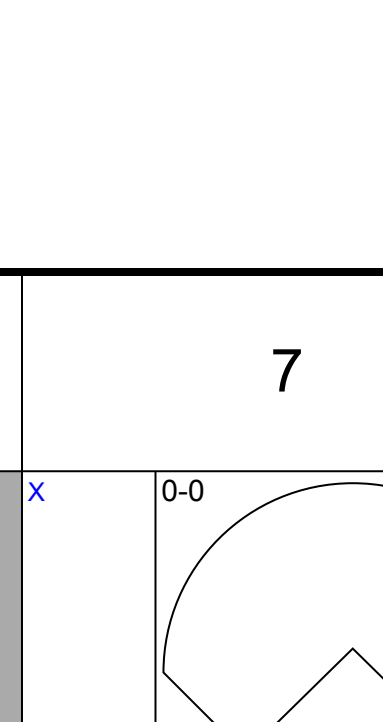
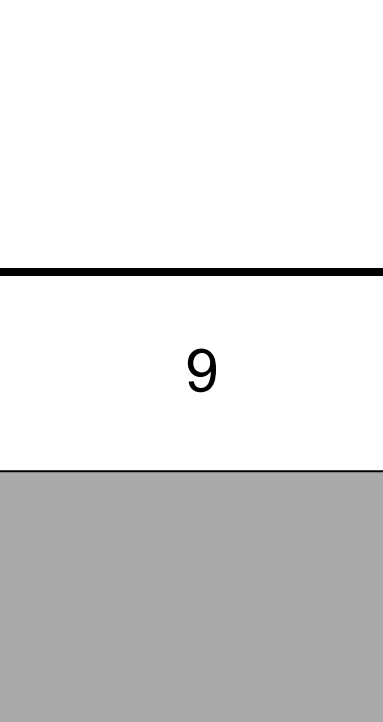

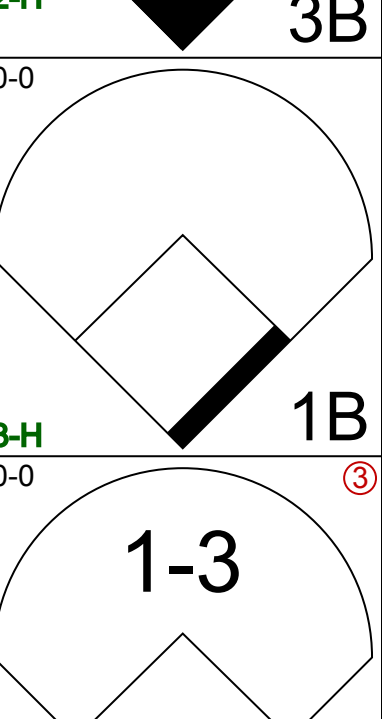
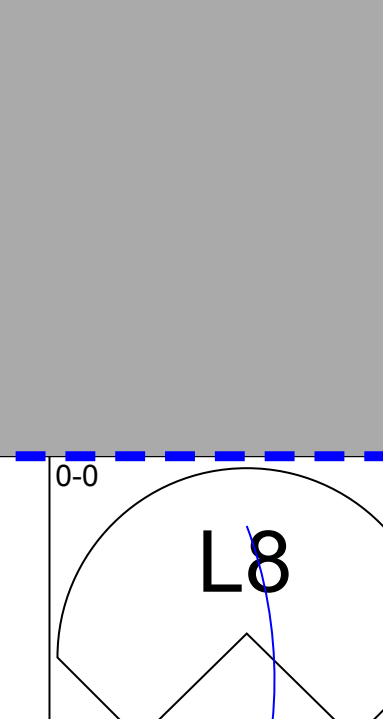

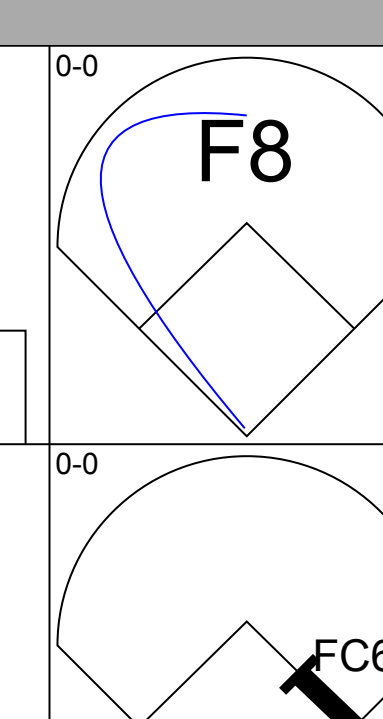

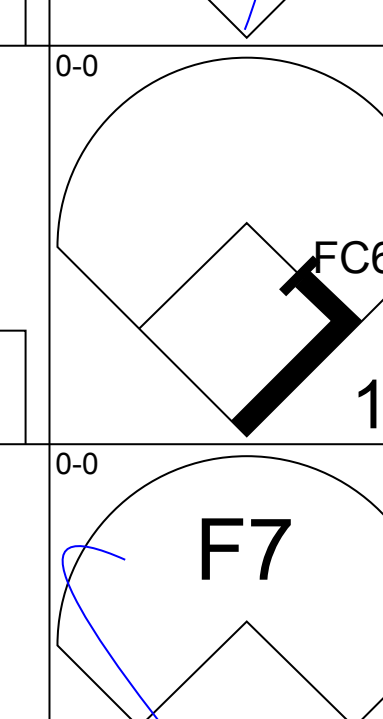
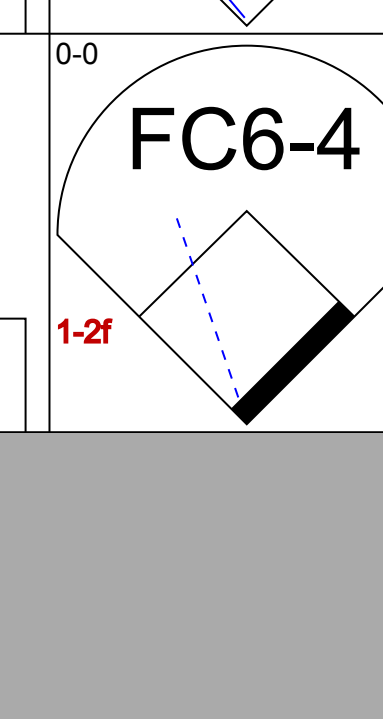


Batter	1	2	3	4	5	6	7	8	9	AB	R	H	RBI	BB	SO	LOB	BOTTOM					
Lyman Bostock, L (1,8) OBP: 0.381, SLG: 0.418	4-3									2	0	1	0	2	0	0						
Larry Hise, R (1,7) OBP: 0.308, SLG: 0.270	F7									4	0	0	0	0	0	3						
Rod Carew, L (1,3) OBP: 0.390, SLG: 0.405	F9									4	0	1	0	0	0	1						
Steve Braun, L (1,5) OBP: 0.301, SLG: 0.272										3	1	1	0	1	1	1						
Butch Wynegar, S (1,2) OBP: 0.403, SLG: 0.500	4-3									4	0	0	0	0	1	4						
Dan Ford, R (1,9) OBP: 0.295, SLG: 0.450	F3									4	0	0	0	0	0	1						
Danny Thompson, R (1,6) OBP: 0.263, SLG: 0.266										4	0	1	1	0	1	0						
Craig Kusick, R (1,10) OBP: 0.340, SLG: 0.511										3	0	0	0	0	0	1						
Bob Randall, R (1,4) OBP: 0.341, SLG: 0.293										3	0	0	0	0	1	1						
Inning Stats	R: 0 E: 0 K: 0 S: 3	H: 0 LOB: 0 BB: 0 P: 3	R: 0 E: 0 K: 1 S: 5	H: 0 LOB: 0 BB: 0 P: 5	R: 0 E: 0 K: 1 S: 5	H: 0 LOB: 0 BB: 0 P: 5	R: 0 E: 1 K: 0 S: 3	H: 1 LOB: 1 BB: 0 P: 3	R: 1 E: 0 K: 0 S: 5	H: 2 LOB: 1 BB: 0 P: 5	R: 0 E: 0 K: 2 S: 8	H: 1 LOB: 3 BB: 2 P: 16	R: 0 E: 1 K: 0 S: 4	H: 0 LOB: 1 BB: 0 P: 4	R: 0 E: 0 K: 0 S: 3	H: 0 LOB: 1 BB: 1 P: 7	R: 0 E: 0 K: 0 S: 3	H: 0 LOB: 0 BB: 0 P: 3	1B: 3 2B: 2 3B: 0 HR: 0	SF: 0 SAC: 0 DP: 1 HBP: 0	WP: 1 PB: 0 SB: 0 CS: 0	PA: 34
PITCHER	IP	WLS	BF	H	R	ER	SO	BB	IBB	HBP	BLK	WP	HR	S	P	ERA	WHIP					
Dennis Leonard, R (1,1) ERA: 3.29	9.0	W	34	4	1	1	4	3	0	0	0	1	0	39	51	1.00	0.778					

Kansas City Royals @ Minnesota Twins
Metropolitan Stadium, Bloomington, MI
Fri May 21 1976, 4:33 AM EDT
Att: 8,619 - Unknown

AB 31
R 1
H 4
RBI 1
BB 3
SO 4
LOB 12

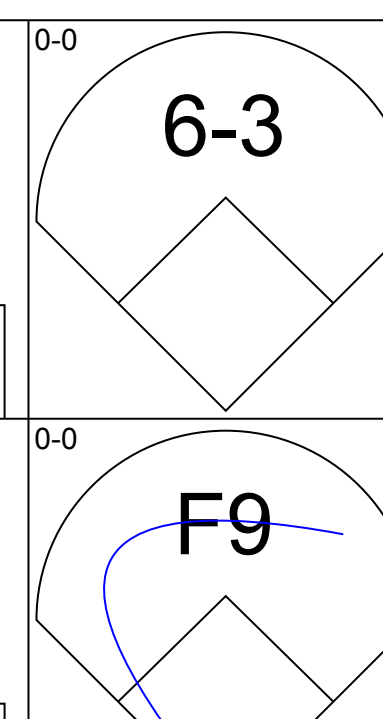
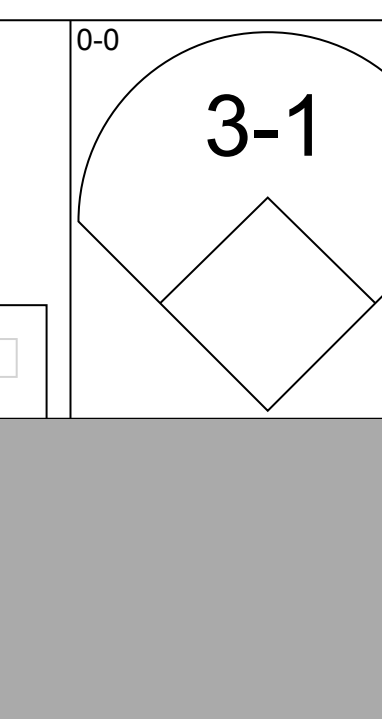
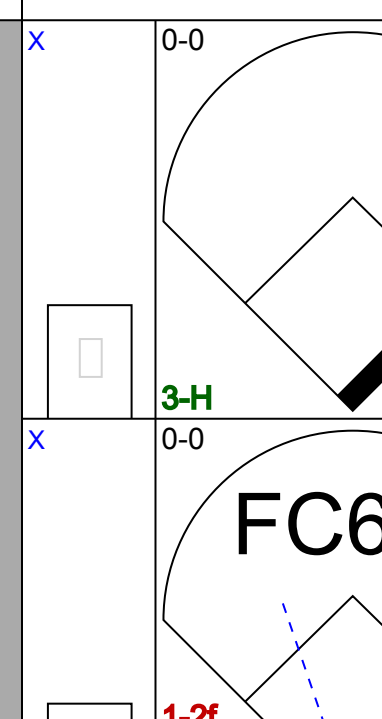
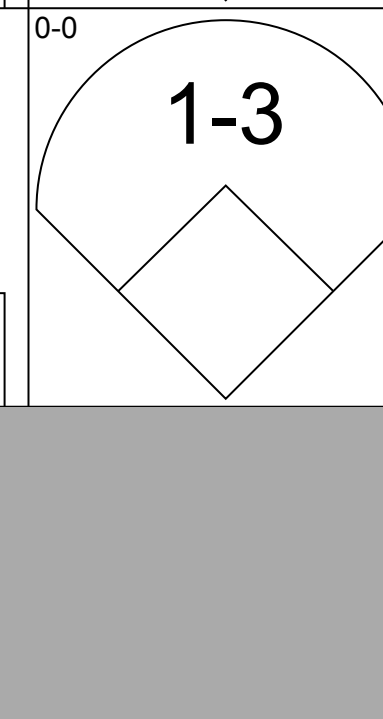
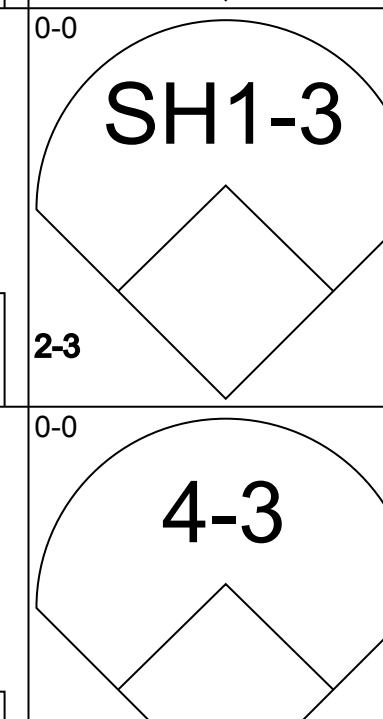


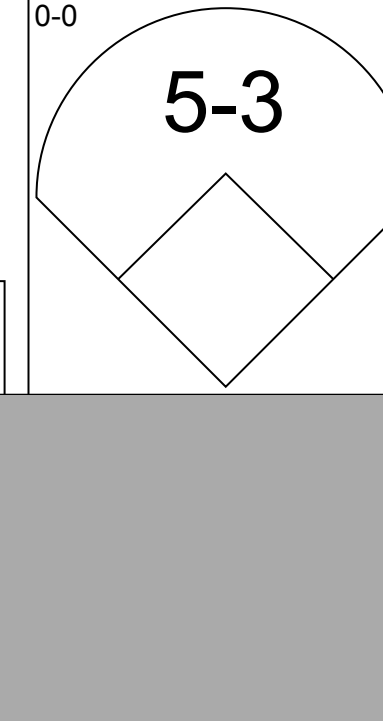
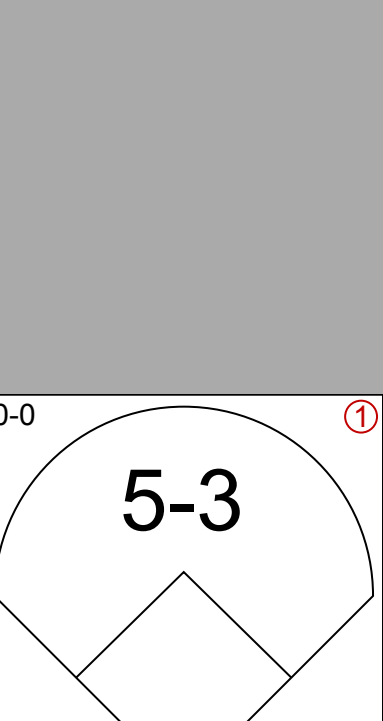
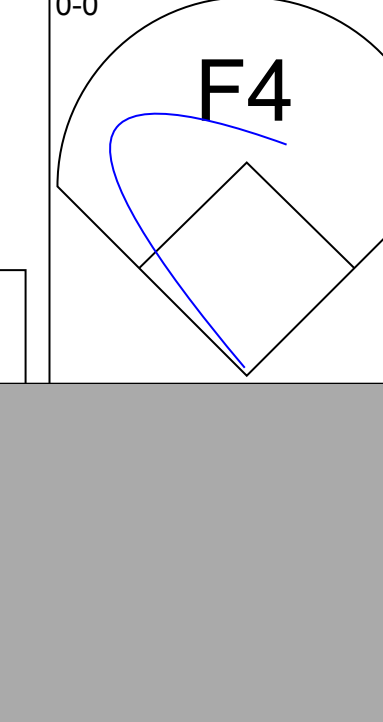


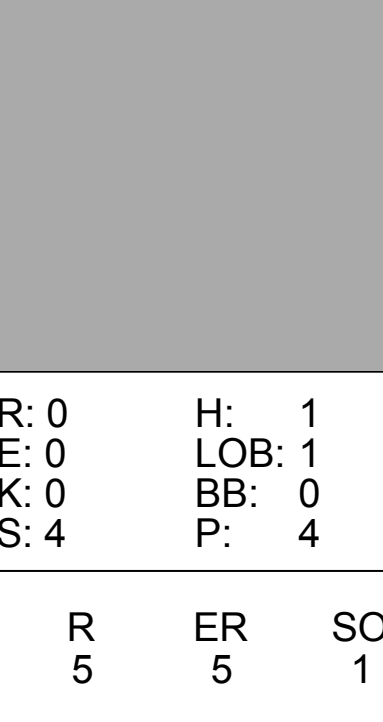



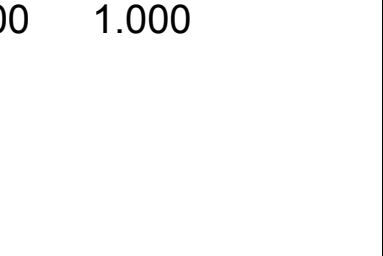



Batter	1	2	3	4	5	6	7	8	9	AB	R	H	RBI	BB	SO	LOB	TOP					
Tom Poquette, L (1, 7) OBP: 0.367, SLG: 0.518										4	0	0	0	0	1	1						
Amos Otis, R (1, 8) OBP: 0.381, SLG: 0.558										4	1	1	0	0	0	0						
George Brett, L (1, 5) OBP: 0.408, SLG: 0.461										3	1	1	1	1	0	0						
John Mayberry, L (1, 3) OBP: 0.359, SLG: 0.403										2	1	0	1	1	0	1						
Hal McRae, R (1, 10) OBP: 0.365, SLG: 0.435										4	0	2	0	0	0	1						
Al Cowens, R (1, 9) OBP: 0.273, SLG: 0.315										4	0	1	0	0	1	3						
Bob Stinson, S (1, 2) OBP: 0.368, SLG: 0.313										4	0	1	1	0	0	1						
Freddie Patek, R (1, 6) OBP: 0.397, SLG: 0.431										3	0	0	0	0	1	2						
Frank White, R (1, 4) OBP: 0.297, SLG: 0.269 (8, PH)										2	0	0	0	0	0	0						
Tony Solaita, L (8, PH) OBP: 0.409, SLG: 0.545										1	0	1	0	0	0	0						
Cookie Rojas, R (8, PR) OBP: 0.375, SLG: 0.333 (8, 4)										0	0	0	0	0	0	0						
Inning Stats	R: 0 E: 0 K: 1 S: 5	H: 0 LOB: 0 BB: 0 P: 5	R: 1 E: 0 K: 0 S: 4	H: 2 LOB: 1 BB: 1 P: 8	R: 0 E: 0 K: 0 S: 3	H: 0 LOB: 0 BB: 0 P: 3	R: 0 E: 0 K: 0 S: 3	H: 0 LOB: 1 BB: 1 P: 7	R: 0 E: 0 K: 1 S: 5	H: 0 LOB: 0 BB: 0 P: 5	R: 0 E: 0 K: 0 S: 3	H: 0 LOB: 0 BB: 0 P: 3	R: 0 E: 0 K: 1 S: 5	H: 0 LOB: 0 BB: 0 P: 5	R: 0 E: 0 K: 0 S: 4	H: 1 LOB: 1 BB: 0 P: 4	R: 2 E: 0 K: 0 S: 6	H: 4 LOB: 1 BB: 0 P: 6	1B: 5 2B: 2 3B: 1 HR: 0	SF: 1 SAC: 0 DP: 1 HBP: 0	WP: 0 PB: 0 SB: 0 CS: 0	PA: 34
PITCHER Dave Goltz, R (1, 1) ERA: 4.8	IP: 9.0 WLS: W BF: 34 H: 7 R: 3 ER: 3 SO: 3 BB: 2 IBB: 0 HBP: 0 BLK: 0 WP: 0 HR: 0 S: 38 P: 46 ERA: 3.00 WHIP: 1.000															PITCHER						

Kansas City Royals @ Minnesota Twins
 Metropolitan Stadium, Bloomington, MI
 Sat May 22 1976, 8:05 PM EDT
 Alt. 6,812 - Unknown - 68 F

AB	31
R	3
H	7
RBI	3
BB	2
SO	3
LOB	9



Batter	1	2	3	4	5	6	7	8	9	AB	R	H	RBI	BB	SO	LOB	BOTTOM			
Lyman Bostock, L (1, 8) OBP: 0.385, SLG: 0.441										4	1	2	3	0	0	0				
Larry Hisle, R (1, 7) OBP: 0.313, SLG: 0.285										4	1	2	1	0	0	1				
Rod Carew, L (1, 3) OBP: 0.383, SLG: 0.395										3	0	0	0	0	0	1				
Steve Braun, L (1, 5) OBP: 0.299, SLG: 0.271										4	0	1	1	0	0	0				
Butch Wynegar, S (1, 2) OBP: 0.398, SLG: 0.490										4	0	1	0	0	0	1				
Dan Ford, R (1, 9) OBP: 0.287, SLG: 0.436										4	0	0	0	0	0	2				
Danny Thompson, R (1, 6) OBP: 0.265, SLG: 0.277										3	1	1	0	0	0	1				
Craig Kusick, R (1, 10) OBP: 0.339, SLG: 0.500										3	1	1	0	0	0	1				
Bob Randall, R (1, 4) OBP: 0.341, SLG: 0.295										3	1	1	0	0	1	1				
Inning Stats	R: 0 E: 0 K: 0 S: 3	H: 0 LOB: 0 BB: 0 P: 3	R: 0 E: 0 K: 0 S: 4	H: 1 LOB: 1 BB: 0 P: 4	R: 0 E: 0 K: 1 S: 5	H: 0 LOB: 0 BB: 0 P: 5	R: 1 E: 0 K: 0 S: 4	H: 1 LOB: 0 BB: 0 P: 4	R: 3 E: 0 K: 0 S: 7	H: 4 LOB: 1 BB: 0 P: 7	R: 0 E: 0 K: 0 S: 3	H: 0 LOB: 0 BB: 0 P: 3	R: 1 E: 0 K: 0 S: 5	H: 2 LOB: 1 BB: 0 P: 5	R: 0 E: 0 K: 0 S: 4	H: 1 LOB: 1 BB: 0 P: 4	1B: 6 2B: 2 3B: 1 HR: 0	SF: 0 SAC: 1 DP: 0 HBP: 0	WP: 0 PB: 0 SB: 0 CS: 0	PA: 33
PITCHER A Fitzmorris, R (1, 1) ERA: 3.42	IP: 6.0 WLS: L BF: 25 H: 7 R: 5 ER: 5 SO: 1 BB: 0 IBB: 0 HBP: 0 BLK: 0 WP: 0 HR: 0 S: 27 P: 27 ERA: 7.50 WHIP: 1.167															PITCHER				
Mark Littell, R (7, 1) ERA: 0.69	IP: 1.0 WLS: L BF: 4 H: 1 R: 0 ER: 0 SO: 0 BB: 0 IBB: 0 HBP: 0 BLK: 0 WP: 0 HR: 0 S: 4 P: 4 ERA: 0.00 WHIP: 1.000															PITCHER				
Larry Gura, L (8, 1) ERA:	IP: 1.0 WLS: L BF: 4 H: 1 R: 0 ER: 0 SO: 0 BB: 0 IBB: 0 HBP: 0 BLK: 0 WP: 0 HR: 0 S: 4 P: 4 ERA: 0.00 WHIP: 1.000															PITCHER				

Kansas City Royals @ Minnesota Twins
 Metropolitan Stadium, Bloomington, MI
 Sat May 22 1976, 8:05 PM EDT
 Alt. 6,812 - Unknown - 68 F

AB	32
R	5
H	9
RBI	5
BB	0
SO	1
LOB	8



Batter	1	2	3	4	5	6	7	8	9	AB	R	H	RBI	BB	SO	LOB	TOP								
Tom Poquette, L (1, 9) OBP: 0.359, SLG: 0.500	F6		K			K		HBP 1B		4	0	1	0	0	2	3	Kansas City Royals @ Minnesota Twins Metropolitan Stadium, Bloomington, MI Sun May 23 1976, 4:33 AM EDT Att: 24,716 - Unknown - 68 F livebaseballscorecards.com								
Amos Otis, R (1, 8) OBP: 0.385, SLG: 0.565	L7		F8			1B		HBP		4	0	2	1	0	0	2									
George Brett, L (1, 5) OBP: 0.411, SLG: 0.458 Davey Nelson, R (8, PR) OBP: 0.400, SLG: 0.500	K			L7		1B		HBP		3	0	1	0	0	1	0									
John Mayberry, L (1, 3) OBP: 0.356, SLG: 0.393		4-3		BB		G4-6-3		F4		3	0	0	0	1	0	5									
Hal McRae, R (1, 7) OBP: 0.362, SLG: 0.430	F7		G5-4-3					G3		4	0	1	0	0	0	4									
Tony Solaita, L (1, 10) OBP: 0.346, SLG: 0.462 Jim Wohlford, R (9, PR) OBP: 0.265, SLG: 0.283	3-1				K			E3		4	0	0	0	0	1	1									
Cookie Rojas, R (1, 4) OBP: 0.361, SLG: 0.323			F6		K			F9		4	0	1	0	0	1	1									
Bob Stinson, S (1, 2) OBP: 0.366, SLG: 0.294 Jamie Quirk, L (9, PH) OBP: 0.333, SLG: 0.333			1B		K			G6-4-3		2	0	0	0	1	1	2									
Frank White, R (1, 6) OBP: 0.308, SLG: 0.292			BB					G4-6-3		1	0	0	0	0	0	1									
			1B					F3		3	1	2	0	0	0	0									
Inning Stats	R: 0 E: 0 K: 1 S: 5	H: 0 LOB: 0 BB: 0 P: 5	R: 0 E: 0 K: 0 S: 3	H: 0 LOB: 0 BB: 0 P: 3	R: 0 E: 0 K: 1 S: 6	H: 1 LOB: 2 BB: 1 P: 10	R: 0 E: 0 K: 0 S: 2	H: 0 LOB: 0 BB: 1 P: 6	R: 0 E: 0 K: 3 S: 9	H: 0 LOB: 0 BB: 0 P: 9	R: 1 E: 0 K: 1 S: 7	H: 3 LOB: 1 BB: 0 P: 7	R: 0 E: 0 K: 0 S: 4	H: 2 LOB: 1 BB: 0 P: 4	R: 0 E: 0 K: 0 S: 5	H: 2 LOB: 3 BB: 0 P: 6	R: 0 E: 1 K: 0 S: 3	H: 0 LOB: 1 BB: 0 P: 3	1B: 6 2B: 2 3B: 0 HR: 0	SF: 0 SAC: 0 DP: 4 HBP: 1	WP: 0 PB: 0 SB: 0 CS: 0	PA: 35			
PITCHER	IP	WLS	BF	H	R	ER	SO	BB	IBB	HBP	BLK	WP	HR	S	P	ERA	WHIP								
Bert Blyleven, R (1, 1) ERA: 3.1	7.1	W	30	8	1	1	6	2	0	1	0	0	0	39	48	1.23	1.364								
Tom Burgmeier, L (8, 1) ERA: 0.32	0.1		1	0	0	0	0	0	0	0	0	0	0	1	1	0.00	0.000								
Bill Campbell, R (8, 1) ERA: 2.62	1.1	S	4	0	0	0	0	0	0	0	0	0	0	4	4	0.00	0.000								

Batter	1	2	3	4	5	6	7	8	9	AB	R	H	RBI	BB	SO	LOB	BOTTOM								
Steve Brye, R (1, 8) OBP: 0.175, SLG: 0.167	6-3		5-3			1B		BB		3	1	1	0	1	0	0	Kansas City Royals @ Minnesota Twins Metropolitan Stadium, Bloomington, MI Sun May 23 1976, 4:33 AM EDT Att: 24,716 - Unknown - 68 F livebaseballscorecards.com								
Larry Hisle, R (1, 7) OBP: 0.320, SLG: 0.288	G3		BB		SH3-4			1B		2	0	1	0	1	0	0									
Butch Wynegar, S (1, 10) OBP: 0.394, SLG: 0.495			BB		FC6-4			1B		3	1	1	1	0	0	2									
Dan Ford, R (1, 9) OBP: 0.293, SLG: 0.441			BB		2B			F7		3	1	1	1	1	1	2									
Craig Kusick, R (1, 3) OBP: 0.350, SLG: 0.519	F9		2B		2B			6-3		4	0	2	1	0	0	2									
Danny Thompson, R (1, 6) OBP: 0.294, SLG: 0.276			BB		6-3			6-3		4	0	1	0	0	0	1									
Phil Roof, R (1, 2) OBP: 0.267, SLG: 0.345			BB		6-3			F9		4	0	1	0	0	0	1									
Dave McKay, S (1, 5) OBP: 0.291, SLG: 0.243			BB		F6			2-3		3	0	0	0	0	0	2									
Bob Randall, R (1, 4) OBP: 0.330, SLG: 0.284			BB		F3			L1		3	0	0	0	0	1	1									
			BB																						
Inning Stats	R: 0 E: 0 K: 0 S: 4	H: 1 LOB: 2 BB: 1 P: 8	R: 0 E: 0 K: 0 S: 4	H: 1 LOB: 1 BB: 0 P: 4	R: 2 E: 0 K: 0 S: 5	H: 2 LOB: 1 BB: 1 P: 9	R: 0 E: 0 K: 1 S: 5	H: 0 LOB: 0 BB: 0 P: 5	R: 0 E: 0 K: 0 S: 6	H: 1 LOB: 1 BB: 0 P: 6	R: 0 E: 0 K: 0 S: 4	H: 2 LOB: 1 BB: 0 P: 4	R: 1 E: 0 K: 0 S: 4	H: 1 LOB: 1 BB: 1 P: 8	R: 0 E: 0 K: 0 S: 3	H: 0 LOB: 0 BB: 0 P: 3	1B: 5 2B: 3 3B: 0 HR: 0	SF: 1 SAC: 1 DP: 0 HBP: 0	WP: 0 PB: 0 SB: 0 CS: 0	PA: 34					
PITCHER	IP	WLS	BF	H	R	ER	SO	BB	IBB	HBP	BLK	WP	HR	S	P	ERA	WHIP								
Paul Spittorf, L (1, 1) ERA: 4.45	8.0	L	34	8	3	3	2	3	0	0	0	0	0	35	47	3.38	1.375								

Batter	1	2	3	4	5	6	7	8	9	AB	R	H	RBI	BB	SO	LOB	TOP											
Lyman Bostock, L OBP: 0.377, SLG: 0.458 (1, 8)	0-0 HR	0-0 L9			0-0 4-3	0-0 5-3			0-0 FC4-6 HR	5	2	1	1	0	0	2	Minnesota Twins @ Oakland Athletics Oakland-Alameda County Coliseum, Oakland, CA Mon May 24 1976, 7:05 PM PDT Att: 13,624 - Unknown - 57 F AB 34 R 7 H 7 RBI 7 BB 3 SO 4 LOB 14											
Larry Hise, R OBP: 0.329, SLG: 0.316 (1, 7)	4-0 SH1-3 1B BB	0-0 6-3			0-0 4-3 1B			0-0 4-3	0-0 HR	4	2	2	2	1	0	1												
Rod Carew, L OBP: 0.383, SLG: 0.391 (1, 3)	0-0 SH1-3 1B		0-0 F7		4-0 4-3 1B			0-0 6-3	0-3 K	4	1	1	0	1	1	0												
Steve Braun, L OBP: 0.297, SLG: 0.280 (1, 5)	0-0 SH1-3		0-0 F7		0-0 4-3			0-0 2B	0-0 4-3	4	0	1	0	0	0	2												
Butch Wynegar, S OBP: 0.397, SLG: 0.491 (1, 2)	4-0 FC6-4 IBB		0-3 K		0-0 HR 1B			0-0 G3		3	1	1	2	1	1	1												
Dan Ford, R OBP: 0.291, SLG: 0.457 (1, 9)	0-3 K		0-3 K2-3		0-0 HR			0-0 6-3		4	1	1	2	0	2	3												
Danny Thompson, R OBP: 0.256, SLG: 0.267 (1, 6)	0-0 FC6-4		0-0 E5		0-0 4-3			0-0 5-3		4	0	0	0	0	0	3												
Craig Kusick, R OBP: 0.328, SLG: 0.482 (1, 10)		0-0 E5 SH2-3		0-0 1-3				0-0 6-3		4	0	0	0	0	0	1												
Bob Randall, R OBP: 0.330, SLG: 0.277 (1, 4)		0-0 SH2-3		0-0 6-3				0-0 G3	1-0 FC4-6 HBP	2	0	0	0	0	0	1												
Inning Stats	R: 1 E: 0 K: 1 S: 7	H: 2 LOB: 3 BB: 2 P: 15	R: 0 E: 1 K: 0 S: 4	H: 0 LOB: 1 BB: 0 P: 4	R: 0 E: 0 K: 1 S: 5	H: 0 LOB: 0 BB: 0 P: 5	R: 0 E: 1 K: 1 S: 6	H: 0 LOB: 1 BB: 0 P: 6	R: 4 E: 0 K: 0 S: 6	H: 3 LOB: 0 BB: 1 P: 10	R: 0 E: 0 K: 0 S: 3	H: 0 LOB: 0 BB: 0 P: 3	R: 0 E: 0 K: 0 S: 4	H: 1 LOB: 1 BB: 0 P: 4	R: 0 E: 0 K: 0 S: 3	H: 0 LOB: 2 BB: 0 P: 3	R: 2 E: 0 K: 1 S: 6	H: 1 LOB: 0 BB: 0 P: 7	1B: 3 2B: 1 3B: 0 HR: 3	SF: 0 SAC: 2 DP: 0 HBP: 1	WP: 0 PB: 0 SB: 1 CS: 0	PA: 40						
PITCHER	IP	WLS	BF	H	R	ER	SO	BB	IBB	HBP	BLK	WP	HR	S	P	ERA	WHIP											
Dick Bosman, R ERA: 3.63 Jim Todd, R ERA: 4.6	(1, 1)	4.1	21	3	3	3	3	2	1	0	0	0	1	24	36	6.23	1.154											
PITCHER	IP	WLS	BF	H	R	ER	SO	BB	IBB	HBP	BLK	WP	HR	S	P	ERA	WHIP											
Jim Todd, R ERA: 4.6	(5, 1)	4.2	W	19	4	4	4	1	0	0	1	0	0	2	20	21	7.71	0.857										

Batter	1	2	3	4	5	6	7	8	9	AB	R	H	RBI	BB	SO	LOB	BOTTOM											
Bill North, S OBP: 0.320, SLG: 0.325 (1, 8)	0-3 K		0-0 F7			0-0 E FC WP 1B		0-0 4-3		5	2	2	0	0	1	0	Minnesota Twins @ Oakland Athletics Oakland-Alameda County Coliseum, Oakland, CA Mon May 24 1976, 7:05 PM PDT Att: 13,624 - Unknown - 57 F AB 34 R 12 H 9 RBI 8 BB 9 SO 3 LOB 20											
Bert Campaneris, R OBP: 0.298, SLG: 0.206 (1, 6)	4-0 S 2B BB		4-0 CS BB		0-0 FC S WP		1-0 1B HBP	0-0 S 1B	0-0 2B	2	3	1	2	2	0	1												
Don Baylor, R OBP: 0.321, SLG: 0.364 (1, 3)	0-0 6-3		0-0 5-3		0-0 BB BB BB		0-0 S 1B	0-0 6-3	0-0 1B	4	1	1	0	1	0	3												
Joe Rudi, R OBP: 0.364, SLG: 0.500 Cesar Tovar, R OBP: 0.235, SLG: 0.133 (9, 7)	0-0 BB 2B		0-3 K		0-0 2B BB		0-0 5-3	1-0 1B S HBP	0-0 1B S HBP	3	2	1	1	1	1	2												
Billy Williams, L OBP: 0.294, SLG: 0.292 Matt Alexander, S (8, PR)	4-0 BB IBB		0-0 F3		0-0 F9		4-0 FC6-4 IBB	4-0 1B S BB	4-0 1B BB	2	0	0	0	3	0	2												
Sal Bando, R OBP: 0.288, SLG: 0.353 (1, 5)	4-0 1-2 2-3 BB		0-0 L7		4-0 2B E BB		0-0 FC6-4	0-0 1B S BB	0-0 1B	3	1	1	1	2	0	3												
Claudell Washington, L OBP: 0.267, SLG: 0.320 (1, 9)	0-0 1-3		0-0 6-3		0-0 E 2B		0-0 6-3	0-3 K	0-3 K	5	1	1	2	0	1	6												
Phil Garner, R OBP: 0.288, SLG: 0.346 (1, 4)		0-0 F9			0-0 L9 E4		0-0 F4	0-0 1-3 2-H 3-H 1B	0-0 1B	5	0	1	2	0	0	0												
Larry Haney, R OBP: 0.219, SLG: 0.197 Tim Hosley, R OBP: 0.258, SLG: 0.296 (6, 2)		0-0 F9			0-0 FC 2B F4		0-0 F8	0-0 4-3	0-0 4-3	1	0	0	0	0	0	0												
Inning Stats	R: 1 E: 0 K: 1 S: 6	H: 1 LOB: 3 BB: 3 P: 18	R: 0 E: 0 K: 0 S: 3	H: 0 LOB: 0 BB: 0 P: 3	R: 0 E: 0 K: 1 S: 4	H: 0 LOB: 0 BB: 1 P: 8	R: 0 E: 0 K: 0 S: 3	H: 0 LOB: 0 BB: 0 P: 3	R: 7 E: 2 K: 0 S: 8	H: 3 LOB: 1 BB: 3 P: 20	R: 0 E: 0 K: 0 S: 4	H: 1 LOB: 3 BB: 1 P: 9	R: 0 E: 0 K: 0 S: 3	H: 0 LOB: 0 BB: 0 P: 3	R: 4 E: 0 K: 1 S: 9	H: 4 LOB: 2 BB: 1 P: 14	R: 4 E: 0 K: 1 S: 9	H: 4 LOB: 2 BB: 1 P: 14	1B: 5 2B: 4 3B: 0 HR: 0	SF: 0 SAC: 0 DP: 0 HBP: 2	WP: 2 PB: 0 SB: 7 CS: 1	PA: 45						
PITCHER	IP	WLS	BF	H	R	ER	SO	BB	IBB	HBP	BLK	WP	HR	S	P	ERA	WHIP											
Steve Luebber, R ERA: 6.11 Bill Campbell, R ERA: 2.75 Mike Pazik, L ERA: 7.0	(1, 1)	4.1	L	12	2	3	1	0	2	1	1	0	0	0	8	21	5.40	2.400										
PITCHER	IP	WLS	BF	H	R	ER	SO	BB	IBB	HBP	BLK	WP	HR	S	P	ERA	WHIP											
Mike Pazik, L ERA: 7.0	(7, 1)	2.0		12	4	4	4	1	1	0	1	0	0	0	12	17	18.00	2.500										



Batter	1	2	3	4	5	6	7	8	9	AB	R	H	RBI	BB	SO	LOB	TOP					
Steve Blye, R OBP: 0.182, SLG: 0.175 (1, 8)	L8			K		FC6-4 1B		6-3		4	0	1	0	0	1	1	Minnesota Twins @ Oakland Athletics Oakland-Alameda County Coliseum, Oakland, CA Tue May 25 1976, 7:05 PM PDT Att. 1,960 - Unknown - 57 F					
Larry Hiele, R OBP: 0.327, SLG: 0.309 (1, 7)	6-3			F9		F9		1B BB BB		3	0	0	0	1	0	1						
Rod Carew, L OBP: 0.386, SLG: 0.390 (1, 3)	5-3			1B		FC6-4 1-2		1B BB 1-2 2-3		3	0	1	0	1	0	1						
Dan Ford, R OBP: 0.290, SLG: 0.451 (1, 9)		F8		K				6-3		4	0	1	1	0	1	1						
Butch Wynegar, S OBP: 0.400, SLG: 0.491 (1, 10)		K			G6-4-3 1B			5-3		4	0	2	0	0	1	3						
Phil Roof, R OBP: 0.265, SLG: 0.333 (1, 2)	6-3			G6-4-3 1-2		K		FC4-6 1B		4	0	1	0	0	1	2						
Danny Thompson, R OBP: 0.256, SLG: 0.266 (1, 6)			4-3		1B		L7	F8		4	0	1	0	0	0	2						
Dave McKay, S OBP: 0.289, SLG: 0.243 (1, 5)			F3		K			FC4-6 BB 1B 1B		4	1	1	0	0	1	2						
Bob Randall, R OBP: 0.316, SLG: 0.264 (1, 4)			K			4-3		5-3 1-2	6-3	4	0	0	0	0	1	2						
Inning Stats	R: 0 E: 0 K: 0 S: 3	H: 0 LOB: 0 BB: 0 P: 3	R: 0 E: 0 K: 1 S: 5	H: 0 LOB: 0 BB: 0 P: 5	R: 0 E: 0 K: 1 S: 5	H: 0 LOB: 0 BB: 0 P: 5	R: 0 E: 0 K: 2 S: 8	H: 1 LOB: 1 BB: 0 P: 8	R: 0 E: 0 K: 1 S: 6	H: 2 LOB: 1 BB: 0 P: 6	R: 0 E: 0 K: 1 S: 6	H: 1 LOB: 1 BB: 0 P: 6	R: 0 E: 0 K: 1 S: 6	H: 1 LOB: 1 BB: 0 P: 6	R: 1 E: 0 K: 0 S: 5	H: 2 LOB: 2 BB: 2 P: 13	R: 0 E: 0 K: 0 S: 4	H: 1 LOB: 1 BB: 0 P: 4	1B: 8 2B: 0 3B: 0 HR: 0	SF: 0 SAC: 0 DP: 1 HBP: 0	WP: 0 PB: 0 SB: 0 CS: 0	PA: 36
PITCHER Vida Blue, L ERA: 3.38 (1, 1)	IP: 9.0 WLS: W BF: 36 H: 8 R: 1 ER: 1 SO: 6 BB: 2 IBB: 0 HBP: 0 BLK: 0 WP: 0 HR: 0 S: 46 P: 54 ERA: 1.00 WHIP: 1.111															PITCHER						

Batter	1	2	3	4	5	6	7	8	9	AB	R	H	RBI	BB	SO	LOB	BOTTOM			
Bill North, S OBP: 0.326, SLG: 0.331 Matt Alexander, S (6, 9)	CS 1B		BB S 1B	6-3		F6				3	1	2	0	0	0	0	Minnesota Twins @ Oakland Athletics Oakland-Alameda County Coliseum, Oakland, CA Tue May 25 1976, 7:05 PM PDT Att. 1,960 - Unknown - 57 F			
Bert Campaneris, R OBP: 0.281, SLG: 0.200 (1, 6)	L8		F9	1-3		K				4	0	0	0	0	1	3				
Don Baylor, R OBP: 0.326, SLG: 0.370 (1, 7)	5-3		BB 1B BB	S 2B		K				3	1	1	0	1	1	0				
Ken McMullen, R OBP: 0.326, SLG: 0.278 (1, 3)	5-3		1B WP BB	K		FC3-6 1B				3	1	1	0	1	1	1				
Billy Williams, L OBP: 0.300, SLG: 0.309 Larry Lintz, S (7, PR)	HR 2B		1-3 2-H 3-H 1B 1B	F6		FC3-6 CS				4	2	2	2	0	0	1				
Sal Bando, R OBP: 0.286, SLG: 0.371 (1, 5)	HR		K	L7		CS		5-3		4	1	1	2	0	1	1				
Claudell Washington, L OBP: 0.266, SLG: 0.314 (6, 8)	K		1B IBB	K				4-3		3	0	0	0	1	2	0				
Phil Garner, R OBP: 0.300, SLG: 0.357 (1, 4)			FC6-4 1B 1B	F9		CS 1B				4	0	3	1	0	0	0				
Larry Haney, R OBP: 0.224, SLG: 0.203 (1, 2)	L6		FC6-4 1-2			1B		CS		3	0	1	0	0	0	3				
Inning Stats	R: 0 E: 0 K: 0 S: 3	H: 1 LOB: 0 BB: 0 P: 3	R: 2 E: 0 K: 1 S: 8	H: 3 LOB: 1 BB: 0 P: 8	R: 4 E: 0 K: 1 S: 8	H: 3 LOB: 2 BB: 3 P: 20	R: 0 E: 0 K: 1 S: 6	H: 1 LOB: 1 BB: 0 P: 6	R: 0 E: 0 K: 1 S: 5	H: 0 LOB: 0 BB: 0 P: 5	R: 0 E: 0 K: 1 S: 6	H: 1 LOB: 1 BB: 0 P: 6	R: 0 E: 0 K: 1 S: 5	H: 1 LOB: 1 BB: 0 P: 5	R: 0 E: 0 K: 0 S: 3	H: 1 LOB: 0 BB: 0 P: 3	1B: 8 2B: 2 3B: 0 HR: 1	SF: 0 SAC: 0 DP: 0 HBP: 0	WP: 1 PB: 0 SB: 2 CS: 3	PA: 37
PITCHER Jim Hughes, R ERA: 6.75 Joe Decker, R ERA: 5.27 (1, 1) (3, 1)	IP: 2.2 WLS: L BF: 17 H: 7 R: 6 ER: 6 SO: 2 BB: 2 IBB: 1 HBP: 0 BLK: 0 WP: 1 HR: 1 S: 18 P: 30 ERA: 20.25 WHIP: 3.375															PITCHER				

AB	34
R	1
H	8
RBI	1
BB	2
SO	6
LOB	15



AB	32
R	6
H	11
RBI	5
BB	3
SO	6
LOB	10



Batter	1	2	3	4	5	6	7	8	9	AB	R	H	RBI	BB	SO	LOB	TOP										
Lyman Bostock, L OBP: 0.378, SLG: 0.459 (1, 8)										4	0	1	0	1	0	1	Minnesota Twins @ Oakland Athletics Oakland-Alameda County Coliseum, Oakland, CA Wed May 26 1976, 7:05 PM PDT Att: 2,740 - Unknown - 57 F										
Larry Hisle, R OBP: 0.337, SLG: 0.329 (1, 7)										4	1	3	3	0	0	0											
Rod Carew, L OBP: 0.393, SLG: 0.388 (1, 3)										3	0	1	0	2	0	2											
Steve Braun, L OBP: 0.310, SLG: 0.295 (1, 5)										5	1	3	1	0	1	2											
Butch Wynegar, S OBP: 0.388, SLG: 0.475 (1, 2)										4	0	0	0	0	0	3											
Dan Ford, R OBP: 0.324, SLG: 0.476 (1, 9)										3	2	2	1	0	1	0											
Craig Kusick, R OBP: 0.324, SLG: 0.458 (1, 10)										3	1	0	0	1	1	2											
Bob Randall, R OBP: 0.304, SLG: 0.253 (1, 4)										4	0	0	0	0	2	4											
Luis Gomez, R OBP: 0.333, SLG: 0.286 (1, 6)										4	1	1	0	0	0	2											
Inning Stats	R: 0 E: 0 K: 0 S: 3	H: 1 LOB: 1 BB: 1 P: 7	R: 0 E: 0 K: 1 S: 5	H: 0 LOB: 0 BB: 0 P: 5	R: 0 E: 0 K: 1 S: 5	H: 0 LOB: 0 BB: 0 P: 5	R: 1 E: 1 K: 0 S: 4	H: 1 LOB: 0 BB: 0 P: 4	R: 1 E: 0 K: 0 S: 6	H: 1 LOB: 0 BB: 0 P: 6	R: 1 E: 0 K: 0 S: 4	H: 2 LOB: 1 BB: 1 P: 8	R: 2 E: 0 K: 0 S: 5	H: 2 LOB: 2 BB: 2 P: 13	R: 0 E: 0 K: 1 S: 6	H: 1 LOB: 2 BB: 0 P: 7	R: 1 E: 0 K: 1 S: 7	H: 3 LOB: 1 BB: 0 P: 7	1B: 8 2B: 2 3B: 0 HR: 1	SF: 0 SAC: 1 DP: 1 HBP: 1	WP: 1 PB: 0 SB: 3 CS: 1	PA: 40					
PITCHER	IP	WLS	BF	H	R	ER	SO	BB	IBB	HBP	BLK	WP	HR	S	P	ERA	WHIP										
Paul Mitchell, R ERA: 5.9 (1, 1)	5.1	L	22	5	3	2	3	2	0	0	0	1	1	26	34	3.38	1.312										
Paul Lindblad, L ERA: 2.55 (6, 1)	1.1		6	1	2	2	0	2	0	0	0	0	0	4	12	13.50	2.250										
Jim Todd, R ERA: 4.41 (7, 1)	1.1		7	2	0	0	1	0	0	1	0	0	0	8	9	0.00	1.500										
Glenn Abbott, R ERA: 6.75 (9, 1)	1.0		5	3	1	1	1	0	0	0	0	0	0	7	7	9.00	3.000										

Batter	1	2	3	4	5	6	7	8	9	AB	R	H	RBI	BB	SO	LOB	BOTTOM										
Bill North, S OBP: 0.324, SLG: 0.329 (1, 9)										4	1	1	0	0	0	0	Minnesota Twins @ Oakland Athletics Oakland-Alameda County Coliseum, Oakland, CA Wed May 26 1976, 7:05 PM PDT Att: 2,740 - Unknown - 57 F										
Bert Campaneris, R OBP: 0.280, SLG: 0.201 (1, 6)										4	0	1	0	0	1	1											
Don Baylor, R OBP: 0.318, SLG: 0.360 (1, 7)										4	0	0	0	0	1	2											
Ken McMullen, R OBP: 0.319, SLG: 0.300 (1, 3)										4	0	1	0	0	1	1											
Billy Williams, L OBP: 0.299, SLG: 0.307 (1, 10)										4	0	1	0	0	2	2											
Sal Bando, R OBP: 0.287, SLG: 0.363 (1, 5)										3	0	0	0	1	1	2											
Claudell Washington, L OBP: 0.262, SLG: 0.308 (1, 8)										3	0	0	0	0	1	2											
Phil Garner, R OBP: 0.294, SLG: 0.350 (1, 4)										3	0	0	0	0	2												
Larry Haney, R OBP: 0.221, SLG: 0.200 (1, 2)										1	0	0	0	0	0	0											
Tim Hosley, R OBP: 0.242, SLG: 0.276 (5, PH) (6, 2)										2	0	0	0	0	1	1											
Inning Stats	R: 0 E: 0 K: 0 S: 3	H: 0 LOB: 0 BB: 0 P: 3	R: 0 E: 0 K: 3 S: 9	H: 0 LOB: 0 BB: 0 P: 9	R: 0 E: 0 K: 0 S: 3	H: 0 LOB: 0 BB: 0 P: 3	R: 1 E: 1 K: 2 S: 9	H: 1 LOB: 1 BB: 0 P: 9	R: 0 E: 0 K: 1 S: 5	H: 0 LOB: 1 BB: 1 P: 9	R: 0 E: 0 K: 0 S: 4	H: 1 LOB: 0 BB: 0 P: 4	R: 0 E: 0 K: 0 S: 4	H: 1 LOB: 1 BB: 0 P: 4	R: 0 E: 0 K: 1 S: 5	H: 0 LOB: 0 BB: 0 P: 5	R: 0 E: 0 K: 1 S: 6	H: 1 LOB: 1 BB: 0 P: 6	1B: 3 2B: 1 3B: 0 HR: 0	SF: 0 SAC: 0 DP: 0 HBP: 0	WP: 1 PB: 0 SB: 1 CS: 0	PA: 33					
PITCHER	IP	WLS	BF	H	R	ER	SO	BB	IBB	HBP	BLK	WP	HR	S	P	ERA	WHIP										
Dave Goltz, R ERA: 4.17 (1, 1)	9.0	W	33	4	1	0	8	1	0	0	0	1	0	48	52	0.00	0.556										

livebaseballscores.com

AB 34
R 6
H 11
RBI 5
BB 4
SO 5
LOB 16

livebaseballscores.com

AB 32
R 1
H 4
RBI 0
BB 1
SO 8
LOB 13

Batter	1	2	3	4	5	6	7	8	9	AB	R	H	RBI	BB	SO	LOB	TOP			
Juan Beniquez, R OBP: 0.267, SLG: 0.303	4-0 1B BB	0-0 P5		0-0 4-3			0-3 K	0-0 6-3		4	1	0	0	1	1	2				
Jim Fregosi, R OBP: 0.359, SLG: 0.394	0-0 F8	0-0 FC1-6 1B			4-0 G4-6-3 BB		4-0 BB 1B BB		0-0 6-3	3	0	0	0	2	0	2				
Mike Hargrove, L OBP: 0.313, SLG: 0.453	0-0 1B HR	0-0 FC6-4 1B			0-0 F7		0-0 BB 1B		0-0 L9	5	1	3	0	0	0	1				
Toby Harrah, R OBP: 0.418, SLG: 0.443	0-0 1B HR	0-0 FC6-4 1B			0-0 G4-6-3 1-2		0-0 F7		4-0 BB	4	1	1	1	1	0	5				
Jeff Burroughs, R OBP: 0.315, SLG: 0.445	0-0 1-H 3-H HR		0-0 5-3			0-0 6-3	4-0 1-2 2-3 BB		0-0 F9	4	1	1	3	1	0	1				
Roy Howell, L OBP: 0.342, SLG: 0.420	4-0 BB		4-0 G6-4-3 1B			0-0 1B 1B	0-0 6-3			3	0	2	0	1	0	3				
Tom Grieve, R OBP: 0.290, SLG: 0.469	0-0 F9		0-0 G6-4-3 1-2			0-0 1B 1B		0-0 4-3 FC6-2 2B		4	0	2	0	0	0	2				
Roy Smalley, S OBP: 0.373, SLG: 0.281	0-0 6-3			0-0 F8		4-0 1-2 IBB		0-0 4-3		3	0	0	0	1	0	2				
Jim Sundberg, R OBP: 0.221, SLG: 0.245		0-0 FC1-6 1B		0-0 P4		0-3 K		0-0 FC6-2 3-H		4	0	1	0	0	1	3				
Inning Stats	R: 4 E: 0 K: 0 S: 6	H: 3 LOB: 1 BB: 2 P: 14	R: 0 E: 0 K: 0 S: 5	H: 2 LOB: 2 BB: 0 P: 5	R: 0 E: 0 K: 0 S: 3	H: 1 LOB: 0 BB: 0 P: 3	R: 0 E: 0 K: 0 S: 3	H: 0 LOB: 0 BB: 0 P: 3	R: 0 E: 0 K: 1 S: 2	H: 2 LOB: 2 BB: 1 P: 10	R: 0 E: 0 K: 1 S: 6	H: 1 LOB: 3 BB: 2 P: 14	R: 0 E: 0 K: 0 S: 4	H: 1 LOB: 1 BB: 0 P: 4	R: 0 E: 0 K: 0 S: 3	H: 0 LOB: 1 BB: 1 P: 7	1B: 8 2B: 1 3B: 0 HR: 1	SF: 0 SAC: 0 DP: 2 HBP: 0	WP: 0 PB: 0 SB: 0 CS: 0	PA: 41
PITCHER	IP WLS BF H R ER SO BB IBB HBP BLK WP HR S P ERA WHIP	IP WLS BF H R ER SO BB IBB HBP BLK WP HR S P ERA WHIP																		
Steve Luebber, R ERA: 5.97	(1, 1)	6.2 L	32	9	4	4	2	5	1	0	0	0	0	0	1	30	54	5.40	2.100	
Tom Burgmeier, L ERA: 0.77	(7, 1)	1.1	5	1	0	0	0	0	0	0	0	0	0	0	5	5	0.00	0.750		
Bill Campbell, R ERA: 2.68	(9, 1)	1.0	4	0	0	0	0	1	0	0	0	0	0	0	3	7	0.00	1.000		

Texas Rangers @ Minnesota Twins
Metropolitan Stadium, Bloomington, MI
Fri May 28 1976, 8:05 PM EDT
Att. 4,241 - Unknown - 60 F

AB 34
R 4
H 10
RBI 4
BB 7
SO 2
LOB 21



Batter	1	2	3	4	5	6	7	8	9	AB	R	H	RBI	BB	SO	LOB	BOTTOM			
Larry Hise, R OBP: 0.337, SLG: 0.325	0-0 F8		0-3 K		0-3 K			0-0 BB 1B		4	0	1	0	0	2	2				
Rod Carew, L OBP: 0.390, SLG: 0.381	0-0 F7			0-0 6-3		0-3 K		4-0 1-2 BB		3	0	0	0	1	1	0				
Dan Ford, R OBP: 0.305, SLG: 0.464	0-0 5-3			0-0 6-3		0-0 L9		0-3 K		4	0	0	0	0	1	2				
Craig Kusick, R OBP: 0.338, SLG: 0.453		4-0 L5-3 BB		0-0 1B 1B		0-0 5-3		0-3 K		3	0	1	0	1	1	2				
Butch Wynegar, S OBP: 0.388, SLG: 0.464		0-0 L5-3 1-2		0-0 1B 1B			0-0 5-3		4-0 1B BB	3	0	1	0	1	0	1				
Steve Brye, R OBP: 0.204, SLG: 0.200		0-0 5-3		0-0 1-2 2-H 1B			0-0 1B		0-0 F7	4	0	2	0	0	0	1				
Dave McKay, S OBP: 0.280, SLG: 0.235			0-0 L7		0-0 L7		0-3 K		0-0 F9	4	0	0	0	0	1	2				
Bob Randall, R OBP: 0.312, SLG: 0.265			0-0 1B		0-0 1B		0-0 P4		0-0 1-2 1B	4	0	3	0	0	0	1				
Luis Gomez, R OBP: 0.238, SLG: 0.200			0-0 F8		0-0 F8			0-0 6-3		2	0	0	0	0	0	2				
Jerry Terrell, R OBP: 0.229, SLG: 0.242									0-0 F7	2	0	0	0	0	0	2				
Inning Stats	R: 0 E: 0 K: 0 S: 3	H: 0 LOB: 0 BB: 0 P: 3	R: 0 E: 0 K: 0 S: 2	H: 0 LOB: 0 BB: 1 P: 6	R: 0 E: 0 K: 1 S: 6	H: 1 LOB: 1 BB: 0 P: 6	R: 0 E: 0 K: 0 S: 5	H: 3 LOB: 2 BB: 0 P: 5	R: 0 E: 0 K: 1 S: 6	H: 1 LOB: 1 BB: 0 P: 6	R: 0 E: 0 K: 1 S: 5	H: 0 LOB: 0 BB: 0 P: 5	R: 0 E: 0 K: 1 S: 6	H: 1 LOB: 2 BB: 1 P: 12	R: 0 E: 0 K: 2 S: 8	H: 1 LOB: 2 BB: 1 P: 8	1B: 8 2B: 1 3B: 0 HR: 0	SF: 0 SAC: 0 DP: 1 HBP: 0	WP: 0 PB: 0 SB: 0 CS: 0	PA: 36
PITCHER	IP WLS BF H R ER SO BB IBB HBP BLK WP HR S P ERA WHIP	IP WLS BF H R ER SO BB IBB HBP BLK WP HR S P ERA WHIP																		
Jim Umberger, L ERA: 2.83	(1, 1)	9.0 W	36	8	0	0	6	3	0	0	0	0	0	0	45	57	0.00	1.222		

Texas Rangers @ Minnesota Twins
Metropolitan Stadium, Bloomington, MI
Fri May 28 1976, 8:05 PM EDT
Att. 4,241 - Unknown - 60 F

AB 33
R 0
H 8
RBI 0
BB 3
SO 6
LOB 15



Batter	1	2	3	4	5	6	7	8	9	AB	R	H	RBI	BB	SO	LOB	TOP					
Juan Beniquez, R (1, 8) OBP: 0.299, SLG: 0.294	0-0 5-3		0-0 F8			0-0 L9		0-0 F7		4	0	0	0	0	0	2	Texas Rangers @ Minnesota Twins Metropolitan Stadium, Bloomington, MI Sat May 29 1976, 4:33 AM EDT Att: 6,112 - Cloudy - 65 F					
Jim Fregosi, R (1, 10) OBP: 0.326, SLG: 0.351	0-0 6-3			0-0 6-3		0-0 G1		0-3 K		4	0	0	0	0	1							
Mike Hargrove, L (1, 3) OBP: 0.321, SLG: 0.460	0-0 4-3			1-0 4-3 HBP		4-0 BB			0-0 1B G5-4-3 2B	2	1	1	0	1	0							
Toby Harrah, R (1, 6) OBP: 0.414, SLG: 0.437		0-0 L5		0-0 4-3		0-3 K			0-0 1B G5-4-3 2B	4	0	1	0	0	1	3						
Jeff Burroughs, R (1, 9) OBP: 0.308, SLG: 0.434		0-0 1-3		0-0 F7			0-0 5-3		0-0 G5-4-3 1B	4	0	0	0	0	2							
Roy Howell, L (1, 5) OBP: 0.333, SLG: 0.408	0-3 K				0-0 4-3		0-0 4-3		0-0 G3	4	0	0	0	0	1	0						
Tom Grieve, R (1, 7) OBP: 0.304, SLG: 0.480			4-0 BB S		4-0 BB G3-6-3		0-0 2B			1	0	1	0	2	0	0						
Roy Smalley, S (1, 4) OBP: 0.366, SLG: 0.274			0-0 F7		0-0 G3-6-3		0-3 K			3	0	0	0	0	1	3						
Jim Sundberg, R (1, 2) OBP: 0.217, SLG: 0.241			0-3 K			0-0 E3 G1		0-3 K		2	0	0	0	0	1	1						
Mike Cubbage, L (8, PH) OBP: 0.371, SLG: 0.214			1-2 K							1	0	0	0	0	1	0						
Bill Fahey, L (8, 2) OBP: 0.290, SLG: 0.200										0	0	0	0	0	0	0						
Inning Stats	R: 0 E: 0 K: 0 S: 3	H: 0 LOB: 0 BB: 0 P: 3	R: 0 E: 0 K: 1 S: 5	H: 0 LOB: 0 BB: 0 P: 5	R: 0 E: 0 K: 1 S: 5	H: 0 LOB: 1 BB: 1 P: 9	R: 0 E: 0 K: 0 S: 3	H: 0 LOB: 1 BB: 0 P: 4	R: 0 E: 0 K: 0 S: 2	H: 0 LOB: 0 BB: 1 P: 6	R: 0 E: 1 K: 1 S: 6	H: 0 LOB: 2 BB: 1 P: 10	R: 0 E: 0 K: 1 S: 6	H: 1 LOB: 1 BB: 0 P: 6	R: 0 E: 0 K: 2 S: 7	H: 0 LOB: 0 BB: 0 P: 7	R: 1 E: 0 K: 0 S: 4	H: 2 LOB: 0 BB: 0 P: 4	1B: 1 2B: 2 3B: 0 HR: 0	SF: 0 SAC: 0 DP: 2 HBP: 1	WP: 0 PB: 0 SB: 1 CS: 0	PA: 33
PITCHER Jim Hughes, R (1, 1) ERA: 5.45	IP: 9.0 WLS: W BF: 33 H: 3 R: 1 ER: 1 SO: 6 BB: 3 IBB: 0 HBP: 1 BLK: 0 WP: 0 HR: 0 S: 41 P: 54 ERA: 1.00 WHIP: 0.667															PITCHER						

Batter	1	2	3	4	5	6	7	8	9	AB	R	H	RBI	BB	SO	LOB	BOTTOM										
Lyman Bostock, L (1, 8) OBP: 0.375, SLG: 0.450	0-0 CS 1B		0-0 G3			0-0 F7		0-0 FC4-6 1B 1B		4	1	1	0	0	0	3	Texas Rangers @ Minnesota Twins Metropolitan Stadium, Bloomington, MI Sat May 29 1976, 4:33 AM EDT Att: 6,112 - Cloudy - 65 F										
Larry Hiele, R (1, 7) OBP: 0.341, SLG: 0.325	0-0 F3		0-0 F8		4-0 BB		0-0 1B 1B		0-0 1B 1B	3	0	1	1	1	0	1											
Rod Carew, L (1, 3) OBP: 0.398, SLG: 0.387	4-0 1-2 BB S		0-0 S 1B		0-3 K		0-0 1B 1B		1-2 3-H 1B	3	1	2	1	1	1	2											
Steve Braun, L (1, 5) OBP: 0.315, SLG: 0.304	0-0 1-H 1B		0-3 K		0-0 3-1		0-0 F9			4	0	1	1	0	1	3											
Butch Wynegar, S (1, 2) OBP: 0.377, SLG: 0.450	0-0 F8			0-0 F3		0-0 F8		0-0 F7		4	0	0	0	0	0	1											
Dan Ford, R (1, 9) OBP: 0.310, SLG: 0.462		0-3 K		4-0 6-3 BB		0-0 6-3		0-0 1B 2B 1B		3	1	1	0	1	1	0											
Craig Kusick, R (1, 10) OBP: 0.346, SLG: 0.456		0-0 5-3		0-0 6-3			0-0 FC4-6 SH1-4 1B 1B		0-0 1B 1B	4	2	2	0	0	0	1											
Bob Randall, R (1, 4) OBP: 0.313, SLG: 0.277		0-0 2B			0-0 1-3		0-0 SH1-4		0-0 F7	3	0	1	0	0	0	2											
Luis Gomez, R (1, 6) OBP: 0.320, SLG: 0.304		0-0 L3			0-0 S 1B		4-0 FC4-6 BB		0-0 1-H 2-H 2B	3	0	2	2	1	0	1											
Inning Stats	R: 1 E: 0 K: 0 S: 4	H: 2 LOB: 1 BB: 1 P: 8	R: 0 E: 0 K: 1 S: 6	H: 1 LOB: 0 BB: 0 P: 6	R: 0 E: 0 K: 1 S: 6	H: 1 LOB: 0 BB: 0 P: 6	R: 0 E: 0 K: 0 S: 2	H: 0 LOB: 0 BB: 1 P: 6	R: 0 E: 0 K: 1 S: 6	H: 1 LOB: 2 BB: 1 P: 10	R: 0 E: 0 K: 0 S: 3	H: 0 LOB: 0 BB: 0 P: 3	R: 2 E: 0 K: 0 S: 6	H: 3 LOB: 2 BB: 1 P: 10	R: 2 E: 0 K: 0 S: 5	H: 3 LOB: 1 BB: 0 P: 5		1B: 9 2B: 2 3B: 0 HR: 0	SF: 0 SAC: 1 DP: 0 HBP: 0	WP: 0 PB: 0 SB: 3 CS: 1	PA: 36						
PITCHER Steve Hargan, R (1, 1) ERA: 2.33	IP: 6.2 WLS: L BF: 29 H: 7 R: 3 ER: 3 SO: 3 BB: 4 IBB: 0 HBP: 0 BLK: 0 WP: 0 HR: 0 S: 31 P: 47 ERA: 4.05 WHIP: 1.650															PITCHER											
Joe Hoerner, L (7, 1) ERA: 3.24	0.1	2	1	0	0	0	0	0	0	2	2	0.00	3.000														
Jeff Terpko, R (8, 1) ERA: 3.0	1.0	5	3	2	2	0	0	0	0	5	5	18.00	3.000														

AB	29
R	1
H	3
RBI	0
BB	3
SO	6
LOB	12



AB	31
R	5
H	11
RBI	5
BB	4
SO	3
LOB	14



Batter	1	2	3	4	5	6	7	8	9	AB	R	H	RBI	BB	SO	LOB	TOP					
Juan Beniquez, R OBP: 0.266, SLG: 0.295 (1, 8)	0-0 1-3		4-0 S BB		0-0 5-3			0-0 4-3 S 1B		3	0	1	0	1	0	1						
Mike Cabbage, L OBP: 0.359, SLG: 0.219 (1, 10)	0-0 4-3		0-3 K			0-0 G6-3 1B		0-3 K		4	0	1	0	0	2	2						
Mike Hargrove, L OBP: 0.311, SLG: 0.448 (1, 3)	0-0 L7		0-0 5-3 1-2			0-0 G6-3 1-2		0-0 4-3		4	0	0	0	0	0	3						
Toby Harrah, R OBP: 0.416, SLG: 0.435 (1, 6)		0-0 S 1B		0-3 K		4-0 HR BB		0-0 F8		3	2	1	0	1	1	1						
Jeff Burroughs, R OBP: 0.307, SLG: 0.448 (1, 9)		0-3 K		0-0 P3		0-0 HR		0-0 E5 G4-6-3		4	1	1	2	0	1	1						
Dave Moates, L OBP: 0.243, SLG: 0.294 (9, PR)		1-2 K		0-0 HR		0-3 K		0-0 G4-6-3		0	0	0	0	0	0	0						
Roy Howell, L OBP: 0.325, SLG: 0.397 (1, 5)		0-3 K		0-0 4-3		0-3 K		0-0 G4-6-3		4	0	0	0	0	2	2						
Tom Grieve, R OBP: 0.309, SLG: 0.480 (1, 7)		0-0 2-H 1B		0-0 1B		0-0 1B		0-0 4-3		4	0	2	1	0	1	1						
Roy Smalley, S OBP: 0.359, SLG: 0.268 (1, 4)		0-0 F7		0-0 L7		0-0 4-3		0-0 4-3		3	0	0	0	0	0	2						
Jim Sundberg, R OBP: 0.212, SLG: 0.234 (1, 2)			0-0 F9		0-3 K		0-3 K			3	0	0	0	0	2	1						
Inning Stats	R: 0 E: 0 K: 0 S: 3	H: 0 LOB: 0 BB: 0 P: 3	R: 1 E: 0 K: 2 S: 9	H: 2 LOB: 1 BB: 0 P: 9	R: 0 E: 0 K: 1 S: 5	H: 0 LOB: 1 BB: 1 P: 9	R: 0 E: 0 K: 1 S: 5	H: 0 LOB: 0 BB: 0 P: 5	R: 0 E: 0 K: 1 S: 6	H: 1 LOB: 1 BB: 0 P: 6	R: 2 E: 0 K: 1 S: 6	H: 2 LOB: 0 BB: 1 P: 10	R: 0 E: 0 K: 2 S: 7	H: 0 LOB: 0 BB: 0 P: 7	R: 0 E: 0 K: 1 S: 6	H: 1 LOB: 1 BB: 0 P: 6	R: 0 E: 1 K: 0 S: 3	H: 0 LOB: 1 BB: 0 P: 3	1B: 5 2B: 0 3B: 0 HR: 1	SF: 0 SAC: 0 DP: 2 HBP: 0	WP: 0 PB: 0 SB: 3 CS: 0	PA: 34
PITCHER Dave Goltz, R ERA: 4.04 (1, 1)	IP: 9.0 WLS: W BF: 34 H: 6 R: 3 ER: 3 SO: 9 BB: 2 IBB: 0 HBP: 0 BLK: 0 WP: 0 HR: 1 S: 50 P: 58 ERA: 3.00 WHIP: 0.889															PITCHER	IP: 9.0 WLS: W BF: 34 H: 6 R: 3 ER: 3 SO: 9 BB: 2 IBB: 0 HBP: 0 BLK: 0 WP: 0 HR: 1 S: 50 P: 58 ERA: 3.00 WHIP: 0.889					

Texas Rangers @ Minnesota Twins
Metropolitan Stadium, Bloomington, MI
Sun May 30 1976, 4:33 AM EDT
Att: 8,998 - Sunny - 70 F

AB	32
R	3
H	6
RBI	3
BB	2
SO	9
LOB	14



Batter	1	2	3	4	5	6	7	8	9	AB	R	H	RBI	BB	SO	LOB	BOTTOM			
Lyman Bostock, L OBP: 0.379, SLG: 0.463 (1, 8)	0-0 4-3		0-0 G4-6-3 1-2		4-0 BB		0-0 WP 3B			3	1	1	1	1	0	1				
Larry Hisle, R OBP: 0.339, SLG: 0.329 (1, 7)	0-0 5-3			0-0 1B	0-0 F3		0-0 5-3			4	1	1	0	0	0	2				
Rod Carew, L OBP: 0.400, SLG: 0.396 (1, 3)	0-0 F7			0-0 2B	0-0 F3		0-0 5-3			4	1	2	1	0	0	0				
Steve Braun, L OBP: 0.310, SLG: 0.298 (1, 5)		0-0 4-3		0-0 F2		0-0 G6-4-3 1B		1-0 HBP		2	0	0	0	0	0	1				
Dave McKay, S OBP: 0.291, SLG: 0.241 (6, PH) (7, 5)		0-0 4-3		0-0 F2		0-0 G6-4-3 1B		0-0 HBP		1	0	1	0	0	0	0				
Butch Wynegar, S OBP: 0.381, SLG: 0.459 (1, 2)		0-0 G3		0-0 2B		0-0 G6-4-3 1B		0-0 P4		4	0	2	1	0	0	1				
Dan Ford, R OBP: 0.309, SLG: 0.453 (1, 9)		4-0 CS S BB		0-3 K		0-0 G6-4-3		0-3 K		3	0	0	0	1	2	4				
Craig Kusick, R OBP: 0.354, SLG: 0.451 (1, 10)		4-0 BB		0-0 WP 1B		0-0 F8		0-0 F2		3	0	1	0	1	0	2				
Bob Randall, R OBP: 0.322, SLG: 0.288 (1, 4)		0-0 CS	0-0 G4-6-3 1B		0-0 F3		0-0 SH1-4 3B 1B			3	1	2	0	0	0	1				
Luis Gomez, R OBP: 0.296, SLG: 0.280 (1, 6)			0-0 F9		0-0 F8		0-0 SH1-4			2	0	0	0	0	0	2				
Inning Stats	R: 0 E: 0 K: 0 S: 3	H: 0 LOB: 0 BB: 0 P: 3	R: 0 E: 0 K: 0 S: 2	H: 0 LOB: 2 BB: 2 P: 10	R: 0 E: 0 K: 0 S: 3	H: 1 LOB: 0 BB: 0 P: 3	R: 1 E: 0 K: 1 S: 7	H: 3 LOB: 1 BB: 0 P: 7	R: 0 E: 0 K: 0 S: 4	H: 1 LOB: 2 BB: 1 P: 8	R: 1 E: 0 K: 0 S: 5	H: 3 LOB: 1 BB: 0 P: 5	R: 2 E: 0 K: 0 S: 5	H: 2 LOB: 0 BB: 0 P: 5	R: 0 E: 0 K: 1 S: 5	H: 0 LOB: 1 BB: 0 P: 6	1B: 6 2B: 3 3B: 1 HR: 0	SF: 0 SAC: 1 DP: 2 HBP: 1	WP: 2 PB: 0 SB: 1 CS: 2	PA: 35
PITCHER Gaylord Perry, R ERA: 3.76 (1, 1)	IP: 5.0 WLS: 1 BF: 20 H: 5 R: 1 ER: 1 SO: 1 BB: 3 IBB: 0 HBP: 0 BLK: 0 WP: 0 HR: 0 S: 19 P: 31 ERA: 1.80 WHIP: 1.600															PITCHER	IP: 5.0 WLS: 1 BF: 20 H: 5 R: 1 ER: 1 SO: 1 BB: 3 IBB: 0 HBP: 0 BLK: 0 WP: 0 HR: 0 S: 19 P: 31 ERA: 1.80 WHIP: 1.600			
Fritz Peterson, L ERA: 5.74 (6, 1)	0.0 L 13 4 2 2 1 0 0 0 1 0 1 0 14 15 6.00 1.333															PITCHER	IP: 0.0 WLS: L BF: 13 H: 4 R: 2 ER: 2 SO: 1 BB: 0 IBB: 0 HBP: 1 BLK: 0 WP: 1 HR: 0 S: 14 P: 15 ERA: 6.00 WHIP: 1.333			

Texas Rangers @ Minnesota Twins
Metropolitan Stadium, Bloomington, MI
Sun May 30 1976, 4:33 AM EDT
Att: 8,998 - Sunny - 70 F


AB	29
R	4
H	10
RBI	3
BB	3
SO	2
LOB	14



Batter	1	2	3	4	5	6	7	8	9	AB	R	H	RBI	BB	SO	LOB	TOP			
Jerry Remy, L (1,4) OBP: 0.329, SLG: 0.311	0-3 K	0-0 G3			0-0 F7			4-0 SH 1B BB		3	1	0	0	1	1	4				
Bob Jones, L (1,8) OBP: 0.214, SLG: 0.120	0-0 6-3		0-0 F7		0-3 K			0-0 SH 1B		3	0	0	0	0	1	1				
Leroy Stanton, R (9,7) OBP: 0.299, SLG: 0.297								1-3		0	0	0	0	0	0	0				
Bobby Bonds, R (1,9) OBP: 0.387, SLG: 0.450	0-3 K		0-3 K			4-0 CS SH5-3 BB		0-3 K		3	0	0	0	1	3	2				
Bruce Bochte, L (1,3) OBP: 0.371, SLG: 0.316		0-0 1B 2B	0-0 G3			0-0 SH5-3		0-0 G6-4-3 1B		3	1	2	1	0	0	0				
Bill Melton, R (1,10) OBP: 0.287, SLG: 0.351		0-0 1B BB 2H 1B		0-0 L5		0-0 F7		0-0 G6-4-3 1B		4	0	1	1	0	0	3				
Joe Lahoud, L (1,7) OBP: 0.300, SLG: 0.224		4-0 1B BB		0-0 3-1			0-3 K		0-0 P6	3	0	0	0	1	1	0				
Rusty Torres, S (9,8) OBP: 0.290, SLG: 0.296		1-2 1B BB								0	0	0	0	0	0	0				
Ron Jackson, R (1,5) OBP: 0.284, SLG: 0.269		0-3 K		0-3 K					0-0 F8	4	1	1	0	0	2	2				
Andy Etchebarren, R (1,2) OBP: 0.308, SLG: 0.283		0-0 1-2 2-3 1B			0-3 K				0-0 6-3	4	0	2	1	0	1	0				
Dave Chalk, R (1,6) OBP: 0.333, SLG: 0.299		0-0 F5			1-0 HBP			0-0 5-3		2	0	0	0	0	0	4				
Inning Stats	R: 0 E: 0 K: 2 S: 7	H: 0 LOB: 0 BB: 0 P: 7	R: 1 E: 0 K: 1 S: 8	H: 3 LOB: 3 BB: 1 P: 12	R: 0 E: 0 K: 1 S: 5	H: 0 LOB: 0 BB: 0 P: 5	R: 0 E: 0 K: 1 S: 5	H: 0 LOB: 0 BB: 0 P: 5	R: 0 E: 0 K: 0 S: 2	H: 0 LOB: 1 BB: 0 P: 6	R: 1 E: 0 K: 1 S: 6	H: 2 LOB: 0 BB: 0 P: 6	R: 1 E: 0 K: 1 S: 6	H: 1 LOB: 0 BB: 1 P: 10	R: 0 E: 0 K: 0 S: 3	H: 0 LOB: 0 BB: 0 P: 3	1B: 4 2B: 1 3B: 1 HR: 0	SF: 0 SAC: 2 DP: 1 HBP: 1	WP: 0 PB: 0 SB: 1 CS: 2	PA: 35
PITCHER Bert Blyleven, R (1,1) ERA: 3.12	IP: 9.0 WLS: L BF: 35	H: 6 R: 3 ER: 3 SO: 9	BB: 3 IBB: 0 HBP: 1 BLK: 0	WP: 0 HR: 0 S: 49 P: 62	ERA: 3.00 WHIP: 1.000															

California Angels @ Minnesota Twins
Metropolitan Stadium, Bloomington, MI
Mon May 31 1976, 8:05 PM EDT
Att: 8,379 - Unknown - 72 F


AB 29
R 3
H 6
RBI 3
BB 3
SO 9
LOB 16



Batter	1	2	3	4	5	6	7	8	9	AB	R	H	RBI	BB	SO	LOB	BOTTOM					
Steve Bnye, R (1,8) OBP: 0.208, SLG: 0.204	0-0 PB 1B	0-3 K			0-0 5-3			0-0 P3		4	0	1	0	0	1	2						
Rod Carew, L (1,3) OBP: 0.402, SLG: 0.399	0-0 PB 1B		0-0 4-3			0-3 K		0-0 1B		4	0	2	1	0	1	0						
Larry Hise, R (1,7) OBP: 0.332, SLG: 0.321	0-0 F3		0-0 6-3			0-3 K		0-3 K		4	0	0	0	0	2	3						
Dan Ford, R (1,9) OBP: 0.307, SLG: 0.444	1-0 HBP		0-0 F8			0-3 K			0-0 4-3	3	0	0	0	0	1	0						
Craig Kusick, R (1,10) OBP: 0.349, SLG: 0.480	0-3 K			0-3 K			0-3 K		0-0 HR	4	1	1	1	0	3	3						
Phil Roof, R (1,2) OBP: 0.237, SLG: 0.297	0-0 G3			0-0 F8		0-0 5-3		0-3 K		4	0	0	0	0	1	3						
Dave McKay, S (1,5) OBP: 0.282, SLG: 0.233		0-0 F8		0-0 5-3		0-3 K			0-3 K	4	0	0	0	0	2	0						
Bob Randall, R (1,4) OBP: 0.331, SLG: 0.318		0-0 CS 1B			0-0 F9			0-0 1B 3B		3	1	2	0	0	0	0						
Luis Gomez, R (1,6) OBP: 0.310, SLG: 0.296		0-0 1-2 1B			0-0 P3					2	0	1	0	0	0	0						
Jerry Terrell, R (8,PH) OBP: 0.222, SLG: 0.235										1	0	0	0	0	1	1						
Inning Stats	R: 0 E: 0 K: 1 S: 7	H: 2 LOB: 3 BB: 0 P: 8	R: 0 E: 0 K: 1 S: 6	H: 2 LOB: 1 BB: 0 P: 6	R: 0 E: 0 K: 0 S: 3	H: 0 LOB: 0 BB: 0 P: 3	R: 0 E: 0 K: 1 S: 5	H: 0 LOB: 0 BB: 0 P: 5	R: 0 E: 0 K: 0 S: 3	H: 0 LOB: 0 BB: 0 P: 3	R: 0 E: 0 K: 3 S: 9	H: 0 LOB: 0 BB: 0 P: 9	R: 0 E: 0 K: 2 S: 7	H: 0 LOB: 0 BB: 0 P: 7	R: 1 E: 0 K: 2 S: 9	H: 2 LOB: 1 BB: 0 P: 9	R: 1 E: 0 K: 2 S: 8	H: 1 LOB: 0 BB: 0 P: 8	1B: 5 2B: 0 3B: 1 HR: 1	SF: 0 SAC: 0 DP: 0 HBP: 1	WP: 0 PB: 1 SB: 0 CS: 1	PA: 34
PITCHER Frank Tanana, L (1,1) ERA: 2.76	IP: 9.0 WLS: W BF: 34	H: 7 R: 2 ER: 2 SO: 12	BB: 0 IBB: 0 HBP: 1 BLK: 0	WP: 0 HR: 1 S: 57 P: 58	ERA: 2.00 WHIP: 0.778																	

California Angels @ Minnesota Twins
Metropolitan Stadium, Bloomington, MI
Mon May 31 1976, 8:05 PM EDT
Att: 8,379 - Unknown - 72 F

AB 33
R 2
H 7
RBI 2
BB 0
SO 12
LOB 12



Batter	1	2	3	4	5	6	7	8	9	AB	R	H	RBI	BB	SO	LOB	TOP										
Jerry Remy, L OBP: 0.330, SLG: 0.310 (1, 4)										4	1	1	1	1	0	1											
Bob Jones, L OBP: 0.233, SLG: 0.115 Leroy Stanton, R OBP: 0.300, SLG: 0.308 (1, 8) (4, PH) (4, 8) (8, 7)										1	0	0	0	1	1	1											
Bobby Bonds, R OBP: 0.388, SLG: 0.462 (1, 9)										5	1	2	1	0	0	3											
Bruce Bochte, L OBP: 0.369, SLG: 0.313 (1, 3)										2	1	0	1	1	1												
Bill Melton, R OBP: 0.287, SLG: 0.344 (1, 10)										3	1	0	0	1	1												
Joe Lahoud, L OBP: 0.286, SLG: 0.213 Rusty Torres, S OBP: 0.290, SLG: 0.296 (1, 7) (8, 8)										4	0	0	0	0	1	2											
Ron Jackson, R OBP: 0.283, SLG: 0.268 (1, 5)										4	1	1	0	0	0	0											
Andy Etchebarren, R OBP: 0.314, SLG: 0.284 (1, 2)										3	1	1	2	1	1	0											
Dave Chalk, R OBP: 0.332, SLG: 0.298 (1, 6)										4	0	1	0	0	0	3											
Inning Stats	R: 2 E: 1 K: 1 S: 6	H: 1 LOB: 0 BB: 1 P: 10	R: 0 E: 0 K: 2 S: 7	H: 0 LOB: 0 BB: 0 P: 7	R: 0 E: 0 K: 0 S: 3	H: 0 LOB: 1 BB: 1 P: 7	R: 4 E: 0 K: 0 S: 7	H: 4 LOB: 2 BB: 2 P: 15	R: 0 E: 0 K: 0 S: 3	H: 0 LOB: 0 BB: 0 P: 3	R: 0 E: 0 K: 0 S: 4	H: 1 LOB: 1 BB: 0 P: 4	R: 0 E: 0 K: 2 S: 8	H: 1 LOB: 1 BB: 0 P: 8	R: 0 E: 0 K: 0 S: 3	H: 0 LOB: 1 BB: 1 P: 7	R: 0 E: 0 K: 0 S: 3	H: 0 LOB: 0 BB: 0 P: 3	1B: 5 2B: 1 3B: 1 HR: 0	SF: 1 SAC: 0 DP: 0 HBP: 0	WP: 0 PB: 0 SB: 1 CS: 0	PA: 39					
PITCHER	IP	WLS	BF	H	R	ER	SO	BB	IBB	HBP	BLK	WP	HR	S	P	ERA	WHIP										
Pete Redfern, R ERA: 9.24 (1, 1)	3.2	L	18	3	6	6	3	4	0	0	0	0	0	20	36	14.73	1.909										
Tom Burgmeier, L ERA: 0.77 (4, 1)	0.0		1	1	0	0	0	0	0	0	0	0	0	1	1	∞	∞										
Bill Campbell, R ERA: 2.45 (4, 1)	3.1		13	3	0	0	2	0	0	0	0	0	0	17	17	0.00	0.900										
Steve Luebber, R ERA: 5.65 (8, 1)	2.0		7	0	0	0	0	1	0	0	0	0	0	6	10	0.00	0.500										

California Angels @ Minnesota Twins
Metropolitan Stadium, Bloomington, MI
Tue Jun 01 1976, 8:05 PM EDT
Att. 4,907 - Unknown

AB 33
R 6
H 7
RBI 6
BB 5
SO 5
LOB 12



Batter	1	2	3	4	5	6	7	8	9	AB	R	H	RBI	BB	SO	LOB	BOTTOM										
Lyman Bostock, L OBP: 0.387, SLG: 0.468 (1, 8)										3	2	1	0	2	2	0											
Larry Hisle, R OBP: 0.339, SLG: 0.347 (1, 7)										5	1	3	2	0	1	1											
Rod Carew, L OBP: 0.392, SLG: 0.387 (1, 3)										5	0	0	1	0	0	3											
Steve Braun, L OBP: 0.308, SLG: 0.291 (1, 5)										3	0	0	0	1	0	2											
Butch Wynegar, S OBP: 0.390, SLG: 0.459 (1, 2)										2	0	1	0	2	0	1											
Dan Ford, R OBP: 0.306, SLG: 0.446 (1, 9)										4	0	1	0	0	1	3											
Craig Kusick, R OBP: 0.344, SLG: 0.506 (1, 10)										4	1	1	1	0	1	3											
Bob Randall, R OBP: 0.320, SLG: 0.306 (1, 4)										4	0	0	0	0	0	3											
Luis Gomez, R OBP: 0.300, SLG: 0.286 Tony Oliva, L OBP: 0.286, SLG: 0.250 Jerry Terrell, R OBP: 0.211, SLG: 0.222 (1, 6) (5, PH) (6, 6)										1	0	0	0	0	0	0											
Inning Stats	R: 1 E: 0 K: 0 S: 5	H: 2 LOB: 2 BB: 1 P: 9	R: 0 E: 0 K: 0 S: 3	H: 0 LOB: 0 BB: 0 P: 3	R: 0 E: 0 K: 0 S: 3	H: 0 LOB: 1 BB: 1 P: 7	R: 0 E: 0 K: 0 S: 4	H: 1 LOB: 1 BB: 0 P: 4	R: 0 E: 0 K: 2 S: 8	H: 1 LOB: 2 BB: 0 P: 8	R: 0 E: 0 K: 1 S: 6	H: 1 LOB: 1 BB: 1 P: 10	R: 2 E: 0 K: 1 S: 6	H: 1 LOB: 1 BB: 2 P: 14	R: 1 E: 0 K: 1 S: 6	H: 1 LOB: 0 BB: 0 P: 6	R: 0 E: 0 K: 2 S: 7	H: 0 LOB: 0 BB: 0 P: 7	1B: 3 2B: 2 3B: 0 HR: 2	SF: 0 SAC: 0 DP: 0 HBP: 0	WP: 0 PB: 0 SB: 1 CS: 0	PA: 39					
PITCHER	IP	WLS	BF	H	R	ER	SO	BB	IBB	HBP	BLK	WP	HR	S	P	ERA	WHIP										
Nolan Ryan, R ERA: 4.25 (1, 1)	9.0	W	39	7	4	4	7	5	0	0	0	0	2	48	68	4.00	1.333										

California Angels @ Minnesota Twins
Metropolitan Stadium, Bloomington, MI
Tue Jun 01 1976, 8:05 PM EDT
Att. 4,907 - Unknown

AB 34
R 4
H 7
RBI 4
BB 5
SO 7
LOB 16



Batter	1	2	3	4	5	6	7	8	9	AB	R	H	RBI	BB	SO	LOB	TOP								
Jerry Remy, L OBP: 0.323, SLG: 0.302 (1, 4)	1-3	K		F8			K	1-3		5	0	0	0	0	2	3									
Bob Jones, L OBP: 0.257, SLG: 0.167 (1, 8)	BB		F8		4-3		2B		3-1	4	0	1	0	1	0	0									
Bobby Bonds, R OBP: 0.383, SLG: 0.450 (1, 9)	K		HBP		4-3		F8		F9	4	0	0	0	0	1	2									
Bruce Bochte, L OBP: 0.370, SLG: 0.311 (1, 3)	L4		K						G3	4	1	1	0	1	1	2									
Bill Melton, R OBP: 0.294, SLG: 0.342 Rusty Torres, S OBP: 0.290, SLG: 0.296 (8, PR)		1B	HBP		F8			BB		1	0	0	0	3	0	1									
Joe Lahoud, L OBP: 0.306, SLG: 0.220 Mario Guerrero, R (8, PR)		BB	BB					BB		0	1	0	0	0	0	0									
Joe Lahoud, L OBP: 0.306, SLG: 0.220 Mario Guerrero, R (8, PR)		BB	BB					BB		2	1	1	0	1	0	0									
Ron Jackson, R OBP: 0.262, SLG: 0.262 Tommy Davis, R OBP: 1.000, SLG: 1.000 Leroy Stanton, R OBP: 0.300, SLG: 0.308 (8, PR)		BB	BB					BB		2	1	0	0	1	0	3									
Andy Etchebarren, R OBP: 0.306, SLG: 0.277 (1, 2)		BB	BB					BB		1	0	1	2	0	0	0									
Dave Chalk, R OBP: 0.330, SLG: 0.299 (8, 5)		BB	BB					BB		0	0	0	0	0	0	3									
Inning Stats	R: 0 E: 0 K: 1 S: 5	H: 0 LOB: 1 BB: 1 P: 9	R: 2 E: 0 K: 1 S: 6	H: 2 LOB: 1 BB: 2 P: 14	R: 0 E: 0 K: 1 S: 5	H: 0 LOB: 0 BB: 0 P: 11	R: 0 E: 0 K: 0 S: 3	H: 0 LOB: 0 BB: 0 P: 3	R: 0 E: 0 K: 0 S: 4	H: 1 LOB: 1 BB: 0 P: 4	R: 0 E: 0 K: 0 S: 3	H: 0 LOB: 0 BB: 0 P: 3	R: 0 E: 0 K: 0 S: 6	H: 1 LOB: 1 BB: 0 P: 6	R: 3 E: 1 K: 0 S: 4	H: 1 LOB: 2 BB: 3 P: 16	R: 0 E: 0 K: 0 S: 3	H: 0 LOB: 0 BB: 0 P: 3	1B: 4 2B: 1 3B: 0 HR: 0	SF: 1 SAC: 1 DP: 1 HBP: 2	WP: 0 PB: 1 SB: 2 CS: 0	PA: 40			
PITCHER	IP	WLS	BF	H	R	ER	SO	BB	IBB	HBP	BLK	WP	HR	S	P	ERA	WHIP								
Jim Hughes, R ERA: 5.4 Bill Campbell, R ERA: 2.55	7.0	L	32	4	4	4	4	6	0	2	0	0	0	32	58	5.14	1.429								
2.0	8	1	1	1	0	1	0	0	0	0	0	0	0	7	11	4.50	1.000								

California Angels @ Minnesota Twins
Metropolitan Stadium, Bloomington, MI
Wed Jun 02 1976, 8:05 PM EDT
Att. 5,586 - Unknown - 75 F

AB 29
R 5
H 5
RBI 5
BB 7
SO 4
LOB 14



Batter	1	2	3	4	5	6	7	8	9	AB	R	H	RBI	BB	SO	LOB	BOTTOM								
Lyman Bostock, L OBP: 0.387, SLG: 0.466 (1, 8)	3-1		1B		3-1			FC4-6	5-3	5	1	2	0	0	0	1									
Roy Smalley, S OBP: 0.365, SLG: 0.278 (1, 6)	1B		1B		K			FC4-6		4	1	2	0	0	1	1									
Rod Carew, L OBP: 0.394, SLG: 0.389 (1, 3)	1B		1B		F8			FC6		4	0	2	1	0	0	1									
Butch Wynegar, S OBP: 0.393, SLG: 0.460 (1, 2)	BB		F8				K			4	0	2	1	0	1	1									
Steve Braun, L OBP: 0.306, SLG: 0.283 (1, 5)	1B		4-3				F8		F2	3	0	0	0	1	0	4									
Larry Hise, R OBP: 0.332, SLG: 0.339 (1, 7)	G4-6-3				5-3			FC6-4		4	0	0	0	0	1	6									
Dan Ford, R OBP: 0.305, SLG: 0.441 (1, 9)			P6		K					4	0	1	0	0	2	0									
Mike Cabbage, L OBP: 0.349, SLG: 0.222 (1, 10)			4-3							4	0	1	0	0	1	1									
Bob Randall, R OBP: 0.312, SLG: 0.298 Tony Oliva, L OBP: 0.267, SLG: 0.231 (9, PH)			4-3		6-3				P6	3	0	0	0	0	0	1									
Inning Stats	R: 1 E: 0 K: 0 S: 5	H: 3 LOB: 2 BB: 1 P: 9	R: 0 E: 0 K: 0 S: 3	H: 0 LOB: 0 BB: 0 P: 3	R: 1 E: 0 K: 0 S: 5	H: 3 LOB: 1 BB: 0 P: 5	R: 0 E: 0 K: 1 S: 6	H: 1 LOB: 1 BB: 0 P: 6	R: 0 E: 0 K: 1 S: 5	H: 0 LOB: 0 BB: 0 P: 5	R: 0 E: 0 K: 2 S: 7	H: 0 LOB: 0 BB: 0 P: 7	R: 0 E: 0 K: 1 S: 5	H: 0 LOB: 0 BB: 0 P: 5	R: 0 E: 1 K: 0 S: 6	H: 2 LOB: 3 BB: 0 P: 6	R: 0 E: 0 K: 1 S: 6	H: 1 LOB: 1 BB: 0 P: 6	1B: 9 2B: 1 3B: 0 HR: 0	SF: 0 SAC: 0 DP: 1 HBP: 0	WP: 0 PB: 0 SB: 1 CS: 0	PA: 37			
PITCHER	IP	WLS	BF	H	R	ER	SO	BB	IBB	HBP	BLK	WP	HR	S	P	ERA	WHIP								
Gary Ross, R ERA: 3.07 Mickey Scott, L ERA: 2.0	8.1	W	35	10	2	2	6	1	0	0	0	0	0	46	50	2.16	1.320								
0.2	S	2	0	0	0	0	0	0	0	0	0	0	0	2	2	0.00	0.000								

California Angels @ Minnesota Twins
Metropolitan Stadium, Bloomington, MI
Wed Jun 02 1976, 8:05 PM EDT
Att. 5,586 - Unknown - 75 F

AB 36
R 2
H 10
RBI 2
BB 1
SO 6
LOB 17



Batter	1	2	3	4	5	6	7	8	9	10	AB	R	H	RBI	BB	SO	LOB	TOP											
Lyman Bostock, L OBP: 0.384, SLG: 0.459 Steve Brys, R OBP: 0.222, SLG: 0.240	6-3		FC5-4 3B		1B BB	5-3			2B 2H		4	2	1	0	0	0	1	Minnesota Twins @ Baltimore Orioles Memorial Stadium, Baltimore, MD Fri Jun 04 1976, 7:05 PM EDT Att. 35,111 - Unknown											
Roy Smalley, S OBP: 0.361, SLG: 0.270	G3		F7		1B BB		K		K		4	1	0	0	1	2													
Rod Carew, L OBP: 0.399, SLG: 0.407	1B		3B		3B 1B		3-1		P6		5	1	3	2	0	0	1												
Butch Wynegar, S OBP: 0.307, SLG: 0.451	1-3		F9		F8		6-3			HR 1B	5	1	1	0	0	0	4												
Larry Hisle, R OBP: 0.343, SLG: 0.386		5-3		1B	3B			G5-4-3 1B		HR	5	2	4	4	0	0	0												
Steve Braun, L OBP: 0.319, SLG: 0.293 Dave McKay, S OBP: 0.280, SLG: 0.231	1B		FC6-4 1B		FC6-4 BB		K		P4		3	0	2	1	1	1	1												
Dan Ford, R OBP: 0.297, SLG: 0.429	K		FC6-4 1B		FC6-4 BB		G5-4-3		F7		5	0	0	0	0	1	5												
Mike Cabbage, L OBP: 0.333, SLG: 0.211 Craig Kusick, R OBP: 0.348, SLG: 0.519 Jerry Terrell, R OBP: 0.205, SLG: 0.216	1-3		G1-6-3		F8				2B 2B	1-3	2	0	0	0	0	0	2												
Bob Randall, R OBP: 0.310, SLG: 0.297			FC5-4 1B		F8		L6		K		4	0	1	0	0	1	1												
Inning Stats	R: 0 E: 0 K: 0 S: 4	H: 1 LOB: 1 BB: 0 P: 4	R: 0 E: 0 K: 1 S: 6	H: 1 LOB: 1 BB: 0 P: 6	R: 1 E: 0 K: 0 S: 5	H: 2 LOB: 1 BB: 0 P: 5	R: 1 E: 0 K: 0 S: 4	H: 2 LOB: 0 BB: 0 P: 4	R: 3 E: 0 K: 1 S: 6	H: 3 LOB: 2 BB: 2 P: 14	R: 0 E: 0 K: 0 S: 3	H: 0 LOB: 0 BB: 0 P: 3	R: 0 E: 0 K: 1 S: 5	H: 0 LOB: 0 BB: 0 P: 5	R: 0 E: 0 K: 1 S: 5	H: 1 LOB: 0 BB: 0 P: 5	R: 1 E: 0 K: 2 S: 9		H: 2 LOB: 1 BB: 0 P: 9	R: 2 E: 0 K: 0 S: 5	H: 2 LOB: 0 BB: 0 P: 5	1B: 8 2B: 3 3B: 2 HR: 1	SF: 0 SAC: 0 DP: 2 HBP: 0	WP: 0 PA: 44 PB: 0 SB: 0 CS: 0					
PITCHER	IP 4.2	WLS BF 23	H R 9 5	ER 5 5	SO 1	BB 1	IBB 0	HBP 0	BLK 0	WP 0	HR 0	S 24	P 28	ERA 9.64	WHIP 2.143														
Doyle Alexander, R ERA: 2.3 Mike Flanagan, L ERA: 3.78	(1, 1)	5.1	L	21	5	3	3	4	1	0	0	0	0	0	1	28	32	5.06	1.125										

Batter	1	2	3	4	5	6	7	8	9	10	AB	R	H	RBI	BB	SO	LOB	BOTTOM										
Al Bumbry, L OBP: 0.341, SLG: 0.368 Paul Blair, R OBP: 0.245, SLG: 0.248	G3 1B BB	WP 1B 1B	BB BLK 1B		F7			1-3		5-3	1	2	1	0	1	0	0	Minnesota Twins @ Baltimore Orioles Memorial Stadium, Baltimore, MD Fri Jun 04 1976, 7:05 PM EDT Att. 35,111 - Unknown										
Mark Belanger, R OBP: 0.365, SLG: 0.378	G3 1B 1B	1B WP G6-3 1B	BB BB		F8		F3		1B BB		4	2	2	1	2	0	1											
Bobby Grich, R OBP: 0.403, SLG: 0.403	G3 1-2 2-3	1-3 2-H G6-3 1B	1-2 2-3 BB				G3-6-3 1B		6-3		5	0	3	1	1	0	2											
Reggie Jackson, L OBP: 0.304, SLG: 0.382	1B IBB	G6-3 1-2 2-H	3-1				G3-6-3 1B		F6	3-1	5	1	0	0	1	0	7											
Lee May, R OBP: 0.296, SLG: 0.413 Andres Mora, R OBP: 0.278, SLG: 0.397	E 1B 1-2 2-H 3-H	1B 1B		5-3			2B		E5		1	0	1	2	0	0	0											
Tony Muser, L OBP: 0.325, SLG: 0.267 Tommy Harper, R OBP: 0.379, SLG: 0.375 Royle Siltman, L OBP: 0.176, SLG: 0.067	E7 1B	1B 1B			4-3		4-3		F9		4	0	2	1	0	0	1											
Ken Singleton, S OBP: 0.285, SLG: 0.247	G6-4-3 IBB	F7		K			G1-6-3 1B		IBB		3	0	1	0	2	1	2											
Doug DeCinces, R OBP: 0.275, SLG: 0.333	G6-4-3 1-2		F7				G1-6-3 1B		F3		5	0	1	0	0	0	6											
Dave Duncan, R OBP: 0.314, SLG: 0.309		1B 2B	2-3		K		F8		F9		5	1	1	0	0	1	1											
Inning Stats	R: 3 E: 1 K: 0 S: 5	H: 3 LOB: 2 BB: 3 P: 17	R: 3 E: 0 K: 0 S: 8	H: 6 LOB: 6 BB: 0 P: 8	R: 0 E: 0 K: 0 S: 4	H: 1 LOB: 3 BB: 2 P: 12	R: 0 E: 0 K: 1 S: 5	H: 0 LOB: 0 BB: 0 P: 5	R: 0 E: 0 K: 1 S: 6	H: 1 LOB: 1 BB: 0 P: 6	R: 0 E: 0 K: 0 S: 4	H: 2 LOB: 1 BB: 1 P: 4	R: 0 E: 0 K: 0 S: 3	H: 1 LOB: 0 BB: 0 P: 3	R: 0 E: 0 K: 0 S: 3	H: 0 LOB: 0 BB: 0 P: 3	R: 0 E: 1 K: 0 S: 4		H: 0 LOB: 2 BB: 1 P: 8	R: 0 E: 0 K: 0 S: 4	H: 1 LOB: 2 BB: 1 P: 8	1B: 13 2B: 2 3B: 0 HR: 0	SF: 0 SAC: 0 DP: 4 HBP: 0	WP: 1 PA: 49 PB: 0 SB: 1 CS: 0				
PITCHER	IP 1.2	WLS BF 14	H R 8	ER 6 6	SO 0	BB 2	IBB 0	HBP 0	BLK 0	WP 1	HR 0	S 11	P 23	ERA 32.40	WHIP 5.400													
Dave Goltz, R ERA: 4.63 Tom Burgmeier, L ERA: 0.6 Bill Campbell, R ERA: 2.45	(1, 1)	6.2	W	27	6	0	0	2	2	0	0	1	0	0	29	37	0.00	1.200										
	(9, 1)	1.2	W	8	1	0	0	0	1	1	0	0	0	0	6	14	0.00	1.200										

Batter	1	2	3	4	5	6	7	8	9	AB	R	H	RBI	BB	SO	LOB	TOP					
Steve Blye, R OBP: 0.224, SLG: 0.259 (1, 8)	0-0 6-3		0-3 K			0-0 E 2B		0-0 F8		4	1	1	0	0	1	3	Minnesota Twins @ Baltimore Orioles Memorial Stadium, Baltimore, MD Sat Jun 05 1976, 3:33 AM EDT Att: 7,673 - Unknown livebaseballscorecards.com					
Roy Smalley, S OBP: 0.353, SLG: 0.262 (1, 6)	0-0 F3			0-0 F9		0-0 E8		0-0 L4		4	0	0	0	0	0	2						
Rod Carew, L OBP: 0.391, SLG: 0.398 (1, 3)	0-3 K			0-0 F6		0-0 F7			0-0 G3	4	0	0	0	0	1	1						
Larry Hisle, R OBP: 0.342, SLG: 0.383 (1, 7)		0-0 L5		0-0 5-3			0-0 6-3		0-0 FC4-6 1B	4	0	1	0	0	0	0						
Dan Ford, R OBP: 0.291, SLG: 0.419 (1, 9)		0-0 F3			0-0 F9		0-3 K		0-0 F9	4	0	0	0	0	1	1						
Butch Wynegar, S OBP: 0.384, SLG: 0.446 (1, 2)		0-0 FC6-4 1B			0-0 F8		0-0 F9		0-0 FC4-6 1-2	4	0	1	0	0	0	1						
Craig Kusick, R OBP: 0.347, SLG: 0.512 (1, 10)		0-0 FC6-4 1-2			0-0 F3			0-0 1B 1B		3	0	1	0	0	0	1						
Dave McKay, S OBP: 0.281, SLG: 0.228 (1, 5)			4-0 WP CS SH3-4 BB			0-0 F4		0-0 F8		2	0	0	0	1	0	1						
Bob Randall, R OBP: 0.313, SLG: 0.300 (1, 4)			0-0 SH3-4 1-2			0-0 5-3		0-0 1B 1-2		2	0	1	0	0	0	0						
Inning Stats	R: 0 E: 0 K: 1 S: 5	H: 0 LOB: 0 BB: 0 P: 5	R: 0 E: 0 K: 0 S: 4	H: 1 LOB: 1 BB: 0 P: 4	R: 0 E: 0 K: 1 S: 4	H: 0 LOB: 1 BB: 1 P: 8	R: 0 E: 0 K: 0 S: 3	H: 0 LOB: 0 BB: 0 P: 3	R: 0 E: 0 K: 0 S: 3	H: 0 LOB: 0 BB: 0 P: 3	R: 1 E: 1 K: 0 S: 5	H: 1 LOB: 1 BB: 0 P: 5	R: 0 E: 0 K: 1 S: 5	H: 0 LOB: 0 BB: 0 P: 5	R: 0 E: 0 K: 0 S: 5	H: 2 LOB: 2 BB: 0 P: 5	R: 0 E: 0 K: 0 S: 4	H: 1 LOB: 1 BB: 0 P: 4	1B: 4 2B: 2 3B: 0 HR: 0	SF: 0 SAC: 1 DP: 1 HBP: 0	WP: 1 PB: 0 SB: 0 CS: 1	PA: 33
PITCHER Ken Holtzman, L ERA: 2.74 (1, 1)	IP: 9.0 WLS: W BF: 33 H: 5 R: 1 ER: 0 SO: 3 BB: 1 IBB: 0 HBP: 0 BLK: 0 WP: 1 HR: 0 S: 38 P: 42 ERA: 0.00 WHIP: 0.667															PITCHER						

Batter	1	2	3	4	5	6	7	8	9	AB	R	H	RBI	BB	SO	LOB	BOTTOM			
Al Bumbry, L OBP: 0.331, SLG: 0.355 (1, 7)	0-0 G3		0-0 SH1-3 1-2		0-0 G3		0-0 G3	0-3 K		4	0	0	0	0	1	1	Minnesota Twins @ Baltimore Orioles Memorial Stadium, Baltimore, MD Sat Jun 05 1976, 3:33 AM EDT Att: 7,673 - Unknown livebaseballscorecards.com			
Mark Belanger, R OBP: 0.371, SLG: 0.377 (1, 6)	0-0 5-3		0-0 F7		0-0 S 1B		4-0 3B BB	4-0 BB		3	1	1	0	2	0	1				
Bobby Grich, R OBP: 0.403, SLG: 0.419 (1, 4)	0-0 1B		0-0 5-3		0-0 6-3 1-2		0-0 1B 3B	0-0 L1		5	1	2	1	0	0	4				
Reggie Jackson, L OBP: 0.303, SLG: 0.371 (1, 8) (7, 9)	0-0 1-3			0-0 F5		0-0 F9	4-0 1B SF8 BB			3	1	0	0	1	0	1				
Lee May, R OBP: 0.301, SLG: 0.438 (1, 10)		0-0 F8		0-0 HR		0-0 G3	0-0 1B 3B 1B	0-0 1B		4	1	2	2	0	0	0				
Tony Muser, L OBP: 0.331, SLG: 0.278 (1, 3)		0-0 CS 1B		0-0 3-1		0-0 1B 1B	0-0 SF8			3	1	2	1	0	0	0				
Ken Singleton, S OBP: 0.297, SLG: 0.256 (1, 9)		4-0 CS 1B		0-0 FC5-4 1B		0-0 1B 1B	0-0 6-3			2	0	2	0	1	0	0				
Paul Blair, R OBP: 0.241, SLG: 0.246 (6, PR) (7, 8)		0-0 1-2 BB		0-0 FC5-4 1B		1-3 1B		0-0 6-3		1	0	0	0	0	0	1				
Doug DeCinces, R OBP: 0.274, SLG: 0.330 (1, 5)		0-0 1-3		0-0 FC5-4 1-2		0-0 FC6-4 1B		0-0 F3		4	0	1	1	0	0	2				
Dave Duncan, R OBP: 0.321, SLG: 0.320 (1, 2)			4-0 SH1-3 BB		0-0 L8		0-0 FC6-4 1-2	0-0 2B		3	0	1	0	1	0	2				
Inning Stats	R: 0 E: 0 K: 0 S: 4	H: 1 LOB: 1 BB: 0 P: 4	R: 0 E: 0 K: 0 S: 3	H: 1 LOB: 1 BB: 1 P: 7	R: 0 E: 0 K: 0 S: 3	H: 0 LOB: 1 BB: 1 P: 7	R: 1 E: 0 K: 0 S: 5	H: 2 LOB: 1 BB: 0 P: 5	R: 0 E: 0 K: 0 S: 4	H: 1 LOB: 1 BB: 0 P: 4	R: 1 E: 0 K: 0 S: 6	H: 3 LOB: 2 BB: 0 P: 6	R: 3 E: 0 K: 0 S: 5	H: 2 LOB: 1 BB: 2 P: 13	R: 0 E: 0 K: 1 S: 6	H: 1 LOB: 2 BB: 1 P: 10	1B: 8 2B: 1 3B: 1 HR: 1	SF: 1 SAC: 1 DP: 0 HBP: 0	WP: 0 PB: 0 SB: 1 CS: 1	PA: 39
PITCHER Joe Decker, R ERA: 5.01 Bill Campbell, R ERA: 2.99 Steve Luebber, R ERA: 5.5 (1, 1) (6, 1) (8, 1)	IP: 5.2 WLS: L BF: 26 H: 8 R: 2 ER: 2 SO: 2 BB: 2 IBB: 0 HBP: 0 BLK: 0 WP: 0 HR: 1 S: 24 P: 32 ERA: 3.18 WHIP: 1.765															PITCHER				

Batter	1	2	3	4	5	6	7	8	9	AB	R	H	RBI	BB	SO	LOB	TOP			
Lyman Bostock, L OBP: 0.380, SLG: 0.453 (1, 8)	G1		K				3-1			4	0	1	0	0	1	2	Minnesota Twins @ Baltimore Orioles Memorial Stadium, Baltimore, MD Sun Jun 06 1976, 3:33 AM EDT Unknown			
Roy Smalley, S OBP: 0.356, SLG: 0.264 (1, 6)	F5		2B					6-3		3	0	1	0	1	0	0				
Rod Carew, L OBP: 0.393, SLG: 0.406 (1, 3)	F7		2B					E9		4	0	2	2	0	0	2				
Butch Wynegar, S OBP: 0.381, SLG: 0.437 (1, 2)		F9	F8			FC6-4		F7		3	0	0	0	1	0	3				
Larry Hisle, R OBP: 0.340, SLG: 0.380 (1, 7)				5-3		FC6-4		K		4	0	1	0	0	1	2				
Steve Braun, L OBP: 0.310, SLG: 0.283 (1, 10)					F9				3-1	4	0	0	0	0	0	2				
Dan Ford, R OBP: 0.295, SLG: 0.434 (1, 9)			SH5-3		F7					3	2	1	1	0	1	1				
Mike Cabbage, L OBP: 0.347, SLG: 0.238 (1, 5)			SH5-3				K		F8	4	1	2	0	0	1	0				
Bob Randall, R OBP: 0.306, SLG: 0.293 (1, 4)			SH5-3		F3		F3		F9	3	0	0	0	0	0	1				
Inning Stats	R: 0 E: 0 K: 0 S: 3	H: 0 LOB: 0 BB: 0 P: 3	R: 0 E: 0 K: 0 S: 3	H: 1 LOB: 0 BB: 0 P: 3	R: 2 E: 0 K: 1 S: 7	H: 2 LOB: 2 BB: 1 P: 12	R: 0 E: 0 K: 0 S: 3	H: 0 LOB: 0 BB: 0 P: 3	R: 0 E: 0 K: 0 S: 5	H: 3 LOB: 2 BB: 1 P: 9	R: 0 E: 0 K: 1 S: 5	H: 0 LOB: 0 BB: 0 P: 5	R: 0 E: 1 K: 1 S: 6	H: 1 LOB: 1 BB: 0 P: 6	R: 1 E: 0 K: 0 S: 4	H: 1 LOB: 0 BB: 0 P: 4	1B: 6 2B: 1 3B: 0 HR: 1	SF: 0 SAC: 1 DP: 1 HBP: 1	WP: 0 PB: 0 SB: 2 CS: 1	PA: 36
PITCHER Jim Palmer, R ERA: 3.1 (1, 1)	IP: 9.0 WLS: L BF: 36 H: 8 R: 3 ER: 3 SO: 4 BB: 2 IBB: 0 HBP: 1 BLK: 0 WP: 0 HR: 1 S: 41 P: 50 ERA: 3.00 WHIP: 1.111																			

Batter	1	2	3	4	5	6	7	8	9	AB	R	H	RBI	BB	SO	LOB	BOTTOM			
Al Bumbry, L OBP: 0.336, SLG: 0.355 (1, 7)	F8		4-3			2B				3	2	1	0	1	0	0	Minnesota Twins @ Baltimore Orioles Memorial Stadium, Baltimore, MD Sun Jun 06 1976, 3:33 AM EDT Unknown			
Mark Belanger, R OBP: 0.365, SLG: 0.380 (1, 6)	4-3		1-3			2B		E5		4	0	1	1	0	0	0				
Bobby Grich, R OBP: 0.405, SLG: 0.417 (1, 4)	F9			1-3						3	0	1	0	1	0	0				
Reggie Jackson, L OBP: 0.301, SLG: 0.376 (1, 8)		2B			6-3			F7		4	0	1	0	0	0	4				
Lee May, R OBP: 0.293, SLG: 0.425 (1, 10)		F3			F4			5-3		4	0	0	0	0	0	3				
Tony Muser, L OBP: 0.320, SLG: 0.268 (1, 3)		F7						4-3		4	0	0	0	0	1	1				
Ken Singleton, S OBP: 0.301, SLG: 0.264 (1, 9)										3	0	1	0	1	0	0				
Paul Blair, R OBP: 0.241, SLG: 0.246 (9, PR)										0	0	0	0	0	0	0				
Brooks Robinson, R OBP: 0.175, SLG: 0.222 (9, PH)										3	0	0	0	0	0	2				
Royle Stillman, L OBP: 0.167, SLG: 0.063 (9, PH)										1	0	0	0	0	0	1				
Dave Duncan, R OBP: 0.312, SLG: 0.310 (1, 2)				5-3				5-3		3	0	0	0	0	1	0				
Inning Stats	R: 0 E: 0 K: 0 S: 3	H: 1 LOB: 2 BB: 1 P: 8	R: 0 E: 0 K: 0 S: 3	H: 0 LOB: 0 BB: 0 P: 3	R: 0 E: 0 K: 0 S: 3	H: 0 LOB: 0 BB: 0 P: 3	R: 0 E: 0 K: 0 S: 3	H: 0 LOB: 0 BB: 0 P: 3	R: 1 E: 0 K: 1 S: 7	H: 2 LOB: 2 BB: 1 P: 11	R: 0 E: 0 K: 0 S: 3	H: 0 LOB: 0 BB: 0 P: 3	R: 1 E: 1 K: 0 S: 4	H: 1 LOB: 1 BB: 1 P: 8	R: 0 E: 0 K: 1 S: 6	H: 1 LOB: 1 BB: 0 P: 6	1B: 2 2B: 3 3B: 0 HR: 0	SF: 0 SAC: 0 DP: 0 HBP: 0	WP: 0 PB: 0 SB: 2 CS: 1	PA: 35
PITCHER Bill Singer, R ERA: 3.18 (1, 1)	IP: 9.0 WLS: W BF: 35 H: 5 R: 2 ER: 1 SO: 2 BB: 2 IBB: 1 HBP: 0 BLK: 0 WP: 0 HR: 0 S: 36 P: 48 ERA: 1.00 WHIP: 0.778																			

Batter	1	2	3	4	5	6	7	8	9	AB	R	H	RBI	BB	SO	LOB	TOP					
Steve Blye, R OBP: 0.266, SLG: 0.300										6	4	4	0	0	0	2						
Roy Smalley, S OBP: 0.352, SLG: 0.262										5	1	1	0	0	0	4						
Jerry Terrell, R OBP: 0.225, SLG: 0.237										1	1	1	0	0	0	0						
Rod Carew, L OBP: 0.396, SLG: 0.411										5	2	3	2	0	1	2						
Larry Hisle, R OBP: 0.344, SLG: 0.394										4	3	1	3	2	0	4						
Dan Ford, R OBP: 0.299, SLG: 0.435										4	0	2	4	0	0	2						
Craig Kusick, R OBP: 0.347, SLG: 0.512										0	0	0	0	0	0	0						
Butch Wynegar, S OBP: 0.381, SLG: 0.436										5	0	2	2	0	1	2						
Dave McKay, S OBP: 0.347, SLG: 0.228										0	0	0	0	0	0	0						
Mike Cubbage, L OBP: 0.370, SLG: 0.244										3	0	1	0	2	1	3						
Bob Randall, R OBP: 0.302, SLG: 0.289										5	0	1	0	0	0	7						
Phil Roof, R OBP: 0.233, SLG: 0.286										5	0	1	0	0	1	3						
Inning Stats	R: 3 E: 1 K: 1 S: 10	H: 4 LOB: 2 BB: 0 P: 10	R: 1 E: 1 K: 0 S: 6	H: 2 LOB: 2 BB: 0 P: 6	R: 0 E: 0 K: 1 S: 6	H: 1 LOB: 1 BB: 0 P: 6	R: 0 E: 0 K: 1 S: 5	H: 0 LOB: 0 BB: 0 P: 5	R: 1 E: 0 K: 0 S: 4	H: 1 LOB: 1 BB: 1 P: 8	R: 3 E: 0 K: 0 S: 6	H: 3 LOB: 0 BB: 0 P: 6	R: 0 E: 0 K: 0 S: 4	H: 1 LOB: 2 BB: 1 P: 8	R: 2 E: 0 K: 0 S: 5	H: 3 LOB: 3 BB: 2 P: 13	R: 1 E: 0 K: 1 S: 7	H: 2 LOB: 1 BB: 0 P: 7	1B: 16 2B: 0 3B: 0 HR: 1	SF: 1 SAC: 1 DP: 1 HBP: 0	WP: 2 PB: 0 SB: 1 CS: 0	PA: 49
PITCHER	IP	WLS	BF	H	R	ER	SO	BB	IBB	HBP	BLK	WP	HR	S	P	ERA	WHIP					
Mike Cuellar, L ERA: 7.62	(1, 1)	0.1	L	5	3	3	2	0	0	0	0	0	0	5	5	54.00	9.000					
Wayne Garland, R ERA: 2.39	(1, 1)	5.2		27	8	5	5	3	1	0	0	0	1	1	32	7.94	1.588					
Grant Jackson, L ERA: 3.95	(7, 1)	1.0		7	3	2	2	0	1	0	0	0	0	6	10	18.00	4.000					
Dyar Miller, R ERA: 4.5	(8, 1)	2.0		10	3	1	1	1	2	0	0	0	1	0	10	4.50	2.500					

Minnesota Twins @ Baltimore Orioles
 Memorial Stadium, Baltimore, MD
 Sun Jun 06 1976, 7:05 PM EDT
 Att: 19,046 - Unknown

AB	43
R	11
H	17
RBI	11
BB	4
SO	4
LOB	29



Batter	1	2	3	4	5	6	7	8	9	AB	R	H	RBI	BB	SO	LOB	BOTTOM					
Al Bumbry, L OBP: 0.345, SLG: 0.354										3	1	1	0	2	1	2						
Mark Belanger, R OBP: 0.370, SLG: 0.377										4	0	1	0	1	1	3						
Reggie Jackson, L OBP: 0.289, SLG: 0.360										5	0	0	0	0	1	7						
Lee May, R OBP: 0.303, SLG: 0.453										5	2	3	2	0	2	2						
Andres Mora, R OBP: 0.263, SLG: 0.375										4	0	0	0	0	2	2						
Bobby Grich, R OBP: 0.401, SLG: 0.420										4	1	1	0	0	1	1						
Doug DeCinces, R OBP: 0.289, SLG: 0.387										4	1	3	3	0	1	0						
Paul Blair, R OBP: 0.242, SLG: 0.246										4	1	1	0	0	1	2						
Eliot Hendricks, L OBP: 0.224, SLG: 0.214										3	0	1	0	1	1	2						
Inning Stats	R: 1 E: 0 K: 0 S: 3	H: 1 LOB: 1 BB: 2 P: 11	R: 0 E: 0 K: 2 S: 7	H: 0 LOB: 0 BB: 0 P: 7	R: 0 E: 0 K: 2 S: 7	H: 0 LOB: 1 BB: 1 P: 11	R: 0 E: 0 K: 3 S: 9	H: 0 LOB: 0 BB: 0 P: 9	R: 0 E: 0 K: 1 S: 6	H: 1 LOB: 1 BB: 0 P: 6	R: 1 E: 0 K: 1 S: 6	H: 1 LOB: 0 BB: 0 P: 6	R: 3 E: 1 K: 0 S: 6	H: 4 LOB: 1 BB: 1 P: 10	R: 1 E: 0 K: 0 S: 5	H: 2 LOB: 1 BB: 0 P: 5	R: 0 E: 0 K: 2 S: 9	H: 2 LOB: 2 BB: 0 P: 9	1B: 7 2B: 1 3B: 1 HR: 2	SF: 0 SAC: 0 DP: 2 HBP: 0	WP: 0 PB: 0 SB: 0 CS: 0	PA: 40
PITCHER	IP	WLS	BF	H	R	ER	SO	BB	IBB	HBP	BLK	WP	HR	S	P	ERA	WHIP					
Jim Hughes, R ERA: 5.43	(1, 1)	6.1		27	6	5	4	9	3	0	0	0	0	2	42	5.68	1.421					
Bill Campbell, R ERA: 3.0	(7, 1)	2.2	S	13	5	1	1	2	1	0	0	0	0	0	16	3.38	2.250					

Minnesota Twins @ Baltimore Orioles
 Memorial Stadium, Baltimore, MD
 Sun Jun 06 1976, 7:05 PM EDT
 Att: 19,046 - Unknown

AB	36
R	6
H	11
RBI	5
BB	4
SO	11
LOB	21



Batter	1	2	3	4	5	6	7	8	9	AB	R	H	RBI	BB	SO	LOB	TOP					
Lyman Bostock, L (1, 8) OBP: 0.373, SLG: 0.444 Steve Brye, R (4, 8) OBP: 0.282, SLG: 0.303	0-0 6-3	0-0 4-3		0-0 4-3			0-3 K		0-0 1B	3	0	0	0	0	0	3						
Jerry Terrell, R (1, 6) OBP: 0.200, SLG: 0.229	0-0 L8		0-3 K		0-0 F5		0-0 F9		0-0 4-3	5	0	0	0	0	1	1						
Rod Carew, L (1, 3) OBP: 0.407, SLG: 0.417	0-0 1B		0-0 1B		0-0 F8		0-0 6-3 1B		0-0 1B	4	2	3	0	0	0	0						
Butch Wynegar, S (1, 2) OBP: 0.376, SLG: 0.445	0-0 1B		0-3 K2-3		0-0 F9		0-3 K		0-0 1B	4	0	1	1	0	2	2						
Larry Hisle, R (1, 7) OBP: 0.335, SLG: 0.381	0-3 K		0-0 4-3		0-0 F2		0-0 6-3		0-0 2-3	4	0	0	0	0	1	3						
Steve Braun, L (1, 10) OBP: 0.322, SLG: 0.292		4-0 FC5-4 BB		0-0 3B 1B		0-3 K		0-0 1B	3	1	2	1	1	1	0							
Dan Ford, R (1, 9) OBP: 0.310, SLG: 0.432		0-0 FC5-4 1B		0-0 F8		4-0 1B BB		0-0 F9	3	0	0	0	1	0	3							
Mike Cubbage, L (1, 5) OBP: 0.379, SLG: 0.306		0-0 F8		0-0 1-H 3B		0-0 1-2 1B		0-0 F8	4	0	2	1	0	0	1							
Bob Randall, R (1, 4) OBP: 0.306, SLG: 0.289		0-0 1-2 1B		0-0 F2		0-0 F2		0-0 F5	4	0	1	0	0	0	1							
Inning Stats	R: 1 E: 0 K: 1 S: 7	H: 2 LOB: 1 BB: 0 P: 7	R: 0 E: 0 K: 0 S: 4	H: 1 LOB: 2 BB: 1 P: 8	R: 0 E: 0 K: 2 S: 8	H: 1 LOB: 1 BB: 0 P: 8	R: 1 E: 0 K: 0 S: 5	H: 2 LOB: 1 BB: 0 P: 5	R: 0 E: 0 K: 0 S: 3	H: 0 LOB: 0 BB: 0 P: 3	R: 0 E: 0 K: 1 S: 5	H: 1 LOB: 0 BB: 1 P: 9	R: 0 E: 0 K: 1 S: 5	H: 0 LOB: 0 BB: 0 P: 5	R: 1 E: 0 K: 0 S: 7	H: 2 LOB: 1 BB: 0 P: 7	R: 0 E: 0 K: 0 S: 4	H: 1 LOB: 1 BB: 0 P: 4	1B: 9 2B: 0 3B: 1 HR: 0	SF: 0 SAC: 0 DP: 0 HBP: 0	WP: 0 PB: 0 SB: 3 CS: 0	PA: 38
PITCHER Dennis Eckersley, R (1, 1) ERA: 3.75	IP: 9.0 WLS: L BF: 38 H: 10 R: 3 ER: 3 SO: 6 BB: 2 IBB: 0 HBP: 0 BLK: 0 WP: 0 HR: 0 S: 48 P: 56 ERA: 3.00 WHIP: 1.333																					

Minnesota Twins @ Cleveland Indians
Cleveland Municipal Stadium, Cleveland, OH
Tue Jun 08 1976, 7:05 PM EDT
Att: 6,581 - Unknown - 85 F

AB 36
R 3
H 10
RBI 3
BB 2
SO 6
LOB 14

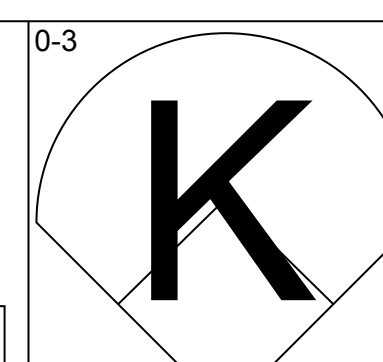
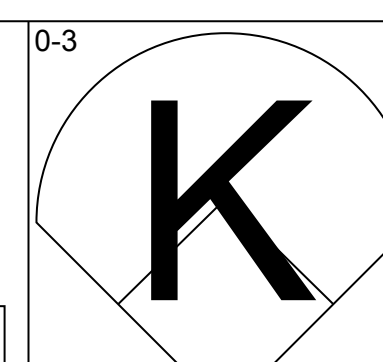
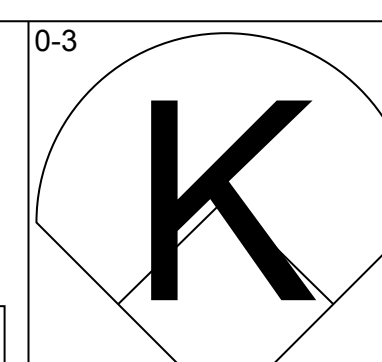
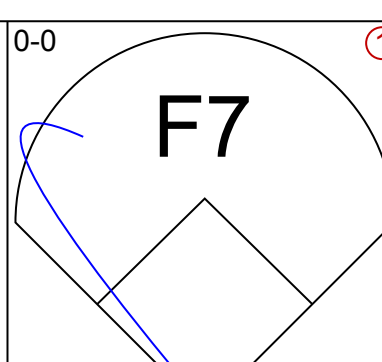
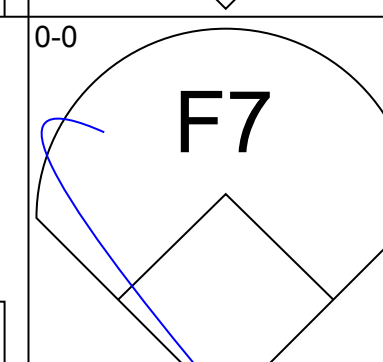
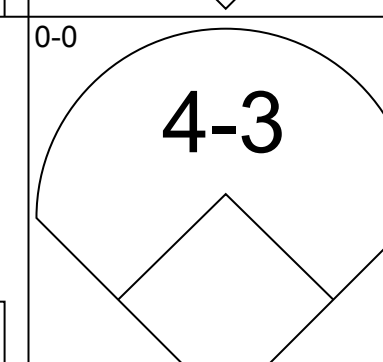
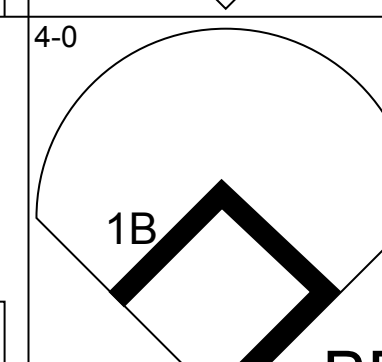
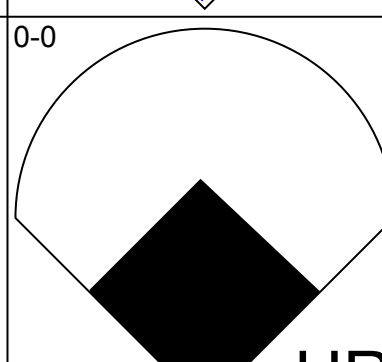
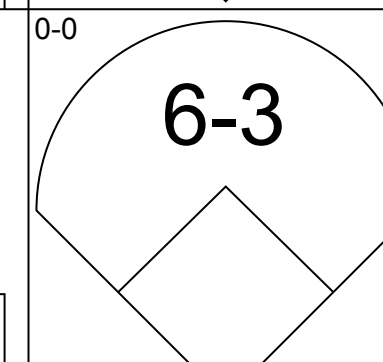
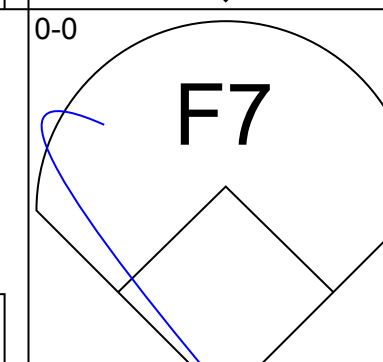
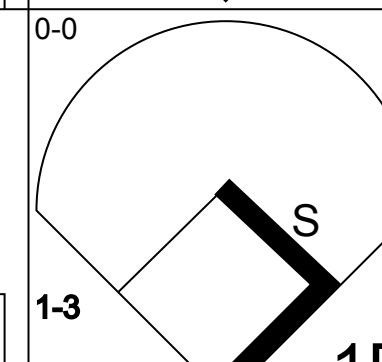
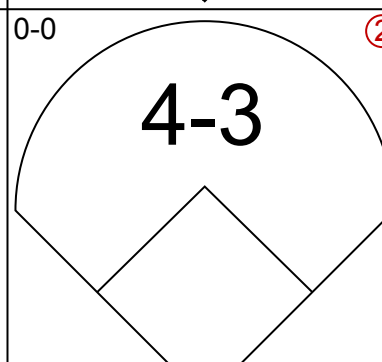
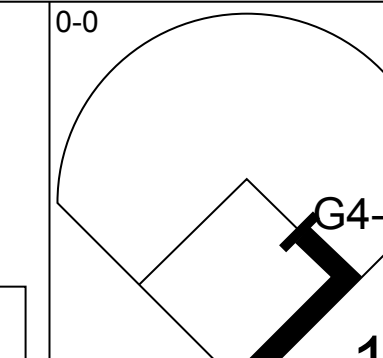
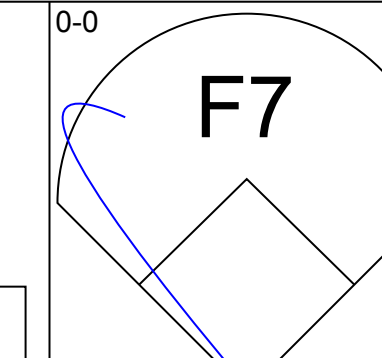
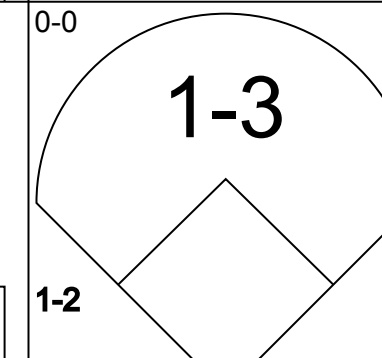
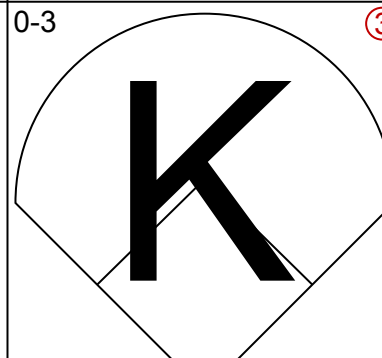
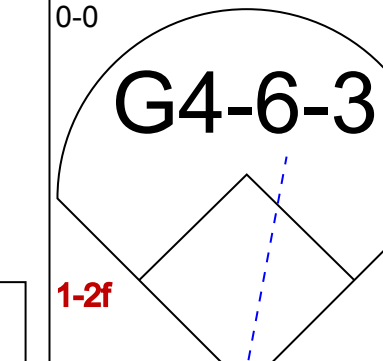
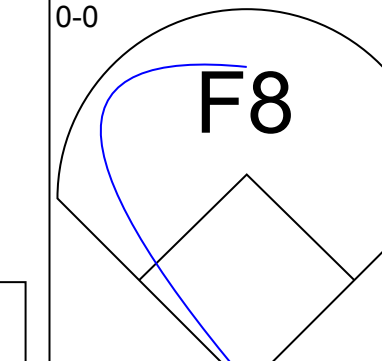
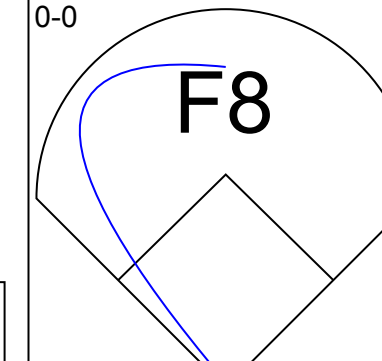
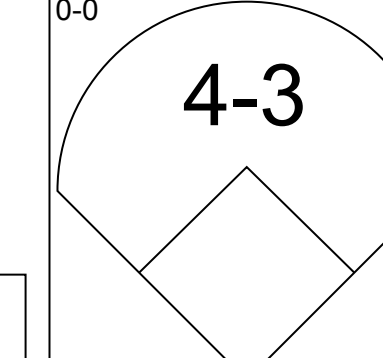
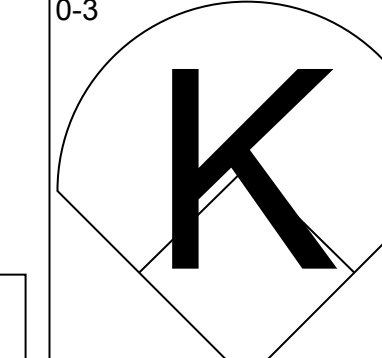
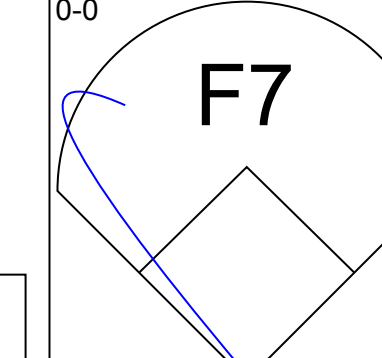
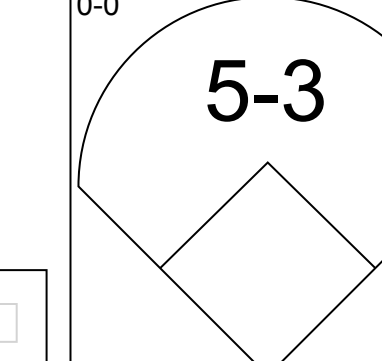
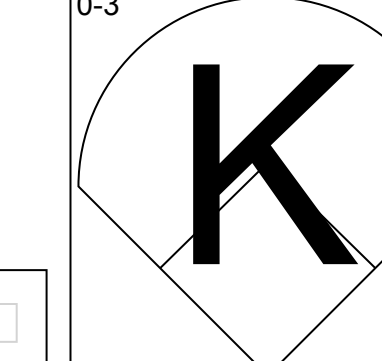
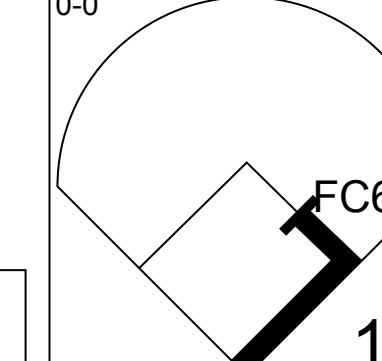
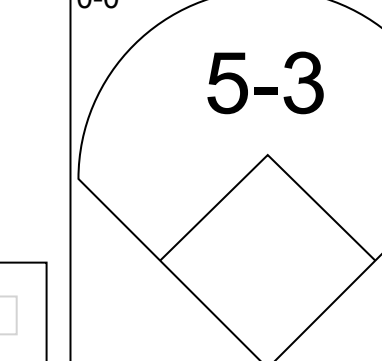
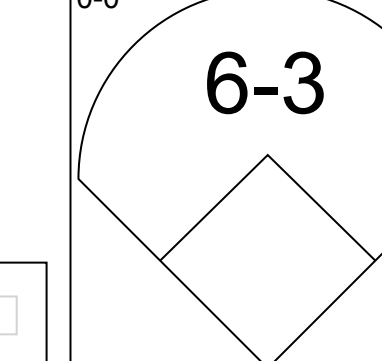
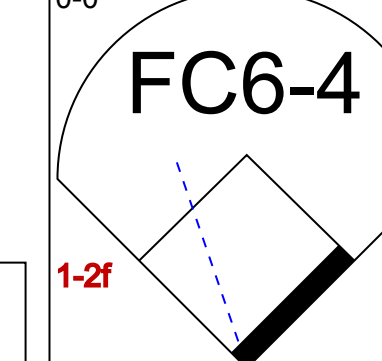
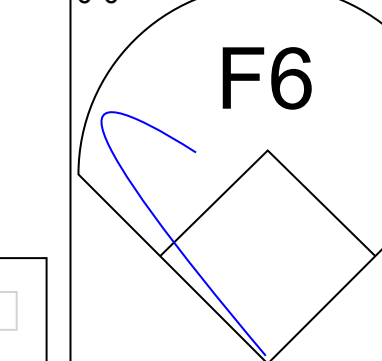
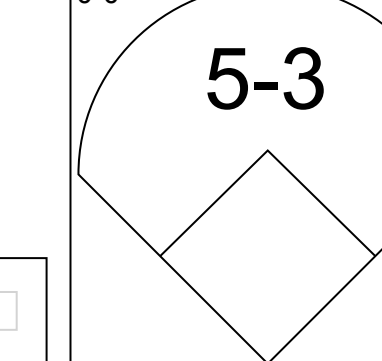
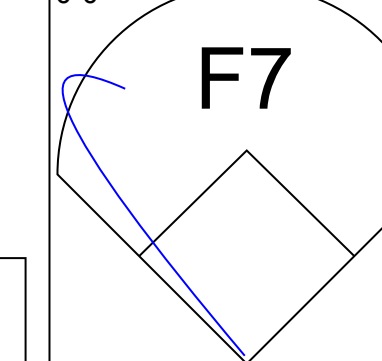


Batter	1	2	3	4	5	6	7	8	9	AB	R	H	RBI	BB	SO	LOB	BOTTOM					
Duane Kuiper, L (1, 4) OBP: 0.274, SLG: 0.269	0-0 B1-3		0-0 FC4-6 CS		0-0 L6			0-0 G6-3		4	0	0	0	0	0	2						
Orlando Gonzalez, L (1, 9) OBP: 0.400, SLG: 0.400	0-0 1B		0-0 CS		0-0 6-3		0-0 F6		0-0 F8	4	0	1	0	0	0	0						
Rick Manning, L (1, 8) OBP: 0.330, SLG: 0.398	0-0 1-2 1B		0-0 F8		0-0 F7		0-0 F9		0-0 F9	4	0	0	0	0	0	1						
John Lowenstein, L (1, 7) OBP: 0.337, SLG: 0.303	0-0 F8		4-0 1B BB		4-0 1B BB		0-0 K		0-3 K	2	1	0	0	2	1	1						
Rico Carty, R (1, 10) OBP: 0.380, SLG: 0.443		0-0 F9		4-0 1-2 1B BB		0-0 L9		0-0 4-3	3	0	0	0	1	0	1							
Alan Ashby, S (1, 2) OBP: 0.325, SLG: 0.331		0-0 3-1		0-0 1-3 2-H 1B		0-3 K				3	0	1	1	0	1	0						
Doug Howard, R (1, 3) OBP: 0.230, SLG: 0.268		0-3 K		0-0 1-3		0-0 6-3				3	0	0	0	0	1	2						
Buddy Bell, R (1, 5) OBP: 0.379, SLG: 0.347			0-0 CS 1B		0-0 1-3		0-0 F8			3	0	1	0	0	0	0						
Frank Duffy, R (1, 6) OBP: 0.287, SLG: 0.275 Larvell Blanks, R (8, PH) OBP: 0.350, SLG: 0.491			0-0 FC4-6 1B		0-3 K			0-0 G6-3 1B		2	0	1	0	0	1	0						
Inning Stats	R: 0 E: 0 K: 0 S: 4	H: 1 LOB: 1 BB: 0 P: 4	R: 0 E: 0 K: 1 S: 5	H: 0 LOB: 0 BB: 0 P: 5	R: 0 E: 0 K: 0 S: 3	H: 2 LOB: 0 BB: 0 P: 3	R: 1 E: 0 K: 0 S: 4	H: 1 LOB: 2 BB: 2 P: 12	R: 0 E: 0 K: 1 S: 5	H: 0 LOB: 0 BB: 0 P: 5	R: 0 E: 0 K: 0 S: 3	H: 0 LOB: 1 BB: 1 P: 7	R: 0 E: 0 K: 1 S: 5	H: 0 LOB: 0 BB: 0 P: 5	R: 0 E: 0 K: 0 S: 3	H: 1 LOB: 0 BB: 0 P: 3	R: 0 E: 0 K: 1 S: 5	H: 0 LOB: 0 BB: 0 P: 5	1B: 5 2B: 0 3B: 0 HR: 0	SF: 0 SAC: 0 DP: 1 HBP: 0	WP: 0 PB: 0 SB: 0 CS: 2	PA: 33
PITCHER Pete Redfern, R (1, 1) ERA: 7.71 Bill Campbell, R (4, 1) ERA: 2.7	IP: 3.2 WLS: W BF: 17 H: 4 R: 0 ER: 0 SO: 3 BB: 1 IBB: 0 HBP: 0 BLK: 0 WP: 0 HR: 0 S: 15 P: 23 ERA: 2.46 WHIP: 1.636																					

Minnesota Twins @ Cleveland Indians
Cleveland Municipal Stadium, Cleveland, OH
Tue Jun 08 1976, 7:05 PM EDT
Att: 6,581 - Unknown - 85 F

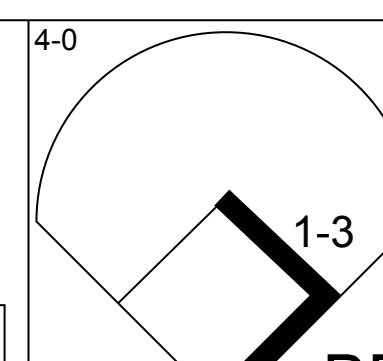
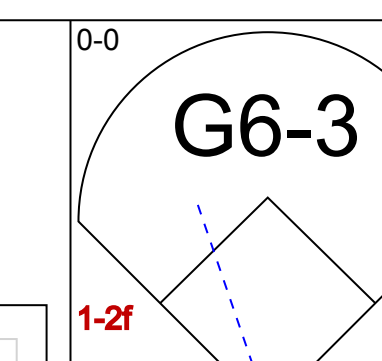
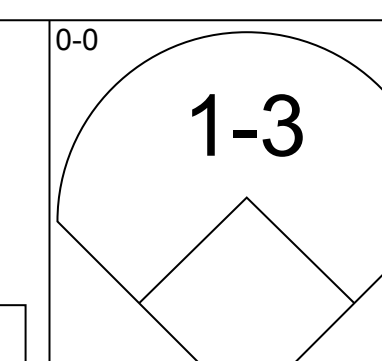
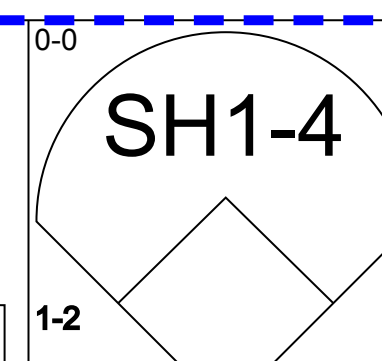
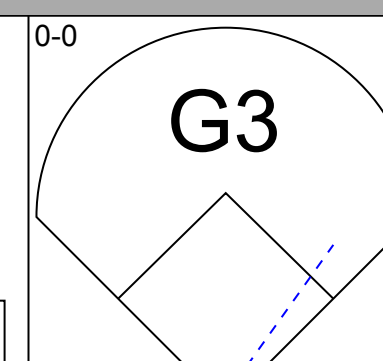
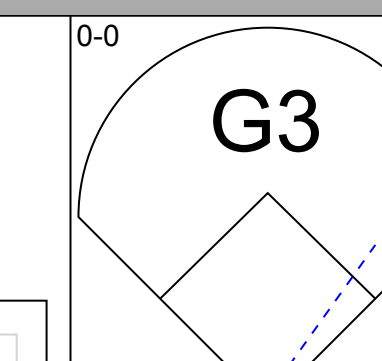
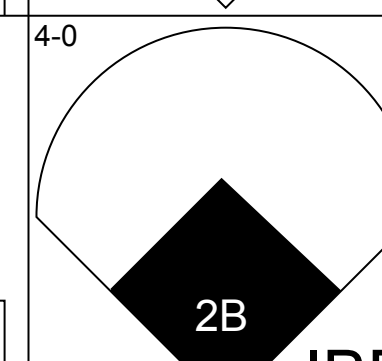
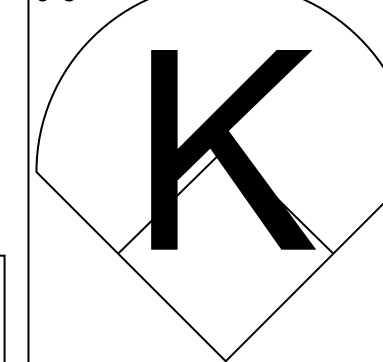
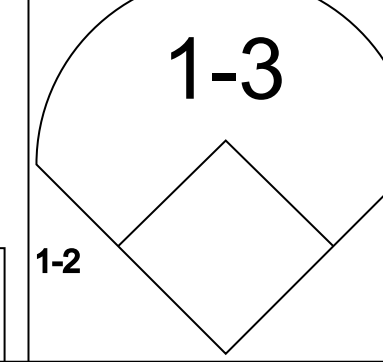
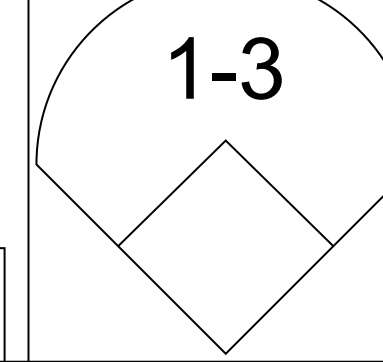
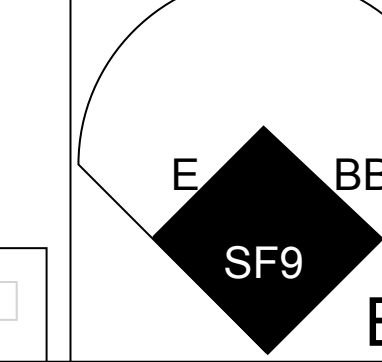
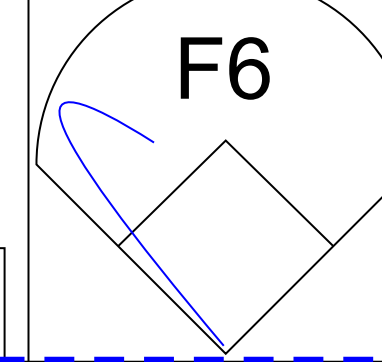
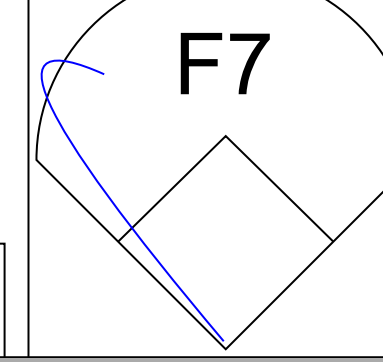
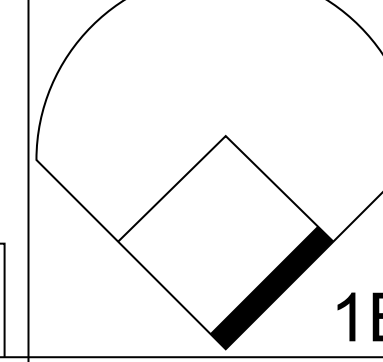
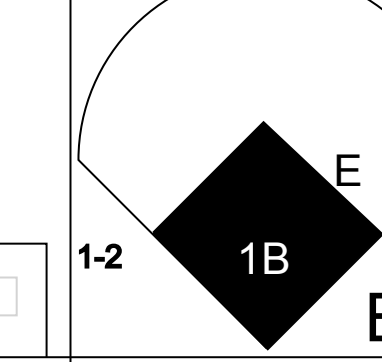
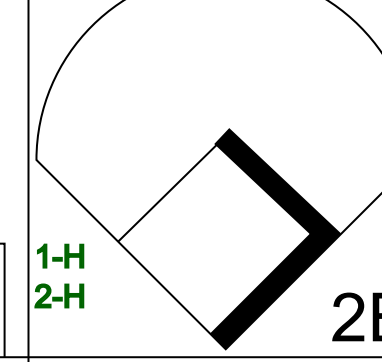
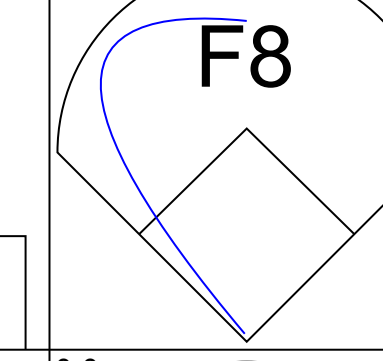
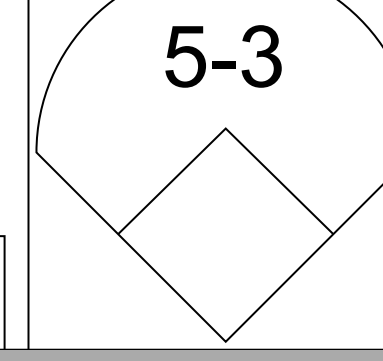
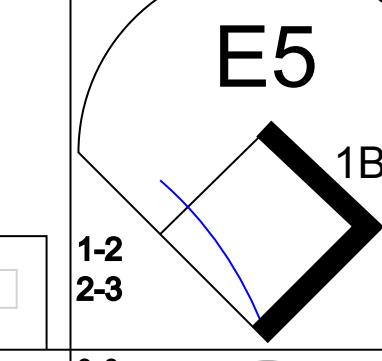
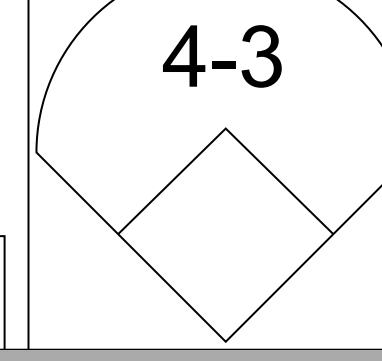
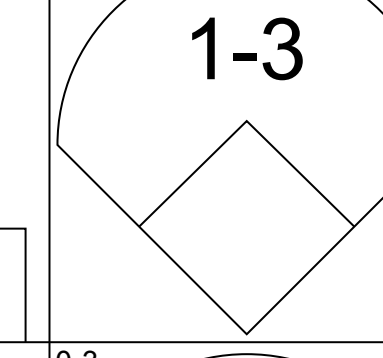
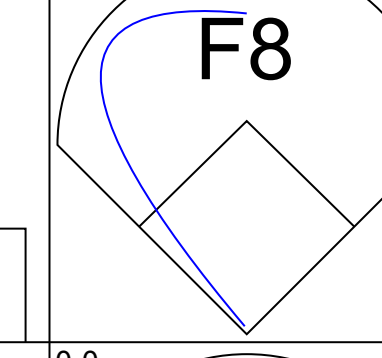
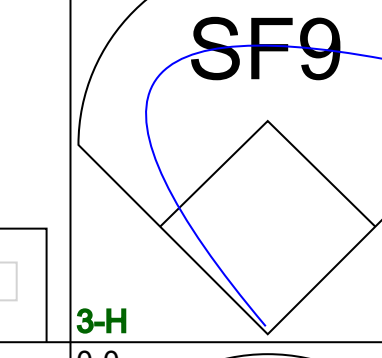
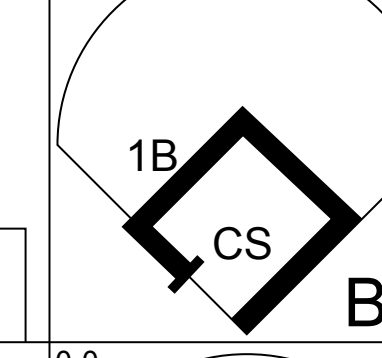
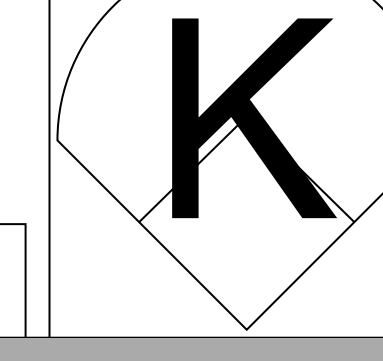
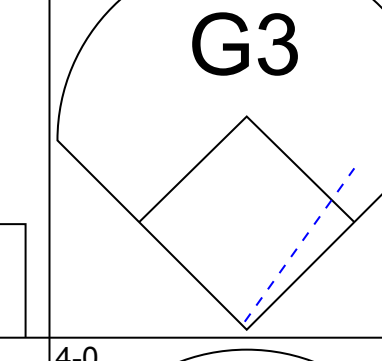
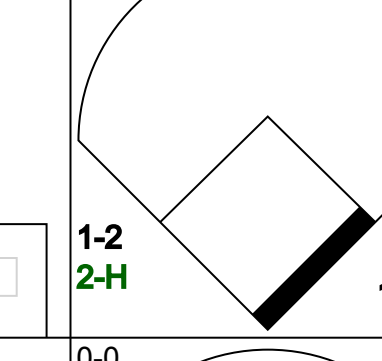
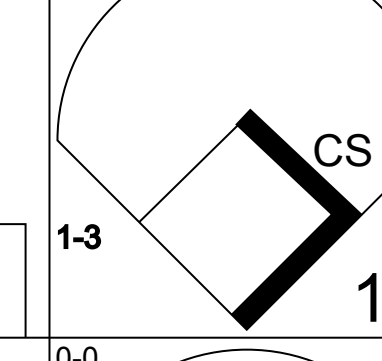
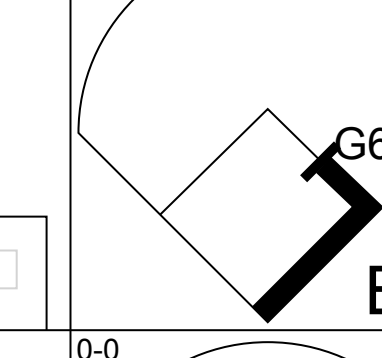
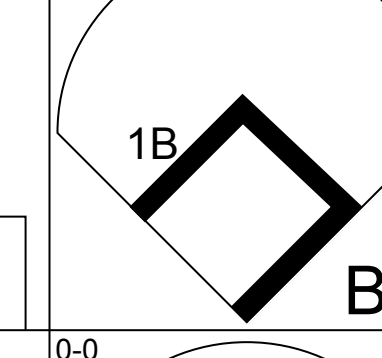
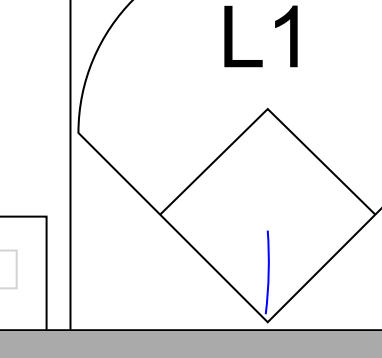
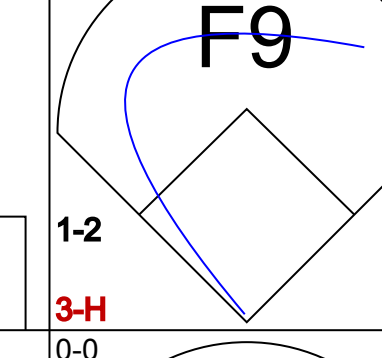
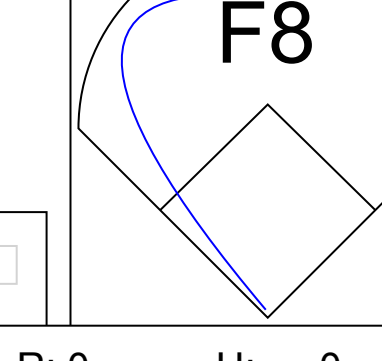
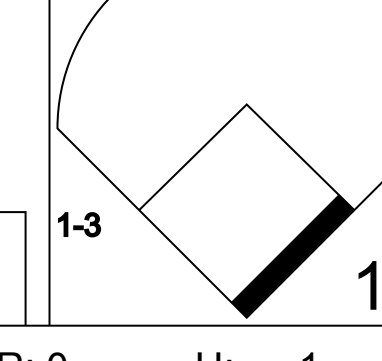
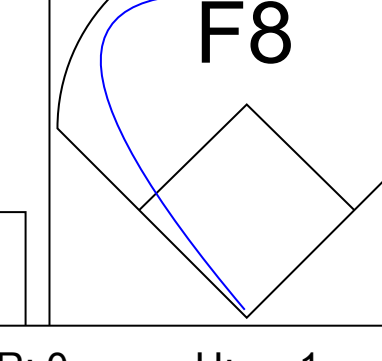
AB 29
R 1
H 5
RBI 1
BB 3
SO 4
LOB 7



Batter	1	2	3	4	5	6	7	8	9	AB	R	H	RBI	BB	SO	LOB	TOP
Larry Hisle, R OBP: 0.329, SLG: 0.373										4	0	0	0	0	3	0	Minnesota Twins @ Cleveland Indians Cleveland Municipal Stadium, Cleveland, OH Wed Jun 09 1976, 7:05 PM EDT Alt. 5,361 - Unknown - 84 F
Steve Braun, L OBP: 0.327, SLG: 0.316										3	1	1	1	1	0	0	
Rod Carew, L OBP: 0.404, SLG: 0.413										4	0	1	0	0	0	0	
Butch Wynegar, S OBP: 0.373, SLG: 0.440										4	0	1	0	0	1	2	
Mike Cabbage, L OBP: 0.361, SLG: 0.288										3	0	0	0	0	0	3	
Dan Ford, R OBP: 0.306, SLG: 0.426										3	0	0	0	0	1	0	
Steve Brye, R OBP: 0.284, SLG: 0.304										3	0	1	0	0	1	0	
Jerry Terrell, R OBP: 0.189, SLG: 0.216										3	0	0	0	0	0	1	
Bob Randall, R OBP: 0.302, SLG: 0.285										2	0	0	0	0	0	0	
Tony Oliva, L OBP: 0.250, SLG: 0.214										1	0	0	0	0	0	1	
Dave McKay, S OBP: 0.288, SLG: 0.230										0	0	0	0	0	0	0	
Inning Stats	R: 0 E: 0 K: 1 S: 5	H: 0 LOB: 0 BB: 0 P: 5	R: 0 E: 0 K: 0 S: 3	H: 1 LOB: 0 BB: 0 P: 3	R: 0 E: 0 K: 0 S: 3	H: 0 LOB: 0 BB: 0 P: 3	R: 0 E: 0 K: 1 S: 5	H: 0 LOB: 0 BB: 0 P: 5	R: 0 E: 0 K: 1 S: 6	H: 1 LOB: 2 BB: 1 P: 10	R: 0 E: 0 K: 0 S: 4	H: 1 LOB: 1 BB: 0 P: 4	R: 1 E: 0 K: 1 S: 6	H: 1 LOB: 0 BB: 0 P: 6	1B: 3 2B: 0 3B: 0 HR: 1	SF: 0 SAC: 0 DP: 1 HBP: 0	WP: 0 PA: 31 PB: 0 SB: 1 CS: 0
PITCHER Pat Dobson, R ERA: 2.68	IP: 9.0 WLS: W BF: 31 H: 4 R: 1 ER: 1 SO: 6 BB: 1 IBB: 0 HBP: 0 BLK: 0 WP: 0 HR: 1 S: 42 P: 46 ERA: 1.00 WHIP: 0.556																

AB	30
R	1
H	4
RBI	1
BB	1
SO	6
LOB	7



Batter	1	2	3	4	5	6	7	8	9	AB	R	H	RBI	BB	SO	LOB	BOTTOM
Duane Kuiper, L OBP: 0.275, SLG: 0.266										2	0	0	0	1	0	3	Minnesota Twins @ Cleveland Indians Cleveland Municipal Stadium, Cleveland, OH Wed Jun 09 1976, 7:05 PM EDT Alt. 5,361 - Unknown - 84 F
Orlando Gonzalez, L OBP: 0.250, SLG: 0.250										3	0	0	0	0	1	1	
Rico Carty, R OBP: 0.383, SLG: 0.443										0	0	0	0	1	0	0	
Rick Waits, L										0	1	0	0	0	0	0	
Charlie Spikes, R OBP: 0.302, SLG: 0.285										0	0	0	0	0	0	0	
Rick Manning, L OBP: 0.329, SLG: 0.392										3	1	0	0	1	0	3	
John Lowenstein, L OBP: 0.348, SLG: 0.308										2	1	1	0	1	0	1	
Buddy Bell, R OBP: 0.382, SLG: 0.356										1	0	1	2	0	0	0	
Frank Robinson, R OBP: 0.353, SLG: 0.214										3	0	0	0	0	0	3	
Doug Howard, R OBP: 0.227, SLG: 0.265										1	0	0	0	0	0	2	
George Hendrick, R OBP: 0.318, SLG: 0.439										2	0	0	1	1	0	0	
Alan Ashby, S OBP: 0.329, SLG: 0.336										4	0	2	1	0	1	0	
Larry Blanks, R OBP: 0.359, SLG: 0.474										2	0	0	0	2	0	4	
Ron Pruitt, R OBP: 0.313, SLG: 0.091										3	1	1	0	1	0	2	
Inning Stats	R: 0 E: 0 K: 1 S: 5	H: 0 LOB: 1 BB: 1 P: 9	R: 0 E: 0 K: 1 S: 5	H: 0 LOB: 0 BB: 0 P: 5	R: 0 E: 0 K: 0 S: 2	H: 0 LOB: 1 BB: 1 P: 6	R: 0 E: 0 K: 0 S: 4	H: 1 LOB: 1 BB: 0 P: 4	R: 0 E: 0 K: 0 S: 4	H: 1 LOB: 2 BB: 2 P: 13	R: 2 E: 0 K: 0 S: 4	H: 1 LOB: 2 BB: 2 P: 12	R: 0 E: 0 K: 0 S: 3	H: 1 LOB: 1 BB: 1 P: 7	1B: 4 2B: 1 3B: 0 HR: 0	SF: 1 SAC: 1 DP: 1 HBP: 0	WP: 0 PA: 36 PB: 0 SB: 0 CS: 2
PITCHER Joe Decker, R ERA: 4.61	IP: 6.0 WLS: L BF: 27 H: 3 R: 3 ER: 1 SO: 3 BB: 3 IBB: 0 HBP: 0 BLK: 0 WP: 0 HR: 0 S: 25 P: 49 ERA: 1.50 WHIP: 1.500																
Tom Burgmeier, L ERA: 0.98	IP: 0.2 WLS: L BF: 3 H: 0 R: 0 ER: 0 SO: 0 BB: 0 IBB: 1 HBP: 0 BLK: 0 WP: 0 HR: 0 S: 2 P: 6 ERA: 0.00 WHIP: 0.000																
Steve Luebber, R ERA: 5.31	IP: 1.1 WLS: L BF: 6 H: 2 R: 1 ER: 1 SO: 0 BB: 1 IBB: 0 HBP: 0 BLK: 0 WP: 0 HR: 0 S: 5 P: 9 ERA: 6.75 WHIP: 2.250																

AB	26
R	4
H	5
RBI	4
BB	8
SO	2
LOB	19




Batter	1	2	3	4	5	6	7	8	9	AB	R	H	RBI	BB	SO	LOB	TOP								
Cecil Cooper, L OBP: 0.311, SLG: 0.557 (1, 10)										5	1	2	0	0	1	5									
Denny Doyle, L OBP: 0.233, SLG: 0.250 (1, 4)										5	0	0	0	0	2	6									
Fred Lynn, L OBP: 0.404, SLG: 0.515 (1, 8)										5	1	2	1	0	0	0									
Carl Yastrzemski, L OBP: 0.340, SLG: 0.472 (1, 3)										4	0	0	0	1	2	2									
Jim Rice, R OBP: 0.317, SLG: 0.459 (1, 7)										4	0	1	0	0	0	2									
Dwight Evans, R OBP: 0.343, SLG: 0.475 (1, 9)										4	2	2	2	0	1	2									
Rico Petrocelli, R OBP: 0.356, SLG: 0.391 (5, PR)										3	1	2	1	0	0	0									
Bob Heise, R OBP: 0.200, SLG: 0.300 (5, 5)										1	0	0	0	0	0	0									
Steve Dillard, R OBP: 0.389, SLG: 0.426 (1, 6)										4	0	2	0	0	0	1									
Bob Montgomery, R OBP: 0.333, SLG: 0.421 (1, 2)										2	0	1	0	2	0	1									
Inning Stats	R: 1 E: 0 K: 0 S: 5	H: 2 LOB: 1 BB: 0 P: 5	R: 2 E: 1 K: 0 S: 6	H: 3 LOB: 1 BB: 0 P: 6	R: 0 E: 0 K: 0 S: 3	H: 1 LOB: 1 BB: 1 P: 7	R: 0 E: 0 K: 0 S: 5	H: 2 LOB: 2 BB: 0 P: 5	R: 2 E: 0 K: 1 S: 8	H: 3 LOB: 1 BB: 0 P: 8	R: 0 E: 0 K: 2 S: 6	H: 0 LOB: 0 BB: 1 P: 10	R: 0 E: 0 K: 1 S: 5	H: 0 LOB: 0 BB: 0 P: 5	R: 0 E: 0 K: 1 S: 6	H: 1 LOB: 2 BB: 1 P: 10	R: 0 E: 0 K: 1 S: 5	H: 0 LOB: 0 BB: 0 P: 5	1B: 8 2B: 2 3B: 1 HR: 1	SF: 0 SAC: 0 DP: 2 HBP: 0	WP: 0 PB: 0 SB: 1 CS: 1	PA: 40			
PITCHER	IP	WLS	BF	H	R	ER	SO	BB	IBB	HBP	BLK	WP	HR	S	P	ERA	WHIP								
Dave Goltz, R ERA: 4.44 (1, 1)	4.2	L	25	11	5	4	1	1	0	0	0	0	1	26	30	7.71	2.571								
Vic Albury, L ERA: 3.86 (5, 1)	4.1		15	1	0	0	5	1	1	0	0	0	0	23	31	0.00	0.462								
Vic Albury, L ERA: 3.86 (9, 1)	4.1		15	1	0	0	5	1	1	0	0	0	0	23	31	0.00	0.462								

Boston Red Sox @ Minnesota Twins
Metropolitan Stadium, Bloomington, MI
Sat Jun 12 1976, 4:33 AM EDT
Att: 10,812 - Unknown - 91 F

livebaseballscores.com

AB	37
R	5
H	12
RBI	4
BB	3
SO	6
LOB	19





Batter	1	2	3	4	5	6	7	8	9	AB	R	H	RBI	BB	SO	LOB	BOTTOM								
Steve Blye, R OBP: 0.286, SLG: 0.304 (1, 8)										5	0	2	0	0	0	1									
Jerry Terrell, R OBP: 0.222, SLG: 0.246 (1, 6) (6, 4) (9, 6)										5	0	2	0	0	1	3									
Rod Carew, L OBP: 0.404, SLG: 0.417 (1, 3)										5	0	3	0	0	0	3									
Butch Wynegar, S OBP: 0.371, SLG: 0.429 (1, 2)										4	0	0	0	0	0	4									
Larry Hisle, R OBP: 0.329, SLG: 0.365 (1, 7)										4	0	0	0	0	1	3									
Steve Braun, L OBP: 0.333, SLG: 0.314 (1, 10) (9, 5)										3	1	1	0	1	0	2									
Dan Ford, R OBP: 0.316, SLG: 0.438 (1, 9)										4	1	2	0	0	0	2									
Mike Cabbage, L OBP: 0.391, SLG: 0.298 (1, 5) (9, 4)										3	0	1	1	0	0	1									
Bob Randall, R OBP: 0.265, SLG: 0.284 (5, PR) Tony Oliva, L OBP: 0.294, SLG: 0.287 (5, PR) Dave Miskys, S OBP: 0.288, SLG: 0.228 (8, 6) Craig Kusick, R OBP: 0.320, SLG: 0.551 Vic Albury, L (9, 1)										1	0	0	0	0	1	0									
Inning Stats	R: 0 E: 0 K: 0 S: 4	H: 1 LOB: 1 BB: 0 P: 4	R: 0 E: 0 K: 0 S: 3	H: 0 LOB: 0 BB: 0 P: 3	R: 0 E: 0 K: 1 S: 5	H: 0 LOB: 0 BB: 0 P: 5	R: 0 E: 0 K: 0 S: 5	H: 2 LOB: 2 BB: 0 P: 5	R: 1 E: 0 K: 1 S: 7	H: 2 LOB: 2 BB: 0 P: 7	R: 0 E: 0 K: 0 S: 4	H: 1 LOB: 2 BB: 1 P: 8	R: 0 E: 0 K: 0 S: 4	H: 2 LOB: 2 BB: 0 P: 5	R: 1 E: 0 K: 1 S: 8	H: 3 LOB: 2 BB: 0 P: 8	R: 0 E: 0 K: 0 S: 3	H: 1 LOB: 0 BB: 0 P: 3	1B: 11 2B: 2 3B: 0 HR: 0	SF: 0 SAC: 0 DP: 2 HBP: 1	WP: 1 PB: 0 SB: 2 CS: 0	PA: 39			
PITCHER	IP	WLS	BF	H	R	ER	SO	BB	IBB	HBP	BLK	WP	HR	S	P	ERA	WHIP								
Luis Tiant, R ERA: 2.95 (1, 1)	9.0	W	39	12	2	2	3	1	0	1	0	1	0	43	48	2.00	1.444								


Boston Red Sox @ Minnesota Twins
Metropolitan Stadium, Bloomington, MI
Sat Jun 12 1976, 4:33 AM EDT
Att: 10,812 - Unknown - 91 F

livebaseballscores.com

AB	37
R	2
H	12
RBI	2
BB	1
SO	3
LOB	22



Batter	1	2	3	4	5	6	7	8	9	AB R H RBI BB SO LOB	TOP												
Cecil Cooper, L (1, 10) OBP: 0.298, SLG: 0.533 Bobby Darwin, R (9, PH) OBP: 0.307, SLG: 0.338	F7		K	L9			F9		6-3	4 0 0 0 0 1 3 1 0 0 0 0 0 1	Boston Red Sox @ Minnesota Twins Metropolitan Stadium, Bloomington, MI Sun Jun 13 1976, 4:33 AM EDT Att: 22,146 - Unknown - 87 F AB 37 R 10 H 12 RBI 8 BB 2 SO 4 LOB 11 												
Denny Doyle, L (1, 4) OBP: 0.232, SLG: 0.248	P5		E7	G3-6-1			FC4-6 HR		4-3	5 2 1 1 0 0 3													
Fred Lynn, L (1, 8) OBP: 0.404, SLG: 0.509	F9		E1				HR		4-3	4 2 1 0 1 0 1													
Carl Yastrzemski, L (1, 3) OBP: 0.343, SLG: 0.486		K	1B	1B			HR			3 2 1 3 1 1 1													
Jim Rice, R (1, 7) OBP: 0.316, SLG: 0.455	P6		1B	BB			HR			4 1 1 1 0 1 0													
Carlton Fisk, R (1, 2) OBP: 0.376, SLG: 0.446	K		1B	1B						4 1 1 1 0 1 0													
Dwight Evans, R (1, 9) OBP: 0.346, SLG: 0.476			1B							4 1 2 1 0 0 0													
Steve Dillard, R (1, 6) OBP: 0.397, SLG: 0.431			1B							4 1 2 1 0 0 1													
Bob Heise, R (1, 5) OBP: 0.357, SLG: 0.429			1-3							4 0 3 0 0 0 1													
Inning Stats	R: 0 E: 0 K: 0 S: 3	H: 0 LOB: 0 BB: 0 P: 3	R: 0 E: 0 K: 2 S: 7	H: 0 LOB: 0 BB: 0 P: 7	R: 7 E: 3 K: 1 S: 12	H: 6 LOB: 1 BB: 1 P: 16	R: 0 E: 0 K: 0 S: 3	H: 1 LOB: 0 BB: 0 P: 3	R: 0 E: 0 K: 0 S: 3	H: 1 LOB: 0 BB: 0 P: 3	R: 3 E: 0 K: 1 S: 7	H: 2 LOB: 0 BB: 1 P: 11	R: 0 E: 0 K: 0 S: 3	H: 0 LOB: 0 BB: 0 P: 3	R: 0 E: 1 K: 0 S: 4	H: 1 LOB: 1 BB: 0 P: 4	1B: 11 2B: 0 3B: 0 HR: 1	SF: 0 SAC: 0 DP: 2 HBP: 0	WP: 1 PB: 0 SB: 2 CS: 1	PA: 40			
PITCHER	IP WLS BF H R ER SO BB IBB HBP BLK WP HR S P ERA WHIP											PITCHER	IP WLS BF H R ER SO BB IBB HBP BLK WP HR S P ERA WHIP										
Jim Hughes, R (1, 1) ERA: 5.13	6.2 L 29 10 8 3 3 1 0 0 0 0 1 0 34 38 4.05 1.650																						
Tom Burgmeier, L (7, 1) ERA: 1.22	0.1 3 1 2 1 1 1 0 0 0 0 0 1 4 8 27.00 6.000																						
Steve Luebber, R (8, 1) ERA: 5.05	2.0 7 1 0 0 0 0 0 0 0 0 0 0 7 7 0.00 0.500																						

Batter	1	2	3	4	5	6	7	8	9	AB R H RBI BB SO LOB	BOTTOM												
Steve Brye, R (1, 8) OBP: 0.303, SLG: 0.321	6-3		F9	G6-4-3						5 0 3 2 0 0 0	Boston Red Sox @ Minnesota Twins Metropolitan Stadium, Bloomington, MI Sun Jun 13 1976, 4:33 AM EDT Att: 22,146 - Unknown - 87 F AB 36 R 2 H 9 RBI 2 BB 2 SO 3 LOB 21 												
Jerry Terrell, R (1, 6) OBP: 0.221, SLG: 0.242	3-1		FC5	G6-4-3			L5		F9	5 0 1 0 0 0 5													
Rod Carew, L (1, 3) OBP: 0.402, SLG: 0.411	K		FC5	BB			F8			3 0 0 0 1 1 1													
Larry Hisle, R (1, 7) OBP: 0.328, SLG: 0.363		G3	FC5	1B			P6		F8	4 0 1 0 0 0 2													
Dan Ford, R (1, 9) OBP: 0.314, SLG: 0.435		G3	F8				F7		6-3	4 0 1 0 0 0 3													
Craig Kusick, R (1, 10) OBP: 0.346, SLG: 0.548	F8			1B			5-3		P4	4 1 1 0 0 0 2													
Butch Wynegar, S (1, 2) OBP: 0.374, SLG: 0.427	G3		G3	1B			6-3		1B	3 1 1 0 1 0 2													
Dave McKay, S (1, 5) OBP: 0.278, SLG: 0.221	F7			L7			K		P3	4 0 0 0 0 1 5													
Bob Randall, R (1, 4) OBP: 0.304, SLG: 0.283			K	1B			P5		F7	4 0 1 0 0 1 1													
Inning Stats	R: 0 E: 0 K: 1 S: 5	H: 2 LOB: 2 BB: 0 P: 5	R: 0 E: 0 K: 1 S: 7	H: 1 LOB: 3 BB: 1 P: 11	R: 2 E: 0 K: 0 S: 5	H: 3 LOB: 1 BB: 1 P: 9	R: 0 E: 0 K: 0 S: 3	H: 0 LOB: 0 BB: 0 P: 3	R: 0 E: 0 K: 1 S: 5	H: 0 LOB: 0 BB: 0 P: 5	R: 0 E: 0 K: 0 S: 4	H: 1 LOB: 1 BB: 0 P: 4	R: 0 E: 0 K: 0 S: 3	H: 0 LOB: 0 BB: 0 P: 3	R: 0 E: 0 K: 0 S: 5	H: 2 LOB: 2 BB: 0 P: 5	1B: 8 2B: 1 3B: 0 HR: 0	SF: 0 SAC: 0 DP: 1 HBP: 0	WP: 0 PB: 0 SB: 1 CS: 0	PA: 38			
PITCHER	IP WLS BF H R ER SO BB IBB HBP BLK WP HR S P ERA WHIP											PITCHER	IP WLS BF H R ER SO BB IBB HBP BLK WP HR S P ERA WHIP										
Rick Jones, L (1, 1) ERA: 3.52	9.0 W 38 9 2 2 3 2 0 0 0 0 0 0 42 50 2.00 1.222																						

Batter	1	2	3	4	5	6	7	8	9	AB	R	H	RBI	BB	SO	LOB	TOP				
Cecil Cooper, L (1, 10) OBP: 0.296, SLG: 0.521	5-3		FC6-4 WP		FC4-6 BB 1B		K			4	0	1	1	0	1	2					
Rick Burleson, R (1, 6) OBP: 0.332, SLG: 0.354	P4		K		FC4-6 BB			F2		3	0	0	0	1	1						
Fred Lynn, L (1, 8) OBP: 0.396, SLG: 0.497	K		G3		FC4-6 G4-6-3			P7		4	0	0	1	0	1	3					
Carl Yastrzemski, L (1, 3) OBP: 0.341, SLG: 0.481					P7 G4-6-3			K		4	1	1	0	0	1	2					
Jim Rice, R (1, 7) OBP: 0.315, SLG: 0.461					6-3			K		4	1	1	1	0	1	0					
Carlton Fisk, R (1, 2) OBP: 0.374, SLG: 0.444					6-3			6-3		3	0	1	1	0	0	0					
Dwight Evans, R (1, 9) OBP: 0.349, SLG: 0.473								1B WP E BB		3	1	1	0	1	1	0					
Doug Griffin, R (1, 4) OBP: 0.298, SLG: 0.250								5-3		4	1	1	0	0	1	2					
Bob Heise, R (1, 5) OBP: 0.471, SLG: 0.500								E7 1B FC4-6 HBP		2	1	2	1	0	0	0					
Inning Stats	R: 0 E: 0 K: 1 S: 5	H: 0 LOB: 0 BB: 0 P: 5	R: 2 E: 0 K: 1 S: 7	H: 2 LOB: 0 BB: 0 P: 7	R: 0 E: 0 K: 1 S: 5	H: 0 LOB: 1 BB: 0 P: 6	R: 0 E: 0 K: 0 S: 3	H: 0 LOB: 0 BB: 0 P: 3	R: 3 E: 1 K: 0 S: 5	H: 3 LOB: 1 BB: 2 P: 13	R: 0 E: 0 K: 1 S: 5	H: 0 LOB: 0 BB: 0 P: 5	R: 0 E: 0 K: 1 S: 5	H: 1 LOB: 0 BB: 0 P: 5	R: 0 E: 0 K: 1 S: 6	H: 2 LOB: 1 BB: 0 P: 6	1B: 7 2B: 0 3B: 1 HR: 0	SF: 1 SAC: 0 DP: 1 HBP: 1	WP: 2 PB: 0 SB: 0 CS: 1	PA: 35	
PITCHER	IP	WLS	BF	H	R	ER	SO	BB	IBB	HBP	BLK	WP	HR	S	P	ERA	WHIP				
Joe Decker, R (1, 1) ERA: 5.08	4.0	L	20	5	5	5	3	2	0	1	0	2	0	23	32	11.25	1.750				
Tom Burgmeier, L (5, 1) ERA: 1.15	2.0		5	0	0	0	1	0	0	0	0	0	0	7	7	0.00	0.000				
Bill Campbell, R (7, 1) ERA: 2.6	2.0		6	1	0	0	2	0	0	0	0	0	0	10	10	0.00	0.500				
Steve Luebber, R (9, 1) ERA: 4.93	1.0		4	2	0	0	1	0	0	0	0	0	0	6	6	0.00	2.000				

Boston Red Sox @ Minnesota Twins
 Metropolitan Stadium, Bloomington, MI
 Mon Jun 14 1976, 8:05 PM EDT
 Att: 6,820 - Unknown - 82 F

AB	31
R	5
H	8
RBI	5
BB	2
SO	7
LOB	10



Batter	1	2	3	4	5	6	7	8	9	AB	R	H	RBI	BB	SO	LOB	BOTTOM				
Steve Brye, R (1, 8) OBP: 0.301, SLG: 0.310	6-3		K			6-3			G3-6 BB	3	0	0	0	1	1	1					
Steve Braun, L (1, 10) OBP: 0.325, SLG: 0.306	P4				1-3	F7			G3-6	4	0	0	0	0	0	1					
Rod Carew, L (1, 3) OBP: 0.399, SLG: 0.406	4-3				F8				L4	3	0	0	0	1	0	0					
Butch Wynegar, S (1, 2) OBP: 0.378, SLG: 0.425										1	0	0	0	2	0	0					
Mike Cabbage, L (1, 5) OBP: 0.375, SLG: 0.283										3	0	0	0	0	0	3					
Larry Hise, R (1, 7) OBP: 0.324, SLG: 0.358										3	0	0	0	0	0	1					
Dan Ford, R (1, 9) OBP: 0.310, SLG: 0.429										3	0	0	0	0	1	0					
Jerry Terrell, R (1, 6) OBP: 0.225, SLG: 0.246										3	0	1	0	0	0	0					
Bob Randall, R (1, 4) OBP: 0.298, SLG: 0.277										3	0	0	0	0	0	1					
Inning Stats	R: 0 E: 0 K: 0 S: 3	H: 0 LOB: 0 BB: 0 P: 3	R: 0 E: 0 K: 0 S: 3	H: 0 LOB: 0 BB: 0 P: 3	R: 0 E: 0 K: 1 S: 6	H: 1 LOB: 1 BB: 0 P: 6	R: 0 E: 0 K: 0 S: 3	H: 0 LOB: 1 BB: 1 P: 7	R: 0 E: 0 K: 0 S: 3	H: 0 LOB: 0 BB: 0 P: 3	R: 0 E: 0 K: 0 S: 2	H: 0 LOB: 0 BB: 2 P: 10	R: 0 E: 0 K: 1 S: 5	H: 0 LOB: 0 BB: 0 P: 5	R: 0 E: 0 K: 0 S: 2	H: 0 LOB: 1 BB: 1 P: 6	1B: 1 2B: 0 3B: 0 HR: 0	SF: 0 SAC: 0 DP: 2 HBP: 0	WP: 0 PB: 0 SB: 2 CS: 0	PA: 30	
PITCHER	IP	WLS	BF	H	R	ER	SO	BB	IBB	HBP	BLK	WP	HR	S	P	ERA	WHIP				
Rick Wise, R (1, 1) ERA: 3.77	9.0	W	30	1	0	0	2	4	0	0	0	0	0	30	46	0.00	0.556				

Boston Red Sox @ Minnesota Twins
 Metropolitan Stadium, Bloomington, MI
 Mon Jun 14 1976, 8:05 PM EDT
 Att: 6,820 - Unknown - 82 F

AB	26
R	0
H	1
RBI	0
BB	4
SO	2
LOB	7



Batter	1	2	3	4	5	6	7	8	9	AB	R	H	RBI	BB	SO	LOB	TOP					
Mickey Rivers, L OBP: 0.308, SLG: 0.422 (1, 8)			6-3				F2		F3	5	1	2	0	0	0	2						
Roy White, S OBP: 0.359, SLG: 0.419 (1, 7)			1B S BB				F8		P3	2	0	0	1	2	0	1						
Thurman Munson, R OBP: 0.355, SLG: 0.498 (1, 2)			1-3 1B				HR		1-3 2-H 3-H 1B	4	1	4	3	0	0	0						
Chris Chambliss, L OBP: 0.324, SLG: 0.435 (1, 3)			4-3				F7		1-3	4	0	0	0	0	0	5						
Carlos May, L OBP: 0.327, SLG: 0.297 (1, 10)							F7		K	4	0	0	0	0	2	1						
Graig Nettles, L OBP: 0.288, SLG: 0.363 (1, 5)		4-0 CS BB					F9		F2	3	0	0	0	1	1	0						
Oscar Gamble, L OBP: 0.343, SLG: 0.461 (1, 9)		L9 1-2					3-1		BB BB 1B	4	1	2	0	0	0	1						
Willie Randolph, R OBP: 0.349, SLG: 0.319 (1, 4)		K					F7		P6	4	0	0	0	0	1	2						
Jim Mason, L OBP: 0.186, SLG: 0.221 (1, 6)							F8		4-3	2	1	0	0	1	0	0						
Lou Piniella, R OBP: 0.331, SLG: 0.451 (9, PH)							4-3		BB BB 1B	1	0	0	0	0	0	0						
Fred Stanley, R OBP: 0.333, SLG: 0.292 (9, 6)									1-2 BB 1B BB	0	0	0	0	0	0	0						
Inning Stats	R: 1 E: 1 K: 1 S: 7	H: 2 LOB: 1 BB: 0 P: 7	R: 0 E: 0 K: 1 S: 4	H: 0 LOB: 0 BB: 1 P: 8	R: 0 E: 0 K: 0 S: 4	H: 1 LOB: 2 BB: 1 P: 8	R: 0 E: 0 K: 0 S: 3	H: 0 LOB: 0 BB: 0 P: 3	R: 0 E: 0 K: 0 S: 4	H: 1 LOB: 1 BB: 0 P: 4	R: 1 E: 0 K: 1 S: 6	H: 1 LOB: 0 BB: 0 P: 6	R: 2 E: 0 K: 0 S: 5	H: 2 LOB: 2 BB: 2 P: 13	R: 0 E: 0 K: 1 S: 6	H: 1 LOB: 1 BB: 0 P: 6	R: 0 E: 0 K: 0 S: 3	H: 0 LOB: 0 BB: 0 P: 3	1B: 6 2B: 1 3B: 0 HR: 1	SF: 1 SAC: 0 DP: 0 HBP: 0	WP: 0 PB: 0 CS: 1	PA: 38
PITCHER	IP WLS BF H R ER SO BB IBB HBP BLK WP HR S P ERA WHIP																					
Pete Redfern, R ERA: 6.75 (1, 1)	6.1 L 27 6 4 3 3 3 0 0 0 0 0 1 30 42 4.26 1.421																					
Tom Burgmeier, L ERA: 1.11 (7, 1)	1.2 8 2 0 0 1 1 0 0 0 0 0 0 9 13 0.00 1.800																					
Bill Campbell, R ERA: 2.56 (9, 1)	1.0 3 0 0 0 0 0 0 0 0 0 0 0 3 3 0.00 0.000																					

New York Yankees @ Minnesota Twins
 Metropolitan Stadium, Bloomington, MI
 Tue Jun 15 1976, 8:05 PM EDT
 Att. 9,772 - Unknown - 59 F

AB 33
 R 4
 H 8
 RBI 4
 BB 4
 SO 4
 LOB 12

Batter	1	2	3	4	5	6	7	8	9	AB	R	H	RBI	BB	SO	LOB	BOTTOM			
Steve Brye, R OBP: 0.309, SLG: 0.330 (1, 8)		FC6-4 1-2					5-3			4	1	2	0	0	0	1				
Steve Braun, L OBP: 0.323, SLG: 0.304 (1, 10)			K				F7		K	4	1	1	0	0	2	1				
Rod Carew, L OBP: 0.393, SLG: 0.400 (1, 3) (8, 4)			G3				F7		P6	3	0	0	1	0	0	1				
Butch Wynegar, S OBP: 0.376, SLG: 0.421 (1, 2)			G3				3-1		1-3	4	0	1	0	0	0	0				
Mike Cabbage, L OBP: 0.373, SLG: 0.290 (1, 5)			G3				G3		5-3	2	0	1	1	0	0	0				
Phil Roof, R OBP: 0.227, SLG: 0.279 (9, PH)							G5-3 BB 1B		5-3	1	0	0	0	0	0	0				
Larry Hise, R OBP: 0.327, SLG: 0.358 (1, 7)							G6-4-3 1B		P6	3	0	1	0	1	0	1				
Dan Ford, R OBP: 0.306, SLG: 0.423 (1, 9)			4-3				G6-4-3 1-2		K	3	0	0	0	0	1	3				
Bob Randall, R OBP: 0.294, SLG: 0.273 (1, 4)			F7				4-3		G5-3 2-3	2	0	0	0	0	0	0				
Tony Oliva, L OBP: 0.294, SLG: 0.267 (7, PH)							4-3			0	0	0	0	0	0	0				
Craig Kusick, R OBP: 0.343, SLG: 0.543 (8, 3)							6-3		1-3	1	0	0	0	0	0	2				
Jerry Terrell, R OBP: 0.230, SLG: 0.239 (1, 6)							6-3		1-3	2	0	0	0	1	0	0				
Inning Stats	R: 2 E: 0 K: 0 S: 6	H: 3 LOB: 1 BB: 0 P: 6	R: 0 E: 0 K: 0 S: 3	H: 0 LOB: 1 BB: 1 P: 7	R: 0 E: 0 K: 1 S: 5	H: 0 LOB: 0 BB: 0 P: 5	R: 0 E: 0 K: 0 S: 3	H: 1 LOB: 0 BB: 0 P: 3	R: 0 E: 0 K: 0 S: 3	H: 0 LOB: 0 BB: 0 P: 3	R: 0 E: 0 K: 1 S: 5	H: 1 LOB: 1 BB: 1 P: 9	R: 0 E: 0 K: 1 S: 6	H: 1 LOB: 1 BB: 0 P: 6	R: 0 E: 0 K: 0 S: 3	H: 0 LOB: 0 BB: 0 P: 3	1B: 5 2B: 1 3B: 0 HR: 0	SF: 2 SAC: 0 DP: 2 HBP: 0	WP: 0 PB: 0 CS: 0	PA: 33
PITCHER	IP WLS BF H R ER SO BB IBB HBP BLK WP HR S P ERA WHIP																			
Dock Ellis, R ERA: 3.78 (1, 1)	6.1 W 25 5 1 2 2 2 0 0 0 0 0 0 27 35 2.84 1.105																			
Sparky Lyle, L ERA: 2.06 (7, 1)	2.2 S 8 1 0 0 1 0 0 0 0 0 0 0 10 10 0.00 0.375																			

New York Yankees @ Minnesota Twins
 Metropolitan Stadium, Bloomington, MI
 Tue Jun 15 1976, 8:05 PM EDT
 Att. 9,772 - Unknown - 59 F

AB 29
 R 2
 H 6
 RBI 2
 BB 2
 SO 3
 LOB 9

Batter	1	2	3	4	5	6	7	8	9	AB	R	H	RBI	BB	SO	LOB	TOP																					
Mickey Rivers, L OBP: 0.311, SLG: 0.427	L7			FC4		P4				5	0	2	1	0	0	2																						
Roy White, S OBP: 0.364, SLG: 0.434		SF9		CS				P3		4	3	3	1	0	0	1																						
Thurman Munson, R OBP: 0.352, SLG: 0.491	F8	6-3				E6		4-3	F7	5	0	1	1	0	0	4																						
Chris Chambliss, L OBP: 0.329, SLG: 0.436	F8								6-3	4	1	2	1	1	0	1																						
Carlos May, L OBP: 0.295, SLG: 0.295	K			F7		G4-6-3				4	1	1	0	1	1	4																						
Graig Nettles, L OBP: 0.290, SLG: 0.379				K		F7		P6		5	1	2	1	0	1	4																						
Oscar Gamble, L OBP: 0.345, SLG: 0.481		K		K					4-3	5	1	2	3	0	2	3																						
Willie Randolph, R OBP: 0.352, SLG: 0.316						FC6-4		F8		2	1	0	0	2	0	1																						
Jim Mason, L OBP: 0.189, SLG: 0.222				F8		K		F7		4	1	1	0	0	1	2																						
Inning Stats	R: 1 E: 0 K: 1 S: 7	H: 2 LOB: 1 BB: 0 P: 7	R: 3 E: 0 K: 1 S: 8	H: 3 LOB: 1 BB: 1 P: 12	R: 0 E: 0 K: 2 S: 8	H: 1 LOB: 0 BB: 0 P: 8	R: 0 E: 0 K: 0 S: 2	H: 0 LOB: 0 BB: 1 P: 6	R: 1 E: 1 K: 0 S: 4	H: 1 LOB: 1 BB: 1 P: 8	R: 0 E: 0 K: 1 S: 6	H: 1 LOB: 1 BB: 0 P: 6	R: 4 E: 0 K: 0 S: 7	H: 4 LOB: 0 BB: 0 P: 7	R: 0 E: 0 K: 0 S: 4	H: 1 LOB: 1 BB: 0 P: 4	R: 0 E: 0 K: 0 S: 3	H: 1 LOB: 1 BB: 1 P: 7	1B: 9 2B: 3 3B: 0 HR: 2	SF: 1 SAC: 0 DP: 1 HBP: 0	WP: 0 PB: 0 SB: 1 CS: 1	PA: 44																
PITCHER	IP	WLS	BF	H	R	ER	SO	BB	IBB	HBP	BLK	WP	HR	S	P	ERA	WHIP	PITCHER				IP	WLS	BF	H	R	ER	SO	BB	IBB	HBP	BLK	WP	HR	S	P	ERA	WHIP
Bill Singer, R ERA: 3.72	5.2	L	27	8	5	4	5	3	0	0	0	0	1	34	46	6.35	1.941																					
Vic Albury, L ERA: 4.91	0.2		4	2	2	2	0	0	0	0	0	0	0	4	4	27.00	3.000																					
Tom Burgmeier, L ERA: 1.52	0.2		4	2	2	2	0	0	0	0	0	0	1	4	4	27.00	3.000																					
Steve Luebber, R ERA: 4.7	2.0		8	2	0	0	0	1	0	0	0	0	0	7	11	0.00	1.500																					

New York Yankees @ Minnesota Twins
 Metropolitan Stadium, Bloomington, MI
 Wed Jun 16 1976, 8:05 PM EDT
 Alt: 8,801 - Unknown - 70 F

AB 38
 R 9
 H 14
 RBI 8
 BB 4
 SO 5
 LOB 22



Batter	1	2	3	4	5	6	7	8	9	AB	R	H	RBI	BB	SO	LOB	BOTTOM																					
Steve Brye, R OBP: 0.324, SLG: 0.337			4-3							4	0	2	0	1	1	1																						
Steve Braun, L OBP: 0.322, SLG: 0.309										4	1	1	1	0	1	2																						
Craig Kusick, R OBP: 0.340, SLG: 0.537	K				L9				P6	1	0	0	0	0	0	2																						
Rod Carew, L OBP: 0.390, SLG: 0.397										4	1	1	0	0	0	1																						
Butch Wynegar, S OBP: 0.387, SLG: 0.430										3	1	3	2	1	0	0																						
Mike Cabbage, L OBP: 0.367, SLG: 0.303	F8									4	0	1	0	0	0	3																						
Larry Hise, R OBP: 0.321, SLG: 0.353										3	0	0	1	0	2	1																						
Dan Ford, R OBP: 0.301, SLG: 0.415										4	0	0	0	0	2	1																						
Bob Randall, R OBP: 0.289, SLG: 0.268										3	0	0	0	0	0	0																						
Tony Oliva, L OBP: 0.276, SLG: 0.250										1	0	0	0	0	0	0																						
Jerry Terrell, R OBP: 0.234, SLG: 0.233										2	1	0	0	1	1	0																						
Lyman Bostock, L OBP: 0.377, SLG: 0.444										0	0	0	0	1	0	0																						
Inning Stats	R: 1 E: 0 K: 1 S: 6	H: 2 LOB: 1 BB: 1 P: 10	R: 0 E: 0 K: 2 S: 7	H: 0 LOB: 0 BB: 0 P: 7	R: 2 E: 0 K: 0 S: 5	H: 2 LOB: 1 BB: 1 P: 9	R: 0 E: 0 K: 1 S: 5	H: 0 LOB: 0 BB: 0 P: 5	R: 0 E: 0 K: 1 S: 7	H: 2 LOB: 1 BB: 0 P: 7	R: 0 E: 0 K: 1 S: 6	H: 1 LOB: 1 BB: 0 P: 6	R: 0 E: 0 K: 0 S: 3	H: 0 LOB: 1 BB: 1 P: 7	R: 0 E: 0 K: 0 S: 4	H: 1 LOB: 2 BB: 1 P: 8	1B: 6 2B: 3 3B: 0 HR: 0	SF: 1 SAC: 0 DP: 1 HBP: 0	WP: 0 PB: 0 SB: 1 CS: 1	PA: 38																		
PITCHER	IP	WLS	BF	H	R	ER	SO	BB	IBB	HBP	BLK	WP	HR	S	P	ERA	WHIP	PITCHER				IP	WLS	BF	H	R	ER	SO	BB	IBB	HBP	BLK	WP	HR	S	P	ERA	WHIP
Ed Figueroa, R ERA: 3.53	8.2	W	37	8	4	4	7	4	0	0	0	0	0	47	63	4.15	1.385																					
Sparky Lyle, L ERA: 2.05	0.1		1	0	0	0	0	0	0	0	0	0	0	1	1	0.00	0.000																					

New York Yankees @ Minnesota Twins
 Metropolitan Stadium, Bloomington, MI
 Wed Jun 16 1976, 8:05 PM EDT
 Alt: 8,801 - Unknown - 70 F

AB 33
 R 4
 H 8
 RBI 4
 BB 4
 SO 7
 LOB 11



Batter	1	2	3	4	5	6	7	8	9	AB	R	H	RBI	BB	SO	LOB	TOP				
Ron LeFlore, R OBP: 0.394, SLG: 0.460 (1, 8)	0-3 K		0-3 K		0-0 FC6-4 S					3	0	0	0	0	2	2					
Pedro Garcia, R OBP: 0.291, SLG: 0.338 (1, 4)	0-0 F8		0-0 P6		0-0 5-3					3	0	0	0	0	0	2					
Dan Meyer, L OBP: 0.350, SLG: 0.389 (1, 7)	0-0 FC4-6 1B		0-0 3-1							2	0	1	0	0	0	0					
Rusty Staub, L OBP: 0.401, SLG: 0.414 (1, 9)	0-0 FC4-6				0-0 4-3					2	0	0	0	0	0	1					
Jason Thompson, L OBP: 0.333, SLG: 0.389 (1, 3)		4-0 1B BB		0-3 K						1	0	0	0	1	1	0					
Alex Johnson, R OBP: 0.293, SLG: 0.379 (1, 10)		0-0 L4		0-0 6-3						2	0	0	0	0	0	1					
Bill Freehan, R OBP: 0.316, SLG: 0.338 (1, 2)		0-3 K			0-0 5-3					2	0	0	0	0	1	1					
Aurelio Rodriguez, R OBP: 0.289, SLG: 0.336 (1, 5)		0-0 1-2 1B			0-0 FC6-4 BB 1B					2	0	2	0	0	0	0					
Tom Verzyer, R OBP: 0.253, SLG: 0.237 (1, 6)		0-3 K			4-0 FC6-4 BB					1	0	0	0	1	1	2					
Inning Stats	R: 0 E: 0 K: 1 S: 6	H: 1 LOB: 1 BB: 0 P: 6	R: 0 E: 0 K: 2 S: 8	H: 1 LOB: 2 BB: 1 P: 12	R: 0 E: 0 K: 1 S: 5	H: 0 LOB: 0 BB: 0 P: 5	R: 0 E: 0 K: 1 S: 5	H: 0 LOB: 0 BB: 0 P: 5	R: 0 E: 0 K: 0 S: 4	H: 1 LOB: 2 BB: 1 P: 8							1B: 3 2B: 0 3B: 0 HR: 0	SF: 0 SAC: 0 DP: 0 HBP: 0	WP: 0 PA: 20 PB: 0 SB: 1 CS: 0		
PITCHER Dave Goltz, R ERA: 4.21 (1, 1)	IP: 5.0 WLS: W BF: 20 H: 3 R: 0 ER: 0 SO: 5 BB: 2 IBB: 0 HBP: 0 BLK: 0 WP: 0 HR: 0 S: 28 P: 36 ERA: 0.00 WHIP: 1.000																				

Detroit Tigers @ Minnesota Twins
Metropolitan Stadium, Bloomington, MI
Thu Jun 17 1976, 8:05 PM EDT
Att: 5,361 - Unknown - 80 F

AB 18
R 0
H 3
RBI 0
BB 2
SO 5
LOB 9



Batter	1	2	3	4	5	6	7	8	9	AB	R	H	RBI	BB	SO	LOB	BOTTOM				
Lyman Bostock, L OBP: 0.376, SLG: 0.438 (1, 9)	0-0 6-3		4-0 4-3 E 2B BB		0-0 F7					2	1	0	0	1	0	1					
Roy Smalley, S OBP: 0.351, SLG: 0.270 (1, 6)	0-0 E3 FC4-6		0-0 FC6 4-3 2B		0-0 1B SF9 2B					3	2	1	0	0	0	1					
Rod Carew, L OBP: 0.390, SLG: 0.396 (1, 3)	0-0 FC4-6 CS		0-0 4-3		0-0 SF9 BB SF8 1B					3	1	1	0	0	0	3					
Butch Wynegar, S OBP: 0.395, SLG: 0.439 (1, 2)	0-0 CS	0-0 1B 2B	4-0 2B IBB		4-0 1B BB					1	0	1	0	2	0	0					
Mike Cabbage, L OBP: 0.366, SLG: 0.324 (1, 5)		0-3 K	0-0 2B		0-0 SF9					2	0	1	3	0	1	1					
Larry Hise, R OBP: 0.317, SLG: 0.350 (1, 7)		0-0 F8	0-0 6-3		0-0 SF8					2	0	0	1	0	0	3					
Steve Braun, L OBP: 0.333, SLG: 0.323 (1, 10)		0-0 FC5-4 1B		0-0 SH1-4 1B	0-0 1B					3	0	3	0	0	0	0					
Steve Brye, R OBP: 0.317, SLG: 0.330 (1, 8)		0-0 FC5-4		0-0 SH1-4	0-0 6-3					2	0	0	0	0	0	4					
Bob Randall, R OBP: 0.286, SLG: 0.265 (1, 4)			0-0 5-3		0-0 5-3					2	0	0	0	0	0	1					
Inning Stats	R: 0 E: 1 K: 0 S: 3	H: 0 LOB: 0 BB: 0 P: 3	R: 0 E: 0 K: 1 S: 7	H: 2 LOB: 2 BB: 0 P: 7	R: 2 E: 1 K: 0 S: 5	H: 1 LOB: 2 BB: 2 P: 13	R: 0 E: 0 K: 0 S: 4	H: 1 LOB: 1 BB: 0 P: 4	R: 2 E: 0 K: 0 S: 6	H: 3 LOB: 2 BB: 1 P: 10							1B: 4 2B: 3 3B: 0 HR: 0	SF: 2 SAC: 1 DP: 0 HBP: 0	WP: 0 PA: 27 PB: 0 SB: 0 CS: 1		
PITCHER Vern Ruhle, R ERA: 4.58 Jim Crawford, L ERA: 4.11 (5, 1)	IP: 4.0 WLS: L BF: 22 H: 6 R: 4 ER: 2 SO: 1 BB: 2 IBB: 1 HBP: 0 BLK: 0 WP: 0 HR: 0 S: 21 P: 33 ERA: 4.50 WHIP: 2.000																				

Detroit Tigers @ Minnesota Twins
Metropolitan Stadium, Bloomington, MI
Thu Jun 17 1976, 8:05 PM EDT
Att: 5,361 - Unknown - 80 F


AB 20
R 4
H 7
RBI 4
BB 3
SO 1
LOB 14



Batter	1	2	3	4	5	6	7	8	9	AB	R	H	RBI	BB	SO	LOB	TOP
Ron LeFlore, R OBP: 0.398, SLG: 0.468 (1, 8)	0-0 6-3 1B 2B	0-0 1-2 1B		0-0 4-3			0-0 1-2 1B		0-0 P4	5	1	3	0	0	0	1	
Pedro Garcia, R OBP: 0.253, SLG: 0.328 (1, 4)	0-0 6-3 2-3	0-0 F5			0-0 F8		0-0 G5-3 2-3			4	0	0	0	0	0	5	
Dan Meyer, L OBP: 0.346, SLG: 0.378 (1, 7)	4-0 1B E BB		0-0 F8		0-0 6-3			0-0 F7		3	1	0	0	1	0	0	
Rusty Staub, L OBP: 0.402, SLG: 0.421 (1, 9)	0-0 E 1-3 3-H 1B		0-0 E3 FC6		0-0 F7			0-0 G3 1B 2B		4	1	2	1	0	0	0	
Jason Thompson, L OBP: 0.326, SLG: 0.378 (1, 3)	0-0 E3 G1-4-3 1-3 3-H		0-0 FC6 1-2		0-0 4-3			0-0 G3 2-3		4	0	0	1	0	0	3	
Alex Johnson, R OBP: 0.292, SLG: 0.377 (1, 10)	0-0 G1-4-3 1-2		0-0 6-3		0-3 K			0-0 CS 1B		4	0	1	1	0	1	3	
Aurelio Rodriguez, R OBP: 0.289, SLG: 0.335 (1, 5)		0-0 G1		0-0 5-3			0-0 F9	0-0 CS 1-2	0-0 1B 1B	4	0	1	0	0	0	0	
Bill Freehan, R OBP: 0.338, SLG: 0.403 (1, 2)		0-0 1B 1B		0-0 HR			0-0 G5-3 1B 1B	0-0 F2		4	1	3	1	0	0	1	
Tom Verzyer, R OBP: 0.253, SLG: 0.237 (1, 6)		0-0 F8		0-0 F8			0-3 K	0-0 1-3 1B		4	0	1	0	0	1	2	
Inning Stats	R: 2 E: 1 K: 0 S: 5	H: 2 LOB: 1 BB: 1 P: 9	R: 0 E: 0 K: 0 S: 5	H: 2 LOB: 2 BB: 0 P: 5	R: 0 E: 1 K: 0 S: 4	H: 0 LOB: 0 BB: 0 P: 4	R: 1 E: 0 K: 0 S: 4	H: 1 LOB: 0 BB: 0 P: 4	R: 0 E: 0 K: 1 S: 6	H: 2 LOB: 1 BB: 0 P: 6	R: 1 E: 0 K: 0 S: 4	H: 2 LOB: 1 BB: 0 P: 4	R: 0 E: 0 K: 0 S: 4	H: 2 LOB: 1 BB: 0 P: 4	1B: 8 2B: 2 3B: 0 HR: 1	SF: 0 SAC: 0 DP: 2 HBP: 0	WP: 0 PA: 38 PB: 0 SB: 0 CS: 1
PITCHER Jim Hughes, R ERA: 4.98 (1, 1)	IP: 9.0 WLS: L BF: 37 H: 11 R: 4 ER: 4 SO: 2 BB: 1 IBB: 0 HBP: 0 BLK: 0 WP: 0 HR: 1 S: 40 P: 44 ERA: 4.00 WHIP: 1.333																

Detroit Tigers @ Minnesota Twins
Metropolitan Stadium, Bloomington, MI
Fri Jun 18 1976, 8:05 PM EDT
Att: 6,215 - Unknown


AB	36
R	4
H	11
RBI	4
BB	1
SO	2
LOB	15

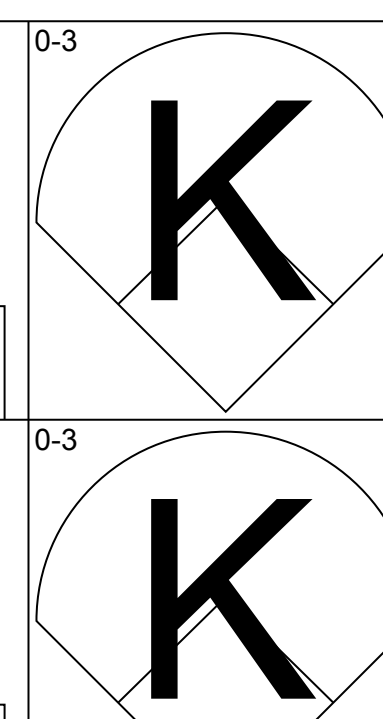
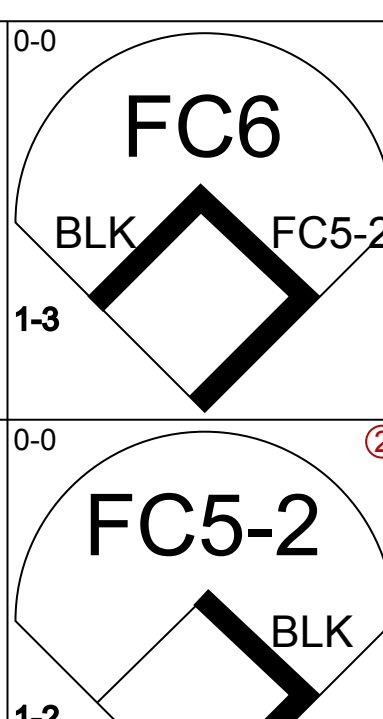
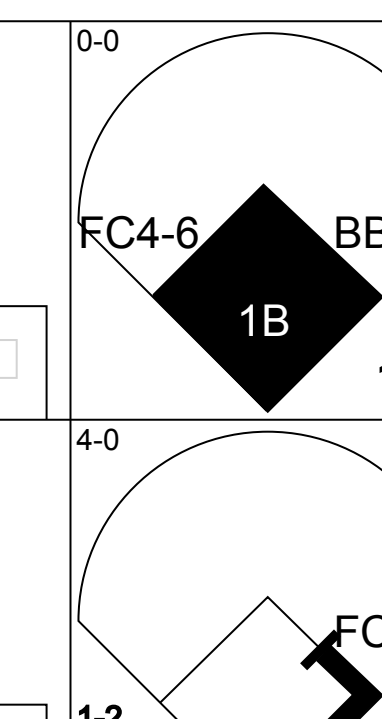
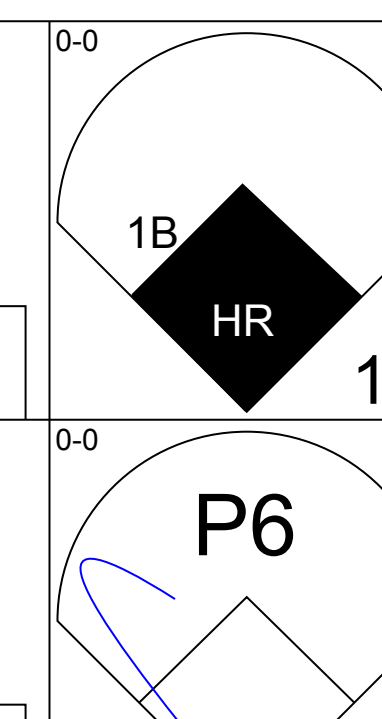
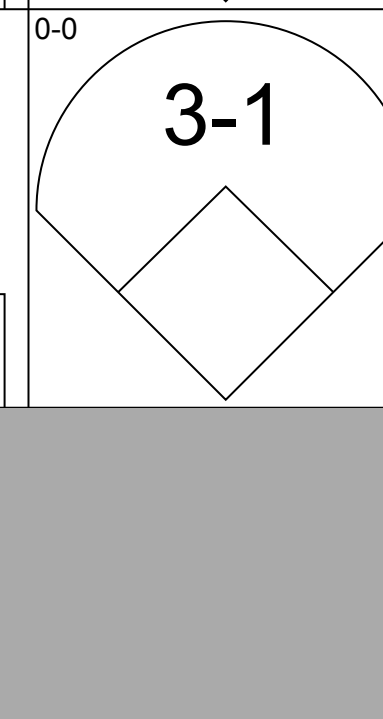
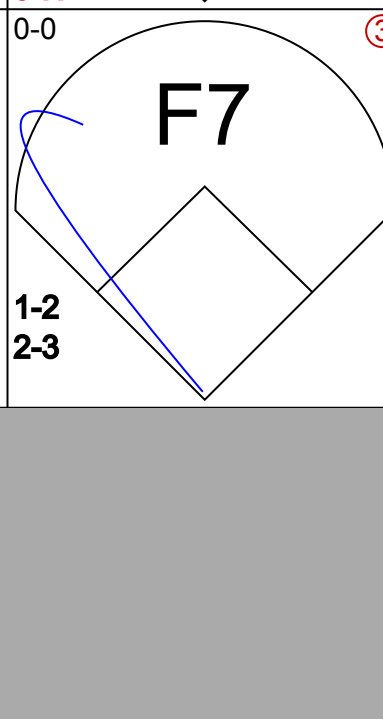
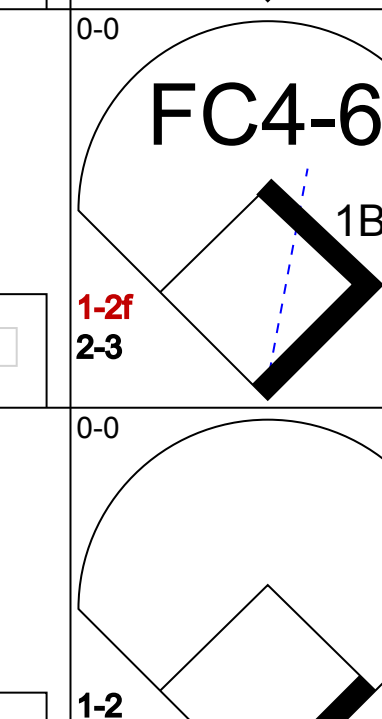
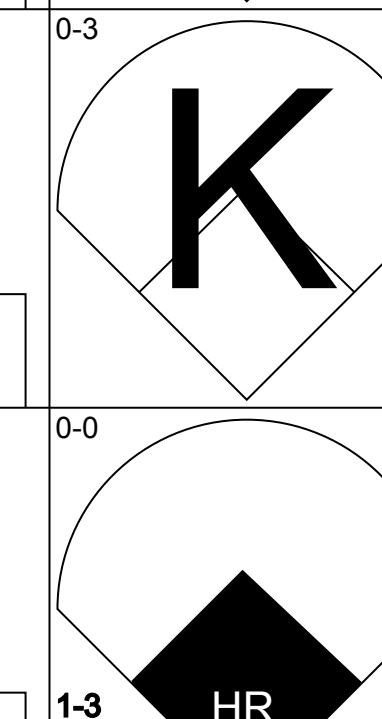


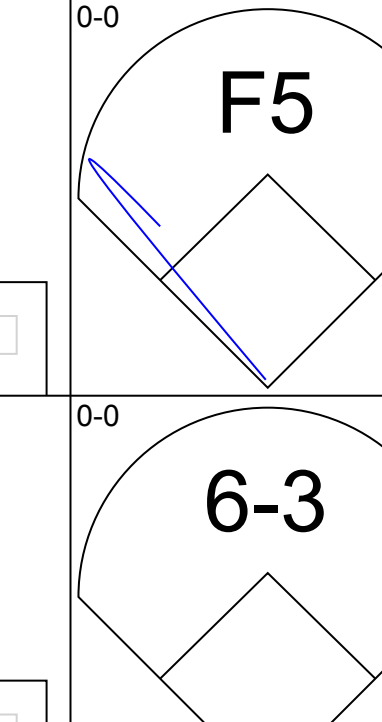
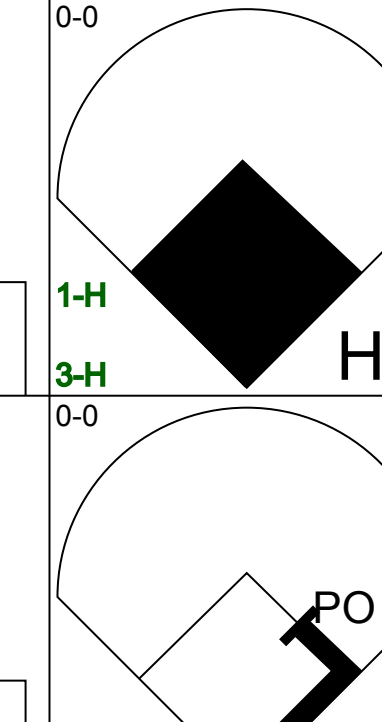
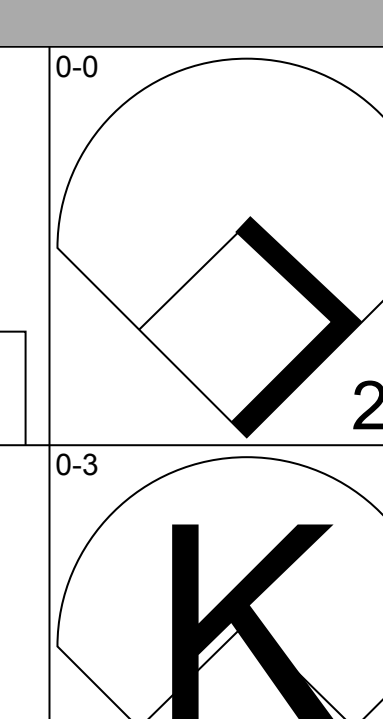
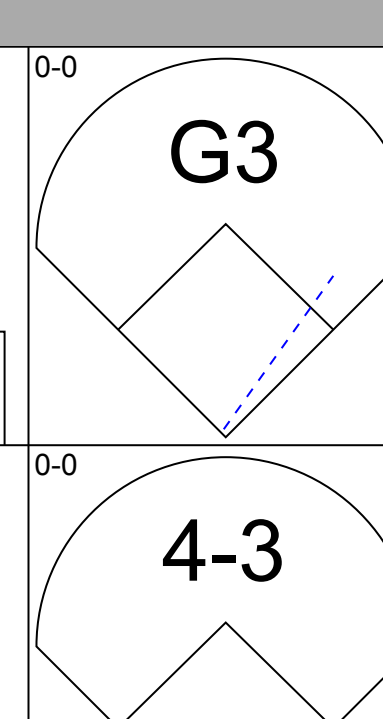
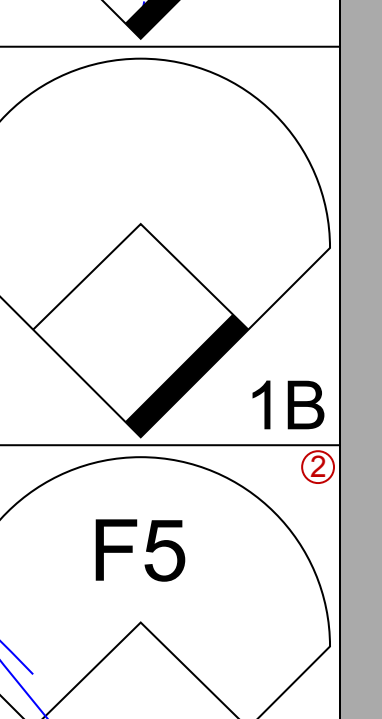
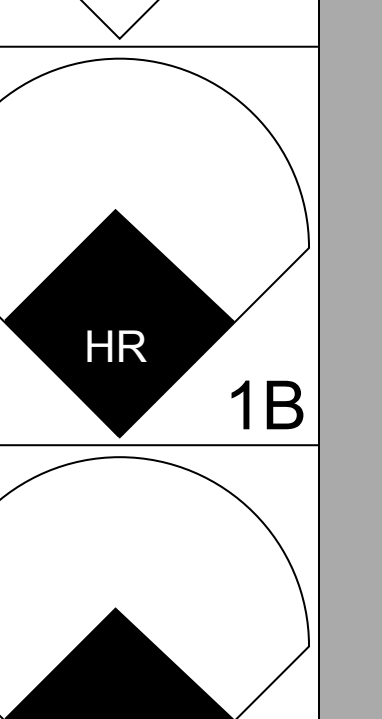


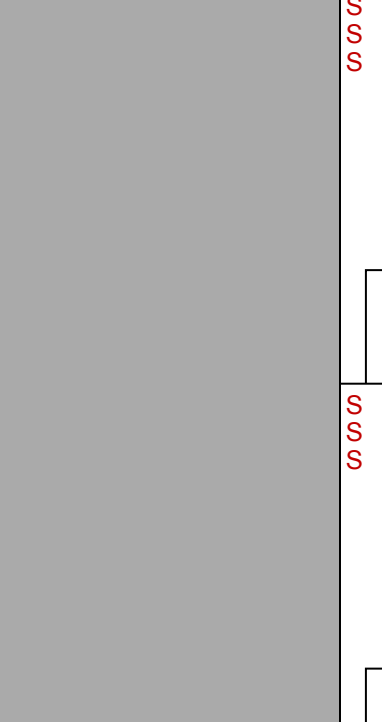
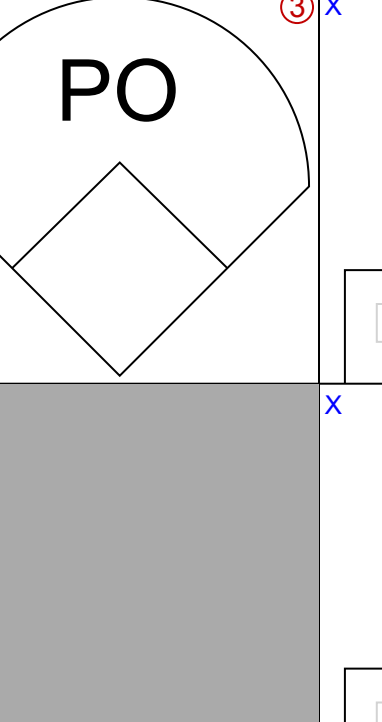


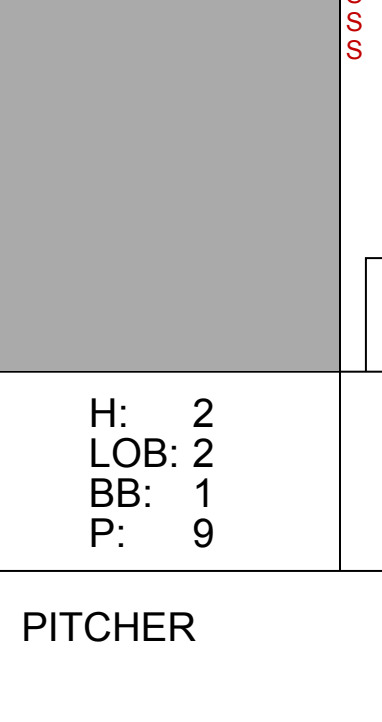
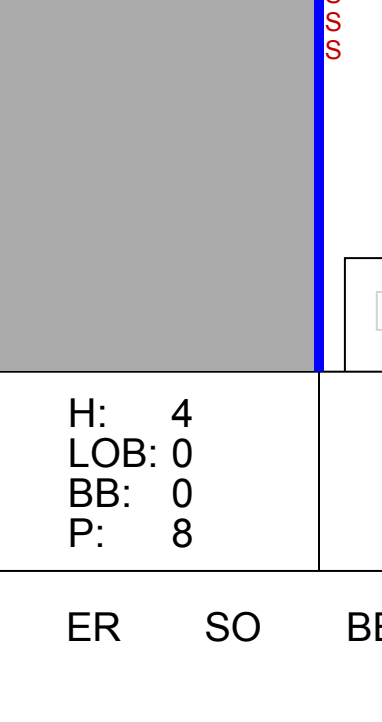
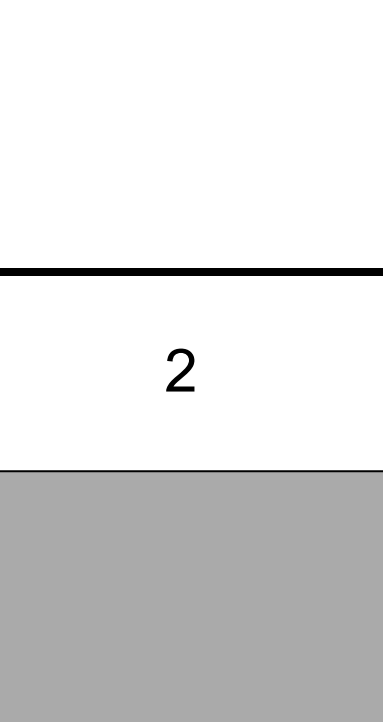
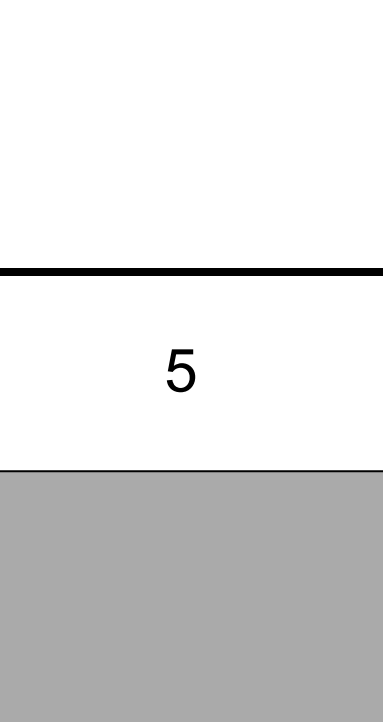
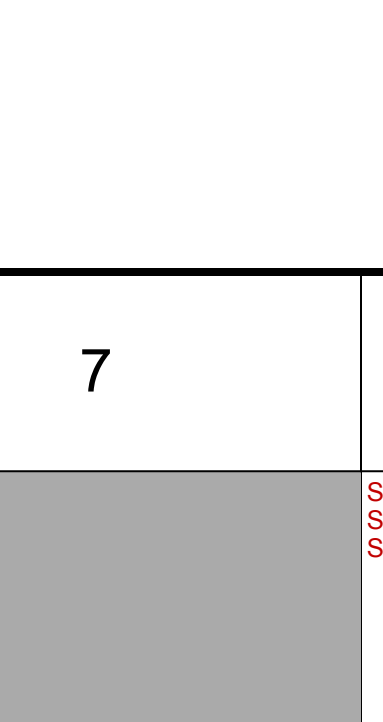
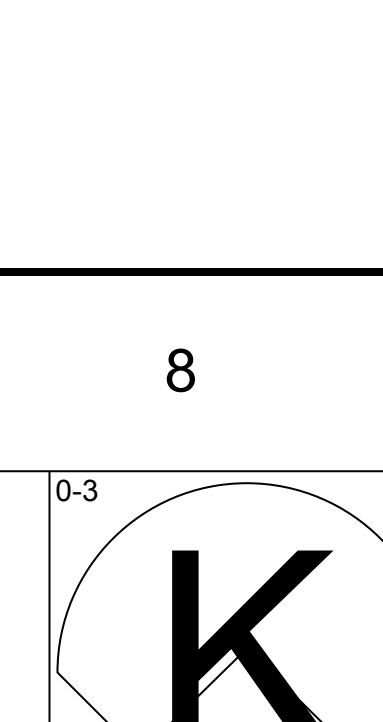
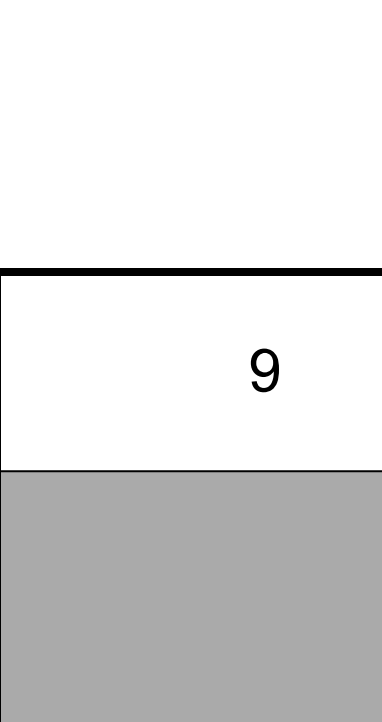
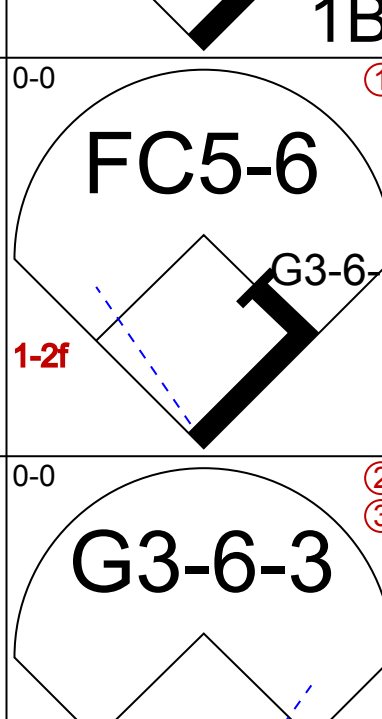
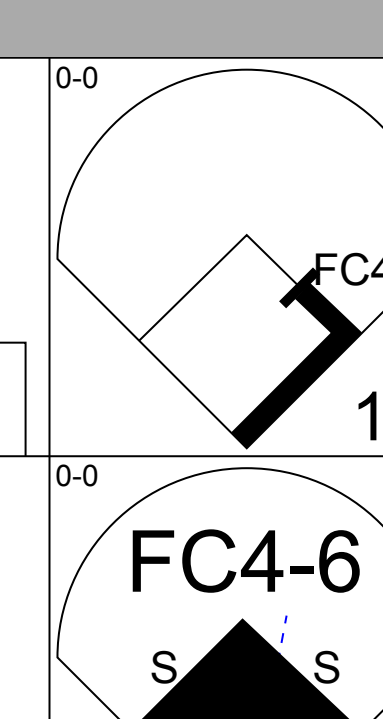


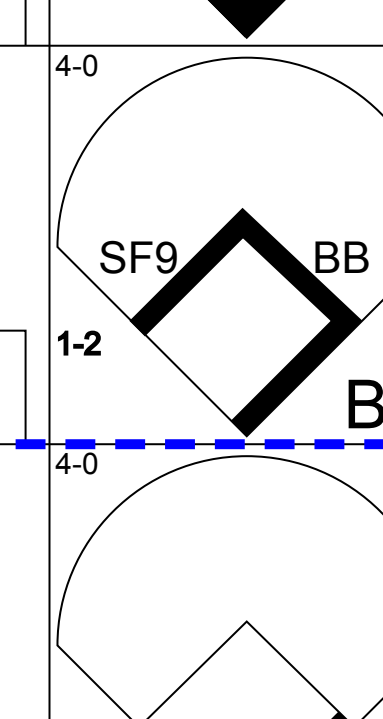



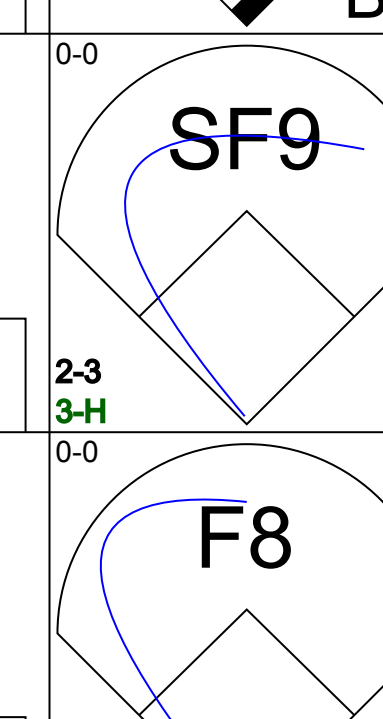
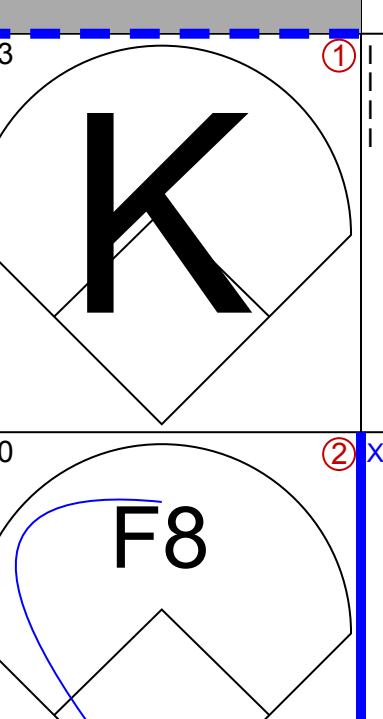



Batter	1	2	3	4	5	6	7	8	9	AB	R	H	RBI	BB	SO	LOB	BOTTOM		
Steve Brye, R OBP: 0.315, SLG: 0.327 (1, 8)	0-0 5-3		0-0 FC6-4 1-2 2-H 1B		0-0 L6			0-0 1-3		4	0	1	1	0	0	0			
Larry Hise, R OBP: 0.324, SLG: 0.361 (1, 7)	0-0 4-3 S 1B		0-0 FC6-4 G4-3 1-2 2-3		0-0 2B			0-0 1B S 1B		4	0	3	0	0	0	2			
Rod Carew, L OBP: 0.388, SLG: 0.394 (1, 3)	0-0 4-3 1-3		0-0 G4-3 1-2		0-0 F7			0-0 1B 1-3 1B		4	1	1	0	0	0	4			
Dan Ford, R OBP: 0.300, SLG: 0.412 (1, 9)	0-0 F7			0-0 5-3			0-0 F8	0-0 FC4-6 1B		4	0	1	1	0	0	1			
Craig Kusick, R OBP: 0.336, SLG: 0.525 (1, 10)		0-3 K		0-0 6-3			0-0 G1-4-3 1B	0-0 FC4-6 1-2		4	0	1	0	0	1	1			
Butch Wynegar, S OBP: 0.397, SLG: 0.445 (1, 2)		0-3 K			0-0 2B		0-0 G1-4-3 1-2		0-0 2-3 1B	4	0	2	0	0	1	1			
Jerry Terrell, R OBP: 0.234, SLG: 0.233 (9, FR)										0	0	0	0	0	0	0			
Roy Smalley, S OBP: 0.349, SLG: 0.265 (1, 6)		0-3 K			4-0 BB			0-0 L3		3	0	0	0	1	1				
Dave McKay, S OBP: 0.277, SLG: 0.222 (1, 5)			0-0 1B 1B		0-3 K			0-0 P6		4	1	1	0	0	1	4			
Bob Randall, R OBP: 0.287, SLG: 0.266 (1, 4)			0-0 FC6-4 1-2 1B				0-0 1-3		0-0 4-3	3	0	1	0	0	0	0			
Phil Roof, R OBP: 0.222, SLG: 0.273 (9, PH)										1	0	0	0	0	0	2			
Inning Stats	R: 0 E: 0 K: 0 S: 4	H: 1 LOB: 1 BB: 0 P: 4	R: 0 E: 0 K: 3 S: 9	H: 0 LOB: 0 BB: 0 P: 9	R: 1 E: 0 K: 0 S: 5	H: 3 LOB: 1 BB: 0 P: 5	R: 0 E: 0 K: 1 S: 6	H: 1 LOB: 2 BB: 1 P: 10	R: 0 E: 0 K: 0 S: 3	H: 1 LOB: 0 BB: 0 P: 3	R: 0 E: 0 K: 0 S: 3	H: 0 LOB: 0 BB: 0 P: 3	R: 1 E: 0 K: 0 S: 5	H: 3 LOB: 1 BB: 0 P: 5	R: 0 E: 0 K: 0 S: 4	H: 1 LOB: 2 BB: 0 P: 4	1B: 9 2B: 2 3B: 0 HR: 0	SF: 0 SAC: 0 DP: 2 HBP: 0	WP: 0 PA: 36 PB: 0 SB: 2 CS: 0
PITCHER Dave Roberts, L ERA: 3.34 (1, 1)	IP: 9.0 WLS: W BF: 36 H: 11 R: 2 ER: 2 SO: 4 BB: 1 IBB: 0 HBP: 0 BLK: 0 WP: 0 HR: 0 S: 43 P: 47 ERA: 2.00 WHIP: 1.333																		

Detroit Tigers @ Minnesota Twins
Metropolitan Stadium, Bloomington, MI
Fri Jun 18 1976, 8:05 PM EDT
Att: 6,215 - Unknown


AB	35
R	2
H	11
RBI	2
BB	1
SO	4
LOB	16

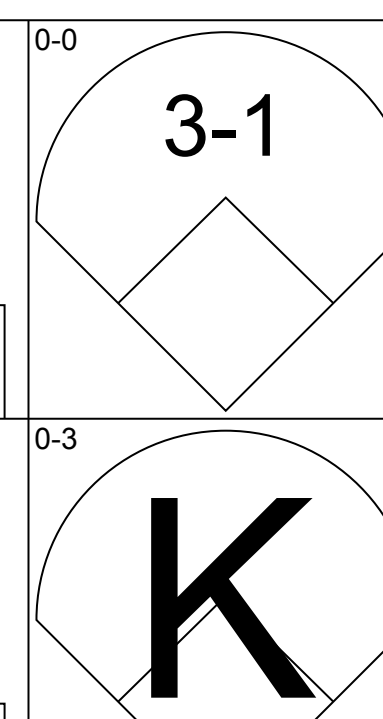
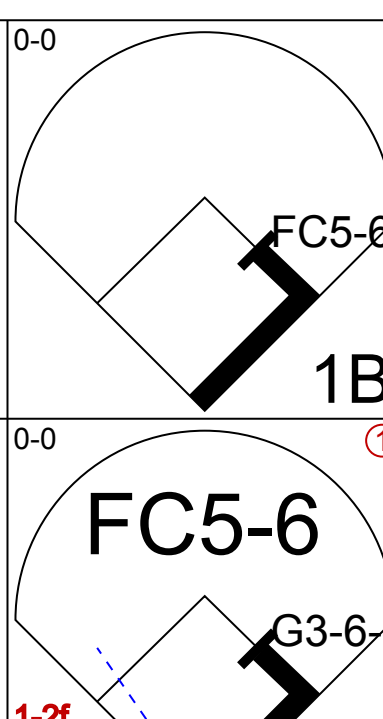
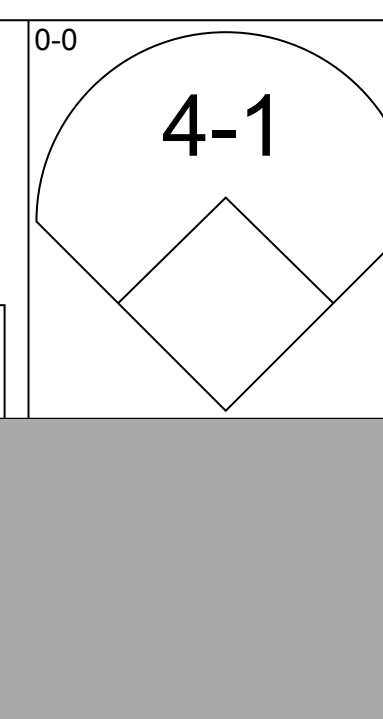
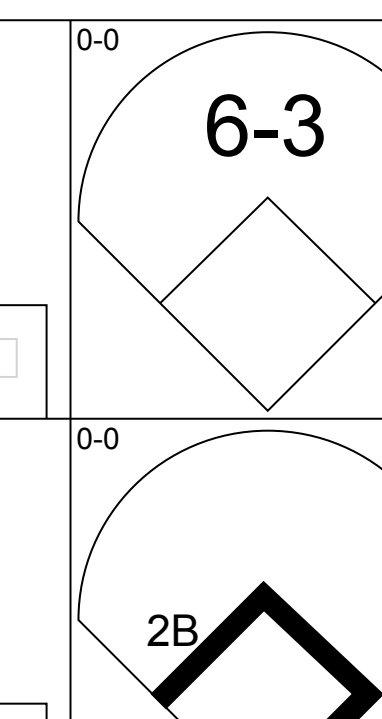
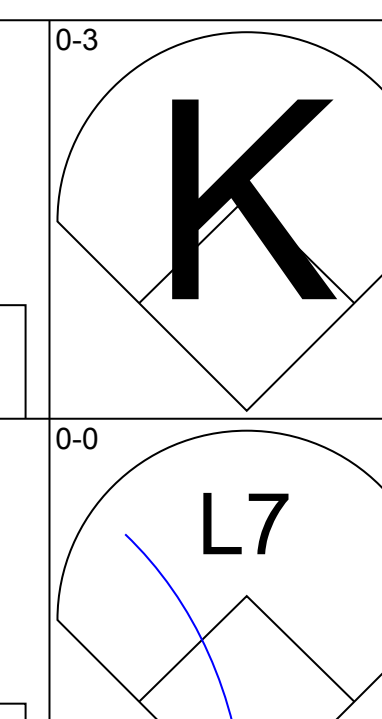
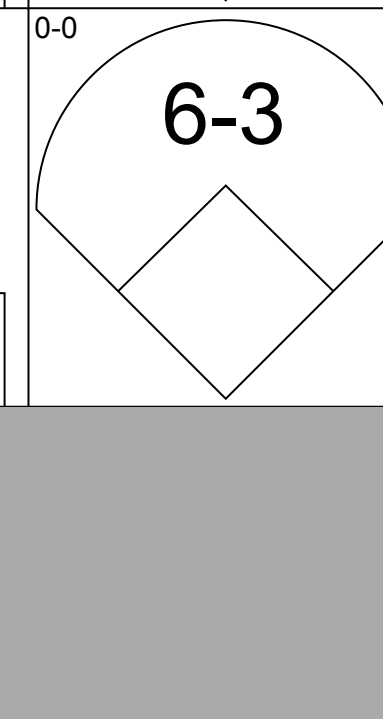
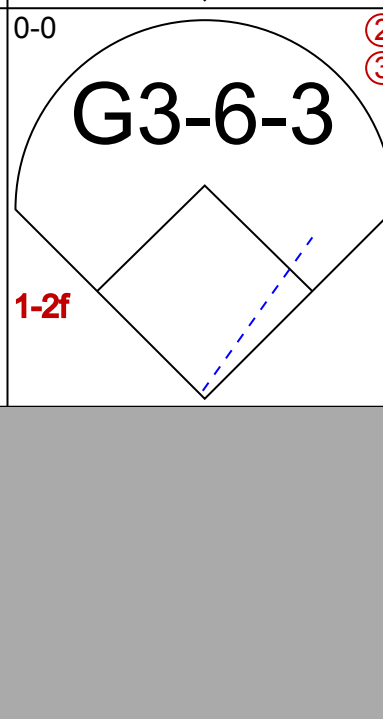
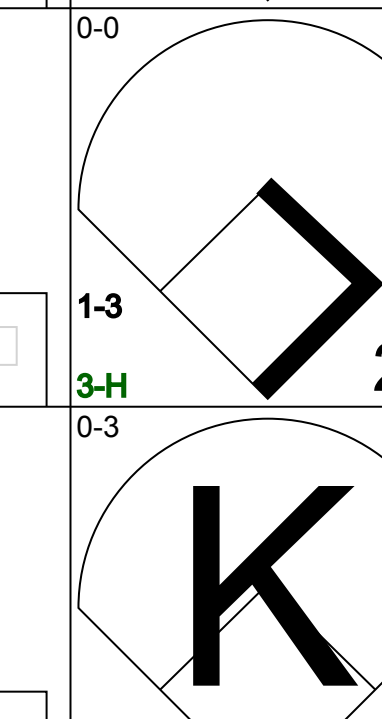
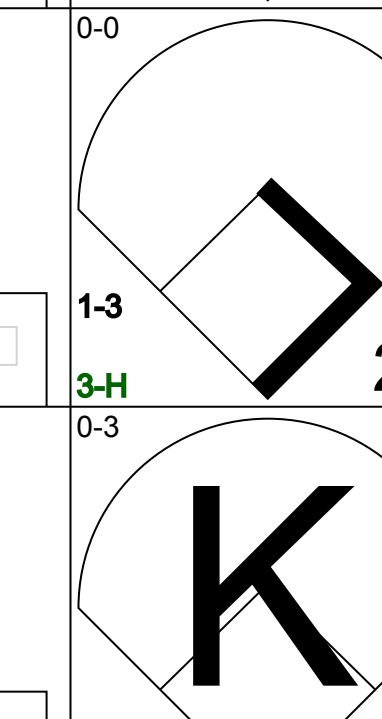
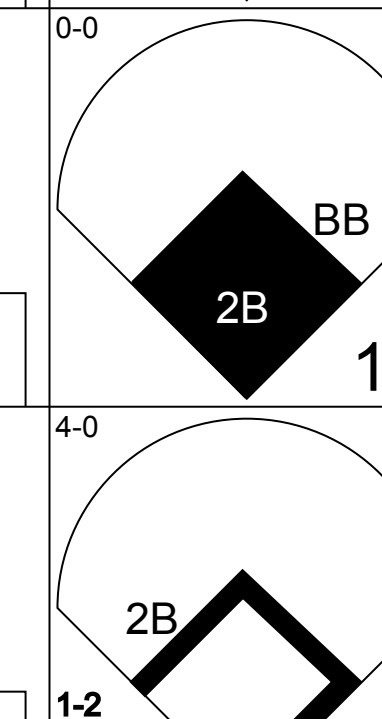



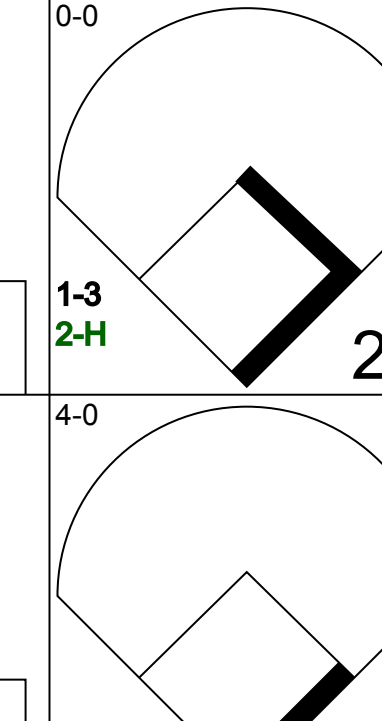

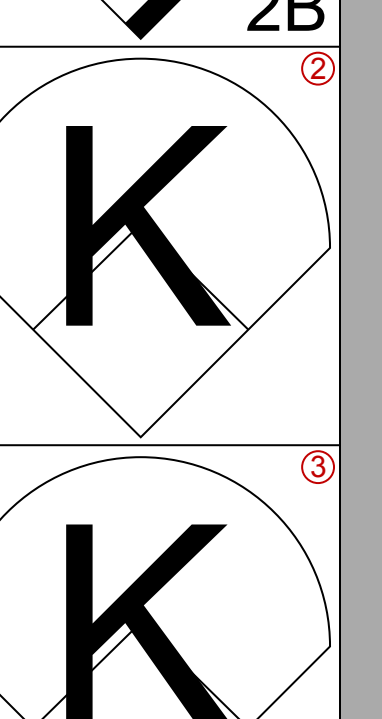
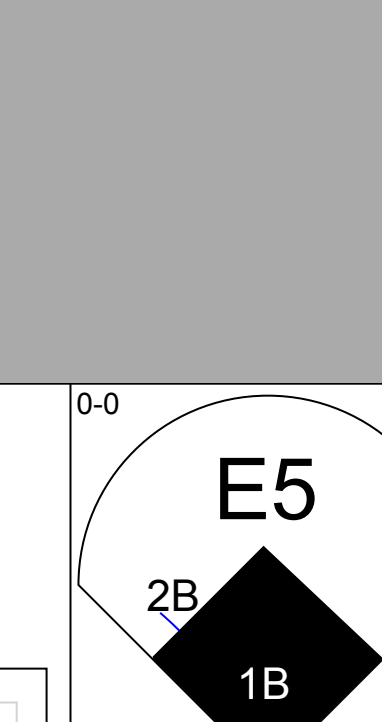
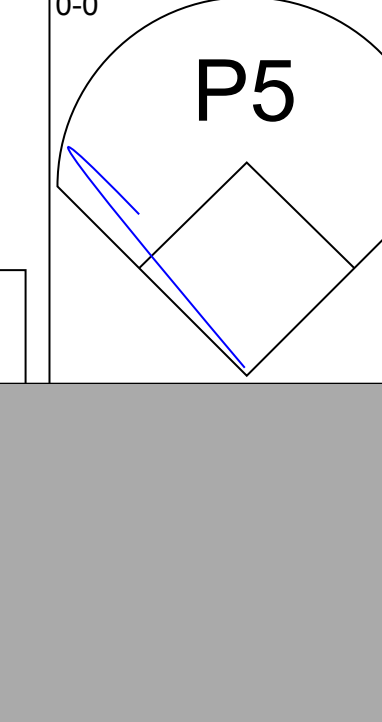

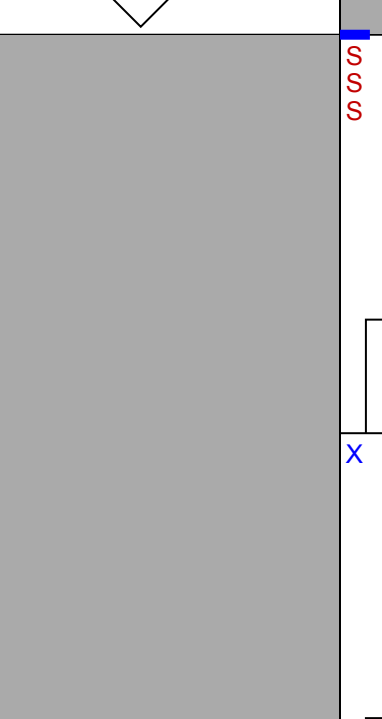
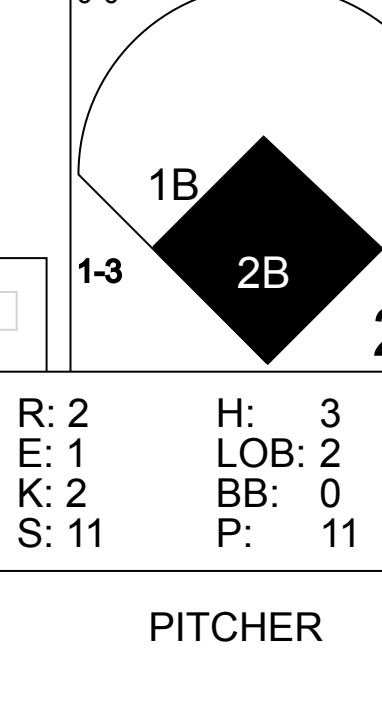
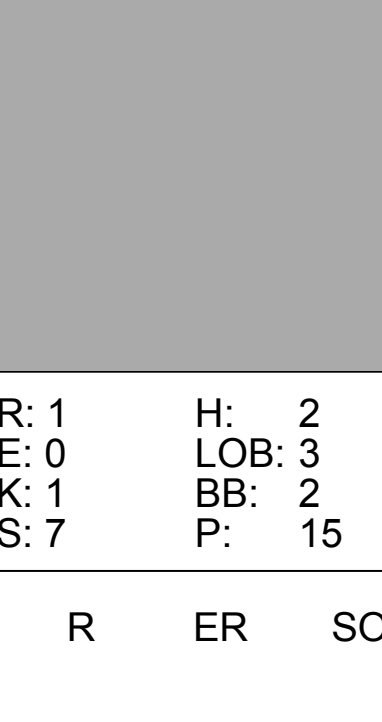
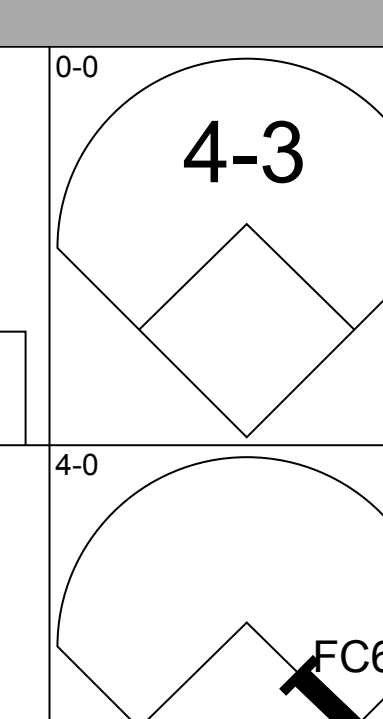
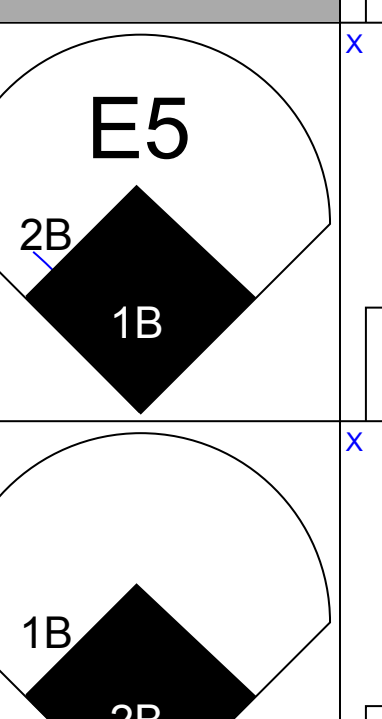
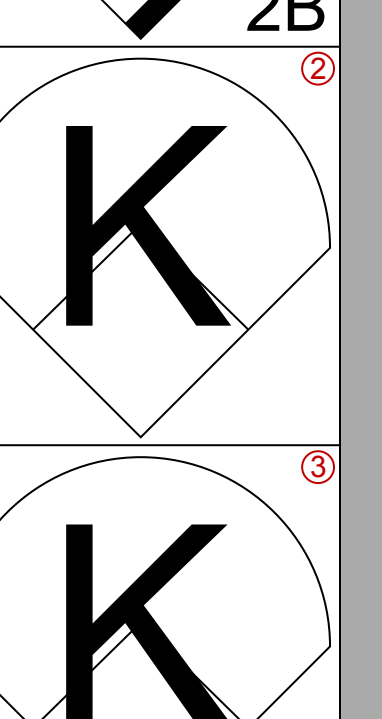
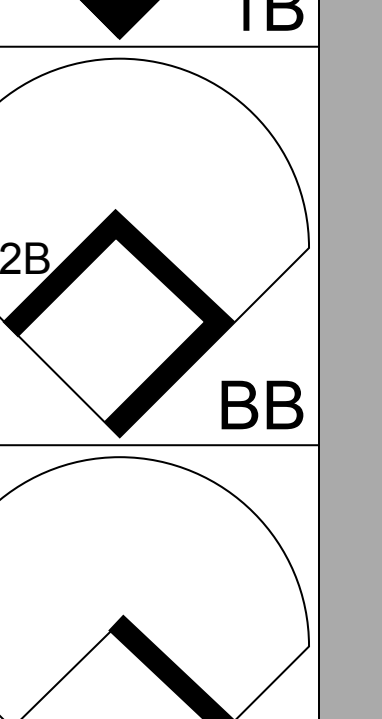
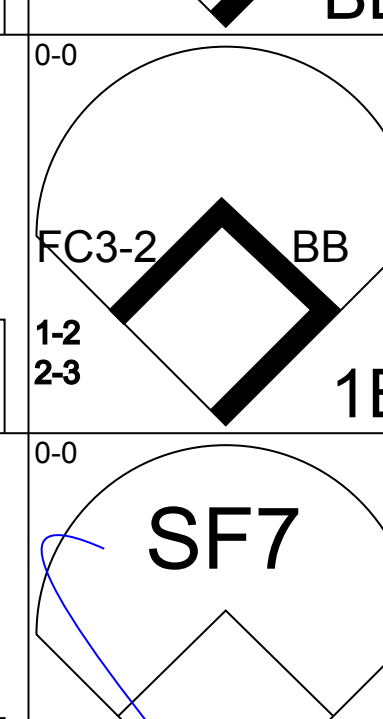
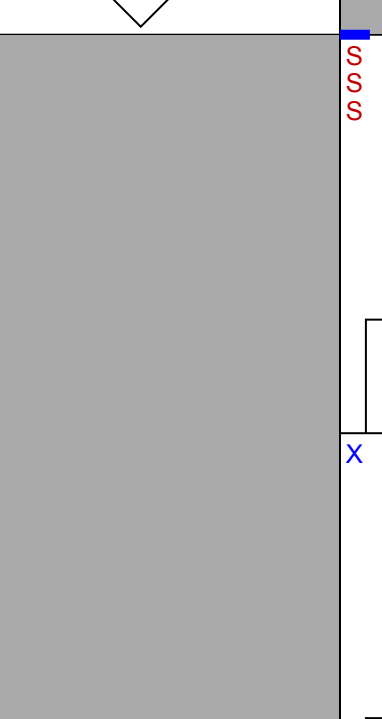
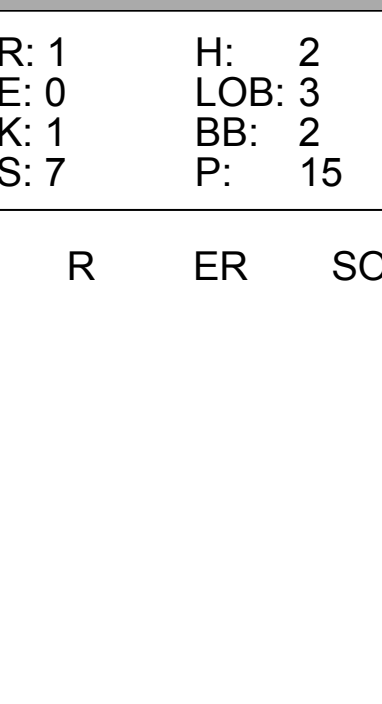


Batter	1	2	3	4	5	6	7	8	9	AB	R	H	RBI	BB	SO	LOB	TOP					
Ron LeFlore, R (1, 8) OBP: 0.400, SLG: 0.468										4	2	2	0	0	1	1						
Pedro Garcia, R (1, 4) OBP: 0.253, SLG: 0.321										3	0	0	0	1	1	3						
Dan Meyer, L (1, 7) OBP: 0.333, SLG: 0.363										4	0	0	0	0	1	5						
Rusty Staub, L (1, 9) OBP: 0.408, SLG: 0.432										4	1	3	1	0	0	0						
Jason Thompson, L (1, 3) OBP: 0.324, SLG: 0.395										4	1	1	3	0	1	3						
Alex Johnson, R (1, 10) OBP: 0.296, SLG: 0.379										4	0	2	0	0	0	2						
Aurelio Rodriguez, R (1, 5) OBP: 0.263, SLG: 0.329										4	0	0	0	0	2	2	AB 35					
Bill Freehan, R (1, 2) OBP: 0.321, SLG: 0.382										4	0	0	0	0	1	0	R 4					
Tom Verzyer, R (1, 6) OBP: 0.255, SLG: 0.239										3	0	1	0	0	1	0	H 9					
Ben Oglivie, L (9, PH) OBP: 0.286, SLG: 0.468										1	0	0	0	0	1	0	RBI 4					
Inning Stats	R: 0 E: 0 K: 2 S: 7	H: 0 LOB: 0 BB: 0 P: 7	R: 0 E: 0 K: 1 S: 6	H: 2 LOB: 1 BB: 0 P: 6	R: 0 E: 1 K: 0 S: 5	H: 1 LOB: 2 BB: 0 P: 5	R: 0 E: 0 K: 0 S: 3	H: 0 LOB: 0 BB: 0 P: 3	R: 0 E: 0 K: 1 S: 5	H: 0 LOB: 0 BB: 0 P: 5	R: 1 E: 0 K: 0 S: 5	H: 2 LOB: 2 BB: 1 P: 9	R: 0 E: 0 K: 3 S: 9	H: 0 LOB: 0 BB: 0 P: 9	R: 3 E: 0 K: 1 S: 8	H: 4 LOB: 0 BB: 0 P: 8	R: 0 E: 0 K: 1 S: 5	H: 0 LOB: 0 BB: 0 P: 5	1B: 7 2B: 1 3B: 0 HR: 1	SF: 0 SAC: 0 DP: 1 HBP: 0	WP: 0 PB: 0 SB: 0 CS: 0	PA: 37
PITCHER	IP WLS BF H R ER SO BB IBB HBP BLK WP HR S P ERA WHIP																					
Pete Redfern, R (1, 1) ERA: 5.65	6.0 W 24 5 1 1 4 1 0 0 0 1 0 0 31 35 1.50 1.000																					
Bill Campbell, R (7, 1) ERA: 2.89	3.0 S 12 4 3 3 5 0 0 0 0 0 1 22 22 9.00 1.333																					

Detroit Tigers @ Minnesota Twins
Metropolitan Stadium, Bloomington, MI
Sat Jun 19 1976, 4:33 AM EDT
Att: 6,835 - Cloudy


AB 35
R 4
H 9
RBI 4
BB 1
SO 9
LOB 16



Batter	1	2	3	4	5	6	7	8	9	AB	R	H	RBI	BB	SO	LOB	BOTTOM			
Lyman Bostock, L (1, 9) OBP: 0.375, SLG: 0.435										3	0	1	0	0	0	3				
Dave McKay, S (6, 5) OBP: 0.273, SLG: 0.219										2	0	0	0	0	1	2				
Roy Smalley, S (1, 6) OBP: 0.345, SLG: 0.266										3	0	1	0	0	1	1				
Jerry Terrell, R (6, PH) OBP: 0.241, SLG: 0.240										2	0	1	1	0	0	0				
Rod Carew, L (1, 3) OBP: 0.388, SLG: 0.398										5	2	2	1	0	0	2				
Butch Wynegar, S (1, 2) OBP: 0.402, SLG: 0.440										2	1	0	0	3	1	2				
Mike Cabbage, L (1, 5) ERA: 4.35										0	0	0	0	2	0	0				
Dan Ford, R (5, PH) OBP: 0.305, SLG: 0.417										2	0	1	1	1	1	2				
Larry Hiele, R (1, 7) OBP: 0.326, SLG: 0.361										3	1	1	1	1	1	1				
Steve Braun, L (1, 10) ERA: 4.35										2	0	0	1	1	0	2				
Craig Kusick, R (6, PH) OBP: 0.333, SLG: 0.520										1	0	0	0	0	0	3	AB 32			
Steve Brye, R (1, 8) OBP: 0.330, SLG: 0.346										3	1	2	1	1	0	0	R 6			
Bob Randall, R (1, 4) OBP: 0.286, SLG: 0.272										4	1	1	0	0	0	6	H 10			
Inning Stats	R: 0 E: 0 K: 1 S: 5	H: 1 LOB: 2 BB: 2 P: 12	R: 0 E: 0 K: 0 S: 3	H: 1 LOB: 0 BB: 0 P: 3	R: 0 E: 0 K: 0 S: 4	H: 1 LOB: 3 BB: 3 P: 16	R: 1 E: 0 K: 0 S: 4	H: 1 LOB: 2 BB: 2 P: 12	R: 2 E: 1 K: 2 S: 11	H: 3 LOB: 0 BB: 0 P: 11	R: 0 E: 0 K: 1 S: 6	H: 1 LOB: 1 BB: 0 P: 6	R: 1 E: 0 K: 1 S: 7	H: 2 LOB: 3 BB: 2 P: 15	R: 0 E: 0 K: 1 S: 5	H: 0 LOB: 0 BB: 0 P: 5	1B: 6 2B: 4 3B: 0 HR: 0	SF: 2 SAC: 0 DP: 1 HBP: 0	WP: 0 PB: 0 SB: 3 CS: 0	PA: 43
PITCHER	IP WLS BF H R ER SO BB IBB HBP BLK WP HR S P ERA WHIP																			
Frank MacCormack, R (1, 1) ERA: 4.35	4.1 L 22 4 3 3 3 1 6 0 0 0 0 0 18 42 6.23 2.308																			
Jim Crawford, L (5, 1) ERA: 4.17	1.2 10 3 2 1 2 1 0 0 0 0 0 0 13 17 5.40 2.400																			
John Hiller, L (7, 1) ERA: 3.46	2.0 11 3 1 1 1 2 1 1 0 0 0 0 0 13 21 4.50 2.000																			

Detroit Tigers @ Minnesota Twins
Metropolitan Stadium, Bloomington, MI
Sat Jun 19 1976, 4:33 AM EDT
Att: 6,835 - Cloudy

AB 32
R 6
H 10
RBI 6
BB 9
SO 5
LOB 24



Batter	1	2	3	4	5	6	7	8	9	10	AB	R	H	RBI	BB	SO	LOB	TOP						
Lyman Bostock, L OBP: 0.373, SLG: 0.429	6-3		6-3		K		CS 1B			F7	5	0	1	0	0	1	2							
Roy Smalley, S OBP: 0.345, SLG: 0.264	K		K		6-3		CS	6-3			5	0	1	0	0	2	2							
Rod Carew, L OBP: 0.385, SLG: 0.398	G3					L3				L6	5	0	2	0	0	0	1							
Butch Wynegar, S OBP: 0.403, SLG: 0.450		1-3			F7						4	0	1	0	0	0	2							
Mike Cubbage, L OBP: 0.300, SLG: 0.311		F8					2B			G3	4	0	1	0	0	1	2							
Steve Braun, L OBP: 0.328, SLG: 0.307											2	0	0	0	2	2	1							
Steve Brye, R OBP: 0.333, SLG: 0.351		BB						FC3-6 IBB			4	0	0	0	0	1	3							
Dan Ford, R OBP: 0.307, SLG: 0.414											3	1	1	0	1	0	0							
Bob Randall, R OBP: 0.289, SLG: 0.271											2	0	1	0	0	0	0							
Tony Oliva, L OBP: 0.253, SLG: 0.235			SH1-4								1	0	0	0	0	0	0							
Jerry Terrell, R OBP: 0.253, SLG: 0.253											0	0	0	0	0	0	0							
Inning Stats	R: 0 E: 0 K: 1 S: 5	H: 0 LOB: 0 BB: 0 P: 5	R: 0 E: 0 K: 1 S: 5	H: 0 LOB: 1 BB: 1 P: 9	R: 0 E: 0 K: 1 S: 6	H: 1 LOB: 1 BB: 0 P: 6	R: 0 E: 0 K: 1 S: 6	H: 2 LOB: 1 BB: 0 P: 6	R: 1 E: 0 K: 1 S: 6	H: 1 LOB: 2 BB: 1 P: 10	R: 0 E: 0 K: 0 S: 3	H: 1 LOB: 0 BB: 0 P: 3	R: 0 E: 0 K: 1 S: 5	H: 0 LOB: 0 BB: 0 P: 5	R: 0 E: 0 K: 0 S: 4	H: 1 LOB: 1 BB: 0 P: 4	R: 0 E: 0 K: 1 S: 5	H: 1 LOB: 1 BB: 0 P: 4	R: 0 E: 0 K: 0 S: 4	H: 1 LOB: 1 BB: 0 P: 4	1B: 6 2B: 2 3B: 0 HR: 0	SF: 0 SAC: 1 DP: 0 HBP: 0	WP: 0 PB: 0 SB: 2 CS: 1	PA: 40
PITCHER Gary Ross, R ERA: 3.09	IP: 10.0 W: 10 L: 3 BF: 39 H: 8 R: 1 ER: 0 SO: 7 BB: 2 IBB: 1 HBP: 0 BLK: 0 WP: 0 HR: 0 S: 50 P: 62 ERA: 0.00 WHIP: 1.000																							

Minnesota Twins @ California Angels
Anaheim Stadium, Anaheim, CA
Mon Jun 21 1976, 10:05 PM EDT
Att: 19,498 - Unknown - 67 F


AB 35
R 1
H 8
RBI 0
BB 3
SO 7
LOB 13



Batter	1	2	3	4	5	6	7	8	9	10	AB	R	H	RBI	BB	SO	LOB	BOTTOM				
Mario Guerrero, R OBP: 0.293, SLG: 0.317	5-3		L4								4	0	1	0	0	0	0					
Dan Briggs, L OBP: 0.292, SLG: 0.364					4-3						4	0	2	0	0	0	2					
Bobby Bonds, R OBP: 0.358, SLG: 0.416					4-3						4	0	0	0	0	0	1					
Tommy Davis, R OBP: 0.358, SLG: 0.394											3	1	1	1	1	0	1					
Jerry Remy, L OBP: 0.323, SLG: 0.309											0	0	0	0	0	0	0					
Bruce Bochte, L OBP: 0.357, SLG: 0.289											3	0	1	0	1	0	1					
Ron Jackson, R OBP: 0.277, SLG: 0.349											4	0	0	0	0	1	2					
Bob Jones, L OBP: 0.297, SLG: 0.351											4	1	1	0	0	0	0					
Dave Chalk, R OBP: 0.315, SLG: 0.282											4	0	1	0	0	0	0					
Andy Etchebarren, R OBP: 0.288, SLG: 0.250											3	0	0	0	0	0	0					
Bill Melton, R OBP: 0.295, SLG: 0.330											1	0	1	1	0	0	0					
Inning Stats	R: 0 E: 0 K: 0 S: 4	H: 1 LOB: 1 BB: 0 P: 4	R: 0 E: 0 K: 0 S: 2	H: 0 LOB: 0 BB: 1 P: 6	R: 0 E: 0 K: 0 S: 3	H: 0 LOB: 0 BB: 0 P: 3	R: 1 E: 0 K: 0 S: 5	H: 2 LOB: 1 BB: 0 P: 5	R: 0 E: 1 K: 0 S: 5	H: 1 LOB: 2 BB: 0 P: 5	R: 0 E: 0 K: 0 S: 3	H: 0 LOB: 0 BB: 0 P: 3	R: 0 E: 0 K: 0 S: 3	H: 1 LOB: 0 BB: 0 P: 3	R: 0 E: 0 K: 0 S: 2	H: 0 LOB: 1 BB: 1 P: 6	R: 1 E: 0 K: 1 S: 6	H: 3 LOB: 2 BB: 0 P: 6	1B: 6 2B: 1 3B: 0 HR: 1	SF: 0 SAC: 0 DP: 1 HBP: 0	WP: 1 PB: 0 SB: 0 CS: 2	PA: 37
PITCHER Dave Goltz, R ERA: 4.01	IP: 9.1 W: 9 L: 1 BF: 36 H: 8 R: 2 ER: 2 SO: 1 BB: 2 IBB: 0 HBP: 0 BLK: 0 WP: 1 HR: 1 S: 36 P: 44 ERA: 1.93 WHIP: 1.071																					

Minnesota Twins @ California Angels
Anaheim Stadium, Anaheim, CA
Mon Jun 21 1976, 10:05 PM EDT
Att: 19,498 - Unknown - 67 F

AB 34
R 2
H 8
RBI 2
BB 2
SO 1
LOB 7



Batter	1	2	3	4	5	6	7	8	9	AB	R	H	RBI	BB	SO	LOB	TOP										
Lyman Bostock, L (1, 8) OBP: 0.372, SLG: 0.428 Steve Brye, R (4, FR) OBP: 0.325, SLG: 0.342										3	1	1	0	0	0	1	Minnesota Twins @ California Angels Anaheim Stadium, Anaheim, CA Tue Jun 22 1976, 6:33 AM EDT Att: 6,846 - Unknown - 79 F										
Roy Smalley, S (1, 6) OBP: 0.351, SLG: 0.269										4	2	2	1	0	1	0											
Rod Carew, L (1, 3) OBP: 0.388, SLG: 0.415										5	1	3	3	0	1	3											
Butch Wynegar, S (1, 2) OBP: 0.416, SLG: 0.463										3	2	3	0	2	0	0											
Mike Cabbage, L (1, 5) OBP: 0.391, SLG: 0.329										5	1	2	2	0	1	6											
Larry Hisle, R (1, 7) OBP: 0.325, SLG: 0.353										5	0	1	0	0	1	4											
Steve Braun, L (1, 10) OBP: 0.319, SLG: 0.299										4	0	0	1	0	0	2											
Dan Ford, R (1, 9) OBP: 0.309, SLG: 0.427										5	2	2	2	0	1	2											
Bob Randall, R (1, 4) OBP: 0.297, SLG: 0.281										5	1	3	0	0	0	0											
Inning Stats	R: 3 E: 0 K: 1 S: 9	H: 4 LOB: 1 BB: 0 P: 9	R: 0 E: 0 K: 1 S: 5	H: 0 LOB: 0 BB: 0 P: 5	R: 0 E: 0 K: 1 S: 6	H: 1 LOB: 2 BB: 1 P: 10	R: 2 E: 1 K: 1 S: 8	H: 2 LOB: 2 BB: 0 P: 8	R: 3 E: 0 K: 0 S: 7	H: 4 LOB: 1 BB: 0 P: 11	R: 2 E: 1 K: 0 S: 7	H: 4 LOB: 2 BB: 0 P: 7	R: 0 E: 0 K: 0 S: 4	H: 1 LOB: 3 BB: 1 P: 9	R: 0 E: 0 K: 0 S: 3	H: 0 LOB: 0 BB: 0 P: 3		R: 0 E: 0 K: 0 S: 3	H: 1 LOB: 0 BB: 0 P: 3	1B: 13 2B: 2 3B: 0 HR: 2	SF: 1 SAC: 1 DP: 1 HBP: 1	WP: 1 PB: 0 CS: 0	PA: 47				
PITCHER	IP	WLS	BF	H	R	ER	SO	BB	IBB	HBP	BLK	WP	HR	S	P	ERA	WHIP										
Don Kirkwood, R (1, 1) ERA: 4.79	3.1	L	19	7	5	5	3	1	0	0	0	1	1	24	28	13.50	2.400										
Mickey Scott, L (4, 1) ERA: 3.89	1.1		8	4	3	3	2	0	0	0	0	0	1	12	12	20.25	3.000										
Paul Hartzell, R (5, 1) ERA: 3.33	4.1		20	6	2	2	1	1	0	1	0	0	0	20	25	4.15	1.615										

AB 42
R 10
H 17
RBI 9
BB 2
SO 6
LOB 20



Batter	1	2	3	4	5	6	7	8	9	AB	R	H	RBI	BB	SO	LOB	BOTTOM										
Mario Guerrero, R (1, 4) OBP: 0.304, SLG: 0.311										4	0	1	0	1	0	1	Minnesota Twins @ California Angels Anaheim Stadium, Anaheim, CA Tue Jun 22 1976, 6:33 AM EDT Att: 6,846 - Unknown - 79 F										
Dan Briggs, L (1, 3) OBP: 0.345, SLG: 0.462										4	1	2	1	1	0	1											
Bobby Bonds, R (1, 9) OBP: 0.351, SLG: 0.409										4	0	0	1	0	2	4											
Tommy Davis, R (1, 10) OBP: 0.364, SLG: 0.400										4	0	2	0	0	0	3											
Bruce Bochte, L (1, 7) OBP: 0.352, SLG: 0.284										4	0	0	0	0	0	2											
Ron Jackson, R (1, 5) OBP: 0.276, SLG: 0.346										4	0	1	0	0	0	0											
Bob Jones, L (1, 8) OBP: 0.279, SLG: 0.328										4	1	0	0	0	0	1											
Dave Chalk, R (1, 6) OBP: 0.318, SLG: 0.287										3	2	1	0	1	1	0											
Andy Etchebarren, R (1, 2) OBP: 0.293, SLG: 0.255 Terry Humphrey, R (4, 2) OBP: 0.330, SLG: 0.600 Rusty Torres, S (9, PH) OBP: 0.283, SLG: 0.295										1	0	1	0	0	0	0											
Inning Stats	R: 0 E: 0 K: 0 S: 4	H: 1 LOB: 1 BB: 0 P: 4	R: 0 E: 0 K: 0 S: 3	H: 0 LOB: 0 BB: 0 P: 3	R: 1 E: 0 K: 1 S: 6	H: 2 LOB: 2 BB: 2 P: 14	R: 3 E: 0 K: 0 S: 5	H: 2 LOB: 0 BB: 1 P: 9	R: 0 E: 0 K: 1 S: 6	H: 1 LOB: 1 BB: 0 P: 6	R: 0 E: 0 K: 0 S: 3	H: 0 LOB: 0 BB: 0 P: 3	R: 2 E: 0 K: 0 S: 6	H: 3 LOB: 1 BB: 0 P: 6	R: 0 E: 0 K: 1 S: 5	H: 0 LOB: 0 BB: 0 P: 5		R: 0 E: 0 K: 1 S: 6	H: 1 LOB: 1 BB: 0 P: 6	1B: 7 2B: 1 3B: 1 HR: 1	SF: 1 SAC: 0 DP: 0 HBP: 0	WP: 1 PB: 0 CS: 1	PA: 39				
PITCHER	IP	WLS	BF	H	R	ER	SO	BB	IBB	HBP	BLK	WP	HR	S	P	ERA	WHIP										
Jim Hughes, R (1, 1) ERA: 5.28	6.1	W	29	8	6	6	2	3	0	0	0	1	1	30	42	8.53	1.737										
Bill Campbell, R (7, 1) ERA: 2.76	2.2		10	2	0	0	2	0	0	0	0	0	0	14	14	0.00	0.750										


AB 35
R 6
H 10
RBI 5
BB 3
SO 4
LOB 12



Batter	1	2	3	4	5	6	7	8	9	AB	R	H	RBI	BB	SO	LOB	TOP																					
Chet Lemon, R OBP: 0.349, SLG: 0.364 (1, 8)	4-0 BB BB	4-0 BB BB		0-0 3B 1B		0-0 1-3 2B		0-0 F4		3	2	2	0	2	0	0																						
Ralph Garr, L OBP: 0.322, SLG: 0.395 (1, 9)	4-0 BB 1-3 1B	4-0 BB 1-2 BB		0-0 F9		0-0 F9		0-0 F7		3	1	0	0	2	0	3																						
Jorge Orta, L OBP: 0.276, SLG: 0.417 (1, 7)	0-3 K	0-0 F7		0-0 1-H 3B		0-3 K			0-0 F4	5	0	1	1	1	0	2	6																					
Pat Kelly, L OBP: 0.358, SLG: 0.446 (1, 10)	0-0 1-3 2-3 2B	0-0 G3		0-0 3-1			0-0 5-3		0-0 4-3	5	0	0	0	0	0	5																						
Jim Spencer, L OBP: 0.328, SLG: 0.371 (1, 3)	4-0 1B BB BB		0-0 1-3		0-0 F3		1-0 BB HBP		0-0 F5	3	0	0	0	1	0	0																						
Bucky Dent, R OBP: 0.313, SLG: 0.335 (1, 6)	4-0 1B BB		0-0 F8		0-0 F9		0-0 F7			3	0	0	1	1	0	1																						
Brian Downing, R OBP: 0.333, SLG: 0.345 (1, 2)	0-0 1-2 2-3 3-H 1B		0-0 5-3		0-0 F3		4-0 FC4-6 BB			3	0	1	1	1	0	0																						
Jack Brohamer, L OBP: 0.280, SLG: 0.355 (1, 4)	0-3 K		0-0 HR		0-0 1-3		0-0 FC4-6			4	1	1	1	0	1	5																						
Kevin Bell, R OBP: 0.265, SLG: 0.500 (1, 5)		0-0 F9		0-3 K		4-0 2B BB		0-3 K		3	0	0	0	1	2	0																						
Inning Stats	R: 2 E: 0 K: 2 S: 8	H: 1 LOB: 3 BB: 4 P: 24	R: 0 E: 0 K: 0 S: 3	H: 0 LOB: 2 BB: 2 P: 11	R: 0 E: 0 K: 0 S: 3	H: 0 LOB: 0 BB: 0 P: 3	R: 2 E: 0 K: 1 S: 8	H: 3 LOB: 1 BB: 0 P: 8	R: 0 E: 0 K: 0 S: 3	H: 0 LOB: 0 BB: 0 P: 3	R: 0 E: 0 K: 1 S: 6	H: 1 LOB: 2 BB: 1 P: 10	R: 0 E: 0 K: 0 S: 3	H: 0 LOB: 2 BB: 1 P: 8	R: 0 E: 0 K: 1 S: 5	H: 0 LOB: 0 BB: 0 P: 5	R: 0 E: 0 K: 0 S: 3	H: 0 LOB: 0 BB: 0 P: 3	1B: 2 2B: 1 3B: 1 HR: 1	SF: 0 SAC: 0 DP: 0 HBP: 1	WP: 0 PB: 0 SB: 0 CS: 0	PA: 41																
PITCHER	IP	WLS	BF	H	R	ER	SO	BB	IBB	HBP	BLK	WP	HR	S	P	ERA	WHIP	PITCHER				IP	WLS	BF	H	R	ER	SO	BB	IBB	HBP	BLK	WP	HR	S	P	ERA	WHIP
Joe Decker, R ERA: 5.28 (1, 1)	1.1	L	11	1	2	2	2	6	0	0	0	0	0	9	33	13.50	5.250																					
Tom Burgmeier, L ERA: 1.79 (2, 1)	3.2		14	3	2	2	1	0	0	0	0	0	1	16	16	4.91	0.818																					
Vic Albury, L ERA: 3.86 (6, 1)	4.0		16	1	0	0	2	2	0	1	0	0	0	17	26	0.00	0.750																					
Steve Braun, L OBP: 0.333, SLG: 0.308 (1, 10)	4-0 2B SF8 BB		0-0 CS 1B		4-0 BB 1B BB		0-0 1-2 1B		0-0 HR 1B		2	2	0	2	0	0																						
Roy Smalley, S OBP: 0.354, SLG: 0.281 (1, 6)	0-0 1-3 2B		0-0 4-1		0-0 1-2 1B		0-0 1-2 1B		0-3 K	4	0	2	0	0	1	2																						
Rod Carew, L OBP: 0.387, SLG: 0.424 (1, 3) (9, 4)	0-0 F7		0-0 4-3		0-0 F5		0-0 1-H HR		0-0 5-3	4	1	1	2	0	0	4																						
Butch Wynegar, S OBP: 0.413, SLG: 0.459 (1, 2)	0-0 SF8		0-0 F8		4-0 1-2 2-3 BB		0-0 5-3		0-0 3-H F8	2	0	0	1	1	0	0																						
Mike Cabbage, L OBP: 0.370, SLG: 0.317 (1, 5)	0-0 F8		0-0 F3		0-0 F8		4-0 BB		0-0 F8	3	0	0	0	0	0	4																						
Craig Kusick, R OBP: 0.345, SLG: 0.520 (8, PH) (9, 3)										0	0	0	0	1	0	0																						
Larry Hisle, R OBP: 0.320, SLG: 0.347 (1, 7)		0-0 1-3		0-0 F6		0-0 5-3		0-0 F4		4	0	0	0	0	0	1																						
Steve Brye, R OBP: 0.315, SLG: 0.331 (1, 8)		0-0 F8		0-0 F8		0-0 6-3		0-0 F9		4	0	0	0	0	0	0																						
Dan Ford, R OBP: 0.308, SLG: 0.421 (1, 9)		0-0 F8		0-0 F7		4-0 BB		0-0 1-6-3		3	0	0	0	1	0	0																						
Bob Randall, R OBP: 0.296, SLG: 0.279 (1, 4)			0-0 F4		0-0 F8		0-0 F7		0-0 5-3	1	0	0	0	0	0	0																						
Tony Oliva, L OBP: 0.250, SLG: 0.222 (6, PH)										1	0	0	0	0	0	0																						
Jerry Terrell, R OBP: 0.247, SLG: 0.247 (7, 4) (9, 5)										2	0	0	0	0	0	1																						
Inning Stats	R: 1 E: 0 K: 0 S: 4	H: 1 LOB: 1 BB: 1 P: 8	R: 0 E: 0 K: 0 S: 3	H: 0 LOB: 0 BB: 0 P: 3	R: 0 E: 0 K: 0 S: 3	H: 1 LOB: 0 BB: 0 P: 3	R: 0 E: 0 K: 0 S: 3	H: 0 LOB: 0 BB: 0 P: 3	R: 0 E: 0 K: 0 S: 4	H: 1 LOB: 3 BB: 2 P: 12	R: 0 E: 0 K: 0 S: 3	H: 0 LOB: 1 BB: 1 P: 7	R: 2 E: 0 K: 1 S: 7	H: 2 LOB: 1 BB: 1 P: 11	R: 0 E: 0 K: 0 S: 3	H: 0 LOB: 0 BB: 0 P: 3	1B: 3 2B: 1 3B: 0 HR: 1	SF: 1 SAC: 0 DP: 0 HBP: 0	WP: 0 PB: 0 SB: 0 CS: 1	PA: 36																		
PITCHER	IP	WLS	BF	H	R	ER	SO	BB	IBB	HBP	BLK	WP	HR	S	P	ERA	WHIP	PITCHER				IP	WLS	BF	H	R	ER	SO	BB	IBB	HBP	BLK	WP	HR	S	P	ERA	WHIP
Bart Johnson, R ERA: 5.59 (1, 1)	7.1	W	30	5	3	3	1	4	0	0	0	0	1	28	44	3.68	1.227																					
Terry Forster, L ERA: 4.25 (8, 1)	1.2	S	6	0	0	0	0	1	0	0	0	0	0	5	9	0.00	0.600																					


Chicago White Sox @ Minnesota Twins
Metropolitan Stadium, Bloomington, MI
Wed Jun 23 1976, 4:33 AM EDT
Unknown - 83 F

AB 32
R 4
H 5
RBI 4
BB 8
SO 5
LOB 20



Chicago White Sox @ Minnesota Twins
Metropolitan Stadium, Bloomington, MI
Wed Jun 23 1976, 4:33 AM EDT
Unknown - 83 F

AB 30
R 3
H 5
RBI 3
BB 5
SO 1
LOB 12



Batter	1	2	3	4	5	6	7	8	9	AB	R	H	RBI	BB	SO	LOB	TOP					
Chet Lemon, R OBP: 0.340, SLG: 0.354 (1, 8)										5	0	0	0	0	2	1						
Ralph Garr, L OBP: 0.324, SLG: 0.395 (1, 9)										5	1	2	0	0	0	0						
Jorge Orta, L OBP: 0.282, SLG: 0.430 (1, 7)										4	2	2	2	1	0	1						
Pat Kelly, L OBP: 0.360, SLG: 0.444 (1, 10)										5	1	2	0	0	1	2						
Jim Spencer, L OBP: 0.333, SLG: 0.375 (1, 3)										3	3	1	0	2	1	0						
Bucky Dent, R OBP: 0.316, SLG: 0.335 (1, 6)										3	1	1	1	2	1	1						
Jack Brohamer, L OBP: 0.284, SLG: 0.364 (1, 4)										5	1	2	2	0	0	3						
Kevin Bell, R OBP: 0.282, SLG: 0.457 (1, 5)										3	0	0	0	2	2	4						
Jim Essian, R OBP: 0.327, SLG: 0.320 (1, 2)										4	0	1	2	0	2	3						
Inning Stats	R: 0 E: 0 K: 1 S: 5	H: 0 LOB: 0 BB: 0 P: 5	R: 2 E: 1 K: 2 S: 8	H: 2 LOB: 1 BB: 2 P: 16	R: 0 E: 0 K: 1 S: 6	H: 1 LOB: 1 BB: 0 P: 6	R: 0 E: 0 K: 0 S: 3	H: 0 LOB: 2 BB: 2 P: 11	R: 2 E: 0 K: 2 S: 9	H: 2 LOB: 0 BB: 0 P: 9	R: 0 E: 0 K: 0 S: 3	H: 0 LOB: 0 BB: 0 P: 3	R: 0 E: 0 K: 1 S: 6	H: 1 LOB: 1 BB: 0 P: 6	R: 3 E: 1 K: 1 S: 9	H: 4 LOB: 2 BB: 0 P: 9	R: 2 E: 0 K: 1 S: 6	H: 1 LOB: 2 BB: 3 P: 18	1B: 7 2B: 3 3B: 0 HR: 1	SF: 0 SAC: 0 DP: 0 HBP: 0	WP: 1 PB: 0 CS: 1	PA: 44
PITCHER	IP	WLS	BF	H	R	ER	SO	BB	IBB	HBP	BLK	WP	HR	S	P	ERA	WHIP					
Pete Redfern, R ERA: 5.19 (1, 1)	6.0	L	26	5	4	2	6	4	0	0	0	0	1	34	50	3.00	1.500					
Bill Campbell, R ERA: 3.32 (7, 1)	3.0		18	6	5	5	3	2	1	0	0	1	0	21	33	15.00	2.667					

Chicago White Sox @ Minnesota Twins
Metropolitan Stadium, Bloomington, MI
Wed Jun 23 1976, 8:05 PM EDT
Att: 9,540 - Unknown

AB 37
R 9
H 11
RBI 7
BB 7
SO 9
LOB 15



Batter	1	2	3	4	5	6	7	8	9	AB	R	H	RBI	BB	SO	LOB	BOTTOM					
Steve Braun, L OBP: 0.340, SLG: 0.304 (1, 10)										2	2	0	1	3	1	2						
Roy Smalley, S OBP: 0.346, SLG: 0.274 (1, 6)										4	0	0	0	0	3	5						
Rod Carew, L OBP: 0.394, SLG: 0.429 (1, 3) (9, 4)										4	0	3	3	1	0	0						
Butch Wynegar, S OBP: 0.417, SLG: 0.460 (1, 2)										4	0	2	0	1	0	2						
Mike Cabbage, L OBP: 0.369, SLG: 0.310 (1, 5) (8, PH) (9, 3)										2	0	0	0	1	0	2						
Craig Kusick, R OBP: 0.342, SLG: 0.515 (7, PR) (8, 4)										1	0	0	0	0	1	1						
Larry Hisle, R OBP: 0.319, SLG: 0.346 (1, 7)										4	0	1	0	0	1	3						
Steve Brye, R OBP: 0.313, SLG: 0.328 (1, 8)										4	1	1	0	0	1	3						
Dan Ford, R OBP: 0.307, SLG: 0.418 (1, 9)										4	1	1	0	0	1	2						
Bob Randall, R OBP: 0.298, SLG: 0.299 (1, 4) (7, PH) (7, PR) (8, 4) (9, 5)										2	1	1	1	0	0	0						
Inning Stats	R: 0 E: 0 K: 2 S: 6	H: 1 LOB: 2 BB: 1 P: 10	R: 0 E: 0 K: 1 S: 6	H: 1 LOB: 2 BB: 1 P: 10	R: 2 E: 0 K: 0 S: 4	H: 2 LOB: 1 BB: 2 P: 12	R: 0 E: 0 K: 0 S: 3	H: 1 LOB: 0 BB: 0 P: 3	R: 1 E: 0 K: 0 S: 3	H: 1 LOB: 1 BB: 1 P: 7	R: 0 E: 0 K: 1 S: 5	H: 0 LOB: 0 BB: 0 P: 5	R: 0 E: 0 K: 2 S: 8	H: 1 LOB: 2 BB: 1 P: 12	R: 0 E: 0 K: 1 S: 6	H: 1 LOB: 1 BB: 0 P: 6	R: 2 E: 0 K: 1 S: 9	H: 4 LOB: 2 BB: 0 P: 9	1B: 10 2B: 0 3B: 0 HR: 1	SF: 0 SAC: 1 DP: 1 HBP: 0	WP: 0 PB: 0 SB: 1 CS: 2	PA: 41
PITCHER	IP	WLS	BF	H	R	ER	SO	BB	IBB	HBP	BLK	WP	HR	S	P	ERA	WHIP					
Chris Knapp, R ERA: 6.23 (1, 1)	4.1		19	4	3	3	3	5	0	0	0	0	0	20	40	6.23	2.077					
Pete Vuckovich, R ERA: 3.93 (5, 1)	2.1	W	9	2	0	0	2	1	0	0	0	0	0	12	16	0.00	1.286					
Ken Brett, L ERA: 3.02 (7, 1)	2.1	S	12	5	2	2	3	0	0	0	0	0	0	18	18	7.71	2.143					

Chicago White Sox @ Minnesota Twins
Metropolitan Stadium, Bloomington, MI
Wed Jun 23 1976, 8:05 PM EDT
Att: 9,540 - Unknown

AB 33
R 5
H 11
RBI 5
BB 6
SO 8
LOB 20



Batter	1	2	3	4	5	6	7	8	9	AB	R	H	RBI	BB	SO	LOB	TOP					
Chet Lemon, R OBP: 0.333, SLG: 0.346	F7		F4			F5	G4-6-3			4	0	0	0	0	0	3	Chicago White Sox @ Minnesota Twins Metropolitan Stadium, Bloomington, MI Thu Jun 24 1976, 4:33 AM EDT Att: 12,790 - Unknown - 68 F livebaseballscorecards.com					
Ralph Garr, L OBP: 0.319, SLG: 0.388	E3		FC6-4			K	K			4	0	0	0	0	2	2						
Jorge Orta, L OBP: 0.289, SLG: 0.432	G4-6-3									3	0	2	0	1	0	0						
Pat Kelly, L OBP: 0.357, SLG: 0.439	G4-6-3									4	0	1	0	0	0	3						
Jim Spencer, L OBP: 0.328, SLG: 0.368		F4		F4		F8				4	0	0	0	0	0	2						
Bucky Dent, R OBP: 0.317, SLG: 0.333		F8				F7				4	1	1	0	0	0	0						
Brian Downing, R OBP: 0.333, SLG: 0.341 Lamar Johnson, R OBP: 0.333, SLG: 0.362										2	1	0	0	0	0	0						
Jack Brohamer, L OBP: 0.289, SLG: 0.367										1	0	0	0	0	0	0						
Kevin Bell, R OBP: 0.310, SLG: 0.474										4	0	2	0	0	0	0						
Inning Stats	R: 0 E: 1 K: 0 S: 3	H: 0 LOB: 1 BB: 1 P: 7	R: 0 E: 0 K: 0 S: 3	H: 0 LOB: 0 BB: 0 P: 3	R: 0 E: 0 K: 0 S: 4	H: 1 LOB: 1 BB: 0 P: 4	R: 0 E: 0 K: 0 S: 3	H: 1 LOB: 0 BB: 0 P: 3	R: 0 E: 0 K: 0 S: 4	H: 1 LOB: 1 BB: 0 P: 4	R: 0 E: 0 K: 1 S: 7	H: 2 LOB: 2 BB: 0 P: 7	R: 2 E: 0 K: 1 S: 7	H: 3 LOB: 1 BB: 0 P: 8	R: 0 E: 0 K: 0 S: 3	H: 0 LOB: 0 BB: 0 P: 3		R: 0 E: 0 K: 0 S: 3	H: 0 LOB: 0 BB: 0 P: 3	1B: 8 2B: 0 3B: 0 HR: 0	SF: 0 SAC: 0 DP: 3 HBP: 1	WP: 0 PB: 0 SB: 0 CS: 0
PITCHER Bill Singer, R ERA: 3.94	IP: 9.0 WLS: W BF: 35 H: 8 R: 2 ER: 2 SO: 2 BB: 1 IBB: 0 HBP: 1 BLK: 0 WP: 0 HR: 0 S: 37 P: 42 ERA: 2.00 WHIP: 1.000															PITCHER						

Batter	1	2	3	4	5	6	7	8	9	AB	R	H	RBI	BB	SO	LOB	BOTTOM			
Steve Braun, L OBP: 0.341, SLG: 0.324	K		SH				4-3	FC3-6		5	2	2	1	0	1	2	Chicago White Sox @ Minnesota Twins Metropolitan Stadium, Bloomington, MI Thu Jun 24 1976, 4:33 AM EDT Att: 12,790 - Unknown - 68 F livebaseballscorecards.com			
Roy Smalley, S OBP: 0.346, SLG: 0.270	6-3		SH					F7		3	1	0	0	1	0	2				
Rod Carew, L OBP: 0.392, SLG: 0.424	F7		1B					FC6-4		3	0	0	0	1	0	1				
Butch Wynegar, S OBP: 0.414, SLG: 0.456		F4	F7					BB		4	0	1	0	0	0	2				
Mike Cabbage, L OBP: 0.374, SLG: 0.310	L4		1B					BB		3	0	1	1	1	0	0				
Larry Hisle, R OBP: 0.318, SLG: 0.341	BB		K					F8		3	0	0	0	1	2	5				
Steve Brye, R OBP: 0.319, SLG: 0.328			4-3					K		3	0	1	0	1	1	2				
Dan Ford, R OBP: 0.306, SLG: 0.416		5-3						FC3-6		4	0	1	0	0	1	3				
Bob Randall, R OBP: 0.302, SLG: 0.299			1B					FC3-6		3	1	1	0	1	0	1				
Inning Stats	R: 0 E: 0 K: 1 S: 5	H: 0 LOB: 0 BB: 0 P: 5	R: 3 E: 1 K: 1 S: 8	H: 2 LOB: 2 BB: 2 P: 16	R: 1 E: 0 K: 1 S: 6	H: 1 LOB: 0 BB: 0 P: 6	R: 0 E: 0 K: 0 S: 3	H: 0 LOB: 0 BB: 0 P: 3	R: 0 E: 0 K: 1 S: 6	H: 1 LOB: 1 BB: 0 P: 6	R: 0 E: 0 K: 0 S: 4	H: 1 LOB: 3 BB: 2 P: 12	R: 0 E: 0 K: 1 S: 7	H: 2 LOB: 2 BB: 0 P: 7	R: 0 E: 0 K: 0 S: 3	H: 0 LOB: 0 BB: 0 P: 3		1B: 6 2B: 0 3B: 0 HR: 1	SF: 0 SAC: 1 DP: 0 HBP: 0	WP: 1 PB: 0 SB: 0 CS: 0
PITCHER Rich Gossage, R ERA: 2.77	IP: 8.0 WLS: L BF: 38 H: 7 R: 4 ER: 3 SO: 5 BB: 6 IBB: 0 HBP: 0 BLK: 0 WP: 1 HR: 1 S: 42 P: 66 ERA: 3.38 WHIP: 1.625															PITCHER				

Batter	1	2	3	4	5	6	7	8	9	AB	R	H	RBI	BB	SO	LOB	TOP										
Steve Braun, L OBP: 0.337, SLG: 0.318 Luis Gomez, R OBP: 0.300, SLG: 0.286	G3		SH3-4		4-3			4-3		3	0	0	0	0	0	1											
Roy Smalley, S OBP: 0.346, SLG: 0.271 Dan Ford, R OBP: 0.309, SLG: 0.418	FC6-4 1B		K					F7	1B	3	0	1	0	0	1	2											
Rod Carew, L OBP: 0.393, SLG: 0.425	FC6-4 1-2		6-3					G6-3 1B	1B	4	1	2	0	0	0	3											
Butch Wynegar, S OBP: 0.412, SLG: 0.452	4-3				3-1			G6-3 1-2	SF8 1B	4	0	1	1	0	0	2											
Mike Cabbage, L OBP: 0.369, SLG: 0.308								F9	SF8 1B	4	0	1	0	0	1	0											
Tony Oliva, L OBP: 0.240, SLG: 0.217								1-3	K	4	0	0	0	0	2	3											
Steve Brye, R OBP: 0.309, SLG: 0.320								6-3	SF8	3	0	0	1	0	0	0											
Larry Hisle, R OBP: 0.324, SLG: 0.345								5-3	1-2 2-3 3-H 4-0	3	0	2	0	1	0	0											
Bob Randall, R OBP: 0.304, SLG: 0.298 Craig Kusick, R OBP: 0.339, SLG: 0.510 Jerry Terrell, R OBP: 0.253, SLG: 0.253								1-3	1-3	1	0	0	0	1	0	1											
								1-3	1-3	1	0	0	0	0	0	0											
								6-3	1-3	1	0	0	0	0	0	3											
Inning Stats	R: 0 E: 0 K: 0 S: 4	H: 1 LOB: 1 BB: 0 P: 4	R: 0 E: 0 K: 0 S: 3	H: 0 LOB: 0 BB: 0 P: 3	R: 0 E: 0 K: 1 S: 6	H: 1 LOB: 2 BB: 1 P: 10	R: 0 E: 0 K: 2 S: 7	H: 0 LOB: 0 BB: 0 P: 7	R: 0 E: 0 K: 0 S: 4	H: 1 LOB: 1 BB: 0 P: 4	R: 0 E: 0 K: 0 S: 3	H: 0 LOB: 0 BB: 0 P: 3	R: 0 E: 0 K: 0 S: 3	H: 0 LOB: 0 BB: 0 P: 3	R: 2 E: 0 K: 1 S: 9	H: 4 LOB: 3 BB: 1 P: 13	1B: 8 2B: 0 3B: 0 HR: 0	SF: 1 SAC: 1 DP: 1 HBP: 0	WP: 0 PB: 0 SB: 1 CS: 0	PA: 36							
PITCHER	IP	WLS	BF	H	R	ER	SO	BB	IBB	HBP	BLK	WP	HR	S	P	ERA	WHIP										
Mike Torrez, R ERA: 3.78 Paul Lindblad, L ERA: 2.89	8.0	L	28	4	0	0	3	1	0	0	0	0	0	33	37	0.00	0.625										
	1.0	W	8	4	2	2	1	0	1	0	0	0	0	9	13	18.00	4.000										

Minnesota Twins @ Oakland Athletics
Oakland-Alameda County Coliseum, Oakland, CA
Fri Jun 25 1976, 7:05 PM PDT
Att: 5,100 - Unknown - 80 F

AB 32
R 2
H 8
RBI 2
BB 2
SO 4
LOB 15



Batter	1	2	3	4	5	6	7	8	9	AB	R	H	RBI	BB	SO	LOB	BOTTOM										
Bill North, S OBP: 0.355, SLG: 0.349	1B G5-4-3 2B		6-3					CS 1B		4	1	2	0	0	0	1											
Bert Campaneris, R OBP: 0.319, SLG: 0.273	G5-4-3 1B		K					WP BB		3	0	1	0	1	1	1											
Don Baylor, R OBP: 0.300, SLG: 0.358	G5-4-3 1-2 3-H		6-3					K		4	0	0	0	0	1	2											
Billy Williams, L OBP: 0.314, SLG: 0.349 Matt Alexander, S OBP: 0.048, SLG: 0.048	BB 1B BB		G1					1B FC5-2 BB		2	0	0	0	2	0	0											
Sal Bando, R OBP: 0.326, SLG: 0.388	BB 1-2 1B							FC5-2 1B 1B		4	1	2	0	0	1	0											
Gene Tenace, R OBP: 0.397, SLG: 0.450	L5 1-2 2-3 BB							FC5-2 1B HR		3	1	0	0	1	0	2											
Claudell Washington, L OBP: 0.271, SLG: 0.319	F9							HR 1-2 2-H 1B		4	1	2	1	0	0	3											
Tommy Sandt, R OBP: 0.154, SLG: 0.083 Ken McMullen, R OBP: 0.333, SLG: 0.458								HR		3	0	0	0	0	0	0											
Larry Haney, R OBP: 0.259, SLG: 0.226	5-3							K		2	0	0	0	1	1	0											
Inning Stats	R: 1 E: 0 K: 0 S: 5	H: 3 LOB: 3 BB: 2 P: 13	R: 0 E: 0 K: 0 S: 3	H: 0 LOB: 0 BB: 0 P: 3	R: 0 E: 0 K: 1 S: 5	H: 0 LOB: 0 BB: 0 P: 5	R: 0 E: 0 K: 1 S: 5	H: 1 LOB: 0 BB: 0 P: 5	R: 0 E: 0 K: 0 S: 3	H: 0 LOB: 0 BB: 0 P: 3	R: 0 E: 0 K: 0 S: 3	H: 0 LOB: 0 BB: 0 P: 3	R: 0 E: 0 K: 2 S: 7	H: 1 LOB: 1 BB: 1 P: 11	R: 4 E: 0 K: 0 S: 4	H: 3 LOB: 1 BB: 1 P: 8	1B: 6 2B: 1 3B: 0 HR: 1	SF: 0 SAC: 0 DP: 1 HBP: 0	WP: 1 PB: 0 SB: 0 CS: 2	PA: 36							
PITCHER	IP	WLS	BF	H	R	ER	SO	BB	IBB	HBP	BLK	WP	HR	S	P	ERA	WHIP										
Dave Goltz, R ERA: 3.97 Bill Campbell, R ERA: 3.56	8.0	L	32	6	3	3	4	5	0	0	0	1	0	35	55	3.38	1.375										
	0.1		3	2	2	2	0	0	0	0	0	0	1	3	3	54.00	6.000										

Minnesota Twins @ Oakland Athletics
Oakland-Alameda County Coliseum, Oakland, CA
Fri Jun 25 1976, 7:05 PM PDT
Att: 5,100 - Unknown - 80 F

AB 30
R 5
H 8
RBI 4
BB 5
SO 4
LOB 9



Batter	1	2	3	4	5	6	7	8	9	AB	R	H	RBI	BB	SO	LOB	TOP				
Steve Braun, L (1, 10) OBP: 0.338, SLG: 0.317	F8		F7			1B 4-3 1B	K		4-3	5	1	1	1	0	1	4					
Roy Smalley, S (1, 6) OBP: 0.347, SLG: 0.271	1-3			F7		4-3 1B		K		2	0	0	0	0	0	0					
Craig Kusick, R (6, PH) OBP: 0.339, SLG: 0.505					6-3	1-2 2-3 1B		K		2	0	1	1	0	1	0					
Rod Carew, L (1, 3) OBP: 0.395, SLG: 0.441	F7			3-1		4-3 1B		K		4	0	1	0	0	1	0					
Butch Wynegar, S (1, 2) OBP: 0.409, SLG: 0.454		G3				F4		4-3		4	0	0	0	0	0	3					
Mike Cabbage, L (1, 5) OBP: 0.367, SLG: 0.313		F6				4-3		BB 1B		4	0	1	1	0	0	2					
Larry Hisle, R (1, 7) OBP: 0.321, SLG: 0.341				6-3		1-2 2-3 3-4 1B		K		4	0	1	0	0	1	4					
Dan Ford, R (1, 9) OBP: 0.304, SLG: 0.411				F7			F7		K	4	0	0	0	0	1	2					
Steve Brye, R (1, 8) OBP: 0.338, SLG: 0.346						1B 1B		BB		3	1	3	0	1	0	0					
Bob Randall, R (1, 4) OBP: 0.305, SLG: 0.299						1B 1B				1	0	0	0	0	0	1					
Lynell Bostrom, L (5, PH) OBP: 0.378, SLG: 0.431										1	0	1	0	0	0	0					
Jerry Terrell, R (5, PH) OBP: 0.253, SLG: 0.253										0	1	0	0	0	0	0					
Tony Oliva, L (7, PH) OBP: 0.320, SLG: 0.341										1	0	0	0	0	0	1					
Luis Gomez, R (7, PH) OBP: 0.302, SLG: 0.286										0	0	0	0	0	0	0					
Phil Roof, R (9, PH) OBP: 0.265, SLG: 0.289										0	0	0	0	1	0	0					
Eddie Bane, R (9, PH)										0	0	0	0	0	0	0					
Inning Stats	R: 0 E: 0 K: 0 S: 3	H: 0 LOB: 0 BB: 0 P: 3	R: 0 E: 0 K: 0 S: 4	H: 1 LOB: 1 BB: 0 P: 4	R: 0 E: 0 K: 0 S: 3	H: 1 LOB: 0 BB: 0 P: 3	R: 0 E: 0 K: 0 S: 3	H: 0 LOB: 0 BB: 0 P: 3	R: 0 E: 0 K: 0 S: 3	H: 0 LOB: 0 BB: 0 P: 3	R: 3 E: 0 K: 0 S: 8	H: 5 LOB: 3 BB: 0 P: 8	R: 0 E: 0 K: 1 S: 5	H: 0 LOB: 1 BB: 1 P: 9	R: 0 E: 0 K: 2 S: 7	H: 0 LOB: 0 BB: 0 P: 7	R: 0 E: 0 K: 2 S: 9	H: 2 LOB: 3 BB: 1 P: 13	1B: 9 2B: 0 3B: 0 HR: 0	SF: 0 SAC: 0 DP: 1 HBP: 0	WP: 0 PA: 37 PB: 0 SB: 1 CS: 0
PITCHER	IP WLS BF H R ER SO BB IBB HBP BLK WP HR S P ERA WHIP																				
Dick Bosman, R (1, 1) ERA: 2.9	5.0 W 19 5 3 3 0 0 0 0 0 0 0 19 19 5.40 1.000																				
Paul Lindblad, L (6, 1) ERA: 2.89	0.2 4 2 0 0 0 0 0 0 0 0 0 4 4 0.00 3.000																				
Rollie Fingers, R (6, 1) ERA: 3.31	3.1 S 14 2 0 0 5 2 0 0 0 0 0 0 22 30 0.00 1.200																				

Minnesota Twins @ Oakland Athletics
Oakland-Alameda County Coliseum, Oakland, CA
Sun Jun 27 1976, 3:33 AM PDT
Att. 4,798 - Unknown - 92 F

AB 35
R 3
H 9
RBI 3
BB 2
SO 5
LOB 17



Batter	1	2	3	4	5	6	7	8	9	AB	R	H	RBI	BB	SO	LOB	BOTTOM		
Bill North, S (1, 8) OBP: 0.352, SLG: 0.350	SH1-4 3B 2B		K			F2		K		4	1	1	0	0	2	1			
Bert Campaneris, R (1, 6) OBP: 0.313, SLG: 0.267	SH1-4 2-3		F7			F3		K2-3		3	0	0	0	0	1	1			
Don Baylor, R (1, 10) OBP: 0.305, SLG: 0.358	K		HR 1B			F7		K		4	1	1	0	0	2	2			
Sal Bando, R (1, 5) OBP: 0.331, SLG: 0.414	3B BB		HR			FC1-5 1B		HR		3	3	3	3	1	0	0			
Gene Tenace, R (1, 3) OBP: 0.403, SLG: 0.461	1-H 3-H 3B		F7			FC1-5 1B BB		FC5-4 1B		3	0	2	2	1	0	0			
Joe Rudi, R (1, 7) OBP: 0.332, SLG: 0.454	F9					FC1-5 1B		FC5-4 1B		4	0	0	0	0	0	4			
Claudell Washington, L (1, 9) OBP: 0.271, SLG: 0.317			F7			1-2 2-3 1B		K		4	0	1	0	0	1	1			
Phil Garner, R (1, 4) OBP: 0.310, SLG: 0.403			F3			1-2 2-H 1B		L7		3	0	0	0	0	0	2			
Larry Haney, R (1, 2) OBP: 0.260, SLG: 0.222		F3				4-0 BB		6-3		2	0	0	0	1	0	0			
Inning Stats	R: 2 E: 0 K: 1 S: 7	H: 2 LOB: 1 BB: 1 P: 11	R: 0 E: 0 K: 0 S: 3	H: 0 LOB: 0 BB: 0 P: 3	R: 2 E: 0 K: 1 S: 7	H: 2 LOB: 0 BB: 0 P: 7	R: 0 E: 0 K: 0 S: 3	H: 0 LOB: 0 BB: 0 P: 3	R: 0 E: 0 K: 0 S: 3	H: 0 LOB: 1 BB: 1 P: 7	R: 0 E: 0 K: 0 S: 4	H: 2 LOB: 2 BB: 1 P: 8	R: 0 E: 0 K: 2 S: 7	H: 0 LOB: 0 BB: 0 P: 7	R: 1 E: 0 K: 2 S: 9	H: 2 LOB: 1 BB: 0 P: 9	1B: 4 2B: 1 3B: 1 HR: 2	SF: 0 SAC: 1 DP: 0 HBP: 0	WP: 0 PA: 34 PB: 0 SB: 0 CS: 0
PITCHER	IP WLS BF H R ER SO BB IBB HBP BLK WP HR S P ERA WHIP																		
Pete Redfern, R (1, 1) ERA: 5.45	5.0 L 23 5 4 4 2 3 0 0 0 0 0 1 19 19 7.20 1.600																		
Bill Campbell, R (6, 1) ERA: 3.96	3.0 11 3 1 1 4 0 0 0 0 0 0 1 19 19 3.00 1.000																		

Minnesota Twins @ Oakland Athletics
Oakland-Alameda County Coliseum, Oakland, CA
Sun Jun 27 1976, 3:33 AM PDT
Att. 4,798 - Unknown - 92 F

AB 30
R 5
H 8
RBI 5
BB 3
SO 6
LOB 11



Batter	1	2	3	4	5	6	7	8	9	AB	R	H	RBI	BB	SO	LOB	TOP										
Jim Wohlford, R (1, 9) OBP: 0.305, SLG: 0.330	0-3 K		0-0 SF9 S WP 1B		0-0 SH3-4		0-0 CS 1B		0-0 F8	4	1	2	0	0	1	0											
Amos Otis, R (1, 8) OBP: 0.376, SLG: 0.523	0-0 F9		4-0 WP 1-2 BB		0-0 2H 2B		0-3 K 1-2		0-3 K	4	0	1	1	1	2	1											
George Brett, L (1, 5) OBP: 0.401, SLG: 0.500	0-0 F7		0-0 SF9 2-3 3H		0-0 6-3		0-0 F7			3	0	0	1	0	0	1											
John Mayberry, L (1, 3) OBP: 0.333, SLG: 0.405		0-3 K	0-0 1-2 BB		0-0 F8				0-0 1B 1B	3	0	1	0	1	1	1											
Hal McRae, R (1, 7) OBP: 0.402, SLG: 0.459		0-0 F9	0-0 F9 3H				0-0 CS 1B		0-0 F9	4	0	1	0	0	0	3											
Tony Solaita, L (1, 10) OBP: 0.300, SLG: 0.311		4-0 BB			0-0 G3		4-0 FC4-6 BB		0-0 F8	2	0	0	0	2	0	1											
Frank White, R (1, 4) OBP: 0.282, SLG: 0.283		0-3 K			0-0 5-3		0-0 FC4-6 1B		0-0 1B	4	0	1	0	0	1	2											
Freddie Patek, R (1, 6) OBP: 0.365, SLG: 0.356			4-0 1B S SF9 BB		0-0 F8		0-0 S 1B		0-3 K	3	1	1	0	1	1	2											
Buck Martinez, R (1, 2) OBP: 0.299, SLG: 0.451			0-0 L3				4-0 SH3-4 2B BB		0-0 2-3	2	1	0	0	1	1	3											
Jamie Quirk, L (9, PH) OBP: 0.250, SLG: 0.350			1-2				1-2			1	0	0	0	0	0	0											
Inning Stats	R: 0 E: 0 K: 1 S: 5	H: 0 LOB: 0 BB: 0 P: 5	R: 0 E: 0 K: 2 S: 7	H: 0 LOB: 1 BB: 1 P: 11	R: 2 E: 0 K: 0 S: 4	H: 1 LOB: 2 BB: 3 P: 16	R: 0 E: 0 K: 0 S: 3	H: 0 LOB: 0 BB: 0 P: 3	R: 1 E: 0 K: 0 S: 4	H: 1 LOB: 1 BB: 1 P: 8	R: 0 E: 0 K: 1 S: 6	H: 2 LOB: 2 BB: 1 P: 10	R: 0 E: 0 K: 1 S: 5	H: 1 LOB: 0 BB: 0 P: 5	R: 0 E: 0 K: 1 S: 7	H: 2 LOB: 2 BB: 0 P: 7	R: 0 E: 0 K: 1 S: 5	H: 0 LOB: 0 BB: 0 P: 5	1B: 6 2B: 1 3B: 0 HR: 0	SF: 1 SAC: 1 DP: 0 HBP: 0	WP: 1 PB: 0 SB: 3 CS: 2	PA: 38					
PITCHER	IP	WLS	BF	H	R	ER	SO	BB	IBB	HBP	BLK	WP	HR	S	P	ERA	WHIP										
Bill Singer, R (1, 1) ERA: 3.93	7.0		30	5	3	3	5	6	0	0	0	1	0	34	58	3.86	1.571										
Bill Campbell, R (8, 1) ERA: 3.45	2.0	W	8	2	0	0	2	0	0	0	0	0	0	12	12	0.00	1.000										

Kansas City Royals @ Minnesota Twins
 Metropolitan Stadium, Bloomington, MI
 Mon Jun 28 1976, 8:05 PM EDT
 Att: 6,170 - Unknown - 74 F

livebaseballscorecards.com

AB 30
R 3
H 7
RBI 2
BB 6
SO 7
LOB 14



Batter	1	2	3	4	5	6	7	8	9	AB	R	H	RBI	BB	SO	LOB	BOTTOM										
Steve Braun, L (1, 7) OBP: 0.336, SLG: 0.316	0-0 S 1B		0-0 6-3							4	0	1	0	0	0	3											
Steve Brye, R (8, PH) OBP: 0.336, SLG: 0.343										1	0	0	0	0	0	3											
Roy Smalley, S (1, 6) OBP: 0.345, SLG: 0.268	0-0 F7 1-2		0-0 1-3		4-0 FC4-6 BB		4-0 1-2 2-3 BB			2	0	0	0	2	0	1											
Rod Carew, L (1, 3) OBP: 0.393, SLG: 0.436	0-0 F5		4-0 CS BB		0-0 FC4-6 1-2		0-0 1-3			3	0	0	0	1	0	5											
Butch Wynegar, S (1, 2) OBP: 0.407, SLG: 0.448	0-0 L1		1-0 FC4-6 HBP		0-0 G3				0-0 F8	3	0	0	0	0	0	1											
Lyman Bostock, L (1, 8) OBP: 0.379, SLG: 0.429		0-0 1B 1B	0-0 FC4-6 1-2		0-0 L3		0-0 L3		4-0 E BB	3	2	1	0	1	0	1											
Tony Oliva, L (1, 10) OBP: 0.229, SLG: 0.273		0-0 F5			0-0 6-3		0-0 4-3		0-0 E4 SF7 2B	4	0	1	1	0	0	1											
Jerry Terrell, R (8, FR) OBP: 0.253, SLG: 0.253									1H	0	1	0	0	0	0	0											
Mike Cabbage, L (1, 5) OBP: 0.371, SLG: 0.314		0-0 1B SH2-4 1B			0-0 L9				4-0 SF7 IBB	3	1	1	0	1	0	0											
Dan Ford, R (1, 9) OBP: 0.308, SLG: 0.412		0-0 SH2-4 1B			0-3 K				0-0 SF7	2	0	1	1	0	1	0											
Larry Hisle, R (8, 9) OBP: 0.320, SLG: 0.341		1-3 2H 1B							1-2 3H 4-0 BB	0	0	0	1	0	0	0											
Bob Randall, R (1, 4) OBP: 0.310, SLG: 0.301		0-0 SH2-4			0-0 4-3				0-0 BB 1B	2	0	1	1	1	0	0											
Inning Stats	R: 0 E: 0 K: 0 S: 4	H: 1 LOB: 1 BB: 0 P: 4	R: 2 E: 0 K: 0 S: 6	H: 3 LOB: 1 BB: 0 P: 6	R: 0 E: 0 K: 0 S: 2	H: 0 LOB: 1 BB: 1 P: 7	R: 0 E: 0 K: 1 S: 5	H: 0 LOB: 0 BB: 0 P: 5	R: 0 E: 0 K: 0 S: 3	H: 0 LOB: 1 BB: 1 P: 7	R: 0 E: 0 K: 0 S: 3	H: 0 LOB: 0 BB: 0 P: 3	R: 0 E: 0 K: 0 S: 4	H: 1 LOB: 3 BB: 1 P: 9	R: 2 E: 1 K: 0 S: 4	H: 1 LOB: 3 BB: 3 P: 16	R: 0 E: 0 K: 0 S: 4	H: 0 LOB: 0 BB: 0 P: 5	1B: 5 2B: 1 3B: 0 HR: 0	SF: 1 SAC: 1 DP: 0 HBP: 2	WP: 0 PB: 0 SB: 1 CS: 1	PA: 37					
PITCHER	IP	WLS	BF	H	R	ER	SO	BB	IBB	HBP	BLK	WP	HR	S	P	ERA	WHIP										
Dennis Leonard, R (1, 1) ERA: 3.06	7.0		30	5	2	2	1	3	0	2	0	0	0	27	41	2.57	1.143										
Mark Littell, R (8, 1) ERA: 2.98	0.2	L	6	1	2	1	0	2	1	0	0	0	0	3	15	13.50	4.500										
Tom Hall, L (8, 1) ERA: 3.48	0.1		1	0	0	0	0	0	0	0	0	0	0	1	1	0.00	0.000										

Kansas City Royals @ Minnesota Twins
 Metropolitan Stadium, Bloomington, MI
 Mon Jun 28 1976, 8:05 PM EDT
 Att: 6,170 - Unknown - 74 F

livebaseballscorecards.com

AB 27
R 4
H 6
RBI 4
BB 6
SO 1
LOB 15



Batter	1	2	3	4	5	6	7	8	9	10	AB	R	H	RBI	BB	SO	LOB	TOP	
Jim Wohlford, R OBP: 0.298, SLG: 0.322 (1, 9)	6-3		6-3			F4			SH3-4		3	0	0	0	0	0	1	Kansas City Royals @ Minnesota Twins Metropolitan Stadium, Bloomington, MI Tue Jun 29 1976, 8:05 PM EDT Att: 6,201 - Unknown - 71 F	
Amos Otis, R OBP: 0.373, SLG: 0.515 (1, 8)	6-3			4-3		5-3			6-3		4	0	0	0	0	0	1		
George Brett, L OBP: 0.399, SLG: 0.495 (1, 5)	4-3			4-3			L8		BB		3	0	0	0	1	0	0		
John Mayberry, L OBP: 0.329, SLG: 0.398 (1, 3)		6-3		F5			4-3		G3		4	0	0	0	0	0	2		
Hal McRae, R OBP: 0.400, SLG: 0.456 (1, 7)		6-3				1-3		F8		E6 SF8 1B	4	1	1	0	0	0	0		
Tony Solaita, L OBP: 0.297, SLG: 0.308 (1, 10)						F8		K		6-3	4	0	1	0	0	1	1		
Bob Stinson, S OBP: 0.343, SLG: 0.319 (1, 2)								G3		BB	2	0	0	0	2	0	1		
Freddie Patek, R OBP: 0.359, SLG: 0.351 (1, 6)						F8		K		SF8	3	0	0	1	0	1	1		
Frank White, R OBP: 0.267, SLG: 0.284 (1, 4)				6-3					SH3-4 1B	6-3	3	0	1	0	1	0	1		
Inning Stats	R: 0 E: 0 K: 0 S: 3	H: 0 LOB: 0 BB: 0 P: 3	R: 0 E: 0 K: 0 S: 4	H: 1 LOB: 1 BB: 0 P: 4	R: 0 E: 0 K: 0 S: 3	H: 0 LOB: 0 BB: 0 P: 3	R: 0 E: 0 K: 0 S: 3	H: 0 LOB: 0 BB: 1 P: 7	R: 0 E: 0 K: 0 S: 2	H: 0 LOB: 0 BB: 0 P: 6	R: 0 E: 0 K: 2 S: 7	H: 0 LOB: 0 BB: 0 P: 7	R: 0 E: 0 K: 0 S: 4	H: 1 LOB: 2 BB: 1 P: 8	R: 1 E: 1 K: 0 S: 4	H: 1 LOB: 1 BB: 1 P: 8	1B: 3 2B: 0 3B: 0 HR: 0		SF: 1 SAC: 1 DP: 0 HBP: 0
PITCHER Dave Goltz, R ERA: 3.65 (1, 1)	IP: 10.0 WLS: L BF: 36 H: 3 R: 1 ER: 0 SO: 2 BB: 4 IBB: 0 HBP: 0 BLK: 0 WP: 0 HR: 0 S: 36 P: 52 ERA: 0.00 WHIP: 0.700																		

Batter	1	2	3	4	5	6	7	8	9	10	AB	R	H	RBI	BB	SO	LOB	BOTTOM	
Steve Braun, L OBP: 0.335, SLG: 0.315 (1, 7)	L9		4-3			FC6 1B			L7		4	0	1	0	0	0	0	Kansas City Royals @ Minnesota Twins Metropolitan Stadium, Bloomington, MI Tue Jun 29 1976, 8:05 PM EDT Att: 6,201 - Unknown - 71 F	
Roy Smalley, S OBP: 0.348, SLG: 0.268 (1, 6)	F7					FC6			G4-6-3 1B		4	0	1	0	0	1	1		
Rod Carew, L OBP: 0.368, SLG: 0.430 (1, 3)	6-3							6-3	G4-6-3 1B		4	0	0	0	0	0	1		
Butch Wynegar, S OBP: 0.404, SLG: 0.444 Dan Ford, R OBP: 0.308, SLG: 0.412 (1, 2) (10, PR)		4-3				G3			G4-3 1B		4	0	1	0	0	0	0		
Lyman Bostock, L OBP: 0.351, SLG: 0.426 (1, 8)						G6-3 BB			G4-3 1B		3	0	1	0	1	0	1		
Tony Oliva, L OBP: 0.205, SLG: 0.243 (1, 10)						G6-3			G4-3 1B		4	0	0	0	0	1	3		
Mike Cubbage, L OBP: 0.370, SLG: 0.324 (1, 5)						L7			K		3	0	1	0	0	0	1		
Larry Hisle, R OBP: 0.317, SLG: 0.337 (1, 9)						F9			K		3	0	0	0	0	1	1		
Bob Randall, R OBP: 0.307, SLG: 0.298 Craig Kusick, R OBP: 0.356, SLG: 0.500 Jerry Terrell, R OBP: 0.253, SLG: 0.253 (1, 4) (8, PH) (9, 4)						F7			K		2	0	0	0	0	0	0		
Inning Stats	R: 0 E: 0 K: 0 S: 3	H: 0 LOB: 0 BB: 0 P: 3	R: 0 E: 0 K: 0 S: 4	H: 1 LOB: 1 BB: 0 P: 4	R: 0 E: 0 K: 0 S: 3	H: 0 LOB: 0 BB: 0 P: 3	R: 0 E: 0 K: 1 S: 5	H: 0 LOB: 0 BB: 0 P: 5	R: 0 E: 0 K: 0 S: 2	H: 0 LOB: 0 BB: 0 P: 6	R: 0 E: 0 K: 2 S: 8	H: 1 LOB: 1 BB: 0 P: 8	R: 0 E: 0 K: 0 S: 3	H: 1 LOB: 0 BB: 0 P: 3	R: 0 E: 0 K: 1 S: 5	H: 1 LOB: 1 BB: 0 P: 5	1B: 4 2B: 1 3B: 0 HR: 0		SF: 0 SAC: 0 DP: 3 HBP: 0
PITCHER Al Fitzmorris, R ERA: 3.28 (1, 1)	IP: 10.0 WLS: W BF: 33 H: 5 R: 0 ER: 0 SO: 4 BB: 1 IBB: 0 HBP: 0 BLK: 0 WP: 0 HR: 0 S: 40 P: 44 ERA: 0.00 WHIP: 0.600																		



Batter	1	2	3	4	5	6	7	8	9	AB	R	H	RBI	BB	SO	LOB	TOP					
Jim Wohlford, R OBP: 0.304, SLG: 0.317 (1, 7)	F7							F6									2 1 0 0 2 0 0					
Amos Otis, R OBP: 0.370, SLG: 0.509 (1, 8)	K							F8									3 0 0 0 0 1 1					
George Brett, L OBP: 0.403, SLG: 0.505 (1, 5)																	4 1 3 1 0 0 0					
John Mayberry, L OBP: 0.331, SLG: 0.398 (1, 3)	K																3 0 1 0 1 1 1					
Hal McRae, R OBP: 0.398, SLG: 0.453 (1, 10)																	4 1 1 0 0 0 3					
Al Cowens, R OBP: 0.301, SLG: 0.327 (1, 9)																	4 1 1 1 0 0 2					
Buck Martinez, R OBP: 0.306, SLG: 0.481 (1, 2)																	4 0 2 1 0 2 0					
Freddie Patek, R OBP: 0.353, SLG: 0.344 (1, 6)																	4 0 0 0 0 2 2					
Frank White, R OBP: 0.282, SLG: 0.278 (1, 4)																	4 0 0 0 0 0 0					
Inning Stats	R: 0 E: 0 K: 2 S: 8	H: 1 LOB: 1 BB: 0 P: 8	R: 0 E: 0 K: 1 S: 6	H: 1 LOB: 1 BB: 0 P: 6	R: 0 E: 0 K: 0 S: 2	H: 0 LOB: 0 BB: 1 P: 6	R: 2 E: 0 K: 1 S: 8	H: 3 LOB: 1 BB: 0 P: 8	R: 0 E: 0 K: 0 S: 3	H: 0 LOB: 0 BB: 0 P: 3	R: 1 E: 0 K: 0 S: 3	H: 1 LOB: 0 BB: 1 P: 7	R: 0 E: 0 K: 1 S: 5	H: 0 LOB: 0 BB: 0 P: 5	R: 1 E: 0 K: 0 S: 5	H: 2 LOB: 2 BB: 1 P: 9	R: 0 E: 0 K: 1 S: 5	H: 0 LOB: 0 BB: 0 P: 5	1B: 4 2B: 2 3B: 2 HR: 0	SF: 0 SAC: 1 DP: 1 HBP: 0	WP: 0 PB: 0 SB: 0 CS: 1	PA: 36
PITCHER	IP	WLS	BF	H	R	ER	SO	BB	IBB	HBP	BLK	WP	HR	S	P	ERA	WHIP					
Eddie Bane, L ERA: 4.5 (1, 1)	6.0	L	24	6	3	3	4	2	0	0	0	0	0	30	38	4.50	1.333					
Steve Luebber, R ERA: 4.5 (7, 1)	1.1		5	0	1	1	1	1	0	0	0	0	0	6	10	6.75	0.750					
Tom Burgmeier, L ERA: 1.75 (8, 1)	0.0		2	2	0	0	0	0	0	0	0	0	0	2	2	∞	∞					
Bill Campbell, R ERA: 3.38 (8, 1)	1.2		5	0	0	0	1	0	0	0	0	0	0	7	7	0.00	0.000					

Kansas City Royals @ Minnesota Twins
 Metropolitan Stadium, Bloomington, MI
 Wed Jun 30 1976, 8:05 PM EDT
 Att. 7,471 - Unknown - 76 F

AB	32
R	4
H	8
RBI	3
BB	3
SO	6
LOB	9





Batter	1	2	3	4	5	6	7	8	9	AB	R	H	RBI	BB	SO	LOB	BOTTOM					
Steve Brye, R OBP: 0.338, SLG: 0.340 (1, 8)	4-3																4 1 1 0 1 0 0					
Roy Smalley, S OBP: 0.342, SLG: 0.263 (1, 6)	F8																4 0 0 0 0 0 2					
Larry Hisle, R OBP: 0.325, SLG: 0.347 (1, 9)																	4 1 3 1 1 0 0					
Craig Kusick, R OBP: 0.350, SLG: 0.509 (1, 3)																	2 0 1 1 2 1 1					
Butch Wynegar, S OBP: 0.399, SLG: 0.437 (1, 10)	L6																4 0 0 0 0 2 6					
Jerry Terrell, R OBP: 0.284, SLG: 0.256 (1, 7)																	3 0 1 0 1 1 4					
Bob Randall, R OBP: 0.301, SLG: 0.292 (1, 4)																	4 0 0 0 0 0 3					
Glenn Borgmann, R OBP: 0.250, SLG: 0.143 (1, 2)																	3 0 1 0 1 0 0					
Mike Cabbage, L OBP: 0.359, SLG: 0.312 (1, 5)																	4 0 0 0 0 0 3					
Inning Stats	R: 1 E: 0 K: 0 S: 5	H: 2 LOB: 1 BB: 0 P: 5	R: 0 E: 0 K: 0 S: 3	H: 1 LOB: 1 BB: 1 P: 7	R: 1 E: 0 K: 2 S: 8	H: 1 LOB: 2 BB: 2 P: 16	R: 0 E: 0 K: 0 S: 5	H: 2 LOB: 2 BB: 0 P: 5	R: 0 E: 0 K: 1 S: 5	H: 0 LOB: 2 BB: 2 P: 13	R: 0 E: 0 K: 0 S: 3	H: 0 LOB: 0 BB: 0 P: 3	R: 0 E: 0 K: 1 S: 6	H: 1 LOB: 2 BB: 1 P: 10	R: 0 E: 0 K: 0 S: 3	H: 0 LOB: 0 BB: 0 P: 3	R: 0 E: 0 K: 0 S: 3	H: 0 LOB: 0 BB: 0 P: 3	1B: 5 2B: 2 3B: 0 HR: 0	SF: 0 SAC: 1 DP: 0 HBP: 0	WP: 0 PB: 0 SB: 0 CS: 1	PA: 39
PITCHER	IP	WLS	BF	H	R	ER	SO	BB	IBB	HBP	BLK	WP	HR	S	P	ERA	WHIP					
Paul Splittorf, L ERA: 3.96 (1, 1)	9.0	W	39	7	2	2	4	6	0	0	0	0	0	41	65	2.00	1.444					


Kansas City Royals @ Minnesota Twins
 Metropolitan Stadium, Bloomington, MI
 Wed Jun 30 1976, 8:05 PM EDT
 Att. 7,471 - Unknown - 76 F


AB	32
R	2
H	7
RBI	2
BB	6
SO	4
LOB	19



Batter	1	2	3	4	5	6	7	8	9	AB	R	H	RBI	BB	SO	LOB	TOP								
Dave Collins, S OBP: 0.385, SLG: 0.322 Bob Jones, L OBP: 0.276, SLG: 0.377 Bobby Bonds, R OBP: 0.347, SLG: 0.402	0-0 4-3		0-0 1B	0-3 K			0-0 F9		0-3 K	2	1	1	0	0	0	0	California Angels @ Minnesota Twins Metropolitan Stadium, Bloomington, MI Fri Jul 02 1976, 8:05 PM EDT Att. 6,235 - Unknown - 78 F livebaseballscores.com AB 35 R 5 H 8 RBI 4 BB 2 SO 5 LOB 12 								
Dan Briggs, L OBP: 0.292, SLG: 0.383	0-0 F8		0-0 1B HR		0-0 3-1		0-3 K			4	1	1	1	0	1	0									
Bill Melton, R OBP: 0.299, SLG: 0.325	0-0 F7		0-0 F8		0-0 F4		0-0 6-3			4	0	0	0	0	0	1									
Tommy Davis, R OBP: 0.311, SLG: 0.337		0-0 F8	0-0 1B HR		0-0 F9			0-0 4-3		4	1	1	0	0	0	0									
Bruce Bochte, L OBP: 0.359, SLG: 0.304		0-0 4-3 2B	0-0 1B HR			0-0 4-3		0-0 L4		4	1	2	3	0	0	0									
Ron Jackson, R OBP: 0.282, SLG: 0.332		0-0 4-3 2B	0-3 K			0-0 1B		0-0 F7		4	0	1	0	0	1	1									
Mario Guerrero, R OBP: 0.333, SLG: 0.323		0-0 F8		4-0 BB		0-0 FC1-6-4 BB		0-0 FC3-6 1B		3	0	1	0	1	0	2									
Dave Chalk, R OBP: 0.309, SLG: 0.274 Jerry Remy, L OBP: 0.314, SLG: 0.304			0-0 6-3		0-0 F8		4-0 BB	0-0 FC3-6 1B		3	0	0	0	1	0	2									
Andy Etchebarren, R OBP: 0.300, SLG: 0.256 Leroy Stanton, R OBP: 0.252, SLG: 0.255			0-0 1B E		0-3 K		0-0 G3		0-0 F8	3	1	1	0	0	1	3									
Inning Stats	R: 0 E: 0 K: 0 S: 3	H: 0 LOB: 0 BB: 0 P: 3	R: 0 E: 0 K: 0 S: 4	H: 1 LOB: 0 BB: 0 P: 4	R: 5 E: 1 K: 1 S: 10	H: 5 LOB: 0 BB: 0 P: 10	R: 0 E: 0 K: 2 S: 7	H: 0 LOB: 1 BB: 1 P: 11	R: 0 E: 0 K: 0 S: 3	H: 0 LOB: 0 BB: 0 P: 3	R: 0 E: 0 K: 1 S: 5	H: 0 LOB: 0 BB: 0 P: 5	R: 0 E: 0 K: 0 S: 3	H: 0 LOB: 0 BB: 0 P: 3	R: 0 E: 0 K: 1 S: 6	H: 1 LOB: 1 BB: 0 P: 6		1B: 6 2B: 1 3B: 0 HR: 1	SF: 0 SAC: 0 DP: 0 HBP: 0	WP: 0 PB: 0 SB: 0 CS: 0	PA: 37				
PITCHER	IP	WLS	BF	H	R	ER	SO	BB	IBB	HBP	BLK	WP	HR	S	P	ERA	WHIP								
Jim Hughes, R ERA: 5.44 Vic Albury, L ERA: 2.92	(1, 1) (4, 1)	3.0 6.0	W L	16 21	6 2	5 0	5 0	1 4	1 1	0 0	0 0	0 0	1 0	17 28	21 32	15.00 0.00	2.333 0.500								

Batter	1	2	3	4	5	6	7	8	9	AB	R	H	RBI	BB	SO	LOB	BOTTOM								
Steve Braun, L OBP: 0.336, SLG: 0.315 Steve Brye, R OBP: 0.333, SLG: 0.336	4-0 SH2-3 HR		0-0 SF7		0-0 6-3		0-0 G5-4-3			0	1	0	1	1	0	0	California Angels @ Minnesota Twins Metropolitan Stadium, Bloomington, MI Fri Jul 02 1976, 8:05 PM EDT Att. 6,235 - Unknown - 78 F livebaseballscores.com AB 30 R 6 H 8 RBI 6 BB 2 SO 3 LOB 6 								
Roy Smalley, S OBP: 0.342, SLG: 0.274	0-0 SH2-3		0-0 2B		0-0 1-3		0-0 F9			3	1	1	1	0	0	0									
Rod Carew, L OBP: 0.389, SLG: 0.445	0-0 2H HR		0-0 3B		0-0 6-3		0-0 F7			4	1	2	3	0	0	0									
Butch Wynegar, S OBP: 0.396, SLG: 0.432	0-0 F9		0-0 6-3		4-0 1B BB		0-0 F3			3	1	0	0	1	0	1									
Lyman Bostock, L OBP: 0.384, SLG: 0.429	0-0 1B		0-3 K		0-0 1B			0-0 6-3		4	0	2	0	0	1	0									
Tony Oliva, L OBP: 0.195, SLG: 0.231 Craig Kusick, R OBP: 0.352, SLG: 0.509	0-3 K		0-0 6-3		0-0 1B		1-3 2H 1B		0-0 F7	2	0	0	0	0	1	1									
Larry Hisle, R OBP: 0.320, SLG: 0.342		0-0 E5 1B SF7		0-0 L6		0-0 F7		0-0 6-3		4	1	0	0	0	2	2									
Mike Cabbage, L OBP: 0.351, SLG: 0.304		0-3 K		0-0 4-3		0-0 G3				3	0	0	0	0	1	1									
Bob Randall, R OBP: 0.307, SLG: 0.297		0-0 SF7 3B		0-0 4-3		0-0 G5-4-3 1B				3	1	2	0	0	0	0									
Inning Stats	R: 2 E: 0 K: 1 S: 7	H: 2 LOB: 1 BB: 1 P: 11	R: 3 E: 1 K: 1 S: 9	H: 3 LOB: 1 BB: 0 P: 9	R: 0 E: 0 K: 1 S: 5	H: 0 LOB: 0 BB: 0 P: 5	R: 0 E: 0 K: 0 S: 3	H: 0 LOB: 0 BB: 0 P: 3	R: 1 E: 0 K: 0 S: 5	H: 2 LOB: 2 BB: 1 P: 9	R: 0 E: 0 K: 0 S: 3	H: 1 LOB: 0 BB: 0 P: 3	R: 0 E: 0 K: 0 S: 3	H: 0 LOB: 0 BB: 0 P: 3	R: 0 E: 0 K: 0 S: 3	H: 0 LOB: 0 BB: 0 P: 3		1B: 5 2B: 1 3B: 1 HR: 1	SF: 1 SAC: 1 DP: 1 HBP: 0	WP: 0 PB: 0 SB: 0 CS: 0	PA: 34				
PITCHER	IP	WLS	BF	H	R	ER	SO	BB	IBB	HBP	BLK	WP	HR	S	P	ERA	WHIP								
Don Kirkwood, R ERA: 4.67 Andy Hassler, L ERA: 5.13	(1, 1) (3, 1)	2.0 6.0	L L	13 21	5 3	2 1	2 1	2 1	1 1	0 0	0 0	0 0	0 0	16 22	20 26	9.00 1.50	3.000 0.667								

Batter	1	2	3	4	5	6	7	8	9	AB	R	H	RBI	BB	SO	LOB	TOP			
Mario Guerrero, R OBP: 0.315, SLG: 0.304 (1, 4) (7, 6)	0-0 6-3		0-0 6-3		0-0 5-3		0-0 P6			4	0	0	0	0	0	5	<p>California Angels @ Minnesota Twins Metropolitan Stadium, Bloomington, MI</p> <p>Sat Jul 03 1976, 4:33 AM EDT Att: 6,506 - Unknown</p> <p>livebaseballscorecards.com</p> <p>AB 32 R 0 H 5 RBI 0 BB 2 SO 4 LOB 15</p> 			
Dan Briggs, L OBP: 0.275, SLG: 0.359 (1, 8) (7, 3)	0-3 K			0-0 F8		0-0 P6		0-0 F7		4	0	0	0	0	1	0				
Bobby Bonds, R OBP: 0.346, SLG: 0.400 (1, 9)	0-3 K			0-0 E3 4-3		0-0 6-3		0-0 G6-4-3 1B		4	0	1	0	0	1	0				
Tommy Davis, R OBP: 0.300, SLG: 0.324 (1, 10)		0-3 K		0-0 4-3 1-2		0-0 F9		0-0 G6-4-3 1-2		4	0	0	0	0	1	2				
Bill Melton, R OBP: 0.294, SLG: 0.319 (1, 3) (7, 5)		0-0 6-3		0-0 F7			0-3 K		0-0 P5	4	0	0	0	0	1	1				
Bruce Bochte, L OBP: 0.364, SLG: 0.311 (1, 7)		0-0 1B			0-0 BB 1B		0-0 1B FC3-2 1B		0-0 L6	4	0	3	0	0	0	0				
Ron Jackson, R OBP: 0.286, SLG: 0.332 (1, 5) (7, 4)		0-0 4-3			4-0 1-2 BB 1B		0-0 BB FC3-2 1B 1-3		0-0 4-3	3	0	1	0	1	0	1				
Dave Chalk, R OBP: 0.307, SLG: 0.272 Bob Jones, L OBP: 0.273, SLG: 0.371 (1, 6) (7, PH) (7, 8)			0-0 6-3		0-0 P5		0-0 FC3-2 BB 1-2 3-H			2	0	0	0	0	0	2				
Terry Humphrey, R OBP: 0.286, SLG: 0.462 Dave Collins, S OBP: 0.350, SLG: 0.322 Jerry Remy, L OBP: 0.314, SLG: 0.304 Andy Etchebarren, R OBP: 0.300, SLG: 0.256 (1, 2) (7, PH) (7, PR) (7, 2)			0-0 F8		0-0 F7		0-0 1-2 2-3 BB			2	0	0	0	0	0	2				
										0	0	0	0	1	0	0				
										0	0	0	0	0	0	0				
										0	0	0	0	0	0	0				
										0	0	0	0	0	0	0				
Inning Stats	R: 0 E: 0 K: 2 S: 7	H: 0 LOB: 0 BB: 0 P: 7	R: 0 E: 0 K: 1 S: 6	H: 1 LOB: 1 BB: 0 P: 6	R: 0 E: 0 K: 0 S: 3	H: 0 LOB: 0 BB: 0 P: 3	R: 0 E: 1 K: 0 S: 4	H: 0 LOB: 1 BB: 0 P: 4	R: 0 E: 0 K: 0 S: 4	H: 1 LOB: 2 BB: 1 P: 8	R: 0 E: 0 K: 0 S: 3	H: 0 LOB: 0 BB: 0 P: 3	R: 0 E: 0 K: 1 S: 7	H: 2 LOB: 3 BB: 1 P: 11	R: 0 E: 0 K: 0 S: 3	H: 1 LOB: 0 BB: 0 P: 3	1B: 5 2B: 0 3B: 0 HR: 0	SF: 0 SAC: 0 DP: 1 HBP: 0	WP: 0 PB: 0 SB: 0 CS: 0	PA: 34
PITCHER Bill Singer, R ERA: 3.62 (1, 1)	IP: 9.0 WLS: W BF: 34 H: 5 R: 0 ER: 0 SO: 4 BB: 2 IBB: 0 HBP: 0 BLK: 0 WP: 0 HR: 0 S: 40 P: 48 ERA: 0.00 WHIP: 0.778																			

Batter	1	2	3	4	5	6	7	8	9	AB	R	H	RBI	BB	SO	LOB	BOTTOM
Steve Braun, L OBP: 0.343, SLG: 0.320 (1, 7)	0-0 S 1B		0-0 BB 1B 2-H		4-0 S BB		0-0 FC1-4 1-2			3	1	2	1	1	0	1	<p>California Angels @ Minnesota Twins Metropolitan Stadium, Bloomington, MI</p> <p>Sat Jul 03 1976, 4:33 AM EDT Att: 6,506 - Unknown</p> <p>livebaseballscorecards.com</p> <p>AB 27 R 2 H 4 RBI 2 BB 5 SO 8 LOB 11</p> 
Roy Smalley, S OBP: 0.340, SLG: 0.270 (1, 6)	0-3 K 1-2		4-0 BB 1B BB 1-2		0-3 K		0-0 4-3			3	0	0	0	1	2	3	
Rod Carew, L OBP: 0.391, SLG: 0.444 (1, 3)	0-3 K		0-0 BB 1B 1-2 2-H		4-0 IBB			0-0 F8		3	0	1	1	1	1	1	
Butch Wynegar, S OBP: 0.394, SLG: 0.426 (1, 2)	0-0 4-3		4-0 G4-3 BB 1-2 2-3		0-0 F9			0-0 F9		3	0	0	0	1	0	3	
Lyman Bostock, L OBP: 0.376, SLG: 0.420 (1, 8)		0-0 4-3	0-0 G4-3 1-2		0-3 K			0-3 K		4	0	0	0	0	2	3	
Tony Oliva, L OBP: 0.182, SLG: 0.214 (1, 10)		0-0 5-3		0-0 F9		0-0 P6				3	0	0	0	0	0	0	
Larry Hisle, R OBP: 0.317, SLG: 0.338 (1, 9)		0-0 F9		0-3 K		0-3 K				3	0	0	0	0	2	0	
Mike Cabbage, L OBP: 0.343, SLG: 0.296 (1, 5)			0-0 6-3		0-0 F8			0-0 5-3		3	0	0	0	0	0	0	
Bob Randall, R OBP: 0.312, SLG: 0.305 (1, 4)			0-0 1B 2B		0-3 K		4-0 FC1-4 BB			2	1	1	0	1	1	0	
										1B: 3 2B: 1 3B: 0 HR: 0	SF: 0 SAC: 0 DP: 1 HBP: 0	WP: 0 PB: 0 SB: 2 CS: 0	PA: 32				
PITCHER Nolan Ryan, R ERA: 3.84 (1, 1)	IP: 8.0 WLS: L BF: 32 H: 4 R: 2 ER: 2 SO: 8 BB: 4 IBB: 1 HBP: 0 BLK: 0 WP: 0 HR: 0 S: 43 P: 63 ERA: 2.25 WHIP: 1.000																

Batter	1	2	3	4	5	6	7	8	9	AB	R	H	RBI	BB	SO	LOB	TOP				
Mario Guerrero, R (1.4) OBP: 0.305, SLG: 0.295	F9			1-3			BB BB BB	L5		4	1	1	0	0	0	0					
Dan Briggs, L (1.8) OBP: 0.256, SLG: 0.329	F3			6-3			F8	K		4	0	0	0	0	1	1					
Bobby Bonds, R (1.9) OBP: 0.342, SLG: 0.398	K			K			K		K	4	0	0	0	0	4	1					
Tommy Davis, R (1.10) OBP: 0.311, SLG: 0.336		K			4-3		BB BB HR BB	K		3	1	0	0	1	2	0					
Bill Melton, R (1.3) OBP: 0.297, SLG: 0.315	F5			K			BB BB HR BB			2	1	0	0	2	1	0					
Bruce Bochte, L (1.7) OBP: 0.361, SLG: 0.304	6-3			K			BB BB HR BB	F7		3	1	0	1	1	1	1					
Ron Jackson, R (1.5) OBP: 0.295, SLG: 0.371			F8			K	HR			3	1	1	4	0	1	0					
Dave Chalk, R (1.6) OBP: 0.304, SLG: 0.266	F9			F9		G5-4-3	F4			2	0	0	0	1	0	0					
Terry Humphrey, R (1.2) OBP: 0.235, SLG: 0.375	F8			G5-4-3				K		3	0	0	0	0	1	1					
Inning Stats	R: 0 E: 0 K: 1 S: 5	H: 0 LOB: 0 BB: 0 P: 5	R: 0 E: 0 K: 1 S: 5	H: 0 LOB: 0 BB: 0 P: 5	R: 0 E: 0 K: 0 S: 3	H: 0 LOB: 0 BB: 0 P: 3	R: 0 E: 0 K: 1 S: 5	H: 0 LOB: 0 BB: 0 P: 7	R: 0 E: 0 K: 2 S: 7	H: 0 LOB: 0 BB: 1 P: 8	R: 5 E: 0 K: 1 S: 7	H: 2 LOB: 0 BB: 3 P: 19	R: 0 E: 0 K: 2 S: 7	H: 0 LOB: 1 BB: 1 P: 11	R: 0 E: 0 K: 2 S: 7	H: 0 LOB: 1 BB: 1 P: 11	1B: 1 2B: 0 3B: 0 HR: 1	SF: 0 SAC: 0 DP: 1 HBP: 0	WP: 0 PB: 0 SB: 0 CS: 0	PA: 33	
PITCHER	IP	WLS	BF	H	R	ER	SO	BB	IBB	HBP	BLK	WP	HR	S	P	ERA	WHIP				
Pete Redfern, R (1.1) ERA: 5.24	6.2		23	1	3	3	7	3	0	0	0	0	0	34	46	4.05	0.600				
Vic Albury, L (7.1) ERA: 3.29	0.0		1	0	0	0	0	1	0	0	0	0	0	4							
Bill Campbell, R (7.1) ERA: 3.26	2.1	W	9	1	2	2	4	1	0	0	0	0	1	16	20	7.71	0.857				

California Angels @ Minnesota Twins
Metropolitan Stadium, Bloomington, MI
Sun Jul 04 1976, 4:38 AM EDT
Att: 21,565 - Unknown

AB	28
R	5
H	2
RBI	5
BB	5
SO	11
LOB	4



Batter	1	2	3	4	5	6	7	8	9	AB	R	H	RBI	BB	SO	LOB	BOTTOM				
Steve Braun, L (1.7) OBP: 0.349, SLG: 0.324	K		6-3		E9	E4		FC1-2		4	1	2	1	1	1	0					
Roy Smalley, S (1.6) OBP: 0.341, SLG: 0.269				2B	F8	E4		FC1-2		4	2	1	0	1	0	5					
Rod Carew, L (1.3) OBP: 0.392, SLG: 0.452	K			2B			4-3			4	2	2	4	1	1	1					
Butch Wynegar, S (1.2) OBP: 0.396, SLG: 0.424	F8			G3				1-3		3	0	1	2	2	0	1					
Lyman Bostock, L (1.8) OBP: 0.365, SLG: 0.407		5-3		G3	F8		F8			4	0	0	0	0	0	5					
Tony Oliva, L (1.10) OBP: 0.174, SLG: 0.205		4-3					F6			2	0	0	0	0	0	1					
Craig Kusick, R (6. FH) OBP: 0.359, SLG: 0.543		4-3					K			2	0	0	0	0	1	1					
Larry Hisle, R (1.9) OBP: 0.319, SLG: 0.348		K		1-3			HR			3	1	1	1	0	1	1					
Mike Cabbage, L (1.5) OBP: 0.340, SLG: 0.288			6-3				F3	F7		3	1	0	0	1	0	1					
Bob Randall, R (1.4) OBP: 0.315, SLG: 0.305			1-3		SH1-4			FC1-2		2	2	1	0	0	0	0					
Inning Stats	R: 0 E: 0 K: 2 S: 7	H: 0 LOB: 1 BB: 1 P: 11	R: 0 E: 0 K: 1 S: 5	H: 0 LOB: 0 BB: 0 P: 5	R: 0 E: 0 K: 0 S: 3	H: 0 LOB: 0 BB: 0 P: 3	R: 2 E: 0 K: 0 S: 6	H: 3 LOB: 1 BB: 0 P: 6	R: 1 E: 1 K: 0 S: 4	H: 1 LOB: 3 BB: 3 P: 16	R: 2 E: 1 K: 0 S: 6	H: 3 LOB: 1 BB: 0 P: 6	R: 0 E: 0 K: 1 S: 5	H: 0 LOB: 1 BB: 1 P: 9	R: 4 E: 0 K: 0 S: 4	H: 1 LOB: 0 BB: 1 P: 10	1B: 5 2B: 1 3B: 0 HR: 2	SF: 0 SAC: 1 DP: 0 HBP: 2	WP: 0 PB: 0 SB: 1 CS: 0	PA: 40	
PITCHER	IP	WLS	BF	H	R	ER	SO	BB	IBB	HBP	BLK	WP	HR	S	P	ERA	WHIP				
Paul Hartzell, R (1.1) ERA: 3.21	4.2		22	4	3	3	3	3	1	0	0	0	1	9	13	4.50	2.000				
Mickey Scott, L (5.1) ERA: 3.66	2.0		10	3	2	1	0	1	0	0	0	0	1	9	13	4.50	2.000				
Dick Drago, R (7.1) ERA: 5.68	0.2	L	5	0	3	3	1	1	0	2	0	0	0	4	10	40.50	1.500				
Sid Monge, L (8.1) ERA: 3.0	0.2		3	1	1	1	0	0	0	0	0	0	1	3	3	13.50	1.500				

California Angels @ Minnesota Twins
Metropolitan Stadium, Bloomington, MI
Sun Jul 04 1976, 4:38 AM EDT
Att: 21,565 - Unknown

AB	31
R	9
H	8
RBI	8
BB	6
SO	4
LOB	16



Batter	1	2	3	4	5	6	7	8	9	AB	R	H	RBI	BB	SO	LOB	TOP				
Steve Brye, R OBP: 0.321, SLG: 0.318 (1, 8)										4	1	0	0	1	0	2					
Bob Randall, R OBP: 0.322, SLG: 0.309 Luis Gomez, R OBP: 0.294, SLG: 0.281 (9, FR)										4	0	2	0	0	0	0					
Rod Carew, L OBP: 0.390, SLG: 0.447 (1, 3)										3	0	0	0	1	1	3					
Larry Hisle, R OBP: 0.324, SLG: 0.351 (1, 7)										3	0	2	1	1	1	1					
Craig Kusick, R OBP: 0.370, SLG: 0.542 (1, 10)										2	0	1	0	2	0	0					
Dan Ford, R OBP: 0.304, SLG: 0.406 (1, 9)										4	0	0	0	0	2	7					
Jerry Terrell, R OBP: 0.253, SLG: 0.245 (1, 5)										4	0	0	0	0	1	3					
Roy Smalley, S OBP: 0.336, SLG: 0.264 (1, 6)										4	0	0	0	0	1	0					
Glenn Borgmann, R OBP: 0.417, SLG: 0.600 (1, 2)										3	1	2	1	1	0	0					
Inning Stats	R: 1 E: 0 K: 2 S: 8	H: 1 LOB: 3 BB: 2 P: 17	R: 0 E: 0 K: 0 S: 3	H: 0 LOB: 0 BB: 0 P: 3	R: 0 E: 0 K: 0 S: 4	H: 1 LOB: 2 BB: 1 P: 8	R: 0 E: 0 K: 0 S: 4	H: 1 LOB: 1 BB: 0 P: 4	R: 0 E: 0 K: 1 S: 6	H: 2 LOB: 2 BB: 1 P: 10	R: 0 E: 0 K: 0 S: 3	H: 0 LOB: 1 BB: 1 P: 7	R: 0 E: 0 K: 1 S: 4	H: 0 LOB: 0 BB: 1 P: 8	R: 0 E: 0 K: 1 S: 5	H: 0 LOB: 0 BB: 0 P: 5	R: 1 E: 0 K: 1 S: 7	H: 2 LOB: 1 BB: 0 P: 7	1B: 6 2B: 1 3B: 0 HR: 1	SF: 0 SAC: 1 DP: 1 HBP: 1	WP: 0 PA: 39
PITCHER Bill Travers, L ERA: 1.96 (1, 1)	IP: 9.0 WLS: W BF: 39 H: 7 R: 2 ER: 2 SO: 6 BB: 6 IBB: 0 HBP: 1 BLK: 0 WP: 0 HR: 1 S: 44 P: 69 ERA: 2.00 WHIP: 1.444															PITCHER					

Minnesota Twins @ Milwaukee Brewers
Milwaukee County Stadium, Milwaukee, WI
Mon Jul 05 1976, 8:05 PM EDT
Att: 8,074 - Unknown - 78 F


AB 31
R 2
H 7
RBI 2
BB 6
SO 6
LOB 16



Batter	1	2	3	4	5	6	7	8	9	AB	R	H	RBI	BB	SO	LOB	BOTTOM		
Robin Yount, R OBP: 0.325, SLG: 0.342 (1, 6)										4	1	2	0	0	0	0			
Don Money, R OBP: 0.365, SLG: 0.473 (1, 5)										2	0	0	0	2	0	0			
George Scott, R OBP: 0.303, SLG: 0.387 (1, 3)										4	0	1	0	0	0	5			
Hank Aaron, R OBP: 0.308, SLG: 0.383 (1, 10)										4	0	0	1	0	0	3			
Sixto Lezcano, R OBP: 0.335, SLG: 0.358 (1, 7)										4	0	1	0	0	2	3			
Bernie Carbo, L OBP: 0.394, SLG: 0.423 Bill Sharp, L OBP: 0.299, SLG: 0.273 (9, 9)										2	0	0	0	2	0	0			
Gorman Thomas, R OBP: 0.300, SLG: 0.365 (1, 8)										2	1	0	0	2	0	4			
Jack Heidemann, R OBP: 0.231, SLG: 0.167 (1, 4)										2	1	0	0	0	1	2			
Art Kusnyer, R OBP: 0.154, SLG: 0.231 (1, 2)										4	0	0	0	0	0	1			
Inning Stats	R: 0 E: 0 K: 0 S: 3	H: 0 LOB: 0 BB: 0 P: 3	R: 0 E: 0 K: 0 S: 4	H: 1 LOB: 2 BB: 1 P: 8	R: 0 E: 0 K: 0 S: 3	H: 0 LOB: 0 BB: 0 P: 3	R: 0 E: 1 K: 0 S: 4	H: 1 LOB: 2 BB: 1 P: 8	R: 0 E: 0 K: 1 S: 6	H: 1 LOB: 2 BB: 1 P: 10	R: 0 E: 0 K: 1 S: 5	H: 0 LOB: 0 BB: 0 P: 5	R: 3 E: 2 K: 1 S: 8	H: 1 LOB: 2 BB: 2 P: 16	R: 0 E: 1 K: 0 S: 3	H: 0 LOB: 2 BB: 1 P: 7	1B: 4 2B: 0 3B: 0 HR: 0	SF: 0 SAC: 2 DP: 0 HBP: 0	WP: 1 PA: 36
PITCHER Eddie Bane, L ERA: 2.25 Bill Campbell, R ERA: 3.16 (7, 1)	IP: 6.0 WLS: L BF: 29 H: 4 R: 3 ER: 0 SO: 2 BB: 5 IBB: 0 HBP: 0 BLK: 0 WP: 1 HR: 0 S: 28 P: 48 ERA: 0.00 WHIP: 1.500															PITCHER			

Minnesota Twins @ Milwaukee Brewers
Milwaukee County Stadium, Milwaukee, WI
Mon Jul 05 1976, 8:05 PM EDT
Att: 8,074 - Unknown - 78 F

AB 28
R 3
H 4
RBI 1
BB 6
SO 3
LOB 18



Batter	1	2	3	4	5	6	7	8	9	AB	R	H	RBI	BB	SO	LOB	TOP										
Steve Braun, L (1, 7) OBP: 0.349, SLG: 0.324 Steve Brye, R (6, PH) OBP: 0.323, SLG: 0.316	E5 1B		CS 1B		F9	4-0 BB			K	3	0	1	0	0	0	0	Minnesota Twins @ Milwaukee Brewers Milwaukee County Stadium, Milwaukee, WI Tue Jul 06 1976, 8:05 PM EDT Att: 7,383 - Unknown - 83 F										
Roy Smalley, S (1, 6) OBP: 0.333, SLG: 0.263	G4-6-3 1B		K		5-3	F9		L6	5	0	1	0	0	1	4												
Rod Carew, L (1, 3) OBP: 0.391, SLG: 0.447	F8		K					4-3	5	0	2	0	0	1	2												
Butch Wynegar, S (1, 2) OBP: 0.399, SLG: 0.421	G4-6-3			1B BB	G3			FC5-4 BB	2	0	0	0	3	0	3												
Lyman Bostock, L (1, 8) OBP: 0.373, SLG: 0.414 Dan Ford, R (9, PH) OBP: 0.302, SLG: 0.404		1B 1B		1B 1B		F9 BB E 1B		K	4	2	3	0	0	1	1												
Tony Oliva, L (1, 10) OBP: 0.184, SLG: 0.213 Craig Kusick, R (7, PH) OBP: 0.368, SLG: 0.538		F7		FC3-6 1B		F6		FC5-4	3	0	1	0	0	0	2												
Larry Hise, R (1, 9) OBP: 0.329, SLG: 0.354				FC3-6 1B		BB E BB		K	3	0	2	1	1	1	0												
Mike Cabbage, L (1, 5) OBP: 0.333, SLG: 0.281 Jerry Terrell, R (8, PH) OBP: 0.250, SLG: 0.242		F7		FC3-6		F9		L8	3	0	0	0	0	0	6												
Bob Randall, R (1, 4) OBP: 0.316, SLG: 0.303		G3		F7		E6 BB		F4	4	0	0	0	0	0	5												
Inning Stats	R: 0 E: 1 K: 0 S: 4	H: 1 LOB: 1 BB: 0 P: 4	R: 0 E: 0 K: 0 S: 5	H: 2 LOB: 2 BB: 0 P: 5	R: 0 E: 0 K: 2 S: 7	H: 1 LOB: 0 BB: 0 P: 7	R: 1 E: 0 K: 0 S: 5	H: 3 LOB: 1 BB: 0 P: 9	R: 0 E: 0 K: 0 S: 4	H: 0 LOB: 1 BB: 0 P: 4	R: 1 E: 1 K: 0 S: 5	H: 1 LOB: 3 BB: 2 P: 13	R: 0 E: 0 K: 1 S: 5	H: 0 LOB: 1 BB: 1 P: 9	R: 0 E: 0 K: 1 S: 5	H: 0 LOB: 0 BB: 0 P: 5		R: 0 E: 0 K: 2 S: 8	H: 1 LOB: 2 BB: 1 P: 12	1B: 10 2B: 0 3B: 0 HR: 0	SF: 0 SAC: 0 DP: 1 HBP: 0	WP: 0 PB: 0 SB: 0 CS: 1	PA: 41				
PITCHER	IP	WLS	BF	H	R	ER	SO	BB	IBB	HBP	BLK	WP	HR	S	P	ERA	WHIP										
Jim Slaton, R (1, 1) ERA: 3.39	5.2	W	27	9	2	1	2	2	0	0	0	0	0	29	37	1.59	1.941										
Ray Sadecki, L (6, 1) ERA: 4.05	3.0		13	1	0	0	3	3	0	0	0	0	0	16	28	0.00	1.333										
Danny Frisella, R (9, 1) ERA: 2.67	0.1	S	1	0	0	0	1	0	0	0	0	0	0	3	3	0.00	0.000										

AB	36
R	2
H	10
RBI	1
BB	5
SO	6
LOB	26



Batter	1	2	3	4	5	6	7	8	9	AB	R	H	RBI	BB	SO	LOB	BOTTOM										
Robin Yount, R (1, 6) OBP: 0.330, SLG: 0.355	K		1B 1B	F8		2H HR		WP BB	4	2	2	2	1	1	1	Minnesota Twins @ Milwaukee Brewers Milwaukee County Stadium, Milwaukee, WI Tue Jul 06 1976, 8:05 PM EDT Att: 7,383 - Unknown - 83 F											
Don Money, R (1, 5) OBP: 0.369, SLG: 0.471			1B SF8	1-2 BB		F7		F7	3	1	1	0	2	0	1												
George Scott, R (1, 3) OBP: 0.305, SLG: 0.385	K		1B SF9	5-3		1-3		IBB	4	1	1	1	1	1	2												
Bernie Carbo, L (1, 9) OBP: 0.361, SLG: 0.413 Bill Sharp, L (8, 9) OBP: 0.297, SLG: 0.271	G3		SF9 1B BB			F7		F7	3	0	0	0	1	1	1												
Mike Hegan, L (1, 10) OBP: 0.294, SLG: 0.438		K	SF8			4-3		1B 3B	3	1	1	1	0	1	0												
Sixto Lezcano, R (1, 7) OBP: 0.342, SLG: 0.362		F8		1-2 2-3 1B				1B BB	3	0	2	0	1	0	0												
Von Joshua, L (1, 8) OBP: 0.276, SLG: 0.326 Hank Aaron, R (7, PH) OBP: 0.312, SLG: 0.386 Gorman Thomas, R (7, PR) OBP: 0.300, SLG: 0.365			SF9 1B			K		G6-4-3 1B	2	0	1	1	0	1	1												
Charlie Moore, R (1, 2) OBP: 0.365, SLG: 0.354			F4			SH1-4 HR 1B		G6-4-3	3	1	1	0	1	0	4												
Tim Johnson, L (1, 4) OBP: 0.307, SLG: 0.284		FC6				SH1-4		4-3	2	0	0	0	1	0	2												
Inning Stats	R: 0 E: 0 K: 2 S: 7	H: 0 LOB: 1 BB: 1 P: 11	R: 0 E: 0 K: 1 S: 6	H: 1 LOB: 2 BB: 1 P: 10	R: 3 E: 0 K: 0 S: 7	H: 4 LOB: 2 BB: 1 P: 11	R: 0 E: 0 K: 0 S: 2	H: 0 LOB: 1 BB: 2 P: 10	R: 0 E: 0 K: 2 S: 8	H: 1 LOB: 0 BB: 0 P: 8	R: 2 E: 0 K: 0 S: 5	H: 2 LOB: 0 BB: 0 P: 5	R: 1 E: 0 K: 0 S: 4	H: 2 LOB: 2 BB: 1 P: 8	R: 0 E: 0 K: 0 S: 3		H: 0 LOB: 2 BB: 2 P: 11	1B: 8 2B: 0 3B: 1 HR: 1	SF: 2 SAC: 1 DP: 1 HBP: 0	WP: 1 PB: 0 SB: 0 CS: 1	PA: 40						
PITCHER	IP	WLS	BF	H	R	ER	SO	BB	IBB	HBP	BLK	WP	HR	S	P	ERA	WHIP										
Jim Hughes, R (1, 1) ERA: 5.62	5.1	L	28	8	5	5	5	5	0	0	0	0	0	4	8	9.00	2.438										
Steve Luebber, R (6, 1) ERA: 4.69	1.0		5	1	1	1	0	1	0	0	0	0	0	4	8	9.00	2.000										
Vic Albury, L (7, 1) ERA: 3.08	1.2		7	1	0	0	0	1	1	0	0	1	0	5	13	0.00	1.200										

AB	29
R	6
H	10
RBI	6
BB	8
SO	5
LOB	14



Batter	1	2	3	4	5	6	7	8	9	AB	R	H	RBI	BB	SO	LOB	TOP								
Steve Brye, R OBP: 0.320, SLG: 0.312 (1, 8)										5	1	1	0	0	0	3	Minnesota Twins @ Milwaukee Brewers Milwaukee County Stadium, Milwaukee, WI Wed Jul 07 1976, 8:05 PM EDT Att: 8,160 - Unknown - 72 F								
Rod Carew, L OBP: 0.394, SLG: 0.447 (1, 3)										4	1	2	0	1	0	2									
Larry Hisle, R OBP: 0.333, SLG: 0.356 (1, 7)										4	0	2	1	1	0	0									
Craig Kusick, R OBP: 0.383, SLG: 0.545 (1, 10)										4	2	3	1	1	0	1									
Dan Ford, R OBP: 0.299, SLG: 0.399 (8, PH)										3	0	0	0	0	0	6									
Lyman Bostock, L OBP: 0.374, SLG: 0.420 (8, 8)										2	1	1	0	0	0	2									
Butch Wynegar, S OBP: 0.403, SLG: 0.424 (1, 2)										5	1	3	2	0	0	1									
Roy Smalley, S OBP: 0.331, SLG: 0.258 (1, 6)										4	1	0	0	1	1	3									
Mike Cubbage, L OBP: 0.331, SLG: 0.304 (1, 5)										4	1	1	4	0	1	0									
Bob Randall, R OBP: 0.323, SLG: 0.305 (1, 4)										2	0	1	0	2	0	0									
Inning Stats	R: 2 E: 0 K: 0 S: 5	H: 3 LOB: 1 BB: 1 P: 9	R: 0 E: 0 K: 2 S: 7	H: 0 LOB: 1 BB: 1 P: 11	R: 0 E: 0 K: 0 S: 3	H: 1 LOB: 1 BB: 1 P: 7	R: 0 E: 0 K: 0 S: 3	H: 0 LOB: 0 BB: 0 P: 3	R: 0 E: 0 K: 0 S: 5	H: 2 LOB: 3 BB: 1 P: 9	R: 0 E: 0 K: 0 S: 3	H: 1 LOB: 0 BB: 0 P: 3	R: 0 E: 0 K: 0 S: 2	H: 0 LOB: 0 BB: 1 P: 6	R: 5 E: 2 K: 0 S: 8	H: 4 LOB: 1 BB: 1 P: 12	R: 1 E: 0 K: 0 S: 5	H: 3 LOB: 1 BB: 0 P: 5	1B: 12 2B: 1 3B: 0 HR: 1	SF: 0 SAC: 0 DP: 4 HBP: 0	WP: 0 PB: 0 SB: 1 CS: 1	PA: 43			
PITCHER	IP	WLS	BF	H	R	ER	SO	BB	IBB	HBP	BLK	WP	HR	S	P	ERA	WHIP								
Jerry Augustine, L ERA: 4.19 (1, 1)	7.0	L	30	7	3	3	2	5	0	0	0	0	0	29	49	3.86	1.714								
Bill Castro, R ERA: 5.16 (8, 1)	1.1		12	7	5	4	0	0	1	0	0	0	1	11	15	27.00	5.250								
Eduardo Rodriguez, R ERA: 4.97 (9, 1)	0.2		1	0	0	0	0	0	0	0	0	0	0	1	1	0.00	0.000								

Batter	1	2	3	4	5	6	7	8	9	AB	R	H	RBI	BB	SO	LOB	BOTTOM								
Robin Yount, R OBP: 0.325, SLG: 0.349 (1, 6)										5	0	0	0	0	1	3	Minnesota Twins @ Milwaukee Brewers Milwaukee County Stadium, Milwaukee, WI Wed Jul 07 1976, 8:05 PM EDT Att: 8,160 - Unknown - 72 F								
Don Money, R OBP: 0.366, SLG: 0.464 (1, 5)										4	1	0	0	1	0	2									
George Scott, R OBP: 0.310, SLG: 0.384 (1, 3)										1	1	0	0	3	0	0									
Bernie Carbo, L OBP: 0.364, SLG: 0.415 (1, 9)										4	0	2	1	0	0	2									
Mike Hegan, L OBP: 0.263, SLG: 0.389 (1, 10)										4	0	0	0	0	1	5									
Sixto Lezcano, R OBP: 0.344, SLG: 0.374 (1, 7)										4	0	2	1	0	1	3									
Von Joshua, L OBP: 0.272, SLG: 0.322 (1, 8)										4	0	0	0	0	0	5									
Charlie Moore, R OBP: 0.364, SLG: 0.349 (1, 2)										2	0	0	0	1	1	2									
Darrell Porter, L OBP: 0.300, SLG: 0.263 (9, 2)										0	0	0	0	1	0	0									
Tim Johnson, L OBP: 0.304, SLG: 0.274 (1, 4)										3	0	0	0	1	1	2									
Inning Stats	R: 0 E: 0 K: 0 S: 3	H: 0 LOB: 0 BB: 0 P: 3	R: 0 E: 0 K: 0 S: 5	H: 2 LOB: 2 BB: 0 P: 5	R: 0 E: 0 K: 1 S: 5	H: 0 LOB: 0 BB: 0 P: 5	R: 1 E: 0 K: 0 S: 4	H: 1 LOB: 1 BB: 1 P: 8	R: 0 E: 1 K: 1 S: 5	H: 0 LOB: 1 BB: 1 P: 9	R: 0 E: 0 K: 0 S: 3	H: 0 LOB: 1 BB: 1 P: 7	R: 0 E: 0 K: 0 S: 3	H: 0 LOB: 1 BB: 1 P: 7	R: 1 E: 0 K: 2 S: 8	H: 1 LOB: 2 BB: 2 P: 16	R: 0 E: 0 K: 1 S: 5	H: 0 LOB: 1 BB: 1 P: 9	1B: 3 2B: 0 3B: 1 HR: 0	SF: 0 SAC: 0 DP: 0 HBP: 0	WP: 0 PB: 0 SB: 0 CS: 0	PA: 38			
PITCHER	IP	WLS	BF	H	R	ER	SO	BB	IBB	HBP	BLK	WP	HR	S	P	ERA	WHIP								
Bill Singer, R ERA: 3.56 (1, 1)	7.0	W	29	3	2	2	2	5	0	0	0	0	0	28	48	2.57	1.143								
Bill Campbell, R ERA: 3.1 (8, 1)	2.0		9	1	0	0	3	2	0	0	0	0	0	13	21	0.00	1.500								

Batter	1	2	3	4	5	6	7	8	9	AB	R	H	RBI	BB	SO	LOB	TOP					
Steve Braun, L OBP: 0.346, SLG: 0.321	F7		6-3	1B		3-1		F7		5	0	1	1	0	0	2						
Roy Smalley, S OBP: 0.327, SLG: 0.258	1-3			1B				G3		4	1	1	0	1	0	1						
Rod Carew, L OBP: 0.398, SLG: 0.460	6-3			1B				F8		5	3	3	0	0	0	1						
Butch Wynegar, S OBP: 0.401, SLG: 0.424				1B				G6-4-3		5	1	2	2	0	1	3						
Lyman Bostock, L OBP: 0.373, SLG: 0.423	F9			1B						4	0	2	2	0	0	2						
Larry Hisle, R OBP: 0.331, SLG: 0.363	G5-4-3			1B						4	1	1	0	0	1	3						
Mike Cubbage, L OBP: 0.329, SLG: 0.318				1B				F8		4	1	2	1	0	0	1						
Craig Kusick, R OBP: 0.383, SLG: 0.542				1B				K		4	1	1	1	0	2	1						
Bob Randall, R OBP: 0.322, SLG: 0.314				1B				K		4	0	1	0	0	0	2						
Inning Stats	R: 0 E: 0 K: 0 S: 3	H: 0 LOB: 0 BB: 0 P: 3	R: 0 E: 0 K: 0 S: 3	H: 1 LOB: 0 BB: 0 P: 3	R: 0 E: 0 K: 0 S: 4	H: 1 LOB: 1 BB: 0 P: 4	R: 6 E: 1 K: 0 S: 10	H: 7 LOB: 1 BB: 0 P: 10	R: 1 E: 0 K: 2 S: 9	H: 2 LOB: 1 BB: 0 P: 9	R: 0 E: 0 K: 1 S: 5	H: 0 LOB: 0 BB: 0 P: 5	R: 1 E: 0 K: 0 S: 5	H: 2 LOB: 1 BB: 0 P: 5	R: 0 E: 0 K: 1 S: 6	H: 1 LOB: 1 BB: 0 P: 6	R: 0 E: 0 K: 0 S: 2	H: 0 LOB: 0 BB: 1 P: 6	1B: 8 2B: 5 3B: 1 HR: 0	SF: 0 SAC: 0 DP: 2 HBP: 0	WP: 0 PB: 0 SB: 2 CS: 0	PA: 40
PITCHER	IP	WLS	BF	H	R	ER	SO	BB	IBB	HBP	BLK	WP	HR	S	P	ERA	WHIP					
Rick Wise, R ERA: 3.98	3.1	L	17	8	6	6	0	0	0	0	0	0	0	17	17	16.20	2.400					
Tom Murphy, R ERA: 4.45	4.2		21	6	2	2	4	1	0	0	0	0	0	28	32	3.86	1.500					
Tom House, L ERA: 4.01	1.0		2	0	0	0	0	0	0	0	0	0	0	2	2	0.00	0.000					

Minnesota Twins @ Boston Red Sox
Fenway Park, Boston, MA
Fri Jul 09 1976, 7:05 PM EDT
Att: 29,917 - Unknown - 78 F

AB	39
R	8
H	14
RBI	7
BB	1
SO	4
LOB	16



Batter	1	2	3	4	5	6	7	8	9	AB	R	H	RBI	BB	SO	LOB	BOTTOM					
Cecil Cooper, L OBP: 0.307, SLG: 0.480	F9			FC6-4		1-3		L3		5	1	1	0	0	1	4						
Denny Doyle, L OBP: 0.281, SLG: 0.275										1	0	0	0	1	0	0						
Bobby Darwin, R OBP: 0.304, SLG: 0.426										1	1	1	3	0	0	0						
Doug Griffin, R OBP: 0.283, SLG: 0.247										1	1	1	0	0	0	0						
Rick Miller, L OBP: 0.352, SLG: 0.367										1	0	0	0	0	0	0						
Fred Lynn, L OBP: 0.376, SLG: 0.470	F3			1B						5	1	3	0	0	0	2						
Carl Yastrzemski, L OBP: 0.356, SLG: 0.493	F9									5	1	2	3	0	1	3						
Carlton Fisk, R OBP: 0.349, SLG: 0.414	F8									4	0	0	0	1	1	3						
Jim Rice, R OBP: 0.289, SLG: 0.451	F9			G6-4-3						4	0	0	0	0	1	3						
Dwight Evans, R OBP: 0.334, SLG: 0.420	4-3									4	0	0	0	0	1	1						
Butch Hobson, R OBP: 0.256, SLG: 0.308										3	1	1	0	1	0	0						
Rick Burleson, R OBP: 0.315, SLG: 0.312										3	0	1	0	1	0	0						
Inning Stats	R: 0 E: 0 K: 0 S: 4	H: 1 LOB: 2 BB: 1 P: 8	R: 0 E: 0 K: 1 S: 6	H: 1 LOB: 1 BB: 1 P: 10	R: 0 E: 0 K: 0 S: 4	H: 2 LOB: 2 BB: 1 P: 8	R: 3 E: 0 K: 0 S: 5	H: 2 LOB: 0 BB: 1 P: 9	R: 0 E: 1 K: 0 S: 4	H: 0 LOB: 1 BB: 0 P: 4	R: 0 E: 0 K: 0 S: 3	H: 0 LOB: 0 BB: 0 P: 3	R: 3 E: 0 K: 3 S: 12	H: 3 LOB: 0 BB: 0 P: 12	R: 0 E: 0 K: 0 S: 3	H: 0 LOB: 0 BB: 0 P: 3	R: 0 E: 0 K: 1 S: 6	H: 1 LOB: 1 BB: 0 P: 6	1B: 7 2B: 1 3B: 0 HR: 2	SF: 0 SAC: 0 DP: 1 HBP: 0	WP: 0 PB: 0 SB: 0 CS: 0	PA: 41
PITCHER	IP	WLS	BF	H	R	ER	SO	BB	IBB	HBP	BLK	WP	HR	S	P	ERA	WHIP					
Pete Redfern, R ERA: 5.03	2.0		10	2	0	0	0	2	0	0	0	0	1	9	17	13.50	3.000					
Tom Burgmeier, L ERA: 2.37	3.1		11	4	3	3	0	2	0	0	0	0	1	9	17	13.50	3.000					
Bill Campbell, R ERA: 3.23	5.0	W	20	4	3	3	4	0	0	0	0	0	1	28	28	5.40	0.800					

Minnesota Twins @ Boston Red Sox
Fenway Park, Boston, MA
Fri Jul 09 1976, 7:05 PM EDT
Att: 29,917 - Unknown - 78 F

AB	37
R	6
H	10
RBI	6
BB	4
SO	5
LOB	16



Batter	1	2	3	4	5	6	7	8	9	AB	R	H	RBI	BB	SO	LOB	TOP	
Steve Braun, L (1, 7) OBP: 0.347, SLG: 0.319 Jerry Terrell, R (8, FR) OBP: 0.250, SLG: 0.242 Steve Brye, R (8, 9) OBP: 0.313, SLG: 0.306	3-1		F9 SH5-4 BB	F9		F7		F9 CS 1B 1B		4	0	1	0	1	0	3	Minnesota Twins @ Boston Red Sox Fenway Park, Boston, MA Sat Jul 10 1976, 3:33 AM EDT Att: 28,347 - Unknown - 76 F livebaseballscorecards.com	
Roy Smalley, S (1, 6) OBP: 0.330, SLG: 0.263	2B		SH5-4		P4		1-3	1B BB		3	0	1	0	1	0	0		
Rod Carew, L (1, 3) OBP: 0.395, SLG: 0.456	L4		F9		K		2B 1B	F9		5	0	1	0	0	1	4		
Butch Wynegar, S (1, 2) OBP: 0.407, SLG: 0.433	G3		BB		3B 1B		2B 1B	F9		4	1	3	1	1	0	1		
Lyman Bostock, L (1, 8) OBP: 0.374, SLG: 0.429	4-3		F8		3B		IBB	F9		4	0	1	1	1	0	4		
Larry Hisle, R (1, 9) OBP: 0.332, SLG: 0.364	1B S 1B		1-3		K		K	G6-4-3 1B		5	1	2	0	0	2	4		
Mike Cabbage, L (1, 5) OBP: 0.325, SLG: 0.309	F7		2B BB		6-3		L6	G6-4-3 1B		4	0	0	0	1	0	5		
Craig Kusick, R (1, 10) OBP: 0.383, SLG: 0.559	S 1B		P9		F2		L6	L6		5	1	2	1	0	0	1		
Bob Randall, R (1, 4) OBP: 0.321, SLG: 0.317	5-3		1-3 2B		E7		P7	HR		4	0	1	0	0	0	1		
Inning Stats	R: 0 H: 1 E: 0 LOB: 1 K: 0 BB: 0 S: 4 P: 4	R: 1 H: 2 E: 0 LOB: 1 K: 0 BB: 0 S: 5 P: 5	R: 0 H: 0 E: 0 LOB: 2 K: 0 BB: 2 S: 3 P: 11	R: 0 H: 1 E: 0 LOB: 2 K: 0 BB: 1 S: 4 P: 8	R: 1 H: 2 E: 0 LOB: 1 K: 2 BB: 0 S: 9 P: 9	R: 0 H: 0 E: 1 LOB: 1 K: 0 BB: 0 S: 4 P: 4	R: 0 H: 2 E: 0 LOB: 3 K: 1 BB: 1 S: 7 P: 11	R: 2 H: 3 E: 0 LOB: 2 K: 0 BB: 1 S: 6 P: 10	R: 0 H: 1 E: 0 LOB: 0 K: 0 BB: 0 S: 3 P: 3	1B: 7 SF: 0 2B: 3 SAC: 1 3B: 1 DP: 1 HR: 1 HBP: 0	WP: 0 PA: 44 PB: 0 SB: 3 CS: 1							
PITCHER	IP WLS BF H R ER SO BB IBB HBP BLK WP HR S P ERA WHIP	IP WLS BF H R ER SO BB IBB HBP BLK WP HR S P ERA WHIP																
Luis Tiant, R (1, 1) ERA: 2.92	8.0 L 41 11 4 3 3 4 1 0 0 0 0 1 42 62 3.38 1.875																	
Jim Willoughby, R (9, 1) ERA: 2.89	1.0 S 3 1 0 0 0 0 0 0 0 0 0 0 0 3 3 0.00 1.000																	

Batter	1	2	3	4	5	6	7	8	9	AB	R	H	RBI	BB	SO	LOB	BOTTOM	
Rick Burleson, R (1, 6) OBP: 0.321, SLG: 0.324	1B 2B		G6-3 1B		2B 1B		L7			4	2	3	0	0	0	3	Minnesota Twins @ Boston Red Sox Fenway Park, Boston, MA Sat Jul 10 1976, 3:33 AM EDT Att: 28,347 - Unknown - 76 F livebaseballscorecards.com	
Dwight Evans, R (1, 10) OBP: 0.333, SLG: 0.422	K		G6-3 1-2		6-3 1-H 2B		F9			4	0	1	1	0	1	2		
Fred Lynn, L (1, 8) OBP: 0.375, SLG: 0.466	2-H 1B		F8		6-3		F9			4	0	1	1	0	0	1		
Bobby Darwin, R (1, 9) OBP: 0.295, SLG: 0.412	L8		5-3		G3		F8			4	0	0	0	0	0	2		
Carlton Fisk, R (1, 2) OBP: 0.344, SLG: 0.408	P6		5-3		6-3		E5 4-3			4	0	0	0	0	0	1		
Jim Rice, R (1, 7) OBP: 0.288, SLG: 0.449	5-3		F8		F8		1B BB 1B	F2		4	0	1	0	0	0	1		
Butch Hobson, R (1, 5) OBP: 0.291, SLG: 0.293 Carl Yastrzemski, L (9, PH) OBP: 0.354, SLG: 0.491	F8		5-3		5-3		1B BB	4-3		2	0	0	0	1	0	0		
Cecil Cooper, L (1, 3) OBP: 0.311, SLG: 0.477	4-3		P8		1-2 2-3 1B		4-3	BB		3	0	1	0	1	0	0		
Doug Griffin, R (1, 4) OBP: 0.274, SLG: 0.239 Rick Miller, L (9, PH) OBP: 0.350, SLG: 0.364	6-3		L8		L8		P7	L8		3	0	0	0	0	0	3		
Inning Stats	R: 1 H: 2 E: 0 LOB: 1 K: 1 BB: 0 S: 7 P: 7	R: 0 H: 0 E: 0 LOB: 0 K: 0 BB: 0 S: 3 P: 3	R: 0 H: 1 E: 0 LOB: 0 K: 0 BB: 0 S: 3 P: 3	R: 0 H: 0 E: 0 LOB: 0 K: 0 BB: 0 S: 3 P: 3	R: 0 H: 0 E: 0 LOB: 0 K: 0 BB: 0 S: 3 P: 3	R: 1 H: 2 E: 0 LOB: 1 K: 0 BB: 0 S: 5 P: 5	R: 0 H: 2 E: 0 LOB: 3 K: 0 BB: 1 S: 5 P: 9	R: 0 H: 0 E: 1 LOB: 2 K: 0 BB: 1 S: 3 P: 3	R: 0 H: 0 E: 1 LOB: 2 K: 0 BB: 1 S: 4 P: 8	1B: 5 SF: 0 2B: 2 SAC: 0 3B: 0 DP: 1 HR: 0 HBP: 0	WP: 0 PA: 36 PB: 0 SB: 0 CS: 0							
PITCHER	IP WLS BF H R ER SO BB IBB HBP BLK WP HR S P ERA WHIP	IP WLS BF H R ER SO BB IBB HBP BLK WP HR S P ERA WHIP																
Eddie Bane, L (1, 1) ERA: 2.25	8.0 W 31 7 2 2 1 1 0 0 0 0 0 0 0 32 36 2.25 1.000																	
Bill Campbell, R (9, 1) ERA: 3.19	1.0 S 5 0 0 0 0 1 0 0 0 0 0 0 0 4 8 0.00 1.000																	

Batter	1	2	3	4	5	6	7	8	9	AB	R	H	RBI	BB	SO	LOB	TOP		
Steve Braun, L (1, 7) OBP: 0.352, SLG: 0.330										5	2	3	0	0	0	1			
Roy Smalley, S (1, 6) OBP: 0.323, SLG: 0.267										4	0	1	1	0	1	2			
Rod Carew, L (1, 3) OBP: 0.393, SLG: 0.457										4	0	1	1	0	1	2			
Butch Wynegar, S (1, 2) OBP: 0.402, SLG: 0.426										4	0	0	0	0	1	2			
Lyman Bostock, L (1, 8) OBP: 0.376, SLG: 0.436										4	0	2	0	0	0	2			
Larry Hisle, R (1, 9) OBP: 0.331, SLG: 0.362										4	1	1	0	0	0	2			
Mike Cabbage, L (1, 5) OBP: 0.323, SLG: 0.314										4	1	1	0	0	0	2			
Craig Kusick, R (1, 10) OBP: 0.380, SLG: 0.550										4	0	1	2	0	1	1			
Bob Randall, R (1, 4) OBP: 0.319, SLG: 0.314										2	0	0	0	0	0	1			
Tony Oliva, L (7, PH) OBP: 0.160, SLG: 0.208										1	0	0	0	0	0	0			
Jerry Terrell, R (7, 4) OBP: 0.290, SLG: 0.242										0	0	0	0	0	0	0			
Dan Ford, R (9, PH) OBP: 0.300, SLG: 0.398										1	0	0	0	0	1	1			
Inning Stats	R: 1 E: 0 K: 1 S: 7	H: 2 LOB: 1 BB: 0 P: 7	R: 0 E: 0 K: 0 S: 4	H: 1 LOB: 1 BB: 0 P: 4	R: 1 E: 0 K: 2 S: 9	H: 2 LOB: 1 BB: 0 P: 9	R: 0 E: 0 K: 1 S: 5	H: 0 LOB: 0 BB: 0 P: 5	R: 0 E: 0 K: 0 S: 4	H: 1 LOB: 1 BB: 0 P: 4	R: 0 E: 0 K: 0 S: 3	H: 0 LOB: 0 BB: 0 P: 3	R: 0 E: 0 K: 0 S: 3	H: 0 LOB: 0 BB: 0 P: 3	R: 2 E: 0 K: 1 S: 8	H: 3 LOB: 1 BB: 0 P: 8	1B: 5 2B: 5 3B: 0 HR: 0	SF: 0 SAC: 0 DP: 0 HBP: 0	WP: 0 PA: 37 PB: 0 SB: 1 CS: 0
PITCHER	IP WLS BF H R ER SO BB IBB HBP BLK WP HR S P ERA WHIP																		
Fergie Jenkins, R (1, 1) ERA: 3.17	8.1 W 35 10 4 4 4 0 0 0 0 0 0 43 43 4.32 1.200																		
Jim Willoughby, R (9, 1) ERA: 2.85	0.2 S 2 0 0 0 1 0 0 0 0 0 0 4 4 0.00 0.000																		

Minnesota Twins @ Boston Red Sox
Fenway Park, Boston, MA
Sun Jul 11 1976, 3:33 AM EDT
Att: 26,580 - Unknown - 88 F

AB	37
R	4
H	10
RBI	4
BB	0
SO	5
LOB	16



Batter	1	2	3	4	5	6	7	8	9	AB	R	H	RBI	BB	SO	LOB	BOTTOM		
Cecil Cooper, L (1, 3) OBP: 0.319, SLG: 0.486										5	2	3	0	0	1	1			
Denny Doyle, L (1, 4) OBP: 0.284, SLG: 0.274										4	0	1	2	1	0	2			
Fred Lynn, L (1, 8) OBP: 0.378, SLG: 0.478										4	2	2	1	1	0	3			
Carl Yastrzemski, L (1, 7) OBP: 0.356, SLG: 0.493										3	1	1	1	1	0	1			
Carlton Fisk, R (1, 2) OBP: 0.343, SLG: 0.406										4	0	1	1	0	2	1			
Rick Miller, L (1, 10) OBP: 0.356, SLG: 0.366										2	0	1	0	1	0	0			
Dwight Evans, R (1, 9) OBP: 0.336, SLG: 0.421										3	0	1	0	1	0	2			
Rico Petrocelli, R (1, 5) OBP: 0.307, SLG: 0.313										4	0	1	0	0	0	1			
Rick Burleson, R (1, 6) OBP: 0.324, SLG: 0.326										4	1	2	0	0	0	2			
Inning Stats	R: 1 E: 0 K: 1 S: 6	H: 1 LOB: 0 BB: 0 P: 6	R: 0 E: 0 K: 1 S: 4	H: 0 LOB: 1 BB: 1 P: 8	R: 2 E: 0 K: 0 S: 6	H: 4 LOB: 1 BB: 0 P: 6	R: 0 E: 0 K: 1 S: 6	H: 1 LOB: 2 BB: 1 P: 10	R: 2 E: 0 K: 0 S: 4	H: 4 LOB: 2 BB: 1 P: 10	R: 0 E: 0 K: 0 S: 4	H: 1 LOB: 1 BB: 1 P: 8	R: 0 E: 0 K: 0 S: 4	H: 1 LOB: 1 BB: 0 P: 4	R: 0 E: 0 K: 1 S: 4	H: 1 LOB: 1 BB: 0 P: 4	1B: 10 2B: 2 3B: 0 HR: 1	SF: 0 SAC: 1 DP: 0 HBP: 0	WP: 1 PA: 40 PB: 0 SB: 2 CS: 1
PITCHER	IP WLS BF H R ER SO BB IBB HBP BLK WP HR S P ERA WHIP																		
Bill Singer, R (1, 1) ERA: 3.79	4.2 L 24 9 5 5 3 2 1 0 0 0 1 0 9 17 3.86 2.143																		
Dave Goltz, R (5, 1) ERA: 3.97	2.1 11 3 1 1 0 2 0 0 0 0 1 0 9 17 3.86 2.143																		
Tom Burgmeier, L (8, 1) ERA: 2.32	1.0 4 1 0 0 0 0 0 0 0 0 0 0 4 4 0.00 1.000																		

Minnesota Twins @ Boston Red Sox
Fenway Park, Boston, MA
Sun Jul 11 1976, 3:33 AM EDT
Att: 26,580 - Unknown - 88 F

AB	33
R	6
H	13
RBI	5
BB	5
SO	3
LOB	13



Batter	1	2	3	4	5	6	7	8	9	AB	R	H	RBI	BB	SO	LOB	TOP										
Rick Manning, L OBP: 0.391, SLG: 0.393 (1, 8)	0-0 4-3		0-0 4-3			0-0 E1 F8 SF9 1B		0-0 6-3		4	1	1	0	0	0	1											
Larvell Blanks, R OBP: 0.351, SLG: 0.467 (1, 5)	0-0 5-3					0-0 F8		0-3 K		4	0	1	0	0	1	1											
Ron Pruitt, R OBP: 0.286, SLG: 0.310 (1, 2)	0-0 CS 1B					0-0 F8		0-0 SF9		3	0	1	1	0	0	1											
Rico Carty, R OBP: 0.374, SLG: 0.462 (1, 10)	0-0 CS 1-2	0-0 F7				4-0 BB		0-0 F9		3	0	1	0	1	0	0											
George Hendrick, R OBP: 0.313, SLG: 0.476 (1, 7)		0-0 F3				0-0 L5		0-0 E 2B		4	1	1	0	0	0	3											
Buddy Bell, R OBP: 0.352, SLG: 0.365 (1, 3)		0-0 F8				0-0 5-3		0-0 L7		4	0	0	0	0	0	4											
Charlie Spikes, R OBP: 0.291, SLG: 0.330 (1, 9)			0-0 F5			0-0 G4-6-3 1B		0-0 E8 S 2H 1B		4	0	2	1	0	0	1											
Duane Kuiper, L OBP: 0.276, SLG: 0.281 (1, 4)			4-0 BB			0-0 G4-6-3 1-2		4-0 CS BB		1	0	0	0	2	0	1											
Frank Duffy, R OBP: 0.280, SLG: 0.289 (1, 6)			0-0 F6			0-0 5-3		0-3 K 1-2		3	0	0	0	0	1	3											
Inning Stats	R: 0 E: 0 K: 0 S: 3	H: 1 LOB: 0 BB: 0 P: 3	R: 0 E: 0 K: 0 S: 3	H: 0 LOB: 0 BB: 0 P: 3	R: 0 E: 0 K: 0 S: 3	H: 0 LOB: 1 BB: 1 P: 7	R: 0 E: 0 K: 0 S: 4	H: 1 LOB: 2 BB: 1 P: 8	R: 0 E: 0 K: 0 S: 3	H: 1 LOB: 0 BB: 0 P: 3	R: 1 E: 1 K: 1 S: 6	H: 2 LOB: 2 BB: 1 P: 10	R: 0 E: 0 K: 1 S: 5	H: 0 LOB: 0 BB: 0 P: 5	R: 0 E: 0 K: 0 S: 4	H: 1 LOB: 1 BB: 0 P: 4	1B: 4 2B: 4 3B: 0 HR: 0	SF: 1 SAC: 0 DP: 2 HBP: 0	WP: 0 PB: 0 SB: 1 CS: 2	PA: 35							
PITCHER	IP	WLS	BF	H	R	ER	SO	BB	IBB	HBP	BLK	WP	HR	S	P	ERA	WHIP										
Eddie Bane, L ERA: 1.98 (1, 1)	7.1	W	28	6	2	1	1	3	0	0	0	0	0	27	39	1.23	1.227										
Bill Campbell, R ERA: 3.13 (8, 1)	1.2	S	6	1	0	0	1	0	0	0	0	0	0	8	8	0.00	0.600										

Cleveland Indians @ Minnesota Twins
Metropolitan Stadium, Bloomington, MI
Thu Jul 15 1976, 8:05 PM EDT
Att: 7,791 - Unknown

AB 30
R 2
H 7
RBI 2
BB 3
SO 2
LOB 15



Batter	1	2	3	4	5	6	7	8	9	AB	R	H	RBI	BB	SO	LOB	BOTTOM										
Steve Braun, L OBP: 0.350, SLG: 0.329 (1, 7)	0-3 K	0-0 FC4-2 3B				0-0 L8				4	2	1	0	0	1	3											
Roy Smalley, S OBP: 0.335, SLG: 0.285 (1, 6)	0-0 BB 1B	0-0 BB 3B				0-0 CS 1B				3	0	3	3	1	0	0											
Rod Carew, L OBP: 0.389, SLG: 0.452 (1, 3)	0-0 F9	0-0 F6				0-0 SF8				3	0	0	1	0	0	4											
Butch Wynegar, S OBP: 0.400, SLG: 0.422 (1, 2)	4-0 BB 1-2 BB		0-3 K			0-0 CS		0-0 L7		3	0	0	0	1	1	0											
Lyman Bostock, L OBP: 0.378, SLG: 0.434 (1, 8)	4-0 FC6-4 1-2 BB		0-0 4-3			0-0 4-3		0-0 CS 1B		3	0	1	0	1	0	0											
Larry Hise, R OBP: 0.331, SLG: 0.361 (1, 9)	0-0 FC6-4 1-2		0-0 6-3			0-0 1B		0-3 K 1-2		4	0	1	0	0	1	4											
Mike Cubbage, L OBP: 0.321, SLG: 0.313 (1, 5)		0-0 SH1-4 FC4-2 1B				0-0 F8		0-3 K		4	0	1	0	0	2	1											
Craig Kusick, R OBP: 0.383, SLG: 0.549 (1, 10)		0-0 FC4-2 SH1-4 3B 1B				0-0 1B WP 1B		0-0 L6		4	2	2	0	0	1	0											
Bob Randall, R OBP: 0.323, SLG: 0.319 (1, 4)		0-0 SH1-4 1-2 2-3				0-0 WP 1B 1B		0-0 WP 1B		3	1	2	0	0	0	0											
Inning Stats	R: 0 E: 0 K: 1 S: 6	H: 1 LOB: 3 BB: 2 P: 14	R: 2 E: 0 K: 0 S: 6	H: 3 LOB: 1 BB: 0 P: 6	R: 0 E: 0 K: 1 S: 5	H: 0 LOB: 0 BB: 0 P: 5	R: 3 E: 0 K: 0 S: 6	H: 4 LOB: 0 BB: 0 P: 6	R: 0 E: 0 K: 1 S: 6	H: 1 LOB: 1 BB: 1 P: 8	R: 0 E: 0 K: 1 S: 5	H: 1 LOB: 1 BB: 0 P: 5	R: 0 E: 0 K: 2 S: 7	H: 0 LOB: 0 BB: 0 P: 7	R: 0 E: 0 K: 0 S: 4	H: 0 LOB: 0 BB: 0 P: 7	1B: 10 2B: 1 3B: 1 HR: 0	SF: 1 SAC: 1 DP: 1 HBP: 0	WP: 2 PB: 0 SB: 0 CS: 2	PA: 37							
PITCHER	IP	WLS	BF	H	R	ER	SO	BB	IBB	HBP	BLK	WP	HR	S	P	ERA	WHIP										
Jackie Brown, R ERA: 3.02 (1, 1)	8.0	L	36	11	5	5	6	3	0	0	0	2	0	45	57	5.62	1.750										

Cleveland Indians @ Minnesota Twins
Metropolitan Stadium, Bloomington, MI
Thu Jul 15 1976, 8:05 PM EDT
Att: 7,791 - Unknown

AB 31
R 5
H 11
RBI 4
BB 3
SO 6
LOB 12



Batter	1	2	3	4	5	6	7	8	9	AB	R	H	RBI	BB	SO	LOB	TOP		
Duane Kuiper, L (1,4) OBP: 0.278, SLG: 0.283	0-0 CS 1B		0-0 F8		0-0 F7		0-0 F8		0-0 G3-1 1B	5	1	2	0	0	0	2			
Frank Duffy, R (1,6) OBP: 0.282, SLG: 0.285	4-0 1-2 BB		4-0 FC3-2 1B BB		0-0 L7		0-0 4-3		0-0 G3-1 1-2 3-H 0-0	3	1	0	0	2	0	1			
Rick Manning, L (1,8) OBP: 0.346, SLG: 0.387	0-3 K		0-0 FC3-2 1B		0-0 F7		0-0 1-3		0-0 G3-1 1-3 2-H 0-0	5	0	0	1	0	1	5			
Rico Carty, R (1,10) OBP: 0.377, SLG: 0.462	0-0 6-3		0-0 1B		4-0 BB 1B BB		0-0 CS 1B		0-0 F7	2	0	1	2	1	0	1			
John Lowenstein, L (6, PR) OBP: 0.336, SLG: 0.325			0-0 1-2 2-3 3-H		0-0 BB 1B		0-0 BB 1B			0	1	0	0	0	0	0			
Larvell Blanks, R (8, PH) OBP: 0.353, SLG: 0.467			0-0 1-3 2-H 3-H		0-0 BB 1B		0-0 CS 1B			2	0	1	0	0	0	1			
George Hendrick, R (1,7) OBP: 0.312, SLG: 0.473		0-0 6-3	0-0 K		0-0 BB 1B		0-3 K			4	1	1	0	0	2	3			
Boog Powell, L (1,3) OBP: 0.304, SLG: 0.243		0-0 F7		0-0 G3		4-0 1-2 2-3 BB		0-0 1-3		3	0	0	0	1	0	0			
Buddy Bell, R (1,5) OBP: 0.354, SLG: 0.367		0-0 F9		0-0 F7		0-0 1-2 2-H 3-H		0-0 1B 1B		4	1	2	2	0	0	0			
Charlie Spikes, R (1,9) OBP: 0.295, SLG: 0.333			0-0 BB FC3-2 1B		0-0 6-3		0-0 K		0-0 1B 1-3 1B	4	0	2	0	0	1	2			
Alan Ashby, S (1,2) OBP: 0.300, SLG: 0.305			4-0 FC3-2 1B BB		0-0 F8		0-0 F6		0-0 1B 1-3 3-H 1B	3	2	1	1	1	0	2			
Inning Stats	R: 0 E: 0 K: 1 S: 5	H: 1 LOB: 1 BB: 1 P: 9	R: 0 E: 0 K: 0 S: 3	H: 0 LOB: 0 BB: 0 P: 3	R: 2 E: 0 K: 1 S: 7	H: 2 LOB: 2 BB: 2 P: 15	R: 0 E: 0 K: 0 S: 3	H: 0 LOB: 0 BB: 0 P: 3	R: 0 E: 0 K: 0 S: 3	H: 0 LOB: 0 BB: 0 P: 3	R: 0 E: 0 K: 0 S: 3	H: 1 LOB: 0 BB: 0 P: 5	R: 3 E: 1 K: 3 S: 12	H: 4 LOB: 1 BB: 2 P: 20	1B: 10 2B: 1 3B: 0 HR: 0	SF: 0 SAC: 0 DP: 1 HBP: 0	WP: 0 PA: 40		
PITCHER	IP	WLS	BF	H	R	ER	SO	BB	IBB	HBP	BLK	WP	HR	S	P	ERA	WHIP		
Bill Singer, R (1,1) ERA: 3.9	5.2	L	26	5	4	4	3	5	0	0	0	0	0	27	47	6.35	1.765		
Tom Burgmeier, L (6,1) ERA: 2.22	2.1		7	1	0	0	1	0	0	0	0	0	0	9	9	0.00	0.429		
Bill Campbell, R (9,1) ERA: 3.2	1.0		7	4	3	1	0	0	0	0	0	0	0	7	7	9.00	4.000		

Cleveland Indians @ Minnesota Twins
Metropolitan Stadium, Bloomington, MI

AB 35
R 7
H 10
RBI 6
BB 5
SO 4
LOB 17



WP: 0
PA: 40
ERA: 3.9
WHIP: 1.765

Cleveland Indians @ Minnesota Twins
Metropolitan Stadium, Bloomington, MI

AB 38
R 6
H 12
RBI 6
BB 5
SO 9
LOB 20



WP: 0
PA: 43
ERA: 18.00
WHIP: 3.000

Batter	1	2	3	4	5	6	7	8	9	AB	R	H	RBI	BB	SO	LOB	BOTTOM		
Steve Braun, L (1,7) OBP: 0.345, SLG: 0.323	0-0 F7		0-0 F8		0-0 F9		0-3 K		0-3 K	4	0	0	0	0	1	4			
Steve Brye, R (9, PH) OBP: 0.311, SLG: 0.304			0-0 K				0-0 L7		0-0 BB HR 1B	1	0	0	0	0	1	0			
Roy Smalley, S (1,6) OBP: 0.335, SLG: 0.287	0-0 F8		0-3 K		0-0 CS 1B		0-0 L7		0-0 BB HR 1B	5	1	2	0	0	1	2			
Rod Carew, L (1,3) OBP: 0.395, SLG: 0.453	4-0 BB				0-0 CS 1B		0-0 F8		4-0 2B 1B BB	2	2	1	0	3	0	1			
Butch Wynegar, S (1,2) OBP: 0.403, SLG: 0.439	0-0 4-3			0-3 K		0-0 G3-6-1 1B		0-0 1B 2B	5	2	3	3	0	1	2				
Lyman Bostock, L (1,8) OBP: 0.374, SLG: 0.433		0-0 4-3		0-0 6-3		0-0 G3-6-1 1B		0-3 K	5	0	1	0	0	1	4				
Larry Hisle, R (1,9) OBP: 0.334, SLG: 0.363		0-0 4-3			0-0 F7		0-0 S 1B		4-0 2-H 3-H 1B	4	1	2	2	1	0	0			
Mike Cabbage, L (1,5) OBP: 0.327, SLG: 0.320					0-0 F5		0-0 BB 1B		0-3 K	3	0	2	1	0	0	0			
Dan Ford, R (6, PH) OBP: 0.299, SLG: 0.397							0-0 BB 1B		0-3 K	1	0	0	0	0	1	1			
Luis Gomez, R (9,4) OBP: 0.294, SLG: 0.281							1-H 1B		0-0 K	0	0	0	0	0	0	0			
Phil Roof, R (9, PH) OBP: 0.250, SLG: 0.283							0-0 1B		0-0 K	1	0	0	0	0	1	2			
Craig Kusick, R (1,10) OBP: 0.380, SLG: 0.537		0-0 5-3			0-0 E5 1B		0-0 1-2 BB		0-0 1-3	3	0	0	0	1	0	2			
Bob Randall, R (1,4) OBP: 0.324, SLG: 0.320							0-0 K		0-3 K	2	0	1	0	0	0	0			
Tony Oliva, L (7, PH) OBP: 0.176, SLG: 0.204							1-2 1B			1	0	0	0	0	1	2			
Jerry Terrell, R (8,4) OBP: 0.248, SLG: 0.240										1	0	0	0	0	1	0			
Inning Stats	R: 0 E: 0 K: 0 S: 3	H: 0 LOB: 1 BB: 1 P: 7	R: 0 E: 0 K: 0 S: 4	H: 1 LOB: 1 BB: 0 P: 4	R: 0 E: 0 K: 1 S: 5	H: 0 LOB: 0 BB: 0 P: 5	R: 0 E: 0 K: 1 S: 5	H: 1 LOB: 2 BB: 0 P: 5	R: 0 E: 0 K: 0 S: 4	H: 2 LOB: 1 BB: 0 P: 4	R: 1 E: 0 K: 2 S: 9	H: 2 LOB: 2 BB: 1 P: 13	R: 2 E: 0 K: 2 S: 9	H: 2 LOB: 1 BB: 1 P: 13	R: 3 E: 0 K: 3 S: 12	H: 3 LOB: 2 BB: 2 P: 20	1B: 9 2B: 2 3B: 0 HR: 1	SF: 0 SAC: 0 DP: 1 HBP: 0	WP: 0 PA: 43
PITCHER	IP	WLS	BF	H	R	ER	SO	BB	IBB	HBP	BLK	WP	HR	S	P	ERA	WHIP		
Pat Dobson, R (1,1) ERA: 3.43	6.0	W	25	7	1	1	2	1	0	0	0	0	0	28	32	1.50	1.333		
Jim Kern, R (7,1) ERA: 2.45	1.0		6	1	2	2	2	2	0	0	0	0	0	8	16	18.00	3.000		
Dave LaRoche, L (8,1) ERA: 2.14	1.2		10	4	3	3	4	1	0	0	0	0	1	17	21	16.20	3.000		
Dennis Eckersley, R (9,1) ERA: 4.93	0.1	S	2	0	0	0	1	0	1	0	0	0	0	3	7	0.00	0.000		

WP: 0
PA: 43
ERA: 18.00
WHIP: 3.000

Batter	1	2	3	4	5	6	7	8	9	AB R H RBI BB SO LOB	TOP											
Duane Kuiper, L (1,4) OBP: 0.281, SLG: 0.284	4-0 1B G6-4-3 BB		0-0 4-3		0-0 SH1-4		0-0 FC4-6 1B		0-0 F9	3 1 1 0 1 0 0	Cleveland Indians @ Minnesota Twins Metropolitan Stadium, Bloomington, MI Sat Jul 17 1976, 8:05 PM EDT Att: 22,290 - Unknown - 81 F											
Frank Duffy, R (1,6) OBP: 0.293, SLG: 0.293	0-0 G6-4-3 1B		0-0 G6-4-3 1B		0-0 BB 1B		0-0 FC4-6 1B		4-0 E BB	4 1 3 0 1 0 1												
Rick Manning, L (1,8) OBP: 0.350, SLG: 0.395	4-0 G6-4-3 1B		0-0 G6-4-3 1-2		0-3 K		0-0 L3 1B		0-0 E9 3B	4 1 2 1 1 1 3												
Rico Carty, R (1,10) OBP: 0.377, SLG: 0.457	0-0 G6-4-3 1-2 2-3 3-H			4-0 1B E BB	4-0 BB 1B		0-0 L3		0-0 F9	3 1 0 0 2 0 4												
George Hendrick, R (1,7) OBP: 0.316, SLG: 0.480	0-0 6-3			0-0 FC4-6 1B	0-0 F8		4-0 5-3 BB		0-0 3B	4 0 2 0 1 0 4												
Boog Powell, L (1,3) OBP: 0.292, SLG: 0.231		0-0 F8		0-0 FC4-6 1-2 2-H		0-0 4-3		0-0 F8	0-0 1-3	5 0 0 0 0 0 3												
Buddy Bell, R (1,5) OBP: 0.353, SLG: 0.366		0-0 F5		0-0 F4		0-0 1B		0-0 5-3		4 0 1 0 0 0 2												
Charlie Spikes, R (1,9) OBP: 0.299, SLG: 0.333		0-0 1B		0-0 F7		0-0 F9		4-0 IBB		3 0 1 0 1 0 2												
Alan Ashby, S (1,2) OBP: 0.300, SLG: 0.303		0-0 1-3			0-0 1B SH1-4 1B	0-0 4-3		0-0 G3		4 0 1 0 0 0 4												
Inning Stats	R: 1 E: 0 K: 0 S: 3	H: 1 LOB: 1 BB: 2 P: 11	R: 0 E: 0 K: 0 S: 4	H: 1 LOB: 1 BB: 0 P: 4	R: 0 E: 0 K: 0 S: 3	H: 1 LOB: 0 BB: 0 P: 3	R: 1 E: 1 K: 0 S: 4	H: 1 LOB: 1 BB: 1 P: 8	R: 0 E: 0 K: 1 S: 7	H: 2 LOB: 3 BB: 1 P: 11	R: 0 E: 0 K: 0 S: 4	H: 1 LOB: 1 BB: 0 P: 4	R: 0 E: 0 K: 0 S: 4	H: 2 LOB: 1 BB: 0 P: 4	R: 0 E: 0 K: 0 S: 3	H: 0 LOB: 2 BB: 2 P: 11	R: 2 E: 1 K: 0 S: 5	H: 2 LOB: 1 BB: 1 P: 9	1B: 9 2B: 1 3B: 2 HR: 0	SF: 0 SAC: 1 DP: 3 HBP: 0	WP: 0 PB: 0 SB: 0 CS: 0	PA: 42
PITCHER	IP WLS BF H R ER SO BB IBB HBP BLK WP HR S P ERA WHIP																					
Pete Redfern, R (1,1) ERA: 4.82	4.0 L 18 5 2 1 0 3 0 0 0 0 0 15 27 2.25 2.000																					
Vic Albury, L (5,1) ERA: 3.39	4.1 21 5 2 2 1 3 1 0 0 0 0 19 35 4.15 1.846																					
Steve Luebber, R (9,1) ERA: 4.56	0.2 3 1 0 0 0 0 0 0 0 0 0 3 3 0.00 1.500																					

Batter	1	2	3	4	5	6	7	8	9	AB R H RBI BB SO LOB	BOTTOM											
Lyman Bostock, L (1,8) OBP: 0.377, SLG: 0.432	0-0 L8		0-0 5-3			4-0 BB			0-0 FC1-6 1B	3 0 1 0 1 0 0	Cleveland Indians @ Minnesota Twins Metropolitan Stadium, Bloomington, MI Sat Jul 17 1976, 8:05 PM EDT Att: 22,290 - Unknown - 81 F											
Roy Smalley, S (1,6) OBP: 0.335, SLG: 0.283	4-0 BB		0-3 K			0-0 L1-6 2-3			0-3 K	3 0 0 0 1 2 3												
Rod Carew, L (1,3) OBP: 0.390, SLG: 0.447	0-0 F6			0-3 K		0-0 F8			0-0 FC1-6 1-2	4 0 0 0 0 1 3												
Larry Hisle, R (1,7) OBP: 0.331, SLG: 0.358	0-0 F9			0-0 6-3		0-3 K			0-0 F4	4 0 0 0 0 1 2												
Craig Kusick, R (1,10) OBP: 0.379, SLG: 0.533		0-0 G6-4-3 1B		0-0 6-3		0-3 K				3 0 1 0 0 1 0												
Butch Wynegar, S (1,2) OBP: 0.402, SLG: 0.436		0-0 G6-4-3 1-2			4-0 FC4-6 BB		0-0 F8			2 0 0 0 1 0 1												
Dan Ford, R (1,9) OBP: 0.299, SLG: 0.404		0-0 3B			0-0 FC4-6 1-2 CS		0-3 K			3 0 1 0 0 1 1												
Mike Cabbage, L (1,5) OBP: 0.328, SLG: 0.320		0-0 G3			0-3 K				0-0 G5-4-3 1B	3 0 1 0 0 1 2												
Bob Randall, R (1,4) OBP: 0.324, SLG: 0.318			0-3 K			4-0 L1-6 BB BB			0-0 G5-4-3 1-2	2 0 0 0 1 1 1												
Inning Stats	R: 0 E: 0 K: 0 S: 3	H: 0 LOB: 1 BB: 1 P: 7	R: 0 E: 0 K: 0 S: 4	H: 2 LOB: 1 BB: 0 P: 4	R: 0 E: 0 K: 2 S: 7	H: 0 LOB: 0 BB: 0 P: 7	R: 0 E: 0 K: 1 S: 5	H: 0 LOB: 0 BB: 0 P: 5	R: 0 E: 0 K: 1 S: 4	H: 0 LOB: 1 BB: 1 P: 8	R: 0 E: 0 K: 0 S: 2	H: 0 LOB: 2 BB: 2 P: 10	R: 0 E: 0 K: 2 S: 7	H: 0 LOB: 0 BB: 0 P: 7	R: 0 E: 0 K: 1 S: 5	H: 1 LOB: 0 BB: 0 P: 5	R: 0 E: 0 K: 1 S: 6	H: 1 LOB: 1 BB: 0 P: 6	1B: 3 2B: 1 3B: 1 HR: 0	SF: 0 SAC: 0 DP: 3 HBP: 0	WP: 0 PB: 0 SB: 0 CS: 1	PA: 31
PITCHER	IP WLS BF H R ER SO BB IBB HBP BLK WP HR S P ERA WHIP																					
Rick Waits, L (1,1) ERA: 3.69	9.0 W 31 4 0 0 8 4 0 0 0 0 0 43 59 0.00 0.889																					

Batter	1	2	3	4	5	6	7	8	9	AB	R	H	RBI	BB	SO	LOB	TOP								
Duane Kuiper, L (1,4) OBP: 0.283, SLG: 0.283	4-0 1B BB		0-0 6-3 SH5-3 HR 1B	0-3 K		0-0 1-3			0-0 1-3	4	1	0	1	1	1										
Frank Duffy, R (1,6) OBP: 0.292, SLG: 0.293	0-0 F8		0-0 SH5-3 1-2	0-0 5-3			0-0 S 4-3 1B		0-0 E5 G4-6-3	4	0	1	0	0	0	2									
Rick Manning, L (1,8) OBP: 0.348, SLG: 0.392	0-3 K		0-0 6-3		0-0 HR 1B		0-0 4-3		0-0 G4-6-3	5	1	1	0	0	1	4									
Rico Carty, R (1,10) OBP: 0.382, SLG: 0.482	0-0 FC5-4 1B		0-0 HR		0-0 HR		0-3 K			4	2	3	4	0	1	1									
George Hendrick, R (1,7) OBP: 0.315, SLG: 0.477	0-0 FC5-4 1-2		0-0 1B		0-0 6-3		0-0 1-3			4	0	1	0	0	0	3									
Boog Powell, L (1,3)		0-3 K	0-0 G3		0-0 L7			0-0 F8		4	0	0	0	0	1	1									
Buddy Bell, R (1,5) OBP: 0.351, SLG: 0.362	4-0 1B BB			0-3 K	0-0 F8			0-0 F9		3	1	0	0	1	1	0									
Charlie Spikes, R (1,9) OBP: 0.306, SLG: 0.335	0-0 1B		0-0 2B BB		0-0 L9			4-0 BB		2	1	1	0	2	0	0									
Alan Ashby, S (1,2) OBP: 0.303, SLG: 0.312	0-0 1B		0-0 2B		0-0 F1			0-0 4-3		4	0	2	2	0	0	1									
Inning Stats	R: 0 E: 0 K: 1 S: 6	H: 1 LOB: 2 BB: 1 P: 10	R: 1 E: 0 K: 0 S: 5	H: 2 LOB: 1 BB: 1 P: 9	R: 2 E: 0 K: 0 S: 6	H: 3 LOB: 1 BB: 0 P: 6	R: 1 E: 0 K: 2 S: 8	H: 1 LOB: 1 BB: 1 P: 12	R: 2 E: 0 K: 0 S: 5	H: 2 LOB: 0 BB: 0 P: 5	R: 0 E: 0 K: 1 S: 3	H: 0 LOB: 0 BB: 0 P: 3	R: 0 E: 0 K: 1 S: 6	H: 1 LOB: 1 BB: 0 P: 6	R: 0 E: 0 K: 0 S: 3	H: 0 LOB: 1 BB: 1 P: 7	R: 0 E: 1 K: 0 S: 3	H: 0 LOB: 0 BB: 0 P: 3	1B: 7 2B: 1 3B: 0 HR: 2	SF: 0 SAC: 1 DP: 1 HBP: 0	WP: 0 PB: 0 SB: 1 CS: 0	PA: 39			
PITCHER	IP	WLS	BF	H	R	ER	SO	BB	IBB	HBP	BLK	WP	HR	S	P	ERA	WHIP								
Jim Hughes, R (1,1) ERA: 5.76	3.1	L	18	7	4	4	3	3	0	0	0	0	1	21	33	10.80	3.000								
Tom Burgmeier, L (4,1) ERA: 2.31	5.2		21	3	2	2	2	1	0	0	1	0	1	24	28	3.18	0.706								

Cleveland Indians @ Minnesota Twins
Metropolitan Stadium, Bloomington, MI

AB 34
R 6
H 10
RBI 6
BB 4
SO 5
LOB 13



WP: 0 PA: 39
PB: 0
SB: 1
CS: 0

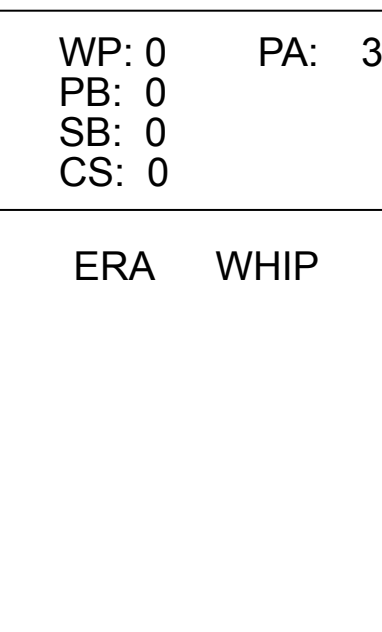
Cleveland Indians @ Minnesota Twins
Metropolitan Stadium, Bloomington, MI

AB 35
R 1
H 8
RBI 1
BB 2
SO 7
LOB 12



WP: 0 PA: 37
PB: 0
SB: 0
CS: 0

Batter	1	2	3	4	5	6	7	8	9	AB	R	H	RBI	BB	SO	LOB	BOTTOM								
Steve Braun, L (1,7) OBP: 0.346, SLG: 0.322	0-0 6-3		4-0 BB		0-0 G3		0-0 1B		0-0 3-1	4	0	1	0	1	0	1									
Roy Smalley, S (1,6) OBP: 0.337, SLG: 0.283	0-0 4-3		0-3 K		0-0 1B		0-3 K			4	0	1	1	0	2	2									
Rod Carew, L (1,3) OBP: 0.392, SLG: 0.448	0-0 1B		0-0 L7		0-0 1B			0-0 4-3		4	0	2	0	0	0	1									
Butch Wynegar, S (1,2) OBP: 0.401, SLG: 0.434	0-0 1B		0-0 6-3		0-3 K			0-0 F9		4	0	1	0	0	1	2									
Lyman Bostock, L (1,8) OBP: 0.379, SLG: 0.431	0-3 K		4-0 BB		0-3 K		0-0 1B		0-0 1B	3	0	1	0	1	2	2									
Larry Hise, R (1,9) OBP: 0.330, SLG: 0.357		0-0 F6		0-0 L7		0-0 5-3		0-0 1B		4	0	1	0	0	0	1									
Mike Cubbage, L (1,5) OBP: 0.320, SLG: 0.312		0-0 F7		0-0 4-3		0-0 1-3		0-0 F7		4	0	0	0	0	0	3									
Craig Kusick, R (1,10) OBP: 0.370, SLG: 0.519		0-0 4-3			0-0 5-3		0-3 K		0-0 L7	4	0	0	0	0	1	0									
Bob Randall, R (1,4) OBP: 0.324, SLG: 0.322			0-3 K		0-0 G3 1B 2B		0-0 F4		0-0 6-3	3	1	1	0	0	1	0									
Tony Oliva, L (8,PH) OBP: 0.173, SLG: 0.200										1	0	0	0	0	0	0									
Inning Stats	R: 0 E: 0 K: 1 S: 7	H: 2 LOB: 0 BB: 0 P: 7	R: 0 E: 0 K: 0 S: 3	H: 0 LOB: 0 BB: 0 P: 3	R: 0 E: 0 K: 2 S: 7	H: 0 LOB: 1 BB: 1 P: 11	R: 0 E: 0 K: 0 S: 3	H: 0 LOB: 1 BB: 1 P: 7	R: 1 E: 0 K: 1 S: 8	H: 3 LOB: 2 BB: 0 P: 8	R: 0 E: 0 K: 1 S: 5	H: 0 LOB: 0 BB: 0 P: 5	R: 0 E: 0 K: 2 S: 8	H: 1 LOB: 1 BB: 0 P: 8	R: 0 E: 0 K: 0 S: 5	H: 2 LOB: 2 BB: 0 P: 5	R: 0 E: 0 K: 0 S: 3	H: 0 LOB: 0 BB: 0 P: 3	1B: 7 2B: 1 3B: 0 HR: 0	SF: 0 SAC: 0 DP: 0 HBP: 0	WP: 0 PB: 0 SB: 0 CS: 0	PA: 37			
PITCHER	IP	WLS	BF	H	R	ER	SO	BB	IBB	HBP	BLK	WP	HR	S	P	ERA	WHIP								
Stan Thomas, R (1,1) ERA: 1.84	9.0	W	37	8	1	1	7	2	0	0	0	0	0	49	57	1.00	1.111								



Batter	1	2	3	4	5	6	7	8	9	AB	R	H	RBI	BB	SO	LOB	TOP										
Ron LeFlore, R (1, 8) OBP: 0.381, SLG: 0.430										5	0	1	0	0	0	1											
Tom Verzyer, R (1, 6) OBP: 0.282, SLG: 0.243										5	0	0	0	0	0	2											
Rusty Staub, L (1, 9) OBP: 0.396, SLG: 0.433										3	0	1	0	1	1	2											
Willie Horton, R (1, 10) OBP: 0.383, SLG: 0.474										2	1	1	1	2	0	0											
Jason Thompson, L (1, 3) OBP: 0.320, SLG: 0.398										4	0	0	0	0	1	4											
Aurelio Rodriguez, R (1, 5) OBP: 0.274, SLG: 0.340										3	1	1	0	1	0	1											
Mickey Stanley, R (1, 7) OBP: 0.310, SLG: 0.372										4	1	1	2	0	0	2											
Bill Freehan, R (1, 2) OBP: 0.325, SLG: 0.398										4	1	1	1	0	0	1											
Pedro Garcia, R (1, 4) OBP: 0.247, SLG: 0.326										3	1	2	1	0	0	0											
Ben Oglivie, L (9, PH) OBP: 0.291, SLG: 0.458										1	0	0	0	0	0	0											
Inning Stats	R: 0 E: 0 K: 0 S: 3	H: 1 LOB: 0 BB: 0 P: 3	R: 0 E: 0 K: 0 S: 3	H: 0 LOB: 1 BB: 1 P: 7	R: 1 E: 1 K: 0 S: 5	H: 1 LOB: 3 BB: 2 P: 13	R: 1 E: 0 K: 0 S: 4	H: 1 LOB: 0 BB: 0 P: 4	R: 0 E: 0 K: 0 S: 3	H: 1 LOB: 1 BB: 0 P: 3	R: 2 E: 0 K: 0 S: 4	H: 1 LOB: 0 BB: 1 P: 8	R: 0 E: 0 K: 1 S: 6	H: 1 LOB: 1 BB: 0 P: 6	R: 1 E: 0 K: 1 S: 7	H: 2 LOB: 1 BB: 0 P: 7	R: 0 E: 0 K: 0 S: 3	H: 0 LOB: 0 BB: 0 P: 3	1B: 4 2B: 1 3B: 0 HR: 4	SF: 0 SAC: 0 DP: 1 HBP: 0	WP: 1 PB: 0 SB: 0 CS: 0	PA: 38					
PITCHER	IP	WLS	BF	H	R	ER	SO	BB	IBB	HBP	BLK	WP	HR	S	P	ERA	WHIP										
Eddie Bane, L (1, 1) ERA: 2.73	5.2		25	5	4	4	0	3	1	0	0	1	3	21	37	6.35	1.412										
Bill Campbell, R (6, 1) ERA: 3.18	3.1	W	13	3	1	1	2	0	0	0	0	0	1	17	17	2.70	0.900										

Detroit Tigers @ Minnesota Twins
Metropolitan Stadium, Bloomington, MI
Mon Jul 19 1976, 8:05 PM EDT
Att: 5,005 - Unknown

AB 34
R 5
H 8
RBI 5
BB 4
SO 2
LOB 13



Batter	1	2	3	4	5	6	7	8	9	AB	R	H	RBI	BB	SO	LOB	BOTTOM										
Lyman Bostock, L (1, 8) OBP: 0.379, SLG: 0.430										5	1	2	2	0	0	1											
Larry Hiele, R (1, 7) OBP: 0.329, SLG: 0.365										4	1	1	3	0	1	2											
Rod Carew, L (1, 3) OBP: 0.393, SLG: 0.447										3	0	1	0	1	0	0											
Craig Kusick, R (1, 10) OBP: 0.367, SLG: 0.519										4	0	1	0	0	1	3											
Dan Ford, R (1, 9) OBP: 0.305, SLG: 0.407										3	1	2	0	1	0	0											
Butch Wynegar, S (1, 2) OBP: 0.399, SLG: 0.431										4	1	1	0	0	0	4											
Bob Randall, R (1, 4) OBP: 0.323, SLG: 0.321										4	1	1	1	0	0	4											
Roy Smalley, S (1, 6) OBP: 0.337, SLG: 0.283										3	0	1	0	0	0	0											
Mike Cabbage, L (1, 5) OBP: 0.317, SLG: 0.308										2	1	0	0	0	1	1											
Steve Brye, R (6, PH) OBP: 0.315, SLG: 0.304										0	0	0	0	1	0	0											
Jerry Terrell, R (7, 5) OBP: 0.295, SLG: 0.247										1	0	1	0	0	0	0											
Inning Stats	R: 0 E: 0 K: 0 S: 3	H: 0 LOB: 0 BB: 0 P: 3	R: 0 E: 0 K: 1 S: 6	H: 1 LOB: 1 BB: 0 P: 6	R: 3 E: 0 K: 0 S: 8	H: 5 LOB: 3 BB: 1 P: 12	R: 0 E: 0 K: 1 S: 5	H: 0 LOB: 0 BB: 0 P: 5	R: 0 E: 0 K: 1 S: 5	H: 0 LOB: 0 BB: 0 P: 5	R: 3 E: 0 K: 0 S: 7	H: 4 LOB: 3 BB: 2 P: 15	R: 0 E: 0 K: 0 S: 3	H: 0 LOB: 0 BB: 0 P: 3	R: 0 E: 0 K: 0 S: 3	H: 1 LOB: 0 BB: 0 P: 3	1B: 9 2B: 1 3B: 0 HR: 1	SF: 0 SAC: 1 DP: 0 HBP: 0	WP: 0 PB: 0 SB: 1 CS: 0	PA: 37							
PITCHER	IP	WLS	BF	H	R	ER	SO	BB	IBB	HBP	BLK	WP	HR	S	P	ERA	WHIP										
Dave Roberts, L (1, 1) ERA: 3.74	5.1	L	28	10	6	6	3	1	0	0	0	0	1	32	40	10.12	2.062										
Steve Grilli, R (6, 1) ERA: 6.12	2.2		9	1	0	0	0	1	0	0	0	0	0	8	12	0.00	0.750										

Detroit Tigers @ Minnesota Twins
Metropolitan Stadium, Bloomington, MI
Mon Jul 19 1976, 8:05 PM EDT
Att: 5,005 - Unknown

AB 33
R 6
H 11
RBI 6
BB 3
SO 3
LOB 15



Batter	1	2	3	4	5	6	7	8	9	AB	R	H	RBI	BB	SO	LOB	TOP	
Cecil Cooper, L (1, 10) OBP: 0.305, SLG: 0.465	F8		F2		4-3		1-3 1B			4	0	1	0	0	0	2		
Denny Doyle, L (1, 4) OBP: 0.274, SLG: 0.290	P4		F9			F9	1-3			4	0	0	0	0	0	2		
Fred Lynn, L (1, 8) OBP: 0.368, SLG: 0.454	4-3			F7		L9		FC3-6 1B		4	0	1	0	0	0	0		
Carl Yastrzemski, L (1, 3) OBP: 0.359, SLG: 0.474		E 1B		F8		1B		FC3-6 G5-4-3 1-2		4	1	2	0	0	0	1		
Jim Rice, R (1, 7) OBP: 0.294, SLG: 0.451		K		K		FC5-4 1B		G5-4-3 1-2		4	0	1	0	0	2	2		
Carlton Fisk, R (1, 2) OBP: 0.330, SLG: 0.386	F9				6-3	FC5-4 1-2			G6-4-3 BB	3	0	0	0	1	0	3		
Dwight Evans, R (1, 9) OBP: 0.331, SLG: 0.416	E4 1B				1B			G6-4-3 BB		3	0	1	0	1	0	2		
Rico Petrocelli, R (1, 5) OBP: 0.299, SLG: 0.294									G6-4-3	3	0	1	1	0	0	2		
Rick Miller, L (9, PH) OBP: 0.352, SLG: 0.363					F5				1B	1	0	1	0	0	0	0		
Rick Burleson, R (1, 6) OBP: 0.328, SLG: 0.327			5-3			1-3 1B			5-3	3	0	1	0	1	0	1		
Inning Stats	R: 0 E: 0 K: 0 S: 3	H: 0 LOB: 0 BB: 0 P: 3	R: 1 E: 1 K: 1 S: 7	H: 2 LOB: 2 BB: 0 P: 7	R: 0 E: 0 K: 0 S: 3	H: 0 LOB: 0 BB: 0 P: 3	R: 0 E: 0 K: 1 S: 5	H: 0 LOB: 0 BB: 0 P: 5	R: 0 E: 0 K: 0 S: 5	H: 2 LOB: 2 BB: 0 P: 5	R: 0 E: 0 K: 0 S: 5	H: 1 LOB: 2 BB: 2 P: 11	R: 0 E: 0 K: 0 S: 3	H: 1 LOB: 0 BB: 1 P: 7	1B: 9 2B: 0 3B: 0 HR: 0	SF: 0 SAC: 0 DP: 3 HBP: 0	WP: 0 PA: 36 PB: 0 SB: 0 CS: 0	
PITCHER	IP	WLS	BF	H	R	ER	SO	BB	IBB	HBP	BLK	WP	HR	S	P	ERA	WHIP	
Dave Goltz, R (1, 1) ERA: 3.78	7.0	W	29	7	1	0	2	2	0	0	0	0	0	31	39	0.00	1.286	
Tom Burgmeier, L (8, 1) ERA: 2.29	0.1		2	1	0	0	0	0	0	0	0	0	0	2	2	0.00	3.000	
Bill Campbell, R (8, 1) ERA: 3.41	1.2		5	1	0	0	0	1	0	0	0	0	0	4	8	0.00	1.200	

Boston Red Sox @ Minnesota Twins
Metropolitan Stadium, Bloomington, MI
Wed Jul 21 1976, 8:05 PM EDT
Att. 7,698 - Unknown - 81 F

AB 33
R 1
H 9
RBI 1
BB 3
SO 2
LOB 15



Batter	1	2	3	4	5	6	7	8	9	AB	R	H	RBI	BB	SO	LOB	BOTTOM		
Steve Braun, L (1, 7) OBP: 0.349, SLG: 0.331	F8		P4		4-3 1-1 1B		F2 1B			4	1	2	1	0	0	1			
Roy Smalley, S (1, 6) OBP: 0.335, SLG: 0.284	1-3		1B		4-3		F2			4	0	1	0	0	0	2			
Rod Carew, L (1, 3) OBP: 0.385, SLG: 0.438	K		SF8		L6		F5			3	0	0	1	0	1	1			
Butch Wynegar, S (1, 2) OBP: 0.398, SLG: 0.430		5-3	1-3 1B		1B		F7			4	0	2	1	0	0	0			
Lyman Bostock, L (1, 8) OBP: 0.375, SLG: 0.424	F7		G3		1-2 1B		4-3			4	0	1	0	0	0	2			
Mike Cubbage, L (1, 5) OBP: 0.309, SLG: 0.299	L3			4-3	4-3		P9			4	0	0	0	0	0	2			
Tony Oliva, L (1, 10) OBP: 0.241, SLG: 0.255										1	1	0	0	0	0	0			
Craig Kusick, R (6, PH) OBP: 0.365, SLG: 0.516			1B HBP		F7		5-3			1	0	0	0	0	0	0			
Dan Ford, R (1, 9) OBP: 0.305, SLG: 0.406			2B		6-3		F8			3	1	1	0	0	0	0			
Bob Randall, R (1, 4) OBP: 0.323, SLG: 0.325			1B SF8				5-3			3	2	2	2	0	0	0			
Inning Stats	R: 0 E: 0 K: 1 S: 5	H: 0 LOB: 0 BB: 0 P: 5	R: 0 E: 0 K: 0 S: 3	H: 0 LOB: 0 BB: 0 P: 3	R: 3 E: 0 K: 0 S: 7	H: 4 LOB: 2 BB: 0 P: 8	R: 0 E: 0 K: 0 S: 3	H: 0 LOB: 0 BB: 0 P: 3	R: 2 E: 0 K: 0 S: 7	H: 4 LOB: 2 BB: 0 P: 7	R: 0 E: 0 K: 0 S: 3	H: 0 LOB: 0 BB: 0 P: 3	R: 0 E: 0 K: 0 S: 3	H: 1 LOB: 0 BB: 0 P: 3	R: 0 E: 0 K: 0 S: 3	H: 0 LOB: 0 BB: 0 P: 3	1B: 7 2B: 2 3B: 0 HR: 0	SF: 1 SAC: 0 DP: 0 HBP: 1	WP: 0 PA: 33 PB: 0 SB: 0 CS: 0
PITCHER	IP	WLS	BF	H	R	ER	SO	BB	IBB	HBP	BLK	WP	HR	S	P	ERA	WHIP		
Rick Wise, R (1, 1) ERA: 3.99	3.0	L	14	4	3	3	1	0	0	1	0	0	0	15	16	9.00	1.333		
Dick Pole, R (4, 1) ERA: 4.68	1.2		8	3	2	2	0	0	0	0	0	0	0	8	8	10.80	1.800		
Bill Lee, L (5, 1) ERA: 6.81	1.1		5	1	0	0	0	0	0	0	0	0	0	5	5	0.00	0.750		
Tom House, L (7, 1) ERA: 4.3	2.0		6	1	0	0	0	0	0	0	0	0	0	6	6	0.00	0.500		

Boston Red Sox @ Minnesota Twins
Metropolitan Stadium, Bloomington, MI
Wed Jul 21 1976, 8:05 PM EDT
Att. 7,698 - Unknown - 81 F

AB 31
R 5
H 9
RBI 5
BB 0
SO 1
LOB 8



Batter	1	2	3	4	5	6	7	8	9	AB	R	H	RBI	BB	SO	LOB	TOP								
Cecil Cooper, L (1, 10) OBP: 0.299, SLG: 0.456										4	0	0	0	0	2	4	Boston Red Sox @ Minnesota Twins Metropolitan Stadium, Bloomington, MI Thu Jul 22 1976, 8:05 PM EDT Alt. 7,972 - Unknown - 84 F								
Denny Doyle, L (1, 4) OBP: 0.282, SLG: 0.295										3	1	2	0	1	0	0									
Fred Lynn, L (1, 8) OBP: 0.366, SLG: 0.452										4	0	1	0	0	0	3									
Carl Yastrzemski, L (1, 3) OBP: 0.358, SLG: 0.470										3	0	0	0	1	0	2									
Jim Rice, R (1, 7) OBP: 0.296, SLG: 0.450										3	0	1	1	1	0	3									
Carlton Fisk, R (1, 2) OBP: 0.329, SLG: 0.382										3	0	0	0	1	0	2									
Dwight Evans, R (1, 9) OBP: 0.330, SLG: 0.417										4	0	1	0	0	1	2									
Rico Petrocelli, R (1, 5) OBP: 0.298, SLG: 0.290										3	0	0	0	1	1	1									
Rick Burleson, R (1, 6) OBP: 0.328, SLG: 0.327										0	0	0	0	0	0	0									
Steve Dillard, R (2, 6) OBP: 0.346, SLG: 0.348										3	0	0	0	1	2	2									
Inning Stats	R: 0 E: 0 K: 1 S: 5	H: 1 LOB: 0 BB: 0 P: 5	R: 0 E: 0 K: 0 S: 3	H: 0 LOB: 1 BB: 1 P: 7	R: 0 E: 0 K: 1 S: 5	H: 0 LOB: 0 BB: 0 P: 5	R: 0 E: 0 K: 0 S: 3	H: 1 LOB: 1 BB: 1 P: 7	R: 0 E: 0 K: 2 S: 7	H: 0 LOB: 2 BB: 2 P: 15	R: 0 E: 0 K: 0 S: 4	H: 1 LOB: 1 BB: 0 P: 4	R: 0 E: 0 K: 1 S: 6	H: 1 LOB: 2 BB: 1 P: 10	R: 1 E: 0 K: 0 S: 4	H: 1 LOB: 1 BB: 1 P: 8	R: 0 E: 0 K: 1 S: 5	H: 0 LOB: 0 BB: 0 P: 5	1B: 4 2B: 1 3B: 0 HR: 0	SF: 0 SAC: 0 DP: 2 HBP: 0	WP: 1 PB: 0 SB: 1 CS: 0	PA: 36			
PITCHER	IP	WLS	BF	H	R	ER	SO	BB	IBB	HBP	BLK	WP	HR	S	P	ERA	WHIP								
Pete Redfern, R (1, 1) ERA: 4.4	7.0	W	29	4	1	1	5	6	0	0	0	0	0	33	57	1.29	1.429								
Vic Albury, L (8, 1) ERA: 3.18	2.0		7	1	0	0	1	0	0	0	0	1	0	9	9	0.00	0.500								

AB	30
R	1
H	5
RBI	1
BB	6
SO	6
LOB	19



Batter	1	2	3	4	5	6	7	8	9	AB	R	H	RBI	BB	SO	LOB	BOTTOM								
Steve Braun, L (1, 7) OBP: 0.348, SLG: 0.327										3	1	0	0	1	1	1	Boston Red Sox @ Minnesota Twins Metropolitan Stadium, Bloomington, MI Thu Jul 22 1976, 8:05 PM EDT Alt. 7,972 - Unknown - 84 F								
Larry Hise, R (8, 7) OBP: 0.330, SLG: 0.361										0	0	0	0	1	0	0									
Roy Smalley, S (1, 6) OBP: 0.342, SLG: 0.289										5	1	3	1	0	0	1									
Rod Carew, L (1, 3) OBP: 0.385, SLG: 0.441										4	1	1	1	1	1	2									
Butch Wynegar, S (1, 2) OBP: 0.397, SLG: 0.425										3	1	0	0	1	1	3									
Lyman Bostock, L (1, 8) OBP: 0.377, SLG: 0.424										2	0	1	2	1	0	0									
Tony Oliva, L (1, 10) OBP: 0.256, SLG: 0.271										4	0	2	0	0	1	4									
Mike Cabbage, L (1, 5) OBP: 0.313, SLG: 0.299										3	0	1	1	1	0	1									
Dan Ford, R (1, 9) OBP: 0.305, SLG: 0.404										4	0	1	0	0	3	3									
Bob Randall, R (1, 4) OBP: 0.322, SLG: 0.321										3	1	0	0	0	0	2									
Inning Stats	R: 3 E: 0 K: 1 S: 9	H: 4 LOB: 2 BB: 1 P: 13	R: 1 E: 1 K: 2 S: 8	H: 1 LOB: 3 BB: 2 P: 17	R: 0 E: 0 K: 1 S: 5	H: 0 LOB: 0 BB: 0 P: 5	R: 0 E: 0 K: 1 S: 5	H: 0 LOB: 0 BB: 0 P: 5	R: 0 E: 0 K: 0 S: 4	H: 1 LOB: 1 BB: 1 P: 7	R: 0 E: 0 K: 0 S: 3	H: 1 LOB: 1 BB: 1 P: 4	R: 0 E: 0 K: 0 S: 4	H: 1 LOB: 1 BB: 0 P: 4	R: 1 E: 0 K: 2 S: 8	H: 1 LOB: 2 BB: 2 P: 16	R: 0 E: 0 K: 1 S: 5	H: 0 LOB: 0 BB: 0 P: 5	1B: 8 2B: 0 3B: 1 HR: 0	SF: 1 SAC: 0 DP: 0 HBP: 1	WP: 1 PB: 0 SB: 0 CS: 0	PA: 39			
PITCHER	IP	WLS	BF	H	R	ER	SO	BB	IBB	HBP	BLK	WP	HR	S	P	ERA	WHIP								
Luis Tiant, R (1, 1) ERA: 3.08	1.2	L	14	5	4	4	2	2	1	1	0	0	0	14	27	21.60	4.200								
Reggie Cleveland, R (2, 1) ERA: 4.19	5.1		19	3	0	0	3	1	0	0	0	0	0	24	28	0.00	0.750								
Tom House, L (8, 1) ERA: 4.42	1.0		6	1	1	1	2	1	1	0	0	1	0	8	16	9.00	2.000								

AB	31
R	5
H	9
RBI	5
BB	6
SO	7
LOB	17



Batter	1	2	3	4	5	6	7	8	9	AB	R	H	RBI	BB	SO	LOB	TOP								
Steve Braun, L (1, 7) OBP: 0.348, SLG: 0.325	L4		G3 BLK 1-2 1B		4-3			FC6-4		4	0	1	1	1	0	2	Minnesota Twins @ Chicago White Sox Comiskey Park, Chicago, IL Fri Jul 23 1976, 8:05 PM EDT Att: 10,126 - Unknown - 96 F								
Roy Smalley, S (1, 6) OBP: 0.356, SLG: 0.284	4-3		K		F7		F7	F9		5	0	0	0	0	1	6									
Rod Carew, L (1, 3) OBP: 0.385, SLG: 0.441	3-1		G3			5-3		1B	1B	5	2	2	1	0	0	1									
Butch Wynegar, S (1, 2) OBP: 0.401, SLG: 0.426 Jery Terrell, R (8, PR) OBP: 0.255, SLG: 0.247 Glenn Borgmann, R (8, 2) OBP: 0.482, SLG: 0.727		FC4-6 1B	6-3					1B	1B	2	0	1	0	2	0	1									
Lyman Bostock, L (1, 8) OBP: 0.377, SLG: 0.424				L1		F7		1B	2B	5	1	2	1	0	1	2									
Tony Oliva, L (1, 10) OBP: 0.288, SLG: 0.270 Steve Brye, R (8, PR) OBP: 0.318, SLG: 0.309		F8		F8		F8		FC4	1B	4	0	1	1	0	0	3									
Mike Cubbage, L (1, 5) OBP: 0.310, SLG: 0.292		FC4-6					F5	FC4	L7	4	1	0	0	1	0	6									
Dan Ford, R (1, 9) OBP: 0.306, SLG: 0.399		F4		F4				FC6-4	K	3	0	0	0	2	1	5									
Bob Randall, R (1, 4) OBP: 0.325, SLG: 0.321			BLK G3 1B BB		K		F2	FC6-4		3	1	1	1	1	1	1									
Inning Stats	R: 0 E: 0 K: 0 S: 3	H: 0 LOB: 0 BB: 0 P: 3	R: 0 E: 0 K: 0 S: 5	H: 2 LOB: 2 BB: 0 P: 5	R: 1 E: 0 K: 1 S: 6	H: 1 LOB: 1 BB: 1 P: 10	R: 0 E: 0 K: 0 S: 3	H: 0 LOB: 1 BB: 0 P: 7	R: 0 E: 0 K: 1 S: 5	H: 0 LOB: 0 BB: 0 P: 5	R: 0 E: 0 K: 0 S: 3	H: 0 LOB: 1 BB: 1 P: 7	R: 0 E: 0 K: 0 S: 3	H: 0 LOB: 2 BB: 2 P: 11	R: 4 E: 0 K: 0 S: 7	H: 4 LOB: 2 BB: 2 P: 15		R: 1 E: 0 K: 2 S: 10	H: 3 LOB: 2 BB: 0 P: 10	1B: 9 2B: 1 3B: 0 HR: 0	SF: 0 SAC: 0 DP: 0 HBP: 0	WP: 0 PB: 0 SB: 2 CS: 0	PA: 44		
PITCHER	IP	WLS	BF	H	R	ER	SO	BB	IBB	HBP	BLK	WP	HR	S	P	ERA	WHIP								
Francisco Barrios, R (1, 1) ERA: 4.78	7.0	L	31	4	3	3	2	6	0	0	1	0	0	29	53	3.86	1.429								
Dave Hamilton, L (8, 1) ERA: 3.03	2.0		13	6	3	3	2	1	0	0	0	0	0	16	20	13.50	3.500								

Batter	1	2	3	4	5	6	7	8	9	AB	R	H	RBI	BB	SO	LOB	BOTTOM								
Wayne Nordhagen, R (1, 9) OBP: 0.269, SLG: 0.318	6-3	SF7		F9			F3			3	0	0	1	0	0	1	Minnesota Twins @ Chicago White Sox Comiskey Park, Chicago, IL Fri Jul 23 1976, 8:05 PM EDT Att: 10,126 - Unknown - 96 F								
Ralph Garr, L (1, 8) OBP: 0.317, SLG: 0.404		F6				G4-6-3 1B		1B		4	0	3	0	0	0	1									
Jorge Orta, L (1, 7) OBP: 0.318, SLG: 0.440	FC6-4		F7		G4-6-3 1B		F9			4	0	0	0	0	0	3									
Pat Kelly, L (1, 10) OBP: 0.362, SLG: 0.395 Buddy Bradford, R (6, PH) OBP: 0.320, SLG: 0.359			G3		6-3			6-3		1	0	0	0	1	0	0									
Lamar Johnson, R (1, 3) OBP: 0.368, SLG: 0.445 Alan Bannister, R (6, PR) OBP: 0.290, SLG: 0.276 Jim Spencer, L (7, 3) OBP: 0.335, SLG: 0.356		FC4-6					FC1-6 1B	F7		2	0	1	0	1	0	2									
Bill Stein, R (1, 4) OBP: 0.299, SLG: 0.396		1B		F8			FC1-6	F9		4	1	1	0	0	0	2									
Kevin Bell, R (1, 5) OBP: 0.312, SLG: 0.441		F7		F3			K			4	0	0	0	0	2	2									
Brian Downing, R (1, 2) OBP: 0.327, SLG: 0.329		2B					K			4	1	2	0	0	1	1									
Bucky Dent, R (1, 6) OBP: 0.301, SLG: 0.309				F7			F8			4	0	1	1	0	0	1									
Inning Stats	R: 0 E: 0 K: 0 S: 4	H: 1 LOB: 2 BB: 1 P: 8	R: 2 E: 1 K: 0 S: 6	H: 3 LOB: 1 BB: 0 P: 6	R: 0 E: 0 K: 0 S: 3	H: 0 LOB: 1 BB: 1 P: 7	R: 0 E: 0 K: 0 S: 4	H: 1 LOB: 1 BB: 0 P: 4	R: 0 E: 0 K: 2 S: 8	H: 1 LOB: 1 BB: 0 P: 8	R: 0 E: 0 K: 0 S: 4	H: 1 LOB: 1 BB: 0 P: 4	R: 0 E: 0 K: 0 S: 3	H: 0 LOB: 0 BB: 0 P: 3	R: 0 E: 0 K: 1 S: 5	H: 0 LOB: 0 BB: 0 P: 5		1B: 7 2B: 1 3B: 0 HR: 0	SF: 1 SAC: 0 DP: 1 HBP: 0	WP: 0 PB: 0 SB: 1 CS: 0	PA: 36				
PITCHER	IP	WLS	BF	H	R	ER	SO	BB	IBB	HBP	BLK	WP	HR	S	P	ERA	WHIP								
Jim Hughes, R (1, 1) ERA: 5.68	4.0		19	5	2	2	0	2	0	0	0	0	0	17	25	4.50	1.750								
Tom Burgmeier, L (5, 1) ERA: 2.09	5.0	W	17	3	0	0	3	0	0	0	0	0	0	23	23	0.00	0.600								

Batter	1	2	3	4	5	6	7	8	9	AB	R	H	RBI	BB	SO	LOB	TOP					
Lyman Bostock, L OBP: 0.395, SLG: 0.459										5	2	3	1	0	0	2	Minnesota Twins @ Chicago White Sox Comiskey Park, Chicago, IL Sun Jul 25 1976, 4:38 AM EDT Att: 12,651 - Unknown					
Larry Hulse, R OBP: 0.325, SLG: 0.354										4	1	1	1	0	1	2						
Rod Carew, L OBP: 0.388, SLG: 0.445										4	0	1	0	0	0	2						
Craig Kusick, R OBP: 0.360, SLG: 0.494										4	0	1	0	0	1	3						
Dan Ford, R OBP: 0.318, SLG: 0.422										4	0	2	2	0	1	1						
Butch Wynegar, S OBP: 0.402, SLG: 0.428										4	0	0	0	0	1	3						
Roy Smalley, S OBP: 0.336, SLG: 0.296										4	0	0	0	0	0	0						
Bob Randall, R OBP: 0.322, SLG: 0.315										3	1	0	0	1	0	0						
Jerry Terrell, R OBP: 0.270, SLG: 0.250										2	0	1	0	2	0	0						
Inning Stats	R: 1 E: 1 K: 1 S: 6	H: 2 LOB: 0 BB: 0 P: 6	R: 0 E: 0 K: 0 S: 3	H: 0 LOB: 0 BB: 0 P: 3	R: 0 E: 0 K: 1 S: 5	H: 0 LOB: 1 BB: 1 P: 9	R: 0 E: 0 K: 2 S: 8	H: 1 LOB: 0 BB: 0 P: 8	R: 0 E: 0 K: 0 S: 3	H: 0 LOB: 0 BB: 0 P: 3	R: 2 E: 0 K: 0 S: 6	H: 3 LOB: 1 BB: 0 P: 6	R: 1 E: 0 K: 0 S: 4	H: 2 LOB: 1 BB: 1 P: 8	R: 0 E: 0 K: 0 S: 4	H: 1 LOB: 1 BB: 0 P: 4	R: 0 E: 0 K: 0 S: 3	H: 0 LOB: 1 BB: 1 P: 7	1B: 9 2B: 0 3B: 0 HR: 0	SF: 0 SAC: 0 DP: 0 HBP: 0	WP: 0 PB: 0 SB: 2 CS: 1	PA: 37
PITCHER Ken Brett, L ERA: 3.05	IP: 9.0 WLS: W BF: 37	H: 9 R: 4 ER: 3 SO: 4	BB: 3 IBB: 0 HBP: 0 BLK: 0	WP: 0 HR: 0 S: 42 P: 54	ERA: 3.00 WHIP: 1.333	PITCHER										IP: 9.0 WLS: W BF: 37	H: 9 R: 4 ER: 3 SO: 4	BB: 3 IBB: 0 HBP: 0 BLK: 0	WP: 0 HR: 0 S: 42 P: 54	ERA: 3.00 WHIP: 1.333		

Batter	1	2	3	4	5	6	7	8	9	AB	R	H	RBI	BB	SO	LOB	BOTTOM			
Jerry Hairston, S OBP: 0.500, SLG: 0.500										3	1	0	0	2	0	3	Minnesota Twins @ Chicago White Sox Comiskey Park, Chicago, IL Sun Jul 25 1976, 4:38 AM EDT Att: 12,651 - Unknown			
Alan Bannister, R OBP: 0.281, SLG: 0.267										0	0	0	0	0	0	0				
Ralph Garr, L OBP: 0.327, SLG: 0.413										3	2	1	1	1	1	1				
Jorge Orta, L OBP: 0.362, SLG: 0.441										3	1	0	0	2	0	0				
Chet Lemon, R OBP: 0.299, SLG: 0.308										0	0	0	0	0	0	0				
Pat Kelly, L OBP: 0.362, SLG: 0.394										3	0	1	0	0	0	2				
Lamar Johnson, R OBP: 0.355, SLG: 0.453										2	1	1	3	0	0	0				
Bill Stein, R OBP: 0.318, SLG: 0.417										4	0	2	0	0	1	1				
Jim Spencer, L OBP: 0.344, SLG: 0.361										2	1	1	0	2	0	2				
Kevin Bell, R OBP: 0.318, SLG: 0.429										4	0	1	0	0	0	6				
Brian Downing, R OBP: 0.332, SLG: 0.329										2	1	0	0	2	1	0				
Bucky Dent, R OBP: 0.303, SLG: 0.308										2	0	0	1	0	0	0				
Inning Stats	R: 2 E: 1 K: 0 S: 4	H: 0 LOB: 2 BB: 3 P: 16	R: 1 E: 0 K: 0 S: 3	H: 1 LOB: 0 BB: 1 P: 7	R: 0 E: 0 K: 0 S: 5	H: 2 LOB: 2 BB: 0 P: 5	R: 0 E: 0 K: 0 S: 3	H: 0 LOB: 1 BB: 1 P: 7	R: 0 E: 0 K: 0 S: 4	H: 1 LOB: 2 BB: 1 P: 8	R: 0 E: 0 K: 1 S: 5	H: 0 LOB: 0 BB: 0 P: 5	R: 4 E: 0 K: 1 S: 8	H: 3 LOB: 2 BB: 3 P: 20	R: 0 E: 0 K: 1 S: 5	H: 0 LOB: 0 BB: 0 P: 5	1B: 5 2B: 1 3B: 0 HR: 1	SF: 1 SAC: 2 DP: 0 HBP: 0	WP: 0 PB: 0 SB: 1 CS: 1	PA: 41
PITCHER Bill Singer, R ERA: 4.01	IP: 6.0 WLS: L	H: 4 R: 5 ER: 3 SO: 3	BB: 6 IBB: 2 HBP: 0 BLK: 0	WP: 0 HR: 0 S: 24 P: 56	ERA: 4.50 WHIP: 1.667	PITCHER										IP: 6.0 WLS: L	H: 4 R: 5 ER: 3 SO: 3	BB: 6 IBB: 2 HBP: 0 BLK: 0	WP: 0 HR: 0 S: 24 P: 56	ERA: 4.50 WHIP: 1.667
Tom Burgmeier, L ERA: 2.35	0.1	2	1	1	0	0	0	0	0	0	1	5	5	27.00	6.000					
Bill Campbell, R ERA: 3.45	1.2	7	1	1	1	0	0	0	0	0	0	8	12	5.40	1.200					

Batter	1	2	3	4	5	6	7	8	9	AB	R	H	RBI	BB	SO	LOB	TOP											
Dave Moates, L (1, 8) OBP: 0.322, SLG: 0.337 Juan Benquez, R (9, PH) OBP: 0.291, SLG: 0.262 (9, 8)	0-0 4-3	0-0 F7			0-0 F6		0-3 K		0-3 K	4	0	0	0	0	1	2												
Gene Clines, R (1, 7) OBP: 0.305, SLG: 0.316	0-0 L4		0-0 L6-3		0-0 L6-3			0-0 1B	0-0 L8	5	0	1	0	0	0	2												
Mike Hargrove, L (1, 3) OBP: 0.308, SLG: 0.407	4-0 FC5-4 BB		0-0 5-3		0-0 1B			0-0 1B		3	0	2	0	1	0	0												
Jeff Burroughs, R (1, 9) OBP: 0.301, SLG: 0.377	0-0 FC5-4 1-2		0-0 1B		0-0 F7			4-0 G3-6-1 BB		3	0	1	0	1	0	2												
Roy Howell, L (1, 5) OBP: 0.314, SLG: 0.383		0-0 1B E 1B	0-0 F5		0-0 F7			0-0 G3-6-1 1-2		4	1	1	0	0	0	3												
Toby Harrah, R (1, 6) OBP: 0.375, SLG: 0.392		0-0 F6		0-0 HR		0-0 5-3			0-0 1B 1B	4	2	2	1	0	0	1												
Tom Grieve, R (1, 10) OBP: 0.290, SLG: 0.384		0-0 E 1B	0-0 F9		0-0 F9			0-0 F5		4	0	1	0	0	0	1												
Lenny Randle, S (1, 4) OBP: 0.297, SLG: 0.277 Danny Thompson, R (7, 4) OBP: 0.261, SLG: 0.271	0-3 K		0-0 F7		0-3 K		0-3 K		0-0 1B	3	0	0	0	0	2	2												
Jim Sundberg, R (1, 2) OBP: 0.285, SLG: 0.302	0-0 E4 1-2 3H		0-3 K		0-0 F6			0-0 1B		4	0	1	1	0	1	1												
Inning Stats	R: 0 E: 0 K: 0 S: 3	H: 0 LOB: 1 BB: 1 P: 7	R: 1 E: 1 K: 1 S: 8	H: 2 LOB: 2 BB: 0 P: 8	R: 0 E: 0 K: 0 S: 4	H: 1 LOB: 1 BB: 0 P: 4	R: 1 E: 0 K: 1 S: 6	H: 1 LOB: 0 BB: 0 P: 6	R: 0 E: 0 K: 0 S: 4	H: 0 LOB: 0 BB: 0 P: 3	R: 0 E: 0 K: 2 S: 7	H: 0 LOB: 0 BB: 0 P: 7	R: 0 E: 0 K: 0 S: 3	H: 2 LOB: 1 BB: 1 P: 7	R: 1 E: 0 K: 1 S: 8	H: 3 LOB: 2 BB: 0 P: 8	1B: 9 2B: 0 3B: 0 HR: 1	SF: 0 SAC: 0 DP: 1 HBP: 0	WP: 0 PB: 0 SB: 0 CS: 0	PA: 38								
PITCHER	IP	WLS	BF	H	R	ER	SO	BB	IBB	HBP	BLK	WP	HR	S	P	ERA	WHIP											
Dave Goltz, R (1, 1) ERA: 3.69 Tom Burgmeier, L (9, 1) ERA: 2.33	8.1	L	36	10	3	2	4	2	0	0	0	0	0	1	42	50	2.16	1.440										
	0.2	2	0	0	0	0	1	0	0	0	0	0	0	4	4	0.00	0.000											

Texas Rangers @ Minnesota Twins
Metropolitan Stadium, Bloomington, MI
Mon Jul 26 1976, 8:05 PM EDT
Att. 9,184 - Unknown - 86 F

AB 35
R 3
H 9
RBI 2
BB 2
SO 5
LOB 16



Batter	1	2	3	4	5	6	7	8	9	AB	R	H	RBI	BB	SO	LOB	BOTTOM										
Steve Braun, L (1, 10) OBP: 0.356, SLG: 0.339	0-0 3-1			0-0 FC4-6 1B			0-0 F8		0-3 K	4	0	1	0	0	1	0											
Roy Smalley, S (1, 6) OBP: 0.335, SLG: 0.293	0-3 K			0-3 K			0-0 3-1			3	0	0	0	0	2	1											
Rod Carew, L (1, 3) OBP: 0.386, SLG: 0.442 Craig Kusick, R (5, 3) OBP: 0.363, SLG: 0.497	0-0 4-3			0-0 FC4-6 CS 1-2			0-0 1B			2	0	0	0	0	0	1											
Butch Wynegar, S (1, 2) OBP: 0.398, SLG: 0.424		0-0 4-3		0-0 CS 1-2		0-3 K		0-3 K		3	0	0	0	0	2	1											
Lyman Bostock, L (1, 8) OBP: 0.391, SLG: 0.454		0-0 1-3			0-0 4-3			0-0 3-1		3	0	0	0	0	0	0											
Mike Cabbage, L (1, 5) OBP: 0.321, SLG: 0.298		0-0 4-3				0-3 K		4-0 G4-6-3 BB		2	0	0	0	1	1	0											
Larry Hisle, R (1, 7) OBP: 0.322, SLG: 0.351			0-0 6-3		0-0 5-3			0-0 G4-6-3 1-2		3	0	0	0	0	0	1											
Dan Ford, R (1, 9) OBP: 0.315, SLG: 0.418			0-0 6-3		0-3 K			0-3 K		3	0	0	0	0	2	0											
Bob Randall, R (1, 4) OBP: 0.319, SLG: 0.313 Tony Oliva, L (9, PH) OBP: 0.239, SLG: 0.254			0-0 6-3		0-3 K			0-0 3-1		2	0	0	0	0	1	0											
Inning Stats	R: 0 E: 0 K: 1 S: 5	H: 0 LOB: 0 BB: 0 P: 5	R: 0 E: 0 K: 0 S: 3	H: 0 LOB: 0 BB: 0 P: 3	R: 0 E: 0 K: 1 S: 5	H: 1 LOB: 0 BB: 0 P: 5	R: 0 E: 0 K: 2 S: 7	H: 0 LOB: 0 BB: 0 P: 7	R: 0 E: 0 K: 1 S: 6	H: 1 LOB: 1 BB: 0 P: 6	R: 0 E: 0 K: 0 S: 2	H: 0 LOB: 0 BB: 1 P: 6	R: 0 E: 0 K: 2 S: 7	H: 0 LOB: 0 BB: 0 P: 7	1B: 2 2B: 0 3B: 0 HR: 0	SF: 0 SAC: 0 DP: 1 HBP: 0	WP: 0 PB: 0 SB: 0 CS: 1	PA: 29									
PITCHER	IP	WLS	BF	H	R	ER	SO	BB	IBB	HBP	BLK	WP	HR	S	P	ERA	WHIP										
Bert Blyleven, R (1, 1)	9.0	W	28	2	0	0	9	1	0	0	0	0	0	45	49	0.00	0.333										

Texas Rangers @ Minnesota Twins
Metropolitan Stadium, Bloomington, MI
Mon Jul 26 1976, 8:05 PM EDT
Att. 9,184 - Unknown - 86 F

AB 27
R 0
H 2
RBI 0
BB 1
SO 9
LOB 4



Batter	1	2	3	4	5	6	7	8	9	AB	R	H	RBI	BB	SO	LOB	TOP										
Dave Moates, L (1, 8) OBP: 0.308, SLG: 0.321	0-0 4-3		0-0 4-3		0-3 K	0-3 K		0-0 4-3		5	0	0	0	0	2	3											
Gene Clines, R (1, 7) OBP: 0.303, SLG: 0.313	0-0 L5-3		0-0 G3 1B		0-0 L6-3		0-0 L4 1B FC5-4		0-0 L4	5	2	1	1	0	0	0											
Mike Hargrove, L (1, 3) OBP: 0.310, SLG: 0.410	0-0 L3		0-0 G3		0-0 1B		0-0 FC5-4 1B		0-0 1B 1B	5	0	3	0	0	0	1											
Jeff Burroughs, R (1, 9) OBP: 0.302, SLG: 0.376		4-0 BB BB	0-0 1B		0-0 F8		0-0 FC5-4 1B		0-0 F8	4	0	1	2	1	0	3											
Roy Howell, L (1, 5) OBP: 0.316, SLG: 0.387		0-3 K	0-0 G3		0-0 2B		0-0 F9		0-0 1B	5	1	2	0	0	1	3											
Toby Harrah, R (1, 6) OBP: 0.375, SLG: 0.394		4-0 BB 1-2		0-0 B2-3		0-0 2B		0-3 K		4	1	1	1	1	1	3											
Tom Grieve, R (1, 10) OBP: 0.290, SLG: 0.385		0-3 K		0-0 6-3		0-0 2B		0-0 F7		4	0	1	1	0	1	2											
Lenny Randle, S (1, 4) OBP: 0.299, SLG: 0.283		0-0 F6		0-0 2B		0-0 1B		0-0 G3		4	0	2	0	0	0	2											
Jim Sundberg, R (1, 2) OBP: 0.288, SLG: 0.308			0-0 E7 1B		0-0 F8		0-0 F8		0-0 1B	4	1	2	0	0	0	2											
Inning Stats	R: 0 E: 0 K: 0 S: 3	H: 0 LOB: 0 BB: 0 P: 3	R: 0 E: 0 K: 2 S: 7	H: 0 LOB: 2 BB: 2 P: 15	R: 2 E: 1 K: 0 S: 6	H: 3 LOB: 1 BB: 0 P: 6	R: 0 E: 0 K: 0 S: 4	H: 1 LOB: 1 BB: 0 P: 4	R: 0 E: 0 K: 1 S: 6	H: 1 LOB: 1 BB: 0 P: 6	R: 2 E: 0 K: 1 S: 8	H: 4 LOB: 1 BB: 0 P: 8	R: 1 E: 1 K: 1 S: 7	H: 1 LOB: 1 BB: 0 P: 7	R: 0 E: 0 K: 0 S: 4	H: 1 LOB: 2 BB: 0 P: 4	R: 0 E: 0 K: 0 S: 5	H: 2 LOB: 2 BB: 0 P: 5	1B: 8 2B: 5 3B: 0 HR: 0	SF: 0 SAC: 0 DP: 0 HBP: 0	WP: 0 PB: 0 SB: 1 CS: 0	PA: 42					
PITCHER	IP	WLS	BF	H	R	ER	SO	BB	IBB	HBP	BLK	WP	HR	S	P	ERA	WHIP										
Jim Hughes, R (1, 1) ERA: 5.74	5.1	W	26	9	4	4	3	2	0	0	0	0	0	30	38	6.75	2.062										
Bill Campbell, R (6, 1) ERA: 3.33	3.2	S	16	4	1	0	2	0	0	0	0	0	0	20	20	0.00	1.091										

Texas Rangers @ Minnesota Twins
Metropolitan Stadium, Bloomington, MI
Wed Jul 28 1976, 8:05 PM EDT
Unknown - 86 F

livebaseballscorecards.com


AB	40
R	5
H	13
RBI	5
BB	2
SO	5
LOB	19



Batter	1	2	3	4	5	6	7	8	9	AB	R	H	RBI	BB	SO	LOB	BOTTOM										
Larry Hise, R (1, 7) OBP: 0.327, SLG: 0.357	0-0 F9 2B		4-0 BB	0-0 FC4-6 1B		0-0 SH1-4	0-0 6-3			3	0	2	0	1	0	0											
Roy Smalley, S (1, 6) OBP: 0.336, SLG: 0.290	0-3 K		0-0 F8	0-0 FC4-6		4-0 1B BB		4-0 L7 BB		3	1	0	1	2	1	4											
Rod Carew, L (1, 3) OBP: 0.386, SLG: 0.442	0-0 F9			0-0 1B		0-0 1B 1B		0-0 L7		5	2	2	1	0	0	4											
Butch Wynegar, S (1, 2) OBP: 0.398, SLG: 0.423	0-0 F2			0-0 1B 1B	0-0 4-3	0-0 1B 1B		0-0 6-3		5	1	2	1	0	0	1											
Lyman Bostock, L (1, 8) OBP: 0.396, SLG: 0.458		0-0 1-3		0-0 1B 1B	0-0 BB 1B	0-0 1B 1B		0-0 6-3		4	1	3	2	0	0	0											
Mike Cabbage, L (1, 5) OBP: 0.324, SLG: 0.299		0-0 4-3		0-0 1B 1B	4-0 BB 1B	0-0 F8				3	1	1	1	1	0	2											
Tony Oliva, L (1, 10) OBP: 0.247, SLG: 0.261		0-3 K		0-0 1B 1B	0-0 F3	0-3 K				2	0	1	1	0	1	0											
Jerry Terrell, R (4, PR) OBP: 0.270, SLG: 0.250				0-0 FC4-6 1B						0	1	0	0	0	0	0											
Craig Kusick, R (5, PH) OBP: 0.359, SLG: 0.491				0-0 FC4-6 1B						2	0	0	0	0	1	4											
Dan Ford, R (1, 9) OBP: 0.311, SLG: 0.412			0-0 L8	0-0 F8	0-0 F6		0-0 F8			4	0	0	0	0	0	4											
Bob Randall, R (1, 4) OBP: 0.322, SLG: 0.313			0-0 L7	0-0 FC4-6 1B		1-0 SH1-4 1B HBP		0-0 L7		3	1	1	1	0	0	0											
Inning Stats	R: 0 E: 0 K: 1 S: 6	H: 1 LOB: 1 BB: 0 P: 6	R: 0 E: 0 K: 1 S: 5	H: 0 LOB: 0 BB: 0 P: 5	R: 0 E: 0 K: 0 S: 3	H: 0 LOB: 1 BB: 1 P: 7	R: 5 E: 0 K: 0 S: 10	H: 7 LOB: 2 BB: 0 P: 10	R: 0 E: 0 K: 0 S: 4	H: 1 LOB: 2 BB: 1 P: 8	R: 3 E: 0 K: 1 S: 8	H: 3 LOB: 2 BB: 1 P: 13	R: 0 E: 0 K: 0 S: 3	H: 0 LOB: 0 BB: 0 P: 3	R: 0 E: 0 K: 0 S: 2	H: 0 LOB: 0 BB: 1 P: 6	1B: 11 2B: 1 3B: 0 HR: 0	SF: 0 SAC: 1 DP: 0 HBP: 1	WP: 0 PB: 0 SB: 0 CS: 0	PA: 40							
PITCHER	IP	WLS	BF	H	R	ER	SO	BB	IBB	HBP	BLK	WP	HR	S	P	ERA	WHIP										
Steve Hargan, R (1, 1) ERA: 3.3	3.1	L	18	7	5	5	2	1	0	0	0	0	0	21	25	13.50	2.400										
Mike Bacsik, R (4, 1) ERA: 3.19	2.0		11	2	2	2	0	2	0	1	0	0	0	8	17	9.00	2.000										
Joe Hoerner, L (6, 1) ERA: 4.78	0.2		5	3	1	1	1	0	0	0	0	0	0	7	7	13.50	4.500										
Steve Foucault, R (7, 1) ERA: 3.16	2.0		6	0	0	0	0	1	0	0	0	0	0	5	9	0.00	0.500										

Texas Rangers @ Minnesota Twins
Metropolitan Stadium, Bloomington, MI
Wed Jul 28 1976, 8:05 PM EDT
Unknown - 86 F

AB	34
R	8
H	12
RBI	8
BB	4
SO	3
LOB	19



Batter	1	2	3	4	5	6	7	8	9	AB	R	H	RBI	BB	SO	LOB	TOP			
Gene Clines, R OBP: 0.298, SLG: 0.308 (1, 7)	L8		L9		K		L1-6-3			4	0	0	0	0	1	4				
Lenny Randle, S OBP: 0.296, SLG: 0.279 (1, 4)	4-3		K		K			F9		4	0	0	0	0	2	2				
Mike Hargrove, L OBP: 0.313, SLG: 0.413 (1, 10)	BB 1B		F6			BB BB		BB 1B		3	0	2	0	1	0	0				
Jeff Burroughs, R OBP: 0.304, SLG: 0.374 (1, 9)	FC6-4 BB			F8		G6-4-3 BB		K		2	0	0	0	2	1	1				
Jim Fregosi, R OBP: 0.352, SLG: 0.329 (1, 3)	FC6-4			5-3		K				4	0	1	0	0	1	4				
Toby Harrah, R OBP: 0.372, SLG: 0.389 (1, 6)		K		F3		G6-4-3		K		4	0	0	0	0	2	4				
Roy Howell, L OBP: 0.315, SLG: 0.385 (1, 5)		3-1			E 1B		F9		G3	4	0	1	0	0	0	0				
Juan Beniquez, R OBP: 0.297, SLG: 0.270 (1, 8)		S BB			E6					3	0	2	0	1	0	1				
Bill Fahey, L OBP: 0.373, SLG: 0.372 (1, 2)		G3			F6		L1-6-3 BB		G4-3-6-3	3	0	0	0	1	0	4				
Inning Stats	R: 0 E: 0 K: 0 S: 4	H: 1 LOB: 2 BB: 1 P: 8	R: 0 E: 0 K: 1 S: 5	H: 0 LOB: 1 BB: 1 P: 9	R: 0 E: 0 K: 1 S: 5	H: 0 LOB: 0 BB: 0 P: 5	R: 0 E: 0 K: 0 S: 3	H: 0 LOB: 0 BB: 0 P: 3	R: 0 E: 1 K: 2 S: 9	H: 1 LOB: 2 BB: 0 P: 9	R: 0 E: 0 K: 0 S: 3	H: 1 LOB: 1 BB: 1 P: 7	R: 0 E: 0 K: 2 S: 9	H: 2 LOB: 2 BB: 0 P: 9	R: 0 E: 0 K: 0 S: 3	H: 1 LOB: 0 BB: 0 P: 3	1B: 5 2B: 1 3B: 0 HR: 0	SF: 0 SAC: 0 DP: 3 HBP: 0	WP: 0 PB: 0 SB: 1 CS: 0	PA: 36
PITCHER	IP	WLS	BF	H	R	ER	SO	BB	IBB	HBP	BLK	WP	HR	S	P	ERA	WHIP			
Steve Luebber, R ERA: 4.4 (1, 1)	6.1	W	26	3	0	0	5	4	0	0	0	0	0	32	48	0.00	1.105			
Tom Burgmeier, L ERA: 2.24 (7, 1)	2.2		10	3	0	0	2	1	0	0	0	0	0	13	17	0.00	1.500			

Texas Rangers @ Minnesota Twins
Metropolitan Stadium, Bloomington, MI
Wed Jul 28 1976, 8:05 PM EDT
Att: 5,983 - Unknown

AB 31
R 0
H 6
RBI 0
BB 5
SO 7
LOB 20



Batter	1	2	3	4	5	6	7	8	9	AB	R	H	RBI	BB	SO	LOB	BOTTOM			
Lyman Bostock, L OBP: 0.399, SLG: 0.467 (1, 8)	SH1-4 FC6-4 BB	G6-3		SF7 3B				L3		4	2	2	1	1	0	1				
Larry Hiele, R OBP: 0.326, SLG: 0.357 (1, 7)			F3	SF7		L7		K		3	1	1	1	0	0	1				
Steve Brye, R OBP: 0.311, SLG: 0.301 (7, 7)	FC6-4 SH1-4 1B									1	0	0	0	0	1	0				
Rod Carew, L OBP: 0.385, SLG: 0.440 (1, 3)	SH1-4			L4		K		F6		4	1	1	0	0	1	1				
Craig Kusick, R OBP: 0.367, SLG: 0.491 (1, 10)					5-3					2	0	1	0	2	0	0				
Dan Ford, R OBP: 0.313, SLG: 0.423 (1, 9)	FC6-4 1B			BLK 1B		HR		FC5-4 E S		4	2	2	3	0	0	3				
Butch Wynegar, S OBP: 0.395, SLG: 0.422 Glenn Borgmann, R OBP: 0.542, SLG: 0.706 (8, 2)			K					L3		3	0	1	1	1	1	1				
Roy Smalley, S OBP: 0.336, SLG: 0.294 (1, 6)										3	1	1	0	1	1	3				
Mike Cubbage, L OBP: 0.323, SLG: 0.294 (1, 5)		G3			3-1	F8				3	0	0	0	1	0	2				
Bob Randall, R OBP: 0.324, SLG: 0.316 (1, 4)				E6 3B 1B		6-3		5-3		4	1	2	1	0	0	3				
Inning Stats	R: 2 E: 0 K: 0 S: 5	H: 2 LOB: 2 BB: 2 P: 13	R: 0 E: 0 K: 0 S: 3	H: 1 LOB: 0 BB: 0 P: 3	R: 2 E: 0 K: 1 S: 7	H: 3 LOB: 0 BB: 0 P: 7	R: 3 E: 1 K: 0 S: 6	H: 3 LOB: 0 BB: 0 P: 6	R: 1 E: 0 K: 1 S: 6	H: 1 LOB: 1 BB: 1 P: 10	R: 0 E: 0 K: 1 S: 6	H: 1 LOB: 0 BB: 0 P: 6	R: 0 E: 1 K: 0 S: 3	H: 0 LOB: 3 BB: 3 P: 15	R: 0 E: 0 K: 1 S: 5	H: 0 LOB: 0 BB: 0 P: 5	1B: 8 2B: 1 3B: 1 HR: 1	SF: 1 SAC: 1 DP: 1 HBP: 0	WP: 0 PB: 0 SB: 2 CS: 0	PA: 39
PITCHER	IP	WLS	BF	H	R	ER	SO	BB	IBB	HBP	BLK	WP	HR	S	P	ERA	WHIP			
Steve Barr, L ERA: 5.74 (1, 1)	0.2	L	6	2	2	2	0	0	0	0	0	0	0	4	12	27.00	6.000			
Mike Bacsik, R ERA: 3.77 (1, 1)	2.2		12	6	4	3	1	0	0	0	1	0	0	14	14	10.12	2.250			
Steve Foucault, R ERA: 3.21 (4, 1)	4.2		21	3	2	2	3	4	0	0	0	0	1	23	39	3.86	1.500			

Texas Rangers @ Minnesota Twins
Metropolitan Stadium, Bloomington, MI
Wed Jul 28 1976, 8:05 PM EDT
Att: 5,983 - Unknown

AB 31
R 8
H 11
RBI 7
BB 6
SO 4
LOB 15



Batter	1	2	3	4	5	6	7	8	9	AB	R	H	RBI	BB	SO	LOB	TOP										
Gene Clines, R OBP: 0.298, SLG: 0.307	L7		L9		L4-3		CS 1B			4	0	1	0	0	0	0	Texas Rangers @ Minnesota Twins Metropolitan Stadium, Bloomington, MI Thu Jul 29 1976, 4:33 AM EDT Att: 14,203 - Unknown - 78 F										
Lenny Randle, S OBP: 0.295, SLG: 0.279	F7				E6 1B		L 1-2	G3		5	0	1	0	0	0	1											
Mike Hargrove, L OBP: 0.314, SLG: 0.412									K 2	3	0	1	0	1	2	1											
Jeff Burroughs, R OBP: 0.301, SLG: 0.370										4	0	0	0	0	0	3											
Tom Grieve, R OBP: 0.292, SLG: 0.387										4	1	2	0	0	0	0											
Toby Harrah, R OBP: 0.370, SLG: 0.387										4	0	1	0	0	1	1											
Juan Beniquez, R OBP: 0.301, SLG: 0.275 Joe Lahoud, L OBP: 0.310, SLG: 0.275										3	0	2	1	0	1	0											
Roy Howell, L OBP: 0.312, SLG: 0.381										3	0	0	0	0	0	3											
Jim Sundberg, R OBP: 0.285, SLG: 0.305										3	0	0	0	0	0	2											
Inning Stats	R: 0 E: 0 K: 0 S: 3	H: 0 LOB: 1 BB: 1 P: 7	R: 0 E: 0 K: 1 S: 6	H: 1 LOB: 1 BB: 0 P: 6	R: 0 E: 0 K: 1 S: 6	H: 1 LOB: 1 BB: 0 P: 6	R: 1 E: 0 K: 0 S: 6	H: 3 LOB: 2 BB: 0 P: 6	R: 0 E: 1 K: 1 S: 4	H: 1 LOB: 1 BB: 0 P: 4	R: 0 E: 0 K: 1 S: 5	H: 1 LOB: 0 BB: 0 P: 5	R: 0 E: 0 K: 0 S: 3	H: 0 LOB: 0 BB: 0 P: 3	R: 0 E: 0 K: 0 S: 3	H: 0 LOB: 0 BB: 0 P: 3		1B: 8 2B: 0 3B: 0 HR: 0	SF: 0 SAC: 0 DP: 2 HBP: 0	WP: 0 PB: 0 SB: 0 CS: 1	PA: 35						
PITCHER	IP	WLS	BF	H	R	ER	SO	BB	IBB	HBP	BLK	WP	HR	S	P	ERA	WHIP										
Eddie Bane, L ERA: 2.49	(1, 1)	5.0	W	22	6	1	1	2	1	0	0	0	0	25	29	1.80	1.400										
Bill Campbell, R ERA: 3.21	(6, 1)	4.0	S	13	2	0	0	2	0	0	0	0	0	16	16	0.00	0.500										

AB	34
R	1
H	8
RBI	1
BB	1
SO	4
LOB	11



Batter	1	2	3	4	5	6	7	8	9	AB	R	H	RBI	BB	SO	LOB	BOTTOM										
Bob Randall, R OBP: 0.323, SLG: 0.315	5-3	L7								4	0	1	0	0	0	2	Texas Rangers @ Minnesota Twins Metropolitan Stadium, Bloomington, MI Thu Jul 29 1976, 4:33 AM EDT Att: 14,203 - Unknown - 78 F										
Larry Hise, R OBP: 0.325, SLG: 0.356	6-3									4	0	1	0	0	1	0											
Dan Ford, R OBP: 0.312, SLG: 0.419										3	1	0	0	0	1	2											
Craig Kusick, R OBP: 0.370, SLG: 0.494										3	0	1	1	1	2	0											
Butch Wynegar, S OBP: 0.398, SLG: 0.420										4	1	1	0	0	2	2											
Steve Bnye, R OBP: 0.312, SLG: 0.302										3	0	1	0	0	0	1											
Glenn Borgmann, R OBP: 0.556, SLG: 0.700										3	0	2	1	0	0	1											
Roy Smalley, S OBP: 0.338, SLG: 0.295										3	0	1	0	0	1	3											
Mike Cabbage, L OBP: 0.318, SLG: 0.289										3	0	0	0	0	1	3											
Inning Stats	R: 1 E: 0 K: 1 S: 6	H: 1 LOB: 1 BB: 0 P: 7	R: 0 E: 0 K: 1 S: 7	H: 2 LOB: 2 BB: 0 P: 7	R: 0 E: 0 K: 1 S: 5	H: 0 LOB: 0 BB: 0 P: 5	R: 1 E: 0 K: 0 S: 5	H: 2 LOB: 1 BB: 0 P: 5	R: 0 E: 0 K: 2 S: 7	H: 0 LOB: 0 BB: 0 P: 7	R: 0 E: 0 K: 2 S: 8	H: 1 LOB: 2 BB: 1 P: 12	R: 0 E: 0 K: 0 S: 4	H: 2 LOB: 1 BB: 0 P: 4	R: 0 E: 0 K: 1 S: 5	H: 0 LOB: 0 BB: 0 P: 5		1B: 7 2B: 1 3B: 0 HR: 0	SF: 0 SAC: 1 DP: 1 HBP: 1	WP: 0 PB: 0 SB: 0 CS: 0	PA: 33						
PITCHER	IP	WLS	BF	H	R	ER	SO	BB	IBB	HBP	BLK	WP	HR	S	P	ERA	WHIP										
Jim Umberger, L ERA: 3.2	(1, 1)	8.0	L	33	8	2	2	8	1	0	1	0	0	47	52	2.25	1.125										

AB	30
R	2
H	8
RBI	2
BB	1
SO	8
LOB	14



Batter	1	2	3	4	5	6	7	8	9	AB	R	H	RBI	BB	SO	LOB	TOP										
Bill North, S OBP: 0.363, SLG: 0.334 (1, 8)	0-0 6-3	0-0 CS	0-0 2B SF8 1B	0-0 WP 1B 2B		0-0 5-3		0-0 5-3		5	2	2	0	0	0	2											
Bert Campaneris, R OBP: 0.327, SLG: 0.284 (1, 6)	0-0 F S 4-3 1B		0-0 G2	0-3 K		0-0 L8		0-0 L9		5	1	1	0	0	1	2											
Don Baylor, R OBP: 0.316, SLG: 0.369 (1, 3)	0-0 4-3		0-0 SF8 1B 2B	4-0 PB 1B BB			0-0 F9		0-0 F8	4	1	1	1	1	0	0											
Joe Rudi, R OBP: 0.329, SLG: 0.432 (1, 7)	0-0 5-3		0-0 SF8	0-0 PB 1B			0-0 6-3		0-0 F6	4	0	1	2	0	0	0											
Sal Bando, R OBP: 0.335, SLG: 0.433 (1, 5)		0-0 E6 1B FC4-6	0-0 BB 1B	0-0 F7			0-0 F7			4	2	1	1	0	0	2											
Gene Tenace, R OBP: 0.379, SLG: 0.454 (1, 2)		0-0 FC4-6 1B	4-0 1B BB		0-3 K			0-0 1B		3	0	2	0	1	1	0											
Claudell Washington, L OBP: 0.285, SLG: 0.325 (1, 9)		0-0 FC4-6 1B FC6-4	0-0 1B	4-0 G4-6-3 BB		0-3 K		0-3 K		3	1	1	2	1	1	2											
Billy Williams, L OBP: 0.325, SLG: 0.347 (1, 10)		0-0 FC6-4 1B	0-0 G3	0-0 G4-6-3		0-3 K		0-3 K		4	0	1	0	0	1	4											
Phil Garner, R OBP: 0.293, SLG: 0.398 (1, 4)		0-0 FC6-4 CS		0-0 F7		0-0 6-3		0-0 1B		4	0	1	1	0	0	1											
Inning Stats	R: 1 E: 0 K: 0 S: 4	H: 1 LOB: 0 BB: 0 P: 4	R: 2 E: 1 K: 0 S: 5	H: 2 LOB: 0 BB: 0 P: 5	R: 3 E: 0 K: 0 S: 7	H: 4 LOB: 2 BB: 1 P: 11	R: 1 E: 0 K: 1 S: 7	H: 2 LOB: 2 BB: 1 P: 11	R: 0 E: 0 K: 0 S: 3	H: 0 LOB: 0 BB: 0 P: 3	R: 0 E: 0 K: 0 S: 3	H: 0 LOB: 0 BB: 0 P: 3	R: 0 E: 0 K: 2 S: 9	H: 2 LOB: 2 BB: 0 P: 9	R: 0 E: 0 K: 0 S: 3	H: 0 LOB: 0 BB: 0 P: 3	1B: 9 2B: 2 3B: 0 HR: 0	SF: 1 SAC: 0 DP: 1 HBP: 0	WP: 1 PB: 1 SB: 1 CS: 1	PA: 41							
PITCHER	IP	WLS	BF	H	R	ER	SO	BB	IBB	HBP	BLK	WP	HR	S	P	ERA	WHIP										
Bill Singer, R ERA: 4.12 (1, 1)	2.2		15	6	6	3	0	1	0	0	0	0	0	14	18	10.12	2.625										
Vic Albury, L ERA: 3.12 (3, 1)	3.1		14	3	1	1	2	2	0	0	0	1	0	16	24	2.70	1.500										
Steve Luebber, R ERA: 4.33 (7, 1)	1.0		4	1	0	0	0	0	0	0	0	0	0	4	4	0.00	1.000										
Tom Burgmeier, L ERA: 2.18 (8, 1)	2.0	W	7	1	0	0	2	0	0	0	0	0	0	11	11	0.00	0.500										
Tom Burgmeier, L ERA: 2.18 (9, 1)	2.0	W	7	1	0	0	2	0	0	0	0	0	0	11	11	0.00	0.500										

Oakland Athletics @ Minnesota Twins
Metropolitan Stadium, Bloomington, MI

AB 36
R 7
H 11
RBI 7
BB 3
SO 4
LOB 13



WP: 1 PA: 41
PB: 1
SB: 1
CS: 1

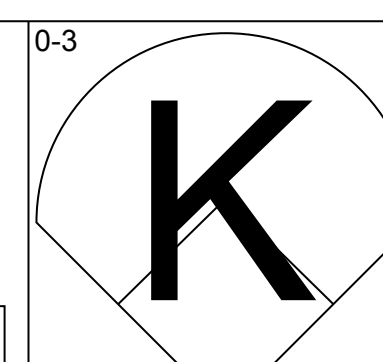
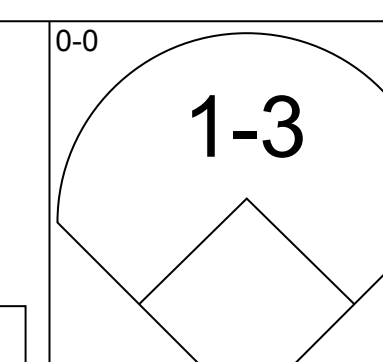
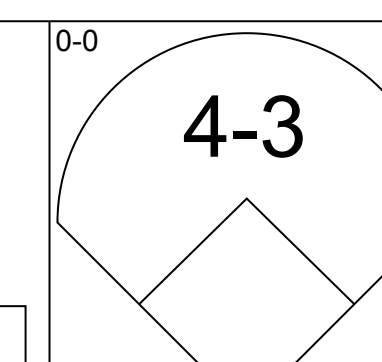
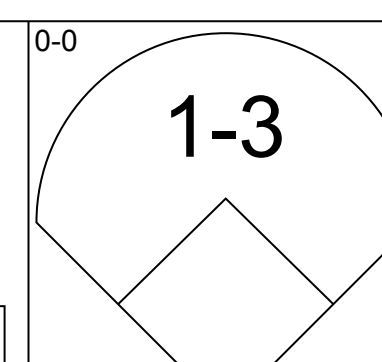
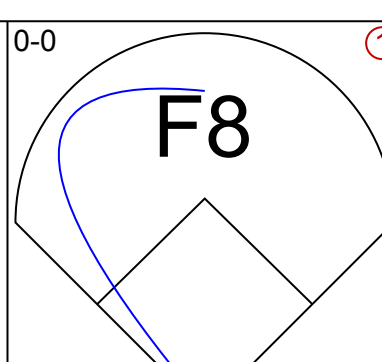
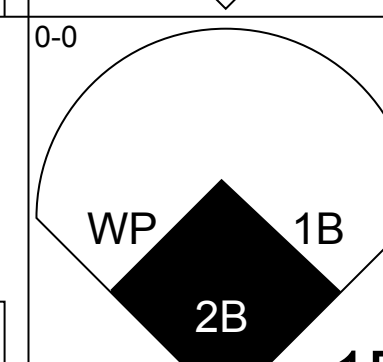
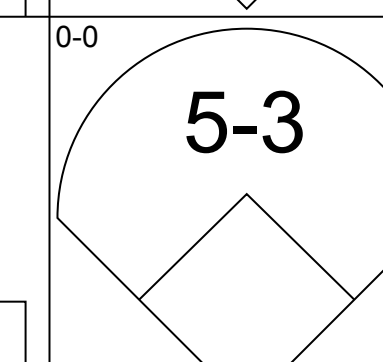
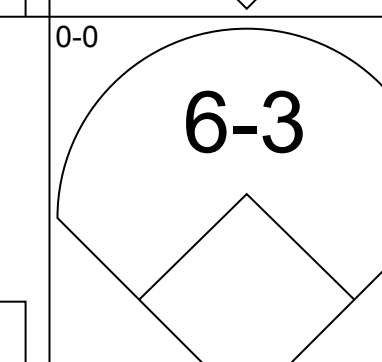
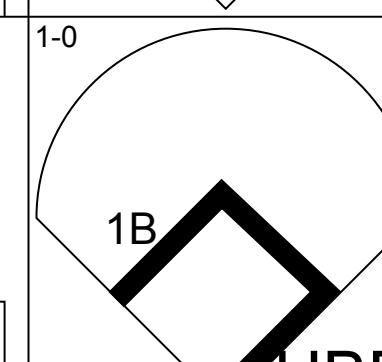
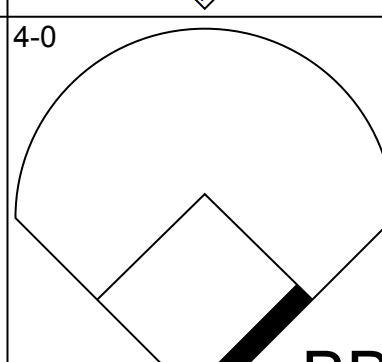
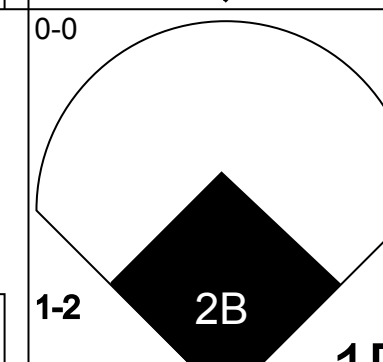
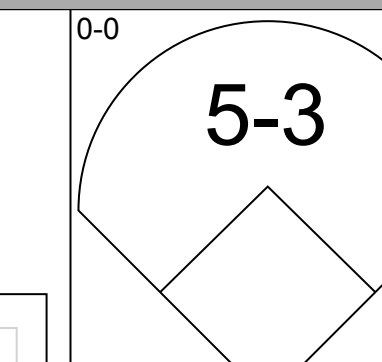
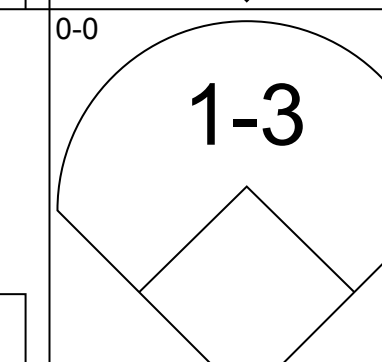
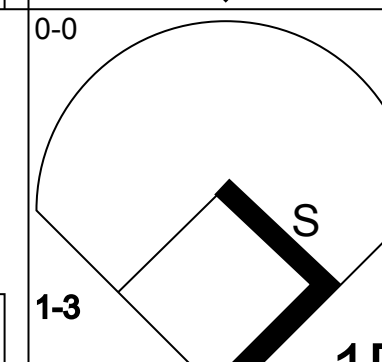
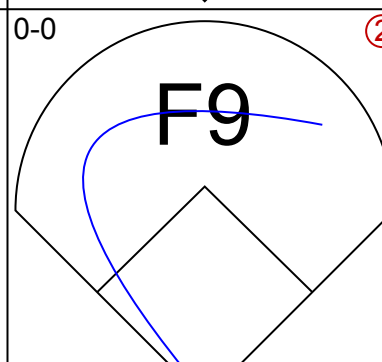
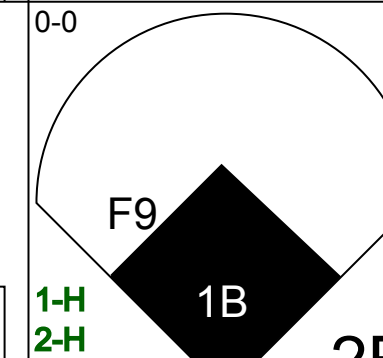
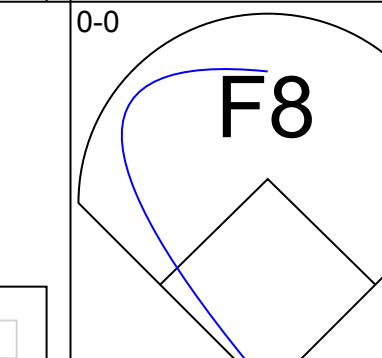
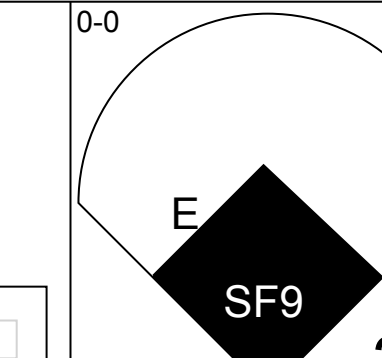
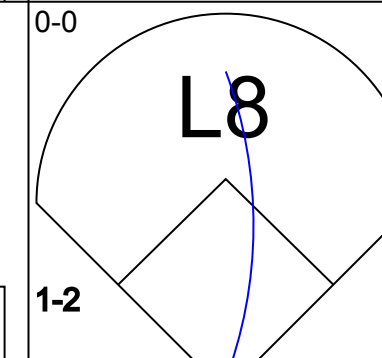
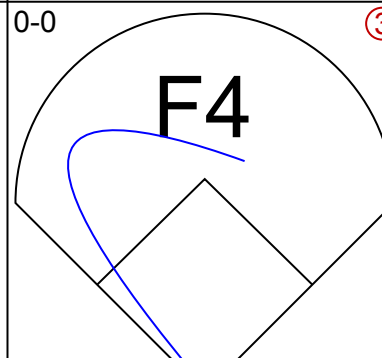
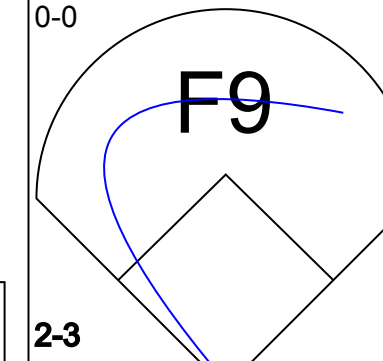
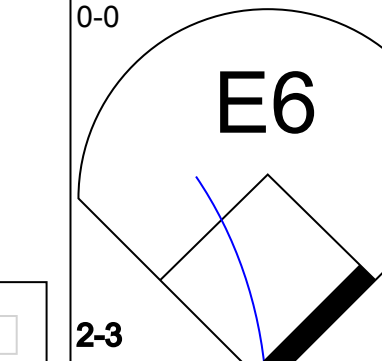
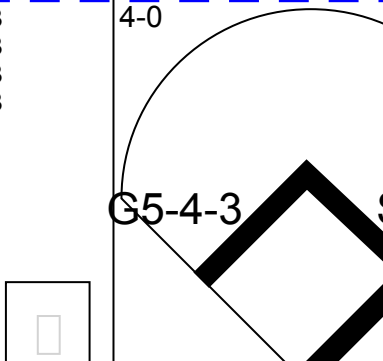
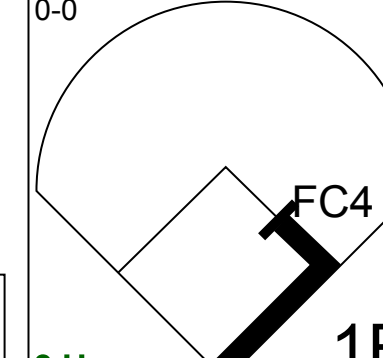

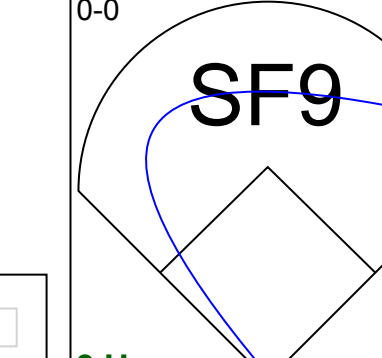
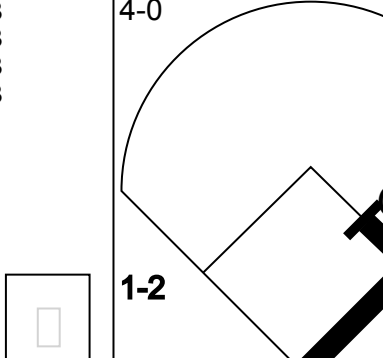
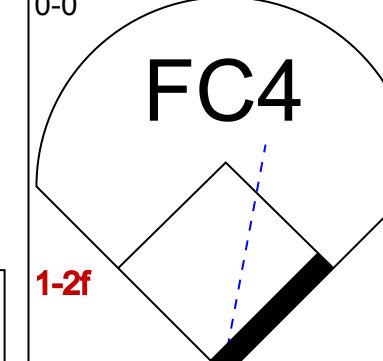
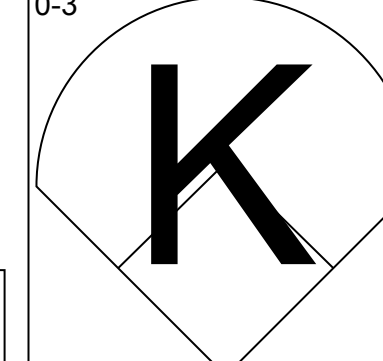
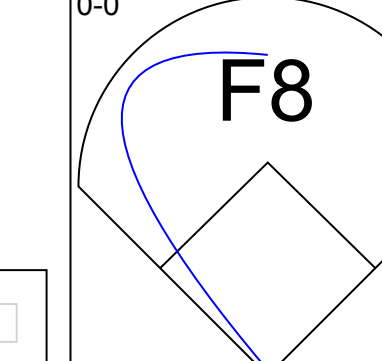
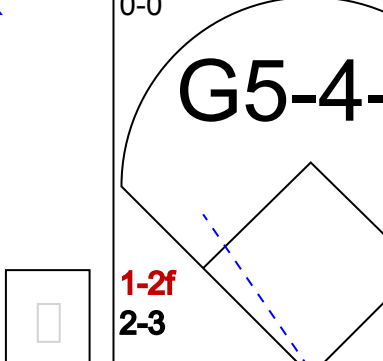

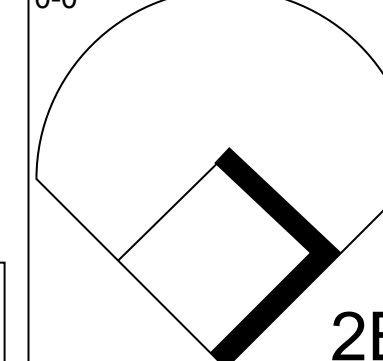
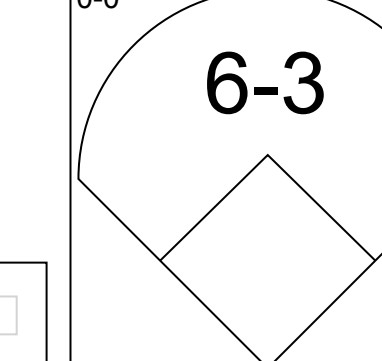
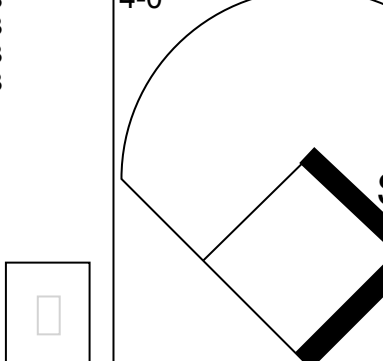
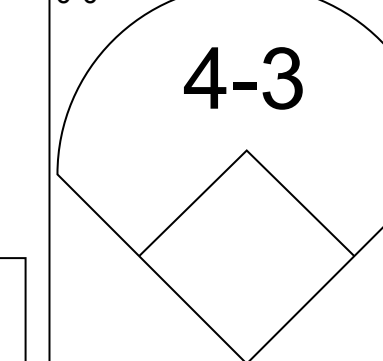

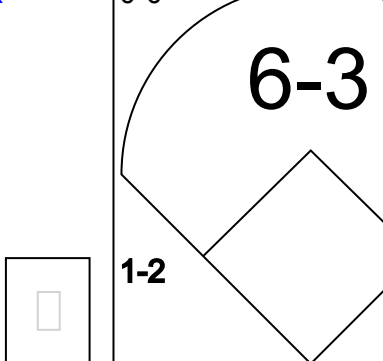
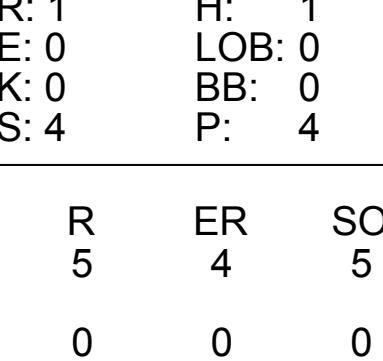
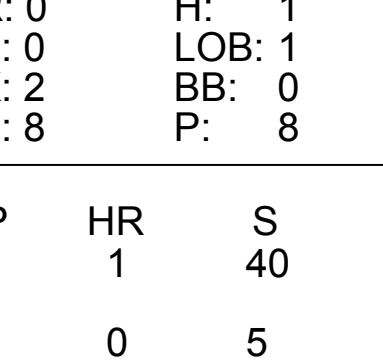
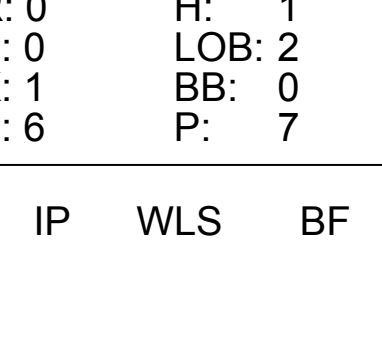
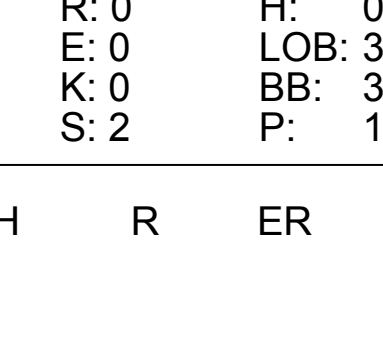
Batter	1	2	3	4	5	6	7	8	9	AB	R	H	RBI	BB	SO	LOB	BOTTOM										
Larry Hise, R OBP: 0.324, SLG: 0.360 (1, 7)	0-0 1B 3B		0-0 5-3		0-0 L7	0-3 K		0-0 SF9		4	1	1	1	0	1	3											
Roy Smalley, S OBP: 0.335, SLG: 0.296 (1, 6)	0-0 FC3-6 1B		0-0 F7		0-0 E HR 1B		0-0 L8	0-3 K		5	1	2	2	0	1	2											
Rod Carew, L OBP: 0.384, SLG: 0.438 (1, 3)	0-0 F7		0-0 2-3		0-0 E3 HR		0-0 E S 1B			4	1	1	0	0	0	3											
Butch Wynegar, S OBP: 0.402, SLG: 0.430 (1, 2)	0-0 FC3-6			4-0 BB	0-0 HR		4-0 G4-6-3 BB			2	1	1	4	2	0	1											
Lyman Bostock, L OBP: 0.397, SLG: 0.464 (1, 8)	0-0 F5			0-0 F8	0-0 L1-3 1B		0-0 G4-6-3			4	0	1	0	0	0	4											
Tony Oliva, L OBP: 0.240, SLG: 0.254 (1, 10)		0-0 6-3		0-0 F8	0-0 L1-3		0-0 S 1B 1B			2	0	0	0	0	0	1											
Craig Kusick, R OBP: 0.371, SLG: 0.494 (5, PH)										2	0	1	0	0	0	1											
Jerry Terrell, R OBP: 0.270, SLG: 0.250 (8, PR)										0	1	0	0	0	0	0											
Mike Cabbage, L OBP: 0.318, SLG: 0.290 (1, 5)		0-0 6-3						0-3 K		3	0	1	0	0	0	1											
Steve Brye, R OBP: 0.310, SLG: 0.300 (8, PH)								1-2 K		1	0	0	0	0	1	1											
Luis Gomez, R OBP: 0.270, SLG: 0.257 (9, 5)								1-2 K		0	0	0	0	0	0	0											
Dan Ford, R OBP: 0.318, SLG: 0.425 (1, 9)		0-0 2B			0-0 1B 1B		0-0 F9		4-0 1B SF9 BB	3	2	2	0	1	0	1											
Bob Randall, R OBP: 0.323, SLG: 0.315 (1, 4)		0-0 F5			0-0 E 1B HR 1B		0-0 6-3		0-0 S 1B	3	1	1	0	0	0	2											
Steve Braun, L OBP: 0.358, SLG: 0.341 (8, PH)								1-3 K		1	0	1	1	0	0	0											
Tom Burgmeier, L ERA: 2.49 (9, 1)								1-3 K		0	0	0	0	0	0	0											
Inning Stats	R: 1 E: 1 K: 0 S: 5	H: 2 LOB: 1 BB: 0 P: 5	R: 0 E: 0 K: 0 S: 4	H: 1 LOB: 1 BB: 0 P: 4	R: 0 E: 0 K: 0 S: 3	H: 0 LOB: 0 BB: 0 P: 3	R: 0 E: 0 K: 0 S: 3	H: 0 LOB: 1 BB: 1 P: 7	R: 5 E: 1 K: 0 S: 8	H: 5 LOB: 0 BB: 0 P: 8	R: 0 E: 0 K: 1 S: 6	H: 1 LOB: 1 BB: 0 P: 6	R: 0 E: 0 K: 0 S: 3	H: 1 LOB: 1 BB: 1 P: 7	R: 2 E: 0 K: 2 S: 9	H: 2 LOB: 2 BB: 1 P: 13	1B: 9 2B: 2 3B: 1 HR: 1	SF: 1 SAC: 0 DP: 2 HBP: 0	WP: 0 PB: 0 SB: 3 CS: 0	PA: 38							
PITCHER	IP	WLS	BF	H	R	ER	SO	BB	IBB	HBP	BLK	WP	HR	S	P	ERA	WHIP										
Dick Bosman, R ERA: 3.5 (1, 1)	4.1		22	7	6	5	0	1	0	0	0	0	0	12	16	3.38	1.875										
Paul Lindblad, L ERA: 3.13 (5, 1)	2.2		11	4	1	1	1	1	0	0	0	0	0	8	12	9.00	2.000										
Rollie Fingers, R ERA: 2.49 (8, 1)	1.0	L	5	1	1	1	2	1	0	0	0	0	0	8	12	9.00	2.000										

Oakland Athletics @ Minnesota Twins
Metropolitan Stadium, Bloomington, MI

AB 34
R 8
H 12
RBI 8
BB 3
SO 3
LOB 20

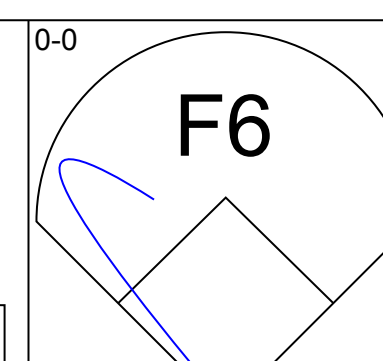
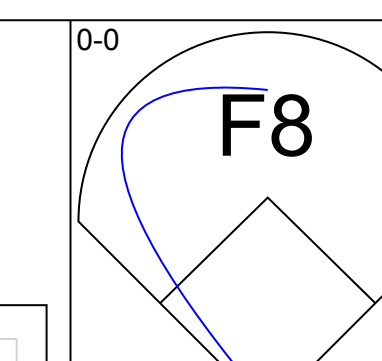
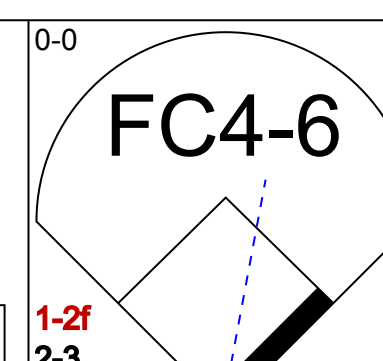
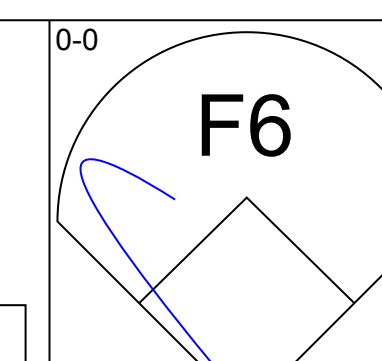
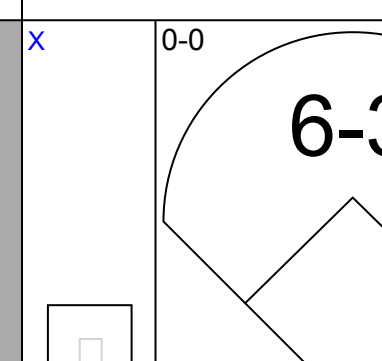
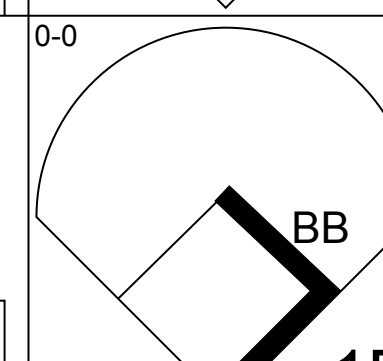
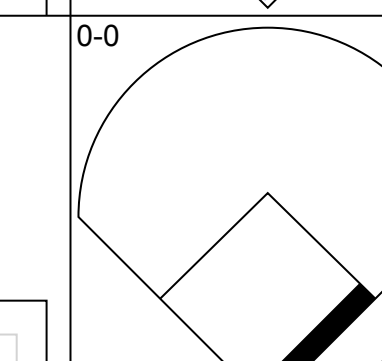
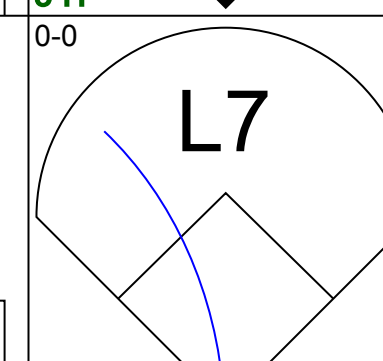
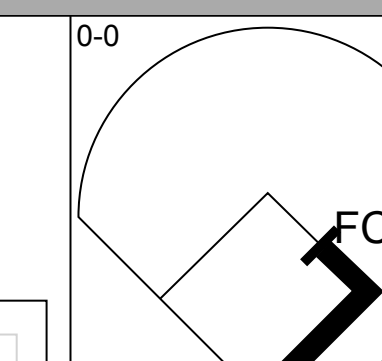
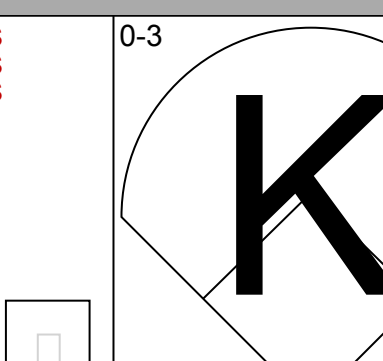
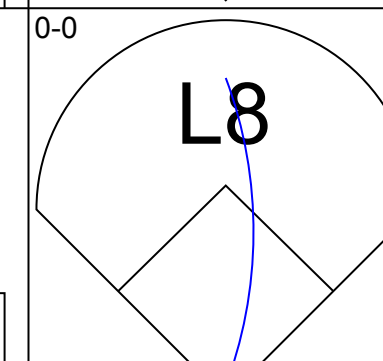
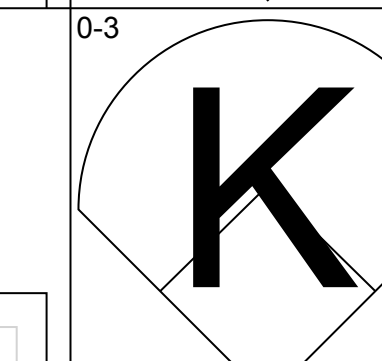
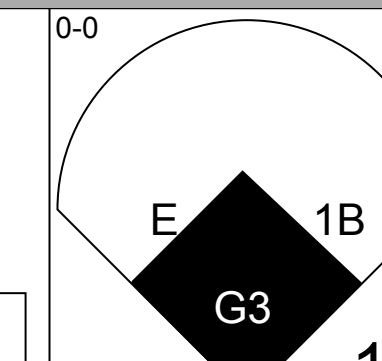
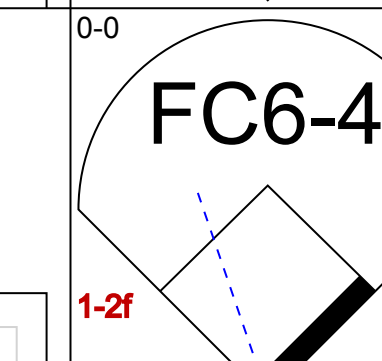
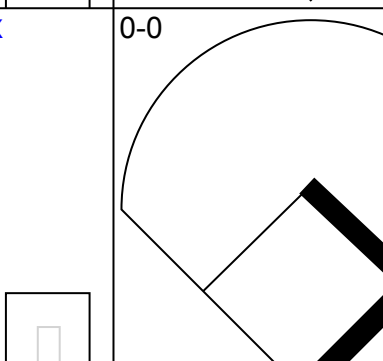
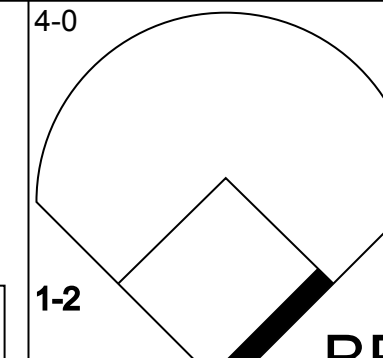
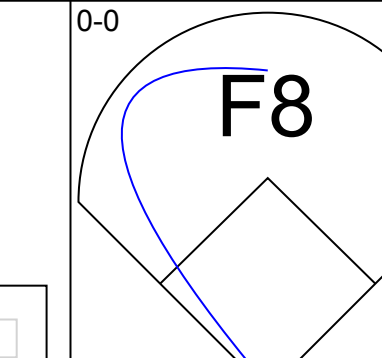
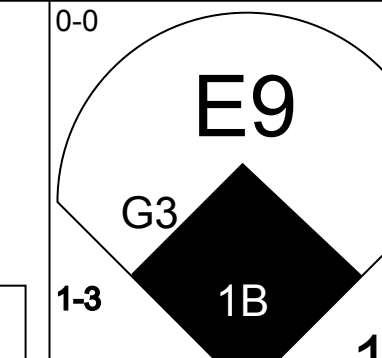
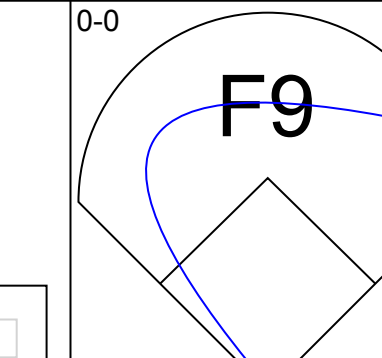
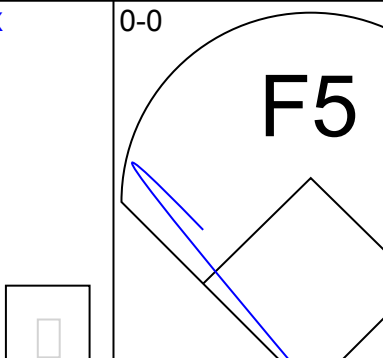
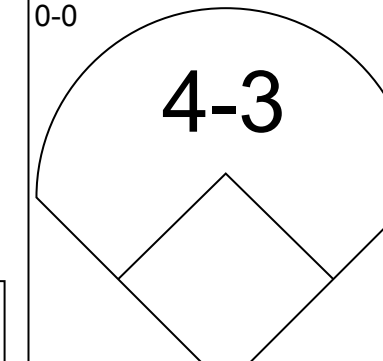
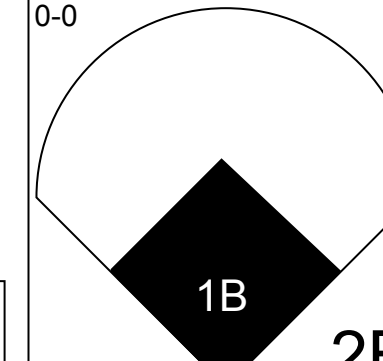
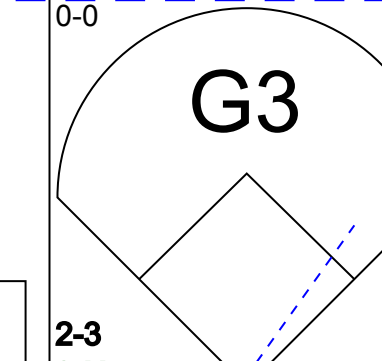
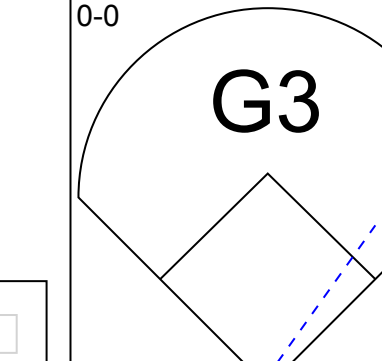
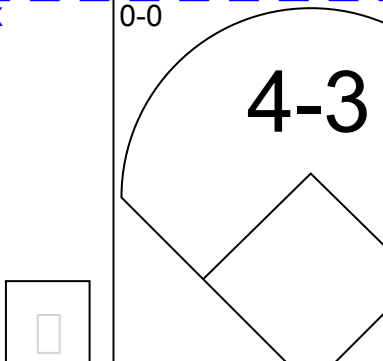
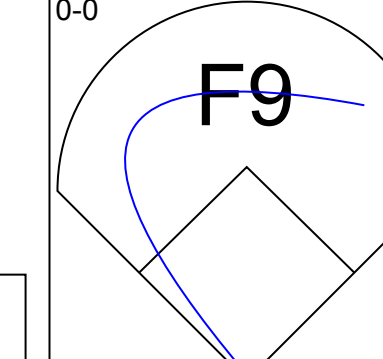
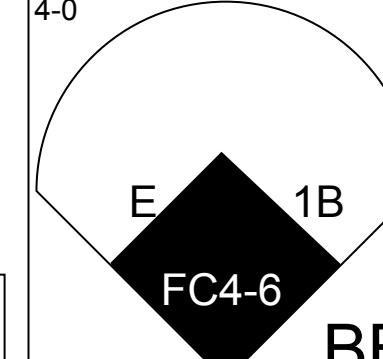
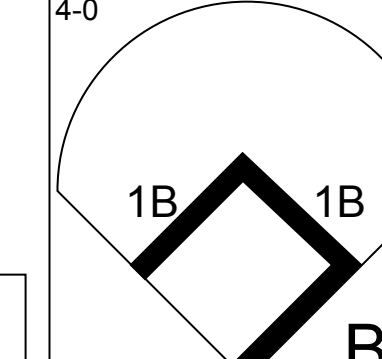
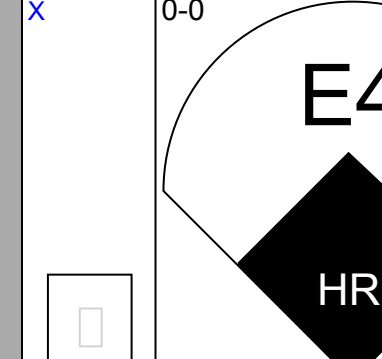
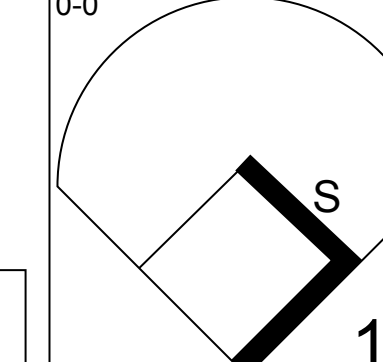
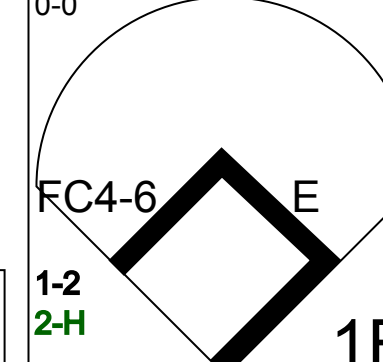
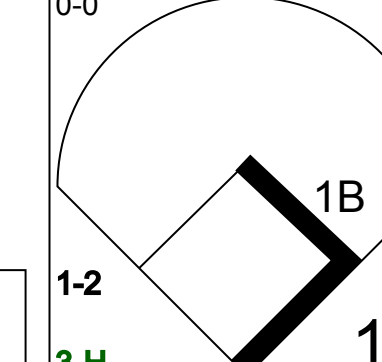
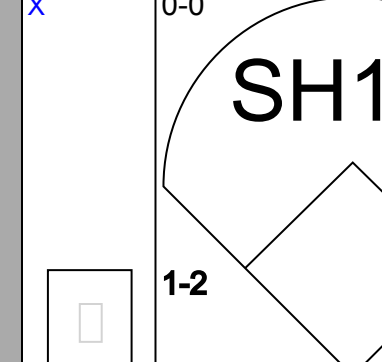
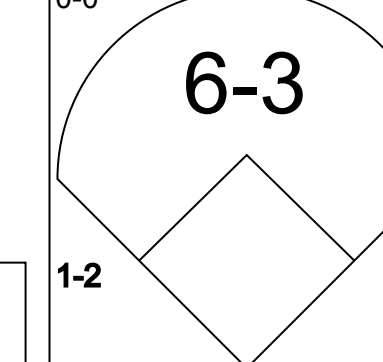
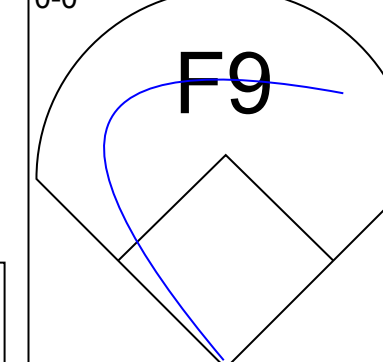
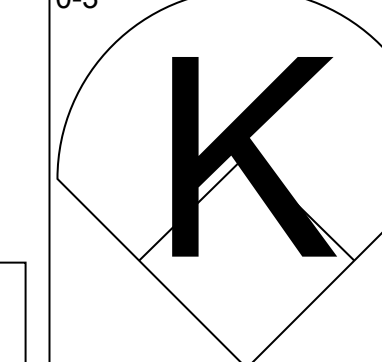
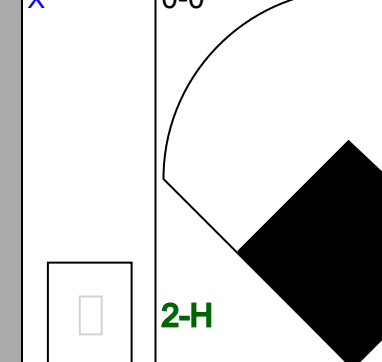
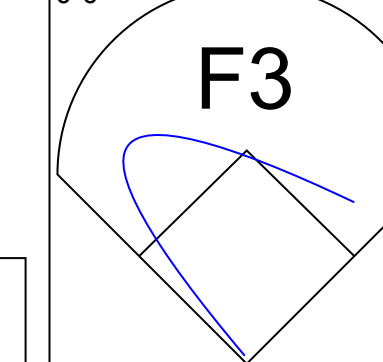
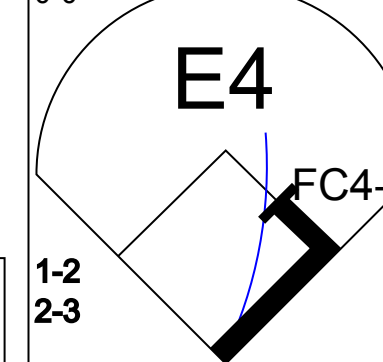
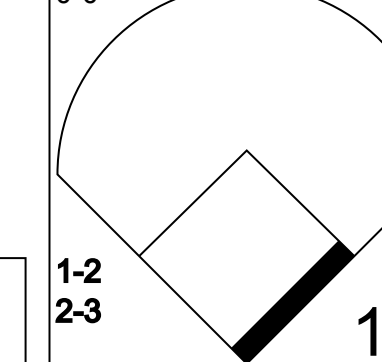
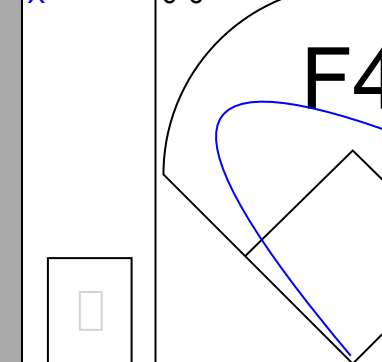


WP: 0 PA: 38
PB: 0
SB: 3
CS: 0

Batter	1	2	3	4	5	6	7	8	9	AB	R	H	RBI	BB	SO	LOB	TOP					
Bill North, S OBP: 0.359, SLG: 0.330 (1, 8)										5	0	0	0	0	1	0	Oakland Athletics @ Minnesota Twins Metropolitan Stadium, Bloomington, MI Sat Jul 31 1976, 4:33 AM EDT Att: 13,515 - Unknown - 73 F					
Bert Campaneris, R OBP: 0.331, SLG: 0.284 (1, 6)										3	1	1	0	1	0	0						
Don Baylor, R OBP: 0.317, SLG: 0.370 (1, 3)										5	1	2	0	0	0	1						
Joe Rudi, R OBP: 0.330, SLG: 0.438 (1, 7)										5	2	2	2	0	0	3						
Sal Bando, R OBP: 0.334, SLG: 0.429 (8, PR)										3	0	0	0	1	1	2						
Ken McMullen, R OBP: 0.324, SLG: 0.417 (8, 5)										0	0	0	0	0	0	0						
Gene Tenace, R OBP: 0.381, SLG: 0.454 (1, 2)										2	0	1	2	1	1	0						
Claudell Washington, L OBP: 0.282, SLG: 0.321 (1, 9)										4	0	0	0	0	1	4						
Billy Williams, L OBP: 0.331, SLG: 0.367 (8, PR)										3	1	2	1	1	0	1						
Phil Garner, R OBP: 0.290, SLG: 0.393 (1, 4)										4	0	0	0	0	1	3						
Inning Stats	R: 3 E: 0 K: 1 S: 9	H: 4 LOB: 1 BB: 0 P: 9	R: 1 E: 0 K: 0 S: 4	H: 1 LOB: 0 BB: 0 P: 4	R: 0 E: 0 K: 1 S: 5	H: 0 LOB: 0 BB: 0 P: 5	R: 0 E: 0 K: 2 S: 8	H: 1 LOB: 1 BB: 0 P: 8	R: 0 E: 0 K: 0 S: 3	H: 0 LOB: 0 BB: 0 P: 3	R: 1 E: 1 K: 0 S: 5	H: 1 LOB: 1 BB: 0 P: 5	R: 0 E: 0 K: 1 S: 6	H: 1 LOB: 2 BB: 0 P: 7	R: 0 E: 0 K: 0 S: 2	H: 0 LOB: 3 BB: 3 P: 14	R: 0 E: 0 K: 0 S: 3	H: 0 LOB: 1 BB: 1 P: 7	1B: 4 2B: 3 3B: 0 HR: 1	SF: 1 SAC: 0 DP: 1 HBP: 1	WP: 1 PB: 0 SB: 3 CS: 0	PA: 40
PITCHER	IP	WLS	BF	H	R	ER	SO	BB	IBB	HBP	BLK	WP	HR	S	P	ERA	WHIP					
Dave Goltz, R ERA: 3.75 (1, 1)	7.0	W	31	8	5	4	5	0	0	1	0	1	1	40	41	5.14	1.143					
Bill Campbell, R ERA: 3.15 (8, 1)	2.0	S	9	0	0	0	0	4	0	0	0	0	0	5	21	0.00	2.000					

AB	34
R	5
H	8
RBI	5
BB	4
SO	5
LOB	14



Batter	1	2	3	4	5	6	7	8	9	AB	R	H	RBI	BB	SO	LOB	BOTTOM				
Steve Braun, L OBP: 0.352, SLG: 0.335 (1, 10)										5	0	0	1	0	0	5	Oakland Athletics @ Minnesota Twins Metropolitan Stadium, Bloomington, MI Sat Jul 31 1976, 4:33 AM EDT Att: 13,515 - Unknown - 73 F				
Roy Smalley, S OBP: 0.343, SLG: 0.301 (1, 6)										5	0	3	0	0	1	2					
Rod Carew, L OBP: 0.384, SLG: 0.440 (1, 3)										5	1	2	0	0	1	3					
Butch Wynegar, S OBP: 0.402, SLG: 0.428 (1, 2)										4	1	1	0	1	0	3					
Lyman Bostock, L OBP: 0.394, SLG: 0.462 (1, 8)										5	1	1	1	0	0	5					
Mike Cabbage, L OBP: 0.322, SLG: 0.287 (1, 5)										2	2	0	0	2	0	0					
Larry Hisle, R OBP: 0.329, SLG: 0.365 (1, 7)										3	0	3	2	0	0	0					
Dan Ford, R OBP: 0.317, SLG: 0.432 (1, 9)										4	1	1	2	0	1	5					
Bob Randall, R OBP: 0.322, SLG: 0.314 (1, 4)										4	0	1	0	0	0	3					
Inning Stats	R: 0 E: 0 K: 0 S: 4	H: 1 LOB: 2 BB: 1 P: 8	R: 0 E: 0 K: 0 S: 4	H: 1 LOB: 1 BB: 0 P: 4	R: 0 E: 0 K: 1 S: 6	H: 1 LOB: 1 BB: 0 P: 6	R: 2 E: 1 K: 0 S: 6	H: 2 LOB: 2 BB: 1 P: 10	R: 2 E: 1 K: 1 S: 9	H: 4 LOB: 3 BB: 1 P: 13	R: 0 E: 0 K: 0 S: 4	H: 1 LOB: 1 BB: 0 P: 4	R: 2 E: 1 K: 0 S: 5	H: 1 LOB: 0 BB: 0 P: 5	R: 0 E: 0 K: 1 S: 6	H: 1 LOB: 1 BB: 0 P: 6		1B: 9 2B: 2 3B: 0 HR: 1	SF: 0 SAC: 1 DP: 0 HBP: 0	WP: 0 PB: 0 SB: 1 CS: 0	PA: 41
PITCHER	IP	WLS	BF	H	R	ER	SO	BB	IBB	HBP	BLK	WP	HR	S	P	ERA	WHIP				
Paul Mitchell, R ERA: 4.61 (1, 1)	4.0	L	18	5	2	1	2	1	0	0	0	0	1	21	25	2.46	1.636				
Stan Bahnsen, R ERA: 3.16 (5, 1)	3.2	L	18	5	2	1	2	1	0	0	0	0	1	21	25	2.46	1.636				
Paul Lindblad, L ERA: 3.12 (8, 1)	0.1		0	0	0	0	0	0	0	0	0	0	0	1	1	0.00	0.000				

AB	37
R	6
H	12
RBI	6
BB	3
SO	3
LOB	26



Batter	1	2	3	4	5	6	7	8	9	AB	R	H	RBI	BB	SO	LOB	TOP					
Claudell Washington, L OBP: 0.287, SLG: 0.328 Ken McMullen, R OBP: 0.327, SLG: 0.410	F7		L8-4			K		6-3		1	0	0	0	0	0	0						
Bert Campaneris, R OBP: 0.332, SLG: 0.282	S 1B BB		E5 FC5 1B			BB 1B		K	1-3	3	0	0	0	2	1	0						
Don Baylor, R OBP: 0.318, SLG: 0.369					SF7			F7	6-3	4	0	2	1	0	0	0						
Joe Rudi, R OBP: 0.325, SLG: 0.432	K		FC5		F8				6-3	5	0	1	0	0	1	6						
Sal Bando, R OBP: 0.334, SLG: 0.426	6-3			F4		2B SF7 BB		4-3		3	1	0	0	1	0	3						
Gene Tenace, R OBP: 0.378, SLG: 0.449		5-3		4-3				5-3		4	0	1	0	0	0	0						
Billy Williams, L OBP: 0.330, SLG: 0.359	L6			4-3		G3				4	0	1	0	0	0	2						
Phil Garner, R OBP: 0.285, SLG: 0.384	F9				F9	SF7		K		3	0	0	1	0	1	1						
Larry Haney, R OBP: 0.291, SLG: 0.247 Bill North, S OBP: 0.359, SLG: 0.327 Larry Lintz, S OBP: 0.327, SLG: 0.327 Jeff Newman, R OBP: 0.194, SLG: 0.233	E5 L8-4 1B				BB SF7 1B					2	1	2	0	1	0	0						
Inning Stats	R: 0 E: 0 K: 1 S: 6	H: 1 LOB: 2 BB: 1 P: 10	R: 0 E: 0 K: 0 S: 3	H: 0 LOB: 0 BB: 0 P: 3	R: 0 E: 2 K: 0 S: 5	H: 2 LOB: 2 BB: 0 P: 5	R: 0 E: 0 K: 0 S: 3	H: 0 LOB: 0 BB: 0 P: 3	R: 1 E: 0 K: 0 S: 5	H: 2 LOB: 2 BB: 1 P: 9	R: 1 E: 0 K: 1 S: 6	H: 1 LOB: 1 BB: 0 P: 14	R: 0 E: 0 K: 1 S: 6	H: 1 LOB: 1 BB: 0 P: 6	R: 0 E: 0 K: 1 S: 6	H: 1 LOB: 2 BB: 0 P: 10	R: 0 E: 0 K: 0 S: 3	H: 0 LOB: 0 BB: 0 P: 3	1B: 6 2B: 3 3B: 0 HR: 0	SF: 2 SAC: 0 DP: 1 HBP: 0	WP: 0 PB: 0 SB: 1 CS: 0	PA: 40
PITCHER	IP	WLS	BF	H	R	ER	SO	BB	IBB	HBP	BLK	WP	HR	S	P	ERA	WHIP					
Jim Hughes, R ERA: 5.61	5.2		27	6	2	2	1	4	0	0	0	0	0	25	41	3.18	1.765					
Tom Johnson, R ERA:	3.1	W	13	2	0	0	3	1	0	0	0	0	0	18	22	0.00	0.900					

Oakland Athletics @ Minnesota Twins
Metropolitan Stadium, Bloomington, MI
Sun Aug 01 1976, 4:38 AM EDT
Att: 22,921 - Unknown

AB 33
R 2
H 8
RBI 2
BB 5
SO 4
LOB 17



Batter	1	2	3	4	5	6	7	8	9	AB	R	H	RBI	BB	SO	LOB	BOTTOM					
Steve Braun, L OBP: 0.360, SLG: 0.347	4-3		SH1-4 BB		F8 SH3 1B	FC5 L8 S		HBP 1B BB		3	1	1	1	2	0	1						
Roy Smalley, S OBP: 0.346, SLG: 0.306	2B 1B		SH1-4		SH3	L8		HBP 1B		3	1	2	1	0	0	1						
Rod Carew, L OBP: 0.390, SLG: 0.446	F8 1H 2B		L8		F8	4-3			1-2 2-3 HBP	4	0	1	1	0	0	3						
Butch Wynegar, S OBP: 0.396, SLG: 0.418			F8					F8	F8	4	0	1	1	1	0	4						
Lyman Bostock, L OBP: 0.391, SLG: 0.458	F8			L8	L8			L7		4	0	0	0	0	0	3						
Mike Cabbage, L OBP: 0.328, SLG: 0.305	F8							4-3		4	1	2	0	0	0	2						
Larry Hisle, R OBP: 0.330, SLG: 0.367						1B 3B		F3		4	1	3	1	0	0	0						
Dan Ford, R OBP: 0.311, SLG: 0.422						1B L7 E 1B		F6		4	0	0	0	0	1	4						
Bob Randall, R OBP: 0.324, SLG: 0.316						E FC5 E 1B				4	2	2	0	0	0	2						
Inning Stats	R: 1 E: 0 K: 0 S: 5	H: 2 LOB: 2 BB: 1 P: 9	R: 0 E: 0 K: 0 S: 3	H: 1 LOB: 0 BB: 0 P: 3	R: 0 E: 0 K: 0 S: 3	H: 0 LOB: 1 BB: 1 P: 7	R: 0 E: 0 K: 1 S: 7	H: 2 LOB: 2 BB: 0 P: 7	R: 1 E: 0 K: 0 S: 5	H: 2 LOB: 1 BB: 0 P: 5	R: 3 E: 1 K: 0 S: 7	H: 3 LOB: 1 BB: 0 P: 7	R: 0 E: 0 K: 0 S: 3	H: 0 LOB: 0 BB: 0 P: 3	R: 1 E: 0 K: 0 S: 5	H: 2 LOB: 3 BB: 1 P: 10	R: 0 E: 0 K: 0 S: 3	H: 0 LOB: 0 BB: 0 P: 3	1B: 10 2B: 1 3B: 1 HR: 0	SF: 0 SAC: 2 DP: 0 HBP: 1	WP: 0 PB: 0 SB: 1 CS: 1	PA: 40
PITCHER	IP	WLS	BF	H	R	ER	SO	BB	IBB	HBP	BLK	WP	HR	S	P	ERA	WHIP					
Glenn Abbott, R ERA: 5.26	5.0	L	25	9	4	4	1	2	0	0	0	0	0	25	33	7.20	2.200					
Paul Lindblad, L ERA: 3.39	3.0		15	3	2	1	0	1	0	1	0	0	0	13	18	3.00	1.333					

Oakland Athletics @ Minnesota Twins
Metropolitan Stadium, Bloomington, MI
Sun Aug 01 1976, 4:38 AM EDT
Att: 22,921 - Unknown

AB 34
R 6
H 12
RBI 5
BB 3
SO 1
LOB 20



Batter	1	2	3	4	5	6	7	8	9	AB	R	H	RBI	BB	SO	LOB	TOP			
Bert Campaneris, R OBP: 0.333, SLG: 0.284 (1, 6)	0-0 5-3		0-0 BB 1B	0-0 L9		0-3 K			0-0 G4-6-3 1B	5	0	2	0	0	1	4				
Don Baylor, R OBP: 0.319, SLG: 0.368 (1, 9)	0-0 CS BLK 1B		0-0 F8		4-0 BB BB	0-0 L8			0-0 G4-6-3 1B	4	0	1	0	1	0	5				
Joe Rudi, R OBP: 0.325, SLG: 0.428 (1, 8)	0-0 L9		0-3 K		4-0 BB 1-2				0-0 F9	3	0	0	0	1	1	3				
Billy Williams, L OBP: 0.329, SLG: 0.355 (1, 10)		0-0 4-3	4-0 BB 1-2 2-3		0-0 F8				0-0 4-3	3	0	0	0	1	0	2				
Sal Bando, R OBP: 0.333, SLG: 0.423 (1, 5)		4-0 BB BB	0-0 F8		0-3 K				0-0 6-3	3	0	0	0	1	1	5				
Gene Tenace, R OBP: 0.379, SLG: 0.448 (1, 3)		4-0 BB 1-2		0-0 L7	0-0 F3				0-0 G5-4-3 1B	3	0	1	0	1	0	2				
Phil Garner, R OBP: 0.287, SLG: 0.388 (1, 4)		0-0 F9		0-0 FC4-6 1B		0-0 1B			0-0 F9	4	0	2	0	0	0	3				
Ken McMullen, R OBP: 0.333, SLG: 0.413 (1, 7)		0-0 F8		0-0 FC4-6 1B		0-0 1B			0-0 G5-4-3 1-2	4	0	2	0	0	0	3				
Jeff Newman, R OBP: 0.206, SLG: 0.219 (1, 2)			4-0 BB 1B	0-0 FC4-6		0-3 K			0-0 F6	2	0	0	0	1	1	4				
Bill North, S OBP: 0.358, SLG: 0.326 (9, PH)				1-2 2-3						1	0	0	0	0	0	0				
Inning Stats	R: 0 E: 0 K: 0 S: 3	H: 1 LOB: 0 BB: 0 P: 3	R: 0 E: 0 K: 0 S: 3	H: 0 LOB: 2 BB: 11	R: 0 E: 0 K: 1 S: 6	H: 1 LOB: 3 BB: 2 P: 14	R: 0 E: 0 K: 0 S: 5	H: 2 LOB: 2 BB: 0 P: 5	R: 0 E: 0 K: 1 S: 5	H: 0 LOB: 2 BB: 2 P: 13	R: 0 E: 0 K: 0 S: 3	H: 0 LOB: 0 BB: 0 P: 3	R: 0 E: 0 K: 0 S: 3	H: 1 LOB: 0 BB: 0 P: 3	R: 0 E: 0 K: 0 S: 3	H: 1 LOB: 0 BB: 0 P: 3	1B: 7 2B: 1 3B: 0 HR: 0	SF: 0 SAC: 0 DP: 2 HBP: 0	WP: 0 PB: 0 SB: 0 CS: 1	PA: 38
PITCHER Steve Luebber, R ERA: 3.76 (1, 1)	IP: 9.0 WLS: W BF: 38 H: 8 R: 0 ER: 0 SO: 4 BB: 6 IBB: 0 HBP: 0 BLK: 1 WP: 0 HR: 0 S: 40 P: 64 ERA: 0.00 WHIP: 1.556																			

Oakland Athletics @ Minnesota Twins
Metropolitan Stadium, Bloomington, MI
Mon Aug 02 1976, 8:05 PM EDT
Att: 14,833 - Unknown - 77 F

AB 32
R 0
H 8
RBI 0
BB 6
SO 4
LOB 31



Batter	1	2	3	4	5	6	7	8	9	AB	R	H	RBI	BB	SO	LOB	BOTTOM			
Steve Braun, L OBP: 0.359, SLG: 0.346 (1, 7)	0-0 SH1-3 E 2B 1B			0-0 G3					0-0 L4	4	1	1	0	0	0	2				
Roy Smalley, S OBP: 0.350, SLG: 0.306 (1, 6)	0-0 FC SH1-3 2B			4-0 BB					0-0 4-3 1B	3	1	1	0	1	0	2				
Rod Carew, L OBP: 0.389, SLG: 0.445 (1, 3)	0-0 SH1-3 1-2 2-3		0-0 E 1B	0-3 K					0-0 4-3	3	0	1	0	0	1	3				
Butch Wynegar, S OBP: 0.397, SLG: 0.420 (1, 2)	0-0 FC3-6 2H 3H 2B		0-0 F6		0-0 E6 G4-6-3				4-0 BB	3	0	1	2	1	0	1				
Lyman Bostock, L OBP: 0.389, SLG: 0.453 (1, 8)	1-0 FC3-6 HBP		0-3 K		0-0 F7				0-0 F8	3	0	0	0	0	1	4				
Mike Cubbage, L OBP: 0.322, SLG: 0.299 (1, 5)	0-0 FC3-6 FC6-4 1-2 2-3		0-0 L9		0-0 G4-6-3				0-0 L7	4	0	0	0	0	0	4				
Larry Hisle, R OBP: 0.329, SLG: 0.366 (1, 9)	0-0 FC6-4 1-2			0-0 WP 1B					0-0 E6 4-3	4	1	1	0	0	0	2				
Tony Oliva, L OBP: 0.250, SLG: 0.253 (1, 10)		0-0 F8		0-0 FC1-6 1H 1B		0-3 K			0-0 4-3	4	0	1	1	0	1	1				
Bob Randall, R OBP: 0.323, SLG: 0.315 (1, 4)		0-0 1B		0-0 FC1-6 G3		0-0 L7			0-0 4-3	4	0	1	0	0	0	2				
Inning Stats	R: 2 E: 1 K: 0 S: 6	H: 2 LOB: 2 BB: 0 P: 7	R: 0 E: 0 K: 0 S: 4	H: 1 LOB: 1 BB: 0 P: 4	R: 0 E: 1 K: 1 S: 6	H: 1 LOB: 1 BB: 0 P: 6	R: 1 E: 0 K: 1 S: 7	H: 2 LOB: 2 BB: 1 P: 11	R: 0 E: 1 K: 0 S: 3	H: 0 LOB: 0 BB: 0 P: 3	R: 0 E: 0 K: 1 S: 5	H: 0 LOB: 0 BB: 0 P: 5	R: 0 E: 0 K: 0 S: 4	H: 1 LOB: 2 BB: 1 P: 8	R: 0 E: 1 K: 0 S: 4	H: 0 LOB: 1 BB: 0 P: 4	1B: 6 2B: 1 3B: 0 HR: 0	SF: 0 SAC: 1 DP: 1 HBP: 1	WP: 1 PB: 0 SB: 0 CS: 0	PA: 36
PITCHER Mike Torrez, R ERA: 3.22 (1, 1)	IP: 8.0 WLS: L BF: 36 H: 7 R: 3 ER: 2 SO: 3 BB: 2 IBB: 0 HBP: 1 BLK: 0 WP: 1 HR: 0 S: 39 P: 48 ERA: 2.25 WHIP: 1.125																			

Oakland Athletics @ Minnesota Twins
Metropolitan Stadium, Bloomington, MI
Mon Aug 02 1976, 8:05 PM EDT
Att: 14,833 - Unknown - 77 F

AB 32
R 3
H 7
RBI 3
BB 2
SO 3
LOB 21



Batter	1	2	3	4	5	6	7	8	9	AB	R	H	RBI	BB	SO	LOB	TOP					
Steve Braun, L (1,5) OBP: 0.361, SLG: 0.345	1-3		1B			3-1		PB 4-3 BB		3	0	1	0	1	0	0						
Roy Smalley, S (1,6) OBP: 0.346, SLG: 0.303	G3		F7			F8		4-3		4	0	0	0	0	0	3						
Rod Carew, L (1,3) OBP: 0.390, SLG: 0.451	3B			6-3				G3		4	0	2	0	0	0	1						
Butch Wynegar, S (1,2) OBP: 0.395, SLG: 0.417	P6			6-3		1-3				3	0	0	0	1	0	2						
Lyman Bostock, L (1,8) OBP: 0.384, SLG: 0.446		4-3		3-1			P4		F7	4	0	0	0	0	0	1						
Tony Oliva, L (1,10) OBP: 0.283, SLG: 0.256 Craig Kusick, R (9,PH) OBP: 0.372, SLG: 0.505	4-3					G6-4-3 1B	L8		K	3	0	1	0	0	0	0						
Larry Hisle, R (1,7) OBP: 0.326, SLG: 0.362	F9			G6-4-3 1-2			5-3		K	4	0	0	0	0	1	2						
Dan Ford, R (1,9) OBP: 0.314, SLG: 0.427			F5					4-3 PB SH1-3 1B		3	1	2	0	0	0	0						
Bob Randall, R (1,4) OBP: 0.321, SLG: 0.313			F8			6-3		SH1-3		2	0	0	0	0	0	1						
Inning Stats	R: 0 E: 0 K: 0 S: 4	H: 1 LOB: 1 BB: 0 P: 4	R: 0 E: 0 K: 0 S: 3	H: 0 LOB: 0 BB: 0 P: 3	R: 0 E: 0 K: 0 S: 4	H: 1 LOB: 1 BB: 0 P: 4	R: 0 E: 0 K: 0 S: 3	H: 0 LOB: 0 BB: 0 P: 3	R: 0 E: 0 K: 0 S: 4	H: 2 LOB: 1 BB: 0 P: 4	R: 0 E: 0 K: 0 S: 4	H: 1 LOB: 1 BB: 0 P: 4	R: 0 E: 0 K: 0 S: 3	H: 0 LOB: 0 BB: 0 P: 3	R: 1 E: 0 K: 0 S: 4	H: 1 LOB: 1 BB: 1 P: 8	R: 0 E: 0 K: 2 S: 7	H: 0 LOB: 1 BB: 1 P: 11	1B: 4 2B: 1 3B: 1 HR: 0	SF: 0 SAC: 1 DP: 1 HBP: 0	WP: 0 PB: 1 SB: 0 CS: 0	PA: 34
PITCHER	IP WLS BF H R ER SO BB IBB HBP BLK WP HR S P ERA WHIP																					
Marty Pattin, R (1,1) ERA: 2.56	8.0 W 31 6 1 0 0 2 0 0 0 0 0 0 29 37 0.00 1.000																					
Steve Mingori, L (9,1) ERA: 2.05	1.0 3 0 0 0 2 0 0 0 0 0 0 0 7 7 0.00 0.000																					

Minnesota Twins @ Kansas City Royals
 Royals Stadium, Kansas City, MO
 Tue Aug 03 1976, 8:05 PM EDT
 Att: 16,939 - Unknown - 84 F

AB	31
R	1
H	6
RBI	0
BB	2
SO	2
LOB	11



Batter	1	2	3	4	5	6	7	8	9	AB	R	H	RBI	BB	SO	LOB	BOTTOM			
Jim Wohlford, R (1,7) OBP: 0.289, SLG: 0.285	F8	F3		6-3			1-3			4	0	0	0	0	0	0				
Amos Otis, R (1,8) OBP: 0.360, SLG: 0.463	1B 2B		F8	K			L4			4	1	1	0	0	1	0				
George Brett, L (1,5) OBP: 0.402, SLG: 0.498	2B 2H		G3			G6-4-3 1B		2B 2B		4	2	3	1	0	0	0				
Hal McRae, R (1,10) OBP: 0.414, SLG: 0.498	2B 1H		HR			G6-4-3 1-2		5-3		4	2	2	2	0	0	2				
John Mayberry, L (1,3) OBP: 0.342, SLG: 0.388	2B 2H		BB 2B BB			L9		2B 2B		3	1	2	2	1	0	0				
Al Cowens, R (1,9) OBP: 0.300, SLG: 0.330	P3		2B BB			L4 S 1B		K		3	1	1	0	1	1	2				
Buck Martinez, R (1,2) OBP: 0.271, SLG: 0.398	5-3		2B			F7		K		4	0	1	2	0	1	3				
Freddie Patek, R (1,6) OBP: 0.328, SLG: 0.319		E5 CS	4-3			L4				3	0	0	0	0	0	2				
Frank White, R (1,4) OBP: 0.236, SLG: 0.259	P3 1-2			P4		F8				3	0	0	0	0	0	1				
Inning Stats	R: 3 E: 0 K: 0 S: 7	H: 4 LOB: 1 BB: 0 P: 7	R: 0 E: 1 K: 0 S: 3	H: 0 LOB: 0 BB: 0 P: 3	R: 3 E: 0 K: 0 S: 5	H: 2 LOB: 1 BB: 2 P: 13	R: 0 E: 0 K: 1 S: 5	H: 0 LOB: 0 BB: 0 P: 5	R: 0 E: 0 K: 0 S: 3	H: 1 LOB: 0 BB: 0 P: 3	R: 0 E: 0 K: 0 S: 3	H: 0 LOB: 0 BB: 0 P: 3	R: 0 E: 0 K: 2 S: 9	H: 2 LOB: 1 BB: 0 P: 9	R: 1 E: 0 K: 0 S: 9	H: 2 LOB: 1 BB: 0 P: 9	1B: 3 2B: 7 3B: 0 HR: 1	SF: 0 SAC: 0 DP: 2 HBP: 0	WP: 0 PB: 0 SB: 1 CS: 1	PA: 34
PITCHER	IP WLS BF H R ER SO BB IBB HBP BLK WP HR S P ERA WHIP																			
Eddie Bane, L (1,1) ERA: 3.44	2.2 L 15 5 6 6 0 2 0 0 0 0 0 0 13 21 20.25 2.625																			
Tom Johnson, R (3,1) ERA:	4.1 14 3 0 0 1 0 0 0 0 0 0 0 16 16 0.00 0.692																			
Vic Albury, L (8,1) ERA: 3.32	0.1 3 2 1 1 0 0 0 0 0 0 0 0 3 3 27.00 6.000																			
Jim Hughes, R (8,1) ERA: 5.88	0.2 2 0 0 0 2 0 0 0 0 0 0 0 6 6 0.00 0.000																			

Minnesota Twins @ Kansas City Royals
 Royals Stadium, Kansas City, MO
 Tue Aug 03 1976, 8:05 PM EDT
 Att: 16,939 - Unknown - 84 F

AB	32
R	7
H	10
RBI	7
BB	2
SO	3
LOB	10



Batter	1	2	3	4	5	6	7	8	9	AB	R	H	RBI	BB	SO	LOB	TOP								
Lyman Bostock, L OBP: 0.388, SLG: 0.448 (1, 8)	 P4		 S 1B		 S 2H 1B			 S G3-6-3 BB		3	0	2	1	1	0	0	Minnesota Twins @ Kansas City Royals Royals Stadium, Kansas City, MO Wed Aug 04 1976, 8:05 PM EDT Att: 15,932 - Unknown								
Roy Smalley, S OBP: 0.345, SLG: 0.300 (1, 6)	 S 4-3		 S 4-0 1-2 BB		 S G3			 S G3-6-3 1-2		3	0	0	0	1	0	2									
Larry Hisle, R OBP: 0.326, SLG: 0.361 (1, 7)	 S PO 1B		 S L6		 S 5-3			 S 6-3		4	0	1	0	0	0	2									
Steve Braun, L OBP: 0.365, SLG: 0.349 (1, 10)	 S PO 1-2		 S G4-6-3 1B		 S L8 1B			 S 1B SF9 BB		3	1	2	0	1	0	0									
Butch Wynegar, S OBP: 0.391, SLG: 0.412 (1, 2)		 S G4-6-3 1-2		 S G3 1B		 S F7 1B		 S K		4	0	0	0	0	1	3									
Mike Cabbage, L OBP: 0.325, SLG: 0.303 (1, 5)		 S 1B		 S K		 S L8		 S 1B		4	0	2	0	0	1	1									
Craig Kusick, R OBP: 0.365, SLG: 0.497 (1, 3)		 S F9		 S 6-3		 S 5-3		 S SF9		3	0	0	1	0	0	1									
Dan Ford, R OBP: 0.310, SLG: 0.422 (1, 9)			 S 5-3		 S L7		 S 4-3	 S K		4	0	0	0	0	1	1									
Bob Randall, R OBP: 0.321, SLG: 0.316 (1, 4)			 S 4-3		 S 1B 2B		 S K			3	1	1	0	0	1	0									
Inning Stats	R: 0 E: 0 K: 0 S: 3	H: 1 LOB: 0 BB: 0 P: 3	R: 0 E: 0 K: 0 S: 4	H: 2 LOB: 1 BB: 0 P: 4	R: 0 E: 0 K: 0 S: 4	H: 1 LOB: 2 BB: 1 P: 8	R: 0 E: 0 K: 1 S: 5	H: 0 LOB: 0 BB: 0 P: 5	R: 1 E: 0 K: 0 S: 5	H: 2 LOB: 1 BB: 0 P: 5	R: 0 E: 0 K: 0 S: 4	H: 1 LOB: 1 BB: 0 P: 4	R: 0 E: 0 K: 1 S: 5	H: 0 LOB: 0 BB: 0 P: 5	R: 0 E: 0 K: 0 S: 2	H: 0 LOB: 0 BB: 1 P: 6	R: 1 E: 0 K: 2 S: 8	H: 1 LOB: 1 BB: 1 P: 12	1B: 7 2B: 1 3B: 0 HR: 0	SF: 1 SAC: 0 DP: 2 HBP: 0	WP: 0 PB: 0 SB: 1 CS: 0	PA: 36			
PITCHER	IP	WLS	BF	H	R	ER	SO	BB	IBB	HBP	BLK	WP	HR	S	P	ERA	WHIP								
Al Fitzmorris, R ERA: 2.9	(1, 1)	5.1	W	22	7	1	1	1	1	1	0	0	0	23	27	1.69	1.500								
Mark Littell, R ERA: 2.17	(6, 1)	3.2	S	13	1	1	1	3	2	0	0	0	0	17	25	2.46	0.818								

Batter	1	2	3	4	5	6	7	8	9	AB	R	H	RBI	BB	SO	LOB	BOTTOM								
Tom Poquette, L OBP: 0.389, SLG: 0.498 (1, 7)	 S 1B 1B		 S K		 S 4-3			 S G5-4-3 BB		3	1	1	0	1	1	0	Minnesota Twins @ Kansas City Royals Royals Stadium, Kansas City, MO Wed Aug 04 1976, 8:05 PM EDT Att: 15,932 - Unknown								
Amos Otis, R OBP: 0.355, SLG: 0.461 (1, 8)	 S 1B 1-2 1B		 S F9		 S F8		 S G5-4-3 1-2 2-3			4	1	1	0	0	0	2									
George Brett, L OBP: 0.400, SLG: 0.495 (1, 5)	 S 1B 2B 1-2 2-H		 S K		 S 4-3		 S F7			4	1	1	1	0	1	1									
John Mayberry, L OBP: 0.341, SLG: 0.387 (1, 3)	 S F8		 S F8		 S E3 FC6-4 BB 1B		 S 1B 1B			4	1	1	0	0	0	2									
Hal McRae, R OBP: 0.418, SLG: 0.498	 S F8		 S BB		 S FC6-4 BB		 S FC4 1B			2	0	1	0	2	0	2									
Davey Nelson, R OBP: 0.279, SLG: 0.286 (8, PR)	 S F8		 S BB		 S FC6-4 BB		 S FC4 1-3 1B			0	0	0	0	0	0	0									
Al Cowens, R OBP: 0.300, SLG: 0.329 (1, 9)	 S 2B 1-3 2-H		 S K		 S FC6-4 CS		 S P6			4	0	1	1	0	1	5									
Buck Martinez, R OBP: 0.276, SLG: 0.406 (1, 2)	 S 1B 1-3 3-H		 S 2B		 S P6		 S 1-2 3-H 1B		 S K		4	0	2	2	0	1		2							
Freddie Patek, R OBP: 0.324, SLG: 0.315 (1, 6)	 S 6-3		 S F9		 S F8		 S FC4 1-2			4	0	0	0	0	0	5									
Frank White, R OBP: 0.237, SLG: 0.264 (1, 4)		 S 5-3		 S P4		 S G5-4-3 2B				3	0	1	0	0	0	0									
Inning Stats	R: 3 E: 0 K: 0 S: 8	H: 5 LOB: 2 BB: 0 P: 8	R: 0 E: 0 K: 1 S: 5	H: 0 LOB: 0 BB: 0 P: 5	R: 0 E: 0 K: 2 S: 7	H: 0 LOB: 1 BB: 1 P: 11	R: 0 E: 0 K: 0 S: 3	H: 0 LOB: 0 BB: 0 P: 3	R: 0 E: 0 K: 0 S: 3	H: 0 LOB: 0 BB: 0 P: 3	R: 1 E: 1 K: 0 S: 4	H: 1 LOB: 1 BB: 1 P: 8	R: 0 E: 0 K: 0 S: 3	H: 1 LOB: 1 BB: 1 P: 7	R: 0 E: 0 K: 1 S: 7	H: 2 LOB: 2 BB: 0 P: 7	1B: 7 2B: 2 3B: 0 HR: 0	SF: 0 SAC: 0 DP: 1 HBP: 0	WP: 0 PB: 0 SB: 0 CS: 1	PA: 35					
PITCHER	IP	WLS	BF	H	R	ER	SO	BB	IBB	HBP	BLK	WP	HR	S	P	ERA	WHIP								
Dave Goltz, R ERA: 3.76	(1, 1)	7.0	L	32	9	4	3	3	0	0	0	0	0	35	47	3.86	1.714								
Bill Campbell, R ERA: 3.12	(8, 1)	1.0		3	0	0	0	1	0	0	0	0	0	5	5	0.00	0.000								

Batter	1	2	3	4	5	6	7	8	9	AB	R	H	RBI	BB	SO	LOB	TOP										
Lyman Bostock, L (1, 8) OBP: 0.387, SLG: 0.446	0-0 1B			0-0 L7		0-0 F5	0-0 G1			4	0	1	0	0	0	0	Minnesota Twins @ Kansas City Royals Royals Stadium, Kansas City, MO Thu Aug 05 1976, 8:05 PM EDT Att: 14,544 - Unknown - 81 F										
Roy Smalley, S (1, 6) OBP: 0.347, SLG: 0.300	0-3 K			0-0 G6-4-3 1B		4-0 2B BB		0-0 F8		3	1	1	0	1	1												
Rod Carew, L (1, 3) OBP: 0.391, SLG: 0.454	0-0 6-3			0-0 G6-4-3		0-0 1B 2B		0-0 G3-6 1B		4	1	2	1	0	0												
Steve Braun, L (1, 10) OBP: 0.367, SLG: 0.351		0-0 FC3-6 1B			0-0 HBP SF9 1B	0-3 K		0-0 G3-6		4	1	2	0	0	1												
Mike Cabbage, L (1, 5) OBP: 0.328, SLG: 0.307		0-0 FC3-6 G6-4-3 1-2			0-0 SF9 HBP 1B	0-0 FC5-4 1B		0-0 4-3		4	0	2	1	0	0												
Larry Hisle, R (1, 7) OBP: 0.325, SLG: 0.358		0-0 G6-4-3 1-2			1-0 HBP	0-0 FC5-4		0-0 F7		3	0	0	0	0	0												
Butch Wynegar, S (1, 2) OBP: 0.388, SLG: 0.407			0-0 3-1		0-0 F8		0-0 G3		0-0 5-3	4	0	0	0	0	0												
Dan Ford, R (1, 9) OBP: 0.310, SLG: 0.429			0-0 F8		0-0 SF9		0-0 6-3 3B			2	1	1	1	0	0												
Bob Randall, R (1, 4) OBP: 0.320, SLG: 0.315			0-0 1-3		0-0 6-3		0-0 6-3			1	0	0	0	0	0												
Tony Oliva, L (5, PH) OBP: 0.250, SLG: 0.253										1	0	0	0	0	0												
Jerry Terrell, R (5, 4) OBP: 0.287, SLG: 0.263										1	0	0	1	0	0												
Inning Stats	R: 0 E: 0 K: 1 S: 5	H: 1 LOB: 0 BB: 0 P: 5	R: 0 E: 0 K: 0 S: 3	H: 1 LOB: 0 BB: 0 P: 3	R: 0 E: 0 K: 0 S: 3	H: 0 LOB: 0 BB: 0 P: 3	R: 0 E: 0 K: 0 S: 3	H: 1 LOB: 0 BB: 0 P: 3	R: 1 E: 0 K: 0 S: 5	H: 2 LOB: 2 BB: 0 P: 6	R: 2 E: 0 K: 1 S: 7	H: 2 LOB: 1 BB: 1 P: 11	R: 0 E: 0 K: 0 S: 4	H: 1 LOB: 0 BB: 0 P: 4	R: 0 E: 0 K: 0 S: 3	H: 0 LOB: 0 BB: 0 P: 3	1B: 7 2B: 1 3B: 1 HR: 0	SF: 1 SAC: 0 DP: 3 HBP: 1	WP: 0 PB: 0 SB: 0 CS: 0	PA: 34							
PITCHER	IP	WLS	BF	H	R	ER	SO	BB	IBB	HBP	BLK	WP	HR	S	P	ERA	WHIP										
Dennis Leonard, R (1, 1) ERA: 3.2	7.1	W	30	9	4	4	2	1	0	1	0	0	0	32	37	4.91	1.364										
Steve Mingori, L (8, 1) ERA: 1.99	1.2	S	4	0	0	0	0	0	0	0	0	0	0	4	4	0.00	0.000										

AB	31
R	4
H	9
RBI	4
BB	1
SO	2
LOB	12



Batter	1	2	3	4	5	6	7	8	9	AB	R	H	RBI	BB	SO	LOB	BOTTOM										
Tom Poquette, L (1, 7) OBP: 0.389, SLG: 0.495	0-0 FC5-4 1B	0-0 SF8			0-3 K2-3		4-0 1B S BB	0-0 F5		3	1	1	1	1	1	2	Minnesota Twins @ Kansas City Royals Royals Stadium, Kansas City, MO Thu Aug 05 1976, 8:05 PM EDT Att: 14,544 - Unknown - 81 F										
Amos Otis, R (1, 8) OBP: 0.355, SLG: 0.455	0-0 FC5-4 BB 1B 2B	0-0 F7			0-3 K		0-0 F2	0-3 K		5	1	0	0	0	2	4											
George Brett, L (1, 5) OBP: 0.403, SLG: 0.498	0-0 BB 1-2 1B		0-0 3-1 WP FC6-2 1B		0-0 6-3		0-0 S 1B			4	1	3	0	0	0												
John Mayberry, L (1, 3) OBP: 0.338, SLG: 0.383	0-0 P6		0-0 3-1		0-0 L6		0-3 K			4	0	0	0	0	1	4											
Hal McRae, R (1, 10) OBP: 0.422, SLG: 0.498	4-0 2B 1-2 2-3 BB		0-0 FC6-2 FC4-6		0-0 2B 1B		1-0 HBP			2	1	1	0	1	0	1											
Al Cowens, R (1, 9) OBP: 0.302, SLG: 0.336	0-0 1-3 2-H 3-H 2B		0-0 FC4-6		0-0 1B 2B		0-0 P6			4	1	2	2	0	0	3											
Buck Martinez, R (1, 2) OBP: 0.270, SLG: 0.397	0-0 K		0-0 F7		0-0 F7		0-0 F3			4	0	0	0	0	1	4											
Freddie Patek, R (1, 6) OBP: 0.329, SLG: 0.316		4-0 FC6-4 BB		0-0 F9		0-0 2B 1B		4-0 1B BB		2	0	1	2	2	0	0											
Frank White, R (1, 4) OBP: 0.237, SLG: 0.264		0-0 FC6-4 WP SF8		0-0 F9		0-0 F9		0-0 1B		4	1	1	0	0	0	2											
Inning Stats	R: 2 E: 0 K: 1 S: 8	H: 3 LOB: 2 BB: 1 P: 12	R: 1 E: 1 K: 0 S: 3	H: 0 LOB: 1 BB: 1 P: 7	R: 0 E: 0 K: 0 S: 4	H: 1 LOB: 0 BB: 0 P: 4	R: 0 E: 0 K: 0 S: 3	H: 0 LOB: 0 BB: 0 P: 3	R: 0 E: 0 K: 2 S: 7	H: 0 LOB: 0 BB: 0 P: 7	R: 2 E: 0 K: 0 S: 6	H: 3 LOB: 1 BB: 0 P: 6	R: 1 E: 0 K: 1 S: 6	H: 1 LOB: 2 BB: 1 P: 11	R: 0 E: 0 K: 1 S: 6	H: 1 LOB: 2 BB: 1 P: 10		1B: 7 2B: 2 3B: 0 HR: 0	SF: 1 SAC: 0 DP: 0 HBP: 1	WP: 2 PB: 0 SB: 3 CS: 0	PA: 38						
PITCHER	IP	WLS	BF	H	R	ER	SO	BB	IBB	HBP	BLK	WP	HR	S	P	ERA	WHIP										
Bill Singer, R (1, 1) ERA: 4.2	5.2	L	26	7	5	4	3	2	0	0	0	0	0	30	38	6.35	1.588										
Bill Campbell, R (6, 1) ERA: 3.13	2.1		12	2	1	1	2	2	0	1	0	0	0	13	22	3.86	1.714										

AB	32
R	6
H	9
RBI	5
BB	4
SO	5
LOB	20



Batter	1	2	3	4	5	6	7	8	9	AB	R	H	RBI	BB	SO	LOB	TOP					
Lyman Bostock, L OBP: 0.382, SLG: 0.439	L7		3-1		K		F8			4	0	0	0	0	1	2						
Roy Smalley, S OBP: 0.357, SLG: 0.303	1B		BB		1B		4-3			3	0	2	0	1	0	0						
Rod Carew, L OBP: 0.388, SLG: 0.449	F8		4-3		F8		F6			4	0	0	0	0	0	5						
Steve Braun, L OBP: 0.366, SLG: 0.350 Larry Hisle, R OBP: 0.323, SLG: 0.355	K		5-3		E6		K			1	0	0	0	0	1	1						
Butch Wynegar, S OBP: 0.386, SLG: 0.406	1B		F4		F5		F6			4	0	1	0	0	0	1						
Mike Cubbage, L OBP: 0.323, SLG: 0.301	F8		F5		5-3		F8			4	0	0	0	0	2							
Tony Oliva, L OBP: 0.290, SLG: 0.253	F5		1B		K		F8			4	0	1	0	0	1	2						
Dan Ford, R OBP: 0.308, SLG: 0.425	F9		F6		L7					3	0	0	0	0	2							
Bob Randall, R OBP: 0.320, SLG: 0.316	4-3		4-3		4-3					3	0	1	0	0	0	0						
Inning Stats	R: 0 E: 0 K: 1 S: 6	H: 1 LOB: 1 BB: 0 P: 6	R: 0 E: 0 K: 0 S: 4	H: 1 LOB: 1 BB: 0 P: 4	R: 0 E: 0 K: 0 S: 3	H: 0 LOB: 1 BB: 1 P: 7	R: 0 E: 0 K: 0 S: 3	H: 0 LOB: 0 BB: 0 P: 3	R: 0 E: 0 K: 1 S: 8	H: 3 LOB: 3 BB: 0 P: 8	R: 0 E: 0 K: 0 S: 6	H: 0 LOB: 1 BB: 0 P: 6	R: 0 E: 0 K: 0 S: 3	H: 0 LOB: 0 BB: 0 P: 3	R: 0 E: 0 K: 0 S: 5	H: 0 LOB: 0 BB: 0 P: 5	R: 0 E: 0 K: 0 S: 3	H: 0 LOB: 0 BB: 0 P: 3	1B: 5 2B: 0 3B: 0 HR: 0	SF: 0 SAC: 0 DP: 0 HBP: 0	WP: 0 PB: 0 CS: 0	PA: 34
PITCHER Gaylord Perry, R ERA: 3.31	IP: 9.0 WLS: W BF: 34 H: 5 R: 0 ER: 0 SO: 4 BB: 1 IBB: 0 HBP: 0 BLK: 0 WP: 0 HR: 0 S: 41 P: 45 ERA: 0.00 WHIP: 0.667																					

Minnesota Twins @ Texas Rangers
Arlington Stadium, Arlington, TX
Fri Aug 06 1976, 8:05 PM EDT
Att: 23,078 - Unknown - 87 F

AB	33
R	0
H	5
RBI	0
BB	1
SO	4
LOB	15



Batter	1	2	3	4	5	6	7	8	9	AB	R	H	RBI	BB	SO	LOB	BOTTOM			
Gene Clines, R OBP: 0.296, SLG: 0.305	1B	K		K			FC6	F2		5	1	1	0	0	2	3				
Danny Thompson, R OBP: 0.273, SLG: 0.282	F5	1B			1-3		K			4	0	1	0	0	1	3				
Roy Howell, L OBP: 0.310, SLG: 0.382	F7	K			3-1			HR		4	1	1	1	0	1	2				
Mike Hargrove, L OBP: 0.304, SLG: 0.396	1B	K			F7			SH1-4	1B	3	2	1	0	1	1	1				
Jeff Burroughs, R OBP: 0.298, SLG: 0.368	E6	BB		K			F9	SH1-4	1B	4	2	1	0	0	1	1				
Toby Harrah, R OBP: 0.370, SLG: 0.383	BB	S		F5			K	SH1-4	1B	3	0	1	1	0	1	0				
Tom Grieve, R OBP: 0.294, SLG: 0.382	BB	BB		K			K	1B	1B	3	0	1	2	1	2	0				
Juan Beniquez, R OBP: 0.320, SLG: 0.289	BB	BB		1-3			E	S	F9	3	0	1	1	1	0	1				
Jim Sundberg, R OBP: 0.274, SLG: 0.290	F3	BB		L6			F7	1B	1B	4	0	1	0	0	4					
Inning Stats	R: 3 E: 1 K: 0 S: 7	H: 3 LOB: 3 BB: 2 P: 15	R: 0 E: 0 K: 3 S: 10	H: 1 LOB: 1 BB: 0 P: 10	R: 0 E: 0 K: 2 S: 7	H: 0 LOB: 0 BB: 0 P: 7	R: 0 E: 0 K: 1 S: 5	H: 0 LOB: 0 BB: 0 P: 5	R: 0 E: 0 K: 2 S: 7	H: 0 LOB: 0 BB: 0 P: 7	R: 0 E: 0 K: 1 S: 6	H: 1 LOB: 2 BB: 0 P: 6	R: 0 E: 0 K: 0 S: 7	H: 4 LOB: 2 BB: 1 P: 11	R: 3 E: 0 K: 0 S: 7	H: 4 LOB: 2 BB: 1 P: 11	1B: 7 2B: 2 3B: 0 HR: 1	SF: 0 SAC: 1 DP: 1 HBP: 0	WP: 0 PB: 0 CS: 1	PA: 37
PITCHER Pete Redfern, R ERA: 4.19 Tom Johnson, R ERA: 1.84 Jim Hughes, R ERA: 5.53	IP: 0.2 WLS: L BF: 8 H: 4 R: 3 ER: 3 SO: 9 BB: 1 IBB: 0 HBP: 0 BLK: 0 WP: 0 HR: 1 S: 6 P: 14 ERA: 0.00 WHIP: 7.500	IP: 6.1 WLS: 24 BF: 4 H: 3 R: 3 ER: 3 SO: 9 BB: 1 IBB: 0 HBP: 0 BLK: 0 WP: 0 HR: 41 S: 45 P: 45 ERA: 4.26 WHIP: 0.789	IP: 1.0 WLS: 5 BF: 2 H: 0 R: 0 ER: 0 SO: 0 BB: 0 IBB: 0 HBP: 0 BLK: 0 WP: 0 HR: 5 S: 5 P: 5 ERA: 0.00 WHIP: 2.000																	

Minnesota Twins @ Texas Rangers
Arlington Stadium, Arlington, TX
Fri Aug 06 1976, 8:05 PM EDT
Att: 23,078 - Unknown - 87 F

AB	33
R	6
H	9
RBI	5
BB	3
SO	9
LOB	15



Batter	1	2	3	4	5	6	7	8	9	AB R H RBI BB SO LOB	TOP											
Steve Braun, L (1, 10) OBP: 0.372, SLG: 0.355										4 1 3 0 1 0 2	Minnesota Twins @ Texas Rangers Arlington Stadium, Arlington, TX Sat Aug 07 1976, 8:05 PM EDT Att: 11,954 - Unknown - 94 F											
Roy Smalley, S (1, 6) OBP: 0.346, SLG: 0.299										5 0 0 0 0 2 7												
Rod Carew, L (1, 3) OBP: 0.389, SLG: 0.450										4 0 2 0 0 0 0												
Butch Wynegar, S (1, 2) OBP: 0.384, SLG: 0.402										3 0 0 1 0 0 1												
Lyman Bostock, L (1, 8) OBP: 0.380, SLG: 0.437										4 0 1 0 0 1 1												
Mike Cubbage, L (1, 5) OBP: 0.321, SLG: 0.300										4 1 1 0 0 0 2												
Larry Hisle, R (1, 7) OBP: 0.327, SLG: 0.365										3 1 2 2 1 0 0												
Dan Ford, R (1, 9) OBP: 0.310, SLG: 0.424										3 0 1 0 1 2 1												
Bob Randall, R (1, 4) OBP: 0.317, SLG: 0.313										3 0 0 0 0 0 3												
Inning Stats	R: 1 E: 0 K: 1 S: 6	H: 2 LOB: 0 BB: 0 P: 6	R: 0 E: 0 K: 0 S: 3	H: 0 LOB: 0 BB: 0 P: 3	R: 0 E: 0 K: 1 S: 5	H: 1 LOB: 1 BB: 1 P: 9	R: 0 E: 0 K: 0 S: 3	H: 0 LOB: 0 BB: 0 P: 3	R: 2 E: 0 K: 1 S: 8	H: 3 LOB: 1 BB: 0 P: 8	R: 0 E: 0 K: 0 S: 6	H: 1 LOB: 1 BB: 0 P: 6	R: 0 E: 0 K: 0 S: 5	H: 2 LOB: 2 BB: 0 P: 5	R: 0 E: 0 K: 0 S: 4	H: 1 LOB: 1 BB: 0 P: 4	R: 0 E: 0 K: 1 S: 5	H: 0 LOB: 2 BB: 2 P: 13	1B: 9 2B: 0 3B: 0 HR: 1	SF: 0 SAC: 2 DP: 0 HBP: 0	WP: 0 PB: 0 SB: 4 CS: 2	PA: 39
PITCHER	IP WLS BF H R ER SO BB IBB HBP BLK WP HR S P ERA WHIP																					
Tommy Boggs, R (1, 1) ERA: 4.96	5.0 L 20 6 3 3 3 1 0 0 0 0 0 1 25 29 5.40 1.400																					
Mike Bacsik, R (6, 1) ERA: 3.55	2.0 9 3 0 0 1 0 0 0 0 0 0 0 11 11 0.00 1.500																					
Joe Hoerner, L (8, 1) ERA: 4.71	1.0 4 1 0 0 0 0 0 0 0 0 0 0 4 4 0.00 1.000																					
Jeff Terpko, R (9, 1) ERA: 1.63	1.0 5 0 0 0 1 2 0 0 0 0 0 0 5 13 0.00 2.000																					

Batter	1	2	3	4	5	6	7	8	9	AB R H RBI BB SO LOB	BOTTOM										
Gene Clines, R (1, 7) OBP: 0.292, SLG: 0.300										4 0 0 0 0 1 0	Minnesota Twins @ Texas Rangers Arlington Stadium, Arlington, TX Sat Aug 07 1976, 8:05 PM EDT Att: 11,954 - Unknown - 94 F										
Danny Thompson, R (1, 4) OBP: 0.274, SLG: 0.279										2 0 0 0 1 0 0											
Lenny Randle, S (9, PH) OBP: 0.286, SLG: 0.271										1 0 0 0 0 0 0											
Roy Howell, L (1, 5) OBP: 0.309, SLG: 0.381										4 1 1 0 0 0 1											
Mike Hargrove, L (1, 3) OBP: 0.305, SLG: 0.396										3 0 1 1 1 0 0											
Jeff Burroughs, R (1, 9) OBP: 0.295, SLG: 0.364										4 0 0 0 0 1 3											
Toby Harrah, R (1, 6) OBP: 0.367, SLG: 0.380										3 0 0 0 0 0 3											
Tom Grieve, R (1, 10) OBP: 0.292, SLG: 0.380										2 0 0 0 0 0 0	Minnesota Twins @ Texas Rangers Arlington Stadium, Arlington, TX Sat Aug 07 1976, 8:05 PM EDT Att: 11,954 - Unknown - 94 F										
Dave Moates, L (8, PH) OBP: 0.306, SLG: 0.318										1 0 0 0 0 0 0											
Juan Beniquez, R (1, 8) OBP: 0.317, SLG: 0.286										3 0 0 0 0 1 0											
Jim Sundberg, R (1, 2) OBP: 0.272, SLG: 0.287										3 0 0 0 0 0 0											
Inning Stats	R: 0 E: 0 K: 0 S: 3	H: 0 LOB: 0 BB: 0 P: 3	R: 0 E: 0 K: 0 S: 3	H: 0 LOB: 0 BB: 0 P: 3	R: 0 E: 0 K: 0 S: 3	H: 0 LOB: 0 BB: 0 P: 3	R: 0 E: 0 K: 0 S: 3	H: 0 LOB: 0 BB: 0 P: 3	R: 0 E: 0 K: 0 S: 6	H: 0 LOB: 3 BB: 2 P: 14		R: 0 E: 0 K: 1 S: 5	H: 0 LOB: 0 BB: 0 P: 5	R: 1 E: 1 K: 1 S: 7	H: 2 LOB: 1 BB: 0 P: 7	1B: 2 2B: 0 3B: 0 HR: 0	SF: 0 SAC: 0 DP: 0 HBP: 0	WP: 0 PB: 0 SB: 0 CS: 0	PA: 32		
PITCHER	IP WLS BF H R ER SO BB IBB HBP BLK WP HR S P ERA WHIP																				
Steve Luebber, R (1, 1) ERA: 3.35	8.2 W 31 2 1 0 2 2 0 0 0 0 0 0 33 41 0.00 0.462																				
Bill Campbell, R (9, 1) ERA: 3.12	0.1 S 1 0 0 0 1 0 0 0 0 0 0 0 3 3 0.00 0.000																				

Batter	1	2	3	4	5	6	7	8	9	AB	R	H	RBI	BB	SO	LOB	TOP										
Bob Randall, R OBP: 0.320, SLG: 0.317 Rod Carew, L OBP: 0.389, SLG: 0.449 (7, PH)	1-3			FC5-4 BB	1-H 2-H 2B		K		IBB	2	0	1	1	1	0	0	1 0 0 0 1 1 2										
Larry Hise, R OBP: 0.327, SLG: 0.366 (1, 7)			FC5-4 CS 1B			SH2-4 1B	F9		K	5	0	2	0	0	0	1	5										
Dan Ford, R OBP: 0.308, SLG: 0.421 Lyman Bostock, L OBP: 0.379, SLG: 0.435 (8, PH)	K		4-3			SH2-4 1-2		4-3		2	0	0	0	0	0	1	2										
Craig Kusick, R OBP: 0.367, SLG: 0.495 (1, 3)		G4-6-3 BB			2B	1B		6-3		3	1	1	0	1	0	1	1										
Butch Wynegar, S OBP: 0.382, SLG: 0.403 (1, 10)		K			4-3 1-H 1B	2B		F6		4	1	1	1	0	1	3											
Steve Brye, R OBP: 0.311, SLG: 0.307 (1, 8)		G4-6-3 1-2			4-3			P1		4	1	1	0	0	0	4											
Jerry Tarrell, R OBP: 0.295, SLG: 0.287 Tony Oliva, L OBP: 0.285, SLG: 0.262 Luis Gomez, R OBP: 0.256, SLG: 0.243 Mike Cuthbert, L OBP: 0.325, SLG: 0.299 (7, PH)			F9			E 1B		FC2-6 1B		2	0	1	1	0	0	0	1										
Glenn Borgmann, R OBP: 0.471, SLG: 0.538 Steve Braun, L OBP: 0.374, SLG: 0.358 Bill Campbell, R (9, PH)			F8		E6 1B	2B		FC2-6 1B		3	1	0	0	0	0	2											
Roy Smalley, S OBP: 0.348, SLG: 0.301 (1, 6)			K		1-2 2-H 2B	1B		6-3		4	0	2	0	0	1	1											
Inning Stats	R: 0 E: 0 K: 1 S: 5	H: 1 LOB: 0 BB: 0 P: 5	R: 0 E: 0 K: 1 S: 4	H: 0 LOB: 0 BB: 1 P: 8	R: 0 E: 0 K: 1 S: 5	H: 0 LOB: 0 BB: 0 P: 5	R: 0 E: 0 K: 0 S: 2	H: 0 LOB: 0 BB: 1 P: 6	R: 3 E: 1 K: 0 S: 7	H: 5 LOB: 2 BB: 0 P: 7	R: 0 E: 0 K: 1 S: 5	H: 1 LOB: 2 BB: 0 P: 5	R: 0 E: 0 K: 1 S: 7	H: 2 LOB: 2 BB: 0 P: 7	R: 0 E: 0 K: 0 S: 3	H: 0 LOB: 0 BB: 0 P: 3	R: 1 E: 0 K: 1 S: 7	H: 2 LOB: 2 BB: 1 P: 11	1B: 8 2B: 3 3B: 0 HR: 0	SF: 0 SAC: 1 DP: 1 HBP: 0	WP: 0 PB: 0 SB: 0 CS: 2	PA: 38					
PITCHER	IP	WLS	BF	H	R	ER	SO	BB	IBB	HBP	BLK	WP	HR	S	P	ERA	WHIP										
Jim Umberger, L ERA: 3.16 Steve Foucault, R ERA: 3.19 Joe Hoerner, L ERA: 4.6 Jeff Terpko, R ERA: 1.77	6.0		24	7	3	2	3	2	0	0	0	0	0	28	36	3.00	1.500										
	0.1		3	2	0	0	0	0	0	0	0	0	0	3	3	0.00	6.000										
	0.2		2	0	0	0	1	0	0	0	0	0	0	4	4	0.00	0.000										
	2.0	W	9	2	1	1	1	0	1	0	0	0	0	10	14	4.50	1.000										

Minnesota Twins @ Texas Rangers
Arlington Stadium, Arlington, TX
Sun Aug 08 1976, 8:05 PM EDT
Att. 7,855 - Unknown - 97 F

AB 34
R 4
H 11
RBI 4
BB 3
SO 5
LOB 21



Batter	1	2	3	4	5	6	7	8	9	AB	R	H	RBI	BB	SO	LOB	BOTTOM										
Gene Clines, R OBP: 0.297, SLG: 0.303 (1, 7)	L6-3			L5-3					SH1-4 1B	4	1	2	0	0	0	1											
Danny Thompson, R OBP: 0.289, SLG: 0.274 (1, 5)	F3		F9		F7	F8			SH1-4 1-2	4	0	0	0	0	0	4											
Jim Fregosi, R OBP: 0.367, SLG: 0.346 Mike Hargrove, L OBP: 0.306, SLG: 0.396 (9, PH)	FC6-4 BB		F9		1B	5-3			1B IBB	3	0	1	0	1	0	4											
Jeff Burroughs, R OBP: 0.294, SLG: 0.362 (1, 9)	FC6-4 1-2			F8	F8				6-3 1-2 2-H 1B	5	0	1	1	0	0	2											
Toby Harrah, R OBP: 0.368, SLG: 0.380 (1, 6)		CS BB		L6					F6	3	0	1	0	1	0	0											
Tom Grieve, R OBP: 0.292, SLG: 0.379 (1, 10)		5-3 1-2		BB 1B	5-3				5-3	4	1	1	0	0	0	3											
Lenny Randle, S OBP: 0.288, SLG: 0.269 (1, 4)		F8		S 1B	BB 1B				1-3 FC6-4 BB	2	1	0	0	2	0	0											
Juan Benquez, R OBP: 0.316, SLG: 0.286 (1, 8)			6-3		S 1B	FC6-4 S 1B			5-3	4	2	1	1	0	0	1											
Jim Sundberg, R OBP: 0.275, SLG: 0.290 (1, 2)			E6 1B		1-H 2-H 1B				6-3	4	0	2	3	0	0	0											
Inning Stats	R: 0 E: 0 K: 0 S: 3	H: 0 LOB: 1 BB: 1 P: 7	R: 0 E: 0 K: 0 S: 2	H: 0 LOB: 0 BB: 1 P: 6	R: 0 E: 1 K: 0 S: 5	H: 1 LOB: 2 BB: 0 P: 5	R: 3 E: 0 K: 0 S: 6	H: 3 LOB: 1 BB: 1 P: 10	R: 0 E: 0 K: 0 S: 5	H: 2 LOB: 2 BB: 0 P: 5	R: 1 E: 0 K: 0 S: 4	H: 1 LOB: 2 BB: 1 P: 9	R: 0 E: 0 K: 0 S: 3	H: 0 LOB: 0 BB: 0 P: 3	R: 0 E: 0 K: 0 S: 3	H: 0 LOB: 0 BB: 0 P: 3	R: 1 E: 0 K: 0 S: 3	H: 2 LOB: 2 BB: 1 P: 7	1B: 9 2B: 0 3B: 0 HR: 0	SF: 0 SAC: 1 DP: 0 HBP: 1	WP: 0 PB: 0 SB: 3 CS: 1	PA: 40					
PITCHER	IP	WLS	BF	H	R	ER	SO	BB	IBB	HBP	BLK	WP	HR	S	P	ERA	WHIP										
Eddie Bane, L ERA: 3.64 Bill Campbell, R ERA: 3.18	4.2		23	6	3	3	0	3	0	0	0	0	0	20	32	5.79	1.929										
Bill Campbell, R ERA: 3.18	3.2	L	17	3	2	2	0	1	1	1	0	0	0	14	23	4.91	1.091										
Bill Campbell, R ERA: 3.18	3.2	L	17	3	2	2	0	1	1	1	0	0	0	14	23	4.91	1.091										

Minnesota Twins @ Texas Rangers
Arlington Stadium, Arlington, TX
Sun Aug 08 1976, 8:05 PM EDT
Att. 7,855 - Unknown - 97 F

AB 33
R 5
H 9
RBI 5
BB 5
SO 0
LOB 15



Batter	1	2	3	4	5	6	7	8	9	AB	R	H	RBI	BB	SO	LOB	TOP			
Steve Braun, L (1, 10) OBP: 0.370, SLG: 0.353	5-3		F9			4-3			F2	4	0	0	0	0	0	0				
Roy Smalley, S (1, 6) OBP: 0.344, SLG: 0.298	4-3			6-3			K		K	4	0	0	0	0	2	0				
Rod Carew, L (1, 3) OBP: 0.389, SLG: 0.446	6-3			F9				BB		2	0	0	0	1	0	0				
Butch Wynegar, S (1, 2) OBP: 0.380, SLG: 0.400		L1		4-3				F7		3	0	0	0	0	0	1				
Lyman Bostock, L (1, 8) OBP: 0.375, SLG: 0.431		5-3			L6			F8		3	0	0	0	0	0	1				
Mike Cuddage, L (1, 5) OBP: 0.320, SLG: 0.299					L8				F8	3	0	1	0	0	0	0				
Larry Hise, R (1, 7) OBP: 0.325, SLG: 0.363									F9	3	0	0	0	0	1	1				
Dan Ford, R (1, 9) OBP: 0.306, SLG: 0.418				6-3					K	3	0	0	0	0	2	0				
Bob Randall, R (1, 4) OBP: 0.318, SLG: 0.315										2	0	0	0	0	0	0				
Tony Oliva, L (9, PH) OBP: 0.256, SLG: 0.259				F7		1-4-3			6-3	1	0	0	0	0	0	0				
Inning Stats	R: 0 E: 0 K: 0 S: 3	H: 0 LOB: 0 BB: 0 P: 3	R: 0 E: 0 K: 1 S: 6	H: 1 LOB: 1 BB: 0 P: 6	R: 0 E: 0 K: 0 S: 3	H: 0 LOB: 0 BB: 0 P: 3	R: 0 E: 0 K: 0 S: 3	H: 0 LOB: 0 BB: 0 P: 3	R: 0 E: 0 K: 1 S: 5	H: 0 LOB: 0 BB: 0 P: 5	R: 0 E: 0 K: 1 S: 5	H: 0 LOB: 1 BB: 1 P: 9	R: 0 E: 0 K: 1 S: 5	H: 0 LOB: 0 BB: 0 P: 5	R: 0 E: 0 K: 1 S: 5	H: 0 LOB: 0 BB: 0 P: 5	1B: 1 2B: 0 3B: 0 HR: 0	SF: 0 SAC: 0 DP: 0 HBP: 0	WP: 0 PB: 0 SB: 0 CS: 0	PA: 29
PITCHER Jim Palmer, R (1, 1) ERA: 2.7	IP: 9.0 WLS: W BF: 29 H: 1 R: 0 ER: 0 SO: 5 BB: 1 IBB: 0 HBP: 0 BLK: 0 WP: 0 HR: 0 S: 38 P: 42 ERA: 0.00 WHIP: 0.222																			

Minnesota Twins @ Baltimore Orioles
Memorial Stadium, Baltimore, MD
Tue Aug 10 1976, 7:05 PM EDT
Att: 11,796 - Unknown

AB 28
R 0
H 1
RBI 0
BB 1
SO 5
LOB 3



Batter	1	2	3	4	5	6	7	8	9	AB	R	H	RBI	BB	SO	LOB	BOTTOM			
Al Bumbry, L (1, 8) OBP: 0.330, SLG: 0.402	4-3		K						4-3	4	0	0	0	0	1	1				
Bobby Grich, R (1, 4) OBP: 0.385, SLG: 0.432	5-3		G6-3 BB						F9	3	0	1	0	1	0	0				
Reggie Jackson, L (1, 9) OBP: 0.339, SLG: 0.505			G6-3 1-2						F7	4	0	1	0	0	0	2				
Lee May, R (1, 10) OBP: 0.303, SLG: 0.444	F3								6-3	3	0	0	0	1	0	2				
Ken Singleton, S (1, 7) OBP: 0.346, SLG: 0.349										2	1	2	0	1	0	0				
Paul Blair, R (6, PR) OBP: 0.260, SLG: 0.278										0	0	0	0	0	0	0				
Tony Muser, L (1, 3) OBP: 0.285, SLG: 0.264										3	0	2	1	0	0	2				
Doug DeCinces, R (1, 5) OBP: 0.287, SLG: 0.364										3	0	1	0	0	0	4				
Dave Duncan, R (1, 2) OBP: 0.268, SLG: 0.254										3	0	0	0	0	0	2				
Mark Belanger, R (1, 6) OBP: 0.333, SLG: 0.325										3	1	1	0	0	1	1				
Inning Stats	R: 0 E: 0 K: 0 S: 4	H: 1 LOB: 1 BB: 0 P: 4	R: 1 E: 0 K: 1 S: 6	H: 2 LOB: 1 BB: 1 P: 10	R: 0 E: 0 K: 1 S: 4	H: 0 LOB: 0 BB: 1 P: 8	R: 0 E: 0 K: 0 S: 3	H: 1 LOB: 1 BB: 1 P: 7	R: 1 E: 0 K: 0 S: 4	H: 1 LOB: 0 BB: 0 P: 4	R: 0 E: 0 K: 0 S: 5	H: 2 LOB: 2 BB: 0 P: 5	R: 0 E: 0 K: 0 S: 3	H: 0 LOB: 0 BB: 0 P: 3	R: 0 E: 0 K: 0 S: 3	H: 1 LOB: 0 BB: 0 P: 3	1B: 5 2B: 3 3B: 0 HR: 0	SF: 0 SAC: 0 DP: 2 HBP: 0	WP: 0 PB: 1 SB: 0 CS: 2	PA: 31
PITCHER Dave Goltz, R (1, 1) ERA: 3.66	IP: 7.0 WLS: L BF: 29 H: 8 R: 2 ER: 1 SO: 2 BB: 3 IBB: 0 HBP: 0 BLK: 0 WP: 0 HR: 0 S: 30 P: 42 ERA: 1.29 WHIP: 1.571																			
Tom Burgmeier, L (8, 1) ERA: 2.12	0.1	1	0	0	0	0	0	0	0	0	0	1	1	0.00	0.000					
Tom Johnson, R (8, 1) ERA: 1.76	0.2	1	0	0	0	0	0	0	0	0	0	1	1	0.00	0.000					

Minnesota Twins @ Baltimore Orioles
Memorial Stadium, Baltimore, MD
Tue Aug 10 1976, 7:05 PM EDT
Att: 11,796 - Unknown

AB 28
R 2
H 8
RBI 1
BB 3
SO 2
LOB 14



Batter	1	2	3	4	5	6	7	8	9	AB	R	H	RBI	BB	SO	LOB	TOP			
Steve Braun, L (1, 10) OBP: 0.365, SLG: 0.348	F9	K		3-1			K			4	0	0	0	0	2	4	Minnesota Twins @ Baltimore Orioles Memorial Stadium, Baltimore, MD Wed Aug 11 1976, 7:05 PM EDT Att: 12,228 - Unknown			
Roy Smalley, S (1, 6) OBP: 0.346, SLG: 0.303	K		G6-4-3	1B	F8	2B	6-3			4	0	2	0	0	1	0				
Rod Carew, L (1, 3) OBP: 0.388, SLG: 0.444	1B		G6-4-3	1-2	F8	2-3	6-3			4	0	1	0	0	0	2				
Butch Wynegar, S (1, 2) OBP: 0.379, SLG: 0.397	K		G3		4-3		G4-6-3	BB		3	0	0	0	1	1	2				
Lyman Bostock, L (1, 8) OBP: 0.374, SLG: 0.429		1B	SF8	1B	L9		4-3		G4-6-3	4	1	1	0	0	0	2				
Mike Cabbage, L (1, 5) OBP: 0.323, SLG: 0.307		1-2	1B	1B	1B	2B	3-1		F8	4	1	2	0	0	0	0				
Larry Hise, R (1, 7) OBP: 0.331, SLG: 0.369		1-2	2-3	1B	1-2	2-3	1B		G6-4-3	4	0	4	0	0	0	0				
Dan Ford, R (1, 9) OBP: 0.305, SLG: 0.417		SF8			G6-4-3	1-2	G6-4-3		K	3	0	1	2	0	1	2				
Bob Randall, R (1, 4) OBP: 0.316, SLG: 0.312		3-H	F3		3-H	0-0	F4		F9	3	0	0	0	0	0	4				
Inning Stats	R: 0 E: 0 K: 2 S: 8	H: 1 LOB: 1 BB: 0 P: 8	R: 1 E: 0 K: 1 S: 8	H: 3 LOB: 2 BB: 0 P: 8	R: 0 E: 0 K: 0 S: 3	H: 1 LOB: 0 BB: 0 P: 3	R: 1 E: 0 K: 0 S: 6	H: 3 LOB: 2 BB: 0 P: 6	R: 0 E: 0 K: 0 S: 4	H: 1 LOB: 1 BB: 0 P: 4	R: 0 E: 0 K: 0 S: 5	H: 0 LOB: 0 BB: 0 P: 5	R: 0 E: 0 K: 0 S: 2	H: 0 LOB: 0 BB: 1 P: 6	R: 0 E: 0 K: 1 S: 5	H: 1 LOB: 0 BB: 0 P: 5	1B: 9 2B: 2 3B: 0 HR: 0	SF: 1 SAC: 0 DP: 3 HBP: 0	WP: 0 PB: 0 SB: 0 CS: 1	PA: 35
PITCHER	IP	WLS	BF	H	R	ER	SO	BB	IBB	HBP	BLK	WP	HR	S	P	ERA	WHIP			
Wayne Garland, R (1, 1) ERA: 2.66	3.1	L	17	8	2	2	3	0	0	0	0	0	0	23	23	5.40	2.400			
Fred Holdsworth, R (4, 1) ERA: 0.49	5.2		18	3	0	0	2	1	0	0	0	0	0	21	25	0.00	0.706			

Batter	1	2	3	4	5	6	7	8	9	AB	R	H	RBI	BB	SO	LOB	BOTTOM			
Al Bumbry, L (1, 8) OBP: 0.326, SLG: 0.397	K		G4-3			FC3-6	CS		F7	4	0	0	0	0	1	4	Minnesota Twins @ Baltimore Orioles Memorial Stadium, Baltimore, MD Wed Aug 11 1976, 7:05 PM EDT Att: 12,228 - Unknown			
Bobby Grich, R (1, 4) OBP: 0.383, SLG: 0.430				F7		5-3	1-2		F8	4	0	1	0	0	0	3				
Reggie Jackson, L (1, 9) OBP: 0.341, SLG: 0.505		FC6-4			F5				L5-3	4	0	2	0	0	0	1				
Lee May, R (1, 10) OBP: 0.300, SLG: 0.439	K			F3					F5	4	0	0	0	0	1	4				
Ken Singleton, S (1, 7) OBP: 0.344, SLG: 0.346		4-3			G3				L5-3	3	0	0	0	0	0	1				
Tony Muser, L (1, 3) OBP: 0.282, SLG: 0.260		4-3			1-3				G3	3	0	0	0	0	0	0				
Doug DeCinces, R (1, 5) OBP: 0.284, SLG: 0.360				L7					F8	3	0	0	0	0	0	0				
Dave Duncan, R (1, 2) OBP: 0.274, SLG: 0.254									F5	0	0	0	0	2	0	0				
Terry Crowley, L (8, PH) OBP: 0.194, SLG: 0.179										1	0	0	0	0	0	0				
Rick Dempsey, R (9, 2) OBP: 0.200, SLG: 0.149										0	0	0	0	0	0	0				
Mark Belanger, R (1, 6) OBP: 0.336, SLG: 0.328				F7					1B	3	0	2	0	0	0	1				
Inning Stats	R: 0 E: 0 K: 2 S: 8	H: 1 LOB: 1 BB: 0 P: 8	R: 0 E: 0 K: 0 S: 3	H: 0 LOB: 0 BB: 0 P: 3	R: 0 E: 0 K: 0 S: 2	H: 0 LOB: 1 BB: 1 P: 6	R: 0 E: 0 K: 0 S: 3	H: 0 LOB: 0 BB: 0 P: 3	R: 0 E: 0 K: 0 S: 3	H: 1 LOB: 1 BB: 1 P: 7	R: 0 E: 0 K: 0 S: 3	H: 1 LOB: 0 BB: 0 P: 3	R: 0 E: 0 K: 0 S: 3	H: 0 LOB: 0 BB: 0 P: 3	R: 0 E: 0 K: 0 S: 5	H: 2 LOB: 2 BB: 0 P: 5	1B: 5 2B: 1 3B: 0 HR: 0	SF: 0 SAC: 0 DP: 2 HBP: 0	WP: 0 PB: 0 SB: 1 CS: 1	PA: 31
PITCHER	IP	WLS	BF	H	R	ER	SO	BB	IBB	HBP	BLK	WP	HR	S	P	ERA	WHIP			
Bill Singer, R (1, 1) ERA: 3.97	9.0	W	31	5	0	0	2	2	0	0	0	0	0	33	41	0.00	0.778			

Batter	1	2	3	4	5	6	7	8	9	AB	R	H	RBI	BB	SO	LOB	TOP																					
Mickey Rivers, L (1,8) Lou Piniella, R (7,7) OBP: 0.318, SLG: 0.427 OBP: 0.295, SLG: 0.389	F8							6-3		4	1	3	2	0	0	0																						
Roy White, S (1,7) OBP: 0.350, SLG: 0.384	6-3		G3						F9	5	1	1	1	1	0	2																						
Thurman Munson, R (1,2) Elrod Hendricks, L (6,2) OBP: 0.351, SLG: 0.453 OBP: 0.228, SLG: 0.265									3-1	2	3	1	0	2	0	2																						
Chris Chambliss, L (1,3) Otto Velez, R (8,3) OBP: 0.328, SLG: 0.454 OBP: 0.343, SLG: 0.305	4-3		K						K	5	1	2	3	0	1	2																						
Carlos May, L (1,10)										4	1	3	2	1	0	0																						
Graig Nettles, L (1,5) OBP: 0.304, SLG: 0.393										5	1	2	0	0	1	4																						
Oscar Gamble, L (1,9) OBP: 0.325, SLG: 0.422										4	0	0	0	1	2	2																						
Willie Randolph, R (1,4) OBP: 0.368, SLG: 0.321										5	3	3	1	0	1	2																						
Fred Stanley, R (1,6) OBP: 0.350, SLG: 0.304										5	1	1	1	0	0	4																						
Inning Stats	R: 0 E: 0 K: 0 S: 3	H: 0 LOB: 1 BB: 1 P: 7	R: 2 E: 1 K: 0 S: 5	H: 3 LOB: 2 BB: 1 P: 9	R: 1 E: 1 K: 1 S: 7	H: 2 LOB: 1 BB: 0 P: 7	R: 4 E: 0 K: 1 S: 8	H: 3 LOB: 2 BB: 2 P: 17	R: 0 E: 1 K: 0 S: 4	H: 1 LOB: 2 BB: 0 P: 5	R: 5 E: 1 K: 1 S: 11	H: 6 LOB: 2 BB: 1 P: 15	R: 0 E: 0 K: 1 S: 6	H: 1 LOB: 1 BB: 0 P: 6	R: 0 E: 0 K: 1 S: 5	H: 0 LOB: 0 BB: 0 P: 5	R: 0 E: 0 K: 1 S: 5	H: 0 LOB: 0 BB: 0 P: 5	1B: 11 2B: 4 3B: 1 HR: 0	SF: 0 SAC: 0 DP: 0 HBP: 2	WP: 0 SB: 0 CS: 0	PA: 49																
PITCHER	IP	WLS	BF	H	R	ER	SO	BB	IBB	HBP	BLK	WP	HR	S	P	ERA	WHIP	PITCHER				IP	WLS	BF	H	R	ER	SO	BB	IBB	HBP	BLK	WP	HR	S	P	ERA	WHIP
Steve Luebber, R (1,1) ERA: 3.86	3.2	L	21	7	7	6	1	3	0	1	0	0	0	19	32	14.73	2.727																					
Vic Albury, L (4,1) ERA: 4.22	2.0		17	8	5	5	2	2	0	1	0	0	0	18	27	22.50	5.000																					
Tom Johnson, R (6,1) ERA: 1.62	1.1		5	1	0	0	1	0	0	0	0	0	0	7	7	0.00	0.750																					
Jim Hughes, R (8,1) ERA: 5.43	2.0		6	0	0	0	2	0	0	0	0	0	0	10	10	0.00	0.000																					

New York Yankees @ Minnesota Twins
Metropolitan Stadium, Bloomington, MI
Thu Aug 12 1976, 8:05 PM EDT
Att: 20,597 - Unknown - 80 F

AB 42
R 12
H 16
RBI 10
BB 5
SO 6
LOB 18



Batter	1	2	3	4	5	6	7	8	9	AB	R	H	RBI	BB	SO	LOB	BOTTOM																					
Steve Braun, L (1,10) OBP: 0.366, SLG: 0.355			6-3						L7	5	1	2	3	0	1	0																						
Roy Smalley, S (1,6) OBP: 0.343, SLG: 0.299	K		K							4	0	0	0	0	3	2																						
Rod Carew, L (1,3) Craig Kusick, R (7,3) OBP: 0.389, SLG: 0.446 OBP: 0.366, SLG: 0.492			F8							3	0	2	1	0	0	0																						
Lyman Bostock, L (1,8) OBP: 0.375, SLG: 0.430	F9									4	1	2	0	0	0	2																						
Mike Cabbage, L (1,5) OBP: 0.322, SLG: 0.306	F7									4	1	1	0	0	1	3																						
Butch Wynegar, S (1,2) OBP: 0.380, SLG: 0.396										3	0	1	1	1	0	2																						
Larry Hisle, R (1,7) OBP: 0.330, SLG: 0.370	F8									4	1	1	0	0	0	2																						
Dan Ford, R (1,9) OBP: 0.304, SLG: 0.413										3	1	0	0	1	1	1																						
Bob Randall, R (1,4) Tony Oliva, L (7,PH) Jerry Terrell, R (8,4) OBP: 0.314, SLG: 0.310 OBP: 0.253, SLG: 0.256 OBP: 0.288, SLG: 0.265										2	0	0	0	0	1	1																						
Inning Stats	R: 1 E: 0 K: 1 S: 7	H: 2 LOB: 1 BB: 0 P: 7	R: 0 E: 0 K: 1 S: 5	H: 0 LOB: 1 BB: 1 P: 9	R: 0 E: 0 K: 1 S: 5	H: 0 LOB: 0 BB: 0 P: 5	R: 0 E: 0 K: 1 S: 5	H: 1 LOB: 0 BB: 0 P: 5	R: 0 E: 0 K: 1 S: 6	H: 0 LOB: 0 BB: 0 P: 5	R: 3 E: 0 K: 1 S: 8	H: 3 LOB: 1 BB: 1 P: 12	R: 1 E: 0 K: 0 S: 5	H: 2 LOB: 1 BB: 0 P: 5	R: 0 E: 0 K: 0 S: 3	H: 0 LOB: 0 BB: 0 P: 3	1B: 7 2B: 1 3B: 1 HR: 0	SF: 0 SAC: 0 DP: 0 HBP: 0	WP: 0 SB: 0 CS: 0	PA: 38																		
PITCHER	IP	WLS	BF	H	R	ER	SO	BB	IBB	HBP	BLK	WP	HR	S	P	ERA	WHIP	PITCHER				IP	WLS	BF	H	R	ER	SO	BB	IBB	HBP	BLK	WP	HR	S	P	ERA	WHIP
Catfish Hunter, R (1,1) ERA: 3.63	9.0	W	37	9	5	5	7	2	0	0	0	0	0	49	57	5.00	1.222																					

New York Yankees @ Minnesota Twins
Metropolitan Stadium, Bloomington, MI
Thu Aug 12 1976, 8:05 PM EDT
Att: 20,597 - Unknown - 80 F

AB 35
R 5
H 9
RBI 5
BB 2
SO 7
LOB 16



Batter	1	2	3	4	5	6	7	8	9	AB	R	H	RBI	BB	SO	LOB	TOP										
Mickey Rivers, L OBP: 0.317, SLG: 0.425	0-0 4-3 1B	0-0 4-3 S 1B			0-0 1-3 1B		0-0 G3		0-0 FC3-6 1B	5	1	1	0	0	0	2											
Roy White, S OBP: 0.354, SLG: 0.387	0-0 S WP 1B	0-0 4-3 1B			0-0 PB 1B		4-0 WP BB		0-0 1-3 1B	4	2	3	0	1	0	1											
Thurman Munson, R OBP: 0.349, SLG: 0.449	4-0 S 1B	0-0 5-3 1B			0-3 K 1-2 1B		0-0 6-3		0-0 F9	4	1	0	0	1	1	6											
Lou Piniella, R OBP: 0.306, SLG: 0.398	0-0 2B HR 1B				0-0 G4-6-3 1B				0-0 HR 1B	5	2	4	4	0	0	1											
Chris Chambliss, L OBP: 0.327, SLG: 0.453	0-0 HR 2B				0-0 G4-6-3 1-2		0-0 4-3		0-3 K 1B	5	1	1	0	0	1	3											
Carlos May, L OBP: 0.341, SLG: 0.348	0-0 G3				0-0 F8		0-0 G3		0-0 L9	4	0	0	0	0	0	3											
Graig Nettles, L OBP: 0.305, SLG: 0.409	0-0 HR				0-0 G3		0-3 K		0-0 HR	4	2	2	5	0	1	0											
Willie Randolph, R OBP: 0.363, SLG: 0.317	0-3 K				0-3 K		0-0 4-3		0-0 F9	4	0	0	0	0	2	0											
Fred Stanley, R OBP: 0.354, SLG: 0.310					0-0 F9		0-0 6-3		0-0 WP G3 1B	4	0	2	0	0	0	0											
	R: 5 E: 0 K: 1 S: 9	H: 4 LOB: 0 BB: 1 P: 13	R: 0 E: 0 K: 0 S: 4	H: 1 LOB: 1 BB: 0 P: 4	R: 0 E: 0 K: 0 S: 3	H: 1 LOB: 0 BB: 0 P: 3	R: 0 E: 0 K: 1 S: 5	H: 0 LOB: 0 BB: 0 P: 5	R: 0 E: 0 K: 1 S: 6	H: 0 LOB: 1 BB: 0 P: 6	R: 0 E: 0 K: 0 S: 4	H: 1 LOB: 2 BB: 1 P: 8	R: 2 E: 0 K: 1 S: 7	H: 2 LOB: 0 BB: 0 P: 7	R: 2 E: 0 K: 0 S: 6	H: 3 LOB: 1 BB: 0 P: 6	1B: 10 2B: 1 3B: 0 HR: 2	SF: 0 SAC: 0 DP: 1 HBP: 0	WP: 2 PB: 1 CS: 3	PA: 41							
PITCHER	IP	WLS	BF	H	R	ER	SO	BB	IBB	HBP	BLK	WP	HR	S	P	ERA	WHIP										
Eddie Bane, L ERA: 4.42	0.2	L	7	4	5	5	0	0	1	0	0	1	1	6	10	67.50	6.000										
Tom Johnson, R ERA: 1.17	6.1		23	4	0	0	4	1	0	0	0	1	0	30	34	0.00	0.789										
Bill Campbell, R ERA: 3.42	2.0		11	5	4	4	1	0	0	0	0	0	1	13	13	18.00	2.500										

New York Yankees @ Minnesota Twins
Metropolitan Stadium, Bloomington, MI
Fri Aug 13 1976, 8:05 PM EDT
Att: 20,746 - Unknown - 70 F

livebaseballscores.com

AB 39
R 9
H 13
RBI 9
BB 2
SO 5
LOB 16



Batter	1	2	3	4	5	6	7	8	9	AB	R	H	RBI	BB	SO	LOB	BOTTOM										
Steve Brye, R OBP: 0.308, SLG: 0.304	0-0 G5-4-3 1B				0-0 G6-3 1-2		0-0 F9		0-0 F9	5	0	1	0	0	1	5											
Steve Braun, L OBP: 0.365, SLG: 0.354	0-0 G5-4-3 1-2				0-0 F8				0-0 1B	4	0	1	0	0	1	1											
Rod Carew, L OBP: 0.390, SLG: 0.445	0-0 3-1				0-0 G3 1B		4-0 4-3 BB		0-0 F5	3	0	1	0	1	0	1											
Lyman Bostock, L OBP: 0.374, SLG: 0.427					0-0 G3		0-0 4-3		0-0 F5	4	1	1	0	0	0	3											
Butch Wynegar, S OBP: 0.379, SLG: 0.395					0-0 E9 1B		0-0 F8		0-0 4-3	4	1	1	0	0	1	3											
Mike Cabbage, L OBP: 0.325, SLG: 0.306					0-0 1B		0-0 F7		4-0 2B BB	3	1	1	1	1	0	1											
Roy Smalley, S OBP: 0.342, SLG: 0.302					0-0 F7		0-0 3-1		0-0 1B	4	0	1	1	0	0	2											
Dan Ford, R OBP: 0.301, SLG: 0.409					0-0 K		0-0 P4		0-0 F9	4	0	0	0	0	1	3											
Bob Randall, R OBP: 0.319, SLG: 0.319					0-0 1B		0-0 G6-3		0-0 6-3	4	0	3	1	0	0	1											
	R: 0 E: 0 K: 0 S: 3	H: 1 LOB: 0 BB: 0 P: 3	R: 2 E: 1 K: 2 S: 11	H: 4 LOB: 2 BB: 0 P: 11	R: 0 E: 0 K: 2 S: 8	H: 1 LOB: 1 BB: 0 P: 8	R: 0 E: 0 K: 0 S: 3	H: 0 LOB: 0 BB: 0 P: 3	R: 0 E: 0 K: 0 S: 3	H: 0 LOB: 1 BB: 1 P: 7	R: 0 E: 0 K: 0 S: 4	H: 1 LOB: 1 BB: 0 P: 4	R: 0 E: 0 K: 0 S: 4	H: 1 LOB: 1 BB: 0 P: 4	R: 1 E: 0 K: 0 S: 4	H: 1 LOB: 1 BB: 1 P: 8	1B: 8 2B: 2 3B: 0 HR: 0	SF: 0 SAC: 0 DP: 2 HBP: 0	WP: 0 PB: 0 CS: 0	PA: 37							
PITCHER	IP	WLS	BF	H	R	ER	SO	BB	IBB	HBP	BLK	WP	HR	S	P	ERA	WHIP										
Ed Figueroa, R ERA: 2.91	7.0	W	28	8	2	2	4	1	0	0	0	0	0	35	39	2.57	1.286										
Sparky Lyle, L ERA: 2.24	2.0		9	2	1	1	0	1	0	0	0	0	0	8	12	4.50	1.500										

New York Yankees @ Minnesota Twins
Metropolitan Stadium, Bloomington, MI
Fri Aug 13 1976, 8:05 PM EDT
Att: 20,746 - Unknown - 70 F

livebaseballscores.com


AB 35
R 3
H 10
RBI 3
BB 2
SO 4
LOB 20



Batter	1	2	3	4	5	6	7	8	9	AB	R	H	RBI	BB	SO	LOB	TOP				
Mickey Rivers, L OBP: 0.316, SLG: 0.423 (1, 8)										5	0	1	0	0	1	4					
Roy White, S OBP: 0.359, SLG: 0.403 (1, 7)										5	2	4	1	0	0	2					
Thurman Munson, R OBP: 0.349, SLG: 0.447 (1, 2)										4	0	1	1	1	0	2					
Chris Chambliss, L OBP: 0.326, SLG: 0.449 (1, 3)										4	0	0	0	1	0	4					
Carlos May, L OBP: 0.339, SLG: 0.349 (1, 10)										5	1	1	0	0	2	4					
Graig Nettles, L OBP: 0.307, SLG: 0.416 (1, 5)										3	1	1	1	1	0	1					
Oscar Gamble, L OBP: 0.321, SLG: 0.415 (1, 9)										4	0	0	0	0	0	4					
Willie Randolph, R OBP: 0.362, SLG: 0.316 (1, 4)										4	0	1	0	0	0	3					
Fred Stanley, R OBP: 0.364, SLG: 0.313 (1, 6)										2	1	1	1	2	1	1					
Inning Stats	R: 0 E: 0 K: 1 S: 7	H: 1 LOB: 0 BB: 0 P: 10	R: 1 E: 1 K: 0 S: 15	H: 1 LOB: 3 BB: 2 P: 26	R: 1 E: 1 K: 1 S: 13	H: 1 LOB: 2 BB: 1 P: 26	R: 1 E: 0 K: 0 S: 9	H: 3 LOB: 2 BB: 0 P: 13	R: 1 E: 0 K: 0 S: 12	H: 1 LOB: 0 BB: 1 P: 18	R: 0 E: 0 K: 0 S: 8	H: 0 LOB: 0 BB: 0 P: 12	R: 0 E: 0 K: 1 S: 5	H: 1 LOB: 0 BB: 0 P: 7	R: 0 E: 0 K: 1 S: 9	H: 1 LOB: 2 BB: 1 P: 19	1B: 5 2B: 4 3B: 0 HR: 2	SF: 0 SAC: 0 DP: 2 HBP: 0	WP: 0 PB: 0 CS: 1	PA: 41	
PITCHER	IP	WLS	BF	H	R	ER	SO	BB	IBB	HBP	BLK	WP	HR	S	P	ERA	WHIP				
Dave Goltz, R ERA: 3.69 (1, 1)	6.0	L	30	8	5	3	2	4	0	0	0	0	2	60	101	4.50	2.000				
Tom Burgmeier, L ERA: 2.03 (7, 1)	3.0		11	2	0	0	2	0	1	0	0	0	0	22	38	0.00	0.667				

New York Yankees @ Minnesota Twins
Metropolitan Stadium, Bloomington, MI
Sat Aug 14 1976, 4:33 AM EDT
Att: 19,005 - Unknown


AB	36
R	5
H	10
RBI	4
BB	5
SO	4
LOB	25



Batter	1	2	3	4	5	6	7	8	9	AB	R	H	RBI	BB	SO	LOB	BOTTOM					
Lyman Bostock, L OBP: 0.375, SLG: 0.428 (1, 8)										4	1	2	0	0	1	1						
Larry Hise, R OBP: 0.330, SLG: 0.376 (1, 7)										4	1	1	2	0	0	2						
Rod Carew, L OBP: 0.391, SLG: 0.446 (1, 3)										4	0	2	0	0	0	0						
Craig Kusick, R OBP: 0.364, SLG: 0.484 (1, 10)										3	0	0	0	1	1	1						
Dan Ford, R OBP: 0.303, SLG: 0.411 (1, 9)										3	1	1	0	1	1	0						
Butch Wynegar, S OBP: 0.375, SLG: 0.391 (1, 2)										4	0	0	0	0	0	3						
Jerry Terrell, R OBP: 0.287, SLG: 0.267 (1, 5)										3	1	1	1	0	0	2						
Roy Smalley, S OBP: 0.341, SLG: 0.301 (1, 6)										4	0	1	0	0	0	0						
Bob Randall, R OBP: 0.316, SLG: 0.316 (1, 4)										3	0	0	1	0	2	1						
Inning Stats	R: 0 E: 0 K: 1 S: 7	H: 0 LOB: 0 BB: 0 P: 12	R: 0 E: 0 K: 1 S: 11	H: 0 LOB: 0 BB: 0 P: 19	R: 1 E: 1 K: 0 S: 13	H: 2 LOB: 1 BB: 0 P: 23	R: 0 E: 0 K: 0 S: 11	H: 1 LOB: 2 BB: 1 P: 21	R: 2 E: 0 K: 1 S: 10	H: 3 LOB: 1 BB: 1 P: 18	R: 1 E: 0 K: 0 S: 12	H: 1 LOB: 0 BB: 0 P: 17	R: 0 E: 0 K: 1 S: 5	H: 1 LOB: 0 BB: 0 P: 5	R: 0 E: 0 K: 1 S: 7	H: 0 LOB: 0 BB: 0 P: 9	R: 0 E: 0 K: 0 S: 7	H: 0 LOB: 0 BB: 0 P: 11	1B: 6 2B: 1 3B: 0 HR: 1	SF: 1 SAC: 0 DP: 1 HBP: 0	WP: 0 PB: 0 CS: 1	PA: 36
PITCHER	IP	WLS	BF	H	R	ER	SO	BB	IBB	HBP	BLK	WP	HR	S	P	ERA	WHIP					
Ken Holtzman, L ERA: 3.6 (1, 1)	9.0	W	35	8	4	4	5	2	0	0	0	0	1	83	135	4.00	1.111					

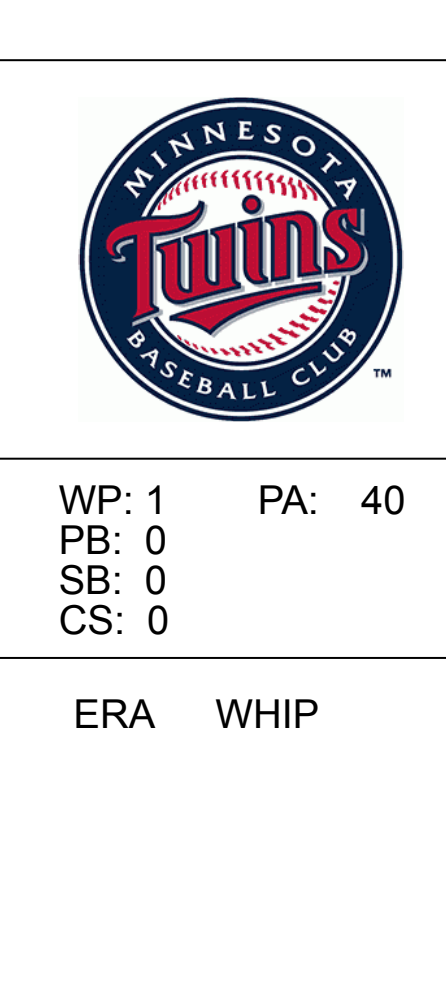
New York Yankees @ Minnesota Twins
Metropolitan Stadium, Bloomington, MI
Sat Aug 14 1976, 4:33 AM EDT
Att: 19,005 - Unknown

AB	32
R	4
H	8
RBI	4
BB	2
SO	5
LOB	10



Batter	1	2	3	4	5	6	7	8	9	AB	R	H	RBI	BB	SO	LOB	TOP				
Al Bumby, L OBP: 0.318, SLG: 0.385 (1, 8)	F7	K				F8		FC3-6		5	1	1	0	0	1	2	Baltimore Orioles @ Minnesota Twins Metropolitan Stadium, Bloomington, MI Mon Aug 16 1976, 8:05 PM EDT Att: 5,817 - Unknown				
Bobby Grich, R OBP: 0.341, SLG: 0.512 Paul Blair, R OBP: 0.257, SLG: 0.275 (1, 4) (7, 8)	BB	F8			SH1-4		K	F7		2	0	0	0	1	1	1					
Reggie Jackson, L OBP: 0.341, SLG: 0.512 Tim Nordbrook, R OBP: 0.364, SLG: 0.263 (1, 9) (7, 4)	G5-4-3		4-3		E9		BB	3-1		2	1	1	1	2	0	0					
Lee May, R OBP: 0.297, SLG: 0.444 (1, 10)	G5-4-3		F8		HR		BB	1-3		5	1	2	0	0	0	2					
Ken Singleton, S OBP: 0.351, SLG: 0.361 (1, 7) (7, 9)		1B	F7		HR			F8		4	2	2	3	1	0	0					
Tony Muser, L OBP: 0.273, SLG: 0.252 (1, 3)	K			3-1	3-1			F8		4	0	0	0	0	1	4					
Doug DeCinces, R OBP: 0.280, SLG: 0.352 (1, 5)		2B		5-3	P3			F9		4	1	1	0	0	0	3					
Mark Belanger, R OBP: 0.343, SLG: 0.335 (1, 6)	WP	1B	F9		P3			FC3-6	BB	3	1	1	2	1	0	0					
Rick Dempsey, R OBP: 0.239, SLG: 0.164 (1, 2)					SH1-4	1B		F8		4	1	2	1	0	0	1					
Inning Stats	R: 0 E: 0 K: 0 S: 2	H: 0 LOB: 1 BB: 2 P: 10	R: 3 E: 0 K: 2 S: 11	H: 4 LOB: 1 BB: 0 P: 11	R: 0 E: 0 K: 0 S: 3	H: 0 LOB: 0 BB: 0 P: 3	R: 0 E: 0 K: 0 S: 3	H: 0 LOB: 0 BB: 0 P: 3	R: 5 E: 1 K: 0 S: 8	H: 5 LOB: 0 BB: 0 P: 8	R: 0 E: 0 K: 0 S: 3	H: 0 LOB: 3 BB: 2 P: 14	R: 0 E: 0 K: 0 S: 3	H: 0 LOB: 1 BB: 1 P: 7	R: 0 E: 0 K: 0 S: 3	H: 0 LOB: 0 BB: 0 P: 3	1B: 8 2B: 1 3B: 0 HR: 1	SF: 0 SAC: 1 DP: 1 HBP: 0	WP: 1 PB: 0 SB: 0 CS: 0	PA: 41	
PITCHER	IP	WLS	BF	H	R	ER	SO	BB	IBB	HBP	BLK	WP	HR	S	P	ERA	WHIP				
Steve Luebber, R ERA: 4.19 (1, 1)	4.1	L	20	6	5	5	2	2	0	0	0	1	0	22	30	10.38	1.846				
Tom Burgmeier, L ERA: 2.7 (5, 1)	0.2		5	3	3	3	0	0	0	0	0	0	1	5	5	40.50	4.500				
Eddie Bane, L ERA: 4.12 (6, 1)	4.0		16	1	0	0	1	3	0	0	0	0	0	15	27	0.00	1.000				

Batter	1	2	3	4	5	6	7	8	9	AB	R	H	RBI	BB	SO	LOB	BOTTOM				
Lyman Bostock, L OBP: 0.368, SLG: 0.418 (1, 8)	6-3		6-3			FC4-6	L6		1B	5	1	1	0	0	0	4	Baltimore Orioles @ Minnesota Twins Metropolitan Stadium, Bloomington, MI Mon Aug 16 1976, 8:05 PM EDT Att: 5,817 - Unknown				
Larry Hisle, R OBP: 0.330, SLG: 0.374 (1, 7)	F3			5-3		WP			1B	4	1	1	0	1	1	3					
Rod Carew, L OBP: 0.391, SLG: 0.448 (1, 3)	5-3			4-3		L7	F8		FC5-4	5	0	1	2	0	0	4					
Craig Kusick, R OBP: 0.360, SLG: 0.475 (1, 10)		F8		F8		1B		F9	FC5-4	5	0	1	1	0	0	2					
Dan Ford, R OBP: 0.307, SLG: 0.417 (1, 9)		5-3			F7			P3		4	0	1	0	0	0	0					
Butch Wynegar, S OBP: 0.371, SLG: 0.385 (1, 2)		F8			F9	F7		F8		4	0	0	0	0	0	2					
Jerry Terrell, R OBP: 0.303, SLG: 0.301 Mike Cubbage, L OBP: 0.324, SLG: 0.305 (9, PH)										3	0	3	0	0	0	0					
Roy Smalley, S OBP: 0.341, SLG: 0.301 (1, 6)				L5		P4	L5		F7	4	0	0	0	0	0	4					
Bob Randall, R OBP: 0.318, SLG: 0.317 Steve Braun, L OBP: 0.370, SLG: 0.356 (9, PH)				1-3		FC4-6	BB		1B	3	0	2	0	0	0	1					
Inning Stats	R: 0 E: 0 K: 0 S: 3	H: 0 LOB: 0 BB: 0 P: 3	R: 0 E: 0 K: 0 S: 3	H: 0 LOB: 0 BB: 0 P: 3	R: 0 E: 0 K: 0 S: 3	H: 0 LOB: 0 BB: 0 P: 3	R: 0 E: 0 K: 0 S: 4	H: 1 LOB: 1 BB: 0 P: 4	R: 0 E: 0 K: 0 S: 3	H: 0 LOB: 0 BB: 0 P: 3	R: 0 E: 0 K: 0 S: 3	H: 2 LOB: 3 BB: 1 P: 9	R: 0 E: 0 K: 0 S: 3	H: 0 LOB: 0 BB: 0 P: 3	R: 2 E: 0 K: 1 S: 8	H: 3 LOB: 2 BB: 1 P: 12	1B: 10 2B: 0 3B: 1 HR: 0	SF: 0 SAC: 0 DP: 0 HBP: 0	WP: 1 PB: 0 SB: 0 CS: 0	PA: 40	
PITCHER	IP	WLS	BF	H	R	ER	SO	BB	IBB	HBP	BLK	WP	HR	S	P	ERA	WHIP				
Ross Grimsley, L ERA: 3.56 (1, 1)	6.2	W	28	8	2	2	0	0	0	0	0	0	0	28	28	2.70	1.200				
Fred Holdsworth, R ERA: 1.29 (7, 1)	2.1		12	3	2	2	1	2	0	0	0	0	0	12	20	7.71	2.143				



Batter	1	2	3	4	5	6	7	8	9	AB	R	H	RBI	BB	SO	LOB	TOP											
Al Bumby, L OBP: 0.318, SLG: 0.383 Paul Blair, R OBP: 0.256, SLG: 0.274										4	0	1	2	0	1	2	Baltimore Orioles @ Minnesota Twins Metropolitan Stadium, Bloomington, MI Tue Aug 17 1976, 8:05 PM EDT Att: 7,850 - Unknown											
Bobby Grich, R OBP: 0.382, SLG: 0.426										4	2	1	0	1	0	3												
Reggie Jackson, L OBP: 0.345, SLG: 0.515										4	3	2	1	1	0	0												
Lee May, R OBP: 0.303, SLG: 0.461										4	2	3	5	1	0	0												
Ken Singleton, S OBP: 0.349, SLG: 0.359										5	0	1	1	0	0	3												
Tony Muser, L OBP: 0.272, SLG: 0.251										5	0	1	0	0	1	1												
Doug DeCinces, R OBP: 0.282, SLG: 0.353										5	1	2	0	0	1	2												
Mark Belanger, R OBP: 0.340, SLG: 0.332										3	1	0	0	0	0	2												
Rick Dempsey, R OBP: 0.253, SLG: 0.176										3	0	2	0	1	0	1												
Inning Stats	R: 3 E: 0 K: 1 S: 7	H: 2 LOB: 0 BB: 1 P: 11	R: 0 E: 0 K: 0 S: 4	H: 1 LOB: 1 BB: 0 P: 4	R: 0 E: 0 K: 0 S: 3	H: 0 LOB: 0 BB: 1 P: 7	R: 0 E: 0 K: 1 S: 5	H: 0 LOB: 0 BB: 0 P: 5	R: 0 E: 0 K: 0 S: 3	H: 0 LOB: 0 BB: 0 P: 3	R: 4 E: 1 K: 1 S: 10	H: 5 LOB: 2 BB: 1 P: 14	R: 0 E: 0 K: 0 S: 3	H: 0 LOB: 0 BB: 0 P: 3	R: 0 E: 0 K: 0 S: 3	H: 0 LOB: 0 BB: 0 P: 3	R: 3 E: 0 K: 0 S: 7	H: 4 LOB: 2 BB: 1 P: 11	1B: 10 2B: 1 3B: 1 HR: 1	SF: 0 SAC: 1 DP: 1 HBP: 0	WP: 2 PA: 43 PB: 0 SB: 1 CS: 0							
PITCHER	IP	WLS	BF	H	R	ER	SO	BB	IBB	HBP	BLK	WP	HR	S	P	ERA	WHIP											
Tom Johnson, R ERA: 3.18	(1, 1)	5.1	L	25	8	7	7	3	2	0	0	0	0	1	29	37	11.81	1.875										
Jim Hughes, R ERA: 5.34	(6, 1)	3.2		18	5	3	3	0	2	0	0	0	2	0	16	24	7.36	1.909										

Batter	1	2	3	4	5	6	7	8	9	AB	R	H	RBI	BB	SO	LOB	BOTTOM										
Bob Randall, R OBP: 0.318, SLG: 0.316 Lyman Bostock, L OBP: 0.366, SLG: 0.417										4	0	1	0	0	0	3	Baltimore Orioles @ Minnesota Twins Metropolitan Stadium, Bloomington, MI Tue Aug 17 1976, 8:05 PM EDT Att: 7,850 - Unknown										
Larry Hiele, R OBP: 0.328, SLG: 0.374										5	0	1	1	0	0	2											
Rod Carew, L OBP: 0.391, SLG: 0.447										5	1	2	0	0	1	3											
Craig Kusick, R OBP: 0.352, SLG: 0.463										5	0	0	0	0	0	4											
Dan Ford, R OBP: 0.312, SLG: 0.420										4	1	3	0	0	0	0											
Steve Brye, R OBP: 0.311, SLG: 0.307										4	0	2	1	0	0	1											
Jerry Terrell, R OBP: 0.296, SLG: 0.294 Steve Braun, L OBP: 0.369, SLG: 0.355 Luis Gomez, R OBP: 0.256, SLG: 0.243										3	0	0	0	0	0	2											
Roy Smalley, S OBP: 0.345, SLG: 0.307										3	1	2	1	1	0	0											
Glenn Borgmann, R OBP: 0.459, SLG: 0.500 Mike Cabbage, L OBP: 0.322, SLG: 0.304										2	0	0	0	1	0	1											
Inning Stats	R: 0 E: 0 K: 0 S: 4	H: 1 LOB: 1 BB: 0 P: 4	R: 0 E: 0 K: 0 S: 3	H: 0 LOB: 0 BB: 0 P: 3	R: 0 E: 0 K: 0 S: 3	H: 1 LOB: 0 BB: 1 P: 8	R: 0 E: 0 K: 0 S: 3	H: 1 LOB: 0 BB: 0 P: 3	R: 0 E: 0 K: 1 S: 5	H: 0 LOB: 0 BB: 0 P: 5	R: 1 E: 0 K: 0 S: 6	H: 3 LOB: 3 BB: 1 P: 10	R: 0 E: 0 K: 0 S: 6	H: 3 LOB: 2 BB: 0 P: 6	R: 1 E: 1 K: 1 S: 8	H: 2 LOB: 2 BB: 0 P: 8	1B: 9 2B: 3 3B: 0 HR: 0	SF: 0 SAC: 0 DP: 1 HBP: 0	WP: 0 PA: 40 PB: 0 SB: 0 CS: 0								
PITCHER	IP	WLS	BF	H	R	ER	SO	BB	IBB	HBP	BLK	WP	HR	S	P	ERA	WHIP										
Rudy May, L ERA: 3.99	(1, 1)	7.2	W	33	9	2	2	1	2	0	0	0	0	33	41	2.35	1.435										
Dyar Miller, R ERA: 2.74	(8, 1)	1.1		7	2	1	1	1	0	0	0	0	0	9	9	6.75	1.500										



Batter	1	2	3	4	5	6	7	8	9	AB	R	H	RBI	BB	SO	LOB	TOP										
Al Bumby, L OBP: 0.320, SLG: 0.383 (1, 8)										3	0	1	0	1	1	0	Baltimore Orioles @ Minnesota Twins Metropolitan Stadium, Bloomington, MI Wed Aug 18 1976, 8:05 PM EDT Att: 7,482 - Unknown										
Bobby Grich, R OBP: 0.383, SLG: 0.425 (1, 4)										3	1	1	0	1	0	0											
Reggie Jackson, L OBP: 0.344, SLG: 0.511 (1, 9)										4	0	1	1	0	1	2											
Lee May, R OBP: 0.300, SLG: 0.456 (1, 10)										4	0	0	0	0	2	1											
Ken Singleton, S OBP: 0.348, SLG: 0.358 (1, 7)										4	0	1	0	0	1	0											
Tony Muser, L OBP: 0.275, SLG: 0.259 (1, 3)										4	0	2	0	0	0	1											
Doug DeCinces, R OBP: 0.281, SLG: 0.351 (7, 6)										4	0	1	0	0	1	3											
Mark Belanger, R OBP: 0.339, SLG: 0.331 (1, 6)										2	0	0	0	0	0	0											
Tim Nordbrook, R OBP: 0.394, SLG: 0.263 (7, PH)										0	0	0	0	0	0	0											
Terry Crowley, L OBP: 0.212, SLG: 0.200 (7, 5)										1	0	0	0	0	1	1											
Brooks Robinson, R OBP: 0.226, SLG: 0.309 (7, 5)										1	0	0	0	0	1	1											
Rick Dempsey, R OBP: 0.248, SLG: 0.172 (1, 2)										3	0	0	0	0	0	0											
Inning Stats	R: 0 E: 0 K: 1 S: 5	H: 0 LOB: 0 BB: 0 P: 5	R: 0 E: 0 K: 0 S: 4	H: 1 LOB: 1 BB: 0 P: 4	R: 0 E: 0 K: 1 S: 5	H: 0 LOB: 2 BB: 2 P: 13	R: 0 E: 0 K: 0 S: 4	H: 1 LOB: 1 BB: 0 P: 4	R: 0 E: 0 K: 0 S: 3	H: 0 LOB: 0 BB: 0 P: 3	R: 0 E: 0 K: 1 S: 8	H: 1 LOB: 1 BB: 0 P: 8	R: 1 E: 0 K: 1 S: 7	H: 3 LOB: 1 BB: 0 P: 7	R: 0 E: 0 K: 2 S: 8	H: 1 LOB: 1 BB: 0 P: 8	1B: 6 2B: 1 3B: 0 HR: 0	SF: 0 SAC: 0 DP: 0 HBP: 0	WP: 1 PB: 0 SB: 0 CS: 0	PA: 35							
PITCHER	IP	WLS	BF	H	R	ER	SO	BB	IBB	HBP	BLK	WP	HR	S	P	ERA	WHIP										
Dave Goltz, R ERA: 3.58 (1, 1)	7.2	W	30	6	1	1	5	2	0	0	0	1	0	38	46	1.17	1.043										
Bill Campbell, R ERA: 3.36 (8, 1)	1.1	S	5	1	0	0	3	0	0	0	0	0	0	11	11	0.00	0.750										

AB	33
R	1
H	7
RBI	1
BB	2
SO	8
LOB	9



Batter	1	2	3	4	5	6	7	8	9	AB	R	H	RBI	BB	SO	LOB	BOTTOM										
Lyman Bostock, L OBP: 0.362, SLG: 0.412 (1, 8)										4	0	0	0	0	0	2	Baltimore Orioles @ Minnesota Twins Metropolitan Stadium, Bloomington, MI Wed Aug 18 1976, 8:05 PM EDT Att: 7,482 - Unknown										
Roy Smalley, S OBP: 0.345, SLG: 0.312 (1, 6)										3	2	2	0	1	0	0											
Rod Carew, L OBP: 0.391, SLG: 0.447 (1, 3)										3	1	1	1	0	0	1											
Steve Braun, L OBP: 0.366, SLG: 0.352 (1, 10)										3	0	0	0	0	1	1											
Craig Kusick, R OBP: 0.350, SLG: 0.461 (8, PH)										1	0	0	0	0	1	1											
Butch Wynegar, S OBP: 0.370, SLG: 0.382 (1, 2)										3	1	0	0	1	1	1											
Larry Hise, R OBP: 0.333, SLG: 0.377 (1, 7)										2	0	2	1	1	0	0											
Mike Cabbage, L OBP: 0.329, SLG: 0.320 (1, 5)										4	1	3	1	0	1	2											
Dan Ford, R OBP: 0.309, SLG: 0.417 (1, 9)										3	0	0	0	0	2	2											
Bob Randall, R OBP: 0.318, SLG: 0.316 (1, 4)										3	0	1	1	0	0	1											
Inning Stats	R: 0 E: 0 K: 0 S: 3	H: 0 LOB: 0 BB: 0 P: 3	R: 0 E: 0 K: 0 S: 3	H: 1 LOB: 0 BB: 0 P: 3	R: 0 E: 0 K: 0 S: 4	H: 1 LOB: 1 BB: 0 P: 4	R: 2 E: 1 K: 1 S: 7	H: 3 LOB: 1 BB: 1 P: 11	R: 0 E: 0 K: 1 S: 5	H: 0 LOB: 0 BB: 0 P: 5	R: 0 E: 0 K: 1 S: 5	H: 1 LOB: 0 BB: 0 P: 5	R: 2 E: 1 K: 1 S: 8	H: 2 LOB: 1 BB: 0 P: 8	R: 1 E: 0 K: 2 S: 8	H: 1 LOB: 2 BB: 2 P: 16	1B: 6 2B: 4 3B: 0 HR: 0	SF: 0 SAC: 2 DP: 1 HBP: 0	WP: 0 PB: 0 SB: 0 CS: 2	PA: 36							
PITCHER	IP	WLS	BF	H	R	ER	SO	BB	IBB	HBP	BLK	WP	HR	S	P	ERA	WHIP										
Jim Palmer, R ERA: 2.71 (1, 1)	6.2	L	27	8	4	1	4	1	0	0	0	0	0	34	38	1.35	1.350										
Tippy Martinez, L ERA: 2.41 (7, 1)	1.1		7	1	1	1	2	2	0	0	0	0	0	9	17	6.75	2.250										

AB	29
R	5
H	9
RBI	4
BB	3
SO	6
LOB	11



Batter	1	2	3	4	5	6	7	8	9	AB	R	H	RBI	BB	SO	LOB	TOP			
Lyman Bostock, L OBP: 0.359, SLG: 0.405 (1, 8)	F8		3-1		5-3			F7		4	0	0	0	0	0	1				
Bob Randall, R OBP: 0.322, SLG: 0.322 (1, 4)	2B		1B			F9		F2		4	1	2	0	0	0	0				
Dan Ford, R OBP: 0.311, SLG: 0.422 (1, 9)	1B		1B							4	1	3	1	0	0	1				
Larry Hisle, R OBP: 0.335, SLG: 0.377 (1, 7)	2B									4	0	1	1	0	0	2				
Craig Kusick, R OBP: 0.339, SLG: 0.444 (1, 3)	1B									4	0	0	0	0	0	3				
Steve Bnye, R OBP: 0.313, SLG: 0.315 (1, 10)										4	0	1	0	0	0	0				
Roy Smalley, S OBP: 0.354, SLG: 0.320 (1, 6)										3	0	2	0	1	0	2				
Jerry Terrell, R OBP: 0.293, SLG: 0.290 (1, 5)										3	0	0	0	0	0	3				
Glenn Borgmann, R OBP: 0.436, SLG: 0.467 (1, 2)										2	0	0	0	0	0	2				
Rod Carew, L OBP: 0.368, SLG: 0.441 (8, PH)										1	0	0	0	0	0	0				
Butch Wynegar, S OBP: 0.369, SLG: 0.381 (8, 2)										0	0	0	0	0	0	0				
Inning Stats	R: 1 E: 0 K: 0 S: 5	H: 2 LOB: 1 BB: 0 P: 5	R: 0 E: 0 K: 0 S: 4	H: 1 LOB: 1 BB: 0 P: 4	R: 0 E: 0 K: 0 S: 3	H: 1 LOB: 1 BB: 0 P: 3	R: 0 E: 0 K: 0 S: 3	H: 0 LOB: 0 BB: 0 P: 3	R: 0 E: 0 K: 0 S: 4	H: 2 LOB: 0 BB: 0 P: 4	R: 0 E: 0 K: 0 S: 2	H: 0 LOB: 0 BB: 1 P: 6	R: 0 E: 0 K: 0 S: 3	H: 0 LOB: 0 BB: 0 P: 3	R: 0 E: 0 K: 0 S: 5	H: 2 LOB: 2 BB: 0 P: 5	1B: 6 2B: 4 3B: 0 HR: 0	SF: 0 SAC: 0 DP: 1 HBP: 0	WP: 0 PB: 0 SB: 0 CS: 1	PA: 34
PITCHER Dave Roberts, L ERA: 3.78 (1, 1)	IP: 9.0 WLS: W BF: 34 H: 9 R: 2 ER: 2 SO: 0 BB: 1 IBB: 0 HBP: 0 BLK: 0 WP: 0 HR: 0 S: 33 P: 37 ERA: 2.00 WHIP: 1.111																			

Minnesota Twins @ Detroit Tigers
Tiger Stadium, Detroit, MI
Fri Aug 20 1976, 7:05 PM EDT
Unknown - 88 F

AB 33
R 2
H 9
RBI 2
BB 1
SO 0
LOB 14



Batter	1	2	3	4	5	6	7	8	9	AB	R	H	RBI	BB	SO	LOB	BOTTOM			
Ron LeFlore, R OBP: 0.396, SLG: 0.423 (1, 8)	6-3		S		S					4	1	3	1	0	0	0				
Mickey Stanley, R OBP: 0.310, SLG: 0.431 (1, 3)	F7		2B		L8			F3		4	0	0	0	0	0	3				
Rusty Staub, L OBP: 0.396, SLG: 0.448 (1, 9)	3-1		BB		E			F7		3	0	1	1	1	0	0				
Willie Horton, R OBP: 0.348, SLG: 0.410 (1, 10)					E6					4	0	2	0	0	0	3				
Jerry Manuel, S OBP: 0.250, SLG: 0.194 (8, PR)					FC6-4					0	0	0	0	0	0	0				
Alex Johnson, R OBP: 0.302, SLG: 0.362 (1, 7)	6-3				K			FC6-4		4	1	1	0	0	1	4				
Aurelio Rodriguez, R OBP: 0.261, SLG: 0.330 (1, 5)	F8				FC6-4			G5-4-3		4	0	0	0	0	0	5				
Bill Freehan, R OBP: 0.314, SLG: 0.402 (1, 2)	6-3				1-3					3	0	0	0	0	0	2				
Mark Wagner, R OBP: 0.667, SLG: 0.667 (1, 6)					K					3	1	2	1	0	1	0				
Pedro Garcia, R OBP: 0.235, SLG: 0.302 (1, 4)					F3					2	0	0	0	0	1	1				
Inning Stats	R: 0 E: 0 K: 0 S: 3	H: 0 LOB: 0 BB: 0 P: 3	R: 0 E: 0 K: 0 S: 4	H: 1 LOB: 1 BB: 0 P: 4	R: 1 E: 0 K: 0 S: 5	H: 2 LOB: 2 BB: 1 P: 9	R: 1 E: 0 K: 1 S: 7	H: 2 LOB: 1 BB: 0 P: 7	R: 1 E: 0 K: 1 S: 8	H: 2 LOB: 2 BB: 0 P: 8	R: 0 E: 0 K: 1 S: 5	H: 0 LOB: 0 BB: 0 P: 5	R: 0 E: 0 K: 0 S: 3	H: 1 LOB: 1 BB: 0 P: 3	R: 0 E: 0 K: 0 S: 3	H: 1 LOB: 1 BB: 0 P: 3	1B: 7 2B: 2 3B: 0 HR: 0	SF: 0 SAC: 1 DP: 1 HBP: 0	WP: 0 PB: 0 SB: 2 CS: 1	PA: 33
PITCHER Eddie Bane, L ERA: 4.26 (1, 1)	IP: 4.1 WLS: L BF: 21 H: 7 R: 3 ER: 3 SO: 1 BB: 1 IBB: 0 HBP: 0 BLK: 0 WP: 0 HR: 0 S: 22 P: 26 ERA: 6.23 WHIP: 1.846																			
Tom Johnson, R ERA: 2.81 (5, 1)	IP: 3.2 WLS: L BF: 12 H: 2 R: 0 ER: 0 SO: 2 BB: 0 IBB: 0 HBP: 0 BLK: 0 WP: 0 HR: 0 S: 16 P: 16 ERA: 0.00 WHIP: 0.545																			

Minnesota Twins @ Detroit Tigers
Tiger Stadium, Detroit, MI
Fri Aug 20 1976, 7:05 PM EDT
Unknown - 88 F

AB 31
R 3
H 9
RBI 3
BB 1
SO 3
LOB 18



Batter	1	2	3	4	5	6	7	8	9	AB	R	H	RBI	BB	SO	LOB	TOP			
Steve Braun, L (1, 10) OBP: 0.367, SLG: 0.353 Craig Kusick, R (5, PH) OBP: 0.339, SLG: 0.440	F9		1B		5-3		BB		F2	2	1	1	0	0	0	0				
Roy Smalley, S (1, 6) OBP: 0.357, SLG: 0.322	G3		1B		4-3		BB		BB	4	2	2	0	1	0	0				
Rod Carew, L (1, 3) OBP: 0.389, SLG: 0.445	K		1B		F6		BB		BB	5	1	3	3	0	1	0				
Butch Wynegar, S (1, 2) OBP: 0.371, SLG: 0.379		G4-6-3	K		F3		FC4		BB	2	0	0	0	3	1	2				
Lyman Bostock, L (1, 8) OBP: 0.360, SLG: 0.405	G4-6-3		1B		F5		F6		BB	5	0	2	3	0	0	4				
Mike Cabbage, L (1, 5) OBP: 0.337, SLG: 0.321 Jerry Terrell, R (7, PH) OBP: 0.289, SLG: 0.286	HR		7-2		FC4		BB		1-3	2	1	1	0	1	0	2				
Larry Hisle, R (1, 7) OBP: 0.334, SLG: 0.381	HR				FC6-4				F7	5	1	1	2	0	0	3				
Dan Ford, R (1, 9) OBP: 0.311, SLG: 0.419	BB				F7				L6	3	0	0	0	1	0	0				
Bob Randall, R (1, 4) OBP: 0.322, SLG: 0.321	5-3				L7		BB		6-3	4	1	1	0	0	0	1				
Inning Stats	R: 0 E: 0 K: 1 S: 5	H: 0 LOB: 0 BB: 0 P: 5	R: 2 E: 0 K: 0 S: 4	H: 2 LOB: 1 BB: 2 P: 12	R: 2 E: 0 K: 1 S: 8	H: 4 LOB: 1 BB: 0 P: 8	R: 0 E: 0 K: 0 S: 3	H: 0 LOB: 0 BB: 0 P: 3	R: 0 E: 0 K: 0 S: 3	H: 0 LOB: 1 BB: 1 P: 7	R: 2 E: 0 K: 0 S: 5	H: 2 LOB: 3 BB: 3 P: 17	R: 0 E: 0 K: 0 S: 3	H: 0 LOB: 0 BB: 0 P: 3	R: 2 E: 0 K: 0 S: 6	H: 3 LOB: 2 BB: 1 P: 10	1B: 9 2B: 2 3B: 0 HR: 1	SF: 0 SAC: 0 DP: 2 HBP: 0	WP: 0 PB: 0 SB: 1 CS: 0	PA: 43
PITCHER	IP	WLS	BF	H	R	ER	SO	BB	IBB	HBP	BLK	WP	HR	S	P	ERA	WHIP			
Dave Lemanczyk, R (1, 1) ERA: 6.1	2.0		12	5	4	4	1	2	0	0	0	0	1	12	20	18.00	3.500			
Bill Laxton, L (3, 1) ERA: 4.27	4.1	L	16	2	2	2	1	2	0	0	0	0	0	16	24	4.15	0.923			
John Hiller, L (7, 1) ERA: 2.5	2.0		13	4	2	2	0	2	1	0	0	0	0	10	22	9.00	3.000			
Steve Grilli, R (9, 1) ERA: 5.37	0.2		2	0	0	0	0	0	0	0	0	0	0	2	2	0.00	0.000			

Minnesota Twins @ Detroit Tigers
Tiger Stadium, Detroit, MI
Fri Aug 20 1976, 7:05 PM EDT
Att: 17,385 - Unknown

AB 36
R 8
H 11
RBI 8
BB 7
SO 2
LOB 17





Batter	1	2	3	4	5	6	7	8	9	AB	R	H	RBI	BB	SO	LOB	BOTTOM			
Ron LeFlore, R (1, 8) OBP: 0.396, SLG: 0.427	5-3	HR		5-3		1B			4-3	5	1	2	1	0	0	0				
Dan Meyer, L (1, 7) OBP: 0.304, SLG: 0.359	HR	K					F9		G3	5	1	2	0	0	1	1				
Ben Oglivie, L (1, 9) OBP: 0.304, SLG: 0.458	HR	HR		1-3			F9		G3	5	2	2	4	0	0	1				
Rusty Staub, L (1, 10) OBP: 0.395, SLG: 0.446	BB	F7			K		4-3			4	0	1	0	0	1	0				
Jason Thompson, L (1, 3) OBP: 0.330, SLG: 0.415	FC5-4		4-3		1-3				F9	3	0	1	0	1	0	0				
Aurelio Rodriguez, R (1, 5) OBP: 0.261, SLG: 0.330	F8				6-3				K	4	0	1	0	0	1	3				
John Wockenfuss, R (1, 2) OBP: 0.331, SLG: 0.490 Alex Johnson, R (8, PH) OBP: 0.301, SLG: 0.361 Mark Wagner, R (9, 6) OBP: 0.867, SLG: 0.667	FC5-4		F5			1-3			F9	3	0	0	0	0	0	3				
Chuck Scrivener, R (1, 6) OBP: 0.308, SLG: 0.308 Willie Horton, R (8, PH) OBP: 0.350, SLG: 0.410 Bruce Kimm, R (8, PR) OBP: 0.339, SLG: 0.349		F7		F9		6-3				3	0	0	0	0	0	1				
Pedro Garcia, R (1, 4) OBP: 0.239, SLG: 0.306 Mickey Stanley, R (8, PH) OBP: 0.308, SLG: 0.427 Jerry Manuel, S (9, 4) OBP: 0.250, SLG: 0.194			3B		F8		1B		K	3	1	2	0	0	0	0				
Inning Stats	R: 2 E: 0 K: 0 S: 6	H: 3 LOB: 2 BB: 1 P: 10	R: 3 E: 0 K: 1 S: 8	H: 3 LOB: 0 BB: 0 P: 8	R: 0 E: 0 K: 0 S: 4	H: 1 LOB: 1 BB: 0 P: 4	R: 0 E: 0 K: 0 S: 4	H: 1 LOB: 1 BB: 0 P: 4	R: 0 E: 0 K: 0 S: 5	H: 0 LOB: 0 BB: 0 P: 5	R: 0 E: 0 K: 0 S: 4	H: 2 LOB: 2 BB: 0 P: 4	R: 0 E: 0 K: 2 S: 8	H: 1 LOB: 2 BB: 1 P: 12	R: 0 E: 0 K: 0 S: 3	H: 0 LOB: 0 BB: 0 P: 3	1B: 6 2B: 1 3B: 2 HR: 2	SF: 0 SAC: 0 DP: 0 HBP: 0	WP: 0 PB: 0 SB: 0 CS: 0	PA: 39
PITCHER	IP	WLS	BF	H	R	ER	SO	BB	IBB	HBP	BLK	WP	HR	S	P	ERA	WHIP			
Steve Luebber, R (1, 1) ERA: 4.53	1.1		10	5	4	4	0	1	0	0	0	0	1	9	13	27.00	4.500			
Tom Burgmeier, L (2, 1) ERA: 2.92	5.2	W	22	6	1	1	2	0	0	0	0	0	1	26	26	1.59	1.059			
Bill Campbell, R (8, 1) ERA: 3.24	2.0	S	7	0	0	0	2	0	1	0	0	0	0	10	14	0.00	0.000			

Minnesota Twins @ Detroit Tigers
Tiger Stadium, Detroit, MI
Fri Aug 20 1976, 7:05 PM EDT
Att: 17,385 - Unknown

AB 37
R 5
H 11
RBI 5
BB 2
SO 4
LOB 12



Batter	1	2	3	4	5	6	7	8	9	10	AB	R	H	RBI	BB	SO	LOB	TOP	
Steve Braun, L OBP: 0.367, SLG: 0.353 Bill Campbell, R (10, 1)	L8	G3			F9		CS	G4-6-3 1B		1B HBP	5	1	2	0	0	0	0	Minnesota Twins @ Detroit Tigers Tiger Stadium, Detroit, MI Sat Aug 21 1976, 3:33 AM EDT Att: 34,760 - Unknown - 85 F livebaseballscores.com AB 39 R 7 H 12 RBI 7 BB 2 SO 1 LOB 13 	
Roy Smalley, S OBP: 0.357, SLG: 0.321 (1, 8)	G3 BB		G3		6-3			G4-6-3 1-2r		HBP 1B	4	1	1	0	1	0	1		
Rod Carew, L OBP: 0.387, SLG: 0.441 (1, 3)	E4		4-3			L6		E4		HBP 1B IBB	4	1	0	0	1	0	1		
Tony Oliva, L OBP: 0.255, SLG: 0.258 Dan Ford, R OBP: 0.312, SLG: 0.418 (10, 9)	G3		1-3				CS 1B	F8		1B HBP	3	0	1	0	0	0	2		
Butch Wynegar, S OBP: 0.370, SLG: 0.377 (1, 2)	F7				G3		F7			2B 1B	5	0	1	2	0	0	3		
Lyman Bostock, L OBP: 0.363, SLG: 0.411 (1, 8)					F9		CS	1B SH1-4 FC5-4 1B			5	2	3	1	0	0	0		
Mike Cuddage, L OBP: 0.336, SLG: 0.320 (1, 5)								SH1-4 1-2		2B	4	0	1	0	0	1	3		
Steve Brye, R OBP: 0.317, SLG: 0.333 (10, 7)					1-3			FC5-4 1B 2-3		6-3	4	1	2	2	0	0	1		
Jerry Terrell, R OBP: 0.285, SLG: 0.281 Larry Hisle, R OBP: 0.333, SLG: 0.381 Bob Randall, R OBP: 0.324, SLG: 0.323 (7, 4)					4-3			FC5-4 1B 3-H		1B 1B	2	0	0	0	0	0	0		
Inning Stats	R: 0 E: 1 K: 0 S: 4	H: 0 LOB: 2 BB: 1 P: 8	R: 2 E: 0 K: 1 S: 7	H: 2 LOB: 0 BB: 0 P: 7	R: 0 E: 0 K: 0 S: 3	H: 0 LOB: 0 BB: 0 P: 3	R: 0 E: 0 K: 0 S: 4	H: 1 LOB: 1 BB: 0 P: 4	R: 0 E: 0 K: 0 S: 3	H: 1 LOB: 1 BB: 0 P: 3	R: 1 E: 0 K: 0 S: 4	H: 2 LOB: 0 BB: 0 P: 4	R: 0 E: 1 K: 0 S: 3	H: 0 LOB: 0 BB: 0 P: 3	R: 0 E: 0 K: 0 S: 7	H: 5 LOB: 2 BB: 1 P: 12	1B: 10 2B: 1 3B: 0 HR: 1		SF: 0 SAC: 1 DP: 1 HBP: 1
PITCHER Mark Fidrych, R ERA: 2.22 (1, 1)	IP 10.0	WLS L	BF 43	H 12	R 7	ER 7	SO 1	BB 1	IBB 1	HBP 1	BLK 0	WP 0	HR 1	S 42	P 51	ERA 6.30	WHIP 1.300		

Batter	1	2	3	4	5	6	7	8	9	10	AB	R	H	RBI	BB	SO	LOB	BOTTOM	
Ron LeFlore, R OBP: 0.392, SLG: 0.422 (1, 8)	K	K		4-3		6-3			4-3		5	0	0	0	2	1		Minnesota Twins @ Detroit Tigers Tiger Stadium, Detroit, MI Sat Aug 21 1976, 3:33 AM EDT Att: 34,760 - Unknown - 85 F livebaseballscores.com AB 36 R 3 H 8 RBI 3 BB 6 SO 8 LOB 23 	
Dan Meyer, L OBP: 0.311, SLG: 0.355 (1, 7)	1B 2B BB	F9			BLK 1B BB		L3		G4-6-3 BB		2	1	0	0	3	0	0		
Ben Oglivie, L OBP: 0.307, SLG: 0.462 (1, 9)	2B 1B			F7 2B		F7		F8	G4-6-3 1-2r		5	1	2	0	0	0	2		
Rusty Staub, L OBP: 0.399, SLG: 0.451 (1, 10)	1B 2B			F7		BLK 1B		1B		BB	4	1	3	2	1	0	1		
Jason Thompson, L OBP: 0.331, SLG: 0.413 (1, 3)	BB 1B			F7 IBB		F7		F5		K	4	0	1	1	1	1	4		
Aurelio Rodriguez, R OBP: 0.262, SLG: 0.329 (1, 9)				K		F8		SH3-4 1B		F9	4	0	1	0	1	1	5		
Bruce Kimm, R OBP: 0.328, SLG: 0.336 (1, 2)	K			F9		5-3		SH3-4 1-2		K	4	0	0	0	2	5			
Mark Wagner, R OBP: 0.429, SLG: 0.571 (1, 6)	K			F3				6-3			4	0	1	0	0	1	3		
Pedro Garcia, R OBP: 0.237, SLG: 0.303 Alex Johnson, R ERA: 4.09 Jerry Manuel, S OBP: 0.250, SLG: 0.194 (8, PH) (9, 4)		K		5-3		F8		4-3			3	0	0	0	0	1	1		
Inning Stats	R: 3 E: 0 K: 3 S: 12	H: 3 LOB: 2 BB: 2 P: 20	R: 0 E: 0 K: 2 S: 7	H: 0 LOB: 0 BB: 0 P: 7	R: 0 E: 0 K: 1 S: 6	H: 1 LOB: 2 BB: 1 P: 10	R: 0 E: 0 K: 0 S: 3	H: 0 LOB: 0 BB: 0 P: 3	R: 0 E: 0 K: 0 S: 4	H: 1 LOB: 1 BB: 0 P: 4	R: 0 E: 0 K: 0 S: 4	H: 1 LOB: 1 BB: 0 P: 4	R: 0 E: 0 K: 0 S: 4	H: 0 LOB: 0 BB: 0 P: 6	R: 0 E: 0 K: 2 S: 7	H: 0 LOB: 1 BB: 1 P: 11	1B: 5 2B: 3 3B: 0 HR: 0		SF: 0 SAC: 1 DP: 0 HBP: 0
PITCHER Pete Redfern, R ERA: 4.21 Vic Albury, L ERA: 4.09 Jim Hughes, R ERA: 5.27 Bill Campbell, R ERA: 3.22 (1, 1) (7, 1) (8, 1) (10, 1)	IP 6.0	WLS BF	2F 28	H 6	R 3	ER 3	SO 6	BB 3	IBB 1	HBP 0	BLK 1	WP 0	HR 0	S 36	P 52	ERA 4.50	WHIP 1.500		

Batter	1	2	3	4	5	6	7	8	9	AB	R	H	RBI	BB	SO	LOB	TOP			
Steve Braun, L (1, 10) OBP: 0.366, SLG: 0.351 Craig Kusick, R (9, PH) OBP: 0.336, SLG: 0.432 Jerry Terrell, R (9, PR) OBP: 0.286, SLG: 0.277	F8		F9 1B BB		F9			FC6-4 1B	F8 1B	3	0	1	0	1	0	0	Minnesota Twins @ New York Yankees Yankee Stadium, Bronx, NY Tue Aug 24 1976, 7:05 PM EDT Att: 18,600 - Unknown			
Roy Smalley, S (1, 6) OBP: 0.350, SLG: 0.312	K		F2		6-3			FC6-4 2B 1-2 SF8	K	5	1	0	0	0	2	3				
Rod Carew, L (1, 3) OBP: 0.392, SLG: 0.450			F9 1-2 1B		4-3					3	0	2	0	1	0	0				
Lyman Bostock, L (1, 8) OBP: 0.363, SLG: 0.413	L4		F9 1-2 2-3					SF8		3	0	0	1	0	0	3				
Mike Cabbage, L (1, 5) OBP: 0.340, SLG: 0.332		F7	FC6-4 BB		F7			4-3		3	0	0	0	1	0	1				
Larry Hisle, R (1, 7) OBP: 0.330, SLG: 0.376		F9 2B S	FC6-4 1-2 1B		F8				4-3	4	1	1	0	0	0	3				
Butch Wynegar, S (1, 2) OBP: 0.365, SLG: 0.374	F9 1-3			L4					F9	4	0	0	0	0	1	1				
Dan Ford, R (1, 9) OBP: 0.314, SLG: 0.425				F6				CS 1B		4	1	3	1	0	0	0				
Bob Randall, R (1, 4) OBP: 0.322, SLG: 0.324 Tony Oliva, L (9, PH) OBP: 0.260, SLG: 0.297	F7			F8				F9 1-2	HR	3	0	0	0	0	0	2				
									1-H HR	1	1	1	2	0	0	0				
Inning Stats	R: 0 E: 0 K: 1 S: 5	H: 0 LOB: 1 BB: 1 P: 9	R: 1 E: 0 K: 0 S: 5	H: 2 LOB: 1 BB: 0 P: 5	R: 0 E: 0 K: 0 S: 4	H: 1 LOB: 3 BB: 2 P: 12	R: 0 E: 0 K: 0 S: 3	H: 0 LOB: 0 BB: 0 P: 3	R: 0 E: 0 K: 0 S: 3	H: 0 LOB: 0 BB: 0 P: 3	R: 0 E: 0 K: 1 S: 5	H: 1 LOB: 1 BB: 0 P: 5	R: 1 E: 0 K: 1 S: 5	H: 2 LOB: 1 BB: 0 P: 5	R: 2 E: 0 K: 1 S: 8	H: 3 LOB: 1 BB: 0 P: 8	1B: 6 2B: 2 3B: 0 HR: 1	SF: 1 SAC: 0 DP: 0 HBP: 0	WP: 0 PB: 0 SB: 1 CS: 1	PA: 38
PITCHER	IP WLS BF H R ER SO BB IBB HBP BLK WP HR S P ERA WHIP																			
Doyle Alexander, R (1, 1) ERA: 3.13	8.2 W 36 8 4 4 2 3 0 0 0 0 0 1 37 49 4.15 1.269																			
Grant Jackson, L (9, 1) ERA: 2.93	0.1 S 2 1 0 0 1 0 0 0 0 0 0 0 4 4 0.00 3.000																			

Batter	1	2	3	4	5	6	7	8	9	AB	R	H	RBI	BB	SO	LOB	BOTTOM			
Mickey Rivers, L (1, 8) OBP: 0.316, SLG: 0.427	K		F9			S 1B BB				3	1	1	1	1	1	0	Minnesota Twins @ New York Yankees Yankee Stadium, Bronx, NY Tue Aug 24 1976, 7:05 PM EDT Att: 18,600 - Unknown			
Roy White, S (1, 7) OBP: 0.351, SLG: 0.409	K		6-3			F9 1-2	F3			4	0	0	0	0	1	2				
Thurman Munson, R (1, 2) OBP: 0.349, SLG: 0.437	E 1B		CS 1B			F7 2-H 1B				4	0	3	0	0	0	1				
Lou Piniella, R (1, 9) OBP: 0.311, SLG: 0.396	E5 1-2		CS 1-2	G4-6-3 1B		5-3		6-3		4	0	1	0	0	0	1				
Chris Chambliss, L (1, 3) OBP: 0.328, SLG: 0.456	K			G4-6-3 1-2			1B 2B			4	1	2	0	0	1	3				
Graig Nettles, L (1, 5) OBP: 0.316, SLG: 0.441		F7			K		2B BB		F7	4	1	1	0	0	1	1				
Otto Velez, R (1, 10) OBP: 0.372, SLG: 0.317 Carlos May, L (8, PH) OBP: 0.350, SLG: 0.352					F8		2B BB		F8	1	1	0	0	2	0	0				
Willie Randolph, R (1, 4) OBP: 0.353, SLG: 0.324		F7			L1		SH5-4 3B 2B			3	1	1	3	0	0	1				
Fred Stanley, R (1, 6) OBP: 0.346, SLG: 0.316		5-3			6-3		SH5-4 2-3 3-H			2	0	0	0	0	0	1				
Inning Stats	R: 0 E: 1 K: 3 S: 11	H: 1 LOB: 2 BB: 0 P: 11	R: 0 E: 0 K: 0 S: 3	H: 0 LOB: 1 BB: 1 P: 7	R: 0 E: 0 K: 0 S: 3	H: 1 LOB: 0 BB: 0 P: 3	R: 0 E: 0 K: 1 S: 5	H: 1 LOB: 0 BB: 0 P: 5	R: 0 E: 0 K: 0 S: 3	H: 0 LOB: 0 BB: 0 P: 3	R: 1 E: 0 K: 0 S: 3	H: 1 LOB: 1 BB: 1 P: 7	R: 4 E: 0 K: 0 S: 7	H: 4 LOB: 1 BB: 1 P: 11	R: 0 E: 0 K: 0 S: 4	H: 1 LOB: 1 BB: 0 P: 4	1B: 5 2B: 3 3B: 1 HR: 0	SF: 0 SAC: 1 DP: 1 HBP: 0	WP: 0 PB: 0 SB: 1 CS: 1	PA: 35
PITCHER	IP WLS BF H R ER SO BB IBB HBP BLK WP HR S P ERA WHIP																			
Eddie Bane, L (1, 1) ERA: 4.41	6.0 L 25 6 4 4 4 3 0 0 0 0 0 0 30 42 6.00 1.500																			
Bill Campbell, R (7, 1) ERA: 3.17	2.0 9 3 1 1 0 0 0 0 0 0 0 0 9 9 4.50 1.500																			

Table of batting statistics for the top half of the game. Columns include Batter name, inning, and various baseball metrics (R, H, E, LOB, K, BB, S, P, W, L, F, B, H, R, ER, SO, BB, IBB, HBP, BLK, WP, HR, S, P, ERA, WHIP). Includes team logos for Minnesota Twins and New York Yankees.

Inning Stats table for the top half of the game, showing aggregate statistics for each of the 19 innings.

PITCHER table for the top half of the game, listing individual pitcher statistics including IP, W, L, S, P, ERA, and WHIP.

PITCHER table for the bottom half of the game, listing individual pitcher statistics including IP, W, L, S, P, ERA, and WHIP.

Table of batting statistics for the bottom half of the game. Columns include Batter name, inning, and various baseball metrics (R, H, E, LOB, K, BB, S, P, W, L, F, B, H, R, ER, SO, BB, IBB, HBP, BLK, WP, HR, S, P, ERA, WHIP). Includes team logos for Minnesota Twins and New York Yankees.

Inning Stats table for the bottom half of the game, showing aggregate statistics for each of the 19 innings.

PITCHER table for the bottom half of the game, listing individual pitcher statistics including IP, W, L, S, P, ERA, and WHIP.

PITCHER table for the bottom half of the game, listing individual pitcher statistics including IP, W, L, S, P, ERA, and WHIP.

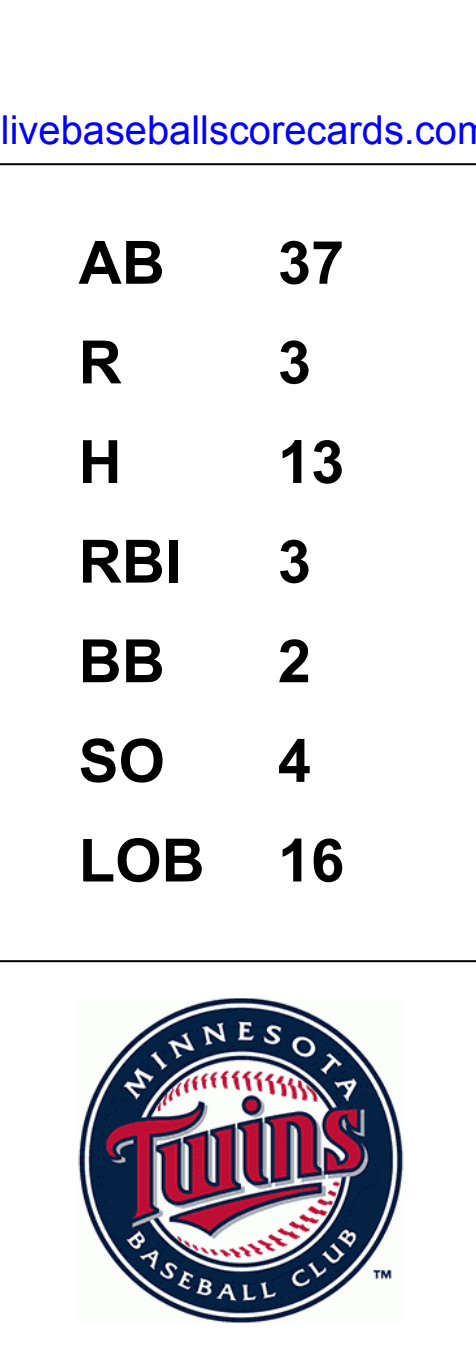
PITCHER table for the bottom half of the game, listing individual pitcher statistics including IP, W, L, S, P, ERA, and WHIP.

PITCHER table for the bottom half of the game, listing individual pitcher statistics including IP, W, L, S, P, ERA, and WHIP.

PITCHER table for the bottom half of the game, listing individual pitcher statistics including IP, W, L, S, P, ERA, and WHIP.

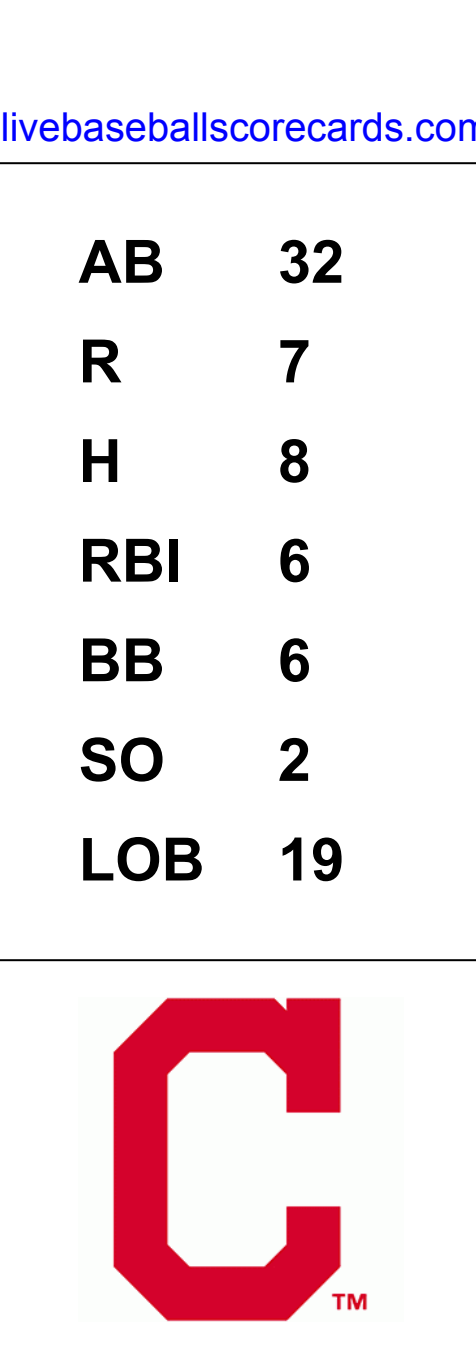
Batter	1	2	3	4	5	6	7	8	9	AB	R	H	RBI	BB	SO	LOB	TOP				
Steve Braun, L (1.7) OBP: 0.361, SLG: 0.345 Dan Ford, R (6, PH) OBP: 0.311, SLG: 0.417 (6.9)	0-0 SH1-3 1B SF7 1B		0-0 F9	0-0 4-3		4-0 BB BB		0-0 L5	3 1 1 0 0 0 3 1 0 0 0 1 0 0												
Roy Smalley, S (1.6) OBP: 0.357, SLG: 0.323	0-0 SF7 SH1-3 1-2 1B		0-0 1B		0-0 G3-6-1 1B	1-2 BB		0-0 L4	4 1 3 0 1 0 0												
Rod Carew, L (1.3) OBP: 0.388, SLG: 0.444	0-0 SH1-3 1-2 2-3		0-3 K		0-0 G3-6-1 1B	0-0 4-3		0-0 1B 1B	4 0 2 0 0 1 5												
Lyman Bostock, L (1.8) OBP: 0.362, SLG: 0.413	0-0 SF7 2-3 3-H		0-0 FC6 1-2 2H 1B		0-0 G3-6-1 1-2 2-3 1B		0-0 F7	4 0 2 2 0 0 2													
Mike Cabbage, L (1.5) OBP: 0.332, SLG: 0.324	0-0 F7		0-0 FC6 1-2		0-0 1B		0-3 K	5 0 1 1 0 1 5													
Larry Hisle, R (1.9) OBP: 0.326, SLG: 0.372 (6.7)		0-3 K		0-0 6-3	0-0 F9		0-0 5-3	4 0 0 0 0 1 1													
Tony Oliva, L (1.10) Craig Kusick, R (6, PH) OBP: 0.331, SLG: 0.427		0-0 4-3		0-3 K		0-0 F2		0-0 6-3	2 0 0 0 0 1 0 2 0 0 0 0 0 0								AB 37 R 3 H 13 RBI 3 BB 2 SO 4 LOB 16				
Bob Randall, R (1.4) OBP: 0.324, SLG: 0.326		0-0 5-3		0-0 1B 1B		0-0 4-3		0-0 6-3	4 0 1 0 0 0 0												
Glenn Borgmann, R (1.2) OBP: 0.485, SLG: 0.500			0-0 1B 1B		0-0 1B		0-0 BB WP 1B	4 1 3 0 0 0 0													
Inning Stats	R: 1 E: 0 K: 0 S: 5	H: 2 LOB: 1 BB: 0 P: 5	R: 0 E: 0 K: 1 S: 5	H: 0 LOB: 0 BB: 0 P: 5	R: 1 E: 0 K: 1 S: 8	H: 3 LOB: 2 BB: 0 P: 8	R: 0 E: 0 K: 1 S: 7	H: 2 LOB: 1 BB: 0 P: 7	R: 1 E: 0 K: 0 S: 5	H: 3 LOB: 1 BB: 0 P: 5	R: 0 E: 0 K: 0 S: 4	H: 1 LOB: 3 BB: 2 P: 12	R: 0 E: 0 K: 1 S: 5	H: 0 LOB: 0 BB: 0 P: 5	R: 0 E: 0 K: 0 S: 3	H: 0 LOB: 2 BB: 0 P: 3	R: 0 E: 0 K: 0 S: 5	H: 2 LOB: 2 BB: 0 P: 5	1B: 13 2B: 0 3B: 0 HR: 0	SF: 1 SAC: 1 DP: 1 HBP: 0	WP: 1 PA: 41 PB: 0 SB: 0 CS: 0
PITCHER	IP WLS BF H R ER SO BB IBB HBP BLK WP HR S P ERA WHIP	5.0 W 24 10 3 3 3 0 0 0 0 0 0 30 30 5.40 2.000	0.2 S 5 1 0 0 0 2 0 0 0 1 0 3 11 0.00 4.500	3.1 S 12 2 0 0 1 0 0 0 0 0 0 14 14 0.00 0.600																	

Minnesota Twins @ Cleveland Indians
Cleveland Municipal Stadium, Cleveland, OH
Fri Aug 27 1976, 7:05 PM EDT
Att. 7,439 - Unknown - 84 F



Batter	1	2	3	4	5	6	7	8	9	AB	R	H	RBI	BB	SO	LOB	BOTTOM				
Duane Kuiper, L (1.4) OBP: 0.311, SLG: 0.319	0-0 4-3		0-0 4-3		0-0 E 1B		4-0 IBB		0-0 E4	4 0 1 0 1 0 1											
Larvell Blanks, R (1.6) Frank Duffy, R (9.6) OBP: 0.271, SLG: 0.277	0-3 K		0-0 4-3		0-0 F4 1-2		0-0 SF7 2-3 3-H		0-0 F3	4 0 0 1 0 1 3 0 0 0 0 0 0 0											
John Lowenstein, L (1.8) OBP: 0.274, SLG: 0.251	0-0 4-3		0-0 F7		0-0 3-1		0-0 F7		0-0 L3	5 0 0 0 0 0 4											
Rico Carty, R (1.10) OBP: 0.383, SLG: 0.452		0-0 BB 1B	0-0 BB 5-3 2B		0-0 F3		4-0 2B G6-4-3 BB		0-0 3 3 2 0 1 0 0												
Boog Powell, L (1.3) OBP: 0.311, SLG: 0.335		4-0 1B 1-2 BB	4-0 5-3 BB BB		0-3 K		0-0 G6-4-3 1-3 2B		0-0 2 1 1 0 2 1 0												
George Hendrick, R (1.7) OBP: 0.334, SLG: 0.457		0-0 1B 1-2 2H FC1-2-5 1B	4-0 5-3 BB BB		0-0 6-3		4-0 G6-4-3 BB		0-0 2 0 1 1 2 0 0												
Buddy Bell, R (1.5) OBP: 0.345, SLG: 0.368		0-0 FC1-2-5 1-3 2H 2B 1B	0-0 5-3		0-0 5-3		0-0 FC2-6 1B	0-0 G6-4-3	4 1 2 2 0 0 4												
Tommy Smith, L (1.9) OBP: 0.264, SLG: 0.300		0-0 FC1-2-5 1-3 2B	0-0 3-1		0-0 3-1		0-0 FC2-6 E SF7	0-0 4-3	4 2 0 0 0 0 6												
Ray Fosse, R (1.2) OBP: 0.368, SLG: 0.389		0-0 4-3 2H 3H 2B		0-0 6-3		0-0 E5 SF7 1-3		0-0 F3	4 0 1 2 0 0 1												
Inning Stats	R: 0 E: 0 K: 1 S: 5	H: 0 LOB: 0 BB: 0 P: 5	R: 4 E: 0 K: 0 S: 7	H: 4 LOB: 1 BB: 1 P: 11	R: 1 E: 0 K: 0 S: 4	H: 1 LOB: 2 BB: 2 P: 12	R: 0 E: 1 K: 0 S: 4	H: 1 LOB: 1 BB: 0 P: 4	R: 0 E: 0 K: 1 S: 5	H: 0 LOB: 0 BB: 0 P: 5	R: 1 E: 1 K: 0 S: 5	H: 1 LOB: 2 BB: 1 P: 9	R: 1 E: 0 K: 0 S: 3	H: 1 LOB: 1 BB: 2 P: 11	R: 0 E: 1 K: 0 S: 4	H: 0 LOB: 1 BB: 0 P: 4	R: 0 E: 0 K: 0 S: 5	H: 0 LOB: 1 BB: 0 P: 4	1B: 5 2B: 3 3B: 0 HR: 0	SF: 1 SAC: 0 DP: 1 HBP: 0	WP: 0 PA: 39 PB: 0 SB: 0 CS: 0
PITCHER	IP WLS BF H R ER SO BB IBB HBP BLK WP HR S P ERA WHIP	7.0 L 35 8 0 6 2 5 0 0 0 0 0 4 4 0.00 0.000	1.0 L 4 0 0 0 0 0 0 0 0 0 0 4 4 0.00 0.000																		

Minnesota Twins @ Cleveland Indians
Cleveland Municipal Stadium, Cleveland, OH
Fri Aug 27 1976, 7:05 PM EDT
Att. 7,439 - Unknown - 84 F



Batter	1	2	3	4	5	6	7	8	9	AB	R	H	RBI	BB	SO	LOB	TOP																		
Von Joshua, L (1, 8) OBP: 0.292, SLG: 0.353 (6, 7)										4	1	1	0	0	0	0																			
Robin Yount, R (1, 6) OBP: 0.308, SLG: 0.320										3	1	0	0	1	0	0																			
George Scott, R (1, 3) OBP: 0.330, SLG: 0.405										4	0	1	0	0	1	2																			
Mike Hegan, L (1, 7) OBP: 0.311, SLG: 0.375 Gorman Thomas, R (6, PH) OBP: 0.294, SLG: 0.381 (6, 8)										1	0	0	0	1	1	0																			
Sixto Lezcano, R (1, 9) OBP: 0.356, SLG: 0.414										4	0	1	2	0	1	1																			
Darrell Porter, L (1, 2) OBP: 0.321, SLG: 0.326										4	1	2	1	0	1	1																			
Bernie Carbo, L (1, 10) OBP: 0.349, SLG: 0.365 Don Money, R (4, PH) OBP: 0.334, SLG: 0.418										1	0	0	0	0	1	3																			
Tim Johnson, L (1, 4) OBP: 0.327, SLG: 0.298 Charlie Moore, R (9, PH) OBP: 0.339, SLG: 0.307										3	0	1	0	0	0	3																			
Jack Heidemann, R (1, 5) OBP: 0.254, SLG: 0.250										3	0	0	0	0	0	1																			
Inning Stats	R: 2 E: 0 K: 2 S: 10	H: 3 LOB: 3 BB: 2 P: 18	R: 0 E: 0 K: 0 S: 3	H: 0 LOB: 0 BB: 0 P: 3	R: 0 E: 1 K: 2 S: 8	H: 0 LOB: 1 BB: 0 P: 8	R: 0 E: 0 K: 0 S: 3	H: 1 LOB: 0 BB: 0 P: 3	R: 0 E: 0 K: 0 S: 3	H: 0 LOB: 0 BB: 0 P: 3	R: 1 E: 0 K: 0 S: 4	H: 1 LOB: 0 BB: 0 P: 4	R: 0 E: 0 K: 0 S: 3	H: 0 LOB: 0 BB: 0 P: 3	R: 0 E: 1 K: 1 S: 6	H: 1 LOB: 1 BB: 0 P: 6	R: 0 E: 0 K: 0 S: 3	H: 0 LOB: 0 BB: 0 P: 3	1B: 5 2B: 0 3B: 0 HR: 1	SF: 0 SAC: 0 DP: 2 HBP: 0	WP: 0 PB: 0 SB: 0 CS: 0	PA: 35													
PITCHER	IP WLS BF H R ER SO BB IBB HBP BLK WP HR S P ERA WHIP	IP WLS BF H R ER SO BB IBB HBP BLK WP HR S P ERA WHIP																																	
Pete Redfern, R (1, 1) ERA: 4.6	0.1	6	3	2	2	1	2	0	0	0	0	0	0	0	6	14	54.00	15.000																	
Tom Burgmeier, L (1, 1) ERA: 2.42	8.2	W	29	3	1	1	4	0	0	0	0	0	1	37	37	1.04	0.346																		

Milwaukee Brewers @ Minnesota Twins
Metropolitan Stadium, Bloomington, MI
Mon Aug 30 1976, 8:05 PM EDT
Att. 5,219 - Unknown - 81 F

AB 33
R 3
H 6
RBI 3
BB 2
SO 5
LOB 13



Batter	1	2	3	4	5	6	7	8	9	AB	R	H	RBI	BB	SO	LOB	BOTTOM																		
Steve Brye, R (1, 8) OBP: 0.304, SLG: 0.319										6	0	0	0	0	0	5																			
Rod Carew, L (1, 3) OBP: 0.393, SLG: 0.448										3	2	2	2	0	3																				
Larry Hisle, R (1, 7) OBP: 0.325, SLG: 0.376										5	2	2	1	0	1	3																			
Craig Kusick, R (1, 10) OBP: 0.332, SLG: 0.425 Steve Braun, L (3, PH) OBP: 0.372, SLG: 0.349										0	0	0	0	1	0	0																			
Butch Wynegar, S (1, 2) OBP: 0.365, SLG: 0.374										5	0	3	1	0	1	2																			
Dan Ford, R (1, 9) OBP: 0.313, SLG: 0.418										5	1	2	2	0	0	4																			
Bob Randall, R (1, 4) OBP: 0.327, SLG: 0.329										5	1	3	1	0	1	4																			
Jerry Terrell, R (1, 5) OBP: 0.283, SLG: 0.275 Mike Cubbage, L (3, PH) OBP: 0.338, SLG: 0.325 (4, 5)										1	1	1	0	0	0	0																			
Luis Gomez, R (1, 6) OBP: 0.233, SLG: 0.220										4	0	0	0	0	1	4																			
Inning Stats	R: 2 E: 0 K: 0 S: 5	H: 3 LOB: 1 BB: 1 P: 9	R: 2 E: 0 K: 0 S: 6	H: 3 LOB: 0 BB: 0 P: 6	R: 2 E: 1 K: 1 S: 9	H: 3 LOB: 3 BB: 1 P: 13	R: 0 E: 0 K: 1 S: 6	H: 1 LOB: 2 BB: 1 P: 10	R: 0 E: 0 K: 0 S: 6	H: 1 LOB: 2 BB: 1 P: 10	R: 1 E: 0 K: 0 S: 4	H: 1 LOB: 1 BB: 1 P: 8	R: 3 E: 0 K: 1 S: 9	H: 4 LOB: 2 BB: 1 P: 13	R: 0 E: 0 K: 0 S: 3	H: 0 LOB: 0 BB: 0 P: 3	1B: 13 2B: 3 3B: 0 HR: 0	SF: 0 SAC: 1 DP: 1 HBP: 0	WP: 2 PB: 0 SB: 4 CS: 0	PA: 46															
PITCHER	IP WLS BF H R ER SO BB IBB HBP BLK WP HR S P ERA WHIP	IP WLS BF H R ER SO BB IBB HBP BLK WP HR S P ERA WHIP																																	
Jerry Augustine, L (1, 1) ERA: 3.1	1.2	L	11	6	4	4	0	1	0	0	0	0	1	0	10	14	21.60	4.200																	
Pete Broberg, R (2, 1) ERA: 4.9	5.0		30	9	6	6	3	4	1	0	0	1	0	31	51	10.80	2.600																		
Danny Friesella, R (7, 1) ERA: 3.05	1.1		5	1	0	0	1	0	0	0	0	1	0	7	7	0.00	0.750																		

Milwaukee Brewers @ Minnesota Twins
Metropolitan Stadium, Bloomington, MI
Mon Aug 30 1976, 8:05 PM EDT
Att. 5,219 - Unknown - 81 F

AB 39
R 10
H 16
RBI 8
BB 6
SO 4
LOB 26



Batter	1	2	3	4	5	6	7	8	9	AB	R	H	RBI	BB	SO	LOB	TOP			
Von Joshua, L (1, 8) OBP: 0.290, SLG: 0.350	0-3 K			0-0 4-3			0-3 K		0-3 K	4	0	0	0	0	3	0	Milwaukee Brewers @ Minnesota Twins Metropolitan Stadium, Bloomington, MI Tue Aug 31 1976, 8:05 PM EDT Unknown - 67 F			
Bill Sharp, L (1, 7) OBP: 0.291, SLG: 0.272	0-3 K			0-0 3-1			0-0 BB 1B		0-0 G3	4	0	1	0	0	1	0				
George Scott, R (1, 3) OBP: 0.328, SLG: 0.401	0-0 6-3			0-0 6-3			0-3 K		0-0 F7	4	0	0	0	0	1	1				
Mike Hegan, L (1, 10) OBP: 0.311, SLG: 0.370		0-0 F7			0-3 K		4-0 BB 1-2			2	0	0	0	1	1	0				
Sixto Lezcano, R (1, 9) OBP: 0.354, SLG: 0.410		0-3 K2-3			0-3 K		0-3 K			3	0	0	0	0	3	2				
Darrell Porter, L (1, 2) OBP: 0.316, SLG: 0.323		0-0 4-3			0-0 3-1				0-0 F6	3	0	0	0	0	0	0				
Robin Yount, R (1, 6) OBP: 0.308, SLG: 0.318				0-3 K		4-0 BB G4-6-3			0-0 F7	2	0	0	0	1	1	0				
Tim Johnson, L (1, 4) OBP: 0.327, SLG: 0.299 (8, 5)				0-3 K		0-0 G4-6-3 1-2			0-0 BB 1B	3	0	1	0	0	1	1				
Jack Heidemann, R (1, 5) OBP: 0.250, SLG: 0.246 Bernie Carbo, L (8, PH) OBP: 0.347, SLG: 0.364 Gary Sutherland, R (8, 4) OBP: 0.263, SLG: 0.280				0-0 4-3		0-0 6-3			0-0 F8	2	0	0	0	0	0	0				
Inning Stats	R: 0 E: 0 K: 2 S: 7	H: 0 LOB: 0 BB: 0 P: 7	R: 0 E: 0 K: 1 S: 5	H: 0 LOB: 0 BB: 0 P: 5	R: 0 E: 0 K: 2 S: 7	H: 0 LOB: 0 BB: 0 P: 7	R: 0 E: 0 K: 0 S: 3	H: 0 LOB: 0 BB: 0 P: 3	R: 0 E: 0 K: 2 S: 7	H: 0 LOB: 0 BB: 0 P: 7	R: 0 E: 0 K: 3 S: 10	H: 1 LOB: 2 BB: 1 P: 14	R: 0 E: 0 K: 0 S: 4	H: 1 LOB: 1 BB: 0 P: 4	R: 0 E: 0 K: 1 S: 5	H: 0 LOB: 0 BB: 0 P: 5	1B: 2 2B: 0 3B: 0 HR: 0	SF: 0 SAC: 0 DP: 1 HBP: 0	WP: 0 PB: 0 SB: 0 CS: 0	PA: 30
PITCHER Dave Goltz, R (1, 1) ERA: 3.52	IP: 9.0 WLS: W BF: 30 H: 2 R: 0 ER: 0 SO: 11 BB: 2 IBB: 0 HBP: 0 BLK: 0 WP: 0 HR: 0 S: 50 P: 58 ERA: 0.00 WHIP: 0.444															PITCHER				

Batter	1	2	3	4	5	6	7	8	9	AB	R	H	RBI	BB	SO	LOB	BOTTOM			
Steve Brye, R (1, 8) OBP: 0.309, SLG: 0.338 Lyman Bostock, L (7, PH) OBP: 0.363, SLG: 0.415 (8, 8)	0-0 BB 1B	0-0 F7		0-0 HR			0-0 BB 1B			3	2	3	0	0	1	1	Milwaukee Brewers @ Minnesota Twins Metropolitan Stadium, Bloomington, MI Tue Aug 31 1976, 8:05 PM EDT Unknown - 67 F			
Rod Carew, L (1, 3) OBP: 0.392, SLG: 0.451	0-0 F1		0-3 K	0-0 3B			0-0 8-6 1-2			4	0	1	0	0	1	2				
Larry Hise, R (1, 7) OBP: 0.324, SLG: 0.373	4-0 FC6-4 1-2 BB		0-0 L9	0-0 F8			0-0 1-3			3	0	0	0	1	0	1				
Craig Kusick, R (1, 10) OBP: 0.340, SLG: 0.427 Tony Oliva, L (8, PH) OBP: 0.243, SLG: 0.275	0-0 FC6-4 1-2 2H 1B		4-0 FC4-6 BB	4-0 CS BB			0-0 F8			1	0	1	1	2	0	0				
Dan Ford, R (1, 9) OBP: 0.312, SLG: 0.415	0-0 FC6-4 1-2 2-3 1B		0-0 FC4-6 1-2	0-0 F8			4-0 BB 1B BB			3	0	0	0	1	0	4				
Bob Randall, R (1, 4) OBP: 0.326, SLG: 0.328	0-0 F7		0-0 E4 SH1-4 HR	0-0 F6			0-0 BB 1B G4-6-3			4	1	1	0	0	0	2				
Jerry Terrell, R (1, 5) OBP: 0.277, SLG: 0.269		0-0 F9		0-0 SH1-4 1-2			0-0 F2		0-0 G4-6-3 1-2	3	0	0	0	0	2	2				
Glenn Borgmann, R (1, 2) OBP: 0.415, SLG: 0.405		0-0 F6		4-0 HR BB			0-0 L5			2	1	0	0	1	0	0				
Luis Gomez, R (1, 6) OBP: 0.239, SLG: 0.227		0-0 1B		0-0 F7			0-0 F8			3	0	1	0	0	2	2				
Inning Stats	R: 1 E: 0 K: 0 S: 5	H: 2 LOB: 2 BB: 1 P: 9	R: 0 E: 0 K: 0 S: 4	H: 1 LOB: 1 BB: 0 P: 4	R: 0 E: 0 K: 1 S: 5	H: 0 LOB: 1 BB: 1 P: 9	R: 3 E: 1 K: 0 S: 6	H: 2 LOB: 1 BB: 1 P: 10	R: 0 E: 0 K: 0 S: 2	H: 0 LOB: 0 BB: 1 P: 6	R: 0 E: 0 K: 0 S: 3	H: 0 LOB: 0 BB: 0 P: 3	R: 0 E: 0 K: 0 S: 3	H: 1 LOB: 0 BB: 0 P: 3	R: 0 E: 0 K: 0 S: 3	H: 1 LOB: 1 BB: 1 P: 7	1B: 5 2B: 1 3B: 1 HR: 1	SF: 0 SAC: 1 DP: 2 HBP: 0	WP: 0 PB: 0 SB: 0 CS: 1	PA: 34
PITCHER Bill Travers, L (1, 1) ERA: 2.34 Bill Castro, R (7, 1) ERA: 2.64	IP: 6.0 WLS: L BF: 27 H: 5 R: 4 ER: 1 SO: 4 BB: 4 IBB: 0 HBP: 0 BLK: 0 WP: 0 HR: 1 S: 25 P: 41 ERA: 1.50 WHIP: 1.500															PITCHER				

Batter	1	2	3	4	5	6	7	8	9	AB	R	H	RBI	BB	SO	LOB	TOP		
Robin Yount, R OBP: 0.306, SLG: 0.318										5	1	1	0	0	0	2			
Charlie Moore, R OBP: 0.335, SLG: 0.314										4	1	1	1	0	0	1			
George Scott, R OBP: 0.325, SLG: 0.403										4	1	1	1	0	1	1			
Sixto Lezcano, R OBP: 0.356, SLG: 0.410										4	1	2	0	0	1	1			
Don Money, R OBP: 0.334, SLG: 0.417										3	0	1	1	0	0	1			
Bill Sharp, L OBP: 0.289, SLG: 0.268										0	0	0	0	0	0	0			
Dan Thomas, R OBP: 0.250, SLG: 0.500										4	0	1	1	0	1	2			
Gary Sutherland, R OBP: 0.283, SLG: 0.279										3	0	1	0	0	0	2			
Darrell Porter, L OBP: 0.318, SLG: 0.319										1	0	0	0	0	0	0			
Von Joshua, L OBP: 0.287, SLG: 0.344										4	0	0	0	0	3	1			
Jack Heidemann, R OBP: 0.250, SLG: 0.246										2	0	1	0	0	1	0			
Mike Hegan, L OBP: 0.318, SLG: 0.367										1	0	0	0	0	0	0			
Tim Johnson, L OBP: 0.326, SLG: 0.308										1	0	1	0	0	0	0			
Inning Stats	R: 3 E: 0 K: 1 S: 9	H: 4 LOB: 1 BB: 0 P: 9	R: 0 E: 0 K: 1 S: 5	H: 0 LOB: 0 BB: 0 P: 5	R: 0 E: 0 K: 0 S: 3	H: 0 LOB: 0 BB: 0 P: 3	R: 0 E: 0 K: 2 S: 8	H: 1 LOB: 1 BB: 0 P: 8	R: 0 E: 0 K: 0 S: 4	H: 1 LOB: 1 BB: 0 P: 4	R: 0 E: 0 K: 1 S: 5	H: 0 LOB: 0 BB: 0 P: 5	R: 1 E: 0 K: 1 S: 7	H: 2 LOB: 1 BB: 0 P: 7	R: 0 E: 0 K: 1 S: 6	H: 1 LOB: 1 BB: 0 P: 6	1B: 6 2B: 3 3B: 1 HR: 0	SF: 0 SAC: 1 DP: 0 HBP: 0	WP: 2 PA: 37
PITCHER	IP	WLS	BF	H	R	ER	SO	BB	IBB	HBP	BLK	WP	HR	S	P	ERA	WHIP		
Eddie Bane, L ERA: 5.3	(1, 1)	0.2	6	4	3	3	1	0	0	0	0	1	0	8	8	40.50	6.000		
Tom Johnson, R ERA: 2.99	(1, 1)	8.1	W	31	6	1	1	6	0	0	0	1	0	43	43	1.08	0.720		

Milwaukee Brewers @ Minnesota Twins
Metropolitan Stadium, Bloomington, MI
Thu Sep 02 1976, 4:33 AM EDT
Att: 3,386 - Unknown - 73 F

AB 36
R 4
H 10
RBI 4
BB 0
SO 7
LOB 11



Batter	1	2	3	4	5	6	7	8	9	AB	R	H	RBI	BB	SO	LOB	BOTTOM		
Steve Braun, L OBP: 0.387, SLG: 0.352										2	3	2	0	3	0	0			
Roy Smalley, S OBP: 0.353, SLG: 0.319										6	0	1	0	0	2	8			
Rod Carew, L OBP: 0.394, SLG: 0.451										4	1	3	1	1	0	2			
Lyman Bostock, L OBP: 0.367, SLG: 0.427										4	2	3	2	1	0	2			
Butch Wynegar, S OBP: 0.365, SLG: 0.374										5	2	4	2	0	0	3			
Mike Cuddage, L OBP: 0.340, SLG: 0.329										4	0	2	1	0	2	5			
Larry Hise, R OBP: 0.325, SLG: 0.374										5	0	1	2	0	0	5			
Dan Ford, R OBP: 0.310, SLG: 0.412										5	0	0	0	0	2	4			
Bob Randall, R OBP: 0.322, SLG: 0.322										5	0	1	0	0	0	1			
Inning Stats	R: 1 E: 0 K: 2 S: 9	H: 3 LOB: 2 BB: 1 P: 13	R: 0 E: 0 K: 0 S: 3	H: 0 LOB: 0 BB: 0 P: 3	R: 1 E: 0 K: 1 S: 7	H: 2 LOB: 3 BB: 2 P: 15	R: 0 E: 0 K: 2 S: 8	H: 1 LOB: 2 BB: 0 P: 9	R: 1 E: 0 K: 0 S: 5	H: 2 LOB: 1 BB: 0 P: 5	R: 4 E: 2 K: 0 S: 9	H: 6 LOB: 2 BB: 0 P: 9	R: 0 E: 0 K: 0 S: 4	H: 1 LOB: 2 BB: 1 P: 8	R: 1 E: 1 K: 1 S: 8	H: 2 LOB: 3 BB: 1 P: 12	1B: 16 2B: 1 3B: 0 HR: 0	SF: 0 SAC: 1 DP: 0 HBP: 1	WP: 0 PA: 47
PITCHER	IP	WLS	BF	H	R	ER	SO	BB	IBB	HBP	BLK	WP	HR	S	P	ERA	WHIP		
Eduardo Rodriguez, R ERA: 3.53	(1, 1)	4.0	23	8	3	3	5	3	0	1	0	0	0	29	42	6.75	2.750		
Bill Castro, R ERA: 3.1	(5, 1)	2.0	L	12	6	4	4	0	0	0	0	0	0	12	12	18.00	3.000		
Pete Broberg, R ERA: 4.89	(7, 1)	2.0		3	1	1	1	2	0	0	0	0	0	12	20	4.50	2.500		

Milwaukee Brewers @ Minnesota Twins
Metropolitan Stadium, Bloomington, MI
Thu Sep 02 1976, 4:33 AM EDT
Att: 3,386 - Unknown - 73 F

AB 40
R 8
H 17
RBI 8
BB 5
SO 6
LOB 30



Batter	1	2	3	4	5	6	7	8	9	AB	R	H	RBI	BB	SO	LOB	TOP										
Pat Kelly, L OBP: 0.345, SLG: 0.384 Chet Lemon, R OBP: 0.291, SLG: 0.310 (7, 8)	0-3 K	0-0 F7			0-0 4-3		0-0 5-3		0-0 F4	3	0	0	0	0	1	2	Chicago White Sox @ Minnesota Twins Metropolitan Stadium, Bloomington, MI Fri Sep 03 1976, 8:05 PM EDT Att. 4,622 - Unknown - 77 F										
Ralph Garr, L OBP: 0.336, SLG: 0.413 (1, 8) (7, 7)	0-0 S 1B	0-0 F9			0-0 BB 1B		0-0 WP 1B		0-0 G4-6-3 1B	5	1	4	0	0	0	2											
Jim Spencer, L OBP: 0.317, SLG: 0.363 Lamar Johnson, R OBP: 0.375, SLG: 0.429 (1, 3) (7, 3)	0-0 1-H 1B		0-3 K		0-0 F2		4-0 1-2 BB		0-0 G4-6-3 1B	3	0	1	1	0	1	1											
Jorge Orta, L OBP: 0.324, SLG: 0.420 Wayne Nordhagen, R OBP: 0.245, SLG: 0.259 (1, 7) (7, 9)	0-0 S 1B		0-0 F8		4-0 1-2 BB		0-0 F7			3	0	1	0	1	0	2											
Sam Ewing, L OBP: 0.289, SLG: 0.381 (1, 10) (7, PH)	4-0 1-2 BB		0-0 G3		0-0 F5		0-0 F5			2	0	0	0	1	0	2											
Brian Downing, R OBP: 0.333, SLG: 0.330 Jim Essian, R OBP: 0.306, SLG: 0.259 (1, 2) (7, 2)	0-3 K			0-0 5-3		0-0 F2		0-0 L4		3	0	0	0	0	1	2											
Bill Stein, R OBP: 0.325, SLG: 0.372 (1, 5)		0-0 F8		0-0 2B		0-0 1B		0-0 FC3-6 1B		4	0	3	0	0	0	0											
Jack Brohamer, L OBP: 0.339, SLG: 0.383 (1, 4)		0-0 1B 1B		4-0 BB		0-0 F7		0-0 FC3-6 FC5-4 1B		3	0	1	0	1	0	2											
Bucky Dent, R OBP: 0.295, SLG: 0.301 Alan Bannister, R OBP: 0.292, SLG: 0.303 (1, 6) (7, 6)		0-0 1-2 1B		0-0 F8		0-0 F6		0-0 FC5-4 1B		3	0	1	0	0	0	2											
Inning Stats	R: 1 E: 0 K: 2 S: 9	H: 3 LOB: 2 BB: 1 P: 13	R: 0 E: 0 K: 0 S: 5	H: 2 LOB: 2 BB: 0 P: 5	R: 0 E: 0 K: 1 S: 5	H: 0 LOB: 0 BB: 0 P: 5	R: 0 E: 0 K: 0 S: 3	H: 1 LOB: 1 BB: 1 P: 7	R: 0 E: 0 K: 0 S: 4	H: 1 LOB: 2 BB: 1 P: 8	R: 0 E: 0 K: 0 S: 4	H: 1 LOB: 2 BB: 1 P: 8	R: 0 E: 0 K: 0 S: 4	H: 1 LOB: 1 BB: 0 P: 4	R: 0 E: 0 K: 0 S: 3	H: 1 LOB: 0 BB: 0 P: 3		1B: 10 2B: 1 3B: 0 HR: 0	SF: 0 SAC: 0 DP: 1 HBP: 0	WP: 1 PB: 0 SB: 2 CS: 0	PA: 39						
PITCHER	IP	WLS	BF	H	R	ER	SO	BB	IBB	HBP	BLK	WP	HR	S	P	ERA	WHIP										
Pete Redfern, R ERA: 4.38 Tom Burgmeier, L ERA: 2.35	(1, 1) (7, 1)	6.0 W	27	8	1	1	3	3	0	0	0	0	0	30	42	1.50	1.833										

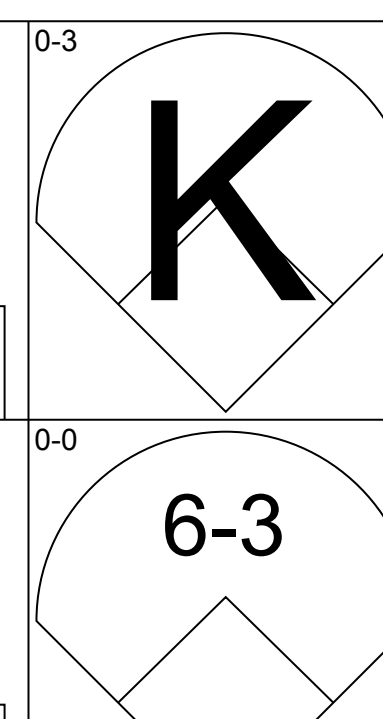
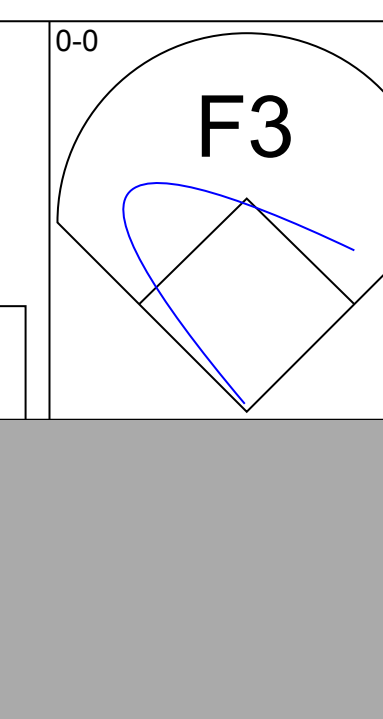
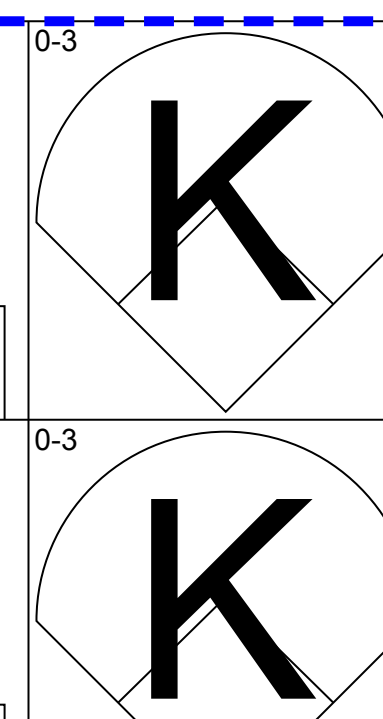
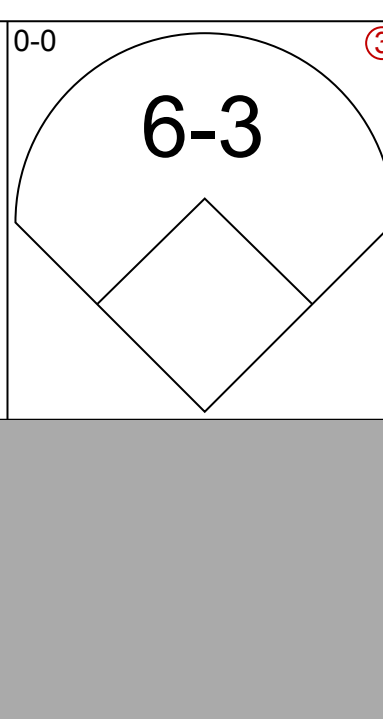
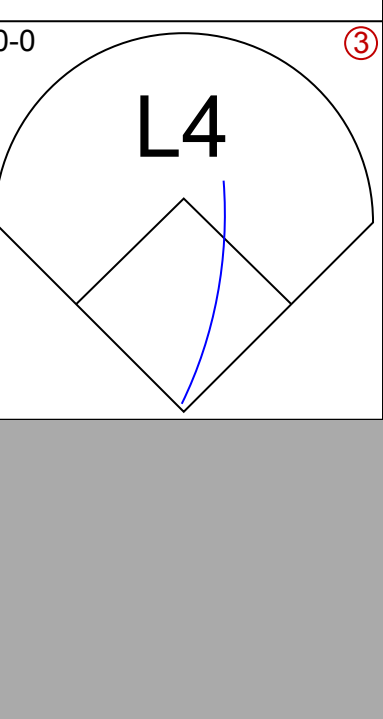
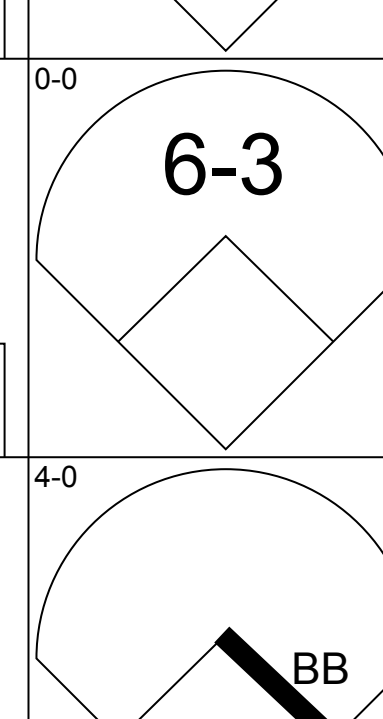
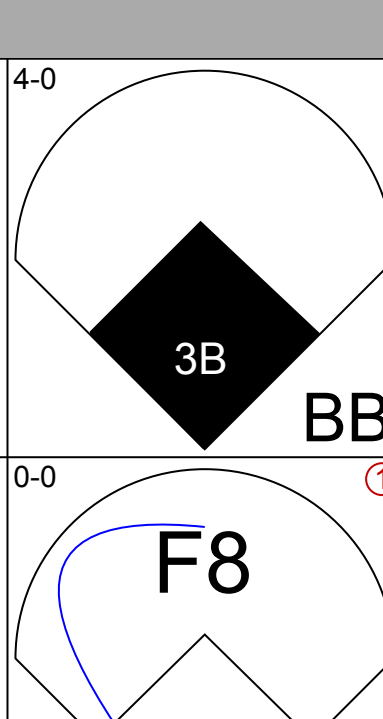
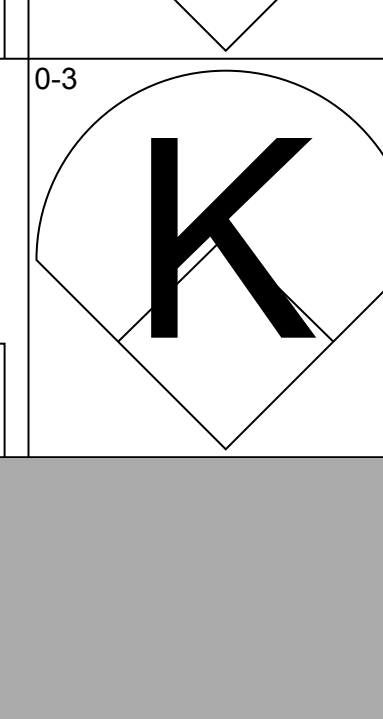
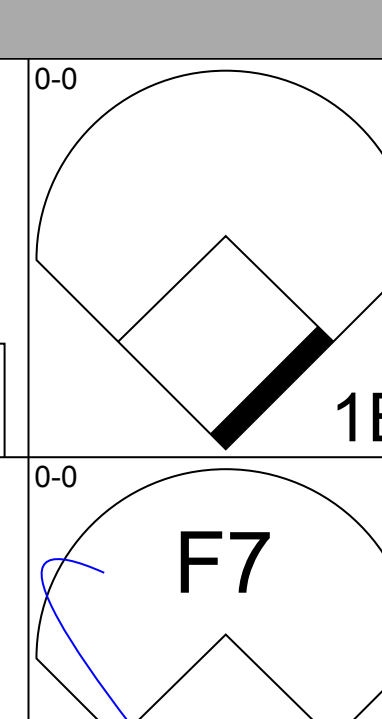
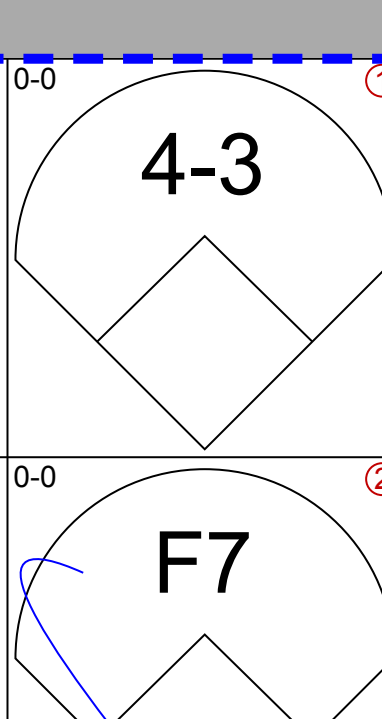
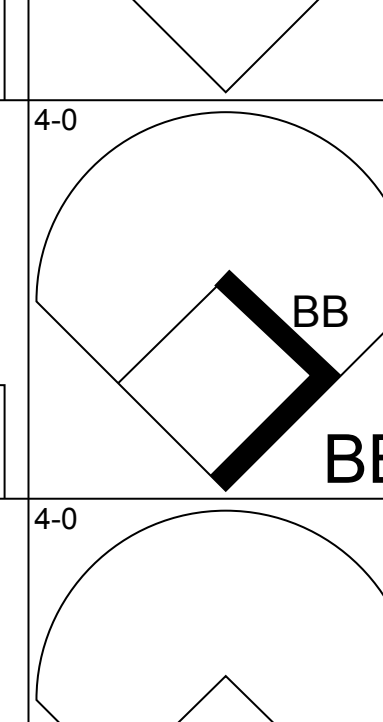
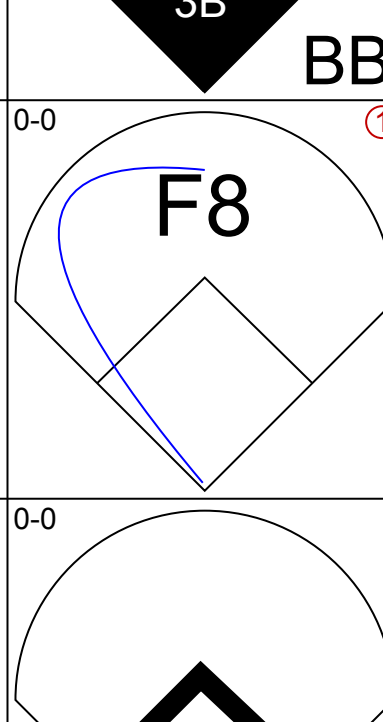
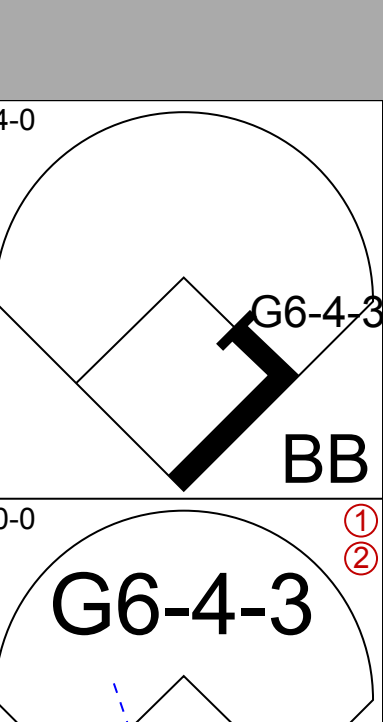
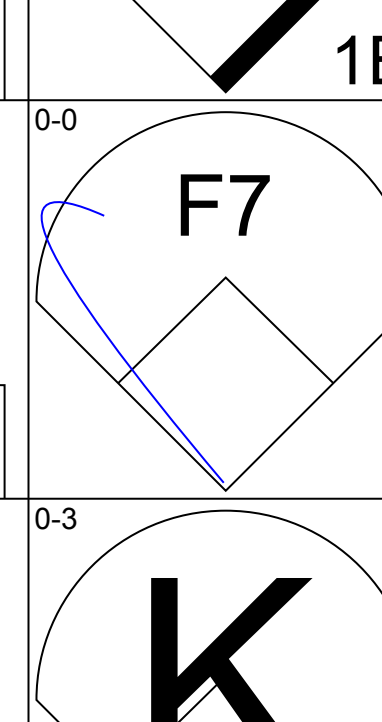
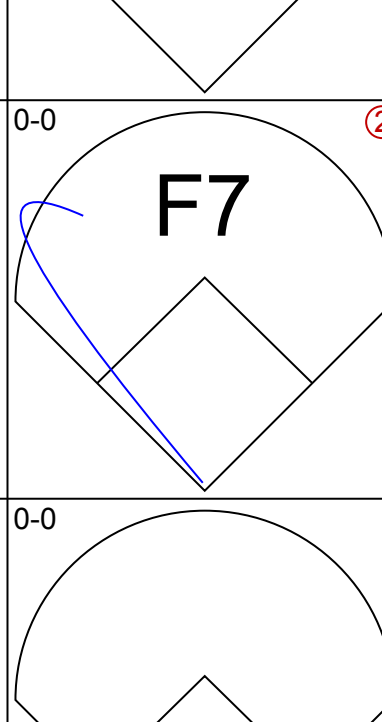
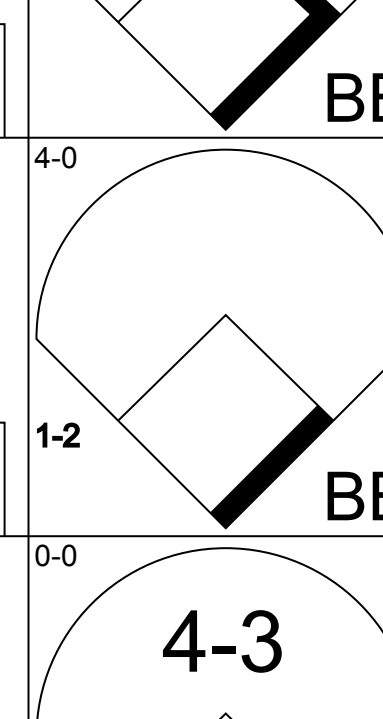
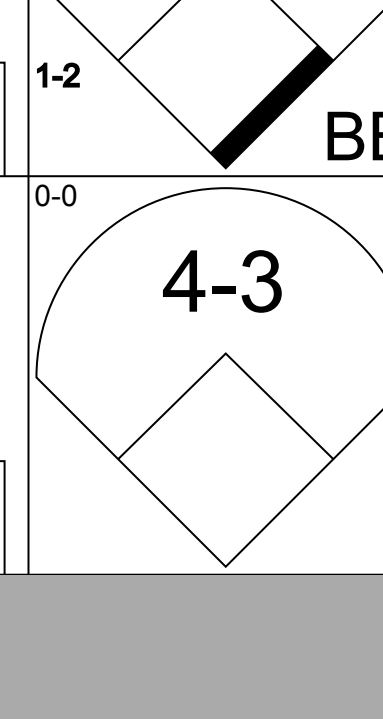
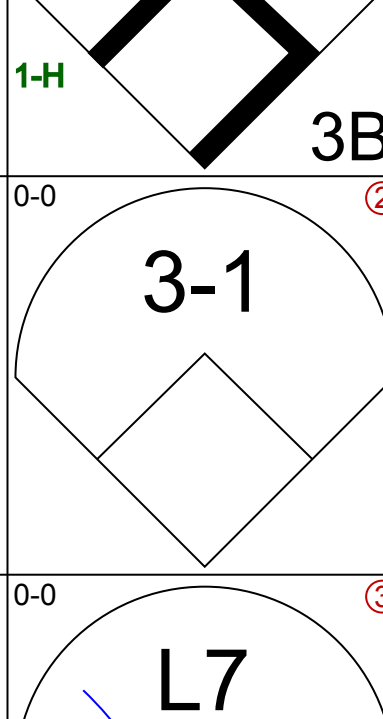
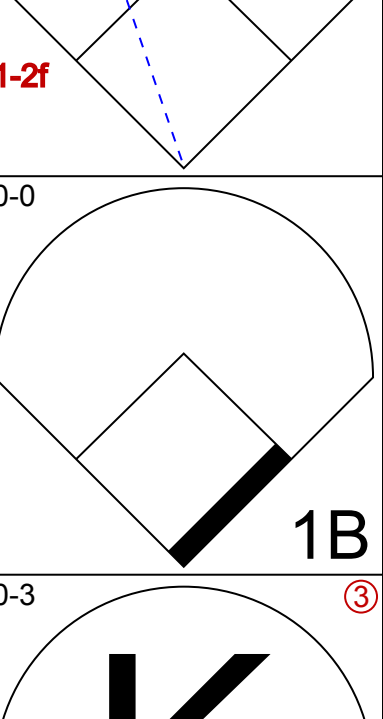
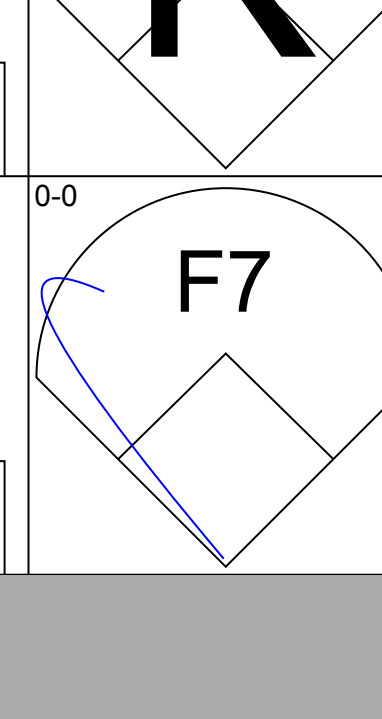
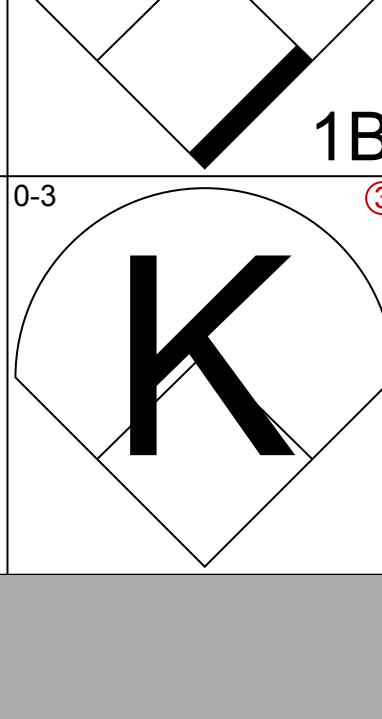
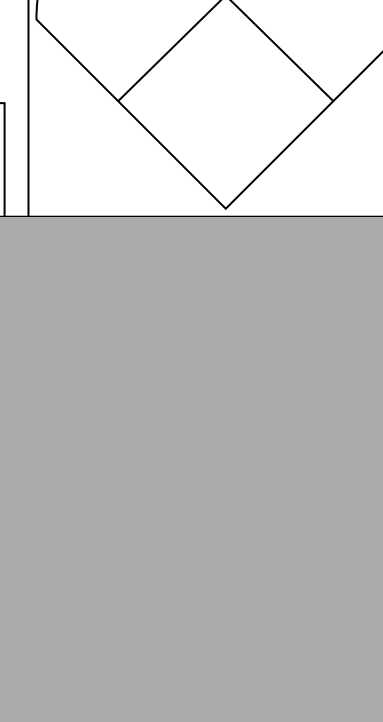
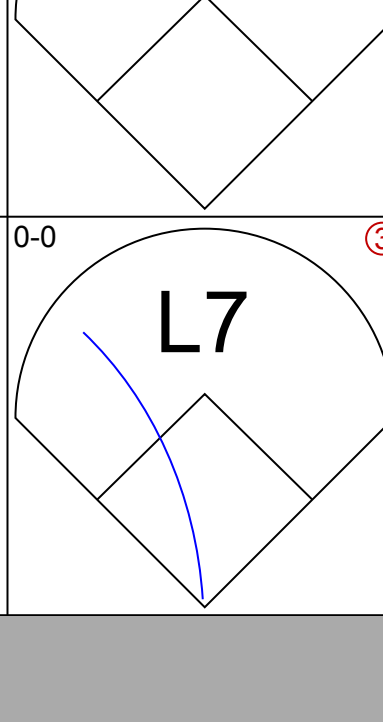
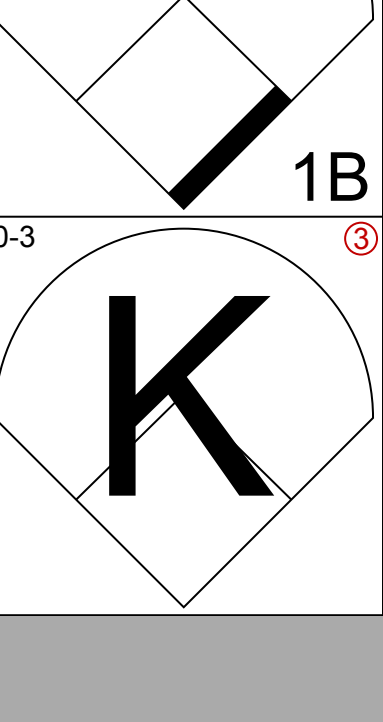
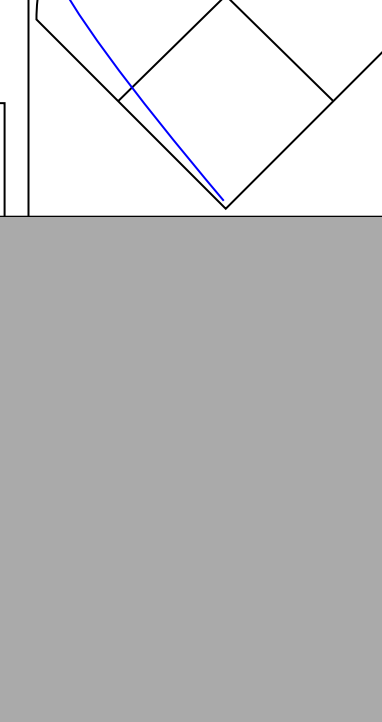
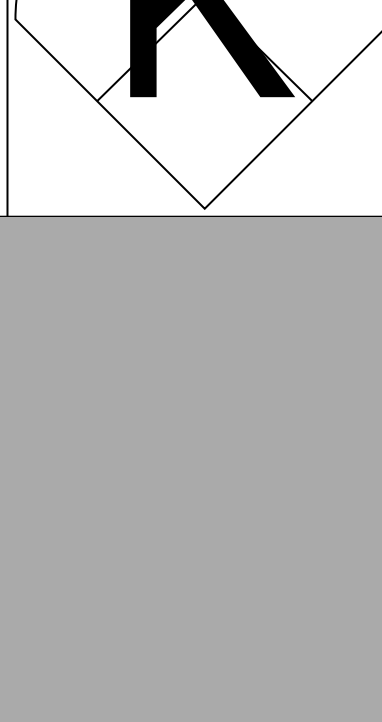
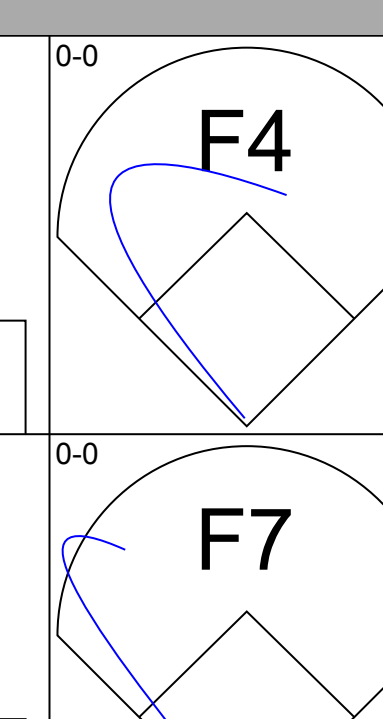
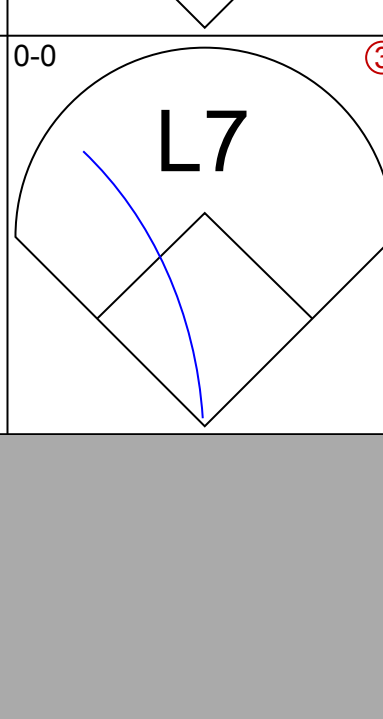
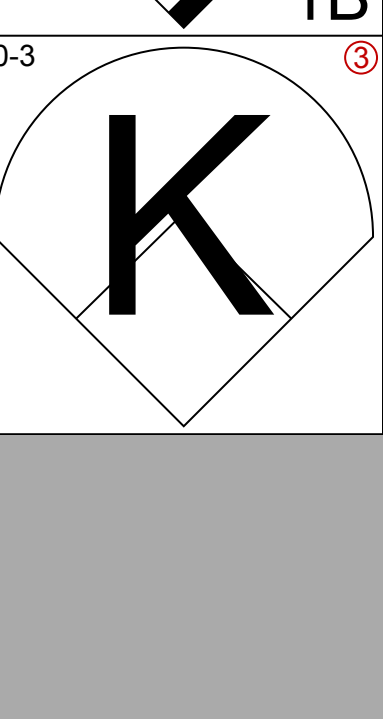
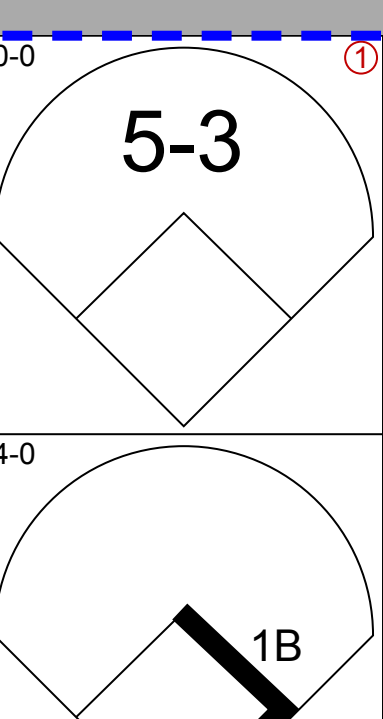
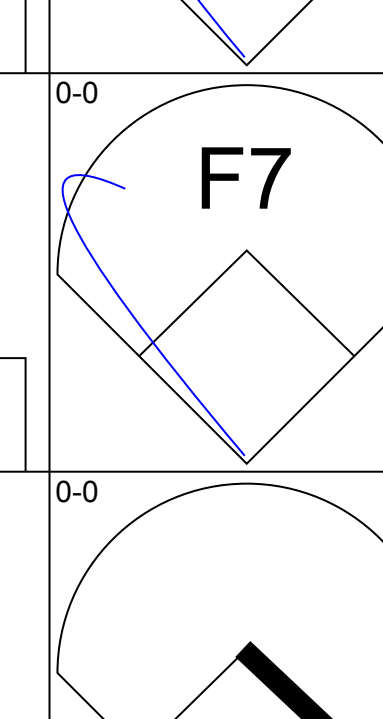
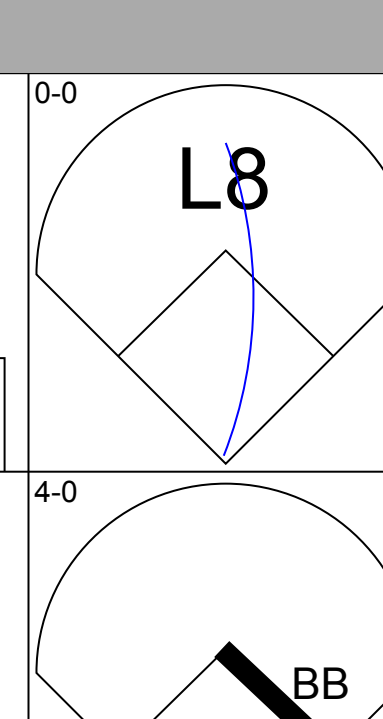
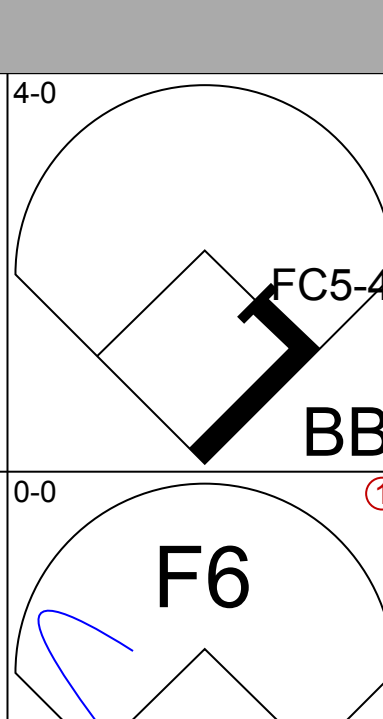
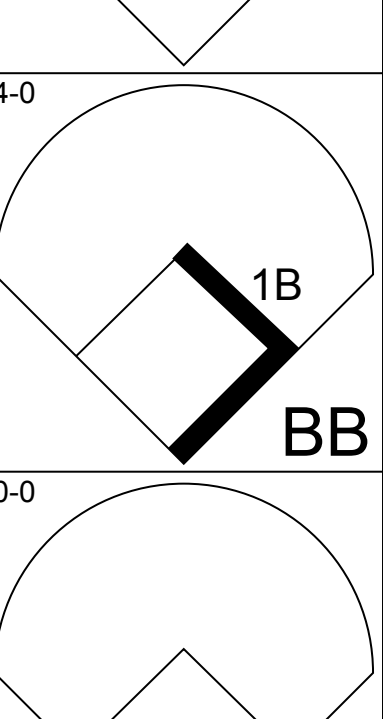
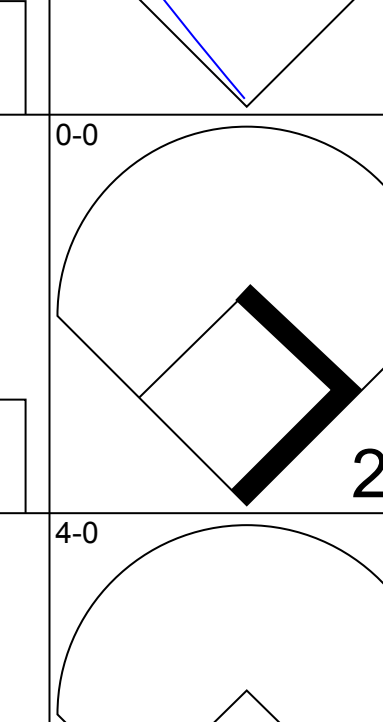
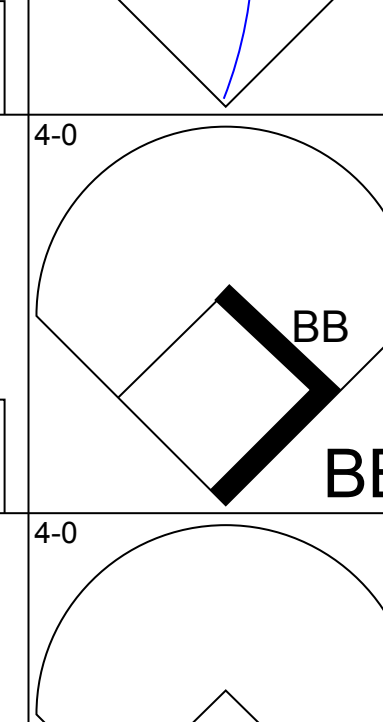
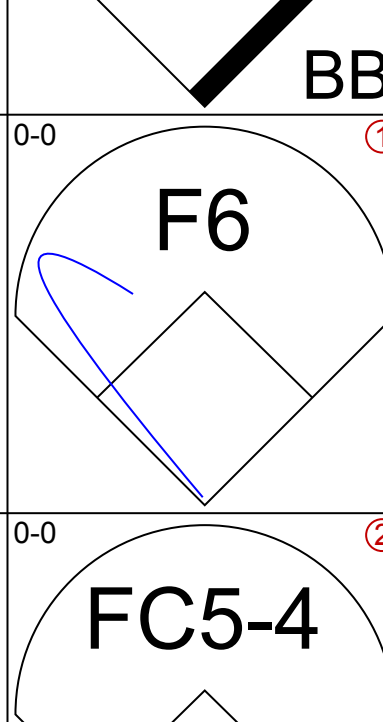
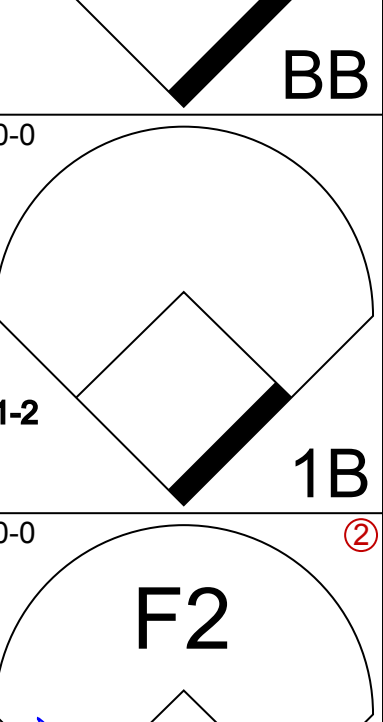
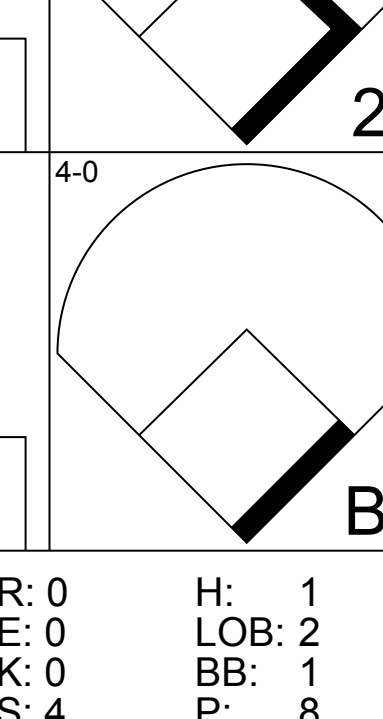
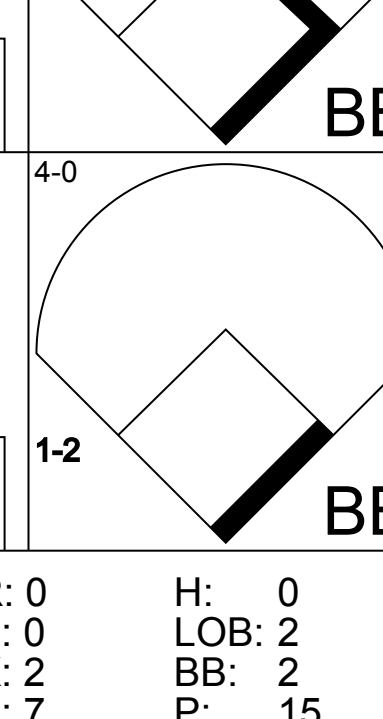
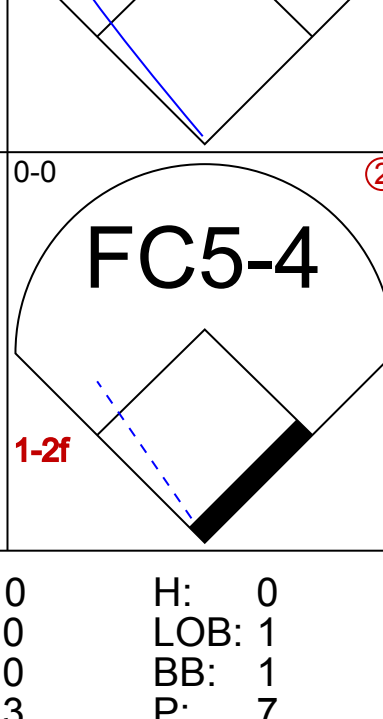
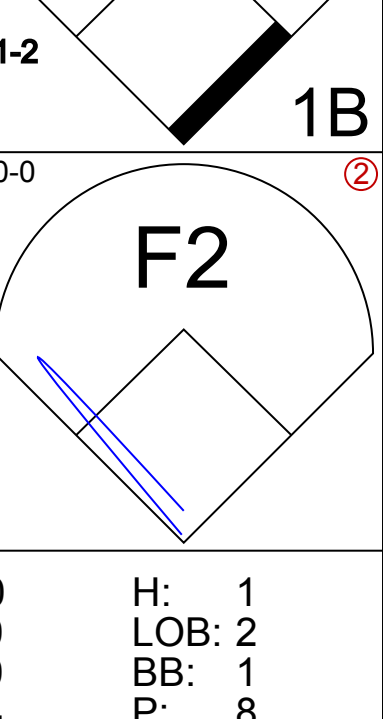
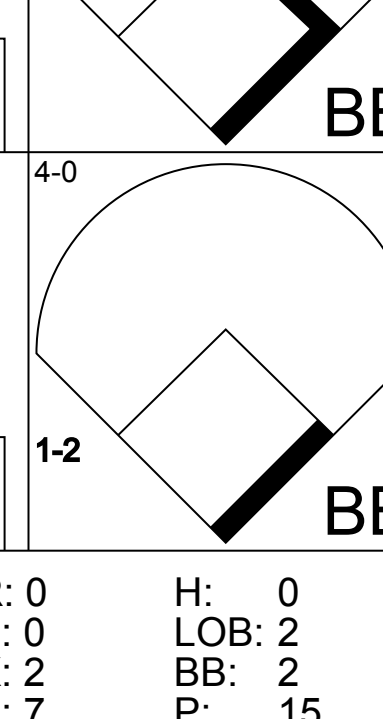
Batter	1	2	3	4	5	6	7	8	9	AB	R	H	RBI	BB	SO	LOB	BOTTOM										
Steve Braun, L OBP: 0.386, SLG: 0.352 Larry Hise, R OBP: 0.326, SLG: 0.375 (1, 7) (6, 7)	0-0 BB 1B		0-0 F6	0-0 FC5-2 BB 1B		0-0 E9 SF9 1B		0-0 1B 1B		3	1	1	0	0	0	2	Chicago White Sox @ Minnesota Twins Metropolitan Stadium, Bloomington, MI Fri Sep 03 1976, 8:05 PM EDT Att. 4,622 - Unknown - 77 F										
Roy Smalley, S OBP: 0.357, SLG: 0.323 (1, 6)	4-0 G4-6-3 1B BB		0-0 WP 2B	0-0 F7		0-0 SF9 1B		0-0 1B G6-4-3 1B		4	1	3	2	1	0	0											
Rod Carew, L OBP: 0.397, SLG: 0.452 Craig Kusick, R OBP: 0.337, SLG: 0.424 (1, 3) (6, PH) (7, 3)	0-0 G4-6-3 1-2 2-H 1B		4-0 WP 2B	0-0 BB 1B		0-0 6-3		0-0 G6-4-3 1-3 2-H 1B		1	1	1	1	2	0	0											
Lyman Bostock, L OBP: 0.367, SLG: 0.429 (1, 8)	0-0 G4-6-3 1-2 2-3		0-0 WP 2B	0-0 BB BB		0-3 K		0-0 G6-4-3 1-2 3-H		5	1	2	2	0	0	5											
Butch Wynegar, S OBP: 0.363, SLG: 0.374 (1, 2)	0-3 K		0-0 WP	0-0 L7		0-0 E6 1-3 1B		0-0 1B		6	1	1	0	0	1	4											
Mike Cabbage, L OBP: 0.339, SLG: 0.334 (1, 5)		0-0 G3		0-0 3B 2B		0-0 5-3		0-0 1-3 1-2		4	1	1	1	0	2	1											
Tony Oliva, L OBP: 0.299, SLG: 0.269 Jerry Terrell, R OBP: 0.280, SLG: 0.272 (1, 10) (4, PR)		0-0 F7		0-0 1B 3B		0-3 K		0-3 K		2	0	1	1	0	0	0											
Steve Brye, R OBP: 0.303, SLG: 0.330 (1, 9)		0-0 6-3		0-0 1B FC5-2 1B		0-0 G3		0-0 2-H 1B		4	2	1	0	0	0	1											
Bob Randall, R OBP: 0.324, SLG: 0.324 (1, 4)			0-0 1-3	0-0 F7 FC5-2 1B		0-0 E8		0-0 F8		4	2	2	1	0	0	2											
Inning Stats	R: 1 E: 0 K: 1 S: 6	H: 2 LOB: 1 BB: 1 P: 10	R: 0 E: 0 K: 0 S: 3	H: 0 LOB: 0 BB: 0 P: 3	R: 2 E: 0 K: 0 S: 4	H: 2 LOB: 1 BB: 1 P: 8	R: 3 E: 0 K: 0 S: 8	H: 5 LOB: 3 BB: 1 P: 12	R: 0 E: 0 K: 1 S: 5	H: 0 LOB: 0 BB: 0 P: 5	R: 2 E: 2 K: 1 S: 7	H: 1 LOB: 0 BB: 0 P: 7	R: 1 E: 1 K: 1 S: 7	H: 1 LOB: 1 BB: 0 P: 7	R: 2 E: 0 K: 0 S: 6	H: 4 LOB: 1 BB: 0 P: 6		1B: 12 2B: 2 3B: 1 HR: 0	SF: 1 SAC: 0 DP: 2 HBP: 0	WP: 2 PB: 0 SB: 0 CS: 0	PA: 42						
PITCHER	IP	WLS	BF	H	R	ER	SO	BB	IBB	HBP	BLK	WP	HR	S	P	ERA	WHIP										
Rich Gossage, R ERA: 3.76 Terry Forster, L ERA: 4.59 Larry Monroe, R ERA: 11.25	(1, 1) (5, 1) (8, 1)	4.0 L	23	9	6	6	1	3	0	0	0	0	0	21	33	13.50	3.000										

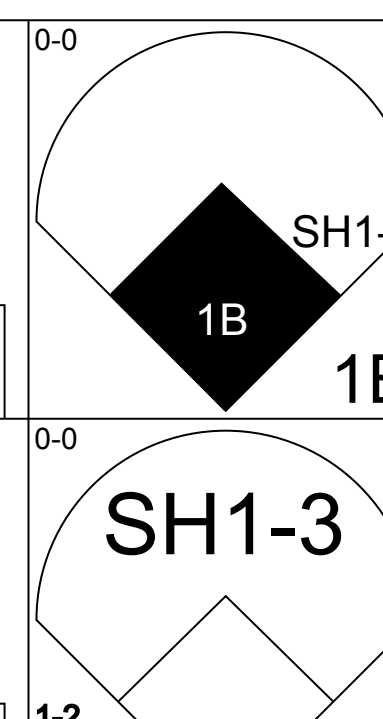
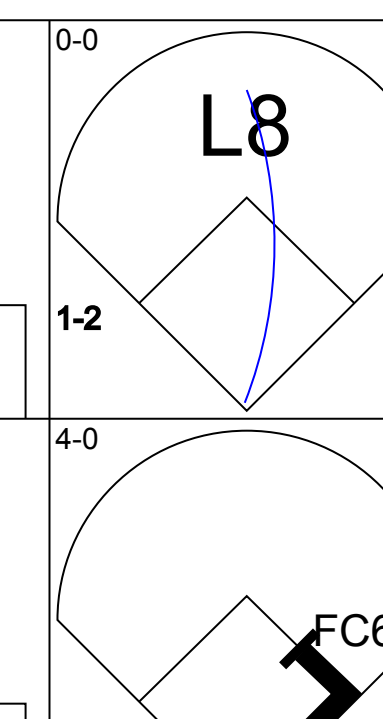
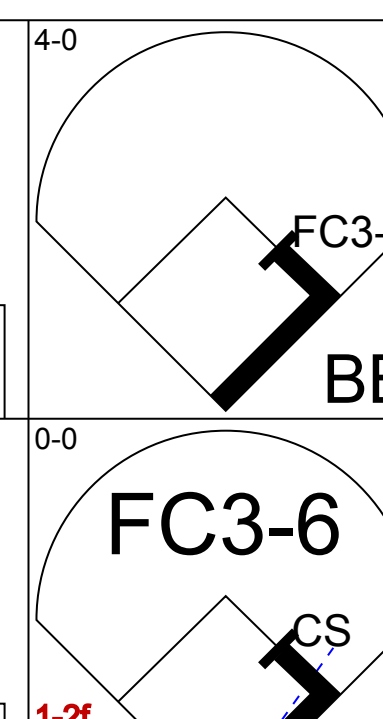
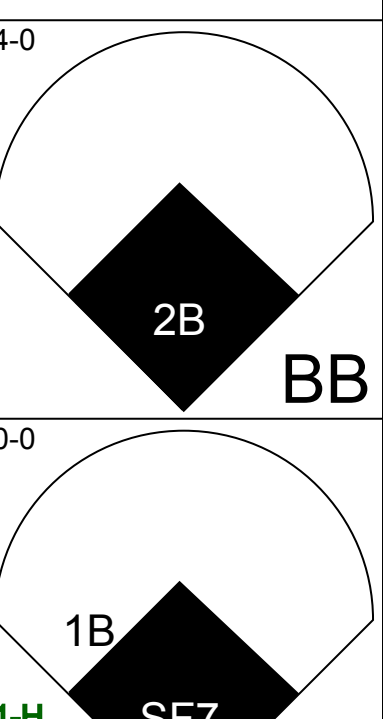
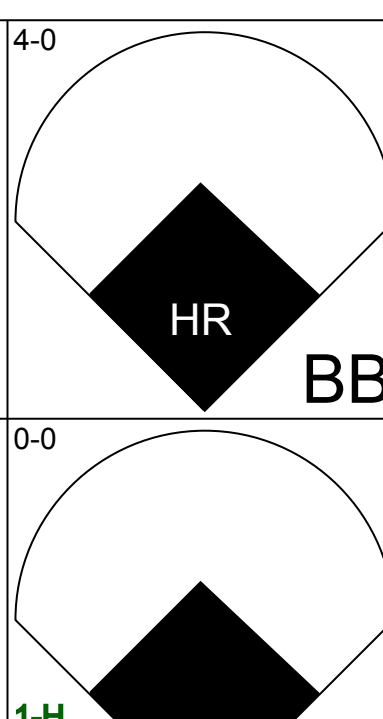

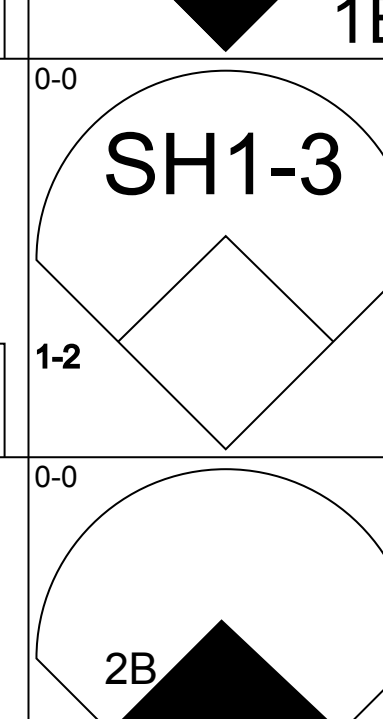
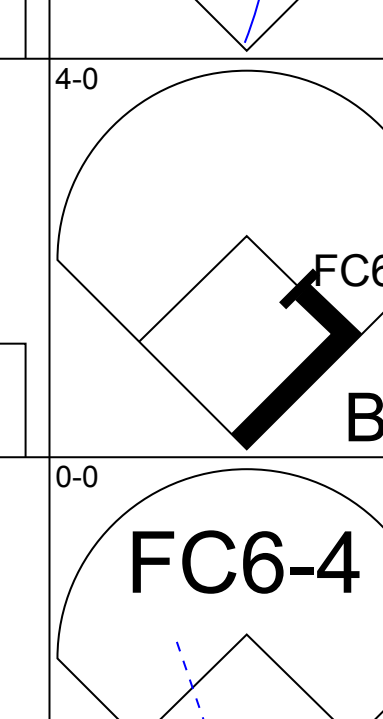
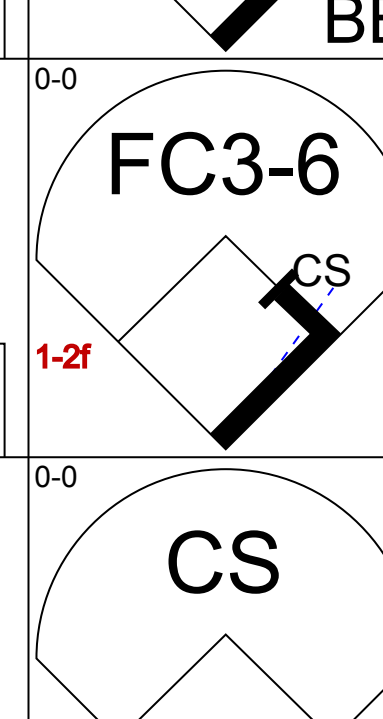
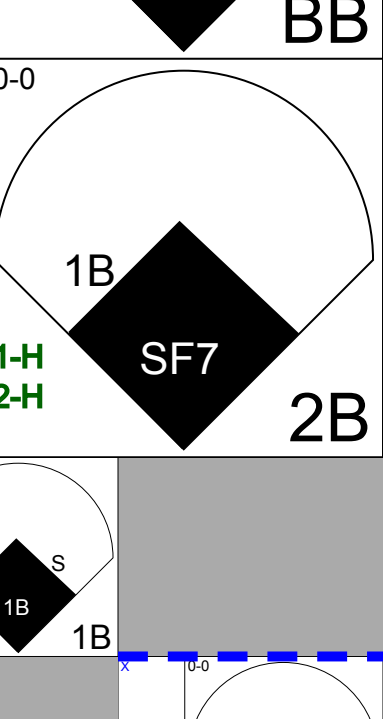
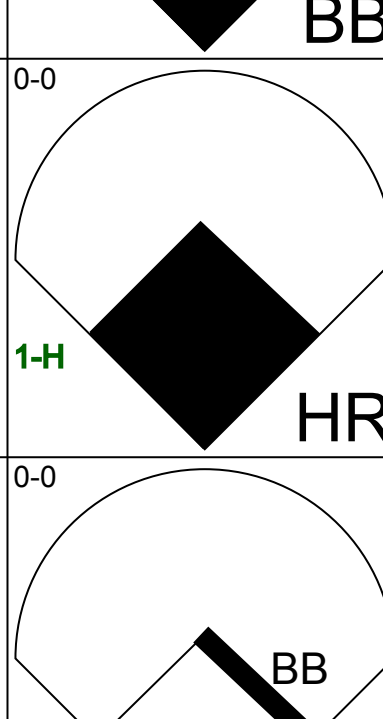
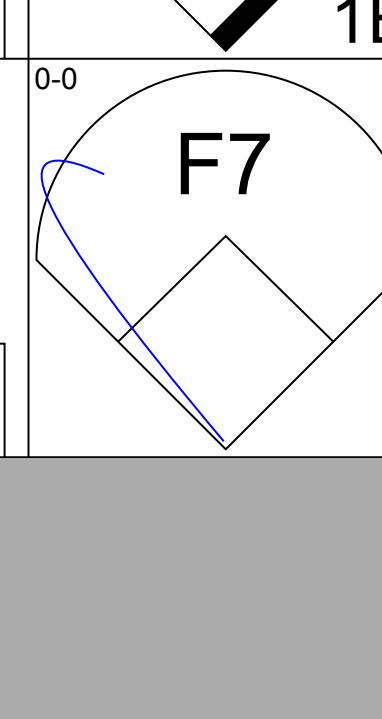
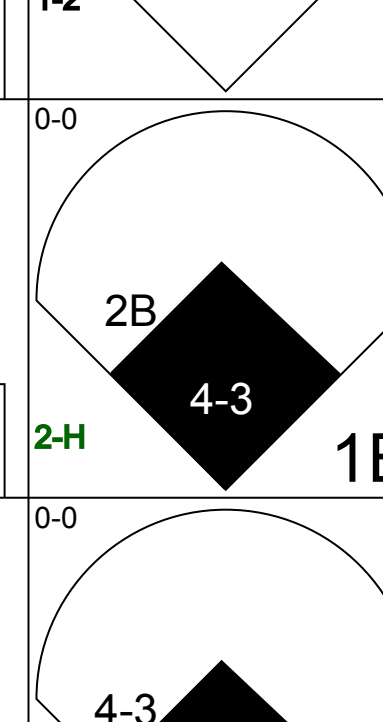
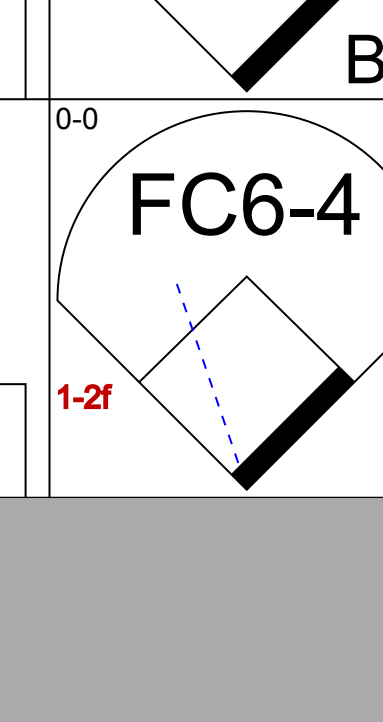
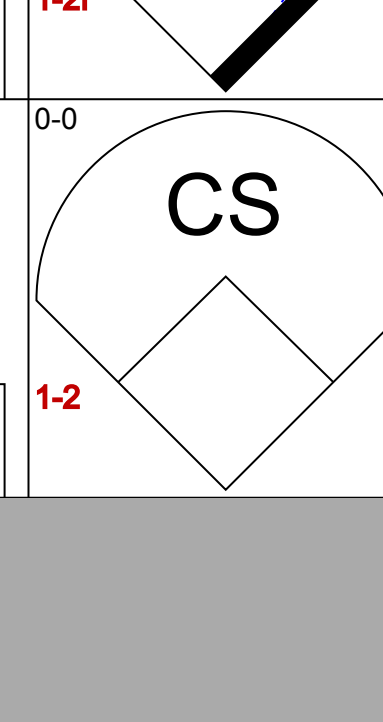
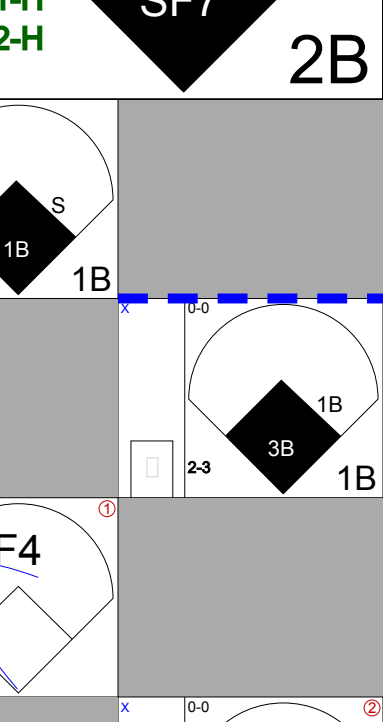
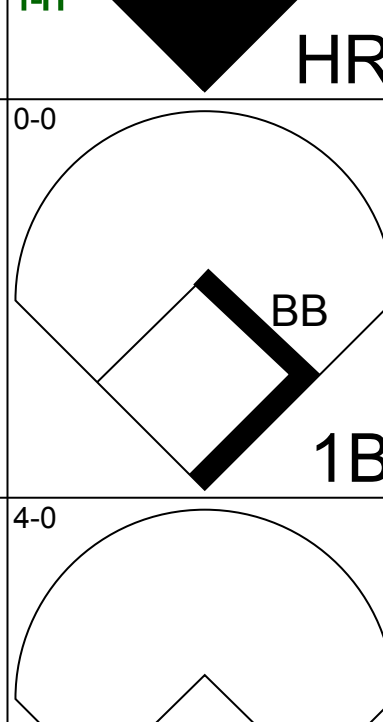
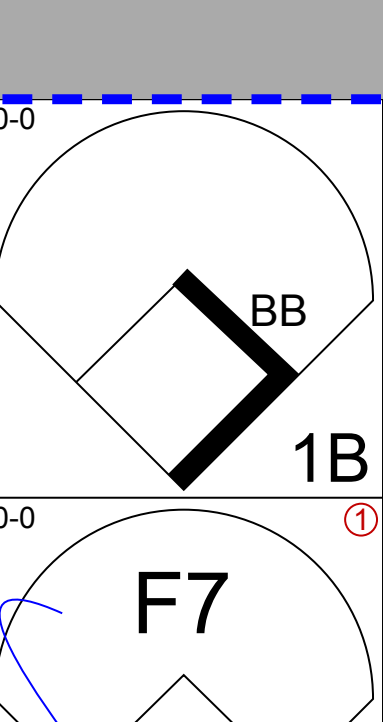
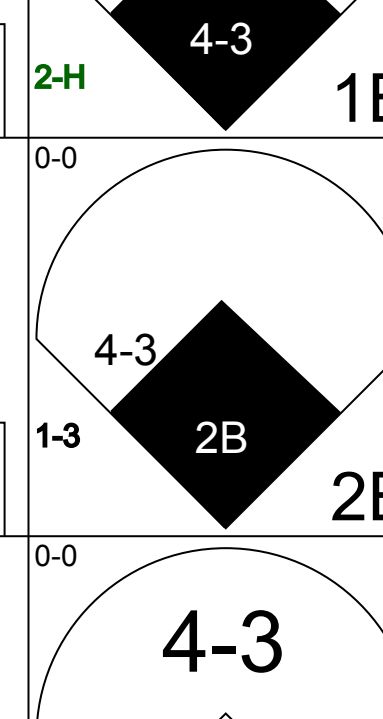


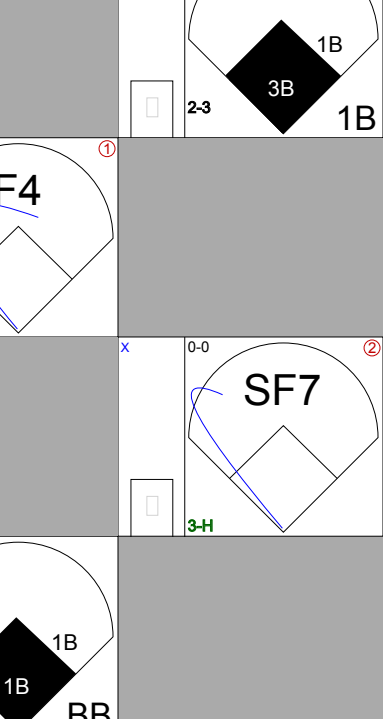
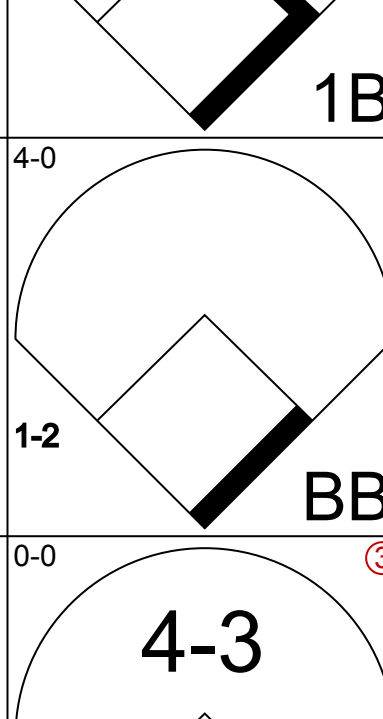
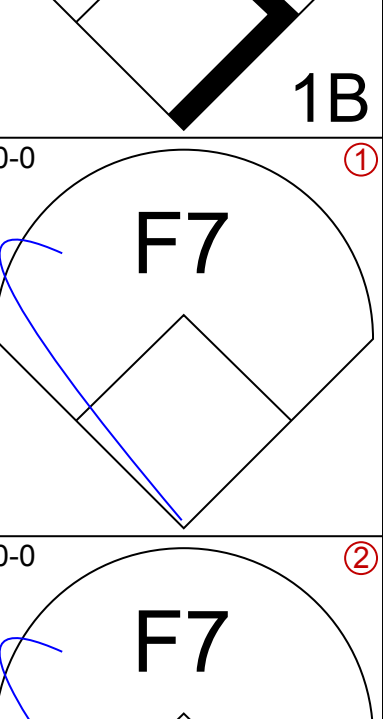
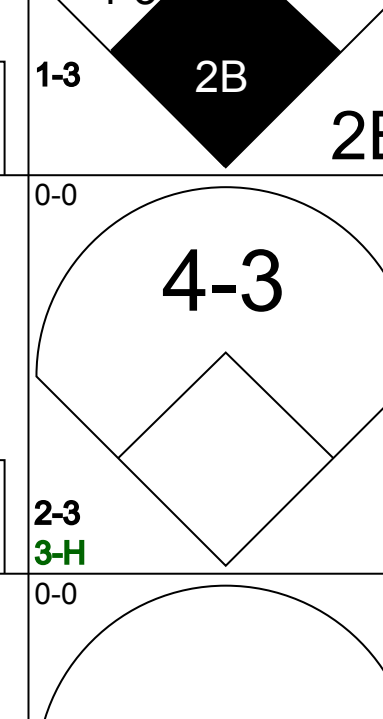
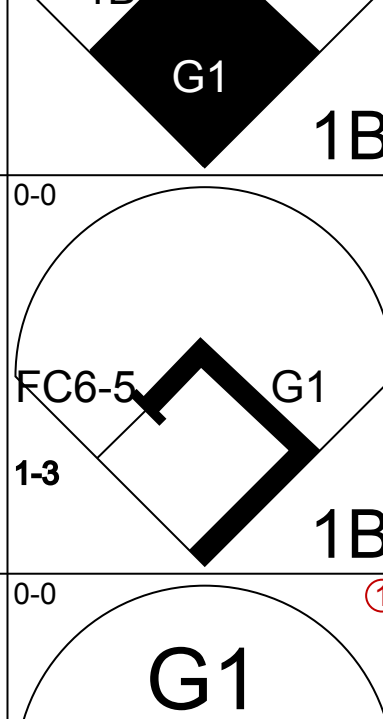

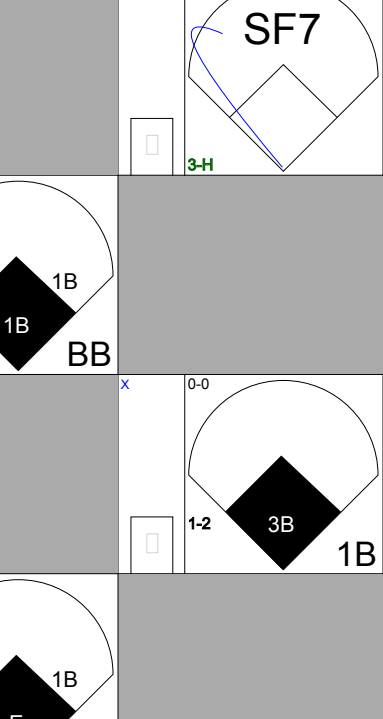
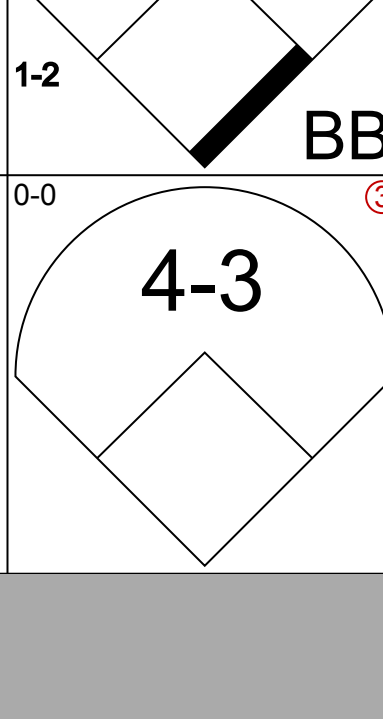
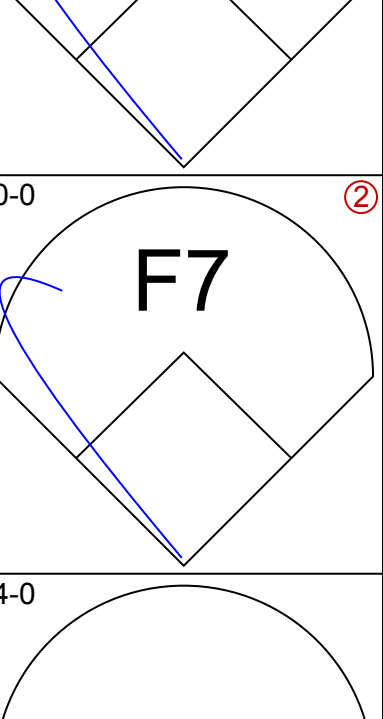
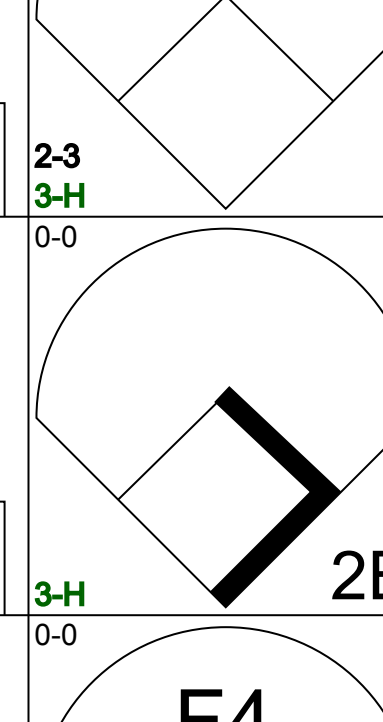
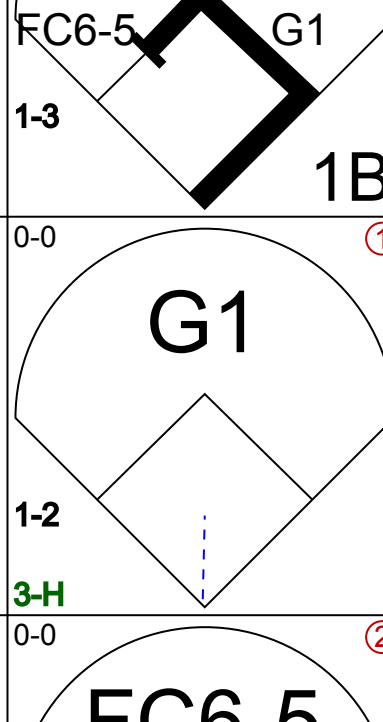

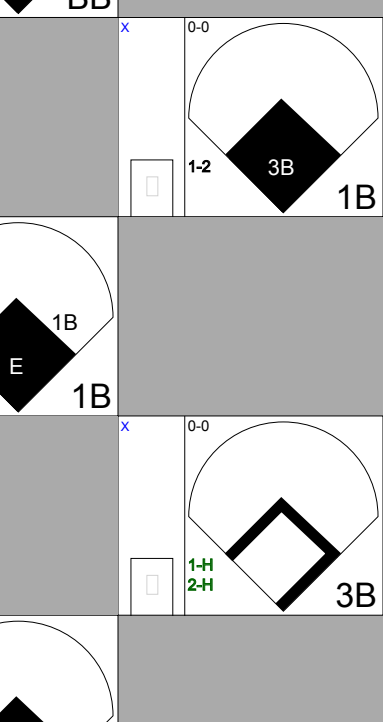
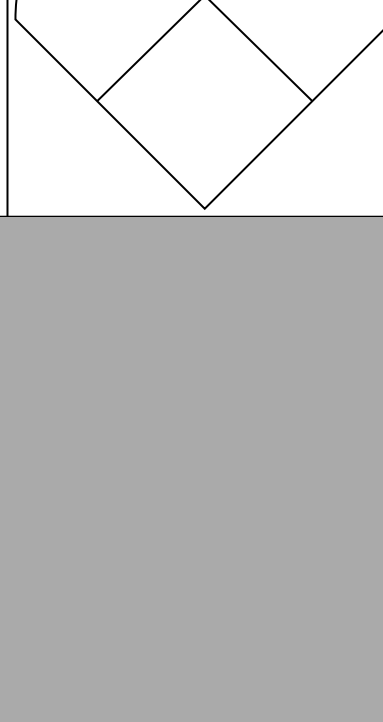
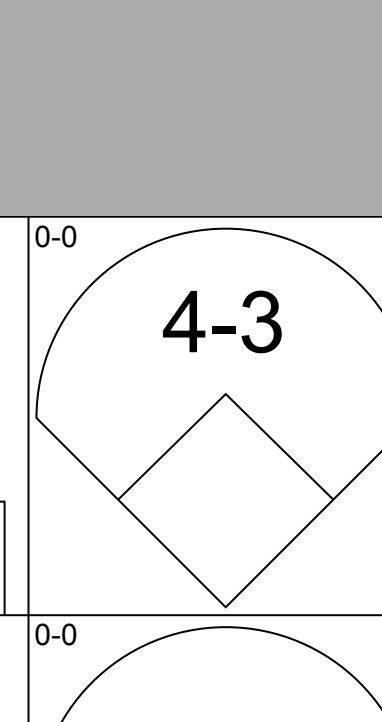
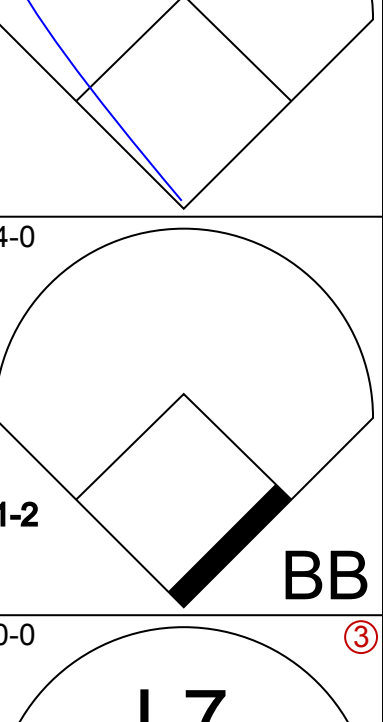
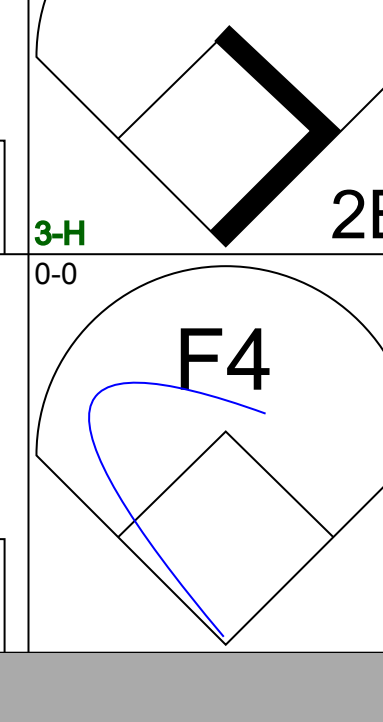
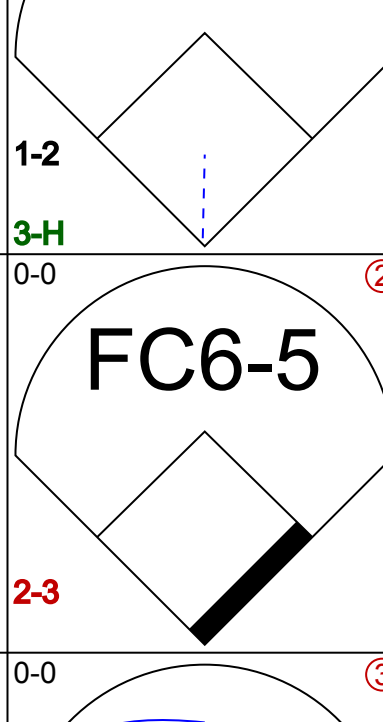

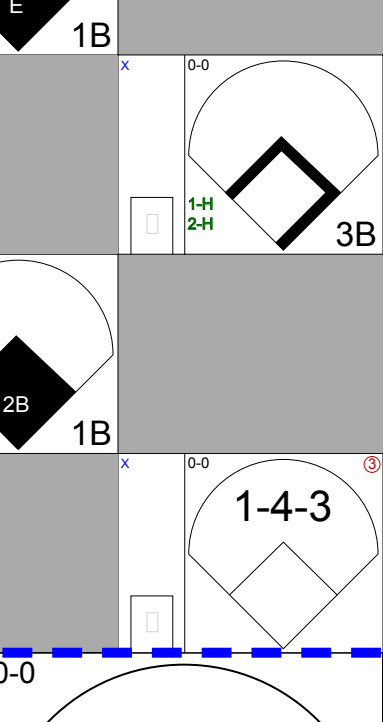

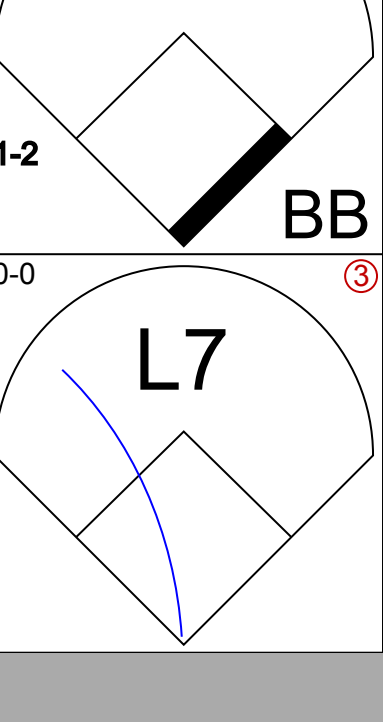
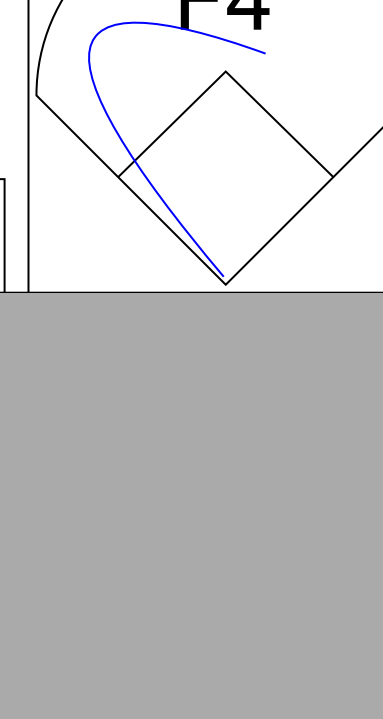
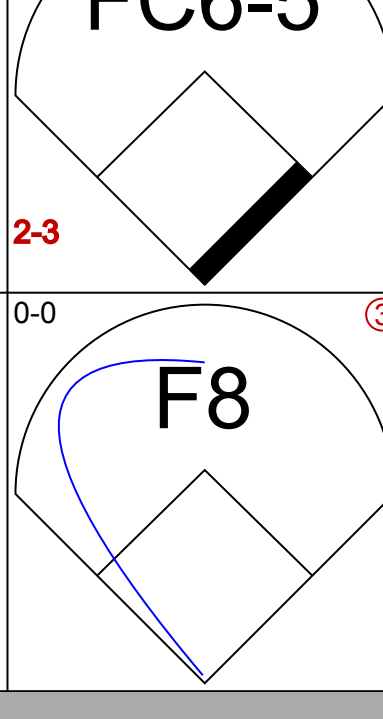

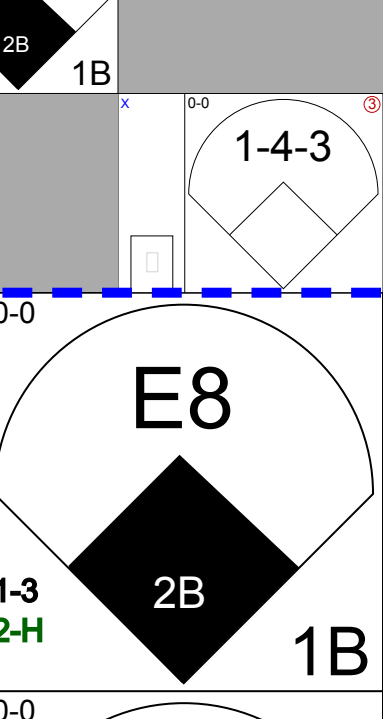
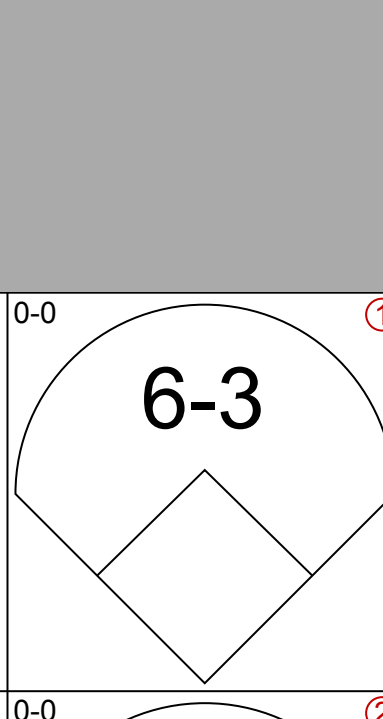
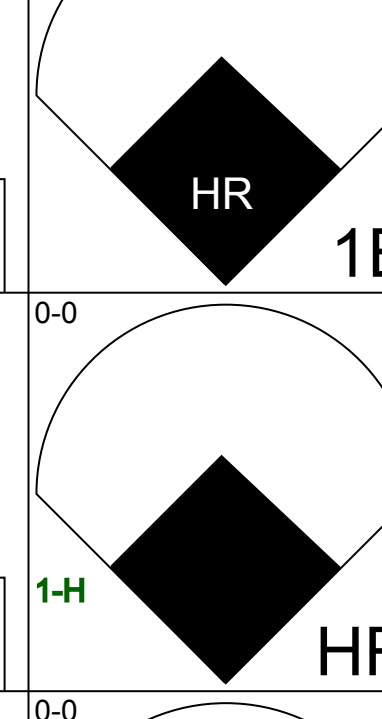
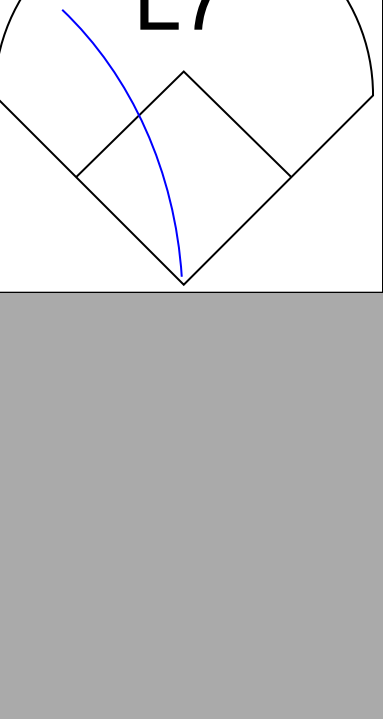

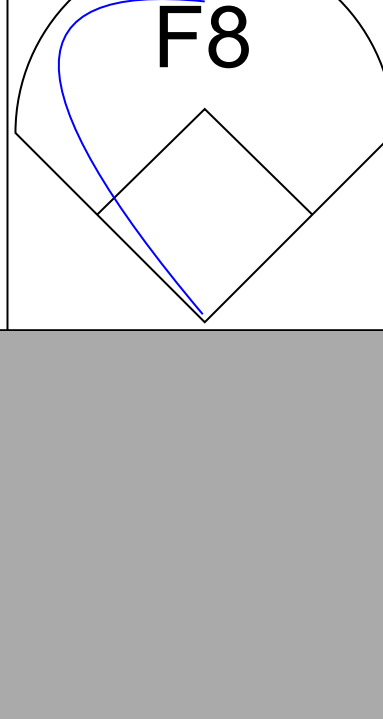
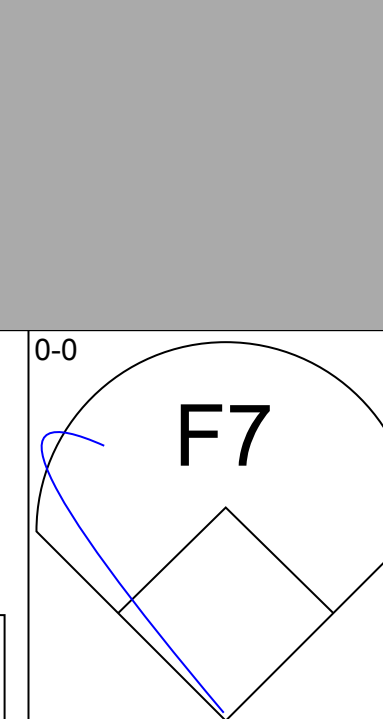
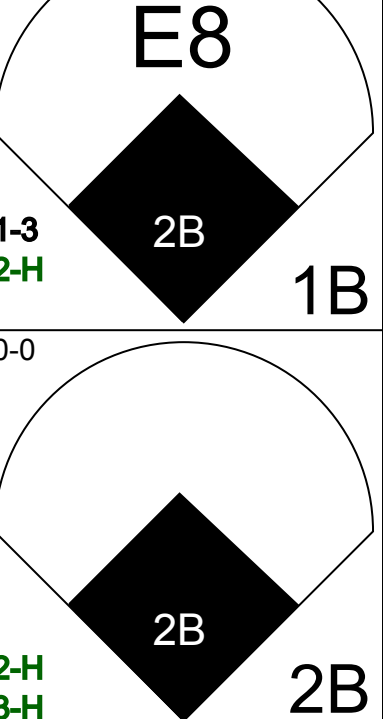
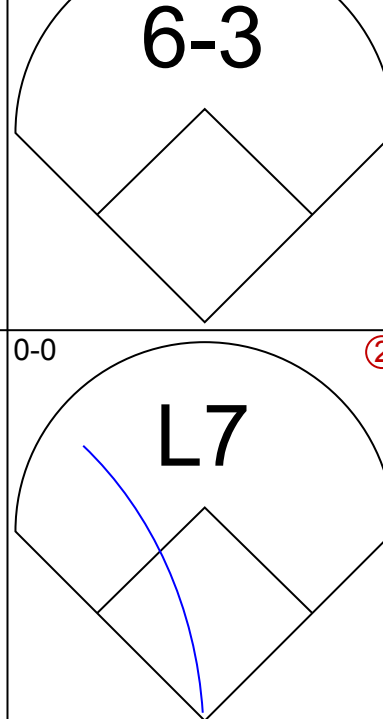
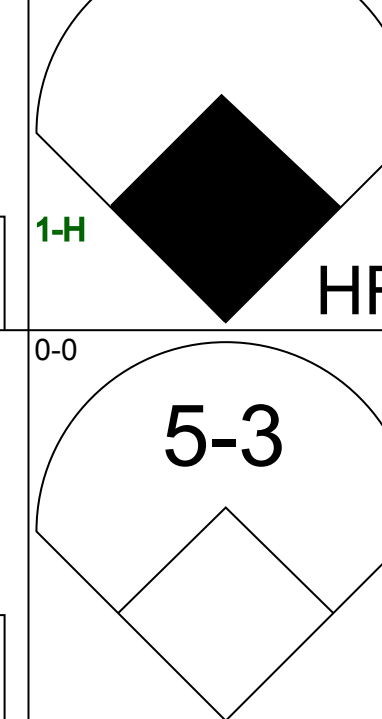


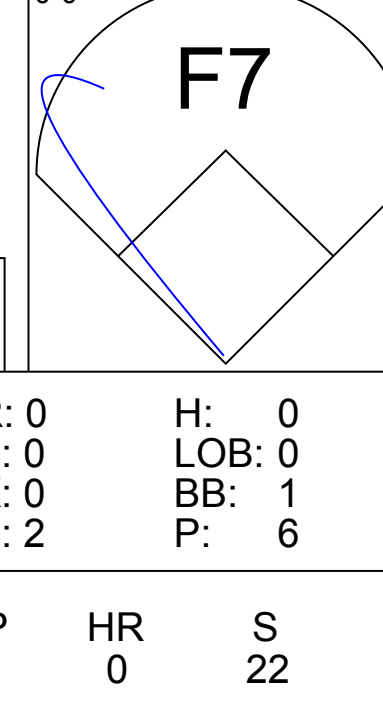
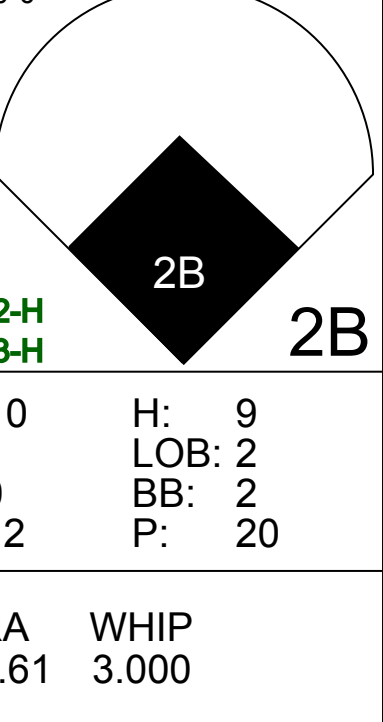
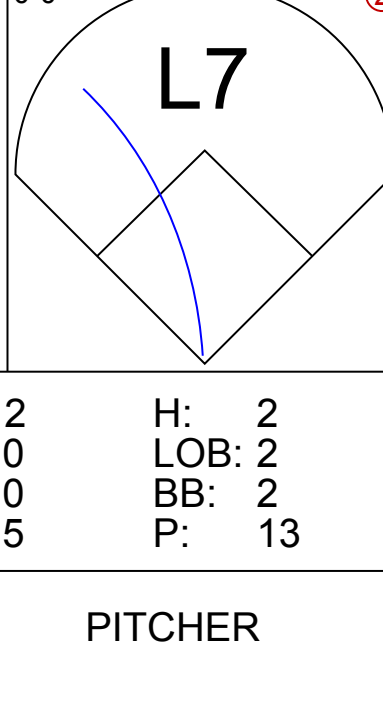
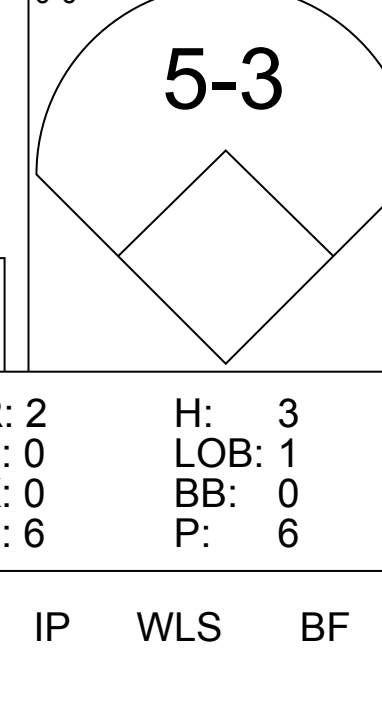
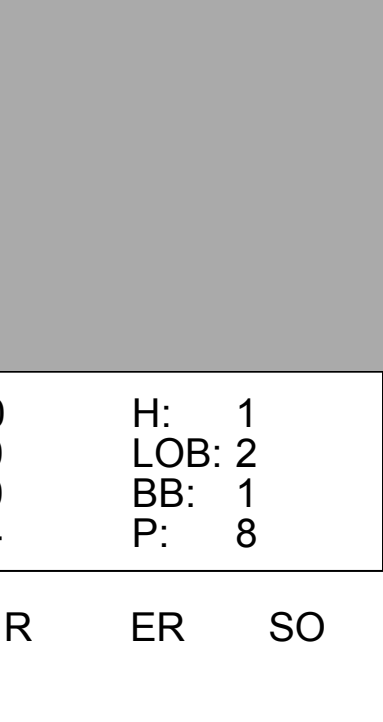
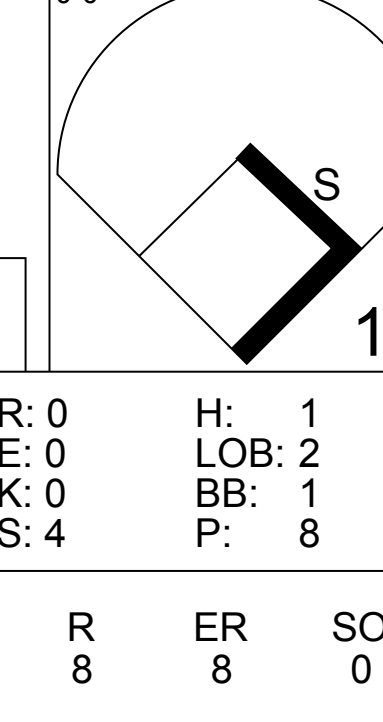

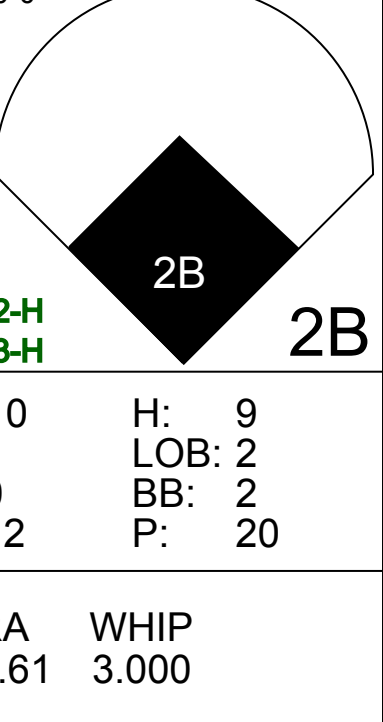
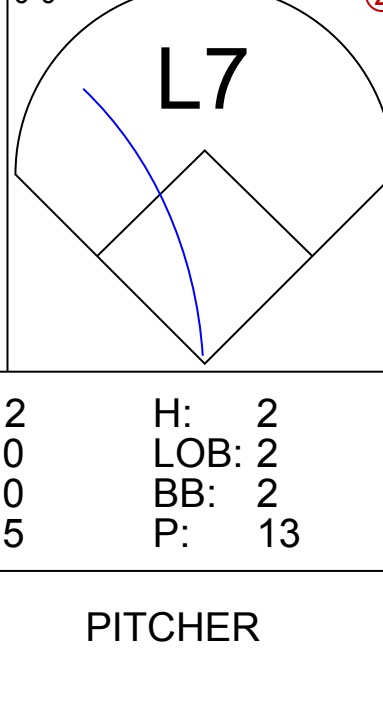
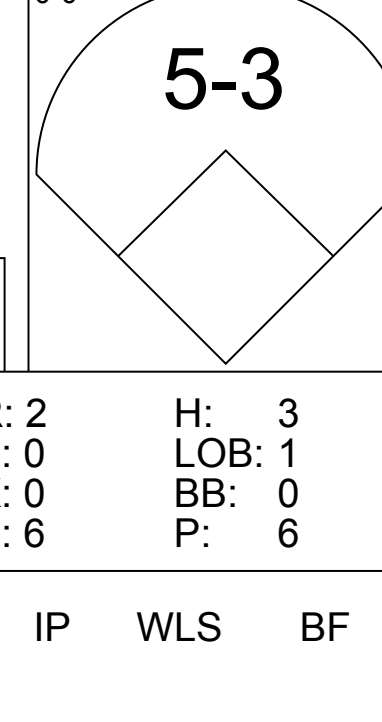
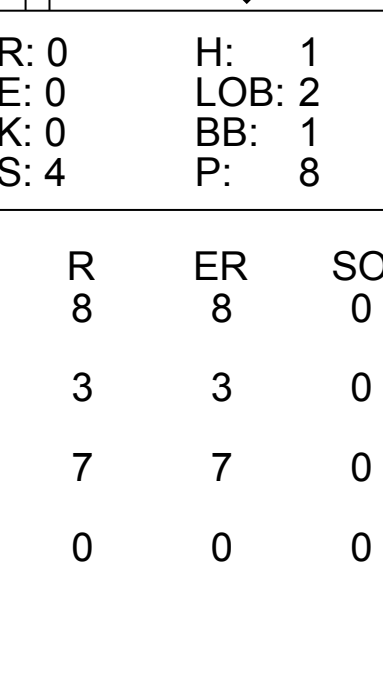
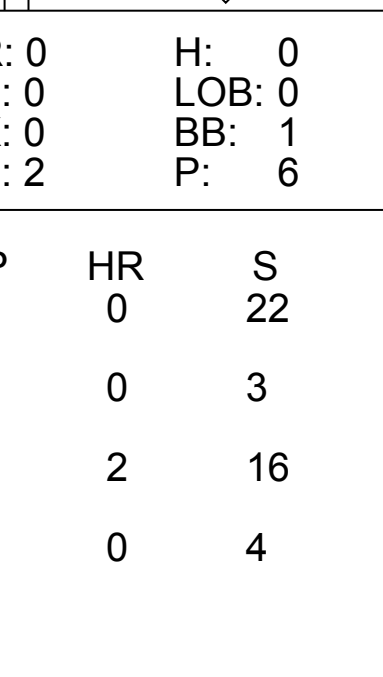
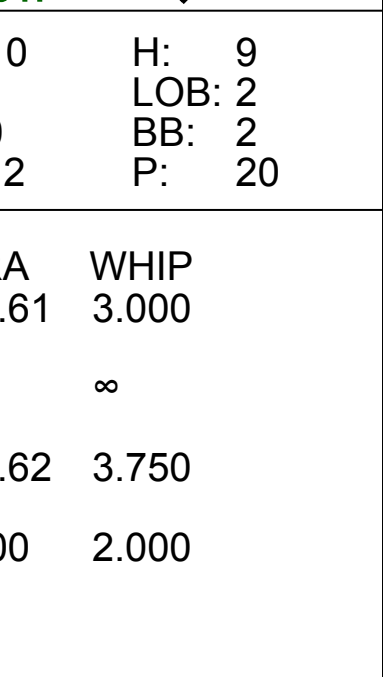
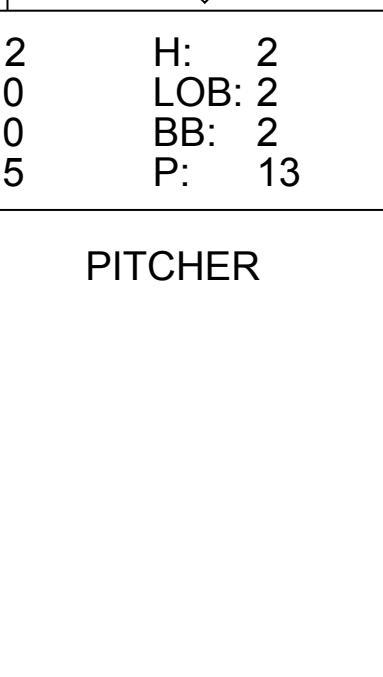
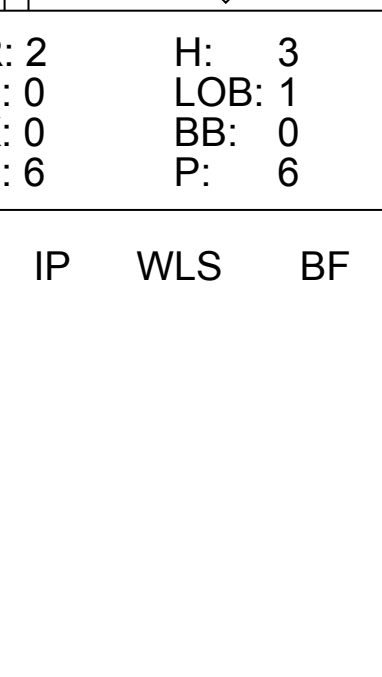

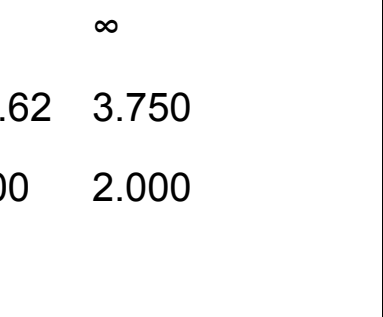


AB	35
R	1
H	11
RBI	1
BB	4
SO	3
LOB	19



Batter	1	2	3	4	5	6	7	8	9	AB	R	H	RBI	BB	SO	LOB	TOP										
Ralph Carr, L OBP: 0.334, SLG: 0.410 (1, 9)										4	0	0	0	0	1	5	Chicago White Sox @ Minnesota Twins Metropolitan Stadium, Bloomington, MI Sat Sep 04 1976, 4:33 AM EDT Att. 5,933 - Unknown - 76 F livebaseballscorecards.com										
Bill Stein, R OBP: 0.324, SLG: 0.368 (1, 5)										3	0	0	0	1	0	1											
Jim Spencer, L OBP: 0.319, SLG: 0.365 (1, 3)										4	1	2	2	0	0	1											
Jorge Orta, L OBP: 0.322, SLG: 0.417 Alan Bannister, R OBP: 0.292, SLG: 0.303 (8, 7)										4	0	0	0	0	2	3											
Sam Ewing, L OBP: 0.200, SLG: 0.214 (1, 10)										4	0	2	1	0	0	0											
Brian Downing, R OBP: 0.335, SLG: 0.336 (1, 2)										4	0	2	0	0	1	2											
Jack Brohamer, L OBP: 0.338, SLG: 0.379 (1, 4)										3	1	0	0	1	2	1											
Bucky Dent, R OBP: 0.297, SLG: 0.302 (1, 6)										2	1	1	0	1	0	2											
Chet Lemon, R OBP: 0.293, SLG: 0.312 (1, 8)										4	1	2	0	0	0	1											
Inning Stats	R: 0 E: 0 K: 0 S: 2	H: 0 LOB: 0 BB: 0 P: 3	R: 0 E: 0 K: 2 S: 8	H: 1 LOB: 1 BB: 0 P: 8	R: 2 E: 0 K: 1 S: 6	H: 2 LOB: 1 BB: 2 P: 14	R: 0 E: 0 K: 0 S: 3	H: 1 LOB: 1 BB: 1 P: 7	R: 0 E: 0 K: 0 S: 4	H: 1 LOB: 0 BB: 0 P: 3	R: 0 E: 0 K: 0 S: 4	H: 1 LOB: 0 BB: 0 P: 4	R: 1 E: 2 K: 0 S: 4	H: 0 LOB: 0 BB: 0 P: 4	R: 1 E: 0 K: 2 S: 9	H: 2 LOB: 1 BB: 0 P: 9	R: 0 E: 0 K: 1 S: 6	H: 1 LOB: 1 BB: 0 P: 6	1B: 7 2B: 3 3B: 0 HR: 0	SF: 0 SAC: 1 DP: 5 HBP: 1	WP: 0 PB: 1 CS: 0	PA: 37					
PITCHER	IP	WLS	BF	H	R	ER	SO	BB	IBB	HBP	BLK	WP	HR	S	P	ERA	WHIP										
Jim Hughes, R ERA: 5.02 (1, 1)	8.0	L	33	8	4	3	5	3	0	1	0	0	0	39	52	3.38	1.375										
Vic Albury, L ERA: 3.98 (9, 1)	1.0		4	1	0	0	1	0	0	0	0	0	0	6	6	0.00	1.000										

Batter	1	2	3	4	5	6	7	8	9	AB	R	H	RBI	BB	SO	LOB	BOTTOM										
Lyman Bostock, L OBP: 0.364, SLG: 0.425 (1, 8)										4	0	0	0	0	2	1	Chicago White Sox @ Minnesota Twins Metropolitan Stadium, Bloomington, MI Sat Sep 04 1976, 4:33 AM EDT Att. 5,933 - Unknown - 76 F livebaseballscorecards.com										
Larry Hisle, R OBP: 0.324, SLG: 0.372 (1, 7)										4	0	0	0	0	0	0											
Rod Carew, L OBP: 0.396, SLG: 0.450 (1, 3)										4	0	1	0	0	0	1											
Dan Ford, R OBP: 0.309, SLG: 0.411 (1, 9)										4	0	1	0	0	0	1											
Craig Kusick, R OBP: 0.336, SLG: 0.418 (1, 10)										3	0	0	0	1	1	1											
Jerry Terrell, R OBP: 0.281, SLG: 0.273 (1, 5)										3	0	1	0	0	0	2											
Roy Smalley, S OBP: 0.357, SLG: 0.322 (1, 6)										2	0	0	0	1	0	0											
Bob Randall, R OBP: 0.322, SLG: 0.322 (1, 4)										3	0	0	0	0	0	2											
Glenn Borgmann, R OBP: 0.411, SLG: 0.386 (1, 2)										2	0	0	0	1	0	0											
Inning Stats	R: 0 E: 1 K: 1 S: 5	H: 0 LOB: 0 BB: 0 P: 5	R: 0 E: 0 K: 0 S: 4	H: 1 LOB: 2 BB: 1 P: 8	R: 0 E: 0 K: 1 S: 5	H: 0 LOB: 0 BB: 0 P: 5	R: 0 E: 0 K: 1 S: 5	H: 0 LOB: 0 BB: 0 P: 5	R: 0 E: 0 K: 0 S: 3	H: 0 LOB: 0 BB: 0 P: 3	R: 0 E: 0 K: 0 S: 3	H: 0 LOB: 0 BB: 0 P: 3	R: 0 E: 0 K: 0 S: 3	H: 1 LOB: 1 BB: 1 P: 7	R: 0 E: 0 K: 0 S: 3	H: 0 LOB: 1 BB: 1 P: 7	R: 0 E: 0 K: 0 S: 4	H: 1 LOB: 1 BB: 0 P: 4	1B: 3 2B: 0 3B: 0 HR: 0	SF: 0 SAC: 0 DP: 1 HBP: 0	WP: 0 PB: 0 CS: 1	PA: 32					
PITCHER	IP	WLS	BF	H	R	ER	SO	BB	IBB	HBP	BLK	WP	HR	S	P	ERA	WHIP										
Ken Brett, L ERA: 3.3 (1, 1)	9.0	W	32	3	0	0	3	3	0	0	0	0	0	35	47	0.00	0.667										

Batter	1	2	3	4	5	6	7	8	9	AB	R	H	RBI	BB	SO	LOB	TOP					
Bill Stein, R OBP: 0.318, SLG: 0.361 (1, 5)										5	0	0	0	0	2	7	Chicago White Sox @ Minnesota Twins Metropolitan Stadium, Bloomington, MI Sun Sep.05 1976, 4:33 AM EDT Att. 6,602 - Unknown - 78 F					
Ralph Garr, L OBP: 0.336, SLG: 0.409 (1, 9)										3	1	1	0	1	1	2						
Jerry Hairston, S OBP: 0.371, SLG: 0.299 (7, PR) (7, 9)										1	0	0	0	0	0	0						
Jim Spencer, L OBP: 0.321, SLG: 0.364 (1, 3)										1	0	0	0	2	0	1						
Sam Ewing, L OBP: 0.176, SLG: 0.188 (6, 3)										2	0	0	0	0	0	1						
Lamar Johnson, R OBP: 0.381, SLG: 0.441 (1, 10)										4	0	2	1	1	1	2						
Jorge Orta, L OBP: 0.321, SLG: 0.415 (1, 7)										5	0	1	0	0	1	5						
Brian Downing, R OBP: 0.332, SLG: 0.332 (1, 2)										3	0	0	0	0	1	2						
Wayne Nordhagen, R OBP: 0.284, SLG: 0.250 (6, 2)										1	0	0	0	0	0	0						
Chet Lemon, R OBP: 0.295, SLG: 0.311 (1, 8)										2	0	0	0	2	0	0						
Jack Brohamer, L OBP: 0.343, SLG: 0.385 (1, 4)										3	0	2	0	1	0	1						
Bucky Dent, R OBP: 0.300, SLG: 0.302 (1, 6)										0	0	0	0	2	0	0						
Alan Bannister, R OBP: 0.284, SLG: 0.294 (6, PH) (6, 6)										2	0	0	0	0	0	3						
Inning Stats	R: 0 E: 0 K: 1 S: 5	H: 0 LOB: 2 BB: 2 P: 13	R: 0 E: 0 K: 0 S: 4	H: 1 LOB: 2 BB: 1 P: 8	R: 1 E: 0 K: 0 S: 4	H: 1 LOB: 1 BB: 1 P: 8	R: 0 E: 0 K: 2 S: 7	H: 0 LOB: 2 BB: 2 P: 15	R: 0 E: 0 K: 1 S: 5	H: 1 LOB: 1 BB: 1 P: 9	R: 0 E: 0 K: 0 S: 3	H: 0 LOB: 1 BB: 1 P: 7	R: 0 E: 0 K: 1 S: 6	H: 1 LOB: 2 BB: 0 P: 6	R: 0 E: 0 K: 0 S: 4	H: 1 LOB: 2 BB: 0 P: 8	R: 0 E: 0 K: 1 S: 6	H: 1 LOB: 1 BB: 0 P: 6	1B: 4 2B: 1 3B: 1 HR: 0	SF: 0 SAC: 0 DP: 1 HBP: 0	WP: 0 PB: 0 SB: 0 CS: 0	PA: 41
PITCHER	IP	WLS	BF	H	R	ER	SO	BB	IBB	HBP	BLK	WP	HR	S	P	ERA	WHIP					
Eddie Bane, L ERA: 5.19 (1, 1)	3.1		18	2	1	1	1	6	0	0	0	0	0	14	38	2.70	2.400					
Tom Johnson, R ERA: 2.74 (4, 1)	3.2	W	14	2	0	0	4	2	0	0	0	0	0	20	28	0.00	1.091					
Steve Luebber, R ERA: 4.24 (8, 1)	1.0		5	1	0	0	0	1	0	0	0	0	0	4	8	0.00	2.000					
Bill Campbell, R ERA: 3.01 (9, 1)	1.0		4	1	0	0	1	0	0	0	0	0	0	6	6	0.00	1.000					

Batter	1	2	3	4	5	6	7	8	9	AB	R	H	RBI	BB	SO	LOB	BOTTOM				
Steve Braun, L OBP: 0.393, SLG: 0.355 (1, 7)										3	3	2	0	3	0	1	Chicago White Sox @ Minnesota Twins Metropolitan Stadium, Bloomington, MI Sun Sep.05 1976, 4:33 AM EDT Att. 6,602 - Unknown - 78 F				
Roy Smalley, S OBP: 0.360, SLG: 0.333 (1, 6)										4	2	2	4	1	0	2					
Rod Carew, L OBP: 0.399, SLG: 0.454 (1, 3)										5	3	4	1	0	0	2					
Craig Kusick, R OBP: 0.338, SLG: 0.421 (7, 3)										1	0	1	0	0	0	0					
Lyman Bostock, L OBP: 0.367, SLG: 0.429 (1, 8)										3	2	2	1	1	0	1					
Steve Brys, R OBP: 0.302, SLG: 0.329 (6, PR) (7, 8)										1	0	0	0	0	0	1					
Butch Wynegar, S OBP: 0.365, SLG: 0.374 (1, 2)										5	2	2	1	1	0	4					
Mike Cabbage, L OBP: 0.345, SLG: 0.349 (1, 5)										5	1	3	5	1	0	1					
Tony Oliva, L OBP: 0.270, SLG: 0.270 (1, 10)										3	0	1	1	0	0	2					
Jerry Terrell, R OBP: 0.282, SLG: 0.275 (5, PR)										3	2	1	0	0	0	4					
Dan Ford, R OBP: 0.310, SLG: 0.418 (1, 9)										5	2	2	2	0	0	1					
Bob Randall, R OBP: 0.323, SLG: 0.326 (1, 4)										4	1	2	2	0	0	0					
Luis Gomez, R OBP: 0.234, SLG: 0.222 (7, 4)										1	0	0	0	0	0	0					
Inning Stats	R: 3 E: 0 K: 0 S: 7	H: 4 LOB: 1 BB: 0 P: 7	R: 0 E: 0 K: 0 S: 4	H: 1 LOB: 2 BB: 1 P: 8	R: 1 E: 0 K: 0 S: 5	H: 2 LOB: 1 BB: 0 P: 5	R: 0 E: 0 K: 0 S: 2	H: 0 LOB: 0 BB: 1 P: 6	R: 10 E: 1 K: 0 S: 12	H: 9 LOB: 2 BB: 2 P: 20	R: 2 E: 0 K: 0 S: 5	H: 2 LOB: 2 BB: 2 P: 13	R: 2 E: 0 K: 0 S: 6	H: 3 LOB: 1 BB: 0 P: 6	R: 0 E: 0 K: 0 S: 4	H: 1 LOB: 2 BB: 1 P: 8	1B: 15 2B: 4 3B: 1 HR: 2	SF: 1 SAC: 1 DP: 0 HBP: 0	WP: 0 PB: 0 SB: 2 CS: 1	PA: 53	
PITCHER	IP	WLS	BF	H	R	ER	SO	BB	IBB	HBP	BLK	WP	HR	S	P	ERA	WHIP				
Bart Johnson, R ERA: 4.71 (1, 1)	4.1	L	25	10	8	8	0	3	0	0	0	0	0	3	7						
Pete Vuckovich, R ERA: 4.71 (5, 1)	0.0		4	3	3	3	0	1	0	0	0	0	0	3	7						
Jesse Jefferson, R ERA: 8.15 (5, 1)	2.2		18	8	7	7	0	2	0	0	0	0	2	16	24	23.62	3.750				
Larry Monroe, R ERA: 9.0 (8, 1)	1.0		5	1	0	0	0	1	0	0	0	0	0	4	8	0.00	2.000				

Batter	1	2	3	4	5	6	7	8	9	AB	R	H	RBI	BB	SO	LOB	TOP										
Ralph Garr, L OBP: 0.334, SLG: 0.410 (1, 9)										4	0	1	1	0	0	2	Chicago White Sox @ Minnesota Twins Metropolitan Stadium, Bloomington, MI Mon Sep 06 1976, 4:33 AM EDT Att: 6,587 - Unknown - 77 F										
Bill Stein, R OBP: 0.320, SLG: 0.362 (1, 5)										5	0	2	0	0	2	3											
Jim Spencer, L OBP: 0.320, SLG: 0.366 (1, 3)										3	0	1	1	0	0	1											
Jorge Orta, L OBP: 0.320, SLG: 0.414 (1, 7)										4	0	1	0	0	0	4											
Sam Ewing, L OBP: 0.150, SLG: 0.158 Lamar Johnson, R (8, PH) OBP: 0.361, SLG: 0.441 Pat Kelly, L (8, PH) OBP: 0.344, SLG: 0.383 (1, 10)										3	0	0	0	0	1	1											
Brian Downing, R OBP: 0.331, SLG: 0.331 (1, 2)										0	0	0	0	0	0	0											
Jack Brohamer, L OBP: 0.342, SLG: 0.383 (1, 4)										4	0	1	0	0	0	1											
Bucky Dent, R OBP: 0.303, SLG: 0.305 (1, 6)										3	1	2	0	1	0	0											
Chet Lemon, R OBP: 0.297, SLG: 0.315 (1, 8)										4	1	2	0	0	0	2											
Inning Stats	R: 0 E: 0 K: 0 S: 4	H: 1 LOB: 1 BB: 0 P: 4	R: 0 E: 0 K: 1 S: 7	H: 2 LOB: 2 BB: 0 P: 7	R: 0 E: 0 K: 1 S: 5	H: 0 LOB: 0 BB: 0 P: 5	R: 0 E: 0 K: 1 S: 6	H: 2 LOB: 1 BB: 0 P: 6	R: 2 E: 0 K: 0 S: 6	H: 3 LOB: 1 BB: 0 P: 6	R: 0 E: 0 K: 0 S: 3	H: 0 LOB: 0 BB: 0 P: 3	R: 0 E: 0 K: 0 S: 3	H: 0 LOB: 0 BB: 0 P: 3	R: 0 E: 0 K: 1 S: 7	H: 2 LOB: 2 BB: 0 P: 7		R: 0 E: 0 K: 1 S: 6	H: 1 LOB: 2 BB: 1 P: 10	1B: 8 2B: 3 3B: 0 HR: 0	SF: 2 SAC: 0 DP: 0 HBP: 0	WP: 0 PB: 0 SB: 0 CS: 1	PA: 38				
PITCHER	IP	WLS	BF	H	R	ER	SO	BB	IBB	HBP	BLK	WP	HR	S	P	ERA	WHIP										
Bill Singer, R ERA: 3.98 (1, 1)	7.0		30	10	2	2	3	0	0	0	0	0	0	36	36	2.57	1.429										
Tom Burgmeier, L ERA: 2.34 (8, 1)	0.1		1	0	0	0	0	0	0	0	0	0	0	1	1	0.00	0.000										
Bill Campbell, R ERA: 2.97 (8, 1)	1.2	W	7	1	0	0	2	1	0	0	0	0	0	10	14	0.00	1.200										

AB	35
R	2
H	11
RBI	2
BB	1
SO	5
LOB	18



Batter	1	2	3	4	5	6	7	8	9	AB	R	H	RBI	BB	SO	LOB	BOTTOM										
Steve Bnye, R OBP: 0.301, SLG: 0.328 (1, 8)										4	0	1	0	0	0	2	Chicago White Sox @ Minnesota Twins Metropolitan Stadium, Bloomington, MI Mon Sep 06 1976, 4:33 AM EDT Att: 6,587 - Unknown - 77 F										
Bob Randall, R OBP: 0.323, SLG: 0.328 (1, 4)										4	1	1	0	0	1	1											
Rod Carew, L OBP: 0.400, SLG: 0.454 (1, 3)										4	0	2	0	0	0	1											
Larry Hisle, R OBP: 0.321, SLG: 0.369 (1, 7)										4	0	0	0	0	2	3											
Dan Ford, R OBP: 0.312, SLG: 0.428 (1, 9)										4	1	2	2	0	1	0											
Butch Wynegar, S OBP: 0.382, SLG: 0.371 (1, 2)										4	0	0	0	0	0	1											
Craig Kusick, R OBP: 0.344, SLG: 0.436 (1, 10)										3	1	2	1	1	1	0											
Roy Smalley, S OBP: 0.358, SLG: 0.331 (1, 6)										2	0	0	0	0	0	1											
Mike Cabbage, L OBP: 0.345, SLG: 0.348 (1, 5)										3	0	1	0	0	0	1											
Inning Stats	R: 0 E: 0 K: 1 S: 6	H: 1 LOB: 1 BB: 0 P: 6	R: 1 E: 0 K: 0 S: 4	H: 2 LOB: 0 BB: 0 P: 4	R: 0 E: 1 K: 0 S: 4	H: 1 LOB: 1 BB: 0 P: 4	R: 0 E: 0 K: 1 S: 5	H: 0 LOB: 0 BB: 0 P: 5	R: 0 E: 0 K: 0 S: 3	H: 3 LOB: 1 BB: 0 P: 5	R: 0 E: 0 K: 0 S: 3	H: 0 LOB: 1 BB: 1 P: 7	R: 0 E: 0 K: 1 S: 5	H: 0 LOB: 0 BB: 0 P: 5	R: 1 E: 0 K: 1 S: 5	H: 1 LOB: 0 BB: 0 P: 5		1B: 5 2B: 2 3B: 0 HR: 2	SF: 0 SAC: 1 DP: 1 HBP: 0	WP: 0 PB: 0 SB: 0 CS: 1	PA: 34						
PITCHER	IP	WLS	BF	H	R	ER	SO	BB	IBB	HBP	BLK	WP	HR	S	P	ERA	WHIP										
Ken Kravec, L ERA: 2.77 (1, 1)	7.0		28	8	2	2	3	1	0	0	0	0	1	33	37	2.57	1.286										
Francisco Barrios, R ERA: 4.53 (8, 1)	1.2	L	6	1	1	1	2	0	0	0	0	0	1	10	10	5.40	0.600										

AB	32
R	3
H	9
RBI	3
BB	1
SO	5
LOB	10



Batter	1	2	3	4	5	6	7	8	9	AB	R	H	RBI	BB	SO	LOB	TOP			
Steve Braun, L (1, 7) Larry Hisle, R (8, 7) OBP: 0.389, SLG: 0.351 OBP: 0.321, SLG: 0.369	G3		FC3-6			L7		F3		4	0	0	1	0	0	1	Minnesota Twins @ Texas Rangers Arlington Stadium, Arlington, TX Tue Sep 07 1976, 8:05 PM EDT Att. 4,640 - Unknown - 88 F			
Roy Smalley, S (1, 6) OBP: 0.361, SLG: 0.333			FC3-6							3	0	2	0	1	0	1				
Rod Carew, L (1, 3) OBP: 0.397, SLG: 0.451			6-3							4	0	0	0	0	1	4				
Butch Wynegar, S (1, 2) OBP: 0.363, SLG: 0.372										4	0	2	0	0	0	2				
Lyman Bostock, L (1, 8) OBP: 0.366, SLG: 0.428										4	0	1	0	0	0	2				
Tony Oliva, L (1, 10) Dan Ford, R (9, PR) OBP: 0.242, SLG: 0.270 OBP: 0.312, SLG: 0.428										4	0	1	0	0	0	2				
Mike Cubbage, L (1, 5) OBP: 0.341, SLG: 0.344										4	0	0	0	0	0	2				
Steve Brye, R (1, 9) OBP: 0.304, SLG: 0.335										4	1	2	0	0	1	2				
Bob Randall, R (1, 4) OBP: 0.321, SLG: 0.326										2	0	0	0	0	0	1				
Inning Stats	R: 0 E: 0 K: 1 S: 4	H: 0 LOB: 0 BB: 1 P: 8	R: 0 E: 0 K: 0 S: 4	H: 2 LOB: 1 BB: 0 P: 4	R: 1 E: 0 K: 0 S: 5	H: 1 LOB: 1 BB: 0 P: 5	R: 0 E: 0 K: 0 S: 3	H: 0 LOB: 0 BB: 0 P: 3	R: 0 E: 0 K: 1 S: 5	H: 2 LOB: 2 BB: 0 P: 5	R: 0 E: 0 K: 0 S: 4	H: 1 LOB: 1 BB: 0 P: 4	R: 0 E: 1 K: 0 S: 4	H: 1 LOB: 1 BB: 0 P: 4	R: 0 E: 0 K: 0 S: 4	H: 1 LOB: 2 BB: 0 P: 4		1B: 7 2B: 2 3B: 0 HR: 0	SF: 0 SAC: 1 DP: 2 HBP: 0	WP: 0 PB: 0 CS: 1
PITCHER Gaylord Perry, R (1, 1) ERA: 3.34	IP: 9.0 WLS: L BF: 35 H: 8 R: 1 ER: 1 SO: 2 BB: 1 IBB: 0 HBP: 0 BLK: 0 WP: 0 HR: 0 S: 38 P: 42 ERA: 1.00 WHIP: 1.000																			

AB	33
R	1
H	8
RBI	1
BB	1
SO	2
LOB	17




Batter	1	2	3	4	5	6	7	8	9	AB	R	H	RBI	BB	SO	LOB	BOTTOM					
Gene Clines, R (1, 7) OBP: 0.294, SLG: 0.297	L4									4	0	1	0	0	0	0	Minnesota Twins @ Texas Rangers Arlington Stadium, Arlington, TX Tue Sep 07 1976, 8:05 PM EDT Att. 4,640 - Unknown - 88 F					
Toby Harrah, R (1, 6) Ken Pape, R (9, PR) OBP: 0.388, SLG: 0.385 OBP: 0.286, SLG: 0.286										4	0	2	0	0	0	0						
Mike Hargrove, L (1, 3) Dave Moates, L (9, PR) OBP: 0.395, SLG: 0.384 OBP: 0.310, SLG: 0.330										4	0	0	0	0	0	4						
Jeff Burroughs, R (1, 9) OBP: 0.306, SLG: 0.365										4	0	2	0	0	0	0						
Roy Howell, L (1, 5) OBP: 0.293, SLG: 0.361										3	0	2	0	0	0	0						
Tom Grieve, R (1, 10) OBP: 0.294, SLG: 0.400										4	0	0	0	0	0	5						
Lenny Randle, S (1, 4) OBP: 0.279, SLG: 0.257										4	0	1	0	0	0	5						
Juan Beniquez, R (1, 8) OBP: 0.329, SLG: 0.304										3	0	0	0	0	0	1						
Bill Fahey, L (1, 2) OBP: 0.355, SLG: 0.323										3	0	1	0	0	0	0						
Inning Stats	R: 0 E: 0 K: 0 S: 3	H: 0 LOB: 0 BB: 0 P: 3	R: 0 E: 0 K: 0 S: 3	H: 0 LOB: 0 BB: 0 P: 3	R: 0 E: 0 K: 0 S: 3	H: 1 LOB: 0 BB: 0 P: 3	R: 0 E: 0 K: 0 S: 3	H: 0 LOB: 0 BB: 0 P: 3	R: 0 E: 0 K: 0 S: 4	H: 1 LOB: 1 BB: 0 P: 4	R: 0 E: 0 K: 0 S: 5	H: 3 LOB: 2 BB: 0 P: 5	R: 0 E: 0 K: 0 S: 4	H: 1 LOB: 1 BB: 0 P: 4	R: 0 E: 0 K: 0 S: 3	H: 0 LOB: 0 BB: 0 P: 3		R: 0 E: 0 K: 0 S: 6	H: 3 LOB: 3 BB: 0 P: 6	1B: 9 2B: 1 3B: 0 HR: 0	SF: 0 SAC: 1 DP: 2 HBP: 0	WP: 0 PB: 0 CS: 0
PITCHER Pete Redfern, R (1, 1) ERA: 4.08 Bill Campbell, R (7, 1) ERA: 2.92	IP: 6.0 WLS: W BF: 21 H: 5 R: 0 ER: 0 SO: 0 BB: 0 IBB: 0 HBP: 0 BLK: 0 WP: 0 HR: 0 S: 21 P: 21 ERA: 0.00 WHIP: 0.833																					


AB	33
R	0
H	9
RBI	0
BB	0
SO	0
LOB	15



Batter	1	2	3	4	5	6	7	8	9	AB	R	H	RBI	BB	SO	LOB	TOP								
Bob Randall, R (1, 4) OBP: 0.319, SLG: 0.324	4-3		4-3			SH3-4 1B	HR		F8	3	1	1	0	0	0	1	Minnesota Twins @ Texas Rangers Arlington Stadium, Arlington, TX Thu Sep 09 1976, 8:05 PM EDT Att: 3,603 - Unknown - 75 F								
Rod Carew, L (7, PH) OBP: 0.396, SLG: 0.454										1	1	1	4	0	0	0									
Luis Gomez, R (7, 4) OBP: 0.229, SLG: 0.217										1	0	0	0	0	0	0									
Steve Brys, R (1, 8) OBP: 0.299, SLG: 0.329	F9		2-3			SH3-4 1-2	K		L7	4	0	0	0	0	2	1									
Dan Ford, R (1, 9) OBP: 0.307, SLG: 0.420	K				6-3		F9		6-3	5	0	0	0	0	1	1									
Larry Hisle, R (1, 7) OBP: 0.326, SLG: 0.371		6-3			L6					3	1	1	1	1	0	0									
Craig Kusick, R (1, 3) OBP: 0.343, SLG: 0.431		5-3			6-3		2H F9			3	0	0	0	1	0	1									
Butch Wynegar, S (1, 10) OBP: 0.396, SLG: 0.373										3	1	1	0	1	1	2									
Jerry Terrell, R (1, 5) OBP: 0.279, SLG: 0.271										2	0	0	0	0	1	1									
Mike Cubbage, L (8, PH) OBP: 0.340, SLG: 0.343	K				6-3		SH3-4 1-2			1	0	1	1	0	0	0									
Glenn Borgmann, R (1, 2) OBP: 0.433, SLG: 0.378										1	1	0	0	3	0	2									
Roy Smalley, S (1, 6) OBP: 0.363, SLG: 0.335										2	1	1	0	1	0	2									
Inning Stats	R: 0 E: 0 K: 1 S: 5	H: 0 LOB: 0 BB: 0 P: 5	R: 0 E: 0 K: 1 S: 6	H: 1 LOB: 1 BB: 0 P: 6	R: 0 E: 0 K: 1 S: 5	H: 0 LOB: 1 BB: 1 P: 9	R: 0 E: 0 K: 0 S: 3	H: 0 LOB: 0 BB: 0 P: 3	R: 0 E: 0 K: 0 S: 3	H: 1 LOB: 2 BB: 1 P: 7	R: 1 E: 0 K: 0 S: 5	H: 2 LOB: 1 BB: 0 P: 5	R: 4 E: 0 K: 1 S: 6	H: 1 LOB: 0 BB: 3 P: 18	R: 1 E: 0 K: 1 S: 6	H: 1 LOB: 2 BB: 2 P: 14	R: 0 E: 0 K: 0 S: 3	H: 0 LOB: 0 BB: 0 P: 3	1B: 4 2B: 1 3B: 0 HR: 1	SF: 0 SAC: 3 DP: 0 HBP: 0	WP: 0 PB: 0 SB: 0 CS: 0	PA: 39			
PITCHER	IP	WLS	BF	H	R	ER	SO	BB	IBB	HBP	BLK	WP	HR	S	P	ERA	WHIP								
Jim Umberger, L (1, 1) ERA: 3.3	6.0	L	23	4	1	1	3	2	0	0	0	0	0	27	35	1.50	1.000								
Steve Foucault, R (7, 1) ERA: 3.29	0.1		4	0	3	3	0	3	0	0	0	0	0	1	13	81.00	9.000								
Steve Hargan, R (7, 1) ERA: 3.3	1.2		9	2	2	2	2	2	0	0	0	0	1	11	19	10.80	2.400								
Jeff Terpko, R (9, 1) ERA: 2.34	1.0		3	0	0	0	0	0	0	0	0	0	0	3	3	0.00	0.000								

Batter	1	2	3	4	5	6	7	8	9	AB	R	H	RBI	BB	SO	LOB	BOTTOM								
Dave Moates, L (1, 8) OBP: 0.300, SLG: 0.319	4-3			F6		F7			F8	4	0	0	0	0	0	2	Minnesota Twins @ Texas Rangers Arlington Stadium, Arlington, TX Thu Sep 09 1976, 8:05 PM EDT Att: 3,603 - Unknown - 75 F								
Gene Clines, R (1, 7) OBP: 0.291, SLG: 0.294	L6-3			K					L8	4	0	0	0	0	1	2									
Mike Hargrove, L (1, 3) OBP: 0.392, SLG: 0.380	K									4	0	1	0	0	1	2									
Toby Harrah, R (1, 6) OBP: 0.364, SLG: 0.381		6-3								3	0	0	0	0	1	1									
Doug Ault, R (1, 10) OBP: 0.333, SLG: 0.333		K								3	0	1	0	0	2	0									
Tom Grieve, R (1, 9) OBP: 0.294, SLG: 0.404		6-3								2	0	0	0	1	1	0									
Ken Pape, R (1, 5) OBP: 0.200, SLG: 0.200				K						3	0	0	0	0	1	2									
Danny Thompson, R (1, 4) OBP: 0.280, SLG: 0.272					5-3					3	0	1	0	0	1	0									
Jim Sundberg, R (1, 2) OBP: 0.280, SLG: 0.294					3-1					3	0	0	0	0	0	1									
Inning Stats	R: 0 E: 0 K: 1 S: 5	H: 0 LOB: 0 BB: 0 P: 5	R: 0 E: 0 K: 1 S: 5	H: 0 LOB: 0 BB: 0 P: 5	R: 0 E: 0 K: 2 S: 8	H: 1 LOB: 1 BB: 0 P: 8	R: 0 E: 0 K: 0 S: 2	H: 1 LOB: 0 BB: 1 P: 6	R: 0 E: 0 K: 1 S: 5	H: 0 LOB: 0 BB: 0 P: 5	R: 0 E: 0 K: 2 S: 7	H: 0 LOB: 0 BB: 0 P: 7	R: 0 E: 1 K: 0 S: 5	H: 1 LOB: 2 BB: 0 P: 5	1B: 3 2B: 0 3B: 0 HR: 0	SF: 0 SAC: 0 DP: 1 HBP: 0		WP: 0 PB: 0 SB: 0 CS: 1	PA: 31						
PITCHER	IP	WLS	BF	H	R	ER	SO	BB	IBB	HBP	BLK	WP	HR	S	P	ERA	WHIP								
Dave Goltz, R (1, 1) ERA: 3.38	9.0	W	30	3	0	0	8	1	0	0	0	0	0	45	49	0.00	0.444								

Batter	1	2	3	4	5	6	7	8	9	AB	R	H	RBI	BB	SO	LOB	TOP											
Davey Nelson, R OBP: 0.299, SLG: 0.302 (1, 4)	4-3		K		F9		FC6-4 1B	4-3		5	0	1	0	0	1	2	Kansas City Royals @ Minnesota Twins Metropolitan Stadium, Bloomington, MI Fri Sep 10 1976, 8:05 PM EDT Alt. 8,912 - Unknown - 70 F AB 34 R 3 H 9 RBI 3 BB 7 SO 5 LOB 19 											
Tom Poquette, L OBP: 0.372, SLG: 0.443 (1, 7)	WP 1B		G3		F7		FC6-4 1-2 2-3	6-3		5	0	1	0	0	0	5												
George Brett, L OBP: 0.380, SLG: 0.463 Cookie Rojas, R OBP: 0.277, SLG: 0.275 (6, 5)	K				F7			F2	WP BB	3	0	0	0	0	1	1												
Hal McRae, R OBP: 0.420, SLG: 0.479 (1, 10)	F9				L7			BB 1B BB	BB 1B BB	2	1	0	0	3	0	1												
John Mayberry, L OBP: 0.327, SLG: 0.362 Jamie Quirk, L OBP: 0.245, SLG: 0.333 (6, 6)		6-3			F8			BB 1B	K	3	0	0	0	0	0	1												
Amos Otis, R OBP: 0.349, SLG: 0.459 Ruppert Jones, L OBP: 0.255, SLG: 0.333 (5, 9)	K				FC6-4 1B			WP 1B BB	1-2 2-3 BB	2	0	1	0	0	1	0												
Al Cowens, R OBP: 0.333, SLG: 0.280 John Wathan, R OBP: 0.333, SLG: 0.280 (5, 2)	PO 1B				FC6-4 1-2			L7	5-3 WP 1B	2	0	1	2	0	0	1												
Frank White, R OBP: 0.269, SLG: 0.310 Jim Wohlford, R OBP: 0.303, SLG: 0.300 (6, 4)	PO		CS 1B					F8	5-3 1-2 2-H 3-H	1	0	1	0	1	0	0												
Buck Martinez, R OBP: 0.268, SLG: 0.364 Willie Wilson, S OBP: 0.500, SLG: 0.500 (5, 8)					F8			1B	K	2	0	1	0	0	1	1												
Inning Stats	R: 0 E: 0 K: 1 S: 6	H: 1 LOB: 1 BB: 0 P: 6	R: 0 E: 0 K: 1 S: 5	H: 1 LOB: 0 BB: 0 P: 5	R: 0 E: 0 K: 1 S: 5	H: 1 LOB: 2 BB: 1 P: 9	R: 0 E: 0 K: 0 S: 4	H: 0 LOB: 1 BB: 1 P: 8	R: 0 E: 0 K: 0 S: 3	H: 0 LOB: 3 BB: 0 P: 7	R: 0 E: 0 K: 0 S: 6	H: 3 LOB: 1 BB: 0 P: 6	R: 3 E: 0 K: 1 S: 7	H: 2 LOB: 1 BB: 2 P: 15	R: 0 E: 0 K: 1 S: 5	H: 0 LOB: 2 BB: 2 P: 13		1B: 9 2B: 0 3B: 0 HR: 0	SF: 0 SAC: 0 DP: 0 HBP: 0	WP: 3 PB: 0 SB: 0 CS: 1	PA: 42							
PITCHER	IP	WLS	BF	H	R	ER	SO	BB	IBB	HBP	BLK	WP	HR	S	P	ERA	WHIP											
Jim Hughes, R ERA: 4.94 Tom Burgmeier, L ERA: 2.32	(1, 1)	8.0	W	36	9	3	3	4	5	0	0	0	2	0	39	59	3.38	1.750										
(9, 1)	1.0	5	0	0	0	1	2	0	0	0	0	1	0	5	13	0.00	2.000											

Batter	1	2	3	4	5	6	7	8	9	AB	R	H	RBI	BB	SO	LOB	BOTTOM										
Bob Randall, R OBP: 0.318, SLG: 0.320 Luis Gomez, R OBP: 0.240, SLG: 0.213 (6, 4)	L7		K		P4		WP G3 BB	G5-4-3		4	1	0	0	1	1	5	Kansas City Royals @ Minnesota Twins Metropolitan Stadium, Bloomington, MI Fri Sep 10 1976, 8:05 PM EDT Alt. 8,912 - Unknown - 70 F AB 38 R 18 H 18 RBI 16 BB 14 SO 2 LOB 22 										
Steve Brye, R OBP: 0.301, SLG: 0.331 Lyman Bostock, L OBP: 0.375, SLG: 0.448 (5, 8)	1B SF9		E6 1B WP		3B 2B		FC6-4 BB 1B	G3		2	2	1	0	0	0	0											
Rod Carew, L OBP: 0.398, SLG: 0.454 (1, 3)	1-3 1B		BB 1-3 1B		3B IBB		FC6-4 BB	4-3		4	2	2	1	2	0	1											
Larry Hisle, R OBP: 0.330, SLG: 0.377 (1, 7)	SF9		SF8-4-1 BB		2B 3B		FC6-4 1B			3	3	2	4	2	0	2											
Craig Kusick, R OBP: 0.342, SLG: 0.429 Steve Braun, L OBP: 0.393, SLG: 0.357 (3, PH)	F9		SF8-4-6 BB		HR 2B		1-2 2-3 3-H 1B	3-1		1	0	0	0	0	0	1											
Dan Ford, R OBP: 0.309, SLG: 0.429 (1, 9)		L7	SF8-4-6 1-2 2-3 3-H		HR 2B		1-2 2-H 1B	6-3		5	2	3	5	0	0	0											
Roy Smalley, S OBP: 0.366, SLG: 0.337 (1, 6)		PB 1B BB	4-3		BB BB		1-2 2-H 1B			3	1	2	1	3	0	1											
Jerry Terrell, R OBP: 0.277, SLG: 0.269 Mike Cubbage, L OBP: 0.346, SLG: 0.342 (5, 5)		L3			SH5-3 BB		1-2 2-3 BB			1	0	0	0	0	0	1											
Glenn Borgmann, R OBP: 0.431, SLG: 0.380 (1, 2)		S 1B			SH5-3 1-2		K E5	F5		5	0	2	1	0	1	5											
Inning Stats	R: 1 E: 0 K: 0 S: 5	H: 2 LOB: 1 BB: 0 P: 5	R: 1 E: 0 K: 1 S: 6	H: 1 LOB: 1 BB: 1 P: 10	R: 2 E: 1 K: 0 S: 4	H: 1 LOB: 1 BB: 2 P: 12	R: 6 E: 0 K: 0 S: 7	H: 4 LOB: 3 BB: 3 P: 19	R: 5 E: 1 K: 1 S: 10	H: 4 LOB: 3 BB: 3 P: 22	R: 2 E: 0 K: 0 S: 7	H: 5 LOB: 1 BB: 1 P: 11	R: 1 E: 0 K: 0 S: 3	H: 0 LOB: 2 BB: 2 P: 11	R: 0 E: 0 K: 0 S: 3	H: 1 LOB: 2 BB: 2 P: 11		1B: 13 2B: 4 3B: 1 HR: 1	SF: 2 SAC: 1 DP: 2 HBP: 0	WP: 2 PB: 1 SB: 1 CS: 0	PA: 55						
PITCHER	IP	WLS	BF	H	R	ER	SO	BB	IBB	HBP	BLK	WP	HR	S	P	ERA	WHIP										
Andy Hassler, L ERA: 3.55 Tom Bruno, R ERA: 5.29 Bob McClure, L ERA: 10.13 Paul Spittorff, L ERA: 3.77 Jerry Gram, R ERA: 13.5	(1, 1)	2.0	L	13	4	4	2	1	2	0	0	0	1	8	21	9.00	3.000										
(3, 1)	1.2	11	4	6	6	0	2	1	0	0	0	0	1	8	20	32.40	3.600										
(4, 1)	0.1	2	0	0	0	0	1	0	0	0	0	0	0	1	5	0.00	3.000										
(5, 1)	0.2	10	4	5	4	1	3	0	0	0	0	0	0	9	21	54.00	10.500										
(5, 1)	1.1	9	5	2	2	0	1	0	0	0	0	0	0	8	12	13.50	4.500										
PITCHER	IP	WLS	BF	H	R	ER	SO	BB	IBB	HBP	BLK	WP	HR	S	P	ERA	WHIP										
Roger Nelson, R ERA: 9.0 Tom Hall, L ERA: 4.5	(7, 1)	1.0	5	1	0	0	0	2	0	0	0	0	0	3	11	9.00	2.000										
(8, 1)	1.0	5	1	0	0	0	2	0	0	0	0	0	0	3	11	0.00	3.000										

Batter	1	2	3	4	5	6	7	8	9	AB	R	H	RBI	BB	SO	LOB	TOP					
Jim Wohlford, R OBP: 0.305, SLG: 0.303										5	2	2	1	0	0	1						
Amos Otis, R OBP: 0.353, SLG: 0.467										4	2	3	3	0	0	0						
George Brett, L OBP: 0.380, SLG: 0.465										5	0	2	1	0	0	2						
Hal McRae, R OBP: 0.416, SLG: 0.474										5	0	0	0	0	0	6						
John Mayberry, L OBP: 0.327, SLG: 0.361										4	0	1	1	0	1	2						
Al Cowens, R OBP: 0.306, SLG: 0.346										4	1	1	0	0	1	3						
Cookie Rojas, R OBP: 0.267, SLG: 0.263										4	0	0	0	0	0	3						
Frank White, R OBP: 0.273, SLG: 0.316										3	2	2	0	1	0	0						
Buck Martinez, R OBP: 0.270, SLG: 0.365										2	0	1	1	0	0	1						
Roger Kromelke, L OBP: 0.250, SLG: 0.327										1	0	0	0	0	1	0						
John Whitburn, R OBP: 0.253, SLG: 0.280										0	0	0	0	0	0	0						
Jamie Quisenberry, R OBP: 0.252, SLG: 0.340										1	0	1	1	0	0	0						
Davey Nelson, R OBP: 0.250, SLG: 0.302										0	1	0	0	0	0	0						
Bob Stinson, S OBP: 0.340, SLG: 0.341										0	0	0	0	0	0	0						
Inning Stats	R: 2 E: 0 K: 1 S: 8	H: 3 LOB: 2 BB: 0 P: 9	R: 1 E: 0 K: 0 S: 4	H: 2 LOB: 0 BB: 0 P: 4	R: 0 E: 1 K: 0 S: 4	H: 0 LOB: 1 BB: 0 P: 4	R: 0 E: 0 K: 0 S: 2	H: 0 LOB: 0 BB: 1 P: 6	R: 0 E: 0 K: 0 S: 4	H: 2 LOB: 1 BB: 0 P: 4	R: 0 E: 0 K: 0 S: 3	H: 0 LOB: 0 BB: 0 P: 3	R: 0 E: 0 K: 1 S: 5	H: 0 LOB: 0 BB: 0 P: 5	R: 0 E: 0 K: 1 S: 6	H: 1 LOB: 1 BB: 0 P: 6	R: 5 E: 0 K: 0 S: 8	H: 5 LOB: 1 BB: 0 P: 8	1B: 10 2B: 3 3B: 0 HR: 1	SF: 0 SAC: 0 DP: 2 HBP: 1	WP: 0 PB: 0 SB: 1 CS: 1	PA: 41
PITCHER	IP WLS BF H R ER SO BB IBB HBP BLK WP HR S P ERA WHIP																					
Bill Singer, R ERA: 3.96	(1, 1) 7.2 31 8 3 3 2 1 0 1 0 0 0 33 38 3.52 1.174																					
Tom Burgmeier, L ERA: 2.31	(8, 1) 0.1 1 0 0 0 1 0 0 0 0 0 0 1 3 3 0.00 0.000																					
Bill Campbell, R ERA: 3.2	(9, 1) 0.1 L 6 5 5 0 0 0 0 0 0 0 0 1 6 6 135.00 15.000																					
Tom Johnson, R ERA: 2.7	(9, 1) 0.2 2 0 0 0 0 0 0 0 0 0 0 0 2 2 0.00 0.000																					

Kansas City Royals @ Minnesota Twins
 Metropolitan Stadium, Bloomington, MI
 Sat Sep 11 1976, 4:33 AM EDT
 Alt. 8,955 - Unknown - 84 F

livebaseballscores.com

AB 38
 R 8
 H 13
 RBI 8
 BB 1
 SO 3
 LOB 18

Batter	1	2	3	4	5	6	7	8	9	AB	R	H	RBI	BB	SO	LOB	BOTTOM					
Steve Braun, L OBP: 0.388, SLG: 0.352										5	0	0	0	0	0	1						
Roy Smalley, S OBP: 0.367, SLG: 0.336										5	0	1	0	0	2	0						
Rod Carew, L OBP: 0.400, SLG: 0.457										5	1	3	0	0	0	1						
Lyman Bostock, L OBP: 0.375, SLG: 0.448										5	1	2	1	0	0	3						
Butch Wynegar, S OBP: 0.367, SLG: 0.372										3	1	1	0	1	0	0						
Mike Cubbage, L OBP: 0.345, SLG: 0.341										4	1	1	0	0	0	3						
Larry Hisle, R OBP: 0.331, SLG: 0.379										3	1	1	1	1	0	2						
Dan Ford, R OBP: 0.313, SLG: 0.436										4	1	3	3	0	1	0						
Bob Randall, R OBP: 0.317, SLG: 0.320										4	0	1	1	0	0	4						
Inning Stats	R: 0 E: 0 K: 0 S: 4	H: 1 LOB: 1 BB: 0 P: 4	R: 0 E: 0 K: 0 S: 2	H: 0 LOB: 0 BB: 1 P: 6	R: 0 E: 1 K: 1 S: 5	H: 0 LOB: 0 BB: 0 P: 5	R: 3 E: 2 K: 0 S: 7	H: 3 LOB: 2 BB: 1 P: 11	R: 1 E: 0 K: 1 S: 6	H: 2 LOB: 0 BB: 0 P: 6	R: 0 E: 0 K: 0 S: 5	H: 2 LOB: 2 BB: 0 P: 5	R: 0 E: 0 K: 0 S: 4	H: 1 LOB: 1 BB: 0 P: 4	R: 2 E: 0 K: 0 S: 6	H: 3 LOB: 1 BB: 0 P: 6	R: 0 E: 0 K: 1 S: 5	H: 1 LOB: 0 BB: 0 P: 5	1B: 10 2B: 2 3B: 1 HR: 0	SF: 0 SAC: 0 DP: 2 HBP: 0	WP: 1 PB: 0 SB: 0 CS: 1	PA: 41
PITCHER	IP WLS BF H R ER SO BB IBB HBP BLK WP HR S P ERA WHIP																					
Doug Bird, R ERA: 3.48	(1, 1) 6.0 27 8 4 1 2 2 0 0 0 0 1 0 7 7 5.40 1.200																					
Steve Mingori, L ERA: 2.13	(7, 1) 1.2 7 2 1 1 0 0 0 0 0 0 1 0 7 7 5.40 1.200																					
Mark Littell, R ERA: 1.93	(8, 1) 1.1 W 6 3 1 1 1 0 0 0 0 0 0 0 0 8 8 6.75 2.250																					

Kansas City Royals @ Minnesota Twins
 Metropolitan Stadium, Bloomington, MI
 Sat Sep 11 1976, 4:33 AM EDT
 Alt. 8,955 - Unknown - 84 F

livebaseballscores.com

AB 38
 R 6
 H 13
 RBI 6
 BB 2
 SO 3
 LOB 14

Batter	1	2	3	4	5	6	7	8	9	AB	R	H	RBI	BB	SO	LOB	TOP				
Bill North, S OBP: 0.356, SLG: 0.341 (1, 8)	G3		L6-3		FC5 E 1B		BB		S 1B	4	0	2	0	1	0	1					
Claudell Washington, L OBP: 0.296, SLG: 0.337 (1, 9)	K			F S 1B BB			K		K 1-2	3	1	0	0	2	3	4					
Don Baylor, R OBP: 0.324, SLG: 0.378 (1, 10)	K			F8	F8		K		K	5	0	0	0	0	3	7					
Joe Rudi, R OBP: 0.340, SLG: 0.449 (1, 7)		F3		G3 1B	FC5				4-3 K	5	1	1	1	0	1	4					
Sal Bando, R OBP: 0.333, SLG: 0.413 (1, 5)		F5		G3 1-2		F6		S HR BB		3	1	0	0	1	0	1					
Gene Tenace, R OBP: 0.378, SLG: 0.479 (1, 3)				BB 1B		1-3		HR		4	1	3	3	0	0	0					
Phil Garner, R OBP: 0.303, SLG: 0.397 (1, 4)				FC6-4 BB		1-3		F8		3	0	0	0	1	0	1					
Tommy Sandt, R OBP: 0.267, SLG: 0.232 (1, 6)			L6-3 1B	FC6-4		5-3		L7		4	0	1	0	0	0	2					
Jeff Newman, R OBP: 0.247, SLG: 0.261 (1, 2)			F9		F8		BB 1B		1B 2B	4	0	2	0	0	0	1					
Inning Stats	R: 0 E: 0 K: 2 S: 7	H: 0 LOB: 0 BB: 0 P: 7	R: 0 E: 0 K: 0 S: 4	H: 1 LOB: 1 BB: 0 P: 4	R: 0 E: 0 K: 0 S: 3	H: 1 LOB: 0 BB: 0 P: 3	R: 2 E: 0 K: 0 S: 5	H: 2 LOB: 2 BB: 2 P: 13	R: 0 E: 1 K: 0 S: 4	H: 1 LOB: 2 BB: 1 P: 8	R: 0 E: 0 K: 2 S: 8	H: 1 LOB: 2 BB: 1 P: 12	R: 2 E: 0 K: 0 S: 4	H: 1 LOB: 0 BB: 1 P: 8	R: 0 E: 0 K: 3 S: 11	H: 2 LOB: 2 BB: 0 P: 11	1B: 7 2B: 2 3B: 0 HR: 1	SF: 0 SAC: 0 DP: 1 HBP: 0	WP: 0 PB: 0 SB: 3 CS: 0	PA: 40	
PITCHER	IP	WLS	BF	H	R	ER	SO	BB	IBB	HBP	BLK	WP	HR	S	P	ERA	WHIP				
Steve Luebber, R ERA: 4.07 (1, 1)	8.0	L	35	7	4	4	4	5	0	0	0	0	1	38	58	4.50	1.500				
Bill Campbell, R ERA: 3.18 (9, 1)	1.0		5	2	0	0	3	0	0	0	0	0	0	11	11	0.00	2.000				

Oakland Athletics @ Minnesota Twins
Metropolitan Stadium, Bloomington, MI
Tue Sep 14 1976, 4:33 AM EDT
Unknown - 60 F

AB 35
R 4
H 9
RBI 4
BB 5
SO 7
LOB 21



Batter	1	2	3	4	5	6	7	8	9	AB	R	H	RBI	BB	SO	LOB	BOTTOM					
Jerry Terrell, R OBP: 0.282, SLG: 0.275 (1, 5)		L6			F3			G6-3 1B		4	0	2	0	0	0	2						
Bob Randall, R OBP: 0.316, SLG: 0.319 (1, 4)	K		F7			F8		G6-3 1-2		4	0	0	0	0	1	2						
Larry Hise, R OBP: 0.332, SLG: 0.383 (1, 7)	F8		CS BB			6-3		FC5-4 1B		3	0	1	0	1	0	1						
Craig Kusick, R OBP: 0.341, SLG: 0.426 (1, 3)	F4		F3			1B		FC5-4 1-2		4	0	1	0	0	0	3						
Dan Ford, R OBP: 0.315, SLG: 0.448 (1, 9)		G3 3B			6-3		1-2 1B		HR	4	2	3	1	0	0	0						
Steve Bnye, R OBP: 0.296, SLG: 0.325 (1, 8)		F3		E6 CS		F8		F9		4	0	0	0	0	3							
Butch Wynegar, S OBP: 0.365, SLG: 0.370 (1, 10)		G3		L7				F7		4	0	0	1	0	1	1						
Glenn Borgmann, R OBP: 0.420, SLG: 0.358 (1, 2)		1B BB			6-3			K		3	0	0	0	1	1	0						
Luis Gomez, R OBP: 0.245, SLG: 0.220 (1, 6)		1-2 1B			L4			6-3		3	0	1	0	0	0	0						
Inning Stats	R: 0 E: 0 K: 1 S: 6	H: 1 LOB: 1 BB: 0 P: 6	R: 1 E: 0 K: 0 S: 5	H: 2 LOB: 2 BB: 1 P: 9	R: 0 E: 0 K: 0 S: 2	H: 0 LOB: 0 BB: 1 P: 6	R: 0 E: 1 K: 0 S: 3	H: 0 LOB: 0 BB: 0 P: 3	R: 0 E: 0 K: 0 S: 3	H: 0 LOB: 0 BB: 0 P: 3	R: 0 E: 0 K: 0 S: 5	H: 2 LOB: 2 BB: 0 P: 5	R: 0 E: 0 K: 1 S: 5	H: 0 LOB: 0 BB: 0 P: 5	R: 0 E: 0 K: 0 S: 4	H: 2 LOB: 1 BB: 0 P: 4	R: 1 E: 0 K: 1 S: 6	H: 1 LOB: 0 BB: 0 P: 6	1B: 6 2B: 0 3B: 1 HR: 1	SF: 0 SAC: 0 DP: 1 HBP: 0	WP: 0 PB: 0 SB: 0 CS: 2	PA: 35
PITCHER	IP	WLS	BF	H	R	ER	SO	BB	IBB	HBP	BLK	WP	HR	S	P	ERA	WHIP					
Vida Blue, L ERA: 2.45 (1, 1)	9.0	W	35	8	2	2	3	2	0	0	0	0	1	39	47	2.00	1.111					

Oakland Athletics @ Minnesota Twins
Metropolitan Stadium, Bloomington, MI
Tue Sep 14 1976, 4:33 AM EDT
Unknown - 60 F

AB 33
R 2
H 8
RBI 2
BB 2
SO 3
LOB 12



Batter	1	2	3	4	5	6	7	8	9	AB	R	H	RBI	BB	SO	LOB	TOP					
Bill North, S OBP: 0.356, SLG: 0.343 (1, 10)	G5-3 1B		K			E 2H 2B	L7		F6	5	0	2	1	0	1	4						
Claudell Washington, L OBP: 0.298, SLG: 0.349 (1, 8) (7, 9)	1-2 1B			HR		K		6-3		4	1	2	1	0	1	1						
Don Baylor, R OBP: 0.324, SLG: 0.377 (1, 9) (7, 3)	F2			5-3		E5 2-3 6-3		1B FC1-2 1B		4	0	1	0	0	0	3						
Joe Rudi, R OBP: 0.339, SLG: 0.447 (1, 7)	G5-3 2-3f			4-3		6-3 1-2		FC1-2 1B		4	0	1	0	0	0	5						
Sal Bando, R OBP: 0.333, SLG: 0.411 (1, 5)		4-3		5-3			1B S 1B BB	FC1-2 1-2 2H		3	1	0	0	1	0	2						
Gene Tenace, R OBP: 0.376, SLG: 0.477 (1, 3) (7, 2)	6-3					FC4-6 1B	K 1-2	F8		4	0	1	0	0	1	3						
Phil Garner, R OBP: 0.303, SLG: 0.396 (1, 4)	4-3			FC4-6 1-2f CS		1B 2-3 1B		4-3		4	0	1	0	0	0	1						
Tommy Sandt, R OBP: 0.258, SLG: 0.224 (7, PH)			1-3			K		WP SH3 1B		2	0	0	0	0	1	1						
Billy Williams, L OBP: 0.320, SLG: 0.338 (7, PR)						K				1	0	1	1	0	0	0						
Matt Alexander, S OBP: 0.036, SLG: 0.036 (7, PR)										0	0	0	0	0	0	0						
Gary Woods, R OBP: 1.000, SLG: 1.000 (7, 8)										1	0	1	0	0	0	0						
Jeff Newman, R OBP: 0.243, SLG: 0.257 (5, PH)										1	0	0	0	0	0	0						
Jim Holt, L OBP: 1.209, SLG: 2.000 (5, PH)										0	1	0	0	0	0	0						
Larry Lintz, S OBP: 0.286, SLG: 0.237 (5, PH)										0	0	0	0	0	0	0						
Larry Haney, R OBP: 0.251, SLG: 0.237 (7, PH)										0	0	0	0	0	0	0						
Willie McCovey, R OBP: 0.351, SLG: 0.325 (7, PH)										1	0	0	0	0	1	2						
Bert Campaneris, R OBP: 0.339, SLG: 0.302 (7, 6)										0	0	0	0	0	0	0						
Inning Stats	R: 0 E: 0 K: 0 S: 4	H: 2 LOB: 1 BB: 0 P: 4	R: 0 E: 0 K: 0 S: 3	H: 0 LOB: 0 BB: 0 P: 3	R: 0 E: 0 K: 1 S: 5	H: 0 LOB: 0 BB: 0 P: 5	R: 1 E: 0 K: 0 S: 4	H: 1 LOB: 0 BB: 0 P: 4	R: 0 E: 0 K: 1 S: 5	H: 1 LOB: 0 BB: 0 P: 5	R: 1 E: 1 K: 1 S: 7	H: 2 LOB: 2 BB: 0 P: 7	R: 1 E: 0 K: 2 S: 9	H: 2 LOB: 1 BB: 1 P: 13	R: 0 E: 0 K: 0 S: 5	H: 2 LOB: 2 BB: 0 P: 5	R: 0 E: 0 K: 0 S: 4	H: 1 LOB: 1 BB: 0 P: 4	1B: 8 2B: 2 3B: 0 HR: 1	SF: 0 SAC: 1 DP: 1 HBP: 0	WP: 1 PB: 0 SB: 2 CS: 1	PA: 37
PITCHER Dave Goltz, R ERA: 3.36 (1, 1)	IP: 9.0 WLS: W BF: 37 H: 11 R: 3 ER: 3 SO: 5 BB: 1 IBB: 0 HBP: 0 BLK: 0 WP: 1 HR: 1 S: 46 P: 50 ERA: 3.00 WHIP: 1.333															PITCHER						

Oakland Athletics @ Minnesota Twins
Metropolitan Stadium, Bloomington, MI
Tue Sep 14 1976, 4:38 AM EDT
Att: 2,923 - Unknown

AB 35
R 3
H 11
RBI 3
BB 1
SO 5
LOB 22



Batter	1	2	3	4	5	6	7	8	9	AB	R	H	RBI	BB	SO	LOB	BOTTOM					
Larry Hisle, R OBP: 0.333, SLG: 0.383 (1, 7)	SH2-4 1B		F2	FC5 2-3f			BB			3	1	1	0	1	0	2						
Roy Smalley, S OBP: 0.382, SLG: 0.330 (1, 6)	SH2-4 1-2		4-3		1-3		F9			3	0	0	0	0	0	1						
Rod Carew, L OBP: 0.398, SLG: 0.456 (1, 3)	G4-6-3 2H 1B		F7		F4			K		4	0	1	1	0	1	0						
Butch Wynegar, S OBP: 0.363, SLG: 0.367 (1, 2)	G4-6-3 1-2f			6-3	F8			F4		4	0	0	0	0	0	1						
Lyman Bostock, L OBP: 0.371, SLG: 0.444 (1, 8)		4-3		5-3 HR 2B		K		L9		4	1	1	0	0	1	0						
Tony Oliva, L OBP: 0.238, SLG: 0.265 (6, PH)			F6		5-3		L7			2	0	0	0	0	0	1						
Craig Kusick, R OBP: 0.342, SLG: 0.431 (6, PR)									1B 2B	2	0	1	0	0	0	0						
Jerry Terrell, R OBP: 0.282, SLG: 0.275 (6, PR)										0	1	0	0	0	0	0						
Mike Cubbage, L OBP: 0.351, SLG: 0.364 (1, 5)		BB BB				F7				3	1	2	2	1	0	0						
Dan Ford, R OBP: 0.319, SLG: 0.449 (1, 9)		BB BB			3H HR					3	0	2	1	1	0	0						
Bob Randall, R OBP: 0.316, SLG: 0.319 (1, 4)			FC5-4 1-2f		FC5 1B					3	0	1	0	0	0	2						
Inning Stats	R: 1 E: 0 K: 0 S: 4	H: 2 LOB: 0 BB: 0 P: 4	R: 0 E: 0 K: 0 S: 3	H: 0 LOB: 2 BB: 2 P: 11	R: 0 E: 0 K: 0 S: 3	H: 0 LOB: 0 BB: 0 P: 3	R: 2 E: 0 K: 0 S: 7	H: 4 LOB: 2 BB: 0 P: 7	R: 0 E: 0 K: 0 S: 3	H: 0 LOB: 0 BB: 0 P: 3	R: 0 E: 0 K: 1 S: 5	H: 0 LOB: 0 BB: 0 P: 5	R: 0 E: 0 K: 0 S: 3	H: 0 LOB: 1 BB: 1 P: 7	R: 0 E: 0 K: 1 S: 5	H: 0 LOB: 0 BB: 0 P: 5	R: 1 E: 0 K: 0 S: 3	H: 3 LOB: 2 BB: 0 P: 3	1B: 6 2B: 2 3B: 0 HR: 1	SF: 0 SAC: 1 DP: 1 HBP: 0	WP: 0 PB: 0 SB: 0 CS: 0	PA: 35
PITCHER Dick Bosman, R ERA: 3.9 Paul Lindblad, L ERA: 3.22 Jim Todd, R ERA: 4.0	IP: 3.2 WLS: L BF: 17 H: 3 R: 1 ER: 1 SO: 2 BB: 1 IBB: 0 HBP: 0 BLK: 0 WP: 0 HR: 0 S: 20 P: 24 ERA: 2.08 WHIP: 0.923															PITCHER						

Oakland Athletics @ Minnesota Twins
Metropolitan Stadium, Bloomington, MI
Tue Sep 14 1976, 4:38 AM EDT
Att: 2,923 - Unknown

AB 31
R 4
H 9
RBI 4
BB 3
SO 2
LOB 7



Batter	1	2	3	4	5	6	7	8	9	AB	R	H	RBI	BB	SO	LOB	TOP			
Steve Braun, L (1, 10) OBP: 0.383, SLG: 0.347	F6						K										4 0 1 1 0 2 1			
Roy Smalley, S (1, 6) OBP: 0.363, SLG: 0.330	K	F7															3 0 1 0 1 1 2			
Rod Carew, L (1, 3) OBP: 0.398, SLG: 0.456																	3 1 1 0 0 0 1			
Lyman Bostock, L (1, 8) OBP: 0.368, SLG: 0.440	E5																4 0 0 0 0 0 1			
Mike Cabbage, L (1, 5) OBP: 0.347, SLG: 0.359	F7																4 0 0 0 0 0 2			
Butch Wynegar, S (1, 2)																	4 0 0 0 0 1 0			
Larry Hise, R (1, 7) OBP: 0.332, SLG: 0.381																	3 0 0 0 1 1 0			
Dan Ford, R (1, 9) OBP: 0.318, SLG: 0.448																	4 1 1 0 0 1 1			
Bob Randall, R (1, 4) OBP: 0.316, SLG: 0.319																	3 0 1 0 0 1 1			
Inning Stats	R: 1 E: 1 K: 1 S: 7	H: 1 LOB: 1 BB: 0 P: 7	R: 1 E: 0 K: 1 S: 8	H: 3 LOB: 2 BB: 0 P: 8	R: 0 E: 0 K: 0 S: 3	H: 0 LOB: 0 BB: 0 P: 3	R: 0 E: 0 K: 0 S: 3	H: 0 LOB: 1 BB: 1 P: 3	R: 0 E: 0 K: 2 S: 5	H: 0 LOB: 0 BB: 0 P: 3	R: 0 E: 0 K: 0 S: 7	H: 0 LOB: 1 BB: 1 P: 11	R: 0 E: 0 K: 0 S: 4	H: 1 LOB: 1 BB: 0 P: 4	R: 0 E: 0 K: 2 S: 7	H: 0 LOB: 0 BB: 0 P: 7	1B: 5 2B: 0 3B: 0 HR: 0	SF: 0 SAC: 1 DP: 0 HBP: 0	WP: 0 PB: 0 SB: 2 CS: 0	PA: 35
PITCHER	IP WLS BF H R ER SO BB IBB HBP BLK WP HR S P ERA WHIP																			
Mike Torrez, R (1, 1) ERA: 2.52	9.0 W 35 5 2 1 7 2 0 0 0 0 0 0 47 55 1.00 0.778																			
Mike Torrez, R (9, 1) ERA: 2.52	9.0 W 35 5 2 1 7 2 0 0 0 0 0 0 47 55 1.00 0.778																			

Minnesota Twins @ Oakland Athletics
Oakland-Alameda County Coliseum, Oakland, CA
Wed Sep 15 1976, 7:05 PM PDT
Att: 3,774 - Unknown - 65 F

AB	32
R	2
H	5
RBI	1
BB	2
SO	7
LOB	9



Batter	1	2	3	4	5	6	7	8	9	AB	R	H	RBI	BB	SO	LOB	BOTTOM			
Bill North, S (1, 8) OBP: 0.355, SLG: 0.343	F8																4 1 1 0 0 0 0			
Claudell Washington, L (1, 9) OBP: 0.302, SLG: 0.348																	3 1 2 0 0 1 0			
Don Baylor, R (1, 10) OBP: 0.325, SLG: 0.378																	4 0 2 2 0 1 1			
Joe Rudi, R (1, 7) OBP: 0.336, SLG: 0.443																	4 0 0 0 0 1 4			
Sal Bando, R (1, 5) OBP: 0.331, SLG: 0.408																	3 0 0 0 0 1 0			
Gene Tenace, R (1, 2) OBP: 0.376, SLG: 0.474																	2 0 0 0 1 0 0			
Larry Lintz, S (8, PR)																	0 1 0 0 0 0 0			
Jeff Newman, R (9, 2) OBP: 0.243, SLG: 0.257																	0 0 0 0 0 0 0			
Ron Fairly, L (1, 3) OBP: 0.384, SLG: 0.301																	3 0 1 1 0 1 0			
Matt Alexander, S (8, PR) OBP: 0.036, SLG: 0.036																	0 1 0 0 0 0 0			
Mike Torrez, R (9, 1)																	0 0 0 0 0 0 0			
Phil Garner, R (1, 4) OBP: 0.303, SLG: 0.396																	3 0 1 0 0 0 0			
Tommy Sandt, R (1, 6) OBP: 0.254, SLG: 0.220																	1 0 0 0 0 0 0			
Jim Holt, S (5, PR)																	1 0 0 0 0 0 0			
Bert Campanella, R (7, 6)																	0 0 0 0 0 0 0			
Billy Williams, L (8, PR) OBP: 0.338, SLG: 0.338																	0 0 0 0 0 0 0			
Ken McMillen, R (8, PR) OBP: 0.299, SLG: 0.351																	1 1 0 1 0 0 1			
Inning Stats	R: 0 E: 0 K: 1 S: 5	H: 1 LOB: 0 BB: 0 P: 5	R: 0 E: 0 K: 0 S: 3	H: 0 LOB: 0 BB: 0 P: 3	R: 0 E: 0 K: 0 S: 3	H: 2 LOB: 1 BB: 0 P: 4	R: 0 E: 0 K: 2 S: 7	H: 0 LOB: 0 BB: 0 P: 7	R: 0 E: 0 K: 0 S: 3	H: 0 LOB: 0 BB: 0 P: 3	R: 0 E: 0 K: 1 S: 5	H: 0 LOB: 0 BB: 0 P: 5	R: 5 E: 0 K: 1 S: 9	H: 4 LOB: 2 BB: 1 P: 14	R: 0 E: 0 K: 2 S: 7	H: 0 LOB: 0 BB: 0 P: 7	1B: 7 2B: 0 3B: 0 HR: 0	SF: 0 SAC: 0 DP: 1 HBP: 1	WP: 0 PB: 0 SB: 4 CS: 0	PA: 31
PITCHER	IP WLS BF H R ER SO BB IBB HBP BLK WP HR S P ERA WHIP																			
Jim Hughes, R (1, 1) ERA: 4.88	7.1 L 26 5 3 3 4 1 0 0 0 0 0 0 33 37 3.68 0.818																			
Tom Burgmeier, L (8, 1) ERA: 2.64	0.1 4 2 1 1 0 0 0 1 0 0 0 0 3 4 27.00 6.000																			
Bill Campbell, R (8, 1) ERA: 3.17	0.1 1 0 1 1 1 0 0 0 0 0 0 0 3 3 27.00 0.000																			

Minnesota Twins @ Oakland Athletics
Oakland-Alameda County Coliseum, Oakland, CA
Wed Sep 15 1976, 7:05 PM PDT
Att: 3,774 - Unknown - 65 F

AB	29
R	5
H	7
RBI	4
BB	1
SO	5
LOB	6



Batter	1	2	3	4	5	6	7	8	9	AB	R	H	RBI	BB	SO	LOB	TOP					
Steve Braun, L (1, 10) OBP: 0.381, SLG: 0.346										4	0	1	0	0	1	1	Minnesota Twins @ Oakland Athletics Oakland-Alameda County Coliseum, Oakland, CA Thu Sep 16 1976, 7:05 PM PDT Att: 4,587 - Unknown - 64 F					
Roy Smalley, S (1, 6) OBP: 0.360, SLG: 0.328										4	0	0	0	0	3	2						
Rod Carew, L (1, 3) OBP: 0.398, SLG: 0.456										4	1	2	0	0	0	1						
Butch Wynegar, S (1, 2) OBP: 0.361, SLG: 0.364										3	0	1	0	1	0	1						
Lyman Bostock, L (1, 8) OBP: 0.367, SLG: 0.438										4	1	1	0	0	0	5						
Dan Ford, R (1, 9) OBP: 0.320, SLG: 0.461										4	2	2	4	0	2	0						
Larry Hise, R (1, 7) OBP: 0.332, SLG: 0.380										4	0	1	0	0	1	0						
Mike Cubbage, L (1, 5) OBP: 0.344, SLG: 0.355										4	0	0	0	0	1	1						
Bob Randall, R (1, 4) OBP: 0.316, SLG: 0.323										3	0	1	0	0	0	0						
Inning Stats	R: 0 E: 0 K: 1 S: 6	H: 1 LOB: 2 BB: 1 P: 10	R: 0 E: 0 K: 1 S: 5	H: 0 LOB: 0 BB: 0 P: 5	R: 0 E: 0 K: 2 S: 7	H: 0 LOB: 0 BB: 0 P: 7	R: 2 E: 0 K: 0 S: 5	H: 2 LOB: 0 BB: 0 P: 5	R: 0 E: 0 K: 1 S: 6	H: 1 LOB: 2 BB: 0 P: 6	R: 2 E: 0 K: 1 S: 7	H: 2 LOB: 0 BB: 0 P: 7	R: 0 E: 0 K: 0 S: 3	H: 0 LOB: 0 BB: 0 P: 3	R: 0 E: 0 K: 0 S: 4	H: 2 LOB: 1 BB: 0 P: 4	R: 0 E: 0 K: 2 S: 7	H: 1 LOB: 0 BB: 0 P: 7	1B: 6 2B: 0 3B: 1 HR: 2	SF: 0 SAC: 0 DP: 1 HBP: 0	WP: 0 PB: 0 SB: 2 CS: 1	PA: 35
PITCHER	IP WLS BF H R ER SO BB IBB HBP BLK WP HR S P ERA WHIP																					
Stan Bahnsen, R (1, 1) ERA: 3.44	5.2 L 24 6 4 4 5 1 0 0 0 0 0 2 33 37 6.35 1.235																					
Jim Todd, R (6, 1) ERA: 3.87	2.1 8 2 0 0 1 0 0 0 0 0 0 0 10 10 0.00 0.857																					
Rollie Fingers, R (9, 1) ERA: 2.51	1.0 3 1 0 0 2 0 0 0 0 0 0 0 7 7 0.00 1.000																					

AB	34
R	4
H	9
RBI	4
BB	1
SO	8
LOB	11



Batter	1	2	3	4	5	6	7	8	9	AB	R	H	RBI	BB	SO	LOB	BOTTOM					
Bill North, S (1, 8) OBP: 0.355, SLG: 0.342										4	0	1	0	0	1	4	Minnesota Twins @ Oakland Athletics Oakland-Alameda County Coliseum, Oakland, CA Thu Sep 16 1976, 7:05 PM PDT Att: 4,587 - Unknown - 64 F					
Claudell Washington, L (1, 9) OBP: 0.299, SLG: 0.345										4	0	0	0	0	1	3						
Don Baylor, R (1, 10) OBP: 0.324, SLG: 0.376										3	0	0	0	0	0	1						
Joe Rudi, R (1, 7) OBP: 0.335, SLG: 0.441										4	0	1	0	0	0	1						
Sal Bando, R (1, 5) OBP: 0.330, SLG: 0.406										3	0	0	0	0	0	1						
Gene Tenace, R (1, 2) OBP: 0.373, SLG: 0.469										4	0	0	0	0	0	3						
Ron Fairly, L (1, 3) OBP: 0.383, SLG: 0.302										3	0	1	0	0	1	0						
Phil Garner, R (1, 4) OBP: 0.303, SLG: 0.395										3	0	1	0	0	0	1						
Bert Campaneris, R (1, 6) OBP: 0.341, SLG: 0.301										1	0	0	0	2	0	1						
Inning Stats	R: 0 E: 0 K: 0 S: 3	H: 1 LOB: 0 BB: 0 P: 3	R: 0 E: 0 K: 0 S: 3	H: 0 LOB: 0 BB: 0 P: 3	R: 0 E: 0 K: 0 S: 4	H: 1 LOB: 1 BB: 0 P: 4	R: 0 E: 0 K: 1 S: 6	H: 1 LOB: 2 BB: 0 P: 7	R: 0 E: 0 K: 1 S: 6	H: 1 LOB: 2 BB: 1 P: 10	R: 0 E: 0 K: 0 S: 3	H: 0 LOB: 0 BB: 0 P: 3	R: 0 E: 0 K: 1 S: 5	H: 0 LOB: 0 BB: 0 P: 5	R: 0 E: 0 K: 0 S: 2	H: 0 LOB: 1 BB: 1 P: 6	R: 0 E: 0 K: 0 S: 3	H: 0 LOB: 1 BB: 0 P: 4	1B: 4 2B: 0 3B: 0 HR: 0	SF: 0 SAC: 0 DP: 1 HBP: 2	WP: 0 PB: 0 SB: 0 CS: 1	PA: 33
PITCHER	IP WLS BF H R ER SO BB IBB HBP BLK WP HR S P ERA WHIP																					
Bill Singer, R (1, 1) ERA: 3.8	9.0 W 33 4 0 0 3 2 0 0 2 0 0 0 35 45 0.00 0.667																					

AB	29
R	0
H	4
RBI	0
BB	2
SO	3
LOB	15



Batter	1	2	3	4	5	6	7	8	9	AB	R	H	RBI	BB	SO	LOB	TOP				
Steve Braun, L (1, 10) OBP: 0.385, SLG: 0.351	F9		F7		SH5-4 BB		3-1 SH1-4 1B BB	G4-6-3 1B	1-3 2-H 3-H 1B 2B	4	2	2	2	2	0	0	Minnesota Twins @ California Angels Anaheim Stadium, Anaheim, CA Fri Sep 17 1976, 10:05 PM EDT Att: 6,248 - Unknown - 69 F				
Roy Smalley, S (1, 6) OBP: 0.361, SLG: 0.329	F9		K		SH5-4		SH1-4	G4-6-3 1B	1-3 2-H 3-H 1B	4	0	2	2	0	1	0					
Rod Carew, L (1, 3) OBP: 0.398, SLG: 0.454 Craig Kusick, R (9, PH) OBP: 0.340, SLG: 0.429	K			SH 1B	K		3-1 1B IBB	G4-6-3 1-2 2-3	K	4	2	1	0	1	2	3					
Butch Wynegar, S (1, 2) OBP: 0.359, SLG: 0.361		6-3		SH 1B 2B	K		3-1	F8		4	0	0	0	0	1	4					
Lyman Bostock, L (1, 8) OBP: 0.369, SLG: 0.439		HR 1B		2B 1-2 3-H 1B		3-1	1B 1B IBB		4-3	4	2	2	1	1	0	0					
Dan Ford, R (1, 9) OBP: 0.322, SLG: 0.463	F7			FC5 1-3 2-H 2B		F5	1B 1B		FC3-6 BB	4	1	2	2	1	0	1					
Larry Hisle, R (1, 7) OBP: 0.334, SLG: 0.386	HR			K		S BB	E 1B 1-2 3-H 1B		FC3-6 1B 2B	4	2	2	3	1	1	3					
Mike Cubbage, L (1, 5) OBP: 0.349, SLG: 0.358	F9						E2		HBP 2B 1B	3	1	2	1	2	0	0					
Bob Randall, R (1, 4) OBP: 0.315, SLG: 0.320			6-3	FC5 2-3		F6	L4		2B 1B HBP	4	1	0	0	0	0	7					
Inning Stats	R: 0 E: 0 K: 1 S: 5	H: 0 LOB: 0 BB: 0 P: 5	R: 2 E: 0 K: 0 S: 5	H: 2 LOB: 0 BB: 0 P: 5	R: 0 E: 0 K: 1 S: 5	H: 0 LOB: 0 BB: 0 P: 5	R: 1 E: 1 K: 1 S: 8	H: 3 LOB: 3 BB: 1 P: 12	R: 0 E: 0 K: 0 S: 3	H: 0 LOB: 2 BB: 2 P: 11	R: 4 E: 1 K: 0 S: 6	H: 3 LOB: 3 BB: 3 P: 18	R: 0 E: 0 K: 0 S: 4	H: 2 LOB: 1 BB: 0 P: 4	R: 4 E: 0 K: 1 S: 8	H: 3 LOB: 1 BB: 1 P: 13	1B: 10 2B: 2 3B: 0 HR: 1	SF: 0 SAC: 3 DP: 1 HBP: 1	WP: 0 PB: 0 SB: 1 CS: 0	PA: 48	
PITCHER	IP WLS BF H R ER SO BB IBB HBP BLK WP HR S P ERA WHIP	IP WLS BF H R ER SO BB IBB HBP BLK WP HR S P ERA WHIP	IP WLS BF H R ER SO BB IBB HBP BLK WP HR S P ERA WHIP	IP WLS BF H R ER SO BB IBB HBP BLK WP HR S P ERA WHIP	IP WLS BF H R ER SO BB IBB HBP BLK WP HR S P ERA WHIP	IP WLS BF H R ER SO BB IBB HBP BLK WP HR S P ERA WHIP	IP WLS BF H R ER SO BB IBB HBP BLK WP HR S P ERA WHIP	IP WLS BF H R ER SO BB IBB HBP BLK WP HR S P ERA WHIP	IP WLS BF H R ER SO BB IBB HBP BLK WP HR S P ERA WHIP	IP WLS BF H R ER SO BB IBB HBP BLK WP HR S P ERA WHIP	IP WLS BF H R ER SO BB IBB HBP BLK WP HR S P ERA WHIP	IP WLS BF H R ER SO BB IBB HBP BLK WP HR S P ERA WHIP	IP WLS BF H R ER SO BB IBB HBP BLK WP HR S P ERA WHIP	IP WLS BF H R ER SO BB IBB HBP BLK WP HR S P ERA WHIP	IP WLS BF H R ER SO BB IBB HBP BLK WP HR S P ERA WHIP	IP WLS BF H R ER SO BB IBB HBP BLK WP HR S P ERA WHIP	IP WLS BF H R ER SO BB IBB HBP BLK WP HR S P ERA WHIP	IP WLS BF H R ER SO BB IBB HBP BLK WP HR S P ERA WHIP	IP WLS BF H R ER SO BB IBB HBP BLK WP HR S P ERA WHIP	IP WLS BF H R ER SO BB IBB HBP BLK WP HR S P ERA WHIP	IP WLS BF H R ER SO BB IBB HBP BLK WP HR S P ERA WHIP

AB	36
R	11
H	13
RBI	11
BB	8
SO	6
LOB	19



Batter	1	2	3	4	5	6	7	8	9	AB	R	H	RBI	BB	SO	LOB	BOTTOM				
Dave Collins, S (1, 7) OBP: 0.322, SLG: 0.322	WP S BB		1B		F9		E1 FC3-6	FC6-4 1-2		4	0	1	0	1	0	3	Minnesota Twins @ California Angels Anaheim Stadium, Anaheim, CA Fri Sep 17 1976, 10:05 PM EDT Att: 6,248 - Unknown - 69 F				
Jerry Remy, L (1, 4) OBP: 0.312, SLG: 0.298	F6 1-2		F7		S BB		FC3-6 BB		5-3	4	0	0	0	1	0	4					
Bruce Bochte, L (1, 9) OBP: 0.348, SLG: 0.311	K			1-2 1B	F7		K		4-3	5	0	1	0	0	2	4					
Tony Solaita, L (1, 3) OBP: 0.353, SLG: 0.402			F7		4-3				1-3 BB	3	0	0	0	2	0	3					
Mario Guerrero, R (1, 10) OBP: 0.312, SLG: 0.352 Mike Easter, L (4, PR) OBP: 0.277, SLG: 0.279	K			E HBP		F7	3-1			1	0	0	0	0	1	2					
Rusty Torres, S (1, 8) OBP: 0.309, SLG: 0.366		K		E6 1-H 3B		1B BB			4-3	3	1	1	1	1	1	0					
Mike Miley, S (1, 6) OBP: 0.300, SLG: 0.125		K		3-1			G4-6-3 1B		F4	4	0	1	0	0	1	1					
Terry Humphrey, R (1, 2) OBP: 0.296, SLG: 0.302 Carlos Lopez, R (8, PH) Ike Hampton, S (9, 2)			5-3		K		G4-6-3 1-2		1B BB	3	0	0	0	0	1	3					
Dave Chalk, R (1, 5) OBP: 0.306, SLG: 0.254			6-3		1-3				FC3-6 E 1B	4	0	2	0	0	0	1					
Inning Stats	R: 0 E: 0 K: 2 S: 7	H: 0 LOB: 2 BB: 2 P: 15	R: 0 E: 0 K: 2 S: 7	H: 0 LOB: 0 BB: 0 P: 7	R: 0 E: 0 K: 0 S: 5	H: 2 LOB: 2 BB: 0 P: 5	R: 2 E: 1 K: 1 S: 6	H: 1 LOB: 1 BB: 0 P: 7	R: 0 E: 0 K: 0 S: 3	H: 1 LOB: 1 BB: 1 P: 7	R: 0 E: 1 K: 1 S: 7	H: 1 LOB: 3 BB: 1 P: 11	R: 0 E: 0 K: 0 S: 4	H: 1 LOB: 2 BB: 1 P: 8	R: 0 E: 0 K: 0 S: 3	H: 0 LOB: 0 BB: 0 P: 3	1B: 5 2B: 0 3B: 1 HR: 0	SF: 0 SAC: 0 DP: 1 HBP: 1	WP: 1 PB: 0 SB: 2 CS: 0	PA: 40	
PITCHER	IP WLS BF H R ER SO BB IBB HBP BLK WP HR S P ERA WHIP	IP WLS BF H R ER SO BB IBB HBP BLK WP HR S P ERA WHIP	IP WLS BF H R ER SO BB IBB HBP BLK WP HR S P ERA WHIP	IP WLS BF H R ER SO BB IBB HBP BLK WP HR S P ERA WHIP	IP WLS BF H R ER SO BB IBB HBP BLK WP HR S P ERA WHIP	IP WLS BF H R ER SO BB IBB HBP BLK WP HR S P ERA WHIP	IP WLS BF H R ER SO BB IBB HBP BLK WP HR S P ERA WHIP	IP WLS BF H R ER SO BB IBB HBP BLK WP HR S P ERA WHIP	IP WLS BF H R ER SO BB IBB HBP BLK WP HR S P ERA WHIP	IP WLS BF H R ER SO BB IBB HBP BLK WP HR S P ERA WHIP	IP WLS BF H R ER SO BB IBB HBP BLK WP HR S P ERA WHIP	IP WLS BF H R ER SO BB IBB HBP BLK WP HR S P ERA WHIP	IP WLS BF H R ER SO BB IBB HBP BLK WP HR S P ERA WHIP	IP WLS BF H R ER SO BB IBB HBP BLK WP HR S P ERA WHIP	IP WLS BF H R ER SO BB IBB HBP BLK WP HR S P ERA WHIP	IP WLS BF H R ER SO BB IBB HBP BLK WP HR S P ERA WHIP	IP WLS BF H R ER SO BB IBB HBP BLK WP HR S P ERA WHIP	IP WLS BF H R ER SO BB IBB HBP BLK WP HR S P ERA WHIP	IP WLS BF H R ER SO BB IBB HBP BLK WP HR S P ERA WHIP	IP WLS BF H R ER SO BB IBB HBP BLK WP HR S P ERA WHIP	IP WLS BF H R ER SO BB IBB HBP BLK WP HR S P ERA WHIP

AB	33
R	2
H	6
RBI	1
BB	6
SO	6
LOB	24



Batter	1	2	3	4	5	6	7	8	9	AB	R	H	RBI	BB	SO	LOB	TOP			
Steve Braun, L (1, 10) OBP: 0.382, SLG: 0.347	1-3		F8			4-3		4-3		4	0	0	0	0	0	3	Minnesota Twins @ California Angels Anaheim Stadium, Anaheim, CA Sat Sep 18 1976, 10:05 PM EDT Att: 20,843 - Unknown - 71 F AB 31 R 0 H 5 RBI 0 BB 1 SO 2 LOB 11			
Roy Smalley, S (1, 6) OBP: 0.360, SLG: 0.328	F8			F5		F7		G4-6-3 1B		4	0	1	0	0	0	1				
Rod Carew, L (1, 3) OBP: 0.397, SLG: 0.452	K			F8 S BB		4-3		G4-6-3 1-2		3	0	0	0	1	1	2				
Butch Wynegar, S (1, 2)		F7		F8 1-3			G4-6-3 1B	E6 FC6		4	0	1	0	0	0	1				
Lyman Bostock, L (1, 8)	1-3			4-3			G4-6-3 1-2	FC6 1-2		4	0	0	0	0	0	3				
Dan Ford, R (1, 9)	5-3				6-3		F4			3	0	0	0	0	0	0				
Larry Hisle, R (1, 7)			5-3		4-3			K		3	0	0	0	0	1	0				
Mike Cabbage, L (1, 5) OBP: 0.349, SLG: 0.360				L6 2B				4-3		3	0	1	0	0	0	0				
Bob Randall, R (1, 4) OBP: 0.317, SLG: 0.325			5-3			4-3 2B				3	0	2	0	0	0	1				
Inning Stats	R: 0 E: 0 K: 1 S: 5	H: 0 LOB: 0 BB: 0 P: 5	R: 0 E: 0 K: 0 S: 3	H: 0 LOB: 0 BB: 0 P: 3	R: 0 E: 0 K: 0 S: 4	H: 1 LOB: 1 BB: 1 P: 4	R: 0 E: 0 K: 0 S: 3	H: 0 LOB: 0 BB: 0 P: 3	R: 0 E: 0 K: 0 S: 4	H: 1 LOB: 1 BB: 0 P: 4	R: 0 E: 0 K: 0 S: 3	H: 1 LOB: 0 BB: 0 P: 3	R: 0 E: 0 K: 1 S: 6	H: 1 LOB: 1 BB: 0 P: 6	R: 0 E: 1 K: 0 S: 4	H: 1 LOB: 1 BB: 0 P: 4	1B: 3 2B: 2 3B: 0 HR: 0	SF: 0 SAC: 0 DP: 2 HBP: 0	WP: 0 PB: 0 CS: 1	PA: 32
PITCHER Gary Ross, R (1, 1) ERA: 2.91	IP: 9.0 WLS: W BF: 32 H: 5 R: 0 ER: 0 SO: 2 BB: 1 IBB: 0 HBP: 0 BLK: 0 WP: 0 HR: 0 S: 35 P: 39 ERA: 0.00 WHIP: 0.667															PITCHER				

Batter	1	2	3	4	5	6	7	8	9	AB	R	H	RBI	BB	SO	LOB	BOTTOM			
Dave Collins, S (1, 7) OBP: 0.320, SLG: 0.320	K	E4 1B		FC 2H		F8		F9		5	0	1	2	0	1	0	Minnesota Twins @ California Angels Anaheim Stadium, Anaheim, CA Sat Sep 18 1976, 10:05 PM EDT Att: 20,843 - Unknown - 71 F AB 30 R 6 H 6 RBI 4 BB 6 SO 4 LOB 13			
Jerry Remy, L (1, 4) OBP: 0.313, SLG: 0.298	4-6-3 BB	G6-4-3 1B		K		F4				3	0	1	0	1	1	1				
Mike Easter, L (1, 10) OBP: 0.260, SLG: 0.261	4-6-3	G6-4-3		4-3						3	0	0	0	0	0	5				
Carlos Lopez, R (6, PH)	1-2	1-2								0	0	0	0	1	0	0				
Tony Solaita, L (1, 3) OBP: 0.352, SLG: 0.398	F8		G4-6-3 BB		4-3	5-3				3	0	0	0	1	0	2				
Bruce Bochte, L (1, 9) OBP: 0.347, SLG: 0.309		K	G4-6-3 1-2		1B HBP		K			3	1	0	0	0	2	1				
Rusty Torres, S (1, 8) OBP: 0.309, SLG: 0.362		BB E BB	F8		F8	F8				3	1	0	0	1	0	1				
Mike Miley, S (1, 6) OBP: 0.357, SLG: 0.182		PB E 1B BB		F7	1B 1B		6-3			3	1	1	0	1	0	0				
Terry Humphrey, R (1, 2) OBP: 0.300, SLG: 0.312		E5 1B PB E		2B 2B				F8		4	2	2	1	0	0	1				
Dave Chalk, R (1, 5) OBP: 0.307, SLG: 0.257		1B E BB		WP FC 2B		4-3		F8		3	1	1	1	1	0	2				
Inning Stats	R: 0 E: 0 K: 1 S: 5	H: 0 LOB: 1 BB: 1 P: 9	R: 3 E: 2 K: 1 S: 7	H: 2 LOB: 2 BB: 3 P: 19	R: 0 E: 0 K: 0 S: 2	H: 0 LOB: 0 BB: 1 P: 6	R: 2 E: 1 K: 1 S: 8	H: 2 LOB: 1 BB: 0 P: 8	R: 1 E: 0 K: 0 S: 5	H: 2 LOB: 2 BB: 0 P: 6	R: 0 E: 0 K: 0 S: 3	H: 0 LOB: 1 BB: 1 P: 7	R: 0 E: 0 K: 1 S: 5	H: 0 LOB: 0 BB: 0 P: 5	R: 0 E: 0 K: 0 S: 3	H: 0 LOB: 0 BB: 0 P: 3	1B: 4 2B: 2 3B: 0 HR: 0	SF: 0 SAC: 0 DP: 2 HBP: 1	WP: 1 PB: 1 CS: 0	PA: 37
PITCHER Dave Goltz, R (1, 1) ERA: 3.47 Tom Burgmeier, L (4, 1) ERA: 2.61	IP: 3.1 WLS: L BF: 19 H: 4 R: 5 ER: 4 SO: 2 BB: 5 IBB: 0 HBP: 0 BLK: 0 WP: 1 HR: 0 S: 18 P: 38 ERA: 10.80 WHIP: 2.700															PITCHER				

Batter	1	2	3	4	5	6	7	8	9	AB	R	H	RBI	BB	SO	LOB	TOP			
Steve Braun, L (1, 10) OBP: 0.386, SLG: 0.351										4	0	3	2	1	0	0	Minnesota Twins @ California Angels Anaheim Stadium, Anaheim, CA Sun Sep 19 1976, 6:33 AM EDT Att. 7,895 - Unknown - 72 F			
Roy Smalley, S (1, 6) OBP: 0.355, SLG: 0.329										5	0	1	0	0	1	5				
Rod Carew, L (1, 3) OBP: 0.394, SLG: 0.448										5	0	0	0	0	5					
Lyman Bostock, L (1, 8) OBP: 0.362, SLG: 0.430											5	1	0	0	0	1				
Mike Cabbage, L (1, 5) OBP: 0.348, SLG: 0.358											5	1	1	0	0	1				
Butch Wynegar, S (1, 2) OBP: 0.355, SLG: 0.360											3	2	1	1	1	0				
Dan Ford, R (1, 9) OBP: 0.322, SLG: 0.459											3	1	1	1	1	0				
Larry Hisle, R (1, 7) OBP: 0.332, SLG: 0.383											4	2	1	1	0	2				
Bob Randall, R (1, 4) Tony Oliva, L (7, PH) Luis Gomez, R (7, PH) OBP: 0.245, SLG: 0.220											2	0	1	0	0	0				
Steve Brye, R (8, PH) Jerry Tarrell, R (8, PH) OBP: 0.252, SLG: 0.275											1	0	0	0	0	1				
Inning Stats	R: 0 E: 0 K: 0 S: 3	H: 1 LOB: 1 BB: 1 P: 7	R: 0 E: 0 K: 0 S: 3	H: 0 LOB: 0 BB: 0 P: 3	R: 0 E: 1 K: 0 S: 5	H: 2 LOB: 2 BB: 0 P: 5	R: 0 E: 0 K: 0 S: 3	H: 0 LOB: 0 BB: 0 P: 3	R: 0 E: 0 K: 0 S: 3	H: 0 LOB: 0 BB: 0 P: 3	R: 4 E: 1 K: 0 S: 9	H: 5 LOB: 2 BB: 0 P: 9	R: 3 E: 1 K: 2 S: 10	H: 2 LOB: 2 BB: 2 P: 18	R: 0 E: 0 K: 0 S: 3	H: 0 LOB: 0 BB: 0 P: 3	1B: 9 2B: 1 3B: 0 HR: 0	SF: 0 SAC: 0 DP: 0 HBP: 0	WP: 0 PB: 0 SB: 1 CS: 2	PA: 41
PITCHER	IP WLS BF H R ER SO BB IBB HBP BLK WP HR S P ERA WHIP																			
Paul Hartzell, R (1, 1) ERA: 2.67	6.1		28	8	4	3	0	1	0	0	0	0	0	0	0	27	31	4.26	1.421	
Sid Monge, L (7, 1) ERA: 3.52	1.1	L	6	0	2	1	1	2	0	0	0	0	0	0	0	6	14	6.75	1.500	
John Verhoeven, R (8, 1) ERA: 3.68	0.0		3	2	1	0	0	0	0	0	0	0	0	0	3	3	∞	∞		
Mickey Scott, L (8, 1) ERA: 3.23	1.1		4	0	0	0	1	0	0	0	0	0	0	0	6	6	0.00	0.000		

Batter	1	2	3	4	5	6	7	8	9	AB	R	H	RBI	BB	SO	LOB	BOTTOM					
Dave Collins, S (1, 10) OBP: 0.324, SLG: 0.322										4	0	2	2	1	1	1	Minnesota Twins @ California Angels Anaheim Stadium, Anaheim, CA Sun Sep 19 1976, 6:33 AM EDT Att. 7,895 - Unknown - 72 F					
Jerry Remy, L (1, 4) OBP: 0.314, SLG: 0.298										3	0	1	2	1	0	2						
Dan Briggs, L (1, 9) OBP: 0.256, SLG: 0.294										5	0	0	0	0	1	6						
Tony Solaita, L (1, 3) OBP: 0.347, SLG: 0.391										4	0	0	0	0	1	0						
Bruce Bochte, L (1, 7) OBP: 0.348, SLG: 0.309										3	0	1	0	1	0	0						
Rusty Torres, S (1, 8) OBP: 0.304, SLG: 0.356										4	0	0	0	0	0	2						
Terry Humphrey, R (1, 2) OBP: 0.351, SLG: 0.313										3	0	1	0	0	0	1						
Bill Melton, R (8, PH) OBP: 0.297, SLG: 0.334										1	0	0	0	0	1	1						
Andy Etchebarren, R (9, 2) OBP: 0.298, SLG: 0.263										0	0	0	0	0	0	0						
Dave Chalk, R (1, 5) OBP: 0.310, SLG: 0.256										1	3	0	0	2	0	0						
Tim Nordbrook, R (1, 6) OBP: 0.310, SLG: 0.200										1	1	0	0	1	0	2						
Mike Easter, L (8, PH) OBP: 0.275, SLG: 0.319										1	1	1	0	0	0	0						
Inning Stats	R: 0 E: 0 K: 1 S: 5	H: 0 LOB: 0 BB: 0 P: 5	R: 0 E: 0 K: 0 S: 3	H: 0 LOB: 0 BB: 0 P: 3	R: 1 E: 1 K: 0 S: 3	H: 0 LOB: 2 BB: 3 P: 15	R: 0 E: 0 K: 0 S: 3	H: 0 LOB: 0 BB: 0 P: 3	R: 2 E: 2 K: 0 S: 6	H: 2 LOB: 1 BB: 0 P: 6	R: 0 E: 0 K: 0 S: 4	H: 1 LOB: 1 BB: 0 P: 4	R: 1 E: 0 K: 2 S: 7	H: 1 LOB: 2 BB: 1 P: 11	R: 0 E: 0 K: 2 S: 7	H: 2 LOB: 1 BB: 1 P: 11	R: 1 E: 0 K: 1 S: 7	H: 2 LOB: 1 BB: 0 P: 7	1B: 5 2B: 0 3B: 1 HR: 0	SF: 1 SAC: 2 DP: 1 HBP: 0	WP: 0 PB: 0 SB: 1 CS: 0	PA: 39
PITCHER	IP WLS BF H R ER SO BB IBB HBP BLK WP HR S P ERA WHIP																					
Steve Luebber, R (1, 1) ERA: 4.09	6.0		26	3	3	3	1	4	0	0	0	0	0	0	24	40	4.50	1.167				
Bill Campbell, R (7, 1) ERA: 3.11	3.0	W	13	3	1	1	3	2	0	0	0	0	0	0	17	25	3.00	1.667				

AB	38
R	7
H	10
RBI	6
BB	3
SO	2
LOB	14



AB	30
R	5
H	6
RBI	4
BB	6
SO	4
LOB	15



Batter	1	2	3	4	5	6	7	8	9	AB	R	H	RBI	BB	SO	LOB	TOP								
Lyman Bostock, L OBP: 0.370, SLG: 0.442 (1, 8)										4	3	4	2	2	0	0	Minnesota Twins @ Chicago White Sox Comiskey Park, Chicago, IL Tue Sep 21 1976, 8:05 PM EDT Att. 3,026 - Unknown - 59 F								
Bob Randall, R OBP: 0.320, SLG: 0.333 (1, 4)										5	1	3	5	0	1	2									
Rod Carew, L OBP: 0.392, SLG: 0.445 (1, 3)										6	0	1	1	0	0	5									
Dan Ford, R OBP: 0.323, SLG: 0.458 (1, 9)										4	2	1	1	1	1	2									
Larry Hisle, R OBP: 0.334, SLG: 0.389 (1, 7)										4	1	2	3	1	1	0									
Craig Kusick, R OBP: 0.338, SLG: 0.422 (1, 10)										4	1	0	0	1	1	2									
Roy Smalley, S OBP: 0.356, SLG: 0.326 (1, 6)										4	1	0	0	1	1	1									
Jerry Terrell, R OBP: 0.287, SLG: 0.275 (3, PH)										0	1	0	0	1	0	0									
Mike Cabbage, L OBP: 0.347, SLG: 0.357 (3, 5)										4	1	1	1	0	2	0									
Glenn Borgmann, R OBP: 0.419, SLG: 0.339 (1, 2)										3	2	0	0	2	1	3									
Inning Stats	R: 2 E: 0 K: 1 S: 8	H: 3 LOB: 1 BB: 0 P: 8	R: 1 E: 0 K: 0 S: 4	H: 1 LOB: 1 BB: 1 P: 8	R: 7 E: 0 K: 2 S: 11	H: 4 LOB: 1 BB: 4 P: 27	R: 0 E: 0 K: 1 S: 5	H: 0 LOB: 0 BB: 0 P: 5	R: 2 E: 0 K: 1 S: 7	H: 2 LOB: 1 BB: 1 P: 11	R: 0 E: 0 K: 1 S: 5	H: 0 LOB: 0 BB: 0 P: 5	R: 0 E: 0 K: 0 S: 5	H: 2 LOB: 2 BB: 0 P: 5	R: 0 E: 0 K: 1 S: 5	H: 0 LOB: 1 BB: 1 P: 9	R: 1 E: 0 K: 1 S: 5	H: 0 LOB: 1 BB: 2 P: 13	1B: 7 2B: 3 3B: 1 HR: 1	SF: 1 SAC: 0 DP: 0 HBP: 0	WP: 1 PB: 0 SB: 3 CS: 0	PA: 48			
PITCHER	IP	WLS	BF	H	R	ER	SO	BB	IBB	HBP	BLK	WP	HR	S	P	ERA	WHIP								
Ken Kravec, L ERA: 4.72 (1, 1)	2.1	L	16	5	7	7	1	4	0	0	0	0	1	14	30	27.00	3.857								
Jesse Jefferson, R ERA: 8.52 (3, 1)	2.2		15	5	5	5	4	2	0	0	0	0	0	21	29	16.88	2.625								
Larry Monroe, R ERA: 3.78 (6, 1)	4.0		17	2	1	1	3	3	0	0	0	1	0	20	32	2.25	1.250								

Batter	1	2	3	4	5	6	7	8	9	AB	R	H	RBI	BB	SO	LOB	BOTTOM								
Alan Bannister, R OBP: 0.320, SLG: 0.345 (1, 7)										5	1	1	1	0	0	1	Minnesota Twins @ Chicago White Sox Comiskey Park, Chicago, IL Tue Sep 21 1976, 8:05 PM EDT Att. 3,026 - Unknown - 59 F								
Ralph Garr, L OBP: 0.321, SLG: 0.391 (1, 9)										5	0	1	2	0	1	0									
Jim Spencer, L OBP: 0.316, SLG: 0.367 (1, 3)										4	0	1	1	0	1	0									
Jorge Orta, L OBP: 0.319, SLG: 0.419 (1, 10)										4	0	1	0	0	0	2									
Bill Stein, R OBP: 0.314, SLG: 0.350 (1, 5)										3	1	1	0	1	0	1									
Jack Brohamer, L OBP: 0.340, SLG: 0.372 (1, 4)										3	1	0	0	1	0	3									
Chet Lemon, R OBP: 0.297, SLG: 0.315 (1, 8)										4	1	0	0	0	1	2									
Bucky Dent, R OBP: 0.304, SLG: 0.308 (1, 6)										4	1	1	2	0	0	0									
Jim Essian, R OBP: 0.325, SLG: 0.281 (1, 2)										3	1	1	0	1	0	0									
Inning Stats	R: 0 E: 0 K: 0 S: 3	H: 0 LOB: 0 BB: 0 P: 3	R: 0 E: 0 K: 0 S: 3	H: 0 LOB: 0 BB: 0 P: 3	R: 0 E: 0 K: 0 S: 3	H: 0 LOB: 0 BB: 0 P: 3	R: 0 E: 0 K: 1 S: 5	H: 0 LOB: 0 BB: 0 P: 5	R: 0 E: 0 K: 1 S: 5	H: 6 LOB: 3 BB: 2 P: 18	R: 0 E: 0 K: 1 S: 5	H: 0 LOB: 1 BB: 1 P: 9	R: 0 E: 0 K: 1 S: 6	H: 1 LOB: 1 BB: 0 P: 6	R: 0 E: 0 K: 0 S: 3	H: 0 LOB: 0 BB: 0 P: 3		R: 0 E: 0 K: 0 S: 3	H: 0 LOB: 0 BB: 0 P: 3	1B: 6 2B: 1 3B: 0 HR: 0	SF: 0 SAC: 0 DP: 0 HBP: 0	WP: 0 PB: 0 SB: 0 CS: 0	PA: 38		
PITCHER	IP	WLS	BF	H	R	ER	SO	BB	IBB	HBP	BLK	WP	HR	S	P	ERA	WHIP								
Jim Hughes, R ERA: 5.02 (1, 1)	4.1		20	5	6	5	1	1	0	0	0	0	0	21	25	10.38	1.385								
Tom Burgmeier, L ERA: 2.5 (5, 1)	4.2	W	18	2	0	0	2	2	0	0	0	0	0	20	28	0.00	0.857								

AB	38
R	13
H	12
RBI	13
BB	9
SO	8
LOB	15



Batter	1	2	3	4	5	6	7	8	9	AB	R	H	RBI	BB	SO	LOB	TOP					
Steve Braun, L (1,10) OBP: 0.384, SLG: 0.349	F7		G3		4-3	1-2 2-3 1B			4-3	5	0	1	0	0	0	0	Minnesota Twins @ Chicago White Sox Comiskey Park, Chicago, IL Wed Sep 22 1976, 8:05 PM EDT Att: 3,458 - Unknown - 64 F					
Roy Smalley, S (1,6) OBP: 0.356, SLG: 0.326	6-3		3B BB			K			L7	4	2	1	0	1	1	3						
Rod Carew, L (1,3) OBP: 0.394, SLG: 0.455						HR			F5	5	1	3	3	0	0	0						
Lyman Bostock, L (1,8) OBP: 0.367, SLG: 0.438	G3		4-3			F7				4	0	0	0	0	0	2						
Butch Wynegar, S (1,2) OBP: 0.360, SLG: 0.373		HR			F7	HR			F6	4	2	2	2	0	0	0						
Mike Cabbage, L (1,5) OBP: 0.348, SLG: 0.359	4-3				K2-3	1B			G6-4-3 BB 1B	4	1	2	0	0	1	0						
Dan Ford, R (1,9) OBP: 0.322, SLG: 0.455	5-3				6-3	1B			G6-4-3 BB	3	0	0	0	1	0	1						
Larry Hisle, R (1,7) OBP: 0.333, SLG: 0.388	5-3				K	1B 1B			G6-4-3 1-2 2-3	4	0	1	0	0	1	2						
Bob Randall, R (1,4) OBP: 0.320, SLG: 0.333			F3		5-3	1-2 3H 1B			K	4	0	1	1	0	1	1						
Inning Stats	R: 0 E: 0 K: 0 S: 4	H: 1 LOB: 1 BB: 0 P: 4	R: 1 E: 0 K: 0 S: 4	H: 1 LOB: 0 BB: 0 P: 4	R: 1 E: 0 K: 0 S: 4	H: 1 LOB: 1 BB: 1 P: 8	R: 0 E: 0 K: 1 S: 5	H: 0 LOB: 0 BB: 0 P: 5	R: 0 E: 0 K: 1 S: 5	H: 0 LOB: 0 BB: 0 P: 5	R: 4 E: 0 K: 1 S: 12	H: 7 LOB: 3 BB: 0 P: 12	R: 0 E: 0 K: 1 S: 3	H: 0 LOB: 1 BB: 0 P: 3	R: 0 E: 0 K: 1 S: 5	H: 1 LOB: 1 BB: 1 P: 9	R: 0 E: 0 K: 0 S: 3	H: 0 LOB: 0 BB: 0 P: 3	1B: 7 2B: 0 3B: 1 HR: 3	SF: 0 SAC: 0 DP: 1 HBP: 0	WP: 0 PB: 0 SB: 0 CS: 0	PA: 39
PITCHER	IP WLS BF H R ER SO BB IBB HBP BLK WP HR S P ERA WHIP	IP WLS BF H R ER SO BB IBB HBP BLK WP HR S P ERA WHIP															IP WLS BF H R ER SO BB IBB HBP BLK WP HR S P ERA WHIP					
Bart Johnson, R (1,1) ERA: 4.74	5.2 L 27 9 6 6 2 1 0 0 0 0 3 30 34 9.53 1.765																					
Pete Vuckovich, R (6,1) ERA: 4.6	3.1 S 12 2 0 0 2 1 0 0 0 0 0 15 19 0.00 0.900																					

Batter	1	2	3	4	5	6	7	8	9	AB	R	H	RBI	BB	SO	LOB	BOTTOM					
Alan Bannister, R (1,8) OBP: 0.325, SLG: 0.351	FC5-6 1B		5-3			1-2 1B			K	4	0	2	0	0	1	1	Minnesota Twins @ Chicago White Sox Comiskey Park, Chicago, IL Wed Sep 22 1976, 8:05 PM EDT Att: 3,458 - Unknown - 64 F					
Pat Kelly, L (9, PH) OBP: 0.346, SLG: 0.382									K	1	0	0	0	0	1	1						
Ralph Garr, L (1,9) OBP: 0.321, SLG: 0.389	FC5-6 FC6-4 1-2				G3 2B BB				FC4 1-2	3	1	0	0	1	1	4						
Jorge Orta, L (1,7) OBP: 0.318, SLG: 0.417	FC6-4 FC6 1-2				G3				F7	3	0	0	0	1	0	4						
Jim Spencer, L (1,3) OBP: 0.317, SLG: 0.372	FC6 1-2				1B 2B					4	1	2	1	0	0	2						
Lamar Johnson, R (1,10) OBP: 0.374, SLG: 0.427					K				G5-4-3 BB	4	0	1	0	0	1	3						
Bill Stein, R (1,5) OBP: 0.316, SLG: 0.357					G6-3 1B				G5-4-3 1-2	4	1	2	1	0	0	2						
Jack Brohamer, L (1,4) OBP: 0.337, SLG: 0.367					G6-3 1B				F3	4	1	2	1	0	0	2						
Bucky Dent, R (1,6) OBP: 0.304, SLG: 0.307					6-3				F8	4	0	0	0	0	0	3						
Jim Essian, R (1,2) OBP: 0.330, SLG: 0.283					5-3				F7	4	0	1	1	0	0	0	Minnesota Twins @ Chicago White Sox Comiskey Park, Chicago, IL Wed Sep 22 1976, 8:05 PM EDT Att: 3,458 - Unknown - 64 F					
Sam Ewing, L (9, PH) OBP: 0.244, SLG: 0.256					F8				FC4 BB	2	0	1	0	1	0	0						
									G3	1	0	0	0	0	0	1						
Inning Stats	R: 0 E: 0 K: 0 S: 4	H: 1 LOB: 1 BB: 0 P: 4	R: 0 E: 0 K: 0 S: 3	H: 1 LOB: 0 BB: 0 P: 3	R: 0 E: 0 K: 0 S: 3	H: 0 LOB: 0 BB: 0 P: 3	R: 2 E: 0 K: 1 S: 7	H: 2 LOB: 1 BB: 1 P: 11	R: 0 E: 0 K: 1 S: 7	H: 2 LOB: 2 BB: 0 P: 7	R: 0 E: 0 K: 0 S: 4	H: 1 LOB: 1 BB: 0 P: 4	R: 0 E: 0 K: 1 S: 5	H: 0 LOB: 1 BB: 1 P: 9	R: 0 E: 0 K: 0 S: 2	H: 0 LOB: 0 BB: 1 P: 6	R: 1 E: 0 K: 1 S: 7	H: 2 LOB: 1 BB: 0 P: 7	1B: 6 2B: 2 3B: 1 HR: 0	SF: 0 SAC: 0 DP: 2 HBP: 0	WP: 0 PB: 0 SB: 0 CS: 0	PA: 37
PITCHER	IP WLS BF H R ER SO BB IBB HBP BLK WP HR S P ERA WHIP	IP WLS BF H R ER SO BB IBB HBP BLK WP HR S P ERA WHIP															IP WLS BF H R ER SO BB IBB HBP BLK WP HR S P ERA WHIP					
Bill Singer, R (1,1) ERA: 3.78	8.1 W 9 3 3 3 3 3 0 0 0 0 0 0 4 4 0.00 1.440																					
Bill Campbell, R (9,1) ERA: 3.1	0.2 S 2 0 0 0 1 0 0 0 0 0 0 0 4 4 0.00 0.000																					

Batter	1	2	3	4	5	6	7	8	9	AB	R	H	RBI	BB	SO	LOB	TOP				
Lyman Bostock, L OBP: 0.364, SLG: 0.434 (1, 8)	0-0 4-3		0-3 K			0-0 6-3			0-0 6-3	4	0	0	0	0	1	0					
Bob Randall, R OBP: 0.317, SLG: 0.330 (1, 4)	0-3 K			0-0 F3			0-0 F5		0-0 F9	4	0	0	0	0	1	0					
Rod Carew, L OBP: 0.393, SLG: 0.454 (1, 3)	0-0 5-3			0-0 6-3			0-0 4-3		0-0 BB 1B 1B	4	1	1	0	0	0	0					
Dan Ford, R OBP: 0.322, SLG: 0.453 (1, 9)		0-0 6-3		0-0 F9			0-0 F8		0-0 BB 1B	4	1	1	0	0	0	0					
Larry Hisle, R OBP: 0.334, SLG: 0.392 (1, 7)	0-3 K				0-0 1-3			0-0 SF9 3B	4-0 1B BB	3	1	1	0	1	1	0					
Craig Kusick, R OBP: 0.337, SLG: 0.421 (1, 10)	0-0 E5			0-0 F7			0-0 SF9		0-0 1B	3	0	1	3	0	0	0					
Butch Wynegar, S OBP: 0.359, SLG: 0.371 (1, 2)	0-0 F7			0-0 F7			0-0 BB	3-H 4-0 BB	1-3 2-H 3-H 0-3 K	3	0	0	0	1	1	3					
Roy Smalley, S OBP: 0.356, SLG: 0.324 (1, 6)			0-0 4-3			0-0 6-3		0-0 F4		3	0	0	0	0	0	1					
Jerry Terrell, R OBP: 0.282, SLG: 0.270 (1, 5)			0-3 K			0-0 F3		0-0 L5		3	0	0	0	0	1	1					
Inning Stats	R: 0 E: 0 K: 1 S: 5	H: 0 LOB: 0 BB: 0 P: 5	R: 0 E: 1 K: 1 S: 6	H: 0 LOB: 1 BB: 0 P: 6	R: 0 E: 0 K: 2 S: 7	H: 0 LOB: 0 BB: 0 P: 7	R: 0 E: 0 K: 0 S: 3	H: 0 LOB: 0 BB: 0 P: 3	R: 0 E: 0 K: 0 S: 3	H: 0 LOB: 0 BB: 0 P: 3	R: 0 E: 0 K: 0 S: 3	H: 0 LOB: 0 BB: 0 P: 3	R: 0 E: 0 K: 0 S: 3	H: 0 LOB: 0 BB: 0 P: 3	R: 1 E: 0 K: 0 S: 4	H: 1 LOB: 1 BB: 1 P: 8	R: 2 E: 0 K: 1 S: 8	H: 3 LOB: 2 BB: 1 P: 12	1B: 3 2B: 0 3B: 1 HR: 0	SF: 1 SAC: 0 DP: 0 HBP: 0	WP: 0 PA: 34 CS: 0
PITCHER Ken Brett, L ERA: 3.32 (1, 1)	IP: 9.0 WLS: L BF: 34 H: 4 R: 3 ER: 3 SO: 5 BB: 2 IBB: 0 HBP: 0 BLK: 0 WP: 0 HR: 0 S: 42 P: 50 ERA: 3.00 WHIP: 0.667															PITCHER Ken Brett, L ERA: 3.32 (1, 1)	IP: 9.0 WLS: W BF: 31 H: 3 R: 0 ER: 0 SO: 4 BB: 2 IBB: 0 HBP: 0 BLK: 0 WP: 0 HR: 0 S: 37 P: 45 ERA: 0.00 WHIP: 0.556				

Minnesota Twins @ Chicago White Sox
Comiskey Park, Chicago, IL
Thu Sep 23 1976, 8:05 PM EDT
Att. 3,278 - Unknown - 57 F

AB 31
R 3
H 4
RBI 3
BB 2
SO 5
LOB 5



Batter	1	2	3	4	5	6	7	8	9	AB	R	H	RBI	BB	SO	LOB	BOTTOM		
Alan Bannister, R OBP: 0.323, SLG: 0.347 (1, 6)	0-0 5-3		0-0 F4			0-0 G3-6-3 1B		0-0 5-3		4	0	1	0	0	0	0			
Bill Stein, R OBP: 0.315, SLG: 0.354 (1, 9)	4-0 2B BB		0-3 K			0-0 B1			0-0 F8	3	0	0	0	1	1	1			
Jim Spencer, L OBP: 0.315, SLG: 0.369 (1, 3)	0-0 F7			0-0 F8		0-0 G3-6-3 1-2			0-0 G3	4	0	0	0	0	0	2			
Jorge Orta, L OBP: 0.318, SLG: 0.417 (1, 7)	0-0 1-3 2B			0-0 F9		0-0 L3			0-0 5-3	4	0	1	0	0	0	0			
Kevin Bell, R OBP: 0.296, SLG: 0.397 (1, 5)	0-3 K			0-3 K		0-0 BB				2	0	0	0	1	2	2			
Jack Brohamer, L OBP: 0.337, SLG: 0.367 (1, 4)		0-0 F8			0-0 3-1 SH3-4 1B		0-0 F8			3	0	1	0	0	0	1			
Chet Lemon, R OBP: 0.236, SLG: 0.314 (1, 8)		0-0 6-3			0-0 SH3-4 1-2		0-0 F8			2	0	0	0	0	0	1			
Ken Brett, L OBP: 0.083, SLG: 0.083 (1, 1)		0-0 F7			0-0 3-1 2-3			0-0 1-3		3	0	0	0	0	0	1			
Jim Essian, R OBP: 0.327, SLG: 0.280 (1, 2)			0-0 1-3			0-0 F7				2	0	0	0	0	0	1			
Sam Ewing, L OBP: 0.236, SLG: 0.250 (8, PH)								0-3 K		1	0	0	0	0	1	0			
Brian Downing, R OBP: 0.334, SLG: 0.325 (9, 2)										0	0	0	0	0	0	0			
Inning Stats	R: 0 E: 0 K: 1 S: 6	H: 1 LOB: 2 BB: 1 P: 10	R: 0 E: 0 K: 0 S: 3	H: 0 LOB: 0 BB: 0 P: 3	R: 0 E: 0 K: 1 S: 5	H: 0 LOB: 0 BB: 0 P: 5	R: 0 E: 0 K: 1 S: 5	H: 0 LOB: 0 BB: 0 P: 5	R: 0 E: 0 K: 0 S: 3	H: 1 LOB: 1 BB: 0 P: 3	R: 0 E: 0 K: 0 S: 3	H: 0 LOB: 1 BB: 1 P: 7	R: 0 E: 0 K: 1 S: 5	H: 0 LOB: 0 BB: 0 P: 5	R: 0 E: 0 K: 0 S: 3	H: 0 LOB: 0 BB: 0 P: 3	1B: 2 2B: 1 3B: 0 HR: 0	SF: 0 SAC: 1 DP: 1 HBP: 0	WP: 0 PA: 31 CS: 0
PITCHER Pete Redfern, R ERA: 3.65 (1, 1)	IP: 9.0 WLS: W BF: 31 H: 3 R: 0 ER: 0 SO: 4 BB: 2 IBB: 0 HBP: 0 BLK: 0 WP: 0 HR: 0 S: 37 P: 45 ERA: 0.00 WHIP: 0.556															PITCHER Ken Brett, L ERA: 3.32 (1, 1)	IP: 9.0 WLS: W BF: 31 H: 3 R: 0 ER: 0 SO: 4 BB: 2 IBB: 0 HBP: 0 BLK: 0 WP: 0 HR: 0 S: 37 P: 45 ERA: 0.00 WHIP: 0.556		

Minnesota Twins @ Chicago White Sox
Comiskey Park, Chicago, IL
Thu Sep 23 1976, 8:05 PM EDT
Att. 3,278 - Unknown - 57 F

AB 28
R 0
H 3
RBI 0
BB 2
SO 4
LOB 9



Batter	1	2	3	4	5	6	7	8	9	AB	R	H	RBI	BB	SO	LOB	TOP			
Dave Collins, S OBP: 0.327, SLG: 0.330 (1, 7)										3	0	1	0	1	1	0	California Angels @ Minnesota Twins Metropolitan Stadium, Bloomington, MI Sat Sep 25 1976, 4:33 AM EDT Att: 4,942 - Unknown livebaseballscorecards.com			
Jerry Remy, L OBP: 0.314, SLG: 0.301 (1, 4)										4	0	0	0	0	0	2				
Bob Jones, L OBP: 0.275, SLG: 0.358 (1, 8)										3	0	0	0	1	2	2				
Tony Solaita, L OBP: 0.339, SLG: 0.381 (1, 3)										3	0	0	0	1	1	2				
Mario Guerrero, R OBP: 0.309, SLG: 0.346 (1, 10)										4	0	1	0	0	0	4				
Terry Humphrey, R OBP: 0.299, SLG: 0.308 (7, PH)										1	0	0	0	1	0	2				
Mike Easter, L OBP: 0.299, SLG: 0.296 (7, 2)										1	0	0	0	0	1	0				
Andy Etchebarena, R OBP: 0.302, SLG: 0.264 (7, 2)										1	0	0	0	0	0	1				
Ron Jackson, R OBP: 0.284, SLG: 0.326 (1, 5)										3	0	0	0	0	1	1				
Carlos Lopez, R (1, 9)										3	0	0	0	0	1	0				
Dave Chalk, R OBP: 0.310, SLG: 0.255 (1, 6)										3	0	0	0	0	1	0				
Inning Stats	R: 0 E: 0 K: 0 S: 3	H: 1 LOB: 0 BB: 0 P: 3	R: 0 E: 0 K: 0 S: 3	H: 0 LOB: 1 BB: 1 P: 7	R: 0 E: 0 K: 2 S: 7	H: 0 LOB: 0 BB: 0 P: 7	R: 0 E: 0 K: 0 S: 3	H: 0 LOB: 0 BB: 2 P: 11	R: 0 E: 0 K: 1 S: 5	H: 0 LOB: 0 BB: 0 P: 5	R: 0 E: 1 K: 2 S: 8	H: 0 LOB: 2 BB: 1 P: 12	R: 0 E: 0 K: 1 S: 5	H: 0 LOB: 0 BB: 0 P: 5	R: 0 E: 0 K: 1 S: 6	H: 1 LOB: 1 BB: 0 P: 6	1B: 2 2B: 0 3B: 0 HR: 0	SF: 0 SAC: 0 DP: 0 HBP: 0	WP: 0 PB: 0 SB: 0 CS: 1	PA: 33
PITCHER Dave Goltz, R ERA: 3.34 (1, 1)	IP: 9.0 WLS: W BF: 33	H: 2 R: 0 ER: 0 SO: 8	BB: 4 IBB: 0 HBP: 0 BLK: 0	WP: 0 HR: 0 S: 45 P: 61	ERA: 0.00 WHIP: 0.667	PITCHER														

Batter	1	2	3	4	5	6	7	8	9	AB	R	H	RBI	BB	SO	LOB	BOTTOM			
Steve Braun, L OBP: 0.387, SLG: 0.352 (1, 10)										2	1	1	2	2	1	0	California Angels @ Minnesota Twins Metropolitan Stadium, Bloomington, MI Sat Sep 25 1976, 4:33 AM EDT Att: 4,942 - Unknown livebaseballscorecards.com			
Roy Smalley, S OBP: 0.355, SLG: 0.323 (1, 6)										2	0	0	0	0	2	1				
Rod Carew, L OBP: 0.392, SLG: 0.451 (1, 3)										3	0	0	0	1	1	3				
Lyman Bostock, L OBP: 0.366, SLG: 0.435 (1, 8)										3	1	2	1	0	1	0				
Larry Hise, R OBP: 0.335, SLG: 0.393 (1, 7)										3	1	1	1	1	1	3				
Butch Wynegar, S OBP: 0.357, SLG: 0.368 (1, 2)										4	0	0	0	0	2	2				
Mike Cabbage, L OBP: 0.347, SLG: 0.356 (1, 5)										3	0	0	0	1	2	2				
Dan Ford, R OBP: 0.325, SLG: 0.461 (1, 9)										3	2	2	2	1	1	1				
Bob Randall, R OBP: 0.319, SLG: 0.328 (1, 4)										2	1	0	0	2	1	2				
Inning Stats	R: 0 E: 0 K: 1 S: 4	H: 0 LOB: 0 BB: 1 P: 8	R: 0 E: 0 K: 2 S: 7	H: 0 LOB: 1 BB: 1 P: 11	R: 2 E: 0 K: 1 S: 7	H: 2 LOB: 2 BB: 2 P: 15	R: 2 E: 0 K: 2 S: 8	H: 1 LOB: 1 BB: 2 P: 16	R: 0 E: 0 K: 0 S: 2	H: 0 LOB: 0 BB: 1 P: 6	R: 0 E: 0 K: 3 S: 9	H: 0 LOB: 1 BB: 1 P: 13	R: 0 E: 0 K: 2 S: 7	H: 0 LOB: 0 BB: 0 P: 7	R: 2 E: 0 K: 1 S: 8	H: 3 LOB: 1 BB: 0 P: 8		1B: 3 2B: 2 3B: 0 HR: 1	SF: 0 SAC: 3 DP: 0 HBP: 0	WP: 1 PB: 0 SB: 4 CS: 1
PITCHER Nolan Ryan, R ERA: 3.58 Gary Wheelock, R ERA: 27.0 (8, 1)	IP: 7.0 WLS: L BF: 30	H: 3 R: 4 ER: 4 SO: 11	BB: 8 IBB: 0 HBP: 0 BLK: 0	WP: 1 HR: 1 S: 44 P: 76	ERA: 5.14 WHIP: 1.571	PITCHER														

Batter	1	2	3	4	5	6	7	8	9	AB	R	H	RBI	BB	SO	LOB	TOP										
Dave Collins, S OBP: 0.332, SLG: 0.342 (1, 7)										3	2	1	1	0	1												
Jerry Remy, L OBP: 0.314, SLG: 0.301 (1, 4)										4	0	1	0	0	0	1											
Bruce Bochte, L OBP: 0.348, SLG: 0.309 (1, 9)										4	0	2	1	0	1	1											
Bill Melton, R OBP: 0.297, SLG: 0.330 Rusty Torres, S OBP: 0.300, SLG: 0.350 (8, PR) (8, 8)										2	0	0	0	2	1	1											
Mario Guerrero, R OBP: 0.305, SLG: 0.341 (1, 10)										4	0	0	0	0	0	4											
Dan Briggs, L OBP: 0.254, SLG: 0.294 (8, 3)										4	0	1	0	0	2	0											
Ron Jackson, R OBP: 0.283, SLG: 0.333 (1, 5)										4	1	1	1	0	1	2											
Andy Etchebarren, R OBP: 0.305, SLG: 0.272 (1, 2)										4	1	2	0	0	1	0											
Mike Miley, S OBP: 0.273, SLG: 0.211 (1, 6)										4	0	1	1	0	1	1											
Inning Stats	R: 1 E: 0 K: 0 S: 4	H: 1 LOB: 0 BB: 0 P: 4	R: 2 E: 0 K: 1 S: 8	H: 3 LOB: 1 BB: 0 P: 8	R: 0 E: 0 K: 1 S: 5	H: 1 LOB: 1 BB: 1 P: 9	R: 0 E: 0 K: 2 S: 7	H: 0 LOB: 0 BB: 0 P: 7	R: 1 E: 0 K: 1 S: 7	H: 2 LOB: 1 BB: 0 P: 7	R: 0 E: 0 K: 0 S: 3	H: 1 LOB: 0 BB: 1 P: 3	R: 0 E: 0 K: 1 S: 4	H: 0 LOB: 0 BB: 1 P: 8	R: 0 E: 0 K: 0 S: 3	H: 1 LOB: 2 BB: 1 P: 7	R: 0 E: 1 K: 1 S: 6	H: 1 LOB: 1 BB: 0 P: 6	1B: 4 2B: 6 3B: 0 HR: 2	SF: 0 SAC: 0 DP: 2 HBP: 0	WP: 1 PB: 0 SB: 1 CS: 4	PA: 37					
PITCHER	IP	WLS	BF	H	R	ER	SO	BB	IBB	HBP	BLK	WP	HR	S	P	ERA	WHIP										
Jim Hughes, R ERA: 5.09 Vic Albury, L ERA: 3.98	(1, 1) (6, 1)	5.0 4.0	L 14	22 3	7 0	4 0	4 0	5 2	1 2	0 0	0 0	1 0	2 16	31 24	35	7.20 0.00	1.600 1.250										

California Angels @ Minnesota Twins
Metropolitan Stadium, Bloomington, MI
Sun Sep 26 1976, 4:33 AM EDT
Att. 3,649 - Unknown - 58 F

AB	33
R	4
H	10
RBI	4
BB	3
SO	7
LOB	11



Batter	1	2	3	4	5	6	7	8	9	AB	R	H	RBI	BB	SO	LOB	BOTTOM										
Butch Wynegar, S OBP: 0.354, SLG: 0.365 (1, 10)										4	0	0	0	0	2	3											
Bob Randall, R OBP: 0.320, SLG: 0.332 (1, 4)										4	0	2	0	0	1	1											
Larry Hise, R OBP: 0.335, SLG: 0.392 (1, 8)										4	0	1	0	0	1	2											
Dan Ford, R OBP: 0.322, SLG: 0.457 (1, 9)										4	0	0	0	0	1	2											
Craig Kusick, R OBP: 0.346, SLG: 0.438 (1, 3)										2	1	2	1	2	0	0											
Steve Bnye, R OBP: 0.291, SLG: 0.319 (1, 7)										4	0	0	0	0	2	4											
Jerry Terrell, R OBP: 0.281, SLG: 0.269 (1, 5)										4	0	1	0	0	0	1											
Glenn Borgmann, R OBP: 0.423, SLG: 0.339 (1, 2)										3	0	1	0	1	1	1											
Luis Gomez, R OBP: 0.250, SLG: 0.226 (1, 6)										3	0	1	0	0	0	1											
Inning Stats	R: 0 E: 0 K: 0 S: 3	H: 1 LOB: 0 BB: 0 P: 3	R: 0 E: 0 K: 0 S: 4	H: 1 LOB: 1 BB: 0 P: 4	R: 0 E: 0 K: 2 S: 8	H: 2 LOB: 1 BB: 0 P: 8	R: 0 E: 0 K: 1 S: 5	H: 0 LOB: 1 BB: 1 P: 9	R: 0 E: 0 K: 0 S: 3	H: 0 LOB: 1 BB: 1 P: 7	R: 0 E: 0 K: 2 S: 8	H: 1 LOB: 2 BB: 1 P: 12	R: 0 E: 0 K: 0 S: 3	H: 1 LOB: 0 BB: 0 P: 3	R: 0 E: 0 K: 2 S: 8	H: 1 LOB: 1 BB: 0 P: 8	R: 1 E: 0 K: 1 S: 6	H: 1 LOB: 0 BB: 0 P: 6	1B: 6 2B: 2 3B: 0 HR: 1	SF: 0 SAC: 0 DP: 2 HBP: 0	WP: 0 PB: 0 SB: 0 CS: 3	PA: 36					
PITCHER	IP	WLS	BF	H	R	ER	SO	BB	IBB	HBP	BLK	WP	HR	S	P	ERA	WHIP										
Frank Tanana, L ERA: 2.53	(1, 1)	9.0	W	35	8	1	1	8	3	0	0	0	1	48	60	1.00	1.222										

California Angels @ Minnesota Twins
Metropolitan Stadium, Bloomington, MI
Sun Sep 26 1976, 4:33 AM EDT
Att. 3,649 - Unknown - 58 F

AB	32
R	1
H	8
RBI	1
BB	3
SO	8
LOB	15



Batter	1	2	3	4	5	6	7	8	9	AB	R	H	RBI	BB	SO	LOB	TOP					
Lenny Randle, S OBP: 0.280, SLG: 0.269 (1,4)										5	1	2	2	0	0	0						
Toby Harrah, R OBP: 0.359, SLG: 0.377 (1,5)										5	2	2	3	0	0	1						
Mike Hargrove, L OBP: 0.399, SLG: 0.384 (1,3)										4	0	2	0	1	0	0						
Jeff Burroughs, R OBP: 0.312, SLG: 0.361 (1,9)										4	0	0	0	1	1	3						
Roy Howell, L OBP: 0.300, SLG: 0.370 (1,10)										4	1	1	0	1	2	2						
Tom Grievie, R OBP: 0.303, SLG: 0.407 (1,7)										4	1	0	0	1	2	2						
Dave Moates, L OBP: 0.295, SLG: 0.308 (9,7)										0	0	0	0	0	0	0						
Ken Pape, R OBP: 0.308, SLG: 0.538 (1,6)										2	1	1	0	0	0	0						
Danny Thompson, R OBP: 0.261, SLG: 0.253 (6,6)										0	0	0	0	0	0	0						
Juan Beniquez, R OBP: 0.314, SLG: 0.296 (1,8)										4	1	2	1	0	0	2						
Jim Sundberg, R OBP: 0.284, SLG: 0.302 (1,2)										4	0	0	1	0	1	4						
Inning Stats	R: 0 E: 0 K: 0 S: 4	H: 2 LOB: 1 BB: 0 P: 4	R: 6 E: 2 K: 1 S: 11	H: 4 LOB: 1 BB: 1 P: 15	R: 0 E: 1 K: 1 S: 6	H: 1 LOB: 1 BB: 0 P: 6	R: 1 E: 0 K: 1 S: 7	H: 2 LOB: 1 BB: 0 P: 7	R: 0 E: 0 K: 0 S: 4	H: 1 LOB: 1 BB: 0 P: 4	R: 0 E: 0 K: 0 S: 3	H: 0 LOB: 1 BB: 1 P: 7	R: 0 E: 0 K: 0 S: 3	H: 0 LOB: 1 BB: 1 P: 7	R: 0 E: 0 K: 1 S: 5	H: 0 LOB: 0 BB: 0 P: 5	R: 0 E: 0 K: 2 S: 7	H: 0 LOB: 1 BB: 1 P: 11	1B: 5 2B: 1 3B: 2 HR: 2	SF: 0 SAC: 1 DP: 0 HBP: 0	WP: 1 PB: 0 SB: 1 CS: 0	PA: 42
PITCHER	IP WLS BF H R ER SO BB IBB HBP BLK WP HR S P ERA WHIP																					
Bill Singer, R ERA: 3.74 (1,1)	2.0 L 14 6 6 0 1 1 0 0 0 0 0 1 15 19 0.00 3.500																					
Steve Luebber, R ERA: 4.0 (3,1)	5.0 21 4 1 1 2 2 0 0 0 0 0 1 23 31 1.80 1.200																					
Tom Johnson, R ERA: 2.64 (8,1)	1.0 3 0 0 0 1 0 0 0 0 0 0 0 5 5 0.00 0.000																					
Bill Campbell, R ERA: 3.08 (9,1)	1.0 4 0 0 0 2 1 0 0 0 0 1 0 7 11 0.00 1.000																					

Texas Rangers @ Minnesota Twins
Metropolitan Stadium, Bloomington, MI
Tue Sep 28 1976, 4:33 AM EDT
Att. 2,122 - Unknown - 58 F

AB 36
R 7
H 10
RBI 7
BB 4
SO 6
LOB 14



Batter	1	2	3	4	5	6	7	8	9	AB	R	H	RBI	BB	SO	LOB	BOTTOM					
Steve Braun, L OBP: 0.386, SLG: 0.351 (1,7)										4	0	1	0	0	0	1						
Roy Smalley, S OBP: 0.354, SLG: 0.322 (1,6)										4	0	1	0	0	1	1						
Rod Carew, L OBP: 0.391, SLG: 0.452 (1,3)										4	0	1	0	0	0	3						
Butch Wynegar, S OBP: 0.354, SLG: 0.364 (1,2)										4	0	1	0	0	1	2						
Lyman Bostock, L OBP: 0.365, SLG: 0.434 (1,8)										4	0	1	0	0	1	3						
Tony Oliva, L OBP: 0.236, SLG: 0.262 (1,10)										4	0	0	0	0	1	2						
Mike Cubbage, L OBP: 0.346, SLG: 0.355 (1,5)										1	0	0	0	0	0	1						
Steve Bnye, R OBP: 0.288, SLG: 0.316 (3,7)										2	0	0	0	0	1	0						
Larry Hisle, R OBP: 0.335, SLG: 0.392 (1,9)										3	0	1	0	0	0	0						
Bob Randall, R OBP: 0.318, SLG: 0.330 (1,4)										3	0	0	0	0	1	1						
Inning Stats	R: 0 E: 0 K: 1 S: 5	H: 0 LOB: 0 BB: 0 P: 5	R: 0 E: 0 K: 1 S: 6	H: 1 LOB: 1 BB: 0 P: 6	R: 0 E: 0 K: 0 S: 5	H: 2 LOB: 2 BB: 0 P: 5	R: 0 E: 0 K: 0 S: 3	H: 1 LOB: 0 BB: 0 P: 3	R: 0 E: 0 K: 1 S: 5	H: 0 LOB: 0 BB: 0 P: 5	R: 0 E: 0 K: 1 S: 7	H: 2 LOB: 2 BB: 0 P: 7	R: 0 E: 0 K: 1 S: 5	H: 0 LOB: 0 BB: 0 P: 5	R: 0 E: 1 K: 0 S: 4	H: 0 LOB: 1 BB: 0 P: 4	R: 0 E: 0 K: 1 S: 5	H: 0 LOB: 0 BB: 0 P: 5	1B: 5 2B: 1 3B: 0 HR: 0	SF: 0 SAC: 0 DP: 1 HBP: 0	WP: 0 PB: 0 SB: 0 CS: 0	PA: 33
PITCHER	IP WLS BF H R ER SO BB IBB HBP BLK WP HR S P ERA WHIP																					
Gaylord Perry, R ERA: 3.24 (1,1)	9.0 W 33 6 6 0 6 0 0 0 0 0 0 0 45 45 0.00 0.667																					

Texas Rangers @ Minnesota Twins
Metropolitan Stadium, Bloomington, MI
Tue Sep 28 1976, 4:33 AM EDT
Att. 2,122 - Unknown - 58 F


AB 33
R 0
H 6
RBI 0
BB 0
SO 6
LOB 14



Batter	1	2	3	4	5	6	7	8	9	AB	R	H	RBI	BB	SO	LOB	TOP		
Lenny Randle, S OBP: 0.281, SLG: 0.271	F8		2B			BB		6-3		3	0	1	0	1	0	0			
Toby Harrah, R OBP: 0.357, SLG: 0.374	F9		F4			F8		6-3		4	0	0	0	0	0	2			
Mike Hargrove, L OBP: 0.398, SLG: 0.383	F7		4-3			K			1B	4	0	1	0	0	1	2			
Jeff Burroughs, R OBP: 0.312, SLG: 0.360		G4-6-3 HBP		K		5-3			K	3	0	0	0	0	2	2			
Roy Howell, L OBP: 0.298, SLG: 0.367		G4-6-3 1-2		6-3			K		K	4	0	0	0	0	2	2			
Tom Grieve, R OBP: 0.304, SLG: 0.414		HR		1-3			1B		6-3	4	1	2	1	0	0	1			
Danny Thompson, R OBP: 0.262, SLG: 0.254		1B			F9		F6			0	0	0	0	0	0	0			
Juan Beniquez, R OBP: 0.313, SLG: 0.294		F8			K		F9			3	0	0	0	0	1	2			
Jim Sundberg, R OBP: 0.282, SLG: 0.300			F9			6-3		5-3		3	0	0	0	0	0	0			
Inning Stats	R: 0 E: 0 K: 0 S: 3	H: 0 LOB: 0 BB: 0 P: 3	R: 1 E: 0 K: 0 S: 4	H: 2 LOB: 1 BB: 0 P: 5	R: 0 E: 0 K: 0 S: 4	H: 1 LOB: 1 BB: 0 P: 4	R: 0 E: 0 K: 1 S: 5	H: 0 LOB: 0 BB: 0 P: 5	R: 0 E: 0 K: 1 S: 5	H: 0 LOB: 1 BB: 1 P: 9	R: 0 E: 0 K: 1 S: 6	H: 1 LOB: 1 BB: 0 P: 6	R: 0 E: 0 K: 0 S: 3	H: 0 LOB: 0 BB: 0 P: 3	R: 0 E: 0 K: 2 S: 8	H: 1 LOB: 1 BB: 0 P: 8	1B: 3 2B: 1 3B: 0 HR: 1	SF: 0 SAC: 0 DP: 1 HBP: 1	WP: 0 PA: 33 CS: 0
PITCHER	IP	WLS	BF	H	R	ER	SO	BB	IBB	HBP	BLK	WP	HR	S	P	ERA	WHIP		
Pete Redfern, R ERA: 3.51	7.0	W	26	4	1	1	4	1	0	1	0	0	1	32	37	1.29	0.714		
Bill Campbell, R ERA: 3.04	2.0		7	1	0	0	2	0	0	0	0	0	0	11	11	0.00	0.500		

Texas Rangers @ Minnesota Twins
Metropolitan Stadium, Bloomington, MI
Wed Sep 29 1976, 4:33 AM EDT
Alt. 2,444 - Unknown - 67 F


AB 28
R 1
H 4
RBI 1
BB 1
SO 6
LOB 11



Batter	1	2	3	4	5	6	7	8	9	AB	R	H	RBI	BB	SO	LOB	BOTTOM		
Steve Braun, L OBP: 0.388, SLG: 0.356	1B		F8		BLK	5-3		K		3	2	2	0	0	0	1			
Craig Kusick, R OBP: 0.345, SLG: 0.436					1B					1	0	0	0	0	0	0			
Tony Oliva, L OBP: 0.234, SLG: 0.260					2B					1	0	0	0	0	1	1			
Roy Smalley, S OBP: 0.354, SLG: 0.323			F8		HR	F9		K		5	1	2	1	0	1	1			
Rod Carew, L OBP: 0.390, SLG: 0.455		G4-6-3			HR					4	1	1	2	0	0	1			
Lyman Bostock, L OBP: 0.366, SLG: 0.433				F8	4-3					3	1	1	0	1	0	0			
Butch Wynegar, S OBP: 0.355, SLG: 0.364					1B	F9				3	1	1	0	1	1	1			
Larry Hise, R OBP: 0.334, SLG: 0.391			K							4	0	1	0	0	1	3			
Dan Ford, R OBP: 0.324, SLG: 0.461			F8		E					4	2	2	0	0	0	1			
Mike Cabbage, L OBP: 0.348, SLG: 0.357					E	F8				3	1	1	2	1	1	2			
Bob Randall, R OBP: 0.318, SLG: 0.328					2B					2	0	0	1	1	0	0			
Inning Stats	R: 1 E: 0 K: 1 S: 6	H: 2 LOB: 1 BB: 1 P: 10	R: 0 E: 0 K: 2 S: 7	H: 0 LOB: 0 BB: 0 P: 7	R: 0 E: 0 K: 0 S: 2	H: 0 LOB: 0 BB: 1 P: 6	R: 4 E: 2 K: 0 S: 7	H: 3 LOB: 0 BB: 0 P: 7	R: 3 E: 0 K: 0 S: 8	H: 5 LOB: 2 BB: 0 P: 8	R: 0 E: 0 K: 0 S: 3	H: 0 LOB: 0 BB: 1 P: 3	R: 0 E: 0 K: 0 S: 3	H: 0 LOB: 1 BB: 1 P: 7	R: 1 E: 0 K: 2 S: 8	H: 1 LOB: 1 BB: 1 P: 12	1B: 7 2B: 2 3B: 1 HR: 1	SF: 1 SAC: 0 DP: 1 HBP: 0	WP: 0 PA: 38 CS: 1
PITCHER	IP	WLS	BF	H	R	ER	SO	BB	IBB	HBP	BLK	WP	HR	S	P	ERA	WHIP		
Tommy Boggs, R ERA: 3.49	4.0	L	20	7	3	3	3	2	0	0	1	0	0	24	32	6.75	2.250		
Steve Hargan, R ERA: 3.54	1.0		6	3	1	1	0	0	0	0	0	0	1	6	6	9.00	3.000		
Steve Barr, L ERA: 5.59	3.0		12	1	1	1	2	2	0	0	0	0	0	14	22	3.00	1.000		

Texas Rangers @ Minnesota Twins
Metropolitan Stadium, Bloomington, MI
Wed Sep 29 1976, 4:33 AM EDT
Alt. 2,444 - Unknown - 67 F

AB 33
R 9
H 11
RBI 6
BB 4
SO 5
LOB 11



Batter	1	2	3	4	5	6	7	8	9	AB	R	H	RBI	BB	SO	LOB	TOP					
Steve Braun, L (1, 10) OBP: 0.386, SLG: 0.354	F7		K			P1	F9			5	0	1	1	0	1	1						
Roy Smalley, S (1, 6) OBP: 0.355, SLG: 0.324	1B			G3				F7	K	5	0	2	0	0	1	0						
Rod Carew, L (1, 3) OBP: 0.391, SLG: 0.456	1B			G3		FC4-6				4	0	2	0	0	0	1						
Lyman Bostock, L (1, 8) OBP: 0.364, SLG: 0.430	G6-4-3									3	0	0	0	0	0	2						
Steve Brye, R (7, 8) OBP: 0.291, SLG: 0.323	G6-4-3			6-3						1	0	1	0	0	0	0						
Butch Wynegar, S (1, 2) OBP: 0.356, SLG: 0.364		4-3				F5				3	1	1	0	1	0	0						
Larry Hisle, R (1, 7) OBP: 0.334, SLG: 0.390		K				K				4	1	1	0	0	2	3						
Dan Ford, R (1, 9) OBP: 0.325, SLG: 0.462										3	1	1	0	1	1	3						
Mike Cubbage, L (1, 5) OBP: 0.349, SLG: 0.360			4-3			6-3				3	1	1	3	1	0	1						
Bob Randall, R (1, 4) OBP: 0.316, SLG: 0.326			5-3							3	0	0	0	0	1	1						
Inning Stats	R: 0 E: 0 K: 0 S: 4	H: 2 LOB: 1 BB: 0 P: 4	R: 0 E: 0 K: 1 S: 5	H: 0 LOB: 0 BB: 0 P: 5	R: 0 E: 0 K: 1 S: 5	H: 0 LOB: 0 BB: 0 P: 5	R: 0 E: 0 K: 0 S: 3	H: 0 LOB: 0 BB: 0 P: 3	R: 0 E: 0 K: 1 S: 6	H: 1 LOB: 1 BB: 0 P: 6	R: 0 E: 0 K: 1 S: 6	H: 1 LOB: 1 BB: 0 P: 6	R: 3 E: 0 K: 0 S: 6	H: 3 LOB: 1 BB: 1 P: 10	R: 0 E: 0 K: 1 S: 7	H: 2 LOB: 3 BB: 1 P: 11	R: 1 E: 0 K: 1 S: 5	H: 1 LOB: 0 BB: 1 P: 9	1B: 7 2B: 3 3B: 0 HR: 0	SF: 0 SAC: 1 DP: 1 HBP: 0	WP: 0 PB: 0 CS: 0	PA: 38
PITCHER	IP WLS BF H R ER SO BB IBB HBP BLK WP HR S P ERA WHIP																					
Doug Bird, R (1, 1) ERA: 3.37	6.2	27	7	3	3	4	1	0	0	0	0	0	0	0	34	38	4.05	1.200				
Steve Mingo, L (7, 1) ERA: 2.35	0.2	4	2	0	0	0	0	0	0	0	0	0	0	4	4	0.00	3.000					
Mark Littell, R (8, 1) ERA: 2.08	1.2	L	7	1	1	1	2	1	1	0	0	0	0	9	17	5.40	1.200					

Minnesota Twins @ Kansas City Royals
 Royals Stadium, Kansas City, MO
 Fri Oct 01 1976, 8:05 PM EDT
 Att: 38,482 - Unknown - 87 F

AB	34
R	4
H	10
RBI	4
BB	3
SO	6
LOB	12



Batter	1	2	3	4	5	6	7	8	9	AB	R	H	RBI	BB	SO	LOB	BOTTOM					
Tom Poquette, L (1, 7) OBP: 0.365, SLG: 0.429	1B		1-3						CS	3	0	2	1	1	0	0						
Amos Otis, R (1, 8) OBP: 0.341, SLG: 0.446	P4				F8					3	0	0	0	0	1	4						
George Brett, L (1, 5) OBP: 0.375, SLG: 0.452	1B			5-3						3	0	3	0	1	0	0						
Hal McRae, R (1, 10) OBP: 0.406, SLG: 0.461	G5-4-3			5-3						4	0	0	0	0	0	5						
John Mayberry, L (1, 3) OBP: 0.322, SLG: 0.343	G3									4	0	0	0	0	0	3						
Al Cowens, R (1, 9) OBP: 0.300, SLG: 0.343	1-3									4	1	2	0	0	0	1						
John Wathan, R (1, 2) OBP: 0.326, SLG: 0.300	F9									2	1	0	0	0	0	1						
Tommy Davis, R (9, PH) OBP: 0.308, SLG: 0.321										1	0	0	0	0	0	0						
Freddie Patek, R (1, 6) OBP: 0.320, SLG: 0.309	1-3									3	0	1	0	0	1	1						
Jamie Quirk, L (9, PH) OBP: 0.246, SLG: 0.318										1	0	0	0	0	0	0						
Frank White, R (1, 4) OBP: 0.284, SLG: 0.309	6-3									2	1	0	0	0	0	2						
Cookie Rojas, R (7, PH) OBP: 0.288, SLG: 0.297										2	0	2	1	0	0	0						
Willie Wilson, S (9, PR) OBP: 0.333, SLG: 0.333										0	0	0	0	0	0	0						
Inning Stats	R: 0 E: 0 K: 0 S: 4	H: 2 LOB: 1 BB: 0 P: 4	R: 0 E: 0 K: 0 S: 3	H: 0 LOB: 0 BB: 0 P: 3	R: 0 E: 0 K: 0 S: 3	H: 0 LOB: 0 BB: 0 P: 3	R: 0 E: 0 K: 0 S: 3	H: 1 LOB: 1 BB: 0 P: 4	R: 2 E: 0 K: 0 S: 6	H: 3 LOB: 1 BB: 0 P: 6	R: 0 E: 0 K: 0 S: 2	H: 0 LOB: 0 BB: 1 P: 6	R: 1 E: 0 K: 2 S: 9	H: 2 LOB: 2 BB: 1 P: 13	R: 0 E: 0 K: 0 S: 4	H: 1 LOB: 1 BB: 0 P: 4	R: 0 E: 0 K: 0 S: 3	H: 1 LOB: 1 BB: 0 P: 3	1B: 8 2B: 1 3B: 1 HR: 0	SF: 0 SAC: 1 DP: 1 HBP: 1	WP: 2 PB: 0 SB: 1 CS: 2	PA: 38
PITCHER	IP WLS BF H R ER SO BB IBB HBP BLK WP HR S P ERA WHIP																					
Dave Goltz, R (1, 1) ERA: 3.36	6.2	28	8	3	3	1	2	0	0	0	0	0	0	5	5	0.00	1.500					
Tom Johnson, R (7, 1) ERA: 2.61	0.2	3	1	0	0	1	0	0	0	0	0	0	0	1	1	0.00	0.000					
Tom Burgmeier, L (8, 1) ERA: 2.5	0.1	1	0	0	0	0	0	0	0	0	0	0	0	1	1	0.00	0.000					
Bill Campbell, R (8, 1) ERA: 3.02	1.1	W	4	1	0	0	0	0	0	0	0	0	0	4	4	0.00	0.750					

Minnesota Twins @ Kansas City Royals
 Royals Stadium, Kansas City, MO
 Fri Oct 01 1976, 8:05 PM EDT
 Att: 38,482 - Unknown - 87 F

AB	32
R	3
H	10
RBI	2
BB	2
SO	2
LOB	17



Batter	1	2	3	4	5	6	7	8	9	AB	R	H	RBI	BB	SO	LOB	TOP										
Craig Kusick, R (1, 10) OBP: 0.344, SLG: 0.432	0-0 4-3		0-0 6-3 2B	0-0 1B	0-0 1B	0-0 F8		0-0 F8	0-0 F8	5	1	2	0	0	0	1											
Dan Ford, R (1, 9) OBP: 0.323, SLG: 0.457	4-0 WP 1B BB		0-0 6-3	0-0 F8		0-0 F9		0-0 P6	0-0 P6	4	1	0	0	1	0	2											
Rod Carew, L (1, 3) OBP: 0.395, SLG: 0.463	4-0 1B WP BB		0-0 6-3		0-0 4-3		0-0 CS 2B	0-0 1B	0-0 1B	4	0	2	0	1	0	1											
Larry Hisle, R (1, 8) OBP: 0.335, SLG: 0.394	0-0 FC5-4 1B		0-0 2B		0-3 K		0-0 F8	0-0 F8	0-0 F8	5	1	2	2	0	1	2											
Steve Brye, R (1, 7) OBP: 0.295, SLG: 0.329	0-0 F9		0-0 2B		0-0 1B			0-0 F7		4	1	2	1	0	0	2											
Jerry Terrell, R (1, 4) OBP: 0.286, SLG: 0.275	0-0 FC5-4 1B		0-0 2B		0-0 1B			0-0 1B	0-0 S 1B	4	1	2	1	0	0	3											
Glenn Borgmann, R (1, 2) OBP: 0.417, SLG: 0.338		0-0 5-3	0-0 5-3			0-0 FC6-4 1B		0-0 5-3		4	0	1	0	0	0	2											
Mike Cabbage, L (1, 5) OBP: 0.346, SLG: 0.358		0-0 4-3		0-0 6-3		0-0 FC6-4 1B		0-0 E8		4	0	0	0	0	0	1											
Luis Gomez, R (1, 6) OBP: 0.233, SLG: 0.211		0-0 G3		0-0 4-3		0-0 L8		0-0 4-3		4	0	0	0	0	0	2											
Inning Stats	R: 1 E: 0 K: 0 S: 4	H: 1 LOB: 2 BB: 2 P: 12	R: 0 E: 0 K: 0 S: 3	H: 0 LOB: 0 BB: 0 P: 3	R: 3 E: 0 K: 0 S: 7	H: 4 LOB: 1 BB: 0 P: 7	R: 0 E: 0 K: 0 S: 4	H: 1 LOB: 1 BB: 0 P: 4	R: 0 E: 0 K: 1 S: 6	H: 1 LOB: 1 BB: 0 P: 6	R: 0 E: 0 K: 0 S: 3	H: 1 LOB: 0 BB: 0 P: 3	R: 1 E: 1 K: 0 S: 5	H: 1 LOB: 1 BB: 0 P: 5	R: 0 E: 0 K: 0 S: 4	H: 1 LOB: 1 BB: 0 P: 4	1B: 8 2B: 3 3B: 0 HR: 0	SF: 0 SAC: 0 DP: 0 HBP: 0	WP: 1 PB: 0 SB: 1 CS: 1	PA: 40							
PITCHER	IP	WLS	BF	H	R	ER	SO	BB	IBB	HBP	BLK	WP	HR	S	P	ERA	WHIP										
Paul Spittorf, L (1, 1) ERA: 3.97	4.0	L	20	6	4	4	0	2	0	0	0	1	0	18	26	9.00	2.000										
Al Fitzmorris, R (5, 1) ERA: 3.05	2.0		8	2	0	0	1	0	0	0	0	0	0	10	10	0.00	1.000										
Larry Gura, L (7, 1) ERA: 2.3	2.0		8	2	1	0	0	0	0	0	0	0	0	8	8	0.00	1.000										
Steve Mingo, L (9, 1) ERA: 2.32	1.0		4	1	0	0	0	0	0	0	0	0	0	4	4	0.00	1.000										

Minnesota Twins @ Kansas City Royals
 Royals Stadium, Kansas City, MO
 Sun Oct 03 1976, 4:33 AM EDT
 Att: 15,665 - Unknown

AB	38
R	5
H	11
RBI	4
BB	2
SO	1
LOB	16



Batter	1	2	3	4	5	6	7	8	9	AB	R	H	RBI	BB	SO	LOB	BOTTOM										
Tom Poquette, L (1, 7) OBP: 0.361, SLG: 0.430	0-0 F8			0-0 P4		0-0 L9		0-0 3-1		4	0	0	0	0	0	0											
Amos Otis, R (1, 8) OBP: 0.341, SLG: 0.444	0-0 L7			0-0 2B		0-0 5-3			0-0 F8	4	1	1	0	0	0	0											
George Brett, L (1, 5) OBP: 0.377, SLG: 0.462	0-0 L6			0-0 1B			0-0 1B 2B		0-0 IHR	4	2	3	2	0	0	0											
Hal McRae, R (1, 10) OBP: 0.407, SLG: 0.461		0-0 F8		0-0 1B			0-0 FC6-4 1B		0-0 6-3	4	0	2	1	0	0	0											
John Mayberry, L (1, 3) OBP: 0.322, SLG: 0.342		0-0 5-3		0-0 1-3			0-3 K		4-0 BB	3	0	0	0	1	1	2											
Willie Wilson, S (9, PR) OBP: 0.167, SLG: 0.167										0	0	0	0	0	0	0											
Al Cowens, R (1, 9) OBP: 0.298, SLG: 0.341		0-0 F8				0-0 F3		0-0 FC6-4	0-0 6-3	3	0	0	0	0	0	1											
Jim Wohlford, R (7, PR) (8, 9) OBP: 0.314, SLG: 0.307						0-0 F9		0-3 K		1	0	0	0	0	0	1											
Bob Stinson, S (1, 2) OBP: 0.342, SLG: 0.335			0-3 K		0-0 F9			0-3 K		3	0	0	0	0	2	1											
Freddie Patek, R (1, 6) OBP: 0.318, SLG: 0.306				0-0 1-3		0-3 K			0-0 P6	3	0	0	0	0	1	0											
Frank White, R (1, 4) OBP: 0.263, SLG: 0.307				0-0 L7				0-3 K		2	0	0	0	0	1	0											
Jamie Quirk, L (8, PH) OBP: 0.252, SLG: 0.325										1	0	0	0	0	0	0											
Davey Nelson, R (9, 4) OBP: 0.298, SLG: 0.307										0	0	0	0	0	0	0											
Inning Stats	R: 0 E: 0 K: 0 S: 3	H: 0 LOB: 0 BB: 0 P: 3	R: 0 E: 0 K: 0 S: 3	H: 0 LOB: 0 BB: 0 P: 3	R: 0 E: 0 K: 1 S: 5	H: 0 LOB: 0 BB: 0 P: 5	R: 1 E: 0 K: 0 S: 5	H: 3 LOB: 1 BB: 0 P: 5	R: 0 E: 0 K: 1 S: 5	H: 0 LOB: 0 BB: 0 P: 5	R: 0 E: 0 K: 1 S: 5	H: 0 LOB: 0 BB: 0 P: 5	R: 1 E: 0 K: 2 S: 9	H: 2 LOB: 1 BB: 0 P: 9	R: 0 E: 0 K: 0 S: 3	H: 0 LOB: 0 BB: 0 P: 3	R: 1 E: 0 K: 0 S: 4	H: 1 LOB: 1 BB: 1 P: 8	1B: 3 2B: 2 3B: 0 HR: 1	SF: 0 SAC: 0 DP: 0 HBP: 0	WP: 0 PB: 0 SB: 0 CS: 0	PA: 33					
PITCHER	IP	WLS	BF	H	R	ER	SO	BB	IBB	HBP	BLK	WP	HR	S	P	ERA	WHIP										
Jim Hughes, R (1, 1) ERA: 4.98	9.0	W	33	6	3	3	5	1	0	0	0	0	0	42	46	3.00	0.778										

Minnesota Twins @ Kansas City Royals
 Royals Stadium, Kansas City, MO
 Sun Oct 03 1976, 4:33 AM EDT
 Att: 15,665 - Unknown

AB	32
R	3
H	6
RBI	3
BB	1
SO	5
LOB	5

