Minnesota Twins - 1977

Batter	1	2	3	4	5	6	7	8	9	AB	R	H	RBI	BB	SO	LOB
Butch Wynegar, S (1, 2) OBP: 0.250, SLG: 0.333	0-0 SH1-4 1B 1B	0-0 F9		0-0 SF9 2-3 3-H			0-0 F9			3	1	1	1	0	0	1
Roy Smalley, S (1, 6) OBP: 0.667, SLG: 1.000	0-0 SH1-4 1-2		0-0 4-3 SF7 2B	0-0 P4			0-0 L5-3 1B			3	1	2	0	0	0	1
Rod Carew, L (1, 3) OBP: 0.250, SLG: 0.250	0-0 1B S FC6-4 2-H 1B		0-0 4-3 2-3		0-0 G3		0-0 L5-3 1-2			4	1	1	1	0	0	2
Lyman Bostock, L (1, 8) OBP: 0.250, SLG: 0.333	0-0 FC6-4 1-3 1B		0-0 SF7 3-H		S S S 0-3 K				0-0 L9	3	0	1	1	0	1	0
Larry Hisle, R (1, 7)	0-0 FC6-4 S 1-2f 3-H		B B B B 4-0 BB		0-0 F9				0-0 F3	3	0	0	1	1	0	1
Dan Ford, R (1, 9)	0-0 F9 1-2		0-0 L7			0-0 P4		S S S 0-3 K		4	0	0	0	0	1	2
Craig Kusick, R (1, 10) OBP: 0.500, SLG: 0.333		0-0 F5		B B B B 4-0 4-3 SF9 1B BB		0-0 FC4-6 1B			0-0 F7	3	1	1	0	1	0	0
Mike Cubbage, L (1, 5) OBP: 0.500, SLG: 0.333		B B B B 4-0 BB		0-0 SF9 4-3 1-2 1B		0-0 FC4-6 1-2f			0-0 F7	3	0	1	0	1	0	1
Bob Randall, R (1, 4) Rich Chiles, L (9, PH)		0-0 F9		0-0 4-3 1-2 2-3		0-0 L7			0-0 F8	3 1	0 0	0 0	0 0	0 0	0 0	4 0
Inning Stats	R: 2 E: 0 K: 0 S: 6 H: 3 LOB: 1 BB: 0 P: 6	R: 0 E: 0 K: 0 S: 3 H: 0 LOB: 1 BB: 1 P: 7	R: 1 E: 0 K: 0 S: 4 H: 1 LOB: 1 BB: 1 P: 8	R: 1 E: 0 K: 0 S: 4 H: 1 LOB: 1 BB: 1 P: 8	R: 0 E: 0 K: 1 S: 5 H: 0 LOB: 0 BB: 0 P: 5	R: 0 E: 0 K: 0 S: 4 H: 1 LOB: 1 BB: 0 P: 4	R: 0 E: 0 K: 0 S: 3 H: 1 LOB: 0 BB: 0 P: 3	R: 0 E: 0 K: 1 S: 5 H: 0 LOB: 0 BB: 0 P: 5	R: 0 E: 0 K: 0 S: 3 H: 0 LOB: 0 BB: 0 P: 3	1B: 6 2B: 2 3B: 0 HR: 0	SF: 2 SAC: 1 DP: 1 HBP: 0						

TOP

Minnesota Twins @ Oakland Athletics

Oakland-Alameda County Coliseum, Oakland, CA

Sat Apr 09 1977, 3:33 AM PST
Att. 12,562 - Unknown - 67 F

livebaseballscorecards.com

AB	30
R	4
H	7
RBI	4
BB	3
SO	2
LOB	12

WP: 0 PB: 0 SB: 2 CS: 0 PA: 36

PITCHER	IP	WLS	BF	H	R	ER	SO	BB	IBB	HBP	BLK	WP	HR	S	P	ERA	WHIP
Mike Torrez, R (1, 1) ERA: 4.0	9.0	W	36	7	4	4	2	3	0	0	0	0	0	37	49	4.00	1.111

PITCHER	IP	WLS	BF	H	R	ER	SO	BB	IBB	HBP	BLK	WP	HR	S	P	ERA	WHIP

Batter	1	2	3	4	5	6	7	8	9	AB	R	H	RBI	BB	SO	LOB
Bill North, S (1, 8) OBP: 0.250, SLG: 0.500	S S S 0-3 ① K		x 0-0 2B 2B		x 0-0 ① 4-3		x 0-0 ① F5			4	1	1	0	0	1	0
Rodney Scott, S (1, 4) OBP: 0.750, SLG: 1.000	B B B B 4-0 1B S 1B BB		x 0-0 F9 2-H 2B		B B B B 4-0 1B FC6-5 BB		x 0-0 ② 4-3			2	2	1	1	2	0	0
Mitchell Page, L (1, 7) OBP: 0.750, SLG: 0.667	x 0-0 1B E 1-3 1B		B B B B 4-0 FC1-4-6 BB		x 0-0 FC6-5 1-3 1B		x 0-0 ③ 4-3			3	1	2	0	1	0	0
Dick Allen, R (1, 3) OBP: 0.500, SLG: 0.500 Matt Alexander, S (8, PR) Jerry Tabb, L (9, 3)	x 0-0 E6 G5-4-3 1-H 3-H 1B		x 0-0 ② F9 2-3		x 0-0 ② FC6-5 FC6-4 2-3 3-H			x 0-0 1B 1B		4 0 0	0 1 0	2 0 0	2 0 0	0 0 0	0 0 0	3 0 0
Manny Sanguillen, R (1, 2) OBP: 0.250, SLG: 0.250 Larry Lintz, S (8, PR) Jeff Newman, R (9, 2)	x 0-0 ② ③ G5-4-3 1-2f		x 0-0 ③ FC1-4-6 1-2f		x 0-0 ③ FC6-4 1-2f			x 0-0 S 1B 1-3 1B		4 0 0	0 1 0	1 0 0	0 0 0	0 0 0	0 0 0	4 0 0
Wayne Gross, L (1, 5) OBP: 0.250, SLG: 0.250		x 0-0 ① L8		x 0-0 ① F5		x 0-0 ① 4-3		x 0-0 CS 1-H 3-H 1B		4	0	1	2	0	0	0
Earl Williams, R (1, 10) OBP: 0.500, SLG: 1.333		S S S 0-3 ② K		B B B B 4-0 FC6-4 BB		x 0-0 HR		S S S 0-3 ① ② K 1-2		3	1	1	1	1	2	1
Tony Armas, R (1, 9) OBP: 0.500, SLG: 0.333		x 0-0 ③ 1-3		S S S 0-3 ② K		B B B B 4-0 CS BB		x 0-0 1B		3	0	1	0	1	1	1
Rob Picciolo, R (1, 6)			x 0-0 ① 5-3	x 0-0 ③ FC6-4 1-2f		x 0-0 ② ③ P3 1-2		x 0-0 ③ P4		4	0	0	0	0	0	3
Inning Stats	R: 2 E: 1 K: 1 S: 6 H: 2 LOB: 0 BB: 1 P: 10	R: 0 E: 0 K: 1 S: 5 H: 0 LOB: 0 BB: 0 P: 5	R: 1 E: 0 K: 0 S: 5 H: 2 LOB: 2 BB: 1 P: 9	R: 0 E: 0 K: 1 S: 5 H: 0 LOB: 1 BB: 1 P: 9	R: 1 E: 0 K: 0 S: 4 H: 1 LOB: 1 BB: 1 P: 8	R: 1 E: 0 K: 0 S: 3 H: 1 LOB: 0 BB: 1 P: 7	R: 0 E: 0 K: 0 S: 3 H: 0 LOB: 0 BB: 0 P: 3	R: 2 E: 0 K: 1 S: 8 H: 4 LOB: 1 BB: 0 P: 8		1B: 7 2B: 3 3B: 0 HR: 1	SF: 0 SAC: 0 DP: 2 HBP: 0					

BOTTOM

Minnesota Twins @ Oakland Athletics

Oakland-Alameda County Coliseum, Oakland, CA

Sat Apr 09 1977, 3:33 AM PST
Att. 12,562 - Unknown - 67 F

livebaseballscorecards.com

AB	31
R	7
H	10
RBI	6
BB	5
SO	4
LOB	12

PITCHER		IP	WLS	BF	H	R	ER	SO	BB	IBB	HBP	BLK	WP	HR	S	P	ERA	WHIP
Dave Goltz, R ERA: 6.23	(1, 1)	4.1		21	5	4	3	3	4	0	0	0	0	0	23	39	6.23	2.077
Ron Schueler, R ERA: 10.13	(5, 1)	2.2	L	11	3	3	3	0	1	0	0	0	0	1	10	14	10.12	1.500
Tom Johnson, R ERA:	(8, 1)	1.0		4	2	0	0	1	0	0	0	0	0	0	6	6	0.00	2.000

PITCHER		IP	WLS	BF	H	R	ER	SO	BB	IBB	HBP	BLK	WP	HR	S	P	ERA	WHIP

Minnesota Twins @ Oakland Athletics

Oakland-Alameda County Coliseum, Oakland, CA

Sun Apr 10 1977, 3:33 AM PST

Unknown - 67 F

TOP

livebaseballscorecards.com

Batter	1	2	3	4	5	6	7	8	9	AB	R	H	RBI	BB	SO	LOB
Butch Wynegar, S (1, 2) OBP: 0.111, SLG: 0.143	L5	F8		F8		SF 1-3 3-H		L9 2-3		4	0	0	1	0	0	3
Roy Smalley, S (1, 6) OBP: 0.429, SLG: 0.500	G3-6-3 BB		F9	L8		F8		HR 3-H		3	0	0	0	1	0	2
Jerry Terrell, R (6, 6) OBP: 1.000, SLG: 4.000										1	1	1	2	0	0	0
Rod Carew, L (1, 3) OBP: 0.444, SLG: 0.556	G3-6-3 1-2f		2B SF8 1B		2B	F8		1B		5	1	3	0	0	0	3
Lyman Bostock, L (1, 8) OBP: 0.444, SLG: 0.571		S E 1B	SF8 1-3 2B		G4-6-3 BB		L8	K		4	1	2	0	1	1	1
Larry Hisle, R (1, 7) OBP: 0.333, SLG: 0.167		E9 2B CS 1-H 1B	SF8 2-3 3-H		K		P5		FC3-6 1B BB	3	1	1	1	1	1	2
Dan Ford, R (1, 9) OBP: 0.333, SLG: 0.286		1-3 2B	BB BB		G4-6-3 1-2f		BB		L8	3	0	1	0	2	0	3
Craig Kusick, R (1, 10) OBP: 0.444, SLG: 0.286		K 3-H	1-2 BB			1-3	K		FC3-6 1-2 1B	4	0	1	0	1	2	2
Mike Cubbage, L (1, 5) OBP: 0.556, SLG: 0.571		IBB	4-3			E FC4 SF 1B		L9 HR 2B	FC3-6 1-2f 2-3	4	2	2	0	1	0	5
Bob Randall, R (1, 4)		K		1-3		FC4 SF 1-3		F3	4-3	3	0	0	0	0	1	3
Rich Chiles, L (8, PH)										1	0	0	0	0	0	1
Rob Wilfong, L (8, 4)										0	0	0	0	0	0	0
Bob Gorinski, R (9, PH)										1	0	0	0	0	0	2
Inning Stats	R: 0 E: 0 K: 0 S: 2 H: 0 LOB: 0 BB: 1 P: 6	R: 2 E: 1 K: 2 S: 10 H: 3 LOB: 2 BB: 1 P: 14	R: 1 E: 0 K: 0 S: 5 H: 2 LOB: 3 BB: 2 P: 13	R: 0 E: 0 K: 0 S: 3 H: 0 LOB: 0 BB: 0 P: 3	R: 0 E: 0 K: 1 S: 5 H: 1 LOB: 1 BB: 1 P: 9	R: 1 E: 2 K: 0 S: 6 H: 1 LOB: 2 BB: 0 P: 6	R: 0 E: 0 K: 1 S: 5 H: 0 LOB: 1 BB: 1 P: 9	R: 2 E: 0 K: 1 S: 8 H: 3 LOB: 1 BB: 0 P: 8	R: 0 E: 0 K: 0 S: 4 H: 1 LOB: 2 BB: 1 P: 8	1B: 6 2B: 4 3B: 0 HR: 1 SF: 2 SAC: 0 DP: 2 HBP: 0	WP: 0 PB: 0 SB: 1 CS: 1 PA: 45					

	AB	36
	R	6
	H	11
	RBI	4
	BB	7
	SO	5
	LOB	27

PITCHER		IP	WLS	BF	H	R	ER	SO	BB	IBB	HBP	BLK	WP	HR	S	P	ERA	WHIP
Doc Medich, R ERA: 4.7	(1, 1)	7.2	W	39	10	6	4	4	5	1	0	0	0	1	41	65	4.70	1.957
Pablo Torrealba, L ERA:	(8, 1)	1.1	S	6	1	0	0	1	1	0	0	0	0	0	7	11	0.00	1.500

PITCHER		IP	WLS	BF	H	R	ER	SO	BB	IBB	HBP	BLK	WP	HR	S	P	ERA	WHIP

BOTTOM

Minnesota Twins @ Oakland Athletics

Oakland-Alameda County Coliseum, Oakland, CA

Sun Apr 10 1977, 3:33 AM PST

Unknown - 67 F

livebaseballscorecards.com

Batter	1	2	3	4	5	6	7	8	9	AB	R	H	RBI	BB	SO	LOB
Bill North, S (1, 8) OBP: 0.222, SLG: 0.333	x 0-0 ① L8	x 0-0 1-2 E BB 1B			x 0-0 ① F7	x 0-0 ③ 5-3		x 0-0 ② F5		5	1	1	0	0	0	0
Rodney Scott, S (1, 4) OBP: 0.556, SLG: 0.400	B B B B 4-0 1B BB	B B B 4-0 CS E 1-2 2-3 BB			x 0-0 E6 2B		x 0-0 ① 6-3	x 0-0 ③ F7		3	1	0	0	2	0	0
Mitchell Page, L (1, 7) OBP: 0.625, SLG: 0.571	x 0-0 ② 1-3 1B	x 0-0 E6 1-2 2-H 3-H			x 0-0 ② F7		x 0-0 S 1B 1B			4	1	2	0	0	0	2
Dick Allen, R (1, 3) OBP: 0.500, SLG: 0.625	x 0-0 ③ F8	0-0 ③ CS 2-3	x 0-0 ① P4		x 0-0 2-H 1B 2B		x 0-0 HBP BB 1-H 1B			4	1	2	2	0	0	1
Manny Sanguillen, R (1, 2) OBP: 0.375, SLG: 0.500		x 0-0 2B 2B	x 0-0 ② F7		x 0-0 2-H HR 1B		x 0-0 ② F7			4	2	2	1	0	0	1
Wayne Gross, L (1, 5) OBP: 0.500, SLG: 1.000		x 0-0 2-H 1B 2B	x 0-0 ③ G3		x 0-0 1-H HR		B B B B 4-0 1-2 HBP BB			3	2	2	3	1	0	0
Earl Williams, R (1, 10) OBP: 0.500, SLG: 0.833		x 0-0 BB 1B E 2-H 1B	x 0-0 ① P4		x 0-0 ③ 6-3		H 1-0 1-2 2-3 HBP			3	1	1	1	0	0	0
Tony Armas, R (1, 9) OBP: 0.250, SLG: 0.143		S S S 0-3 ① K	x 0-0 ② P4			x 0-0 ① P5	x 0-0 ③ F9			4	0	0	0	0	1	4
Rob Picciolo, R (1, 6)		x 0-0 ② F3	x 0-0 ③ L9			x 0-0 ② F7		S S S 0-3 ① K		4	0	0	0	0	1	1
Inning Stats	R: 0 H: 1 E: 0 LOB: 1 K: 0 BB: 1 S: 3 P: 7	R: 4 H: 4 E: 1 LOB: 1 K: 1 BB: 1 S: 9 P: 13	R: 0 H: 0 E: 0 LOB: 0 K: 0 BB: 0 S: 3 P: 3	R: 0 H: 0 E: 0 LOB: 0 K: 0 BB: 0 S: 3 P: 3	R: 4 H: 3 E: 1 LOB: 0 K: 0 BB: 0 S: 7 P: 7	R: 0 H: 0 E: 0 LOB: 0 K: 0 BB: 0 S: 3 P: 3	R: 1 H: 2 E: 0 LOB: 3 K: 0 BB: 1 S: 5 P: 10	R: 0 H: 0 E: 0 LOB: 0 K: 1 BB: 0 S: 5 P: 5		1B: 6 SF: 0 2B: 3 SAC: 0 3B: 0 DP: 0 HR: 1 HBP: 1					WP: 0 PA: 39 PB: 0 SB: 1 CS: 1	

	AB	34
	R	9
	H	10
	RBI	7
	BB	3
	SO	2
	LOB	9

PITCHER		IP	WLS	BF	H	R	ER	SO	BB	IBB	HBP	BLK	WP	HR	S	P	ERA	WHIP
Pete Redfern, R ERA: 3.86	(1, 1)	4.2	L	24	8	8	2	1	2	0	0	0	0	1	24	32	3.86	2.143
Don Carrithers, R ERA: 3.86	(5, 1)	2.1		11	2	1	1	0	1	0	1	0	0	0	9	14	3.86	1.286
Jim Hughes, R ERA:	(8, 1)	1.0		3	0	0	0	1	0	0	0	0	0	0	5	5	0.00	0.000

PITCHER	IP	WLS	BF	H	R	ER	SO	BB	IBB	HBP	BLK	WP	HR	S	P	ERA	WHIP

Batter	1	2	3	4	5	6	7	8	9	AB	R	H	RBI	BB	SO	LOB
Jerry Terrell, R (1, 6) OBP: 0.833, SLG: 1.400	WP S 1B		F7		FC5 G3 1B	BBB 1-2 2-3 BB			HR 1B	4	1	3	0	1	0	1
Rod Carew, L (1, 3) OBP: 0.286, SLG: 0.357	SSS 1-2 K		5-3		G3 1-2	4-3			SSS K	5	0	0	0	0	2	6
Larry Hisle, R (1, 7) OBP: 0.286, SLG: 0.455	SSS 2-3 K			F8	FC5 2-3		L7		1-H HR	5	1	1	2	0	1	2
Dan Ford, R (1, 9) OBP: 0.500, SLG: 0.400	4-3			BBB HR BB		1B E 1B	CS 1B		BBB BB	3	2	2	0	2	0	1
Craig Kusick, R (1, 10) OBP: 0.357, SLG: 0.500		F9		1-H HR		L8	1-2 F3		F7	5	1	1	2	0	0	3
Lyman Bostock, L (1, 8) OBP: 0.462, SLG: 0.500		6-3		BBB FC4-6 BB		E 1-3 1B 1B		1-3		3	1	1	0	1	0	0
Bob Randall, R (1, 4)		P4		FC4-6 1-2f		E5 1-3 1B 3-H		L9		4	1	0	1	0	0	2
Mike Cubbage, L (1, 5) OBP: 0.538, SLG: 0.545		1B		SSS K		CS 1B 2-H 3-H 1B		SSS K		4	0	2	2	0	2	1
Glenn Borgmann, R (1, 2) OBP: 0.250, SLG: 0.250		P4	6-3		BB 1-2 1B		P6			4	0	1	0	0	0	1
Inning Stats	R: 0 E: 0 K: 2 S: 8 H: 1 LOB: 1 BB: 0 P: 8	R: 0 E: 0 K: 0 S: 3 H: 0 LOB: 0 BB: 0 P: 3	R: 0 E: 0 K: 0 S: 4 H: 1 LOB: 1 BB: 0 P: 4	R: 2 E: 0 K: 1 S: 6 H: 1 LOB: 1 BB: 2 P: 14	R: 0 E: 0 K: 0 S: 4 H: 1 LOB: 1 BB: 0 P: 4	R: 3 E: 1 K: 0 S: 7 H: 4 LOB: 2 BB: 1 P: 11	R: 0 E: 0 K: 0 S: 3 H: 1 LOB: 0 BB: 0 P: 3	R: 0 E: 0 K: 1 S: 5 H: 0 LOB: 0 BB: 0 P: 5	R: 2 E: 0 K: 1 S: 7 H: 2 LOB: 1 BB: 1 P: 11	1B: 9 2B: 0 3B: 0 HR: 2 SF: 0 SAC: 0 DP: 0 HBP: 0						

TOP

Minnesota Twins @ Oakland Athletics

Oakland-Alameda County Coliseum, Oakland, CA

Sun Apr 10 1977, 3:38 AM PST
Att. 5,494 - Unknown - 67 F

livebaseballscorecards.com

AB	37
R	7
H	11
RBI	7
BB	4
SO	5
LOB	17

WP: 1 PB: 0 SB: 1 CS: 2 PA: 41

PITCHER		IP	WLS	BF	H	R	ER	SO	BB	IBB	HBP	BLK	WP	HR	S	P	ERA	WHIP
Jim Umbarger, L ERA: 6.75	(1, 1)	5.1	L	26	7	5	4	3	2	0	0	0	1	1	30	38	6.75	1.688
Dave Giusti, R ERA:	(6, 1)	2.2		9	2	0	0	1	1	0	0	0	0	0	10	14	0.00	1.125
Doug Bair, R ERA: 18.0	(9, 1)	1.0		6	2	2	2	1	1	0	0	0	0	1	7	11	18.00	3.000

PITCHER	IP	WLS	BF	H	R	ER	SO	BB	IBB	HBP	BLK	WP	HR	S	P	ERA	WHIP

BOTTOM

Minnesota Twins @ Oakland Athletics

Oakland-Alameda County Coliseum, Oakland, CA

Sun Apr 10 1977, 3:38 AM PST

Att. 5,494 - Unknown - 67 F

livebaseballscorecards.com

Batter	1	2	3	4	5	6	7	8	9	AB	R	H	RBI	BB	SO	LOB
Bill North, S (1, 8) OBP: 0.308, SLG: 0.333	4-3		1-3		1B		BB			3	0	1	0	1	0	0
Rodney Scott, S (1, 4) (8, 6) OBP: 0.538, SLG: 0.444	S 2B 1B		FC3-6 1B		P3		F9			4	1	2	0	0	0	4
Mitchell Page, L (1, 7) OBP: 0.500, SLG: 0.545	FC1-5 1-H 2B		FC3-6 BB 1-2f		4-3		1-3			4	0	1	1	0	0	5
Larry Lintz, S (8, 4)										0	0	0	0	0	0	0
Dick Allen, R (1, 10) OBP: 0.500, SLG: 0.625	FC1-5 E 2-3		FC6 1-2 BB			4-3		6-3		0	0	0	0	0	0	0
Jerry Tabb, L (1, PH)										1	0	0	0	1	0	1
Manny Sanguillen, R (6, PH) OBP: 0.300, SLG: 0.400										2	0	0	0	0	0	0
Wayne Gross, L (1, 5) (8, 3) OBP: 0.417, SLG: 0.700	K 1-2		FC6 1-2f			F8		G6-4-3 HBP		3	0	0	0	0	1	3
Earl Williams, R (1, 3) (8, 2) OBP: 0.417, SLG: 0.700		SH5-3 2B		5-3		4-3		G6-4-3 1-2f		4	0	1	0	0	0	1
Sheldon Mallory, L (1, 9)	SH5-3 2-3		K				4-3 1B BB		F8	2	0	0	0	1	1	0
Jeff Newman, R (1, 2)	6-3		F8				4-3 1-2 1B		L7	2	0	0	0	0	0	1
Rich McKinney, R (7, PH) OBP: 0.500, SLG: 0.500										2	0	1	0	0	0	0
(8, 5)																
Rob Picciolo, R (1, 6)	F8				5-3		4-3 1-2 2-3		6-3	2	0	0	0	0	0	1
Tony Armas, R (7, PH) OBP: 0.200, SLG: 0.111										2	0	0	0	0	0	2
(8, 7)																
Inning Stats	R: 1 H: 2 E: 1 LOB: 1 K: 1 BB: 0 S: 7 P: 7	R: 0 H: 1 E: 0 LOB: 1 K: 0 BB: 0 S: 4 P: 4	R: 0 H: 1 E: 0 LOB: 2 K: 0 BB: 1 S: 4 P: 8	R: 0 H: 0 E: 0 LOB: 0 K: 1 BB: 0 S: 5 P: 5	R: 0 H: 1 E: 0 LOB: 1 K: 0 BB: 0 S: 4 P: 4	R: 0 H: 0 E: 0 LOB: 0 K: 0 BB: 0 S: 3 P: 3	R: 0 H: 1 E: 0 LOB: 3 K: 0 BB: 2 S: 4 P: 12	R: 0 H: 0 E: 0 LOB: 0 K: 0 BB: 0 S: 2 P: 3	R: 0 H: 0 E: 0 LOB: 0 K: 0 BB: 0 S: 3 P: 3	1B: 4 SF: 0 2B: 2 SAC: 1 3B: 0 DP: 1 HR: 0 HBP: 1						WP: 0 PA: 36 PB: 0 SB: 1 CS: 0	

	AB	31
	R	1
	H	6
	RBI	1
	BB	3
	SO	2
	LOB	18

PITCHER		IP	WLS	BF	H	R	ER	SO	BB	IBB	HBP	BLK	WP	HR	S	P	ERA	WHIP
Paul Thormodsgard, R ERA: 1.42	(1, 1)	6.1	W	28	6	1	1	2	3	0	0	0	0	0	29	41	1.42	1.421
Tom Burgmeier, L ERA:	(7, 1)	2.2	S	8	0	0	0	0	0	0	1	0	0	0	7	8	0.00	0.000

PITCHER	IP	WLS	BF	H	R	ER	SO	BB	IBB	HBP	BLK	WP	HR	S	P	ERA	WHIP

Batter	1	2	3	4	5	6	7	8	9	AB	R	H	RBI	BB	SO	LOB
Butch Wynegar, S (1, 2) OBP: 0.214, SLG: 0.182	S S S 0-3 ① K		x 0-0 E8 G6-4-3 1-2 2-H 1B		x 0-0 ① F7		B B B B 4-0 G3-6 BB	x 0-0 ① F7		4	0	1	0	1	1	4
Jerry Terrell, R (1, 6) OBP: 0.455, SLG: 0.700	x 0-0 ② F8		x 0-0 ②③ G6-4-3 1-2f		x 0-0 ② F8		x 0-0 ②③ G3-6 1-2f	x 0-0 ②③ G4-6-3 1-2f		5	0	0	0	0	0	7
Rod Carew, L (1, 3) OBP: 0.316, SLG: 0.444	S S S 0-3 ③ K			x 0-0 ① G3	x 0-0 WP 1-H 2-H 3B			B B B B 4-0 2B BB	x 0-0 ① G3	4	2	1	2	1	1	0
Lyman Bostock, L (1, 8) OBP: 0.556, SLG: 0.583		S S S 0-3 ① K		B B B B 4-0 1B CS BB	B B B B 4-0 FC6-4 3-H BB			x 0-0 E 1-H 1B 2B	H 1-0 HR HBP	2	2	1	1	2	1	0
Larry Hisle, R (1, 7) OBP: 0.368, SLG: 0.688		x 0-0 ② F9		x 0-0 CS 1-3 1B	x 0-0 ③ FC6-4 1-2f			x 0-0 E6 S 2-3 1B	x 0-0 1-H HR	5	2	3	2	0	0	1
Glenn Adams, L (1, 10) Craig Kusick, R (6, PH) OBP: 0.333, SLG: 0.462 Rich Chiles, L (8, PH) Bob Gorinski, R (9, PH)		x 0-0 ③ G3		x 0-0 ②③ F9 1-2 3-H		x 0-0 ① 4-3		4-0 BB 1B 1-2 1B IBB	x 0-0 ② 6-3	2 1 0 1	0 0 1 0	0 0 0 0	0 0 1 0	0 0 0 0	0 0 0 0	2 0 0 0
Dan Ford, R (1, 9) OBP: 0.526, SLG: 0.467			x 0-0 FC1-5 1B 1B		x 0-0 1B 1B	x 0-0 ② 5-3		x 0-0 BB 1-2 2-H 3-H 1B 1B	S S S 0-3 ③ K	5	2	3	2	0	1	0
Mike Cubbage, L (1, 5) OBP: 0.588, SLG: 0.571			x 0-0 1B FC1-5 1-2 E 1B		x 0-0 1B 1-3 3B 1B	S S S 0-3 ③ K		B B B B 4-0 1B 1-2 2-3 BB		3	2	2	0	1	1	0
Bob Randall, R (1, 4) OBP: 0.143, SLG: 0.143			x 0-0 ① FC1-5 E 1-2 2-3f		x 0-0 3B 1-2 3-H 1B		x 0-0 ① L8	x 0-0 G4-6-3 1-2 2-H 3-H 1B		4	1	2	3	0	0	2
Inning Stats	R: 0 E: 0 K: 2 S: 7 H: 0 LOB: 0 BB: 0 P: 7	R: 0 E: 0 K: 1 S: 5 H: 0 LOB: 0 BB: 0 P: 5	R: 1 E: 1 K: 0 S: 5 H: 3 LOB: 1 BB: 0 P: 5	R: 0 E: 0 K: 0 S: 3 H: 1 LOB: 1 BB: 1 P: 7	R: 4 E: 0 K: 0 S: 7 H: 4 LOB: 1 BB: 1 P: 11	R: 0 E: 0 K: 1 S: 5 H: 0 LOB: 0 BB: 0 P: 5	R: 0 E: 0 K: 0 S: 2 H: 0 LOB: 0 BB: 1 P: 6	R: 5 E: 1 K: 0 S: 6 H: 4 LOB: 1 BB: 3 P: 18	R: 2 E: 0 K: 1 S: 6 H: 1 LOB: 0 BB: 0 P: 7	1B: 10 2B: 1 3B: 1 HR: 1	SF: 0 SAC: 0 DP: 3 HBP: 1						

PITCHER		IP	WLS	BF	H	R	ER	SO	BB	IBB	HBP	BLK	WP	HR	S	P	ERA	WHIP
Diego Segui, R ERA: 8.64	(1, 1)	4.2	L	21	8	5	4	3	1	0	0	0	0	0	26	30	7.71	1.929
Mike Kekich, L ERA: 5.4	(5, 1)	2.1		10	1	2	2	1	3	0	0	0	1	0	9	21	7.71	1.714
John Montague, R ERA: 4.91	(8, 1)	0.0		5	3	3	3	0	1	1	0	0	0	0	3	11	∞	∞
Bill Laxton, L ERA: 4.91	(8, 1)	2.0		7	1	2	2	1	0	0	1	0	0	1	8	9	9.00	0.500

PITCHER	IP	WLS	BF	H	R	ER	SO	BB	IBB	HBP	BLK	WP	HR	S	P	ERA	WHIP

TOP

Minnesota Twins @ Seattle Mariners

The Kingdome, Seattle, WA

Mon Apr 11 1977, 9:05 PM EST

Att. 8,979 - Dome

livebaseballscorecards.com

AB	36
R	12
H	13
RBI	10
BB	6
SO	5
LOB	16

WP: 1 PA: 43
PB: 0
SB: 1
CS: 2

BOTTOM

Minnesota Twins @ Seattle Mariners

The Kingdome, Seattle, WA

Mon Apr 11 1977, 9:05 PM EST

Att. 8,979 - Dome

livebaseballscorecards.com

Batter	1	2	3	4	5	6	7	8	9	AB	R	H	RBI	BB	SO	LOB
Jose Báez, R (1, 4) OBP: 0.308, SLG: 0.308	G4-6-3 1B		6-3 ①		L8 ②			P6 ①		4	0	1	0	0	0	1
Craig Reynolds, L (1, 6) OBP: 0.333, SLG: 0.273	G4-6-3 ①② 1-2f		L5-3 1B		3-1 ③			G3 ②		4	0	1	0	0	0	2
Ruppert Jones, L (1, 8) OBP: 0.320, SLG: 0.625	L5 ③		L5-3 ②③ 1-2			K ①		HR		4	1	1	1	0	1	1
Bill Stein, R (1, 5) OBP: 0.333, SLG: 0.478		SH2-4 1B SF8 1B		2B		5-3 ②		K ③		4	1	2	0	0	1	0
Juan Bernhardt, R (1, 10) OBP: 0.667, SLG: 1.375		SH2-4 1-2 1B		L1 ①		HR			F3 ①	4	1	2	1	0	0	1
Steve Braun, L (1, 7) OBP: 0.458, SLG: 0.278		SH2-4 ① 1-2 2-3		F5 ②		K ③			6-3 ②	3	0	0	0	0	1	1
Carlos Lopez, R (1, 9) OBP: 0.250, SLG: 0.100		FC5-4 IBB		F9 ③			5-3 ①		5-3 ③	3	0	0	0	1	0	1
Dan Meyer, L (1, 3) OBP: 0.182, SLG: 0.333		SF8 ② 3-H			3B		K ②			2	0	1	1	0	1	0
Bob Stinson, S (1, 2) OBP: 0.348, SLG: 0.350		FC5-4 ③ 1-2f			6-3 ①		5-3 ③			3	0	0	0	0	0	3

	AB	31
	R	3
	H	8
	RBI	3
	BB	1
	SO	4
	LOB	10

Inning Stats									
	R: 0 H: 1 E: 0 LOB: 0 K: 0 BB: 0 S: 3 P: 3	R: 1 H: 2 E: 0 LOB: 2 K: 0 BB: 1 S: 5 P: 9	R: 0 H: 1 E: 0 LOB: 0 K: 0 BB: 0 S: 3 P: 3	R: 0 H: 1 E: 0 LOB: 1 K: 0 BB: 0 S: 4 P: 4	R: 0 H: 1 E: 0 LOB: 1 K: 0 BB: 0 S: 4 P: 4	R: 1 H: 1 E: 0 LOB: 0 K: 2 BB: 0 S: 8 P: 8	R: 0 H: 0 E: 0 LOB: 0 K: 1 BB: 0 S: 5 P: 5	R: 1 H: 1 E: 0 LOB: 0 K: 1 BB: 0 S: 6 P: 6	R: 0 H: 0 E: 0 LOB: 0 K: 0 BB: 0 S: 3 P: 3

1B: 4	SF: 1
2B: 2	SAC: 1
3B: 1	DP: 2
HR: 2	HBP: 0

WP: 0	PA: 34
PB: 0	
SB: 0	
CS: 0	

PITCHER		IP	WLS	BF	H	R	ER	SO	BB	IBB	HBP	BLK	WP	HR	S	P	ERA	WHIP
Geoff Zahn, L ERA: 3.38	(1, 1)	8.0	W	31	8	3	3	4	0	1	0	0	0	2	38	42	3.38	1.000
Tom Johnson, R ERA:	(9, 1)	1.0		3	0	0	0	0	0	0	0	0	0	0	3	3	0.00	0.000

PITCHER		IP	WLS	BF	H	R	ER	SO	BB	IBB	HBP	BLK	WP	HR	S	P	ERA	WHIP

Batter	1	2	3	4	5	6	7	8	9	AB	R	H	RBI	BB	SO	LOB
Bob Randall, R (1, 4) OBP: 0.222, SLG: 0.176	CS 1B		6-3		F7 1-2			BBBB 2B BB		3	1	1	0	1	0	1
Glenn Adams, L (1, 10) OBP: 0.200, SLG: 0.200	F8 1-2		1B		F8			4-3 1-H 2B 2B		3	0	1	0	0	0	2
Craig Kusick, R (8, PH) OBP: 0.375, SLG: 0.571										1	1	1	1	0	0	0
Rod Carew, L (1, 3) OBP: 0.304, SLG: 0.381	BBBB BB		F6			4-3		4-3 2-3		3	0	0	0	1	0	2
Lyman Bostock, L (1, 8) OBP: 0.500, SLG: 0.563	F5			F5		4-3		2B 3-H 2B		4	0	1	1	0	0	1
Larry Hisle, R (1, 7) OBP: 0.391, SLG: 0.700		G5-3 BB 1B		SSS K		2B		F9		4	0	2	0	0	1	1
Dan Ford, R (1, 9) OBP: 0.478, SLG: 0.389		BBBB 1-2 G5-3 BB		SSS K		P4		5-3		3	0	0	0	1	1	2
Mike Cubbage, L (1, 5) OBP: 0.571, SLG: 0.611		1-2 2-3f G5-3			L9 1B 2B		L4		G1-6-3 1B	4	1	2	0	0	0	2
Butch Wynegar, S (1, 2) OBP: 0.167, SLG: 0.133		G3			L9 2-3		E6 G6-4-3		G1-6-3 1-2f	4	0	0	0	0	0	3
Jerry Terrell, R (1, 6) OBP: 0.400, SLG: 0.571			P1		S 3-H 1B		G6-4-3 1-2f		6-3	4	0	1	1	0	0	1
Inning Stats	R: 0 E: 0 K: 0 S: 3 H: 1 LOB: 1 BB: 1 P: 7	R: 0 E: 0 K: 0 S: 3 H: 1 LOB: 1 BB: 1 P: 7	R: 0 E: 0 K: 0 S: 4 H: 1 LOB: 1 BB: 0 P: 4	R: 0 E: 0 K: 2 S: 7 H: 0 LOB: 0 BB: 0 P: 7	R: 1 E: 0 K: 0 S: 5 H: 2 LOB: 1 BB: 0 P: 5	R: 0 E: 0 K: 0 S: 4 H: 1 LOB: 1 BB: 0 P: 4	R: 0 E: 1 K: 0 S: 3 H: 0 LOB: 0 BB: 0 P: 3	R: 2 E: 0 K: 0 S: 5 H: 2 LOB: 1 BB: 1 P: 9	R: 0 E: 0 K: 0 S: 3 H: 1 LOB: 0 BB: 0 P: 3	1B: 5 2B: 4 3B: 0 HR: 0 SF: 0 SAC: 0 DP: 3 HBP: 0						

TOP

Minnesota Twins @ Seattle Mariners

The Kingdome, Seattle, WA

Tue Apr 12 1977, 9:05 PM EST

Att. 8,589 - Dome

livebaseballscorecards.com

AB	33
R	3
H	9
RBI	3
BB	3
SO	2
LOB	15

WP: 0 PB: 0 SB: 1 CS: 1 PA: 36

PITCHER		IP	WLS	BF	H	R	ER	SO	BB	IBB	HBP	BLK	WP	HR	S	P	ERA	WHIP
Enrique Romo, R ERA: 1.93	(1, 1)	7.0		27	6	1	1	2	2	0	0	0	0	0	29	37	1.29	1.143
Bill Laxton, L ERA: 9.0	(8, 1)	0.1	L	4	2	2	2	0	1	0	0	0	0	0	3	7	54.00	9.000
John Montague, R ERA: 4.0	(8, 1)	1.2		5	1	0	0	0	0	0	0	0	0	0	5	5	0.00	0.600

PITCHER	IP	WLS	BF	H	R	ER	SO	BB	IBB	HBP	BLK	WP	HR	S	P	ERA	WHIP

Batter	1	2	3	4	5	6	7	8	9	AB	R	H	RBI	BB	SO	LOB
Jose Báez, R (1, 4) OBP: 0.333, SLG: 0.389	F8		P6		1B 1-2 1B		2B		P4	5	0	2	0	0	0	1
Dave Collins, S (1, 7) OBP: 0.368, SLG: 0.250	S 1B		6-3		1-2 2-H 1B		P6			4	0	2	1	0	0	1
Ruppert Jones, L (1, 8) OBP: 0.276, SLG: 0.536	F9 1-2		4-3		4-3			5-3		4	0	0	0	0	0	3
Bill Stein, R (1, 5) OBP: 0.357, SLG: 0.500	FC5-4 B B B B BB			F8		SH3 2B		L4		3	0	1	0	1	0	0
Juan Bernhardt, R (1, 10) OBP: 0.583, SLG: 1.091	FC5-4 1-2f			S S S K		SH3 2-3		1B		3	0	1	0	0	1	2
Joe Lis, R (1, 3) OBP: 0.333, SLG: 0.333 Dan Meyer, L (6, PH) OBP: 0.167, SLG: 0.304 (7, 3)	5-3			S S S K		S S S K		4-3		2 2	0 0	0 0	0 0	0 0	1 1	0 2
Leroy Stanton, R (1, 9) OBP: 0.063, SLG: 0.063	S S S K				F8	6-3			F7	4	0	0	0	0	1	1
Craig Reynolds, L (1, 6) OBP: 0.333, SLG: 0.280 Carlos Lopez, R (9, PH) OBP: 0.308, SLG: 0.182	1-3				1B 1B		6-3		FC4-6 1B	3 1	1 0	1 1	0 0	0 0	0 0	0 0
Skip Jutze, R (1, 2) OBP: 0.250, SLG: 1.000 Larry Milbourne, S (9, PR) OBP: 0.357, SLG: 0.385			HR		F8		1-3		FC4-6 1-2f	4 0	1 0	1 0	1 0	0 0	0 0	2 0
Inning Stats	R: 0 H: 1 E: 0 LOB: 2 K: 0 BB: 1 S: 4 P: 8	R: 0 H: 0 E: 0 LOB: 0 K: 1 BB: 0 S: 5 P: 5	R: 1 H: 1 E: 0 LOB: 0 K: 0 BB: 0 S: 4 P: 4	R: 0 H: 0 E: 0 LOB: 0 K: 2 BB: 0 S: 7 P: 7	R: 1 H: 3 E: 0 LOB: 2 K: 0 BB: 0 S: 6 P: 6	R: 0 H: 1 E: 0 LOB: 1 K: 1 BB: 0 S: 6 P: 6	R: 0 H: 1 E: 0 LOB: 1 K: 0 BB: 0 S: 4 P: 4	R: 0 H: 1 E: 0 LOB: 1 K: 0 BB: 0 S: 4 P: 4	R: 0 H: 1 E: 1 LOB: 1 K: 0 BB: 0 S: 4 P: 4	1B: 6 2B: 2 3B: 0 HR: 1	SF: 0 SAC: 1 DP: 0 HBP: 0					

PITCHER		IP	WLS	BF	H	R	ER	SO	BB	IBB	HBP	BLK	WP	HR	S	P	ERA	WHIP
Mike Pazik, L ERA: 3.6	(1, 1)	5.0		21	5	2	2	3	1	0	0	0	0	1	26	30	3.60	1.200
Ron Schueler, R ERA: 5.79	(6, 1)	2.0	W	8	2	0	0	1	0	0	0	0	0	0	10	10	0.00	1.000
Tom Burgmeier, L ERA:	(8, 1)	2.0	S	8	2	0	0	0	0	0	0	0	0	0	8	8	0.00	1.000

PITCHER	IP	WLS	BF	H	R	ER	SO	BB	IBB	HBP	BLK	WP	HR	S	P	ERA	WHIP

BOTTOM

Minnesota Twins @ Seattle Mariners

The Kingdome, Seattle, WA

Tue Apr 12 1977, 9:05 PM EST

Att. 8,589 - Dome

livebaseballscorecards.com

AB	35
R	2
H	9
RBI	2
BB	1
SO	4
LOB	12

Batter	1	2	3	4	5	6	7	8	9	10	11	12	13	AB	R	H	RBI	BB	SO	LOB
Bob Randall, R (1, 4) OBP: 0.190, SLG: 0.150	P2		F7		K			G3		1-3 WP 1B	P6			3	0	0	0	1	2	
Rich Chiles, L (8, PH)														1	0	0	0	0	0	
Rob Wilfong, L (8, 4) OBP: 1.000, SLG: 1.000														1	0	1	0	0	0	
Bob Gorinski, R (11, PH)														1	0	0	0	0	3	
Tom Burgmeier, L (11, 1)														0	0	0	0	0	0	
Glenn Adams, L (1, 10) OBP: 0.222, SLG: 0.125	4-3		4-3			6-3		BB		P4 1-2	5-3			3	0	0	0	1	0	0
Craig Kusick, R (10, PH) OBP: 0.333, SLG: 0.500														2	0	0	0	0	0	4
(11, 3)																				
Rod Carew, L (1, 3) OBP: 0.345, SLG: 0.360	P6		F7			FC5-2 BB		1-3 1B		1-3 HBP		F8		4	0	1	0	1	0	0
(11, 4)																				
Lyman Bostock, L (1, 8) OBP: 0.464, SLG: 0.476		L7		2B BB		FC5-2 1-3 1B		4-3		1-3 1-2 2-3		4-3		5	0	1	0	1	0	3
Larry Hisle, R (1, 7) OBP: 0.379, SLG: 0.654		P4		1-3 2B		FC5-2 S 1-3 3-H			6-3	P6		1B		6	0	2	0	0	0	4
Dan Ford, R (1, 9) OBP: 0.379, SLG: 0.292		6-3		6-3		1-3 1-2			1-3		4-3	L8		6	0	0	0	0	0	5
Mike Cubbage, L (1, 5) OBP: 0.593, SLG: 0.625			4-3		FC6-4 1B		L9-3 1B		HR 1B		2B 1B		F8	6	1	4	0	0	0	0
Butch Wynegar, S (1, 2) OBP: 0.250, SLG: 0.400			L9		F7		L9-3 1-2		1-H HR		1-3 2B		G4-6-3 BB	5	1	2	2	1	0	2
Jerry Terrell, R (1, 6) OBP: 0.381, SLG: 0.474			1B		FC6-4 1-2f		1-3		K		IBB		G4-6-3 1-2f	5	0	1	0	1	1	2

Inning Stats														
	R: 0 E: 0 K: 0 S: 3	H: 0 LOB: 0 BB: 0 P: 3	R: 0 E: 0 K: 0 S: 3	H: 0 LOB: 0 BB: 0 P: 3	R: 0 E: 0 K: 0 S: 4	H: 1 LOB: 1 BB: 0 P: 4	R: 0 E: 0 K: 0 S: 4	H: 1 LOB: 2 BB: 1 P: 8	R: 0 E: 0 K: 1 S: 6	H: 1 LOB: 1 BB: 0 P: 6	R: 0 E: 0 K: 0 S: 4	H: 1 LOB: 2 BB: 1 P: 8	R: 0 E: 0 K: 0 S: 3	H: 1 LOB: 0 BB: 0 P: 3
	R: 0 E: 0 K: 0 S: 3	H: 1 LOB: 0 BB: 0 P: 7	R: 2 E: 0 K: 1 S: 7	H: 2 LOB: 0 BB: 0 P: 7	R: 0 E: 0 K: 0 S: 4	H: 1 LOB: 2 BB: 0 P: 5	R: 0 E: 0 K: 0 S: 5	H: 2 LOB: 3 BB: 1 P: 9	R: 0 E: 0 K: 0 S: 4	H: 1 LOB: 1 BB: 0 P: 4	R: 0 E: 0 K: 0 S: 2	H: 0 LOB: 0 BB: 1 P: 6	1B: 9 2B: 3 3B: 0 HR: 1	SF: 0 SAC: 0 DP: 2 HBP: 1

PITCHER		IP	WLS	BF	H	R	ER	SO	BB	IBB	HBP	BLK	WP	HR	S	P	ERA	WHIP
Stan Thomas, R ERA: 2.81	(1, 1)	9.0		37	9	2	2	2	3	0	0	0	0	1	38	50	2.00	1.333
Mike Kekich, L ERA: 3.86	(10, 1)	1.1		8	2	0	0	0	0	1	1	0	1	0	6	11	0.00	1.500
Tommy Moore, R ERA: 2.16	(11, 1)	2.2	W	9	1	0	0	0	1	0	0	0	0	0	8	12	0.00	0.750

PITCHER	IP	WLS	BF	H	R	ER	SO	BB	IBB	HBP	BLK	WP	HR	S	P	ERA	WHIP

TOP

Minnesota Twins @ Seattle Mariners

The Kingdome, Seattle, WA

Wed Apr 13 1977, 9:05 PM EST

Att. 11,635 - Dome

livebaseballscorecards.com

AB	48
R	2
H	12
RBI	2
BB	5
SO	2
LOB	25

WP: 1	PA: 54
PB: 0	
SB: 1	
CS: 0	

BOTTOM

Batter	1	2	3	4	5	6	7	8	9	10	11	12	13	AB	R	H	RBI	BB	SO	LOB
Larry Milbourne, S (1, 4) OBP: 0.400, SLG: 0.421	F9		1B 1-3			K		4-3 3-H		1B			BLK 1B	6	1	3	1	0	1	1
Dave Collins, S (1, 10) OBP: 0.320, SLG: 0.227	F7		1B 1-2			4-3		F8		F8			F8 1-2	6	0	1	0	0	0	3
Ruppert Jones, L (1, 8) OBP: 0.257, SLG: 0.529	K			K			F9		FC6-2 3B	K			P4	6	0	1	0	0	3	2
Steve Braun, L (1, 7) OBP: 0.433, SLG: 0.292		4-3		F8			E 1B		F7		4-3		1B 2-H	6	0	2	1	0	0	1
Bill Stein, R (1, 5) OBP: 0.313, SLG: 0.433		4-3		6-3			F8 1-2		FC6-2 1B 3-H		5-3			4	0	0	0	0	0	2
Jose Báez, R (9, PR) OBP: 0.333, SLG: 0.389														0	1	0	0	0	0	0
Joe Lis, R (10, 2) OBP: 0.250, SLG: 0.250														1	0	0	0	0	0	0
Dan Meyer, L (1, 3) OBP: 0.241, SLG: 0.333		CS 1B			G3		IBB		1B 1-2		L9			4	0	2	0	1	0	0
Leroy Stanton, R (1, 9) OBP: 0.053, SLG: 0.053		CS 1-2		6-3	4-3		L4		FC5-4 1-3 2-H			1-3		3	0	0	0	0	0	2
Skip Jutze, R (9, 2) OBP: 0.250, SLG: 1.000														0	0	0	0	0	0	0
Tommy Smith, L (9, PH) OBP: 0.500, SLG: 0.500														2	0	1	1	0	0	0
Bob Stinson, S (1, 2) OBP: 0.385, SLG: 0.435														3	0	2	0	0	0	0
Carlos Lopez, R (8, PR) OBP: 0.308, SLG: 0.182														0	1	0	0	0	0	0
(9, 9)																				
Juan Bernhardt, R (9, PH) OBP: 0.500, SLG: 0.923								SH1-4 4-3 2B						2	0	0	0	0	0	2
(10, 5)																				
Craig Reynolds, L (1, 6) OBP: 0.290, SLG: 0.241			P4			F8		SH1-4 2-3	FC5-4 1-2f	K			4-3	4	0	0	0	0	1	1
Inning Stats	R: 0 H: 0 E: 0 LOB: 0 K: 1 BB: 0 S: 5 P: 5	R: 0 H: 1 E: 0 LOB: 0 K: 0 BB: 0 S: 3 P: 3	R: 0 H: 3 E: 0 LOB: 2 K: 0 BB: 0 S: 5 P: 5	R: 0 H: 0 E: 0 LOB: 0 K: 1 BB: 0 S: 5 P: 5	R: 0 H: 0 E: 0 LOB: 0 K: 0 BB: 0 S: 3 P: 3	R: 0 H: 0 E: 0 LOB: 0 K: 1 BB: 0 S: 5 P: 5	R: 0 H: 1 E: 1 LOB: 2 K: 0 BB: 1 S: 4 P: 8	R: 1 H: 1 E: 0 LOB: 1 K: 0 BB: 0 S: 4 P: 4	R: 1 H: 3 E: 0 LOB: 2 K: 0 BB: 0 S: 6 P: 6	R: 0 H: 1 E: 0 LOB: 1 K: 2 BB: 0 S: 8 P: 8	R: 0 H: 0 E: 0 LOB: 0 K: 0 BB: 0 S: 3 P: 3	R: 0 H: 0 E: 0 LOB: 0 K: 0 BB: 0 S: 3 P: 3	R: 1 H: 2 E: 0 LOB: 1 K: 0 BB: 0 S: 4 P: 4	1B: 10 SF: 0 2B: 1 SAC: 1 3B: 1 DP: 0 HR: 0 HBP: 0						WP: 0 PA: 50 PB: 0 SB: 0 CS: 1

PITCHER		IP	WLS	BF	H	R	ER	SO	BB	IBB	HBP	BLK	WP	HR	S	P	ERA	WHIP
Dave Goltz, R ERA: 3.38	(1, 1)	9.0		35	9	2	2	3	0	1	0	0	0	0	40	44	2.00	1.000
Tom Burgmeier, L ERA: 1.08	(10, 1)	3.2	L	14	3	1	1	2	0	0	0	1	0	0	18	18	2.46	0.818
Tom Burgmeier, L ERA: 1.08	(11, 1)	3.2	L	14	3	1	1	2	0	0	0	1	0	0	18	18	2.46	0.818

PITCHER	IP	WLS	BF	H	R	ER	SO	BB	IBB	HBP	BLK	WP	HR	S	P	ERA	WHIP

Minnesota Twins @ Seattle Mariners

The Kingdome, Seattle, WA

Wed Apr 13 1977, 9:05 PM EST

Att. 11,635 - Dome

livebaseballscorecards.com

AB	47
R	3
H	12
RBI	3
BB	1
SO	5
LOB	14

Minnesota Twins @ Seattle Mariners

The Kingdome, Seattle, WA

Thu Apr 14 1977, 6:33 AM EST

Att. 9,167 - Dome

TOP

livebaseballscorecards.com

Batter	1	2	3	4	5	6	7	8	9	AB	R	H	RBI	BB	SO	LOB
Glenn Adams, L (1, 10) OBP: 0.308, SLG: 0.333	E1 G4-6-3			4-3		2B			1B	4	1	2	0	0	0	0
Dan Ford, R (1, 9) OBP: 0.394, SLG: 0.296	G4-6-3 1-2f			6-3		BB			1-2 1B	3	1	1	0	1	0	1
Rod Carew, L (1, 3) OBP: 0.333, SLG: 0.345	4-3			4-3		F8			L7-4 1B 1-2 2-3	4	0	1	0	0	0	2
Lyman Bostock, L (1, 8) OBP: 0.469, SLG: 0.600		E6 5-3-5 S			HR		4-1		1B 1-2 2-H 3-H	4	1	2	3	0	0	0
Larry Hisle, R (1, 7) OBP: 0.333, SLG: 0.567		5-3-5 1-3f			5-3		L6		L7-4 2-3	4	0	0	0	0	0	3
Mike Cubbage, L (1, 5) OBP: 0.516, SLG: 0.536		4-3			3-1		3-1		4-3	4	0	0	0	0	0	1
Bob Randall, R (1, 4) OBP: 0.167, SLG: 0.130			6-3		6-3			6-3		3	0	0	0	0	0	0
Jerry Terrell, R (1, 6) OBP: 0.333, SLG: 0.409			K			F7		6-3		3	0	0	0	0	1	0
Glenn Borgmann, R (1, 2) OBP: 0.143, SLG: 0.143			K			5-3		K		3	0	0	0	0	2	0
Inning Stats	R: 0 E: 1 K: 0 S: 3 H: 0 LOB: 0 BB: 0 P: 3	R: 0 E: 1 K: 0 S: 3 H: 0 LOB: 0 BB: 0 P: 3	R: 0 E: 0 K: 2 S: 7 H: 0 LOB: 0 BB: 0 P: 7	R: 0 E: 0 K: 0 S: 3 H: 0 LOB: 0 BB: 0 P: 3	R: 1 E: 0 K: 0 S: 4 H: 1 LOB: 0 BB: 0 P: 4	R: 0 E: 0 K: 0 S: 4 H: 1 LOB: 2 BB: 1 P: 8	R: 0 E: 0 K: 0 S: 3 H: 0 LOB: 0 BB: 0 P: 3	R: 0 E: 0 K: 1 S: 5 H: 0 LOB: 0 BB: 0 P: 5	R: 2 E: 0 K: 0 S: 6 H: 4 LOB: 1 BB: 0 P: 6	1B: 4 2B: 3 3B: 0 HR: 1 SF: 0 SAC: 0 DP: 3 HBP: 0						

	AB	32
	R	3
	H	6
	RBI	3
	BB	1
	SO	3
	LOB	7

WP: 0 PB: 0 SB: 1 CS: 0 PA: 33

PITCHER		IP	WLS	BF	H	R	ER	SO	BB	IBB	HBP	BLK	WP	HR	S	P	ERA	WHIP
Gary Wheelock, R ERA: 2.57	(1, 1)	8.0	W	29	4	3	3	3	1	0	0	0	0	1	34	38	3.38	0.625
John Montague, R ERA: 3.6	(9, 1)	1.0	S	4	2	0	0	0	0	0	0	0	0	0	4	4	0.00	2.000

PITCHER		IP	WLS	BF	H	R	ER	SO	BB	IBB	HBP	BLK	WP	HR	S	P	ERA	WHIP

BOTTOM

Minnesota Twins @ Seattle Mariners

The Kingdome, Seattle, WA

Thu Apr 14 1977, 6:33 AM EST

Att. 9,167 - Dome

livebaseballscorecards.com

Batter	1	2	3	4	5	6	7	8	9	AB	R	H	RBI	BB	SO	LOB
Larry Milbourne, S (1, 6) OBP: 0.375, SLG: 0.391	F7		G1-6-3 1-2f			S 1B		F8		4	0	1	0	0	0	1
Dave Collins, S (1, 10) OBP: 0.310, SLG: 0.200	F8			F8		K 1-2		HR BB		3	1	0	0	1	1	1
Ruppert Jones, L (1, 8) OBP: 0.256, SLG: 0.579	3-1			F9		P6		1-H HR		4	1	1	2	0	0	1
Steve Braun, L (1, 7) OBP: 0.441, SLG: 0.269		E3 1B S G4-6-3		FC6-4 BB			6-3 SH1-4 1B BB	4-3		2	2	0	0	2	0	0
Bill Stein, R (1, 5) OBP: 0.314, SLG: 0.424		G4-6-3 1-3 1B		FC6-4 1-2f			SH1-4 1-2	F8		3	0	1	0	0	0	1
Dan Meyer, L (1, 3) OBP: 0.219, SLG: 0.300		G4-6-3 1-2f 3-H			1-3		6-3 2-3			3	0	0	0	0	0	2
Leroy Stanton, R (1, 9) OBP: 0.048, SLG: 0.048 Tommy Smith, L (7, PH) OBP: 0.667, SLG: 0.667 Carlos Lopez, R (7, PR) OBP: 0.308, SLG: 0.182 (8, 9)		K			K		S 3-H 1B			2 1 0	0 0 0	0 1 0	0 1 0	0 0 0	2 0 0	0 0 0
Bob Stinson, S (1, 2) OBP: 0.414, SLG: 0.417			G1-6-3 HBP		K		FC6-4 1-2 IBB			1	0	0	0	1	1	0
Jose Báez, R (1, 4) OBP: 0.286, SLG: 0.333			P1			F8	FC6-4 1-2f			3	0	0	0	0	0	3
Inning Stats	R: 0 E: 0 K: 0 S: 3 H: 0 LOB: 0 BB: 0 P: 3	R: 1 E: 1 K: 1 S: 6 H: 1 LOB: 0 BB: 0 P: 6	R: 0 E: 0 K: 0 S: 2 H: 0 LOB: 0 BB: 0 P: 3	R: 0 E: 0 K: 0 S: 3 H: 0 LOB: 1 BB: 1 P: 7	R: 0 E: 0 K: 2 S: 7 H: 0 LOB: 0 BB: 0 P: 7	R: 0 E: 0 K: 1 S: 6 H: 1 LOB: 1 BB: 0 P: 6	R: 1 E: 0 K: 0 S: 4 H: 1 LOB: 2 BB: 2 P: 12	R: 2 E: 0 K: 0 S: 4 H: 1 LOB: 0 BB: 1 P: 8		1B: 3 2B: 0 3B: 0 HR: 1	SF: 0 SAC: 1 DP: 2 HBP: 1			WP: 0 PB: 0 SB: 3 CS: 0	PA: 32	

PITCHER		IP	WLS	BF	H	R	ER	SO	BB	IBB	HBP	BLK	WP	HR	S	P	ERA	WHIP
Pete Redfern, R ERA: 3.75	(1, 1)	7.1	L	30	4	4	3	4	3	1	1	0	0	1	33	50	3.68	0.955
Ron Schueler, R ERA: 5.06	(8, 1)	0.2		2	0	0	0	0	0	0	0	0	0	0	2	2	0.00	0.000

PITCHER	IP	WLS	BF	H	R	ER	SO	BB	IBB	HBP	BLK	WP	HR	S	P	ERA	WHIP

Batter	1	2	3	4	5	6	7	8	9	AB	R	H	RBI	BB	SO	LOB
Bill North, S (1, 8) OBP: 0.320, SLG: 0.364	4-3		F8		1B 3B		FC4-6 S 1-2f			3	1	1	0	0	0	0
Sheldon Mallory, L (5, 8) OBP: 0.400, SLG: 0.250										1	0	0	0	0	0	1
Larry Lintz, S (1, 4) OBP: 0.450, SLG: 0.286	BBBB G3 S BB	SSS K			BBBB S 1B BB		SSS K 1-2			2	1	0	0	2	2	1
Mitchell Page, L (1, 7) OBP: 0.556, SLG: 0.969	G3 1-3		FC6-4 1B		G5-4-3 1-H 3-H 1B			L9		4	0	2	2	0	0	1
Dick Allen, R (1, 3) OBP: 0.467, SLG: 0.667	5-3		FC6-4 1-2f		G5-4-3 1-2f			BBBB S BB		3	0	0	0	1	0	3
Matt Alexander, S (8, PR)										0	0	0	0	0	0	0
Earl Williams, R (8, 3) OBP: 0.250, SLG: 0.320										0	0	0	0	0	0	0
Manny Sanguillen, R (1, 2) OBP: 0.267, SLG: 0.310		F5		6-3		1-3		P4 1-2		4	0	0	0	0	0	1
Wayne Gross, L (1, 5) OBP: 0.469, SLG: 0.667		E 1B		4-3		1-3		4-3		4	0	1	0	0	0	2
Rich McKinney, R (1, 10) OBP: 0.273, SLG: 0.636		SSS K		5-3		L8			F5	4	0	0	0	0	1	1
Tony Armas, R (1, 9) OBP: 0.233, SLG: 0.179		E9 1-3			SSS K		FC3-6 1B		5-3	4	0	1	0	0	1	1
Rob Picciolo, R (1, 6) OBP: 0.241, SLG: 0.357		5-3			HR		1-2f FC3-6 FC4-6		F3	4	1	1	1	0	0	3
Inning Stats	R: 0 E: 0 K: 0 S: 3 H: 0 LOB: 1 BB: 1 P: 7	R: 0 E: 1 K: 1 S: 7 H: 1 LOB: 2 BB: 0 P: 7	R: 0 E: 0 K: 1 S: 6 H: 1 LOB: 1 BB: 0 P: 6	R: 0 E: 0 K: 0 S: 3 H: 0 LOB: 0 BB: 0 P: 3	R: 3 E: 0 K: 1 S: 7 H: 3 LOB: 0 BB: 1 P: 11	R: 0 E: 0 K: 0 S: 3 H: 0 LOB: 0 BB: 0 P: 3	R: 0 E: 0 K: 1 S: 6 H: 1 LOB: 1 BB: 0 P: 6	R: 0 E: 0 K: 0 S: 3 H: 0 LOB: 2 BB: 1 P: 7	R: 0 E: 0 K: 0 S: 3 H: 0 LOB: 0 BB: 0 P: 3	1B: 4 2B: 0 3B: 1 HR: 1	SF: 0 SAC: 0 DP: 1 HBP: 0					

PITCHER		IP	WLS	BF	H	R	ER	SO	BB	IBB	HBP	BLK	WP	HR	S	P	ERA	WHIP
Paul Thormodsgard, R ERA: 2.7	(1, 1)	7.0	L	29	6	3	3	4	2	0	0	0	0	1	35	43	3.86	1.143
Ron Schueler, R ERA: 3.68	(8, 1)	2.0		7	0	0	0	0	1	0	0	0	0	0	6	10	0.00	0.500

PITCHER	IP	WLS	BF	H	R	ER	SO	BB	IBB	HBP	BLK	WP	HR	S	P	ERA	WHIP

TOP

Oakland Athletics @ Minnesota Twins

Metropolitan Stadium, Bloomington , MI

Fri Apr 15 1977, 4:33 AM EST
Att. 14,788 - Unknown - 77 F

livebaseballscorecards.com

AB	33
R	3
H	6
RBI	3
BB	3
SO	4
LOB	14

WP: 0 PA: 36
PB: 0
SB: 4
CS: 0

Oakland Athletics @ Minnesota Twins

Metropolitan Stadium, Bloomington , MI

Fri Apr 15 1977, 4:33 AM EST
Att. 14,788 - Unknown - 77 F

BOTTOM

Batter	1	2	3	4	5	6	7	8	9	AB	R	H	RBI	BB	SO	LOB
Roy Smalley, S (1, 6) OBP: 0.417, SLG: 0.455	3-1		2-H 1B			L7	1-1 1B		F8	5	0	2	1	0	0	0
Rod Carew, L (1, 3) OBP: 0.351, SLG: 0.455	6-3		G3			FC3-6 1B		HR		4	1	2	1	0	0	1
Lyman Bostock, L (1, 8) OBP: 0.444, SLG: 0.536	G3			BBBB 4-0 G3 S BB		FC3-6 1B 1-2f		3-1		3	0	0	0	1	0	1
Larry Hisle, R (1, 7) OBP: 0.351, SLG: 0.559		SSS 0-3 K		SSS 0-3 K 1-2		1-3 1B		FC5 1B 1B		4	0	2	0	0	2	1
Mike Cubbage, L (1, 5) OBP: 0.486, SLG: 0.500		F7		G3 2-3		1-3		1-2 1B		4	0	1	0	0	0	3
Rich Chiles, L (1, 9) Jerry Terrell, R (8, PH) (9, 9) OBP: 0.320, SLG: 0.391		3-1		3-1			BBBB 4-0 5-3 BB	F3		2 1	0 0	0 0	0 0	1 0	0 0	1 2
Craig Kusick, R (1, 10) OBP: 0.273, SLG: 0.400			E7 G5-3		5-3		F8	FC5 2-3f		4	0	0	0	0	0	3
Bob Randall, R (1, 4) OBP: 0.179, SLG: 0.115			H 1-0 G5-3 1B HBP		F8		5-3 1-2		SSS 0-3 K	3	1	0	0	0	1	1
Glenn Borgmann, R (1, 2) OBP: 0.182, SLG: 0.100			G5-3 1-2 2-3f		L7		BBBB 4-0 1B BB		F8	3	0	0	0	1	0	2
Inning Stats	R: 0 H: 0 E: 0 LOB: 0 K: 0 BB: 0 S: 3 P: 3	R: 0 H: 0 E: 0 LOB: 0 K: 1 BB: 0 S: 5 P: 5	R: 1 H: 1 E: 1 LOB: 1 K: 0 BB: 0 S: 4 P: 5	R: 0 H: 0 E: 0 LOB: 1 K: 1 BB: 1 S: 5 P: 9	R: 0 H: 0 E: 0 LOB: 0 K: 0 BB: 0 S: 3 P: 3	R: 0 H: 2 E: 0 LOB: 2 K: 0 BB: 0 S: 5 P: 5	R: 0 H: 1 E: 0 LOB: 2 K: 0 BB: 2 S: 3 P: 11	R: 1 H: 3 E: 0 LOB: 2 K: 0 BB: 0 S: 6 P: 6	R: 0 H: 0 E: 0 LOB: 0 K: 1 BB: 0 S: 5 P: 5	1B: 6 2B: 0 3B: 0 HR: 1	SF: 0 SAC: 0 DP: 1 HBP: 1						

livebaseballscorecards.com

AB	33
R	2
H	7
RBI	2
BB	3
SO	3
LOB	15

PITCHER		IP	WLS	BF	H	R	ER	SO	BB	IBB	HBP	BLK	WP	HR	S	P	ERA	WHIP
Mike Torrez, R ERA: 2.81	(1, 1)	7.0	W	29	5	2	1	2	3	0	1	0	0	1	29	42	1.29	1.143
Pablo Torrealba, L ERA:	(8, 1)	0.1		3	2	0	0	0	0	0	0	0	0	0	3	3	0.00	6.000
Dave Giusti, R ERA: 2.0	(8, 1)	1.2	S	5	0	0	0	1	0	0	0	0	0	0	7	7	0.00	0.000

PITCHER	IP	WLS	BF	H	R	ER	SO	BB	IBB	HBP	BLK	WP	HR	S	P	ERA	WHIP

Batter	1	2	3	4	5	6	7	8	9	AB	R	H	RBI	BB	SO	LOB
Bill North, S (1, 8) OBP: 0.345, SLG: 0.360	B B B B 4-0 FC6-4 HBP 1B BB	x 0-0 ③ 4-3			x 0-0 ② FC4-2 FC4-6 3-H			x 0-0 WP 6-3 1B		3	1	1	0	1	0	2
Matt Alexander, S (8, PR)										0	0	0	0	0	0	0
(8, 8)																
Larry Lintz, S (1, 4) OBP: 0.435, SLG: 0.250	H 1-0 FC6-4 1-2 HBP		x 0-0 ① P4		x 0-0 ③ FC4-6 1-2f			x 0-0 ② 6-3 1-2		2	0	0	0	0	0	1
Earl Williams, R (8, PH) OBP: 0.241, SLG: 0.308										1	0	0	0	0	0	1
Rodney Scott, S (8, 4) OBP: 0.500, SLG: 0.364										0	0	0	0	0	0	0
Mitchell Page, L (1, 7) OBP: 0.500, SLG: 0.861	S S S 0-3 ① K		S S S 0-3 ② K			x 0-0 ① F7		S S S 0-3 ③ K 2-3		4	0	0	0	0	3	4
Dick Allen, R (1, 3) OBP: 0.412, SLG: 0.571	x 0-0 ② FC6-4 1B 1-2f 2-3		x 0-0 ③ 6-3			x 0-0 ② P3			S S S 0-3 ① K	4	0	0	0	0	1	2
Manny Sanguillen, R (1, 2) OBP: 0.265, SLG: 0.303	x 0-0 1-2 3-H 1B			x 0-0 E6 G5-4-3		x 0-0 ③ 6-3			x 0-0 ② 6-3	4	0	1	1	0	0	0
Wayne Gross, L (1, 5) OBP: 0.417, SLG: 0.581	x 0-0 ③ G3			S S S 0-3 ① K			S S S 0-3 ① K		x 0-0 ③ 1-3	4	0	0	0	0	2	3
Rich McKinney, R (1, 10) OBP: 0.214, SLG: 0.500		x 0-0 ① F8		x 0-0 ②③ G5-4-3 1-2f			x 0-0 ② 5-3			3	0	0	0	0	0	1
Tony Armas, R (1, 9) OBP: 0.273, SLG: 0.258		x 0-0 G3 1B			x 0-0 4-3 FC4-2 2B		x 0-0 ③ P4			3	0	2	0	0	0	0
Rob Picciolo, R (1, 6) OBP: 0.219, SLG: 0.323		x 0-0 ② G3 1-2			x 0-0 ① 4-3 2-3			x 0-0 ① F7		3	0	0	0	0	0	2

TOP

Oakland Athletics @ Minnesota Twins

Metropolitan Stadium, Bloomington , MI

Sat Apr 16 1977, 4:33 AM EST

Att. 6,946 - Cloudy

livebaseballscorecards.com

AB	31
R	1
H	4
RBI	1
BB	1
SO	6
LOB	16

Inning Stats	1	2	3	4	5	6	7	8	9
	R: 1 E: 0 K: 1 S: 6	R: 0 E: 0 K: 0 S: 4	R: 0 E: 0 K: 1 S: 5	R: 0 E: 1 K: 1 S: 5	R: 0 E: 0 K: 0 S: 4	R: 0 E: 0 K: 0 S: 3	R: 0 E: 0 K: 1 S: 5	R: 0 E: 0 K: 1 S: 6	R: 0 E: 0 K: 1 S: 5
	H: 1 LOB: 2 BB: 1 P: 11	H: 1 LOB: 1 BB: 0 P: 4	H: 0 LOB: 0 BB: 0 P: 5	H: 0 LOB: 0 BB: 0 P: 5	H: 1 LOB: 1 BB: 0 P: 4	H: 0 LOB: 0 BB: 0 P: 3	H: 0 LOB: 0 BB: 0 P: 5	H: 1 LOB: 2 BB: 0 P: 6	H: 0 LOB: 0 BB: 0 P: 5

1B: 3	SF: 0
2B: 1	SAC: 0
3B: 0	DP: 1
HR: 0	HBP: 1

WP: 1	PA: 33
PB: 0	
SB: 0	
CS: 0	

PITCHER	IP	WLS	BF	H	R	ER	SO	BB	IBB	HBP	BLK	WP	HR	S	P	ERA	WHIP
Geoff Zahn, L (1, 1) ERA: 2.12	9.0	W	33	4	1	1	6	1	0	1	0	1	0	43	48	1.00	0.556

PITCHER	IP	WLS	BF	H	R	ER	SO	BB	IBB	HBP	BLK	WP	HR	S	P	ERA	WHIP

Oakland Athletics @ Minnesota Twins

Metropolitan Stadium, Bloomington , MI

Sat Apr 16 1977, 4:33 AM EST

Att. 6,946 - Cloudy

livebaseballscorecards.com

BOTTOM

Batter	1	2	3	4	5	6	7	8	9	AB	R	H	RBI	BB	SO	LOB
Jerry Terrell, R (1, 5) OBP: 0.286, SLG: 0.346	1-3		K			K		SH2-4 1-2		3	0	0	0	0	2	0
Roy Smalley, S (1, 6) OBP: 0.313, SLG: 0.333	5-3			4-3		F3		K		4	0	0	0	0	1	1
Rod Carew, L (1, 3) OBP: 0.341, SLG: 0.459	K			F2		F8		2-H 2B		4	0	1	1	0	1	0
Larry Hisle, R (1, 8) OBP: 0.341, SLG: 0.514		K		F9			BB S	F8		3	0	0	0	1	1	1
Dan Ford, R (1, 9) OBP: 0.389, SLG: 0.276		6-3			WP BB 1B		K 1-2			2	1	0	0	1	1	1
Craig Kusick, R (1, 10) OBP: 0.360, SLG: 0.500		WP 2B			1-H 1B		IBB			2	1	2	1	1	0	0
Bob Gorinski, R (1, 7)		K 2-H			5-3		K			3	0	0	0	0	2	3
Bob Randall, R (1, 4) OBP: 0.194, SLG: 0.138			F3 1B		5-3		5-3			3	0	1	0	0	0	3
Glenn Borgmann, R (1, 2) OBP: 0.214, SLG: 0.154			F3 1-2		1-3			SH2-4 2B 1B		3	1	1	0	0	0	2
Inning Stats	R: 0 E: 0 K: 1 S: 5 H: 0 LOB: 0 BB: 0 P: 5	R: 1 E: 0 K: 2 S: 8 H: 1 LOB: 0 BB: 0 P: 8	R: 0 E: 0 K: 1 S: 5 H: 1 LOB: 0 BB: 0 P: 5	R: 0 E: 0 K: 0 S: 3 H: 0 LOB: 0 BB: 0 P: 3	R: 1 E: 0 K: 0 S: 4 H: 1 LOB: 1 BB: 1 P: 8	R: 0 E: 0 K: 1 S: 5 H: 0 LOB: 0 BB: 0 P: 5	R: 0 E: 0 K: 2 S: 7 H: 0 LOB: 2 BB: 2 P: 15	R: 1 E: 0 K: 1 S: 7 H: 2 LOB: 1 BB: 0 P: 7		1B: 3 2B: 2 3B: 0 HR: 0 SF: 0 SAC: 1 DP: 0 HBP: 0						

	AB	27
	R	3
	H	5
	RBI	2
	BB	3
	SO	8
	LOB	11

WP: 3 PB: 0 SB: 1 CS: 0 PA: 31

PITCHER	IP	WLS	BF	H	R	ER	SO	BB	IBB	HBP	BLK	WP	HR	S	P	ERA	WHIP
Vida Blue, L (1, 1) ERA: 3.38	8.0	L	31	5	3	3	8	2	1	0	0	2	0	44	56	3.38	0.875

PITCHER	IP	WLS	BF	H	R	ER	SO	BB	IBB	HBP	BLK	WP	HR	S	P	ERA	WHIP

Oakland Athletics @ Minnesota Twins

Metropolitan Stadium, Bloomington , MI

Sun Apr 17 1977, 7:05 PM EST

Att. 5,921 - Unknown - 66 F

TOP

livebaseballscorecards.com

Batter	1	2	3	4	5	6	7	8	9	AB	R	H	RBI	BB	SO	LOB
Bill North, S (1, 8) OBP: 0.412, SLG: 0.414	0-0 L4-6 1-6-3 1B		4-0 1B BB		0-0 BB 1B SF9 2-H 1B		0-0 P3 ②		0-0 FC6-4 1-2 1B	4	1	3	1	1	0	0
Manny Sanguillen, R (1, 2) OBP: 0.282, SLG: 0.316	0-0 ① 1-6-3 1-2		0-0 1-2 1B		0-0 SF9 BB 1-2 1B		0-0 F9 ③		0-0 ③ FC6-4 1-2f	5	0	2	0	0	0	3
Mitchell Page, L (1, 7) OBP: 0.477, SLG: 0.795	0-0 ②③ L4-6 2-3		0-0 ③ G3		4-0 1-2 2-3 BB			0-0 ① 6-3		3	0	0	0	1	0	3
Dick Allen, R (1, 3) OBP: 0.421, SLG: 0.581		0-0 FC3-6 1B		0-0 ① F9	0-0 ② SF9 2-3 3-H			0-0 1B		3	0	2	1	0	0	0
Rich McKinney, R (1, 10) OBP: 0.167, SLG: 0.389		0-3 ① K S S S		0-0 ② 5-3	0-0 ③ L5			0-0 ② F8		4	0	0	0	0	1	4
Wayne Gross, L (1, 5) OBP: 0.400, SLG: 0.529		0-0 ② FC3-6 FC5-4 1-2f		4-0 FC6-4 BB		0-0 ① 4-3		0-0 ③ 3-1		3	0	0	0	1	0	2
Tony Armas, R (1, 9) OBP: 0.270, SLG: 0.235		0-0 ③ FC5-4 1-2f		0-0 ③ FC6-4 1-2f		0-0 ② 5-3			4-0 1B BB	3	0	0	0	1	0	2
Rodney Scott, S (1, 4) OBP: 0.421, SLG: 0.286			0-0 ① 5-3		0-0 ① F8	0-0 ③ 6-3			0-0 ① F8	3	0	0	0	0	0	0
Earl Williams, R (9, PH) OBP: 0.233, SLG: 0.296										1	0	0	0	0	0	1
Rob Picciolo, R (1, 6) OBP: 0.229, SLG: 0.324			0-0 ② F9		0-0 E6 1B 1B		0-0 ① P1		0-0 ② L7	3	1	1	0	0	0	0
Sheldon Mallory, L (9, PH) OBP: 0.364, SLG: 0.222										1	0	0	0	0	0	1

Inning Stats	1	2	3	4	5	6	7	8	9
	R: 0 E: 0 K: 0 S: 3	R: 0 E: 0 K: 1 S: 6	R: 0 E: 0 K: 0 S: 4	R: 0 E: 0 K: 0 S: 3	R: 2 E: 1 K: 0 S: 6	R: 0 E: 0 K: 0 S: 3	R: 0 E: 0 K: 0 S: 3	R: 0 E: 0 K: 0 S: 4	R: 0 E: 0 K: 0 S: 4
	H: 1 LOB: 0 BB: 0 P: 3	H: 1 LOB: 1 BB: 0 P: 6	H: 1 LOB: 2 BB: 1 P: 8	H: 0 LOB: 1 BB: 1 P: 7	H: 3 LOB: 2 BB: 1 P: 10	H: 0 LOB: 0 BB: 0 P: 3	H: 0 LOB: 0 BB: 0 P: 3	H: 1 LOB: 1 BB: 0 P: 4	H: 1 LOB: 2 BB: 1 P: 8

1B: 8	SF: 1
2B: 1	SAC: 0
3B: 0	DP: 1
HR: 0	HBP: 0

WP: 0	PA: 38
PB: 0	
SB: 0	
CS: 0	

AB	33
R	2
H	8
RBI	2
BB	4
SO	1
LOB	16

PITCHER		IP	WLS	BF	H	R	ER	SO	BB	IBB	HBP	BLK	WP	HR	S	P	ERA	WHIP
Mike Pazik, L ERA: 2.77	(1, 1)	8.0	W	33	7	2	2	1	3	0	0	0	0	0	32	44	2.25	1.250
Ron Schueler, R ERA: 3.24	(9, 1)	1.0		5	1	0	0	0	1	0	0	0	0	0	4	8	0.00	2.000

PITCHER	IP	WLS	BF	H	R	ER	SO	BB	IBB	HBP	BLK	WP	HR	S	P	ERA	WHIP

Oakland Athletics @ Minnesota Twins

Metropolitan Stadium, Bloomington , MI

Sun Apr 17 1977, 7:05 PM EST

Att. 5,921 - Unknown - 66 F

BOTTOM

Batter	1	2	3	4	5	6	7	8	9	AB	R	H	RBI	BB	SO	LOB
Jerry Terrell, R (1, 5) OBP: 0.310, SLG: 0.346 Mike Cubbage, L (2, PH) OBP: 0.462, SLG: 0.472 (3, 5)	BBBB 4-0 CS BB	0-0 P6	0-0 4-3			SSS 0-3 K		0-0 3B 1B		0 4	0 1	0 1	0 0	1 0	0 1	0 3
Roy Smalley, S (1, 6) OBP: 0.333, SLG: 0.421	0-0 P6 1-2	0-0 FC E 1-2 2-3 3-H		SSS 0-3 K		BBBB 4-0 2B BB		0-0 1B 3B 1-H		4	2	1	1	1	1	3
Rod Carew, L (1, 3) OBP: 0.370, SLG: 0.548	0-0 6-3	0-0 E1 3B 1-H 2-H 3-H		0-0 L3		0-0 2B 1-H		0-0 1B 3-H		5	1	3	4	0	0	0
Larry Hisle, R (1, 8) OBP: 0.348, SLG: 0.512		4-0 1B 1B BB 0-0 2B BB		0-0 L4		0-0 6-3		0-0 L8		4	1	1	0	1	0	2
Craig Kusick, R (1, 10) OBP: 0.367, SLG: 0.462		0-0 1B 1B 1-2 1B 4-0 BB BB			0-0 6-3		SSS 0-3 K	SSS 0-3 K		4	1	1	0	1	2	1
Dan Ford, R (1, 9) OBP: 0.400, SLG: 0.281		0-0 BB 1B FC 1B 1-3 2-H 4-0 BB 1-2 2-3			0-0 5-3		0-0 F8			3	1	1	1	1	0	0
Bob Gorinski, R (1, 7) OBP: 0.200, SLG: 0.200		0-0 FC BB E 1B 1-2 3-H SSS 0-3 K			0-0 1B 1B		0-0 P4			4	1	2	1	0	1	3
Bob Randall, R (1, 4) OBP: 0.200, SLG: 0.152		0-0 F7 SSS 0-3 K			0-0 FC5-4 1B 1-2			0-0 6-3		4	0	1	0	0	1	2
Glenn Borgmann, R (1, 2) OBP: 0.278, SLG: 0.375		BBBB 4-0 E E BB 1-2 2-3 SSS 0-3 K			0-0 FC5-4 1-2f			0-0 HR		3	2	1	1	1	1	2
Inning Stats	R: 0 H: 0 E: 0 LOB: 0 K: 0 BB: 1 S: 2 P: 6	R: 7 H: 5 E: 2 LOB: 3 K: 1 BB: 4 S: 11 P: 27	R: 0 H: 0 E: 0 LOB: 0 K: 2 BB: 0 S: 7 P: 7	R: 0 H: 0 E: 0 LOB: 0 K: 1 BB: 0 S: 5 P: 5	R: 0 H: 2 E: 0 LOB: 2 K: 0 BB: 0 S: 5 P: 5	R: 0 H: 1 E: 0 LOB: 1 K: 1 BB: 1 S: 5 P: 9	R: 0 H: 0 E: 0 LOB: 0 K: 1 BB: 0 S: 5 P: 5	R: 3 H: 4 E: 0 LOB: 1 K: 1 BB: 0 S: 9 P: 9		1B: 7 SF: 0 2B: 2 SAC: 0 3B: 2 DP: 0 HR: 1 HBP: 0						

livebaseballscorecards.com

AB	35
R	10
H	12
RBI	8
BB	6
SO	7
LOB	16

WP: 0 PA: 41
PB: 0
SB: 0
CS: 1

PITCHER		IP	WLS	BF	H	R	ER	SO	BB	IBB	HBP	BLK	WP	HR	S	P	ERA	WHIP
Jim Umbarger, L ERA: 8.1	(1, 1)	1.1	L	9	3	5	2	0	3	0	0	0	0	0	6	18	13.50	4.500
Mike Norris, R ERA: 2.16	(2, 1)	0.1		5	2	2	0	0	1	0	0	0	0	0	4	8	0.00	9.000
Rick Langford, R ERA: 2.7	(2, 1)	4.1		17	3	0	0	5	2	0	0	0	0	0	25	33	0.00	1.154
Stan Bahnsen, R ERA: 2.57	(7, 1)	1.0		3	0	0	0	1	0	0	0	0	0	0	5	5	0.00	0.000
Doug Bair, R ERA: 19.29	(8, 1)	0.1		4	3	3	3	0	0	0	0	0	0	1	4	4	81.00	9.000

PITCHER		IP	WLS	BF	H	R	ER	SO	BB	IBB	HBP	BLK	WP	HR	S	P	ERA	WHIP
Pablo Torrealba, L ERA:	(8, 1)	0.2		3	1	0	0	1	0	0	0	0	0	0	5	5	0.00	1.500

Minnesota Twins @ Kansas City Royals

Royals Stadium, Kansas City, MO

Mon Apr 18 1977, 7:05 PM EST

Att. 13,802 - Unknown - 65 F

TOP

livebaseballscorecards.com

Batter	1	2	3	4	5	6	7	8	9	AB	R	H	RBI	BB	SO	LOB
Mike Cubbage, L (1, 5) OBP: 0.442, SLG: 0.436	F8		F8		BB		SH2-4	F8		3	1	0	0	1	0	2
Roy Smalley, S (1, 6) OBP: 0.308, SLG: 0.375	E1 HR		K		F2		F8		BB	5	1	1	0	0	1	3
Rod Carew, L (1, 3) OBP: 0.412, SLG: 0.617	CS				FC5-4				F8	5	1	4	2	0	0	1
Lyman Bostock, L (1, 8) OBP: 0.463, SLG: 0.625	HR		F8		FC5-4		L3		G6-4-3 BB	4	1	2	3	1	0	2
Larry Hisle, R (1, 7) OBP: 0.333, SLG: 0.478	6-3			K	FC5-4 CS			S	G6-4-3	5	1	1	1	0	1	3
Rich Chiles, L (1, 10) OBP: 0.444, SLG: 0.333		G3 E 2B		BB	CS	G3		K		1	1	1	0	1	0	0
Craig Kusick, R (6, PH) OBP: 0.344, SLG: 0.429										2	0	0	0	0	1	1
Dan Ford, R (1, 9) OBP: 0.386, SLG: 0.278		G3		F9		F9		BB		4	0	1	1	0	0	2
Bob Randall, R (1, 4) OBP: 0.179, SLG: 0.135		E3		4-3		4-3		P3		4	0	0	0	0	0	2
Glenn Borgmann, R (1, 2) OBP: 0.364, SLG: 0.389		K			BB		SH2-4	BB		2	2	1	0	2	1	0

	AB	35
	R	8
	H	11
	RBI	7
	BB	5
	SO	4
	LOB	16

Inning Stats	1	2	3	4	5	6	7	8	9
R	2	1	0	0	3	0	1	1	0
E	1	1	0	0	0	0	0	0	0
K	0	1	1	1	0	0	0	1	0
S	5	6	6	5	5	3	4	7	3
H	2	1	1	0	3	0	1	2	1
LOB	0	0	1	1	0	0	1	2	1
BB	0	0	0	1	1	0	1	1	1
P	5	6	6	9	9	3	8	11	7

	1B	8	SF	0
	2B	1	SAC	1
	3B	1	DP	1
	HR	1	HBP	0

	WP	0	PA	42
	PB	0		
	SB	1		
	CS	2		

PITCHER		IP	WLS	BF	H	R	ER	SO	BB	IBB	HBP	BLK	WP	HR	S	P	ERA	WHIP
Dennis Leonard, R ERA: 4.91	(1, 1)	4.1		21	6	6	3	3	2	0	0	0	0	1	25	33	6.23	1.846
Steve Mingori, L ERA: 7.94	(5, 1)	2.2	L	10	2	1	1	0	1	0	0	0	0	0	9	13	3.38	1.125
Doug Bird, R ERA: 4.15	(8, 1)	2.0		10	3	1	1	1	2	0	0	0	0	0	10	18	4.50	2.500

PITCHER		IP	WLS	BF	H	R	ER	SO	BB	IBB	HBP	BLK	WP	HR	S	P	ERA	WHIP

Batter	1	2	3	4	5	6	7	8	9	AB	R	H	RBI	BB	SO	LOB
George Brett, L (1, 5) OBP: 0.395, SLG: 0.405	BBBB 4-0 CS BB		x 0-0 ② 4-3 2-3		x 0-0 ① F7		x 0-0 ① F7			3	0	0	0	1	0	1
Hal McRae, R (1, 10) OBP: 0.455, SLG: 0.513	x 0-0 ①② F8 1-2		x 0-0 E5 E 3-H 2B		x 0-0 ② F9		x 0-0 ② F4			4	1	1	1	0	0	1
John Mayberry, L (1, 3) OBP: 0.310, SLG: 0.487	x 0-0 ③ G3		x 0-0 E3 FC5-4 3-H		x 0-0 ③ P6		x 0-0 ③ 3-1			4	0	0	0	0	0	0
Amos Otis, R (1, 8) OBP: 0.350, SLG: 0.514		x 0-0 FC5-4 1B	x 0-0 ③ FC5-4 1-2f			x 0-0 1B 2B 1B		SSS 0-3 ① K		4	1	2	0	0	1	1
Darrell Porter, L (1, 2) OBP: 0.464, SLG: 0.680		x 0-0 ① F3		x 0-0 ① 6-3		x 0-0 2B SF8 1-2 1B		x 0-0 ② F8		4	1	1	0	0	0	1
Al Cowens, R (1, 9) OBP: 0.350, SLG: 0.500		x 0-0 ② FC5-4 1-2f		x 0-0 3B 2B		x 0-0 1-3 2-H 2B		x 0-0 ③ F5		4	1	2	1	0	0	1
Ralph LaCock, L (1, 7) OBP: 0.200, SLG: 0.304		SSS 0-3 ③ K		x 0-0 6-3 2-H 3B		x 0-0 ① SF8 3-H			x 0-0 ① 4-3	3	1	1	2	0	1	1
Freddie Patek, R (1, 6) OBP: 0.324, SLG: 0.394			x 0-0 4-3 S E 1B	x 0-0 ② 6-3 3-H		SSS 0-3 ② K			SSS 0-3 ② K	4	1	1	1	0	2	1
Frank White, R (1, 4) OBP: 0.188, SLG: 0.267 Cookie Rojas, R (9, PH) OBP: 0.182, SLG: 0.273			x 0-0 ① 6-3 1-2	x 0-0 ③ 1B		x 0-0 ③ F8			SSS 0-3 ③ K	3 1	0 0	1 0	0 0	0 0	0 1	2 0
Inning Stats	R: 0 H: 0 E: 0 LOB: 0 K: 0 BB: 1 S: 2 P: 6	R: 0 H: 1 E: 0 LOB: 1 K: 1 BB: 0 S: 6 P: 6	R: 2 H: 2 E: 2 LOB: 1 K: 0 BB: 0 S: 6 P: 6	R: 2 H: 3 E: 0 LOB: 1 K: 0 BB: 0 S: 5 P: 5	R: 0 H: 0 E: 0 LOB: 0 K: 0 BB: 0 S: 3 P: 3	R: 2 H: 3 E: 0 LOB: 1 K: 1 BB: 0 S: 8 P: 8	R: 0 H: 0 E: 0 LOB: 0 K: 0 BB: 0 S: 3 P: 3	R: 0 H: 0 E: 0 LOB: 0 K: 1 BB: 0 S: 5 P: 5	R: 0 H: 0 E: 0 LOB: 0 K: 2 BB: 0 S: 7 P: 7	1B: 5 SF: 1 2B: 3 SAC: 0 3B: 1 DP: 0 HR: 0 HBP: 0						

PITCHER	IP	WLS	BF	H	R	ER	SO	BB	IBB	HBP	BLK	WP	HR	S	P	ERA	WHIP
Dave Goltz, R (1, 1) ERA: 4.91	5.0		23	8	6	5	1	1	0	0	0	0	0	24	28	9.00	1.800
Tom Johnson, R (6, 1) ERA:	4.0	W	13	1	0	0	4	0	0	0	0	0	0	21	21	0.00	0.250

PITCHER	IP	WLS	BF	H	R	ER	SO	BB	IBB	HBP	BLK	WP	HR	S	P	ERA	WHIP

BOTTOM

Minnesota Twins @ Kansas City Royals

Royals Stadium, Kansas City, MO

Mon Apr 18 1977, 7:05 PM EST

Att. 13,802 - Unknown - 65 F

livebaseballscorecards.com

AB	34
R	6
H	9
RBI	5
BB	1
SO	5
LOB	9

Minnesota Twins @ Kansas City Royals

Royals Stadium, Kansas City, MO

Tue Apr 19 1977, 7:05 PM EST
Att. 12,230 - Unknown - 67 F

livebaseballscorecards.com

Batter	1	2	3	4	5	6	7	8	9	AB	R	H	RBI	BB	SO	LOB
Roy Smalley, S (1, 6) OBP: 0.258, SLG: 0.310	x 0-0 ① L4	x 0-0 ③ F3		x 0-0 ② F7			x 0-0 ① F9		x 0-0 ② 1-3	5	0	0	0	0	0	4
Rod Carew, L (1, 3) OBP: 0.393, SLG: 0.577	x 0-0 ② 4-3		x 0-0 ① 4-3	x 0-0 1-2 2-H 1B			x 0-0 ② 4-3		x 0-0 ③ G3	5	0	1	1	0	0	0
Lyman Bostock, L (1, 8) OBP: 0.444, SLG: 0.571	H 1-0 HBP		x 0-0 E1 5-3	x 0-0 ③ F8			x 0-0 ③ F7			3	0	0	0	0	0	2
Larry Hisle, R (1, 7) OBP: 0.327, SLG: 0.460	x 0-0 ③ P6		x 0-0 ② 5-3 1-2		SSS 0-3 ① K			x 0-0 1B 1B		4	0	1	0	0	1	2
Mike Cubbage, L (1, 5) OBP: 0.447, SLG: 0.442		x 0-0 BB 1B 1B	x 0-0 ③ F9		x 0-0 ② P6			x 0-0 1-2 1B		4	1	2	0	0	0	1
Dan Ford, R (1, 9) OBP: 0.375, SLG: 0.275		SSS 0-3 ① K		x 0-0 1B 5-3 1B	SSS 0-3 ③ K			x 0-0 ① F3		4	1	1	0	0	2	3
Rich Chiles, L (1, 10) OBP: 0.462, SLG: 0.333		BBBB 4-0 1B 1-2 BB		x 0-0 5-3 1-3 1B 1B		x 0-0 ① F9		x 0-0 ② F2		3	1	1	0	1	0	2
Bob Randall, R (1, 4) OBP: 0.171, SLG: 0.128 Rob Wilfong, L (6, PH) OBP: 0.333, SLG: 0.333 (6, 4)		x 0-0 ② F8		x 0-0 ① 5-3 1-2 3-H		x 0-0 ② 1-4-3		x 0-0 ③ F9		2 2	0 0	0 0	1 0	0 0	0 0	3 2
Glenn Borgmann, R (1, 2) OBP: 0.417, SLG: 0.421 Butch Wynegar, S (6, PH) OBP: 0.231, SLG: 0.364 (6, 2)		x 0-0 1-2 2-H 1B		BBBB 4-0 1B BB		x 0-0 ③ F8			x 0-0 ① F9	1 2	0 0	1 0	1 0	1 0	0 0	0 0

Inning Stats	1	2	3	4	5	6	7	8	9	AB	R	H	RBI	BB	SO	LOB
	R: 0 E: 0 K: 0 S: 3	R: 1 E: 0 K: 1 S: 7	R: 0 E: 1 K: 0 S: 4	R: 2 E: 0 K: 0 S: 6	R: 0 E: 0 K: 2 S: 7	R: 0 E: 0 K: 0 S: 3	R: 0 E: 0 K: 0 S: 3	R: 0 E: 0 K: 0 S: 5	R: 0 E: 0 K: 0 S: 3	1B: 7 2B: 0 3B: 0 HR: 0	SF: 0 SAC: 0 DP: 0 HBP: 1	WP: 0 PB: 0 SB: 0 CS: 0	PA: 38			

PITCHER	IP	WLS	BF	H	R	ER	SO	BB	IBB	HBP	BLK	WP	HR	S	P	ERA	WHIP
Jim Colborn, R (1, 1) ERA: 3.15	9.0	W	38	7	3	3	3	2	0	1	0	0	0	41	50	3.00	1.000

PITCHER	IP	WLS	BF	H	R	ER	SO	BB	IBB	HBP	BLK	WP	HR	S	P	ERA	WHIP

AB	35
R	3
H	7
RBI	3
BB	2
SO	3
LOB	19

Batter	1	2	3	4	5	6	7	8	9	AB	R	H	RBI	BB	SO	LOB
George Brett, L (1, 5) OBP: 0.375, SLG: 0.381	L4		4-3 1-2		WP 3B 1B F2		P6			5	1	1	0	0	0	4
Hal McRae, R (1, 10) OBP: 0.469, SLG: 0.558	BB FC1-6-5-1 S		4-3 2-3 3-H		1B 1-H 3B	1B		5-3		4	1	2	2	1	0	1
John Mayberry, L (1, 3) OBP: 0.340, SLG: 0.488	FC1-6-5-1 1-3		BB 3B		HR 3-H 1B	P6		BB 1B		4	2	2	1	1	0	2
Amos Otis, R (1, 8) OBP: 0.378, SLG: 0.641	K		3B 1-H 3-H		HR 1-H	F9		FC6-4 1-2 BB		4	1	2	4	1	1	2
Darrell Porter, L (1, 2) OBP: 0.394, SLG: 0.567		3-1	6-3		1-3	P6		F7		5	0	0	0	0	0	4
John Wathan, R (9, 2)										0	0	0	0	0	0	0
Al Cowens, R (1, 9) OBP: 0.333, SLG: 0.465		F8	F7	K			1B SF8 1B	FC6-4 1-2f		5	1	1	0	0	1	2
Tom Poquette, L (1, 7) OBP: 0.500, SLG: 0.500		3-1	P5	1B 2B 1B			1-3 1B			4	1	2	0	0	0	0
Joe Zdeb, R (7, PR) OBP: 0.125, SLG: 0.125 (8, 7)										0	0	0	0	0	0	0
Freddie Patek, R (1, 6) OBP: 0.341, SLG: 0.444			1B 4-3 2B	F9	1-2 2B 1B		SF8 3-H			3	2	2	1	0	0	0
Frank White, R (1, 4) OBP: 0.250, SLG: 0.441			4-3 4-3 3B 2-3 1B		HR 2B		F9			4	2	3	3	0	0	1
Inning Stats	R: 0 E: 0 K: 1 S: 5 H: 0 LOB: 1 BB: 1 P: 9	R: 0 E: 0 K: 0 S: 3 H: 0 LOB: 0 BB: 0 P: 3	R: 3 E: 0 K: 0 S: 6 H: 3 LOB: 1 BB: 1 P: 10	R: 0 E: 0 K: 0 S: 3 H: 0 LOB: 0 BB: 0 P: 3	R: 7 E: 0 K: 1 S: 13 H: 8 LOB: 1 BB: 0 P: 13	R: 0 E: 0 K: 0 S: 4 H: 1 LOB: 1 BB: 0 P: 4	R: 1 E: 0 K: 0 S: 5 H: 2 LOB: 1 BB: 0 P: 5	R: 0 E: 0 K: 0 S: 4 H: 1 LOB: 2 BB: 1 P: 8		1B: 9 2B: 2 3B: 2 HR: 2 SF: 1 SAC: 0 DP: 0 HBP: 0					

PITCHER		IP	WLS	BF	H	R	ER	SO	BB	IBB	HBP	BLK	WP	HR	S	P	ERA	WHIP
Pete Redfern, R ERA: 6.19	(1, 1)	4.0	L	20	6	6	6	1	2	0	0	0	1	1	20	28	13.50	2.000
Don Carrithers, R ERA: 15.0	(5, 1)	0.2		7	5	4	4	1	0	0	0	0	0	1	9	9	54.00	7.500
Jim Hughes, R ERA: 2.08	(5, 1)	3.1		15	4	1	1	0	1	0	0	0	0	0	14	18	2.70	1.500

PITCHER		IP	WLS	BF	H	R	ER	SO	BB	IBB	HBP	BLK	WP	HR	S	P	ERA	WHIP

BOTTOM

Minnesota Twins @ Kansas City Royals

Royals Stadium, Kansas City, MO

Tue Apr 19 1977, 7:05 PM EST
Att. 12,230 - Unknown - 67 F

livebaseballscorecards.com

AB	38
R	11
H	15
RBI	11
BB	3
SO	2
LOB	16

WP: 1 PA: 42
PB: 0
SB: 1
CS: 0

Batter	1	2	3	4	5	6	7	8	9	AB	R	H	RBI	BB	SO	LOB
Jerry Terrell, R (1, 5) OBP: 0.294, SLG: 0.323	F9	FC5-4 1-2f		F9			6-3		1B	5	0	1	0	0	0	3
Roy Smalley, S (1, 6) OBP: 0.222, SLG: 0.265	6-3		5-3	6-3			K		P6	5	0	0	0	0	1	2
Rod Carew, L (1, 3) OBP: 0.417, SLG: 0.574	1B BB		CS BB		CS S 1B		K			2	0	1	0	2	1	0
Larry Hisle, R (1, 7) OBP: 0.339, SLG: 0.519	WP 1-3 1B		1-2 HR		F9 1-3			5-3		4	1	2	1	0	0	1
Dan Ford, R (1, 9) OBP: 0.365, SLG: 0.341	F9 1-2		HR		K			6-3		4	1	1	1	0	1	2
Craig Kusick, R (1, 10) OBP: 0.389, SLG: 0.548		G4-6-3 1B	FC4-6 BB			F9		HR		3	1	2	1	1	0	0
Lyman Bostock, L (1, 8) OBP: 0.429, SLG: 0.538		G4-6-3 1-2f	FC4-6 1-2f			S 1B		K		4	0	1	0	0	1	2
Bob Randall, R (1, 4) OBP: 0.200, SLG: 0.163		BB 1B		FC5-6 1B		F7 1-2			P6	4	0	2	0	0	0	1
Glenn Borgmann, R (1, 2) OBP: 0.393, SLG: 0.364		FC5-4 1-2 BB		FC5-6 1-2f		K			F7	3	0	0	0	1	1	2
Inning Stats	R: 0 E: 0 K: 0 S: 4 H: 1 LOB: 2 BB: 1 P: 8	R: 0 E: 0 K: 0 S: 4 H: 2 LOB: 2 BB: 1 P: 8	R: 2 E: 0 K: 0 S: 4 H: 2 LOB: 1 BB: 2 P: 12	R: 0 E: 0 K: 0 S: 4 H: 1 LOB: 1 BB: 0 P: 4	R: 0 E: 0 K: 1 S: 5 H: 1 LOB: 0 BB: 0 P: 5	R: 0 E: 0 K: 1 S: 6 H: 1 LOB: 1 BB: 0 P: 6	R: 0 E: 0 K: 2 S: 7 H: 0 LOB: 0 BB: 0 P: 7	R: 1 E: 0 K: 1 S: 6 H: 1 LOB: 0 BB: 0 P: 6	R: 0 E: 0 K: 0 S: 4 H: 1 LOB: 1 BB: 0 P: 4	1B: 7 2B: 0 3B: 0 HR: 3 SF: 0 SAC: 0 DP: 1 HBP: 0	WP: 1 PB: 0 SB: 2 CS: 2 PA: 38					

PITCHER		IP	WLS	BF	H	R	ER	SO	BB	IBB	HBP	BLK	WP	HR	S	P	ERA	WHIP
Paul Splittorff, L ERA: 4.18	(1, 1)	7.0		30	8	2	2	4	4	0	0	0	1	2	34	50	2.57	1.714
Mark Littell, R ERA: 1.0	(8, 1)	2.0	L	8	2	1	1	1	0	0	0	0	0	1	10	10	4.50	1.000

PITCHER	IP	WLS	BF	H	R	ER	SO	BB	IBB	HBP	BLK	WP	HR	S	P	ERA	WHIP

TOP

Minnesota Twins @ Kansas City Royals

Royals Stadium, Kansas City, MO

Wed Apr 20 1977, 7:05 PM EST
Att. 9,267 - Unknown - 64 F

livebaseballscorecards.com

AB	34
R	3
H	10
RBI	3
BB	4
SO	5
LOB	13

Batter	1	2	3	4	5	6	7	8	9	AB	R	H	RBI	BB	SO	LOB
George Brett, L (1, 5) OBP: 0.377, SLG: 0.404	4-3		1B 2B	F7			1B 1B		F9	5	0	2	0	0	0	3
Hal McRae, R (1, 10) OBP: 0.481, SLG: 0.553	1B		E 5-6-3 2-3 1B		BBBB 6-3-5 BB		F9		F8	4	1	2	0	1	0	2
John Mayberry, L (1, 3) OBP: 0.327, SLG: 0.458	F5		5-6-3 1-2		F7		G6-3 1-3 1B		F7	5	0	1	0	0	0	4
Amos Otis, R (1, 8) OBP: 0.347, SLG: 0.581	F9		E6 2-H		6-3-5 1-3f		G6-3 1-2f			4	0	0	0	0	0	4
Darrell Porter, L (1, 2) OBP: 0.417, SLG: 0.576		F7-4 1B	F8			1B WP 1B 1B		F3		3	1	2	0	0	0	1
John Wathan, R (8, PH) (9, 2)										1	0	0	0	0	0	0
Al Cowens, R (1, 9) OBP: 0.367, SLG: 0.511		F7-4 1-2		FC6-4 1B 1B		9-4 1-3 1B		2B		4	0	3	0	0	0	1
Tom Poquette, L (1, 7) OBP: 0.571, SLG: 0.571		1B BB 1B		FC6-4 1-2 1B		F7		BBBB G4-6-3 BB		3	0	2	0	0	0	2
Cookie Rojas, R (8, PH) OBP: 0.250, SLG: 0.273										0	0	0	0	1	0	0
Joe Zdeb, R (8, PR) OBP: 0.125, SLG: 0.125										0	0	0	0	0	0	0
Freddie Patek, R (1, 6) OBP: 0.364, SLG: 0.447		BBBB 1B 1-2 BB		FC6-4 S 1-2f 2-3		1-2 3-H 1B		G4-6-3 1-2f		2	0	1	1	1	0	2
Ralph LaCock, L (8, PH) OBP: 0.192, SLG: 0.292										1	0	0	0	0	0	2
Bob Heise, R (9, 6) OBP: 1.000, SLG: 1.000										0	0	0	0	0	0	0
Frank White, R (1, 4) OBP: 0.275, SLG: 0.447		1-2 2-3 1B		F8 1-2		9-4 2-3f			1B	4	0	2	0	0	0	4
Inning Stats	R: 0 H: 1 E: 0 LOB: 1 K: 0 BB: 0 S: 4 P: 4	R: 0 H: 3 E: 0 LOB: 2 K: 0 BB: 1 S: 4 P: 8	R: 1 H: 2 E: 1 LOB: 1 K: 0 BB: 0 S: 5 P: 5	R: 0 H: 2 E: 0 LOB: 2 K: 0 BB: 0 S: 5 P: 5	R: 0 H: 0 E: 0 LOB: 0 K: 0 BB: 1 S: 2 P: 6	R: 1 H: 3 E: 0 LOB: 1 K: 0 BB: 0 S: 5 P: 5	R: 0 H: 2 E: 0 LOB: 1 K: 0 BB: 0 S: 4 P: 4	R: 0 H: 1 E: 0 LOB: 2 K: 0 BB: 1 S: 3 P: 7	R: 0 H: 1 E: 0 LOB: 1 K: 0 BB: 0 S: 4 P: 4	1B: 13 SF: 0 2B: 5 SAC: 0 3B: 0 DP: 5 HR: 0 HBP: 0						

PITCHER		IP	WLS	BF	H	R	ER	SO	BB	IBB	HBP	BLK	WP	HR	S	P	ERA	WHIP
Paul Thormodsgard, R ERA: 2.2	(1, 1)	3.0		16	8	1	0	0	1	0	0	0	0	0	15	19	0.00	3.000
Tom Burgmeier, L ERA: 1.42	(4, 1)	4.1	W	17	6	1	1	0	1	0	0	0	1	0	16	20	2.08	1.615
Tom Johnson, R ERA:	(8, 1)	1.2	S	6	1	0	0	0	1	0	0	0	0	0	5	9	0.00	1.200

PITCHER	IP	WLS	BF	H	R	ER	SO	BB	IBB	HBP	BLK	WP	HR	S	P	ERA	WHIP

BOTTOM

Minnesota Twins @ Kansas City Royals

Royals Stadium, Kansas City, MO

Wed Apr 20 1977, 7:05 PM EST

Att. 9,267 - Unknown - 64 F

livebaseballscorecards.com

AB	36
R	2
H	15
RBI	1
BB	3
SO	0
LOB	25

WP: 1 PA: 39
PB: 0
SB: 1
CS: 0

Minnesota Twins @ Texas Rangers

Arlington Stadium, Arlington, TX

Thu Apr 21 1977, 7:05 PM EST

Att. 8,170 - Unknown - 68 F

TOP

livebaseballscorecards.com

Batter	1	2	3	4	5	6	7	8	9	AB	R	H	RBI	BB	SO	LOB
Rich Chiles, L (1, 10) OBP: 0.412, SLG: 0.250 Dan Ford, R (7, PH) OBP: 0.352, SLG: 0.326	G3		F8	F7		BB, BB, 1B, BB	F8		6-3	3 2	1 0	0 0	0 0	1 0	0 0	1 2
Roy Smalley, S (1, 6) OBP: 0.268, SLG: 0.289	F7, 1B, 1B		E, 2B, 1B	F8		1-2, 2-3, 1B, BB	P5			4	2	2	0	1	0	2
Rod Carew, L (1, 3) OBP: 0.431, SLG: 0.569	1-2, 1B		E3, 2B, 2B		3B, 1B	1B, 1-2, 2-3, 3-H, FC, BB		K		4	3	2	1	1	1	1
Lyman Bostock, L (1, 8) OBP: 0.444, SLG: 0.614	F7, 2-3		1-3, 3-H, 2B	1-H, SF8, 3B	FC, 1-3, 2-H, 3-H, 1B			P5		5	2	3	4	0	0	2
Mike Cubbage, L (1, 5) OBP: 0.423, SLG: 0.447	P6		2-H, 3-H, 2B	SF8, 3-H	FC, FC6-4, 1-3, 3-H			6-3		4	0	1	4	0	0	3
Butch Wynegar, S (1, 2) OBP: 0.226, SLG: 0.444		6-3	5-3	4-3	F8				HR	5	1	1	1	0	0	3
Willie Norwood, R (1, 9) OBP: 0.200, SLG: 0.400		1-3	1B, 2B	P3	FC6-4, 1-2f				F2	5	1	1	0	0	0	2
Bob Gorinski, R (1, 7) OBP: 0.267, SLG: 0.267		P6	2-H, 1B			K	K		1B	5	0	2	1	0	2	0
Rob Wilfong, L (1, 4) OBP: 0.375, SLG: 0.429			K	F2	BB, BB, 2B	BB			F9	4	1	1	0	1	1	2

Inning Stats	R: 0 E: 0 K: 0 S: 5	H: 2 LOB: 2 BB: 0 P: 5	R: 0 E: 0 K: 0 S: 3	H: 0 LOB: 0 BB: 0 P: 3	R: 3 E: 1 K: 1 S: 9	H: 3 LOB: 1 BB: 0 P: 9	R: 1 E: 0 K: 0 S: 5	H: 2 LOB: 1 BB: 0 P: 5	R: 2 E: 0 K: 0 S: 5	H: 2 LOB: 0 BB: 0 P: 5
	R: 4 E: 0 K: 1 S: 8	H: 2 LOB: 2 BB: 3 P: 20	R: 0 E: 0 K: 1 S: 5	H: 0 LOB: 1 BB: 1 P: 9	R: 0 E: 0 K: 1 S: 5	H: 0 LOB: 0 BB: 0 P: 5	R: 1 E: 0 K: 0 S: 5	H: 2 LOB: 1 BB: 0 P: 5	1B: 7 2B: 4 3B: 1 HR: 1	SF: 1 SAC: 0 DP: 0 HBP: 0	WP: 0 PB: 0 SB: 0 CS: 0	PA: 46

	AB	41
	R	11
	H	13
	RBI	11
	BB	4
	SO	4
	LOB	18

PITCHER		IP	WLS	BF	H	R	ER	SO	BB	IBB	HBP	BLK	WP	HR	S	P	ERA	WHIP
Gaylord Perry, R ERA: 6.11	(1, 1)	5.1	L	28	10	8	5	2	1	0	0	0	0	0	31	35	8.44	2.062
Mike Wallace, L ERA: 15.75	(6, 1)	0.0		2	0	0	0	0	2	0	0	0	0	0	0	8	∞	∞
Paul Lindblad, L ERA: 1.23	(6, 1)	3.2		16	3	3	3	2	1	0	0	0	0	1	19	23	7.36	1.091

PITCHER	IP	WLS	BF	H	R	ER	SO	BB	IBB	HBP	BLK	WP	HR	S	P	ERA	WHIP

Batter	1	2	3	4	5	6	7	8	9	AB	R	H	RBI	BB	SO	LOB
Bert Campaneris, R (1, 6) OBP: 0.320, SLG: 0.500	6-3		4-3		BB, 1B		1-H, 6-3, 3B		BBBB, E, BB	4	2	2	1	1	0	0
Bump Wills, S (1, 4) OBP: 0.271, SLG: 0.250	6-3		1B, 2B		BBBB, 1B, 1-2, BB		6-3, 3-H		E3, 1-3	4	0	1	1	1	0	1
Mike Hargrove, L (1, 3) OBP: 0.405, SLG: 0.410	1B, 2B		FC6-4, 2-3, 1B		FC6-4, 1-3, 2-H, 1B		1B		G3	5	1	4	1	0	0	2
Willie Horton, R (1, 7) OBP: 0.250, SLG: 0.250	2-H, 1B		FC6-4, 1-2f		FC6-4, 1-2f		SSS, K			4	0	1	1	0	1	5
Ken Henderson, S (1, 9) OBP: 0.281, SLG: 0.267	P4			G6-4-3, 1B		SSS, K		F8		4	0	1	0	0	1	1
Toby Harrah, R (1, 5) OBP: 0.386, SLG: 0.667		F9		G6-4-3, 1-2f		6-3		P3		4	0	0	0	0	0	1
John Ellis, R (1, 10) OBP: 0.111, SLG: 0.111		SSS, K		6-3		SSS, K		SSS, K		4	0	0	0	0	3	0
Jim Sundberg, R (1, 2) OBP: 0.229, SLG: 0.194		3-1			5-3		F8		5-3	3	0	0	0	0	0	0
Bill Fahey, L (8, 2)										1	0	0	0	0	0	0
Juan Beniquez, R (1, 8) OBP: 0.263, SLG: 0.212			F8		4-3		BBBB, 3B, BB		SSS, K	3	1	0	0	1	1	0
Inning Stats	R: 1 E: 0 K: 0 S: 5 / H: 2 LOB: 1 BB: 0 P: 5	R: 0 E: 0 K: 1 S: 5 / H: 0 LOB: 0 BB: 0 P: 5	R: 0 E: 0 K: 0 S: 5 / H: 2 LOB: 2 BB: 0 P: 5	R: 0 E: 0 K: 0 S: 3 / H: 1 LOB: 0 BB: 0 P: 3	R: 1 E: 0 K: 0 S: 5 / H: 2 LOB: 2 BB: 1 P: 9	R: 0 E: 0 K: 2 S: 7 / H: 0 LOB: 0 BB: 0 P: 7	R: 2 E: 0 K: 1 S: 7 / H: 2 LOB: 1 BB: 1 P: 11	R: 0 E: 0 K: 1 S: 5 / H: 0 LOB: 0 BB: 0 P: 5	R: 0 E: 1 K: 1 S: 6 / H: 0 LOB: 2 BB: 1 P: 10	1B: 6 2B: 2 3B: 1 HR: 0	SF: 0 SAC: 0 DP: 1 HBP: 0						

BOTTOM

Minnesota Twins @ Texas Rangers

Arlington Stadium, Arlington, TX

Thu Apr 21 1977, 7:05 PM EST

Att. 8,170 - Unknown - 68 F

livebaseballscorecards.com

AB	36
R	4
H	9
RBI	4
BB	3
SO	6
LOB	10

WP: 0 PB: 0 SB: 0 CS: 0 PA: 39

PITCHER		IP	WLS	BF	H	R	ER	SO	BB	IBB	HBP	BLK	WP	HR	S	P	ERA	WHIP
Geoff Zahn, L ERA: 3.04	(1, 1)	6.2	W	30	9	4	4	3	2	0	0	0	0	0	34	42	5.40	1.650
Ron Schueler, R ERA: 2.53	(7, 1)	2.1		9	0	0	0	3	1	0	0	0	0	0	14	18	0.00	0.429

PITCHER	IP	WLS	BF	H	R	ER	SO	BB	IBB	HBP	BLK	WP	HR	S	P	ERA	WHIP

Batter	1	2	3	4	5	6	7	8	9	AB	R	H	RBI	BB	SO	LOB
Roy Smalley, S (1, 6) OBP: 0.311, SLG: 0.390	x 0-0 HR		S S S 0-3 ① K		B B B 4-0 1-2 BB			x 0-0 HR 1B		3	2	2	1	1	1	0
Rod Carew, L (1, 3) OBP: 0.435, SLG: 0.557	B B B B 4-0 BB		x 0-0 CS 1B		x 0-0 ③ F7			x 0-0 ① F9		3	0	1	0	1	0	3
Lyman Bostock, L (1, 8) OBP: 0.431, SLG: 0.646	S S S 0-3 ① K		S S S 0-3 ② ③ K 1-2			S S S 0-3 ① K		x 0-0 1-H HR		4	1	1	2	0	3	2
Mike Cubbage, L (1, 5) OBP: 0.411, SLG: 0.420	x 0-0 ② F8			x 0-0 ① G3		B B B 4-0 FC6-4 BB		x 0-0 ② 4-3		3	0	0	0	1	0	1
Butch Wynegar, S (1, 2) OBP: 0.257, SLG: 0.548	x 0-0 ③ 4-3			x 0-0 G5-4-3 1B		S S S 0-3 ② K		x 0-0 HR		4	1	2	1	0	1	2
Larry Hisle, R (1, 7) OBP: 0.333, SLG: 0.491		x 0-0 ① F9		x 0-0 ② ③ G5-4-3 1-2f		x 0-0 ③ FC6-4 1-2f		B B B 4-0 CS BB		3	0	0	0	1	0	2
Dan Ford, R (1, 9) OBP: 0.328, SLG: 0.300		x 0-0 ② P6			x 0-0 ① 6-3		x 0-0 ① F3	0-0 ③ CS 1-2	x 0-0 ① 5-3	4	0	0	0	0	0	0
Craig Kusick, R (1, 10) OBP: 0.375, SLG: 0.543		x 0-0 2B			S S S 0-3 ② K		x 0-0 ② 6-3		x 0-0 ② P6	4	0	1	0	0	1	0
Rob Wilfong, L (1, 4) OBP: 0.333, SLG: 0.364		x 0-0 ③ 4-3			x 0-0 S 1B		x 0-0 ③ F9		x 0-0 ③ F8	4	0	1	0	0	0	1
Inning Stats	R: 1 H: 1 E: 0 LOB: 1 K: 1 BB: 1 S: 6 P: 10	R: 0 H: 1 E: 0 LOB: 1 K: 0 BB: 0 S: 4 P: 4	R: 0 H: 1 E: 0 LOB: 0 K: 2 BB: 0 S: 7 P: 7	R: 0 H: 1 E: 0 LOB: 0 K: 0 BB: 0 S: 3 P: 3	R: 0 H: 1 E: 0 LOB: 2 K: 1 BB: 1 S: 6 P: 10	R: 0 H: 0 E: 0 LOB: 1 K: 2 BB: 1 S: 7 P: 11	R: 0 H: 0 E: 0 LOB: 0 K: 0 BB: 0 S: 3 P: 3	R: 3 H: 3 E: 0 LOB: 0 K: 0 BB: 1 S: 5 P: 9	R: 0 H: 0 E: 0 LOB: 0 K: 0 BB: 0 S: 3 P: 3	1B: 4 SF: 0 2B: 1 SAC: 0 3B: 0 DP: 1 HR: 3 HBP: 0						

TOP

Minnesota Twins @ Texas Rangers

Arlington Stadium, Arlington, TX

Fri Apr 22 1977, 7:05 PM EST

Att. 18,804 - Unknown - 68 F

livebaseballscorecards.com

AB	32
R	4
H	8
RBI	4
BB	4
SO	6
LOB	11

PITCHER		IP	WLS	BF	H	R	ER	SO	BB	IBB	HBP	BLK	WP	HR	S	P	ERA	WHIP
Bert Blyleven, R ERA: 2.27	(1, 1)	7.2	L	32	8	4	4	6	3	0	0	0	0	3	41	53	4.70	1.435
Adrian Devine, R ERA: 1.04	(8, 1)	1.1		4	0	0	0	0	1	0	0	0	0	0	3	7	0.00	0.750

PITCHER	IP	WLS	BF	H	R	ER	SO	BB	IBB	HBP	BLK	WP	HR	S	P	ERA	WHIP

Batter	1	2	3	4	5	6	7	8	9	AB	R	H	RBI	BB	SO	LOB
Bert Campaneris, R (1, 6) OBP: 0.309, SLG: 0.472	F9		4-3	G6-4-3 1-2f			G3 1B		K	5	0	1	0	0	1	3
Bump Wills, S (1, 4) OBP: 0.283, SLG: 0.250	5-3		S 1B		SH1-4 BB		G3 1-2		4-3	4	0	1	0	1	0	1
Mike Hargrove, L (1, 3) OBP: 0.400, SLG: 0.390	1B BB		F8 1-2		SH1-4 1-2		K			2	0	0	0	1	1	2
Willie Horton, R (1, 7) OBP: 0.250, SLG: 0.250	1-2 1B		K		6-3			F8		4	0	1	0	0	1	2
Ken Henderson, S (1, 9) OBP: 0.278, SLG: 0.265 (9, 8)	F7			1B 1B	F8			F8		4	1	1	0	0	0	3
Toby Harrah, R (1, 5) OBP: 0.417, SLG: 0.674		F9 4-3 1B		SH 1B 1-3 1B		6-3		1B 1B		4	0	3	0	0	0	0
John Ellis, R (1, 10) OBP: 0.182, SLG: 0.182		4-3 1-2		SH 1-2 3-H 1B		4-3		1-3 1B		4	0	2	1	0	0	1
Jim Sundberg, R (1, 2) OBP: 0.216, SLG: 0.182		F9 2-3		SH G6-4-3 1-2 2-3		P3		F8		2	0	0	0	0	0	1
Dave May, L (8, PH) (9, 9) OBP: 0.267, SLG: 0.429										1	0	0	0	0	0	2
Juan Beniquez, R (1, 8) OBP: 0.244, SLG: 0.194		6-3		K			K		G3	3	0	0	0	0	2	4
Bill Fahey, L (9, 2)										1	0	0	0	0	0	0
Inning Stats	R: 0 E: 0 K: 0 S: 4 H: 1 LOB: 2 BB: 1 P: 8	R: 0 E: 0 K: 0 S: 4 H: 1 LOB: 1 BB: 0 P: 4	R: 0 E: 0 K: 1 S: 6 H: 1 LOB: 1 BB: 0 P: 6	R: 1 E: 0 K: 1 S: 8 H: 3 LOB: 2 BB: 0 P: 8	R: 0 E: 0 K: 0 S: 3 H: 0 LOB: 1 BB: 1 P: 7	R: 0 E: 0 K: 0 S: 3 H: 0 LOB: 0 BB: 0 P: 3	R: 0 E: 0 K: 2 S: 8 H: 1 LOB: 1 BB: 0 P: 8	R: 0 E: 0 K: 0 S: 5 H: 2 LOB: 2 BB: 0 P: 5	R: 0 E: 0 K: 1 S: 5 H: 0 LOB: 0 BB: 0 P: 5	1B: 9 2B: 0 3B: 0 HR: 0	SF: 0 SAC: 2 DP: 1 HBP: 0						

PITCHER	IP	WLS	BF	H	R	ER	SO	BB	IBB	HBP	BLK	WP	HR	S	P	ERA	WHIP
Mike Pazik, L (1, 1) ERA: 2.5	5.0		23	6	1	1	2	2	0	0	0	0	0	25	33	1.80	1.600
Tom Johnson, R (6, 1) ERA:	4.0	W	15	3	0	0	3	0	0	0	0	0	0	21	21	0.00	0.750

PITCHER	IP	WLS	BF	H	R	ER	SO	BB	IBB	HBP	BLK	WP	HR	S	P	ERA	WHIP

BOTTOM

Minnesota Twins @ Texas Rangers

Arlington Stadium, Arlington, TX

Fri Apr 22 1977, 7:05 PM EST

Att. 18,804 - Unknown - 68 F

livebaseballscorecards.com

AB	34
R	1
H	9
RBI	1
BB	2
SO	5
LOB	19

1B: 9 SF: 0
2B: 0 SAC: 2
3B: 0 DP: 1
HR: 0 HBP: 0

WP: 0 PA: 38
PB: 0
SB: 1
CS: 0

Batter	1	2	3	4	5	6	7	8	9	AB	R	H	RBI	BB	SO	LOB
Roy Smalley, S (1, 6) OBP: 0.327, SLG: 0.372	0-0 ① 6-3		B B B B 4-0 BB		B B B B 4-0 BB			0-0 ② F8		2	0	0	0	2	0	0
Rod Carew, L (1, 3) OBP: 0.425, SLG: 0.538	0-0 G1-6-3 1B		0-0 ③ 6-3		0-0 ③ F7			0-0 ③ 3-1		4	0	1	0	0	0	2
Lyman Bostock, L (1, 8) OBP: 0.419, SLG: 0.615	0-0 ②③ G1-6-3 1-2f			S S S 0-3 ① K		0-0 ① 4-3			0-0 G6-3 1B	4	0	1	0	0	1	1
Larry Hisle, R (1, 7) OBP: 0.328, SLG: 0.475		0-0 SH1-3 1B		0-0 ② F8		0-0 ② 6-3			0-0 ①② G6-3 1-2f	4	0	1	0	0	0	1
Butch Wynegar, S (1, 2) OBP: 0.263, SLG: 0.529		0-0 ① SH1-3 1-2		0-0 1B 1B		0-0 ③ 6-3			0-0 ③ F8	3	0	1	0	0	0	0
Mike Cubbage, L (1, 5) OBP: 0.407, SLG: 0.415		0-0 ② 1-3		0-0 1-3 1B			0-0 ① F8			3	0	1	0	0	0	1
Dan Ford, R (1, 9) OBP: 0.311, SLG: 0.283		0-0 ③ F7		0-0 ③ F7			0-0 ② 6-3			3	0	0	0	0	0	3
Craig Kusick, R (1, 10) OBP: 0.349, SLG: 0.500			0-0 ① F8		0-0 ① F8		0-0 ③ 6-3			3	0	0	0	0	0	0
Rob Wilfong, L (1, 4) OBP: 0.267, SLG: 0.286			0-0 ② F8		0-0 ② G3			0-0 ① F7		3	0	0	0	0	0	0
Inning Stats	R: 0 H: 1 E: 0 LOB: 0 K: 0 BB: 0 S: 3 P: 3	R: 0 H: 1 E: 0 LOB: 1 K: 0 BB: 0 S: 4 P: 4	R: 0 H: 0 E: 0 LOB: 1 K: 0 BB: 1 S: 3 P: 7	R: 0 H: 2 E: 0 LOB: 2 K: 1 BB: 0 S: 7 P: 7	R: 0 H: 0 E: 0 LOB: 1 K: 0 BB: 1 S: 3 P: 7	R: 0 H: 0 E: 0 LOB: 0 K: 0 BB: 0 S: 3 P: 3	R: 0 H: 0 E: 0 LOB: 0 K: 0 BB: 0 S: 3 P: 3	R: 0 H: 0 E: 0 LOB: 0 K: 0 BB: 0 S: 3 P: 3	R: 0 H: 1 E: 0 LOB: 0 K: 0 BB: 0 S: 3 P: 3	1B: 5 SF: 0 2B: 0 SAC: 1 3B: 0 DP: 2 HR: 0 HBP: 0						

PITCHER	IP	WLS	BF	H	R	ER	SO	BB	IBB	HBP	BLK	WP	HR	S	P	ERA	WHIP
Doyle Alexander, R (1, 1) ERA: 3.0	9.0	W	32	5	0	0	1	2	0	0	0	0	0	32	40	0.00	0.778

PITCHER	IP	WLS	BF	H	R	ER	SO	BB	IBB	HBP	BLK	WP	HR	S	P	ERA	WHIP

TOP

Minnesota Twins @ Texas Rangers

Arlington Stadium, Arlington, TX

Sat Apr 23 1977, 7:05 PM EST

Att. 14,167 - Unknown - 67 F

livebaseballscorecards.com

AB	29
R	0
H	5
RBI	0
BB	2
SO	1
LOB	8

WP: 0 PA: 32
PB: 0
SB: 0
CS: 0

Minnesota Twins @ Texas Rangers

Arlington Stadium, Arlington, TX

Sat Apr 23 1977, 7:05 PM EST

Att. 14,167 - Unknown - 67 F

livebaseballscorecards.com

BOTTOM

Batter	1	2	3	4	5	6	7	8	9	AB	R	H	RBI	BB	SO	LOB
Bert Campaneris, R (1, 6) OBP: 0.305, SLG: 0.474	S S S 0-3 ① K		x 0-0 ②③ F9 1-2			x 0-0 4-3 2B		x 0-0 ③ L6		4	0	1	0	0	1	1
Ken Henderson, S (1, 8) (8, 9) OBP: 0.282, SLG: 0.297	x 0-0 ② 4-3			x 0-0 2B		x 0-0 ① 4-3 2-3				3	0	1	0	0	0	1
Mike Hargrove, L (1, 3) OBP: 0.375, SLG: 0.364	S S S 0-3 ③ K			x 0-0 ① F8		x 0-0 ② F7				3	0	0	0	0	1	2
Willie Horton, R (1, 10) OBP: 0.259, SLG: 0.370		x 0-0 HR		x 0-0 ② 6-3		x 0-0 ③ P3				3	1	1	1	0	0	2
Dave May, L (1, 9) (8, 7) OBP: 0.222, SLG: 0.353		x 0-0 ① F9		x 0-0 ③ 3-1			x 0-0 ① G3			3	0	0	0	0	0	1
Toby Harrah, R (1, 5) OBP: 0.392, SLG: 0.630		x 0-0 ② 1-3			x 0-0 ① F7		x 0-0 ② F7			3	0	0	0	0	0	0
Roy Howell, L (1, 7) Juan Beniquez, R (8, 8) OBP: 0.244, SLG: 0.194		x 0-0 ③ L5			x 0-0 ② F7		x 0-0 ③ 4-3			3 0	0 0	0 0	0 0	0 0	0 0	0 0
Bill Fahey, L (1, 2)			x 0-0 ① F8		x 0-0 E4			x 0-0 ① F7		3	0	0	0	0	0	0
Sandy Alomar Sr., S (1, 4)			B B B B 4-0 F9 BB		x 0-0 ③ F2			S S S 0-3 ② K		2	0	0	0	1	1	1
Inning Stats	R: 0 H: 0 E: 0 LOB: 0 K: 2 BB: 0 S: 7 P: 7	R: 1 H: 1 E: 0 LOB: 0 K: 0 BB: 0 S: 4 P: 4	R: 0 H: 0 E: 0 LOB: 0 K: 0 BB: 1 S: 2 P: 6	R: 0 H: 1 E: 0 LOB: 1 K: 0 BB: 0 S: 4 P: 4	R: 0 H: 0 E: 1 LOB: 1 K: 0 BB: 0 S: 4 P: 4	R: 0 H: 1 E: 0 LOB: 1 K: 0 BB: 0 S: 4 P: 4	R: 0 H: 0 E: 0 LOB: 0 K: 0 BB: 0 S: 3 P: 3	R: 0 H: 0 E: 0 LOB: 0 K: 1 BB: 0 S: 5 P: 5		1B: 0 SF: 0 2B: 2 SAC: 0 3B: 0 DP: 0 HR: 1 HBP: 0						

	AB	27
	R	1
	H	3
	RBI	1
	BB	1
	SO	3
	LOB	8

WP: 0 PA: 28
PB: 0
SB: 0
CS: 0

PITCHER		IP	WLS	BF	H	R	ER	SO	BB	IBB	HBP	BLK	WP	HR	S	P	ERA	WHIP
Dave Goltz, R ERA: 3.76	(1, 1)	8.0	L	28	3	1	1	3	1	0	0	0	0	1	33	37	1.12	0.500

PITCHER	IP	WLS	BF	H	R	ER	SO	BB	IBB	HBP	BLK	WP	HR	S	P	ERA	WHIP

Batter	1	2	3	4	5	6	7	8	9	AB	R	H	RBI	BB	SO	LOB
Rich Chiles, L (1, 10) OBP: 0.455, SLG: 0.353 Bob Gorinski, R (8, PH) OBP: 0.250, SLG: 0.250	4-3	1-2 3-H 1B		SF8 HR 1-3 2-H 3-H 1B	1-3	BB 1-2 3-H 1B		5-3		5	1	3	4	0	0	0
										1	0	0	0	0	0	0
Roy Smalley, S (1, 6) OBP: 0.345, SLG: 0.383	K	F9		BB HR BB	2B	FC6-4 1-2 2-3 BB			F2	4	1	1	0	2	1	2
Rod Carew, L (1, 3) OBP: 0.410, SLG: 0.522 Craig Kusick, R (8, 3) OBP: 0.341, SLG: 0.487	1B	1-3	SF8 2-3 3-H		6-3	FC6-4 1-2f			K	4	0	1	1	0	0	4
										1	0	0	0	0	1	0
Lyman Bostock, L (1, 8) OBP: 0.409, SLG: 0.582 Willie Norwood, R (7, PH) OBP: 0.143, SLG: 0.286 (7, 8)	F7	3-1		HR 1-2 BB	F8	5-3			F7	3	1	0	0	1	0	1
										2	0	0	0	0	0	0
Larry Hisle, R (1, 7) OBP: 0.347, SLG: 0.523		K	G3	1-H 2-H 3-H HR	FC6-4 1B 1B	5-4-3 BB				4	2	2	4	1	1	0
Butch Wynegar, S (1, 2) OBP: 0.326, SLG: 0.541		1B FC6-4 BB		1B FC6-4 1B 1B 1-3 1B 1-2 BB		FC6-4 1-2 1B		5-4-3 1-2		3	1	2	0	2	0	1
Mike Cubbage, L (1, 5) OBP: 0.422, SLG: 0.421		FC6-4 1-3 1B 1B		FC6-2 1B 1B 3-H K		FC6-4 1B 1-2f 2-3		F9		4	3	2	0	1	0	3
Dan Ford, R (1, 9) OBP: 0.318, SLG: 0.281		FC6-4 HBP				1B 1B 1-3 3-H 1B		F8		4	2	1	1	0	1	4
Rob Wilfong, L (1, 4) OBP: 0.316, SLG: 0.333 Bob Randall, R (8, PH) OBP: 0.196, SLG: 0.159 (8, 4)		FC6-4 1B 1-2f 2-3 3-H		1B SF8 1-2 2-3 1B	F8	BB 1B 1-3 3-H 1B		F7		4	1	2	2	0	0	2
										1	0	0	0	0	0	0
Inning Stats	R: 0 E: 0 K: 1 S: 6 H: 1 LOB: 1 BB: 0 P: 6	R: 2 E: 0 K: 1 S: 7 H: 2 LOB: 2 BB: 1 P: 12	R: 0 E: 0 K: 0 S: 3 H: 0 LOB: 0 BB: 0 P: 3	R: 7 E: 0 K: 1 S: 10 H: 5 LOB: 2 BB: 4 P: 26	R: 0 E: 0 K: 0 S: 4 H: 1 LOB: 1 BB: 0 P: 4	R: 3 E: 0 K: 0 S: 8 H: 5 LOB: 3 BB: 1 P: 12	R: 0 E: 0 K: 0 S: 3 H: 0 LOB: 1 BB: 1 P: 7	R: 0 E: 0 K: 0 S: 3 H: 0 LOB: 0 BB: 0 P: 3	R: 0 E: 0 K: 1 S: 5 H: 0 LOB: 0 BB: 0 P: 5	1B: 12 2B: 1 3B: 0 HR: 1	SF: 1 SAC: 0 DP: 0 HBP: 1						

TOP

Minnesota Twins @ Texas Rangers

Arlington Stadium, Arlington, TX

Sun Apr 24 1977, 4:33 AM EDT

Att. 10,544 - Unknown - 75 F

livebaseballscorecards.com

AB	40
R	12
H	14
RBI	12
BB	7
SO	4
LOB	17

WP: 0 PB: 0 SB: 0 CS: 0 PA: 49

PITCHER		IP	WLS	BF	H	R	ER	SO	BB	IBB	HBP	BLK	WP	HR	S	P	ERA	WHIP
Tommy Boggs, R ERA: 5.28	(1, 1)	3.1	L	19	7	6	6	2	1	0	1	0	0	0	21	26	16.20	2.400
Nelson Briles, R ERA: 6.43	(4, 1)	0.1		6	1	3	3	0	4	0	0	0	0	1	2	18	81.00	15.000
Mike Bacsik, R ERA: 13.5	(4, 1)	2.0		12	6	3	3	1	0	0	0	0	0	0	14	14	13.50	3.000
Mike Wallace, L ERA: 11.81	(6, 1)	1.1		6	0	0	0	0	2	0	0	0	0	0	4	12	0.00	1.500
Darold Knowles, L ERA:	(8, 1)	2.0		6	0	0	0	1	0	0	0	0	0	0	8	8	0.00	0.000

PITCHER	IP	WLS	BF	H	R	ER	SO	BB	IBB	HBP	BLK	WP	HR	S	P	ERA	WHIP

Batter	1	2	3	4	5	6	7	8	9	AB	R	H	RBI	BB	SO	LOB
Bert Campaneris, R (1, 6) OBP: 0.306, SLG: 0.458 Sandy Alomar Sr., S (8, 6) OBP: 0.333, SLG: 0.200	SSS 0-3 ① K		BBBB 4-0 BB		SSS 0-3 ② K			x 0-0 HR 1B	x 0-0 ① FC3-6 1B 1-2f E	2 0 0 0 1 2 2 2 2 1 0 0 0 1						
Ken Henderson, S (1, 8) OBP: 0.295, SLG: 0.381 (9, 9)	x 0-0 S 1B		x 0-0 ③ P4		x 0-0 ③ P4			x 0-0 1-H HR	x 0-0 ② F9	5 1 2 2 0 0 4						
Mike Hargrove, L (1, 3) OBP: 0.415, SLG: 0.479	x 0-0 ② F7 1-2			x 0-0 2B		BBBB 4-0 FC6-4 BB		x 0-0 HR	x 0-0 E 1-3 1B	4 1 3 1 1 0 1						
Willie Horton, R (1, 10) OBP: 0.250, SLG: 0.344	x 0-0 ③ F3			x 0-0 ① F9		x 0-0 ① FC6-4 FC5-4 1-2f		x 0-0 HR 1B	x 0-0 E5 1-2 3-H	5 1 1 0 0 0 4						
Dave May, L (1, 9) OBP: 0.190, SLG: 0.300 Juan Beniquez, R (8, PH) OBP: 0.238, SLG: 0.189 (9, 8) Claudell Washington, L (9, PH) OBP: 0.429, SLG: 0.455		x 0-0 ① P3		x 0-0 ② 6-3		x 0-0 ② F5		x 0-0 ① F8	x 0-0 ③ G3	3 0 0 0 0 0 2 1 0 0 0 0 0 1 1 0 0 0 0 0 2						
Toby Harrah, R (1, 5) OBP: 0.382, SLG: 0.660		SSS 0-3 ② K		SSS 0-3 ③ K		x 0-0 ③ FC5-4 1-2f		x 0-0 1-H HR		4 1 1 2 0 2 2						
Roy Howell, L (1, 7)		x 0-0 ③ F8			x 0-0 ① F7		x 0-0 ① P6	SSS 0-3 ② K		4 0 0 0 0 1 0						
Jim Sundberg, R (1, 2) OBP: 0.220, SLG: 0.189			x 0-0 ① 5-3		x 0-0 1B 1B		x 0-0 ② F9	x 0-0 ③ F9		4 0 1 0 0 0 0						
Bump Wills, S (1, 4) OBP: 0.298, SLG: 0.255			x 0-0 ② F7		x 0-0 1-2 1B		x 0-0 ③ 6-3		BBBB 4-0 FC3-6 BB	3 0 1 0 1 0 0						
Inning Stats	R: 0 H: 1 E: 0 LOB: 1 K: 1 BB: 0 S: 6 P: 6	R: 0 H: 0 E: 0 LOB: 0 K: 1 BB: 0 S: 5 P: 5	R: 0 H: 0 E: 0 LOB: 1 K: 0 BB: 1 S: 3 P: 7	R: 0 H: 1 E: 0 LOB: 1 K: 1 BB: 0 S: 6 P: 6	R: 0 H: 2 E: 0 LOB: 2 K: 1 BB: 0 S: 7 P: 7	R: 0 H: 0 E: 0 LOB: 1 K: 0 BB: 1 S: 3 P: 7	R: 0 H: 0 E: 0 LOB: 0 K: 0 BB: 0 S: 3 P: 3	R: 5 H: 5 E: 0 LOB: 0 K: 1 BB: 0 S: 10 P: 10	R: 1 H: 1 E: 1 LOB: 2 K: 0 BB: 1 S: 5 P: 9	1B: 6 SF: 0 2B: 1 SAC: 0 3B: 0 DP: 0 HR: 3 HBP: 0						

PITCHER		IP	WLS	BF	H	R	ER	SO	BB	IBB	HBP	BLK	WP	HR	S	P	ERA	WHIP
Pete Redfern, R ERA: 5.09	(1, 1)	7.0	W	29	6	2	2	4	2	0	0	0	0	1	35	43	2.57	1.143
Tom Burgmeier, L ERA: 3.29	(8, 1)	1.0		6	3	3	3	1	0	0	0	0	0	2	8	8	27.00	3.000
Ron Schueler, R ERA: 2.31	(9, 1)	1.0		6	1	1	0	0	1	0	0	0	0	0	5	9	0.00	2.000

PITCHER	IP	WLS	BF	H	R	ER	SO	BB	IBB	HBP	BLK	WP	HR	S	P	ERA	WHIP

BOTTOM

Minnesota Twins @ Texas Rangers

Arlington Stadium, Arlington, TX

Sun Apr 24 1977, 4:33 AM EDT

Att. 10,544 - Unknown - 75 F

livebaseballscorecards.com

AB	38
R	6
H	10
RBI	5
BB	3
SO	5
LOB	19

Seattle Mariners @ Minnesota Twins

Metropolitan Stadium, Bloomington , MI

Tue Apr 26 1977, 4:33 AM EDT
Att. 3,422 - Unknown - 74 F

TOP

livebaseballscorecards.com

Batter	1	2	3	4	5	6	7	8	9	AB	R	H	RBI	BB	SO	LOB
Jose Báez, R (1, 4) OBP: 0.303, SLG: 0.267	6-3		L8	F7			4-3 S 1B		1-2 1B	3	0	0	0	0	0	1
Larry Milbourne, S (7, PH) OBP: 0.271, SLG: 0.281 (7, 4)										2	0	2	0	0	0	0
Steve Braun, L (1, 7) OBP: 0.468, SLG: 0.333	BBBB 1B BB		FC 1B 1B		G5-4-3 1B		4-3 1-3		F9 2-3	4	1	2	0	1	0	3
Bill Stein, R (1, 5) OBP: 0.308, SLG: 0.366	1-2 1B		FC 1B 1B 1-2		G5-4-3 1-2f		4-3		F8	5	1	1	0	0	0	5
Leroy Stanton, R (1, 9) OBP: 0.217, SLG: 0.386	F3		1B 1-2 2-H 1B		5-3		6-3			4	0	1	1	0	0	3
Tommy Smith, L (7, 9) OBP: 0.455, SLG: 0.545										0	0	0	0	0	0	0
Juan Bernhardt, R (1, 10) OBP: 0.333, SLG: 0.600	SSS K		G1-6-3 1-2 2-H 1B			SSS K		5-3		4	0	1	1	0	2	2
Ruppert Jones, L (1, 8) OBP: 0.306, SLG: 0.408		BBBB S BB	G1-6-3 1-2f			4-3		G4-6-3 1B		3	0	1	0	1	0	2
Dan Meyer, L (1, 3) OBP: 0.278, SLG: 0.448		L7 1-2		2B		BBBB BB		G4-6-3 1-2f		3	0	1	0	1	0	2
Larry Cox, R (1, 2)		SSS K	5-3			P6			FC1-6 1B	2	0	0	0	0	1	2
Bob Stinson, S (6, PH) OBP: 0.379, SLG: 0.313 (6, 2)										1	0	0	0	0	0	1
Joe Lis, R (9, PH) OBP: 0.333, SLG: 0.250										1	0	1	0	0	0	0
Craig Reynolds, L (1, 6) OBP: 0.290, SLG: 0.348		G3	P6				HR		FC1-6 F9 1B 1-2f	4	1	1	1	0	0	3

	AB	36
	R	3
	H	11
	RBI	3
	BB	3
	SO	3
	LOB	24

Inning Stats										
	R: 0 E: 0 K: 1 S: 6	H: 1 LOB: 2 BB: 1 P: 10	R: 0 E: 0 K: 1 S: 5	H: 0 LOB: 1 BB: 1 P: 9	R: 2 E: 0 K: 0 S: 6	H: 3 LOB: 1 BB: 0 P: 6	R: 0 E: 0 K: 0 S: 4	H: 1 LOB: 1 BB: 0 P: 4	R: 0 E: 0 K: 0 S: 3	H: 1 LOB: 0 BB: 0 P: 3
	R: 0 E: 0 K: 1 S: 5	H: 0 LOB: 1 BB: 1 P: 9	R: 1 E: 0 K: 0 S: 5	H: 2 LOB: 1 BB: 0 P: 5	R: 0 E: 0 K: 0 S: 3	H: 1 LOB: 0 BB: 0 P: 3	R: 0 E: 0 K: 0 S: 5	H: 2 LOB: 2 BB: 0 P: 5	1B: 9 2B: 1 3B: 0 HR: 1	SF: 0 SAC: 0 DP: 3 HBP: 0

	WP: 0	PA: 39
	PB: 0	
	SB: 2	
	CS: 0	

PITCHER		IP	WLS	BF	H	R	ER	SO	BB	IBB	HBP	BLK	WP	HR	S	P	ERA	WHIP
Geoff Zahn, L ERA: 3.25	(1, 1)	4.0		20	6	2	2	2	2	0	0	0	0	0	22	30	4.50	2.000
Ron Schueler, R ERA: 2.4	(5, 1)	3.1		12	2	1	1	1	1	0	0	0	0	1	13	17	2.70	0.900
Tom Burgmeier, L ERA: 3.0	(8, 1)	1.1	W	6	3	0	0	0	0	0	0	0	0	0	6	6	0.00	2.250
Tom Johnson, R ERA:	(9, 1)	0.1	S	1	0	0	0	0	0	0	0	0	0	0	1	1	0.00	0.000

PITCHER		IP	WLS	BF	H	R	ER	SO	BB	IBB	HBP	BLK	WP	HR	S	P	ERA	WHIP

Batter	1	2	3	4	5	6	7	8	9	AB	R	H	RBI	BB	SO	LOB
Rich Chiles, L (1, 10) OBP: 0.481, SLG: 0.455	SH1-3 1B		1-H 2B		SH1-4 1B		F7	4-3 1-2 2-3 3-H		5	0	3	2	0	0	3
Roy Smalley, S (1, 6) OBP: 0.362, SLG: 0.388	SH1-3 1-2		S 1B		SH1-4 1-2		FC4-6 1-2f	HBP		2	1	1	0	0	0	1
Rod Carew, L (1, 3) OBP: 0.398, SLG: 0.493	6-3		F7 1-2		IBB		F7	4-3		4	0	0	0	1	0	6
Lyman Bostock, L (1, 8) OBP: 0.414, SLG: 0.593	3-1		2-H 1B		F9			1B 1B 2B		4	1	2	1	0	0	3
Butch Wynegar, S (1, 2) OBP: 0.319, SLG: 0.512		P4	F5		L7			1B E BB 2-3 1B		4	1	1	0	0	0	3
Larry Hisle, R (1, 7) OBP: 0.355, SLG: 0.515		HBP		L8-3 1B		F2		E5 BB 1B 1-2 FC4-2		3	0	1	0	0	0	2
Mike Cubbage, L (1, 5) OBP: 0.412, SLG: 0.410		F7		L8-3 1-2		G3		FC4-2 BB 4-3 1-2 2-3 3-H 1B		4	1	1	1	0	0	2
Dan Ford, R (1, 9) OBP: 0.329, SLG: 0.283		6-3		S 1B		K		4-3 FC4-2 1-2 2-3 3-H BB		3	0	1	1	1	1	1
Rob Wilfong, L (1, 4) OBP: 0.348, SLG: 0.364			2B 1B	G3 1-2			FC4-6 1B	FC4-2 4-3 1-2 2-3 3-Hf		4	1	2	0	0	0	4
Inning Stats	R: 0 E: 0 K: 0 S: 4 H: 1 LOB: 1 BB: 0 P: 4	R: 0 E: 0 K: 0 S: 3 H: 0 LOB: 1 BB: 0 P: 4	R: 2 E: 0 K: 0 S: 6 H: 4 LOB: 1 BB: 0 P: 6	R: 0 E: 0 K: 0 S: 4 H: 2 LOB: 1 BB: 0 P: 4	R: 0 E: 0 K: 0 S: 4 H: 1 LOB: 2 BB: 1 P: 8	R: 0 E: 0 K: 1 S: 5 H: 0 LOB: 0 BB: 0 P: 5	R: 0 E: 0 K: 0 S: 4 H: 1 LOB: 1 BB: 0 P: 4	R: 3 E: 1 K: 0 S: 7 H: 3 LOB: 3 BB: 1 P: 12		1B: 10 2B: 3 3B: 0 HR: 0 SF: 0 SAC: 2 DP: 1 HBP: 2						

BOTTOM

Seattle Mariners @ Minnesota Twins

Metropolitan Stadium, Bloomington , MI

Tue Apr 26 1977, 4:33 AM EDT

Att. 3,422 - Unknown - 74 F

livebaseballscorecards.com

AB	33
R	5
H	12
RBI	5
BB	2
SO	1
LOB	25

PITCHER		IP	WLS	BF	H	R	ER	SO	BB	IBB	HBP	BLK	WP	HR	S	P	ERA	WHIP
Glenn Abbott, R ERA: 5.91	(1, 1)	6.2		29	9	2	2	1	0	1	1	0	0	0	29	34	2.70	1.350
Bill Laxton, L ERA: 5.11	(7, 1)	0.1		2	1	1	1	0	0	0	0	0	0	0	2	2	27.00	3.000
Stan Thomas, R ERA: 3.58	(8, 1)	1.0	L	8	2	2	0	0	1	0	1	0	0	0	6	11	0.00	3.000

PITCHER		IP	WLS	BF	H	R	ER	SO	BB	IBB	HBP	BLK	WP	HR	S	P	ERA	WHIP

Batter	1	2	3	4	5	6	7	8	9	AB	R	H	RBI	BB	SO	LOB
Larry Milbourne, S (1, 4) OBP: 0.250, SLG: 0.258	4-3	G2			1-3		6-3		F7	5	0	0	0	0	0	2
Steve Braun, L (1, 7) OBP: 0.488, SLG: 0.350	1B BB	FC4-6 1-2f			1B		BB 1B BB		S 2B 1B	3	1	2	0	2	0	2
Ruppert Jones, L (1, 8) OBP: 0.311, SLG: 0.420	K		4-3		K		1-2 BB 1B		1-H 2B	5	0	2	1	0	2	2
Dan Meyer, L (1, 3) OBP: 0.303, SLG: 0.457	1-2 1B		G6-4-3 1B		4-3		1-2 2-3 BB		K	3	0	2	0	1	0	1
Leroy Stanton, R (9, PH) OBP: 0.213, SLG: 0.378										1	0	0	0	0	1	1
Juan Bernhardt, R (1, 10) OBP: 0.327, SLG: 0.593	5-3		G6-4-3 1-2f			SH3 2B	P6			4	0	1	0	0	0	6
Bob Stinson, S (1, 2) OBP: 0.393, SLG: 0.360		BB 1B BB		1B 3B		SH3 2-3		K		2	2	1	0	1	1	0
Bill Stein, R (1, 5) OBP: 0.305, SLG: 0.351		FC2-5 1B 1-2 BB		6-3		F3		K		3	0	0	0	1	1	2
Carlos Lopez, R (1, 9) OBP: 0.310, SLG: 0.269		FC2-5 1-2 2-H 1B		L9-3 3-H 1B		K		6-3		4	0	2	2	0	1	1
Craig Reynolds, L (1, 6) OBP: 0.274, SLG: 0.329		FC2-5 FC4-6 1-2 2-3f		L9-3 1-2			1-3		G3	4	0	0	0	0	0	3
Inning Stats	R: 0 H: 1 E: 0 LOB: 2 K: 1 BB: 1 S: 6 P: 10	R: 1 H: 1 E: 0 LOB: 2 K: 0 BB: 2 S: 4 P: 12	R: 0 H: 1 E: 0 LOB: 0 K: 0 BB: 0 S: 3 P: 3	R: 1 H: 2 E: 0 LOB: 0 K: 0 BB: 0 S: 4 P: 4	R: 0 H: 1 E: 0 LOB: 1 K: 1 BB: 0 S: 6 P: 6	R: 0 H: 1 E: 0 LOB: 1 K: 1 BB: 0 S: 6 P: 6	R: 0 H: 1 E: 0 LOB: 3 K: 0 BB: 2 S: 4 P: 12	R: 0 H: 0 E: 0 LOB: 0 K: 2 BB: 0 S: 7 P: 7	R: 1 H: 2 E: 0 LOB: 1 K: 1 BB: 0 S: 7 P: 7	1B: 7 SF: 0 2B: 3 SAC: 1 3B: 1 DP: 2 HR: 0 HBP: 0						

TOP

Seattle Mariners @ Minnesota Twins

Metropolitan Stadium, Bloomington , MI

Wed Apr 27 1977, 4:33 AM EDT

Att. 3,170 - Unknown - 85 F

livebaseballscorecards.com

AB	34
R	3
H	10
RBI	3
BB	5
SO	6
LOB	20

WP: 0 PA: 40
PB: 0
SB: 1
CS: 0

PITCHER		IP	WLS	BF	H	R	ER	SO	BB	IBB	HBP	BLK	WP	HR	S	P	ERA	WHIP
Paul Thormodsgard, R ERA: 2.45	(1, 1)	5.2		25	7	2	2	2	3	0	0	0	0	0	26	38	3.18	1.765
Tom Johnson, R ERA: 0.6	(6, 1)	3.0	W	14	3	1	1	3	2	0	0	0	0	0	18	26	3.00	1.667
Tom Burgmeier, L ERA: 2.93	(9, 1)	0.1	S	1	0	0	0	1	0	0	0	0	0	0	3	3	0.00	0.000

PITCHER		IP	WLS	BF	H	R	ER	SO	BB	IBB	HBP	BLK	WP	HR	S	P	ERA	WHIP

BOTTOM

Batter	1	2	3	4	5	6	7	8	9	AB	R	H	RBI	BB	SO	LOB
Rich Chiles, L (1, 10) OBP: 0.467, SLG: 0.417 Jerry Terrell, R (7, PH) OBP: 0.294, SLG: 0.323 Craig Kusick, R (8, PH) OBP: 0.333, SLG: 0.475	4-3		G1		BB 1-2		SH1-3 1-2	K		2 0 1	0 0 0	0 0 0	0 0 1	1 0 0	0 0 1	1 0 1
Roy Smalley, S (1, 6) OBP: 0.339, SLG: 0.358	F7			3-1	F9		K			4	0	0	0	0	1	3
Rod Carew, L (1, 3) OBP: 0.402, SLG: 0.500	F7			K		SH1-4 6-3 2B	BB 1B IBB			3	2	1	0	1	1	0
Lyman Bostock, L (1, 8) OBP: 0.432, SLG: 0.590		4-3		1B		SH1-4 BB	1B 1-2 2-3 BB			2	0	1	0	2	0	0
Butch Wynegar, S (1, 2) OBP: 0.320, SLG: 0.500		1-3		4-3		SH1-4 1-2 2-3	E 1-3 2-H 3-H 1B			3	0	1	2	0	0	1
Larry Hisle, R (1, 7) OBP: 0.350, SLG: 0.493	K				E S 1B HBP	6-3 3-H	F2 1-2			3	1	0	1	0	1	3
Mike Cubbage, L (1, 5) OBP: 0.431, SLG: 0.446			4-3 2B		BB 1-H 1B	F8		FC2-6 1B		4	0	3	1	0	0	1
Dan Ford, R (1, 9) OBP: 0.324, SLG: 0.313			4-3 2-3		K		1B 3B	FC2-6 1-2f		4	1	1	0	0	1	3
Rob Wilfong, L (1, 4) OBP: 0.333, SLG: 0.346			G3		L9		BB SH1-3 1B 3-H 1B	F8		4	1	1	1	0	0	3
Inning Stats	R: 0 E: 0 K: 0 S: 3 H: 0 LOB: 0 BB: 0 P: 3	R: 0 E: 0 K: 1 S: 5 H: 0 LOB: 0 BB: 0 P: 5	R: 0 E: 0 K: 0 S: 4 H: 1 LOB: 1 BB: 0 P: 4	R: 0 E: 0 K: 1 S: 6 H: 1 LOB: 1 BB: 0 P: 6	R: 1 E: 0 K: 1 S: 6 H: 1 LOB: 2 BB: 1 P: 11	R: 1 E: 0 K: 0 S: 4 H: 1 LOB: 1 BB: 1 P: 8	R: 3 E: 1 K: 1 S: 8 H: 3 LOB: 2 BB: 2 P: 16	R: 0 E: 0 K: 1 S: 6 H: 1 LOB: 1 BB: 0 P: 6		1B: 5 2B: 2 3B: 1 HR: 0 SF: 0 SAC: 2 DP: 0 HBP: 1					WP: 0 PB: 0 SB: 1 CS: 0 PA: 37	

PITCHER		IP	WLS	BF	H	R	ER	SO	BB	IBB	HBP	BLK	WP	HR	S	P	ERA	WHIP
Tommy Moore, R ERA: 6.62	(1, 1)	6.0	L	27	6	4	4	3	2	0	1	0	0	0	30	39	6.00	1.333
Bill Laxton, L ERA: 5.54	(7, 1)	0.2		5	1	1	1	1	1	1	0	0	0	0	5	13	13.50	3.000
Dave Pagan, R ERA: 7.94	(7, 1)	1.1		5	1	0	0	1	0	0	0	0	0	0	7	7	0.00	0.750

PITCHER	IP	WLS	BF	H	R	ER	SO	BB	IBB	HBP	BLK	WP	HR	S	P	ERA	WHIP

Seattle Mariners @ Minnesota Twins

Metropolitan Stadium, Bloomington , MI

Wed Apr 27 1977, 4:33 AM EDT
Att. 3,170 - Unknown - 85 F

livebaseballscorecards.com

AB	30
R	5
H	8
RBI	5
BB	4
SO	5
LOB	16

Batter	1	2	3	4	5	6	7	8	9	AB	R	H	RBI	BB	SO	LOB
Larry Milbourne, S (1, 6) OBP: 0.246, SLG: 0.254	L3-6 1B	F7			L7	G3		FC1-2 1B 1-2 3-H		5	0	1	0	0	0	4
Steve Braun, L (1, 7) OBP: 0.494, SLG: 0.359	L3-6 1-2	F8			WP 1B		BBBB FC4-6 BB	FC6 1B 1-3 2-H		4	0	2	1	1	0	1
Ruppert Jones, L (1, 8) OBP: 0.312, SLG: 0.417 Tommy Smith, L (5, 9) OBP: 0.385, SLG: 0.462	FC5 E 1B	1-3			SSS K 1-2		FC4-6 F8 BB 1-2f	FC6 1-2f		3 2	0 0	1 0	0 0	0 0	1 0	1 3
Dan Meyer, L (1, 3) OBP: 0.309, SLG: 0.446	E4 1-2	1B			F9		BBBB 1-2 BB		L4	4	0	1	0	1	0	2
Juan Bernhardt, R (1, 10) OBP: 0.317, SLG: 0.559	FC5 2-3f		1-2			L7	F8 2-3		SSS K	5	0	1	0	0	1	4
Bob Stinson, S (1, 2) OBP: 0.379, SLG: 0.364		F8	G3			4-3	G3		2B	5	0	1	0	0	0	4
Bill Stein, R (1, 5) OBP: 0.333, SLG: 0.397	1B 3B			5-3		2B 1B		1B SH5-4 FC1-2 1B	BBBB BB	4	2	3	0	1	0	0
Carlos Lopez, R (1, 9) (5, 8) OBP: 0.333, SLG: 0.333	FC5-4 1B 3-H			6-3		1-3 1B 2B		SH5-4 1-2	5-3	4	1	2	1	0	0	2
Jose Báez, R (1, 4) OBP: 0.324, SLG: 0.294	FC5-4 1-2f			F8		2-H 3-H 1B		FC1-2 1B 2-3		4	1	2	2	0	0	1
Inning Stats	R: 0 E: 1 K: 0 S: 5 H: 2 LOB: 2 BB: 0 P: 5	R: 1 E: 0 K: 0 S: 5 H: 2 LOB: 1 BB: 0 P: 5	R: 0 E: 0 K: 0 S: 5 H: 2 LOB: 2 BB: 0 P: 5	R: 0 E: 0 K: 0 S: 3 H: 0 LOB: 0 BB: 0 P: 3	R: 0 E: 0 K: 1 S: 6 H: 1 LOB: 1 BB: 0 P: 6	R: 2 E: 0 K: 0 S: 6 H: 3 LOB: 1 BB: 0 P: 6	R: 0 E: 0 K: 0 S: 3 H: 0 LOB: 2 BB: 2 P: 11	R: 1 E: 0 K: 0 S: 6 H: 3 LOB: 2 BB: 0 P: 6	R: 0 E: 0 K: 1 S: 6 H: 1 LOB: 2 BB: 1 P: 10	1B: 11 2B: 3 3B: 1 HR: 0 SF: 0 SAC: 1 DP: 1 HBP: 0						

TOP

Seattle Mariners @ Minnesota Twins

Metropolitan Stadium, Bloomington , MI

Thu Apr 28 1977, 4:33 AM EDT

Att. 3,766 - Unknown - 57 F

livebaseballscorecards.com

AB	40
R	4
H	14
RBI	4
BB	3
SO	2
LOB	22

WP: 1 PB: 0 SB: 0 CS: 0 PA: 44

PITCHER		IP	WLS	BF	H	R	ER	SO	BB	IBB	HBP	BLK	WP	HR	S	P	ERA	WHIP
Dave Goltz, R ERA: 3.78	(1, 1)	7.0	L	33	10	3	3	1	2	0	0	0	1	0	33	41	3.86	1.714
Ron Schueler, R ERA: 2.81	(8, 1)	1.0		6	3	1	1	0	0	0	0	0	0	0	6	6	9.00	3.000
Tom Burgmeier, L ERA: 2.81	(9, 1)	0.2		4	1	0	0	1	1	0	0	0	0	0	5	9	0.00	3.000
Tom Johnson, R ERA: 0.59	(9, 1)	0.1		1	0	0	0	0	0	0	0	0	0	0	1	1	0.00	0.000

Seattle Mariners @ Minnesota Twins

Metropolitan Stadium, Bloomington , MI

Thu Apr 28 1977, 4:33 AM EDT

Att. 3,766 - Unknown - 57 F

BOTTOM

Batter	1	2	3	4	5	6	7	8	9	AB	R	H	RBI	BB	SO	LOB
Rich Chiles, L (1, 10) OBP: 0.486, SLG: 0.385	BBBB 4-0 1B WP BLK BB	BBBB 4-0 1-2 BB		BBBB 4-0 1-2 BB			x 0-0 ① F8	x 0-0 ③ F9		2	1	0	0	3	0	1
Roy Smalley, S (1, 6) OBP: 0.328, SLG: 0.333	BBBB 4-0 L3-6 1B 1-2 BB	x 0-0 ③ F7		x 0-0 ③ 4-3			x 0-0 ② 4-3		x 0-0 ① 3-1	4	0	0	0	1	0	4
Rod Carew, L (1, 3) OBP: 0.413, SLG: 0.519	x 0-0 BLK 1-2 2-3 1B		x 0-0 F8 CS 2B		x 0-0 ① 6-3		x 0-0 1B		x 0-0 ② 4-3	5	0	3	0	0	0	0
Lyman Bostock, L (1, 8) OBP: 0.405, SLG: 0.545	x 0-0 ①② L3-6 2-3		x 0-0 ① F8 2-3		x 0-0 ② L7		x 0-0 ③ 4-3		x 0-0 ③ F7	5	0	0	0	0	0	5
Butch Wynegar, S (1, 2) OBP: 0.333, SLG: 0.489	BBBB 4-0 1-2 3-H BB		x 0-0 ② FC4 3-H 1B		x 0-0 ③ F7			x 0-0 E4 2B SF9		3	1	1	0	1	0	0
Larry Hisle, R (1, 7) OBP: 0.345, SLG: 0.493	SSS 0-3 ③ K		x 0-0 ③ FC4 1-2f			x 0-0 ① 5-3		x 0-0 SF9 1-3 2B		4	1	1	0	0	1	3
Mike Cubbage, L (1, 5) OBP: 0.421, SLG: 0.433		x 0-0 ① 4-3		x 0-0 ① F5		BBBB 4-0 FC9-6 BB		x 0-0 ① SF9 2-3 3-H		2	0	0	1	1	0	0
Dan Ford, R (1, 9) OBP: 0.321, SLG: 0.324		SSS 0-3 ② K		x 0-0 ② L5		x 0-0 ② FC9-6 1-2f		x 0-0 WP 3-H 2B		4	0	1	1	0	1	1
Rob Wilfong, L (1, 4) OBP: 0.355, SLG: 0.321		H 1-0 S HBP		BBBB 4-0 S BB		SSS 0-3 ③ K		x 0-0 ② P4 2-3		2	0	0	0	1	1	2
Inning Stats	R: 1 E: 0 K: 1 S: 5 H: 1 LOB: 2 BB: 3 P: 17	R: 0 E: 0 K: 1 S: 5 H: 0 LOB: 2 BB: 1 P: 10	R: 0 E: 0 K: 0 S: 4 H: 2 LOB: 1 BB: 0 P: 4	R: 0 E: 0 K: 0 S: 3 H: 0 LOB: 2 BB: 2 P: 11	R: 0 E: 0 K: 0 S: 3 H: 0 LOB: 0 BB: 0 P: 3	R: 0 E: 0 K: 1 S: 5 H: 0 LOB: 1 BB: 1 P: 9	R: 0 E: 0 K: 0 S: 4 H: 1 LOB: 1 BB: 0 P: 4	R: 2 E: 1 K: 0 S: 6 H: 2 LOB: 1 BB: 0 P: 6	R: 0 E: 0 K: 0 S: 3 H: 0 LOB: 0 BB: 0 P: 3	1B: 3 2B: 4 3B: 0 HR: 0	SF: 1 SAC: 0 DP: 1 HBP: 1						

livebaseballscorecards.com

	AB	31
	R	3
	H	6
	RBI	2
	BB	7
	SO	3
	LOB	16

WP: 2 PB: 0 SB: 2 CS: 1 PA: 40

PITCHER		IP	WLS	BF	H	R	ER	SO	BB	IBB	HBP	BLK	WP	HR	S	P	ERA	WHIP
Frank MacCormack, R ERA: 2.57	(1, 1)	4.0		20	3	1	1	2	6	0	1	1	1	0	17	42	2.25	2.250
John Montague, R ERA: 4.31	(5, 1)	5.0	W	20	3	2	1	1	1	0	0	0	1	0	21	25	1.80	0.800

PITCHER	IP	WLS	BF	H	R	ER	SO	BB	IBB	HBP	BLK	WP	HR	S	P	ERA	WHIP

Batter	1	2	3	4	5	6	7	8	9	10	AB	R	H	RBI	BB	SO	LOB
Ron LeFlore, R (1, 8) OBP: 0.284, SLG: 0.365	BBBB 4-0 1B BB		x 0-0 1B 1B	x 0-0 CS 2-3 3-H 1B		x 0-0 ② F9		x 0-0 ② 4-3		x 0-0 S E 1B	5	1	3	1	1	0	1
Tito Fuentes, S (1, 4) OBP: 0.367, SLG: 0.378	x 0-0 ① E 1-2 1B		x 0-0 ① F6	x 0-0 ② SF8 3-H		x 0-0 ③ FC6-4 1-2f		x 0-0 1B 1B		x 0-0 ② L7 1-2	5	0	2	1	0	0	3
Rusty Staub, L (1, 10) OBP: 0.306, SLG: 0.429	x 0-0 ② L6 1-2		x 0-0 ③ 1-2 1B	0-0 ③ CS 1-2	x 0-0 ① P6		x 0-0 ① 3-1	x 0-0 1-3 1B		x 0-0 E4 2-H	6	0	2	0	0	0	1
Ben Oglivie, L (1, 9) OBP: 0.321, SLG: 0.471	BBBB 4-0 BB		SSS 0-3 ② K		x 0-0 S 1B 1B		x 0-0 1B FC3-2 1B	x 0-0 ③ 3-4-1		SSS 0-3 ③ K	5	1	2	0	1	2	5
Jason Thompson, L (1, 3) OBP: 0.400, SLG: 0.469	x 0-0 ③ F5		x 0-0 ③ F7		BBBB 4-0 1B 1-2 BB		x 0-0 FC3-2 1-3 1B		BBBB 4-0 G4-6-3 BB		3	0	1	0	2	0	4
Steve Kemp, L (1, 7) OBP: 0.265, SLG: 0.400		x 0-0 ① 4-3		BBBB 4-0 1B 2B BB	x 0-0 G6-4-3 1-2 2-H 1B		x 0-0 ② FC3-2 1-2 3-H		x 0-0 ① ② G4-6-3 1-2f		4	1	1	1	1	0	3
Milt May, L (1, 2) OBP: 0.397, SLG: 0.474		x 0-0 ② F2		x 0-0 ① L7	x 0-0 ② ③ G6-4-3 1-2f		x 0-0 ③ 5-3		x 0-0 3B		5	0	1	0	0	0	5
Phil Mankowski, L (1, 5) OBP: 0.421, SLG: 0.353 Mickey Stanley, R (8, PH) OBP: 0.435, SLG: 0.800 Luis Alvarado, R (8, 5)		x 0-0 1B		x 0-0 2B 1-2 1B 1B		x 0-0 ① G3		x 0-0 HR		x 0-0 ③ F8	3 1 1	1 1 0	2 1 0	0 1 0	0 0 0	0 0 0	0 0 1
Tom Veryzer, R (1, 6) OBP: 0.233, SLG: 0.286		x 0-0 ③ F7		x 0-0 1B 1-3 2-H SF8 2B		x 0-0 FC6-4 1B	SSS 0-3 ① K			x 0-0 ① F9	5	1	2	1	0	1	1
Inning Stats	R: 0 E: 1 K: 0 S: 3 H: 1 LOB: 2 BB: 2 P: 11	R: 0 E: 0 K: 0 S: 4 H: 1 LOB: 1 BB: 0 P: 4	R: 0 E: 0 K: 1 S: 7 H: 2 LOB: 2 BB: 0 P: 7	R: 3 E: 0 K: 0 S: 5 H: 3 LOB: 0 BB: 1 P: 9	R: 1 E: 0 K: 0 S: 4 H: 2 LOB: 1 BB: 1 P: 8	R: 0 E: 0 K: 0 S: 4 H: 1 LOB: 1 BB: 0 P: 4	R: 0 E: 0 K: 0 S: 5 H: 2 LOB: 2 BB: 0 P: 5	R: 1 E: 0 K: 1 S: 8 H: 3 LOB: 2 BB: 0 P: 8	R: 0 E: 0 K: 0 S: 3 H: 1 LOB: 1 BB: 1 P: 7	R: 1 E: 1 K: 1 S: 7 H: 1 LOB: 1 BB: 0 P: 7	1B: 14 2B: 1 3B: 1 HR: 1 SF: 1 SAC: 0 DP: 2 HBP: 0						

PITCHER		IP	WLS	BF	H	R	ER	SO	BB	IBB	HBP	BLK	WP	HR	S	P	ERA	WHIP
Pete Redfern, R ERA: 5.6	(1, 1)	4.1		24	9	4	4	1	4	0	0	0	0	0	22	38	8.31	3.000
Tom Burgmeier, L ERA: 2.41	(5, 1)	2.2		10	3	0	0	0	0	0	0	0	0	0	10	10	0.00	1.125
Tom Johnson, R ERA: 0.98	(8, 1)	3.0	L	15	5	2	1	2	1	0	0	0	0	1	18	22	3.00	2.000

PITCHER	IP	WLS	BF	H	R	ER	SO	BB	IBB	HBP	BLK	WP	HR	S	P	ERA	WHIP

TOP

Detroit Tigers @ Minnesota Twins

Metropolitan Stadium, Bloomington , MI

Fri Apr 29 1977, 8:05 PM EDT

Att. 10,240 - Unknown - 68 F

livebaseballscorecards.com

AB	43
R	6
H	17
RBI	5
BB	5
SO	3
LOB	24

1B: 14 SF: 1
2B: 1 SAC: 0
3B: 1 DP: 2
HR: 1 HBP: 0

WP: 0 PA: 50
PB: 0
SB: 2
CS: 1

Batter	1	2	3	4	5	6	7	8	9	10	AB	R	H	RBI	BB	SO	LOB
Rich Chiles, L (1, 10) OBP: 0.450, SLG: 0.355	0-0 SH 1B 1B		S S S 0-3 ① K		x 0-0 ① P6	x 0-0 ③ F2 1-2			x 0-0 ②③ G4-6-3 1-2f		5	1	1	0	0	1	3
Rod Carew, L (1, 3) OBP: 0.412, SLG: 0.512	0-0 SH 2B 1-2 1B		x 0-0 ② F8		x 0-0 1B WP 1-3 1B		S S S 0-3 ① K			S S S 0-3 ① K	5	2	2	0	0	2	0
Mike Cubbage, L (1, 5) OBP: 0.418, SLG: 0.429 Craig Kusick, R (10, PH) OBP: 0.326, SLG: 0.463	0-0 SH 1-3 2B 2-H		x 0-0 E6 1B		x 0-0 WP 1B 1-3 3-H 1B		S S S 0-3 ② K			S S S 0-3 ② K	3 1	1 0	1 0	1 0	0 0	1 1	0 0
Lyman Bostock, L (1, 8) OBP: 0.398, SLG: 0.529 Willie Norwood, R (8, 8) OBP: 0.125, SLG: 0.250	x 0-0 ① L9		x 0-0 1-3 1B		x 0-0 ② F3 1-2 3-H		x 0-0 ③ F8			x 0-0 ③ P4	4 1	0 0	1 0	0 0	0 0	0 0	3 0
Butch Wynegar, S (1, 2) OBP: 0.345, SLG: 0.510	x 0-0 ② 1-H 3-H 2B		x 0-0 ③ L3		x 0-0 2-H 1B			x 0-0 ① F9			4	0	2	2	0	0	2
Larry Hisle, R (1, 7) OBP: 0.341, SLG: 0.474	x 0-0 ③ P6			H 1-0 L5-3 HBP	S S S 0-3 ③ K			S S S 0-3 ② K			3	0	0	0	0	2	2
Roy Smalley, S (1, 6) OBP: 0.324, SLG: 0.317		x 0-0 ① L8		x 0-0 ① F8		B B B 4-0 B2-6-4 BB		x 0-0 ③ F8			3	0	0	0	1	0	1
Dan Ford, R (1, 9) OBP: 0.305, SLG: 0.306		x 0-0 ② F8		x 0-0 ②③ L5-3 1-2		x 0-0 ①② B2-6-4 1-2f			x 0-0 ① 4-3		4	0	0	0	0	0	2
Rob Wilfong, L (1, 4) OBP: 0.400, SLG: 0.375		x 0-0 ③ F8			x 0-0 1B 1B 1B	x 0-0 S 1B			x 0-0 G4-6-3 1B		4	1	3	0	0	0	0
Inning Stats	R: 2 H: 3 E: 1 LOB: 1 K: 0 BB: 0 S: 6 P: 6	R: 0 H: 0 E: 0 LOB: 0 K: 0 BB: 0 S: 3 P: 3	R: 0 H: 1 E: 1 LOB: 2 K: 1 BB: 0 S: 7 P: 7	R: 0 H: 0 E: 0 LOB: 0 K: 0 BB: 0 S: 2 P: 3	R: 3 H: 4 E: 0 LOB: 1 K: 1 BB: 0 S: 9 P: 9	R: 0 H: 1 E: 0 LOB: 1 K: 0 BB: 1 S: 3 P: 7	R: 0 H: 0 E: 0 LOB: 0 K: 2 BB: 0 S: 7 P: 7	R: 0 H: 0 E: 0 LOB: 0 K: 1 BB: 0 S: 5 P: 5	R: 0 H: 1 E: 0 LOB: 0 K: 0 BB: 0 S: 3 P: 3	R: 0 H: 0 E: 0 LOB: 0 K: 2 BB: 0 S: 7 P: 7	1B: 9 SF: 0 2B: 2 SAC: 1 3B: 0 DP: 3 HR: 0 HBP: 1						

PITCHER		IP	WLS	BF	H	R	ER	SO	BB	IBB	HBP	BLK	WP	HR	S	P	ERA	WHIP
Vern Ruhle, R ERA: 4.01	(1, 1)	4.2		23	8	5	5	1	0	0	1	0	1	0	24	25	9.64	1.714
Steve Foucault, R ERA: 4.05	(5, 1)	4.1	W	14	2	0	0	4	1	0	0	0	0	0	21	25	0.00	0.692
John Hiller, L ERA: 4.02	(10, 1)	1.0	S	3	0	0	0	2	0	0	0	0	0	0	7	7	0.00	0.000

PITCHER	IP	WLS	BF	H	R	ER	SO	BB	IBB	HBP	BLK	WP	HR	S	P	ERA	WHIP

BOTTOM

Detroit Tigers @ Minnesota Twins

Metropolitan Stadium, Bloomington , MI

Fri Apr 29 1977, 8:05 PM EDT

Att. 10,240 - Unknown - 68 F

livebaseballscorecards.com

AB	37
R	5
H	10
RBI	3
BB	1
SO	7
LOB	13

1B: 9	SF: 0	WP: 1	PA: 40
2B: 2	SAC: 1	PB: 0	
3B: 0	DP: 3	SB: 1	
HR: 0	HBP: 1	CS: 0	

Batter	1	2	3	4	5	6	7	8	9	AB	R	H	RBI	BB	SO	LOB
Ron LeFlore, R (1, 8) OBP: 0.291, SLG: 0.367	4-3	P3		E1 WP 1B		2-3 WP 1B		5-3		5	1	2	0	0	0	2
Tito Fuentes, S (1, 4) OBP: 0.369, SLG: 0.380	2B 1B	F8		2-H 1B		L8 1-2			K	5	1	2	1	0	1	3
Rusty Staub, L (1, 10) OBP: 0.300, SLG: 0.427	1-H 2B		3-1	F3		2-3 2-3			F8	5	0	1	1	0	0	2
Ben Oglivie, L (1, 9) OBP: 0.337, SLG: 0.473	BB		4-3 BB 1B		K	4-3			1B 1B	4	0	2	0	1	1	1
Jason Thompson, L (1, 3) OBP: 0.412, SLG: 0.515	F5		1-2 4-3 BB		HR		K		1-2 1B	4	1	2	1	1	1	2
Mickey Stanley, R (1, 7) OBP: 0.357, SLG: 0.640	K		4-3 1-2 2-3		F8		F8		1-3	5	0	0	0	0	1	6
Milt May, L (1, 2) OBP: 0.388, SLG: 0.459		K	P4		1B 1B		K			4	0	1	0	0	2	2
Tom Veryzer, R (1, 6) OBP: 0.234, SLG: 0.283		E4 1B	1-3		1-3 1B			5-3		4	0	1	0	0	0	0
Phil Mankowski, L (1, 5) OBP: 0.409, SLG: 0.350		1-3 1B	F7		K			6-3		3	0	1	0	0	1	2
John Wockenfuss, R (8, PH) OBP: 0.200, SLG: 0.357										1	0	0	0	0	0	0
Luis Alvarado, R (8, 5)										0	0	0	0	0	0	0
Inning Stats	R: 1 E: 0 K: 1 S: 7 H: 2 LOB: 2 BB: 1 P: 11	R: 0 E: 1 K: 1 S: 7 H: 1 LOB: 2 BB: 0 P: 7	R: 0 E: 0 K: 0 S: 4 H: 1 LOB: 2 BB: 1 P: 8	R: 1 E: 1 K: 0 S: 5 H: 2 LOB: 1 BB: 0 P: 5	R: 1 E: 0 K: 2 S: 10 H: 3 LOB: 2 BB: 0 P: 10	R: 0 E: 0 K: 0 S: 4 H: 1 LOB: 1 BB: 0 P: 4	R: 0 E: 0 K: 2 S: 7 H: 0 LOB: 0 BB: 0 P: 7	R: 0 E: 0 K: 0 S: 3 H: 0 LOB: 0 BB: 0 P: 3	R: 0 E: 0 K: 1 S: 7 H: 2 LOB: 2 BB: 0 P: 7	1B: 10 2B: 1 3B: 0 HR: 1	SF: 0 SAC: 0 DP: 0 HBP: 0					

PITCHER	IP	WLS	BF	H	R	ER	SO	BB	IBB	HBP	BLK	WP	HR	S	P	ERA	WHIP
Geoff Zahn, L (1, 1) ERA: 3.19	9.0	W	42	12	3	3	7	2	0	0	0	2	1	54	62	3.00	1.556

PITCHER	IP	WLS	BF	H	R	ER	SO	BB	IBB	HBP	BLK	WP	HR	S	P	ERA	WHIP

TOP

Detroit Tigers @ Minnesota Twins

Metropolitan Stadium, Bloomington , MI

Sat Apr 30 1977, 4:33 AM EDT

Att. 9,596 - Unknown - 72 F

livebaseballscorecards.com

AB	40
R	3
H	12
RBI	3
BB	2
SO	7
LOB	20

WP: 2 PB: 0 SB: 0 CS: 0 PA: 42

BOTTOM

Detroit Tigers @ Minnesota Twins

Metropolitan Stadium, Bloomington , MI

Sat Apr 30 1977, 4:33 AM EDT

Att. 9,596 - Unknown - 72 F

Batter	1	2	3	4	5	6	7	8	9	AB	R	H	RBI	BB	SO	LOB
Lyman Bostock, L (1, 8) OBP: 0.391, SLG: 0.514	HR 1B	K		4-3		G4-6-3 1-2f				4	1	1	0	0	1	4
Larry Hisle, R (1, 7) OBP: 0.359, SLG: 0.524	1-H HR	HBP 2B 1-2 2-H 3-H 1B		CS 1B			F8			4	2	3	4	0	0	0
Rod Carew, L (1, 3) OBP: 0.424, SLG: 0.517	FC5-4 1B	2B 1-2 2-3 HBP		3-1 1-2			G4-6-3 1B			1	0	1	0	0	0	0
Willie Norwood, R (2, PR) OBP: 0.125, SLG: 0.250										0	0	0	0	0	0	0
Mike Cubbage, L (3, 5) OBP: 0.420, SLG: 0.431										2	0	1	0	0	0	1
Dan Ford, R (1, 9) OBP: 0.302, SLG: 0.316	FC5-4 G4-3 1-2f	1-3 2-H 3-H 2B			4-3		G4-6-3 1-2f			4	0	1	2	0	0	2
Craig Kusick, R (1, 10) OBP: 0.320, SLG: 0.444	G4-3 1-2f	F9			L9-3 1B			6-3		4	0	1	0	0	0	4
Jerry Terrell, R (1, 5) OBP: 0.289, SLG: 0.314 (3, 3)		SH1-4 BB 1B 1B	6-3		L9-3 1-2			G3		4	1	1	0	0	0	1
Roy Smalley, S (1, 6) OBP: 0.333, SLG: 0.317		B B B 4-0 SH1-4 1-2 1B BB	2-3 1B			3-1		G3		3	1	1	0	1	0	0
Bob Randall, R (1, 4) OBP: 0.208, SLG: 0.217		SH1-4 1-2 2-3	2-3 1-2			1B 3B				2	1	1	0	0	0	1
Glenn Borgmann, R (1, 2) OBP: 0.400, SLG: 0.348		B B B 4-0 HBP 1B 2B BB	S S S 0-3 K			3-H G4-6-3 1B				1	1	0	0	1	1	1
Butch Wynegar, S (6, PH) OBP: 0.356, SLG: 0.519 (7, 2)										1	0	1	1	0	0	0

Inning Stats										
	R: 2 E: 0 K: 0 S: 5	H: 3 LOB: 0 BB: 0 P: 5	R: 4 E: 0 K: 1 S: 8	H: 3 LOB: 3 BB: 2 P: 17	R: 0 E: 0 K: 1 S: 6	H: 1 LOB: 1 BB: 0 P: 6	R: 0 E: 0 K: 0 S: 3	H: 1 LOB: 0 BB: 0 P: 3	R: 0 E: 0 K: 0 S: 3	H: 1 LOB: 0 BB: 0 P: 3
	R: 1 E: 0 K: 0 S: 4	H: 2 LOB: 0 BB: 0 P: 4	R: 0 E: 0 K: 0 S: 3	H: 1 LOB: 0 BB: 0 P: 3	R: 0 E: 0 K: 0 S: 3	H: 0 LOB: 0 BB: 0 P: 3				

	1B: 9	SF: 0	WP: 0	PA: 34
	2B: 2	SAC: 1	PB: 0	
	3B: 1	DP: 4	SB: 0	
	HR: 1	HBP: 1	CS: 1	

livebaseballscorecards.com

	AB	30
	R	7
	H	12
	RBI	7
	BB	2
	SO	2
	LOB	14

PITCHER		IP	WLS	BF	H	R	ER	SO	BB	IBB	HBP	BLK	WP	HR	S	P	ERA	WHIP
Dave Roberts, L ERA: 5.76	(1, 1)	1.2	L	13	6	6	6	1	2	0	1	0	0	1	12	21	32.40	4.800
Fernando Arroyo, R ERA: 2.39	(2, 1)	6.1		21	6	1	1	1	0	0	0	0	0	0	23	23	1.42	0.947

PITCHER	IP	WLS	BF	H	R	ER	SO	BB	IBB	HBP	BLK	WP	HR	S	P	ERA	WHIP

Batter	1	2	3	4	5	6	7	8	9	AB	R	H	RBI	BB	SO	LOB
Ron LeFlore, R (1, 8) OBP: 0.289, SLG: 0.354	4-3	5-3 HBP			K	G5-4-3 1-2f				3	0	0	0	0	1	1
Tito Fuentes, S (1, 4) OBP: 0.364, SLG: 0.373	6-3	5-3 1-3			5-3			FC4-6 1B		4	0	1	0	0	0	1
Rusty Staub, L (1, 10) OBP: 0.287, SLG: 0.407	4-3	F9			K			FC4-6 1-2f		4	0	0	0	0	1	2
Ben Oglivie, L (1, 9) OBP: 0.333, SLG: 0.500		HR	L9			4-3		K		4	1	1	1	0	1	1
Jason Thompson, L (1, 3) OBP: 0.404, SLG: 0.500		F7	L7			1B		K		4	0	1	0	0	1	1
Steve Kemp, L (1, 7) OBP: 0.264, SLG: 0.435		HR	K			K			4-3	4	1	1	1	0	2	1
Milt May, L (1, 2) OBP: 0.380, SLG: 0.446		HR 1B 1B		F7		P5			6-3	4	1	1	0	0	0	1
Phil Mankowski, L (1, 5) OBP: 0.385, SLG: 0.333		HR 1-2 1B		F7			F6		F2	4	1	1	0	0	0	0
Tom Veryzer, R (1, 6) OBP: 0.260, SLG: 0.354		HR 1-H 2-H		L9			BB G5-4-3			2	1	1	3	1	0	0
Inning Stats	R: 0 E: 0 K: 0 S: 3 H: 0 LOB: 0 BB: 0 P: 3	R: 5 E: 0 K: 0 S: 8 H: 5 LOB: 1 BB: 0 P: 9	R: 0 E: 0 K: 1 S: 5 H: 0 LOB: 0 BB: 0 P: 5	R: 0 E: 0 K: 0 S: 3 H: 0 LOB: 0 BB: 0 P: 3	R: 0 E: 0 K: 2 S: 7 H: 0 LOB: 0 BB: 0 P: 7	R: 0 E: 0 K: 1 S: 6 H: 1 LOB: 1 BB: 0 P: 6	R: 0 E: 0 K: 0 S: 2 H: 0 LOB: 0 BB: 1 P: 6	R: 0 E: 0 K: 2 S: 8 H: 1 LOB: 1 BB: 0 P: 8	R: 0 E: 0 K: 0 S: 3 H: 0 LOB: 0 BB: 0 P: 3	1B: 4 2B: 0 3B: 0 HR: 3	SF: 0 SAC: 0 DP: 1 HBP: 1						

PITCHER		IP	WLS	BF	H	R	ER	SO	BB	IBB	HBP	BLK	WP	HR	S	P	ERA	WHIP
Paul Thormodsgard, R ERA: 4.13	(1, 1)	2.0		12	5	5	5	0	0	0	1	0	0	3	11	12	22.50	2.500
Jeff Holly, L ERA:	(3, 1)	7.0	W	23	2	0	0	6	1	0	0	0	0	0	34	38	0.00	0.429

PITCHER	IP	WLS	BF	H	R	ER	SO	BB	IBB	HBP	BLK	WP	HR	S	P	ERA	WHIP

TOP

Detroit Tigers @ Minnesota Twins

Metropolitan Stadium, Bloomington , MI

Sun May 01 1977, 4:33 AM EDT

Att. 8,637 - Unknown - 62 F

livebaseballscorecards.com

AB	33
R	5
H	7
RBI	5
BB	1
SO	6
LOB	8

WP: 0	PB: 0	SB: 0	CS: 0
PA: 35			

Batter	1	2	3	4	5	6	7	8	9	AB	R	H	RBI	BB	SO	LOB
Roy Smalley, S (1, 6) OBP: 0.325, SLG: 0.309	G3		FC5-4 1-2f			4-3		K	2-H 1B	5	0	1	1	0	1	1
Rod Carew, L (1, 3) OBP: 0.417, SLG: 0.500	BBBB 1B BB		L6			F7		4-3		3	0	0	0	1	0	1
Lyman Bostock, L (1, 8) OBP: 0.385, SLG: 0.500	1-3 L4-3 1B			L4		G3		4-3		4	0	1	0	0	0	0
Butch Wynegar, S (1, 2) OBP: 0.349, SLG: 0.500	L4-3 1-2			F5			1B 1-3 1B 1B		G3	4	1	1	0	0	0	2
Mike Cubbage, L (1, 5) OBP: 0.412, SLG: 0.434		G3		6-3			1-3 1-2		1B 2B	4	1	1	0	0	0	1
Rich Chiles, L (1, 10) OBP: 0.432, SLG: 0.343		F7			K		1-3 1B 2-3		F9	4	0	1	0	0	1	1
Larry Hisle, R (1, 7) OBP: 0.365, SLG: 0.523		5-3			F8		1-3 1-2 3-H		WP HBP 2B 2-H 1B	4	1	2	2	0	0	0
Dan Ford, R (1, 9) OBP: 0.300, SLG: 0.304			6-3		F2		1-3 1-2 2-3		WP 2B HBP 1-2	3	1	0	0	0	0	2
Rob Wilfong, L (1, 4) OBP: 0.421, SLG: 0.486			FC5-4 1B			HR	1-3		1-H 2-H 1B 2B	3	1	2	1	0	0	2
Craig Kusick, R (9, PH) OBP: 0.333, SLG: 0.478										1	0	1	2	0	0	0
Jerry Terrell, R (9, PR) OBP: 0.289, SLG: 0.314										0	1	0	0	0	0	0
Inning Stats	R: 0 E: 0 K: 0 S: 3 H: 1 LOB: 1 BB: 1 P: 7	R: 0 E: 0 K: 0 S: 3 H: 0 LOB: 0 BB: 0 P: 3	R: 0 E: 0 K: 0 S: 4 H: 1 LOB: 1 BB: 0 P: 4	R: 0 E: 0 K: 0 S: 3 H: 0 LOB: 0 BB: 0 P: 3	R: 0 E: 0 K: 1 S: 5 H: 0 LOB: 0 BB: 0 P: 5	R: 1 E: 0 K: 0 S: 4 H: 1 LOB: 0 BB: 0 P: 4	R: 1 E: 0 K: 0 S: 6 H: 3 LOB: 2 BB: 0 P: 6	R: 0 E: 0 K: 1 S: 5 H: 0 LOB: 0 BB: 0 P: 5	R: 4 E: 0 K: 0 S: 6 H: 4 LOB: 2 BB: 0 P: 7	1B: 7 2B: 3 3B: 0 HR: 1 SF: 0 SAC: 0 DP: 1 HBP: 1							

PITCHER	IP	WLS	BF	H	R	ER	SO	BB	IBB	HBP	BLK	WP	HR	S	P	ERA	WHIP
Dave Rozema, R (1, 1) ERA: 3.65	8.2		35	8	5	5	2	1	0	1	0	0	1	37	42	5.19	1.038
John Hiller, L (9, 1) ERA: 4.6	0.0	L	2	2	1	1	0	0	0	0	0	1	0	2	2	∞	∞

PITCHER	IP	WLS	BF	H	R	ER	SO	BB	IBB	HBP	BLK	WP	HR	S	P	ERA	WHIP

BOTTOM

Detroit Tigers @ Minnesota Twins

Metropolitan Stadium, Bloomington , MI

Sun May 01 1977, 4:33 AM EDT

Att. 8,637 - Unknown - 62 F

livebaseballscorecards.com

AB	35
R	6
H	10
RBI	6
BB	1
SO	2
LOB	10

WP: 1 PB: 0 SB: 0 CS: 0 PA: 37

Batter	1	2	3	4	5	6	7	8	9	10	AB	R	H	RBI	BB	SO	LOB
Rich Chiles, L (1, 10) OBP: 0.429, SLG: 0.333	BBBB 4-0 G3 2B BB	x 0-0 ② G3			x 0-0 ① L8 1-2		x 0-0 BB 1-3 1B		SSS 0-3 ① K		4	1	1	0	1	1	1
Roy Smalley, S (1, 6) OBP: 0.318, SLG: 0.292	x 0-0 ① G3 1-2	x 0-0 ③ F7			x 0-0 ② F7		BBBB 4-0 1-2 BB		SSS 0-3 ② K		4	0	0	0	1	1	2
Rod Carew, L (1, 3) OBP: 0.407, SLG: 0.495	x 0-0 1B 2-H 2B		x 0-0 ① 1-3		x 0-0 ③ 4-3		x 0-0 ③ F8		SSS 0-3 ③ K		5	1	1	1	0	1	4
Lyman Bostock, L (1, 8) OBP: 0.396, SLG: 0.506	x 0-0 2B 2-H 1B		x 0-0 G3-6-1 1B			x 0-0 ① F9		SSS 0-3 ① K		x 0-0 E S SF7 1B	5	1	3	1	0	1	0
Butch Wynegar, S (1, 2) OBP: 0.368, SLG: 0.574	x 0-0 1-3 2B		x 0-0 ②③ G3-6-1 1-2f			x 0-0 ② L4		x 0-0 HR		x 0-0 E5 1-3 1B	5	1	3	1	0	0	1
Mike Cubbage, L (1, 5) OBP: 0.411, SLG: 0.423	IIII 4-0 FC6-4 IBB			x 0-0 ① 4-3		x 0-0 ③ 6-3		BBBB 4-0 1B BB		x 0-0 ① SF7 3-H	2	0	0	1	2	0	0
Larry Hisle, R (1, 7) OBP: 0.347, SLG: 0.495	SSS 0-3 ② K			x 0-0 ② P6			SSS 0-3 ① K	SSS 0-3 ② K		x 0-0 ② 6-3	5	0	0	0	0	3	5
Dan Ford, R (1, 9) OBP: 0.305, SLG: 0.310	x 0-0 ③ FC6-4 1-2f			x 0-0 ③ L6			x 0-0 1B 1B	x 0-0 1-2 1B		SSS 0-3 ③ K	5	0	2	0	0	1	4
Rob Wilfong, L (1, 4) OBP: 0.405, SLG: 0.462		x 0-0 ① F8			x 0-0 S 1B		x 0-0 ② F2	SSS 0-3 ③ K			4	0	1	0	0	1	3
Inning Stats	R: 2 E: 0 K: 1 S: 8 H: 3 LOB: 3 BB: 2 P: 16	R: 0 E: 0 K: 0 S: 3 H: 0 LOB: 0 BB: 0 P: 3	R: 0 E: 0 K: 0 S: 3 H: 1 LOB: 0 BB: 0 P: 3	R: 0 E: 0 K: 0 S: 3 H: 0 LOB: 0 BB: 0 P: 3	R: 0 E: 0 K: 0 S: 4 H: 1 LOB: 1 BB: 0 P: 4	R: 0 E: 0 K: 0 S: 3 H: 0 LOB: 0 BB: 0 P: 3	R: 0 E: 0 K: 1 S: 7 H: 2 LOB: 3 BB: 1 P: 11	R: 1 E: 0 K: 3 S: 11 H: 2 LOB: 2 BB: 1 P: 15	R: 0 E: 0 K: 3 S: 9 H: 0 LOB: 0 BB: 0 P: 9	R: 1 E: 1 K: 1 S: 7 H: 2 LOB: 1 BB: 0 P: 7	1B: 8 2B: 2 3B: 0 HR: 1 SF: 1 SAC: 0 DP: 1 HBP: 0						

PITCHER		IP	WLS	BF	H	R	ER	SO	BB	IBB	HBP	BLK	WP	HR	S	P	ERA	WHIP
Al Fitzmorris, R ERA: 3.86	(1, 1)	7.0		30	7	2	2	2	2	1	0	0	0	0	31	43	2.57	1.286
Rick Waits, L ERA: 3.0	(8, 1)	0.1		3	1	1	1	1	1	0	0	0	0	1	4	8	27.00	6.000
Jim Kern, R ERA: 2.31	(8, 1)	2.2	L	11	3	1	1	6	0	0	0	0	0	0	23	23	3.38	1.125

PITCHER	IP	WLS	BF	H	R	ER	SO	BB	IBB	HBP	BLK	WP	HR	S	P	ERA	WHIP

TOP

Minnesota Twins @ Cleveland Indians

Cleveland Municipal Stadium, Cleveland, OH

Tue May 03 1977, 7:05 PM EDT
Att. 4,363 - Unknown - 55 F

livebaseballscorecards.com

AB	39
R	4
H	11
RBI	4
BB	4
SO	9
LOB	20

WP: 0	PA: 44		
PB: 0			
SB: 2			
CS: 0			

Minnesota Twins @ Cleveland Indians

Cleveland Municipal Stadium, Cleveland, OH

Tue May 03 1977, 7:05 PM EDT

Att. 4,363 - Unknown - 55 F

livebaseballscorecards.com

Batter	1	2	3	4	5	6	7	8	9	10	AB	R	H	RBI	BB	SO	LOB
Duane Kuiper, L (1, 4) OBP: 0.317, SLG: 0.276	K	F7			5-3		1B SF8 BB		6-3		4	1	0	0	1	1	2
Buddy Bell, R (1, 5) OBP: 0.345, SLG: 0.351	5-3	F7			1-3		1-3 SF8 1B		F7		5	0	1	0	0	0	2
Jim Norris, L (1, 9) OBP: 0.424, SLG: 0.411	S 1B 1B		F8		F7		SF8 1-2 3-H			F3	3	1	1	0	0	0	0
Paul Dade, R (7, PH) (8, 9) OBP: 0.390, SLG: 0.441											1	0	0	1	0	0	0
Johnny Grubb, L (1, 7) OBP: 0.450, SLG: 0.576	1-H 1B		5-3			6-3 SH 1B	1-3			WP 1B	5	0	3	1	0	0	1
Rick Manning, L (1, 8) OBP: 0.295, SLG: 0.287	F9		F9			SH 6-3 1-2		F8		K	4	0	0	0	0	1	2
Rico Carty, R (1, 10) OBP: 0.279, SLG: 0.262		2B 1B 1B		1B		K		BB		F7 1-2	3	1	2	0	1	1	2
John Lowenstein, L (8, PR) OBP: 0.375, SLG: 0.409											0	0	0	0	0	0	0
Andre Thornton, R (10, PH) OBP: 0.277, SLG: 0.321											1	0	0	0	0	0	1
Bill Melton, R (1, 3) OBP: 0.275, SLG: 0.350	1B FC5-2 1-3 2B			P6		6-3 1-2 2-3		F7			4	0	1	0	0	0	4
Larvell Blanks, R (1, 6) OBP: 0.282, SLG: 0.235	FC5-2 2-3 3-H 1B			L9		5-3		P4			4	0	1	1	0	0	4
Fred Kendall, R (1, 2) OBP: 0.316, SLG: 0.371	FC5-2 1-2 3-H			F7			L7		F8		4	0	0	0	0	0	3

Inning Stats	1	2	3	4	5	6	7	8	9	10
	R: 1 E: 0 K: 1 S: 7	R: 1 E: 0 K: 0 S: 6	R: 0 E: 0 K: 0 S: 3	R: 0 E: 0 K: 0 S: 4	R: 0 E: 0 K: 0 S: 3	R: 0 E: 1 K: 1 S: 7	R: 1 E: 0 K: 0 S: 4	R: 0 E: 0 K: 0 S: 3	R: 0 E: 0 K: 0 S: 3	R: 0 E: 0 K: 1 S: 6
	H: 2 LOB: 1 BB: 0 P: 7	H: 3 LOB: 2 BB: 0 P: 6	H: 0 LOB: 0 BB: 0 P: 3	H: 1 LOB: 1 BB: 0 P: 4	H: 0 LOB: 0 BB: 0 P: 3	H: 1 LOB: 2 BB: 0 P: 7	H: 1 LOB: 1 BB: 1 P: 8	H: 0 LOB: 1 BB: 1 P: 7	H: 0 LOB: 0 BB: 0 P: 3	H: 1 LOB: 1 BB: 0 P: 6

	1B: 8	SF: 1	WP: 1	PA: 42
	2B: 1	SAC: 1	PB: 0	
	3B: 0	DP: 0	SB: 1	
	HR: 0	HBP: 0	CS: 0	

PITCHER	IP	WLS	BF	H	R	ER	SO	BB	IBB	HBP	BLK	WP	HR	S	P	ERA	WHIP
Dave Goltz, R (1, 1) ERA: 3.86	6.1		29	8	3	3	2	1	0	0	0	0	0	32	36	4.26	1.421
Tom Burgmeier, L (7, 1) ERA: 2.05	3.1	W	12	1	0	0	1	1	0	0	0	0	0	13	17	0.00	0.600
Tom Johnson, R (10, 1) ERA: 0.96	0.1	S	1	0	0	0	0	0	0	0	0	1	0	1	1	0.00	0.000

PITCHER	IP	WLS	BF	H	R	ER	SO	BB	IBB	HBP	BLK	WP	HR	S	P	ERA	WHIP

BOTTOM	
AB	38
R	3
H	9
RBI	3
BB	2
SO	3
LOB	21

Batter	1	2	3	4	5	6	7	8	9	AB	R	H	RBI	BB	SO	LOB
Rich Chiles, L (1, 10) OBP: 0.415, SLG: 0.326 Craig Kusick, R (8, PH) OBP: 0.327, SLG: 0.468	F8		L9	P5		1B		K		4 1	0 0	1 0	1 0	0 0	0 1	1 2
Roy Smalley, S (1, 6) OBP: 0.300, SLG: 0.273	G3		6-3		F9	F9			F8	5	0	0	0	0	0	1
Rod Carew, L (1, 3) OBP: 0.416, SLG: 0.525	F8		BLK BB 1B		HR		K		G4-6-3 BB	4	1	2	1	1	1	0
Lyman Bostock, L (1, 8) OBP: 0.396, SLG: 0.506		HR 2B	BLK BB 1-2		F7		5-3		G4-6-3 1-2f	4	1	1	0	1	0	1
Butch Wynegar, S (1, 2) OBP: 0.375, SLG: 0.556		F5	BB 1-2 2-3		BB		P4			2	0	0	0	2	0	1
Mike Cubbage, L (1, 5) OBP: 0.409, SLG: 0.413 Bob Gorinski, R (8, PH) OBP: 0.294, SLG: 0.250 Jerry Terrell, R (8, PR) OBP: 0.289, SLG: 0.314 (8, 5)		HR IBB	4-3		4-3			4-3 SH1-4 BB		2 0 0	1 0 0	0 0 0	0 0 0	1 1 0	0 0 0	4 0 0
Larry Hisle, R (1, 7) OBP: 0.356, SLG: 0.527		HR 1-H 2-H		L7		4-3 S 1B BB		SH1-4 1-2		2	2	1	3	1	0	0
Dan Ford, R (1, 9) OBP: 0.303, SLG: 0.318		6-3		2B		4-3 1-3		4-3 2-3		4	0	1	0	0	0	3
Rob Wilfong, L (1, 4) OBP: 0.391, SLG: 0.429		G3		1-3		4-3		BB		3	0	0	0	1	0	2
Inning Stats	R: 0 E: 0 K: 0 S: 3 H: 0 LOB: 0 BB: 0 P: 3	R: 3 E: 0 K: 0 S: 5 H: 2 LOB: 0 BB: 1 P: 9	R: 0 E: 0 K: 0 S: 4 H: 1 LOB: 3 BB: 2 P: 12	R: 0 E: 0 K: 0 S: 4 H: 1 LOB: 1 BB: 0 P: 4	R: 1 E: 0 K: 0 S: 4 H: 1 LOB: 1 BB: 1 P: 8	R: 1 E: 0 K: 0 S: 4 H: 1 LOB: 1 BB: 1 P: 8	R: 0 E: 0 K: 1 S: 5 H: 0 LOB: 0 BB: 0 P: 5	R: 0 E: 0 K: 1 S: 5 H: 0 LOB: 2 BB: 2 P: 13	R: 0 E: 0 K: 0 S: 2 H: 0 LOB: 0 BB: 1 P: 6	1B: 2 2B: 2 3B: 0 HR: 2 SF: 0 SAC: 1 DP: 1 HBP: 0						

PITCHER		IP	WLS	BF	H	R	ER	SO	BB	IBB	HBP	BLK	WP	HR	S	P	ERA	WHIP
Pat Dobson, R ERA: 6.11	(1, 1)	5.2		28	6	5	5	0	4	1	0	1	0	2	23	43	7.94	1.765
Don Hood, L ERA: 2.03	(6, 1)	1.1	W	5	0	0	0	1	1	0	0	0	0	0	6	10	0.00	0.750
Jim Kern, R ERA: 2.19	(8, 1)	0.2		3	0	0	0	0	1	0	0	0	0	0	2	6	0.00	1.500
Dave LaRoche, L ERA: 6.0	(8, 1)	1.1	S	4	0	0	0	1	1	0	0	0	0	0	5	9	0.00	0.750

PITCHER	IP	WLS	BF	H	R	ER	SO	BB	IBB	HBP	BLK	WP	HR	S	P	ERA	WHIP

TOP

Minnesota Twins @ Cleveland Indians

Cleveland Municipal Stadium, Cleveland, OH

Wed May 04 1977, 3:33 AM EDT

Att. 3,353 - Unknown - 51 F

livebaseballscorecards.com

AB	31
R	5
H	6
RBI	5
BB	8
SO	2
LOB	15

WP: 0	PA: 40		
PB: 0			
SB: 1			
CS: 0			

BOTTOM

Minnesota Twins @ Cleveland Indians

Cleveland Municipal Stadium, Cleveland, OH

Wed May 04 1977, 3:33 AM EDT

Att. 3,353 - Unknown - 51 F

livebaseballscorecards.com

Batter	1	2	3	4	5	6	7	8	9	AB	R	H	RBI	BB	SO	LOB
Duane Kuiper, L (1, 4) OBP: 0.326, SLG: 0.288	G3-6-3 1B		FC5-6 1B S 1B 1-2f		4-3		E7 1B 1-3 FC4-2 1B			4	1	2	0	0	0	1
Buddy Bell, R (1, 5) OBP: 0.341, SLG: 0.346	G3-6-3 1-2f		K 1-2		K		FC4-2 1-3 3-H 1B			4	0	1	1	0	2	2
Jim Norris, L (1, 9) OBP: 0.414, SLG: 0.400	F7		1B 2-3 1B			L3	FC4-2 2-3 3-H			4	1	1	0	0	0	2
Johnny Grubb, L (1, 7) OBP: 0.455, SLG: 0.568		3-1 2-H 3-H 1B	1B 2-H 1B			CS 1B	G3			4	0	2	2	0	0	2
Rick Manning, L (1, 8) OBP: 0.303, SLG: 0.311		4-3 3B	4-3			2B 1-2 BB		F8		3	2	1	0	1	0	1
Rico Carty, R (1, 10) OBP: 0.278, SLG: 0.275		4-3 3-H	6-3			2B 1-H		6-3		4	0	1	2	0	0	0
Bill Melton, R (1, 3) OBP: 0.250, SLG: 0.318 Frank Duffy, R (9, 6) OBP: 0.255, SLG: 0.158	F5	F2				F9		K		4 0	0 0	0 0	0 0	0 0	1 0	1 0
Larvell Blanks, R (1, 6) OBP: 0.286, SLG: 0.270 Andre Thornton, R (9, 3) OBP: 0.277, SLG: 0.321			1B 2B	K			F8			3 0	1 0	1 0	0 0	0 0	1 0	0 0
Fred Kendall, R (1, 2) OBP: 0.341, SLG: 0.378			FC5-6 2-H 1B		F8		E 1B 1B BB			2	1	1	1	1	0	0
Inning Stats	R: 0 H: 1 E: 0 LOB: 0 K: 0 BB: 0 S: 3 P: 3	R: 1 H: 1 E: 0 LOB: 0 K: 0 BB: 0 S: 4 P: 4	R: 3 H: 4 E: 0 LOB: 1 K: 1 BB: 0 S: 9 P: 9	R: 0 H: 0 E: 0 LOB: 0 K: 1 BB: 0 S: 5 P: 5	R: 0 H: 0 E: 0 LOB: 0 K: 1 BB: 0 S: 5 P: 5	R: 1 H: 2 E: 0 LOB: 1 K: 0 BB: 1 S: 4 P: 8	R: 1 H: 2 E: 1 LOB: 2 K: 0 BB: 1 S: 5 P: 9	R: 0 H: 0 E: 0 LOB: 0 K: 1 BB: 0 S: 5 P: 5		1B: 7 SF: 0 2B: 2 SAC: 0 3B: 1 DP: 1 HR: 0 HBP: 0						WP: 0 PA: 34 PB: 0 SB: 1 CS: 1	

	AB	32
	R	6
	H	10
	RBI	6
	BB	2
	SO	4
	LOB	9

PITCHER		IP	WLS	BF	H	R	ER	SO	BB	IBB	HBP	BLK	WP	HR	S	P	ERA	WHIP
Pete Redfern, R ERA: 6.3	(1, 1)	2.2		13	6	4	4	1	0	0	0	0	0	0	15	15	13.50	2.250
Jeff Holly, L ERA: 0.9	(3, 1)	3.0		11	2	1	1	2	1	0	0	0	0	0	14	18	3.00	1.000
Tom Johnson, R ERA: 1.29	(6, 1)	2.1	L	10	2	1	1	1	1	0	0	0	0	0	11	15	3.86	1.286

PITCHER	IP	WLS	BF	H	R	ER	SO	BB	IBB	HBP	BLK	WP	HR	S	P	ERA	WHIP

Batter	1	2	3	4	5	6	7	8	9	AB	R	H	RBI	BB	SO	LOB
Lyman Bostock, L (1, 8) OBP: 0.396, SLG: 0.500	4-3			E 1B 1B	4-3		G3		1-3 3-H 2B 1B	5	2	2	1	0	0	0
Roy Smalley, S (1, 6) OBP: 0.316, SLG: 0.305	F8			1-H 2B E 1B	1B 1B		F7		1-H 3-H 2B	5	1	3	3	0	0	0
Rod Carew, L (1, 3) OBP: 0.424, SLG: 0.534	4-3			1-3 E 2B	1-2 1B			F7	4-0 BB	4	1	2	0	1	0	0
Butch Wynegar, S (1, 2) OBP: 0.390, SLG: 0.545		4-0 FC6-4 BB		E BB	3-1			CS 1B	P3	3	0	1	0	2	0	4
Mike Cubbage, L (1, 5) OBP: 0.392, SLG: 0.393		FC6-4 CS 1-2f		K		K		P6 1-2		4	0	0	0	0	2	5
Larry Hisle, R (1, 7) OBP: 0.352, SLG: 0.546		K 1-2		E5 1-3 2-H 3-H		HR			K	4	1	1	2	0	2	2
Rich Chiles, L (1, 10) OBP: 0.404, SLG: 0.319			G3	P1		P5			FC4-6 S 1B 1B	4	0	1	0	0	0	2
Willie Norwood, R (9, PR) OBP: 0.125, SLG: 0.250										0	1	0	0	0	0	0
Dan Ford, R (1, 9) OBP: 0.301, SLG: 0.308			4-3	4-3		6-3			1-2 FC4-6 BB	3	0	0	0	1	0	2
Rob Wilfong, L (1, 4) OBP: 0.360, SLG: 0.391			6-3		F5		4-3		1-2f 2-3 FC4-6 1B 2B	4	1	0	0	0	0	2
Inning Stats	R: 0 E: 0 K: 0 S: 3 / H: 0 LOB: 0 BB: 0 P: 3	R: 0 E: 0 K: 1 S: 4 / H: 0 LOB: 0 BB: 1 P: 8	R: 0 E: 0 K: 0 S: 3 / H: 0 LOB: 0 BB: 0 P: 3	R: 3 E: 2 K: 1 S: 9 / H: 3 LOB: 2 BB: 1 P: 13	R: 0 E: 0 K: 0 S: 5 / H: 2 LOB: 2 BB: 0 P: 5	R: 1 E: 0 K: 1 S: 6 / H: 1 LOB: 0 BB: 0 P: 6	R: 0 E: 0 K: 0 S: 3 / H: 0 LOB: 0 BB: 0 P: 3	R: 0 E: 0 K: 0 S: 3 / H: 1 LOB: 0 BB: 0 P: 3	R: 3 E: 0 K: 1 S: 8 / H: 3 LOB: 2 BB: 2 P: 16	1B: 7 2B: 2 3B: 0 HR: 1 / SF: 0 SAC: 0 DP: 0 HBP: 0							

PITCHER	IP	WLS	BF	H	R	ER	SO	BB	IBB	HBP	BLK	WP	HR	S	P	ERA	WHIP
Dave Lemanczyk, R (1, 1) ERA: 4.82	8.2	L	38	10	7	6	4	3	0	0	0	0	1	43	55	6.23	1.500
Jerry Johnson, R (9, 1) ERA: 3.79	0.1		2	0	0	0	0	1	0	0	0	0	0	1	5	0.00	3.000

PITCHER	IP	WLS	BF	H	R	ER	SO	BB	IBB	HBP	BLK	WP	HR	S	P	ERA	WHIP

TOP

Minnesota Twins @ Toronto Blue Jays

Exhibition Stadium, Toronto, ON

Fri May 06 1977, 7:05 PM EDT

Att. 26,355 - Unknown - 57 F

livebaseballscorecards.com

AB	36
R	7
H	10
RBI	6
BB	4
SO	4
LOB	17

1B: 7	SF: 0	WP: 0	PA: 40
2B: 2	SAC: 0	PB: 0	
3B: 0	DP: 0	SB: 1	
HR: 1	HBP: 0	CS: 2	

BOTTOM

Batter	1	2	3	4	5	6	7	8	9	AB	R	H	RBI	BB	SO	LOB
John Scott, R (1, 7) OBP: 0.185, SLG: 0.192	3-1		K		1B	F8			K	5	1	1	0	0	2	1
Hector Torres, R (1, 4) OBP: 0.302, SLG: 0.316	5-3		1B		6-3 E 1B 1-2		BB G3-6-3		5-3	4	1	2	0	1	0	1
Al Woods, L (1, 9) OBP: 0.324, SLG: 0.452	BB 1B		FC6-4 1B 1-2		F8		G3-6-3 1-2f			4	0	2	0	0	0	3
Otto Velez, R (1, 10) OBP: 0.472, SLG: 0.781	BB 1-2		K		E 6-3 1-2 2-H		K			3	0	1	1	1	2	2
Doug Ault, R (1, 3) OBP: 0.391, SLG: 0.526	6-3		FC6-4 1-2f		6-3 1-2 2-3			K		4	0	0	0	0	1	6
Gary Woods, R (1, 8) OBP: 0.296, SLG: 0.321		CS 1B		E4 SH1-3 1B	E5 2-3 3-H			1-3		4	0	2	0	0	0	1
Alan Ashby, S (1, 2) OBP: 0.307, SLG: 0.282		P4 1-2		SH1-3 2-3	K			K		3	0	0	0	0	2	3
Dave McKay, S (1, 5) OBP: 0.212, SLG: 0.289		2B	K			5-3			E5	4	0	1	0	0	1	1
Jim Mason, L (1, 6) OBP: 0.218, SLG: 0.181		K	F7			K			1-6-3	4	0	0	0	0	2	3
Inning Stats	R: 0 E: 0 K: 0 S: 4 H: 1 LOB: 2 P: 8	R: 0 E: 0 K: 1 S: 6 H: 2 LOB: 1 BB: 0 P: 6	R: 0 E: 0 K: 2 S: 9 H: 2 LOB: 2 BB: 0 P: 9	R: 0 E: 1 K: 1 S: 6 H: 1 LOB: 1 BB: 0 P: 6	R: 2 E: 1 K: 1 S: 9 H: 3 LOB: 2 BB: 0 P: 9	R: 0 E: 0 K: 1 S: 5 H: 0 LOB: 0 BB: 0 P: 5	R: 0 E: 0 K: 1 S: 4 H: 0 LOB: 0 BB: 1 P: 8	R: 0 E: 0 K: 2 S: 7 H: 0 LOB: 0 BB: 0 P: 7	R: 0 E: 1 K: 1 S: 6 H: 0 LOB: 1 BB: 0 P: 6	1B: 8 2B: 1 3B: 0 HR: 0	SF: 0 SAC: 1 DP: 1 HBP: 0						

PITCHER	IP	WLS	BF	H	R	ER	SO	BB	IBB	HBP	BLK	WP	HR	S	P	ERA	WHIP
Geoff Zahn, L (1, 1) ERA: 2.95	6.0	W	28	9	2	1	6	1	0	0	0	0	0	39	43	1.50	1.667
Ron Schueler, R (7, 1) ERA: 2.37	3.0	S	10	0	0	0	4	1	0	0	0	0	0	17	21	0.00	0.333

PITCHER	IP	WLS	BF	H	R	ER	SO	BB	IBB	HBP	BLK	WP	HR	S	P	ERA	WHIP

Minnesota Twins @ Toronto Blue Jays

Exhibition Stadium, Toronto, ON

Fri May 06 1977, 7:05 PM EDT

Att. 26,355 - Unknown - 57 F

livebaseballscorecards.com

AB	35
R	2
H	9
RBI	1
BB	2
SO	10
LOB	21

1B: 8	SF: 0	WP: 0	PA: 38
2B: 1	SAC: 1	PB: 0	
3B: 0	DP: 1	SB: 0	
HR: 0	HBP: 0	CS: 1	

Minnesota Twins @ Toronto Blue Jays

Exhibition Stadium, Toronto, ON

Sat May 07 1977, 3:33 AM EDT
Att. 34,091 - Unknown - 46 F

livebaseballscorecards.com

Batter	1	2	3	4	5	6	7	8	9	AB	R	H	RBI	BB	SO	LOB
Larry Hisle, R (1, 7) OBP: 0.366, SLG: 0.560	0-0 1B G4-6-3 2B	0-0 6-3			0-0 1B			4-0 SH5-3 BB		3	1	2	0	1	0	0
Roy Smalley, S (1, 6) OBP: 0.316, SLG: 0.306	0-0 G4-6-3 2-3 1B		0-0 P6		0-0 4-3			0-0 SH5-3 1-2		3	0	1	0	0	0	1
Rod Carew, L (1, 3) OBP: 0.418, SLG: 0.519	0-0 G4-6-3 1-2f 3-H		0-0 F7			0-0 4-3		4-0 G1-6-3 IBB		3	0	0	0	1	0	1
Butch Wynegar, S (1, 2) OBP: 0.395, SLG: 0.536	4-0 1B 3B BB		0-0 F9			0-0 1B		0-0 G1-6-3 1-2f		3	1	1	0	1	0	2
Lyman Bostock, L (1, 8) OBP: 0.409, SLG: 0.510	0-0 3B 1-2 1B			0-0 CS 1B		0-0 F8			0-0 4-3 SH1-4 1B 1B	4	2	3	0	0	0	1
Mike Cubbage, L (1, 5) OBP: 0.390, SLG: 0.414	0-0 1-H 2-H 3B			0-0 P5 1-2		0-0 L3			0-0 SH1-4 1-2	3	0	1	2	0	0	2
Rich Chiles, L (1, 10) OBP: 0.377, SLG: 0.294	0-0 6-3			0-0 5-3			0-0 F9		0-0 4-3 2-3	4	0	0	0	0	0	2
Dan Ford, R (1, 9) OBP: 0.299, SLG: 0.305		0-3 K			0-0 6-3		0-0 4-3		0-0 1B 3-H	4	0	1	1	0	1	0
Rob Wilfong, L (1, 4) OBP: 0.333, SLG: 0.360		0-0 4-3			0-0 P4		0-0 F5		0-0 L4	4	0	0	0	0	0	1

Inning Stats	1	2	3	4	5	6	7	8	9	AB	R	H	RBI	BB	SO	LOB
	R: 3 H: 4 E: 0 LOB: 1 K: 0 BB: 1 S: 6 P: 10	R: 0 H: 0 E: 0 LOB: 0 K: 1 BB: 0 S: 5 P: 5	R: 0 H: 0 E: 0 LOB: 0 K: 0 BB: 0 S: 3 P: 3	R: 0 H: 1 E: 0 LOB: 0 K: 0 BB: 0 S: 3 P: 3	R: 0 H: 1 E: 0 LOB: 1 K: 0 BB: 0 S: 4 P: 4	R: 0 H: 1 E: 0 LOB: 1 K: 0 BB: 0 S: 4 P: 4	R: 0 H: 0 E: 0 LOB: 0 K: 0 BB: 0 S: 3 P: 3	R: 0 H: 0 E: 0 LOB: 1 K: 0 BB: 2 S: 2 P: 10	R: 1 H: 2 E: 0 LOB: 1 K: 0 BB: 0 S: 5 P: 5	1B: 7 SF: 0 2B: 1 SAC: 2 3B: 1 DP: 2 HR: 0 HBP: 0	WP: 0 PA: 36 PB: 0 SB: 0 CS: 1						

PITCHER	IP	WLS	BF	H	R	ER	SO	BB	IBB	HBP	BLK	WP	HR	S	P	ERA	WHIP
Steve Hargan, R (1, 1) ERA: 5.22	9.0	L	36	9	4	4	1	2	1	0	0	0	0	35	47	4.00	1.222

PITCHER	IP	WLS	BF	H	R	ER	SO	BB	IBB	HBP	BLK	WP	HR	S	P	ERA	WHIP

AB	31
R	4
H	9
RBI	3
BB	3
SO	1
LOB	10

Batter	1	2	3	4	5	6	7	8	9	AB	R	H	RBI	BB	SO	LOB
Hector Torres, R (1, 4) (9, 6) OBP: 0.277, SLG: 0.286	6-3		K		G6-4-3 1-2f			6-3		4	0	0	0	0	1	1
Jim Mason, L (1, 6) OBP: 0.222, SLG: 0.176	F7		E4 1B			BB G3-6		L5		2	0	0	0	1	0	0
Pedro Garcia, R (8, PH) (9, 4) OBP: 0.241, SLG: 0.278										1	0	0	0	0	0	0
Al Woods, L (1, 7) OBP: 0.346, SLG: 0.494	BB 1B		G5-4-3 1-3 1B			G3-6 1-2f		1B 3B		4	1	3	0	0	0	1
Otto Velez, R (1, 10) OBP: 0.484, SLG: 0.773	BB 1-2 BB		G5-4-3 1-2f			BB 1B		3-H 1B		2	0	1	1	2	0	2
Ron Fairly, L (1, 9) OBP: 0.377, SLG: 0.478	P5			4-3		1-2 1B		G3		4	0	1	0	0	0	3
Doug Ault, R (1, 3) OBP: 0.377, SLG: 0.505		6-3		5-3		F9			6-3	4	0	0	0	0	0	2
Gary Woods, R (1, 8) OBP: 0.282, SLG: 0.305		5-3		P4			E5 G6-3		4-3	4	0	0	0	0	0	0
Alan Ashby, S (1, 2) OBP: 0.304, SLG: 0.305		3B			F2		F7		F9	4	0	1	0	0	0	1
Dave McKay, S (1, 5) OBP: 0.216, SLG: 0.283		K			BB G6-4-3		G6-3 1-2f			2	0	0	0	1	1	2
Inning Stats	R: 0 H: 1 E: 0 LOB: 2 K: 0 BB: 1 S: 4 P: 8	R: 0 H: 1 E: 0 LOB: 1 K: 1 BB: 0 S: 6 P: 6	R: 0 H: 1 E: 1 LOB: 1 K: 1 BB: 0 S: 6 P: 6	R: 0 H: 0 E: 0 LOB: 0 K: 0 BB: 0 S: 3 P: 3	R: 0 H: 1 E: 0 LOB: 0 K: 0 BB: 1 S: 2 P: 6	R: 0 H: 1 E: 0 LOB: 2 K: 0 BB: 2 S: 3 P: 11	R: 0 H: 0 E: 1 LOB: 0 K: 0 BB: 0 S: 3 P: 3	R: 1 H: 2 E: 0 LOB: 1 K: 0 BB: 0 S: 5 P: 5	R: 0 H: 0 E: 0 LOB: 0 K: 0 BB: 0 S: 3 P: 3	1B: 4 SF: 0 2B: 0 SAC: 0 3B: 2 DP: 4 HR: 0 HBP: 0						

PITCHER	IP	WLS	BF	H	R	ER	SO	BB	IBB	HBP	BLK	WP	HR	S	P	ERA	WHIP
Paul Thormodsgard, R (1, 1) ERA: 3.19	7.0	W	27	4	0	0	2	4	0	0	0	0	0	27	43	0.00	1.143
Tom Burgmeier, L (8, 1) ERA: 2.35	1.0		5	2	1	1	0	0	0	0	0	0	0	5	5	9.00	2.000
Tom Johnson, R (9, 1) ERA: 1.23	1.0	S	3	0	0	0	0	0	0	0	0	0	0	3	3	0.00	0.000

PITCHER	IP	WLS	BF	H	R	ER	SO	BB	IBB	HBP	BLK	WP	HR	S	P	ERA	WHIP

BOTTOM

Minnesota Twins @ Toronto Blue Jays

Exhibition Stadium, Toronto, ON

Sat May 07 1977, 3:33 AM EDT

Att. 34,091 - Unknown - 46 F

livebaseballscorecards.com

AB	31
R	1
H	6
RBI	1
BB	4
SO	2
LOB	12

Batter	1	2	3	4	5	6	7	8	9	AB	R	H	RBI	BB	SO	LOB
Dan Ford, R (1, 9) OBP: 0.295, SLG: 0.300	E6 F9 WP 6-3		K	1-3 1B	K		FC5-4 S 1-2f		5	1	1	0	0	2	1
Roy Smalley, S (1, 6) OBP: 0.301, SLG: 0.289	F9 1-3		4-3	4-3		6-3	F7 1-2		5	0	0	0	0	0	4
Rod Carew, L (1, 3) OBP: 0.433, SLG: 0.577	6-3 3-H		1B 2B 1B		1B 3B	3B			1B FC6-2 2B	5	2	4	1	0	0	0
Lyman Bostock, L (1, 8) OBP: 0.409, SLG: 0.505	4-3		1-3 2B 1B		3-1	K			FC6-2 2-3 1B	5	1	2	0	0	1	2
Butch Wynegar, S (1, 2) OBP: 0.384, SLG: 0.527		L4	1-H 1B 3-H 2B		K		F2		FC6-2 1-2 3-H	5	0	1	2	0	1	3
Mike Cubbage, L (1, 5) OBP: 0.390, SLG: 0.413		G3	2-H 1B		3B 3-H 1B		4-3		F8	5	1	2	1	0	0	2
Larry Hisle, R (1, 7) OBP: 0.368, SLG: 0.571		1B 1B		6-3	1-H 3B		1-3		L5	5	0	2	1	0	0	2
Rich Chiles, L (1, 10) OBP: 0.381, SLG: 0.302 Craig Kusick, R (5, PH) OBP: 0.352, SLG: 0.479		1-3 1B		F9	BBBB BB			FC5-4 1B		2 1	0 0	1 1	0 0	0 1	0 0	0 0
Rob Wilfong, L (1, 4) OBP: 0.339, SLG: 0.353 Bob Randall, R (5, PH) OBP: 0.200, SLG: 0.208 (5, 4)		P1		BBBB 1B BB	L5			F9		1 2	0 0	0 0	0 0	1 0	0 0	2 3
Inning Stats	R: 1 E: 1 K: 0 S: 4 H: 0 LOB: 0 BB: 0 P: 4	R: 0 E: 0 K: 0 S: 5 H: 2 LOB: 2 BB: 0 P: 5	R: 2 E: 0 K: 1 S: 8 H: 4 LOB: 2 BB: 0 P: 8	R: 0 E: 0 K: 0 S: 4 H: 1 LOB: 2 BB: 1 P: 8	R: 2 E: 0 K: 1 S: 8 H: 3 LOB: 2 BB: 1 P: 12	R: 0 E: 0 K: 2 S: 8 H: 1 LOB: 1 BB: 0 P: 8	R: 0 E: 0 K: 0 S: 3 H: 0 LOB: 0 BB: 0 P: 3	R: 0 E: 0 K: 0 S: 4 H: 1 LOB: 1 BB: 0 P: 4	R: 0 E: 0 K: 0 S: 5 H: 2 LOB: 2 BB: 0 P: 5	1B: 9 2B: 2 3B: 3 HR: 0	SF: 0 SAC: 0 DP: 0 HBP: 0						

TOP

Minnesota Twins @ Toronto Blue Jays

Exhibition Stadium, Toronto, ON

Sun May 08 1977, 3:33 AM EDT

Att. 20,902 - Unknown - 52 F

livebaseballscorecards.com

AB	41
R	5
H	14
RBI	5
BB	2
SO	4
LOB	19

WP: 1 PB: 0 SB: 1 CS: 0 PA: 43

PITCHER		IP	WLS	BF	H	R	ER	SO	BB	IBB	HBP	BLK	WP	HR	S	P	ERA	WHIP
Jesse Jefferson, R ERA: 4.93	(1, 1)	4.2	L	25	10	5	4	2	1	0	0	0	1	0	28	32	7.71	2.357
Mike Willis, L ERA: 0.5	(5, 1)	4.1		18	4	0	0	2	1	0	0	0	0	0	21	25	0.00	1.154

PITCHER	IP	WLS	BF	H	R	ER	SO	BB	IBB	HBP	BLK	WP	HR	S	P	ERA	WHIP

BOTTOM

Minnesota Twins @ Toronto Blue Jays

Exhibition Stadium, Toronto, ON

Sun May 08 1977, 3:33 AM EDT

Att. 20,902 - Unknown - 52 F

livebaseballscorecards.com

Batter	1	2	3	4	5	6	7	8	9	AB	R	H	RBI	BB	SO	LOB
Hector Torres, R (1, 4) (9, 5) OBP: 0.288, SLG: 0.283	CS 1B		6-3		F9		F7		BB 1B BB	4	1	1	0	1	0	0
Jim Mason, L (1, 6) OBP: 0.233, SLG: 0.203	4-3 1B 1-2 1B		3-1		4-3			2B 2B	L6	5	1	2	0	0	0	1
Al Woods, L (1, 7) OBP: 0.361, SLG: 0.506	4-3 1-2 1B		2B		BB			F7	L8	4	0	2	0	1	0	2
Otto Velez, R (1, 9) OBP: 0.480, SLG: 0.744	4-3 1-2 2-3		K		6-3			2B 1B BB	1B 1-2 BB	3	1	0	0	2	1	4
Ron Fairly, L (1, 10) OBP: 0.390, SLG: 0.493 John Scott, R (9, PR) OBP: 0.185, SLG: 0.192	IBB			5-3		F7		1B 1B 1-3 2-H 2B	HBP 1-3 2-H 1B	4 0	1 0	2 0	2 0	1 0	0 0	0 0
Doug Ault, R (1, 3) OBP: 0.387, SLG: 0.500	K			BB BB		6-3		1B 2-3 3-H 1B	FC6-4 1-2 HBP	3	0	1	1	1	1	3
Gary Woods, R (1, 8) OBP: 0.278, SLG: 0.291		5-3		BB 1-2 BB		L6		F5	FC6-4 1-2f	4	0	0	0	1	0	5
Alan Ashby, S (1, 2) OBP: 0.302, SLG: 0.302		4-3		K			3-1	1-2 1B 3-H		4	0	1	1	0	1	2
Dave McKay, S (1, 5) OBP: 0.210, SLG: 0.275 Sam Ewing, L (8, PH) OBP: 0.524, SLG: 0.412 Pedro Garcia, R (8, PH) OBP: 0.238, SLG: 0.275 (9, 4)		5-3		F7			K		F7	3 0 1	0 0 0	0 0 0	0 0 0	1 0 0	2 0 2	

| Inning Stats | | |

Batter	1	2	3	4	5	6	7	8	9	AB	R	H	RBI	BB	SO	LOB
Willie Norwood, R (1, 8) OBP: 0.154, SLG: 0.167	S S S 0-3 ① K		B B B B 4-0 S HR BB		x 0-0 ① 1-3		x 0-0 ① 2-3		x 0-0 ① 6-3	4	1	0	0	1	1	0
Rod Carew, L (1, 3) OBP: 0.424, SLG: 0.560	S S S 0-3 ② K		x 0-0 ① F3 1-2		x 0-0 ② F7		x 0-0 FC3-4 1B		x 0-0 ② F7	5	0	1	0	0	1	1
Larry Hisle, R (1, 7) OBP: 0.361, SLG: 0.582	S S S 0-3 ③ K		x 0-0 2-H HR		S S S 0-3 ③ K		x 0-0 ② FC3-4 CS 1-2f		x 0-0 ③ 5-3	5	1	1	2	0	2	1
Dan Ford, R (1, 9) OBP: 0.293, SLG: 0.298		x 0-0 ① 4-3	S S S 0-3 ② K2-3			S S S 0-3 ① K	0-0 ③ CS 1-2	x 0-0 SH1-3 1B 1B		4	1	1	0	0	2	0
Craig Kusick, R (1, 10) OBP: 0.333, SLG: 0.451		S S S 0-3 ② K	x 0-0 ③ 6-3			x 0-0 ② 6-3		x 0-0 ① SH1-3 1-2		3	0	0	0	0	1	0
Butch Wynegar, S (1, 2) OBP: 0.400, SLG: 0.532		x 0-0 BB 1B 1B		x 0-0 ① F9		x 0-0 E 2B 1B		4-0 1B IBB		3	2	2	0	1	0	0
Roy Smalley, S (1, 6) OBP: 0.308, SLG: 0.290		B B B B 4-0 1B 1B 1-2 BB		x 0-0 ② F8		x 0-0 E6 2B 1-2		x 0-0 1-2 2-H 1B		3	2	1	1	1	0	1
Bob Randall, R (1, 4) OBP: 0.245, SLG: 0.260 Lyman Bostock, L (8, PH) OBP: 0.405, SLG: 0.500 Rob Wilfong, L (8, 4) OBP: 0.339, SLG: 0.353		x 0-0 1B 1-2 2-H 1B		B B B B 4-0 BB		x 0-0 1-H 2-H 2B		x 0-0 ② F7		2 1 0	0 0 0	2 0 0	3 0 0	1 0 0	0 0 0	0 2 0
Jerry Terrell, R (1, 5) OBP: 0.300, SLG: 0.324 Mike Cubbage, L (6, PH) OBP: 0.383, SLG: 0.404 (6, 5)		x 0-0 ③ 1-3 2-H 1B		x 0-0 ③ 4-3		x 0-0 ③ F8		x 0-0 ③ F9		2 2	0 0	1 0	1 0	0 0	0 0	1 3
Inning Stats	R: 0 E: 0 K: 3 S: 9 H: 0 LOB: 0 BB: 0 P: 9	R: 2 E: 0 K: 1 S: 7 H: 3 LOB: 2 BB: 1 P: 11	R: 2 E: 0 K: 1 S: 6 H: 1 LOB: 0 BB: 1 P: 10	R: 0 E: 0 K: 0 S: 3 H: 0 LOB: 1 BB: 1 P: 7	R: 0 E: 0 K: 1 S: 5 H: 0 LOB: 0 BB: 0 P: 5	R: 2 E: 1 K: 1 S: 8 H: 2 LOB: 1 BB: 0 P: 8	R: 0 E: 0 K: 0 S: 3 H: 1 LOB: 0 BB: 0 P: 3	R: 1 E: 0 K: 0 S: 5 H: 2 LOB: 2 BB: 1 P: 9	R: 0 E: 0 K: 0 S: 3 H: 0 LOB: 0 BB: 0 P: 3	1B: 7 2B: 1 3B: 0 HR: 1 SF: 0 SAC: 1 DP: 0 HBP: 0						

PITCHER		IP	WLS	BF	H	R	ER	SO	BB	IBB	HBP	BLK	WP	HR	S	P	ERA	WHIP
Bob Sykes, L ERA: 4.3	(1, 1)	5.2	L	26	6	6	4	7	3	0	0	0	0	1	37	49	6.35	1.588
Fernando Arroyo, R ERA: 2.7	(6, 1)	3.1		13	3	1	1	0	0	1	0	0	0	0	12	16	2.70	0.900

PITCHER	IP	WLS	BF	H	R	ER	SO	BB	IBB	HBP	BLK	WP	HR	S	P	ERA	WHIP

TOP

Minnesota Twins @ Detroit Tigers

Tiger Stadium, Detroit, MI

Tue May 10 1977, 7:05 PM EDT

Att. 8,358 - Unknown - 63 F

livebaseballscorecards.com

AB	34
R	7
H	9
RBI	7
BB	4
SO	7
LOB	9

WP: 0	PA: 40					
PB: 0						
SB: 1						
CS: 1						

Minnesota Twins @ Detroit Tigers

Tiger Stadium, Detroit, MI

Tue May 10 1977, 7:05 PM EDT

Att. 8,358 - Unknown - 63 F

livebaseballscorecards.com

BOTTOM

Batter	1	2	3	4	5	6	7	8	9	AB	R	H	RBI	BB	SO	LOB
Ron LeFlore, R (1, 8) OBP: 0.292, SLG: 0.365	F9		G6-3 1-2f		S 1B 1-3 2-H 1B		K		HR	5	2	2	2	0	1	1
Tito Fuentes, S (1, 4) OBP: 0.376, SLG: 0.406	6-3			SF9 3B	WP 1-H 3-H 1B			4-3	4-3	5	1	2	2	0	0	0
Rusty Staub, L (1, 10) OBP: 0.281, SLG: 0.396	4-3			SF9 3-H	K 2-3			3-1		3	0	0	1	0	1	1
Ben Oglivie, L (1, 9) OBP: 0.327, SLG: 0.485		1B		F7		K		1B 1B		4	0	2	0	0	1	0
Steve Kemp, L (1, 7) OBP: 0.297, SLG: 0.477		F8		G3		F8		BB 1-3 1B		4	0	1	0	0	0	1
Jason Thompson, L (1, 3) OBP: 0.390, SLG: 0.465		F8			FC4-6 1B	1B		BBBB 1-2 BB		3	0	2	0	1	0	1
Milt May, L (1, 2) OBP: 0.326, SLG: 0.388		F9			F8	K		1-3		4	0	0	0	0	1	6
Phil Mankowski, L (1, 5) OBP: 0.409, SLG: 0.381			K		FC4-6 1B 1-2f 1B		F5		F9	4	1	0	0	0	1	1
Mark Wagner, R (1, 6) OBP: 0.219, SLG: 0.207 Mickey Stanley, R (9, PH) OBP: 0.324, SLG: 0.548			BBBB G6-3 BB		1B 1B 1-2 1B		K		P5	2 1	1 0	1 0	0 0	1 0	1 0	0 0

	AB	35
	R	5
	H	10
	RBI	5
	BB	2
	SO	6
	LOB	11

Inning Stats	1	2	3	4	5	6	7	8	9
	R: 0 H: 0 E: 0 LOB: 0 K: 0 BB: 0 S: 3 P: 3	R: 0 H: 1 E: 0 LOB: 1 K: 0 BB: 0 S: 4 P: 4	R: 0 H: 0 E: 0 LOB: 0 K: 1 BB: 1 S: 4 P: 8	R: 1 H: 1 E: 0 LOB: 0 K: 0 BB: 0 S: 4 P: 4	R: 3 H: 4 E: 0 LOB: 1 K: 1 BB: 0 S: 9 P: 9	R: 0 H: 1 E: 0 LOB: 1 K: 2 BB: 0 S: 8 P: 8	R: 0 H: 0 E: 0 LOB: 0 K: 2 BB: 0 S: 7 P: 7	R: 0 H: 2 E: 0 LOB: 3 K: 0 BB: 1 S: 5 P: 9	R: 1 H: 1 E: 0 LOB: 0 K: 0 BB: 0 S: 4 P: 4

	1B: 8	SF: 1	WP: 1	PA: 38
	2B: 0	SAC: 0	PB: 0	
	3B: 1	DP: 1	SB: 1	
	HR: 1	HBP: 0	CS: 0	

PITCHER		IP	WLS	BF	H	R	ER	SO	BB	IBB	HBP	BLK	WP	HR	S	P	ERA	WHIP
Jeff Holly, L ERA: 2.76	(1, 1)	6.1	W	26	7	4	4	4	1	0	0	0	1	0	33	37	5.68	1.263
Ron Schueler, R ERA: 2.21	(7, 1)	1.1		7	2	0	0	2	1	0	0	0	0	0	10	14	0.00	2.250
Tom Burgmeier, L ERA: 2.84	(8, 1)	1.1	S	5	1	1	1	0	0	0	0	0	0	1	5	5	6.75	0.750

PITCHER	IP	WLS	BF	H	R	ER	SO	BB	IBB	HBP	BLK	WP	HR	S	P	ERA	WHIP

Batter	1	2	3	4	5	6	7	8	9	AB	R	H	RBI	BB	SO	LOB
Lyman Bostock, L (1, 8) OBP: 0.400, SLG: 0.500	F9 2B	F7			F9	G4-6-3 1-2f				4	0	1	0	0	0	2
Larry Hisle, R (1, 7) OBP: 0.349, SLG: 0.561	F9 2-3		E3 E S		F8			K		4	0	0	0	0	1	1
Rod Carew, L (1, 3) OBP: 0.419, SLG: 0.550	K		F7 1-2		FC6-4 1B			4-3		4	0	1	0	0	1	2
Dan Ford, R (1, 9) OBP: 0.283, SLG: 0.287	6-3		E1 FC6-4 2-3		FC6-4 1-2f			F9		4	0	0	0	0	0	3
Craig Kusick, R (1, 10) OBP: 0.328, SLG: 0.426		K	K			5-3			FC3-6 BB	3	0	0	0	1	2	2
Bob Randall, R (1, 4) OBP: 0.228, SLG: 0.241		E6 5-3 1B 2B	FC6-4 1-2f			G3			FC3-6 6-3 1-2f 1B	4	2	0	0	0	0	3
Roy Smalley, S (1, 6) OBP: 0.306, SLG: 0.289		5-3 1-2 2B 1B		F8		F7			6-3 1-2	4	1	1	0	0	0	1
Jerry Terrell, R (1, 5) OBP: 0.295, SLG: 0.317		5-3 1-2 2-3		F9			E5 G4-6-3		2-H 1B	4	0	1	1	0	0	2
Glenn Borgmann, R (1, 2) OBP: 0.382, SLG: 0.370		2-H 3-H 2B		F2			F8		F9	4	0	1	2	0	0	2
Inning Stats	R: 0 H: 1 E: 0 LOB: 1 K: 1 BB: 0 S: 6 P: 6	R: 2 H: 2 E: 1 LOB: 1 K: 1 BB: 0 S: 8 P: 8	R: 0 H: 0 E: 2 LOB: 2 K: 1 BB: 0 S: 7 P: 7	R: 0 H: 0 E: 0 LOB: 0 K: 0 BB: 0 S: 3 P: 3	R: 0 H: 1 E: 0 LOB: 1 K: 0 BB: 0 S: 4 P: 4	R: 0 H: 0 E: 0 LOB: 0 K: 0 BB: 0 S: 3 P: 3	R: 0 H: 0 E: 1 LOB: 0 K: 0 BB: 0 S: 3 P: 3	R: 0 H: 0 E: 0 LOB: 0 K: 1 BB: 0 S: 5 P: 5	R: 1 H: 1 E: 0 LOB: 1 K: 0 BB: 1 S: 4 P: 8	1B: 3 SF: 0 2B: 2 SAC: 0 3B: 0 DP: 1 HR: 0 HBP: 0						WP: 0 PA: 36 PB: 0 SB: 1 CS: 0

PITCHER	IP	WLS	BF	H	R	ER	SO	BB	IBB	HBP	BLK	WP	HR	S	P	ERA	WHIP
Dave Roberts, L (1, 1) ERA: 4.11	9.0	W	36	5	3	1	4	1	0	0	0	0	0	43	47	1.00	0.667

PITCHER	IP	WLS	BF	H	R	ER	SO	BB	IBB	HBP	BLK	WP	HR	S	P	ERA	WHIP

TOP

Minnesota Twins @ Detroit Tigers

Tiger Stadium, Detroit, MI

Wed May 11 1977, 7:05 PM EDT

Att. 7,893 - Unknown - 69 F

livebaseballscorecards.com

AB	35
R	3
H	5
RBI	3
BB	1
SO	4
LOB	18

Minnesota Twins @ Detroit Tigers

Tiger Stadium, Detroit, MI

Wed May 11 1977, 7:05 PM EDT

Att. 7,893 - Unknown - 69 F

livebaseballscorecards.com

BOTTOM

Batter	1	2	3	4	5	6	7	8	9	AB	R	H	RBI	BB	SO	LOB
Ron LeFlore, R (1, 8) OBP: 0.282, SLG: 0.352	5-3	E6 1B		6-3		K				4	1	0	0	0	1	0
Tito Fuentes, S (1, 4) OBP: 0.381, SLG: 0.410	1B	1B 2-3		K			F9			4	1	2	0	0	1	0
Rusty Staub, L (1, 10) OBP: 0.288, SLG: 0.400	1B 1-2	1-3 3-H		K			4-3			4	1	2	1	0	1	0
Ben Oglivie, L (1, 9) OBP: 0.342, SLG: 0.545	1B FC4-6 1-3 2-H		HR		F9		3B			4	2	3	2	0	0	0
Steve Kemp, L (1, 7) OBP: 0.295, SLG: 0.467	FC4-6 2-3 3-H		F7		F9		K			4	0	1	1	0	1	1
Jason Thompson, L (1, 3) OBP: 0.394, SLG: 0.461	FC4-6 1-2f 3-H		G4-6-3		BBB 4-0 BB			4-3		3	0	1	1	1	0	1
Milt May, L (1, 2) OBP: 0.322, SLG: 0.417	G3		G4-6-3 1-2f		F2			HR		4	1	1	1	0	0	3
Phil Mankowski, L (1, 5) OBP: 0.396, SLG: 0.435		G3		HR		F8		K		4	1	1	1	0	1	0
Mark Wagner, R (1, 6) OBP: 0.222, SLG: 0.303		6-3		HR		6-3		6-3		4	1	1	1	0	0	0
Inning Stats	R: 3 E: 0 K: 0 S: 7 H: 4 LOB: 1 BB: 0 P: 7	R: 1 E: 1 K: 0 S: 5 H: 2 LOB: 2 BB: 0 P: 5	R: 1 E: 0 K: 0 S: 4 H: 2 LOB: 0 BB: 0 P: 4	R: 2 E: 0 K: 2 S: 9 H: 2 LOB: 0 BB: 0 P: 9	R: 0 E: 0 K: 0 S: 3 H: 0 LOB: 1 BB: 1 P: 7	R: 0 E: 0 K: 1 S: 5 H: 0 LOB: 0 BB: 0 P: 5	R: 0 E: 0 K: 1 S: 6 H: 1 LOB: 1 BB: 0 P: 6	R: 1 E: 0 K: 1 S: 6 H: 1 LOB: 0 BB: 0 P: 6		1B: 7 2B: 0 3B: 1 HR: 4	SF: 0 SAC: 0 DP: 1 HBP: 0						

	AB	35
	R	8
	H	12
	RBI	8
	BB	1
	SO	5
	LOB	5

WP: 0 PB: 0 SB: 0 CS: 0 PA: 36

PITCHER		IP	WLS	BF	H	R	ER	SO	BB	IBB	HBP	BLK	WP	HR	S	P	ERA	WHIP
Geoff Zahn, L ERA: 3.94	(1, 1)	3.0	L	18	10	7	6	0	0	0	0	0	0	3	18	18	18.00	3.333
Dave Johnson, R ERA: 1.8	(4, 1)	5.0		18	2	1	1	5	1	0	0	0	0	1	27	31	1.80	0.600

PITCHER	IP	WLS	BF	H	R	ER	SO	BB	IBB	HBP	BLK	WP	HR	S	P	ERA	WHIP

Toronto Blue Jays @ Minnesota Twins

Metropolitan Stadium, Bloomington , MI

Fri May 13 1977, 8:05 PM EDT

Att. 9,667 - Unknown - 84 F

TOP

livebaseballscorecards.com

Batter	1	2	3	4	5	6	7	8	9	10	11	AB	R	H	RBI	BB	SO	LOB
Bob Bailor, R (1, 6) OBP: 0.361, SLG: 0.522	S 1B		1B			1B 2B		1-3		6-3		5	1	3	0	0	0	0
Al Woods, L (1, 7) OBP: 0.408, SLG: 0.574	F7 1-2		F8			4-3		3B 3B		BBBB FC4 BB		4	1	1	0	1	0	3
Roy Howell, L (1, 5) OBP: 0.214, SLG: 0.200	SSS K			F7		2-H 1B		SF9 3-H 3B		FC4 FC5-4 1-2f		5	1	2	2	0	1	2
Otto Velez, R (1, 9) OBP: 0.451, SLG: 0.678	F9			5-3		P6		SF9 3-H		FC5-4 1-2f		4	0	0	1	0	0	3
Ron Fairly, L (1, 10) OBP: 0.402, SLG: 0.469 Dave McKay, S (11, PR) OBP: 0.211, SLG: 0.267		BBBB G6-4-3 BB		P5		SSS K		SSS K			2B 2B	4 0	0 0	1 0	0 0	1 0	2 0	1 0
Doug Ault, R (1, 3) OBP: 0.394, SLG: 0.518		G6-4-3 1-2f			SH1-4 1B	6-3		3B	F9		4-3 2-3 2B	5	0	2	0	0	0	1
Alan Ashby, S (1, 2) OBP: 0.296, SLG: 0.316		F9			SH1-4 1-2	SSS K		4-3	F7		4-3 2-3	4	0	1	0	0	0	1
Gary Woods, R (1, 8) OBP: 0.294, SLG: 0.316 Sam Ewing, L (11, PH) OBP: 0.500, SLG: 0.389 John Scott, R (11, 8) OBP: 0.185, SLG: 0.192			6-3		5-3				FC4 1B		4-3	4 1 0	0 0 0	1 0 0	0 0 0	0 0 0	1 0 0	2 2 0
Pedro Garcia, R (1, 4) OBP: 0.229, SLG: 0.261			F7		F8		4-3		FC4 1-2f			4	0	0	0	0	0	3
Inning Stats	R: 0 H: 1 E: 0 LOB: 1 K: 1 BB: 0 S: 6 P: 6	R: 0 H: 0 E: 0 LOB: 0 K: 0 BB: 1 S: 2 P: 6	R: 0 H: 1 E: 0 LOB: 1 K: 0 BB: 0 S: 4 P: 4	R: 0 H: 0 E: 0 LOB: 0 K: 0 BB: 0 S: 3 P: 3	R: 0 H: 1 E: 0 LOB: 1 K: 0 BB: 0 S: 4 P: 4	R: 1 H: 2 E: 0 LOB: 1 K: 1 BB: 0 S: 7 P: 7	R: 0 H: 1 E: 0 LOB: 1 K: 1 BB: 0 S: 6 P: 6	R: 2 H: 2 E: 0 LOB: 0 K: 1 BB: 0 S: 7 P: 7	R: 0 H: 1 E: 0 LOB: 1 K: 0 BB: 0 S: 4 P: 4	R: 0 H: 0 E: 0 LOB: 1 K: 0 BB: 1 S: 3 P: 7	R: 0 H: 2 E: 0 LOB: 2 K: 0 BB: 0 S: 4 P: 4	1B: 5 SF: 1 2B: 3 SAC: 1 3B: 3 DP: 1 HR: 0 HBP: 0						WP: 0 PA: 44 PB: 0 SB: 1 CS: 0

	AB	40
	R	3
	H	11
	RBI	3
	BB	2
	SO	4
	LOB	18

PITCHER		IP	WLS	BF	H	R	ER	SO	BB	IBB	HBP	BLK	WP	HR	S	P	ERA	WHIP
Paul Thormodsgard, R ERA: 2.84	(1, 1)	7.0		27	6	1	1	3	1	0	0	0	0	0	32	36	1.29	1.000
Tom Johnson, R ERA: 1.82	(8, 1)	2.1		10	3	2	2	1	0	0	0	0	0	0	12	12	7.71	1.286
Tom Burgmeier, L ERA: 2.81	(10, 1)	0.1		2	0	0	0	0	1	0	0	0	0	0	1	5	0.00	3.000
Ron Schueler, R ERA: 2.08	(10, 1)	1.1	W	5	2	0	0	0	0	0	0	0	0	0	5	5	0.00	1.500

PITCHER	IP	WLS	BF	H	R	ER	SO	BB	IBB	HBP	BLK	WP	HR	S	P	ERA	WHIP

Batter	1	2	3	4	5	6	7	8	9	10	11	AB	R	H	RBI	BB	SO	LOB
Lyman Bostock, L (1, 8) OBP: 0.408, SLG: 0.509	G4-6-3 1B		BB CS			2B 2B	4-3			L9		4	1	2	0	1	0	0
Roy Smalley, S (1, 6) OBP: 0.310, SLG: 0.297	G4-6-3 1-2f		K 1-2			2B 2-H 2B		F8			SH 1B G1-2-3 BB	4	1	1	1	1	1	2
Rod Carew, L (1, 3) OBP: 0.411, SLG: 0.536	5-3			F8		L5 2B		4-3			G1-2-3 SH WP 1-2 1B	5	1	1	0	0	0	1
Butch Wynegar, S (1, 2) OBP: 0.415, SLG: 0.544		E SH3 BB		BB		2B 2-H 2B		6-3			SH G1-2-3 1-2 2-3	2	0	1	1	2	0	0
Rich Chiles, L (1, 10) OBP: 0.369, SLG: 0.291 Craig Kusick, R (9, PH) OBP: 0.317, SLG: 0.411		SH3 1-2		L7		L9 2B			1-3		G1-2-3 1-2 2-3 3-Hf	2 2	0 0	0 0	0 0	0 0	0 0	2 3
Larry Hisle, R (1, 7) OBP: 0.346, SLG: 0.551		FC1 IBB 2-3		F8		5-3 2B			CS 1B		WP 3-H	5	0	1	0	0	0	4
Mike Cubbage, L (1, 5) OBP: 0.378, SLG: 0.392		G4-6-3 IBB 1-2			4-3		F8		P6 1-2			3	0	0	0	1	0	1
Dan Ford, R (1, 9) OBP: 0.290, SLG: 0.321		G4-6-3 1-2f			CS 1B		HR			K		4	1	2	1	0	1	3
Rob Wilfong, L (1, 4) OBP: 0.328, SLG: 0.340 Bob Gorinski, R (7, PH) OBP: 0.278, SLG: 0.235 Bob Randall, R (8, 4) OBP: 0.224, SLG: 0.236			F8		F8 1-2		6-3			F7		2 1 1	0 0 0	0 0 0	0 0 0	0 0 0	0 0 0	1 0 0
Inning Stats	R: 0 H: 1 E: 0 LOB: 0 K: 0 BB: 0 S: 3 P: 3	R: 0 H: 0 E: 1 LOB: 2 K: 0 BB: 2 S: 3 P: 11	R: 0 H: 0 E: 0 LOB: 0 K: 1 BB: 1 S: 4 P: 8	R: 0 H: 0 E: 0 LOB: 1 K: 0 BB: 1 S: 3 P: 7	R: 0 H: 1 E: 0 LOB: 0 K: 0 BB: 0 S: 3 P: 3	R: 2 H: 3 E: 0 LOB: 1 K: 0 BB: 0 S: 6 P: 6	R: 1 H: 1 E: 0 LOB: 0 K: 0 BB: 0 S: 4 P: 4	R: 0 H: 0 E: 0 LOB: 0 K: 0 BB: 0 S: 3 P: 3	R: 0 H: 1 E: 0 LOB: 0 K: 0 BB: 0 S: 3 P: 3	R: 0 H: 0 E: 0 LOB: 0 K: 1 BB: 0 S: 5 P: 5	R: 1 H: 1 E: 1 LOB: 1 K: 0 BB: 1 S: 3 P: 7	1B: 4 SF: 0 2B: 3 SAC: 2 3B: 0 DP: 3 HR: 1 HBP: 0						PA: 42

PITCHER		IP	WLS	BF	H	R	ER	SO	BB	IBB	HBP	BLK	WP	HR	S	P	ERA	WHIP
Dave Lemanczyk, R ERA: 4.61	(1, 1)	6.0		24	5	2	2	1	3	1	0	0	0	0	22	38	3.00	1.333
Mike Willis, L ERA: 1.23	(7, 1)	4.0	L	16	3	2	2	1	1	0	0	0	0	1	17	21	4.50	1.000
Jerry Johnson, R ERA: 3.74	(11, 1)	0.2		2	0	0	0	0	0	0	0	0	1	0	1	1	0.00	0.000

PITCHER	IP	WLS	BF	H	R	ER	SO	BB	IBB	HBP	BLK	WP	HR	S	P	ERA	WHIP

BOTTOM

Toronto Blue Jays @ Minnesota Twins

Metropolitan Stadium, Bloomington , MI

Fri May 13 1977, 8:05 PM EDT

Att. 9,667 - Unknown - 84 F

livebaseballscorecards.com

AB	35
R	4
H	8
RBI	3
BB	5
SO	2
LOB	17

Batter	1	2	3	4	5	6	7	8	9	AB	R	H	RBI	BB	SO	LOB
Bob Bailor, R (1, 6) OBP: 0.366, SLG: 0.521	S S S 0-3 ① K		x 0-0 WP 1B 1B		x 0-0 E7 4-3 1B 2-H 1B		x 0-0 ② L7			4	2	2	0	0	1	0
Al Woods, L (1, 7) OBP: 0.412, SLG: 0.567	B B B B 4-0 BB F7 BB		x 0-0 ① F7 1-2		x 0-0 ① 4-3 2-3		x 0-0 E7 1B			3	0	1	0	1	0	2
Roy Howell, L (1, 5) OBP: 0.219, SLG: 0.207	x 0-0 ② F7 1-2		S S S 0-3 ② K		x 0-0 G1-6-3 1B 3-H		x 0-0 ③ 1-3			4	0	1	1	0	1	3
Otto Velez, R (1, 9) OBP: 0.453, SLG: 0.667	x 0-0 BB 1B		B B B B 4-0 1B BB		x 0-0 ② ③ G1-6-3 1-2f			x 0-0 ① 5-3		3	0	1	0	1	0	1
Ron Fairly, L (1, 10) OBP: 0.416, SLG: 0.476	B B B B 4-0 1-2 2-3 BB		x 0-0 ③ 1-3 2-H 1B			x 0-0 1B		S S S 0-3 ② K		3	0	2	1	1	1	0
Doug Ault, R (1, 3) OBP: 0.382, SLG: 0.500	x 0-0 ③ F9			x 0-0 ① 6-3		x 0-0 ① F8		x 0-0 ③ 6-3		4	0	0	0	0	0	4
Alan Ashby, S (1, 2) OBP: 0.286, SLG: 0.304		x 0-0 ① G3		x 0-0 ② F9		x 0-0 ② F8			x 0-0 ① 4-3	4	0	0	0	0	0	1
Gary Woods, R (1, 8) OBP: 0.283, SLG: 0.304		x 0-0 ② F8		x 0-0 ③ 5-3		x 0-0 ③ F8			x 0-0 ② L5	4	0	0	0	0	0	1
Pedro Garcia, R (1, 4) OBP: 0.230, SLG: 0.260		x 0-0 ③ F8			x 0-0 E6 E 1B		x 0-0 ① 6-3		x 0-0 ③ F3	4	1	1	0	0	0	0
Inning Stats	R: 0 H: 1 E: 0 LOB: 3 K: 1 BB: 2 S: 6 P: 14	R: 0 H: 0 E: 0 LOB: 0 K: 0 BB: 0 S: 3 P: 3	R: 1 H: 2 E: 0 LOB: 2 K: 1 BB: 1 S: 6 P: 10	R: 0 H: 0 E: 0 LOB: 0 K: 0 BB: 0 S: 3 P: 3	R: 2 H: 3 E: 2 LOB: 0 K: 0 BB: 0 S: 5 P: 5	R: 0 H: 1 E: 0 LOB: 1 K: 0 BB: 0 S: 4 P: 4	R: 0 H: 1 E: 1 LOB: 1 K: 0 BB: 0 S: 4 P: 4	R: 0 H: 0 E: 0 LOB: 0 K: 1 BB: 0 S: 5 P: 5	R: 0 H: 0 E: 0 LOB: 0 K: 0 BB: 0 S: 3 P: 3	1B: 8 SF: 0 2B: 0 SAC: 0 3B: 0 DP: 1 HR: 0 HBP: 0						

PITCHER	IP	WLS	BF	H	R	ER	SO	BB	IBB	HBP	BLK	WP	HR	S	P	ERA	WHIP
Dave Goltz, R (1, 1) ERA: 3.51	9.0	W	36	8	3	2	3	3	0	0	0	1	0	39	51	2.00	1.222

PITCHER	IP	WLS	BF	H	R	ER	SO	BB	IBB	HBP	BLK	WP	HR	S	P	ERA	WHIP

TOP

Toronto Blue Jays @ Minnesota Twins

Metropolitan Stadium, Bloomington , MI

Sat May 14 1977, 4:33 AM EDT
Att. 10,503 - Unknown - 85 F

livebaseballscorecards.com

AB	33
R	3
H	8
RBI	2
BB	3
SO	3
LOB	12

WP: 1 PA: 36
PB: 0
SB: 0
CS: 0

Batter	1	2	3	4	5	6	7	8	9	AB	R	H	RBI	BB	SO	LOB
Butch Wynegar, S (1, 2) OBP: 0.410, SLG: 0.548	4-3	F2 1-2 2-3		G3	F9	BB 1-2 2-3		3B 1B		5	1	1	0	1	0	4
Roy Smalley, S (1, 6) OBP: 0.320, SLG: 0.302	4-3		G4-3 BB 1B BB	3-1		FC6-4 1B 1B 1B L5		1B 3-H		5	2	2	1	1	0	3
Rod Carew, L (1, 3) OBP: 0.429, SLG: 0.550	BB PB 1B BB		G4-3 1-2 BB	1B		FC6-4 1B 1-2 1B	6-3 1B 2B	1-5-3		4	3	3	0	2	0	1
Lyman Bostock, L (1, 8) OBP: 0.400, SLG: 0.496	K BB 1B 1-2		G4-3 1-2f 2-3	F3		FC6-4 1-2 2-3 1B	6-3 2-3			5	1	1	0	0	1	5
Mike Cubbage, L (1, 5) OBP: 0.379, SLG: 0.386	WP 1B 1-2 2-3 BB		1B 2B 3-H 1B		1-3	FC6-4 5-3 1B 1-2f 2-3 3-H	F5			4	2	1	2	1	0	3
Rich Chiles, L (1, 10) OBP: 0.400, SLG: 0.350	WP 1-2 2-H 3-H 1B		2B 1-2 1B		1B 2B	5-3 1-2	1B 3-H			5	2	4	3	0	0	2
Larry Hisle, R (1, 7) OBP: 0.348, SLG: 0.553 Willie Norwood, R (8, 7) OBP: 0.154, SLG: 0.167	F3 1-2 2-3		2B 1-H 2-H 2B	P4		1B 1B 2-H 3-H 1B	K			5 0	2 0	2 0	4 0	0 0	1 0	4 0
Dan Ford, R (1, 9) OBP: 0.310, SLG: 0.345 Bob Gorinski, R (9, 9) OBP: 0.278, SLG: 0.235		F2 1B 1B	2B 2-H	1B HBP		BB 1B 1-3 1B		5-3		4 0	0 0	3 0	1 0	0 0	0 0	0 0
Rob Wilfong, L (1, 4) OBP: 0.349, SLG: 0.362		CS 1-2 1B	L4	1B 1-2 2-H		BB 1-2 3-H 1B		4-3		5	0	3	2	0	0	1
Inning Stats	R: 2 E: 0 K: 1 S: 7 H: 1 LOB: 2 BB: 2 P: 15	R: 0 E: 0 K: 0 S: 3 H: 2 LOB: 0 BB: 0 P: 3	R: 4 E: 0 K: 0 S: 6 H: 4 LOB: 1 BB: 2 P: 14	R: 0 E: 0 K: 0 S: 4 H: 1 LOB: 1 BB: 0 P: 4	R: 1 E: 0 K: 0 S: 5 H: 2 LOB: 2 BB: 0 P: 6	R: 4 E: 0 K: 0 S: 9 H: 6 LOB: 3 BB: 1 P: 13	R: 1 E: 0 K: 1 S: 7 H: 2 LOB: 1 BB: 0 P: 7	R: 1 E: 0 K: 0 S: 5 H: 2 LOB: 1 BB: 0 P: 5		1B: 15 2B: 4 3B: 1 HR: 0 SF: 0 SAC: 0 DP: 1 HBP: 1						

PITCHER		IP	WLS	BF	H	R	ER	SO	BB	IBB	HBP	BLK	WP	HR	S	P	ERA	WHIP
Bill Singer, R ERA: 6.38	(1, 1)	2.2	L	16	6	6	4	1	4	0	0	0	1	0	14	30	13.50	3.750
Tom Bruno, R ERA: 15.43	(3, 1)	2.1		15	7	4	4	0	0	0	1	0	0	0	14	15	15.43	3.000
Dennis DeBarr, L ERA: 13.5	(6, 1)	0.2		5	3	1	1	0	0	0	0	0	0	0	5	5	13.50	4.500
Chuck Hartenstein, R ERA: 5.4	(6, 1)	2.1		12	4	2	2	1	1	0	0	0	0	0	13	17	7.71	2.143

PITCHER	IP	WLS	BF	H	R	ER	SO	BB	IBB	HBP	BLK	WP	HR	S	P	ERA	WHIP

BOTTOM

Toronto Blue Jays @ Minnesota Twins

Metropolitan Stadium, Bloomington , MI

Sat May 14 1977, 4:33 AM EDT

Att. 10,503 - Unknown - 85 F

livebaseballscorecards.com

AB	42
R	13
H	20
RBI	13
BB	5
SO	2
LOB	23

WP: 1 PA: 48
PB: 1
SB: 0
CS: 1

Batter	1	2	3	4	5	6	7	8	9	AB	R	H	RBI	BB	SO	LOB
Bob Bailor, R (1, 6) OBP: 0.387, SLG: 0.545	G3-6-3 1B		L6-3 2-3 1B		G3 1-2 1B		4-3 1-3 1B 2B		5-3 ②	5	1	4	0	0	0	0
Al Woods, L (1, 7) OBP: 0.402, SLG: 0.545	G3-6-3 1-2f		L6-3 1-2		P1		4-3 2-3 3-H		BB	4	0	0	1	1	0	6
Roy Howell, L (1, 5) OBP: 0.216, SLG: 0.206	5-3		G3		G3 1-2 2-3		G6-4-3 3-H 1B		4-3	5	0	1	1	0	0	4
Otto Velez, R (1, 9) OBP: 0.438, SLG: 0.639		6-3		F8	6-3		G6-4-3 1-2f			4	0	0	0	0	0	3
Ron Fairly, L (1, 10) OBP: 0.438, SLG: 0.494		2B 1B		1B		G3-6-3 BB		1B		3	0	3	0	1	0	0
Doug Ault, R (1, 3) OBP: 0.379, SLG: 0.488		K		L9		G3-6-3 1-2 BB		K		3	0	0	0	1	2	3
Alan Ashby, S (1, 2) OBP: 0.284, SLG: 0.311		1-3 2B		F9		G3-6-3 1-2f 2-3		L6		4	0	1	0	0	0	4
Gary Woods, R (1, 8) OBP: 0.282, SLG: 0.311		6-3			E 2B	K		F8		4	1	1	0	0	1	4
Pedro Garcia, R (1, 4) OBP: 0.252, SLG: 0.286			1B 2B		E9 G3 1B 2-H 1B		2B 4-3 BB		4-3 ①	2	1	2	0	1	0	0
Sam Ewing, L (9, PH) OBP: 0.478, SLG: 0.368										1	0	0	0	0	0	0
Inning Stats	R: 0 E: 0 K: 0 S: 3 H: 1 LOB: 0 BB: 0 P: 3	R: 0 E: 0 K: 1 S: 7 H: 2 LOB: 2 BB: 0 P: 7	R: 0 E: 0 K: 0 S: 4 H: 2 LOB: 1 BB: 0 P: 4	R: 0 E: 0 K: 0 S: 4 H: 1 LOB: 1 BB: 0 P: 4	R: 1 E: 1 K: 0 S: 6 H: 3 LOB: 2 BB: 0 P: 6	R: 0 E: 0 K: 1 S: 4 H: 0 LOB: 1 BB: 2 P: 12	R: 2 E: 0 K: 0 S: 4 H: 2 LOB: 0 BB: 1 P: 8	R: 0 E: 0 K: 1 S: 6 H: 1 LOB: 1 BB: 0 P: 6	R: 0 E: 0 K: 0 S: 3 H: 0 LOB: 1 BB: 1 P: 7	1B: 8 2B: 5 3B: 0 HR: 0 SF: 0 SAC: 0 DP: 4 HBP: 0						

PITCHER		IP	WLS	BF	H	R	ER	SO	BB	IBB	HBP	BLK	WP	HR	S	P	ERA	WHIP
Pete Redfern, R ERA: 5.82	(1, 1)	4.0		19	9	1	1	1	0	0	0	0	0	0	21	21	2.25	2.250
Tom Burgmeier, L ERA: 2.73	(5, 1)	0.2	W	2	0	0	0	0	0	0	0	0	0	0	2	2	0.00	0.000
Dave Johnson, R ERA: 4.05	(5, 1)	1.2		9	2	2	2	1	3	0	0	0	0	0	8	20	10.80	3.000
Ron Schueler, R ERA: 1.85	(7, 1)	2.2	S	9	1	0	0	1	1	0	0	0	0	0	10	14	0.00	0.750

PITCHER	IP	WLS	BF	H	R	ER	SO	BB	IBB	HBP	BLK	WP	HR	S	P	ERA	WHIP

TOP

Toronto Blue Jays @ Minnesota Twins

Metropolitan Stadium, Bloomington , MI

Sun May 15 1977, 4:33 AM EDT

Att. 11,401 - Unknown - 86 F

livebaseballscorecards.com

AB	35
R	3
H	12
RBI	2
BB	4
SO	3
LOB	24

PA: 39

WP: 0 PB: 0 SB: 0 CS: 0

BOTTOM

Toronto Blue Jays @ Minnesota Twins

Metropolitan Stadium, Bloomington , MI

Sun May 15 1977, 4:33 AM EDT

Att. 11,401 - Unknown - 86 F

Batter	1	2	3	4	5	6	7	8	9	AB	R	H	RBI	BB	SO	LOB
Lyman Bostock, L (1, 8) OBP: 0.410, SLG: 0.496	BBBB 4-0 3B BB	x 0-0 ③ 4-3			x 0-0 1B BB SF7 1B	BBBB 4-0 BB				2	2	1	0	2	0	1
Dan Ford, R (1, 9) OBP: 0.316, SLG: 0.361	x 0-0 ① 1-H 3B	x 0-0 ① 6-3			BBBB 4-0 1B 1B SF7 1-2 BB	x 0-0 ③ F8				3	1	1	1	1	0	1
Rod Carew, L (1, 3) OBP: 0.430, SLG: 0.549	x 0-0 ② 4-3	x 0-0 1B 1B			x 0-0 1B 1-2 2-3 1B		x 0-0 ① 6-3			4	0	2	0	0	0	0
Larry Hisle, R (1, 7) OBP: 0.360, SLG: 0.560	x 0-0 2B 1B	x 0-0 ② 1-2 1B			x 0-0 ① SF7 3-H		BBBB 4-0 E BB			2	1	2	1	1	0	0
Craig Kusick, R (1, 10) OBP: 0.323, SLG: 0.431 Rich Chiles, L (5, PH) OBP: 0.403, SLG: 0.355	x 0-0 ③ 1-H 2B	x 0-0 ③ L9			x 0-0 1-2 2-3 1B		SSS 0-3 ② K 1-2			2 2	0 0	1 1	1 0	0 0	0 1	1 1
Butch Wynegar, S (1, 2) OBP: 0.404, SLG: 0.540		x 0-0 SH1-4 1B 1B		x 0-0 ① F7	x 0-0 ② SF7 3-H		SSS 0-3 ③ K			3	1	1	1	0	1	1
Jerry Terrell, R (1, 4) OBP: 0.277, SLG: 0.295		x 0-0 ① SH1-4 1-2		x 0-0 ② F9	SSS 0-3 ③ K			x 0-0 ① F9		3	0	0	0	0	1	2
Roy Smalley, S (1, 6) OBP: 0.317, SLG: 0.294		x 0-0 ② P6		BBBB 4-0 BB		x 0-0 ① 5-3		x 0-0 ② 6-3		3	0	0	0	1	0	1
Mike Cubbage, L (1, 5) OBP: 0.375, SLG: 0.381		x 0-0 2-H 1B		x 0-0 ③ 4-3		SSS 0-3 ② K		x 0-0 ③ 6-3		4	0	1	1	0	1	1
Inning Stats	R: 2 E: 0 K: 0 S: 4 H: 3 LOB: 1 BB: 1 P: 8	R: 1 E: 0 K: 0 S: 5 H: 2 LOB: 1 BB: 0 P: 5	R: 0 E: 0 K: 0 S: 4 H: 2 LOB: 1 BB: 0 P: 4	R: 0 E: 0 K: 0 S: 3 H: 0 LOB: 1 BB: 1 P: 7	R: 2 E: 0 K: 1 S: 8 H: 3 LOB: 2 BB: 1 P: 12	R: 0 E: 0 K: 1 S: 5 H: 0 LOB: 1 BB: 1 P: 9	R: 0 E: 1 K: 2 S: 7 H: 0 LOB: 1 BB: 1 P: 11	R: 0 E: 0 K: 0 S: 3 H: 0 LOB: 0 BB: 0 P: 3		1B: 8 2B: 1 3B: 1 HR: 0	SF: 2 SAC: 1 DP: 0 HBP: 0					WP: 0 PB: 0 SB: 0 CS: 0	PA: 36

livebaseballscorecards.com

	AB	28
	R	5
	H	10
	RBI	5
	BB	5
	SO	4
	LOB	9

PITCHER		IP	WLS	BF	H	R	ER	SO	BB	IBB	HBP	BLK	WP	HR	S	P	ERA	WHIP
Jerry Garvin, L ERA: 3.75	(1, 1)	4.0	L	21	9	5	5	0	3	0	0	0	0	0	18	30	11.25	3.000
Pete Vuckovich, R ERA: 3.18	(5, 1)	4.0		15	1	0	0	4	2	0	0	0	0	0	21	29	0.00	0.750

PITCHER	IP	WLS	BF	H	R	ER	SO	BB	IBB	HBP	BLK	WP	HR	S	P	ERA	WHIP

Batter	1	2	3	4	5	6	7	8	9	AB	R	H	RBI	BB	SO	LOB
Rick Manning, L (1, 8) OBP: 0.299, SLG: 0.320	HR		1B		L5-3 1-2			5-3		4	1	2	1	0	0	1
Frank Duffy, R (1, 6) OBP: 0.290, SLG: 0.245	6-3		E6 1-3			5-3 1B		1B		4	0	2	0	0	0	1
Paul Dade, R (1, 9) OBP: 0.333, SLG: 0.356	5-3		F9			5-3 1-2		F9		4	0	0	0	0	0	4
Rico Carty, R (1, 10) OBP: 0.299, SLG: 0.289	6-3		F8			BBBB G4-6-3 BB			SSS K	3	0	0	0	1	1	2
Johnny Grubb, L (1, 7) OBP: 0.462, SLG: 0.554		SSS K		SSS K		G4-6-3 1-2f			F8	4	0	0	0	0	2	2
Larvell Blanks, R (1, 4) OBP: 0.272, SLG: 0.360		L4		F9			F2		6-3	4	0	0	0	0	0	0
Buddy Bell, R (1, 5) OBP: 0.325, SLG: 0.377		1B		F8			L1-6 2B			3	0	2	0	0	0	0
Bruce Bochte, L (1, 3) OBP: 0.336, SLG: 0.383		F9			L5-3 1B		L1-6 2-3			3	0	1	0	0	0	2
Ray Fosse, R (1, 2) OBP: 0.231, SLG: 0.300			5-3		F7			SSS K		3	0	0	0	0	1	1
Inning Stats	R: 1 E: 0 K: 0 S: 4 H: 1 LOB: 0 BB: 0 P: 4	R: 0 E: 0 K: 1 S: 6 H: 1 LOB: 1 BB: 0 P: 6	R: 0 E: 1 K: 0 S: 5 H: 1 LOB: 2 BB: 0 P: 5	R: 0 E: 0 K: 1 S: 5 H: 0 LOB: 0 BB: 0 P: 5	R: 0 E: 0 K: 0 S: 3 H: 1 LOB: 0 BB: 0 P: 3	R: 0 E: 0 K: 0 S: 3 H: 1 LOB: 1 BB: 1 P: 7	R: 0 E: 0 K: 0 S: 3 H: 1 LOB: 0 BB: 0 P: 3	R: 0 E: 0 K: 1 S: 6 H: 1 LOB: 1 BB: 0 P: 6	R: 0 E: 0 K: 1 S: 5 H: 0 LOB: 0 BB: 0 P: 5	1B: 5 2B: 3 3B: 0 HR: 1 SF: 0 SAC: 0 DP: 3 HBP: 0						

PITCHER	IP	WLS	BF	H	R	ER	SO	BB	IBB	HBP	BLK	WP	HR	S	P	ERA	WHIP
Geoff Zahn, L (1, 1) ERA: 3.46	9.0	W	33	7	1	1	4	1	0	0	0	0	1	40	44	1.00	0.889

PITCHER	IP	WLS	BF	H	R	ER	SO	BB	IBB	HBP	BLK	WP	HR	S	P	ERA	WHIP

TOP

Cleveland Indians @ Minnesota Twins

Metropolitan Stadium, Bloomington , MI

Mon May 16 1977, 8:05 PM EDT

Att. 5,451 - Unknown - 76 F

livebaseballscorecards.com

AB	32
R	1
H	7
RBI	1
BB	1
SO	4
LOB	13

Cleveland Indians @ Minnesota Twins

Metropolitan Stadium, Bloomington , MI

Mon May 16 1977, 8:05 PM EDT

Att. 5,451 - Unknown - 76 F

livebaseballscorecards.com

BOTTOM

Batter	1	2	3	4	5	6	7	8	9	AB	R	H	RBI	BB	SO	LOB
Lyman Bostock, L (1, 8) OBP: 0.410, SLG: 0.500	0-0 4-3 1B 2B	0-0 ② F8		0-0 BB 1-2 2-H 1B		0-0 ① F7		0-0 ② 6-3 2-3		5	1	2	1	0	0	3
Roy Smalley, S (1, 6) OBP: 0.321, SLG: 0.292	0-0 ① 4-3 2-3	0-3 ③ K		B B B 4-0 BB 1-2 2-3		0-0 ② F9		0-0 E S 2B 3-H 1B		4	1	1	1	1	1	3
Rod Carew, L (1, 3) OBP: 0.436, SLG: 0.558	0-0 CS 3-H 1B		0-0 G3 SH1 1B	S S S 0-3 ② K		0-0 ③ P5		0-0 1B 1-H 2B		5	1	3	2	0	1	3
Butch Wynegar, S (1, 2) OBP: 0.407, SLG: 0.533	B B B 4-0 ② BB 1-2		0-0 ① SH1 1-2	S S S 0-3 ③ K			0-0 ① F7	0-0 1B 2-H 1B		3	0	1	1	1	1	3
Rich Chiles, L (1, 10) OBP: 0.392, SLG: 0.344 Bob Gorinski, R (5, PH) OBP: 0.238, SLG: 0.200	0-0 ③ G3	0-0 ② G3 2-3			0-0 ① F9		0-0 ② F8	0-0 ③ F8		2 3	0 0	0 0	0 0	0 0	0 0	2 1
Larry Hisle, R (1, 7) OBP: 0.364, SLG: 0.555		0-0 E 1B 1B	S S S 0-3 ③ K		B B B 4-0 E SF8 BB		S S S 0-3 ③ K			3	1	1	0	1	2	1
Mike Cubbage, L (1, 5) OBP: 0.371, SLG: 0.370		0-0 FC 1B 1-2 1B		0-0 ① 6-3	0-0 E3 1-3			B B B 4-0 1B SF9 BB		3	2	0	0	1	0	2
Dan Ford, R (1, 9) OBP: 0.321, SLG: 0.369		0-0 ① 1B 1-3 2-H 1B		0-0 E6 BB 1B	0-0 ② SF8 3-H			0-0 6-3 1-3 1B		3	2	2	1	0	0	0
Rob Wilfong, L (1, 4) OBP: 0.364, SLG: 0.367 Jerry Terrell, R (8, PH) OBP: 0.271, SLG: 0.295 (9, 4)		0-0 1-2 3-H 1B		B B B 4-0 BB 1B 1-2 BB	S S S 0-3 ③ K			0-0 ① SF9 3-H		2 0	0 0	1 0	1 1	1 0	1 0	1 0
Inning Stats	R: 1 E: 0 K: 0 S: 4 H: 2 LOB: 1 BB: 1 P: 8	R: 1 E: 1 K: 1 S: 8 H: 3 LOB: 2 BB: 0 P: 8	R: 0 E: 0 K: 1 S: 6 H: 1 LOB: 1 BB: 0 P: 6	R: 1 E: 1 K: 2 S: 9 H: 1 LOB: 3 BB: 2 P: 17	R: 1 E: 1 K: 1 S: 6 H: 0 LOB: 1 BB: 1 P: 10	R: 0 E: 0 K: 0 S: 3 H: 0 LOB: 0 BB: 0 P: 3	R: 0 E: 0 K: 1 S: 5 H: 0 LOB: 0 BB: 0 P: 5	R: 4 E: 0 K: 0 S: 7 H: 4 LOB: 1 BB: 1 P: 11		1B: 9 2B: 2 3B: 0 HR: 0	SF: 2 SAC: 1 DP: 0 HBP: 0			WP: 0 PB: 0 SB: 1 CS: 1	PA: 41	

	AB	33
	R	8
	H	11
	RBI	8
	BB	5
	SO	6
	LOB	19

PITCHER		IP	WLS	BF	H	R	ER	SO	BB	IBB	HBP	BLK	WP	HR	S	P	ERA	WHIP
Wayne Garland, R ERA: 7.07	(1, 1)	3.1	L	20	7	3	2	2	3	0	0	0	0	0	21	33	5.40	3.000
Sid Monge, L ERA: 5.3	(4, 1)	4.1		19	3	5	4	4	2	0	0	0	0	0	25	33	8.31	1.154
Rick Waits, L ERA: 5.4	(8, 1)	0.1		2	1	0	0	0	0	0	0	0	0	0	2	2	0.00	3.000

PITCHER	IP	WLS	BF	H	R	ER	SO	BB	IBB	HBP	BLK	WP	HR	S	P	ERA	WHIP

Cleveland Indians @ Minnesota Twins

Metropolitan Stadium, Bloomington , MI

Tue May 17 1977, 8:05 PM EDT

Att. 7,831 - Unknown - 81 F

TOP

livebaseballscorecards.com

Batter	1	2	3	4	5	6	7	8	9	AB	R	H	RBI	BB	SO	LOB
Rick Manning, L (1, 8) OBP: 0.295, SLG: 0.310	4-3		3-1	BB			F3		F9	4	0	0	0	1	0	1
Duane Kuiper, L (1, 4) OBP: 0.331, SLG: 0.287	BB 1B 2B 1B		1B 1B	L9			K		6-3	5	1	2	0	0	1	3
Paul Dade, R (1, 9) OBP: 0.345, SLG: 0.367	BB 2B 1B 1-2		G4-3 1B 1-2		6-3		6-3			4	1	2	0	0	0	0
Rico Carty, R (1, 10) OBP: 0.306, SLG: 0.290	K		G4-3 1-2f		2B F9 1B			G4-6-3 BB		3	0	1	0	1	1	4
Johnny Grubb, L (1, 7) OBP: 0.476, SLG: 0.567	2B BB 1-2 2-3			SH5-4 1B 1B BB	F9 2B 1-3			G4-6-3 1-2f		2	1	1	0	2	0	1
Buddy Bell, R (1, 5) OBP: 0.333, SLG: 0.393	2B 1-H 2-H 3-H			SH5-4 1B 1B 1-2	F9 2-3 3-3			3B		3	1	2	2	0	0	2
Larvell Blanks, R (5, 5) OBP: 0.280, SLG: 0.395										1	0	1	0	0	0	0
Ray Fosse, R (1, 2) OBP: 0.218, SLG: 0.283		F8		SH5-4 1-2 2-3		F9		6-3		3	0	0	0	0	0	1
Bruce Bochte, L (1, 3) OBP: 0.341, SLG: 0.387		F2		WP 1B 2-H 3-H		P6			1-3 1B	4	0	2	2	0	0	0
Frank Duffy, R (1, 6) OBP: 0.273, SLG: 0.228		6-3		F3 1-2		F7			1-3 1-2	4	0	0	0	0	0	2
Inning Stats	R: 2 E: 0 K: 1 S: 7 H: 3 LOB: 2 BB: 1 P: 11	R: 0 E: 0 K: 0 S: 3 H: 0 LOB: 0 BB: 0 P: 3	R: 0 E: 0 K: 0 S: 4 H: 2 LOB: 1 BB: 0 P: 4	R: 2 E: 0 K: 0 S: 5 H: 2 LOB: 2 BB: 2 P: 13	R: 0 E: 0 K: 0 S: 4 H: 2 LOB: 2 BB: 0 P: 4	R: 0 E: 0 K: 0 S: 3 H: 0 LOB: 0 BB: 0 P: 3	R: 0 E: 0 K: 1 S: 5 H: 0 LOB: 0 BB: 0 P: 5	R: 0 E: 0 K: 0 S: 3 H: 1 LOB: 1 BB: 1 P: 7	R: 0 E: 0 K: 0 S: 4 H: 1 LOB: 1 BB: 0 P: 4	1B: 8 2B: 2 3B: 1 HR: 0 SF: 0 SAC: 1 DP: 2 HBP: 0							

	AB	33
	R	4
	H	11
	RBI	4
	BB	4
	SO	2
	LOB	14

WP: 1 PB: 0 SB: 0 CS: 0 PA: 38

PITCHER		IP	WLS	BF	H	R	ER	SO	BB	IBB	HBP	BLK	WP	HR	S	P	ERA	WHIP
Jeff Holly, L ERA: 4.12	(1, 1)	3.1		17	7	4	4	1	2	0	0	0	0	0	17	25	10.80	2.700
Tom Burgmeier, L ERA: 2.25	(4, 1)	5.2	W	21	4	0	0	1	2	0	0	0	1	0	21	29	0.00	1.059

PITCHER	IP	WLS	BF	H	R	ER	SO	BB	IBB	HBP	BLK	WP	HR	S	P	ERA	WHIP

Batter	1	2	3	4	5	6	7	8	9	AB	R	H	RBI	BB	SO	LOB
Rich Chiles, L (1, 10) OBP: 0.382, SLG: 0.333 Craig Kusick, R (6, PH) OBP: 0.343, SLG: 0.467	F8		F7		SH3-4 1-2	2-H 1B		1-H 2B		2 2	0 0	0 2	0 2	0 0	0 0	0 0
Rod Carew, L (1, 3) OBP: 0.435, SLG: 0.570	4-3		HR		BB 1B 2-3 IBB	4-3		1-3		4	2	1	1	1	0	1
Lyman Bostock, L (1, 8) OBP: 0.406, SLG: 0.492	G3		F5		K		FC4-6 1B			4	0	1	0	0	1	2
Larry Hisle, R (1, 7) OBP: 0.374, SLG: 0.573		2B 2B		3-1 2B 2B	1B 1-2 1B BB		FC4-6 FC4-6 1-2f			3	3	2	0	1	0	1
Butch Wynegar, S (1, 2) OBP: 0.411, SLG: 0.543		G3 1B 2-H 2B		3-1 2-3	1-H 2-H 3-H 1B		FC4-6 1-2f			4	1	2	4	0	0	2
Mike Cubbage, L (1, 5) OBP: 0.367, SLG: 0.375	G3 2-3			2B 3-H	F8		4-3			4	0	1	1	0	0	3
Dan Ford, R (1, 9) OBP: 0.329, SLG: 0.376 Glenn Adams, L (8, PH) OBP: 0.286, SLG: 0.308 Willie Norwood, R (9, 9) OBP: 0.154, SLG: 0.167	CS 1B 3-H		K			2B 1B		F8		3 1 0	1 0 0	2 0 0	1 0 0	0 0 0	1 0 0	1 0 0
Roy Smalley, S (1, 6) OBP: 0.311, SLG: 0.282	F9 1-2			F8		F2		4-3		4	0	0	0	0	0	3
Rob Wilfong, L (1, 4) OBP: 0.368, SLG: 0.371 Jerry Terrell, R (6, PH) OBP: 0.300, SLG: 0.348 (7, 4)			F9		WP SH3-4 1B 1B	1-H 1B 2B		2B 1B		2 2	1 2	1 2	0 1	0 0	0 0	0 0
Inning Stats	R: 0 E: 0 K: 0 S: 3 H: 0 LOB: 0 BB: 0 P: 3	R: 2 E: 0 K: 0 S: 5 H: 3 LOB: 0 BB: 0 P: 5	R: 1 E: 0 K: 0 S: 4 H: 1 LOB: 0 BB: 0 P: 4	R: 1 E: 0 K: 1 S: 7 H: 2 LOB: 1 BB: 0 P: 7	R: 3 E: 0 K: 1 S: 7 H: 2 LOB: 1 BB: 2 P: 15	R: 2 E: 0 K: 0 S: 5 H: 3 LOB: 0 BB: 0 P: 5	R: 0 E: 0 K: 0 S: 4 H: 1 LOB: 1 BB: 0 P: 4	R: 1 E: 0 K: 0 S: 5 H: 2 LOB: 1 BB: 0 P: 5		1B: 7 2B: 6 3B: 0 HR: 1 SF: 0 SAC: 1 DP: 0 HBP: 0				WP: 1 PB: 0 SB: 0 CS: 1 PA: 38	

PITCHER		IP	WLS	BF	H	R	ER	SO	BB	IBB	HBP	BLK	WP	HR	S	P	ERA	WHIP
Pat Dobson, R ERA: 7.85	(1, 1)	4.2	L	22	7	7	7	2	1	1	0	0	1	1	24	32	13.50	1.714
Rick Waits, L ERA: 5.71	(5, 1)	2.1		11	5	2	2	0	0	0	0	0	0	0	11	11	7.71	2.143
Al Fitzmorris, R ERA: 5.02	(8, 1)	1.0		5	2	1	1	0	0	0	0	0	0	0	5	5	9.00	2.000

PITCHER	IP	WLS	BF	H	R	ER	SO	BB	IBB	HBP	BLK	WP	HR	S	P	ERA	WHIP

BOTTOM

Cleveland Indians @ Minnesota Twins

Metropolitan Stadium, Bloomington , MI

Tue May 17 1977, 8:05 PM EDT

Att. 7,831 - Unknown - 81 F

livebaseballscorecards.com

AB	35
R	10
H	14
RBI	10
BB	2
SO	2
LOB	13

Batter	1	2	3	4	5	6	7	8	9	AB	R	H	RBI	BB	SO	LOB
Butch Wynegar, S (1, 2) OBP: 0.393, SLG: 0.515	F8	K 1-2		4-3		L7			K	5	0	0	0	0	2	4
Roy Smalley, S (1, 6) OBP: 0.314, SLG: 0.275	BB, 1B, BB BB	E BB			K		K		G4-6-3 1-2f	3	1	0	0	2	2	1
Rod Carew, L (1, 3) OBP: 0.436, SLG: 0.568	BB, BB, BB 1-2 1B	K 1-2			K		S 1B			4	1	2	0	0	2	1
Lyman Bostock, L (1, 8) OBP: 0.401, SLG: 0.481	BB, BB 1-2 2-3 BB		F9		K		K 1-2			3	0	0	0	1	2	1
Larry Hisle, R (1, 7) OBP: 0.377, SLG: 0.590	BB 1-2 2-3 3-H BB		F8			HR	K			3	1	1	2	1	1	1
Rich Chiles, L (1, 10) OBP: 0.388, SLG: 0.324	 1-2 2-3 3-H BB		 BB			K		4-3		2	0	0	1	2	1	0
Mike Cubbage, L (1, 5) OBP: 0.356, SLG: 0.362	F7	F7				E6 1B		F2		4	0	0	0	0	0	4
Dan Ford, R (1, 9) OBP: 0.326, SLG: 0.367	K		G3-6 BB			K		F9		3	0	0	0	1	2	4
Rob Wilfong, L (1, 4) OBP: 0.389, SLG: 0.385		CS BB		G3-6 1-2f		1-2 1B			G4-6-3 1B	3	0	2	0	1	0	1
Inning Stats	R: 2 E: 0 K: 1 S: 6 H: 1 LOB: 3 BB: 4 P: 22	R: 0 E: 1 K: 2 S: 6 H: 0 LOB: 1 BB: 2 P: 14	R: 0 E: 0 K: 0 S: 3 H: 0 LOB: 1 BB: 1 P: 7	R: 0 E: 0 K: 0 S: 2 H: 0 LOB: 0 BB: 1 P: 6	R: 0 E: 0 K: 3 S: 9 H: 0 LOB: 0 BB: 0 P: 9	R: 1 E: 1 K: 2 S: 10 H: 2 LOB: 2 BB: 0 P: 10	R: 0 E: 0 K: 3 S: 10 H: 1 LOB: 1 BB: 0 P: 10	R: 0 E: 0 K: 0 S: 3 H: 0 LOB: 0 BB: 0 P: 3	R: 0 E: 0 K: 1 S: 5 H: 1 LOB: 0 BB: 0 P: 5	1B: 4 2B: 0 3B: 0 HR: 1 SF: 0 SAC: 0 DP: 2 HBP: 0						

PITCHER	IP	WLS	BF	H	R	ER	SO	BB	IBB	HBP	BLK	WP	HR	S	P	ERA	WHIP
Nolan Ryan, R (1, 1) ERA: 2.72	9.0	W	38	5	3	3	12	8	0	0	0	0	1	54	86	3.00	1.444

PITCHER	IP	WLS	BF	H	R	ER	SO	BB	IBB	HBP	BLK	WP	HR	S	P	ERA	WHIP

TOP

Minnesota Twins @ California Angels

Anaheim Stadium, Anaheim, CA

Thu May 19 1977, 10:05 PM EDT

Att. 15,167 - Unknown - 69 F

livebaseballscorecards.com

AB	30
R	3
H	5
RBI	3
BB	8
SO	12
LOB	17

BOTTOM

Minnesota Twins @ California Angels

Anaheim Stadium, Anaheim, CA

Thu May 19 1977, 10:05 PM EDT

Att. 15,167 - Unknown - 69 F

livebaseballscorecards.com

Batter	1	2	3	4	5	6	7	8	9	AB	R	H	RBI	BB	SO	LOB
Gil Flores, R (1, 8) OBP: 0.420, SLG: 0.574	PB 1-3 G3 1B		1B 1-2 BB		SH3-4 1B BB	G1		2-H 1B		3	2	2	1	2	0	0
Jerry Remy, L (1, 4) OBP: 0.362, SLG: 0.374	1-3 1-2		F7		SH3-4 1-2		E SH5-3 1B	L5		4	0	1	0	0	0	4
Tony Solaita, L (1, 10) OBP: 0.324, SLG: 0.387	G3 2-H		1-2 2-H 1B		F7		SH5-3 1-2			3	0	1	2	0	0	1
Joe Rudi, R (1, 7) OBP: 0.340, SLG: 0.496	6-3		K		BB 1B 2-H 1B		F6			4	1	1	1	0	1	3
Bobby Bonds, R (1, 9) OBP: 0.341, SLG: 0.490		5-3		3B	1B 1-2 BB		E5 S 2-3			3	0	1	0	1	0	1
Dave Chalk, R (1, 5) OBP: 0.386, SLG: 0.383		K		6-3	1-2 2-H 1B		F2 1-2			4	0	1	1	0	1	3
Willie Aikens, L (1, 3) Orlando Ramirez, R (8, PR) Ron Jackson, R (9, 3) OBP: 0.375, SLG: 0.286 OBP: 0.300, SLG: 0.439		1-3		F7	K			SH1-4 1B		4 0 0	0 1 0	1 0 0	0 0 0	0 0 0	1 0 0	3 0 0
Bobby Grich, R (1, 6) OBP: 0.368, SLG: 0.415			BB 1B 1B	S IBB		K		SH1-4 1-2		2	1	1	0	1	1	0
Terry Humphrey, R (1, 2) OBP: 0.337, SLG: 0.288			K	6-3 1-2		5-3		P3		4	0	0	0	0	1	5
Inning Stats	R: 1 H: 1 E: 0 LOB: 0 K: 0 BB: 0 S: 4 P: 4	R: 0 H: 0 E: 0 LOB: 0 K: 1 BB: 0 S: 5 P: 5	R: 1 H: 2 E: 0 LOB: 2 K: 2 BB: 1 S: 9 P: 13	R: 0 H: 1 E: 0 LOB: 2 K: 0 BB: 1 S: 4 P: 8	R: 2 H: 2 E: 0 LOB: 2 K: 1 BB: 2 S: 7 P: 15	R: 0 H: 0 E: 0 LOB: 0 K: 1 BB: 0 S: 5 P: 5	R: 0 H: 1 E: 1 LOB: 2 K: 0 BB: 0 S: 5 P: 5	R: 1 H: 2 E: 0 LOB: 1 K: 0 BB: 0 S: 5 P: 5		1B: 8 SF: 0 2B: 0 SAC: 3 3B: 1 DP: 0 HR: 0 HBP: 0						

AB	31
R	5
H	9
RBI	5
BB	4
SO	5
LOB	20

WP: 0 PB: 1 SB: 2 CS: 0 PA: 38

PITCHER		IP	WLS	BF	H	R	ER	SO	BB	IBB	HBP	BLK	WP	HR	S	P	ERA	WHIP
Dave Goltz, R ERA: 3.67	(1, 1)	5.0	L	25	6	4	3	4	3	1	0	0	0	0	29	45	5.40	1.800
Ron Schueler, R ERA: 2.0	(6, 1)	2.2		12	3	1	1	1	0	0	0	0	0	0	14	14	3.38	1.125
Tom Burgmeier, L ERA: 2.23	(8, 1)	0.1		1	0	0	0	0	0	0	0	0	0	0	1	1	0.00	0.000

PITCHER		IP	WLS	BF	H	R	ER	SO	BB	IBB	HBP	BLK	WP	HR	S	P	ERA	WHIP

Batter	1	2	3	4	5	6	7	8	9	AB	R	H	RBI	BB	SO	LOB
Bob Randall, R (1, 4) OBP: 0.222, SLG: 0.250	4-3		6-3	P4			1B 2B		F7	5	0	1	0	0	0	2
Rod Carew, L (1, 3) OBP: 0.438, SLG: 0.567	5-3		1B 1B		L7		G6-4-3 1B 2-3			4	0	2	0	0	0	0
Larry Hisle, R (1, 7) OBP: 0.374, SLG: 0.580	K		FC6-4 1B 1-2		6-3		G6-4-3 1-2f			4	0	1	0	0	1	2
Craig Kusick, R (1, 10) OBP: 0.366, SLG: 0.476		FC1-5 BB 1B	K		1B			G4-6-3 BB		3	0	2	0	1	1	2
Dan Ford, R (1, 9) OBP: 0.324, SLG: 0.359		BB FC1-5 BB 1-2	FC6-4 1-2f		5-3			G4-6-3 1-2f		3	0	0	0	1	0	4
Butch Wynegar, S (1, 2) OBP: 0.397, SLG: 0.524		FC1-5 BB 1-2 2-3f		SH1-3 1B		K		2B		4	0	2	0	0	1	2
Willie Norwood, R (1, 8) OBP: 0.188, SLG: 0.143		BB 1-2 2-3		SH1-3 1-2		K		K		2	0	0	0	1	2	1
Jerry Terrell, R (1, 5) OBP: 0.296, SLG: 0.327		K		BB		6-3			F9	3	0	0	0	1	1	3
Roy Smalley, S (1, 6) OBP: 0.306, SLG: 0.266		K		K			F8		L7	4	0	0	0	0	2	5
Inning Stats	R: 0 H: 0 E: 0 LOB: 0 K: 1 BB: 0 S: 5 P: 5	R: 0 H: 1 E: 0 LOB: 3 K: 2 BB: 2 S: 8 P: 16	R: 0 H: 2 E: 0 LOB: 2 K: 1 BB: 0 S: 7 P: 7	R: 0 H: 1 E: 0 LOB: 2 K: 1 BB: 1 S: 6 P: 10	R: 0 H: 1 E: 0 LOB: 1 K: 0 BB: 0 S: 4 P: 4	R: 0 H: 0 E: 0 LOB: 0 K: 2 BB: 0 S: 7 P: 7	R: 0 H: 2 E: 0 LOB: 1 K: 0 BB: 0 S: 4 P: 4	R: 0 H: 1 E: 0 LOB: 1 K: 1 BB: 1 S: 5 P: 9	R: 0 H: 0 E: 0 LOB: 0 K: 0 BB: 0 S: 3 P: 3	1B: 6 SF: 0 2B: 2 SAC: 1 3B: 0 DP: 2 HR: 0 HBP: 0						

TOP

Minnesota Twins @ California Angels

Anaheim Stadium, Anaheim, CA

Fri May 20 1977, 10:05 PM EDT

Att. 24,164 - Unknown - 72 F

livebaseballscorecards.com

AB	32
R	0
H	8
RBI	0
BB	4
SO	8
LOB	21

PITCHER	IP	WLS	BF	H	R	ER	SO	BB	IBB	HBP	BLK	WP	HR	S	P	ERA	WHIP
Frank Tanana, L (1, 1) ERA: 2.4	9.0	W	37	8	0	0	8	4	0	0	0	0	0	49	65	0.00	1.333

PITCHER	IP	WLS	BF	H	R	ER	SO	BB	IBB	HBP	BLK	WP	HR	S	P	ERA	WHIP

Batter	1	2	3	4	5	6	7	8	9	AB	R	H	RBI	BB	SO	LOB
Gil Flores, R (1, 8) OBP: 0.407, SLG: 0.540	BBBB 4-0 FC3-6 BB		x 0-0 ② L3		x 0-0 ② 6-3			x 0-0 ① G3		3	0	0	0	1	0	1
Jerry Remy, L (1, 4) OBP: 0.353, SLG: 0.364	x 0-0 ① FC3-6 FC6-4 1B 2B 1-2f		x 0-0 ③ L3		x 0-0 ③ F8			x 0-0 ② L3		4	1	0	0	0	0	2
Tony Solaita, L (1, 10) OBP: 0.333, SLG: 0.394	x 0-0 FC6-4 1-2 1B			x 0-0 WP 1B 1B		x 0-0 ① G3		x 0-0 ③ L4		4	1	2	0	0	0	0
Joe Rudi, R (1, 7) OBP: 0.333, SLG: 0.486	x 0-0 ② FC6-4 2B 1-2f 2-3			x 0-0 ① 6-3 1-2		x 0-0 ② F7				3	1	0	0	0	0	3
Bobby Bonds, R (1, 9) OBP: 0.347, SLG: 0.497	x 0-0 ③ 2B 1-H 3-H			BBBB 4-0 1B BB		SSS 0-3 ③ K				2	0	1	2	1	1	0
Dave Chalk, R (1, 5) OBP: 0.393, SLG: 0.390		x 0-0 ① F8		x 0-0 ② 1B 1-3 2-H			x 0-0 G6-4-3 1B 1B			3	0	2	1	0	0	0
Willie Aikens, L (1, 3) OBP: 0.364, SLG: 0.300		x 0-0 ② 6-3		x 0-0 ③ P5			x 0-0 G6-4-3 1-2 1B			3	0	1	0	0	0	1
Bobby Grich, R (1, 6) OBP: 0.367, SLG: 0.421		SSS 0-3 ③ K			x 0-0 E8 2B		x 0-0 ①② G6-4-3 1-2f 2-3			3	0	1	0	0	1	2
Terry Humphrey, R (1, 2) OBP: 0.326, SLG: 0.277			x 0-0 ① 2-3		x 0-0 ① P5		x 0-0 ③ 4-3			3	0	0	0	0	0	2
Inning Stats	R: 2 H: 2 E: 0 LOB: 1 K: 0 BB: 1 S: 4 P: 8	R: 0 H: 0 E: 0 LOB: 0 K: 1 BB: 0 S: 5 P: 5	R: 0 H: 0 E: 0 LOB: 0 K: 0 BB: 0 S: 3 P: 3	R: 1 H: 2 E: 0 LOB: 1 K: 0 BB: 1 S: 4 P: 8	R: 0 H: 1 E: 1 LOB: 1 K: 0 BB: 0 S: 4 P: 4	R: 0 H: 0 E: 0 LOB: 0 K: 1 BB: 0 S: 5 P: 5	R: 0 H: 2 E: 0 LOB: 1 K: 0 BB: 0 S: 4 P: 4	R: 0 H: 0 E: 0 LOB: 0 K: 0 BB: 0 S: 3 P: 3		1B: 5 SF: 0 2B: 2 SAC: 0 3B: 0 DP: 1 HR: 0 HBP: 0						

PITCHER		IP	WLS	BF	H	R	ER	SO	BB	IBB	HBP	BLK	WP	HR	S	P	ERA	WHIP
Paul Thormodsgard, R ERA: 3.16	(1, 1)	4.2	L	19	5	3	3	1	2	0	0	0	1	0	19	27	5.79	1.500
Tom Burgmeier, L ERA: 2.14	(5, 1)	1.1		4	0	0	0	1	0	0	0	0	0	0	6	6	0.00	0.000
Tom Johnson, R ERA: 1.69	(7, 1)	2.0		7	2	0	0	0	0	0	0	0	0	0	7	7	0.00	1.000

PITCHER	IP	WLS	BF	H	R	ER	SO	BB	IBB	HBP	BLK	WP	HR	S	P	ERA	WHIP

BOTTOM

Minnesota Twins @ California Angels

Anaheim Stadium, Anaheim, CA

Fri May 20 1977, 10:05 PM EDT
Att. 24,164 - Unknown - 72 F

livebaseballscorecards.com

AB	28
R	3
H	7
RBI	3
BB	2
SO	2
LOB	11

WP: 1 PA: 30
PB: 0
SB: 0
CS: 0

Minnesota Twins @ California Angels

Anaheim Stadium, Anaheim, CA

Sat May 21 1977, 10:05 PM EDT

Att. 24,139 - Unknown - 68 F

livebaseballscorecards.com

TOP

Batter	1	2	3	4	5	6	7	8	9	AB	R	H	RBI	BB	SO	LOB
Lyman Bostock, L (1, 8) OBP: 0.404, SLG: 0.477	6-3			FC2-6 1B		H FC3-6 HBP		S S S K		3	0	1	0	0	1	0
Roy Smalley, S (1, 6) OBP: 0.304, SLG: 0.266	G3			FC2-6 4-3 1B 1-2		FC3-6 S 1-2f		1B 1B		4	0	1	0	0	0	2
Rod Carew, L (1, 3) OBP: 0.445, SLG: 0.569	S S S K			4-3 1B 1-2		4-0 IBB 1-2		1B 1-2		3	0	2	0	1	1	0
Butch Wynegar, S (1, 2) OBP: 0.384, SLG: 0.505		L1		4-3 1-2 2-3		3-1		P4		4	0	0	0	0	0	6
Larry Hisle, R (1, 7) OBP: 0.377, SLG: 0.599		1-3		S S S K			S 1B		HR	4	1	2	1	0	1	2
Mike Cubbage, L (1, 5) OBP: 0.348, SLG: 0.353 Bob Gorinski, R (9, PH) OBP: 0.227, SLG: 0.190		4-3			5-3		P1 1-2		4-3	3 1	0 0	0 0	0 0	0 0	0 0	1 0
Rich Chiles, L (1, 10) OBP: 0.378, SLG: 0.314 Craig Kusick, R (7, PH) OBP: 0.356, SLG: 0.462			4-3	4-3		S S S K			F2	2 2	0 0	0 0	0 0	0 0	0 1	0 1
Dan Ford, R (1, 9) OBP: 0.316, SLG: 0.348			F9	G3		6-3			F9	4	0	0	0	0	0	1
Rob Wilfong, L (1, 4) OBP: 0.378, SLG: 0.373 Willie Norwood, R (8, PH) OBP: 0.176, SLG: 0.133 Bob Randall, R (8, 4) OBP: 0.222, SLG: 0.250			5-3			L4		S S S K		2 1 0	0 0 0	0 0 0	0 0 0	0 1 0	0 0 0	0 0 0

Inning Stats																																			
	R: 0	E: 0	K: 1	S: 5	H: 0	LOB: 0	BB: 0	P: 5	R: 0	E: 0	K: 0	S: 3	H: 0	LOB: 0	BB: 0	P: 3	R: 0	E: 0	K: 0	S: 3	H: 0	LOB: 0	BB: 0	P: 3	R: 0	E: 0	K: 1	S: 7	H: 2	LOB: 2	BB: 0	P: 7	R: 0	E: 0	K: 0	S: 3	H: 0	LOB: 0	BB: 0	P: 3
	R: 0	E: 0	K: 3	S: 3	H: 0	LOB: 2	BB: 1	P: 8	R: 0	E: 0	K: 1	S: 6	H: 1	LOB: 1	BB: 0	P: 6	R: 0	E: 0	K: 2	S: 9	H: 2	LOB: 2	BB: 0	P: 9	R: 1	E: 0	K: 0	S: 4	H: 1	LOB: 0	BB: 0	P: 4								

	1B: 5	SF: 0	WP: 0	PA: 35
	2B: 0	SAC: 0	PB: 0	
	3B: 0	DP: 0	SB: 2	
	HR: 1	HBP: 1	CS: 0	

	AB	33
	R	1
	H	6
	RBI	1
	BB	1
	SO	5
	LOB	13

PITCHER		IP	WLS	BF	H	R	ER	SO	BB	IBB	HBP	BLK	WP	HR	S	P	ERA	WHIP
Gary Ross, R ERA: 5.11	(1, 1)	6.0	W	23	3	0	0	2	0	1	1	0	0	0	25	30	0.00	0.500
Dave LaRoche, L ERA: 4.74	(7, 1)	3.0	S	12	3	1	1	3	0	0	0	0	0	1	18	18	3.00	1.000

PITCHER		IP	WLS	BF	H	R	ER	SO	BB	IBB	HBP	BLK	WP	HR	S	P	ERA	WHIP

Batter	1	2	3	4	5	6	7	8	9	AB	R	H	RBI	BB	SO	LOB
Gil Flores, R (1, 8) OBP: 0.379, SLG: 0.500	K		K		4-3		6-3 2-3			4	0	0	0	0	2	2
Bobby Grich, R (1, 6) OBP: 0.365, SLG: 0.412	6-3		1B BB			5-3	L5			3	0	0	0	1	0	1
Dave Chalk, R (1, 5) OBP: 0.403, SLG: 0.410	WP 1B		1-2 2-3 1B			K		1B 2B		4	1	3	0	0	1	0
Joe Rudi, R (1, 7) OBP: 0.331, SLG: 0.500	2-3 1-2		1-3			HR		P6		4	1	1	1	0	0	5
Bobby Bonds, R (1, 9) OBP: 0.345, SLG: 0.490		CS 1B		4-3		L8		1-3		4	0	1	0	0	0	1
Don Baylor, R (1, 10) OBP: 0.313, SLG: 0.420		1-3 1-2		4-3			SH1-4 1B BB	1B 2B BB		2	2	0	0	2	0	1
Ron Jackson, R (1, 3) OBP: 0.290, SLG: 0.424 Tony Solaita, L (8, PH) OBP: 0.342, SLG: 0.403 (9, 3)	K		6-3				SH1-4 1-2	2B 1B 1-3 2-H		2 1	0 0	0 1	0 1	0 0	1 0	0 0
Jerry Remy, L (1, 4) OBP: 0.363, SLG: 0.381			1B SH2-4 1B		4-3		2B 1B 2-H	2B 1-3 3-H		4	1	3	2	0	0	0
Terry Humphrey, R (1, 2) OBP: 0.327, SLG: 0.291			SH2-4 1-2		K		6-3 2-H	L8		3	0	1	1	0	1	2
Inning Stats	R: 0 H: 1 E: 0 LOB: 1 K: 1 BB: 0 S: 6 P: 6	R: 0 H: 1 E: 0 LOB: 0 K: 1 BB: 0 S: 5 P: 5	R: 0 H: 2 E: 0 LOB: 3 K: 1 BB: 1 S: 7 P: 11	R: 0 H: 0 E: 0 LOB: 0 K: 0 BB: 0 S: 3 P: 3	R: 0 H: 0 E: 0 LOB: 0 K: 1 BB: 0 S: 5 P: 5	R: 1 H: 1 E: 0 LOB: 0 K: 1 BB: 0 S: 6 P: 6	R: 2 H: 2 E: 0 LOB: 1 K: 0 BB: 1 S: 5 P: 9	R: 2 H: 3 E: 0 LOB: 2 K: 0 BB: 1 S: 6 P: 10		1B: 6 SF: 0 2B: 3 SAC: 2 3B: 0 DP: 0 HR: 1 HBP: 0						

BOTTOM

Minnesota Twins @ California Angels

Anaheim Stadium, Anaheim, CA

Sat May 21 1977, 10:05 PM EDT

Att. 24,139 - Unknown - 68 F

livebaseballscorecards.com

AB	31
R	5
H	10
RBI	5
BB	3
SO	5
LOB	12

WP: 1 PA: 36
PB: 0
SB: 0
CS: 1

PITCHER		IP	WLS	BF	H	R	ER	SO	BB	IBB	HBP	BLK	WP	HR	S	P	ERA	WHIP
Geoff Zahn, L ERA: 3.54	(1, 1)	6.1	L	26	6	3	3	5	2	0	0	0	1	1	34	42	4.26	1.263
Ron Schueler, R ERA: 2.51	(7, 1)	1.2		10	4	2	2	0	1	0	0	0	0	0	9	13	10.80	3.000

PITCHER	IP	WLS	BF	H	R	ER	SO	BB	IBB	HBP	BLK	WP	HR	S	P	ERA	WHIP

Batter	1	2	3	4	5	6	7	8	9	AB	R	H	RBI	BB	SO	LOB
Lyman Bostock, L (1, 8) OBP: 0.404, SLG: 0.482	4-3 2B		F7		F8		1B FC6-4 1B	F8		5	1	2	0	0	0	1
Roy Smalley, S (1, 6) OBP: 0.301, SLG: 0.263	4-3 2-3		6-3			F9	FC6-4 1-3 1-3 1B 1B		6-3	5	1	1	0	0	0	1
Rod Carew, L (1, 3) OBP: 0.433, SLG: 0.551	F7		3-1			E4 FC4-6	1-3 1-2		4-3	5	0	0	0	0	0	3
Butch Wynegar, S (1, 2) OBP: 0.377, SLG: 0.486	P5			P4		FC4-6 1B 1-2f 2B	FC6-4 IBB		6-3	4	1	0	0	1	0	2
Larry Hisle, R (1, 9) OBP: 0.374, SLG: 0.589		L8		F9		1-3 2B 1B	FC6-4 1-2f 1B 2-3 3-H			4	1	1	1	0	0	2
Glenn Adams, L (1, 7) OBP: 0.333, SLG: 0.412		S S S K		4-3		1-H HR 3-H 2B	1-2 3-H 1B			4	1	2	3	0	1	0
Rich Chiles, L (1, 10) OBP: 0.393, SLG: 0.333 Dan Ford, R (6, PH) OBP: 0.318, SLG: 0.346		2B 1B			1B	B B B HR BB	S S S K			2 1	1 1	2 0	0 0	0 1	0 1	0 2
Mike Cubbage, L (1, 5) OBP: 0.350, SLG: 0.364 Craig Kusick, R (6, PH) OBP: 0.365, SLG: 0.515 Jerry Terrell, R (6, 5) OBP: 0.291, SLG: 0.320		1-H 2B			F8	1-H 2-H HR		4-3		2 1 1	0 1 0	1 1 0	1 3 0	0 0 0	0 0 0	1 0 0
Rob Wilfong, L (1, 4) OBP: 0.359, SLG: 0.352		F9			S S S K	4-3		S S S K		4	0	0	0	0	2	2
Inning Stats	R: 0 H: 1 E: 0 LOB: 1 K: 0 BB: 0 S: 4 P: 4	R: 1 H: 2 E: 0 LOB: 1 K: 1 BB: 0 S: 7 P: 7	R: 0 H: 0 E: 0 LOB: 0 K: 0 BB: 0 S: 3 P: 3	R: 0 H: 0 E: 0 LOB: 0 K: 0 BB: 0 S: 3 P: 3	R: 0 H: 1 E: 0 LOB: 1 K: 1 BB: 0 S: 6 P: 6	R: 5 H: 3 E: 1 LOB: 0 K: 0 BB: 1 S: 7 P: 11	R: 2 H: 3 E: 0 LOB: 2 K: 1 BB: 1 S: 8 P: 12	R: 0 H: 0 E: 0 LOB: 0 K: 1 BB: 0 S: 5 P: 5	R: 0 H: 0 E: 0 LOB: 0 K: 0 BB: 0 S: 3 P: 3	1B: 6 SF: 0 2B: 3 SAC: 0 3B: 0 DP: 0 HR: 1 HBP: 0						

PITCHER		IP	WLS	BF	H	R	ER	SO	BB	IBB	HBP	BLK	WP	HR	S	P	ERA	WHIP
Wayne Simpson, R ERA: 4.98	(1, 1)	5.2		24	6	4	2	2	0	0	0	0	0	0	28	28	3.18	1.059
Mickey Scott, L ERA: 5.4	(6, 1)	0.0	L	1	0	0	0	0	1	0	0	0	0	0	0	4	∞	∞
Don Kirkwood, R ERA: 5.74	(6, 1)	0.1		4	3	4	3	0	0	0	0	0	0	1	4	4	81.00	9.000
Paul Hartzell, R ERA: 2.82	(7, 1)	3.0		11	1	0	0	2	0	1	0	0	0	0	14	18	0.00	0.333

PITCHER	IP	WLS	BF	H	R	ER	SO	BB	IBB	HBP	BLK	WP	HR	S	P	ERA	WHIP

TOP

Minnesota Twins @ California Angels

Anaheim Stadium, Anaheim, CA

Sun May 22 1977, 6:33 AM EDT

Att. 21,048 - Cloudy - 65 F

livebaseballscorecards.com

AB	38
R	8
H	10
RBI	8
BB	2
SO	4
LOB	14

WP: 0 PA: 40
PB: 0
SB: 0
CS: 0

BOTTOM

Minnesota Twins @ California Angels

Anaheim Stadium, Anaheim, CA

Sun May 22 1977, 6:33 AM EDT

Att. 21,048 - Cloudy - 65 F

livebaseballscorecards.com

Batter	1	2	3	4	5	6	7	8	9	AB	R	H	RBI	BB	SO	LOB
Gil Flores, R (1, 8) OBP: 0.397, SLG: 0.500	E S 1B 1B		L6-4 1B BB		CS 1B		6-3	1-3		4	1	2	0	1	0	2
Jerry Remy, L (1, 4) OBP: 0.375, SLG: 0.393	E4 1B 1-3 5-3		1-2 1B		1B 1-2 1B BB		2B		BB	3	2	2	0	2	0	1
Tony Solaita, L (1, 10) OBP: 0.345, SLG: 0.403	5-3 1-3 3-H 1B		K		BB 1B 1-3 1B		L5		F7	5	0	2	1	0	1	4
Joe Rudi, R (1, 7) OBP: 0.327, SLG: 0.490	P4		L6-4 2-3		BB 1-2 3-H 1B		1-3		K	5	0	1	1	0	1	6
Bobby Bonds, R (1, 9) OBP: 0.352, SLG: 0.503	5-3 1-2 3-H		1B 3B		1-2 2-3 BB			1B S FC5-4 1B	F9	4	2	2	1	1	0	2
Dave Chalk, R (1, 5) OBP: 0.392, SLG: 0.397	P6		F8		K			K 1-2		4	0	0	0	0	2	6
Willie Aikens, L (1, 3) OBP: 0.467, SLG: 0.385 Orlando Ramirez, R (8, PR) Andy Etchebarren, R (9, 2) OBP: 0.379, SLG: 0.280		CS BB	CS 3-H 1B		F7			FC5-4 BB 2-3 1B		3 0 0	0 0 0	2 0 0	1 0 0	1 0 0	0 0 0	0 0 0
Bobby Grich, R (1, 6) OBP: 0.368, SLG: 0.407		G4-6-3 1-2 BB	K 1-2		1-3			FC5-4 1-2 BB		2	0	0	0	2	1	1
Terry Humphrey, R (1, 2) OBP: 0.320, SLG: 0.284 Mario Guerrero, R (6, PH) Ike Hampton, S (7, 2) OBP: 0.500, SLG: 0.875 Ron Jackson, R (8, PH) OBP: 0.286, SLG: 0.417 (9, 3)		G4-6-3 1-2f			P3		4-3	FC5-4 1-2f 2-3 3-H		2 1 0 1	0 0 0 0	0 0 0 0	0 0 0 1	0 0 0 0	0 0 0 0	1 0 0 2
Inning Stats	R: 2 E: 1 K: 0 S: 6 H: 2 LOB: 1 BB: 0 P: 6	R: 0 E: 0 K: 0 S: 1 H: 0 LOB: 0 BB: 2 P: 9	R: 0 E: 0 K: 1 S: 5 H: 1 LOB: 1 BB: 1 P: 9	R: 1 E: 0 K: 1 S: 6 H: 2 LOB: 1 BB: 0 P: 6	R: 1 E: 0 K: 1 S: 7 H: 3 LOB: 3 BB: 2 P: 15	R: 0 E: 0 K: 0 S: 3 H: 0 LOB: 0 BB: 0 P: 3	R: 0 E: 0 K: 0 S: 4 H: 1 LOB: 1 BB: 0 P: 4	R: 1 E: 0 K: 1 S: 7 H: 2 LOB: 2 BB: 1 P: 11	R: 0 E: 0 K: 1 S: 5 H: 0 LOB: 1 BB: 1 P: 9	1B: 9 2B: 3 3B: 1 HR: 0	SF: 0 SAC: 0 DP: 3 HBP: 0						

	AB	34
	R	5
	H	11
	RBI	5
	BB	7
	SO	5
	LOB	25

WP: 0 PB: 0 SB: 2 CS: 3 PA: 41

PITCHER	IP	WLS	BF	H	R	ER	SO	BB	IBB	HBP	BLK	WP	HR	S	P	ERA	WHIP
Pete Redfern, R (1, 1) ERA: 5.68	4.0		17	5	3	2	2	3	0	0	0	0	0	18	30	4.50	2.000
Dave Johnson, R (5, 1) ERA: 4.7	1.0		7	3	1	1	1	2	0	0	0	0	0	7	15	9.00	5.000
Tom Johnson, R (6, 1) ERA: 1.76	4.0	W	17	3	1	1	2	2	0	0	0	0	0	19	27	2.25	1.250

PITCHER	IP	WLS	BF	H	R	ER	SO	BB	IBB	HBP	BLK	WP	HR	S	P	ERA	WHIP

Minnesota Twins @ Boston Red Sox

Fenway Park, Boston, MA

Wed May 25 1977, 7:05 PM EDT

Unknown - 87 F

TOP

livebaseballscorecards.com

Batter	1	2	3	4	5	6	7	8	9	AB	R	H	RBI	BB	SO	LOB
Larry Hisle, R (1, 9) (8, 7) OBP: 0.379, SLG: 0.612	4-3	P3		1B		1B 2B	HR	K		6	2	3	5	0	1	5
Roy Smalley, S (1, 6) OBP: 0.308, SLG: 0.283	3B		F8	F7		BB 1B	1B		K	5	1	2	0	1	1	2
Rod Carew, L (1, 3) OBP: 0.446, SLG: 0.567	1B		4-3		G4-6-3 1B	1B	1B		2B	6	1	5	2	0	0	0
Lyman Bostock, L (1, 8) OBP: 0.401, SLG: 0.490	L7		3B 2B		G4-6-3	4-3	6-3		HR 2B	6	2	2	1	0	0	6
Butch Wynegar, S (1, 2) OBP: 0.390, SLG: 0.517		1B SF8 1B	3B		BB		1B HR 2B	F8	K	5	2	3	1	1	1	1
Glenn Adams, L (1, 7) OBP: 0.348, SLG: 0.455		1B FC3-2 1B	4-3		L4		P6	1B 2B	HR	5	0	2	0	0	0	3
Dan Ford, R (8, PR) (8, 9) OBP: 0.323, SLG: 0.372										1	2	1	2	0	0	0
Rich Chiles, L (1, 10) OBP: 0.391, SLG: 0.338		SF8		F9		2B 1B	1B HR BB	FC6-4 1B	FC6-4 HBP	2	1	1	1	0	0	0
Craig Kusick, R (7, PH) OBP: 0.390, SLG: 0.522										1	1	1	1	1	0	0
Mike Cubbage, L (1, 5) OBP: 0.350, SLG: 0.362		FC3-2 1B		1B		F7	K	FC6-4 1B	FC6-4	6	0	2	0	0	1	6
Rob Wilfong, L (1, 4) OBP: 0.346, SLG: 0.338		FC3-2		F9		L9	HR 1B	1B		3	0	0	0	0	0	4
Willie Norwood, R (7, PH) OBP: 0.222, SLG: 0.188										1	1	1	0	0	0	0
Bob Randall, R (7, 4) OBP: 0.234, SLG: 0.262										1	0	1	0	0	0	0
Inning Stats	R: 1 E: 0 K: 0 S: 4 H: 2 LOB: 0 BB: 0 P: 4	R: 1 E: 0 K: 0 S: 6 H: 3 LOB: 2 BB: 0 P: 6	R: 1 E: 0 K: 0 S: 5 H: 2 LOB: 0 BB: 0 P: 5	R: 0 E: 0 K: 0 S: 5 H: 2 LOB: 2 BB: 0 P: 5	R: 0 E: 0 K: 0 S: 3 H: 1 LOB: 1 BB: 1 P: 7	R: 2 E: 0 K: 0 S: 6 H: 3 LOB: 2 BB: 1 P: 10	R: 4 E: 0 K: 1 S: 10 H: 5 LOB: 2 BB: 1 P: 14	R: 1 E: 0 K: 1 S: 8 H: 3 LOB: 3 BB: 0 P: 8	R: 3 E: 0 K: 2 S: 10 H: 3 LOB: 1 BB: 0 P: 11	1B: 14 2B: 6 3B: 2 HR: 2	SF: 1 SAC: 0 DP: 1 HBP: 1					

	AB	48
	R	13
	H	24
	RBI	13
	BB	3
	SO	4
	LOB	27

WP: 0 PB: 0 SB: 0 CS: 1 PA: 53

PITCHER		IP	WLS	BF	H	R	ER	SO	BB	IBB	HBP	BLK	WP	HR	S	P	ERA	WHIP
Bob Stanley, R ERA: 4.68	(1, 1)	5.2	L	28	12	5	5	0	1	0	0	0	0	0	27	31	7.94	2.294
Tom House, L ERA: 14.85	(6, 1)	1.0		8	3	3	3	1	2	0	0	0	0	0	8	16	27.00	5.000
Tom Murphy, R ERA: 6.53	(7, 1)	0.0		3	3	1	1	0	0	0	0	0	0	1	3	3	∞	∞
Reggie Cleveland, R ERA: 3.79	(7, 1)	0.1		1	0	0	0	0	0	0	0	0	0	0	1	1	0.00	0.000
Rick Wise, R ERA: 13.21	(8, 1)	2.0		13	6	4	4	3	0	0	1	0	0	1	18	19	18.00	3.000

PITCHER	IP	WLS	BF	H	R	ER	SO	BB	IBB	HBP	BLK	WP	HR	S	P	ERA	WHIP

Batter	1	2	3	4	5	6	7	8	9	AB	R	H	RBI	BB	SO	LOB
Rick Burleson, R (1, 6) OBP: 0.379, SLG: 0.440	5-3	2-3 1B		FC6-4 1-2f		1-3 2-H 2B		F8		5	0	2	1	0	0	1
Fred Lynn, L (1, 8) OBP: 0.273, SLG: 0.510	1B 1B	F8			2B	F5			4-3	5	0	2	0	0	0	4
Jim Rice, R (1, 10) OBP: 0.366, SLG: 0.520	L6		K		F9	6-3			F8	5	0	0	0	0	1	4
Carl Yastrzemski, L (1, 7) OBP: 0.363, SLG: 0.439	1-3 1B	F8			K		3-1		K	4	0	1	0	0	1	1
Dave Coleman, R (9, PH)										1	0	0	0	0	1	0
George Scott, R (1, 3) OBP: 0.312, SLG: 0.516	L9		K		P4		4-3			4	0	0	0	0	1	3
Carlton Fisk, R (1, 2) OBP: 0.447, SLG: 0.559		1B 1B BB		HR		SH5-3 1B BB	5-3			2	3	1	1	2	0	0
Dwight Evans, R (1, 9) OBP: 0.389, SLG: 0.592		CS 1B 1-2 1B		5-3		SH5-3 1-2		HR		3	1	2	1	0	0	0
Butch Hobson, R (1, 5) OBP: 0.298, SLG: 0.454		1B CS 1-2 2-H 1B		FC6-4 1B		1B 2B 2-H 1B		F9		4	1	3	2	0	0	0
Denny Doyle, L (1, 4) OBP: 0.322, SLG: 0.345		K 1-2 2-3		F7		2B 1-2 1B		F8		3	0	1	0	0	1	3
Steve Dillard, R (8, PH) OBP: 0.400, SLG: 0.500 (9, 4)										1	0	0	0	0	0	0
Inning Stats	R: 0 E: 0 K: 0 S: 5 H: 2 LOB: 2 BB: 0 P: 5	R: 1 E: 0 K: 1 S: 7 H: 3 LOB: 2 BB: 1 P: 11	R: 0 E: 0 K: 2 S: 7 H: 0 LOB: 0 BB: 0 P: 7	R: 1 E: 0 K: 0 S: 5 H: 2 LOB: 1 BB: 0 P: 5	R: 0 E: 0 K: 1 S: 6 H: 1 LOB: 1 BB: 0 P: 6	R: 2 E: 0 K: 0 S: 6 H: 3 LOB: 2 BB: 1 P: 10	R: 0 E: 0 K: 0 S: 3 H: 0 LOB: 0 BB: 0 P: 3	R: 1 E: 0 K: 0 S: 4 H: 1 LOB: 0 BB: 0 P: 4	R: 0 E: 0 K: 1 S: 5 H: 0 LOB: 0 BB: 0 P: 5	1B: 8 2B: 3 3B: 0 HR: 2 SF: 0 SAC: 1 DP: 1 HBP: 0							

PITCHER		IP	WLS	BF	H	R	ER	SO	BB	IBB	HBP	BLK	WP	HR	S	P	ERA	WHIP
Dave Goltz, R ERA: 3.92	(1, 1)	5.1	W	27	10	4	4	4	2	0	0	0	0	1	33	41	6.75	2.250
Ron Schueler, R ERA: 2.51	(6, 1)	0.0		1	1	0	0	0	0	0	0	0	0	0	1	1	∞	∞
Tom Burgmeier, L ERA: 2.17	(6, 1)	3.2	S	12	1	1	1	1	0	0	0	0	0	1	14	14	2.46	0.273

PITCHER	IP	WLS	BF	H	R	ER	SO	BB	IBB	HBP	BLK	WP	HR	S	P	ERA	WHIP

BOTTOM

Minnesota Twins @ Boston Red Sox

Fenway Park, Boston, MA

Wed May 25 1977, 7:05 PM EDT

Unknown - 87 F

livebaseballscorecards.com

AB	37
R	5
H	12
RBI	5
BB	2
SO	5
LOB	16

Minnesota Twins @ Boston Red Sox

Fenway Park, Boston, MA

Wed May 25 1977, 7:05 PM EDT

Att. 24,686 - Unknown

TOP

livebaseballscorecards.com

Batter	1	2	3	4	5	6	7	8	9	AB	R	H	RBI	BB	SO	LOB
Larry Hisle, R (1, 7) OBP: 0.374, SLG: 0.599	K	F9	4-3 2-3 3-H		1B			6-3 1-2		5	0	1	1	0	1	4
Roy Smalley, S (1, 6) OBP: 0.305, SLG: 0.287	1B 2B	K	E4 3-H		K			K		5	1	1	0	0	3	4
Rod Carew, L (1, 3) OBP: 0.444, SLG: 0.562	1B 2-H 1B		1B / F8			P6		6-3		5	2	2	1	0	0	2
Lyman Bostock, L (1, 8) OBP: 0.413, SLG: 0.493	1B 2-H		2B 1-2 1B	5-3 1B BB		3-1			G6-4-3 BB	3	2	2	1	2	0	0
Butch Wynegar, S (1, 2) OBP: 0.376, SLG: 0.496	G3		F7	5-3 1-2		3-1			G6-4-3 1-2f	5	0	0	0	0	0	5
Glenn Adams, L (1, 10) OBP: 0.370, SLG: 0.500	F8		PB 1B 1-H 2-H 2B	CS 2-H 1B			3-1		K	4	1	2	3	0	0	1
Craig Kusick, R (9, PH) OBP: 0.385, SLG: 0.515										1	0	0	0	0	1	0
Dan Ford, R (1, 9) OBP: 0.327, SLG: 0.386		3B	PB 1B HBP	K 1-2			K			3	1	1	0	0	2	1
Mike Cubbage, L (1, 5) OBP: 0.347, SLG: 0.359		L4	E 4-3 1-H 2-H 1B		4-3		F8			4	1	1	2	0	0	1
Rob Wilfong, L (1, 4) OBP: 0.353, SLG: 0.338		BB	E4 4-3 1-3 E		L9			6-3 1B		3	1	1	0	1	0	1

AB	38
R	9
H	11
RBI	8
BB	3
SO	7
LOB	19

Inning Stats	1	2	3	4	5	6	7	8	9
	R: 2 E: 0 K: 1 S: 8	H: 3 LOB: 1 BB: 0 P: 8	R: 0 E: 0 K: 1 S: 6	H: 1 LOB: 2 BB: 1 P: 10	R: 6 E: 2 K: 0 S: 9	H: 4 LOB: 1 BB: 0 P: 10	R: 1 E: 0 K: 1 S: 5	H: 1 LOB: 0 BB: 1 P: 9	R: 0 E: 0 K: 1 S: 6	H: 1 LOB: 1 BB: 0 P: 6	R: 0 E: 0 K: 0 S: 3	H: 0 LOB: 0 BB: 0 P: 3	R: 0 E: 0 K: 1 S: 5	H: 0 LOB: 0 BB: 0 P: 5	R: 0 E: 0 K: 1 S: 6	H: 1 LOB: 1 BB: 0 P: 6	R: 0 E: 0 K: 1 S: 4	H: 0 LOB: 0 BB: 1 P: 8

| | | | | | | | | | |

Minnesota Twins @ Boston Red Sox

Fenway Park, Boston, MA

Wed May 25 1977, 7:05 PM EDT

Att. 24,686 - Unknown

BOTTOM

Batter	1	2	3	4	5	6	7	8	9	AB	R	H	RBI	BB	SO	LOB
Rick Burleson, R (1, 6) OBP: 0.374, SLG: 0.445	6-3	F9		F8			3B		1-3	5	0	1	0	0	0	1
Fred Lynn, L (1, 8) OBP: 0.283, SLG: 0.509	2B	BB			L8		F8		F8	4	0	1	0	1	0	2
Jim Rice, R (1, 10) OBP: 0.358, SLG: 0.506	F9	4-3			F8			F9		4	0	0	0	0	0	2
Carl Yastrzemski, L (1, 7) OBP: 0.360, SLG: 0.430	3-1		BB		F8			K		3	0	0	0	1	1	1
Carlton Fisk, R (1, 2) OBP: 0.449, SLG: 0.557		1B 2B 1B	F8			F5		BB 1B		4	1	2	0	0	0	1
George Scott, R (1, 3) OBP: 0.316, SLG: 0.513		2B 3B 1B 1-2	F8			F8		BB 1-2		3	1	1	0	1	0	1
Dwight Evans, R (1, 9) OBP: 0.385, SLG: 0.589		3B 2B 1-3 2-H	P4			6-3		F8		4	1	1	1	0	0	3
Butch Hobson, R (1, 5) OBP: 0.297, SLG: 0.462		SF8 3B 2-H 3-H		P6			5-3		F8	4	1	1	2	0	0	0
Steve Dillard, R (1, 4) OBP: 0.367, SLG: 0.467		SF8 3-H		6-3			6-3		E9	3	0	0	1	0	0	0
Inning Stats	R: 0 E: 0 K: 0 S: 4 H: 1 LOB: 1 BB: 0 P: 4	R: 4 E: 0 K: 0 S: 7 H: 4 LOB: 1 BB: 1 P: 11	R: 0 E: 0 K: 0 S: 3 H: 0 LOB: 1 BB: 1 P: 7	R: 0 E: 0 K: 0 S: 3 H: 0 LOB: 0 BB: 0 P: 3	R: 0 E: 0 K: 0 S: 3 H: 0 LOB: 0 BB: 0 P: 3	R: 0 E: 0 K: 0 S: 3 H: 0 LOB: 0 BB: 0 P: 3	R: 0 E: 0 K: 0 S: 4 H: 1 LOB: 1 BB: 0 P: 4	R: 0 E: 0 K: 1 S: 6 H: 1 LOB: 2 BB: 1 P: 10	R: 0 E: 1 K: 0 S: 4 H: 0 LOB: 1 BB: 0 P: 4	1B: 3 2B: 2 3B: 2 HR: 0	SF: 1 SAC: 0 DP: 0 HBP: 0						

	AB	34
	R	4
	H	7
	RBI	4
	BB	3
	SO	1
	LOB	11

WP: 0 PB: 0 SB: 0 CS: 0 PA: 38

livebaseballscorecards.com

PITCHER	IP	WLS	BF	H	R	ER	SO	BB	IBB	HBP	BLK	WP	HR	S	P	ERA	WHIP
Paul Thormodsgard, R (1, 1) ERA: 3.38	8.0	W	34	7	4	4	1	3	0	0	0	0	0	33	45	4.50	1.250
Tom Johnson, R (9, 1) ERA: 1.71	1.0		4	0	0	0	0	0	0	0	0	0	0	4	4	0.00	0.000

PITCHER	IP	WLS	BF	H	R	ER	SO	BB	IBB	HBP	BLK	WP	HR	S	P	ERA	WHIP

Batter	1	2	3	4	5	6	7	8	9	AB	R	H	RBI	BB	SO	LOB
Willie Norwood, R (1, 8) OBP: 0.182, SLG: 0.150	x 0-0 ① F7		S S S 0-3 ③ K			x 0-0 ① 1-3		x 0-0 ① 5-3		4	0	0	0	0	1	1
Dan Ford, R (1, 9) OBP: 0.331, SLG: 0.389	x 0-0 ② F8			x 0-0 ① F4		x 0-0 FC5-4 1B		x 0-0 1B 1B		4	0	2	0	0	0	0
Rod Carew, L (1, 3) OBP: 0.440, SLG: 0.552	x 0-0 ③ 4-3			B B B B 4-0 FC6-4 BB		S S S 0-3 ② K		S S S 0-3 ② K		3	0	0	0	1	2	2
Larry Hisle, R (1, 7) OBP: 0.371, SLG: 0.590		S S S 0-3 ① K		x 0-0 ② F9		x 0-0 ③ FC5-4 1-2f		x 0-0 1-3 1B		4	0	1	0	0	1	2
Craig Kusick, R (1, 10) OBP: 0.378, SLG: 0.500		x 0-0 ② 6-3		x 0-0 ③ FC6-4 1-2f			x 0-0 BB 1B	S S S 0-3 ③ K		4	0	1	0	0	1	3
Butch Wynegar, S (1, 2) OBP: 0.366, SLG: 0.480		x 0-0 ③ 5-3			x 0-0 ① F4		S S S 0-3 ① K		x 0-0 ① 6-3	4	0	0	0	0	1	1
Roy Smalley, S (1, 6) OBP: 0.321, SLG: 0.303			x 0-0 4-3 2B		x 0-0 CS 1B		B B B B 4-0 1-2 BB		B B B B 4-0 G5-4-3 BB	2	0	2	0	2	0	0
Bob Randall, R (1, 4) OBP: 0.221, SLG: 0.246			x 0-0 ① 4-3 2-3		x 0-0 ② E7 1-2		x 0-0 ② F9		x 0-0 ②③ G5-4-3 1-2f	4	0	0	0	0	0	5
Jerry Terrell, R (1, 5) OBP: 0.276, SLG: 0.302			S S S 0-3 ② K		x 0-0 ③ F7		x 0-0 ③ 4-3			3	0	0	0	0	1	4
Inning Stats	R: 0 E: 0 K: 0 S: 3 H: 0 LOB: 0 BB: 0 P: 3	R: 0 E: 0 K: 1 S: 5 H: 0 LOB: 0 BB: 0 P: 5	R: 0 E: 0 K: 2 S: 8 H: 1 LOB: 1 BB: 0 P: 8	R: 0 E: 0 K: 0 S: 3 H: 0 LOB: 1 BB: 1 P: 7	R: 0 E: 1 K: 0 S: 4 H: 1 LOB: 1 BB: 0 P: 4	R: 0 E: 0 K: 1 S: 6 H: 1 LOB: 1 BB: 0 P: 6	R: 0 E: 0 K: 1 S: 6 H: 1 LOB: 2 BB: 1 P: 10	R: 0 E: 0 K: 2 S: 9 H: 2 LOB: 2 BB: 0 P: 9	R: 0 E: 0 K: 0 S: 2 H: 0 LOB: 0 BB: 1 P: 6	1B: 5 2B: 1 3B: 0 HR: 0	SF: 0 SAC: 0 DP: 1 HBP: 0			WP: 0 PB: 0 SB: 0 CS: 1	PA: 35		

PITCHER	IP	WLS	BF	H	R	ER	SO	BB	IBB	HBP	BLK	WP	HR	S	P	ERA	WHIP
Rudy May, L (1, 1) ERA: 2.74	9.0	W	35	6	0	0	7	3	0	0	0	0	0	46	58	0.00	1.000

PITCHER	IP	WLS	BF	H	R	ER	SO	BB	IBB	HBP	BLK	WP	HR	S	P	ERA	WHIP

TOP

Minnesota Twins @ Baltimore Orioles

Memorial Stadium, Baltimore, MD

Fri May 27 1977, 7:05 PM EDT

Att. 12,219 - Unknown

livebaseballscorecards.com

AB	32
R	0
H	6
RBI	0
BB	3
SO	7
LOB	18

Batter	1	2	3	4	5	6	7	8	9	AB	R	H	RBI	BB	SO	LOB
Al Bumbry, L (1, 8) (9, 7) OBP: 0.354, SLG: 0.365	6-3 3B	K		BB 1B		1-3 1B 1B		K		4	2	2	0	1	2	1
Mark Belanger, R (1, 6) OBP: 0.285, SLG: 0.252	6-3 3-H	BB 1B 1B		P1		1-3		K		5	1	1	1	0	1	3
Ken Singleton, S (1, 9) OBP: 0.443, SLG: 0.495	5-3	1B BB		1B		1B				3	0	2	2	1	0	0
Larry Harlow, L (9, 8) OBP: 0.294, SLG: 0.261										0	0	0	0	0	0	0
Lee May, R (1, 3) OBP: 0.258, SLG: 0.289	2B BB 1B	G4-6-3 1B		F3			6-3			4	1	2	2	0	0	2
Tony Muser, L (8, 3) OBP: 0.310, SLG: 0.270										0	0	0	0	0	0	0
Eddie Murray, S (1, 10) OBP: 0.323, SLG: 0.441	BB 2B	G4-6-3			K		1B 1B			4	0	2	0	0	1	2
Doug DeCinces, R (1, 5) OBP: 0.350, SLG: 0.475	BB IBB		K		F7		F9			3	0	0	0	1	1	1
Pat Kelly, L (1, 7) (9, 9) OBP: 0.410, SLG: 0.545	FC6-4 BB		4-3		6-3		1B			3	0	1	1	1	0	0
Billy Smith, S (1, 4) OBP: 0.351, SLG: 0.325	FC6-4		6-3			4-3	F7			4	0	0	0	0	0	5
Rick Dempsey, R (1, 2) OBP: 0.323, SLG: 0.267		BB 1B 1B		F8		1B BB		1-3		3	2	1	0	1	0	0
Inning Stats	R: 2 E: 0 K: 0 S: 6 H: 3 LOB: 3 BB: 2 P: 14	R: 2 E: 0 K: 1 S: 7 H: 3 LOB: 1 BB: 1 P: 11	R: 0 E: 0 K: 1 S: 5 H: 0 LOB: 0 BB: 0 P: 5	R: 0 E: 0 K: 0 S: 4 H: 1 LOB: 2 BB: 1 P: 8	R: 0 E: 0 K: 1 S: 5 H: 0 LOB: 0 BB: 0 P: 5	R: 2 E: 0 K: 0 S: 4 H: 2 LOB: 1 BB: 1 P: 8	R: 0 E: 0 K: 0 S: 5 H: 2 LOB: 2 BB: 0 P: 5	R: 0 E: 0 K: 2 S: 7 H: 0 LOB: 0 BB: 0 P: 7		1B: 9 2B: 1 3B: 1 HR: 0 SF: 0 SAC: 0 DP: 1 HBP: 0						

PITCHER		IP	WLS	BF	H	R	ER	SO	BB	IBB	HBP	BLK	WP	HR	S	P	ERA	WHIP
Geoff Zahn, L ERA: 3.9	(1, 1)	3.2	L	21	7	4	4	2	3	1	0	0	0	0	21	37	9.82	2.727
Ron Schueler, R ERA: 2.9	(4, 1)	2.1		9	2	2	2	1	1	0	0	0	0	0	10	14	7.71	1.286
Dave Johnson, R ERA: 4.15	(7, 1)	1.0		5	2	0	0	0	0	0	0	0	0	0	5	5	0.00	2.000
Pete Redfern, R ERA: 5.54	(8, 1)	1.0		3	0	0	0	2	0	0	0	0	0	0	7	7	0.00	0.000

PITCHER	IP	WLS	BF	H	R	ER	SO	BB	IBB	HBP	BLK	WP	HR	S	P	ERA	WHIP

BOTTOM

Minnesota Twins @ Baltimore Orioles

Memorial Stadium, Baltimore, MD

Fri May 27 1977, 7:05 PM EDT

Att. 12,219 - Unknown

livebaseballscorecards.com

AB	33
R	6
H	11
RBI	6
BB	5
SO	5
LOB	14

Minnesota Twins @ Baltimore Orioles

Memorial Stadium, Baltimore, MD

Sat May 28 1977, 7:05 PM EDT
Att. 47,360 - Unknown

livebaseballscorecards.com

Batter	1	2	3	4	5	6	7	8	9	AB	R	H	RBI	BB	SO	LOB
Lyman Bostock, L (1, 8) OBP: 0.409, SLG: 0.487	0-0 E 1B		0-0 4-3		0-0 L7			0-0 1-3		4	0	1	0	0	0	1
Roy Smalley, S (1, 6) OBP: 0.326, SLG: 0.299	0-0 B5 1-2		0-0 F9			4-0 BB		4-0 1B BB		2	0	0	0	2	0	1
Mike Cubbage, L (1, 5) OBP: 0.351, SLG: 0.363	0-3 K			0-0 CS 1B		0-0 F8		0-0 1-2 1B		4	0	2	0	0	1	2
Larry Hisle, R (1, 7) OBP: 0.368, SLG: 0.579	4-0 BB			0-0 F9 1-2		0-0 F8		0-0 F9		3	0	0	0	1	0	4
Glenn Adams, L (1, 10) OBP: 0.323, SLG: 0.433	0-0 1-3			0-3 K		0-0 F8			0-0 4-3	4	0	0	0	0	1	3
Dan Ford, R (1, 9) OBP: 0.329, SLG: 0.381		0-0 6-3			0-3 K		4-0 FC6-4 BB		0-0 4-3	3	0	0	0	1	1	0
Butch Wynegar, S (1, 2) OBP: 0.356, SLG: 0.465		0-3 K			0-0 F8		0-0 FC6-4 G1-4-3 1-2f		0-3 K	4	0	0	0	0	2	1
Craig Kusick, R (1, 3) OBP: 0.376, SLG: 0.533		0-0 F3			0-0 HR		0-0 G1-4-3 1-2f			3	1	1	1	0	0	1
Rob Wilfong, L (1, 4) OBP: 0.352, SLG: 0.338			0-0 4-3		0-0 1B			0-3 K		3	0	1	0	0	1	0

Inning Stats	1	2	3	4	5	6	7	8	9		
	R: 0 H: 1	R: 0 H: 0	R: 0 H: 0	R: 0 H: 1	R: 1 H: 2	R: 0 H: 0	R: 0 H: 0	R: 0 H: 1	R: 0 H: 0	1B: 4 SF: 0	WP: 0 PA: 34
	E: 1 LOB: 2	E: 0 LOB: 0	E: 0 LOB: 0	E: 0 LOB: 0	E: 0 LOB: 1	E: 0 LOB: 1	E: 0 LOB: 0	E: 0 LOB: 2	E: 0 LOB: 0	2B: 0 SAC: 0	PB: 0
	K: 1 BB: 1	K: 1 BB: 0	K: 0 BB: 0	K: 1 BB: 0	K: 1 BB: 0	K: 0 BB: 1	K: 0 BB: 1	K: 1 BB: 1	K: 1 BB: 0	3B: 0 DP: 1	SB: 0
	S: 6 P: 10	S: 5 P: 5	S: 3 P: 3	S: 5 P: 5	S: 7 P: 7	S: 3 P: 7	S: 2 P: 6	S: 6 P: 10	S: 5 P: 5	HR: 1 HBP: 0	CS: 1

PITCHER	IP	WLS	BF	H	R	ER	SO	BB	IBB	HBP	BLK	WP	HR	S	P	ERA	WHIP
Jim Palmer, R (1, 1) ERA: 2.63	9.0	W	34	5	1	1	6	4	0	0	0	0	1	42	58	1.00	1.000

PITCHER	IP	WLS	BF	H	R	ER	SO	BB	IBB	HBP	BLK	WP	HR	S	P	ERA	WHIP

Batter	1	2	3	4	5	6	7	8	9	AB	R	H	RBI	BB	SO	LOB
Al Bumbry, L (1, 8) (9, 7) OBP: 0.352, SLG: 0.369	S S S 0-3 K ①		S S S 0-3 K ③			x 0-0 E 2B		S S S 0-3 K ①		4	1	1	0	0	3	0
Mark Belanger, R (1, 6) OBP: 0.299, SLG: 0.286	x 0-0 F8 ②			x 0-0 CS 1B		x 0-0 E9 2-H 3B		x 0-0 1B		4	1	3	1	0	0	0
Ken Singleton, S (1, 9) OBP: 0.444, SLG: 0.532 Larry Harlow, L (9, 8) OBP: 0.294, SLG: 0.261	x 0-0 2B			x 0-0 ① F9 ② 1-2		x 0-0 HR		S S S 0-3 K ②		4 0	1 0	2 0	1 0	0 0	1 0	2 0
Lee May, R (1, 3) OBP: 0.251, SLG: 0.282 Tony Muser, L (9, 3) OBP: 0.310, SLG: 0.270	x 0-0 F7 ③			x 0-0 L7 ③		x 0-0 5-3 ①		x 0-0 F8 ③		4 0	0 0	0 0	0 0	0 0	0 0	2 0
Eddie Murray, S (1, 10) OBP: 0.324, SLG: 0.439		x 0-0 F8 ①			x 0-0 HBP 1B	x 0-0 6-3 ②				3	0	1	0	0	0	0
Doug DeCinces, R (1, 5) OBP: 0.344, SLG: 0.465		S S S 0-3 K ②			S S S 0-3 K ①	x 0-0 6-3 ③				3	0	0	0	0	2	1
Pat Kelly, L (1, 7) (9, 9) OBP: 0.408, SLG: 0.535		x 0-0 6-3 ③			H 1-0 FC6-4 1-2 HBP		x 0-0 G3 ①			2	0	0	0	0	0	0
Rick Dempsey, R (1, 2) OBP: 0.316, SLG: 0.261			x 0-0 5-3 ①		S S S 0-3 K ②		x 0-0 F8 ②			3	0	0	0	0	1	2
Rich Dauer, R (1, 4) OBP: 0.070, SLG: 0.024			S S S 0-3 K ②		x 0-0 FC6-4 ③ 1-2f		x 0-0 2-3 ③			3	0	0	0	0	1	2
Inning Stats	R: 0 E: 0 K: 1 S: 6 / H: 1 LOB: 1 BB: 0 P: 6	R: 0 E: 0 K: 1 S: 5 / H: 0 LOB: 0 BB: 0 P: 5	R: 0 E: 0 K: 2 S: 7 / H: 0 LOB: 0 BB: 0 P: 7	R: 0 E: 0 K: 0 S: 3 / H: 1 LOB: 0 BB: 0 P: 3	R: 0 E: 0 K: 2 S: 8 / H: 1 LOB: 2 BB: 0 P: 9	R: 3 E: 1 K: 0 S: 6 / H: 3 LOB: 0 BB: 0 P: 6	R: 0 E: 0 K: 0 S: 3 / H: 0 LOB: 0 BB: 0 P: 3	R: 0 E: 0 K: 2 S: 8 / H: 1 LOB: 1 BB: 0 P: 8		1B: 3 2B: 2 3B: 1 HR: 1	SF: 0 SAC: 0 DP: 0 HBP: 1			WP: 0 PB: 0 SB: 0 CS: 1	PA: 31		

PITCHER		IP	WLS	BF	H	R	ER	SO	BB	IBB	HBP	BLK	WP	HR	S	P	ERA	WHIP
Jeff Holly, L ERA: 4.38	(1, 1)	5.0	L	21	6	3	3	6	0	0	1	0	0	1	32	33	5.40	1.200
Tom Johnson, R ERA: 1.56	(6, 1)	3.0		10	1	0	0	2	0	0	0	0	0	0	14	14	0.00	0.333

PITCHER	IP	WLS	BF	H	R	ER	SO	BB	IBB	HBP	BLK	WP	HR	S	P	ERA	WHIP

BOTTOM

Minnesota Twins @ Baltimore Orioles

Memorial Stadium, Baltimore, MD

Sat May 28 1977, 7:05 PM EDT
Att. 47,360 - Unknown

livebaseballscorecards.com

AB	30
R	3
H	7
RBI	2
BB	0
SO	8
LOB	9

Batter	1	2	3	4	5	6	7	8	9	AB	R	H	RBI	BB	SO	LOB
Bob Randall, R (1, 4) OBP: 0.250, SLG: 0.279	B B B B 4-0 L4-3 BB		x 0-0 1B			x 0-0 ② F7		x 0-0 1B 1-3 2-H 2B		3	0	2	1	1	0	0
Dan Ford, R (1, 9) OBP: 0.327, SLG: 0.373	x 0-0 ① ② L4-3 1-2		S S S 0-3 ③ K			x 0-0 ③ 6-3		B B B B 4-0 1B BB		3	0	0	0	1	1	2
Larry Hisle, R (1, 7) OBP: 0.371, SLG: 0.575	S S S 0-3 ③ K			B B B B 4-0 G4-3 BB			x 0-0 ① 4-3	x 0-0 1-2 2-3 3-H 1B		3	0	1	1	1	1	0
Craig Kusick, R (1, 3) OBP: 0.360, SLG: 0.506		S S S 0-3 ① K		x 0-0 ① ② G4-3 1-2f			S S S 0-3 ② K	S S S 0-3 ③ K		4	0	0	0	0	3	4
Bob Gorinski, R (1, 10) OBP: 0.192, SLG: 0.160		S S S 0-3 ② K		S S S 0-3 ③ K			S S S 0-3 ③ K		x 0-0 ① F8	4	0	0	0	0	3	0
Roy Smalley, S (1, 6) OBP: 0.330, SLG: 0.325		x 0-0 HR			x 0-0 G6-4-3 1B			x 0-0 ① F7	x 0-0 ② 6-3	4	1	2	1	0	0	0
Lyman Bostock, L (1, 8) OBP: 0.400, SLG: 0.474		S S S 0-3 ③ K			x 0-0 ① ② G6-4-3 1-2f			S S S 0-3 ② K	x 0-0 ③ 6-3	4	0	0	0	0	2	1
Jerry Terrell, R (1, 5) OBP: 0.279, SLG: 0.304			x 0-0 ① F9		x 0-0 ③ 6-3			x 0-0 BB 2B 1B		3	1	1	0	0	0	0
Glenn Borgmann, R (1, 2) OBP: 0.378, SLG: 0.345			x 0-0 ② 5-3			x 0-0 ① F2		B B B B 4-0 2B 1-2 1B BB		2	1	0	0	1	0	0
Inning Stats	R: 0 E: 0 K: 1 S: 4 H: 0 LOB: 0 BB: 1 P: 8	R: 1 E: 0 K: 3 S: 10 H: 1 LOB: 0 BB: 0 P: 10	R: 0 E: 0 K: 1 S: 6 H: 1 LOB: 1 BB: 0 P: 6	R: 0 E: 0 K: 1 S: 4 H: 0 LOB: 0 BB: 1 P: 8	R: 0 E: 0 K: 0 S: 3 H: 1 LOB: 0 BB: 0 P: 3	R: 0 E: 0 K: 0 S: 3 H: 0 LOB: 0 BB: 0 P: 3	R: 0 E: 0 K: 2 S: 7 H: 0 LOB: 0 BB: 0 P: 7	R: 2 E: 0 K: 2 S: 10 H: 3 LOB: 3 BB: 2 P: 18	R: 0 E: 0 K: 0 S: 3 H: 0 LOB: 0 BB: 0 P: 3	1B: 4 2B: 2 3B: 0 HR: 1 SF: 0 SAC: 0 DP: 3 HBP: 0						

PITCHER	IP	WLS	BF	H	R	ER	SO	BB	IBB	HBP	BLK	WP	HR	S	P	ERA	WHIP
Mike Flanagan, L (1, 1) ERA: 3.5	9.0	L	34	6	3	3	10	4	0	0	0	0	1	50	66	3.00	1.111

PITCHER	IP	WLS	BF	H	R	ER	SO	BB	IBB	HBP	BLK	WP	HR	S	P	ERA	WHIP

TOP

Minnesota Twins @ Baltimore Orioles

Memorial Stadium, Baltimore, MD

Sun May 29 1977, 3:33 AM EDT
Att. 15,083 - Unknown

livebaseballscorecards.com

AB	30
R	3
H	6
RBI	3
BB	4
SO	10
LOB	7

WP: 0	PB: 0	SB: 0	CS: 0
PA: 34			

Batter	1	2	3	4	5	6	7	8	9	AB	R	H	RBI	BB	SO	LOB
Al Bumbry, L (1, 8) OBP: 0.344, SLG: 0.360	F7		F7			4-3		K		4	0	0	0	0	1	2
Mark Belanger, R (1, 6) OBP: 0.292, SLG: 0.279	5-3			K		6-3			HR 1B	3	0	0	0	0	1	0
Tom Shopay, L (9, PH) OBP: 0.313, SLG: 0.429										1	1	1	0	0	0	0
Ken Singleton, S (1, 9) OBP: 0.439, SLG: 0.548	4-3			6-3		K			1-H HR	4	1	1	2	0	1	0
Lee May, R (1, 3) OBP: 0.263, SLG: 0.289		BB G4-6-3		1B			K		G6-4-3 1B	3	0	2	0	1	1	0
Larry Harlow, L (9, PR) OBP: 0.294, SLG: 0.261										0	0	0	0	0	0	0
Eddie Murray, S (1, 10) OBP: 0.316, SLG: 0.428		G4-6-3 1-2f		4-3			G3		G6-4-3 1-2f	4	0	0	0	0	0	3
Pat Kelly, L (1, 7) OBP: 0.395, SLG: 0.514		4-3			F5		4-3		F5	4	0	0	0	0	0	1
Doug DeCinces, R (1, 5) OBP: 0.343, SLG: 0.462			L8		1B FC1-2-5-1-6 1B			K		3	0	1	0	0	1	0
Billy Smith, S (1, 4) OBP: 0.358, SLG: 0.333			K		1-3 FC1-2-5-1-6 1B			1B		3	0	2	0	0	1	0
Rick Dempsey, R (1, 2) OBP: 0.317, SLG: 0.270			2B		1-2 3-H FC1-2-5-1-6			K		3	0	1	0	0	1	3
Inning Stats	R: 0 H: 0 E: 0 LOB: 0 K: 0 BB: 0 S: 3 P: 3	R: 0 H: 0 E: 0 LOB: 0 K: 0 BB: 1 S: 2 P: 6	R: 0 H: 1 E: 0 LOB: 1 K: 1 BB: 0 S: 6 P: 6	R: 0 H: 1 E: 0 LOB: 1 K: 1 BB: 0 S: 6 P: 6	R: 0 H: 2 E: 0 LOB: 1 K: 0 BB: 0 S: 4 P: 4	R: 0 H: 0 E: 0 LOB: 0 K: 1 BB: 0 S: 5 P: 5	R: 0 H: 0 E: 0 LOB: 0 K: 1 BB: 0 S: 5 P: 5	R: 0 H: 1 E: 0 LOB: 1 K: 3 BB: 0 S: 10 P: 10	R: 2 H: 3 E: 0 LOB: 1 K: 0 BB: 0 S: 5 P: 5	1B: 6 SF: 0 2B: 2 SAC: 0 3B: 0 DP: 3 HR: 1 HBP: 0						

PITCHER	IP	WLS	BF	H	R	ER	SO	BB	IBB	HBP	BLK	WP	HR	S	P	ERA	WHIP
Dave Goltz, R (1, 1) ERA: 3.74	8.0	W	30	7	2	2	7	1	0	0	0	0	1	43	47	2.25	1.000
Tom Johnson, R (9, 1) ERA: 1.51	1.0	S	3	1	0	0	0	0	0	0	0	0	0	3	3	0.00	1.000

PITCHER	IP	WLS	BF	H	R	ER	SO	BB	IBB	HBP	BLK	WP	HR	S	P	ERA	WHIP

BOTTOM

Minnesota Twins @ Baltimore Orioles

Memorial Stadium, Baltimore, MD

Sun May 29 1977, 3:33 AM EDT

Att. 15,083 - Unknown

livebaseballscorecards.com

AB	32
R	2
H	8
RBI	2
BB	1
SO	7
LOB	9

Batter	1	2	3	4	5	6	7	8	9	AB	R	H	RBI	BB	SO	LOB
Al Bumbry, L (1, 8) (8, 7) OBP: 0.351, SLG: 0.373	F7 2B	FC6-4 1-2f		4-3		BB HR 1B	CS 1B			5	1	3	0	0	0	3
Mark Belanger, R (1, 6) OBP: 0.282, SLG: 0.268	K		F3		K	K	CS 1-2	K		5	0	0	0	0	4	2
Ken Singleton, S (1, 9) OBP: 0.431, SLG: 0.529	F7 2-3		K		E6 HR	HR 1-2 BB		F7		4	2	0	0	1	1	1
Tony Muser, L (8, 3) OBP: 0.310, SLG: 0.270										0	0	0	0	0	0	0
Lee May, R (1, 3) OBP: 0.278, SLG: 0.348	P6		1B 2B		1-H HR	1-H 2-H HR		1B		5	3	4	5	0	0	1
Larry Harlow, L (8, PR) (8, 8) OBP: 0.294, SLG: 0.261										0	0	0	0	0	0	0
Pat Kelly, L (1, 7) (8, 9) OBP: 0.395, SLG: 0.505		1B 1B BB	S 2-H 1B		K	2-3		K		4	1	1	1	1	2	1
Eddie Murray, S (1, 10) OBP: 0.313, SLG: 0.417		K	K 1-2		BB BB		6-3		K	4	0	0	0	1	3	2
Doug DeCinces, R (1, 5) OBP: 0.347, SLG: 0.466										1	0	1	0	0	0	0
Brooks Robinson, R (2, 5) OBP: 0.250, SLG: 0.474	FC4 1-3 1B			L7	1-2 BB	1B 2B 1B			F9	3	1	1	0	1	0	0
Billy Smith, S (1, 4) OBP: 0.352, SLG: 0.328	FC4 1B 1-2			K	F7		1B 2B 1-2		P3	5	1	1	0	0	1	4
Rick Dempsey, R (1, 2) OBP: 0.329, SLG: 0.310	FC6-4 1-2 3-H 1B			3B		5-3	1-H 2-H 2B			4	0	3	3	0	0	0
Inning Stats	R: 0 E: 0 K: 1 S: 6 H: 1 LOB: 1 BB: 0 P: 6	R: 1 E: 0 K: 1 S: 7 H: 2 LOB: 2 BB: 1 P: 11	R: 1 E: 0 K: 2 S: 9 H: 2 LOB: 1 BB: 0 P: 9	R: 0 E: 0 K: 1 S: 6 H: 1 LOB: 1 BB: 0 P: 6	R: 2 E: 1 K: 2 S: 9 H: 1 LOB: 2 BB: 2 P: 17	R: 3 E: 0 K: 1 S: 7 H: 2 LOB: 0 BB: 1 P: 11	R: 2 E: 0 K: 0 S: 5 H: 4 LOB: 0 BB: 0 P: 5	R: 0 E: 0 K: 2 S: 8 H: 1 LOB: 1 BB: 0 P: 8	R: 0 E: 0 K: 1 S: 5 H: 0 LOB: 0 BB: 0 P: 5	1B: 8 2B: 3 3B: 1 HR: 2	SF: 0 SAC: 0 DP: 0 HBP: 0						

TOP

Baltimore Orioles @ Minnesota Twins

Metropolitan Stadium, Bloomington , MI

Mon May 30 1977, 8:05 PM EDT

Att. 16,065 - Unknown

livebaseballscorecards.com

AB	40
R	9
H	14
RBI	9
BB	4
SO	11
LOB	14

WP: 0 PB: 0 SB: 1 CS: 1 PA: 45

PITCHER		IP	WLS	BF	H	R	ER	SO	BB	IBB	HBP	BLK	WP	HR	S	P	ERA	WHIP
Paul Thormodsgard, R ERA: 3.6	(1, 1)	4.1		22	7	4	3	6	1	0	0	0	0	1	33	37	6.23	1.846
Ron Schueler, R ERA: 3.58	(5, 1)	1.2	L	10	2	3	3	2	3	0	0	0	0	1	11	23	16.20	3.000
Dave Johnson, R ERA: 5.59	(7, 1)	1.0		5	4	2	2	0	0	0	0	0	0	0	5	5	18.00	4.000
Tom Burgmeier, L ERA: 2.06	(8, 1)	2.0		7	1	0	0	3	0	0	0	0	0	0	13	13	0.00	0.500

PITCHER	IP	WLS	BF	H	R	ER	SO	BB	IBB	HBP	BLK	WP	HR	S	P	ERA	WHIP

Baltimore Orioles @ Minnesota Twins

Metropolitan Stadium, Bloomington , MI

Mon May 30 1977, 8:05 PM EDT

Att. 16,065 - Unknown

BOTTOM

Batter	1	2	3	4	5	6	7	8	9	AB	R	H	RBI	BB	SO	LOB
Bob Randall, R (1, 4) OBP: 0.250, SLG: 0.278	P4		6-3		6-3		1B 2B 1B	P4		4	0	1	0	0	0	1
Rob Wilfong, L (7, PR) (8, 4) OBP: 0.352, SLG: 0.338										0	1	0	0	0	0	0
Bob Gorinski, R (8, PH) OBP: 0.185, SLG: 0.154										1	0	0	0	0	0	0
Mike Cubbage, L (9, 5) OBP: 0.351, SLG: 0.363										0	0	0	0	0	0	0
Rod Carew, L (1, 3) OBP: 0.439, SLG: 0.545	BBBB FC5-4 BB		F7		1B E 2-H 1B		F8		6-3	4	1	1	1	1	0	1
Dan Ford, R (1, 9) OBP: 0.335, SLG: 0.387	F8		F9		E9 1-H 1B		1-2 2B 1B		2B	5	2	3	0	0	0	1
Larry Hisle, R (1, 7) OBP: 0.377, SLG: 0.579	FC5-4 1-2f			FC5-4 1B	F7		1-H 2-H 1B 2B	BBBB	BB	4	1	2	2	1	0	1
Craig Kusick, R (1, 10) OBP: 0.348, SLG: 0.488		F8		FC5-4 2B 1-2f	SSS K		2-H 1B	SSS	K	3	0	0	0	0	1	1
Glenn Adams, L (7, PH) OBP: 0.344, SLG: 0.452										1	0	1	1	0	0	0
Willie Norwood, R (9, PH) OBP: 0.174, SLG: 0.143										1	0	0	0	0	1	2
Roy Smalley, S (1, 6) OBP: 0.326, SLG: 0.321		1B 1B 1B		F3		5-3	F7	SSS	K	5	1	1	0	0	1	4
Butch Wynegar, S (1, 2) OBP: 0.359, SLG: 0.474		G5-3 1B 1-2 1B		1-3 2B		5-3	F9			4	0	2	0	0	0	1
Lyman Bostock, L (1, 8) OBP: 0.402, SLG: 0.475		1-2 2-H 1B		6-3		FC6-4 1B		1-3		4	0	2	1	0	0	2
Jerry Terrell, R (1, 5) (9, 4) OBP: 0.277, SLG: 0.317		G5-3 2-3f			1B 2B	FC6-4 1-2f		F9		4	1	1	0	0	0	3

	AB	40
	R	7
	H	14
	RBI	5
	BB	2
	SO	3
	LOB	17

livebaseballscorecards.com

Inning Stats	1	2	3	4	5	6	7	8	9
	R: 0 E: 0 K: 0 S: 3	R: 1 E: 0 K: 0 S: 5	R: 0 E: 0 K: 0 S: 3	R: 0 E: 0 K: 0 S: 5	R: 3 E: 1 K: 1 S: 8	R: 0 E: 0 K: 0 S: 4	R: 3 E: 0 K: 0 S: 7	R: 0 E: 0 K: 0 S: 3	R: 0 E: 0 K: 2 S: 8
	H: 0 LOB: 1 BB: 1 P: 7	H: 3 LOB: 1 BB: 0 P: 5	H: 0 LOB: 0 BB: 0 P: 3	H: 2 LOB: 2 BB: 0 P: 5	H: 3 LOB: 0 BB: 0 P: 8	H: 1 LOB: 1 BB: 0 P: 4	H: 4 LOB: 1 BB: 0 P: 7	H: 0 LOB: 0 BB: 0 P: 3	H: 1 LOB: 2 BB: 1 P: 12

1B: 10	SF: 0
2B: 4	SAC: 0
3B: 0	DP: 1
HR: 0	HBP: 0

WP: 0	PA: 42
PB: 0	
SB: 0	
CS: 0	

PITCHER		IP	WLS	BF	H	R	ER	SO	BB	IBB	HBP	BLK	WP	HR	S	P	ERA	WHIP
Ross Grimsley, L ERA: 3.19	(1, 1)	6.0	W	27	9	4	3	1	1	0	0	0	0	0	28	32	4.50	1.667
Dennis Martinez, R ERA: 2.67	(7, 1)	0.1		5	4	3	3	0	0	0	0	0	0	0	5	5	81.00	12.000
Scott McGregor, L ERA: 3.99	(7, 1)	2.2	S	10	1	0	0	2	1	0	0	0	0	0	13	17	0.00	0.750

PITCHER		IP	WLS	BF	H	R	ER	SO	BB	IBB	HBP	BLK	WP	HR	S	P	ERA	WHIP

Baltimore Orioles @ Minnesota Twins

Metropolitan Stadium, Bloomington , MI

Tue May 31 1977, 8:05 PM EDT

Att. 4,535 - Unknown

TOP

livebaseballscorecards.com

Batter	1	2	3	4	5	6	7	8	9	AB	R	H	RBI	BB	SO	LOB
Al Bumbry, L (1, 8) OBP: 0.354, SLG: 0.376	SH1-3 1B		4-3			S 1B		FC4-6 1-2f		4	0	2	0	0	0	1
Mark Belanger, R (1, 6) OBP: 0.278, SLG: 0.264	SH1-3 1-2			F9		P4 1-2			F7	2	0	0	0	0	0	1
Kiko Garcia, R (8, 6) OBP: 0.357, SLG: 0.370										1	0	0	0	0	0	0
Ken Singleton, S (1, 9) OBP: 0.426, SLG: 0.516	K			4-3		4-3			HR BB	3	1	0	0	1	1	2
Lee May, R (1, 3) OBP: 0.289, SLG: 0.389	K			HR			G6-4-3 BB		1-H HR	3	2	2	3	1	1	1
Pat Kelly, L (1, 7) OBP: 0.391, SLG: 0.496		3-1		1-3			L8		1B	4	0	1	0	0	0	1
Eddie Murray, S (1, 10) OBP: 0.306, SLG: 0.407		6-3			F7		G6-4-3 1-2f		K	4	0	0	0	0	1	2
Billy Smith, S (1, 4) OBP: 0.349, SLG: 0.326		K			4-3			FC4-6 1B	K	4	0	1	0	0	2	1
Brooks Robinson, R (1, 5) OBP: 0.217, SLG: 0.409			F8		F9			F7		3	0	0	0	0	0	1
Rick Dempsey, R (1, 2) OBP: 0.322, SLG: 0.302			F9			L1		F9		3	0	0	0	0	0	1
Inning Stats	R: 0 E: 0 K: 2 S: 8 H: 1 LOB: 1 BB: 0 P: 8	R: 0 E: 0 K: 1 S: 5 H: 0 LOB: 0 BB: 0 P: 5	R: 0 E: 0 K: 0 S: 3 H: 0 LOB: 0 BB: 0 P: 3	R: 1 E: 0 K: 0 S: 4 H: 1 LOB: 0 BB: 0 P: 4	R: 0 E: 0 K: 0 S: 3 H: 0 LOB: 0 BB: 0 P: 3	R: 0 E: 0 K: 0 S: 4 H: 1 LOB: 1 BB: 0 P: 4	R: 0 E: 0 K: 0 S: 2 H: 0 LOB: 0 BB: 1 P: 6	R: 0 E: 0 K: 0 S: 4 H: 1 LOB: 1 BB: 0 P: 4	R: 2 E: 0 K: 2 S: 9 H: 2 LOB: 1 BB: 1 P: 13	1B: 4 2B: 0 3B: 0 HR: 2 SF: 0 SAC: 1 DP: 1 HBP: 0	WP: 0 PB: 0 SB: 1 CS: 0 PA: 34					

	AB	31
	R	3
	H	6
	RBI	3
	BB	2
	SO	5
	LOB	11

PITCHER		IP	WLS	BF	H	R	ER	SO	BB	IBB	HBP	BLK	WP	HR	S	P	ERA	WHIP
Pete Redfern, R ERA: 5.13	(1, 1)	8.1	W	31	5	3	3	3	2	0	0	0	0	2	35	43	3.24	0.840
Tom Johnson, R ERA: 1.49	(9, 1)	0.2		3	1	0	0	2	0	0	0	0	0	0	7	7	0.00	1.500

PITCHER	IP	WLS	BF	H	R	ER	SO	BB	IBB	HBP	BLK	WP	HR	S	P	ERA	WHIP

Batter	1	2	3	4	5	6	7	8	9	AB	R	H	RBI	BB	SO	LOB
Roy Smalley, S (1, 6) OBP: 0.330, SLG: 0.325	S S S 0-3 K ①		S S S 0-3 K ②		x 0-0 SH1-4 ① 1-2 2-3	x 0-0 1-3 E 1B		x 0-0 BB BB 1B		4	1	2	0	0	2	0
Rod Carew, L (1, 3) OBP: 0.429, SLG: 0.530	S S S 0-3 K ②		x 0-0 F8 ③		x 0-0 4-3 ② 2-3 3-H	x 0-0 E8 1-H 3-H		S S S 0-3 K ②		5	0	0	1	0	2	2
Dan Ford, R (1, 9) OBP: 0.337, SLG: 0.384	x 0-0 F8 ③			S S S 0-3 K ①	x 0-0 3-H 1B	x 0-0 P6 ③		B B B B 4-0 1-2 BB		4	0	1	1	1	1	1
Larry Hisle, R (1, 7) OBP: 0.383, SLG: 0.577		S S S 0-3 K ①		x 0-0 S 1B 1B	x 0-0 F8 ③		x 0-0 FC6-4 1B	B B B B 4-0 1-2 2-3 BB		4	1	2	0	1	1	1
Craig Kusick, R (1, 10) OBP: 0.358, SLG: 0.524 Rich Chiles, L (7, PH) OBP: 0.386, SLG: 0.333 Bob Gorinski, R (8, PH) OBP: 0.179, SLG: 0.148		x 0-0 F8 ②		B B B B 4-0 1B 1-2 BB		x 0-0 HR	x 0-0 FC6-4 ① FC4-6 1-2f	x 0-0 6-3 ③		2 1 1	1 0 0	1 0 0	1 0 0	1 0 0	0 0 0	0 1 3
Jerry Terrell, R (1, 5) OBP: 0.304, SLG: 0.344		x 0-0 BB 1B		x 0-0 G6-4-3 1-2 2-H 1B		x 0-0 1B SF9 1B	x 0-0 FC4-6 ② E S 1-2f 1B			4	2	3	1	0	0	1
Butch Wynegar, S (1, 2) OBP: 0.369, SLG: 0.478		B B B B 4-0 1-2 BB		x 0-0 G6-4-3 ② ③ 1-2f		x 0-0 1B 1-3 E 1B	x 0-0 1-H 1B			3	1	2	1	1	0	2
Lyman Bostock, L (1, 8) OBP: 0.399, SLG: 0.472		x 0-0 P6 ③			x 0-0 SH1-4 BB 4-3 1B	x 0-0 SF9 ① 3-H	S S S 0-3 K ③			3	1	1	1	0	1	3
Rob Wilfong, L (1, 4) OBP: 0.348, SLG: 0.325			x 0-0 P6 ①		B B B B 4-0 4-3 SH1-4 1-2 1B BB	S S S 0-3 K ②		S S S 0-3 K ①		3	1	0	0	1	2	1
Inning Stats	R: 0 H: 0 E: 0 LOB: 0 K: 2 BB: 0 S: 7 P: 7	R: 0 H: 1 E: 0 LOB: 2 K: 1 BB: 1 S: 6 P: 10	R: 0 H: 0 E: 0 LOB: 0 K: 1 BB: 0 S: 5 P: 5	R: 1 H: 2 E: 0 LOB: 1 K: 1 BB: 1 S: 6 P: 10	R: 2 H: 2 E: 0 LOB: 1 K: 0 BB: 1 S: 5 P: 9	R: 4 H: 4 E: 1 LOB: 1 K: 1 BB: 0 S: 10 P: 10	R: 1 H: 2 E: 0 LOB: 1 K: 1 BB: 0 S: 7 P: 7	R: 0 H: 1 E: 0 LOB: 3 K: 2 BB: 2 S: 8 P: 16		1B: 11 SF: 1 2B: 0 SAC: 1 3B: 0 DP: 1 HR: 1 HBP: 0						

PITCHER		IP	WLS	BF	H	R	ER	SO	BB	IBB	HBP	BLK	WP	HR	S	P	ERA	WHIP
Rudy May, L ERA: 3.14	(1, 1)	5.0	L	25	8	6	5	5	3	0	0	0	0	1	32	44	9.00	2.200
Tony Chevez, R ERA: 4.5	(6, 1)	2.0		10	3	2	1	2	0	0	0	0	0	0	14	14	4.50	1.500
Tippy Martinez, L ERA: 3.86	(8, 1)	1.0		6	1	0	0	2	2	0	0	0	0	0	8	16	0.00	3.000

PITCHER	IP	WLS	BF	H	R	ER	SO	BB	IBB	HBP	BLK	WP	HR	S	P	ERA	WHIP

BOTTOM

Baltimore Orioles @ Minnesota Twins

Metropolitan Stadium, Bloomington , MI

Tue May 31 1977, 8:05 PM EDT

Att. 4,535 - Unknown

livebaseballscorecards.com

AB	34
R	8
H	12
RBI	6
BB	5
SO	9
LOB	15

Batter	1	2	3	4	5	6	7	8	9	AB	R	H	RBI	BB	SO	LOB
Willie Randolph, R (1, 4) OBP: 0.356, SLG: 0.401	S S S 0-3 K		x 0-0 4-3 PB 2B	x 0-0 F9		x 0-0 FC5-4 1-2f			S S S 0-3 K	5	1	1	0	0	2	1
Mickey Rivers, L (1, 8) OBP: 0.324, SLG: 0.365	x 0-0 CS 1B		x 0-0 4-3 2-3		x 0-0 6-3		x 0-0 F9			4	0	1	0	0	0	1
Thurman Munson, R (1, 10) OBP: 0.362, SLG: 0.530	S S S 0-3 K 1-2		x 0-0 F3 3-H		x 0-0 F8		x 0-0 L8			4	0	0	0	0	1	1
Chris Chambliss, L (1, 3) OBP: 0.347, SLG: 0.471		x 0-0 HR	B B B B 4-0 2B BB		B B B B 4-0 E BB		x 0-0 G3			2	1	1	1	2	0	0
Roy White, S (1, 7) OBP: 0.359, SLG: 0.409		x 0-0 CS 1B	x 0-0 1-3 2B		x 0-0 E5 1-2			x 0-0 F8		4	0	2	0	0	0	1
Reggie Jackson, L (1, 9) OBP: 0.350, SLG: 0.465 Paul Blair, R (9, 9) OBP: 0.364, SLG: 0.415	B B B B 4-0 BB 1-2 BB	x 0-0 4-3		x 0-0 F7			S S S 0-3 K		3 0	0 0	0 0	0 0	1 0	1 0	4 0
Graig Nettles, L (1, 5) OBP: 0.299, SLG: 0.471	B B B B 4-0 1-2 BB		x 0-0 SH3-4 SF9 2B		S S S 0-3 K			x 0-0 F8		3	1	1	0	1	1	0
Fran Healy, R (1, 2) OBP: 0.200, SLG: 0.136		x 0-0 F8	x 0-0 SH3-4 2-3		x 0-0 4-1				S S S 0-3 K	3	0	0	0	0	1	2
Bucky Dent, R (1, 6) OBP: 0.306, SLG: 0.340		x 0-0 1-3	x 0-0 SF9 3-H		x 0-0 FC5-4 1B				x 0-0 5-3	3	0	1	1	0	0	2
Inning Stats	R: 0 E: 0 K: 2 S: 7 H: 1 LOB: 0 BB: 0 P: 7	R: 1 E: 0 K: 0 S: 4 H: 2 LOB: 2 BB: 2 P: 12	R: 1 E: 0 K: 0 S: 5 H: 2 LOB: 2 BB: 1 P: 9	R: 1 E: 0 K: 0 S: 4 H: 1 LOB: 0 BB: 0 P: 4	R: 0 E: 1 K: 0 S: 4 H: 0 LOB: 2 BB: 1 P: 8	R: 0 E: 0 K: 1 S: 6 H: 1 LOB: 1 BB: 0 P: 6	R: 0 E: 0 K: 0 S: 3 H: 0 LOB: 0 BB: 0 P: 3	R: 0 E: 0 K: 1 S: 5 H: 0 LOB: 0 BB: 0 P: 5	R: 0 E: 0 K: 2 S: 7 H: 0 LOB: 0 BB: 0 P: 7	1B: 3 2B: 3 3B: 0 HR: 1 SF: 1 SAC: 1 DP: 0 HBP: 0						

PITCHER	IP	WLS	BF	H	R	ER	SO	BB	IBB	HBP	BLK	WP	HR	S	P	ERA	WHIP
Geoff Zahn, L (1, 1) ERA: 3.84	8.0		34	7	3	3	4	4	0	0	0	0	1	38	54	3.38	1.375
Tom Johnson, R (9, 1) ERA: 1.45	1.0	W	3	0	0	0	2	0	0	0	0	0	0	7	7	0.00	0.000

PITCHER	IP	WLS	BF	H	R	ER	SO	BB	IBB	HBP	BLK	WP	HR	S	P	ERA	WHIP

TOP

New York Yankees @ Minnesota Twins

Metropolitan Stadium, Bloomington , MI

Wed Jun 01 1977, 8:05 PM EDT

Att. 23,684 - Unknown - 71 F

livebaseballscorecards.com

AB	31
R	3
H	7
RBI	2
BB	4
SO	6
LOB	12

WP: 0 PA: 37
PB: 1
SB: 0
CS: 2

BOTTOM

New York Yankees @ Minnesota Twins

Metropolitan Stadium, Bloomington , MI

Wed Jun 01 1977, 8:05 PM EDT
Att. 23,684 - Unknown - 71 F

livebaseballscorecards.com

Batter	1	2	3	4	5	6	7	8	9	AB	R	H	RBI	BB	SO	LOB
Roy Smalley, S (1, 6) OBP: 0.332, SLG: 0.323	F8		1B		K		F8		BB	4	0	1	0	1	1	2
Rod Carew, L (1, 3) (9, 4) OBP: 0.433, SLG: 0.527	BB		P6		IBB			K 1-2 2-H 3-H	1B	3	0	1	2	2	1	1
Dan Ford, R (1, 9) OBP: 0.330, SLG: 0.374	K			6-3	4-3			5-3		4	0	0	0	0	1	4
Larry Hisle, R (1, 7) OBP: 0.379, SLG: 0.571	K			5-3		K		5-3		2	0	0	0	0	1	1
Mike Cubbage, L (6, 5) OBP: 0.349, SLG: 0.360										1	0	0	0	0	1	0
Willie Norwood, R (8, PH) OBP: 0.167, SLG: 0.136										1	0	0	0	0	0	0
Tom Johnson, R (9, 1)										0	0	0	0	0	0	0
Craig Kusick, R (1, 10) (9, 3) OBP: 0.374, SLG: 0.534		G6-3 1B		6-3		1B			1B 1B 1B	4	1	3	0	0	0	0
Jerry Terrell, R (1, 5) (6, 4) (9, 5) OBP: 0.315, SLG: 0.343	G6-3 1-2f					1B 2B BB	F3		6-3 1-2 1B 1B	3	2	1	0	1	0	2
Butch Wynegar, S (1, 2) OBP: 0.373, SLG: 0.479	L7				2B 1-2 1B		K		6-3 1-2 2-H 1B 1B	4	1	2	1	0	1	1
Lyman Bostock, L (1, 8) OBP: 0.396, SLG: 0.473			6-3		2B 1-3 2-H		6-3		6-3 1-2 2-3	4	0	1	1	0	0	2
Rob Wilfong, L (1, 4) OBP: 0.344, SLG: 0.321			G3		K		K		K	1	0	0	0	0	0	0
Bob Gorinski, R (5, PH) (6, 7) OBP: 0.161, SLG: 0.133										3	0	0	0	0	3	4
Inning Stats	R: 0 E: 0 K: 2 S: 7 H: 0 LOB: 1 BB: 1 P: 11	R: 0 E: 0 K: 0 S: 3 H: 1 LOB: 0 BB: 0 P: 3	R: 0 E: 0 K: 0 S: 4 H: 1 LOB: 1 BB: 0 P: 4	R: 0 E: 0 K: 0 S: 3 H: 0 LOB: 0 BB: 0 P: 3	R: 1 E: 0 K: 2 S: 9 H: 2 LOB: 3 BB: 2 P: 17	R: 0 E: 0 K: 2 S: 8 H: 1 LOB: 1 BB: 0 P: 8	R: 0 E: 0 K: 1 S: 5 H: 0 LOB: 0 BB: 0 P: 5	R: 0 E: 0 K: 1 S: 5 H: 0 LOB: 0 BB: 0 P: 5	R: 3 E: 0 K: 1 S: 8 H: 4 LOB: 2 BB: 1 P: 12	1B: 8 2B: 1 3B: 0 HR: 0 SF: 0 SAC: 0 DP: 1 HBP: 0						

	AB	34
	R	4
	H	9
	RBI	4
	BB	4
	SO	9
	LOB	17

WP: 0 PB: 0 SB: 0 CS: 0 PA: 38

PITCHER	IP	WLS	BF	H	R	ER	SO	BB	IBB	HBP	BLK	WP	HR	S	P	ERA	WHIP
Ron Guidry, L (1, 1) ERA: 3.22	8.0	L	34	8	4	4	8	2	1	0	0	0	0	47	59	4.50	1.250
Sparky Lyle, L (9, 1) ERA: 0.89	0.2		4	1	0	0	1	1	0	0	0	0	0	5	9	0.00	3.000

PITCHER	IP	WLS	BF	H	R	ER	SO	BB	IBB	HBP	BLK	WP	HR	S	P	ERA	WHIP

Batter	1	2	3	4	5	6	7	8	9	AB	R	H	RBI	BB	SO	LOB
Mickey Rivers, L (1, 8) OBP: 0.331, SLG: 0.384	SH1-3 1B		P6		S 2B 1B 3-H	3B	G3			5	1	3	1	0	0	3
Roy White, S (1, 7) OBP: 0.356, SLG: 0.405	SH1-3 1-2		FC5-4 1-2f		2B 1B 1-2	F9		F7		4	1	1	0	0	0	2
Thurman Munson, R (1, 2) OBP: 0.360, SLG: 0.529 Paul Blair, R (7, 9) OBP: 0.356, SLG: 0.405	K			6-3	3B 1-H 2-H 2B		6-3	F8		4 1	1 0	1 0	2 0	0 0	1 0	1 0
Chris Chambliss, L (1, 3) OBP: 0.353, SLG: 0.482	1-3			HR 1B	SF9 2-H 3B		1B 1B BB	F7		4	3	2	1	1	0	1
Lou Piniella, R (1, 10) OBP: 0.369, SLG: 0.439		4-3		HR 1-H	SF9 3-H		1B 2B 1B 1-2		4-3	4	2	2	3	0	0	0
Reggie Jackson, L (1, 9) OBP: 0.353, SLG: 0.472 Fran Healy, R (7, 2) OBP: 0.192, SLG: 0.130		F7	K		2B		2B 1B 1-2 2-H		E6 G4-6-3	4 1	1 0	2 0	1 0	0 0	1 0	0 0
Graig Nettles, L (1, 5) OBP: 0.296, SLG: 0.469		K	G3	4-3			2B 1-H 2-H		G4-6-3 1-2f	5	0	1	2	0	1	2
George Zeber, S (1, 4) OBP: 0.600, SLG: 0.571			F9		E5 SH5-3 1B 1B	K	1-3			4	1	1	0	0	1	1
Bucky Dent, R (1, 6) OBP: 0.313, SLG: 0.343			FC5-4 1B		SH5-3 2-3	F9	BB			2	0	1	0	1	0	0
Inning Stats	R: 0 E: 0 K: 1 S: 6 H: 1 LOB: 1 BB: 0 P: 6	R: 0 E: 0 K: 1 S: 5 H: 0 LOB: 0 BB: 0 P: 5	R: 0 E: 0 K: 0 S: 4 H: 1 LOB: 1 BB: 0 P: 4	R: 2 E: 0 K: 1 S: 7 H: 2 LOB: 0 BB: 0 P: 7	R: 5 E: 1 K: 0 S: 9 H: 6 LOB: 1 BB: 0 P: 9	R: 0 E: 0 K: 1 S: 6 H: 1 LOB: 1 BB: 0 P: 6	R: 3 E: 0 K: 0 S: 6 H: 3 LOB: 2 BB: 2 P: 14	R: 0 E: 0 K: 0 S: 3 H: 0 LOB: 0 BB: 0 P: 3	R: 0 E: 1 K: 0 S: 3 H: 0 LOB: 0 BB: 0 P: 3	1B: 8 2B: 3 3B: 2 HR: 1 SF: 1 SAC: 2 DP: 1 HBP: 0				WP: 0 PB: 0 SB: 1 CS: 0		PA: 43	

TOP

New York Yankees @ Minnesota Twins

Metropolitan Stadium, Bloomington , MI

Thu Jun 02 1977, 8:05 PM EDT

Att. 30,741 - Unknown - 69 F

livebaseballscorecards.com

AB	38
R	10
H	14
RBI	10
BB	2
SO	4
LOB	10

PITCHER		IP	WLS	BF	H	R	ER	SO	BB	IBB	HBP	BLK	WP	HR	S	P	ERA	WHIP
Jeff Holly, L ERA: 5.59	(1, 1)	4.1	L	21	8	6	6	3	0	0	0	0	0	1	27	27	12.46	1.846
Ron Schueler, R ERA: 4.15	(5, 1)	2.0		11	4	3	3	1	1	0	0	0	0	0	12	16	13.50	2.500
Tom Burgmeier, L ERA: 2.2	(7, 1)	1.2		8	2	1	1	0	1	0	0	0	0	0	7	11	5.40	1.800
Dave Johnson, R ERA: 5.06	(9, 1)	1.0		3	0	0	0	0	0	0	0	0	0	0	3	3	0.00	0.000

PITCHER	IP	WLS	BF	H	R	ER	SO	BB	IBB	HBP	BLK	WP	HR	S	P	ERA	WHIP

Batter	1	2	3	4	5	6	7	8	9	AB	R	H	RBI	BB	SO	LOB
Roy Smalley, S (1, 6) OBP: 0.323, SLG: 0.314	G3	K		G3		F7 1-2		5-3		5	0	0	0	0	1	2
Rod Carew, L (1, 3) OBP: 0.441, SLG: 0.556	1B FC1 2B		CS 1B		FC4-6 1B 1B	2-H HR		L7		5	2	4	2	0	0	0
Lyman Bostock, L (1, 8) OBP: 0.403, SLG: 0.476	BB FC1 2-3 1B		BBBB BB S 1-2 BB		F8	BB 1B			SSS K	3	0	2	0	1	0	1
Bob Gorinski, R (8, 7) OBP: 0.156, SLG: 0.129										1	0	0	0	0	1	0
Butch Wynegar, S (1, 2) OBP: 0.380, SLG: 0.476	FC1 BB 1-2 3-H		BBBB BB 1-2 BB		FC4-6 1-2 1B	BBBB 1-2 BB			L3	3	0	1	0	2	0	2
Mike Cubbage, L (1, 5) OBP: 0.348, SLG: 0.355	BBBB 1-2 2-3 BB		SSS K		FC4-6 1B 1-2f 2-3	SSS K			4-3	2	0	0	0	1	1	4
Larry Hisle, R (6, PH) OBP: 0.377, SLG: 0.567										1	0	0	0	0	1	2
Jerry Terrell, R (7, 5) OBP: 0.311, SLG: 0.338										1	0	0	0	0	0	0
Glenn Adams, L (1, 7) OBP: 0.371, SLG: 0.455	L9		BBBB 1-2 2-3 BB		1-3 3-H 1B		6-3			2	0	1	1	1	0	3
Dan Ford, R (7, PH) (8, 9) OBP: 0.328, SLG: 0.372										1	0	0	0	0	0	0
Rich Chiles, L (1, 10) OBP: 0.370, SLG: 0.316		F9	F8		F9		P3			4	0	0	0	0	0	5
Rob Wilfong, L (1, 4) OBP: 0.340, SLG: 0.318		3-1 S 1B		G3		F8	F8			4	0	1	0	0	0	0
Willie Norwood, R (1, 9) (8, 8) OBP: 0.179, SLG: 0.120		3-1 1-3		F9		BBBB S HR BB		6-3		3	1	0	0	1	0	1
Inning Stats	R: 0 E: 0 K: 0 S: 5 H: 2 LOB: 3 BB: 1 P: 9	R: 0 E: 0 K: 1 S: 6 H: 1 LOB: 1 BB: 0 P: 6	R: 0 E: 0 K: 1 S: 5 H: 1 LOB: 3 BB: 3 P: 17	R: 0 E: 0 K: 0 S: 3 H: 0 LOB: 0 BB: 0 P: 3	R: 1 E: 0 K: 0 S: 6 H: 3 LOB: 2 BB: 0 P: 6	R: 2 E: 0 K: 1 S: 7 H: 2 LOB: 2 BB: 2 P: 15	R: 0 E: 0 K: 0 S: 3 H: 0 LOB: 0 BB: 0 P: 3	R: 0 E: 0 K: 0 S: 3 H: 0 LOB: 0 BB: 0 P: 3	R: 0 E: 0 K: 1 S: 5 H: 0 LOB: 0 BB: 0 P: 5	1B: 7 2B: 1 3B: 0 HR: 1	SF: 0 SAC: 0 DP: 0 HBP: 0						

PITCHER		IP	WLS	BF	H	R	ER	SO	BB	IBB	HBP	BLK	WP	HR	S	P	ERA	WHIP
Ed Figueroa, R ERA: 1.8	(1, 1)	5.2	W	31	9	3	3	2	6	0	0	0	0	1	29	53	4.76	2.647
Sparky Lyle, L ERA: 0.82	(6, 1)	3.1	S	10	0	0	0	2	0	0	0	0	0	0	14	14	0.00	0.000

PITCHER	IP	WLS	BF	H	R	ER	SO	BB	IBB	HBP	BLK	WP	HR	S	P	ERA	WHIP

BOTTOM

New York Yankees @ Minnesota Twins

Metropolitan Stadium, Bloomington , MI

Thu Jun 02 1977, 8:05 PM EDT

Att. 30,741 - Unknown - 69 F

livebaseballscorecards.com

AB	35
R	3
H	9
RBI	3
BB	6
SO	4
LOB	20



Batter	1	2	3	4	5	6	7	8	9	AB	R	H	RBI	BB	SO	LOB
Rick Burleson, R (1, 6) OBP: 0.364, SLG: 0.432	0-0 1B		0-0 ① L4	0-0 ③ P3			0-0 ①② G6-4-3 1-2f		0-0 ③ FC6 1-2f	5	0	1	0	0	0	4
Fred Lynn, L (1, 8) OBP: 0.289, SLG: 0.479	0-0 ① F8		0-0 1-2 1B		SSS 0-3 ① K		0-0 ③ L1			4	0	1	0	0	1	1
Jim Rice, R (1, 10) OBP: 0.341, SLG: 0.505	0-0 ② P6		SSS 0-3 ② K		0-0 4-3 1B			0-0 ① P3		4	0	1	0	0	1	3
Carl Yastrzemski, L (1, 7) OBP: 0.379, SLG: 0.485	0-0 ③ L3		0-0 ③ F7		0-0 ② 4-3 1-2			0-0 1B		4	0	1	0	0	0	4
Carlton Fisk, R (1, 2) OBP: 0.444, SLG: 0.585		0-0 ① 6-3		0-0 3B 2B	SSS 0-3 ③ K			0-0 ② L7		4	1	1	0	0	1	2
George Scott, R (1, 3) OBP: 0.337, SLG: 0.525		0-0 ② 5-3		SSS 0-3 ① K		SSS 0-3 ① K		0-0 ③ 5-3		4	0	0	0	0	2	2
Butch Hobson, R (1, 5) OBP: 0.294, SLG: 0.460		0-0 1B		0-0 2-H SF7 3B		SSS 0-3 ② K			SSS 0-3 ① K	4	1	2	1	0	2	0
Denny Doyle, L (1, 4) OBP: 0.329, SLG: 0.353	SSS 0-3 ③ K			0-0 ② SF7 3-H		0-0 ③ 4-3			0-0 ② 6-3	3	0	0	1	0	1	1
Bernie Carbo, L (1, 9) OBP: 0.390, SLG: 0.481			0-0 1B	0-0 3B			0-0 E6 G6-4-3		BBB 4-0 FC6 BB	3	0	2	0	1	0	0
Inning Stats	R: 0 H: 1 E: 0 LOB: 1 K: 0 BB: 0 S: 4 P: 4	R: 0 H: 1 E: 0 LOB: 1 K: 1 BB: 0 S: 6 P: 6	R: 0 H: 2 E: 0 LOB: 2 K: 1 BB: 0 S: 7 P: 7	R: 2 H: 3 E: 0 LOB: 1 K: 1 BB: 0 S: 8 P: 8	R: 0 H: 1 E: 0 LOB: 1 K: 2 BB: 0 S: 8 P: 8	R: 0 H: 0 E: 0 LOB: 0 K: 2 BB: 0 S: 7 P: 7	R: 0 H: 0 E: 1 LOB: 0 K: 0 BB: 0 S: 3 P: 3	R: 0 H: 1 E: 0 LOB: 1 K: 0 BB: 0 S: 4 P: 4	R: 0 H: 0 E: 0 LOB: 1 K: 1 BB: 1 S: 5 P: 9	1B: 6 SF: 1 2B: 1 SAC: 0 3B: 2 DP: 1 HR: 0 HBP: 0						

PITCHER	IP	WLS	BF	H	R	ER	SO	BB	IBB	HBP	BLK	WP	HR	S	P	ERA	WHIP
Dave Goltz, R (1, 1) ERA: 3.55	9.0	W	37	9	2	2	8	1	0	0	0	0	0	52	56	2.00	1.111

PITCHER	IP	WLS	BF	H	R	ER	SO	BB	IBB	HBP	BLK	WP	HR	S	P	ERA	WHIP

TOP

Boston Red Sox @ Minnesota Twins

Metropolitan Stadium, Bloomington , MI

Fri Jun 03 1977, 8:05 PM EDT

Att. 11,852 - Unknown - 81 F

livebaseballscorecards.com

AB	35
R	2
H	9
RBI	2
BB	1
SO	8
LOB	17

PA: 37

WP: 0
PB: 0
SB: 0
CS: 0

BOTTOM

Boston Red Sox @ Minnesota Twins

Metropolitan Stadium, Bloomington , MI

Fri Jun 03 1977, 8:05 PM EDT

Att. 11,852 - Unknown - 81 F

Batter	1	2	3	4	5	6	7	8	9	AB	R	H	RBI	BB	SO	LOB
Butch Wynegar, S (1, 2) OBP: 0.368, SLG: 0.459	1-3	F2		4-3		F2 1-2		K		5	0	0	0	0	1	3
Roy Smalley, S (1, 6) OBP: 0.317, SLG: 0.306	6-3	G3		G3		F7				4	0	0	0	0	0	3
Rod Carew, L (1, 3) OBP: 0.447, SLG: 0.580	1B 3B		3B 3B	4-3		2-3 1B				4	2	3	0	0	0	0
Lyman Bostock, L (1, 8) OBP: 0.405, SLG: 0.488	E 3-H 1B		1B 3-H 3B		K	L6				4	2	2	2	0	1	2
Glenn Adams, L (1, 7) OBP: 0.359, SLG: 0.432	E8 1-H		F7		1B 1B		K			4	0	1	0	0	1	1
Mike Cubbage, L (1, 5) OBP: 0.346, SLG: 0.352	1-3		1-3		FC6-4 1-2 1B		K			4	0	1	0	0	1	2
Larry Hisle, R (1, 10) OBP: 0.383, SLG: 0.570 Rich Chiles, L (5, PH) OBP: 0.362, SLG: 0.309		BBBB FC1-6 BB	HR 3-H 1B		F7		K			1 2	1 0	1 0	1 0	1 0	0 1	0 2
Dan Ford, R (1, 9) OBP: 0.326, SLG: 0.387		FC1-6 1B 1-2f	HR 1-H		FC6-4 1-2f			5-3		4	1	1	2	0	0	3
Rob Wilfong, L (1, 4) OBP: 0.347, SLG: 0.326		1-2 1B	P3			1B S 1B		F7		4	0	2	0	0	0	0
Inning Stats	R: 2 E: 1 K: 0 S: 6 H: 2 LOB: 1 BB: 0 P: 6	R: 0 E: 0 K: 0 S: 4 H: 1 LOB: 2 BB: 1 P: 8	R: 4 E: 0 K: 0 S: 7 H: 4 LOB: 0 BB: 0 P: 7	R: 0 E: 0 K: 0 S: 3 H: 0 LOB: 0 BB: 0 P: 3	R: 0 E: 0 K: 1 S: 7 H: 2 LOB: 2 BB: 0 P: 7	R: 0 E: 0 K: 0 S: 5 H: 2 LOB: 2 BB: 0 P: 5	R: 0 E: 0 K: 3 S: 9 H: 0 LOB: 0 BB: 0 P: 9	R: 0 E: 0 K: 1 S: 5 H: 0 LOB: 0 BB: 0 P: 5		1B: 7 2B: 0 3B: 3 HR: 1 SF: 0 SAC: 0 DP: 0 HBP: 0						

livebaseballscorecards.com

AB	36
R	6
H	11
RBI	5
BB	1
SO	5
LOB	16

WP: 0 PB: 0 SB: 1 CS: 0 PA: 37

PITCHER		IP	WLS	BF	H	R	ER	SO	BB	IBB	HBP	BLK	WP	HR	S	P	ERA	WHIP
Bob Stanley, R ERA: 4.72	(1, 1)	2.0	L	13	5	4	3	0	1	0	0	0	0	0	12	16	13.50	3.000
Ramon Hernandez, L ERA: 9.35	(3, 1)	1.0		5	2	2	2	0	0	0	0	0	0	1	5	5	18.00	2.000
Rick Wise, R ERA: 10.53	(4, 1)	4.0		16	4	0	0	4	0	0	0	0	0	0	24	24	0.00	1.000
Tom Murphy, R ERA: 6.23	(8, 1)	1.0		3	0	0	0	1	0	0	0	0	0	0	5	5	0.00	0.000

PITCHER	IP	WLS	BF	H	R	ER	SO	BB	IBB	HBP	BLK	WP	HR	S	P	ERA	WHIP

Batter	1	2	3	4	5	6	7	8	9	AB	R	H	RBI	BB	SO	LOB
Rick Burleson, R (1, 6) OBP: 0.356, SLG: 0.424	4-3		G3 2-3		4-3		5-3 1-2	SF9 3-H		4	0	0	1	0	0	2
Fred Lynn, L (1, 8) OBP: 0.296, SLG: 0.474	L6		3-H 1B		6-3		2B 2-H 1B	K 1-2		5	0	2	2	0	1	1
Jim Rice, R (1, 10) OBP: 0.338, SLG: 0.503	F8		K			F9	1-3 2B		F8	5	0	1	0	0	1	1
Carl Yastrzemski, L (1, 7) OBP: 0.380, SLG: 0.491		L8	1B 3B			G3	IBB		F9	4	1	1	0	1	0	0
Carlton Fisk, R (1, 2) OBP: 0.443, SLG: 0.579		S 1B	5-3			1B WP 1B	K		F9	5	1	2	0	0	1	4
George Scott, R (1, 3) OBP: 0.335, SLG: 0.519		L8 1-2	F9			WP 1-3 1B	F9			4	0	1	0	0	0	5
Bernie Carbo, L (1, 9) OBP: 0.413, SLG: 0.509		6-3	3-H 1B			1-2 IBB		SH1-3 SF9 2B		3	1	2	1	1	0	1
Butch Hobson, R (1, 5) OBP: 0.289, SLG: 0.452			4-3	L8		F7		SH1-3 2-3		3	0	0	0	0	0	3
Denny Doyle, L (1, 4) OBP: 0.340, SLG: 0.366			G3 1B 2B		5-3		S 1B 1B	PB BB		3	2	2	0	1	0	0
Inning Stats	R: 0 E: 0 K: 0 S: 3 H: 0 LOB: 0 BB: 0 P: 3	R: 0 E: 0 K: 0 S: 4 H: 1 LOB: 1 BB: 0 P: 4	R: 1 E: 0 K: 1 S: 7 H: 2 LOB: 1 BB: 0 P: 7	R: 1 E: 0 K: 0 S: 5 H: 2 LOB: 1 BB: 0 P: 5	R: 0 E: 0 K: 0 S: 3 H: 0 LOB: 0 BB: 0 P: 3	R: 1 E: 0 K: 0 S: 5 H: 2 LOB: 2 BB: 1 P: 9	R: 1 E: 0 K: 1 S: 8 H: 3 LOB: 3 BB: 1 P: 12	R: 1 E: 0 K: 1 S: 6 H: 1 LOB: 1 BB: 1 P: 10	R: 0 E: 0 K: 0 S: 3 H: 0 LOB: 0 BB: 0 P: 3	1B: 7 2B: 3 3B: 1 HR: 0 SF: 1 SAC: 1 DP: 0 HBP: 0						

PITCHER		IP	WLS	BF	H	R	ER	SO	BB	IBB	HBP	BLK	WP	HR	S	P	ERA	WHIP
Paul Thormodsgard, R ERA: 3.71	(1, 1)	5.2	L	25	7	3	3	1	0	1	0	0	1	0	26	30	4.76	1.235
Tom Johnson, R ERA: 1.82	(6, 1)	2.1		13	4	2	2	2	1	1	0	0	0	0	15	23	7.71	2.143
Tom Burgmeier, L ERA: 2.14	(9, 1)	1.0		3	0	0	0	0	0	0	0	0	0	0	3	3	0.00	0.000

PITCHER	IP	WLS	BF	H	R	ER	SO	BB	IBB	HBP	BLK	WP	HR	S	P	ERA	WHIP

TOP

Boston Red Sox @ Minnesota Twins

Metropolitan Stadium, Bloomington , MI

Sat Jun 04 1977, 4:33 AM EDT
Att. 15,290 - Cloudy - 79 F

livebaseballscorecards.com

AB	36
R	5
H	11
RBI	4
BB	3
SO	3
LOB	17

WP: 1 PA: 41
PB: 1
SB: 2
CS: 0

BOTTOM

Boston Red Sox @ Minnesota Twins

Metropolitan Stadium, Bloomington , MI

Sat Jun 04 1977, 4:33 AM EDT

Att. 15,290 - Cloudy - 79 F

livebaseballscorecards.com

Batter	1	2	3	4	5	6	7	8	9	AB	R	H	RBI	BB	SO	LOB
Jerry Terrell, R (1, 5) OBP: 0.295, SLG: 0.319	F8		F8			G4-6-3 1-2f		1-3		4	0	0	0	0	0	2
Rod Carew, L (1, 3) OBP: 0.439, SLG: 0.569	L6			4-3		G3			4-3	4	0	0	0	0	0	0
Dan Ford, R (1, 9) OBP: 0.325, SLG: 0.384	F2			1-3			F8		FC6-4 1B	4	0	1	0	0	0	0
Larry Hisle, R (1, 7) OBP: 0.390, SLG: 0.596 Rob Wilfong, L (9, PR) OBP: 0.347, SLG: 0.326		FC FC6-2-5-3-6 2B		HR			G5-4-3 1B		FC6-4 FC6-4 1-2f	4 0	1 0	3 0	1 0	0 0	0 0	1 0
Craig Kusick, R (1, 10) OBP: 0.359, SLG: 0.511		FC FC6-2-5-3-6 2-3		L9			G5-4-3 1-2f		FC6-4 1-2f	4	0	0	0	0	0	3
Butch Wynegar, S (1, 2) OBP: 0.368, SLG: 0.464		FC6-2-5-3-6 1-3 3-H			K			4-3 6-3 2B		3	1	1	0	0	1	2
Lyman Bostock, L (1, 8) OBP: 0.399, SLG: 0.480		4-3			4-3			4-3 2-3		3	0	0	0	0	0	2
Roy Smalley, S (1, 6) OBP: 0.312, SLG: 0.301			6-3		L8			6-3 3-H		3	0	0	1	0	0	0
Bob Randall, R (1, 4) OBP: 0.253, SLG: 0.280			5-3			G4-6-3 1B		E4		3	0	1	0	0	0	0
Inning Stats	R: 0 E: 0 K: 0 S: 3 H: 0 LOB: 0 BB: 0 P: 3	R: 0 E: 0 K: 0 S: 4 H: 1 LOB: 1 BB: 0 P: 4	R: 0 E: 0 K: 0 S: 3 H: 0 LOB: 0 BB: 0 P: 3	R: 1 E: 0 K: 0 S: 4 H: 1 LOB: 0 BB: 0 P: 4	R: 0 E: 0 K: 1 S: 5 H: 0 LOB: 0 BB: 0 P: 5	R: 0 E: 0 K: 0 S: 3 H: 1 LOB: 0 BB: 0 P: 3	R: 0 E: 0 K: 0 S: 3 H: 1 LOB: 0 BB: 0 P: 3	R: 1 E: 1 K: 0 S: 5 H: 1 LOB: 1 BB: 0 P: 5	R: 0 E: 0 K: 0 S: 4 H: 1 LOB: 1 BB: 0 P: 4	1B: 3 2B: 3 3B: 0 HR: 1 SF: 0 SAC: 0 DP: 3 HBP: 0						

	AB	32
	R	2
	H	6
	RBI	2
	BB	0
	SO	1
	LOB	10

WP: 0 PA: 32
PB: 0
SB: 0
CS: 0

PITCHER	IP	WLS	BF	H	R	ER	SO	BB	IBB	HBP	BLK	WP	HR	S	P	ERA	WHIP
Bill Lee, L (1, 1) ERA: 4.0	9.0	W	32	6	2	2	1	0	0	0	0	0	1	34	34	2.00	0.667

PITCHER	IP	WLS	BF	H	R	ER	SO	BB	IBB	HBP	BLK	WP	HR	S	P	ERA	WHIP

Batter	1	2	3	4	5	6	7	8	9	AB	R	H	RBI	BB	SO	LOB
Rick Burleson, R (1, 6) OBP: 0.358, SLG: 0.422	0-0 1B		BBBB 4-0 G4-6-3 BB		0-0 F3 ①		0-0 P4 ①	0-0 L6 ③		3	0	1	0	1	0	1
Steve Dillard, R (7, 6) OBP: 0.353, SLG: 0.447										1	0	0	0	0	0	3
Fred Lynn, L (1, 8) OBP: 0.279, SLG: 0.444	SSS 0-3 K ①		0-0 G4-6-3 ①② 1-2f		0-0 L6-3 ②③ 1-2		0-0 F8 ②		0-0 F7 ①	5	0	0	0	0	1	3
Jim Rice, R (1, 10) OBP: 0.335, SLG: 0.500	0-0 F7 ②		0-0 F9 ③			0-0 6-3 ①	0-0 P4 ③		0-0 HR 2B	5	1	1	0	0	0	1
Carl Yastrzemski, L (1, 7) OBP: 0.380, SLG: 0.503	0-0 L6 ③			0-0 F8 ①		BBBB 4-0 E 1B 1B BB		0-0 F9 ①	2-H 0-0 HR	4	2	1	2	1	0	1
Carlton Fisk, R (1, 2) OBP: 0.442, SLG: 0.571		0-0 L6 ①		H 1-0 S HBP		0-0 1B 1B 1-2 1B		0-0 P4 ②	0-0 F8 ②	4	1	1	0	0	0	0
George Scott, R (1, 3) OBP: 0.350, SLG: 0.532		BBBB 4-0 BB BB		BBBB 4-0 1-2 BB		0-0 1B 1-3 2-H 1B		0-0 1B 1B 1B	0-0 2B	3	1	3	1	2	0	0
Bernie Carbo, L (1, 9) OBP: 0.397, SLG: 0.483		0-0 F7 ②		SSS 0-3 K ②		SSS 0-3 K ②		0-0 1B 1-2 1B	0-0 3-1 ③	5	0	1	0	0	2	6
Butch Hobson, R (1, 5) OBP: 0.299, SLG: 0.456		BBBB 4-0 1-2 BB		SSS 0-3 K ③		0-0 1-2 3-H 1B		0-0 1-3 2-H 1B		3	0	2	2	1	1	2
Denny Doyle, L (1, 4) OBP: 0.344, SLG: 0.366		0-0 F9 ③			0-0 L6-3 1B	0-0 4-3 ③		4-0 IBB		3	0	1	0	1	0	4
Inning Stats	R: 0 H: 1 E: 0 LOB: 1 K: 1 BB: 0 S: 6 P: 6	R: 0 H: 0 E: 0 LOB: 2 K: 0 BB: 2 S: 3 P: 11	R: 0 H: 0 E: 0 LOB: 0 K: 0 BB: 1 S: 2 P: 6	R: 0 H: 0 E: 0 LOB: 2 K: 2 BB: 1 S: 7 P: 12	R: 0 H: 1 E: 0 LOB: 0 K: 0 BB: 0 S: 3 P: 3	R: 2 H: 3 E: 1 LOB: 2 K: 1 BB: 1 S: 8 P: 12	R: 0 H: 0 E: 0 LOB: 0 K: 0 BB: 0 S: 3 P: 3	R: 1 H: 3 E: 0 LOB: 3 K: 0 BB: 1 S: 6 P: 10	R: 2 H: 3 E: 0 LOB: 1 K: 0 BB: 0 S: 6 P: 6	1B: 8 SF: 0 2B: 3 SAC: 0 3B: 0 DP: 2 HR: 1 HBP: 1						

PITCHER	IP	WLS	BF	H	R	ER	SO	BB	IBB	HBP	BLK	WP	HR	S	P	ERA	WHIP
Pete Redfern, R (1, 1) ERA: 4.73	4.0		17	1	0	0	3	4	0	1	0	0	0	18	35	0.00	1.250
Tom Burgmeier, L (5, 1) ERA: 2.45	2.0	L	10	4	2	2	1	1	0	0	0	0	0	11	15	9.00	2.500
Tom Johnson, R (7, 1) ERA: 1.94	2.0		10	3	1	1	0	0	1	0	0	0	0	9	13	4.50	1.500
Jeff Holly, L (9, 1) ERA: 6.14	0.1		3	2	2	2	0	0	0	0	0	0	1	3	3	54.00	6.000
Ron Schueler, R (9, 1) ERA: 4.08	0.2		3	1	0	0	0	0	0	0	0	0	0	3	3	0.00	1.500

PITCHER	IP	WLS	BF	H	R	ER	SO	BB	IBB	HBP	BLK	WP	HR	S	P	ERA	WHIP

TOP

Boston Red Sox @ Minnesota Twins

Metropolitan Stadium, Bloomington , MI

Sun Jun 05 1977, 4:33 AM EDT

Att. 37,756 - Unknown - 79 F

livebaseballscorecards.com

AB	36
R	5
H	11
RBI	5
BB	6
SO	4
LOB	21

WP: 0	PA: 43		
PB: 0			
SB: 1			
CS: 0			

BOTTOM

Boston Red Sox @ Minnesota Twins

Metropolitan Stadium, Bloomington , MI

Sun Jun 05 1977, 4:33 AM EDT

Att. 37,756 - Unknown - 79 F

livebaseballscorecards.com

Batter	1	2	3	4	5	6	7	8	9	AB	R	H	RBI	BB	SO	LOB
Lyman Bostock, L (1, 8) OBP: 0.401, SLG: 0.480	G4-6-3 1B 1B		F8			FC3-2 1B 1-2 2-3		G3 1-2		4	0	2	0	0	0	1
Rod Carew, L (1, 3) OBP: 0.436, SLG: 0.565	G4-6-3 1B 1-2			4-3		SF7 2-3 3-H		K		3	0	1	1	0	1	1
Butch Wynegar, S (1, 2) OBP: 0.360, SLG: 0.452	G4-6-3 1-2f 2-3			3-1		FC3-2 1-2 3-H		F2		4	0	0	0	0	0	5
Glenn Adams, L (1, 10) OBP: 0.326, SLG: 0.390	4-3			K		K			4-3	4	0	0	0	0	2	3
Larry Hisle, R (1, 7) OBP: 0.388, SLG: 0.594		F3			F7		4-3 2B		6-3	4	0	1	0	0	0	0
Mike Cubbage, L (1, 5) OBP: 0.337, SLG: 0.342		4-3			4-3		4-3 2-3		4-3	4	0	0	0	0	0	1
Dan Ford, R (1, 9) OBP: 0.320, SLG: 0.377		5-3			P2		K			3	0	0	0	0	1	1
Rob Wilfong, L (1, 4) OBP: 0.356, SLG: 0.337			CS 1B			1B 1B SF7 1B	F7			3	1	2	0	0	0	1
Jerry Terrell, R (1, 6) OBP: 0.309, SLG: 0.333			4-3 1-2			SF7 1B FC3-2 1-2 1B		G3 1B		3	0	2	0	0	0	1
Inning Stats	R: 0 E: 0 K: 0 S: 4 H: 2 LOB: 1 BB: 0 P: 4	R: 0 E: 0 K: 0 S: 3 H: 0 LOB: 0 BB: 0 P: 3	R: 0 E: 0 K: 0 S: 3 H: 1 LOB: 0 BB: 0 P: 3	R: 0 E: 0 K: 1 S: 5 H: 0 LOB: 0 BB: 0 P: 5	R: 0 E: 0 K: 0 S: 3 H: 0 LOB: 0 BB: 0 P: 3	R: 1 E: 0 K: 1 S: 8 H: 3 LOB: 2 BB: 0 P: 8	R: 0 E: 0 K: 1 S: 6 H: 1 LOB: 1 BB: 0 P: 6	R: 0 E: 0 K: 1 S: 6 H: 1 LOB: 1 BB: 0 P: 6	R: 0 E: 0 K: 0 S: 3 H: 0 LOB: 0 BB: 0 P: 3	1B: 7 2B: 1 3B: 0 HR: 0 SF: 1 SAC: 0 DP: 1 HBP: 0							

	AB	32
	R	1
	H	8
	RBI	1
	BB	0
	SO	4
	LOB	14

WP: 0 PB: 0 SB: 0 CS: 1 PA: 33

PITCHER		IP	WLS	BF	H	R	ER	SO	BB	IBB	HBP	BLK	WP	HR	S	P	ERA	WHIP
Reggie Cleveland, R ERA: 3.17	(1, 1)	5.0	W	19	6	1	1	1	0	0	0	0	0	0	21	21	1.80	1.200
Bill Campbell, R ERA: 3.2	(6, 1)	4.0	S	14	2	0	0	3	0	0	0	0	0	0	20	20	0.00	0.500

PITCHER	IP	WLS	BF	H	R	ER	SO	BB	IBB	HBP	BLK	WP	HR	S	P	ERA	WHIP

Batter	1	2	3	4	5	6	7	8	9	10	11	12	AB	R	H	RBI	BB	SO	LOB
Alan Bannister, R (1, 6) OBP: 0.378, SLG: 0.379	F8		BB		L9		4-3 1B 2B	WP FC6-2 SF8 BB		F9		1B 1B BB	4	3	1	0	3	0	0
Jorge Orta, L (1, 4) OBP: 0.341, SLG: 0.406	G3		K		4-3		4-3 2-3 3-H	FC6-2 BB WP 1-2 2-3 3-Hf		K		1B HR 1B	7	1	1	1	0	2	5
Richie Zisk, R (1, 9) OBP: 0.370, SLG: 0.630	1B		1B		1B		FC5-4 1B IBB	SF8 1-2 2-H 3-H		K		HR 1B	5	1	4	2	1	1	0
Lamar Johnson, R (1, 10) OBP: 0.338, SLG: 0.508 Oscar Gamble, L (8, PH) OBP: 0.397, SLG: 0.647	F8		4-3		4-3		FC5-4 1-2 3-H 1B	BB IBB			1B	HR 1-H 2-H HR	4 2	0 1	1 2	1 3	0 1	0 0	4 0
Chet Lemon, R (1, 8) OBP: 0.367, SLG: 0.542		1B		SH1-4 4-3 1B		K	FC5-4 S 1-2f 2-3	FC5-4 1-2 2-3 BB			K	K	6	1	2	0	1	3	3
Eric Soderholm, R (1, 5) OBP: 0.402, SLG: 0.497		K		4-3 SH1-4 1-2 1B		1B	1-2 BB	FC5-4 1-2f			K		5	0	2	0	1	2	5
Jim Spencer, L (1, 3) OBP: 0.308, SLG: 0.423		K		SH1-4 1-2 2-3		F9	F9		L8		4-3		5	0	0	0	0	1	6
Wayne Nordhagen, R (1, 7) OBP: 0.364, SLG: 0.500 Ralph Garr, L (8, PR) OBP: 0.293, SLG: 0.354 (8, 7)	F8			4-3 2-3 3-H		L1		BB 1B FC6-2 1B	K			4-3	4 2	0 0	1 0	1 0	0 0	0 1	3 0
Jim Essian, R (1, 2) OBP: 0.395, SLG: 0.408			G3	K2-4			2B 4-3 1B	FC6-2 BB 1-2 WP 1B	6-3			CS 1B	6	2	3	0	0	1	1
Inning Stats	R: 0 H: 1 E: 0 LOB: 1 K: 0 BB: 0 S: 4 P: 4	R: 0 H: 1 E: 0 LOB: 1 K: 2 BB: 0 S: 8 P: 8	R: 0 H: 1 E: 0 LOB: 2 K: 1 BB: 1 S: 6 P: 10	R: 1 H: 2 E: 0 LOB: 1 K: 1 BB: 0 S: 7 P: 7	R: 0 H: 1 E: 0 LOB: 1 K: 0 BB: 0 S: 4 P: 4	R: 0 H: 1 E: 0 LOB: 1 K: 1 BB: 0 S: 6 P: 6	R: 2 H: 3 E: 0 LOB: 3 K: 0 BB: 2 S: 6 P: 14	R: 2 H: 2 E: 0 LOB: 3 K: 0 BB: 3 S: 5 P: 17	R: 0 H: 0 E: 0 LOB: 0 K: 1 BB: 0 S: 5 P: 5	R: 0 H: 0 E: 0 LOB: 0 K: 2 BB: 0 S: 7 P: 7	R: 0 H: 1 E: 0 LOB: 1 K: 2 BB: 0 S: 8 P: 8	R: 4 H: 4 E: 0 LOB: 0 K: 1 BB: 1 S: 8 P: 12	1B: 15 SF: 1 2B: 1 SAC: 1 3B: 0 DP: 0 HR: 1 HBP: 0						

PITCHER		IP	WLS	BF	H	R	ER	SO	BB	IBB	HBP	BLK	WP	HR	S	P	ERA	WHIP
Geoff Zahn, L ERA: 3.87	(1, 1)	6.1		31	10	3	3	5	1	1	0	0	0	0	39	47	4.26	1.737
Tom Johnson, R ERA: 1.93	(7, 1)	0.1		2	0	0	0	0	1	0	0	0	0	0	1	5	0.00	3.000
Tom Burgmeier, L ERA: 2.82	(7, 1)	0.2		5	2	2	2	0	1	0	0	0	0	0	4	8	27.00	4.500
Ron Schueler, R ERA: 4.31	(8, 1)	4.1	L	19	4	3	3	5	2	1	0	0	1	0	26	38	6.23	1.385
Jeff Holly, L ERA: 6.44	(12, 1)	0.0		1	1	1	1	0	0	0	0	0	0	1	1	1	∞	∞

PITCHER		IP	WLS	BF	H	R	ER	SO	BB	IBB	HBP	BLK	WP	HR	S	P	ERA	WHIP
Dave Johnson, R ERA: 4.91	(12, 1)	0.1		1	0	0	0	1	0	0	0	0	0	0	3	3	0.00	0.000

TOP

Chicago White Sox @ Minnesota Twins

Metropolitan Stadium, Bloomington , MI

Mon Jun 06 1977, 8:05 PM EDT

Att. 10,305 - Unknown - 72 F

livebaseballscorecards.com

AB	50
R	9
H	17
RBI	8
BB	7
SO	11
LOB	27

Batter	1	2	3	4	5	6	7	8	9	10	11	12	AB	R	H	RBI	BB	SO	LOB
Jerry Terrell, R (1, 5) OBP: 0.287, SLG: 0.309	4-3		P6		FC6-4 1-2f			L9		E6 1B		3-1	6	0	0	0	0	0	2
Rod Carew, L (1, 3) OBP: 0.437, SLG: 0.568	1B CS 1B			WP SF8 2B		6-3		6-3		F7		1B	6	2	3	0	0	0	1
Larry Hisle, R (1, 7) OBP: 0.381, SLG: 0.580	CS 1-3 1B			P4 2-3		F3		F8		K		K	6	0	1	0	0	2	3
Craig Kusick, R (1, 10) OBP: 0.355, SLG: 0.505 Willie Norwood, R (9, PR) OBP: 0.179, SLG: 0.120 Mike Cubbage, L (10, PH) OBP: 0.341, SLG: 0.347	K 1-2 3-H			SF8 3-H		5-3			G3 1B 1B	1B			3 0 1	0 1 0	1 0 1	1 0 0	0 0 0	1 0 0	1 0 0
Dan Ford, R (1, 9) OBP: 0.320, SLG: 0.393 Rich Chiles, L (9, PH) OBP: 0.368, SLG: 0.317 Rob Wilfong, L (9, PR) OBP: 0.352, SLG: 0.333 (10, 4)		6-3		F7				HR	G3 1-2 1B 1B		K		3 1 1	1 0 1	1 1 0	1 0 0	0 0 0	0 0 1	0 0 0
Butch Wynegar, S (1, 2) OBP: 0.350, SLG: 0.438	K		F7			6-3		G3 1-2 2-3		3-1			5	0	0	0	0	1	2
Lyman Bostock, L (1, 8) OBP: 0.406, SLG: 0.492	G3		3-1			HBP		1B		3B			4	0	2	2	0	0	0
Roy Smalley, S (1, 6) OBP: 0.309, SLG: 0.298		6-3	1B 1B			P6		F9			K		5	0	1	0	0	1	3
Bob Randall, R (1, 4) OBP: 0.256, SLG: 0.282 Glenn Adams, L (9, PH) OBP: 0.311, SLG: 0.372 (10, 9)		F7	FC6-4 1-2 1B			F7		L7				F8	3 2	0 0	1 0	0 0	0 0	0 0	1 1
Inning Stats	R: 1 H: 2 E: 0 LOB: 2 K: 1 BB: 0 S: 6 P: 6	R: 0 H: 0 E: 0 LOB: 0 K: 1 BB: 0 S: 5 P: 5	R: 0 H: 0 E: 0 LOB: 0 K: 0 BB: 0 S: 3 P: 3	R: 1 H: 1 E: 0 LOB: 0 K: 0 BB: 0 S: 4 P: 4	R: 0 H: 2 E: 0 LOB: 2 K: 0 BB: 0 S: 5 P: 5	R: 0 H: 0 E: 0 LOB: 0 K: 0 BB: 0 S: 3 P: 3	R: 1 H: 1 E: 0 LOB: 1 K: 0 BB: 0 S: 4 P: 5	R: 0 H: 0 E: 0 LOB: 0 K: 0 BB: 0 S: 3 P: 3	R: 2 H: 3 E: 0 LOB: 1 K: 0 BB: 0 S: 6 P: 6	R: 0 H: 1 E: 1 LOB: 1 K: 1 BB: 0 S: 6 P: 6	R: 0 H: 1 E: 0 LOB: 1 K: 2 BB: 0 S: 8 P: 8	R: 0 H: 1 E: 0 LOB: 1 K: 1 BB: 0 S: 6 P: 6	1B: 9 2B: 2 3B: 1 HR: 1	SF: 1 SAC: 0 DP: 1 HBP: 1	WP: 1 PB: 0 SB: 0 CS: 2	PA: 48			

PITCHER		IP	WLS	BF	H	R	ER	SO	BB	IBB	HBP	BLK	WP	HR	S	P	ERA	WHIP
Ken Brett, L ERA: 5.02	(1, 1)	8.0		31	7	4	4	2	0	0	1	0	1	1	34	35	4.50	0.875
Lerrin LaGrow, R ERA: 1.35	(9, 1)	3.2	W	16	5	1	1	3	0	0	0	0	0	0	22	22	2.46	1.364
Bart Johnson, R ERA: 5.05	(12, 1)	0.1		1	0	0	0	1	0	0	0	0	0	0	3	3	0.00	0.000

PITCHER	IP	WLS	BF	H	R	ER	SO	BB	IBB	HBP	BLK	WP	HR	S	P	ERA	WHIP

BOTTOM

Chicago White Sox @ Minnesota Twins

Metropolitan Stadium, Bloomington , MI

Mon Jun 06 1977, 8:05 PM EDT

Att. 10,305 - Unknown - 72 F

livebaseballscorecards.com

AB	46
R	5
H	12
RBI	4
BB	0
SO	6
LOB	14

Batter	1	2	3	4	5	6	7	8	9	10	11	AB	R	H	RBI	BB	SO	LOB
Alan Bannister, R (1, 6) OBP: 0.379, SLG: 0.377	0-0 2B E 1B	0-0 5-3 1-2			0-3 K2-3			0-3 K		4-0 BB		4	1	1	0	1	2	1
Royle Stillman, L (1, 7) OBP: 0.313, SLG: 0.446	0-0 E8 E 1-H G5-2-3 2B		0-0 F8			0-0 F8		0-3 K		0-3 K2-3		5	0	1	0	0	2	1
Richie Zisk, R (1, 9) OBP: 0.362, SLG: 0.614	0-0 FC6 G5-2-3 BB 2-3		0-0 4-3			0-3 K		0-0 5-3			0-0 1-3	5	0	0	0	0	1	1
Oscar Gamble, L (1, 10) OBP: 0.390, SLG: 0.626	4-0 G5-2-3 1-2 BB		0-0 4-1			0-0 F8			0-0 F9		0-0 4-1	4	0	0	0	1	0	0
Chet Lemon, R (1, 8) OBP: 0.363, SLG: 0.538	0-0 G5-2-3 1-2 2-3 3-Hf			0-3 K			0-0 5-3		0-0 F7		0-0 2B	5	0	1	0	0	1	3
Jim Spencer, L (1, 3) OBP: 0.310, SLG: 0.435	0-0 F7			0-0 F9			0-0 4-3		0-0 HR		4-0 IBB	4	1	1	1	1	0	2
Eric Soderholm, R (1, 5) OBP: 0.397, SLG: 0.487		0-0 6-3 1B 1B		0-0 6-3			0-0 4-3		0-0 5-3		0-0 G1	5	1	1	0	0	0	2
Jack Brohamer, L (1, 4) OBP: 0.441, SLG: 0.447		0-0 6-3 1-2			0-0 6-3			0-0 HR 2B		0-0 P4		4	1	1	0	0	0	1
Jim Essian, R (1, 2) OBP: 0.396, SLG: 0.409 Jorge Orta, L (8, PH) OBP: 0.344, SLG: 0.426 Brian Downing, R (8, 2) OBP: 0.392, SLG: 0.211		0-0 CS 2-H 1B			0-0 5-3			0-0 2-H HR		0-0 L8		2 1 1	0 1 0	1 1 0	1 2 0	0 0 0	0 0 0	0 0 0
Inning Stats	R: 1 E: 2 K: 0 S: 5 H: 2 LOB: 2 BB: 1 P: 9	R: 1 E: 0 K: 0 S: 4 H: 2 LOB: 0 BB: 0 P: 4	R: 0 E: 0 K: 0 S: 3 H: 0 LOB: 0 BB: 0 P: 3	R: 0 E: 0 K: 1 S: 5 H: 0 LOB: 0 BB: 0 P: 5	R: 0 E: 0 K: 1 S: 5 H: 0 LOB: 0 BB: 0 P: 5	R: 0 E: 0 K: 1 S: 5 H: 0 LOB: 0 BB: 0 P: 5	R: 0 E: 0 K: 0 S: 3 H: 0 LOB: 0 BB: 0 P: 3	R: 2 E: 0 K: 2 S: 9 H: 2 LOB: 0 BB: 0 P: 9	R: 1 E: 0 K: 0 S: 4 H: 1 LOB: 0 BB: 0 P: 4	R: 0 E: 0 K: 1 S: 5 H: 0 LOB: 1 BB: 1 P: 9	R: 0 E: 0 K: 0 S: 4 H: 1 LOB: 2 BB: 1 P: 8	1B: 3 2B: 3 3B: 0 HR: 2	SF: 0 SAC: 0 DP: 1 HBP: 0			WP: 0 PB: 0 SB: 0 CS: 1	PA: 43		

PITCHER		IP	WLS	BF	H	R	ER	SO	BB	IBB	HBP	BLK	WP	HR	S	P	ERA	WHIP
Dave Goltz, R ERA: 3.59	(1, 1)	9.0		34	7	5	4	5	1	0	0	0	0	2	43	47	4.00	0.889
Tom Johnson, R ERA: 1.84	(10, 1)	2.0	W	9	1	0	0	1	1	1	0	0	0	0	9	17	0.00	1.000

PITCHER	IP	WLS	BF	H	R	ER	SO	BB	IBB	HBP	BLK	WP	HR	S	P	ERA	WHIP

TOP

Chicago White Sox @ Minnesota Twins

Metropolitan Stadium, Bloomington , MI

Tue Jun 07 1977, 8:05 PM EDT
Att. 11,230 - Unknown - 76 F

livebaseballscorecards.com

AB	40
R	5
H	8
RBI	4
BB	3
SO	6
LOB	11

Chicago White Sox @ Minnesota Twins

Metropolitan Stadium, Bloomington , MI

Tue Jun 07 1977, 8:05 PM EDT

Att. 11,230 - Unknown - 76 F

BOTTOM

livebaseballscorecards.com

Batter	1	2	3	4	5	6	7	8	9	10	11	AB	R	H	RBI	BB	SO	LOB
Rich Chiles, L (1, 10) OBP: 0.364, SLG: 0.306	F8	G3		BB		F2			BB		1B S SH2-4 E 1B	3	0	0	0	1	0	3
Craig Kusick, R (9, PH) OBP: 0.361, SLG: 0.505												0	0	0	0	1	0	0
Jerry Terrell, R (9, PR) OBP: 0.295, SLG: 0.317												1	2	1	0	0	0	0
Roy Smalley, S (1, 6) OBP: 0.311, SLG: 0.301	L7		G3 1-2	1B			6-3		1-3 1B		SH2-4 1-2	5	0	2	0	0	0	0
Rod Carew, L (1, 3) OBP: 0.435, SLG: 0.562	G3		1B 1B 1B	F8			5-3		SF7 3-H		E S IBB	4	1	1	1	1	0	2
Lyman Bostock, L (1, 8) OBP: 0.404, SLG: 0.492		HR 2B	1B 1-3 2B 1B		G3		F7		F3		K 1-2 2-3	6	2	2	0	0	1	3
Glenn Adams, L (1, 9) OBP: 0.367, SLG: 0.467		HR 2-H	2B 1-3 3-H 1B		G6-4-3 BB			CS BB		K	E6 2-3 3-H	2	1	2	3	2	0	0
Willie Norwood, R (8, PR) OBP: 0.167, SLG: 0.111												2	0	0	0	0	1	1
(9, 9)																		
Larry Hisle, R (1, 7) OBP: 0.382, SLG: 0.586	5-3		1-H 3-H 2B		G6-4-3 1-2f			L7 1-2		2B		5	0	2	1	0	0	2
Butch Wynegar, S (1, 2) OBP: 0.351, SLG: 0.433	1B 1B		F8			4-3		E6		IBB		4	0	1	0	1	0	2
Mike Cubbage, L (1, 5) OBP: 0.343, SLG: 0.355	1-2 1B			P3		2B		K		F8		5	0	2	0	0	1	3
Rob Wilfong, L (1, 4) OBP: 0.343, SLG: 0.323	P4			1-3		F9			K	4-3		3	0	0	0	0	0	3
Dan Ford, R (9, PH) OBP: 0.318, SLG: 0.391												1	0	0	0	0	1	0
Bob Randall, R (10, 4) OBP: 0.253, SLG: 0.278												1	0	0	0	0	0	2
Inning Stats	R: 0 E: 0 K: 0 S: 3 H: 0 LOB: 0 BB: 0 P: 3	R: 2 E: 0 K: 0 S: 7 H: 4 LOB: 2 BB: 0 P: 7	R: 2 E: 0 K: 0 S: 6 H: 4 LOB: 1 BB: 0 P: 6	R: 0 E: 0 K: 0 S: 4 H: 1 LOB: 2 BB: 1 P: 8	R: 0 E: 0 K: 0 S: 2 H: 0 LOB: 0 BB: 1 P: 6	R: 0 E: 0 K: 0 S: 4 H: 1 LOB: 1 BB: 0 P: 4	R: 0 E: 0 K: 0 S: 3 H: 0 LOB: 0 BB: 0 P: 3	R: 0 E: 1 K: 1 S: 5 H: 0 LOB: 1 BB: 1 P: 9	R: 1 E: 0 K: 1 S: 6 H: 1 LOB: 1 BB: 1 P: 10	R: 0 E: 0 K: 1 S: 6 H: 1 LOB: 2 BB: 1 P: 10	R: 1 E: 1 K: 1 S: 6 H: 1 LOB: 2 BB: 1 P: 10	1B: 8 2B: 4 3B: 0 HR: 1 SF: 1 SAC: 1 DP: 1 HBP: 0	WP: 0 PB: 0 SB: 2 CS: 1 PA: 50						

PITCHER		IP	WLS	BF	H	R	ER	SO	BB	IBB	HBP	BLK	WP	HR	S	P	ERA	WHIP
Francisco Barrios, R ERA: 4.07	(1, 1)	3.0		16	8	4	4	0	0	0	0	0	0	1	16	16	12.00	2.667
Wilbur Wood, L ERA: 8.1	(4, 1)	5.0		19	2	0	0	1	3	0	0	0	0	0	18	30	0.00	1.000
Dave Hamilton, L ERA: 4.66	(9, 1)	1.0		5	1	1	1	1	1	0	0	0	0	0	6	10	9.00	2.000
Larry Anderson, R ERA:	(10, 1)	1.2	L	10	2	1	0	2	0	2	0	0	0	0	12	20	0.00	1.200

PITCHER	IP	WLS	BF	H	R	ER	SO	BB	IBB	HBP	BLK	WP	HR	S	P	ERA	WHIP

AB	42
R	6
H	13
RBI	5
BB	6
SO	4
LOB	21

Batter	1	2	3	4	5	6	7	8	9	10	AB	R	H	RBI	BB	SO	LOB
Tom Poquette, L (1, 7) OBP: 0.379, SLG: 0.429	5-3	4-3		F9		P3		E 1B		1B	6	0	2	0	0	0	1
Hal McRae, R (1, 10) OBP: 0.350, SLG: 0.468	4-3	1-3		5-3 1-2		4-3 HR 1B		FC4 1-2		F9	6	1	1	0	0	0	3
George Brett, L (1, 5) OBP: 0.365, SLG: 0.429	HR 1B		4-3	4-3		4-3 1-2		F7			5	1	1	0	0	0	4
John Mayberry, L (1, 3) OBP: 0.335, SLG: 0.424	1-H HR		3B 1B 1B		3-1	2-H HR		F8			5	3	3	4	0	0	2
Al Cowens, R (1, 9) OBP: 0.355, SLG: 0.585	3B		1-2 3B 1B		S 1B 1B	CS BB			S S S 0-3 K		4	2	3	0	1	1	0
Amos Otis, R (1, 8) OBP: 0.342, SLG: 0.443	B B B B BB		1-H 2-H 3B		B B B B 4-0 FC1-6 1B 1-2 BB	CS 1-2	S S S 0-3 K		1-3		3	0	1	2	2	1	0
John Wathan, R (1, 2) OBP: 0.381, SLG: 0.368	4-3		F2		FC1-6 1-2 2-H 1B		S S S 0-3 K		5-3		5	0	1	1	0	1	3
Freddie Patek, R (1, 6) OBP: 0.319, SLG: 0.371		HR	F8		FC1-6 1-2f 2-3		F2			G3	5	1	1	1	0	0	3
Frank White, R (1, 4) OBP: 0.272, SLG: 0.295		S S S 0-3 K		5-3 1B	F9			5-3		1-3	5	0	1	0	0	1	2
Inning Stats	R: 2 H: 3 E: 0 LOB: 2 K: 0 BB: 1 S: 6 P: 10	R: 1 H: 1 E: 0 LOB: 0 K: 1 BB: 0 S: 6 P: 6	R: 2 H: 3 E: 0 LOB: 1 K: 0 BB: 0 S: 6 P: 6	R: 0 H: 1 E: 0 LOB: 1 K: 0 BB: 0 S: 4 P: 4	R: 1 H: 2 E: 0 LOB: 2 K: 0 BB: 1 S: 5 P: 9	R: 2 H: 2 E: 0 LOB: 0 K: 0 BB: 1 S: 4 P: 8	R: 0 H: 0 E: 0 LOB: 0 K: 2 BB: 0 S: 7 P: 7	R: 0 H: 1 E: 1 LOB: 2 K: 0 BB: 0 S: 5 P: 5	R: 0 H: 0 E: 0 LOB: 0 K: 1 BB: 0 S: 5 P: 5	R: 0 H: 1 E: 0 LOB: 1 K: 0 BB: 0 S: 4 P: 4	1B: 9 SF: 0 2B: 0 SAC: 0 3B: 2 DP: 0 HR: 3 HBP: 0						

PITCHER		IP	WLS	BF	H	R	ER	SO	BB	IBB	HBP	BLK	WP	HR	S	P	ERA	WHIP
Paul Thormodsgard, R ERA: 4.29	(1, 1)	2.1		15	7	5	5	1	1	0	0	0	0	2	16	20	19.29	3.429
Ron Schueler, R ERA: 4.25	(3, 1)	2.2		12	3	1	1	0	1	0	0	0	0	0	11	15	3.38	1.500
Tom Burgmeier, L ERA: 3.15	(6, 1)	1.0		5	2	2	2	0	1	0	0	0	0	1	4	8	18.00	3.000
Dave Johnson, R ERA: 3.6	(7, 1)	4.0	W	15	2	0	0	3	0	0	0	0	0	0	21	21	0.00	0.500

PITCHER		IP	WLS	BF	H	R	ER	SO	BB	IBB	HBP	BLK	WP	HR	S	P	ERA	WHIP

TOP

Kansas City Royals @ Minnesota Twins

Metropolitan Stadium, Bloomington , MI

Wed Jun 08 1977, 8:05 PM EDT
Att. 9,255 - Unknown - 65 F

livebaseballscorecards.com

AB	44
R	8
H	14
RBI	8
BB	3
SO	4
LOB	18

WP: 0	PA: 48		
PB: 0			
SB: 1			
CS: 1			

Kansas City Royals @ Minnesota Twins

Metropolitan Stadium, Bloomington , MI

Wed Jun 08 1977, 8:05 PM EDT

Att. 9,255 - Unknown - 65 F

livebaseballscorecards.com

BOTTOM

Batter	1	2	3	4	5	6	7	8	9	10	AB	R	H	RBI	BB	SO	LOB
Bob Randall, R (1, 4) OBP: 0.250, SLG: 0.274	0-0 1B HR 1B	0-0 ② 5-3 1-2		0-0 ② F7			0-0 ① L7		0-0 ② 6-3		5	1	1	0	0	0	3
Rod Carew, L (1, 3)	0-0 1-3 HR 1B	0-0 2-H 3B		0-0 ③ 1-H 2-H 2B			0-0 ② 4-3		0-0 ③ L7		5	1	3	3	0	0	0
Larry Hisle, R (1, 8) (6, 7) OBP: 0.382, SLG: 0.611	0-0 1-H 3-H HR	0-3 ③ K			0-0 ① F9		0-3 ③ K			0-0 HR	5	2	2	4	0	2	1
Dan Ford, R (1, 9) OBP: 0.314, SLG: 0.385	0-0 ① 6-3		0-0 ① F8		0-3 ② K			0-3 ① K			3	0	0	0	0	1	0
Rich Chiles, L (8, PH) OBP: 0.364, SLG: 0.306											0	0	0	0	0	0	0
Willie Norwood, R (8, PH) (9, 9) OBP: 0.161, SLG: 0.107											1	0	0	0	0	1	0
Craig Kusick, R (1, 10) OBP: 0.373, SLG: 0.510	0-0 5-3 1B		B B B B 4-0 G1-4-3 BB		0-0 1B			0-3 ② K			1	0	1	0	1	0	0
Glenn Adams, L (5, PH) OBP: 0.373, SLG: 0.468											2	0	1	0	0	1	0
Bob Gorinski, R (1, 7) OBP: 0.147, SLG: 0.121	0-0 ② 5-3 1-2		0-0 ② ③ G1-4-3 1-2f		0-0 ③ G3			0-0 ③ 4-3			2	0	0	0	0	0	2
Lyman Bostock, L (5, PH) (6, 8) OBP: 0.400, SLG: 0.487											2	0	0	0	0	0	1
Roy Smalley, S (1, 6) OBP: 0.310, SLG: 0.296	0-0 ③ P3			0-0 ① F9		S S S 0-3 ① K			B B B B 4-0 HR BB		3	1	0	0	1	1	1
Jerry Terrell, R (1, 5) OBP: 0.300, SLG: 0.333		0-0 ① F8		0-0 2B		0-0 ② F7			0-0 ① P4		2	1	1	0	0	0	0
Mike Cubbage, L (6, PH) (7, 5) OBP: 0.341, SLG: 0.353											1	0	0	0	0	0	0
Butch Wynegar, S (9, PH) (10, 5) OBP: 0.349, SLG: 0.430											1	0	0	0	0	0	1
Glenn Borgmann, R (1, 2) OBP: 0.415, SLG: 0.452		B B B B 4-0 5-3 3B BB		B B B B 4-0 2B BB		0-0 ③ L5			0-0 1-H HR		2	3	1	2	2	0	0
Inning Stats	R: 3 H: 4 E: 0 LOB: 1 K: 0 BB: 0 S: 7 P: 7	R: 1 H: 1 E: 0 LOB: 1 K: 1 BB: 1 S: 6 P: 10	R: 0 H: 0 E: 0 LOB: 0 K: 0 BB: 1 S: 2 P: 6	R: 2 H: 2 E: 0 LOB: 1 K: 0 BB: 1 S: 4 P: 8	R: 0 H: 1 E: 0 LOB: 1 K: 1 BB: 0 S: 6 P: 6	R: 0 H: 0 E: 0 LOB: 0 K: 1 BB: 0 S: 5 P: 5	R: 0 H: 0 E: 0 LOB: 0 K: 1 BB: 0 S: 5 P: 5	R: 0 H: 0 E: 0 LOB: 0 K: 2 BB: 0 S: 7 P: 7	R: 2 H: 1 E: 0 LOB: 0 K: 0 BB: 1 S: 4 P: 8	R: 1 H: 1 E: 0 LOB: 0 K: 0 BB: 0 S: 1 P: 1	1B: 4 SF: 0 2B: 2 SAC: 0 3B: 1 DP: 1 HR: 3 HBP: 0						

	AB	35
	R	9
	H	10
	RBI	9
	BB	4
	SO	6
	LOB	9

WP: 0 PA: 39
PB: 0
SB: 0
CS: 0

PITCHER		IP	WLS	BF	H	R	ER	SO	BB	IBB	HBP	BLK	WP	HR	S	P	ERA	WHIP
Paul Splittorff, L ERA: 4.41	(1, 1)	4.0		20	7	6	6	1	3	0	0	0	0	1	19	31	13.50	2.500
Marty Pattin, R ERA: 7.33	(5, 1)	3.0		10	1	0	0	3	0	0	0	0	0	0	16	16	0.00	0.333
Larry Gura, L ERA: 3.25	(8, 1)	2.0	L	9	2	3	3	2	1	0	0	0	0	2	12	16	13.50	1.500

PITCHER	IP	WLS	BF	H	R	ER	SO	BB	IBB	HBP	BLK	WP	HR	S	P	ERA	WHIP

Kansas City Royals @ Minnesota Twins

Metropolitan Stadium, Bloomington , MI

Thu Jun 09 1977, 8:05 PM EDT

Att. 9,912 - Cloudy - 62 F

Batter	1	2	3	4	5	6	7	8	9	AB	R	H	RBI	BB	SO	LOB
Tom Poquette, L (1, 7) OBP: 0.369, SLG: 0.417	F7		4-3		L9		K		F8	4	0	0	0	0	1	1
Joe Zdeb, R (9, PH) OBP: 0.359, SLG: 0.333 (9, 7)										1	0	0	0	0	0	1
Hal McRae, R (1, 10) OBP: 0.355, SLG: 0.468	K			1B 1B		F9	BB		E 1B 2B 1B 1-3	4	1	2	0	1	1	0
George Brett, L (1, 5) OBP: 0.371, SLG: 0.434	1-3			6-3 1B 1B 1-3		BB 2B 1B	F5		E9 2B 1B 1-3 3-H	5	3	3	1	0	0	1
John Mayberry, L (1, 3) OBP: 0.336, SLG: 0.426		G3		6-3 2-3		2B 1B BB 1-2		G3	1-H 2B 3-H	4	1	1	2	1	0	1
Al Cowens, R (1, 9) OBP: 0.356, SLG: 0.581		CS 1B		BB 1B 3-H		F8		K	F5	5	0	2	1	0	1	3
Amos Otis, R (1, 8) OBP: 0.350, SLG: 0.450		K 1-2		BB 1-2		1B 2B 1-3 2-H		BB		2	1	1	1	2	1	1
John Wathan, R (1, 2) OBP: 0.360, SLG: 0.348			F9	6-3		1B 2-H 3-H		F3		4	0	1	2	0	0	3
Freddie Patek, R (1, 6) OBP: 0.313, SLG: 0.363			5-3		F2	F9			F7	4	0	0	0	0	0	1
Frank White, R (1, 4) OBP: 0.277, SLG: 0.314			3B		F5		K		1B 1B 1B	4	1	2	0	0	1	0

TOP

livebaseballscorecards.com

AB	37
R	7
H	12
RBI	7
BB	4
SO	5
LOB	12

Inning Stats	1	2	3	4	5	6	7	8	9		
	R: 0 H: 0 E: 0 LOB: 0 K: 1 BB: 0 S: 5 P: 5	R: 0 H: 1 E: 0 LOB: 0 K: 1 BB: 0 S: 5 P: 5	R: 0 H: 1 E: 0 LOB: 1 K: 0 BB: 0 S: 4 P: 4	R: 1 H: 3 E: 0 LOB: 2 K: 0 BB: 1 S: 5 P: 9	R: 0 H: 0 E: 0 LOB: 0 K: 0 BB: 0 S: 3 P: 3	R: 3 H: 3 E: 0 LOB: 1 K: 0 BB: 1 S: 6 P: 10	R: 0 H: 0 E: 0 LOB: 1 K: 2 BB: 1 S: 7 P: 11	R: 0 H: 0 E: 0 LOB: 1 K: 1 BB: 1 S: 5 P: 9	R: 3 H: 4 E: 1 LOB: 1 K: 0 BB: 0 S: 7 P: 7	1B: 9 SF: 0 2B: 2 SAC: 0 3B: 1 DP: 0 HR: 0 HBP: 0	WP: 0 PA: 41 PB: 0 SB: 0 CS: 1

PITCHER		IP	WLS	BF	H	R	ER	SO	BB	IBB	HBP	BLK	WP	HR	S	P	ERA	WHIP
Pete Redfern, R ERA: 4.87	(1, 1)	6.0	L	26	8	4	4	2	2	0	0	0	0	0	28	36	6.00	1.667
Jeff Holly, L ERA: 6.75	(7, 1)	2.2		14	4	3	3	3	2	0	0	0	0	0	18	26	10.12	2.250
Ron Schueler, R ERA: 4.22	(9, 1)	0.1		1	0	0	0	0	0	0	0	0	0	0	1	1	0.00	0.000

PITCHER	IP	WLS	BF	H	R	ER	SO	BB	IBB	HBP	BLK	WP	HR	S	P	ERA	WHIP

Batter	1	2	3	4	5	6	7	8	9	AB	R	H	RBI	BB	SO	LOB
Bob Randall, R (1, 4) OBP: 0.239, SLG: 0.261	G3		5-3			K 1-2		4-3		4	0	0	0	0	1	1
Rod Carew, L (1, 3) OBP: 0.435, SLG: 0.580	K		4-3			1B 2-H 3B		L9		4	1	1	1	0	1	0
Larry Hisle, R (1, 7) OBP: 0.380, SLG: 0.604	K			K		K		FC6-4 1B		4	0	1	0	0	3	1
Dan Ford, R (1, 9) OBP: 0.313, SLG: 0.378		K		F9		1B BB		FC6-4 1-2f		3	0	0	0	1	1	1
Craig Kusick, R (1, 10) OBP: 0.377, SLG: 0.505		4-3 BB BB		4-3		1-2 3-H 1B			P5	3	0	1	1	1	0	0
Roy Smalley, S (1, 6) OBP: 0.314, SLG: 0.297		4-3 1-2 BB			4-3	L6			4-3 1B	3	0	1	0	1	0	2
Jerry Terrell, R (1, 5) OBP: 0.287, SLG: 0.318		4-3 1-2 2-3			1-3	P4			4-3 1-2	4	0	0	0	0	0	3
Lyman Bostock, L (1, 8) OBP: 0.393, SLG: 0.477		4-3			L1	4-3			G3	4	0	0	0	0	0	3
Glenn Borgmann, R (1, 2) OBP: 0.409, SLG: 0.424			K			WP 3B BB	K			2	1	0	0	1	2	0
Inning Stats	R: 0 H: 0 E: 0 LOB: 0 K: 2 BB: 0 S: 7 P: 7	R: 0 H: 0 E: 0 LOB: 2 K: 1 BB: 2 S: 5 P: 13	R: 0 H: 0 E: 0 LOB: 0 K: 1 BB: 0 S: 5 P: 5	R: 0 H: 0 E: 0 LOB: 0 K: 1 BB: 0 S: 5 P: 5	R: 0 H: 0 E: 0 LOB: 0 K: 0 BB: 0 S: 3 P: 3	R: 2 H: 2 E: 0 LOB: 2 K: 2 BB: 2 S: 9 P: 17	R: 0 H: 0 E: 0 LOB: 0 K: 1 BB: 0 S: 5 P: 5	R: 0 H: 1 E: 0 LOB: 1 K: 0 BB: 0 S: 4 P: 4	R: 0 H: 1 E: 0 LOB: 1 K: 0 BB: 0 S: 4 P: 4	1B: 3 SF: 0 2B: 0 SAC: 0 3B: 1 DP: 0 HR: 0 HBP: 0						WP: 1 PA: 35 PB: 0 SB: 0 CS: 0	

PITCHER		IP	WLS	BF	H	R	ER	SO	BB	IBB	HBP	BLK	WP	HR	S	P	ERA	WHIP
Andy Hassler, L ERA: 3.92	(1, 1)	6.0	W	24	2	2	2	7	4	0	0	0	1	0	34	50	3.00	1.000
Steve Mingori, L ERA: 2.61	(7, 1)	3.0	S	11	2	0	0	1	0	0	0	0	0	0	13	13	0.00	0.667

PITCHER	IP	WLS	BF	H	R	ER	SO	BB	IBB	HBP	BLK	WP	HR	S	P	ERA	WHIP

BOTTOM

Kansas City Royals @ Minnesota Twins

Metropolitan Stadium, Bloomington , MI

Thu Jun 09 1977, 8:05 PM EDT

Att. 9,912 - Cloudy - 62 F

livebaseballscorecards.com

AB	31
R	2
H	4
RBI	2
BB	4
SO	8
LOB	11

Batter	1	2	3	4	5	6	7	8	9	AB	R	H	RBI	BB	SO	LOB
Lyman Bostock, L (1, 8) OBP: 0.399, SLG: 0.482	S E 1B		BB 1B		CS 1B			L4 ①		4	1	3	0	0	0	0
Dan Ford, R (1, 9) OBP: 0.321, SLG: 0.380	0-3 ① K 1-2		4-0 FC6-4 1-2 BB		4-0 ② 1-2 BB			0-0 FC4 1B		2	0	1	0	2	1	1
Rod Carew, L (1, 3) OBP: 0.432, SLG: 0.574	E8 2-H 1B		0-0 ① F2		0-3 ③ K			0-0 ② F8		4	0	1	1	0	1	4
Larry Hisle, R (1, 7) OBP: 0.373, SLG: 0.592	6-3		0-3 ② K			0-3 ① K		0-0 ③ FC4 1-2f		4	0	0	0	0	2	4
Craig Kusick, R (1, 10) OBP: 0.373, SLG: 0.495	0-3 ③ K		0-0 ③ FC6-4 1-2f			0-0 ② F8			G5-3 BB 1B	4	0	1	0	0	1	3
Butch Wynegar, S (1, 2) OBP: 0.347, SLG: 0.423		4-0 S BB		0-0 ① P4		0-0 ③ F9			0-3 ① K	3	0	0	0	1	1	1
Roy Smalley, S (1, 6) OBP: 0.313, SLG: 0.292		0-0 ① F2 1-2		0-0 ② 6-3			0-3 ① K		4-0 1-2 BB	3	0	0	0	1	1	1
Jerry Terrell, R (1, 5) OBP: 0.286, SLG: 0.315		0-3 ② K		0-0 ③ 6-3			0-0 G6-4-3 1B		0-0 ②③ G5-3 2-3f	4	0	1	0	0	1	3
Bob Randall, R (1, 4) OBP: 0.232, SLG: 0.253		0-0 ③ 6-3			0-0 ① 5-3		0-0 ②③ G6-4-3 1-2f			3	0	0	0	0	0	2
Inning Stats	R: 1 H: 2 E: 1 LOB: 1 K: 2 BB: 0 S: 9 P: 9	R: 0 H: 0 E: 0 LOB: 1 K: 1 BB: 1 S: 5 P: 9	R: 0 H: 1 E: 0 LOB: 2 K: 1 BB: 1 S: 6 P: 10	R: 0 H: 0 E: 0 LOB: 0 K: 0 BB: 0 S: 3 P: 3	R: 0 H: 1 E: 0 LOB: 1 K: 1 BB: 1 S: 5 P: 9	R: 0 H: 0 E: 0 LOB: 0 K: 1 BB: 0 S: 5 P: 5	R: 0 H: 1 E: 0 LOB: 0 K: 1 BB: 0 S: 5 P: 5	R: 0 H: 1 E: 0 LOB: 1 K: 0 BB: 0 S: 4 P: 4	R: 0 H: 1 E: 0 LOB: 1 K: 1 BB: 1 S: 5 P: 9	1B: 7 SF: 0 2B: 0 SAC: 0 3B: 0 DP: 2 HR: 0 HBP: 0						

PITCHER		IP	WLS	BF	H	R	ER	SO	BB	IBB	HBP	BLK	WP	HR	S	P	ERA	WHIP
Ron Guidry, L ERA: 2.91	(1, 1)	8.1	W	34	7	1	1	8	4	0	0	0	0	0	46	62	1.08	1.320
Sparky Lyle, L ERA: 0.92	(9, 1)	0.2	S	1	0	0	0	0	0	0	0	0	0	0	1	1	0.00	0.000

PITCHER	IP	WLS	BF	H	R	ER	SO	BB	IBB	HBP	BLK	WP	HR	S	P	ERA	WHIP

TOP

Minnesota Twins @ New York Yankees

Yankee Stadium, Bronx, NY

Fri Jun 10 1977, 7:05 PM EDT

Att. 21,897 - Cloudy - 69 F

livebaseballscorecards.com

AB	31
R	1
H	7
RBI	1
BB	4
SO	8
LOB	19

WP: 0 PA: 35
PB: 0
SB: 2
CS: 1

BOTTOM

Minnesota Twins @ New York Yankees

Yankee Stadium, Bronx, NY

Fri Jun 10 1977, 7:05 PM EDT

Att. 21,897 - Cloudy - 69 F

livebaseballscorecards.com

Batter	1	2	3	4	5	6	7	8	9	AB	R	H	RBI	BB	SO	LOB
Willie Randolph, R (1, 4) OBP: 0.367, SLG: 0.415	L6		BB, SH / 1B	1-H, 2-H / 2B		K		BB / BB		4	0	2	2	1	1	0
Paul Blair, R (1, 8) (6, 7) OBP: 0.311, SLG: 0.321	L1		SH, BB / 1-2	P5		K		1-2 / BB		3	0	0	0	1	1	1
Reggie Jackson, L (1, 9) OBP: 0.375, SLG: 0.552	4-3		1-2, 2-3 / BB		1B / 2B	2B		K		4	1	2	0	1	1	2
Chris Chambliss, L (1, 3) OBP: 0.341, SLG: 0.456		G3	P5		2B, S / 2-H / 1B	IBB		L6		4	1	1	1	1	0	5
Lou Piniella, R (1, 10) OBP: 0.349, SLG: 0.440		6-3	L3		S / 1-3 / 2B	F8				4	0	2	0	0	0	5
Jimmy Wynn, R (1, 7) OBP: 0.289, SLG: 0.257		6-3 / 2-3	K		6-3 / 2-3 / 3-H	1-3				2	0	0	0	0	1	1
Roy White, S (5, PH) OBP: 0.358, SLG: 0.415										1	0	0	0	0	0	1
Mickey Rivers, L (6, 8) OBP: 0.333, SLG: 0.385										1	0	0	0	0	0	0
Graig Nettles, L (1, 5) OBP: 0.299, SLG: 0.454		BB		K	IBB	F7				2	0	0	0	2	1	0
Fran Healy, R (1, 2) OBP: 0.279, SLG: 0.282		1-3		1B / 2B / 1B	K	F7				4	1	1	0	0	1	4
Bucky Dent, R (1, 6) OBP: 0.332, SLG: 0.425			6-3	1-2 / 2B / 1B	6-3			6-3		4	1	1	0	0	0	2

AB	33
R	4
H	9
RBI	3
BB	6
SO	6
LOB	21

Inning Stats	1	2	3	4	5	6	7	8	9
	R: 0 E: 0 K: 0 S: 3	H: 0 LOB: 0 BB: 0 P: 3	R: 0 E: 0 K: 0 S: 4	H: 1 LOB: 2 BB: 1 P: 8	R: 0 E: 1 K: 0 S: 5	H: 1 LOB: 3 BB: 1 P: 9	R: 2 E: 0 K: 2 S: 10	H: 3 LOB: 1 BB: 0 P: 10	R: 2 E: 0 K: 1 S: 8	H: 3 LOB: 2 BB: 1 P: 12	R: 0 E: 0 K: 2 S: 8	H: 1 LOB: 2 BB: 1 P: 12	R: 0 E: 0 K: 0 S: 3	H: 0 LOB: 0 BB: 0 P: 3	R: 0 E: 0 K: 1 S: 5	H: 0 LOB: 2 BB: 2 P: 13

| | | | | | | | | | |

Minnesota Twins @ New York Yankees

Yankee Stadium, Bronx, NY

Sat Jun 11 1977, 3:33 AM EDT

Att. 23,681 - Cloudy - 72 F

TOP

livebaseballscorecards.com

Batter	1	2	3	4	5	6	7	8	9	AB	R	H	RBI	BB	SO	LOB
Larry Hisle, R (1, 7) OBP: 0.366, SLG: 0.579	F8		6-3	F7		5-3			L6	5	0	0	0	0	0	2
Rod Carew, L (1, 3) OBP: 0.439, SLG: 0.581	1B 2B		S 1B 1B	F7		E 2-H 1B			S HBP	4	2	3	1	0	0	1
Lyman Bostock, L (1, 8) OBP: 0.395, SLG: 0.475	1B 2-H 1B		F9 1-2		G3	3-1 1-2			F7 1-2	5	0	1	1	0	0	3
Butch Wynegar, S (1, 2) OBP: 0.354, SLG: 0.428	G6-3 1-3 1B		1B 2-H 1B		1B		F7		5-3	5	0	3	1	0	0	1
Glenn Adams, L (1, 9) OBP: 0.370, SLG: 0.460	G6-3 1-2f		1-2 1B		F8		6-3			3	0	1	0	0	0	3
Bob Randall, R (6, 4) OBP: 0.229, SLG: 0.250										1	0	0	0	0	0	0
Mike Cubbage, L (1, 5) OBP: 0.335, SLG: 0.346		K	F2		P4		6-3			3	0	0	0	0	1	3
Bob Gorinski, R (7, PH) OBP: 0.143, SLG: 0.118										1	0	0	0	0	0	0
Jerry Terrell, R (7, 5) OBP: 0.286, SLG: 0.315										0	0	0	0	0	0	0
Rich Chiles, L (1, 10) OBP: 0.373, SLG: 0.310	1B			F7		BBBB 2B BB		G6-4-3 1B		2	1	1	0	1	0	0
Craig Kusick, R (8, PH) OBP: 0.378, SLG: 0.500										1	0	1	0	0	0	0
Willie Norwood, R (8, PR) OBP: 0.161, SLG: 0.107										0	0	0	0	0	0	0
Roy Smalley, S (1, 6) OBP: 0.316, SLG: 0.312		P6		1B 3B		1-H 1B 2B		G6-4-3 1-2f		4	2	2	1	0	0	2
Rob Wilfong, L (1, 4) OBP: 0.345, SLG: 0.327		P6		3-H 1B		SSS K		SSS K		2	0	1	1	0	0	1
Dan Ford, R (6, PH) OBP: 0.318, SLG: 0.376 (6, 9)										2	0	0	0	0	2	2
Inning Stats	R: 1 E: 0 K: 0 S: 5 H: 3 LOB: 1 BB: 0 P: 5	R: 0 E: 0 K: 1 S: 6 H: 1 LOB: 1 BB: 0 P: 6	R: 1 E: 0 K: 0 S: 6 H: 3 LOB: 2 BB: 0 P: 6	R: 1 E: 0 K: 0 S: 5 H: 2 LOB: 1 BB: 0 P: 5	R: 0 E: 0 K: 0 S: 4 H: 1 LOB: 1 BB: 0 P: 4	R: 2 E: 1 K: 1 S: 7 H: 2 LOB: 1 BB: 1 P: 11	R: 0 E: 0 K: 0 S: 3 H: 0 LOB: 0 BB: 0 P: 3	R: 0 E: 0 K: 1 S: 5 H: 1 LOB: 1 BB: 0 P: 5	R: 0 E: 0 K: 0 S: 3 H: 0 LOB: 1 BB: 0 P: 4	1B: 10 2B: 2 3B: 1 HR: 0	SF: 0 SAC: 0 DP: 2 HBP: 1						

	AB	38
	R	5
	H	13
	RBI	5
	BB	1
	SO	3
	LOB	18

WP: 0 PB: 0 SB: 2 CS: 0 PA: 40

PITCHER		IP	WLS	BF	H	R	ER	SO	BB	IBB	HBP	BLK	WP	HR	S	P	ERA	WHIP
Catfish Hunter, R ERA: 5.12	(1, 1)	5.0	W	25	10	4	4	1	1	0	0	0	0	0	26	30	7.20	2.200
Sparky Lyle, L ERA: 1.02	(6, 1)	4.0	S	15	3	1	1	2	0	0	1	0	0	0	18	19	2.25	0.750

PITCHER	IP	WLS	BF	H	R	ER	SO	BB	IBB	HBP	BLK	WP	HR	S	P	ERA	WHIP

Batter	1	2	3	4	5	6	7	8	9	AB	R	H	RBI	BB	SO	LOB
Mickey Rivers, L (1, 8) OBP: 0.335, SLG: 0.385	4-3		4-3		HR 1B	1-3		G6-4-3 1-2 1B		5	1	2	0	0	0	0
Willie Randolph, R (1, 4) OBP: 0.368, SLG: 0.429	F3			E G3 1B 1B	1-H HR	F9		G6-4-3 1-2f		5	2	2	2	0	0	2
Reggie Jackson, L (1, 9) OBP: 0.373, SLG: 0.546	G3			E7 G3 1-3 1B 1B	F7		4-3			4	1	1	0	0	0	0
Chris Chambliss, L (1, 3) OBP: 0.344, SLG: 0.457		6-3		F7	BB 1B 1B		1B 1B			4	1	2	0	0	0	2
Carlos May, L (1, 10) OBP: 0.364, SLG: 0.415		3B		G3 2-3 3-H	B B B B 4-0 1B 1-2 1B BB		F8			3	1	1	1	1	0	2
Graig Nettles, L (1, 5) OBP: 0.307, SLG: 0.459		P3		2B 3-H 1B	1B 1-2 2-H 1B		1-3 1B			4	0	3	2	0	0	1
Lou Piniella, R (1, 7) OBP: 0.345, SLG: 0.434 Paul Blair, R (3, 7) OBP: 0.328, SLG: 0.356	S S S K			1-3 2B	1-2 2-H 1B		F8			1 3	0 0	0 2	0 1	0 0	1 0	1 2
Fran Healy, R (1, 2) OBP: 0.255, SLG: 0.256			F9 S S S K	S S S K	S S S K			F7		4	0	0	0	0	2	4
Bucky Dent, R (1, 6) OBP: 0.330, SLG: 0.421			5-3		G3	F3		1B 1B		4	0	1	0	0	0	0
Inning Stats	R: 0 E: 0 K: 0 S: 3 H: 0 LOB: 0 BB: 0 P: 3	R: 0 E: 0 K: 1 S: 6 H: 1 LOB: 1 BB: 0 P: 6	R: 0 E: 0 K: 0 S: 3 H: 0 LOB: 0 BB: 0 P: 3	R: 2 E: 1 K: 1 S: 9 H: 4 LOB: 2 BB: 0 P: 9	R: 4 E: 0 K: 1 S: 10 H: 5 LOB: 2 BB: 1 P: 14	R: 0 E: 0 K: 0 S: 3 H: 0 LOB: 0 BB: 0 P: 3	R: 0 E: 0 K: 0 S: 5 H: 2 LOB: 2 BB: 0 P: 5	R: 0 E: 0 K: 0 S: 4 H: 2 LOB: 1 BB: 0 P: 4		1B: 11 2B: 1 3B: 1 HR: 1 SF: 0 SAC: 0 DP: 1 HBP: 0						

BOTTOM

Minnesota Twins @ New York Yankees

Yankee Stadium, Bronx, NY

Sat Jun 11 1977, 3:33 AM EDT
Att. 23,681 - Cloudy - 72 F

livebaseballscorecards.com

AB	37
R	6
H	14
RBI	6
BB	1
SO	3
LOB	14

WP: 0 PB: 0 SB: 0 CS: 0 PA: 38

PITCHER		IP	WLS	BF	H	R	ER	SO	BB	IBB	HBP	BLK	WP	HR	S	P	ERA	WHIP
Dave Goltz, R ERA: 3.98	(1, 1)	4.2	L	23	8	6	6	2	1	0	0	0	0	1	26	30	11.57	1.929
Tom Johnson, R ERA: 1.71	(5, 1)	3.1		15	6	0	0	1	0	0	0	0	0	0	17	17	0.00	1.800

PITCHER	IP	WLS	BF	H	R	ER	SO	BB	IBB	HBP	BLK	WP	HR	S	P	ERA	WHIP

Batter	1	2	3	4	5	6	7	8	9	AB	R	H	RBI	BB	SO	LOB
Larry Hisle, R (1, 7) OBP: 0.370, SLG: 0.591	HR 1B		BBBB 4-0 G3 BB		1-H 0-0 HR		0-0 ② F3		0-0 ② P4	4	2	2	2	1	0	0
Rod Carew, L (1, 3) OBP: 0.442, SLG: 0.603	1-H HR		0-0 ① G3 1-2		0-0 ② 4-3		0-0 E6 3B		1B	5	2	3	2	0	0	1
Lyman Bostock, L (1, 8) OBP: 0.391, SLG: 0.474	0-0 ① 4-3		SSS 0-3 ② K		SSS 0-3 ③ K		0-0 2B		SSS 0-3 ③ K	5	0	1	0	0	3	2
Butch Wynegar, S (1, 2) OBP: 0.347, SLG: 0.418	0-0 ② 4-3		0-0 ③ 3-1			0-0 ① F7	0-0 ③ F9			4	0	0	0	0	0	2
Glenn Adams, L (1, 9) OBP: 0.368, SLG: 0.453 Dan Ford, R (8, PH) OBP: 0.316, SLG: 0.374 (8, 9)	0-0 ③ G3			0-0 ① 4-3		0-0 2B SF9 1B		0-0 ① 4-3		3 1	1 0	1 0	0 0	0 0	0 0	0 0
Rich Chiles, L (1, 10) OBP: 0.371, SLG: 0.322 Craig Kusick, R (8, PH) OBP: 0.375, SLG: 0.495		0-0 ① F7		0-0 ② F7		0-0 SF9 1-3 2B		0-0 ② G3		3 1	0 0	1 0	0 0	0 0	0 0	0 0
Roy Smalley, S (1, 6) OBP: 0.315, SLG: 0.312		0-0 ② F7		0-0 ③ 4-3		0-0 ② SF9 2-3 3-H		0-0 FC6 1B		3	0	1	1	0	0	0
Mike Cubbage, L (1, 5) OBP: 0.333, SLG: 0.340	BBBB 4-0 BB				0-0 ① 4-3	SSS 0-3 ③ K		0-0 ③ FC6 1-2f		3	0	0	0	1	1	2
Rob Wilfong, L (1, 4) OBP: 0.342, SLG: 0.317		0-0 ③ 1-3			BBBB 4-0 HR BB		0-0 ① F9		0-0 ① P4	3	1	0	0	1	0	1
Inning Stats	R: 2 H: 2 E: 0 LOB: 0 K: 0 BB: 0 S: 5 P: 5	R: 0 H: 0 E: 0 LOB: 1 K: 0 BB: 1 S: 3 P: 7	R: 0 H: 0 E: 0 LOB: 1 K: 1 BB: 1 S: 5 P: 9	R: 0 H: 0 E: 0 LOB: 0 K: 0 BB: 0 S: 3 P: 3	R: 2 H: 1 E: 0 LOB: 0 K: 1 BB: 1 S: 6 P: 10	R: 1 H: 2 E: 0 LOB: 1 K: 1 BB: 0 S: 7 P: 7	R: 1 H: 2 E: 1 LOB: 1 K: 0 BB: 0 S: 5 P: 5	R: 0 H: 1 E: 0 LOB: 1 K: 0 BB: 0 S: 4 P: 4	R: 0 H: 1 E: 0 LOB: 1 K: 1 BB: 0 S: 6 P: 6	1B: 4 SF: 1 2B: 2 SAC: 0 3B: 1 DP: 0 HR: 2 HBP: 0						WP: 0 PA: 39 PB: 0 SB: 0 CS: 0	

TOP

Minnesota Twins @ New York Yankees

Yankee Stadium, Bronx, NY

Sun Jun 12 1977, 3:33 AM EDT
Att. 52,821 - Unknown - 75 F

livebaseballscorecards.com

AB	35
R	6
H	9
RBI	5
BB	3
SO	4
LOB	8

PITCHER		IP	WLS	BF	H	R	ER	SO	BB	IBB	HBP	BLK	WP	HR	S	P	ERA	WHIP
Ed Figueroa, R ERA: 2.6	(1, 1)	7.0	L	31	7	6	6	3	3	0	0	0	0	2	34	46	7.71	1.429
Ken Holtzman, L ERA: 5.85	(8, 1)	2.0		8	2	0	0	1	0	0	0	0	0	0	10	10	0.00	1.000

PITCHER	IP	WLS	BF	H	R	ER	SO	BB	IBB	HBP	BLK	WP	HR	S	P	ERA	WHIP

Batter	1	2	3	4	5	6	7	8	9	AB	R	H	RBI	BB	SO	LOB
Mickey Rivers, L (1, 8) OBP: 0.338, SLG: 0.384	BBBB 4-0 G6-3 BB		SSS 0-3 ③ K			x 0-0 1B 1B 1B		x 0-0 ② 4-3		3	1	1	0	1	1	0
Willie Randolph, R (1, 4) OBP: 0.366, SLG: 0.425	x 0-0 ①② G6-3 1-2f			x 0-0 ① F8		x 0-0 1B 1-2 1B		x 0-0 ③ F9		4	0	1	0	0	0	1
Reggie Jackson, L (1, 9) OBP: 0.371, SLG: 0.545	SSS 0-3 ③ K			x 0-0 ② G3		x 0-0 ② F8			x 0-0 2B	4	0	1	0	0	1	2
Chris Chambliss, L (1, 3) OBP: 0.343, SLG: 0.453		x 0-0 ① G3		x 0-0 E4 FC4-6		x 0-0 1-3 2-H 1B			x 0-0 ① G3	4	0	1	1	0	0	1
Carlos May, L (1, 10) OBP: 0.361, SLG: 0.404		BBBB 4-0 FC4-6 BB		x 0-0 ③ FC4-6 1-2f		x 0-0 ③ G3			x 0-0 ② F9	3	0	0	0	1	0	4
Graig Nettles, L (1, 5) OBP: 0.306, SLG: 0.455		SSS 0-3 ② K			x 0-0 ① 6-3		x 0-0 G5-4-3 1B		SSS 0-3 ③ K	4	0	1	0	0	2	2
Lou Piniella, R (1, 7) OBP: 0.333, SLG: 0.418		x 0-0 ③ FC4-6 1-2f			x 0-0 ② 5-3		x 0-0 ①② G5-4-3 1-2f			3	0	0	0	0	0	2
Fran Healy, R (1, 2) OBP: 0.240, SLG: 0.239			SSS 0-3 ① K		x 0-0 ③ 4-3		x 0-0 ③ 6-3			3	0	0	0	0	1	0
Bucky Dent, R (1, 6) OBP: 0.327, SLG: 0.417			x 0-0 ② P5			x 0-0 ① F7		x 0-0 ① L3		2	0	0	0	0	0	0
Thurman Munson, R (8, PH) OBP: 0.366, SLG: 0.531										1	0	0	0	0	0	0
Fred Stanley, R (9, 6) OBP: 0.222, SLG: 0.222										0	0	0	0	0	0	0
Inning Stats	R: 0 E: 0 K: 1 S: 4 H: 0 LOB: 0 BB: 1 P: 8	R: 0 E: 0 K: 1 S: 5 H: 0 LOB: 1 BB: 1 P: 9	R: 0 E: 0 K: 2 S: 7 H: 0 LOB: 0 BB: 0 P: 7	R: 0 E: 1 K: 0 S: 4 H: 0 LOB: 1 BB: 0 P: 4	R: 0 E: 0 K: 0 S: 3 H: 0 LOB: 0 BB: 0 P: 3	R: 1 E: 0 K: 0 S: 6 H: 3 LOB: 2 BB: 0 P: 6	R: 0 E: 0 K: 0 S: 3 H: 1 LOB: 0 BB: 0 P: 3	R: 0 E: 0 K: 0 S: 3 H: 0 LOB: 0 BB: 0 P: 3	R: 0 E: 0 K: 1 S: 6 H: 1 LOB: 1 BB: 0 P: 6	1B: 4 2B: 1 3B: 0 HR: 0	SF: 0 SAC: 0 DP: 2 HBP: 0						

PITCHER		IP	WLS	BF	H	R	ER	SO	BB	IBB	HBP	BLK	WP	HR	S	P	ERA	WHIP
Paul Thormodsgard, R ERA: 3.88	(1, 1)	9.0	W	33	5	1	1	5	2	0	0	0	0	0	41	49	1.00	0.778

PITCHER	IP	WLS	BF	H	R	ER	SO	BB	IBB	HBP	BLK	WP	HR	S	P	ERA	WHIP

BOTTOM

Minnesota Twins @ New York Yankees

Yankee Stadium, Bronx, NY

Sun Jun 12 1977, 3:33 AM EDT
Att. 52,821 - Unknown - 75 F

livebaseballscorecards.com

AB	31
R	1
H	5
RBI	1
BB	2
SO	5
LOB	12

WP: 0 PB: 0 SB: 0 CS: 0 PA: 33

Batter	1	2	3	4	5	6	7	8	9	AB	R	H	RBI	BB	SO	LOB
Don Baylor, R (1, 10) OBP: 0.328, SLG: 0.405	BB 2B 1B	2B		FC1-6 1-2 3-H 1B	P4			HBP 1B		5	1	4	1	0	0	1
Jerry Remy, L (1, 4) OBP: 0.360, SLG: 0.366	B B B B 2B 1-2 1B BB	6-3		FC1-6 1-2f 2-3 HR		4-3		F7		4	2	0	0	1	0	4
Joe Rudi, R (1, 7) OBP: 0.332, SLG: 0.519	1B 1-3 2-H 2B 2B		HR	1-H 3-H HR		F2		H 1-2 HBP		4	3	3	5	0	0	0
Tony Solaita, L (1, 3) OBP: 0.314, SLG: 0.330	2B 2-3 3-H 1B		4-3	5-3		S S S K		F8		5	1	1	1	0	1	2
Bobby Bonds, R (1, 9) OBP: 0.362, SLG: 0.544	S S S K		5-3		G5-4-3 1B		6-3	F8		5	0	1	0	0	1	4
Dave Chalk, R (1, 5) OBP: 0.371, SLG: 0.378	P5		F9		G5-4-3 1-2f		B B B B 3B BB		6-3	4	1	0	0	1	0	3
Mario Guerrero, R (1, 6) OBP: 0.364, SLG: 0.500	1-H 3-H 2B			1B 1B 1B	3B 1B		1-H 3B		1B	5	2	5	3	0	0	0
Rusty Torres, S (1, 8) OBP: 0.208, SLG: 0.261		4-3		FC1-6 1-3 HR 1B 1B	1-H 2B 3B		G3		F7	5	2	2	1	0	0	2
Terry Humphrey, R (1, 2) OBP: 0.301, SLG: 0.275		6-3		F9	3-H 2B		1-3		F9	5	0	1	1	0	0	4
Inning Stats	R: 4 E: 0 K: 1 S: 8 H: 4 LOB: 1 BB: 1 P: 12	R: 0 E: 0 K: 0 S: 4 H: 1 LOB: 1 BB: 0 P: 4	R: 1 E: 0 K: 0 S: 4 H: 1 LOB: 0 BB: 0 P: 4	R: 4 E: 0 K: 0 S: 7 H: 4 LOB: 0 BB: 0 P: 7	R: 2 E: 0 K: 0 S: 6 H: 4 LOB: 1 BB: 0 P: 6	R: 0 E: 0 K: 1 S: 5 H: 0 LOB: 0 BB: 0 P: 5	R: 1 E: 0 K: 0 S: 4 H: 1 LOB: 1 BB: 1 P: 8	R: 0 E: 0 K: 0 S: 4 H: 1 LOB: 2 BB: 0 P: 5	R: 0 E: 0 K: 0 S: 4 H: 1 LOB: 1 BB: 0 P: 4	1B: 9 2B: 4 3B: 2 HR: 2 SF: 0 SAC: 0 DP: 1 HBP: 1						

TOP

California Angels @ Minnesota Twins

Metropolitan Stadium, Bloomington , MI

Tue Jun 14 1977, 8:05 PM EDT

Att. 12,344 - Unknown - 76 F

livebaseballscorecards.com

AB	42
R	12
H	17
RBI	12
BB	2
SO	2
LOB	20

WP: 0 PA: 45
PB: 0
SB: 0
CS: 0

PITCHER		IP	WLS	BF	H	R	ER	SO	BB	IBB	HBP	BLK	WP	HR	S	P	ERA	WHIP
Pete Redfern, R ERA: 5.31	(1, 1)	2.0		11	5	4	4	1	1	0	0	0	0	0	12	16	18.00	3.000
Ron Schueler, R ERA: 4.69	(3, 1)	2.0	L	11	5	5	5	0	0	0	0	0	0	2	11	11	22.50	2.500
Dave Johnson, R ERA: 4.05	(5, 1)	5.0		23	7	3	3	1	1	0	1	0	0	0	23	28	5.40	1.600

PITCHER	IP	WLS	BF	H	R	ER	SO	BB	IBB	HBP	BLK	WP	HR	S	P	ERA	WHIP

Batter	1	2	3	4	5	6	7	8	9	AB	R	H	RBI	BB	SO	LOB
Larry Hisle, R (1, 7) OBP: 0.367, SLG: 0.582	4-3 1B 1B 1B	FC1-6 1B 1-2f WP 3-H		6-3 1-2 2-H		F7	SSS K			5	2	1	2	0	1	4
Rod Carew, L (1, 3) OBP: 0.438, SLG: 0.595	F7	WP 1-3 1B 1B		F7		4-3	SSS K			5	1	1	0	0	1	2
Lyman Bostock, L (1, 8) OBP: 0.403, SLG: 0.502	4-3 1-2 1B 1B	1-H 3-H 1B		1B 2-H 3B		BBBB BB BB		1B 3B		4	3	4	2	1	0	0
Butch Wynegar, S (1, 2) OBP: 0.348, SLG: 0.414	4-3 1-2 2-3	4-3		FC4-6 3-H 1B		BBBB 1-2 BB	SSS K			4	0	1	1	1	1	4
Glenn Adams, L (1, 9) OBP: 0.361, SLG: 0.439 Bob Randall, R (8, 4) OBP: 0.237, SLG: 0.258	2-H 3-H 1B		4-3	FC4-6 1-2f		F7		1B 3-H 1B		4 1	0 0	1 1	2 1	0 0	0 0	3 0
Rich Chiles, L (1, 10) OBP: 0.361, SLG: 0.312 Craig Kusick, R (7, PH) OBP: 0.369, SLG: 0.486	6-3		F7		4-3		F5	P4		3 2	0 0	0 0	0 0	0 0	0 0	1 1
Roy Smalley, S (1, 6) OBP: 0.316, SLG: 0.316		E FC1-6 2B	L8		4-3	BBBB FC6-4 1B BB			L9	4	1	1	0	1	0	0
Mike Cubbage, L (1, 5) OBP: 0.339, SLG: 0.352 Dan Ford, R (7, PH) OBP: 0.318, SLG: 0.375 (8, 9)	6-3			WP 1B 6-3 1B	2B		1-2 FC6-4 1B		P3	3 2	1 0	2 1	0 0	0 0	0 0	1 0
Rob Wilfong, L (1, 4) OBP: 0.342, SLG: 0.318 Jerry Terrell, R (7, PH) OBP: 0.280, SLG: 0.309 (8, 5)	E4 FC1-6 2-3			1-2 WP 3B 1B	F5		1-2f FC6-4 2-3		F9	3 2	1 0	1 0	0 0	0 0	0 0	2 2
Inning Stats	R: 2 H: 3 E: 0 LOB: 1 K: 0 BB: 0 S: 6 P: 6	R: 3 H: 3 E: 1 LOB: 1 K: 0 BB: 0 S: 7 P: 7	R: 0 H: 0 E: 0 LOB: 0 K: 0 BB: 0 S: 3 P: 3	R: 3 H: 4 E: 0 LOB: 1 K: 0 BB: 0 S: 7 P: 7	R: 0 H: 1 E: 0 LOB: 1 K: 0 BB: 0 S: 4 P: 4	R: 0 H: 0 E: 0 LOB: 2 K: 0 BB: 2 S: 3 P: 11	R: 0 H: 1 E: 0 LOB: 2 K: 1 BB: 1 S: 6 P: 10	R: 1 H: 2 E: 0 LOB: 1 K: 2 BB: 0 S: 9 P: 9	R: 0 H: 0 E: 0 LOB: 0 K: 0 BB: 0 S: 3 P: 3	1B: 10 SF: 0 2B: 2 SAC: 0 3B: 2 DP: 0 HR: 0 HBP: 0						

PITCHER		IP	WLS	BF	H	R	ER	SO	BB	IBB	HBP	BLK	WP	HR	S	P	ERA	WHIP
Paul Hartzell, R ERA: 3.51	(1, 1)	3.2		21	9	8	5	0	0	0	0	0	2	0	21	21	12.27	2.455
Dyar Miller, R ERA: 5.11	(4, 1)	2.1	W	11	2	0	0	0	2	0	0	0	0	0	9	17	0.00	1.714
Dave LaRoche, L ERA: 3.64	(7, 1)	3.0	S	13	3	1	1	3	1	0	0	0	0	0	18	22	3.00	1.333

PITCHER	IP	WLS	BF	H	R	ER	SO	BB	IBB	HBP	BLK	WP	HR	S	P	ERA	WHIP

BOTTOM

California Angels @ Minnesota Twins

Metropolitan Stadium, Bloomington , MI

Tue Jun 14 1977, 8:05 PM EDT
Att. 12,344 - Unknown - 76 F

livebaseballscorecards.com

AB	42
R	9
H	14
RBI	8
BB	3
SO	3
LOB	20

WP: 2 PA: 45
PB: 0
SB: 0
CS: 0

Batter	1	2	3	4	5	6	7	8	9	AB	R	H	RBI	BB	SO	LOB
Don Baylor, R (1, 10) OBP: 0.326, SLG: 0.399	0-0 ① 5-3		4-0 3B BB		0-0 ② P3		0-0 E7 1B			3	0	0	0	1	0	0
Jerry Remy, L (1, 4) OBP: 0.370, SLG: 0.392	0-0 1B 2B		0-0 ① 1-2 3B		0-0 1B		0-0 1-3 1B			4	1	4	0	0	0	0
Joe Rudi, R (1, 7) OBP: 0.331, SLG: 0.514	0-0 1B 2-H 1B		0-3 ② K		0-3 ③ K		0-0 ③ F7			4	1	1	1	0	2	4
Tony Solaita, L (1, 3) OBP: 0.320, SLG: 0.336	0-0 ② 2-H 1B		0-0 ③ F7			0-3 ① K		0-0 G5-4-3 1B		4	0	2	1	0	1	1
Orland Ramirez, R (8, PR)										0	0	0	0	0	0	0
Ron Jackson, R (8, 3) OBP: 0.272, SLG: 0.364										0	0	0	0	0	0	0
Bobby Bonds, R (1, 9) OBP: 0.356, SLG: 0.534	0-0 ③ 5-3			0-3 ① K		0-0 ② 6-3		0-3 ① K		4	0	0	0	0	2	1
Dave Chalk, R (1, 5) OBP: 0.368, SLG: 0.372		0-0 ① L7		0-0 ② F7		4-0 BB		0-0 ②③ G5-4-3 1-2f		3	0	0	0	1	0	1
Mario Guerrero, R (1, 6) OBP: 0.346, SLG: 0.462		0-0 ② 1-6-3		0-0 1B		0-0 ③ F9			0-0 ① 6-3	4	0	1	0	0	0	1
Rusty Torres, S (1, 8) OBP: 0.214, SLG: 0.259		0-0 1B		0-0 ③ G3			0-3 ① K		0-3 ② K	4	0	1	0	0	2	1
Terry Humphrey, R (1, 2) OBP: 0.295, SLG: 0.269		0-3 ③ K			0-0 ① 5-3		0-0 ② 5-3		0-0 ③ P3	3	0	0	0	0	1	1
Willie Aikens, L (9, PH) OBP: 0.349, SLG: 0.316										1	0	0	0	0	0	0
Inning Stats	R: 2 H: 3 E: 0 LOB: 0 K: 0 BB: 0 S: 5 P: 5	R: 0 H: 1 E: 0 LOB: 1 K: 1 BB: 0 S: 6 P: 6	R: 0 H: 1 E: 0 LOB: 1 K: 1 BB: 1 S: 5 P: 9	R: 0 H: 1 E: 0 LOB: 1 K: 1 BB: 0 S: 6 P: 6	R: 0 H: 1 E: 0 LOB: 1 K: 1 BB: 0 S: 6 P: 6	R: 0 H: 0 E: 0 LOB: 1 K: 1 BB: 1 S: 5 P: 9	R: 0 H: 1 E: 1 LOB: 2 K: 1 BB: 0 S: 7 P: 7	R: 0 H: 1 E: 0 LOB: 1 K: 1 BB: 0 S: 5 P: 5	R: 0 H: 0 E: 0 LOB: 0 K: 1 BB: 0 S: 5 P: 5	1B: 7 SF: 0 2B: 1 SAC: 0 3B: 1 DP: 1 HR: 0 HBP: 0						

TOP

California Angels @ Minnesota Twins

Metropolitan Stadium, Bloomington , MI

Wed Jun 15 1977, 8:05 PM EDT

Att. 11,724 - Unknown - 70 F

livebaseballscorecards.com

AB	34
R	2
H	9
RBI	2
BB	2
SO	8
LOB	10

PITCHER	IP	WLS	BF	H	R	ER	SO	BB	IBB	HBP	BLK	WP	HR	S	P	ERA	WHIP
Dave Goltz, R (1, 1) ERA: 3.81	9.0	W	36	9	2	2	8	2	0	0	0	0	0	50	58	2.00	1.222

PITCHER	IP	WLS	BF	H	R	ER	SO	BB	IBB	HBP	BLK	WP	HR	S	P	ERA	WHIP

BOTTOM

California Angels @ Minnesota Twins

Metropolitan Stadium, Bloomington , MI

Wed Jun 15 1977, 8:05 PM EDT

Att. 11,724 - Unknown - 70 F

livebaseballscorecards.com

Batter	1	2	3	4	5	6	7	8	9	AB	R	H	RBI	BB	SO	LOB
Bob Randall, R (1, 4) OBP: 0.248, SLG: 0.260	0-0 BB 1B FC5-4 1B	0-0 F9 1-2			H 1-0 FC6-4 BB HBP		x 0-0 F9			3	1	1	0	0	0	1
Rod Carew, L (1, 3) OBP: 0.442, SLG: 0.604	0-0 FC5-4 BB 1-2 1B	0-0 6-3			B B B 4-0 FC6-4 1-2 BB		x 0-0 SF9 3B			3	1	2	0	1	0	1
Larry Hisle, R (1, 8) (8, 7) OBP: 0.365, SLG: 0.575	0-0 F9		0-0 F3		0-0 FC6-4 BB 1-2f 2-3		B B B 4-0 BB			3	0	0	0	1	0	4
Craig Kusick, R (1, 10) OBP: 0.373, SLG: 0.481	B B B 4-0 FC5-4 1-2 2-3 BB		S S S 0-3 K		B B B 4-0 FC6-4 1-2 BB		x 0-0 SF9 3-H			1	0	0	1	2	1	0
Butch Wynegar, S (1, 2) OBP: 0.341, SLG: 0.405	0-0 FC5-4 1-2f 2-3 3-H		0-0 5-3		0-0 FC6-4 1-2f		0-0 F8			4	0	0	1	0	0	6
Dan Ford, R (1, 9) OBP: 0.312, SLG: 0.367	S S S 0-3 K			0-0 F8		0-0 4-3		0-0 G3		4	0	0	0	0	1	2
Willie Norwood, R (1, 7) OBP: 0.176, SLG: 0.129 Lyman Bostock, L (8, 8) OBP: 0.402, SLG: 0.500		0-0 P5		0-0 F9		0-0 S 1B		S S S 0-3 K		3 1	0 0	1 0	0 0	0 0	0 1	0 0
Roy Smalley, S (1, 6) OBP: 0.315, SLG: 0.329		0-0 HR		0-0 F8		0-0 F2 1-2		0-0 5-3		4	1	1	1	0	0	1
Jerry Terrell, R (1, 5) OBP: 0.282, SLG: 0.309		0-0 S 1B			0-0 F2	0-0 6-3				3	0	1	0	0	0	1

AB	29
R	3
H	6
RBI	3
BB	4
SO	3
LOB	16

Inning Stats	1	2	3	4	5	6	7	8	9
	R: 1 H: 2 E: 0 LOB: 2 K: 1 BB: 1 S: 7 P: 11	R: 1 H: 2 E: 0 LOB: 1 K: 0 BB: 0 S: 5 P: 5	R: 0 H: 0 E: 0 LOB: 0 K: 1 BB: 0 S: 5 P: 5	R: 0 H: 0 E: 0 LOB: 0 K: 0 BB: 0 S: 3 P: 3	R: 0 H: 0 E: 0 LOB: 3 K: 0 BB: 2 S: 3 P: 12	R: 0 H: 1 E: 0 LOB: 1 K: 0 BB: 0 S: 4 P: 4	R: 1 H: 1 E: 0 LOB: 1 K: 0 BB: 1 S: 4 P: 8	R: 0 H: 0 E: 0 LOB: 0 K: 1 BB: 0 S: 5 P: 5	

1B: 4	SF: 1	WP: 0 PA: 35
2B: 0	SAC: 0	PB: 0
3B: 1	DP: 0	SB: 2
HR: 1	HBP: 1	CS: 0

PITCHER	IP	WLS	BF	H	R	ER	SO	BB	IBB	HBP	BLK	WP	HR	S	P	ERA	WHIP
Frank Tanana, L (1, 1) ERA: 1.94	8.0	L	35	6	3	3	3	4	0	1	0	0	1	36	53	3.38	1.250

PITCHER	IP	WLS	BF	H	R	ER	SO	BB	IBB	HBP	BLK	WP	HR	S	P	ERA	WHIP

Batter	1	2	3	4	5	6	7	8	9	AB	R	H	RBI	BB	SO	LOB
Don Baylor, R (1, 10) OBP: 0.319, SLG: 0.389	6-3		G3 1-3 3-H	F4		K 1-2			1-3	5	0	0	0	0	1	3
Jerry Remy, L (1, 4) OBP: 0.375, SLG: 0.396	1B		1B 3-H		P4		4-3		WP 1B	5	1	3	1	0	0	0
Joe Rudi, R (1, 7) OBP: 0.328, SLG: 0.507	F8		FC5-4 1-3		F8		F9		P4 1-2	5	0	1	0	0	0	1
Tony Solaita, L (1, 3) OBP: 0.323, SLG: 0.348		K	FC5-4 1-2 3-H		1B	2B	K		K	5	1	2	1	0	3	1
Bobby Bonds, R (1, 9) OBP: 0.358, SLG: 0.543		K	FC5-4 1-2f 2-3		2-H	1B		WP	3B	4	1	2	1	0	1	2
Dave Chalk, R (1, 5) OBP: 0.362, SLG: 0.364		1-3	F8		F9			3-H	F3	4	0	0	0	0	0	3
Mario Guerrero, R (1, 6) OBP: 0.400, SLG: 0.533			1B 1B	G6-3		4-3		2B		4	1	3	0	0	0	0
Rusty Torres, S (1, 8) OBP: 0.250, SLG: 0.267			1B WP 1-2	G6-3 1-2f		BB		F5		3	1	1	0	1	0	2
Andy Etchebarren, R (1, 2) OBP: 0.368, SLG: 0.294 Terry Humphrey, R (3, 2) OBP: 0.303, SLG: 0.272			G3 WP 1-3 2-H	BB		WP 1-2		K		1 2	1 0	1 1	1 0	0 1	0 1	0 1
Inning Stats	R: 0 E: 0 K: 0 S: 3 H: 1 LOB: 0 BB: 0 P: 3	R: 0 E: 0 K: 2 S: 7 H: 0 LOB: 0 BB: 0 P: 7	R: 4 E: 0 K: 0 S: 9 H: 6 LOB: 2 BB: 0 P: 9	R: 0 E: 0 K: 0 S: 3 H: 1 LOB: 1 BB: 1 P: 7	R: 1 E: 0 K: 0 S: 5 H: 2 LOB: 1 BB: 0 P: 5	R: 0 E: 0 K: 1 S: 5 H: 1 LOB: 1 BB: 1 P: 9	R: 0 E: 0 K: 1 S: 5 H: 0 LOB: 0 BB: 0 P: 5	R: 1 E: 0 K: 1 S: 7 H: 2 LOB: 1 BB: 0 P: 7	R: 0 E: 0 K: 1 S: 6 H: 1 LOB: 1 BB: 0 P: 6	1B: 11 2B: 2 3B: 1 HR: 0 SF: 0 SAC: 0 DP: 1 HBP: 0						

PITCHER	IP	WLS	BF	H	R	ER	SO	BB	IBB	HBP	BLK	WP	HR	S	P	ERA	WHIP
Paul Thormodsgard, R (1, 1) ERA: 4.24	2.1		12	6	4	4	2	0	0	0	0	1	0	16	16	15.43	2.571
Tom Burgmeier, L (3, 1) ERA: 3.12	2.2		12	4	1	1	0	1	0	0	0	0	0	11	15	3.38	1.875
Tom Johnson, R (6, 1) ERA: 1.75	4.0	W	16	4	1	1	4	1	0	0	0	3	0	23	27	2.25	1.250

PITCHER	IP	WLS	BF	H	R	ER	SO	BB	IBB	HBP	BLK	WP	HR	S	P	ERA	WHIP

TOP

California Angels @ Minnesota Twins

Metropolitan Stadium, Bloomington , MI

Thu Jun 16 1977, 8:05 PM EDT

Att. 21,036 - Unknown - 78 F

livebaseballscorecards.com

AB	38
R	6
H	14
RBI	4
BB	2
SO	6
LOB	13

WP: 4 PA: 40
PB: 0
SB: 0
CS: 1

California Angels @ Minnesota Twins

Metropolitan Stadium, Bloomington , MI

Thu Jun 16 1977, 8:05 PM EDT

Att. 21,036 - Unknown - 78 F

BOTTOM

Batter	1	2	3	4	5	6	7	8	9	AB	R	H	RBI	BB	SO	LOB
Larry Hisle, R (1, 7) OBP: 0.362, SLG: 0.579	F4	F3			HR		F9		F7	5	1	1	1	0	0	4
Rob Wilfong, L (1, 4) OBP: 0.344, SLG: 0.321	L4	WP 1-2 2-3 1B			K		K		1-2 2-H 1B	5	0	2	1	0	2	0
Rod Carew, L (1, 3) OBP: 0.440, SLG: 0.607	1-3	F7 1-2 2-3 3-H			1B 3B		K			4	1	1	0	0	1	2
Lyman Bostock, L (1, 8) OBP: 0.403, SLG: 0.498		E 2B BB	K		BLK 3-H 1B			K		3	1	1	1	1	2	0
Glenn Adams, L (1, 9) Willie Norwood, R (8, PR) Dan Ford, R (9, 9)		1B 1-H 2B	K		K 1-2			K2-6 1B		4 0 0	1 0 0	2 0 0	1 0 0	0 0 0	2 0 0	1 0 0
Rich Chiles, L (1, 10) OBP: 0.357, SLG: 0.309		WP BLK 1B 2-H 1B	K		L4			K2-6 1-2f		4	1	1	1	0	2	2
Roy Smalley, S (1, 6) OBP: 0.310, SLG: 0.322		K 1-3		L9		K			K	4	0	0	0	0	3	1
Butch Wynegar, S (1, 2) OBP: 0.344, SLG: 0.401		1B 1B WP BB		K		K			BB 1B BB	2	2	0	0	2	2	0
Mike Cubbage, L (1, 5) OBP: 0.342, SLG: 0.352		WP 1B 1-2 3-H 1B		F8		4-1			1B 1-2 BB	3	0	1	1	1	0	0
Inning Stats	R: 0 E: 0 K: 0 S: 3 H: 0 LOB: 0 BB: 0 P: 3	R: 4 E: 1 K: 1 S: 9 H: 4 LOB: 2 BB: 2 P: 17	R: 0 E: 0 K: 3 S: 9 H: 0 LOB: 0 BB: 0 P: 9	R: 0 E: 0 K: 1 S: 5 H: 0 LOB: 0 BB: 0 P: 5	R: 2 E: 0 K: 2 S: 10 H: 3 LOB: 1 BB: 0 P: 10	R: 0 E: 0 K: 2 S: 7 H: 0 LOB: 0 BB: 0 P: 7	R: 0 E: 0 K: 2 S: 7 H: 0 LOB: 0 BB: 0 P: 7	R: 0 E: 0 K: 2 S: 7 H: 1 LOB: 1 BB: 0 P: 7	R: 1 E: 0 K: 1 S: 5 H: 1 LOB: 2 BB: 2 P: 13	1B: 6 2B: 2 3B: 1 HR: 1 SF: 0 SAC: 0 DP: 1 HBP: 0						

livebaseballscorecards.com

AB	34
R	7
H	9
RBI	6
BB	4
SO	14
LOB	10

PITCHER	IP	WLS	BF	H	R	ER	SO	BB	IBB	HBP	BLK	WP	HR	S	P	ERA	WHIP
Nolan Ryan, R (1, 1) ERA: 2.63	8.2	L	38	9	7	7	14	4	0	0	2	2	1	62	78	7.27	1.500

PITCHER	IP	WLS	BF	H	R	ER	SO	BB	IBB	HBP	BLK	WP	HR	S	P	ERA	WHIP

TOP

Minnesota Twins @ Kansas City Royals

Royals Stadium, Kansas City, MO

Fri Jun 17 1977, 8:05 PM EDT

Att. 24,436 - Unknown - 72 F

livebaseballscorecards.com

Batter	1	2	3	4	5	6	7	8	9	AB	R	H	RBI	BB	SO	LOB
Larry Hisle, R (1, 7) OBP: 0.356, SLG: 0.570	F8		P4			K		6-3		4	0	0	0	0	1	0
Rod Carew, L (1, 3) OBP: 0.437, SLG: 0.609	F7		4-3			1-3		3B		4	0	1	0	0	0	0
Lyman Bostock, L (1, 8) OBP: 0.405, SLG: 0.495	E 1B			F8		4-3		BB		3	0	1	0	1	0	0
Glenn Adams, L (1, 9) OBP: 0.368, SLG: 0.453	E4 1-2			G3			2B SF9 1B	K		3	1	1	0	0	0	1
Dan Ford, R (8, PH) OBP: 0.311, SLG: 0.365 (8, 9)										1	0	0	0	0	1	2
Mike Cubbage, L (1, 5) OBP: 0.342, SLG: 0.357	1-3			G3			1-3 2B		K	3	0	1	0	0	0	2
Craig Kusick, R (9, PH) OBP: 0.370, SLG: 0.477										1	0	0	0	0	1	0
Rich Chiles, L (1, 10) OBP: 0.348, SLG: 0.303		4-3			F8		SF9 3-H		5-3	2	0	0	1	0	0	0
Jerry Terrell, R (9, PH) OBP: 0.279, SLG: 0.306										1	0	0	0	0	0	0
Butch Wynegar, S (1, 2) OBP: 0.342, SLG: 0.395		3-1			F8		6-3 BB		F7	3	0	0	0	1	0	0
Roy Smalley, S (1, 6) OBP: 0.310, SLG: 0.323		F7			1B		6-3 1-2			3	0	1	0	0	0	2
Rob Wilfong, L (1, 4) OBP: 0.339, SLG: 0.316			F9		F9			4-3		2	0	0	0	0	0	1
Bob Randall, R (8, PH) OBP: 0.245, SLG: 0.258 (8, 4)										1	0	0	0	0	0	0

Inning Stats	1	2	3	4	5	6	7	8	9
	R: 0 E: 1 K: 0 S: 5	R: 0 E: 0 K: 0 S: 3	R: 0 E: 0 K: 0 S: 3	R: 0 E: 0 K: 0 S: 3	R: 0 E: 0 K: 0 S: 4	R: 0 E: 0 K: 1 S: 5	R: 1 E: 0 K: 0 S: 4	R: 0 E: 0 K: 1 S: 6	R: 0 E: 0 K: 1 S: 5
	H: 1 LOB: 2 BB: 0 P: 5	H: 0 LOB: 0 BB: 0 P: 3	H: 0 LOB: 0 BB: 0 P: 3	H: 0 LOB: 0 BB: 0 P: 3	H: 1 LOB: 1 BB: 0 P: 4	H: 0 LOB: 0 BB: 0 P: 5	H: 2 LOB: 1 BB: 1 P: 8	H: 1 LOB: 2 BB: 1 P: 10	H: 0 LOB: 0 BB: 0 P: 5

PITCHER		IP	WLS	BF	H	R	ER	SO	BB	IBB	HBP	BLK	WP	HR	S	P	ERA	WHIP	PITCHER		IP	WLS	BF	H	R	ER	SO	BB	IBB	HBP	BLK	WP	HR	S	P	ERA	WHIP
Jim Colborn, R (1, 1) ERA: 3.17		6.1	W	25	4	1	1	1	1	0	0	0	0	0	26	30	1.42	0.789																		
Steve Mingori, L (7, 1) ERA: 2.15		2.2		9	1	0	0	2	1	0	0	0	0	0	12	16	0.00	0.750																		

AB	31
R	1
H	5
RBI	1
BB	2
SO	3
LOB	8

1B: 3	SF: 1	WP: 0	PA: 34
2B: 1	SAC: 0	PB: 0	
3B: 1	DP: 0	SB: 0	
HR: 0	HBP: 0	CS: 0	

Minnesota Twins @ Kansas City Royals

Royals Stadium, Kansas City, MO

Fri Jun 17 1977, 8:05 PM EDT

Att. 24,436 - Unknown - 72 F

livebaseballscorecards.com

BOTTOM

Batter	1	2	3	4	5	6	7	8	9	AB	R	H	RBI	BB	SO	LOB
Joe Zdeb, R (1, 7) OBP: 0.365, SLG: 0.348 Tom Poquette, L (4, PH) (5, 7) OBP: 0.382, SLG: 0.442	F9	FC5 2-3f		6-3		BBBB 4-0 G3 2B BB		2B		2	0	0	0	0	0	3
										2	1	1	0	1	0	1
George Brett, L (1, 5) OBP: 0.351, SLG: 0.409	G3		E7 1B 1B	3-4 3-H		G3 1-2		P6		5	1	1	1	0	0	2
Hal McRae, R (1, 10) OBP: 0.345, SLG: 0.444	4-3		CS 3-H 1B	P4		2-H 2B				4	0	2	2	0	0	0
Al Cowens, R (1, 9) OBP: 0.348, SLG: 0.561		1B FC5-2 2B	1-2 2B 2B		BBBB 4-0 2B BB	F3				3	2	2	0	1	0	1
John Mayberry, L (1, 3) OBP: 0.329, SLG: 0.392		1B FC5-2 BB 2-3 1B	P6		P3		F7			4	1	1	0	0	0	2
Amos Otis, R (1, 8) OBP: 0.330, SLG: 0.419		FC5-2 BB 1B 1-2 3-H	2-H 2B		F9		F9			4	0	1	1	0	0	3
Freddie Patek, R (1, 6) OBP: 0.317, SLG: 0.366		FC5 BB 1-2 2-3 1B	F9		1-H 2B		SSS 0-3 K			4	0	2	1	0	1	1
Darrell Porter, L (1, 2) OBP: 0.364, SLG: 0.480		BBBB 4-0 1-2 2-3 3-H BB		E 2B	3-1			F9		3	1	1	1	1	0	1
Frank White, R (1, 4) OBP: 0.277, SLG: 0.316		SSS 0-3 K		E9 2-H 3-4 1B		1-3		5-3		4	1	1	1	0	1	3
Inning Stats	R: 0 E: 0 K: 0 S: 3 H: 0 LOB: 0 BB: 0 P: 3	R: 1 E: 0 K: 1 S: 8 H: 3 LOB: 3 BB: 1 P: 12	R: 2 E: 1 K: 0 S: 6 H: 4 LOB: 1 BB: 0 P: 6	R: 2 E: 1 K: 0 S: 5 H: 2 LOB: 0 BB: 0 P: 5	R: 1 E: 0 K: 0 S: 4 H: 1 LOB: 1 BB: 1 P: 8	R: 1 E: 0 K: 0 S: 4 H: 1 LOB: 1 BB: 1 P: 8	R: 0 E: 0 K: 1 S: 5 H: 0 LOB: 0 BB: 0 P: 5	R: 0 E: 0 K: 0 S: 4 H: 1 LOB: 1 BB: 0 P: 4		1B: 5 2B: 7 3B: 0 HR: 0	SF: 0 SAC: 0 DP: 0 HBP: 0					

	AB	35
	R	7
	H	12
	RBI	7
	BB	3
	SO	2
	LOB	17

WP: 0 PB: 0 SB: 0 CS: 1 PA: 38

PITCHER		IP	WLS	BF	H	R	ER	SO	BB	IBB	HBP	BLK	WP	HR	S	P	ERA	WHIP
Geoff Zahn, L ERA: 4.31	(1, 1)	2.2	L	15	7	3	3	1	1	0	0	0	0	0	16	20	10.12	3.000
Ron Schueler, R ERA: 4.86	(3, 1)	2.0		10	3	3	2	0	1	0	0	0	0	0	9	13	9.00	2.000
Jeff Holly, L ERA: 6.37	(5, 1)	3.1		13	2	1	1	1	1	0	0	0	0	0	14	18	2.70	0.900

PITCHER	IP	WLS	BF	H	R	ER	SO	BB	IBB	HBP	BLK	WP	HR	S	P	ERA	WHIP

Minnesota Twins @ Kansas City Royals

Royals Stadium, Kansas City, MO

Sat Jun 18 1977, 8:05 PM EDT

Att. 35,515 - Unknown - 73 F

livebaseballscorecards.com

Batter	1	2	3	4	5	6	7	8	9	AB	R	H	RBI	BB	SO	LOB
Bob Randall, R (1, 4) OBP: 0.245, SLG: 0.257	4-3		F7		FC4-6 1B		F7			4	0	1	0	0	0	1
Rod Carew, L (1, 3) OBP: 0.434, SLG: 0.602	6-3		BB FC6-4		FC4-6 FC6-4		L4			3	0	0	0	1	0	2
Larry Hisle, R (1, 7) OBP: 0.355, SLG: 0.563	BB S		F9		FC6-4 FC5-4			K		3	0	0	1	1	1	3
Dan Ford, R (1, 9) OBP: 0.307, SLG: 0.360	K		FC6-4		FC5-4			4-3		3	0	0	0	0	1	4
Lyman Bostock, L (8, PH) OBP: 0.403, SLG: 0.493 (8, 8)										1	0	0	0	0	0	0
Craig Kusick, R (1, 10) OBP: 0.374, SLG: 0.473		K	1B	HBP				6-3		3	0	1	0	0	1	0
Willie Norwood, R (1, 8) OBP: 0.162, SLG: 0.118 (8, 9)		6-3	F9	F7					FC6-5 2B	3	0	0	0	0	0	2
Rich Chiles, L (9, PH) OBP: 0.353, SLG: 0.320										1	0	1	0	0	0	0
Rob Wilfong, L (9, PR) OBP: 0.339, SLG: 0.316										0	0	0	0	0	0	0
Roy Smalley, S (1, 6) OBP: 0.310, SLG: 0.318		BB	F9	K					FC6-5 FC3-6	3	0	0	0	1	1	3
Jerry Terrell, R (1, 5) OBP: 0.271, SLG: 0.297		F9	4-3	F8					FC3-6	3	0	0	0	0	0	3
Glenn Adams, L (9, PH) OBP: 0.362, SLG: 0.446										1	0	0	0	0	0	2
Glenn Borgmann, R (1, 2) OBP: 0.426, SLG: 0.444			BB 1B		FC4-6 1B FC6-4 1B		F8		G3	3	1	2	0	0	0	0
Mike Cubbage, L (9, PH) OBP: 0.340, SLG: 0.355										1	0	0	0	0	0	2
Inning Stats	R: 0 E: 0 K: 1 S: 5 H: 0 LOB: 1 BB: 1 P: 9	R: 0 E: 0 K: 1 S: 5 H: 0 LOB: 1 BB: 1 P: 9	R: 0 E: 0 K: 0 S: 4 H: 1 LOB: 2 BB: 1 P: 8	R: 0 E: 0 K: 0 S: 4 H: 1 LOB: 1 BB: 0 P: 4	R: 1 E: 0 K: 0 S: 5 H: 2 LOB: 1 BB: 0 P: 5	R: 0 E: 0 K: 1 S: 5 H: 0 LOB: 1 BB: 0 P: 6	R: 0 E: 0 K: 0 S: 3 H: 0 LOB: 0 BB: 0 P: 3	R: 0 E: 0 K: 1 S: 5 H: 0 LOB: 0 BB: 0 P: 5	R: 0 E: 0 K: 0 S: 4 H: 1 LOB: 2 BB: 0 P: 4	1B: 4 2B: 1 3B: 0 HR: 0 SF: 0 SAC: 0 DP: 0 HBP: 1	WP: 0 PB: 0 SB: 1 CS: 0 PA: 36					

TOP	
AB	32
R	1
H	5
RBI	1
BB	3
SO	4
LOB	22

PITCHER		IP	WLS	BF	H	R	ER	SO	BB	IBB	HBP	BLK	WP	HR	S	P	ERA	WHIP
Paul Splittorff, L ERA: 4.24	(1, 1)	7.0	W	29	4	1	1	3	3	0	1	0	0	0	31	44	1.29	1.000
Mark Littell, R ERA: 2.9	(8, 1)	2.0	S	7	1	0	0	1	0	0	0	0	0	0	9	9	0.00	0.500

PITCHER		IP	WLS	BF	H	R	ER	SO	BB	IBB	HBP	BLK	WP	HR	S	P	ERA	WHIP

BOTTOM

Minnesota Twins @ Kansas City Royals

Royals Stadium, Kansas City, MO

Sat Jun 18 1977, 8:05 PM EDT

Att. 35,515 - Unknown - 73 F

Batter	1	2	3	4	5	6	7	8	9	AB	R	H	RBI	BB	SO	LOB
Joe Zdeb, R (1, 7) OBP: 0.375, SLG: 0.360	CS 1B	FC 1-2 2-3 3-H		F3			S 1B			4	0	2	1	0	0	2
George Brett, L (1, 5) OBP: 0.349, SLG: 0.403	F8 1-2	6-3 3-H			F5		1-2 IBB			3	0	0	0	1	0	3
Hal McRae, R (1, 10) OBP: 0.344, SLG: 0.438	BB		5-3		F8		K			3	0	0	0	1	1	2
Al Cowens, R (1, 9) OBP: 0.342, SLG: 0.552	P6		P4		F8			K		4	0	0	0	0	1	1
John Mayberry, L (1, 3) OBP: 0.328, SLG: 0.386		F8	BB HBP			F9		K		3	0	0	0	0	1	0
Amos Otis, R (1, 8) OBP: 0.329, SLG: 0.412		F9	1-2 BB			5-3		5-3		3	0	0	0	1	0	0
John Wathan, R (1, 2) OBP: 0.364, SLG: 0.355		BB 1B FC 1B	5-3			P6				3	1	1	0	0	0	2
Freddie Patek, R (1, 6) OBP: 0.317, SLG: 0.366		FC BB S 1-2 1B		5-3			F7			3	1	1	0	0	0	0
Frank White, R (1, 4) OBP: 0.278, SLG: 0.312		FC 1-2 2-3 BB		P4			K			2	0	0	0	1	1	0
Inning Stats	R: 0 E: 0 K: 0 S: 3 H: 1 LOB: 1 BB: 1 P: 7	R: 2 E: 0 K: 0 S: 6 H: 2 LOB: 2 BB: 1 P: 10	R: 0 E: 0 K: 0 S: 3 H: 0 LOB: 2 BB: 1 P: 8	R: 0 E: 0 K: 0 S: 3 H: 0 LOB: 0 BB: 0 P: 3	R: 0 E: 0 K: 0 S: 3 H: 0 LOB: 0 BB: 0 P: 3	R: 0 E: 0 K: 0 S: 3 H: 0 LOB: 0 BB: 0 P: 3	R: 0 E: 0 K: 2 S: 8 H: 1 LOB: 2 BB: 1 P: 12	R: 0 E: 0 K: 2 S: 7 H: 0 LOB: 0 BB: 0 P: 7		1B: 4 2B: 0 3B: 0 HR: 0	SF: 0 SAC: 0 DP: 0 HBP: 1						

livebaseballscorecards.com

AB	28
R	2
H	4
RBI	1
BB	4
SO	4
LOB	10

WP: 0 PB: 0 SB: 2 CS: 1 PA: 33

PITCHER		IP	WLS	BF	H	R	ER	SO	BB	IBB	HBP	BLK	WP	HR	S	P	ERA	WHIP
Bill Butler, L ERA: 3.0	(1, 1)	6.0	L	25	3	2	2	0	3	0	1	0	0	0	21	34	3.00	1.000
Tom Johnson, R ERA: 1.69	(7, 1)	2.0		8	1	0	0	4	0	1	0	0	0	0	15	19	0.00	0.500

PITCHER	IP	WLS	BF	H	R	ER	SO	BB	IBB	HBP	BLK	WP	HR	S	P	ERA	WHIP

Batter	1	2	3	4	5	6	7	8	9	AB	R	H	RBI	BB	SO	LOB
Lyman Bostock, L (1, 8) OBP: 0.411, SLG: 0.498	L7		1B		FC6 1-H 1B		BB SF7 BB 1-2 2-3 BB		WP 1B 1B 1B	4	2	3	1	1	0	0
Dan Ford, R (1, 9) OBP: 0.306, SLG: 0.355	K		L7		FC6 1-2f CS		BB 1-2 2-3 3-H BB		1B WP SF8 1-2 1B	3	0	0	1	1	1	2
Glenn Adams, L (9, PH) OBP: 0.371, SLG: 0.455 (9, 9)										1	1	1	0	0	0	0
Rod Carew, L (1, 3) OBP: 0.437, SLG: 0.600	WP 1B		4-3		CS 1-2	4-3	BB 1-2 2-3 3-H BB		1B 1-3 2-H 1B	4	0	2	2	1	0	1
Larry Hisle, R (1, 7) OBP: 0.356, SLG: 0.562	BB 1-2 BB			S 1B		P6	SF7 3-H		SF8 3-H	2	0	1	2	1	0	0
Craig Kusick, R (1, 10) OBP: 0.366, SLG: 0.461	K			K 1-2		5-3	P4		F9	3	0	0	0	0	2	3
Rich Chiles, L (7, PH) OBP: 0.350, SLG: 0.317										1	0	0	0	0	0	2
Willie Norwood, R (9, PH) OBP: 0.158, SLG: 0.114										1	0	0	0	0	0	1
Glenn Borgmann, R (1, 2) OBP: 0.417, SLG: 0.432		F8		5-3			5-3	F9		1	0	0	0	0	0	0
Butch Wynegar, S (2, 2) OBP: 0.338, SLG: 0.389										3	0	0	0	0	0	1
Bob Randall, R (1, 4) OBP: 0.248, SLG: 0.260		5-3		F9			BB 1B 1B	4-3		3	1	1	0	0	0	1
Rob Wilfong, L (8, PH) OBP: 0.336, SLG: 0.313 (8, 4)										1	0	0	0	0	0	0
Roy Smalley, S (1, 6) OBP: 0.309, SLG: 0.314		F9			P4		BB 1B 1-2 BB BB	K		3	1	0	0	1	1	0
Jerry Terrell, R (1, 5) OBP: 0.282, SLG: 0.301			F9		S 1B BB		BB BB 1-2 2-H BB 1B		K	2	2	1	1	1	0	0
Mike Cubbage, L (9, PH) OBP: 0.339, SLG: 0.353 (9, 5)										1	0	0	0	0	1	0
Inning Stats	R: 0 E: 0 K: 2 S: 8 H: 1 LOB: 2 BB: 1 P: 12	R: 0 E: 0 K: 0 S: 3 H: 0 LOB: 0 BB: 0 P: 3	R: 0 E: 0 K: 0 S: 4 H: 1 LOB: 1 BB: 0 P: 4	R: 0 E: 0 K: 1 S: 6 H: 1 LOB: 1 BB: 0 P: 6	R: 1 E: 0 K: 0 S: 3 H: 1 LOB: 0 BB: 1 P: 7	R: 0 E: 0 K: 0 S: 3 H: 0 LOB: 0 BB: 0 P: 3	R: 4 E: 0 K: 0 S: 5 H: 2 LOB: 2 BB: 4 P: 21	R: 0 E: 0 K: 1 S: 5 H: 0 LOB: 0 BB: 0 P: 5	R: 2 E: 0 K: 1 S: 8 H: 3 LOB: 1 BB: 0 P: 8	1B: 9 2B: 0 3B: 0 HR: 0 SF: 2 SAC: 0 DP: 0 HBP: 0						

PITCHER		IP	WLS	BF	H	R	ER	SO	BB	IBB	HBP	BLK	WP	HR	S	P	ERA	WHIP
Andy Hassler, L ERA: 3.93	(1, 1)	6.1		26	5	3	3	3	3	0	0	0	1	0	29	41	4.26	1.263
Steve Mingori, L ERA: 2.63	(7, 1)	0.0		4	1	1	1	0	3	0	0	0	0	0	1	13	∞	∞
Mark Littell, R ERA: 3.16	(7, 1)	2.1		10	3	3	3	2	0	0	0	0	1	0	14	14	11.57	1.286
Larry Gura, L ERA: 3.26	(9, 1)	0.1	W	1	0	0	0	0	0	0	0	0	0	0	1	1	0.00	0.000

PITCHER	IP	WLS	BF	H	R	ER	SO	BB	IBB	HBP	BLK	WP	HR	S	P	ERA	WHIP

TOP

Minnesota Twins @ Kansas City Royals

Royals Stadium, Kansas City, MO

Sun Jun 19 1977, 4:33 AM EDT

Att. 36,912 - Unknown - 80 F

livebaseballscorecards.com

AB	33
R	7
H	9
RBI	7
BB	6
SO	5
LOB	11

WP: 2 PA: 42
PB: 0
SB: 2
CS: 1

BOTTOM

Minnesota Twins @ Kansas City Royals

Royals Stadium, Kansas City, MO

Sun Jun 19 1977, 4:33 AM EDT

Att. 36,912 - Unknown - 80 F

livebaseballscorecards.com

Batter	1	2	3	4	5	6	7	8	9	AB	R	H	RBI	BB	SO	LOB
Tom Poquette, L (1, 9) OBP: 0.377, SLG: 0.441	K 1B 1B	K 1-2			F7 ①	1-H 2-H 2B ③		F7 ②		5	1	1	1	0	2	1
Hal McRae, R (1, 7) OBP: 0.348, SLG: 0.439	1B 1-2 FC3-2 1B		E6 F9		1B SF8 BB		G6-3 1B	L6 ③		4	1	2	0	1	0	0
Joe Zdeb, R (9, 7) OBP: 0.375, SLG: 0.360										0	0	0	0	0	0	0
George Brett, L (1, 5) OBP: 0.355, SLG: 0.408	FC3-2 S 1-3 2-H 1B		F9 ① 2-3		CS 1-3 1B		G6-3 ① ② 1-2f		2B 1B	5	2	3	1	0	0	2
John Mayberry, L (1, 3) OBP: 0.329, SLG: 0.393	P5 ①		K ②		SF8 ② 3-H		WP 1B 1B		1-H 2B	4	1	2	2	0	1	3
Ralph LaCock, L (1, 10) OBP: 0.377, SLG: 0.549	FC3-2 S ② 2-3 3-H		4-3 ③		CS ③ 1-2	E BLK 2B	1B WP 1-2 1B			4	1	2	0	0	0	3
Darrell Porter, L (1, 2) OBP: 0.358, SLG: 0.470	5-3 ③ 1-2 3-H			G3 ①		1-3 ① 2-H	BB 1-3 2-H 1B			3	0	0	0	0	0	1
Al Cowens, R (7, PH) OBP: 0.345, SLG: 0.554										1	0	1	1	0	0	0
Davey Nelson, R (7, PR) OBP: 0.306, SLG: 0.313										0	0	0	0	0	0	0
Buck Martinez, R (8, 2) OBP: 0.244, SLG: 0.364										0	0	0	0	0	0	0
Amos Otis, R (1, 8) OBP: 0.336, SLG: 0.416		SH5-3 1B 1B		FC5-4 1B	K ②	FC6-4 1-2 BB				3	1	2	0	1	1	0
Freddie Patek, R (1, 6) OBP: 0.317, SLG: 0.365		SH5-3 ① 1-2		K ②	S 2B 1B	FC6-4 ③ 1-2f				3	1	1	0	0	1	4
Frank White, R (1, 4) OBP: 0.283, SLG: 0.313		CS 2-H 1B		FC5-4 ③ 1-2f		2B 1-2 BB		P4 ①		3	0	1	1	1	0	1

AB	35
R	8
H	15
RBI	6
BB	3
SO	5
LOB	15

Inning Stats	1	2	3	4	5	6	7	8	9
	R: 2 H: 2 E: 0 LOB: 1 K: 1 BB: 0 S: 8 P: 8	R: 1 H: 2 E: 0 LOB: 0 K: 1 BB: 0 S: 6 P: 6	R: 0 H: 0 E: 1 LOB: 1 K: 1 S: 6 P: 6	R: 0 H: 1 E: 0 LOB: 1 K: 1 BB: 0 S: 6 P: 6	R: 1 H: 1 E: 0 LOB: 0 K: 0 BB: 1 S: 3 P: 7	R: 2 H: 3 E: 1 LOB: 2 K: 1 BB: 1 S: 7 P: 11	R: 1 H: 4 E: 0 LOB: 3 K: 0 BB: 1 S: 6 P: 10	R: 0 H: 0 E: 0 LOB: 0 K: 0 BB: 0 S: 3 P: 3	R: 1 H: 2 E: 0 LOB: 1 K: 0 BB: 0 S: 2 P: 2

1B: 12 SF: 1
2B: 3 SAC: 1
3B: 0 DP: 1
HR: 0 HBP: 0

WP: 2 PA: 41
PB: 0
SB: 3
CS: 2

PITCHER		IP	WLS	BF	H	R	ER	SO	BB	IBB	HBP	BLK	WP	HR	S	P	ERA	WHIP
Dave Goltz, R ERA: 4.09	(1, 1)	6.0		28	9	6	6	5	2	0	0	1	1	0	36	44	9.00	1.833
Tom Burgmeier, L ERA: 3.26	(7, 1)	0.2		4	3	1	1	0	0	0	0	0	0	0	4	4	13.50	4.500
Tom Johnson, R ERA: 1.68	(7, 1)	0.1		3	1	0	0	0	1	0	0	0	1	0	2	6	0.00	6.000
Dave Johnson, R ERA: 4.29	(8, 1)	1.0	L	5	2	1	1	0	0	0	0	0	0	0	5	5	9.00	2.000

PITCHER	IP	WLS	BF	H	R	ER	SO	BB	IBB	HBP	BLK	WP	HR	S	P	ERA	WHIP

Batter	1	2	3	4	5	6	7	8	9	AB	R	H	RBI	BB	SO	LOB
Bert Campaneris, R (1, 6) OBP: 0.316, SLG: 0.354	x 0-0 ① 6-3		x 0-0 ② 6-3 2-3		B B B 4-0 CS BB			x 0-0 ① SH3-4 1-2		2	0	0	0	1	0	1
Juan Beniquez, R (1, 8) OBP: 0.336, SLG: 0.408	x 0-0 ② 6-3		x 0-0 E6 3-H 1B		0-0 ③ CS 1-2	x 0-0 ① L9		x 0-0 ② 6-3		4	0	1	1	0	0	1
Claudell Washington, L (1, 7) OBP: 0.374, SLG: 0.489	x 0-0 2B		S S S 0-3 ③ K			x 0-0 ② 6-3		x 0-0 ③ F9		4	0	1	0	0	1	2
Willie Horton, R (1, 10) OBP: 0.330, SLG: 0.474	x 0-0 ③ F3			x 0-0 ① F8		x 0-0 ③ 6-3			x 0-0 ① P5	4	0	0	0	0	0	1
Mike Hargrove, L (1, 3) OBP: 0.386, SLG: 0.392		S S S 0-3 ① K		x 0-0 ② 6-3			S S S 0-3 ① K		x 0-0 ② L8	4	0	0	0	0	2	0
Toby Harrah, R (1, 5) OBP: 0.381, SLG: 0.479		S S S 0-3 ② K		B B B 4-0 S BB			x 0-0 HR		S S S 0-3 ③ K	3	1	1	1	1	2	0
Ken Henderson, S (1, 9) OBP: 0.291, SLG: 0.390		x 0-0 ③ P6		x 0-0 ③ L3 1-2			x 0-0 ② F8			3	0	0	0	0	0	1
Bump Wills, S (1, 4) OBP: 0.376, SLG: 0.406			x 0-0 6-3 E SH5-3 1B		x 0-0 ① 6-3		x 0-0 ③ F5			3	1	1	0	0	0	0
Jim Sundberg, R (1, 2) OBP: 0.282, SLG: 0.303			x 0-0 ① SH5-3 1-2		x 0-0 ② 4-3			x 0-0 SH3-4 1B		2	0	1	0	0	0	0
Inning Stats	R: 0 H: 1 E: 0 LOB: 1 K: 0 BB: 0 S: 4 P: 4	R: 0 H: 0 E: 0 LOB: 0 K: 2 BB: 0 S: 7 P: 7	R: 1 H: 2 E: 1 LOB: 1 K: 1 BB: 0 S: 7 P: 7	R: 0 H: 0 E: 0 LOB: 1 K: 0 BB: 1 S: 3 P: 7	R: 0 H: 0 E: 0 LOB: 0 K: 0 BB: 1 S: 2 P: 6	R: 0 H: 0 E: 0 LOB: 0 K: 0 BB: 0 S: 3 P: 3	R: 1 H: 1 E: 0 LOB: 0 K: 1 BB: 0 S: 6 P: 6	R: 0 H: 1 E: 0 LOB: 1 K: 0 BB: 0 S: 4 P: 4	R: 0 H: 0 E: 0 LOB: 0 K: 1 BB: 0 S: 5 P: 5	1B: 3 SF: 0 2B: 1 SAC: 2 3B: 0 DP: 0 HR: 1 HBP: 0						

TOP

Texas Rangers @ Minnesota Twins

Metropolitan Stadium, Bloomington , MI

Mon Jun 20 1977, 8:05 PM EDT

Att. 6,966 - Unknown - 77 F

livebaseballscorecards.com

AB	29
R	2
H	5
RBI	2
BB	2
SO	5
LOB	6

PITCHER	IP	WLS	BF	H	R	ER	SO	BB	IBB	HBP	BLK	WP	HR	S	P	ERA	WHIP
Paul Thormodsgard, R (1, 1) ERA: 4.0	9.0	L	33	5	2	2	5	2	0	0	0	0	1	41	49	2.00	0.778

PITCHER	IP	WLS	BF	H	R	ER	SO	BB	IBB	HBP	BLK	WP	HR	S	P	ERA	WHIP

Texas Rangers @ Minnesota Twins

Metropolitan Stadium, Bloomington , MI

Mon Jun 20 1977, 8:05 PM EDT

Att. 6,966 - Unknown - 77 F

BOTTOM

Batter	1	2	3	4	5	6	7	8	9	AB	R	H	RBI	BB	SO	LOB
Larry Hisle, R (1, 7) OBP: 0.349, SLG: 0.551	K		K		6-3		F8		5-3	5	0	0	0	0	2	2
Rod Carew, L (1, 3) OBP: 0.443, SLG: 0.599	CS BB		1B		1B BB		G6-3 1-2f		BB	2	0	1	0	3	0	1
Lyman Bostock, L (1, 8) OBP: 0.415, SLG: 0.498	1-2 1B		G3		G4-6-3 1-3 1B			WP 1B BB	L9	4	1	2	0	1	0	3
Glenn Adams, L (1, 9) OBP: 0.370, SLG: 0.449 Dan Ford, R (8, PH) OBP: 0.309, SLG: 0.358 (9, 9)	G3			1B 1B 1B	G4-6-3 1-2f			SH1-4 1-H 1B		3 1	0 0	1 1	0 1	0 0	0 0	3 0
Rich Chiles, L (1, 10) OBP: 0.350, SLG: 0.317 Bob Randall, R (8, PH) OBP: 0.248, SLG: 0.260		4-3		L8		1B SH1-3 1B		SH1-4 1-2		3 0	0 0	1 0	0 0	0 0	0 0	1 0
Mike Cubbage, L (1, 5) OBP: 0.335, SLG: 0.349 Craig Kusick, R (8, PH) OBP: 0.363, SLG: 0.457 Jerry Terrell, R (9, 5) OBP: 0.282, SLG: 0.301		4-3		L7		SH1-3 1-2		K		2 1 0	0 0 0	0 0 0	0 0 0	0 1 0	0 1 0	1 1 0
Butch Wynegar, S (1, 2) OBP: 0.345, SLG: 0.396	1B 1B			1B 1-2 1B		G6-4-3 2-3 1B		F5		4	0	3	0	0	0	1
Roy Smalley, S (1, 6) OBP: 0.315, SLG: 0.322	1-3 1B			1-2 2-3 1B		G6-4-3 1-2f			SH1-4 1B	4	0	3	0	0	0	2
Rob Wilfong, L (1, 4) OBP: 0.336, SLG: 0.308			P4	6-3			G6-3 BB		SH1-4 1-2	2	0	0	0	1	0	3
Inning Stats	R: 0 H: 1 E: 0 LOB: 1 K: 1 BB: 1 S: 5 P: 9	R: 0 H: 2 E: 0 LOB: 2 K: 0 BB: 0 S: 4 P: 4	R: 0 H: 1 E: 0 LOB: 1 K: 1 BB: 0 S: 6 P: 6	R: 0 H: 3 E: 0 LOB: 3 K: 0 BB: 0 S: 6 P: 6	R: 0 H: 1 E: 0 LOB: 1 K: 0 BB: 1 S: 3 P: 7	R: 0 H: 2 E: 0 LOB: 1 K: 0 BB: 0 S: 4 P: 4	R: 0 H: 0 E: 0 LOB: 0 K: 0 BB: 1 S: 2 P: 6	R: 1 H: 1 E: 0 LOB: 1 K: 1 BB: 1 S: 6 P: 10	R: 0 H: 1 E: 0 LOB: 2 K: 0 BB: 1 S: 4 P: 8	1B: 12 SF: 0 2B: 0 SAC: 3 3B: 0 DP: 3 HR: 0 HBP: 0				WP: 1 PA: 39 PB: 0 SB: 0 CS: 1			

livebaseballscorecards.com

	AB	31
	R	1
	H	12
	RBI	1
	BB	5
	SO	3
	LOB	18

PITCHER		IP	WLS	BF	H	R	ER	SO	BB	IBB	HBP	BLK	WP	HR	S	P	ERA	WHIP
Dock Ellis, R ERA: 5.54	(1, 1)	6.1	W	28	10	0	0	2	3	0	0	0	0	0	29	41	0.00	2.053
Darold Knowles, L ERA: 2.57	(7, 1)	1.0		4	1	1	1	0	1	0	0	0	1	0	3	7	9.00	2.000
Adrian Devine, R ERA: 2.2	(8, 1)	1.1		5	1	0	0	1	0	0	0	0	0	0	7	7	0.00	0.750
Paul Lindblad, L ERA: 2.85	(9, 1)	0.1	S	2	0	0	0	0	1	0	0	0	0	0	1	5	0.00	3.000

PITCHER	IP	WLS	BF	H	R	ER	SO	BB	IBB	HBP	BLK	WP	HR	S	P	ERA	WHIP

Texas Rangers @ Minnesota Twins

Metropolitan Stadium, Bloomington , MI

Tue Jun 21 1977, 8:05 PM EDT

Att. 8,792 - Unknown - 73 F

TOP

livebaseballscorecards.com

Batter	1	2	3	4	5	6	7	8	9	AB	R	H	RBI	BB	SO	LOB
Bert Campaneris, R (1, 6) OBP: 0.321, SLG: 0.359	L9-3 1B		1-3		3-1 1B	E7 1B 1-3 2-H			F9	5	0	3	1	0	0	0
Juan Beniquez, R (1, 8) OBP: 0.333, SLG: 0.403	L9-3 1-2		6-3		3-1 1B 1-2	1-3			6-3	5	0	1	0	0	0	3
Claudell Washington, L (1, 7) OBP: 0.368, SLG: 0.476	BB S		6-3		3-1 1-2 2-3		G3		1-3	4	0	0	0	1	0	2
Willie Horton, R (1, 10) OBP: 0.324, SLG: 0.465	6-3 1-2			5-3	K		F8			4	0	0	0	0	1	3
John Ellis, R (1, 3) OBP: 0.259, SLG: 0.345		HR		HR	F3		F9			4	2	2	2	0	0	2
Toby Harrah, R (1, 5) OBP: 0.391, SLG: 0.498		BB 1B G6-4-3		HBP 1B		BB 1B 1B		HR		2	3	2	1	1	0	0
Ken Henderson, S (1, 9) OBP: 0.298, SLG: 0.394		G6-4-3 1-3 1B		1-2 1B		F7		6-3		4	0	2	0	0	0	1
Bump Wills, S (1, 4) OBP: 0.374, SLG: 0.400		G6-4-3 1-2f 3-H		L7		BB E 1B 1-2		4-3		3	0	0	0	1	0	3
Jim Sundberg, R (1, 2) OBP: 0.277, SLG: 0.298		5-3		K		F7		K		3	0	0	0	0	1	4
Jim Mason, L (8, PH) OBP: 0.240, SLG: 0.216										1	0	0	0	0	1	0
Bill Fahey, L (8, 2) OBP: 0.143, SLG: 0.111										0	0	0	0	0	0	0

	AB	35
	R	5
	H	10
	RBI	4
	BB	3
	SO	3
	LOB	18

Inning Stats	1	2	3	4	5	6	7	8	9
	R: 0 E: 0 K: 0 S: 3	H: 1 LOB: 1 BB: 1 P: 7	R: 2 E: 0 K: 0 S: 4	H: 2 LOB: 0 BB: 1 P: 8	R: 0 E: 0 K: 0 S: 3	H: 0 LOB: 0 BB: 0 P: 3	R: 1 E: 0 K: 1 S: 7	H: 2 LOB: 2 BB: 0 P: 8	R: 0 E: 0 K: 1 S: 7	H: 2 LOB: 2 BB: 0 P: 7	R: 1 E: 1 K: 0 S: 5	H: 2 LOB: 2 BB: 1 P: 9	R: 0 E: 0 K: 0 S: 3	H: 0 LOB: 0 BB: 0 P: 3	R: 1 E: 0 K: 1 S: 6	H: 1 LOB: 0 BB: 0 P: 6	R: 0 E: 0 K: 0 S: 3	H: 0 LOB: 0 BB: 0 P: 3

	1B: 7	SF: 0	WP: 0	PA: 39
	2B: 1	SAC: 0	PB: 0	
	3B: 0	DP: 2	SB: 1	
	HR: 3	HBP: 1	CS: 0	

PITCHER		IP	WLS	BF	H	R	ER	SO	BB	IBB	HBP	BLK	WP	HR	S	P	ERA	WHIP
Geoff Zahn, L ERA: 4.43	(1, 1)	3.2		17	5	3	3	0	2	0	1	0	0	2	14	23	7.36	1.909
Ron Schueler, R ERA: 4.82	(4, 1)	2.1	W	12	4	1	1	2	1	0	0	0	0	0	15	19	3.86	2.143
Tom Johnson, R ERA: 1.75	(7, 1)	3.0	S	10	1	1	1	1	0	0	0	0	0	1	12	12	3.00	0.333

PITCHER		IP	WLS	BF	H	R	ER	SO	BB	IBB	HBP	BLK	WP	HR	S	P	ERA	WHIP

Texas Rangers @ Minnesota Twins

Metropolitan Stadium, Bloomington , MI

Tue Jun 21 1977, 8:05 PM EDT

Att. 8,792 - Unknown - 73 F

BOTTOM

Batter	1	2	3	4	5	6	7	8	9	AB	R	H	RBI	BB	SO	LOB
Lyman Bostock, L (1, 8) OBP: 0.414, SLG: 0.494	BBBB 4-0 4-3 1B BB	x 0-0 ③ L9		x 0-0 E9 WP 1B 1-3 1B 1B	x 0-0 ② 1-3 1-2		x 0-0 ② 4-3 2-3			4	2	1	0	1	0	3
Rod Carew, L (1, 3) OBP: 0.443, SLG: 0.595	x 0-0 ① F7		x 0-0 ① F7	x 0-0 WP 1B 1-2 3-H 1B	x 0-0 ③ F7		x 0-0 3-H 1B			5	1	2	2	0	0	3
Butch Wynegar, S (1, 2) OBP: 0.346, SLG: 0.396	x 0-0 ② 4-3 1-2		x 0-0 ② F5	x 0-0 1B 1B 1-H 2-H 1B		x 0-0 1B 1B SF8-5 1B	SSS 0-3 ③ K			5	2	2	2	0	1	2
Glenn Adams, L (1, 9) OBP: 0.382, SLG: 0.458 Dan Ford, R (6, PH) (7, 9) OBP: 0.310, SLG: 0.359	x 0-0 BB BB 2-H 1B		x 0-0 E4 2B	x 0-0 1B 2-3 1B		x 0-0 SF8-5 1B 1-2 1B		x 0-0 ① P4		3 2	0 0	2 1	1 0	0 0	0 0	0 0
Larry Hisle, R (1, 7) OBP: 0.361, SLG: 0.560	BBBB 4-0 BB 1-2 BB		x 0-0 1-3 2B	x 0-0 ② 1-2 3-H 1B		x 0-0 1-2 2-3 1B		BBBB 4-0 S E BB		3	1	3	1	2	0	0
Mike Cubbage, L (1, 5) OBP: 0.335, SLG: 0.345 Jerry Terrell, R (6, PH) (7, 5) OBP: 0.277, SLG: 0.298	BBBB 4-0 1-2 2-3 BB		x 0-0 ③ 4-3	SSS 0-3 ③ K		x 0-0 ① ② SF8-5 2-3 3-H		x 0-0 E5 4-3 1-H		2 1	0 0	0 0	0 1	1 0	1 0	3 0
Rich Chiles, L (1, 10) OBP: 0.352, SLG: 0.339	x 0-0 ③ F9			x 0-0 1B 2B	x 0-0 4-3 2B	x 0-0 ③ L3		x 0-0 ② 4-3 1-2		5	1	2	0	0	0	5
Roy Smalley, S (1, 6) OBP: 0.321, SLG: 0.322		x 0-0 ① 4-3		x 0-0 E 1B 1B 2-H 1B	x 0-0 ① 4-3 2-3		BBBB 4-0 4-3 S 1B BB	III 4-0 IBB		3	2	1	1	2	0	1
Rob Wilfong, L (1, 4) OBP: 0.333, SLG: 0.300 Craig Kusick, R (8, PH) OBP: 0.360, SLG: 0.453 Bob Randall, R (9, 4) OBP: 0.248, SLG: 0.260		x 0-0 ② L9		x 0-0 ① P1	BBBB 4-0 1-3 BB		SSS 0-3 ① K 1-2	x 0-0 ③ L7		3 1 0	0 0 0	0 0 0	0 0 0	1 0 0	1 0 0	2 2 0
Inning Stats	R: 1 H: 1 E: 0 LOB: 3 K: 0 BB: 3 S: 4 P: 16	R: 0 H: 0 E: 0 LOB: 0 K: 0 BB: 0 S: 3 P: 3	R: 0 H: 1 E: 1 LOB: 2 K: 0 BB: 0 S: 5 P: 5	R: 5 H: 7 E: 1 LOB: 1 K: 1 BB: 0 S: 11 P: 11	R: 0 H: 1 E: 0 LOB: 2 K: 0 BB: 1 S: 4 P: 8	R: 1 H: 3 E: 0 LOB: 1 K: 0 BB: 0 S: 5 P: 5	R: 1 H: 1 E: 0 LOB: 1 K: 2 BB: 1 S: 8 P: 12	R: 1 H: 0 E: 1 LOB: 2 K: 0 BB: 2 S: 4 P: 12		1B: 11 SF: 1 2B: 4 SAC: 0 3B: 0 DP: 1 HR: 0 HBP: 0						

livebaseballscorecards.com

AB	37
R	9
H	14
RBI	8
BB	7
SO	3
LOB	21

PITCHER		IP	WLS	BF	H	R	ER	SO	BB	IBB	HBP	BLK	WP	HR	S	P	ERA	WHIP
Doyle Alexander, R ERA: 3.94	(1, 1)	3.1	L	20	6	5	5	0	3	0	0	0	0	0	17	29	13.50	2.700
Mike Marshall, R ERA: 4.94	(4, 1)	1.0		7	4	1	1	1	1	0	0	0	1	0	8	12	9.00	5.000
Paul Lindblad, L ERA: 3.02	(5, 1)	3.2		18	4	3	2	2	2	1	0	0	0	0	19	31	4.91	1.636

PITCHER	IP	WLS	BF	H	R	ER	SO	BB	IBB	HBP	BLK	WP	HR	S	P	ERA	WHIP

Batter	1	2	3	4	5	6	7	8	9	AB	R	H	RBI	BB	SO	LOB
Bert Campaneris, R (1, 6) OBP: 0.326, SLG: 0.359	BBBB; 4-0; CS; BB		x; 0-0; E5; FC6; 1-3		x; 0-0; E4; FC4-6		BBBB; 4-0; FC5-2-5-1-6; 5-3; 1-2; 2-3; 1B; BB	x; 0-0; 1-3; 1-2; HR; 3-H; 1B		3	2	1	1	2	0	1
Juan Beniquez, R (1, 8) OBP: 0.330, SLG: 0.403	x; 0-0; ①; 1-2; 2B		x; 0-0; ①; FC6; E; 2-3; 3-H		x; 0-0; ②; FC4-6; 1-2f		x; 0-0; ①; 5-3; 1-2; 2-3; 3-H	x; 0-0; ②; 1-3; 1-2; 2-3		5	0	1	2	0	0	6
Claudell Washington, L (1, 7) OBP: 0.363, SLG: 0.487	x; 0-0; ②; F7		x; 0-0; FC; G6-4-3; 1-2		x; 0-0; ③; G3		x; 0-0; ②; FC5-2-5-1-6; 1B; 2-3; 3-H	x; 0-0; 2-H; 3-H; HR		5	2	1	3	0	0	5
Willie Horton, R (1, 10) OBP: 0.326, SLG: 0.458	x; 0-0; ③; 5-3		x; 0-0; ②③; G6-4-3; 1-2f			BBBB; 4-0; G6-4-3; BB	BBBB; 4-0; 1B; BB	x; 0-0; ③; L7		3	0	0	0	2	0	3
John Ellis, R (1, 3) OBP: 0.274, SLG: 0.356 Mike Hargrove, L (7, 3) OBP: 0.389, SLG: 0.392		x; 0-0; ①; F8		x; 0-0; G6-4-3; 1B; 1B	SSS; 0-3; ①; K	x; 0-0; ③; 1-3; 2-H; 3-H; 1B		BBBB; 4-0; BB		4 0	0 0	2 0	2 0	0 1	1 0	1 0
Toby Harrah, R (1, 5) OBP: 0.395, SLG: 0.509		x; 0-0; 1B		x; 0-0; G6-4-3; 1-2; 1B	x; 0-0; ②③; G6-4-3; 1-2f			x; 0-0; 2B; 3B	x; 0-0; ①; F9	5	1	3	0	0	0	2
Ken Henderson, S (1, 9) OBP: 0.303, SLG: 0.412		x; 0-0; ②; L6		x; 0-0; ①②; G6-4-3; 1-2f; 2-3			x; 0-0; 1B; 2B	x; 0-0; 1B; 1B; 3-H; 2B	x; 0-0; ②; F9	5	2	2	1	0	0	4
Bump Wills, S (1, 4) OBP: 0.370, SLG: 0.395		x; 0-0; ③; 5-3		x; 0-0; ③; F3			x; 0-0; WP; BB; 5-3; 2-H; 1B	x; 0-0; ①; F8	x; 0-0; ③; 5-3	5	1	1	1	0	0	4
Jim Sundberg, R (1, 2) OBP: 0.287, SLG: 0.300			BBBB; 4-0; E; FC6; BB		x; 0-0; ①; L8		BBBB; 4-0; 5-3; WP; 1-2; FC5-2-5-1-6; BB	x; 0-0; 1-3; 1B; HR; 2-3; 1B		2	2	1	0	2	0	0
Inning Stats	R: 0 E: 0 K: 0 S: 3 / H: 1 LOB: 1 BB: 1 P: 7	R: 0 E: 0 K: 0 S: 4 / H: 1 LOB: 1 BB: 0 P: 4	R: 1 E: 2 K: 0 S: 4 / H: 0 LOB: 1 BB: 1 P: 8	R: 0 E: 0 K: 0 S: 4 / H: 2 LOB: 1 BB: 0 P: 4	R: 0 E: 2 K: 0 S: 4 / H: 0 LOB: 1 BB: 0 P: 4	R: 0 E: 0 K: 1 S: 4 / H: 0 LOB: 0 BB: 1 P: 8	R: 4 E: 0 K: 0 S: 5 / H: 3 LOB: 2 BB: 3 P: 17	R: 5 E: 0 K: 0 S: 8 / H: 5 LOB: 0 BB: 0 P: 8	R: 0 E: 0 K: 0 S: 3 / H: 0 LOB: 1 BB: 1 P: 7	1B: 7 2B: 3 3B: 1 HR: 1 / SF: 0 SAC: 0 DP: 3 HBP: 0						

TOP

Texas Rangers @ Minnesota Twins

Metropolitan Stadium, Bloomington , MI

Wed Jun 22 1977, 8:05 PM EDT

Att. 10,687 - Unknown - 73 F

livebaseballscorecards.com

AB	37
R	10
H	12
RBI	10
BB	7
SO	1
LOB	26

WP: 1 PB: 0 SB: 0 CS: 1 PA: 44

PITCHER		IP	WLS	BF	H	R	ER	SO	BB	IBB	HBP	BLK	WP	HR	S	P	ERA	WHIP
Bill Butler, L ERA: 3.0	(1, 1)	6.0		26	6	3	2	1	3	0	0	0	0	0	25	37	3.00	1.500
Dave Johnson, R ERA: 5.14	(7, 1)	0.0		2	0	0	0	0	2	0	0	0	1	0	0	8	∞	∞
Tom Burgmeier, L ERA: 3.53	(7, 1)	1.1	L	7	3	4	4	0	1	0	0	0	0	0	6	10	27.00	3.000
Ron Schueler, R ERA: 5.23	(8, 1)	1.0		7	3	3	3	0	1	0	0	0	0	1	6	10	27.00	4.000
Jeff Holly, L ERA: 6.25	(9, 1)	0.2		2	0	0	0	0	0	0	0	0	0	0	2	2	0.00	0.000

PITCHER	IP	WLS	BF	H	R	ER	SO	BB	IBB	HBP	BLK	WP	HR	S	P	ERA	WHIP

Texas Rangers @ Minnesota Twins

Metropolitan Stadium, Bloomington , MI

Wed Jun 22 1977, 8:05 PM EDT

Att. 10,687 - Unknown - 73 F

BOTTOM

livebaseballscorecards.com

Batter	1	2	3	4	5	6	7	8	9	AB	R	H	RBI	BB	SO	LOB
Lyman Bostock, L (1, 8) OBP: 0.414, SLG: 0.492	SH2-4 1B 1B	F9			F7		K		E 1B WP 2-H 1B	5	2	2	1	0	1	2
Rod Carew, L (1, 3) OBP: 0.449, SLG: 0.599	SH2-4 1-2 1B	L7			1B 1B		1-2 3-H 1B		WP E 5-3 1-2 1B	5	2	4	1	0	0	0
Butch Wynegar, S (1, 2) OBP: 0.345, SLG: 0.393	SH2-4 1-2 2-3		K		1-3 1B		L8		E7 5-3 WP 1-2 2-3	4	0	1	0	0	1	4
Glenn Adams, L (1, 9) OBP: 0.380, SLG: 0.446 Dan Ford, R (7, PH) OBP: 0.308, SLG: 0.356 (8, 9)	BBBB 4-3 1B BB	6-3			4-3		F7		5-3 1-3 2-H 3-H	2 2	1 0	0 0	0 1	1 0	0 0	2 3
Larry Hisle, R (1, 7) OBP: 0.365, SLG: 0.561	4-3 1-2 2-H 3-H 1B	K			CS 1B			G1-4-3 1B	K	5	1	3	2	0	2	1
Mike Cubbage, L (1, 5) OBP: 0.330, SLG: 0.339 Jerry Terrell, R (8, PH) OBP: 0.274, SLG: 0.295 (9, 5)	4-3 1-2 2-H	L9			6-3 1-2			G1-4-3 1-2f		3 1	0 0	0 0	0 0	0 0	0 0	2 1
Rich Chiles, L (1, 10) OBP: 0.352, SLG: 0.339 Craig Kusick, R (8, PH) OBP: 0.358, SLG: 0.449	2-H 1B	4-3			F8			P4		3 1	0 0	1 0	1 0	0 0	0 0	0 0
Roy Smalley, S (1, 6) OBP: 0.323, SLG: 0.325	L7	4-3					E 1B 1B		4-3 1B	4	2	2	0	0	0	1
Rob Wilfong, L (1, 4) OBP: 0.333, SLG: 0.301 Bob Randall, R (9, PH) OBP: 0.245, SLG: 0.257		K			5-3		E3 1-3 1B		4-3 1-2	3 1	0 0	1 0	0 0	0 0	1 0	0 1
Inning Stats	R: 4 H: 4 E: 0 LOB: 1 K: 0 BB: 1 S: 7 P: 11	R: 0 H: 0 E: 0 LOB: 0 K: 1 BB: 0 S: 5 P: 5	R: 0 H: 0 E: 0 LOB: 0 K: 2 BB: 0 S: 7 P: 7	R: 0 H: 0 E: 0 LOB: 0 K: 0 BB: 0 S: 3 P: 3	R: 0 H: 2 E: 0 LOB: 2 K: 0 BB: 0 S: 5 P: 5	R: 0 H: 1 E: 0 LOB: 0 K: 0 BB: 0 S: 3 P: 3	R: 1 H: 3 E: 1 LOB: 2 K: 1 BB: 0 S: 8 P: 8	R: 0 H: 1 E: 0 LOB: 0 K: 0 BB: 0 S: 3 P: 3	R: 3 H: 3 E: 1 LOB: 1 K: 1 BB: 0 S: 9 P: 9	1B: 14 SF: 0 2B: 0 SAC: 1 3B: 0 DP: 1 HR: 0 HBP: 0						

AB	39
R	8
H	14
RBI	6
BB	1
SO	5
LOB	17

PITCHER		IP	WLS	BF	H	R	ER	SO	BB	IBB	HBP	BLK	WP	HR	S	P	ERA	WHIP
Bert Blyleven, R ERA: 2.34	(1, 1)	3.1		15	4	4	4	3	1	0	0	0	0	0	20	24	10.80	1.500
Adrian Devine, R ERA: 2.27	(4, 1)	2.2		12	5	1	1	0	0	0	0	0	0	0	12	12	3.38	1.875
Darold Knowles, L ERA: 2.7	(7, 1)	2.1	W	12	5	3	1	1	0	0	0	0	0	0	14	14	3.86	2.143
Mike Marshall, R ERA: 4.83	(9, 1)	0.2	S	2	0	0	0	1	0	0	0	0	1	0	4	4	0.00	0.000

PITCHER		IP	WLS	BF	H	R	ER	SO	BB	IBB	HBP	BLK	WP	HR	S	P	ERA	WHIP

Texas Rangers @ Minnesota Twins

Metropolitan Stadium, Bloomington , MI

Thu Jun 23 1977, 4:33 AM EDT

Att. 18,060 - Unknown - 82 F

TOP

livebaseballscorecards.com

Batter	1	2	3	4	5	6	7	8	9	AB	R	H	RBI	BB	SO	LOB
Bert Campaneris, R (1, 6) OBP: 0.322, SLG: 0.355	4-3	F8			K		G5-4-3 1-2 1B		FC6-4 1B 1-2f 2-3	3	0	0	0	0	1	3
Jim Mason, L (5, 6) OBP: 0.245, SLG: 0.222										2	0	1	0	0	0	2
Juan Beniquez, R (1, 8) OBP: 0.336, SLG: 0.407	E 1B		FC5-4 1B		P4		G5-4-3 1-2f		1-3 3-H 1B	5	1	3	1	0	0	2
Claudell Washington, L (1, 7) OBP: 0.358, SLG: 0.477 (4, 9)	5-3 1-H		K			4-3		4-3 G3 1B	F7	5	0	1	0	0	1	3
Dave May, L (1, 10) OBP: 0.306, SLG: 0.375	3-1		P6			K		G3 1-2		4	0	0	0	0	1	2
John Ellis, R (1, 3) OBP: 0.273, SLG: 0.349		L9	FC5-4 1-2f			BB 1B		4-3 2-3		4	0	1	0	0	0	2
Toby Harrah, R (1, 5) OBP: 0.396, SLG: 0.507		K		K 1B		BB 1-2 BB		5-3		3	0	1	0	1	1	1
Ken Henderson, S (1, 9) OBP: 0.306, SLG: 0.414				K 1-2		K			6-3	2	0	1	0	0	1	1
Gary Gray, R (4, 7)		2B 1B								2	0	0	0	0	1	2
Bump Wills, S (1, 4) OBP: 0.374, SLG: 0.404				F5			1B 1B			3	0	2	0	0	0	0
Sandy Alomar Sr., S (8, 4) OBP: 0.341, SLG: 0.351		1-3 2B							FC6-4 E 1B 1B	1	1	1	0	0	0	0
Jim Sundberg, R (1, 2) OBP: 0.289, SLG: 0.298		BB			L6		K		E1 FC6-4 1-2	1	0	0	0	1	0	0
Ed Kirkpatrick, L (5, 2) OBP: 0.277, SLG: 0.243										2	0	0	0	0	1	2

Inning Stats	1	2	3	4	5	6	7	8	9
	R: 1 E: 1 K: 0 S: 4	H: 1 LOB: 0 BB: 0 P: 4	R: 0 E: 0 K: 1 S: 7	H: 2 LOB: 3 BB: 1 P: 11	R: 0 E: 0 K: 1 S: 6	H: 1 LOB: 1 BB: 0 P: 6	R: 0 E: 0 K: 1 S: 5	H: 1 LOB: 0 BB: 0 P: 5	R: 0 E: 0 K: 1 S: 5	H: 0 LOB: 0 BB: 0 P: 5	R: 0 E: 0 K: 2 S: 8	H: 1 LOB: 2 BB: 1 P: 12	R: 0 E: 0 K: 1 S: 6	H: 2 LOB: 1 BB: 0 P: 6	R: 0 E: 0 K: 0 S: 4	H: 1 LOB: 1 BB: 0 P: 4	R: 1 E: 1 K: 0 S: 6	H: 2 LOB: 2 BB: 0 P: 6

1B: 10	SF: 0	WP: 0
2B: 1	SAC: 0	PA: 39
3B: 0	DP: 1	PB: 0
HR: 0	HBP: 0	SB: 0
		CS: 0

AB	37
R	2
H	11
RBI	1
BB	2
SO	7
LOB	20

PITCHER	IP	WLS	BF	H	R	ER	SO	BB	IBB	HBP	BLK	WP	HR	S	P	ERA	WHIP
Dave Goltz, R (1, 1) ERA: 3.78	9.0	W	39	11	2	0	7	2	0	0	0	0	0	51	59	0.00	1.444

PITCHER	IP	WLS	BF	H	R	ER	SO	BB	IBB	HBP	BLK	WP	HR	S	P	ERA	WHIP

BOTTOM

Texas Rangers @ Minnesota Twins

Metropolitan Stadium, Bloomington , MI

Thu Jun 23 1977, 4:33 AM EDT

Att. 18,060 - Unknown - 82 F

livebaseballscorecards.com

Batter	1	2	3	4	5	6	7	8	9	AB	R	H	RBI	BB	SO	LOB
Lyman Bostock, L (1, 8) OBP: 0.412, SLG: 0.485	BBB 4-0 WP E BB		x 0-0 F8 ②		x 0-0 4-3 ② 2-3		x 0-0 5-3 ①			3	1	0	0	1	1	3
Willie Norwood, R (7, 8) OBP: 0.154, SLG: 0.111	SSS 0-3 K ③									1	0	0	0	0	0	1
Rod Carew, L (1, 3) OBP: 0.452, SLG: 0.605	x 0-0 E4 1B 1-H	x 0-0 2B 2B	x 0-0 FC6-4 1B 1-2		x 0-0 3-H 1B		x 0-0 F8 ②			4	2	3	1	0	0	0
Craig Kusick, R (7, 3) OBP: 0.355, SLG: 0.445										1	0	0	0	0	0	1
Butch Wynegar, S (1, 2) OBP: 0.342, SLG: 0.389	x 0-0 1B 2B 1B 2-H	x 0-0 P4 ①	x 0-0 FC6-4 ③ 1-2f		x 0-0 F8 ③		x 0-0 F5 ③			5	1	1	1	0	0	5
Glenn Adams, L (1, 9) OBP: 0.388, SLG: 0.453	x 0-0 2B 1B 1-2	x 0-0 1B 2B 2-H		x 0-0 L6 ①		x 0-0 E6 2B		SSS 0-3 K ①		1	1	1	0	0	0	0
Dan Ford, R (2, PH) (3, 9) OBP: 0.307, SLG: 0.358										4	2	1	1	0	1	0
Larry Hisle, R (1, 7) OBP: 0.367, SLG: 0.575	SSS 0-3 K ①	x 0-0 F2 ②		x 0-0 HR		x 0-0 4-3 4-3 2B 2-H		x 0-0 5-3 ②		4	2	2	2	0	1	3
Bob Gorinski, R (7, 7) OBP: 0.139, SLG: 0.114										1	0	0	0	0	0	0
Mike Cubbage, L (1, 5) OBP: 0.332, SLG: 0.346	x 0-0 F9 ②	x 0-0 1B 2-H		x 0-0 F2 ②		x 0-0 4-3 ① 2-3		x 0-0 2B		5	0	2	1	0	0	3
Rich Chiles, L (1, 10) OBP: 0.346, SLG: 0.342	x 0-0 1B 2B 1-H 2-H	x 0-0 G1 ③		SSS 0-3 K ③		x 0-0 4-3 ② 3-H		x 0-0 5-3 ③		5	1	1	3	0	1	2
Roy Smalley, S (1, 6) OBP: 0.326, SLG: 0.328	x 0-0 1B 1B 2-H		x 0-0 6-3 ①		x 0-0 4-3 WP 1B 1B	x 0-0 F5 ③				4	2	2	1	0	0	0
Rob Wilfong, L (1, 4) OBP: 0.333, SLG: 0.301	x 0-0 1B 2-H		BBB 4-0 1B BB		x 0-0 1-3 ① 1-2		x 0-0 2B			0	0	0	0	0	0	0
Bob Randall, R (1, PH) (2, 4) OBP: 0.263, SLG: 0.278										3	0	2	1	1	0	1
Inning Stats	R: 6 E: 1 K: 2 S: 13 H: 5 LOB: 1 BB: 1 P: 17	R: 2 E: 0 K: 0 S: 6 H: 3 LOB: 1 BB: 0 P: 6	R: 0 E: 0 K: 0 S: 4 H: 1 LOB: 2 BB: 1 P: 8	R: 1 E: 0 K: 1 S: 6 H: 1 LOB: 0 BB: 0 P: 6	R: 1 E: 0 K: 0 S: 5 H: 2 LOB: 1 BB: 0 P: 5	R: 2 E: 1 K: 0 S: 5 H: 1 LOB: 0 BB: 0 P: 5	R: 0 E: 0 K: 0 S: 4 H: 1 LOB: 1 BB: 0 P: 4	R: 0 E: 0 K: 1 S: 6 H: 1 LOB: 1 BB: 0 P: 6		1B: 8 2B: 6 3B: 0 HR: 1	SF: 0 SAC: 0 DP: 0 HBP: 0					

	AB	41
	R	12
	H	15
	RBI	11
	BB	2
	SO	4
	LOB	19

WP: 2 PA: 43
PB: 0
SB: 0
CS: 0

PITCHER		IP	WLS	BF	H	R	ER	SO	BB	IBB	HBP	BLK	WP	HR	S	P	ERA	WHIP
Nelson Briles, R ERA: 4.58	(1, 1)	0.2	L	8	4	6	1	1	1	0	0	0	1	0	9	13	13.50	7.500
Paul Lindblad, L ERA: 3.38	(1, 1)	3.1		17	6	3	3	2	1	0	0	0	0	1	20	24	8.10	2.100
Mike Marshall, R ERA: 4.54	(5, 1)	4.0		18	5	3	1	1	0	0	0	0	1	0	20	20	2.25	1.250

PITCHER		IP	WLS	BF	H	R	ER	SO	BB	IBB	HBP	BLK	WP	HR	S	P	ERA	WHIP

Batter	1	2	3	4	5	6	7	8	9	AB	R	H	RBI	BB	SO	LOB
Ralph Garr, L (1, 7) OBP: 0.294, SLG: 0.379	1B		1B 1-H 2-H		4-3		G6-4-3 1-2f			3	0	2	2	0	0	0
Wayne Nordhagen, R (7, PH) OBP: 0.349, SLG: 0.500 (7, 7)										1	0	0	0	0	0	1
Alan Bannister, R (1, 6) OBP: 0.363, SLG: 0.367	1B		1-3		P6			4-3		4	0	1	0	0	0	0
Chet Lemon, R (1, 8) OBP: 0.358, SLG: 0.504	F9		BB			F9		2B 1B		3	1	1	0	1	0	1
Lamar Johnson, R (1, 3) OBP: 0.331, SLG: 0.544	K		K			HR		K		4	1	1	1	0	3	3
Oscar Gamble, L (1, 9) OBP: 0.362, SLG: 0.538		G3		G3-6-3 BB		HR		1B 2-H		3	1	2	2	1	0	0
Royle Stillman, L (1, 10) OBP: 0.315, SLG: 0.400		F7		F7		F7		P6		4	0	0	0	0	0	2
Jorge Orta, L (1, 4) OBP: 0.323, SLG: 0.415		F2		G3-6-3 1-2f		F5			4-3	4	0	0	0	0	0	1
Eric Soderholm, R (1, 5) OBP: 0.368, SLG: 0.442			E 1B 1B		L8		G6-4-3 BB		1-3	3	1	1	0	1	0	0
Jim Essian, R (1, 2) OBP: 0.384, SLG: 0.418			E6 1B 1B 1-2		HR		P3		K	3	2	1	1	0	0	2
Richie Zisk, R (9, PH) OBP: 0.350, SLG: 0.559										1	0	0	0	0	1	0
Inning Stats	R: 0 E: 0 K: 1 S: 6 H: 2 LOB: 1 BB: 0 P: 6	R: 0 E: 0 K: 0 S: 3 H: 0 LOB: 0 BB: 0 P: 3	R: 2 E: 1 K: 1 S: 7 H: 2 LOB: 1 BB: 1 P: 11	R: 0 E: 0 K: 0 S: 2 H: 0 LOB: 0 BB: 1 P: 6	R: 1 E: 0 K: 0 S: 4 H: 1 LOB: 0 BB: 0 P: 4	R: 2 E: 0 K: 0 S: 5 H: 2 LOB: 0 BB: 0 P: 5	R: 0 E: 0 K: 0 S: 2 H: 0 LOB: 0 BB: 1 P: 6	R: 1 E: 0 K: 1 S: 7 H: 2 LOB: 1 BB: 0 P: 7	R: 0 E: 0 K: 1 S: 5 H: 0 LOB: 0 BB: 0 P: 5	1B: 5 2B: 1 3B: 0 HR: 3 SF: 0 SAC: 0 DP: 2 HBP: 0	WP: 0 PB: 0 SB: 0 CS: 0 PA: 36					

PITCHER		IP	WLS	BF	H	R	ER	SO	BB	IBB	HBP	BLK	WP	HR	S	P	ERA	WHIP
Paul Thormodsgard, R ERA: 4.16	(1, 1)	5.1		23	7	5	4	2	2	0	0	0	0	3	25	33	6.75	1.688
Tom Burgmeier, L ERA: 3.46	(6, 1)	1.0		4	0	0	0	0	1	0	0	0	0	0	3	7	0.00	1.000
Tom Johnson, R ERA: 1.82	(7, 1)	2.2	W	9	2	1	1	2	0	0	0	0	0	0	13	13	3.38	0.750

PITCHER	IP	WLS	BF	H	R	ER	SO	BB	IBB	HBP	BLK	WP	HR	S	P	ERA	WHIP

TOP

Chicago White Sox @ Minnesota Twins

Metropolitan Stadium, Bloomington , MI

Fri Jun 24 1977, 8:05 PM EDT

Att. 21,457 - Unknown - 84 F

livebaseballscorecards.com

AB	33
R	6
H	9
RBI	6
BB	3
SO	4
LOB	10

Batter	1	2	3	4	5	6	7	8	9	AB	R	H	RBI	BB	SO	LOB
Lyman Bostock, L (1, 8) OBP: 0.412, SLG: 0.496	BB SH 2B 1B	F7	K		4-3			HR		5	2	2	1	0	1	2
Jerry Terrell, R (1, 5) OBP: 0.284, SLG: 0.299	SH BB 2B 1-2	1B HR HBP		6-3		SH1-4 1B 1B		4-3		2	2	1	0	0	0	0
Mike Cubbage, L (8, PH) OBP: 0.330, SLG: 0.344 (9, 5)										1	0	0	0	0	0	0
Rod Carew, L (1, 3) OBP: 0.455, SLG: 0.604	2B BB 1-2 2-3	HR 1B 1-2		P4		SH1-4 1B 1-2		6-3		4	1	2	0	1	0	0
Larry Hisle, R (1, 7) OBP: 0.372, SLG: 0.593 (9, 9)	2B 1-3 2-H 3-H	HR 1-H 2-H		E8 1B		SH1-4 1-2 2-3		P3		4	1	3	5	0	0	0
Dan Ford, R (1, 9) OBP: 0.307, SLG: 0.355	K	BB		P6		G4-6-3 IBB				2	0	0	0	1	1	3
Glenn Adams, L (6, PH) OBP: 0.395, SLG: 0.453 (7, 9)										0	0	0	0	1	0	0
Bob Gorinski, R (9, 7) OBP: 0.139, SLG: 0.114										0	0	0	0	0	0	0
Craig Kusick, R (1, 10) OBP: 0.355, SLG: 0.467	5-3	K			HR	G4-6-3 1-2f				3	1	1	1	0	1	3
Rich Chiles, L (6, PH) OBP: 0.343, SLG: 0.339										1	0	0	0	0	0	3
Butch Wynegar, S (1, 2) OBP: 0.344, SLG: 0.385	BB	L5			SH1-4 BB		K			2	0	0	0	2	1	0
Roy Smalley, S (1, 6) OBP: 0.322, SLG: 0.324	5-3	6-3			SH1-4 1-2		F8			3	0	0	0	0	0	3
Bob Randall, R (1, 4) OBP: 0.263, SLG: 0.277		F7	1B		P4		L6			4	0	1	0	0	0	1
Inning Stats	R: 2 H: 2 E: 1 LOB: 3 K: 1 BB: 2 S: 8 P: 16	R: 3 H: 2 E: 0 LOB: 1 K: 1 BB: 1 S: 7 P: 12	R: 0 H: 1 E: 0 LOB: 1 K: 1 BB: 0 S: 6 P: 6	R: 0 H: 1 E: 1 LOB: 1 K: 0 BB: 0 S: 4 P: 4	R: 1 H: 1 E: 0 LOB: 1 K: 0 BB: 1 S: 4 P: 8	R: 0 H: 2 E: 0 LOB: 2 K: 0 BB: 1 S: 4 P: 8	R: 0 H: 0 E: 0 LOB: 0 K: 1 BB: 0 S: 5 P: 5	R: 1 H: 1 E: 0 LOB: 0 K: 0 BB: 0 S: 4 P: 4		1B: 6 SF: 0 2B: 1 SAC: 3 3B: 0 DP: 1 HR: 3 HBP: 1						WP: 0 PA: 40 PB: 0 SB: 0 CS: 0

PITCHER		IP	WLS	BF	H	R	ER	SO	BB	IBB	HBP	BLK	WP	HR	S	P	ERA	WHIP
Wilbur Wood, L ERA: 6.15	(1, 1)	5.0		30	9	6	5	3	4	0	1	0	0	2	31	48	9.00	2.600
Lerrin LaGrow, R ERA: 1.75	(6, 1)	3.0	L	10	1	1	1	1	0	1	0	0	0	1	11	15	3.00	0.333

PITCHER	IP	WLS	BF	H	R	ER	SO	BB	IBB	HBP	BLK	WP	HR	S	P	ERA	WHIP

BOTTOM

Chicago White Sox @ Minnesota Twins

Metropolitan Stadium, Bloomington , MI

Fri Jun 24 1977, 8:05 PM EDT

Att. 21,457 - Unknown - 84 F

livebaseballscorecards.com

AB	31
R	7
H	10
RBI	7
BB	5
SO	4
LOB	15

Batter	1	2	3	4	5	6	7	8	9	AB	R	H	RBI	BB	SO	LOB
Ralph Garr, L (1, 7) OBP: 0.299, SLG: 0.387	4-3	1-3 1B		1-3 2-H 3-H 2B		5-3		BBB 4-0 WP 6-4-3 1B BB	4-3	3	0	2	2	0	0	0
Royle Stillman, L (4, 7) OBP: 0.316, SLG: 0.390										2	1	0	0	1	0	1
Alan Bannister, R (1, 6) OBP: 0.363, SLG: 0.369	S 1B 1B	F8		SF8 3-H		BB 1B		6-4-3 1-2		4	1	2	1	0	0	3
Chet Lemon, R (1, 8) OBP: 0.355, SLG: 0.496	SSS 0-3 K 1-2		4-3	SSS 0-3 K		BBBB 4-0 1-2 BB		F8 2-3		4	0	0	0	1	2	3
Richie Zisk, R (1, 10) OBP: 0.351, SLG: 0.556	2-H 1B		SSS 0-3 K		F8	6-3		1B 3-H 1B		5	0	2	2	0	1	2
Oscar Gamble, L (8, PR) OBP: 0.362, SLG: 0.538										0	0	0	0	0	0	0
Lamar Johnson, R (1, 3) OBP: 0.333, SLG: 0.538	L7	L9			SSS 0-3 K		SH3 1B 1B 1B	1-2 1B		5	1	2	0	0	1	1
Eric Soderholm, R (1, 5) OBP: 0.379, SLG: 0.465	HR			FC4-6 E 2B 1B	BBB 4-0 BB		1B SH3 1-2 1B	4-3		3	2	3	1	1	0	0
Jack Brohamer, L (8, PH) OBP: 0.370, SLG: 0.373										1	0	0	0	0	0	2
(8, 5)																
Wayne Nordhagen, R (1, 9) OBP: 0.319, SLG: 0.457	5-3		FC 1-2 FC4-6	F9		SH3 1-2 2-3			5-3	4	0	0	0	0	0	2
Jorge Orta, L (1, 4) OBP: 0.328, SLG: 0.419	FC5-4 1B		FC4-6 BB 1-2f 2-3 2B			CS 1B	G5-4-3 2-3 3-H 1B		F7	5	1	3	1	0	0	2
Jim Essian, R (1, 2) OBP: 0.390, SLG: 0.438	FC5-4 1B 1-2f		BBBB 4-0 2B SF8 1-2 BB			1-2 HR	G5-4-3 1-2f		1B	4	2	2	1	1	0	3
Inning Stats	R: 1 E: 0 K: 1 S: 7 H: 2 LOB: 1 BB: 0 P: 7	R: 1 E: 0 K: 0 S: 6 H: 3 LOB: 2 BB: 0 P: 6	R: 0 E: 0 K: 1 S: 5 H: 0 LOB: 0 BB: 0 P: 5	R: 3 E: 1 K: 1 S: 8 H: 2 LOB: 1 BB: 1 P: 12	R: 0 E: 0 K: 1 S: 5 H: 0 LOB: 1 BB: 1 P: 9	R: 1 E: 0 K: 0 S: 5 H: 3 LOB: 2 BB: 1 P: 9	R: 1 E: 0 K: 0 S: 5 H: 3 LOB: 1 BB: 0 P: 5	R: 1 E: 0 K: 0 S: 5 H: 2 LOB: 2 BB: 1 P: 9	R: 0 E: 0 K: 0 S: 4 H: 1 LOB: 1 BB: 0 P: 4	1B: 13 2B: 1 3B: 0 HR: 2 SF: 1 SAC: 1 DP: 1 HBP: 0							

TOP

Chicago White Sox @ Minnesota Twins

Metropolitan Stadium, Bloomington , MI

Sat Jun 25 1977, 4:33 AM EDT
Att. 21,156 - Unknown - 82 F

livebaseballscorecards.com

AB	40
R	8
H	16
RBI	8
BB	4
SO	4
LOB	19

WP: 1 PB: 0 SB: 1 CS: 1 PA: 46

PITCHER		IP	WLS	BF	H	R	ER	SO	BB	IBB	HBP	BLK	WP	HR	S	P	ERA	WHIP
Geoff Zahn, L ERA: 4.56	(1, 1)	3.1	L	19	7	5	3	2	1	0	0	0	0	1	22	26	8.10	2.400
Ron Schueler, R ERA: 5.27	(4, 1)	3.0		15	5	2	2	2	2	0	0	0	0	1	17	25	6.00	2.333
Jeff Holly, L ERA: 6.38	(7, 1)	0.2		3	1	1	1	0	1	0	0	0	0	0	2	6	13.50	3.000
Dave Johnson, R ERA: 4.7	(8, 1)	2.0		9	3	0	0	0	0	0	0	0	1	0	9	9	0.00	1.500

PITCHER	IP	WLS	BF	H	R	ER	SO	BB	IBB	HBP	BLK	WP	HR	S	P	ERA	WHIP

Batter	1	2	3	4	5	6	7	8	9	AB	R	H	RBI	BB	SO	LOB
Lyman Bostock, L (1, 8) OBP: 0.406, SLG: 0.488	5-3	L9			G4-6-3 1-2f 2-3		F8			4	0	0	0	0	0	6
Rod Carew, L (1, 3) OBP: 0.454, SLG: 0.601	E1 1B		3-1		P6			K		3	0	1	0	0	0	1
Craig Kusick, R (8, 3) OBP: 0.352, SLG: 0.463										1	0	0	0	0	1	0
Butch Wynegar, S (1, 2) OBP: 0.347, SLG: 0.384	P6		BBB G4-6-3 BB			F7		G4-6-3 1B		3	0	1	0	1	0	1
Glenn Adams, L (1, 9) OBP: 0.376, SLG: 0.430	K		G4-6-3 1-2f			L9		G4-6-3 1-2f		4	0	0	0	0	1	3
Larry Hisle, R (1, 7) OBP: 0.374, SLG: 0.596		1-3		P6 1B		F8			2B	4	0	2	0	0	0	0
Rich Chiles, L (1, 10) OBP: 0.341, SLG: 0.336		BB 1B 1B		P6 1-2			F3		F8	4	1	1	0	0	0	2
Mike Cubbage, L (1, 5) OBP: 0.329, SLG: 0.339		BBB 1B 1-2 BB		F7			4-3		K	3	0	0	0	1	1	1
Roy Smalley, S (1, 6) OBP: 0.329, SLG: 0.333		K			BBB G4-6-3 1B BB		3B		BB	2	0	1	0	2	1	2
Rob Wilfong, L (1, 4) OBP: 0.345, SLG: 0.310		1-3 2-H 1B			1-2 G4-6-3 1B		BBB BB		F8	3	0	2	1	1	0	2
Inning Stats	R: 0 E: 1 K: 1 S: 6 H: 1 LOB: 1 BB: 0 P: 6	R: 1 E: 0 K: 1 S: 7 H: 2 LOB: 2 BB: 1 P: 11	R: 0 E: 0 K: 0 S: 2 H: 0 LOB: 0 BB: 1 P: 6	R: 0 E: 0 K: 0 S: 3 H: 1 LOB: 0 BB: 0 P: 3	R: 0 E: 0 K: 0 S: 3 H: 1 LOB: 1 BB: 1 P: 7	R: 0 E: 0 K: 0 S: 3 H: 0 LOB: 0 BB: 0 P: 3	R: 0 E: 0 K: 0 S: 4 H: 1 LOB: 2 BB: 1 P: 8	R: 0 E: 0 K: 1 S: 5 H: 1 LOB: 0 BB: 0 P: 5	R: 0 E: 0 K: 1 S: 6 H: 1 LOB: 2 BB: 1 P: 10	1B: 6 2B: 1 3B: 1 HR: 0 SF: 0 SAC: 0 DP: 3 HBP: 0	WP: 0 PB: 0 SB: 0 CS: 0 PA: 36					

PITCHER	IP	WLS	BF	H	R	ER	SO	BB	IBB	HBP	BLK	WP	HR	S	P	ERA	WHIP
Chris Knapp, R (1, 1) ERA: 4.39	9.0	W	36	8	1	1	4	5	0	0	0	0	0	39	59	1.00	1.444

PITCHER	IP	WLS	BF	H	R	ER	SO	BB	IBB	HBP	BLK	WP	HR	S	P	ERA	WHIP

BOTTOM

Chicago White Sox @ Minnesota Twins

Metropolitan Stadium, Bloomington , MI

Sat Jun 25 1977, 4:33 AM EDT

Att. 21,156 - Unknown - 82 F

livebaseballscorecards.com

AB	31
R	1
H	8
RBI	1
BB	5
SO	4
LOB	18

Batter	1	2	3	4	5	6	7	8	9	AB	R	H	RBI	BB	SO	LOB
Alan Bannister, R (1, 6) OBP: 0.359, SLG: 0.364	BBBB 4-0 FC1-4 BB		P3 ① 0-0 6-3 ③ 0-0		x 0-0 1-3 ①		x 0-0 P4 ①		x 0-0 SF9 ② 3-H	4	0	0	1	1	0	1
Chet Lemon, R (1, 8) OBP: 0.358, SLG: 0.512	x 0-0 FC1-4 1B ① 1B 1-2f		x 0-0 HR 1B	x 0-0 BB HBP 2B	x 0-0 HR		x 0-0 F7 ②		x 0-0 F8 ③	6	4	3	1	0	0	1
Lamar Johnson, R (1, 3) OBP: 0.344, SLG: 0.565	x 0-0 1B 1B 1-2		x 0-0 HR 1-H	SSS 0-3 K ①	x 0-0 WP 1B		x 0-0 L4 ③			5	1	3	2	0	1	1
Richie Zisk, R (1, 10) OBP: 0.351, SLG: 0.551	x 0-0 G6-4-3 1B 1-3 2-H		BBBB 4-0 HR BB	SSS 0-3 K ②	SSS 0-3 K ② 1-2			x 0-0 L8 ①		4	1	1	1	1	2	2
Eric Soderholm, R (1, 5) OBP: 0.379, SLG: 0.476	x 0-0 G6-4-3 ② ③ 1-2f		x 0-0 HR 1-H	BBBB 4-0 HBP BB BB	SSS 0-3 K ③			x 0-0 P3 ②		4	1	1	2	1	1	3
Wayne Nordhagen, R (1, 9) OBP: 0.313, SLG: 0.447 Oscar Gamble, L (3, PH) OBP: 0.360, SLG: 0.529 (3, 9) Royle Stillman, L (8, 9) OBP: 0.316, SLG: 0.390		x 0-0 4-3 ①	SSS 0-3 K ②	BBBB 4-0 HBP 1-2 2-3 BB		x 0-0 F8 ①		x 0-0 3-1 ③		1 3 0	0 0 0	0 0 0	0 1 0	0 1 0	0 0 0	0 0 0
Brian Downing, R (1, 7) OBP: 0.446, SLG: 0.339		x 0-0 FC5-4 1B	x 0-0 1B 2B 1B	H 1-0 1-2 2-3 3-H HBP		x 0-0 1B			x 0-0 3B 3B	4	2	4	1	0	0	0
Jorge Orta, L (1, 4) OBP: 0.330, SLG: 0.426		x 0-0 F7 ②	x 0-0 1-2 2B 1B	x 0-0 4-3 ③		x 0-0 P6 ②			x 0-0 SF9 3B 3-H	5	2	2	1	0	0	5
Jim Essian, R (1, 2) OBP: 0.390, SLG: 0.460		x 0-0 FC5-4 ③ 1-2f	x 0-0 1-H 2-H 2B		x 0-0 HR	SSS 0-3 K ③			x 0-0 P6 ①	5	1	2	3	0	1	3

TOP

Chicago White Sox @ Minnesota Twins

Metropolitan Stadium, Bloomington , MI

Sun Jun 26 1977, 4:33 AM EDT

Att. 46,463 - Unknown - 87 F

livebaseballscorecards.com

AB	41
R	12
H	16
RBI	12
BB	4
SO	6
LOB	16

Inning Stats	1	2	3	4	5	6	7	8	9	1B: 8	SF: 1	WP: 1	PA: 47
	R: 1 E: 0 K: 0 S: 4	R: 0 E: 0 K: 0 S: 4	R: 6 E: 0 K: 1 S: 11	R: 1 E: 0 K: 2 S: 8	R: 2 E: 0 K: 2 S: 10	R: 0 E: 0 K: 1 S: 6	R: 0 E: 0 K: 0 S: 3	R: 0 E: 0 K: 0 S: 3	R: 2 E: 0 K: 0 S: 5	2B: 2 3B: 2 HR: 4	SAC: 0 DP: 1 HBP: 1	PB: 0 SB: 0 CS: 0	
	H: 2 LOB: 1 BB: 1 P: 8	H: 1 LOB: 1 BB: 0 P: 4	H: 6 LOB: 1 BB: 1 P: 15	H: 1 LOB: 3 BB: 2 P: 17	H: 3 LOB: 1 BB: 0 P: 10	H: 1 LOB: 1 BB: 0 P: 6	H: 0 LOB: 0 BB: 0 P: 3	H: 0 LOB: 0 BB: 0 P: 3	H: 2 LOB: 0 BB: 0 P: 5				

PITCHER		IP	WLS	BF	H	R	ER	SO	BB	IBB	HBP	BLK	WP	HR	S	P	ERA	WHIP
Bill Butler, L ERA: 5.65	(1, 1)	2.1		14	6	5	5	0	2	0	0	0	0	2	12	20	19.29	3.429
Tom Johnson, R ERA: 2.59	(3, 1)	6.2	W	33	10	7	7	6	2	0	1	0	1	2	42	51	9.45	1.800

PITCHER	IP	WLS	BF	H	R	ER	SO	BB	IBB	HBP	BLK	WP	HR	S	P	ERA	WHIP

Batter	1	2	3	4	5	6	7	8	9	AB	R	H	RBI	BB	SO	LOB
Lyman Bostock, L (1, 8) OBP: 0.408, SLG: 0.484	BBB 4-0 2B 2B BB	BBB 4-0 E 1B BB	x 0-0 1B 1-3 4-3 1B	x 0-0 ① G1 1-2		SSS 0-3 ①② K 1-2	x 0-0 ③ F7			4	3	1	0	2	1	5
Roy Smalley, S (1, 6) OBP: 0.332, SLG: 0.335	SSS 0-3 ① K	x 0-0 E HR 1B 1-2 2-3	x 0-0 4-3 E 1B 1-3 3-H	x 0-0 ② 6-3		x 0-0 ③ 1-3		BBBB 4-0 HR BB		5	3	2	1	1	1	2
Rod Carew, L (1, 3) OBP: 0.461, SLG: 0.618	x 0-0 2B 1-3 2B	x 0-0 E9 HR 1B 1-3 2-H 3-H	x 0-0 ① 4-3 1-2 3-H	x 0-0 1B 1B 2-H 1B			BBB 4-0 2B SF8 BB	x 0-0 1-H HR		5	5	4	6	1	0	1
Butch Wynegar, S (1, 2) OBP: 0.354, SLG: 0.394	x 0-0 ② 1-3	4-0 HR IBB	x 0-0 E3 G3 2-H 1B 1B	x 0-0 1-H 1B			x 0-0 BB WP 1-3 2B	x 0-0 ① 3-1		5	3	3	1	1	0	2
Larry Hisle, R (1, 7) OBP: 0.373, SLG: 0.587 Bob Gorinski, R (9, 7) OBP: 0.139, SLG: 0.114	BBB 4-0 2B BB	SSS 0-3 ② K	x 0-0 ② G3 2-3	SSS 0-3 ③ K			BBB 4-0 WP BB BB	x 0-0 ② F8		4 0	0 0	0 0	0 0	2 0	2 0	5 0
Glenn Adams, L (1, 9) OBP: 0.396, SLG: 0.500 Dan Ford, R (8, PR) OBP: 0.307, SLG: 0.355 (9, 9)	x 0-0 1-3 2-H 3-H 2B	x 0-0 1-H 2-H 3-H HR	x 0-0 3-H 1B		x 0-0 ① L4		x 0-0 ① SF8 3-H	x 0-0 1B		5 0	1 0	4 0	8 0	0 0	0 0	0 0
Rich Chiles, L (1, 10) OBP: 0.333, SLG: 0.336	x 0-0 ③ L4	x 0-0 2B	x 0-0 ③ 1-3		SSS 0-3 ② K		SSS 0-3 ② K	x 0-0 ③ 4-3		6	0	1	0	0	2	6
Mike Cubbage, L (1, 5) OBP: 0.335, SLG: 0.353	x 0-0 1B SH3 E 1B x 0-0 ③ 4-3			x 0-0 1B 3B	x 0-0 ③ 1-3		BBB 4-0 WP 1-2 2-3 BB			4	2	2	0	1	0	1
Rob Wilfong, L (1, 4) OBP: 0.345, SLG: 0.310 Bob Randall, R (3, PH) OBP: 0.287, SLG: 0.283 (4, 4)		x 0-0 ① SH3 1-2	BBB 4-0 1B 1B BB	x 0-0 G1 1B 3-H 1B		BBB 4-0 CS BB	BBB 4-0 1-2 2-3 3-H BB			0 1	0 2	0 1	0 1	0 3	0 0	0 0
Inning Stats	R: 2 E: 0 K: 1 S: 7 H: 2 LOB: 2 BB: 2 P: 15	R: 6 E: 1 K: 1 S: 10 H: 5 LOB: 1 BB: 2 P: 18	R: 4 E: 1 K: 0 S: 7 H: 4 LOB: 1 BB: 1 P: 11	R: 3 E: 0 K: 1 S: 9 H: 4 LOB: 1 BB: 0 P: 9	R: 0 E: 0 K: 1 S: 5 H: 0 LOB: 0 BB: 0 P: 5	R: 0 E: 0 K: 1 S: 4 H: 0 LOB: 0 BB: 1 P: 8	R: 2 E: 0 K: 1 S: 6 H: 1 LOB: 3 BB: 4 P: 22	R: 2 E: 0 K: 0 S: 5 H: 2 LOB: 1 BB: 1 P: 9		1B: 11 2B: 4 3B: 1 HR: 2 SF: 1 SAC: 1 DP: 0 HBP: 0					

PITCHER		IP	WLS	BF	H	R	ER	SO	BB	IBB	HBP	BLK	WP	HR	S	P	ERA	WHIP
Steve Stone, R ERA: 3.84	(1, 1)	1.2	L	15	6	8	8	2	3	1	0	0	0	1	15	31	43.20	5.400
Dave Hamilton, L ERA: 5.31	(2, 1)	0.2		7	4	4	4	0	1	0	0	0	0	0	6	10	54.00	7.500
Don Kirkwood, R ERA: 5.13	(3, 1)	3.2		16	5	3	3	3	1	0	0	0	0	0	21	25	7.36	1.636
Larry Anderson, R ERA: 9.35	(7, 1)	2.0		14	3	4	4	1	5	0	0	0	1	1	11	31	18.00	4.000

PITCHER	IP	WLS	BF	H	R	ER	SO	BB	IBB	HBP	BLK	WP	HR	S	P	ERA	WHIP

BOTTOM

Chicago White Sox @ Minnesota Twins

Metropolitan Stadium, Bloomington , MI

Sun Jun 26 1977, 4:33 AM EDT

Att. 46,463 - Unknown - 87 F

livebaseballscorecards.com

AB	39
R	19
H	18
RBI	17
BB	11
SO	6
LOB	22

WP: 1 PA: 52
PB: 0
SB: 0
CS: 1

Batter	1	2	3	4	5	6	7	8	9	AB	R	H	RBI	BB	SO	LOB
Robin Yount, R (1, 6) OBP: 0.354, SLG: 0.387	HR 1-3 1B		E3 FC6-5		K			FC5-4 1B		4	1	2	0	0	1	0
Don Money, R (1, 4) OBP: 0.380, SLG: 0.504	K		FC6-5 F8 1B 2-3		5-3			FC5-4 S 1B 1-2f		4	0	0	0	0	1	3
Cecil Cooper, L (1, 3) OBP: 0.313, SLG: 0.440	1-3 1-2		1-2 1B			K		1-2 S 1B		4	0	2	0	0	1	1
Sal Bando, R (1, 5) OBP: 0.355, SLG: 0.438	2-H HR		F8 2-3			K		K 1-2 2-3		4	1	1	2	0	2	4
Sixto Lezcano, R (1, 9) OBP: 0.342, SLG: 0.480	HR		4-3			BB		K		3	1	1	1	1	1	4
Von Joshua, L (1, 8) OBP: 0.288, SLG: 0.343	K			4-3		6-3			F7	4	0	0	0	0	1	1
Jamie Quirk, L (1, 10) OBP: 0.264, SLG: 0.379		K		FC5-4 1B			F7		K	4	0	1	0	0	2	0
Jim Wohlford, R (1, 7) OBP: 0.257, SLG: 0.274 Mike Hegan, L (7, PH) (7, 7) OBP: 0.323, SLG: 0.294		F3		FC5-4 CS 1-2f			P6		4-3	2 2	0 0	0 0	0 0	0 0	1 0	1 0
Charlie Moore, R (1, 2) OBP: 0.320, SLG: 0.370		F8		CS 1-2	F8		P4			3	0	0	0	0	0	0
Inning Stats	R: 3 E: 0 K: 2 S: 10 H: 3 LOB: 0 BB: 0 P: 10	R: 0 E: 0 K: 1 S: 5 H: 0 LOB: 0 BB: 0 P: 5	R: 0 E: 1 K: 0 S: 5 H: 1 LOB: 2 BB: 0 P: 5	R: 0 E: 0 K: 0 S: 3 H: 1 LOB: 0 BB: 0 P: 3	R: 0 E: 0 K: 1 S: 5 H: 0 LOB: 0 BB: 0 P: 5	R: 0 E: 0 K: 2 S: 7 H: 0 LOB: 1 BB: 1 P: 11	R: 0 E: 0 K: 0 S: 3 H: 0 LOB: 0 BB: 0 P: 3	R: 0 E: 0 K: 2 S: 9 H: 2 LOB: 2 BB: 0 P: 9	R: 0 E: 0 K: 1 S: 5 H: 0 LOB: 0 BB: 0 P: 5	1B: 5 2B: 0 3B: 0 HR: 2	SF: 0 SAC: 0 DP: 0 HBP: 0						

PITCHER	IP	WLS	BF	H	R	ER	SO	BB	IBB	HBP	BLK	WP	HR	S	P	ERA	WHIP
Dave Goltz, R (1, 1) ERA: 3.73	9.0	W	35	7	3	3	9	1	0	0	0	0	2	52	56	3.00	0.889

PITCHER	IP	WLS	BF	H	R	ER	SO	BB	IBB	HBP	BLK	WP	HR	S	P	ERA	WHIP

TOP

Milwaukee Brewers @ Minnesota Twins

Metropolitan Stadium, Bloomington , MI

Mon Jun 27 1977, 8:05 PM EDT

Att. 10,534 - Unknown - 82 F

livebaseballscorecards.com

AB	34
R	3
H	7
RBI	3
BB	1
SO	9
LOB	14

WP: 0	PA: 36								
PB: 0									
SB: 2									
CS: 1									

Milwaukee Brewers @ Minnesota Twins

Metropolitan Stadium, Bloomington , MI

Mon Jun 27 1977, 8:05 PM EDT

Att. 10,534 - Unknown - 82 F

BOTTOM

livebaseballscorecards.com

Batter	1	2	3	4	5	6	7	8	9	AB	R	H	RBI	BB	SO	LOB
Bob Randall, R (1, 4) OBP: 0.298, SLG: 0.289	BBBB 4-0 FC4-6 BB		x 0-0 5-3 BB 5-3 1B	x 0-0 ② F8 1-2			BBBB 4-0 1B 1B BB	BBBB 4-0 1B 1-2 2-3 BB		1	1	1	0	1	0	0
Luis Gomez, R (4, PH) (5, 4)										1	1	0	0	2	0	1
Rod Carew, L (1, 3) OBP: 0.466, SLG: 0.620	x 0-0 ① FC4-6 CS 1-2f		BBBB 4-0 5-3 5-3 1-2 BB	x 0-0 E7 S 2-H 1B			x 0-0 FC5-4 1-3 1B	x 0-0 G5-4-3 1-2 2-H 3-H 1B		4	1	3	3	1	0	1
Larry Hisle, R (1, 8) OBP: 0.370, SLG: 0.578	BBBB 4-0 ② FC6-4 1-2 BB		x 0-0 ① 5-3 1-2 2-3	SSS 0-3 ③ K 3-H			x 0-0 ① FC5-4 1B 1-2f	x 0-0 ②③ G5-4-3 1-2f		4	0	0	0	1	1	6
(8, 9)																
Craig Kusick, R (1, 10) OBP: 0.347, SLG: 0.456	x 0-0 ③ FC6-4 1-2f		x 0-0 ② 5-3 2-3 3-H		x 0-0 ① F8		x 0-0 1-2 3-H 1B			2	0	0	1	0	0	2
Rich Chiles, L (5, PH) OBP: 0.336, SLG: 0.338										2	0	1	1	0	0	0
Dan Ford, R (1, 9) OBP: 0.303, SLG: 0.350		x 0-0 ① 4-3	x 0-0 ③ 5-3		x 0-0 ② G2		SSS 0-3 ② K			3	0	0	0	0	0	1
Lyman Bostock, L (7, PH) OBP: 0.406, SLG: 0.482 (8, 8)										1	0	0	0	0	1	2
Butch Wynegar, S (1, 2) OBP: 0.349, SLG: 0.387		x 0-0 ② L7		x 0-0 ① 1-3	x 0-0 ③ F9		x 0-0 ③ 3-1			4	0	0	0	0	0	2
Roy Smalley, S (1, 6) OBP: 0.334, SLG: 0.335		BBBB 4-0 HR BB		x 0-0 2B 1B		SSS 0-3 ① K		x 0-0 ① P6		3	2	1	0	1	1	0
Bob Gorinski, R (1, 7) OBP: 0.200, SLG: 0.282		x 0-0 1-H HR		x 0-0 1-H 1B 2B		SSS 0-3 ② K		x 0-0 BB 1B 1B 1B		4	3	3	3	0	1	0
Jerry Terrell, R (1, 5) OBP: 0.292, SLG: 0.306		x 0-0 ③ 4-3		x 0-0 S E 3-H 1B		SSS 0-3 ③ K		x 0-0 BB 1-2 1B 1B		4	2	2	1	0	1	0
Inning Stats	R: 0 H: 0 E: 0 LOB: 1 K: 0 BB: 2 S: 2 P: 10	R: 2 H: 1 E: 0 LOB: 0 K: 0 BB: 1 S: 4 P: 8	R: 1 H: 1 E: 0 LOB: 1 K: 0 BB: 1 S: 4 P: 8	R: 4 H: 4 E: 1 LOB: 0 K: 1 BB: 0 S: 9 P: 9	R: 0 H: 0 E: 0 LOB: 0 K: 0 BB: 0 S: 3 P: 3	R: 0 H: 0 E: 0 LOB: 0 K: 3 BB: 0 S: 9 P: 9	R: 1 H: 2 E: 0 LOB: 2 K: 1 BB: 1 S: 7 P: 11	R: 2 H: 3 E: 0 LOB: 1 K: 0 BB: 1 S: 5 P: 9		1B: 9 SF: 0 2B: 1 SAC: 0 3B: 0 DP: 1 HR: 1 HBP: 0				WP: 0 PA: 39 PB: 0 SB: 2 CS: 1		

	AB	33
	R	10
	H	11
	RBI	9
	BB	6
	SO	5
	LOB	15

PITCHER		IP	WLS	BF	H	R	ER	SO	BB	IBB	HBP	BLK	WP	HR	S	P	ERA	WHIP
Jerry Augustine, L ERA: 4.12	(1, 1)	3.1	L	18	5	6	6	0	4	0	0	0	0	1	14	30	16.20	2.700
Sam Hinds, R ERA: 3.94	(4, 1)	3.2		15	3	2	1	5	1	0	0	0	0	0	24	28	2.46	1.091
Eduardo Rodriguez, R ERA: 5.31	(8, 1)	1.0		6	3	2	2	0	1	0	0	0	0	0	5	9	18.00	4.000

PITCHER	IP	WLS	BF	H	R	ER	SO	BB	IBB	HBP	BLK	WP	HR	S	P	ERA	WHIP

Batter	1	2	3	4	5	6	7	8	9	AB	R	H	RBI	BB	SO	LOB
Robin Yount, R (1, 6) OBP: 0.349, SLG: 0.382	F8		F9			6-3		F8		4	0	0	0	0	0	1
Don Money, R (1, 4) OBP: 0.375, SLG: 0.496	5-3		5-3				K	F8		4	0	0	0	0	1	0
Tim Johnson, L (8, 4) OBP: 0.143, SLG: 0.154										0	0	0	0	0	0	0
Cecil Cooper, L (1, 3) OBP: 0.316, SLG: 0.441	1-3		4-3				1B 1B		1-3 3B 1B	4	2	2	0	0	0	0
Sal Bando, R (1, 5) OBP: 0.354, SLG: 0.436	K		5-3				WP 1B 1-3 1B		K	4	0	1	0	0	2	1
Sixto Lezcano, R (1, 9) OBP: 0.341, SLG: 0.476	K		1-3				WP 1-2 3-H 1B		1-3 1-2	4	0	1	1	0	1	1
Von Joshua, L (1, 8) OBP: 0.287, SLG: 0.350	6-3		4-3				F8 1-2 2-3		2-H 3B	4	0	1	1	0	0	2
Jamie Quirk, L (1, 10) OBP: 0.253, SLG: 0.363			P6		G3		1-3		6-3	4	0	0	0	0	0	3
Steve Brye, R (1, 7) OBP: 0.304, SLG: 0.425			3B			K		HR		3	1	2	1	0	1	0
Charlie Moore, R (1, 2) OBP: 0.316, SLG: 0.365			L6			4-3		F8		3	0	0	0	0	0	1
Inning Stats	R: 0 E: 0 K: 0 S: 3 H: 0 LOB: 0 BB: 0 P: 3	R: 0 E: 0 K: 2 S: 7 H: 0 LOB: 0 BB: 0 P: 7	R: 0 E: 0 K: 0 S: 4 H: 1 LOB: 1 BB: 0 P: 4	R: 0 E: 0 K: 0 S: 3 H: 0 LOB: 0 BB: 0 P: 3	R: 0 E: 0 K: 0 S: 3 H: 0 LOB: 0 BB: 0 P: 3	R: 0 E: 0 K: 1 S: 5 H: 0 LOB: 0 BB: 0 P: 5	R: 1 E: 0 K: 1 S: 8 H: 3 LOB: 2 BB: 0 P: 8	R: 1 E: 0 K: 0 S: 4 H: 1 LOB: 0 BB: 0 P: 4	R: 1 E: 0 K: 1 S: 7 H: 2 LOB: 1 BB: 0 P: 7	1B: 4 2B: 0 3B: 2 HR: 1 SF: 0 SAC: 0 DP: 0 HBP: 0	WP: 1 PB: 0 SB: 0 CS: 0 PA: 34					

PITCHER	IP	WLS	BF	H	R	ER	SO	BB	IBB	HBP	BLK	WP	HR	S	P	ERA	WHIP
Paul Thormodsgard, R (1, 1) ERA: 4.05	9.0	W	34	7	3	3	5	0	0	0	0	1	1	44	44	3.00	0.778

PITCHER	IP	WLS	BF	H	R	ER	SO	BB	IBB	HBP	BLK	WP	HR	S	P	ERA	WHIP

TOP

Milwaukee Brewers @ Minnesota Twins

Metropolitan Stadium, Bloomington , MI

Tue Jun 28 1977, 8:05 PM EDT

Att. 14,703 - Unknown - 74 F

livebaseballscorecards.com

AB	34
R	3
H	7
RBI	3
BB	0
SO	5
LOB	9

Batter	1	2	3	4	5	6	7	8	9	AB	R	H	RBI	BB	SO	LOB
Lyman Bostock, L (1, 8) OBP: 0.403, SLG: 0.477	E4 1B SF7	4-3		L7			WP SH FC6-2 1B	K		5	1	1	0	0	1	1
Roy Smalley, S (1, 6) OBP: 0.337, SLG: 0.335	BB 1B 1-3 1B		FC2-5 1B BB		6-3		SH FC6-2 WP WP 1-2	K		3	2	1	0	1	1	0
Rod Carew, L (1, 3) OBP: 0.465, SLG: 0.617	SF7 3-H		FC2-5 1B 1-2 1B		1-3		WP FC6-2 1B 1-2 2-3 IBB	P4		3	2	1	1	1	0	0
Butch Wynegar, S (1, 2) OBP: 0.347, SLG: 0.382	1B 1-2 BB		FC2-5 BB 1B 1-2 2-3f		F9		FC6-2 WP 1B 1-2 2-3 3-Hf			3	1	0	0	1	0	5
Glenn Adams, L (1, 9) OBP: 0.409, SLG: 0.512 Dan Ford, R (5, 9) OBP: 0.309, SLG: 0.361	1-3 2-H 1B		BB 1-2 2-H 1B			1B 2B	2B WP 1-H 2-H 3-H 1B			2 0 2 2 0 0 0 2 2 2 2 0 0 0						
Larry Hisle, R (1, 7) OBP: 0.375, SLG: 0.583	F7		G6-4-3 1-2 2-3 BB			FC4-6 2-H 1B	WP 1-3 2B			3	0	2	1	1	0	1
Rich Chiles, L (1, 10) OBP: 0.333, SLG: 0.336 Craig Kusick, R (3, PH) OBP: 0.347, SLG: 0.449		L7 G6-4-3 1-2f				FC4-6 FC3-6 1-2f	BB 2-3 3-H BB			1 0 0 0 0 0 0 2 0 0 0 1 0 4						
Mike Cubbage, L (1, 5) OBP: 0.338, SLG: 0.352		G3 1B		K		FC3-6 1-2f	BB 1-2			3	0	1	0	1	1	1
Rob Wilfong, L (1, 4) OBP: 0.340, SLG: 0.305 Bob Gorinski, R (6, PH) OBP: 0.195, SLG: 0.275 Luis Gomez, R (7, 4)		G3 1-2		4-3		K	K			2 0 0 0 0 0 1 1 0 0 0 0 1 1 1 0 0 0 0 1 2						
Inning Stats	R: 2 H: 2 E: 1 LOB: 1 K: 0 BB: 1 S: 5 P: 9	R: 0 H: 1 E: 0 LOB: 1 K: 0 BB: 0 S: 4 P: 4	R: 1 H: 2 E: 0 LOB: 2 K: 0 BB: 2 S: 4 P: 12	R: 0 H: 0 E: 0 LOB: 0 K: 1 BB: 0 S: 5 P: 5	R: 0 H: 0 E: 0 LOB: 0 K: 0 BB: 0 S: 3 P: 3	R: 1 H: 2 E: 0 LOB: 1 K: 1 BB: 0 S: 7 P: 7	R: 4 H: 3 E: 1 LOB: 2 K: 1 BB: 3 S: 8 P: 20	R: 0 H: 0 E: 0 LOB: 0 K: 2 BB: 0 S: 7 P: 7		1B: 8 SF: 1 2B: 2 SAC: 1 3B: 0 DP: 1 HR: 0 HBP: 0						

PITCHER		IP	WLS	BF	H	R	ER	SO	BB	IBB	HBP	BLK	WP	HR	S	P	ERA	WHIP
Gary Beare, R ERA: 6.86	(1, 1)	2.1	L	15	5	3	2	0	3	0	0	0	0	0	12	24	7.71	3.429
Mike Caldwell, L ERA: 3.93	(3, 1)	4.0		16	3	4	4	2	0	1	0	0	1	0	19	23	9.00	0.750
Sam Hinds, R ERA: 4.25	(7, 1)	0.0		3	2	1	0	0	1	0	0	0	2	0	2	6	∞	∞
Bob McClure, L ERA: 2.48	(7, 1)	1.2		5	0	0	0	3	1	0	0	0	0	0	10	14	0.00	0.600

PITCHER	IP	WLS	BF	H	R	ER	SO	BB	IBB	HBP	BLK	WP	HR	S	P	ERA	WHIP

BOTTOM

Milwaukee Brewers @ Minnesota Twins

Metropolitan Stadium, Bloomington , MI

Tue Jun 28 1977, 8:05 PM EDT

Att. 14,703 - Unknown - 74 F

livebaseballscorecards.com

AB	31
R	8
H	10
RBI	6
BB	6
SO	5
LOB	16

Batter	1	2	3	4	5	6	7	8	9	AB	R	H	RBI	BB	SO	LOB
Robin Yount, R (1, 6) OBP: 0.351, SLG: 0.381	BBB 4-0 G3-6-3 BB		x 0-0 L4-3 1B		x 0-0 ③ F9			SSS 0-3 ① K		3	0	1	0	1	1	1
Von Joshua, L (1, 8) OBP: 0.283, SLG: 0.344	x 0-0 ①② G3-6-3 1-2f		x 0-0 ②③ L4-3 1-2			SSS 0-3 ① K		x 0-0 ② FC1-6 1-2f		4	0	0	0	0	1	3
Cecil Cooper, L (1, 3) OBP: 0.318, SLG: 0.448	x 0-0 1B			x 0-0 SF8 3B		SSS 0-3 ② K		x 0-0 ③ 4-3		4	1	2	0	0	1	1
Sal Bando, R (1, 5) OBP: 0.353, SLG: 0.432	x 0-0 ③ F9			x 0-0 ① SF8 3-H		BBB 4-0 BLK BB			SSS 0-3 ① K	2	0	0	1	1	1	1
Don Money, R (1, 4) OBP: 0.370, SLG: 0.489		x 0-0 ① P4		SSS 0-3 ② K		x 0-0 ③ F8 1-2			x 0-0 ② F3	4	0	0	0	0	1	1
Sixto Lezcano, R (1, 9) OBP: 0.346, SLG: 0.480		x 0-0 S 1B		x 0-0 1B			x 0-0 ① P3		x 0-0 S 1B	4	0	3	0	0	0	0
Jamie Quirk, L (1, 10) OBP: 0.247, SLG: 0.355 Ken McMullen, R (7, PH) OBP: 0.296, SLG: 0.420 Bob Sheldon, L (7, PR) OBP: 0.302, SLG: 0.316		x 0-0 ② P5 1-2		x 0-0 ③ F9			BBBB 4-0 G4-6-3 BB		BBBB 4-0 1-2 BB	2 0 0	0 0 0	0 0 0	0 0 0	0 1 1	0 0 0	2 0 0
Steve Brye, R (1, 7) OBP: 0.294, SLG: 0.409		SSS 0-3 ③ K			x 0-0 ① 6-3		x 0-0 ②③ G4-6-3 1-2f		x 0-0 ③ 6-3	4	0	0	0	0	1	4
Larry Haney, R (1, 2) OBP: 0.190, SLG: 0.179 Charlie Moore, R (8, PR) OBP: 0.316, SLG: 0.365 (8, 2)			x 0-0 ① P3		x 0-0 ② 6-3			BBB 4-0 FC1-6 BB		2 0	0 0	0 0	0 0	1 0	0 0	0 0
Inning Stats	R: 0 E: 0 K: 0 S: 3 H: 1 LOB: 1 BB: 1 P: 7	R: 0 E: 0 K: 1 S: 6 H: 1 LOB: 1 BB: 0 P: 6	R: 0 E: 0 K: 0 S: 3 H: 1 LOB: 0 BB: 0 P: 3	R: 1 E: 0 K: 1 S: 7 H: 2 LOB: 1 BB: 0 P: 7	R: 0 E: 0 K: 0 S: 3 H: 0 LOB: 0 BB: 0 P: 3	R: 0 E: 0 K: 2 S: 7 H: 0 LOB: 1 BB: 1 P: 11	R: 0 E: 0 K: 0 S: 2 H: 0 LOB: 1 BB: 1 P: 6	R: 0 E: 0 K: 1 S: 5 H: 0 LOB: 1 BB: 1 P: 9	R: 0 E: 0 K: 1 S: 6 H: 1 LOB: 2 BB: 1 P: 10	1B: 5 2B: 1 3B: 1 HR: 0	SF: 1 SAC: 0 DP: 3 HBP: 0						

TOP

Milwaukee Brewers @ Minnesota Twins

Metropolitan Stadium, Bloomington , MI

Wed Jun 29 1977, 8:05 PM EDT

Att. 13,713 - Unknown - 77 F

livebaseballscorecards.com

AB	29
R	1
H	6
RBI	1
BB	5
SO	6
LOB	13

WP: 0 PB: 0 SB: 2 CS: 0 PA: 35

PITCHER		IP	WLS	BF	H	R	ER	SO	BB	IBB	HBP	BLK	WP	HR	S	P	ERA	WHIP
Dave Johnson, R ERA: 4.18	(1, 1)	5.0	L	19	5	1	1	2	1	0	0	0	0	0	22	26	1.80	1.200
Tom Burgmeier, L ERA: 3.27	(6, 1)	3.0		11	0	0	0	3	3	0	0	1	0	0	14	26	0.00	1.000
Tom Johnson, R ERA: 2.55	(9, 1)	1.0		5	1	0	0	1	1	0	0	0	0	0	6	10	0.00	2.000

PITCHER	IP	WLS	BF	H	R	ER	SO	BB	IBB	HBP	BLK	WP	HR	S	P	ERA	WHIP

Milwaukee Brewers @ Minnesota Twins

Metropolitan Stadium, Bloomington , MI

Wed Jun 29 1977, 8:05 PM EDT

Att. 13,713 - Unknown - 77 F

livebaseballscorecards.com

BOTTOM

Batter	1	2	3	4	5	6	7	8	9	AB	R	H	RBI	BB	SO	LOB
Lyman Bostock, L (1, 8) OBP: 0.399, SLG: 0.471	K		4-3		FC1-6 BLK 1-2f		P3			3	0	0	0	0	1	1
Dan Ford, R (7, PH) (8, 8) OBP: 0.308, SLG: 0.359										1	0	0	0	0	0	0
Roy Smalley, S (1, 6) OBP: 0.336, SLG: 0.331	BB G3		K		6-3 1-2			K		3	0	0	0	1	2	1
Rod Carew, L (1, 3) OBP: 0.471, SLG: 0.623	BB G3 1-2		1B		IBB			2B		2	0	2	0	2	0	0
Butch Wynegar, S (1, 2) OBP: 0.342, SLG: 0.375	G3 1-2 2-3		K		F8			F7		4	0	0	0	0	1	6
Glenn Adams, L (1, 9) OBP: 0.402, SLG: 0.500	5-3			6-3 SH1-4 1B		F8		P6		4	0	1	0	0	0	3
Larry Hisle, R (1, 7) OBP: 0.375, SLG: 0.580		5-3		SH1-4 1-2		5-3			FC1-6 1B	3	0	1	0	0	0	0
Rich Chiles, L (1, 10) OBP: 0.327, SLG: 0.328		F9		6-3 2-3		4-3			FC1-6 6-3 1-2f	3	0	0	0	0	0	1
Luis Gomez, R (9, PH)										1	0	0	0	0	0	1
Mike Cubbage, L (1, 5) OBP: 0.338, SLG: 0.352		1B		1-3			G3		6-3 1-2	3	0	1	0	0	0	1
Craig Kusick, R (9, PH) OBP: 0.345, SLG: 0.445										1	0	0	0	0	0	1
Rob Wilfong, L (1, 4) OBP: 0.338, SLG: 0.303		K			FC1-6 1B		L9		4-3	4	0	1	0	0	1	2

Inning Stats	1	2	3	4	5	6	7	8	9
R	0	0	0	0	0	0	0	0	0
E	0	0	0	0	0	0	0	0	0
K	1	1	2	0	0	0	0	1	0
S	5	6	8	4	4	3	3	6	4
H	0	1	1	1	1	0	0	1	1
LOB	2	1	1	1	2	0	0	1	1
BB	2	0	0	1	1	0	0	0	0
P	13	6	8	4	8	3	3	6	4

1B	5
2B	1
3B	0
HR	0
SF	0
SAC	1
DP	0
HBP	0
WP	0
PB	0
SB	0
CS	0
PA	36

AB	32
R	0
H	6
RBI	0
BB	3
SO	5
LOB	17

PITCHER		IP	WLS	BF	H	R	ER	SO	BB	IBB	HBP	BLK	WP	HR	S	P	ERA	WHIP
Lary Sorensen, R ERA: 3.35	(1, 1)	8.0	W	33	6	0	0	5	2	1	0	1	0	0	40	52	0.00	1.000
Bob McClure, L ERA: 2.45	(9, 1)	0.1		1	0	0	0	0	0	0	0	0	0	0	1	1	0.00	0.000
Bill Castro, R ERA: 5.14	(9, 1)	0.2	S	2	0	0	0	0	0	0	0	0	0	0	2	2	0.00	0.000

Batter	1	2	3	4	5	6	7	8	9	AB	R	H	RBI	BB	SO	LOB
Lyman Bostock, L (1, 8) OBP: 0.395, SLG: 0.474	0-0 3B		0-0 L6	0-0 P6		0-0 FC4-6 1-2f			0-0 F5	5	1	1	0	0	0	2
Roy Smalley, S (1, 6) OBP: 0.330, SLG: 0.324	0-0 F7		0-3 K		0-0 P6		0-0 F7		0-0 6-3	5	0	0	0	0	1	1
Rod Carew, L (1, 3) OBP: 0.470, SLG: 0.626	0-0 3B 3-H		0-0 1B 2B		0-0 G3		0-0 G3		0-0 P4	5	0	2	1	0	0	0
Butch Wynegar, S (1, 2) OBP: 0.348, SLG: 0.390	0-3 K		0-0 2B 1-3		0-0 1B BB		0-0 2B			4	0	3	0	0	1	1
Glenn Adams, L (1, 10) OBP: 0.396, SLG: 0.484	0-0 P6		0-3 K		4-0 BB 1-2		0-0 G3			3	0	0	0	1	1	4
Larry Hisle, R (1, 7) OBP: 0.373, SLG: 0.574		0-0 6-3		4-0 BB 1B SF7	0-3 K			0-0 P4		3	1	0	0	1	1	2
Mike Cubbage, L (1, 5) OBP: 0.336, SLG: 0.350		0-0 F5		0-0 1B 1-3		0-0 F9		0-0 1-3		4	0	1	0	0	0	0
Dan Ford, R (1, 9) OBP: 0.315, SLG: 0.369		0-0 1B E8		0-0 SF7 3-H		4-0 BB FC4-6		0-0 2B		2	0	2	1	1	0	0
Rob Wilfong, L (1, 4) OBP: 0.331, SLG: 0.296		0-3 K		0-3 K		0-0 F9		0-3 K		3	0	0	0	0	2	3
Rich Chiles, L (8, PH) OBP: 0.325, SLG: 0.326										1	0	0	0	0	1	1
Luis Gomez, R (8, 4)										0	0	0	0	0	0	0
Inning Stats	R: 1 E: 0 K: 1 S: 7 H: 2 LOB: 1 BB: 0 P: 7	R: 0 E: 1 K: 1 S: 6 H: 1 LOB: 1 BB: 0 P: 6	R: 0 E: 0 K: 2 S: 9 H: 2 LOB: 2 BB: 0 P: 9	R: 1 E: 0 K: 1 S: 6 H: 1 LOB: 1 BB: 1 P: 10	R: 0 E: 0 K: 1 S: 6 H: 1 LOB: 2 BB: 1 P: 10	R: 0 E: 0 K: 0 S: 3 H: 0 LOB: 1 BB: 1 P: 7	R: 0 E: 0 K: 0 S: 4 H: 1 LOB: 1 BB: 0 P: 4	R: 0 E: 0 K: 1 S: 6 H: 1 LOB: 1 BB: 0 P: 6	R: 0 E: 0 K: 0 S: 3 H: 0 LOB: 0 BB: 0 P: 3	1B: 4 2B: 3 3B: 2 HR: 0 SF: 1 SAC: 0 DP: 0 HBP: 0						

PITCHER	IP	WLS	BF	H	R	ER	SO	BB	IBB	HBP	BLK	WP	HR	S	P	ERA	WHIP
Chris Knapp, R (1, 1) ERA: 4.16	9.0	W	39	9	2	2	7	3	0	0	0	0	0	50	62	2.00	1.333

PITCHER	IP	WLS	BF	H	R	ER	SO	BB	IBB	HBP	BLK	WP	HR	S	P	ERA	WHIP

TOP

Minnesota Twins @ Chicago White Sox

Comiskey Park, Chicago, IL

Fri Jul 01 1977, 8:05 PM EDT

Att. 35,709 - Unknown

livebaseballscorecards.com

AB	35
R	2
H	9
RBI	2
BB	3
SO	7
LOB	14

WP: 0 PA: 39
PB: 0
SB: 0
CS: 0

BOTTOM

Minnesota Twins @ Chicago White Sox

Comiskey Park, Chicago, IL

Fri Jul 01 1977, 8:05 PM EDT

Att. 35,709 - Unknown

livebaseballscorecards.com

Batter	1	2	3	4	5	6	7	8	9	AB	R	H	RBI	BB	SO	LOB
Alan Bannister, R (1, 6) OBP: 0.364, SLG: 0.372	0-0 2B HR 1B	0-0 P6 ③		0-0 5-3 ③ 1-2			0-0 5-3 ②			4	1	1	0	0	0	2
Jorge Orta, L (1, 4) OBP: 0.330, SLG: 0.434	0-0 1-3 HR 2B		0-0 HR 1B		0-0 5-3 ①		0-0 F8 ③			4	2	2	0	0	0	0
Richie Zisk, R (1, 7) OBP: 0.348, SLG: 0.569	0-0 2-H 3-H HR		0-0 1-H HR		S S S 0-3 K ②			S S S 0-3 K ①		4	2	2	5	0	2	0
Lamar Johnson, R (1, 10) OBP: 0.358, SLG: 0.580	0-0 F8 ①		0-0 F8 ①		B B B B 4-0 BB			S S S 0-3 K ②		3	0	0	0	1	1	0
Oscar Gamble, L (1, 9) OBP: 0.352, SLG: 0.511	0-0 F8 ②		0-0 4-3 ②		0-0 F3 ③			B B B B 4-0 1B BB		3	0	0	0	1	0	1
Chet Lemon, R (1, 8) OBP: 0.364, SLG: 0.498	S S S 0-3 K ③		0-0 6-3 ③			0-0 5-3 ①		0-0 1-3 FC5-4 1B		4	0	1	0	0	1	0
Eric Soderholm, R (1, 5) OBP: 0.372, SLG: 0.457		S S S 0-3 K ①		0-0 F9 ①		0-0 F9 ②		0-0 1-2f FC5-4 ③		4	0	0	0	0	1	2
Jim Spencer, L (1, 3) OBP: 0.305, SLG: 0.431		0-0 F7 ②		0-0 3-1 ②		0-0 G3 ③				3	0	0	0	0	0	0
Jim Essian, R (1, 2) OBP: 0.397, SLG: 0.470		0-0 1B		B B B B 4-0 PB BB			0-0 5-3 ①			2	0	1	0	1	0	0

| | | | |

Batter	1	2	3	4	5	6	7	8	9	AB	R	H	RBI	BB	SO	LOB
Lyman Bostock, L (1, 8) OBP: 0.397, SLG: 0.474	4-3	1-3			BB 1B 2B 1B	BB 1B		SH1-4 1-2 2-3		4	1	2	0	0	0	1
Roy Smalley, S (1, 6) OBP: 0.328, SLG: 0.322	1-3		K		BB 2B 1B 1-2	F8		K		5	1	1	0	0	2	3
Rod Carew, L (1, 3) OBP: 0.472, SLG: 0.622	BB	3-1			P6	BB 1-2		1B IBB		2	0	0	0	3	0	2
Butch Wynegar, S (1, 2) OBP: 0.353, SLG: 0.389	P6		FC5-4 BB		2B SF8 BB 1-2 2-3	P2		1B 1-3 2-H 3-H		3	1	1	2	2	0	3
Larry Hisle, R (1, 7) OBP: 0.370, SLG: 0.571		K	FC5-4 1-2f		SF8 2B 1-3 2-H 3-H		1-3	K		5	0	1	2	0	2	3
Glenn Adams, L (1, 10) OBP: 0.415, SLG: 0.505		HBP 1B		1B	IBB		F8		WP 5-3 2B	4	2	3	0	1	0	0
Dan Ford, R (1, 9) OBP: 0.313, SLG: 0.364		1B FC4-6 HBP 1-2		K	SF8 2-3 3-H		F9		5-3 2-H	3	1	0	2	0	1	1
Mike Cubbage, L (1, 5) OBP: 0.338, SLG: 0.351		FC4-6 1B 1-3 2-H	K	K	K			SH1-4 1B 1B	P6	5	1	2	1	0	2	3
Rob Wilfong, L (1, 4) OBP: 0.327, SLG: 0.293		FC4-6 1-2f 3-H	G3			F8		SH1-4 1-2 1B 1B	F8	5	1	1	1	0	0	2
Inning Stats	R: 0 H: 0 E: 0 LOB: 1 K: 0 BB: 1 S: 3 P: 7	R: 2 H: 2 E: 0 LOB: 1 K: 1 BB: 0 S: 7 P: 8	R: 0 H: 0 E: 0 LOB: 1 K: 1 BB: 1 S: 5 P: 9	R: 0 H: 1 E: 0 LOB: 1 K: 2 BB: 0 S: 8 P: 8	R: 3 H: 3 E: 0 LOB: 2 K: 1 BB: 2 S: 8 P: 16	R: 0 H: 1 E: 0 LOB: 2 K: 0 BB: 1 S: 4 P: 8	R: 0 H: 0 E: 0 LOB: 0 K: 0 BB: 0 S: 3 P: 3	R: 2 H: 3 E: 0 LOB: 2 K: 2 BB: 1 S: 10 P: 14	R: 1 H: 1 E: 0 LOB: 0 K: 0 BB: 0 S: 4 P: 4	1B: 9 SF: 1 2B: 2 SAC: 1 3B: 0 DP: 0 HR: 0 HBP: 1						

PITCHER		IP	WLS	BF	H	R	ER	SO	BB	IBB	HBP	BLK	WP	HR	S	P	ERA	WHIP
Jack Kucek, R ERA: 10.38	(1, 1)	4.1		23	6	5	5	4	3	0	1	0	0	0	27	40	10.38	2.077
Bart Johnson, R ERA: 3.98	(5, 1)	3.1		17	4	2	2	2	1	2	0	0	0	0	18	30	5.40	1.500
Lerrin LaGrow, R ERA: 1.88	(8, 1)	1.1	W	5	1	1	1	1	0	0	0	0	1	0	7	7	6.75	0.750

PITCHER	IP	WLS	BF	H	R	ER	SO	BB	IBB	HBP	BLK	WP	HR	S	P	ERA	WHIP

TOP

Minnesota Twins @ Chicago White Sox

Comiskey Park, Chicago, IL

Sat Jul 02 1977, 4:33 AM EDT

Att. 26,957 - Unknown - 85 F

livebaseballscorecards.com

AB	36
R	8
H	11
RBI	8
BB	6
SO	7
LOB	18

WP: 1 PA: 45
PB: 0
SB: 0
CS: 0

Batter	1	2	3	4	5	6	7	8	9	AB	R	H	RBI	BB	SO	LOB
Alan Bannister, R (1, 6) OBP: 0.365, SLG: 0.373	F7			BB, BB, HR, BB	1B, 2B	F8		E9, 1B, SF7 1-2 2-3		4	3	1	0	1	0	4
Jorge Orta, L (1, 4) OBP: 0.334, SLG: 0.435	6-3			BB, HR 1-2	1B 2-H		6-3	WP, 1B 1-3 2-H 3-H	1B	4	2	2	3	1	0	0
Richie Zisk, R (1, 9) OBP: 0.349, SLG: 0.568	K			F9	1B 1-3		E, 1B	SF7 3-H		4	0	2	1	0	1	2
Lamar Johnson, R (1, 10) OBP: 0.353, SLG: 0.566		F8		F8	K		F8	1B, HR 2-H	1B	5	1	1	1	0	1	5
Chet Lemon, R (1, 8) OBP: 0.371, SLG: 0.508		G3-6-3, BB		HR 1-2 2-3		1B, 3B	E5 1-2	HR 1-3	1B	3	3	2	0	2	0	1
Jim Spencer, L (1, 3) OBP: 0.311, SLG: 0.462		G3-6-3 1-2f		HR 1-H 2-H 3-H		SH3 3-H	G3	HR 1-H 3-H		5	2	3	8	0	0	3
Eric Soderholm, R (1, 5) OBP: 0.367, SLG: 0.448		K		F5		SH3 1-2		F8	F8	4	0	0	0	0	1	0
Ralph Garr, L (1, 7) OBP: 0.298, SLG: 0.385		F8			CS, 1B	F7		E1, E, 1B, 1B		4	1	1	0	0	0	1
Jim Essian, R (1, 2) OBP: 0.399, SLG: 0.468		6-3			P4 1-2	BB		E, 1B 1-2		3	1	1	0	1	0	1
Inning Stats	R: 0 E: 0 K: 1 S: 5 H: 0 LOB: 0 BB: 0 P: 5	R: 0 E: 0 K: 0 S: 2 H: 0 LOB: 0 BB: 1 P: 6	R: 0 E: 0 K: 1 S: 5 H: 0 LOB: 0 BB: 0 P: 5	R: 4 E: 0 K: 0 S: 4 H: 1 LOB: 0 BB: 3 P: 16	R: 1 E: 0 K: 1 S: 8 H: 4 LOB: 2 BB: 0 P: 8	R: 1 E: 0 K: 0 S: 5 H: 2 LOB: 2 BB: 1 P: 9	R: 0 E: 1 K: 0 S: 5 H: 1 LOB: 2 BB: 0 P: 5	R: 7 E: 2 K: 0 S: 10 H: 5 LOB: 0 BB: 0 P: 10		1B: 9 2B: 1 3B: 1 HR: 2 SF: 1 SAC: 1 DP: 1 HBP: 0				WP: 1 PB: 0 SB: 0 CS: 1 PA: 43		

BOTTOM

Minnesota Twins @ Chicago White Sox

Comiskey Park, Chicago, IL

Sat Jul 02 1977, 4:33 AM EDT

Att. 26,957 - Unknown - 85 F

livebaseballscorecards.com

AB	36
R	13
H	13
RBI	13
BB	5
SO	3
LOB	17

PITCHER		IP	WLS	BF	H	R	ER	SO	BB	IBB	HBP	BLK	WP	HR	S	P	ERA	WHIP
Bill Butler, L ERA: 6.38	(1, 1)	4.0		16	1	4	4	2	4	0	0	0	0	1	16	32	9.00	1.250
Tom Burgmeier, L ERA: 3.4	(5, 1)	0.2		5	4	1	1	0	0	0	0	0	0	0	5	5	13.50	6.000
Tom Johnson, R ERA: 2.57	(5, 1)	3.0	L	18	5	5	2	1	1	0	0	0	0	0	19	23	6.00	2.000
Dave Johnson, R ERA: 5.08	(8, 1)	0.1		4	3	3	2	0	0	0	0	0	1	1	4	4	54.00	9.000

PITCHER		IP	WLS	BF	H	R	ER	SO	BB	IBB	HBP	BLK	WP	HR	S	P	ERA	WHIP

Minnesota Twins @ Chicago White Sox

Comiskey Park, Chicago, IL

Sun Jul 03 1977, 4:33 AM EDT

Unknown

TOP

livebaseballscorecards.com

Batter	1	2	3	4	5	6	7	8	9	AB	R	H	RBI	BB	SO	LOB
Dan Ford, R (1, 9) OBP: 0.319, SLG: 0.368	F8 SH3-4 1B		BBBB 4-0 FC6-4 BB			F9			FC6-4 1B	3	0	2	0	1	0	0
Jerry Terrell, R (1, 5) OBP: 0.285, SLG: 0.298	SH3-4 1-2		FC6-4 1-2f			4-3			FC6-4 1-2f	3	0	0	0	0	0	2
Rod Carew, L (1, 3) OBP: 0.471, SLG: 0.619	F8 2-3			P3 1B			E6 G6-4-3		SSS K	3	0	1	0	0	0	1
Dave Goltz, R (7, PR)										0	0	0	0	0	0	0
Ron Schueler, R (7, 1)										0	0	0	0	0	0	0
Lyman Bostock, L (9, PH) OBP: 0.395, SLG: 0.473										1	0	0	0	0	1	1
Larry Hisle, R (1, 8) OBP: 0.367, SLG: 0.565	P4			P4		P6				3	0	0	0	0	0	3
Craig Kusick, R (1, 10) OBP: 0.338, SLG: 0.435 (7, 3)		F7		P3 1-2f			G6-4-3 1-2f			3	0	0	0	0	0	2
Bob Gorinski, R (1, 7) OBP: 0.182, SLG: 0.256		5-3			6-3			F7		3	0	0	0	0	0	0
Butch Wynegar, S (1, 2) OBP: 0.350, SLG: 0.386		5-3			F7			SSS K		2	0	0	0	0	0	0
Bud Bulling, R (5, 2)										1	0	0	0	0	1	0
Roy Smalley, S (1, 6) OBP: 0.325, SLG: 0.319			F8		6-3			SSS K		3	0	0	0	0	1	0
Luis Gomez, R (1, 4)			6-3			SSS K			F7	3	0	0	0	0	1	0

	AB	28
	R	0
	H	3
	RBI	0
	BB	1
	SO	4
	LOB	9

Inning Stats	1	2	3	4	5	6	7	8	9	1B: 3	SF: 0	WP: 0	PA: 30
R:	0	0	0	0	0	0	0	0	0	2B: 1	SAC: 1	PB: 0	
E:	0	0	0	0	0	0	1	0	0	3B: 0	DP: 2	SB: 0	
K:	0	0	0	0	0	1	0	0	1	HR: 0	HBP: 0	CS: 0	
S:	4	3	3	3	3	5	3	7	6				
H:	1	0	0	1	0	0	0	0	1				
LOB:	1	0	1	0	0	0	0	0	0				
BB:	0	0	1	0	0	0	0	0	0				
P:	4	3	7	3	3	5	3	7	6				

PITCHER		IP	WLS	BF	H	R	ER	SO	BB	IBB	HBP	BLK	WP	HR	S	P	ERA	WHIP
Wilbur Wood, L ERA: 4.26	(1, 1)	9.0	W	30	3	0	0	4	1	0	0	0	0	0	37	41	0.00	0.444

PITCHER	IP	WLS	BF	H	R	ER	SO	BB	IBB	HBP	BLK	WP	HR	S	P	ERA	WHIP

BOTTOM

Minnesota Twins @ Chicago White Sox

Comiskey Park, Chicago, IL

Sun Jul 03 1977, 4:33 AM EDT

Unknown

livebaseballscorecards.com

Batter	1	2	3	4	5	6	7	8	9	AB	R	H	RBI	BB	SO	LOB
Alan Bannister, R (1, 6) OBP: 0.368, SLG: 0.376	5-3	SF7 2-3 3-H		FC4-6 1B		1B		BBBB FC6-4 BB		3	0	2	1	1	0	0
Jorge Orta, L (1, 4) OBP: 0.332, SLG: 0.431	4-3	1B WP 1-2 3-H 1B		FC4-6 1-2f		4-3		F8 2-3		5	1	1	1	0	0	5
Richie Zisk, R (1, 9) OBP: 0.353, SLG: 0.565	BBBB BB	WP 1-3 2-H 1B		F9			BBBB SH2-3 1B BB	FC6-4 FC6-4 1-2f 3-H		3	0	1	2	2	0	2
Lamar Johnson, R (1, 10) OBP: 0.348, SLG: 0.554	L6	K 1-2 3-H			K		SH2-3 1-2 1B	FC6-4 1-2f		5	0	1	0	0	2	3
Chet Lemon, R (1, 8) OBP: 0.370, SLG: 0.506		F8 FC3-6 1B			5-3		SH2-3 1-2 2-3			3	0	1	0	0	0	0
Jim Spencer, L (1, 3) OBP: 0.314, SLG: 0.457		BBBB BB 1B BB BB FC3-6 HBP 1-2f			K		IBB			2	1	0	0	2	1	1
Eric Soderholm, R (1, 5) OBP: 0.369, SLG: 0.447		BB BB SF7 1-2 1B G6-3 1-2 HBP				F7	K			3	1	1	0	0	1	3
Ralph Garr, L (1, 7) OBP: 0.301, SLG: 0.384		BBBB SF7 BB 1B 1-2 2-3 BB G6-3 1-2f				1B 6-3 1B	4-3			3	1	1	0	1	0	5
Brian Downing, R (1, 2) OBP: 0.449, SLG: 0.356		BBBB 1B 1B 1-2 2-3 3-H BB		5-3		6-3 1-2		F8 FC6-4 2B		3	2	1	1	1	0	1
Inning Stats	R: 0 E: 0 K: 0 S: 3 H: 0 LOB: 1 BB: 1 P: 7	R: 5 E: 0 K: 1 S: 8 H: 3 LOB: 1 BB: 3 P: 20	R: 0 E: 0 K: 0 S: 3 H: 1 LOB: 1 BB: 0 P: 4	R: 0 E: 0 K: 0 S: 4 H: 1 LOB: 1 BB: 0 P: 4	R: 0 E: 0 K: 2 S: 7 H: 0 LOB: 0 BB: 0 P: 7	R: 0 E: 0 K: 0 S: 5 H: 2 LOB: 2 BB: 0 P: 5	R: 0 E: 0 K: 1 S: 6 H: 1 LOB: 3 BB: 2 P: 14	R: 1 E: 0 K: 0 S: 4 H: 1 LOB: 1 BB: 1 P: 8		1B: 8 2B: 1 3B: 0 HR: 0 SF: 1 SAC: 1 DP: 1 HBP: 1						

	AB	30
	R	6
	H	9
	RBI	5
	BB	7
	SO	4
	LOB	20

WP: 1 PA: 40
PB: 0
SB: 0
CS: 0

PITCHER		IP	WLS	BF	H	R	ER	SO	BB	IBB	HBP	BLK	WP	HR	S	P	ERA	WHIP
Geoff Zahn, L ERA: 4.96	(1, 1)	1.2	L	12	3	5	5	0	4	0	0	0	0	0	8	24	27.00	4.200
Ron Schueler, R ERA: 4.88	(2, 1)	6.1		28	6	1	1	4	2	1	1	0	1	0	32	45	1.42	1.263
Ron Schueler, R ERA: 4.88	(7, 1)	6.1		28	6	1	1	4	2	1	1	0	1	0	32	45	1.42	1.263

PITCHER	IP	WLS	BF	H	R	ER	SO	BB	IBB	HBP	BLK	WP	HR	S	P	ERA	WHIP

TOP

Minnesota Twins @ Chicago White Sox

Comiskey Park, Chicago, IL

Sun Jul 03 1977, 4:38 AM EDT

Att. 33,898 - Unknown

livebaseballscorecards.com

Batter	1	2	3	4	5	6	7	8	9	AB	R	H	RBI	BB	SO	LOB
Lyman Bostock, L (1, 8) OBP: 0.397, SLG: 0.473	F8		S 1B	1B 1-3 1B	L4		1-3		3-1 1B	6	1	3	0	0	0	2
Jerry Terrell, R (1, 5) OBP: 0.283, SLG: 0.297	F9		F8 1-2	1-3 3-H 1B		5-3		F8	3-1 1-2	4	0	1	1	0	0	1
Mike Cubbage, L (8, PH) OBP: 0.335, SLG: 0.348 (8, 5)										2	0	0	0	0	0	1
Larry Hisle, R (1, 10) OBP: 0.363, SLG: 0.557	E5		L5	K		F9		1B 1B	K	6	1	1	0	0	2	4
Craig Kusick, R (1, 3) OBP: 0.340, SLG: 0.430	P2		E 1B BB	K		K		1B 1-2 1B		4	0	1	0	1	2	3
Dan Ford, R (1, 7) OBP: 0.325, SLG: 0.375		WP HBP	E 1-2 2-H 1B		F3		3B 2B	K		4	1	2	1	0	1	2
Bob Gorinski, R (1, 9) OBP: 0.188, SLG: 0.239		F9 1-2	E5 1-2 2-3		1B 2B BB		F9	1-3 2-H 1B		3	1	0	0	1	0	4
Glenn Adams, L (8, PH) OBP: 0.421, SLG: 0.510 (8, 9)										1	0	1	1	0	0	0
Butch Wynegar, S (1, 2) OBP: 0.344, SLG: 0.378		K	K		F8		K	F9		5	0	0	0	0	3	8
Roy Smalley, S (1, 6) OBP: 0.329, SLG: 0.319		BB		K 1-2 2B 1B			BB		K	3	2	1	0	2	2	0
Luis Gomez, R (1, 4) OBP: 0.417, SLG: 0.600		K		1B 1B 1B	1-H 2-H 2B		1-H 2-H 3B		HR	4	1	3	4	0	1	2
Rich Chiles, L (9, PH) OBP: 0.329, SLG: 0.353										1	1	1	1	0	0	0

	AB	43
	R	8
	H	14
	RBI	8
	BB	4
	SO	11
	LOB	27

Inning Stats	1	2	3	4	5	6	7	8	9
	R: 0 E: 1 K: 0 S: 4	H: 0 LOB: 1 BB: 0 P: 4	R: 0 E: 0 K: 2 S: 7	H: 0 LOB: 2 BB: 1 P: 12	R: 1 E: 1 K: 1 S: 8	H: 2 LOB: 3 BB: 1 P: 12	R: 1 E: 0 K: 3 S: 12	H: 3 LOB: 2 BB: 0 P: 12	R: 2 E: 0 K: 0 S: 5	H: 2 LOB: 1 BB: 1 P: 9
	R: 0 E: 0 K: 1 S: 5	H: 0 LOB: 0 BB: 0 P: 5	R: 2 E: 0 K: 1 S: 7	H: 2 LOB: 1 BB: 1 P: 11	R: 1 E: 0 K: 1 S: 8	H: 3 LOB: 2 BB: 0 P: 8	R: 1 E: 0 K: 2 S: 9	H: 2 LOB: 1 BB: 0 P: 9		

	1B: 10	SF: 0	WP: 1	PA: 48
	2B: 2	SAC: 0	PB: 0	
	3B: 1	DP: 0	SB: 1	
	HR: 1	HBP: 1	CS: 0	

PITCHER		IP	WLS	BF	H	R	ER	SO	BB	IBB	HBP	BLK	WP	HR	S	P	ERA	WHIP
Ken Kravec, L ERA: 5.52	(1, 1)	7.0	W	37	9	6	6	8	4	0	1	0	1	0	48	65	7.71	1.857
Lerrin LaGrow, R ERA: 2.14	(8, 1)	2.0		11	5	2	2	3	0	0	0	0	0	1	17	17	9.00	2.500

PITCHER	IP	WLS	BF	H	R	ER	SO	BB	IBB	HBP	BLK	WP	HR	S	P	ERA	WHIP

Batter	1	2	3	4	5	6	7	8	9	AB	R	H	RBI	BB	SO	LOB
Alan Bannister, R (1, 6) OBP: 0.369, SLG: 0.387	F8	F4		HR		2-H 1B		1-3		5	1	2	2	0	0	0
Jorge Orta, L (1, 4) OBP: 0.331, SLG: 0.429	2B 1B		F2	1-3		F7				4	1	1	0	0	0	1
Richie Zisk, R (1, 9) OBP: 0.355, SLG: 0.568	1-H 3B 2B		5-3		G6-3 1B	K				4	1	2	1	0	1	1
Lamar Johnson, R (1, 10) OBP: 0.346, SLG: 0.559	2-H HR 3B		4-3		G6-3 1-2f		K			4	1	1	1	0	1	1
Chet Lemon, R (1, 8) OBP: 0.366, SLG: 0.498	K			F9	E4		P4			4	0	0	0	0	1	1
Jim Spencer, L (1, 3) OBP: 0.317, SLG: 0.471	3-H HR			F9	1-3		1B			4	1	2	2	0	0	1
Ralph Garr, L (1, 7) OBP: 0.300, SLG: 0.386	F7			1B 2B		P6	G3			4	1	1	0	0	0	1
Jack Brohamer, L (1, 5) OBP: 0.376, SLG: 0.380		6-3		2-H HR 1B		2B 1B		F9		4	2	2	1	0	0	0
Jim Essian, R (1, 2) OBP: 0.401, SLG: 0.490		F7		1-H HR		1-H 1B 2B		6-3		4	2	2	3	0	0	0
Inning Stats	R: 4 H: 4 E: 0 LOB: 0 K: 1 BB: 0 S: 9 P: 9	R: 0 H: 0 E: 0 LOB: 0 K: 0 BB: 0 S: 3 P: 3	R: 0 H: 0 E: 0 LOB: 0 K: 0 BB: 0 S: 3 P: 3	R: 4 H: 4 E: 0 LOB: 0 K: 0 BB: 0 S: 7 P: 7	R: 0 H: 1 E: 1 LOB: 1 K: 0 BB: 0 S: 4 P: 4	R: 2 H: 3 E: 0 LOB: 1 K: 1 BB: 0 S: 8 P: 8	R: 0 H: 1 E: 0 LOB: 1 K: 1 BB: 0 S: 6 P: 6	R: 0 H: 0 E: 0 LOB: 0 K: 0 BB: 0 S: 3 P: 3		1B: 6 SF: 0 2B: 3 SAC: 0 3B: 1 DP: 1 HR: 3 HBP: 0						

PITCHER		IP	WLS	BF	H	R	ER	SO	BB	IBB	HBP	BLK	WP	HR	S	P	ERA	WHIP
Jeff Holly, L ERA: 7.59	(1, 1)	3.2	L	19	8	8	8	1	0	0	0	0	0	3	21	21	19.64	2.182
Dave Johnson, R ERA: 4.96	(4, 1)	4.1		18	5	2	2	2	0	0	0	0	0	0	22	22	4.15	1.154

PITCHER	IP	WLS	BF	H	R	ER	SO	BB	IBB	HBP	BLK	WP	HR	S	P	ERA	WHIP

BOTTOM

Minnesota Twins @ Chicago White Sox

Comiskey Park, Chicago, IL

Sun Jul 03 1977, 4:38 AM EDT

Att. 33,898 - Unknown

livebaseballscorecards.com

AB	37
R	10
H	13
RBI	10
BB	0
SO	3
LOB	6

WP: 0 PA: 37
PB: 0
SB: 0
CS: 0

Batter	1	2	3	4	5	6	7	8	9	AB	R	H	RBI	BB	SO	LOB
Lyman Bostock, L (1, 7) OBP: 0.401, SLG: 0.472	BBBB 4-0 SH2-3 BB	IIII 4-0 IBB		x 0-0 G4-6-3 1B		x 0-0 ② F7		x 0-0 ②③ G4-6-3 1-2f		3	0	1	0	2	0	3
Roy Smalley, S (1, 6) OBP: 0.325, SLG: 0.314	x 0-0 ① SH2-3 1-2	x 0-0 ③ F7		x 0-0 ①② G4-6-3 1-2f		SSS 0-3 ③ K			x 0-0 ① 6-3	4	0	0	0	0	1	4
Rod Carew, L (1, 3) OBP: 0.469, SLG: 0.613 Rich Chiles, L (9, PH) OBP: 0.333, SLG: 0.365 Paul Thormodsgard, R (9, 1)	x 0-0 ② F8		BBBB 4-0 SH5-3 1B BB	SSS 0-3 ③ K			SSS 0-3 ① K		x 0-0 2B	3 1 0	1 0 0	0 1 0	0 0 0	1 0 0	2 0 0	1 0 0
Larry Hisle, R (1, 8) OBP: 0.362, SLG: 0.553	SSS 0-3 ③ K		x 0-0 ① SH5-3 1-2		x 0-0 1B 1B		x 0-0 ② P3		x 0-0 ② F2	4	0	1	0	0	1	2
Glenn Adams, L (1, 10) OBP: 0.427, SLG: 0.510 Craig Kusick, R (7, PH) OBP: 0.335, SLG: 0.423 (9, 3)		BBBB 4-0 2-3 1B BB	x 0-0 1B 2-H HR 1B		SSS 0-3 ① K		SSS 0-3 ③ K		SSS 0-3 ③ K	2 2	2 0	1 0	1 0	1 0	1 2	1 1
Butch Wynegar, S (1, 2) OBP: 0.346, SLG: 0.380		x 0-0 ① 2-3 1-2	x 0-0 HR 1-2 1B		x 0-0 1-2 1B			SSS 0-3 K 1B BB		4	1	2	0	0	1	1
Mike Cubbage, L (1, 5) OBP: 0.342, SLG: 0.367		x 0-0 1B 2-H 1B	x 0-0 1-H 2-H HR		SSS 0-3 ② K			BBBB 4-0 1B 1-2 BB		3	1	2	4	1	1	2
Dan Ford, R (1, 9) OBP: 0.320, SLG: 0.369		x 0-0 ② F3	x 0-0 ② F9		x 0-0 ③ F6			x 0-0 ① F9		4	0	0	0	0	0	5
Rob Wilfong, L (1, 4) OBP: 0.329, SLG: 0.296 Luis Gomez, R (6, PH) OBP: 0.429, SLG: 0.583 (6, 4)		x 0-0 1-3 1B	SSS 0-3 ③ K			x 0-0 ① 6-3		x 0-0 G4-6-3 1-2 2-3 1B		2 2	0 0	1 1	0 0	0 0	1 0	0 0
Inning Stats	R: 0 E: 0 K: 1 S: 5 H: 0 LOB: 1 BB: 1 P: 9	R: 1 E: 0 K: 0 S: 5 H: 2 LOB: 3 BB: 2 P: 13	R: 4 E: 0 K: 1 S: 8 H: 3 LOB: 0 BB: 1 P: 12	R: 0 E: 0 K: 1 S: 5 H: 1 LOB: 0 BB: 0 P: 5	R: 0 E: 0 K: 2 S: 9 H: 2 LOB: 2 BB: 0 P: 9	R: 0 E: 0 K: 1 S: 5 H: 0 LOB: 0 BB: 0 P: 5	R: 0 E: 0 K: 2 S: 7 H: 0 LOB: 0 BB: 0 P: 7	R: 0 E: 0 K: 1 S: 6 H: 1 LOB: 2 BB: 1 P: 10	R: 0 E: 0 K: 1 S: 6 H: 1 LOB: 1 BB: 0 P: 6	1B: 8 2B: 1 3B: 0 HR: 1 SF: 0 SAC: 2 DP: 2 HBP: 0						

PITCHER	IP	WLS	BF	H	R	ER	SO	BB	IBB	HBP	BLK	WP	HR	S	P	ERA	WHIP
Lary Sorensen, R (1, 1) ERA: 4.28	2.1	L	16	5	5	5	1	3	1	0	0	0	1	14	30	19.29	3.429
Bob McClure, L (3, 1) ERA: 2.12	4.2		16	3	0	0	7	0	0	0	0	0	0	30	30	0.00	0.643
Sam Hinds, R (8, 1) ERA: 3.98	2.0		9	2	0	0	2	1	0	0	0	0	0	12	16	0.00	1.500

PITCHER	IP	WLS	BF	H	R	ER	SO	BB	IBB	HBP	BLK	WP	HR	S	P	ERA	WHIP

TOP

Minnesota Twins @ Milwaukee Brewers

Milwaukee County Stadium, Milwaukee, WI

Mon Jul 04 1977, 4:33 AM EDT
Att. 13,070 - Unknown - 70 F

livebaseballscorecards.com

AB	34
R	5
H	10
RBI	5
BB	5
SO	10
LOB	20



BOTTOM

Batter	1	2	3	4	5	6	7	8	9	AB	R	H	RBI	BB	SO	LOB
Robin Yount, R (1, 6) OBP: 0.345, SLG: 0.380	F8		1-3			6-3		G1-6-3 1-2f		4	0	0	0	0	0	1
Von Joshua, L (1, 8) OBP: 0.285, SLG: 0.350	F7		F7			6-3		K		4	0	0	0	0	1	0
Cecil Cooper, L (1, 3) OBP: 0.323, SLG: 0.441	6-3			1B		FC5-4 1B			K	4	0	2	0	0	1	0
Sal Bando, R (1, 5) OBP: 0.353, SLG: 0.427		5-3		K		FC5-4 1-2f			G6-4-3 1B	4	0	1	0	0	1	2
Don Money, R (1, 4) OBP: 0.365, SLG: 0.485		BB BB		F8			P5		G6-4-3 1-2f	3	0	0	0	1	0	2
Sixto Lezcano, R (1, 9) OBP: 0.343, SLG: 0.479		BB 1-2		P4			F8			2	0	0	0	1	0	1
Jamie Quirk, L (1, 10) OBP: 0.264, SLG: 0.390		P5			F8		2B			3	0	1	0	0	0	2
Steve Brye, R (1, 7) OBP: 0.273, SLG: 0.378		F7			5-3		4-3			3	0	0	0	0	0	3
Larry Haney, R (1, 2) OBP: 0.184, SLG: 0.174			F3		4-3			G1-6-3 1B		2	0	0	0	0	0	0
Bob Sheldon, L (8, PH) OBP: 0.326, SLG: 0.325										1	0	1	0	0	0	0
Charlie Moore, R (9, 2) OBP: 0.308, SLG: 0.357										0	0	0	0	0	0	0
Inning Stats	R: 0 H: 0 E: 0 LOB: 0 K: 0 BB: 0 S: 3 P: 3	R: 0 H: 0 E: 0 LOB: 2 K: 0 BB: 2 S: 3 P: 11	R: 0 H: 0 E: 0 LOB: 0 K: 0 BB: 0 S: 3 P: 3	R: 0 H: 1 E: 0 LOB: 1 K: 1 BB: 0 S: 6 P: 6	R: 0 H: 0 E: 0 LOB: 0 K: 0 BB: 0 S: 3 P: 3	R: 0 H: 1 E: 0 LOB: 1 K: 0 BB: 0 S: 4 P: 4	R: 0 H: 1 E: 0 LOB: 1 K: 0 BB: 0 S: 4 P: 4	R: 0 H: 1 E: 0 LOB: 0 K: 1 BB: 0 S: 5 P: 5	R: 0 H: 1 E: 0 LOB: 0 K: 1 BB: 0 S: 5 P: 5	1B: 4 SF: 0 2B: 1 SAC: 0 3B: 0 DP: 2 HR: 0 HBP: 0						

PITCHER	IP	WLS	BF	H	R	ER	SO	BB	IBB	HBP	BLK	WP	HR	S	P	ERA	WHIP
Paul Thormodsgard, R (1, 1) ERA: 3.71	9.0	W	32	5	0	0	3	2	0	0	0	0	0	36	44	0.00	0.778
Paul Thormodsgard, R (9, 1) ERA: 3.71	9.0	W	32	5	0	0	3	2	0	0	0	0	0	36	44	0.00	0.778

PITCHER	IP	WLS	BF	H	R	ER	SO	BB	IBB	HBP	BLK	WP	HR	S	P	ERA	WHIP

Minnesota Twins @ Milwaukee Brewers

Milwaukee County Stadium, Milwaukee, WI

Mon Jul 04 1977, 4:33 AM EDT

Att. 13,070 - Unknown - 70 F

livebaseballscorecards.com

AB	30
R	0
H	5
RBI	0
BB	2
SO	3
LOB	11

Batter	1	2	3	4	5	6	7	8	9	AB	R	H	RBI	BB	SO	LOB
Jerry Terrell, R (1, 5) OBP: 0.288, SLG: 0.301	4-3		G6-4-3 1B		K		F8		S 1B	5	0	2	0	0	1	0
Dan Ford, R (1, 9) OBP: 0.322, SLG: 0.375	S 1B 1B		G6-4-3 1-2f		E 2B		K		P6 1-2	4	1	2	0	0	1	1
Lyman Bostock, L (9, PH) (9, 9) OBP: 0.399, SLG: 0.470										1	0	0	0	0	0	1
Larry Hisle, R (1, 8) OBP: 0.363, SLG: 0.548	K 1-2			F9	E BB		6-3		BB	3	0	0	0	2	1	1
Craig Kusick, R (1, 3) OBP: 0.337, SLG: 0.423	2-H 1B			E BB 1B	E6 1-2 2-3			F9	1-3	5	1	2	1	0	0	4
Bob Gorinski, R (1, 7) OBP: 0.192, SLG: 0.260	5-3			F9	K			1B E 2B		4	1	1	0	0	1	5
Bud Bulling, R (1, 10) Rich Chiles, L (8, PR) OBP: 0.333, SLG: 0.365		4-3		E 1-2 BB		F8		E BB		2	0	0	0	2	0	0
										0	0	0	0	0	0	0
Butch Wynegar, S (1, 2) OBP: 0.348, SLG: 0.382		1-3		E6 1-3 2-H		FC4-6 1B		E8 G5-4-3 1-3 2-H 1B		4	0	2	0	0	0	1
Roy Smalley, S (1, 6) OBP: 0.321, SLG: 0.310		F3		F7		F8		G5-4-3 1-2f		4	0	0	0	0	0	5
Luis Gomez, R (1, 4) OBP: 0.333, SLG: 0.438			F7		1-3	FC4-6 1-2f			5-3	4	0	0	0	0	0	1
Inning Stats	R: 1 E: 0 K: 1 S: 7 H: 2 LOB: 1 BB: 0 P: 7	R: 0 E: 0 K: 0 S: 3 H: 0 LOB: 0 BB: 0 P: 3	R: 0 E: 0 K: 0 S: 3 H: 1 LOB: 0 BB: 0 P: 3	R: 1 E: 1 K: 0 S: 5 H: 1 LOB: 2 BB: 1 P: 9	R: 0 E: 1 K: 2 S: 9 H: 1 LOB: 3 BB: 1 P: 13	R: 0 E: 0 K: 0 S: 4 H: 1 LOB: 1 BB: 0 P: 4	R: 0 E: 0 K: 1 S: 5 H: 0 LOB: 0 BB: 0 P: 5	R: 1 E: 1 K: 0 S: 4 H: 2 LOB: 2 BB: 1 P: 8	R: 0 E: 0 K: 0 S: 4 H: 1 LOB: 2 BB: 1 P: 8	1B: 7 2B: 2 3B: 0 HR: 0 SF: 0 SAC: 0 DP: 2 HBP: 0							

TOP

Minnesota Twins @ Milwaukee Brewers

Milwaukee County Stadium, Milwaukee, WI

Tue Jul 05 1977, 8:05 PM EDT

Att. 10,625 - Unknown

livebaseballscorecards.com

AB	36
R	3
H	9
RBI	1
BB	4
SO	4
LOB	19

WP: 0 PB: 0 SB: 2 CS: 0 PA: 40

PITCHER		IP	WLS	BF	H	R	ER	SO	BB	IBB	HBP	BLK	WP	HR	S	P	ERA	WHIP
Mike Caldwell, L ERA: 3.4	(1, 1)	8.1	L	37	9	3	1	4	3	0	0	0	0	0	42	54	1.08	1.440
Bill Castro, R ERA: 5.05	(9, 1)	0.2		3	0	0	0	0	1	0	0	0	0	0	2	6	0.00	1.500

PITCHER	IP	WLS	BF	H	R	ER	SO	BB	IBB	HBP	BLK	WP	HR	S	P	ERA	WHIP

Batter	1	2	3	4	5	6	7	8	9	AB	R	H	RBI	BB	SO	LOB
Robin Yount, R (1, 6) OBP: 0.341, SLG: 0.375	6-3	5-3			G3			5-3		4	0	0	0	0	0	0
Don Money, R (1, 4) OBP: 0.366, SLG: 0.483	BB, 1B 1B		BBBB F8, BB BB		6-3			5-3		3	1	1	0	1	0	0
Cecil Cooper, L (1, 3) OBP: 0.325, SLG: 0.438	BB, 1B 1-2 FC4-6 BB		BBBB 1B 1-2 BB		F7			4-3		2	1	0	0	2	0	0
Sal Bando, R (1, 5) OBP: 0.351, SLG: 0.425	FC4-6, BB 1-2 2-H 1B		F8 2-3			P4			F9	4	0	1	1	0	0	2
Sixto Lezcano, R (1, 9) OBP: 0.345, SLG: 0.478	FC4-6 1-2 2-3 BB		1-2 1B			P4			5-3	3	0	1	0	1	0	0
Von Joshua, L (1, 8) OBP: 0.284, SLG: 0.348	FC4-6 FC6-4 1-2f 2-3 3-H		1-3			5-3			1B	4	0	1	1	0	0	4
Jamie Quirk, L (1, 10) OBP: 0.254, SLG: 0.376	FC6-4 1-2f			F8			3-1		4-3	4	0	0	0	0	0	3
Steve Brye, R (1, 7) OBP: 0.267, SLG: 0.369		SSS K		5-3			F7			3	0	0	0	0	1	0
Charlie Moore, R (1, 2) OBP: 0.304, SLG: 0.352		6-3		SSS K			P4			3	0	0	0	0	1	0
Inning Stats	R: 2 H: 2 E: 0 LOB: 2 K: 0 BB: 2 S: 5 P: 13	R: 0 H: 0 E: 0 LOB: 0 K: 1 BB: 0 S: 5 P: 5	R: 0 H: 1 E: 0 LOB: 2 K: 0 BB: 2 S: 3 P: 11	R: 0 H: 0 E: 0 LOB: 0 K: 1 BB: 0 S: 5 P: 5	R: 0 H: 0 E: 0 LOB: 0 K: 0 BB: 0 S: 3 P: 3	R: 0 H: 0 E: 0 LOB: 0 K: 0 BB: 0 S: 3 P: 3	R: 0 H: 0 E: 0 LOB: 0 K: 0 BB: 0 S: 3 P: 3	R: 0 H: 0 E: 0 LOB: 0 K: 0 BB: 0 S: 3 P: 3	R: 0 H: 1 E: 0 LOB: 1 K: 0 BB: 0 S: 4 P: 4	1B: 4 SF: 0 2B: 0 SAC: 0 3B: 0 DP: 0 HR: 0 HBP: 0						

PITCHER	IP	WLS	BF	H	R	ER	SO	BB	IBB	HBP	BLK	WP	HR	S	P	ERA	WHIP
Dave Goltz, R (1, 1) ERA: 3.73	9.0	W	34	4	2	2	2	4	0	0	0	0	0	34	50	2.00	0.889

PITCHER	IP	WLS	BF	H	R	ER	SO	BB	IBB	HBP	BLK	WP	HR	S	P	ERA	WHIP

BOTTOM

Minnesota Twins @ Milwaukee Brewers

Milwaukee County Stadium, Milwaukee, WI

Tue Jul 05 1977, 8:05 PM EDT

Att. 10,625 - Unknown

livebaseballscorecards.com

AB	30
R	2
H	4
RBI	2
BB	4
SO	2
LOB	9

Batter	1	2	3	4	5	6	7	8	9	AB	R	H	RBI	BB	SO	LOB
Thad Bosley, L (1, 8) OBP: 0.522, SLG: 0.650	F7 1B		4-3		K		SH5-3 1B 2-H		1B 1B	5	0	3	1	0	1	2
Jerry Remy, L (1, 4) OBP: 0.344, SLG: 0.366 Mario Guerrero, R (7, 4) OBP: 0.326, SLG: 0.384	F7 1-2		CS PB 1B		F8		SH5-3 1-2		F8	3 1	0 0	1 0	0 0	0 0	0 0	3 1
Don Baylor, R (1, 7) OBP: 0.322, SLG: 0.368 (8, 3)	1B BB		1-2 BB			F9	L8		1-3 1B	3	0	1	0	2	0	1
Tony Solaita, L (1, 3) OBP: 0.351, SLG: 0.401 Orlando Ramirez, R (8, PR) OBP: 0.077, SLG: 0.077 Rusty Torres, S (8, 7) OBP: 0.250, SLG: 0.291	1-2 1B		CS 2-3	4-3		HR		S 1B FC6-5 BB	L8	3 0 1	1 1 0	2 0 0	1 0 0	1 0 0	0 0 0	0 0 2
Bobby Bonds, R (1, 9) OBP: 0.369, SLG: 0.545	F9			6-3		G5-3 S 1B		F7		4	0	1	0	0	0	3
Willie Aikens, L (1, 10) OBP: 0.333, SLG: 0.293 Ron Jackson, R (6, PH) OBP: 0.286, SLG: 0.348		1-3		3-1		1-2 BB		FC6-5 S 1-2 1B		2 1	0 0	0 1	0 0	0 1	0 0	0 0
Dave Chalk, R (1, 5) OBP: 0.361, SLG: 0.372	G4-6-3 1B				1B BB	G5-3 2-3f		FC6-5 S 1-3 2-H		3	0	1	1	1	0	3
Rance Mulliniks, L (1, 6) OBP: 0.294, SLG: 0.344	G4-6-3 1-2f				1-3 1B		SH3 1B 1B		1-2	4	1	2	0	0	1	2
Andy Etchebarren, R (1, 2) OBP: 0.333, SLG: 0.294 Gil Flores, R (9, PH) OBP: 0.333, SLG: 0.372			4-3		P4		SH3 1-2		6-3	2 1	0 0	0 0	0 0	0 0	0 0	2 0
Inning Stats	R: 0 H: 2 E: 0 LOB: 2 K: 0 BB: 1 S: 4 P: 8	R: 0 H: 1 E: 0 LOB: 0 K: 0 BB: 0 S: 3 P: 3	R: 0 H: 1 E: 0 LOB: 1 K: 0 BB: 1 S: 3 P: 7	R: 0 H: 0 E: 0 LOB: 0 K: 0 BB: 0 S: 3 P: 3	R: 0 H: 1 E: 0 LOB: 2 K: 1 BB: 1 S: 6 P: 10	R: 1 H: 2 E: 0 LOB: 1 K: 0 BB: 1 S: 4 P: 8	R: 1 H: 2 E: 0 LOB: 1 K: 0 BB: 0 S: 5 P: 5	R: 1 H: 1 E: 0 LOB: 2 K: 1 BB: 1 S: 6 P: 10	R: 0 H: 2 E: 0 LOB: 2 K: 0 BB: 0 S: 5 P: 5	1B: 11 SF: 0 2B: 0 SAC: 2 3B: 0 DP: 2 HR: 1 HBP: 0						

TOP

California Angels @ Minnesota Twins

Metropolitan Stadium, Bloomington , MI

Wed Jul 06 1977, 8:05 PM EDT

Att. 10,690 - Unknown - 77 F

livebaseballscorecards.com

AB	33
R	3
H	12
RBI	3
BB	5
SO	2
LOB	19

WP: 0 PA: 41
PB: 1
SB: 4
CS: 1

PITCHER		IP	WLS	BF	H	R	ER	SO	BB	IBB	HBP	BLK	WP	HR	S	P	ERA	WHIP
Pete Redfern, R ERA: 5.01	(1, 1)	5.1		23	7	1	1	1	3	0	0	0	0	1	22	34	1.69	1.875
Tom Burgmeier, L ERA: 3.47	(6, 1)	1.1		6	2	1	1	0	1	0	0	0	0	0	5	9	6.75	2.250
Tom Johnson, R ERA: 2.61	(7, 1)	2.1	W	11	3	1	1	1	1	0	0	0	0	0	12	16	3.86	1.714

PITCHER	IP	WLS	BF	H	R	ER	SO	BB	IBB	HBP	BLK	WP	HR	S	P	ERA	WHIP

Batter	1	2	3	4	5	6	7	8	9	AB	R	H	RBI	BB	SO	LOB
Lyman Bostock, L (1, 7) OBP: 0.398, SLG: 0.477	3-1		F7		L4-3 1-2			HR		4	1	1	1	0	0	1
Dan Ford, R (1, 9) OBP: 0.321, SLG: 0.377	1B 2B		L9			6-3		F5		4	1	1	0	0	0	0
Larry Hisle, R (1, 8) OBP: 0.361, SLG: 0.544	5-3		6-3			F3		G4-3 1B		4	0	1	0	0	0	1
Craig Kusick, R (1, 3) OBP: 0.335, SLG: 0.418	2-H 1B			F9		F9		G4-3 1-2f		4	0	1	1	0	0	1
Butch Wynegar, S (1, 2) OBP: 0.348, SLG: 0.393	1-3			5-3			HR			3	1	1	1	0	0	1
Roy Smalley, S (1, 6) OBP: 0.324, SLG: 0.324		F8		2B			SF7 3B			3	1	2	0	0	0	0
Bob Gorinski, R (1, 10) OBP: 0.185, SLG: 0.250 Rod Carew, L (7, PH) OBP: 0.467, SLG: 0.611		K		K			G3			2 1	0 0	0 0	0 0	0 0	2 0	1 1
Jerry Terrell, R (1, 5) OBP: 0.291, SLG: 0.298 Rich Chiles, L (7, PH) OBP: 0.331, SLG: 0.365 Mike Cubbage, L (8, 5) OBP: 0.342, SLG: 0.367		BB			F2		SF7 3-H			1 0 0	0 0 0	0 0 0	0 1 0	1 0 0	0 0 0	0 0 0
Luis Gomez, R (1, 4) OBP: 0.333, SLG: 0.421		P6			L4-3 1B		6-3			3	0	1	0	0	0	1
Inning Stats	R: 1 H: 2 E: 0 LOB: 1 K: 0 BB: 0 S: 5 P: 5	R: 0 H: 0 E: 0 LOB: 1 K: 1 BB: 1 S: 5 P: 9	R: 0 H: 0 E: 0 LOB: 0 K: 0 BB: 0 S: 3 P: 3	R: 0 H: 1 E: 0 LOB: 1 K: 1 BB: 0 S: 6 P: 6	R: 0 H: 1 E: 0 LOB: 0 K: 0 BB: 0 S: 3 P: 3	R: 0 H: 0 E: 0 LOB: 0 K: 0 BB: 0 S: 3 P: 3	R: 2 H: 2 E: 0 LOB: 0 K: 0 BB: 0 S: 5 P: 5	R: 1 H: 2 E: 0 LOB: 0 K: 0 BB: 0 S: 4 P: 4		1B: 3 SF: 1 2B: 3 SAC: 0 3B: 1 DP: 2 HR: 2 HBP: 0						

PITCHER		IP	WLS	BF	H	R	ER	SO	BB	IBB	HBP	BLK	WP	HR	S	P	ERA	WHIP
Ken Brett, L ERA: 4.83	(1, 1)	6.0		24	6	3	3	2	1	0	0	0	0	1	27	31	4.50	1.167
Paul Hartzell, R ERA: 3.01	(7, 1)	2.0	L	7	2	1	1	0	0	0	0	0	0	1	7	7	4.50	1.000

PITCHER	IP	WLS	BF	H	R	ER	SO	BB	IBB	HBP	BLK	WP	HR	S	P	ERA	WHIP

BOTTOM

California Angels @ Minnesota Twins

Metropolitan Stadium, Bloomington , MI

Wed Jul 06 1977, 8:05 PM EDT
Att. 10,690 - Unknown - 77 F

livebaseballscorecards.com

AB	29
R	4
H	8
RBI	4
BB	1
SO	2
LOB	7

WP: 0 PA: 31
PB: 0
SB: 0
CS: 0

Batter	1	2	3	4	5	6	7	8	9	AB	R	H	RBI	BB	SO	LOB
Mario Guerrero, R (1, 10) OBP: 0.319, SLG: 0.407	S S S 0-3 ① K		x 0-0 HR	x 0-0 ③ FC4 1-2f			x 0-0 ① 6-3	x 0-0 ③ F3		5	1	1	1	0	1	3
Jerry Remy, L (1, 4) OBP: 0.345, SLG: 0.373	x 0-0 2B		x 0-0 ① F7		x 0-0 L8 SF8 2B		x 0-0 ② P4		x 0-0 ① 4-3	5	1	2	0	0	0	0
Don Baylor, R (1, 7) OBP: 0.320, SLG: 0.365	x 0-0 ② 5-3		x 0-0 ② F9		x 0-0 ① L8 2-3		S S S 0-3 ③ K		x 0-0 2B 1B	5	1	1	0	0	1	2
Tony Solaita, L (1, 3) OBP: 0.346, SLG: 0.404	x 0-0 ③ G3		x 0-0 E3		x 0-0 ② SF8 3-H			S S S 0-3 ① K	x 0-0 F9 1-H 2B	4	0	1	2	0	1	1
Bobby Bonds, R (1, 9) OBP: 0.367, SLG: 0.550		x 0-0 ① F2	S S S 0-3 ③ K		S S S 0-3 ③ K			x 0-0 HR	x 0-0 ② F9 2-3	5	1	1	1	0	2	2
Dave Chalk, R (1, 5) OBP: 0.365, SLG: 0.376		H 1-0 1-3 HBP		x 0-0 4-3 1B 2B		x 0-0 ① 1-3		B B B B 4-0 FC3-6 PB 1B BB	x 0-0 ③ F8	3	2	1	0	1	0	1
Rance Mulliniks, L (1, 6) OBP: 0.316, SLG: 0.343		x 0-0 ② 1-3 1-2		x 0-0 ① 4-3 2-3		x 0-0 1B		B B B B 4-0 FC3-6 1-2 BB		3	0	1	0	1	0	2
Rusty Torres, S (1, 8) OBP: 0.250, SLG: 0.276		B B B B 4-0 BB		x 0-0 ② P5		S S S 0-3 ② K		x 0-0 ② FC3-6 1B 1-2f 2-3		3	0	0	0	1	1	4
Terry Humphrey, R (1, 2) OBP: 0.292, SLG: 0.286 Willie Aikens, L (6, PH) OBP: 0.328, SLG: 0.288 Ike Hampton, S (6, 2) OBP: 0.417, SLG: 0.667 Thad Bosley, L (8, PH) OBP: 0.542, SLG: 0.667 Orlando Ramirez, R (8, PR) OBP: 0.077, SLG: 0.077 Andy Etchebarren, R (8, 2) OBP: 0.333, SLG: 0.294		S S S 0-3 ③ K		x 0-0 FC4 3-H 1B		S S S 0-3 ③ K		x 0-0 1-2 3-H 1B		2 1 0 1 0 0	0 0 0 0 0 0	1 0 0 1 0 0	1 0 0 1 0 0	0 0 0 0 0 0	1 1 0 0 0 0	2 1 0 0 0 0
Inning Stats	R: 0 E: 0 K: 1 S: 6 H: 1 LOB: 1 BB: 0 P: 6	R: 0 E: 0 K: 1 S: 5 H: 0 LOB: 2 BB: 1 P: 10	R: 1 E: 1 K: 1 S: 7 H: 1 LOB: 1 BB: 0 P: 7	R: 1 E: 0 K: 0 S: 5 H: 2 LOB: 1 BB: 0 P: 5	R: 1 E: 0 K: 1 S: 6 H: 1 LOB: 0 BB: 0 P: 6	R: 0 E: 0 K: 2 S: 8 H: 1 LOB: 1 BB: 0 P: 8	R: 0 E: 0 K: 1 S: 5 H: 0 LOB: 0 BB: 0 P: 5	R: 2 E: 0 K: 1 S: 7 H: 2 LOB: 2 BB: 2 P: 15	R: 1 E: 0 K: 0 S: 5 H: 2 LOB: 1 BB: 0 P: 5	1B: 4 2B: 4 3B: 0 HR: 2 SF: 1 SAC: 0 DP: 0 HBP: 1						

PITCHER		IP	WLS	BF	H	R	ER	SO	BB	IBB	HBP	BLK	WP	HR	S	P	ERA	WHIP
Ron Schueler, R ERA: 4.92	(1, 1)	5.0	W	23	5	3	3	4	1	0	1	0	0	1	29	34	5.40	1.200
Tom Johnson, R ERA: 2.83	(6, 1)	4.0	S	19	5	3	3	4	2	0	0	0	0	1	25	33	6.75	1.750

PITCHER	IP	WLS	BF	H	R	ER	SO	BB	IBB	HBP	BLK	WP	HR	S	P	ERA	WHIP

TOP

California Angels @ Minnesota Twins

Metropolitan Stadium, Bloomington , MI

Thu Jul 07 1977, 8:05 PM EDT

Att. 18,121 - Unknown - 84 F

livebaseballscorecards.com

AB	37
R	6
H	10
RBI	6
BB	3
SO	8
LOB	18

WP: 0 PA: 42
PB: 1
SB: 0
CS: 0

Batter	1	2	3	4	5	6	7	8	9	AB	R	H	RBI	BB	SO	LOB
Lyman Bostock, L (1, 7) OBP: 0.398, SLG: 0.479	FC5-4 HBP 1B	K		1-3 1B 2B 2-H		L7	FC4-6 1-2f			5	1	2	1	0	1	3
Dan Ford, R (1, 9) OBP: 0.329, SLG: 0.380	FC5-4 HBP 1-2	BB 1B SF8 1B	1-3 1B HBP			P6		5-3		1	2	1	0	0	0	0
Glenn Adams, L (6, 9) OBP: 0.423, SLG: 0.505										1	0	0	0	0	0	0
Bob Gorinski, R (8, 9) OBP: 0.182, SLG: 0.245										1	0	0	0	0	0	0
Larry Hisle, R (1, 8) OBP: 0.362, SLG: 0.541	F9	SF8 BB 1B 1B 1-2	1-3 1-2 2-3			F8		1B BB SF8 1B		5	2	2	0	0	0	4
Craig Kusick, R (1, 3) OBP: 0.343, SLG: 0.412	FC5-4 S 1-2f 2-3	L6-4 1B BB 1-2 2-3	IBB				K	E 1B BB 1-2		2	0	0	0	3	1	2
Butch Wynegar, S (1, 2) OBP: 0.356, SLG: 0.400	HBP 1-2	SF8 2-3 3-H	1-2 2-H 3-H 1B				1B FC3-2 1B	E 1B 1-2 2-3		3	0	3	3	0	0	0
Roy Smalley, S (1, 6) OBP: 0.325, SLG: 0.326	F3	1-2 3-H 1B	L8				FC3-2 BB 1B 1B 1-3	SF8 1-2 2-3 3-H		4	1	2	2	0	0	5
Jerry Terrell, R (1, 5) OBP: 0.285, SLG: 0.291		5-3	L6-4 2-3		F9		FC4-6 1B 1-2	K		3	0	0	0	0	0	2
Rod Carew, L (7, PH) OBP: 0.469, SLG: 0.611										0	1	0	0	1	0	0
Mike Cubbage, L (8, 5) OBP: 0.340, SLG: 0.365										1	0	0	0	0	1	2
Bud Bulling, R (1, 10)		4-3		K	K		FC3-2 1B 1-2 2-3 3-Hf			2	0	0	0	0	1	0
Rich Chiles, L (5, PH) OBP: 0.327, SLG: 0.360										2	0	0	0	0	1	3
Luis Gomez, R (1, 4) OBP: 0.400, SLG: 0.565		2B		2B	F9		FC4-6 1-3 2-H 3-H 1B			4	1	3	2	0	0	0
Inning Stats	R: 0 H: 1 E: 0 LOB: 3 K: 0 BB: 0 S: 4 P: 6	R: 0 H: 1 E: 0 LOB: 1 K: 1 BB: 0 S: 6 P: 6	R: 2 H: 3 E: 0 LOB: 1 K: 0 BB: 1 S: 5 P: 9	R: 3 H: 3 E: 0 LOB: 2 K: 1 BB: 1 S: 8 P: 13	R: 0 H: 0 E: 0 LOB: 0 K: 1 BB: 0 S: 5 P: 5	R: 0 H: 0 E: 0 LOB: 0 K: 0 BB: 0 S: 3 P: 3	R: 2 H: 3 E: 0 LOB: 2 K: 1 BB: 1 S: 8 P: 12	R: 1 H: 2 E: 1 LOB: 2 K: 1 BB: 1 S: 7 P: 11		1B: 10 SF: 2 2B: 4 SAC: 0 3B: 0 DP: 1 HR: 0 HBP: 3						

PITCHER		IP	WLS	BF	H	R	ER	SO	BB	IBB	HBP	BLK	WP	HR	S	P	ERA	WHIP
Frank Tanana, L ERA: 2.11	(1, 1)	3.2	L	23	8	5	5	2	1	1	3	0	0	0	22	33	12.27	2.455
Dyar Miller, R ERA: 3.86	(4, 1)	2.2		10	2	2	2	2	0	0	0	0	0	0	14	14	6.75	0.750
Dave LaRoche, L ERA: 4.01	(7, 1)	1.2		10	3	1	1	1	2	0	0	0	0	0	10	18	5.40	3.000

PITCHER	IP	WLS	BF	H	R	ER	SO	BB	IBB	HBP	BLK	WP	HR	S	P	ERA	WHIP

BOTTOM

California Angels @ Minnesota Twins

Metropolitan Stadium, Bloomington , MI

Thu Jul 07 1977, 8:05 PM EDT
Att. 18,121 - Unknown - 84 F

livebaseballscorecards.com

AB	34
R	8
H	13
RBI	8
BB	4
SO	5
LOB	21

PA: 43
WP: 0
PB: 0
SB: 1
CS: 0

Seattle Mariners @ Minnesota Twins

Metropolitan Stadium, Bloomington , MI

Fri Jul 08 1977, 8:05 PM EDT

Att. 11,966 - Unknown - 75 F

TOP

livebaseballscorecards.com

Batter	1	2	3	4	5	6	7	8	9	AB	R	H	RBI	BB	SO	LOB
Julio Cruz, S (1, 4) OBP: 0.588, SLG: 0.733	G6-4-3 1B		E4 4-3 FC 1B	HR	K		4-3			5	2	3	1	0	1	1
Bob Stinson, S (1, 2) OBP: 0.393, SLG: 0.418	G6-4-3 1-2f		4-3 2-3	5-3	5-3			G4-6-3 1B		5	0	1	0	0	0	2
Steve Braun, L (1, 7) OBP: 0.345, SLG: 0.306	4-3		FC E 2B 3-H	K WP BB	BBBB	4-0 1B HR BB		G4-6-3 1-2f		3	2	0	1	2	0	1
Ruppert Jones, L (1, 8) OBP: 0.333, SLG: 0.487		6-3	E4 1-3 2B 1B	SSS K 1-3		1-2 HR 1B		SSS K		5	2	2	0	0	2	1
Leroy Stanton, R (1, 10) OBP: 0.329, SLG: 0.474		FC6-4 1B 1B	2-H 3-H 1B 2B		BBBB FC3-6 BB	1-H 2-H HR			F7	4	3	3	5	1	0	0
Dan Meyer, L (1, 3) OBP: 0.318, SLG: 0.389		1-2 FC6-4 1B	2-H HR 1B		FC3-6 1-2f HR	3-1			4-3	5	2	2	1	0	0	1
Bill Stein, R (1, 5) OBP: 0.291, SLG: 0.406		FC6-4 1-2f 2-3 1B	1-H HR		1-H HR	F8			3-1	5	2	2	4	0	0	2
Carlos Lopez, R (1, 9) OBP: 0.314, SLG: 0.434		1-2 3-H 1B	P5		2B		6-3			4	0	2	1	0	0	0
Craig Reynolds, L (1, 6) OBP: 0.254, SLG: 0.281		L8	6-3		5-3		3-1			4	0	0	0	0	0	3

	AB	40
	R	13
	H	15
	RBI	13
	BB	3
	SO	3
	LOB	11

Inning Stats										
	R: 0 E: 0 K: 0 S: 3	H: 1 LOB: 0 BB: 0 P: 3	R: 1 E: 0 K: 0 S: 6	H: 3 LOB: 2 BB: 0 P: 6	R: 6 E: 2 K: 0 S: 9	H: 5 LOB: 0 BB: 0 P: 9	R: 1 E: 0 K: 1 S: 5	H: 1 LOB: 1 BB: 1 P: 9	R: 2 E: 0 K: 1 S: 7	H: 2 LOB: 1 BB: 1 P: 11
	R: 3 E: 0 K: 0 S: 5	H: 2 LOB: 0 BB: 1 P: 9	R: 0 E: 0 K: 0 S: 3	H: 0 LOB: 0 BB: 0 P: 3	R: 0 E: 0 K: 1 S: 5	H: 1 LOB: 0 BB: 0 P: 5	R: 0 E: 0 K: 0 S: 3	H: 0 LOB: 0 BB: 0 P: 3	1B: 9 2B: 2 3B: 0 HR: 4	SF: 0 SAC: 0 DP: 2 HBP: 0
	WP: 1 PB: 0 SB: 0 CS: 0	PA: 43								

PITCHER		IP	WLS	BF	H	R	ER	SO	BB	IBB	HBP	BLK	WP	HR	S	P	ERA	WHIP
Paul Thormodsgard, R ERA: 4.21	(1, 1)	2.1	L	16	9	7	7	0	0	0	0	0	0	1	16	16	27.00	3.857
Bill Butler, L ERA: 6.86	(3, 1)	2.2		12	3	3	3	2	2	0	0	0	1	2	14	22	10.12	1.875
Jeff Holly, L ERA: 7.68	(6, 1)	3.0		12	3	3	3	1	1	0	0	0	0	1	13	17	9.00	1.333
Dave Johnson, R ERA: 4.81	(9, 1)	1.0		3	0	0	0	0	0	0	0	0	0	0	3	3	0.00	0.000

PITCHER		IP	WLS	BF	H	R	ER	SO	BB	IBB	HBP	BLK	WP	HR	S	P	ERA	WHIP

BOTTOM

Seattle Mariners @ Minnesota Twins

Metropolitan Stadium, Bloomington , MI

Fri Jul 08 1977, 8:05 PM EDT

Att. 11,966 - Unknown - 75 F

livebaseballscorecards.com

Batter	1	2	3	4	5	6	7	8	9	AB	R	H	RBI	BB	SO	LOB
Lyman Bostock, L (1, 7) OBP: 0.395, SLG: 0.473	F7		F8		F7	BBB 4-0 E BB			F7	4	1	0	0	1	0	0
Roy Smalley, S (1, 6) OBP: 0.323, SLG: 0.324	4-3		F7		P6	E9 1-H 2-H			E8 3B 1B	5	1	1	0	0	0	0
Rod Carew, L (1, 3) OBP: 0.471, SLG: 0.613	3-1		1B 2B		1B	6-3			BBB 4-0 3B BB	4	2	2	0	1	0	1
Butch Wynegar, S (1, 2) OBP: 0.363, SLG: 0.415		HBP 1B FC4-6 1B	2B 2-H 1B		P6		G5-4-3 1B		1-H HR 3-H 3B	5	2	4	3	0	0	1
Larry Hisle, R (1, 8) OBP: 0.365, SLG: 0.555		FC4-6 HBP 1-2 E 1B	1-3 2B			HR	G5-4-3 1-2f		F8	5	2	3	1	0	0	2
Rich Chiles, L (1, 9) OBP: 0.335, SLG: 0.380		H 1-0 FC4-6 1-2 2-3 HBP	3-1			BBB 4-0 F7 2B BB	L8		3-H HR	3	2	1	2	1	0	2
Glenn Adams, L (1, 10) OBP: 0.420, SLG: 0.500 Craig Kusick, R (4, PH) OBP: 0.341, SLG: 0.404		FC4-6 E4 1-2f 2-3 3-H	F3			F7 1-2		BBB 4-0 L5-3 BB	SSS 0-3 K	1 3	0 0	0 0	1 0	0 1	0 1	2 1
Mike Cubbage, L (1, 5) OBP: 0.339, SLG: 0.363 Luis Gomez, R (4, PH) OBP: 0.393, SLG: 0.577 (5, 4)		E4 1-3 3-H	F3			E 2-H 2B		F9		1 3	0 1	0 1	1 1	0 0	0 0	1 1
Rob Wilfong, L (1, 4) OBP: 0.327, SLG: 0.294 Jerry Terrell, R (4, PH) OBP: 0.279, SLG: 0.285 (5, 5)		G3	P4			F9		L5-3 1-2		1 3	0 0	0 0	0 0	0 0	0 0	1 2
Inning Stats	R: 0 E: 0 K: 0 S: 3 H: 0 LOB: 0 BB: 0 P: 3	R: 2 E: 1 K: 0 S: 5 H: 2 LOB: 1 BB: 0 P: 6	R: 1 E: 0 K: 0 S: 6 H: 3 LOB: 2 BB: 0 P: 6	R: 0 E: 0 K: 0 S: 3 H: 0 LOB: 0 BB: 0 P: 3	R: 0 E: 0 K: 0 S: 4 H: 1 LOB: 1 BB: 0 P: 4	R: 4 E: 1 K: 0 S: 6 H: 2 LOB: 1 BB: 2 P: 14	R: 0 E: 0 K: 0 S: 3 H: 1 LOB: 0 BB: 0 P: 3	R: 0 E: 0 K: 0 S: 2 H: 0 LOB: 0 BB: 1 P: 6	R: 4 E: 1 K: 1 S: 8 H: 3 LOB: 0 BB: 1 P: 12	1B: 6 2B: 4 3B: 1 HR: 2 SF: 0 SAC: 0 DP: 2 HBP: 1							

AB	38
R	11
H	12
RBI	9
BB	4
SO	1
LOB	14

WP: 0 PB: 0 SB: 0 CS: 0 PA: 43

PITCHER		IP	WLS	BF	H	R	ER	SO	BB	IBB	HBP	BLK	WP	HR	S	P	ERA	WHIP
Glenn Abbott, R ERA: 4.79	(1, 1)	2.2		14	5	3	3	0	0	0	1	0	0	0	13	14	10.12	1.875
Bill Laxton, L ERA: 4.03	(3, 1)	3.1	W	16	3	4	2	0	2	0	0	0	0	1	14	22	5.40	1.500
John Montague, R ERA: 5.2	(7, 1)	2.2		12	4	4	4	0	2	0	0	0	0	1	10	18	13.50	2.250
Enrique Romo, R ERA: 1.85	(9, 1)	0.1	S	1	0	0	0	1	0	0	0	0	0	0	3	3	0.00	0.000

PITCHER	IP	WLS	BF	H	R	ER	SO	BB	IBB	HBP	BLK	WP	HR	S	P	ERA	WHIP

Batter	1	2	3	4	5	6	7	8	9	AB	R	H	RBI	BB	SO	LOB
Julio Cruz, S (1, 4) OBP: 0.476, SLG: 0.579	6-3		6-3		F7			P1		4	0	0	0	0	0	1
Bob Stinson, S (1, 2) OBP: 0.386, SLG: 0.410	K		K			6-3		K		4	0	0	0	0	3	0
Steve Braun, L (1, 10) OBP: 0.344, SLG: 0.303	BB		F7			1-3		K		3	0	0	0	1	1	0
Ruppert Jones, L (1, 8) OBP: 0.335, SLG: 0.503	L4			K		3B			HR	4	1	2	1	0	1	1
Leroy Stanton, R (1, 7) OBP: 0.332, SLG: 0.487 Dave Collins, S (9, PR) OBP: 0.284, SLG: 0.255 (9, 7)		HR		K	K	K			BB SH1-3 1B	3 0	1 1	1 0	1 0	1 0	2 0	1 0
Dan Meyer, L (1, 3) OBP: 0.321, SLG: 0.412		HR		4-3			HR		SH1-3 1-2	3	2	2	2	0	0	0
Bill Stein, R (1, 5) OBP: 0.294, SLG: 0.411		6-3			4-3		L9		1B 2-H	4	0	2	1	0	0	0
Carlos Lopez, R (1, 9) OBP: 0.313, SLG: 0.431		4-3			4-3 2-3		K		G4-6-3 1-3	4	0	1	0	0	1	1
Craig Reynolds, L (1, 6) OBP: 0.250, SLG: 0.277		L9			F5		4-3		G4-6-3 1-2f	4	0	0	0	0	0	3
Inning Stats	R: 0 H: 0 E: 0 LOB: 1 K: 1 BB: 1 S: 5 P: 9	R: 2 H: 2 E: 0 LOB: 0 K: 0 BB: 0 S: 5 P: 5	R: 0 H: 0 E: 0 LOB: 0 K: 1 BB: 0 S: 5 P: 5	R: 0 H: 0 E: 0 LOB: 0 K: 2 BB: 0 S: 7 P: 7	R: 0 H: 1 E: 0 LOB: 1 K: 0 BB: 0 S: 4 P: 4	R: 0 H: 1 E: 0 LOB: 1 K: 1 BB: 0 S: 6 P: 6	R: 1 H: 1 E: 0 LOB: 0 K: 1 BB: 0 S: 6 P: 6	R: 0 H: 0 E: 0 LOB: 0 K: 2 BB: 0 S: 7 P: 7	R: 2 H: 3 E: 0 LOB: 2 K: 0 BB: 1 S: 5 P: 9	1B: 2 SF: 0 2B: 1 SAC: 1 3B: 1 DP: 1 HR: 4 HBP: 0						

TOP

Seattle Mariners @ Minnesota Twins

Metropolitan Stadium, Bloomington , MI

Sat Jul 09 1977, 8:05 PM EDT

Att. 23,401 - Unknown - 71 F

livebaseballscorecards.com

AB	33
R	5
H	8
RBI	5
BB	2
SO	8
LOB	7

PITCHER		IP	WLS	BF	H	R	ER	SO	BB	IBB	HBP	BLK	WP	HR	S	P	ERA	WHIP
Dave Goltz, R ERA: 3.82	(1, 1)	8.0	L	32	6	5	5	8	2	0	0	0	0	4	46	54	5.62	1.000
Tom Burgmeier, L ERA: 3.45	(9, 1)	0.1		1	0	0	0	0	0	0	0	0	0	0	1	1	0.00	0.000
Tom Johnson, R ERA: 2.81	(9, 1)	0.2		3	2	0	0	0	0	0	0	0	0	0	3	3	0.00	3.000

PITCHER	IP	WLS	BF	H	R	ER	SO	BB	IBB	HBP	BLK	WP	HR	S	P	ERA	WHIP

Batter	1	2	3	4	5	6	7	8	9	AB	R	H	RBI	BB	SO	LOB
Rich Chiles, L (1, 10) OBP: 0.327, SLG: 0.370	F7		F8			F8	F7			4	0	0	0	0	0	1
Rod Carew, L (1, 3) OBP: 0.468, SLG: 0.611	F8			6-3		1B 2B		F8		4	1	1	0	0	0	0
Butch Wynegar, S (1, 2) OBP: 0.362, SLG: 0.413	K			2-3		2-H 1B		K		4	0	1	1	0	2	0
Lyman Bostock, L (1, 7) OBP: 0.396, SLG: 0.477		2B		1B		F8		F7		4	0	2	0	0	0	1
Larry Hisle, R (1, 8) OBP: 0.361, SLG: 0.548		6-3		6-3		F7			F9	4	0	0	0	0	0	3
Glenn Adams, L (1, 9) OBP: 0.412, SLG: 0.490 Dan Ford, R (7, PH) OBP: 0.330, SLG: 0.385 (8, 9)	K		F8			WP FC3-6 2B			E5	2 2	0 1	0 1	0 0	0 0	1 0	1 0
Roy Smalley, S (1, 6) OBP: 0.323, SLG: 0.321	K		F8			2-3 FC3-6 BB			K	3	0	0	0	1	2	2
Mike Cubbage, L (1, 5) OBP: 0.338, SLG: 0.361			1-3			FC3-6 1-2f 3-H			K	4	0	1	1	0	1	2
Rob Wilfong, L (1, 4) OBP: 0.323, SLG: 0.290 Jerry Terrell, R (7, PH) OBP: 0.277, SLG: 0.282 (8, 4)			5-3		F4		K			2 1	0 0	0 0	0 0	0 0	0 1	1 1
Inning Stats	R: 0 H: 0 E: 0 LOB: 0 K: 1 BB: 0 S: 5 P: 5	R: 0 H: 1 E: 0 LOB: 1 K: 2 BB: 0 S: 8 P: 8	R: 0 H: 0 E: 0 LOB: 0 K: 0 BB: 0 S: 3 P: 3	R: 0 H: 1 E: 0 LOB: 1 K: 0 BB: 0 S: 4 P: 4	R: 0 H: 1 E: 0 LOB: 1 K: 0 BB: 0 S: 4 P: 4	R: 1 H: 2 E: 0 LOB: 1 K: 0 BB: 0 S: 5 P: 5	R: 1 H: 1 E: 0 LOB: 1 K: 1 BB: 1 S: 6 P: 10	R: 0 H: 0 E: 0 LOB: 0 K: 1 BB: 0 S: 5 P: 5	R: 0 H: 0 E: 1 LOB: 1 K: 2 BB: 0 S: 8 P: 8	1B: 3 SF: 0 2B: 3 SAC: 0 3B: 0 DP: 0 HR: 0 HBP: 0						WP: 1 PA: 35 PB: 0 SB: 0 CS: 0	

PITCHER		IP	WLS	BF	H	R	ER	SO	BB	IBB	HBP	BLK	WP	HR	S	P	ERA	WHIP
Dick Pole, R ERA: 4.33	(1, 1)	6.0	W	23	5	1	1	3	0	0	0	0	0	0	29	29	1.50	0.833
Mike Kekich, L ERA: 3.4	(7, 1)	0.1		3	1	1	1	0	1	0	0	0	1	0	2	6	27.00	6.000
Enrique Romo, R ERA: 1.78	(7, 1)	2.2	S	9	0	0	0	4	0	0	0	0	0	0	17	17	0.00	0.000

PITCHER	IP	WLS	BF	H	R	ER	SO	BB	IBB	HBP	BLK	WP	HR	S	P	ERA	WHIP

BOTTOM

Seattle Mariners @ Minnesota Twins

Metropolitan Stadium, Bloomington , MI

Sat Jul 09 1977, 8:05 PM EDT

Att. 23,401 - Unknown - 71 F

livebaseballscorecards.com

AB	34
R	2
H	6
RBI	2
BB	1
SO	7
LOB	12

Batter	1	2	3	4	5	6	7	8	9	AB	R	H	RBI	BB	SO	LOB
Julio Cruz, S (1, 4) OBP: 0.400, SLG: 0.478	5-3		F8			L4			F3	4	0	0	0	0	0	0
Carlos Lopez, R (1, 9) OBP: 0.312, SLG: 0.427	K			6-3		1B			5-3	4	0	1	0	0	1	0
Bill Stein, R (1, 5) OBP: 0.293, SLG: 0.409	5-3			1B		K			L9	4	0	1	0	0	1	1
Leroy Stanton, R (1, 7) OBP: 0.327, SLG: 0.480		K		K			L7			3	0	0	0	0	2	1
Ruppert Jones, L (1, 8) OBP: 0.332, SLG: 0.498		F8		K			1-3			3	0	0	0	0	1	1
Juan Bernhardt, R (1, 10) OBP: 0.312, SLG: 0.418		1B			5-3		5-3			3	0	1	0	0	0	0
Dan Meyer, L (1, 3) OBP: 0.318, SLG: 0.408		F8			F7			G3		3	0	0	0	0	0	1
Skip Jutze, R (1, 2) OBP: 0.313, SLG: 0.387			BB		5-3			K		2	0	0	0	1	1	0
Larry Milbourne, S (1, 6) OBP: 0.239, SLG: 0.266			G5-4-3			5-3		G3		3	0	0	0	0	0	1
Inning Stats	R: 0 E: 0 K: 1 S: 5 H: 0 LOB: 0 BB: 0 P: 5	R: 0 E: 0 K: 1 S: 6 H: 1 LOB: 1 BB: 0 P: 6	R: 0 E: 0 K: 0 S: 2 H: 0 LOB: 0 BB: 1 P: 6	R: 0 E: 0 K: 2 S: 8 H: 1 LOB: 1 BB: 0 P: 8	R: 0 E: 0 K: 0 S: 3 H: 0 LOB: 0 BB: 0 P: 3	R: 0 E: 0 K: 1 S: 6 H: 1 LOB: 1 BB: 0 P: 6	R: 0 E: 0 K: 0 S: 3 H: 0 LOB: 0 BB: 0 P: 3	R: 0 E: 0 K: 1 S: 5 H: 0 LOB: 0 BB: 0 P: 5	R: 0 E: 0 K: 0 S: 3 H: 0 LOB: 0 BB: 0 P: 3	1B: 3 2B: 0 3B: 0 HR: 0 SF: 0 SAC: 0 DP: 1 HBP: 0							

PITCHER	IP	WLS	BF	H	R	ER	SO	BB	IBB	HBP	BLK	WP	HR	S	P	ERA	WHIP
Geoff Zahn, L (1, 1) ERA: 4.53	9.0	W	30	3	0	0	6	1	0	0	0	0	0	41	45	0.00	0.444

PITCHER	IP	WLS	BF	H	R	ER	SO	BB	IBB	HBP	BLK	WP	HR	S	P	ERA	WHIP

TOP

Seattle Mariners @ Minnesota Twins

Metropolitan Stadium, Bloomington , MI

Sun Jul 10 1977, 4:33 AM EDT

Att. 34,213 - Unknown - 71 F

livebaseballscorecards.com

AB	29
R	0
H	3
RBI	0
BB	1
SO	6
LOB	5

PA: 30

WP: 0 PB: 0 SB: 0 CS: 0

Batter	1	2	3	4	5	6	7	8	9	AB	R	H	RBI	BB	SO	LOB
Mike Cubbage, L (1, 5) OBP: 0.346, SLG: 0.373	FC4-6 BB 1B BB	2B 2-3 3-H BB	K ②			K ① 1-2 2-H 2B 1B	3B 3B			4	4	2	1	2	2	0
Roy Smalley, S (1, 6) OBP: 0.329, SLG: 0.330	FC4-6 1-2 BB	1B 1-H 3-H 2B	K ③			BB BB 1B BB	1B 1-H 2-H 2B	F9 ①		4	2	2	4	2	1	1
Rod Carew, L (1, 3) OBP: 0.470, SLG: 0.609 Luis Gomez, R (8, 4) OBP: 0.414, SLG: 0.667	FC4-6 S ① 1-2f 2-3 1B	S 2-3 1B		F8 ①		BB 1-2 1B BB	1B 1B BB	3-H 3B		3 1	2 0	1 1	0 1	2 1	0 0	2 0
Butch Wynegar, S (1, 2) OBP: 0.364, SLG: 0.412	4-3 ① 1-H 3-H 1B	K ① 1-2		4-3 ② 1B		1B 1-2 2-3 BB	E 1B 1B 1-2 2-H 1B	5-3 ②		5	1	2	3	1	1	3
Lyman Bostock, L (1, 7) OBP: 0.398, SLG: 0.477	4-3 ② 1-2	L6 ②		1B		1B 1-2 2-H 3-H	1B E 1-2 2-H 1B	G3 ③		6	0	3	2	0	0	4
Larry Hisle, R (1, 8) OBP: 0.359, SLG: 0.541	5-3 ③	IBB		K ③		P4 ③	E5 1-2 2-3 1B			4	0	0	0	1	1	6
Rich Chiles, L (1, 10) OBP: 0.329, SLG: 0.371		E1 1B E 1B P4 ③			P4 ①		E7 1B F3 ②			5	2	2	0	0	0	6
Dan Ford, R (1, 9) OBP: 0.334, SLG: 0.401		E WP 2-3 1B	HR		F8 ②		L9 ③ 1-2 2-3 3-H 1B			5	2	3	2	0	0	1
Rob Wilfong, L (1, 4) OBP: 0.317, SLG: 0.284 Craig Kusick, R (7, PH) OBP: 0.343, SLG: 0.401 (8, 3)	FC WP 1-3 2B 3-H	K ①			F9 ③		2B 1B BB L8			3 1	1 1	0 1	0 0	0 1	1 0	1 3
Inning Stats	R: 2 H: 1 E: 0 LOB: 1 K: 0 BB: 2 S: 4 P: 12	R: 4 H: 4 E: 2 LOB: 3 K: 1 BB: 2 S: 10 P: 18	R: 1 H: 1 E: 0 LOB: 0 K: 3 BB: 0 S: 10 P: 10	R: 0 H: 1 E: 0 LOB: 1 K: 1 BB: 0 S: 6 P: 6	R: 0 H: 0 E: 0 LOB: 0 K: 0 BB: 0 S: 3 P: 3	R: 1 H: 1 E: 0 LOB: 2 K: 1 BB: 3 S: 5 P: 17	R: 6 H: 6 E: 2 LOB: 3 K: 0 BB: 2 S: 10 P: 18	R: 1 H: 2 E: 0 LOB: 1 K: 0 BB: 0 S: 5 P: 5		1B: 11 SF: 0 2B: 2 SAC: 0 3B: 2 DP: 0 HR: 1 HBP: 0						

BOTTOM

Seattle Mariners @ Minnesota Twins

Metropolitan Stadium, Bloomington , MI

Sun Jul 10 1977, 4:33 AM EDT

Att. 34,213 - Unknown - 71 F

livebaseballscorecards.com

AB	41
R	15
H	16
RBI	13
BB	9
SO	6
LOB	27

PITCHER		IP	WLS	BF	H	R	ER	SO	BB	IBB	HBP	BLK	WP	HR	S	P	ERA	WHIP
Stan Thomas, R ERA: 6.02	(1, 1)	1.0	L	9	3	5	4	0	2	0	0	0	0	0	7	15	36.00	5.000
Bill Laxton, L ERA: 4.22	(2, 1)	4.1		22	4	3	3	6	4	1	0	0	1	1	29	49	6.23	1.846
Mike Kekich, L ERA: 4.46	(6, 1)	2.2		19	9	7	6	0	2	0	0	0	0	0	17	25	20.25	4.125

PITCHER	IP	WLS	BF	H	R	ER	SO	BB	IBB	HBP	BLK	WP	HR	S	P	ERA	WHIP

Batter	1	2	3	4	5	6	7	8	9	10	AB	R	H	RBI	BB	SO	LOB
Lyman Bostock, L (1, 7) OBP: 0.398, SLG: 0.476 Rob Wilfong, L (9, PR) OBP: 0.317, SLG: 0.284 Bob Gorinski, R (9, 7) OBP: 0.182, SLG: 0.245 Mike Cubbage, L (10, 5) OBP: 0.346, SLG: 0.373	x 0-0 L7 ①	x 0-0 1B 1-3 3-H 1B		x 0-0 L8 ③			x 0-0 F7 ①		x 0-0 1B 1-H 1B		5	0	2	2	0	0	0
											0	0	0	0	0	0	0
											0	0	0	0	0	0	0
											0	0	0	0	0	0	0
Dan Ford, R (1, 9) OBP: 0.342, SLG: 0.409	x 0-0 FC5-4 1B	x 0-0 1-2 3-H 1B			x 0-0 4-1 1B		x 0-0 FC6-4 1B		S S S 0-3 K ①		5	0	4	1	0	1	1
Rod Carew, L (1, 3) OBP: 0.466, SLG: 0.602	x 0-0 FC5-4 ② 1-2f	x 0-0 4-3 ③			x 0-0 4-1 ① 1-2		x 0-0 FC6-4 ② 1-2f		x 0-0 S 1-2 1B		5	0	1	0	0	0	5
Larry Hisle, R (1, 8) OBP: 0.357, SLG: 0.536 (10, 7)	S S S 0-3 K ③		x 0-0 WP S SF8 1B		S S S 0-3 K ②		S S S 0-3 K ③		S S S 0-3 K ② 1-2 2-3		5	1	1	0	0	4	5
Craig Kusick, R (1, 10) OBP: 0.350, SLG: 0.419		x 0-0 HR	S S S 0-3 K ① 1-3		4-0 IBB			x 0-0 P6 ①	4-0 IBB		3	1	1	1	2	1	1
Butch Wynegar, S (1, 2) OBP: 0.362, SLG: 0.408		x 0-0 E5 SH1-4 1B FC6-2	x 0-0 SF8 ② 3-H		S S S 0-3 K ③			B B B 4-0 4-3 BB	x 0-0 F6 ③		3	0	0	1	1	1	5
Roy Smalley, S (1, 6) OBP: 0.327, SLG: 0.328		x 0-0 FC6-2 SH1-4 1-2 1B 1B	S S S 0-3 K ③			x 0-0 F7 ①		x 0-0 4-3 ② 1-2		S S S 0-3 K ①	5	1	1	0	0	2	1
Luis Gomez, R (1, 4) OBP: 0.364, SLG: 0.581 (10, 8)		x 0-0 SH1-4 ① 1-2 2-3		x 0-0 P5 ①		x 0-0 5-3 ②		x 0-0 6-3 ③		S S S 0-3 K ②	4	0	0	0	0	1	1
Jerry Terrell, R (1, 5) OBP: 0.274, SLG: 0.279 (10, 4)		x 0-0 FC6-2 1B ② 2-3 3-H 1B		S S S 0-3 K ②		x 0-0 6-3 ③			x 0-0 S 1B 1B	x 0-0 P4 ③	5	2	1	0	0	1	2
Inning Stats	R: 0 E: 0 K: 1 S: 6 H: 1 LOB: 1 BB: 0 P: 6	R: 3 E: 1 K: 0 S: 8 H: 4 LOB: 2 BB: 0 P: 8	R: 1 E: 0 K: 2 S: 8 H: 1 LOB: 0 BB: 0 P: 8	R: 0 E: 0 K: 1 S: 5 H: 0 LOB: 0 BB: 0 P: 5	R: 0 E: 0 K: 2 S: 8 H: 1 LOB: 2 BB: 1 P: 12	R: 0 E: 0 K: 0 S: 3 H: 0 LOB: 0 BB: 0 P: 3	R: 0 E: 0 K: 1 S: 6 H: 1 LOB: 1 BB: 0 P: 6	R: 0 E: 0 K: 0 S: 3 H: 0 LOB: 1 BB: 1 P: 7	R: 1 E: 0 K: 2 S: 10 H: 3 LOB: 3 BB: 1 P: 14	R: 0 E: 0 K: 2 S: 7 H: 0 LOB: 0 BB: 0 P: 7	1B: 10 2B: 0 3B: 0 HR: 1 SF: 1 SAC: 1 DP: 0 HBP: 0						

PITCHER	IP	WLS	BF	H	R	ER	SO	BB	IBB	HBP	BLK	WP	HR	S	P	ERA	WHIP
Frank Tanana, L (1, 1) ERA: 2.15	5.1		25	7	4	2	6	0	1	0	0	1	1	36	40	3.38	1.312
Dyar Miller, R (6, 1) ERA: 3.58	1.2		6	1	0	0	1	0	0	0	0	0	0	8	8	0.00	0.600
Dave LaRoche, L (8, 1) ERA: 3.81	3.0	W	14	3	1	1	4	1	1	0	0	0	0	20	28	3.00	1.333

PITCHER	IP	WLS	BF	H	R	ER	SO	BB	IBB	HBP	BLK	WP	HR	S	P	ERA	WHIP

TOP

Minnesota Twins @ California Angels

Anaheim Stadium, Anaheim, CA

Mon Jul 11 1977, 10:05 PM EDT
Att. 30,403 - Unknown - 64 F

livebaseballscorecards.com

AB	40
R	5
H	11
RBI	5
BB	3
SO	11
LOB	21

PA: 45
WP: 1
PB: 0
SB: 4
CS: 0

Batter	1	2	3	4	5	6	7	8	9	10	AB	R	H	RBI	BB	SO	LOB
Gil Flores, R (1, 8) OBP: 0.335, SLG: 0.370	4-3			1B	K		K		K	WP 1-2 2-3 3-H	6	0	1	0	0	3	7
Jerry Remy, L (1, 4) OBP: 0.338, SLG: 0.366	6-3			F8	1-3		1B G3 1B	1B BB			4	1	1	0	1	0	1
Bobby Bonds, R (1, 9) OBP: 0.360, SLG: 0.552	6-3			P6	P3			S G3 1-3 1B 1B	1-3 2-H 1B		5	1	2	1	0	0	1
Tony Solaita, L (1, 3) OBP: 0.335, SLG: 0.387		4-3		K		F7		G3 1-2 3-H	BB		4	0	0	1	1	1	2
Don Baylor, R (1, 7) OBP: 0.320, SLG: 0.359		F9			FC4-6 1B		3B BB	1-3 2-3	5-3		4	1	1	0	1	0	4
Dave Chalk, R (1, 5) OBP: 0.368, SLG: 0.379		6-3			FC4-6 1B 1B 1-2f		1B 3B 1-H	1B 3-H		WP BB SH5-4 HBP	4	2	2	2	0	0	1
Rance Mulliniks, L (1, 6) OBP: 0.358, SLG: 0.375			K	1B 1-2			1B 3-H	4-3		SH5-4 1-2	4	0	2	1	0	1	1
Ron Jackson, R (1, 10) OBP: 0.318, SLG: 0.368			K	1B 1-2 2-3			F8		SH3-4 1B BB	WP BB IBB	3	1	1	0	2	1	1
Terry Humphrey, R (1, 2) OBP: 0.283, SLG: 0.276			K		K		F8		SH3-4 1-2	WP BB	2	0	0	0	0	2	3
Mario Guerrero, R (7, PH) OBP: 0.320, SLG: 0.404											1	0	0	0	0	0	1
Andy Etchebarren, R (8, 2) OBP: 0.333, SLG: 0.294											0	0	0	0	0	0	0
Willie Aikens, L (10, PH) OBP: 0.329, SLG: 0.279											0	0	0	0	1	0	0
Ike Hampton, S (10, PR) OBP: 0.412, SLG: 0.588											0	0	0	0	0	0	0
Inning Stats	R: 0 E: 0 K: 0 S: 3 H: 0 LOB: 0 BB: 0 P: 3	R: 0 E: 0 K: 0 S: 3 H: 0 LOB: 0 BB: 0 P: 3	R: 0 E: 0 K: 3 S: 9 H: 0 LOB: 0 BB: 0 P: 9	R: 0 E: 0 K: 1 S: 6 H: 1 LOB: 1 BB: 0 P: 6	R: 0 E: 0 K: 2 S: 10 H: 3 LOB: 3 BB: 0 P: 10	R: 0 E: 0 K: 0 S: 3 H: 0 LOB: 0 BB: 0 P: 3	R: 2 E: 0 K: 1 S: 7 H: 2 LOB: 1 BB: 1 P: 11	R: 2 E: 0 K: 0 S: 6 H: 3 LOB: 1 BB: 0 P: 6	R: 1 E: 0 K: 1 S: 6 H: 1 LOB: 3 BB: 3 P: 18	R: 1 E: 0 K: 0 S: 1 H: 0 LOB: 3 BB: 2 P: 10	1B: 9 2B: 0 3B: 1 HR: 0 SF: 0 SAC: 2 DP: 0 HBP: 1	WP: 1 PB: 0 SB: 1 CS: 0 PA: 46					

PITCHER		IP	WLS	BF	H	R	ER	SO	BB	IBB	HBP	BLK	WP	HR	S	P	ERA	WHIP
Pete Redfern, R ERA: 4.84	(1, 1)	6.0		25	6	2	2	6	1	0	0	0	0	0	36	40	3.00	1.167
Tom Johnson, R ERA: 2.97	(7, 1)	1.2		8	3	2	2	1	0	0	0	0	0	0	10	10	10.80	1.800
Tom Burgmeier, L ERA: 3.43	(8, 1)	0.1		1	0	0	0	0	0	0	0	0	0	0	1	1	0.00	0.000
Ron Schueler, R ERA: 5.0	(9, 1)	0.2		5	1	1	1	1	2	0	0	0	0	0	5	13	13.50	4.500
Bill Butler, L ERA: 6.86	(9, 1)	0.0		1	0	0	0	0	1	0	0	0	0	0	0	4	∞	∞

PITCHER		IP	WLS	BF	H	R	ER	SO	BB	IBB	HBP	BLK	WP	HR	S	P	ERA	WHIP
Dave Johnson, R ERA: 4.98	(9, 1)	0.2	L	6	0	1	1	0	1	1	1	0	1	0	2	11	13.50	1.500

BOTTOM

Minnesota Twins @ California Angels

Anaheim Stadium, Anaheim, CA

Mon Jul 11 1977, 10:05 PM EDT

Att. 30,403 - Unknown - 64 F

livebaseballscorecards.com

AB	37
R	6
H	10
RBI	5
BB	6
SO	8
LOB	22

Batter	1	2	3	4	5	6	7	8	9	AB	R	H	RBI	BB	SO	LOB
Larry Hisle, R (1, 8) OBP: 0.353, SLG: 0.530	6-3		P4			F9		K		4	0	0	0	0	1	1
Rod Carew, L (1, 3) OBP: 0.461, SLG: 0.595	6-3		K			K		F8		4	0	0	0	0	2	1
Glenn Adams, L (1, 7) OBP: 0.415, SLG: 0.491	1B			G4-6-3 1B		6-3			K	4	0	2	0	0	1	0
Butch Wynegar, S (1, 2) OBP: 0.357, SLG: 0.402	4-3			G4-6-3 1-2f			4-3		F7	4	0	0	0	0	0	2
Rich Chiles, L (1, 10) OBP: 0.328, SLG: 0.364		F8		P6			BB 1B		L7	3	0	0	0	1	0	0
Mike Cubbage, L (1, 5) OBP: 0.349, SLG: 0.374		BB			3-1		1-3 1B			2	0	1	0	1	0	0
Roy Smalley, S (1, 6) OBP: 0.324, SLG: 0.325		K			K		K			3	0	0	0	0	3	2
Dan Ford, R (1, 9) OBP: 0.346, SLG: 0.409		P4			1B			BB S		2	0	1	0	1	0	1
Rob Wilfong, L (1, 4) OBP: 0.311, SLG: 0.278			4-3		4-3			K 1-2		3	0	0	0	0	1	2
Inning Stats	R: 0 H: 1 E: 0 LOB: 1 K: 0 BB: 0 S: 4 P: 4	R: 0 H: 0 E: 0 LOB: 1 K: 1 BB: 1 S: 5 P: 9	R: 0 H: 0 E: 0 LOB: 0 K: 1 BB: 0 S: 5 P: 5	R: 0 H: 1 E: 0 LOB: 0 K: 0 BB: 0 S: 3 P: 3	R: 0 H: 1 E: 0 LOB: 1 K: 1 BB: 0 S: 6 P: 6	R: 0 H: 0 E: 0 LOB: 0 K: 1 BB: 0 S: 5 P: 5	R: 0 H: 1 E: 0 LOB: 1 K: 1 BB: 1 S: 5 P: 9	R: 0 H: 0 E: 0 LOB: 1 K: 2 BB: 1 S: 7 P: 11	R: 0 H: 0 E: 0 LOB: 0 K: 1 BB: 0 S: 5 P: 5	1B: 4 SF: 0 2B: 0 SAC: 0 3B: 0 DP: 1 HR: 0 HBP: 0						

PITCHER	IP	WLS	BF	H	R	ER	SO	BB	IBB	HBP	BLK	WP	HR	S	P	ERA	WHIP
Nolan Ryan, R (1, 1) ERA: 2.58	9.0	W	32	4	0	0	8	3	0	0	0	0	0	45	57	0.00	0.778

PITCHER	IP	WLS	BF	H	R	ER	SO	BB	IBB	HBP	BLK	WP	HR	S	P	ERA	WHIP

TOP

Minnesota Twins @ California Angels

Anaheim Stadium, Anaheim, CA

Tue Jul 12 1977, 10:05 PM EDT

Att. 16,117 - Unknown - 65 F

livebaseballscorecards.com

AB	29
R	0
H	4
RBI	0
BB	3
SO	8
LOB	9

WP: 0 PA: 32
PB: 0
SB: 1
CS: 0

Batter	1	2	3	4	5	6	7	8	9	AB	R	H	RBI	BB	SO	LOB
Gil Flores, R (1, 8) OBP: 0.344, SLG: 0.371	BBBB 4-0 S SH E BB		x 0-0 ① G3			x 0-0 SH1-3 1B 1B		BBBB 4-0 G6-3 BB		2	2	1	0	2	0	0
Jerry Remy, L (1, 4) OBP: 0.336, SLG: 0.363	x 0-0 SH S 1-2 E		x 0-0 ② 4-3			x 0-0 ① SH1-3 1-2		x 0-0 ①② G6-3 1-2f		2	1	0	0	0	0	1
Bobby Bonds, R (1, 9) OBP: 0.362, SLG: 0.551	SSS 0-3 ① K 1-2 2-3		x 0-0 ③ 4-3			x 0-0 CS S 2-H 1B		x 0-0 1B		4	0	2	1	0	1	2
Tony Solaita, L (1, 3) OBP: 0.338, SLG: 0.386	x 0-0 E3 2-H 3-H			x 0-0 G6-4-3 1B		BBBB 4-0 ② BB 1-3 BB		x 0-0 ③ 4-3		3	0	1	1	1	0	1
Don Baylor, R (1, 7) OBP: 0.320, SLG: 0.356	x 0-0 ② P4			x 0-0 ①② G6-4-3 1-2f		BBBB 4-0 1-2 BB				2	0	0	0	1	0	2
Dave Chalk, R (1, 5) OBP: 0.364, SLG: 0.375	x 0-0 ③ P6			x 0-0 ③ 5-3		x 0-0 ③ F3				3	0	0	0	0	0	3
Rance Mulliniks, L (1, 6) OBP: 0.339, SLG: 0.353		x 0-0 ① L8			x 0-0 ① 6-3		x 0-0 ① F2			3	0	0	0	0	0	0
Ron Jackson, R (1, 10) OBP: 0.319, SLG: 0.363		BBBB 4-0 G1-6-3 BB			SSS 0-3 ② K		x 0-0 ② F9			2	0	0	0	1	1	0
Terry Humphrey, R (1, 2) OBP: 0.279, SLG: 0.272		x 0-0 ②③ G1-6-3 1-2f			SSS 0-3 ③ K		x 0-0 ③ 6-3			3	0	0	0	0	1	1
Inning Stats	R: 2 H: 0 E: 2 LOB: 1 K: 1 BB: 1 S: 7 P: 11	R: 0 H: 0 E: 0 LOB: 0 K: 0 BB: 1 S: 2 P: 6	R: 0 H: 0 E: 0 LOB: 0 K: 0 BB: 0 S: 3 P: 3	R: 0 H: 1 E: 0 LOB: 0 K: 0 BB: 0 S: 3 P: 3	R: 0 H: 0 E: 0 LOB: 0 K: 2 BB: 0 S: 7 P: 7	R: 1 H: 2 E: 0 LOB: 2 K: 0 BB: 2 S: 4 P: 12	R: 0 H: 0 E: 0 LOB: 0 K: 0 BB: 0 S: 3 P: 3	R: 0 H: 1 E: 0 LOB: 1 K: 0 BB: 1 S: 3 P: 7		1B: 4 SF: 0 2B: 0 SAC: 2 3B: 0 DP: 3 HR: 0 HBP: 0						

PITCHER	IP	WLS	BF	H	R	ER	SO	BB	IBB	HBP	BLK	WP	HR	S	P	ERA	WHIP
Paul Thormodsgard, R (1, 1) ERA: 4.0	8.0	L	31	4	3	1	3	5	0	0	0	0	0	32	52	1.12	1.125

PITCHER	IP	WLS	BF	H	R	ER	SO	BB	IBB	HBP	BLK	WP	HR	S	P	ERA	WHIP

BOTTOM

Minnesota Twins @ California Angels

Anaheim Stadium, Anaheim, CA

Tue Jul 12 1977, 10:05 PM EDT

Att. 16,117 - Unknown - 65 F

livebaseballscorecards.com

AB	24
R	3
H	4
RBI	2
BB	5
SO	3
LOB	10

WP: 0 PA: 31
PB: 0
SB: 3
CS: 1

Batter	1	2	3	4	5	6	7	8	9	AB	R	H	RBI	BB	SO	LOB
Mike Cubbage, L (1, 5) OBP: 0.346, SLG: 0.370	E8 4-3 1B		4-3		F8 1-2		F5 1-2		K	5	1	1	0	0	1	3
Roy Smalley, S (1, 6) OBP: 0.325, SLG: 0.324	4-3 3-H			4-3		SH1-4 1B 1B		BBBB G6-4-3 BB	F7	4	0	1	1	1	0	1
Rod Carew, L (1, 3) OBP: 0.459, SLG: 0.591	4-3			6-3		1-2 SH1-4 1B		G6-4-3 1-2f		4	0	1	0	0	0	1
Butch Wynegar, S (1, 2) OBP: 0.357, SLG: 0.401	F8			F8		SH1-4 1-2 2-3		1B HR 1B		3	1	1	0	0	0	0
Lyman Bostock, L (1, 7) OBP: 0.402, SLG: 0.478		SSS K			2B 1B	IBB		1-2 HR 1B		3	2	2	0	1	1	0
Larry Hisle, R (1, 8) OBP: 0.354, SLG: 0.541		4-3			4-3 1-H SF9 2B	F9		1-H 2-H HR		4	2	2	4	0	0	3
Glenn Adams, L (1, 10) OBP: 0.402, SLG: 0.473		4-3			4-3 2-3	3-1		F8		4	0	0	0	0	0	4
Dan Ford, R (1, 9) OBP: 0.341, SLG: 0.405			F8		SF9 3-H		SSS K		F9	3	0	0	1	0	1	0
Rob Wilfong, L (1, 4) OBP: 0.321, SLG: 0.294			SSS K		H S HBP		BBBB CS BB		3B	2	0	1	0	1	1	0
Inning Stats	R: 1 E: 1 K: 0 S: 4 H: 1 LOB: 0 BB: 0 P: 4	R: 0 E: 0 K: 1 S: 5 H: 0 LOB: 0 BB: 0 P: 5	R: 0 E: 0 K: 1 S: 5 H: 0 LOB: 0 BB: 0 P: 5	R: 0 E: 0 K: 0 S: 3 H: 0 LOB: 0 BB: 0 P: 3	R: 2 E: 0 K: 0 S: 5 H: 2 LOB: 1 BB: 0 P: 6	R: 0 E: 0 K: 0 S: 5 H: 2 LOB: 3 BB: 1 P: 9	R: 0 E: 0 K: 1 S: 4 H: 0 LOB: 0 BB: 1 P: 8	R: 3 E: 0 K: 0 S: 5 H: 3 LOB: 0 BB: 1 P: 9	R: 0 E: 0 K: 1 S: 6 H: 1 LOB: 1 BB: 0 P: 6	1B: 6 2B: 1 3B: 1 HR: 1 SF: 1 SAC: 1 DP: 1 HBP: 1	WP: 0 PB: 0 SB: 1 CS: 1 PA: 38					

PITCHER		IP	WLS	BF	H	R	ER	SO	BB	IBB	HBP	BLK	WP	HR	S	P	ERA	WHIP
Paul Hartzell, R ERA: 3.03	(1, 1)	5.0		21	5	3	2	2	0	0	1	0	0	0	24	25	3.60	1.000
Wayne Simpson, R ERA: 5.11	(6, 1)	3.1	L	15	4	3	3	1	2	1	0	0	0	1	14	26	8.10	1.800
Dave LaRoche, L ERA: 3.76	(9, 1)	0.2		2	0	0	0	1	0	0	0	0	0	0	4	4	0.00	0.000

PITCHER	IP	WLS	BF	H	R	ER	SO	BB	IBB	HBP	BLK	WP	HR	S	P	ERA	WHIP

TOP

Minnesota Twins @ California Angels

Anaheim Stadium, Anaheim, CA

Wed Jul 13 1977, 10:05 PM EDT

Att. 15,276 - Unknown - 66 F

livebaseballscorecards.com

AB	32
R	6
H	9
RBI	6
BB	3
SO	4
LOB	12

BOTTOM

Minnesota Twins @ California Angels

Anaheim Stadium, Anaheim, CA

Wed Jul 13 1977, 10:05 PM EDT

Att. 15,276 - Unknown - 66 F

livebaseballscorecards.com

Batter	1	2	3	4	5	6	7	8	9	AB	R	H	RBI	BB	SO	LOB
Gil Flores, R (1, 8) OBP: 0.337, SLG: 0.363	5-3		K	SF7 3B	E6 2-3		6-3 2-3 3-H			4	0	0	1	0	1	3
Jerry Remy, L (1, 4) OBP: 0.335, SLG: 0.368	4-3				L8		4-3			4	1	1	0	0	0	4
Bobby Bonds, R (1, 9) OBP: 0.361, SLG: 0.546	6-3			S BB		3-1		6-3		3	0	0	0	1	0	0
Tony Solaita, L (1, 3) OBP: 0.337, SLG: 0.385		4-3		SF7 1-2 3-H		K		G5-4-3 1B		3	0	1	1	0	1	0
Don Baylor, R (1, 7) OBP: 0.320, SLG: 0.355		CS 1B		6-3		5-3		G5-4-3 1-2f		4	0	1	0	0	0	2
Dave Chalk, R (1, 5) OBP: 0.359, SLG: 0.369		K2-3 1-2		K			E1 PB 1B		6-3	4	1	0	0	0	2	2
Rance Mulliniks, L (1, 6) OBP: 0.333, SLG: 0.345			K	F7			L7 1-2		G6-4-3 1B	4	0	1	0	0	1	1
Ron Jackson, R (1, 10) OBP: 0.317, SLG: 0.356			E5 FC6-4	6-3			1B 6-3 BB		G6-4-3 1-2f	3	1	0	0	1	0	1
Terry Humphrey, R (1, 2) OBP: 0.281, SLG: 0.280 Mario Guerrero, R (7, PH) OBP: 0.327, SLG: 0.411 Orlando Ramirez, R (7, PR) OBP: 0.077, SLG: 0.077 Andy Etchebarren, R (8, 2) OBP: 0.333, SLG: 0.294			FC6-4 1-2f	E 2B			6-3 1-3 2-H 1B			2 1 0 0	0 0 0 0	1 1 0 0	0 1 0 0	0 0 0 0	0 0 0 0	1 0 0 0

	AB	32
	R	3
	H	6
	RBI	3
	BB	2
	SO	5
	LOB	14

Inning Stats	1	2	3	4	5	6	7	8	9
	R: 0 H: 0 E: 0 LOB: 0 K: 0 BB: 0 S: 3 P: 3	R: 0 H: 1 E: 0 LOB: 0 K: 1 BB: 0 S: 5 P: 5	R: 0 H: 0 E: 1 LOB: 1 K: 2 BB: 0 S: 8 P: 8	R: 1 H: 1 E: 0 LOB: 1 K: 1 BB: 1 S: 6 P: 10	R: 0 H: 1 E: 1 LOB: 2 K: 0 BB: 0 S: 5 P: 5	R: 0 H: 0 E: 0 LOB: 0 K: 1 BB: 0 S: 5 P: 5	R: 2 H: 1 E: 1 LOB: 2 K: 0 BB: 1 S: 5 P: 9	R: 0 H: 1 E: 0 LOB: 0 K: 0 BB: 0 S: 3 P: 3	R: 0 H: 1 E: 0 LOB: 0 K: 0 BB: 0 S: 3 P: 3

	1B: 4	SF: 1	WP: 0	PA: 35
	2B: 1	SAC: 0	PB: 1	
	3B: 1	DP: 2	SB: 1	
	HR: 0	HBP: 0	CS: 1	

PITCHER		IP	WLS	BF	H	R	ER	SO	BB	IBB	HBP	BLK	WP	HR	S	P	ERA	WHIP
Dave Goltz, R ERA: 3.67	(1, 1)	9.0	W	35	6	3	1	5	2	0	0	0	0	0	43	51	1.00	0.889

PITCHER	IP	WLS	BF	H	R	ER	SO	BB	IBB	HBP	BLK	WP	HR	S	P	ERA	WHIP

Batter	1	2	3	4	5	6	7	8	9	10	11	AB	R	H	RBI	BB	SO	LOB
Mike Cubbage, L (1, 5) OBP: 0.347, SLG: 0.371	4-3	S 1B 1-3 1B	F8 2-3		SH1-4 1-2 2-3		F8		1-2 2-H 1B			5	1	2	0	0	0	2
Roy Smalley, S (1, 6) OBP: 0.328, SLG: 0.326	1B 1B 1B 1B	G3 1B 1-H 3-H 1B	BBB FC6 1-2 BB		SF7 3-H		F8			F7		4	1	2	3	1	0	0
Rod Carew, L (1, 3) OBP: 0.460, SLG: 0.588	1B 1-2 1B 1B	G3 1-2 1B	FC6 1-2f		4-0 IBB			L5		SSS K		5	1	2	0	1	1	3
Butch Wynegar, S (1, 2) OBP: 0.360, SLG: 0.414	SSS K	G3 1-2 2-3		G4-6-3 1B	4-3			G3-6-3 1B		HR		6	1	3	1	0	1	6
Lyman Bostock, L (1, 7) OBP: 0.401, SLG: 0.473	E 1B 1-2 2-3 1B	4-3		G4-6-3 1-2f	BBB FC6-4 BB			G3-6-3 1-2f		4-3		5	0	1	0	1	0	4
Larry Hisle, R (1, 8) OBP: 0.359, SLG: 0.541	E9 FC4-6 1-3 2-H 3-H 1B	S 1B 1B	BBB 4-0 BB	BBB SSS K					6-3		BBB 4-0 1-4-3 G3 BB	4	1	2	2	2	1	1
Glenn Adams, L (1, 10) OBP: 0.398, SLG: 0.469 Craig Kusick, R (3, PH) OBP: 0.346, SLG: 0.414 Rich Chiles, L (6, PH) OBP: 0.326, SLG: 0.361 Jerry Terrell, R (9, PH) OBP: 0.270, SLG: 0.275	FC4-6 1-2f	SSS K 1-2	F2		FC6-4 1-2f				F7		G3 1-2	1 2 1 2	0 0 0 0	0 0 0 0	0 0 0 0	0 1 0 0	0 2 1 1	2 2 1 1
Dan Ford, R (1, 9) OBP: 0.344, SLG: 0.410		1-3	F8 BB 2-H 1B		SH1-4 SH SF7 1B	SSS K			1B 2B		1-4-3 2-3	6	1	3	1	0	1	2
Rob Wilfong, L (1, 4) OBP: 0.322, SLG: 0.290 Bud Bulling, R (9, PH) Luis Gomez, R (9, PR) OBP: 0.353, SLG: 0.563 (9, 4)		E1 1B 1B	BBB BB 1-2 BB		SH 1-2 SH1-4		P6		SSS 1B IBB		L8	2 0 1	1 0 0	0 0 0	0 0 0	1 1 0	0 0 1	0 0 1
Inning Stats	R: 2 H: 4 E: 1 LOB: 2 K: 1 BB: 0 S: 9 P: 9	R: 2 H: 3 E: 1 LOB: 2 K: 0 BB: 0 S: 7 P: 7	R: 1 H: 2 E: 0 LOB: 3 K: 1 BB: 2 S: 7 P: 15	R: 0 H: 1 E: 0 LOB: 1 K: 0 BB: 1 S: 3 P: 7	R: 1 H: 1 E: 1 LOB: 2 K: 0 BB: 1 S: 5 P: 9	R: 0 H: 0 E: 0 LOB: 1 K: 2 BB: 1 S: 7 P: 11	R: 0 H: 0 E: 0 LOB: 0 K: 0 BB: 0 S: 3 P: 3	R: 0 H: 1 E: 0 LOB: 0 K: 0 BB: 0 S: 3 P: 3	R: 0 H: 2 E: 0 LOB: 2 K: 0 BB: 1 S: 4 P: 8	R: 1 H: 1 E: 0 LOB: 0 K: 1 BB: 0 S: 6 P: 6	R: 0 H: 0 E: 0 LOB: 1 K: 0 BB: 1 S: 3 P: 7	1B: 13 SF: 1 2B: 1 SAC: 2 3B: 0 DP: 2 HR: 1 HBP: 0						

PITCHER		IP	WLS	BF	H	R	ER	SO	BB	IBB	HBP	BLK	WP	HR	S	P	ERA	WHIP
Doc Medich, R ERA: 4.56	(1, 1)	1.1		11	6	4	3	1	0	0	0	0	0	0	13	13	20.25	4.500
Pablo Torrealba, L ERA: 1.76	(2, 1)	3.0		17	5	2	1	1	3	0	0	0	0	0	16	28	3.00	2.667
Doug Bair, R ERA: 6.26	(5, 1)	2.2		10	0	0	0	2	1	1	0	0	0	0	12	20	0.00	0.375
Bob Lacey, L ERA: 2.06	(8, 1)	3.0		12	4	1	1	1	0	1	0	0	0	1	13	17	3.00	1.333
Dave Giusti, R ERA: 2.47	(11, 1)	1.0	W	4	0	0	0	0	1	0	0	0	0	0	3	7	0.00	1.000

PITCHER	IP	WLS	BF	H	R	ER	SO	BB	IBB	HBP	BLK	WP	HR	S	P	ERA	WHIP

TOP

Minnesota Twins @ Oakland Athletics

Oakland-Alameda County Coliseum, Oakland, CA

Fri Jul 15 1977, 7:05 PM PDT

Att. 4,559 - Unknown - 63 F

livebaseballscorecards.com

AB	44
R	7
H	15
RBI	7
BB	7
SO	5
LOB	25

WP: 0	PA: 54		
PB: 0			
SB: 2			
CS: 0			

Batter	1	2	3	4	5	6	7	8	9	10	11	AB	R	H	RBI	BB	SO	LOB
Rodney Scott, S (1, 6) (6, 5) OBP: 0.368, SLG: 0.336	6-3 1B		6-3	P4		S 1-2 1B		S BB		SH3-4 1B 1B		5	1	3	0	1	0	1
Marty Perez, R (1, 4) OBP: 0.329, SLG: 0.371	6-3 1-2		K		FC1-5 1B BB	BB 1-3 BB		K 1-2		SH3-4 1-2		3	0	0	0	2	2	2
Manny Sanguillen, R (1, 2) (8, 3) OBP: 0.298, SLG: 0.343	2B			5-3	BB FC1-5 HBP 1-2 1B	1-2 BB		IBB		FC3-6 2-H 1B		4	1	3	1	2	0	0
Wayne Gross, L (1, 5) OBP: 0.337, SLG: 0.438 Willie Crawford, L (5, PH) OBP: 0.316, SLG: 0.299 Rob Picciolo, R (6, 6) OBP: 0.211, SLG: 0.218	4-3			E 1B BB	FC1-5 HBP BB 1-2 2-3f SF8-4-6-5	F9		K		FC3-6 1-2f		1 1 3	1 1 0	0 0 0	0 0 0	1 0 1	0 0 1	1 2 6
Rich McKinney, R (1, 3) OBP: 0.262, SLG: 0.393 Larry Murray, S (7, PR) OBP: 0.190, SLG: 0.167 Jeff Newman, R (8, 2) OBP: 0.290, SLG: 0.373		BB		E5 1B 1-2 2B	HBP 1-2 2-3 BB		SH1-3 2B		6-3	6-3		2 0 2	1 0 0	1 0 0	0 0 0	2 0 0	0 0 0	1 0 1
Mitchell Page, L (1, 7) OBP: 0.365, SLG: 0.487	K			2B SF9 1B 1-2 2-H	HBP 1-2 2-3 3-H		SH1-3 2-3		4-3 2B		E S 1B BB	3	2	2	2	1	1	1
Jim Tyrone, R (1, 9) OBP: 0.330, SLG: 0.378	G6-4-3 1-2 BB			SF9 1B 1-3 2-H 2B	SF8-4-6-5 2-3 3-H		K		4-3 2-3		FC7-4 1-3 BB	3	1	1	2	2	1	3
Tony Armas, R (1, 8) OBP: 0.282, SLG: 0.384	G6-4-3 1-2f			SF9 2-3 3-H		L7	F9		IBB		FC7-4 1B 1-2f	4	0	0	1	1	0	6
Tim Hosley, R (1, 10) OBP: 0.214, SLG: 0.154 Matt Alexander, S (6, PR) OBP: 0.375, SLG: 0.310			4-3	1B 3-H		CS 1B		F7	P6		1B 1-2 3-H	3 3	0 0	2 1	1 1	0 0	0 0	0 2
Inning Stats	R: 0 E: 0 K: 0 S: 4 H: 2 LOB: 1 BB: 0 P: 4	R: 0 E: 0 K: 1 S: 4 H: 0 LOB: 1 BB: 2 P: 12	R: 0 E: 0 K: 1 S: 5 H: 0 LOB: 0 BB: 0 P: 5	R: 4 E: 1 K: 0 S: 7 H: 3 LOB: 1 BB: 1 P: 11	R: 2 E: 0 K: 0 S: 3 H: 1 LOB: 1 BB: 2 P: 12	R: 0 E: 0 K: 0 S: 4 H: 2 LOB: 3 BB: 2 P: 12	R: 0 E: 0 K: 1 S: 6 H: 1 LOB: 2 BB: 0 P: 6	R: 0 E: 0 K: 2 S: 7 H: 0 LOB: 2 BB: 2 P: 15	R: 0 E: 0 K: 0 S: 4 H: 1 LOB: 2 BB: 1 P: 8	R: 1 E: 0 K: 0 S: 5 H: 2 LOB: 1 BB: 0 P: 5	R: 1 E: 0 K: 0 S: 2 H: 1 LOB: 2 BB: 2 P: 10	1B: 9 2B: 5 3B: 0 HR: 0 SF: 2 SAC: 2 DP: 2 HBP: 1						

PITCHER		IP	WLS	BF	H	R	ER	SO	BB	IBB	HBP	BLK	WP	HR	S	P	ERA	WHIP
Geoff Zahn, L ERA: 4.53	(1, 1)	4.0		20	5	5	2	2	4	0	0	0	0	0	20	36	4.50	2.250
Tom Johnson, R ERA: 3.0	(5, 1)	5.1		28	7	2	2	3	4	2	1	0	0	0	27	52	3.38	2.062
Dave Johnson, R ERA: 4.84	(10, 1)	1.0	L	6	1	1	0	0	2	0	0	0	0	0	4	12	0.00	3.000

PITCHER	IP	WLS	BF	H	R	ER	SO	BB	IBB	HBP	BLK	WP	HR	S	P	ERA	WHIP

BOTTOM

Minnesota Twins @ Oakland Athletics

Oakland-Alameda County Coliseum, Oakland, CA

Fri Jul 15 1977, 7:05 PM PDT

Att. 4,559 - Unknown - 63 F

livebaseballscorecards.com

AB	37
R	8
H	13
RBI	8
BB	12
SO	5
LOB	26

WP: 0 PB: 0 SB: 4 CS: 1 PA: 54

Batter	1	2	3	4	5	6	7	8	9	AB	R	H	RBI	BB	SO	LOB
Jerry Terrell, R (1, 5) OBP: 0.261, SLG: 0.266	E3 6-3 S		L4			K		6-3	4-3	5	0	0	0	0	1	1
Rod Carew, L (1, 3) OBP: 0.463, SLG: 0.589	K 1-2			G6-3 BB		1B		1B		3	0	2	0	1	1	1
Larry Hisle, R (1, 8) OBP: 0.358, SLG: 0.537	6-3 2-3			G6-3 1-2f		K		1-3 1B		4	0	1	0	0	1	3
Dan Ford, R (1, 9) OBP: 0.340, SLG: 0.404	4-3			K		F9		1-3		4	0	0	0	0	1	4
Craig Kusick, R (1, 10) OBP: 0.344, SLG: 0.429		K			K		F8		HR	4	1	1	1	0	2	0
Butch Wynegar, S (1, 2) OBP: 0.361, SLG: 0.413		K			L9 1B		FC6-4 BB		K	3	0	1	0	1	2	0
Lyman Bostock, L (1, 7) OBP: 0.402, SLG: 0.480		3-1			1B 1-2		FC6-4 1-2f FC6-4		1B 3B	4	1	2	0	0	0	1
Roy Smalley, S (1, 6) OBP: 0.327, SLG: 0.325			K		L9 2-3		FC6-4 1-2f		FC6-4 3-H 1B	4	0	1	1	0	1	3
Luis Gomez, R (1, 4) OBP: 0.316, SLG: 0.500			F8		F9			L8	FC6-4 1-2f	4	0	0	0	0	0	3
Inning Stats	R: 0 E: 1 K: 1 S: 6 H: 0 LOB: 1 BB: 0 P: 6	R: 0 E: 0 K: 2 S: 7 H: 0 LOB: 0 BB: 0 P: 7	R: 0 E: 0 K: 1 S: 5 H: 0 LOB: 0 BB: 0 P: 5	R: 0 E: 0 K: 1 S: 4 H: 0 LOB: 0 BB: 1 P: 8	R: 0 E: 0 K: 1 S: 7 H: 2 LOB: 2 BB: 0 P: 7	R: 0 E: 0 K: 2 S: 8 H: 1 LOB: 1 BB: 0 P: 8	R: 0 E: 0 K: 0 S: 3 H: 0 LOB: 1 BB: 1 P: 7	R: 0 E: 0 K: 0 S: 5 H: 2 LOB: 2 BB: 0 P: 5	R: 2 E: 0 K: 1 S: 8 H: 3 LOB: 1 BB: 0 P: 8	1B: 6 2B: 0 3B: 1 HR: 1	SF: 0 SAC: 0 DP: 1 HBP: 0						

PITCHER	IP	WLS	BF	H	R	ER	SO	BB	IBB	HBP	BLK	WP	HR	S	P	ERA	WHIP
Vida Blue, L (1, 1) ERA: 3.85	9.0	W	37	8	2	2	9	2	0	0	0	0	1	53	61	2.00	1.111

PITCHER	IP	WLS	BF	H	R	ER	SO	BB	IBB	HBP	BLK	WP	HR	S	P	ERA	WHIP

Minnesota Twins @ Oakland Athletics

Oakland-Alameda County Coliseum, Oakland, CA

Sat Jul 16 1977, 3:33 AM PDT

Att. 16,596 - Unknown - 74 F

TOP

livebaseballscorecards.com

AB	35
R	2
H	8
RBI	2
BB	2
SO	9
LOB	16

WP: 0 PB: 0 SB: 1 CS: 0 PA: 37

Batter	1	2	3	4	5	6	7	8	9	AB	R	H	RBI	BB	SO	LOB
Rodney Scott, S (1, 5) OBP: 0.364, SLG: 0.331	S S S 0-3 ① K		x 0-0 2-3 1B		x 0-0 ① 4-3	x 0-0 ② ③ F8 1-2		x 0-0 ① 6-3		5	0	1	0	0	1	1
Marty Perez, R (1, 4) OBP: 0.322, SLG: 0.362	x 0-0 ② F9		x 0-0 ② L9		x 0-0 E5 1B 1B		S S S 0-3 ① K	x 0-0 ② F8		5	1	0	0	0	1	2
Manny Sanguillen, R (1, 2) OBP: 0.301, SLG: 0.345 Matt Alexander, S (7, PR) OBP: 0.394, SLG: 0.310 (8, 7)	x 0-0 ③ F3		x 0-0 ③ P4		x 0-0 1B 1-3 1B 1B		x 0-0 B B B HR 1B	x 4-0 BB		4 0	1 1	2 0	0 0	0 1	0 0	2 0
Mitchell Page, L (1, 7) OBP: 0.366, SLG: 0.498 Jeff Newman, R (8, 2) OBP: 0.286, SLG: 0.367		x 0-0 ① 4-3		x 0-0 BB E 1B	S S S 0-3 ② K		x 0-0 1-H HR	x 0-0 ③ 6-3		4 1	2 0	2 0	2 0	0 0	1 0	2 1
Rich McKinney, R (1, 3) OBP: 0.262, SLG: 0.388		S S S S S 0-3 ② K		x 0-0 ① P1	x 0-0 1B 1-3 3-H 1B		x 0-0 ② F7			4	0	1	1	0	1	2
Willie Crawford, L (1, 10) OBP: 0.324, SLG: 0.305		x 0-0 ③ F7		B B B 4-0 E 1-2 BB	x 0-0 FC5-4 1-2 3-H 1B		x 0-0 2B 1B			3	1	2	1	1	0	0
Tony Armas, R (1, 8) OBP: 0.289, SLG: 0.395			x 0-0 FC1-6 1B	x 0-0 E7 1-3 2-H 1B	x 0-0 ③ FC5-4 1-2f		x 0-0 1-H 1B 2B			4	1	3	2	0	0	2
Larry Murray, S (1, 9) OBP: 0.209, SLG: 0.175			x 0-0 ① FC1-6 1-2f S 2B	4-0 G6-4-3 IBB		S S S 0-3 ① K	x 0-0 2-H 1B			3	1	1	1	1	1	1
Rob Picciolo, R (1, 6) OBP: 0.216, SLG: 0.230			x 0-0 1B 1-H 2B	x 0-0 ② ③ G6-4-3 1-2f		x 0-0 CS 1B	x 0-0 ③ 6-3			4	0	2	1	0	0	5
Inning Stats	R: 0 E: 0 K: 1 S: 5 H: 0 LOB: 0 BB: 0 P: 5	R: 0 E: 0 K: 1 S: 5 H: 0 LOB: 0 BB: 0 P: 5	R: 1 E: 0 K: 0 S: 6 H: 3 LOB: 2 BB: 0 P: 6	R: 1 E: 1 K: 0 S: 4 H: 2 LOB: 2 BB: 2 P: 12	R: 2 E: 1 K: 1 S: 9 H: 3 LOB: 2 BB: 0 P: 9	R: 0 E: 0 K: 1 S: 5 H: 1 LOB: 0 BB: 0 P: 5	R: 4 E: 0 K: 1 S: 10 H: 5 LOB: 2 BB: 0 P: 10	R: 0 E: 0 K: 0 S: 3 H: 0 LOB: 1 BB: 1 P: 7		1B: 11 2B: 2 3B: 0 HR: 1	SF: 0 SAC: 0 DP: 1 HBP: 0					

PITCHER		IP	WLS	BF	H	R	ER	SO	BB	IBB	HBP	BLK	WP	HR	S	P	ERA	WHIP
Pete Redfern, R ERA: 4.79	(1, 1)	6.1	L	30	10	5	3	5	1	1	0	0	0	0	38	46	4.26	1.737
Tom Burgmeier, L ERA: 3.79	(7, 1)	1.2		10	4	3	3	0	1	0	0	0	0	1	9	13	16.20	3.000

PITCHER	IP	WLS	BF	H	R	ER	SO	BB	IBB	HBP	BLK	WP	HR	S	P	ERA	WHIP

BOTTOM

Minnesota Twins @ Oakland Athletics

Oakland-Alameda County Coliseum, Oakland, CA

Sat Jul 16 1977, 3:33 AM PDT

Att. 16,596 - Unknown - 74 F

livebaseballscorecards.com

AB	37
R	8
H	14
RBI	8
BB	3
SO	5
LOB	18

Minnesota Twins @ Oakland Athletics

Oakland-Alameda County Coliseum, Oakland, CA

Sun Jul 17 1977, 3:33 AM PDT

Unknown - 70 F

TOP

livebaseballscorecards.com

Batter	1	2	3	4	5	6	7	8	9	AB	R	H	RBI	BB	SO	LOB
Mike Cubbage, L (1, 5) OBP: 0.352, SLG: 0.380	3-1		1B		2B 2B	F7			FC6-4 1B 1B	5	1	3	0	0	0	0
Roy Smalley, S (1, 6) OBP: 0.328, SLG: 0.329	K		F8		1B 2B 2-H		6-3		1-2 FC6-4 1B	5	1	2	1	0	1	1
Rod Carew, L (1, 3) OBP: 0.462, SLG: 0.585	BB		F7		1B 1B 2-H		6-3		1-2f 2-3 FC6-4	4	1	1	1	1	0	3
Butch Wynegar, S (1, 2) OBP: 0.362, SLG: 0.411	P5			1B BB	F8		6-3 1B		L5	4	0	1	0	1	0	4
Lyman Bostock, L (1, 7) OBP: 0.400, SLG: 0.477		G3		F9	1B 2-H		L8			4	0	1	1	0	0	2
Larry Hisle, R (1, 8) OBP: 0.355, SLG: 0.531		5-3		F9	K			F9		4	0	0	0	0	1	2
Glenn Adams, L (1, 10) OBP: 0.408, SLG: 0.478		1B	1-2 1B			F7		K		2	0	2	0	0	0	0
Craig Kusick, R (6, PH) OBP: 0.340, SLG: 0.423										2	0	0	0	0	1	0
Dan Ford, R (1, 9) OBP: 0.339, SLG: 0.409	K		K	K		SH1-3 3B		K		4	1	1	0	0	3	3
Rob Wilfong, L (1, 4) OBP: 0.318, SLG: 0.287			K		K	SH1-3 3-H			5-3	2	0	0	0	0	2	0
Luis Gomez, R (6, PH) OBP: 0.308, SLG: 0.486										1	0	0	1	0	0	0
(6, 4)																

	AB	37
	R	4
	H	11
	RBI	4
	BB	2
	SO	8
	LOB	15

Inning Stats	1	2	3	4	5	6	7	8	9
	R: 0 E: 0 K: 1 S: 5	H: 0 LOB: 1 BB: 1 P: 9	R: 0 E: 0 K: 1 S: 6	H: 1 LOB: 1 BB: 0 P: 6	R: 0 E: 0 K: 1 S: 6	H: 1 LOB: 1 BB: 0 P: 6	R: 0 E: 0 K: 1 S: 6	H: 1 LOB: 2 BB: 1 P: 10	R: 3 E: 0 K: 2 S: 11	H: 4 LOB: 1 BB: 0 P: 11	R: 1 E: 0 K: 0 S: 4	H: 1 LOB: 0 BB: 0 P: 4	R: 0 E: 0 K: 0 S: 4	H: 1 LOB: 1 BB: 0 P: 4	R: 0 E: 0 K: 2 S: 7	H: 0 LOB: 0 BB: 0 P: 7	R: 0 E: 0 K: 0 S: 5	H: 2 LOB: 2 BB: 0 P: 5

	1B: 8	SF: 0
	2B: 2	SAC: 1
	3B: 1	DP: 0
	HR: 0	HBP: 0

	WP: 0	PA: 40
	PB: 0	
	SB: 0	
	CS: 0	

PITCHER		IP	WLS	BF	H	R	ER	SO	BB	IBB	HBP	BLK	WP	HR	S	P	ERA	WHIP
Rick Langford, R ERA: 3.09	(1, 1)	4.1	L	21	6	3	3	5	2	0	0	0	0	0	29	37	6.23	1.846
Bob Lacey, L ERA: 2.13	(5, 1)	1.2		7	2	1	1	1	0	0	0	0	0	0	9	9	5.40	1.200
Pablo Torrealba, L ERA: 1.64	(7, 1)	3.0		12	3	0	0	2	0	0	0	0	0	0	16	16	0.00	1.000

PITCHER	IP	WLS	BF	H	R	ER	SO	BB	IBB	HBP	BLK	WP	HR	S	P	ERA	WHIP

Batter	1	2	3	4	5	6	7	8	9	AB	R	H	RBI	BB	SO	LOB
Larry Murray, S (1, 9) (4, 8) OBP: 0.211, SLG: 0.179	3-1		G3			G3		FC4-6 1B		4	0	1	0	0	0	0
Marty Perez, R (1, 4) OBP: 0.321, SLG: 0.360	K		6-3			1-3 1B		FC4-6 1B 1B 1-2f		4	1	1	0	0	1	1
Manny Sanguillen, R (1, 2) OBP: 0.303, SLG: 0.347 Matt Alexander, S (8, PR) OBP: 0.394, SLG: 0.310 Jeff Newman, R (9, 2) OBP: 0.286, SLG: 0.367	BB 1B			6-3		1-3 1-2		1B 1-3 1B		4 0 0	0 0 0	2 0 0	0 0 0	0 0 0	0 0 0	1 0 0
Mitchell Page, L (1, 7) OBP: 0.371, SLG: 0.504	BB 1-2			S 2B		4-3		1B 1-3 3-H		3	0	2	1	1	0	1
Wayne Gross, L (1, 5) OBP: 0.336, SLG: 0.434	4-3			L3 2-3			BB 4-3 6-3	F8		3	0	0	0	1	0	5
Rich McKinney, R (1, 3) OBP: 0.254, SLG: 0.375		K		K			6-3 1-2		K	4	0	0	0	0	3	2
Willie Crawford, L (1, 10) OBP: 0.318, SLG: 0.298		6-3			G3		4-3 2-3		K	4	0	0	0	0	1	1
Tony Armas, R (1, 8) OBP: 0.288, SLG: 0.393 Jim Tyrone, R (4, 9) OBP: 0.319, SLG: 0.365		F7			L3		6-3		5-3	1 3	0 0	0 0	0 0	0 0	0 0	0 1
Rob Picciolo, R (1, 6) OBP: 0.213, SLG: 0.226			F9		F9			5-3		3	0	0	0	0	0	0
Inning Stats	R: 0 E: 0 K: 1 S: 6 H: 1 LOB: 2 BB: 1 P: 10	R: 0 E: 0 K: 1 S: 5 H: 0 LOB: 0 BB: 0 P: 5	R: 0 E: 0 K: 0 S: 3 H: 0 LOB: 0 BB: 0 P: 3	R: 0 E: 0 K: 1 S: 6 H: 1 LOB: 1 BB: 0 P: 6	R: 0 E: 0 K: 0 S: 3 H: 0 LOB: 0 BB: 0 P: 3	R: 0 E: 0 K: 0 S: 4 H: 1 LOB: 1 BB: 0 P: 4	R: 0 E: 0 K: 0 S: 3 H: 0 LOB: 1 BB: 1 P: 7	R: 1 E: 0 K: 0 S: 6 H: 3 LOB: 2 BB: 0 P: 6	R: 0 E: 0 K: 2 S: 7 H: 0 LOB: 0 BB: 0 P: 7	1B: 5 2B: 1 3B: 0 HR: 0	SF: 0 SAC: 0 DP: 0 HBP: 0			WP: 0 PB: 0 SB: 1 CS: 0	PA: 35			

PITCHER	IP	WLS	BF	H	R	ER	SO	BB	IBB	HBP	BLK	WP	HR	S	P	ERA	WHIP
Paul Thormodsgard, R (1, 1) ERA: 3.79	9.0	W	35	6	1	1	5	2	0	0	0	0	0	43	51	1.00	0.889

PITCHER	IP	WLS	BF	H	R	ER	SO	BB	IBB	HBP	BLK	WP	HR	S	P	ERA	WHIP

BOTTOM

Minnesota Twins @ Oakland Athletics

Oakland-Alameda County Coliseum, Oakland, CA

Sun Jul 17 1977, 3:33 AM PDT

Unknown - 70 F

livebaseballscorecards.com

AB	33
R	1
H	6
RBI	1
BB	2
SO	5
LOB	12

Batter	1	2	3	4	5	6	7	8	9	AB	R	H	RBI	BB	SO	LOB
Mike Cubbage, L (1, 5) OBP: 0.346, SLG: 0.372	4-3	6-3			6-3	4-3		L3 1-2		5	0	0	0	0	0	3
Roy Smalley, S (1, 6) OBP: 0.329, SLG: 0.330	E9 6-3		K		3-1		F8		2B	5	2	2	0	0	1	0
Lyman Bostock, L (1, 7) OBP: 0.395, SLG: 0.470	6-3 2-3		K		F5		1-3		L9	5	0	0	0	0	1	2
Butch Wynegar, S (1, 2) OBP: 0.368, SLG: 0.417	BB 2B WP		BB CS			P6	1B 1B		WP 1-H	3	2	2	1	2	0	0
Larry Hisle, R (1, 8) OBP: 0.360, SLG: 0.545	WP E 1-3 3-H		CS 1-2	HR		BB 1B E	1B 1-2		F9 2-3	4	3	3	2	1	0	1
Glenn Adams, L (1, 9) OBP: 0.414, SLG: 0.479 Luis Gomez, R (6, 4) OBP: 0.308, SLG: 0.486 Rod Carew, L (7, PH) OBP: 0.463, SLG: 0.586 Jerry Terrell, R (7, PR) OBP: 0.260, SLG: 0.264 (7, 4)	BB E WP WP		K		E 1-3	1B 1-3 2-H	1B		6-3	2 0 1 1	2 0 0 0	1 0 1 0	0 0 1 0	1 0 0 0	1 0 0 0	0 0 0 1
Craig Kusick, R (1, 3) OBP: 0.338, SLG: 0.419	K 1-H 2-H 3-H		1B		E5 1-H 3-H	6-3				4	0	1	0	0	1	2
Rich Chiles, L (1, 10) OBP: 0.330, SLG: 0.361		BB P1-3		F8	4-3			FC1-6 1B		3	0	1	0	1	0	2
Rob Wilfong, L (1, 4) OBP: 0.314, SLG: 0.283 Dan Ford, R (6, PH) OBP: 0.340, SLG: 0.408 (6, 9)		P1-3 1-2f		F3		IBB		FC1-6 L3 1-2f		2 1	0 0	0 0	0 0	0 1	0 0	2 1
Inning Stats	R: 4 E: 2 K: 1 S: 7 H: 2 LOB: 0 BB: 2 P: 15	R: 0 E: 0 K: 0 S: 2 H: 0 LOB: 0 BB: 1 P: 6	R: 0 E: 0 K: 2 S: 6 H: 0 LOB: 0 BB: 1 P: 10	R: 1 E: 0 K: 1 S: 7 H: 2 LOB: 1 BB: 0 P: 7	R: 0 E: 0 K: 0 S: 3 H: 0 LOB: 0 BB: 0 P: 3	R: 2 E: 1 K: 0 S: 5 H: 1 LOB: 2 BB: 2 P: 13	R: 1 E: 0 K: 0 S: 6 H: 3 LOB: 2 BB: 0 P: 6	R: 0 E: 0 K: 0 S: 3 H: 1 LOB: 0 BB: 0 P: 3	R: 1 E: 0 K: 0 S: 5 H: 2 LOB: 1 BB: 0 P: 5	1B: 8 2B: 4 3B: 0 HR: 1 SF: 0 SAC: 0 DP: 2 HBP: 0						

PITCHER		IP	WLS	BF	H	R	ER	SO	BB	IBB	HBP	BLK	WP	HR	S	P	ERA	WHIP
Joe Coleman, R ERA: 2.95	(1, 1)	0.2	L	5	2	3	3	0	1	0	0	0	0	0	4	8	40.50	4.500
Doug Bair, R ERA: 5.53	(1, 1)	4.2		19	3	4	1	4	4	0	0	0	1	1	23	39	1.93	1.500
Bob Lacey, L ERA: 2.22	(6, 1)	1.1		8	2	1	1	0	0	1	0	0	0	0	7	11	6.75	1.500
Dave Giusti, R ERA: 2.54	(7, 1)	2.1		10	4	1	1	0	0	0	0	0	1	0	10	10	3.86	1.714

PITCHER	IP	WLS	BF	H	R	ER	SO	BB	IBB	HBP	BLK	WP	HR	S	P	ERA	WHIP

TOP

Minnesota Twins @ Oakland Athletics

Oakland-Alameda County Coliseum, Oakland, CA

Sun Jul 17 1977, 3:38 AM PDT

Att. 10,170 - Unknown - 70 F

livebaseballscorecards.com

AB	36
R	9
H	11
RBI	4
BB	6
SO	4
LOB	14

WP: 3	PA: 43				
PB: 0					
SB: 0					
CS: 1					

Batter	1	2	3	4	5	6	7	8	9	AB	R	H	RBI	BB	SO	LOB
Matt Alexander, S (1, 8) OBP: 0.342, SLG: 0.265	4-3		K	4-3		5-3		L8		5	0	0	0	0	1	2
Marty Perez, R (1, 4) OBP: 0.319, SLG: 0.354	1-3		1-3		2B SF8 HBP		1-4-3		K	4	1	0	0	0	1	0
Manny Sanguillen, R (1, 10) OBP: 0.301, SLG: 0.343	2B BB		F3		L9		5-3		1-3	4	1	0	0	1	0	1
Mitchell Page, L (1, 7) OBP: 0.381, SLG: 0.521	1-H 2B			BB E 2B 1B	SF8 1-3 2B		1B 1B BB		2B	4	2	4	1	1	0	0
Wayne Gross, L (1, 5) OBP: 0.337, SLG: 0.431	G3			F7	BB		1-3 1B 1B		F7	4	0	1	0	1	0	3
Rich McKinney, R (1, 3) OBP: 0.254, SLG: 0.374		6-3		E5 1-2 BB 2B	SF8 2-3 3-H		1-2 3-H 1B			3	1	1	2	0	0	1
Willie Crawford, L (1, 9) OBP: 0.320, SLG: 0.297 Tim Hosley, R (5, PH) OBP: 0.200, SLG: 0.143 Larry Murray, S (6, 9) OBP: 0.208, SLG: 0.176		K		2B 1-2 2-3 FC1-5-2-5 BB	K		4-3			1 1 1	0 0 0	0 0 0	0 0 0	1 0 0	1 1 0	0 2 2
Jeff Newman, R (1, 2) OBP: 0.299, SLG: 0.381		BB		FC1-5-2-5 1-3 2-H 3-H 2B		P6		1-3		3	0	1	2	1	0	0
Rob Picciolo, R (1, 6) OBP: 0.212, SLG: 0.225 Jim Tyrone, R (4, PH) OBP: 0.316, SLG: 0.360 Rodney Scott, S (5, 6) OBP: 0.360, SLG: 0.327		6-3		FC1-5-2-5 2-3 3-H		L7		F8		1 1 2	0 0 0	0 0 0	0 0 0	0 0 0	0 0 0	1 2 0
Inning Stats	R: 1 E: 0 K: 0 S: 4 H: 1 LOB: 1 BB: 1 P: 8	R: 0 E: 0 K: 1 S: 5 H: 0 LOB: 1 BB: 1 P: 9	R: 0 E: 0 K: 1 S: 5 H: 0 LOB: 0 BB: 0 P: 5	R: 2 E: 1 K: 0 S: 6 H: 2 LOB: 2 BB: 1 P: 10	R: 1 E: 0 K: 1 S: 6 H: 1 LOB: 2 BB: 1 P: 11	R: 0 E: 0 K: 0 S: 3 H: 0 LOB: 0 BB: 0 P: 3	R: 1 E: 0 K: 0 S: 5 H: 2 LOB: 2 BB: 1 P: 9	R: 0 E: 0 K: 0 S: 3 H: 0 LOB: 0 BB: 0 P: 3	R: 0 E: 0 K: 1 S: 6 H: 1 LOB: 1 BB: 0 P: 6	1B: 3 2B: 4 3B: 0 HR: 0	SF: 1 SAC: 0 DP: 0 HBP: 1			WP: 0 PB: 0 SB: 0 CS: 0	PA: 41		

PITCHER		IP	WLS	BF	H	R	ER	SO	BB	IBB	HBP	BLK	WP	HR	S	P	ERA	WHIP
Ron Schueler, R ERA: 5.05	(1, 1)	4.2		24	4	4	3	2	4	0	1	0	0	0	23	40	5.79	1.714
Geoff Zahn, L ERA: 4.53	(5, 1)	2.0	W	9	2	1	1	1	1	0	0	0	0	0	10	14	4.50	1.500
Tom Johnson, R ERA: 2.92	(7, 1)	2.1	S	8	1	0	0	1	0	0	0	0	0	0	10	10	0.00	0.429

PITCHER	IP	WLS	BF	H	R	ER	SO	BB	IBB	HBP	BLK	WP	HR	S	P	ERA	WHIP

BOTTOM

Minnesota Twins @ Oakland Athletics

Oakland-Alameda County Coliseum, Oakland, CA

Sun Jul 17 1977, 3:38 AM PDT

Att. 10,170 - Unknown - 70 F

livebaseballscorecards.com

AB	34
R	5
H	7
RBI	5
BB	5
SO	4
LOB	14

Batter	1	2	3	4	5	6	7	8	9	AB	R	H	RBI	BB	SO	LOB
Jerry Remy, L (1, 4) OBP: 0.329, SLG: 0.360	K		4-1		4-3			SH5-3 1B		4	0	1	0	0	1	0
Rance Mulliniks, L (1, 6) OBP: 0.333, SLG: 0.411	E6 HR		1-3		4-3			SH5-3 1-2		3	1	0	0	0	0	0
Bobby Bonds, R (1, 9) OBP: 0.362, SLG: 0.541	1-H HR		K			CS 1B		F9		4	1	2	2	0	1	1
Tony Solaita, L (1, 3) OBP: 0.329, SLG: 0.393	K			G3		4-3 1-2		L8		4	0	0	0	0	1	2
Don Baylor, R (1, 7) OBP: 0.331, SLG: 0.369	1B			FC6-4 E 1B		F7			5-3	4	0	2	0	0	0	0
Dave Chalk, R (1, 5) OBP: 0.351, SLG: 0.362	K			E5 FC6-4 1-2			G5-3 WP 1B		6-3	4	0	1	0	0	1	2
Danny Goodwin, L (1, 10) OBP: 0.133, SLG: 0.133		4-3		FC6-4 1-2f 2-3			F7 1-2		4-3	4	0	0	0	0	0	3
Dan Briggs, L (1, 8) OBP: 0.244, SLG: 0.244		K		K			BB			2	0	0	0	1	2	2
Terry Humphrey, R (1, 2) OBP: 0.294, SLG: 0.290		F7			5-3		G5-3 2-3f			2	0	0	0	0	0	0
Ron Jackson, R (7, PH) OBP: 0.299, SLG: 0.335										1	0	0	0	0	0	2
Andy Etchebarren, R (7, 2) OBP: 0.311, SLG: 0.273										0	0	0	0	0	0	0

TOP

California Angels @ Minnesota Twins

Metropolitan Stadium, Bloomington , MI

Thu Jul 21 1977, 8:05 PM EDT
Att. 21,239 - Unknown - 80 F

livebaseballscorecards.com

AB	32
R	2
H	6
RBI	2
BB	1
SO	6
LOB	12

Inning Stats	1	2	3	4	5	6	7	8	9
	R: 2 E: 1 K: 3 S: 12	R: 0 E: 0 K: 1 S: 5	R: 0 E: 0 K: 1 S: 5	R: 0 E: 1 K: 1 S: 7	R: 0 E: 0 K: 0 S: 3	R: 0 E: 0 K: 0 S: 3	R: 0 E: 0 K: 0 S: 3	R: 0 E: 0 K: 0 S: 4	R: 0 E: 0 K: 0 S: 3
	H: 2 LOB: 1 BB: 0 P: 12	H: 0 LOB: 0 BB: 0 P: 5	H: 0 LOB: 0 BB: 0 P: 5	H: 1 LOB: 2 BB: 0 P: 7	H: 0 LOB: 0 BB: 0 P: 3	H: 1 LOB: 0 BB: 0 P: 3	H: 1 LOB: 1 BB: 1 P: 7	H: 1 LOB: 1 BB: 0 P: 4	H: 0 LOB: 0 BB: 0 P: 3

1B: 5 2B: 0 3B: 0 HR: 1 | SF: 0 SAC: 1 DP: 1 HBP: 0 | WP: 1 PB: 0 SB: 0 CS: 1 | PA: 34

PITCHER		IP	WLS	BF	H	R	ER	SO	BB	IBB	HBP	BLK	WP	HR	S	P	ERA	WHIP
Dave Goltz, R ERA: 3.53	(1, 1)	9.0	W	34	6	2	1	6	1	0	0	0	1	1	45	49	1.00	0.778

PITCHER	IP	WLS	BF	H	R	ER	SO	BB	IBB	HBP	BLK	WP	HR	S	P	ERA	WHIP

Batter	1	2	3	4	5	6	7	8	9	AB	R	H	RBI	BB	SO	LOB
Mike Cubbage, L (1, 5) OBP: 0.346, SLG: 0.371	0-0 WP 3B 1B	0-0 F7 ②		0-0 1-3 ②		0-0 SH2-4 ① 1-2 2-3				3	1	1	0	0	0	1
Glenn Adams, L (1, 9) OBP: 0.402, SLG: 0.463 Dan Ford, R (9, 9) OBP: 0.340, SLG: 0.408	0-0 F9 ① 1-2	0-0 3-1 ③		0-0 G3 ③		0-0 FC3-2 ② 2-3 3-H				4 0	0 0	0 0	0 0	0 0	0 0	4 0
Rod Carew, L (1, 3) OBP: 0.464, SLG: 0.583	B B B B 4-0 3B BB		S S S 0-3 K ①		B B B 4-0 F9 S BB	0-0 F8 ③				2	1	0	0	2	1	2
Lyman Bostock, L (1, 7) OBP: 0.393, SLG: 0.473	0-0 1B 3B 1-H 2-H		0-0 4-3 ②		0-0 F7 ① 1-2		0-0 P5 ①			4	1	1	2	0	0	1
Butch Wynegar, S (1, 2) OBP: 0.370, SLG: 0.414	0-0 4-3 ②		B B B B 4-0 1B BB		B B B B 4-0 FC6-4 BB		0-0 P5 ②			2	0	0	0	2	0	1
Larry Hisle, R (1, 8) OBP: 0.362, SLG: 0.544	0-0 3-H 1B		0-0 BB 1-3 1B		0-0 F9 ② 2-3		0-0 G3 ③			4	0	2	1	0	0	2
Rich Chiles, L (1, 10) OBP: 0.328, SLG: 0.354	0-0 L7 ③		B B B B 4-0 1-2 BB		0-0 FC6-4 ③ 1-2f			0-0 4-3 ①		3	0	0	0	1	0	3
Roy Smalley, S (1, 6) OBP: 0.331, SLG: 0.328		B B B B 4-0 BLK BB	0-0 G3 ③			B B B B 4-0 SH2-4 BB FC3-2 BB		S S S 0-3 K ②		2	0	0	0	2	1	3
Rob Wilfong, L (1, 4) OBP: 0.313, SLG: 0.278		0-0 P3 ① 1-2		S S S 0-3 K ①		B B B B 4-0 FC3-2 SH2-4 1-2 BB		S S S 0-3 K ③		3	0	0	0	1	2	1
Inning Stats	R: 3 H: 3 E: 0 LOB: 1 K: 0 BB: 1 S: 6 P: 10	R: 0 H: 0 E: 0 LOB: 1 K: 0 BB: 1 S: 3 P: 7	R: 0 H: 1 E: 0 LOB: 3 K: 1 BB: 2 S: 6 P: 14	R: 0 H: 0 E: 0 LOB: 0 K: 1 BB: 0 S: 5 P: 5	R: 0 H: 0 E: 0 LOB: 2 K: 0 BB: 2 S: 3 P: 11	R: 0 H: 0 E: 0 LOB: 2 K: 0 BB: 2 S: 3 P: 11	R: 0 H: 0 E: 0 LOB: 0 K: 0 BB: 0 S: 3 P: 3	R: 0 H: 0 E: 0 LOB: 0 K: 2 BB: 0 S: 7 P: 7		1B: 3 SF: 0 2B: 0 SAC: 1 3B: 1 DP: 0 HR: 0 HBP: 0						

PITCHER	IP	WLS	BF	H	R	ER	SO	BB	IBB	HBP	BLK	WP	HR	S	P	ERA	WHIP
Nolan Ryan, R (1, 1) ERA: 2.67	8.0	L	36	4	3	3	4	8	0	0	1	1	0	36	68	3.38	1.500

PITCHER	IP	WLS	BF	H	R	ER	SO	BB	IBB	HBP	BLK	WP	HR	S	P	ERA	WHIP

BOTTOM

California Angels @ Minnesota Twins

Metropolitan Stadium, Bloomington , MI

Thu Jul 21 1977, 8:05 PM EDT
Att. 21,239 - Unknown - 80 F

livebaseballscorecards.com

AB	27
R	3
H	4
RBI	3
BB	8
SO	4
LOB	18

WP: 1 PA: 36
PB: 0
SB: 1
CS: 0

Batter	1	2	3	4	5	6	7	8	9	AB	R	H	RBI	BB	SO	LOB
Jerry Remy, L (1, 4) OBP: 0.330, SLG: 0.360	4-3 S SF7 1B		F8			HR 1B 4-3			F7	5	2	2	0	0	0	2
Rance Mulliniks, L (1, 6) OBP: 0.337, SLG: 0.410	4-3 1-3			4-3		F8	1B		BB 1B	5	0	2	0	0	0	2
Bobby Bonds, R (1, 9) OBP: 0.365, SLG: 0.549	SF7 3-H			BBBB 4-0 K S BB		1-H HR	F3		BBBB 4-0 1-2 BB	2	1	1	3	2	0	1
Tony Solaita, L (1, 3) OBP: 0.327, SLG: 0.395 Rusty Torres, S (7, 8) OBP: 0.232, SLG: 0.254	SSS K			SSS 0-3 K 1-3		3B 2B	SSS K		SSS 0-3 K	4 1	1 0	1 0	0 0	0 0	3 1	2 2
Don Baylor, R (1, 7) OBP: 0.327, SLG: 0.364		F2			4-3	5-3	SSS K			4	0	0	0	0	1	2
Dave Chalk, R (1, 5) OBP: 0.353, SLG: 0.371		1-3			1B 1B	1B 2-H 3B		6-3		4	1	2	1	0	0	0
Danny Goodwin, L (1, 10) OBP: 0.176, SLG: 0.176 Mario Guerrero, R (6, PH) OBP: 0.336, SLG: 0.408		4-3			BBBB 1-2 1B	BBBB 4-0 BB 1B BB		P6		2 1	0 1	1 1	0 0	0 1	0 0	0 0
Dan Briggs, L (1, 8) OBP: 0.245, SLG: 0.227 (7, 3)			F8		SSS 0-3 K	BBBB 4-0 1B 1-2 BB		F9		3	0	0	0	1	1	2
Andy Etchebarren, R (1, 2) OBP: 0.308, SLG: 0.271			5-3		F2	1-2 2-H 3-H 1B			P4	4	0	1	2	0	0	2
Inning Stats	R: 1 H: 1 E: 0 LOB: 0 K: 1 BB: 0 S: 6 P: 6	R: 0 H: 0 E: 0 LOB: 0 K: 0 BB: 0 S: 3 P: 3	R: 0 H: 0 E: 0 LOB: 0 K: 0 BB: 0 S: 3 P: 3	R: 0 H: 0 E: 0 LOB: 0 K: 1 BB: 1 S: 4 P: 8	R: 0 H: 2 E: 0 LOB: 2 K: 1 BB: 0 S: 7 P: 7	R: 5 H: 5 E: 0 LOB: 2 K: 0 BB: 2 S: 8 P: 16	R: 0 H: 1 E: 0 LOB: 1 K: 2 BB: 0 S: 8 P: 8	R: 0 H: 0 E: 0 LOB: 0 K: 0 BB: 0 S: 3 P: 3	R: 0 H: 1 E: 0 LOB: 2 K: 1 BB: 1 S: 6 P: 10	1B: 7 SF: 1 2B: 1 SAC: 0 3B: 1 DP: 0 HR: 1 HBP: 0						

PITCHER		IP	WLS	BF	H	R	ER	SO	BB	IBB	HBP	BLK	WP	HR	S	P	ERA	WHIP
Paul Thormodsgard, R ERA: 3.96	(1, 1)	5.2	L	24	7	5	5	3	1	0	0	0	0	1	29	33	7.94	1.412
Tom Burgmeier, L ERA: 3.92	(6, 1)	0.1		4	1	1	1	0	2	0	0	0	0	0	2	10	27.00	9.000
Gary Serum, R ERA:	(7, 1)	2.0		7	1	0	0	2	0	0	0	0	0	0	11	11	0.00	0.500
Tom Johnson, R ERA: 2.89	(9, 1)	1.0		5	1	0	0	1	1	0	0	0	0	0	6	10	0.00	2.000

PITCHER	IP	WLS	BF	H	R	ER	SO	BB	IBB	HBP	BLK	WP	HR	S	P	ERA	WHIP

California Angels @ Minnesota Twins

Metropolitan Stadium, Bloomington , MI

Fri Jul 22 1977, 8:05 PM EDT

Att. 19,133 - Unknown - 82 F

TOP

livebaseballscorecards.com

AB	35
R	6
H	10
RBI	6
BB	4
SO	6
LOB	15

Batter	1	2	3	4	5	6	7	8	9	AB	R	H	RBI	BB	SO	LOB
Lyman Bostock, L (1, 7) OBP: 0.394, SLG: 0.482	G6-3 1B		HR		4-3		L6			4	1	2	1	0	0	2
Dan Ford, R (1, 9) OBP: 0.339, SLG: 0.416	G6-3 1-2f		P4			F9		HR		4	1	1	1	0	0	1
Rod Carew, L (1, 3) OBP: 0.459, SLG: 0.576	1-3			F7		G3		4-3		4	0	0	0	0	0	0
Larry Hisle, R (1, 8) OBP: 0.363, SLG: 0.545		K		1B BB		2B		F9		3	0	1	0	1	1	0
Craig Kusick, R (1, 10) OBP: 0.347, SLG: 0.420		S BB		G5-4-3 1-2 1B		BB		1-3		2	0	1	0	2	0	0
Butch Wynegar, S (1, 2) OBP: 0.365, SLG: 0.408		K 1-2		G5-4-3 1-2f		K			L6	4	0	0	0	0	2	5
Roy Smalley, S (1, 6) OBP: 0.332, SLG: 0.333		F7			5-3		1B		2B	4	0	2	0	0	0	1
Bob Randall, R (1, 4) OBP: 0.289, SLG: 0.280			F7		6-3		P3		F7	4	0	0	0	0	0	2
Luis Gomez, R (1, 5) OBP: 0.310, SLG: 0.475			5-3		1B		F7		6-3	3	0	1	0	0	0	1
Bud Bulling, R (9, PH)										1	0	0	0	0	0	1
Inning Stats	R: 0 E: 0 K: 0 S: 3 H: 1 LOB: 0 BB: 0 P: 3	R: 0 E: 0 K: 2 S: 7 H: 0 LOB: 1 BB: 1 P: 11	R: 1 E: 0 K: 0 S: 4 H: 1 LOB: 0 BB: 0 P: 4	R: 0 E: 0 K: 0 S: 3 H: 1 LOB: 1 BB: 1 P: 7	R: 0 E: 0 K: 0 S: 4 H: 1 LOB: 1 BB: 0 P: 4	R: 0 E: 0 K: 1 S: 6 H: 1 LOB: 2 BB: 1 P: 10	R: 0 E: 0 K: 0 S: 4 H: 1 LOB: 1 BB: 0 P: 4	R: 1 E: 0 K: 0 S: 4 H: 1 LOB: 0 BB: 0 P: 4	R: 0 E: 0 K: 0 S: 4 H: 1 LOB: 1 BB: 0 P: 4	1B: 4 2B: 2 3B: 0 HR: 2	SF: 0 SAC: 0 DP: 2 HBP: 0						

PITCHER	IP	WLS	BF	H	R	ER	SO	BB	IBB	HBP	BLK	WP	HR	S	P	ERA	WHIP
Ken Brett, L (1, 1) ERA: 4.68	9.0	W	36	8	2	2	3	3	0	0	0	0	2	39	51	2.00	1.222

PITCHER	IP	WLS	BF	H	R	ER	SO	BB	IBB	HBP	BLK	WP	HR	S	P	ERA	WHIP

BOTTOM

California Angels @ Minnesota Twins

Metropolitan Stadium, Bloomington , MI

Fri Jul 22 1977, 8:05 PM EDT

Att. 19,133 - Unknown - 82 F

livebaseballscorecards.com

AB	33
R	2
H	8
RBI	2
BB	3
SO	3
LOB	13

WP: 0	PB: 0	SB: 1	CS: 0
PA: 36			

Batter	1	2	3	4	5	6	7	8	9	AB	R	H	RBI	BB	SO	LOB
Jerry Remy, L (1, 4) OBP: 0.331, SLG: 0.359	1-3		4-3		BB SF9 G3	4-3		WP 1B 1-2 1B		4	0	1	0	1	0	2
Rance Mulliniks, L (1, 6) OBP: 0.352, SLG: 0.422	G3		3B 1B		G3 1-2 2-3		L8 1B 1B	WP 1-2 2-H 1B		5	1	3	1	0	0	2
Bobby Bonds, R (1, 9) OBP: 0.368, SLG: 0.556	K		1B 1-H 3B		SF9 2-3 3-H		1-2 1B	BB 1-2 2-3		3	1	2	2	1	1	0
Tony Solaita, L (1, 3) OBP: 0.329, SLG: 0.392		3-1	FC4 3-H 1B		BB		L8 2-3	F9		4	0	1	1	1	0	5
Don Baylor, R (1, 7) OBP: 0.325, SLG: 0.362		BB 1B	FC4 1-2f		6-3		P6		5-3	5	0	1	0	0	0	5
Dave Chalk, R (1, 5) OBP: 0.353, SLG: 0.369		F9		F7		FC6-4 HBP	4-3		1B 1B	4	0	1	0	0	0	3
Danny Goodwin, L (1, 10) OBP: 0.273, SLG: 0.238		BB 1-2		K		FC6-4 BB 1-2f		1B 1B	G4-6-3 1-2 1B	4	1	2	0	1	1	1
Dan Briggs, L (1, 8) OBP: 0.241, SLG: 0.208		4-3		4-3		BB 1-2		K	G4-6-3 1-2f	4	0	0	0	1	1	5
Andy Etchebarren, R (1, 2) OBP: 0.309, SLG: 0.290 Mario Guerrero, R (8, PH) OBP: 0.333, SLG: 0.404 Ike Hampton, S (8, 2) OBP: 0.389, SLG: 0.556			6-3		G3 SF9 2B	L3		F8		3 1 0	1 0 0	1 0 0	0 0 0	0 0 0	0 0 0	2 1 0
Inning Stats	R: 0 E: 0 K: 1 S: 5 H: 0 LOB: 0 BB: 0 P: 5	R: 0 E: 0 K: 0 S: 4 H: 1 LOB: 2 BB: 1 P: 8	R: 2 E: 0 K: 0 S: 6 H: 3 LOB: 1 BB: 0 P: 6	R: 0 E: 0 K: 1 S: 5 H: 0 LOB: 0 BB: 0 P: 5	R: 1 E: 0 K: 0 S: 4 H: 1 LOB: 2 BB: 2 P: 12	R: 0 E: 0 K: 0 S: 3 H: 0 LOB: 2 BB: 1 P: 8	R: 0 E: 0 K: 0 S: 5 H: 2 LOB: 2 BB: 0 P: 5	R: 1 E: 0 K: 1 S: 8 H: 3 LOB: 3 BB: 1 P: 12	R: 0 E: 0 K: 0 S: 4 H: 2 LOB: 1 BB: 0 P: 4	1B: 10 2B: 1 3B: 1 HR: 0	SF: 1 SAC: 0 DP: 1 HBP: 1						

TOP

California Angels @ Minnesota Twins

Metropolitan Stadium, Bloomington , MI

Sat Jul 23 1977, 4:33 AM EDT

Att. 18,207 - Unknown - 74 F

livebaseballscorecards.com

AB	37
R	4
H	12
RBI	4
BB	5
SO	3
LOB	26

WP: 1 PB: 0 SB: 0 CS: 0 PA: 44

PITCHER		IP	WLS	BF	H	R	ER	SO	BB	IBB	HBP	BLK	WP	HR	S	P	ERA	WHIP
Pete Redfern, R ERA: 4.77	(1, 1)	6.0	W	28	5	3	3	2	4	0	1	0	0	0	27	44	4.50	1.500
Tom Johnson, R ERA: 2.92	(7, 1)	2.0		12	5	1	1	1	1	0	0	0	1	0	13	17	4.50	3.000
Dave Johnson, R ERA: 4.71	(9, 1)	1.0		4	2	0	0	0	0	0	0	0	0	0	4	4	0.00	2.000

PITCHER	IP	WLS	BF	H	R	ER	SO	BB	IBB	HBP	BLK	WP	HR	S	P	ERA	WHIP

Batter	1	2	3	4	5	6	7	8	9	AB	R	H	RBI	BB	SO	LOB
Lyman Bostock, L (1, 7) OBP: 0.395, SLG: 0.491	2B 1B		G3	HR 3-H		L6-4-3 1-2 2-3				4	2	2	2	0	0	2
Dan Ford, R (1, 9) OBP: 0.341, SLG: 0.425	SF8 1-H 2B		5-6-3	4-3			L3-6 2B			4	1	2	1	0	0	0
Rod Carew, L (1, 3) OBP: 0.457, SLG: 0.582	SF8 3-H		F8		HR		L3-6 2-3			3	1	1	2	0	0	1
Larry Hisle, R (1, 8) OBP: 0.364, SLG: 0.552	5-3			E 1B 1B HBP	K		HR			3	2	1	1	0	1	0
Craig Kusick, R (1, 10) OBP: 0.355, SLG: 0.421	BB			E1 1B 1-3 1B	P6		BB			2	1	1	0	2	0	0
Butch Wynegar, S (1, 2) OBP: 0.364, SLG: 0.406	P5			1B 4-3 1-3 3-H 1B	F9		4-3			4	1	1	1	0	0	2
Roy Smalley, S (1, 6) OBP: 0.334, SLG: 0.344		L7		6-3 4-3 HR 1-3 3-H 1B		HR		F3		4	2	2	2	0	0	0
Bob Randall, R (1, 4) OBP: 0.287, SLG: 0.277		6-3		4-3 1-2 3-H		L6-4-3 E 1B		4-3		1	0	0	0	0	0	0
Rich Chiles, L (4, PH) OBP: 0.326, SLG: 0.352										1	0	0	1	0	0	1
Jerry Terrell, R (5, 4) OBP: 0.263, SLG: 0.267										2	0	1	0	0	0	0
Luis Gomez, R (1, 5) OBP: 0.310, SLG: 0.475		4-3		6-3 2-3		E7 L6-4-3 1-2		L8		0	0	0	0	0	0	0
Mike Cubbage, L (2, PH) (3, 5) OBP: 0.341, SLG: 0.365										4	0	0	0	0	0	2
Inning Stats	R: 2 E: 0 K: 0 S: 5 H: 2 LOB: 1 BB: 1 P: 9	R: 0 E: 0 K: 0 S: 3 H: 0 LOB: 0 BB: 0 P: 3	R: 0 E: 0 K: 0 S: 3 H: 0 LOB: 0 BB: 0 P: 3	R: 5 E: 1 K: 0 S: 7 H: 4 LOB: 0 BB: 0 P: 8	R: 1 E: 0 K: 1 S: 6 H: 1 LOB: 0 BB: 0 P: 6	R: 1 E: 1 K: 0 S: 4 H: 2 LOB: 0 BB: 0 P: 4	R: 1 E: 0 K: 0 S: 4 H: 2 LOB: 1 BB: 1 P: 8	R: 0 E: 0 K: 0 S: 3 H: 0 LOB: 0 BB: 0 P: 3		1B: 5 2B: 3 3B: 1 HR: 4 SF: 1 SAC: 0 DP: 1 HBP: 1						

BOTTOM

California Angels @ Minnesota Twins

Metropolitan Stadium, Bloomington , MI

Sat Jul 23 1977, 4:33 AM EDT
Att. 18,207 - Unknown - 74 F

livebaseballscorecards.com

AB	32
R	10
H	11
RBI	10
BB	2
SO	1
LOB	8

WP: 0 PB: 0 SB: 0 CS: 0 PA: 36

PITCHER		IP	WLS	BF	H	R	ER	SO	BB	IBB	HBP	BLK	WP	HR	S	P	ERA	WHIP
Frank Tanana, L ERA: 2.25	(1, 1)	1.0		6	2	2	2	0	1	0	0	0	0	0	5	9	18.00	3.000
Mike Barlow, R ERA: 6.08	(2, 1)	3.0	L	14	4	5	5	0	0	0	1	0	0	1	13	14	15.00	1.333
Tom Walker, R ERA: 5.14	(5, 1)	2.0		8	3	2	2	1	0	0	0	0	0	2	10	10	9.00	1.500
Dyar Miller, R ERA: 3.47	(7, 1)	1.0		5	2	1	1	0	1	0	0	0	0	1	4	8	9.00	3.000
Dave LaRoche, L ERA: 3.71	(8, 1)	1.0		3	0	0	0	0	0	0	0	0	0	0	3	3	0.00	0.000

PITCHER	IP	WLS	BF	H	R	ER	SO	BB	IBB	HBP	BLK	WP	HR	S	P	ERA	WHIP

Batter	1	2	3	4	5	6	7	8	9	AB	R	H	RBI	BB	SO	LOB
Rodney Scott, S (1, 6) OBP: 0.349, SLG: 0.314	F7		2B BB		F9 2-3			6-3		2	1	0	0	1	0	1
Rob Picciolo, R (6, 6) OBP: 0.210, SLG: 0.222										1	0	0	0	0	0	0
Marty Perez, R (1, 4) OBP: 0.314, SLG: 0.355	1B 1B 1B		4-3 1B 1-H 2B		6-3			G6-3 1B		4	2	3	1	0	0	1
Manny Sanguillen, R (1, 2) OBP: 0.299, SLG: 0.347	P4		4-3 2-3		3-1			G6-3 1-2f		4	0	0	0	0	0	4
Jeff Newman, R (8, 2) OBP: 0.282, SLG: 0.358										0	0	0	0	0	0	0
Mitchell Page, L (1, 10) OBP: 0.389, SLG: 0.535	1B 1-2 1B		K 3-H 1B			F8			BB L3	3	0	2	1	1	0	0
Wayne Gross, L (1, 5) OBP: 0.339, SLG: 0.433	1-3 2-H 1B		K 1-2			G6-4-3 BB			L3 1-2	3	0	1	1	1	1	2
Rich McKinney, R (1, 3) OBP: 0.253, SLG: 0.362	K			1-3		G6-4-3 1-2f			BB	3	0	0	0	1	1	3
Matt Alexander, S (9, PR) OBP: 0.342, SLG: 0.265										0	0	0	0	0	0	0
Jim Tyrone, R (1, 9) OBP: 0.303, SLG: 0.344		G3		K			F7		K	3	0	0	0	0	1	0
Willie Crawford, L (9, PH) OBP: 0.321, SLG: 0.292										1	0	0	0	0	1	1
Tony Armas, R (1, 8) OBP: 0.280, SLG: 0.379		3-1		3-1			F8			3	0	0	0	0	0	0
Larry Murray, S (1, 7) OBP: 0.218, SLG: 0.230		K			F9 2B		6-3			3	0	1	0	0	1	0
Inning Stats	R: 1 E: 0 K: 1 S: 8 H: 3 LOB: 2 BB: 0 P: 8	R: 0 E: 0 K: 1 S: 5 H: 0 LOB: 0 BB: 0 P: 5	R: 2 E: 0 K: 1 S: 6 H: 2 LOB: 0 BB: 1 P: 10	R: 0 E: 0 K: 1 S: 5 H: 0 LOB: 0 BB: 0 P: 5	R: 0 E: 0 K: 0 S: 4 H: 1 LOB: 1 BB: 0 P: 4	R: 0 E: 0 K: 0 S: 2 H: 0 LOB: 0 BB: 1 P: 6	R: 0 E: 0 K: 0 S: 3 H: 0 LOB: 0 BB: 0 P: 3	R: 0 E: 0 K: 0 S: 3 H: 1 LOB: 0 BB: 0 P: 3	R: 0 E: 0 K: 1 S: 4 H: 0 LOB: 1 BB: 2 P: 12	1B: 5 2B: 3 3B: 0 HR: 0	SF: 0 SAC: 0 DP: 3 HBP: 0						

PITCHER	IP	WLS	BF	H	R	ER	SO	BB	IBB	HBP	BLK	WP	HR	S	P	ERA	WHIP
Geoff Zahn, L (1, 1) ERA: 4.42	8.2	W	33	7	3	3	4	4	0	0	0	0	0	37	53	3.12	1.269
Tom Johnson, R (9, 1) ERA: 2.91	0.1	S	1	0	0	0	1	0	0	0	0	0	0	3	3	0.00	0.000

PITCHER	IP	WLS	BF	H	R	ER	SO	BB	IBB	HBP	BLK	WP	HR	S	P	ERA	WHIP

TOP

Oakland Athletics @ Minnesota Twins

Metropolitan Stadium, Bloomington , MI

Sun Jul 24 1977, 4:33 AM EDT

Unknown - 84 F

livebaseballscorecards.com

AB	30
R	3
H	7
RBI	3
BB	4
SO	5
LOB	12

1B: 5	SF: 0	WP: 0	PA: 34
2B: 3	SAC: 0	PB: 0	
3B: 0	DP: 3	SB: 0	
HR: 0	HBP: 0	CS: 0	

BOTTOM

Oakland Athletics @ Minnesota Twins

Metropolitan Stadium, Bloomington , MI

Sun Jul 24 1977, 4:33 AM EDT

Unknown - 84 F

livebaseballscorecards.com

Batter	1	2	3	4	5	6	7	8	9	AB	R	H	RBI	BB	SO	LOB
Lyman Bostock, L (1, 7) OBP: 0.401, SLG: 0.500	4-3		2B 3B		E 1B		HR 1B	BB		4	2	3	0	1	0	0
Dan Ford, R (1, 9) OBP: 0.341, SLG: 0.438	F9		3-1 2B 3-H		E6 1-2		1-H HR	K		5	1	2	3	0	1	2
Rod Carew, L (1, 3) OBP: 0.456, SLG: 0.580	FC6-4 1B		3-1 2-3		L8		BB 1B	1-4-3		5	1	2	0	0	0	4
Larry Hisle, R (1, 8) OBP: 0.366, SLG: 0.549	FC6-4 1-2f		K			G6-4-3 1B BB	G3 1B 1-2 BB			2	1	0	0	2	1	2
Craig Kusick, R (1, 10) OBP: 0.359, SLG: 0.422 Glenn Adams, L (7, PH) OBP: 0.406, SLG: 0.467		E S CS BB		F2		G6-4-3 1-3 1B	G3 1-2 2-H 1B			2 1	0 0	1 1	0 1	1 0	0 0	0 0
Butch Wynegar, S (1, 2) OBP: 0.360, SLG: 0.401		E6 1-3		6-3		G6-4-3 1-2f 3-H	G3 1-2 2-3			4	0	0	0	0	0	4
Roy Smalley, S (1, 6) OBP: 0.336, SLG: 0.344		K 3-H		P5		1B	BB			3	0	1	0	1	1	2
Jerry Terrell, R (1, 5) OBP: 0.258, SLG: 0.262 Mike Cubbage, L (7, PH) OBP: 0.339, SLG: 0.364 (8, 5)		K			5-3	L8	L9			3 1	0 0	0 0	0 0	0 0	1 0	2 3
Bob Randall, R (1, 4) OBP: 0.280, SLG: 0.270 Rich Chiles, L (8, PH) OBP: 0.324, SLG: 0.350 Luis Gomez, R (9, 4) OBP: 0.310, SLG: 0.475			F7		F8		6-3	5-3		3 1 0	0 0 0	0 0 0	0 0 0	0 0 0	0 0 0	0 0 0
Inning Stats	R: 0 H: 1 E: 0 LOB: 1 K: 0 BB: 0 S: 4 P: 4	R: 0 H: 0 E: 1 LOB: 1 K: 2 BB: 1 S: 7 P: 11	R: 1 H: 2 E: 0 LOB: 1 K: 1 BB: 0 S: 7 P: 7	R: 0 H: 0 E: 0 LOB: 0 K: 0 BB: 0 S: 3 P: 3	R: 0 H: 1 E: 1 LOB: 2 K: 0 BB: 0 S: 5 P: 5	R: 1 H: 2 E: 0 LOB: 1 K: 0 BB: 1 S: 4 P: 8	R: 3 H: 4 E: 0 LOB: 3 K: 0 BB: 2 S: 7 P: 15	R: 0 H: 0 E: 0 LOB: 1 K: 1 BB: 1 S: 5 P: 9		1B: 7 SF: 0 2B: 1 SAC: 0 3B: 1 DP: 1 HR: 1 HBP: 0						

AB	34
R	5
H	10
RBI	4
BB	5
SO	4
LOB	19

WP: 0 PA: 39
PB: 0
SB: 1
CS: 1

PITCHER		IP	WLS	BF	H	R	ER	SO	BB	IBB	HBP	BLK	WP	HR	S	P	ERA	WHIP
Pablo Torrealba, L ERA: 1.82	(1, 1)	5.0		22	4	2	2	3	2	0	0	0	0	0	26	34	3.60	1.200
Bob Lacey, L ERA: 2.47	(6, 1)	1.1	L	9	5	3	3	0	1	0	0	0	0	1	8	12	20.25	4.500
Doug Bair, R ERA: 5.34	(7, 1)	1.2		8	1	0	0	1	2	0	0	0	0	0	8	16	0.00	1.800

PITCHER	IP	WLS	BF	H	R	ER	SO	BB	IBB	HBP	BLK	WP	HR	S	P	ERA	WHIP

Batter	1	2	3	4	5	6	7	8	9	10	11	12	AB	R	H	RBI	BB	SO	LOB
Sheldon Mallory, L (1, 9) OBP: 0.373, SLG: 0.300	BBBB 4-0 L6-3 BB		SSS 0-3 K		x 0-0 6-3		x 0-0 4-3 1-3		x 0-0 3-1		x 0-0 F2		5	0	0	0	1	1	1
Marty Perez, R (1, 4) OBP: 0.307, SLG: 0.347	x 0-0 L6-3 1-2		x 0-0 5-3		SSS 0-3 K		SSS 0-3 K		x 0-0 6-3		x 0-0 F7		6	0	0	0	0	2	3
Manny Sanguillen, R (1, 3) OBP: 0.294, SLG: 0.341	x 0-0 6-3			x 0-0 4-3		x 0-0 P4		x 0-0 L6		x 0-0 4-3		SSS 0-3 K	6	0	0	0	0	1	0
Mitchell Page, L (1, 7) OBP: 0.391, SLG: 0.535 Larry Murray, S (3, 7) OBP: 0.229, SLG: 0.231		BBBBB 4-0 G3 HR BB		x 0-0 G3		SSS 0-3 K		x 0-0 S E S 1B		BBBB 4-0 1B 1B BB		x 0-0 F7	0 4	1 2	0 1	0 0	1 1	0 1	0 0
Wayne Gross, L (1, 5) OBP: 0.344, SLG: 0.433		x 0-0 G3 1-2		BBBB 4-0 1B 1B BB		x 0-0 3-1		BBBB 4-0 S S 1-2 BB		x 0-0 1B 1-3 1B		x 0-0 1B 1B	4	2	2	0	2	0	1
Tony Armas, R (1, 8) OBP: 0.288, SLG: 0.398		x 0-0 2-H HR		x 0-0 1B 1-2 1B			x 0-0 E 1B	SSS 0-3 K 1-H 2-H		SSS 0-3 K		x 0-0 1-3 1B	6	2	4	2	0	2	2
Willie Crawford, L (1, 10) OBP: 0.325, SLG: 0.303		x 0-0 4-3		x 0-0 1-3 2-H 1B			x 0-0 E9 1-H 1B 2B	SSS 0-3 K		x 0-0 1-3 3-H 1B		x 0-0 4-3	6	1	3	3	0	1	2
Jeff Newman, R (1, 2) OBP: 0.276, SLG: 0.389		x 0-0 6-3		x 0-0 3-1			SSS 0-3 K		x 0-0 HR	SSS 0-3 K			5	1	1	1	0	2	5
Rob Picciolo, R (1, 6) OBP: 0.208, SLG: 0.220 Rich McKinney, R (7, PH) OBP: 0.258, SLG: 0.367 Matt Alexander, S (7, PR) OBP: 0.342, SLG: 0.265 Rodney Scott, S (7, 6) OBP: 0.345, SLG: 0.310			x 0-0 F9		x 0-0 5-3		x 0-0 4-3 S 3-H 1B		x 0-0 F8		x 0-0 P6		2 1 0 2	0 0 0 0	0 1 0 0	0 1 0 0	0 0 0 0	0 0 0 0	0 0 0 0
Inning Stats	R: 0 E: 0 K: 0 S: 2 H: 0 LOB: 0 BB: 1 P: 6	R: 2 E: 0 K: 0 S: 4 H: 1 LOB: 0 BB: 1 P: 8	R: 0 E: 0 K: 1 S: 5 H: 0 LOB: 0 BB: 0 P: 5	R: 1 E: 0 K: 0 S: 5 H: 2 LOB: 2 BB: 1 P: 9	R: 0 E: 0 K: 1 S: 5 H: 0 LOB: 0 BB: 0 P: 5	R: 0 E: 0 K: 1 S: 5 H: 0 LOB: 0 BB: 0 P: 5	R: 2 E: 1 K: 2 S: 10 H: 3 LOB: 2 BB: 0 P: 10	R: 2 E: 0 K: 2 S: 8 H: 1 LOB: 0 BB: 1 P: 12	R: 1 E: 0 K: 0 S: 4 H: 1 LOB: 0 BB: 0 P: 4	R: 1 E: 0 K: 2 S: 9 H: 2 LOB: 2 BB: 1 P: 13	R: 0 E: 0 K: 0 S: 3 H: 0 LOB: 0 BB: 0 P: 3	R: 0 E: 0 K: 1 S: 7 H: 2 LOB: 2 BB: 0 P: 7	1B: 9 2B: 2 3B: 0 HR: 2	SF: 0 SAC: 0 DP: 1 HBP: 0		WP: 0 PB: 0 SB: 5 CS: 0	PA: 52	

PITCHER		IP	WLS	BF	H	R	ER	SO	BB	IBB	HBP	BLK	WP	HR	S	P	ERA	WHIP
Ron Schueler, R ERA: 5.24	(1, 1)	6.0		25	5	5	5	3	3	0	0	0	0	1	28	40	7.50	1.333
Dave Johnson, R ERA: 4.58	(7, 1)	3.0		13	3	3	1	4	1	0	0	0	0	1	20	24	3.00	1.333
Tom Johnson, R ERA: 2.91	(10, 1)	3.0	W	14	4	1	1	3	1	0	0	0	0	0	19	23	3.00	1.667

PITCHER		IP	WLS	BF	H	R	ER	SO	BB	IBB	HBP	BLK	WP	HR	S	P	ERA	WHIP

TOP

Oakland Athletics @ Minnesota Twins

Metropolitan Stadium, Bloomington , MI

Sun Jul 24 1977, 4:38 AM EDT

Att. 30,400 - Unknown

livebaseballscorecards.com

AB	47
R	9
H	12
RBI	7
BB	5
SO	10
LOB	14

Oakland Athletics @ Minnesota Twins

Metropolitan Stadium, Bloomington , MI

Sun Jul 24 1977, 4:38 AM EDT

Att. 30,400 - Unknown

livebaseballscorecards.com

BOTTOM

Batter	1	2	3	4	5	6	7	8	9	10	11	12	AB	R	H	RBI	BB	SO	LOB
Mike Cubbage, L (1, 5) OBP: 0.338, SLG: 0.374	F8		E3		HR		F5				F8		4	2	1	1	0	0	1
Craig Kusick, R (9, PH) OBP: 0.359, SLG: 0.422													0	0	0	0	0	0	0
Butch Wynegar, S (9, PH) OBP: 0.361, SLG: 0.402													2	0	1	0	0	0	0
(10, 2)																			
Roy Smalley, S (1, 6) OBP: 0.338, SLG: 0.347	4-3				F7		F8						6	1	3	2	0	0	0
Rod Carew, L (1, 3) OBP: 0.455, SLG: 0.579	6-3		1B		K			K			L7		6	1	2	2	0	2	1
Lyman Bostock, L (1, 8) OBP: 0.399, SLG: 0.506		3-1			3-1			F8		F7		HR	6	1	2	2	0	0	0
Glenn Adams, L (1, 9) OBP: 0.404, SLG: 0.472		3-1	F7			4-3		5-3		K			3	0	1	0	0	0	1
Bob Gorinski, R (8, PH) OBP: 0.175, SLG: 0.236													2	0	0	0	0	1	0
(9, 7)																			
Larry Hisle, R (1, 10) OBP: 0.368, SLG: 0.560													5	2	3	1	0	1	2
Rich Chiles, L (1, 7) OBP: 0.324, SLG: 0.349		G3				P4				HR			3	0	1	0	0	0	2
Dan Ford, R (9, 9) OBP: 0.345, SLG: 0.443													1	1	1	0	1	0	0
Bud Bulling, R (1, 2) OBP: 0.308, SLG: 0.100			K			G3							4	0	1	2	0	1	2
Jerry Terrell, R (9, PR) OBP: 0.256, SLG: 0.260													1	1	0	0	0	0	1
(10, 5)																			
Bob Randall, R (1, 4) OBP: 0.272, SLG: 0.262			E4				F8				G3		4	1	0	0	0	0	0

Batter	AB	R	H	RBI	BB	SO	LOB
BOTTOM	**AB**	**47**					
	R	**10**					
	H	**16**					
	RBI	**10**					
	BB	**1**					
	SO	**5**					
	LOB	**10**					

Inning Stats	1	2	3	4	5	6	7	8	9	10	11	12
	R: 0	R: 0	R: 4	R: 0	R: 1	R: 0	R: 0	R: 0	R: 3	R: 1	R: 0	R: 1
	E: 0	E: 0	E: 2	E: 0	E: 0	E: 0	E: 0	E: 0	E: 0	E: 0	E: 0	E: 0
	K: 0	K: 0	K: 2	K: 0	K: 1	K: 0	K: 0	K: 1	K: 0	K: 1	K: 0	K: 0
	S: 3	S: 4	S: 12	S: 3	S: 6	S: 4	S: 3	S: 5	S: 7	S: 6	S: 4	S: 1
	H: 0	H: 1	H: 3	H: 1	H: 1	H: 1	H: 0	H: 0	H: 6	H: 1	H: 1	H: 1
	LOB: 0	LOB: 1	LOB: 1	LOB: 0	LOB: 0	LOB: 1	LOB: 0	LOB: 0	LOB: 2	LOB: 1	LOB: 1	LOB: 0
	BB: 0	BB: 0	BB: 0	BB: 0	BB: 0	BB: 0	BB: 0	BB: 0	BB: 0	BB: 1	BB: 0	BB: 0
	P: 3	P: 4	P: 12	P: 3	P: 6	P: 4	P: 3	P: 5	P: 7	P: 10	P: 4	P: 1

	1B: 9	SF: 0	WP: 0	PA: 49
	2B: 4	SAC: 1	PB: 0	
	3B: 0	DP: 0	SB: 1	
	HR: 3	HBP: 0	CS: 0	

PITCHER	IP	WLS	BF	H	R	ER	SO	BB	IBB	HBP	BLK	WP	HR	S	P	ERA	WHIP
Joe Coleman, R (1, 1) ERA: 2.83	2.1		11	2	3	1	1	0	0	0	0	0	0	13	13	3.86	0.857
Dave Giusti, R (3, 1) ERA: 2.66	4.2		18	5	2	1	2	0	0	0	0	0	1	22	22	1.93	1.071
Bob Lacey, L (8, 1) ERA: 2.77	1.1		7	3	3	3	1	0	0	0	0	0	0	9	9	20.25	2.250
Doug Bair, R (9, 1) ERA: 5.45	2.2	L	13	6	2	2	1	1	0	0	0	0	2	14	18	6.75	2.625

PITCHER	IP	WLS	BF	H	R	ER	SO	BB	IBB	HBP	BLK	WP	HR	S	P	ERA	WHIP

Oakland Athletics @ Minnesota Twins

Metropolitan Stadium, Bloomington , MI

Mon Jul 25 1977, 8:05 PM EDT

Att. 18,550 - Unknown - 74 F

TOP

livebaseballscorecards.com

Batter	1	2	3	4	5	6	7	8	9	10	11	AB	R	H	RBI	BB	SO	LOB
Sheldon Mallory, L (1, 9) OBP: 0.375, SLG: 0.327	3-1		5-3 S 1B		WP 2-H 2B			K		4-3		5	0	2	1	0	1	1
Marty Perez, R (1, 4) OBP: 0.310, SLG: 0.347	G3 1B		5-3 1-3		K 2-3			S BB			K	3	0	1	0	1	1	2
Matt Alexander, S (8, PR) OBP: 0.342, SLG: 0.265												0	0	0	0	0	0	0
Rodney Scott, S (8, 4) OBP: 0.344, SLG: 0.309												1	0	0	0	0	1	0
Willie Crawford, L (1, 10) OBP: 0.318, SLG: 0.296	G3 1-2		K			F7		F9 1-2			4-3	5	0	0	0	0	1	3
Mitchell Page, L (1, 7) OBP: 0.388, SLG: 0.530	K			F8		F9			4-3		1B	5	0	1	0	0	1	1
Wayne Gross, L (1, 5) OBP: 0.339, SLG: 0.427		K		F8		K			G3		K	5	0	0	0	0	3	1
Rich McKinney, R (1, 3) OBP: 0.252, SLG: 0.357		K		4-1			K		K			4	0	0	0	0	3	0
Tony Armas, R (1, 8) OBP: 0.292, SLG: 0.400		1B	3-1				G6-4-3 1B			K		4	0	2	0	0	1	0
Jeff Newman, R (1, 2) OBP: 0.288, SLG: 0.395		K	2-3 2B 1B				G6-4-3 1-2f			S 1B		4	1	2	0	0	1	2
Rob Picciolo, R (1, 6) OBP: 0.204, SLG: 0.215			F3		2-3 1-2			K		5-3 1-2		4	0	0	0	0	1	2
Inning Stats	R: 0 E: 0 K: 1 S: 6 / H: 1 LOB: 1 BB: 0 P: 6	R: 0 E: 0 K: 3 S: 10 / H: 1 LOB: 1 BB: 0 P: 10	R: 0 E: 0 K: 1 S: 6 / H: 1 LOB: 1 BB: 0 P: 6	R: 0 E: 0 K: 0 S: 3 / H: 0 LOB: 0 BB: 0 P: 3	R: 1 E: 0 K: 1 S: 7 / H: 2 LOB: 1 BB: 0 P: 7	R: 0 E: 0 K: 1 S: 5 / H: 0 LOB: 0 BB: 0 P: 5	R: 0 E: 0 K: 1 S: 5 / H: 1 LOB: 0 BB: 0 P: 5	R: 0 E: 0 K: 2 S: 7 / H: 0 LOB: 2 BB: 1 P: 11	R: 0 E: 0 K: 1 S: 5 / H: 0 LOB: 0 BB: 0 P: 5	R: 0 E: 0 K: 1 S: 6 / H: 1 LOB: 1 BB: 0 P: 6	R: 0 E: 0 K: 2 S: 8 / H: 1 LOB: 1 BB: 0 P: 8							

PITCHER	IP	WLS	BF	H	R	ER	SO	BB	IBB	HBP	BLK	WP	HR	S	P	ERA	WHIP
Dave Goltz, R (1, 1) ERA: 3.37	11.0	W	41	8	1	1	14	1	0	0	0	1	0	68	72	0.82	0.818

PITCHER	IP	WLS	BF	H	R	ER	SO	BB	IBB	HBP	BLK	WP	HR	S	P	ERA	WHIP

1B: 7	SF: 0	WP: 1	PA: 41
2B: 1	SAC: 0	PB: 0	
3B: 0	DP: 1	SB: 3	
HR: 0	HBP: 0	CS: 0	

AB	40
R	1
H	8
RBI	1
BB	1
SO	14
LOB	12

Batter	1	2	3	4	5	6	7	8	9	10	11	AB	R	H	RBI	BB	SO	LOB
Mike Cubbage, L (1, 5) OBP: 0.339, SLG: 0.384	4-3		HR		BB		K			F7		4	1	1	1	1	1	1
Roy Smalley, S (1, 6) OBP: 0.337, SLG: 0.343	BB		6-3		F7		F8			K		4	0	0	0	1	1	2
Rod Carew, L (1, 3) OBP: 0.454, SLG: 0.576	1B		K			4-3		4-3			1B	5	1	2	0	0	1	0
Lyman Bostock, L (1, 7) OBP: 0.399, SLG: 0.503	E5		3-4-1			BB		G3			1B	4	0	1	0	1	0	2
Glenn Adams, L (1, 10) OBP: 0.404, SLG: 0.465	K			F8		1B		G3			IBB	4	0	1	0	1	1	3
Larry Hisle, R (1, 8) OBP: 0.366, SLG: 0.556	K			F7		F9			K		1B	5	0	1	1	0	2	5
Butch Wynegar, S (1, 2) OBP: 0.360, SLG: 0.398		BB		F9		K			L9			3	0	0	0	1	1	2
Dan Ford, R (1, 9) OBP: 0.344, SLG: 0.441		F8			6-3		1B		G1			4	0	1	0	0	0	1
Bob Randall, R (1, 4) OBP: 0.268, SLG: 0.258 Rich Chiles, L (10, PH) OBP: 0.323, SLG: 0.347 Jerry Terrell, R (11, 4) OBP: 0.256, SLG: 0.260		K			F4		SH1-3			F8		2 1 0	0 0 0	0 0 0	0 0 0	0 0 0	1 0 0	0 0 0
Inning Stats	R: 0 E: 1 K: 2 S: 9 H: 1 LOB: 3 BB: 1 P: 13	R: 0 E: 0 K: 1 S: 4 H: 0 LOB: 0 BB: 1 P: 8	R: 1 E: 0 K: 1 S: 6 H: 1 LOB: 0 BB: 0 P: 6	R: 0 E: 0 K: 0 S: 3 H: 0 LOB: 0 BB: 0 P: 3	R: 0 E: 0 K: 0 S: 3 H: 0 LOB: 1 BB: 1 P: 7	R: 0 E: 0 K: 1 S: 6 H: 1 LOB: 2 BB: 1 P: 10	R: 0 E: 0 K: 1 S: 6 H: 1 LOB: 1 BB: 0 P: 6	R: 0 E: 0 K: 0 S: 3 H: 0 LOB: 0 BB: 0 P: 3	R: 0 E: 0 K: 1 S: 5 H: 0 LOB: 0 BB: 0 P: 5	R: 0 E: 0 K: 1 S: 5 H: 0 LOB: 0 BB: 0 P: 5	R: 1 E: 0 K: 0 S: 3 H: 3 LOB: 3 BB: 1 P: 7	1B: 6 2B: 0 3B: 0 HR: 1 SF: 0 SAC: 1 DP: 0 HBP: 0						

PITCHER	IP	WLS	BF	H	R	ER	SO	BB	IBB	HBP	BLK	WP	HR	S	P	ERA	WHIP
Rick Langford, R (1, 1) ERA: 3.06	10.0	L	42	7	2	2	8	4	1	0	0	0	1	53	73	1.80	1.100

PITCHER	IP	WLS	BF	H	R	ER	SO	BB	IBB	HBP	BLK	WP	HR	S	P	ERA	WHIP

BOTTOM

Oakland Athletics @ Minnesota Twins

Metropolitan Stadium, Bloomington , MI

Mon Jul 25 1977, 8:05 PM EDT

Att. 18,550 - Unknown - 74 F

livebaseballscorecards.com

AB	36
R	2
H	7
RBI	2
BB	5
SO	8
LOB	16

Batter	1	2	3	4	5	6	7	8	9	AB	R	H	RBI	BB	SO	LOB
Lyman Bostock, L (1, 7) OBP: 0.404, SLG: 0.518	4-3 SH1-4 1B	1-H 3B			1B HR 2B	1-3 2-H 2B		L8		5	1	4	2	0	0	1
Roy Smalley, S (1, 6) OBP: 0.336, SLG: 0.342	SH1-4 1-2	4-3			2-3 HR 1B	K			F6	4	1	1	0	0	1	3
Rod Carew, L (1, 3) OBP: 0.453, SLG: 0.582	4-3 2-3		F8		1-H 3-H HR		6-3		BB 1B	5	1	2	3	0	0	1
Butch Wynegar, S (1, 2) OBP: 0.360, SLG: 0.394	BB		F5		4-3		F2		FC6-4 1-2 BB	3	0	0	0	2	0	0
Larry Hisle, R (1, 8) OBP: 0.362, SLG: 0.548	F7		K		6-3		F8		P4	5	0	0	0	0	1	4
Glenn Adams, L (1, 10) OBP: 0.399, SLG: 0.458		4-3		F7		FC5-4 BB		2B 1B	FC6-4 1-2f	2	0	0	0	0	0	0
Craig Kusick, R (6, PH) OBP: 0.364, SLG: 0.423										2	1	1	0	1	0	2
Dan Ford, R (1, 9) OBP: 0.343, SLG: 0.441		K2-3		5-3		FC5-4 1-2f 2-3 2B		1-H 2B		4	1	1	1	0	1	1
Mike Cubbage, L (1, 5) OBP: 0.340, SLG: 0.396										2	1	1	1	0	0	0
Jerry Terrell, R (6, PH) OBP: 0.255, SLG: 0.258		HR		1-3		2-3 1-2		F8		1	0	0	0	0	0	1
(6, 5)																
Rich Chiles, L (8, PH) OBP: 0.321, SLG: 0.345										1	0	0	0	0	0	1
Luis Gomez, R (8, 5) OBP: 0.310, SLG: 0.475										0	0	0	0	0	0	0
Bob Randall, R (1, 4) OBP: 0.268, SLG: 0.252		E3 3B			F9	2B HBP		F7		3	1	0	0	0	0	1
Inning Stats	R: 0 H: 1 E: 0 LOB: 2 K: 0 BB: 1 S: 4 P: 8	R: 2 H: 2 E: 1 LOB: 1 K: 1 BB: 0 S: 8 P: 8	R: 0 H: 0 E: 0 LOB: 0 K: 1 BB: 0 S: 5 P: 5	R: 0 H: 0 E: 0 LOB: 0 K: 0 BB: 0 S: 3 P: 3	R: 3 H: 3 E: 0 LOB: 0 K: 0 BB: 0 S: 6 P: 6	R: 1 H: 1 E: 0 LOB: 2 K: 1 BB: 1 S: 6 P: 11	R: 0 H: 0 E: 0 LOB: 0 K: 0 BB: 0 S: 3 P: 3	R: 1 H: 2 E: 0 LOB: 1 K: 0 BB: 0 S: 5 P: 5	R: 0 H: 1 E: 0 LOB: 2 K: 0 BB: 1 S: 4 P: 8	1B: 4 SF: 0 2B: 3 SAC: 1 3B: 1 DP: 0 HR: 2 HBP: 1						WP: 0 PA: 42 PB: 0 SB: 0 CS: 0

PITCHER	IP	WLS	BF	H	R	ER	SO	BB	IBB	HBP	BLK	WP	HR	S	P	ERA	WHIP
Glenn Abbott, R (1, 1) ERA: 4.64	5.0	W	23	6	5	4	2	1	0	0	0	0	2	26	30	7.20	1.400
Mike Kekich, L (6, 1) ERA: 4.09	2.0		11	3	2	2	1	1	0	1	0	0	0	11	16	9.00	2.000
Enrique Romo, R (8, 1) ERA: 2.3	0.2		2	0	0	0	0	0	0	0	0	0	0	2	2	0.00	0.000
Bill Laxton, L (8, 1) ERA: 3.96	0.2		4	1	0	0	0	1	0	0	0	0	0	3	7	0.00	3.000
Diego Segui, R (9, 1) ERA: 5.59	0.2	S	2	0	0	0	0	0	0	0	0	0	0	2	2	0.00	0.000

PITCHER	IP	WLS	BF	H	R	ER	SO	BB	IBB	HBP	BLK	WP	HR	S	P	ERA	WHIP

TOP

Minnesota Twins @ Seattle Mariners

The Kingdome, Seattle, WA

Tue Jul 26 1977, 10:05 PM EDT

Att. 12,017 - Dome

livebaseballscorecards.com

AB	37
R	7
H	10
RBI	7
BB	3
SO	3
LOB	15

Minnesota Twins @ Seattle Mariners

The Kingdome, Seattle, WA

Tue Jul 26 1977, 10:05 PM EDT

Att. 12,017 - Dome

livebaseballscorecards.com

BOTTOM

Batter	1	2	3	4	5	6	7	8	9	AB	R	H	RBI	BB	SO	LOB
Julio Cruz, S (1, 4) OBP: 0.302, SLG: 0.349	SH1-3 S 3-1 1B	6-3 HR 1B		6-3		SH5-4 1-2		F7		4	2	2	0	0	0	0
Dave Collins, S (1, 7) OBP: 0.298, SLG: 0.303	SH1-3 1-3	6-3 1-2 2-3		1B 1B 1B		SF8 2-H 3B		K		4	2	2	1	0	1	2
Dan Meyer, L (1, 3) OBP: 0.330, SLG: 0.439	3-1 3-H	HR 2-H 3-H		1B 1-3 1B		SF8 3-H				3	1	2	5	0	0	0
Leroy Stanton, R (1, 9) OBP: 0.335, SLG: 0.494	2B HBP	K		1B 1-2 3-H 1B		1B				3	1	2	1	0	1	0
Ruppert Jones, L (1, 8) OBP: 0.309, SLG: 0.471	1B 1-H 2B	K		4-3		F7				4	1	1	1	0	1	3
Bill Stein, R (1, 5) OBP: 0.295, SLG: 0.404	BB 2-H 1B	1-3		L9		6-3				4	0	1	1	0	0	0
Steve Braun, L (1, 10) OBP: 0.351, SLG: 0.297 Carlos Lopez, R (7, PR) OBP: 0.318, SLG: 0.436	BBBB 1-2 BB	4-3		F7		CS BB				2 0	0 0	0 0	0 0	2 0	0 0	0 0
Larry Cox, R (1, 2) OBP: 0.281, SLG: 0.370	K	6-3		5-3		F8 1-2				4	0	0	0	0	1	3
Craig Reynolds, L (1, 6) OBP: 0.261, SLG: 0.284		6-3 1B HR 1B		L1		BBBB SH5-4 3B BB		3-1		3	2	1	0	1	0	0
Inning Stats	R: 3 H: 3 E: 0 LOB: 2 K: 1 BB: 1 S: 8 P: 13	R: 3 H: 3 E: 0 LOB: 0 K: 2 BB: 0 S: 10 P: 10	R: 0 H: 0 E: 0 LOB: 0 K: 0 BB: 0 S: 3 P: 3	R: 1 H: 3 E: 0 LOB: 2 K: 0 BB: 0 S: 6 P: 6	R: 0 H: 0 E: 0 LOB: 0 K: 0 BB: 0 S: 3 P: 3	R: 2 H: 2 E: 0 LOB: 1 K: 0 BB: 1 S: 5 P: 9	R: 0 H: 0 E: 0 LOB: 1 K: 0 BB: 1 S: 2 P: 6	R: 0 H: 0 E: 0 LOB: 0 K: 1 BB: 0 S: 5 P: 5		1B: 8 SF: 1 2B: 1 SAC: 2 3B: 1 DP: 0 HR: 1 HBP: 1				WP: 0 PA: 38 PB: 0 SB: 1 CS: 1		

	AB	31
	R	9
	H	11
	RBI	9
	BB	3
	SO	4
	LOB	8

PITCHER		IP	WLS	BF	H	R	ER	SO	BB	IBB	HBP	BLK	WP	HR	S	P	ERA	WHIP
Paul Thormodsgard, R ERA: 4.15	(1, 1)	0.2	L	7	3	3	3	0	1	0	1	0	0	0	5	10	40.50	6.000
Tom Burgmeier, L ERA: 4.29	(1, 1)	3.1		16	6	4	4	3	0	0	0	0	0	1	22	22	10.80	1.800
Don Carrithers, R ERA: 14.54	(5, 1)	1.1		6	1	2	2	0	1	0	0	0	0	0	5	9	13.50	1.500
Dave Johnson, R ERA: 4.29	(6, 1)	2.2		9	1	0	0	1	1	0	0	0	0	0	10	14	0.00	0.750

PITCHER	IP	WLS	BF	H	R	ER	SO	BB	IBB	HBP	BLK	WP	HR	S	P	ERA	WHIP

Batter	1	2	3	4	5	6	7	8	9	AB	R	H	RBI	BB	SO	LOB
Lyman Bostock, L (1, 7) OBP: 0.400, SLG: 0.512	6-3		G3			G3-6 1-2f			F8	4	0	0	0	0	0	2
Dan Ford, R (1, 9) OBP: 0.342, SLG: 0.439	P6			K			F8		1B FC3-2 1B	4	0	1	0	0	1	0
Rod Carew, L (1, 3) OBP: 0.454, SLG: 0.589	6-3			4-3			HR		FC3-2 1-3 2B 1B	4	2	2	1	0	0	0
Larry Hisle, R (1, 8) OBP: 0.361, SLG: 0.544		5-3		6-3			L8		2B IBB	3	1	0	0	1	0	0
Craig Kusick, R (1, 10) OBP: 0.363, SLG: 0.421 Rich Chiles, L (9, PH) OBP: 0.319, SLG: 0.343		6-3			F8		1B		FC3-2 1-2 2-3 3-Hf 2B	3 1	0 1	1 0	0 0	0 0	0 3	0 3
Butch Wynegar, S (1, 2) OBP: 0.359, SLG: 0.396		6-3			1-3		F8		1-H 2-H 3-H 2B	4	0	1	3	0	0	1
Roy Smalley, S (1, 6) OBP: 0.335, SLG: 0.341			S 1B		F8			F7	K	4	0	1	0	0	1	1
Mike Cubbage, L (1, 5) OBP: 0.337, SLG: 0.392			K 1-2			F9		K		3	0	0	0	0	2	1
Bob Randall, R (1, 4) OBP: 0.269, SLG: 0.254			6-3			G3-6 1B		F9		3	0	1	0	0	0	1
Inning Stats	R: 0 E: 0 K: 0 S: 3	R: 0 E: 0 K: 0 S: 3	R: 0 E: 0 K: 1 S: 6	R: 0 E: 0 K: 1 S: 5	R: 0 E: 0 K: 0 S: 3	R: 0 E: 0 K: 0 S: 3	R: 1 E: 0 K: 0 S: 5	R: 0 E: 0 K: 1 S: 5	R: 3 E: 0 K: 1 S: 8							
	H: 0 LOB: 0 BB: 0 P: 3	H: 0 LOB: 0 BB: 0 P: 3	H: 1 LOB: 1 BB: 0 P: 6	H: 0 LOB: 0 BB: 0 P: 5	H: 0 LOB: 0 BB: 0 P: 3	H: 1 LOB: 0 BB: 0 P: 3	H: 2 LOB: 1 BB: 0 P: 5	H: 0 LOB: 0 BB: 0 P: 5	H: 3 LOB: 1 BB: 1 P: 12							

PITCHER		IP	WLS	BF	H	R	ER	SO	BB	IBB	HBP	BLK	WP	HR	S	P	ERA	WHIP
Tom House, L ERA: 5.29	(1, 1)	8.1	L	30	6	3	3	3	0	0	0	0	0	1	36	36	3.24	0.720
Enrique Romo, R ERA: 2.39	(9, 1)	0.2		4	1	1	1	1	0	1	0	0	0	0	5	9	13.50	1.500

PITCHER	IP	WLS	BF	H	R	ER	SO	BB	IBB	HBP	BLK	WP	HR	S	P	ERA	WHIP

TOP

Minnesota Twins @ Seattle Mariners

The Kingdome, Seattle, WA

Wed Jul 27 1977, 10:05 PM EDT

Att. 16,869 - Dome

livebaseballscorecards.com

AB	33
R	4
H	7
RBI	4
BB	1
SO	4
LOB	9

1B: 5	SF: 0	WP: 0	PA: 34
2B: 1	SAC: 0	PB: 0	
3B: 0	DP: 1	SB: 1	
HR: 1	HBP: 0	CS: 0	

BOTTOM

Minnesota Twins @ Seattle Mariners

The Kingdome, Seattle, WA

Wed Jul 27 1977, 10:05 PM EDT

Att. 16,869 - Dome

Batter	1	2	3	4	5	6	7	8	9	AB	R	H	RBI	BB	SO	LOB
Julio Cruz, S (1, 4) OBP: 0.292, SLG: 0.337	1-3		5-3			F7		F5		3	0	0	0	0	0	1
Juan Bernhardt, R (8, PH) OBP: 0.293, SLG: 0.389										1	0	0	0	0	0	2
Jose Báez, R (9, 4) OBP: 0.306, SLG: 0.315										0	0	0	0	0	0	0
Dave Collins, S (1, 7) OBP: 0.301, SLG: 0.303	FC3-6 BB		K			F7		1-2 3-H 1B		3	0	1	1	1	1	0
Dan Meyer, L (1, 3) OBP: 0.327, SLG: 0.434	FC3-6 CS 1-2f			4-3			F8	6-3		4	0	0	0	0	0	3
Leroy Stanton, R (1, 9) OBP: 0.333, SLG: 0.488	CS 1-2	K		P3			FC4-6 BB		F3	3	0	0	0	1	1	0
Ruppert Jones, L (1, 8) OBP: 0.306, SLG: 0.466		4-3			6-3		FC4-6 1-2f		F8	4	0	0	0	0	0	1
Bill Stein, R (1, 5) OBP: 0.294, SLG: 0.402		K			BLK 1B		6-3		1-3	4	0	1	0	0	1	1
Steve Braun, L (1, 10) OBP: 0.350, SLG: 0.298			G3		L8 1-2			1B SH1-4 1B		3	0	1	0	0	0	1
Carlos Lopez, R (8, PR) OBP: 0.318, SLG: 0.436										0	1	0	0	0	0	0
Bob Stinson, S (1, 2) OBP: 0.391, SLG: 0.406			1B		1-3			SH1-4 1-2		2	0	1	0	0	0	1
Craig Reynolds, L (1, 6) OBP: 0.261, SLG: 0.285			F9			1-3		1B 2-3 1B		3	0	1	0	0	0	1

	AB	30
	R	1
	H	5
	RBI	1
	BB	2
	SO	3
	LOB	11

Inning Stats	1	2	3	4	5	6	7	8	9
	R: 0 H: 0 E: 0 LOB: 0 K: 0 BB: 1 S: 2 P: 6	R: 0 H: 0 E: 0 LOB: 0 K: 2 BB: 0 S: 7 P: 7	R: 0 H: 1 E: 0 LOB: 1 K: 0 BB: 0 S: 4 P: 4	R: 0 H: 0 E: 0 LOB: 0 K: 1 BB: 0 S: 5 P: 5	R: 0 H: 1 E: 0 LOB: 1 K: 0 BB: 0 S: 4 P: 4	R: 0 H: 0 E: 0 LOB: 0 K: 0 BB: 0 S: 3 P: 3	R: 0 H: 0 E: 0 LOB: 1 K: 0 BB: 1 S: 3 P: 7	R: 1 H: 3 E: 0 LOB: 2 K: 0 BB: 0 S: 6 P: 6	R: 0 H: 0 E: 0 LOB: 0 K: 0 BB: 0 S: 3 P: 3

1B: 5	SF: 0
2B: 0	SAC: 1
3B: 0	DP: 0
HR: 0	HBP: 0

WP: 0	PA: 34
PB: 0	
SB: 0	
CS: 1	

livebaseballscorecards.com

PITCHER	IP	WLS	BF	H	R	ER	SO	BB	IBB	HBP	BLK	WP	HR	S	P	ERA	WHIP
Pete Redfern, R (1, 1) ERA: 4.4	9.0	W	33	5	1	1	3	2	0	0	1	0	0	37	45	1.00	0.778

PITCHER	IP	WLS	BF	H	R	ER	SO	BB	IBB	HBP	BLK	WP	HR	S	P	ERA	WHIP

Minnesota Twins @ Seattle Mariners

The Kingdome, Seattle, WA

Thu Jul 28 1977, 6:33 AM EDT

Att. 11,759 - Dome

TOP

livebaseballscorecards.com

Batter	1	2	3	4	5	6	7	8	9	AB	R	H	RBI	BB	SO	LOB
Glenn Adams, L (1, 9) OBP: 0.397, SLG: 0.455	6-3		4-3		FC4-6 1B		K		K	3	0	1	0	0	0	0
Dan Ford, R (7, PH) OBP: 0.340, SLG: 0.436										2	0	0	0	0	2	1
(7, 9)																
Roy Smalley, S (1, 6) OBP: 0.333, SLG: 0.339	F8 E 1B 1B		L8		FC4-6 1B 1-2f		F8		F7	5	1	1	0	0	0	2
Rod Carew, L (1, 3) OBP: 0.454, SLG: 0.587	E4 1-2		BBBB 4-0 S BB		1-2 1B		K			3	0	1	0	1	1	2
Lyman Bostock, L (1, 8) OBP: 0.399, SLG: 0.512	F8 2-3		3-1 1-2		G3			1B 2B		4	1	1	0	0	0	5
Butch Wynegar, S (1, 2) OBP: 0.358, SLG: 0.394	3-H 1B			K		4-3		K		4	0	1	1	0	2	1
Rich Chiles, L (1, 10) OBP: 0.320, SLG: 0.339		P6		BBBB FC5-4 BB		4-3		CS WP 2-H 1B		2	0	0	0	1	0	0
Larry Hisle, R (8, PH) OBP: 0.363, SLG: 0.545										1	0	1	1	0	0	0
Mike Cubbage, L (1, 5) OBP: 0.337, SLG: 0.389		4-3		L7		BBBB 4-0 BB		BBBB 4-0 CS 1-2 BB		2	0	0	0	1	0	1
Craig Kusick, R (8, PH) OBP: 0.366, SLG: 0.421										0	0	0	0	1	0	0
Jerry Terrell, R (8, PR) OBP: 0.255, SLG: 0.258										0	0	0	0	0	0	0
(8, 5)																
Bob Gorinski, R (1, 7) OBP: 0.180, SLG: 0.237		1B		FC5-4 1-2f		4-3		1-3 1-2 2-3		4	0	1	0	0	0	4
Bob Randall, R (1, 4) OBP: 0.268, SLG: 0.261		6-3			L8		2B		4-3	4	0	1	0	0	0	1
Inning Stats	R: 1 E: 1 K: 0 S: 5 H: 2 LOB: 1 BB: 0 P: 5	R: 0 E: 0 K: 0 S: 4 H: 1 LOB: 1 BB: 0 P: 4	R: 0 E: 0 K: 0 S: 3 H: 0 LOB: 1 BB: 1 P: 7	R: 0 E: 0 K: 1 S: 5 H: 0 LOB: 1 BB: 1 P: 9	R: 0 E: 0 K: 0 S: 5 H: 2 LOB: 2 BB: 0 P: 5	R: 0 E: 0 K: 0 S: 3 H: 0 LOB: 1 BB: 1 P: 7	R: 0 E: 0 K: 2 S: 8 H: 1 LOB: 1 BB: 0 P: 8	R: 1 E: 0 K: 1 S: 6 H: 2 LOB: 2 BB: 1 P: 10	R: 0 E: 0 K: 1 S: 5 H: 0 LOB: 0 BB: 0 P: 5	1B: 6 2B: 2 3B: 0 HR: 0		SF: 0 SAC: 0 DP: 0 HBP: 0				

	AB	34
	R	2
	H	8
	RBI	2
	BB	4
	SO	5
	LOB	17

WP: 1 PB: 0 SB: 1 CS: 2 PA: 38

PITCHER		IP	WLS	BF	H	R	ER	SO	BB	IBB	HBP	BLK	WP	HR	S	P	ERA	WHIP
Gary Wheelock, R ERA: 3.86	(1, 1)	6.0	W	27	6	1	0	1	3	0	0	0	0	0	26	38	0.00	1.500
Bill Laxton, L ERA: 4.02	(7, 1)	1.1		6	2	1	1	3	0	0	0	0	0	0	12	12	6.75	1.500
John Montague, R ERA: 4.41	(8, 1)	1.2	S	5	0	0	0	1	1	0	0	0	1	0	6	10	0.00	0.600

PITCHER	IP	WLS	BF	H	R	ER	SO	BB	IBB	HBP	BLK	WP	HR	S	P	ERA	WHIP

BOTTOM

Minnesota Twins @ Seattle Mariners

The Kingdome, Seattle, WA

Thu Jul 28 1977, 6:33 AM EDT

Att. 11,759 - Dome

Batter	1	2	3	4	5	6	7	8	9	AB	R	H	RBI	BB	SO	LOB
Julio Cruz, S (1, 4) OBP: 0.301, SLG: 0.344	6-3	1B 3-H		5-3			CS 1-2			4	0	2	1	0	0	1
Dave Collins, S (1, 7) OBP: 0.300, SLG: 0.311	3B	F9			2-3		CS 1-2	5-3		4	1	1	0	0	0	1
Carlos Lopez, R (1, 8) OBP: 0.321, SLG: 0.432 (7, 9)	BBB 3B BB		SSS K		F9			BBB S 4-3 1B BB		2	2	0	0	2	1	0
Leroy Stanton, R (1, 9) OBP: 0.333, SLG: 0.494 Ruppert Jones, L (7, 8) OBP: 0.305, SLG: 0.465	1B 1-H 3-H 3B		SSS K		F3			4-3 1-2		3 1	1 0	1 0	2 0	0 0	1 0	0 1
Bill Stein, R (1, 5) OBP: 0.299, SLG: 0.406	G6-4-3 3-H 1B		1B			SSS K		2-H 1B		4	0	3	2	0	1	0
Juan Bernhardt, R (1, 3) OBP: 0.289, SLG: 0.383 Dan Meyer, L (7, 3) OBP: 0.326, SLG: 0.433	G6-4-3 1-2f		5-3			5-3		L9		3 1	0 0	0 0	0 0	0 0	0 0	2 1
Skip Jutze, R (1, 2) OBP: 0.324, SLG: 0.391		6-3		5-3 1B		5-3				3	0	1	0	0	0	0
Jose Báez, R (1, 10) OBP: 0.307, SLG: 0.321		G3 1B 2B		5-3 1-2			1-3			3	1	1	0	0	0	1
Craig Reynolds, L (1, 6) OBP: 0.262, SLG: 0.285		G3 2-3		F5			CS 1B			3	0	1	0	0	0	2
Inning Stats	R: 3 H: 3 E: 0 LOB: 0 K: 0 BB: 1 S: 5 P: 9	R: 1 H: 2 E: 0 LOB: 1 K: 0 BB: 0 S: 5 P: 5	R: 0 H: 1 E: 0 LOB: 1 K: 2 BB: 0 S: 8 P: 8	R: 0 H: 1 E: 0 LOB: 1 K: 0 BB: 0 S: 4 P: 4	R: 0 H: 0 E: 0 LOB: 0 K: 0 BB: 0 S: 3 P: 3	R: 0 H: 0 E: 0 LOB: 0 K: 1 BB: 0 S: 5 P: 5	R: 0 H: 2 E: 0 LOB: 0 K: 0 BB: 0 S: 3 P: 3	R: 1 H: 1 E: 0 LOB: 1 K: 0 BB: 1 S: 4 P: 8		1B: 7 SF: 0 2B: 1 SAC: 0 3B: 2 DP: 1 HR: 0 HBP: 0						WP: 0 PA: 34 PB: 0 SB: 1 CS: 2

livebaseballscorecards.com

	AB	31
	R	5
	H	10
	RBI	5
	BB	2
	SO	3
	LOB	9

PITCHER		IP	WLS	BF	H	R	ER	SO	BB	IBB	HBP	BLK	WP	HR	S	P	ERA	WHIP
Geoff Zahn, L ERA: 4.65	(1, 1)	2.0	L	11	5	4	4	0	1	0	0	0	0	0	10	14	18.00	3.000
Gary Serum, R ERA: 1.17	(3, 1)	5.2		21	5	1	1	3	1	0	0	0	0	0	26	30	1.59	1.059
Tom Burgmeier, L ERA: 4.26	(8, 1)	0.1		1	0	0	0	0	0	0	0	0	0	0	1	1	0.00	0.000

PITCHER	IP	WLS	BF	H	R	ER	SO	BB	IBB	HBP	BLK	WP	HR	S	P	ERA	WHIP

Minnesota Twins @ Cleveland Indians

Cleveland Municipal Stadium, Cleveland, OH

Fri Jul 29 1977, 7:05 PM EDT
Att. 8,576 - Unknown - 72 F

livebaseballscorecards.com

Batter	1	2	3	4	5	6	7	8	9	AB	R	H	RBI	BB	SO	LOB
Lyman Bostock, L (1, 7) OBP: 0.399, SLG: 0.511	0-0 3-1 SH1-3 1B		0-0 6-3 1-2		0-3 K		0-0 G6-4-3 1B		0-3 K	5	0	2	0	0	2	1
Roy Smalley, S (1, 6) OBP: 0.331, SLG: 0.336	0-0 SH1-3 1-2		0-0 F7		0-3 K		0-0 G6-4-3 1-2f			3	0	0	0	0	1	2
Rod Carew, L (1, 3) OBP: 0.452, SLG: 0.582	0-0 3-1 2-3		4-0 1B IBB			0-0 L5		0-3 K		3	0	0	0	1	1	1
Butch Wynegar, S (1, 2) OBP: 0.362, SLG: 0.396	0-0 F8		0-0 1-3 2-H 1B			4-0 1B 1B BB		0-0 S 1B		3	1	2	1	1	0	1
Glenn Adams, L (1, 10) OBP: 0.393, SLG: 0.449		0-0 G1-6-3 1B 1B	0-0 4-3			0-3 K		0-0 F7 1-2		4	0	1	0	0	1	4
Larry Hisle, R (1, 8) OBP: 0.364, SLG: 0.545		0-0 G1-6-3 1-2 1B		0-3 K		0-0 1B 1-2 1B		0-3 K		4	0	2	0	0	2	1
Mike Cubbage, L (1, 5) OBP: 0.336, SLG: 0.387		0-0 G1-6-3 1-2f 2-3		0-3 K		0-0 1-3 2-H 1B			0-0 1-3	4	0	1	1	0	1	2
Dan Ford, R (1, 9) OBP: 0.339, SLG: 0.443		0-0 4-3		0-0 F9		0-3 K			0-0 HR	4	1	1	1	0	1	3
Bob Randall, R (1, 4) OBP: 0.268, SLG: 0.261			0-0 6-3 1B 1B		0-0 4-3		0-0 F9		0-0 4-3	4	1	1	0	0	0	0

TOP	
AB	34
R	3
H	10
RBI	3
BB	2
SO	9
LOB	15

Inning Stats	1	2	3	4	5	6	7	8	9						
	R: 0 E: 0 K: 0 S: 4	R: 0 E: 0 K: 0 S: 4	R: 1 E: 0 K: 0 S: 5	R: 0 E: 0 K: 2 S: 7	R: 0 E: 0 K: 2 S: 7	R: 1 E: 0 K: 2 S: 9	R: 0 E: 0 K: 0 S: 3	R: 0 E: 0 K: 2 S: 8	R: 1 E: 0 K: 1 S: 6	1B: 9 2B: 0 3B: 0 HR: 1	SF: 0 SAC: 1 DP: 2 HBP: 0	WP: 0 PB: 0 SB: 1 CS: 0	PA: 37		
	H: 1 LOB: 1 BB: 0 P: 4	H: 2 LOB: 1 BB: 0 P: 4	H: 2 LOB: 2 BB: 1 P: 9	H: 0 LOB: 0 BB: 0 P: 7	H: 0 LOB: 0 BB: 0 P: 7	H: 2 LOB: 2 BB: 1 P: 13	H: 1 LOB: 0 BB: 0 P: 3	H: 1 LOB: 1 BB: 0 P: 8	H: 1 LOB: 0 BB: 0 P: 6						

PITCHER	IP	WLS	BF	H	R	ER	SO	BB	IBB	HBP	BLK	WP	HR	S	P	ERA	WHIP
Wayne Garland, R (1, 1) ERA: 4.38	9.0	L	37	10	3	3	9	1	1	0	0	0	1	53	61	3.00	1.222

PITCHER	IP	WLS	BF	H	R	ER	SO	BB	IBB	HBP	BLK	WP	HR	S	P	ERA	WHIP

Batter	1	2	3	4	5	6	7	8	9	AB	R	H	RBI	BB	SO	LOB
Jim Norris, L (1, 8) OBP: 0.363, SLG: 0.362	3-1		BBB 6-3 1-2 BB		BBB 1B BB		4-3 2B		S 1B	3	0	2	0	2	0	0
Duane Kuiper, L (1, 4) OBP: 0.323, SLG: 0.325	5-3		6-3 1-2 2-3		1B 1-3 1B		4-3 2-3		F7 1-2	5	0	1	0	0	0	4
Buddy Bell, R (1, 5) OBP: 0.351, SLG: 0.422	P4		5-3		G5-4-3 1-3 1B		F7		F3	5	0	1	0	0	0	4
Andre Thornton, R (1, 3) OBP: 0.357, SLG: 0.535		F8 2B		1B 1B FC5-2 1B	G5-4-3 1-2f			F6		4	0	2	0	0	0	2
Rico Carty, R (1, 10) OBP: 0.334, SLG: 0.400		F8 2-3		FC5-2 1B 1-2 1B		L6		G3		4	0	1	0	0	0	1
Bruce Bochte, L (1, 7) OBP: 0.338, SLG: 0.355		G3		FC5-2 2B 1-2 2-3 1B		BBB 4-0 BB		BBB 4-0 PB BB		2	1	1	0	2	0	1
Ron Pruitt, R (1, 9) OBP: 0.355, SLG: 0.377		SSS 0-3 K		FC5-2 2B 1-2 2-3 3-H		F9		BBB 4-0 1-2 BB		3	0	0	0	1	1	5
Fred Kendall, R (1, 2) OBP: 0.314, SLG: 0.394			FC3-6 1B	1-3 2-H 2B		F8		4-3		4	0	2	1	0	0	3
Frank Duffy, R (1, 6) OBP: 0.242, SLG: 0.279			FC3-6 6-3 S 1-2f	F7			6-3		F7	3	0	0	0	0	0	3
John Lowenstein, L (9, PH) OBP: 0.362, SLG: 0.367										1	0	0	0	0	0	0
Inning Stats	R: 0 H: 0 E: 0 LOB: 0 K: 0 BB: 0 S: 3 P: 3	R: 0 H: 1 E: 0 LOB: 1 K: 1 BB: 0 S: 6 P: 6	R: 0 H: 1 E: 0 LOB: 2 K: 0 BB: 1 S: 4 P: 8	R: 1 H: 4 E: 0 LOB: 2 K: 0 BB: 0 S: 6 P: 6	R: 0 H: 2 E: 0 LOB: 1 K: 0 BB: 1 S: 3 P: 7	R: 0 H: 0 E: 0 LOB: 1 K: 0 BB: 1 S: 3 P: 7	R: 0 H: 1 E: 0 LOB: 1 K: 0 BB: 0 S: 4 P: 4	R: 0 H: 0 E: 0 LOB: 2 K: 0 BB: 2 S: 3 P: 11	R: 0 H: 1 E: 0 LOB: 1 K: 0 BB: 0 S: 4 P: 4	1B: 7 SF: 0 2B: 3 SAC: 0 3B: 0 DP: 2 HR: 0 HBP: 0						

PITCHER	IP	WLS	BF	H	R	ER	SO	BB	IBB	HBP	BLK	WP	HR	S	P	ERA	WHIP
Paul Thormodsgard, R (1, 1) ERA: 4.02	6.1	W	28	9	1	1	1	3	0	0	0	0	0	27	39	1.42	1.895
Tom Burgmeier, L (7, 1) ERA: 4.24	0.1		1	0	0	0	0	0	0	0	0	0	0	1	1	0.00	0.000
Tom Johnson, R (7, 1) ERA: 2.84	2.1	S	10	1	0	0	0	2	0	0	0	0	0	8	16	0.00	1.286

PITCHER	IP	WLS	BF	H	R	ER	SO	BB	IBB	HBP	BLK	WP	HR	S	P	ERA	WHIP

BOTTOM

Minnesota Twins @ Cleveland Indians

Cleveland Municipal Stadium, Cleveland, OH

Fri Jul 29 1977, 7:05 PM EDT
Att. 8,576 - Unknown - 72 F

livebaseballscorecards.com

AB	34
R	1
H	10
RBI	1
BB	5
SO	1
LOB	23

PA: 39
WP: 0
PB: 1
SB: 2
CS: 0

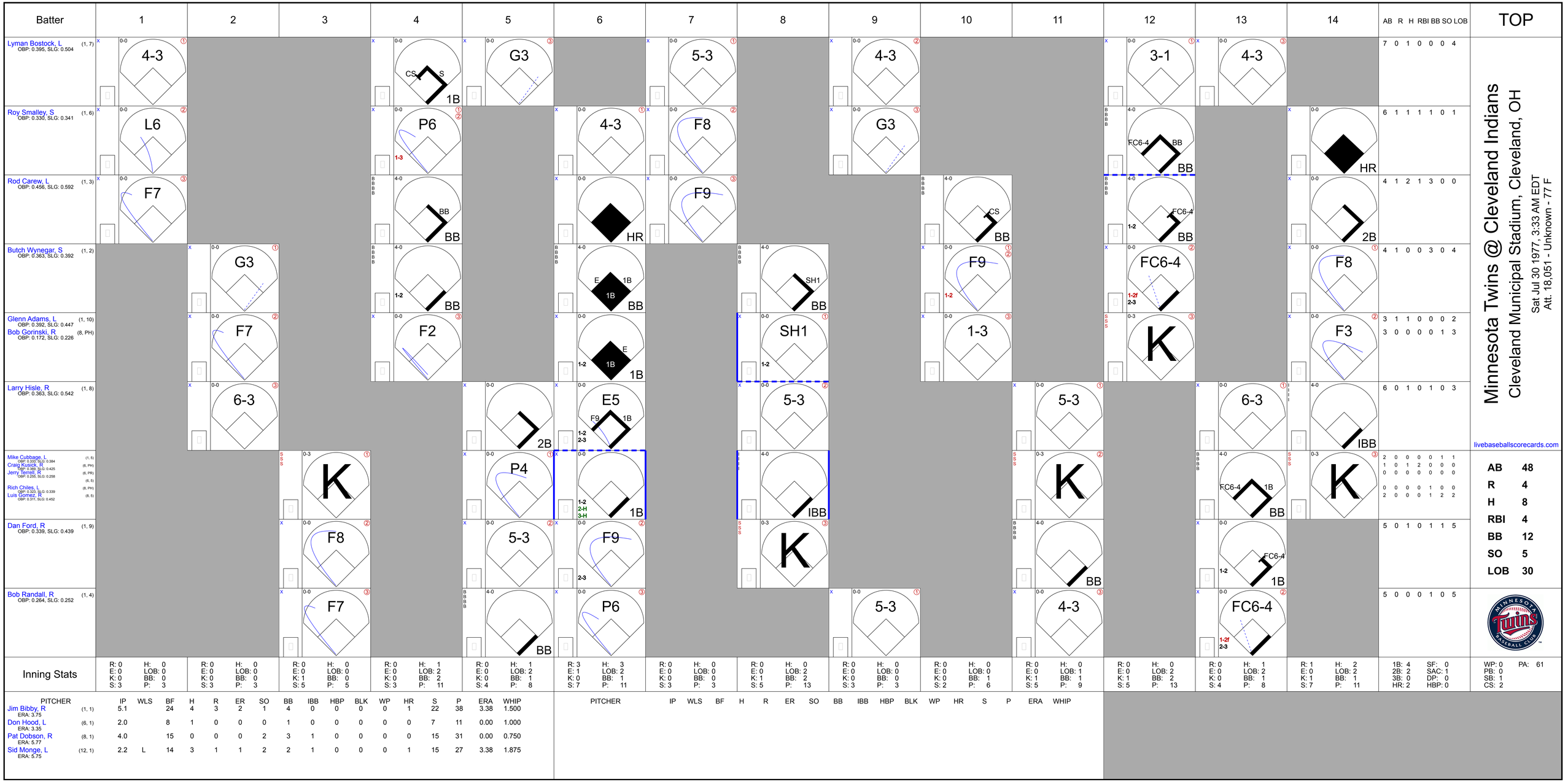
Batter
1
2
3
4
5
6
7
8
9
10
11
12
13
14
AB R H RBI BB SO LOB
TOP
Lyman Bostock, L (1, 7)
OBP: 0.395, SLG: 0.504
4-3
CS
S
1B
G3
5-3
4-3
3-1
4-3
7 0 1 0 0 0 4
Roy Smalley, S (1, 6)
OBP: 0.330, SLG: 0.341
L6
P6
1-3
4-3
F8
G3
FC6-4
BB
BB
HR
6 1 1 1 1 0 1
Rod Carew, L (1, 3)
OBP: 0.456, SLG: 0.592
F7
BB
HR
F9
CS
BB
FC6-4
1-2
BB
2B
4 1 2 1 3 0 0
Butch Wynegar, S (1, 2)
OBP: 0.363, SLG: 0.392
G3
BB
E
1B
1B
BB
SH1
BB
F9
1-2
FC6-4
1-2f
2-3
F8
4 1 0 0 3 0 4
Glenn Adams, L (1, 10)
OBP: 0.392, SLG: 0.447
Bob Gorinski, R (8, PH)
OBP: 0.172, SLG: 0.226
F7
F2
1-2
E
1B
1B
SH1
1-2
1-3
K
F3
3 1 1 0 0 0 2
3 0 0 0 0 1 3
Larry Hisle, R (1, 8)
OBP: 0.363, SLG: 0.542
6-3
2B
E5
F9
1B
1-2
2-3
5-3
5-3
6-3
IBB
6 0 1 0 1 0 3
Mike Cubbage, L (1, 5)
OBP: 0.333, SLG: 0.384
Craig Kusick, R (8, PH)
OBP: 0.369, SLG: 0.425
Jerry Terrell, R (6, PR)
OBP: 0.255, SLG: 0.258
(6, 5)
Rich Chiles, L (8, PH)
OBP: 0.303, SLG: 0.339
Luis Gomez, R (8, 5)
OBP: 0.371, SLG: 0.452
K
P4
1-2
2-H
3-H
IBB
K
K
FC6-4
1B
BB
2 0 0 0 0 1 1
1 0 1 2 0 0 0
0 0 0 0 0 0 0
0 0 0 0 1 0 0
2 0 0 0 1 2 2
Dan Ford, R (1, 9)
OBP: 0.339, SLG: 0.439
F8
5-3
F9
2-3
5-3
K
BB
FC6-4
1-2
1B
5 0 1 0 1 1 5
Bob Randall, R (1, 4)
OBP: 0.264, SLG: 0.252
F7
BB
P6
5-3
4-3
FC6-4
1-2f
2-3
5 0 0 0 1 0 5
Minnesota Twins @ Cleveland Indians
Cleveland Municipal Stadium, Cleveland, OH
Sat Jul 30 1977, 3:33 AM EDT
Att. 18,051 - Unknown - 77 F
livebaseballscorecards.com
AB 48
R 4
H 8
RBI 4
BB 12
SO 5
LOB 30
Inning Stats
R: 0 H: 0 E: 0 LOB: 0 K: 0 BB: 0 S: 3 P: 3
R: 0 H: 0 E: 0 LOB: 0 K: 0 BB: 0 S: 3 P: 3
R: 0 H: 0 E: 0 LOB: 0 K: 1 BB: 0 S: 5 P: 5
R: 0 H: 1 E: 0 LOB: 2 K: 0 BB: 2 S: 3 P: 11
R: 0 H: 1 E: 0 LOB: 2 K: 0 BB: 1 S: 4 P: 8
R: 3 H: 3 E: 1 LOB: 2 K: 0 BB: 1 S: 7 P: 11
R: 0 H: 0 E: 0 LOB: 0 K: 0 BB: 0 S: 3 P: 3
R: 0 H: 0 E: 0 LOB: 2 K: 1 BB: 2 S: 5 P: 13
R: 0 H: 0 E: 0 LOB: 0 K: 0 BB: 0 S: 3 P: 3
R: 0 H: 0 E: 0 LOB: 0 K: 0 BB: 0 S: 2 P: 6
R: 0 H: 0 E: 0 LOB: 1 K: 1 BB: 1 S: 5 P: 9
R: 0 H: 0 E: 0 LOB: 2 K: 1 BB: 2 S: 5 P: 13
R: 0 H: 1 E: 0 LOB: 2 K: 0 BB: 1 S: 4 P: 8
R: 1 H: 2 E: 0 LOB: 2 K: 1 BB: 1 S: 7 P: 11
1B: 4 SF: 0 2B: 2 SAC: 1 3B: 0 DP: 0 HR: 2 HBP: 0
WP: 0 PA: 61 PB: 0 SB: 1 CS: 2
PITCHER IP WLS BF H R ER SO BB IBB HBP BLK WP HR S P ERA WHIP
Jim Bibby, R (1, 1) ERA: 3.75 5.1 24 4 3 2 1 4 0 0 0 0 1 22 38 3.38 1.500
Don Hood, L (6, 1) ERA: 3.35 2.0 8 1 0 0 0 1 0 0 0 0 0 7 11 0.00 1.000
Pat Dobson, R (8, 1) ERA: 5.77 4.0 15 0 0 0 2 3 1 0 0 0 0 15 31 0.00 0.750
Sid Monge, L (12, 1) ERA: 5.75 2.2 L 14 3 1 1 2 2 1 0 0 0 1 15 27 3.38 1.875
PITCHER IP WLS BF H R ER SO BB IBB HBP BLK WP HR S P ERA WHIP

BOTTOM

Minnesota Twins @ Cleveland Indians

Cleveland Municipal Stadium, Cleveland, OH

Sat Jul 30 1977, 3:33 AM EDT

Att. 18,051 - Unknown - 77 F

livebaseballscorecards.com

Batter	1	2	3	4	5	6	7	8	9	10	11	12	13	14	AB	R	H	RBI	BB	SO	LOB
Jim Norris, L (1, 8) OBP: 0.360, SLG: 0.358	4-3	4-3			CS 1B		K		F7			F8			6	0	1	0	0	1	1
Duane Kuiper, L (1, 4) OBP: 0.325, SLG: 0.332	2B 3B		G3		F8 1-2		1-3			FC1-6 1B		G4-3 1B			6	1	3	0	0	0	1
Buddy Bell, R (1, 5) OBP: 0.351, SLG: 0.422	WP 3-H 2B		6-3		2B BB			F9		FC1-6 BB 1-2f		G4-3 1-2f			5	1	1	1	1	0	2
Andre Thornton, R (1, 3) OBP: 0.361, SLG: 0.553	K		1B		1-H 2B			HR		P5			P4		6	1	3	2	0	1	2
Rico Carty, R (1, 10) OBP: 0.338, SLG: 0.396	WP BB		5-4-3			5-3		FC3-6 BB		BB 1-2			4-3		3	0	0	0	3	0	1
Bruce Bochte, L (1, 7) OBP: 0.337, SLG: 0.353	F7 1-2 2-3			FC1-6 1B		4-3		FC3-6 1-2f		F8			K		4	0	1	0	0	0	3
Paul Dade, R (8, PR) (9, 7) OBP: 0.354, SLG: 0.385															2	0	0	0	0	1	2
Ron Pruitt, R (1, 9) OBP: 0.341, SLG: 0.387		4-3		FC1-6 1-2f		3B		6-3			F9			F9	6	0	1	0	0	0	2
Ray Fosse, R (1, 2) OBP: 0.300, SLG: 0.410		K		K		F7			F7		F8			F9	5	0	0	0	0	2	2
John Lowenstein, L (14, PH) OBP: 0.359, SLG: 0.364															1	0	0	0	0	0	0
Frank Duffy, R (1, 6) OBP: 0.241, SLG: 0.277		1B		4-3			F7		L1		F7			P4	5	0	1	0	0	0	1
Larvell Blanks, R (14, PH) OBP: 0.303, SLG: 0.421															1	0	0	0	0	0	0

	AB	50
	R	3
	H	11
	RBI	3
	BB	4
	SO	5
	LOB	17

Inning Stats	1	2	3	4	5	6	7	8	9	10	11	12	13	14
	R: 1 E: 0 K: 1 S: 7	H: 2 LOB: 2 BB: 1 P: 11	R: 0 E: 0 K: 1 S: 6	H: 1 LOB: 1 BB: 0 P: 6	R: 0 E: 0 K: 0 S: 4	H: 1 LOB: 1 BB: 0 P: 4	R: 0 E: 0 K: 0 S: 6	H: 1 LOB: 1 BB: 0 P: 6	R: 1 E: 0 K: 0 S: 3	H: 2 LOB: 1 BB: 1 P: 7	R: 0 E: 0 K: 0 S: 4	H: 1 LOB: 1 BB: 0 P: 4	R: 0 E: 0 K: 1 S: 5	H: 0 LOB: 0 BB: 0 P: 5	R: 1 E: 0 K: 0 S: 4	H: 1 LOB: 1 BB: 1 P: 8	R: 0 E: 0 K: 0 S: 3	H: 0 LOB: 0 BB: 0 P: 3	R: 0 E: 0 K: 0 S: 4	H: 1 LOB: 2 BB: 1 P: 8	R: 0 E: 0 K: 0 S: 3	H: 0 LOB: 0 BB: 0 P: 3	R: 0 E: 0 K: 0 S: 3	H: 1 LOB: 0 BB: 0 P: 3	R: 0 E: 0 K: 1 S: 5	H: 0 LOB: 0 BB: 0 P: 5	R: 0 E: 0 K: 0 S: 3	H: 0 LOB: 0 BB: 0 P: 3

PITCHER	IP	WLS	BF	H	R	ER	SO	BB	IBB	HBP	BLK	WP	HR	S	P	ERA	WHIP
Ron Schueler, R (1, 1) ERA: 5.06	6.1		27	8	2	2	3	2	0	0	0	1	0	31	39	2.84	1.579
Tom Burgmeier, L (7, 1) ERA: 4.19	3.0		12	2	1	1	1	1	0	0	0	0	1	13	17	3.00	1.000
Tom Johnson, R (10, 1) ERA: 2.71	4.2	W	15	1	0	0	1	1	0	0	0	0	0	16	20	0.00	0.429

PITCHER	IP	WLS	BF	H	R	ER	SO	BB	IBB	HBP	BLK	WP	HR	S	P	ERA	WHIP

1B: 6	SF: 0	WP: 1	PA: 54
2B: 2	SAC: 0	PB: 0	
3B: 2	DP: 1	SB: 0	
HR: 1	HBP: 0	CS: 1	

Batter	1	2	3	4	5	6	7	8	9	AB	R	H	RBI	BB	SO	LOB
Lyman Bostock, L (1, 7) OBP: 0.393, SLG: 0.501	4-3		E8, G3, FC1-6, 1B	F9			L1			4	1	1	0	0	0	0
Roy Smalley, S (1, 6) OBP: 0.327, SLG: 0.338	F8		G3, 2-3		G3		4-3			4	0	0	0	0	0	1
Rod Carew, L (1, 3) OBP: 0.457, SLG: 0.590	F8		BBBB, FC1-6, BB		4-3, WP, 1B		F8			3	0	1	0	1	0	0
Butch Wynegar, S (1, 2) OBP: 0.359, SLG: 0.387		4-3	FC1-6, 1-2f, 3-H, 2B		4-3, 1-3			4-3		4	1	0	1	0	0	2
Glenn Adams, L (1, 9) OBP: 0.389, SLG: 0.448		4-3	2-H, 2B		F5			1-3		4	0	1	1	0	0	1
Larry Hisle, R (1, 8) OBP: 0.364, SLG: 0.540		E, E, 1B	BBBB, BB			4-3		6-3		3	0	1	0	1	0	0
Rich Chiles, L (1, 10) OBP: 0.322, SLG: 0.337		E3, PB, 1-3	4-3			1B			F7	4	0	1	0	0	0	3
Mike Cubbage, L (1, 5) OBP: 0.332, SLG: 0.380		1-2, IBB		F7		F8			4-3	3	0	0	0	1	0	1
Bob Randall, R (1, 4) OBP: 0.258, SLG: 0.245		3-1		P4		4-3			4-3	4	0	0	0	0	0	4
Inning Stats	R: 0 E: 0 K: 0 S: 3 H: 0 LOB: 0 BB: 0 P: 3	R: 0 E: 2 K: 0 S: 5 H: 1 LOB: 3 BB: 1 P: 9	R: 2 E: 2 K: 0 S: 5 H: 2 LOB: 2 BB: 2 P: 13	R: 0 E: 0 K: 0 S: 3 H: 0 LOB: 0 BB: 0 P: 3	R: 0 E: 0 K: 0 S: 4 H: 1 LOB: 1 BB: 0 P: 4	R: 0 E: 0 K: 0 S: 4 H: 1 LOB: 1 BB: 0 P: 4	R: 0 E: 0 K: 0 S: 3 H: 0 LOB: 0 BB: 0 P: 3	R: 0 E: 0 K: 0 S: 3 H: 0 LOB: 0 BB: 0 P: 3	R: 0 E: 0 K: 0 S: 3 H: 0 LOB: 0 BB: 0 P: 3	1B: 4 2B: 1 3B: 0 HR: 0 SF: 0 SAC: 0 DP: 0 HBP: 0						

PITCHER	IP	WLS	BF	H	R	ER	SO	BB	IBB	HBP	BLK	WP	HR	S	P	ERA	WHIP
Al Fitzmorris, R (1, 1) ERA: 5.35	9.0	W	36	5	2	1	0	2	1	0	0	1	0	33	45	1.00	0.778

PITCHER	IP	WLS	BF	H	R	ER	SO	BB	IBB	HBP	BLK	WP	HR	S	P	ERA	WHIP

TOP

Minnesota Twins @ Cleveland Indians

Cleveland Municipal Stadium, Cleveland, OH

Sun Jul 31 1977, 3:33 AM EDT

Unknown - 84 F

livebaseballscorecards.com

AB	33
R	2
H	5
RBI	2
BB	3
SO	0
LOB	12

WP: 1	PA: 36
PB: 1	
SB: 0	
CS: 0	

BOTTOM

Minnesota Twins @ Cleveland Indians

Cleveland Municipal Stadium, Cleveland, OH

Sun Jul 31 1977, 3:33 AM EDT

Unknown - 84 F

livebaseballscorecards.com

Batter	1	2	3	4	5	6	7	8	9	AB	R	H	RBI	BB	SO	LOB
Jim Norris, L (1, 8) OBP: 0.361, SLG: 0.358	BBBB 4-0 CS BB	x 0-0 FC5 1B 1-2 2-3 3-H			x 0-0 ① F8	x 0-0 ① SH5-4 1-2 2-3		x 0-0 ① F7		3	0	1	1	1	0	0
Duane Kuiper, L (1, 4) OBP: 0.324, SLG: 0.332	SSS 0-3 ①② K 1-2	x 0-0 ② SF8 3-H			x 0-0 ② 4-3	x 0-0 1B 2-H 3-H		x 0-0 ② F7		4	0	1	3	0	1	1
Buddy Bell, R (1, 5) Paul Dade, R (7, 5) OBP: 0.353, SLG: 0.384	x 0-0 ③ P6	x 0-0 ③ FC5 1-2 2-3f			x 0-0 WP 1B 1B	BBBB 4-0 G5-4-3 BB		x 0-0 ③ F7		3 1	1 0	1 0	0 0	1 0	0 0	2 0
Andre Thornton, R (1, 3) OBP: 0.367, SLG: 0.567		x 0-0 HR	BBBB 4-0 CS BB		H 1-0 1B 1-2 HBP	x 0-0 ②③ G5-4-3 1-2f				2	1	1	1	1	0	2
Rico Carty, R (1, 10) OBP: 0.340, SLG: 0.395		BBBBB 4-0 BB HBP BB BB	x 0-0 ①② F8 1-2		x 0-0 1B 1-2 2-H		x 0-0 ① 3-1			3	1	1	1	1	0	1
Larvell Blanks, R (1, 6) OBP: 0.307, SLG: 0.425		BBBBB 4-0 HBP BB 1B BB 1-2	x 0-0 ③ F9		x 0-0 ③ F7		x 0-0 2B 2B			3	2	1	0	1	0	2
Bruce Bochte, L (1, 7) OBP: 0.339, SLG: 0.369		x 0-0 ① F8		x 0-0 ① F9		x 0-0 HR	x 0-0 3-1 2-H 2B			4	1	2	2	0	0	2
John Lowenstein, L (1, 9) OBP: 0.364, SLG: 0.357		BBBBB 4-0 1B HBP SF8 BB 1-2 2-3		SSS 0-3 ② K		BBBBB 4-0 SH5-4 HBP 1B BB	x 0-0 ② 3-1 2-3			2	2	0	0	2	1	1
Ray Fosse, R (1, 2) OBP: 0.304, SLG: 0.406		H 1-0 FC5 1B HBP 1-2 2-3 3-H		x 0-0 ③ P3		H 1-0 SH5-4 1B HBP 1-2	x 0-0 ③ 3-1			2	1	0	1	0	0	1
Inning Stats	R: 0 E: 0 K: 1 S: 4 H: 0 LOB: 0 BB: 1 P: 8	R: 4 E: 0 K: 0 S: 5 H: 2 LOB: 2 BB: 3 P: 18	R: 0 E: 0 K: 0 S: 2 H: 0 LOB: 0 BB: 1 P: 6	R: 0 E: 0 K: 1 S: 5 H: 0 LOB: 0 BB: 0 P: 5	R: 1 E: 0 K: 0 S: 5 H: 2 LOB: 2 BB: 0 P: 6	R: 3 E: 0 K: 0 S: 4 H: 2 LOB: 1 BB: 2 P: 13	R: 1 E: 0 K: 0 S: 5 H: 2 LOB: 1 BB: 0 P: 5	R: 0 E: 0 K: 0 S: 3 H: 0 LOB: 0 BB: 0 P: 3		1B: 4 2B: 3 3B: 0 HR: 2	SF: 1 SAC: 1 DP: 2 HBP: 3			WP: 1 PB: 0 SB: 0 CS: 2	PA: 39		

	AB	27
	R	9
	H	8
	RBI	9
	BB	7
	SO	2
	LOB	12

PITCHER		IP	WLS	BF	H	R	ER	SO	BB	IBB	HBP	BLK	WP	HR	S	P	ERA	WHIP
Pete Redfern, R ERA: 4.73	(1, 1)	1.1	L	10	2	4	4	1	4	0	1	0	0	1	7	24	27.00	4.500
Tom Burgmeier, L ERA: 4.16	(2, 1)	0.1		1	0	0	0	0	0	0	0	0	0	0	1	1	0.00	0.000
Gary Serum, R ERA: 3.97	(2, 1)	3.2		18	4	4	4	1	2	0	2	0	1	1	16	26	9.82	1.636
Don Carrithers, R ERA: 10.29	(6, 1)	2.2		10	2	1	1	0	1	0	0	0	0	0	9	13	3.38	1.125

PITCHER		IP	WLS	BF	H	R	ER	SO	BB	IBB	HBP	BLK	WP	HR	S	P	ERA	WHIP

Minnesota Twins @ Cleveland Indians

Cleveland Municipal Stadium, Cleveland, OH

Sun Jul 31 1977, 3:38 AM EDT

Att. 33,968 - Unknown

TOP

livebaseballscorecards.com

Batter	1	2	3	4	5	6	7	8	9	AB	R	H	RBI	BB	SO	LOB
Lyman Bostock, L (1, 7) (7, 8) OBP: 0.395, SLG: 0.501	FC6-4 E 1B	4-3			4-3	S 1B		5-3	CS 2-H 1B	6	2	3	1	0	0	0
Dan Ford, R (1, 9) OBP: 0.343, SLG: 0.442	FC6-4 1-2 1B		6-3		5-3	E 1-H 1B		1B 2B 1B	CS 1-2	5	1	3	1	0	0	0
Rod Carew, L (1, 3) OBP: 0.456, SLG: 0.586	K		5-3		BB BB 1B BB	F8 1-3		S 1-3 2B 1B		4	2	1	0	1	1	3
Larry Hisle, R (1, 8) OBP: 0.365, SLG: 0.541 Bob Gorinski, R (7, 7) OBP: 0.169, SLG: 0.222	FC6-4 S 1B 1-2f 2-3		2B		BB 1B 1-2 BB		E6 5-3 1B	K 1-2		3 1	3 0	1 0	0 0	1 0	0 1	2 2
Craig Kusick, R (1, 10) OBP: 0.374, SLG: 0.429	1B 1-2 3-H BB		5-3		1B 1-2 2-3 BB		K	2B 2-H 3-H		3	0	1	2	2	1	2
Roy Smalley, S (1, 6) OBP: 0.330, SLG: 0.339	1-2 2-H 1B			4-3 SH1-4 BB	1-2 2-H 3-H 1B		5-3 2-3	G3		4	0	2	3	1	0	2
Bud Bulling, R (1, 2) OBP: 0.353, SLG: 0.154	1-3			SH1-4 1-2	P4		1B 3-H 1B		SH1-3 1B BB	3	1	1	1	1	0	4
Jerry Terrell, R (1, 5) OBP: 0.255, SLG: 0.258		1-3		4-3 2-3		5-3	FC6-4 1-2 1B		SH1-3 1-2	4	0	1	0	0	0	1
Bob Randall, R (1, 4) OBP: 0.250, SLG: 0.237		K		6-3		6-3	FC6-4 1-2f		L4	5	0	0	0	0	1	4
Inning Stats	R: 2 E: 0 K: 1 S: 8 H: 3 LOB: 2 BB: 1 P: 12	R: 0 E: 0 K: 1 S: 5 H: 0 LOB: 0 BB: 0 P: 5	R: 0 E: 0 K: 0 S: 4 H: 1 LOB: 1 BB: 0 P: 4	R: 0 E: 0 K: 0 S: 3 H: 0 LOB: 1 BB: 1 P: 7	R: 2 E: 0 K: 0 S: 4 H: 1 LOB: 2 BB: 3 P: 16	R: 1 E: 1 K: 0 S: 5 H: 2 LOB: 1 BB: 0 P: 5	R: 1 E: 1 K: 1 S: 8 H: 2 LOB: 2 BB: 0 P: 8	R: 2 E: 0 K: 1 S: 8 H: 3 LOB: 1 BB: 0 P: 8	R: 1 E: 0 K: 0 S: 3 H: 1 LOB: 0 BB: 1 P: 7	1B: 11 2B: 2 3B: 0 HR: 0 SF: 0 SAC: 2 DP: 0 HBP: 0						

	AB	38
	R	9
	H	13
	RBI	8
	BB	6
	SO	4
	LOB	20

WP: 0 PB: 0 SB: 3 CS: 1 PA: 47

PITCHER		IP	WLS	BF	H	R	ER	SO	BB	IBB	HBP	BLK	WP	HR	S	P	ERA	WHIP
Rick Waits, L ERA: 4.98	(1, 1)	5.2	L	29	7	5	3	2	5	0	0	0	0	0	28	48	4.76	2.118
Don Hood, L ERA: 3.54	(6, 1)	2.1		13	5	3	2	2	0	0	0	0	0	0	17	17	7.71	2.143
Sid Monge, L ERA: 5.84	(9, 1)	1.0		4	1	1	1	0	1	0	0	0	0	0	3	7	9.00	2.000

PITCHER	IP	WLS	BF	H	R	ER	SO	BB	IBB	HBP	BLK	WP	HR	S	P	ERA	WHIP

Batter	1	2	3	4	5	6	7	8	9	AB	R	H	RBI	BB	SO	LOB
Duane Kuiper, L (1, 4) OBP: 0.322, SLG: 0.330	6-3		G3		F8		FC6-4 1-2 2-3		F9	5	0	1	0	0	0	0
Buddy Bell, R (1, 5) OBP: 0.353, SLG: 0.423	P4		G1-6-3		K		FC6-4 1-2f 2-3 3-H		2B	5	0	2	1	0	1	2
Paul Dade, R (1, 8) OBP: 0.352, SLG: 0.382 Ray Fosse, R (8, 2) OBP: 0.303, SLG: 0.404	1B		G1-6-3 1-2f		F9		K		F9	4 1	0 0	1 0	0 0	0 0	1 0	3 1
Andre Thornton, R (1, 10) OBP: 0.360, SLG: 0.553	F5			1-3		F7	K		P6	5	0	0	0	0	1	4
Bill Melton, R (1, 3) OBP: 0.337, SLG: 0.309		FC3-5 1B		HBP HBP 5-3 BB		P4		6-3		3	1	1	0	1	0	0
Charlie Spikes, R (1, 9) OBP: 0.342, SLG: 0.433		FC3-5 1-2 1B		5-3 HBP 1-2 HBP		FC5-4 BB		HR		2	2	2	1	1	0	0
Ron Pruitt, R (1, 7) OBP: 0.337, SLG: 0.372		FC3-5 1B 1-2 2-3f		5-3 1-2 2-3 HBP		FC5-4 1-2f		F7		3	0	0	0	0	0	3
Fred Kendall, R (1, 2) OBP: 0.310, SLG: 0.389 Jim Norris, L (7, PH) OBP: 0.363, SLG: 0.360 (8, 8) Rico Carty, R (8, PH) OBP: 0.342, SLG: 0.395 John Lowenstein, L (8, PR) OBP: 0.364, SLG: 0.357 (9, 8)	F9		5-3 1-2 2-3 3-H				1B 1B FC6-4 1B	BB		2 1 0 0	0 1 0 0	0 1 0 0	1 0 0 0	0 0 1 0	0 0 0 0	4 0 0 0
Frank Duffy, R (1, 6) OBP: 0.243, SLG: 0.279 Larvell Blanks, R (7, PH) OBP: 0.309, SLG: 0.426 (8, 6)	1-3 2-H		P3				FC6-4 1-2	P6		2 2	0 0	1 1	1 0	0 0	0 0	2 1
Inning Stats	R: 0 H: 1 E: 0 LOB: 1 K: 0 BB: 0 S: 4 P: 4	R: 1 H: 3 E: 0 LOB: 2 K: 0 BB: 0 S: 5 P: 5	R: 0 H: 1 E: 0 LOB: 0 K: 0 BB: 0 S: 3 P: 3	R: 1 H: 0 E: 0 LOB: 2 K: 0 BB: 1 S: 3 P: 9	R: 0 H: 0 E: 0 LOB: 0 K: 1 BB: 0 S: 5 P: 5	R: 0 H: 0 E: 0 LOB: 1 K: 0 BB: 1 S: 3 P: 7	R: 1 H: 3 E: 0 LOB: 2 K: 2 BB: 0 S: 10 P: 10	R: 1 H: 1 E: 0 LOB: 1 K: 0 BB: 1 S: 4 P: 8	R: 0 H: 1 E: 0 LOB: 1 K: 0 BB: 0 S: 4 P: 4	1B: 8 2B: 1 3B: 0 HR: 1	SF: 0 SAC: 0 DP: 1 HBP: 2	WP: 0 PB: 0 SB: 0 CS: 0	PA: 40				

BOTTOM

Minnesota Twins @ Cleveland Indians

Cleveland Municipal Stadium, Cleveland, OH

Sun Jul 31 1977, 3:38 AM EDT

Att. 33,968 - Unknown

livebaseballscorecards.com

AB	35
R	4
H	10
RBI	4
BB	3
SO	3
LOB	20

PITCHER		IP	WLS	BF	H	R	ER	SO	BB	IBB	HBP	BLK	WP	HR	S	P	ERA	WHIP
Dave Johnson, R ERA: 4.31	(1, 1)	6.0	W	27	7	3	3	1	2	0	2	0	0	0	25	35	4.50	1.500
Tom Burgmeier, L ERA: 4.11	(7, 1)	3.0	S	13	3	1	1	2	1	0	0	0	0	1	16	20	3.00	1.333

PITCHER	IP	WLS	BF	H	R	ER	SO	BB	IBB	HBP	BLK	WP	HR	S	P	ERA	WHIP

Batter	1	2	3	4	5	6	7	8	9	AB	R	H	RBI	BB	SO	LOB
George Brett, L (1, 5) OBP: 0.353, SLG: 0.466	4-3		1-3		G6-3 1-2f		3-1		E6 FC5-4	5	0	0	0	0	0	2
Hal McRae, R (1, 10) OBP: 0.358, SLG: 0.509	F8		1B			HR	F3		FC5-4 1-2f	5	1	2	1	0	0	1
Amos Otis, R (1, 8) OBP: 0.343, SLG: 0.467	BB S HR		6-3			BB 1B 1B 1B	1B		L7	4	2	2	0	1	0	2
Al Cowens, R (1, 9) OBP: 0.348, SLG: 0.533	1-H HR			P4		BB 1-2 1B	K			4	2	2	2	0	1	1
John Mayberry, L (1, 3) OBP: 0.345, SLG: 0.410	G3			K		F7		G3		4	0	0	0	0	1	2
Joe Zdeb, R (1, 7) OBP: 0.364, SLG: 0.396 Joe Lahoud, L (6, PH) OBP: 0.467, SLG: 0.417 (6, 7)		5-3		K		F7		6-3 2B		2 2	0 0	0 1	0 0	0 0	1 0	0 2
Darrell Porter, L (1, 2) OBP: 0.351, SLG: 0.459		F8			FC1-6 1B	BB 1-2 2-3 1B		6-3 2-3		3	0	1	0	1	0	1
Freddie Patek, R (1, 6) OBP: 0.311, SLG: 0.346 Ralph LaCock, L (6, PH) OBP: 0.398, SLG: 0.503 Bob Heise, R (6, 6) OBP: 0.269, SLG: 0.308 Cookie Rojas, R (8, PH) OBP: 0.310, SLG: 0.352 (8, 4)		5-3			FC1-6 1-2f 1B	1-2 2-H 3-H 1B		5-3		2 1 0 1	0 0 0 0	0 1 0 0	0 2 0 0	0 0 0 0	0 0 0 0	1 0 0 1
Frank White, R (1, 4) OBP: 0.288, SLG: 0.338 (8, 6) Tom Poquette, L (9, PH) OBP: 0.329, SLG: 0.402			F9		G6-3 1-2 1B	1-3			4-3	3 1	0 0	1 0	0 0	0 0	0 0	2 0
Inning Stats	R: 2 E: 0 K: 0 S: 4 H: 1 LOB: 0 BB: 1 P: 8	R: 0 E: 0 K: 0 S: 3 H: 0 LOB: 0 BB: 0 P: 3	R: 0 E: 0 K: 0 S: 4 H: 1 LOB: 1 BB: 0 P: 4	R: 0 E: 0 K: 2 S: 7 H: 0 LOB: 0 BB: 0 P: 7	R: 0 E: 0 K: 0 S: 4 H: 2 LOB: 1 BB: 0 P: 4	R: 3 E: 0 K: 0 S: 7 H: 4 LOB: 2 BB: 1 P: 11	R: 0 E: 0 K: 1 S: 6 H: 1 LOB: 1 BB: 0 P: 6	R: 0 E: 0 K: 0 S: 4 H: 1 LOB: 1 BB: 0 P: 4	R: 0 E: 1 K: 0 S: 4 H: 0 LOB: 1 BB: 0 P: 4	1B: 7 2B: 1 3B: 0 HR: 2 SF: 0 SAC: 0 DP: 1 HBP: 0						

PITCHER	IP	WLS	BF	H	R	ER	SO	BB	IBB	HBP	BLK	WP	HR	S	P	ERA	WHIP
Geoff Zahn, L (1, 1) ERA: 4.81	5.1	W	23	7	5	5	2	1	0	0	0	0	2	26	30	8.44	1.500
Tom Johnson, R (6, 1) ERA: 2.61	3.2	S	16	3	0	0	1	1	0	0	0	0	0	17	21	0.00	1.091

PITCHER	IP	WLS	BF	H	R	ER	SO	BB	IBB	HBP	BLK	WP	HR	S	P	ERA	WHIP

TOP

Kansas City Royals @ Minnesota Twins

Metropolitan Stadium, Bloomington , MI

Mon Aug 01 1977, 8:05 PM EDT

Att. 19,370 - Unknown - 77 F

livebaseballscorecards.com

AB	37
R	5
H	10
RBI	5
BB	2
SO	3
LOB	15

WP: 0 PA: 39
PB: 0
SB: 1
CS: 0

Batter	1	2	3	4	5	6	7	8	9	AB	R	H	RBI	BB	SO	LOB
Roy Smalley, S (1, 6) OBP: 0.329, SLG: 0.336	F7	L8		F7		BB, 1B	F8			4	1	0	0	1	0	2
Rod Carew, L (1, 3) OBP: 0.456, SLG: 0.585	4-1 BLK, 2B	4-3		6-3		BB, 1B, 1-2 SF8		L8		4	2	1	0	1	0	1
Butch Wynegar, S (1, 2) OBP: 0.363, SLG: 0.388	4-1, 2-3		HR, BB		4-3, WP, 2B, 1B	K		2B, 1B		4	3	2	0	1	1	3
Lyman Bostock, L (1, 8) OBP: 0.400, SLG: 0.514	BLK, BB, BB		1-H, HR		4-3, 1-3	1-3, 2-H, 1B		1-H, 2B		4	1	3	4	1	0	1
Glenn Adams, L (1, 7) OBP: 0.395, SLG: 0.459	BLK, 1-2, BB		SH1, 1B		2B, 3-H, 2B	SF8, 3-H		F2		3	1	2	2	1	0	1
Bob Gorinski, R (9, 7) OBP: 0.169, SLG: 0.222										0	0	0	0	0	0	0
Dave Goltz, R (1, 10)	1-2, 2-3, 3-H, BB		SH1, 1-2		K	K		K		0	0	0	0	0	0	0
Larry Hisle, R (1, PH) OBP: 0.364, SLG: 0.537										3	0	0	0	1	3	3
Dan Ford, R (1, 9) OBP: 0.342, SLG: 0.443	F8	F9			WP, 2B, 2-H, 2B		K			4	1	1	1	0	1	4
Jerry Terrell, R (1, 5) OBP: 0.254, SLG: 0.264		K	6-3		2-H, 2B		F9			4	0	1	1	0	1	1
Bob Randall, R (1, 4) OBP: 0.256, SLG: 0.244		1B		2-3	K		1B			4	0	2	0	0	1	1
Inning Stats	R: 1 H: 1 E: 0 LOB: 3 K: 0 BB: 3 S: 4 P: 16	R: 0 H: 1 E: 0 LOB: 1 K: 1 BB: 0 S: 6 P: 6	R: 2 H: 2 E: 0 LOB: 1 K: 0 BB: 1 S: 5 P: 9	R: 0 H: 0 E: 0 LOB: 0 K: 0 BB: 0 S: 3 P: 3	R: 3 H: 4 E: 0 LOB: 1 K: 2 BB: 0 S: 11 P: 11	R: 2 H: 1 E: 0 LOB: 1 K: 2 BB: 2 S: 8 P: 16	R: 0 H: 1 E: 0 LOB: 1 K: 1 BB: 0 S: 6 P: 6	R: 1 H: 2 E: 0 LOB: 1 K: 1 BB: 0 S: 7 P: 7		1B: 6 SF: 1 2B: 5 SAC: 1 3B: 0 DP: 0 HR: 1 HBP: 0						

PITCHER		IP	WLS	BF	H	R	ER	SO	BB	IBB	HBP	BLK	WP	HR	S	P	ERA	WHIP
Jim Colborn, R ERA: 3.79	(1, 1)	4.2	L	26	8	6	6	2	4	0	0	1	2	1	26	42	11.57	2.571
Mark Littell, R ERA: 3.54	(5, 1)	3.1		16	4	3	3	5	2	0	0	0	0	0	24	32	8.10	1.800

PITCHER	IP	WLS	BF	H	R	ER	SO	BB	IBB	HBP	BLK	WP	HR	S	P	ERA	WHIP

BOTTOM

Kansas City Royals @ Minnesota Twins

Metropolitan Stadium, Bloomington , MI

Mon Aug 01 1977, 8:05 PM EDT

Att. 19,370 - Unknown - 77 F

livebaseballscorecards.com

AB	34
R	9
H	12
RBI	8
BB	6
SO	7
LOB	17

WP: 2 PA: 42
PB: 0
SB: 0
CS: 0

Batter	1	2	3	4	5	6	7	8	9	AB	R	H	RBI	BB	SO	LOB
Tom Poquette, L (1, 7) OBP: 0.323, SLG: 0.393	6-3		G3		2-3		F7		3-1	5	0	0	0	0	0	1
Hal McRae, R (1, 10) OBP: 0.360, SLG: 0.508	F8 PB 1B 1B		K		6-3		G6-4-3 1-2 1B		1B 1B BB	4	2	2	0	1	1	0
George Brett, L (1, 5) OBP: 0.356, SLG: 0.473	F8 1-3		1B 3B		BB 1B		G6-4-3 1-2f		1B 1-2 1B	5	1	3	0	0	0	3
Al Cowens, R (1, 9) OBP: 0.353, SLG: 0.535	3-H 1B		CS 3-H 1B		1-2 BB			L8	1-3 2-H 1B	4	0	3	3	1	0	0
Ralph LaCock, L (1, 3) OBP: 0.388, SLG: 0.490	F9		CS 1-2	3-1	G3			F8	6-3	4	0	0	0	0	0	3
Joe Zdeb, R (9, PH) OBP: 0.360, SLG: 0.392										1	0	0	0	0	0	2
Amos Otis, R (1, 8) OBP: 0.345, SLG: 0.466		K		WP 1B BB		6-3		1B 1B		3	1	1	0	1	1	0
Darrell Porter, L (1, 2) OBP: 0.349, SLG: 0.456		E6		L8 1-2		F7		1-2 1B		4	0	1	0	0	0	1
Frank White, R (1, 4) OBP: 0.288, SLG: 0.338		L7		2-H 1B		K		4-3		3	0	1	1	0	1	1
(7, 6)										1	0	0	0	0	0	2
John Mayberry, L (8, PH) OBP: 0.345, SLG: 0.409										0	0	0	0	0	0	0
Freddie Patek, R (8, 6) OBP: 0.311, SLG: 0.346																
Bob Heise, R (1, 6) OBP: 0.250, SLG: 0.286		K		K			1B BB		6-3	2	0	0	0	0	2	2
Joe Lahoud, L (7, PH) OBP: 0.500, SLG: 0.417										0	0	0	0	1	0	0
Cookie Rojas, R (7, 4) OBP: 0.307, SLG: 0.349										1	0	0	0	0	0	0
Inning Stats	R: 1 H: 2 E: 0 LOB: 1 K: 0 BB: 0 S: 5 P: 5	R: 0 H: 0 E: 1 LOB: 1 K: 2 BB: 0 S: 8 P: 8	R: 1 H: 2 E: 0 LOB: 0 K: 1 BB: 0 S: 6 P: 6	R: 1 H: 1 E: 0 LOB: 1 K: 1 BB: 1 S: 6 P: 10	R: 0 H: 1 E: 0 LOB: 2 K: 0 BB: 1 S: 4 P: 8	R: 0 H: 0 E: 0 LOB: 0 K: 1 BB: 0 S: 5 P: 5	R: 0 H: 1 E: 0 LOB: 1 K: 0 BB: 1 S: 3 P: 7	R: 0 H: 2 E: 0 LOB: 2 K: 0 BB: 0 S: 5 P: 5	R: 1 H: 2 E: 0 LOB: 2 K: 0 BB: 1 S: 5 P: 9	1B: 10 SF: 0 2B: 0 SAC: 0 3B: 1 DP: 1 HR: 0 HBP: 0						

PITCHER		IP	W/L/S	BF	H	R	ER	SO	BB	IBB	HBP	BLK	WP	HR	S	P	ERA	WHIP
Dave Goltz, R ERA: 3.36	(1, 1)	8.2	W	40	11	4	3	5	4	0	0	0	1	0	46	62	3.12	1.731
Tom Burgmeier, L ERA: 4.09	(9, 1)	0.1		1	0	0	0	0	0	0	0	0	0	0	1	1	0.00	0.000

PITCHER		IP	W/L/S	BF	H	R	ER	SO	BB	IBB	HBP	BLK	WP	HR	S	P	ERA	WHIP

TOP

Kansas City Royals @ Minnesota Twins

Metropolitan Stadium, Bloomington , MI

Tue Aug 02 1977, 8:05 PM EDT
Att. 24,691 - Unknown - 74 F

livebaseballscorecards.com

AB	37
R	4
H	11
RBI	4
BB	4
SO	5
LOB	15

WP: 1	PA:	42
PB: 1		
SB: 0		
CS: 1		

Batter	1	2	3	4	5	6	7	8	9	AB	R	H	RBI	BB	SO	LOB
Lyman Bostock, L (1, 8) OBP: 0.395, SLG: 0.507	S S S 0-3 ① K		x 0-0 ① 4-3	x 0-0 E6 G6-4-3 1-2 2-H 3-H		x 0-0 ② 4-3		S S S 0-3 ② K		5	0	0	1	0	2	2
Bob Randall, R (1, 4) OBP: 0.260, SLG: 0.244	x 0-0 ② G3		S S S 0-3 ② K	x 0-0 ② ③ G6-4-3 1-2f		x 0-0 BB 1B		B B B B 4-0 WP BB 1-2		4	0	1	0	1	1	2
Rod Carew, L (1, 3) OBP: 0.457, SLG: 0.586	x 0-0 1B 2B		S S S 0-3 ③ K		x 0-0 ① 5-3	B B B B 4-0 BB 1-2		I I I 4-0 IBB 1-2 2-H		3	1	1	0	2	1	0
Dan Ford, R (1, 9) OBP: 0.342, SLG: 0.451	x 0-0 FC6-4 1B 2-H			x 0-0 HR	x 0-0 ② 5-3	S S S 0-3 ③ K		S S S 0-3 ③ K		5	1	2	2	0	2	4
Craig Kusick, R (1, 10) OBP: 0.377, SLG: 0.427	x 0-0 ③ FC6-4 1-2f			x 0-0 FC5-4 1B	B B B B 4-0 BB HR BB		x 0-0 ① 1-3			3	1	1	0	1	0	1
Roy Smalley, S (1, 6) OBP: 0.330, SLG: 0.336		x 0-0 SH3 1B		x 0-0 ① FC5-4 2B 1B 1-2f	B B B B 4-0 HR BB 1-2		x 0-0 ② G3			3	2	1	0	1	0	1
Butch Wynegar, S (1, 2) OBP: 0.365, SLG: 0.402		x 0-0 ① SH3 1-2		x 0-0 1B E 2B 1-3	x 0-0 HR 1-H 2-H		x 0-0 ③ F9			3	2	2	3	0	0	0
Jerry Terrell, R (1, 5) OBP: 0.260, SLG: 0.265		x 0-0 ② L5		B B B B 4-0 1B E BB	x 0-0 ③ G3			x 0-0 FC5-4 1B		3	1	1	0	1	0	1
Bob Gorinski, R (1, 7) OBP: 0.174, SLG: 0.224		x 0-0 ③ 6-3		x 0-0 E 1B 1-2 2-3 3-H		x 0-0 ① 5-3		x 0-0 ① FC5-4 BB E 1-2f		4	1	1	1	0	0	2
Inning Stats	R: 1 H: 2 E: 0 LOB: 1 K: 1 BB: 0 S: 7 P: 7	R: 0 H: 1 E: 0 LOB: 1 K: 0 BB: 0 S: 4 P: 4	R: 0 H: 0 E: 0 LOB: 0 K: 2 BB: 0 S: 7 P: 7	R: 4 H: 4 E: 1 LOB: 1 K: 0 BB: 1 S: 7 P: 11	R: 3 H: 1 E: 0 LOB: 0 K: 0 BB: 2 S: 4 P: 12	R: 0 H: 1 E: 0 LOB: 2 K: 1 BB: 1 S: 6 P: 10	R: 0 H: 0 E: 0 LOB: 0 K: 0 BB: 0 S: 3 P: 3	R: 1 H: 1 E: 0 LOB: 2 K: 2 BB: 2 S: 8 P: 16		1B: 6 SF: 0 2B: 2 SAC: 1 3B: 0 DP: 1 HR: 2 HBP: 0						

PITCHER		IP	WLS	BF	H	R	ER	SO	BB	IBB	HBP	BLK	WP	HR	S	P	ERA	WHIP
Andy Hassler, L ERA: 4.18	(1, 1)	5.2	L	30	9	8	7	3	4	0	0	0	0	2	32	48	11.12	2.294
Mark Littell, R ERA: 3.41	(6, 1)	2.1		10	1	1	0	3	1	1	0	0	1	0	14	22	0.00	0.857

PITCHER	IP	WLS	BF	H	R	ER	SO	BB	IBB	HBP	BLK	WP	HR	S	P	ERA	WHIP

BOTTOM

Kansas City Royals @ Minnesota Twins

Metropolitan Stadium, Bloomington , MI

Tue Aug 02 1977, 8:05 PM EDT
Att. 24,691 - Unknown - 74 F

livebaseballscorecards.com

AB	33
R	9
H	10
RBI	7
BB	6
SO	6
LOB	13

WP: 1	PA: 40		
PB: 0			
SB: 0			
CS: 0			

Detroit Tigers @ Minnesota Twins

Metropolitan Stadium, Bloomington , MI

Wed Aug 03 1977, 8:05 PM EDT
Att. 13,174 - Unknown - 71 F

Batter	1	2	3	4	5	6	7	8	9	AB	R	H	RBI	BB	SO	LOB
Ron LeFlore, R (1, 8) OBP: 0.338, SLG: 0.431	L1		K		G4-6-3 1-2f			S 1B		4	0	1	0	0	1	2
Tito Fuentes, S (1, 4) OBP: 0.336, SLG: 0.379	F7		F8			K		F7 1-2		4	0	0	0	0	1	2
Rusty Staub, L (1, 10) OBP: 0.329, SLG: 0.422	G3			FC4-6 1B		FC1-6 BB		F3		3	0	1	0	1	0	1
Steve Kemp, L (1, 7) OBP: 0.342, SLG: 0.434		G4-6-3 BB		FC4-6 1-2f 2B		FC1-6 1-2f			P3	3	1	0	0	1	0	2
Jason Thompson, L (1, 3) OBP: 0.359, SLG: 0.485		G4-6-3 1-2f		K		G3			4-3	4	0	0	0	0	1	3
Ben Oglivie, L (1, 9) OBP: 0.305, SLG: 0.433		1B		1-H 2B			F9		F8	4	0	2	1	0	0	0
John Wockenfuss, R (1, 2) OBP: 0.354, SLG: 0.578		F9		6-3			G4-6-3 1B			3	0	1	0	0	0	2
Aurelio Rodriguez, R (1, 5) OBP: 0.275, SLG: 0.375			5-3		K		G4-6-3 1-2f			3	0	0	0	0	1	1
Tom Veryzer, R (1, 6) OBP: 0.239, SLG: 0.270			1B		G4-6-3 1B			L8		3	0	2	0	0	0	0

Inning Stats	1	2	3	4	5	6	7	8	9	
	R: 0 H: 0 E: 0 LOB: 0 K: 0 BB: 0 S: 3 P: 3	R: 0 H: 1 E: 0 LOB: 1 K: 0 BB: 1 S: 3 P: 7	R: 0 H: 1 E: 0 LOB: 1 K: 1 BB: 0 S: 6 P: 6	R: 1 H: 2 E: 0 LOB: 1 K: 1 BB: 0 S: 7 P: 7	R: 0 H: 1 E: 0 LOB: 0 K: 1 BB: 0 S: 5 P: 5	R: 0 H: 0 E: 0 LOB: 1 K: 1 BB: 1 S: 5 P: 9	R: 0 H: 1 E: 0 LOB: 0 K: 0 BB: 0 S: 3 P: 3	R: 0 H: 1 E: 0 LOB: 1 K: 0 BB: 0 S: 4 P: 4	R: 0 H: 0 E: 0 LOB: 0 K: 0 BB: 0 S: 3 P: 3	1B: 6 SF: 0 2B: 1 SAC: 0 3B: 0 DP: 3 HR: 0 HBP: 0	WP: 0 PA: 33 PB: 0 SB: 1 CS: 0

PITCHER	IP	WLS	BF	H	R	ER	SO	BB	IBB	HBP	BLK	WP	HR	S	P	ERA	WHIP
Paul Thormodsgard, R (1, 1) ERA: 3.84	9.0	W	33	7	1	1	4	2	0	0	0	0	0	39	47	1.00	1.000

PITCHER	IP	WLS	BF	H	R	ER	SO	BB	IBB	HBP	BLK	WP	HR	S	P	ERA	WHIP

TOP

AB	31
R	1
H	7
RBI	1
BB	2
SO	4
LOB	13

livebaseballscorecards.com

Batter	1	2	3	4	5	6	7	8	9	AB	R	H	RBI	BB	SO	LOB
Roy Smalley, S (1, 6) OBP: 0.328, SLG: 0.332	BBBB 4-0 1B 1B BB	x 0-0 ② 6-3		x 0-0 ① F8	x 0-0 ① F8		x 0-0 ② L7	x 0-0 ③ F7		5	1	0	0	1	0	2
Rod Carew, L (1, 3) OBP: 0.459, SLG: 0.586	x 0-0 1B 2B 1-3 1B	x 0-0 ③ 4-3		x 0-0 E BB 1B 1B	SSS 0-3 ② K		x 0-0 1B BB 2B 1B			5	3	3	0	0	1	1
Butch Wynegar, S (1, 2) OBP: 0.373, SLG: 0.407	x 0-0 2B 1-2 3-H 1B		x 0-0 1B 1B 1B	BBBB 4-0 E 1-2 1B BB	x 0-0 1B 1-2 1B		BBBB 4-0 1B 1-2 2B BB			3	4	3	1	2	0	0
Lyman Bostock, L (1, 8) OBP: 0.397, SLG: 0.511	x 0-0 2B 1-H 2-H 2B		SSS 0-3 ① K SSS	0-3 ② K	x 0-0 1-3 2-H 1B		x 0-0 2B 1-2 2-3 1B			5	1	3	3	0	2	3
Glenn Adams, L (1, 7) OBP: 0.399, SLG: 0.470 Bob Gorinski, R (3, PH) OBP: 0.192, SLG: 0.254 (4, 7)	x 0-0 FC4-5 2-H 2B	x 0-0 6-3 1B 1-3 1B	x 0-0 E6 1B 1-2 2-3	SSS 0-3 ③ K		x 0-0 1-3 2-H 3-H 2B			1 4	0 0	1 2	1 2	0 0	0 1	0 4
Rich Chiles, L (1, 10) OBP: 0.320, SLG: 0.335 Craig Kusick, R (3, PH) OBP: 0.383, SLG: 0.431	x 0-0 ① FC4-5 FC3-6 2-3	x 0-0 6-3 1-2 3-H 1B	x 0-0 1-3 2-H 3-H 1B	BBB 4-0 G6-4-3 BB	SSS 0-3 ③ K					1 3	0 0	0 2	0 3	0 1	0 1	1 2
Mike Cubbage, L (1, 5) OBP: 0.330, SLG: 0.376	x 0-0 ② FC3-6 1-2f	x 0-0 ② 6-3 1-2 2-3	x 0-0 ③ 5-3			x 0-0 ① F8		x 0-0 1-5-3 1B		5	0	1	0	0	0	6
Dan Ford, R (1, 9) OBP: 0.343, SLG: 0.458	x 0-0 ③ F9		IIII 4-0 IBB		x 0-0 HR	x 0-0 ② G6-4-3 ③ 1-2f		SSS 0-3 ① K		4	1	1	1	1	1	3
Bob Randall, R (1, 4) OBP: 0.258, SLG: 0.243		x 0-0 ① 4-3	x 0-0 ③ 5-3		x 0-0 1B 1B 1B		x 0-0 ① F9	x 0-0 ② 1-5-3 1-2		5	1	1	0	0	0	4
Inning Stats	R: 4 E: 0 K: 0 S: 7 H: 4 LOB: 1 BB: 1 P: 11	R: 0 E: 0 K: 0 S: 3 H: 0 LOB: 0 BB: 0 P: 3	R: 1 E: 0 K: 1 S: 8 H: 3 LOB: 3 BB: 1 P: 12	R: 2 E: 1 K: 1 S: 8 H: 2 LOB: 2 BB: 1 P: 12	R: 2 E: 0 K: 2 S: 11 H: 4 LOB: 2 BB: 0 P: 11	R: 0 E: 0 K: 0 S: 2 H: 0 LOB: 0 BB: 1 P: 6	R: 2 E: 0 K: 1 S: 8 H: 3 LOB: 2 BB: 1 P: 12	R: 0 E: 0 K: 1 S: 6 H: 1 LOB: 1 BB: 0 P: 6		1B: 13 2B: 3 3B: 0 HR: 1 SF: 0 SAC: 0 DP: 1 HBP: 0						

PITCHER		IP	WLS	BF	H	R	ER	SO	BB	IBB	HBP	BLK	WP	HR	S	P	ERA	WHIP
Fernando Arroyo, R ERA: 3.51	(1, 1)	0.0	L	5	4	4	4	0	1	0	0	0	0	0	4	8	∞	∞
Jim Crawford, L ERA: 3.93	(1, 1)	4.2		26	9	5	3	3	1	1	0	0	0	1	30	38	5.79	2.143
Steve Grilli, R ERA: 4.02	(5, 1)	2.1		11	3	2	2	2	2	0	0	0	0	0	13	21	7.71	2.143
Milt Wilcox, R ERA: 3.35	(8, 1)	1.0		4	1	0	0	1	0	0	0	0	0	0	6	6	0.00	1.000

PITCHER	IP	WLS	BF	H	R	ER	SO	BB	IBB	HBP	BLK	WP	HR	S	P	ERA	WHIP

BOTTOM

Detroit Tigers @ Minnesota Twins

Metropolitan Stadium, Bloomington , MI

Wed Aug 03 1977, 8:05 PM EDT

Att. 13,174 - Unknown - 71 F

livebaseballscorecards.com

AB	41
R	11
H	17
RBI	11
BB	5
SO	6
LOB	26

WP: 0 PA: 46
PB: 0
SB: 0
CS: 0

Batter	1	2	3	4	5	6	7	8	9	AB	R	H	RBI	BB	SO	LOB
Ron LeFlore, R (1, 8) OBP: 0.339, SLG: 0.430	4-3 S 1B 1B	4-3			1-5-3		BLK 1B		6-3	5	2	2	0	0	0	1
Tito Fuentes, S (1, 4) OBP: 0.339, SLG: 0.386	K 1-2		4-3 3B		K		1-H 1B		1B 1B	5	1	3	1	0	2	1
Rusty Staub, L (1, 10) OBP: 0.329, SLG: 0.430	4-3 2-3		4-3 3-H			HR	F7		1-3 1B	5	1	2	2	0	0	2
Steve Kemp, L (1, 7) OBP: 0.343, SLG: 0.432	1B 3-H 1B		F7			K		FC6-4 BB	P6	4	0	1	1	1	1	2
Jason Thompson, L (1, 3) OBP: 0.358, SLG: 0.482	 1-3 1B		6-3			K		FC6-4 1-2f 1B		4	0	1	0	0	1	1
Ben Oglivie, L (1, 9) OBP: 0.307, SLG: 0.437	L8			1-3		2B		 1-2 1B		4	0	2	0	0	0	2
Milt May, L (1, 2) OBP: 0.299, SLG: 0.413		BB		6-3		4-3		L7		3	0	0	0	1	0	3
Aurelio Rodriguez, R (1, 5) OBP: 0.274, SLG: 0.371		F2		F7			1B	K		4	0	1	0	0	1	3
Tom Veryzer, R (1, 6) OBP: 0.236, SLG: 0.266		P6			K		F9		F8	4	0	0	0	0	1	1
Inning Stats	R: 1 E: 0 K: 1 S: 8 H: 3 LOB: 2 BB: 0 P: 8	R: 0 E: 0 K: 0 S: 3 H: 0 LOB: 1 BB: 1 P: 7	R: 1 E: 0 K: 0 S: 4 H: 1 LOB: 0 BB: 0 P: 4	R: 0 E: 0 K: 0 S: 3 H: 0 LOB: 0 BB: 0 P: 3	R: 0 E: 0 K: 2 S: 7 H: 0 LOB: 0 BB: 0 P: 7	R: 1 E: 0 K: 2 S: 9 H: 2 LOB: 1 BB: 0 P: 9	R: 1 E: 0 K: 0 S: 5 H: 3 LOB: 1 BB: 0 P: 5	R: 0 E: 0 K: 1 S: 6 H: 1 LOB: 2 BB: 1 P: 10	R: 0 E: 0 K: 0 S: 5 H: 2 LOB: 2 BB: 0 P: 5	1B: 9 2B: 1 3B: 1 HR: 1 SF: 0 SAC: 0 DP: 0 HBP: 0	WP: 0 PB: 0 SB: 1 CS: 0 PA: 40					

PITCHER		IP	WLS	BF	H	R	ER	SO	BB	IBB	HBP	BLK	WP	HR	S	P	ERA	WHIP
Pete Redfern, R ERA: 4.77	(1, 1)	6.2	L	29	9	4	4	5	1	0	0	1	0	1	38	42	5.40	1.500
Tom Burgmeier, L ERA: 4.04	(7, 1)	1.0		5	1	0	0	0	1	0	0	0	0	0	4	8	0.00	2.000
Tom Johnson, R ERA: 2.58	(8, 1)	1.1		6	2	0	0	1	0	0	0	0	0	0	8	8	0.00	1.500

PITCHER	IP	WLS	BF	H	R	ER	SO	BB	IBB	HBP	BLK	WP	HR	S	P	ERA	WHIP

TOP

Detroit Tigers @ Minnesota Twins

Metropolitan Stadium, Bloomington , MI

Thu Aug 04 1977, 8:05 PM EDT

Att. 18,060 - Cloudy - 72 F

livebaseballscorecards.com

AB	38
R	4
H	12
RBI	4
BB	2
SO	6
LOB	16

BOTTOM

Detroit Tigers @ Minnesota Twins

Metropolitan Stadium, Bloomington , MI

Thu Aug 04 1977, 8:05 PM EDT

Att. 18,060 - Cloudy - 72 F

livebaseballscorecards.com

Batter	1	2	3	4	5	6	7	8	9	AB	R	H	RBI	BB	SO	LOB
Roy Smalley, S (1, 6) OBP: 0.329, SLG: 0.333	1-3 1B	1-2 2-H 1B			6-3		F9		F9	5	0	2	1	0	0	2
Rod Carew, L (1, 3) OBP: 0.456, SLG: 0.582	1-3 1-2	F8			BB 1B		4-3 2-3		4-3	5	0	1	0	0	0	5
Butch Wynegar, S (1, 2) OBP: 0.371, SLG: 0.404	F8	6-3			4-0 BBBB 1-2 BB		3-1			3	0	0	0	1	0	2
Lyman Bostock, L (1, 8) OBP: 0.398, SLG: 0.509	4-0 BBBB BB	4-3			4-3			4-0 BBBB BB		2	0	0	0	2	0	2
Glenn Adams, L (1, 7) OBP: 0.389, SLG: 0.458	0-3 SSS K	0-3 SSS K				G3		F7		4	0	0	0	0	2	3
Rich Chiles, L (1, 10) OBP: 0.319, SLG: 0.330		4-0 BBBB CS BB		4-3		F8		P6		3	0	0	0	1	0	1
Mike Cubbage, L (1, 5) OBP: 0.326, SLG: 0.371		E3 1B 1-2 1B		4-3		4-3		4-1		4	1	0	0	0	0	2
Dan Ford, R (1, 9) OBP: 0.345, SLG: 0.457		L7		L5			1-0 H 2B HBP		FC6-4 1B	3	1	1	0	0	0	1
Bob Randall, R (1, 4) OBP: 0.263, SLG: 0.254		1B 1-2 1B			1-3		4-3 1-H 2B		FC6-4 1-2f	4	0	2	1	0	0	1

	AB	33
	R	2
	H	6
	RBI	2
	BB	4
	SO	2
	LOB	19

Inning Stats	1	2	3	4	5	6	7	8	9	1B: 5	SF: 0	WP: 0	PA: 38
R	0	1	0	0	0	0	1	0	0	2B: 1	SAC: 0	PB: 0	
E	0	1	0	0	0	0	0	0	0	3B: 0	DP: 0	SB: 0	
K	1	0	1	0	0	0	0	0	0	HR: 0	HBP: 1	CS: 1	
S	6	5	5	3	4	3	4	3	4				
H	1	2	0	0	1	0	1	0	1				
LOB	2	2	0	0	2	0	1	1	1				
BB	1	1	0	0	1	0	0	0	1				
P	10	9	5	3	8	3	5	7	4				

PITCHER	IP	WLS	BF	H	R	ER	SO	BB	IBB	HBP	BLK	WP	HR	S	P	ERA	WHIP
Dave Rozema, R (1, 1) ERA: 2.74	9.0	W	38	6	2	1	2	4	0	1	0	0	0	37	54	1.00	1.111

Batter	1	2	3	4	5	6	7	8	9	AB	R	H	RBI	BB	SO	LOB
Jim Norris, L (1, 8) OBP: 0.367, SLG: 0.369	B B B B 4-0 FC6-4 BB	x 0-0 FC1-5 2B	x 0-0 ② FC3-6 S 1-2f	x 0-0 ③ 6-3		x 0-0 ① 4-3				4	0	1	0	1	0	1
Duane Kuiper, L (1, 4) OBP: 0.324, SLG: 0.331 Larvell Blanks, R (8, PH) OBP: 0.308, SLG: 0.418 (8, 4)	x 0-0 ① FC6-4 1-3 E 1-2f	x 0-0 ① FC1-5 BB 1B BB 2-3	B B B B 4-0 1-2 BB			x 0-0 ① 6-3		S S S 0-3 ② K		3 1	2 0	0 0	0 0	1 0	0 1	2 0
Buddy Bell, R (1, 5) OBP: 0.356, SLG: 0.423	x 0-0 ② 1-3 1-2	x 0-0 BB BB E 1-2 1B	S S S 0-3 ③ K			x 0-0 ② 5-3		S S S 0-3 ③ K		5	1	1	0	0	2	3
Andre Thornton, R (1, 3) OBP: 0.364, SLG: 0.565	x 0-0 E3 BB 2B 2-H 1B	B B B B 4-0 E BB 1-2 2-3 BB		x 0-0 ① F8		x 0-0 ③ F7			x 0-0 1B G6-4-3 2B	4	2	2	1	1	0	0
Rico Carty, R (1, 10) OBP: 0.355, SLG: 0.413 Paul Dade, R (9, PR) OBP: 0.344, SLG: 0.372	B B B B 4-0 BB 2B BB	B B B B 4-0 E 1-2 2-3 3-H BB		x 0-0 1B			B B B B 4-0 2B SF8 BB		x 0-0 G6-4-3 2-3 1B	2 0	2 0	2 0	1 0	3 0	0 0	0 0
Bruce Bochte, L (1, 7) OBP: 0.341, SLG: 0.370	B B B B 4-0 2B 1-2 2-3 BB	x 0-0 E6 G5-4-3 1-2 2-3 3-H		x 0-0 ② L7			x 0-0 SF8 SF9 1-3 2B		x 0-0 ① ② G6-4-3 1-2f 3-H	4	2	1	1	1	0	4
Ron Pruitt, R (1, 9) OBP: 0.337, SLG: 0.376	x 0-0 3B 1-H 2-H 3-H 2B	x 0-0 ② ③ G5-4-3 1-2f		S S S 0-3 ③ K			x 0-0 ① SF8 2-3 3-H		x 0-0 ③ F9	4	1	1	4	0	1	5
Fred Kendall, R (1, 2) OBP: 0.307, SLG: 0.396	x 0-0 2-H 3B	x 0-0 ① 1B		x 0-0 ① F8			x 0-0 ② SF9 3-H			3	0	2	2	0	0	0
Frank Duffy, R (1, 6) OBP: 0.243, SLG: 0.278	S S S 0-3 ③ K	x 0-0 FC3-6 1B		x 0-0 ② 6-3			x 0-0 ③ 6-3			4	0	1	0	0	1	1
Inning Stats	R: 5 E: 1 K: 1 S: 8 H: 3 LOB: 1 BB: 3 P: 20	R: 2 E: 1 K: 0 S: 5 H: 2 LOB: 2 BB: 2 P: 13	R: 0 E: 0 K: 1 S: 6 H: 2 LOB: 2 BB: 1 P: 10	R: 0 E: 0 K: 1 S: 6 H: 1 LOB: 1 BB: 0 P: 6	R: 0 E: 0 K: 0 S: 3 H: 0 LOB: 0 BB: 0 P: 3	R: 0 E: 0 K: 0 S: 3 H: 0 LOB: 0 BB: 0 P: 3	R: 2 E: 0 K: 0 S: 4 H: 1 LOB: 0 BB: 1 P: 8	R: 0 E: 0 K: 2 S: 7 H: 0 LOB: 0 BB: 0 P: 7	R: 1 E: 0 K: 0 S: 4 H: 2 LOB: 1 BB: 0 P: 4	1B: 6 2B: 4 3B: 1 HR: 0 SF: 2 SAC: 0 DP: 2 HBP: 0						

TOP

Cleveland Indians @ Minnesota Twins

Metropolitan Stadium, Bloomington , MI

Fri Aug 05 1977, 8:05 PM EDT
Att. 14,178 - Unknown - 70 F

livebaseballscorecards.com

AB	34
R	10
H	11
RBI	9
BB	7
SO	5
LOB	16

WP: 0 PA: 43
PB: 0
SB: 1
CS: 0

PITCHER		IP	WLS	BF	H	R	ER	SO	BB	IBB	HBP	BLK	WP	HR	S	P	ERA	WHIP
Ron Schueler, R ERA: 5.11	(1, 1)	1.0		9	3	5	1	1	3	0	0	0	0	0	8	20	9.00	6.000
Geoff Zahn, L ERA: 4.85	(2, 1)	6.1	W	28	6	4	4	2	4	0	0	0	0	0	28	44	5.68	1.579
Tom Johnson, R ERA: 2.62	(8, 1)	1.2	S	6	2	1	1	2	0	0	0	0	0	0	10	10	5.40	1.200

PITCHER	IP	WLS	BF	H	R	ER	SO	BB	IBB	HBP	BLK	WP	HR	S	P	ERA	WHIP

BOTTOM

Batter	1	2	3	4	5	6	7	8	9	AB	R	H	RBI	BB	SO	LOB
Lyman Bostock, L (1, 8) OBP: 0.398, SLG: 0.510	0-0 4-3	0-0 F8		BB 1-3 2-H BB 2B 0-3 K			0-0 5-3-5 1B			5	1	2	1	0	1	2
Roy Smalley, S (1, 6) OBP: 0.334, SLG: 0.337	0-0 2B 4-3 1B		BBBB 4-0 FC4-6 BB	BBBB 4-0 BB BB 2B BB	0-0 3-1 2B		0-0 5-3-5 1-3f			3	2	2	0	2	0	1
Rod Carew, L (1, 3) OBP: 0.457, SLG: 0.583	0-0 4-3 1-3 2B		0-0 FC4-6 F8 S 1-2f	BBBB 4-0 BB 2B 1-2 2-3 3-H BB	0-0 3-1 2-3			0-0 SH3-4 3B 1B		4	2	2	1	1	0	2
Butch Wynegar, S (1, 2) OBP: 0.370, SLG: 0.401	0-0 4-3 2-3 3-H		0-0 F8 1-3	BBBB 4-0 2B HR 1-2 2-3 3-H BB	0-0 1-3			0-0 SH3-4 1-2		3	1	0	2	1	0	3
Dan Ford, R (1, 9) OBP: 0.346, SLG: 0.457	0-0 F7		0-0 L9	0-0 HR 1-3 2-H 3-H 2B	0-0 5-3			BBBB 4-0 3B BB		4	2	1	2	1	0	3
Glenn Adams, L (1, 7) OBP: 0.392, SLG: 0.478 Bob Gorinski, R (7, 7) OBP: 0.203, SLG: 0.292		0-0 1B 1B	0-0 HR 0-0 P4		0-0 3-1			0-0 1-H 2-H 3B		4 1	1 0	2 1	1 2	0 0	0 0	2 0
Craig Kusick, R (1, 10) OBP: 0.388, SLG: 0.435	SSS 0-3 K		0-0 1B 2B 1-0 HR HBP		0-0 F7			BBBB 4-0 G6-3 BB		3	2	1	0	1	1	1
Mike Cubbage, L (1, 5) OBP: 0.330, SLG: 0.385	0-0 1-2 1B		0-0 E 2-H 2B 1B 0-0 1-H 2-H 3-H HR		0-0 F7			0-0 G6-3 1-2f		5	2	3	5	0	0	2
Bob Randall, R (1, 4) OBP: 0.258, SLG: 0.249	0-0 P5		0-0 E4 2B 1-2 BB 0-0 5-3				0-0 F4			4	1	0	0	0	0	3

Inning Stats																						
	R: 1	H: 2	R: 0	H: 2	R: 0	H: 0	R: 11	H: 6	R: 0	H: 1	R: 0	H: 0	R: 0	H: 1	R: 2	H: 2	1B: 6	SF: 0	WP: 0	PA: 44
	E: 0	LOB: 1	E: 0	LOB: 2	E: 0	LOB: 1	E: 1	LOB: 0	K: 0	LOB: 1	K: 0	LOB: 0	E: 0	LOB: 0	E: 0	LOB: 1	2B: 6	SAC: 1	PB: 0	
	K: 0	BB: 0	K: 1	BB: 0	K: 0	BB: 1	K: 1	BB: 3	S: 4	BB: 0	S: 3	BB: 0	K: 0	BB: 0	K: 0	BB: 2	3B: 1	DP: 2	SB: 1	
	S: 5	P: 5	S: 7	P: 7	S: 3	P: 7	S: 12	P: 25		P: 4		P: 3	S: 3	P: 3	S: 4	P: 12	HR: 2	HBP: 1	CS: 0	

PITCHER		IP	WLS	BF	H	R	ER	SO	BB	IBB	HBP	BLK	WP	HR	S	P	ERA	WHIP
Al Fitzmorris, R ERA: 5.83	(1, 1)	3.0		20	8	7	7	1	2	0	0	0	0	1	20	28	21.00	3.333
Sid Monge, L ERA: 6.32	(4, 1)	0.0	L	2	0	0	0	0	2	0	0	0	0	0	0	8	∞	∞
Pat Dobson, R ERA: 6.0	(4, 1)	3.0		13	3	5	4	1	0	0	1	0	0	1	14	15	12.00	1.000
Don Hood, L ERA: 3.47	(7, 1)	1.0		3	1	0	0	0	0	0	0	0	0	0	3	3	0.00	1.000
Rick Waits, L ERA: 5.18	(8, 1)	1.0		6	2	2	2	0	2	0	0	0	0	0	4	12	18.00	4.000

PITCHER	IP	WLS	BF	H	R	ER	SO	BB	IBB	HBP	BLK	WP	HR	S	P	ERA	WHIP

Cleveland Indians @ Minnesota Twins

Metropolitan Stadium, Bloomington , MI

Fri Aug 05 1977, 8:05 PM EDT

Att. 14,178 - Unknown - 70 F

livebaseballscorecards.com

AB	36
R	14
H	14
RBI	14
BB	6
SO	2
LOB	19

Batter	1	2	3	4	5	6	7	8	9	AB	R	H	RBI	BB	SO	LOB
Jim Norris, L (1, 8) OBP: 0.365, SLG: 0.369	S S S 0-3 ① K		x 0-0 ① 4-3	x 0-0 ③ 4-3			x 0-0 E6 1B 1B 1-3 FC4-6	x 0-0 2B		5	1	1	0	0	1	3
Duane Kuiper, L (1, 4) OBP: 0.327, SLG: 0.341	S S S 0-3 ② K		x 0-0 3B		x 0-0 2B		x 0-0 FC4-6 1B 1-2 3-H 1B	x 0-0 ③ 4-3		5	0	3	1	0	1	1
Buddy Bell, R (1, 5) OBP: 0.356, SLG: 0.422	B B B B 4-0 PB BB		x 0-0 ② P4		x 0-0 ① 6-3		x 0-0 FC4-6 1-2 2-3 1B		x 0-0 ① 4-3	4	0	1	0	1	0	2
Andre Thornton, R (1, 3) OBP: 0.361, SLG: 0.561	S S S 0-3 ③ K 1-2		x 0-0 ③ F8		x 0-0 ② 5-3		x 0-0 ① L5		x 0-0 2B	5	0	1	0	0	1	6
Rico Carty, R (1, 10) OBP: 0.353, SLG: 0.407		x 0-0 ① G3		B B B B 4-0 1B BB	x 0-0 ③ G3		x 0-0 ② FC4-6 1-2f 2-3 3-H		x 0-0 ② F8	4	1	0	1	1	0	4
Bruce Bochte, L (1, 7) OBP: 0.342, SLG: 0.371		x 0-0 2B 4-3 1B	x 0-0 FC1-5 1B 1-2 1B			x 0-0 ① F7	S S S 0-3 ③ K		x 0-0 ③ L9	5	1	2	0	0	1	3
Ron Pruitt, R (1, 9) OBP: 0.354, SLG: 0.438		x 0-0 4-3 1-3 2B	x 0-0 F8 FC1-5 1-2 2-H 1B			x 0-0 ② L8		x 0-0 HR		4	1	3	2	0	0	0
Fred Kendall, R (1, 2) OBP: 0.301, SLG: 0.387		x 0-0 ② 4-3 2-3 3-H	x 0-0 ① FC1-5 1-2 2-3f			x 0-0 ③ F7		x 0-0 ① 5-3		4	0	0	1	0	0	3
Frank Duffy, R (1, 6) OBP: 0.243, SLG: 0.274		x 0-0 ③ P3	x 0-0 ② F8 2-3				B B B B 4-0 E 1B BB	x 0-0 ② P5		3	1	0	0	1	0	3
Inning Stats	R: 0 H: 0 E: 0 LOB: 1 K: 3 BB: 1 S: 9 P: 13	R: 1 H: 2 E: 0 LOB: 1 K: 0 BB: 0 S: 5 P: 5	R: 0 H: 1 E: 0 LOB: 1 K: 0 BB: 0 S: 4 P: 4	R: 1 H: 2 E: 0 LOB: 2 K: 0 BB: 1 S: 5 P: 9	R: 0 H: 1 E: 0 LOB: 1 K: 0 BB: 0 S: 4 P: 4	R: 0 H: 0 E: 0 LOB: 0 K: 0 BB: 0 S: 3 P: 3	R: 2 H: 2 E: 1 LOB: 2 K: 1 BB: 1 S: 8 P: 12	R: 1 H: 2 E: 0 LOB: 1 K: 0 BB: 0 S: 5 P: 5	R: 0 H: 1 E: 0 LOB: 1 K: 0 BB: 0 S: 4 P: 4	1B: 5 SF: 0 2B: 4 SAC: 0 3B: 1 DP: 0 HR: 1 HBP: 0				WP: 0 PA: 42 PB: 1 SB: 0 CS: 0		

TOP

Cleveland Indians @ Minnesota Twins

Metropolitan Stadium, Bloomington , MI

Sat Aug 06 1977, 4:33 AM EDT
Att. 16,209 - Unknown - 74 F

livebaseballscorecards.com

AB	39
R	5
H	11
RBI	5
BB	3
SO	4
LOB	25

PITCHER		IP	WLS	BF	H	R	ER	SO	BB	IBB	HBP	BLK	WP	HR	S	P	ERA	WHIP
Dave Johnson, R ERA: 4.17	(1, 1)	6.0		27	6	3	2	3	3	0	0	0	0	0	30	42	3.00	1.500
Tom Burgmeier, L ERA: 4.05	(7, 1)	2.0		11	4	2	1	1	0	0	0	0	0	1	13	13	4.50	2.000
Tom Johnson, R ERA: 2.62	(9, 1)	0.1		2	1	0	0	0	0	0	0	0	0	0	2	2	0.00	3.000
Pete Redfern, R ERA: 4.74	(9, 1)	0.2	W	2	0	0	0	0	0	0	0	0	0	0	2	2	0.00	0.000

PITCHER	IP	WLS	BF	H	R	ER	SO	BB	IBB	HBP	BLK	WP	HR	S	P	ERA	WHIP

Cleveland Indians @ Minnesota Twins

Metropolitan Stadium, Bloomington , MI

Sat Aug 06 1977, 4:33 AM EDT
Att. 16,209 - Unknown - 74 F

BOTTOM

livebaseballscorecards.com

Batter	1	2	3	4	5	6	7	8	9	AB	R	H	RBI	BB	SO	LOB
Roy Smalley, S (1, 6) OBP: 0.337, SLG: 0.339	BBBB 4-0 CS BB	x 0-0 1-2 1B		x 0-0 ③ F7			x 0-0 E 1-3 4-3 1B		x 0-0 ② 3-1 2-3	4	1	2	0	1	0	3
Rod Carew, L (1, 3) OBP: 0.457, SLG: 0.580	x 0-0 ① S 1-2 2B 1B	x 0-0 ③ 4-3			SSS 0-3 ① K		x 0-0 E4 4-3 1-3 3-H		IIII 4-0 S IBB	4	1	1	1	1	1	3
Butch Wynegar, S (1, 2) OBP: 0.371, SLG: 0.397	IIII 4-0 1-2 2B IBB		x 0-0 ① F7		x 0-0 ② G3		x 0-0 ② 4-3 1-2 3-H		BBBB 4-0 1-2 BB	3	1	0	1	2	0	1
Lyman Bostock, L (1, 8) OBP: 0.399, SLG: 0.512	x 0-0 3-1 1-H 2-H 2B		x 0-0 L4-3 1B		x 0-0 ③ 4-3		x 0-0 ③ G3		0-0 WP 3-H	5	0	2	2	0	0	3
Glenn Adams, L (1, 7) OBP: 0.383, SLG: 0.466	x 0-0 ② 3-1 2-3		x 0-0 ② ③ L4-3 1-2			x 0-0 ① G3		x 0-0 ① 3-1		4	0	0	0	0	0	2
Mike Cubbage, L (1, 5) OBP: 0.326, SLG: 0.380	x 0-0 ③ 4-3			x 0-0 ① 4-3		x 0-0 ② 1-3		x 0-0 ② L7		4	0	0	0	0	0	1
Dan Ford, R (1, 9) OBP: 0.345, SLG: 0.453		BBBB 4-0 1B BB		x 0-0 ② 4-3		x 0-0 ③ F8		x 0-0 ③ 5-3		3	0	0	0	1	0	0
Craig Kusick, R (1, 10) OBP: 0.386, SLG: 0.428 Jerry Terrell, R (9, PR) OBP: 0.260, SLG: 0.265		SSS 0-3 ① K		BBBB 4-0 2B BB			x 0-0 ① 6-3		x 0-0 E5 3-1 SH1-4 WP	3 0	1 1	0 0	0 0	1 0	1 0	1 0
Bob Randall, R (1, 4) OBP: 0.264, SLG: 0.261		SSS 0-3 ② K		x 0-0 1-H 2B			x 0-0 1B E 1B		x 0-0 ① SH1-4 1-2	3	1	2	1	0	1	1
Inning Stats	R: 2 H: 2 E: 0 LOB: 1 K: 0 BB: 2 S: 4 P: 12	R: 0 H: 1 E: 0 LOB: 2 K: 2 BB: 1 S: 8 P: 12	R: 0 H: 1 E: 0 LOB: 0 K: 0 BB: 0 S: 3 P: 3	R: 1 H: 1 E: 0 LOB: 1 K: 0 BB: 1 S: 4 P: 8	R: 0 H: 0 E: 0 LOB: 0 K: 1 BB: 0 S: 5 P: 5	R: 0 H: 0 E: 0 LOB: 0 K: 0 BB: 0 S: 3 P: 3	R: 2 H: 2 E: 1 LOB: 1 K: 0 BB: 0 S: 6 P: 6	R: 0 H: 0 E: 0 LOB: 0 K: 0 BB: 0 S: 3 P: 3	R: 1 H: 0 E: 1 LOB: 2 K: 0 BB: 2 S: 3 P: 11	1B: 5 SF: 0 2B: 3 SAC: 1 3B: 0 DP: 1 HR: 0 HBP: 0						

	AB	33
	R	6
	H	7
	RBI	5
	BB	6
	SO	3
	LOB	15

WP: 1 PA: 40
PB: 0
SB: 2
CS: 1

PITCHER	IP	WLS	BF	H	R	ER	SO	BB	IBB	HBP	BLK	WP	HR	S	P	ERA	WHIP
Wayne Garland, R (1, 1) ERA: 4.35	8.2	L	40	7	6	4	3	4	2	0	0	1	0	39	63	4.15	1.269

PITCHER	IP	WLS	BF	H	R	ER	SO	BB	IBB	HBP	BLK	WP	HR	S	P	ERA	WHIP

Cleveland Indians @ Minnesota Twins

Metropolitan Stadium, Bloomington , MI

Sun Aug 07 1977, 4:33 AM EDT

Att. 21,801 - Unknown

livebaseballscorecards.com

Batter	1	2	3	4	5	6	7	8	9	AB	R	H	RBI	BB	SO	LOB
Jim Norris, L (1, 8) OBP: 0.364, SLG: 0.374	S S S 0-3 ① K		x 0-0 3B		x 0-0 ③ 4-3			S S S 0-3 ② K		4	0	1	0	0	2	3
Duane Kuiper, L (1, 4) OBP: 0.327, SLG: 0.343	x 0-0 ② 6-3		x 0-0 ③ 6-3			x 0-0 ① G3		x 0-0 2-H 2B		4	0	1	1	0	0	1
Buddy Bell, R (1, 5) OBP: 0.353, SLG: 0.417	x 0-0 ③ P5			x 0-0 ① 6-3		x 0-0 ② 6-3		x 0-0 ③ P4		4	0	0	0	0	0	1
Andre Thornton, R (1, 3) OBP: 0.363, SLG: 0.558		x 0-0 ① L5		H 1-0 G6-4-3 HBP		x 0-0 ③ 6-3			x 0-0 G4-6-3 1B	3	0	1	0	0	0	0
Bruce Bochte, L (1, 7) OBP: 0.341, SLG: 0.367		B B B B 4-0 FC6-4 BB		x 0-0 ② ③ G6-4-3 1-2f			S S S 0-3 ① K		x 0-0 ① ② G4-6-3 1-2f	3	0	0	0	1	1	2
Bill Melton, R (1, 10) OBP: 0.346, SLG: 0.348		S S S 0-3 ② K			x 0-0 FC1-5 BB 1B		x 0-0 ② F8		x 0-0 ③ P4	4	0	1	0	0	1	1
Ron Pruitt, R (1, 9) OBP: 0.353, SLG: 0.429		x 0-0 ③ FC6-4 1-2f			B B B B 4-0 FC1-5 1-2 BB		S S S 0-3 ③ K			2	0	0	0	1	1	1
Fred Kendall, R (1, 2) OBP: 0.301, SLG: 0.386			S S S 0-3 ① K		x 0-0 ① FC1-5 1-2 2-3f			x 0-0 WP 2B 1B		3	1	1	0	0	1	2
Frank Duffy, R (1, 6) OBP: 0.241, SLG: 0.272			S S S 0-3 ② K		x 0-0 ② F8			x 0-0 ① F9 1-2		2	0	0	0	0	1	2
Larvell Blanks, R (8, PH) OBP: 0.307, SLG: 0.416 (8, 6)										1	0	0	0	0	0	1

Inning Stats	1	2	3	4	5	6	7	8	9	AB	R	H	RBI	BB	SO	LOB
	R: 0 E: 0 K: 1 S: 5	H: 0 LOB: 0 BB: 0 P: 5	R: 0 E: 0 K: 1 S: 5	H: 0 LOB: 1 BB: 1 P: 9	R: 0 E: 0 K: 2 S: 8	H: 1 LOB: 1 BB: 0 P: 8	R: 0 E: 0 K: 0 S: 2	H: 0 LOB: 0 BB: 0 P: 3	R: 0 E: 0 K: 0 S: 4	H: 1 LOB: 2 BB: 1 P: 8	R: 0 E: 0 K: 0 S: 3	H: 0 LOB: 0 BB: 0 P: 3	R: 0 E: 0 K: 2 S: 7	H: 0 LOB: 0 BB: 0 P: 7	R: 1 E: 0 K: 1 S: 7	H: 2 LOB: 1 BB: 0 P: 7	R: 0 E: 0 K: 0 S: 3	H: 1 LOB: 0 BB: 0 P: 3

PITCHER	IP	WLS	BF	H	R	ER	SO	BB	IBB	HBP	BLK	WP	HR	S	P	ERA	WHIP
Dave Goltz, R (1, 1) ERA: 3.25	9.0	W	33	5	1	1	7	2	0	1	0	1	0	44	53	1.00	0.778

PITCHER	IP	WLS	BF	H	R	ER	SO	BB	IBB	HBP	BLK	WP	HR	S	P	ERA	WHIP

AB	30
R	1
H	5
RBI	1
BB	2
SO	7
LOB	14

1B: 3	SF: 0	WP: 1	PA: 33
2B: 1	SAC: 0	PB: 0	
3B: 1	DP: 2	SB: 0	
HR: 0	HBP: 1	CS: 0	

Batter	1	2	3	4	5	6	7	8	9	AB	R	H	RBI	BB	SO	LOB
Roy Smalley, S (1, 6) OBP: 0.335, SLG: 0.337	S S S 0-3 ① K		x 0-0 ② F7		x 0-0 ① F7	x 0-0 ③ F8		x 0-0 2B 1B		5	1	1	0	0	1	0
Rod Carew, L (1, 3) OBP: 0.460, SLG: 0.590	x 0-0 ② F8		x 0-0 1B 2B		x 0-0 S 1B 1B		x 0-0 SH1-3 2B 2B	x 0-0 1-H 2B 2B		5	4	4	1	0	0	0
Butch Wynegar, S (1, 2) OBP: 0.371, SLG: 0.396	x 0-0 ③ P4		x 0-0 2-H 1B		x 0-0 ② F7 1-2		x 0-0 E6 SH1-3 2B B B B B	x 4-0 2B 1B BB		4	2	1	1	1	0	2
Lyman Bostock, L (1, 8) OBP: 0.400, SLG: 0.514		x 0-0 ① P6	x 0-0 ③ L7		x 0-0 S 2-H 1B		x 0-0 ① SH1-3 1-2 2-3	x 0-0 1B 1-3 2-H 2B		4	0	2	2	0	0	1
Glenn Adams, L (1, 7) OBP: 0.388, SLG: 0.466 Bob Gorinski, R (7, PH) OBP: 0.211, SLG: 0.297 (8, 7)		x 0-0 HR 1B		x 0-0 ① P6 B B B B	4-0 1-2 BB		x 0-0 ② F9	x 0-0 2-3 3-H 1B		2 2	1 0	1 1	0 1	1 0	0 0	0 2
Rich Chiles, L (1, 10) OBP: 0.319, SLG: 0.330 Craig Kusick, R (7, PH) OBP: 0.387, SLG: 0.426		x 0-0 ② F2		x 0-0 HBP 1B	x 0-0 ③ F2		4-0 2B IBB	S S S 0-3 ② K		3 1	0 1	1 0	0 0	0 1	0 1	3 2
Mike Cubbage, L (1, 5) OBP: 0.330, SLG: 0.404		x 0-0 1-H HR		x 0-0 ② F7		x 0-0 SF7 3B	x 0-0 1-H 2-H 3-H 2B	S S S 0-3 ③ K		5	2	3	5	0	1	3
Dan Ford, R (1, 9) OBP: 0.344, SLG: 0.451		x 0-0 ③ F2		H 1-0 1-2 HBP		x 0-0 ① SF7 3-H	x 0-0 ③ 5-3			2	0	0	1	0	0	1
Bob Randall, R (1, 4) OBP: 0.259, SLG: 0.255			x 0-0 ① F7	S S S 0-3 ③ K		x 0-0 ② P5		x 0-0 ① G3		4	0	0	0	0	1	2
Inning Stats	R: 0 H: 0 E: 0 LOB: 0 K: 1 BB: 0 S: 5 P: 5	R: 2 H: 2 E: 0 LOB: 0 K: 0 BB: 0 S: 5 P: 5	R: 1 H: 2 E: 0 LOB: 1 K: 0 BB: 0 S: 5 P: 5	R: 0 H: 1 E: 0 LOB: 2 K: 1 BB: 0 S: 6 P: 7	R: 1 H: 2 E: 0 LOB: 2 K: 0 BB: 1 S: 5 P: 9	R: 1 H: 1 E: 0 LOB: 0 K: 0 BB: 0 S: 4 P: 4	R: 3 H: 2 E: 1 LOB: 1 K: 0 BB: 1 S: 6 P: 10	R: 3 H: 4 E: 0 LOB: 2 K: 2 BB: 1 S: 11 P: 15		1B: 7 SF: 1 2B: 5 SAC: 1 3B: 1 DP: 0 HR: 1 HBP: 1						

PITCHER		IP	WLS	BF	H	R	ER	SO	BB	IBB	HBP	BLK	WP	HR	S	P	ERA	WHIP
Dennis Eckersley, R ERA: 3.68	(1, 1)	6.0	L	28	8	5	5	2	1	0	1	0	0	1	30	35	7.50	1.500
Sid Monge, L ERA: 6.16	(7, 1)	1.0		7	2	3	0	0	0	1	0	0	0	0	6	10	0.00	2.000
Jim Kern, R ERA: 3.36	(8, 1)	1.0		8	4	3	3	2	1	0	0	0	0	0	11	15	27.00	5.000

PITCHER	IP	WLS	BF	H	R	ER	SO	BB	IBB	HBP	BLK	WP	HR	S	P	ERA	WHIP

BOTTOM

Cleveland Indians @ Minnesota Twins

Metropolitan Stadium, Bloomington , MI

Sun Aug 07 1977, 4:33 AM EDT

Att. 21,801 - Unknown

livebaseballscorecards.com

AB	37
R	11
H	14
RBI	11
BB	3
SO	4
LOB	16

WP: 0 PA: 43
PB: 0
SB: 2
CS: 0

Minnesota Twins @ Toronto Blue Jays

Exhibition Stadium, Toronto, ON

Tue Aug 09 1977, 7:05 PM EDT

Att. 23,450 - Unknown - 75 F

TOP

livebaseballscorecards.com

Batter	1	2	3	4	5	6	7	8	9	AB	R	H	RBI	BB	SO	LOB
Roy Smalley, S (1, 6) OBP: 0.336, SLG: 0.337	E 1B		K		K		4-3 BB		L9	4	0	1	0	1	2	5
Rod Carew, L (1, 3) OBP: 0.457, SLG: 0.584	K 1-3		FC5 1-2 2-3f		6-3 3-H		4-3 1-2			4	0	0	1	0	1	5
Butch Wynegar, S (1, 2) OBP: 0.367, SLG: 0.391	K		P4		K		4-3			4	0	0	0	0	2	5
Lyman Bostock, L (1, 8) OBP: 0.397, SLG: 0.509	1-3			4-3		F7		6-3		4	0	0	0	0	0	1
Glenn Adams, L (1, 7) OBP: 0.379, SLG: 0.455		6-3		1-3		E3 FC4-6 1B		E1 G6-4-3		4	0	0	0	0	0	0
Rich Chiles, L (1, 10) OBP: 0.318, SLG: 0.328		L4		F7		FC4-6 1-2 1B		G6-4-3 1-2f		4	0	1	0	0	0	1
Mike Cubbage, L (1, 5) OBP: 0.332, SLG: 0.403		F8			BB 2B BB	FC4-6 1-2f 2-3			1B	3	1	1	0	1	0	2
Dan Ford, R (1, 9) OBP: 0.345, SLG: 0.448			FC5 BB BB		2B 6-3 1-2 BB	K			F8	2	1	0	0	2	1	3
Bob Randall, R (1, 4) OBP: 0.264, SLG: 0.262			FC5 1-2 BB		1-3 2-H 2B		P3		K	3	0	1	1	1	1	1

Inning Stats	R: 0	H: 1		R: 0	H: 0		R: 0	H: 0		R: 0	H: 0		R: 2	H: 1		R: 0	H: 1		R: 0	H: 0		R: 0	H: 0		R: 0	H: 1		1B: 3	SF: 0		WP: 0	PA: 37
	E: 1	LOB: 1		E: 0	LOB: 0		E: 0	LOB: 2		E: 0	LOB: 0		E: 0	LOB: 1		E: 1	LOB: 2		E: 0	LOB: 1		E: 0	LOB: 0		E: 0	LOB: 1		2B: 1	SAC: 0		PB: 0	
	K: 2	BB: 0		K: 0	BB: 0		K: 1	BB: 2		K: 0	BB: 0		K: 2	BB: 2		K: 1	BB: 1		K: 0	BB: 1		K: 0	BB: 0		K: 1	BB: 0		3B: 0	DP: 1		SB: 0	
	S: 8	P: 8		S: 3	P: 3		S: 5	P: 13		S: 3	P: 3		S: 8	P: 16		S: 7	P: 7		S: 3	P: 7		S: 3	P: 3		S: 6	P: 6		HR: 0	HBP: 0		CS: 0	

PITCHER	IP	WLS	BF	H	R	ER	SO	BB	IBB	HBP	BLK	WP	HR	S	P	ERA	WHIP
Jesse Jefferson, R (1, 1) ERA: 4.39	9.0	W	37	4	2	2	7	5	0	0	0	0	0	46	66	2.00	1.000

PITCHER	IP	WLS	BF	H	R	ER	SO	BB	IBB	HBP	BLK	WP	HR	S	P	ERA	WHIP

AB	32
R	2
H	4
RBI	2
BB	5
SO	7
LOB	23

Batter	1	2	3	4	5	6	7	8	9	AB	R	H	RBI	BB	SO	LOB
Steve Staggs, R (1, 4) OBP: 0.363, SLG: 0.401	BBBB 4-0 FC4 BB	x 0-0 CS 1B 3-H		BBBB 4-0 1B BB 3-H			x 0-0 ① 4-3			2	0	1	1	2	0	0
Bob Bailor, R (1, 8) OBP: 0.344, SLG: 0.412	x 0-0 ① FC4 1-2f	0-0 ③ CS 1-2	SSS 0-3 ① K	x 0-0 1B 1-2			x 0-0 ② 5-3			4	0	1	0	0	1	1
Roy Howell, L (1, 5) OBP: 0.368, SLG: 0.399	SSS 0-3 ② K		x 0-0 HR	SSS 0-3 ③ K			x 0-0 1B			4	1	2	1	0	2	3
Ron Fairly, L (1, 3) OBP: 0.376, SLG: 0.468	x 0-0 ③ P6		x 0-0 ② G3		x 0-0 ① G3		x 0-0 ③ G3			4	0	0	0	0	0	2
Otto Velez, R (1, 9) OBP: 0.372, SLG: 0.498 Steve Bowling, R (8, PR) OBP: 0.259, SLG: 0.134 (9, 9)		BBBB 4-0 2B BB	SSS 0-3 ③ K		BBBB 4-0 G6-4-3 BB			BBBB 4-0 CS BB		1 0	1 0	0 0	0 0	3 0	1 0	0 0
Sam Ewing, L (1, 10) OBP: 0.343, SLG: 0.380 Doug Ault, R (4, PH) OBP: 0.327, SLG: 0.401	x 0-0 2B 1-H		x 0-0 HR	x 0-0 ② ③ G6-4-3 1-2f				SSS 0-3 ① ② K 1-2		1 3	1 1	1 1	1 1	0 0	0 1	0 2
Al Woods, L (1, 7) OBP: 0.324, SLG: 0.381	x 0-0 F7 1B 2B 2-H		SSS 0-3 ① K		SSS 0-3 ① K			x 0-0 ③ 4-3		4	1	1	1	0	2	1
Hector Torres, R (1, 6) OBP: 0.281, SLG: 0.357	x 0-0 ① F7 2-3		x 0-0 2B 1B		x 0-0 ② 5-3					3	0	1	0	0	0	1
Alan Ashby, S (1, 2) OBP: 0.285, SLG: 0.280	x 0-0 ② P6		x 0-0 ② WP 1-H		x 0-0 ③ F8					3	1	1	0	0	0	1
Inning Stats	R: 0 H: 0 E: 0 LOB: 1 K: 1 BB: 1 S: 5 P: 9	R: 3 H: 3 E: 0 LOB: 0 K: 0 BB: 1 S: 5 P: 9	R: 1 H: 1 E: 0 LOB: 0 K: 2 BB: 0 S: 8 P: 8	R: 2 H: 4 E: 0 LOB: 2 K: 2 BB: 1 S: 10 P: 14	R: 0 H: 0 E: 0 LOB: 0 K: 0 BB: 1 S: 2 P: 6	R: 0 H: 0 E: 0 LOB: 1 K: 1 BB: 0 S: 5 P: 4	R: 0 H: 1 E: 0 LOB: 0 K: 0 BB: 0 S: 4 P: 5	R: 0 H: 0 E: 0 LOB: 1 K: 1 BB: 1 S: 4 P: 8		1B: 4 SF: 0 2B: 4 SAC: 0 3B: 0 DP: 2 HR: 2 HBP: 0						

PITCHER		IP	WLS	BF	H	R	ER	SO	BB	IBB	HBP	BLK	WP	HR	S	P	ERA	WHIP
Paul Thormodsgard, R ERA: 4.02	(1, 1)	2.1	L	12	4	4	4	2	2	0	0	0	0	1	14	22	15.43	2.571
Tom Burgmeier, L ERA: 4.22	(3, 1)	1.1		6	3	2	2	2	0	0	0	0	0	1	10	10	13.50	2.250
Ron Schueler, R ERA: 4.86	(4, 1)	4.1		16	2	0	0	3	3	0	0	0	1	0	19	31	0.00	1.154

PITCHER	IP	WLS	BF	H	R	ER	SO	BB	IBB	HBP	BLK	WP	HR	S	P	ERA	WHIP

BOTTOM

Minnesota Twins @ Toronto Blue Jays

Exhibition Stadium, Toronto, ON

Tue Aug 09 1977, 7:05 PM EDT

Att. 23,450 - Unknown - 75 F

livebaseballscorecards.com

AB	29
R	6
H	9
RBI	5
BB	5
SO	7
LOB	11

Batter	1	2	3	4	5	6	7	8	9	AB	R	H	RBI	BB	SO	LOB
Larry Hisle, R (1, 8) OBP: 0.364, SLG: 0.537	BBBB 4-0 S BB		x 0-0 1B 2B	x 0-0 ③ F8		x 0-0 ② FC5-4 1-2f 2-3			SSS 0-3 ① K	4	1	1	0	1	1	3
Roy Smalley, S (1, 6) OBP: 0.339, SLG: 0.338	x 0-0 ① F9 1-2		x 0-0 HR 1B 2-H		BBBB 4-0 3-1 1B 4-3 BB	x 0-0 ③ F8			x 0-0 FC3-6 1B HR 1B	4	3	2	1	1	0	3
Rod Carew, L (1, 3) OBP: 0.456, SLG: 0.582	x 0-0 ② F7		x 0-0 ② F8		x 0-0 4-3 3-1 1B 1-2		x 0-0 ① 6-3		x 0-0 FC3-6 1B 1-2	5	0	2	0	0	0	2
Lyman Bostock, L (1, 7) OBP: 0.395, SLG: 0.513	x 0-0 ③ G3		x 0-0 HR 1-H		x 0-0 ① 3-1 1-2 2-3		x 0-0 ② 5-3		x 0-0 ② FC3-6 HR 1-2f 2-3	5	2	1	2	0	0	5
Glenn Adams, L (1, 10) OBP: 0.380, SLG: 0.471		x 0-0 ① 6-3	x 0-0 1B		x 0-0 ② 4-3 2-3 3-H		x 0-0 ③ G3		x 0-0 HR 1-H 3-H	5	1	2	4	0	0	1
Butch Wynegar, S (1, 2) OBP: 0.366, SLG: 0.389		x 0-0 1B	x 0-0 ③ P5		x 0-0 ③ 1-3			x 0-0 ① F8	x 0-0 ③ G3	5	0	1	0	0	0	2
Mike Cubbage, L (1, 5) OBP: 0.334, SLG: 0.401		SSS 0-3 ② K	x 0-0 ① G3		BBBB 4-0 FC1-6 BB			BBBB 4-0 BB		2	0	0	0	2	1	1
Dan Ford, R (1, 9) OBP: 0.342, SLG: 0.443		SSS 0-3 ③ K	x 0-0 ② F7		x 0-0 ① FC1-6 FC5-4 1B 1-2f			x 0-0 ② L6		4	0	0	0	0	1	3
Bob Randall, R (1, 4) OBP: 0.268, SLG: 0.272			x 0-0 ① F9	x 0-0 2B	x 0-0 FC5-4 1B 1-2			x 0-0 ③ F8		4	0	2	0	0	0	1
Inning Stats	R: 0 E: 0 K: 0 S: 3 H: 0 LOB: 1 BB: 1 P: 7	R: 0 E: 0 K: 2 S: 8 H: 1 LOB: 1 BB: 0 P: 8	R: 3 E: 0 K: 0 S: 7 H: 4 LOB: 1 BB: 0 P: 7	R: 0 E: 0 K: 0 S: 4 H: 1 LOB: 1 BB: 0 P: 4	R: 1 E: 0 K: 0 S: 4 H: 1 LOB: 1 BB: 1 P: 8	R: 0 E: 0 K: 0 S: 4 H: 1 LOB: 2 BB: 1 P: 8	R: 0 E: 0 K: 0 S: 3 H: 0 LOB: 0 BB: 0 P: 3	R: 0 E: 0 K: 0 S: 3 H: 0 LOB: 1 BB: 1 P: 7	R: 3 E: 0 K: 1 S: 8 H: 3 LOB: 0 BB: 0 P: 8	1B: 7 2B: 2 3B: 0 HR: 2	SF: 0 SAC: 0 DP: 0 HBP: 0						

PITCHER		IP	WLS	BF	H	R	ER	SO	BB	IBB	HBP	BLK	WP	HR	S	P	ERA	WHIP
Jeff Byrd, R ERA: 5.54	(1, 1)	8.0	L	36	8	4	4	2	4	0	0	0	0	1	36	52	4.50	1.500
Pete Vuckovich, R ERA: 3.54	(9, 1)	1.0		6	3	3	3	1	0	0	0	0	0	1	8	8	27.00	3.000

PITCHER	IP	WLS	BF	H	R	ER	SO	BB	IBB	HBP	BLK	WP	HR	S	P	ERA	WHIP

TOP

Minnesota Twins @ Toronto Blue Jays

Exhibition Stadium, Toronto, ON

Thu Aug 11 1977, 7:05 PM EDT

Att. 18,430 - Unknown - 73 F

livebaseballscorecards.com

AB	38
R	7
H	11
RBI	7
BB	4
SO	3
LOB	21

1B: 7	SF: 0	WP: 0	PA: 42
2B: 2	SAC: 0	PB: 0	
3B: 0	DP: 0	SB: 1	
HR: 2	HBP: 0	CS: 0	

Batter	1	2	3	4	5	6	7	8	9	AB	R	H	RBI	BB	SO	LOB
Steve Staggs, R (1, 4) OBP: 0.364, SLG: 0.397	6-3		FC4-6 BB		L7		1B 1B		F9	4	1	1	0	1	0	1
Bob Bailor, R (1, 8) OBP: 0.345, SLG: 0.414	5-3		FC4-6 G6-4-3 1-2f		1-H 2B		1B 1-2 1B		P4	5	0	2	1	0	0	1
Roy Howell, L (1, 5) OBP: 0.373, SLG: 0.401	E6 BB		G6-4-3 1-2f		4-3		1-3 2-H 1B		1B	4	0	2	1	1	0	2
Ron Fairly, L (1, 3) OBP: 0.371, SLG: 0.462	E6 1-3			L1		4-3	F8		P6	5	0	0	0	0	0	4
Otto Velez, R (1, 9) OBP: 0.373, SLG: 0.495		1-3		BB		F9		SH1-4 3-4-1 BB		2	1	0	0	2	0	0
Sam Ewing, L (1, 10) OBP: 0.347, SLG: 0.380		1-3		F7		BB		3-4-1 SH1-4 1-2 1B		3	0	1	0	1	0	1
Al Woods, L (1, 7) OBP: 0.324, SLG: 0.378		1B BB		5-3		3-1		SH1-4 1-2 2-3		2	0	0	0	1	0	2
Alan Ashby, S (1, 2) OBP: 0.284, SLG: 0.279		1-2 1B			4-3		F8	3-4-1 2-3 3-H		4	0	1	1	0	0	1
Dave McKay, S (1, 6) OBP: 0.198, SLG: 0.246		4-3			2B 1B		1-3	K		4	1	1	0	0	1	3
Inning Stats	R: 0 E: 1 K: 0 S: 3 H: 0 LOB: 1 BB: 1 P: 7	R: 0 E: 0 K: 0 S: 4 H: 1 LOB: 2 BB: 1 P: 8	R: 0 E: 0 K: 0 S: 2 H: 0 LOB: 0 BB: 1 P: 6	R: 0 E: 0 K: 0 S: 3 H: 0 LOB: 1 BB: 1 P: 7	R: 1 E: 0 K: 0 S: 5 H: 2 LOB: 1 BB: 0 P: 5	R: 0 E: 0 K: 0 S: 3 H: 0 LOB: 1 BB: 1 P: 7	R: 1 E: 0 K: 0 S: 6 H: 3 LOB: 2 BB: 0 P: 6	R: 1 E: 0 K: 1 S: 6 H: 1 LOB: 1 BB: 1 P: 10	R: 0 E: 0 K: 0 S: 4 H: 1 LOB: 1 BB: 0 P: 4	1B: 7 2B: 1 3B: 0 HR: 0	SF: 0 SAC: 1 DP: 1 HBP: 0			WP: 0 PB: 0 SB: 0 CS: 0	PA: 40		

PITCHER		IP	WLS	BF	H	R	ER	SO	BB	IBB	HBP	BLK	WP	HR	S	P	ERA	WHIP
Dave Goltz, R ERA: 3.27	(1, 1)	7.0	W	32	6	3	3	0	6	0	0	0	0	0	26	50	3.86	1.714
Tom Johnson, R ERA: 2.57	(8, 1)	2.0	S	8	2	0	0	1	0	0	0	0	0	0	10	10	0.00	1.000

PITCHER	IP	WLS	BF	H	R	ER	SO	BB	IBB	HBP	BLK	WP	HR	S	P	ERA	WHIP

BOTTOM

Minnesota Twins @ Toronto Blue Jays

Exhibition Stadium, Toronto, ON

Thu Aug 11 1977, 7:05 PM EDT
Att. 18,430 - Unknown - 73 F

livebaseballscorecards.com

AB	33
R	3
H	8
RBI	3
BB	6
SO	1
LOB	15

Batter	1	2	3	4	5	6	7	8	9	AB	R	H	RBI	BB	SO	LOB
Larry Hisle, R (1, 8) OBP: 0.365, SLG: 0.534	1-3	1-2 2B 1B	K		5-3		1-2 HBP			4	1	1	0	0	1	3
Roy Smalley, S (1, 6) OBP: 0.339, SLG: 0.341	3-1	4-3 E 2B 1-H 2-H	1-2 2-3 HR 1B		F8		F8			5	2	2	2	0	0	3
Rod Carew, L (1, 3) OBP: 0.453, SLG: 0.584	4-3	4-3 2-3	1-H 2-H 3-H HR			F8		4-3		5	1	1	4	0	0	1
Lyman Bostock, L (1, 7) OBP: 0.392, SLG: 0.508		3-1 BB 1B BB E4 3-H	4-3			3-1		3-1		4	1	0	0	1	0	0
Glenn Adams, L (1, 9) OBP: 0.383, SLG: 0.471		3-1 1-2 BB 1B F3		K		BB		K		0	1	0	0	1	0	0
Dan Ford, R (2, PH) (2, 9) OBP: 0.341, SLG: 0.439										3	0	0	0	1	2	1
Butch Wynegar, S (1, 2) OBP: 0.364, SLG: 0.385	3-1 1-2 2-3	B B B B 4-0 SH1-4 1B BB	L3			K			F7	4	1	0	0	1	1	3
Rich Chiles, L (1, 10) OBP: 0.321, SLG: 0.332	HR 2-H 3-H	SH1-4 1-2	F9				HBP		F8	4	1	2	2	0	0	0
Mike Cubbage, L (1, 5) OBP: 0.338, SLG: 0.412	HR 1-H	1B 1B HR 2-H 1B			B B B B 4-0 SH3-4 BB		F9		F9	4	2	2	3	1	0	1
Bob Randall, R (1, 4) OBP: 0.274, SLG: 0.278		1B 2B 1B	1B HR 1-2 1B		SH3-4 1-2		F2			3	2	2	0	0	0	1
Inning Stats	R: 0 E: 0 K: 0 S: 3 H: 0 LOB: 0 BB: 0 P: 3	R: 7 E: 1 K: 0 S: 9 H: 5 LOB: 1 BB: 2 P: 17	R: 5 E: 0 K: 1 S: 9 H: 4 LOB: 0 BB: 1 P: 13	R: 0 E: 0 K: 1 S: 5 H: 0 LOB: 0 BB: 0 P: 5	R: 0 E: 0 K: 0 S: 3 H: 0 LOB: 1 BB: 1 P: 7	R: 0 E: 0 K: 1 S: 5 H: 0 LOB: 1 BB: 1 P: 9	R: 0 E: 0 K: 0 S: 4 H: 1 LOB: 2 BB: 0 P: 5	R: 0 E: 0 K: 1 S: 5 H: 0 LOB: 0 BB: 0 P: 5	R: 0 E: 0 K: 0 S: 3 H: 0 LOB: 0 BB: 0 P: 3	1B: 7 2B: 1 3B: 0 HR: 2	SF: 0 SAC: 2 DP: 0 HBP: 1						

TOP

Minnesota Twins @ Detroit Tigers

Tiger Stadium, Detroit, MI

Fri Aug 12 1977, 7:05 PM EDT

Att. 20,554 - Unknown - 70 F

livebaseballscorecards.com

AB	36
R	12
H	10
RBI	11
BB	5
SO	4
LOB	13

WP: 0 PB: 0 SB: 0 CS: 0 PA: 44

PITCHER		IP	WLS	BF	H	R	ER	SO	BB	IBB	HBP	BLK	WP	HR	S	P	ERA	WHIP
Fernando Arroyo, R ERA: 3.74	(1, 1)	1.1	L	9	3	5	5	0	2	0	0	0	0	1	7	15	33.75	3.750
Jim Crawford, L ERA: 4.28	(2, 1)	1.1		12	6	7	6	1	1	0	0	0	0	1	13	17	40.50	5.250
Steve Grilli, R ERA: 3.92	(3, 1)	4.1		17	1	0	0	2	2	0	1	0	0	0	18	27	0.00	0.692
Bruce Taylor, R ERA:	(8, 1)	2.0		6	0	0	0	1	0	0	0	0	0	0	8	8	0.00	0.000

PITCHER	IP	WLS	BF	H	R	ER	SO	BB	IBB	HBP	BLK	WP	HR	S	P	ERA	WHIP

Minnesota Twins @ Detroit Tigers

Tiger Stadium, Detroit, MI

Fri Aug 12 1977, 7:05 PM EDT

Att. 20,554 - Unknown - 70 F

BOTTOM

Batter	1	2	3	4	5	6	7	8	9	AB	R	H	RBI	BB	SO	LOB
Ron LeFlore, R (1, 8) OBP: 0.350, SLG: 0.464	L4	BB		HR 1B		4-3 1-3 4-3 2B		F8		4	2	2	0	1	0	0
Tito Fuentes, S (1, 4) OBP: 0.343, SLG: 0.408	BB HR 1B	6-3		1-H HR		4-3 2-3 3-H			5-3	5	2	2	3	0	0	2
Rusty Staub, L (1, 10) OBP: 0.332, SLG: 0.444	F8		1B 1B G1-6-3 1B	G3 2B		4-3 3-H			HR	5	2	3	2	0	0	1
Steve Kemp, L (1, 7) OBP: 0.346, SLG: 0.433	1-2 HR BB		G1-6-3 1B 1-2 1B 1B	G3 2-3		G3			HR	4	3	2	1	1	0	1
Jason Thompson, L (1, 3) OBP: 0.350, SLG: 0.485	1-H 2-H HR		G1-6-3 1-2 2-3 1B	4-3			G6-4-3 BB		4-3	4	1	2	3	1	0	1
Ben Oglivie, L (1, 9) OBP: 0.303, SLG: 0.427	BB		G1-6-3 1-2f 2-3 3-H		G3		F9		K	4	0	0	0	1	1	3
Milt May, L (1, 2) OBP: 0.290, SLG: 0.394	4-3		FC6-4 3-H 1B		4-3		G6-4-3 1-2f			4	0	1	1	0	0	2
Aurelio Rodriguez, R (1, 5) OBP: 0.256, SLG: 0.331		K	FC6-4 1-2f		F8			5-3		4	0	0	0	0	1	1
Tom Veryzer, R (1, 6) OBP: 0.233, SLG: 0.263		P4		6-3		2B 4-3 1B		F8		3	1	1	0	0	0	0
Tim Corcoran, L (8, PH) OBP: 0.269, SLG: 0.315										1	0	0	0	0	0	0
Chuck Scrivener, R (9, 6) OBP: 0.204, SLG: 0.114										0	0	0	0	0	0	0
Inning Stats	R: 3 E: 0 K: 0 S: 5 H: 2 LOB: 1 BB: 2 P: 13	R: 0 E: 0 K: 1 S: 5 H: 0 LOB: 1 BB: 1 P: 9	R: 2 E: 0 K: 0 S: 6 H: 4 LOB: 1 BB: 0 P: 6	R: 2 E: 0 K: 0 S: 6 H: 3 LOB: 1 BB: 0 P: 6	R: 0 E: 0 K: 0 S: 3 H: 0 LOB: 0 BB: 0 P: 3	R: 2 E: 0 K: 0 S: 5 H: 2 LOB: 0 BB: 0 P: 5	R: 0 E: 0 K: 0 S: 2 H: 0 LOB: 0 BB: 1 P: 6	R: 0 E: 0 K: 0 S: 3 H: 0 LOB: 0 BB: 0 P: 3	R: 2 E: 0 K: 1 S: 7 H: 2 LOB: 0 BB: 0 P: 7	1B: 7 2B: 2 3B: 0 HR: 4	SF: 0 SAC: 0 DP: 2 HBP: 0						

PITCHER	IP	WLS	BF	H	R	ER	SO	BB	IBB	HBP	BLK	WP	HR	S	P	ERA	WHIP
Pete Redfern, R (1, 1) ERA: 5.08	2.0		13	4	5	5	1	3	0	0	0	0	1	12	24	22.50	3.500
Tom Burgmeier, L (3, 1) ERA: 4.41	5.0	W	21	7	4	4	0	1	0	0	0	0	1	20	24	7.20	1.600
Tom Johnson, R (8, 1) ERA: 2.68	2.0	S	8	2	2	2	1	0	0	0	0	0	2	10	10	9.00	1.000

PITCHER	IP	WLS	BF	H	R	ER	SO	BB	IBB	HBP	BLK	WP	HR	S	P	ERA	WHIP

livebaseballscorecards.com

AB	38
R	11
H	13
RBI	10
BB	4
SO	2
LOB	11

PA: 42

WP: 0 PB: 0 SB: 0 CS: 0

Minnesota Twins @ Detroit Tigers

Tiger Stadium, Detroit, MI

Sat Aug 13 1977, 7:05 PM EDT

Att. 23,147 - Unknown - 76 F

livebaseballscorecards.com

TOP

Batter	1	2	3	4	5	6	7	8	9	AB	R	H	RBI	BB	SO	LOB
Larry Hisle, R (1, 8) OBP: 0.362, SLG: 0.529	4-3			K		L6			F3	4	0	0	0	0	1	0
Roy Smalley, S (1, 6) OBP: 0.339, SLG: 0.340	G3			1B SF8 1B		F8			E3	4	1	1	0	0	0	0
Rod Carew, L (1, 3) OBP: 0.452, SLG: 0.581	F7			1-3 1B			4-3		F7	4	0	1	0	0	0	1
Lyman Bostock, L (1, 7) OBP: 0.390, SLG: 0.506		G3		SF8 3-H			F7			2	0	0	1	0	0	0
Glenn Adams, L (1, 10) OBP: 0.377, SLG: 0.463		1-3		F9			F8			3	0	0	0	0	0	1
Butch Wynegar, S (1, 2) OBP: 0.363, SLG: 0.384 Jerry Terrell, R (8, PR) OBP: 0.260, SLG: 0.265 Bud Bulling, R (8, 2) OBP: 0.353, SLG: 0.154		F8			F9			CS 1B		3 0 0	0 0 0	1 0 0	0 0 0	0 0 0	0 0 0	0 0 0
Mike Cubbage, L (1, 5) OBP: 0.335, SLG: 0.408			F2		G3			4-3 1-2		3	0	0	0	0	0	1
Dan Ford, R (1, 9) OBP: 0.338, SLG: 0.435			K		4-3			F9		3	0	0	0	0	1	1
Bob Randall, R (1, 4) OBP: 0.271, SLG: 0.276 Rich Chiles, L (9, PH) OBP: 0.319, SLG: 0.330			4-3			F7			F8	2 1	0 0	0 0	0 0	0 0	0 0	0 0
Inning Stats	R: 0 E: 0 K: 0 S: 3 H: 0 LOB: 0 BB: 0 P: 3	R: 0 E: 0 K: 0 S: 3 H: 0 LOB: 0 BB: 0 P: 3	R: 0 E: 0 K: 1 S: 5 H: 0 LOB: 0 BB: 0 P: 5	R: 1 E: 0 K: 1 S: 7 H: 2 LOB: 1 BB: 0 P: 7	R: 0 E: 0 K: 0 S: 3 H: 0 LOB: 0 BB: 0 P: 3	R: 0 E: 0 K: 0 S: 3 H: 0 LOB: 0 BB: 0 P: 3	R: 0 E: 0 K: 0 S: 3 H: 0 LOB: 0 BB: 0 P: 3	R: 0 E: 0 K: 0 S: 3 H: 1 LOB: 1 BB: 0 P: 3	R: 0 E: 1 K: 0 S: 4 H: 0 LOB: 1 BB: 0 P: 4	1B: 3 2B: 0 3B: 0 HR: 0 SF: 1 SAC: 0 DP: 0 HBP: 0						

	AB	29
	R	1
	H	3
	RBI	1
	BB	0
	SO	2
	LOB	4

WP: 0 PB: 0 SB: 0 CS: 1 PA: 30

PITCHER		IP	WLS	BF	H	R	ER	SO	BB	IBB	HBP	BLK	WP	HR	S	P	ERA	WHIP
Milt Wilcox, R ERA: 3.42	(1, 1)	8.0	W	26	3	1	1	2	0	0	0	0	0	0	30	30	1.12	0.375
Steve Foucault, R ERA: 2.98	(9, 1)	1.0	S	4	0	0	0	0	0	0	0	0	0	0	4	4	0.00	0.000

PITCHER	IP	WLS	BF	H	R	ER	SO	BB	IBB	HBP	BLK	WP	HR	S	P	ERA	WHIP

Batter	1	2	3	4	5	6	7	8	9	AB	R	H	RBI	BB	SO	LOB
Ron LeFlore, R (1, 8) OBP: 0.349, SLG: 0.463	4-3		6-3		E5 CS 1-3			5-3 SH3-4 1B		4	0	1	0	0	0	1
Tito Fuentes, S (1, 4) OBP: 0.343, SLG: 0.408	5-3		FC3-1-6 1B		SF7 3-H			SH3-4 1-2		2	0	1	1	0	0	0
Rusty Staub, L (1, 10) OBP: 0.329, SLG: 0.440	4-3		FC3-1-6 FC3-6 1-2f		CS 1-2	F9		5-3 2-3		4	0	0	0	0	0	2
Steve Kemp, L (1, 7) OBP: 0.348, SLG: 0.436		FC5-4 BB 2B 1B	FC3-6 1-2f			2B		3-1		4	1	2	0	0	0	2
Jason Thompson, L (1, 3) OBP: 0.350, SLG: 0.483		BBBB FC5-4 BB 1-2		F9		1-3				2	0	0	0	1	0	1
Mickey Stanley, R (1, 9) OBP: 0.323, SLG: 0.453		FC5-4 2B 1-2f 2-3		F7		5-3				3	0	0	0	0	0	3
John Wockenfuss, R (1, 2) OBP: 0.343, SLG: 0.558		2B 1-3 3-H		6-3			5-3			3	0	1	1	0	0	0
Aurelio Rodriguez, R (1, 5) OBP: 0.252, SLG: 0.325		5-3			E5 FC3-6		SSS K			3	0	0	0	0	1	2
Tom Veryzer, R (1, 6) OBP: 0.231, SLG: 0.260		6-3			FC3-6 E SF7 1-2f		F9			3	1	0	0	0	0	3
Inning Stats	R: 0 E: 0 K: 0 S: 3 H: 0 LOB: 0 BB: 0 P: 3	R: 1 E: 0 K: 0 S: 5 H: 2 LOB: 2 BB: 1 P: 9	R: 0 E: 0 K: 0 S: 4 H: 1 LOB: 1 BB: 0 P: 4	R: 0 E: 0 K: 0 S: 3 H: 0 LOB: 0 BB: 0 P: 3	R: 1 E: 2 K: 0 S: 4 H: 0 LOB: 0 BB: 0 P: 4	R: 0 E: 0 K: 0 S: 4 H: 1 LOB: 1 BB: 0 P: 4	R: 0 E: 0 K: 1 S: 5 H: 0 LOB: 0 BB: 0 P: 5	R: 0 E: 0 K: 0 S: 4 H: 1 LOB: 1 BB: 0 P: 4		1B: 3 2B: 2 3B: 0 HR: 0	SF: 1 SAC: 1 DP: 0 HBP: 0					

PITCHER	IP	WLS	BF	H	R	ER	SO	BB	IBB	HBP	BLK	WP	HR	S	P	ERA	WHIP
Geoff Zahn, L (1, 1) ERA: 4.64	8.0	L	31	5	2	1	1	1	0	0	0	0	0	32	36	1.12	0.750

PITCHER	IP	WLS	BF	H	R	ER	SO	BB	IBB	HBP	BLK	WP	HR	S	P	ERA	WHIP

BOTTOM

Minnesota Twins @ Detroit Tigers

Tiger Stadium, Detroit, MI

Sat Aug 13 1977, 7:05 PM EDT

Att. 23,147 - Unknown - 76 F

livebaseballscorecards.com

AB	28
R	2
H	5
RBI	2
BB	1
SO	1
LOB	14

WP: 0 PA: 32
PB: 0
SB: 0
CS: 1

Minnesota Twins @ Detroit Tigers

Tiger Stadium, Detroit, MI

Sun Aug 14 1977, 3:33 AM EDT

Att. 35,803 - Unknown - 80 F

livebaseballscorecards.com

Batter	1	2	3	4	5	6	7	8	9	AB	R	H	RBI	BB	SO	LOB
Lyman Bostock, L (1, 7) OBP: 0.388, SLG: 0.502	G3		FC4-6 1B; HR; 1-2; 1B		F9		G3		L4	5	1	1	0	0	0	2
Roy Smalley, S (1, 6) OBP: 0.338, SLG: 0.339	4-3		FC4-6; 1-2; 2-H; 1B		P4		F8			4	0	1	1	0	0	0
Rod Carew, L (1, 3) OBP: 0.450, SLG: 0.578	1-3		FC4-6; HR; 1-2f; 2-3		E1; BLK; 1B			F7		4	2	1	0	0	0	2
Larry Hisle, R (1, 8) OBP: 0.361, SLG: 0.533		5-3	HR; 1-H; 3-H		5-3; 3-H			S S S; K		4	1	1	3	0	1	0
Dan Ford, R (1, 9) OBP: 0.342, SLG: 0.436		B B B B; S; BB	1B			B B B B; 6-3 5-3; BB		5-3		2	0	1	0	2	0	0
Craig Kusick, R (1, 10) OBP: 0.380, SLG: 0.417		S S S; K; 1-2	F9			5-3; 1-2			P5	4	0	0	0	0	1	3
Butch Wynegar, S (1, 2) OBP: 0.362, SLG: 0.383 Jerry Terrell, R (9, PR) OBP: 0.260, SLG: 0.265		4-3		G3		6-3; 2-3			1B	4 0	0 0	1 0	0 0	0 0	0 0	2 0
Mike Cubbage, L (1, 5) OBP: 0.334, SLG: 0.406			3-1	G3		S S S; K			1-3; 1B	4	0	1	0	0	1	1
Bob Randall, R (1, 4) OBP: 0.276, SLG: 0.276			1B; 1B	6-3			6-3		B B B B; BB	3	1	1	0	1	0	0

TOP	
AB	34
R	5
H	8
RBI	4
BB	3
SO	3
LOB	10

Inning Stats																																		
	R: 0	H: 0		R: 0	H: 0		R: 4	H: 5		R: 0	H: 0		R: 1	H: 1		R: 0	H: 0		R: 0	H: 0		R: 0	H: 2		1B: 7	SF: 0		WP: 0	PA: 37					
	E: 0	LOB: 0		E: 0	LOB: 1		E: 0	LOB: 1		E: 0	LOB: 0		E: 1	LOB: 0		E: 0	LOB: 1		E: 0	LOB: 0		E: 0	LOB: 2		2B: 0	SAC: 0		PB: 0						
	K: 0	BB: 0		K: 1	BB: 1		K: 0	BB: 0		K: 0	BB: 0		K: 0	BB: 0		K: 1	BB: 1		K: 0	BB: 0		K: 0	BB: 1		3B: 0	DP: 0		SB: 1						
	S: 3	P: 3		S: 5	P: 9		S: 8	P: 8		S: 3	P: 3		S: 4	P: 4		S: 5	P: 9		S: 3	P: 3		S: 5	P: 5		S: 4	P: 8		HR: 1	HBP: 0		CS: 0			

PITCHER	IP	WLS	BF	H	R	ER	SO	BB	IBB	HBP	BLK	WP	HR	S	P	ERA	WHIP
Dave Rozema, R (1, 1) ERA: 2.77	9.0	W	37	8	5	4	3	3	0	0	1	0	1	40	52	4.00	1.222

PITCHER	IP	WLS	BF	H	R	ER	SO	BB	IBB	HBP	BLK	WP	HR	S	P	ERA	WHIP

Minnesota Twins @ Detroit Tigers

Tiger Stadium, Detroit, MI

Sun Aug 14 1977, 3:33 AM EDT

Att. 35,803 - Unknown - 80 F

livebaseballscorecards.com

Batter	1	2	3	4	5	6	7	8	9	AB	R	H	RBI	BB	SO	LOB
Ron LeFlore, R (1, 8) OBP: 0.350, SLG: 0.463	E9 1B 2B	FC6-4 1-2f		PO 1-2 BB		G5-4-3 1-2f 2-3		5-3		4	1	1	0	1	0	3
Tito Fuentes, S (1, 4) OBP: 0.343, SLG: 0.408	3-H 1B		K	PO 1-2	F8	P3		1B		5	0	2	1	0	1	1
Rusty Staub, L (1, 10) OBP: 0.328, SLG: 0.440	F5		4-3		F8		FC1-6 2B	G3		5	0	1	0	0	0	2
Steve Kemp, L (1, 7) OBP: 0.349, SLG: 0.435	K		F5		BB E 1B		FC1-6 BB			3	1	1	0	1	1	1
Jason Thompson, L (1, 3) OBP: 0.351, SLG: 0.482	K			HR 1B	E 1-2 BB		FC1-6 1-2f 2-3			3	1	1	0	1	1	3
Ben Oglivie, L (1, 9) OBP: 0.309, SLG: 0.448		HR		1-H HR	1-3 2-H BB		P6			3	2	2	3	1	0	2
Milt May, L (1, 2) OBP: 0.289, SLG: 0.391		FC6-4 1B		4-3	F7		F9			4	0	1	0	0	0	4
Phil Mankowski, L (1, 5) OBP: 0.315, SLG: 0.348		F7		BB 1B		G5-4-3 E 1B		6-3		2	0	1	0	0	0	1
Aurelio Rodriguez, R (6, PH) OBP: 0.255, SLG: 0.327 (7, 5)										2	0	1	0	0	0	0
Tom Veryzer, R (1, 6) OBP: 0.229, SLG: 0.257		P6		K		E4 G5-4-3 1-2		HR		3	0	0	0	0	1	3
Tim Corcoran, L (8, PH) OBP: 0.278, SLG: 0.365										1	1	1	1	0	0	0
Chuck Scrivener, R (9, 6) OBP: 0.204, SLG: 0.114										0	0	0	0	0	0	0

Inning Stats	1	2	3	4	5	6	7	8	9	AB	R	H	RBI	BB	SO	LOB
	R: 1 E: 1 K: 2 S: 9	H: 2 LOB: 1 BB: 0 P: 9	R: 1 E: 0 K: 0 S: 5	H: 2 LOB: 1 BB: 0 P: 5	R: 0 E: 0 K: 1 S: 5	H: 0 LOB: 0 BB: 0 P: 5	R: 2 E: 0 K: 1 S: 7	H: 3 LOB: 1 BB: 1 P: 11	R: 1 E: 1 K: 0 S: 4	H: 1 LOB: 2 BB: 2 P: 12	R: 0 E: 1 K: 0 S: 4	H: 1 LOB: 1 BB: 0 P: 4	R: 0 E: 0 K: 0 S: 4	H: 1 LOB: 2 BB: 1 P: 8	R: 1 E: 0 K: 0 S: 5	H: 2 LOB: 1 BB: 0 P: 5	1B: 7 2B: 2 3B: 0 HR: 3	SF: 0 SAC: 0 DP: 1 HBP: 0

WP: 0	PA: 40
PB: 0	
SB: 0	
CS: 0	

AB	35	
R	6	
H	12	
RBI	5	
BB	4	
SO	4	
LOB	20	

PITCHER		IP	WLS	BF	H	R	ER	SO	BB	IBB	HBP	BLK	WP	HR	S	P	ERA	WHIP
Paul Thormodsgard, R ERA: 4.07	(1, 1)	4.2		23	8	5	3	4	2	0	0	0	0	2	29	37	5.79	2.143
Tom Burgmeier, L ERA: 4.28	(5, 1)	2.1		11	2	0	0	0	2	0	0	0	0	0	9	17	0.00	1.714
Tom Johnson, R ERA: 2.74	(8, 1)	1.0	L	5	2	1	1	0	0	0	0	0	0	1	5	5	9.00	2.000

PITCHER	IP	WLS	BF	H	R	ER	SO	BB	IBB	HBP	BLK	WP	HR	S	P	ERA	WHIP

Minnesota Twins @ Baltimore Orioles

Memorial Stadium, Baltimore, MD

Mon Aug 15 1977, 7:05 PM EDT

Att. 18,115 - Unknown

TOP

livebaseballscorecards.com

Batter	1	2	3	4	5	6	7	8	9	AB	R	H	RBI	BB	SO	LOB
Roy Smalley, S (1, 6) OBP: 0.338, SLG: 0.336	BBBB 4-0 4-3 SH1-4 1B BB	x 0-0 ③ 5-3		x 0-0 ③ F6		BBBB 4-0 2B 1B BB		x 0-0 ① 6-3	x 0-0 ② FC4-6 1-2f	4	2	0	0	2	0	3
Bob Randall, R (1, 4) OBP: 0.279, SLG: 0.284	x 0-0 ① SH1-4 1-2		x 0-0 ① F7		x 0-0 BB HR 1B	x 0-0 1-3 1B 2B		x 0-0 ② 4-3	x 0-0 ③ F9	5	2	2	0	0	0	1
Dan Ford, R (1, 9) OBP: 0.345, SLG: 0.441	x 0-0 ② 4-3 2-3		x 0-0 S 1B		x 0-0 ① F9	x 0-0 2-H 3-H 2B 1B		x 0-0 1B 2B		5	2	3	2	0	0	2
Larry Hisle, R (1, 8) OBP: 0.365, SLG: 0.536	x 0-0 S 3-H 1B	x 0-0 ② L9		BBB 4-0 1-2 HR BB	x 0-0 1-H HR 2B			4-0 1B IBB		3	2	2	2	2	0	1
Craig Kusick, R (1, 3) OBP: 0.382, SLG: 0.448 Rod Carew, L (8, PH) OBP: 0.451, SLG: 0.579 (8, 3)	SSS 0-3 ③ K 1-2	x 0-0 ③ F8 1-2			x 0-0 1-H 2-H HR	x 0-0 2-H HR		x 0-0 1-3 2-H 1B		4 1	2 0	2 1	5 1	0 0	1 0	2 0
Jerry Terrell, R (1, 5) OBP: 0.260, SLG: 0.265 Mike Cubbage, L (8, PH) OBP: 0.333, SLG: 0.404 (8, 5)		x 0-0 ① 4-3		x 0-0 E 1B	x 0-0 ② F9	SSS 0-3 ③ K		x 0-0 ③ F9		4 1	0 0	1 0	0 0	0 0	1 0	0 2
Butch Wynegar, S (1, 2) OBP: 0.361, SLG: 0.379		BBB 4-0 HR BB		x 0-0 ① P4	SSS 0-3 ③ K		x 0-0 ① 5-3		x 0-0 ① F5	4	1	0	0	1	1	1
Bob Gorinski, R (1, 7) OBP: 0.225, SLG: 0.346 Lyman Bostock, L (9, PH) OBP: 0.389, SLG: 0.506 (9, 7)		x 0-0 1-H HR		x 0-0 E5 1-2		SSS 0-3 ① K	x 0-0 G5-4-3 1B		x 0-0 1B 2B	4 1	1 1	2 1	2 0	0 0	1 0	1 0
Bud Bulling, R (1, 10) OBP: 0.318, SLG: 0.167		x 0-0 ② 6-3		x 0-0 ② P4		x 0-0 ② 6-3	x 0-0 ②③ G5-4-3 1-2f		x 0-0 2-H FC4-6 1B	5	0	1	1	0	0	3
Inning Stats	R: 1 E: 0 K: 1 S: 6 H: 1 LOB: 1 BB: 1 P: 10	R: 2 E: 0 K: 0 S: 4 H: 1 LOB: 0 BB: 1 P: 8	R: 0 E: 0 K: 0 S: 4 H: 1 LOB: 1 BB: 0 P: 4	R: 0 E: 1 K: 0 S: 5 H: 1 LOB: 2 BB: 0 P: 5	R: 3 E: 0 K: 1 S: 7 H: 2 LOB: 0 BB: 1 P: 11	R: 5 E: 0 K: 2 S: 11 H: 4 LOB: 0 BB: 1 P: 15	R: 0 E: 0 K: 0 S: 3 H: 1 LOB: 0 BB: 0 P: 3	R: 1 E: 0 K: 0 S: 5 H: 2 LOB: 2 BB: 1 P: 9	R: 1 E: 0 K: 0 S: 5 H: 2 LOB: 1 BB: 0 P: 5	1B: 8 2B: 4 3B: 0 HR: 3 SF: 0 SAC: 1 DP: 1 HBP: 0						

	AB	41
	R	13
	H	15
	RBI	13
	BB	5
	SO	4
	LOB	16

		WP: 0	PA: 47
		PB: 0	
		SB: 2	
		CS: 0	

PITCHER		IP	WLS	BF	H	R	ER	SO	BB	IBB	HBP	BLK	WP	HR	S	P	ERA	WHIP
Rudy May, L ERA: 3.98	(1, 1)	4.1	L	23	6	6	6	1	3	0	0	0	0	2	22	34	12.46	2.077
Scott McGregor, L ERA: 4.87	(5, 1)	1.1		8	3	4	4	2	1	0	0	0	0	0	11	15	27.00	3.000
Mike Flanagan, L ERA: 3.88	(6, 1)	2.0		9	3	2	2	1	0	1	0	0	0	1	10	14	9.00	1.500
Dick Drago, R ERA: 3.02	(8, 1)	1.1		7	3	1	1	0	0	0	0	0	0	0	7	7	6.75	2.250

PITCHER		IP	WLS	BF	H	R	ER	SO	BB	IBB	HBP	BLK	WP	HR	S	P	ERA	WHIP

Batter	1	2	3	4	5	6	7	8	9	AB	R	H	RBI	BB	SO	LOB
Al Bumbry, L (1, 8) OBP: 0.349, SLG: 0.380	FC1-6 1B	F7		E7 F9 1-H 2B		BBB 4-0 B1-3 HR BB		5-3		4	1	2	0	1	0	1
Billy Smith, S (1, 4) (8, 6) OBP: 0.287, SLG: 0.321	FC1-6 BB 1B 1B 1-2f	F8		F9 2-3		B1-3 1-2		F6		5	1	0	0	0	0	4
Ken Singleton, S (1, 9) OBP: 0.437, SLG: 0.517	BB 1B 1-2 1B		BBBB 4-0 FC4-6 BB	G3		2-H HR		G1-3		4	2	2	2	1	0	1
Lee May, R (1, 3) OBP: 0.286, SLG: 0.411	BBBB 4-0 1B 1-2 2-3 BB	F9			BB BB 1B	6-3			HR	4	1	2	1	1	0	1
Eddie Murray, S (1, 10) OBP: 0.331, SLG: 0.443	1-3 2-H 3-H 1B	FC4-6 1-2f HR			BBBB 4-0 BB 1-2 BB	F7			G6-4-3 1B	4	1	2	2	1	0	1
Andres Mora, R (1, 7) OBP: 0.276, SLG: 0.578	F5	1-H HR			F7		HR		G6-4-3 1-2f	5	2	2	3	0	0	5
Doug DeCinces, R (1, 5) OBP: 0.340, SLG: 0.423	SSS K	SSS K			BBBB 4-0 1-2 2-3 BB		5-3		6-3	4	0	0	0	1	2	2
Kiko Garcia, R (1, 6) OBP: 0.248, SLG: 0.299		L8		SSS K	SSS K		4-3			3	0	0	0	0	2	3
Pat Kelly, L (7, PH) OBP: 0.352, SLG: 0.382										1	0	0	0	0	0	0
Rich Dauer, R (8, 4) OBP: 0.271, SLG: 0.276										0	0	0	0	0	0	0
Dave Skaggs, R (1, 2) OBP: 0.325, SLG: 0.318		1B		2B E 1B	5-3		SSS K			4	1	2	0	0	1	3
Inning Stats	R: 2 E: 0 K: 1 S: 8 H: 3 LOB: 2 BB: 1 P: 12	R: 0 E: 0 K: 0 S: 4 H: 1 LOB: 1 BB: 0 P: 4	R: 2 E: 0 K: 1 S: 6 H: 1 LOB: 0 BB: 1 P: 10	R: 1 E: 1 K: 1 S: 7 H: 2 LOB: 1 BB: 0 P: 7	R: 0 E: 0 K: 1 S: 6 H: 1 LOB: 3 BB: 2 P: 14	R: 2 E: 0 K: 0 S: 4 H: 1 LOB: 0 BB: 1 P: 8	R: 1 E: 0 K: 1 S: 6 H: 1 LOB: 0 BB: 0 P: 6	R: 0 E: 0 K: 0 S: 3 H: 0 LOB: 0 BB: 0 P: 3	R: 1 E: 0 K: 0 S: 4 H: 2 LOB: 0 BB: 0 P: 4	1B: 7 2B: 1 3B: 0 HR: 4	SF: 0 SAC: 0 DP: 1 HBP: 0						

PITCHER		IP	WLS	BF	H	R	ER	SO	BB	IBB	HBP	BLK	WP	HR	S	P	ERA	WHIP
Dave Goltz, R ERA: 3.42	(1, 1)	4.0		21	7	5	5	3	2	0	0	0	0	1	25	33	11.25	2.250
Gary Serum, R ERA: 5.4	(5, 1)	2.0		12	3	3	3	1	3	0	0	0	0	2	11	23	13.50	3.000
Ron Schueler, R ERA: 4.8	(7, 1)	3.0	W	10	2	1	1	1	0	0	0	0	0	1	12	12	3.00	0.667

PITCHER	IP	WLS	BF	H	R	ER	SO	BB	IBB	HBP	BLK	WP	HR	S	P	ERA	WHIP

BOTTOM

Minnesota Twins @ Baltimore Orioles

Memorial Stadium, Baltimore, MD

Mon Aug 15 1977, 7:05 PM EDT

Att. 18,115 - Unknown

livebaseballscorecards.com

AB	38
R	9
H	12
RBI	8
BB	5
SO	5
LOB	21

WP: 0 PA: 43
PB: 0
SB: 0
CS: 0

Batter	1	2	3	4	5	6	7	8	9	10	11	12	13	AB	R	H	RBI	BB	SO	LOB
Mike Cubbage, L (1, 5) OBP: 0.335, SLG: 0.409	0-0 1B 3B		0-0 4-3 ②		0-0 4-3 ①		4-0 4-3 2B BB	0-0 G5-4-3 1-3 1B		0-3 K ③		0-3 K ③		6	2	2	0	1	2	2
Roy Smalley, S (1, 6) OBP: 0.339, SLG: 0.338	0-0 4-3 3-H 1B		0-0 6-3 ③		0-0 1B 1B		0-0 4-3 ① 1-2	0-0 G5-4-3 ②③ 1-2f			0-0 FC4-6 1B		0-0 6-3 ①	7	0	3	1	0	0	3
Rod Carew, L (1, 3) OBP: 0.453, SLG: 0.581	0-0 F9 ①			0-0 1B SF7 1B	0-0 F9 1-3 1B		0-0 6-3 2-H 2B		0-0 FC1-6 1B		0-0 FC4-6 ① 1-2f HBP		0-0 F7 ②	7	1	4	1	0	0	2
Lyman Bostock, L (1, 7) OBP: 0.388, SLG: 0.501	0-0 4-3 ② 1-2			0-0 SF7 1-3 2B 1B	0-0 F9 ② 1-2		0-0 6-3 ② 2-3		0-0 FC1-6 ① 1B 1-2f K		1-0 HBP 1-2		0-0 6-3 ③	6	1	1	0	0	0	5
Larry Hisle, R (1, 8) OBP: 0.367, SLG: 0.535	0-3 K ③			0-0 SF7 ① 1-2 3-H	4-0 FC5-4 BB		4-0 S BB		0-0 K 1-3 1B		0-3 K ②			3	0	1	1	2	2	3
Glenn Adams, L (1, 10) OBP: 0.376, SLG: 0.466		0-3 K ①		0-0 1B 2-H 2B	0-0 FC5-4 ③ 1-2f		4-0 BB 1-2 BB		0-3 K ②③ 1-2 3-H		0-3 K ③			3	1	1	1	0	1	3
Craig Kusick, R (7, PH) OBP: 0.385, SLG: 0.448														0	0	0	0	1	0	0
Rich Chiles, L (9, PH) OBP: 0.319, SLG: 0.330														0	0	0	0	0	0	0
Jerry Terrell, R (9, PH) OBP: 0.257, SLG: 0.262														2	0	0	0	0	2	4
Butch Wynegar, S (1, 2) OBP: 0.358, SLG: 0.376		0-0 G4-6-3 1B		0-0 F8 ②		0-0 6-3 ①	0-0 L5 ③			0-0 5-3 ①		0-0 F8 ①		6	0	1	0	0	0	4
Dan Ford, R (1, 9) OBP: 0.350, SLG: 0.448		0-0 G4-6-3 ②③ 1-2f		0-0 2-H 1B		0-0 F8 ②		0-0 FC2-6 1B		0-0 3B		4-0 FC6-4 BB		5	0	3	1	1	0	1
Bob Randall, R (1, 4) OBP: 0.271, SLG: 0.276			0-3 K ①	0-0 F7 ③		0-0 4-3 ③		0-0 FC2-6 1B ① 1-2f		0-0 F2 ②		0-0 FC6-4 ② 1-2f		6	0	0	0	0	1	4

Inning Stats																				
	R: 1	H: 2	R: 0	H: 1	R: 0	H: 0	R: 3	H: 4	R: 0	H: 2	R: 0	H: 0	R: 1	H: 1	R: 0	H: 2	R: 0	H: 2	R: 0	H: 1
	E: 0	LOB: 1	E: 0	LOB: 0	E: 0	LOB: 0	E: 0	LOB: 1	E: 0	LOB: 3	E: 0	LOB: 0	E: 0	LOB: 3	E: 0	LOB: 1	E: 0	LOB: 0	E: 0	LOB: 2
	K: 1	BB: 0	K: 1	BB: 0	K: 1	BB: 0	K: 0	BB: 0	K: 0	BB: 1	K: 0	BB: 0	K: 0	BB: 0	K: 0	BB: 0	K: 1	BB: 0	K: 2	BB: 0
	S: 7	P: 7	S: 5	P: 5	S: 5	P: 5	S: 7	P: 7	S: 5	P: 9	S: 3	P: 3	S: 4	P: 16	S: 4	P: 4	S: 6	P: 6	S: 6	P: 6
	R: 0	H: 0	R: 0	H: 2	R: 0	H: 1	R: 0	H: 2	R: 0	H: 1	R: 0	H: 0	R: 0	H: 0						
	E: 0	LOB: 1	E: 0	LOB: 3	E: 0	LOB: 2	E: 0	LOB: 1	E: 0	LOB: 1	E: 0	LOB: 0	E: 0	LOB: 0						
	K: 1	BB: 1	K: 1	BB: 0	K: 2	BB: 0	K: 1	BB: 0	K: 1	BB: 0	K: 0	BB: 0	K: 0	BB: 0						
	S: 8	P: 9	S: 5	P: 9	S: 6	P: 6	S: 3	P: 3												

PITCHER		IP	WLS	BF	H	R	ER	SO	BB	IBB	HBP	BLK	WP	HR	S	P	ERA	WHIP
Jim Palmer, R ERA: 3.24	(1, 1)	6.2		32	10	5	5	3	3	0	0	0	0	0	35	47	6.75	1.950
Tippy Martinez, L ERA: 1.94	(7, 1)	1.2		8	3	0	0	0	1	0	0	0	0	0	7	11	0.00	2.400
Dick Drago, R ERA: 3.02	(9, 1)	0.0		1	1	0	0	0	0	0	0	0	0	0	1	1	∞	∞
Scott McGregor, L ERA: 4.74	(9, 1)	2.0		8	2	0	0	2	0	0	1	0	0	0	11	12	0.00	1.000
Dennis Martinez, R ERA: 3.47	(11, 1)	2.2	W	9	0	0	0	3	1	0	0	0	0	0	14	18	0.00	0.375

PITCHER	IP	WLS	BF	H	R	ER	SO	BB	IBB	HBP	BLK	WP	HR	S	P	ERA	WHIP

TOP

Minnesota Twins @ Baltimore Orioles

Memorial Stadium, Baltimore, MD

Tue Aug 16 1977, 7:05 PM EDT

Att. 20,846 - Unknown - 86 F

livebaseballscorecards.com

AB	51
R	5
H	16
RBI	5
BB	5
SO	8
LOB	31

1B: 12	SF: 1	WP: 0	PA: 58
2B: 2	SAC: 0	PB: 0	
3B: 2	DP: 2	SB: 1	
HR: 0	HBP: 1	CS: 0	

Batter	1	2	3	4	5	6	7	8	9	10	11	12	13	AB	R	H	RBI	BB	SO	LOB
Al Bumbry, L (1, 8) OBP: 0.351, SLG: 0.379	K		1B		BB		HBP		F8		F8			4	0	1	0	1	1	0
Rich Dauer, R (1, 4) OBP: 0.272, SLG: 0.277	BB		F8		F3		HR		S			5-3		3	1	1	0	0	0	2
Terry Crowley, L (7, PH) OBP: 1.000, SLG: 1.000	1B		1B		K		1B		1B			1B	2B	1	0	1	1	0	0	0
Mark Belanger, R (7, PR) OBP: 0.259, SLG: 0.234							1-2 2-3 3-H							2	1	1	0	0	0	0
(8, 6)																				
Ken Singleton, S (1, 9) OBP: 0.436, SLG: 0.515	1B		FC3-6		K		SF8		1B			K		2	0	0	1	2	1	2
Dave Skaggs, R (10, 2) OBP: 0.322, SLG: 0.315	1-2 BB		1-2f				3-H		1-2 BB					1	0	0	0	0	1	0
Lee May, R (1, 3) OBP: 0.289, SLG: 0.419	1B		FC4-6			K	HR		5-3			K		6	1	3	3	0	2	2
	1-2 2-H		1-2				1-H													
Eddie Murray, S (1, 10) OBP: 0.331, SLG: 0.442	K		FC4-6			BB	F7			F4			1B 2B	5	1	1	0	1	1	5
			1-2f																	
Andres Mora, R (1, 7) OBP: 0.261, SLG: 0.546	K			K		K		5-3		K		5-3		6	0	0	0	0	4	4
Doug DeCinces, R (1, 5) OBP: 0.337, SLG: 0.419		6-3		4-3		F8		K		G1-3			2-H 1B	6	0	1	1	0	1	1
Kiko Garcia, R (1, 6) OBP: 0.252, SLG: 0.296		BB		6-3			2B 1B	K				K		1	0	0	0	1	0	0
Tony Muser, L (7, PH) OBP: 0.319, SLG: 0.305		CS												1	1	1	0	0	0	0
Billy Smith, S (8, 4) OBP: 0.286, SLG: 0.319														2	0	0	0	0	2	0
Ken Rudolph, R (1, 2) OBP: 0.231, SLG: 0.240		L8			K		1B SF8		K			F7		3	1	1	0	0	1	1
Pat Kelly, L (9, PH) OBP: 0.350, SLG: 0.380		1-2					1-3							2	0	0	0	0	1	0
(10, 9)																				
Inning Stats	R: 1 H: 2 E: 0 LOB: 2 K: 3 BB: 1 S: 11 P: 15		R: 0 H: 0 E: 0 LOB: 0 K: 0 BB: 1 S: 2 P: 6	R: 0 H: 2 E: 0 LOB: 2 K: 0 BB: 0 S: 5 P: 5	R: 0 H: 0 E: 0 LOB: 0 K: 1 BB: 0 S: 5 P: 5	R: 0 H: 0 E: 0 LOB: 1 K: 2 BB: 1 S: 7 P: 11	R: 4 H: 4 E: 0 LOB: 1 K: 0 BB: 0 S: 6 P: 7	R: 0 H: 0 E: 0 LOB: 0 K: 2 BB: 0 S: 7 P: 7	R: 0 H: 1 E: 0 LOB: 2 K: 1 BB: 1 S: 6 P: 10	R: 0 H: 0 E: 0 LOB: 0 K: 1 BB: 0 S: 5 P: 5	R: 0 H: 0 E: 0 LOB: 0 K: 1 BB: 0 S: 5 P: 5	R: 1 H: 2 E: 0 LOB: 1 K: 0 BB: 0 S: 3 P: 3	1B: 8 SF: 1 2B: 2 SAC: 0 3B: 0 DP: 0 HR: 1 HBP: 1		WP: 0 PA: 52 PB: 0 SB: 1 CS: 1						

PITCHER		IP	WLS	BF	H	R	ER	SO	BB	IBB	HBP	BLK	WP	HR	S	P	ERA	WHIP
Pete Redfern, R ERA: 5.05	(1, 1)	6.0		27	6	3	3	8	4	0	0	0	0	0	0	55	4.50	1.667
Tom Burgmeier, L ERA: 4.28	(7, 1)	0.0		1	0	0	0	0	0	0	1	0	0	0	0	1	∞	∞
Tom Johnson, R ERA: 2.82	(7, 1)	6.1	L	24	5	3	3	7	1	0	0	0	0	1	37	41	4.26	0.947

PITCHER	IP	WLS	BF	H	R	ER	SO	BB	IBB	HBP	BLK	WP	HR	S	P	ERA	WHIP

BOTTOM

Minnesota Twins @ Baltimore Orioles

Memorial Stadium, Baltimore, MD

Tue Aug 16 1977, 7:05 PM EDT

Att. 20,846 - Unknown - 86 F

livebaseballscorecards.com

AB	45
R	6
H	11
RBI	6
BB	5
SO	15
LOB	17

Batter	1	2	3	4	5	6	7	8	9	AB	R	H	RBI	BB	SO	LOB
Dave Collins, S (1, 7) OBP: 0.293, SLG: 0.314	BB S 1B		G1-6-3 1B		P3		K	F7		5	0	2	0	0	1	3
Jose Báez, R (1, 4) OBP: 0.312, SLG: 0.333	F9 1-2		G1-6-3 1-2f		FC5-4 1-2f		1B 2B 1-3		F3	5	1	1	0	0	0	3
Dan Meyer, L (1, 3) OBP: 0.334, SLG: 0.444	F7		5-3			2B 1B	1B 1B 2-H 3-H		L5	5	0	2	2	0	0	1
Leroy Stanton, R (1, 10) OBP: 0.328, SLG: 0.502	BB IBB			F9		3B 2B 1-H	F8		K	4	1	1	0	1	1	1
Ruppert Jones, L (1, 8) OBP: 0.322, SLG: 0.477	FC5-4 1-2 2-3 BB			L6		3B 3-H	1B 1-2			3	0	2	1	1	0	0
Bill Stein, R (1, 5) OBP: 0.292, SLG: 0.407	FC5-4 1-2f			3B		5-3	3-1			4	0	1	0	0	0	6
Carlos Lopez, R (1, 9) OBP: 0.310, SLG: 0.425		1-4-3		F7		FC6-4 BB		FC5-4 1B		3	0	1	0	1	0	1
Larry Milbourne, S (1, 6) OBP: 0.244, SLG: 0.281 Craig Reynolds, L (8, 6) OBP: 0.258, SLG: 0.284		F8			F3	FC6-4 1-2f		L8		4 0	0 0	0 0	0 0	0 0	3 0	3 0
Larry Cox, R (1, 2) OBP: 0.311, SLG: 0.386		K			FC5-4 1B		E6 2B 1B	FC5-4 1-2f		4	1	1	0	0	1	1
Inning Stats	R: 0 H: 1 E: 0 LOB: 3 K: 0 BB: 2 S: 4 P: 12	R: 0 H: 0 E: 0 LOB: 0 K: 1 BB: 0 S: 5 P: 5	R: 0 H: 1 E: 0 LOB: 0 K: 0 BB: 0 S: 3 P: 3	R: 0 H: 1 E: 0 LOB: 1 K: 0 BB: 0 S: 4 P: 4	R: 0 H: 1 E: 0 LOB: 1 K: 0 BB: 0 S: 4 P: 4	R: 1 H: 3 E: 0 LOB: 2 K: 0 BB: 1 S: 5 P: 9	R: 2 H: 3 E: 1 LOB: 2 K: 1 BB: 0 S: 9 P: 9	R: 0 H: 1 E: 0 LOB: 1 K: 0 BB: 0 S: 4 P: 4	R: 0 H: 0 E: 0 LOB: 0 K: 1 BB: 0 S: 5 P: 5	1B: 7 SF: 0 2B: 2 SAC: 0 3B: 2 DP: 1 HR: 0 HBP: 0						

TOP

Seattle Mariners @ Minnesota Twins

Metropolitan Stadium, Bloomington , MI

Wed Aug 17 1977, 8:05 PM EDT

Att. 11,739 - Unknown - 65 F

livebaseballscorecards.com

AB	37
R	3
H	11
RBI	3
BB	3
SO	3
LOB	19

WP: 0 PA: 40
PB: 0
SB: 1
CS: 0

PITCHER		IP	WLS	BF	H	R	ER	SO	BB	IBB	HBP	BLK	WP	HR	S	P	ERA	WHIP
Geoff Zahn, L ERA: 4.56	(1, 1)	6.1	L	30	9	3	2	2	2	1	0	0	0	0	31	43	2.84	1.737
Dave Johnson, R ERA: 3.97	(7, 1)	2.2		10	2	0	0	1	0	0	0	0	0	0	12	12	0.00	0.750

PITCHER	IP	WLS	BF	H	R	ER	SO	BB	IBB	HBP	BLK	WP	HR	S	P	ERA	WHIP

Batter	1	2	3	4	5	6	7	8	9	AB	R	H	RBI	BB	SO	LOB
Mike Cubbage, L (1, 5) OBP: 0.334, SLG: 0.407	F8		F8		P5			G3 PB 1B 1-3		4	0	1	0	0	0	0
Roy Smalley, S (1, 6) OBP: 0.337, SLG: 0.335	F7		4-3			4-3		G3 1-3 3-H		4	0	0	1	0	0	1
Rod Carew, L (1, 3) OBP: 0.453, SLG: 0.585	PB 1B			SF7 3B		4-3		1-3		4	1	2	0	0	0	1
Lyman Bostock, L (1, 7) OBP: 0.385, SLG: 0.498	K 1-2			SF7 3-H		L3			F7	3	0	0	1	0	1	1
Larry Hisle, R (1, 8) OBP: 0.366, SLG: 0.532		1B		P4			K		6-3	4	0	1	0	0	1	0
Glenn Adams, L (1, 10) OBP: 0.374, SLG: 0.462		L6		1B			F8		4-3	4	0	1	0	0	0	1
Butch Wynegar, S (1, 2) OBP: 0.356, SLG: 0.373		K		F8			F5			3	0	0	0	0	1	2
Dan Ford, R (1, 9) OBP: 0.350, SLG: 0.447		F8			6-3			1B G3 1B		3	1	1	0	0	0	1
Bob Randall, R (1, 4) OBP: 0.269, SLG: 0.274			6-3		6-3			F9		2	0	0	0	0	0	0
Rich Chiles, L (8, PH) OBP: 0.318, SLG: 0.328										1	0	0	0	0	0	1
Jerry Terrell, R (9, 4) OBP: 0.257, SLG: 0.262										0	0	0	0	0	0	0
Inning Stats	R: 0 H: 1 E: 0 LOB: 1 K: 1 BB: 0 S: 6 P: 6	R: 0 H: 1 E: 0 LOB: 1 K: 1 BB: 0 S: 6 P: 6	R: 0 H: 0 E: 0 LOB: 0 K: 0 BB: 0 S: 3 P: 3	R: 1 H: 2 E: 0 LOB: 1 K: 0 BB: 0 S: 5 P: 5	R: 0 H: 0 E: 0 LOB: 0 K: 0 BB: 0 S: 3 P: 3	R: 0 H: 0 E: 0 LOB: 0 K: 0 BB: 0 S: 3 P: 3	R: 0 H: 0 E: 0 LOB: 0 K: 1 BB: 0 S: 5 P: 5	R: 1 H: 2 E: 0 LOB: 1 K: 0 BB: 0 S: 5 P: 5	R: 0 H: 0 E: 0 LOB: 0 K: 0 BB: 0 S: 3 P: 3	1B: 5 SF: 1 2B: 0 SAC: 0 3B: 1 DP: 0 HR: 0 HBP: 0						

PITCHER		IP	WLS	BF	H	R	ER	SO	BB	IBB	HBP	BLK	WP	HR	S	P	ERA	WHIP
Paul Mitchell, R ERA: 9.28	(1, 1)	6.0	W	22	4	1	1	2	0	0	0	0	0	0	26	26	1.50	0.667
Enrique Romo, R ERA: 2.59	(7, 1)	3.0	S	11	2	1	1	1	0	0	0	0	0	0	13	13	3.00	0.667

PITCHER	IP	WLS	BF	H	R	ER	SO	BB	IBB	HBP	BLK	WP	HR	S	P	ERA	WHIP

BOTTOM

Seattle Mariners @ Minnesota Twins

Metropolitan Stadium, Bloomington , MI

Wed Aug 17 1977, 8:05 PM EDT

Att. 11,739 - Unknown - 65 F

livebaseballscorecards.com

AB	32
R	2
H	6
RBI	2
BB	0
SO	3
LOB	8

WP: 0 PA: 33
PB: 2
SB: 0
CS: 0

Batter	1	2	3	4	5	6	7	8	9	AB	R	H	RBI	BB	SO	LOB
Julio Cruz, S (1, 4) OBP: 0.305, SLG: 0.303	4-3		1-3		BB			FC1-6 1-2f		3	0	0	0	1	0	1
Steve Braun, L (1, 7) OBP: 0.336, SLG: 0.298	1-3			4-3	G3 1-2			L7		4	0	0	0	0	0	2
Dan Meyer, L (1, 3) OBP: 0.335, SLG: 0.449	1B			2B 3B		1-3		F7		4	1	2	0	0	0	1
Leroy Stanton, R (1, 9) OBP: 0.327, SLG: 0.502	K			E 3-H 2B		K			L8	4	1	1	1	0	2	1
Ruppert Jones, L (1, 8) OBP: 0.325, SLG: 0.481		G6-4-3 1B		E9 2-H 1B		4-3			2B	4	0	3	1	0	0	0
Bill Stein, R (1, 5) OBP: 0.292, SLG: 0.405		G6-4-3 1-2f		1-3			G3-6-3 1B		K	4	0	1	0	0	1	3
Bob Stinson, S (1, 2) OBP: 0.371, SLG: 0.406		K		4-3			G3-6-3 1-2f		F7	4	0	0	0	0	1	3
Juan Bernhardt, R (1, 10) OBP: 0.276, SLG: 0.371			K	F7			F8			3	0	0	0	0	1	0
Craig Reynolds, L (1, 6) OBP: 0.259, SLG: 0.285			G3	6-3				FC1-6 1B		3	0	1	0	0	0	0
Inning Stats	R: 0 E: 0 K: 1 S: 6 H: 1 LOB: 1 BB: 0 P: 6	R: 0 E: 0 K: 1 S: 5 H: 1 LOB: 0 BB: 0 P: 5	R: 0 E: 0 K: 1 S: 5 H: 0 LOB: 0 BB: 0 P: 5	R: 2 E: 1 K: 0 S: 6 H: 3 LOB: 1 BB: 0 P: 6	R: 0 E: 0 K: 0 S: 3 H: 0 LOB: 1 BB: 1 P: 7	R: 0 E: 0 K: 1 S: 5 H: 0 LOB: 0 BB: 0 P: 5	R: 0 E: 0 K: 0 S: 3 H: 1 LOB: 0 BB: 0 P: 3	R: 0 E: 0 K: 0 S: 4 H: 1 LOB: 1 BB: 0 P: 4	R: 0 E: 0 K: 1 S: 6 H: 1 LOB: 1 BB: 0 P: 6	1B: 5 2B: 2 3B: 1 HR: 0	SF: 0 SAC: 0 DP: 2 HBP: 0						

PITCHER	IP	WLS	BF	H	R	ER	SO	BB	IBB	HBP	BLK	WP	HR	S	P	ERA	WHIP
Paul Thormodsgard, R (1, 1) ERA: 3.96	9.0	W	34	8	2	2	5	1	0	0	0	0	0	43	47	2.00	1.000

PITCHER	IP	WLS	BF	H	R	ER	SO	BB	IBB	HBP	BLK	WP	HR	S	P	ERA	WHIP

TOP

Seattle Mariners @ Minnesota Twins

Metropolitan Stadium, Bloomington , MI

Thu Aug 18 1977, 4:33 AM EDT

Att. 13,884 - Unknown - 64 F

livebaseballscorecards.com

AB	33
R	2
H	8
RBI	2
BB	1
SO	5
LOB	11

WP: 0	PB: 0	SB: 1	CS: 0	PA: 34		

Batter	1	2	3	4	5	6	7	8	9	AB	R	H	RBI	BB	SO	LOB
Roy Smalley, S (1, 6) OBP: 0.337, SLG: 0.333	BBBB 4-0 1B 1B BB	SSS 0-3 ② K		BBBB 4-0 4-3 BB		x 0-0 ③ 5-3		SSS 0-3 ③ K		3	1	0	0	2	2	1
Rod Carew, L (1, 3)	x 0-0 1B 1B 1-3 1B	x 0-0 ③ F8		x 0-0 ② 4-3 1-2 3-H			x 0-0 ① 4-3			4	1	1	1	0	0	1
Larry Hisle, R (1, 8) OBP: 0.367, SLG: 0.534	x 0-0 E 1-3 3-H 1B		SSS 0-3 ① K	x 0-0 ③ 4-3			x 0-0 6-3 1B 2B			4	2	2	1	0	1	1
Lyman Bostock, L (1, 7) OBP: 0.386, SLG: 0.500	x 0-0 E7 1B 2-H 3-H 1B		x 0-0 ② L4		x 0-0 2B		x 0-0 ② 6-3 2-3			4	1	2	1	0	0	1
Dan Ford, R (1, 9) OBP: 0.348, SLG: 0.445 Bob Gorinski, R (4, 9) OBP: 0.232, SLG: 0.350	x 0-0 ① 5-3		x 0-0 ③ P5		x 0-0 ① 5-3		x 0-0 3-H 1B			2 2	0 0	0 1	0 1	0 0	0 0	1 1
Glenn Adams, L (1, 10) OBP: 0.372, SLG: 0.459 Craig Kusick, R (4, PH) OBP: 0.380, SLG: 0.442	x 0-0 ② G3			SSS 0-3 ① K	x 0-0 ② F8		x 0-0 ③ L7			1 3	0 0	0 0	0 0	0 0	0 1	1 2
Butch Wynegar, S (1, 2) OBP: 0.357, SLG: 0.373	x 0-0 2-H 1B			BBBB 4-0 1B 3B BB	x 0-0 ③ F8			x 0-0 E4 4-3		3	1	1	1	1	0	1
Mike Cubbage, L (1, 5) OBP: 0.333, SLG: 0.405	SSS 0-3 ③ K			x 0-0 1-2 3B 1B		SSS 0-3 ① K		SSS 0-3 ① K		4	1	1	0	0	3	2
Bob Randall, R (1, 4) OBP: 0.268, SLG: 0.282		x 0-0 ① F8		x 0-0 1-H 2-H 4-3 3B		x 0-0 ② P4		x 0-0 ② 4-3 1-2		4	1	1	2	0	0	1
Inning Stats	R: 4 E: 1 K: 1 S: 9 H: 4 LOB: 1 BB: 1 P: 13	R: 0 E: 0 K: 1 S: 5 H: 0 LOB: 0 BB: 0 P: 5	R: 0 E: 0 K: 1 S: 5 H: 0 LOB: 0 BB: 0 P: 5	R: 3 E: 0 K: 1 S: 7 H: 2 LOB: 1 BB: 2 P: 15	R: 0 E: 0 K: 0 S: 4 H: 1 LOB: 1 BB: 0 P: 4	R: 0 E: 0 K: 1 S: 5 H: 0 LOB: 0 BB: 0 P: 5	R: 1 E: 0 K: 0 S: 5 H: 2 LOB: 1 BB: 0 P: 5	R: 0 E: 1 K: 2 S: 8 H: 0 LOB: 1 BB: 0 P: 8		1B: 6 2B: 2 3B: 1 HR: 0	SF: 0 SAC: 0 DP: 0 HBP: 0			WP: 0 PB: 0 SB: 0 CS: 0	PA: 37	

PITCHER		IP	WLS	BF	H	R	ER	SO	BB	IBB	HBP	BLK	WP	HR	S	P	ERA	WHIP
Bob Galasso, R ERA: 7.71	(1, 1)	0.2	L	7	4	4	4	0	1	0	0	0	0	0	6	10	54.00	7.500
Mike Kekich, L ERA: 5.34	(1, 1)	6.1		26	5	4	4	5	2	0	0	0	0	0	34	42	5.68	1.105
John Montague, R ERA: 4.58	(8, 1)	1.0		4	0	0	0	2	0	0	0	0	0	0	8	8	0.00	0.000

PITCHER	IP	WLS	BF	H	R	ER	SO	BB	IBB	HBP	BLK	WP	HR	S	P	ERA	WHIP

BOTTOM

Seattle Mariners @ Minnesota Twins

Metropolitan Stadium, Bloomington , MI

Thu Aug 18 1977, 4:33 AM EDT
Att. 13,884 - Unknown - 64 F

livebaseballscorecards.com

AB	34
R	8
H	9
RBI	7
BB	3
SO	7
LOB	13

Batter	1	2	3	4	5	6	7	8	9	AB	R	H	RBI	BB	SO	LOB
Al Bumbry, L (1, 8) OBP: 0.350, SLG: 0.377	4-3		F7		6-3 2-3		FC5-4 1B			4	0	1	0	0	0	1
Rich Dauer, R (1, 4) OBP: 0.266, SLG: 0.270	K			K	5-3		FC5-4 1-2f			4	0	0	0	0	2	2
Ken Singleton, S (1, 9) OBP: 0.437, SLG: 0.516	FC5-4 BB			E 1B 2B		K		6-3		3	1	1	0	1	1	0
Lee May, R (1, 3) OBP: 0.290, SLG: 0.420	FC5-4 1-2f			E5 1B 2-3		HR 1B		G3-6-3 1B		4	1	2	0	0	0	2
Tony Muser, L (8, 3) OBP: 0.319, SLG: 0.305										0	0	0	0	0	0	0
Eddie Murray, S (1, 10) OBP: 0.330, SLG: 0.440		K		1-2 3-H 1B		F9		G3-6-3 1-2f		4	0	1	1	0	1	2
Andres Mora, R (1, 7) OBP: 0.261, SLG: 0.563		5-3		K		1-H HR			6-3	4	1	1	2	0	1	2
Doug DeCinces, R (1, 5) OBP: 0.334, SLG: 0.415		K		F2		1-3			F7	4	0	0	0	0	1	2
Mark Belanger, R (1, 6) OBP: 0.259, SLG: 0.232			F8		6-3 CS BB		F9		1-3	3	0	0	0	1	0	0
Dave Skaggs, R (1, 2) OBP: 0.315, SLG: 0.307			K		L7 1-2		F8			3	0	0	0	0	1	1

TOP

Baltimore Orioles @ Minnesota Twins

Metropolitan Stadium, Bloomington , MI

Fri Aug 19 1977, 8:05 PM EDT

Att. 19,356 - Unknown

livebaseballscorecards.com

AB	33
R	3
H	6
RBI	3
BB	2
SO	7
LOB	12

Inning Stats	1	2	3	4	5	6	7	8	9
R	0	0	0	1	0	2	0	0	0
E	0	0	0	1	0	0	0	0	0
K	1	2	1	2	0	1	0	0	0
S	5	7	5	10	3	7	4	3	3
H	0	0	0	2	0	2	1	1	0
LOB	1	0	0	2	1	0	1	0	0
BB	1	0	0	0	1	0	0	0	0
P	9	7	5	10	7	7	4	3	3

1B	4
2B	1
3B	0
HR	1
SF	0
SAC	0
DP	1
HBP	0

WP	0
PB	0
SB	0
CS	1
PA	35

PITCHER	IP	WLS	BF	H	R	ER	SO	BB	IBB	HBP	BLK	WP	HR	S	P	ERA	WHIP
Dave Goltz, R (1, 1) ERA: 3.36	9.0	L	35	6	3	2	7	2	0	0	0	0	1	47	55	2.00	0.889

PITCHER	IP	WLS	BF	H	R	ER	SO	BB	IBB	HBP	BLK	WP	HR	S	P	ERA	WHIP

Baltimore Orioles @ Minnesota Twins

Metropolitan Stadium, Bloomington , MI

Fri Aug 19 1977, 8:05 PM EDT
Att. 19,356 - Unknown

livebaseballscorecards.com

Batter	1	2	3	4	5	6	7	8	9	AB	R	H	RBI	BB	SO	LOB
Bob Randall, R (1, 4) OBP: 0.264, SLG: 0.277	6-3	F7			5-3 1-2			5-3		4	0	0	0	0	0	2
Rod Carew, L (1, 3) OBP: 0.450, SLG: 0.579	S 1B		K			F7		F7		4	0	1	0	0	1	0
Larry Hisle, R (1, 7) OBP: 0.366, SLG: 0.531	K 1-2		L4			G6-4-3 BB			K	3	0	0	0	1	2	1
Craig Kusick, R (1, 10) OBP: 0.374, SLG: 0.433	K1-3		F9			G6-4-3 1-2f			F3	4	0	0	0	0	1	2
Roy Smalley, S (1, 6) OBP: 0.337, SLG: 0.332		FC6-4 1B		6-3			6-3		1-3	4	0	1	0	0	0	0
Butch Wynegar, S (1, 2) OBP: 0.359, SLG: 0.376		FC6-4 2B 1B 1-2f		CS BB			3-1 2B			2	1	1	0	1	0	1
Lyman Bostock, L (1, 8) OBP: 0.385, SLG: 0.501		1B 1-3 2B		K 1-2			3-1 2-3			3	1	1	0	0	1	2
Bob Gorinski, R (1, 9) OBP: 0.224, SLG: 0.337		K			F6		F7			3	0	0	0	0	1	3
Jerry Terrell, R (1, 5) OBP: 0.264, SLG: 0.269		2-H 3-H 1B			CS 1B			4-3		3	0	2	2	0	0	0

Inning Stats	1	2	3	4	5	6	7	8	9		
	R: 0 H: 1	R: 2 H: 3	R: 0 H: 0	R: 0 H: 0	R: 0 H: 1	R: 0 H: 0	R: 0 H: 1	R: 0 H: 0	R: 0 H: 0	1B: 4 SF: 0	WP: 0 PA: 32
	E: 0 LOB: 1	E: 0 LOB: 1	E: 0 LOB: 0	E: 0 LOB: 1	E: 0 LOB: 0	E: 0 LOB: 0	E: 0 LOB: 1	E: 0 LOB: 0	E: 0 LOB: 0	2B: 3 SAC: 0	PB: 0
	K: 2 BB: 0	K: 1 BB: 0	K: 1 BB: 0	K: 1 BB: 1	K: 0 BB: 0	K: 0 BB: 1	K: 0 BB: 0	K: 0 BB: 0	K: 1 BB: 0	3B: 0 DP: 2	SB: 1
	S: 8 P: 8	S: 8 P: 8	S: 5 P: 5	S: 4 P: 8	S: 3 P: 3	S: 2 P: 6	S: 4 P: 4	S: 3 P: 3	S: 5 P: 5	HR: 0 HBP: 0	CS: 2

PITCHER	IP	WLS	BF	H	R	ER	SO	BB	IBB	HBP	BLK	WP	HR	S	P	ERA	WHIP
Mike Flanagan, L (1, 1) ERA: 3.78	9.0	W	32	6	2	2	6	2	0	0	0	0	0	42	50	2.00	0.889

PITCHER	IP	WLS	BF	H	R	ER	SO	BB	IBB	HBP	BLK	WP	HR	S	P	ERA	WHIP

AB	R	H	RBI	BB	SO	LOB
4	0	0	0	0	0	2
4	0	1	0	0	1	0
3	0	0	0	1	2	1
4	0	0	0	0	1	2
4	0	1	0	0	0	0
2	1	1	0	1	0	1
3	1	1	0	0	1	2
3	0	0	0	0	1	3
3	0	2	2	0	0	0

Batter	1	2	3	4	5	6	7	8	9	AB	R	H	RBI	BB	SO	LOB
Al Bumbry, L (1, 8) (9, 7) OBP: 0.351, SLG: 0.377	SSS 0-3 ① K		SSS 0-3 ② K			x 0-0 ① F8	x 0-0 1-2 3-H 1B		x 0-0 1-3 G6-4-3 1B	5	0	2	1	0	2	1
Rich Dauer, R (1, 4) OBP: 0.258, SLG: 0.262	x 0-0 ② F8		SSS 0-3 ③ K			x 0-0 ② P6	x 0-0 ③ FC5 2-3f		x 0-0 ②③ G6-4-3 1-2f	5	0	0	0	0	1	5
Ken Singleton, S (1, 9) OBP: 0.442, SLG: 0.528	x 0-0 1B			x 0-0 G5-4-3 1B		x 0-0 1-H HR		x 0-0 G6-4-3 1B		4	1	4	2	0	0	0
Lee May, R (1, 3) OBP: 0.290, SLG: 0.418 Tony Muser, L (9, 3) OBP: 0.319, SLG: 0.305	SSS 0-3 ③ K			x 0-0 ①② G5-4-3 1-2f		x 0-0 1B		x 0-0 ①② G6-4-3 1-2f		4 0	0 0	1 0	0 0	0 0	1 0	3 0
Terry Crowley, L (1, 10) OBP: 0.500, SLG: 0.667		x 0-0 1B 2B	SSS 0-3 ③ K			x 0-0 ③ 4-3		x 0-0 ③ 4-3		4	1	1	0	0	1	1
Andres Mora, R (1, 7) OBP: 0.269, SLG: 0.560 Elliott Maddox, R (9, PR) (9, 8) OBP: 0.369, SLG: 0.382		x 0-0 2-H FC6-4 1B			x 0-0 ① F8		SSS 0-3 ① K		x 0-0 SH2-4 E 1B 1B	4 0	0 1	2 0	1 0	0 0	1 0	0 0
Doug DeCinces, R (1, 5) OBP: 0.333, SLG: 0.416		x 0-0 ① F7			x 0-0 ② F8		x 0-0 S 1B 2B		x 0-0 E5 SH2-4 1-2 1B	4	2	1	0	0	0	2
Mark Belanger, R (1, 6) OBP: 0.260, SLG: 0.230		x 0-0 ② FC6-4 CS 1-2f			x 0-0 ③ F7		BBB 4-0 FC5 1B 2-3 BB		x 0-0 ① SH2-4 1-2 2-3	2	0	0	0	1	0	1
Dave Skaggs, R (1, 2) OBP: 0.320, SLG: 0.314		x 0-0 ③ CS 1-2	SSS 0-3 ① K			x 0-0 HR 1B	x 0-0 ② P4		x 0-0 1B 2-H 3-H 1B	4	1	2	2	0	1	2
Inning Stats	R: 0 E: 0 K: 2 S: 8 H: 1 LOB: 1 BB: 0 P: 8	R: 1 E: 0 K: 0 S: 4 H: 2 LOB: 0 BB: 0 P: 4	R: 0 E: 0 K: 3 S: 9 H: 0 LOB: 0 BB: 0 P: 9	R: 0 E: 0 K: 1 S: 5 H: 1 LOB: 0 BB: 0 P: 5	R: 0 E: 0 K: 0 S: 3 H: 0 LOB: 0 BB: 0 P: 3	R: 2 E: 0 K: 0 S: 6 H: 3 LOB: 1 BB: 0 P: 6	R: 1 E: 0 K: 1 S: 7 H: 2 LOB: 2 BB: 1 P: 11	R: 0 E: 0 K: 0 S: 3 H: 1 LOB: 0 BB: 0 P: 3	R: 2 E: 1 K: 0 S: 6 H: 3 LOB: 2 BB: 0 P: 6	1B: 10 2B: 2 3B: 0 HR: 1 SF: 0 SAC: 1 DP: 3 HBP: 0							WP: 0 PB: 0 SB: 1 CS: 1 PA: 39

PITCHER		IP	WLS	BF	H	R	ER	SO	BB	IBB	HBP	BLK	WP	HR	S	P	ERA	WHIP
Pete Redfern, R ERA: 5.09	(1, 1)	6.1	L	26	8	4	4	7	1	0	0	0	0	1	39	43	5.68	1.421
Tom Johnson, R ERA: 2.83	(7, 1)	2.2		12	5	2	1	0	0	0	0	0	0	0	12	12	3.38	1.875

PITCHER	IP	WLS	BF	H	R	ER	SO	BB	IBB	HBP	BLK	WP	HR	S	P	ERA	WHIP

TOP

Baltimore Orioles @ Minnesota Twins

Metropolitan Stadium, Bloomington , MI

Sat Aug 20 1977, 4:33 AM EDT

Att. 18,668 - Unknown

livebaseballscorecards.com

AB	36
R	6
H	13
RBI	6
BB	1
SO	7
LOB	15

Batter	1	2	3	4	5	6	7	8	9	AB	R	H	RBI	BB	SO	LOB
Lyman Bostock, L (1, 7) OBP: 0.384, SLG: 0.499	4-3		1-3 1B			5-3		4-3		4	0	1	0	0	0	1
Roy Smalley, S (1, 6) OBP: 0.336, SLG: 0.333	6-3		4-3			F7			1B 2B	4	1	1	0	0	0	2
Rod Carew, L (1, 3) OBP: 0.449, SLG: 0.577	F9			F7			G6-4-3 1B		F8	4	0	1	0	0	0	1
Larry Hisle, R (1, 8) OBP: 0.365, SLG: 0.528		SSS K		P5			G6-4-3 1-2f		G5-4-3 2-H 1B	4	0	1	1	0	1	1
Craig Kusick, R (1, 10) OBP: 0.372, SLG: 0.444		F8		1-3			HR		G5-4-3 1-2f	4	1	1	1	0	0	1
Butch Wynegar, S (1, 2) OBP: 0.357, SLG: 0.373		6-3			L6		6-3			3	0	0	0	0	0	0
Jerry Terrell, R (1, 5) OBP: 0.265, SLG: 0.266			F8		6-3			BBBB BB		2	0	0	0	1	0	0
Bob Gorinski, R (1, 9) OBP: 0.218, SLG: 0.329 Glenn Adams, L (8, PH) OBP: 0.370, SLG: 0.457 (9, 9)			6-3		5-3			SSS K		2 1	0 0	0 0	0 0	0 0	0 1	0 1
Bob Randall, R (1, 4) OBP: 0.266, SLG: 0.279 Rich Chiles, L (8, PH) OBP: 0.317, SLG: 0.326 Luis Gomez, R (9, 4) OBP: 0.311, SLG: 0.452			1B 1B			L5		F8		2 1 0	0 0 0	1 0 0	0 0 0	0 0 0	0 0 0	0 1 0
Inning Stats	R: 0 H: 0 E: 0 LOB: 0 K: 0 BB: 0 S: 3 P: 3	R: 0 H: 0 E: 0 LOB: 0 K: 1 BB: 0 S: 5 P: 5	R: 0 H: 2 E: 0 LOB: 2 K: 0 BB: 0 S: 5 P: 5	R: 0 H: 0 E: 0 LOB: 0 K: 0 BB: 0 S: 3 P: 3	R: 0 H: 0 E: 0 LOB: 0 K: 0 BB: 0 S: 3 P: 3	R: 0 H: 0 E: 0 LOB: 0 K: 0 BB: 0 S: 3 P: 3	R: 1 H: 2 E: 0 LOB: 0 K: 0 BB: 0 S: 4 P: 4	R: 0 H: 0 E: 0 LOB: 1 K: 1 BB: 1 S: 5 P: 9	R: 1 H: 2 E: 0 LOB: 0 K: 0 BB: 0 S: 4 P: 4	1B: 4 SF: 0 2B: 1 SAC: 0 3B: 0 DP: 2 HR: 1 HBP: 0						

PITCHER	IP	WLS	BF	H	R	ER	SO	BB	IBB	HBP	BLK	WP	HR	S	P	ERA	WHIP
Ross Grimsley, L (1, 1) ERA: 3.46	7.0	W	25	4	1	1	1	1	0	0	0	0	1	26	30	1.29	0.714
Dennis Martinez, R (8, 1) ERA: 3.49	2.0	S	7	2	1	1	1	0	0	0	0	0	0	9	9	4.50	1.000

PITCHER	IP	WLS	BF	H	R	ER	SO	BB	IBB	HBP	BLK	WP	HR	S	P	ERA	WHIP

BOTTOM

Baltimore Orioles @ Minnesota Twins

Metropolitan Stadium, Bloomington , MI

Sat Aug 20 1977, 4:33 AM EDT

Att. 18,668 - Unknown

livebaseballscorecards.com

AB	31
R	2
H	6
RBI	2
BB	1
SO	2
LOB	8

WP: 0	PA: 32		
PB: 0			
SB: 0			
CS: 0			

Baltimore Orioles @ Minnesota Twins

Metropolitan Stadium, Bloomington , MI

Sun Aug 21 1977, 4:33 AM EDT

Att. 23,333 - Unknown

TOP

livebaseballscorecards.com

Batter	1	2	3	4	5	6	7	8	9	AB	R	H	RBI	BB	SO	LOB
Al Bumbry, L (1, 7) (6, 8) OBP: 0.346, SLG: 0.372	1-3	3-1		K		1-3			4-3	5	0	0	0	0	1	5
Elliott Maddox, R (1, 8) OBP: 0.368, SLG: 0.431	HR		5-3		F8		F8		P5	3	1	1	1	0	0	0
Pat Kelly, L (6, 7) OBP: 0.348, SLG: 0.377										2	0	0	0	0	0	0
Ken Singleton, S (1, 9) OBP: 0.440, SLG: 0.526	F9	K	K		HR 1B		L3			4	1	1	0	0	1	0
Lee May, R (1, 3) OBP: 0.290, SLG: 0.415	5-3		F3		F8		BB			3	0	0	0	1	0	1
Andres Mora, R (1, 10) OBP: 0.276, SLG: 0.583		K		G1-4-3 1B	1-H HR		F7			4	1	2	2	0	1	1
Doug DeCinces, R (1, 5) OBP: 0.333, SLG: 0.419		1B 3B		G1-4-3 1-2f	K			F7		4	1	1	0	0	1	1
Rich Dauer, R (1, 4) OBP: 0.265, SLG: 0.265		BBB G1-5-3 1B BB		1B 1B		K		K		2	1	1	0	1	1	0
Tony Muser, L (8, PH) OBP: 0.317, SLG: 0.302										1	0	0	0	0	1	0
Billy Smith, S (8, 4) OBP: 0.286, SLG: 0.319										0	0	0	0	0	0	0
Mark Belanger, R (1, 6) OBP: 0.263, SLG: 0.234		1-2 G1-5-3 3-H 1B		1B 1-2 1B		F3		F8		3	0	2	1	0	0	0
Terry Crowley, L (8, PH) OBP: 0.429, SLG: 0.571										1	0	0	0	0	0	0
Kiko Garcia, R (8, 6) OBP: 0.252, SLG: 0.296										0	0	0	0	0	0	0
Ken Rudolph, R (1, 2) OBP: 0.276, SLG: 0.286		G1-5-3 1-2 2-3		1-3 2-H 1B		1B			K	3	0	2	1	0	0	2
Eddie Murray, S (9, PH) OBP: 0.329, SLG: 0.439										1	0	0	0	0	1	0

	AB	36
	R	5
	H	10
	RBI	5
	BB	2
	SO	7
	LOB	10

Inning Stats																						
	R: 1	H: 1	R: 1	H: 2	R: 0	H: 0	R: 1	H: 4	R: 2	H: 2	R: 0	H: 1	R: 0	H: 0	R: 0	H: 0	R: 0	H: 0	1B: 7	SF: 0	WP: 0	PA: 38
	E: 0	LOB: 0	E: 0	LOB: 2	E: 0	LOB: 0	E: 0	LOB: 2	E: 0	LOB: 0	E: 0	LOB: 1	E: 0	LOB: 1	E: 0	LOB: 0	E: 0	LOB: 0	2B: 0	SAC: 0	PB: 0	
	K: 0	BB: 0	K: 1	BB: 1	K: 1	BB: 0	K: 1	BB: 0	K: 1	BB: 0	K: 1	BB: 0	K: 0	BB: 1	K: 1	BB: 0	K: 1	BB: 0	3B: 1	DP: 1	SB: 0	
	S: 4	P: 4	S: 7	P: 11	S: 5	P: 5	S: 8	P: 8	S: 7	P: 7	S: 6	P: 6	S: 3	P: 7	S: 5	P: 5	S: 5	P: 5	HR: 2	HBP: 0	CS: 0	

PITCHER		IP	WLS	BF	H	R	ER	SO	BB	IBB	HBP	BLK	WP	HR	S	P	ERA	WHIP
Geoff Zahn, L ERA: 4.72	(1, 1)	4.2		23	9	5	5	3	1	0	0	0	0	2	28	32	9.64	2.143
Ron Schueler, R ERA: 4.59	(5, 1)	4.1	W	15	1	0	0	4	1	0	0	0	0	0	22	26	0.00	0.462

PITCHER	IP	WLS	BF	H	R	ER	SO	BB	IBB	HBP	BLK	WP	HR	S	P	ERA	WHIP

Baltimore Orioles @ Minnesota Twins

Metropolitan Stadium, Bloomington , MI

Sun Aug 21 1977, 4:33 AM EDT

Att. 23,333 - Unknown

BOTTOM

livebaseballscorecards.com

Batter	1	2	3	4	5	6	7	8	9	AB	R	H	RBI	BB	SO	LOB
Roy Smalley, S (1, 6) OBP: 0.335, SLG: 0.332	F8	L5-4 1-2			F9	1B 1-2 1B		K		5	0	1	0	0	1	2
Bob Randall, R (1, 4) OBP: 0.271, SLG: 0.284	CS 1B		PB SH5-4 SF7 1B		5-3	1-2 2-H 1B		F8		3	1	2	0	0	0	0
Rich Chiles, L (6, PH) OBP: 0.320, SLG: 0.330										1	0	1	1	0	0	0
Luis Gomez, R (6, PR) OBP: 0.304, SLG: 0.442										1	0	0	0	0	0	0
(7, 4)																
Rod Carew, L (1, 3) OBP: 0.448, SLG: 0.575	K 1-2		SH5-4 1-2		CS 1B	K				3	0	1	0	0	2	3
Larry Hisle, R (1, 8) OBP: 0.368, SLG: 0.533		E 1B E HBP	SF7 2-H		CS 1-2	E 1B 1B	6-3 2B			2	2	2	1	0	0	0
Craig Kusick, R (1, 10) OBP: 0.370, SLG: 0.440		E1 1-3 1B 1B	P3			E1 1B 1-2 1B	L6			4	2	1	0	0	0	2
Bob Gorinski, R (1, 9) OBP: 0.220, SLG: 0.326		E6 1B SF7 3-H		1B		F7	6-3 2-3			4	1	1	1	0	0	4
Butch Wynegar, S (1, 2) OBP: 0.358, SLG: 0.374		1B 1-3 2-H 1B		F4		1B FC4-6 1-2 2-H 1B	K			4	1	2	2	0	1	2
Lyman Bostock, L (1, 7) OBP: 0.385, SLG: 0.506		SF7 3-H		K		FC4-6 1-3 2-H 1B		HR		3	1	2	3	0	1	1
Jerry Terrell, R (1, 5) OBP: 0.265, SLG: 0.266		L5-4 1-2 1B		F8		FC4-6 1B 1-2f 3-H		K		4	1	1	1	0	1	2
Inning Stats	R: 0 E: 0 K: 1 S: 5 / H: 1 LOB: 1 BB: 0 P: 5	R: 3 E: 2 K: 0 S: 6 / H: 3 LOB: 1 BB: 0 P: 7	R: 1 E: 0 K: 0 S: 4 / H: 1 LOB: 0 BB: 0 P: 4	R: 0 E: 0 K: 1 S: 6 / H: 1 LOB: 1 BB: 0 P: 6	R: 0 E: 0 K: 0 S: 3 / H: 1 LOB: 0 BB: 0 P: 3	R: 4 E: 1 K: 1 S: 11 / H: 5 LOB: 2 BB: 0 P: 11	R: 0 E: 0 K: 1 S: 6 / H: 1 LOB: 1 BB: 0 P: 6	R: 1 E: 0 K: 2 S: 8 / H: 1 LOB: 0 BB: 0 P: 8		1B: 12 2B: 3 3B: 0 HR: 1	SF: 2 SAC: 1 DP: 2 HBP: 1					

	AB	34
	R	9
	H	14
	RBI	9
	BB	0
	SO	6
	LOB	16

WP: 0 PB: 1 SB: 0 CS: 2 PA: 39

PITCHER		IP	WLS	BF	H	R	ER	SO	BB	IBB	HBP	BLK	WP	HR	S	P	ERA	WHIP
Rudy May, L ERA: 4.01	(1, 1)	5.1	L	25	9	7	4	2	0	0	1	0	0	0	28	29	6.75	1.688
Scott McGregor, L ERA: 4.84	(6, 1)	0.1		3	2	0	0	0	0	0	0	0	0	0	3	3	0.00	6.000
Dennis Martinez, R ERA: 3.49	(6, 1)	2.1		10	3	2	1	4	0	0	0	0	0	1	18	18	3.86	1.286

PITCHER	IP	WLS	BF	H	R	ER	SO	BB	IBB	HBP	BLK	WP	HR	S	P	ERA	WHIP

Batter	1	2	3	4	5	6	7	8	9	AB	R	H	RBI	BB	SO	LOB
Bernie Carbo, L (1, 9) OBP: 0.396, SLG: 0.534	G6-4-3 E 1B		K		K			K		4	1	1	0	0	3	0
Fred Lynn, L (1, 8) OBP: 0.311, SLG: 0.455	1-2 G6-4-3 1B		4-3		F8			HR		4	1	2	1	0	0	0
Jim Rice, R (1, 10) OBP: 0.380, SLG: 0.605	G6-4-3 1-2f 2-3		1B			K		F8		4	0	1	0	0	1	2
Carl Yastrzemski, L (1, 7) OBP: 0.384, SLG: 0.503	E4 3-H		4-3			F8			F9	4	0	0	0	0	0	1
Carlton Fisk, R (1, 2) OBP: 0.398, SLG: 0.486	F9			1B		F9			K	4	0	1	0	0	1	1
George Scott, R (1, 3) OBP: 0.344, SLG: 0.539		G3 1B		K			F8		HR 1B	4	1	2	0	0	1	1
Butch Hobson, R (1, 5) OBP: 0.297, SLG: 0.502		P4		K			L9		1-H HR	4	1	1	2	0	1	2
Denny Doyle, L (1, 4) OBP: 0.293, SLG: 0.326		G3 1-2		F7			G3		4-3	4	0	0	0	0	0	2
Steve Dillard, R (1, 6) OBP: 0.275, SLG: 0.323		5-3			K			L7		3	0	0	0	0	1	1
Inning Stats	R: 1 E: 1 K: 0 S: 5 H: 2 LOB: 1 BB: 0 P: 5	R: 0 E: 0 K: 0 S: 4 H: 1 LOB: 1 BB: 0 P: 4	R: 0 E: 0 K: 1 S: 6 H: 1 LOB: 1 BB: 0 P: 6	R: 0 E: 0 K: 2 S: 8 H: 1 LOB: 1 BB: 0 P: 8	R: 0 E: 0 K: 2 S: 7 H: 0 LOB: 0 BB: 0 P: 7	R: 0 E: 0 K: 1 S: 5 H: 0 LOB: 0 BB: 0 P: 5	R: 0 E: 0 K: 0 S: 3 H: 0 LOB: 0 BB: 0 P: 3	R: 1 E: 0 K: 1 S: 6 H: 1 LOB: 0 BB: 0 P: 6	R: 2 E: 0 K: 1 S: 7 H: 2 LOB: 0 BB: 0 P: 7	1B: 6 2B: 0 3B: 0 HR: 2	SF: 0 SAC: 0 DP: 1 HBP: 0						

TOP

Boston Red Sox @ Minnesota Twins

Metropolitan Stadium, Bloomington , MI

Mon Aug 22 1977, 8:05 PM EDT

Att. 22,805 - Cloudy - 68 F

livebaseballscorecards.com

AB	35
R	4
H	8
RBI	3
BB	0
SO	8
LOB	10

PITCHER		IP	WLS	BF	H	R	ER	SO	BB	IBB	HBP	BLK	WP	HR	S	P	ERA	WHIP
Paul Thormodsgard, R ERA: 3.92	(1, 1)	8.2		34	8	4	3	8	0	0	0	0	0	2	50	50	3.12	0.923
Tom Johnson, R ERA: 2.83	(9, 1)	0.1	W	1	0	0	0	0	0	0	0	0	0	0	1	1	0.00	0.000

PITCHER		IP	WLS	BF	H	R	ER	SO	BB	IBB	HBP	BLK	WP	HR	S	P	ERA	WHIP

Batter	1	2	3	4	5	6	7	8	9	AB	R	H	RBI	BB	SO	LOB
Larry Hisle, R (1, 8) OBP: 0.369, SLG: 0.531	1-3	1B 1B 1-2 3-H 1B		FC5-4 FC6-4 1-2f			P4		1-2 2-H 1B	5	0	2	2	0	0	1
Roy Smalley, S (1, 6) OBP: 0.334, SLG: 0.331	F6	1B 1-2 2-3 1B		FC6-4 1-2f			5-3			4	0	1	0	0	0	1
Rod Carew, L (1, 3) OBP: 0.447, SLG: 0.572	K	1-2 2-3 3-H 1B			K			F7		4	0	1	1	0	2	0
Lyman Bostock, L (1, 7) OBP: 0.384, SLG: 0.504		P6 L9			G1-4-3 1B			F8		4	0	1	0	0	0	3
Glenn Adams, L (1, 10) OBP: 0.371, SLG: 0.473 Craig Kusick, R (5, PH) OBP: 0.367, SLG: 0.436	HR	P6			G1-4-3 1-2f			F9		2 2	1 0	1 0	1 0	0 0	0 0	0 1
Rich Chiles, L (1, 9) OBP: 0.323, SLG: 0.333 Jerry Terrell, R (9, PR) OBP: 0.265, SLG: 0.266	2B 1B	1-3			K				1B 1B	4 0	1 1	2 0	0 0	0 0	1 0	0 0
Butch Wynegar, S (1, 2) OBP: 0.359, SLG: 0.378	4-3 1-H 1B 2B	5-3			5-3				1-2 1B	4	1	2	1	0	0	0
Mike Cubbage, L (1, 5) OBP: 0.330, SLG: 0.401	4-3 2-3	F8			G3				K	4	0	0	0	0	1	3
Bob Randall, R (1, 4) OBP: 0.275, SLG: 0.285	1B 1B 1B HBP	FC5-4 1B					6-3		F7	3	1	1	0	0	0	2
Inning Stats	R: 0 H: 0 E: 0 LOB: 0 K: 1 BB: 0 S: 5 P: 5	R: 4 H: 6 E: 0 LOB: 3 K: 0 BB: 0 S: 9 P: 10	R: 0 H: 0 E: 0 LOB: 0 K: 0 BB: 0 S: 3 P: 3	R: 0 H: 1 E: 0 LOB: 1 K: 0 BB: 0 S: 4 P: 4	R: 0 H: 1 E: 0 LOB: 0 K: 1 BB: 0 S: 5 P: 5	R: 0 H: 0 E: 0 LOB: 0 K: 1 BB: 0 S: 5 P: 5	R: 0 H: 0 E: 0 LOB: 0 K: 0 BB: 0 S: 3 P: 3	R: 0 H: 0 E: 0 LOB: 0 K: 0 BB: 0 S: 3 P: 3	R: 1 H: 3 E: 0 LOB: 2 K: 1 BB: 0 S: 7 P: 7	1B: 9 SF: 0 2B: 1 SAC: 0 3B: 0 DP: 1 HR: 1 HBP: 1						

PITCHER		IP	WLS	BF	H	R	ER	SO	BB	IBB	HBP	BLK	WP	HR	S	P	ERA	WHIP
Rick Wise, R ERA: 4.6	(1, 1)	1.2		10	4	4	4	1	0	0	1	0	0	1	11	12	21.60	2.400
Bill Lee, L ERA: 5.54	(2, 1)	6.1	L	23	5	1	1	2	0	0	0	0	0	0	27	27	1.42	0.789
Bill Campbell, R ERA: 3.06	(9, 1)	0.2		4	2	0	0	1	0	0	0	0	0	0	6	6	0.00	3.000

PITCHER	IP	WLS	BF	H	R	ER	SO	BB	IBB	HBP	BLK	WP	HR	S	P	ERA	WHIP

BOTTOM

Boston Red Sox @ Minnesota Twins

Metropolitan Stadium, Bloomington , MI

Mon Aug 22 1977, 8:05 PM EDT

Att. 22,805 - Cloudy - 68 F

livebaseballscorecards.com

AB	36
R	5
H	11
RBI	5
BB	0
SO	4
LOB	11

Boston Red Sox @ Minnesota Twins

Metropolitan Stadium, Bloomington , MI

Tue Aug 23 1977, 8:05 PM EDT

Att. 32,346 - Unknown - 67 F

TOP

livebaseballscorecards.com

Batter	1	2	3	4	5	6	7	8	9	AB	R	H	RBI	BB	SO	LOB
Rick Burleson, R (1, 6) OBP: 0.350, SLG: 0.384	S S S 0-3 ① K		x 0-0 ② F9		S S S 0-3 ③ K			S S S 0-3 ② K		4	0	0	0	0	3	2
Fred Lynn, L (1, 8) OBP: 0.308, SLG: 0.450	x 0-0 ② 4-3		x 0-0 ③ FC6-4 1-2f			x 0-0 ① 4-3		S S S 0-3 ③ K		4	0	0	0	0	1	1
Jim Rice, R (1, 10) OBP: 0.381, SLG: 0.604	B B B B 4-0 BB			x 0-0 WP 1B		S S S 0-3 ② K			S S S 0-3 ① K	3	0	1	0	1	2	0
Carl Yastrzemski, L (1, 7) OBP: 0.383, SLG: 0.499	x 0-0 ③ F9			S S S 0-3 ① K 1-2		B B B B 4-0 WP BB			x 0-0 ② 4-3	3	0	0	0	1	1	2
Carlton Fisk, R (1, 2) OBP: 0.395, SLG: 0.481		x 0-0 ① F9		S S S 0-3 ② K		S S S 0-3 ③ K 1-2			x 0-0 ③ 6-3	4	0	0	0	0	2	2
George Scott, R (1, 3) OBP: 0.342, SLG: 0.535		x 0-0 ② 6-3		x 0-0 ③ 6-3			x 0-0 ① 6-3			3	0	0	0	0	0	1
Butch Hobson, R (1, 5) OBP: 0.296, SLG: 0.499		x 0-0 ③ 5-3			x 0-0 E6 FC4-6		x 0-0 ② F9			3	0	0	0	0	0	0
Bernie Carbo, L (1, 9) OBP: 0.395, SLG: 0.528			B B B B 4-0 FC6-4 BB		x 0-0 ① FC4-6 1-2f		S S S 0-3 ③ K			2	0	0	0	1	1	1
Denny Doyle, L (1, 4) OBP: 0.291, SLG: 0.323			x 0-0 ① F8		x 0-0 ② P6			x 0-0 ① L6		3	0	0	0	0	0	2

	AB	R	H	RBI	BB	SO	LOB
	29	0	1	0	3	10	11

Inning Stats	1	2	3	4	5	6	7	8	9							
R:	0	0	0	0	0	0	0	0	0	1B:	1	SF:	0	WP:	2	PA:	32
E:	0	0	0	0	1	0	0	0	0	2B:	0	SAC:	0	PB:	0		
K:	1	0	0	2	1	2	1	2	1	3B:	0	DP:	0	SB:	0		
S:	5	3	3	8	6	7	5	7	5	HR:	0	HBP:	0	CS:	0		
H:	0	0	0	1	0	0	0	0	0								
LOB:	1	0	1	1	1	1	0	0	0								
BB:	1	0	1	0	0	1	0	0	0								
P:	9	3	7	8	6	11	5	7	5								

PITCHER	IP	WLS	BF	H	R	ER	SO	BB	IBB	HBP	BLK	WP	HR	S	P	ERA	WHIP
Dave Goltz, R (1, 1) ERA: 3.23	9.0	W	32	1	0	0	10	3	0	0	0	2	0	49	61	0.00	0.444

PITCHER	IP	WLS	BF	H	R	ER	SO	BB	IBB	HBP	BLK	WP	HR	S	P	ERA	WHIP

Batter	1	2	3	4	5	6	7	8	9	AB	R	H	RBI	BB	SO	LOB
Larry Hisle, R (1, 8) OBP: 0.367, SLG: 0.527	F9	K		4-3		G6-4-3 1-2f		FC4-6 3-H 1B		5	0	1	1	0	1	3
Roy Smalley, S (1, 6) OBP: 0.333, SLG: 0.330	F7	P6			L9 E 2B 1B		6-3	FC4-6 1-2f		5	1	1	0	0	0	3
Rod Carew, L (1, 3) OBP: 0.445, SLG: 0.576	HR		K		L9 1-3		6-3			4	1	1	1	0	1	1
Lyman Bostock, L (1, 7) OBP: 0.387, SLG: 0.508	E 1B 1B		4-3		2B 3-H 2B		1B			4	2	3	1	0	0	0
Glenn Adams, L (1, 10) OBP: 0.379, SLG: 0.489	E9 1-H 1B		1B 2B		2-H 2B		F8			4	1	3	1	0	0	1
Rich Chiles, L (1, 9) OBP: 0.326, SLG: 0.333	4-3		2-H 1B		BBB 4-0 L3 BB			4-3		3	0	1	1	1	0	1
Butch Wynegar, S (1, 2) OBP: 0.358, SLG: 0.379		F9 SSS	K		L3 1-2			2B 2B		4	1	1	0	0	1	3
Mike Cubbage, L (1, 5) OBP: 0.332, SLG: 0.405		1B 1B		1-4-3		G3		4-3 1B 2-H 2B		4	1	2	1	0	0	0
Bob Randall, R (1, 4) OBP: 0.278, SLG: 0.286		1-3 1B		L7		BBB 4-0 G6-4-3 BB		4-3 2-3		3	0	1	0	1	0	1
Inning Stats	R: 2 E: 1 K: 0 S: 6 H: 3 LOB: 1 BB: 0 P: 6	R: 0 E: 0 K: 1 S: 7 H: 2 LOB: 2 BB: 0 P: 7	R: 1 E: 0 K: 2 S: 9 H: 2 LOB: 1 BB: 0 P: 9	R: 0 E: 0 K: 0 S: 3 H: 0 LOB: 0 BB: 0 P: 3	R: 2 E: 1 K: 0 S: 5 H: 3 LOB: 1 BB: 1 P: 9	R: 0 E: 0 K: 0 S: 2 H: 0 LOB: 0 BB: 1 P: 6	R: 0 E: 0 K: 0 S: 4 H: 1 LOB: 1 BB: 0 P: 4	R: 2 E: 0 K: 0 S: 6 H: 3 LOB: 1 BB: 0 P: 6		1B: 8 2B: 6 3B: 0 HR: 1 SF: 0 SAC: 0 DP: 2 HBP: 0						

PITCHER		IP	WLS	BF	H	R	ER	SO	BB	IBB	HBP	BLK	WP	HR	S	P	ERA	WHIP
Fergie Jenkins, R ERA: 3.76	(1, 1)	4.1	L	22	9	5	4	3	0	0	0	0	0	1	28	28	8.31	2.077
Bob Stanley, R ERA: 4.13	(5, 1)	3.2		16	5	2	2	0	2	0	0	0	0	0	14	22	4.91	1.909

PITCHER	IP	WLS	BF	H	R	ER	SO	BB	IBB	HBP	BLK	WP	HR	S	P	ERA	WHIP

BOTTOM

Boston Red Sox @ Minnesota Twins

Metropolitan Stadium, Bloomington , MI

Tue Aug 23 1977, 8:05 PM EDT
Att. 32,346 - Unknown - 67 F

livebaseballscorecards.com

AB	36
R	7
H	14
RBI	6
BB	2
SO	3
LOB	13

WP: 0 PA: 38
PB: 0
SB: 0
CS: 0

Minnesota Twins @ New York Yankees

Yankee Stadium, Bronx, NY

Wed Aug 24 1977, 7:05 PM EDT

Att. 26,676 - Unknown - 71 F

TOP

livebaseballscorecards.com

Batter	1	2	3	4	5	6	7	8	9	AB	R	H	RBI	BB	SO	LOB
Lyman Bostock, L (1, 7) OBP: 0.388, SLG: 0.512	SF8 3B		E3 G4-3		BBB 4-0 FC6-4 1-2 BB			F7		3	1	1	0	1	0	0
Roy Smalley, S (1, 6) OBP: 0.330, SLG: 0.328	SF8 3-H		G4-3 1-2f		FC6-4 1-2f			3-1		3	0	0	1	0	0	3
Rod Carew, L (1, 3) OBP: 0.446, SLG: 0.574	FC6 1B		F5			F5		BBBB 4-0 BB		3	0	1	0	1	0	0
Butch Wynegar, S (1, 2) OBP: 0.355, SLG: 0.375	F8			F9		4-3		L8		4	0	0	0	0	0	2
Glenn Adams, L (1, 10) OBP: 0.371, SLG: 0.479	FC6 1-2f			F8		5-3			G3	4	0	0	0	0	0	1
Larry Hisle, R (1, 8) OBP: 0.366, SLG: 0.524		SSS 0-3 K		F3			BBBB 4-0 BB		P6	3	0	0	0	1	1	0
Rich Chiles, L (1, 9) OBP: 0.325, SLG: 0.337		2B			P5		P6		4-3	4	0	1	0	0	0	1
Mike Cubbage, L (1, 5) OBP: 0.332, SLG: 0.404		P6			BB 1B		P4			3	0	1	0	0	0	2
Bob Randall, R (1, 4) OBP: 0.275, SLG: 0.282		F7			F7		SSS 0-3 K			3	0	0	0	0	1	3
Inning Stats	R: 1 E: 0 K: 0 S: 5 H: 2 LOB: 1 BB: 0 P: 5	R: 0 E: 0 K: 1 S: 6 H: 1 LOB: 1 BB: 0 P: 6	R: 0 E: 1 K: 0 S: 3 H: 0 LOB: 0 BB: 0 P: 3	R: 0 E: 0 K: 0 S: 3 H: 0 LOB: 0 BB: 0 P: 3	R: 0 E: 0 K: 0 S: 4 H: 1 LOB: 2 BB: 1 P: 8	R: 0 E: 0 K: 0 S: 3 H: 0 LOB: 0 BB: 0 P: 3	R: 0 E: 0 K: 1 S: 5 H: 0 LOB: 1 BB: 1 P: 9	R: 0 E: 0 K: 0 S: 3 H: 0 LOB: 1 BB: 1 P: 7	R: 0 E: 0 K: 0 S: 3 H: 0 LOB: 0 BB: 0 P: 3	1B: 2 2B: 1 3B: 1 HR: 0 SF: 1 SAC: 0 DP: 1 HBP: 0						

	AB	30
	R	1
	H	4
	RBI	1
	BB	3
	SO	2
	LOB	12

WP: 0 PB: 0 SB: 0 CS: 0 PA: 34

PITCHER	IP	WLS	BF	H	R	ER	SO	BB	IBB	HBP	BLK	WP	HR	S	P	ERA	WHIP
Catfish Hunter, R (1, 1) ERA: 4.41	9.0	W	34	4	1	1	2	3	0	0	0	0	0	35	47	1.00	0.778

PITCHER	IP	WLS	BF	H	R	ER	SO	BB	IBB	HBP	BLK	WP	HR	S	P	ERA	WHIP

Batter	1	2	3	4	5	6	7	8	9	AB	R	H	RBI	BB	SO	LOB
Mickey Rivers, L (1, 8) OBP: 0.352, SLG: 0.449	HR 2B	1-2 2-3 1B		SH1-3 1-2 2-3		HR		S S S 0-3 ① K 1-2 2-3		4	2	3	1	0	1	2
Graig Nettles, L (1, 5) OBP: 0.329, SLG: 0.490	P4	S S S 0-3 ② K		2-H 3-H 1B		L6		B B B B 4-0 1B BB		4	0	1	2	1	1	4
Thurman Munson, R (1, 2) OBP: 0.337, SLG: 0.440	F8	F9		F9		F7		0-0 ② F9		5	0	0	0	0	0	8
Reggie Jackson, L (1, 10) OBP: 0.373, SLG: 0.543	B B B B 4-0 HR BB		0-0 ① 6-3		0-0 ① 4-3		0-0 ① F9	1-2 2-H 3-H 1B		4	1	1	2	1	0	0
Chris Chambliss, L (1, 3) OBP: 0.344, SLG: 0.465	1-H 2-H HR		0-0 ② 4-3		0-0 ② 3-1		0-0 ② 4-3	0-0 ③ F8		5	1	1	3	0	0	2
Lou Piniella, R (1, 9) OBP: 0.366, SLG: 0.476	0-0 ③ F8		0-0 ③ G3		0-0 ③ 1-3		0-0 ③ L9			4	0	0	0	0	0	0
Roy White, S (1, 7) OBP: 0.376, SLG: 0.439		B B B B 4-0 1B BB BB		SH1-3 1B 1B 1B		HR 1B		0-0 HR		3	3	3	1	1	0	0
Willie Randolph, R (1, 4) OBP: 0.355, SLG: 0.406		B B B B 4-0 1B 1-2 BB		0-0 ① P4		S S S 0-3 ① K		0-0 WP 1B 1B 1B		3	1	1	0	1	1	2
Bucky Dent, R (1, 6) OBP: 0.321, SLG: 0.391		0-0 ① P6		0-0 SH1-3 1-2 1B 1B		1-H HR		0-0 WP 1-2 1B 1B		4	3	3	2	0	0	2
Inning Stats	R: 3 E: 0 K: 0 S: 5 H: 2 LOB: 0 BB: 1 P: 9	R: 0 E: 0 K: 1 S: 6 H: 1 LOB: 3 BB: 2 P: 14	R: 0 E: 0 K: 0 S: 3 H: 0 LOB: 0 BB: 0 P: 3	R: 2 E: 0 K: 0 S: 6 H: 3 LOB: 1 BB: 0 P: 6	R: 0 E: 0 K: 0 S: 3 H: 0 LOB: 0 BB: 0 P: 3	R: 3 E: 0 K: 1 S: 8 H: 3 LOB: 0 BB: 0 P: 8	R: 0 E: 0 K: 0 S: 3 H: 0 LOB: 0 BB: 0 P: 3	R: 3 E: 0 K: 1 S: 9 H: 4 LOB: 2 BB: 1 P: 13		1B: 8 2B: 1 3B: 0 HR: 4	SF: 0 SAC: 1 DP: 0 HBP: 0					

PITCHER	IP	WLS	BF	H	R	ER	SO	BB	IBB	HBP	BLK	WP	HR	S	P	ERA	WHIP
Pete Redfern, R (1, 1) ERA: 5.28	1.0	L	8	2	3	3	0	3	0	0	0	0	1	5	17	27.00	5.000
Tom Burgmeier, L (2, 1) ERA: 4.52	5.2		24	7	5	5	2	0	0	0	0	0	2	28	28	7.94	1.235
Don Carrithers, R (7, 1) ERA: 11.88	1.1		9	4	3	3	1	1	0	0	0	1	1	10	14	20.25	3.750

PITCHER	IP	WLS	BF	H	R	ER	SO	BB	IBB	HBP	BLK	WP	HR	S	P	ERA	WHIP

BOTTOM

Minnesota Twins @ New York Yankees

Yankee Stadium, Bronx, NY

Wed Aug 24 1977, 7:05 PM EDT
Att. 26,676 - Unknown - 71 F

livebaseballscorecards.com

AB	36
R	11
H	13
RBI	11
BB	4
SO	3
LOB	20

1B: 8 SF: 0
2B: 1 SAC: 1
3B: 0 DP: 0
HR: 4 HBP: 0

WP: 1 PA: 41
PB: 0
SB: 0
CS: 0

TOP

Minnesota Twins @ New York Yankees

Yankee Stadium, Bronx, NY

Thu Aug 25 1977, 7:05 PM EDT

Att. 38,846 - Unknown - 72 F

livebaseballscorecards.com

Batter	1	2	3	4	5	6	7	8	9	AB	R	H	RBI	BB	SO	LOB
Larry Hisle, R (1, 8) OBP: 0.366, SLG: 0.523	1-3	FC6-4 1-2f			2B 1B	F7 1-2		1-3 2-H 3-H 1B		5	0	2	2	0	0	3
Roy Smalley, S (1, 6) OBP: 0.329, SLG: 0.325	BBBB 4-0 WP BB		L4		F8		F8	F9		4	0	0	0	1	0	3
Rod Carew, L (1, 3) (8, 4) OBP: 0.442, SLG: 0.569	SSS 0-3 K 1-2	G3	G3		L7		F7		4-3	5	0	0	0	0	1	2
Lyman Bostock, L (1, 7) OBP: 0.390, SLG: 0.515	G3		1B		1-3 2B		F7		1B 1B	5	0	3	0	0	0	1
Glenn Adams, L (1, 10) OBP: 0.374, SLG: 0.495 Jerry Terrell, R (9, PH) OBP: 0.268, SLG: 0.270		HR	6-3		P6			BB 1B 1B 1B	1-2 1B	4 1	2 0	2 1	1 0	0 0	0 0	3 0
Butch Wynegar, S (1, 2) OBP: 0.356, SLG: 0.374		6-3		SSS 0-3 K		H 1-0 G3 4-3 1B HBP		1-2 BB 1B 1B	SSS 0-3 K	4	2	1	0	0	2	2
Rich Chiles, L (1, 9) OBP: 0.329, SLG: 0.341 Dan Ford, R (8, PH) OBP: 0.349, SLG: 0.444 (8, 9)		1B 1B		4-3 1B		4-3 1-2		BBBB 4-0 1B 1-2 2-3 BB	F9	3 1	0 0	2 0	0 0	0 1	0 0	1 2
Mike Cubbage, L (1, 5) OBP: 0.329, SLG: 0.401 Craig Kusick, R (8, PH) OBP: 0.366, SLG: 0.434 (8, 3)	SSS 0-3 K			4-3 1-2		G3 2-3		SSS 0-3 K		3 1	0 0	0 0	0 0	0 0	1 1	3 3
Bob Randall, R (1, 4) OBP: 0.278, SLG: 0.286 (8, 5)	FC6-4 1-2 1B			5-3		PB 3-H 1B		P4		4	0	2	1	0	0	4
Inning Stats	R: 0 E: 0 K: 1 S: 5 H: 0 LOB: 1 BB: 1 P: 9	R: 1 E: 0 K: 1 S: 8 H: 3 LOB: 2 BB: 0 P: 8	R: 0 E: 0 K: 0 S: 4 H: 1 LOB: 1 BB: 0 P: 4	R: 0 E: 0 K: 1 S: 6 H: 1 LOB: 1 BB: 0 P: 6	R: 0 E: 0 K: 0 S: 5 H: 2 LOB: 2 BB: 0 P: 5	R: 1 E: 0 K: 0 S: 4 H: 1 LOB: 1 BB: 0 P: 5	R: 0 E: 0 K: 0 S: 3 H: 0 LOB: 0 BB: 0 P: 3	R: 2 E: 0 K: 1 S: 8 H: 3 LOB: 2 BB: 1 P: 12	R: 0 E: 0 K: 1 S: 7 H: 2 LOB: 2 BB: 0 P: 7	1B: 11 2B: 1 3B: 0 HR: 1 SF: 0 SAC: 0 DP: 0 HBP: 1						

	AB	40
	R	4
	H	13
	RBI	4
	BB	2
	SO	5
	LOB	27

WP: 1 PB: 1 SB: 0 CS: 0 PA: 43

PITCHER		IP	WLS	BF	H	R	ER	SO	BB	IBB	HBP	BLK	WP	HR	S	P	ERA	WHIP
Dick Tidrow, R ERA: 3.36	(1, 1)	7.0		32	9	3	3	3	1	0	1	0	1	1	36	41	3.86	1.429
Sparky Lyle, L ERA: 1.88	(8, 1)	2.0	W	11	4	1	1	2	1	0	0	0	0	0	14	18	4.50	2.500

PITCHER		IP	WLS	BF	H	R	ER	SO	BB	IBB	HBP	BLK	WP	HR	S	P	ERA	WHIP

Batter	1	2	3	4	5	6	7	8	9	AB	R	H	RBI	BB	SO	LOB
Mickey Rivers, L (1, 8) OBP: 0.356, SLG: 0.451	1-3		1B G6-4-3 1B		L5-3 1B		FC3 1B 2-H 3-H			4	1	3	2	0	0	0
Graig Nettles, L (1, 5) OBP: 0.328, SLG: 0.488	K		G6-4-3 1-3 1B		L5-3 1-2		FC3 1-2f			4	0	1	0	0	1	2
Thurman Munson, R (1, 2) OBP: 0.338, SLG: 0.443	HBP 2B 1B		G6-4-3 1-2f 3-H			5-3		1B 2B		4	2	2	0	0	0	1
Reggie Jackson, L (1, 10) OBP: 0.374, SLG: 0.542	2B 1-2 HBP		F9			5-3		2-H 2B 1B		3	1	1	1	0	0	0
Lou Piniella, R (1, 9) OBP: 0.364, SLG: 0.476	1-3 2-H 2B			K		6-3		L7		4	0	1	1	0	1	1
Chris Chambliss, L (1, 3) OBP: 0.345, SLG: 0.467	F8			1B			E4 1-3 SH3-4 1B	FC6-4 1-H 2B		4	1	2	1	0	0	2
Roy White, S (1, 7) OBP: 0.376, SLG: 0.437		5-3		L5			SH3-4 1-2	FC6-4 IBB		2	0	0	0	1	0	1
Willie Randolph, R (1, 4) OBP: 0.356, SLG: 0.406		G5-4-3 1B		4-3			1-3 1B BB	FC6-4 1-2f 2-3		3	1	1	0	1	0	3
Bucky Dent, R (1, 6) OBP: 0.318, SLG: 0.387		G5-4-3 1-2f			4-3		1-3 1-2 2-3	K		4	0	0	0	0	1	5
Inning Stats	R: 1 H: 2 E: 0 LOB: 2 K: 1 BB: 0 S: 7 P: 8	R: 0 H: 1 E: 0 LOB: 0 K: 0 BB: 0 S: 3 P: 3	R: 1 H: 2 E: 0 LOB: 0 K: 0 BB: 0 S: 4 P: 4	R: 0 H: 1 E: 0 LOB: 1 K: 1 BB: 0 S: 6 P: 6	R: 0 H: 1 E: 0 LOB: 0 K: 0 BB: 0 S: 3 P: 3	R: 0 H: 0 E: 0 LOB: 0 K: 0 BB: 0 S: 3 P: 3	R: 2 H: 1 E: 1 LOB: 1 K: 0 BB: 1 S: 5 P: 9	R: 2 H: 3 E: 0 LOB: 2 K: 1 BB: 1 S: 8 P: 12		1B: 8 SF: 0 2B: 4 SAC: 1 3B: 0 DP: 3 HR: 0 HBP: 1						

BOTTOM

Minnesota Twins @ New York Yankees

Yankee Stadium, Bronx, NY

Thu Aug 25 1977, 7:05 PM EDT
Att. 38,846 - Unknown - 72 F

livebaseballscorecards.com

AB	32
R	6
H	11
RBI	5
BB	2
SO	3
LOB	15

PITCHER		IP	WLS	BF	H	R	ER	SO	BB	IBB	HBP	BLK	WP	HR	S	P	ERA	WHIP
Geoff Zahn, L ERA: 4.62	(1, 1)	7.0		29	8	4	2	2	1	0	1	0	0	0	31	36	2.57	1.286
Tom Johnson, R ERA: 2.97	(8, 1)	0.1	L	5	3	2	2	0	0	1	0	0	0	0	4	8	54.00	9.000
Ron Schueler, R ERA: 4.56	(8, 1)	0.2		2	0	0	0	1	0	0	0	0	0	0	4	4	0.00	0.000

PITCHER	IP	WLS	BF	H	R	ER	SO	BB	IBB	HBP	BLK	WP	HR	S	P	ERA	WHIP

Batter	1	2	3	4	5	6	7	8	9	AB	R	H	RBI	BB	SO	LOB
Larry Hisle, R (1, 8) OBP: 0.367, SLG: 0.528	SSS 0-3 ① K			x 0-0 ① P4	x 0-0 1-3 2B 2B		SSS 0-3 ③ K		x 0-0 3B	5	1	2	0	0	2	0
Rod Carew, L (1, 3) OBP: 0.441, SLG: 0.571	x 0-0 ② 5-3			x 0-0 ② 6-3	x 0-0 2-H 3-H 2B			x 0-0 1B 2B	x 0-0 ③ 3-1	5	1	2	2	0	0	1
Lyman Bostock, L (1, 7) OBP: 0.391, SLG: 0.513	x 0-0 ③ F7			BBBB 4-0 1B 1B BB	x 0-0 ③ G3			x 0-0 4-3 2-H 1B 1B		3	2	1	1	1	0	1
Glenn Adams, L (1, 10) OBP: 0.372, SLG: 0.490		SSS 0-3 ① K		x 0-0 1B 1-3 1B		x 0-0 ① P4		x 0-0 ① P4		4	0	1	0	0	1	1
Rich Chiles, L (1, 9) OBP: 0.332, SLG: 0.358		x 0-0 ② F7		x 0-0 1-3 3-H 1B		x 0-0 HR		x 0-0 ② 4-3 2-3		4	1	2	2	0	0	1
Mike Cubbage, L (1, 5) OBP: 0.328, SLG: 0.399		x 0-0 ③ F9		x 0-0 ③ 4-3		x 0-0 ② 1-3		x 0-0 3-H 1B		4	0	1	1	0	0	2
Butch Wynegar, S (1, 2) OBP: 0.355, SLG: 0.371			x 0-0 ① F7		BBB 4-0 FC6-4 BB	x 0-0 ③ F9		x 0-0 ③ 4-3		3	0	0	0	1	0	1
Roy Smalley, S (1, 6) OBP: 0.329, SLG: 0.324			x 0-0 CS 1B		x 0-0 ① F8		x 0-0 ① 3-1		x 0-0 ① G3	4	0	1	0	0	0	1
Bob Randall, R (1, 4) OBP: 0.274, SLG: 0.281			SSS 0-3 ② ③ K 1-2		x 0-0 ② FC6-4 2B 1-2f 2B		x 0-0 ② 4-3		x 0-0 ② L8	4	1	0	0	0	1	2
Inning Stats	R: 0 E: 0 K: 1 S: 5 H: 0 LOB: 0 BB: 0 P: 5	R: 0 E: 0 K: 1 S: 5 H: 0 LOB: 0 BB: 0 P: 5	R: 0 E: 0 K: 1 S: 5 H: 1 LOB: 0 BB: 0 P: 5	R: 1 E: 0 K: 0 S: 5 H: 2 LOB: 2 BB: 1 P: 9	R: 2 E: 0 K: 0 S: 5 H: 2 LOB: 1 BB: 1 P: 9	R: 1 E: 0 K: 0 S: 4 H: 1 LOB: 0 BB: 0 P: 4	R: 0 E: 0 K: 1 S: 5 H: 0 LOB: 0 BB: 0 P: 5	R: 2 E: 0 K: 0 S: 6 H: 3 LOB: 1 BB: 0 P: 6	R: 0 E: 0 K: 0 S: 4 H: 1 LOB: 1 BB: 0 P: 4	1B: 5 2B: 3 3B: 1 HR: 1	SF: 0 SAC: 0 DP: 0 HBP: 0						

TOP

Minnesota Twins @ Boston Red Sox

Fenway Park, Boston, MA

Fri Aug 26 1977, 7:05 PM EDT

Att. 33,415 - Unknown - 74 F

livebaseballscorecards.com

AB	36
R	6
H	10
RBI	6
BB	2
SO	4
LOB	10

WP: 0 PB: 0 SB: 0 CS: 1 PA: 38

PITCHER		IP	WLS	BF	H	R	ER	SO	BB	IBB	HBP	BLK	WP	HR	S	P	ERA	WHIP
Don Aase, R ERA: 3.08	(1, 1)	7.0		28	6	4	4	4	2	0	0	0	0	1	34	42	5.14	1.143
Rick Kreuger, L ERA:	(8, 1)	0.0	L	2	2	2	2	0	0	0	0	0	0	0	2	2	∞	∞
Bill Campbell, R ERA: 3.05	(8, 1)	2.0		8	2	0	0	0	0	0	0	0	0	0	8	8	0.00	1.000

PITCHER	IP	WLS	BF	H	R	ER	SO	BB	IBB	HBP	BLK	WP	HR	S	P	ERA	WHIP

Batter	1	2	3	4	5	6	7	8	9	AB	R	H	RBI	BB	SO	LOB
Rick Burleson, R (1, 6) OBP: 0.348, SLG: 0.381	4-3		P4			L6	1B 1-2			4	0	1	0	0	0	0
Tommy Helms, R (1, 10) OBP: 0.240, SLG: 0.250	5-3			K		6-3	FC6-4 1-2 2-3			4	0	1	0	0	1	0
Butch Hobson, R (1, 5) OBP: 0.293, SLG: 0.498	K			FC4-6 HBP		6-3	FC6-4 1-2f			3	0	0	0	0	1	3
Carl Yastrzemski, L (1, 7) OBP: 0.382, SLG: 0.502		1B G4-6-3 BB		FC4-6 1-2f			2B 6-3	L9		3	2	1	0	1	0	1
Jim Rice, R (1, 9) OBP: 0.376, SLG: 0.593		G4-6-3 1-3		F9			2B 1-3	P3		4	1	2	0	0	0	1
George Scott, R (1, 3) OBP: 0.342, SLG: 0.534		G4-6-3 1-2f 3-H			6-3		6-3 3-H	K		4	0	0	1	0	1	2
Rick Miller, L (1, 8) OBP: 0.355, SLG: 0.329		6-3			4-3		G3 1B 2-H		G4-6-3 HBP	3	1	1	1	0	0	0
Denny Doyle, L (1, 4) OBP: 0.286, SLG: 0.318			G3		2B		G3 2-3		G4-6-3 1-2f	3	0	1	0	0	0	1
Bernie Carbo, L (9, PH) OBP: 0.396, SLG: 0.519										1	0	0	0	0	0	1
Bob Montgomery, R (1, 2) OBP: 0.276, SLG: 0.200			4-3		5-3		1B 1B 3-H		K	3	0	1	1	0	0	1
Fred Lynn, L (9, PH) OBP: 0.315, SLG: 0.449										1	0	0	0	0	1	0
Inning Stats	R: 0 E: 0 K: 1 S: 5 H: 0 LOB: 0 BB: 0 P: 5	R: 1 E: 0 K: 0 S: 3 H: 1 LOB: 0 BB: 1 P: 7	R: 0 E: 0 K: 0 S: 3 H: 0 LOB: 0 BB: 0 P: 3	R: 0 E: 0 K: 1 S: 5 H: 0 LOB: 1 BB: 0 P: 6	R: 0 E: 0 K: 0 S: 4 H: 1 LOB: 1 BB: 0 P: 4	R: 0 E: 0 K: 0 S: 3 H: 0 LOB: 0 BB: 0 P: 3	R: 3 E: 0 K: 0 S: 9 H: 6 LOB: 3 BB: 0 P: 9	R: 0 E: 0 K: 1 S: 5 H: 0 LOB: 0 BB: 0 P: 5	R: 0 E: 0 K: 1 S: 4 H: 0 LOB: 0 BB: 0 P: 5	1B: 5 2B: 3 3B: 0 HR: 0 SF: 0 SAC: 0 DP: 2 HBP: 2			WP: 0 PB: 0 SB: 0 CS: 0		PA: 36	

PITCHER		IP	WLS	BF	H	R	ER	SO	BB	IBB	HBP	BLK	WP	HR	S	P	ERA	WHIP
Paul Thormodsgard, R ERA: 3.97	(1, 1)	6.2		27	6	4	4	2	1	0	1	0	0	0	29	34	5.40	1.050
Tom Johnson, R ERA: 2.91	(7, 1)	2.1	W	9	2	0	0	2	0	0	1	0	0	0	12	13	0.00	0.857

PITCHER	IP	WLS	BF	H	R	ER	SO	BB	IBB	HBP	BLK	WP	HR	S	P	ERA	WHIP

BOTTOM

Minnesota Twins @ Boston Red Sox

Fenway Park, Boston, MA

Fri Aug 26 1977, 7:05 PM EDT

Att. 33,415 - Unknown - 74 F

livebaseballscorecards.com

AB	33
R	4
H	8
RBI	3
BB	1
SO	4
LOB	10

Batter	1	2	3	4	5	6	7	8	9	AB	R	H	RBI	BB	SO	LOB
Jerry Terrell, R (1, 5) OBP: 0.268, SLG: 0.269	FC6 BB SF8 1B	5-3 2-3			5-3		G4-6-3 1-2f		3-1 E BB	4	1	1	0	0	0	2
Glenn Adams, L (9, PH) OBP: 0.374, SLG: 0.490										0	0	0	0	1	0	0
Dan Ford, R (1, 9) OBP: 0.350, SLG: 0.442	BBBB	4-3			1B 1B			E6 2B	E6 3-1 1-2 2-3 3-H	4	0	1	1	1	0	2
Rod Carew, L (1, 3) OBP: 0.441, SLG: 0.571	FC6 SF8 1B 1-2f 2-3	F7			1-3 1B			1-3 2B	3-1 1-2 2-3 3-H	5	1	2	1	0	0	4
Larry Hisle, R (1, 8) OBP: 0.363, SLG: 0.523	SF8 1-2 3-H	SSS K			5-3			L5	L7	4	0	0	1	0	1	6
Craig Kusick, R (1, 10) OBP: 0.366, SLG: 0.433	1B 2-H		6-3			P3		F5		3	0	1	1	0	0	0
Lyman Bostock, L (8, PH) OBP: 0.390, SLG: 0.512										1	0	0	0	0	0	2
Roy Smalley, S (1, 6) OBP: 0.326, SLG: 0.322		F7	F7			L4		1-3		4	0	0	0	0	0	2
Bob Gorinski, R (1, 7) OBP: 0.234, SLG: 0.348		E S 1B 1B	2B			6-3			P4	3	1	2	0	0	0	0
Butch Wynegar, S (9, PH) OBP: 0.354, SLG: 0.371										1	0	0	0	0	0	0
Bob Randall, R (1, 4) OBP: 0.275, SLG: 0.282		FC4-6 1-H 1B	5-3				5-3		2B E 1B	3	0	1	1	0	0	1
Mike Cubbage, L (9, PH) OBP: 0.330, SLG: 0.401										1	1	1	0	0	0	0
Bud Bulling, R (1, 2) OBP: 0.320, SLG: 0.190		FC4-6 WP 1-2f			SSS K		G4-6-3 1B		E 1-3 3-1 2B	3	0	1	0	0	1	1
Rich Chiles, L (9, PH) OBP: 0.335, SLG: 0.366										1	1	1	0	0	0	0
Inning Stats	R: 2 E: 0 K: 0 S: 4 H: 2 LOB: 1 BB: 1 P: 8	R: 1 E: 1 K: 0 S: 5 H: 2 LOB: 1 BB: 0 P: 5	R: 0 E: 0 K: 1 S: 5 H: 0 LOB: 0 BB: 0 P: 5	R: 0 E: 0 K: 0 S: 4 H: 1 LOB: 1 BB: 0 P: 4	R: 0 E: 0 K: 1 S: 7 H: 2 LOB: 2 BB: 0 P: 7	R: 0 E: 0 K: 0 S: 3 H: 0 LOB: 0 BB: 0 P: 3	R: 0 E: 0 K: 0 S: 3 H: 1 LOB: 0 BB: 0 P: 3	R: 0 E: 1 K: 0 S: 5 H: 1 LOB: 2 BB: 0 P: 5	R: 2 E: 1 K: 0 S: 6 H: 2 LOB: 2 BB: 1 P: 10	1B: 8 2B: 3 3B: 0 HR: 0	SF: 1 SAC: 0 DP: 1 HBP: 0						

PITCHER	IP	WLS	BF	H	R	ER	SO	BB	IBB	HBP	BLK	WP	HR	S	P	ERA	WHIP
Bill Lee, L (1, 1) ERA: 5.4	7.0	W	30	9	3	3	2	1	0	0	0	1	0	33	37	3.86	1.429
Jim Willoughby, R (8, 1) ERA: 4.23	2.0	S	10	2	2	1	0	1	0	0	0	0	0	9	13	4.50	1.500

PITCHER	IP	WLS	BF	H	R	ER	SO	BB	IBB	HBP	BLK	WP	HR	S	P	ERA	WHIP

TOP

Minnesota Twins @ Boston Red Sox

Fenway Park, Boston, MA

Sat Aug 27 1977, 3:33 AM EDT
Att. 34,636 - Unknown - 85 F

livebaseballscorecards.com

AB	37
R	5
H	11
RBI	5
BB	2
SO	2
LOB	20

1B: 8	SF: 1	WP: 1	PA: 40
2B: 3	SAC: 0	PB: 0	
3B: 0	DP: 1	SB: 1	
HR: 0	HBP: 0	CS: 0	

BOTTOM

Minnesota Twins @ Boston Red Sox

Fenway Park, Boston, MA

Sat Aug 27 1977, 3:33 AM EDT
Att. 34,636 - Unknown - 85 F

livebaseballscorecards.com

Batter	1	2	3	4	5	6	7	8	9	AB	R	H	RBI	BB	SO	LOB
Rick Burleson, R (1, 6) OBP: 0.348, SLG: 0.380	1B		E6 HR 2-H		4-3		6-3			4	1	1	0	0	0	1
Tommy Helms, R (1, 10) OBP: 0.259, SLG: 0.314	F8		1-H HR		P6			BBBB 2B SF8 BB 4-0		3	1	1	2	1	0	1
Steve Dillard, R (8, PR) OBP: 0.273, SLG: 0.320										0	1	0	0	0	0	0
Butch Hobson, R (1, 5) OBP: 0.295, SLG: 0.506	K SSS 0-3		HR 0-0		1-3			SF8 SF7 1-3 2B 0-0		4	2	2	1	0	1	1
Carl Yastrzemski, L (1, 7) OBP: 0.379, SLG: 0.499	4-3		L8			F3		SF8 2-3 3-H		3	0	0	1	0	0	1
Jim Rice, R (1, 9) OBP: 0.374, SLG: 0.590		F9		6-3		F9		SF7 3-H		3	0	0	1	0	0	0
George Scott, R (1, 3) OBP: 0.343, SLG: 0.540		6-3		1B		HR		SSS K 0-3		4	1	2	1	0	1	1
Rick Miller, L (1, 8) OBP: 0.349, SLG: 0.322		6-3	SSS K 0-3			L8				3	0	0	0	0	1	1
Denny Doyle, L (1, 4) OBP: 0.286, SLG: 0.318			F2	G3			L3-4 1B 0-0			3	0	1	0	0	0	1
Bob Montgomery, R (1, 2) OBP: 0.313, SLG: 0.393			WP E6 2B		HR		L3-4 1-2			3	1	2	1	0	0	1
Inning Stats	R: 0 H: 1 E: 0 LOB: 1 K: 1 BB: 0 S: 6 P: 6	R: 0 H: 0 E: 0 LOB: 0 K: 0 BB: 0 S: 3 P: 3	R: 3 H: 3 E: 1 LOB: 0 K: 0 BB: 0 S: 6 P: 6	R: 0 H: 1 E: 0 LOB: 1 K: 1 BB: 0 S: 6 P: 6	R: 1 H: 1 E: 0 LOB: 0 K: 0 BB: 0 S: 4 P: 4	R: 1 H: 1 E: 0 LOB: 0 K: 0 BB: 0 S: 4 P: 4	R: 0 H: 1 E: 0 LOB: 0 K: 0 BB: 0 S: 3 P: 3	R: 2 H: 1 E: 0 LOB: 1 K: 1 BB: 1 S: 6 P: 10		1B: 3 SF: 2 2B: 3 SAC: 0 3B: 0 DP: 1 HR: 4 HBP: 0						

AB	30
R	7
H	9
RBI	7
BB	1
SO	3
LOB	8

WP: 1 PA: 33
PB: 0
SB: 0
CS: 0

PITCHER		IP	WLS	BF	H	R	ER	SO	BB	IBB	HBP	BLK	WP	HR	S	P	ERA	WHIP
Dave Johnson, R ERA: 4.22	(1, 1)	3.0		13	4	3	3	1	0	0	0	0	1	2	15	15	9.00	1.333
Ron Schueler, R ERA: 4.56	(4, 1)	4.0	L	15	4	2	2	1	0	0	0	0	0	2	17	17	4.50	1.000
Tom Johnson, R ERA: 3.03	(8, 1)	1.0		5	1	2	2	1	1	0	0	0	0	0	6	10	18.00	2.000

PITCHER	IP	WLS	BF	H	R	ER	SO	BB	IBB	HBP	BLK	WP	HR	S	P	ERA	WHIP

Minnesota Twins @ Boston Red Sox

Fenway Park, Boston, MA

Sun Aug 28 1977, 3:33 AM EDT

Att. 31,619 - Unknown - 92 F

TOP

livebaseballscorecards.com

Batter	1	2	3	4	5	6	7	8	9	AB	R	H	RBI	BB	SO	LOB
Larry Hisle, R (1, 8) OBP: 0.365, SLG: 0.529	P4		BBB 4-0 G3 2B BB		0-0 1-H 2-H HR	0-0 2-3			0-0 1-2 1B	4	2	2	3	1	0	0
Rod Carew, L (1, 3) OBP: 0.441, SLG: 0.569	0-0 1B 1B		0-0 G3 1-2		0-0 1B 1B 1B		0-0 G3		0-0 F8	5	1	2	0	0	0	3
Lyman Bostock, L (1, 7) OBP: 0.394, SLG: 0.516	0-0 G6-4-3 1-2 1B		0-0 2-H 2B		0-0 1B 1-3 1B		BBB 4-0 CS BB		SSS 0-3 K	4	0	3	1	1	1	2
Glenn Adams, L (1, 10) OBP: 0.372, SLG: 0.485	0-0 G6-4-3 1-2f		0-0 L7		0-0 G3 1-3 3-H 1B		0-0 F8 1-2			4	0	1	1	0	0	4
Rich Chiles, L (1, 9) OBP: 0.333, SLG: 0.369		0-0 2B		0-0 4-3	0-0 G3 1-2			0-0 3-1		4	0	1	0	0	0	2
Mike Cubbage, L (1, 5) OBP: 0.329, SLG: 0.397		0-0 F7		0-0 4-3	4-0 G4-3 IBB			0-0 F7		3	0	0	0	1	0	1
Roy Smalley, S (1, 6) OBP: 0.324, SLG: 0.319		0-0 F8		0-0 4-3	0-0 G4-3 1-2f			0-0 L7		4	0	0	0	0	0	4
Butch Wynegar, S (1, 2) OBP: 0.353, SLG: 0.370		0-0 3-1			0-0 1B HR 1B	0-0 F7			0-0 G3	4	1	1	0	0	0	1
Bob Randall, R (1, 4) OBP: 0.275, SLG: 0.282			0-0 F8		0-0 1-2 HR 1B	0-0 6-3			0-0 1B 1B	3	1	1	0	0	0	0
Dan Ford, R (9, PH) OBP: 0.351, SLG: 0.443										1	0	1	0	0	0	0

Inning Stats	1	2	3	4	5	6	7	8	9
	R: 0 E: 0 K: 0 S: 4	R: 0 E: 0 K: 0 S: 4	R: 1 E: 0 K: 0 S: 4	R: 0 E: 0 K: 0 S: 3	R: 4 E: 0 K: 0 S: 8	R: 0 E: 0 K: 0 S: 3	R: 0 E: 0 K: 0 S: 2	R: 0 E: 0 K: 0 S: 3	R: 0 E: 0 K: 1 S: 7
	H: 2 LOB: 1 BB: 0 P: 4	H: 1 LOB: 1 BB: 0 P: 4	H: 1 LOB: 1 BB: 1 P: 8	H: 0 LOB: 0 BB: 0 P: 3	H: 6 LOB: 2 BB: 1 P: 12	H: 0 LOB: 0 BB: 0 P: 3	H: 0 LOB: 0 BB: 1 P: 6	H: 0 LOB: 0 BB: 0 P: 3	H: 2 LOB: 2 BB: 0 P: 7

1B: 9	SF: 0	WP: 0	PA: 39
2B: 2	SAC: 0	PB: 0	
3B: 0	DP: 2	SB: 0	
HR: 1	HBP: 0	CS: 1	

AB	36
R	5
H	12
RBI	5
BB	3
SO	1
LOB	17

PITCHER		IP	WLS	BF	H	R	ER	SO	BB	IBB	HBP	BLK	WP	HR	S	P	ERA	WHIP
Fergie Jenkins, R ERA: 3.71	(1, 1)	2.0		8	3	0	0	0	0	0	0	0	0	0	8	8	0.00	1.500
Reggie Cleveland, R ERA: 4.47	(3, 1)	2.0		13	6	5	5	0	1	0	0	0	0	1	12	16	22.50	3.500
Mike Paxton, R ERA: 3.95	(5, 1)	4.1	W	16	3	0	0	0	1	1	0	0	0	0	14	22	0.00	0.923
Bill Campbell, R ERA: 3.03	(9, 1)	0.2	S	2	0	0	0	1	0	0	0	0	0	0	4	4	0.00	0.000

PITCHER		IP	WLS	BF	H	R	ER	SO	BB	IBB	HBP	BLK	WP	HR	S	P	ERA	WHIP

Minnesota Twins @ Boston Red Sox

Fenway Park, Boston, MA

Sun Aug 28 1977, 3:33 AM EDT
Att. 31,619 - Unknown - 92 F

livebaseballscorecards.com

Batter	1	2	3	4	5	6	7	8	9	AB	R	H	RBI	BB	SO	LOB
Rick Burleson, R (1, 6) OBP: 0.349, SLG: 0.381	FC6 1B 1B	K			BB 1B 1B	L6				4	1	2	0	0	1	1
Tommy Helms, R (1, 10) OBP: 0.276, SLG: 0.315	F8		E 1B 1B		F7		SH2-4 1B HBP			3	1	1	0	0	0	2
Steve Dillard, R (7, PR) OBP: 0.273, SLG: 0.320										0	1	0	0	0	0	0
Butch Hobson, R (1, 5) OBP: 0.299, SLG: 0.510	FC6 1-2 1B		FC1-6 1-2 1B		BB 1-2 1B		SH2-4 1-2			3	0	3	0	0	0	0
Carl Yastrzemski, L (1, 7) OBP: 0.380, SLG: 0.498	FC6 1-2f 2-H		FC1-6 1-2f 2-H		G5-4-3 1-2 2-3 BB		2-H 1B			3	0	1	2	1	0	2
Jim Rice, R (1, 9) OBP: 0.371, SLG: 0.585	L9		F9		G5-4-3 1-2f		F8			4	0	0	0	0	0	6
George Scott, R (1, 3) OBP: 0.340, SLG: 0.535		6-3	L1			4-3	5-3			4	0	0	0	0	0	2
Rick Miller, L (1, 8) OBP: 0.353, SLG: 0.340		HR 2B		4-3		1B 2B		P6		4	2	2	0	0	0	0
Denny Doyle, L (1, 4) OBP: 0.286, SLG: 0.317		6-3		1-3		F9 2-H 1B		F8		4	0	1	1	0	0	1
Bob Montgomery, R (1, 2) OBP: 0.306, SLG: 0.469		2-H HR		6-3		F9 2-3		F8		4	1	1	2	0	0	1

Inning Stats	1	2	3	4	5	6	7	8	9	AB	R	H	RBI	BB	SO	LOB
	R: 1 H: 2 E: 0 LOB: 1 K: 0 BB: 0 S: 5 P: 5	R: 2 H: 2 E: 0 LOB: 0 K: 1 BB: 0 S: 7 P: 7	R: 1 H: 2 E: 1 LOB: 1 K: 0 BB: 0 S: 5 P: 5	R: 0 H: 0 E: 0 LOB: 0 K: 0 BB: 0 S: 3 P: 3	R: 0 H: 2 E: 0 LOB: 2 K: 0 BB: 1 S: 4 P: 8	R: 1 H: 2 E: 0 LOB: 1 K: 0 BB: 0 S: 5 P: 5	R: 1 H: 1 E: 0 LOB: 1 K: 0 BB: 0 S: 4 P: 5	R: 0 H: 0 E: 0 LOB: 0 K: 0 BB: 0 S: 3 P: 3		1B: 8 SF: 0 2B: 2 SAC: 1 3B: 0 DP: 1 HR: 1 HBP: 1					WP: 0 PA: 36 PB: 0 SB: 0 CS: 0

PITCHER		IP	WLS	BF	H	R	ER	SO	BB	IBB	HBP	BLK	WP	HR	S	P	ERA	WHIP
Dave Goltz, R ERA: 3.34	(1, 1)	6.0		28	10	5	5	1	1	0	0	0	0	1	29	33	7.50	1.833
Ron Schueler, R ERA: 4.6	(7, 1)	1.0	L	5	1	1	1	0	0	0	1	0	0	0	4	5	9.00	1.000
Tom Burgmeier, L ERA: 4.47	(8, 1)	1.0		3	0	0	0	0	0	0	0	0	0	0	3	3	0.00	0.000

PITCHER	IP	WLS	BF	H	R	ER	SO	BB	IBB	HBP	BLK	WP	HR	S	P	ERA	WHIP

Batter	1	2	3	4	5	6	7	8	9	10	AB	R	H	RBI	BB	SO	LOB
Steve Staggs, R (1, 4) OBP: 0.340, SLG: 0.360	P3		G3-6-3 BB		L7		SH5-4 1B		K		4	0	1	0	1	1	1
Al Woods, L (1, 7) (7, 9) OBP: 0.333, SLG: 0.374	G6-3 1B		G3-6-3 1-2f			1B 1B	SH5-4 1-2 1B		F8		5	1	3	0	0	0	1
Roy Howell, L (1, 5) OBP: 0.384, SLG: 0.395	G6-3 1-2f			4-3		FC1-6 1-3 1B	SH5-4 1-2 2-3		K		4	0	1	0	0	1	1
Ron Fairly, L (1, 9) OBP: 0.368, SLG: 0.455		1B 1B SF8 1B		BB 1B		FC1-6 1B 1-2f 1B	G6-4-3 IBB			SH1-4 1B	3	2	2	0	1	0	2
John Scott, R (7, PR) (7, 7) OBP: 0.260, SLG: 0.296											1	0	1	0	0	0	0
Doug Rader, R (1, 10) OBP: 0.351, SLG: 0.456		SF8 1B 1-2 1B		G5-4-3 1-2 BB		1B 3B 1-3 3-H 1B	G6-4-3 1-2f			SH1-4 1-2	3	1	2	1	1	0	3
Doug Ault, R (1, 3) OBP: 0.329, SLG: 0.413		G6-4-3 1-2 2-3 1B		G5-4-3 1-2f		3B 2-3 3-H 1B		K		K	5	1	2	1	0	2	3
Hector Torres, R (1, 6) OBP: 0.297, SLG: 0.376		SF8 2-3 3-H			F9	1B 1-H 3-H 3B		P4		4-3	1	0	0	1	0	0	0
Sam Ewing, L (6, PH) OBP: 0.351, SLG: 0.393											1	1	1	2	0	0	0
Dave McKay, S (6, 6) OBP: 0.209, SLG: 0.253											2	0	0	0	0	0	1
Alan Ashby, S (1, 2) OBP: 0.294, SLG: 0.283		G6-4-3 1-2f			2B	G6-4-3 3-H 1B		BB			3	0	2	1	1	0	2
Steve Bowling, R (1, 8) OBP: 0.297, SLG: 0.224			F8		K	G6-4-3 1-2f		1-3			4	0	0	0	0	1	3
Inning Stats	R: 0 E: 0 K: 0 S: 3 / H: 1 LOB: 0 BB: 0 P: 3	R: 1 E: 0 K: 0 S: 5 / H: 3 LOB: 1 BB: 0 P: 5	R: 0 E: 0 K: 0 S: 2 / H: 0 LOB: 0 BB: 1 P: 6	R: 0 E: 0 K: 0 S: 3 / H: 1 LOB: 1 BB: 1 P: 7	R: 0 E: 0 K: 1 S: 6 / H: 1 LOB: 1 BB: 0 P: 6	R: 5 E: 0 K: 0 S: 8 / H: 6 LOB: 0 BB: 0 P: 8	R: 0 E: 0 K: 0 S: 4 / H: 2 LOB: 3 BB: 1 P: 8	R: 0 E: 0 K: 1 S: 5 / H: 0 LOB: 1 BB: 1 P: 9	R: 0 E: 0 K: 2 S: 7 / H: 0 LOB: 0 BB: 0 P: 7	R: 0 E: 0 K: 1 S: 6 / H: 1 LOB: 1 BB: 0 P: 6	1B: 13 2B: 1 3B: 1 HR: 0	SF: 1 SAC: 2 DP: 6 HBP: 0						

PITCHER	IP	WLS	BF	H	R	ER	SO	BB	IBB	HBP	BLK	WP	HR	S	P	ERA	WHIP
Pete Redfern, R (1, 1) ERA: 5.28	5.0		21	8	3	3	1	2	0	0	0	0	0	21	29	5.40	2.000
Tom Burgmeier, L (6, 1) ERA: 4.55	0.1		2	1	0	0	0	0	0	0	0	0	0	2	2	0.00	3.000
Dave Johnson, R (6, 1) ERA: 4.53	0.0		2	2	2	2	0	0	0	0	0	0	0	2	2	∞	∞
Ron Schueler, R (6, 1) ERA: 4.4	4.2	W	18	4	1	1	4	1	1	0	0	0	0	24	32	1.93	1.071

PITCHER	IP	WLS	BF	H	R	ER	SO	BB	IBB	HBP	BLK	WP	HR	S	P	ERA	WHIP

TOP

Toronto Blue Jays @ Minnesota Twins

Metropolitan Stadium, Bloomington , MI

Mon Aug 29 1977, 8:05 PM EDT

Unknown - 75 F

livebaseballscorecards.com

AB	36
R	6
H	15
RBI	6
BB	4
SO	5
LOB	17

PA: 43

WP: 0 PB: 0 SB: 0 CS: 0

Toronto Blue Jays @ Minnesota Twins

Metropolitan Stadium, Bloomington , MI

Mon Aug 29 1977, 8:05 PM EDT

Unknown - 75 F

livebaseballscorecards.com

Batter	1	2	3	4	5	6	7	8	9	10	AB	R	H	RBI	BB	SO	LOB
Lyman Bostock, L (1, 7) OBP: 0.396, SLG: 0.516	FC6-5 SH3-4 1B		F8 1-2		G3			4-3 3B 1B	S IBB		4	1	2	0	1	0	1
Bob Randall, R (1, 4) OBP: 0.276, SLG: 0.283	SH3-4 1-2			F8		P4		4-3 3B 1B 1-2	FC1-2 1-2 3-H		3	1	1	0	0	0	0
Mike Cubbage, L (9, PH) OBP: 0.328, SLG: 0.396 (10, 5)											1	0	0	0	0	0	2
Rod Carew, L (1, 3) OBP: 0.440, SLG: 0.568	FC6-5 2-3			E2 1B 1B		1B 1B 1B		4-3 1-2 2-3	F8		5	2	2	0	0	0	5
Larry Hisle, R (1, 8) OBP: 0.369, SLG: 0.538	F8			2B 2-H 1B		1B 1-2 1B		WP 2-H 3-H 3B		F8 SF7 2B	5	3	4	3	0	0	1
Dan Ford, R (1, 9) OBP: 0.351, SLG: 0.442		K	F8			K 1-2 2-H 1B		FC6-4 3-H BB		F8 2-3	3	0	1	1	0	1	1
Rich Chiles, L (8, PH) OBP: 0.335, SLG: 0.367 (9, 9)											1	0	0	0	1	0	1
Craig Kusick, R (1, 10) OBP: 0.365, SLG: 0.436		K	2B 1-H			K 1-2		K 3-H		SF7 3-H	3	0	1	1	0	2	2
Glenn Adams, L (8, PH) OBP: 0.372, SLG: 0.485											0	0	0	0	0	0	0
Bob Gorinski, R (8, PH) OBP: 0.229, SLG: 0.344											1	0	0	1	0	1	1
Bud Bulling, R (1, 2) OBP: 0.276, SLG: 0.160		5-3		F7			F8	FC6-4 1-2f			4	0	0	0	0	0	2
Jerry Terrell, R (1, 5) OBP: 0.268, SLG: 0.274 (10, 4)			1-3		F7		F8		SH3 FC1-2 2B		4	0	1	0	0	0	0
Luis Gomez, R (1, 6) OBP: 0.306, SLG: 0.435			CS 1B		1-3		F9		SH3 2-3		3	0	1	0	0	0	0

BOTTOM	
AB	37
R	7
H	13
RBI	6
BB	2
SO	4
LOB	16

Inning Stats	1	2	3	4	5	6	7	8	9	10
	R: 0 H: 1 E: 0 LOB: 1 K: 0 BB: 0 S: 4 P: 4	R: 0 H: 0 E: 0 LOB: 0 K: 2 BB: 0 S: 7 P: 7	R: 0 H: 1 E: 0 LOB: 0 K: 0 BB: 0 S: 3 P: 3	R: 2 H: 3 E: 1 LOB: 1 K: 0 BB: 0 S: 6 P: 6	R: 0 H: 0 E: 0 LOB: 0 K: 0 BB: 0 S: 3 P: 3	R: 1 H: 3 E: 0 LOB: 1 K: 1 BB: 0 S: 7 P: 7	R: 0 H: 0 E: 0 LOB: 0 K: 0 BB: 0 S: 3 P: 3	R: 3 H: 3 E: 0 LOB: 1 K: 1 BB: 1 S: 8 P: 12	R: 0 H: 1 E: 0 LOB: 2 K: 0 BB: 1 S: 4 P: 8	R: 1 H: 1 E: 0 LOB: 0 K: 0 BB: 0 S: 3 P: 3

1B: 9	SF: 1	WP: 1 PA: 42
2B: 3	SAC: 2	PB: 0
3B: 1	DP: 0	SB: 1
HR: 0	HBP: 0	CS: 1

PITCHER		IP	WLS	BF	H	R	ER	SO	BB	IBB	HBP	BLK	WP	HR	S	P	ERA	WHIP
Jerry Garvin, L ERA: 3.89	(1, 1)	7.0		29	10	5	5	3	0	0	0	0	0	0	35	35	6.43	1.429
Pete Vuckovich, R ERA: 3.55	(8, 1)	0.1		3	1	1	1	0	1	0	0	0	1	0	2	6	27.00	6.000
Mike Willis, L ERA: 4.5	(8, 1)	1.0		4	1	0	0	1	0	0	0	0	0	0	6	6	0.00	1.000
Tom Murphy, R ERA: 5.4	(9, 1)	1.1	L	6	1	1	1	0	0	1	0	0	0	0	5	9	6.75	0.750

PITCHER		IP	WLS	BF	H	R	ER	SO	BB	IBB	HBP	BLK	WP	HR	S	P	ERA	WHIP

Toronto Blue Jays @ Minnesota Twins

Metropolitan Stadium, Bloomington , MI

Mon Aug 29 1977, 8:05 PM EDT

Att. 10,364 - Unknown

TOP

livebaseballscorecards.com

Batter	1	2	3	4	5	6	7	8	9	AB	R	H	RBI	BB	SO	LOB
John Scott, R (1, 7) OBP: 0.264, SLG: 0.300	5-3		FC6-4 1B			2B 1B	G4-6-3 1-2f			4	1	2	0	0	0	1
Steve Staggs, R (1, 4) OBP: 0.338, SLG: 0.362	5-3		FC6-4 G5-4-3 1-2f			WP 1-H 3B 2B		4-3		4	1	1	1	0	0	1
Otto Velez, R (1, 9) OBP: 0.361, SLG: 0.448	1B		G5-4-3 1-2f			BB 2-3 3B HBP		4-3		2	0	1	0	0	0	1
Al Woods, L (6, PR) OBP: 0.333, SLG: 0.373 (6, 9)										1	1	0	0	0	0	0
Doug Rader, R (1, 5) OBP: 0.353, SLG: 0.455	F3			6-3		1-2 3B BB		1B		3	1	1	0	1	0	1
Roy Howell, L (1, 10) OBP: 0.379, SLG: 0.389		F8		1-3		K		K		4	0	0	0	0	2	4
Doug Ault, R (1, 3) OBP: 0.331, SLG: 0.418		6-3		6-3		1-H 2-H 3-H CS 3B			BB	3	0	1	3	1	0	0
Hector Torres, R (1, 6) OBP: 0.297, SLG: 0.375					6-3	K 3-H			P4	3	1	1	0	0	1	2
Sam Ewing, L (9, PH) OBP: 0.349, SLG: 0.392		3B 1B								1	0	0	0	0	0	1
Steve Bowling, R (1, 8) OBP: 0.298, SLG: 0.248		1-H 3B			6-3		5-3		F9	3	0	1	1	0	0	0
Ron Fairly, L (9, PH) OBP: 0.367, SLG: 0.454										1	0	0	0	0	0	1
Rick Cerone, R (1, 2) OBP: 0.240, SLG: 0.292		K			F7		G4-6-3 1B		F8	4	0	1	0	0	1	2
Inning Stats	R: 0 E: 0 K: 0 S: 4 H: 1 LOB: 1 BB: 0 P: 4	R: 1 E: 0 K: 1 S: 7 H: 2 LOB: 1 BB: 0 P: 7	R: 0 E: 0 K: 0 S: 3 H: 1 LOB: 0 BB: 0 P: 3	R: 0 E: 0 K: 0 S: 3 H: 0 LOB: 0 BB: 0 P: 3	R: 0 E: 0 K: 0 S: 3 H: 0 LOB: 0 BB: 0 P: 3	R: 4 E: 0 K: 2 S: 9 H: 3 LOB: 1 BB: 1 P: 14	R: 0 E: 0 K: 0 S: 3 H: 1 LOB: 0 BB: 0 P: 3	R: 0 E: 0 K: 1 S: 6 H: 1 LOB: 1 BB: 0 P: 6	R: 0 E: 0 K: 0 S: 3 H: 0 LOB: 1 BB: 1 P: 7	1B: 6 2B: 1 3B: 2 HR: 0 SF: 0 SAC: 0 DP: 2 HBP: 1						

	AB	33
	R	5
	H	9
	RBI	5
	BB	2
	SO	4
	LOB	14

WP: 1 PB: 0 SB: 0 CS: 1 PA: 36

PITCHER		IP	WLS	BF	H	R	ER	SO	BB	IBB	HBP	BLK	WP	HR	S	P	ERA	WHIP
Geoff Zahn, L ERA: 4.75	(1, 1)	5.1		24	7	5	5	2	1	0	1	0	1	0	26	31	8.44	1.500
Tom Johnson, R ERA: 2.95	(6, 1)	3.2	W	12	2	0	0	2	1	0	0	0	0	0	15	19	0.00	0.818

PITCHER	IP	WLS	BF	H	R	ER	SO	BB	IBB	HBP	BLK	WP	HR	S	P	ERA	WHIP

BOTTOM

Toronto Blue Jays @ Minnesota Twins

Metropolitan Stadium, Bloomington , MI

Mon Aug 29 1977, 8:05 PM EDT

Att. 10,364 - Unknown

livebaseballscorecards.com

Batter	1	2	3	4	5	6	7	8	9	AB	R	H	RBI	BB	SO	LOB
Larry Hisle, R (1, 8) OBP: 0.372, SLG: 0.539	1B	6-3		1B		1B, SF9	L7-4			5	2	3	1	0	0	2
Rod Carew, L (1, 3) OBP: 0.442, SLG: 0.568	1B		L4	1B		1B		6-3		5	0	3	0	0	0	0
Lyman Bostock, L (1, 7) OBP: 0.394, SLG: 0.513	F7		BBB, BLK, 2B, BB	4-3		SF9		6-3		3	1	0	1	1	0	4
Glenn Adams, L (1, 10) OBP: 0.373, SLG: 0.483	F8		F9		G4-6-3	HBP		L6		5	0	2	0	0	0	3
Rich Chiles, L (1, 9) OBP: 0.341, SLG: 0.376 Dan Ford, R (9, 9) OBP: 0.351, SLG: 0.442	1B		WP, 1B, 2B		G4-6-3	HBP				3 0	1 0	2 0	2 0	0 0	0 0	1 0
Butch Wynegar, S (1, 2) OBP: 0.354, SLG: 0.371	F9		1B		1B	P6				4	0	2	1	0	0	5
Mike Cubbage, L (1, 5) OBP: 0.330, SLG: 0.404		HR	G3		4-3		FC3-5, 1B, BB			3	1	1	1	1	0	2
Bob Randall, R (1, 4) OBP: 0.279, SLG: 0.286		5-3		F9		SH1-4, 1B	L7-4, FC3-5, 1B			4	1	2	0	0	0	0
Luis Gomez, R (1, 6) OBP: 0.288, SLG: 0.408		L6		F7		SH1-4	FC3-5			3	0	0	0	0	0	2
Inning Stats	R: 1 E: 0 K: 0 S: 6 H: 3 LOB: 2 BB: 0 P: 6	R: 1 E: 0 K: 0 S: 4 H: 1 LOB: 0 BB: 0 P: 4	R: 2 E: 0 K: 0 S: 5 H: 2 LOB: 1 BB: 1 P: 9	R: 0 E: 0 K: 0 S: 5 H: 2 LOB: 2 BB: 0 P: 5	R: 0 E: 0 K: 0 S: 4 H: 2 LOB: 1 BB: 0 P: 4	R: 2 E: 0 K: 0 S: 7 H: 4 LOB: 3 BB: 0 P: 8	R: 0 E: 0 K: 0 S: 3 H: 1 LOB: 1 BB: 1 P: 7	R: 0 E: 0 K: 0 S: 3 H: 0 LOB: 0 BB: 0 P: 3		1B: 13 2B: 2 3B: 0 HR: 1 SF: 1 SAC: 1 DP: 2 HBP: 1						

	AB	35
	R	6
	H	15
	RBI	6
	BB	2
	SO	0
	LOB	19

WP: 1 PB: 0 SB: 0 CS: 0 PA: 40

PITCHER		IP	WLS	BF	H	R	ER	SO	BB	IBB	HBP	BLK	WP	HR	S	P	ERA	WHIP
Jesse Jefferson, R ERA: 4.24	(1, 1)	4.2		24	10	4	4	0	1	0	0	1	1	1	23	27	7.71	2.357
Mike Willis, L ERA: 4.69	(5, 1)	0.2	L	5	3	2	2	0	0	0	0	0	0	0	5	5	27.00	4.500
Pete Vuckovich, R ERA: 3.48	(6, 1)	2.2		11	2	0	0	0	1	0	1	0	0	0	9	14	0.00	1.125

PITCHER	IP	WLS	BF	H	R	ER	SO	BB	IBB	HBP	BLK	WP	HR	S	P	ERA	WHIP

Batter	1	2	3	4	5	6	7	8	9	AB	R	H	RBI	BB	SO	LOB
Mike Jorgensen, L (1, 9) OBP: 0.337, SLG: 0.292	F9		1-H 2B		G3			1-3		4	0	1	1	0	0	0
Larry Murray, S (8, 8) OBP: 0.231, SLG: 0.248										0	0	0	0	0	0	0
Marty Perez, R (1, 4) OBP: 0.295, SLG: 0.327	G3		F8			5-3		5-3		4	0	0	0	0	0	1
Mitchell Page, L (1, 7) OBP: 0.386, SLG: 0.511	F5			G4-6-3 1B		SF9 3B			SSS K	4	1	2	0	0	1	0
Jerry Tabb, L (1, 3) OBP: 0.269, SLG: 0.364		SSS K		G4-6-3 1-2f		SF9 3-H			P6	3	0	0	1	0	1	1
Earl Williams, R (1, 10) OBP: 0.291, SLG: 0.416		F8		L7		4-3			F8	4	0	0	0	0	0	0
Manny Sanguillen, R (1, 2) OBP: 0.296, SLG: 0.341		F8			HR 1B		6-3			3	1	1	0	0	0	0
Wayne Gross, L (1, 5) OBP: 0.341, SLG: 0.409			FC3-6 1B		1-H HR		4-3			3	1	2	2	0	0	0
Jim Tyrone, R (1, 8) (8, 9) OBP: 0.315, SLG: 0.355			SSS K		SSS K		F7			3	0	0	0	0	2	1
Rob Picciolo, R (1, 6) OBP: 0.205, SLG: 0.236			FC3-6 1-2f 2B		4-3			4-3		3	1	0	0	0	0	1
Inning Stats	R: 0 E: 0 K: 0 S: 3 H: 0 LOB: 0 BB: 0 P: 3	R: 0 E: 0 K: 1 S: 5 H: 0 LOB: 0 BB: 0 P: 5	R: 1 E: 0 K: 1 S: 7 H: 2 LOB: 1 BB: 0 P: 7	R: 0 E: 0 K: 0 S: 3 H: 1 LOB: 0 BB: 0 P: 3	R: 2 E: 0 K: 1 S: 7 H: 2 LOB: 0 BB: 0 P: 7	R: 1 E: 0 K: 0 S: 4 H: 1 LOB: 0 BB: 0 P: 4	R: 0 E: 0 K: 0 S: 3 H: 0 LOB: 0 BB: 0 P: 3	R: 0 E: 0 K: 0 S: 3 H: 0 LOB: 0 BB: 0 P: 3	R: 0 E: 0 K: 1 S: 5 H: 0 LOB: 0 BB: 0 P: 5	1B: 3 2B: 1 3B: 1 HR: 1	SF: 1 SAC: 0 DP: 1 HBP: 0						

PITCHER	IP	WLS	BF	H	R	ER	SO	BB	IBB	HBP	BLK	WP	HR	S	P	ERA	WHIP
Paul Thormodsgard, R (1, 1) ERA: 3.99	8.0	L	29	6	4	4	3	0	0	0	0	0	1	35	35	4.50	0.750
Tom Burgmeier, L (9, 1) ERA: 4.5	1.0		3	0	0	0	1	0	0	0	0	0	0	5	5	0.00	0.000

PITCHER	IP	WLS	BF	H	R	ER	SO	BB	IBB	HBP	BLK	WP	HR	S	P	ERA	WHIP

TOP

Oakland Athletics @ Minnesota Twins

Metropolitan Stadium, Bloomington , MI

Wed Aug 31 1977, 8:05 PM EDT

Att. 6,318 - Unknown - 71 F

livebaseballscorecards.com

AB	31
R	4
H	6
RBI	4
BB	0
SO	4
LOB	4

WP: 0 PB: 0 SB: 0 CS: 0 PA: 32

Oakland Athletics @ Minnesota Twins

Metropolitan Stadium, Bloomington , MI

Wed Aug 31 1977, 8:05 PM EDT

Att. 6,318 - Unknown - 71 F

livebaseballscorecards.com

BOTTOM

Batter	1	2	3	4	5	6	7	8	9	AB	R	H	RBI	BB	SO	LOB
Rich Chiles, L (1, 9) OBP: 0.336, SLG: 0.369	P1		4-3			L7		L4		4	0	0	0	0	0	0
Rod Carew, L (1, 3) OBP: 0.442, SLG: 0.568	HR 1B		4-3			1B 1B		G3		4	1	2	0	0	0	0
Butch Wynegar, S (1, 2) OBP: 0.356, SLG: 0.379	1-H HR			F8		FC5 BB 1-3 1B		SSS K		4	1	2	2	0	1	0
Lyman Bostock, L (1, 7) OBP: 0.393, SLG: 0.510	4-3			3-1		BBBB 1-2 BB			F7	3	0	0	0	1	0	0
Larry Hisle, R (1, 8) OBP: 0.371, SLG: 0.543	P4			F8		FC5 2-3f			HR	4	1	1	1	0	0	3
Glenn Adams, L (1, 10) OBP: 0.371, SLG: 0.479		5-3			L9		FC6-4 1B		SSS K	4	0	1	0	0	1	0
Mike Cubbage, L (1, 5) OBP: 0.327, SLG: 0.399		P6			4-3		F8		SSS K	4	0	0	0	0	1	1
Bob Randall, R (1, 4) OBP: 0.276, SLG: 0.283		4-3			SSS K		FC6-4 1-2f			3	0	0	0	0	1	1
Luis Gomez, R (1, 6) OBP: 0.278, SLG: 0.392			4-3			SSS K	F7			2	0	0	0	0	1	0
Roy Smalley, S (7, PH) OBP: 0.323, SLG: 0.318 (8, 6)										1	0	0	0	0	0	1

Inning Stats	1	2	3	4	5	6	7	8	9
	R: 2 H: 2 E: 0 LOB: 0 K: 0 BB: 0 S: 5 P: 5	R: 0 H: 0 E: 0 LOB: 0 K: 0 BB: 0 S: 3 P: 3	R: 0 H: 0 E: 0 LOB: 0 K: 0 BB: 0 S: 3 P: 3	R: 0 H: 0 E: 0 LOB: 0 K: 0 BB: 0 S: 3 P: 3	R: 0 H: 0 E: 0 LOB: 0 K: 1 BB: 0 S: 5 P: 5	R: 0 H: 2 E: 0 LOB: 3 K: 1 BB: 1 S: 7 P: 11	R: 0 H: 1 E: 1 LOB: 1 K: 0 BB: 0 S: 4 P: 4	R: 0 H: 0 E: 0 LOB: 0 K: 1 BB: 0 S: 5 P: 5	R: 1 H: 1 E: 0 LOB: 0 K: 2 BB: 0 S: 8 P: 8

AB	33	
R	3	
H	6	
RBI	3	
BB	1	
SO	5	
LOB	6	

1B: 4 SF: 0
2B: 0 SAC: 0
3B: 0 DP: 0
HR: 2 HBP: 0

WP: 0 PA: 34
PB: 0
SB: 0
CS: 0

PITCHER		IP	WLS	BF	H	R	ER	SO	BB	IBB	HBP	BLK	WP	HR	S	P	ERA	WHIP
Doc Medich, R ERA: 4.62	(1, 1)	8.1	W	32	6	3	3	3	1	0	0	0	0	2	37	41	3.24	0.840
Doug Bair, R ERA: 3.77	(9, 1)	0.2	S	2	0	0	0	2	0	0	0	0	0	0	6	6	0.00	0.000

PITCHER	IP	WLS	BF	H	R	ER	SO	BB	IBB	HBP	BLK	WP	HR	S	P	ERA	WHIP

Batter	1	2	3	4	5	6	7	8	9	AB	R	H	RBI	BB	SO	LOB
Mickey Rivers, L (1, 8) OBP: 0.354, SLG: 0.446	4-3		G3		1B (3-H)			G6-3 1B	2-3	5	0	2	1	0	0	3
Graig Nettles, L (1, 5) OBP: 0.333, SLG: 0.515	F9			BB	K			G6-3 (1-2f)		3	0	0	0	1	1	2
Roy White, S (1, 7) OBP: 0.376, SLG: 0.435	CS BB			K		G3-6-1 BB		HR		2	1	1	1	2	1	1
Reggie Jackson, L (1, 10) OBP: 0.366, SLG: 0.520	CS (1-2)	6-3		K		F7		F1		4	0	0	0	0	1	2
Chris Chambliss, L (1, 3) OBP: 0.341, SLG: 0.468		6-3		L3		G3-6-1 (1-2f)			K	4	0	0	0	0	1	2
Lou Piniella, R (1, 9) OBP: 0.374, SLG: 0.512		F8			HR		F3		1B SF8 BB	3	2	1	1	1	0	0
Cliff Johnson, R (1, 2) OBP: 0.405, SLG: 0.574			5-3		L7		K		SF8 BB (1-3) 1B	4	0	1	0	0	1	0
Willie Randolph, R (1, 4) OBP: 0.364, SLG: 0.422			K		1B 3B		1B		BB (1-2)	3	1	2	0	1	1	0
Bucky Dent, R (1, 6) OBP: 0.308, SLG: 0.372			1B		1-3		L7		SF8 (2-3 3-H)	3	0	1	1	0	0	2
Inning Stats	R: 0 E: 0 K: 0 S: 2 / H: 0 LOB: 0 BB: 1 P: 6	R: 0 E: 0 K: 0 S: 3 / H: 0 LOB: 0 BB: 0 P: 3	R: 0 E: 0 K: 1 S: 6 / H: 1 LOB: 1 BB: 0 P: 6	R: 0 E: 0 K: 2 S: 7 / H: 0 LOB: 1 BB: 1 P: 11	R: 2 E: 0 K: 1 S: 8 / H: 3 LOB: 1 BB: 0 P: 8	R: 0 E: 0 K: 0 S: 2 / H: 0 LOB: 0 BB: 1 P: 6	R: 0 E: 0 K: 1 S: 6 / H: 1 LOB: 1 BB: 0 P: 6	R: 1 E: 0 K: 0 S: 4 / H: 2 LOB: 0 BB: 0 P: 4	R: 1 E: 0 K: 1 S: 6 / H: 1 LOB: 2 BB: 2 P: 14	1B: 5 2B: 0 3B: 1 HR: 2 / SF: 1 SAC: 0 DP: 2 HBP: 0							

New York Yankees @ Minnesota Twins

Metropolitan Stadium, Bloomington , MI

Fri Sep 02 1977, 8:05 PM EDT

Att. 20,270 - Unknown - 66 F

TOP

livebaseballscorecards.com

AB	31
R	4
H	8
RBI	4
BB	5
SO	6
LOB	12

WP: 0 PB: 0 SB: 0 CS: 1 PA: 38

PITCHER		IP	WLS	BF	H	R	ER	SO	BB	IBB	HBP	BLK	WP	HR	S	P	ERA	WHIP
Dave Goltz, R (1, 1) ERA: 3.35		7.2	L	30	7	3	3	5	3	0	0	0	0	2	37	49	3.52	1.304
Tom Burgmeier, L (8, 1) ERA: 4.53		1.1		7	1	1	1	1	2	0	0	0	0	0	7	15	6.75	2.250

PITCHER	IP	WLS	BF	H	R	ER	SO	BB	IBB	HBP	BLK	WP	HR	S	P	ERA	WHIP

Batter	1	2	3	4	5	6	7	8	9	AB	R	H	RBI	BB	SO	LOB
Lyman Bostock, L (1, 7) OBP: 0.392, SLG: 0.508	4-3			K		1B			G3	4	0	1	0	0	1	0
Dan Ford, R (1, 9) OBP: 0.352, SLG: 0.446	FC1-5 2B			F7-3 1B		P4			4-3	4	0	2	0	0	0	1
Rod Carew, L (1, 3) OBP: 0.439, SLG: 0.563	FC1-5 CS 2-3			F7-3 1-2			F8		4-3	4	0	0	0	0	0	2
Larry Hisle, R (1, 8) OBP: 0.371, SLG: 0.542	CS 1-2	CS 1B			5-3		F7			3	0	1	0	0	0	0
Craig Kusick, R (1, 10) OBP: 0.365, SLG: 0.435		F7 1-2			F8		FC5-4 1B			3	0	1	0	0	0	1
Butch Wynegar, S (1, 2) OBP: 0.355, SLG: 0.378		P6			1B		FC5-4 1-2f			3	0	1	0	0	0	1
Roy Smalley, S (1, 6) OBP: 0.322, SLG: 0.317			K	F7				1-3		3	0	0	0	0	1	1
Bob Randall, R (1, 4) OBP: 0.273, SLG: 0.280			K			K		F9		3	0	0	0	0	2	0
Jerry Terrell, R (1, 5) OBP: 0.264, SLG: 0.270			F7			F2		5-3		3	0	0	0	0	0	0
Inning Stats	R: 0 E: 0 K: 0 S: 3 H: 1 LOB: 0 BB: 0 P: 3	R: 0 E: 0 K: 0 S: 3 H: 1 LOB: 0 BB: 0 P: 3	R: 0 E: 0 K: 2 S: 7 H: 0 LOB: 0 BB: 0 P: 7	R: 0 E: 0 K: 1 S: 5 H: 1 LOB: 0 BB: 0 P: 5	R: 0 E: 0 K: 0 S: 4 H: 1 LOB: 1 BB: 0 P: 4	R: 0 E: 0 K: 1 S: 6 H: 1 LOB: 1 BB: 0 P: 6	R: 0 E: 0 K: 0 S: 4 H: 1 LOB: 1 BB: 0 P: 4	R: 0 E: 0 K: 0 S: 3 H: 0 LOB: 0 BB: 0 P: 3	R: 0 E: 0 K: 0 S: 3 H: 0 LOB: 0 BB: 0 P: 3	1B: 5 2B: 2 3B: 0 HR: 0	SF: 0 SAC: 0 DP: 1 HBP: 0						

PITCHER	IP	WLS	BF	H	R	ER	SO	BB	IBB	HBP	BLK	WP	HR	S	P	ERA	WHIP
Ron Guidry, L (1, 1) ERA: 2.96	9.0	W	30	6	0	0	4	0	0	0	0	0	0	38	38	0.00	0.667

PITCHER	IP	WLS	BF	H	R	ER	SO	BB	IBB	HBP	BLK	WP	HR	S	P	ERA	WHIP

BOTTOM

New York Yankees @ Minnesota Twins

Metropolitan Stadium, Bloomington , MI

Fri Sep 02 1977, 8:05 PM EDT
Att. 20,270 - Unknown - 66 F

livebaseballscorecards.com

AB	30
R	0
H	6
RBI	0
BB	0
SO	4
LOB	6

1B: 5 SF: 0
2B: 2 SAC: 0
3B: 0 DP: 1
HR: 0 HBP: 0

WP: 0 PA: 31
PB: 0
SB: 0
CS: 2

Batter	1	2	3	4	5	6	7	8	9	AB	R	H	RBI	BB	SO	LOB
Mickey Rivers, L (1, 8) OBP: 0.353, SLG: 0.446	0-0 1B FC4-6 1B	0-0 ③ FC6-4 1-2f			0-0 ① L1		0-0 E 2B 1B	0-0 1-2 1B		3	1	1	0	0	0	1
Paul Blair, R (5, 8) OBP: 0.338, SLG: 0.437										2	1	2	0	0	0	0
Graig Nettles, L (1, 5) OBP: 0.332, SLG: 0.511	0-0 FC4-6 1-3 1B		0-0 ① G3		0-0 ② L9		S S S 0-3 ② K	S S S 0-3 ③ K		5	0	1	0	0	2	3
Roy White, S (1, 7) OBP: 0.373, SLG: 0.431	0-0 ① FC4-6 BB 1-2f 3-H		0-0 ② 4-3		0-0 ③ 6-3		0-0 E5 1-2 2B		0-0 ① G3	5	1	0	1	0	0	2
Reggie Jackson, L (1, 10) OBP: 0.366, SLG: 0.520	B B B B 4-0 FC6-4 1-2 BB		0-0 ③ 4-3			S S S 0-3 ① K	0-0 1B 1-H 2-H 2B		S S S 0-3 ② K	4	0	1	2	1	2	0
Chris Chambliss, L (1, 3) OBP: 0.343, SLG: 0.468	S S S 0-3 ② K			0-0 1B 1B 1B		B B B B 4-0 HR BB	0-0 2-3 1B		0-0 ③ L6	4	2	2	0	1	1	2
Lou Piniella, R (1, 9) OBP: 0.376, SLG: 0.524	0-0 ③ FC6-4 1-2f			0-0 1B SF9 1-2 1B		0-0 1-H HR	0-0 ③ L6			4	2	2	2	0	0	4
Cliff Johnson, R (1, 2) OBP: 0.410, SLG: 0.573		B B B B 4-0 FC6-4 BB		0-0 SF9 1-3 CS 2-H 1B		0-0 ② F7		H 1-0 1B HBP		2	0	1	1	1	0	0
Willie Randolph, R (1, 4) OBP: 0.361, SLG: 0.419		0-0 ① FC6-4 FC6-4 1-2f		0-0 ① SF9 2-3 3-H		0-0 ③ L6		0-0 ① F9		3	0	0	1	0	0	2
Bucky Dent, R (1, 6) OBP: 0.305, SLG: 0.368		0-0 ② F3		0-0 ② ③ F8 3-H			0-0 ① L6	0-0 ② F8		4	0	0	0	0	0	3
Inning Stats	R: 1 E: 0 K: 1 S: 7 H: 2 LOB: 2 BB: 1 P: 11	R: 0 E: 0 K: 0 S: 3 H: 0 LOB: 1 BB: 1 P: 7	R: 0 E: 0 K: 0 S: 3 H: 0 LOB: 0 BB: 0 P: 3	R: 2 E: 0 K: 0 S: 5 H: 3 LOB: 0 BB: 0 P: 5	R: 0 E: 0 K: 0 S: 3 H: 0 LOB: 0 BB: 0 P: 3	R: 2 E: 0 K: 1 S: 6 H: 1 LOB: 0 BB: 1 P: 10	R: 2 E: 1 K: 1 S: 9 H: 3 LOB: 2 BB: 0 P: 9	R: 0 E: 0 K: 1 S: 6 H: 1 LOB: 2 BB: 0 P: 7	R: 0 E: 0 K: 1 S: 5 H: 0 LOB: 0 BB: 0 P: 5	1B: 8 2B: 1 3B: 0 HR: 1 SF: 1 SAC: 0 DP: 0 HBP: 1							

PITCHER		IP	WLS	BF	H	R	ER	SO	BB	IBB	HBP	BLK	WP	HR	S	P	ERA	WHIP
Ron Schueler, R ERA: 4.49	(1, 1)	4.0	L	18	5	3	3	1	2	0	0	0	0	0	18	26	6.75	1.750
Jim Shellenback, L ERA: 6.75	(5, 1)	2.2		14	4	4	2	2	1	0	0	0	0	1	17	21	6.75	1.875
Tom Johnson, R ERA: 2.94	(7, 1)	0.1		1	0	0	0	0	0	0	0	0	0	0	1	1	0.00	0.000
Dave Johnson, R ERA: 4.38	(8, 1)	2.0		8	1	0	0	2	0	0	1	0	0	0	11	12	0.00	0.500

PITCHER	IP	WLS	BF	H	R	ER	SO	BB	IBB	HBP	BLK	WP	HR	S	P	ERA	WHIP

TOP

New York Yankees @ Minnesota Twins

Metropolitan Stadium, Bloomington , MI

Sat Sep 03 1977, 4:33 AM EDT
Att. 25,465 - Unknown - 71 F

livebaseballscorecards.com

AB	36
R	7
H	10
RBI	7
BB	3
SO	5
LOB	17

WP: 0 PB: 0 SB: 0 CS: 1 PA: 41

BOTTOM

New York Yankees @ Minnesota Twins

Metropolitan Stadium, Bloomington , MI

Sat Sep 03 1977, 4:33 AM EDT
Att. 25,465 - Unknown - 71 F

livebaseballscorecards.com

Batter	1	2	3	4	5	6	7	8	9	AB	R	H	RBI	BB	SO	LOB
Mike Cubbage, L (1, 5) OBP: 0.326, SLG: 0.401	4-3		F7		G3			HR 2B		4	1	1	0	0	0	1
Roy Smalley, S (1, 6) OBP: 0.319, SLG: 0.314	F8		F5			F5		F8		4	0	0	0	0	0	2
Rod Carew, L (1, 3) OBP: 0.441, SLG: 0.576	HR			S 3B 1B		G3		2-H HR		4	3	3	3	0	0	0
Larry Hisle, R (1, 8) OBP: 0.368, SLG: 0.537	5-3			SSS K 1-2		6-3		6-3		4	0	0	0	0	1	1
Lyman Bostock, L (1, 7) OBP: 0.393, SLG: 0.511		6-3		2-H 3B			H 1B HBP	G3		3	0	1	1	0	0	0
Butch Wynegar, S (1, 2) OBP: 0.353, SLG: 0.375		SSS K		P6			F9		F9	4	0	0	0	0	1	2
Glenn Adams, L (1, 10) OBP: 0.373, SLG: 0.477		4-3		BBB CS BB			1-2 1B		SSS K	3	0	1	0	1	1	0
Dan Ford, R (1, 9) OBP: 0.351, SLG: 0.449			6-3	CS 1-2	P4		F9		3B	4	0	1	0	0	0	2
Bob Randall, R (1, 4) OBP: 0.275, SLG: 0.281			1B		4-3		SSS K		L4	2	0	1	0	0	0	0
Randy Bass, L (7, PH)										1	0	0	0	0	1	2
Jerry Terrell, R (8, 4) OBP: 0.264, SLG: 0.270										0	0	0	0	0	0	0
Rich Chiles, L (9, PH) OBP: 0.335, SLG: 0.367										1	0	0	0	0	0	1
Inning Stats	R: 1 E: 0 K: 0 S: 4 H: 1 LOB: 0 BB: 0 P: 4	R: 0 E: 0 K: 1 S: 5 H: 0 LOB: 0 BB: 0 P: 5	R: 0 E: 0 K: 0 S: 4 H: 1 LOB: 1 BB: 0 P: 4	R: 1 E: 0 K: 1 S: 6 H: 2 LOB: 1 BB: 1 P: 10	R: 0 E: 0 K: 0 S: 3 H: 0 LOB: 0 BB: 0 P: 3	R: 0 E: 0 K: 0 S: 3 H: 0 LOB: 0 BB: 0 P: 3	R: 0 E: 0 K: 1 S: 6 H: 1 LOB: 2 BB: 0 P: 7	R: 2 E: 0 K: 0 S: 5 H: 2 LOB: 0 BB: 0 P: 5	R: 0 E: 0 K: 1 S: 6 H: 1 LOB: 1 BB: 0 P: 6	1B: 3 2B: 1 3B: 2 HR: 2 SF: 0 SAC: 0 DP: 0 HBP: 1						

	AB	34
	R	4
	H	8
	RBI	4
	BB	1
	SO	4
	LOB	11

PITCHER	IP	WLS	BF	H	R	ER	SO	BB	IBB	HBP	BLK	WP	HR	S	P	ERA	WHIP
Ed Figueroa, R (1, 1) ERA: 3.76	9.0	W	36	8	4	4	4	1	0	1	0	0	2	42	47	4.00	1.000

PITCHER	IP	WLS	BF	H	R	ER	SO	BB	IBB	HBP	BLK	WP	HR	S	P	ERA	WHIP

WP: 0 PB: 0 SB: 1 CS: 1 PA: 37

Batter	1	2	3	4	5	6	7	8	9	AB	R	H	RBI	BB	SO	LOB
Mickey Rivers, L (1, 8) OBP: 0.351, SLG: 0.442	G3	F7		F8			2-3			4	0	0	0	0	0	1
Graig Nettles, L (1, 5) OBP: 0.333, SLG: 0.509	BBBB 4-0 2B HR BB	BBBB 4-0 BB			F8			G3		2	1	0	0	2	0	0
Thurman Munson, R (1, 2) OBP: 0.343, SLG: 0.442	1-3 HR 2B	L9			G5-4-3 1B			F9		4	1	2	0	0	0	1
Lou Piniella, R (1, 9) OBP: 0.374, SLG: 0.518	BBBB 4-0 HR BB		6-3		G5-4-3 1-2f			5-3		3	1	0	0	1	0	1
Cliff Johnson, R (1, 10) OBP: 0.407, SLG: 0.580	1-H 2-H 3-H HR		6-3			G2			6-3	4	1	1	4	0	0	0
Chris Chambliss, L (1, 3) OBP: 0.344, SLG: 0.468	F9		SSS K			G5-4-3 1B			E 1B	4	0	2	0	0	1	0
Roy White, S (1, 7) OBP: 0.372, SLG: 0.429	1B			5-3		G5-4-3 1-2f			F7 1-2	4	0	1	0	0	0	2
Willie Randolph, R (1, 4) OBP: 0.360, SLG: 0.420	1-3			2B			5-3		F9	4	0	1	0	0	0	2
Bucky Dent, R (1, 6) OBP: 0.303, SLG: 0.366		F8		F8			F8			3	0	0	0	0	0	1

TOP

New York Yankees @ Minnesota Twins

Metropolitan Stadium, Bloomington , MI

Sun Sep 04 1977, 4:33 AM EDT

Att. 29,969 - Cloudy - 74 F

livebaseballscorecards.com

AB	32
R	4
H	7
RBI	4
BB	3
SO	1
LOB	8

Inning Stats	1	2	3	4	5	6	7	8	9			
	R: 4 E: 0 K: 0 S: 6	H: 3 LOB: 1 BB: 2 P: 14	R: 0 E: 0 K: 0 S: 3	H: 0 LOB: 1 BB: 1 P: 7	R: 0 E: 0 K: 1 S: 5	H: 0 LOB: 0 BB: 0 P: 5	R: 0 E: 0 K: 0 S: 4	H: 1 LOB: 1 BB: 0 P: 4	R: 0 E: 0 K: 0 S: 3	H: 1 LOB: 0 BB: 0 P: 3	R: 0 E: 0 K: 0 S: 3	H: 1 LOB: 0 BB: 0 P: 3
	R: 0 E: 0 K: 0 S: 3	H: 0 LOB: 0 BB: 0 P: 3	R: 0 E: 0 K: 0 S: 3	H: 0 LOB: 0 BB: 0 P: 3	R: 0 E: 0 K: 0 S: 3	H: 0 LOB: 0 BB: 0 P: 3	R: 0 E: 1 K: 0 S: 4	H: 1 LOB: 1 BB: 0 P: 4	1B: 4 2B: 2 3B: 0 HR: 1	SF: 0 SAC: 0 DP: 2 HBP: 0	WP: 0 PB: 0 SB: 0 CS: 0	PA: 35

PITCHER	IP	WLS	BF	H	R	ER	SO	BB	IBB	HBP	BLK	WP	HR	S	P	ERA	WHIP
Geoff Zahn, L (1, 1) ERA: 4.71	9.0	L	35	7	4	4	1	3	0	0	0	0	1	34	46	4.00	1.111

PITCHER	IP	WLS	BF	H	R	ER	SO	BB	IBB	HBP	BLK	WP	HR	S	P	ERA	WHIP

Batter	1	2	3	4	5	6	7	8	9	AB	R	H	RBI	BB	SO	LOB
Roy Smalley, S (1, 6) OBP: 0.317, SLG: 0.312	K		F8			K			K	4	0	0	0	0	3	0
Rod Carew, L (1, 3) OBP: 0.443, SLG: 0.577	FC5-4 BB			G5-4-3 1B		4-3			1B	3	0	2	0	1	0	0
Larry Hisle, R (1, 8) OBP: 0.365, SLG: 0.533	L6			G5-4-3 1-2f			6-3		F9	4	0	0	0	0	0	3
Dan Ford, R (1, 9) OBP: 0.351, SLG: 0.448	FC5-4 1-2f			1B			L7			3	0	1	0	0	0	1
Craig Kusick, R (1, 10) OBP: 0.361, SLG: 0.429		5-3		F4			F8			3	0	0	0	0	0	1
Butch Wynegar, S (1, 2) OBP: 0.351, SLG: 0.373		F5			P4			F2		3	0	0	0	0	0	0
Bob Gorinski, R (1, 7) OBP: 0.222, SLG: 0.333		F7			K			5-3		3	0	0	0	0	1	0
Bob Randall, R (1, 4) OBP: 0.272, SLG: 0.278			4-3		F3			K		3	0	0	0	0	1	0
Jerry Terrell, R (1, 5) OBP: 0.260, SLG: 0.266			K			L8			5-3	3	0	0	0	0	1	0
Inning Stats	R: 0 E: 0 K: 1 S: 5 H: 0 LOB: 1 BB: 1 P: 9	R: 0 E: 0 K: 0 S: 3 H: 0 LOB: 0 BB: 0 P: 3	R: 0 E: 0 K: 1 S: 5 H: 0 LOB: 0 BB: 0 P: 5	R: 0 E: 0 K: 0 S: 4 H: 2 LOB: 1 BB: 0 P: 4	R: 0 E: 0 K: 1 S: 5 H: 0 LOB: 0 BB: 0 P: 5	R: 0 E: 0 K: 1 S: 5 H: 0 LOB: 0 BB: 0 P: 5	R: 0 E: 0 K: 0 S: 3 H: 0 LOB: 0 BB: 0 P: 3	R: 0 E: 0 K: 1 S: 5 H: 0 LOB: 0 BB: 0 P: 5	R: 0 E: 0 K: 1 S: 6 H: 1 LOB: 1 BB: 0 P: 6	1B: 3 2B: 0 3B: 0 HR: 0 SF: 0 SAC: 0 DP: 1 HBP: 0						

PITCHER	IP	WLS	BF	H	R	ER	SO	BB	IBB	HBP	BLK	WP	HR	S	P	ERA	WHIP
Don Gullett, L (1, 1) ERA: 3.68	9.0	W	30	3	0	0	6	1	0	0	0	0	0	41	45	0.00	0.444

PITCHER	IP	WLS	BF	H	R	ER	SO	BB	IBB	HBP	BLK	WP	HR	S	P	ERA	WHIP

BOTTOM

New York Yankees @ Minnesota Twins

Metropolitan Stadium, Bloomington , MI

Sun Sep 04 1977, 4:33 AM EDT

Att. 29,969 - Cloudy - 74 F

livebaseballscorecards.com

AB	29
R	0
H	3
RBI	0
BB	1
SO	6
LOB	5

WP: 0 PA: 30
PB: 0
SB: 0
CS: 0

Texas Rangers @ Minnesota Twins

Metropolitan Stadium, Bloomington , MI

Mon Sep 05 1977, 4:33 AM EDT

Att. 9,067 - Unknown - 71 F

livebaseballscorecards.com

Batter	1	2	3	4	5	6	7	8	9	AB	R	H	RBI	BB	SO	LOB
Lew Beasley, L (1, 6) OBP: 0.273, SLG: 0.300	3-1		FC4-6 BB		P4		E8 1-H 1B		F8 HBP	1	0	0	0	0	0	0
Bert Campaneris, R (1, 6) OBP: 0.317, SLG: 0.346										2	1	1	0	1	0	1
Dave May, L (1, 7) OBP: 0.307, SLG: 0.332	4-3		FC4-6 1B 1-2f		4-3		FC6-4 1B		F8 1-2	5	0	1	0	0	0	4
Claudell Washington, L (1, 8) OBP: 0.326, SLG: 0.435	CS 1B		1-2 3-H 1B			K	FC6-4 1-2f		K	5	0	2	1	0	2	2
Pat Putnam, L (1, 3) OBP: 0.333, SLG: 0.500	CS 1-2	6-3	4-3			4-1		F9		4	0	0	0	0	0	2
Kurt Bevacqua, R (1, 4) OBP: 0.367, SLG: 0.625		F7		F3		1B		4-3		4	0	1	0	0	0	0
Willie Horton, R (1, 10) OBP: 0.335, SLG: 0.422		K		CS 1B		5-3		1B BB		3	0	1	0	1	1	1
Eddie Miller, S (8, PR)										0	0	0	0	0	0	0
Jim Sundberg, R (1, 2) OBP: 0.371, SLG: 0.396			2B BB	K 1-2			L7	1-3 1B		3	1	1	0	1	1	1
Toby Harrah, R (1, 5) OBP: 0.388, SLG: 0.490			1-3 1-H 1B 2B		L5		FC4-6 1B	F8		4	1	2	1	0	0	2
Ken Henderson, S (1, 9) OBP: 0.290, SLG: 0.362			1-3 2-3		1B		FC4-6 1B 1-2f E		F8	4	1	1	0	0	0	2

Inning Stats	1	2	3	4	5	6	7	8	9	
	R: 0 H: 1	R: 0 H: 0	R: 2 H: 2	R: 0 H: 1	R: 0 H: 1	R: 0 H: 1	R: 2 H: 3	R: 0 H: 1	R: 0 H: 0	1B: 9 SF: 0
	E: 0 LOB: 0	E: 0 LOB: 0	E: 0 LOB: 2	E: 0 LOB: 0	E: 0 LOB: 1	E: 0 LOB: 1	E: 1 LOB: 1	E: 0 LOB: 2	E: 0 LOB: 1	2B: 1 SAC: 0
	K: 0 BB: 0	K: 1 BB: 0	K: 0 BB: 2	K: 1 BB: 0	K: 0 BB: 0	K: 1 BB: 0	K: 0 BB: 0	K: 0 BB: 1	K: 1 BB: 0	3B: 0 DP: 0
	S: 3 P: 3	S: 5 P: 5	S: 5 P: 13	S: 5 P: 5	S: 4 P: 4	S: 6 P: 6	S: 6 P: 6	S: 4 P: 8	S: 5 P: 6	HR: 0 HBP: 1

WP: 0 PA: 40
PB: 0
SB: 0
CS: 2

PITCHER		IP	WLS	BF	H	R	ER	SO	BB	IBB	HBP	BLK	WP	HR	S	P	ERA	WHIP
Paul Thormodsgard, R ERA: 3.99	(1, 1)	7.0	W	30	9	4	3	3	2	0	0	0	0	0	34	42	3.86	1.571
Tom Johnson, R ERA: 2.9	(8, 1)	1.2		8	1	0	0	0	1	0	1	0	0	0	6	11	0.00	1.200
Tom Burgmeier, L ERA: 4.52	(9, 1)	0.1	S	1	0	0	0	1	0	0	0	0	0	0	3	3	0.00	0.000

PITCHER	IP	WLS	BF	H	R	ER	SO	BB	IBB	HBP	BLK	WP	HR	S	P	ERA	WHIP

Texas Rangers @ Minnesota Twins

Metropolitan Stadium, Bloomington , MI

Mon Sep 05 1977, 4:33 AM EDT

Att. 9,067 - Unknown - 71 F

BOTTOM

livebaseballscorecards.com

Batter	1	2	3	4	5	6	7	8	9	AB	R	H	RBI	BB	SO	LOB
Lyman Bostock, L (1, 7) OBP: 0.392, SLG: 0.509	F8	4-3		E 1B 2-H 1B		F8				4	1	1	1	0	0	2
Rod Carew, L (1, 3) OBP: 0.442, SLG: 0.576	F9 E 2B		F7	K 1-3			F8			4	1	1	0	0	1	1
Butch Wynegar, S (1, 2) OBP: 0.352, SLG: 0.380	F9 2-3		HR	3-H 1B			F2			4	1	2	2	0	0	1
Larry Hisle, R (1, 8) OBP: 0.368, SLG: 0.534	E6 3-H 1B		1B SF7 1B	K			BBBB FC6-4 BB			3	1	2	1	1	1	1
Rich Chiles, L (1, 9) OBP: 0.336, SLG: 0.368 Dan Ford, R (5, 9) OBP: 0.350, SLG: 0.446	4-3		1-3 1B		SSS K		FC6-4 1-2f			2 2	0 0	1 0	0 0	0 0	0 1	1 1
Glenn Adams, L (1, 10) OBP: 0.370, SLG: 0.475 Craig Kusick, R (5, PH) OBP: 0.358, SLG: 0.426		F8 SF7 3-H			F9			F8		1 2	0 0	0 0	1 0	0 0	0 0	0 0
Roy Smalley, S (1, 6) OBP: 0.315, SLG: 0.309		F7 F7			F7			SSS K		4	0	0	0	0	1	1
Mike Cubbage, L (1, 5) OBP: 0.325, SLG: 0.397		E4 1B	BBBB SH1-3 1B BB			SSS K		4-3		3	1	0	0	1	1	0
Bob Randall, R (1, 4) OBP: 0.274, SLG: 0.280		1-2 1B		SH1-3 1-2		F7				2	0	1	0	0	0	0
Inning Stats	R: 1 E: 1 K: 0 S: 5 H: 2 LOB: 1 BB: 0 P: 5	R: 0 E: 1 K: 0 S: 5 H: 1 LOB: 2 BB: 0 P: 5	R: 2 E: 0 K: 0 S: 6 H: 3 LOB: 1 BB: 0 P: 6	R: 2 E: 1 K: 2 S: 9 H: 2 LOB: 1 BB: 1 P: 13	R: 0 E: 0 K: 1 S: 5 H: 0 LOB: 0 BB: 0 P: 5	R: 0 E: 0 K: 1 S: 5 H: 0 LOB: 0 BB: 0 P: 5	R: 0 E: 0 K: 0 S: 3 H: 0 LOB: 1 BB: 1 P: 7	R: 0 E: 0 K: 1 S: 5 H: 0 LOB: 0 BB: 0 P: 5		1B: 6 2B: 1 3B: 0 HR: 1 SF: 1 SAC: 1 DP: 0 HBP: 0				WP: 0 PB: 0 SB: 0 CS: 0 PA: 35	

PITCHER		IP	WLS	BF	H	R	ER	SO	BB	IBB	HBP	BLK	WP	HR	S	P	ERA	WHIP
Doyle Alexander, R ERA: 4.2	(1, 1)	3.1	L	19	7	5	4	0	1	0	0	0	0	1	18	22	10.80	2.400
Roger Moret, L ERA: 3.94	(4, 1)	4.2		16	1	0	0	5	1	0	0	0	0	0	25	29	0.00	0.429

PITCHER	IP	WLS	BF	H	R	ER	SO	BB	IBB	HBP	BLK	WP	HR	S	P	ERA	WHIP

Texas Rangers @ Minnesota Twins

Metropolitan Stadium, Bloomington , MI

Tue Sep 06 1977, 8:05 PM EDT

Att. 6,444 - Unknown - 66 F

TOP

livebaseballscorecards.com

Batter	1	2	3	4	5	6	7	8	9	AB	R	H	RBI	BB	SO	LOB
Mike Hargrove, L (1, 3) OBP: 0.418, SLG: 0.456	BBBB 4-0 E 1B BB	x 0-0 ③ 4-3		x 0-0 ② F5		x 0-0 ③ F7			BBBB 4-0 1B BB	3	1	0	0	2	0	0
Eddie Miller, S (9, PR)										0	0	0	0	0	0	0
Bert Campaneris, R (1, 6) OBP: 0.316, SLG: 0.346	x 0-0 E3 S 1B E 1-2		x 0-0 ① F9	x 0-0 1B			x 0-0 ① P4		x 0-0 ② F7	4	1	1	0	0	0	1
Dave May, L (9, PH) OBP: 0.307, SLG: 0.331										1	0	0	0	0	0	1
Claudell Washington, L (1, 8) OBP: 0.328, SLG: 0.437	x 0-0 SH1-3 E 1B 1-2 2-H 1B		x 0-0 BB 2B 1B	SSS 0-3 ③ K			x 0-0 ② 5-3		x 0-0 1-2 1B	5	2	3	1	0	1	1
Toby Harrah, R (1, 5) OBP: 0.388, SLG: 0.488	x 0-0 ① SH1-3 1-3 2-H		BBBB 4-0 2B 1-2 BB		x 0-0 ① 5-3		BBBB 4-0 BB		x 0-0 ③ F7	2	0	0	0	2	0	2
Kurt Bevacqua, R (1, 4) OBP: 0.396, SLG: 0.673	x 0-0 BB 3-H 1B		x 0-0 1-3 2-H 2B		x 0-0 F8 2B		x 0-0 ③ L7			4	0	3	2	0	0	1
Willie Horton, R (1, 10) OBP: 0.337, SLG: 0.420	BBBB 4-0 ② FC4-6 1-2 BB		IIII 4-0 IBB		x 0-0 ② F8 2-3			x 0-0 ① 4-3		2	0	0	0	2	0	1
Jim Sundberg, R (1, 2) OBP: 0.367, SLG: 0.392	x 0-0 ③ FC4-6 1-2f	SSS 0-3 ② K			x 0-0 ③ F9			SSS 0-3 ② K		4	0	0	0	0	2	5
Ken Henderson, S (1, 9) OBP: 0.284, SLG: 0.354		x 0-0 ① 4-3	SSS 0-3 ③ K			x 0-0 ① L8		x 0-0 ③ F8		4	0	0	0	0	1	3
Tom Grieve, R (1, 7) OBP: 0.267, SLG: 0.325		SSS 0-3 ② K		x 0-0 ① F9		x 0-0 ② 5-3			x 0-0 ① 1-3	4	0	0	0	0	1	0

| | | | | | | | | | |

BOTTOM

Texas Rangers @ Minnesota Twins

Metropolitan Stadium, Bloomington , MI

Tue Sep 06 1977, 8:05 PM EDT

Att. 6,444 - Unknown - 66 F

Batter	1	2	3	4	5	6	7	8	9	AB	R	H	RBI	BB	SO	LOB
Lyman Bostock, L (1, 7) OBP: 0.392, SLG: 0.513	G3	K		BB, 1B 1-2 2-3 3-H	F2			2-3 HR		4	1	1	2	1	1	3
Rod Carew, L (1, 3) OBP: 0.440, SLG: 0.572	4-3		G3	BB 1-2 2-3 3-H		F9		6-3		5	0	1	1	0	0	0
Butch Wynegar, S (1, 2) OBP: 0.353, SLG: 0.379	HR BB		F8	FC6-4 1-2 2-3 3-H BB		4-3				2	1	0	1	2	0	0
Larry Hisle, R (1, 8) OBP: 0.367, SLG: 0.537	1-H HR		6-3	FC6-4 1-2f		F2				4	1	1	2	0	0	3
Rich Chiles, L (1, 9) OBP: 0.337, SLG: 0.374	2B			L7	SH1-3 1B		5-3			2	0	1	0	0	0	0
Dan Ford, R (5, 9) OBP: 0.350, SLG: 0.446					1B					2	1	1	0	0	0	0
Glenn Adams, L (1, 10) OBP: 0.371, SLG: 0.475	K			HBP, 1B BB 1B	SH1-3 1-2		4-3			2	1	1	0	0	1	1
Luis Gomez, R (5, PH) OBP: 0.278, SLG: 0.392										0	0	0	0	0	0	0
Randy Bass, L (7, PH)										1	0	0	0	0	0	0
Roy Smalley, S (1, 6) OBP: 0.316, SLG: 0.311		F2		BB, HBP 1-2 1B	1B 2-H 1B		K			4	1	2	1	0	1	0
Mike Cubbage, L (1, 5) OBP: 0.323, SLG: 0.395		4-3		K						2	0	0	0	0	1	2
Jerry Terrell, R (5, PH) OBP: 0.267, SLG: 0.273					1-2 1B			CS, SH1-3 1B		2	0	2	0	0	0	0
(6, 5)																
Bob Randall, R (1, 4) OBP: 0.278, SLG: 0.281		1B		1B, BB BB 1-2 2-3 HBP	L7			SH1-3 1-2		2	1	1	0	0	0	2
Inning Stats	R: 2 H: 2 E: 0 LOB: 1 K: 1 BB: 1 S: 7 P: 11	R: 0 H: 1 E: 0 LOB: 1 K: 1 BB: 0 S: 6 P: 6	R: 0 H: 0 E: 0 LOB: 0 K: 0 BB: 0 S: 3 P: 3	R: 3 H: 3 E: 0 LOB: 3 K: 1 BB: 2 S: 8 P: 17	R: 1 H: 3 E: 0 LOB: 2 K: 0 BB: 0 S: 6 P: 6	R: 0 H: 0 E: 0 LOB: 0 K: 0 BB: 0 S: 3 P: 3	R: 0 H: 0 E: 0 LOB: 0 K: 1 BB: 0 S: 5 P: 5	R: 1 H: 2 E: 0 LOB: 0 K: 0 BB: 0 S: 4 P: 4		1B: 8 SF: 0 2B: 1 SAC: 2 3B: 0 DP: 0 HR: 2 HBP: 1						

livebaseballscorecards.com

AB	32
R	7
H	11
RBI	7
BB	3
SO	4
LOB	11

WP: 0 PB: 0 SB: 0 CS: 1 PA: 38

PITCHER		IP	WLS	BF	H	R	ER	SO	BB	IBB	HBP	BLK	WP	HR	S	P	ERA	WHIP
Bert Blyleven, R ERA: 2.83	(1, 1)	3.2	L	21	6	5	5	3	3	0	1	0	0	1	23	36	12.27	2.455
Darold Knowles, L ERA: 3.1	(4, 1)	0.2		4	2	1	1	0	0	0	0	0	0	0	4	4	13.50	3.000
Nelson Briles, R ERA: 4.1	(5, 1)	3.1		12	3	1	1	1	0	0	0	0	0	1	14	14	2.70	0.900
Paul Lindblad, L ERA: 3.5	(8, 1)	0.1		1	0	0	0	0	0	0	0	0	0	0	1	1	0.00	0.000

PITCHER	IP	WLS	BF	H	R	ER	SO	BB	IBB	HBP	BLK	WP	HR	S	P	ERA	WHIP

Batter	1	2	3	4	5	6	7	8	9	AB	R	H	RBI	BB	SO	LOB
Mike Hargrove, L (1, 3) OBP: 0.418, SLG: 0.462	S S S 0-3 ① K		S S S 0-3 ② K		x 0-0 HR		B B B B 4-0 SH2-3 BB			3	1	1	1	1	2	1
Bert Campaneris, R (1, 6) OBP: 0.317, SLG: 0.345 Jim Mason, L (3, PR) (3, 6) OBP: 0.240, SLG: 0.250	x 0-0 ② 6-3		H 1-0 HBP		x 0-0 ② L6		x 0-0 ② SH2-3 1-2			1 1	0 0	0 0	0 0	0 0	0 0	0 0
Claudell Washington, L (1, 8) OBP: 0.326, SLG: 0.433	x 0-0 ③ L8		x 0-0 ③ G1		x 0-0 ③ 4-3		x 0-0 ③ G3			4	0	0	0	0	0	3
Toby Harrah, R (1, 5) OBP: 0.388, SLG: 0.485		x 0-0 ① F7		x 0-0 ① 5-3		B B B B 4-0 2B BB		x 0-0 ① F9		3	1	0	0	1	0	0
Kurt Bevacqua, R (1, 4) OBP: 0.386, SLG: 0.636		x 0-0 ② 6-3		B B B B 4-0 1B FC6-4 BB		x 0-0 ① F8		x 0-0 ② P4		3	1	0	0	1	0	1
Willie Horton, R (1, 10) OBP: 0.340, SLG: 0.432		x 0-0 HR		x 0-0 FC6-4 1-3 1B		x 0-0 1-H 2B		x 0-0 ③ L6		4	1	3	2	0	0	0
Jim Sundberg, R (1, 2) OBP: 0.364, SLG: 0.388		S S S 0-3 ③ K		x 0-0 ② FC6-4 1-2f 3-H		x 0-0 ② P6			x 0-0 ① 5-3	4	0	0	1	0	1	2
Ken Henderson, S (1, 9) OBP: 0.284, SLG: 0.357			x 0-0 2B	x 0-0 ③ G3		S S S 0-3 ③ K			S S S 0-3 ② K	4	0	1	0	0	2	2
Tom Grieve, R (1, 7) OBP: 0.262, SLG: 0.318 Dave May, L (9, 7) OBP: 0.307, SLG: 0.331			S S S 0-3 ① K		S S S 0-3 ① K		x 0-0 ① 6-3		x 0-0 ③ 6-3	4 0	0 0	0 0	0 0	0 0	2 0	1 0
Inning Stats	R: 0 E: 0 K: 1 S: 5 H: 0 LOB: 0 BB: 0 P: 5	R: 1 E: 0 K: 1 S: 6 H: 1 LOB: 0 BB: 0 P: 6	R: 0 E: 0 K: 2 S: 8 H: 1 LOB: 2 BB: 0 P: 9	R: 1 E: 0 K: 0 S: 4 H: 1 LOB: 1 BB: 1 P: 8	R: 1 E: 0 K: 1 S: 6 H: 1 LOB: 0 BB: 0 P: 6	R: 1 E: 0 K: 1 S: 6 H: 1 LOB: 1 BB: 1 P: 10	R: 0 E: 0 K: 0 S: 3 H: 0 LOB: 1 BB: 1 P: 7	R: 0 E: 0 K: 0 S: 3 H: 0 LOB: 0 BB: 0 P: 3	R: 0 E: 0 K: 1 S: 5 H: 0 LOB: 0 BB: 0 P: 5	1B: 1 2B: 2 3B: 0 HR: 2	SF: 0 SAC: 1 DP: 0 HBP: 1						

PITCHER		IP	WLS	BF	H	R	ER	SO	BB	IBB	HBP	BLK	WP	HR	S	P	ERA	WHIP
Ron Schueler, R ERA: 4.53	(1, 1)	5.0		21	4	3	3	5	1	0	1	0	0	2	29	34	5.40	1.000
Tom Johnson, R ERA: 2.88	(6, 1)	4.0	L	15	1	1	1	2	2	0	0	0	0	0	17	25	2.25	0.750

PITCHER		IP	WLS	BF	H	R	ER	SO	BB	IBB	HBP	BLK	WP	HR	S	P	ERA	WHIP

TOP

Texas Rangers @ Minnesota Twins

Metropolitan Stadium, Bloomington , MI

Wed Sep 07 1977, 8:05 PM EDT

Att. 6,811 - Unknown - 64 F

livebaseballscorecards.com

AB	31
R	4
H	5
RBI	4
BB	3
SO	7
LOB	10

WP: 0	PB: 0	SB: 0	CS: 0
PA: 36			

Texas Rangers @ Minnesota Twins

Metropolitan Stadium, Bloomington , MI

Wed Sep 07 1977, 8:05 PM EDT

Att. 6,811 - Unknown - 64 F

livebaseballscorecards.com

BOTTOM

Batter	1	2	3	4	5	6	7	8	9	AB	R	H	RBI	BB	SO	LOB
Lyman Bostock, L (1, 7) OBP: 0.391, SLG: 0.510	L5		G3 1-2		FC4-6 S 1-2f 3-H			BB 2B		3	0	0	1	1	0	2
Roy Smalley, S (1, 6) OBP: 0.314, SLG: 0.308	4-3			4-3	K 1-2			F8		4	0	0	0	0	1	2
Rod Carew, L (1, 3) OBP: 0.440, SLG: 0.571	1B			BB G3 S 2B	4-3			L8		3	1	1	0	1	0	2
Butch Wynegar, S (1, 2) OBP: 0.352, SLG: 0.380	6-3			G3 1-3		F8		1-H 2B		4	0	1	0	0	0	2
Rich Chiles, L (1, 9) OBP: 0.336, SLG: 0.376		4-3		1B 3-H 2B		G3			K	4	1	1	1	0	1	0
Glenn Adams, L (1, 10) OBP: 0.369, SLG: 0.471		4-3		2-H 1B		1-3			K	4	0	1	1	0	1	0
Larry Hisle, R (1, 8) OBP: 0.366, SLG: 0.535		2-3		4-3		6-3			1B 1B	4	0	1	0	0	0	1
Mike Cubbage, L (1, 5) OBP: 0.325, SLG: 0.399			1-3		1B FC4-6 2B	3-1			1-3 1B	4	1	2	0	0	0	0
Willie Norwood, R (9, PR) OBP: 0.154, SLG: 0.111										0	0	0	0	0	0	0
Bob Randall, R (1, 4) OBP: 0.282, SLG: 0.283			BB CS		FC4-6 2-3 1B	4-3			K	2	0	1	0	1	0	0
Randy Bass, L (9, PH)										0	0	0	0	0	0	0
Dan Ford, R (9, PH) OBP: 0.350, SLG: 0.445										1	0	0	0	0	1	2

Inning Stats	1	2	3	4	5	6	7	8	9
	R: 0 E: 0 K: 0 S: 4	H: 1 LOB: 1 BB: 0 P: 4	R: 0 E: 0 K: 0 S: 3	H: 0 LOB: 0 BB: 0 P: 3	R: 0 E: 0 K: 0 S: 2	H: 0 LOB: 0 BB: 1 P: 6	R: 2 E: 0 K: 0 S: 5	H: 2 LOB: 1 BB: 1 P: 9	R: 1 E: 0 K: 1 S: 7	H: 2 LOB: 1 BB: 0 P: 7	R: 0 E: 0 K: 0 S: 3	H: 0 LOB: 0 BB: 0 P: 3	R: 0 E: 0 K: 0 S: 3	H: 0 LOB: 0 BB: 0 P: 3	R: 0 E: 0 K: 0 S: 3	H: 1 LOB: 2 BB: 1 P: 7	R: 0 E: 0 K: 3 S: 11	H: 2 LOB: 2 BB: 0 P: 11

1B: 5	SF: 0
2B: 3	SAC: 0
3B: 0	DP: 0
HR: 0	HBP: 0

WP: 0	PA: 36
PB: 0	
SB: 2	
CS: 1	

AB	33
R	3
H	8
RBI	3
BB	3
SO	4
LOB	11

PITCHER		IP	WLS	BF	H	R	ER	SO	BB	IBB	HBP	BLK	WP	HR	S	P	ERA	WHIP
Dock Ellis, R ERA: 3.86	(1, 1)	8.2	W	35	8	3	3	3	3	0	0	0	0	0	38	50	3.12	1.269
Roger Moret, L ERA: 3.91	(9, 1)	0.1	S	1	0	0	0	1	0	0	0	0	0	0	3	3	0.00	0.000

PITCHER		IP	WLS	BF	H	R	ER	SO	BB	IBB	HBP	BLK	WP	HR	S	P	ERA	WHIP

Batter	1	2	3	4	5	6	7	8	9	AB	R	H	RBI	BB	SO	LOB
George Brett, L (1, 5) OBP: 0.378, SLG: 0.541	F7		5-3			F2	1-H 3-H HR			4	1	1	3	0	0	1
Hal McRae, R (1, 10) OBP: 0.357, SLG: 0.503	F8		F7			P3	G3			4	0	0	0	0	0	2
Joe Lahoud, L (1, 7) OBP: 0.373, SLG: 0.380	K			F8		L8		6-3		3	0	0	0	0	1	0
Joe Zdeb, R (8, PH) OBP: 0.327, SLG: 0.380 (8, 7)										1	0	0	0	0	0	0
Al Cowens, R (1, 9) OBP: 0.347, SLG: 0.507		6-3		5-3			6-3	F9		4	0	0	0	0	0	0
John Mayberry, L (1, 3) OBP: 0.339, SLG: 0.403		G3		L7			BBBB 4-0 S 2B BB	0-0 1B		2	0	0	0	1	0	0
Willie Wilson, S (7, PR)										0	1	0	0	0	0	0
Ralph LaCock, L (7, 3) OBP: 0.333, SLG: 0.396										1	0	1	0	0	0	0
Darrell Porter, L (1, 2) OBP: 0.354, SLG: 0.472		6-3			G3		1-H 1B 2B	6-3		4	1	1	1	0	0	1
Amos Otis, R (1, 8) OBP: 0.344, SLG: 0.435			5-3		F7		FC6-4 HR 2-H 1B		K	4	1	1	1	0	1	0
Freddie Patek, R (1, 6) OBP: 0.316, SLG: 0.367			E S 2B 1B		BBBB 4-0 S BB		BBBB 4-0 FC6-4 BB		0-0 P1	1	1	1	0	1	0	0
U L Washington, S (6, 6)										1	0	0	0	1	0	0
Frank White, R (1, 4) OBP: 0.286, SLG: 0.345			1-H 2B		L3 1-2		1-2f 2-3 FC6-4 HR		F3	4	1	1	1	0	0	3
Inning Stats	R: 0 E: 0 K: 1 S: 5 H: 0 LOB: 0 BB: 0 P: 5	R: 0 E: 0 K: 0 S: 3 H: 0 LOB: 0 BB: 0 P: 3	R: 1 E: 0 K: 0 S: 5 H: 2 LOB: 0 BB: 0 P: 5	R: 0 E: 0 K: 0 S: 3 H: 0 LOB: 0 BB: 0 P: 3	R: 0 E: 0 K: 0 S: 3 H: 0 LOB: 1 BB: 1 P: 7	R: 0 E: 0 K: 0 S: 3 H: 0 LOB: 0 BB: 0 P: 3	R: 5 E: 0 K: 0 S: 6 H: 3 LOB: 1 BB: 2 P: 14	R: 0 E: 0 K: 0 S: 4 H: 1 LOB: 1 BB: 0 P: 4	R: 0 E: 0 K: 1 S: 5 H: 0 LOB: 0 BB: 0 P: 5	1B: 3 2B: 2 3B: 0 HR: 1	SF: 0 SAC: 0 DP: 0 HBP: 0						

TOP

Kansas City Royals @ Minnesota Twins

Metropolitan Stadium, Bloomington , MI

Fri Sep 09 1977, 8:05 PM EDT

Att. 11,970 - Unknown - 64 F

livebaseballscorecards.com

AB	33
R	6
H	6
RBI	6
BB	3
SO	2
LOB	7

WP: 0 PB: 0 SB: 3 CS: 0 PA: 36

PITCHER		IP	WLS	BF	H	R	ER	SO	BB	IBB	HBP	BLK	WP	HR	S	P	ERA	WHIP
Paul Thormodsgard, R ERA: 4.09	(1, 1)	6.1	L	26	4	5	5	1	3	0	0	0	0	0	25	37	7.11	1.105
Tom Johnson, R ERA: 2.93	(7, 1)	0.2		3	1	1	1	0	0	0	0	0	0	1	3	3	13.50	1.500
Tom Burgmeier, L ERA: 4.42	(8, 1)	2.0		7	1	0	0	1	0	0	0	0	0	0	9	9	0.00	0.500

PITCHER		IP	WLS	BF	H	R	ER	SO	BB	IBB	HBP	BLK	WP	HR	S	P	ERA	WHIP

BOTTOM

Kansas City Royals @ Minnesota Twins

Metropolitan Stadium, Bloomington , MI

Fri Sep 09 1977, 8:05 PM EDT

Att. 11,970 - Unknown - 64 F

livebaseballscorecards.com

Batter	1	2	3	4	5	6	7	8	9	AB	R	H	RBI	BB	SO	LOB
Lyman Bostock, L (1, 7) OBP: 0.389, SLG: 0.509	0-0 SH1-3 1B 2B	0-0 G4-6-3 1-2f		0-0 FC5-4 1-2f		0-0 G3		0-3 K		5	1	1	0	0	1	7
Rod Carew, L (1, 3) OBP: 0.442, SLG: 0.570	4-0 1B SH1-3 SF7 BB	0-0 4-3			4-0 1B BB		0-0 F7	0-0 WP 1-2 3-H 1B		3	1	1	1	2	0	0
Butch Wynegar, S (1, 2) OBP: 0.351, SLG: 0.378	0-0 SH1-3 1-2 2-3	0-0 3-1			0-0 1-3 1B		0-0 4-3	0-3 K 1-2 2-3		4	0	1	0	0	1	2
Glenn Adams, L (1, 10) OBP: 0.378, SLG: 0.478	0-0 SF7 2-3 3-H 1B	0-0 PB 1B			0-3 K		0-0 E 1B		0-0 1B	5	0	4	1	0	1	2
Rich Chiles, L (1, 9) OBP: 0.330, SLG: 0.370	0-0 SF7 1-2 3-H	0-0 4-3 1-2			0-0 P6		0-0 E4 FC5-4 1-2		0-0 F3	4	0	0	1	0	0	5
Larry Hisle, R (1, 8) OBP: 0.363, SLG: 0.530	0-3 K			0-0 6-3	0-0 P4		0-0 FC5-4 1-2f		0-0 P4	5	0	0	0	0	1	6
Mike Cubbage, L (1, 5) OBP: 0.326, SLG: 0.399		0-0 5-3		0-0 1-3		0-0 6-3 SH1-4 1B		0-0 FC4-6 BB 1B 1B	0-0 F8	5	1	2	0	0	0	1
Roy Smalley, S (1, 6) OBP: 0.317, SLG: 0.308		4-0 HBP BB		4-0 1B BB		0-0 SH1-4 1-2		4-0 FC4-6 1-2 BB		0	0	0	0	3	0	0
Bob Randall, R (1, 4) OBP: 0.286, SLG: 0.285		1-0 G4-6-3 1-2 HBP		0-0 FC5-4 1-2 1B		0-0 6-3 2-3		0-0 FC4-6 WP 1B 1-2f 2-3		2	0	1	0	0	0	1
Randy Bass, L (8, PH)										1	0	0	0	0	0	2
Rob Wilfong, L (8, PR) OBP: 0.313, SLG: 0.278										0	0	0	0	0	0	0
Jerry Terrell, R (9, 4) OBP: 0.267, SLG: 0.273										0	0	0	0	0	0	0
Inning Stats	R: 2 E: 0 K: 1 S: 7 H: 2 LOB: 1 BB: 1 P: 11	R: 0 E: 0 K: 0 S: 2 H: 0 LOB: 1 BB: 1 P: 7	R: 0 E: 0 K: 0 S: 4 H: 1 LOB: 1 BB: 0 P: 4	R: 0 E: 0 K: 0 S: 4 H: 1 LOB: 2 BB: 1 P: 8	R: 0 E: 0 K: 1 S: 6 H: 1 LOB: 2 BB: 1 P: 10	R: 0 E: 0 K: 0 S: 4 H: 1 LOB: 1 BB: 0 P: 4	R: 0 E: 1 K: 0 S: 5 H: 1 LOB: 2 BB: 0 P: 5	R: 1 E: 0 K: 2 S: 9 H: 2 LOB: 3 BB: 1 P: 13	R: 0 E: 0 K: 0 S: 4 H: 1 LOB: 1 BB: 0 P: 4	1B: 9 2B: 1 3B: 0 HR: 0	SF: 1 SAC: 2 DP: 1 HBP: 1						

	AB	34
	R	3
	H	10
	RBI	3
	BB	5
	SO	4
	LOB	26

WP: 1 PB: 1 SB: 0 CS: 0 PA: 43

PITCHER		IP	WLS	BF	H	R	ER	SO	BB	IBB	HBP	BLK	WP	HR	S	P	ERA	WHIP
Marty Pattin, R ERA: 3.76	(1, 1)	7.1	W	36	8	3	3	2	5	0	1	0	0	0	34	55	3.68	1.773
Steve Mingori, L ERA: 3.32	(8, 1)	0.1		2	1	0	0	1	0	0	0	0	0	0	4	4	0.00	3.000
Doug Bird, R ERA: 4.13	(8, 1)	1.1	S	5	1	0	0	1	0	0	0	0	1	0	7	7	0.00	0.750

PITCHER		IP	WLS	BF	H	R	ER	SO	BB	IBB	HBP	BLK	WP	HR	S	P	ERA	WHIP

Batter	1	2	3	4	5	6	7	8	9	AB	R	H	RBI	BB	SO	LOB
George Brett, L (1, 5) OBP: 0.378, SLG: 0.540	4-3		E9 1-H 5-3 1B		FC1-4 1-3 2-H 1B		L8	F7		5	1	2	1	0	0	3
Hal McRae, R (1, 10) OBP: 0.356, SLG: 0.500	4-3		5-3 3-H		FC1-4 G4-6-3 1-2f 3-H			5-3	FC4-6 1B	5	0	1	2	0	0	1
Joe Lahoud, L (1, 7) OBP: 0.355, SLG: 0.358 Joe Zdeb, R (6, 7) OBP: 0.323, SLG: 0.375	P4		K		G4-6-3 1-2f			4-3	FC4-6 1B 1-2f 1B	3 2	0 1	0 0	0 0	1 0	1 0	1 1
Al Cowens, R (1, 9) OBP: 0.349, SLG: 0.506		BBBB S 1B BB		G3		6-3		BBBB 1B 1B BB	E 1B 1-2 1B	3	2	1	0	2	0	0
John Mayberry, L (1, 3) OBP: 0.339, SLG: 0.403		F8 1-2	K			G3		1B 1-2 1B 1B	E9 FC4 1-3 2-H 1B	5	1	2	1	0	1	1
Darrell Porter, L (1, 2) OBP: 0.357, SLG: 0.472		G6-4-3 2-H 1B	BB			F8		BB 1-3 2-H 1B	F8	4	1	2	2	1	0	2
Amos Otis, R (1, 8) OBP: 0.343, SLG: 0.431		G6-4-3 1-2f	K				K	1B 1-2 BB	FC4 1-2f	4	1	0	0	1	2	4
Freddie Patek, R (1, 6) OBP: 0.320, SLG: 0.369			F9		BB		FC1-6 1B	1B 1-3 2-H 3-H 1B		3	1	2	2	1	0	0
Frank White, R (1, 4) OBP: 0.291, SLG: 0.349			E 1B 1B		1B 1-2 FC1-4 1B		FC1-6 1-2f	1B 1-2 3-H 1B		4	2	3	1	0	0	1
Inning Stats	R: 0 H: 0 E: 0 LOB: 0 K: 0 BB: 0 S: 3 P: 3	R: 1 H: 1 E: 0 LOB: 0 K: 0 BB: 1 S: 3 P: 7	R: 2 H: 2 E: 1 LOB: 0 K: 1 BB: 0 S: 7 P: 7	R: 0 H: 0 E: 0 LOB: 1 K: 2 BB: 1 S: 7 P: 11	R: 2 H: 2 E: 0 LOB: 0 K: 0 BB: 1 S: 4 P: 8	R: 0 H: 0 E: 0 LOB: 0 K: 0 BB: 0 S: 3 P: 3	R: 0 H: 1 E: 0 LOB: 1 K: 1 BB: 0 S: 6 P: 6	R: 4 H: 4 E: 0 LOB: 2 K: 0 BB: 2 S: 7 P: 15	R: 1 H: 3 E: 1 LOB: 2 K: 0 BB: 0 S: 6 P: 6	1B: 13 SF: 0 2B: 0 SAC: 0 3B: 0 DP: 2 HR: 0 HBP: 0						

TOP

Kansas City Royals @ Minnesota Twins

Metropolitan Stadium, Bloomington , MI

Sat Sep 10 1977, 8:05 PM EDT

Att. 23,601 - Unknown - 68 F

livebaseballscorecards.com

AB	38
R	10
H	13
RBI	9
BB	5
SO	4
LOB	14

PITCHER		IP	WLS	BF	H	R	ER	SO	BB	IBB	HBP	BLK	WP	HR	S	P	ERA	WHIP
Dave Goltz, R ERA: 3.38	(1, 1)	7.2	L	32	7	7	5	4	4	0	0	0	0	0	36	52	5.87	1.435
Jim Shellenback, L ERA: 13.5	(8, 1)	0.0		3	2	1	1	0	1	0	0	0	0	0	2	6	∞	∞
Dave Johnson, R ERA: 4.48	(8, 1)	0.2		5	3	2	2	0	0	0	0	0	0	0	5	5	27.00	4.500
Jeff Holly, L ERA: 7.57	(9, 1)	0.2		3	1	0	0	0	0	0	0	0	0	0	3	3	0.00	1.500

PITCHER	IP	WLS	BF	H	R	ER	SO	BB	IBB	HBP	BLK	WP	HR	S	P	ERA	WHIP

Batter	1	2	3	4	5	6	7	8	9	AB	R	H	RBI	BB	SO	LOB
Bob Randall, R (1, 4) OBP: 0.285, SLG: 0.288	1-3	2B			K		K			4	0	1	1	0	2	0
Rod Carew, L (1, 3) OBP: 0.442, SLG: 0.569	1B		1-3		S			6-3		4	0	2	0	0	0	0
Dan Ford, R (1, 9) OBP: 0.349, SLG: 0.443	1B		6-3		K			F9		4	0	1	0	0	1	1
Craig Kusick, R (1, 10) OBP: 0.357, SLG: 0.427	K		F9			F8		2B		4	0	1	0	0	1	2
Butch Wynegar, S (1, 2) OBP: 0.349, SLG: 0.375	F7			F8		F9		6-3		4	0	0	0	0	0	3
Roy Smalley, S (1, 6) OBP: 0.320, SLG: 0.315		2B		2B		1B			K	4	1	3	0	0	1	0
Willie Norwood, R (1, 8) OBP: 0.140, SLG: 0.100		F9		P6		F7			6-3	4	0	0	0	0	0	3
Bob Gorinski, R (1, 7) OBP: 0.223, SLG: 0.323		BB		P4			P3		1-3	3	0	0	0	1	0	1
Jerry Terrell, R (1, 5) OBP: 0.263, SLG: 0.269		P6			P6		F8			3	0	0	0	0	0	2
Inning Stats	R: 0 E: 0 K: 1 S: 7	H: 2 LOB: 2 BB: 0 P: 7	R: 1 E: 0 K: 0 S: 4	H: 2 LOB: 2 BB: 1 P: 8	R: 0 E: 0 K: 0 S: 3	H: 0 LOB: 0 BB: 0 P: 3	R: 0 E: 0 K: 0 S: 4	H: 1 LOB: 1 BB: 0 P: 4	R: 0 E: 0 K: 2 S: 8	H: 1 LOB: 1 BB: 0 P: 8	R: 0 E: 0 K: 0 S: 4	H: 1 LOB: 1 BB: 0 P: 4	R: 0 E: 0 K: 1 S: 5	H: 0 LOB: 0 BB: 0 P: 5	R: 0 E: 0 K: 0 S: 4	H: 1 LOB: 1 BB: 0 P: 4	R: 0 E: 0 K: 1 S: 5	H: 0 LOB: 0 BB: 0 P: 5	1B: 4 2B: 4 3B: 0 HR: 0	SF: 0 SAC: 0 DP: 0 HBP: 0	WP: 0 PB: 0 SB: 1 CS: 0	PA: 35

PITCHER		IP	WLS	BF	H	R	ER	SO	BB	IBB	HBP	BLK	WP	HR	S	P	ERA	WHIP
Paul Splittorff, L ERA: 3.74	(1, 1)	9.0	W	35	8	1	1	5	1	0	0	0	0	0	44	48	1.00	1.000

PITCHER	IP	WLS	BF	H	R	ER	SO	BB	IBB	HBP	BLK	WP	HR	S	P	ERA	WHIP

BOTTOM

Kansas City Royals @ Minnesota Twins

Metropolitan Stadium, Bloomington , MI

Sat Sep 10 1977, 8:05 PM EDT

Att. 23,601 - Unknown - 68 F

livebaseballscorecards.com

AB	34
R	1
H	8
RBI	1
BB	1
SO	5
LOB	12

Batter	1	2	3	4	5	6	7	8	9	AB	R	H	RBI	BB	SO	LOB
Joe Zdeb, R (1, 7) OBP: 0.326, SLG: 0.376	1B		P4		4-3		F8		SF8 BB 1-3 2-H 1B	5	0	2	1	0	0	1
Hal McRae, R (1, 10) OBP: 0.358, SLG: 0.500	F7		CS 1B		5-3			G1-6-3 1B	BBBB 1-2 BB	4	0	2	0	1	0	1
George Brett, L (1, 5) OBP: 0.376, SLG: 0.536	P6		BBBB 1-2 BB			F7		G1-6-3 1-2f	SF8 2-3 3-H	3	0	0	1	1	0	2
Al Cowens, R (1, 9) OBP: 0.348, SLG: 0.504	F8		SSS K			L7		1B	SSS K	5	0	1	0	0	2	4
Amos Otis, R (1, 8) OBP: 0.342, SLG: 0.429		5-3		E 1B		F9		F8		4	0	1	0	0	0	1
John Wathan, R (1, 2) OBP: 0.344, SLG: 0.472		5-3		E6 G6-4-3 1-3			G5-4-3 1B 2B 1B		BBBB SH5-4 1B FC BB	3	2	1	0	1	0	1
John Mayberry, L (1, 3) OBP: 0.342, SLG: 0.405 Willie Wilson, S (9, PR) Ralph LaCock, L (9, 3) OBP: 0.333, SLG: 0.396		BBBB BB BB	SSS K				G5-4-3 1-2 1B		SH5-4 1-2 1B 1B	3 0 0	0 1 0	2 0 0	0 0 0	1 0 0	1 0 0	2 0 0
Freddie Patek, R (1, 6) OBP: 0.320, SLG: 0.368		BBBB 1-2 BB		G6-4-3 1-2f			G5-4-3 1-2f 2-3		SH5-4 1-2 2-3	2	0	0	0	1	0	4
Frank White, R (1, 4) OBP: 0.290, SLG: 0.350		4-3			F7		2B 3-H		FC 1B SF8 3-H	4	1	1	2	0	0	4
Inning Stats	R: 0 E: 0 K: 0 S: 4 H: 1 LOB: 1 BB: 0 P: 4	R: 0 E: 0 K: 0 S: 3 H: 0 LOB: 2 BB: 2 P: 11	R: 0 E: 0 K: 1 S: 5 H: 1 LOB: 1 BB: 1 P: 9	R: 0 E: 1 K: 1 S: 6 H: 1 LOB: 1 BB: 0 P: 6	R: 0 E: 0 K: 0 S: 3 H: 0 LOB: 0 BB: 0 P: 3	R: 0 E: 0 K: 0 S: 3 H: 0 LOB: 0 BB: 0 P: 3	R: 1 E: 0 K: 0 S: 5 H: 3 LOB: 1 BB: 0 P: 5	R: 0 E: 0 K: 0 S: 4 H: 2 LOB: 1 BB: 0 P: 4	R: 3 E: 0 K: 1 S: 8 H: 2 LOB: 2 BB: 2 P: 16	1B: 9 2B: 1 3B: 0 HR: 0 SF: 1 SAC: 1 DP: 3 HBP: 0						

TOP

Kansas City Royals @ Minnesota Twins

Metropolitan Stadium, Bloomington , MI

Sun Sep 11 1977, 4:33 AM EDT

Att. 11,563 - Unknown - 67 F

livebaseballscorecards.com

AB	33
R	4
H	10
RBI	4
BB	5
SO	3
LOB	20

WP: 0 PB: 0 SB: 0 CS: 1 PA: 40

PITCHER		IP	WLS	BF	H	R	ER	SO	BB	IBB	HBP	BLK	WP	HR	S	P	ERA	WHIP
Geoff Zahn, L ERA: 4.69	(1, 1)	8.1	L	37	10	4	4	2	4	0	0	0	0	0	37	53	4.32	1.680
Tom Johnson, R ERA: 2.93	(9, 1)	0.0		1	0	0	0	0	1	0	0	0	0	0	0	4	∞	∞
Tom Burgmeier, L ERA: 4.4	(9, 1)	0.1		1	0	0	0	0	0	0	0	0	0	0	1	1	0.00	0.000
Ron Schueler, R ERA: 4.51	(9, 1)	0.1		1	0	0	0	1	0	0	0	0	0	0	3	3	0.00	0.000

PITCHER	IP	WLS	BF	H	R	ER	SO	BB	IBB	HBP	BLK	WP	HR	S	P	ERA	WHIP

Batter	1	2	3	4	5	6	7	8	9	AB	R	H	RBI	BB	SO	LOB
Lyman Bostock, L (1, 7) OBP: 0.391, SLG: 0.509	4-3	1-2 1B			BLK 1B	1-3			FC3-6 1B	5	0	3	0	0	0	2
Dan Ford, R (1, 9) OBP: 0.345, SLG: 0.437	4-3	F7			1-2 5-3		5-3		1-2f FC3-6 FC3-6	5	0	0	0	0	0	4
Rod Carew, L (1, 3) OBP: 0.440, SLG: 0.566	1B 1B		4-3		F7		4-3		FC3-6 1-2f	5	0	1	0	0	0	2
Craig Kusick, R (1, 10) OBP: 0.365, SLG: 0.430	1-2 1B		BBBB G5-4-3 BB		BBBB BB		1B		L8	3	0	2	0	2	0	1
Roy Smalley, S (1, 6) OBP: 0.318, SLG: 0.313	SSS K		G5-4-3 1-2f		P5		F9			4	0	0	0	0	1	6
Willie Norwood, R (1, 8) OBP: 0.149, SLG: 0.114		4-3	SSS K		6-3			4-3 SH1-4 1B		4	0	1	0	0	1	0
Bob Randall, R (1, 4) OBP: 0.289, SLG: 0.295		S 1B 1B	SSS K		4-3 2B			SH1-4 1-2		3	1	2	0	0	1	0
Bud Bulling, R (1, 2) OBP: 0.273, SLG: 0.143		SSS K 1-2	BBBB BB		4-3 2-3			4-3 2-3		3	0	0	0	1	1	3
Jerry Terrell, R (1, 5) OBP: 0.268, SLG: 0.270		1B 2-H 1B	F9		BBBB BB			F8		3	0	1	1	1	0	2
Inning Stats	R: 0 H: 2 E: 0 LOB: 2 K: 1 BB: 0 S: 7 P: 7	R: 1 H: 3 E: 0 LOB: 2 K: 1 BB: 0 S: 8 P: 8	R: 0 H: 0 E: 0 LOB: 0 K: 0 BB: 1 S: 2 P: 6	R: 0 H: 0 E: 0 LOB: 1 K: 2 BB: 1 S: 7 P: 11	R: 0 H: 1 E: 0 LOB: 2 K: 0 BB: 1 S: 4 P: 8	R: 0 H: 1 E: 0 LOB: 2 K: 0 BB: 1 S: 4 P: 8	R: 0 H: 1 E: 0 LOB: 1 K: 0 BB: 0 S: 4 P: 4	R: 0 H: 1 E: 0 LOB: 1 K: 0 BB: 0 S: 4 P: 4	R: 0 H: 1 E: 0 LOB: 1 K: 0 BB: 0 S: 4 P: 4	1B: 9 2B: 1 3B: 0 HR: 0	SF: 0 SAC: 1 DP: 1 HBP: 0					

PITCHER	IP	WLS	BF	H	R	ER	SO	BB	IBB	HBP	BLK	WP	HR	S	P	ERA	WHIP
Andy Hassler, L (1, 1) ERA: 4.27	9.0	W	40	10	1	1	4	4	0	0	1	0	0	44	60	1.00	1.556

PITCHER	IP	WLS	BF	H	R	ER	SO	BB	IBB	HBP	BLK	WP	HR	S	P	ERA	WHIP

BOTTOM

Kansas City Royals @ Minnesota Twins

Metropolitan Stadium, Bloomington , MI

Sun Sep 11 1977, 4:33 AM EDT

Att. 11,563 - Unknown - 67 F

livebaseballscorecards.com

AB	35
R	1
H	10
RBI	1
BB	4
SO	4
LOB	20

WP: 0 PA: 40
PB: 0
SB: 1
CS: 0

Batter	1	2	3	4	5	6	7	8	9	AB	R	H	RBI	BB	SO	LOB
Glenn Adams, L (1, 7) OBP: 0.373, SLG: 0.472	S S S 0-3 ① K		x 0-0 ① G3		x 0-0 ① P5	B B B B 4-0 FC4-6 E 1-2 2-3 BB		x 0-0 1B 1B		3	0	0	0	0	1	0
Willie Norwood, R (6, PH) OBP: 0.184, SLG: 0.133 (6, 7)										1	0	1	0	1	0	0
Roy Smalley, S (1, 6) OBP: 0.321, SLG: 0.316	x 0-0 1B 1B		x 0-0 FC5-4 1B		x 0-0 ② G3	x 0-0 E6 FC4-6 1-2 2-3 3-H		x 0-0 1-2 1B		5	0	3	1	0	0	2
Rod Carew, L (1, 3) OBP: 0.440, SLG: 0.565	x 0-0 G6-3 1-2 1B		x 0-0 ② FC5-4 S 1-2f		x 0-0 1B 1B 1B	x 0-0 ② FC4-6 1-2f 2-3 3-H		x 0-0 ③ L5		5	1	2	1	0	0	5
Lyman Bostock, L (1, 8) OBP: 0.389, SLG: 0.507	x 0-0 ② ③ G6-3 1-2f		x 0-0 ③ G3 1-2		x 0-0 1B 1-2 1B	x 0-0 ③ F9			x 0-0 ① F7	5	0	1	0	0	0	5
Butch Wynegar, S (1, 2) OBP: 0.351, SLG: 0.376		x 0-0 ① 3-1		B B B B 4-0 1B BB	x 0-0 1-3 2-H 1B		x 0-0 G6-4-3 1B		x 0-0 ② 5-3	4	0	2	1	1	0	0
Rich Chiles, L (1, 10) OBP: 0.330, SLG: 0.369		S S S 0-3 ② K		x 0-0 1-2 1B	S S S 0-3 ③ K		x 0-0 ① ② G6-4-3 1-2f		B B B B 4-0 BB	3	0	1	0	0	2	2
Craig Kusick, R (7, PH) OBP: 0.366, SLG: 0.428										1	0	0	0	1	0	1
Mike Cubbage, L (1, 5) OBP: 0.326, SLG: 0.398		x 0-0 FC5 1B 1B		x 0-0 ① F9		x 0-0 ① F2	x 0-0 ③ 5-3		x 0-0 ③ L5	3	0	1	0	0	0	2
Jerry Terrell, R (7, PH) OBP: 0.265, SLG: 0.267 (7, 5)										2	0	0	0	0	0	1
Dan Ford, R (1, 9) OBP: 0.346, SLG: 0.438		x 0-0 1-2 1B		x 0-0 ② F3		x 0-0 WP 1B E 1B		x 0-0 ① 5-3		4	1	2	0	0	0	2
Bob Randall, R (1, 4) OBP: 0.289, SLG: 0.295		x 0-0 ③ FC5 2-3f		x 0-0 ③ F2		x 0-0 E WP 1-2 FC4-6 1B		x 0-0 ② 6-3		4	1	1	0	0	0	4
Inning Stats	R: 0 H: 2 E: 0 LOB: 1 K: 1 BB: 0 S: 6 P: 6	R: 0 H: 2 E: 0 LOB: 2 K: 1 BB: 0 S: 7 P: 7	R: 0 H: 1 E: 0 LOB: 1 K: 0 BB: 0 S: 4 P: 4	R: 0 H: 1 E: 0 LOB: 2 K: 0 BB: 1 S: 4 P: 8	R: 1 H: 3 E: 0 LOB: 2 K: 1 BB: 0 S: 8 P: 8	R: 2 H: 2 E: 1 LOB: 2 K: 0 BB: 1 S: 6 P: 10	R: 0 H: 1 E: 0 LOB: 0 K: 0 BB: 0 S: 3 P: 3	R: 0 H: 2 E: 0 LOB: 2 K: 0 BB: 0 S: 5 P: 5	R: 0 H: 0 E: 0 LOB: 1 K: 0 BB: 1 S: 3 P: 7	1B: 14 SF: 0 2B: 0 SAC: 0 3B: 0 DP: 2 HR: 0 HBP: 0						

TOP

Minnesota Twins @ Chicago White Sox

Comiskey Park, Chicago, IL

Mon Sep 12 1977, 8:05 PM EDT

Att. 8,020 - Unknown - 61 F

livebaseballscorecards.com

AB	40
R	3
H	14
RBI	3
BB	3
SO	3
LOB	24

WP: 1 PA: 43
PB: 0
SB: 1
CS: 0

PITCHER		IP	WLS	BF	H	R	ER	SO	BB	IBB	HBP	BLK	WP	HR	S	P	ERA	WHIP
Steve Renko, R ERA: 4.01	(1, 1)	5.1		27	11	3	2	3	1	0	0	0	0	0	32	36	3.38	2.250
Dave Hamilton, L ERA: 4.08	(6, 1)	3.2	W	16	3	0	0	0	2	0	0	0	1	0	14	22	0.00	1.364

PITCHER		IP	WLS	BF	H	R	ER	SO	BB	IBB	HBP	BLK	WP	HR	S	P	ERA	WHIP

Batter	1	2	3	4	5	6	7	8	9	AB	R	H	RBI	BB	SO	LOB
Ralph Garr, L (1, 7) OBP: 0.327, SLG: 0.432	G6-4-3 1B		BBB 4-0 1B SH5-4 SF8 1-2 BB	0-0 L7		0-0 1B 1-2 2-3 1B	0-0 E4 BB 1-2			4	2	2	0	1	0	3
Royle Stillman, L (9, 7) OBP: 0.314, SLG: 0.388										0	0	0	0	0	0	0
Chet Lemon, R (1, 8) OBP: 0.350, SLG: 0.464	0-0 ① ② G6-4-3 1-2f		0-0 ① SH5-4 1-2 2-3		0-0 FC5-4 BB 1B	0-0 WP 1B 1B 1-3 2-H 3-H 1B	BBB 4-0 1-2 2-3 BB			1	0	0	0	0	0	1
Bob Coluccio, R (4, 8) OBP: 0.571, SLG: 0.400										2	1	2	2	1	0	0
Jorge Orta, L (1, 4) OBP: 0.338, SLG: 0.421	0-0 ③ G3		0-0 SF8 2-3 3-H 1B		SSS 0-3 ① K	0-0 WP 1B 1-2 3-H 1B	0-0 ③ F9			5	1	2	2	0	1	4
Richie Zisk, R (1, 10) OBP: 0.367, SLG: 0.523		0-0 ① 5-3	0-0 ② SF8 1-2 3-H	BBB 4-0 FC5-4 1-2 BB		0-0 ② F8 1-2 2-3		0-0 ① 4-3		1	0	0	0	0	0	0
Lamar Johnson, R (3, PH) OBP: 0.348, SLG: 0.508										2	0	0	1	1	0	2
Oscar Gamble, L (1, 9) OBP: 0.380, SLG: 0.588		SSS 0-3 ② K	0-0 ③ F8		0-0 ② FC5-4 FC5-4 1-2f 2-3	0-0 2-H 3-H 1B		0-0 ② G1		5	0	1	2	0	1	3
Eric Soderholm, R (1, 5) OBP: 0.361, SLG: 0.512	0-0 2B 1B			0-0 FC5-4 1B	0-0 ③ FC5-4 1-2f	0-0 ③ L8		0-0 ③ F8		4	0	2	0	0	0	3
Don Kessinger, S (8, 5) OBP: 0.297, SLG: 0.271										1	0	0	0	0	0	0
Jim Spencer, L (1, 3) OBP: 0.306, SLG: 0.417	0-0 1-3 2B			0-0 ① F2		0-0 CS 1B	0-0 ① F8			4	0	2	0	0	0	1
Alan Bannister, R (1, 6) OBP: 0.341, SLG: 0.342	0-0 ③ F2			0-0 ② FC5-4 1B 1-2f		0-0 ① 1B 1-2 2B	0-0 ② 6-3			4	1	1	0	0	0	3
Jim Essian, R (1, 2) OBP: 0.366, SLG: 0.429			BBB 4-0 SH5-4 BB 1B BB	0-0 1-2 1B		BBB 4-0 1B 1B BB	BBB 4-0 BB E BB			1	2	1	0	3	0	0
Inning Stats	R: 0 E: 0 K: 0 S: 3 H: 1 LOB: 0 BB: 0 P: 3	R: 0 E: 0 K: 1 S: 7 H: 2 LOB: 2 BB: 0 P: 7	R: 2 E: 0 K: 0 S: 4 H: 1 LOB: 1 BB: 2 P: 12	R: 0 E: 0 K: 0 S: 5 H: 2 LOB: 2 BB: 0 P: 5	R: 0 E: 0 K: 1 S: 6 H: 1 LOB: 2 BB: 1 P: 10	R: 5 E: 0 K: 0 S: 8 H: 6 LOB: 1 BB: 1 P: 12	R: 0 E: 1 K: 0 S: 4 H: 0 LOB: 3 BB: 2 P: 12	R: 0 E: 0 K: 0 S: 3 H: 0 LOB: 0 BB: 0 P: 3		1B: 11 2B: 2 3B: 0 HR: 0 SF: 1 SAC: 1 DP: 1 HBP: 0						

BOTTOM

Minnesota Twins @ Chicago White Sox

Comiskey Park, Chicago, IL

Mon Sep 12 1977, 8:05 PM EDT

Att. 8,020 - Unknown - 61 F

livebaseballscorecards.com

AB	34
R	7
H	13
RBI	7
BB	6
SO	2
LOB	20

PITCHER		IP	WLS	BF	H	R	ER	SO	BB	IBB	HBP	BLK	WP	HR	S	P	ERA	WHIP
Pete Redfern, R ERA: 5.27	(1, 1)	3.2		18	6	2	2	1	2	0	0	0	0	0	18	26	4.91	2.182
Tom Burgmeier, L ERA: 4.8	(4, 1)	1.2	L	12	6	5	5	1	2	0	0	0	0	0	12	20	27.00	4.800
Ron Schueler, R ERA: 4.41	(6, 1)	2.2		12	1	0	0	0	2	0	0	0	1	0	10	18	0.00	1.125

PITCHER	IP	WLS	BF	H	R	ER	SO	BB	IBB	HBP	BLK	WP	HR	S	P	ERA	WHIP

Batter	1	2	3	4	5	6	7	8	9	AB	R	H	RBI	BB	SO	LOB
Lyman Bostock, L (1, 8) OBP: 0.387, SLG: 0.503	6-3		F2		F8			P4		4	0	0	0	0	0	0
Roy Smalley, S (1, 6) OBP: 0.320, SLG: 0.321	G1		HR			L4		K		4	1	1	1	0	1	0
Rod Carew, L (1, 3) OBP: 0.442, SLG: 0.566	K		FC4-6, 1B			1B		1B		4	0	3	0	0	1	0
Glenn Adams, L (1, 7) OBP: 0.367, SLG: 0.464		F7	FC4-6 1-2f			P3		G3		4	0	0	0	0	0	3
Butch Wynegar, S (1, 2) OBP: 0.350, SLG: 0.375		F7		F7		L4			FC4-6, 1B	4	0	1	0	0	0	1
Rich Chiles, L (1, 9) OBP: 0.332, SLG: 0.371		1B, 1B		F9			G3, G3, 1B		FC4-6 1-2f	4	0	2	0	0	0	1
Randy Bass, L (1, 10) OBP: 0.143, SLG: 0.143		1-2, 1B		F9			G3 1-2		F8	4	0	1	0	0	0	2
Mike Cubbage, L (1, 5) OBP: 0.323, SLG: 0.394		3-1			L3		G3 2-3		L9	4	0	0	0	0	0	4
Bob Randall, R (1, 4) OBP: 0.287, SLG: 0.293			5-3		F5		F8			2	0	0	0	0	0	0
Dan Ford, R (7, PH) OBP: 0.345, SLG: 0.437										1	0	0	0	0	0	1
Sam Perlozzo, R (7, 4)										0	0	0	0	0	0	0
Inning Stats	R: 0 E: 0 K: 1 S: 5	H: 0 LOB: 0 BB: 0 P: 5	R: 0 E: 0 K: 0 S: 5	H: 2 LOB: 2 BB: 0 P: 5	R: 1 E: 0 K: 0 S: 5	H: 2 LOB: 1 BB: 0 P: 5	R: 0 E: 0 K: 0 S: 3	H: 0 LOB: 0 BB: 0 P: 3	R: 0 E: 0 K: 0 S: 3	H: 0 LOB: 0 BB: 0 P: 3	R: 0 E: 0 K: 0 S: 4	H: 1 LOB: 1 BB: 0 P: 4	R: 0 E: 0 K: 0 S: 4	H: 1 LOB: 1 BB: 0 P: 4	R: 0 E: 0 K: 1 S: 6	H: 1 LOB: 1 BB: 0 P: 6	R: 0 E: 0 K: 0 S: 4	H: 1 LOB: 1 BB: 0 P: 4	1B: 7 2B: 0 3B: 0 HR: 1	SF: 0 SAC: 0 DP: 0 HBP: 0	WP: 0 PB: 0 SB: 0 CS: 0	PA: 35

PITCHER	IP	WLS	BF	H	R	ER	SO	BB	IBB	HBP	BLK	WP	HR	S	P	ERA	WHIP
Francisco Barrios, R (1, 1) ERA: 4.06	9.0	W	35	8	1	1	2	0	0	0	0	0	1	39	39	1.00	0.889

PITCHER	IP	WLS	BF	H	R	ER	SO	BB	IBB	HBP	BLK	WP	HR	S	P	ERA	WHIP

TOP

Minnesota Twins @ Chicago White Sox

Comiskey Park, Chicago, IL

Tue Sep 13 1977, 8:05 PM EDT

Att. 11,488 - Unknown - 63 F

livebaseballscorecards.com

AB	35
R	1
H	8
RBI	1
BB	0
SO	2
LOB	12

Batter	1	2	3	4	5	6	7	8	9	AB	R	H	RBI	BB	SO	LOB
Ralph Garr, L (1, 7) OBP: 0.328, SLG: 0.433	F8	F7			FC6-5 S 1B		1B 1-2 2-3			4	0	2	0	0	0	0
Henry Cruz, L (8, 7) OBP: 0.500, SLG: 1.333										0	0	0	0	0	0	0
Chet Lemon, R (1, 8) OBP: 0.348, SLG: 0.461	6-3	F9			FC6-5 1-3		SF9 2-3 3-H			3	0	0	1	0	0	1
Jorge Orta, L (1, 4) OBP: 0.339, SLG: 0.423	1B 1B		G4-6-3		5-3		SF8 3-H			3	1	2	1	0	0	1
Oscar Gamble, L (1, 9) OBP: 0.384, SLG: 0.598	1B 1-3		G4-6-3 1-2f			HR	1-2			4	1	3	1	0	0	1
Bob Coluccio, R (8, 9) OBP: 0.571, SLG: 0.400										0	0	0	0	0	0	0
Jim Spencer, L (1, 3) OBP: 0.306, SLG: 0.416	1-3 3-H		P4			F9	4-3			4	0	1	1	0	0	2
Royle Stillman, L (1, 10) OBP: 0.303, SLG: 0.374	F9			P6		F8		S S S K		4	0	0	0	0	1	2
Alan Bannister, R (1, 6) OBP: 0.340, SLG: 0.341		HR		5-3		F3		S S S K		4	1	1	0	0	1	0
Don Kessinger, S (1, 5) OBP: 0.296, SLG: 0.267		F7		F8			B B B B 1B BB SF9 BB	4-3		3	1	0	0	1	0	1
Jim Essian, R (1, 2) OBP: 0.369, SLG: 0.439		1-H HR			S S S K		B B B B SF9 1B SF8 1-2 BB			2	2	1	2	1	1	0
Inning Stats	R: 1 E: 0 K: 0 S: 6 H: 3 LOB: 2 BB: 0 P: 6	R: 2 E: 0 K: 0 S: 5 H: 2 LOB: 0 BB: 0 P: 5	R: 0 E: 0 K: 0 S: 3 H: 1 LOB: 0 BB: 0 P: 3	R: 0 E: 0 K: 0 S: 3 H: 0 LOB: 0 BB: 0 P: 3	R: 0 E: 0 K: 1 S: 6 H: 1 LOB: 1 BB: 0 P: 6	R: 1 E: 0 K: 0 S: 4 H: 1 LOB: 0 BB: 0 P: 4	R: 2 E: 0 K: 0 S: 5 H: 2 LOB: 2 BB: 2 P: 13	R: 0 E: 0 K: 2 S: 7 H: 0 LOB: 0 BB: 0 P: 7		1B: 8 2B: 0 3B: 0 HR: 2 SF: 2 SAC: 0 DP: 1 HBP: 0						

PITCHER		IP	WLS	BF	H	R	ER	SO	BB	IBB	HBP	BLK	WP	HR	S	P	ERA	WHIP
Paul Thormodsgard, R ERA: 4.22	(1, 1)	6.1	L	29	9	6	6	1	2	0	0	0	0	2	29	37	8.53	1.737
Jim Shellenback, L ERA: 10.8	(7, 1)	0.2		3	1	0	0	0	0	0	0	0	0	0	3	3	0.00	1.500
Tom Johnson, R ERA: 2.91	(8, 1)	1.0		3	0	0	0	2	0	0	0	0	0	0	7	7	0.00	0.000

PITCHER	IP	WLS	BF	H	R	ER	SO	BB	IBB	HBP	BLK	WP	HR	S	P	ERA	WHIP

BOTTOM

Minnesota Twins @ Chicago White Sox

Comiskey Park, Chicago, IL

Tue Sep 13 1977, 8:05 PM EDT
Att. 11,488 - Unknown - 63 F

livebaseballscorecards.com

AB	31
R	6
H	10
RBI	6
BB	2
SO	3
LOB	8

PA: 35

WP: 0 PB: 0 SB: 1 CS: 0

Batter	1	2	3	4	5	6	7	8	9	AB	R	H	RBI	BB	SO	LOB
Roy Smalley, S (1, 6) OBP: 0.321, SLG: 0.320	BBBB 4-0 CS BB	0-0 P6 ③			0-0 L6 ①		BBBB 4-0 2B BB	0-0 SF8 ② 3-H		2	0	0	1	2	0	0
Willie Norwood, R (1, 8) OBP: 0.189, SLG: 0.143 Rich Chiles, L (8, PH) OBP: 0.335, SLG: 0.374 Bob Randall, R (8, 4) OBP: 0.287, SLG: 0.293	SSS 0-3 ① ② K 1-2		0-0 F8 ①		0-0 S 1B		SSS 0-3 ② K	0-0 1B WP 1-2 2-H 1B		4 1 0	0 0 0	1 1 0	0 1 0	0 0 0	2 0 0	2 0 0
Rod Carew, L (1, 3) OBP: 0.443, SLG: 0.568	0-0 1B 1B 1B		0-0 6-3 ②		SSS 0-3 ② K 1-2		0-0 1-3 2B	0-0 1-3 2-H 1B		5	1	3	1	0	1	1
Dan Ford, R (1, 9) OBP: 0.346, SLG: 0.436	0-0 WP 1B 1-3 1B 1B		0-0 BB 1B		0-0 L4 ③		0-0 L5 ③	0-0 6-3 ③		5	1	2	0	0	0	5
Craig Kusick, R (1, 10) OBP: 0.374, SLG: 0.430 Rob Wilfong, L (8, PR) OBP: 0.313, SLG: 0.278 Glenn Adams, L (9, PH) OBP: 0.370, SLG: 0.471	0-0 WP 1-2 1B 3-H 1B		BBBB 4-0 1-2 BB			BBBB 4-0 FC5-4 BB		BBBB 4-0 SH1-4 1B BB	0-0 E 2B	1 0 1	1 1 0	1 0 1	1 0 0	3 0 0	0 0 0	0 0 0
Bob Gorinski, R (1, 7) OBP: 0.224, SLG: 0.320	0-0 1-H 2-H 1B		0-0 F7 ③			0-0 F8 ①		0-0 SH1-4 ① 1-2	0-0 E5 2-3	4	0	1	2	0	0	4
Butch Wynegar, S (1, 2) OBP: 0.349, SLG: 0.372	SSS 0-3 ③ K			0-0 F2 ①		0-0 FC5-4 ② FC6-4 1-2f		BBBB 4-0 E SF8 1B BB	0-0 G3 ①	4	1	0	0	1	1	4
Jerry Terrell, R (1, 5) OBP: 0.264, SLG: 0.266		0-0 5-3 ①		0-0 6-3 ②		0-0 FC6-4 ③ 1-2f		0-0 E8 1-3 2-H 1B 1B	0-0 L3 ②	5	1	1	1	0	0	3
Sam Perlozzo, R (1, 4) Lyman Bostock, L (8, PH) OBP: 0.387, SLG: 0.502 (8, 8)		SSS 0-3 ② K		0-0 F8 ③			0-0 5-3 ①	4-0 WP 1B 1B IBB	0-0 4-3 ③	3 1	0 1	0 1	0 1	0 0	1 1	0 2
Inning Stats	R: 3 E: 0 K: 2 S: 10 H: 4 LOB: 1 BB: 1 P: 14	R: 0 E: 0 K: 1 S: 5 H: 0 LOB: 0 BB: 0 P: 5	R: 0 E: 0 K: 0 S: 4 H: 1 LOB: 2 BB: 1 P: 8	R: 0 E: 0 K: 0 S: 3 H: 0 LOB: 0 BB: 0 P: 3	R: 0 E: 0 K: 1 S: 6 H: 1 LOB: 1 BB: 0 P: 6	R: 0 E: 0 K: 0 S: 3 H: 0 LOB: 1 BB: 1 P: 7	R: 0 E: 0 K: 1 S: 6 H: 1 LOB: 2 BB: 1 P: 10	R: 4 E: 1 K: 0 S: 6 H: 3 LOB: 2 BB: 3 P: 18	R: 0 E: 1 K: 0 S: 5 H: 1 LOB: 2 BB: 0 P: 5	1B: 9 2B: 2 3B: 0 HR: 0	SF: 1 SAC: 1 DP: 0 HBP: 0						

Minnesota Twins @ Chicago White Sox

Comiskey Park, Chicago, IL

Wed Sep 14 1977, 8:05 PM EDT

Att. 15,633 - Unknown - 65 F

TOP

livebaseballscorecards.com

AB	36
R	7
H	11
RBI	7
BB	7
SO	5
LOB	21

WP: 2 PB: 0 SB: 1 CS: 1 PA: 45

PITCHER	IP	WLS	BF	H	R	ER	SO	BB	IBB	HBP	BLK	WP	HR	S	P	ERA	WHIP
Ken Kravec, L (1, 1) ERA: 4.61	7.1	L	35	8	7	7	5	6	0	0	0	1	0	39	63	8.59	1.909
Don Kirkwood, R (8, 1) ERA: 5.68	1.2		10	3	0	0	0	0	1	0	0	1	0	9	13	0.00	1.800

PITCHER	IP	WLS	BF	H	R	ER	SO	BB	IBB	HBP	BLK	WP	HR	S	P	ERA	WHIP

BOTTOM

Minnesota Twins @ Chicago White Sox

Comiskey Park, Chicago, IL

Wed Sep 14 1977, 8:05 PM EDT

Att. 15,633 - Unknown - 65 F

livebaseballscorecards.com

Batter	1	2	3	4	5	6	7	8	9	AB	R	H	RBI	BB	SO	LOB
Ralph Garr, L (1, 7) OBP: 0.328, SLG: 0.433	F8		1-3		FC3-2 FC6-4 1-2 2-3 3-Hf			2B		4	0	1	0	0	0	3
Chet Lemon, R (1, 8) OBP: 0.345, SLG: 0.457	P4		L4		FC6-4 1-2f			6-3		4	0	0	0	0	0	4
Jorge Orta, L (1, 4) OBP: 0.338, SLG: 0.422	1B			F7		4-3		1-3		4	0	1	0	0	0	1
Oscar Gamble, L (1, 9) OBP: 0.380, SLG: 0.592	F9			P4		K			F8	4	0	0	0	0	1	1
Lamar Johnson, R (1, 10) OBP: 0.347, SLG: 0.505		L7		K		F3			1B	4	0	1	0	0	1	0
Jim Spencer, L (1, 3) OBP: 0.303, SLG: 0.412		K			L8		F8		F8	4	0	0	0	0	1	1
Alan Bannister, R (1, 6) OBP: 0.341, SLG: 0.343		1B			1B FC3-2 1B		F8		K	4	0	2	0	0	1	1
Don Kessinger, S (1, 5) OBP: 0.296, SLG: 0.268		F9			FC3-2 1B 1-2		L8			3	0	1	0	0	0	1
Jim Essian, R (1, 2) OBP: 0.369, SLG: 0.438			6-3		FC3-2 1-2 2-3			F9		3	0	1	0	0	0	0

	AB	34
	R	0
	H	7
	RBI	0
	BB	0
	SO	4
	LOB	12

Inning Stats	1	2	3	4	5	6	7	8	9
	R: 0 E: 0 K: 0 S: 4	H: 1 LOB: 1 BB: 0 P: 4	R: 0 E: 0 K: 1 S: 6	H: 1 LOB: 1 BB: 0 P: 6	R: 0 E: 0 K: 0 S: 3	H: 0 LOB: 0 BB: 0 P: 3	R: 0 E: 0 K: 1 S: 5	H: 0 LOB: 0 BB: 0 P: 5	R: 0 E: 0 K: 0 S: 6	H: 3 LOB: 3 BB: 0 P: 6	R: 0 E: 0 K: 1 S: 5	H: 0 LOB: 0 BB: 0 P: 5	R: 0 E: 0 K: 0 S: 3	H: 0 LOB: 0 BB: 0 P: 3	R: 0 E: 0 K: 0 S: 4	H: 1 LOB: 1 BB: 0 P: 4	R: 0 E: 0 K: 1 S: 6	H: 1 LOB: 1 BB: 0 P: 6

	1B: 6	SF: 0	WP: 0	PA: 34
	2B: 1	SAC: 0	PB: 0	
	3B: 0	DP: 0	SB: 0	
	HR: 0	HBP: 0	CS: 0	

PITCHER	IP	WLS	BF	H	R	ER	SO	BB	IBB	HBP	BLK	WP	HR	S	P	ERA	WHIP
Dave Goltz, R (1, 1) ERA: 3.26	9.0	W	34	7	0	0	4	0	0	0	0	0	0	42	42	0.00	0.778

PITCHER	IP	WLS	BF	H	R	ER	SO	BB	IBB	HBP	BLK	WP	HR	S	P	ERA	WHIP

Batter	1	2	3	4	5	6	7	8	9	AB	R	H	RBI	BB	SO	LOB
Lyman Bostock, L (1, 8) OBP: 0.389, SLG: 0.505	L8		FC2-6 1B	G4-6-3 1-2f		SF9 2-3 3-H 2B			6-3 4-3 1B	5	0	3	1	0	0	1
Roy Smalley, S (1, 6) OBP: 0.321, SLG: 0.322	BBBB 4-0 3B BB		FC2-6 1B 1-2f 1B		F7 1B 2B	SF9 2-3 3-H			4-3 1-2	3	3	1	1	1	0	2
Rod Carew, L (1, 3) OBP: 0.443, SLG: 0.570	0-0 1-H BLK 3B		1B 1-3 1B		F7 2-3	3-1			6-3 2-3	5	2	2	1	0	0	4
Butch Wynegar, S (1, 2) OBP: 0.349, SLG: 0.372	F8 3-H		FC3-6 1B 1-3 3-H 1B		3-H 1B		1-3		4-3	5	0	2	2	0	0	1
Glenn Adams, L (1, 7) OBP: 0.372, SLG: 0.469	F7		FC3-6 1-2 3-H 1B		BBBB 4-0 BB		3-1			3	0	1	1	1	0	0
Mike Cubbage, L (1, 5) OBP: 0.322, SLG: 0.393		SH1-4 1B	FC3-6 1-2f 2-3		P6		1-3			4	0	1	0	0	0	3
Rich Chiles, L (1, 9) OBP: 0.335, SLG: 0.373		SH1-4 1-2	F7			SH3-4 E 2B 1B		4-3		3	1	1	0	0	0	2
Randy Bass, L (1, 10) OBP: 0.100, SLG: 0.100 Rob Wilfong, L (6, PR) OBP: 0.313, SLG: 0.278 Craig Kusick, R (8, PH) OBP: 0.373, SLG: 0.429	SSS K			SSS K		FC1 2B SH3-4 1-2 SF9		1-3		3 0 1	0 1 0	0 0 0	0 0 0	2 0 0	2 0 0	2 0 0
Bob Randall, R (1, 4) OBP: 0.287, SLG: 0.293	5-3			G4-6-3 1B		SH3-4 1-2 2-3		1-3		3	0	1	0	0	0	1
Inning Stats	R: 2 E: 0 K: 0 S: 4 H: 1 LOB: 0 BB: 1 P: 8	R: 0 E: 0 K: 1 S: 6 H: 1 LOB: 1 BB: 0 P: 6	R: 2 E: 0 K: 0 S: 7 H: 4 LOB: 0 BB: 0 P: 7	R: 0 E: 0 K: 1 S: 5 H: 1 LOB: 0 BB: 0 P: 5	R: 1 E: 0 K: 0 S: 4 H: 2 LOB: 1 BB: 1 P: 8	R: 2 E: 1 K: 0 S: 6 H: 2 LOB: 2 BB: 0 P: 6	R: 0 E: 0 K: 0 S: 3 H: 0 LOB: 0 BB: 0 P: 3	R: 0 E: 0 K: 0 S: 3 H: 0 LOB: 0 BB: 0 P: 3	R: 0 E: 0 K: 0 S: 4 H: 1 LOB: 1 BB: 0 P: 4	1B: 9 2B: 2 3B: 1 HR: 0	SF: 1 SAC: 2 DP: 1 HBP: 0					

TOP

Minnesota Twins @ Chicago White Sox

Comiskey Park, Chicago, IL

Thu Sep 15 1977, 8:05 PM EDT

Att. 12,962 - Unknown - 60 F

livebaseballscorecards.com

AB	35
R	7
H	12
RBI	6
BB	2
SO	2
LOB	16

PITCHER		IP	WLS	BF	H	R	ER	SO	BB	IBB	HBP	BLK	WP	HR	S	P	ERA	WHIP
Steve Stone, R ERA: 4.42	(1, 1)	2.1	L	14	6	4	4	1	1	0	0	1	0	0	15	19	15.43	3.000
Silvio Martinez, R ERA: 5.85	(3, 1)	3.2		16	5	3	2	1	1	0	0	0	0	0	17	21	4.91	1.636
John Verhoeven, R ERA: 2.08	(7, 1)	3.0		10	1	0	0	0	0	0	0	0	0	0	10	10	0.00	0.333

PITCHER	IP	WLS	BF	H	R	ER	SO	BB	IBB	HBP	BLK	WP	HR	S	P	ERA	WHIP

Batter	1	2	3	4	5	6	7	8	9	AB	R	H	RBI	BB	SO	LOB
Ralph Garr, L (1, 7) OBP: 0.329, SLG: 0.433	B B B B 4-0 G4-6-3 BB		x 0-0 2B 1B		S S S 0-3 ① K		x 0-0 ③ 6-3			0	0	0	0	1	0	0
Wayne Nordhagen, R (2, 7) OBP: 0.286, SLG: 0.469										3	0	1	0	0	1	0
Chet Lemon, R (1, 8) OBP: 0.346, SLG: 0.462	x 0-0 ① P6		x 0-0 1-3 2B		x 0-0 3-1 2B			x 0-0 ① F8		4	0	2	0	0	0	1
Jorge Orta, L (1, 4) OBP: 0.339, SLG: 0.421	x 0-0 ② ③ G4-6-3 1-2f		B B B B 4-0 BB		x 0-0 ② 3-1 2-3			x 0-0 G6-4-3 1B		3	0	1	0	1	0	2
Lamar Johnson, R (1, 10) OBP: 0.343, SLG: 0.499		x 0-0 ① 4-3	x 0-0 ③ L8		x 0-0 ③ 6-3			x 0-0 ② ③ G6-4-3 1-2f		4	0	0	0	0	0	5
Oscar Gamble, L (1, 9) OBP: 0.380, SLG: 0.589 Bob Coluccio, R (7, 9) OBP: 0.500, SLG: 0.333		S S S 0-3 ② K		B B B 4-0 2B 1B BB		x 0-0 ① P3			x 0-0 ① 1-3	2	1	0	0	1	1	0
										1	0	0	0	0	0	0
Eric Soderholm, R (1, 5) OBP: 0.362, SLG: 0.514	H 1-0 HBP		x 0-0 1-3 1B 2B			x 0-0 ② 6-3			x 0-0 ② F7	3	1	1	0	0	0	0
Jim Spencer, L (1, 3) OBP: 0.301, SLG: 0.409 Mike Squires, L (7, 3)	S S S 0-3 ③ K		S S S 0-3 ① K			x 0-0 ③ G3			x 0-0 ③ P6	3	0	0	0	0	2	3
										1	0	0	0	0	0	0
Don Kessinger, S (1, 6) OBP: 0.297, SLG: 0.269 John Flannery, R (8, 6)			x 0-0 ① G3	x 0-0 G4-6-3 2-H 3-H 1B			x 0-0 ① F7			3	0	1	2	0	0	0
										0	0	0	0	0	0	0
Bill Nahorodny, R (1, 2)			x 0-0 ② ③ 1-3	x 0-0 ② ③ G4-6-3 1-2f			x 0-0 ② 1-3			3	0	0	0	0	0	1

Inning Stats	1	2	3	4	5	6	7	8	9
	R: 0 E: 0 K: 0 S: 2 H: 0 LOB: 0 BB: 1 P: 6	R: 0 E: 0 K: 2 S: 7 H: 0 LOB: 1 BB: 0 P: 8	R: 0 E: 0 K: 0 S: 5 H: 2 LOB: 3 BB: 1 P: 9	R: 2 E: 0 K: 1 S: 6 H: 2 LOB: 0 BB: 1 P: 10	R: 0 E: 0 K: 1 S: 6 H: 1 LOB: 1 BB: 0 P: 6	R: 0 E: 0 K: 0 S: 3 H: 0 LOB: 0 BB: 0 P: 3	R: 0 E: 0 K: 0 S: 3 H: 0 LOB: 0 BB: 0 P: 3	R: 0 E: 0 K: 0 S: 3 H: 1 LOB: 0 BB: 0 P: 3	R: 0 E: 0 K: 0 S: 3 H: 0 LOB: 0 BB: 0 P: 3

PITCHER	IP	WLS	BF	H	R	ER	SO	BB	IBB	HBP	BLK	WP	HR	S	P	ERA	WHIP
Geoff Zahn, L (1, 1) ERA: 4.56	9.0	W	34	6	2	2	4	3	0	1	0	0	0	38	51	2.00	1.000

PITCHER	IP	WLS	BF	H	R	ER	SO	BB	IBB	HBP	BLK	WP	HR	S	P	ERA	WHIP

	1B	SF	WP	PA
	3	0	0	34
	2B	SAC	PB	
	3	0	0	
	3B	DP	SB	
	0	3	0	
	HR	HBP	CS	
	0	1	0	

BOTTOM

Minnesota Twins @ Chicago White Sox

Comiskey Park, Chicago, IL

Thu Sep 15 1977, 8:05 PM EDT

Att. 12,962 - Unknown - 60 F

livebaseballscorecards.com

AB	30
R	2
H	6
RBI	2
BB	3
SO	4
LOB	12

Batter	1	2	3	4	5	6	7	8	9	AB	R	H	RBI	BB	SO	LOB
Roy Smalley, S (1, 6) OBP: 0.320, SLG: 0.320	5-3		P6			FC3-5 1-2 2-3f	BB 2-H 1B		K	5	1	1	1	0	1	2
Willie Norwood, R (1, 8) (7, 9) OBP: 0.224, SLG: 0.189	K			L6		1-2 2-H	1B 1-2	BB	2B	4	2	2	1	1	1	0
Dan Ford, R (1, 9) OBP: 0.344, SLG: 0.433 Rod Carew, L (7, PH) OBP: 0.444, SLG: 0.573 (7, 3)	K			5-3		L8 2-3	1B 1-3 2-H		2B	3 2	0 1	0 2	0 2	0 0	1 0	2 0
Craig Kusick, R (1, 3) OBP: 0.371, SLG: 0.423 Sam Perlozzo, R (7, 4)		5-3		6-3		K	PB 1B BB		K	3 1	0 0	0 0	0 0	1 0	1 1	2 1
Larry Wolfe, R (1, 5) OBP: 0.200, SLG: 0.200		F2			L4		E7 FC4-6 FC6-4 1B		6-3	5	0	1	2	0	0	1
Bob Gorinski, R (1, 7) OBP: 0.216, SLG: 0.308		P4			K		FC4-6 BB FC6-4			4	1	0	0	0	1	3
Butch Wynegar, S (1, 2) OBP: 0.351, SLG: 0.374			SH1-3 SF7 2B		1-3		2B 1-2 BB	L6		3	2	1	0	1	0	0
Jerry Terrell, R (1, 10) OBP: 0.269, SLG: 0.273			SH1-3 2-3			FC3-5 SH BB	1B 1-H 2-H 2B	4-3		2	1	1	2	1	0	0
Bob Randall, R (1, 4) OBP: 0.286, SLG: 0.293 Lyman Bostock, L (7, PH) OBP: 0.387, SLG: 0.503 (7, 8)			SF7 3-H			SH FC3-5 1-2 1B	K	4-3		0 2	1 0	0 0	1 0	0 0	0 1	0 1
Inning Stats	R: 0 E: 0 K: 2 S: 7 H: 0 LOB: 0 BB: 0 P: 7	R: 0 E: 0 K: 0 S: 3 H: 0 LOB: 0 BB: 0 P: 3	R: 1 E: 0 K: 0 S: 4 H: 1 LOB: 0 BB: 0 P: 4	R: 0 E: 0 K: 0 S: 3 H: 0 LOB: 0 BB: 0 P: 3	R: 0 E: 0 K: 1 S: 5 H: 0 LOB: 0 BB: 0 P: 5	R: 1 E: 0 K: 1 S: 7 H: 1 LOB: 2 BB: 1 P: 11	R: 6 E: 1 K: 1 S: 10 H: 4 LOB: 2 BB: 3 P: 22	R: 0 E: 0 K: 0 S: 3 H: 0 LOB: 0 BB: 0 P: 3	R: 1 E: 0 K: 2 S: 9 H: 2 LOB: 1 BB: 0 P: 9	1B: 4 2B: 4 3B: 0 HR: 0 SF: 1 SAC: 2 DP: 0 HBP: 0						

PITCHER		IP	WLS	BF	H	R	ER	SO	BB	IBB	HBP	BLK	WP	HR	S	P	ERA	WHIP
Roger Moret, L ERA: 3.79	(1, 1)	6.1	L	26	3	5	5	4	2	0	0	0	0	0	32	40	7.11	0.789
Len Barker, R ERA: 3.99	(7, 1)	0.1		3	1	0	0	1	1	0	0	0	0	0	4	8	0.00	6.000
Darold Knowles, L ERA: 3.28	(7, 1)	0.0		3	2	3	2	0	1	0	0	0	0	0	2	6	∞	∞
Bobby Cuellar, R ERA: 2.45	(7, 1)	0.1		1	0	0	0	0	0	0	0	0	0	0	1	1	0.00	0.000
John Poloni, L ERA: 4.5	(8, 1)	2.0		8	2	1	1	2	0	0	0	0	0	0	12	12	4.50	1.000

PITCHER	IP	WLS	BF	H	R	ER	SO	BB	IBB	HBP	BLK	WP	HR	S	P	ERA	WHIP

TOP

Minnesota Twins @ Texas Rangers

Arlington Stadium, Arlington, TX

Fri Sep 16 1977, 8:05 PM EDT

Att. 20,632 - Unknown - 86 F

livebaseballscorecards.com

AB	34
R	9
H	8
RBI	9
BB	4
SO	7
LOB	12

WP: 0	PA: 41		
PB: 1			
SB: 0			
CS: 0			

BOTTOM

Minnesota Twins @ Texas Rangers

Arlington Stadium, Arlington, TX

Fri Sep 16 1977, 8:05 PM EDT

Att. 20,632 - Unknown - 86 F

Batter	1	2	3	4	5	6	7	8	9	AB	R	H	RBI	BB	SO	LOB
Mike Hargrove, L (1, 3) OBP: 0.419, SLG: 0.468	BBBB 4-0 SH5-3 FC 1B BB		BBBB 4-0 1B FC9-5 SH1-4 BB		SSS 0-3 ① K		x 0-0 ① 6-3		x 0-0 1B 1-2 1B 1B	3	3	1	0	2	1	0
Bert Campaneris, R (1, 6) OBP: 0.317, SLG: 0.344	x 0-0 SH5-3 1-2 1B		x 0-0 ① SH1-4 1-2		x 0-0 ② 5-3		x 0-0 ② 1-6-3		x 0-0 S 1B 1-3 G6-4-3 2-H 1B	4	1	2	1	0	0	0
Bump Wills, S (1, 4) OBP: 0.364, SLG: 0.419	x 0-0 ① SH5-3 1-2 2-3		x 0-0 FC9-5 BB 2-3 1B		BBBB 4-0 1B BB		x 0-0 ③ 1-3		x 0-0 G6-4-3 S 1-2 3-H 1B	3	0	2	1	1	0	0
Toby Harrah, R (1, 5) OBP: 0.389, SLG: 0.479	x 0-0 FC FC6 3-H		BBBB 4-0 FC9-5 1-2 BB		x 0-0 ③ 1-3 1B			x 0-0 ① F7	BBBB 4-0 G6-4-3 1-2 2-3 BB	3	0	1	1	2	0	1
Willie Horton, R (1, 10) OBP: 0.339, SLG: 0.436 Eddie Miller, S (6, PR) Tom Grieve, R (8, PH) OBP: 0.263, SLG: 0.332	x 0-0 ② L8		x 0-0 ② FC9-5 1-2 2-3f 3-H			x 0-0 SH5-4 SF7 1B 1B		x 0-0 2B 2B	x 0-0 ① ② G6-4-3 1-2f 2-3 3-H	3 0 2	0 1 1	1 0 1	1 0 0	0 0 0	0 0 0	4 0 2
Ken Henderson, S (1, 8) OBP: 0.307, SLG: 0.373	x 0-0 ③ FC6 1-2f		x 0-0 ③ G3			x 0-0 SH5-4 1-2 1B		x 0-0 F9 2-H 2B	x 0-0 ③ G3	5	0	2	1	0	0	5
Jim Sundberg, R (1, 2) OBP: 0.369, SLG: 0.392		x 0-0 ① F8		x 0-0 ① L8		x 0-0 ① SH5-4 1-2 2-3		x 0-0 ② F9 2-3		3	0	0	0	0	0	1
Dave May, L (1, 9) OBP: 0.305, SLG: 0.333		x 0-0 ② P4		x 0-0 ② 5-3		x 0-0 ② SF7 3-H		x 0-0 ③ 4-3		3	0	0	1	0	0	1
Lew Beasley, L (1, 7) OBP: 0.233, SLG: 0.250		x 0-0 ③ 4-3		SSS 0-3 ③ K2-3		x 0-0 ③ 4-3			x 0-0 1B 1B 1B	4	1	1	0	0	1	2
Inning Stats	R: 1 E: 0 K: 0 S: 5 H: 1 LOB: 2 BB: 1 P: 9	R: 0 E: 0 K: 0 S: 3 H: 0 LOB: 0 BB: 0 P: 3	R: 1 E: 0 K: 0 S: 4 H: 1 LOB: 2 BB: 2 P: 12	R: 0 E: 0 K: 1 S: 5 H: 0 LOB: 0 BB: 0 P: 5	R: 0 E: 0 K: 1 S: 5 H: 1 LOB: 2 BB: 1 P: 9	R: 1 E: 0 K: 0 S: 5 H: 2 LOB: 2 BB: 0 P: 5	R: 0 E: 0 K: 0 S: 3 H: 0 LOB: 0 BB: 0 P: 3	R: 1 E: 0 K: 0 S: 5 H: 2 LOB: 1 BB: 0 P: 5	R: 3 E: 0 K: 0 S: 6 H: 4 LOB: 1 BB: 1 P: 10	1B: 9 2B: 2 3B: 0 HR: 0		SF: 1 SAC: 3 DP: 1 HBP: 0			WP: 0 PB: 0 SB: 2 CS: 0		PA: 42

livebaseballscorecards.com

	AB	33
	R	7
	H	11
	RBI	6
	BB	5
	SO	2
	LOB	16

PITCHER		IP	WLS	BF	H	R	ER	SO	BB	IBB	HBP	BLK	WP	HR	S	P	ERA	WHIP
Pete Redfern, R ERA: 5.3	(1, 1)	2.2		14	2	2	2	0	3	0	0	0	0	0	11	23	6.75	1.875
Ron Schueler, R ERA: 4.33	(3, 1)	2.1		8	1	0	0	2	1	0	0	0	0	0	11	15	0.00	0.857
Tom Johnson, R ERA: 3.15	(6, 1)	4.0	W	20	8	5	5	0	1	0	0	0	0	0	19	23	11.25	2.250

PITCHER	IP	WLS	BF	H	R	ER	SO	BB	IBB	HBP	BLK	WP	HR	S	P	ERA	WHIP

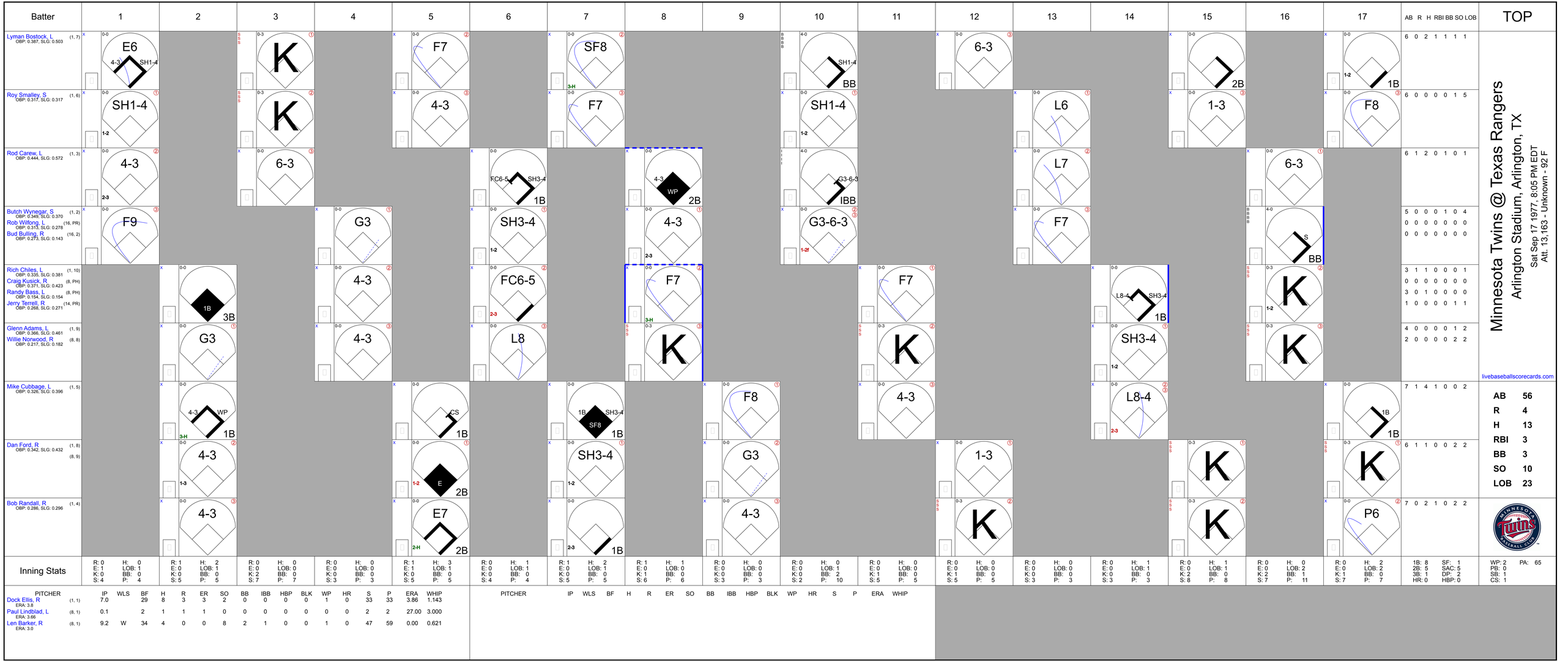
Batter
1
2
3
4
5
6
7
8
9
10
11
12
13
14
15
16
17
AB R H RBI BB SO LOB
TOP
Lyman Bostock, L (1, 7)
OBP: 0.387, SLG: 0.503
E6
4-3
SH1-4
K
F7
SF8
3-H
BB
6-3
2B
1B
F8
Roy Smalley, S (1, 6)
OBP: 0.317, SLG: 0.317
SH1-4
1-2
K
4-3
F7
SH1-4
1-2
L6
1-3
F8
6 0 0 0 0 1 5
Rod Carew, L (1, 3)
OBP: 0.444, SLG: 0.572
4-3
2-3
6-3
FC6-5
SH3-4
1B
4-3
WP
2B
G3-6-3
IBB
L7
6-3
6 1 2 0 1 0 1
Butch Wynegar, S (1, 2)
OBP: 0.349, SLG: 0.370
Rob Wilfong, L (16, PR)
OBP: 0.313, SLG: 0.278
Bud Bulling, R (16, 2)
OBP: 0.273, SLG: 0.143
F9
G3
SH3-4
1-2
4-3
2-3
G3-6-3
1-2f
F7
S
BB
5 0 0 0 1 0 4
0 0 0 0 0 0 0
0 0 0 0 0 0 0
Rich Chiles, L (1, 10)
OBP: 0.335, SLG: 0.381
Craig Kusick, R (8, PH)
OBP: 0.371, SLG: 0.423
Randy Bass, L (8, PH)
OBP: 0.154, SLG: 0.154
Jerry Terrell, R (14, PR)
OBP: 0.268, SLG: 0.271
1B
3B
4-3
FC6-5
2-3
F7
3-H
F7
L8-4
SH3-4
1B
K
1-2
3 1 1 0 0 0 1
0 0 0 0 0 0 0
3 0 1 0 0 0 0
1 0 0 0 0 1 1
Glenn Adams, L (1, 9)
OBP: 0.366, SLG: 0.461
Willie Norwood, R (8, 8)
OBP: 0.217, SLG: 0.182
G3
4-3
L8
K
K
SH3-4
1-2
K
4 0 0 0 0 1 2
2 0 0 0 0 2 2
livebaseballscorecards.com
Mike Cubbage, L (1, 5)
OBP: 0.326, SLG: 0.396
4-3
WP
3-H
1B
CS
1B
1B
SH3-4
SF8
1B
F8
4-3
L8-4
2-3
1B
7 1 4 1 0 0 2
Dan Ford, R (1, 8)
(8, 9)
OBP: 0.342, SLG: 0.432
4-3
1-3
E
1-2
2B
SH3-4
1-2
G3
1-3
K
K
6 1 1 0 0 2 2
Bob Randall, R (1, 4)
OBP: 0.286, SLG: 0.296
4-3
E7
2-H
2B
4-3
2-3
1B
4-3
K
P6
7 0 2 1 0 2 2
Minnesota Twins @ Texas Rangers
Arlington Stadium, Arlington, TX
Sat Sep 17 1977, 8:05 PM EDT
Att. 13,163 - Unknown - 92 F
AB 56
R 4
H 13
RBI 3
BB 3
SO 10
LOB 23
Inning Stats
R: 0 H: 0 E: 1 LOB: 1 K: 0 BB: 0 S: 4 P: 4
R: 1 H: 2 E: 0 LOB: 1 K: 0 BB: 0 S: 5 P: 5
R: 0 H: 0 E: 0 LOB: 0 K: 2 BB: 0 S: 7 P: 7
R: 0 H: 0 E: 0 LOB: 0 K: 0 BB: 0 S: 3 P: 3
R: 1 H: 3 E: 1 LOB: 1 K: 0 BB: 0 S: 5 P: 5
R: 0 H: 1 E: 0 LOB: 1 K: 0 BB: 0 S: 4 P: 4
R: 1 H: 2 E: 0 LOB: 1 K: 0 BB: 0 S: 5 P: 5
R: 1 H: 1 E: 0 LOB: 0 K: 1 BB: 0 S: 6 P: 6
R: 0 H: 0 E: 0 LOB: 0 K: 0 BB: 0 S: 3 P: 3
R: 0 H: 0 E: 0 LOB: 1 BB: 2 S: 2 P: 10
R: 0 H: 0 E: 0 LOB: 0 K: 1 BB: 0 S: 5 P: 5
R: 0 H: 0 E: 0 LOB: 0 K: 1 BB: 0 S: 5 P: 5
R: 0 H: 0 E: 0 LOB: 0 K: 0 BB: 0 S: 3 P: 3
R: 0 H: 1 E: 0 LOB: 1 K: 0 BB: 0 S: 3 P: 3
R: 0 H: 1 E: 0 LOB: 1 K: 2 BB: 0 S: 8 P: 8
R: 0 H: 0 E: 0 LOB: 2 K: 2 BB: 1 S: 7 P: 11
R: 0 H: 2 E: 0 LOB: 2 K: 1 BB: 0 S: 7 P: 7
1B: 8 SF: 1 2B: 5 SAC: 5 3B: 1 DP: 2 HR: 0 HBP: 0
WP: 2 PA: 65 PB: 0 SB: 1 CS: 1
PITCHER IP WLS BF H R ER SO BB IBB HBP BLK WP HR S P ERA WHIP
Dock Ellis, R (1, 1) ERA: 3.8 7.0 29 8 3 3 2 0 0 0 0 1 0 33 33 3.86 1.143
Paul Lindblad, L (8, 1) ERA: 3.66 0.1 2 1 1 1 0 0 0 0 0 0 0 2 2 27.00 3.000
Len Barker, R (8, 1) ERA: 3.0 9.2 W 34 4 0 0 8 2 1 0 0 1 0 47 59 0.00 0.621
PITCHER IP WLS BF H R ER SO BB IBB HBP BLK WP HR S P ERA WHIP

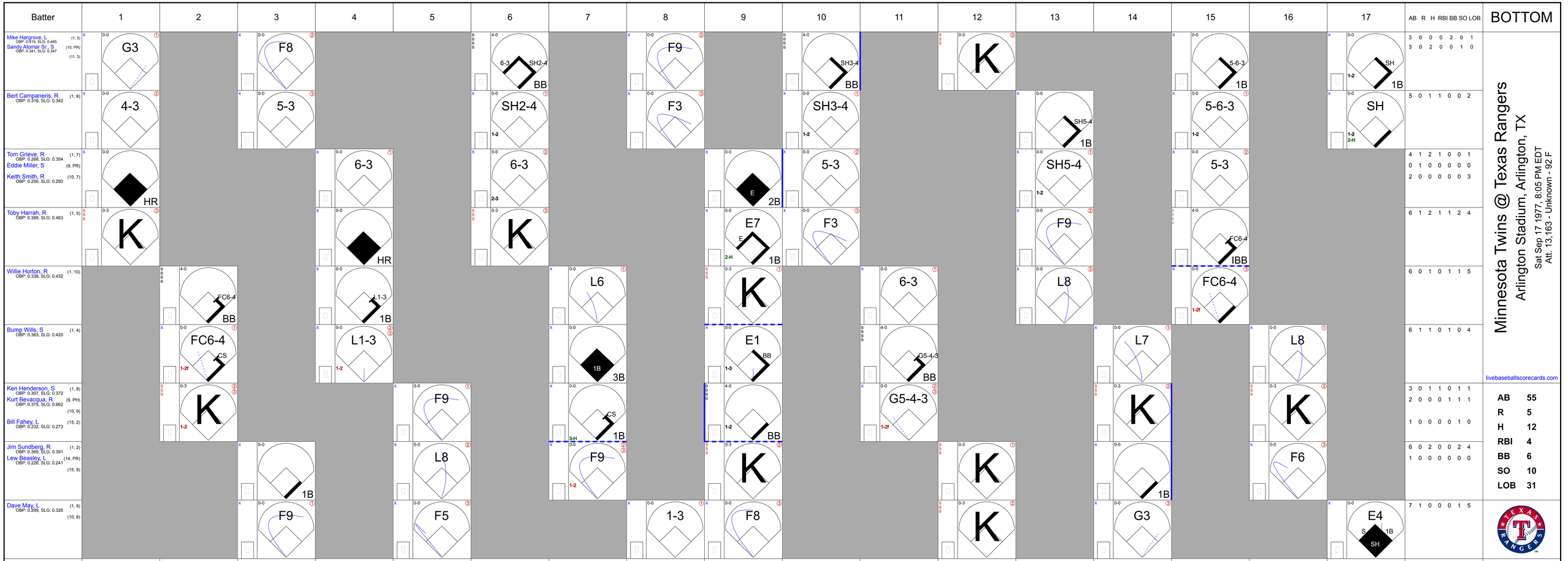
Batter
1
2
3
4
5
6
7
8
9
10
11
12
13
14
15
16
17
AB R H RBI BB SO LOB
BOTTOM
Mike Hargrove, L (1, 3) OBP: 0.419, SLG: 0.466
Sandy Alomar Sr., S (10, PR) (11, 3) OBP: 0.341, SLG: 0.347
G3
F8
6-3 SH2-4 BB
F9
SH3-4 BB
K
5-6-3 1B
SH 1B
3 0 0 0 2 0 1
3 0 2 0 0 1 0
Bert Campaneris, R (1, 6) OBP: 0.316, SLG: 0.342
4-3
5-3
SH2-4
F3
SH3-4
SH5-4 1B
5-6-3
SH
5 0 1 1 0 0 2
Tom Grieve, R (1, 7) OBP: 0.268, SLG: 0.354
Eddie Miller, S (9, PR)
Keith Smith, R (10, 7) OBP: 0.250, SLG: 0.293
HR
6-3
6-3
E 2B
5-3
SH5-4
5-3
4 1 2 1 0 0 1
0 1 0 0 0 0 0
2 0 0 0 0 0 3
Toby Harrah, R (1, 5) OBP: 0.389, SLG: 0.483
K
HR
K
E7 E 2-H 1B
F3
F9
FC6-4 IBB
6 1 2 1 1 2 4
Willie Horton, R (1, 10) OBP: 0.338, SLG: 0.432
FC6-4 BB
L1-3 1B
L6
K
6-3
L8
FC6-4
6 0 1 0 1 1 5
Bump Wills, S (1, 4) OBP: 0.363, SLG: 0.420
FC6-4 CS
L1-3
1B 3B
E1 BB
G5-4-3 BB
L7
L8
6 1 1 0 1 0 4
Ken Henderson, S (1, 8) OBP: 0.307, SLG: 0.372
Kurt Bevacqua, R (9, PH) OBP: 0.375, SLG: 0.662
Bill Fahey, L (10, 9) (15, 2) OBP: 0.232, SLG: 0.273
K
F9
CS 1B
BB
G5-4-3
K
K
K
3 0 1 1 0 1 1
2 0 0 0 1 1 1
1 0 0 0 0 1 0
Jim Sundberg, R (1, 2) OBP: 0.369, SLG: 0.391
Lew Beasley, L (14, PR) (15, 9) OBP: 0.226, SLG: 0.241
1B
L8
F8
K
1B
F6
6 0 2 0 0 2 4
1 0 0 0 0 0 0
Dave May, L (1, 9) (10, 8) OBP: 0.299, SLG: 0.326
F9
F5
1-3
F8
K
G3
E4 S 1B SH
7 1 0 0 0 1 5
Inning Stats
R: 1 E: 0 K: 1 S: 6 H: 1 LOB: 0 BB: 0 P: 6
R: 0 E: 0 K: 1 S: 4 H: 0 LOB: 1 BB: 1 P: 8
R: 0 E: 0 K: 0 S: 4 H: 1 LOB: 1 BB: 0 P: 4
R: 1 E: 0 K: 0 S: 4 H: 2 LOB: 0 BB: 0 P: 4
R: 0 E: 0 K: 0 S: 3 H: 0 LOB: 0 BB: 0 P: 3
R: 0 E: 0 K: 1 S: 5 H: 0 LOB: 1 BB: 1 P: 9
R: 1 E: 0 K: 0 S: 4 H: 2 LOB: 0 BB: 0 P: 4
R: 0 E: 0 K: 0 S: 3 H: 0 LOB: 0 BB: 0 P: 3
R: 1 E: 2 K: 2 S: 10 H: 2 LOB: 3 BB: 1 P: 14
R: 0 E: 0 K: 0 S: 3 H: 0 LOB: 2 BB: 1 P: 7
R: 0 E: 0 K: 0 S: 2 H: 0 LOB: 0 BB: 1 P: 6
R: 0 E: 0 K: 3 S: 9 H: 0 LOB: 0 BB: 0 P: 9
R: 0 E: 0 K: 0 S: 4 H: 1 LOB: 1 BB: 0 P: 4
R: 0 E: 0 K: 1 S: 6 H: 1 LOB: 1 BB: 0 P: 6
R: 0 E: 0 K: 0 S: 4 H: 1 LOB: 2 BB: 1 P: 8
R: 0 E: 0 K: 1 S: 5 H: 0 LOB: 0 BB: 0 P: 5
R: 1 E: 1 K: 0 S: 3 H: 1 LOB: 2 BB: 0 P: 3
1B: 8 2B: 3 3B: 1 HR: 2
SF: 0 SAC: 4 DP: 3 HBP: 0
WP: 0 PB: 0 SB: 1 CS: 2
PA: 65
Minnesota Twins @ Texas Rangers
Arlington Stadium, Arlington, TX
Sat Sep 17 1977, 8:05 PM EDT
Att. 13,163 - Unknown - 92 F
livebaseballscorecards.com
AB 55
R 5
H 12
RBI 4
BB 6
SO 10
LOB 31
PITCHER IP WLS BF H R ER SO BB IBB HBP BLK WP HR S P ERA WHIP
Dave Johnson, R (1, 1) ERA: 4.46 6.1 25 6 3 3 3 2 0 0 0 0 2 29 37 4.26 1.263
Ron Schueler, R (7, 1) ERA: 4.26 2.0 7 2 1 0 1 0 0 0 0 0 0 9 9 0.00 1.000
Tom Burgmeier, L (9, 1) ERA: 4.8 0.0 2 0 0 0 0 1 0 0 0 0 0 1 5 ∞ ∞
Gary Serum, R (9, 1) ERA: 3.66 6.1 24 3 0 0 5 2 1 0 0 0 0 31 43 0.00 0.789
Don Carrithers, R (15, 1) ERA: 10.24 1.1 L 7 1 1 0 1 0 0 0 0 0 0 9 9 0.00 0.750
PITCHER IP WLS BF H R ER SO BB IBB HBP BLK WP HR S P ERA WHIP

Minnesota Twins @ Texas Rangers

Arlington Stadium, Arlington, TX

Sun Sep 18 1977, 4:33 AM EDT

Unknown - 87 F

TOP

livebaseballscorecards.com

Batter	1	2	3	4	5	6	7	8	9	AB	R	H	RBI	BB	SO	LOB
Lyman Bostock, L (1, 8) (6, 7) OBP: 0.387, SLG: 0.501	F9		1B 1B	4-3		BB PB 1-2		F7 2-3		4	1	1	0	1	0	2
Roy Smalley, S (1, 6) OBP: 0.318, SLG: 0.319	L7		K		1B 2B	F3 1-2 2-3		BB 1-2 3-H 1B		5	1	2	1	0	1	3
Rod Carew, L (1, 3) OBP: 0.447, SLG: 0.574	1B 1B		1B 1-3 1B		FC4-6 2-H 1B	F5		FC6-4 1-2 2-3 BB		4	0	3	1	1	0	0
Butch Wynegar, S (1, 2) OBP: 0.349, SLG: 0.371	1-2 1B		BB 1-3 3-H 1B		FC4-6 G3 1-2f 1B	P6		FC6-4 1-2f		5	0	2	1	0	0	4
Rich Chiles, L (1, 9) OBP: 0.331, SLG: 0.376	4-3		P6		G3 1-2	6-3			F8	3	0	0	0	0	0	5
Dan Ford, R (7, PH) (7, 9) OBP: 0.340, SLG: 0.430										2	0	0	0	0	0	0
Glenn Adams, L (1, 7) OBP: 0.373, SLG: 0.466		1B	BB 1-2		2-H 1B			P3	K	2	0	2	0	1	0	0
Willie Norwood, R (6, 8) OBP: 0.210, SLG: 0.175										2	0	0	0	0	1	0
Mike Cubbage, L (1, 5) OBP: 0.324, SLG: 0.393		F9	K			4-3		E5 2B	F8	3	0	0	0	0	1	4
Larry Wolfe, R (6, 5) OBP: 0.143, SLG: 0.143										2	1	0	0	0	0	0
Randy Bass, L (1, 10) OBP: 0.125, SLG: 0.125		K		K		3-1		F7 1-H 1B 2B		3	0	0	0	0	2	1
Craig Kusick, R (8, PH) OBP: 0.373, SLG: 0.430										1	1	1	1	0	0	0
Bob Randall, R (1, 4) OBP: 0.289, SLG: 0.297		K		F8		PB BB 1B		BB 1B BB		3	0	1	0	1	1	1
Inning Stats	R: 0 E: 0 K: 0 S: 5 H: 2 LOB: 2 BB: 0 P: 5	R: 0 E: 0 K: 2 S: 8 H: 1 LOB: 1 BB: 0 P: 8	R: 1 E: 0 K: 2 S: 10 H: 3 LOB: 3 BB: 1 P: 14	R: 0 E: 0 K: 1 S: 5 H: 0 LOB: 0 BB: 0 P: 5	R: 1 E: 0 K: 0 S: 5 H: 3 LOB: 2 BB: 0 P: 5	R: 0 E: 0 K: 0 S: 4 H: 1 LOB: 2 BB: 1 P: 8	R: 0 E: 0 K: 0 S: 3 H: 0 LOB: 0 BB: 0 P: 3	R: 2 E: 1 K: 0 S: 6 H: 2 LOB: 3 BB: 2 P: 14	R: 0 E: 0 K: 1 S: 5 H: 0 LOB: 0 BB: 0 P: 5	1B: 10 2B: 2 3B: 0 HR: 0 SF: 0 SAC: 0 DP: 0 HBP: 0						

	AB	39
	R	4
	H	12
	RBI	4
	BB	4
	SO	6
	LOB	20

WP: 0 PB: 1 SB: 0 CS: 0 PA: 43

PITCHER	IP	WLS	BF	H	R	ER	SO	BB	IBB	HBP	BLK	WP	HR	S	P	ERA	WHIP
Gaylord Perry, R (1, 1) ERA: 3.56	5.2	W	27	10	2	2	5	1	0	0	0	0	0	36	40	3.18	1.941
Roger Moret, L (6, 1) ERA: 3.65	2.1		13	2	2	0	0	3	0	0	0	0	0	10	22	0.00	2.143
Adrian Devine, R (9, 1) ERA: 3.67	1.0	S	3	0	0	0	1	0	0	0	0	0	0	5	5	0.00	0.000

PITCHER	IP	WLS	BF	H	R	ER	SO	BB	IBB	HBP	BLK	WP	HR	S	P	ERA	WHIP

Minnesota Twins @ Texas Rangers

Arlington Stadium, Arlington, TX

Sun Sep 18 1977, 4:33 AM EDT

Unknown - 87 F

BOTTOM

livebaseballscorecards.com

Batter	1	2	3	4	5	6	7	8	9	AB	R	H	RBI	BB	SO	LOB
Bump Wills, S (1, 4) OBP: 0.361, SLG: 0.417	E6	BB		P4		F9		K		4	1	0	0	1	1	2
Jim Mason, L (1, 6) OBP: 0.246, SLG: 0.252	WP 4-3 2B	BB		4-3 BB		K				2	1	1	1	2	1	0
Claudell Washington, L (1, 8) OBP: 0.319, SLG: 0.418	4-3	L7		4-3		5-3				4	0	0	1	0	0	5
Toby Harrah, R (1, 5) OBP: 0.392, SLG: 0.489	6-3		HR	BB			G5-4-3 BB			2	1	1	1	2	0	0
Willie Horton, R (1, 10) OBP: 0.336, SLG: 0.429	F8		K	K			G5-4-3			4	0	0	0	0	2	4
Jim Sundberg, R (1, 2) OBP: 0.370, SLG: 0.393		K	BB		1B G4-6-3 2B		K			3	1	1	0	1	2	0
Tom Grieve, R (1, 9) OBP: 0.276, SLG: 0.361	2B 1B		K		G4-6-3 1B			E FC6-2 1B		4	1	3	0	0	1	1
Eddie Miller, S (8, PR)										0	0	0	0	0	0	0
Dave May, L (9, 9) OBP: 0.299, SLG: 0.326										0	0	0	0	0	0	0
Pat Putnam, L (1, 3) OBP: 0.294, SLG: 0.471	CS 2B		4-3		G4-6-3			P4		3	0	1	1	0	0	2
Kurt Bevacqua, R (8, PH) OBP: 0.370, SLG: 0.653										1	0	0	0	0	0	1
Mike Hargrove, L (9, 3) OBP: 0.419, SLG: 0.465										0	0	0	0	0	0	0
Keith Smith, R (1, 7) OBP: 0.271, SLG: 0.295		BB BB BB		4-3 BB 1B	L7			FC6-2 S		3	0	1	0	1	0	2

Inning Stats	1	2	3	4	5	6	7	8	9
	R: 2 E: 1 K: 0 S: 5	H: 1 LOB: 0 BB: 0 P: 5	R: 1 E: 0 K: 1 S: 6	H: 2 LOB: 3 BB: 3 P: 18	R: 1 E: 0 K: 2 S: 8	H: 1 LOB: 1 BB: 1 P: 12	R: 0 E: 0 K: 1 S: 6	H: 1 LOB: 3 BB: 2 P: 14	R: 1 E: 0 K: 0 S: 4	H: 2 LOB: 0 BB: 0 P: 4	R: 0 E: 0 K: 1 S: 5	H: 0 LOB: 0 BB: 0 P: 5	R: 0 E: 0 K: 1 S: 4	H: 0 LOB: 0 BB: 1 P: 8	R: 0 E: 1 K: 1 S: 6	H: 1 LOB: 2 BB: 0 P: 6

	AB	
	1B:	4
	2B:	3
	3B:	0
	HR:	1
	SF:	0
	SAC:	0
	DP:	2
	HBP:	0
	WP:	1
	PB:	0
	SB:	1
	CS:	1
	PA:	37

	AB	30
	R	5
	H	8
	RBI	4
	BB	7
	SO	7
	LOB	17

PITCHER		IP	WLS	BF	H	R	ER	SO	BB	IBB	HBP	BLK	WP	HR	S	P	ERA	WHIP
Paul Thormodsgard, R ERA: 4.29	(1, 1)	3.0	L	18	5	4	3	3	4	0	0	0	1	1	20	36	9.00	3.000
Jim Shellenback, L ERA: 8.44	(4, 1)	2.0		9	2	1	1	1	2	0	0	0	0	0	9	17	4.50	2.000
Jeff Holly, L ERA: 7.09	(6, 1)	3.0		10	1	0	0	3	1	0	0	0	0	0	15	19	0.00	0.667

PITCHER		IP	WLS	BF	H	R	ER	SO	BB	IBB	HBP	BLK	WP	HR	S	P	ERA	WHIP

Minnesota Twins @ Texas Rangers

Arlington Stadium, Arlington, TX

Sun Sep 18 1977, 4:38 AM EDT

Att. 10,575 - Unknown

TOP

livebaseballscorecards.com

Batter	1	2	3	4	5	6	7	8	9	AB	R	H	RBI	BB	SO	LOB
Luis Gomez, R (1, 6) OBP: 0.259, SLG: 0.364	P4		F9			6-3		F9 2-3	K	4	0	0	0	0	0	1
Rod Carew, L (9, PH) OBP: 0.446, SLG: 0.573										1	0	0	0	0	1	0
Willie Norwood, R (1, 8) OBP: 0.227, SLG: 0.295	K		4-3			HR		HR 3-H		4	2	2	3	0	1	0
Dan Ford, R (1, 9) OBP: 0.344, SLG: 0.433	1B			G6-4-3 1B		5-3		BB 1B 1B		4	1	3	0	0	0	0
Craig Kusick, R (1, 3) OBP: 0.372, SLG: 0.425	K			G6-4-3 1-2f			5-3	1B HR 1-2 BB		3	1	0	0	1	1	2
Larry Wolfe, R (1, 5) OBP: 0.273, SLG: 0.273		6-3 1B		5-3			6-3	HR 1-2 2-H 1B		4	1	2	1	0	0	0
Bob Gorinski, R (1, 7) OBP: 0.217, SLG: 0.333		6-3 1-2			F9		K	HR 1-H 2-H		4	1	1	3	0	1	1
Jerry Terrell, R (1, 10) OBP: 0.263, SLG: 0.266		F3			L8			4-3 6-3		4	0	0	0	0	0	1
Sam Perlozzo, R (1, 4) OBP: 0.143, SLG: 0.143		6-3			6-3			2B 1B	6-3	3	1	1	0	0	0	1
Lyman Bostock, L (9, PH) OBP: 0.387, SLG: 0.500										1	0	0	0	0	0	0
Bud Bulling, R (1, 2) OBP: 0.278, SLG: 0.194			G3			F9		WP HR 1-H 2B	P4	3	1	1	1	0	0	0
Rich Chiles, L (9, PH) OBP: 0.330, SLG: 0.375										1	0	0	0	0	0	0

	AB	36
	R	8
	H	10
	RBI	8
	BB	1
	SO	4
	LOB	6

Inning Stats																												
	R: 0	H: 1	R: 0	H: 1	R: 0	H: 0	R: 0	H: 1	R: 0	H: 0	R: 1	H: 1	R: 0	H: 0	R: 7	H: 6	R: 0	H: 0	1B: 6	SF: 0	WP: 1	PA: 37
	E: 0	LOB: 1	E: 0	LOB: 1	E: 0	LOB: 0	E: 0	LOB: 0	E: 0	LOB: 0	E: 0	LOB: 0	E: 0	LOB: 0	E: 0	LOB: 0	E: 0	LOB: 0	2B: 1	SAC: 0	PB: 0	
	K: 2	BB: 0	K: 0	BB: 0	K: 0	BB: 0	K: 0	BB: 0	K: 0	BB: 0	K: 0	BB: 0	K: 1	BB: 0	K: 0	BB: 1	K: 1	BB: 0	3B: 0	DP: 1	SB: 0	
	S: 8	P: 8	S: 4	P: 4	S: 3	P: 3	S: 3	P: 3	S: 3	P: 3	S: 4	P: 4	S: 5	P: 5	S: 9	P: 13	S: 5	P: 5	HR: 3	HBP: 0	CS: 0	

PITCHER		IP	WLS	BF	H	R	ER	SO	BB	IBB	HBP	BLK	WP	HR	S	P	ERA	WHIP
Jim Umbarger, L ERA: 6.4	(1, 1)	7.2	W	29	7	4	4	3	0	0	0	0	1	2	35	35	4.70	0.913
Paul Lindblad, L ERA: 4.04	(8, 1)	0.1		5	3	4	4	0	1	0	0	0	0	1	4	8	108.00	12.000
Adrian Devine, R ERA: 3.63	(9, 1)	1.0	S	3	0	0	0	1	0	0	0	0	0	0	5	5	0.00	0.000

PITCHER	IP	WLS	BF	H	R	ER	SO	BB	IBB	HBP	BLK	WP	HR	S	P	ERA	WHIP

Batter	1	2	3	4	5	6	7	8	9	AB	R	H	RBI	BB	SO	LOB
Mike Hargrove, L (1, 3) OBP: 0.419, SLG: 0.472	6-3		F8		G3		HR	S 2B 3-H		5	1	2	2	0	0	0
Eddie Miller, S (8, PR)										0	0	0	0	0	0	0
Pat Putnam, L (9, 3) OBP: 0.294, SLG: 0.471										0	0	0	0	0	0	0
Bert Campaneris, R (1, 6) OBP: 0.318, SLG: 0.344	1B 2-3 BB		K		FC4-6 1B		1B 1B	K 2-3		4	2	2	0	1	2	1
Claudell Washington, L (1, 8) OBP: 0.320, SLG: 0.418	2-3 1-3 1B			6-3	FC4-6 1-2f		1B SF7 1-3 1B	F7		5	1	2	0	0	0	3
Toby Harrah, R (1, 5) OBP: 0.393, SLG: 0.488	2-3 1-2 3-H			S E BB	4-3		1-3 3-H 1B			3	1	1	2	1	0	2
Bump Wills, S (1, 4) OBP: 0.362, SLG: 0.420	K			E7 1B 1-H 2B		S 1B 1B	K			4	2	2	1	0	2	3
Kurt Bevacqua, R (1, 10) OBP: 0.365, SLG: 0.641		K		HR 1B 3-H		F9 1-2	SF7 3-H			3	1	1	2	0	1	1
Ken Henderson, S (1, 9) OBP: 0.306, SLG: 0.384		F7		HR 1-H		K	F7			4	1	1	2	0	1	2
Dave May, L (1, 7) OBP: 0.299, SLG: 0.326		F7		L8		2-H 1B		SH2-4 2B 2B		3	0	1	1	0	0	0
Keith Smith, R (8, PH) OBP: 0.286, SLG: 0.333 (9, 7)										1	1	1	0	0	0	0
Bill Fahey, L (1, 2) OBP: 0.220, SLG: 0.259			P6	L8		K		SH2-4 2-3		3	0	0	0	0	1	1
Inning Stats	R: 1 E: 0 K: 1 S: 6 H: 1 LOB: 1 BB: 1 P: 10	R: 0 E: 0 K: 1 S: 5 H: 0 LOB: 0 BB: 0 P: 5	R: 0 E: 0 K: 1 S: 5 H: 0 LOB: 0 BB: 0 P: 5	R: 4 E: 1 K: 0 S: 6 H: 3 LOB: 0 BB: 1 P: 10	R: 0 E: 0 K: 0 S: 4 H: 1 LOB: 1 BB: 0 P: 4	R: 1 E: 0 K: 2 S: 9 H: 2 LOB: 1 BB: 0 P: 9	R: 3 E: 0 K: 1 S: 9 H: 4 LOB: 1 BB: 0 P: 9	R: 1 E: 0 K: 1 S: 7 H: 2 LOB: 2 BB: 0 P: 7		1B: 8 2B: 3 3B: 0 HR: 2 SF: 1 SAC: 1 DP: 0 HBP: 0						

BOTTOM

Minnesota Twins @ Texas Rangers

Arlington Stadium, Arlington, TX

Sun Sep 18 1977, 4:38 AM EDT

Att. 10,575 - Unknown

livebaseballscorecards.com

AB	35
R	10
H	13
RBI	10
BB	2
SO	7
LOB	13

WP: 0 PB: 0 SB: 3 CS: 0 PA: 39

PITCHER		IP	WLS	BF	H	R	ER	SO	BB	IBB	HBP	BLK	WP	HR	S	P	ERA	WHIP
Dave Goltz, R ERA: 3.39	(1, 1)	5.2	L	26	7	6	6	4	2	0	0	0	0	1	32	40	9.53	1.588
Tom Burgmeier, L ERA: 5.09	(6, 1)	1.2		11	6	4	4	2	0	0	0	0	0	1	15	15	21.60	3.600
Tom Johnson, R ERA: 3.14	(8, 1)	0.2		2	0	0	0	1	0	0	0	0	0	0	4	4	0.00	0.000

PITCHER	IP	WLS	BF	H	R	ER	SO	BB	IBB	HBP	BLK	WP	HR	S	P	ERA	WHIP

Batter	1	2	3	4	5	6	7	8	9	AB	R	H	RBI	BB	SO	LOB
Willie Norwood, R (1, 8) OBP: 0.257, SLG: 0.338	G6-4-3 1B		BB 1B		1-H 2B		6-3			4	0	3	1	0	0	0
Lyman Bostock, L (1, 7) OBP: 0.386, SLG: 0.497	K		1-2 FC6 BB		5-3			K		3	0	0	0	1	2	2
Dan Ford, R (1, 9) OBP: 0.341, SLG: 0.429	G6-4-3 1-2f		FC6 1-2f		4-3			K		4	0	0	0	0	1	4
Craig Kusick, R (1, 3) OBP: 0.377, SLG: 0.427		G5-4-3 BB		SH1-4 1B		FC4-6 1B		F7		3	0	2	0	1	0	0
Larry Wolfe, R (1, 5) OBP: 0.214, SLG: 0.214		F7		SH1-4 1-2		FC4-6 1-2f			5-3	3	0	0	0	0	0	2
Roy Smalley, S (1, 6) OBP: 0.316, SLG: 0.317		G5-4-3 1-2f		5-3		K			4-3	4	0	0	0	0	1	3
Butch Wynegar, S (1, 2) OBP: 0.348, SLG: 0.376			HR	6-3		K			5-3	4	1	1	1	0	1	2
Bob Gorinski, R (1, 10) OBP: 0.212, SLG: 0.325			5-3		K		6-3			3	0	0	0	0	1	0
Bob Randall, R (1, 4) OBP: 0.289, SLG: 0.297			L9		2B 1B		5-3			3	1	1	0	0	0	0
Inning Stats	R: 0 E: 0 K: 1 S: 5 H: 1 LOB: 0 BB: 0 P: 5	R: 0 E: 0 K: 0 S: 2 H: 0 LOB: 0 BB: 1 P: 6	R: 1 E: 0 K: 0 S: 5 H: 2 LOB: 2 BB: 1 P: 9	R: 0 E: 0 K: 0 S: 4 H: 1 LOB: 1 BB: 0 P: 4	R: 1 E: 0 K: 1 S: 7 H: 2 LOB: 1 BB: 0 P: 7	R: 0 E: 0 K: 2 S: 8 H: 1 LOB: 1 BB: 0 P: 8	R: 0 E: 0 K: 0 S: 3 H: 0 LOB: 0 BB: 0 P: 3	R: 0 E: 0 K: 2 S: 7 H: 0 LOB: 0 BB: 0 P: 7	R: 0 E: 0 K: 0 S: 3 H: 0 LOB: 0 BB: 0 P: 3	1B: 5 2B: 1 3B: 0 HR: 1 SF: 0 SAC: 1 DP: 2 HBP: 0						

PITCHER	IP	WLS	BF	H	R	ER	SO	BB	IBB	HBP	BLK	WP	HR	S	P	ERA	WHIP
Paul Splittorff, L (1, 1) ERA: 3.69	9.0	W	34	7	2	2	6	2	0	0	0	0	1	44	52	2.00	1.000

PITCHER	IP	WLS	BF	H	R	ER	SO	BB	IBB	HBP	BLK	WP	HR	S	P	ERA	WHIP

Minnesota Twins @ Kansas City Royals

Royals Stadium, Kansas City, MO

Tue Sep 20 1977, 8:05 PM EDT

Att. 24,549 - Cloudy - 71 F

TOP

livebaseballscorecards.com

AB	31
R	2
H	7
RBI	2
BB	2
SO	6
LOB	13

Batter	1	2	3	4	5	6	7	8	9	AB	R	H	RBI	BB	SO	LOB
Joe Zdeb, R (1, 7) OBP: 0.337, SLG: 0.372	P4		1B		BB HR		1-3			3	1	1	0	1	0	1
Hal McRae, R (1, 10) OBP: 0.362, SLG: 0.508	F8		F7		1-H HR			4-3		4	1	1	2	0	0	1
George Brett, L (1, 5) OBP: 0.374, SLG: 0.537	6-3			HR	1-3			HR		4	2	2	2	0	0	0
Al Cowens, R (1, 9) OBP: 0.353, SLG: 0.513		5-3		4-3		F7		CS 1B		4	0	1	0	0	0	0
Amos Otis, R (1, 8) OBP: 0.340, SLG: 0.429		1B		S S S K		L5		1-3 S BB		3	0	1	0	1	1	0
John Wathan, R (1, 2) OBP: 0.362, SLG: 0.480		F9		1B		6-3		1-2 L1		4	0	1	0	0	0	3
John Mayberry, L (1, 3) OBP: 0.340, SLG: 0.406		G3		4-3			P6	IBB		3	0	0	0	1	0	2
Freddie Patek, R (1, 6) OBP: 0.320, SLG: 0.362			CS 1B		L5		5-3	L7		4	0	1	0	0	0	3
Frank White, R (1, 4) OBP: 0.289, SLG: 0.351			1-2 6-3		F7		2B			3	0	1	0	0	0	1
Inning Stats	R: 0 H: 0 E: 0 LOB: 0 K: 0 BB: 0 S: 3 P: 3	R: 0 H: 1 E: 0 LOB: 1 K: 0 BB: 0 S: 4 P: 4	R: 0 H: 2 E: 0 LOB: 1 K: 0 BB: 0 S: 4 P: 4	R: 1 H: 2 E: 0 LOB: 1 K: 1 BB: 0 S: 7 P: 7	R: 2 H: 1 E: 0 LOB: 0 K: 0 BB: 1 S: 4 P: 8	R: 0 H: 0 E: 0 LOB: 0 K: 0 BB: 0 S: 3 P: 3	R: 0 H: 1 E: 0 LOB: 1 K: 0 BB: 0 S: 4 P: 4	R: 1 H: 2 E: 0 LOB: 3 K: 0 BB: 2 S: 5 P: 13		1B: 5 SF: 0 2B: 1 SAC: 0 3B: 0 DP: 0 HR: 3 HBP: 0						

PITCHER		IP	WLS	BF	H	R	ER	SO	BB	IBB	HBP	BLK	WP	HR	S	P	ERA	WHIP
Geoff Zahn, L ERA: 4.54	(1, 1)	7.0	L	28	7	3	3	1	1	0	0	0	0	2	29	33	3.86	1.143
Tom Johnson, R ERA: 3.18	(8, 1)	1.0		7	2	1	1	0	1	1	0	0	0	1	5	13	9.00	3.000

PITCHER	IP	WLS	BF	H	R	ER	SO	BB	IBB	HBP	BLK	WP	HR	S	P	ERA	WHIP

BOTTOM

Minnesota Twins @ Kansas City Royals

Royals Stadium, Kansas City, MO

Tue Sep 20 1977, 8:05 PM EDT
Att. 24,549 - Cloudy - 71 F

livebaseballscorecards.com

AB	32
R	4
H	9
RBI	4
BB	3
SO	1
LOB	11

WP: 0 PA: 35
PB: 0
SB: 1
CS: 2

Batter	1	2	3	4	5	6	7	8	9	AB	R	H	RBI	BB	SO	LOB
Roy Smalley, S (1, 6) OBP: 0.317, SLG: 0.316	4-3		BBBB E 1B BB		SSS K		SSS K		BBBB FC6-4 1-2 2-3 BB	3	0	0	0	2	2	0
Lyman Bostock, L (1, 7) OBP: 0.389, SLG: 0.505	E SF7 E 1B		1-2 E 1B		HR		1B		FC6-4 L4-3 1-2f 2-3 3-H	5	2	4	2	0	0	2
Butch Wynegar, S (1, 2) OBP: 0.347, SLG: 0.374	E4 E 1-2		SSS K 1-2 2-3		2B 1B		SSS K		L4-3 1-2	5	1	1	0	0	2	6
Glenn Adams, L (1, 10) OBP: 0.375, SLG: 0.470	E6 1-2 2-3		P6		1-H 2B			G6-3 1B		4	0	2	1	0	0	4
Rich Chiles, L (1, 9) OBP: 0.325, SLG: 0.371	SF7 3-H		6-3		F7			F7		3	0	0	1	0	0	4
Mike Cubbage, L (1, 5) OBP: 0.321, SLG: 0.389	F9			F7		4-3		G6-3 1-2f		4	0	0	0	0	0	3
Craig Kusick, R (1, 3) OBP: 0.375, SLG: 0.429		6-3		F9		6-3			WP 1B 2B	4	1	1	0	0	0	0
Willie Norwood, R (1, 8) OBP: 0.257, SLG: 0.333		F9		4-3		6-3			BB HBP FC6-4 2-H 1B	4	1	1	1	0	0	0
Bob Randall, R (1, 4) OBP: 0.289, SLG: 0.294		5-3			F8		6-3		H FC6-4 BB 1-2 HBP	3	0	0	0	0	0	0
Inning Stats	R: 1 E: 2 K: 0 S: 6 H: 1 LOB: 2 BB: 0 P: 6	R: 0 E: 0 K: 0 S: 3 H: 0 LOB: 0 BB: 0 P: 3	R: 0 E: 1 K: 1 S: 6 H: 1 LOB: 2 BB: 1 P: 10	R: 0 E: 0 K: 0 S: 3 H: 0 LOB: 0 BB: 0 P: 3	R: 2 E: 0 K: 1 S: 8 H: 3 LOB: 1 BB: 0 P: 8	R: 0 E: 0 K: 0 S: 3 H: 0 LOB: 0 BB: 0 P: 3	R: 0 E: 0 K: 2 S: 8 H: 1 LOB: 1 BB: 0 P: 8	R: 0 E: 0 K: 0 S: 3 H: 1 LOB: 0 BB: 0 P: 3	R: 2 E: 0 K: 0 S: 4 H: 2 LOB: 1 BB: 1 P: 9	1B: 6 2B: 3 3B: 0 HR: 1 SF: 1 SAC: 0 DP: 2 HBP: 1						

TOP

Minnesota Twins @ Kansas City Royals

Royals Stadium, Kansas City, MO

Wed Sep 21 1977, 8:05 PM EDT

Att. 22,909 - Unknown - 78 F

livebaseballscorecards.com

AB	35
R	5
H	9
RBI	5
BB	2
SO	4
LOB	19

PITCHER		IP	WLS	BF	H	R	ER	SO	BB	IBB	HBP	BLK	WP	HR	S	P	ERA	WHIP
Jim Colborn, R ERA: 3.5	(1, 1)	8.0	W	33	7	3	2	4	1	0	0	0	0	1	40	44	2.25	1.000
Doug Bird, R ERA: 4.09	(9, 1)	1.0		6	2	2	2	0	1	0	1	0	1	0	4	9	18.00	3.000

PITCHER	IP	WLS	BF	H	R	ER	SO	BB	IBB	HBP	BLK	WP	HR	S	P	ERA	WHIP

Batter	1	2	3	4	5	6	7	8	9	AB	R	H	RBI	BB	SO	LOB
Tom Poquette, L (1, 7) OBP: 0.335, SLG: 0.414	F7	E5 1-2		G6-4-3 2-H 1B		FC3-2-5 BB 3-H	4-3			5	0	1	1	0	0	4
Hal McRae, R (1, 10) OBP: 0.364, SLG: 0.507	S 3B 1B	F8		G6-4-3 1-2f		BB 1-2 2-3	S 2B HBP			3	2	1	0	1	0	3
George Brett, L (1, 5) OBP: 0.376, SLG: 0.539	F8 1-2		1B E 1B		F9 1-3 1B	F7	1-H 3-H 2B			5	1	3	2	0	0	4
Al Cowens, R (1, 9) OBP: 0.353, SLG: 0.515	1B 2-H 3B		P6		1-3 1-2		HR BB 3-1			4	2	1	1	1	0	3
John Mayberry, L (1, 3) OBP: 0.339, SLG: 0.404	3-H 1B		F8		F9 2-3		K	4-1		5	0	1	1	0	1	3
Darrell Porter, L (1, 2) OBP: 0.357, SLG: 0.465	F7		E9 1-H 1B		3-1		1-H HR	1B BB		4	1	2	2	1	0	2
Amos Otis, R (1, 8) OBP: 0.343, SLG: 0.433		6-3	K			E FC3-2-5 2B	3B 1B	1-2 1B		5	1	3	0	0	1	1
Freddie Patek, R (1, 6) OBP: 0.321, SLG: 0.369		P4	1B 2B			E6 BB S 2-3	1-H E 3B	F8		5	2	2	1	0	0	3
Frank White, R (1, 4) OBP: 0.291, SLG: 0.351		E 1B	1-3			K 1-2	E3 3-H 2B 1B	F8		5	1	2	1	0	1	5
Inning Stats	R: 2 E: 0 K: 0 S: 6 H: 3 LOB: 1 BB: 0 P: 6	R: 0 E: 1 K: 0 S: 5 H: 1 LOB: 2 BB: 0 P: 5	R: 1 E: 1 K: 1 S: 7 H: 2 LOB: 1 BB: 0 P: 7	R: 1 E: 0 K: 0 S: 4 H: 2 LOB: 0 BB: 0 P: 4	R: 0 E: 0 K: 0 S: 4 H: 1 LOB: 1 BB: 0 P: 4	R: 0 E: 1 K: 1 S: 7 H: 1 LOB: 3 BB: 1 P: 11	R: 6 E: 1 K: 1 S: 10 H: 5 LOB: 1 BB: 1 P: 15	R: 0 E: 0 K: 0 S: 4 H: 1 LOB: 2 BB: 1 P: 8		1B: 10 2B: 3 3B: 2 HR: 1 SF: 0 SAC: 0 DP: 1 HBP: 1						

PITCHER		IP	WLS	BF	H	R	ER	SO	BB	IBB	HBP	BLK	WP	HR	S	P	ERA	WHIP
Dave Johnson, R ERA: 4.58	(1, 1)	4.0	L	20	8	4	3	1	0	0	0	0	0	0	22	22	6.75	2.000
Jeff Holly, L ERA: 6.94	(5, 1)	1.0		6	2	0	0	0	0	0	0	0	0	0	6	6	0.00	2.000
Ron Schueler, R ERA: 4.62	(6, 1)	2.0		14	5	6	6	2	2	0	1	0	0	1	15	24	27.00	3.500
Jim Shellenback, L ERA: 7.94	(8, 1)	0.1		3	1	0	0	0	1	0	0	0	0	0	2	6	0.00	6.000
Gary Serum, R ERA: 3.54	(8, 1)	0.2		2	0	0	0	0	0	0	0	0	0	0	2	2	0.00	0.000

PITCHER	IP	WLS	BF	H	R	ER	SO	BB	IBB	HBP	BLK	WP	HR	S	P	ERA	WHIP

BOTTOM

Minnesota Twins @ Kansas City Royals

Royals Stadium, Kansas City, MO

Wed Sep 21 1977, 8:05 PM EDT

Att. 22,909 - Unknown - 78 F

livebaseballscorecards.com

AB	41
R	10
H	16
RBI	9
BB	3
SO	3
LOB	28

WP: 0 PA: 45
PB: 0
SB: 3
CS: 0

Batter	1	2	3	4	5	6	7	8	9	AB	R	H	RBI	BB	SO	LOB
Von Joshua, L (1, 8) OBP: 0.286, SLG: 0.378	x 0-0 G6-3 1B		x 0-0 ① ② G4-6-3 1-2f	x 0-0 ③ FC6-4 1-2f			x 0-0 ③ L5			4	0	1	0	0	0	3
Sixto Lezcano, R (1, 9) OBP: 0.354, SLG: 0.494	x 0-0 ① ② G6-3 1-2f		B B B B 4-0 BB		S S S 0-3 ① K			x 0-0 ① F5		3	0	0	0	1	1	1
Cecil Cooper, L (1, 3) OBP: 0.317, SLG: 0.437	x 0-0 2B		x 0-0 ③ 1-3		S S S 0-3 ② K			x 0-0 G6-4-3 1B		4	0	2	0	0	1	1
Don Money, R (1, 4) OBP: 0.348, SLG: 0.467	x 0-0 ③ 1-3			x 0-0 ① 5-3	x 0-0 ③ 4-3			x 0-0 ② ③ G6-4-3 1-2f		4	0	0	0	0	0	2
Sal Bando, R (1, 5) OBP: 0.335, SLG: 0.395		x 0-0 6-3 SF8 2B		B B B B 4-0 F9 BB 1B BB		S S S 0-3 ① K			x 0-0 ① 6-3	3	2	1	0	1	1	0
Ed Kirkpatrick, L (1, 10) OBP: 0.325, SLG: 0.297		x 0-0 ① 6-3 2-3		B B B B 4-0 1B 1-2 1B BB		x 0-0 ② 4-3			x 0-0 ② F7	3	1	0	0	1	0	1
Robin Yount, R (1, 6) OBP: 0.341, SLG: 0.388		x 0-0 ② SF8 3-H		x 0-0 ② F9 2-3		x 0-0 ③ 5-3			x 0-0 ③ 1-3	3	0	0	1	0	0	2
Dick Davis, R (1, 7) OBP: 0.261, SLG: 0.273		x 0-0 ③ F9		x 0-0 1B 1-3 3-H 1B			x 0-0 ① L9			3	0	1	1	0	0	0
Larry Haney, R (1, 2) OBP: 0.261, SLG: 0.232			x 0-0 G4-6-3 1B	x 0-0 FC6-4 1-3 3-H 1B			S S S 0-3 ② K			3	0	2	1	0	1	0
Inning Stats	R: 0 H: 2 E: 0 LOB: 1 K: 0 BB: 0 S: 4 P: 4	R: 1 H: 1 E: 0 LOB: 0 K: 0 BB: 0 S: 4 P: 4	R: 0 H: 1 E: 0 LOB: 1 K: 0 BB: 1 S: 3 P: 7	R: 2 H: 2 E: 0 LOB: 2 K: 0 BB: 2 S: 5 P: 13	R: 0 H: 0 E: 0 LOB: 0 K: 2 BB: 0 S: 7 P: 7	R: 0 H: 0 E: 0 LOB: 0 K: 1 BB: 0 S: 5 P: 5	R: 0 H: 0 E: 0 LOB: 0 K: 1 BB: 0 S: 5 P: 5	R: 0 H: 1 E: 0 LOB: 0 K: 0 BB: 0 S: 3 P: 3	R: 0 H: 0 E: 0 LOB: 0 K: 0 BB: 0 S: 3 P: 3	1B: 5 SF: 1 2B: 2 SAC: 0 3B: 0 DP: 3 HR: 0 HBP: 0						WP: 0 PA: 34 PB: 0 SB: 0 CS: 0	

TOP

Milwaukee Brewers @ Minnesota Twins

Metropolitan Stadium, Bloomington , MI

Sat Sep 24 1977, 4:33 AM EDT

Att. 4,910 - Unknown - 54 F

livebaseballscorecards.com

AB	30
R	3
H	7
RBI	3
BB	3
SO	4
LOB	10

PITCHER		IP	WLS	BF	H	R	ER	SO	BB	IBB	HBP	BLK	WP	HR	S	P	ERA	WHIP
Dave Goltz, R ERA: 3.38	(1, 1)	9.0	W	34	7	3	3	4	3	0	0	0	0	0	39	51	3.00	1.111

PITCHER	IP	WLS	BF	H	R	ER	SO	BB	IBB	HBP	BLK	WP	HR	S	P	ERA	WHIP

BOTTOM

Milwaukee Brewers @ Minnesota Twins

Metropolitan Stadium, Bloomington , MI

Sat Sep 24 1977, 4:33 AM EDT

Att. 4,910 - Unknown - 54 F

livebaseballscorecards.com

Batter	1	2	3	4	5	6	7	8	9	AB	R	H	RBI	BB	SO	LOB
Lyman Bostock, L (1, 7) OBP: 0.392, SLG: 0.507	0-0 1B	0-0 BB; 1-2 2-H 1B		x 0-0 ② F2		4-0 1-2 IBB		0-0 1B; 1-3 1B		4	0	3	1	1	0	0
Roy Smalley, S (1, 6) OBP: 0.317, SLG: 0.315	0-0 ① L8	B B B B; 4-0 1-2 2-3 BB		x 0-0 ③ G3		x 0-0 ③ G3		x 0-0 FC6-4; 1-3 3-H 1B		4	0	1	1	1	0	3
Rod Carew, L (1, 3) OBP: 0.443, SLG: 0.568	0-0 ② F7	0-0 ③ F8			x 0-0 ① 5-3		x 0-0 ① L6	x 0-0 ③ FC6-4; 1-2f		5	0	0	0	0	0	6
Larry Hisle, R (1, 9) S S S; 0-3 ③ K			x 0-0 ① F9		x 0-0 ② F8		x 0-0 F9 S 1B			4	0	1	0	0	1	1
Glenn Adams, L (1, 10) OBP: 0.373, SLG: 0.471		0-0 6-3 1B 2B; S S S; 0-3 ② K			x 0-0 ③ F7		x 0-0 ② F9; 1-3			4	1	1	0	0	1	1
Butch Wynegar, S (1, 2) OBP: 0.346, SLG: 0.373		0-0 ① F2	x 0-0 1B 1B			x 0-0 ① P4	x 0-0 ③ P4			4	0	1	0	0	0	2
Mike Cubbage, L (1, 5) OBP: 0.323, SLG: 0.398		0-0 ② 6-3; 2-3	x 0-0 1-2 1B			x 0-0 HR		x 0-0 ① G3		4	1	2	1	0	0	1
Willie Norwood, R (1, 8) OBP: 0.269, SLG: 0.342		0-0 S 1B; 3-H 1B	x 0-0 ③ F8			x 0-0 FC3-6 1B		x 0-0 ② F7		4	1	2	1	0	0	2
Rob Wilfong, L (1, 4) OBP: 0.317, SLG: 0.279		B B B B; 4-0 BB 1B; 1-2 BB		S S S; 0-3 ① K		x 0-0 ② FC3-6 S; 1-2f		x 0-0 1B 1B		3	1	1	0	1	1	1
Inning Stats	R: 0 E: 0 K: 1 S: 6 H: 1 LOB: 1 BB: 0 P: 6	R: 2 E: 0 K: 0 S: 6 H: 3 LOB: 3 BB: 2 P: 14	R: 0 E: 0 K: 1 S: 7 H: 2 LOB: 2 BB: 0 P: 7	R: 0 E: 0 K: 1 S: 5 H: 0 LOB: 0 BB: 0 P: 5	R: 0 E: 0 K: 0 S: 3 H: 0 LOB: 0 BB: 0 P: 3	R: 1 E: 0 K: 0 S: 5 H: 2 LOB: 2 BB: 1 P: 9	R: 0 E: 0 K: 0 S: 4 H: 1 LOB: 1 BB: 0 P: 4	R: 1 E: 0 K: 0 S: 6 H: 3 LOB: 2 BB: 0 P: 6		1B: 10 2B: 1 3B: 0 HR: 1	SF: 0 SAC: 0 DP: 0 HBP: 0						

	AB	36
	R	4
	H	12
	RBI	4
	BB	3
	SO	3
	LOB	17

WP: 0 PB: 0 SB: 3 CS: 0 PA: 39

PITCHER		IP	WLS	BF	H	R	ER	SO	BB	IBB	HBP	BLK	WP	HR	S	P	ERA	WHIP
Moose Haas, R ERA: 4.16	(1, 1)	7.2	L	38	12	4	4	3	2	1	0	0	0	1	41	53	4.70	1.826
Bob McClure, L ERA: 2.52	(8, 1)	0.1		1	0	0	0	0	0	0	0	0	0	0	1	1	0.00	0.000

PITCHER	IP	WLS	BF	H	R	ER	SO	BB	IBB	HBP	BLK	WP	HR	S	P	ERA	WHIP

Batter	1	2	3	4	5	6	7	8	9	AB	R	H	RBI	BB	SO	LOB
Von Joshua, L (1, 8) OBP: 0.291, SLG: 0.388	BB 3B 1B		4-3 SF7 2B		F7 ①	FC5-4 1B		2-H 3-H 3B		5	2	4	2	0	0	0
Sixto Lezcano, R (1, 9) OBP: 0.357, SLG: 0.500	B B B B 1-2 3B BB		4-3 ① 2-3		HR	FC5-4 ③ 1-2f		B B B B BB		3	2	1	1	2	0	2
Don Money, R (1, 4) OBP: 0.346, SLG: 0.467 Lenn Sakata, R (8, 4) OBP: 0.209, SLG: 0.214	P4 ①		SF7 ② 3-H		1B 2B		P4 ①	S S S K ③		4 0	1 0	1 0	1 0	0 0	1 0	4 0
Cecil Cooper, L (1, 3) OBP: 0.319, SLG: 0.442	1-H 2-H 3B		4-3 ③		F8 1B 2-H 1B		G5-4-3 1B		G3 ①	5	0	3	3	0	0	0
Sal Bando, R (1, 5) OBP: 0.334, SLG: 0.393 Jim Gantner, L (9, 5) OBP: 0.346, SLG: 0.360	S S S K ②			F7 ① 1-2 1B			G5-4-3 ②③ 1-2f		6-3 ②	5 0	0 0	1 0	0 0	0 0	1 0	2 0
Ed Kirkpatrick, L (1, 10) OBP: 0.321, SLG: 0.294	3-1 ③			1B SF9 1B	F8 ② 2-3			G3 ① S S S	K ③	5	1	1	0	0	1	3
Robin Yount, R (1, 6) OBP: 0.342, SLG: 0.388		5-3 ①		1-3 1B	F9 ③			1B 1B		4	0	2	0	0	0	2
Dick Davis, R (1, 7) OBP: 0.260, SLG: 0.277		4-3 ②		SF9 ② 3-H		6-3 ①		2B 1-2 3B 1B		3	1	1	1	0	0	0
Larry Haney, R (1, 2) OBP: 0.260, SLG: 0.241		5-3 ③		F8 ③		L9 ②		1-3 3B 2B		4	1	1	0	0	0	1
Inning Stats	R: 2 H: 2 E: 0 LOB: 1 K: 1 BB: 1 S: 7 P: 11	R: 0 H: 0 E: 0 LOB: 0 K: 0 BB: 0 S: 3 P: 3	R: 1 H: 1 E: 0 LOB: 0 K: 0 BB: 0 S: 4 P: 4	R: 1 H: 2 E: 0 LOB: 1 K: 0 BB: 0 S: 5 P: 5	R: 2 H: 4 E: 0 LOB: 2 K: 0 BB: 0 S: 7 P: 7	R: 0 H: 1 E: 0 LOB: 1 K: 0 BB: 0 S: 4 P: 4	R: 0 H: 1 E: 0 LOB: 0 K: 0 BB: 0 S: 3 P: 3	R: 2 H: 4 E: 0 LOB: 2 K: 1 BB: 1 S: 8 P: 12	R: 0 H: 0 E: 0 LOB: 0 K: 1 BB: 0 S: 5 P: 5	1B: 9 SF: 2 2B: 3 SAC: 0 3B: 2 DP: 1 HR: 1 HBP: 0						WP: 0 PA: 42 PB: 0 SB: 0 CS: 0	

PITCHER		IP	WLS	BF	H	R	ER	SO	BB	IBB	HBP	BLK	WP	HR	S	P	ERA	WHIP
Paul Thormodsgard, R ERA: 4.42	(1, 1)	4.1	L	20	6	5	5	1	1	0	0	0	0	1	21	25	10.38	1.615
Tom Johnson, R ERA: 3.18	(5, 1)	2.2		12	5	1	1	0	0	0	0	0	0	0	12	12	3.38	1.875
Gary Serum, R ERA: 4.03	(8, 1)	2.0		10	4	2	2	2	1	0	0	0	0	0	13	17	9.00	2.500

PITCHER	IP	WLS	BF	H	R	ER	SO	BB	IBB	HBP	BLK	WP	HR	S	P	ERA	WHIP

TOP

Milwaukee Brewers @ Minnesota Twins

Metropolitan Stadium, Bloomington , MI

Sun Sep 25 1977, 4:33 AM EDT

Unknown - 60 F

livebaseballscorecards.com

AB	38
R	8
H	15
RBI	8
BB	2
SO	3
LOB	14

Batter	1	2	3	4	5	6	7	8	9	AB	R	H	RBI	BB	SO	LOB
Lyman Bostock, L (1, 7) OBP: 0.391, SLG: 0.504	G4-6-3 1B 1B	4-3			G2		G3		E3 2B	5	1	1	0	0	0	1
Roy Smalley, S (1, 6) OBP: 0.320, SLG: 0.319	1-2 G4-6-3 1B		K		1B 1B		F5		1-H 1B 2B	5	1	3	1	0	1	0
Rod Carew, L (1, 3) OBP: 0.444, SLG: 0.567	G4-6-3 1-2f 2-3	3-1			1-2 1B			BBB 4-0 G3 1-3 BLK BB	1B 2-H 1B	4	1	2	1	1	0	2
Larry Hisle, R (1, 9) OBP: 0.359, SLG: 0.523	4-3		K		L4			1-3 1-2	K	5	0	0	0	0	2	5
Glenn Adams, L (1, 10) OBP: 0.377, SLG: 0.473 Jerry Terrell, R (9, PR) OBP: 0.263, SLG: 0.266		BB 1B G1-2-3 1B		FC4-6 1B		G3		G3 2-3	1-3 1B	5 0	0 0	3 0	0 0	0 0	0 0	1 0
Butch Wynegar, S (1, 2) OBP: 0.347, SLG: 0.372	G1-2-3 BB 1-2 1B 1B			F5		3-1		BBB 4-0 3-H BB	K	4	1	1	0	1	1	3
Mike Cubbage, L (1, 5) OBP: 0.324, SLG: 0.397	BBBB 4-0 G1-2-3 1-2 2-3 1B BB			FC4-6 1-2f		1B		F8		3	1	1	0	1	0	2
Willie Norwood, R (1, 8) OBP: 0.268, SLG: 0.377		G1-2-3 1-2 2-3 3-Hf		5-3		L8			HR	4	1	1	1	0	0	5
Rob Wilfong, L (1, 4) OBP: 0.316, SLG: 0.278		2-H 3-H 1B			1-3		1-3		3-1	4	0	1	2	0	0	0
Inning Stats	R: 0 E: 0 K: 0 S: 4 H: 2 LOB: 1 BB: 0 P: 4	R: 2 E: 0 K: 0 S: 5 H: 3 LOB: 1 BB: 1 P: 9	R: 0 E: 0 K: 2 S: 7 H: 0 LOB: 0 BB: 0 P: 7	R: 0 E: 0 K: 0 S: 4 H: 1 LOB: 1 BB: 0 P: 4	R: 0 E: 0 K: 0 S: 5 H: 2 LOB: 2 BB: 0 P: 5	R: 0 E: 0 K: 0 S: 4 H: 1 LOB: 1 BB: 0 P: 4	R: 0 E: 0 K: 0 S: 3 H: 0 LOB: 0 BB: 0 P: 3	R: 1 E: 0 K: 0 S: 3 H: 0 LOB: 1 BB: 2 P: 11	R: 3 E: 1 K: 2 S: 12 H: 4 LOB: 2 BB: 0 P: 12	1B: 11 2B: 1 3B: 0 HR: 1 SF: 0 SAC: 0 DP: 2 HBP: 0						

BOTTOM

Milwaukee Brewers @ Minnesota Twins

Metropolitan Stadium, Bloomington , MI

Sun Sep 25 1977, 4:33 AM EDT

Unknown - 60 F

livebaseballscorecards.com

AB	39
R	6
H	13
RBI	5
BB	3
SO	4
LOB	19

WP: 0 PB: 0 SB: 0 CS: 0 PA: 42

PITCHER		IP	WLS	BF	H	R	ER	SO	BB	IBB	HBP	BLK	WP	HR	S	P	ERA	WHIP
Lary Sorensen, R ERA: 4.18	(1, 1)	8.1	W	38	11	6	5	2	3	0	0	1	0	1	39	51	5.40	1.680
Bob McClure, L ERA: 2.52	(9, 1)	0.0		1	1	0	0	0	0	0	0	0	0	0	1	1	∞	∞
Eduardo Rodriguez, R ERA: 4.49	(9, 1)	0.2	S	3	1	0	0	2	0	0	0	0	0	0	7	7	0.00	1.500

PITCHER		IP	WLS	BF	H	R	ER	SO	BB	IBB	HBP	BLK	WP	HR	S	P	ERA	WHIP

Batter	1	2	3	4	5	6	7	8	9	AB	R	H	RBI	BB	SO	LOB
Von Joshua, L (1, 8) OBP: 0.290, SLG: 0.386	L6		6-3, 2-H, 1B		1-3	K			6-3	5	0	1	1	0	1	1
Sixto Lezcano, R (1, 9) OBP: 0.355, SLG: 0.495	K		6-3, 1-2		1B, BB		F8		K	4	0	0	0	1	2	1
Don Money, R (1, 4) OBP: 0.344, SLG: 0.463	K		F8		P5		K		F3	5	0	0	0	0	2	2
Cecil Cooper, L (1, 3) OBP: 0.320, SLG: 0.444		2B	P6		1-3, 1B		4-3			4	0	2	0	0	0	1
Sal Bando, R (1, 10) OBP: 0.334, SLG: 0.391		K		G5-4-3, BB	F9			1-3		3	0	0	0	1	1	3
Robin Yount, R (1, 6) OBP: 0.340, SLG: 0.386		F9		G5-4-3, 1-2f		F7		F9		4	0	0	0	0	0	2
Jim Gantner, L (1, 5) OBP: 0.400, SLG: 0.517		F8		S, 1B		HR		1B		4	1	3	1	0	0	1
Dick Davis, R (1, 7) OBP: 0.264, SLG: 0.300			2B, 2B	K, 1-2		5-3		1-2, 1B		3	1	1	0	0	1	1
Jim Wohlford, R (6, 7) OBP: 0.286, SLG: 0.323										1	0	1	0	0	0	0
Charlie Moore, R (1, 2) OBP: 0.307, SLG: 0.362			1B, 2-H, 2B		HR	BB		G3		3	2	2	2	1	0	2
Inning Stats	R: 0 E: 0 K: 2 S: 7 H: 0 LOB: 0 BB: 0 P: 7	R: 0 E: 0 K: 1 S: 6 H: 1 LOB: 1 BB: 0 P: 6	R: 2 E: 0 K: 0 S: 6 H: 3 LOB: 1 BB: 0 P: 6	R: 0 E: 0 K: 1 S: 5 H: 1 LOB: 1 BB: 1 P: 9	R: 1 E: 0 K: 0 S: 5 H: 2 LOB: 2 BB: 1 P: 9	R: 1 E: 0 K: 1 S: 6 H: 1 LOB: 1 BB: 1 P: 10	R: 0 E: 0 K: 1 S: 5 H: 0 LOB: 0 BB: 0 P: 5	R: 0 E: 0 K: 0 S: 5 H: 2 LOB: 2 BB: 0 P: 5	R: 0 E: 0 K: 1 S: 5 H: 0 LOB: 0 BB: 0 P: 5	1B: 5 2B: 3 3B: 0 HR: 2 SF: 0 SAC: 0 DP: 1 HBP: 0	WP: 0 PB: 0 SB: 1 CS: 0 PA: 39					

PITCHER		IP	WLS	BF	H	R	ER	SO	BB	IBB	HBP	BLK	WP	HR	S	P	ERA	WHIP
Pete Redfern, R ERA: 5.32	(1, 1)	4.2		22	7	3	3	4	2	0	0	0	0	1	28	36	5.79	1.929
Ron Schueler, R ERA: 4.53	(5, 1)	4.1	W	17	3	1	1	3	1	0	0	0	0	1	22	26	2.08	0.923

PITCHER	IP	WLS	BF	H	R	ER	SO	BB	IBB	HBP	BLK	WP	HR	S	P	ERA	WHIP

TOP

Milwaukee Brewers @ Minnesota Twins

Metropolitan Stadium, Bloomington , MI

Sun Sep 25 1977, 4:38 AM EDT

Att. 4,928 - Unknown

livebaseballscorecards.com

AB	36
R	4
H	10
RBI	4
BB	3
SO	7
LOB	14

BOTTOM

Milwaukee Brewers @ Minnesota Twins

Metropolitan Stadium, Bloomington , MI

Sun Sep 25 1977, 4:38 AM EDT

Att. 4,928 - Unknown

livebaseballscorecards.com

Batter	1	2	3	4	5	6	7	8	9	AB	R	H	RBI	BB	SO	LOB
Willie Norwood, R (1, 8) OBP: 0.282, SLG: 0.380 Rod Carew, L (6, PH) (7, 3) OBP: 0.443, SLG: 0.565	BBBB 4-0 BB 2B BB		x 0-0 ① F8		x 0-0 2B SF8 1-3 1B	x 0-0 ① F3		x 0-0 ②③ G4-3 1-2f		2 2	2 0	1 0	0 0	1 0	0 0	0 4
Dan Ford, R (1, 9) (7, 8) OBP: 0.340, SLG: 0.430	SSS 0-3 ① K		x 0-0 ② 6-3		x 0-0 SF8 1-3 3-H 2B	SSS 0-3 ② K				4	0	1	1	0	2	4
Larry Hisle, R (1, 10) OBP: 0.360, SLG: 0.522	x 0-0 ② F7		x 0-0 ③ 5-3		4-0 IBB	x 0-0 E8 1-3 2-H 3-H 1B				3	0	1	2	1	0	1
Craig Kusick, R (1, 3) OBP: 0.373, SLG: 0.425 Rich Chiles, L (7, 9) OBP: 0.325, SLG: 0.371	BBBB 4-0 1-2 2B BB			x 0-0 ① F9	x 0-0 ② SF8 2-3 3-H	SSS 0-3 ③ K				2 0	1 0	0 0	1 0	1 0	1 0	2 0
Larry Wolfe, R (1, 5) OBP: 0.222, SLG: 0.278	x 0-0 1-H 2-H 2B			x 0-0 ② 5-3	x 0-0 ③ F8		x 0-0 ① 5-3			4	0	1	2	0	0	2
Bob Gorinski, R (1, 7) OBP: 0.213, SLG: 0.316	x 0-0 ③ 5-3			x 0-0 ③ F8		BBBB 4-0 SH 1B BB	SSS 0-3 ② K			3	1	0	0	1	1	1
Sam Perlozzo, R (1, 4) OBP: 0.200, SLG: 0.400		x 0-0 ① L8			x 0-0 1B 3B	x 0-0 SH SH 1B 1-2 1B	x 0-0 ③ F9			3	2	1	0	0	0	0
Luis Gomez, R (1, 6) OBP: 0.290, SLG: 0.379		BBBB 4-0 CS BB			x 0-0 ① 5-3	x 0-0 SH 1B 1-2 2-H 1B		x 0-0 G4-3 1B		3	1	2	1	1	0	1
Glenn Borgmann, R (1, 2) OBP: 0.420, SLG: 0.436 Jerry Terrell, R (5, PR) OBP: 0.263, SLG: 0.266 Bud Bulling, R (6, 2) OBP: 0.270, SLG: 0.188		x 0-0 ②③ 5-3 1-2			x 0-0 1B 2B 3-H 1B	x 0-0 SH E 1B 1-2 2-3		x 0-0 ① F3		2 0 1	0 1 0	1 0 0	1 0 0	0 0 0	0 0 0	1 0 1
Inning Stats	R: 2 H: 1 E: 0 LOB: 1 K: 1 BB: 2 S: 6 P: 14	R: 0 H: 0 E: 0 LOB: 0 K: 0 BB: 1 S: 2 P: 6	R: 0 H: 0 E: 0 LOB: 0 K: 0 BB: 0 S: 3 P: 3	R: 0 H: 0 E: 0 LOB: 0 K: 0 BB: 0 S: 3 P: 3	R: 3 H: 4 E: 0 LOB: 2 K: 0 BB: 1 S: 7 P: 11	R: 3 H: 2 E: 1 LOB: 2 K: 2 BB: 1 S: 11 P: 15	R: 0 H: 0 E: 0 LOB: 0 K: 1 BB: 0 S: 5 P: 5	R: 0 H: 1 E: 0 LOB: 0 K: 0 BB: 0 S: 3 P: 3		1B: 5 SF: 1 2B: 2 SAC: 2 3B: 1 DP: 1 HR: 0 HBP: 0				WP: 0 PA: 37 PB: 0 SB: 0 CS: 1		

	AB	29
	R	8
	H	8
	RBI	8
	BB	5
	SO	4
	LOB	17

PITCHER		IP	WLS	BF	H	R	ER	SO	BB	IBB	HBP	BLK	WP	HR	S	P	ERA	WHIP
Bill Travers, L ERA: 5.1	(1, 1)	5.0	L	23	5	5	5	1	3	1	0	0	0	0	21	37	9.00	1.600
Gary Beare, R ERA: 6.47	(6, 1)	3.0		14	3	3	3	3	1	0	0	0	0	0	19	23	9.00	1.333

PITCHER	IP	WLS	BF	H	R	ER	SO	BB	IBB	HBP	BLK	WP	HR	S	P	ERA	WHIP

Batter	1	2	3	4	5	6	7	8	9	AB	R	H	RBI	BB	SO	LOB
Bob Coluccio, R (1, 8) OBP: 0.333, SLG: 0.280	0-0 2B 4-3 1B	0-0 6-3 ②	0-0 F7 ③			0-0 F7 ③		0-0 L8 ② 1-2		5	1	1	0	0	0	2
Alan Bannister, R (1, 6) OBP: 0.336, SLG: 0.339	0-0 4-3 HR ② 1-3	0-0 E5 1B HR		0-0 F7 ①			0-0 6-3 ①	0-0 4-3 ③		5	2	1	0	0	0	1
Lamar Johnson, R (1, 3) OBP: 0.344, SLG: 0.504	0-0 4-3 ① 2-3 3-H	0-0 HR 1B 1-2		0-0 F2 ②			0-0 E9 BB WP		0-0 FC4-6 1B	5	2	2	1	0	0	1
Richie Zisk, R (1, 10) OBP: 0.357, SLG: 0.516	0-0 HR 3-H	0-0 HR 1-H 2-H		0-0 6-3 ③			0-0 5-3 ②		S S S 0-3 K ①	5	2	2	5	0	1	2
Oscar Gamble, L (1, 9) OBP: 0.384, SLG: 0.595	0-0 1B 2B	0-0 1B			0-0 1-3 ①		I I I I 4-0 WP BB IBB		0-0 FC4-6 FC5-4 ② 1-2f	4	1	2	0	1	0	1
Eric Soderholm, R (1, 5) OBP: 0.349, SLG: 0.494	0-0 L5 ②	0-0 L5 ③			0-0 5-3 ②		B B B B 4-0 WP BB 1-2 2-3		0-0 FC5-4 ③ 1-2f	4	0	0	0	1	0	3
Wayne Nordhagen, R (1, 7) OBP: 0.319, SLG: 0.530	0-0 1B 2-H		0-0 6-3 ①		0-0 4-3 ③		0-0 6-3 ③ 1-2 2-3 3-H			4	0	1	1	0	0	2
Don Kessinger, S (1, 4) OBP: 0.303, SLG: 0.271	0-0 F7 ③		0-0 F8 ②			0-0 6-3 ①		0-0 F8 ①		4	0	0	0	0	0	1
Jim Essian, R (1, 2) OBP: 0.375, SLG: 0.434		0-0 P6 ①	0-0 1B			0-0 P6 ②		0-0 WP 1B		4	0	2	0	0	0	0
Inning Stats	R: 4 E: 0 K: 0 S: 8 H: 5 LOB: 1 BB: 0 P: 8	R: 3 E: 1 K: 0 S: 7 H: 3 LOB: 1 BB: 0 P: 7	R: 0 E: 0 K: 0 S: 4 H: 1 LOB: 1 BB: 0 P: 4	R: 0 E: 0 K: 0 S: 3 H: 0 LOB: 0 BB: 0 P: 3	R: 0 E: 0 K: 0 S: 3 H: 0 LOB: 0 BB: 0 P: 3	R: 0 E: 0 K: 0 S: 3 H: 0 LOB: 0 BB: 0 P: 3	R: 1 E: 1 K: 0 S: 4 H: 0 LOB: 2 BB: 2 P: 12	R: 0 E: 0 K: 0 S: 4 H: 1 LOB: 1 BB: 0 P: 4	R: 0 E: 0 K: 1 S: 6 H: 1 LOB: 1 BB: 0 P: 6	1B: 7 2B: 2 3B: 0 HR: 2 SF: 0 SAC: 0 DP: 0 HBP: 0							

TOP

Chicago White Sox @ Minnesota Twins

Metropolitan Stadium, Bloomington , MI

Tue Sep 27 1977, 4:33 AM EDT

Att. 2,623 - Cloudy - 61 F

livebaseballscorecards.com

AB	40
R	8
H	11
RBI	7
BB	2
SO	1
LOB	13

WP: 2 PB: 0 SB: 0 CS: 0 PA: 42

PITCHER		IP	WLS	BF	H	R	ER	SO	BB	IBB	HBP	BLK	WP	HR	S	P	ERA	WHIP
Geoff Zahn, L ERA: 4.68	(1, 1)	1.2	L	12	6	6	5	0	0	0	0	0	0	1	12	12	27.00	3.600
Gary Serum, R ERA: 4.37	(2, 1)	0.1		3	2	1	0	0	0	0	0	0	0	1	3	3	0.00	6.000
Don Carrithers, R ERA: 6.91	(3, 1)	4.2		18	1	1	0	0	1	1	0	0	0	0	16	24	0.00	0.429
Tom Johnson, R ERA: 3.13	(7, 1)	2.1		9	2	0	0	1	0	0	0	0	2	0	11	11	0.00	0.857

PITCHER	IP	WLS	BF	H	R	ER	SO	BB	IBB	HBP	BLK	WP	HR	S	P	ERA	WHIP

Batter	1	2	3	4	5	6	7	8	9	AB	R	H	RBI	BB	SO	LOB
Lyman Bostock, L (1, 7) OBP: 0.391, SLG: 0.505	6-3		G3 1B 2B		S 1-3 1B	K		P4		5	1	2	0	0	1	4
Roy Smalley, S (1, 6) OBP: 0.317, SLG: 0.317	P6		G3 2-3		K 1-3 3-H		4-3	FC5 2-3f		5	0	0	0	0	1	4
Rod Carew, L (1, 3) (9, 4) OBP: 0.444, SLG: 0.566	2B 1B		3-H 1B		L7		BB 1B		2-3	5	2	3	1	0	0	1
Larry Hisle, R (1, 8) OBP: 0.362, SLG: 0.523	1-H 2B		K			1B 1B 1B	1B 1-2 BB		1-3	4	1	2	1	1	1	1
Glenn Adams, L (1, 10) OBP: 0.377, SLG: 0.471	1-3			F9		1B 1-3 1B	G6-4-3 1-3 2-H 1B		P3	3	1	1	0	0	0	1
Dan Ford, R (7, PH) OBP: 0.341, SLG: 0.430										2	0	1	1	0	0	0
Butch Wynegar, S (1, 2) OBP: 0.345, SLG: 0.369		K		F8		F3	G6-4-3 1-2f			4	0	0	0	0	1	4
Mike Cubbage, L (1, 5) OBP: 0.324, SLG: 0.397		P4		3-1		1B 1-2 3-H 1B		FC5 1B 1B		3	0	1	1	0	0	0
Craig Kusick, R (8, PH) (9, 3) OBP: 0.375, SLG: 0.427										1	0	1	0	0	0	0
Willie Norwood, R (1, 9) OBP: 0.281, SLG: 0.373		K			P3	1-2 2-H 1B		F7		4	0	1	1	0	1	1
Sam Perlozzo, R (1, 4) (9, 5) OBP: 0.286, SLG: 0.429			F2		1B E 1B	K		1-2 1B		4	1	2	0	0	1	2
Inning Stats	R: 1 E: 0 K: 0 S: 5 H: 2 LOB: 1 BB: 0 P: 5	R: 0 E: 0 K: 2 S: 7 H: 0 LOB: 0 BB: 0 P: 7	R: 1 E: 0 K: 1 S: 7 H: 2 LOB: 1 BB: 0 P: 7	R: 0 E: 0 K: 0 S: 3 H: 0 LOB: 0 BB: 0 P: 3	R: 1 E: 0 K: 1 S: 7 H: 2 LOB: 1 BB: 0 P: 7	R: 2 E: 0 K: 2 S: 11 H: 4 LOB: 2 BB: 0 P: 11	R: 1 E: 0 K: 0 S: 4 H: 2 LOB: 1 BB: 1 P: 8	R: 0 E: 0 K: 0 S: 5 H: 2 LOB: 2 BB: 0 P: 5	R: 0 E: 0 K: 0 S: 3 H: 0 LOB: 0 BB: 0 P: 3	1B: 12 2B: 2 3B: 0 HR: 0	SF: 0 SAC: 0 DP: 1 HBP: 0						

PITCHER	IP	WLS	BF	H	R	ER	SO	BB	IBB	HBP	BLK	WP	HR	S	P	ERA	WHIP
Chris Knapp, R (1, 1) ERA: 4.8	5.1	W	25	9	5	4	4	0	0	0	0	0	0	33	33	6.75	1.688
John Verhoeven, R (6, 1) ERA: 3.46	1.0		6	2	1	1	2	1	0	0	0	0	0	9	13	9.00	3.000
Dave Hamilton, L (7, 1) ERA: 3.63	2.2	S	10	3	0	0	0	0	0	0	0	0	0	10	10	0.00	1.125

PITCHER	IP	WLS	BF	H	R	ER	SO	BB	IBB	HBP	BLK	WP	HR	S	P	ERA	WHIP

BOTTOM

Chicago White Sox @ Minnesota Twins

Metropolitan Stadium, Bloomington , MI

Tue Sep 27 1977, 4:33 AM EDT

Att. 2,623 - Cloudy - 61 F

livebaseballscorecards.com

AB	40
R	6
H	14
RBI	5
BB	1
SO	6
LOB	18

1B: 12 SF: 0
2B: 2 SAC: 0
3B: 0 DP: 1
HR: 0 HBP: 0

WP: 0 PA: 41
PB: 0
SB: 2
CS: 0

Batter	1	2	3	4	5	6	7	8	9	AB	R	H	RBI	BB	SO	LOB
Ralph Garr, L (1, 7) OBP: 0.334, SLG: 0.436	S S S 0-3 ① K		x 0-0 ②③ G3-6-1 1-2f			x 0-0 2B 1B	x 0-0 1B 1-3 3-H 1B		x 0-0 1B	5	1	3	1	0	1	1
Jorge Orta, L (1, 4) OBP: 0.334, SLG: 0.414	x 0-0 2B			x 0-0 ① F7		x 0-0 ① F9	x 0-0 1-3 3-H 1B		x 0-0 ③ 1-3	5	0	2	1	0	0	2
Oscar Gamble, L (1, 9) OBP: 0.383, SLG: 0.591	x 0-0 ② 4-3			H 1-0 HBP		x 0-0 ② F7	x 0-0 ③ G3			3	0	0	0	0	0	4
Richie Zisk, R (1, 10) OBP: 0.358, SLG: 0.524	x 0-0 ③ 5-3			x 0-0 ② P3		x 0-0 1-H 2B		x 0-0 HR		4	1	2	2	0	0	2
Jim Spencer, L (1, 3) OBP: 0.303, SLG: 0.403		x 0-0 ① G3		x 0-0 ③ F7		x 0-0 ③ P4		x 0-0 ① 6-3		4	0	0	0	0	0	2
Eric Soderholm, R (1, 5) OBP: 0.346, SLG: 0.490		x 0-0 ② F7			x 0-0 ① F3		x 0-0 ① 5-3	x 0-0 ② P5		4	0	0	0	0	0	0
Bob Coluccio, R (1, 8) OBP: 0.324, SLG: 0.276		x 0-0 ③ F3			x 0-0 CS 1B		S S S 0-3 ② K	x 0-0 ③ 4-3		4	0	1	0	0	1	0
Don Kessinger, S (1, 6) OBP: 0.306, SLG: 0.280			x 0-0 ① 6-3		B B B B 4-0 ② 1-2 BB		x 0-0 1B 3B		x 0-0 ① 6-3	3	1	1	0	1	0	0
Bill Nahorodny, R (1, 2) OBP: 0.273, SLG: 0.368			x 0-0 G3-6-1 1B		x 0-0 ③ F8		B B B B 4-0 1B 1B BB		S S S 0-3 ② K	3	1	1	0	1	1	1
Inning Stats	R: 0 H: 1 E: 0 LOB: 1 K: 1 BB: 0 S: 6 P: 6	R: 0 H: 0 E: 0 LOB: 0 K: 0 BB: 0 S: 3 P: 3	R: 0 H: 1 E: 0 LOB: 0 K: 0 BB: 0 S: 3 P: 3	R: 0 H: 0 E: 0 LOB: 1 K: 0 BB: 0 S: 3 P: 4	R: 0 H: 1 E: 0 LOB: 1 K: 0 BB: 1 S: 3 P: 7	R: 1 H: 2 E: 0 LOB: 1 K: 0 BB: 0 S: 5 P: 5	R: 2 H: 3 E: 0 LOB: 2 K: 1 BB: 1 S: 8 P: 12	R: 1 H: 1 E: 0 LOB: 0 K: 0 BB: 0 S: 4 P: 4	R: 0 H: 1 E: 0 LOB: 1 K: 1 BB: 0 S: 6 P: 6	1B: 6 SF: 0 2B: 2 SAC: 0 3B: 1 DP: 1 HR: 1 HBP: 1				WP: 0 PA: 38 PB: 0 SB: 0 CS: 1		

PITCHER	IP	WLS	BF	H	R	ER	SO	BB	IBB	HBP	BLK	WP	HR	S	P	ERA	WHIP
Dave Goltz, R (1, 1) ERA: 3.4	9.0	L	38	10	4	4	3	2	0	1	0	0	1	41	50	4.00	1.333

PITCHER	IP	WLS	BF	H	R	ER	SO	BB	IBB	HBP	BLK	WP	HR	S	P	ERA	WHIP

TOP

Chicago White Sox @ Minnesota Twins

Metropolitan Stadium, Bloomington , MI

Wed Sep 28 1977, 4:33 AM EDT

Att. 3,291 - Unknown - 70 F

livebaseballscorecards.com

AB	35
R	4
H	10
RBI	4
BB	2
SO	3
LOB	12

BOTTOM

Chicago White Sox @ Minnesota Twins

Metropolitan Stadium, Bloomington , MI

Wed Sep 28 1977, 4:33 AM EDT

Att. 3,291 - Unknown - 70 F

livebaseballscorecards.com

Batter	1	2	3	4	5	6	7	8	9	AB	R	H	RBI	BB	SO	LOB
Lyman Bostock, L (1, 7) OBP: 0.389, SLG: 0.502	G3		4-3			4-3 1-2		F7		4	0	0	0	0	0	2
Roy Smalley, S (1, 6) OBP: 0.318, SLG: 0.318	CS 1B 1B			G3		K		2B 1-3 1B		4	1	2	0	0	1	1
Rod Carew, L (1, 3) OBP: 0.446, SLG: 0.568	1-2 1B			F7			1B SF8 BB	1-H 3-H 2B		3	1	2	2	1	0	0
Larry Hisle, R (1, 8) OBP: 0.362, SLG: 0.521	K 2-3			6-3			FC6-4 1-3 1B	L9		4	0	1	0	0	1	3
Butch Wynegar, S (1, 2) OBP: 0.342, SLG: 0.366		F8			3-1		F5		1-3	4	0	0	0	0	0	2
Mike Cubbage, L (1, 5) OBP: 0.322, SLG: 0.394		F7			3-1		SF8 3-H		K	3	0	0	1	0	1	0
Dan Ford, R (1, 9) OBP: 0.339, SLG: 0.427 Glenn Adams, L (9, PH) OBP: 0.375, SLG: 0.470	4-3				F7		FC6-4 1-2f		F7	3 1	0 0	0 0	0 0	0 0	0 0	1 0
Randy Bass, L (1, 10) OBP: 0.105, SLG: 0.105			1-3			F9		G3		3	0	0	0	0	0	0
Sam Perlozzo, R (1, 4) OBP: 0.353, SLG: 0.471			F8			4-3 1B		1B 2B 1B		3	1	2	0	0	0	0
Inning Stats	R: 0 E: 0 K: 1 S: 6 H: 2 LOB: 2 BB: 0 P: 6	R: 0 E: 0 K: 0 S: 3 H: 0 LOB: 0 BB: 0 P: 3	R: 0 E: 0 K: 0 S: 3 H: 0 LOB: 0 BB: 0 P: 3	R: 0 E: 0 K: 0 S: 3 H: 0 LOB: 0 BB: 0 P: 3	R: 0 E: 0 K: 0 S: 3 H: 0 LOB: 0 BB: 0 P: 3	R: 0 E: 0 K: 1 S: 6 H: 1 LOB: 1 BB: 0 P: 6	R: 1 E: 0 K: 0 S: 4 H: 1 LOB: 1 BB: 1 P: 8	R: 2 E: 0 K: 0 S: 6 H: 3 LOB: 1 BB: 0 P: 6	R: 0 E: 0 K: 1 S: 5 H: 0 LOB: 0 BB: 0 P: 5	1B: 6 2B: 2 3B: 0 HR: 0 SF: 1 SAC: 0 DP: 1 HBP: 0	WP: 0 PB: 0 SB: 0 CS: 1 PA: 34					

	AB	32
	R	3
	H	7
	RBI	3
	BB	1
	SO	3
	LOB	9

PITCHER		IP	WLS	BF	H	R	ER	SO	BB	IBB	HBP	BLK	WP	HR	S	P	ERA	WHIP
Steve Renko, R ERA: 4.04	(1, 1)	7.2	W	29	6	3	3	2	1	0	0	0	0	0	32	36	3.52	0.913
Ken Kravec, L ERA: 4.28	(8, 1)	0.0		1	1	0	0	0	0	0	0	0	0	0	1	1	∞	∞
Lerrin LaGrow, R ERA: 2.52	(8, 1)	1.1	S	4	0	0	0	1	0	0	0	0	0	0	6	6	0.00	0.000

PITCHER	IP	WLS	BF	H	R	ER	SO	BB	IBB	HBP	BLK	WP	HR	S	P	ERA	WHIP

Batter	1	2	3	4	5	6	7	8	9	AB	R	H	RBI	BB	SO	LOB
Lyman Bostock, L (1, 7) OBP: 0.390, SLG: 0.509	K		HR	2B						3	1	2	2	0	1	0
Roy Smalley, S (1, 6) OBP: 0.317, SLG: 0.316	K		4-3	K						3	0	0	0	0	2	1
Rod Carew, L (1, 3) OBP: 0.445, SLG: 0.567	6-3		1B	3-1						3	1	1	0	0	0	1
Larry Hisle, R (1, 8) OBP: 0.363, SLG: 0.524		2B	FC4-6 1B		6-3					3	2	2	0	0	0	0
Glenn Adams, L (1, 10) OBP: 0.376, SLG: 0.470 Craig Kusick, R (5, PH) OBP: 0.374, SLG: 0.426		P6	FC4-6		K					2 1	0 0	1 0	1 0	0 0	0 1	1 0
Mike Cubbage, L (1, 5) OBP: 0.322, SLG: 0.393 Larry Wolfe, R (5, PH) OBP: 0.263, SLG: 0.316 (5, 5)		BB	FC4-6		1B					1 1	0 0	0 1	0 0	1 0	0 0	2 0
Butch Wynegar, S (1, 2) OBP: 0.344, SLG: 0.368		G6-4-3			K					3	0	2	2	0	1	1
Dan Ford, R (1, 9) OBP: 0.337, SLG: 0.425		G6-4-3	F3							2	0	0	0	0	0	4
Rob Wilfong, L (1, 4) OBP: 0.319, SLG: 0.278 Sam Perlozzo, R (4, PH) OBP: 0.333, SLG: 0.444 (4, 4)			HR	6-3						0 1	1 0	0 0	0 0	1 0	0 0	0 0
Inning Stats	R: 0 E: 0 K: 2 S: 7 H: 0 LOB: 0 BB: 0 P: 7	R: 1 E: 0 K: 0 S: 4 H: 2 LOB: 1 BB: 1 P: 8	R: 4 E: 0 K: 0 S: 8 H: 5 LOB: 2 BB: 1 P: 12	R: 0 E: 0 K: 1 S: 6 H: 1 LOB: 1 BB: 0 P: 6	R: 0 E: 0 K: 2 S: 8 H: 1 LOB: 1 BB: 0 P: 8					1B: 6 2B: 2 3B: 0 HR: 1 SF: 0 SAC: 0 DP: 1 HBP: 0						

PITCHER		IP	WLS	BF	H	R	ER	SO	BB	IBB	HBP	BLK	WP	HR	S	P	ERA	WHIP
Moose Haas, R ERA: 4.33	(1, 1)	3.0		17	7	5	5	2	2	0	0	0	0	1	19	27	15.00	3.000
Mike Caldwell, L ERA: 4.41	(4, 1)	2.0	W	8	2	0	0	3	0	0	0	0	0	0	14	14	0.00	1.000

PITCHER	IP	WLS	BF	H	R	ER	SO	BB	IBB	HBP	BLK	WP	HR	S	P	ERA	WHIP

TOP

Minnesota Twins @ Milwaukee Brewers

Milwaukee County Stadium, Milwaukee, WI

Fri Sep 30 1977, 8:05 PM EDT
Att. 3,159 - Unknown - 49 F

livebaseballscorecards.com

AB	23
R	5
H	9
RBI	5
BB	2
SO	5
LOB	10

WP: 0 PA: 25
PB: 0
SB: 0
CS: 0

Minnesota Twins @ Milwaukee Brewers

Milwaukee County Stadium, Milwaukee, WI

Fri Sep 30 1977, 8:05 PM EDT
Att. 3,159 - Unknown - 49 F

livebaseballscorecards.com

Batter	1	2	3	4	5	6	7	8	9	AB	R	H	RBI	BB	SO	LOB
Von Joshua, L (1, 8) OBP: 0.291, SLG: 0.391	6-3	4-3		F8						3	0	0	0	0	0	1
Robin Yount, R (1, 6) OBP: 0.335, SLG: 0.380	4-3		F5	P4						3	0	0	0	0	0	0
Don Money, R (1, 4) OBP: 0.347, SLG: 0.468	5-3		2B 1B		HR 1B					3	2	2	0	0	0	0
Cecil Cooper, L (1, 3) OBP: 0.324, SLG: 0.461		4-3	1-H 1B 2B		1-H HR					3	2	2	3	0	0	0
Sal Bando, R (1, 10) OBP: 0.336, SLG: 0.392		BBBB 4-0 1B WP FC3-2 BB	BBBB 4-0 1B BB		BB 1B					1	0	1	0	2	0	0
Ed Kirkpatrick, L (1, 7) OBP: 0.322, SLG: 0.291		BBBB 4-0 FC3-2 1B 1-2 2B BB	0-0 FC5-4 1-2 2-H 1B		SSS 0-3 K					1	1	1	1	1	0	0
Steve Brye, R (5, PH) OBP: 0.297, SLG: 0.419										1	0	0	0	0	1	1
Jim Gantner, L (1, 5) OBP: 0.390, SLG: 0.462		0-0 FC3-2 1-2 2-3 2B 1B	0-0 F3		BBBB 4-0 1-2 BB					2	1	1	0	1	0	2
Jim Wohlford, R (1, 9) OBP: 0.283, SLG: 0.321		0-0 FC3-2 1-2 2-3 3-Hf 2B	0-0 FC5-4 1-2f							2	1	0	0	0	0	5
Larry Haney, R (1, 2) OBP: 0.254, SLG: 0.244		0-0 1-H 2-H 3-H 2B		P4						2	0	1	3	0	0	0

Inning Stats	1	2	3	4	5	6	7	8	9	AB	R	H	RBI	BB	SO	LOB
	R: 0 H: 0 E: 0 LOB: 0 K: 0 BB: 0 S: 3 P: 3	R: 3 H: 2 E: 0 LOB: 1 K: 0 BB: 2 S: 5 P: 13	R: 2 H: 3 E: 0 LOB: 2 K: 0 BB: 1 S: 6 P: 10	R: 0 H: 0 E: 0 LOB: 0 K: 0 BB: 0 S: 3 P: 3	R: 2 H: 3 E: 0 LOB: 2 K: 1 BB: 1 S: 6 P: 10					1B: 5 SF: 0 2B: 2 SAC: 0 3B: 0 DP: 0 HR: 1 HBP: 0						

PITCHER		IP	WLS	BF	H	R	ER	SO	BB	IBB	HBP	BLK	WP	HR	S	P	ERA	WHIP
Paul Thormodsgard, R ERA: 4.62	(1, 1)	4.0	L	23	8	7	7	0	3	0	0	0	1	1	20	32	15.75	2.750
Jeff Holly, L ERA: 6.89	(5, 1)	0.1		2	0	0	0	1	1	0	0	0	0	0	3	7	0.00	3.000

PITCHER	IP	WLS	BF	H	R	ER	SO	BB	IBB	HBP	BLK	WP	HR	S	P	ERA	WHIP

AB	21
R	7
H	8
RBI	7
BB	4
SO	1
LOB	9

WP: 1 PA: 25
PB: 0
SB: 0
CS: 0

Batter	1	2	3	4	5	6	7	8	9	AB	R	H	RBI	BB	SO	LOB
Lyman Bostock, L (1, 7) OBP: 0.392, SLG: 0.511	0-0 G3 SH1-3 WP 1B	0-0 1-2 1B		0-0 1B		0-0 ② F9		BBB 4-0 WP 1B BB	0-0 1-2 2-H 1B	4	1	3	0	0	0	0
Bob Gorinski, R (8, PH) OBP: 0.226, SLG: 0.322 (8, 7)										1	1	1	1	1	0	0
Roy Smalley, S (1, 6) OBP: 0.316, SLG: 0.315	0-0 ① SH1-3 1-2	0-0 ③ L6		0-0 ③ 4-3		0-0 ③ 6-3		SSS 0-3 ① K 1-2	SSS 0-3 ③ K	2	0	0	0	0	0	3
Luis Gomez, R (5, 6) OBP: 0.277, SLG: 0.361										3	0	0	0	0	2	3
Rod Carew, L (1, 3) OBP: 0.446, SLG: 0.569	0-0 ② G3 2-3		0-0 HR 1B		0-0 E 2B		0-0 ① 3-1	0-0 4-3 2-H 1B		5	2	3	1	0	0	1
Glenn Adams, L (1, 10) OBP: 0.376, SLG: 0.468	0-0 E BLK 3-H 1B		SSS 0-3 ① K		0-0 ① E5 2-H		0-0 HR	0-0 ② 4-3 2-3		3	1	1	0	0	1	1
Craig Kusick, R (7, PH) OBP: 0.375, SLG: 0.438										2	1	1	1	0	0	1
Larry Hisle, R (1, 8) OBP: 0.365, SLG: 0.529	0-0 E3 BLK 1-3		0-0 1-H HR		0-0 4-1 1B 1B		BBBB 4-0 2B BB	0-0 ③ 1-3		4	2	2	2	1	0	2
Butch Wynegar, S (1, 2) OBP: 0.344, SLG: 0.370	0-0 ③ F8 2-3 3-H		0-0 G6-4-3 1B		0-0 ② 4-1 1-2		0-0 1-3 2B		0-0 ① F8	5	0	2	0	0	0	2
Rich Chiles, L (1, 9) OBP: 0.323, SLG: 0.368	0-0 ① F7	0-0 ② ③ G6-4-3 1-2f			4-0 1B 1B IBB		0-0 ② 6-3		BBBB 4-0 FC1-6-3 PB BB	2	0	0	0	0	0	1
Dan Ford, R (5, PH) OBP: 0.339, SLG: 0.424 (5, 9)										1	0	0	0	2	0	2
Mike Cubbage, L (1, 5) OBP: 0.321, SLG: 0.391	SSS 0-3 ② K		0-0 ① 4-3		0-0 ③ 1-H 2-H 1B		4-0 FC6-4 IBB		0-0 ② FC1-6-5 BB 1-3 1B	2	0	0	0	0	1	0
Larry Wolfe, R (5, PH) OBP: 0.318, SLG: 0.333 (5, 5)										2	1	1	1	1	0	1
Rob Wilfong, L (1, 4) OBP: 0.321, SLG: 0.281	0-0 1B 1B		0-0 ② 6-3		0-0 ① F7		0-0 ③ FC6-4 1-2f		BBBB 4-0 1B 1-2 BB	2	0	1	0	0	0	0
Sam Perlozzo, R (6, PH) OBP: 0.333, SLG: 0.400 (6, 4)										2	0	0	0	1	0	3
Inning Stats	R: 2 E: 1 K: 0 S: 6 H: 2 LOB: 1 BB: 0 P: 6	R: 0 E: 0 K: 1 S: 7 H: 2 LOB: 2 BB: 0 P: 7	R: 2 E: 0 K: 1 S: 7 H: 3 LOB: 0 BB: 0 P: 7	R: 0 E: 0 K: 0 S: 4 H: 1 LOB: 1 BB: 0 P: 4	R: 2 E: 1 K: 0 S: 5 H: 3 LOB: 2 BB: 1 P: 9	R: 0 E: 0 K: 0 S: 3 H: 0 LOB: 0 BB: 0 P: 3	R: 1 E: 0 K: 0 S: 5 H: 2 LOB: 3 BB: 2 P: 13	R: 1 E: 0 K: 1 S: 6 H: 1 LOB: 1 BB: 1 P: 10	R: 1 E: 0 K: 1 S: 6 H: 1 LOB: 2 BB: 2 P: 14	1B: 11 2B: 2 3B: 0 HR: 2 SF: 0 SAC: 1 DP: 1 HBP: 0	WP: 2 PB: 1 SB: 0 CS: 0 PA: 47					

TOP

Minnesota Twins @ Milwaukee Brewers

Milwaukee County Stadium, Milwaukee, WI

Sat Oct 01 1977, 4:33 AM EDT

Att. 4,056 - Cloudy - 51 F

livebaseballscorecards.com

AB	40
R	9
H	15
RBI	6
BB	6
SO	4
LOB	20

PITCHER		IP	WLS	BF	H	R	ER	SO	BB	IBB	HBP	BLK	WP	HR	S	P	ERA	WHIP
Lary Sorensen, R ERA: 4.36	(1, 1)	4.2	L	24	10	6	5	2	0	0	0	1	1	1	28	28	9.64	2.143
Mike Caldwell, L ERA: 4.46	(5, 1)	2.2		15	4	2	2	1	2	2	0	0	1	1	13	29	6.75	2.250
Gary Beare, R ERA: 6.44	(8, 1)	1.2		8	1	1	1	1	2	0	0	0	0	0	8	16	5.40	1.800

PITCHER	IP	WLS	BF	H	R	ER	SO	BB	IBB	HBP	BLK	WP	HR	S	P	ERA	WHIP

BOTTOM

Minnesota Twins @ Milwaukee Brewers

Milwaukee County Stadium, Milwaukee, WI

Sat Oct 01 1977, 4:33 AM EDT

Att. 4,056 - Cloudy - 51 F

livebaseballscorecards.com

Batter	1	2	3	4	5	6	7	8	9	AB	R	H	RBI	BB	SO	LOB
Von Joshua, L (1, 8) OBP: 0.289, SLG: 0.387	F7	L4		4-3		3-1			E3	5	0	0	0	0	0	5
Sixto Lezcano, R (1, 9) OBP: 0.355, SLG: 0.495	WP 2B		F9		L6		5-3		5-3	5	0	1	0	0	0	1
Don Money, R (1, 4) OBP: 0.349, SLG: 0.471	WP BB		1B 2B		F7		L3-6 1B			3	0	2	0	1	0	0
Cecil Cooper, L (1, 3) OBP: 0.322, SLG: 0.459	F7 1-2 2-3		F7		F5		L3-6 1-2			4	0	0	0	0	0	4
Sal Bando, R (1, 10) OBP: 0.338, SLG: 0.398	P3		2-3 1B			1B 3B		G1-6-3 1B		4	1	3	0	0	0	2
Robin Yount, R (1, 6) OBP: 0.335, SLG: 0.379		F9	6-3			BB 3-H 1B		F9		4	0	1	1	0	0	3
Jim Gantner, L (1, 5) OBP: 0.356, SLG: 0.419		E1 BB		3-1		F2		G1-6-3 1-2f		4	0	0	0	0	0	2
Jim Wohlford, R (1, 7) OBP: 0.284, SLG: 0.321		1-2 BB		K		1-2 BB			F8	1	0	0	0	1	1	0
Ed Kirkpatrick, L (6, PH) OBP: 0.324, SLG: 0.289 (7, 7)										1	0	0	0	1	0	0
Larry Haney, R (1, 2) OBP: 0.250, SLG: 0.240		K		E6		K			5-3	2	0	0	0	0	1	2
Jamie Quirk, L (6, PH) OBP: 0.252, SLG: 0.332										1	0	0	0	0	1	2
Charlie Moore, R (7, 2) OBP: 0.306, SLG: 0.361										1	0	0	0	0	0	0
Inning Stats	R: 0 E: 0 K: 0 S: 4 H: 1 LOB: 2 BB: 1 P: 8	R: 0 E: 1 K: 1 S: 6 H: 0 LOB: 2 BB: 1 P: 10	R: 0 E: 0 K: 0 S: 5 H: 2 LOB: 2 BB: 0 P: 5	R: 0 E: 1 K: 1 S: 6 H: 0 LOB: 1 BB: 0 P: 6	R: 0 E: 0 K: 0 S: 3 H: 0 LOB: 0 BB: 0 P: 3	R: 1 E: 0 K: 1 S: 7 H: 2 LOB: 2 BB: 1 P: 11	R: 0 E: 0 K: 0 S: 3 H: 1 LOB: 0 BB: 0 P: 3	R: 0 E: 0 K: 0 S: 3 H: 1 LOB: 0 BB: 0 P: 3	R: 0 E: 1 K: 0 S: 4 H: 0 LOB: 1 BB: 0 P: 4	1B: 4 2B: 3 3B: 1 HR: 0	SF: 0 SAC: 0 DP: 2 HBP: 0						

	AB	35
	R	1
	H	7
	RBI	1
	BB	3
	SO	3
	LOB	21

WP: 1 PB: 0 SB: 0 CS: 0 PA: 38

PITCHER		IP	WLS	BF	H	R	ER	SO	BB	IBB	HBP	BLK	WP	HR	S	P	ERA	WHIP
Pete Redfern, R ERA: 5.18	(1, 1)	5.1	W	26	5	1	1	2	3	0	0	0	1	0	27	39	1.69	1.500
Ron Schueler, R ERA: 4.41	(6, 1)	3.2	S	12	2	0	0	1	0	0	0	0	0	0	14	14	0.00	0.545

PITCHER		IP	WLS	BF	H	R	ER	SO	BB	IBB	HBP	BLK	WP	HR	S	P	ERA	WHIP

Batter	1	2	3	4	5	6	7	8	9	AB	R	H	RBI	BB	SO	LOB
Lyman Bostock, L (1, 7) OBP: 0.389, SLG: 0.508	F7		K		SF7 1-2 3-H		F7		1-3	4	0	0	1	0	1	0
Sam Perlozzo, R (1, 4) OBP: 0.346, SLG: 0.458	P6		F9		5-3			1B 3B	BB	4	1	1	0	1	0	1
Rod Carew, L (1, 3) OBP: 0.449, SLG: 0.570	1B		4-3			WP S SF8 1B		3B 3-H 1B	1-2 BB	4	2	3	1	1	0	0
Dan Ford, R (1, 9) OBP: 0.338, SLG: 0.426	K			1-3		1-3 K		1-H 1B 3B	F8	5	1	1	1	0	2	4
Larry Hisle, R (1, 8) OBP: 0.369, SLG: 0.533		1B 2B		G1-4-3 BB		E S BB		WP 3-H 1B		2	1	2	1	2	0	0
Craig Kusick, R (1, 10) OBP: 0.370, SLG: 0.433		1-3		G1-4-3 1-2f		SF8 3-H		P6 1-2		3	0	0	1	0	0	3
Larry Wolfe, R (1, 5) OBP: 0.269, SLG: 0.280		6-3			6-3	5-3 1-3		P6		4	0	0	0	0	0	3
Luis Gomez, R (1, 6) OBP: 0.290, SLG: 0.369		2-H 1B			1B SF7 1B		P1	P6		4	1	2	1	0	0	1
Glenn Borgmann, R (1, 2) OBP: 0.407, SLG: 0.419		F3			SF7 1-3 1B		K		6-3	4	0	1	0	0	1	1
Inning Stats	R: 0 E: 0 K: 1 S: 6 H: 1 LOB: 1 BB: 0 P: 6	R: 1 E: 0 K: 0 S: 5 H: 2 LOB: 1 BB: 0 P: 5	R: 0 E: 0 K: 1 S: 5 H: 0 LOB: 0 BB: 0 P: 5	R: 0 E: 0 K: 0 S: 2 H: 0 LOB: 0 BB: 1 P: 6	R: 1 E: 0 K: 0 S: 5 H: 2 LOB: 1 BB: 0 P: 5	R: 1 E: 0 K: 1 S: 6 H: 1 LOB: 1 BB: 1 P: 10	R: 0 E: 0 K: 1 S: 5 H: 0 LOB: 0 BB: 0 P: 5	R: 3 E: 0 K: 0 S: 7 H: 4 LOB: 1 BB: 0 P: 7	R: 0 E: 0 K: 0 S: 3 H: 0 LOB: 2 BB: 2 P: 11	1B: 7 2B: 1 3B: 2 HR: 0 SF: 2 SAC: 0 DP: 1 HBP: 0	WP: 2 PB: 0 SB: 2 CS: 0 PA: 40					

PITCHER		IP	WLS	BF	H	R	ER	SO	BB	IBB	HBP	BLK	WP	HR	S	P	ERA	WHIP
Bill Travers, L ERA: 5.25	(1, 1)	7.0	L	32	10	6	6	4	2	0	0	0	1	0	38	46	7.71	1.714
Eduardo Rodriguez, R ERA: 4.35	(8, 1)	2.0		8	0	0	0	0	2	0	0	0	1	0	6	14	0.00	1.000

PITCHER	IP	WLS	BF	H	R	ER	SO	BB	IBB	HBP	BLK	WP	HR	S	P	ERA	WHIP

TOP

Minnesota Twins @ Milwaukee Brewers

Milwaukee County Stadium, Milwaukee, WI

Sun Oct 02 1977, 4:33 AM EDT
Att. 4,394 - Unknown - 50 F

livebaseballscorecards.com

AB	34
R	6
H	10
RBI	6
BB	4
SO	4
LOB	13

Minnesota Twins @ Milwaukee Brewers

Milwaukee County Stadium, Milwaukee, WI

Sun Oct 02 1977, 4:33 AM EDT
Att. 4,394 - Unknown - 50 F

livebaseballscorecards.com

Batter	1	2	3	4	5	6	7	8	9	AB	R	H	RBI	BB	SO	LOB
Cecil Cooper, L (1, 3) OBP: 0.326, SLG: 0.463	4-3 SF6 S 1B		2B		FC6 1-3 1B			G3 1B		4	1	4	0	0	0	0
Dick Davis, R (8, PR) OBP: 0.278, SLG: 0.314 (9, 7)										0	0	0	0	0	0	0
Von Joshua, L (1, 8) OBP: 0.286, SLG: 0.384	4-3 1-3		K		FC6 1-2f			G3 1-2		4	0	0	0	0	1	5
Sixto Lezcano, R (1, 9) OBP: 0.358, SLG: 0.503	CS BB			HR		1B BB		P6		2	1	1	1	2	0	2
Don Money, R (1, 4) OBP: 0.348, SLG: 0.470	SF6 3-H			F7		G6-3 1-3 1B		5-3		3	0	1	1	0	0	2
Sal Bando, R (1, 10) OBP: 0.336, SLG: 0.395	CS 1-2	F5		L5		F3			F9	4	0	0	0	0	0	2
Robin Yount, R (1, 6) OBP: 0.333, SLG: 0.377		F9		F9		G6-3 1-2f			E6 FC4-6	4	0	0	0	0	0	2
Jim Gantner, L (1, 5) OBP: 0.327, SLG: 0.383		G1			F8		K		FC4-6 1-2f	4	0	0	0	0	1	1
Jim Wohlford, R (1, 7) OBP: 0.285, SLG: 0.320			CS BB		5-3		K		P5	1	0	0	0	1	0	0
Jamie Quirk, L (7, PH) OBP: 0.251, SLG: 0.330										1	0	0	0	0	1	0
Charlie Moore, R (8, 2) OBP: 0.306, SLG: 0.360										1	0	0	0	0	0	1
Larry Haney, R (1, 2) OBP: 0.254, SLG: 0.244			K 1-2		1B 1B		K			2	0	1	0	0	1	1
Ed Kirkpatrick, L (7, PH) OBP: 0.322, SLG: 0.288 (8, 7) (9, 3)										1	0	0	0	0	1	0

Inning Stats	1	2	3	4	5	6	7	8	9		
	R: 1 H: 1	R: 0 H: 0	R: 0 H: 1	R: 1 H: 1	R: 0 H: 2	R: 0 H: 1	R: 0 H: 0	R: 0 H: 1	R: 0 H: 0	1B: 5 SF: 1	WP: 0 PA: 36
	E: 0 LOB: 0	E: 0 LOB: 0	E: 0 LOB: 1	E: 0 LOB: 0	E: 0 LOB: 2	E: 0 LOB: 1	E: 0 LOB: 0	E: 0 LOB: 2	E: 1 LOB: 1	2B: 1 SAC: 0	PB: 0
	K: 0 BB: 1	K: 0 BB: 0	K: 2 BB: 1	K: 0 BB: 0	K: 0 BB: 0	K: 0 BB: 1	K: 3 BB: 0	K: 0 BB: 0	K: 0 BB: 0	3B: 0 DP: 1	SB: 1
	S: 3 P: 7	S: 3 P: 3	S: 7 P: 11	S: 4 P: 4	S: 5 P: 5	S: 3 P: 7	S: 9 P: 9	S: 4 P: 4	S: 4 P: 4	HR: 1 HBP: 0	CS: 2

PITCHER	IP	WLS	BF	H	R	ER	SO	BB	IBB	HBP	BLK	WP	HR	S	P	ERA	WHIP
Dave Goltz, R (1, 1) ERA: 3.36	9.0	W	35	7	2	2	5	3	0	0	0	0	1	42	54	2.00	1.111

PITCHER	IP	WLS	BF	H	R	ER	SO	BB	IBB	HBP	BLK	WP	HR	S	P	ERA	WHIP