

Minnesota Twins - 1977

Batter	1	2	3	4	5	6	7	8	9	AB	R	H	RBI	BB	SO	LOB	TOP			
Butch Wynegar, S OBP: 0.250, SLG: 0.333 (1, 2)										3	1	1	1	0	0	1	Minnesota Twins @ Oakland Athletics Oakland-Alameda County Coliseum, Oakland, CA Sat Apr 09 1977, 3:33 AM PST Att: 12,562 - Unknown - 67 F livebaseballscorecards.com			
Roy Smalley, S OBP: 0.667, SLG: 1.000 (1, 6)										3	1	2	0	0	0	1				
Rod Carew, L OBP: 0.250, SLG: 0.250 (1, 3)										4	1	1	1	0	0	2				
Lyman Bostock, L OBP: 0.250, SLG: 0.333 (1, 8)										3	0	1	1	0	1	0				
Larry Hisle, R (1, 7)										3	0	0	1	1	0	1				
Dan Ford, R (1, 9)										4	0	0	0	0	1	2				
Craig Kusick, R OBP: 0.500, SLG: 0.333 (1, 10)										3	1	1	0	1	0	0				
Mike Cubbage, L OBP: 0.500, SLG: 0.333 (1, 5)										3	0	1	0	1	0	1				
Bob Randall, R Rich Chiles, L (9, PH)										3	0	0	0	0	0	4				
Inning Stats	R: 2 E: 0 K: 0 S: 6	H: 3 LOB: 1 BB: 0 P: 6	R: 0 E: 0 K: 0 S: 3	H: 0 LOB: 1 BB: 1 P: 7	R: 1 E: 0 K: 0 S: 4	H: 1 LOB: 1 BB: 1 P: 8	R: 1 E: 0 K: 0 S: 4	H: 1 LOB: 0 BB: 0 P: 5	R: 0 E: 0 K: 0 S: 5	H: 1 LOB: 1 BB: 0 P: 4	R: 0 E: 0 K: 0 S: 3	H: 1 LOB: 0 BB: 0 P: 3	R: 0 E: 0 K: 1 S: 5	H: 0 LOB: 0 BB: 0 P: 5	R: 0 E: 0 K: 0 S: 3	H: 0 LOB: 0 BB: 0 P: 3	1B: 6 2B: 2 3B: 0 HR: 0	SF: 2 SAC: 1 DP: 1 HBP: 0	WP: 0 PB: 0 SB: 2 CS: 0	PA: 36
PITCHER Mike Torrez, R ERA: 4.0 (1, 1)	IP: 9.0 WLS: W BF: 36 H: 7 R: 4 ER: 4 SO: 2 BB: 3 IBB: 0 HBP: 0 BLK: 0 WP: 0 HR: 0 S: 37 P: 49 ERA: 4.00 WHIP: 1.111															PITCHER				

Batter	1	2	3	4	5	6	7	8	9	AB	R	H	RBI	BB	SO	LOB	BOTTOM			
Bill North, S OBP: 0.250, SLG: 0.500 (1, 8)										4	1	1	0	0	1	0	Minnesota Twins @ Oakland Athletics Oakland-Alameda County Coliseum, Oakland, CA Sat Apr 09 1977, 3:33 AM PST Att: 12,562 - Unknown - 67 F livebaseballscorecards.com			
Rodney Scott, S OBP: 0.750, SLG: 1.000 (1, 4)										2	2	1	1	2	0	0				
Mitchell Page, L OBP: 0.750, SLG: 0.667 (1, 7)										3	1	2	0	1	0	0				
Dick Allen, R OBP: 0.500, SLG: 0.500 (1, 3)										4	0	2	2	0	0	3				
Matt Alexander, S Jerry Tabb, L (8, PR) (9, 3)										0	1	0	0	0	0	0				
Manny Sanguillen, R OBP: 0.250, SLG: 0.250 (1, 2)										4	0	1	0	0	0	4				
Larry Lintz, S Jeff Newman, R (8, PR) (9, 2)										0	1	0	0	0	0	0				
Wayne Gross, L OBP: 0.250, SLG: 0.250 (1, 5)										4	0	1	2	0	0	0				
Earl Williams, R OBP: 0.500, SLG: 1.333 (1, 10)										3	1	1	1	1	2	1				
Tony Armas, R OBP: 0.500, SLG: 0.333 (1, 9)										3	0	1	0	1	1	1				
Rob Picciolo, R (1, 6)										4	0	0	0	0	0	3				
Inning Stats	R: 2 E: 1 K: 1 S: 6	H: 2 LOB: 0 BB: 1 P: 10	R: 0 E: 0 K: 1 S: 5	H: 0 LOB: 0 BB: 0 P: 5	R: 1 E: 0 K: 0 S: 5	H: 2 LOB: 2 BB: 1 P: 9	R: 0 E: 0 K: 1 S: 5	H: 0 LOB: 1 BB: 1 P: 9	R: 1 E: 0 K: 0 S: 4	H: 1 LOB: 1 BB: 1 P: 8	R: 1 E: 0 K: 0 S: 3	H: 1 LOB: 0 BB: 1 P: 7	R: 0 E: 0 K: 0 S: 3	H: 0 LOB: 0 BB: 0 P: 3	R: 2 E: 0 K: 1 S: 8	H: 4 LOB: 1 BB: 0 P: 8	1B: 7 2B: 3 3B: 0 HR: 1	SF: 0 SAC: 0 DP: 2 HBP: 0	WP: 0 PB: 0 SB: 2 CS: 2	PA: 36
PITCHER Dave Goltz, R ERA: 6.23 (1, 1)	IP: 4.1 WLS: L BF: 21 H: 5 R: 4 ER: 3 SO: 3 BB: 4 IBB: 0 HBP: 0 BLK: 0 WP: 0 HR: 0 S: 23 P: 39 ERA: 6.23 WHIP: 2.077															PITCHER				
Ron Schueler, R ERA: 10.13 (5, 1)	IP: 2.2 WLS: L BF: 11 H: 3 R: 3 ER: 3 SO: 0 BB: 1 IBB: 0 HBP: 0 BLK: 0 WP: 0 HR: 1 S: 10 P: 14 ERA: 10.12 WHIP: 1.500															PITCHER				
Tom Johnson, R ERA: (8, 1)	IP: 1.0 WLS: L BF: 4 H: 2 R: 0 ER: 0 SO: 1 BB: 0 IBB: 0 HBP: 0 BLK: 0 WP: 0 HR: 0 S: 6 P: 6 ERA: 0.00 WHIP: 2.000															PITCHER				

Batter	1	2	3	4	5	6	7	8	9	AB	R	H	RBI	BB	SO	LOB	TOP								
Butch Wynegar, S OBP: 0.111, SLG: 0.143	L5	F8		F8		SF		L9		4	0	0	1	0	0	3	Minnesota Twins @ Oakland Athletics Oakland-Alameda County Coliseum, Oakland, CA Sun Apr 10 1977, 3:33 AM PST Unknown - 67 F								
Roy Smalley, S OBP: 0.425, SLG: 0.500			F9	L8		F8				3	0	0	0	1	0	2									
Jerry Terrell, R OBP: 1.000, SLG: 4.000	G3-6-3 BB									1	1	1	2	0	0	0									
Rod Carew, L OBP: 0.444, SLG: 0.556	G3-6-3 1-2		2B SF8 1B							5	1	3	0	0	0	3									
Lyman Bostock, L OBP: 0.444, SLG: 0.571		S E 1B	SF8 1-3 2B		G4-6-3 BB 2B		L8	K		4	1	2	0	1	1	1									
Larry Hisle, R OBP: 0.333, SLG: 0.167		E9 2B CS 1B	SF8		K		P5		FC3-6 1B BB	3	1	1	1	1	1	2									
Dan Ford, R OBP: 0.333, SLG: 0.286					G4-6-3 1-2				L8	3	0	1	0	2	0	3									
Craig Kusick, R OBP: 0.444, SLG: 0.286		K								4	0	1	0	1	2	2									
Mike Cabbage, L OBP: 0.556, SLG: 0.571			4-3							4	2	2	0	1	0	5									
Bob Randall, R OBP: 0.333, SLG: 0.167										3	0	0	0	0	1	3									
Rich Chiles, L OBP: 0.333, SLG: 0.167				1-3						1	0	0	0	0	0	1									
Rob Wilfong, L OBP: 0.333, SLG: 0.167										0	0	0	0	0	0	0									
Bob Gorinski, R OBP: 0.333, SLG: 0.167										1	0	0	0	0	0	2									
Inning Stats	R: 0 E: 0 K: 0 S: 2	H: 0 LOB: 0 BB: 1 P: 6	R: 2 E: 1 K: 2 S: 10	H: 3 LOB: 2 BB: 1 P: 14	R: 1 E: 0 K: 0 S: 5	H: 2 LOB: 3 BB: 2 P: 13	R: 0 E: 0 K: 0 S: 3	H: 0 LOB: 0 BB: 0 P: 3	R: 0 E: 0 K: 1 S: 5	H: 1 LOB: 1 BB: 1 P: 9	R: 1 E: 2 K: 0 S: 6	H: 1 LOB: 2 BB: 0 P: 6	R: 0 E: 0 K: 1 S: 5	H: 0 LOB: 1 BB: 1 P: 9	R: 2 E: 0 K: 1 S: 8	H: 3 LOB: 1 BB: 0 P: 8	R: 0 E: 0 K: 0 S: 4	H: 1 LOB: 2 BB: 1 P: 8	1B: 6 2B: 4 3B: 0 HR: 1	SF: 2 SAC: 0 DP: 2 HBP: 0	WP: 0 PB: 0 SB: 1 CS: 1	PA: 45			
PITCHER	IP	WLS	BF	H	R	ER	SO	BB	IBB	HBP	BLK	WP	HR	S	P	ERA	WHIP								
Doc Medich, R ERA: 4.7	7.2	W	39	10	6	4	4	5	1	0	0	0	1	41	65	4.70	1.957								
Pablo Torrealba, L ERA:	1.1	S	6	1	0	0	1	1	0	0	0	0	0	7	11	0.00	1.500								

Batter	1	2	3	4	5	6	7	8	9	AB	R	H	RBI	BB	SO	LOB	BOTTOM								
Bill North, S OBP: 0.222, SLG: 0.333	L8									5	1	1	0	0	0	0	Minnesota Twins @ Oakland Athletics Oakland-Alameda County Coliseum, Oakland, CA Sun Apr 10 1977, 3:33 AM PST Unknown - 67 F								
Rodney Scott, S OBP: 0.556, SLG: 0.400		BB E 1B								3	1	0	0	2	0	0									
Mitchell Page, L OBP: 0.625, SLG: 0.571										4	1	2	0	0	0	2									
Dick Allen, R OBP: 0.500, SLG: 0.625	F8	CS	P4							4	1	2	2	0	0	1									
Manny Sanguillen, R OBP: 0.375, SLG: 0.500										4	2	2	1	0	0	1									
Wayne Gross, L OBP: 0.500, SLG: 1.000										3	2	2	3	1	0	0									
Earl Williams, R OBP: 0.500, SLG: 0.833										3	1	1	1	0	0	0									
Tony Armas, R OBP: 0.250, SLG: 0.143										4	0	0	0	0	1	4									
Rob Picciolo, R OBP: 0.333, SLG: 0.167										4	0	0	0	0	1	1									
Inning Stats	R: 0 E: 0 K: 0 S: 3	H: 1 LOB: 1 BB: 1 P: 7	R: 4 E: 1 K: 1 S: 9	H: 4 LOB: 1 BB: 1 P: 13	R: 0 E: 0 K: 0 S: 3	H: 0 LOB: 0 BB: 0 P: 3	R: 0 E: 0 K: 0 S: 3	H: 0 LOB: 0 BB: 0 P: 3	R: 4 E: 1 K: 0 S: 7	H: 3 LOB: 0 BB: 0 P: 7	R: 0 E: 0 K: 0 S: 3	H: 0 LOB: 0 BB: 0 P: 3	R: 1 E: 0 K: 0 S: 5	H: 2 LOB: 3 BB: 1 P: 10	R: 0 E: 0 K: 1 S: 5	H: 0 LOB: 0 BB: 0 P: 5		1B: 6 2B: 3 3B: 0 HR: 1	SF: 0 SAC: 0 DP: 0 HBP: 1	WP: 0 PB: 0 SB: 1 CS: 1	PA: 39				
PITCHER	IP	WLS	BF	H	R	ER	SO	BB	IBB	HBP	BLK	WP	HR	S	P	ERA	WHIP								
Pete Redfern, R ERA: 3.86	4.2	L	24	8	8	2	1	2	0	0	0	0	1	24	32	3.86	2.143								
Don Carrithers, R ERA: 3.86	2.1		11	2	1	1	0	1	0	1	0	0	0	9	14	3.86	1.286								
Jim Hughes, R ERA:	1.0		3	0	0	0	1	0	0	0	0	0	0	5	5	0.00	0.000								

Scorecard for the top half of the game, including batter and pitcher statistics, play-by-play descriptions, and team totals. Batter statistics include IP, WLS, BF, H, R, ER, SO, BB, IBB, HBP, BLK, WP, HR, S, P, ERA, and WHIP. Pitcher statistics include IP, WLS, BF, H, R, ER, SO, BB, IBB, HBP, BLK, WP, HR, S, P, ERA, and WHIP. Team totals include AB (48), R (2), H (12), RBI (2), BB (5), SO (2), and LOB (25).

Minnesota Twins @ Seattle Mariners
The Kingdome, Seattle, WA
Wed Apr 13 1977, 9:05 PM EST
Att. 11,635 - Dome



Scorecard for the bottom half of the game, including batter and pitcher statistics, play-by-play descriptions, and team totals. Batter statistics include IP, WLS, BF, H, R, ER, SO, BB, IBB, HBP, BLK, WP, HR, S, P, ERA, and WHIP. Pitcher statistics include IP, WLS, BF, H, R, ER, SO, BB, IBB, HBP, BLK, WP, HR, S, P, ERA, and WHIP. Team totals include AB (47), R (3), H (12), RBI (3), BB (1), SO (5), and LOB (14).

Minnesota Twins @ Seattle Mariners
The Kingdome, Seattle, WA
Wed Apr 13 1977, 9:05 PM EST
Att. 11,635 - Dome



Batter	1	2	3	4	5	6	7	8	9	AB	R	H	RBI	BB	SO	LOB	TOP																			
Glenn Adams, L (1, 10) OBP: 0.308, SLG: 0.333	E1 G4-6-3			4-3					1B 1B	4	1	2	0	0	0	0	Minnesota Twins @ Seattle Mariners The Kingdome, Seattle, WA Thu Apr 14 1977, 6:33 AM EST Att: 9,167 - Dome																			
Dan Ford, R (1, 9) OBP: 0.394, SLG: 0.296	G4-6-3 1-2f			6-3					1B 1B	3	1	1	0	1	0	1																				
Rod Carew, L (1, 3) OBP: 0.333, SLG: 0.345	4-3			4-3					L7-4 1B 1-2 2-3	4	0	1	0	0	0	2																				
Lyman Bostock, L (1, 8) OBP: 0.469, SLG: 0.600		E6 5-3-5 S							1B 1-2 2-H 3-H	4	1	2	3	0	0	0																				
Larry Hise, R (1, 7) OBP: 0.333, SLG: 0.567	5-3-5 1-3f			5-3					L7-4 2-3	4	0	0	0	0	0	3																				
Mike Cubbage, L (1, 5) OBP: 0.516, SLG: 0.536	4-3			3-1					4-3	4	0	0	0	0	0	1																				
Bob Randall, R (1, 4) OBP: 0.167, SLG: 0.130			6-3	6-3					6-3	3	0	0	0	0	0	0																				
Jerry Terrell, R (1, 6) OBP: 0.333, SLG: 0.409			K						6-3	3	0	0	0	0	1	0																				
Glenn Borgmann, R (1, 2) OBP: 0.143, SLG: 0.143			K						5-3	3	0	0	0	0	2	0																				
Inning Stats	R: 0 E: 1 K: 0 S: 3	H: 0 LOB: 0 BB: 0 P: 3	R: 0 E: 1 K: 0 S: 3	H: 0 LOB: 0 BB: 0 P: 3	R: 0 E: 0 K: 2 S: 7	H: 0 LOB: 0 BB: 0 P: 7	R: 0 E: 0 K: 0 S: 3	H: 0 LOB: 0 BB: 0 P: 3	R: 1 E: 0 K: 0 S: 4	H: 1 LOB: 0 BB: 0 P: 4	R: 0 E: 0 K: 1 S: 4	H: 0 LOB: 0 BB: 0 P: 3	R: 0 E: 0 K: 1 S: 5	H: 0 LOB: 0 BB: 0 P: 5	R: 2 E: 0 K: 0 S: 6	H: 4 LOB: 1 BB: 0 P: 6	1B: 4 2B: 3 3B: 0 HR: 1	SF: 0 SAC: 0 DP: 3 HBP: 0	WP: 0 PB: 0 SB: 1 CS: 0	PA: 33																
PITCHER	IP	WLS	BF	H	R	ER	SO	BB	IBB	HBP	BLK	WP	HR	S	P	ERA	WHIP	PITCHER		IP	WLS	BF	H	R	ER	SO	BB	IBB	HBP	BLK	WP	HR	S	P	ERA	WHIP
Gary Wheelock, R (1, 1) ERA: 2.57	8.0	W	29	4	3	3	3	1	0	0	0	0	1	34	38	3.38	0.625																			
John Montague, R (9, 1) ERA: 3.6	1.0	S	4	2	0	0	0	0	0	0	0	0	0	4	4	0.00	2.000																			

AB	32
R	3
H	6
RBI	3
BB	1
SO	3
LOB	7



Batter	1	2	3	4	5	6	7	8	9	AB	R	H	RBI	BB	SO	LOB	BOTTOM																			
Larry Milbourne, S (1, 6) OBP: 0.375, SLG: 0.391	F7		G1-6-3 1-2f						F8	4	0	1	0	0	0	1	Minnesota Twins @ Seattle Mariners The Kingdome, Seattle, WA Thu Apr 14 1977, 6:33 AM EST Att: 9,167 - Dome																			
Dave Collins, S (1, 10) OBP: 0.310, SLG: 0.200	F8								HR BB	3	1	0	0	1	1	1																				
Ruppert Jones, L (1, 8) OBP: 0.256, SLG: 0.579	3-1								HR	4	1	1	2	0	0	1																				
Steve Braun, L (1, 7) OBP: 0.441, SLG: 0.269		E3 1B S G4-6-3							4-3	2	2	0	0	2	0	0																				
Bill Stein, R (1, 5) OBP: 0.314, SLG: 0.424									SH1-4 BB	3	0	1	0	0	0	1																				
Dan Meyer, L (1, 3) OBP: 0.219, SLG: 0.300		G4-6-3 1-3 1B							F8	3	0	0	0	0	0	2																				
Leroy Stanton, R (1, 9) OBP: 0.048, SLG: 0.048										2	0	0	0	0	2	0																				
Tommy Smith, L (7, PH) OBP: 0.667, SLG: 0.667										1	0	1	1	0	0	0																				
Carlos Lopez, R (7, PR) OBP: 0.308, SLG: 0.182										0	0	0	0	0	0	0																				
Bob Stinson, S (1, 2) OBP: 0.414, SLG: 0.417										1	0	0	0	1	1	0																				
Jose Baez, R (1, 4) OBP: 0.286, SLG: 0.333										3	0	0	0	0	0	3																				
Inning Stats	R: 0 E: 0 K: 0 S: 3	H: 0 LOB: 0 BB: 0 P: 3	R: 1 E: 1 K: 1 S: 6	H: 1 LOB: 0 BB: 0 P: 6	R: 0 E: 0 K: 0 S: 2	H: 0 LOB: 0 BB: 0 P: 3	R: 0 E: 0 K: 0 S: 3	H: 0 LOB: 1 BB: 1 P: 7	R: 0 E: 0 K: 2 S: 7	H: 0 LOB: 0 BB: 0 P: 7	R: 0 E: 0 K: 1 S: 6	H: 1 LOB: 1 BB: 0 P: 6	R: 1 E: 0 K: 0 S: 4	H: 1 LOB: 2 BB: 2 P: 12	R: 2 E: 0 K: 0 S: 4	H: 1 LOB: 0 BB: 1 P: 8	1B: 3 2B: 0 3B: 0 HR: 1	SF: 0 SAC: 1 DP: 2 HBP: 1	WP: 0 PB: 0 SB: 3 CS: 0	PA: 32																
PITCHER	IP	WLS	BF	H	R	ER	SO	BB	IBB	HBP	BLK	WP	HR	S	P	ERA	WHIP	PITCHER		IP	WLS	BF	H	R	ER	SO	BB	IBB	HBP	BLK	WP	HR	S	P	ERA	WHIP
Pete Redfern, R (1, 1) ERA: 3.75	7.1	L	30	4	4	3	4	3	1	0	0	0	1	33	50	3.68	0.955																			
Ron Schueler, R (8, 1) ERA: 5.06	0.2		2	0	0	0	0	0	0	0	0	0	0	2	2	0.00	0.000																			

AB	26
R	4
H	4
RBI	3
BB	4
SO	4
LOB	9



Batter	1	2	3	4	5	6	7	8	9	AB	R	H	RBI	BB	SO	LOB	TOP								
Bill North, S OBP: 0.320, SLG: 0.364 Sheldon Mallory, L OBP: 0.400, SLG: 0.250	4-3		F8				FC4-6			3	1	1	0	0	0	0	Oakland Athletics @ Minnesota Twins Metropolitan Stadium, Bloomington, MI Fri Apr 15 1977, 4:33 AM EST Att: 14,788 - Unknown - 77 F								
Larry Lintz, S OBP: 0.450, SLG: 0.286	G3		K				K			2	1	0	0	2	2	1									
Mitchell Page, L OBP: 0.556, SLG: 0.969	G3		FC6-4				G5-4-3		L9	4	0	2	2	0	0	1									
Dick Allen, R OBP: 0.467, SLG: 0.667 Matt Alexander, S (8, PR) Earl Williams, R OBP: 0.250, SLG: 0.320	5-3		FC6-4				G5-4-3		S	3	0	0	0	1	0	3									
Manny Sanguillen, R OBP: 0.267, SLG: 0.310		F5							P4	4	0	0	0	0	0	1									
Wayne Gross, L OBP: 0.489, SLG: 0.667		E							4-3	4	0	1	0	0	0	2									
Rich McKinney, R OBP: 0.273, SLG: 0.636		K							F5	4	0	0	0	0	1	1									
Tony Armas, R OBP: 0.233, SLG: 0.179		E9					K		5-3	4	0	1	0	0	1	1									
Rob Piccolo, R OBP: 0.241, SLG: 0.357		5-3					FC3-6		F3	4	1	1	1	0	0	3									
							HR																		
Inning Stats	R: 0 E: 0 K: 0 S: 3	H: 0 LOB: 1 BB: 1 P: 7	R: 0 E: 1 K: 1 S: 7	H: 1 LOB: 2 BB: 0 P: 7	R: 0 E: 0 K: 1 S: 6	H: 1 LOB: 1 BB: 0 P: 6	R: 0 E: 0 K: 0 S: 3	H: 0 LOB: 0 BB: 0 P: 3	R: 3 E: 0 K: 0 S: 7	H: 3 LOB: 0 BB: 1 P: 11	R: 0 E: 0 K: 0 S: 3	H: 0 LOB: 1 BB: 0 P: 3	R: 0 E: 0 K: 1 S: 6	H: 1 LOB: 1 BB: 0 P: 6	R: 0 E: 0 K: 0 S: 3	H: 0 LOB: 2 BB: 1 P: 7	R: 0 E: 0 K: 0 S: 3	H: 0 LOB: 0 BB: 0 P: 3	1B: 4 2B: 0 3B: 1 HR: 1	SF: 0 SAC: 0 DP: 1 HBP: 0	WP: 0 PB: 0 SB: 4 CS: 0	PA: 36			
PITCHER	IP	WLS	BF	H	R	ER	SO	BB	IBB	HBP	BLK	WP	HR	S	P	ERA	WHIP								
Paul Thordogard, R ERA: 2.7 Ron Schuster, R ERA: 3.68	7.0	L	29	6	3	3	4	2	0	0	0	0	1	35	43	3.86	1.143								
	2.0		7	0	0	0	0	1	0	0	0	0	0	6	10	0.00	0.500								

AB 33
R 3
H 6
RBI 3
BB 3
SO 4
LOB 14



Batter	1	2	3	4	5	6	7	8	9	AB	R	H	RBI	BB	SO	LOB	BOTTOM								
Roy Smalley, S OBP: 0.417, SLG: 0.455	3-1						L7		F8	5	0	2	1	0	0	0	Oakland Athletics @ Minnesota Twins Metropolitan Stadium, Bloomington, MI Fri Apr 15 1977, 4:33 AM EST Att: 14,788 - Unknown - 77 F								
Rod Carew, L OBP: 0.351, SLG: 0.455	6-3		G3				FC3-6		HR	4	1	2	1	0	0	1									
Lyman Bostock, L OBP: 0.444, SLG: 0.536	G3						FC3-6		3-1	3	0	0	0	1	0	1									
Larry Hise, R OBP: 0.351, SLG: 0.559		K					K		FC5	4	0	2	0	0	2	1									
Mike Cabbage, L OBP: 0.486, SLG: 0.500	F7						G3		1B	4	0	1	0	0	0	3									
Rich Chiles, L Jerry Terrell, R OBP: 0.320, SLG: 0.391	3-1						G3		1B	2	0	0	0	1	0	1									
							3-1		F3	1	0	0	0	0	0	2									
Craig Kusick, R OBP: 0.273, SLG: 0.490			E7				5-3		FC5	4	0	0	0	0	0	3									
Bob Randall, R OBP: 0.179, SLG: 0.115			G5-3				F8		K	3	1	0	0	0	1	1									
Glenn Borgmann, R OBP: 0.182, SLG: 0.100			G5-3				L7		F8	3	0	0	0	1	0	2									
Inning Stats	R: 0 E: 0 K: 0 S: 3	H: 0 LOB: 0 BB: 0 P: 3	R: 0 E: 0 K: 1 S: 5	H: 0 LOB: 0 BB: 0 P: 5	R: 1 E: 1 K: 0 S: 4	H: 1 LOB: 1 BB: 0 P: 5	R: 0 E: 0 K: 1 S: 5	H: 0 LOB: 1 BB: 1 P: 9	R: 0 E: 0 K: 0 S: 3	H: 0 LOB: 0 BB: 0 P: 3	R: 0 E: 0 K: 0 S: 5	H: 2 LOB: 2 BB: 0 P: 5	R: 0 E: 0 K: 0 S: 3	H: 1 LOB: 2 BB: 2 P: 11	R: 1 E: 0 K: 0 S: 6	H: 3 LOB: 2 BB: 0 P: 6	R: 0 E: 0 K: 1 S: 5	H: 0 LOB: 0 BB: 0 P: 5	1B: 6 2B: 0 3B: 0 HR: 1	SF: 0 SAC: 0 DP: 1 HBP: 1	WP: 0 PB: 0 SB: 1 CS: 0	PA: 37			
PITCHER	IP	WLS	BF	H	R	ER	SO	BB	IBB	HBP	BLK	WP	HR	S	P	ERA	WHIP								
Mike Torrez, R ERA: 2.81 Pablo Torrealba, L ERA Dave Giusti, R ERA: 2.0	7.0	W	29	5	2	1	2	3	0	1	0	0	1	29	42	1.29	1.143								
	0.1		3	2	0	0	0	0	0	0	0	0	0	3	3	0.00	6.000								
	1.2	S	5	0	0	0	1	0	0	0	0	0	0	7	7	0.00	0.000								

AB 33
R 2
H 7
RBI 2
BB 3
SO 3
LOB 15



Batter	1	2	3	4	5	6	7	8	9	AB	R	H	RBI	BB	SO	LOB	TOP			
Bill North, S OBP: 0.345, SLG: 0.360 Matt Alexander, S (8, FR) (8, 8)	4-0 FC6-4 HBP 1B BB	0-0 4-3			0-0 FC4-2 FC4-6			0-0 WP 6-3 1B		3	1	1	0	1	0	2				
Larry Lintz, S OBP: 0.435, SLG: 0.250 Earl Williams, R OBP: 0.241, SLG: 0.308 Rodney Scott, S OBP: 0.500, SLG: 0.364	1-0 FC6-4 HBP		0-0 P4		0-0 FC4-6			0-0 6-3		2	0	0	0	0	0	1				
Mitchell Page, L OBP: 0.500, SLG: 0.861	0-3 K		0-3 K					0-3 K		4	0	0	0	0	3	4				
Dick Allen, R OBP: 0.412, SLG: 0.571	0-0 FC6-4 1B 1-2 2-3		0-0 6-3					0-0 P3		4	0	0	0	0	1	2				
Manny Sanguillen, R OBP: 0.265, SLG: 0.303	0-0 1-2 3-H 1B		0-0 E6 G5-4-3					0-0 6-3		4	0	1	1	0	0	0				
Wayne Gross, L OBP: 0.417, SLG: 0.581	0-0 G3		0-3 K					0-3 K		4	0	0	0	0	2	3				
Rich McKinney, R OBP: 0.214, SLG: 0.500			0-0 F8		0-0 G5-4-3 1-2			0-0 5-3		3	0	0	0	0	0	1				
Tony Armas, R OBP: 0.273, SLG: 0.258			0-0 G3 1B					0-0 P4		3	0	2	0	0	0	0				
Rob Piccolo, R OBP: 0.219, SLG: 0.323			0-0 G3		0-0 4-3			0-0 F7		3	0	0	0	0	0	2				
Inning Stats	R: 1 E: 0 K: 1 S: 6	H: 1 LOB: 2 BB: 1 P: 11	R: 0 E: 0 K: 0 S: 4	H: 1 LOB: 1 BB: 0 P: 4	R: 0 E: 0 K: 1 S: 5	H: 0 LOB: 0 BB: 0 P: 5	R: 0 E: 1 K: 0 S: 5	H: 0 LOB: 0 BB: 0 P: 5	R: 0 E: 0 K: 0 S: 3	H: 0 LOB: 0 BB: 0 P: 3	R: 0 E: 0 K: 1 S: 5	H: 0 LOB: 0 BB: 0 P: 5	R: 0 E: 1 K: 1 S: 6	H: 1 LOB: 2 BB: 0 P: 6	R: 0 E: 0 K: 1 S: 5	H: 0 LOB: 0 BB: 0 P: 5	1B: 3 2B: 1 3B: 0 HR: 0	SF: 0 SAC: 0 DP: 1 HBP: 1	WP: 1 PB: 0 SB: 0 CS: 0	PA: 33
PITCHER Geoff Zahn, L ERA: 2.12	IP: 9.0 WLS: W BF: 33 H: 4 R: 1 ER: 1 SO: 6 BB: 1 IBB: 0 HBP: 1 BLK: 0 WP: 1 HR: 0 S: 43 P: 48 ERA: 1.00 WHIP: 0.556															PITCHER				

Oakland Athletics @ Minnesota Twins
Metropolitan Stadium, Bloomington, MI
Sat Apr 16 1977, 4:33 AM EST
Att: 6,946 - Cloudy

AB 31
R 1
H 4
RBI 1
BB 1
SO 6
LOB 16



Batter	1	2	3	4	5	6	7	8	9	AB	R	H	RBI	BB	SO	LOB	BOTTOM			
Jerry Terrell, R OBP: 0.286, SLG: 0.346	0-0 1-3		0-3 K			0-3 K		0-0 SH2-4		3	0	0	0	0	2	0				
Roy Smalley, S OBP: 0.313, SLG: 0.333	0-0 5-3			0-0 4-3		0-0 F3		0-3 K		4	0	0	0	0	1	1				
Rod Carew, L OBP: 0.341, SLG: 0.459	0-3 K			0-0 F2		0-0 F8		0-0 2B		4	0	1	1	0	1	0				
Larry Hise, R OBP: 0.341, SLG: 0.514		0-3 K		0-0 F9		4-0 S BB		0-0 F8		3	0	0	0	1	1	1				
Dan Ford, R OBP: 0.389, SLG: 0.276		0-0 6-3			4-0 WP 1B BB		0-3 K			2	1	0	0	1	1	1				
Craig Kusick, R OBP: 0.360, SLG: 0.500		0-0 WP 2B			0-0 1-H 1B		4-0 IBB			2	1	2	1	1	0	0				
Bob Gorinski, R		0-3 K			0-0 5-3		0-3 K			3	0	0	0	0	2	3				
Bob Randall, R OBP: 0.194, SLG: 0.138			0-0 F3 1B		0-0 5-3		0-0 5-3			3	0	1	0	0	0	3				
Glenn Borgmann, R OBP: 0.214, SLG: 0.154			0-0 F3		0-0 1-3			0-0 SH2-4 2B 1B		3	1	1	0	0	0	2				
Inning Stats	R: 0 E: 0 K: 1 S: 5	H: 0 LOB: 0 BB: 0 P: 5	R: 1 E: 0 K: 2 S: 8	H: 1 LOB: 0 BB: 0 P: 8	R: 0 E: 0 K: 1 S: 5	H: 1 LOB: 0 BB: 0 P: 5	R: 0 E: 0 K: 0 S: 3	H: 0 LOB: 0 BB: 0 P: 3	R: 1 E: 0 K: 0 S: 4	H: 1 LOB: 1 BB: 1 P: 8	R: 0 E: 0 K: 1 S: 5	H: 0 LOB: 0 BB: 0 P: 5	R: 0 E: 0 K: 2 S: 7	H: 0 LOB: 2 BB: 2 P: 15	R: 1 E: 0 K: 1 S: 7	H: 2 LOB: 1 BB: 0 P: 7	1B: 3 2B: 2 3B: 0 HR: 0	SF: 0 SAC: 1 DP: 0 HBP: 0	WP: 3 PB: 0 SB: 1 CS: 0	PA: 31
PITCHER Vida Blue, L ERA: 3.38	IP: 8.0 WLS: L BF: 31 H: 5 R: 3 ER: 3 SO: 8 BB: 2 IBB: 1 HBP: 0 BLK: 0 WP: 2 HR: 0 S: 44 P: 56 ERA: 3.38 WHIP: 0.875															PITCHER				

Oakland Athletics @ Minnesota Twins
Metropolitan Stadium, Bloomington, MI
Sat Apr 16 1977, 4:33 AM EST
Att: 6,946 - Cloudy

AB 27
R 3
H 5
RBI 2
BB 3
SO 8
LOB 11



Batter	1	2	3	4	5	6	7	8	9	AB	R	H	RBI	BB	SO	LOB	TOP			
Bill North, S OBP: 0.412, SLG: 0.414 (1, 8)										4	1	3	1	1	0	0	Oakland Athletics @ Minnesota Twins Metropolitan Stadium, Bloomington, MI Sun Apr 17 1977, 7:05 PM EST Att. 5,921 - Unknown - 66 F			
Manny Sanguillen, R OBP: 0.262, SLG: 0.316 (1, 2)										5	0	2	0	0	0	3				
Mitchell Page, L OBP: 0.477, SLG: 0.795 (1, 7)										3	0	0	0	1	0	3				
Dick Allen, R OBP: 0.421, SLG: 0.581 (1, 3)										3	0	2	1	0	0	0				
Rich McKinney, R OBP: 0.167, SLG: 0.389 (1, 10)										4	0	0	0	0	1	4				
Wayne Gross, L OBP: 0.400, SLG: 0.529 (1, 5)										3	0	0	0	1	0	2				
Tony Armas, R OBP: 0.270, SLG: 0.235 (1, 9)										3	0	0	0	1	0	2				
Rodney Scott, S OBP: 0.421, SLG: 0.286 (1, 4)										3	0	0	0	0	0	0				
Earl Williams, R OBP: 0.233, SLG: 0.296 (9, PH)										1	0	0	0	0	0	1				
Rob Picciolo, R OBP: 0.229, SLG: 0.324 (1, 6)										3	1	1	0	0	0	0				
Sheldon Mallory, L OBP: 0.364, SLG: 0.222 (9, PH)										1	0	0	0	0	0	1				
Inning Stats	R: 0 E: 0 K: 0 S: 3	H: 1 LOB: 0 BB: 0 P: 3	R: 0 E: 0 K: 1 S: 6	H: 1 LOB: 1 BB: 1 P: 6	R: 0 E: 0 K: 0 S: 4	H: 1 LOB: 2 BB: 1 P: 8	R: 0 E: 0 K: 0 S: 3	H: 0 LOB: 0 BB: 0 P: 7	R: 2 E: 1 K: 0 S: 6	H: 3 LOB: 2 BB: 1 P: 10	R: 0 E: 0 K: 0 S: 3	H: 0 LOB: 0 BB: 0 P: 3	R: 0 E: 0 K: 0 S: 4	H: 1 LOB: 0 BB: 0 P: 4	R: 0 E: 0 K: 0 S: 4	H: 1 LOB: 2 BB: 1 P: 8	1B: 8 2B: 1 3B: 0 HR: 0	SF: 1 SAC: 0 DP: 1 HBP: 0	WP: 0 PB: 0 SB: 0 CS: 0	PA: 38
PITCHER	IP	WLS	BF	H	R	ER	SO	BB	IBB	HBP	BLK	WP	HR	S	P	ERA	WHIP			
Mike Pazik, L ERA: 2.77 (1, 1)	8.0	W	33	7	2	2	1	3	0	0	0	0	0	32	44	2.25	1.250			
Ron Schueler, R ERA: 3.24 (9, 1)	1.0		5	1	0	0	0	1	0	0	0	0	0	4	8	0.00	2.000			

AB	33
R	2
H	8
RBI	2
BB	4
SO	1
LOB	16



Batter	1	2	3	4	5	6	7	8	9	AB	R	H	RBI	BB	SO	LOB	BOTTOM			
Jerry Terrell, R OBP: 0.310, SLG: 0.346 (1, 5)										0	0	0	0	1	0	0	Oakland Athletics @ Minnesota Twins Metropolitan Stadium, Bloomington, MI Sun Apr 17 1977, 7:05 PM EST Att. 5,921 - Unknown - 66 F			
Mike Cubbage, L OBP: 0.462, SLG: 0.472 (2, PH)										4	1	1	0	0	1	3				
Roy Smalley, S OBP: 0.333, SLG: 0.421 (1, 6)										4	2	1	1	1	1	3				
Rod Carew, L OBP: 0.370, SLG: 0.548 (1, 3)										5	1	3	4	0	0	0				
Larry Hise, R OBP: 0.348, SLG: 0.512 (1, 8)										4	1	1	0	1	0	2				
Craig Kusick, R OBP: 0.367, SLG: 0.462 (1, 10)										4	1	1	0	1	2	1				
Dan Ford, R OBP: 0.400, SLG: 0.281 (1, 9)										3	1	1	1	1	0	0				
Bob Gorinski, R OBP: 0.200, SLG: 0.200 (1, 7)										4	1	2	1	0	1	3				
Bob Randall, R OBP: 0.200, SLG: 0.152 (1, 4)										4	0	1	0	0	1	2				
Glenn Borgmann, R OBP: 0.278, SLG: 0.375 (1, 2)										3	2	1	1	1	1	2				
Inning Stats	R: 0 E: 0 K: 0 S: 2	H: 0 LOB: 0 BB: 1 P: 6	R: 7 E: 2 K: 1 S: 11	H: 5 LOB: 3 BB: 4 P: 27	R: 0 E: 0 K: 2 S: 7	H: 0 LOB: 0 BB: 0 P: 7	R: 0 E: 0 K: 1 S: 5	H: 0 LOB: 0 BB: 0 P: 5	R: 0 E: 0 K: 1 S: 5	H: 1 LOB: 1 BB: 1 P: 9	R: 0 E: 0 K: 1 S: 5	H: 0 LOB: 0 BB: 0 P: 5	R: 0 E: 0 K: 1 S: 9	H: 0 LOB: 1 BB: 0 P: 9	R: 3 E: 0 K: 1 S: 9	H: 4 LOB: 1 BB: 0 P: 9	1B: 7 2B: 2 3B: 2 HR: 1	SF: 0 SAC: 0 DP: 0 HBP: 0	WP: 0 PB: 0 SB: 0 CS: 1	PA: 41
PITCHER	IP	WLS	BF	H	R	ER	SO	BB	IBB	HBP	BLK	WP	HR	S	P	ERA	WHIP			
Jim Umberger, L ERA: 8.1 (1, 1)	1.1	L	9	3	5	2	0	3	0	0	0	0	0	6	18	13.50	4.500			
Mike Norris, R ERA: 2.16 (2, 1)	0.1		5	2	2	0	0	1	0	0	0	0	0	4	8	0.00	9.000			
Rick Langford, R ERA: 2.7 (2, 1)	4.1		17	3	0	0	5	2	0	0	0	0	0	25	33	0.00	1.154			
Stan Bahnsen, R ERA: 2.57 (7, 1)	1.0		3	0	0	0	1	0	0	0	0	0	0	5	5	0.00	0.000			
Doug Bair, R ERA: 19.29 (8, 1)	0.1		4	3	3	3	0	0	0	0	0	0	1	4	4	81.00	9.000			
PITCHER	IP	WLS	BF	H	R	ER	SO	BB	IBB	HBP	BLK	WP	HR	S	P	ERA	WHIP			
Pablo Torrealba, L ERA: (8, 1)	0.2		3	1	0	0	1	0	0	0	0	0	0	5	5	0.00	1.500			

AB	35
R	10
H	12
RBI	8
BB	6
SO	7
LOB	16



Batter	1	2	3	4	5	6	7	8	9	AB	R	H	RBI	BB	SO	LOB	TOP					
Mike Cabbage, L (1, 5) OBP: 0.442, SLG: 0.436	F8		F8				SH2-4	F8		3	1	0	0	1	0	2	Minnesota Twins @ Kansas City Royals Royals Stadium, Kansas City, MO Mon Apr 18 1977, 7:05 PM EST Att: 13,802 - Unknown - 65 F					
Roy Smalley, S (1, 6) OBP: 0.306, SLG: 0.375	E1 1B HR		K				F8			5	1	1	0	0	1	3						
Rod Carew, L (1, 3) OBP: 0.412, SLG: 0.617										5	1	4	2	0	0	1						
Lyman Bostock, L (1, 8) OBP: 0.463, SLG: 0.625			F8				L3			4	1	2	3	1	0	2						
Larry Hisle, R (1, 7) OBP: 0.333, SLG: 0.478	6-3									5	1	1	1	0	1	3						
Rich Chiles, L (1, 10) OBP: 0.444, SLG: 0.333										1	1	1	0	1	0	0						
Craig Kusick, R (6, PH) OBP: 0.344, SLG: 0.429										2	0	0	0	0	1	1						
Dan Ford, R (1, 9) OBP: 0.386, SLG: 0.278										4	0	1	1	0	0	2						
Bob Randall, R (1, 4) OBP: 0.179, SLG: 0.135										4	0	0	0	0	0	2						
Glenn Borgmann, R (1, 2) OBP: 0.384, SLG: 0.389										2	2	1	0	2	1	0						
Inning Stats	R: 2 E: 1 K: 0 S: 5	H: 2 LOB: 0 BB: 0 P: 5	R: 1 E: 1 K: 1 S: 6	H: 1 LOB: 0 BB: 0 P: 6	R: 0 E: 0 K: 1 S: 6	H: 1 LOB: 1 BB: 0 P: 6	R: 0 E: 0 K: 1 S: 5	H: 0 LOB: 1 BB: 1 P: 9	R: 3 E: 0 K: 0 S: 5	H: 3 LOB: 0 BB: 1 P: 9	R: 0 E: 0 K: 0 S: 3	H: 0 LOB: 0 BB: 0 P: 3	R: 1 E: 0 K: 0 S: 4	H: 1 LOB: 1 BB: 1 P: 8	R: 1 E: 0 K: 1 S: 7	H: 2 LOB: 2 BB: 1 P: 11	R: 0 E: 0 K: 0 S: 3	H: 1 LOB: 1 BB: 1 P: 7	1B: 8 2B: 1 3B: 1 HR: 1	SF: 0 SAC: 1 DP: 1 HBP: 0	WP: 0 PB: 0 SB: 1 CS: 2	PA: 42
PITCHER	IP	WLS	BF	H	R	ER	SO	BB	IBB	HBP	BLK	WP	HR	S	P	ERA	WHIP					
Dennis Leonard, R (1, 1) ERA: 4.91	4.1		21	6	6	3	3	2	0	0	0	0	1	25	33	6.23	1.846					
Steve Mingo, L (5, 1) ERA: 7.94	2.2	L	10	2	1	1	0	1	0	0	0	0	0	9	13	3.38	1.125					
Doug Bird, R (8, 1) ERA: 4.15	2.0		10	3	1	1	1	2	0	0	0	0	0	10	18	4.50	2.500					

Batter	1	2	3	4	5	6	7	8	9	AB	R	H	RBI	BB	SO	LOB	BOTTOM					
George Brett, L (1, 5) OBP: 0.395, SLG: 0.405			4-3				F7			3	0	0	0	1	0	1	Minnesota Twins @ Kansas City Royals Royals Stadium, Kansas City, MO Mon Apr 18 1977, 7:05 PM EST Att: 13,802 - Unknown - 65 F					
Hal McRae, R (1, 10) OBP: 0.455, SLG: 0.513			E5 E 2B				F9			4	1	1	1	0	0	1						
John Mayberry, L (1, 3) OBP: 0.310, SLG: 0.487			E3 FC5-4				P6			4	0	0	0	0	0	0						
Amos Otis, R (1, 8) OBP: 0.350, SLG: 0.514			FC5-4 1B							4	1	2	0	0	1	1						
Darrell Porter, L (1, 2) OBP: 0.464, SLG: 0.680										4	1	1	0	0	0	1						
Al Cowens, R (1, 9) OBP: 0.350, SLG: 0.500			FC5-4							4	1	2	1	0	0	1						
Ralph LaCock, L (1, 7) OBP: 0.200, SLG: 0.304			K							3	1	1	2	0	1	1						
Freddie Patek, R (1, 6) OBP: 0.324, SLG: 0.394										4	1	1	1	0	2	1						
Frank White, R (1, 4) OBP: 0.188, SLG: 0.267			4-3 E 1B							3	0	1	0	0	0	2						
Cookie Rojas, R (8, PH) OBP: 0.182, SLG: 0.273			6-3							1	0	0	0	0	1	0						
Inning Stats	R: 0 E: 0 K: 0 S: 2	H: 0 LOB: 0 BB: 1 P: 6	R: 0 E: 0 K: 1 S: 6	H: 1 LOB: 1 BB: 0 P: 6	R: 2 E: 2 K: 0 S: 6	H: 2 LOB: 1 BB: 0 P: 6	R: 2 E: 0 K: 0 S: 5	H: 3 LOB: 1 BB: 0 P: 5	R: 0 E: 0 K: 0 S: 3	H: 0 LOB: 0 BB: 0 P: 3	R: 2 E: 0 K: 1 S: 8	H: 3 LOB: 1 BB: 0 P: 8	R: 0 E: 0 K: 0 S: 3	H: 0 LOB: 0 BB: 0 P: 3	R: 0 E: 0 K: 1 S: 5	H: 0 LOB: 0 BB: 0 P: 5	R: 0 E: 0 K: 2 S: 7	H: 0 LOB: 0 BB: 0 P: 7	1B: 5 2B: 3 3B: 1 HR: 0	SF: 1 SAC: 0 DP: 0 HBP: 0	WP: 0 PB: 0 SB: 1 CS: 1	PA: 36
PITCHER	IP	WLS	BF	H	R	ER	SO	BB	IBB	HBP	BLK	WP	HR	S	P	ERA	WHIP					
Dave Goltz, R (1, 1) ERA: 4.91	5.0		23	8	6	5	1	1	0	0	0	0	0	24	28	9.00	1.800					
Tom Johnson, R (6, 1) ERA:	4.0	W	13	1	0	0	4	0	0	0	0	0	0	21	21	0.00	0.250					

Batter	1	2	3	4	5	6	7	8	9	AB	R	H	RBI	BB	SO	LOB	TOP			
Roy Smalley, S (1, 6) OBP: 0.258, SLG: 0.310	L4	F3		F7			F9		1-3	5	0	0	0	0	0	4				
Rod Carew, L (1, 3) OBP: 0.393, SLG: 0.577	4-3		4-3				4-3		G3	5	0	1	1	0	0	0				
Lyman Bostock, L (1, 8) OBP: 0.444, SLG: 0.571			E1				F7			3	0	0	0	0	0	2				
Larry Hisle, R (1, 7) OBP: 0.327, SLG: 0.460	P6		5-3							4	0	1	0	0	1	2				
Mike Cabbage, L (1, 5) OBP: 0.447, SLG: 0.442		BB	F9				P6			4	1	2	0	0	0	1				
Dan Ford, R (1, 9) OBP: 0.375, SLG: 0.275										4	1	1	0	0	2	3				
Rich Chiles, L (1, 10) OBP: 0.462, SLG: 0.333							F9		F2	3	1	1	0	1	0	2				
Bob Randall, R (1, 4) OBP: 0.171, SLG: 0.128									F9	2	0	0	1	0	0	3				
Rob Wilfong, L (6, PH) OBP: 0.333, SLG: 0.333										2	0	0	0	0	0	2				
Glenn Borgmann, R (1, 2) OBP: 0.417, SLG: 0.421										1	0	1	1	1	0	0				
Butch Wynegar, S (6, PH) OBP: 0.231, SLG: 0.364										2	0	0	0	0	0	0				
Inning Stats	R: 0 E: 0 K: 0 S: 3	H: 0 LOB: 1 BB: 0 P: 4	R: 1 E: 0 K: 1 S: 7	H: 2 LOB: 2 BB: 1 P: 11	R: 0 E: 1 K: 0 S: 4	H: 0 LOB: 1 BB: 0 P: 4	R: 2 E: 0 K: 0 S: 6	H: 3 LOB: 2 BB: 1 P: 10	R: 0 E: 0 K: 2 S: 7	H: 0 LOB: 0 BB: 0 P: 7	R: 0 E: 0 K: 0 S: 3	H: 0 LOB: 0 BB: 0 P: 3	R: 0 E: 0 K: 0 S: 5	H: 2 LOB: 2 BB: 0 P: 5	R: 0 E: 0 K: 0 S: 3	H: 0 LOB: 0 BB: 0 P: 3	1B: 7 2B: 0 3B: 0 HR: 0	SF: 0 SAC: 0 DP: 0 HBP: 1	WP: 0 PB: 0 SB: 0 CS: 0	PA: 38
PITCHER Jim Colborn, R (1, 1) ERA: 3.15	IP: 9.0 WLS: W BF: 38 H: 7 R: 3 ER: 3 SO: 3 BB: 2 IBB: 0 HBP: 1 BLK: 0 WP: 0 HR: 0 S: 41 P: 50 ERA: 3.00 WHIP: 1.000															PITCHER				

Minnesota Twins @ Kansas City Royals
Royals Stadium, Kansas City, MO
Tue Apr 19 1977, 7:05 PM EST
Att: 12,230 - Unknown - 67 F

AB 35
R 3
H 7
RBI 3
BB 2
SO 3
LOB 19





Batter	1	2	3	4	5	6	7	8	9	AB	R	H	RBI	BB	SO	LOB	BOTTOM			
George Brett, L (1, 5) OBP: 0.375, SLG: 0.381	L4		4-3				P6			5	1	1	0	0	0	4				
Hal McRae, R (1, 10) OBP: 0.469, SLG: 0.558			4-3						5-3	4	1	2	2	1	0	1				
John Mayberry, L (1, 3) OBP: 0.340, SLG: 0.488										4	2	2	1	1	0	2				
Amos Otis, R (1, 8) OBP: 0.378, SLG: 0.641										4	1	2	4	1	1	2				
Darrell Porter, L (1, 2) OBP: 0.394, SLG: 0.567										5	0	0	0	0	0	4				
John Wathan, R (9, 2)										0	0	0	0	0	0	0				
Al Cowens, R (1, 9) OBP: 0.333, SLG: 0.465										5	1	1	0	0	1	2				
Tom Pogue, L (1, 7) OBP: 0.500, SLG: 0.500										4	1	2	0	0	0	0				
Joe Zdeb, R (7, PR) OBP: 0.125, SLG: 0.125										0	0	0	0	0	0	0				
Freddie Patek, R (1, 6) OBP: 0.341, SLG: 0.444										3	2	2	1	0	0	0				
Frank White, R (1, 4) OBP: 0.250, SLG: 0.441										4	2	3	3	0	0	1				
Inning Stats	R: 0 E: 0 K: 1 S: 5	H: 0 LOB: 1 BB: 1 P: 9	R: 0 E: 0 K: 0 S: 3	H: 0 LOB: 0 BB: 0 P: 3	R: 3 E: 0 K: 0 S: 6	H: 3 LOB: 1 BB: 1 P: 10	R: 0 E: 0 K: 0 S: 3	H: 0 LOB: 0 BB: 0 P: 3	R: 7 E: 0 K: 1 S: 13	H: 8 LOB: 1 BB: 0 P: 13	R: 0 E: 0 K: 0 S: 4	H: 1 LOB: 1 BB: 0 P: 4	R: 1 E: 0 K: 0 S: 5	H: 2 LOB: 1 BB: 0 P: 5	R: 0 E: 0 K: 0 S: 4	H: 1 LOB: 2 BB: 1 P: 8	1B: 9 2B: 2 3B: 2 HR: 2	SF: 1 SAC: 0 DP: 0 HBP: 0	WP: 1 PB: 0 SB: 1 CS: 0	PA: 42
PITCHER Pete Redfern, R (1, 1) ERA: 6.19	IP: 4.0 WLS: L BF: 7 H: 5 R: 6 ER: 6 SO: 1 BB: 0 IBB: 0 HBP: 0 BLK: 0 WP: 0 HR: 1 S: 20 P: 28 ERA: 13.50 WHIP: 2.000															PITCHER				
Don Carrithers, R (5, 1) ERA: 15.0	0.2	7	5	4	4	1	0	0	0	0	0	0	0	0	0	0	9	9	54.00	7.500
Jim Hughes, R (5, 1) ERA: 2.08	3.1	15	4	1	1	0	1	0	0	0	0	0	0	0	0	0	14	18	2.70	1.500

Minnesota Twins @ Kansas City Royals
Royals Stadium, Kansas City, MO
Tue Apr 19 1977, 7:05 PM EST
Att: 12,230 - Unknown - 67 F

AB 38
R 11
H 15
RBI 11
BB 3
SO 2
LOB 16



Batter	1	2	3	4	5	6	7	8	9	AB	R	H	RBI	BB	SO	LOB	TOP										
Jerry Terrell, R OBP: 0.294, SLG: 0.323 (1, 5)	F9	FC5-4		F9			6-3			5	0	1	0	0	0	3	Minnesota Twins @ Kansas City Royals Royals Stadium, Kansas City, MO Wed Apr 20 1977, 7:05 PM EST Alt. 9,267 - Unknown - 64 F livebaseballscores.com										
Roy Smalley, S OBP: 0.222, SLG: 0.265 (1, 6)	6-3		5-3	6-3			K		P6	5	0	0	0	0	1	2											
Rod Carew, L OBP: 0.417, SLG: 0.574 (1, 3)	1B			CS			K			2	0	1	0	2	1	0											
Larry Hisle, R OBP: 0.339, SLG: 0.519 (1, 7)	WP						F9		5-3	4	1	2	1	0	0	1											
Dan Ford, R OBP: 0.365, SLG: 0.341 (1, 9)	F9						K		6-3	4	1	1	1	0	1	2											
Craig Kusick, R OBP: 0.389, SLG: 0.548 (1, 10)							F9			3	1	2	1	1	0	0											
Lyman Bostock, L OBP: 0.429, SLG: 0.538 (1, 8)	G4-6-3		FC4-6						HR	4	0	1	0	0	1	2											
Bob Randall, R OBP: 0.200, SLG: 0.163 (1, 4)							F7		P6	4	0	2	0	0	0	1											
Glenn Borgmann, R OBP: 0.393, SLG: 0.364 (1, 2)				FC5-6			K		F7	3	0	0	0	1	1	2											
Inning Stats	R: 0 E: 0 K: 0 S: 4	H: 1 LOB: 2 BB: 1 P: 8	R: 0 E: 0 K: 0 S: 4	H: 2 LOB: 2 BB: 1 P: 8	R: 2 E: 0 K: 0 S: 4	H: 2 LOB: 1 BB: 2 P: 12	R: 0 E: 0 K: 0 S: 4	H: 1 LOB: 1 BB: 0 P: 4	R: 0 E: 0 K: 1 S: 5	H: 1 LOB: 0 BB: 0 P: 5	R: 0 E: 0 K: 2 S: 7	H: 0 LOB: 0 BB: 0 P: 7	R: 1 E: 0 K: 1 S: 6	H: 1 LOB: 0 BB: 0 P: 6	R: 0 E: 0 K: 0 S: 4	H: 1 LOB: 0 BB: 0 P: 4		1B: 7 2B: 0 3B: 0 HR: 3	SF: 0 SAC: 0 DP: 1 HBP: 0	WP: 1 PB: 0 SB: 2 CS: 2	PA: 38						
PITCHER	IP	WLS	BF	H	R	ER	SO	BB	IBB	HBP	BLK	WP	HR	S	P	ERA	WHIP										
Paul Splittorf, L ERA: 4.18 (1, 1)	7.0		30	8	2	2	4	4	0	0	0	1	2	34	50	2.57	1.714										
Mark Littell, R ERA: 1.0 (8, 1)	2.0	L	8	2	1	1	1	0	0	0	0	0	1	10	10	4.50	1.000										

Batter	1	2	3	4	5	6	7	8	9	AB	R	H	RBI	BB	SO	LOB	BOTTOM										
George Brett, L OBP: 0.377, SLG: 0.404 (1, 5)	4-3			F7					F9	5	0	2	0	0	0	3	Minnesota Twins @ Kansas City Royals Royals Stadium, Kansas City, MO Wed Apr 20 1977, 7:05 PM EST Alt. 9,267 - Unknown - 64 F livebaseballscores.com										
Hal McRae, R OBP: 0.481, SLG: 0.553 (1, 10)									F8	4	1	2	0	1	0	2											
John Mayberry, L OBP: 0.327, SLG: 0.458 (1, 3)	F5								F7	5	0	1	0	0	0	4											
Amos Otis, R OBP: 0.347, SLG: 0.581 (1, 8)	F9								G6-3	4	0	0	0	0	0	4											
Darrell Porter, L OBP: 0.417, SLG: 0.576 (1, 2)									F3	3	1	2	0	0	0	1											
John Wathan, R (8, PH) (9, 2)										1	0	0	0	0	0	0											
Al Cowens, R OBP: 0.397, SLG: 0.511 (1, 9)	F7-4									4	0	3	0	0	0	1											
Tom Pogue, L OBP: 0.571, SLG: 0.571 (1, 7)										3	0	2	0	0	0	2											
Cookie Rojas, R OBP: 0.250, SLG: 0.273 (8, PH) (9, 7)										0	0	0	0	1	0	0											
Joe Zdeb, R OBP: 0.125, SLG: 0.125 (8, FR) (9, 7)										0	0	0	0	0	0	0											
Freddie Patek, R OBP: 0.364, SLG: 0.447 (1, 6)										2	0	1	1	1	0	2											
Ralph LaCook, L OBP: 0.192, SLG: 0.292 (8, PH) (9, 6)										1	0	0	0	0	0	2											
Bob Heise, R OBP: 1.000, SLG: 1.000 (9, 6)										0	0	0	0	0	0	0											
Frank White, R OBP: 0.275, SLG: 0.447 (1, 4)										4	0	2	0	0	0	4											
Inning Stats	R: 0 E: 0 K: 0 S: 4	H: 1 LOB: 1 BB: 0 P: 4	R: 0 E: 0 K: 0 S: 4	H: 3 LOB: 2 BB: 1 P: 8	R: 1 E: 1 K: 0 S: 5	H: 2 LOB: 1 BB: 0 P: 5	R: 0 E: 0 K: 0 S: 5	H: 2 LOB: 2 BB: 0 P: 5	R: 0 E: 0 K: 0 S: 2	H: 0 LOB: 0 BB: 1 P: 6	R: 1 E: 0 K: 0 S: 5	H: 3 LOB: 1 BB: 0 P: 5	R: 0 E: 0 K: 0 S: 4	H: 2 LOB: 1 BB: 0 P: 4	R: 0 E: 0 K: 0 S: 3	H: 1 LOB: 2 BB: 1 P: 7		R: 0 E: 0 K: 0 S: 4	H: 1 LOB: 1 BB: 0 P: 4	1B: 13 2B: 5 3B: 0 HR: 0	SF: 0 SAC: 0 DP: 5 HBP: 0	WP: 1 PB: 0 SB: 1 CS: 0	PA: 39				
PITCHER	IP	WLS	BF	H	R	ER	SO	BB	IBB	HBP	BLK	WP	HR	S	P	ERA	WHIP										
Paul Thordogard, R ERA: 2.2 (1, 1)	3.0		16	8	1	0	0	1	0	0	0	0	0	15	19	0.00	3.000										
Tom Burgmeier, L ERA: 1.42 (4, 1)	4.1	W	17	6	1	1	0	1	0	0	0	1	0	16	20	2.08	1.615										
Tom Johnson, R ERA: (8, 1)	1.2	S	6	1	0	0	0	1	0	0	0	0	0	5	9	0.00	1.200										


Batter	1	2	3	4	5	6	7	8	9	AB	R	H	RBI	BB	SO	LOB	TOP																					
Rich Chiles, L (1, 10) OBP: 0.412, SLG: 0.250 Dan Ford, R (7, PH) OBP: 0.352, SLG: 0.326	G3		F8	F7		BB 1B BB	F8		6-3	3	1	0	0	1	0	1	Minnesota Twins @ Texas Rangers Arlington Stadium, Arlington, TX Thu Apr 21 1977, 7:05 PM EST Att: 8,170 - Unknown - 68 F																					
Roy Smalley, S (1, 6) OBP: 0.286, SLG: 0.289	F7 1B		F 2B	F8		BB 1B BB	P5			4	2	2	0	1	0	2																						
Rod Carew, L (1, 3) OBP: 0.431, SLG: 0.569	1B		E3 2B		3B 1B	1B FC BB		K		4	3	2	1	1	1	1																						
Lyman Bostock, L (1, 8) OBP: 0.444, SLG: 0.614	F7		2B		SF8 3B	FC 1B		P5		5	2	3	4	0	0	2																						
Mike Cabbage, L (1, 5) OBP: 0.423, SLG: 0.447	P6		2B		SF8	FC FC6-4		6-3		4	0	1	4	0	0	3																						
Butch Wynegar, S (1, 2) OBP: 0.226, SLG: 0.444		6-3	5-3		4-3	F8				5	1	1	1	0	0	3																						
Willie Norwood, R (1, 9) OBP: 0.200, SLG: 0.400	1-3			1B 2B		FC6-4			F2	5	1	1	0	0	0	2																						
Bob Gorinski, R (1, 7) OBP: 0.267, SLG: 0.267	P6						K	K		5	0	2	1	0	2	0																						
Rob Wilfong, L (1, 4) OBP: 0.375, SLG: 0.429			K	F2		BB 2B			F9	4	1	1	0	1	1	2																						
Inning Stats	R: 0 E: 0 K: 0 S: 5	H: 2 LOB: 2 BB: 0 P: 5	R: 0 E: 0 K: 0 S: 3	H: 0 LOB: 0 BB: 0 P: 3	R: 3 E: 1 K: 1 S: 9	H: 3 LOB: 1 BB: 0 P: 9	R: 1 E: 0 K: 0 S: 5	H: 2 LOB: 1 BB: 0 P: 5	R: 2 E: 0 K: 0 S: 5	H: 2 LOB: 2 BB: 3 P: 5	R: 4 E: 0 K: 1 S: 8	H: 2 LOB: 2 BB: 3 P: 20	R: 0 E: 0 K: 1 S: 5	H: 0 LOB: 1 BB: 1 P: 9	R: 0 E: 0 K: 1 S: 5	H: 0 LOB: 0 BB: 0 P: 5		R: 1 E: 0 K: 0 S: 5	H: 2 LOB: 1 BB: 0 P: 5	1B: 7 2B: 4 3B: 1 HR: 1	SF: 1 SAC: 0 DP: 0 HBP: 0	WP: 0 PB: 0 CS: 0	PA: 46															
PITCHER	IP	WLS	BF	H	R	ER	SO	BB	IBB	HBP	BLK	WP	HR	S	P	ERA	WHIP	PITCHER				IP	WLS	BF	H	R	ER	SO	BB	IBB	HBP	BLK	WP	HR	S	P	ERA	WHIP
Gaylord Perry, R (1, 1) ERA: 6.11	5.1	L	28	10	8	5	2	1	0	0	0	0	0	31	35	8.44	2.062																					
Mike Wallace, L (6, 1) ERA: 15.75	0.0		2	0	0	0	0	2	0	0	0	0	0	0	8	∞	∞																					
Paul Lindblad, L (6, 1) ERA: 1.23	3.2		16	3	3	3	2	1	0	0	0	0	1	19	23	7.36	1.091																					

AB	41
R	11
H	13
RBI	11
BB	4
SO	4
LOB	18



Batter	1	2	3	4	5	6	7	8	9	AB	R	H	RBI	BB	SO	LOB	BOTTOM																					
Bert Campaneris, R (1, 6) OBP: 0.320, SLG: 0.500	6-3		4-3		BB 1B		6-3 3B		F BB	4	2	2	1	1	0	0	Minnesota Twins @ Texas Rangers Arlington Stadium, Arlington, TX Thu Apr 21 1977, 7:05 PM EST Att: 8,170 - Unknown - 68 F																					
Bump Willis, S (1, 4) OBP: 0.271, SLG: 0.250	6-3		1B 2B		1B BB		6-3		E3	4	0	1	1	1	0	1																						
Mike Hargrove, L (1, 3) OBP: 0.305, SLG: 0.410	1B 2B		FC6-4 1B		FC6-4 1B				G3	5	1	4	1	0	0	2																						
Willie Horton, R (1, 7) OBP: 0.250, SLG: 0.250	1B		FC6-4		FC6-4		K			4	0	1	1	0	1	5																						
Ken Henderson, S (1, 9) OBP: 0.281, SLG: 0.267	P4			G6-4-3 1B		K			F8	4	0	1	0	0	1	1																						
Toby Harrah, R (1, 5) OBP: 0.386, SLG: 0.667		F9		G6-4-3 1B		6-3			P3	4	0	0	0	0	0	1																						
John Ellis, R (1, 10) OBP: 0.111, SLG: 0.111		K		6-3		K			K	4	0	0	0	0	3	0																						
Jim Sundberg, R (1, 2) OBP: 0.229, SLG: 0.194 Bill Fahey, L (8, 2)		3-1			5-3		F8		5-3	3	0	0	0	0	0	0																						
Juan Beniquez, R (1, 8) OBP: 0.263, SLG: 0.212			F8		4-3		3B BB		K	3	1	0	0	1	1	0																						
Inning Stats	R: 1 E: 0 K: 0 S: 5	H: 2 LOB: 1 BB: 0 P: 5	R: 0 E: 0 K: 1 S: 5	H: 0 LOB: 0 BB: 0 P: 5	R: 0 E: 0 K: 0 S: 3	H: 1 LOB: 0 BB: 0 P: 3	R: 1 E: 0 K: 0 S: 5	H: 2 LOB: 2 BB: 1 P: 9	R: 0 E: 0 K: 2 S: 7	H: 0 LOB: 0 BB: 0 P: 7	R: 2 E: 0 K: 1 S: 7	H: 2 LOB: 1 BB: 1 P: 11	R: 0 E: 0 K: 1 S: 5	H: 0 LOB: 0 BB: 0 P: 5	R: 0 E: 1 K: 1 S: 6	H: 0 LOB: 2 BB: 1 P: 10		1B: 6 2B: 2 3B: 1 HR: 0	SF: 0 SAC: 0 DP: 1 HBP: 0	WP: 0 PB: 0 CS: 0	PA: 39																	
PITCHER	IP	WLS	BF	H	R	ER	SO	BB	IBB	HBP	BLK	WP	HR	S	P	ERA	WHIP	PITCHER				IP	WLS	BF	H	R	ER	SO	BB	IBB	HBP	BLK	WP	HR	S	P	ERA	WHIP
Geoff Zahn, L (1, 1) ERA: 3.04	6.2	W	30	9	4	4	3	2	0	0	0	0	0	34	42	5.40	1.650																					
Ron Schueler, R (7, 1) ERA: 2.53	2.1		9	0	0	0	3	1	0	0	0	0	0	14	18	0.00	0.429																					

AB	36
R	4
H	9
RBI	4
BB	3
SO	6
LOB	10



Batter	1	2	3	4	5	6	7	8	9	AB	R	H	RBI	BB	SO	LOB	TOP			
Roy Smalley, S OBP: 0.311, SLG: 0.390 (1, 6)										3	2	2	1	1	1	0	Minnesota Twins @ Texas Rangers Arlington Stadium, Arlington, TX Fri Apr 22 1977, 7:05 PM EST Att: 18,804 - Unknown - 68 F			
Rod Carew, L OBP: 0.435, SLG: 0.557 (1, 3)										3	0	1	0	1	0	3				
Lyman Bostock, L OBP: 0.431, SLG: 0.646 (1, 8)										4	1	1	2	0	3	2				
Mike Cubbage, L OBP: 0.411, SLG: 0.420 (1, 5)										3	0	0	0	1	0	1				
Butch Wynegar, S OBP: 0.257, SLG: 0.548 (1, 2)										4	1	2	1	0	1	2				
Larry Hisle, R OBP: 0.333, SLG: 0.491 (1, 7)										3	0	0	0	1	0	2				
Dan Ford, R OBP: 0.328, SLG: 0.390 (1, 9)										4	0	0	0	0	0	0				
Craig Kusick, R OBP: 0.375, SLG: 0.543 (1, 10)										4	0	1	0	0	1	0				
Rob Wilfong, L OBP: 0.333, SLG: 0.364 (1, 4)										4	0	1	0	0	0	1				
Inning Stats	R: 1 E: 0 K: 1 S: 6	H: 1 LOB: 1 BB: 1 P: 10	R: 0 E: 0 K: 0 S: 4	H: 1 LOB: 1 BB: 0 P: 4	R: 0 E: 0 K: 2 S: 7	H: 1 LOB: 0 BB: 0 P: 7	R: 0 E: 0 K: 0 S: 3	H: 1 LOB: 0 BB: 0 P: 3	R: 0 E: 0 K: 1 S: 6	H: 0 LOB: 1 BB: 1 P: 11	R: 0 E: 0 K: 0 S: 3	H: 0 LOB: 0 BB: 0 P: 3	R: 0 E: 0 K: 0 S: 5	H: 0 LOB: 0 BB: 1 P: 9	R: 0 E: 0 K: 0 S: 3	H: 0 LOB: 0 BB: 0 P: 3	1B: 4 2B: 1 3B: 0 HR: 3	SF: 0 SAC: 0 DP: 1 HBP: 0	WP: 0 PB: 0 SB: 1 CS: 2	PA: 37
PITCHER	IP WLS BF H R ER SO BB IBB HBP BLK WP HR S P ERA WHIP																			
Bert Blyleven, R ERA: 2.27 (1, 1)	7.2 L 32 8 4 4 6 3 0 0 0 0 0 3 41 53 4.70 1.435																			
Adrian Devine, R ERA: 1.04 (8, 1)	1.1 4 0 0 0 0 1 0 0 0 0 0 0 3 7 0.00 0.750																			

Batter	1	2	3	4	5	6	7	8	9	AB	R	H	RBI	BB	SO	LOB	BOTTOM					
Bert Campaneris, R OBP: 0.309, SLG: 0.472 (1, 6)										5	0	1	0	0	1	3	Minnesota Twins @ Texas Rangers Arlington Stadium, Arlington, TX Fri Apr 22 1977, 7:05 PM EST Att: 18,804 - Unknown - 68 F					
Bump Wills, S OBP: 0.283, SLG: 0.250 (1, 4)										4	0	1	0	1	0	1						
Mike Hargrove, L OBP: 0.300, SLG: 0.390 (1, 3)										2	0	0	0	1	1	2						
Willie Horton, R OBP: 0.250, SLG: 0.250 (1, 7)										4	0	1	0	0	1	2						
Ken Henderson, S OBP: 0.278, SLG: 0.265 (1, 9)										4	1	1	0	0	0	3						
Toby Harrah, R OBP: 0.417, SLG: 0.674 (1, 5)										4	0	3	0	0	0	0						
John Ellis, R OBP: 0.182, SLG: 0.182 (1, 10)										4	0	2	1	0	0	1						
Jim Sundberg, R OBP: 0.216, SLG: 0.182 (8, PH)										2	0	0	0	0	0	1						
Dave May, L OBP: 0.287, SLG: 0.429 (9, 9)										1	0	0	0	0	0	2						
Juan Beniquez, R OBP: 0.244, SLG: 0.194 (9, 2)										3	0	0	0	0	2	4						
Inning Stats	R: 0 E: 0 K: 0 S: 4	H: 1 LOB: 2 BB: 1 P: 8	R: 0 E: 0 K: 0 S: 4	H: 1 LOB: 0 BB: 0 P: 4	R: 0 E: 0 K: 1 S: 6	H: 1 LOB: 1 BB: 0 P: 6	R: 1 E: 0 K: 1 S: 8	H: 3 LOB: 2 BB: 0 P: 8	R: 0 E: 0 K: 0 S: 3	H: 0 LOB: 0 BB: 1 P: 7	R: 0 E: 0 K: 0 S: 3	H: 0 LOB: 0 BB: 0 P: 3	R: 0 E: 0 K: 2 S: 8	H: 1 LOB: 1 BB: 0 P: 8	R: 0 E: 0 K: 0 S: 5	H: 2 LOB: 2 BB: 0 P: 5	R: 0 E: 0 K: 1 S: 5	H: 0 LOB: 0 BB: 0 P: 5	1B: 9 2B: 0 3B: 0 HR: 0	SF: 0 SAC: 2 DP: 1 HBP: 0	WP: 0 PB: 0 SB: 1 CS: 0	PA: 38
PITCHER	IP WLS BF H R ER SO BB IBB HBP BLK WP HR S P ERA WHIP																					
Mike Pazik, L ERA: 2.5 (1, 1)	5.0 W 23 6 1 1 2 2 0 0 0 0 0 0 25 33 1.80 1.600																					
Tom Johnson, R ERA: (6, 1)	4.0 W 15 3 0 0 3 0 0 0 0 0 0 0 21 21 0.00 0.750																					

Batter	1	2	3	4	5	6	7	8	9	AB	R	H	RBI	BB	SO	LOB	TOP			
Roy Smalley, S (1, 6) OBP: 0.327, SLG: 0.372	0-0 6-3		4-0 BB		4-0 BB			0-0 F8		2	0	0	0	2	0	0				
Rod Carew, L (1, 3) OBP: 0.425, SLG: 0.538	0-0 G1-6-3 1B		0-0 6-3		0-0 F7			0-0 3-1		4	0	1	0	0	0	2				
Lyman Bostock, L (1, 8) OBP: 0.419, SLG: 0.615	0-0 G1-6-3 1-2			0-3 K		0-0 4-3			0-0 G6-3 1B	4	0	1	0	0	1	1				
Larry Hisle, R (1, 7) OBP: 0.328, SLG: 0.475		0-0 SH1-3 1B		0-0 F8		0-0 6-3			0-0 G6-3 1-2	4	0	1	0	0	0	1				
Butch Wynegar, S (1, 2) OBP: 0.263, SLG: 0.529		0-0 SH1-3 1-2		0-0 1B		0-0 6-3			0-0 F8	3	0	1	0	0	0	0				
Mike Cabbage, L (1, 5) OBP: 0.407, SLG: 0.415		0-0 1-3		0-0 1B			0-0 F8			3	0	1	0	0	0	1				
Dan Ford, R (1, 9) OBP: 0.311, SLG: 0.283		0-0 F7		0-0 F7			0-0 6-3			3	0	0	0	0	0	3				
Craig Kusick, R (1, 10) OBP: 0.349, SLG: 0.500			0-0 F8		0-0 F8		0-0 6-3			3	0	0	0	0	0	0				
Rob Wilfong, L (1, 4) OBP: 0.267, SLG: 0.286			0-0 F8		0-0 G3			0-0 F7		3	0	0	0	0	0	0				
Inning Stats	R: 0 E: 0 K: 0 S: 3	H: 1 LOB: 0 BB: 0 P: 3	R: 0 E: 0 K: 0 S: 4	H: 1 LOB: 1 BB: 0 P: 4	R: 0 E: 0 K: 0 S: 3	H: 0 LOB: 1 BB: 1 P: 7	R: 0 E: 0 K: 1 S: 7	H: 2 LOB: 2 BB: 0 P: 7	R: 0 E: 0 K: 0 S: 3	H: 0 LOB: 1 BB: 1 P: 7	R: 0 E: 0 K: 0 S: 3	H: 0 LOB: 0 BB: 0 P: 3	R: 0 E: 0 K: 0 S: 3	H: 0 LOB: 0 BB: 0 P: 3	R: 0 E: 0 K: 0 S: 3	H: 1 LOB: 0 BB: 0 P: 3	1B: 5 2B: 0 3B: 0 HR: 0	SF: 0 SAC: 1 DP: 2 HBP: 0	WP: 0 PB: 0 CS: 0	PA: 32
PITCHER Doyle Alexander, R (1, 1) ERA: 3.0	IP: 9.0 WLS: W BF: 32 H: 5 R: 0 ER: 0 SO: 1 BB: 2 IBB: 0 HBP: 0 BLK: 0 WP: 0 HR: 0 S: 32 P: 40 ERA: 0.00 WHIP: 0.778																			

Minnesota Twins @ Texas Rangers
Arlington Stadium, Arlington, TX
Sat Apr 23 1977, 7:05 PM EST
Att: 14,167 - Unknown - 67 F

AB	29
R	0
H	5
RBI	0
BB	2
SO	1
LOB	8



Batter	1	2	3	4	5	6	7	8	9	AB	R	H	RBI	BB	SO	LOB	BOTTOM			
Bert Campaneris, R (1, 6) OBP: 0.305, SLG: 0.474	0-3 K		0-0 F9 1-2			0-0 4-3 2B		0-0 L6		4	0	1	0	0	1	1				
Ken Henderson, S (1, 8) (8, 9) OBP: 0.282, SLG: 0.297	0-0 4-3			0-0 2B		0-0 4-3				3	0	1	0	0	0	1				
Mike Hargrove, L (1, 3) OBP: 0.375, SLG: 0.364	0-3 K			0-0 F8		0-0 F7		0-0 F7		3	0	0	0	0	1	2				
Willie Horton, R (1, 10) OBP: 0.259, SLG: 0.370		0-0 HR		0-0 6-3		0-0 P3				3	1	1	1	0	0	2				
Dave May, L (1, 9) (8, 7) OBP: 0.222, SLG: 0.353		0-0 F9		0-0 3-1			0-0 G3			3	0	0	0	0	0	1				
Toby Harrah, R (1, 5) OBP: 0.392, SLG: 0.630		0-0 1-3			0-0 F7		0-0 F7			3	0	0	0	0	0	0				
Roy Howell, L (1, 7) OBP: 0.244, SLG: 0.194		0-0 L5			0-0 F7		0-0 4-3			3	0	0	0	0	0	0				
Bill Fahey, L (1, 2) OBP: 0.244, SLG: 0.194			0-0 F8		0-0 E4			0-0 F7		3	0	0	0	0	0	0				
Sandy Alomar Sr., S (1, 4) OBP: 0.244, SLG: 0.194			4-0 F9 BB		0-0 F2		0-3 K			2	0	0	0	1	1	1				
Inning Stats	R: 0 E: 0 K: 2 S: 7	H: 0 LOB: 0 BB: 0 P: 7	R: 1 E: 0 K: 0 S: 4	H: 1 LOB: 0 BB: 0 P: 4	R: 0 E: 0 K: 0 S: 2	H: 0 LOB: 0 BB: 1 P: 6	R: 0 E: 0 K: 0 S: 4	H: 1 LOB: 1 BB: 0 P: 4	R: 0 E: 0 K: 0 S: 4	H: 0 LOB: 1 BB: 0 P: 4	R: 0 E: 0 K: 0 S: 3	H: 0 LOB: 0 BB: 0 P: 3	R: 0 E: 0 K: 1 S: 5	H: 0 LOB: 0 BB: 0 P: 5	R: 0 E: 0 K: 0 S: 3	H: 0 LOB: 0 BB: 0 P: 3	1B: 0 2B: 2 3B: 0 HR: 1	SF: 0 SAC: 0 DP: 0 HBP: 0	WP: 0 PB: 0 CS: 0	PA: 28
PITCHER Dave Goltz, R (1, 1) ERA: 3.76	IP: 8.0 WLS: L BF: 28 H: 3 R: 1 ER: 1 SO: 3 BB: 1 IBB: 0 HBP: 0 BLK: 0 WP: 0 HR: 1 S: 33 P: 37 ERA: 1.12 WHIP: 0.500																			

Minnesota Twins @ Texas Rangers
Arlington Stadium, Arlington, TX
Sat Apr 23 1977, 7:05 PM EST
Att: 14,167 - Unknown - 67 F

AB	27
R	1
H	3
RBI	1
BB	1
SO	3
LOB	8



Batter	1	2	3	4	5	6	7	8	9	AB	R	H	RBI	BB	SO	LOB	TOP										
Rich Chiles, L (1, 10) OBP: 0.455, SLG: 0.353 Bob Gorinski, R (8, PH) OBP: 0.250, SLG: 0.250	0-0 4-3	0-0 1-2 3-H 1B		0-0 SF8 HR 1B	0-0 1-3	0-0 1-2 3-H 1B		0-0 5-3		5	1	3	4	0	0	0											
Roy Smalley, S (1, 6) OBP: 0.345, SLG: 0.383	0-3 K	0-0 F9		0-0 HR BB	0-0 2B	0-0 FC6-4 BB		0-0 F2		4	1	1	0	2	1	2											
Rod Carew, L (1, 3) OBP: 0.410, SLG: 0.522 Craig Kusick, R (8, 3) OBP: 0.341, SLG: 0.487	0-0 1B		0-0 1-3	0-0 SF8	0-0 6-3	0-0 FC6-4		0-3 K		4	0	1	1	0	0	4											
Lyman Bostock, L (1, 8) OBP: 0.409, SLG: 0.582 Willie Norwood, R (7, PH) OBP: 0.143, SLG: 0.286	0-0 F7		0-0 3-1	0-0 HR BB		0-0 F8	0-0 5-3	0-0 F7		3	1	0	0	1	0	1											
Larry Hisle, R (1, 7) OBP: 0.347, SLG: 0.523		0-3 K	0-0 G3	0-0 HR		0-0 FC6-4 1B	4-0 5-4-3 BB			4	2	2	4	1	1	0											
Butch Wynegar, S (1, 2) OBP: 0.326, SLG: 0.541		4-0 1B FC6-4 BB		0-0 HR		0-0 FC6-4 1B	0-0 5-4-3 BB			3	1	2	0	2	0	1											
Mike Cabbage, L (1, 5) OBP: 0.422, SLG: 0.421		0-0 FC6-4 1B		0-0 HR		0-0 FC6-4 1B	0-0 F9			4	3	2	0	1	0	3											
Dan Ford, R (1, 9) OBP: 0.318, SLG: 0.281		1-0 FC6-4 HBP		0-0 K		0-0 1B 1B	0-0 F8			4	2	1	1	0	1	4											
Rob Wilfong, L (1, 4) OBP: 0.316, SLG: 0.333 Bob Randall, R (8, PH) OBP: 0.196, SLG: 0.159	0-0 FC6-4 1B		0-0 1-2 2-3 3-H	0-0 1B SF8 1B	0-0 F8	0-0 BB 1B	0-0 F7			4	1	2	2	0	0	2											
Inning Stats	R: 0 E: 0 K: 1 S: 6	H: 1 LOB: 1 BB: 0 P: 6	R: 2 E: 0 K: 1 S: 7	H: 2 LOB: 2 BB: 1 P: 12	R: 0 E: 0 K: 0 S: 3	H: 0 LOB: 0 BB: 0 P: 3	R: 7 E: 0 K: 1 S: 10	H: 5 LOB: 2 BB: 4 P: 26	R: 0 E: 0 K: 0 S: 4	H: 1 LOB: 1 BB: 0 P: 4	R: 3 E: 0 K: 0 S: 8	H: 5 LOB: 3 BB: 1 P: 12	R: 0 E: 0 K: 0 S: 3	H: 0 LOB: 1 BB: 1 P: 7	R: 0 E: 0 K: 0 S: 3	H: 0 LOB: 0 BB: 0 P: 3	R: 0 E: 0 K: 1 S: 5	H: 0 LOB: 0 BB: 0 P: 5	1B: 12 2B: 1 3B: 0 HR: 1	SF: 1 SAC: 0 DP: 0 HBP: 1	WP: 0 PB: 0 SB: 0 CS: 0	PA: 49					
PITCHER	IP	WLS	BF	H	R	ER	SO	BB	IBB	HBP	BLK	WP	HR	S	P	ERA	WHIP										
Tommy Boggs, R (1, 1) ERA: 5.28	3.1	L	19	7	6	6	2	1	0	1	0	0	0	21	26	16.20	2.400										
Nelson Briles, R (4, 1) ERA: 6.43	0.1		6	1	3	3	0	4	0	0	0	0	1	2	18	81.00	15.000										
Mike Bacsik, R (4, 1) ERA: 13.5	2.0		12	6	3	3	1	0	0	0	0	0	0	14	14	13.50	3.000										
Mike Wallace, L (6, 1) ERA: 11.81	1.1		6	0	0	0	0	2	0	0	0	0	0	4	12	0.00	1.500										
Darold Knowles, L (8, 1) ERA:	2.0		6	0	0	0	1	0	0	0	0	0	0	8	8	0.00	0.000										

Minnesota Twins @ Texas Rangers
Arlington Stadium, Arlington, TX
Sun Apr 24 1977, 4:33 AM EDT
Att: 10,544 - Unknown - 75 F

AB 40
R 12
H 14
RBI 12
BB 7
SO 4
LOB 17



Batter	1	2	3	4	5	6	7	8	9	AB	R	H	RBI	BB	SO	LOB	BOTTOM										
Bert Campaneris, R (1, 6) OBP: 0.506, SLG: 0.458 Sandy Alomar Sr., S (8, 6) OBP: 0.333, SLG: 0.200	0-3 K		4-0 BB		0-3 K			0-0 HR 1B	0-0 FC3-6 1B E	2	0	0	0	1	2	2											
Ken Henderson, S (1, 8) OBP: 0.295, SLG: 0.381	0-0 S 1B		0-0 P4		0-0 P4			0-0 HR	0-0 F9	5	1	2	2	0	0	4											
Mike Hargrove, L (1, 3) OBP: 0.315, SLG: 0.479	0-0 F7			0-0 2B		4-0 FC6-4 BB		0-0 HR	0-0 E 1B	4	1	3	1	1	0	1											
Willie Horton, R (1, 10) OBP: 0.250, SLG: 0.344	0-0 F3			0-0 F9		0-0 FC6-4 FC5-4		0-0 HR 1B	0-0 E5	5	1	1	0	0	0	4											
Dave May, L (1, 9) OBP: 0.190, SLG: 0.300 Juan Beniquez, F (8, PH) OBP: 0.236, SLG: 0.189		0-0 P3		0-0 6-3		0-0 F5		0-0 F8	0-0 G3	3	0	0	0	0	0	2											
Claudell Washington, L (9, PH) OBP: 0.429, SLG: 0.455								0-0 F8	0-0 G3	1	0	0	0	0	0	2											
Toby Harrah, R (1, 5) OBP: 0.382, SLG: 0.660	0-3 K			0-3 K		0-0 FC5-4		0-0 HR		4	1	1	2	0	2	2											
Roy Howell, L (1, 7) OBP: 0.382, SLG: 0.660	0-0 F8				0-0 F7			0-3 K		4	0	0	0	0	1	0											
Jim Sundberg, R (1, 2) OBP: 0.220, SLG: 0.189			0-0 5-3		0-0 1B 1B			0-0 F9	0-0 F9	4	0	1	0	0	0	0											
Bump Willis, S (1, 4) OBP: 0.298, SLG: 0.255			0-0 F7		0-0 1-2 1B			0-0 6-3	4-0 FC3-6 BB	3	0	1	0	1	0	0											
Inning Stats	R: 0 E: 0 K: 1 S: 6	H: 1 LOB: 1 BB: 0 P: 6	R: 0 E: 0 K: 1 S: 5	H: 0 LOB: 0 BB: 0 P: 5	R: 0 E: 0 K: 0 S: 3	H: 0 LOB: 1 BB: 1 P: 7	R: 0 E: 0 K: 1 S: 6	H: 1 LOB: 1 BB: 0 P: 6	R: 0 E: 0 K: 0 S: 7	H: 2 LOB: 2 BB: 0 P: 7	R: 0 E: 0 K: 0 S: 3	H: 0 LOB: 1 BB: 1 P: 7	R: 0 E: 0 K: 1 S: 10	H: 5 LOB: 0 BB: 0 P: 10	R: 1 E: 1 K: 0 S: 5	H: 1 LOB: 2 BB: 1 P: 9	1B: 6 2B: 1 3B: 0 HR: 3	SF: 0 SAC: 0 DP: 0 HBP: 0	WP: 0 PB: 0 SB: 1 CS: 0	PA: 41							
PITCHER	IP	WLS	BF	H	R	ER	SO	BB	IBB	HBP	BLK	WP	HR	S	P	ERA	WHIP										
Pete Redfern, R (1, 1) ERA: 5.09	7.0	W	29	6	2	2	4	2	0	0	0	0	1	35	43	2.57	1.143										
Tom Burgmeier, L (8, 1) ERA: 3.29	1.0		6	3	3	3	1	0	0	0	0	0	2	8	8	27.00	3.000										
Ron Schueler, R (9, 1) ERA: 2.31	1.0		6	1	1	0	0	1	0	0	0	0	0	5	9	0.00	2.000										

Minnesota Twins @ Texas Rangers
Arlington Stadium, Arlington, TX
Sun Apr 24 1977, 4:33 AM EDT
Att: 10,544 - Unknown - 75 F

AB 38
R 6
H 10
RBI 5
BB 3
SO 5
LOB 19



Batter	1	2	3	4	5	6	7	8	9	AB	R	H	RBI	BB	SO	LOB	TOP																					
Jose Baez, R (1,4) OBP: 0.303, SLG: 0.267 Larry Milbourne, S (7,PH) OBP: 0.271, SLG: 0.281 (7,4)	6-3		L8	F7			4-3 S		1-2	3	0	0	0	0	0	1																						
Steve Braun, L (1,7) OBP: 0.468, SLG: 0.333	1B		1B	FC	G5-4-3		4-3		F9	4	1	2	0	1	0	3																						
Bill Stein, R (1,5) OBP: 0.308, SLG: 0.366	1B		1B	FC	G5-4-3		4-3		F8	5	1	1	0	0	0	5																						
Leroy Stanton, R (1,9) OBP: 0.217, SLG: 0.386 Tommy Smith, L (7,9) OBP: 0.455, SLG: 0.545	F3		1B	1B	5-3		6-3			4	0	1	1	0	0	3																						
Juan Bernhardt, R (1,10) OBP: 0.333, SLG: 0.600	K		1B	G1-6-3		K			5-3	4	0	1	1	0	2	2																						
Ruppert Jones, L (1,8) OBP: 0.306, SLG: 0.408			G1-6-3			4-3			G4-6-3	3	0	1	0	1	0	2																						
Dan Meyer, L (1,3) OBP: 0.278, SLG: 0.448	L7								G4-6-3	3	0	1	0	1	0	2																						
Larry Cox, R (1,2) Bob Stinson, S (6,PH) OBP: 0.379, SLG: 0.313 (6,2) Joe Lis, R (9,PH) OBP: 0.333, SLG: 0.250 (9,PH)	K		5-3			P6			FC1-6	2	0	0	0	0	1	2																						
Craig Reynolds, L (1,6) OBP: 0.290, SLG: 0.348	G3								FC1-6	1	0	1	0	0	0	0																						
									F9	4	1	1	1	0	0	3																						
Inning Stats	R: 0 E: 0 K: 1 S: 6	H: 1 LOB: 2 BB: 1 P: 10	R: 0 E: 0 K: 1 S: 5	H: 0 LOB: 1 BB: 1 P: 9	R: 2 E: 0 K: 0 S: 6	H: 3 LOB: 1 BB: 0 P: 6	R: 0 E: 0 K: 0 S: 4	H: 1 LOB: 1 BB: 0 P: 4	R: 0 E: 0 K: 1 S: 5	H: 0 LOB: 1 BB: 1 P: 9	R: 1 E: 0 K: 0 S: 5	H: 2 LOB: 1 BB: 0 P: 5	R: 0 E: 0 K: 0 S: 3	H: 1 LOB: 2 BB: 0 P: 3	R: 0 E: 0 K: 0 S: 5	H: 2 LOB: 2 BB: 0 P: 5	1B: 9 2B: 1 3B: 0 HR: 1	SF: 0 SAC: 0 DP: 3 HBP: 0	WP: 0 PB: 0 SB: 2 CS: 0	PA: 39																		
PITCHER	IP	WLS	BF	H	R	ER	SO	BB	IBB	HBP	BLK	WP	HR	S	P	ERA	WHIP	PITCHER				IP	WLS	BF	H	R	ER	SO	BB	IBB	HBP	BLK	WP	HR	S	P	ERA	WHIP
Geoff Zahn, L (1,1) ERA: 3.25	4.0		20	6	2	2	2	2	0	0	0	0	0	22	30	4.50	2.000																					
Ron Schueler, R (5,1) ERA: 2.4	3.1		12	2	1	1	1	1	0	0	0	0	1	13	17	2.70	0.900																					
Tom Burgmeier, L (8,1) ERA: 3.0	1.1	W	6	3	0	0	0	0	0	0	0	0	0	6	6	0.00	2.250																					
Tom Johnson, R (9,1) ERA:	0.1	S	1	0	0	0	0	0	0	0	0	0	0	1	1	0.00	0.000																					

Seattle Mariners @ Minnesota Twins
Metropolitan Stadium, Bloomington, MI
Tue Apr 26 1977, 4:33 AM EDT
Att. 3,422 - Unknown - 74 F

AB 36
R 3
H 11
RBI 3
BB 3
SO 3
LOB 24



Batter	1	2	3	4	5	6	7	8	9	AB	R	H	RBI	BB	SO	LOB	BOTTOM																					
Rich Chiles, L (1,10) OBP: 0.481, SLG: 0.455	SH1-3		2B				F7		4-3	5	0	3	2	0	0	3																						
Roy Smalley, S (1,6) OBP: 0.382, SLG: 0.388	SH1-3		1B				FC4-6		HBP	2	1	1	0	0	0	1																						
Rod Carew, L (1,3) OBP: 0.398, SLG: 0.493	6-3		F7				F7		4-3	4	0	0	0	1	0	6																						
Lyman Bostock, L (1,8) OBP: 0.414, SLG: 0.593	3-1		1B				F9		1B	4	1	2	1	0	0	3																						
Butch Wynegar, S (1,2) OBP: 0.319, SLG: 0.512			P4				L7		1B	4	1	1	0	0	0	3																						
Larry Hise, R (1,7) OBP: 0.395, SLG: 0.515							F2		E5	3	0	1	0	0	0	2																						
Mike Cabbage, L (1,5) OBP: 0.412, SLG: 0.410	F7		L8-3				G3		FC4-2	4	1	1	1	0	0	2																						
Dan Ford, R (1,9) OBP: 0.329, SLG: 0.283	6-3						K		FC4-2	3	0	1	1	1	1	1																						
Rob Wilfong, L (1,4) OBP: 0.348, SLG: 0.364			2B				G3		FC4-2	4	1	2	0	0	0	4																						
									FC4-2	4	1	2	0	0	0	4																						
Inning Stats	R: 0 E: 0 K: 0 S: 4	H: 1 LOB: 1 BB: 0 P: 4	R: 0 E: 0 K: 0 S: 3	H: 0 LOB: 0 BB: 0 P: 4	R: 2 E: 0 K: 0 S: 6	H: 4 LOB: 1 BB: 0 P: 6	R: 0 E: 0 K: 0 S: 4	H: 2 LOB: 1 BB: 0 P: 4	R: 0 E: 0 K: 1 S: 5	H: 0 LOB: 0 BB: 0 P: 5	R: 0 E: 0 K: 0 S: 4	H: 1 LOB: 1 BB: 0 P: 4	R: 3 E: 1 K: 0 S: 7	H: 3 LOB: 3 BB: 1 P: 12	1B: 10 2B: 3 3B: 0 HR: 0	SF: 0 SAC: 2 DP: 1 HBP: 2	WP: 0 PB: 0 SB: 2 CS: 0	PA: 39																				
PITCHER	IP	WLS	BF	H	R	ER	SO	BB	IBB	HBP	BLK	WP	HR	S	P	ERA	WHIP	PITCHER				IP	WLS	BF	H	R	ER	SO	BB	IBB	HBP	BLK	WP	HR	S	P	ERA	WHIP
Glenn Abbott, R (1,1) ERA: 5.91	6.2		29	9	2	2	1	0	1	1	0	0	0	29	34	2.70	1.350																					
Bill Laxton, L (7,1) ERA: 5.11	0.1		2	1	1	1	0	0	0	0	0	0	0	2	2	27.00	3.000																					
Stan Thomas, R (8,1) ERA: 3.58	1.0	L	8	2	2	0	0	1	0	1	0	0	0	6	11	0.00	3.000																					

Seattle Mariners @ Minnesota Twins
Metropolitan Stadium, Bloomington, MI
Tue Apr 26 1977, 4:33 AM EDT
Att. 3,422 - Unknown - 74 F

AB 33
R 5
H 12
RBI 5
BB 2
SO 1
LOB 25



Batter	1	2	3	4	5	6	7	8	9	AB	R	H	RBI	BB	SO	LOB	TOP				
Larry Milbourne, S OBP: 0.250, SLG: 0.258 (1, 4)	4-3	G2			1-3		6-3		F7	5	0	0	0	0	0	2					
Steve Braun, L OBP: 0.488, SLG: 0.350 (1, 7)	1B BB	FC4-6			1B		BB 1B BB		2B 1B	3	1	2	0	2	0	2					
Ruppert Jones, L OBP: 0.311, SLG: 0.420 (1, 8)	K		4-3		K		BB 1B		2B	5	0	2	1	0	2	2					
Dan Meyer, L OBP: 0.303, SLG: 0.457 Leroy Stanton, R OBP: 0.213, SLG: 0.378 (9, PH)	1B		4-3		4-3		1-2 BB 1B		K	3	0	2	0	1	0	1					
Juan Bernhardt, R OBP: 0.327, SLG: 0.593 (1, 10)	5-3		G6-4-3				1-2 BB			4	0	1	0	0	0	6					
Bob Stinson, S OBP: 0.393, SLG: 0.360 (1, 2)		BB 1B BB		BB 1B 3B		SH3		K		2	2	1	0	1	1	0					
Bill Stein, R OBP: 0.305, SLG: 0.351 (1, 5)		FC2-5 1B BB		6-3		F3		K		3	0	0	0	1	1	2					
Carlos Lopez, R OBP: 0.310, SLG: 0.269 (1, 9)		FC2-5 1B		L9-3 1B		K		6-3		4	0	2	2	0	1	1					
Craig Reynolds, L OBP: 0.274, SLG: 0.329 (1, 6)	FC2-5 FC4-6		L9-3		1-3			G3		4	0	0	0	0	0	3					
Inning Stats	R: 0 E: 0 K: 1 S: 6	H: 1 LOB: 2 BB: 1 P: 10	R: 1 E: 0 K: 0 S: 4	H: 1 LOB: 2 BB: 2 P: 12	R: 0 E: 0 K: 0 S: 3	H: 1 LOB: 0 BB: 0 P: 3	R: 1 E: 0 K: 0 S: 4	H: 2 LOB: 0 BB: 0 P: 4	R: 0 E: 0 K: 1 S: 6	H: 1 LOB: 1 BB: 0 P: 6	R: 0 E: 0 K: 0 S: 4	H: 1 LOB: 3 BB: 2 P: 12	R: 0 E: 0 K: 2 S: 7	H: 0 LOB: 0 BB: 0 P: 7	R: 1 E: 0 K: 1 S: 7	H: 2 LOB: 1 BB: 0 P: 7	1B: 7 2B: 3 3B: 1 HR: 0	SF: 0 SAC: 1 DP: 2 HBP: 0	WP: 0 PB: 0 SB: 1 CS: 0	PA: 40	
PITCHER	IP WLS BF H R ER SO BB IBB HBP BLK WP HR S P ERA WHIP	IP WLS BF H R ER SO BB IBB HBP BLK WP HR S P ERA WHIP	IP WLS BF H R ER SO BB IBB HBP BLK WP HR S P ERA WHIP	IP WLS BF H R ER SO BB IBB HBP BLK WP HR S P ERA WHIP	IP WLS BF H R ER SO BB IBB HBP BLK WP HR S P ERA WHIP	IP WLS BF H R ER SO BB IBB HBP BLK WP HR S P ERA WHIP	IP WLS BF H R ER SO BB IBB HBP BLK WP HR S P ERA WHIP	IP WLS BF H R ER SO BB IBB HBP BLK WP HR S P ERA WHIP	IP WLS BF H R ER SO BB IBB HBP BLK WP HR S P ERA WHIP	IP WLS BF H R ER SO BB IBB HBP BLK WP HR S P ERA WHIP	IP WLS BF H R ER SO BB IBB HBP BLK WP HR S P ERA WHIP	IP WLS BF H R ER SO BB IBB HBP BLK WP HR S P ERA WHIP	IP WLS BF H R ER SO BB IBB HBP BLK WP HR S P ERA WHIP	IP WLS BF H R ER SO BB IBB HBP BLK WP HR S P ERA WHIP	IP WLS BF H R ER SO BB IBB HBP BLK WP HR S P ERA WHIP	IP WLS BF H R ER SO BB IBB HBP BLK WP HR S P ERA WHIP	IP WLS BF H R ER SO BB IBB HBP BLK WP HR S P ERA WHIP	IP WLS BF H R ER SO BB IBB HBP BLK WP HR S P ERA WHIP	IP WLS BF H R ER SO BB IBB HBP BLK WP HR S P ERA WHIP	IP WLS BF H R ER SO BB IBB HBP BLK WP HR S P ERA WHIP	IP WLS BF H R ER SO BB IBB HBP BLK WP HR S P ERA WHIP

Seattle Mariners @ Minnesota Twins
Metropolitan Stadium, Bloomington, MI
Wed Apr 27 1977, 4:33 AM EDT
Att: 3,170 - Unknown - 85 F

AB	34
R	3
H	10
RBI	3
BB	5
SO	6
LOB	20



Batter	1	2	3	4	5	6	7	8	9	AB	R	H	RBI	BB	SO	LOB	BOTTOM				
Rich Chiles, L OBP: 0.467, SLG: 0.417 Jerry Terrell, R OBP: 0.294, SLG: 0.323 Craig Kusick, R OBP: 0.333, SLG: 0.475 (1, 10)	4-3		G1		BB		SH1-3	K		2	0	0	0	1	0	1					
Roy Smalley, S OBP: 0.335, SLG: 0.358 (1, 6)	F7				BB		F9	K		4	0	0	0	0	1	3					
Rod Carew, L OBP: 0.402, SLG: 0.500 (1, 3)	F7					SH1-4 2B	BB 1B IBB			3	2	1	0	1	1	0					
Lyman Bostock, L OBP: 0.432, SLG: 0.590 (1, 8)	4-3				1B		SH1-4 BB	1B BB		2	0	1	0	2	0	0					
Butch Wynegar, S OBP: 0.320, SLG: 0.500 (1, 2)	1-3				4-3		SH1-4	E 1B		3	0	1	2	0	0	1					
Larry Hise, R OBP: 0.350, SLG: 0.493 (1, 7)	K				E 1B HBP		6-3	F2		3	1	0	1	0	1	3					
Mike Cabbage, L OBP: 0.431, SLG: 0.446 (1, 5)					4-3 2B		F8	FC2-6 1B		4	0	3	1	0	0	1					
Dan Ford, R OBP: 0.324, SLG: 0.313 (1, 9)					4-3		K	FC2-6		4	1	1	0	0	1	3					
Rob Wilfong, L OBP: 0.333, SLG: 0.346 (1, 4)					G3		L9	F8		4	1	1	1	0	0	3					
Inning Stats	R: 0 E: 0 K: 0 S: 3	H: 0 LOB: 0 BB: 0 P: 3	R: 0 E: 0 K: 1 S: 5	H: 0 LOB: 0 BB: 0 P: 5	R: 0 E: 0 K: 0 S: 4	H: 1 LOB: 1 BB: 0 P: 4	R: 0 E: 0 K: 1 S: 6	H: 1 LOB: 1 BB: 0 P: 6	R: 1 E: 0 K: 0 S: 4	H: 1 LOB: 2 BB: 1 P: 11	R: 1 E: 0 K: 0 S: 4	H: 3 LOB: 2 BB: 2 P: 16	R: 0 E: 0 K: 1 S: 6	H: 1 LOB: 1 BB: 0 P: 6	R: 0 E: 0 K: 1 S: 6	H: 1 LOB: 1 BB: 0 P: 6	1B: 5 2B: 2 3B: 1 HR: 0	SF: 0 SAC: 2 DP: 0 HBP: 1	WP: 0 PB: 0 SB: 1 CS: 0	PA: 37	
PITCHER	IP WLS BF H R ER SO BB IBB HBP BLK WP HR S P ERA WHIP	IP WLS BF H R ER SO BB IBB HBP BLK WP HR S P ERA WHIP	IP WLS BF H R ER SO BB IBB HBP BLK WP HR S P ERA WHIP	IP WLS BF H R ER SO BB IBB HBP BLK WP HR S P ERA WHIP	IP WLS BF H R ER SO BB IBB HBP BLK WP HR S P ERA WHIP	IP WLS BF H R ER SO BB IBB HBP BLK WP HR S P ERA WHIP	IP WLS BF H R ER SO BB IBB HBP BLK WP HR S P ERA WHIP	IP WLS BF H R ER SO BB IBB HBP BLK WP HR S P ERA WHIP	IP WLS BF H R ER SO BB IBB HBP BLK WP HR S P ERA WHIP	IP WLS BF H R ER SO BB IBB HBP BLK WP HR S P ERA WHIP	IP WLS BF H R ER SO BB IBB HBP BLK WP HR S P ERA WHIP	IP WLS BF H R ER SO BB IBB HBP BLK WP HR S P ERA WHIP	IP WLS BF H R ER SO BB IBB HBP BLK WP HR S P ERA WHIP	IP WLS BF H R ER SO BB IBB HBP BLK WP HR S P ERA WHIP	IP WLS BF H R ER SO BB IBB HBP BLK WP HR S P ERA WHIP	IP WLS BF H R ER SO BB IBB HBP BLK WP HR S P ERA WHIP	IP WLS BF H R ER SO BB IBB HBP BLK WP HR S P ERA WHIP	IP WLS BF H R ER SO BB IBB HBP BLK WP HR S P ERA WHIP	IP WLS BF H R ER SO BB IBB HBP BLK WP HR S P ERA WHIP	IP WLS BF H R ER SO BB IBB HBP BLK WP HR S P ERA WHIP	IP WLS BF H R ER SO BB IBB HBP BLK WP HR S P ERA WHIP

Seattle Mariners @ Minnesota Twins
Metropolitan Stadium, Bloomington, MI
Wed Apr 27 1977, 4:33 AM EDT
Att: 3,170 - Unknown - 85 F

AB	30
R	5
H	8
RBI	5
BB	4
SO	5
LOB	16



Batter	1	2	3	4	5	6	7	8	9	AB	R	H	RBI	BB	SO	LOB	TOP										
Larry Milbourne, S OBP: 0.246, SLG: 0.254 (1, 6)										5	0	1	0	0	0	4											
Steve Braun, L OBP: 0.494, SLG: 0.359 (1, 7)										4	0	2	1	1	0	1											
Ruppert Jones, L OBP: 0.312, SLG: 0.417 Tommy Smith, L OBP: 0.385, SLG: 0.462 (1, 8) (5, 9)										3	0	1	0	0	1	1											
Dan Meyer, L OBP: 0.309, SLG: 0.446 (1, 3)										4	0	1	0	1	0	2											
Juan Bernhardt, R OBP: 0.317, SLG: 0.559 (1, 10)										5	0	1	0	0	1	4											
Bob Stinson, S OBP: 0.379, SLG: 0.364 (1, 2)										5	0	1	0	0	0	4											
Bill Stein, R OBP: 0.333, SLG: 0.397 (1, 5)										4	2	3	0	1	0	0											
Carlos Lopez, R OBP: 0.333, SLG: 0.333 (1, 9) (5, 8)										4	1	2	1	0	0	2											
Jose Baez, R OBP: 0.324, SLG: 0.294 (1, 4)										4	1	2	2	0	0	1											
Inning Stats	R: 0 E: 1 K: 0 S: 5	H: 2 LOB: 2 BB: 0 P: 5	R: 1 E: 0 K: 0 S: 5	H: 2 LOB: 1 BB: 0 P: 5	R: 0 E: 0 K: 0 S: 3	H: 0 LOB: 0 BB: 0 P: 3	R: 0 E: 0 K: 1 S: 6	H: 1 LOB: 1 BB: 0 P: 6	R: 2 E: 0 K: 0 S: 6	H: 3 LOB: 1 BB: 0 P: 6	R: 0 E: 0 K: 0 S: 3	H: 0 LOB: 0 BB: 2 P: 11	R: 1 E: 0 K: 0 S: 6	H: 3 LOB: 2 BB: 0 P: 6	R: 0 E: 0 K: 1 S: 6	H: 1 LOB: 2 BB: 1 P: 10	1B: 11 2B: 3 3B: 1 HR: 0	SF: 0 SAC: 1 DP: 1 HBP: 0	WP: 1 PB: 0 SB: 0 CS: 0	PA: 44							
PITCHER	IP	WLS	BF	H	R	ER	SO	BB	IBB	HBP	BLK	WP	HR	S	P	ERA	WHIP										
Dave Goltz, R ERA: 3.78 (1, 1)	7.0	L	33	10	3	3	1	2	0	0	0	1	0	33	41	3.86	1.714										
Ron Schueler, R ERA: 2.51 (8, 1)	1.0	6	3	1	1	0	0	0	0	0	0	0	0	6	9	9.00	3.000										
Tom Burgmeier, L ERA: 2.81 (9, 1)	0.2	4	1	0	0	0	1	1	0	0	0	0	0	5	9	0.00	3.000										
Tom Johnson, R ERA: 0.59 (9, 1)	0.1	1	0	0	0	0	0	0	0	0	0	0	0	1	1	0.00	0.000										

Seattle Mariners @ Minnesota Twins
Metropolitan Stadium, Bloomington, MI
Thu Apr 28 1977, 4:33 AM EDT
Att: 3,766 - Unknown - 57 F

AB 40
R 4
H 14
RBI 4
BB 3
SO 2
LOB 22



Batter	1	2	3	4	5	6	7	8	9	AB	R	H	RBI	BB	SO	LOB	BOTTOM										
Rich Chiles, L OBP: 0.486, SLG: 0.385 (1, 10)										2	1	0	0	3	0	1											
Roy Smalley, S OBP: 0.326, SLG: 0.333 (1, 6)										4	0	0	0	1	0	4											
Rod Carew, L OBP: 0.413, SLG: 0.519 (1, 3)										5	0	3	0	0	0	0											
Lyman Bostock, L OBP: 0.405, SLG: 0.545 (1, 8)										5	0	0	0	0	0	5											
Butch Wynegar, S OBP: 0.333, SLG: 0.489 (1, 2)										3	1	1	0	1	0	0											
Larry Hise, R OBP: 0.345, SLG: 0.493 (1, 7)										4	1	1	0	0	1	3											
Mike Cabbage, L OBP: 0.421, SLG: 0.433 (1, 5)										2	0	0	1	1	0	0											
Dan Ford, R OBP: 0.321, SLG: 0.324 (1, 9)										4	0	1	1	0	1	1											
Rob Wilfong, L OBP: 0.355, SLG: 0.321 (1, 4)										2	0	0	0	1	1	2											
Inning Stats	R: 1 E: 0 K: 1 S: 5	H: 1 LOB: 2 BB: 3 P: 17	R: 0 E: 0 K: 1 S: 5	H: 0 LOB: 2 BB: 1 P: 10	R: 0 E: 0 K: 0 S: 4	H: 2 LOB: 1 BB: 0 P: 4	R: 0 E: 0 K: 0 S: 3	H: 0 LOB: 0 BB: 2 P: 11	R: 0 E: 0 K: 1 S: 5	H: 0 LOB: 1 BB: 1 P: 9	R: 0 E: 0 K: 0 S: 4	H: 1 LOB: 1 BB: 0 P: 4	R: 2 E: 1 K: 0 S: 6	H: 2 LOB: 1 BB: 0 P: 6	R: 0 E: 0 K: 0 S: 3	H: 0 LOB: 0 BB: 0 P: 3	1B: 3 2B: 4 3B: 0 HR: 0	SF: 1 SAC: 0 DP: 1 HBP: 1	WP: 2 PB: 0 SB: 0 CS: 1	PA: 40							
PITCHER	IP	WLS	BF	H	R	ER	SO	BB	IBB	HBP	BLK	WP	HR	S	P	ERA	WHIP										
Frank McCormack, R ERA: 2.97 (1, 1)	4.0	20	3	1	1	2	6	0	0	0	0	1	0	17	42	2.25	2.250										
John Montague, R ERA: 4.31 (5, 1)	5.0	W	20	3	2	1	1	1	0	0	0	1	0	21	25	1.80	0.800										

Seattle Mariners @ Minnesota Twins
Metropolitan Stadium, Bloomington, MI
Thu Apr 28 1977, 4:33 AM EDT
Att: 3,766 - Unknown - 57 F


AB 31
R 3
H 6
RBI 2
BB 7
SO 3
LOB 16



Batter	1	2	3	4	5	6	7	8	9	AB	R	H	RBI	BB	SO	LOB	TOP					
Ron LeFlore, R OBP: 0.291, SLG: 0.367 (1, 8)	0-0 4-3	0-0 P3		0-0 E1 WP 1B		0-0 2-3 WP 1B		0-0 5-3		5	1	2	0	0	0	2						
Tito Fuentes, S OBP: 0.369, SLG: 0.380 (1, 4)	0-0 2B	0-0 F8		0-0 1B		0-0 L8		0-3 K		5	1	2	1	0	1	3						
Rusty Staub, L OBP: 0.300, SLG: 0.427 (1, 10)	0-0 1-H 2B		0-0 3-1		0-0 F3		0-0 2-3		0-0 F8		5	0	1	1	0	2						
Ben Oglivie, L OBP: 0.337, SLG: 0.473 (1, 9)	4-0 BB		0-0 4-3 BB 1B		0-3 K		0-0 4-3		0-0 1B 1B		4	0	2	0	1	1						
Jason Thompson, L OBP: 0.412, SLG: 0.515 (1, 3)	0-0 F5		4-0 1-2 BB		0-0 HR		0-3 K		0-0 1-2 1B		4	1	2	1	1	2						
Mickey Stanley, R OBP: 0.357, SLG: 0.640 (1, 7)	0-3 K		0-0 4-3		0-0 F8		0-0 F8		0-0 1-3		5	0	0	0	0	1						
Milt May, L OBP: 0.388, SLG: 0.459 (1, 2)		0-3 K	0-0 P4		0-0 1B 1B		0-3 K				4	0	1	0	0	2						
Tom Verzyer, R OBP: 0.234, SLG: 0.283 (1, 6)		0-0 E4 1B		0-0 1-3		0-0 1-3 1B		0-0 5-3		4	0	1	0	0	0	0						
Phil Mankowski, L OBP: 0.409, SLG: 0.350 John Wockenfuss, R (8, PH) OBP: 0.200, SLG: 0.357 Luis Alvarado, R (8, 5)		0-0 1-3 1B		0-0 F7		0-3 K		0-0 6-3		3	0	1	0	0	1	2						
Inning Stats	R: 1 E: 0 K: 1 S: 7	H: 2 LOB: 2 BB: 1 P: 11	R: 0 E: 1 K: 1 S: 7	H: 1 LOB: 2 BB: 0 P: 7	R: 0 E: 0 K: 0 S: 4	H: 1 LOB: 2 BB: 1 P: 8	R: 1 E: 1 K: 0 S: 5	H: 2 LOB: 1 BB: 0 P: 5	R: 1 E: 0 K: 2 S: 10	H: 3 LOB: 2 BB: 0 P: 10	R: 0 E: 0 K: 0 S: 4	H: 1 LOB: 1 BB: 0 P: 4	R: 0 E: 0 K: 2 S: 7	H: 0 LOB: 0 BB: 0 P: 7	R: 0 E: 0 K: 0 S: 3	H: 0 LOB: 0 BB: 0 P: 3	R: 0 E: 0 K: 1 S: 7	H: 2 LOB: 2 BB: 0 P: 7	1B: 10 2B: 1 3B: 0 HR: 1	SF: 0 SAC: 0 DP: 0 HBP: 0	WP: 2 PB: 0 SB: 0 CS: 0	PA: 42
PITCHER Geoff Zahn, L ERA: 3.19 (1, 1)	IP: 9.0 WLS: W BF: 42 H: 12 R: 3 ER: 3 SO: 7 BB: 2 IBB: 0 HBP: 0 BLK: 0 WP: 2 HR: 1 S: 54 P: 62 ERA: 3.00 WHIP: 1.556															PITCHER						

Detroit Tigers @ Minnesota Twins
Metropolitan Stadium, Bloomington, MI
Sat Apr 30 1977, 4:33 AM EDT
Att. 9,596 - Unknown - 72 F


AB 40
R 3
H 12
RBI 3
BB 2
SO 7
LOB 20



Batter	1	2	3	4	5	6	7	8	9	AB	R	H	RBI	BB	SO	LOB	BOTTOM			
Lyman Bostock, L OBP: 0.391, SLG: 0.514 (1, 8)	0-0 HR 1B			0-0 4-3		0-0 G4-6-3				4	1	1	0	0	1	4				
Larry Hisle, R OBP: 0.359, SLG: 0.524 (1, 7)	0-0 1-H HR	0-0 HBP 2B 1B		0-0 CS 1B		0-0 F8				4	2	3	4	0	0	0				
Rod Carew, L OBP: 0.424, SLG: 0.517 Willie Norwood, R (2, PR) OBP: 0.125, SLG: 0.250 Mike Cubbage, L OBP: 0.420, SLG: 0.431 (3, 5)	0-0 FC5-4 1B	0-0 2B HBP		0-0 3-1		0-0 G4-6-3 1B				1	0	1	0	0	0	0				
Dan Ford, R OBP: 0.302, SLG: 0.316 (1, 9)	0-0 FC5-4 1-2 G4-3	0-0 1-3 2-H 3-H		0-0 4-3		0-0 G4-6-3				4	0	1	2	0	0	2				
Craig Kusick, R OBP: 0.320, SLG: 0.444 (1, 10)	0-0 G4-3	0-0 F9		0-0 L9-3 1B		0-0 6-3				4	0	1	0	0	0	4				
Jerry Terrell, R OBP: 0.289, SLG: 0.314 (3, 3)		0-0 SH1-4 BB 1B		0-0 6-3		0-0 L9-3		0-0 G3		4	1	1	0	0	0	1				
Roy Smalley, S OBP: 0.333, SLG: 0.317 (1, 6)		4-0 SH1-4 BB		0-0 2-3 1B		0-0 3-1		0-0 G3		3	1	1	0	1	0	0				
Bob Randall, R OBP: 0.208, SLG: 0.217 (1, 4)		0-0 SH1-4		0-0 2-3		0-0 1B 3B				2	1	1	0	0	0	1				
Glenn Borgmann, R OBP: 0.400, SLG: 0.348 Butch Wynegar, S (6, PH) (7, 2)		4-0 HBP 1B BB		0-3 K		0-0 G4-6-3 1B				1	1	0	0	1	1	1				
Inning Stats	R: 2 E: 0 K: 0 S: 5	H: 3 LOB: 0 BB: 0 P: 5	R: 4 E: 0 K: 1 S: 8	H: 3 LOB: 3 BB: 2 P: 17	R: 0 E: 0 K: 1 S: 6	H: 1 LOB: 1 BB: 0 P: 6	R: 0 E: 0 K: 0 S: 3	H: 1 LOB: 0 BB: 0 P: 3	R: 0 E: 0 K: 0 S: 4	H: 2 LOB: 0 BB: 0 P: 4	R: 0 E: 0 K: 0 S: 3	H: 1 LOB: 0 BB: 0 P: 3	R: 0 E: 0 K: 0 S: 3	H: 0 LOB: 0 BB: 0 P: 3	R: 0 E: 0 K: 0 S: 3	H: 0 LOB: 0 BB: 0 P: 3	1B: 9 2B: 2 3B: 1 HR: 1	SF: 0 SAC: 1 DP: 4 HBP: 1	WP: 0 PB: 0 SB: 0 CS: 1	PA: 34
PITCHER Dave Roberts, L ERA: 5.76 Fernando Arroyo, R ERA: 2.39 (2, 1)	IP: 1.2 WLS: L BF: 13 H: 6 R: 6 ER: 6 SO: 1 BB: 2 IBB: 0 HBP: 1 BLK: 0 WP: 0 HR: 1 S: 12 P: 21 ERA: 32.40 WHIP: 4.800															PITCHER				

Detroit Tigers @ Minnesota Twins
Metropolitan Stadium, Bloomington, MI
Sat Apr 30 1977, 4:33 AM EDT
Att. 9,596 - Unknown - 72 F


AB 30
R 7
H 12
RBI 7
BB 2
SO 2
LOB 14



Batter	1	2	3	4	5	6	7	8	9	AB	R	H	RBI	BB	SO	LOB	TOP				
Ron LeFlore, R OBP: 0.288, SLG: 0.354 (1, 8)	4-3	5-3 HBP			K		G5-4-3			3	0	0	0	0	1	1					
Tito Fuentes, S OBP: 0.384, SLG: 0.373 (1, 4)	6-3	5-3			5-3			FC4-6 1B		4	0	1	0	0	0	1					
Rusty Staub, L OBP: 0.287, SLG: 0.407 (1, 10)	4-3	F9			K			FC4-6		4	0	0	0	0	1	2					
Ben Oglivie, L OBP: 0.333, SLG: 0.500 (1, 9)		HR	L9			4-3		K		4	1	1	1	0	1	1					
Jason Thompson, L OBP: 0.404, SLG: 0.500 (1, 3)		F7	L7			1B		K		4	0	1	0	0	1	1					
Steve Kemp, L OBP: 0.284, SLG: 0.435 (1, 7)		HR	K			K			4-3	4	1	1	1	0	2	1					
Milt May, L OBP: 0.380, SLG: 0.446 (1, 2)		1B HR		F7		P5			6-3	4	1	1	0	0	0	1					
Phil Mankowski, L OBP: 0.385, SLG: 0.333 (1, 5)		HR		F7			F6		F2	4	1	1	0	0	0	0					
Tom Verzyer, R OBP: 0.260, SLG: 0.354 (1, 6)		HR	L9				G5-4-3 BB			2	1	1	3	1	0	0					
Inning Stats	R: 0 E: 0 K: 0 S: 3	H: 0 LOB: 0 BB: 0 P: 3	R: 5 E: 0 K: 0 S: 8	H: 5 LOB: 1 BB: 0 P: 9	R: 0 E: 0 K: 1 S: 5	H: 0 LOB: 0 BB: 0 P: 5	R: 0 E: 0 K: 0 S: 3	H: 0 LOB: 0 BB: 0 P: 3	R: 0 E: 0 K: 1 S: 6	H: 1 LOB: 1 BB: 0 P: 6	R: 0 E: 0 K: 0 S: 2	H: 0 LOB: 0 BB: 1 P: 6	R: 0 E: 0 K: 2 S: 8	H: 1 LOB: 1 BB: 0 P: 8	R: 0 E: 0 K: 0 S: 3	H: 0 LOB: 0 BB: 0 P: 3	1B: 4 2B: 0 3B: 0 HR: 3	SF: 0 SAC: 0 DP: 1 HBP: 1	WP: 0 PB: 0 SB: 0 CS: 0	PA: 35	
PITCHER	IP	WLS	BF	H	R	ER	SO	BB	IBB	HBP	BLK	WP	HR	S	P	ERA	WHIP				
Paul Thormodsgard, R ERA: 4.13 (1, 1)	2.0		12	5	5	5	0	0	0	1	0	0	3	11	12	22.50	2.500				
Jeff Holly, L ERA: (3, 1)	7.0	W	23	2	0	0	6	1	0	0	0	0	0	34	38	0.00	0.429				

Detroit Tigers @ Minnesota Twins
Metropolitan Stadium, Bloomington, MI
Sun May 01 1977, 4:33 AM EDT
Att. 8,637 - Unknown - 62 F


AB 33
R 5
H 7
RBI 5
BB 1
SO 6
LOB 8



Batter	1	2	3	4	5	6	7	8	9	AB	R	H	RBI	BB	SO	LOB	BOTTOM					
Roy Smalley, S OBP: 0.325, SLG: 0.309 (1, 6)	G3		FC5-4			4-3		K	1B	5	0	1	1	0	1	1						
Rod Carew, L OBP: 0.417, SLG: 0.500 (1, 3)	1B BB		L6			F7		4-3		3	0	0	0	1	0	1						
Lyman Bostock, L OBP: 0.385, SLG: 0.500 (1, 8)	1-3 1B			L4		G3		4-3		4	0	1	0	0	0	0						
Butch Wynegar, S OBP: 0.349, SLG: 0.500 (1, 2)	L4-3			F5		1B 1-3 1B		G3		4	1	1	0	0	0	2						
Mike Cabbage, L OBP: 0.412, SLG: 0.434 (1, 5)		G3		6-3		1-3		1B		4	1	1	0	0	0	1						
Rich Chiles, L OBP: 0.432, SLG: 0.343 (1, 10)		F7			K	1-3 1B		F9		4	0	1	0	0	1	1						
Larry Hisle, R OBP: 0.365, SLG: 0.523 (1, 7)		5-3			F8	1-3 1B		WP HBP 2B	1B	4	1	2	2	0	0	0						
Dan Ford, R OBP: 0.300, SLG: 0.304 (1, 9)			6-3		F2	1-3		2B WP	HBP	3	1	0	0	0	0	2						
Rob Wilfong, L OBP: 0.421, SLG: 0.486 (1, 4)						1-3		1B 2B		3	1	2	1	0	0	2						
Craig Kusick, R OBP: 0.333, SLG: 0.478 (9, PH)						HR				1	0	1	2	0	0	0						
Jerry Terrell, R OBP: 0.289, SLG: 0.314 (9, PR)									1B 2B	0	1	0	0	0	0	0						
Inning Stats	R: 0 E: 0 K: 0 S: 3	H: 1 LOB: 1 BB: 1 P: 7	R: 0 E: 0 K: 0 S: 3	H: 0 LOB: 0 BB: 0 P: 3	R: 0 E: 0 K: 0 S: 4	H: 1 LOB: 1 BB: 0 P: 4	R: 0 E: 0 K: 0 S: 3	H: 0 LOB: 0 BB: 0 P: 3	R: 0 E: 0 K: 1 S: 5	H: 0 LOB: 0 BB: 0 P: 5	R: 1 E: 0 K: 0 S: 4	H: 1 LOB: 0 BB: 0 P: 4	R: 1 E: 0 K: 0 S: 6	H: 3 LOB: 2 BB: 0 P: 6	R: 0 E: 0 K: 1 S: 5	H: 0 LOB: 0 BB: 0 P: 5	R: 4 E: 0 K: 0 S: 6	H: 4 LOB: 2 BB: 0 P: 7	1B: 7 2B: 3 3B: 0 HR: 1	SF: 0 SAC: 0 DP: 1 HBP: 1	WP: 1 PB: 0 SB: 0 CS: 0	PA: 37
PITCHER	IP	WLS	BF	H	R	ER	SO	BB	IBB	HBP	BLK	WP	HR	S	P	ERA	WHIP					
Dave Rozema, R ERA: 3.85 (1, 1)	8.2		35	8	5	5	2	1	0	1	0	1	0	2	2	5.19	1.038					
John Hiller, L ERA: 4.6 (9, 1)	0.0	L	2	2	1	1	0	0	0	0	0	1	0	2	2	∞	∞					

Detroit Tigers @ Minnesota Twins
Metropolitan Stadium, Bloomington, MI
Sun May 01 1977, 4:33 AM EDT
Att. 8,637 - Unknown - 62 F

AB 35
R 6
H 10
RBI 6
BB 1
SO 2
LOB 10



Batter	1	2	3	4	5	6	7	8	9	10	AB	R	H	RBI	BB	SO	LOB				
Rich Chiles, L OBP: 0.429, SLG: 0.333 (1, 10)											4	1	1	0	1	1	1				
Roy Smalley, S OBP: 0.318, SLG: 0.292 (1, 6)											4	0	0	0	1	1	2				
Rod Carew, L OBP: 0.407, SLG: 0.495 (1, 3)											5	1	1	1	0	1	4				
Lyman Bostock, L OBP: 0.396, SLG: 0.506 (1, 8)											5	1	3	1	0	1	0				
Butch Wynegar, S OBP: 0.359, SLG: 0.574 (1, 2)											5	1	3	1	0	0	1				
Mike Cuddehe, L OBP: 0.411, SLG: 0.423 (1, 5)											2	0	0	1	2	0	0				
Larry Hisle, R OBP: 0.347, SLG: 0.495 (1, 7)											5	0	0	0	0	3	5				
Dan Ford, R OBP: 0.305, SLG: 0.310 (1, 9)											5	0	2	0	0	1	4				
Rob Wilfong, L OBP: 0.405, SLG: 0.462 (1, 4)											4	0	1	0	0	1	3				
Inning Stats	R: 2 E: 0 K: 1 S: 8	H: 3 LOB: 3 BB: 2 P: 16	R: 0 E: 0 K: 0 S: 3	H: 0 LOB: 0 BB: 0 P: 3	R: 0 E: 0 K: 0 S: 3	H: 1 LOB: 0 BB: 0 P: 3	R: 0 E: 0 K: 0 S: 3	H: 0 LOB: 0 BB: 0 P: 3	R: 0 E: 0 K: 1 S: 7	H: 2 LOB: 3 BB: 1 P: 11	R: 1 E: 0 K: 3 S: 9	H: 2 LOB: 2 BB: 1 P: 15	R: 0 E: 0 K: 3 S: 9	H: 0 LOB: 0 BB: 0 P: 9	R: 1 E: 1 K: 1 S: 7	H: 2 LOB: 1 BB: 0 P: 7	1B: 8 2B: 2 3B: 0 HR: 1	SF: 1 SAC: 0 DP: 1 HBP: 0	WP: 0 PB: 0 SB: 2 CS: 0	PA: 44	
PITCHER	IP	WLS	BF	H	R	ER	SO	BB	IBB	HBP	BLK	WP	HR	S	P	ERA	WHIP				
Al Fitzmorris, R ERA: 3.86 (1, 1)	7.0		30	7	2	2	2	2	2	0	0	0	0	31	43	2.57	1.286				
Rick Waits, L ERA: 3.0 (8, 1)	0.1		3	1	1	1	1	1	0	0	0	0	1	4	8	27.00	6.000				
Jim Kern, R ERA: 2.31 (8, 1)	2.2	L	11	3	1	1	6	0	0	0	0	0	0	23	23	3.38	1.125				

TOP

Minnesota Twins @ Cleveland Indians
Cleveland Municipal Stadium, Cleveland, OH

Tue May 03 1977, 7:05 PM EDT
Att: 4,363 - Unknown - 55 F

AB 39
R 4
H 11
RBI 4
BB 4
SO 9
LOB 20

Batter	1	2	3	4	5	6	7	8	9	10	AB	R	H	RBI	BB	SO	LOB				
Duane Kuiper, L OBP: 0.317, SLG: 0.276 (1, 4)											4	1	0	0	1	1	2				
Buddy Bell, R OBP: 0.345, SLG: 0.351 (1, 5)											5	0	1	0	0	0	2				
Jim Norris, L OBP: 0.424, SLG: 0.411 ERA: 3.86 (1, 9)											3	1	1	0	0	0	0				
Paul Dade, R OBP: 0.390, SLG: 0.441 (7, PH) (8, 9)											1	0	0	1	0	0	0				
Johnny Grubb, L OBP: 0.450, SLG: 0.576 (1, 7)											5	0	3	1	0	0	1				
Rick Manning, L OBP: 0.295, SLG: 0.287 (1, 8)											4	0	0	0	0	1	2				
Rico Carty, R OBP: 0.279, SLG: 0.282 (1, 10)											3	1	2	0	1	1	2				
John Lowenstein, L OBP: 0.375, SLG: 0.409 (8, PR)											0	0	0	0	0	0	0				
Andre Thornton, R OBP: 0.277, SLG: 0.321 (10, PH)											1	0	0	0	0	0	1				
Bill Melton, R OBP: 0.275, SLG: 0.350 (1, 3)											4	0	1	0	0	0	4				
Larvell Blanks, R OBP: 0.282, SLG: 0.235 (1, 6)											4	0	1	1	0	0	4				
Fred Kendall, R OBP: 0.316, SLG: 0.371 (1, 2)											4	0	0	0	0	0	3				
Inning Stats	R: 1 E: 0 K: 1 S: 7	H: 2 LOB: 1 BB: 0 P: 7	R: 1 E: 0 K: 0 S: 6	H: 3 LOB: 2 BB: 0 P: 6	R: 0 E: 0 K: 0 S: 3	H: 0 LOB: 0 BB: 0 P: 3	R: 0 E: 0 K: 0 S: 3	H: 1 LOB: 2 BB: 0 P: 7	R: 1 E: 0 K: 0 S: 4	H: 1 LOB: 1 BB: 1 P: 8	R: 0 E: 0 K: 0 S: 3	H: 0 LOB: 1 BB: 1 P: 7	R: 0 E: 0 K: 0 S: 3	H: 0 LOB: 0 BB: 0 P: 3	R: 0 E: 0 K: 1 S: 6	H: 1 LOB: 1 BB: 0 P: 6	1B: 8 2B: 1 3B: 0 HR: 0	SF: 1 SAC: 1 DP: 0 HBP: 0	WP: 1 PB: 0 SB: 1 CS: 0	PA: 42	
PITCHER	IP	WLS	BF	H	R	ER	SO	BB	IBB	HBP	BLK	WP	HR	S	P	ERA	WHIP				
Dave Goltz, R ERA: 3.86 (1, 1)	6.1		29	8	3	3	2	1	0	0	0	0	0	32	36	4.26	1.421				
Tom Burgmeier, L ERA: 2.05 (7, 1)	3.1	W	12	1	0	0	1	1	0	0	0	0	0	13	17	0.600	0.600				
Tom Johnson, R ERA: 0.96 (10, 1)	0.1	S	1	0	0	0	0	0	0	0	0	1	0	1	1	0.00	0.000				

BOTTOM

Minnesota Twins @ Cleveland Indians
Cleveland Municipal Stadium, Cleveland, OH

Tue May 03 1977, 7:05 PM EDT
Att: 4,363 - Unknown - 55 F

AB 38
R 3
H 9
RBI 3
BB 2
SO 3
LOB 21

Batter	1	2	3	4	5	6	7	8	9	AB	R	H	RBI	BB	SO	LOB	TOP										
Rich Chiles, L OBP: 0.415, SLG: 0.326 Craig Kusick, R OBP: 0.327, SLG: 0.468	F8		L9	P5				K		4	0	1	1	0	0	1											
Roy Smalley, S OBP: 0.300, SLG: 0.273	G3		6-3			F9	F9		F8	5	0	0	0	0	0	1											
Rod Carew, L OBP: 0.416, SLG: 0.525	F8		BLK BB 1B		HR			K	G4-6-3 BB	4	1	2	1	1	1	0											
Lyman Bostock, L OBP: 0.396, SLG: 0.506		HR 2B	BLK BB		F7		5-3		G4-6-3 BB	4	1	1	0	1	0	1											
Butch Wynegar, S OBP: 0.375, SLG: 0.556	F5						P4			2	0	0	0	2	0	1											
Mike Cabbage, L OBP: 0.409, SLG: 0.413 Bob Gorinski, R OBP: 0.294, SLG: 0.250 Jerry Terrell, R OBP: 0.289, SLG: 0.314			4-3		4-3			4-3 SH1-4 BB		2	1	0	0	1	0	4											
Larry Hisle, R OBP: 0.356, SLG: 0.527		HR		L7		4-3 1B BB		SH1-4		2	2	1	3	1	0	0											
Dan Ford, R OBP: 0.303, SLG: 0.318	6-3				4-3		4-3	4-3		4	0	1	0	0	0	3											
Rob Wilfong, L OBP: 0.391, SLG: 0.429	G3			1-3		4-3			BB	3	0	0	0	1	0	2											
Inning Stats	R: 0 E: 0 K: 0 S: 3	H: 0 LOB: 0 BB: 0 P: 3	R: 3 E: 0 K: 0 S: 5	H: 2 LOB: 0 BB: 1 P: 9	R: 0 E: 0 K: 0 S: 4	H: 1 LOB: 3 BB: 2 P: 12	R: 0 E: 0 K: 0 S: 4	H: 1 LOB: 1 BB: 0 P: 4	R: 1 E: 0 K: 0 S: 4	H: 1 LOB: 1 BB: 1 P: 8	R: 0 E: 0 K: 1 S: 5	H: 0 LOB: 0 BB: 0 P: 5	R: 0 E: 0 K: 1 S: 5	H: 0 LOB: 2 BB: 2 P: 13	R: 0 E: 0 K: 0 S: 2	H: 0 LOB: 0 BB: 1 P: 6	1B: 2 2B: 2 3B: 0 HR: 2	SF: 0 SAC: 1 DP: 1 HBP: 0	WP: 0 PB: 0 SB: 1 CS: 0	PA: 40							
PITCHER	IP	WLS	BF	H	R	ER	SO	BB	IBB	HBP	BLK	WP	HR	S	P	ERA	WHIP										
Pat Dobson, R ERA: 6.11	5.2		28	6	5	5	0	4	1	0	1	0	2	23	43	7.94	1.765										
Don Hood, L ERA: 2.03	1.1	W	5	0	0	0	1	1	0	0	0	0	0	6	10	0.00	0.750										
Jim Kern, R ERA: 2.19	0.2		3	0	0	0	0	1	0	0	0	0	0	2	6	0.00	1.500										
Dave LaRoche, L ERA: 6.0	1.1	S	4	0	0	0	1	1	0	0	0	0	0	5	9	0.00	0.750										

Minnesota Twins @ Cleveland Indians
Cleveland Municipal Stadium, Cleveland, OH
Wed May 04 1977, 3:33 AM EDT
Att. 3,353 - Unknown - 51 F

AB 31
R 5
H 6
RBI 5
BB 8
SO 2
LOB 15



Batter	1	2	3	4	5	6	7	8	9	AB	R	H	RBI	BB	SO	LOB	BOTTOM										
Duane Kuiper, L OBP: 0.326, SLG: 0.288	G3-6-3 1B		FC5-6 1B S 1B		4-3		E7 1B FC4-2 1B			4	1	2	0	0	0	1											
Buddy Bell, R OBP: 0.341, SLG: 0.346	G3-6-3 1-2		K		K		FC4-2 1-3 1B			4	0	1	1	0	2	2											
Jim Norris, L OBP: 0.414, SLG: 0.400	F7		1B			L3	FC4-2			4	1	1	0	0	0	2											
Johnny Grubb, L OBP: 0.455, SLG: 0.568		3-1					G3			4	0	2	2	0	0	2											
Rick Manning, L OBP: 0.303, SLG: 0.311		4-3 3B			4-3			F8		3	2	1	0	1	0	1											
Rico Carty, R OBP: 0.276, SLG: 0.275		4-3			6-3			6-3		4	0	1	2	0	0	0											
Bill Melton, R OBP: 0.250, SLG: 0.318 Frank Duffy, R OBP: 0.255, SLG: 0.158		F5			F2		F9	K		4	0	0	0	0	1	1											
Larry Blanks, R OBP: 0.286, SLG: 0.270 Andre Thornton, R OBP: 0.277, SLG: 0.321			1B 2B		K			F8		3	1	1	0	0	1	0											
Fred Kendall, R OBP: 0.341, SLG: 0.378			1B 2B			F8		E 1B 1B BB		2	1	1	1	1	0	0											
Inning Stats	R: 0 E: 0 K: 0 S: 3	H: 1 LOB: 0 BB: 0 P: 3	R: 1 E: 0 K: 0 S: 4	H: 1 LOB: 0 BB: 0 P: 4	R: 3 E: 0 K: 1 S: 9	H: 4 LOB: 1 BB: 0 P: 9	R: 0 E: 0 K: 1 S: 5	H: 0 LOB: 0 BB: 0 P: 5	R: 0 E: 0 K: 1 S: 5	H: 0 LOB: 0 BB: 0 P: 5	R: 1 E: 0 K: 0 S: 4	H: 2 LOB: 1 BB: 1 P: 8	R: 1 E: 1 K: 0 S: 5	H: 2 LOB: 2 BB: 1 P: 9	R: 0 E: 0 K: 1 S: 5	H: 0 LOB: 0 BB: 0 P: 5	1B: 7 2B: 2 3B: 1 HR: 0	SF: 0 SAC: 0 DP: 1 HBP: 0	WP: 0 PB: 0 SB: 1 CS: 1	PA: 34							
PITCHER	IP	WLS	BF	H	R	ER	SO	BB	IBB	HBP	BLK	WP	HR	S	P	ERA	WHIP										
Pete Redfern, R ERA: 6.3	1.1		13	6	4	4	1	0	0	0	0	0	0	15	15	13.50	2.250										
Jeff Holly, L ERA: 0.9	3.0		11	2	1	1	2	1	0	0	0	0	0	14	18	3.00	1.000										
Tom Johnson, R ERA: 1.29	6.1	L	10	2	1	1	1	1	0	0	0	0	0	11	15	3.86	1.286										

Minnesota Twins @ Cleveland Indians
Cleveland Municipal Stadium, Cleveland, OH
Wed May 04 1977, 3:33 AM EDT
Att. 3,353 - Unknown - 51 F

AB 32
R 6
H 10
RBI 6
BB 2
SO 4
LOB 9



Batter	1	2	3	4	5	6	7	8	9	AB	R	H	RBI	BB	SO	LOB	TOP								
Lyman Bostock, L (1, 8) OBP: 0.396, SLG: 0.500	4-3			E 1B	4-3		G3		2B 1B	5	2	1	0	0	0		Minnesota Twins @ Toronto Blue Jays Exhibition Stadium, Toronto, ON Fri May 06 1977, 7:05 PM EDT Att: 26,355 - Unknown - 57 F								
Roy Smalley, S (1, 6) OBP: 0.316, SLG: 0.305	F8			2B E 1B	1B		F7		1B 2B	5	1	3	3	0	0										
Rod Carew, L (1, 3) OBP: 0.424, SLG: 0.534	4-3			E 2B	1B				F7 BB	4	1	2	0	1	0	0									
Butch Wynegar, S (1, 2) OBP: 0.390, SLG: 0.545		FC6-4 BB		E BB	3-1				CS 1B P3	3	0	1	0	2	0	4									
Mike Cabbage, L (1, 5) OBP: 0.392, SLG: 0.393		FC6-4 CS		K					1B P6	4	0	0	0	0	2	5									
Larry Hisle, R (1, 7) OBP: 0.352, SLG: 0.546				E5					K HR	4	1	1	2	0	2	2									
Rich Chiles, L (1, 10) OBP: 0.404, SLG: 0.319				G3					FC4-6 1B S	4	0	1	0	0	0	2									
Willie Norwood, R (0, PR) OBP: 0.125, SLG: 0.250				P1					1B	0	1	0	0	0	0	0									
Dan Ford, R (1, 9) OBP: 0.301, SLG: 0.308				4-3	4-3				FC4-6 BB	3	0	0	0	1	0	2									
Rob Wilfong, L (1, 4) OBP: 0.360, SLG: 0.391				6-3					FC4-6 1B 2B	4	1	0	0	0	0	2									
Inning Stats	R: 0 E: 0 K: 0 S: 3	H: 0 LOB: 0 BB: 0 P: 3	R: 0 E: 0 K: 1 S: 4	H: 0 LOB: 0 BB: 1 P: 8	R: 0 E: 0 K: 2 S: 9	H: 0 LOB: 0 BB: 0 P: 3	R: 3 E: 2 K: 1 S: 9	H: 3 LOB: 2 BB: 1 P: 13	R: 0 E: 0 K: 0 S: 5	H: 2 LOB: 2 BB: 0 P: 5	R: 1 E: 0 K: 1 S: 6	H: 1 LOB: 0 BB: 0 P: 6	R: 0 E: 0 K: 0 S: 3	H: 0 LOB: 0 BB: 0 P: 3	R: 0 E: 0 K: 0 S: 3	H: 1 LOB: 0 BB: 0 P: 3	R: 3 E: 0 K: 1 S: 8	H: 3 LOB: 2 BB: 2 P: 16	1B: 7 2B: 2 3B: 0 HR: 1	SF: 0 SAC: 0 DP: 0 HBP: 0	WP: 0 PB: 0 SB: 1 CS: 2	PA: 40			
PITCHER	IP	WLS	BF	H	R	ER	SO	BB	IBB	HBP	BLK	WP	HR	S	P	ERA	WHIP								
Dave Lemanczyk, R (1, 1) ERA: 4.82	8.2	L	38	10	7	6	4	3	0	0	0	0	1	43	55	6.23	1.500								
Jerry Johnson, R (0, 1) ERA: 3.79	0.1		2	0	0	0	0	1	0	0	0	0	0	1	5	0.00	3.000								

AB	36
R	7
H	10
RBI	6
BB	4
SO	4
LOB	17



Batter	1	2	3	4	5	6	7	8	9	AB	R	H	RBI	BB	SO	LOB	BOTTOM								
John Scott, R (1, 7) OBP: 0.185, SLG: 0.192	3-1			K					K	5	1	1	0	0	2	1	Minnesota Twins @ Toronto Blue Jays Exhibition Stadium, Toronto, ON Fri May 06 1977, 7:05 PM EDT Att: 26,355 - Unknown - 57 F								
Hector Torres, R (1, 4) OBP: 0.302, SLG: 0.316	5-3			1B					5-3	4	1	2	0	1	0	1									
Al Woods, L (1, 9) OBP: 0.324, SLG: 0.452				1B					G3-6-3 BB	4	0	2	0	0	0	3									
Otto Velez, R (1, 10) OBP: 0.472, SLG: 0.781				1B					K	3	0	1	1	1	2	2									
Doug Ault, R (1, 3) OBP: 0.391, SLG: 0.526	6-3			BB					6-3	4	0	0	0	0	1	6									
Gary Woods, R (1, 8) OBP: 0.296, SLG: 0.321				FC6-4					K	4	0	2	0	0	0	1									
Alan Ashby, S (1, 2) OBP: 0.307, SLG: 0.282				E4 SH1-3					1-3	4	0	2	0	0	0	1									
Dave McKay, S (1, 5) OBP: 0.212, SLG: 0.289				1B					K	3	0	0	0	0	2	3									
Jim Mason, L (1, 6) OBP: 0.218, SLG: 0.181				P4					K	3	0	0	0	0	2	3									
Dave McKay, S (1, 5) OBP: 0.212, SLG: 0.289				SH1-3					K	4	0	1	0	0	1	1									
Jim Mason, L (1, 6) OBP: 0.218, SLG: 0.181				2B					E5	4	0	1	0	0	1	1									
Inning Stats	R: 0 E: 0 K: 0 S: 4	H: 1 LOB: 2 BB: 1 P: 8	R: 0 E: 0 K: 1 S: 6	H: 2 LOB: 1 BB: 0 P: 6	R: 0 E: 0 K: 2 S: 9	H: 2 LOB: 0 BB: 0 P: 9	R: 0 E: 1 K: 1 S: 6	H: 1 LOB: 1 BB: 0 P: 6	R: 2 E: 1 K: 1 S: 9	H: 3 LOB: 2 BB: 0 P: 9	R: 0 E: 0 K: 1 S: 5	H: 0 LOB: 0 BB: 0 P: 5	R: 0 E: 0 K: 1 S: 4	H: 0 LOB: 0 BB: 1 P: 8	R: 0 E: 0 K: 2 S: 7	H: 0 LOB: 0 BB: 0 P: 7	R: 0 E: 0 K: 1 S: 6	H: 0 LOB: 1 BB: 0 P: 6	1B: 8 2B: 1 3B: 0 HR: 0	SF: 0 SAC: 1 DP: 1 HBP: 0	WP: 0 PB: 0 SB: 0 CS: 1	PA: 38			
PITCHER	IP	WLS	BF	H	R	ER	SO	BB	IBB	HBP	BLK	WP	HR	S	P	ERA	WHIP								
Geoff Zahn, L (1, 1) ERA: 2.95	6.0	W	28	9	2	1	6	1	0	0	0	0	0	39	43	1.50	1.667								
Ron Schueler, R (7, 1) ERA: 2.37	3.0	S	10	0	0	0	4	1	0	0	0	0	0	17	21	0.00	0.333								

AB	35
R	2
H	9
RBI	1
BB	2
SO	10
LOB	21



Batter	1	2	3	4	5	6	7	8	9	AB	R	H	RBI	BB	SO	LOB	TOP			
Larry Hisle, R OBP: 0.366, SLG: 0.560 (1, 7)										3	1	2	0	1	0	0	Minnesota Twins @ Toronto Blue Jays Exhibition Stadium, Toronto, ON Sat May 07 1977, 3:33 AM EDT Att: 34,091 - Unknown - 46 F			
Roy Smalley, S OBP: 0.316, SLG: 0.306 (1, 6)										3	0	1	0	0	0	1				
Rod Carew, L OBP: 0.418, SLG: 0.519 (1, 3)										3	0	0	0	1	0	1				
Butch Wynegar, S OBP: 0.395, SLG: 0.536 (1, 2)										3	1	1	0	1	0	2				
Lyman Bostock, L OBP: 0.409, SLG: 0.510 (1, 8)										4	2	3	0	0	0	1				
Mike Cabbage, L OBP: 0.390, SLG: 0.414 (1, 5)										3	0	1	2	0	0	2				
Rich Chiles, L OBP: 0.377, SLG: 0.294 (1, 10)										4	0	0	0	0	0	2				
Dan Ford, R OBP: 0.299, SLG: 0.305 (1, 9)										4	0	1	1	0	1	0				
Rob Wilfong, L OBP: 0.333, SLG: 0.360 (1, 4)										4	0	0	0	0	0	1				
Inning Stats	R: 3 E: 0 K: 0 S: 6	H: 4 LOB: 1 BB: 1 P: 10	R: 0 E: 0 K: 1 S: 5	H: 0 LOB: 0 BB: 0 P: 5	R: 0 E: 0 K: 0 S: 3	H: 0 LOB: 0 BB: 0 P: 3	R: 0 E: 0 K: 0 S: 3	H: 1 LOB: 0 BB: 0 P: 3	R: 0 E: 0 K: 0 S: 4	H: 1 LOB: 1 BB: 0 P: 4	R: 0 E: 0 K: 0 S: 3	H: 0 LOB: 0 BB: 0 P: 3	R: 0 E: 0 K: 0 S: 2	H: 0 LOB: 1 BB: 2 P: 10	R: 1 E: 0 K: 0 S: 5	H: 2 LOB: 1 BB: 0 P: 5	1B: 7 2B: 1 3B: 1 HR: 0	SF: 0 SAC: 2 DP: 2 HBP: 0	WP: 0 PB: 0 SB: 0 CS: 1	PA: 36
PITCHER Steve Hargan, R ERA: 5.22 (1, 1)	IP: 9.0 WLS: L BF: 36 H: 9 R: 4 ER: 4 SO: 1 BB: 2 IBB: 1 HBP: 0 BLK: 0 WP: 0 HR: 0 S: 35 P: 47 ERA: 4.00 WHIP: 1.222															PITCHER				

Batter	1	2	3	4	5	6	7	8	9	AB	R	H	RBI	BB	SO	LOB	BOTTOM					
Hector Torres, R OBP: 0.277, SLG: 0.286 (1, 4) (9, 6)										4	0	0	0	0	1	1	Minnesota Twins @ Toronto Blue Jays Exhibition Stadium, Toronto, ON Sat May 07 1977, 3:33 AM EDT Att: 34,091 - Unknown - 46 F					
Jim Mason, L OBP: 0.222, SLG: 0.176 (1, 6)										2	0	0	0	1	0	0						
Pedro Garcia, R OBP: 0.241, SLG: 0.278 (8, PH) (9, 4)										1	0	0	0	0	0	0						
Al Woods, L OBP: 0.346, SLG: 0.494 (1, 7)										4	1	3	0	0	0	1						
Otto Velez, R OBP: 0.484, SLG: 0.773 (1, 10)										2	0	1	1	2	0	2						
Ron Fairly, L OBP: 0.377, SLG: 0.478 (1, 9)										4	0	1	0	0	0	3						
Doug Ault, R OBP: 0.377, SLG: 0.505 (1, 3)										4	0	0	0	0	0	2						
Gary Woods, R OBP: 0.282, SLG: 0.305 (1, 8)										4	0	0	0	0	0	0						
Alan Ashby, S OBP: 0.304, SLG: 0.305 (1, 2)										4	0	1	0	0	0	1						
Dave McKay, S OBP: 0.216, SLG: 0.283 (1, 5)										2	0	0	0	1	1	2						
Inning Stats	R: 0 E: 0 K: 0 S: 4	H: 1 LOB: 2 BB: 1 P: 8	R: 0 E: 0 K: 1 S: 6	H: 1 LOB: 0 BB: 0 P: 6	R: 0 E: 1 K: 1 S: 6	H: 1 LOB: 1 BB: 0 P: 6	R: 0 E: 0 K: 0 S: 3	H: 0 LOB: 0 BB: 0 P: 3	R: 0 E: 0 K: 0 S: 2	H: 0 LOB: 0 BB: 1 P: 6	R: 0 E: 0 K: 0 S: 3	H: 1 LOB: 2 BB: 2 P: 11	R: 0 E: 0 K: 0 S: 3	H: 0 LOB: 0 BB: 0 P: 3	R: 1 E: 0 K: 0 S: 5	H: 2 LOB: 1 BB: 0 P: 5	R: 0 E: 0 K: 0 S: 3	H: 0 LOB: 0 BB: 0 P: 3	1B: 4 2B: 0 3B: 2 HR: 0	SF: 0 SAC: 0 DP: 4 HBP: 0	WP: 0 PB: 0 SB: 0 CS: 0	PA: 35
PITCHER Paul Thordogsgard, R ERA: 3.19 (1, 1)	IP: 7.0 WLS: W BF: 27 H: 4 R: 0 ER: 0 SO: 2 BB: 4 IBB: 0 HBP: 0 BLK: 0 WP: 0 HR: 0 S: 27 P: 43 ERA: 0.00 WHIP: 1.143															PITCHER						
Tom Burgmeier, L ERA: 2.35 (8, 1)	IP: 1.0 WLS: S BF: 5 H: 2 R: 1 ER: 1 SO: 0 BB: 0 IBB: 0 HBP: 0 BLK: 0 WP: 0 HR: 0 S: 5 P: 5 ERA: 9.00 WHIP: 2.000															PITCHER						
Tom Johnson, R ERA: 1.23 (9, 1)	IP: 1.0 WLS: S BF: 3 H: 0 R: 0 ER: 0 SO: 0 BB: 0 IBB: 0 HBP: 0 BLK: 0 WP: 0 HR: 0 S: 3 P: 3 ERA: 0.00 WHIP: 0.000															PITCHER						

AB	31
R	4
H	9
RBI	3
BB	3
SO	1
LOB	10



AB	31
R	1
H	6
RBI	1
BB	4
SO	2
LOB	12



livebaseballscores.com

livebaseballscores.com

Batter	1	2	3	4	5	6	7	8	9	AB	R	H	RBI	BB	SO	LOB	TOP			
Dan Ford, R OBP: 0.295, SLG: 0.300 (1, 9)										5	1	1	0	0	2	1	Minnesota Twins @ Toronto Blue Jays Exhibition Stadium, Toronto, ON Sun May 08 1977, 3:33 AM EDT Att: 20,902 - Unknown - 52 F			
Roy Smalley, S OBP: 0.307, SLG: 0.289 (1, 6)										5	0	0	0	0	0	4				
Rod Carew, L OBP: 0.433, SLG: 0.577 (1, 3)										5	2	4	1	0	0	0				
Lyman Bostock, L OBP: 0.409, SLG: 0.505 (1, 8)										5	1	2	0	0	1	2				
Butch Wynegar, S OBP: 0.384, SLG: 0.527 (1, 2)										5	0	1	2	0	1	3				
Mike Cubbage, L OBP: 0.390, SLG: 0.413 (1, 5)										5	1	2	1	0	0	2				
Larry Hise, R OBP: 0.368, SLG: 0.571 (1, 7)										5	0	2	1	0	0	2				
Rich Chiles, L OBP: 0.381, SLG: 0.302 (5, PH)									2	0	1	0	0	0	0	0				
Rob Wilfong, L OBP: 0.338, SLG: 0.353 (5, PH)									1	0	0	0	1	0	2	0				
Bob Randall, R OBP: 0.200, SLG: 0.208 (5, 4)									2	0	0	0	0	0	3					
Inning Stats	R: 1 E: 1 K: 0 S: 4	H: 0 LOB: 0 BB: 0 P: 4	R: 0 E: 0 K: 0 S: 5	H: 2 LOB: 2 BB: 0 P: 5	R: 2 E: 0 K: 1 S: 8	H: 4 LOB: 2 BB: 1 P: 8	R: 0 E: 0 K: 1 S: 4	H: 1 LOB: 2 BB: 1 P: 8	R: 2 E: 0 K: 2 S: 8	H: 3 LOB: 1 BB: 0 P: 8	R: 0 E: 0 K: 0 S: 3	H: 0 LOB: 0 BB: 0 P: 3	R: 0 E: 0 K: 0 S: 4	H: 1 LOB: 1 BB: 0 P: 4	R: 0 E: 0 K: 0 S: 5	H: 2 LOB: 2 BB: 0 P: 5	1B: 9 2B: 2 3B: 3 HR: 0	SF: 0 SAC: 0 DP: 0 HBP: 0	WP: 1 PB: 0 SB: 1 CS: 0	PA: 43
PITCHER	IP WLS BF H R ER SO BB IBB HBP BLK WP HR S P ERA WHIP																			
Jesse Jefferson, R ERA: 4.93 (1, 1)	4.2 L 25 10 5 4 2 1 0 0 0 0 1 0 28 32 7.71 2.357																			
Mike Willis, L ERA: 0.5 (5, 1)	4.1 18 4 0 0 2 1 0 0 0 0 0 0 21 25 0.00 1.154																			

Batter	1	2	3	4	5	6	7	8	9	AB	R	H	RBI	BB	SO	LOB	BOTTOM					
Hector Torres, R OBP: 0.288, SLG: 0.283 (1, 4) (9, 5)										4	1	1	0	1	0	0	Minnesota Twins @ Toronto Blue Jays Exhibition Stadium, Toronto, ON Sun May 08 1977, 3:33 AM EDT Att: 20,902 - Unknown - 52 F					
Jim Mason, L OBP: 0.233, SLG: 0.203 (1, 6)										5	1	2	0	0	0	1						
Al Woods, L OBP: 0.361, SLG: 0.506 (1, 7)										4	0	2	0	1	0	2						
Otto Velez, R OBP: 0.480, SLG: 0.744 (1, 9)										3	1	0	0	2	1	4						
Ron Fairly, L OBP: 0.390, SLG: 0.493 (9, PR)										4	1	2	2	1	0	0						
John Scott, R OBP: 0.185, SLG: 0.192 (9, PR)										0	0	0	0	0	0	0						
Doug Ault, R OBP: 0.387, SLG: 0.500 (1, 3)										3	0	1	1	1	1	3						
Gary Woods, R OBP: 0.278, SLG: 0.291 (1, 8)										4	0	0	0	1	0	5						
Alan Ashby, S OBP: 0.302, SLG: 0.302 (1, 2)										4	0	1	1	0	1	2						
Dave McKay, S OBP: 0.210, SLG: 0.275 (8, PH)										3	0	0	0	0	1	2						
Sam Ewing, L OBP: 0.524, SLG: 0.412 (8, PH)										0	0	0	0	0	0	0						
Pedro Garcia, R OBP: 0.238, SLG: 0.275 (9, 4)										1	0	0	0	0	0	2						
Inning Stats	R: 0 E: 0 K: 1 S: 7	H: 3 LOB: 3 BB: 1 P: 11	R: 0 E: 0 K: 0 S: 3	H: 0 LOB: 0 BB: 0 P: 3	R: 0 E: 0 K: 1 S: 6	H: 1 LOB: 1 BB: 0 P: 6	R: 0 E: 0 K: 1 S: 5	H: 0 LOB: 2 BB: 2 P: 13	R: 0 E: 0 K: 0 S: 3	H: 0 LOB: 0 BB: 1 P: 7	R: 0 E: 0 K: 0 S: 3	H: 0 LOB: 0 BB: 0 P: 3	R: 0 E: 0 K: 1 S: 5	H: 0 LOB: 0 BB: 0 P: 5	R: 3 E: 0 K: 0 S: 7	H: 4 LOB: 2 BB: 1 P: 11	R: 1 E: 0 K: 0 S: 4	H: 1 LOB: 3 BB: 2 P: 13	1B: 6 2B: 3 3B: 0 HR: 0	SF: 0 SAC: 0 DP: 0 HBP: 1	WP: 0 PB: 0 SB: 0 CS: 1	PA: 43
PITCHER	IP WLS BF H R ER SO BB IBB HBP BLK WP HR S P ERA WHIP																					
Dave Goltz, R ERA: 3.8 (1, 1)	7.2 W 35 8 3 3 4 4 1 0 0 0 0 0 4 12 3.52 1.565																					
Tom Burgmeier, L ERA: 2.53 (8, 1)	1.0 6 1 1 1 0 2 0 0 0 0 0 0 4 12 9.00 3.000																					
Tom Johnson, R ERA: 1.21 (9, 1)	0.1 S 2 0 0 0 0 0 0 0 1 0 0 0 1 2 0.00 0.000																					

AB	41
R	5
H	14
RBI	5
BB	2
SO	4
LOB	19



AB	35
R	4
H	9
RBI	4
BB	7
SO	4
LOB	21



Batter	1	2	3	4	5	6	7	8	9	AB	R	H	RBI	BB	SO	LOB	TOP									
Willie Norwood, R OBP: 0.154, SLG: 0.167 (1, 8)	0-3 K		4-0 S HR BB		0-0 1-3		0-0 2-3		0-0 6-3	4	1	0	0	1	1	0										
Rod Carew, L OBP: 0.424, SLG: 0.560 (1, 3)	0-3 K		0-0 F3		0-0 F7		0-0 FC3-4 1B		0-0 F7	5	0	1	0	0	0	1										
Larry Hisle, R OBP: 0.361, SLG: 0.582 (1, 7)	0-3 K		0-0 2-H HR		0-3 K		0-0 FC3-4 CS		0-0 5-3	5	1	1	2	0	2	1										
Dan Ford, R OBP: 0.293, SLG: 0.298 (1, 9)		0-0 4-3	0-3 K2-3		0-3 K		0-0 CS		0-0 SH1-3 1B	4	1	1	0	0	2	0										
Craig Kusick, R OBP: 0.333, SLG: 0.451 (1, 10)		0-3 K	0-0 6-3		0-0 6-3				0-0 SH1-3 1-2	3	0	0	0	0	1	0										
Butch Wynegar, S OBP: 0.400, SLG: 0.532 (1, 2)		0-0 BB 1B			0-0 F9		0-0 E 2B 1B		4-0 1B IBB	3	2	2	0	1	0	0										
Roy Smalley, S OBP: 0.306, SLG: 0.290 (1, 6)		4-0 1-2 1B BB			0-0 F8		0-0 E6 1-2 2B		0-0 1-2 2-H 1B	3	2	1	1	1	0	1										
Bob Randall, R OBP: 0.245, SLG: 0.260 (8, PH)		0-0			4-0		0-0		0-0 F7	2	0	2	3	1	0	0										
Lyman Bostock, L OBP: 0.405, SLG: 0.500 (8, PH)		0-0			0-0		0-0		0-0 F7	1	0	0	0	0	0	2										
Rob Wilfong, L OBP: 0.339, SLG: 0.353 (8, 4)		1-2 2-H 1B			0-0 BB		1-2 2-H 2B		0-0 F9	0	0	0	0	0	0	0										
Jerry Terrell, R OBP: 0.300, SLG: 0.324 (6, PH)		0-0			0-0 4-3		0-0 F8		0-0 F9	2	0	1	1	0	0	1										
Mike Cabbage, L OBP: 0.393, SLG: 0.404 (6, 5)		1-3 2-H 1B								2	0	0	0	0	0	3										
Inning Stats	R: 0 E: 0 K: 3 S: 9	H: 0 LOB: 0 BB: 0 P: 9	R: 2 E: 0 K: 1 S: 7	H: 3 LOB: 2 BB: 1 P: 11	R: 2 E: 0 K: 1 S: 6	H: 1 LOB: 0 BB: 1 P: 10	R: 0 E: 0 K: 0 S: 3	H: 0 LOB: 1 BB: 1 P: 7	R: 0 E: 0 K: 1 S: 5	H: 0 LOB: 0 BB: 0 P: 5	R: 2 E: 1 K: 1 S: 8	H: 2 LOB: 1 BB: 0 P: 8	R: 0 E: 0 K: 0 S: 3	H: 1 LOB: 0 BB: 3 P: 3	R: 1 E: 0 K: 0 S: 5	H: 2 LOB: 2 BB: 1 P: 9	R: 0 E: 0 K: 0 S: 3	H: 0 LOB: 0 BB: 0 P: 3	1B: 7 2B: 1 3B: 0 HR: 1	SF: 0 SAC: 1 DP: 0 HBP: 0	WP: 0 PB: 0 SB: 1 CS: 1	PA: 40				
PITCHER	IP	WLS	BF	H	R	ER	SO	BB	IBB	HBP	BLK	WP	HR	S	P	ERA	WHIP									
Bob Sykes, L ERA: 4.3	(1, 1)	5.2	L	26	6	6	4	7	3	0	0	0	0	1	37	49	6.35	1.588								
Fernando Arroyo, R ERA: 2.7	(6, 1)	3.1		13	3	1	1	0	0	1	0	0	0	0	12	16	2.70	0.900								

Minnesota Twins @ Detroit Tigers
Tiger Stadium, Detroit, MI
Tue May 10 1977, 7:05 PM EDT
Att. 8,358 - Unknown - 63 F

AB 34
R 7
H 9
RBI 7
BB 4
SO 7
LOB 9



Batter	1	2	3	4	5	6	7	8	9	AB	R	H	RBI	BB	SO	LOB	BOTTOM									
Ron LeFlore, R OBP: 0.292, SLG: 0.365 (1, 8)	0-0 F9		0-0 G6-3 1-2		0-0 1-3 2-H 1B		0-3 K		0-0 HR	5	2	2	2	0	1	1										
Tito Fuentes, S OBP: 0.376, SLG: 0.406 (1, 4)	0-0 6-3				0-0 SF9 3B		1-1 3-H 1B		0-0 4-3	5	1	2	2	0	0	0										
Rusty Staub, L OBP: 0.281, SLG: 0.396 (1, 10)	0-0 4-3				0-0 SF9 3-H		0-3 K		0-0 3-1	3	0	0	1	0	1	1										
Ben Oglivie, L OBP: 0.327, SLG: 0.485 (1, 9)		0-0 1B			0-0 F7		0-3 K		0-0 1B 1B	4	0	2	0	0	1	0										
Steve Kemp, L OBP: 0.297, SLG: 0.477 (1, 7)		0-0 F8			0-0 G3		0-0 F8		0-0 BB 1B	4	0	1	0	0	0	1										
Jason Thompson, L OBP: 0.390, SLG: 0.465 (1, 3)		0-0 F8			0-0 FC4-6 1B		0-0 1B		4-0 1-2 BB	3	0	2	0	1	0	1										
Milt May, L OBP: 0.326, SLG: 0.388 (1, 2)		0-0 F9			0-0 F8		0-3 K		0-0 1-3	4	0	0	0	0	1	6										
Phil Mankowski, L OBP: 0.409, SLG: 0.381 (1, 5)			0-3 K		0-0 FC4-6 1B		0-0 F5		0-0 F9	4	1	0	0	0	1	1										
Mark Wagner, R OBP: 0.219, SLG: 0.207 (8, PH)			4-0 G6-3 BB		0-0 1B 1B		0-3 K		0-0 P5	2	1	1	0	1	1	0										
Mickey Stanley, R OBP: 0.324, SLG: 0.548 (8, PH)					1-2 1B					1	0	0	0	0	0	0										
Inning Stats	R: 0 E: 0 K: 0 S: 3	H: 0 LOB: 0 BB: 0 P: 3	R: 0 E: 0 K: 0 S: 4	H: 1 LOB: 1 BB: 0 P: 4	R: 0 E: 0 K: 1 S: 4	H: 0 LOB: 0 BB: 1 P: 8	R: 1 E: 0 K: 0 S: 4	H: 1 LOB: 0 BB: 0 P: 4	R: 3 E: 0 K: 1 S: 9	H: 4 LOB: 1 BB: 0 P: 9	R: 0 E: 0 K: 2 S: 8	H: 1 LOB: 1 BB: 0 P: 8	R: 0 E: 0 K: 0 S: 7	H: 0 LOB: 0 BB: 0 P: 7	R: 0 E: 0 K: 0 S: 5	H: 2 LOB: 3 BB: 1 P: 9	R: 1 E: 0 K: 0 S: 4	H: 1 LOB: 0 BB: 0 P: 4	1B: 8 2B: 0 3B: 1 HR: 1	SF: 1 SAC: 0 DP: 1 HBP: 0	WP: 1 PB: 0 SB: 1 CS: 0	PA: 38				
PITCHER	IP	WLS	BF	H	R	ER	SO	BB	IBB	HBP	BLK	WP	HR	S	P	ERA	WHIP									
Jeff Holly, L ERA: 2.76	(1, 1)	6.1	W	26	7	4	4	4	1	0	0	0	0	10	14	0.00	2.250									
Ron Schaefer, R ERA: 2.21	(7, 1)	1.1		7	2	0	0	2	1	0	0	0	0	1	5	5	6.75	0.750								
Tom Burgmeier, L ERA: 2.84	(8, 1)	1.1	S	5	1	1	1	0	0	0	0	0	1	5	5	6.75	0.750									

Minnesota Twins @ Detroit Tigers
Tiger Stadium, Detroit, MI
Tue May 10 1977, 7:05 PM EDT
Att. 8,358 - Unknown - 63 F

AB 35
R 5
H 10
RBI 5
BB 2
SO 6
LOB 11



Batter	1	2	3	4	5	6	7	8	9	AB	R	H	RBI	BB	SO	LOB	TOP			
Lyman Bostock, L OBP: 0.400, SLG: 0.500										4	0	1	0	0	0	2				
Larry Hise, R OBP: 0.349, SLG: 0.561										4	0	0	0	0	1	1				
Rod Carew, L OBP: 0.419, SLG: 0.550										4	0	1	0	0	1	2				
Dan Ford, R OBP: 0.283, SLG: 0.287										4	0	0	0	0	0	3				
Craig Kusick, R OBP: 0.328, SLG: 0.426										3	0	0	0	1	2	2				
Bob Randall, R OBP: 0.228, SLG: 0.241										4	2	0	0	0	0	3				
Roy Smalley, S OBP: 0.306, SLG: 0.289										4	1	1	0	0	0	1				
Jerry Terrell, R OBP: 0.295, SLG: 0.317										4	0	1	1	0	0	2				
Glenn Borgmann, R OBP: 0.382, SLG: 0.370										4	0	1	2	0	0	2				
Inning Stats	R: 0 E: 0 K: 1 S: 6	H: 1 LOB: 1 BB: 0 P: 6	R: 2 E: 1 K: 1 S: 8	H: 2 LOB: 1 BB: 0 P: 8	R: 0 E: 2 K: 1 S: 7	H: 0 LOB: 2 BB: 0 P: 7	R: 0 E: 0 K: 0 S: 3	H: 0 LOB: 0 BB: 0 P: 3	R: 0 E: 0 K: 0 S: 4	H: 1 LOB: 1 BB: 0 P: 4	R: 0 E: 0 K: 0 S: 3	H: 0 LOB: 0 BB: 0 P: 3	R: 0 E: 1 K: 0 S: 5	H: 0 LOB: 0 BB: 0 P: 5	R: 1 E: 0 K: 0 S: 4	H: 1 LOB: 1 BB: 1 P: 8	1B: 3 2B: 2 3B: 0 HR: 0	SF: 0 SAC: 0 DP: 1 HBP: 0	WP: 0 PB: 0 SB: 1 CS: 0	PA: 36
PITCHER Dave Roberts, L ERA: 4.11	IP: 9.0 WLS: W BF: 36 H: 5 R: 3 ER: 1 SO: 4 BB: 1 IBB: 0 HBP: 0 BLK: 0 WP: 0 HR: 0 S: 43 P: 47 ERA: 1.00 WHIP: 0.667																			

Minnesota Twins @ Detroit Tigers
Tiger Stadium, Detroit, MI
Wed May 11 1977, 7:05 PM EDT
Att. 7,893 - Unknown - 69 F

AB 35
R 3
H 5
RBI 3
BB 1
SO 4
LOB 18



Batter	1	2	3	4	5	6	7	8	9	AB	R	H	RBI	BB	SO	LOB	BOTTOM			
Ron LeFlore, R OBP: 0.282, SLG: 0.352										4	1	0	0	0	1	0				
Tito Fuentes, S OBP: 0.381, SLG: 0.410										4	1	2	0	0	1	0				
Rusty Staub, L OBP: 0.288, SLG: 0.400										4	1	2	1	0	1	0				
Ben Oglivie, L OBP: 0.342, SLG: 0.545										4	2	3	2	0	0	0				
Steve Kemp, L OBP: 0.295, SLG: 0.467										4	0	1	1	0	1	1				
Jason Thompson, L OBP: 0.394, SLG: 0.461										3	0	1	1	1	0	1				
Milt May, L OBP: 0.322, SLG: 0.417										4	1	1	1	0	0	3				
Phil Mankowski, L OBP: 0.396, SLG: 0.435										4	1	1	1	0	1	0				
Mark Wagner, R OBP: 0.222, SLG: 0.303										4	1	1	1	0	0	0				
Inning Stats	R: 3 E: 0 K: 0 S: 7	H: 4 LOB: 1 BB: 0 P: 7	R: 1 E: 1 K: 0 S: 5	H: 2 LOB: 2 BB: 0 P: 5	R: 1 E: 0 K: 0 S: 4	H: 2 LOB: 0 BB: 0 P: 4	R: 2 E: 0 K: 2 S: 9	H: 2 LOB: 0 BB: 0 P: 9	R: 0 E: 0 K: 0 S: 3	H: 0 LOB: 1 BB: 1 P: 7	R: 0 E: 0 K: 1 S: 5	H: 0 LOB: 0 BB: 0 P: 5	R: 0 E: 0 K: 1 S: 6	H: 1 LOB: 1 BB: 0 P: 6	R: 1 E: 0 K: 1 S: 6	H: 1 LOB: 0 BB: 0 P: 6	1B: 7 2B: 0 3B: 1 HR: 4	SF: 0 SAC: 0 DP: 1 HBP: 0	WP: 0 PB: 0 SB: 0 CS: 0	PA: 36
PITCHER Geoff Zahn, L ERA: 3.94	IP: 3.0 WLS: L BF: 18 H: 10 R: 7 ER: 6 SO: 10 BB: 0 IBB: 0 HBP: 0 BLK: 0 WP: 0 HR: 3 S: 18 P: 18 ERA: 18.00 WHIP: 3.333																			
Dave Johnson, R ERA: 1.6	IP: 5.0 WLS: L BF: 18 H: 2 R: 1 ER: 1 SO: 5 BB: 1 IBB: 0 HBP: 0 BLK: 0 WP: 0 HR: 1 S: 27 P: 31 ERA: 1.80 WHIP: 0.600																			

Minnesota Twins @ Detroit Tigers
Tiger Stadium, Detroit, MI
Wed May 11 1977, 7:05 PM EDT
Att. 7,893 - Unknown - 69 F

AB 35
R 8
H 12
RBI 8
BB 1
SO 5
LOB 5



Batter	1	2	3	4	5	6	7	8	9	10	11	AB	R	H	RBI	BB	SO	LOB	TOP							
Bob Bailor, R OBP: 0.361, SLG: 0.522 (1, 6)												5	1	3	0	0	0	0								
Al Woods, L OBP: 0.408, SLG: 0.574 (1, 7)												4	1	1	0	1	0	3								
Roy Howell, L OBP: 0.214, SLG: 0.200 (1, 5)												5	1	2	2	0	1	2								
Otto Velez, R OBP: 0.451, SLG: 0.678 (1, 9)												4	0	0	1	0	0	3								
Ron Fairly, L OBP: 0.402, SLG: 0.489 (1, 10)												4	0	1	0	1	2	1								
Dave McKay, S OBP: 0.211, SLG: 0.267 (11, PR)												0	0	0	0	0	0	0								
Doug Ault, R OBP: 0.384, SLG: 0.518 (1, 3)												5	0	2	0	0	0	1								
Alan Ashby, S OBP: 0.286, SLG: 0.316 (1, 2)												4	0	1	0	0	0	1								
Gary Woods, R OBP: 0.294, SLG: 0.316 (1, 8)												4	0	1	0	0	1	2								
Sam Ewing, L OBP: 0.590, SLG: 0.389 (11, PH)												1	0	0	0	0	0	2								
John Scott, R OBP: 0.185, SLG: 0.192 (11, 8)												0	0	0	0	0	0	0								
Pedro Garcia, R OBP: 0.229, SLG: 0.261 (1, 4)												4	0	0	0	0	0	3								
Inning Stats	R: 0 E: 0 K: 1 S: 6	H: 1 LOB: 1 BB: 0 P: 6	R: 0 E: 0 K: 0 S: 2	H: 0 LOB: 0 BB: 1 P: 6	R: 0 E: 0 K: 1 S: 4	H: 1 LOB: 1 BB: 0 P: 4	R: 0 E: 0 K: 0 S: 3	H: 0 LOB: 0 BB: 0 P: 3	R: 0 E: 0 K: 0 S: 4	H: 1 LOB: 1 BB: 0 P: 4	R: 1 E: 0 K: 1 S: 7	H: 2 LOB: 1 BB: 0 P: 7	R: 0 E: 0 K: 1 S: 6	H: 1 LOB: 1 BB: 0 P: 6	R: 2 E: 0 K: 1 S: 7	H: 2 LOB: 0 BB: 0 P: 7	R: 0 E: 0 K: 0 S: 4	H: 1 LOB: 0 BB: 0 P: 4	R: 0 E: 0 K: 0 S: 3	H: 0 LOB: 1 BB: 1 P: 7	R: 0 E: 0 K: 0 S: 4	H: 2 LOB: 2 BB: 0 P: 4	1B: 5 2B: 3 3B: 3 HR: 0	SF: 1 SAC: 1 DP: 1 HBP: 0	WP: 0 PB: 0 SB: 1 CS: 0	PA: 44
PITCHER	IP: 7.0 WLS: 27 BF: 6 H: 6 R: 1 ER: 1 SO: 3 BB: 1 IBB: 0 HBP: 0 BLK: 0 WP: 0 HR: 0 S: 32 P: 36 ERA: 1.29 WHIP: 1.000	IP: 2.1 WLS: 10 BF: 3 H: 2 R: 2 ER: 2 SO: 1 BB: 0 IBB: 0 HBP: 0 BLK: 0 WP: 0 HR: 0 S: 12 P: 12 ERA: 7.71 WHIP: 1.286	IP: 0.1 WLS: 2 BF: 0 H: 0 R: 0 ER: 0 SO: 0 BB: 1 IBB: 0 HBP: 0 BLK: 0 WP: 0 HR: 0 S: 5 P: 5 ERA: 0.00 WHIP: 3.000	IP: 1.1 WLS: 5 BF: 2 H: 0 R: 0 ER: 0 SO: 0 BB: 0 IBB: 0 HBP: 0 BLK: 0 WP: 0 HR: 0 S: 5 P: 5 ERA: 0.00 WHIP: 1.500	PITCHER											IP: 7.0 WLS: 27 BF: 6 H: 6 R: 1 ER: 1 SO: 3 BB: 1 IBB: 0 HBP: 0 BLK: 0 WP: 0 HR: 0 S: 32 P: 36 ERA: 1.29 WHIP: 1.000	IP: 2.1 WLS: 10 BF: 3 H: 2 R: 2 ER: 2 SO: 1 BB: 0 IBB: 0 HBP: 0 BLK: 0 WP: 0 HR: 0 S: 12 P: 12 ERA: 7.71 WHIP: 1.286	IP: 0.1 WLS: 2 BF: 0 H: 0 R: 0 ER: 0 SO: 0 BB: 1 IBB: 0 HBP: 0 BLK: 0 WP: 0 HR: 0 S: 5 P: 5 ERA: 0.00 WHIP: 3.000	IP: 1.1 WLS: 5 BF: 2 H: 0 R: 0 ER: 0 SO: 0 BB: 0 IBB: 0 HBP: 0 BLK: 0 WP: 0 HR: 0 S: 5 P: 5 ERA: 0.00 WHIP: 1.500							

Toronto Blue Jays @ Minnesota Twins
Metropolitan Stadium, Bloomington, MI
Fri May 13 1977, 8:05 PM EDT
Att: 9,667 - Unknown - 84 F

AB 40
R 3
H 11
RBI 3
BB 2
SO 4
LOB 18



Batter	1	2	3	4	5	6	7	8	9	10	11	AB	R	H	RBI	BB	SO	LOB	BOTTOM					
Lyman Bostock, L OBP: 0.408, SLG: 0.509 (1, 8)												4	1	2	0	1	0	0						
Roy Smalley, S OBP: 0.310, SLG: 0.297 (1, 6)												4	1	1	1	1	1	2						
Rod Carew, L OBP: 0.411, SLG: 0.536 (1, 3)												5	1	1	0	0	0	1						
Butch Wynegar, S OBP: 0.415, SLG: 0.544 (1, 2)												2	0	1	1	2	0	0						
Rich Chiles, L OBP: 0.369, SLG: 0.291 (1, 10)												2	0	0	0	0	0	2						
Craig Kustick, R OBP: 0.317, SLG: 0.411 (9, PH)												2	0	0	0	0	0	3						
Larry Hulse, R OBP: 0.346, SLG: 0.551 (1, 7)												5	0	1	0	0	0	4						
Mike Cubbage, L OBP: 0.378, SLG: 0.392 (1, 5)												3	0	0	0	1	0	1						
Dan Ford, R OBP: 0.290, SLG: 0.321 (1, 9)												4	1	2	1	0	1	3						
Rob Wilfong, L OBP: 0.369, SLG: 0.340 (1, 4)												2	0	0	0	0	0	1						
Bob Gorinski, R OBP: 0.278, SLG: 0.235 (7, PH)												1	0	0	0	0	0	0						
Bob Randall, R OBP: 0.224, SLG: 0.236 (8, 4)												1	0	0	0	0	0	0						
Inning Stats	R: 0 E: 0 K: 0 S: 3	H: 1 LOB: 0 BB: 0 P: 3	R: 0 E: 1 K: 0 S: 3	H: 0 LOB: 2 BB: 2 P: 11	R: 0 E: 0 K: 1 S: 4	H: 0 LOB: 0 BB: 1 P: 8	R: 0 E: 0 K: 0 S: 3	H: 0 LOB: 1 BB: 0 P: 7	R: 0 E: 0 K: 0 S: 3	H: 1 LOB: 0 BB: 0 P: 3	R: 2 E: 0 K: 0 S: 6	H: 3 LOB: 1 BB: 0 P: 6	R: 1 E: 0 K: 0 S: 4	H: 1 LOB: 0 BB: 0 P: 4	R: 0 E: 0 K: 0 S: 3	H: 0 LOB: 0 BB: 0 P: 3	R: 0 E: 0 K: 1 S: 5	H: 0 LOB: 0 BB: 0 P: 5	R: 1 E: 1 K: 0 S: 3	H: 1 LOB: 1 BB: 1 P: 7	1B: 4 2B: 3 3B: 0 HR: 1	SF: 0 SAC: 2 DP: 3 HBP: 0	WP: 1 PB: 0 SB: 0 CS: 3	PA: 42
PITCHER	IP: 6.0 WLS: 24 BF: 3 H: 5 R: 3 ER: 2 SO: 1 BB: 1 IBB: 0 HBP: 0 BLK: 0 WP: 0 HR: 0 S: 22 P: 38 ERA: 3.00 WHIP: 1.333	IP: 4.0 WLS: 16 BF: 5 H: 2 R: 2 ER: 2 SO: 1 BB: 2 IBB: 2 HBP: 2 BLK: 0 WP: 0 HR: 1 S: 17 P: 21 ERA: 4.50 WHIP: 1.000	IP: 0.2 WLS: 2 BF: 0 H: 0 R: 0 ER: 0 SO: 0 BB: 0 IBB: 0 HBP: 0 BLK: 0 WP: 1 HR: 0 S: 1 P: 1 ERA: 0.00 WHIP: 0.000	PITCHER											IP: 6.0 WLS: 24 BF: 3 H: 5 R: 3 ER: 2 SO: 1 BB: 1 IBB: 0 HBP: 0 BLK: 0 WP: 0 HR: 0 S: 22 P: 38 ERA: 3.00 WHIP: 1.333	IP: 4.0 WLS: 16 BF: 5 H: 2 R: 2 ER: 2 SO: 1 BB: 2 IBB: 2 HBP: 2 BLK: 0 WP: 0 HR: 1 S: 17 P: 21 ERA: 4.50 WHIP: 1.000	IP: 0.2 WLS: 2 BF: 0 H: 0 R: 0 ER: 0 SO: 0 BB: 0 IBB: 0 HBP: 0 BLK: 0 WP: 1 HR: 0 S: 1 P: 1 ERA: 0.00 WHIP: 0.000							

Toronto Blue Jays @ Minnesota Twins
Metropolitan Stadium, Bloomington, MI
Fri May 13 1977, 8:05 PM EDT
Att: 9,667 - Unknown - 84 F

AB 35
R 4
H 8
RBI 3
BB 5
SO 2
LOB 17



Batter	1	2	3	4	5	6	7	8	9	AB	R	H	RBI	BB	SO	LOB	TOP			
Bob Bailor, R OBP: 0.366, SLG: 0.521 (1, 6)	0-3 K		0-0 WP 1B		0-0 E7 4-3 1B		0-0 L7			4	2	2	0	0	1	0	Toronto Blue Jays @ Minnesota Twins Metropolitan Stadium, Bloomington, MI Sat May 14 1977, 4:33 AM EDT Att: 10,503 - Unknown - 85 F			
Al Woods, L OBP: 0.412, SLG: 0.567 (1, 7)	4-0 BB F7 BB		0-0 F7		0-0 4-3		0-0 E7 1B			3	0	1	0	1	0	2				
Roy Howell, L OBP: 0.219, SLG: 0.207 (1, 5)	0-0 F7		0-3 K		0-0 G1-6-3 1B		0-0 1-3			4	0	1	1	0	1	3				
Otto Velez, R OBP: 0.453, SLG: 0.667 (1, 9)	0-0 BB 1B		4-0 1B BB		0-0 G1-6-3 1-2		0-0 5-3			3	0	1	0	1	0	1				
Ron Fairly, L OBP: 0.416, SLG: 0.476 (1, 10)	4-0 1-2 2-3 BB		0-0 1-3 2-H 1B		0-0 1B		0-3 K			3	0	2	1	1	1	0				
Doug Ault, R OBP: 0.382, SLG: 0.500 (1, 3)	0-0 F9			0-0 6-3		0-0 F8		0-0 6-3		4	0	0	0	0	0	4				
Alan Ashby, S OBP: 0.286, SLG: 0.304 (1, 2)		0-0 G3		0-0 F9		0-0 F8		0-0 4-3		4	0	0	0	0	0	1				
Gary Woods, R OBP: 0.283, SLG: 0.304 (1, 8)		0-0 F8		0-0 5-3		0-0 F8		0-0 L5		4	0	0	0	0	0	1				
Pedro Garcia, R OBP: 0.230, SLG: 0.260 (1, 4)		0-0 F8			0-0 E6 E 1B		0-0 6-3		0-0 F3	4	1	1	0	0	0	0				
Inning Stats	R: 0 E: 0 K: 1 S: 6	H: 1 LOB: 3 BB: 2 P: 14	R: 0 E: 0 K: 0 S: 3	H: 0 LOB: 0 BB: 0 P: 3	R: 1 E: 0 K: 1 S: 6	H: 2 LOB: 2 BB: 1 P: 10	R: 0 E: 0 K: 0 S: 3	H: 0 LOB: 0 BB: 0 P: 3	R: 2 E: 2 K: 0 S: 5	H: 3 LOB: 0 BB: 0 P: 5	R: 0 E: 0 K: 0 S: 4	H: 1 LOB: 1 BB: 0 P: 4	R: 0 E: 1 K: 0 S: 4	H: 1 LOB: 1 BB: 0 P: 4	R: 0 E: 0 K: 1 S: 5	H: 0 LOB: 0 BB: 0 P: 3	1B: 8 2B: 0 3B: 0 HR: 0	SF: 0 SAC: 0 DP: 1 HBP: 0	WP: 1 PB: 0 SB: 0 CS: 0	PA: 36
PITCHER Dave Goltz, R ERA: 3.51 (1, 1)	IP: 9.0 WLS: W BF: 36 H: 8 R: 3 ER: 2 SO: 3 BB: 3 IBB: 0 HBP: 0 BLK: 0 WP: 1 HR: 0 S: 39 P: 51 ERA: 2.00 WHIP: 1.222															PITCHER				

Batter	1	2	3	4	5	6	7	8	9	AB	R	H	RBI	BB	SO	LOB	BOTTOM			
Butch Wynegar, S OBP: 0.410, SLG: 0.548 (1, 2)	0-0 4-3	0-0 F2		0-0 G3	0-0 F9	4-0 1-2 2-3 BB		0-0 1B 3B		5	1	1	0	1	0	4	Toronto Blue Jays @ Minnesota Twins Metropolitan Stadium, Bloomington, MI Sat May 14 1977, 4:33 AM EDT Att: 10,503 - Unknown - 85 F			
Roy Smalley, S OBP: 0.349, SLG: 0.302 (1, 6)	0-0 4-3		4-0 G4-3 1B BB	0-0 3-1		0-0 FC6-4 1B L5		0-0 1B		5	2	2	1	1	0	3				
Rod Carew, L OBP: 0.429, SLG: 0.550 (1, 3)	4-0 BB 1B BB		4-0 1-2 G4-3 BB	0-0 1B		0-0 FC6-4 1B 1B	0-0 6-3 1B 2B	0-0 1-5-3		4	3	3	0	2	0	1				
Lyman Bostock, L OBP: 0.400, SLG: 0.496 (1, 8)	0-3 K 1B BB		0-0 G4-3 1-2 2-3	0-0 F3		0-0 FC6-4 1B 1B	0-0 6-3			5	1	1	0	0	1	5				
Mike Cabbage, L OBP: 0.379, SLG: 0.386 (1, 5)	4-0 WP 1B BB		0-0 1B 2B 1B		0-0 1-3	0-0 FC6-4 1B 5-3	0-0 F5			4	2	1	2	1	0	3				
Rich Chiles, L OBP: 0.400, SLG: 0.350 (1, 10)	0-0 1-2 2-H 3-H 1B		0-0 1-2 2B 1B		0-0 1B 2B	0-0 5-3	0-0 1B			5	2	4	3	0	0	2				
Larry Hisle, R OBP: 0.349, SLG: 0.553 ERA: 6.38 (1, 7)	0-0 F3		0-0 1-1 2-H 2B 2B		0-0 P4	0-0 1B 1B 1B	0-0 K			5	2	2	4	0	1	4				
Willie Norwood, R OBP: 0.154, SLG: 0.167 (8, 7)	1-2 2-3		1-1 2-H 2B 2B		0-0 1B HBP	0-0 1B 1B	0-0 K			0	0	0	0	0	0	0				
Dan Ford, R OBP: 0.310, SLG: 0.345 Bob Gorinski, R OBP: 0.276, SLG: 0.235 ERA: 13.5 (8, 9)		0-0 F2 1B 1B	0-0 1-1 2-H 2B 2B		0-0 1B HBP	0-0 BB 1B 1B	0-0 5-3			4	0	3	1	0	0	0				
Rob Wilfong, L OBP: 0.349, SLG: 0.362 (1, 4)		0-0 1-2 CS 1B	0-0 L4		0-0 1-2 1B	0-0 1-2 1B	0-0 4-3			5	0	3	2	0	0	1				
Inning Stats	R: 2 E: 0 K: 1 S: 7	H: 1 LOB: 2 BB: 2 P: 15	R: 0 E: 0 K: 0 S: 3	H: 2 LOB: 0 BB: 0 P: 3	R: 4 E: 0 K: 0 S: 6	H: 4 LOB: 1 BB: 2 P: 14	R: 0 E: 0 K: 0 S: 4	H: 1 LOB: 1 BB: 0 P: 4	R: 1 E: 0 K: 0 S: 5	H: 2 LOB: 2 BB: 0 P: 6	R: 4 E: 0 K: 0 S: 9	H: 6 LOB: 3 BB: 1 P: 13	R: 1 E: 0 K: 1 S: 7	H: 2 LOB: 1 BB: 0 P: 7	R: 1 E: 0 K: 0 S: 5	H: 2 LOB: 1 BB: 0 P: 5	1B: 15 2B: 4 3B: 1 HR: 0	SF: 0 SAC: 0 DP: 1 HBP: 1	WP: 1 PB: 1 SB: 0 CS: 1	PA: 48
PITCHER Bill Singer, R ERA: 6.38 (1, 1)	IP: 2.2 WLS: L BF: 16 H: 6 R: 6 ER: 6 SO: 1 BB: 4 IBB: 0 HBP: 0 BLK: 0 WP: 1 HR: 1 S: 14 P: 30 ERA: 13.50 WHIP: 3.750															PITCHER				
Tom Bruno, R ERA: 15.43 (3, 1)	2.1 WLS: L BF: 15 H: 7 R: 4 ER: 4 SO: 0 BB: 0 IBB: 0 HBP: 1 BLK: 0 WP: 0 HR: 0 S: 14 P: 15 ERA: 15.43 WHIP: 3.000															PITCHER				
Dennis DeBarr, L ERA: 13.5 (6, 1)	0.2 WLS: L BF: 5 H: 3 R: 1 ER: 1 SO: 0 BB: 0 IBB: 0 HBP: 0 BLK: 0 WP: 0 HR: 0 S: 5 P: 5 ERA: 13.50 WHIP: 4.500															PITCHER				
Chuck Hartenstein, R ERA: 5.4 (6, 1)	2.1 WLS: L BF: 12 H: 4 R: 2 ER: 2 SO: 1 BB: 1 IBB: 0 HBP: 0 BLK: 0 WP: 0 HR: 0 S: 13 P: 17 ERA: 7.71 WHIP: 2.143															PITCHER				

AB	33
R	3
H	8
RBI	2
BB	3
SO	3
LOB	12



AB	42
R	13
H	20
RBI	13
BB	5
SO	2
LOB	23

1B:	15	SF:	0
2B:	4	SAC:	0
3B:	1	DP:	1
HR:	0	HBP:	1

Batter	1	2	3	4	5	6	7	8	9	AB	R	H	RBI	BB	SO	LOB	TOP										
Bob Bailor, R OBP: 0.387, SLG: 0.545 (1, 6)										5	1	4	0	0	0	0	Toronto Blue Jays @ Minnesota Twins Metropolitan Stadium, Bloomington, MI Sun May 15 1977, 4:33 AM EDT Att: 11,401 - Unknown - 86 F										
Al Woods, L OBP: 0.402, SLG: 0.545 (1, 7)										4	0	0	1	1	0	6											
Roy Howell, L OBP: 0.216, SLG: 0.206 (1, 5)										5	0	1	1	0	0	4											
Otto Velez, R OBP: 0.438, SLG: 0.639 (1, 9)											4	0	0	0	0	3											
Ron Fairly, L OBP: 0.438, SLG: 0.494 (1, 10)											3	0	3	0	1	0											
Doug Ault, R OBP: 0.379, SLG: 0.488 (1, 3)											3	0	0	0	1	2											
Alan Ashby, S OBP: 0.284, SLG: 0.311 (1, 2)											4	0	1	0	0	0											
Gary Woods, R OBP: 0.282, SLG: 0.311 (1, 8)											4	1	1	0	0	1											
Pedro Garcia, R OBP: 0.252, SLG: 0.286 (1, 4)										2	1	2	0	1	0	0											
Sam Ewing, L OBP: 0.476, SLG: 0.368 (9, PH)										1	0	0	0	0	0	0											
Inning Stats	R: 0 E: 0 K: 0 S: 3	H: 1 LOB: 0 BB: 0 P: 3	R: 0 E: 0 K: 1 S: 7	H: 2 LOB: 2 BB: 0 P: 7	R: 0 E: 0 K: 0 S: 4	H: 2 LOB: 1 BB: 0 P: 4	R: 0 E: 0 K: 0 S: 4	H: 1 LOB: 1 BB: 0 P: 4	R: 1 E: 1 K: 0 S: 6	H: 3 LOB: 2 BB: 0 P: 6	R: 0 E: 0 K: 1 S: 4	H: 0 LOB: 1 BB: 2 P: 12	R: 2 E: 0 K: 0 S: 4	H: 2 LOB: 0 BB: 1 P: 8	R: 0 E: 0 K: 1 S: 6	H: 1 LOB: 1 BB: 0 P: 6	R: 0 E: 0 K: 0 S: 3	H: 0 LOB: 1 BB: 1 P: 7	1B: 8 2B: 5 3B: 0 HR: 0	SF: 0 SAC: 0 DP: 4 HBP: 0	WP: 0 PB: 0 SB: 0 CS: 0	PA: 39					
PITCHER	IP	WLS	BF	H	R	ER	SO	BB	IBB	HBP	BLK	WP	HR	S	P	ERA	WHIP										
Pete Redfern, R ERA: 5.82 (1, 1)	4.0		19	9	1	1	1	0	0	0	0	0	0	21	21	2.25	2.250										
Tom Burgmeier, L ERA: 2.73 (5, 1)	0.2	W	2	0	0	0	0	0	0	0	0	0	0	2	2	0.00	0.000										
Dave Johnson, R ERA: 4.05 (5, 1)	1.2		9	2	2	2	1	3	0	0	0	0	0	8	20	10.80	3.000										
Ron Schueler, R ERA: 1.85 (7, 1)	2.2	S	9	1	0	0	1	1	0	0	0	0	0	10	14	0.00	0.750										

Batter	1	2	3	4	5	6	7	8	9	AB	R	H	RBI	BB	SO	LOB	BOTTOM										
Lyman Bostock, L OBP: 0.410, SLG: 0.496 (1, 8)										2	2	1	0	2	0	1	Toronto Blue Jays @ Minnesota Twins Metropolitan Stadium, Bloomington, MI Sun May 15 1977, 4:33 AM EDT Att: 11,401 - Unknown - 86 F										
Dan Ford, R OBP: 0.316, SLG: 0.361 (1, 9)										3	1	1	1	1	0	1											
Rod Carew, L OBP: 0.430, SLG: 0.549 (1, 3)										4	0	2	0	0	0	0											
Larry Hise, R OBP: 0.360, SLG: 0.560 (1, 7)										2	1	2	1	1	0	0											
Craig Kusick, R OBP: 0.323, SLG: 0.431 (1, 10)										2	0	1	1	0	0	1											
Rich Chiles, L OBP: 0.403, SLG: 0.355 (5, PH)										2	0	1	0	0	1	1											
Butch Wynegar, S OBP: 0.404, SLG: 0.540 (1, 2)										3	1	1	1	0	1	1											
Jerry Terrell, R OBP: 0.277, SLG: 0.295 (1, 4)										3	0	0	0	0	1	2											
Roy Smalley, S OBP: 0.317, SLG: 0.294 (1, 6)											3	0	0	0	1	0											
Mike Cabbage, L OBP: 0.375, SLG: 0.381 (1, 5)											4	0	1	1	0	1											
Inning Stats	R: 2 E: 0 K: 0 S: 4	H: 3 LOB: 1 BB: 1 P: 8	R: 1 E: 0 K: 0 S: 5	H: 2 LOB: 1 BB: 0 P: 5	R: 0 E: 0 K: 0 S: 4	H: 2 LOB: 1 BB: 0 P: 4	R: 0 E: 0 K: 0 S: 3	H: 0 LOB: 1 BB: 1 P: 7	R: 2 E: 0 K: 1 S: 8	H: 3 LOB: 2 BB: 1 P: 12	R: 0 E: 0 K: 1 S: 5	H: 0 LOB: 1 BB: 1 P: 9	R: 0 E: 1 K: 2 S: 7	H: 0 LOB: 1 BB: 1 P: 11	R: 0 E: 0 K: 0 S: 3	H: 0 LOB: 0 BB: 0 P: 3	R: 0 E: 0 K: 0 S: 3	H: 0 LOB: 0 BB: 0 P: 7	1B: 8 2B: 1 3B: 1 HR: 0	SF: 2 SAC: 1 DP: 0 HBP: 0	WP: 0 PB: 0 SB: 0 CS: 0	PA: 36					
PITCHER	IP	WLS	BF	H	R	ER	SO	BB	IBB	HBP	BLK	WP	HR	S	P	ERA	WHIP										
Jerry Garvin, L ERA: 3.75 (1, 1)	4.0	L	21	9	5	5	0	3	0	0	0	0	0	21	30	11.25	3.000										
Pete Vuckovich, R ERA: 3.18 (5, 1)	4.0		15	1	0	0	4	2	0	0	0	0	0	21	29	0.00	0.750										

AB	35
R	3
H	12
RBI	2
BB	4
SO	3
LOB	24



AB	28
R	5
H	10
RBI	5
BB	5
SO	4
LOB	9



Batter	1	2	3	4	5	6	7	8	9	AB	R	H	RBI	BB	SO	LOB	TOP			
Rick Manning, L OBP: 0.299, SLG: 0.320 (1, 8)										4	1	2	1	0	0	1	Cleveland Indians @ Minnesota Twins Metropolitan Stadium, Bloomington, MI Mon May 16 1977, 8:05 PM EDT Att. 5,451 - Unknown - 76 F			
Frank Duffy, R OBP: 0.290, SLG: 0.245 (1, 6)										4	0	2	0	0	0	1				
Paul Dade, R OBP: 0.333, SLG: 0.356 (1, 9)										4	0	0	0	0	0	4				
Rico Carty, R OBP: 0.299, SLG: 0.289 (1, 10)										3	0	0	0	1	1	2				
Johnny Grubb, L OBP: 0.462, SLG: 0.554 (1, 7)										4	0	0	0	0	2	2				
Larvell Blanks, R OBP: 0.272, SLG: 0.360 (1, 4)										4	0	0	0	0	0	0				
Buddy Bell, R OBP: 0.325, SLG: 0.377 (1, 5)										3	0	2	0	0	0	0				
Bruce Bochte, L OBP: 0.336, SLG: 0.383 (1, 3)										3	0	1	0	0	0	2				
Ray Fosse, R OBP: 0.231, SLG: 0.300 (1, 2)										3	0	0	0	0	1	1				
Inning Stats	R: 1 E: 0 K: 0 S: 4	H: 1 LOB: 0 BB: 0 P: 4	R: 0 E: 0 K: 1 S: 6	H: 1 LOB: 1 BB: 0 P: 6	R: 0 E: 1 K: 0 S: 5	H: 1 LOB: 2 BB: 0 P: 5	R: 0 E: 0 K: 1 S: 5	H: 0 LOB: 0 BB: 0 P: 5	R: 0 E: 0 K: 0 S: 3	H: 1 LOB: 0 BB: 1 P: 7	R: 0 E: 0 K: 0 S: 3	H: 1 LOB: 0 BB: 0 P: 3	R: 0 E: 0 K: 1 S: 6	H: 1 LOB: 1 BB: 0 P: 6	R: 0 E: 0 K: 1 S: 5	H: 0 LOB: 0 BB: 0 P: 5	1B: 5 2B: 3 3B: 0 HR: 1	SF: 0 SAC: 0 DP: 3 HBP: 0	WP: 0 PB: 0 SB: 1 CS: 0	PA: 33
PITCHER Geoff Zahn, L ERA: 3.46 (1, 1)	IP: 9.0 WLS: W BF: 33 H: 7 R: 1 ER: 1 SO: 4 BB: 1 IBB: 0 HBP: 0 BLK: 0 WP: 0 HR: 1 S: 40 P: 44 ERA: 1.00 WHIP: 0.889															PITCHER				

Batter	1	2	3	4	5	6	7	8	9	AB	R	H	RBI	BB	SO	LOB	BOTTOM			
Lyman Bostock, L OBP: 0.410, SLG: 0.500 (1, 8)										5	1	2	1	0	0	3	Cleveland Indians @ Minnesota Twins Metropolitan Stadium, Bloomington, MI Mon May 16 1977, 8:05 PM EDT Att. 5,451 - Unknown - 76 F			
Roy Smalley, S OBP: 0.321, SLG: 0.292 (1, 6)										4	1	1	1	1	1	3				
Rod Carew, L OBP: 0.436, SLG: 0.558 (1, 3)											5	1	3	2	0	1		3		
Butch Wynegar, S OBP: 0.407, SLG: 0.533 (1, 2)											3	0	1	1	1	1		3		
Rich Chiles, L OBP: 0.392, SLG: 0.344 Bob Gorinski, R OBP: 0.238, SLG: 0.200 (5, PH)											2	0	0	0	0	0		2		
Larry Hise, R OBP: 0.394, SLG: 0.555 (1, 7)											3	1	1	0	1	2		1		
Mike Cabbage, L OBP: 0.371, SLG: 0.370 (1, 5)										3	2	0	0	1	0	2				
Dan Ford, R OBP: 0.321, SLG: 0.369 (1, 9)										3	2	2	1	0	0	0				
Rob Wilfong, L OBP: 0.364, SLG: 0.367 Jerry Terrell, R OBP: 0.271, SLG: 0.295 (8, PH)										2	0	1	1	1	1	1				
Inning Stats	R: 1 E: 0 K: 0 S: 4	H: 2 LOB: 1 BB: 1 P: 8	R: 1 E: 1 K: 1 S: 8	H: 3 LOB: 2 BB: 0 P: 8	R: 0 E: 0 K: 1 S: 6	H: 1 LOB: 1 BB: 0 P: 6	R: 1 E: 1 K: 2 S: 9	H: 1 LOB: 3 BB: 2 P: 17	R: 1 E: 1 K: 1 S: 6	H: 0 LOB: 1 BB: 1 P: 10	R: 0 E: 0 K: 0 S: 3	H: 0 LOB: 0 BB: 0 P: 3	R: 0 E: 0 K: 1 S: 5	H: 0 LOB: 0 BB: 0 P: 5	R: 4 E: 0 K: 0 S: 7	H: 4 LOB: 1 BB: 1 P: 11	1B: 9 2B: 2 3B: 0 HR: 0	SF: 2 SAC: 1 DP: 0 HBP: 0	WP: 0 PB: 0 SB: 1 CS: 1	PA: 41
PITCHER Wayne Garland, R ERA: 7.07 Sid Monge, L ERA: 5.3 Rick Waits, L ERA: 5.4 (8, 1)	IP: 3.1 WLS: L BF: 20 H: 7 R: 3 ER: 2 SO: 2 BB: 3 IBB: 0 HBP: 0 BLK: 0 WP: 0 HR: 0 S: 21 P: 33 ERA: 5.40 WHIP: 3.000															PITCHER				



Batter	1	2	3	4	5	6	7	8	9	AB	R	H	RBI	BB	SO	LOB	TOP			
Butch Wynegar, S OBP: 0.393, SLG: 0.515 (1, 2) X	F8	K		4-3		L7			K	5	0	0	0	0	2	4	Minnesota Twins @ California Angels Anaheim Stadium, Anaheim, CA Thu May 19 1977, 10:05 PM EDT Att: 15,167 - Unknown - 69 F			
Roy Smalley, S OBP: 0.314, SLG: 0.275 (1, 6) B	BB 1B BB	E BB			K		K		G4-6-3 1-2	3	1	0	0	2	2	1				
Rod Carew, L OBP: 0.436, SLG: 0.568 (1, 3) X	BB BB 1-2 BB	K			K		S 1B			4	1	2	0	0	2	1				
Lyman Bostock, L OBP: 0.401, SLG: 0.481 (1, 8) B	BB BB 1-2 BB		F9		K		K			3	0	0	0	1	2	1				
Larry Hise, R OBP: 0.377, SLG: 0.590 (1, 7) B	BB 1-2 BB		F8			HR				3	1	1	2	1	1	1				
Rich Chiles, L OBP: 0.388, SLG: 0.324 (1, 10) B	BB 1-2 BB					K			4-3	2	0	0	1	2	1	0				
Mike Cubbage, L OBP: 0.356, SLG: 0.362 (1, 5) X	F7		F7			E6 1B			F2	4	0	0	0	0	0	4				
Dan Ford, R OBP: 0.326, SLG: 0.367 (1, 9) B	K			S3-6 BB		K			F9	3	0	0	0	1	2	4				
Rob Wilfong, L OBP: 0.389, SLG: 0.385 (1, 4) B		CS BB		G3-6 1-2					G4-6-3 1B	3	0	2	0	1	0	1				
Inning Stats	R: 2 E: 0 K: 1 S: 6	H: 1 LOB: 3 BB: 4 P: 22	R: 0 E: 1 K: 2 S: 6	H: 0 LOB: 1 BB: 2 P: 14	R: 0 E: 0 K: 0 S: 3	H: 0 LOB: 1 BB: 1 P: 7	R: 0 E: 0 K: 0 S: 2	H: 0 LOB: 0 BB: 1 P: 6	R: 0 E: 0 K: 3 S: 9	H: 0 LOB: 0 BB: 0 P: 9	R: 1 E: 1 K: 2 S: 10	H: 2 LOB: 2 BB: 0 P: 10	R: 0 E: 0 K: 0 S: 3	H: 0 LOB: 0 BB: 0 P: 3	R: 0 E: 0 K: 1 S: 5	H: 1 LOB: 0 BB: 0 P: 5		1B: 4 2B: 0 3B: 0 HR: 1	SF: 0 SAC: 0 DP: 2 HBP: 0	WP: 0 PB: 0 CS: 1
PITCHER Nolan Ryan, R ERA: 2.72 (1, 1)	IP: 9.0 WLS: W BF: 38	H: 5 R: 3 ER: 3 SO: 12	BB: 8 IBB: 0 HBP: 0 BLK: 0	WP: 0 HR: 1 S: 54 P: 86	ERA: 3.00 WHIP: 1.444	PITCHER										IP: 9.0 WLS: W BF: 38	H: 5 R: 3 ER: 3 SO: 12	BB: 8 IBB: 0 HBP: 0 BLK: 0	WP: 0 HR: 1 S: 54 P: 86	ERA: 3.00 WHIP: 1.444

Batter	1	2	3	4	5	6	7	8	9	AB	R	H	RBI	BB	SO	LOB	BOTTOM			
Gil Flores, R OBP: 0.420, SLG: 0.574 (1, 8) X	PB G3 1B		1B BB		SH3-4 1B BB	G1		2H 1B		3	2	2	1	2	0	0	Minnesota Twins @ California Angels Anaheim Stadium, Anaheim, CA Thu May 19 1977, 10:05 PM EDT Att: 15,167 - Unknown - 69 F			
Jerry Remy, L OBP: 0.362, SLG: 0.374 (1, 4) X	1-3		F7		SH3-4		E SH5-3 1B	L5		4	0	1	0	0	0	4				
Tony Solaita, L OBP: 0.324, SLG: 0.387 (1, 10) X	G3 2H		1B 2H		F7		SH5-3			3	0	1	2	0	0	1				
Joe Rudi, R OBP: 0.340, SLG: 0.496 (1, 7) X	6-3		K		BB 1B		F6			4	1	1	1	0	1	3				
Bobby Bonds, R OBP: 0.341, SLG: 0.490 (1, 9) B		5-3		3B	1B BB		E5 S			3	0	1	0	1	0	1				
Dave Chalk, R OBP: 0.386, SLG: 0.383 (1, 5) B	K			6-3	1B 2H		F2			4	0	1	1	0	1	3				
Willie Aikens, L OBP: 0.375, SLG: 0.286 (1, 3) B										4	0	1	0	0	1	3				
Orlando Ramirez, R OBP: 0.300, SLG: 0.439 (8, PR) B	1-3			F7		K		SH1-4 1B		0	1	0	0	0	0	0				
Ron Jackson, R OBP: 0.300, SLG: 0.439 (9, 3) B								1B		0	0	0	0	0	0	0				
Bobby Grich, R OBP: 0.368, SLG: 0.415 (1, 6) B			BB 1B	S IBB		K		SH1-4		2	1	1	0	1	1	0				
Terry Humphrey, R OBP: 0.337, SLG: 0.288 (1, 2) B			K	6-3		5-3		P3		4	0	0	0	0	1	5				
Inning Stats	R: 1 E: 0 K: 0 S: 4	H: 1 LOB: 0 BB: 0 P: 4	R: 0 E: 0 K: 1 S: 5	H: 0 LOB: 0 BB: 0 P: 5	R: 1 E: 0 K: 2 S: 9	H: 2 LOB: 2 BB: 1 P: 13	R: 0 E: 0 K: 0 S: 4	H: 1 LOB: 2 BB: 1 P: 8	R: 2 E: 0 K: 1 S: 7	H: 2 LOB: 2 BB: 2 P: 15	R: 0 E: 0 K: 1 S: 5	H: 0 LOB: 0 BB: 0 P: 5	R: 0 E: 1 K: 0 S: 5	H: 1 LOB: 2 BB: 0 P: 5	R: 1 E: 0 K: 0 S: 5	H: 2 LOB: 1 BB: 0 P: 5	1B: 8 2B: 0 3B: 1 HR: 0	SF: 0 SAC: 3 DP: 0 HBP: 0	WP: 0 PB: 1 CS: 0	PA: 38
PITCHER Dave Goltz, R ERA: 3.67 (1, 1)	IP: 5.0 WLS: L BF: 25	H: 6 R: 4 ER: 3 SO: 4	BB: 3 IBB: 0 HBP: 0 BLK: 0	WP: 0 HR: 0 S: 29 P: 45	ERA: 5.40 WHIP: 1.800	PITCHER										IP: 5.0 WLS: L BF: 25	H: 6 R: 4 ER: 3 SO: 4	BB: 3 IBB: 0 HBP: 0 BLK: 0	WP: 0 HR: 0 S: 29 P: 45	ERA: 5.40 WHIP: 1.800
Ron Schuefer, R ERA: 2.0 (6, 1)	2.2	3	1	1	1	0	0	0	0	0	0	14	14	3.38	1.125					
Tom Burgmeier, L ERA: 2.23 (8, 1)	0.1	0	0	0	0	0	0	0	0	0	0	1	1	0.00	0.000					

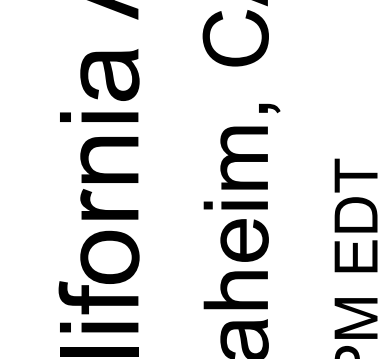
Batter	1	2	3	4	5	6	7	8	9	AB	R	H	RBI	BB	SO	LOB	TOP			
Bob Randall, R OBP: 0.222, SLG: 0.250 (1, 4)	4-3		6-3	P4			1B 2B		F7	5	0	1	0	0	0	2	Minnesota Twins @ California Angels Anaheim Stadium, Anaheim, CA Fri May 20 1977, 10:05 PM EDT Att: 24,164 - Unknown - 72 F livebaseballscorecards.com			
Rod Carew, L OBP: 0.438, SLG: 0.567 (1, 3)	5-3		1B		L7		G6-4-3 1B			4	0	2	0	0	0	0				
Larry Hisle, R OBP: 0.374, SLG: 0.580 (1, 7)	K		FC6-4 1B		6-3		G6-4-3 1-2			4	0	1	0	0	1	2				
Craig Kusick, R OBP: 0.366, SLG: 0.476 (1, 10)		FC1-5 BB 1B	K					G4-6-3 BB		3	0	2	0	1	1	2				
Dan Ford, R OBP: 0.324, SLG: 0.359 (1, 9)		BB FC1-5 BB	FC6-4		5-3		G4-6-3 1-2			3	0	0	0	1	0	4				
Butch Wynegar, S OBP: 0.397, SLG: 0.524 (1, 2)	FC1-5 BB 1-2 2-3			SH1-3 1B		K				4	0	2	0	0	1	2				
Willie Norwood, R OBP: 0.188, SLG: 0.143 (1, 8)				SH1-3		K		K		2	0	0	0	1	2	1				
Jerry Terrell, R OBP: 0.296, SLG: 0.327 (1, 5)						6-3			F9	3	0	0	0	1	1	3				
Roy Smalley, S OBP: 0.306, SLG: 0.266 (1, 6)									L7	4	0	0	0	0	2	5				
Inning Stats	R: 0 E: 0 K: 1 S: 5	H: 0 LOB: 0 BB: 0 P: 5	R: 0 E: 0 K: 2 S: 8	H: 1 LOB: 3 BB: 2 P: 16	R: 0 E: 0 K: 1 S: 7	H: 2 LOB: 2 BB: 0 P: 7	R: 0 E: 0 K: 1 S: 6	H: 1 LOB: 2 BB: 1 P: 10	R: 0 E: 0 K: 0 S: 4	H: 0 LOB: 0 BB: 0 P: 7	R: 0 E: 0 K: 1 S: 4	H: 2 LOB: 1 BB: 0 P: 4	R: 0 E: 0 K: 1 S: 5	H: 1 LOB: 1 BB: 1 P: 9	R: 0 E: 0 K: 0 S: 3	H: 0 LOB: 0 BB: 0 P: 3	1B: 6 2B: 2 3B: 0 HR: 0	SF: 0 SAC: 1 DP: 2 HBP: 0	WP: 0 PB: 0 CS: 0	PA: 37
PITCHER Frank Tanana, L ERA: 2.4 (1, 1)	IP: 9.0 WLS: W BF: 37 H: 8 R: 0 ER: 0 SO: 8 BB: 4 IBB: 0 HBP: 0 BLK: 0 WP: 0 HR: 0 S: 49 P: 65 ERA: 0.00 WHIP: 1.333															PITCHER				

Batter	1	2	3	4	5	6	7	8	9	AB	R	H	RBI	BB	SO	LOB	BOTTOM			
Gil Flores, R OBP: 0.407, SLG: 0.540 (1, 8)	FC3-6 BB		L3		6-3			G3		3	0	0	0	1	0	1	Minnesota Twins @ California Angels Anaheim Stadium, Anaheim, CA Fri May 20 1977, 10:05 PM EDT Att: 24,164 - Unknown - 72 F livebaseballscorecards.com			
Jerry Remy, L OBP: 0.353, SLG: 0.364 (1, 4)	FC3-6 FC6-4 1B 2B		L3		F8			L3		4	1	0	0	0	0	2				
Tony Solaita, L OBP: 0.333, SLG: 0.394 (1, 10)	FC6-4 1B			WP 1B		G3		L4		4	1	2	0	0	0	0				
Joe Rudi, R OBP: 0.333, SLG: 0.486 (1, 7)	FC6-4 2B			6-3		F7				3	1	0	0	0	0	3				
Bobby Bonds, R OBP: 0.347, SLG: 0.497 (1, 9)				1B BB		K				2	0	1	2	1	1	0				
Dave Chalk, R OBP: 0.393, SLG: 0.390 (1, 5)		F8				G6-4-3 1B				3	0	2	1	0	0	0				
Willie Aikens, L OBP: 0.364, SLG: 0.300 (1, 3)		6-3		P5		G6-4-3 1B				3	0	1	0	0	0	1				
Bobby Grich, R OBP: 0.367, SLG: 0.421 (1, 6)					E8 2B		G6-4-3 1-2 2-3			3	0	1	0	0	1	2				
Terry Humphrey, R OBP: 0.326, SLG: 0.277 (1, 2)			2-3		P5		4-3			3	0	0	0	0	0	2				
Inning Stats	R: 2 E: 0 K: 0 S: 4	H: 2 LOB: 1 BB: 1 P: 8	R: 0 E: 0 K: 1 S: 5	H: 0 LOB: 0 BB: 0 P: 5	R: 0 E: 0 K: 0 S: 3	H: 0 LOB: 0 BB: 0 P: 3	R: 1 E: 0 K: 0 S: 4	H: 2 LOB: 1 BB: 1 P: 8	R: 0 E: 1 K: 0 S: 4	H: 1 LOB: 1 BB: 0 P: 4	R: 0 E: 0 K: 1 S: 5	H: 0 LOB: 0 BB: 0 P: 5	R: 0 E: 0 K: 0 S: 4	H: 2 LOB: 1 BB: 0 P: 4	R: 0 E: 0 K: 0 S: 3	H: 0 LOB: 0 BB: 0 P: 3	1B: 5 2B: 2 3B: 0 HR: 0	SF: 0 SAC: 0 DP: 1 HBP: 0	WP: 1 PB: 0 CS: 0	PA: 30
PITCHER Paul Thordogsgard, R ERA: 3.16 (1, 1)	IP: 4.2 WLS: L BF: 19 H: 5 R: 3 ER: 3 SO: 3 BB: 3 IBB: 0 HBP: 0 BLK: 0 WP: 0 HR: 0 S: 19 P: 27 ERA: 5.79 WHIP: 1.500															PITCHER				
Tom Burgmeier, L ERA: 2.14 (5, 1)	IP: 1.1 WLS: 0 BF: 4 H: 0 R: 0 ER: 0 SO: 1 BB: 0 IBB: 0 HBP: 0 BLK: 0 WP: 0 HR: 0 S: 6 P: 6 ERA: 0.00 WHIP: 0.000															PITCHER				
Tom Johnson, R ERA: 1.69 (7, 1)	IP: 2.0 WLS: 0 BF: 7 H: 2 R: 0 ER: 0 SO: 0 BB: 0 IBB: 0 HBP: 0 BLK: 0 WP: 0 HR: 0 S: 7 P: 7 ERA: 0.00 WHIP: 1.000															PITCHER				

AB 32
R 0
H 8
RBI 0
BB 4
SO 8
LOB 21



AB 28
R 3
H 7
RBI 3
BB 2
SO 2
LOB 11



Batter	1	2	3	4	5	6	7	8	9	AB	R	H	RBI	BB	SO	LOB	TOP			
Lyman Bostock, L (1, 8) OBP: 0.404, SLG: 0.477	6-3			FC2-6 1B		FC3-6 HBP		K		3	0	1	0	0	1	0	Minnesota Twins @ California Angels Anaheim Stadium, Anaheim, CA Sat May 21 1977, 10:05 PM EDT Att: 24,139 - Unknown - 68 F			
Roy Smalley, S (1, 6) OBP: 0.304, SLG: 0.266	G3			FC2-6 4-3 1B		FC3-6 S		1B		4	0	1	0	0	0	2				
Rod Carew, L (1, 3) OBP: 0.445, SLG: 0.569	K			4-3 1B		4-0 1-2 IBB		1B		3	0	2	0	1	1	0				
Butch Wynegar, S (1, 2) OBP: 0.384, SLG: 0.505		L1		4-3 1-2 2-3		3-1		P4		4	0	0	0	0	0	6				
Larry Hisle, R (1, 7) OBP: 0.377, SLG: 0.599		1-3		K						4	1	2	1	0	1	2				
Mike Cubbage, L (1, 5) Bob Gorinski, R (9, PH) OBP: 0.227, SLG: 0.190		4-3				5-3		P1		3	0	0	0	0	0	1				
Rich Chiles, L (1, 10) Craig Kusick, R (7, PH) OBP: 0.356, SLG: 0.462				4-3		4-3		K		2	0	0	0	0	0	0				
Dan Ford, R (1, 9) OBP: 0.316, SLG: 0.348				F9		G3		6-3		4	0	0	0	0	0	1				
Rob Wilfong, L (1, 4) Willie Norwood, R (8, PH) Bob Randall, R (8, 4) OBP: 0.222, SLG: 0.250				5-3		L4		K		2	0	0	0	0	0	0				
Inning Stats	R: 0 E: 0 K: 1 S: 5	H: 0 LOB: 0 BB: 0 P: 5	R: 0 E: 0 K: 0 S: 3	H: 0 LOB: 0 BB: 0 P: 3	R: 0 E: 0 K: 0 S: 3	H: 2 LOB: 2 BB: 0 P: 7	R: 0 E: 0 K: 1 S: 7	H: 0 LOB: 0 BB: 0 P: 3	R: 0 E: 0 K: 0 S: 3	H: 0 LOB: 2 BB: 1 P: 8	R: 0 E: 0 K: 1 S: 6	H: 1 LOB: 1 BB: 0 P: 6	R: 0 E: 0 K: 2 S: 9	H: 2 LOB: 2 BB: 0 P: 9	R: 1 E: 0 K: 0 S: 4	H: 1 LOB: 0 BB: 0 P: 4		1B: 5 2B: 0 3B: 0 HR: 1	SF: 0 SAC: 0 DP: 0 HBP: 1	WP: 0 PB: 0 CS: 0
PITCHER	IP	WLS	BF	H	R	ER	SO	BB	IBB	HBP	BLK	WP	HR	S	P	ERA	WHIP			
Gary Ross, R (1, 1) ERA: 5.11	6.0	W	23	3	0	0	2	0	1	1	0	0	0	25	30	0.00	0.500			
Dave LaRoche, L (7, 1) ERA: 4.74	3.0	S	12	3	1	1	3	0	0	0	0	0	1	18	18	3.00	1.000			

AB 33
R 1
H 6
RBI 1
BB 1
SO 5
LOB 13



Batter	1	2	3	4	5	6	7	8	9	AB	R	H	RBI	BB	SO	LOB	BOTTOM			
Gil Flores, R (1, 8) OBP: 0.379, SLG: 0.500	K				4-3			6-3		4	0	0	0	0	2	2	Minnesota Twins @ California Angels Anaheim Stadium, Anaheim, CA Sat May 21 1977, 10:05 PM EDT Att: 24,139 - Unknown - 68 F			
Bobby Grich, R (1, 6) OBP: 0.385, SLG: 0.412	6-3			4-0 1B BB		5-3		L5		3	0	0	0	1	0	1				
Dave Chalk, R (1, 5) OBP: 0.403, SLG: 0.410	WP 1B			1-2 2-3 1B		K		1B 2B		4	1	3	0	0	1	0				
Joe Rudi, R (1, 7) OBP: 0.331, SLG: 0.500	2-3			1-3		HR		P6		4	1	1	1	0	0	5				
Bobby Bonds, R (1, 9) OBP: 0.345, SLG: 0.490				4-3		L8		1-3		4	0	1	0	0	0	1				
Don Baylor, R (1, 10) OBP: 0.313, SLG: 0.420	1-3			4-3		SH1-4 1B BB		1B 2B BB		2	2	0	0	2	0	1				
Ron Jackson, R (1, 3) Tony Solaita, L (8, PH) OBP: 0.342, SLG: 0.403				6-3		SH1-4		2B 1B		2	0	0	0	0	1	0				
Jerry Remy, L (1, 4) OBP: 0.363, SLG: 0.381				1B SH2-4 1B		4-3		2B 1B		4	1	3	2	0	0	0				
Terry Humphrey, R (1, 2) OBP: 0.327, SLG: 0.291				SH2-4		K		L8		3	0	1	1	0	1	2				
Inning Stats	R: 0 E: 0 K: 1 S: 6	H: 1 LOB: 1 BB: 0 P: 6	R: 0 E: 0 K: 1 S: 5	H: 1 LOB: 0 BB: 0 P: 5	R: 0 E: 0 K: 1 S: 7	H: 2 LOB: 3 BB: 1 P: 11	R: 0 E: 0 K: 0 S: 3	H: 0 LOB: 0 BB: 0 P: 3	R: 0 E: 0 K: 1 S: 5	H: 0 LOB: 0 BB: 0 P: 5	R: 1 E: 0 K: 1 S: 6	H: 1 LOB: 1 BB: 0 P: 6	R: 2 E: 0 K: 0 S: 5	H: 2 LOB: 1 BB: 1 P: 9	R: 2 E: 0 K: 0 S: 6	H: 3 LOB: 2 BB: 1 P: 10		1B: 6 2B: 3 3B: 0 HR: 1	SF: 0 SAC: 2 DP: 0 HBP: 0	WP: 1 PB: 0 CS: 1
PITCHER	IP	WLS	BF	H	R	ER	SO	BB	IBB	HBP	BLK	WP	HR	S	P	ERA	WHIP			
Geoff Zahn, L (1, 1) ERA: 3.54	6.1	L	26	6	3	3	5	2	0	0	0	0	0	34	42	4.26	1.263			
Ron Schueler, R (7, 1) ERA: 2.51	1.2		10	4	2	2	0	1	0	0	0	0	0	9	13	10.80	3.000			

AB 31
R 5
H 10
RBI 5
BB 3
SO 5
LOB 12



Batter	1	2	3	4	5	6	7	8	9	AB	R	H	RBI	BB	SO	LOB	TOP					
Lyman Bostock, L OBP: 0.404, SLG: 0.482	0-0 4-3 2B		0-0 F7		0-0 F8		0-0 1B FC6-4	0-0 F8		5	1	2	0	0	0	1	Minnesota Twins @ California Angels Anaheim Stadium, Anaheim, CA Sun May 22 1977, 6:33 AM EDT Att: 21,048 - Cloudy - 65 F					
Roy Smalley, S OBP: 0.397, SLG: 0.263	0-0 4-3		0-0 6-3		0-0 F9		0-0 FC6-4 1-3 1B	0-0 6-3		5	1	1	0	0	0	1						
Rod Carew, L OBP: 0.433, SLG: 0.551	0-0 F7		0-0 3-1		0-0 E4 FC4-6		0-0 1-3	0-0 4-3		5	0	0	0	0	0	3						
Butch Wynegar, S OBP: 0.377, SLG: 0.486	0-0 P5			0-0 P4		0-0 FC4-6 1B 1-2 2B	0-0 FC6-4 1B	0-0 6-3		4	1	0	0	1	0	2						
Larry Hisle, R OBP: 0.374, SLG: 0.589		0-0 L8		0-0 F9		0-0 2B 1B	0-0 FC6-4 1B			4	1	1	1	0	0	2						
Glenn Adams, L OBP: 0.333, SLG: 0.412		0-3 K		0-0 4-3		0-0 HR	0-0 1-2 3-H 1B			4	1	2	3	0	1	0						
Rich Chiles, L OBP: 0.393, SLG: 0.333		0-0		0-0		0-0				2	1	2	0	0	0	0						
Dan Ford, R OBP: 0.318, SLG: 0.346		0-0 2B 1B				0-0 1B	0-0 HR BB	0-0 K		1	1	0	0	1	1	2						
Mike Cabbage, L OBP: 0.350, SLG: 0.364		0-0		0-0		0-0 F8		0-0 4-3		2	0	1	1	0	0	1						
Craig Kusick, R OBP: 0.365, SLG: 0.515		0-0		0-0		0-0 HR		0-0 K		1	1	1	3	0	0	0						
Jerry Terrell, R OBP: 0.291, SLG: 0.320		0-0 1-H 2B		0-0		0-0 K	0-0 1-H 2-H HR	0-0 4-3		1	0	0	0	0	0	0						
Rob Wilfong, L OBP: 0.359, SLG: 0.352		0-0 F9		0-0		0-0 K	0-0 4-3	0-0 K		4	0	0	0	0	2	2						
Inning Stats	R: 0 E: 0 K: 0 S: 4	H: 1 LOB: 1 BB: 0 P: 4	R: 1 E: 0 K: 1 S: 7	H: 2 LOB: 1 BB: 0 P: 7	R: 0 E: 0 K: 0 S: 3	H: 0 LOB: 0 BB: 0 P: 3	R: 0 E: 0 K: 0 S: 3	H: 0 LOB: 0 BB: 0 P: 3	R: 0 E: 0 K: 1 S: 6	H: 1 LOB: 1 BB: 0 P: 6	R: 5 E: 1 K: 0 S: 7	H: 3 LOB: 0 BB: 1 P: 11	R: 2 E: 0 K: 1 S: 8	H: 3 LOB: 2 BB: 1 P: 12	R: 0 E: 0 K: 1 S: 5	H: 0 LOB: 0 BB: 0 P: 5	R: 0 E: 0 K: 0 S: 3	H: 0 LOB: 0 BB: 0 P: 3	1B: 6 2B: 3 3B: 0 HR: 1	SF: 0 SAC: 0 DP: 0 HBP: 0	WP: 0 PB: 0 CS: 0	PA: 40
PITCHER	IP WLS BF H R ER SO BB IBB HBP BLK WP HR S P ERA WHIP	IP WLS BF H R ER SO BB IBB HBP BLK WP HR S P ERA WHIP																				
Wayne Simpson, R ERA: 4.98	(1, 1)	5.2	24	6	4	2	2	0	0	0	0	0	0	0	0	28	28	3.18	1.059			
Mickey Scott, L ERA: 5.4	(6, 1)	0.0	L	1	0	0	0	1	0	0	0	0	0	0	0	4	4	∞	∞			
Don Kirkwood, R ERA: 5.74	(6, 1)	0.1	4	3	4	3	0	0	0	0	0	0	1	4	4	81.00	9.000					
Paul Hartzell, R ERA: 2.82	(7, 1)	3.0	11	1	0	0	2	0	1	0	0	0	0	0	14	18	0.00	0.333				

Batter	1	2	3	4	5	6	7	8	9	AB	R	H	RBI	BB	SO	LOB	BOTTOM					
Gil Flores, R OBP: 0.397, SLG: 0.500	0-0 E S 1B 1B		4-0 L6-4 1B BB		0-0 CS 1B		0-0 6-3	0-0 1-3		4	1	2	0	1	0	2	Minnesota Twins @ California Angels Anaheim Stadium, Anaheim, CA Sun May 22 1977, 6:33 AM EDT Att: 21,048 - Cloudy - 65 F					
Jerry Remy, L OBP: 0.375, SLG: 0.393	0-0 E4 1B 1-3 5-3		0-0		4-0 1B 1-2 1B BB		0-0		4-0	3	2	2	0	2	0	1						
Tony Solaita, L OBP: 0.345, SLG: 0.403	0-0 5-3 1-3 3-H 1B		0-3 K		0-0 BB 1B 1B		0-0 L5		0-0 F7	5	0	2	1	0	1	4						
Joe Rudi, R OBP: 0.327, SLG: 0.490	0-0 P4		0-0 L6-4		0-0 BB 1B		0-0 1-3		0-3 K	5	0	1	1	0	1	6						
Bobby Bonds, R OBP: 0.352, SLG: 0.503	0-0 5-3 1-2 3-H 1B			0-0 1B 3B	4-0 1-2 2-3 BB		0-0		0-0 F9	4	2	2	1	1	0	2						
Dave Chalk, R OBP: 0.392, SLG: 0.397	0-0 P6		0-0 F8		0-3 K		0-3 K		0-3 K	4	0	0	0	0	2	6						
Willie Aikens, L OBP: 0.467, SLG: 0.385		4-0		0-0		0-0 F7		0-0		3	0	2	1	1	0	0						
Orlando Ramirez, R OBP: 0.379, SLG: 0.280		0-0 CS BB		0-0 CS 1B		0-0 FC5-4 BB 2-3 1B		0-0		0	0	0	0	0	0	0						
Bobby Grich, R OBP: 0.368, SLG: 0.407		4-0 G4-6-3 1-2 BB		0-0 K		0-0 1-3		4-0 FC5-4 1-2 BB		2	0	0	0	2	1	1						
Terry Humphrey, R OBP: 0.320, SLG: 0.284		0-0 G4-6-3		0-0		0-0 P3		0-0 FC5-4		2	0	0	0	0	0	1						
Mario Guerrero, R OBP: 0.500, SLG: 0.875		0-0		0-0		0-0 4-3		0-0		1	0	0	0	0	0	0						
Ike Hampton, S OBP: 0.286, SLG: 0.417		0-0		0-0		0-0		0-0		1	0	0	1	0	0	2						
Inning Stats	R: 2 E: 1 K: 0 S: 6	H: 2 LOB: 1 BB: 0 P: 6	R: 0 E: 0 K: 0 S: 1	H: 0 LOB: 0 BB: 2 P: 9	R: 0 E: 0 K: 1 S: 5	H: 1 LOB: 1 BB: 1 P: 9	R: 1 E: 0 K: 1 S: 6	H: 2 LOB: 1 BB: 0 P: 6	R: 1 E: 0 K: 1 S: 7	H: 3 LOB: 3 BB: 2 P: 15	R: 0 E: 0 K: 0 S: 3	H: 0 LOB: 0 BB: 0 P: 3	R: 0 E: 0 K: 0 S: 4	H: 1 LOB: 1 BB: 0 P: 4	R: 0 E: 0 K: 1 S: 7	H: 2 LOB: 2 BB: 1 P: 11	R: 0 E: 0 K: 1 S: 5	H: 0 LOB: 1 BB: 1 P: 9	1B: 9 2B: 3 3B: 1 HR: 0	SF: 0 SAC: 0 DP: 3 HBP: 0	WP: 0 PB: 0 CS: 3	PA: 41
PITCHER	IP WLS BF H R ER SO BB IBB HBP BLK WP HR S P ERA WHIP	IP WLS BF H R ER SO BB IBB HBP BLK WP HR S P ERA WHIP																				
Pete Redfern, R ERA: 5.68	(1, 1)	4.0	17	5	3	2	2	3	0	0	0	0	0	0	18	30	4.50	2.000				
Dave Johnson, R ERA: 4.7	(5, 1)	1.0	7	3	1	1	1	2	0	0	0	0	0	7	15	9.00	5.000					
Tom Johnson, R ERA: 1.76	(6, 1)	4.0	W	17	3	1	1	2	2	0	0	0	0	0	19	27	2.25	1.250				

AB	38
R	8
H	10
RBI	8
BB	2
SO	4
LOB	14



Batter	1	2	3	4	5	6	7	8	9	AB	R	H	RBI	BB	SO	LOB	TOP					
Larry Hise, R OBP: 0.374, SLG: 0.599 (1, 7)										5	0	1	1	0	1	4	Minnesota Twins @ Boston Red Sox Fenway Park, Boston, MA Wed May 25 1977, 7:05 PM EDT Att: 24,686 - Unknown					
Roy Smalley, S OBP: 0.305, SLG: 0.287 (1, 6)										5	1	1	0	0	3	4						
Rod Carew, L OBP: 0.444, SLG: 0.562 (1, 3)										5	2	2	1	0	0	2						
Lyman Bostock, L OBP: 0.413, SLG: 0.493 (1, 8)										3	2	2	1	2	0	0						
Butch Wynegar, S OBP: 0.376, SLG: 0.496 (1, 2)										5	0	0	0	0	0	5						
Glenn Adams, L OBP: 0.370, SLG: 0.500 (1, 10)										4	1	2	3	0	0	1						
Craig Kusick, R OBP: 0.385, SLG: 0.515 (9, PH)										1	0	0	0	0	1	0						
Dan Ford, R OBP: 0.327, SLG: 0.386 (1, 9)										3	1	1	0	0	2	1						
Mike Cabbage, L OBP: 0.347, SLG: 0.359 (1, 5)										4	1	1	2	0	0	1						
Rob Wilfong, L OBP: 0.353, SLG: 0.338 (1, 4)										3	1	1	0	1	0	1						
Inning Stats	R: 2 E: 0 K: 1 S: 8	H: 3 LOB: 1 BB: 0 P: 8	R: 0 E: 0 K: 1 S: 6	H: 1 LOB: 2 BB: 1 P: 10	R: 6 E: 2 K: 0 S: 9	H: 4 LOB: 1 BB: 0 P: 10	R: 1 E: 0 K: 1 S: 5	H: 1 LOB: 0 BB: 1 P: 9	R: 0 E: 0 K: 1 S: 6	H: 0 LOB: 0 BB: 0 P: 3	R: 0 E: 0 K: 1 S: 5	H: 0 LOB: 0 BB: 0 P: 5	R: 0 E: 0 K: 1 S: 6	H: 1 LOB: 1 BB: 0 P: 6	R: 0 E: 0 K: 1 S: 4	H: 0 LOB: 0 BB: 1 P: 8	1B: 8 2B: 2 3B: 1 HR: 0	SF: 0 SAC: 0 DP: 1 HBP: 1	WP: 0 PB: 1 SB: 0 CS: 1	PA: 42		
PITCHER	IP WLS BF H R ER SO BB IBB HBP BLK WP HR S P ERA WHIP	IP WLS BF H R ER SO BB IBB HBP BLK WP HR S P ERA WHIP	IP WLS BF H R ER SO BB IBB HBP BLK WP HR S P ERA WHIP	IP WLS BF H R ER SO BB IBB HBP BLK WP HR S P ERA WHIP	IP WLS BF H R ER SO BB IBB HBP BLK WP HR S P ERA WHIP	IP WLS BF H R ER SO BB IBB HBP BLK WP HR S P ERA WHIP	IP WLS BF H R ER SO BB IBB HBP BLK WP HR S P ERA WHIP	IP WLS BF H R ER SO BB IBB HBP BLK WP HR S P ERA WHIP	IP WLS BF H R ER SO BB IBB HBP BLK WP HR S P ERA WHIP	IP WLS BF H R ER SO BB IBB HBP BLK WP HR S P ERA WHIP	IP WLS BF H R ER SO BB IBB HBP BLK WP HR S P ERA WHIP	IP WLS BF H R ER SO BB IBB HBP BLK WP HR S P ERA WHIP	IP WLS BF H R ER SO BB IBB HBP BLK WP HR S P ERA WHIP	IP WLS BF H R ER SO BB IBB HBP BLK WP HR S P ERA WHIP	IP WLS BF H R ER SO BB IBB HBP BLK WP HR S P ERA WHIP	IP WLS BF H R ER SO BB IBB HBP BLK WP HR S P ERA WHIP	IP WLS BF H R ER SO BB IBB HBP BLK WP HR S P ERA WHIP	IP WLS BF H R ER SO BB IBB HBP BLK WP HR S P ERA WHIP	IP WLS BF H R ER SO BB IBB HBP BLK WP HR S P ERA WHIP	IP WLS BF H R ER SO BB IBB HBP BLK WP HR S P ERA WHIP	IP WLS BF H R ER SO BB IBB HBP BLK WP HR S P ERA WHIP	IP WLS BF H R ER SO BB IBB HBP BLK WP HR S P ERA WHIP

AB	38
R	9
H	11
RBI	8
BB	3
SO	7
LOB	19



Batter	1	2	3	4	5	6	7	8	9	AB	R	H	RBI	BB	SO	LOB	BOTTOM					
Rick Burleson, R OBP: 0.374, SLG: 0.445 (1, 6)										5	0	1	0	0	0	1	Minnesota Twins @ Boston Red Sox Fenway Park, Boston, MA Wed May 25 1977, 7:05 PM EDT Att: 24,686 - Unknown					
Fred Lynn, L OBP: 0.283, SLG: 0.509 (1, 8)										4	0	1	0	1	0	2						
Jim Rice, R OBP: 0.358, SLG: 0.506 (1, 10)										4	0	0	0	0	0	2						
Carl Yastrzemski, L OBP: 0.360, SLG: 0.430 (1, 7)										3	0	0	0	1	1	1						
Carlton Fisk, R OBP: 0.449, SLG: 0.557 (1, 2)										4	1	2	0	0	0	1						
George Scott, R OBP: 0.316, SLG: 0.513 (1, 3)										3	1	1	0	1	0	1						
Dwight Evans, R OBP: 0.385, SLG: 0.589 (1, 9)										4	1	1	1	0	0	3						
Butch Hobson, R OBP: 0.297, SLG: 0.462 (1, 5)										4	1	1	2	0	0	0						
Steve Dillard, R OBP: 0.367, SLG: 0.467 (1, 4)										3	0	0	1	0	0	0						
Inning Stats	R: 0 E: 0 K: 0 S: 4	H: 1 LOB: 1 BB: 0 P: 4	R: 4 E: 0 K: 0 S: 7	H: 4 LOB: 1 BB: 1 P: 11	R: 0 E: 0 K: 0 S: 3	H: 0 LOB: 0 BB: 1 P: 7	R: 0 E: 0 K: 0 S: 3	H: 0 LOB: 0 BB: 0 P: 3	R: 0 E: 0 K: 0 S: 3	H: 0 LOB: 0 BB: 0 P: 3	R: 0 E: 0 K: 0 S: 4	H: 1 LOB: 1 BB: 0 P: 4	R: 0 E: 0 K: 1 S: 6	H: 1 LOB: 2 BB: 1 P: 10	R: 0 E: 1 K: 0 S: 4	H: 0 LOB: 1 BB: 0 P: 4		1B: 3 2B: 2 3B: 2 HR: 0	SF: 1 SAC: 0 DP: 0 HBP: 0	WP: 0 PB: 0 SB: 0 CS: 0	PA: 38	
PITCHER	IP WLS BF H R ER SO BB IBB HBP BLK WP HR S P ERA WHIP	IP WLS BF H R ER SO BB IBB HBP BLK WP HR S P ERA WHIP	IP WLS BF H R ER SO BB IBB HBP BLK WP HR S P ERA WHIP	IP WLS BF H R ER SO BB IBB HBP BLK WP HR S P ERA WHIP	IP WLS BF H R ER SO BB IBB HBP BLK WP HR S P ERA WHIP	IP WLS BF H R ER SO BB IBB HBP BLK WP HR S P ERA WHIP	IP WLS BF H R ER SO BB IBB HBP BLK WP HR S P ERA WHIP	IP WLS BF H R ER SO BB IBB HBP BLK WP HR S P ERA WHIP	IP WLS BF H R ER SO BB IBB HBP BLK WP HR S P ERA WHIP	IP WLS BF H R ER SO BB IBB HBP BLK WP HR S P ERA WHIP	IP WLS BF H R ER SO BB IBB HBP BLK WP HR S P ERA WHIP	IP WLS BF H R ER SO BB IBB HBP BLK WP HR S P ERA WHIP	IP WLS BF H R ER SO BB IBB HBP BLK WP HR S P ERA WHIP	IP WLS BF H R ER SO BB IBB HBP BLK WP HR S P ERA WHIP	IP WLS BF H R ER SO BB IBB HBP BLK WP HR S P ERA WHIP	IP WLS BF H R ER SO BB IBB HBP BLK WP HR S P ERA WHIP	IP WLS BF H R ER SO BB IBB HBP BLK WP HR S P ERA WHIP	IP WLS BF H R ER SO BB IBB HBP BLK WP HR S P ERA WHIP	IP WLS BF H R ER SO BB IBB HBP BLK WP HR S P ERA WHIP	IP WLS BF H R ER SO BB IBB HBP BLK WP HR S P ERA WHIP	IP WLS BF H R ER SO BB IBB HBP BLK WP HR S P ERA WHIP	IP WLS BF H R ER SO BB IBB HBP BLK WP HR S P ERA WHIP



Batter	1	2	3	4	5	6	7	8	9	AB	R	H	RBI	BB	SO	LOB	TOP			
Willie Norwood, R OBP: 0.182, SLG: 0.150	F7		K			1-3		5-3		4	0	0	0	0	1	1	Minnesota Twins @ Baltimore Orioles Memorial Stadium, Baltimore, MD Fri May 27 1977, 7:05 PM EDT Att: 12,219 - Unknown			
Dan Ford, R OBP: 0.331, SLG: 0.389	F8			F4		FC5-4 1B		1B		4	0	2	0	0	0	0				
Rod Carew, L OBP: 0.440, SLG: 0.552	4-3			FC6-4 BB		K		K		3	0	0	0	1	2	2				
Larry Hisle, R OBP: 0.371, SLG: 0.590		K		F9		FC5-4 1-2		1B		4	0	1	0	0	1	2				
Craig Kusick, R OBP: 0.378, SLG: 0.500	6-3			FC6-4 1-2			BB 1B	K		4	0	1	0	0	1	3				
Butch Wynegar, S OBP: 0.366, SLG: 0.480	5-3				F4		K		6-3	4	0	0	0	0	1	1				
Roy Smalley, S OBP: 0.321, SLG: 0.303			4-3 2B			CS 1B		BB 1-2	G5-4-3 BB	2	0	2	0	2	0	0				
Bob Randall, R OBP: 0.221, SLG: 0.246	4-3		4-3		E7 1-2		F9		G5-4-3 1-2	4	0	0	0	0	0	5				
Jerry Terrell, R OBP: 0.276, SLG: 0.302			K		F7		4-3			3	0	0	0	0	1	4				
Inning Stats	R: 0 E: 0 K: 0 S: 3	H: 0 LOB: 0 BB: 0 P: 3	R: 0 E: 0 K: 1 S: 5	H: 0 LOB: 0 BB: 0 P: 5	R: 0 E: 0 K: 2 S: 8	H: 1 LOB: 1 BB: 0 P: 8	R: 0 E: 0 K: 0 S: 3	H: 0 LOB: 1 BB: 1 P: 7	R: 0 E: 1 K: 0 S: 4	H: 1 LOB: 1 BB: 0 P: 4	R: 0 E: 0 K: 1 S: 6	H: 1 LOB: 2 BB: 1 P: 10	R: 0 E: 0 K: 2 S: 9	H: 2 LOB: 2 BB: 1 P: 9	R: 0 E: 0 K: 0 S: 2	H: 0 LOB: 0 BB: 1 P: 6	1B: 5 2B: 1 3B: 0 HR: 0	SF: 0 SAC: 0 DP: 1 HBP: 0	WP: 0 PB: 0 SB: 0 CS: 1	PA: 35
PITCHER Rudy May, L ERA: 2.74	IP: 9.0 WLS: W BF: 35 H: 6 R: 0 ER: 0 SO: 7 BB: 3 IBB: 0 HBP: 0 BLK: 0 WP: 0 HR: 0 S: 46 P: 58 ERA: 0.00 WHIP: 1.000															PITCHER				

Batter	1	2	3	4	5	6	7	8	9	AB	R	H	RBI	BB	SO	LOB	BOTTOM			
Al Bumbry, L OBP: 0.354, SLG: 0.365	6-3 3B	K		1B BB		1-3 1B		K		4	2	2	0	1	2	1	Minnesota Twins @ Baltimore Orioles Memorial Stadium, Baltimore, MD Fri May 27 1977, 7:05 PM EDT Att: 12,219 - Unknown			
Mark Belanger, R OBP: 0.285, SLG: 0.252	6-3	BB 1B		P1		1-3		K		5	1	1	1	0	1	3				
Ken Singleton, S OBP: 0.443, SLG: 0.495	5-3	1B BB		1B						3	0	2	2	1	0	0				
Larry Harlow, L OBP: 0.294, SLG: 0.261		1-2 2-3 BB		1B		2-H 3-H		1B		0	0	0	0	0	0	0				
Lee May, R OBP: 0.258, SLG: 0.289	2B BB			F3			6-3			4	1	2	2	0	0	2				
Tony Muser, L OBP: 0.310, SLG: 0.270		BB 1B								0	0	0	0	0	0	0				
Eddie Murray, S OBP: 0.323, SLG: 0.441	BB 2B	G4-6-3 1B			K		1B 1B			4	0	2	0	0	1	2				
Doug DeCinces, R OBP: 0.350, SLG: 0.475	BB IBB		K		F7		F9			3	0	0	0	1	1	1				
Pat Kelly, L OBP: 0.410, SLG: 0.545	FC6-4 BB		4-3		6-3			1B		3	0	1	1	1	0	0				
Billy Smith, S OBP: 0.351, SLG: 0.325	FC6-4		6-3			4-3	F7			4	0	0	0	0	0	5				
Rick Dempsey, R OBP: 0.323, SLG: 0.267		BB 1B		F8		1-3 1B BB		1-3		3	2	1	0	1	0	0				
Inning Stats	R: 2 E: 0 K: 0 S: 6	H: 3 LOB: 3 BB: 2 P: 14	R: 2 E: 0 K: 1 S: 7	H: 3 LOB: 1 BB: 1 P: 11	R: 0 E: 0 K: 1 S: 5	H: 0 LOB: 0 BB: 0 P: 5	R: 0 E: 0 K: 0 S: 4	H: 1 LOB: 2 BB: 1 P: 8	R: 0 E: 0 K: 1 S: 5	H: 0 LOB: 0 BB: 0 P: 5	R: 2 E: 0 K: 0 S: 4	H: 2 LOB: 1 BB: 1 P: 8	R: 0 E: 0 K: 0 S: 5	H: 2 LOB: 2 BB: 0 P: 5	R: 0 E: 0 K: 2 S: 7	H: 0 LOB: 0 BB: 0 P: 7	1B: 9 2B: 1 3B: 1 HR: 0	SF: 0 SAC: 0 DP: 1 HBP: 0	WP: 0 PB: 0 SB: 0 CS: 0	PA: 38
PITCHER Geoff Zahn, L ERA: 3.9	IP: 3.2 WLS: L BF: 21 H: 7 R: 4 ER: 4 SO: 2 BB: 3 IBB: 1 HBP: 0 BLK: 0 WP: 0 HR: 0 S: 21 P: 37 ERA: 9.82 WHIP: 2.727															PITCHER				
Ron Schueler, R ERA: 2.3	IP: 4.1 WLS: L BF: 21 H: 7 R: 4 ER: 4 SO: 2 BB: 3 IBB: 1 HBP: 0 BLK: 0 WP: 0 HR: 0 S: 21 P: 37 ERA: 9.82 WHIP: 2.727															PITCHER				
Dave Johnson, R ERA: 4.15	IP: 7.1 WLS: L BF: 21 H: 7 R: 4 ER: 4 SO: 2 BB: 3 IBB: 1 HBP: 0 BLK: 0 WP: 0 HR: 0 S: 21 P: 37 ERA: 9.82 WHIP: 2.727															PITCHER				
Pete Redfern, R ERA: 5.54	IP: 8.1 WLS: L BF: 21 H: 7 R: 4 ER: 4 SO: 2 BB: 3 IBB: 1 HBP: 0 BLK: 0 WP: 0 HR: 0 S: 21 P: 37 ERA: 9.82 WHIP: 2.727															PITCHER				

livebaseballscores.com



livebaseballscores.com



Batter	1	2	3	4	5	6	7	8	9	AB	R	H	RBI	BB	SO	LOB	TOP			
Bob Randall, R OBP: 0.250, SLG: 0.279 (1, 4)										3	0	2	1	1	0	0	Minnesota Twins @ Baltimore Orioles Memorial Stadium, Baltimore, MD Sun May 29 1977, 3:33 AM EDT Att: 15,083 - Unknown			
Dan Ford, R OBP: 0.327, SLG: 0.373 (1, 9)										3	0	0	0	1	1	2				
Larry Hisle, R OBP: 0.371, SLG: 0.575 (1, 7)										3	0	1	1	1	1	0				
Craig Kusick, R OBP: 0.360, SLG: 0.506 (1, 3)										4	0	0	0	0	3	4				
Bob Gorinski, R OBP: 0.192, SLG: 0.160 (1, 10)										4	0	0	0	0	3	0				
Roy Smalley, S OBP: 0.330, SLG: 0.325 (1, 6)										4	1	2	1	0	0	0				
Lyman Bostock, L OBP: 0.400, SLG: 0.474 (1, 8)										4	0	0	0	0	2	1				
Jerry Terrell, R OBP: 0.279, SLG: 0.304 (1, 5)										3	1	1	0	0	0	0				
Glenn Borgmann, R OBP: 0.378, SLG: 0.345 (1, 2)										2	1	0	0	1	0	0				
Inning Stats	R: 0 E: 0 K: 1 S: 4	H: 0 LOB: 0 BB: 1 P: 8	R: 1 E: 0 K: 3 S: 10	H: 1 LOB: 0 BB: 0 P: 10	R: 0 E: 0 K: 1 S: 6	H: 1 LOB: 1 BB: 0 P: 6	R: 0 E: 0 K: 1 S: 4	H: 0 LOB: 0 BB: 1 P: 8	R: 0 E: 0 K: 0 S: 3	H: 0 LOB: 0 BB: 0 P: 3	R: 0 E: 0 K: 2 S: 7	H: 0 LOB: 0 BB: 0 P: 7	R: 0 E: 0 K: 2 S: 10	H: 3 LOB: 2 BB: 2 P: 18	R: 0 E: 0 K: 0 S: 3	H: 0 LOB: 0 BB: 0 P: 3	1B: 4 2B: 2 3B: 0 HR: 1	SF: 0 SAC: 0 DP: 3 HBP: 0	WP: 0 PB: 0 SB: 0 CS: 0	PA: 34
PITCHER Mike Flanagan, L ERA: 3.5 (1, 1)	IP: 9.0 WLS: L BF: 34 H: 6 R: 3 ER: 3 SO: 10 BB: 4 IBB: 0 HBP: 0 BLK: 0 WP: 0 HR: 1 S: 50 P: 66 ERA: 3.00 WHIP: 1.111															PITCHER				

Batter	1	2	3	4	5	6	7	8	9	AB	R	H	RBI	BB	SO	LOB	BOTTOM					
Al Bumby, L OBP: 0.344, SLG: 0.360 (1, 8)										4	0	0	0	0	1	2	Minnesota Twins @ Baltimore Orioles Memorial Stadium, Baltimore, MD Sun May 29 1977, 3:33 AM EDT Att: 15,083 - Unknown					
Mark Belanger, R OBP: 0.292, SLG: 0.279 (1, 6)										3	0	0	0	0	1	0						
Tom Shopay, L (9, PH) OBP: 0.313, SLG: 0.429										1	1	1	0	0	0	0						
Ken Singleton, S OBP: 0.439, SLG: 0.548 (1, 9)										4	1	1	2	0	1	0						
Lee May, R OBP: 0.263, SLG: 0.289 (9, PR)										3	0	2	0	1	1	0						
Larry Harlow, L OBP: 0.294, SLG: 0.261										0	0	0	0	0	0	0						
Eddie Murray, S OBP: 0.316, SLG: 0.428 (1, 10)										4	0	0	0	0	0	3						
Pat Kelly, L OBP: 0.395, SLG: 0.514 (1, 7)										4	0	0	0	0	0	1						
Doug DeCinces, R OBP: 0.343, SLG: 0.462 (1, 5)										3	0	1	0	0	1	0						
Billy Smith, S OBP: 0.358, SLG: 0.333 (1, 4)										3	0	2	0	0	1	0						
Rick Dempsey, R OBP: 0.317, SLG: 0.270 (1, 2)										3	0	1	0	0	1	3						
Inning Stats	R: 0 E: 0 K: 0 S: 3	H: 0 LOB: 0 BB: 0 P: 3	R: 0 E: 0 K: 0 S: 2	H: 0 LOB: 0 BB: 1 P: 6	R: 0 E: 0 K: 1 S: 6	H: 1 LOB: 1 BB: 0 P: 6	R: 0 E: 0 K: 1 S: 6	H: 1 LOB: 1 BB: 0 P: 6	R: 0 E: 0 K: 0 S: 4	H: 2 LOB: 1 BB: 0 P: 4	R: 0 E: 0 K: 1 S: 5	H: 0 LOB: 0 BB: 0 P: 5	R: 0 E: 0 K: 1 S: 5	H: 0 LOB: 0 BB: 0 P: 5	R: 0 E: 0 K: 3 S: 10	H: 1 LOB: 1 BB: 0 P: 10	R: 2 E: 0 K: 0 S: 5	H: 3 LOB: 1 BB: 0 P: 5	1B: 6 2B: 2 3B: 0 HR: 1	SF: 0 SAC: 0 DP: 3 HBP: 0	WP: 0 PB: 0 SB: 0 CS: 0	PA: 33
PITCHER Dave Goltz, R ERA: 3.74 Tom Johnson, R ERA: 1.51 (9, 1)	IP: 8.0 WLS: W BF: 30 H: 7 R: 2 ER: 2 SO: 7 BB: 1 IBB: 0 HBP: 0 BLK: 0 WP: 0 HR: 1 S: 43 P: 47 ERA: 2.25 WHIP: 1.000															PITCHER						

AB	30
R	3
H	6
RBI	3
BB	4
SO	10
LOB	7



AB	32
R	2
H	8
RBI	2
BB	1
SO	7
LOB	9



Batter	1	2	3	4	5	6	7	8	9	AB	R	H	RBI	BB	SO	LOB	TOP								
Al Bumby, L OBP: 0.351, SLG: 0.373 (1, 8)										5	1	3	0	0	0	3									
Mark Belanger, R OBP: 0.292, SLG: 0.268 (1, 6)										5	0	0	0	0	4	2									
Ken Singleton, S OBP: 0.431, SLG: 0.529 Tony Muser, L OBP: 0.310, SLG: 0.270 (8, 3)										4	2	0	0	1	1	1									
Lee May, R OBP: 0.278, SLG: 0.348 Larry Harlow, L OBP: 0.294, SLG: 0.261 (8, 8)										5	3	4	5	0	0	1									
Pat Kelly, L OBP: 0.395, SLG: 0.505 (8, 9)										4	1	1	1	1	2	1									
Eddie Murray, S OBP: 0.313, SLG: 0.417 (1, 10)										4	0	0	0	1	3	2									
Doug DeCinces, R OBP: 0.347, SLG: 0.466 Brooks Robinson, R OBP: 0.250, SLG: 0.474 (2, 5)										1	0	1	0	0	0	0									
Billy Smith, S OBP: 0.352, SLG: 0.328 (1, 4)										5	1	1	0	0	1	4									
Rick Dempsey, R OBP: 0.329, SLG: 0.310 (1, 2)										4	0	3	3	0	0	0									
Inning Stats	R: 0 E: 0 K: 1 S: 6	H: 1 LOB: 1 BB: 0 P: 6	R: 1 E: 0 K: 1 S: 7	H: 2 LOB: 2 BB: 1 P: 11	R: 1 E: 0 K: 2 S: 9	H: 2 LOB: 1 BB: 0 P: 9	R: 0 E: 0 K: 1 S: 6	H: 1 LOB: 1 BB: 0 P: 6	R: 2 E: 1 K: 2 S: 9	H: 1 LOB: 2 BB: 2 P: 17	R: 3 E: 0 K: 1 S: 7	H: 2 LOB: 0 BB: 1 P: 11	R: 2 E: 0 K: 0 S: 5	H: 4 LOB: 0 BB: 0 P: 5	R: 0 E: 0 K: 2 S: 8	H: 1 LOB: 1 BB: 0 P: 8	R: 0 E: 0 K: 1 S: 5	H: 0 LOB: 0 BB: 0 P: 5	1B: 8 2B: 3 3B: 1 HR: 2	SF: 0 SAC: 0 DP: 0 HBP: 0	WP: 0 PB: 0 SB: 1 CS: 1	PA: 45			
PITCHER	IP	WLS	BF	H	R	ER	SO	BB	IBB	HBP	BLK	WP	HR	S	P	ERA	WHIP								
Paul Thordogard, R ERA: 3.6 (1, 1)	4.1		22	7	4	3	6	1	0	0	0	0	1	33	37	6.23	1.846								
Ron Schuster, R ERA: 3.58 (5, 1)	1.2	L	10	2	3	3	2	3	0	0	0	0	1	11	23	16.20	3.000								
Dave Johnson, R ERA: 5.99 (7, 1)	1.0		5	4	2	2	0	0	0	0	0	0	0	5	5	18.00	4.000								
Tom Burgmeier, L ERA: 2.06 (8, 1)	2.0		7	1	0	0	3	0	0	0	0	0	0	13	13	0.00	0.500								

Baltimore Orioles @ Minnesota Twins
Metropolitan Stadium, Bloomington, MI
Mon May 30 1977, 8:05 PM EDT
Att: 16,065 - Unknown

AB 40
R 9
H 14
RBI 9
BB 4
SO 11
LOB 14



Batter	1	2	3	4	5	6	7	8	9	AB	R	H	RBI	BB	SO	LOB	BOTTOM								
Bob Randall, R OBP: 0.250, SLG: 0.278 Rob Wilfong, L OBP: 0.352, SLG: 0.338 (7, 4)										4	0	1	0	0	0	1									
Bob Gorinski, R OBP: 0.185, SLG: 0.154 Mike Cabbage, L OBP: 0.351, SLG: 0.363 (9, 5)										1	0	0	0	0	0	0									
Rod Carew, L OBP: 0.438, SLG: 0.545 (1, 3)										4	1	1	1	1	0	1									
Dan Ford, R OBP: 0.335, SLG: 0.387 (1, 9)										4	1	2	2	1	0	1									
Larry Hise, R OBP: 0.377, SLG: 0.579 (1, 7)										4	1	2	2	1	0	1									
Craig Kusick, R OBP: 0.348, SLG: 0.488 Glenn Adams, L OBP: 0.344, SLG: 0.452 Willie Norwood, R OBP: 0.174, SLG: 0.143 (9, 7)										3	0	0	0	0	1	1									
Roy Smalley, S OBP: 0.326, SLG: 0.321 (1, 6)										5	1	1	0	0	1	4									
Butch Wynegar, S OBP: 0.359, SLG: 0.474 (1, 2)										4	0	2	0	0	0	1									
Lyman Bostock, L OBP: 0.402, SLG: 0.475 (1, 8)										4	0	2	1	0	0	2									
Jerry Terrell, R OBP: 0.277, SLG: 0.317 (9, 4)										4	1	1	0	0	0	3									
Inning Stats	R: 0 E: 0 K: 0 S: 3	H: 0 LOB: 1 BB: 1 P: 7	R: 1 E: 0 K: 0 S: 5	H: 3 LOB: 1 BB: 0 P: 5	R: 0 E: 0 K: 0 S: 3	H: 0 LOB: 0 BB: 0 P: 3	R: 0 E: 0 K: 0 S: 5	H: 2 LOB: 2 BB: 0 P: 5	R: 3 E: 1 K: 1 S: 8	H: 3 LOB: 0 BB: 0 P: 8	R: 0 E: 0 K: 0 S: 4	H: 1 LOB: 1 BB: 0 P: 4	R: 3 E: 0 K: 0 S: 7	H: 4 LOB: 1 BB: 0 P: 7	R: 0 E: 0 K: 0 S: 3	H: 0 LOB: 0 BB: 0 P: 3	R: 0 E: 0 K: 2 S: 8	H: 1 LOB: 2 BB: 1 P: 12	1B: 10 2B: 4 3B: 0 HR: 0	SF: 0 SAC: 0 DP: 1 HBP: 0	WP: 0 PB: 0 SB: 0 CS: 0	PA: 42			
PITCHER	IP	WLS	BF	H	R	ER	SO	BB	IBB	HBP	BLK	WP	HR	S	P	ERA	WHIP								
Ross Grimsley, L ERA: 3.19 (1, 1)	6.0		27	9	4	3	1	1	0	0	0	0	0	28	32	4.50	1.667								
Dennis Martinez, R ERA: 2.97 (7, 1)	0.1		5	4	3	3	0	0	0	0	0	0	0	5	5	81.00	12.000								
Scott McGregor, L ERA: 3.99 (7, 1)	2.2	S	10	1	0	0	2	1	0	0	0	0	0	13	17	0.00	0.750								

Baltimore Orioles @ Minnesota Twins
Metropolitan Stadium, Bloomington, MI
Mon May 30 1977, 8:05 PM EDT
Att: 16,065 - Unknown

AB 40
R 7
H 14
RBI 5
BB 2
SO 3
LOB 17



Batter	1	2	3	4	5	6	7	8	9	AB	R	H	RBI	BB	SO	LOB	TOP										
Al Bumby, L OBP: 0.354, SLG: 0.376 (1, 8)	0-0 SH1-3 1B		0-0 4-3			0-0 S 1B		0-0 FC4-6		4	0	2	0	0	0	1											
Mark Belanger, R OBP: 0.276, SLG: 0.264 Kiko Garcia, R OBP: 0.357, SLG: 0.370 (1, 6) (8, 6)	0-0 SH1-3 1-2			0-0 F9		0-0 P4		0-0 F7		2	0	0	0	0	0	1											
Ken Singleton, S OBP: 0.426, SLG: 0.516 (1, 9)	0-3 K			0-0 4-3		0-0 4-3			4-0 HR BB	3	1	0	0	1	1	2											
Lee May, R OBP: 0.289, SLG: 0.389 (1, 3)	0-3 K			0-0 HR			4-0 G6-4-3 BB		0-0 HR	3	2	2	3	1	1	1											
Pat Kelly, L OBP: 0.391, SLG: 0.496 (1, 7)		0-0 3-1		0-0 1-3			0-0 L8		0-0 1B	4	0	1	0	0	0	1											
Eddie Murray, S OBP: 0.306, SLG: 0.407 (1, 10)		0-0 6-3			0-0 F7		0-0 G6-4-3		0-3 K	4	0	0	0	0	1	2											
Billy Smith, S OBP: 0.349, SLG: 0.326 (1, 4)		0-3 K			0-0 4-3			0-0 FC4-6 1B	0-3 K	4	0	1	0	0	2	1											
Brooks Robinson, R OBP: 0.217, SLG: 0.409 (1, 5)			0-0 F8		0-0 F9			0-0 F7		3	0	0	0	0	0	1											
Rick Dempsey, R OBP: 0.322, SLG: 0.302 (1, 2)			0-0 F9			0-0 L1		0-0 F9		3	0	0	0	0	0	1											
Inning Stats	R: 0 E: 0 K: 2 S: 8	H: 1 LOB: 1 BB: 0 P: 8	R: 0 E: 0 K: 1 S: 5	H: 0 LOB: 0 BB: 0 P: 5	R: 0 E: 0 K: 0 S: 3	H: 0 LOB: 0 BB: 0 P: 3	R: 1 E: 0 K: 0 S: 4	H: 1 LOB: 0 BB: 0 P: 4	R: 0 E: 0 K: 0 S: 4	H: 1 LOB: 1 BB: 0 P: 4	R: 0 E: 0 K: 0 S: 2	H: 0 LOB: 0 BB: 1 P: 6	R: 0 E: 0 K: 0 S: 4	H: 1 LOB: 1 BB: 0 P: 4	R: 2 E: 0 K: 2 S: 9	H: 2 LOB: 1 BB: 1 P: 13	1B: 4 2B: 0 3B: 0 HR: 2	SF: 0 SAC: 1 DP: 1 HBP: 0	WP: 0 PA: 34 PB: 0 SB: 1 CS: 0								
PITCHER	IP	WLS	BF	H	R	ER	SO	BB	IBB	HBP	BLK	WP	HR	S	P	ERA	WHIP										
Pete Redfern, R ERA: 5.13 (1, 1)	8.1	W	31	5	3	3	3	2	0	0	0	0	2	35	43	3.24	0.840										
Tom Johnson, R ERA: 1.49 (9, 1)	0.2		3	1	0	0	2	0	0	0	0	0	0	7	7	0.00	1.500										

Baltimore Orioles @ Minnesota Twins
Metropolitan Stadium, Bloomington, MI
Tue May 31 1977, 8:05 PM EDT
Att: 4,535 - Unknown

AB 31
R 3
H 6
RBI 3
BB 2
SO 5
LOB 11

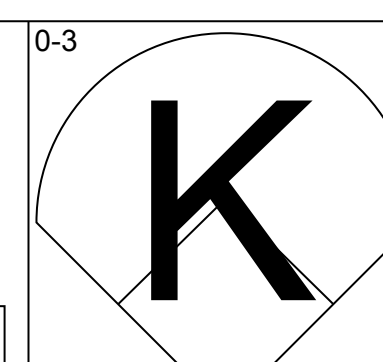
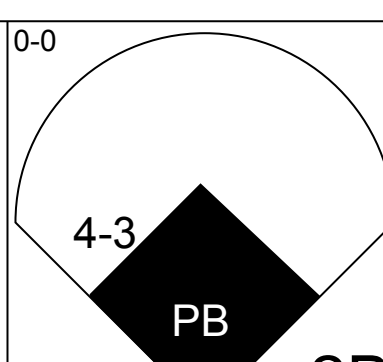
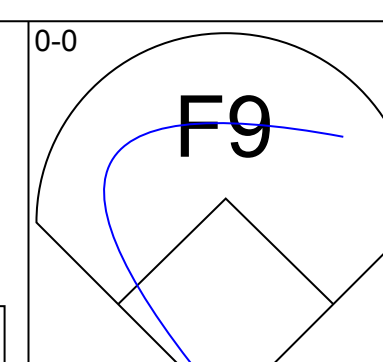
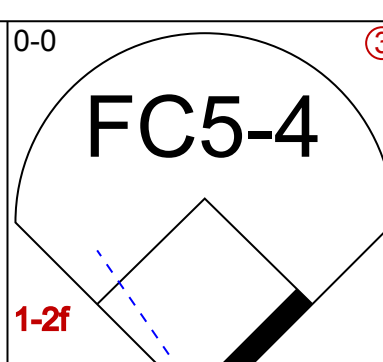
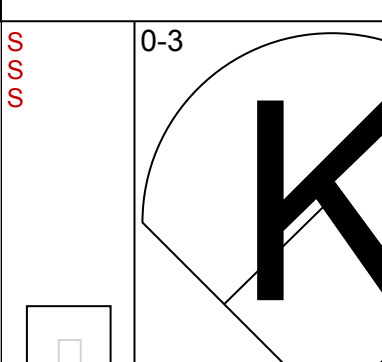
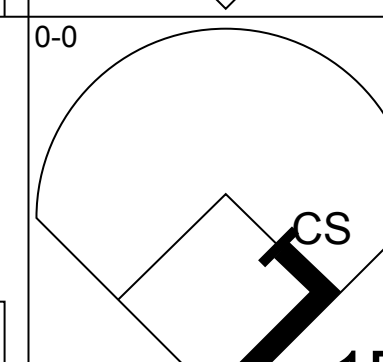
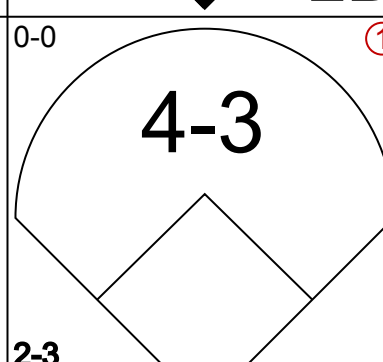
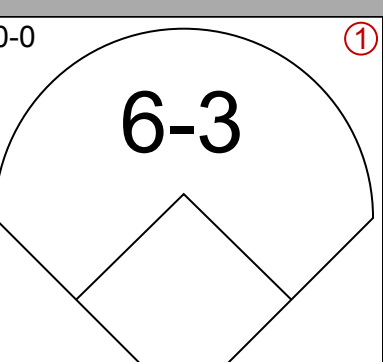
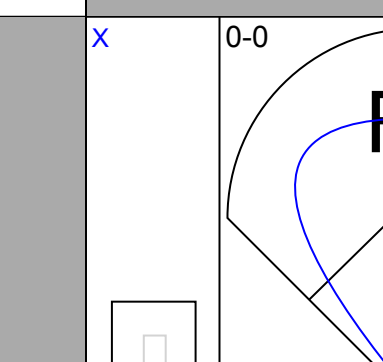
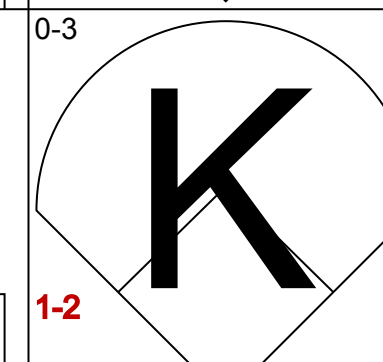
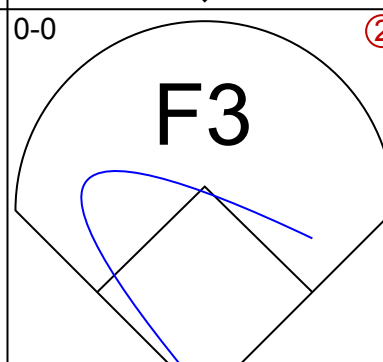
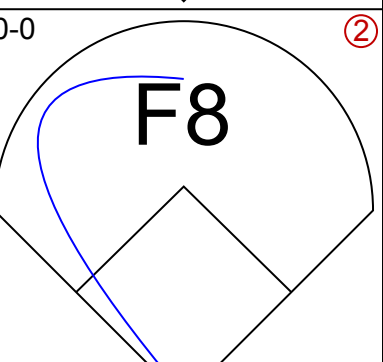
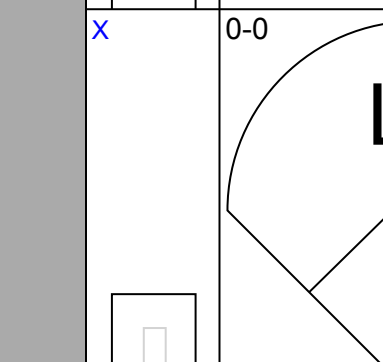
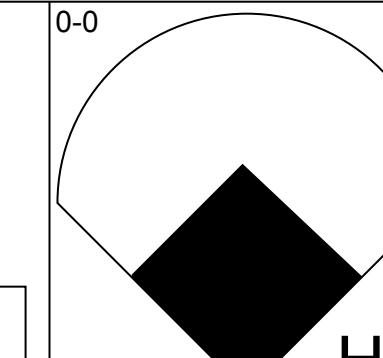
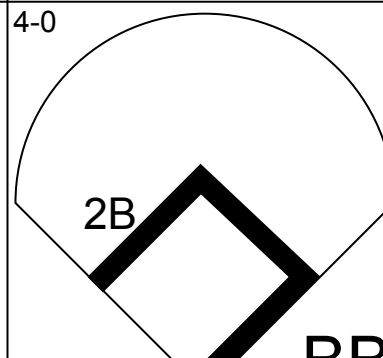
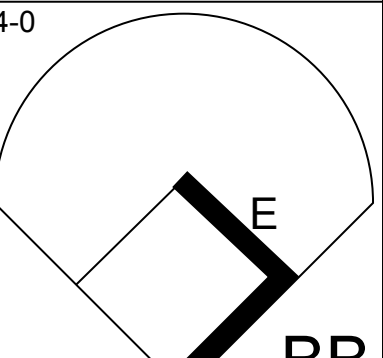
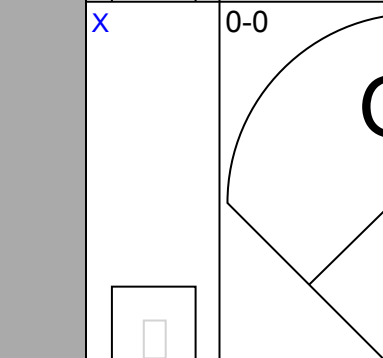
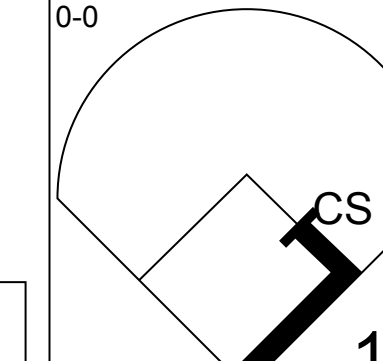
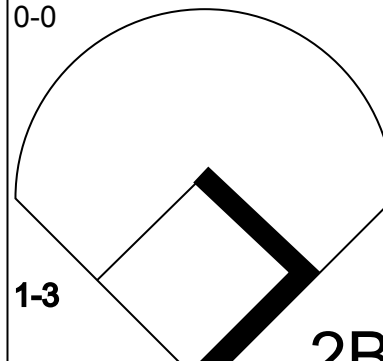
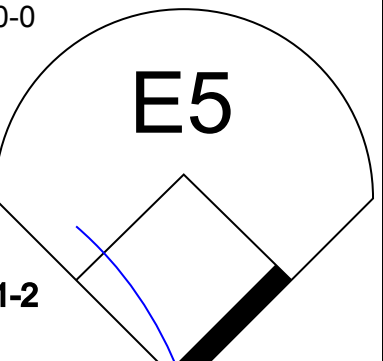
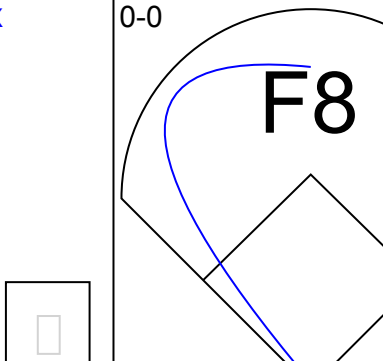
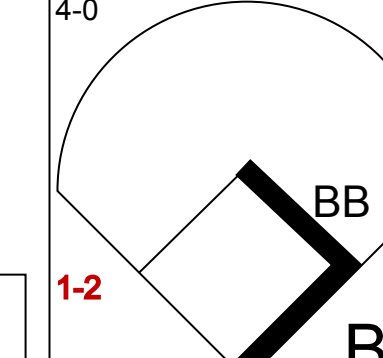
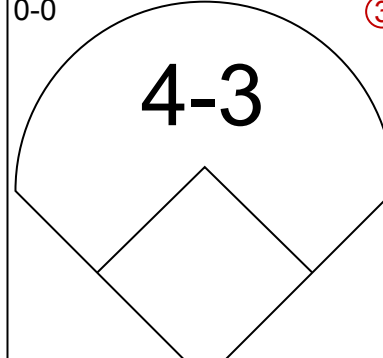
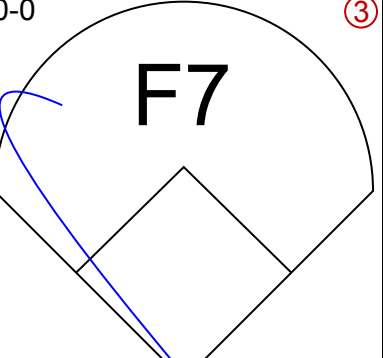
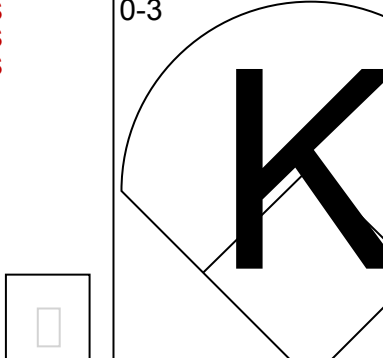
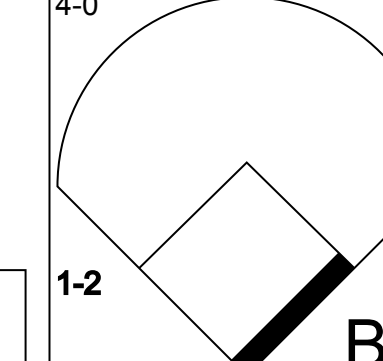
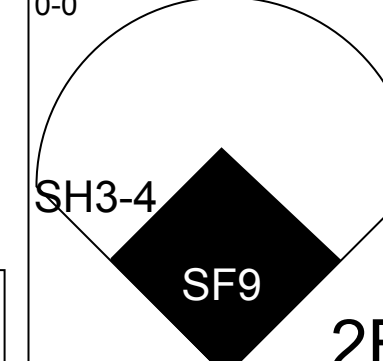
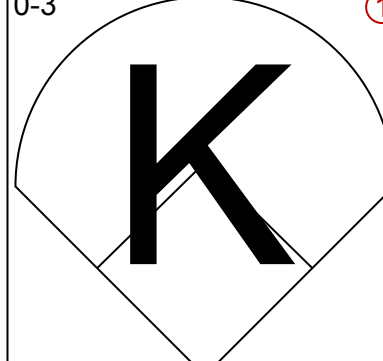
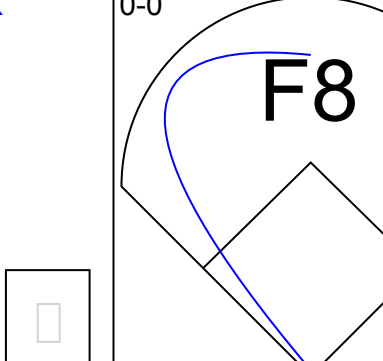
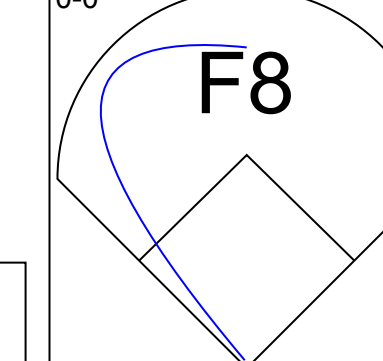
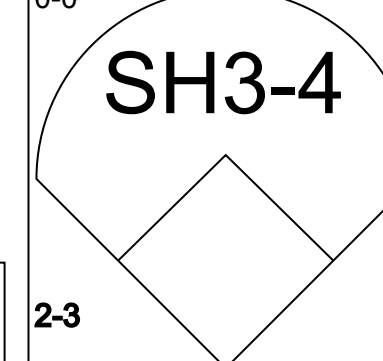
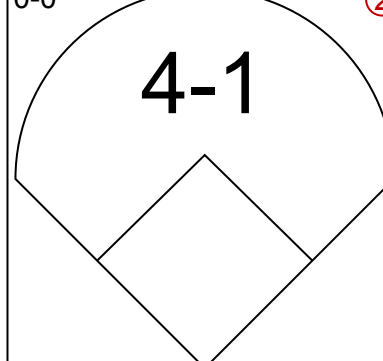
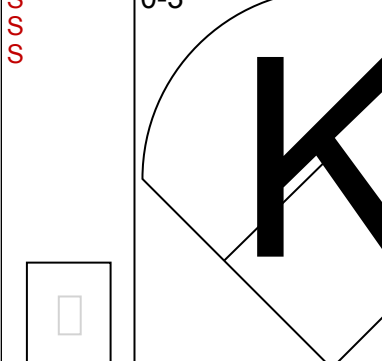
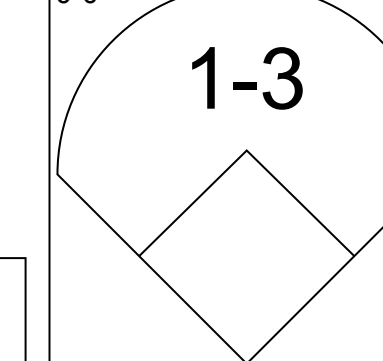
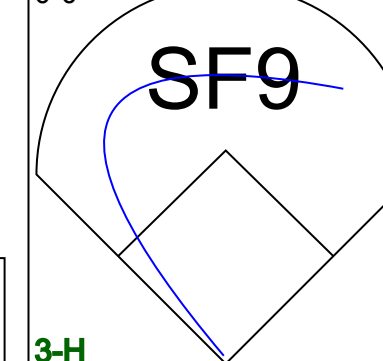
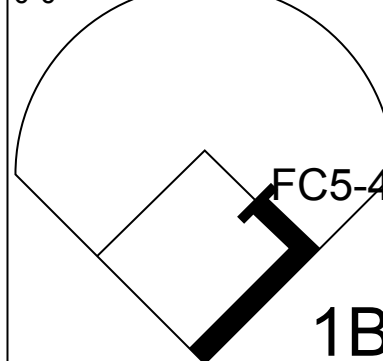
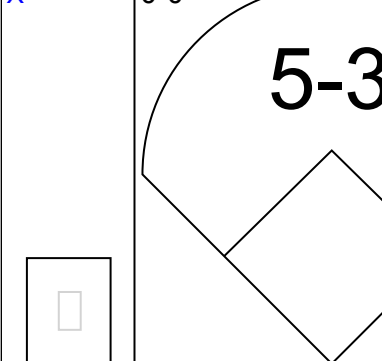


Batter	1	2	3	4	5	6	7	8	9	AB	R	H	RBI	BB	SO	LOB	BOTTOM										
Roy Smalley, S OBP: 0.330, SLG: 0.325 (1, 6)	0-3 K		0-3 K		0-0 SH1-4	0-0 E 1B		0-0 BB BB 1B		4	1	2	0	0	2	0											
Rod Carew, L OBP: 0.428, SLG: 0.530 (1, 3)	0-3 K		0-0 F8		0-0 4-3	0-0 E8		0-3 K		5	0	0	1	0	2	2											
Dan Ford, R OBP: 0.337, SLG: 0.384 (1, 9)	0-0 F8			0-3 K	0-0 1B	0-0 P6		4-0 BB BB 1B		4	0	1	1	1	1	1											
Larry Hisle, R OBP: 0.383, SLG: 0.577 (1, 7)		0-3 K		0-0 S 1B	0-0 F8		4-0 FC6-4 1B	1-2 2-3 BB		4	1	2	0	1	1	1											
Craig Kusick, R OBP: 0.358, SLG: 0.524 (7, PH) Rich Chiles, L OBP: 0.386, SLG: 0.333 Bob Gorinski, R OBP: 0.179, SLG: 0.148 (1, 10) (8, PH)		0-0 F8		4-0 1B		0-0 HR		0-0 FC6-4 FC4-6	0-0 6-3	2	1	1	1	1	0	0											
Jerry Terrell, R OBP: 0.304, SLG: 0.344 (1, 5)		0-0 BB 1B		1-2 BB	0-0 G6-4-3 1B	0-0 1B	0-0 FC4-6 E S 1B			4	2	3	1	0	0	1											
Butch Wynegar, S OBP: 0.369, SLG: 0.478 (1, 2)		4-0 BB BB 1B		1-2 BB	0-0 G6-4-3	0-0 1B	0-0 1B	0-0 1B		3	1	2	1	1	0	2											
Lyman Bostock, L OBP: 0.399, SLG: 0.472 (1, 8)		0-0 P6			0-0 SH1-4 4-3 1B	0-0 SF9 1B	0-0 K			3	1	1	1	0	1	3											
Rob Wilfong, L OBP: 0.348, SLG: 0.325 (1, 4)			0-0 P6		4-0 4-3 SH1-4 1B	0-0 K		0-3 K		3	1	0	0	1	2	1											
Inning Stats	R: 0 E: 0 K: 2 S: 7	H: 0 LOB: 0 BB: 0 P: 7	R: 0 E: 0 K: 1 S: 6	H: 1 LOB: 2 BB: 1 P: 10	R: 0 E: 0 K: 1 S: 5	H: 0 LOB: 0 BB: 0 P: 5	R: 1 E: 0 K: 1 S: 6	H: 2 LOB: 1 BB: 1 P: 10	R: 2 E: 0 K: 0 S: 5	H: 2 LOB: 1 BB: 1 P: 9	R: 4 E: 1 K: 1 S: 10	H: 4 LOB: 1 BB: 0 P: 10	R: 1 E: 0 K: 1 S: 7	H: 2 LOB: 1 BB: 0 P: 7	R: 0 E: 0 K: 2 S: 8	H: 1 LOB: 3 BB: 2 P: 16	1B: 11 2B: 0 3B: 0 HR: 1	SF: 1 SAC: 1 DP: 1 HBP: 0	WP: 0 PA: 41 PB: 0 SB: 2 CS: 0								
PITCHER	IP	WLS	BF	H	R	ER	SO	BB	IBB	HBP	BLK	WP	HR	S	P	ERA	WHIP										
Rudy May, L ERA: 3.14 (1, 1)	5.0	L	25	8	6	5	5	3	0	0	0	0	0	14	14	4.50	1.500										
Tony Chavez, R ERA: 4.5 (6, 1)	2.0		10	3	2	1	2	0	0	0	0	0	0	8	16	0.00	3.000										
Tippy Martinez, L ERA: 3.86 (8, 1)	1.0		6	1	0	0	2	2	0	0	0	0	0	8	16	0.00	3.000										

Baltimore Orioles @ Minnesota Twins
Metropolitan Stadium, Bloomington, MI
Tue May 31 1977, 8:05 PM EDT
Att: 4,535 - Unknown

AB 34
R 8
H 12
RBI 6
BB 5
SO 9
LOB 15

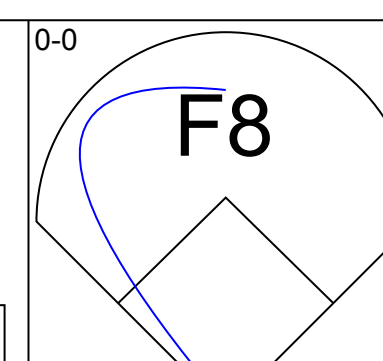
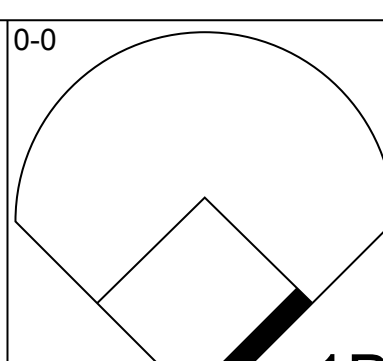
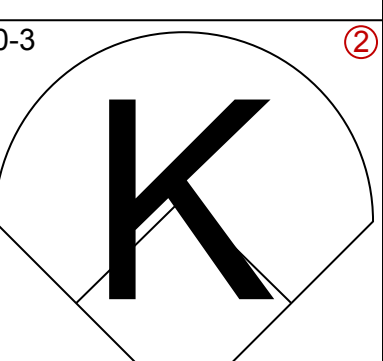
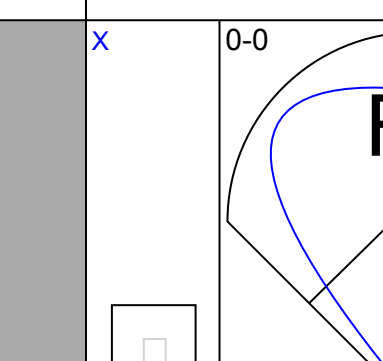
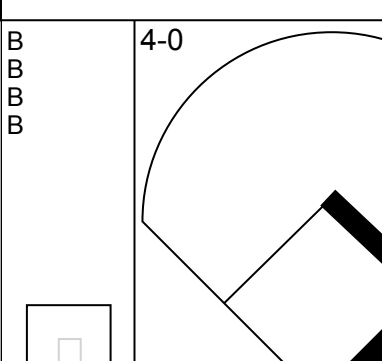

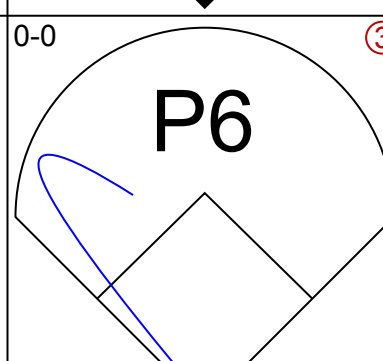
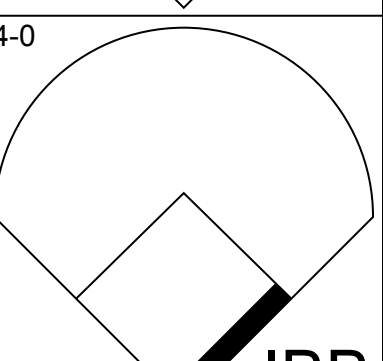
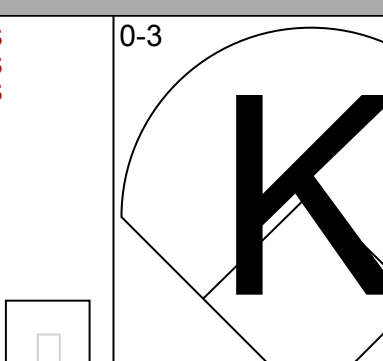
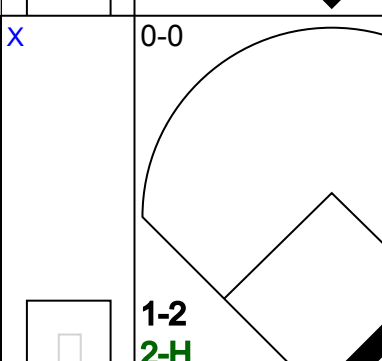
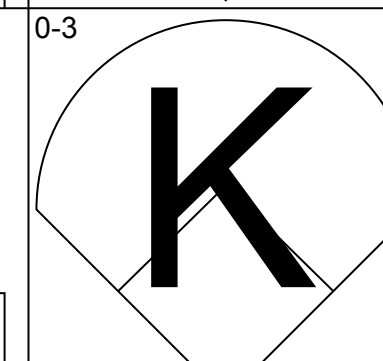
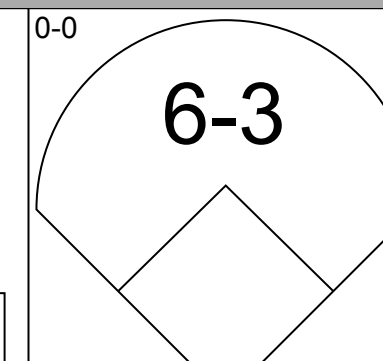
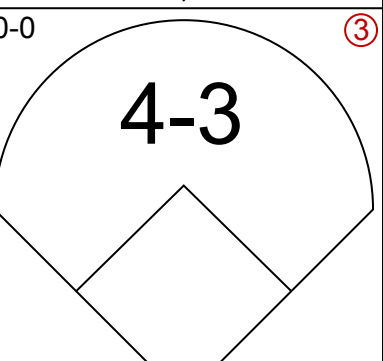
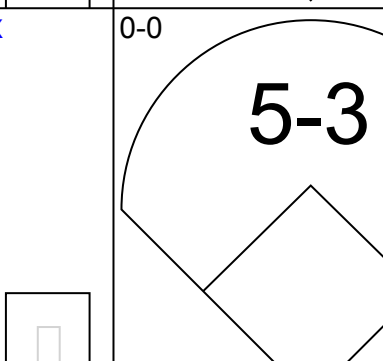
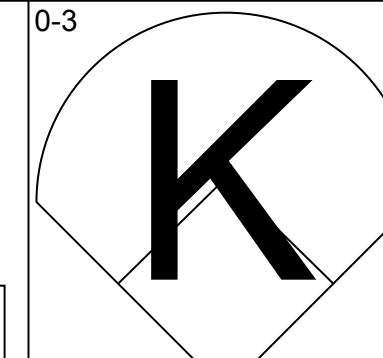
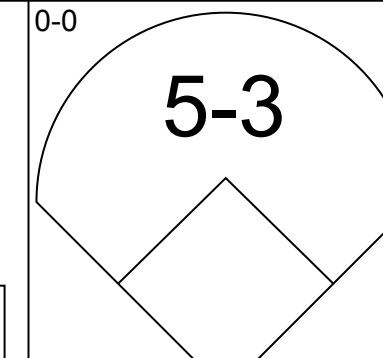
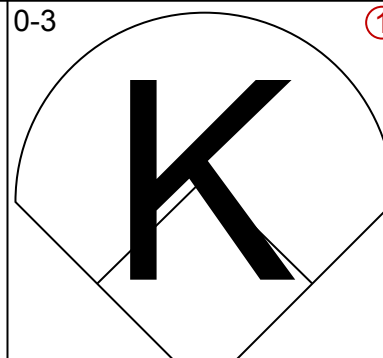
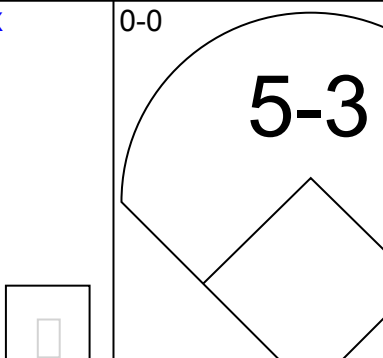
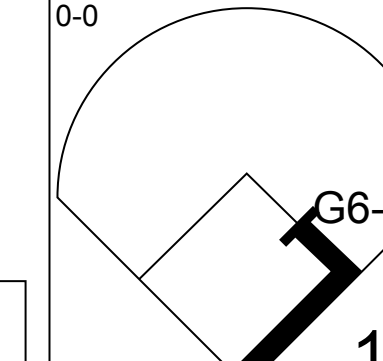
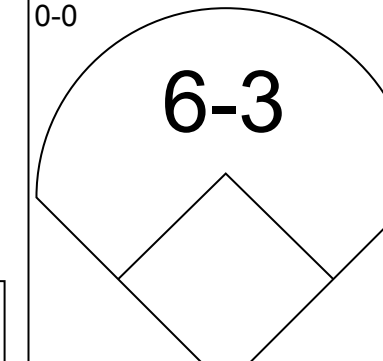
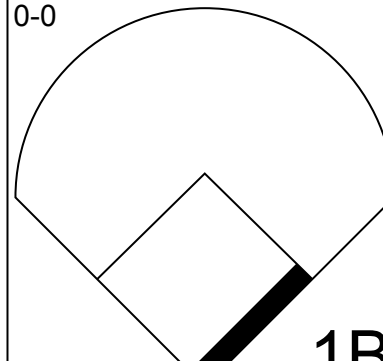
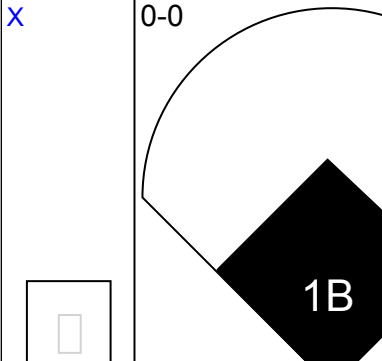
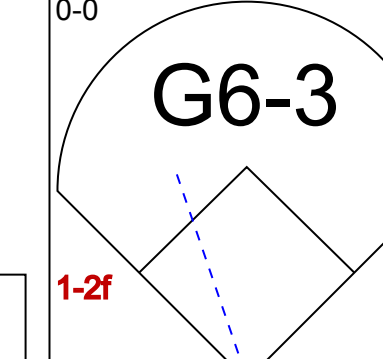

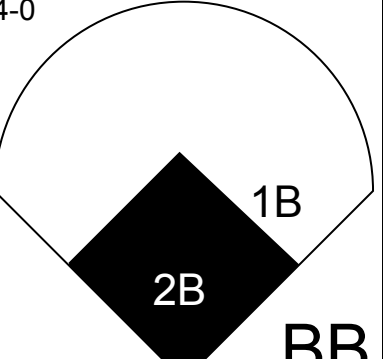
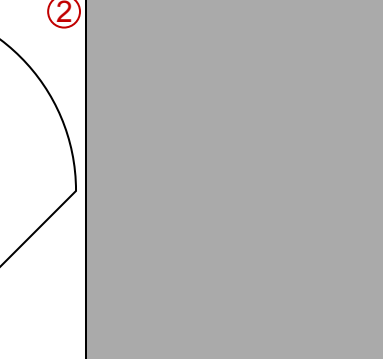
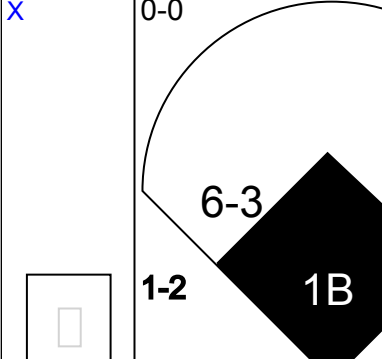
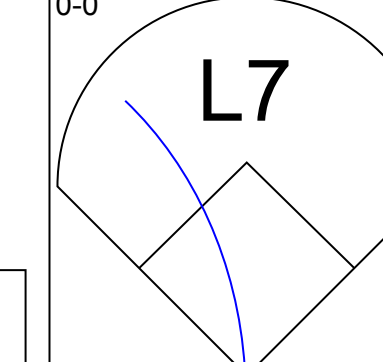

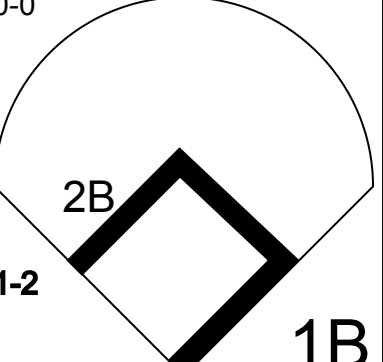
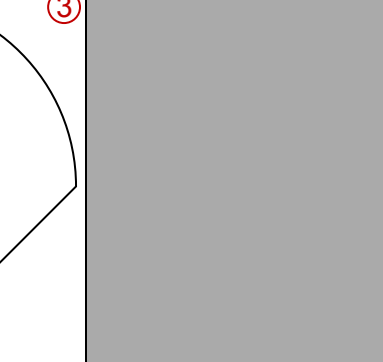
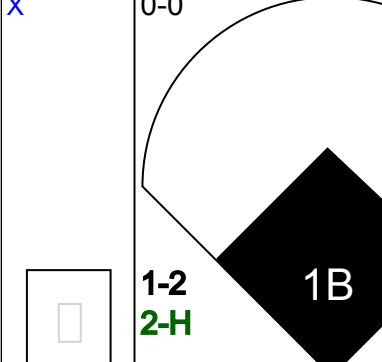
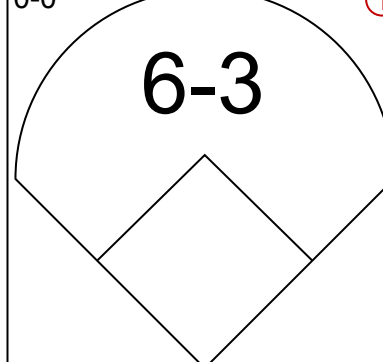
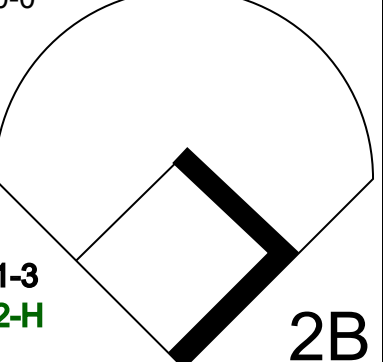
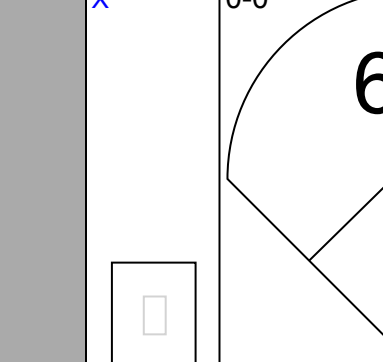
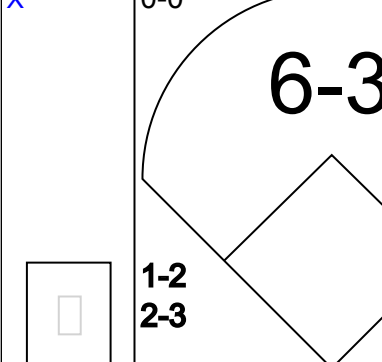

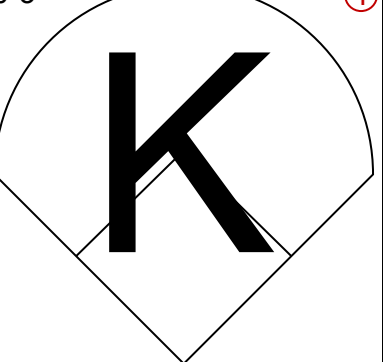
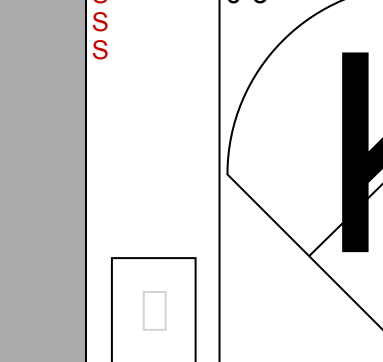
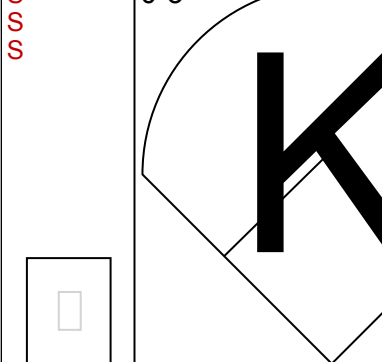


Batter	1	2	3	4	5	6	7	8	9	AB	R	H	RBI	BB	SO	LOB	TOP					
Willie Randolph, R OBP: 0.356, SLG: 0.401 (1, 4)										5	1	1	0	0	2	1						
Mickey Rivers, L OBP: 0.324, SLG: 0.365 (1, 8)										4	0	1	0	0	0	1						
Thurman Munson, R OBP: 0.362, SLG: 0.530 (1, 10)										4	0	0	0	0	1	1						
Chris Chambliss, L OBP: 0.347, SLG: 0.471 (1, 3)										2	1	1	1	2	0	0						
Roy White, S OBP: 0.359, SLG: 0.409 (1, 7)										4	0	2	0	0	0	1						
Reggie Jackson, L OBP: 0.350, SLG: 0.465 Paul Blair, R OBP: 0.364, SLG: 0.415 (1, 9) (9, 9)										3	0	0	0	1	1	4						
Graig Nettles, L OBP: 0.299, SLG: 0.471 (1, 5)										3	1	1	0	1	1	0						
Fran Healy, R OBP: 0.200, SLG: 0.136 (1, 2)										3	0	0	0	0	1	2						
Bucky Dent, R OBP: 0.306, SLG: 0.340 (1, 6)										3	0	1	1	0	0	2						
Inning Stats	R: 0 E: 0 K: 2 S: 7	H: 1 LOB: 0 BB: 0 P: 7	R: 1 E: 0 K: 0 S: 4	H: 2 LOB: 2 BB: 2 P: 12	R: 1 E: 0 K: 0 S: 5	H: 2 LOB: 2 BB: 1 P: 9	R: 0 E: 0 K: 0 S: 4	H: 1 LOB: 0 BB: 0 P: 4	R: 0 E: 1 K: 0 S: 4	H: 0 LOB: 2 BB: 1 P: 8	R: 0 E: 0 K: 1 S: 6	H: 1 LOB: 1 BB: 0 P: 6	R: 0 E: 0 K: 0 S: 3	H: 0 LOB: 0 BB: 0 P: 3	R: 0 E: 0 K: 1 S: 5	H: 0 LOB: 0 BB: 0 P: 5	R: 0 E: 0 K: 2 S: 7	H: 0 LOB: 0 BB: 0 P: 7	1B: 3 2B: 3 3B: 0 HR: 1	SF: 1 SAC: 1 DP: 0 HBP: 0	WP: 0 PB: 1 CS: 2	PA: 37
PITCHER	IP	WLS	BF	H	R	ER	SO	BB	IBB	HBP	BLK	WP	HR	S	P	ERA	WHIP					
Geoff Zahn, L ERA: 3.84 Tom Johnson, R ERA: 1.45	(1, 1) (9, 1)	8.0 W	34 3	7 0	3 0	3 0	4 2	4 0	0 0	0 0	0 0	0 0	1 7	38 7	54	3.38 0.00	1.375 0.000					

New York Yankees @ Minnesota Twins
Metropolitan Stadium, Bloomington, MI
Wed Jun 01 1977, 8:05 PM EDT
Att: 23,684 - Unknown - 71 F

AB 31
R 3
H 7
RBI 2
BB 4
SO 6
LOB 12



Batter	1	2	3	4	5	6	7	8	9	AB	R	H	RBI	BB	SO	LOB	BOTTOM					
Roy Smalley, S OBP: 0.332, SLG: 0.323 (1, 6)										4	0	1	0	1	1	2						
Rod Carew, L OBP: 0.433, SLG: 0.527 (1, 3) (9, 4)										3	0	1	2	2	1	1						
Dan Ford, R OBP: 0.330, SLG: 0.374 (1, 9)										4	0	0	0	0	1	4						
Larry Hisle, R OBP: 0.379, SLG: 0.571 Mike Cubbage, L OBP: 0.349, SLG: 0.360 Willie Norwood, R OBP: 0.167, SLG: 0.136 Tom Johnson, R ERA: 1.45 (1, 7) (6, 5) (8, PH) (9, 1)										2	0	0	0	0	1	1						
Craig Kusick, R OBP: 0.374, SLG: 0.534 (1, 10) (9, 3)										4	1	3	0	0	0	0						
Jerry Terrell, R OBP: 0.315, SLG: 0.343 (1, 5) (6, 4) (9, 5)										3	2	1	0	1	0	2						
Butch Wynegar, S OBP: 0.373, SLG: 0.479 (1, 2)										4	1	2	1	0	1	1						
Lyman Bostock, L OBP: 0.396, SLG: 0.473 (1, 8)										4	0	1	1	0	0	2						
Rob Wilfong, L OBP: 0.344, SLG: 0.321 Bob Gorinski, R OBP: 0.161, SLG: 0.133 (1, 4) (5, PH) (6, 7)										1	0	0	0	0	0	0						
Inning Stats	R: 0 E: 0 K: 2 S: 7	H: 0 LOB: 1 BB: 1 P: 11	R: 0 E: 0 K: 0 S: 3	H: 1 LOB: 0 BB: 0 P: 3	R: 0 E: 0 K: 0 S: 4	H: 1 LOB: 1 BB: 0 P: 4	R: 0 E: 0 K: 0 S: 3	H: 0 LOB: 0 BB: 0 P: 3	R: 1 E: 0 K: 2 S: 9	H: 2 LOB: 3 BB: 2 P: 17	R: 0 E: 0 K: 1 S: 8	H: 1 LOB: 1 BB: 0 P: 8	R: 0 E: 0 K: 1 S: 5	H: 0 LOB: 0 BB: 0 P: 5	R: 0 E: 0 K: 1 S: 5	H: 0 LOB: 0 BB: 0 P: 5	R: 3 E: 0 K: 1 S: 8	H: 4 LOB: 2 BB: 1 P: 12	1B: 8 2B: 1 3B: 0 HR: 0	SF: 0 SAC: 0 DP: 1 HBP: 0	WP: 0 PB: 0 CS: 0	PA: 38
PITCHER	IP	WLS	BF	H	R	ER	SO	BB	IBB	HBP	BLK	WP	HR	S	P	ERA	WHIP					
Ron Guidry, L ERA: 3.22 Sparky Lyle, L ERA: 0.89	(1, 1) (9, 1)	8.0 L	34 4	8 1	4 0	4 0	8 1	8 1	0 0	0 0	0 0	0 0	5 9	47 9	59	4.50 0.00	1.250 3.000					

New York Yankees @ Minnesota Twins
Metropolitan Stadium, Bloomington, MI
Wed Jun 01 1977, 8:05 PM EDT
Att: 23,684 - Unknown - 71 F

AB 34
R 4
H 9
RBI 4
BB 4
SO 9
LOB 17



Batter	1	2	3	4	5	6	7	8	9	AB	R	H	RBI	BB	SO	LOB	TOP				
Mickey Rivers, L OBP: 0.331, SLG: 0.384	SH1-3 1B		P6			2B 1B	G3			5	1	3	1	0	0	3	New York Yankees @ Minnesota Twins Metropolitan Stadium, Bloomington, MI Thu Jun 02 1977, 8:05 PM EDT Att: 30,741 - Unknown - 69 F livebaseballscorecards.com				
Roy White, S OBP: 0.356, SLG: 0.405	SH1-3		FC5-4			2B 1B	F9		F7	4	1	1	0	0	0	2					
Thurman Munson, R OBP: 0.360, SLG: 0.529 Paul Blair, R OBP: 0.356, SLG: 0.405	K			6-3		3B 2B	6-3		F8	4	1	1	2	0	1	1					
Chris Chambliss, L OBP: 0.353, SLG: 0.482	1-3			HR 1B		SF9 3B			F7	1	0	0	0	0	0	0					
Lou Piniella, R OBP: 0.369, SLG: 0.439		4-3		HR 1B		SF9 3B			4-3	4	2	2	3	0	0	0					
Reggie Jackson, L OBP: 0.353, SLG: 0.472 Fran Healy, R OBP: 0.192, SLG: 0.130	F7			K		2B			E6 G4-6-3	4	1	2	1	0	1	0					
Graig Nettles, L OBP: 0.296, SLG: 0.469	K			G3		4-3			G4-6-3	5	0	1	2	0	1	2					
George Zeber, S OBP: 0.600, SLG: 0.571				F9		E5 SH5-3 1B			1-3	4	1	1	0	0	1	1					
Bucky Dent, R OBP: 0.313, SLG: 0.343				FC5-4 1B		SH5-3 2-3 1B			F9	2	0	1	0	1	0	0					
Inning Stats	R: 0 E: 0 K: 1 S: 6	H: 1 LOB: 1 BB: 0 P: 6	R: 0 E: 0 K: 1 S: 5	H: 0 LOB: 0 BB: 0 P: 5	R: 0 E: 0 K: 0 S: 4	H: 1 LOB: 1 BB: 0 P: 4	R: 2 E: 0 K: 1 S: 7	H: 2 LOB: 0 BB: 0 P: 7	R: 5 E: 1 K: 0 S: 9	H: 6 LOB: 1 BB: 0 P: 9	R: 0 E: 0 K: 1 S: 6	H: 1 LOB: 1 BB: 0 P: 6	R: 3 E: 0 K: 0 S: 6	H: 3 LOB: 2 BB: 2 P: 14	R: 0 E: 0 K: 0 S: 3	H: 0 LOB: 0 BB: 0 P: 3		R: 0 E: 1 K: 0 S: 3	H: 0 LOB: 0 BB: 0 P: 3	1B: 8 2B: 3 3B: 2 HR: 1	SF: 1 SAC: 2 DP: 1 HBP: 0
PITCHER	IP WLS BF H R ER SO BB IBB HBP BLK WP HR S P ERA WHIP																				
Jeff Holly, L ERA: 5.59	4.1 L 21 8 6 6 3 0 0 0 0 0 0 1 27 27 12.46 1.846																				
Ron Schueler, R ERA: 4.15	2.0 11 4 3 3 1 1 0 0 0 0 0 0 12 16 13.50 2.500																				
Tom Burgmeier, L ERA: 2.2	1.2 8 2 1 1 0 1 0 0 0 0 0 0 7 11 5.40 1.800																				
Dave Johnson, R ERA: 5.06	1.0 3 0 0 0 0 0 0 0 0 0 0 0 3 3 0.00 0.000																				

Batter	1	2	3	4	5	6	7	8	9	AB	R	H	RBI	BB	SO	LOB	BOTTOM				
Roy Smalley, S OBP: 0.323, SLG: 0.314	G3			G3		F7			5-3	5	0	0	0	0	1	2	New York Yankees @ Minnesota Twins Metropolitan Stadium, Bloomington, MI Thu Jun 02 1977, 8:05 PM EDT Att: 30,741 - Unknown - 69 F livebaseballscorecards.com				
Rod Carew, L OBP: 0.441, SLG: 0.556	1B FC1 2B			CS 1B		FC4-6 1B			L7	5	2	4	2	0	0	0					
Lyman Bostock, L OBP: 0.403, SLG: 0.476 Bob Gorinski, R OBP: 0.156, SLG: 0.129	BB FC1 1B			BB S BB		F8 1B			K	3	0	2	0	1	0	1					
Butch Wynegar, S OBP: 0.380, SLG: 0.476	FC1 BB			BB BB		FC4-6 1B			L3	3	0	1	0	2	0	2					
Mike Cabbage, L OBP: 0.348, SLG: 0.355 Larry Hisle, R OBP: 0.377, SLG: 0.567 Jerry Terrell, R OBP: 0.311, SLG: 0.338	BB BB BB			K		FC4-6 1B			4-3	2	0	0	0	1	1	4					
Glenn Adams, L OBP: 0.371, SLG: 0.455 Dan Ford, R OBP: 0.328, SLG: 0.372	BB BB			BB		1-2 2-3 BB			6-3	2	0	1	1	1	0	3					
Rich Chiles, L OBP: 0.370, SLG: 0.316				1-2 2-3 BB		1-3 3-H 1B			F9	4	0	0	0	0	0	5					
Rob Wilfong, L OBP: 0.340, SLG: 0.318				F9		F8			P3	4	0	0	0	0	0	5					
Willie Norwood, R OBP: 0.179, SLG: 0.120				F9		G3			F8	4	0	1	0	0	0	0					
				3-1 S 1B		F9			F8	3	1	0	0	1	0	1					
Inning Stats	R: 0 E: 0 K: 0 S: 5	H: 2 LOB: 3 BB: 1 P: 9	R: 0 E: 0 K: 1 S: 6	H: 1 LOB: 1 BB: 0 P: 6	R: 0 E: 0 K: 1 S: 5	H: 1 LOB: 3 BB: 3 P: 17	R: 0 E: 0 K: 0 S: 3	H: 0 LOB: 0 BB: 0 P: 3	R: 1 E: 0 K: 0 S: 6	H: 3 LOB: 2 BB: 0 P: 6	R: 2 E: 0 K: 1 S: 7	H: 2 LOB: 2 BB: 2 P: 15	R: 0 E: 0 K: 0 S: 3	H: 0 LOB: 0 BB: 0 P: 3	R: 0 E: 0 K: 0 S: 3	H: 0 LOB: 0 BB: 0 P: 3	R: 0 E: 0 K: 1 S: 5	H: 0 LOB: 0 BB: 0 P: 5	1B: 7 2B: 1 3B: 0 HR: 1	SF: 0 SAC: 0 DP: 0 HBP: 0	WP: 0 PA: 41 CS: 1
PITCHER	IP WLS BF H R ER SO BB IBB HBP BLK WP HR S P ERA WHIP																				
Ed Figueroa, R ERA: 1.8	5.2 W 31 9 3 3 2 6 0 0 0 0 0 0 29 53 4.76 2.647																				
Sparky Lyle, L ERA: 0.82	3.1 S 10 0 0 0 2 0 0 0 0 0 0 0 14 14 0.00 0.000																				

Batter	1	2	3	4	5	6	7	8	9	AB	R	H	RBI	BB	SO	LOB	TOP			
Rick Burleson, R OBP: 0.364, SLG: 0.432 (1, 6)										5	0	1	0	0	0	4				
Fred Lynn, L OBP: 0.289, SLG: 0.479 (1, 8)										4	0	1	0	0	1	1				
Jim Rice, R OBP: 0.341, SLG: 0.505 (1, 10)										4	0	1	0	0	1	3				
Carl Yastrzemski, L OBP: 0.379, SLG: 0.485 (1, 7)										4	0	1	0	0	0	4				
Carlton Fisk, R OBP: 0.444, SLG: 0.585 (1, 2)										4	1	1	0	0	1	2				
George Scott, R OBP: 0.337, SLG: 0.525 (1, 3)										4	0	0	0	0	2	2				
Butch Hobson, R OBP: 0.294, SLG: 0.460 (1, 5)										4	1	2	1	0	2	0				
Denny Doyle, L OBP: 0.329, SLG: 0.353 (1, 4)										3	0	0	1	0	1	1				
Bernie Carbo, L OBP: 0.390, SLG: 0.481 (1, 9)										3	0	2	0	1	0	0				
Inning Stats	R: 0 E: 0 K: 0 S: 4	H: 1 LOB: 1 BB: 0 P: 4	R: 0 E: 0 K: 1 S: 6	H: 1 LOB: 1 BB: 0 P: 6	R: 0 E: 0 K: 1 S: 7	H: 2 LOB: 2 BB: 0 P: 7	R: 2 E: 0 K: 1 S: 8	H: 3 LOB: 1 BB: 0 P: 8	R: 0 E: 0 K: 2 S: 8	H: 0 LOB: 0 BB: 0 P: 7	R: 0 E: 1 K: 0 S: 3	H: 0 LOB: 0 BB: 0 P: 3	R: 0 E: 0 K: 0 S: 4	H: 1 LOB: 1 BB: 0 P: 4	R: 0 E: 0 K: 1 S: 5	H: 0 LOB: 1 BB: 1 P: 9	1B: 6 2B: 1 3B: 2 HR: 0	SF: 1 SAC: 0 DP: 1 HBP: 0	WP: 0 PB: 0 SB: 0 CS: 0	PA: 37
PITCHER Dave Goltz, R ERA: 3.55 (1, 1)	IP: 9.0 WLS: W BF: 37 H: 9 R: 2 ER: 2 SO: 8 BB: 1 IBB: 0 HBP: 0 BLK: 0 WP: 0 HR: 0 S: 52 P: 56 ERA: 2.00 WHIP: 1.111															PITCHER				

Boston Red Sox @ Minnesota Twins
Metropolitan Stadium, Bloomington, MI
Fri Jun 03 1977, 8:05 PM EDT
Att: 11,852 - Unknown - 81 F

AB 35
R 2
H 9
RBI 2
BB 1
SO 8
LOB 17



Batter	1	2	3	4	5	6	7	8	9	AB	R	H	RBI	BB	SO	LOB	BOTTOM			
Butch Wynegar, S OBP: 0.368, SLG: 0.459 (1, 2)										5	0	0	0	0	1	3				
Roy Smalley, S OBP: 0.317, SLG: 0.306 (1, 6)										4	0	0	0	0	0	3				
Rod Carew, L OBP: 0.447, SLG: 0.580 (1, 3)										4	2	3	0	0	0	0				
Lyman Bostock, L OBP: 0.405, SLG: 0.488 (1, 8)										4	2	2	2	0	1	2				
Glenn Adams, L OBP: 0.359, SLG: 0.432 (1, 7)										4	0	1	0	0	1	1				
Mike Cubbage, L OBP: 0.346, SLG: 0.352 (1, 5)										4	0	1	0	0	1	2				
Larry Hise, R OBP: 0.363, SLG: 0.570 (1, 10)										1	1	1	1	1	0	0				
Rich Chiles, L OBP: 0.362, SLG: 0.309 (5, PH)										2	0	0	0	0	1	2				
Dan Ford, R OBP: 0.326, SLG: 0.387 (1, 9)										4	1	1	2	0	0	3				
Rob Wilfong, L OBP: 0.347, SLG: 0.326 (1, 4)										4	0	2	0	0	0	0				
Inning Stats	R: 2 E: 1 K: 0 S: 6	H: 2 LOB: 1 BB: 0 P: 6	R: 0 E: 0 K: 0 S: 4	H: 1 LOB: 2 BB: 1 P: 8	R: 4 E: 0 K: 0 S: 7	H: 4 LOB: 0 BB: 0 P: 7	R: 0 E: 0 K: 0 S: 3	H: 0 LOB: 0 BB: 0 P: 3	R: 0 E: 0 K: 1 S: 7	H: 2 LOB: 2 BB: 0 P: 7	R: 0 E: 0 K: 0 S: 5	H: 2 LOB: 2 BB: 0 P: 5	R: 0 E: 0 K: 3 S: 9	H: 0 LOB: 0 BB: 0 P: 9	R: 0 E: 0 K: 1 S: 5	H: 0 LOB: 0 BB: 0 P: 5	1B: 7 2B: 0 3B: 3 HR: 1	SF: 0 SAC: 0 DP: 0 HBP: 0	WP: 0 PB: 0 SB: 1 CS: 0	PA: 37
PITCHER Bob Stanley, R ERA: 4.72 (1, 1)	IP: 2.0 WLS: L BF: 13 H: 5 R: 4 ER: 3 SO: 0 BB: 1 IBB: 0 HBP: 0 BLK: 0 WP: 0 HR: 0 S: 12 P: 16 ERA: 13.50 WHIP: 3.000															PITCHER				
Ramon Hernandez, L ERA: 9.35 (3, 1)	IP: 1.0 WLS: 5 BF: 2 H: 2 R: 2 ER: 2 SO: 0 BB: 0 IBB: 0 HBP: 0 BLK: 0 WP: 0 HR: 1 S: 5 P: 5 ERA: 18.00 WHIP: 2.000															PITCHER				
Rick Wise, R ERA: 10.53 (4, 1)	IP: 4.0 WLS: 16 BF: 4 H: 0 R: 0 ER: 0 SO: 4 BB: 0 IBB: 0 HBP: 0 BLK: 0 WP: 0 HR: 0 S: 24 P: 24 ERA: 0.00 WHIP: 1.000															PITCHER				
Tom Murphy, R ERA: 6.23 (8, 1)	IP: 1.0 WLS: 3 BF: 0 H: 0 R: 0 ER: 0 SO: 1 BB: 0 IBB: 0 HBP: 0 BLK: 0 WP: 0 HR: 0 S: 5 P: 5 ERA: 0.00 WHIP: 0.000															PITCHER				

Boston Red Sox @ Minnesota Twins
Metropolitan Stadium, Bloomington, MI
Fri Jun 03 1977, 8:05 PM EDT
Att: 11,852 - Unknown - 81 F

AB 36
R 6
H 11
RBI 5
BB 1
SO 5
LOB 16



Batter	1	2	3	4	5	6	7	8	9	AB	R	H	RBI	BB	SO	LOB	TOP								
Rick Burleson, R (1, 6) OBP: 0.358, SLG: 0.422 Steve Dillard, R (7, 6) OBP: 0.353, SLG: 0.447	0-0 1B		4-0 BB		0-0 F3		0-0 P4	0-0 L6		3	0	1	0	1	0	1									
Fred Lynn, L (1, 8) OBP: 0.279, SLG: 0.444	0-3 K		0-0 G4-6-3		0-0 L6-3		0-0 F8		0-0 F7	5	0	0	0	0	1	3									
Jim Rice, R (1, 10) OBP: 0.335, SLG: 0.500	0-0 F7		0-0 F9			0-0 6-3	0-0 P4		0-0 HR	5	1	1	0	0	0	1									
Carl Yastrzemski, L (1, 7) OBP: 0.380, SLG: 0.503	0-0 L6				0-0 F8		4-0 1B BB		0-0 F9	4	2	1	2	1	0	1									
Carlton Fisk, R (1, 2) OBP: 0.442, SLG: 0.571		0-0 L6		1-0 HBP		0-0 1B BB		0-0 P4	0-0 F8	4	1	1	0	0	0	0									
George Scott, R (1, 3) OBP: 0.350, SLG: 0.532		4-0 BB BB		4-0 HBP		0-0 1B		0-0 1B	0-0 2B	3	1	3	1	2	0	0									
Bernie Carbo, L (1, 9) OBP: 0.397, SLG: 0.483	0-0 F7		0-3 K		0-3 K		0-3 K		0-0 3-1	5	0	1	0	0	2	6									
Butch Hobson, R (1, 5) OBP: 0.299, SLG: 0.456	4-0 1-2 BB		0-3 K		0-0 1B		0-0 1B		0-0 1B	3	0	2	2	1	1	2									
Denny Doyle, L (1, 4) OBP: 0.344, SLG: 0.366	0-0 F9				0-0 L6-3 1B		0-0 4-3		4-0 IBB	3	0	1	0	1	0	4									
Inning Stats	R: 0 E: 0 K: 1 S: 6	H: 1 LOB: 1 BB: 0 P: 6	R: 0 E: 0 K: 0 S: 3	H: 0 LOB: 2 BB: 2 P: 11	R: 0 E: 0 K: 0 S: 2	H: 0 LOB: 0 BB: 1 P: 6	R: 0 E: 0 K: 2 S: 7	H: 0 LOB: 2 BB: 1 P: 12	R: 0 E: 0 K: 0 S: 3	H: 1 LOB: 0 BB: 0 P: 3	R: 2 E: 1 K: 1 S: 8	H: 3 LOB: 2 BB: 1 P: 12	R: 0 E: 0 K: 0 S: 3	H: 0 LOB: 0 BB: 0 P: 3	R: 1 E: 0 K: 0 S: 6	H: 3 LOB: 3 BB: 1 P: 10	R: 2 E: 0 K: 0 S: 6	H: 3 LOB: 1 BB: 0 P: 6	1B: 8 2B: 3 HR: 1	SF: 0 SAC: 0 DP: 2 HBP: 1	WP: 0 PB: 0 SB: 1 CS: 0	PA: 43			
PITCHER	IP	WLS	BF	H	R	ER	SO	BB	IBB	HBP	BLK	WP	HR	S	P	ERA	WHIP								
Pete Redfern, R (1, 1) ERA: 4.73	4.0		17	1	0	0	3	4	0	1	0	0	0	18	35	0.00	1.250								
Tom Burgmeier, L (5, 1) ERA: 2.45	2.0	L	10	4	2	2	1	1	0	0	0	0	0	11	15	9.00	2.500								
Tom Johnson, R (7, 1) ERA: 1.94	2.0		10	3	1	1	0	0	1	0	0	0	0	9	13	4.50	1.500								
Jeff Holly, L (9, 1) ERA: 6.14	0.1		3	2	2	2	0	0	0	0	0	0	1	3	3	54.00	6.000								
Ron Schueler, R (9, 1) ERA: 4.09	0.2		3	1	0	0	0	0	0	0	0	0	0	3	3	0.00	1.500								

Boston Red Sox @ Minnesota Twins
Metropolitan Stadium, Bloomington, MI
Sun Jun 05 1977, 4:33 AM EDT
Att: 37,756 - Unknown - 79 F

AB 36
R 5
H 11
RBI 5
BB 6
SO 4
LOB 21



Batter	1	2	3	4	5	6	7	8	9	AB	R	H	RBI	BB	SO	LOB	BOTTOM								
Lyman Bostock, L (1, 8) OBP: 0.401, SLG: 0.480	0-0 G4-6-3 1B		0-0 F8			0-0 FC3-2 1B		0-0 G3		4	0	2	0	0	0	1									
Rod Carew, L (1, 3) OBP: 0.436, SLG: 0.565	0-0 1-2 1B				0-0 4-3		0-0 SF7	0-3 K		3	0	1	1	0	1	1									
Butch Wynegar, S (1, 2) OBP: 0.360, SLG: 0.452	0-0 G4-6-3				0-0 3-1		0-0 FC3-2	0-0 F2		4	0	0	0	0	0	5									
Glenn Adams, L (1, 10) OBP: 0.326, SLG: 0.390	0-0 4-3				0-3 K		0-3 K		0-0 4-3	4	0	0	0	0	2	3									
Larry Hise, R (1, 7) OBP: 0.388, SLG: 0.594		0-0 F3				0-0 F7		0-0 4-3 2B		4	0	1	0	0	0	0									
Mike Cabbage, L (1, 5) OBP: 0.337, SLG: 0.342		0-0 4-3				0-0 4-3		0-0 4-3		4	0	0	0	0	0	1									
Dan Ford, R (1, 9) OBP: 0.320, SLG: 0.377		0-0 5-3				0-0 P2		0-3 K		3	0	0	0	0	1	1									
Rob Wilfong, L (1, 4) OBP: 0.356, SLG: 0.337			0-0 CS 1B			0-0 1B SF7 1B		0-0 F7		3	1	2	0	0	0	1									
Jerry Terrell, R (1, 6) OBP: 0.309, SLG: 0.333			0-0 4-3			0-0 SF7 FC3-2 1B		0-0 G3 1B		3	0	2	0	0	0	1									
Inning Stats	R: 0 E: 0 K: 0 S: 4	H: 2 LOB: 1 BB: 0 P: 4	R: 0 E: 0 K: 0 S: 3	H: 0 LOB: 0 BB: 0 P: 3	R: 0 E: 0 K: 1 S: 5	H: 0 LOB: 0 BB: 0 P: 5	R: 0 E: 0 K: 0 S: 3	H: 0 LOB: 0 BB: 0 P: 3	R: 1 E: 0 K: 1 S: 8	H: 3 LOB: 2 BB: 0 P: 8	R: 0 E: 0 K: 1 S: 6	H: 1 LOB: 1 BB: 0 P: 6	R: 0 E: 0 K: 1 S: 6	H: 1 LOB: 0 BB: 0 P: 6	R: 0 E: 0 K: 0 S: 3	H: 0 LOB: 0 BB: 0 P: 3	1B: 7 2B: 1 3B: 0 HR: 0	SF: 1 SAC: 0 DP: 1 HBP: 0	WP: 0 PB: 0 SB: 0 CS: 1	PA: 33					
PITCHER	IP	WLS	BF	H	R	ER	SO	BB	IBB	HBP	BLK	WP	HR	S	P	ERA	WHIP								
Reggie Cleveland, R (1, 1) ERA: 3.17	5.0	W	19	6	1	1	1	0	0	0	0	0	0	21	21	1.80	1.200								
Bill Campbell, R (6, 1) ERA: 3.2	4.0	S	14	2	0	0	3	0	0	0	0	0	0	20	20	0.00	0.500								

Boston Red Sox @ Minnesota Twins
Metropolitan Stadium, Bloomington, MI
Sun Jun 05 1977, 4:33 AM EDT
Att: 37,756 - Unknown - 79 F

AB 32
R 1
H 8
RBI 1
BB 0
SO 4
LOB 14



Batter	1	2	3	4	5	6	7	8	9	10	11	AB	R	H	RBI	BB	SO	LOB	TOP			
Alan Bannister, R OBP: 0.379, SLG: 0.377 (1, 6)												4	1	1	0	1	2	1				
Royce Stillman, L OBP: 0.313, SLG: 0.446 (1, 7)												5	0	1	0	0	2	1				
Richie Zisk, R OBP: 0.362, SLG: 0.614 (1, 9)												5	0	0	0	0	1	1				
Oscar Gamble, L OBP: 0.390, SLG: 0.626 (1, 10)												4	0	0	0	1	0	0				
Chet Lemon, R OBP: 0.363, SLG: 0.538 (1, 8)												5	0	1	0	0	1	3				
Jim Spencer, L OBP: 0.310, SLG: 0.435 (1, 3)												4	1	1	1	1	0	2				
Eric Soderholm, R OBP: 0.397, SLG: 0.487 (1, 5)												5	1	1	0	0	0	2				
Jack Brohamer, L OBP: 0.441, SLG: 0.447 (1, 4)												4	1	1	0	0	0	1				
Jim Essian, R OBP: 0.364, SLG: 0.409 (1, 2)												2	0	1	1	0	0	0				
Jorge Orta, L OBP: 0.344, SLG: 0.426 (8, PH)												1	1	1	2	0	0	0				
Brian Downing, R OBP: 0.392, SLG: 0.211 (8, 2)												1	0	0	0	0	0	0				
Inning Stats	R: 1 E: 2 K: 0 S: 5	H: 2 LOB: 2 BB: 1 P: 9	R: 1 E: 0 K: 0 S: 4	H: 2 LOB: 0 BB: 0 P: 4	R: 0 E: 0 K: 0 S: 3	H: 0 LOB: 0 BB: 0 P: 3	R: 0 E: 0 K: 1 S: 5	H: 0 LOB: 0 BB: 0 P: 5	R: 0 E: 0 K: 1 S: 5	H: 0 LOB: 0 BB: 0 P: 5	R: 0 E: 0 K: 2 S: 9	H: 2 LOB: 0 BB: 0 P: 9	R: 1 E: 0 K: 0 S: 4	H: 1 LOB: 0 BB: 0 P: 4	R: 0 E: 0 K: 1 S: 5	H: 0 LOB: 1 BB: 1 P: 9	R: 0 E: 0 K: 0 S: 4	H: 1 LOB: 2 BB: 1 P: 8	1B: 3 2B: 3 3B: 0 HR: 2	SF: 0 SAC: 0 DP: 1 HBP: 0	WP: 0 PB: 0 SB: 0 CS: 1	PA: 43
PITCHER	IP 9.0	WLS 2	BF 34	H 7	R 5	ER 4	SO 5	BB 1	IBB 0	HBP 0	BLK 0	WP 0	HR 2	S 43	P 47	ERA 4.00	WHIP 0.889					
Dave Goltz, R ERA: 3.59 (1, 1)																						
Tom Johnson, R ERA: 1.84 (10, 1)	2.0	W	9	1	0	0	1	1	1	0	0	0	0	0	9	17	0.00	1.000				

Chicago White Sox @ Minnesota Twins
Metropolitan Stadium, Bloomington, MI

Tue Jun 07 1977, 8:05 PM EDT
Att: 11,230 - Unknown - 76 F

AB 40
R 5
H 8
RBI 4
BB 3
SO 6
LOB 11



Batter	1	2	3	4	5	6	7	8	9	10	11	AB	R	H	RBI	BB	SO	LOB	BOTTOM			
Rich Chiles, L OBP: 0.364, SLG: 0.306 (1, 10)												3	0	0	0	1	0	3				
Craig Kusick, R OBP: 0.361, SLG: 0.505 (9, PH)												0	0	0	0	1	0	0				
Jerry Terrell, R OBP: 0.295, SLG: 0.317 (9, PR)												1	2	1	0	0	0	0				
Roy Smalley, S OBP: 0.311, SLG: 0.301 (1, 6)												5	0	2	0	0	0	0				
Rod Carew, L OBP: 0.435, SLG: 0.562 (1, 3)												4	1	1	1	1	0	2				
Lyman Bostock, L OBP: 0.404, SLG: 0.492 (1, 8)												6	2	2	0	0	1	3				
Glenn Adams, L OBP: 0.367, SLG: 0.467 (1, 9)												2	1	2	3	2	0	0				
Willie Norwood, R OBP: 0.167, SLG: 0.111 (8, PR)													2	0	0	0	0	1	1			
Larry Hulse, R OBP: 0.382, SLG: 0.586 (1, 7)												5	0	2	1	0	0	2				
Butch Wynegar, S OBP: 0.351, SLG: 0.433 (1, 2)												4	0	1	0	1	0	2				
Mike Cabbage, L OBP: 0.343, SLG: 0.355 (1, 5)												5	0	2	0	0	1	3				
Rob Wilfong, L OBP: 0.323, SLG: 0.323 (1, 4)												3	0	0	0	0	0	3				
Dan Ford, R OBP: 0.318, SLG: 0.391 (9, PH)												1	0	0	0	0	1	0				
Bob Randall, R OBP: 0.253, SLG: 0.278 (10, 4)												1	0	0	0	0	0	2				
Inning Stats	R: 0 E: 0 K: 0 S: 3	H: 0 LOB: 0 BB: 0 P: 3	R: 2 E: 0 K: 0 S: 7	H: 4 LOB: 2 BB: 0 P: 7	R: 2 E: 0 K: 0 S: 6	H: 4 LOB: 1 BB: 0 P: 6	R: 0 E: 0 K: 0 S: 4	H: 1 LOB: 1 BB: 1 P: 8	R: 0 E: 0 K: 0 S: 2	H: 0 LOB: 0 BB: 0 P: 3	R: 0 E: 1 K: 1 S: 5	H: 0 LOB: 1 BB: 1 P: 9	R: 1 E: 0 K: 1 S: 6	H: 1 LOB: 1 BB: 1 P: 10	R: 0 E: 0 K: 1 S: 6	H: 1 LOB: 2 BB: 1 P: 10	R: 1 E: 1 K: 1 S: 6	H: 1 LOB: 2 BB: 1 P: 10	1B: 8 2B: 4 3B: 0 HR: 1	SF: 1 SAC: 1 DP: 1 HBP: 0	WP: 0 PB: 0 SB: 2 CS: 1	PA: 50
PITCHER	IP 3.0	WLS 0	BF 16	H 8	R 4	ER 4	SO 0	BB 0	IBB 0	HBP 0	BLK 0	WP 0	HR 1	S 16	P 16	ERA 12.00	WHIP 2.667					
Francisco Barrios, R ERA: 4.07 (1, 1)																						
Wilbur Wood, L ERA: 8.1 (4, 1)	5.0	0	19	2	0	0	1	3	0	0	0	0	0	0	18	30	0.00	1.000				
Dave Hamilton, L ERA: 4.66 (9, 1)	1.0	5	1	1	1	1	1	1	0	0	0	0	0	6	10	9.00	2.000					
Larry Anderson, R ERA: (10, 1)	1.2	L	10	2	1	0	2	0	2	0	0	0	0	12	20	0.00	1.200					

Chicago White Sox @ Minnesota Twins
Metropolitan Stadium, Bloomington, MI

Tue Jun 07 1977, 8:05 PM EDT
Att: 11,230 - Unknown - 76 F

AB 42
R 6
H 13
RBI 5
BB 6
SO 4
LOB 21



Batter	1	2	3	4	5	6	7	8	9	10	AB	R	H	RBI	BB	SO	LOB	TOP				
Tom Poquette, L (1, 7) OBP: 0.379, SLG: 0.429	5-3	4-3		F9		P3		1B		1B	6	0	2	0	0	0	1					
Hal McRae, R (1, 10) OBP: 0.350, SLG: 0.468	4-3	1-3		5-3		HR		FC4		F9	6	1	1	0	0	0	3					
George Brett, L (1, 5) OBP: 0.365, SLG: 0.429	HR			4-3		4-3		F7			5	1	1	0	0	0	4					
John Mayberry, L (1, 3) OBP: 0.335, SLG: 0.424	HR			3B		3-1		F8			5	3	3	4	0	0	2					
Al Cowens, R (1, 9) OBP: 0.355, SLG: 0.585	3B			3B		CS		K			4	2	3	0	1	1	0					
Amos Otis, R (1, 8) OBP: 0.342, SLG: 0.443	BB			3B		CS		1-3			3	0	1	2	2	1	0					
John Wathan, R (1, 2) OBP: 0.381, SLG: 0.368	4-3			F2		FC1-6		K		5-3	5	0	1	1	0	1	3					
Freddie Patek, R (1, 6) OBP: 0.319, SLG: 0.371				F8		FC1-6		F2		G3	5	1	1	1	0	0	3					
Frank White, R (1, 4) OBP: 0.272, SLG: 0.295	K			5-3		F9		5-3		1-3	5	0	1	0	0	1	2					
Inning Stats	R: 2 E: 0 K: 0 S: 6	H: 3 LOB: 2 BB: 1 P: 10	R: 1 E: 0 K: 1 S: 6	H: 1 LOB: 0 BB: 0 P: 6	R: 2 E: 0 K: 0 S: 6	H: 3 LOB: 1 BB: 0 P: 6	R: 0 E: 0 K: 0 S: 4	H: 1 LOB: 1 BB: 0 P: 4	R: 1 E: 0 K: 1 S: 5	H: 2 LOB: 2 BB: 1 P: 9	R: 2 E: 0 K: 0 S: 4	H: 2 LOB: 0 BB: 1 P: 8	R: 0 E: 0 K: 2 S: 7	H: 0 LOB: 0 BB: 0 P: 7	R: 0 E: 1 K: 1 S: 5	H: 1 LOB: 2 BB: 0 P: 5	R: 0 E: 0 K: 1 S: 4	H: 1 LOB: 1 BB: 0 P: 4	1B: 9 2B: 0 3B: 2 HR: 3	SF: 0 SAC: 0 DP: 0 HBP: 0	WP: 0 PB: 0 SB: 1 CS: 1	PA: 48
PITCHER	IP	WLS	BF	H	R	ER	SO	BB	IBB	HBP	BLK	WP	HR	S	P	ERA	WHIP					
Paul Thordogsgard, R ERA: 4.29	2.1		15	7	5	5	1	1	0	0	0	0	2	16	20	19.29	3.429					
Ron Schueter, R ERA: 4.25	2.2		12	3	1	1	0	1	0	0	0	0	0	11	15	3.38	1.500					
Tom Burgmeier, L ERA: 3.15	1.0		5	2	2	2	0	1	0	0	0	0	1	4	8	18.00	3.000					
Dave Johnson, R ERA: 3.6	4.0	W	15	2	0	0	3	0	0	0	0	0	0	21	21	0.00	0.500					

Kansas City Royals @ Minnesota Twins
Metropolitan Stadium, Bloomington, MI
Wed Jun 08 1977, 8:05 PM EDT
Att: 9,255 - Unknown - 65 F

AB 44
R 8
H 14
RBI 8
BB 3
SO 4
LOB 18



Batter	1	2	3	4	5	6	7	8	9	10	AB	R	H	RBI	BB	SO	LOB	BOTTOM				
Bob Randall, R (1, 4) OBP: 0.250, SLG: 0.274	1B	5-3		F7				L7		6-3	5	1	1	0	0	0	3					
Rod Carew, L (1, 3) OBP: 0.438, SLG: 0.577	HR							4-3		L7	5	1	3	3	0	0	0					
Larry Hise, R (1, 8) OBP: 0.362, SLG: 0.611	HR							K		HR	5	2	2	4	0	2	1					
Dan Ford, R (1, 9) OBP: 0.314, SLG: 0.385	6-3			F8		K		K			3	0	0	0	0	1	0					
Rich Chiles, L (6, PH) OBP: 0.304, SLG: 0.306											0	0	0	0	0	0	0					
Wille Norwood, R (8, PH) OBP: 0.161, SLG: 0.107											1	0	0	0	0	1	0					
Craig Kusick, R (1, 10) OBP: 0.373, SLG: 0.510	5-3			G1-4-3				K			1	0	1	0	1	0	0					
Glenn Adams, L (5, PH) OBP: 0.373, SLG: 0.468	1B			BB				K			2	0	1	0	0	1	0					
Bob Garinski, R (1, 7) OBP: 0.147, SLG: 0.121	5-3			G1-4-3				1B			2	0	0	0	0	0	2					
Lyman Bostock, L (5, PH) OBP: 0.400, SLG: 0.487				G3				4-3			2	0	0	0	0	0	1					
Roy Smalley, S (1, 6) OBP: 0.310, SLG: 0.296	P3							K		HR	3	1	0	0	1	1	1					
Jerry Terrell, R (1, 5) OBP: 0.300, SLG: 0.333				F8				F7		P4	2	1	1	0	0	0	0					
Mike Cubbage, L (6, PH) OBP: 0.341, SLG: 0.353											1	0	0	0	0	0	0					
Butch Wynegar, S (9, PH) OBP: 0.349, SLG: 0.430				2B							1	0	0	0	0	0	1					
Glenn Borgmann, R (1, 2) OBP: 0.415, SLG: 0.452				5-3				L5		HR	2	3	1	2	2	0	0					
Inning Stats	R: 3 E: 0 K: 0 S: 7	H: 4 LOB: 1 BB: 0 P: 7	R: 1 E: 0 K: 1 S: 6	H: 1 LOB: 1 BB: 1 P: 10	R: 0 E: 0 K: 0 S: 2	H: 0 LOB: 0 BB: 1 P: 6	R: 2 E: 0 K: 0 S: 4	H: 2 LOB: 1 BB: 1 P: 8	R: 0 E: 0 K: 1 S: 5	H: 1 LOB: 1 BB: 1 P: 6	R: 0 E: 0 K: 1 S: 5	H: 0 LOB: 0 BB: 0 P: 5	R: 0 E: 0 K: 2 S: 7	H: 0 LOB: 0 BB: 0 P: 7	R: 0 E: 0 K: 0 S: 4	H: 1 LOB: 0 BB: 1 P: 8	R: 1 E: 0 K: 0 S: 1	H: 1 LOB: 0 BB: 0 P: 1	1B: 4 2B: 2 3B: 1 HR: 3	SF: 0 SAC: 0 DP: 1 HBP: 0	WP: 0 PB: 0 SB: 0 CS: 0	PA: 39
PITCHER	IP	WLS	BF	H	R	ER	SO	BB	IBB	HBP	BLK	WP	HR	S	P	ERA	WHIP					
Paul Spittfort, L ERA: 4.41	4.0		20	7	6	6	1	3	0	0	0	0	0	19	31	13.50	2.500					
Marty Pattin, R ERA: 7.30	3.0		10	1	0	0	3	0	0	0	0	0	0	16	16	0.00	0.333					
Larry Gura, L ERA: 3.25	2.0	L	9	2	3	3	2	1	0	0	0	0	2	12	16	13.50	1.500					

Kansas City Royals @ Minnesota Twins
Metropolitan Stadium, Bloomington, MI
Wed Jun 08 1977, 8:05 PM EDT
Att: 9,255 - Unknown - 65 F

AB 35
R 9
H 10
RBI 9
BB 4
SO 6
LOB 9



Batter	1	2	3	4	5	6	7	8	9	AB	R	H	RBI	BB	SO	LOB	TOP					
Tom Poquette, L (1, 7) OBP: 0.369, SLG: 0.417 Joe Zdeb, R (9, FH) OBP: 0.359, SLG: 0.333 (9, 7)	F7		4-3		L9		K		F8	4	0	0	0	0	1	1						
Hal McRae, R (1, 10) OBP: 0.355, SLG: 0.468	K			1B		F9			F 1B 2B 1B	4	1	2	0	1	1	0						
George Brett, L (1, 5)	1-3			6-3 1B 1B		BB 2B 1B			E9 2B 1B	5	3	3	1	0	0	1						
John Mayberry, L (1, 3) OBP: 0.336, SLG: 0.426		G3		6-3		2B 1B BB			G3 2B	4	1	1	2	1	0	1						
Al Cowens, R (1, 9) OBP: 0.356, SLG: 0.581		CS 1B		BB 1B		F8			F5	5	0	2	1	0	1	3						
Amos Otis, R (1, 8) OBP: 0.350, SLG: 0.450	K			BB 1B		1-3 2H 2B				2	1	1	1	2	1	1						
John Wathan, R (1, 2) OBP: 0.360, SLG: 0.348						2H 3H 1B			F3	4	0	1	2	0	0	3						
Freddie Patek, R (1, 6) OBP: 0.313, SLG: 0.363									F7	4	0	0	0	0	0	1						
Frank White, R (1, 4) OBP: 0.277, SLG: 0.314									1B 1B	4	1	2	0	0	1	0						
Inning Stats	R: 0 E: 0 K: 1 S: 5	H: 0 LOB: 0 BB: 0 P: 5	R: 0 E: 0 K: 1 S: 5	H: 1 LOB: 0 BB: 0 P: 5	R: 0 E: 0 K: 0 S: 4	H: 1 LOB: 0 BB: 0 P: 4	R: 1 E: 0 K: 0 S: 5	H: 3 LOB: 2 BB: 1 P: 9	R: 0 E: 0 K: 0 S: 3	H: 0 LOB: 0 BB: 0 P: 3	R: 3 E: 0 K: 0 S: 6	H: 3 LOB: 1 BB: 1 P: 10	R: 0 E: 0 K: 2 S: 7	H: 0 LOB: 1 BB: 1 P: 11	R: 0 E: 0 K: 1 S: 5	H: 0 LOB: 1 BB: 1 P: 9	R: 3 E: 1 K: 0 S: 7	H: 4 LOB: 1 BB: 0 P: 7	1B: 9 2B: 2 3B: 1 HR: 0	SF: 0 SAC: 0 DP: 0 HBP: 0	WP: 0 PB: 0 SB: 0 CS: 1	PA: 41
PITCHER	IP	WLS	BF	H	R	ER	SO	BB	IBB	HBP	BLK	WP	HR	S	P	ERA	WHIP					
Pete Redfern, R (1, 1) ERA: 4.87	6.0	L	26	8	4	4	2	2	0	0	0	0	0	28	36	6.00	1.667					
Jeff Holly, L (7, 1) ERA: 6.75	2.2		14	4	3	3	3	2	0	0	0	0	0	18	26	10.12	2.250					
Ron Schueler, R (9, 1) ERA: 4.22	0.1		1	0	0	0	0	0	0	0	0	0	0	1	1	0.00	0.000					

Kansas City Royals @ Minnesota Twins
Metropolitan Stadium, Bloomington, MI
Thu Jun 09 1977, 8:05 PM EDT
Att: 9,912 - Cloudy - 62 F

AB	37
R	7
H	12
RBI	7
BB	4
SO	5
LOB	12



Batter	1	2	3	4	5	6	7	8	9	AB	R	H	RBI	BB	SO	LOB	BOTTOM				
Bob Randall, R (1, 4) OBP: 0.239, SLG: 0.261	G3		5-3			K		4-3		4	0	0	0	0	1	1					
Rod Carew, L (1, 3) OBP: 0.435, SLG: 0.580	K		4-3			1B 3B		L9		4	1	1	1	0	1	0					
Larry Hisle, R (1, 7) OBP: 0.380, SLG: 0.604	K					K		FC6-4 1B		4	0	1	0	0	3	1					
Dan Ford, R (1, 9) OBP: 0.313, SLG: 0.378						F9		FC6-4 1B		3	0	0	0	1	1	1					
Craig Kusick, R (1, 10) OBP: 0.377, SLG: 0.505		4-3 BB BB		4-3		BB		1-2 3H 1B		3	0	1	1	1	0	0					
Roy Smalley, S (1, 6) OBP: 0.314, SLG: 0.297		4-3 BB				4-3		L6		3	0	1	0	1	0	2					
Jerry Terrell, R (1, 5) OBP: 0.287, SLG: 0.318		4-3				1-3		P4		4	0	0	0	0	0	3					
Lyman Bostock, L (1, 8) OBP: 0.393, SLG: 0.477		4-3				L1		4-3		4	0	0	0	0	0	3					
Glenn Borgmann, R (1, 2) OBP: 0.409, SLG: 0.424						K		WP 3B BB		2	1	0	0	1	2	0					
Inning Stats	R: 0 E: 0 K: 2 S: 7	H: 0 LOB: 0 BB: 0 P: 7	R: 0 E: 0 K: 1 S: 5	H: 0 LOB: 2 BB: 2 P: 13	R: 0 E: 0 K: 1 S: 5	H: 0 LOB: 0 BB: 0 P: 5	R: 0 E: 0 K: 1 S: 5	H: 0 LOB: 0 BB: 0 P: 5	R: 0 E: 0 K: 2 S: 9	H: 2 LOB: 2 BB: 2 P: 17	R: 0 E: 0 K: 1 S: 5	H: 0 LOB: 0 BB: 0 P: 5	R: 0 E: 0 K: 0 S: 4	H: 1 LOB: 0 BB: 0 P: 4	R: 0 E: 0 K: 0 S: 4	H: 1 LOB: 1 BB: 0 P: 4	1B: 3 2B: 0 3B: 1 HR: 0	SF: 0 SAC: 0 DP: 0 HBP: 0	WP: 1 PB: 0 SB: 0 CS: 0	PA: 35	
PITCHER	IP	WLS	BF	H	R	ER	SO	BB	IBB	HBP	BLK	WP	HR	S	P	ERA	WHIP				
Andy Hassler, L (1, 1) ERA: 3.92	6.0	W	24	2	2	2	7	4	0	0	0	0	0	34	50	3.00	1.000				
Steve Mingori, L (7, 1) ERA: 2.61	3.0	S	11	2	0	0	1	0	0	0	0	0	0	13	13	0.00	0.667				

Kansas City Royals @ Minnesota Twins
Metropolitan Stadium, Bloomington, MI
Thu Jun 09 1977, 8:05 PM EDT
Att: 9,912 - Cloudy - 62 F

AB	31
R	2
H	4
RBI	2
BB	4
SO	8
LOB	11



Batter	1	2	3	4	5	6	7	8	9	AB	R	H	RBI	BB	SO	LOB	TOP										
Lyman Bostock, L (1, 8) OBP: 0.399, SLG: 0.482	0-0 S E 1B		0-0 BB 1B		0-0 CS 1B			0-0 L4		4	1	3	0	0	0	0	Minnesota Twins @ New York Yankees Yankee Stadium, Bronx, NY Fri Jun 10 1977, 7:05 PM EDT Att: 21,897 - Cloudy - 69 F										
Dan Ford, R (1, 9) OBP: 0.321, SLG: 0.380	0-3 K		4-0 FC6-4 BB		4-0 BB			0-0 FC4 1B		2	0	1	0	2	1	1											
Rod Carew, L (1, 3) OBP: 0.432, SLG: 0.574	0-0 E8 2H 1B		0-0 F2		0-3 K			0-0 F8		4	0	1	1	0	1	4											
Larry Hisle, R (1, 7) OBP: 0.373, SLG: 0.592	0-0 6-3		0-3 K					0-0 FC4		4	0	0	0	0	2	4											
Craig Kusick, R (1, 10) OBP: 0.373, SLG: 0.495	0-3 K		0-0 FC6-4					0-0 F8		4	0	1	0	0	1	3											
Butch Wynegar, S (1, 2) OBP: 0.347, SLG: 0.423		4-0 S BB		0-0 P4				0-0 F9		3	0	0	0	1	1	1											
Roy Smalley, S (1, 6) OBP: 0.313, SLG: 0.292		0-0 F2		0-0 6-3				0-3 K		3	0	0	0	1	1	1											
Jerry Terrell, R (1, 5) OBP: 0.286, SLG: 0.315		0-3 K		0-0 6-3				0-0 G5-3 BB		4	0	1	0	0	1	3											
Bob Randall, R (1, 4) OBP: 0.232, SLG: 0.253		0-0 6-3			0-0 5-3			0-0 G6-4-3 1B		3	0	0	0	0	0	2											
Inning Stats	R: 1 E: 1 K: 2 S: 9	H: 2 LOB: 1 BB: 0 P: 9	R: 0 E: 0 K: 1 S: 5	H: 0 LOB: 1 BB: 1 P: 9	R: 0 E: 0 K: 1 S: 6	H: 1 LOB: 2 BB: 1 P: 10	R: 0 E: 0 K: 0 S: 3	H: 0 LOB: 0 BB: 0 P: 3	R: 0 E: 0 K: 1 S: 5	H: 1 LOB: 1 BB: 1 P: 9	R: 0 E: 0 K: 1 S: 5	H: 1 LOB: 0 BB: 0 P: 5	R: 0 E: 0 K: 1 S: 5	H: 1 LOB: 1 BB: 0 P: 5	R: 0 E: 0 K: 0 S: 4	H: 1 LOB: 1 BB: 1 P: 4	R: 0 E: 0 K: 1 S: 5	H: 1 LOB: 1 BB: 1 P: 9	1B: 7 2B: 0 3B: 0 HR: 0	SF: 0 SAC: 0 DP: 2 HBP: 0	WP: 0 PB: 0 CS: 1	PA: 35					
PITCHER	IP	WLS	BF	H	R	ER	SO	BB	IBB	HBP	BLK	WP	HR	S	P	ERA	WHIP										
Ron Guidry, L (1, 1) ERA: 2.91	8.1	W	34	7	1	1	8	4	0	0	0	0	0	46	62	1.08	1.320										
Sparky Lyle, L (9, 1) ERA: 0.92	0.2	S	1	0	0	0	0	0	0	0	0	0	0	1	1	0.00	0.000										

Batter	1	2	3	4	5	6	7	8	9	AB	R	H	RBI	BB	SO	LOB	BOTTOM										
Willie Randolph, R (1, 4) OBP: 0.367, SLG: 0.415	0-0 L6		0-0 BB SH 1B		0-0 1H 2H 2B			0-3 K		4	0	2	2	1	1	0	Minnesota Twins @ New York Yankees Yankee Stadium, Bronx, NY Fri Jun 10 1977, 7:05 PM EDT Att: 21,897 - Cloudy - 69 F										
Paul Blair, R (1, 8) OBP: 0.311, SLG: 0.321	0-0 L1		0-0 SH BB		0-0 P5			0-3 K		3	0	0	0	1	1	1											
Reggie Jackson, L (1, 9) OBP: 0.375, SLG: 0.552	0-0 4-3		4-0 BB		0-0 1B 2B			0-0 K		4	1	2	0	1	1	2											
Chris Chambliss, L (1, 3) OBP: 0.341, SLG: 0.456		0-0 G3		0-0 P5		0-0 2B S 1B		0-0 L6		4	1	1	1	1	0	5											
Lou Piniella, R (1, 10) OBP: 0.349, SLG: 0.440		0-0 6-3 2B		0-0 L3		0-0 S 2B		0-0 F8		4	0	2	0	0	0	5											
Jimmy Wynn, R (1, 7) OBP: 0.289, SLG: 0.257		0-0 6-3		0-3 K		0-0 6-3		0-0 1-3		2	0	0	0	0	1	1											
Roy White, S (5, FH) OBP: 0.358, SLG: 0.415										1	0	0	0	0	0	1											
Mickey Rivers, L (6, 8) OBP: 0.333, SLG: 0.385										1	0	0	0	0	0	0											
Graig Nettles, L (1, 5) OBP: 0.299, SLG: 0.454		4-0 BB		0-3 K		0-0 IBB		0-0 F7		2	0	0	0	2	1	0											
Fran Healy, R (1, 2) OBP: 0.279, SLG: 0.282		0-0 1-3		0-0 1B 2B 1B		0-3 K		0-0 F7		4	1	1	0	0	1	4											
Bucky Dent, R (1, 6) OBP: 0.332, SLG: 0.425			0-0 6-3		0-0 1-2 2B 1B			0-0 6-3		4	1	1	0	0	0	2											
Inning Stats	R: 0 E: 0 K: 0 S: 3	H: 0 LOB: 0 BB: 0 P: 3	R: 0 E: 0 K: 0 S: 4	H: 1 LOB: 2 BB: 1 P: 8	R: 0 E: 1 K: 0 S: 5	H: 1 LOB: 3 BB: 1 P: 9	R: 2 E: 0 K: 2 S: 10	H: 3 LOB: 1 BB: 0 P: 10	R: 2 E: 0 K: 1 S: 8	H: 3 LOB: 2 BB: 1 P: 12	R: 0 E: 0 K: 2 S: 8	H: 1 LOB: 2 BB: 1 P: 12	R: 0 E: 0 K: 0 S: 3	H: 0 LOB: 0 BB: 0 P: 3	R: 0 E: 0 K: 1 S: 5	H: 0 LOB: 2 BB: 2 P: 13	R: 0 E: 0 K: 1 S: 5	H: 0 LOB: 2 BB: 2 P: 13	1B: 4 2B: 5 3B: 0 HR: 0	SF: 0 SAC: 1 DP: 0 HBP: 0	WP: 0 PB: 0 CS: 0	PA: 40					
PITCHER	IP	WLS	BF	H	R	ER	SO	BB	IBB	HBP	BLK	WP	HR	S	P	ERA	WHIP										
Geoff Zahn, L (1, 1) ERA: 4.12	4.0	L	23	8	4	4	2	2	0	0	0	0	0	17	33	0.00	0.900										
Ron Schueier, R (5, 1) ERA: 3.91	3.1		15	1	0	0	3	2	2	0	0	0	0	17	33	0.00	0.900										
Tom Burgmeier, L (8, 1) ERA: 3.11	0.2		2	0	0	0	1	0	0	0	0	0	0	4	4	0.00	0.000										

AB	31
R	1
H	7
RBI	1
BB	4
SO	8
LOB	19



AB	33
R	4
H	9
RBI	3
BB	6
SO	6
LOB	21



Batter	1	2	3	4	5	6	7	8	9	AB	R	H	RBI	BB	SO	LOB	TOP					
Larry Hise, R OBP: 0.366, SLG: 0.579 (1, 7)										5	0	0	0	0	0	2	Minnesota Twins @ New York Yankees Yankee Stadium, Bronx, NY Sat Jun 11 1977, 3:33 AM EDT Att: 23,681 - Cloudy - 72 F					
Rod Carew, L OBP: 0.438, SLG: 0.581 (1, 3)										4	2	3	1	0	0	1						
Lyman Bostock, L OBP: 0.395, SLG: 0.475 (1, 8)										5	0	1	1	0	0	3						
Butch Wynegar, S OBP: 0.354, SLG: 0.428 (1, 2)										5	0	3	1	0	0	1						
Glenn Adams, L OBP: 0.370, SLG: 0.460 (1, 9)										3	0	1	0	0	0	3						
Bob Randall, R OBP: 0.229, SLG: 0.250 (6, 4)										1	0	0	0	0	0	0						
Mike Cabbage, L OBP: 0.335, SLG: 0.346 (1, 5)										3	0	0	0	0	1	3						
Bob Gorinski, R OBP: 0.143, SLG: 0.118 (7, PH)										1	0	0	0	0	0	0						
Jerry Terrell, R OBP: 0.286, SLG: 0.315 (7, 5)										0	0	0	0	0	0	0						
Rich Chiles, L OBP: 0.335, SLG: 0.310 (1, 10)										2	1	1	0	1	0	0						
Craig Kusick, R OBP: 0.378, SLG: 0.500 (8, PH)										1	0	1	0	0	0	0						
Willie Norwood, R OBP: 0.161, SLG: 0.107 (8, FR)										0	0	0	0	0	0	0						
Roy Smalley, S OBP: 0.316, SLG: 0.312 (1, 6)										4	2	2	1	0	0	2						
Rob Wilfong, L OBP: 0.345, SLG: 0.327 (1, 4)										2	0	1	1	0	0	1						
Dan Ford, R OBP: 0.318, SLG: 0.376 (6, PH)										2	0	0	0	0	2	2						
Inning Stats	R: 1 E: 0 K: 0 S: 5	H: 3 LOB: 1 BB: 0 P: 5	R: 0 E: 0 K: 1 S: 6	H: 1 LOB: 1 BB: 0 P: 6	R: 1 E: 0 K: 0 S: 6	H: 3 LOB: 2 BB: 0 P: 6	R: 0 E: 0 K: 0 S: 5	H: 2 LOB: 1 BB: 0 P: 5	R: 0 E: 0 K: 0 S: 4	H: 1 LOB: 1 BB: 0 P: 4	R: 2 E: 1 K: 1 S: 7	H: 2 LOB: 1 BB: 1 P: 11	R: 0 E: 0 K: 0 S: 3	H: 0 LOB: 0 BB: 0 P: 3	R: 0 E: 0 K: 1 S: 5	H: 1 LOB: 1 BB: 0 P: 5	R: 0 E: 0 K: 0 S: 3	H: 0 LOB: 1 BB: 0 P: 4	1B: 10 2B: 2 3B: 1 HR: 0	SF: 0 SAC: 0 DP: 2 HBP: 1	WP: 0 PB: 0 CS: 0	PA: 40
PITCHER	IP WLS BF H R ER SO BB IBB HBP BLK WP HR S P ERA WHIP																					
Catfish Hunter, R ERA: 5.12 (1, 1)	5.0 W 25 10 4 4 1 1 1 0 0 0 0 0 26 30 7.20 2.200																					
Sparky Lyle, L ERA: 1.02 (6, 1)	4.0 S 15 3 1 1 2 0 0 1 0 0 0 0 18 19 2.25 0.750																					

AB	38
R	5
H	13
RBI	5
BB	1
SO	3
LOB	18



Batter	1	2	3	4	5	6	7	8	9	AB	R	H	RBI	BB	SO	LOB	BOTTOM			
Mickey Rivers, L OBP: 0.335, SLG: 0.385 (1, 8)										5	1	2	0	0	0	0	Minnesota Twins @ New York Yankees Yankee Stadium, Bronx, NY Sat Jun 11 1977, 3:33 AM EDT Att: 23,681 - Cloudy - 72 F			
Willie Randolph, R OBP: 0.385, SLG: 0.429 (1, 4)										5	2	2	2	0	0	2				
Reggie Jackson, L OBP: 0.373, SLG: 0.546 (1, 9)										4	1	1	0	0	0	0				
Chris Chambliss, L OBP: 0.344, SLG: 0.457 (1, 3)										4	1	2	0	0	0	2				
Carlos May, L OBP: 0.364, SLG: 0.415 (1, 10)										3	1	1	1	1	0	2				
Graig Nettles, L OBP: 0.307, SLG: 0.459 (1, 5)										4	0	3	2	0	0	1				
Lou Piniella, R OBP: 0.345, SLG: 0.434 (1, 7)										1	0	0	0	0	1	1				
Paul Blair, R OBP: 0.328, SLG: 0.356 (3, 7)										3	0	2	1	0	0	2				
Fran Healy, R OBP: 0.255, SLG: 0.256 (1, 2)										4	0	0	0	0	2	4				
Bucky Dent, R OBP: 0.330, SLG: 0.421 (1, 6)										4	0	1	0	0	0	0				
Inning Stats	R: 0 E: 0 K: 0 S: 3	H: 0 LOB: 0 BB: 0 P: 3	R: 0 E: 0 K: 1 S: 6	H: 1 LOB: 0 BB: 0 P: 6	R: 0 E: 0 K: 0 S: 3	H: 0 LOB: 0 BB: 0 P: 3	R: 2 E: 1 K: 1 S: 9	H: 4 LOB: 2 BB: 0 P: 9	R: 4 E: 0 K: 1 S: 10	H: 5 LOB: 2 BB: 1 P: 14	R: 0 E: 0 K: 0 S: 3	H: 0 LOB: 0 BB: 0 P: 3	R: 0 E: 0 K: 0 S: 5	H: 2 LOB: 2 BB: 0 P: 5	R: 0 E: 0 K: 0 S: 4	H: 2 LOB: 1 BB: 0 P: 4	1B: 11 2B: 1 3B: 1 HR: 1	SF: 0 SAC: 0 DP: 1 HBP: 0	WP: 0 PB: 0 CS: 0	PA: 38
PITCHER	IP WLS BF H R ER SO BB IBB HBP BLK WP HR S P ERA WHIP																			
Dave Goltz, R ERA: 3.98 (1, 1)	4.2 L 23 8 6 6 2 1 0 0 0 0 0 0 1 26 30 11.57 1.929																			
Tom Johnson, R ERA: 1.71 (5, 1)	3.1 15 6 0 0 1 0 0 0 0 0 0 0 17 17 0.00 1.800																			

AB	37
R	6
H	14
RBI	6
BB	1
SO	3
LOB	14



Batter	1	2	3	4	5	6	7	8	9	AB	R	H	RBI	BB	SO	LOB	TOP					
Larry Hise, R OBP: 0.370, SLG: 0.591 (1, 7)										4	2	2	2	1	0	0	Minnesota Twins @ New York Yankees Yankee Stadium, Bronx, NY Sun Jun 12 1977, 3:33 AM EDT Att: 52,821 - Unknown - 75 F					
Rod Carew, L OBP: 0.442, SLG: 0.603 (1, 3)										5	2	3	2	0	0	1						
Lyman Bostock, L OBP: 0.391, SLG: 0.474 (1, 8)										5	0	1	0	0	3	2						
Butch Wynegar, S OBP: 0.347, SLG: 0.418 (1, 2)										4	0	0	0	0	0	2						
Glenn Adams, L OBP: 0.368, SLG: 0.453 Dan Ford, R OBP: 0.316, SLG: 0.374 (8, PH) (8, 9)										3	1	1	0	0	0	0						
Rich Chiles, L OBP: 0.371, SLG: 0.322 Craig Kusick, R OBP: 0.375, SLG: 0.495 (1, 10) (8, PH)										3	0	1	0	0	0	0						
Roy Smalley, S OBP: 0.315, SLG: 0.312 (1, 6)										3	0	1	1	0	0	0						
Mike Cabbage, L OBP: 0.333, SLG: 0.340 (1, 5)										3	0	0	0	1	1	2						
Rob Wilfong, L OBP: 0.342, SLG: 0.317 (1, 4)										3	1	0	0	1	0	1						
Inning Stats	R: 2 E: 0 K: 0 S: 5	H: 2 LOB: 0 BB: 0 P: 5	R: 0 E: 0 K: 0 S: 3	H: 0 LOB: 1 BB: 1 P: 7	R: 0 E: 0 K: 1 S: 5	H: 0 LOB: 1 BB: 1 P: 9	R: 0 E: 0 K: 0 S: 3	H: 0 LOB: 0 BB: 0 P: 3	R: 2 E: 0 K: 1 S: 6	H: 1 LOB: 0 BB: 1 P: 10	R: 1 E: 0 K: 0 S: 7	H: 2 LOB: 1 BB: 0 P: 7	R: 1 E: 1 K: 0 S: 5	H: 2 LOB: 1 BB: 0 P: 5	R: 0 E: 0 K: 0 S: 4	H: 1 LOB: 1 BB: 0 P: 4		R: 0 E: 0 K: 1 S: 6	H: 1 LOB: 1 BB: 0 P: 6	1B: 4 2B: 2 3B: 1 HR: 2	SF: 1 SAC: 0 DP: 0 HBP: 0	WP: 0 PB: 0 CS: 0
PITCHER	IP WLS BF H R ER SO BB IBB HBP BLK WP HR S P ERA WHIP	7.0 L 31 7 6 6 3 3 0 0 0 0 2 34 46 7.71 1.429	2.0 L 8 2 0 0 1 0 0 0 0 0 0 10 10 0.00 1.000																			

AB	35
R	6
H	9
RBI	5
BB	3
SO	4
LOB	8



Batter	1	2	3	4	5	6	7	8	9	AB	R	H	RBI	BB	SO	LOB	BOTTOM					
Mickey Rivers, L OBP: 0.338, SLG: 0.384 (1, 8)										3	1	1	0	1	1	0	Minnesota Twins @ New York Yankees Yankee Stadium, Bronx, NY Sun Jun 12 1977, 3:33 AM EDT Att: 52,821 - Unknown - 75 F					
Willie Randolph, R OBP: 0.396, SLG: 0.425 (1, 4)										4	0	1	0	0	0	1						
Reggie Jackson, L OBP: 0.371, SLG: 0.545 (1, 9)										4	0	1	0	0	1	2						
Chris Chambliss, L OBP: 0.343, SLG: 0.453 (1, 3)										4	0	1	1	0	0	1						
Carlos May, L OBP: 0.361, SLG: 0.404 (1, 10)										3	0	0	0	1	0	4						
Graig Nettles, L OBP: 0.306, SLG: 0.455 (1, 5)										4	0	1	0	0	2	2						
Lou Piniella, R OBP: 0.333, SLG: 0.418 (1, 7)										3	0	0	0	0	0	2						
Fran Healy, R OBP: 0.240, SLG: 0.239 (1, 2)										3	0	0	0	0	1	0						
Bucky Dent, R OBP: 0.327, SLG: 0.417 Thurman Munson, R OBP: 0.396, SLG: 0.531 Fred Stanley, R OBP: 0.222, SLG: 0.222 (8, PH) (9, 6)										2	0	0	0	0	0	0						
Inning Stats	R: 0 E: 0 K: 1 S: 4	H: 0 LOB: 0 BB: 1 P: 8	R: 0 E: 0 K: 1 S: 5	H: 0 LOB: 1 BB: 1 P: 9	R: 0 E: 0 K: 2 S: 7	H: 0 LOB: 0 BB: 0 P: 7	R: 0 E: 1 K: 0 S: 4	H: 0 LOB: 1 BB: 0 P: 4	R: 0 E: 0 K: 0 S: 3	H: 0 LOB: 0 BB: 0 P: 3	R: 1 E: 0 K: 0 S: 6	H: 3 LOB: 2 BB: 0 P: 6	R: 0 E: 0 K: 0 S: 3	H: 1 LOB: 0 BB: 0 P: 3	R: 0 E: 0 K: 0 S: 3	H: 0 LOB: 0 BB: 0 P: 3		R: 0 E: 0 K: 1 S: 6	H: 1 LOB: 1 BB: 0 P: 6	1B: 4 2B: 1 3B: 0 HR: 0	SF: 0 SAC: 0 DP: 2 HBP: 0	WP: 0 PB: 0 CS: 0
PITCHER	IP WLS BF H R ER SO BB IBB HBP BLK WP HR S P ERA WHIP	9.0 W 33 5 1 1 5 2 0 0 0 0 0 41 49 1.00 0.778																				



Batter	1	2	3	4	5	6	7	8	9	AB	R	H	RBI	BB	SO	LOB	TOP								
Don Baylor, R OBP: 0.328, SLG: 0.405 (1, 10)										5	1	4	1	0	0	1									
Jerry Remy, L OBP: 0.360, SLG: 0.366 (1, 4)										4	2	0	0	1	0	4									
Joe Rudi, R OBP: 0.332, SLG: 0.519 (1, 7)										4	3	3	5	0	0	0									
Tony Solaita, L OBP: 0.314, SLG: 0.330 (1, 3)										5	1	1	1	0	1	2									
Bobby Bonds, R OBP: 0.362, SLG: 0.544 (1, 9)										5	0	1	0	0	1	4									
Dave Chalk, R OBP: 0.371, SLG: 0.378 (1, 5)										4	1	0	0	1	0	3									
Mario Guerrero, R OBP: 0.364, SLG: 0.500 (1, 6)										5	2	5	3	0	0	0									
Rusty Torres, S OBP: 0.208, SLG: 0.261 (1, 8)										5	2	2	1	0	0	2									
Terry Humphrey, R OBP: 0.301, SLG: 0.275 (1, 2)										5	0	1	1	0	0	4									
Inning Stats	R: 4 E: 0 K: 1 S: 8	H: 4 LOB: 1 BB: 1 P: 12	R: 0 E: 0 K: 0 S: 4	H: 1 LOB: 0 BB: 0 P: 4	R: 1 E: 0 K: 0 S: 4	H: 1 LOB: 0 BB: 0 P: 4	R: 4 E: 0 K: 0 S: 7	H: 4 LOB: 0 BB: 0 P: 7	R: 2 E: 0 K: 0 S: 6	H: 4 LOB: 1 BB: 0 P: 6	R: 0 E: 0 K: 1 S: 5	H: 0 LOB: 0 BB: 0 P: 5	R: 1 E: 0 K: 0 S: 4	H: 1 LOB: 1 BB: 1 P: 8	R: 0 E: 0 K: 0 S: 4	H: 1 LOB: 1 BB: 0 P: 5	R: 0 E: 0 K: 0 S: 4	H: 1 LOB: 1 BB: 0 P: 4	1B: 9 2B: 4 3B: 2 HR: 2	SF: 0 SAC: 0 DP: 1 HBP: 1	WP: 0 PB: 0 SB: 0 CS: 0	PA: 45			
PITCHER	IP	WLS	BF	H	R	ER	SO	BB	IBB	HBP	BLK	WP	HR	S	P	ERA	WHIP								
Pete Redfern, R ERA: 5.31 (1, 1)	2.0		11	5	4	4	1	1	0	0	0	0	0	12	16	18.00	3.000								
Ron Schueler, R ERA: 4.99 (3, 1)	2.0	L	11	5	5	5	0	0	0	0	0	0	2	11	11	22.50	2.500								
Dave Johnson, R ERA: 4.05 (5, 1)	5.0		23	7	3	3	1	1	0	1	0	0	0	23	28	5.40	1.600								

California Angels @ Minnesota Twins
Metropolitan Stadium, Bloomington, MI
Tue Jun 14 1977, 8:05 PM EDT
Att: 12,344 - Unknown - 76 F

AB 42
R 12
H 17
RBI 12
BB 2
SO 2
LOB 20



Batter	1	2	3	4	5	6	7	8	9	AB	R	H	RBI	BB	SO	LOB	BOTTOM								
Larry Hisle, R OBP: 0.397, SLG: 0.582 (1, 7)										5	2	1	2	0	1	4									
Rod Carew, L OBP: 0.438, SLG: 0.595 (1, 3)										5	1	1	0	0	1	2									
Lyman Bostock, L OBP: 0.403, SLG: 0.502 (1, 8)										4	3	4	2	1	0	0									
Butch Wynegar, S OBP: 0.348, SLG: 0.414 (1, 2)										4	0	1	1	1	1	4									
Glenn Adams, L OBP: 0.361, SLG: 0.439 (1, 9)										4	0	1	2	0	0	3									
Bob Randall, R OBP: 0.237, SLG: 0.258 (8, 4)										1	0	1	1	0	0	0									
Rich Chiles, L OBP: 0.381, SLG: 0.312 (1, 10)										3	0	0	0	0	0	1									
Craig Kusick, R OBP: 0.369, SLG: 0.486 (7, PH)										2	0	0	0	0	0	1									
Roy Smalley, S OBP: 0.316, SLG: 0.316 (1, 6)										4	1	1	0	1	0	0									
Mike Cabbage, L OBP: 0.339, SLG: 0.352 (1, 5)										3	1	2	0	0	0	1									
Dan Ford, R OBP: 0.318, SLG: 0.375 (7, PH)										2	0	1	0	0	0	0									
Rob Wilfong, L OBP: 0.342, SLG: 0.318 (1, 4)										3	1	1	0	0	0	2									
Jerry Terrell, R OBP: 0.280, SLG: 0.309 (8, 5)										2	0	0	0	0	0	2									
Inning Stats	R: 2 E: 0 K: 0 S: 6	H: 3 LOB: 1 BB: 0 P: 6	R: 3 E: 1 K: 0 S: 7	H: 3 LOB: 1 BB: 0 P: 7	R: 0 E: 0 K: 0 S: 3	H: 0 LOB: 0 BB: 0 P: 3	R: 3 E: 0 K: 0 S: 7	H: 4 LOB: 1 BB: 0 P: 7	R: 0 E: 0 K: 0 S: 4	H: 1 LOB: 1 BB: 0 P: 4	R: 0 E: 0 K: 0 S: 3	H: 0 LOB: 2 BB: 2 P: 11	R: 0 E: 0 K: 1 S: 6	H: 1 LOB: 2 BB: 1 P: 10	R: 1 E: 0 K: 2 S: 9	H: 2 LOB: 1 BB: 0 P: 9	R: 0 E: 0 K: 0 S: 3	H: 0 LOB: 0 BB: 0 P: 3	1B: 10 2B: 2 3B: 2 HR: 0	SF: 0 SAC: 0 DP: 0 HBP: 0	WP: 2 PB: 0 SB: 0 CS: 0	PA: 45			
PITCHER	IP	WLS	BF	H	R	ER	SO	BB	IBB	HBP	BLK	WP	HR	S	P	ERA	WHIP								
Paul Hartzell, R ERA: 3.51 (1, 1)	3.2		21	9	8	5	0	0	0	0	0	0	0	21	21	12.27	2.455								
Dyar Miller, R ERA: 5.11 (4, 1)	2.1	W	11	2	0	0	0	2	0	0	0	0	0	9	17	0.00	1.714								
Dave LaRoche, L ERA: 3.64 (7, 1)	3.0	S	13	3	1	1	3	1	0	0	0	0	0	18	22	3.00	1.333								

California Angels @ Minnesota Twins
Metropolitan Stadium, Bloomington, MI
Tue Jun 14 1977, 8:05 PM EDT
Att: 12,344 - Unknown - 76 F

AB 42
R 9
H 14
RBI 8
BB 3
SO 3
LOB 20



Batter	1	2	3	4	5	6	7	8	9	AB	R	H	RBI	BB	SO	LOB	TOP			
Don Baylor, R (1, 10) OBP: 0.326, SLG: 0.399	5-3		BB				P3		E7								3 0 0 0 1 0 0			
Jerry Remy, L (1, 4) OBP: 0.370, SLG: 0.392	1B	2B	3B				1B		1B								4 1 4 0 0 0 0			
Joe Rudi, R (1, 7) OBP: 0.331, SLG: 0.514	2H	1B	K				K		F7								4 1 1 1 0 2 4			
Tony Solaita, L (1, 3) Orlando Ramirez, R (8, PR) Ron Jackson, R (8, 3) OBP: 0.272, SLG: 0.364	2H	1B	F7				K		G5-4-3								4 0 2 1 0 1 1 0 0 0 0 0 0 0 0 0 0 0 0 0 0			
Bobby Bonds, R (1, 9) OBP: 0.356, SLG: 0.534	5-3						K		6-3								4 0 0 0 0 2 1			
Dave Chalk, R (1, 5) OBP: 0.368, SLG: 0.372			L7				F7		G5-4-3								3 0 0 0 1 0 1			
Mario Guerrero, R (1, 6) OBP: 0.346, SLG: 0.462			1-6-3				1B		F9								4 0 1 0 0 0 1			
Rusty Torres, S (1, 8) OBP: 0.214, SLG: 0.259			1B				G3										4 0 1 0 0 2 1			
Terry Humphrey, R (1, 2) Willie Aikens, L (9, PH) OBP: 0.349, SLG: 0.316			K				5-3		5-3								3 0 0 0 0 1 1 1 0 0 0 0 0 0			
Inning Stats	R: 2 E: 0 K: 0 S: 5	H: 3 LOB: 0 BB: 0 P: 5	R: 0 E: 0 K: 1 S: 6	H: 1 LOB: 0 BB: 0 P: 6	R: 0 E: 0 K: 1 S: 5	H: 1 LOB: 1 BB: 1 P: 9	R: 0 E: 0 K: 1 S: 6	H: 1 LOB: 1 BB: 0 P: 6	R: 0 E: 0 K: 1 S: 6	H: 0 LOB: 1 BB: 1 P: 9	R: 0 E: 1 K: 1 S: 7	H: 1 LOB: 2 BB: 0 P: 7	R: 0 E: 0 K: 1 S: 5	H: 1 LOB: 1 BB: 0 P: 5	R: 0 E: 0 K: 1 S: 5	H: 0 LOB: 0 BB: 0 P: 5	1B: 7 2B: 1 3B: 1 HR: 0	SF: 0 SAC: 0 DP: 1 HBP: 0	WP: 0 PB: 0 SB: 0 CS: 0	PA: 36
PITCHER Dave Goltz, R (1, 1) ERA: 3.81	IP: 9.0 WLS: W BF: 36 H: 9 R: 2 ER: 2 SO: 8 BB: 2 IBB: 0 HBP: 0 BLK: 0 WP: 0 HR: 0 S: 50 P: 58 ERA: 2.00 WHIP: 1.222															PITCHER				

California Angels @ Minnesota Twins
Metropolitan Stadium, Bloomington, MI
Wed Jun 15 1977, 8:05 PM EDT
Att: 11,724 - Unknown - 70 F

AB	34
R	2
H	9
RBI	2
BB	2
SO	8
LOB	10



Batter	1	2	3	4	5	6	7	8	9	AB	R	H	RBI	BB	SO	LOB	BOTTOM			
Bob Randall, R (1, 4) OBP: 0.248, SLG: 0.260	BB	1B					F9		F9								3 1 1 0 0 0 1			
Rod Carew, L (1, 3) OBP: 0.442, SLG: 0.604	FC5-4	BB					6-3		6-3								3 1 2 0 1 0 1			
Larry Hisle, R (1, 8) OBP: 0.365, SLG: 0.575	F9						F3		FC6-4								3 0 0 0 1 0 4			
Craig Kusick, R (1, 10) OBP: 0.373, SLG: 0.481	FC5-4	BB					K		FC6-4								1 0 0 1 2 1 0			
Butch Wynegar, S (1, 2) OBP: 0.341, SLG: 0.405	FC5-4						5-3		FC6-4								4 0 0 1 0 0 6			
Dan Ford, R (1, 9) OBP: 0.312, SLG: 0.367	K						F8		4-3								4 0 0 0 0 1 2			
Willie Norwood, R (1, 7) Lyman Bostock, L (8, 8) OBP: 0.402, SLG: 0.500							P5		F9								3 0 1 0 0 0 0 1 0 0 0 0 1 0			
Roy Smalley, S (1, 6) OBP: 0.315, SLG: 0.329							F8		F2								4 1 1 1 0 0 1			
Jerry Terrell, R (1, 5) OBP: 0.282, SLG: 0.309							F2		6-3								3 0 1 0 0 0 1			
Inning Stats	R: 1 E: 0 K: 1 S: 7	H: 2 LOB: 2 BB: 1 P: 11	R: 1 E: 0 K: 0 S: 5	H: 2 LOB: 0 BB: 0 P: 5	R: 0 E: 0 K: 1 S: 5	H: 0 LOB: 0 BB: 0 P: 5	R: 0 E: 0 K: 0 S: 3	H: 0 LOB: 0 BB: 0 P: 3	R: 0 E: 0 K: 0 S: 3	H: 0 LOB: 3 BB: 2 P: 12	R: 0 E: 0 K: 0 S: 4	H: 1 LOB: 1 BB: 0 P: 4	R: 1 E: 0 K: 0 S: 4	H: 1 LOB: 1 BB: 1 P: 8	R: 0 E: 0 K: 1 S: 5	H: 0 LOB: 0 BB: 0 P: 5	1B: 4 2B: 0 3B: 1 HR: 1	SF: 1 SAC: 0 DP: 0 HBP: 1	WP: 0 PB: 0 SB: 2 CS: 0	PA: 35
PITCHER Frank Tanana, L (1, 1) ERA: 1.94	IP: 8.0 WLS: L BF: 35 H: 6 R: 3 ER: 3 SO: 3 BB: 4 IBB: 0 HBP: 1 BLK: 0 WP: 0 HR: 1 S: 36 P: 53 ERA: 3.38 WHIP: 1.250															PITCHER				

California Angels @ Minnesota Twins
Metropolitan Stadium, Bloomington, MI
Wed Jun 15 1977, 8:05 PM EDT
Att: 11,724 - Unknown - 70 F

AB	29
R	3
H	6
RBI	3
BB	4
SO	3
LOB	16



Batter	1	2	3	4	5	6	7	8	9	AB	R	H	RBI	BB	SO	LOB	TOP
Larry Hisle, R OBP: 0.356, SLG: 0.570 (1, 7)										4	0	0	0	0	1	0	Minnesota Twins @ Kansas City Royals Royals Stadium, Kansas City, MO Fri Jun 17 1977, 8:05 PM EDT Att: 24,436 - Unknown - 72 F
Rod Carew, L OBP: 0.437, SLG: 0.609 (1, 3)										4	0	1	0	0	0	0	
Lyman Bostock, L OBP: 0.405, SLG: 0.495 (1, 8)										3	0	1	0	1	0	0	
Glenn Adams, L OBP: 0.368, SLG: 0.453 (8, PH)										3	1	1	0	0	0	1	
Dan Ford, R OBP: 0.311, SLG: 0.365 (8, 9)										1	0	0	0	0	1	2	
Mike Cabbage, L OBP: 0.342, SLG: 0.357 (9, PH)										3	0	1	0	0	0	2	
Craig Kusick, R OBP: 0.370, SLG: 0.477 (9, PH)										1	0	0	0	0	1	0	
Rich Chiles, L OBP: 0.348, SLG: 0.303 (9, PH)										2	0	0	1	0	0	0	
Jerry Terrell, R OBP: 0.279, SLG: 0.306 (9, PH)										3	0	0	0	1	0	0	
Butch Wynegar, S OBP: 0.342, SLG: 0.395 (1, 2)										3	0	0	0	1	0	0	
Roy Smalley, S OBP: 0.310, SLG: 0.323 (1, 6)										3	0	1	0	0	0	2	
Rob Wilfong, L OBP: 0.338, SLG: 0.316 (8, PH)										2	0	0	0	0	0	1	
Bob Randall, R OBP: 0.245, SLG: 0.258 (8, 4)										1	0	0	0	0	0	0	
Inning Stats	R: 0 E: 1 K: 0 S: 5	H: 1 LOB: 2 BB: 0 P: 5	R: 0 E: 0 K: 0 S: 3	H: 0 LOB: 0 BB: 0 P: 3	R: 0 E: 0 K: 0 S: 3	H: 0 LOB: 0 BB: 0 P: 3	R: 0 E: 0 K: 0 S: 4	H: 1 LOB: 1 BB: 0 P: 4	R: 1 E: 0 K: 0 S: 4	H: 2 LOB: 1 BB: 1 P: 8	R: 0 E: 0 K: 1 S: 6	H: 1 LOB: 2 BB: 2 P: 10	R: 0 E: 0 K: 1 S: 5	H: 0 LOB: 0 BB: 0 P: 5	1B: 3 2B: 1 3B: 1 HR: 0	SF: 1 SAC: 0 DP: 0 HBP: 0	WP: 0 PA: 34 PB: 0 SB: 0 CS: 0
PITCHER	IP WLS BF H R ER SO BB IBB HBP BLK WP HR S P ERA WHIP																
Jim Colborn, R ERA: 3.17 (1, 1)	6.1 W 25 4 1 1 1 1 1 0 0 0 0 0 0 26 30 1.42 0.789																
Steve Mingori, L ERA: 2.15 (7, 1)	2.2 9 1 0 0 2 1 0 0 0 0 0 0 0 12 16 0.00 0.750																

AB	31
R	1
H	5
RBI	1
BB	2
SO	3
LOB	8



Batter	1	2	3	4	5	6	7	8	9	AB	R	H	RBI	BB	SO	LOB	BOTTOM		
Joe Zdeb, R OBP: 0.365, SLG: 0.348 (1, 7)										2	0	0	0	0	0	3	Minnesota Twins @ Kansas City Royals Royals Stadium, Kansas City, MO Fri Jun 17 1977, 8:05 PM EDT Att: 24,436 - Unknown - 72 F		
Tom Poquette, L OBP: 0.382, SLG: 0.442 (5, 7)										2	1	1	0	1	0	1			
George Brett, L OBP: 0.351, SLG: 0.409 (1, 5)										5	1	1	1	0	0	2			
Hal McRae, R OBP: 0.345, SLG: 0.444 (1, 10)										4	0	2	2	0	0	0			
Al Cowens, R OBP: 0.348, SLG: 0.561 (1, 9)										3	2	2	0	1	0	1			
John Mayberry, L OBP: 0.329, SLG: 0.392 (1, 3)										4	1	1	0	0	0	2			
Amos Otis, R OBP: 0.330, SLG: 0.419 (1, 8)										4	0	1	1	0	0	3			
Freddie Patek, R OBP: 0.317, SLG: 0.366 (1, 6)										4	0	2	1	0	1	1			
Darrell Porter, L OBP: 0.364, SLG: 0.480 (1, 2)										3	1	1	1	1	0	1			
Frank White, R OBP: 0.277, SLG: 0.316 (1, 4)										4	1	1	1	0	1	3			
Inning Stats	R: 0 E: 0 K: 0 S: 3	H: 0 LOB: 0 BB: 0 P: 3	R: 1 E: 0 K: 1 S: 8	H: 3 LOB: 3 BB: 1 P: 12	R: 2 E: 1 K: 0 S: 6	H: 4 LOB: 1 BB: 0 P: 6	R: 2 E: 1 K: 0 S: 5	H: 2 LOB: 0 BB: 0 P: 5	R: 1 E: 0 K: 0 S: 4	H: 1 LOB: 1 BB: 1 P: 8	R: 1 E: 0 K: 0 S: 4	H: 1 LOB: 1 BB: 1 P: 8	R: 0 E: 0 K: 1 S: 5	H: 0 LOB: 0 BB: 0 P: 5	R: 0 E: 0 K: 0 S: 4	H: 1 LOB: 1 BB: 0 P: 4	1B: 5 2B: 7 3B: 0 HR: 0	SF: 0 SAC: 0 DP: 0 HBP: 0	WP: 0 PA: 38 PB: 0 SB: 0 CS: 1
PITCHER	IP WLS BF H R ER SO BB IBB HBP BLK WP HR S P ERA WHIP																		
Geoff Zahn, L ERA: 4.31 (1, 1)	2.2 L 15 7 3 3 2 0 1 0 0 0 0 0 0 9 13 9.00 2.000																		
Ron Schueler, R ERA: 4.96 (3, 1)	2.0 10 3 3 2 0 1 0 0 0 0 0 0 0 9 13 9.00 2.000																		
Jeff Holly, L ERA: 6.37 (5, 1)	3.1 13 2 1 1 1 1 0 0 0 0 0 0 0 14 18 2.70 0.900																		

AB	35
R	7
H	12
RBI	7
BB	3
SO	2
LOB	17



Batter	1	2	3	4	5	6	7	8	9	AB	R	H	RBI	BB	SO	LOB	TOP								
Bob Randall, R (1,4) OBP: 0.245, SLG: 0.257	0-0 4-3		0-0 F7		0-0 FC4-6 1B		0-0 F7			4	0	1	0	0	0	1	Minnesota Twins @ Kansas City Royals Royals Stadium, Kansas City, MO Sat Jun 18 1977, 8:05 PM EDT Att: 35,515 - Unknown - 73 F								
Rod Carew, L (1,3) OBP: 0.434, SLG: 0.602	0-0 6-3		4-0 FC6-4 BB		0-0 FC4-6 FC6-4		0-0 L4			3	0	0	0	1	0	2									
Larry Hisle, R (1,7) OBP: 0.355, SLG: 0.563	4-0 BB		0-0 F9		0-0 FC6-4 FC5-4			0-3 K		3	0	0	1	1	1	3									
Dan Ford, R (1,9) OBP: 0.307, SLG: 0.360	0-3 K		0-0 FC6-4		0-0 FC5-4			0-0 4-3		3	0	0	0	0	1	4									
Lyman Bostock, L (8, PH) OBP: 0.403, SLG: 0.493	1-2 K		1-2 FC6-4		1-2 FC5-4			0-0 4-3		1	0	0	0	0	0	0									
Craig Kusick, R (1,10) OBP: 0.374, SLG: 0.473		0-3 K		0-0 1B		1-0 HBP		0-0 6-3		3	0	1	0	0	1	0									
Willie Norwood, R (1,8) OBP: 0.162, SLG: 0.118		0-0 6-3		0-0 F9		0-0 F7		0-0 FC6-5 2B		3	0	0	0	0	0	2									
Rich Chiles, L (9, PH) OBP: 0.353, SLG: 0.320										1	0	1	0	0	0	0									
Rob Wilfong, L (9, PH) OBP: 0.338, SLG: 0.316										0	0	0	0	0	0	0									
Roy Smalley, S (1,6) OBP: 0.310, SLG: 0.318		4-0 BB		0-0 F9		0-3 K		0-0 FC6-5 FC3-6 2-3		3	0	0	0	1	1	3									
Jerry Terrell, R (1,5) OBP: 0.271, SLG: 0.297		0-0 F9		0-0 4-3		0-0 F8		0-0 FC3-6 1-2		3	0	0	0	0	0	3									
Glenn Adams, L (9, PH) OBP: 0.362, SLG: 0.446										1	0	0	0	0	0	2									
Glenn Borgmann, R (1,2) OBP: 0.426, SLG: 0.444								0-0 F8		3	1	2	0	0	0	0									
Mike Cabbage, L (9, PH) OBP: 0.340, SLG: 0.355				BB 1B		FC4-6 FC6-4 1B		0-0 F8		1	0	0	0	0	0	2									
Inning Stats	R: 0 E: 0 K: 1 S: 5	H: 0 LOB: 1 BB: 1 P: 9	R: 0 E: 0 K: 1 S: 5	H: 0 LOB: 1 BB: 1 P: 9	R: 0 E: 0 K: 0 S: 4	H: 1 LOB: 2 BB: 1 P: 8	R: 0 E: 0 K: 0 S: 4	H: 1 LOB: 1 BB: 0 P: 4	R: 1 E: 0 K: 0 S: 5	H: 2 LOB: 1 BB: 0 P: 5	R: 0 E: 0 K: 1 S: 5	H: 0 LOB: 1 BB: 0 P: 6	R: 0 E: 0 K: 0 S: 3	H: 0 LOB: 0 BB: 0 P: 3	R: 0 E: 0 K: 1 S: 5	H: 0 LOB: 0 BB: 0 P: 5	R: 0 E: 0 K: 0 S: 4	H: 1 LOB: 2 BB: 0 P: 4	1B: 4 2B: 1 3B: 0 HR: 0	SF: 0 SAC: 0 DP: 0 HBP: 1	WP: 0 PB: 0 SB: 1 CS: 1	PA: 36			
PITCHER	IP	WLS	BF	H	R	ER	SO	BB	IBB	HBP	BLK	WP	HR	S	P	ERA	WHIP								
Paul Spittorff, L (1,1) ERA: 4.24	7.0	W	29	4	1	1	3	3	0	1	0	0	0	31	44	1.29	1.000								
Mark Littell, R (8,1) ERA: 2.9	2.0	S	7	1	0	0	1	0	0	0	0	0	0	9	9	0.00	0.500								

Batter	1	2	3	4	5	6	7	8	9	AB	R	H	RBI	BB	SO	LOB	BOTTOM									
Joe Zdeb, R (1,7) OBP: 0.375, SLG: 0.360	0-0 CS 1B		0-0 FC		0-0 F3		0-0 S 1B			4	0	2	1	0	0	2	Minnesota Twins @ Kansas City Royals Royals Stadium, Kansas City, MO Sat Jun 18 1977, 8:05 PM EDT Att: 35,515 - Unknown - 73 F									
George Brett, L (1,5) OBP: 0.349, SLG: 0.403	0-0 F8 1-2		0-0 6-3 3-H		0-0 F5		4-0 1B			3	0	0	0	1	0	3										
Hal McRae, R (1,10) OBP: 0.344, SLG: 0.438	4-0 BB		0-0 5-3		0-0 F8		0-3 K			3	0	0	0	1	1	2										
Al Cowens, R (1,9) OBP: 0.342, SLG: 0.552	0-0 P6		0-0 P4		0-0 F8			0-3 K		4	0	0	0	0	1	1										
John Mayberry, L (1,3) OBP: 0.328, SLG: 0.386			0-0 F8		1-0 BB HBP		0-0 F9		0-3 K	3	0	0	0	0	1	0										
Amos Otis, R (1,8) OBP: 0.329, SLG: 0.412			0-0 F9		4-0 BB		0-0 5-3		0-0 5-3	3	0	0	0	1	0	0										
John Wathan, R (1,2) OBP: 0.364, SLG: 0.355			0-0 BB FC 1B		0-0 5-3		0-0 P6			3	1	1	0	0	0	2										
Freddie Patek, R (1,6) OBP: 0.317, SLG: 0.366			0-0 FC BB S 1B		0-0 5-3		0-0 F7			3	1	1	0	0	0	0										
Frank White, R (1,4) OBP: 0.278, SLG: 0.312			4-0 FC BB		0-0 P4		0-3 K			2	0	0	0	1	1	0										
Inning Stats	R: 0 E: 0 K: 0 S: 3	H: 1 LOB: 1 BB: 1 P: 7	R: 2 E: 0 K: 0 S: 6	H: 2 LOB: 2 BB: 1 P: 10	R: 0 E: 0 K: 0 S: 3	H: 0 LOB: 2 BB: 1 P: 8	R: 0 E: 0 K: 0 S: 3	H: 0 LOB: 0 BB: 0 P: 3	R: 0 E: 0 K: 0 S: 3	H: 0 LOB: 0 BB: 0 P: 3	R: 0 E: 0 K: 2 S: 8	H: 1 LOB: 2 BB: 1 P: 12	R: 0 E: 0 K: 2 S: 7	H: 0 LOB: 0 BB: 0 P: 7	R: 0 E: 0 K: 2 S: 7	H: 0 LOB: 0 BB: 0 P: 7		1B: 4 2B: 0 3B: 0 HR: 0	SF: 0 SAC: 0 DP: 0 HBP: 1	WP: 0 PB: 0 SB: 2 CS: 1	PA: 33					
PITCHER	IP	WLS	BF	H	R	ER	SO	BB	IBB	HBP	BLK	WP	HR	S	P	ERA		WHIP								
Bill Butler, L (1,1) ERA: 3.0	6.0	L	25	3	2	2	0	3	2	0	0	0	0	21	34	3.00		1.000								
Tom Johnson, R (7,1) ERA: 1.69	2.0		8	1	0	0	4	0	1	0	0	0	0	15	19	0.00		0.500								



Batter	1	2	3	4	5	6	7	8	9	AB	R	H	RBI	BB	SO	LOB	TOP										
Lyman Bostock, L OBP: 0.411, SLG: 0.498 (1, 8)	L7		1B		FC6		BB BB SF7 BB		WP 1B 1B	4	2	3	1	1	0	0	Minnesota Twins @ Kansas City Royals Royals Stadium, Kansas City, MO Sun Jun 19 1977, 4:33 AM EDT Att: 36,912 - Unknown - 80 F										
Dan Ford, R OBP: 0.306, SLG: 0.355 (1, 9)	K		L7		FC6		BB BB		1B 1B	3	0	0	1	1	1	2											
Glenn Adams, L OBP: 0.371, SLG: 0.455 (9, PH)	K		L7		FC6		BB BB		1B 1B	1	1	1	0	0	0	0											
Rod Carew, L OBP: 0.437, SLG: 0.600 (1, 3)	WP 1B		4-3		CS		BB BB		1B	4	0	2	2	1	0	1											
Larry Hisle, R OBP: 0.356, SLG: 0.562 (1, 7)	1-2 BB				CS		BB BB		1B	2	0	1	2	1	0	0											
Craig Kusick, R OBP: 0.366, SLG: 0.461 (1, 10)	1-2 BB				CS		BB BB		1B	2	0	1	2	1	0	0											
Rich Chiles, L OBP: 0.350, SLG: 0.317 (7, PH)	K				CS		BB BB		1B	3	0	0	0	0	2	3											
Willie Norwood, R OBP: 0.158, SLG: 0.114 (9, PH)	K				CS		BB BB		1B	1	0	0	0	0	0	1											
Glenn Borgmann, R OBP: 0.417, SLG: 0.432 (1, 2)		F8			CS		BB BB		1B	1	0	0	0	0	0	0											
Butch Wynegar, S OBP: 0.338, SLG: 0.389 (2, 2)					CS		BB BB		1B	3	0	0	0	0	0	1											
Bob Randall, R OBP: 0.260 (1, 4)					CS		BB BB		1B	3	1	1	0	0	0	1											
Rob Wilfong, L OBP: 0.338, SLG: 0.313 (8, PH)					CS		BB BB		1B	1	0	0	0	0	0	0											
Roy Smalley, S OBP: 0.309, SLG: 0.314 (1, 6)					CS		BB BB		1B	3	1	0	0	1	1	0											
Jerry Terrell, R OBP: 0.282, SLG: 0.301 (1, 5)					CS		BB BB		1B	2	2	1	1	1	0	0											
Mike Cabbage, L OBP: 0.339, SLG: 0.353 (9, PH)					CS		BB BB		1B	1	0	0	0	0	1	0											
Inning Stats	R: 0 E: 0 K: 2 S: 8	H: 1 LOB: 2 BB: 1 P: 12	R: 0 E: 0 K: 0 S: 3	H: 0 LOB: 0 BB: 0 P: 3	R: 0 E: 0 K: 0 S: 4	H: 1 LOB: 1 BB: 0 P: 4	R: 0 E: 0 K: 1 S: 6	H: 1 LOB: 1 BB: 0 P: 6	R: 1 E: 0 K: 0 S: 3	H: 1 LOB: 0 BB: 1 P: 7	R: 0 E: 0 K: 0 S: 3	H: 0 LOB: 0 BB: 0 P: 3	R: 4 E: 0 K: 0 S: 5	H: 2 LOB: 2 BB: 4 P: 21	R: 0 E: 0 K: 1 S: 5	H: 0 LOB: 0 BB: 0 P: 5	R: 2 E: 0 K: 1 S: 8	H: 3 LOB: 1 BB: 0 P: 8	1B: 9 2B: 0 3B: 0 HR: 0	SF: 2 SAC: 0 DP: 0 HBP: 0	WP: 2 PB: 0 SB: 2 CS: 1	PA: 42					
PITCHER	IP	WLS	BF	H	R	ER	SO	BB	IBB	HBP	BLK	WP	HR	S	P	ERA	WHIP										
Andy Hassler, L ERA: 3.93 (1, 1)	6.1		26	5	3	3	3	3	0	0	0	1	0	29	41	4.26	1.263										
Steve Mingo, L ERA: 2.53 (7, 1)	0.0		4	1	1	1	0	3	0	0	0	0	0	1	13	∞	∞										
Mark Littell, R ERA: 3.16 (7, 1)	2.1		10	3	3	3	2	0	0	0	0	1	0	14	14	11.57	1.286										
Larry Gura, L ERA: 3.26 (9, 1)	0.1	W	1	0	0	0	0	0	0	0	0	0	0	1	1	0.00	0.000										

Batter	1	2	3	4	5	6	7	8	9	AB	R	H	RBI	BB	SO	LOB	BOTTOM										
Tom Poquette, L OBP: 0.377, SLG: 0.441 (1, 9)	K 1B	K			F7				F7	5	1	1	1	0	2	1	Minnesota Twins @ Kansas City Royals Royals Stadium, Kansas City, MO Sun Jun 19 1977, 4:33 AM EDT Att: 36,912 - Unknown - 80 F										
Hal McRae, R OBP: 0.348, SLG: 0.439 (1, 7)	1B FC3-2				E6				L6	4	1	2	0	1	0	0											
Joe Zdeb, R OBP: 0.375, SLG: 0.360 (9, 7)	1B FC3-2				F9				L6	0	0	0	0	0	0	0											
George Brett, L OBP: 0.355, SLG: 0.408 (1, 5)	FC3-2 S				F9				2B	5	2	3	1	0	0	2											
John Mayberry, L OBP: 0.329, SLG: 0.393 (1, 3)	P5				F9				2B	4	1	2	2	0	1	3											
Ralph LaCock, L OBP: 0.377, SLG: 0.549 (1, 10)	FC3-2 S				F9				2B	4	1	2	0	0	0	3											
Darrell Porter, L OBP: 0.356, SLG: 0.470 (1, 2)	5-3				F9				2B	3	0	0	0	0	0	1											
Al Cowens, R OBP: 0.345, SLG: 0.554 (7, PH)	5-3				G3				1B	1	0	1	1	0	0	0											
Davey Nelson, R OBP: 0.306, SLG: 0.313 (7, PR)	5-3				G3				1B	0	0	0	0	0	0	0											
Buck Martinez, R OBP: 0.244, SLG: 0.364 (8, 2)	5-3				G3				1B	0	0	0	0	0	0	0											
Amos Otis, R OBP: 0.336, SLG: 0.416 (1, 8)					G3				1B	3	1	2	0	1	1	0											
Freddie Patek, R OBP: 0.317, SLG: 0.365 (1, 6)					G3				1B	3	1	1	0	0	1	4											
Frank White, R OBP: 0.283, SLG: 0.313 (1, 4)					G3				1B	3	0	1	1	1	0	1											
Inning Stats	R: 2 E: 0 K: 1 S: 8	H: 2 LOB: 1 BB: 0 P: 8	R: 1 E: 0 K: 1 S: 6	H: 2 LOB: 0 BB: 0 P: 6	R: 0 E: 0 K: 1 S: 6	H: 0 LOB: 1 BB: 0 P: 6	R: 0 E: 0 K: 1 S: 6	H: 1 LOB: 1 BB: 0 P: 6	R: 1 E: 0 K: 0 S: 3	H: 1 LOB: 0 BB: 1 P: 7	R: 2 E: 1 K: 1 S: 7	H: 3 LOB: 2 BB: 1 P: 11	R: 1 E: 0 K: 0 S: 6	H: 4 LOB: 3 BB: 1 P: 10	R: 0 E: 0 K: 0 S: 3	H: 0 LOB: 0 BB: 0 P: 3	R: 1 E: 0 K: 0 S: 2	H: 2 LOB: 1 BB: 0 P: 2	1B: 12 2B: 3 3B: 0 HR: 0	SF: 1 SAC: 1 DP: 1 HBP: 0	WP: 2 PB: 0 SB: 3 CS: 2	PA: 41					
PITCHER	IP	WLS	BF	H	R	ER	SO	BB	IBB	HBP	BLK	WP	HR	S	P	ERA	WHIP										
Dave Goltz, R ERA: 4.09 (1, 1)	6.0		28	9	6	6	5	2	0	0	0	1	0	36	44	9.00	1.833										
Tom Burmeier, L ERA: 3.29 (7, 1)	0.2		4	3	1	1	0	0	0	0	0	0	0	4	4	13.50	4.500										
Tom Johnson, R ERA: 1.68 (7, 1)	0.1		3	1	0	0	0	1	0	0	0	1	0	2	6	0.00	6.000										
Dave Johnson, R ERA: 4.29 (8, 1)	1.0	L	5	2	1	1	0	0	0	0	0	0	0	5	5	9.00	2.000										

Batter	1	2	3	4	5	6	7	8	9	AB	R	H	RBI	BB	SO	LOB	TOP			
Bert Campaneris, R OBP: 0.316, SLG: 0.354 (1, 6)	0-0 6-3		0-0 6-3		4-0 CS BB			0-0 SH3-4		2	0	0	0	1	0	1				
Juan Beniquez, R OBP: 0.336, SLG: 0.408 (1, 8)	0-0 6-3		0-0 E6 1B		0-0 CS	0-0 L9		0-0 6-3		4	0	1	1	0	0	1				
Claudell Washington, L OBP: 0.374, SLG: 0.489 (1, 7)	0-0 2B		0-0 3-H 6-3 K		0-0 6-3			0-0 F9		4	0	1	0	0	1	2				
Willie Horton, R OBP: 0.330, SLG: 0.474 (1, 10)	0-0 F3			0-0 F8		0-0 6-3			0-0 P5	4	0	0	0	0	0	1				
Mike Hargrove, L OBP: 0.386, SLG: 0.392 (1, 3)		0-3 K		0-0 6-3			0-3 K		0-0 L8	4	0	0	0	0	2	0				
Toby Harrah, R OBP: 0.381, SLG: 0.479 (1, 5)		0-3 K		4-0 S BB			0-0 HR		0-3 K	3	1	1	1	1	2	0				
Ken Henderson, S OBP: 0.291, SLG: 0.390 (1, 9)		0-0 P6		0-0 L3			0-0 F8			3	0	0	0	0	0	1				
Bump Wills, S OBP: 0.376, SLG: 0.406 (1, 4)			0-0 6-3 SH5-3 E 1B		0-0 6-3			0-0 F5		3	1	1	0	0	0	0				
Jim Sundberg, R OBP: 0.282, SLG: 0.303 (1, 2)			0-0 SH5-3		0-0 4-3			0-0 SH3-4 1B		2	0	1	0	0	0	0				
Inning Stats	R: 0 E: 0 K: 0 S: 4	H: 1 LOB: 1 BB: 0 P: 4	R: 0 E: 0 K: 2 S: 7	H: 0 LOB: 0 BB: 0 P: 7	R: 1 E: 1 K: 1 S: 7	H: 2 LOB: 1 BB: 0 P: 7	R: 0 E: 0 K: 0 S: 3	H: 0 LOB: 1 BB: 1 P: 7	R: 0 E: 0 K: 0 S: 2	H: 0 LOB: 0 BB: 0 P: 6	R: 1 E: 0 K: 1 S: 6	H: 1 LOB: 0 BB: 0 P: 6	R: 0 E: 0 K: 0 S: 4	H: 1 LOB: 1 BB: 0 P: 4	R: 0 E: 0 K: 1 S: 5	H: 0 LOB: 0 BB: 0 P: 5	1B: 3 2B: 1 3B: 0 HR: 1	SF: 0 SAC: 2 DP: 0 HBP: 0	WP: 0 PB: 0 SB: 1 CS: 1	PA: 34
PITCHER Paul Thormodsgard, R ERA: 4.0 (1, 1)	IP: 9.0 WLS: L BF: 33 H: 5 R: 2 ER: 2 SO: 5 BB: 2 IBB: 0 HBP: 0 BLK: 0 WP: 0 HR: 1 S: 41 P: 49 ERA: 2.00 WHIP: 0.778																			

Texas Rangers @ Minnesota Twins
Metropolitan Stadium, Bloomington, MI
Mon Jun 20 1977, 8:05 PM EDT
Att. 6,966 - Unknown - 77 F

AB 29
R 2
H 5
RBI 2
BB 2
SO 5
LOB 6



Batter	1	2	3	4	5	6	7	8	9	AB	R	H	RBI	BB	SO	LOB	BOTTOM					
Larry Hise, R OBP: 0.349, SLG: 0.551 (1, 7)	0-3 K		0-3 K		0-0 6-3		0-0 F8		0-0 5-3	5	0	0	0	0	2	2						
Rod Carew, L OBP: 0.443, SLG: 0.599 (1, 3)	4-0 CS BB		0-0		4-0 1B BB		0-0 G6-3		4-0	2	0	1	0	3	0	1						
Lyman Bostock, L OBP: 0.415, SLG: 0.498 (1, 8)	0-0 1-2 1B		0-0 G3		0-0 G4-6-3 1B			4-0 WP 1B BB	0-0 L9	4	1	2	0	1	0	3						
Glenn Adams, L OBP: 0.370, SLG: 0.449 (8, PH)	0-0 G3			0-0 1B 1B 1B	0-0 G4-6-3			0-0 SH1-4 1B		3	0	1	0	0	0	3						
Dan Ford, R OBP: 0.309, SLG: 0.358 (8, PH)	0-0 G3			0-0 1B 1B 1B	0-0 G4-6-3			0-0 SH1-4 1B		1	0	1	1	0	0	0						
Rich Chiles, L OBP: 0.350, SLG: 0.317 (8, PH)		0-0 4-3		0-0 L8		0-0 1B SH1-3 1B		0-0 SH1-4		3	0	1	0	0	0	1						
Bob Randall, R OBP: 0.248, SLG: 0.260 (8, PH)		0-0 4-3		0-0 L7		0-0 SH1-3		0-0 K		0	0	0	0	0	0	0						
Mike Cabbage, L OBP: 0.335, SLG: 0.349 (8, PH)		0-0 4-3		0-0 L7		0-0 SH1-3		0-0 K		2	0	0	0	0	0	1						
Craig Kusick, R OBP: 0.363, SLG: 0.457 (8, PH)		0-0 4-3		0-0 L7		0-0 SH1-3		0-0 K		1	0	0	0	0	1	1						
Jerry Terrell, R OBP: 0.282, SLG: 0.301 (8, PH)		0-0 4-3		0-0 L7		0-0 SH1-3		0-0 K		0	0	0	0	0	0	0						
Butch Wynegar, S OBP: 0.345, SLG: 0.396 (1, 2)		0-0 1B 1B		0-0 1B 1B		0-0 G6-4-3 1B		0-0 F5		4	0	3	0	0	0	1						
Roy Smalley, S OBP: 0.315, SLG: 0.322 (1, 6)		0-0 1B		0-0 1B		0-0 G6-4-3		0-0 SH1-4 1B		4	0	3	0	0	0	2						
Rob Wilfong, L OBP: 0.338, SLG: 0.308 (1, 4)			0-0 P4		0-0 6-3		4-0 G6-3 BB		0-0 SH1-4	2	0	0	0	1	0	3						
Inning Stats	R: 0 E: 0 K: 1 S: 5	H: 1 LOB: 1 BB: 1 P: 9	R: 0 E: 0 K: 0 S: 4	H: 2 LOB: 2 BB: 0 P: 4	R: 0 E: 0 K: 1 S: 6	H: 1 LOB: 1 BB: 0 P: 6	R: 0 E: 0 K: 0 S: 6	H: 3 LOB: 3 BB: 0 P: 6	R: 0 E: 0 K: 0 S: 3	H: 1 LOB: 1 BB: 1 P: 7	R: 0 E: 0 K: 0 S: 4	H: 2 LOB: 1 BB: 0 P: 4	R: 0 E: 0 K: 0 S: 2	H: 0 LOB: 0 BB: 1 P: 6	R: 1 E: 0 K: 1 S: 6	H: 1 LOB: 1 BB: 1 P: 10	R: 0 E: 0 K: 0 S: 4	H: 1 LOB: 2 BB: 1 P: 8	1B: 12 2B: 0 3B: 0 HR: 0	SF: 0 SAC: 3 DP: 3 HBP: 0	WP: 1 PB: 0 SB: 0 CS: 1	PA: 39
PITCHER Dock Ellis, R ERA: 5.54 (7, 1)	IP: 6.1 WLS: W BF: 28 H: 10 R: 0 ER: 0 SO: 2 BB: 3 IBB: 0 HBP: 0 BLK: 0 WP: 0 HR: 0 S: 29 P: 41 ERA: 0.00 WHIP: 2.053																					
Darold Knowles, L ERA: 2.57 (8, 1)	1.0	4	1	1	1	0	1	0	0	0	0	0	0	0	0	0	1	0	3	7	9.00	2.000
Adrian Devine, R ERA: 2.2 (9, 1)	1.1	5	1	0	0	1	0	0	0	0	0	0	0	0	0	0	0	0	7	7	0.00	0.750
Paul Lindblad, L ERA: 2.85 (9, 1)	0.1	S	2	0	0	0	0	0	0	0	0	0	0	0	0	0	0	0	1	5	0.00	3.000

Texas Rangers @ Minnesota Twins
Metropolitan Stadium, Bloomington, MI
Mon Jun 20 1977, 8:05 PM EDT
Att. 6,966 - Unknown - 77 F

AB 31
R 1
H 12
RBI 1
BB 5
SO 3
LOB 18



Batter	1	2	3	4	5	6	7	8	9	AB	R	H	RBI	BB	SO	LOB	TOP										
Bert Campaneris, R OBP: 0.321, SLG: 0.359 (1, 6)										5	0	3	1	0	0	0											
Juan Beniquez, R OBP: 0.333, SLG: 0.403 (1, 8)										5	0	1	0	0	0	3											
Claudell Washington, L OBP: 0.368, SLG: 0.476 (1, 7)										4	0	0	0	1	0	2											
Willie Horton, R OBP: 0.324, SLG: 0.465 (1, 10)										4	0	0	0	0	1	3											
John Ellis, R OBP: 0.299, SLG: 0.345 (1, 3)										4	2	2	2	0	0	2											
Toby Harrah, R OBP: 0.391, SLG: 0.498 (1, 5)										2	3	2	1	1	0	0											
Ken Henderson, S OBP: 0.298, SLG: 0.394 (1, 9)										4	0	2	0	0	0	1											
Bump Wills, S OBP: 0.374, SLG: 0.400 (1, 4)										3	0	0	0	1	0	3											
Jim Sundberg, R OBP: 0.277, SLG: 0.298 (1, 2)										3	0	0	0	0	1	4											
Jim Mason, L OBP: 0.240, SLG: 0.216 (8, PH)										1	0	0	0	0	1	0											
Bill Fahey, L OBP: 0.143, SLG: 0.111 (8, 2)										0	0	0	0	0	0	0											
Inning Stats	R: 0 E: 0 K: 0 S: 3	H: 1 LOB: 1 BB: 1 P: 7	R: 2 E: 0 K: 0 S: 4	H: 2 LOB: 0 BB: 1 P: 8	R: 0 E: 0 K: 0 S: 3	H: 0 LOB: 0 BB: 0 P: 3	R: 1 E: 0 K: 1 S: 7	H: 2 LOB: 2 BB: 0 P: 8	R: 0 E: 0 K: 0 S: 5	H: 2 LOB: 2 BB: 1 P: 9	R: 0 E: 0 K: 0 S: 3	H: 0 LOB: 0 BB: 0 P: 3	R: 1 E: 0 K: 1 S: 6	H: 1 LOB: 0 BB: 0 P: 6	R: 0 E: 0 K: 0 S: 3	H: 0 LOB: 0 BB: 0 P: 3	1B: 7 2B: 1 3B: 0 HR: 3	SF: 0 SAC: 0 DP: 2 HBP: 1	WP: 0 PB: 0 SB: 1 CS: 0	PA: 39							
PITCHER	IP	WLS	BF	H	R	ER	SO	BB	IBB	HBP	BLK	WP	HR	S	P	ERA	WHIP										
Geoff Zahn, L ERA: 4.43 (1, 1)	3.2		17	5	3	3	0	2	0	1	0	0	2	14	23	7.36	1.909										
Ron Schueler, R ERA: 4.92 (4, 1)	2.1	W	12	4	1	1	2	1	0	0	0	0	0	15	19	3.86	2.143										
Tom Johnson, R ERA: 1.75 (7, 1)	3.0	S	10	1	1	1	1	0	0	0	0	0	1	12	12	3.00	0.333										

Texas Rangers @ Minnesota Twins
Metropolitan Stadium, Bloomington, MI
Tue Jun 21 1977, 8:05 PM EDT
Att: 8,792 - Unknown - 73 F

AB	35
R	5
H	10
RBI	4
BB	3
SO	3
LOB	18



Batter	1	2	3	4	5	6	7	8	9	AB	R	H	RBI	BB	SO	LOB	BOTTOM										
Lyman Bostock, L OBP: 0.414, SLG: 0.494 (1, 8)										4	2	1	0	1	0	3											
Rod Carew, L OBP: 0.443, SLG: 0.595 (1, 3)										5	1	2	2	0	0	3											
Butch Wynegar, S OBP: 0.346, SLG: 0.396 (1, 2)										5	2	2	2	0	1	2											
Glenn Adams, L OBP: 0.382, SLG: 0.458 (1, 9)										3	0	2	1	0	0	0											
Dan Ford, R OBP: 0.310, SLG: 0.359 (6, PH) (7, 9)										2	0	1	0	0	0	0											
Larry Hisle, R OBP: 0.361, SLG: 0.560 (1, 7)										3	1	3	1	2	0	0											
Mike Cabbage, L OBP: 0.335, SLG: 0.345 (1, 5)										2	0	0	0	1	1	3											
Jerry Terrell, R OBP: 0.277, SLG: 0.298 (6, PH) (7, 5)										1	0	0	1	0	0	0											
Rich Chiles, L OBP: 0.352, SLG: 0.339 (1, 10)										5	1	2	0	0	0	5											
Roy Smalley, S OBP: 0.321, SLG: 0.322 (1, 6)										3	2	1	1	2	0	1											
Rob Wilfong, L OBP: 0.333, SLG: 0.300 (1, 4)										3	0	0	0	1	1	2											
Craig Kusick, R OBP: 0.360, SLG: 0.453 (8, PH)										1	0	0	0	0	0	2											
Bob Randall, R OBP: 0.248, SLG: 0.260 (9, 4)										0	0	0	0	0	0	0											
Inning Stats	R: 1 E: 0 K: 0 S: 4	H: 1 LOB: 3 BB: 3 P: 16	R: 0 E: 0 K: 0 S: 3	H: 0 LOB: 0 BB: 0 P: 3	R: 0 E: 1 K: 0 S: 5	H: 1 LOB: 2 BB: 0 P: 5	R: 5 E: 1 K: 1 S: 11	H: 7 LOB: 1 BB: 0 P: 11	R: 0 E: 0 K: 0 S: 4	H: 1 LOB: 2 BB: 1 P: 8	R: 1 E: 0 K: 2 S: 8	H: 3 LOB: 1 BB: 0 P: 5	R: 1 E: 0 K: 2 S: 8	H: 1 LOB: 1 BB: 1 P: 12	R: 1 E: 1 K: 0 S: 4	H: 0 LOB: 2 BB: 2 P: 12	1B: 11 2B: 4 3B: 0 HR: 0	SF: 1 SAC: 0 DP: 1 HBP: 0	WP: 1 PB: 0 SB: 2 CS: 0	PA: 45							
PITCHER	IP	WLS	BF	H	R	ER	SO	BB	IBB	HBP	BLK	WP	HR	S	P	ERA	WHIP										
Doyle Alexander, R ERA: 3.94 (1, 1)	3.1	L	20	6	5	5	0	3	0	0	0	0	0	17	29	13.50	2.700										
Mike Marshall, R ERA: 4.94 (4, 1)	1.0		7	4	1	1	1	1	0	0	0	1	0	8	12	9.00	5.000										
Paul Lindblad, L ERA: 3.02 (5, 1)	3.2		18	4	3	2	2	2	1	0	0	0	0	19	31	4.91	1.636										

Texas Rangers @ Minnesota Twins
Metropolitan Stadium, Bloomington, MI
Tue Jun 21 1977, 8:05 PM EDT
Att: 8,792 - Unknown - 73 F

AB	37
R	9
H	14
RBI	8
BB	7
SO	3
LOB	21



Batter	1	2	3	4	5	6	7	8	9	AB	R	H	RBI	BB	SO	LOB	TOP
Bert Campaneris, R OBP: 0.322, SLG: 0.355 Jim Mason, L OBP: 0.245, SLG: 0.222	4-3	F8			K		G5-4-3 1B	FC6-4 1B		3	0	0	0	1	3		Texas Rangers @ Minnesota Twins Metropolitan Stadium, Bloomington, MI Thu Jun 23 1977, 4:33 AM EDT Att: 18,060 - Unknown - 82 F
Juan Beniquez, R OBP: 0.336, SLG: 0.407	E 1B		FC5-4 1B		P4		G5-4-3 1B			5	1	3	1	0	0	2	
Claudell Washington, L OBP: 0.359, SLG: 0.477	5-3		K					4-3 G3 1B	F7	5	0	1	0	0	1	3	
Dave May, L OBP: 0.306, SLG: 0.375	3-1		P6					G3		4	0	0	0	0	1	2	
John Ellis, R OBP: 0.273, SLG: 0.349		L9	FC5-4					4-3		4	0	1	0	0	0	2	
Toby Harrah, R OBP: 0.396, SLG: 0.507		K						5-3		3	0	1	0	1	1		
Ken Henderson, S OBP: 0.374, SLG: 0.414 Gary Gray, R		2B 1B			K				6-3	2	0	1	0	0	1	1	
Bump Wills, S OBP: 0.374, SLG: 0.404 Sandy Alomar Sr., S OBP: 0.341, SLG: 0.351					F5				FC6-4 E 1B 1B	3	0	2	0	0	0	0	
Jim Sundberg, R OBP: 0.289, SLG: 0.298 Ed Kirkpatrick, L OBP: 0.277, SLG: 0.243					L6				E1 FC6-4	1	0	0	0	1	0	0	
Inning Stats	R: 1 E: 1 K: 0 S: 4	H: 1 LOB: 0 BB: 0 P: 4	R: 0 E: 0 K: 1 S: 7	H: 2 LOB: 3 BB: 1 P: 11	R: 0 E: 0 K: 1 S: 6	H: 1 LOB: 1 BB: 0 P: 6	R: 0 E: 0 K: 1 S: 5	H: 1 LOB: 0 BB: 0 P: 5	R: 0 E: 0 K: 2 S: 8	H: 2 LOB: 2 BB: 1 P: 12	R: 0 E: 0 K: 0 S: 4	H: 1 LOB: 1 BB: 0 P: 4	R: 1 E: 1 K: 0 S: 6	H: 2 LOB: 2 BB: 0 P: 6	1B: 10 2B: 1 3B: 0 HR: 0	SF: 0 SAC: 0 DP: 1 HBP: 0	
PITCHER Dave Goltz, R ERA: 3.78	IP: 9.0 WLS: W BF: 39 H: 11 R: 2 ER: 0 SO: 7 BB: 2 IBB: 0 HBP: 0 BLK: 0 WP: 0 HR: 0 S: 51 P: 59 ERA: 0.00 WHIP: 1.444											PITCHER	IP: 9.0 WLS: W BF: 39 H: 11 R: 2 ER: 0 SO: 7 BB: 2 IBB: 0 HBP: 0 BLK: 0 WP: 0 HR: 0 S: 51 P: 59 ERA: 0.00 WHIP: 1.444				

Batter	1	2	3	4	5	6	7	8	9	AB	R	H	RBI	BB	SO	LOB	BOTTOM
Lyman Bostock, L OBP: 0.412, SLG: 0.485 Willie Norwood, R OBP: 0.154, SLG: 0.111			F8		4-3		5-3			3	1	0	0	1	1	3	Texas Rangers @ Minnesota Twins Metropolitan Stadium, Bloomington, MI Thu Jun 23 1977, 4:33 AM EDT Att: 18,060 - Unknown - 82 F
Rod Carew, L OBP: 0.452, SLG: 0.605 Craig Kusick, R OBP: 0.355, SLG: 0.445							F8			4	2	3	1	0	0	0	
Butch Wynegar, S OBP: 0.342, SLG: 0.389			P4		FC6-4		F8			5	1	1	1	0	0	5	
Glenn Adams, L OBP: 0.388, SLG: 0.453 Dan Ford, R OBP: 0.307, SLG: 0.358					L6		E6			1	1	1	0	0	0	0	
Larry Hise, R OBP: 0.367, SLG: 0.575 Bob Gorinski, R OBP: 0.139, SLG: 0.114										4	2	2	2	0	1	3	
Mike Cabbage, L OBP: 0.332, SLG: 0.346					F2		4-3			5	0	2	1	0	0	3	
Rich Chiles, L OBP: 0.346, SLG: 0.342										5	1	1	3	0	1	2	
Roy Smalley, S OBP: 0.326, SLG: 0.328					6-3		F5			4	2	2	1	0	0	0	
Rob Wilfong, L OBP: 0.333, SLG: 0.301 Bob Randall, R OBP: 0.263, SLG: 0.278										0	0	0	0	0	0	0	
Inning Stats	R: 6 E: 1 K: 2 S: 13	H: 5 LOB: 1 BB: 1 P: 17	R: 2 E: 0 K: 0 S: 6	H: 3 LOB: 1 BB: 0 P: 6	R: 0 E: 0 K: 0 S: 4	H: 1 LOB: 2 BB: 1 P: 8	R: 1 E: 0 K: 1 S: 6	H: 1 LOB: 0 BB: 0 P: 6	R: 1 E: 1 K: 0 S: 5	H: 2 LOB: 1 BB: 0 P: 5	R: 2 E: 0 K: 0 S: 5	H: 1 LOB: 0 BB: 0 P: 5	R: 0 E: 0 K: 1 S: 6	H: 1 LOB: 1 BB: 0 P: 6	1B: 8 2B: 6 3B: 0 HR: 1	SF: 0 SAC: 0 DP: 0 HBP: 0	
PITCHER Nelson Briles, R ERA: 4.58 Paul Lindblad, L ERA: 3.39 Mike Marshall, R ERA: 4.54	IP: 0.2 WLS: L BF: 8 H: 4 R: 6 ER: 3 SO: 2 BB: 1 IBB: 0 HBP: 0 BLK: 0 WP: 0 HR: 1 S: 9 P: 13 ERA: 13.50 WHIP: 7.500											PITCHER	IP: 3.1 WLS: L BF: 17 H: 6 R: 3 ER: 3 SO: 2 BB: 0 IBB: 0 HBP: 0 BLK: 0 WP: 0 HR: 0 S: 20 P: 24 ERA: 8.10 WHIP: 2.100				

Batter	1	2	3	4	5	6	7	8	9	AB	R	H	RBI	BB	SO	LOB	TOP								
Ralph Garr, L OBP: 0.294, SLG: 0.379 Wayne Nordhagen, R (7, PH) OBP: 0.349, SLG: 0.500	0-0 1B		0-0 1B		0-0 4-3		0-0 G6-4-3			3	0	2	2	0	0	0									
Alan Bannister, R OBP: 0.363, SLG: 0.367	0-0 1B		0-0 1-3		0-0 P6			0-0 4-3		4	0	1	0	0	0	0									
Chet Lemon, R OBP: 0.358, SLG: 0.504	0-0 F9		4-0 BB		0-0 F9			0-0 1B 2B		3	1	1	0	1	0	1									
Lamar Johnson, R OBP: 0.331, SLG: 0.544	0-3 K		0-3 K		0-0 HR			0-3 K		4	1	1	1	0	3	3									
Oscar Gamble, L OBP: 0.362, SLG: 0.538		0-0 G3		4-0 BB		0-0 HR		0-0 1B		3	1	2	2	1	0	0									
Royce Stillman, L OBP: 0.315, SLG: 0.400	0-0 F7		0-0 F7		0-0 F7			0-0 P6		4	0	0	0	0	0	2									
Jorge Orta, L OBP: 0.323, SLG: 0.415	0-0 F2		0-0 G3-6-3		0-0 F5				0-0 4-3	4	0	0	0	0	0	1									
Eric Soderholm, R OBP: 0.368, SLG: 0.442			0-0 E 1B		0-0 L8		4-0 G6-4-3 BB		0-0 1-3	3	1	1	0	1	0	0									
Jim Essian, R OBP: 0.384, SLG: 0.418 Richie Zisk, R (9, PH) OBP: 0.350, SLG: 0.559			0-0 E6 1B		0-0 HR		0-0 P3		0-3 K	3	2	1	1	0	0	2									
Inning Stats	R: 0 E: 0 K: 1 S: 6	H: 2 LOB: 1 BB: 0 P: 6	R: 0 E: 0 K: 0 S: 3	H: 0 LOB: 0 BB: 0 P: 3	R: 2 E: 1 K: 1 S: 7	H: 2 LOB: 1 BB: 1 P: 11	R: 0 E: 0 K: 0 S: 2	H: 0 LOB: 0 BB: 0 P: 6	R: 1 E: 0 K: 0 S: 4	H: 1 LOB: 0 BB: 0 P: 4	R: 2 E: 0 K: 0 S: 5	H: 2 LOB: 0 BB: 0 P: 5	R: 0 E: 0 K: 0 S: 2	H: 0 LOB: 0 BB: 1 P: 6	R: 1 E: 0 K: 1 S: 7	H: 2 LOB: 1 BB: 0 P: 7	R: 0 E: 0 K: 1 S: 5	H: 0 LOB: 0 BB: 0 P: 5	1B: 5 2B: 1 3B: 0 HR: 3	SF: 0 SAC: 0 DP: 2 HBP: 0	WP: 0 PB: 0 SB: 0 CS: 0	PA: 36			
PITCHER	IP	WLS	BF	H	R	ER	SO	BB	IBB	HBP	BLK	WP	HR	S	P	ERA	WHIP								
Paul Thordogard, R ERA: 4.16	(1, 1)	5.1	23	7	5	4	2	2	0	0	0	0	3	25	33	6.75	1.688								
Tom Burgmeier, L ERA: 3.46	(6, 1)	1.0	4	0	0	0	0	1	0	0	0	0	0	3	7	0.00	1.000								
Tom Johnson, R ERA: 1.82	(7, 1)	2.2	W	9	2	1	1	2	0	0	0	0	0	13	13	3.38	0.750								

Chicago White Sox @ Minnesota Twins
Metropolitan Stadium, Bloomington, MI
Fri Jun 24 1977, 8:05 PM EDT
Att: 21,457 - Unknown - 84 F

AB 33
R 6
H 9
RBI 6
BB 3
SO 4
LOB 10



Batter	1	2	3	4	5	6	7	8	9	AB	R	H	RBI	BB	SO	LOB	BOTTOM								
Lyman Bostock, L OBP: 0.412, SLG: 0.496	0-0 BB SH 2B		0-3 K		0-0 4-3			0-0 HR		5	2	2	1	0	1	2									
Jerry Terrell, R OBP: 0.284, SLG: 0.299 Mike Cabbage, L (8, PH) OBP: 0.330, SLG: 0.344	0-0 SH 2B	1-0 1B HR HBP		0-0 6-3		0-0 SH1-4 1B		0-0 4-3		2	2	1	0	0	0	0									
Rod Carew, L OBP: 0.455, SLG: 0.604	4-0 2B	0-0 HR 1B		0-0 P4		0-0 SH1-4 1B		0-0 6-3		4	1	2	0	1	0	0									
Larry Hise, R OBP: 0.372, SLG: 0.593	0-0 1-3 2H 3H 2B	0-0 HR		0-0 E8 1B		0-0 SH1-4		0-0 P3		4	1	3	5	0	0	0									
Dan Ford, R OBP: 0.307, SLG: 0.355 Glenn Adams, L (6, PH) OBP: 0.395, SLG: 0.453	0-3 K	4-0 BB		0-0 P6		4-0 G4-6-3 IBB				2	0	0	0	1	1	3									
Bob Gorinski, R OBP: 0.139, SLG: 0.114										0	0	0	0	0	0	0									
Craig Kusick, R OBP: 0.355, SLG: 0.467 Rich Chiles, L (6, PH) OBP: 0.343, SLG: 0.339	0-0 5-3	0-3 K			0-0 HR		0-0 G4-6-3			3	1	1	1	0	1	3									
Butch Wynegar, S OBP: 0.344, SLG: 0.385	4-0 BB		0-0 L5		4-0 SH1-4 BB		0-3 K			2	0	0	0	2	1	0									
Roy Smalley, S OBP: 0.322, SLG: 0.324	0-0 5-3		0-0 6-3		0-0 SH1-4		0-0 F8			3	0	0	0	0	0	3									
Bob Randall, R OBP: 0.263, SLG: 0.277		0-0 F7		0-0 1B		0-0 P4		0-0 L6		4	0	1	0	0	0	1									
Inning Stats	R: 2 E: 1 K: 1 S: 8	H: 2 LOB: 3 BB: 2 P: 16	R: 3 E: 0 K: 1 S: 7	H: 2 LOB: 1 BB: 1 P: 12	R: 0 E: 0 K: 1 S: 6	H: 1 LOB: 0 BB: 0 P: 6	R: 0 E: 1 K: 0 S: 4	H: 1 LOB: 1 BB: 0 P: 4	R: 1 E: 0 K: 0 S: 4	H: 1 LOB: 1 BB: 1 P: 8	R: 0 E: 0 K: 0 S: 4	H: 2 LOB: 2 BB: 1 P: 8	R: 0 E: 0 K: 1 S: 5	H: 0 LOB: 0 BB: 0 P: 5	R: 1 E: 0 K: 0 S: 4	H: 1 LOB: 0 BB: 0 P: 4	1B: 6 2B: 1 3B: 0 HR: 3	SF: 0 SAC: 3 DP: 1 HBP: 1	WP: 0 PB: 0 SB: 0 CS: 0	PA: 40					
PITCHER	IP	WLS	BF	H	R	ER	SO	BB	IBB	HBP	BLK	WP	HR	S	P	ERA	WHIP								
Wilbur Wood, L ERA: 6.15	(1, 1)	5.0	L	30	9	6	5	3	4	0	1	0	0	1	11	9.00	2.600								
Lerrin LaGrow, R ERA: 1.75	(6, 1)	3.0	L	10	1	1	1	1	0	1	0	0	1	11	15	3.00	0.333								

Chicago White Sox @ Minnesota Twins
Metropolitan Stadium, Bloomington, MI
Fri Jun 24 1977, 8:05 PM EDT
Att: 21,457 - Unknown - 84 F

AB 31
R 7
H 10
RBI 7
BB 5
SO 4
LOB 15



Batter	1	2	3	4	5	6	7	8	9	AB	R	H	RBI	BB	SO	LOB	TOP								
Ralph Garr, L (1,7) OBP: 0.299, SLG: 0.387 Royle Stillman, L (4,7) OBP: 0.316, SLG: 0.390	4-3	1-3		1-3		5-3		4-0	4-3	3	0	2	2	0	0	0									
Alan Bannister, R (1,6) OBP: 0.363, SLG: 0.369	1B	F8		SF8		BB		6-4-3	6-4-3	4	1	2	1	0	0	3									
Chet Lemon, R (1,8) OBP: 0.355, SLG: 0.496	K		4-3	K		BB		F8	F8	4	0	0	0	1	2	3									
Richie Zisk, R (1,10) OBP: 0.351, SLG: 0.556 Oscar Gamble, L (8, PR) OBP: 0.362, SLG: 0.538	1B		K		F8	6-3		1B	1B	5	0	2	2	0	1	2									
Lamar Johnson, R (1,3) OBP: 0.333, SLG: 0.538	L7		L9		K			1B	1B	5	1	2	0	0	1	1									
Eric Soderholm, R (1,5) OBP: 0.379, SLG: 0.465 Jack Brohamer, L (8, PH) OBP: 0.370, SLG: 0.373	HR			FC4-6		1B		1B	1B	3	2	3	1	1	0	0									
Wayne Nordhagen, R (1,9) OBP: 0.319, SLG: 0.457	5-3		FC	FC		F9		SH3	5-3	4	0	0	0	0	0	2									
Jorge Orta, L (1,4) OBP: 0.328, SLG: 0.419	1B		FC4-6	FC4-6		BB		CS	F7	5	1	3	1	0	0	2									
Jim Essian, R (1,2) OBP: 0.390, SLG: 0.438	FC5-4		FC5-4	FC5-4		2B		G5-4-3	1B	4	2	2	1	1	0	3									
Inning Stats	R: 1 E: 0 K: 1 S: 7	H: 2 LOB: 1 BB: 0 P: 7	R: 1 E: 0 K: 0 S: 6	H: 3 LOB: 2 BB: 0 P: 6	R: 0 E: 0 K: 1 S: 5	H: 0 LOB: 0 BB: 0 P: 5	R: 3 E: 1 K: 1 S: 8	H: 2 LOB: 1 BB: 1 P: 12	R: 0 E: 0 K: 0 S: 5	H: 0 LOB: 1 BB: 1 P: 9	R: 1 E: 0 K: 0 S: 5	H: 3 LOB: 2 BB: 1 P: 9	R: 1 E: 0 K: 0 S: 5	H: 3 LOB: 1 BB: 0 P: 5	R: 1 E: 0 K: 0 S: 5	H: 2 LOB: 2 BB: 1 P: 9	R: 0 E: 0 K: 0 S: 4	H: 1 LOB: 1 BB: 0 P: 4	1B: 13 2B: 1 3B: 0 HR: 2	SF: 1 SAC: 1 DP: 1 HBP: 0	WP: 1 PB: 0 SB: 1 CS: 1	PA: 46			
PITCHER	IP	WLS	BF	H	R	ER	SO	BB	IBB	HBP	BLK	WP	HR	S	P	ERA	WHIP								
Geoff Zahn, L (1,1) ERA: 4.56	3.1	L	19	7	5	3	2	1	0	0	0	0	1	22	26	8.10	2.400								
Ron Schueler, R (4,1) ERA: 5.27	3.0		15	5	2	2	2	2	0	0	0	0	1	17	25	6.00	2.333								
Jeff Holly, L (7,1) ERA: 6.38	0.2		3	1	1	1	0	1	0	0	0	0	0	2	6	13.50	3.000								
Dave Johnson, R (8,1) ERA: 4.7	2.0		9	3	0	0	0	0	0	0	0	1	0	9	9	0.00	1.500								

Chicago White Sox @ Minnesota Twins
Metropolitan Stadium, Bloomington, MI
Sat Jun 25 1977, 4:33 AM EDT
Att: 21,156 - Unknown - 82 F

livebaseballscorecards.com

AB 40
R 8
H 16
RBI 8
BB 4
SO 4
LOB 19



Batter	1	2	3	4	5	6	7	8	9	AB	R	H	RBI	BB	SO	LOB	BOTTOM								
Lyman Bostock, L (1,8) OBP: 0.406, SLG: 0.488	5-3	L9			G4-6-3		F8			4	0	0	0	0	0	6									
Rod Carew, L (1,3) OBP: 0.454, SLG: 0.601 Craig Kusick, R (8,3) OBP: 0.352, SLG: 0.463	E1		3-1		P6			K		3	0	1	0	0	0	1									
Butch Wynegar, S (1,2) OBP: 0.347, SLG: 0.384	P6		G4-6-3		BB		F7	G4-6-3		3	0	1	0	1	0	1									
Glenn Adams, L (1,9) OBP: 0.376, SLG: 0.430	K		G4-6-3				L9	G4-6-3		4	0	0	0	0	1	3									
Larry Hisle, R (1,7) OBP: 0.374, SLG: 0.596		1-3			P6		F8			4	0	2	0	0	0	0									
Rich Chiles, L (1,10) OBP: 0.341, SLG: 0.336		BB			P6		F3			4	1	1	0	0	0	2									
Mike Cubbage, L (1,5) OBP: 0.329, SLG: 0.339		1B			F7		4-3			3	0	0	0	1	1	1									
Roy Smalley, S (1,6) OBP: 0.329, SLG: 0.333		K			G4-6-3					2	0	1	0	2	1	2									
Rob Wilfong, L (1,4) OBP: 0.345, SLG: 0.310					G4-6-3					3	0	2	1	1	0	2									
Inning Stats	R: 0 E: 1 K: 1 S: 6	H: 1 LOB: 1 BB: 0 P: 6	R: 1 E: 0 K: 1 S: 7	H: 2 LOB: 2 BB: 1 P: 11	R: 0 E: 0 K: 0 S: 2	H: 0 LOB: 0 BB: 1 P: 6	R: 0 E: 0 K: 0 S: 3	H: 1 LOB: 0 BB: 0 P: 3	R: 0 E: 0 K: 0 S: 3	H: 1 LOB: 1 BB: 1 P: 7	R: 0 E: 0 K: 0 S: 3	H: 0 LOB: 0 BB: 0 P: 3	R: 0 E: 0 K: 0 S: 4	H: 1 LOB: 2 BB: 1 P: 8	R: 0 E: 0 K: 1 S: 5	H: 1 LOB: 2 BB: 1 P: 5	R: 0 E: 0 K: 1 S: 6	H: 1 LOB: 2 BB: 1 P: 10	1B: 6 2B: 1 3B: 1 HR: 0	SF: 0 SAC: 0 DP: 3 HBP: 0	WP: 0 PB: 0 SB: 0 CS: 0	PA: 36			
PITCHER	IP	WLS	BF	H	R	ER	SO	BB	IBB	HBP	BLK	WP	HR	S	P	ERA	WHIP								
Chris Knapp, R (1,1) ERA: 4.39	9.0	W	36	8	1	1	4	5	0	0	0	0	0	39	59	1.00	1.444								

Chicago White Sox @ Minnesota Twins
Metropolitan Stadium, Bloomington, MI
Sat Jun 25 1977, 4:33 AM EDT
Att: 21,156 - Unknown - 82 F

livebaseballscorecards.com

AB 31
R 1
H 8
RBI 1
BB 5
SO 4
LOB 18



Batter	1	2	3	4	5	6	7	8	9	AB	R	H	RBI	BB	SO	LOB	TOP
Robin Yount, R OBP: 0.354, SLG: 0.387 (1, 6)										4	1	2	0	0	1	0	Milwaukee Brewers @ Minnesota Twins Metropolitan Stadium, Bloomington, MI Mon Jun 27 1977, 8:05 PM EDT Att: 10,534 - Unknown - 82 F livebaseballscorecards.com
Don Money, R OBP: 0.360, SLG: 0.504 (1, 4)										4	0	0	0	0	1	3	
Cecil Cooper, L OBP: 0.313, SLG: 0.440 (1, 3)										4	0	2	0	0	1	1	
Sal Bando, R OBP: 0.355, SLG: 0.438 (1, 5)										4	1	1	2	0	2	4	
Sixto Lezcano, R OBP: 0.342, SLG: 0.480 (1, 9)										3	1	1	1	1	1	4	
Von Joshua, L OBP: 0.288, SLG: 0.343 (1, 8)										4	0	0	0	0	1	1	
Jamie Quirk, L OBP: 0.264, SLG: 0.379 (1, 10)										4	0	1	0	0	2	0	
Jim Wohlford, R OBP: 0.257, SLG: 0.274 (7, PH)										2	0	0	0	0	0	1	
Mike Hegan, L OBP: 0.223, SLG: 0.294 (7, 7)										2	0	0	0	0	0	0	
Charlie Moore, R OBP: 0.320, SLG: 0.370 (1, 2)										3	0	0	0	0	0	0	
Inning Stats	R: 3 E: 0 K: 2 S: 10	H: 3 LOB: 0 BB: 0 P: 10	R: 0 E: 0 K: 1 S: 5	H: 1 LOB: 2 BB: 0 P: 5	R: 0 E: 0 K: 0 S: 3	H: 1 LOB: 0 BB: 0 P: 3	R: 0 E: 0 K: 2 S: 7	H: 0 LOB: 1 BB: 1 P: 11	R: 0 E: 0 K: 0 S: 3	H: 0 LOB: 2 BB: 0 P: 9	R: 0 E: 0 K: 1 S: 5	H: 0 LOB: 0 BB: 0 P: 5	1B: 5 2B: 0 3B: 0 HR: 2	SF: 0 SAC: 0 DP: 0 HBP: 0	WP: 0 PB: 0 SB: 2 CS: 1	PA: 36	
PITCHER Dave Goltz, R ERA: 3.73 (1, 1)	IP: 9.0 WLS: W BF: 35 H: 7 R: 3 ER: 3 SO: 9 BB: 1 IBB: 0 HBP: 0 BLK: 0 WP: 0 HR: 2 S: 52 P: 56 ERA: 3.00 WHIP: 0.889																

Batter	1	2	3	4	5	6	7	8	9	AB	R	H	RBI	BB	SO	LOB	BOTTOM	
Bob Randall, R OBP: 0.298, SLG: 0.289 (1, 4)										1	1	1	0	1	0	0	Milwaukee Brewers @ Minnesota Twins Metropolitan Stadium, Bloomington, MI Mon Jun 27 1977, 8:05 PM EDT Att: 10,534 - Unknown - 82 F livebaseballscorecards.com	
Luis Gomez, R (5, 4)										1	1	0	0	2	0	1		
Rod Carew, L OBP: 0.466, SLG: 0.620 (1, 3)										4	1	3	3	1	0	1		
Larry Hisle, R OBP: 0.370, SLG: 0.578 (1, 8)										4	0	0	0	1	1	6		
Craig Kusick, R OBP: 0.347, SLG: 0.456 (1, 10)										2	0	0	1	0	0	2		
Rich Chiles, L OBP: 0.336, SLG: 0.338 (5, PH)										2	0	1	1	0	0	0		
Dan Ford, R OBP: 0.303, SLG: 0.350 (7, PH)										3	0	0	0	0	0	1		
Lyman Bostock, L OBP: 0.406, SLG: 0.482 (8, 8)										1	0	0	0	0	1	2		
Butch Wynegar, S OBP: 0.348, SLG: 0.387 (1, 2)										4	0	0	0	0	0	2		
Roy Smalley, S OBP: 0.334, SLG: 0.335 (1, 6)										3	2	1	0	1	1	0		
Bob Gorinski, R OBP: 0.200, SLG: 0.282 (1, 7)										4	3	3	3	0	1	0		
Jerry Terrell, R OBP: 0.292, SLG: 0.306 (1, 5)										4	2	2	1	0	1	0		
Inning Stats	R: 0 E: 0 K: 0 S: 2	H: 0 LOB: 1 BB: 2 P: 10	R: 2 E: 0 K: 0 S: 4	H: 1 LOB: 0 BB: 1 P: 8	R: 1 E: 0 K: 0 S: 4	H: 1 LOB: 1 BB: 1 P: 8	R: 4 E: 1 K: 1 S: 9	H: 4 LOB: 0 BB: 0 P: 9	R: 0 E: 0 K: 3 S: 9	H: 0 LOB: 2 BB: 0 P: 9	R: 1 E: 0 K: 1 S: 7	H: 2 LOB: 1 BB: 1 P: 11	R: 2 E: 0 K: 0 S: 5	H: 3 LOB: 1 BB: 1 P: 9	1B: 9 2B: 1 3B: 0 HR: 1	SF: 0 SAC: 0 DP: 1 HBP: 0	WP: 0 PB: 0 SB: 2 CS: 1	PA: 39
PITCHER Jerry Augustine, L ERA: 3.12 (1, 1)	IP: 3.1 WLS: L BF: 18 H: 5 R: 6 ER: 6 SO: 6 BB: 4 IBB: 0 HBP: 0 BLK: 0 WP: 0 HR: 1 S: 14 P: 30 ERA: 16.20 WHIP: 2.700																	
Sam Hinds, R ERA: 3.94 (4, 1)	IP: 3.2 WLS: L BF: 15 H: 3 R: 2 ER: 1 SO: 5 BB: 1 IBB: 0 HBP: 0 BLK: 0 WP: 0 HR: 0 S: 24 P: 28 ERA: 2.46 WHIP: 1.091																	
Eduardo Rodriguez, R ERA: 5.31 (8, 1)	IP: 1.0 WLS: L BF: 6 H: 3 R: 2 ER: 2 SO: 0 BB: 1 IBB: 0 HBP: 0 BLK: 0 WP: 0 HR: 0 S: 5 P: 9 ERA: 18.00 WHIP: 4.000																	

Batter	1	2	3	4	5	6	7	8	9	AB	R	H	RBI	BB	SO	LOB	TOP			
Robin Yount, R OBP: 0.349, SLG: 0.382 (1, 6)	F8		F9			6-3		F8		4	0	0	0	0	0	1	Milwaukee Brewers @ Minnesota Twins Metropolitan Stadium, Bloomington, MI Tue Jun 28 1977, 8:05 PM EDT Att: 14,703 - Unknown - 74 F			
Don Money, R OBP: 0.375, SLG: 0.496 (1, 4)	5-3			5-3			K	F8		4	0	0	0	0	1	0				
Tim Johnson, L OBP: 0.143, SLG: 0.154 (8, 4)										0	0	0	0	0	0	0				
Cecil Cooper, L OBP: 0.316, SLG: 0.441 (1, 3)	1-3			4-3			1B		3B	4	2	2	0	0	0	0				
Sal Bando, R OBP: 0.354, SLG: 0.436 (1, 5)		K		5-3			WP		K	4	0	1	0	0	2	1				
Sixto Lezcano, R OBP: 0.341, SLG: 0.476 (1, 9)	K				1-3		WP		1-3	4	0	1	1	0	1	1				
Von Joshua, L OBP: 0.287, SLG: 0.350 (1, 8)	6-3			4-3			F8		3B	4	0	1	1	0	0	2				
Jamie Quirk, L OBP: 0.253, SLG: 0.363 (1, 10)			P6	G3			1-3		6-3	4	0	0	0	0	0	3				
Steve Brye, R OBP: 0.304, SLG: 0.425 (1, 7)			3B			K		HR		3	1	2	1	0	1	0				
Charlie Moore, R OBP: 0.316, SLG: 0.365 (1, 2)			L6			4-3		F8		3	0	0	0	0	0	1				
Inning Stats	R: 0 E: 0 K: 0 S: 3	H: 0 LOB: 0 BB: 0 P: 3	R: 0 E: 0 K: 2 S: 7	H: 0 LOB: 0 BB: 0 P: 7	R: 0 E: 0 K: 0 S: 4	H: 1 LOB: 1 BB: 0 P: 4	R: 0 E: 0 K: 0 S: 3	H: 0 LOB: 0 BB: 0 P: 3	R: 0 E: 0 K: 1 S: 5	H: 0 LOB: 0 BB: 0 P: 5	R: 1 E: 0 K: 1 S: 8	H: 3 LOB: 2 BB: 0 P: 8	R: 1 E: 0 K: 0 S: 4	H: 1 LOB: 1 BB: 0 P: 4	R: 1 E: 0 K: 1 S: 7	H: 2 LOB: 1 BB: 0 P: 7	1B: 4 2B: 0 3B: 2 HR: 1	SF: 0 SAC: 0 DP: 0 HBP: 0	WP: 1 PB: 0 CS: 0	PA: 34
PITCHER Paul Thormodsgard, R ERA: 4.05 (1, 1)	IP: 9.0 WLS: W BF: 34 H: 7 R: 3 ER: 3 SO: 5 BB: 0 IBB: 0 HBP: 0 BLK: 0 WP: 1 HR: 1 S: 44 P: 44 ERA: 3.00 WHIP: 0.778															PITCHER				

Batter	1	2	3	4	5	6	7	8	9	AB	R	H	RBI	BB	SO	LOB	BOTTOM			
Lyman Bostock, L OBP: 0.403, SLG: 0.477 (1, 8)	E4	4-3		L7			WP	K		5	1	1	0	0	1	1	Milwaukee Brewers @ Minnesota Twins Metropolitan Stadium, Bloomington, MI Tue Jun 28 1977, 8:05 PM EDT Att: 14,703 - Unknown - 74 F			
Roy Smalley, S OBP: 0.337, SLG: 0.335 (1, 6)	BB		FC2-5		6-3		SH	K		3	2	1	0	1	1	0				
Rod Carew, L OBP: 0.465, SLG: 0.617 (1, 3)	SF7		FC2-5		1-3		WP	P4		3	2	1	1	1	0	0				
Butch Wynegar, S OBP: 0.347, SLG: 0.382 (1, 2)	BB		FC2-5		F9		FC6-2			3	1	0	0	1	0	5				
Glenn Adams, L OBP: 0.409, SLG: 0.512 (1, 9)										2	0	2	2	0	0	0				
Dan Ford, R OBP: 0.309, SLG: 0.361 (5, 9)							2B			2	2	2	2	0	0	0				
Larry Hiele, R OBP: 0.375, SLG: 0.583 (1, 7)	F7		BB			1B	WP			3	0	2	1	1	0	1				
Rich Chiles, L OBP: 0.333, SLG: 0.336 (1, 10)		L7	G6-4-3			FC4-6	BB			1	0	0	0	0	0	0				
Mike Cabbage, L OBP: 0.338, SLG: 0.352 (1, 5)		G3		K		FC3-6				3	0	1	0	1	1	1				
Rob Wilfong, L OBP: 0.340, SLG: 0.305 (1, 4)		G3		4-3		K				2	0	0	0	0	0	1				
Bob Gorinski, R OBP: 0.195, SLG: 0.275 (6, PH)										1	0	0	0	0	1	1				
Luis Gomez, R (7, 4)										1	0	0	0	0	1	2				
Inning Stats	R: 2 E: 1 K: 0 S: 5	H: 2 LOB: 1 BB: 1 P: 9	R: 0 E: 0 K: 0 S: 4	H: 1 LOB: 1 BB: 0 P: 4	R: 1 E: 0 K: 0 S: 4	H: 2 LOB: 2 BB: 2 P: 12	R: 0 E: 0 K: 1 S: 5	H: 0 LOB: 0 BB: 0 P: 5	R: 0 E: 0 K: 0 S: 3	H: 0 LOB: 0 BB: 0 P: 3	R: 1 E: 0 K: 1 S: 7	H: 2 LOB: 1 BB: 0 P: 7	R: 4 E: 1 K: 1 S: 8	H: 3 LOB: 2 BB: 3 P: 20	R: 0 E: 0 K: 2 S: 7	H: 0 LOB: 0 BB: 0 P: 7	1B: 8 2B: 2 3B: 0 HR: 0	SF: 1 SAC: 1 DP: 1 HBP: 0	WP: 3 PB: 0 CS: 0	PA: 39
PITCHER Gary Beare, R ERA: 6.86 (1, 1)	IP: 2.1 WLS: L BF: 15 H: 5 R: 3 ER: 3 SO: 2 BB: 3 IBB: 0 HBP: 0 BLK: 0 WP: 0 HR: 0 S: 12 P: 24 ERA: 7.71 WHIP: 3.429															PITCHER				
Mike Caldwell, L ERA: 3.93 (3, 1)	IP: 4.0 WLS: L BF: 16 H: 3 R: 4 ER: 4 SO: 2 BB: 0 IBB: 1 HBP: 0 BLK: 0 WP: 1 HR: 0 S: 19 P: 23 ERA: 9.00 WHIP: 0.750															PITCHER				
Sam Hinds, R ERA: 4.25 (7, 1)	IP: 0.0 WLS: L BF: 3 H: 2 R: 1 ER: 0 SO: 0 BB: 1 IBB: 0 HBP: 0 BLK: 0 WP: 2 HR: 0 S: 2 P: 6 ERA: ∞ WHIP: ∞															PITCHER				
Bob McClure, L ERA: 2.48 (7, 1)	IP: 1.2 WLS: L BF: 5 H: 0 R: 0 ER: 0 SO: 3 BB: 1 IBB: 0 HBP: 0 BLK: 0 WP: 0 HR: 0 S: 10 P: 14 ERA: 0.00 WHIP: 0.600															PITCHER				

AB	34
R	3
H	7
RBI	3
BB	0
SO	5
LOB	9

AB	31
R	8
H	10
RBI	6
BB	6
SO	5
LOB	16



Batter	1	2	3	4	5	6	7	8	9	AB	R	H	RBI	BB	SO	LOB	TOP								
Robin Yount, R (1, 6) OBP: 0.391, SLG: 0.381	4-0 G3-6-3 BB		0-0 L4-3 1B		0-0 F9			0-3 K		3	0	1	0	1	1	1	Milwaukee Brewers @ Minnesota Twins Metropolitan Stadium, Bloomington, MI Wed Jun 29 1977, 8:05 PM EDT Att: 13,713 - Unknown - 77 F								
Von Joshua, L (1, 8) OBP: 0.283, SLG: 0.344	0-0 G3-6-3 1-2		0-0 L4-3 1-2				0-3 K	0-0 FC1-6 1-2		4	0	0	0	0	1	3									
Cecil Cooper, L (1, 3) OBP: 0.318, SLG: 0.448	0-0 1B			0-0 SF8 3B			0-3 K	0-0 4-3		4	1	2	0	0	1	1									
Sal Bando, R (1, 5) OBP: 0.353, SLG: 0.432	0-0 F9			0-0 SF8			4-0 BLK BB	0-3 K		2	0	0	1	1	1	1									
Don Money, R (1, 4) OBP: 0.370, SLG: 0.489		0-0 P4		0-3 K			0-0 F8 1-2	0-0 F3		4	0	0	0	0	1	1									
Sixto Lezcano, R (1, 9) OBP: 0.346, SLG: 0.480		0-0 S 1B		0-0 1B			0-0 P3	0-0 S 1B		4	0	3	0	0	0	0									
Jamie Quirk, L (1, 10) OBP: 0.247, SLG: 0.355		0-0 P5		0-0 F9			4-0 G4-6-3 BB	4-0 S BB		2	0	0	0	0	0	2									
Ken McMullen, R (7, PH) OBP: 0.296, SLG: 0.420		1-2						1-2 BB		0	0	0	0	1	0	0									
Bob Sheldon, L (7, PR) OBP: 0.302, SLG: 0.316		0-3 K					0-0 6-3	0-0 6-3		4	0	0	0	0	1	4									
Steve Brye, R (1, 7) OBP: 0.294, SLG: 0.409			0-0 P3		0-0 6-3			4-0 FC1-6 BB		2	0	0	0	1	0	0									
Larry Haney, R (1, 2) OBP: 0.190, SLG: 0.179										0	0	0	0	0	0	0									
Charlie Moore, R (8, PR) OBP: 0.316, SLG: 0.365										0	0	0	0	0	0	0									
Inning Stats	R: 0 E: 0 K: 0 S: 3	H: 1 LOB: 1 BB: 1 P: 7	R: 0 E: 0 K: 1 S: 6	H: 1 LOB: 1 BB: 0 P: 6	R: 0 E: 0 K: 0 S: 3	H: 1 LOB: 0 BB: 0 P: 3	R: 1 E: 0 K: 1 S: 7	H: 2 LOB: 1 BB: 0 P: 7	R: 0 E: 0 K: 0 S: 3	H: 0 LOB: 0 BB: 0 P: 3	R: 0 E: 0 K: 2 S: 7	H: 0 LOB: 1 BB: 1 P: 11	R: 0 E: 0 K: 0 S: 2	H: 0 LOB: 1 BB: 1 P: 6	R: 0 E: 0 K: 1 S: 5	H: 1 LOB: 2 BB: 1 P: 9	R: 0 E: 0 K: 1 S: 6	H: 1 LOB: 2 BB: 1 P: 10	1B: 5 2B: 1 3B: 1 HR: 0	SF: 1 SAC: 0 DP: 3 HBP: 0	WP: 0 PB: 0 SB: 2 CS: 0	PA: 35			
PITCHER	IP	WLS	BF	H	R	ER	SO	BB	IBB	HBP	BLK	WP	HR	S	P	ERA	WHIP								
Dave Johnson, R (1, 1) ERA: 4.18	5.0	L	19	5	1	1	2	1	0	0	0	0	0	22	26	1.80	1.200								
Tom Burgmeier, L (6, 1) ERA: 3.27	3.0		11	0	0	0	3	3	0	0	1	0	0	14	26	0.00	1.000								
Tom Johnson, R (9, 1) ERA: 2.55	1.0		5	1	0	0	1	1	0	0	0	0	0	6	10	0.00	2.000								

Batter	1	2	3	4	5	6	7	8	9	AB	R	H	RBI	BB	SO	LOB	BOTTOM								
Lyman Bostock, L (1, 8) OBP: 0.399, SLG: 0.471	0-3 K		0-0 4-3		0-0 FC1-6 BLK 1-2		0-0 P3			3	0	0	0	0	1	1	Milwaukee Brewers @ Minnesota Twins Metropolitan Stadium, Bloomington, MI Wed Jun 29 1977, 8:05 PM EDT Att: 13,713 - Unknown - 77 F								
Dan Ford, R (7, PH) OBP: 0.308, SLG: 0.359										1	0	0	0	0	0	0									
Roy Smalley, S (1, 6) OBP: 0.336, SLG: 0.331	4-0 G3 BB BB		0-3 K		0-0 6-3 1-2			0-3 K		3	0	0	0	1	2	1									
Rod Carew, L (1, 3) OBP: 0.471, SLG: 0.623	4-0 G3 1-2 BB		0-0 1B		4-0 IBB			0-0 2B		2	0	2	0	2	0	0									
Butch Wynegar, S (1, 2) OBP: 0.342, SLG: 0.375	0-0 G3 1-2 2-3		0-3 K		0-0 F8			0-0 F7		4	0	0	0	0	1	6									
Glenn Adams, L (1, 9) OBP: 0.402, SLG: 0.500	0-0 5-3			0-0 6-3 SH1-4 1B			0-0 F8	0-0 P6		4	0	1	0	0	0	3									
Larry Hisle, R (1, 7) OBP: 0.375, SLG: 0.580		0-0 5-3		0-0 SH1-4 1-2			0-0 5-3	0-0 FC1-6 1B		3	0	1	0	0	0	0									
Rich Chiles, L (1, 10) OBP: 0.327, SLG: 0.328		0-0 F9		0-0 6-3 2-3			0-0 4-3	0-0 FC1-6 6-3 1-2		3	0	0	0	0	0	1									
Luis Gomez, R (9, PH)										1	0	0	0	0	0	1									
Mike Cabbage, L (1, 5) OBP: 0.338, SLG: 0.352		0-0 1B		0-0 1-3			0-0 G3	0-0 6-3 1-2		3	0	1	0	0	0	1									
Craig Kusick, R (9, PH) OBP: 0.345, SLG: 0.445										1	0	0	0	0	0	1									
Rob Wilfong, L (1, 4) OBP: 0.338, SLG: 0.303		0-3 K			0-0 FC1-6 1B		0-0 L9	0-0 4-3		4	0	1	0	0	1	2									
Inning Stats	R: 0 E: 0 K: 1 S: 5	H: 0 LOB: 2 BB: 2 P: 13	R: 0 E: 0 K: 1 S: 6	H: 1 LOB: 1 BB: 0 P: 6	R: 0 E: 0 K: 2 S: 8	H: 1 LOB: 1 BB: 0 P: 8	R: 0 E: 0 K: 0 S: 4	H: 1 LOB: 1 BB: 0 P: 4	R: 0 E: 0 K: 0 S: 4	H: 1 LOB: 2 BB: 1 P: 8	R: 0 E: 0 K: 0 S: 3	H: 0 LOB: 0 BB: 0 P: 3	R: 0 E: 0 K: 0 S: 3	H: 0 LOB: 0 BB: 0 P: 3	R: 0 E: 0 K: 1 S: 6	H: 1 LOB: 1 BB: 0 P: 6	R: 0 E: 0 K: 0 S: 4	H: 1 LOB: 1 BB: 0 P: 4	1B: 5 2B: 1 3B: 0 HR: 0	SF: 0 SAC: 1 DP: 0 HBP: 0	WP: 0 PB: 0 SB: 0 CS: 0	PA: 36			
PITCHER	IP	WLS	BF	H	R	ER	SO	BB	IBB	HBP	BLK	WP	HR	S	P	ERA	WHIP								
Lary Sorensen, R (1, 1) ERA: 3.35	8.0	W	33	6	0	0	5	2	1	0	1	0	0	40	52	0.00	1.000								
Bob McClure, L (9, 1) ERA: 2.45	0.1		1	0	0	0	0	0	0	0	0	0	0	1	1	0.00	0.000								
Bill Castro, R (9, 1) ERA: 5.14	0.2	S	2	0	0	0	0	0	0	0	0	0	0	2	2	0.00	0.000								


AB	29
R	1
H	6
RBI	1
BB	5
SO	6
LOB	13



Batter	1	2	3	4	5	6	7	8	9	AB	R	H	RBI	BB	SO	LOB	TOP		
Lyman Bostock, L (1, 8) OBP: 0.395, SLG: 0.474										5	1	1	0	0	0	2			
Roy Smalley, S (1, 6) OBP: 0.330, SLG: 0.324										5	0	0	0	0	1	1			
Rod Carew, L (1, 3) OBP: 0.470, SLG: 0.626										5	0	2	1	0	0	0			
Butch Wynegar, S (1, 2) OBP: 0.348, SLG: 0.390										4	0	3	0	0	1	1			
Glenn Adams, L (1, 10) OBP: 0.396, SLG: 0.484										3	0	0	0	1	1	4			
Larry Hisle, R (1, 7) OBP: 0.373, SLG: 0.574										3	1	0	0	1	1	2			
Mike Cubbage, L (1, 5) OBP: 0.336, SLG: 0.350										4	0	1	0	0	0	0			
Dan Ford, R (1, 9) OBP: 0.315, SLG: 0.369										2	0	2	1	1	0	0			
Rob Wilfong, L (1, 4) OBP: 0.331, SLG: 0.296										3	0	0	0	0	2	3			
Rich Chiles, L (8, PH) OBP: 0.325, SLG: 0.326										1	0	0	0	0	1	1			
Luis Gomez, R (8, 4)										0	0	0	0	0	0	0			
Inning Stats	R: 1 E: 0 K: 1 S: 7	H: 2 LOB: 1 BB: 0 P: 7	R: 0 E: 1 K: 1 S: 6	H: 1 LOB: 1 BB: 0 P: 6	R: 0 E: 0 K: 2 S: 9	H: 2 LOB: 2 BB: 0 P: 9	R: 1 E: 0 K: 1 S: 6	H: 1 LOB: 1 BB: 1 P: 10	R: 0 E: 0 K: 1 S: 6	H: 0 LOB: 1 BB: 1 P: 7	R: 0 E: 0 K: 0 S: 4	H: 1 LOB: 1 BB: 0 P: 4	R: 0 E: 0 K: 1 S: 6	H: 1 LOB: 1 BB: 0 P: 6	R: 0 E: 0 K: 0 S: 3	H: 0 LOB: 0 BB: 0 P: 3	1B: 4 2B: 3 3B: 2 HR: 0	SF: 1 SAC: 0 DP: 0 HBP: 0	WP: 0 PA: 39 CS: 0
PITCHER Chris Knapp, R (1, 1) ERA: 4.16	IP: 9.0 WLS: W BF: 39 H: 9 R: 2 ER: 2 SO: 7 BB: 3 IBB: 0 HBP: 0 BLK: 0 WP: 0 HR: 0 S: 50 P: 62 ERA: 2.00 WHIP: 1.333															PITCHER IP: WLS: BF: H: R: ER: SO: BB: IBB: HBP: BLK: WP: HR: S: P: ERA: WHIP			

Minnesota Twins @ Chicago White Sox
Comiskey Park, Chicago, IL
Fri Jul 01 1977, 8:05 PM EDT
Att: 35,709 - Unknown


AB	35
R	2
H	9
RBI	2
BB	3
SO	7
LOB	14



Batter	1	2	3	4	5	6	7	8	9	AB	R	H	RBI	BB	SO	LOB	BOTTOM		
Alan Bannister, R (1, 6) OBP: 0.364, SLG: 0.372										4	1	1	0	0	0	2			
Jorge Orta, L (1, 4) OBP: 0.330, SLG: 0.434										4	2	2	0	0	0	0			
Richie Zisk, R (1, 7) OBP: 0.348, SLG: 0.569										4	2	2	5	0	2	0			
Lamar Johnson, R (1, 10) OBP: 0.358, SLG: 0.580										3	0	0	0	1	1	0			
Oscar Gamble, L (1, 9) OBP: 0.352, SLG: 0.511										3	0	0	0	1	0	1			
Chet Lemon, R (1, 8) OBP: 0.364, SLG: 0.498										4	0	1	0	0	1	0			
Eric Soderholm, R (1, 5) OBP: 0.372, SLG: 0.457										4	0	0	0	0	1	2			
Jim Spencer, L (1, 3) OBP: 0.305, SLG: 0.431										3	0	0	0	0	0	0			
Jim Essian, R (1, 2) OBP: 0.397, SLG: 0.470										2	0	1	0	1	0	0			
Inning Stats	R: 3 E: 0 K: 1 S: 8	H: 3 LOB: 0 BB: 0 P: 8	R: 0 E: 0 K: 1 S: 6	H: 1 LOB: 0 BB: 0 P: 6	R: 2 E: 0 K: 0 S: 5	H: 2 LOB: 0 BB: 0 P: 5	R: 0 E: 0 K: 0 S: 3	H: 0 LOB: 1 BB: 1 P: 7	R: 0 E: 0 K: 0 S: 5	H: 0 LOB: 1 BB: 1 P: 9	R: 0 E: 0 K: 0 S: 3	H: 0 LOB: 0 BB: 0 P: 3	R: 0 E: 0 K: 2 S: 8	H: 1 LOB: 2 BB: 1 P: 12	R: 0 E: 0 K: 2 S: 8	H: 1 LOB: 2 BB: 1 P: 12	1B: 4 2B: 1 3B: 0 HR: 2	SF: 0 SAC: 0 DP: 0 HBP: 0	WP: 0 PA: 34 CS: 0
PITCHER Dave Goltz, R (1, 1) ERA: 3.84	IP: 8.0 WLS: L BF: 34 H: 7 R: 5 ER: 5 SO: 5 BB: 3 IBB: 0 HBP: 0 BLK: 0 WP: 0 HR: 2 S: 41 P: 53 ERA: 5.62 WHIP: 1.250															PITCHER IP: WLS: BF: H: R: ER: SO: BB: IBB: HBP: BLK: WP: HR: S: P: ERA: WHIP			

Minnesota Twins @ Chicago White Sox
Comiskey Park, Chicago, IL
Fri Jul 01 1977, 8:05 PM EDT
Att: 35,709 - Unknown

AB	31
R	5
H	7
RBI	5
BB	3
SO	5
LOB	5



Batter	1	2	3	4	5	6	7	8	9	AB	R	H	RBI	BB	SO	LOB	TOP				
Lyman Bostock, L OBP: 0.397, SLG: 0.474 (1, 8)	0-0 4-3	0-0 1-3				0-0 BB 1B 2B 1B		0-0 SH1-4		4	1	2	0	0	0	1					
Roy Smalley, S OBP: 0.326, SLG: 0.322 (1, 6)	0-0 1-3		0-3 K			0-0 BB 2B 1B		0-3 K		5	1	1	0	0	2	3					
Rod Carew, L OBP: 0.472, SLG: 0.622 (1, 3)	4-0 BB		0-0 3-1			0-0 P6		4-0 1B IBB		2	0	0	0	3	0	2					
Butch Wynegar, S OBP: 0.353, SLG: 0.389 (1, 2)	0-0 P6		4-0 FC5-4 BB			4-0 2B SF8 BB		0-0 P2		3	1	1	2	2	0	3					
Larry Hisle, R OBP: 0.370, SLG: 0.571 (1, 7)		0-3 K	0-0 FC5-4			0-0 SF8 2B		0-0 1-3		5	0	1	2	0	2	3					
Glenn Adams, L OBP: 0.415, SLG: 0.505 (1, 10)		0-0 HBP 1B				0-0 1B IBB		0-0 F8		4	2	3	0	1	0	0					
Dan Ford, R OBP: 0.313, SLG: 0.364 (1, 9)		1-0 1B FC4-6 HBP				0-3 K SF8		0-0 F9		3	1	0	2	0	1	1					
Mike Cabbage, L OBP: 0.336, SLG: 0.351 (1, 5)		0-0 FC4-6 1B				0-3 K K		0-0 SH1-4 1B 1B		5	1	2	1	0	2	3					
Rob Wilfong, L OBP: 0.327, SLG: 0.293 (1, 4)		0-0 FC4-6				0-0 G3		0-0 F8		5	1	1	1	0	0	2					
Inning Stats	R: 0 E: 0 K: 0 S: 3	H: 0 LOB: 1 BB: 1 P: 7	R: 2 E: 0 K: 1 S: 7	H: 2 LOB: 1 BB: 0 P: 8	R: 0 E: 0 K: 1 S: 5	H: 0 LOB: 1 BB: 1 P: 9	R: 0 E: 0 K: 2 S: 8	H: 1 LOB: 1 BB: 0 P: 8	R: 3 E: 0 K: 1 S: 8	H: 3 LOB: 2 BB: 2 P: 16	R: 0 E: 0 K: 0 S: 4	H: 0 LOB: 0 BB: 0 P: 3	R: 2 E: 0 K: 2 S: 10	H: 3 LOB: 2 BB: 1 P: 14	R: 1 E: 0 K: 0 S: 4	H: 1 LOB: 0 BB: 0 P: 4	1B: 9 2B: 2 3B: 0 HR: 0	SF: 1 SAC: 1 DP: 0 HBP: 1	WP: 1 PB: 0 CS: 0	PA: 45	
PITCHER	IP	WLS	BF	H	R	ER	SO	BB	IBB	HBP	BLK	WP	HR	S	P	ERA	WHIP				
Jack Kucek, R ERA: 10.38 (1, 1)	4.1		23	6	5	5	4	3	0	1	0	0	0	27	40	10.38	2.077				
Bart Johnson, R ERA: 3.96 (5, 1)	3.1		17	4	2	2	2	1	2	0	0	0	0	18	30	5.40	1.500				
Lerrin LaGrow, R ERA: 1.88 (8, 1)	1.1	W	5	1	1	1	1	0	0	0	0	1	0	7	7	6.75	0.750				

Minnesota Twins @ Chicago White Sox
Comiskey Park, Chicago, IL
Sat Jul 02 1977, 4:33 AM EDT
Att: 26,957 - Unknown - 85 F

AB 36
R 8
H 11
RBI 8
BB 6
SO 7
LOB 18



Batter	1	2	3	4	5	6	7	8	9	AB	R	H	RBI	BB	SO	LOB	BOTTOM				
Alan Bannister, R OBP: 0.365, SLG: 0.373 (1, 6)	0-0 F7			4-0 BB HR BB	0-0 1B 2B	0-0 F8		0-0 E9 1B SF7		4	3	1	0	1	0	4					
Jorge Orta, L OBP: 0.334, SLG: 0.435 (1, 4)	0-0 6-3			4-0 HR BB	0-0 1B 2H 1B		0-0 6-3	0-0 WP 1B 1B		4	2	2	3	1	0	0					
Richie Zisk, R OBP: 0.349, SLG: 0.568 (1, 9)	0-3 K			0-0 F9	0-0 1B		0-0 E 1B	0-0 SF7		4	0	2	1	0	1	2					
Lamar Johnson, R OBP: 0.353, SLG: 0.566 (1, 10)		0-0 F8		0-0 F8	0-3 K		0-0 F8	0-0 1B HR 1B		5	1	1	1	0	1	5					
Chet Lemon, R OBP: 0.371, SLG: 0.508 (1, 8)		4-0 G3-6-3 BB		4-0 HR BB		0-0 1B 3B	0-0 E5	0-0 HR 1B		3	3	2	0	2	0	1					
Jim Spencer, L OBP: 0.311, SLG: 0.462 (1, 3)		0-0 G3-6-3		0-0 HR	0-0 SH3 1B		0-0 G3	0-0 HR		5	2	3	8	0	0	3					
Eric Soderholm, R OBP: 0.367, SLG: 0.448 (1, 5)			0-3 K	0-0 F5		0-0 SH3		0-0 F8		4	0	0	0	0	1	0					
Ralph Garr, L OBP: 0.298, SLG: 0.385 (1, 7)			0-0 F8		0-0 CS 1B		0-0 F7	0-0 E1 1B 1B		4	1	1	0	0	0	1					
Jim Essian, R OBP: 0.399, SLG: 0.468 (1, 2)			0-0 6-3		0-0 P4		4-0 BB	0-0 E 1B 1B		3	1	1	0	1	0	1					
Inning Stats	R: 0 E: 0 K: 1 S: 5	H: 0 LOB: 0 BB: 0 P: 5	R: 0 E: 0 K: 0 S: 2	H: 0 LOB: 0 BB: 1 P: 6	R: 0 E: 0 K: 1 S: 5	H: 0 LOB: 0 BB: 0 P: 5	R: 4 E: 0 K: 0 S: 4	H: 1 LOB: 3 BB: 3 P: 16	R: 1 E: 0 K: 1 S: 8	H: 4 LOB: 2 BB: 0 P: 8	R: 1 E: 0 K: 0 S: 5	H: 2 LOB: 2 BB: 1 P: 9	R: 0 E: 1 K: 0 S: 5	H: 1 LOB: 2 BB: 0 P: 5	R: 7 E: 2 K: 0 S: 10	H: 5 LOB: 0 BB: 0 P: 10	1B: 9 2B: 1 3B: 1 HR: 2	SF: 1 SAC: 1 DP: 1 HBP: 0	WP: 1 PB: 0 CS: 1	PA: 43	
PITCHER	IP	WLS	BF	H	R	ER	SO	BB	IBB	HBP	BLK	WP	HR	S	P	ERA	WHIP				
Bill Butler, L ERA: 6.38 (1, 1)	4.0		16	1	4	4	2	4	0	0	0	0	0	16	32	9.00	1.250				
Tom Burgmeier, L ERA: 3.4 (5, 1)	0.2		5	4	1	1	0	0	0	0	0	0	0	5	5	13.50	6.000				
Tom Johnson, R ERA: 2.57 (5, 1)	3.0	L	18	5	5	2	1	1	0	0	0	0	0	19	23	6.00	2.000				
Dave Johnson, R ERA: 5.08 (8, 1)	0.1		4	3	3	2	0	0	0	0	0	1	1	4	4	54.00	9.000				

Minnesota Twins @ Chicago White Sox
Comiskey Park, Chicago, IL
Sat Jul 02 1977, 4:33 AM EDT
Att: 26,957 - Unknown - 85 F

AB 36
R 13
H 13
RBI 13
BB 5
SO 3
LOB 17



Batter	1	2	3	4	5	6	7	8	9	AB	R	H	RBI	BB	SO	LOB	TOP
Dan Ford, R OBP: 0.319, SLG: 0.368 (1, 9)										3	0	2	0	1	0	0	Minnesota Twins @ Chicago White Sox Comiskey Park, Chicago, IL Sun Jul 03 1977, 4:33 AM EDT Unknown
Jerry Terrell, R OBP: 0.295, SLG: 0.298 (1, 5)										3	0	0	0	0	0	2	
Rod Carew, L OBP: 0.471, SLG: 0.619 Dave Goltz, R (7, PR)										3	0	1	0	0	0	1	
Ron Schueler, R (7, 1)										0	0	0	0	0	0	0	
Lyman Bostock, L OBP: 0.395, SLG: 0.473 (9, PH)										0	0	0	0	0	0	1	
Larry Hisle, R OBP: 0.367, SLG: 0.565 (1, 8)										3	0	0	0	0	0	3	
Craig Kusick, R OBP: 0.338, SLG: 0.435 (1, 10) (7, 3)										3	0	0	0	0	0	2	
Bob Garinski, R OBP: 0.182, SLG: 0.256 (1, 7)										3	0	0	0	0	0	0	
Butch Wynegar, S OBP: 0.350, SLG: 0.386 Bud Bulling, R (5, 2)										2	0	0	0	0	0	0	
Roy Smalley, S OBP: 0.325, SLG: 0.319 (1, 6)										3	0	0	0	0	1	0	
Luis Gomez, R (1, 4)										3	0	0	0	0	1	0	
Inning Stats	R: 0 E: 0 K: 0 S: 4	H: 1 LOB: 1 BB: 0 P: 4	R: 0 E: 0 K: 0 S: 3	H: 0 LOB: 1 BB: 1 P: 3	R: 0 E: 0 K: 0 S: 3	H: 1 LOB: 0 BB: 0 P: 3	R: 0 E: 0 K: 1 S: 5	H: 0 LOB: 0 BB: 0 P: 5	R: 0 E: 1 K: 0 S: 3	H: 0 LOB: 1 BB: 0 P: 3	R: 0 E: 0 K: 2 S: 7	H: 0 LOB: 0 BB: 0 P: 7	R: 0 E: 0 K: 1 S: 6	H: 1 LOB: 1 BB: 0 P: 6	1B: 3 2B: 1 3B: 0 HR: 0	SF: 0 SAC: 1 DP: 2 HBP: 0	WP: 0 PA: 30 CS: 0
PITCHER Wilbur Wood, L ERA: 4.26 (1, 1)	IP: 9.0 WLS: W BF: 30 H: 3 R: 0 ER: 0 SO: 4 BB: 1 IBB: 0 HBP: 0 BLK: 0 WP: 0 HR: 0 S: 37 P: 41 ERA: 0.00 WHIP: 0.444																

Batter	1	2	3	4	5	6	7	8	9	AB	R	H	RBI	BB	SO	LOB	BOTTOM		
Alan Bannister, R OBP: 0.368, SLG: 0.376 (1, 6)										3	0	2	1	1	0	0	Minnesota Twins @ Chicago White Sox Comiskey Park, Chicago, IL Sun Jul 03 1977, 4:33 AM EDT Unknown		
Jorge Orta, L OBP: 0.332, SLG: 0.431 (1, 4)										5	1	1	1	0	0	5			
Richie Zisk, R OBP: 0.353, SLG: 0.565 (1, 9)										3	0	1	2	2	0	2			
Lamar Johnson, R OBP: 0.348, SLG: 0.554 (1, 10)										5	0	1	0	0	2	3			
Chet Lemon, R OBP: 0.370, SLG: 0.506 (1, 8)										3	0	1	0	0	0	0			
Jim Spencer, L OBP: 0.314, SLG: 0.457 (1, 3)										2	1	0	0	2	1	1			
Eric Soderholm, R OBP: 0.369, SLG: 0.447 (1, 5)										3	1	1	0	0	1	3			
Ralph Garr, L OBP: 0.301, SLG: 0.384 (1, 7)										3	1	1	0	1	0	5			
Brian Downing, R OBP: 0.449, SLG: 0.356 (1, 2)										3	2	1	1	1	0	1			
Inning Stats	R: 0 E: 0 K: 0 S: 3	H: 0 LOB: 1 BB: 1 P: 7	R: 5 E: 0 K: 1 S: 8	H: 3 LOB: 1 BB: 3 P: 20	R: 0 E: 0 K: 0 S: 3	H: 1 LOB: 1 BB: 0 P: 4	R: 0 E: 0 K: 0 S: 4	H: 1 LOB: 0 BB: 0 P: 4	R: 0 E: 0 K: 2 S: 7	H: 0 LOB: 0 BB: 0 P: 7	R: 0 E: 0 K: 0 S: 5	H: 2 LOB: 2 BB: 0 P: 5	R: 0 E: 0 K: 1 S: 6	H: 1 LOB: 3 BB: 2 P: 14	R: 1 E: 0 K: 0 S: 4	H: 1 LOB: 1 BB: 1 P: 8	1B: 8 2B: 1 3B: 0 HR: 0	SF: 1 SAC: 1 DP: 1 HBP: 1	WP: 1 PA: 40 CS: 0
PITCHER Geoff Zahn, L ERA: 4.96 Ron Schueler, R ERA: 4.88 Ron Schueler, R ERA: 4.88 (1, 1) (2, 1) (7, 1)	IP: 1.2 WLS: L BF: 12 H: 3 R: 5 ER: 5 SO: 0 BB: 4 IBB: 0 HBP: 0 BLK: 0 WP: 0 HR: 0 S: 8 P: 24 ERA: 27.00 WHIP: 4.200																		

Batter	1	2	3	4	5	6	7	8	9	AB	R	H	RBI	BB	SO	LOB	TOP								
Lyman Bostock, L OBP: 0.397, SLG: 0.473 (1, 8)	F8		S 1B	1B 1-3	L4		1-3		3-1 1B	6	1	3	0	0	0	2									
Jerry Terrell, R OBP: 0.283, SLG: 0.297 (1, 5)	F9		F8			5-3		F8	3-1	4	0	1	1	0	0	1									
Mike Cubbage, L OBP: 0.335, SLG: 0.348 (8, 5)			1-2	1-3 3-H 0-3	1B			1-2		2	0	0	0	0	0	1									
Larry Hisle, R OBP: 0.363, SLG: 0.557 (1, 10)	E5		L5	K		F9		1B 1B	K	6	1	1	0	0	2	4									
Craig Kusick, R OBP: 0.340, SLG: 0.430 (1, 3)	P2		E 1B BB	K		K		1B 1-2 1B		4	0	1	0	1	2	3									
Dan Ford, R OBP: 0.325, SLG: 0.375 (1, 7)		1-0		WP HBP	E 1-2 2-H 1B		F3	3B 2B	K	4	1	2	1	0	1	2									
Bob Gorinski, R OBP: 0.188, SLG: 0.239 (1, 9)										3	1	0	0	1	0	4									
Glenn Adams, L OBP: 0.421, SLG: 0.510 (8, 9)	F9		E5		1B 2B BB		F9	1-3 2-H 1B		1	0	1	1	0	0	0									
Butch Wynegar, S OBP: 0.344, SLG: 0.378 (1, 2)		0-3	K		F8		K	F9		5	0	0	0	0	3	8									
Roy Smalley, S OBP: 0.329, SLG: 0.319 (1, 6)		4-0			K	1-2 2B 1B			K	3	2	1	0	2	2	0									
Luis Gomez, R OBP: 0.417, SLG: 0.600 (1, 4)		0-3	K		1B 1B	1-2 2B 1B				4	1	3	4	0	1	2									
Rich Chiles, L OBP: 0.329, SLG: 0.353 (9, PH)					1B 1B	1-1 2-H 2B			HR	1	1	1	1	0	0	0									
Inning Stats	R: 0 E: 1 K: 0 S: 4	H: 0 LOB: 1 BB: 0 P: 4	R: 0 E: 0 K: 2 S: 7	H: 0 LOB: 2 BB: 1 P: 12	R: 1 E: 1 K: 1 S: 8	H: 2 LOB: 3 BB: 1 P: 12	R: 1 E: 0 K: 3 S: 12	H: 3 LOB: 2 BB: 0 P: 12	R: 2 E: 0 K: 0 S: 5	H: 2 LOB: 1 BB: 1 P: 9	R: 0 E: 0 K: 1 S: 5	H: 0 LOB: 0 BB: 0 P: 5	R: 2 E: 0 K: 1 S: 7	H: 2 LOB: 1 BB: 1 P: 11	R: 1 E: 0 K: 1 S: 8	H: 3 LOB: 2 BB: 0 P: 8	R: 1 E: 0 K: 2 S: 9	H: 2 LOB: 1 BB: 0 P: 9	1B: 10 2B: 2 3B: 1 HR: 1	SF: 0 SAC: 0 DP: 0 HBP: 1	WP: 1 PB: 0 SB: 1 CS: 0	PA: 48			
PITCHER	IP	WLS	BF	H	R	ER	SO	BB	IBB	HBP	BLK	WP	HR	S	P	ERA	WHIP								
Ken Kravec, L ERA: 5.52 (1, 1)	7.0	W	37	9	6	6	8	4	0	1	0	1	0	48	65	7.71	1.857								
Lerrin LaGrow, R ERA: 2.14 (8, 1)	2.0		11	5	2	2	3	0	0	0	0	0	1	17	17	9.00	2.500								

Minnesota Twins @ Chicago White Sox
Comiskey Park, Chicago, IL
Sun Jul 03 1977, 4:38 AM EDT
Att: 33,898 - Unknown

AB 43
R 8
H 14
RBI 8
BB 4
SO 11
LOB 27



Batter	1	2	3	4	5	6	7	8	9	AB	R	H	RBI	BB	SO	LOB	BOTTOM								
Alan Bannister, R OBP: 0.369, SLG: 0.387 (1, 6)	F8	F4		HR		2-H 1B		1-3		5	1	2	2	0	0	0									
Jorge Orta, L OBP: 0.331, SLG: 0.429 (1, 4)			F2	1-3		F7				4	1	1	0	0	0	1									
Richie Zisk, R OBP: 0.355, SLG: 0.568 (1, 9)			5-3		G6-3 1B		K			4	1	2	1	0	1	1									
Lamar Johnson, R OBP: 0.346, SLG: 0.559 (1, 10)			4-3		G6-3		K			4	1	1	1	0	1	1									
Chet Lemon, R OBP: 0.366, SLG: 0.498 (1, 8)	K				F9	E4	P4			4	0	0	0	0	1	1									
Jim Spencer, L OBP: 0.317, SLG: 0.471 (1, 3)					F9	1-3				4	1	2	2	0	0	1									
Ralph Garr, L OBP: 0.300, SLG: 0.386 (1, 7)	F7				1B 2B		P6	G3		4	1	1	0	0	0	1									
Jack Brohamer, L OBP: 0.376, SLG: 0.380 (1, 5)		6-3			2-H HR 1B		2B 1B	F9		4	2	2	1	0	0	0									
Jim Essian, R OBP: 0.401, SLG: 0.490 (1, 2)		F7			1-H HR		1B 2B	6-3		4	2	2	3	0	0	0									
Inning Stats	R: 4 E: 0 K: 1 S: 9	H: 4 LOB: 0 BB: 0 P: 9	R: 0 E: 0 K: 0 S: 3	H: 0 LOB: 0 BB: 0 P: 3	R: 0 E: 0 K: 0 S: 3	H: 0 LOB: 0 BB: 0 P: 3	R: 4 E: 0 K: 0 S: 7	H: 4 LOB: 0 BB: 0 P: 7	R: 0 E: 1 K: 0 S: 4	H: 1 LOB: 1 BB: 0 P: 4	R: 2 E: 0 K: 1 S: 8	H: 3 LOB: 1 BB: 0 P: 8	R: 0 E: 0 K: 1 S: 6	H: 1 LOB: 1 BB: 0 P: 6	R: 0 E: 0 K: 0 S: 3	H: 0 LOB: 0 BB: 0 P: 3	1B: 6 2B: 3 3B: 1 HR: 3	SF: 0 SAC: 0 DP: 1 HBP: 0	WP: 0 PB: 0 SB: 0 CS: 0	PA: 37					
PITCHER	IP	WLS	BF	H	R	ER	SO	BB	IBB	HBP	BLK	WP	HR	S	P	ERA	WHIP								
Jeff Holly, L ERA: 7.59 (1, 1)	3.2	L	19	8	8	8	1	0	0	0	0	0	0	21	21	19.64	2.182								
Dave Johnson, R ERA: 4.96 (4, 1)	4.1		18	5	2	2	2	0	0	0	0	0	0	22	22	4.15	1.154								

Minnesota Twins @ Chicago White Sox
Comiskey Park, Chicago, IL
Sun Jul 03 1977, 4:38 AM EDT
Att: 33,898 - Unknown

AB 37
R 10
H 13
RBI 10
BB 0
SO 3
LOB 6




Batter	1	2	3	4	5	6	7	8	9	AB	R	H	RBI	BB	SO	LOB	TOP			
Lyman Bostock, L (1, 7) OBP: 0.401, SLG: 0.472	4-0 SH2-3 BB	4-0 IBB		0-0 G4-6-3 1B		0-0 F7		0-0 G4-6-3 1-2		3	0	1	0	2	0	3	Minnesota Twins @ Milwaukee Brewers Milwaukee County Stadium, Milwaukee, WI Mon Jul 04 1977, 4:33 AM EDT Att: 13,070 - Unknown - 70 F			
Roy Smalley, S (1, 6) OBP: 0.325, SLG: 0.314	0-0 SH2-3 1-2	0-0 F7		0-0 G4-6-3 1-2		0-3 K			0-0 6-3	4	0	0	0	0	1	4				
Rod Carew, L (1, 3) OBP: 0.493, SLG: 0.613	0-0 F8		4-0 SH5-3 1B		0-3 K				0-0 2B	3	1	0	0	1	2	1				
Rich Chiles, L (9, PH) OBP: 0.333, SLG: 0.365										1	0	1	0	0	0	0				
Paul Thormodsgard, R (9, 1)										0	0	0	0	0	0	0				
Larry Hisle, R (1, 8) OBP: 0.362, SLG: 0.553	0-3 K		0-0 SH5-3 1-2		0-0 1B		0-0 P3		0-0 F2	4	0	1	0	0	1	2				
Glenn Adams, L (1, 10) OBP: 0.427, SLG: 0.510																				
Craig Kusick, R (7, PH) OBP: 0.335, SLG: 0.423																				
Butch Wynegar, S (1, 2) OBP: 0.346, SLG: 0.380																				
Mike Cubbage, L (1, 5) OBP: 0.342, SLG: 0.367																				
Dan Ford, R (1, 9) OBP: 0.320, SLG: 0.369																				
Rob Wilfong, L (1, 4) OBP: 0.328, SLG: 0.296																				
Luis Gomez, R (6, PH) OBP: 0.429, SLG: 0.583																				
Inning Stats	R: 0 E: 0 K: 1 S: 5	H: 0 LOB: 1 BB: 1 P: 9	R: 1 E: 0 K: 0 S: 5	H: 2 LOB: 3 BB: 2 P: 13	R: 4 E: 0 K: 1 S: 8	H: 3 LOB: 0 BB: 1 P: 12	R: 0 E: 0 K: 1 S: 5	H: 1 LOB: 0 BB: 0 P: 5	R: 0 E: 0 K: 2 S: 9	H: 2 LOB: 2 BB: 0 P: 9	R: 0 E: 0 K: 1 S: 7	H: 0 LOB: 0 BB: 0 P: 7	R: 0 E: 0 K: 1 S: 6	H: 1 LOB: 2 BB: 1 P: 10	R: 0 E: 0 K: 1 S: 6	H: 1 LOB: 1 BB: 0 P: 6	1B: 8 2B: 1 3B: 0 HR: 1	SF: 0 SAC: 2 DP: 2 HBP: 0	WP: 0 PB: 1 CS: 0	PA: 41
PITCHER	IP	WLS	BF	H	R	ER	SO	BB	IBB	HBP	BLK	WP	HR	S	P	ERA	WHIP			
Lary Sorensen, R (1, 1) ERA: 4.28	2.1	L	16	5	5	5	1	3	1	0	0	0	1	14	30	19.29	3.429			
Bob McClure, L (3, 1) ERA: 2.12	4.2		16	3	0	0	7	0	0	0	0	0	0	30	30	0.00	0.643			
Sam Hinds, R (8, 1) ERA: 3.98	2.0		9	2	0	0	2	1	0	0	0	0	0	12	16	0.00	1.500			


AB	34
R	5
H	10
RBI	5
BB	5
SO	10
LOB	20



Batter	1	2	3	4	5	6	7	8	9	AB	R	H	RBI	BB	SO	LOB	BOTTOM			
Robin Yount, R (1, 6) OBP: 0.345, SLG: 0.380	0-0 F8		0-0 1-3			0-0 6-3		0-0 G1-6-3 1-2		4	0	0	0	0	0	1	Minnesota Twins @ Milwaukee Brewers Milwaukee County Stadium, Milwaukee, WI Mon Jul 04 1977, 4:33 AM EDT Att: 13,070 - Unknown - 70 F			
Von Joshua, L (1, 8) OBP: 0.285, SLG: 0.350	0-0 F7		0-0 F7			0-0 6-3		0-3 K		4	0	0	0	0	1	0				
Cecil Cooper, L (1, 3) OBP: 0.323, SLG: 0.441	0-0 6-3					0-0 1B		0-0 FC5-4 1B		4	0	2	0	0	1	0				
Sal Bando, R (1, 5) OBP: 0.353, SLG: 0.427		0-0 5-3				0-3 K		0-0 FC5-4 1-2		4	0	1	0	0	1	2				
Don Money, R (1, 4) OBP: 0.365, SLG: 0.485		4-0 BB BB				0-0 F8		0-0 P5		3	0	0	0	1	0	2				
Sixto Lezcano, R (1, 9) OBP: 0.343, SLG: 0.479		4-0 BB 1-2				0-0 P4		0-0 F8		2	0	0	0	1	0	1				
Jamie Quirk, L (1, 10) OBP: 0.284, SLG: 0.390		0-0 P5				0-0 F8		0-0 2B		3	0	1	0	0	0	2				
Steve Brye, R (1, 7) OBP: 0.273, SLG: 0.378		0-0 F7				0-0 5-3		0-0 4-3		3	0	0	0	0	0	3				
Larry Haney, R (1, 2) OBP: 0.184, SLG: 0.174						0-0 4-3				2	0	0	0	0	0	0				
Bob Sheldon, L (8, PH) OBP: 0.326, SLG: 0.325						0-0 F3				1	0	1	0	0	0	0				
Charlie Moore, R (9, 2) OBP: 0.308, SLG: 0.357								0-0 G1-6-3 1B		0	0	0	0	0	0	0				
Inning Stats	R: 0 E: 0 K: 0 S: 3	H: 0 LOB: 0 BB: 0 P: 3	R: 0 E: 0 K: 0 S: 3	H: 0 LOB: 2 BB: 2 P: 11	R: 0 E: 0 K: 0 S: 3	H: 0 LOB: 0 BB: 0 P: 3	R: 0 E: 0 K: 1 S: 6	H: 1 LOB: 1 BB: 0 P: 6	R: 0 E: 0 K: 0 S: 4	H: 1 LOB: 1 BB: 0 P: 4	R: 0 E: 0 K: 0 S: 4	H: 1 LOB: 1 BB: 0 P: 4	R: 0 E: 0 K: 1 S: 5	H: 1 LOB: 0 BB: 0 P: 5	R: 0 E: 0 K: 1 S: 5	H: 1 LOB: 0 BB: 0 P: 5	1B: 4 2B: 1 3B: 0 HR: 0	SF: 0 SAC: 0 DP: 2 HBP: 0	WP: 0 PB: 0 CS: 0	PA: 32
PITCHER	IP	WLS	BF	H	R	ER	SO	BB	IBB	HBP	BLK	WP	HR	S	P	ERA	WHIP			
Paul Thormodsgard, R (1, 1) ERA: 3.71	9.0	W	32	5	0	0	3	2	0	0	0	0	0	36	44	0.00	0.778			
Paul Thormodsgard, R (9, 1) ERA: 3.71	9.0	W	32	5	0	0	3	2	0	0	0	0	0	36	44	0.00	0.778			



Batter	1	2	3	4	5	6	7	8	9	AB	R	H	RBI	BB	SO	LOB	TOP								
Thad Bosley, L (1, 8) OBP: 0.522, SLG: 0.650	0-0 F7 1B		0-0 4-3		0-3 K		0-0 SH5-3 1B		0-0 1B	5	0	3	1	0	1	2	California Angels @ Minnesota Twins Metropolitan Stadium, Bloomington, MI Wed Jul 06 1977, 8:05 PM EDT Att: 10,690 - Unknown - 77 F livebaseballscorecards.com AB 33 R 3 H 12 RBI 3 BB 5 SO 2 LOB 19 								
Jerry Remy, L (1, 4) OBP: 0.344, SLG: 0.366	0-0 F7		0-0 CS PB 1B		0-0 F8		0-0 SH5-3 1-2		0-0 F8	3	0	1	0	0	0	3									
Mario Guerrero, R (7, 4) OBP: 0.326, SLG: 0.384	0-0 F7		0-0 CS PB 1B		0-0 F8		0-0 SH5-3 1-2		0-0 F8	1	0	0	0	0	0	1									
Don Baylor, R (1, 7) OBP: 0.322, SLG: 0.368	4-0 1B BB		4-0 1-2 BB		0-0 F9		0-0 L8		0-0 1B	3	0	1	0	2	0	1									
Tony Solaita, L (1, 3) OBP: 0.351, SLG: 0.401	0-0 1B		0-0 CS		0-0 4-3		0-0 HR		4-0 S 1B FC6-5 BB	3	1	2	1	1	0	0									
Orlando Ramirez, R (8, PR) OBP: 0.077, SLG: 0.077	0-0 1B		0-0 CS		0-0 4-3		0-0 HR		0-0 L8	0	1	0	0	0	0	0									
Rusty Torres, S (8, 7) OBP: 0.250, SLG: 0.291	1-2 1B		0-0 2-3		0-0 6-3		0-0 G5-3 S 1B		0-0 L8	1	0	0	0	0	0	2									
Bobby Bonds, R (1, 9) OBP: 0.369, SLG: 0.545	0-0 F9		0-0 6-3		0-0 6-3		0-0 G5-3 S 1B		0-0 F7	4	0	1	0	0	0	3									
Willie Aikens, L (1, 10) OBP: 0.333, SLG: 0.293		0-0 1-3		0-0 3-1		4-0 1B BB		0-0 FC6-5 S 1B		2	0	0	0	0	0	0									
Ron Jackson, R (6, PH) OBP: 0.286, SLG: 0.348		0-0 1-3		0-0 3-1		0-0 1-2 BB		0-0 FC6-5 S 1B		1	0	1	0	1	0	0									
Dave Chalk, R (1, 5) OBP: 0.361, SLG: 0.372		0-0 G4-6-3 1B		4-0 1B BB		0-0 G5-3		0-0 FC6-5 S		3	0	1	1	1	0	3									
Rance Mulliniks, L (1, 6) OBP: 0.294, SLG: 0.344		0-0 G4-6-3		0-0 1-3		0-0 1-3 1B		0-3 SH3 1B		4	1	2	0	0	1	2									
Andy Etchebarren, R (1, 2) OBP: 0.333, SLG: 0.294		0-0 1-2		0-0 4-3		0-0 P4		0-0 SH3		2	0	0	0	0	0	2									
Gil Flores, R (9, PH) OBP: 0.333, SLG: 0.372		0-0 1-2		0-0 4-3		0-0 P4		0-0 SH3		1	0	0	0	0	0	0									
Inning Stats	R: 0 E: 0 K: 0 S: 4	H: 2 LOB: 2 BB: 1 P: 8	R: 0 E: 0 K: 0 S: 3	H: 1 LOB: 0 BB: 0 P: 3	R: 0 E: 0 K: 0 S: 3	H: 1 LOB: 1 BB: 1 P: 7	R: 0 E: 0 K: 0 S: 3	H: 0 LOB: 0 BB: 0 P: 3	R: 0 E: 0 K: 1 S: 6	H: 1 LOB: 2 BB: 1 P: 10	R: 1 E: 0 K: 0 S: 4	H: 2 LOB: 1 BB: 1 P: 8	R: 1 E: 0 K: 0 S: 5	H: 2 LOB: 1 BB: 0 P: 5	R: 1 E: 0 K: 1 S: 6	H: 1 LOB: 2 BB: 1 P: 10	R: 0 E: 0 K: 0 S: 5	H: 2 LOB: 2 BB: 0 P: 5	1B: 11 2B: 0 3B: 0 HR: 1	SF: 0 SAC: 2 DP: 2 HBP: 0	WP: 0 PB: 1 SB: 4 CS: 1	PA: 41			
PITCHER	IP	WLS	BF	H	R	ER	SO	BB	IBB	HBP	BLK	WP	HR	S	P	ERA	WHIP								
Pete Redfern, R (1, 1) ERA: 5.01	5.1		23	7	1	1	1	3	0	0	0	0	1	22	34	1.69	1.875								
Tom Burgmeier, L (6, 1) ERA: 3.47	1.1		6	2	1	1	0	1	0	0	0	0	0	5	9	6.75	2.250								
Tom Johnson, R (7, 1) ERA: 2.61	2.1	W	11	3	1	1	1	1	0	0	0	0	0	12	16	3.86	1.714								

Batter	1	2	3	4	5	6	7	8	9	AB	R	H	RBI	BB	SO	LOB	BOTTOM								
Lyman Bostock, L (1, 7) OBP: 0.398, SLG: 0.477	0-0 3-1		0-0 F7		0-0 L4-3			0-0 HR		4	1	1	1	0	0	1	California Angels @ Minnesota Twins Metropolitan Stadium, Bloomington, MI Wed Jul 06 1977, 8:05 PM EDT Att: 10,690 - Unknown - 77 F livebaseballscorecards.com AB 29 R 4 H 8 RBI 4 BB 1 SO 2 LOB 7 								
Dan Ford, R (1, 9) OBP: 0.321, SLG: 0.377	0-0 1B 2B		0-0 L9		0-0 6-3		0-0 F5		0-0 F5	4	1	1	0	0	0	0									
Larry Hisle, R (1, 8) OBP: 0.361, SLG: 0.544	0-0 5-3		0-0 6-3		0-0 F3		0-0 G4-3 1B		0-0 G4-3	4	0	1	0	0	0	1									
Craig Kusick, R (1, 3) OBP: 0.335, SLG: 0.418	0-0 2H 1B		0-0 F9		0-0 F9		0-0 G4-3		0-0 G4-3	4	0	1	1	0	0	1									
Butch Wynegar, S (1, 2) OBP: 0.348, SLG: 0.393	0-0 1-3		0-0 5-3		0-0 5-3		0-0 HR		0-0 HR	3	1	1	1	0	0	1									
Roy Smalley, S (1, 6) OBP: 0.324, SLG: 0.324		0-0 F8		0-0 2B		0-0 SF7 3B		0-0 SF7		3	1	2	0	0	0	0									
Bob Gorinski, R (1, 10) OBP: 0.165, SLG: 0.250		0-3 K		0-3 K		0-0 G3		0-0 G3		2	0	0	0	0	2	1									
Rod Carew, L (7, PH) OBP: 0.467, SLG: 0.611		0-0 K		0-0 K		0-0 G3		0-0 G3		1	0	0	0	0	0	1									
Jerry Terrell, R (1, 5) OBP: 0.291, SLG: 0.298		4-0 BB		0-0 F2		0-0 SF7		0-0 SF7		1	0	0	0	1	0	0									
Rich Chiles, L (7, PH) OBP: 0.331, SLG: 0.365		0-0 BB		0-0 BB		0-0 6-3		0-0 6-3		0	0	0	1	0	0	0									
Mike Cabbage, L (8, 5) OBP: 0.342, SLG: 0.367		0-0 BB		0-0 P6		0-0 L4-3 1B		0-0 6-3		0	0	0	0	0	0	0									
Luis Gomez, R (1, 4) OBP: 0.333, SLG: 0.421		0-0 P6		0-0 L4-3 1B		0-0 6-3		0-0 6-3		3	0	1	0	0	0	1									
Inning Stats	R: 1 E: 0 K: 0 S: 5	H: 2 LOB: 1 BB: 0 P: 5	R: 0 E: 0 K: 1 S: 5	H: 0 LOB: 1 BB: 1 P: 9	R: 0 E: 0 K: 0 S: 3	H: 0 LOB: 0 BB: 0 P: 3	R: 0 E: 0 K: 1 S: 6	H: 1 LOB: 0 BB: 0 P: 6	R: 0 E: 0 K: 0 S: 3	H: 0 LOB: 0 BB: 0 P: 3	R: 0 E: 0 K: 0 S: 5	H: 0 LOB: 0 BB: 0 P: 3	R: 2 E: 0 K: 0 S: 5	H: 2 LOB: 0 BB: 0 P: 5	R: 1 E: 0 K: 0 S: 4	H: 2 LOB: 0 BB: 0 P: 4	R: 0 E: 0 K: 0 S: 5	H: 2 LOB: 2 BB: 0 P: 5	1B: 3 2B: 3 3B: 1 HR: 2	SF: 1 SAC: 0 DP: 2 HBP: 0	WP: 0 PB: 0 SB: 0 CS: 0	PA: 31			
PITCHER	IP	WLS	BF	H	R	ER	SO	BB	IBB	HBP	BLK	WP	HR	S	P	ERA	WHIP								
Ken Brett, L (1, 1) ERA: 4.83	6.0		24	6	3	3	2	1	0	0	0	0	1	27	31	4.50	1.167								
Paul Hartzell, R (7, 1) ERA: 3.01	2.0	L	7	2	1	1	0	0	0	0	0	0	1	7	7	4.50	1.000								

Batter	1	2	3	4	5	6	7	8	9	AB	R	H	RBI	BB	SO	LOB	TOP										
Julio Cruz, S OBP: 0.588, SLG: 0.733 (1,4)										5	2	3	1	0	1	1	Seattle Mariners @ Minnesota Twins Metropolitan Stadium, Bloomington, MI Fri Jul 08 1977, 8:05 PM EDT Att: 11,966 - Unknown - 75 F										
Bob Stinson, S OBP: 0.393, SLG: 0.418 (1,2)										5	0	1	0	0	0	2											
Steve Braun, L OBP: 0.345, SLG: 0.306 (1,7)										3	2	0	1	2	0	1											
Ruppert Jones, L OBP: 0.333, SLG: 0.487 (1,8)										5	2	2	0	0	2	1											
Leroy Stanton, R OBP: 0.329, SLG: 0.474 (1,10)										4	3	3	5	1	0	0											
Dan Meyer, L OBP: 0.318, SLG: 0.389 (1,3)										5	2	2	1	0	0	1											
Bill Stein, R OBP: 0.291, SLG: 0.406 (1,5)										5	2	2	4	0	0	2											
Carlos Lopez, R OBP: 0.314, SLG: 0.434 (1,9)										4	0	2	1	0	0	0											
Craig Reynolds, L OBP: 0.254, SLG: 0.281 (1,6)										4	0	0	0	0	0	3											
Inning Stats	R: 0 E: 0 K: 0 S: 3	H: 1 LOB: 0 BB: 0 P: 3	R: 1 E: 0 K: 0 S: 6	H: 3 LOB: 2 BB: 0 P: 6	R: 6 E: 2 K: 0 S: 9	H: 5 LOB: 0 BB: 0 P: 9	R: 1 E: 0 K: 1 S: 5	H: 1 LOB: 1 BB: 1 P: 9	R: 2 E: 0 K: 1 S: 7	H: 2 LOB: 1 BB: 1 P: 11	R: 3 E: 0 K: 0 S: 5	H: 2 LOB: 0 BB: 1 P: 9	R: 0 E: 0 K: 0 S: 3	H: 0 LOB: 0 BB: 0 P: 3	R: 0 E: 0 K: 0 S: 3	H: 0 LOB: 0 BB: 0 P: 3	1B: 9 2B: 2 3B: 0 HR: 4	SF: 0 SAC: 0 DP: 2 HBP: 0	WP: 1 PB: 0 SB: 0 CS: 0	PA: 43							
PITCHER	IP	WLS	BF	H	R	ER	SO	BB	IBB	HBP	BLK	WP	HR	S	P	ERA	WHIP										
Paul Thordogard, R ERA: 4.21 (1,1)	2.1	L	16	9	7	7	0	0	0	0	0	0	1	16	16	27.00	3.857										
Bill Butler, L ERA: 6.86 (3,1)	2.2		12	3	3	2	2	0	0	0	0	1	2	14	22	10.12	1.875										
Jeff Holly, L ERA: 7.68 (6,1)	3.0		12	3	3	3	1	1	0	0	0	0	1	13	17	9.00	1.333										
Dave Johnson, R ERA: 4.81 (9,1)	1.0		3	0	0	0	0	0	0	0	0	0	0	3	3	0.00	0.000										

Batter	1	2	3	4	5	6	7	8	9	AB	R	H	RBI	BB	SO	LOB	BOTTOM										
Lyman Bostock, L OBP: 0.395, SLG: 0.473 (1,7)										4	1	0	0	1	0	0	Seattle Mariners @ Minnesota Twins Metropolitan Stadium, Bloomington, MI Fri Jul 08 1977, 8:05 PM EDT Att: 11,966 - Unknown - 75 F										
Roy Smalley, S OBP: 0.323, SLG: 0.324 (1,6)										5	1	1	0	0	0	0											
Rod Carew, L OBP: 0.471, SLG: 0.613 (1,3)										4	2	2	0	1	0	1											
Butch Wynegar, S OBP: 0.363, SLG: 0.415 (1,2)										5	2	4	3	0	0	1											
Larry Hise, R OBP: 0.365, SLG: 0.555 (1,8)										5	2	3	1	0	0	2											
Rich Chiles, L OBP: 0.335, SLG: 0.380 (1,9)										3	2	1	2	1	0	2											
Glenn Adams, L OBP: 0.420, SLG: 0.500 (1,10)										1	0	0	1	0	0	2											
Craig Kusick, R OBP: 0.341, SLG: 0.404 (4, PH)										3	0	0	0	1	1	1											
Mike Cabbage, L OBP: 0.339, SLG: 0.363 (1,5)										1	0	0	1	0	0	1											
Luis Gomez, R OBP: 0.393, SLG: 0.577 (4, PH)										3	1	1	1	0	0	1											
Rob Wilfong, L OBP: 0.327, SLG: 0.294 (1,4)										1	0	0	0	0	0	1											
Jerry Terrell, R OBP: 0.279, SLG: 0.285 (4, PH)										3	0	0	0	0	0	2											
Inning Stats	R: 0 E: 0 K: 0 S: 3	H: 0 LOB: 0 BB: 0 P: 3	R: 2 E: 1 K: 0 S: 5	H: 2 LOB: 1 BB: 0 P: 6	R: 1 E: 0 K: 0 S: 6	H: 3 LOB: 0 BB: 0 P: 6	R: 0 E: 0 K: 0 S: 3	H: 0 LOB: 0 BB: 0 P: 3	R: 0 E: 0 K: 0 S: 4	H: 1 LOB: 1 BB: 0 P: 4	R: 4 E: 1 K: 0 S: 6	H: 2 LOB: 1 BB: 2 P: 14	R: 0 E: 0 K: 0 S: 3	H: 1 LOB: 0 BB: 0 P: 3	R: 0 E: 0 K: 0 S: 2	H: 0 LOB: 0 BB: 1 P: 6	R: 4 E: 1 K: 1 S: 8	H: 3 LOB: 0 BB: 1 P: 12	1B: 6 2B: 4 3B: 1 HR: 2	SF: 0 SAC: 0 DP: 2 HBP: 1	WP: 0 PB: 0 SB: 0 CS: 0	PA: 43					
PITCHER	IP	WLS	BF	H	R	ER	SO	BB	IBB	HBP	BLK	WP	HR	S	P	ERA	WHIP										
Glenn Abbott, R ERA: 4.79 (1,1)	2.2		14	3	4	2	0	2	0	0	0	0	1	14	22	5.40	1.500										
Bill Laxton, L ERA: 4.03 (3,1)	3.1	W	16	3	4	2	0	2	0	0	0	0	1	14	22	5.40	1.500										
John Montague, R ERA: 5.2 (7,1)	2.2		12	4	4	4	0	2	0	0	0	0	1	10	18	13.50	2.250										
Enrique Romo, R ERA: 1.85 (9,1)	0.1	S	1	0	0	0	1	0	0	0	0	0	0	3	3	0.00	0.000										

AB	40
R	13
H	15
RBI	13
BB	3
SO	3
LOB	11



Batter	1	2	3	4	5	6	7	8	9	AB	R	H	RBI	BB	SO	LOB	TOP										
Julio Cruz, S OBP: 0.476, SLG: 0.579 (1, 4)	0-0 6-3		0-0 6-3		0-0 F7			0-0 P1		4	0	0	0	0	0	1											
Bob Stinson, S OBP: 0.396, SLG: 0.410 (1, 2)	0-3 K		0-3 K			0-0 6-3		0-3 K		4	0	0	0	0	3	0											
Steve Braun, L OBP: 0.344, SLG: 0.303 (1, 10)	4-0 BB		0-0 F7			0-0 1-3		0-3 K		3	0	0	0	1	1	0											
Ruppert Jones, L OBP: 0.335, SLG: 0.503 (1, 8)	0-0 L4			0-3 K		0-0 3B			0-0 HR	4	1	2	1	0	1	1											
Leroy Stanton, R OBP: 0.332, SLG: 0.487 (1, 7)		0-0 HR		0-3 K		0-3 K			4-0 SH1-3 1B	3	1	1	1	1	2	1											
Dave Collins, S OBP: 0.284, SLG: 0.255 (9, PR)									0-0 BB	0	1	0	0	0	0	0											
Dan Meyer, L OBP: 0.321, SLG: 0.412 (1, 3)		0-0 HR		0-0 4-3			0-0 HR		0-0 SH1-3	3	2	2	2	0	0	0											
Bill Stein, R OBP: 0.294, SLG: 0.411 (1, 5)						0-0 4-3 2B		0-0 L9		4	0	2	1	0	0	0											
Carlos Lopez, R OBP: 0.313, SLG: 0.431 (1, 9)						0-0 4-3		0-3 K		4	0	1	0	0	1	1											
Craig Reynolds, L OBP: 0.250, SLG: 0.277 (1, 6)						0-0 2-3		0-0 F5		4	0	0	0	0	0	3											
Inning Stats	R: 0 E: 0 K: 1 S: 5	H: 0 LOB: 1 BB: 1 P: 9	R: 2 E: 0 K: 0 S: 5	H: 2 LOB: 0 BB: 0 P: 5	R: 0 E: 0 K: 1 S: 5	H: 0 LOB: 0 BB: 0 P: 5	R: 0 E: 0 K: 2 S: 7	H: 0 LOB: 1 BB: 0 P: 7	R: 0 E: 0 K: 0 S: 4	H: 1 LOB: 1 BB: 0 P: 4	R: 0 E: 0 K: 1 S: 6	H: 1 LOB: 0 BB: 0 P: 6	R: 1 E: 0 K: 1 S: 6	H: 1 LOB: 0 BB: 0 P: 6	R: 0 E: 0 K: 1 S: 7	H: 0 LOB: 0 BB: 0 P: 7	R: 2 E: 0 K: 0 S: 5	H: 3 LOB: 2 BB: 1 P: 9	1B: 2 2B: 1 3B: 1 HR: 4	SF: 0 SAC: 1 DP: 1 HBP: 0	WP: 0 PB: 0 SB: 0 CS: 0	PA: 36					
PITCHER	IP	WLS	BF	H	R	ER	SO	BB	IBB	HBP	BLK	WP	HR	S	P	ERA	WHIP										
Dave Goltz, R ERA: 3.82 (1, 1)	8.0	L	32	6	5	5	8	2	0	0	0	0	4	46	54	5.62	1.000										
Tom Burgmeier, L ERA: 3.45 (9, 1)	0.1		1	0	0	0	0	0	0	0	0	0	0	1	1	0.00	0.000										
Tom Johnson, R ERA: 2.81 (9, 1)	0.2		3	2	0	0	0	0	0	0	0	0	0	3	3	0.00	3.000										

Seattle Mariners @ Minnesota Twins
Metropolitan Stadium, Bloomington, MI
Sat Jul 09 1977, 8:05 PM EDT
Att: 23,401 - Unknown - 71 F

AB 33
R 5
H 8
RBI 5
BB 2
SO 8
LOB 7



Batter	1	2	3	4	5	6	7	8	9	AB	R	H	RBI	BB	SO	LOB	BOTTOM										
Rich Chiles, L OBP: 0.327, SLG: 0.370 (1, 10)	0-0 F7		0-0 F8			0-0 F8	0-0 F7			4	0	0	0	0	0	1											
Rod Carew, L OBP: 0.468, SLG: 0.611 (1, 3)	0-0 F8			0-0 6-3		0-0 1B 2B		0-0 F8		4	1	1	0	0	0	0											
Butch Wynegar, S OBP: 0.362, SLG: 0.413 (1, 2)	0-3 K			0-0 2-3		0-0 2H 1B		0-3 K		4	0	1	1	0	2	0											
Lyman Bostock, L OBP: 0.396, SLG: 0.477 (1, 7)		0-0 2B		0-0 1B		0-0 F8		0-0 F7		4	0	2	0	0	0	1											
Larry Hise, R OBP: 0.361, SLG: 0.548 (1, 8)		0-0 6-3		0-0 6-3		0-0 F7			0-0 F9	4	0	0	0	0	0	3											
Glenn Adams, L OBP: 0.412, SLG: 0.490 (1, 9)			0-3 K			0-0 F8			0-0 E5	2	0	0	0	0	1	1											
Dan Ford, R OBP: 0.330, SLG: 0.385 (7, PH)									0-0 WP FC3-6 2B	2	1	1	0	0	0	0											
Roy Smalley, S OBP: 0.323, SLG: 0.321 (1, 6)			0-3 K			0-0 F8			0-3 K	3	0	0	0	1	2	2											
Mike Cabbage, L OBP: 0.338, SLG: 0.361 (1, 5)						0-0 1-3			0-3 K	4	0	1	1	0	1	2											
Rob Wilfong, L OBP: 0.323, SLG: 0.290 (1, 4)						0-0 1B			0-0 K	2	0	0	0	0	0	1											
Jerry Terrell, R OBP: 0.277, SLG: 0.282 (7, PH)					0-0 5-3				0-3 K	1	0	0	0	0	1	1											
Inning Stats	R: 0 E: 0 K: 1 S: 5	H: 0 LOB: 0 BB: 0 P: 5	R: 0 E: 0 K: 2 S: 8	H: 1 LOB: 0 BB: 0 P: 8	R: 0 E: 0 K: 0 S: 3	H: 0 LOB: 0 BB: 0 P: 3	R: 0 E: 0 K: 0 S: 4	H: 1 LOB: 1 BB: 0 P: 4	R: 0 E: 0 K: 0 S: 4	H: 1 LOB: 1 BB: 0 P: 4	R: 1 E: 0 K: 0 S: 5	H: 2 LOB: 1 BB: 0 P: 5	R: 1 E: 0 K: 1 S: 6	H: 1 LOB: 1 BB: 1 P: 10	R: 0 E: 0 K: 1 S: 5	H: 0 LOB: 0 BB: 0 P: 5	R: 0 E: 1 K: 2 S: 8	H: 0 LOB: 1 BB: 0 P: 8	1B: 3 2B: 3 3B: 0 HR: 0	SF: 0 SAC: 0 DP: 0 HBP: 0	WP: 1 PB: 0 SB: 0 CS: 0	PA: 35					
PITCHER	IP	WLS	BF	H	R	ER	SO	BB	IBB	HBP	BLK	WP	HR	S	P	ERA	WHIP										
Dick Pole, R ERA: 4.33 (1, 1)	6.0	W	23	5	1	1	3	0	0	0	0	0	0	29	29	1.50	0.833										
Mike Kekich, L ERA: 3.4 (7, 1)	0.1		3	1	1	1	0	1	0	0	0	1	0	2	6	27.00	6.000										
Enrique Romo, R ERA: 1.78 (7, 1)	2.2	S	9	0	0	0	4	0	0	0	0	0	0	17	17	0.00	0.000										

Seattle Mariners @ Minnesota Twins
Metropolitan Stadium, Bloomington, MI
Sat Jul 09 1977, 8:05 PM EDT
Att: 23,401 - Unknown - 71 F

AB 34
R 2
H 6
RBI 2
BB 1
SO 7
LOB 12



Batter	1	2	3	4	5	6	7	8	9	AB	R	H	RBI	BB	SO	LOB	TOP			
Julio Cruz, S OBP: 0.400, SLG: 0.478 (1,4)	5-3		F8			L4			F3	4	0	0	0	0	0	0				
Carlos Lopez, R OBP: 0.312, SLG: 0.427 (1,9)	K			6-3					5-3	4	0	1	0	0	1	0				
Bill Stein, R OBP: 0.293, SLG: 0.409 (1,5)	5-3				1B				L9	4	0	1	0	0	1	1				
Leroy Stanton, R OBP: 0.327, SLG: 0.480 (1,7)		K			K				L7	3	0	0	0	0	2	1				
Ruppert Jones, L OBP: 0.332, SLG: 0.498 (1,8)		F8			K				1-3	3	0	0	0	0	1	1				
Juan Bernhardt, R OBP: 0.312, SLG: 0.418 (1,10)						5-3			5-3	3	0	1	0	0	0	0				
Dan Meyer, L OBP: 0.318, SLG: 0.408 (1,3)		F8				F7			G3	3	0	0	0	0	0	1				
Skip Jutze, R OBP: 0.313, SLG: 0.387 (1,2)				G5-4-3 BB		5-3			K	2	0	0	0	1	1	0				
Larry Milbourne, S OBP: 0.239, SLG: 0.266 (1,6)				G5-4-3 1-2		5-3			G3	3	0	0	0	0	0	1				
Inning Stats	R: 0 E: 0 K: 1 S: 5	H: 0 LOB: 0 BB: 0 P: 5	R: 0 E: 0 K: 1 S: 6	H: 1 LOB: 1 BB: 0 P: 6	R: 0 E: 0 K: 0 S: 2	H: 0 LOB: 0 BB: 1 P: 6	R: 0 E: 0 K: 2 S: 8	H: 1 LOB: 1 BB: 0 P: 8	R: 0 E: 0 K: 0 S: 3	H: 0 LOB: 0 BB: 0 P: 3	R: 0 E: 0 K: 1 S: 5	H: 0 LOB: 0 BB: 0 P: 5	R: 0 E: 0 K: 0 S: 3	H: 0 LOB: 0 BB: 0 P: 3	R: 0 E: 0 K: 0 S: 3	H: 0 LOB: 0 BB: 0 P: 3	1B: 3 2B: 0 3B: 0 HR: 0	SF: 0 SAC: 0 DP: 1 HBP: 0	WP: 0 PB: 0 SB: 0 CS: 0	PA: 30
PITCHER Geoff Zahn, L ERA: 4.53 (1,1)	IP: 9.0 WLS: W BF: 30 H: 3 R: 0 ER: 0 SO: 6 BB: 1 IBB: 0 HBP: 0 BLK: 0 WP: 0 HR: 0 S: 41 P: 45 ERA: 0.00 WHIP: 0.444															PITCHER				

Seattle Mariners @ Minnesota Twins
Metropolitan Stadium, Bloomington, MI
Sun Jul 10 1977, 4:33 AM EDT
Att: 34,213 - Unknown - 71 F

AB 29
R 0
H 3
RBI 0
BB 1
SO 6
LOB 5



Batter	1	2	3	4	5	6	7	8	9	AB	R	H	RBI	BB	SO	LOB	BOTTOM			
Mike Cabbage, L OBP: 0.346, SLG: 0.373 (1,5)	FC4-6 1B BB	4-0 2B BB	0-3 K			K				4	4	2	1	2	2	0				
Roy Smalley, S OBP: 0.325, SLG: 0.330 (1,6)	FC4-6 1-2 BB	4-0 1B 2B	0-3 K			BB 1B BB			F9	4	2	2	4	2	1	1				
Rod Carew, L OBP: 0.470, SLG: 0.609 (1,3)	FC4-6 1B S	0-0 1B				BB 1B BB				3	2	1	0	2	0	2				
Luis Gomez, R OBP: 0.414, SLG: 0.667 (8,4)	1-2 2-3 1B	2-3 1B				BB 1B BB				1	0	1	1	0	0	0				
Butch Wynegar, S OBP: 0.364, SLG: 0.412 (1,2)	4-3 1-2 1B	0-3 K				BB 1B BB			5-3	5	1	2	3	1	1	3				
Lyman Bostock, L OBP: 0.398, SLG: 0.477 (1,7)	4-3 1-2 1B	0-0 L6				BB 1B BB			G3	6	0	3	2	0	0	4				
Larry Hiele, R OBP: 0.359, SLG: 0.541 (1,8)	5-3 1B IBB	4-0 1B				BB 1B BB				4	0	0	0	1	1	6				
Rich Chiles, L OBP: 0.329, SLG: 0.371 (1,10)		E1 1B				BB 1B BB				5	2	2	0	0	0	6				
Dan Ford, R OBP: 0.334, SLG: 0.401 (1,9)		0-0 E WP 1B				BB 1B BB				5	2	3	2	0	0	1				
Rob Wilfong, L OBP: 0.317, SLG: 0.284 (1,4)		0-0 E WP 1B				BB 1B BB				3	1	0	0	0	1	1				
Craig Kusick, R OBP: 0.343, SLG: 0.401 (7,PH)		FC WP 2B				BB 1B BB				1	1	0	0	1	0	3				
Inning Stats	R: 2 E: 0 K: 0 S: 4	H: 1 LOB: 1 BB: 2 P: 12	R: 4 E: 2 K: 1 S: 10	H: 4 LOB: 3 BB: 2 P: 18	R: 1 E: 0 K: 3 S: 10	H: 1 LOB: 0 BB: 0 P: 10	R: 0 E: 0 K: 1 S: 6	H: 1 LOB: 1 BB: 0 P: 6	R: 0 E: 0 K: 0 S: 3	H: 0 LOB: 0 BB: 0 P: 3	R: 1 E: 0 K: 0 S: 5	H: 1 LOB: 2 BB: 3 P: 17	R: 6 E: 2 K: 0 S: 10	H: 6 LOB: 3 BB: 2 P: 18	R: 1 E: 0 K: 0 S: 5	H: 2 LOB: 1 BB: 0 P: 5	1B: 11 2B: 2 3B: 2 HR: 1	SF: 0 SAC: 0 DP: 0 HBP: 0	WP: 1 PB: 0 SB: 2 CS: 0	PA: 50
PITCHER Stan Thomas, R ERA: 6.02 (1,1)	IP: 1.0 WLS: L BF: 9 H: 3 R: 5 ER: 4 SO: 0 BB: 2 IBB: 0 HBP: 0 BLK: 0 WP: 0 HR: 0 S: 7 P: 15 ERA: 36.00 WHIP: 5.000															PITCHER				
Bill Laxton, L ERA: 4.22 (2,1)	4.1 22 4 3 3 6 4 1 0 0 1 1 29 49 6.23 1.846																			
Mike Kekich, L ERA: 4.46 (6,1)	2.2 19 9 7 6 0 2 0 0 0 0 0 17 25 20.25 4.125																			

Seattle Mariners @ Minnesota Twins
Metropolitan Stadium, Bloomington, MI
Sun Jul 10 1977, 4:33 AM EDT
Att: 34,213 - Unknown - 71 F

AB 41
R 15
H 16
RBI 13
BB 9
SO 6
LOB 27



Batter	1	2	3	4	5	6	7	8	9	10	AB	R	H	RBI	BB	SO	LOB	TOP
Lyman Bostock, L (1, 7) OBP: 0.398, SLG: 0.476 Rob Wilfong, L (9, PR) OBP: 0.217, SLG: 0.284 Bob Gorinski, R (9, 7) OBP: 0.182, SLG: 0.245 Mike Cubbage, L (10, 5) OBP: 0.345, SLG: 0.373	L7	1B		L8			F7		1B		5	0	2	2	0	0	0	Minnesota Twins @ California Angels Anaheim Stadium, Anaheim, CA Mon Jul 11 1977, 10:05 PM EDT Att: 30,403 - Unknown - 64 F
Dan Ford, R (1, 9) OBP: 0.342, SLG: 0.409	FC5-4 1B	1B		4-1 1B			FC6-4 1B		K		5	0	4	1	0	1	1	
Rod Carew, L (1, 3) OBP: 0.466, SLG: 0.602	FC5-4 1B	4-3		4-1			FC6-4 1B		S 1B		5	0	1	0	0	0	5	
Larry Hisle, R (1, 8) OBP: 0.357, SLG: 0.536 (10, 7)	K			WP SF8 1B			K		K		5	1	1	0	0	4	5	
Craig Kusick, R (1, 10) OBP: 0.350, SLG: 0.419		HR		K			IBB		P6		3	1	1	1	2	1	1	
Butch Wynegar, S (1, 2) OBP: 0.352, SLG: 0.408		E5 SH1-4 FC6-2 1B		SF8			K		F6		3	0	0	1	1	1	5	
Roy Smalley, S (1, 6) OBP: 0.327, SLG: 0.328		FC6-2 SH1-4 1B		K			F7		4-3 BB		5	1	1	0	0	2	1	
Luis Gomez, R (1, 4) OBP: 0.364, SLG: 0.581 (10, 8)		SH1-4		P5			5-3		6-3		4	0	0	0	0	1	1	
Jerry Terrell, R (1, 5) OBP: 0.274, SLG: 0.279 (10, 4)		FC6-2 1B		K			6-3		S 1B		5	2	1	0	0	1	2	
Inning Stats	R: 0 E: 0 K: 1 S: 6	H: 1 LOB: 1 BB: 0 P: 6	R: 3 E: 1 K: 0 S: 8	H: 4 LOB: 2 BB: 0 P: 8	R: 1 E: 0 K: 2 S: 8	H: 1 LOB: 0 BB: 0 P: 5	R: 0 E: 0 K: 1 S: 5	H: 0 LOB: 0 BB: 0 P: 5	R: 0 E: 0 K: 2 S: 8	H: 1 LOB: 1 BB: 1 P: 12	R: 0 E: 0 K: 1 S: 6	H: 3 LOB: 3 BB: 1 P: 14	R: 0 E: 0 K: 2 S: 7	H: 0 LOB: 0 BB: 0 P: 7	1B: 10 2B: 0 3B: 0 HR: 1	SF: 1 SAC: 1 DP: 0 HBP: 0	WP: 1 PA: 45	
PITCHER	IP	WLS	BF	H	R	ER	SO	BB	IBB	HBP	BLK	WP	HR	S	P	ERA	WHIP	
Frank Tanana, L (1, 1) ERA: 2.15	5.1		25	7	4	2	6	0	0	0	0	1	1	36	40	3.38	1.312	
Dyar Miller, R (6, 1) ERA: 3.58	1.2		6	1	0	0	1	0	0	0	0	0	0	8	8	0.00	0.600	
Dave LaRoche, L (8, 1) ERA: 3.81	3.0	W	14	3	1	1	4	1	1	0	0	0	0	20	28	3.00	1.333	

Batter	1	2	3	4	5	6	7	8	9	10	AB	R	H	RBI	BB	SO	LOB	BOTTOM			
Gil Flores, R (1, 8) OBP: 0.335, SLG: 0.370	4-3			1B	K		K		K	WP	6	0	1	0	0	3	7	Minnesota Twins @ California Angels Anaheim Stadium, Anaheim, CA Mon Jul 11 1977, 10:05 PM EDT Att: 30,403 - Unknown - 64 F			
Jerry Remy, L (1, 4) OBP: 0.338, SLG: 0.366	6-3			F8			1-3		1B	BB	4	1	1	0	1	0	1				
Bobby Bonds, R (1, 9) OBP: 0.360, SLG: 0.552	6-3			P6			P3		S 1B	BB	5	1	2	1	0	0	1				
Tony Solaita, L (1, 3) OBP: 0.335, SLG: 0.387		4-3		K			F7		G3	BB	4	0	0	1	1	1	2				
Don Baylor, R (1, 7) OBP: 0.320, SLG: 0.359	F9			FC4-6 1B			3B	BB	1-3	5-3	4	1	1	0	1	0	4				
Dave Chalk, R (1, 5) OBP: 0.368, SLG: 0.379	6-3			FC4-6 1B			1B	3B	1B	WP HBP	4	2	2	2	0	0	1				
Rance Mulliniks, L (1, 6) OBP: 0.358, SLG: 0.375				K			1B		4-3	SH5-4	4	0	2	1	0	1	1				
Ron Jackson, R (1, 10) OBP: 0.318, SLG: 0.368				K			F8		SH3-4 BB	WP BB	3	1	1	0	2	1	1				
Terry Humphrey, R (1, 2) OBP: 0.283, SLG: 0.276 (7, PH) ERA: 4.84				K			F8		SH3-4 BB	WP BB	2	0	0	0	0	2	3				
Mario Guerrero, R (8, 2) OBP: 0.320, SLG: 0.404 Andy Etchebarren, R (10, PH) OBP: 0.333, SLG: 0.294 Willie Aikens, L (10, PH) OBP: 0.329, SLG: 0.279 Ike Hampton, S (10, PR) OBP: 0.412, SLG: 0.588				K			F8		SH3-4 BB	WP BB	1	0	0	0	0	0	1				
Inning Stats	R: 0 E: 0 K: 0 S: 3	H: 0 LOB: 0 BB: 0 P: 3	R: 0 E: 0 K: 0 S: 3	H: 0 LOB: 0 BB: 0 P: 3	R: 0 E: 0 K: 3 S: 9	H: 0 LOB: 0 BB: 0 P: 9	R: 0 E: 0 K: 1 S: 6	H: 1 LOB: 1 BB: 0 P: 6	R: 0 E: 0 K: 2 S: 10	H: 3 LOB: 3 BB: 0 P: 10	R: 0 E: 0 K: 1 S: 7	H: 2 LOB: 1 BB: 1 P: 11	R: 2 E: 0 K: 0 S: 6	H: 3 LOB: 1 BB: 0 P: 6	R: 1 E: 0 K: 1 S: 6	H: 1 LOB: 3 BB: 3 P: 18	R: 1 E: 0 K: 0 S: 1	H: 0 LOB: 0 BB: 2 P: 10	1B: 9 2B: 0 3B: 1 HR: 0	SF: 0 SAC: 2 DP: 0 HBP: 1	WP: 1 PA: 46
PITCHER	IP	WLS	BF	H	R	ER	SO	BB	IBB	HBP	BLK	WP	HR	S	P	ERA	WHIP				
Pete Redfern, R (1, 1) ERA: 4.84	6.0			2	2	2	6	1	0	0	0	0	0	36	40	3.00	1.167				
Tom Johnson, R (7, 1) ERA: 2.97	1.2		8	3	2	2	1	0	0	0	0	0	0	10	10	10.80	1.800				
Tom Burgmeier, L (8, 1) ERA: 3.43	0.1		1	0	0	0	0	0	0	0	0	0	0	1	1	0.00	0.000				
Ron Schueler, R (9, 1) ERA: 5.0	0.2		5	1	1	1	1	2	0	0	0	0	0	5	13	13.50	4.500				
Bill Butler, L (9, 1) ERA: 6.86	0.0		1	0	0	0	0	1	0	0	0	0	0	4							
PITCHER	IP	WLS	BF	H	R	ER	SO	BB	IBB	HBP	BLK	WP	HR	S	P	ERA	WHIP				
Dave Johnson, R (9, 1) ERA: 4.98	0.2	L	6	0	1	1	0	1	1	1	0	1	0	2	11	13.50	1.500				

Batter	1	2	3	4	5	6	7	8	9	AB	R	H	RBI	BB	SO	LOB	TOP			
Larry Hisle, R OBP: 0.353, SLG: 0.530 (1, 8)	0-0 6-3		0-0 P4			0-0 F9		0-3 K		4	0	0	0	0	1	1	Minnesota Twins @ California Angels Anaheim Stadium, Anaheim, CA Tue Jul 12 1977, 10:05 PM EDT Att: 16,117 - Unknown - 65 F			
Rod Carew, L OBP: 0.461, SLG: 0.595 (1, 3)	0-0 6-3		0-3 K			0-3 K		0-0 F8		4	0	0	0	0	2	1				
Glenn Adams, L OBP: 0.415, SLG: 0.491 (1, 7)	0-0 1B			0-0 G4-6-3 1B		0-0 6-3			0-3 K	4	0	2	0	0	1	0				
Butch Wynegar, S OBP: 0.357, SLG: 0.402 (1, 2)	0-0 4-3			0-0 G4-6-3 1-2			0-0 4-3		0-0 F7	4	0	0	0	0	0	2				
Rich Chiles, L OBP: 0.328, SLG: 0.364 (1, 10)		0-0 F8		0-0 P6			4-0 1B BB		0-0 L7	3	0	0	0	1	0	0				
Mike Cabbage, L OBP: 0.348, SLG: 0.374 (1, 5)		4-0 BB			0-0 3-1		0-0 1-3 1B			2	0	1	0	1	0	0				
Roy Smalley, S OBP: 0.324, SLG: 0.325 (1, 6)		0-3 K			0-3 K		0-3 K			3	0	0	0	0	3	2				
Dan Ford, R OBP: 0.346, SLG: 0.409 (1, 9)		0-0 P4			0-0 1B			4-0 BB		2	0	1	0	1	0	1				
Rob Wilfong, L OBP: 0.311, SLG: 0.278 (1, 4)			0-0 4-3			0-0 4-3		0-3 K 1-2		3	0	0	0	0	1	2				
Inning Stats	R: 0 E: 0 K: 0 S: 4	H: 1 LOB: 1 BB: 0 P: 4	R: 0 E: 0 K: 1 S: 5	H: 0 LOB: 1 BB: 1 P: 9	R: 0 E: 0 K: 1 S: 5	H: 0 LOB: 0 BB: 0 P: 5	R: 0 E: 0 K: 0 S: 3	H: 1 LOB: 0 BB: 0 P: 3	R: 0 E: 0 K: 1 S: 6	H: 1 LOB: 1 BB: 0 P: 6	R: 0 E: 0 K: 1 S: 5	H: 1 LOB: 1 BB: 1 P: 9	R: 0 E: 0 K: 2 S: 7	H: 0 LOB: 1 BB: 1 P: 11	R: 0 E: 0 K: 1 S: 5	H: 0 LOB: 0 BB: 0 P: 5	1B: 4 2B: 0 3B: 0 HR: 0	SF: 0 SAC: 0 DP: 1 HBP: 0	WP: 0 PB: 0 CS: 1	PA: 32
PITCHER Nolan Ryan, R ERA: 2.58 (1, 1)	IP: 9.0 WLS: W BF: 32 H: 4 R: 0 ER: 0 SO: 8 BB: 3 IBB: 0 HBP: 0 BLK: 0 WP: 0 HR: 0 S: 45 P: 57 ERA: 0.00 WHIP: 0.778															PITCHER				

AB	29
R	0
H	4
RBI	0
BB	3
SO	8
LOB	9



Batter	1	2	3	4	5	6	7	8	9	AB	R	H	RBI	BB	SO	LOB	BOTTOM			
Gil Flores, R OBP: 0.344, SLG: 0.371 (1, 8)	4-0 S SH E BB		0-0 G3			0-0 SH1-3 1B		4-0 G6-3 BB		2	2	1	0	2	0	0	Minnesota Twins @ California Angels Anaheim Stadium, Anaheim, CA Tue Jul 12 1977, 10:05 PM EDT Att: 16,117 - Unknown - 65 F			
Jerry Remy, L OBP: 0.336, SLG: 0.363 (1, 4)	0-0 SH S E 1-2		0-0 4-3			0-0 SH1-3 1-2		0-0 G6-3 1-2		2	1	0	0	0	1					
Bobby Bonds, R OBP: 0.362, SLG: 0.551 (1, 9)	0-3 K 1-2 2-3		0-0 4-3			0-0 CS S 1B 2-H		0-0 1B		4	0	2	1	0	1					
Tony Solaita, L OBP: 0.338, SLG: 0.386 (1, 3)	0-0 E3 2-H 3-H			0-0 G6-4-3 1B		4-0 1-3 BB		0-0 4-3		3	0	1	1	1	0	1				
Don Baylor, R OBP: 0.320, SLG: 0.356 (1, 7)	0-0 P4			0-0 G6-4-3 1-2		4-0 1-2 BB				2	0	0	0	1	0	2				
Dave Chalk, R OBP: 0.364, SLG: 0.375 (1, 5)	0-0 P6			0-0 5-3		0-0 F3				3	0	0	0	0	3					
Rance Mulliniks, L OBP: 0.339, SLG: 0.353 (1, 6)		0-0 L8			0-0 6-3		0-0 F2			3	0	0	0	0	0	0				
Ron Jackson, R OBP: 0.319, SLG: 0.363 (1, 10)		4-0 G1-6-3 BB			0-3 K		0-0 F9			2	0	0	0	1	1	0				
Terry Humphrey, R OBP: 0.279, SLG: 0.272 (1, 2)		0-0 G1-6-3 1-2			0-3 K		0-0 6-3			3	0	0	0	0	1	1				
Inning Stats	R: 2 E: 2 K: 1 S: 7	H: 0 LOB: 1 BB: 1 P: 11	R: 0 E: 0 K: 0 S: 2	H: 0 LOB: 0 BB: 1 P: 6	R: 0 E: 0 K: 0 S: 3	H: 0 LOB: 0 BB: 0 P: 3	R: 0 E: 0 K: 0 S: 3	H: 1 LOB: 0 BB: 0 P: 3	R: 0 E: 0 K: 2 S: 7	H: 0 LOB: 0 BB: 0 P: 7	R: 1 E: 0 K: 0 S: 4	H: 2 LOB: 2 BB: 2 P: 12	R: 0 E: 0 K: 0 S: 3	H: 0 LOB: 0 BB: 0 P: 3	R: 0 E: 0 K: 0 S: 3	H: 1 LOB: 1 BB: 1 P: 7	1B: 4 2B: 0 3B: 0 HR: 0	SF: 0 SAC: 2 DP: 3 HBP: 0	WP: 0 PB: 0 CS: 1	PA: 31
PITCHER Paul Thordogard, R ERA: 4.0 (1, 1)	IP: 8.0 WLS: L BF: 31 H: 4 R: 3 ER: 1 SO: 3 BB: 5 IBB: 0 HBP: 0 BLK: 0 WP: 0 HR: 0 S: 32 P: 52 ERA: 1.12 WHIP: 1.125															PITCHER				

AB	24
R	3
H	4
RBI	2
BB	5
SO	3
LOB	10



Batter	1	2	3	4	5	6	7	8	9	AB	R	H	RBI	BB	SO	LOB	TOP										
Mike Cabbage, L (1,5) OBP: 0.346, SLG: 0.370	E8 4-3 1B		4-3		F8 1-2		F5 1-2		K	5	1	1	0	0	1	3											
Roy Smalley, S (1,6) OBP: 0.325, SLG: 0.324	4-3			4-3		SH1-4 1B		G6-4-3 BB	F7	4	0	1	1	1	0	1											
Rod Carew, L (1,3) OBP: 0.459, SLG: 0.591	4-3			6-3		SH1-4 1B		G6-4-3 1-2		4	0	1	0	0	0	1											
Butch Wynegar, S (1,2) OBP: 0.357, SLG: 0.401	F8			F8		SH1-4		1B HR		3	1	1	0	0	0	0											
Lyman Bostock, L (1,7) OBP: 0.402, SLG: 0.478		K				2B 1B		1B HR		3	2	2	0	1	1	0											
Larry Hisle, R (1,8) OBP: 0.354, SLG: 0.541	4-3				4-3 SF9 2B		F9	1B HR		4	2	2	4	0	0	3											
Glenn Adams, L (1,10) OBP: 0.402, SLG: 0.473	4-3				4-3		3-1	F8		4	0	0	0	0	0	4											
Dan Ford, R (1,9) OBP: 0.341, SLG: 0.405				F8		SF9		K	F9	3	0	0	1	0	1	0											
Rob Wilfong, L (1,4) OBP: 0.321, SLG: 0.294			K			S HBP		CS BB		2	0	1	0	1	1	0											
Inning Stats	R: 1 E: 1 K: 0 S: 4	H: 1 LOB: 0 BB: 0 P: 4	R: 0 E: 0 K: 1 S: 5	H: 0 LOB: 0 BB: 0 P: 5	R: 0 E: 0 K: 1 S: 5	H: 0 LOB: 0 BB: 0 P: 5	R: 0 E: 0 K: 0 S: 3	H: 0 LOB: 0 BB: 0 P: 3	R: 2 E: 0 K: 0 S: 5	H: 2 LOB: 1 BB: 0 P: 6	R: 0 E: 0 K: 0 S: 5	H: 2 LOB: 3 BB: 1 P: 9	R: 0 E: 0 K: 1 S: 4	H: 0 LOB: 0 BB: 1 P: 8	R: 3 E: 0 K: 0 S: 5	H: 3 LOB: 0 BB: 1 P: 9	R: 0 E: 0 K: 1 S: 6	H: 1 LOB: 1 BB: 0 P: 6	1B: 6 2B: 1 3B: 1 HR: 1	SF: 1 SAC: 1 DP: 1 HBP: 1	WP: 0 PA: 38 CS: 1						
PITCHER	IP	WLS	BF	H	R	ER	SO	BB	IBB	HBP	BLK	WP	HR	S	P	ERA	WHIP										
Paul Hartzell, R (1,1) ERA: 3.03	5.0		21	5	3	2	2	0	0	1	0	0	0	24	25	3.60	1.000										
Wayne Simpson, R (6,1) ERA: 5.11	3.1	L	15	4	3	3	1	2	1	0	0	0	1	14	26	8.10	1.800										
Dave LaRoche, L (9,1) ERA: 3.76	0.2		2	0	0	0	1	0	0	0	0	0	0	4	4	0.00	0.000										

Minnesota Twins @ California Angels
Anaheim Stadium, Anaheim, CA
Wed Jul 13 1977, 10:05 PM EDT
Att: 15,276 - Unknown - 66 F

AB 32
R 6
H 9
RBI 6
BB 3
SO 4
LOB 12



Batter	1	2	3	4	5	6	7	8	9	AB	R	H	RBI	BB	SO	LOB	BOTTOM										
Gil Flores, R (1,8) OBP: 0.337, SLG: 0.363	5-3		K		E6 2-3		6-3			4	0	0	1	0	1	3											
Jerry Remy, L (1,4) OBP: 0.335, SLG: 0.368	4-3			SF7 3B	L8		4-3			4	1	1	0	0	0	4											
Bobby Bonds, R (1,9) OBP: 0.361, SLG: 0.546	6-3			S BB		3-1		6-3		3	0	0	0	1	0	0											
Tony Solaita, L (1,3) OBP: 0.337, SLG: 0.385		4-3		SF7 1-2 3-H		K		G5-4-3 1B		3	0	1	1	0	1	0											
Don Baylor, R (1,7) OBP: 0.320, SLG: 0.355		CS 1B		6-3		5-3		G5-4-3 1-2		4	0	1	0	0	0	2											
Dave Chalk, R (1,5) OBP: 0.359, SLG: 0.369		K2-3 1-2		K			E1 PB 1B		6-3	4	1	0	0	0	2	2											
Rance Mulliniks, L (1,6) OBP: 0.333, SLG: 0.345			K		F7		L7		G6-4-3 1B	4	0	1	0	0	1	1											
Ron Jackson, R (1,10) OBP: 0.317, SLG: 0.356			E5 FC6-4		6-3		1B 6-3 BB		G6-4-3 1-2	3	1	0	0	1	0	1											
Terry Humphrey, R (1,2) OBP: 0.281, SLG: 0.280			FC6-4				6-3 1-3 2-H		1B	2	0	1	0	0	0	1											
Mario Guerrero, R (7,PH) OBP: 0.327, SLG: 0.411										1	0	1	1	0	0	0											
Orlando Ramirez, R (7,PR) OBP: 0.077, SLG: 0.077										0	0	0	0	0	0	0											
Andy Etchebarena, R (8,2) OBP: 0.333, SLG: 0.294										0	0	0	0	0	0	0											
Inning Stats	R: 0 E: 0 K: 0 S: 3	H: 1 LOB: 0 BB: 0 P: 3	R: 0 E: 0 K: 2 S: 8	H: 0 LOB: 1 BB: 0 P: 8	R: 1 E: 0 K: 1 S: 6	H: 1 LOB: 1 BB: 1 P: 10	R: 0 E: 0 K: 0 S: 5	H: 0 LOB: 2 BB: 0 P: 5	R: 2 E: 0 K: 0 S: 5	H: 1 LOB: 2 BB: 1 P: 9	R: 0 E: 0 K: 0 S: 3	H: 1 LOB: 0 BB: 0 P: 3	R: 0 E: 0 K: 0 S: 3	H: 1 LOB: 0 BB: 0 P: 3	R: 0 E: 0 K: 0 S: 3	H: 1 LOB: 0 BB: 0 P: 3	1B: 4 2B: 1 3B: 1 HR: 0	SF: 1 SAC: 0 DP: 2 HBP: 0	WP: 0 PA: 35 CS: 1								
PITCHER	IP	WLS	BF	H	R	ER	SO	BB	IBB	HBP	BLK	WP	HR	S	P	ERA	WHIP										
Dave Goltz, R (1,1) ERA: 3.67	9.0	W	35	6	3	1	5	2	0	0	0	0	0	43	51	1.00	0.889										

Minnesota Twins @ California Angels
Anaheim Stadium, Anaheim, CA
Wed Jul 13 1977, 10:05 PM EDT
Att: 15,276 - Unknown - 66 F

AB 32
R 3
H 6
RBI 3
BB 2
SO 5
LOB 14



Batter	1	2	3	4	5	6	7	8	9	AB	R	H	RBI	BB	SO	LOB	TOP			
Jerry Terrell, R OBP: 0.261, SLG: 0.266 (1, 5)	E3 6-3		L4			K		6-3	4-3	5	0	0	0	0	1	1	Minnesota Twins @ Oakland Athletics Oakland-Alameda County Coliseum, Oakland, CA Sat Jul 16 1977, 3:33 AM PDT Att: 16,596 - Unknown - 74 F livebaseballscorecards.com			
Rod Carew, L OBP: 0.463, SLG: 0.589 (1, 3)	K			G6-3 BB		1B		1B		3	0	2	0	1	1					
Larry Hisle, R OBP: 0.358, SLG: 0.537 (1, 8)	6-3			G6-3 1-2		K		1B		4	0	1	0	0	1	3				
Dan Ford, R OBP: 0.340, SLG: 0.404 (1, 9)	4-3			K		F9		1-3		4	0	0	0	0	1	4				
Craig Kusick, R OBP: 0.344, SLG: 0.429 (1, 10)		K				K		HR		4	1	1	1	0	2	0				
Butch Wynegar, S OBP: 0.361, SLG: 0.413 (1, 2)	K					L9 1B		FC6-4 BB	K	3	0	1	0	1	2	0				
Lyman Bostock, L OBP: 0.402, SLG: 0.480 (1, 7)	3-1					1B		FC6-4 FC6-4	1B 3B	4	1	2	0	0	0	1				
Roy Smalley, S OBP: 0.327, SLG: 0.325 (1, 6)			K			L9		FC6-4	1B	4	0	1	1	0	1	3				
Luis Gomez, R OBP: 0.316, SLG: 0.500 (1, 4)			F8			F9		L8	FC6-4	4	0	0	0	0	0	3				
Inning Stats	R: 0 E: 1 K: 1 S: 6	H: 0 LOB: 1 BB: 0 P: 6	R: 0 E: 0 K: 2 S: 7	H: 0 LOB: 0 BB: 0 P: 7	R: 0 E: 0 K: 1 S: 5	H: 0 LOB: 0 BB: 0 P: 5	R: 0 E: 0 K: 1 S: 4	H: 2 LOB: 2 BB: 1 P: 8	R: 0 E: 0 K: 2 S: 8	H: 1 LOB: 1 BB: 0 P: 8	R: 0 E: 0 K: 0 S: 3	H: 0 LOB: 1 BB: 1 P: 7	R: 0 E: 0 K: 0 S: 5	H: 2 LOB: 2 BB: 0 P: 5	R: 2 E: 0 K: 1 S: 8	H: 3 LOB: 1 BB: 0 P: 8	1B: 6 2B: 0 3B: 1 HR: 1	SF: 0 SAC: 0 DP: 1 HBP: 0	WP: 0 PB: 0 SB: 1 CS: 0	PA: 37
PITCHER Vida Blue, L ERA: 3.85 (1, 1)	IP: 9.0 WLS: W BF: 37 H: 8 R: 2 ER: 2 SO: 9 BB: 2 IBB: 0 HBP: 0 BLK: 0 WP: 0 HR: 1 S: 53 P: 61 ERA: 2.00 WHIP: 1.111															PITCHER				

Batter	1	2	3	4	5	6	7	8	9	AB	R	H	RBI	BB	SO	LOB	BOTTOM			
Rodney Scott, S OBP: 0.364, SLG: 0.331 (1, 5)	K				4-3	F8		6-3		5	0	1	0	0	1	1	Minnesota Twins @ Oakland Athletics Oakland-Alameda County Coliseum, Oakland, CA Sat Jul 16 1977, 3:33 AM PDT Att: 16,596 - Unknown - 74 F livebaseballscorecards.com			
Marty Perez, R OBP: 0.322, SLG: 0.362 (1, 4)	F9		L9		E5 1B		K	F8		5	1	0	0	0	1	2				
Manny Sanguillen, R OBP: 0.397, SLG: 0.345 (7, PR) Matt Alexander, S OBP: 0.394, SLG: 0.310 (8, 7)	F3		P4		1B 1B		HR	BB		4	1	2	0	0	0	2				
Mitchell Page, L OBP: 0.366, SLG: 0.498 Jeff Newman, R OBP: 0.296, SLG: 0.367 (8, 2)		4-3			E BB 1B	K	HR	6-3		4	2	2	2	0	1	2				
Rich McKinney, R OBP: 0.262, SLG: 0.388 (1, 3)	K				P1		F7			4	0	1	1	0	1	2				
Willie Crawford, L OBP: 0.324, SLG: 0.305 (1, 10)	F7				E BB		2B	1B		3	1	2	1	1	0	0				
Tony Armas, R OBP: 0.289, SLG: 0.395 (1, 8)					E7	FC5-4		1B		4	1	3	2	0	0	2				
Larry Murray, S OBP: 0.209, SLG: 0.175 (1, 9)			FC1-6 2B		G6-4-3 IBB		K	1B		3	1	1	1	1	1	1				
Rob Picciolo, R OBP: 0.216, SLG: 0.230 (1, 6)			1B		G6-4-3		6-3			4	0	2	1	0	0	5				
Inning Stats	R: 0 E: 0 K: 1 S: 5	H: 0 LOB: 0 BB: 0 P: 5	R: 0 E: 0 K: 1 S: 5	H: 0 LOB: 0 BB: 0 P: 5	R: 1 E: 0 K: 0 S: 6	H: 3 LOB: 2 BB: 0 P: 6	R: 1 E: 1 K: 0 S: 4	H: 2 LOB: 2 BB: 2 P: 12	R: 2 E: 0 K: 1 S: 9	H: 3 LOB: 2 BB: 0 P: 9	R: 0 E: 0 K: 1 S: 5	H: 1 LOB: 0 BB: 0 P: 5	R: 4 E: 0 K: 1 S: 10	H: 5 LOB: 2 BB: 0 P: 10	R: 0 E: 0 K: 0 S: 3	H: 0 LOB: 1 BB: 1 P: 7	1B: 11 2B: 2 3B: 0 HR: 1	SF: 0 SAC: 0 DP: 1 HBP: 0	WP: 0 PB: 0 SB: 1 CS: 1	PA: 40
PITCHER Pete Redfern, R ERA: 4.79 Tom Burgmeier, L ERA: 3.79 (7, 1)	IP: 6.1 WLS: L BF: 30 H: 10 R: 5 ER: 3 SO: 5 BB: 1 IBB: 0 HBP: 0 BLK: 0 WP: 0 HR: 0 S: 38 P: 46 ERA: 4.26 WHIP: 1.737															PITCHER				

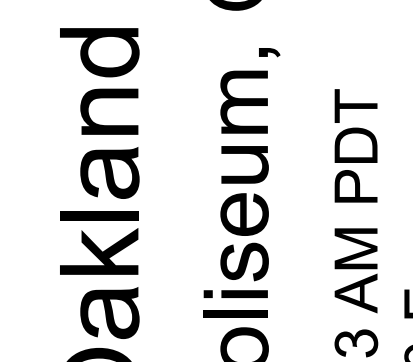
Batter	1	2	3	4	5	6	7	8	9	AB	R	H	RBI	BB	SO	LOB	TOP			
Mike Cabbage, L (1.5) OBP: 0.352, SLG: 0.380	0-0 3-1		0-0 1B		0-0 2B	0-0 F7		0-0 FC6-4 1B	5	1	3	0	0	0	0		Minnesota Twins @ Oakland Athletics Oakland-Alameda County Coliseum, Oakland, CA Sun Jul 17 1977, 3:33 AM PDT Unknown - 70 F			
Roy Smalley, S (1.6) OBP: 0.326, SLG: 0.329	0-3 K		0-0 F8		0-0 1B 2B		0-0 6-3	5	1	2	1	0	1	1						
Rod Carew, L (1.3) OBP: 0.462, SLG: 0.585	4-0 BB		0-0 F7		0-0 1B 1B		0-0 6-3	4	1	1	1	1	0	3						
Butch Wynegar, S (1.2) OBP: 0.362, SLG: 0.411	0-0 P5			4-0 1B BB	0-0 F8		0-0 1B	4	0	1	0	1	0	4						
Lyman Bostock, L (1.7) OBP: 0.400, SLG: 0.477		0-0 G3		0-0 F9		0-0 1B		0-0 L8	4	0	1	1	0	0	2					
Larry Hisle, R (1.8) OBP: 0.355, SLG: 0.531		0-0 5-3		0-0 F9		0-3 K		0-0 F9	4	0	0	0	0	1	2					
Glenn Adams, L (1.10) OBP: 0.408, SLG: 0.478 Craig Kusick, R (6, PH) OBP: 0.340, SLG: 0.423		0-0 1B		0-0 1-2 1B		0-0 F7		0-3 K	2	0	2	0	0	0	0					
Dan Ford, R (1.9) OBP: 0.339, SLG: 0.409		0-3 K		0-3 K		0-0 SH1-3 3B		0-3 K	4	1	1	0	0	3	3					
Rob Wilfong, L (1.4) OBP: 0.318, SLG: 0.287 Luis Gomez, R (6, PH) OBP: 0.308, SLG: 0.486			0-3 K		0-3 K	0-0 SH1-3		0-0 5-3	2	0	0	0	0	2	0					
										1B: 8	SF: 0	WP: 0	PA: 40	FB: 0	CS: 0					
Inning Stats	R: 0 E: 0 K: 1 S: 5	H: 0 LOB: 1 BB: 1 P: 9	R: 0 E: 0 K: 1 S: 6	H: 1 LOB: 1 BB: 0 P: 6	R: 0 E: 0 K: 1 S: 6	H: 1 LOB: 1 BB: 0 P: 6	R: 0 E: 0 K: 1 S: 6	H: 1 LOB: 2 BB: 1 P: 10	R: 3 E: 0 K: 2 S: 11	H: 4 LOB: 1 BB: 0 P: 11	R: 0 E: 0 K: 0 S: 4	H: 1 LOB: 1 BB: 0 P: 4	R: 0 E: 0 K: 0 S: 7	H: 0 LOB: 0 BB: 0 P: 7	R: 0 E: 0 K: 0 S: 5	H: 2 LOB: 2 BB: 0 P: 5	1B: 8 2B: 2 3B: 1 HR: 0	SF: 0 SAC: 1 DP: 0 HBP: 0	WP: 0 PA: 40 FB: 0 CS: 0	
PITCHER	IP WLS BF H R ER SO BB IBB HBP BLK WP HR S P ERA WHIP	4.1 L 21 6 3 3 5 2 0 0 0 0 0 0 29 37 6.23 1.846	1.2 7 2 1 1 1 0 0 0 0 0 0 9 9 5.40 1.200	3.0 12 3 0 0 2 0 0 0 0 0 0 16 16 0.00 1.000																

Batter	1	2	3	4	5	6	7	8	9	AB	R	H	RBI	BB	SO	LOB	BOTTOM				
Larry Murray, S (1.9) OBP: 0.211, SLG: 0.179	0-0 3-1		0-0 G3			0-0 G3		0-0 FC4-6 1B	4	0	1	0	0	0	0		Minnesota Twins @ Oakland Athletics Oakland-Alameda County Coliseum, Oakland, CA Sun Jul 17 1977, 3:33 AM PDT Unknown - 70 F				
Marty Perez, R (1.4) OBP: 0.321, SLG: 0.360	0-3 K		0-0 6-3			0-0 1-3 1B		0-0 FC4-6 1B	4	1	1	0	0	1	1						
Manny Sanguillen, R (1.2) OBP: 0.302, SLG: 0.347 Matt Alexander, S (8, PR) OBP: 0.394, SLG: 0.310 Jeff Newman, R (9.2) OBP: 0.286, SLG: 0.367	0-0 BB 1B			0-0 6-3		0-0 1-3 1B		0-0 1B 1-3 1B	4	0	2	0	0	0	1						
Mitchell Page, L (1.7) OBP: 0.371, SLG: 0.504	4-0 BB 1-2 BB			0-0 S 2B		0-0 1-2 1B		0-0 1-3 3-H 1B	3	0	2	1	1	0	1						
Wayne Gross, L (1.5) OBP: 0.336, SLG: 0.434	0-0 4-3			0-0 L3		0-0 4-3 BB		0-0 F8	3	0	0	0	1	0	5						
Rich McKinney, R (1.3) OBP: 0.254, SLG: 0.375		0-3 K		0-3 K		0-0 6-3		0-3 K	4	0	0	0	0	3	2						
Willie Crawford, L (1.10) OBP: 0.318, SLG: 0.298		0-0 6-3			0-0 G3		0-0 4-3	4	0	0	0	0	1	1							
Tony Armas, R (1.8) OBP: 0.288, SLG: 0.393 Jim Tyrone, R (4.9) OBP: 0.319, SLG: 0.365		0-0 F7			0-0 L3		0-0 6-3	1	0	0	0	0	0	0	0						
Rob Picciolo, R (1.6) OBP: 0.213, SLG: 0.226			0-0 F9		0-0 F9		0-0 5-3	3	0	0	0	0	0	0	0						
										1B: 5	SF: 0	WP: 0	PA: 35	FB: 0	CS: 0						
Inning Stats	R: 0 E: 0 K: 1 S: 6	H: 1 LOB: 2 BB: 1 P: 10	R: 0 E: 0 K: 1 S: 5	H: 0 LOB: 0 BB: 0 P: 5	R: 0 E: 0 K: 0 S: 3	H: 0 LOB: 0 BB: 0 P: 3	R: 0 E: 0 K: 1 S: 6	H: 1 LOB: 1 BB: 0 P: 6	R: 0 E: 0 K: 0 S: 3	H: 0 LOB: 0 BB: 0 P: 3	R: 0 E: 0 K: 0 S: 4	H: 1 LOB: 1 BB: 0 P: 4	R: 0 E: 0 K: 0 S: 3	H: 0 LOB: 1 BB: 1 P: 7	R: 1 E: 0 K: 0 S: 6	H: 3 LOB: 2 BB: 0 P: 6	R: 0 E: 0 K: 2 S: 7	H: 0 LOB: 0 BB: 0 P: 7	1B: 5 2B: 1 3B: 0 HR: 0	SF: 0 SAC: 0 DP: 0 HBP: 0	WP: 0 PA: 35 FB: 0 CS: 0
PITCHER	IP WLS BF H R ER SO BB IBB HBP BLK WP HR S P ERA WHIP	9.0 W 35 6 1 1 5 2 0 0 0 0 0 0 43 51 1.00 0.889																			

AB 37
R 4
H 11
RBI 4
BB 2
SO 8
LOB 15



AB 33
R 1
H 6
RBI 1
BB 2
SO 5
LOB 12



Batter	1	2	3	4	5	6	7	8	9	AB	R	H	RBI	BB	SO	LOB	TOP
Mike Cabbage, L (1.5) OBP: 0.346, SLG: 0.372	4-3	6-3			6-3	4-3		L3		5	0	0	0	0	0	3	
Roy Smalley, S (1.6) OBP: 0.325, SLG: 0.330	E9 6-3 2B		K		3-1		F8		2B 1B	5	2	2	0	0	1	0	
Lyman Bostock, L (1.7) OBP: 0.395, SLG: 0.470	6-3		K		F5		1-3		L9	5	0	0	0	0	1	2	
Butch Wynegar, S (1.2) OBP: 0.368, SLG: 0.417	2B WP BB		CS BB		P6		1B 1B		WP 1B 2B	3	2	2	1	2	0	0	
Larry Hisle, R (1.8) OBP: 0.360, SLG: 0.545	WP E 2B		CS		HR		1B E BB		F9	4	3	3	2	1	0	1	
Glenn Adams, L (1.9) OBP: 0.414, SLG: 0.479	E WP BB		K				E 1B		6-3	2	2	1	0	1	1	0	
Luis Gomez, R (6.4) OBP: 0.308, SLG: 0.486	E WP BB						E 1B			0	0	0	0	0	0	0	
Rod Carew, L (7. PH) OBP: 0.463, SLG: 0.586	E WP BB						E 1B			1	0	1	1	0	0	0	
Jerry Terrell, R (7. PR) OBP: 0.260, SLG: 0.264	E WP BB						E 1B			1	0	0	0	0	0	1	
Craig Kusick, R (1.3) OBP: 0.338, SLG: 0.419	K						E5		6-3	4	0	1	0	0	1	2	
Rich Chiles, L (1.10) OBP: 0.330, SLG: 0.361					F8		4-3			3	0	1	0	1	0	2	
Rob Wilfong, L (1.4) OBP: 0.314, SLG: 0.283					F3				FC1-6 1B	2	0	0	0	0	0	2	
Dan Ford, R (6. PH) OBP: 0.340, SLG: 0.408		P1-3			F3				FC1-6 L3	1	0	0	0	1	0	1	
Inning Stats	R: 4 H: 2 E: 2 K: 1 S: 7	H: 2 R: 0 ER: 0 LOB: 0 BB: 2 P: 15	R: 0 H: 0 ER: 0 LOB: 0 BB: 1 P: 6	R: 0 H: 0 ER: 0 LOB: 0 BB: 1 P: 10	R: 1 H: 2 E: 0 K: 1 S: 7	H: 2 R: 0 ER: 0 LOB: 1 BB: 0 P: 7	R: 0 H: 0 ER: 0 LOB: 0 BB: 0 P: 3	R: 2 H: 1 E: 1 K: 0 S: 5	H: 1 R: 0 ER: 0 LOB: 2 BB: 2 P: 13	R: 1 H: 3 E: 0 K: 0 S: 6	H: 3 R: 0 ER: 0 LOB: 0 BB: 0 P: 6	R: 0 H: 1 E: 0 K: 0 S: 3	H: 2 R: 1 ER: 0 LOB: 1 BB: 0 P: 5	1B: 8 2B: 4 3B: 0 HR: 1	SF: 0 SAC: 0 DP: 2 HBP: 0	WP: 3 PB: 0 SB: 0 CS: 1	PA: 43
PITCHER	IP WLS BF H R ER SO BB IBB HBP BLK WP HR S P ERA WHIP																
Joe Coleman, R (1.1) ERA: 2.95	0.2 L 5 2 3 3 0 1 0 0 0 0 0 4 8 40.50 4.500																
Doug Bair, R (1.1) ERA: 5.53	4.2 19 3 4 1 4 4 0 0 0 1 1 23 39 1.93 1.500																
Bob Lacey, L (6.1) ERA: 2.22	1.1 8 2 1 1 0 0 1 0 0 0 0 7 11 6.75 1.500																
Dave Giusti, R (7.1) ERA: 2.54	2.1 10 4 1 1 0 0 0 0 0 1 0 10 10 3.86 1.714																

Minnesota Twins @ Oakland Athletics
Oakland-Alameda County Coliseum, Oakland, CA

AB 36
R 9
H 11
RBI 4
BB 6
SO 4
LOB 14



livebaseballscores.com

Sun Jul 17 1977, 3:38 AM PDT
Att: 10,170 - Unknown - 70 F

Batter	1	2	3	4	5	6	7	8	9	AB	R	H	RBI	BB	SO	LOB	BOTTOM
Matt Alexander, S (1.8) OBP: 0.342, SLG: 0.265	4-3		K	4-3		5-3		L8		5	0	0	0	0	1	2	
Marty Perez, R (1.4) OBP: 0.319, SLG: 0.354	1-3		1-3		2B SF8 HBP		1-4-3		K	4	1	0	0	0	1	0	
Manny Sanguillen, R (1.10) OBP: 0.301, SLG: 0.343	2B BB		F3		L9		5-3		1-3	4	1	0	0	1	0	1	
Mitchell Page, L (1.7) OBP: 0.381, SLG: 0.521	1-H 2B			BB E 2B 1B	SF8 2B		1B BB		2B	4	2	4	1	1	0	0	
Wayne Gross, L (1.5) OBP: 0.337, SLG: 0.431	G3			F7 BB			1B BB		F7	4	0	1	0	1	0	3	
Rich McKinney, R (1.3) OBP: 0.254, SLG: 0.374		6-3		E5 BB 2B	SF8		1-2 2-3 3-H 1B			3	1	1	2	0	0	1	
Willie Crawford, L (1.9) OBP: 0.320, SLG: 0.297										1	0	0	0	1	1	0	
Tim Hosley, R (6. PH) OBP: 0.200, SLG: 0.143										1	0	0	0	0	1	2	
Larry Murray, S (6.9) OBP: 0.208, SLG: 0.176										1	0	0	0	0	0	2	
Jeff Newman, R (1.2) OBP: 0.299, SLG: 0.381										3	0	1	2	1	0	0	
Rob Piccolo, R (1.6) OBP: 0.212, SLG: 0.225										1	0	0	0	0	0	1	
Jim Tyrone, R (4. PH) OBP: 0.316, SLG: 0.360										1	0	0	0	0	0	2	
Rodney Scott, S (5.6) OBP: 0.360, SLG: 0.327										2	0	0	0	0	0	0	
Inning Stats	R: 1 H: 1 E: 0 K: 0 S: 4	H: 1 R: 0 ER: 0 LOB: 1 BB: 1 P: 8	R: 0 H: 0 ER: 0 LOB: 0 BB: 1 P: 9	R: 0 H: 0 ER: 0 LOB: 0 BB: 0 P: 5	R: 2 H: 2 E: 1 K: 0 S: 6	H: 2 R: 0 ER: 1 LOB: 2 BB: 1 P: 10	R: 1 H: 1 E: 0 K: 1 S: 6	H: 1 R: 0 ER: 0 LOB: 0 BB: 0 P: 3	R: 1 H: 2 E: 0 K: 0 S: 5	H: 2 R: 0 ER: 0 LOB: 2 BB: 1 P: 9	R: 0 H: 0 ER: 0 LOB: 0 BB: 0 P: 3	R: 0 H: 1 E: 0 K: 1 S: 6	H: 1 R: 0 ER: 0 LOB: 1 BB: 0 P: 6	1B: 3 2B: 4 3B: 0 HR: 0	SF: 1 SAC: 0 DP: 0 HBP: 1	WP: 0 PB: 0 SB: 0 CS: 0	PA: 41
PITCHER	IP WLS BF H R ER SO BB IBB HBP BLK WP HR S P ERA WHIP																
Ron Schueler, R (1.1) ERA: 5.05	4.2 W 9 2 1 1 1 1 0 0 0 0 0 10 14 4.50 1.500																
Geoff Zahn, L (5.1) ERA: 4.53	2.0 9 2 1 1 1 1 0 0 0 0 0 10 14 4.50 1.500																
Tom Johnson, R (7.1) ERA: 2.92	2.1 S 8 1 0 0 1 0 0 0 0 0 0 10 10 0.00 0.429																

Minnesota Twins @ Oakland Athletics
Oakland-Alameda County Coliseum, Oakland, CA

AB 34
R 5
H 7
RBI 5
BB 5
SO 4
LOB 14



livebaseballscores.com

Sun Jul 17 1977, 3:38 AM PDT
Att: 10,170 - Unknown - 70 F

Batter	1	2	3	4	5	6	7	8	9	AB	R	H	RBI	BB	SO	LOB	TOP			
Jerry Remy, L OBP: 0.329, SLG: 0.360 (1, 4)			4-1		4-3			SH5-3 1B		4	0	1	0	0	1	0	California Angels @ Minnesota Twins Metropolitan Stadium, Bloomington, MI Thu Jul 21 1977, 8:05 PM EDT Att: 21,239 - Unknown - 80 F			
Rance Mulliniks, L OBP: 0.333, SLG: 0.411 (1, 6)	E6 HR		1-3		4-3			SH5-3 1-2		3	1	0	0	0	0	0				
Bobby Bonds, R OBP: 0.362, SLG: 0.541 (1, 9)	1-H HR		K				CS 1B	F9		4	1	2	2	0	1	1				
Tony Solaita, L OBP: 0.329, SLG: 0.393 (1, 3)	K				G3		1-2 4-3	L8		4	0	0	0	0	1	2				
Don Baylor, R OBP: 0.331, SLG: 0.369 (1, 7)	1B				FC6-4 E 1B		F7			4	0	2	0	0	0	0				
Dave Chalk, R OBP: 0.351, SLG: 0.362 (1, 5)	K				E5 FC6-4		G5-3 WP 1B			4	0	1	0	0	1	2				
Danny Goodwin, L OBP: 0.133, SLG: 0.133 (1, 10)			4-3		FC6-4 1-2 2-3		F7			4	0	0	0	0	0	3				
Dan Briggs, L OBP: 0.244, SLG: 0.244 (1, 8)			K		K					2	0	0	0	1	2	2				
Terry Humphrey, R OBP: 0.294, SLG: 0.290 (7, Ph)										2	0	0	0	0	0	0				
Ron Jackson, R OBP: 0.299, SLG: 0.335 (7, 2)			F7							1	0	0	0	0	0	2				
Andy Etchebarren, R OBP: 0.311, SLG: 0.273 (7, 2)								G5-3 2-3f		0	0	0	0	0	0	0				
Inning Stats	R: 2 E: 1 K: 3 S: 12	H: 2 LOB: 1 BB: 0 P: 12	R: 0 E: 0 K: 1 S: 5	H: 0 LOB: 0 BB: 0 P: 5	R: 0 E: 0 K: 1 S: 5	H: 0 LOB: 0 BB: 0 P: 5	R: 0 E: 1 K: 1 S: 7	H: 1 LOB: 2 BB: 0 P: 7	R: 0 E: 0 K: 0 S: 3	H: 0 LOB: 0 BB: 0 P: 3	R: 0 E: 0 K: 0 S: 3	H: 1 LOB: 1 BB: 1 P: 7	R: 0 E: 0 K: 0 S: 4	H: 1 LOB: 1 BB: 0 P: 4	R: 0 E: 0 K: 0 S: 3	H: 0 LOB: 0 BB: 0 P: 3	1B: 5 2B: 0 3B: 0 HR: 1	SF: 0 SAC: 1 DP: 1 HBP: 0	WP: 1 PB: 0 SB: 0 CS: 1	PA: 34
PITCHER Dave Goltz, R ERA: 3.53 (1, 1)	IP: 9.0 WLS: W BF: 34 H: 6 R: 2 ER: 1 SO: 6 BB: 1 IBB: 0 HBP: 0 BLK: 0 WP: 1 HR: 1 S: 45 P: 49 ERA: 1.00 WHIP: 0.778															PITCHER				

Batter	1	2	3	4	5	6	7	8	9	AB	R	H	RBI	BB	SO	LOB	BOTTOM			
Mike Cabbage, L OBP: 0.346, SLG: 0.371 (1, 5)	WP 3B 1B				1-3			SH2-4 1-2 2-3		3	1	1	0	0	0	1	California Angels @ Minnesota Twins Metropolitan Stadium, Bloomington, MI Thu Jul 21 1977, 8:05 PM EDT Att: 21,239 - Unknown - 80 F			
Glenn Adams, L OBP: 0.402, SLG: 0.463 (9, 9)	F9				G3			FC3-2 2-3 3-H		4	0	0	0	0	0	4				
Dan Ford, R OBP: 0.340, SLG: 0.408 (9, 9)	1-2									0	0	0	0	0	0	0				
Rod Carew, L OBP: 0.464, SLG: 0.583 (1, 3)	4-0 3B BB				K			F9 S BB		2	1	0	0	2	1	2				
Lyman Bostock, L OBP: 0.393, SLG: 0.473 (1, 7)	1-H 2-H 1B 3B				4-3			F7 1-2		4	1	1	2	0	0	1				
Butch Wynegar, S OBP: 0.370, SLG: 0.414 (1, 2)	4-3				1B BB			FC6-4 BB		2	0	0	0	2	0	1				
Larry Hise, R OBP: 0.392, SLG: 0.544 (1, 8)	3-H 1B				BB 1B			F9 2-3		4	0	2	1	0	0	2				
Rich Chiles, L OBP: 0.328, SLG: 0.354 (1, 10)	L7				BB 1B BB			FC6-4 1-2f		3	0	0	0	1	0	3				
Roy Smalley, S OBP: 0.331, SLG: 0.328 (1, 6)					G3			SH2-4 FC3-2 BB BB		2	0	0	0	2	1	3				
Rob Wilfong, L OBP: 0.313, SLG: 0.278 (1, 4)	P3				K			FC3-2 SH2-4 BB 1-2		3	0	0	0	1	2	1				
Inning Stats	R: 3 E: 0 K: 0 S: 6	H: 3 LOB: 1 BB: 1 P: 10	R: 0 E: 0 K: 0 S: 3	H: 0 LOB: 1 BB: 1 P: 7	R: 0 E: 0 K: 1 S: 6	H: 1 LOB: 3 BB: 2 P: 14	R: 0 E: 0 K: 1 S: 5	H: 0 LOB: 0 BB: 0 P: 5	R: 0 E: 0 K: 0 S: 3	H: 0 LOB: 2 BB: 2 P: 11	R: 0 E: 0 K: 0 S: 3	H: 0 LOB: 0 BB: 0 P: 3	R: 0 E: 0 K: 2 S: 7	H: 0 LOB: 0 BB: 0 P: 7	R: 0 E: 0 K: 0 S: 3	H: 0 LOB: 0 BB: 0 P: 3	1B: 3 2B: 0 3B: 1 HR: 0	SF: 0 SAC: 1 DP: 0 HBP: 0	WP: 1 PB: 0 SB: 1 CS: 0	PA: 36
PITCHER Nolan Ryan, R ERA: 2.67 (1, 1)	IP: 8.0 WLS: L BF: 36 H: 4 R: 3 ER: 3 SO: 4 BB: 8 IBB: 0 HBP: 0 BLK: 1 WP: 1 HR: 0 S: 36 P: 68 ERA: 3.38 WHIP: 1.500															PITCHER				

Batter	1	2	3	4	5	6	7	8	9	AB	R	H	RBI	BB	SO	LOB	TOP								
Jerry Remy, L OBP: 0.330, SLG: 0.360 (1, 4)										5	2	2	0	0	0	2									
Rance Mulliniks, L OBP: 0.337, SLG: 0.410 (1, 6)										5	0	2	0	0	0	2									
Bobby Bonds, R OBP: 0.365, SLG: 0.549 (1, 9)										2	1	1	3	2	0	1									
Tony Solaita, L OBP: 0.176, SLG: 0.395 (1, 3)										4	1	1	0	0	3	2									
Rusty Torres, S OBP: 0.232, SLG: 0.254 (7, 8)										1	0	0	0	0	1	2									
Don Baylor, R OBP: 0.327, SLG: 0.364 (1, 7)										4	0	0	0	0	1	2									
Dave Chalk, R OBP: 0.353, SLG: 0.371 (1, 5)										4	1	2	1	0	0	0									
Danny Goodwin, L OBP: 0.176, SLG: 0.176 (1, 10)										2	0	1	0	0	0	0									
Mario Guerrero, R OBP: 0.336, SLG: 0.408 (6, PH)										1	1	0	0	1	0	0									
Dan Briggs, L OBP: 0.245, SLG: 0.227 (1, 8)										3	0	0	0	1	1	2									
Andy Etchebarren, R OBP: 0.308, SLG: 0.271 (1, 2)										4	0	1	2	0	0	2									
Inning Stats	R: 1 E: 0 K: 1 S: 6	H: 1 LOB: 0 BB: 0 P: 6	R: 0 E: 0 K: 0 S: 3	H: 0 LOB: 0 BB: 0 P: 3	R: 0 E: 0 K: 0 S: 3	H: 0 LOB: 0 BB: 0 P: 3	R: 0 E: 0 K: 1 S: 4	H: 0 LOB: 0 BB: 1 P: 8	R: 0 E: 0 K: 1 S: 7	H: 2 LOB: 2 BB: 0 P: 7	R: 5 E: 0 K: 0 S: 8	H: 5 LOB: 2 BB: 2 P: 16	R: 0 E: 0 K: 2 S: 8	H: 1 LOB: 1 BB: 0 P: 8	R: 0 E: 0 K: 0 S: 3	H: 0 LOB: 0 BB: 0 P: 3	R: 0 E: 0 K: 1 S: 6	H: 1 LOB: 2 BB: 1 P: 10	1B: 7 2B: 1 3B: 1 HR: 1	SF: 1 SAC: 0 DP: 0 HBP: 0	WP: 0 PB: 0 SB: 2 CS: 0	PA: 40			
PITCHER	IP	WLS	BF	H	R	ER	SO	BB	IBB	HBP	BLK	WP	HR	S	P	ERA	WHIP								
Paul Thordsgard, R ERA: 3.96 (1, 1)	5.2	L	24	7	5	5	3	1	0	0	0	0	1	29	33	7.94	1.412								
Tom Burgmeier, L ERA: 3.92 (6, 1)	0.1		4	1	1	1	0	2	0	0	0	0	0	2	10	27.00	9.000								
Gary Serum, R ERA: (7, 1)	2.0		7	1	0	0	2	0	0	0	0	0	0	11	11	0.00	0.500								
Tom Johnson, R ERA: 2.89 (9, 1)	1.0		5	1	0	0	1	1	0	0	0	0	0	6	10	0.00	2.000								

California Angels @ Minnesota Twins
Metropolitan Stadium, Bloomington, MI

AB 35
R 6
H 10
RBI 6
BB 4
SO 6
LOB 15



WP: 0 PA: 40
PB: 0
SB: 2
CS: 0

Batter	1	2	3	4	5	6	7	8	9	AB	R	H	RBI	BB	SO	LOB	BOTTOM								
Lyman Bostock, L OBP: 0.394, SLG: 0.482 (1, 7)										4	1	2	1	0	0	2									
Dan Ford, R OBP: 0.339, SLG: 0.416 (1, 9)										4	1	1	1	0	0	1									
Rod Carew, L OBP: 0.459, SLG: 0.576 (1, 3)										4	0	0	0	0	0	0									
Larry Hise, R OBP: 0.363, SLG: 0.545 (1, 8)										3	0	1	0	1	1	0									
Craig Kusick, R OBP: 0.347, SLG: 0.420 (1, 10)										2	0	1	0	2	0	0									
Butch Wynegar, S OBP: 0.395, SLG: 0.408 (1, 2)										4	0	0	0	0	2	5									
Roy Smalley, S OBP: 0.332, SLG: 0.333 (1, 6)										4	0	2	0	0	0	1									
Bob Randall, R OBP: 0.289, SLG: 0.280 (1, 4)										4	0	0	0	0	0	2									
Luis Gomez, R OBP: 0.310, SLG: 0.475 (1, 5)										3	0	1	0	0	0	1									
Bud Bulling, R (9, PH)										1	0	0	0	0	0	1									
Inning Stats	R: 0 E: 0 K: 0 S: 3	H: 1 LOB: 0 BB: 0 P: 3	R: 0 E: 0 K: 2 S: 7	H: 0 LOB: 1 BB: 1 P: 11	R: 1 E: 0 K: 0 S: 4	H: 1 LOB: 0 BB: 0 P: 4	R: 0 E: 0 K: 0 S: 3	H: 1 LOB: 1 BB: 1 P: 7	R: 0 E: 0 K: 1 S: 4	H: 1 LOB: 1 BB: 0 P: 4	R: 0 E: 0 K: 0 S: 3	H: 1 LOB: 2 BB: 1 P: 10	R: 0 E: 0 K: 0 S: 4	H: 1 LOB: 0 BB: 0 P: 4	R: 1 E: 0 K: 0 S: 4	H: 1 LOB: 0 BB: 0 P: 4	R: 0 E: 0 K: 0 S: 4	H: 1 LOB: 1 BB: 0 P: 4	1B: 4 2B: 2 3B: 0 HR: 2	SF: 0 SAC: 0 DP: 2 HBP: 0	WP: 0 PB: 0 SB: 1 CS: 0	PA: 36			
PITCHER	IP	WLS	BF	H	R	ER	SO	BB	IBB	HBP	BLK	WP	HR	S	P	ERA	WHIP								
Ken Brett, L ERA: 4.68 (1, 1)	9.0	W	36	8	2	2	3	3	0	0	0	0	2	39	51	2.00	1.222								

California Angels @ Minnesota Twins
Metropolitan Stadium, Bloomington, MI

AB 33
R 2
H 8
RBI 2
BB 3
SO 3
LOB 13




WP: 0 PA: 36
PB: 0
SB: 1
CS: 0

Batter	1	2	3	4	5	6	7	8	9	AB	R	H	RBI	BB	SO	LOB	TOP					
Jerry Remy, L (1,4) OBP: 0.331, SLG: 0.359	0-0 1-3		0-0 4-3		4-0 SF9 G3 BB	0-0 4-3		0-0 WP 1B		4	0	1	0	1	0	2	California Angels @ Minnesota Twins Metropolitan Stadium, Bloomington, MI Sat Jul 23 1977, 4:33 AM EDT Att: 18,207 - Unknown - 74 F					
Rance Mulliniks, L (1,6) OBP: 0.352, SLG: 0.422	0-0 G3		0-0 3B 1B		0-0 G3		0-0 L8 1B	0-0 WP 1B		5	1	3	1	0	0	2						
Bobby Bonds, R (1,9) OBP: 0.368, SLG: 0.556	0-3 K		0-0 1B 3B		0-0 SF9		0-0 1B	4-0 1B		3	1	2	2	1	1	0						
Tony Solaita, L (1,3) OBP: 0.329, SLG: 0.392		0-0 3-1	0-0 FC4 1B		0-0 BB		0-0 L8	0-0 F9		4	0	1	1	1	0	5						
Don Baylor, R (1,7) OBP: 0.325, SLG: 0.362		0-0 BB 1B	0-0 FC4 1B		0-0 6-3		0-0 P6		0-0 5-3	5	0	1	0	0	0	5						
Dave Chalk, R (1,5) OBP: 0.353, SLG: 0.369		0-0 F9		0-0 F7		1-0 FC6-4 HBP	0-0 4-3		0-0 1B	4	0	1	0	0	0	3						
Danny Goodwin, L (1,10) OBP: 0.273, SLG: 0.238	4-0 1-2 BB		0-3 K		0-0 FC6-4 BB		0-0 1B 1B	0-0 G4-6-3 1B		4	1	2	0	1	1	1						
Dan Briggs, L (1,8) OBP: 0.241, SLG: 0.208	0-0 4-3		0-0 4-3		4-0 1-2 BB		0-0 K	0-0 G4-6-3		4	0	0	0	1	1	5						
Andy Etchebarren, R (1,2) OBP: 0.309, SLG: 0.290			0-0 6-3		0-0 G3 SF9 2B		0-0 L3		0-0 F8	3	1	1	0	0	0	2						
Mario Guerrero, R (8, PH) OBP: 0.333, SLG: 0.404										1	0	0	0	0	0	1						
Ike Hampton, S (8, 2) OBP: 0.389, SLG: 0.556										0	0	0	0	0	0	0						
Inning Stats	R: 0 E: 0 K: 1 S: 5	H: 0 LOB: 0 BB: 0 P: 5	R: 0 E: 0 K: 0 S: 4	H: 1 LOB: 2 BB: 1 P: 8	R: 2 E: 0 K: 0 S: 6	H: 3 LOB: 1 BB: 0 P: 6	R: 0 E: 0 K: 1 S: 5	H: 0 LOB: 0 BB: 0 P: 5	R: 1 E: 0 K: 0 S: 4	H: 1 LOB: 2 BB: 2 P: 12	R: 0 E: 0 K: 0 S: 3	H: 0 LOB: 2 BB: 1 P: 8	R: 0 E: 0 K: 0 S: 5	H: 2 LOB: 2 BB: 0 P: 5	R: 1 E: 0 K: 1 S: 8	H: 3 LOB: 3 BB: 1 P: 12	R: 0 E: 0 K: 0 S: 4	H: 2 LOB: 1 BB: 0 P: 4	1B: 10 2B: 1 3B: 1 HR: 0	SF: 1 SAC: 0 DP: 1 HBP: 1	WP: 1 PB: 0 SB: 0 CS: 0	PA: 44
PITCHER	IP WLS BF H R ER SO BB IBB HBP BLK WP HR S P ERA WHIP																					
Pete Redfern, R (1,1) ERA: 4.77	6.0 W 28 5 3 3 2 4 0 0 1 0 0 0 27 44 4.50 1.500																					
Tom Johnson, R (7,1) ERA: 2.92	2.0 12 5 1 1 1 1 0 0 0 0 1 0 13 17 4.50 3.000																					
Dave Johnson, R (9,1) ERA: 4.71	1.0 4 2 0 0 0 0 0 0 0 0 0 0 4 4 0.00 2.000																					

Batter	1	2	3	4	5	6	7	8	9	AB	R	H	RBI	BB	SO	LOB	BOTTOM			
Lyman Bostock, L (1,7) OBP: 0.395, SLG: 0.491	0-0 2B 1B		0-0 G3	0-0 HR		0-0 L6-4-3				4	2	2	2	0	0	2	California Angels @ Minnesota Twins Metropolitan Stadium, Bloomington, MI Sat Jul 23 1977, 4:33 AM EDT Att: 18,207 - Unknown - 74 F			
Dan Ford, R (1,9) OBP: 0.341, SLG: 0.425	0-0 1H SF8 2B		0-0 5-6-3	0-0 4-3			0-0 L3-6 2B			4	1	2	1	0	0	0				
Rod Carew, L (1,3) OBP: 0.457, SLG: 0.582	0-0 SF8		0-0 F8		0-0 HR		0-0 L3-6			3	1	1	2	0	0	1				
Larry Hise, R (1,8) OBP: 0.364, SLG: 0.552	0-0 5-3			1-0 E 1B HBP	0-3 K		0-0 HR			3	2	1	1	0	1	0				
Craig Kusick, R (1,10) OBP: 0.355, SLG: 0.421	4-0 BB		0-0 E1 1B 1B	0-0 P6		4-0 BB		0-0 BB		2	1	1	0	2	0	0				
Butch Wynegar, S (1,2) OBP: 0.394, SLG: 0.406	0-0 P5		0-0 1B 4-3 1B	0-0 F9		0-0 4-3				4	1	1	1	0	0	2				
Roy Smalley, S (1,6) OBP: 0.334, SLG: 0.344		0-0 L7	0-0 6-3 HR 1B	0-0 4-3		0-0 HR		0-0 F3		4	2	2	2	0	0	0				
Bob Randall, R (1,4) OBP: 0.287, SLG: 0.277		0-0 6-3		0-0 4-3		0-0 HR		0-0 4-3		1	0	0	0	0	0	0				
Rich Chiles, L (4, PH) OBP: 0.326, SLG: 0.352				1-2 3H		0-0 L6-4-3 E 1B		0-0 4-3		1	0	0	1	0	0	1				
Jerry Terrell, R (5,4) OBP: 0.263, SLG: 0.267				1-2 3H		0-0 L6-4-3		0-0 L8		2	0	1	0	0	0	0				
Luis Gomez, R (1,5) OBP: 0.310, SLG: 0.475		0-0 4-3		0-0 6-3		0-0 E7 L6-4-3				0	0	0	0	0	0	0				
Mike Cabbage, L (2, PH) OBP: 0.341, SLG: 0.365				2-3						4	0	0	0	0	0	2				
Inning Stats	R: 2 E: 0 K: 0 S: 5	H: 2 LOB: 1 BB: 1 P: 9	R: 0 E: 0 K: 0 S: 3	H: 0 LOB: 0 BB: 0 P: 3	R: 0 E: 0 K: 0 S: 3	H: 0 LOB: 0 BB: 0 P: 3	R: 5 E: 1 K: 0 S: 7	H: 4 LOB: 0 BB: 0 P: 8	R: 1 E: 0 K: 1 S: 6	H: 1 LOB: 0 BB: 0 P: 6	R: 1 E: 1 K: 0 S: 4	H: 2 LOB: 0 BB: 0 P: 4	R: 1 E: 0 K: 0 S: 4	H: 2 LOB: 1 BB: 1 P: 8	R: 0 E: 0 K: 0 S: 3	H: 0 LOB: 0 BB: 0 P: 3	1B: 5 2B: 3 3B: 1 HR: 4	SF: 1 SAC: 0 DP: 1 HBP: 1	WP: 0 PB: 0 SB: 0 CS: 0	PA: 36
PITCHER	IP WLS BF H R ER SO BB IBB HBP BLK WP HR S P ERA WHIP																			
Frank Tanana, L (1,1) ERA: 2.25	1.0 14 4 5 5 0 0 0 0 1 0 0 1 13 14 15.00 1.333																			
Mike Barlow, R (2,1) ERA: 6.09	3.0 L 14 4 5 5 0 0 0 0 1 0 0 1 13 14 15.00 1.333																			
Tom Walker, R (5,1) ERA: 5.14	2.0 8 3 2 2 1 0 0 0 0 0 0 2 10 10 9.00 1.500																			
Dyar Miller, R (7,1) ERA: 3.47	1.0 5 2 1 1 0 1 0 0 0 0 0 1 4 8 9.00 3.000																			
Dave LaRoche, L (8,1) ERA: 3.71	1.0 3 0 0 0 0 0 0 0 0 0 0 0 3 3 0.00 0.000																			

AB	37
R	4
H	12
RBI	4
BB	5
SO	3
LOB	26



Batter	1	2	3	4	5	6	7	8	9	AB	R	H	RBI	BB	SO	LOB	TOP										
Rodney Scott, S (1, 6) OBP: 0.349, SLG: 0.314 Rob Picciolo, R (6, 6) OBP: 0.210, SLG: 0.222	F7		2B		F9			6-3		2	1	0	0	1	0	1	Oakland Athletics @ Minnesota Twins Metropolitan Stadium, Bloomington, MI Sun Jul 24 1977, 4:33 AM EDT Unknown - 84 F livebaseballscores.com										
Marty Perez, R (1, 4) OBP: 0.314, SLG: 0.355	1B		4-3		6-3			G6-3		4	2	3	1	0	0	1											
Manny Sanguillen, R (1, 2) OBP: 0.299, SLG: 0.347 Jeff Newman, R (8, 2) OBP: 0.282, SLG: 0.358	P4		4-3		3-1			G6-3		4	0	0	0	0	0	4											
Mitchell Page, L (1, 10) OBP: 0.389, SLG: 0.535	1B				F8			L3		3	0	2	1	1	0	0											
Wayne Gross, L (1, 5) OBP: 0.339, SLG: 0.433	1B				G6-4-3			L3		3	0	1	1	1	1	2											
Rich McKinney, R (1, 3) OBP: 0.293, SLG: 0.362 Matt Alexander, S (9, PR) OBP: 0.342, SLG: 0.265	K				G6-4-3			BB		3	0	0	0	1	1	3											
Jim Tyrone, R (1, 9) OBP: 0.303, SLG: 0.344 Willie Crawford, L (9, PH) OBP: 0.321, SLG: 0.292	G3				F7			K		3	0	0	0	0	1	0											
Tony Armas, R (1, 8) OBP: 0.280, SLG: 0.379	3-1				F8					3	0	0	0	0	0	0											
Larry Murray, S (1, 7) OBP: 0.218, SLG: 0.230	K				6-3					3	0	1	0	0	1	0											
Inning Stats	R: 1 E: 0 K: 1 S: 8	H: 3 LOB: 2 BB: 0 P: 8	R: 0 E: 0 K: 1 S: 5	H: 0 LOB: 0 BB: 0 P: 5	R: 2 E: 0 K: 1 S: 6	H: 2 LOB: 0 BB: 1 P: 10	R: 0 E: 0 K: 1 S: 5	H: 0 LOB: 0 BB: 0 P: 5	R: 0 E: 0 K: 0 S: 4	H: 1 LOB: 1 BB: 0 P: 4	R: 0 E: 0 K: 0 S: 2	H: 0 LOB: 0 BB: 1 P: 6	R: 0 E: 0 K: 0 S: 3	H: 0 LOB: 0 BB: 0 P: 3	R: 0 E: 0 K: 0 S: 3	H: 1 LOB: 1 BB: 2 P: 12		R: 0 E: 0 K: 1 S: 4	H: 0 LOB: 1 BB: 2 P: 12	1B: 5 2B: 3 3B: 0 HR: 0	SF: 0 SAC: 0 DP: 3 HBP: 0	WP: 0 PB: 0 SB: 0 CS: 0	PA: 34				
PITCHER	IP	WLS	BF	H	R	ER	SO	BB	IBB	HBP	BLK	WP	HR	S	P	ERA	WHIP										
Geoff Zahn, L (1, 1) ERA: 4.42 Tom Johnson, R (9, 1) ERA: 2.91	8.2	W	33	7	3	3	4	4	0	0	0	0	0	37	53	3.12	1.269										


Batter	1	2	3	4	5	6	7	8	9	AB	R	H	RBI	BB	SO	LOB	BOTTOM										
Lyman Bostock, L (1, 7) OBP: 0.401, SLG: 0.500	4-3		2B		E			HR		4	2	3	0	1	0	0	Oakland Athletics @ Minnesota Twins Metropolitan Stadium, Bloomington, MI Sun Jul 24 1977, 4:33 AM EDT Unknown - 84 F livebaseballscores.com										
Dan Ford, R (1, 9) OBP: 0.341, SLG: 0.438	F9		3-1		E6			K		5	1	2	3	0	1	2											
Rod Carew, L (1, 3) OBP: 0.456, SLG: 0.580	FC6-4		3-1		L8			1-4-3		5	1	2	0	0	0	4											
Larry Hisle, R (1, 8) OBP: 0.366, SLG: 0.549	FC6-4		K		G6-4-3			1B		2	1	0	0	2	1	2											
Craig Kusick, R (1, 10) OBP: 0.359, SLG: 0.422 Glenn Adams, L (7, PH) OBP: 0.406, SLG: 0.467	E				F2			G3		2	0	1	0	1	0	0											
Butch Wynegar, S (1, 2) OBP: 0.390, SLG: 0.401	E6				6-3			G3		4	0	0	0	0	0	4											
Roy Smalley, S (1, 6) OBP: 0.336, SLG: 0.344	K				P5			1B		3	0	1	0	1	1	2											
Jerry Terrell, R (1, 5) OBP: 0.258, SLG: 0.262 Mike Cubbage, L (7, PH) OBP: 0.339, SLG: 0.364	K				5-3			L8		3	0	0	0	0	1	2											
Bob Randall, R (1, 4) OBP: 0.280, SLG: 0.270 Rich Chiles, L (8, PH) OBP: 0.324, SLG: 0.350 Luis Gomez, R (9, 4) OBP: 0.310, SLG: 0.475	K				F7			L9		3	0	0	0	0	0	0											
Inning Stats	R: 0 E: 0 K: 0 S: 4	H: 1 LOB: 1 BB: 0 P: 4	R: 0 E: 1 K: 2 S: 7	H: 0 LOB: 1 BB: 1 P: 11	R: 1 E: 0 K: 1 S: 7	H: 2 LOB: 1 BB: 0 P: 7	R: 0 E: 0 K: 0 S: 3	H: 0 LOB: 0 BB: 0 P: 3	R: 0 E: 1 K: 0 S: 5	H: 1 LOB: 2 BB: 0 P: 5	R: 1 E: 0 K: 0 S: 4	H: 2 LOB: 1 BB: 1 P: 8	R: 3 E: 0 K: 0 S: 7	H: 4 LOB: 3 BB: 2 P: 15	R: 0 E: 0 K: 1 S: 5	H: 0 LOB: 1 BB: 1 P: 9		1B: 7 2B: 1 3B: 1 HR: 1	SF: 0 SAC: 0 DP: 1 HBP: 0	WP: 0 PB: 0 SB: 1 CS: 1	PA: 39						
PITCHER	IP	WLS	BF	H	R	ER	SO	BB	IBB	HBP	BLK	WP	HR	S	P	ERA	WHIP										
Pablo Torrealba, L (1, 1) ERA: 1.82 Bob Lacey, L (6, 1) ERA: 2.57 Doug Bair, R (7, 1) ERA: 5.34	5.0	L	9	5	3	3	0	1	0	0	0	0	1	8	12	20.25	4.500										

Batter	1	2	3	4	5	6	7	8	9	10	11	AB R H RBI BB SO LOB	TOP												
Sheldon Mallory, L OBP: 0.375, SLG: 0.327 (1, 9)	3-1		5-3 S 1B		WP 2-H 2B			K		4-3		5 0 2 1 0 1 1													
Marty Perez, R OBP: 0.310, SLG: 0.347 Matt Alexander, S OBP: 0.342, SLG: 0.265 Rodney Scott, S OBP: 0.344, SLG: 0.309 (8, PR)	G3 1B		5-3 1-3		K			S BB		K		3 0 1 0 1 1 2 0 0 0 0 0 0 0 1 0 0 0 0 1 0													
Willie Crawford, L OBP: 0.318, SLG: 0.296 (1, 10)	G3 1-2		K				F7			F9		5 0 0 0 0 1 3													
Mitchell Page, L OBP: 0.388, SLG: 0.530 (1, 7)	K						F8			F9		5 0 1 0 0 1 1													
Wayne Gross, L OBP: 0.339, SLG: 0.427 (1, 5)							F8			K		5 0 0 0 0 3 1													
Rich McKinney, R OBP: 0.252, SLG: 0.357 (1, 3)							4-1			K		4 0 0 0 0 3 0													
Tony Armas, R OBP: 0.292, SLG: 0.400 (1, 8)							3-1					4 0 2 0 0 1 0													
Jeff Newman, R OBP: 0.288, SLG: 0.395 (1, 2)										G6-4-3 1B		4 1 2 0 0 1 2													
Rob Piccolo, R OBP: 0.234, SLG: 0.215 (1, 6)										G6-4-3 2B 1B		4 0 0 0 0 1 2													
										K		4 0 0 0 0 1 2													
										5-3															
Inning Stats	R: 0 E: 0 K: 1 S: 6	H: 1 LOB: 1 BB: 0 P: 6	R: 0 E: 0 K: 3 S: 10	H: 1 LOB: 1 BB: 0 P: 10	R: 0 E: 0 K: 1 S: 6	H: 1 LOB: 1 BB: 0 P: 6	R: 0 E: 0 K: 0 S: 3	H: 0 LOB: 0 BB: 0 P: 3	R: 1 E: 0 K: 1 S: 7	H: 2 LOB: 1 BB: 0 P: 7	R: 0 E: 0 K: 1 S: 5	H: 0 LOB: 0 BB: 0 P: 5	R: 0 E: 0 K: 2 S: 7	H: 0 LOB: 2 BB: 1 P: 11	R: 0 E: 0 K: 1 S: 5	H: 0 LOB: 0 BB: 0 P: 5	R: 0 E: 0 K: 1 S: 6	H: 1 LOB: 1 BB: 0 P: 6	R: 0 E: 0 K: 2 S: 8	H: 1 LOB: 1 BB: 0 P: 8	1B: 7 2B: 1 3B: 0 HR: 0	SF: 0 SAC: 0 DP: 1 HBP: 0	WP: 1 PB: 0 SB: 3 CS: 0	PA: 41	
PITCHER Dave Goltz, R ERA: 3.37 (1, 1)	IP 11.0	WLS W 41	BF 41	H 8	R 1	ER 1	SO 14	BB 1	IBB 0	HBP 0	BLK 0	WP 1	HR 0	S 68	P 72	ERA 0.82	WHIP 0.818								

Oakland Athletics @ Minnesota Twins
Metropolitan Stadium, Bloomington, MI
Mon Jul 25 1977, 8:05 PM EDT
Att. 18,550 - Unknown - 74 F

livebaseballscorecards.com

AB 40
R 1
H 8
RBI 1
BB 1
SO 14
LOB 12




Batter	1	2	3	4	5	6	7	8	9	10	11	AB R H RBI BB SO LOB	BOTTOM												
Mike Cabbage, L OBP: 0.339, SLG: 0.384 (1, 5)	4-3											4 1 1 1 1 1 1													
Roy Smalley, S OBP: 0.337, SLG: 0.343 (1, 6)	E 1B BB									F7		4 0 0 0 1 1 2													
Rod Carew, L OBP: 0.454, SLG: 0.576 (1, 3)	E 1B									K		5 1 2 0 0 1 0													
Lyman Bostock, L OBP: 0.399, SLG: 0.503 (1, 7)	E5 1-2 2-3									4-3		4 0 1 0 1 0 2													
Glenn Adams, L OBP: 0.404, SLG: 0.465 (1, 10)	K									G3		4 0 1 0 1 1 3													
Larry Hise, R OBP: 0.386, SLG: 0.556 (1, 8)	K									G3		5 0 1 1 0 2 5													
Butch Wynegar, S OBP: 0.380, SLG: 0.398 (1, 2)										F8 BB		3 0 0 0 1 1 2													
Dan Ford, R OBP: 0.344, SLG: 0.441 (1, 9)										F8 1-2		4 0 1 0 0 0 1													
Bob Randall, R OBP: 0.288, SLG: 0.258 Rich Chiles, L OBP: 0.323, SLG: 0.347 Jerry Terrell, R OBP: 0.256, SLG: 0.260 (10, PH)										6-3		2 0 0 0 0 1 0 1 0 0 0 0 0 0 0 0 0 0 0 0 0													
										F4															
										SH1-3 1B															
										G1															
										F8															
Inning Stats	R: 0 E: 1 K: 2 S: 9	H: 1 LOB: 3 BB: 1 P: 13	R: 0 E: 0 K: 1 S: 4	H: 0 LOB: 0 BB: 1 P: 8	R: 1 E: 0 K: 1 S: 6	H: 1 LOB: 0 BB: 0 P: 6	R: 0 E: 0 K: 0 S: 3	H: 0 LOB: 0 BB: 0 P: 3	R: 0 E: 0 K: 0 S: 3	H: 1 LOB: 1 BB: 1 P: 7	R: 0 E: 0 K: 1 S: 6	H: 1 LOB: 1 BB: 0 P: 6	R: 0 E: 0 K: 0 S: 3	H: 0 LOB: 0 BB: 0 P: 3	R: 0 E: 0 K: 1 S: 5	H: 0 LOB: 0 BB: 0 P: 5	R: 0 E: 0 K: 1 S: 5	H: 0 LOB: 0 BB: 0 P: 5	R: 1 E: 0 K: 0 S: 3	H: 3 LOB: 3 BB: 1 P: 7	1B: 6 2B: 0 3B: 0 HR: 1	SF: 0 SAC: 1 DP: 0 HBP: 0	WP: 0 PB: 0 SB: 0 CS: 0	PA: 42	
PITCHER Rick Langford, R ERA: 3.06 (1, 1)	IP 10.0	WLS L 42	BF 42	H 7	R 2	ER 2	SO 8	BB 4	IBB 1	HBP 0	BLK 0	WP 0	HR 1	S 53	P 73	ERA 1.80	WHIP 1.100								

Oakland Athletics @ Minnesota Twins
Metropolitan Stadium, Bloomington, MI
Mon Jul 25 1977, 8:05 PM EDT
Att. 18,550 - Unknown - 74 F

livebaseballscorecards.com

AB 36
R 2
H 7
RBI 2
BB 5
SO 8
LOB 16



Batter	1	2	3	4	5	6	7	8	9	AB	R	H	RBI	BB	SO	LOB	TOP											
Lyman Bostock, L OBP: 0.404, SLG: 0.518	0-0 SH1-4 1B	0-0 1-H 3B				0-0 1B HR 2B		0-0 1-3 2-H 2B		0-0 L8							5 1 4 2 0 0 1											
Roy Smalley, S OBP: 0.336, SLG: 0.342	0-0 SH1-4 1-2	0-0 4-3				0-0 HR 1B		0-3 K		0-0 F6							4 1 1 0 0 1 3											
Rod Carew, L OBP: 0.453, SLG: 0.582	0-0 4-3 2-3					0-0 HR		0-0 6-3		0-0 BB 1B							5 1 2 3 0 0 1											
Butch Wynegar, S OBP: 0.360, SLG: 0.394	4-0 BB					0-0 4-3		0-0 F2		4-0 FC6-4 BB							3 0 0 0 2 0 0											
Larry Hisle, R OBP: 0.362, SLG: 0.548	0-0 F7					0-0 6-3		0-0 F8		0-0 P4							5 0 0 0 0 1 4											
Glenn Adams, L OBP: 0.399, SLG: 0.458		0-0 4-3						4-0 FC5-4 BB		0-0 2B 1B							2 0 0 0 0 0 0											
Craig Kusick, R OBP: 0.364, SLG: 0.423								0-0 BB		0-0 1B							2 1 1 0 1 0 2											
Dan Ford, R OBP: 0.343, SLG: 0.441		0-3 K2-3				0-0 5-3		0-0 FC5-4 2B		0-0 1-H 2B							4 1 1 1 0 1 1											
Mike Cabbage, L OBP: 0.340, SLG: 0.396		0-0				0-0 1-3		0-0 2-3		0-0 F8							2 1 1 1 0 0 0											
Jerry Terrell, R OBP: 0.255, SLG: 0.258								1-2		0-0 F8							1 0 0 0 0 0 1											
Rich Chiles, L OBP: 0.310, SLG: 0.345		HR						1-2									1 0 0 0 0 0 1											
Luis Gomez, R OBP: 0.310, SLG: 0.475																	0 0 0 0 0 0 0											
Bob Randall, R OBP: 0.268, SLG: 0.252		0-0 E3 3B						0-0 F9		1-0 2B HBP							3 1 0 0 0 0 1											
Inning Stats	R: 0 E: 0 K: 0 S: 4	H: 1 LOB: 2 BB: 1 P: 8	R: 2 E: 1 K: 1 S: 8	H: 2 LOB: 1 BB: 0 P: 8	R: 0 E: 0 K: 1 S: 5	H: 0 LOB: 0 BB: 0 P: 5	R: 0 E: 0 K: 0 S: 3	H: 0 LOB: 0 BB: 0 P: 3	R: 3 E: 0 K: 0 S: 6	H: 3 LOB: 0 BB: 0 P: 6	R: 1 E: 0 K: 1 S: 6	H: 1 LOB: 2 BB: 1 P: 11	R: 0 E: 0 K: 0 S: 3	H: 0 LOB: 0 BB: 0 P: 3	R: 1 E: 0 K: 0 S: 5	H: 2 LOB: 1 BB: 0 P: 5	R: 0 E: 0 K: 0 S: 4	H: 1 LOB: 2 BB: 1 P: 8	1B: 4 2B: 3 3B: 1 HR: 2	SF: 0 SAC: 1 DP: 0 HBP: 1	WP: 0 PB: 0 SB: 0 CS: 0	PA: 42						
PITCHER	IP	WLS	BF	H	R	ER	SO	BB	IBB	HBP	BLK	WP	HR	S	P	ERA	WHIP											
Glenn Abbott, R ERA: 4.64	(1, 1)	5.0	W	23	6	5	4	2	1	0	0	0	0	2	26	30	7.20	1.400										
Mike Kekich, L ERA: 4.09	(6, 1)	2.0	11	3	2	2	1	1	0	1	0	0	0	0	11	16	9.00	2.000										
Enrique Romo, R ERA: 2.3	(8, 1)	0.2	2	0	0	0	0	0	0	0	0	0	0	2	2	0.00	0.000											
Bill Laxton, L ERA: 3.96	(8, 1)	0.2	4	1	0	0	0	1	0	0	0	0	0	3	7	0.00	3.000											
Diego Segul, R ERA: 5.69	(9, 1)	0.2	S	2	0	0	0	0	0	0	0	0	0	2	2	0.00	0.000											
Batter	1	2	3	4	5	6	7	8	9	AB	R	H	RBI	BB	SO	LOB	BOTTOM											
Julio Cruz, S OBP: 0.302, SLG: 0.349	0-0 SH1-3 3-1 1B	0-0 1-2 HR 1B				0-0 6-3		0-0 SH5-4 1-2		0-0 F7							4 2 2 0 0 0 0											
Dave Collins, S OBP: 0.298, SLG: 0.303	0-0 SH1-3 1-3	0-0 6-3 1-2 2-3				0-0 1B 1B		0-0 2-H SF8 3B		0-3 K							4 2 2 1 0 1 2											
Dan Meyer, L OBP: 0.330, SLG: 0.439	0-0 3-1 3-H	0-0 HR				0-0 1B 1B		0-0 SF8 3-H									3 1 2 5 0 0 0											
Leroy Stanton, R OBP: 0.335, SLG: 0.494	1-0 2B HBP	0-3 K				0-0 1B 1B		0-0 1B									3 1 2 1 0 1 0											
Ruppert Jones, L OBP: 0.309, SLG: 0.471	0-0 1-H 1B 2B	0-3 K				0-0 4-3		0-0 F7									4 1 1 1 0 1 3											
Bill Stein, R OBP: 0.295, SLG: 0.404	0-0 BB 2-H 1B					0-0 1-3 1B		0-0 L9		0-0 6-3							4 0 1 1 0 0 0											
Steve Braun, L OBP: 0.351, SLG: 0.297	4-0 BB					0-0 4-3		0-0 F7		4-0 CS BB							2 0 0 0 2 0 0											
Carlos Lopez, R OBP: 0.318, SLG: 0.436	1-2 BB					0-0 4-3		0-0 F7									0 0 0 0 0 0 0											
Larry Cox, R OBP: 0.281, SLG: 0.370	0-3 K					0-0 6-3		0-0 5-3		0-0 F8							4 0 0 0 0 1 3											
Craig Reynolds, L OBP: 0.261, SLG: 0.284		0-0 6-3 HR 1B				0-0 L1		4-0 SH5-4 3B BB		0-0 3-1							3 2 1 0 1 0 0											
Inning Stats	R: 3 E: 0 K: 1 S: 8	H: 3 LOB: 2 BB: 1 P: 13	R: 3 E: 0 K: 2 S: 10	H: 3 LOB: 0 BB: 0 P: 10	R: 0 E: 0 K: 0 S: 3	H: 0 LOB: 0 BB: 0 P: 3	R: 1 E: 0 K: 0 S: 6	H: 3 LOB: 0 BB: 0 P: 6	R: 0 E: 0 K: 0 S: 3	H: 0 LOB: 0 BB: 0 P: 3	R: 2 E: 0 K: 0 S: 5	H: 2 LOB: 1 BB: 1 P: 9	R: 0 E: 0 K: 0 S: 2	H: 0 LOB: 1 BB: 1 P: 6	R: 0 E: 0 K: 1 S: 5	H: 0 LOB: 0 BB: 0 P: 5	1B: 8 2B: 1 3B: 1 HR: 1	SF: 1 SAC: 2 DP: 0 HBP: 1	WP: 0 PB: 0 SB: 0 CS: 1	PA: 38								
PITCHER	IP	WLS	BF	H	R	ER	SO	BB	IBB	HBP	BLK	WP	HR	S	P	ERA	WHIP											
Paul Thordogard, R ERA: 4.15	(1, 1)	0.2	L	7	3	3	3	0	1	0	1	0	0	5	10	40.50	6.000											
Tom Burgmeier, L ERA: 4.29	(1, 1)	3.1	16	6	4	4	3	0	0	0	0	0	1	22	22	10.80	1.800											
Don Carrithers, R ERA: 14.54	(5, 1)	1.1	6	1	2	2	0	1	0	0	0	0	0	5	9	13.50	1.500											
Dave Johnson, R ERA: 4.29	(6, 1)	2.2	9	1	0	0	1	1	0	0	0	0	0	10	14	0.00	0.750											

Minnesota Twins @ Seattle Mariners
The Kingdome, Seattle, WA
Tue Jul 26 1977, 10:05 PM EDT
Att: 12,017 - Dome

AB	37
R	7
H	10
RBI	7
BB	3
SO	3
LOB	15



Minnesota Twins @ Seattle Mariners
The Kingdome, Seattle, WA
Tue Jul 26 1977, 10:05 PM EDT
Att: 12,017 - Dome

AB	31
R	9
H	11
RBI	9
BB	3
SO	4
LOB	8



Batter	1	2	3	4	5	6	7	8	9	AB	R	H	RBI	BB	SO	LOB	TOP								
Lyman Bostock, L (1, 7) OBP: 0.400, SLG: 0.512	0-0 6-3		0-0 G3			0-0 G3-6		0-0 F8	0-0 F8	4	0	0	0	0	0	2									
Dan Ford, R (1, 9) OBP: 0.342, SLG: 0.439	0-0 P6			0-3 K			0-0 F8	0-0 FC3-2	0-0 FC3-2	4	0	1	0	0	1	0									
Rod Carew, L (1, 3) OBP: 0.454, SLG: 0.589	0-0 6-3			0-0 4-3			0-0 HR	0-0 FC3-2	0-0 FC3-2	4	2	2	1	0	0	0									
Larry Hisle, R (1, 8) OBP: 0.361, SLG: 0.544		0-0 5-3		0-0 6-3			0-0 L8	0-0 FC3-2	0-0 FC3-2	3	1	0	0	1	0	0									
Craig Kusick, R (1, 10) OBP: 0.363, SLG: 0.421		0-0 6-3			0-0 F8		0-0 1B	0-0 FC3-2	0-0 FC3-2	3	0	1	0	0	0	0									
Rich Chiles, L (9, PH) OBP: 0.319, SLG: 0.343								1-2 2-3 3-H	0-0 FC3-2	1	1	0	0	0	0	3									
Butch Wynegar, S (1, 2) OBP: 0.359, SLG: 0.396	0-0 6-3				0-0 1-3		0-0 F8	0-0 2B	0-0 2B	4	0	1	3	0	0	1									
Roy Smalley, S (1, 6) OBP: 0.335, SLG: 0.341			0-0 S 1B		0-0 F8			0-0 F7	0-0 K	4	0	1	0	0	1	1									
Mike Cubbage, L (1, 5) OBP: 0.337, SLG: 0.392			0-3 K		0-0 F9			0-3 K		3	0	0	0	0	2	1									
Bob Randall, R (1, 4) OBP: 0.269, SLG: 0.254			0-0 6-3			0-0 G3-6 1B		0-0 F9		3	0	1	0	0	0	1									
Inning Stats	R: 0 E: 0 K: 0 S: 3	H: 0 LOB: 0 BB: 0 P: 3	R: 0 E: 0 K: 0 S: 3	H: 0 LOB: 0 BB: 0 P: 3	R: 0 E: 0 K: 1 S: 6	H: 1 LOB: 1 BB: 0 P: 6	R: 0 E: 0 K: 1 S: 5	H: 0 LOB: 0 BB: 0 P: 5	R: 0 E: 0 K: 0 S: 3	H: 0 LOB: 0 BB: 0 P: 3	R: 0 E: 0 K: 0 S: 5	H: 0 LOB: 1 BB: 0 P: 5	R: 1 E: 0 K: 0 S: 5	H: 2 LOB: 1 BB: 0 P: 5	R: 0 E: 0 K: 1 S: 5	H: 0 LOB: 0 BB: 0 P: 5	R: 3 E: 0 K: 1 S: 8	H: 3 LOB: 1 BB: 1 P: 12	1B: 5 2B: 1 3B: 0 HR: 1	SF: 0 SAC: 0 DP: 1 HBP: 0	WP: 0 PB: 0 SB: 1 CS: 0	PA: 34			
PITCHER	IP	WLS	BF	H	R	ER	SO	BB	IBB	HBP	BLK	WP	HR	S	P	ERA	WHIP								
Tom House, L (1, 1) ERA: 5.29	8.1	L	30	6	3	3	3	0	0	0	0	0	1	36	36	3.24	0.720								
Enrique Romo, R (9, 1) ERA: 2.39	0.2		4	1	1	1	1	0	1	0	0	0	0	5	9	13.50	1.500								

Minnesota Twins @ Seattle Mariners
The Kingdome, Seattle, WA
Wed Jul 27 1977, 10:05 PM EDT
Att: 16,869 - Dome

AB 33
R 4
H 7
RBI 4
BB 1
SO 4
LOB 9



Batter	1	2	3	4	5	6	7	8	9	AB	R	H	RBI	BB	SO	LOB	BOTTOM								
Julio Cruz, S (1, 4) OBP: 0.292, SLG: 0.337	0-0 1-3		0-0 5-3			0-0 F7		0-0 F5		3	0	0	0	0	0	1									
Juan Bernhardt, R (8, PH) OBP: 0.293, SLG: 0.389										1	0	0	0	0	0	2									
Jose Baez, R (9, 4) OBP: 0.306, SLG: 0.315										0	0	0	0	0	0	0									
Dave Collins, S (1, 7) OBP: 0.301, SLG: 0.303	4-0 FC3-6 BB			0-3 K		0-0 F7		0-0 1B		3	0	1	1	1	1	0									
Dan Meyer, L (1, 3) OBP: 0.327, SLG: 0.434	0-0 FC3-6 CS			0-0 4-3		0-0 F8		0-0 6-3		4	0	0	0	0	0	3									
Leroy Stanton, R (1, 9) OBP: 0.333, SLG: 0.488	0-0 CS	0-3 K		0-0 P3		4-0 FC4-6 BB		0-0 F3		3	0	0	0	1	1	0									
Ruppert Jones, L (1, 8) OBP: 0.306, SLG: 0.466		0-0 4-3			0-0 6-3		0-0 FC4-6	0-0 F8		4	0	0	0	0	0	1									
Bill Stein, R (1, 5) OBP: 0.294, SLG: 0.402		0-3 K			0-0 BLK 1B		0-0 6-3	0-0 1-3		4	0	1	0	0	1	1									
Steve Braun, L (1, 10) OBP: 0.350, SLG: 0.298			0-0 G3		0-0 L8			0-0 1B	0-0 SH1-4	3	0	1	0	0	0	1									
Carlos Lopez, R (6, PR) OBP: 0.318, SLG: 0.436					1-2 1B			0-0 SH1-4		0	1	0	0	0	0	0									
Bob Stinson, S (1, 2) OBP: 0.391, SLG: 0.406					0-0 1-3			0-0 SH1-4		2	0	1	0	0	0	1									
Craig Reynolds, L (1, 6) OBP: 0.261, SLG: 0.285			0-0 F9			0-0 1-3		0-0 1B	0-0 1B	3	0	1	0	0	0	1									
Inning Stats	R: 0 E: 0 K: 0 S: 2	H: 0 LOB: 1 BB: 0 P: 6	R: 0 E: 0 K: 2 S: 7	H: 0 LOB: 0 BB: 0 P: 7	R: 0 E: 0 K: 0 S: 4	H: 1 LOB: 1 BB: 0 P: 4	R: 0 E: 0 K: 1 S: 5	H: 0 LOB: 0 BB: 0 P: 5	R: 0 E: 0 K: 0 S: 4	H: 1 LOB: 1 BB: 0 P: 4	R: 0 E: 0 K: 0 S: 3	H: 0 LOB: 0 BB: 0 P: 3	R: 0 E: 0 K: 0 S: 6	H: 3 LOB: 2 BB: 0 P: 6	R: 0 E: 0 K: 0 S: 3	H: 0 LOB: 0 BB: 0 P: 3	1B: 5 2B: 0 3B: 0 HR: 0	SF: 0 SAC: 1 DP: 0 HBP: 0	WP: 0 PB: 0 SB: 0 CS: 1	PA: 34					
PITCHER	IP	WLS	BF	H	R	ER	SO	BB	IBB	HBP	BLK	WP	HR	S	P	ERA	WHIP								
Pete Redfern, R (1, 1) ERA: 4.4	9.0	W	33	5	1	1	3	2	0	0	1	0	0	37	45	1.00	0.778								

Minnesota Twins @ Seattle Mariners
The Kingdome, Seattle, WA
Wed Jul 27 1977, 10:05 PM EDT
Att: 16,869 - Dome

AB 30
R 1
H 5
RBI 1
BB 2
SO 3
LOB 11



Batter	1	2	3	4	5	6	7	8	9	AB	R	H	RBI	BB	SO	LOB	TOP		
Glenn Adams, L (1, 9) OBP: 0.397, SLG: 0.455 Dan Ford, R (7, PH) OBP: 0.340, SLG: 0.436 (7, 9)	6-3		4-3		FC4-6 1B		K		K	3	0	1	0	0	0	0	Minnesota Twins @ Seattle Mariners The Kingdome, Seattle, WA Thu Jul 28 1977, 6:33 AM EDT Att: 11,759 - Dome		
Roy Smalley, S (1, 6) OBP: 0.333, SLG: 0.339	F8 E 1B		L8		FC4-6 1B		F8		F7	5	1	1	0	0	0	2			
Rod Carew, L (1, 3) OBP: 0.454, SLG: 0.587	E4		S BB		1-2 1B		K			3	0	1	0	1	1	2			
Lyman Bostock, L (1, 8) OBP: 0.399, SLG: 0.512	F8		3-1		G3				1B 2B	4	1	1	0	0	0	5			
Butch Wynegar, S (1, 2) OBP: 0.358, SLG: 0.394	1B				K		4-3		K	4	0	1	1	0	2	1			
Rich Chiles, L (1, 10) OBP: 0.320, SLG: 0.339 Larry Hise, R (8, PH) OBP: 0.363, SLG: 0.545		P6		FC5-4 BB		4-3		CS WP 2H 1B		2	0	0	0	1	0	0			
Mike Cabbage, L (1, 5) Craig Kusick, R (8, PH) OBP: 0.366, SLG: 0.421 Jerry Terrell, R (8, FR) OBP: 0.255, SLG: 0.258 (8, 5)		4-3		L7		BB		CS BB		2	0	0	0	1	0	1			
Bob Gorinski, R (1, 7) OBP: 0.180, SLG: 0.237				FC5-4 1-2 1B		4-3		CS BB		0	0	0	0	0	0	0			
Bob Randall, R (1, 4) OBP: 0.268, SLG: 0.261					L8			1-3 1-2 2-3 2B		4	0	1	0	0	0	1			
Inning Stats	R: 1 E: 1 K: 0 S: 5	H: 2 LOB: 1 BB: 0 P: 5	R: 0 E: 0 K: 0 S: 4	H: 1 LOB: 0 BB: 0 P: 4	R: 0 E: 0 K: 1 S: 3	H: 0 LOB: 1 BB: 1 P: 7	R: 0 E: 0 K: 1 S: 5	H: 2 LOB: 2 BB: 0 P: 5	R: 0 E: 0 K: 2 S: 8	H: 1 LOB: 0 BB: 0 P: 8	R: 1 E: 0 K: 1 S: 6	H: 2 LOB: 2 BB: 1 P: 10	R: 0 E: 0 K: 1 S: 5	H: 0 LOB: 0 BB: 0 P: 5	1B: 6 2B: 2 3B: 0 HR: 0	SF: 0 SAC: 0 DP: 0 HBP: 0		WP: 1 PB: 0 SB: 1 CS: 2	PA: 38
PITCHER	IP	WLS	BF	H	R	ER	SO	BB	IBB	HBP	BLK	WP	HR	S	P	ERA	WHIP		
Gary Wheelock, R (1, 1) ERA: 3.86	6.0	W	27	6	1	0	1	3	0	0	0	0	0	26	38	0.00	1.500		
Bill Laxton, L (7, 1) ERA: 4.02	1.1		6	2	1	1	3	0	0	0	0	0	0	12	12	6.75	1.500		
John Montague, R (8, 1) ERA: 4.41	1.2	S	5	0	0	0	1	1	0	0	0	1	0	6	10	0.00	0.600		

AB	34
R	2
H	8
RBI	2
BB	4
SO	5
LOB	17



Batter	1	2	3	4	5	6	7	8	9	AB	R	H	RBI	BB	SO	LOB	BOTTOM		
Julio Cruz, S (1, 4) OBP: 0.301, SLG: 0.344	6-3			5-3			CS 1-2 1B			4	0	2	1	0	0	1	Minnesota Twins @ Seattle Mariners The Kingdome, Seattle, WA Thu Jul 28 1977, 6:33 AM EDT Att: 11,759 - Dome		
Dave Collins, S (1, 7) OBP: 0.300, SLG: 0.311	3B	3H 1B			2-3		CS 1-2		5-3	4	1	1	0	0	0	1			
Carlos Lopez, R (1, 8) OBP: 0.321, SLG: 0.432 (7, 9)	3B BB			K	F9			S 4-3 1B BB		2	2	0	0	2	1	0			
Leroy Stanton, R (1, 9) OBP: 0.333, SLG: 0.494 Ruppert Jones, L (7, 8) OBP: 0.305, SLG: 0.465	1B 3B			K	F3			4-3		3	1	1	2	0	1	0			
Bill Stein, R (1, 5) OBP: 0.299, SLG: 0.406	G6-4-3 1B						K		1B	4	0	3	2	0	1	0			
Juan Bernhardt, R (1, 3) OBP: 0.285, SLG: 0.383 Dan Meyer, L (7, 3) OBP: 0.326, SLG: 0.433	G6-4-3 1-2			5-3		5-3		L9		3	0	0	0	0	0	2			
Skip Jutze, R (1, 2) OBP: 0.324, SLG: 0.391			6-3		5-3 1B		5-3			3	0	1	0	0	0	0			
Jose Baez, R (1, 10) OBP: 0.307, SLG: 0.321		G3 1B 2B		5-3	1-2		1-3			3	1	1	0	0	0	1			
Craig Reynolds, L (1, 6) OBP: 0.262, SLG: 0.285		G3			F5		CS 1B			3	0	1	0	0	0	2			
Inning Stats	R: 3 E: 0 K: 0 S: 5	H: 3 LOB: 0 BB: 1 P: 9	R: 1 E: 0 K: 0 S: 5	H: 2 LOB: 1 BB: 0 P: 5	R: 0 E: 0 K: 2 S: 8	H: 1 LOB: 0 BB: 0 P: 8	R: 0 E: 0 K: 0 S: 4	H: 1 LOB: 1 BB: 0 P: 4	R: 0 E: 0 K: 1 S: 5	H: 0 LOB: 0 BB: 0 P: 3	R: 0 E: 0 K: 1 S: 3	H: 2 LOB: 0 BB: 0 P: 3	R: 1 E: 0 K: 0 S: 4	H: 1 LOB: 1 BB: 1 P: 8	1B: 7 2B: 1 3B: 2 HR: 0	SF: 0 SAC: 0 DP: 1 HBP: 0		WP: 0 PB: 0 SB: 1 CS: 2	PA: 34
PITCHER	IP	WLS	BF	H	R	ER	SO	BB	IBB	HBP	BLK	WP	HR	S	P	ERA	WHIP		
Geoff Zahn, L (1, 1) ERA: 4.65	2.0	L	11	5	4	4	0	1	0	0	0	0	0	10	14	18.00	3.000		
Gary Serun, R (3, 1) ERA: 1.17	5.2		21	5	1	1	3	1	0	0	0	0	0	26	30	1.59	1.059		
Tom Burgmeier, L (8, 1) ERA: 4.26	0.1		1	0	0	0	0	0	0	0	0	0	0	1	1	0.00	0.000		



Batter	1	2	3	4	5	6	7	8	9	AB	R	H	RBI	BB	SO	LOB	TOP
Lyman Bostock, L OBP: 0.399, SLG: 0.511 (1, 7)	0-0 3-1 SH1-3 1B		0-0 6-3		0-3 K		0-0 G6-4-3 1B		0-3 K	5	0	2	0	0	2	1	
Roy Smalley, S OBP: 0.331, SLG: 0.336 (1, 6)	0-0 SH1-3		0-0 F7		0-3 K		0-0 G6-4-3 1-2			3	0	0	0	0	1	2	
Rod Carew, L OBP: 0.452, SLG: 0.582 (1, 3)	0-0 3-1		4-0 1B IBB		0-0 L5		0-3 K		0-3 K	3	0	0	0	1	1	1	
Butch Wynegar, S OBP: 0.362, SLG: 0.396 (1, 2)	0-0 F8		0-0 1B		4-0 1B BB		0-0 S 1B			3	1	2	1	1	0	1	
Glenn Adams, L OBP: 0.393, SLG: 0.449 (1, 10)		0-0 G1-6-3 1B	0-0 4-3		0-3 K		0-0 F7			4	0	1	0	0	1	4	
Larry Hisle, R OBP: 0.394, SLG: 0.545 (1, 8)		0-0 G1-6-3 1B		0-3 K		0-0 1B		0-3 K		4	0	2	0	0	2	1	
Mike Cubbage, L OBP: 0.336, SLG: 0.387 (1, 5)		0-0 G1-6-3 1-2 2-3		0-3 K		0-0 1B		0-0 1-3 2-H		4	0	1	1	0	1	2	
Dan Ford, R OBP: 0.339, SLG: 0.443 (1, 9)		0-0 4-3		0-0 F9		0-3 K		0-0 HR		4	1	1	1	0	1	3	
Bob Randall, R OBP: 0.268, SLG: 0.261 (1, 4)			0-0 6-3 1B		0-0 4-3		0-0 F9		0-0 4-3	4	1	1	0	0	0	0	
Inning Stats	R: 0 E: 0 K: 0 S: 4	H: 1 LOB: 1 BB: 0 P: 4	R: 0 E: 0 K: 0 S: 4	H: 2 LOB: 1 BB: 0 P: 4	R: 1 E: 0 K: 0 S: 5	H: 2 LOB: 2 BB: 1 P: 9	R: 0 E: 0 K: 2 S: 7	H: 0 LOB: 0 BB: 0 P: 7	R: 0 E: 0 K: 2 S: 9	H: 0 LOB: 0 BB: 1 P: 13	R: 0 E: 0 K: 0 S: 3	H: 1 LOB: 1 BB: 0 P: 8	R: 0 E: 0 K: 1 S: 6	H: 1 LOB: 0 BB: 0 P: 6	1B: 9 2B: 0 3B: 0 HR: 1	SF: 0 SAC: 1 DP: 2 HBP: 0	WP: 0 PA: 37 PB: 0 SB: 1 CS: 0
PITCHER Wayne Garland, R ERA: 4.38 (1, 1)	IP: 9.0 WLS: L BF: 37 H: 10 R: 3 ER: 3 SO: 9 BB: 1 IBB: 1 HBP: 0 BLK: 0 WP: 0 HR: 1 S: 53 P: 61 ERA: 3.00 WHIP: 1.222																

Minnesota Twins @ Cleveland Indians
Cleveland Municipal Stadium, Cleveland, OH

Fri Jul 29 1977, 7:05 PM EDT
Att: 8,576 - Unknown - 72 F

AB 34
R 3
H 10
RBI 3
BB 2
SO 9
LOB 15



Batter	1	2	3	4	5	6	7	8	9	AB	R	H	RBI	BB	SO	LOB	BOTTOM		
Jim Norris, L OBP: 0.363, SLG: 0.362 (1, 8)	0-0 3-1		4-0 6-3 BB		4-0 1B BB		0-0 4-3 2B		0-0 S 1B	3	0	2	0	2	0	0			
Duane Kuiper, L OBP: 0.323, SLG: 0.325 (1, 4)	0-0 5-3		0-0 6-3 1-2 2-3		0-0 1B		0-0 4-3 2-3		0-0 F7	5	0	1	0	0	0	4			
Buddy Bell, R OBP: 0.351, SLG: 0.422 (1, 5)	0-0 P4		0-0 5-3		0-0 1B		0-0 F7		0-0 F3	5	0	1	0	0	0	4			
Andre Thornton, R OBP: 0.357, SLG: 0.535 (1, 3)		0-0 F8 2B		0-0 1B FC5-2 1B		0-0 G5-4-3 1-2		0-0 F6		4	0	2	0	0	0	2			
Rico Carty, R OBP: 0.334, SLG: 0.400 (1, 10)		0-0 F8 2-3		0-0 FC5-2 1B		0-0 L6		0-0 G3		4	0	1	0	0	0	1			
Bruce Bochte, L OBP: 0.338, SLG: 0.355 (1, 7)		0-0 G3		0-0 FC5-2 2B 1B		4-0 BB		4-0 PB BB		2	1	1	0	2	0	1			
Ron Pruitt, R OBP: 0.355, SLG: 0.377 (1, 9)		0-3 K		0-0 FC5-2 2B		0-0 F9		4-0 BB		3	0	0	0	1	1	5			
Fred Kendall, R OBP: 0.314, SLG: 0.394 (1, 2)			0-0 FC3-6 1B		0-0 1-3 2-H 2B		0-0 F8		0-0 4-3	4	0	2	1	0	0	3			
Frank Duffy, R OBP: 0.242, SLG: 0.279 (1, 6)			0-0 FC3-6 1-2		0-0 F7				0-0 F7	3	0	0	0	0	0	3			
John Lowenstein, L OBP: 0.362, SLG: 0.367 (9, PH)			6-3 S				0-0 6-3			1	0	0	0	0	0	0			
Inning Stats	R: 0 E: 0 K: 0 S: 3	H: 0 LOB: 0 BB: 0 P: 3	R: 0 E: 0 K: 1 S: 6	H: 1 LOB: 1 BB: 0 P: 6	R: 0 E: 0 K: 0 S: 4	H: 1 LOB: 2 BB: 1 P: 8	R: 1 E: 0 K: 0 S: 6	H: 4 LOB: 2 BB: 0 P: 6	R: 0 E: 0 K: 0 S: 3	H: 2 LOB: 1 BB: 1 P: 7	R: 0 E: 0 K: 0 S: 4	H: 1 LOB: 1 BB: 0 P: 4	R: 0 E: 0 K: 0 S: 3	H: 0 LOB: 2 BB: 2 P: 11	R: 0 E: 0 K: 0 S: 4	H: 1 LOB: 1 BB: 0 P: 4	1B: 7 2B: 3 3B: 0 HR: 0	SF: 0 SAC: 0 DP: 2 HBP: 0	WP: 0 PA: 39 PB: 1 SB: 2 CS: 0
PITCHER Paul Thordogard, R ERA: 4.02 (1, 1)	IP: 6.1 WLS: W BF: 28 H: 9 R: 1 ER: 1 SO: 1 BB: 3 IBB: 0 HBP: 0 BLK: 0 WP: 0 HR: 0 S: 27 P: 39 ERA: 1.42 WHIP: 1.895																		
Tom Burgmeier, L ERA: 4.24 (7, 1)	0.1 S: 10																		
Tom Johnson, R ERA: 2.94 (7, 1)	2.1 S: 10																		

Minnesota Twins @ Cleveland Indians
Cleveland Municipal Stadium, Cleveland, OH

Fri Jul 29 1977, 7:05 PM EDT
Att: 8,576 - Unknown - 72 F

AB 34
R 1
H 10
RBI 1
BB 5
SO 1
LOB 23



Batter	1	2	3	4	5	6	7	8	9	10	11	12	13	14	AB	R	H	RBI	BB	SO	LOB	TOP		
Lyman Bostock, L OBP: 0.395, SLG: 0.594 (1, 7)	4-3			CS 1B	G3		5-3		4-3			3-1	4-3		7	0	1	0	0	0	4			
Roy Smalley, S OBP: 0.330, SLG: 0.341 (1, 6)	L6			P6 1-3		4-3	F8		G3			FC6-4 BB			6	1	1	1	1	1	0	1		
Rod Carew, L OBP: 0.456, SLG: 0.592 (1, 3)	F7			BB BB			F9					CS BB	FC6-4 BB		4	1	2	1	3	0	0			
Butch Wynegar, S OBP: 0.363, SLG: 0.392 (1, 2)		G3		BB BB	BB BB				F9 1-2			FC6-4 BB			4	1	0	0	3	0	4			
Glenn Adams, L OBP: 0.392, SLG: 0.447 Bob Coninski, R OBP: 0.172, SLG: 0.226 (8, PH)	F7			BB	F2			SH1 BB				FC6-4 BB			3	1	1	0	0	0	2			
Larry Hisle, R OBP: 0.365, SLG: 0.542 (1, 8)	6-3						E5 F9 1B		5-3						6	0	1	0	1	0	3			
Mike Cubbage, L OBP: 0.350, SLG: 0.384 Craig Kusicki, R OBP: 0.320, SLG: 0.425 Jerry Burnette, R OBP: 0.326, SLG: 0.259 (8, PH)			K		P4										2	0	0	0	0	1	1			
Rich Chiles, L OBP: 0.313, SLG: 0.339 Luis Gomez, R OBP: 0.371, SLG: 0.442 (8, PH)							1-2 2H 3H		IBB						0	0	0	0	1	0	0			
Dan Ford, R OBP: 0.339, SLG: 0.439 (1, 9)	F8				5-3		F9								5	0	1	0	1	1	5			
Bob Randall, R OBP: 0.264, SLG: 0.252 (1, 4)	F7														5	0	0	0	1	0	5			
Inning Stats	R: 0 E: 0 K: 0 S: 3	H: 0 LOB: 0 BB: 0 P: 3	R: 0 E: 0 K: 0 S: 3	H: 0 LOB: 0 BB: 0 P: 3	R: 0 E: 0 K: 1 S: 5	H: 0 LOB: 0 BB: 0 P: 5	R: 0 E: 0 K: 0 S: 3	H: 1 LOB: 2 BB: 2 P: 11	R: 0 E: 0 K: 0 S: 3	H: 0 LOB: 0 BB: 0 P: 3	R: 0 E: 0 K: 1 S: 5	H: 0 LOB: 0 BB: 1 P: 13	R: 0 E: 0 K: 0 S: 2	H: 0 LOB: 0 BB: 1 P: 9	R: 0 E: 0 K: 1 S: 5	H: 0 LOB: 2 BB: 1 P: 13	R: 0 E: 0 K: 0 S: 4	H: 1 LOB: 2 BB: 1 P: 8	R: 1 E: 0 K: 1 S: 7	H: 2 LOB: 2 BB: 1 P: 11	1B: 4 2B: 2 3B: 0 HR: 2	SF: 0 SAC: 1 DP: 0 HBP: 0	WP: 0 PB: 0 SB: 1 CS: 2	PA: 61
PITCHER	IP WLS BF H R ER SO BB IBB HBP BLK WP HR S P ERA WHIP	PITCHER														IP WLS BF H R ER SO BB IBB HBP BLK WP HR S P ERA WHIP								
Jim Bibby, R ERA: 3.75 (6, 1)	5.1	2.0	4.0	2.2	L	14	3	1	1	2	2	1	0	0	0	1	15	27	3.38	1.875				
Don Hood, L ERA: 3.35 (8, 1)	4.0	15	0	0	0	2	3	1	0	0	2	3	1	0	0	15	31	0.00	0.750					
Pat Dobson, R ERA: 5.77 Sid Monge, L ERA: 5.75 (12, 1)	2.2	L	14	3	1	1	2	2	1	0	0	0	1	15	27	3.38	1.875							

Minnesota Twins @ Cleveland Indians
Cleveland Municipal Stadium, Cleveland, OH
Sat Jul 30 1977, 3:33 AM EDT
Att: 18,051 - Unknown - 77 F

AB	48
R	4
H	8
RBI	4
BB	12
SO	5
LOB	30



Batter	1	2	3	4	5	6	7	8	9	10	11	12	13	14	AB	R	H	RBI	BB	SO	LOB	BOTTOM				
Jim Norris, L OBP: 0.360, SLG: 0.358 (1, 8)	4-3	4-3					K					F7			6	0	1	0	0	1	1					
Duane Kuiper, L OBP: 0.325, SLG: 0.332 (1, 4)	2B 3B		G3		F8 1-2		1-3					FC1-6 1B			6	1	3	0	0	0	1					
Buddy Bell, R OBP: 0.351, SLG: 0.422 (1, 5)	WP 2B		6-3						F9			FC1-6 BB			5	1	1	1	1	0	2					
Andre Thornton, R OBP: 0.361, SLG: 0.553 (1, 3)	K											P5			6	1	3	2	0	1	2					
Rico Carty, R OBP: 0.336, SLG: 0.396 (1, 10)	WP BB		5-4-3									FC3-6 BB			3	0	0	0	3	0	1					
Bruce Bochte, L OBP: 0.337, SLG: 0.363 Paul Dade, R OBP: 0.354, SLG: 0.385 (8, PR)	F7 1-2 2-3														4	0	1	0	0	0	3					
Ron Pruitt, R OBP: 0.341, SLG: 0.387 (1, 9)		4-3													2	0	0	0	0	1	2					
Ray Fosse, R OBP: 0.300, SLG: 0.410 John Lowenstein, L OBP: 0.359, SLG: 0.364 (14, PH)			K												4	0	1	0	0	0	3					
Frank Duffy, R OBP: 0.241, SLG: 0.277 Larvell Blanks, R OBP: 0.303, SLG: 0.421 (14, PH)															2	0	0	0	0	1	2					
Inning Stats	R: 1 E: 0 K: 1 S: 7	H: 2 LOB: 2 BB: 1 P: 11	R: 0 E: 0 K: 1 S: 6	H: 1 LOB: 1 BB: 0 P: 6	R: 0 E: 0 K: 0 S: 4	H: 1 LOB: 1 BB: 0 P: 4	R: 0 E: 0 K: 0 S: 4	H: 1 LOB: 1 BB: 1 P: 7	R: 0 E: 0 K: 0 S: 4	H: 0 LOB: 0 BB: 0 P: 4	R: 0 E: 0 K: 1 S: 5	H: 0 LOB: 0 BB: 1 P: 8	R: 0 E: 0 K: 0 S: 3	H: 0 LOB: 2 BB: 1 P: 3	R: 0 E: 0 K: 0 S: 3	H: 0 LOB: 0 BB: 0 P: 3	R: 0 E: 0 K: 0 S: 3	H: 1 LOB: 0 BB: 0 P: 3	R: 0 E: 0 K: 1 S: 5	H: 0 LOB: 0 BB: 0 P: 5	R: 0 E: 0 K: 0 S: 3	H: 0 LOB: 0 BB: 1 P: 3	1B: 6 2B: 2 3B: 2 HR: 1	SF: 0 SAC: 0 DP: 1 HBP: 0	WP: 1 PB: 0 SB: 0 CS: 1	PA: 54
PITCHER	IP WLS BF H R ER SO BB IBB HBP BLK WP HR S P ERA WHIP	PITCHER														IP WLS BF H R ER SO BB IBB HBP BLK WP HR S P ERA WHIP										
Ron Schueler, R ERA: 5.06 (1, 1)	6.1	3.0	4.2	4.2	W	15	1	0	0	1	1	0	0	0	0	16	20	0.00	0.429							
Tom Burgmeier, L ERA: 4.19 (7, 1)	3.0	12	2	1	1	1	1	0	0	0	0	1	13	17	3.00	1.000										
Tom Johnson, R ERA: 2.71 (10, 1)	4.2	W	15	1	0	0	1	1	0	0	0	0	0	16	20	0.00	0.429									

Minnesota Twins @ Cleveland Indians
Cleveland Municipal Stadium, Cleveland, OH
Sat Jul 30 1977, 3:33 AM EDT
Att: 18,051 - Unknown - 77 F

AB	50
R	3
H	11
RBI	3
BB	4
SO	5
LOB	17



Batter	1	2	3	4	5	6	7	8	9	AB	R	H	RBI	BB	SO	LOB	TOP			
Lyman Bostock, L OBP: 0.393, SLG: 0.501 (1, 7)	4-3		E8 FC1-6 1B	F9			L1			4	1	1	0	0	0	0	Minnesota Twins @ Cleveland Indians Cleveland Municipal Stadium, Cleveland, OH Sun Jul 31 1977, 3:33 AM EDT Unknown - 84 F			
Roy Smalley, S OBP: 0.327, SLG: 0.338 (1, 6)	F8		G3		G3		4-3			4	0	0	0	0	0	1				
Rod Carew, L OBP: 0.457, SLG: 0.590 (1, 3)	F8		FC1-6 BB		4-3 WP 1B		F8			3	0	1	0	1	0	0				
Butch Wynegar, S OBP: 0.359, SLG: 0.387 (1, 2)		4-3	FC1-6 2B		4-3		4-3			4	1	0	1	0	0	2				
Glenn Adams, L OBP: 0.389, SLG: 0.448 (1, 9)		4-3			F5		1-3			4	0	1	1	0	0	1				
Larry Hisle, R OBP: 0.394, SLG: 0.540 (1, 8)							4-3			3	0	1	0	1	0	0				
Rich Chiles, L OBP: 0.322, SLG: 0.337 (1, 10)										4	0	1	0	0	0	3				
Mike Cubbage, L OBP: 0.332, SLG: 0.380 (1, 5)										3	0	0	0	1	0	1				
Bob Randall, R OBP: 0.258, SLG: 0.245 (1, 4)										4	0	0	0	0	0	4				
Inning Stats	R: 0 E: 0 K: 0 S: 3	H: 0 LOB: 0 BB: 0 P: 3	R: 0 E: 2 K: 0 S: 5	H: 1 LOB: 3 BB: 1 P: 9	R: 2 E: 2 K: 0 S: 5	H: 2 LOB: 2 BB: 2 P: 13	R: 0 E: 0 K: 0 S: 3	H: 0 LOB: 0 BB: 0 P: 3	R: 0 E: 0 K: 0 S: 4	H: 1 LOB: 1 BB: 0 P: 4	R: 0 E: 0 K: 0 S: 4	H: 1 LOB: 1 BB: 0 P: 4	R: 0 E: 0 K: 0 S: 3	H: 0 LOB: 0 BB: 0 P: 3	R: 0 E: 0 K: 0 S: 3	H: 0 LOB: 0 BB: 0 P: 3	1B: 4 2B: 1 3B: 0 HR: 0	SF: 0 SAC: 0 DP: 0 HBP: 0	WP: 1 PB: 1 SB: 0 CS: 0	PA: 36
PITCHER A Fitzmorris, R ERA: 5.35 (1, 1)	IP: 9.0 WLS: W BF: 36 H: 5 R: 2 ER: 1 SO: 0 BB: 2 IBB: 1 HBP: 0 BLK: 0 WP: 1 HR: 0 S: 33 P: 45 ERA: 1.00 WHIP: 0.778																			

Batter	1	2	3	4	5	6	7	8	9	AB	R	H	RBI	BB	SO	LOB	BOTTOM			
Jim Norris, L OBP: 0.361, SLG: 0.358 (1, 8)										3	0	1	1	1	0	0	Minnesota Twins @ Cleveland Indians Cleveland Municipal Stadium, Cleveland, OH Sun Jul 31 1977, 3:33 AM EDT Unknown - 84 F			
Duane Kuiper, L OBP: 0.324, SLG: 0.332 (1, 4)										4	0	1	3	0	1	1				
Buddy Bell, R OBP: 0.352, SLG: 0.421 (1, 5)										3	1	1	0	1	0	2				
Paul Dade, R OBP: 0.353, SLG: 0.384 (7, 5)										1	0	0	0	0	0	0				
Andre Thornton, R OBP: 0.367, SLG: 0.567 (1, 3)										2	1	1	1	1	0	2				
Rico Carty, R OBP: 0.340, SLG: 0.395 (1, 10)										3	1	1	1	1	0	1				
Larvell Blanks, R OBP: 0.307, SLG: 0.425 (1, 6)										3	2	1	0	1	0	2				
Bruce Bochte, L OBP: 0.339, SLG: 0.369 (1, 7)										4	1	2	2	0	0	2				
John Lowenstein, L OBP: 0.364, SLG: 0.357 (1, 9)										2	2	0	0	2	1	1				
Ray Fosse, R OBP: 0.304, SLG: 0.406 (1, 2)										2	1	0	1	0	0	1				
Inning Stats	R: 0 E: 0 K: 1 S: 4	H: 0 LOB: 0 BB: 1 P: 8	R: 4 E: 0 K: 0 S: 5	H: 2 LOB: 3 BB: 3 P: 18	R: 0 E: 0 K: 1 S: 5	H: 0 LOB: 0 BB: 1 P: 6	R: 0 E: 0 K: 1 S: 5	H: 0 LOB: 0 BB: 0 P: 5	R: 1 E: 0 K: 0 S: 5	H: 2 LOB: 2 BB: 0 P: 6	R: 3 E: 0 K: 0 S: 4	H: 2 LOB: 1 BB: 2 P: 13	R: 1 E: 0 K: 0 S: 5	H: 2 LOB: 1 BB: 0 P: 5	R: 0 E: 0 K: 0 S: 3	H: 0 LOB: 0 BB: 0 P: 3	1B: 4 2B: 3 3B: 0 HR: 2	SF: 1 SAC: 1 DP: 2 HBP: 3	WP: 1 PB: 0 SB: 0 CS: 2	PA: 39
PITCHER Pete Redfern, R ERA: 4.73 (1, 1)	IP: 1.1 WLS: L BF: 10 H: 2 R: 4 ER: 4 SO: 0 BB: 4 IBB: 0 HBP: 1 BLK: 0 WP: 0 HR: 1 S: 7 P: 24 ERA: 27.00 WHIP: 4.500																			
Tom Burgmeier, L ERA: 4.16 (2, 1)	0.1	1	0	0	0	0	0	0	0	0	0	1	1	0	0	0				
Gary Serum, R ERA: 3.97 (2, 1)	3.2	18	4	4	4	1	2	0	2	0	1	1	16	26	9.82	1.636				
Don Carrithers, R ERA: 10.29 (6, 1)	2.2	10	2	1	1	0	1	0	0	0	0	0	9	13	3.38	1.125				



Batter	1	2	3	4	5	6	7	8	9	AB	R	H	RBI	BB	SO	LOB	TOP			
Ron LeFlore, R OBP: 0.338, SLG: 0.431 (1, 8)	L1		K		G4-6-3			S 1B		4	0	1	0	0	1	2				
Tito Fuentes, S OBP: 0.336, SLG: 0.379 (1, 4)	F7		F8			K		F7		4	0	0	0	0	1	2				
Rusty Staub, L OBP: 0.329, SLG: 0.422 (1, 10)	G3			FC4-6 1B		FC1-6 BB		F3		3	0	1	0	1	0	1				
Steve Kemp, L OBP: 0.342, SLG: 0.434 (1, 7)		G4-6-3 BB		FC4-6 2B		FC1-6		P3		3	1	0	0	1	0	2				
Jason Thompson, L OBP: 0.359, SLG: 0.485 (1, 3)	G4-6-3		K		G3			4-3		4	0	0	0	0	1	3				
Ben Oglivie, L OBP: 0.305, SLG: 0.433 (1, 9)							F9	F8		4	0	2	1	0	0	0				
John Wockenfuss, R OBP: 0.354, SLG: 0.578 (1, 2)					6-3			G4-6-3 1B		3	0	1	0	0	0	2				
Aurelio Rodriguez, R OBP: 0.275, SLG: 0.375 (1, 5)			5-3			K		G4-6-3		3	0	0	0	0	1	1				
Tom Verzyer, R OBP: 0.239, SLG: 0.270 (1, 6)								L8		3	0	2	0	0	0	0				
Inning Stats	R: 0 E: 0 K: 0 S: 3	H: 0 LOB: 0 BB: 0 P: 3	R: 0 E: 0 K: 0 S: 3	H: 1 LOB: 1 BB: 1 P: 7	R: 0 E: 0 K: 1 S: 6	H: 1 LOB: 1 BB: 0 P: 6	R: 1 E: 0 K: 1 S: 7	H: 2 LOB: 1 BB: 0 P: 7	R: 0 E: 0 K: 1 S: 5	H: 1 LOB: 0 BB: 1 P: 9	R: 0 E: 0 K: 0 S: 3	H: 1 LOB: 0 BB: 0 P: 3	R: 0 E: 0 K: 0 S: 4	H: 1 LOB: 1 BB: 0 P: 4	R: 0 E: 0 K: 0 S: 3	H: 0 LOB: 0 BB: 0 P: 3	1B: 6 2B: 1 3B: 0 HR: 0	SF: 0 SAC: 0 DP: 3 HBP: 0	WP: 0 PB: 0 SB: 1 CS: 0	PA: 33
PITCHER Paul Thormodsgard, R ERA: 3.84 (1, 1)	IP: 9.0 WLS: W BF: 33 H: 7 R: 1 ER: 1 SO: 4 BB: 2 IBB: 0 HBP: 0 BLK: 0 WP: 0 HR: 0 S: 39 P: 47 ERA: 1.00 WHIP: 1.000															PITCHER				

Detroit Tigers @ Minnesota Twins
Metropolitan Stadium, Bloomington, MI
Wed Aug 03 1977, 8:05 PM EDT
Att: 13,174 - Unknown - 71 F

AB 31
R 1
H 7
RBI 1
BB 2
SO 4
LOB 13



Batter	1	2	3	4	5	6	7	8	9	AB	R	H	RBI	BB	SO	LOB	BOTTOM			
Roy Smalley, S OBP: 0.328, SLG: 0.332 (1, 6)	1B BB	6-3		F8	F8		L7	F7		5	1	0	0	1	0	2				
Rod Carew, L OBP: 0.458, SLG: 0.586 (1, 3)	1B 2B	4-3		E BB 1B	K		1B BB 1B			5	3	3	0	0	1	1				
Butch Wynegar, S OBP: 0.373, SLG: 0.407 (1, 2)	1B 2B			1B 1B	E BB 1B		1B BB 1B			3	4	3	1	2	0	0				
Lyman Bostock, L OBP: 0.397, SLG: 0.511 (1, 8)	2B		K	K			2B 1B			5	1	3	3	0	2	3				
Glenn Adams, L OBP: 0.399, SLG: 0.470 (1, 7)										1	0	1	1	0	0	0				
Bob Gorinski, R OBP: 0.192, SLG: 0.254 (3, PH) (4, 7)	FC4-5 2B		6-3 1B	E6 1B	K					4	0	2	2	0	1	4				
Rich Chiles, L OBP: 0.320, SLG: 0.335 (1, 10)	FC4-5 FC3-6									1	0	0	0	0	0	1				
Craig Kusick, R OBP: 0.383, SLG: 0.431 (3, PH)										3	0	2	3	1	1	2				
Mike Cabbage, L OBP: 0.330, SLG: 0.376 (1, 5)	FC3-6		6-3	5-3						5	0	1	0	0	0	6				
Dan Ford, R OBP: 0.343, SLG: 0.458 (1, 9)	F9									4	1	1	1	1	1	3				
Bob Randall, R OBP: 0.258, SLG: 0.243 (1, 4)		4-3	5-3							5	1	1	0	0	0	4				
Inning Stats	R: 4 E: 0 K: 0 S: 7	H: 4 LOB: 1 BB: 1 P: 11	R: 0 E: 0 K: 0 S: 3	H: 0 LOB: 0 BB: 0 P: 3	R: 1 E: 0 K: 1 S: 8	H: 3 LOB: 3 BB: 1 P: 12	R: 2 E: 1 K: 1 S: 8	H: 2 LOB: 2 BB: 1 P: 12	R: 2 E: 0 K: 2 S: 11	H: 4 LOB: 2 BB: 0 P: 11	R: 0 E: 0 K: 0 S: 2	H: 0 LOB: 0 BB: 1 P: 6	R: 2 E: 0 K: 1 S: 8	H: 3 LOB: 2 BB: 1 P: 12	R: 0 E: 0 K: 1 S: 6	H: 1 LOB: 1 BB: 0 P: 6	1B: 13 2B: 3 3B: 0 HR: 1	SF: 0 SAC: 0 DP: 1 HBP: 0	WP: 0 PB: 0 SB: 0 CS: 0	PA: 46
PITCHER Fernando Arroyo, R ERA: 3.51 (1, 1)	IP: 0.0 WLS: L BF: 5 H: 4 R: 4 ER: 4 SO: 4 BB: 1 IBB: 4 HBP: 0 BLK: 0 WP: 0 HR: 0 S: 4 P: 8 ERA: ∞ WHIP: ∞															PITCHER				
Jim Crawford, L ERA: 3.93 (1, 1)	IP: 4.2 WLS: L BF: 26 H: 9 R: 5 ER: 3 SO: 3 BB: 1 IBB: 1 HBP: 0 BLK: 0 WP: 0 HR: 1 S: 30 P: 38 ERA: 5.79 WHIP: 2.143															PITCHER				
Steve Grilli, R ERA: 4.02 (5, 1)	IP: 2.1 WLS: L BF: 11 H: 3 R: 2 ER: 2 SO: 2 BB: 0 IBB: 0 HBP: 0 BLK: 0 WP: 0 HR: 0 S: 13 P: 21 ERA: 7.71 WHIP: 2.143															PITCHER				
Milt Wilcox, R ERA: 3.35 (8, 1)	IP: 1.0 WLS: L BF: 4 H: 1 R: 0 ER: 0 SO: 1 BB: 0 IBB: 0 HBP: 0 BLK: 0 WP: 0 HR: 0 S: 6 P: 6 ERA: 0.00 WHIP: 1.000															PITCHER				

Detroit Tigers @ Minnesota Twins
Metropolitan Stadium, Bloomington, MI
Wed Aug 03 1977, 8:05 PM EDT
Att: 13,174 - Unknown - 71 F

AB 41
R 11
H 17
RBI 11
BB 5
SO 6
LOB 26



Batter	1	2	3	4	5	6	7	8	9	AB	R	H	RBI	BB	SO	LOB	TOP					
Ron LeFlore, R OBP: 0.339, SLG: 0.430	0-0 4-3 S 1B	0-0 4-3			0-0 1-5-3		0-0 BLK 1B		0-0 6-3	5	2	2	0	0	0	1						
Tito Fuentes, S OBP: 0.339, SLG: 0.386	0-3 K		0-0 4-3 3B		0-3 K		0-0 1-H 1B		0-0 1B	5	1	3	1	0	2	1						
Rusty Staub, L OBP: 0.329, SLG: 0.430	0-0 4-3		0-0 4-3		0-0 HR		0-0 F7		0-0 1B	5	1	2	2	0	0	2						
Steve Kemp, L OBP: 0.343, SLG: 0.432	0-0 1B		0-0 3-H F7		0-3 K		4-0 FC6-4 BB		0-0 P6	4	0	1	1	1	1	2						
Jason Thompson, L OBP: 0.358, SLG: 0.482	0-0 1-3 1B		0-0 6-3		0-3 K		0-0 FC6-4 1B			4	0	1	0	0	1	1						
Ben Oglivie, L OBP: 0.307, SLG: 0.437	0-0 L8				0-0 1-3		0-0 2B		0-0 1-2 1B	4	0	2	0	0	0	2						
Milt May, L OBP: 0.299, SLG: 0.413		4-0 BB			0-0 6-3		0-0 4-3		0-0 L7	3	0	0	0	1	0	3						
Aurelio Rodriguez, R OBP: 0.274, SLG: 0.371		0-0 F2			0-0 F7		0-0 1B		0-3 K	4	0	1	0	0	1	3						
Tom Verzyer, R OBP: 0.236, SLG: 0.266		0-0 P6			0-3 K		0-0 F9		0-0 F8	4	0	0	0	0	1	1						
Inning Stats	R: 1 E: 0 K: 1 S: 8	H: 3 LOB: 2 BB: 0 P: 8	R: 0 E: 0 K: 0 S: 3	H: 0 LOB: 1 BB: 1 P: 7	R: 1 E: 0 K: 0 S: 4	H: 1 LOB: 0 BB: 0 P: 4	R: 0 E: 0 K: 0 S: 3	H: 0 LOB: 0 BB: 0 P: 3	R: 0 E: 0 K: 2 S: 7	H: 2 LOB: 1 BB: 0 P: 9	R: 1 E: 0 K: 0 S: 5	H: 3 LOB: 1 BB: 0 P: 5	R: 0 E: 0 K: 1 S: 6	H: 1 LOB: 2 BB: 1 P: 10	R: 0 E: 0 K: 0 S: 5	H: 2 LOB: 2 BB: 0 P: 5	1B: 9 2B: 1 3B: 1 HR: 1	SF: 0 SAC: 0 DP: 0 HBP: 0	WP: 0 PB: 0 SB: 1 CS: 0	PA: 40		
PITCHER	IP WLS BF H R ER SO BB IBB HBP BLK WP HR S P ERA WHIP	IP WLS BF H R ER SO BB IBB HBP BLK WP HR S P ERA WHIP																				
Pete Redfern, R ERA: 4.77	(1, 1)	6.2	L	29	9	4	4	5	1	0	0	1	0	0	0	0	0	1	38	42	5.40	1.500
Tom Burgmeier, L ERA: 4.94	(7, 1)	1.0		5	1	0	0	0	1	0	0	0	0	0	0	0	0	0	4	8	0.00	2.000
Tom Johnson, R ERA: 2.58	(8, 1)	1.1		6	2	0	0	1	0	0	0	0	0	0	0	0	0	0	8	8	0.00	1.500

Detroit Tigers @ Minnesota Twins
Metropolitan Stadium, Bloomington, MI
Thu Aug 04 1977, 8:05 PM EDT
Att: 18,060 - Cloudy - 72 F

AB 38
R 4
H 12
RBI 4
BB 2
SO 6
LOB 16



Batter	1	2	3	4	5	6	7	8	9	AB	R	H	RBI	BB	SO	LOB	BOTTOM					
Roy Smalley, S OBP: 0.329, SLG: 0.333	0-0 1-3 1B	0-0 1-2 2-H 1B			0-0 6-3		0-0 F9		0-0 F9	5	0	2	1	0	0	2						
Rod Carew, L OBP: 0.456, SLG: 0.582	0-0 1-3	0-0 F8			0-0 BB 1B		0-0 4-3		0-0 4-3	5	0	1	0	0	0	5						
Butch Wynegar, S OBP: 0.371, SLG: 0.404	0-0 F8		0-0 6-3		4-0 1-2 BB		0-0 3-1			3	0	0	0	1	0	2						
Lyman Bostock, L OBP: 0.398, SLG: 0.509	4-0 BB		0-0 4-3		0-0 4-3			4-0 BB		2	0	0	0	2	0	2						
Glenn Adams, L OBP: 0.389, SLG: 0.458	0-3 K		0-3 K		0-0 G3		0-0 F7		0-0 F7	4	0	0	0	0	2	3						
Rich Chiles, L OBP: 0.319, SLG: 0.330		4-0 CS BB			0-0 4-3		0-0 F8		0-0 P6	3	0	0	0	1	0	1						
Mike Cabbage, L OBP: 0.326, SLG: 0.371		0-0 E3 1B			0-0 4-3		0-0 4-3		0-0 4-1	4	1	0	0	0	0	2						
Dan Ford, R OBP: 0.345, SLG: 0.457		0-0 L7			0-0 L5		1-0 2B HBP		0-0 FC6-4 1B	3	1	1	0	0	0	1						
Bob Randall, R OBP: 0.263, SLG: 0.254		0-0 1B			0-0 1-3		0-0 4-3 1-H 2B		0-0 FC6-4	4	0	2	1	0	0	1						
Inning Stats	R: 0 E: 0 K: 1 S: 6	H: 1 LOB: 2 BB: 1 P: 10	R: 1 E: 1 K: 0 S: 5	H: 2 LOB: 2 BB: 1 P: 9	R: 0 E: 0 K: 1 S: 5	H: 0 LOB: 0 BB: 0 P: 5	R: 0 E: 0 K: 0 S: 3	H: 0 LOB: 0 BB: 0 P: 3	R: 1 E: 0 K: 0 S: 4	H: 1 LOB: 1 BB: 0 P: 5	R: 0 E: 0 K: 0 S: 3	H: 0 LOB: 1 BB: 1 P: 7	R: 0 E: 0 K: 0 S: 4	H: 1 LOB: 1 BB: 0 P: 4	R: 0 E: 0 K: 0 S: 4	H: 1 LOB: 1 BB: 0 P: 4	1B: 5 2B: 1 3B: 0 HR: 0	SF: 0 SAC: 0 DP: 0 HBP: 1	WP: 0 PB: 0 SB: 0 CS: 1	PA: 38		
PITCHER	IP WLS BF H R ER SO BB IBB HBP BLK WP HR S P ERA WHIP	IP WLS BF H R ER SO BB IBB HBP BLK WP HR S P ERA WHIP																				
Dave Rozema, R ERA: 2.74	(1, 1)	9.0	W	38	6	2	1	2	4	0	1	0	0	0	0	0	0	0	37	54	1.00	1.111

Detroit Tigers @ Minnesota Twins
Metropolitan Stadium, Bloomington, MI
Thu Aug 04 1977, 8:05 PM EDT
Att: 18,060 - Cloudy - 72 F

AB 33
R 2
H 6
RBI 2
BB 4
SO 2
LOB 19



Batter	1	2	3	4	5	6	7	8	9	AB	R	H	RBI	BB	SO	LOB	TOP								
Jim Norris, L OBP: 0.367, SLG: 0.369 (1, 8)	4-0 FC6-4 BB	0-0 FC1-5 2B	0-0 FC3-6 S		0-0 6-3			0-0 4-3		4	0	1	0	1	0	1									
Duane Kuiper, L OBP: 0.324, SLG: 0.331 (1, 4)	0-0 FC6-4 E	0-0 FC1-5 BB	4-0 BB		0-0 6-3			0-3 K		3	2	0	0	1	0	2									
Larvell Blanks, R OBP: 0.308, SLG: 0.418 (8, PH)	1-2 E	2-3 BB	1-2 BB							1	0	0	0	0	1	0									
Buddy Bell, R OBP: 0.356, SLG: 0.423 (1, 5)	0-0 1-3	0-0 BB	0-3 K		0-0 5-3			0-3 K		5	1	1	0	0	2	3									
Andre Thornton, R OBP: 0.364, SLG: 0.565 (1, 3)	0-0 E3 BB	4-0 E BB		0-0 F8				0-0 F7		4	2	2	1	1	0	0									
Rico Carty, R OBP: 0.355, SLG: 0.413 (1, 10)	4-0 BB	4-0 E BB						0-0 2B SF8		2	2	2	1	3	0	0									
Paul Dade, R OBP: 0.344, SLG: 0.372 (9, PR)	BB	BB						BB		0	0	0	0	0	0	0									
Bruce Bochte, L OBP: 0.341, SLG: 0.370 (1, 7)	4-0 BB	0-0 E6 BB		0-0 L7				0-0 SF8 SF9		4	2	1	1	1	0	4									
Ron Pruitt, R OBP: 0.337, SLG: 0.376 (1, 9)	0-0 BB	0-0 G5-4-3		0-3 K				0-0 SF8		4	1	1	4	0	1	5									
Fred Kendall, R OBP: 0.307, SLG: 0.396 (1, 2)	0-0 BB			0-0 F8				0-0 SF9		3	0	2	2	0	0	0									
Frank Duffy, R OBP: 0.243, SLG: 0.278 (1, 6)	0-3 K			0-0 6-3				0-0 6-3		4	0	1	0	0	1	1									
Inning Stats	R: 5 E: 1 K: 1 S: 8	H: 3 LOB: 1 BB: 3 P: 20	R: 2 E: 1 K: 0 S: 5	H: 2 LOB: 2 BB: 2 P: 13	R: 0 E: 0 K: 1 S: 6	H: 2 LOB: 2 BB: 1 P: 10	R: 0 E: 0 K: 1 S: 6	H: 1 LOB: 1 BB: 0 P: 6	R: 0 E: 0 K: 0 S: 3	H: 0 LOB: 0 BB: 0 P: 3	R: 0 E: 0 K: 0 S: 3	H: 0 LOB: 0 BB: 0 P: 3	R: 2 E: 0 K: 0 S: 4	H: 1 LOB: 0 BB: 1 P: 8	R: 0 E: 0 K: 2 S: 7	H: 0 LOB: 0 BB: 0 P: 7	R: 1 E: 0 K: 0 S: 4	H: 2 LOB: 1 BB: 0 P: 4	1B: 6 2B: 4 3B: 1 HR: 0	SF: 2 SAC: 0 DP: 2 HBP: 0	WP: 0 PB: 0 SB: 1 CS: 0	PA: 43			
PITCHER	IP	WLS	BF	H	R	ER	SO	BB	IBB	HBP	BLK	WP	HR	S	P	ERA	WHIP								
Ron Schueler, R ERA: 5.11 (1, 1)	1.0		9	3	5	1	1	3	0	0	0	0	0	8	20	9.00	6.000								
Geoff Zahn, L ERA: 4.55 (2, 1)	6.1	W	28	6	4	4	2	4	0	0	0	0	0	28	44	5.68	1.579								
Tom Johnson, R ERA: 2.62 (8, 1)	1.2	S	6	2	1	1	2	0	0	0	0	0	0	10	10	5.40	1.200								

Cleveland Indians @ Minnesota Twins
Metropolitan Stadium, Bloomington, MI
Fri Aug 05 1977, 8:05 PM EDT
Att: 14,178 - Unknown - 70 F

AB 34
R 10
H 11
RBI 9
BB 7
SO 5
LOB 16

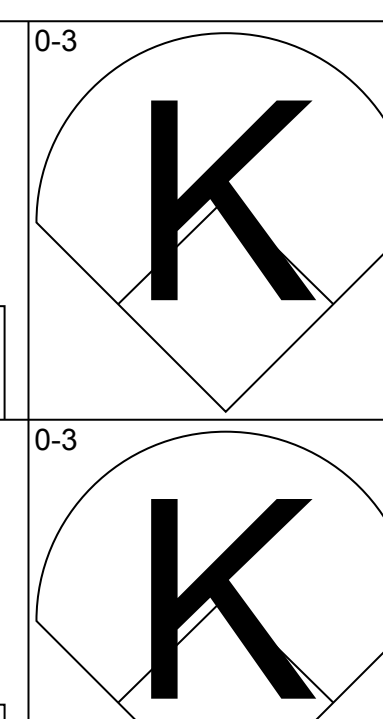
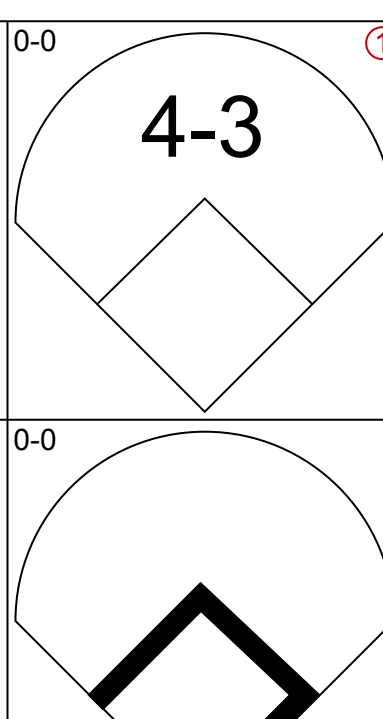
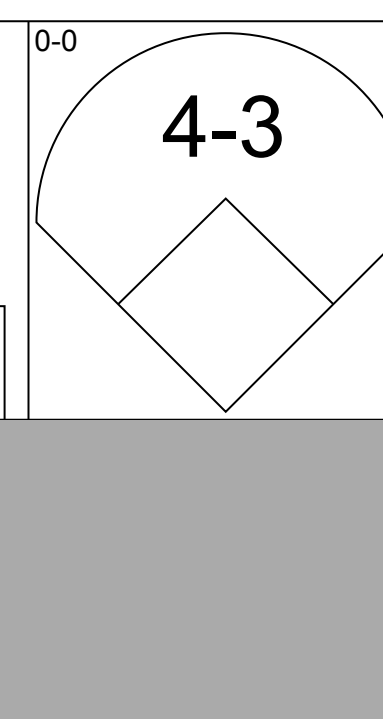
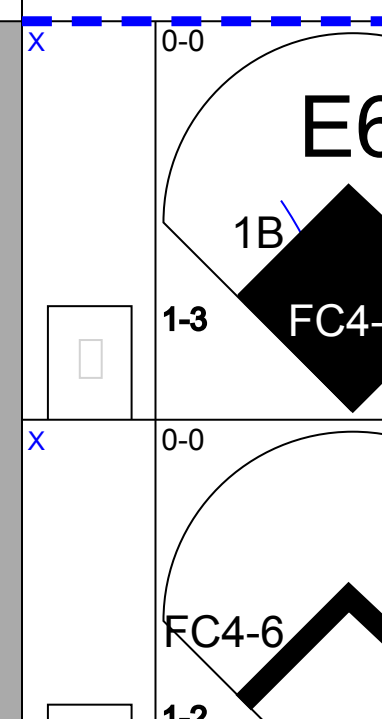
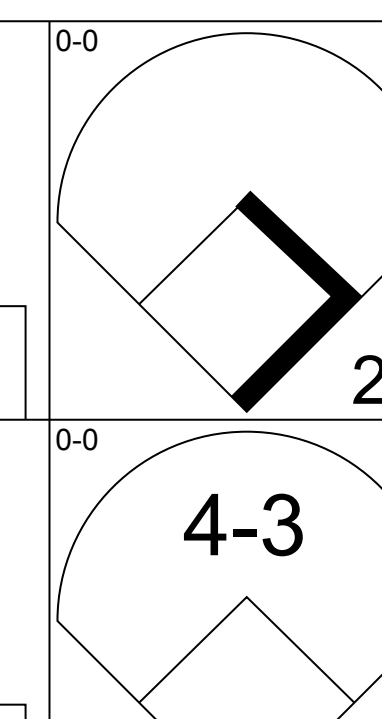
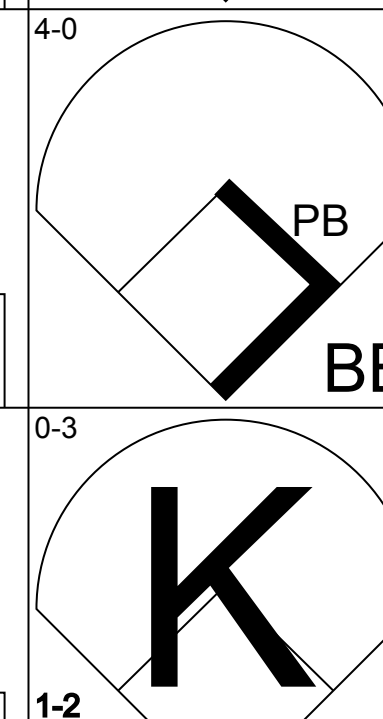
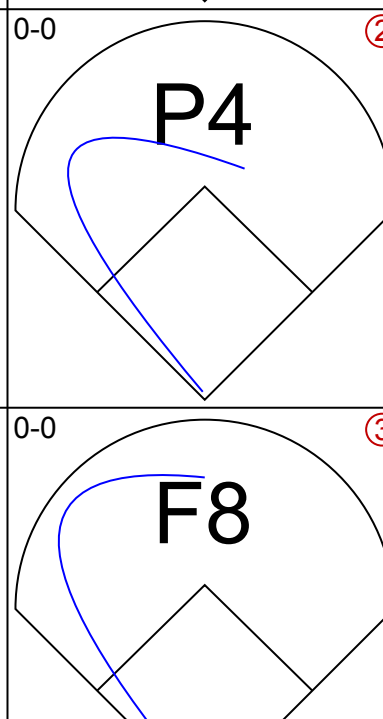
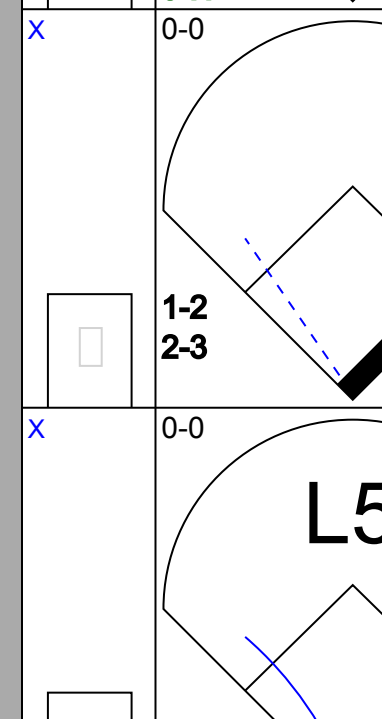



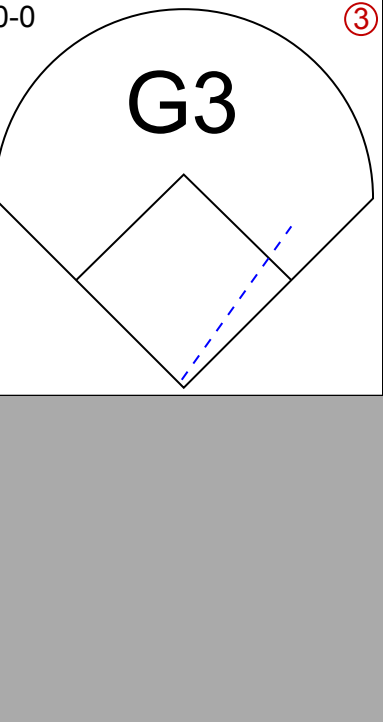
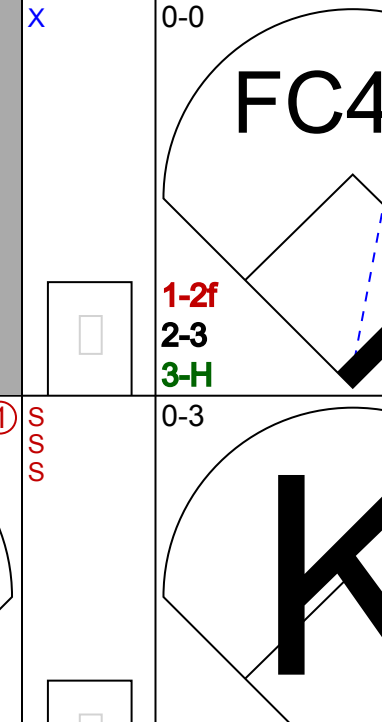
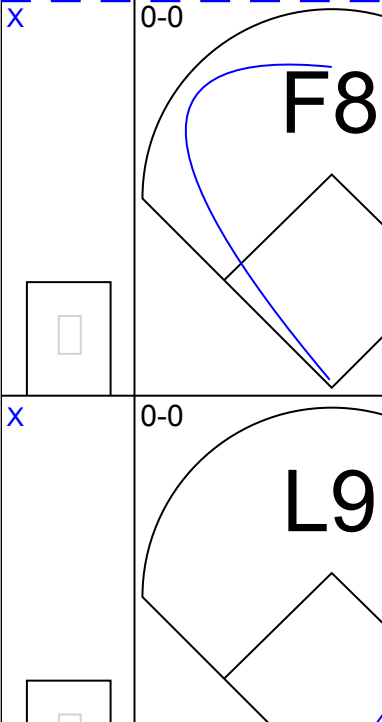





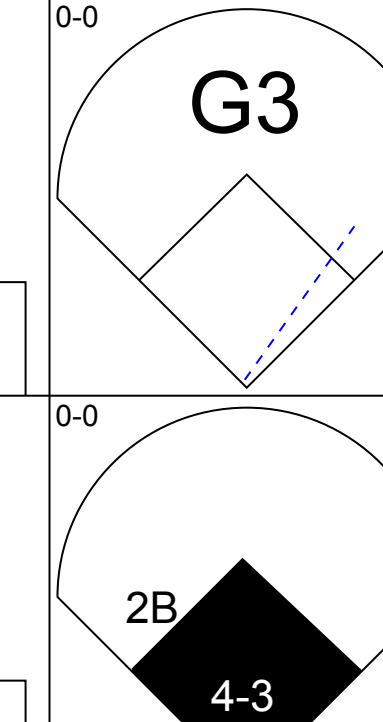
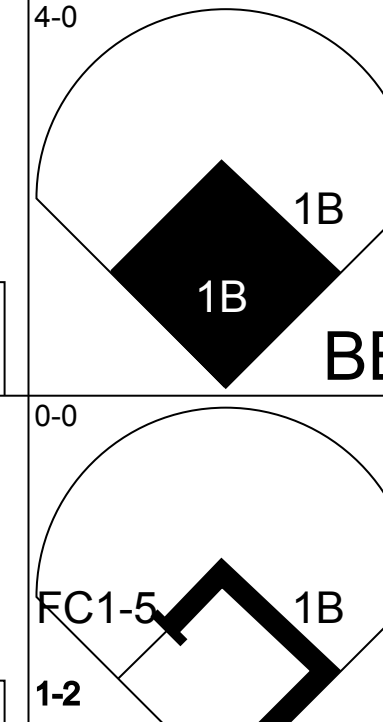
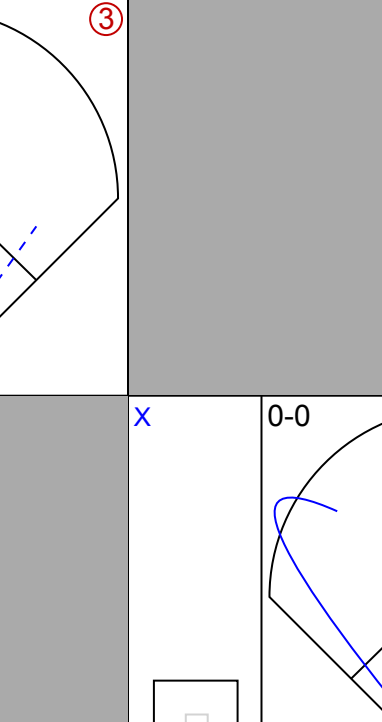
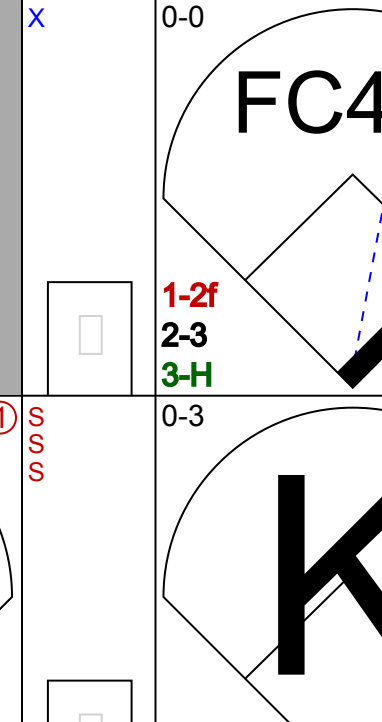
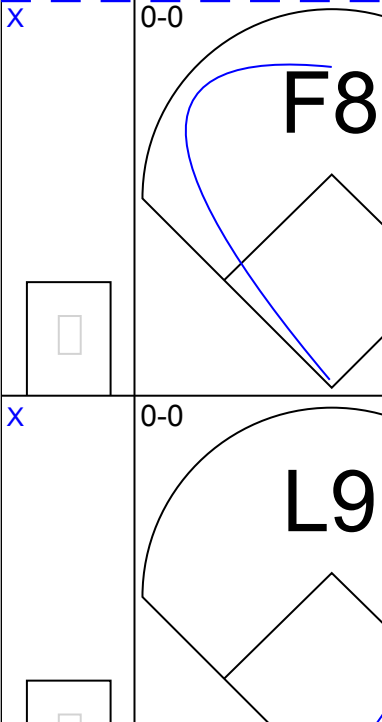
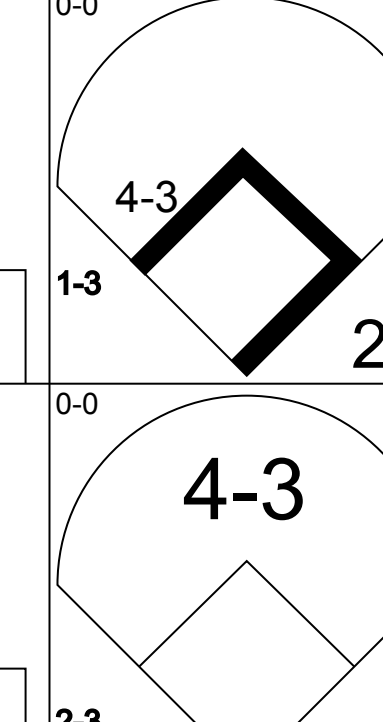
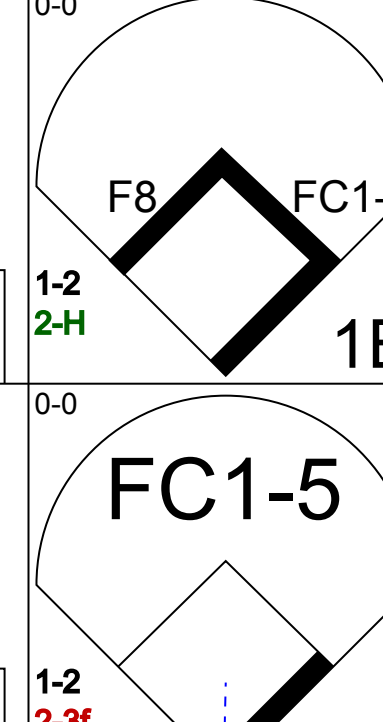
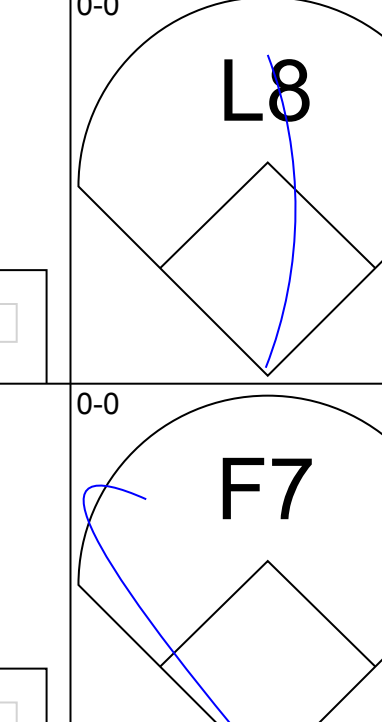


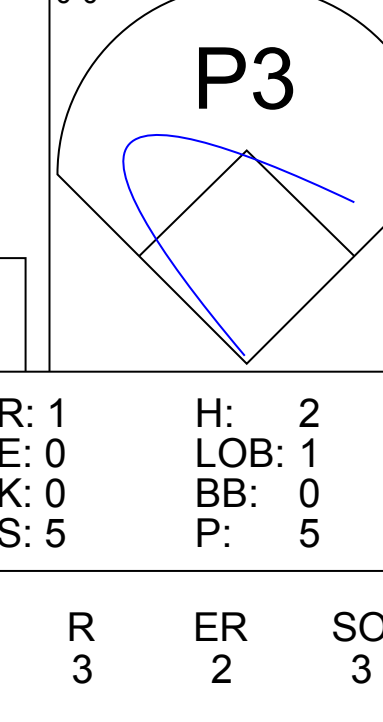
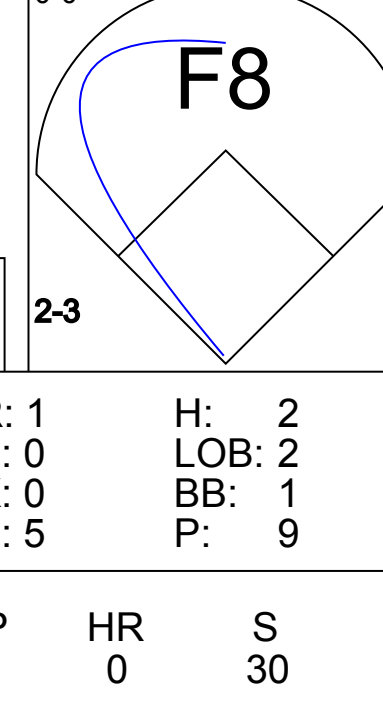
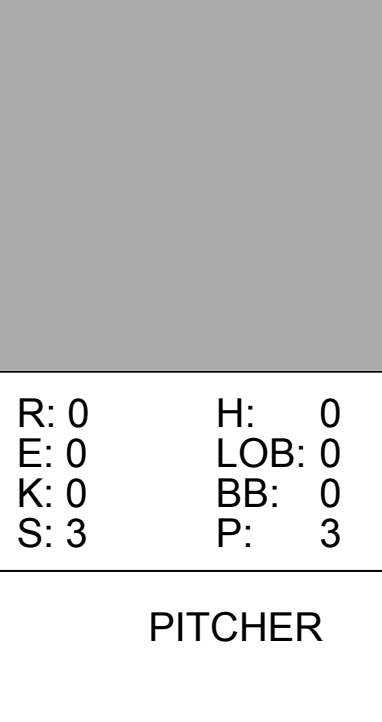
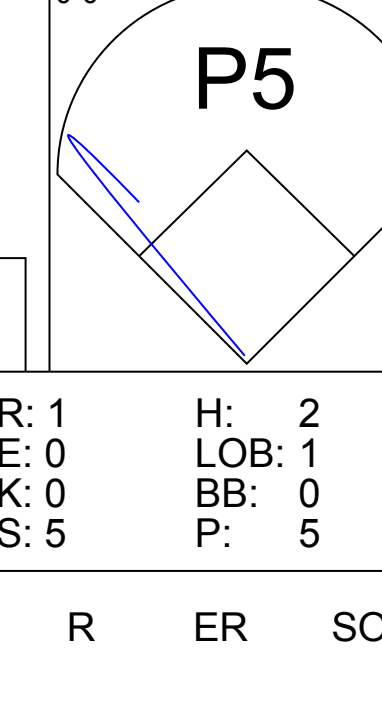
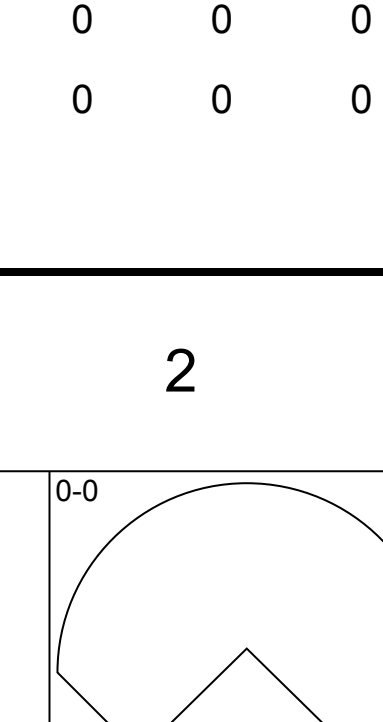
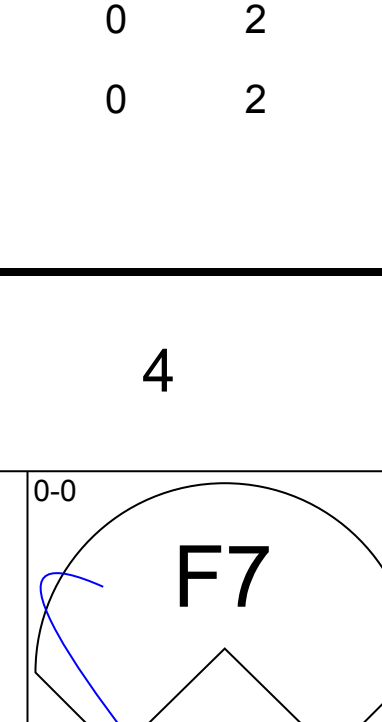
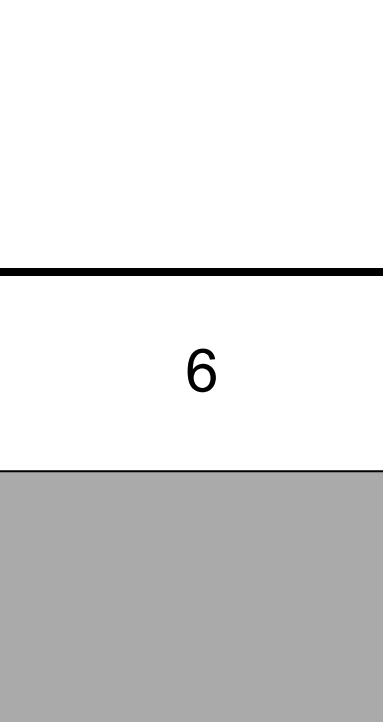
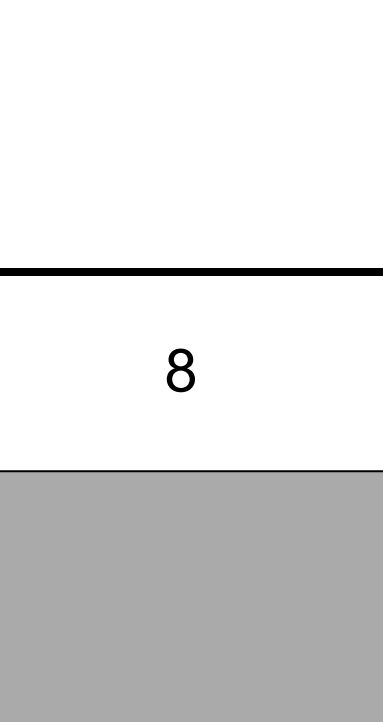
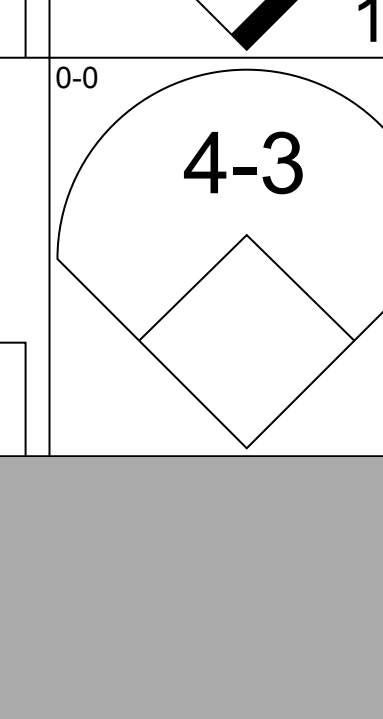

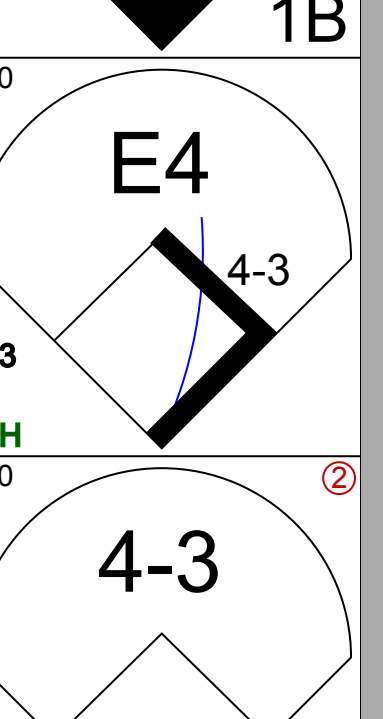



Batter	1	2	3	4	5	6	7	8	9	AB	R	H	RBI	BB	SO	LOB	BOTTOM								
Lyman Bostock, L OBP: 0.398, SLG: 0.510 (1, 8)	0-0 4-3	0-0 F8		0-0 K				0-0 5-3-5 1B		5	1	2	1	0	1	2									
Roy Smalley, S OBP: 0.334, SLG: 0.337 (1, 6)	0-0 2B		4-0 FC4-6 BB	4-0 BB	0-0 3-1 2B			0-0 5-3-5 1B		3	2	2	0	2	0	1									
Rod Carew, L OBP: 0.457, SLG: 0.583 (1, 3)	0-0 4-3 2B		0-0 FC4-6 F8	4-0 2B	0-0 3-1			0-0 SH3-4 1B		4	2	2	1	1	0	2									
Butch Wynegar, S OBP: 0.370, SLG: 0.401 (1, 2)	0-0 4-3		0-0 F8	4-0 2B	0-0 1-3			0-0 SH3-4		3	1	0	2	1	0	3									
Dan Ford, R OBP: 0.346, SLG: 0.457 (1, 9)	0-0 F7		0-0 L9	0-0 HR	0-0 5-3			4-0 3B		4	2	1	2	1	0	3									
Glenn Adams, L OBP: 0.392, SLG: 0.478 (1, 7)		0-0 1B						0-0 3B		4	1	2	1	0	0	2									
Bob Gorinski, R OBP: 0.203, SLG: 0.292 (7, 7)		1B						0-0 3B		1	0	1	2	0	0	0									
Craig Kusick, R OBP: 0.388, SLG: 0.435 (1, 10)		0-3 K						4-0 3B		3	2	1	0	1	1	1									
Mike Cubbage, L OBP: 0.330, SLG: 0.385 (1, 5)		0-0 1B						0-0 G6-3		5	2	3	5	0	0	2									
Bob Randall, R OBP: 0.258, SLG: 0.249 (1, 4)		0-0 P5						0-0 F4		4	1	0	0	0	0	3									
Inning Stats	R: 1 E: 0 K: 0 S: 5	H: 2 LOB: 1 BB: 0 P: 5	R: 0 E: 0 K: 1 S: 7	H: 2 LOB: 2 BB: 0 P: 7	R: 0 E: 0 K: 0 S: 3	H: 0 LOB: 1 BB: 1 P: 7	R: 11 E: 1 K: 1 S: 12	H: 6 LOB: 0 BB: 3 P: 25	R: 0 E: 0 K: 0 S: 4	H: 1 LOB: 1 BB: 0 P: 4	R: 0 E: 0 K: 0 S: 3	H: 0 LOB: 0 BB: 0 P: 3	R: 0 E: 0 K: 0 S: 3	H: 1 LOB: 0 BB: 0 P: 3	R: 2 E: 0 K: 0 S: 4	H: 2 LOB: 1 BB: 2 P: 12	1B: 6 2B: 6 3B: 1 HR: 2	SF: 0 SAC: 1 DP: 2 HBP: 1	WP: 0 PB: 0 SB: 1 CS: 0	PA: 44					
PITCHER	IP	WLS	BF	H	R	ER	SO	BB	IBB	HBP	BLK	WP	HR	S	P	ERA	WHIP								
Al Fitzmorris, R ERA: 5.83 (1, 1)	3.0		20	8	7	7	1	2	0	0	0	0	0	0	8	21.00	3.333								
Sid Monge, L ERA: 6.32 (4, 1)	0.0	L	2	0	0	0	0	2	0	0	0	0	0	0	8	∞	∞								
Pat Dobson, R ERA: 6.0 (4, 1)	3.0		13	3	5	4	1	0	0	1	0	0	1	14	15	12.00	1.000								
Don Hood, L ERA: 3.47 (7, 1)	1.0		3	1	0	0	0	0	0	0	0	0	0	3	3	0.00	1.000								
Rick Waits, L ERA: 5.19 (8, 1)	1.0		6	2	2	2	0	2	0	0	0	0	0	4	12	18.00	4.000								

Cleveland Indians @ Minnesota Twins
Metropolitan Stadium, Bloomington, MI
Fri Aug 05 1977, 8:05 PM EDT
Att: 14,178 - Unknown - 70 F

AB 36
R 14
H 14
RBI 14
BB 6
SO 2
LOB 19

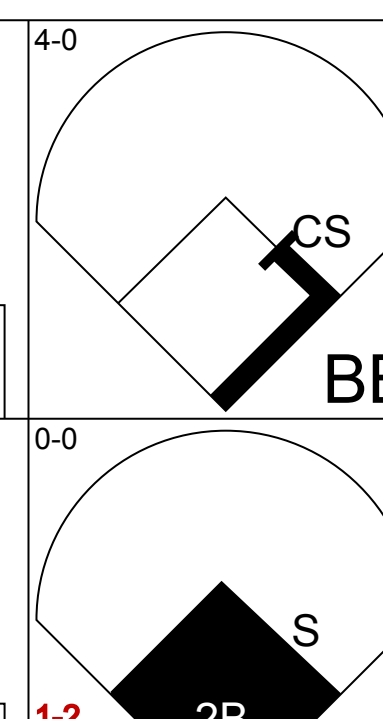
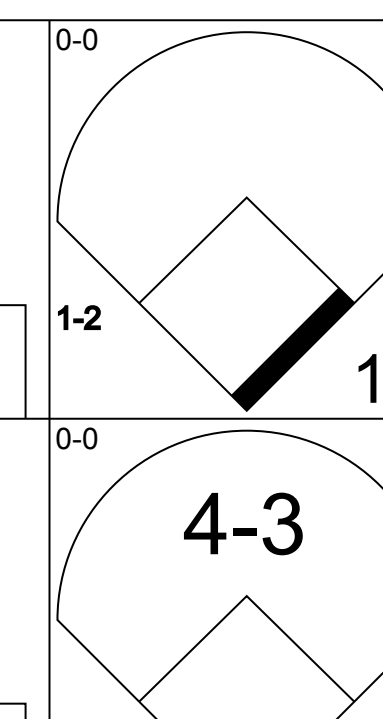
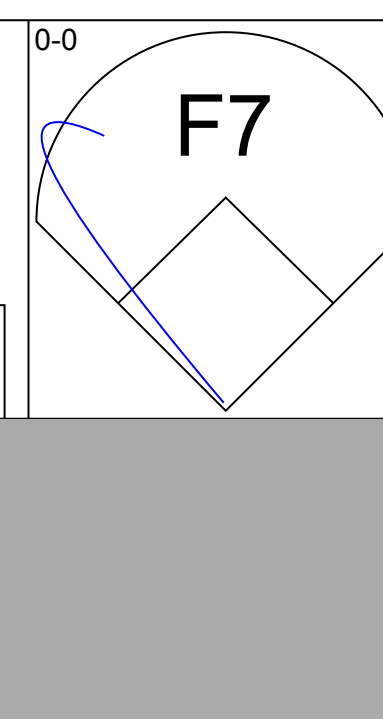
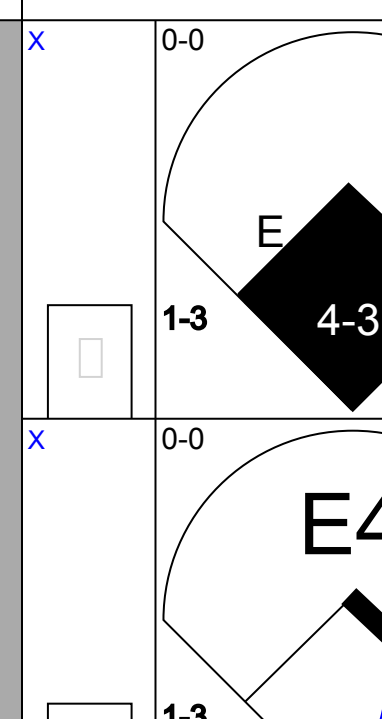
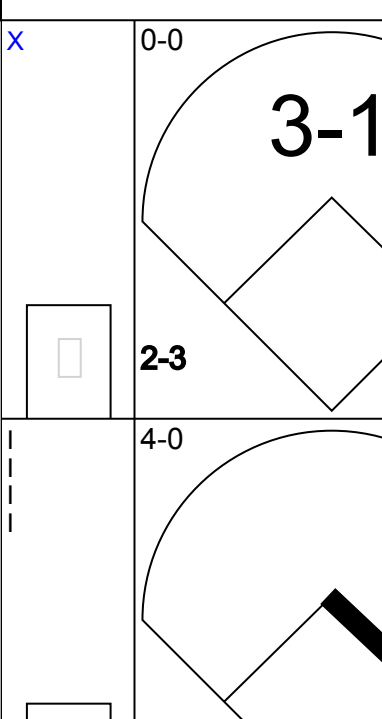
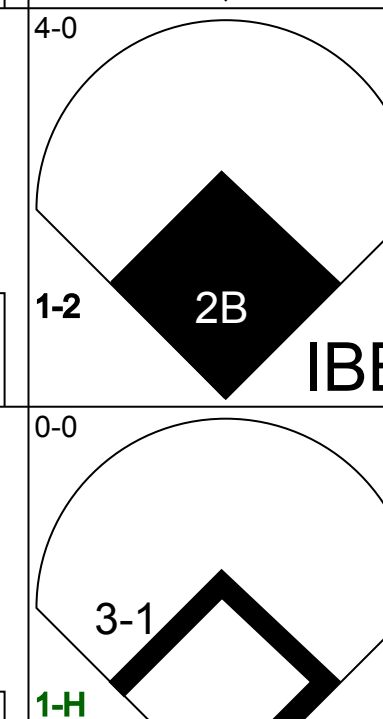

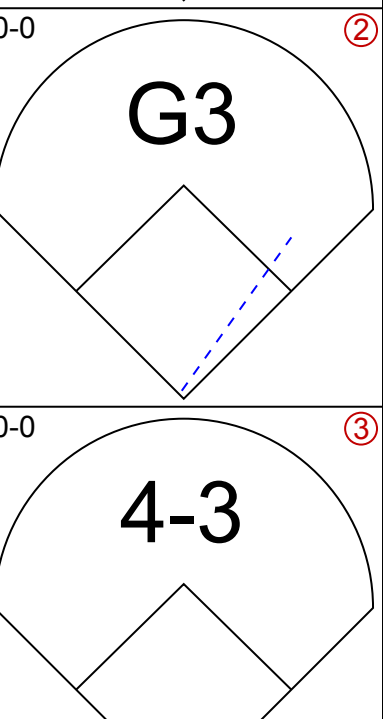
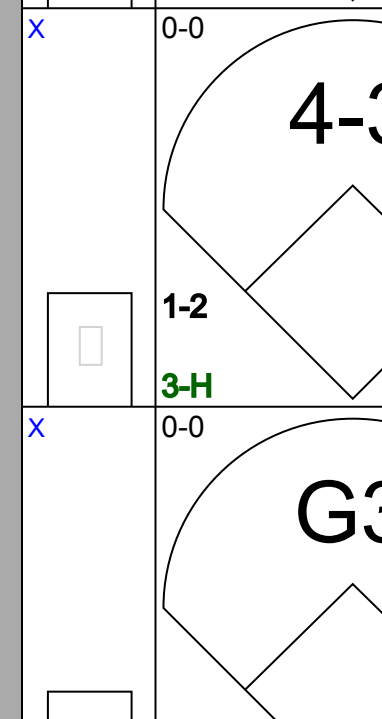
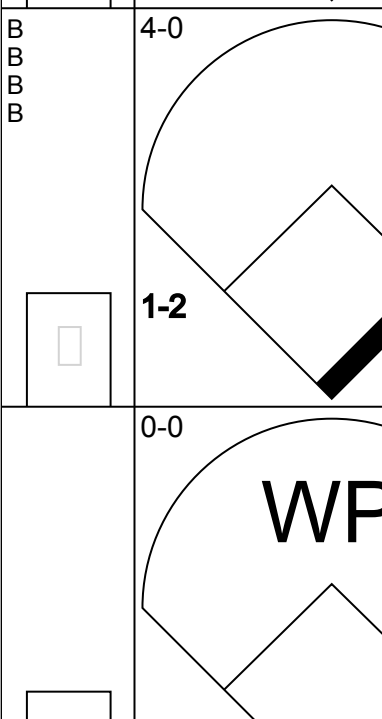
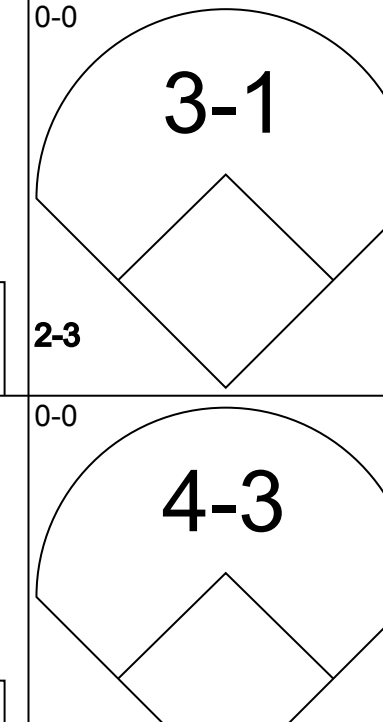
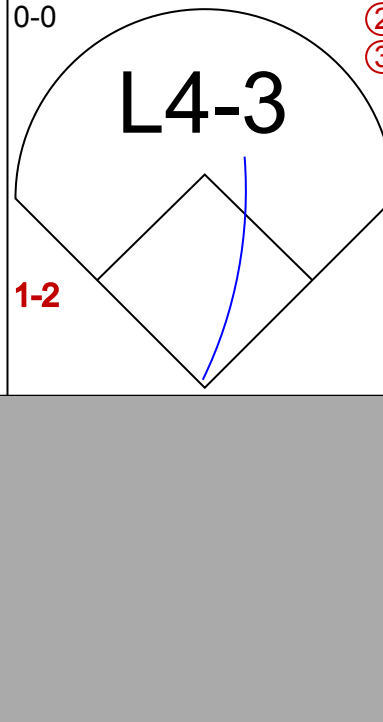






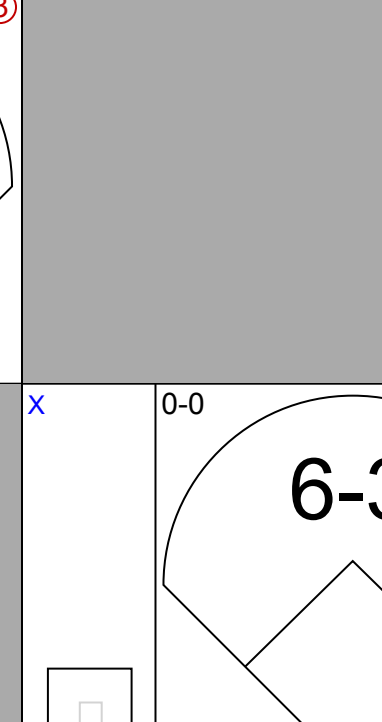
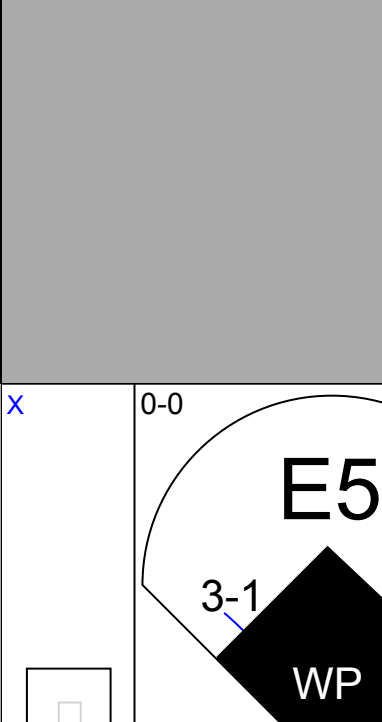
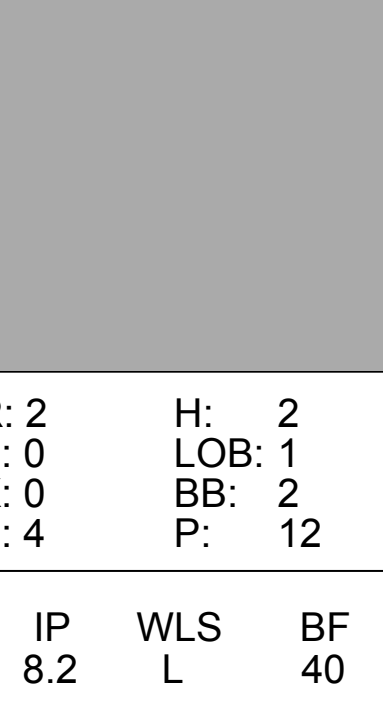

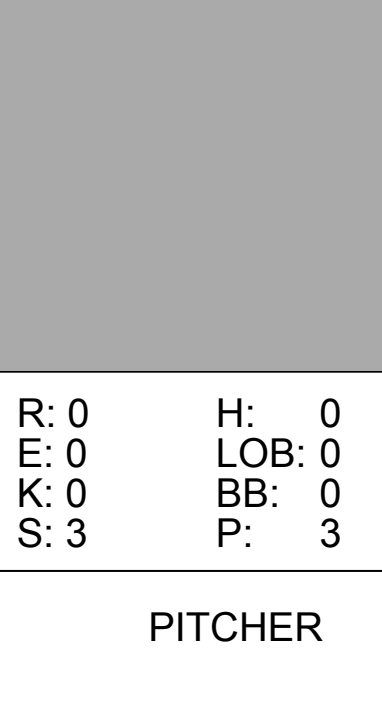





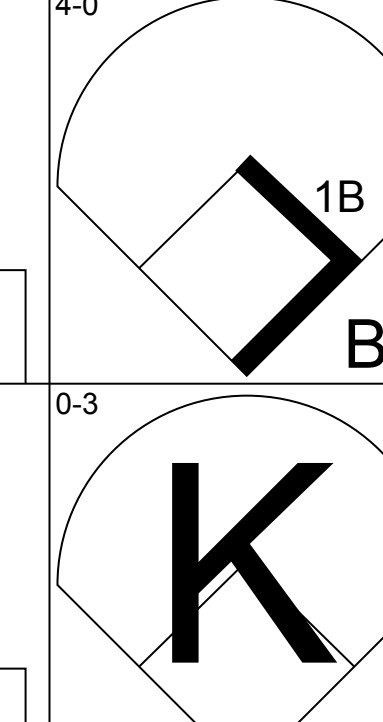
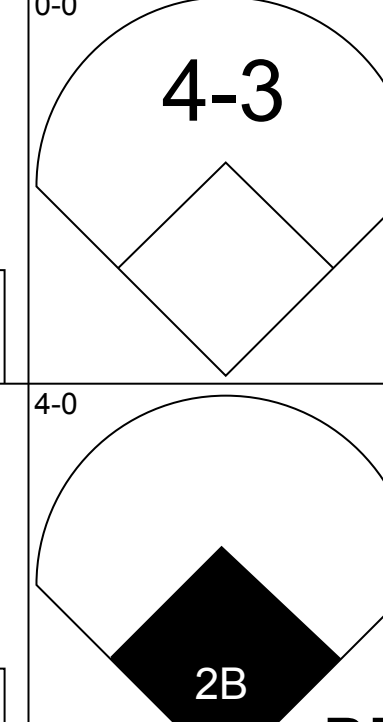
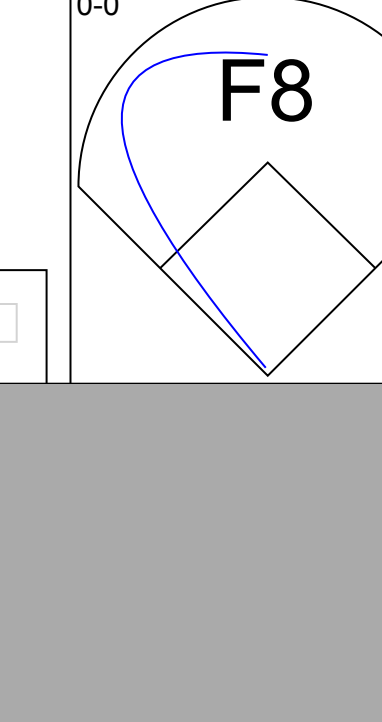
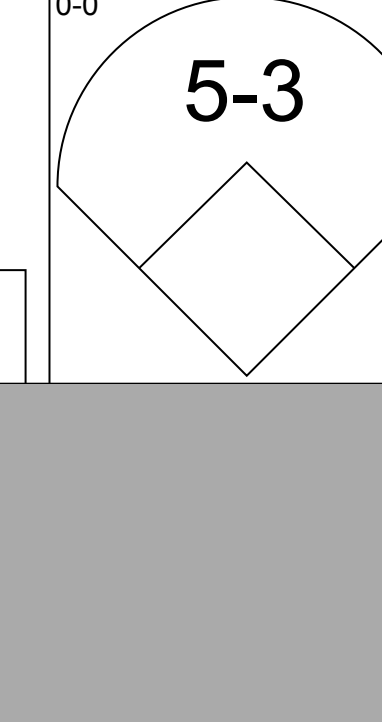
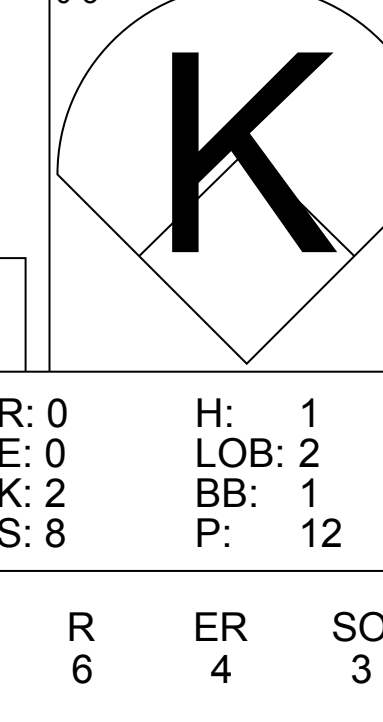
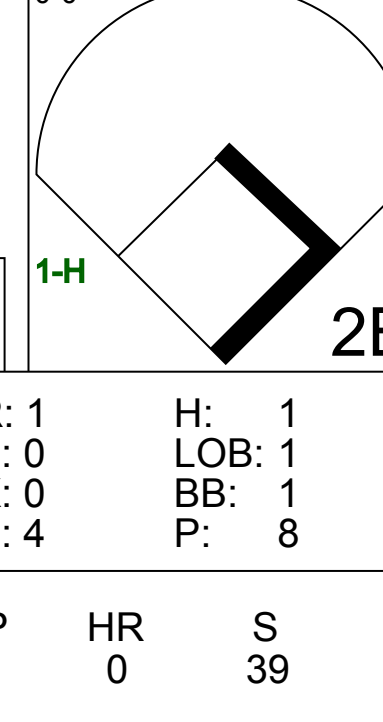
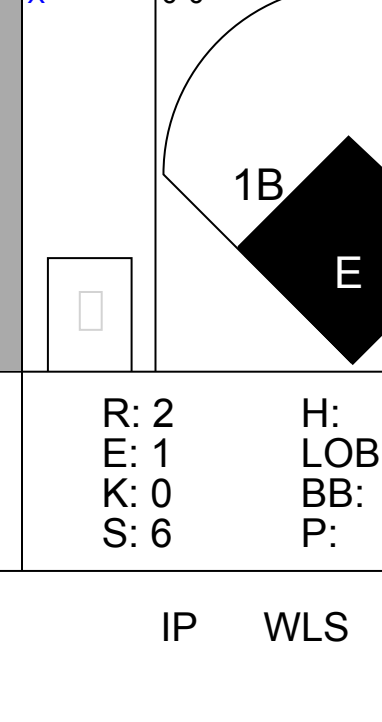
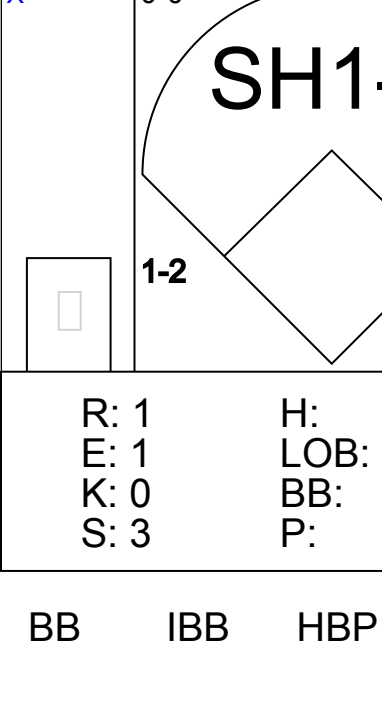






Batter	1	2	3	4	5	6	7	8	9	AB	R	H	RBI	BB	SO	LOB	TOP					
Jim Norris, L OBP: 0.365, SLG: 0.369 (1, 8)							 1B FC4-6			5	1	1	0	0	1	3						
Duane Kuiper, L OBP: 0.327, SLG: 0.341 (1, 4)							 1B			5	0	3	1	0	1	1						
Buddy Bell, R OBP: 0.356, SLG: 0.422 (1, 5)	 BB						 1B			4	0	1	0	1	0	2						
Andre Thornton, R OBP: 0.361, SLG: 0.561 (1, 3)										5	0	1	0	0	1	6						
Rico Carty, R OBP: 0.353, SLG: 0.407 (1, 10)				 BB			 1B			4	1	0	1	1	0	4						
Brugs Bochte, L OBP: 0.342, SLG: 0.371 (1, 7)		 4-3 1B		 1B						5	1	2	0	0	1	3						
Ron Pruitt, R OBP: 0.354, SLG: 0.438 (1, 9)		 2B		 FC1-5 1B						4	1	3	2	0	0	0						
Fred Kendall, R OBP: 0.301, SLG: 0.387 (1, 2)										4	0	0	1	0	0	3						
Frank Duffy, R OBP: 0.243, SLG: 0.274 (1, 6)							 1B BB			3	1	0	0	1	0	3						
Inning Stats	R: 0 E: 0 K: 3 S: 9	H: 0 LOB: 1 BB: 1 P: 13	R: 1 E: 0 K: 0 S: 5	H: 2 LOB: 1 BB: 0 P: 5	R: 0 E: 0 K: 0 S: 4	H: 1 LOB: 1 BB: 0 P: 4	R: 1 E: 0 K: 0 S: 5	H: 2 LOB: 2 BB: 1 P: 9	R: 0 E: 0 K: 0 S: 4	H: 1 LOB: 1 BB: 0 P: 4	R: 0 E: 0 K: 0 S: 3	H: 0 LOB: 0 BB: 0 P: 3	R: 2 E: 1 K: 1 S: 8	H: 2 LOB: 2 BB: 1 P: 12	R: 1 E: 0 K: 0 S: 5	H: 2 LOB: 1 BB: 0 P: 5	R: 0 E: 0 K: 0 S: 4	H: 1 LOB: 0 BB: 0 P: 4	1B: 5 2B: 4 3B: 1 HR: 1	SF: 0 SAC: 0 DP: 0 HBP: 0	WP: 0 PB: 1 SB: 0 CS: 0	PA: 42
PITCHER	IP	WLS	BF	H	R	ER	SO	BB	IBB	HBP	BLK	WP	HR	S	P	ERA	WHIP					
Dave Johnson, R ERA: 4.17 (1, 1)	6.0		27	6	3	2	3	3	0	0	0	0	0	30	42	3.00	1.500					
Tom Burgmeier, L ERA: 4.95 (7, 1)	2.0		11	4	2	1	1	0	0	0	0	0	1	13	13	4.50	2.000					
Tom Johnson, R ERA: 2.62 (9, 1)	0.1		2	1	0	0	0	0	0	0	0	0	0	2	2	0.00	3.000					
Pete Redfern, R ERA: 4.74 (9, 1)	0.2	W	2	0	0	0	0	0	0	0	0	0	0	2	2	0.00	0.000					

Cleveland Indians @ Minnesota Twins
Metropolitan Stadium, Bloomington, MI
Sat Aug 06 1977, 4:33 AM EDT
Att: 16,209 - Unknown - 74 F

AB 39
R 5
H 11
RBI 5
BB 3
SO 4
LOB 25



Batter	1	2	3	4	5	6	7	8	9	AB	R	H	RBI	BB	SO	LOB	BOTTOM					
Roy Smalley, S OBP: 0.337, SLG: 0.339 (1, 6)	 BB						 4-3 1B			4	1	2	0	1	0	3						
Rod Carew, L OBP: 0.457, SLG: 0.580 (1, 3)	 2B 1B						 4-3		 IBB	4	1	1	1	1	1	3						
Butch Wynegar, S OBP: 0.371, SLG: 0.397 (1, 2)	 IBB								 BB	3	1	0	1	2	0	1						
Lyman Bostock, L OBP: 0.399, SLG: 0.512 (1, 8)	 2B		 1B							5	0	2	2	0	0	3						
Glenn Adams, L OBP: 0.383, SLG: 0.466 (1, 7)										4	0	0	0	0	0	2						
Mike Cabbage, L OBP: 0.326, SLG: 0.380 (1, 5)										4	0	0	0	0	0	1						
Dan Ford, R OBP: 0.345, SLG: 0.453 (1, 9)		 BB								3	0	0	0	1	0	0						
Craig Kusick, R OBP: 0.386, SLG: 0.428 (1, 10)				 BB					 3-1 SH1-4 WP	3	1	0	0	1	1	1						
Jerry Terrell, R OBP: 0.260, SLG: 0.265 (9, PR)										0	1	0	0	0	0	0						
Bob Randall, R OBP: 0.264, SLG: 0.261 (1, 4)				 1B			 1B			3	1	2	1	0	1	1						
Inning Stats	R: 2 E: 0 K: 0 S: 4	H: 2 LOB: 2 BB: 2 P: 12	R: 0 E: 0 K: 2 S: 8	H: 1 LOB: 1 BB: 1 P: 12	R: 0 E: 0 K: 0 S: 3	H: 1 LOB: 0 BB: 0 P: 3	R: 1 E: 0 K: 0 S: 4	H: 1 LOB: 1 BB: 1 P: 8	R: 0 E: 0 K: 1 S: 5	H: 0 LOB: 0 BB: 0 P: 5	R: 0 E: 0 K: 0 S: 3	H: 0 LOB: 0 BB: 0 P: 3	R: 2 E: 1 K: 0 S: 6	H: 2 LOB: 1 BB: 0 P: 6	R: 0 E: 0 K: 0 S: 3	H: 0 LOB: 0 BB: 0 P: 3	R: 1 E: 1 K: 0 S: 3	H: 0 LOB: 2 BB: 2 P: 11	1B: 5 2B: 3 3B: 0 HR: 0	SF: 0 SAC: 1 DP: 1 HBP: 0	WP: 1 PB: 0 SB: 2 CS: 1	PA: 40
PITCHER	IP	WLS	BF	H	R	ER	SO	BB	IBB	HBP	BLK	WP	HR	S	P	ERA	WHIP					
Wayne Garland, R ERA: 4.35 (1, 1)	8.2	L	40	7	6	4	3	4	2	0	0	1	0	39	63	4.15	1.269					

Cleveland Indians @ Minnesota Twins
Metropolitan Stadium, Bloomington, MI
Sat Aug 06 1977, 4:33 AM EDT
Att: 16,209 - Unknown - 74 F

AB 33
R 6
H 7
RBI 5
BB 6
SO 3
LOB 15



Batter	1	2	3	4	5	6	7	8	9	AB	R	H	RBI	BB	SO	LOB	TOP			
Jim Norris, L OBP: 0.364, SLG: 0.374 (1, 8)										4	0	1	0	0	2	3	Cleveland Indians @ Minnesota Twins Metropolitan Stadium, Bloomington, MI Sun Aug 07 1977, 4:33 AM EDT Att: 21,801 - Unknown			
Duane Kuiper, L OBP: 0.327, SLG: 0.343 (1, 4)										4	0	1	1	0	0	1				
Buddy Bell, R OBP: 0.353, SLG: 0.417 (1, 5)										4	0	0	0	0	0	1				
Andre Thornton, R OBP: 0.363, SLG: 0.558 (1, 3)										3	0	1	0	0	0	0				
Bruce Bochte, L OBP: 0.341, SLG: 0.367 (1, 7)										3	0	0	0	1	1	2				
Bill Melton, R OBP: 0.346, SLG: 0.348 (1, 10)										4	0	1	0	0	1	1				
Ron Pruitt, R OBP: 0.353, SLG: 0.429 (1, 9)										2	0	0	0	1	1	1				
Fred Kendall, R OBP: 0.301, SLG: 0.386 (1, 2)										3	1	1	0	0	1	2				
Frank Duffy, R OBP: 0.241, SLG: 0.272 Larvell Blanks, R OBP: 0.307, SLG: 0.416 (8, PH) (8, 6)										2	0	0	0	0	1	2				
										1	0	0	0	0	0	1	AB 30 R 1 H 5 RBI 1 BB 2 SO 7 LOB 14			
Inning Stats	R: 0 E: 0 K: 1 S: 5	H: 0 LOB: 0 BB: 0 P: 5	R: 0 E: 0 K: 1 S: 5	H: 0 LOB: 1 BB: 1 P: 9	R: 0 E: 0 K: 2 S: 8	H: 1 LOB: 0 BB: 0 P: 8	R: 0 E: 0 K: 0 S: 2	H: 0 LOB: 0 BB: 0 P: 3	R: 0 E: 0 K: 0 S: 4	H: 1 LOB: 2 BB: 1 P: 8	R: 0 E: 0 K: 0 S: 3	H: 0 LOB: 0 BB: 0 P: 7	R: 0 E: 0 K: 1 S: 7	H: 2 LOB: 1 BB: 0 P: 7	R: 0 E: 0 K: 0 S: 3	H: 1 LOB: 0 BB: 0 P: 3		1B: 3 2B: 1 3B: 1 HR: 0	SF: 0 SAC: 0 DP: 2 HBP: 1	WP: 1 PB: 0 SB: 0 CS: 0
PITCHER Dave Goltz, R ERA: 3.25 (1, 1)	IP: 9.0 WLS: W BF: 33 H: 5 R: 1 ER: 1 SO: 7 BB: 2 IBB: 0 HBP: 1 BLK: 0 WP: 1 HR: 0 S: 44 P: 53 ERA: 1.00 WHIP: 0.778															PITCHER	IP: 9.0 WLS: W BF: 33 H: 5 R: 1 ER: 1 SO: 7 BB: 2 IBB: 0 HBP: 1 BLK: 0 WP: 1 HR: 0 S: 44 P: 53 ERA: 1.00 WHIP: 0.778			

Batter	1	2	3	4	5	6	7	8	9	AB	R	H	RBI	BB	SO	LOB	BOTTOM			
Roy Smalley, S OBP: 0.335, SLG: 0.337 (1, 6)										5	1	1	0	0	1	0	Cleveland Indians @ Minnesota Twins Metropolitan Stadium, Bloomington, MI Sun Aug 07 1977, 4:33 AM EDT Att: 21,801 - Unknown			
Rod Carew, L OBP: 0.460, SLG: 0.590 (1, 3)										5	4	4	1	0	0	0				
Butch Wynegar, S OBP: 0.371, SLG: 0.396 (1, 2)										4	2	1	1	1	0	2				
Lyman Bostock, L OBP: 0.400, SLG: 0.514 (1, 8)										4	0	2	2	0	0	1				
Glenn Adams, L OBP: 0.388, SLG: 0.466 Bob Gorinski, R OBP: 0.211, SLG: 0.297 (7, PH) (8, 7)										2	1	1	0	1	0	0				
Rich Chiles, L OBP: 0.319, SLG: 0.330 Craig Kusick, R OBP: 0.387, SLG: 0.426 (1, 10) (7, PH)										3	0	1	0	0	0	3				
Mike Cabbage, L OBP: 0.330, SLG: 0.404 (1, 5)										5	2	3	5	0	1	3				
Dan Ford, R OBP: 0.344, SLG: 0.451 (1, 9)										2	0	0	1	0	0	1				
Bob Randall, R OBP: 0.259, SLG: 0.255 (1, 4)										4	0	0	0	0	1	2				
										5	2	3	5	0	1	3	AB 37 R 11 H 14 RBI 11 BB 3 SO 4 LOB 16			
Inning Stats	R: 0 E: 0 K: 1 S: 5	H: 0 LOB: 0 BB: 0 P: 5	R: 2 E: 0 K: 0 S: 5	H: 2 LOB: 0 BB: 0 P: 5	R: 1 E: 0 K: 0 S: 5	H: 2 LOB: 1 BB: 0 P: 5	R: 0 E: 0 K: 1 S: 6	H: 1 LOB: 2 BB: 0 P: 7	R: 1 E: 0 K: 0 S: 5	H: 2 LOB: 2 BB: 1 P: 9	R: 1 E: 0 K: 0 S: 4	H: 1 LOB: 0 BB: 0 P: 4	R: 3 E: 0 K: 0 S: 6	H: 2 LOB: 1 BB: 1 P: 10	R: 3 E: 0 K: 2 S: 11	H: 4 LOB: 2 BB: 1 P: 15		1B: 7 2B: 5 3B: 1 HR: 1	SF: 1 SAC: 1 DP: 0 HBP: 1	WP: 0 PB: 0 SB: 2 CS: 0
PITCHER Dennis Eckersley, R ERA: 3.68 Sid Monge, L ERA: 8.16 Jim Kern, R ERA: 9.36 (1, 1) (7, 1) (8, 1)	IP: 6.0 WLS: L BF: 28 H: 6 R: 5 ER: 5 SO: 2 BB: 1 IBB: 0 HBP: 1 BLK: 0 WP: 0 HR: 1 S: 30 P: 35 ERA: 7.50 WHIP: 1.500															PITCHER	IP: 6.0 WLS: L BF: 28 H: 6 R: 5 ER: 5 SO: 2 BB: 1 IBB: 0 HBP: 1 BLK: 0 WP: 0 HR: 1 S: 30 P: 35 ERA: 7.50 WHIP: 1.500			

Batter	1	2	3	4	5	6	7	8	9	AB	R	H	RBI	BB	SO	LOB	TOP			
Roy Smalley, S OBP: 0.336, SLG: 0.337 (1, 6)										4	0	1	0	1	2	5	Minnesota Twins @ Toronto Blue Jays Exhibition Stadium, Toronto, ON Tue Aug 09 1977, 7:05 PM EDT Att: 23,450 - Unknown - 75 F			
Rod Carew, L OBP: 0.457, SLG: 0.584 (1, 3)										4	0	0	1	0	1	5				
Butch Wynegar, S OBP: 0.367, SLG: 0.391 (1, 2)										4	0	0	0	0	2	5				
Lyman Bostock, L OBP: 0.397, SLG: 0.509 (1, 8)										4	0	0	0	0	0	1				
Glenn Adams, L OBP: 0.379, SLG: 0.455 (1, 7)										4	0	0	0	0	0	0				
Rich Chites, L OBP: 0.318, SLG: 0.328 (1, 10)										4	0	1	0	0	0	1				
Mike Cabbage, L OBP: 0.332, SLG: 0.403 (1, 5)										3	1	1	0	1	0	2				
Dan Ford, R OBP: 0.345, SLG: 0.448 (1, 9)										2	1	0	0	2	1	3				
Bob Randall, R OBP: 0.264, SLG: 0.262 (1, 4)										3	0	1	1	1	1	1				
Inning Stats	R: 0 E: 1 K: 2 S: 8	H: 1 LOB: 1 BB: 0 P: 8	R: 0 E: 0 K: 0 S: 3	H: 0 LOB: 0 BB: 0 P: 3	R: 0 E: 0 K: 1 S: 5	H: 0 LOB: 2 BB: 2 P: 13	R: 0 E: 0 K: 0 S: 3	H: 0 LOB: 0 BB: 0 P: 3	R: 2 E: 0 K: 2 S: 8	H: 1 LOB: 1 BB: 2 P: 16	R: 0 E: 1 K: 1 S: 7	H: 1 LOB: 2 BB: 0 P: 7	R: 0 E: 1 K: 0 S: 3	H: 0 LOB: 0 BB: 0 P: 3	R: 0 E: 0 K: 1 S: 6	H: 1 LOB: 1 BB: 0 P: 6	1B: 3 2B: 1 3B: 0 HR: 0	SF: 0 SAC: 0 DP: 1 HBP: 0	WP: 0 PB: 0 SB: 0 CS: 0	PA: 37
PITCHER Jesse Jefferson, R ERA: 4.39 (1, 1)	IP: 9.0 WLS: W BF: 37 H: 4 R: 2 ER: 2 SO: 7 BB: 5 IBB: 0 HBP: 0 BLK: 0 WP: 0 HR: 0 S: 46 P: 66 ERA: 2.00 WHIP: 1.000															PITCHER				

Batter	1	2	3	4	5	6	7	8	9	AB	R	H	RBI	BB	SO	LOB	BOTTOM			
Steve Stagg, R OBP: 0.363, SLG: 0.401 (1, 4)										2	0	1	1	2	0	0	Minnesota Twins @ Toronto Blue Jays Exhibition Stadium, Toronto, ON Tue Aug 09 1977, 7:05 PM EDT Att: 23,450 - Unknown - 75 F			
Bob Bailor, R OBP: 0.344, SLG: 0.412 (1, 8)										4	0	1	0	0	1	1				
Roy Howell, L OBP: 0.368, SLG: 0.399 (1, 5)										4	1	2	1	0	2	3				
Ron Fairly, L OBP: 0.376, SLG: 0.468 (1, 3)										4	0	0	0	0	0	2				
Otto Velez, R OBP: 0.372, SLG: 0.498 (8, PR) Steve Bowling, R OBP: 0.259, SLG: 0.134 (9, 9)										1	1	0	0	3	1	0				
Sam Ewing, L OBP: 0.343, SLG: 0.380 (1, 10) Doug Ault, R OBP: 0.327, SLG: 0.401 (4, FH)										1	1	1	1	0	0	0				
Al Woods, L OBP: 0.324, SLG: 0.381 (1, 7)										4	1	1	1	0	2	1				
Hector Torres, R OBP: 0.281, SLG: 0.357 (1, 6)										3	0	1	0	0	0	1				
Alan Ashby, S OBP: 0.285, SLG: 0.280 (1, 2)										3	1	1	0	0	0	1				
Inning Stats	R: 0 E: 0 K: 1 S: 5	H: 0 LOB: 1 BB: 1 P: 9	R: 3 E: 0 K: 0 S: 5	H: 3 LOB: 0 BB: 1 P: 9	R: 1 E: 0 K: 2 S: 8	H: 1 LOB: 0 BB: 0 P: 8	R: 2 E: 0 K: 2 S: 10	H: 4 LOB: 2 BB: 1 P: 14	R: 0 E: 0 K: 0 S: 2	H: 0 LOB: 0 BB: 1 P: 6	R: 0 E: 0 K: 1 S: 5	H: 0 LOB: 0 BB: 0 P: 5	R: 0 E: 0 K: 0 S: 4	H: 1 LOB: 1 BB: 0 P: 4	R: 0 E: 0 K: 1 S: 4	H: 0 LOB: 1 BB: 1 P: 8	1B: 4 2B: 4 3B: 0 HR: 2	SF: 0 SAC: 0 DP: 2 HBP: 0	WP: 1 PB: 0 SB: 0 CS: 2	PA: 35
PITCHER Paul Thordogard, R ERA: 4.02 Tom Burgmeier, L ERA: 4.22 Ron Schueler, R ERA: 4.96 (1, 1) (3, 1) (4, 1)	IP: 2.1 WLS: L BF: 12 H: 4 R: 4 ER: 4 SO: 2 BB: 2 IBB: 0 HBP: 0 BLK: 0 WP: 0 HR: 1 S: 14 P: 22 ERA: 13.50 WHIP: 2.250															PITCHER				

Batter	1	2	3	4	5	6	7	8	9	AB R H RBI BB SO LOB	TOP						
Larry Hisle, R (1,8) OBP: 0.364, SLG: 0.537										4 1 1 0 1 1 3	Minnesota Twins @ Toronto Blue Jays Exhibition Stadium, Toronto, ON Thu Aug 11 1977, 7:05 PM EDT Att: 18,430 - Unknown - 73 F						
Roy Smalley, S (1,6) OBP: 0.335, SLG: 0.338										4 3 2 1 1 0 3							
Rod Carew, L (1,3) OBP: 0.456, SLG: 0.582										5 0 2 0 0 0 2							
Lyman Bostock, L (1,7) OBP: 0.395, SLG: 0.513										5 2 1 2 0 0 5							
Glenn Adams, L (1,10)										5 1 2 4 0 0 1							
Butch Wynegar, S (1,2) OBP: 0.365, SLG: 0.389										5 0 1 0 0 0 2							
Mike Cabbage, L (1,5) OBP: 0.334, SLG: 0.401										2 0 0 0 2 1 1							
Dan Ford, R (1,9) OBP: 0.342, SLG: 0.443										4 0 0 0 0 1 3							
Bob Randall, R (1,4) OBP: 0.268, SLG: 0.272										4 0 2 0 0 0 1							
Inning Stats	R: 0 E: 0 K: 0 S: 3	H: 0 LOB: 1 BB: 1 P: 7	R: 3 E: 0 K: 0 S: 7	H: 4 LOB: 1 BB: 0 P: 7	R: 0 E: 0 K: 0 S: 4	H: 1 LOB: 1 BB: 0 P: 4	R: 1 E: 0 K: 0 S: 4	H: 1 LOB: 1 BB: 1 P: 8	R: 0 E: 0 K: 0 S: 4	H: 1 LOB: 2 BB: 1 P: 8		R: 0 E: 0 K: 0 S: 3	H: 0 LOB: 1 BB: 1 P: 7	R: 3 E: 0 K: 1 S: 8	H: 3 LOB: 0 BB: 0 P: 8	1B: 7 2B: 2 3B: 0 HR: 2	SF: 0 SAC: 0 DP: 0 HBP: 0
PITCHER	IP WLS BF H R ER SO BB IBB HBP BLK WP HR S P ERA WHIP											IP WLS BF H R ER SO BB IBB HBP BLK WP HR S P ERA WHIP					
Jeff Byrd, R (1,1) ERA: 5.54	8.0 L 36 8 4 4 2 4 0 0 0 0 1 36 52 4.50 1.500																
Pete Vuckovich, R (9,1) ERA: 3.54	1.0 6 3 3 3 1 0 0 0 0 0 1 8 8 27.00 3.000																

AB	38
R	7
H	11
RBI	7
BB	4
SO	3
LOB	21



Batter	1	2	3	4	5	6	7	8	9	AB R H RBI BB SO LOB	BOTTOM						
Steve Staggs, R (1,4) OBP: 0.364, SLG: 0.397										4 1 1 0 1 0 1	Minnesota Twins @ Toronto Blue Jays Exhibition Stadium, Toronto, ON Thu Aug 11 1977, 7:05 PM EDT Att: 18,430 - Unknown - 73 F						
Bob Bailor, R (1,8) OBP: 0.345, SLG: 0.414										5 0 2 1 0 0 1							
Roy Howell, L (1,5) OBP: 0.373, SLG: 0.401										4 0 2 1 1 0 2							
Ron Fairly, L (1,3) OBP: 0.371, SLG: 0.462										5 0 0 0 0 0 4							
Otto Velez, R (1,9) OBP: 0.373, SLG: 0.495										2 1 0 0 2 0 0							
Sam Ewing, L (1,10) OBP: 0.347, SLG: 0.380										3 0 1 0 1 0 1							
Al Woods, L (1,7) OBP: 0.324, SLG: 0.378										2 0 0 0 1 0 2							
Alan Ashby, S (1,2) OBP: 0.284, SLG: 0.279										4 0 1 1 0 0 1							
Dave McKay, S (1,6) OBP: 0.198, SLG: 0.246										4 1 1 0 0 1 3							
Inning Stats	R: 0 E: 1 K: 0 S: 3	H: 0 LOB: 1 BB: 1 P: 7	R: 0 E: 0 K: 0 S: 2	H: 0 LOB: 0 BB: 1 P: 6	R: 0 E: 0 K: 0 S: 3	H: 0 LOB: 1 BB: 1 P: 7	R: 1 E: 0 K: 0 S: 5	H: 2 LOB: 1 BB: 0 P: 5	R: 0 E: 0 K: 0 S: 3	H: 0 LOB: 1 BB: 1 P: 7		R: 1 E: 0 K: 0 S: 6	H: 3 LOB: 2 BB: 0 P: 6	R: 1 E: 0 K: 1 S: 6	H: 1 LOB: 1 BB: 1 P: 10	1B: 7 2B: 1 3B: 0 HR: 0	SF: 0 SAC: 1 DP: 1 HBP: 0
PITCHER	IP WLS BF H R ER SO BB IBB HBP BLK WP HR S P ERA WHIP											IP WLS BF H R ER SO BB IBB HBP BLK WP HR S P ERA WHIP					
Dave Goltz, R (1,1) ERA: 3.27	7.0 W 32 6 3 3 0 6 0 0 0 0 0 26 50 3.86 1.714																
Tom Johnson, R (8,1) ERA: 2.57	2.0 S 8 2 0 0 1 0 0 0 0 0 0 10 10 0.00 1.000																

AB	33
R	3
H	8
RBI	3
BB	6
SO	1
LOB	15



Batter	1	2	3	4	5	6	7	8	9	AB	R	H	RBI	BB	SO	LOB	TOP		
Larry Hisle, R OBP: 0.395, SLG: 0.534 (1, 8)	0-0 1-3	0-0 2B	0-3 K		0-0 5-3		1-0 HBP			4	1	1	0	0	1	3			
Roy Smalley, S OBP: 0.335, SLG: 0.341 (1, 6)	0-0 3-1	0-0 4-3 E	0-0 HR		0-0 F8		0-0 F8			5	2	2	2	0	0	3			
Rod Carew, L OBP: 0.453, SLG: 0.584 (1, 3)	0-0 4-3	0-0 4-3	0-0 HR		0-0 F8			0-0 4-3		5	1	1	4	0	0	1			
Lyman Bostock, L OBP: 0.392, SLG: 0.508 (1, 7)		0-0 BB	0-0 4-3		0-0 3-1			0-0 3-1		4	1	0	0	1	0	0			
Glenn Adams, L OBP: 0.383, SLG: 0.471 Dan Ford, R OBP: 0.341, SLG: 0.439 (2, PH) (2, 9)		0-0 BB	0-0 4-3		0-3 K			0-3 K		0	1	0	0	1	0	0			
Butch Wynegar, S OBP: 0.394, SLG: 0.385 (1, 2)		0-0 3-1	4-0 SH1-4 1B		0-0 L3			0-0 K		4	1	0	0	1	1	3			
Rich Chiles, L OBP: 0.321, SLG: 0.332 (1, 10)		0-0 HR	0-0 SH1-4		0-0 F9		0-0 HBP 1B		0-0 F8	4	1	2	2	0	0	0			
Mike Cabbage, L OBP: 0.338, SLG: 0.412 (1, 5)		0-0 HR	0-0 1B HR		4-0 SH3-4 BB		0-0 F9		0-0 F9	4	2	2	3	1	0	1			
Bob Randall, R OBP: 0.274, SLG: 0.278 (1, 4)		0-0 2B 1B	0-0 HR 1B		0-0 SH3-4		0-0 F2			3	2	2	0	0	0	1			
Inning Stats	R: 0 E: 0 K: 0 S: 3	H: 0 LOB: 0 BB: 0 P: 3	R: 7 E: 1 K: 0 S: 9	H: 5 LOB: 1 BB: 2 P: 17	R: 5 E: 0 K: 1 S: 9	H: 4 LOB: 0 BB: 1 P: 13	R: 0 E: 0 K: 1 S: 5	H: 0 LOB: 0 BB: 0 P: 5	R: 0 E: 0 K: 0 S: 5	H: 1 LOB: 2 BB: 0 P: 5	R: 0 E: 0 K: 1 S: 5	H: 0 LOB: 0 BB: 0 P: 3	R: 0 E: 0 K: 0 S: 3	H: 0 LOB: 0 BB: 0 P: 3	1B: 7 2B: 1 3B: 0 HR: 2	SF: 0 SAC: 2 DP: 0 HBP: 1	WP: 0 PA: 44 PB: 0 SB: 0 CS: 0		
PITCHER	IP	WLS	BF	H	R	ER	SO	BB	IBB	HBP	BLK	WP	HR	S	P	ERA	WHIP		
Fernando Arroyo, R ERA: 3.74 (1, 1)	1.1	L	9	3	5	5	0	2	0	0	0	0	1	7	15	33.75	3.750		
Jim Crawford, L ERA: 4.29 (2, 1)	1.1		12	6	7	6	1	1	0	0	0	0	1	13	17	40.50	5.250		
Steve Grilli, R ERA: 3.92 (3, 1)	4.1		17	1	0	0	2	2	0	1	0	0	0	18	27	0.00	0.692		
Bruce Taylor, R ERA: (8, 1)	2.0		6	0	0	0	1	0	0	0	0	0	0	8	8	0.00	0.000		

Minnesota Twins @ Detroit Tigers
Tiger Stadium, Detroit, MI
Fri Aug 12 1977, 7:05 PM EDT
Att: 20,554 - Unknown - 70 F

AB 36
R 12
H 10
RBI 11
BB 5
SO 4
LOB 13



Batter	1	2	3	4	5	6	7	8	9	AB	R	H	RBI	BB	SO	LOB	BOTTOM		
Ron LeFlore, R OBP: 0.350, SLG: 0.464 (1, 8)	0-0 L4	4-0 BB		0-0 HR 1B		0-0 4-3 2B		0-0 F8		4	2	2	0	1	0	0			
Tito Fuentes, S OBP: 0.343, SLG: 0.408 (1, 4)	0-0 HR 1B	0-0 6-3		0-0 HR		0-0 4-3		0-0 5-3		5	2	2	3	0	0	2			
Rusty Staub, L OBP: 0.332, SLG: 0.444 (1, 10)	0-0 F8		0-0 1B 1B G1-6-3	0-0 G3 2B		0-0 4-3		0-0 HR		5	2	3	2	0	0	1			
Steve Kemp, L OBP: 0.346, SLG: 0.433 (1, 7)	4-0 HR BB		0-0 G1-6-3 1B 1B	0-0 G3		0-0 G3		0-0 HR		4	3	2	1	1	0	1			
Jason Thompson, L OBP: 0.350, SLG: 0.485 (1, 3)	0-0 HR		0-0 G1-6-3 1B	0-0 4-3		4-0 G6-4-3 BB		0-0 4-3		4	1	2	3	1	0	1			
Ben Oglivie, L OBP: 0.303, SLG: 0.427 (1, 9)	4-0 BB		0-0 G1-6-3		0-0 G3		0-0 F9		0-3 K	4	0	0	0	1	1	3			
Milt May, L OBP: 0.290, SLG: 0.394 (1, 2)	0-0 4-3		0-0 FC6-4 1B		0-0 4-3		0-0 G6-4-3			4	0	1	1	0	0	2			
Aurelio Rodriguez, R OBP: 0.256, SLG: 0.331 (1, 5)		0-3 K	0-0 FC6-4		0-0 F8			0-0 5-3		4	0	0	0	0	1	1			
Tom Veryzer, R OBP: 0.233, SLG: 0.263 Tim Corcoran, L OBP: 0.269, SLG: 0.315 Chuck Scrivener, R OBP: 0.204, SLG: 0.114 (8, PH) (9, 6)		0-0 P4		0-0 6-3		0-0 2B 4-3 1B		0-0 F8		3	1	1	0	0	0	0			
Inning Stats	R: 3 E: 0 K: 0 S: 5	H: 2 LOB: 1 BB: 2 P: 13	R: 0 E: 0 K: 1 S: 5	H: 0 LOB: 1 BB: 1 P: 9	R: 2 E: 0 K: 0 S: 6	H: 4 LOB: 1 BB: 0 P: 6	R: 2 E: 0 K: 0 S: 6	H: 3 LOB: 0 BB: 0 P: 6	R: 0 E: 0 K: 0 S: 3	H: 2 LOB: 0 BB: 0 P: 5	R: 0 E: 0 K: 0 S: 2	H: 0 LOB: 0 BB: 1 P: 6	R: 0 E: 0 K: 0 S: 3	H: 0 LOB: 0 BB: 0 P: 3	R: 2 E: 0 K: 1 S: 7	H: 2 LOB: 0 BB: 0 P: 7	1B: 7 2B: 2 3B: 0 HR: 4	SF: 0 SAC: 0 DP: 2 HBP: 0	WP: 0 PA: 42 PB: 0 SB: 0 CS: 0
PITCHER	IP	WLS	BF	H	R	ER	SO	BB	IBB	HBP	BLK	WP	HR	S	P	ERA	WHIP		
Pete Redfern, R ERA: 5.08 (1, 1)	2.0		13	4	5	5	1	3	0	0	0	0	1	12	24	22.50	3.500		
Tom Burgmeier, L ERA: 4.41 (3, 1)	5.0	W	21	7	4	4	0	1	0	0	0	0	1	20	24	7.20	1.600		
Tom Johnson, R ERA: 2.68 (8, 1)	2.0	S	8	2	2	2	1	0	0	0	0	0	2	10	10	9.00	1.000		

Minnesota Twins @ Detroit Tigers
Tiger Stadium, Detroit, MI
Fri Aug 12 1977, 7:05 PM EDT
Att: 20,554 - Unknown - 70 F

AB 38
R 11
H 13
RBI 10
BB 4
SO 2
LOB 11



Batter	1	2	3	4	5	6	7	8	9	AB	R	H	RBI	BB	SO	LOB	TOP										
Larry Hisle, R OBP: 0.362, SLG: 0.529	4-3			K		L6			F3	4	0	0	0	0	1	0											
Roy Smalley, S OBP: 0.335, SLG: 0.340	G3			1B SF8		F8			E3	4	1	1	0	0	0	0											
Rod Carew, L OBP: 0.452, SLG: 0.581	F7			1B					F7	4	0	1	0	0	0	1											
Lyman Bostock, L OBP: 0.390, SLG: 0.506		G3		SF8					F7	2	0	0	1	0	0	0											
Glenn Adams, L OBP: 0.377, SLG: 0.463		1-3		F9					F8	3	0	0	0	0	0	1											
Butch Wynegar, S OBP: 0.383, SLG: 0.384						F9				3	0	1	0	0	0	0											
Jerry Terrell, R OBP: 0.260, SLG: 0.265										0	0	0	0	0	0	0											
Bud Bulling, R OBP: 0.353, SLG: 0.154										0	0	0	0	0	0	0											
Mike Cubbage, L OBP: 0.335, SLG: 0.408				F2		G3			4-3	3	0	0	0	0	0	1											
Dan Ford, R OBP: 0.338, SLG: 0.435				K		4-3			F9	3	0	0	0	0	1	1											
Bob Randall, R OBP: 0.271, SLG: 0.276				4-3						2	0	0	0	0	0	0											
Rich Chiles, L OBP: 0.319, SLG: 0.330						F7			F8	1	0	0	0	0	0	0											
Inning Stats	R: 0 E: 0 K: 0 S: 3	H: 0 LOB: 0 BB: 0 P: 3	R: 0 E: 0 K: 0 S: 3	H: 0 LOB: 0 BB: 0 P: 3	R: 0 E: 0 K: 1 S: 5	H: 0 LOB: 0 BB: 0 P: 5	R: 1 E: 0 K: 1 S: 7	H: 2 LOB: 1 BB: 0 P: 7	R: 0 E: 0 K: 0 S: 3	H: 0 LOB: 0 BB: 0 P: 3	R: 0 E: 0 K: 0 S: 3	H: 0 LOB: 0 BB: 0 P: 3	R: 0 E: 0 K: 0 S: 3	H: 1 LOB: 1 BB: 0 P: 3	R: 0 E: 1 K: 0 S: 4	H: 0 LOB: 1 BB: 0 P: 4	1B: 3 2B: 0 3B: 0 HR: 0	SF: 1 SAC: 0 DP: 0 HBP: 0	WP: 0 PB: 0 SB: 0 CS: 1	PA: 30							
PITCHER	IP	WLS	BF	H	R	ER	SO	BB	IBB	HBP	BLK	WP	HR	S	P	ERA	WHIP										
Milt Wilcox, R ERA: 3.42	8.0	W	26	3	1	1	2	0	0	0	0	0	0	30	30	1.12	0.375										
Steve Foucault, R ERA: 2.98	1.0	S	4	0	0	0	0	0	0	0	0	0	0	4	4	0.00	0.000										

Minnesota Twins @ Detroit Tigers
Tiger Stadium, Detroit, MI
Sat Aug 13 1977, 7:05 PM EDT
Att: 23,147 - Unknown - 76 F

AB	29
R	1
H	3
RBI	1
BB	0
SO	2
LOB	4



Batter	1	2	3	4	5	6	7	8	9	AB	R	H	RBI	BB	SO	LOB	BOTTOM										
Ron LeFlore, R OBP: 0.348, SLG: 0.463	4-3		6-3		E5			5-3 SH3-4 1B		4	0	1	0	0	0	1											
Tito Fuentes, S OBP: 0.343, SLG: 0.408	5-3		CS-14 1B		SF7			SH3-4		2	0	1	1	0	0	0											
Rusty Staub, L OBP: 0.329, SLG: 0.440	4-3		FC3-1-6 FC3-6 1-2		CS		F9	5-3		4	0	0	0	0	0	2											
Steve Kemp, L OBP: 0.348, SLG: 0.436		FC5-4 BB 2B 1B	FC3-6 1-2					3-1		4	1	2	0	0	0	2											
Jason Thompson, L OBP: 0.350, SLG: 0.483		FC5-4 BB		F9		1-3				2	0	0	0	1	0	1											
Mickey Stanley, R OBP: 0.323, SLG: 0.453		FC5-4 2B		F7		5-3				3	0	0	0	0	0	3											
John Wockenfuss, R OBP: 0.343, SLG: 0.558		1-3 3-H 2B		6-3				5-3		3	0	1	1	0	0	0											
Aurelio Rodriguez, R OBP: 0.252, SLG: 0.325		5-3			E5 FC3-6			K		3	0	0	0	0	1	2											
Tom Veryzer, R OBP: 0.231, SLG: 0.260		6-3			FC3-6 SF7			F9		3	1	0	0	0	0	3											
Inning Stats	R: 0 E: 0 K: 0 S: 3	H: 2 LOB: 2 BB: 1 P: 9	R: 1 E: 0 K: 0 S: 5	H: 1 LOB: 0 BB: 0 P: 4	R: 0 E: 0 K: 0 S: 3	H: 0 LOB: 0 BB: 0 P: 3	R: 0 E: 2 K: 0 S: 4	H: 0 LOB: 0 BB: 0 P: 4	R: 0 E: 0 K: 0 S: 4	H: 1 LOB: 1 BB: 0 P: 4	R: 0 E: 0 K: 1 S: 5	H: 0 LOB: 0 BB: 0 P: 5	R: 0 E: 0 K: 0 S: 4	H: 1 LOB: 1 BB: 0 P: 4	R: 0 E: 0 K: 0 S: 4	H: 1 LOB: 1 BB: 0 P: 4	1B: 3 2B: 2 3B: 0 HR: 0	SF: 1 SAC: 1 DP: 0 HBP: 0	WP: 0 PB: 0 SB: 0 CS: 1	PA: 32							
PITCHER	IP	WLS	BF	H	R	ER	SO	BB	IBB	HBP	BLK	WP	HR	S	P	ERA	WHIP										
Geoff Zahn, L ERA: 4.64	8.0	L	31	5	2	1	1	1	0	0	0	0	0	32	36	1.12	0.750										

Minnesota Twins @ Detroit Tigers
Tiger Stadium, Detroit, MI
Sat Aug 13 1977, 7:05 PM EDT
Att: 23,147 - Unknown - 76 F

AB	28
R	2
H	5
RBI	2
BB	1
SO	1
LOB	14



Batter	1	2	3	4	5	6	7	8	9	AB	R	H	RBI	BB	SO	LOB	TOP											
Roy Smalley, S OBP: 0.338, SLG: 0.336 (1, 6)	4-0 SH1-4 1B BB	5-3		F6		2B 1B BB		6-3	FC4-6	4	2	0	0	2	0	3	Minnesota Twins @ Baltimore Orioles Memorial Stadium, Baltimore, MD Mon Aug 15 1977, 7:05 PM EDT Att: 18,115 - Unknown											
Bob Randall, R OBP: 0.279, SLG: 0.284 (1, 4)	SH1-4 1-2		F7		BB HR 1B	1-3 1B 2B		4-3	F9	5	2	2	0	0	0	1												
Dan Ford, R OBP: 0.345, SLG: 0.441 (1, 9)	4-3 2-3		S 1B		F9	2B 1B		1B 2B		5	2	3	2	0	0	2												
Larry Hisle, R OBP: 0.365, SLG: 0.536 (1, 8)	S 1B		L9		HR BB	1-2 HR 2B		1B IBB		3	2	2	2	2	0	1												
Craig Kusick, R OBP: 0.382, SLG: 0.448 (1, 3)	3-H 1B		F8		HR BB	1-H HR 2B		IBB		4	2	2	5	0	1	2												
Rod Carew, L OBP: 0.451, SLG: 0.579 (8, 3)	K		F8		HR	HR		1B		1	0	1	1	0	0	0												
Jerry Terrell, R OBP: 0.280, SLG: 0.265 (8, PH)		4-3		E 1B	F9	K		F9		4	0	1	0	0	1	0												
Mike Cubbage, L OBP: 0.333, SLG: 0.404 (8, 5)										1	0	0	0	0	0	2												
Butch Wynegar, S OBP: 0.361, SLG: 0.379 (1, 2)		HR BB		P4	K			5-3	F5	4	1	0	0	1	1	1												
Bob Gorinski, R OBP: 0.225, SLG: 0.346 (9, PH)				E5		K				4	1	2	2	0	1	1												
Lyman Bostock, L OBP: 0.389, SLG: 0.506 (9, 7)	1-H HR			1-2		G5-4-3 1B		1B 2B		1	1	1	0	0	0	0												
Bud Bulling, R OBP: 0.318, SLG: 0.167 (1, 10)		6-3		P4		6-3		G5-4-3 1-2	FC4-6 2-H 1B	5	0	1	1	0	0	3												
Inning Stats	R: 1 E: 0 K: 1 S: 6	H: 1 LOB: 1 BB: 1 P: 10	R: 2 E: 0 K: 0 S: 4	H: 1 LOB: 0 BB: 1 P: 8	R: 0 E: 0 K: 0 S: 4	H: 1 LOB: 1 BB: 0 P: 4	R: 0 E: 1 K: 0 S: 5	H: 2 LOB: 0 BB: 1 P: 5	R: 3 E: 0 K: 1 S: 7	H: 2 LOB: 0 BB: 1 P: 11	R: 5 E: 0 K: 2 S: 11	H: 4 LOB: 0 BB: 1 P: 15	R: 0 E: 0 K: 0 S: 3	H: 1 LOB: 0 BB: 0 P: 3	R: 1 E: 0 K: 0 S: 5	H: 2 LOB: 2 BB: 1 P: 9	R: 1 E: 0 K: 0 S: 5	H: 2 LOB: 1 BB: 0 P: 5	1B: 8 2B: 4 3B: 0 HR: 3	SF: 0 SAC: 1 DP: 1 HBP: 0	WP: 0 PB: 0 SB: 2 CS: 0	PA: 47						
PITCHER	IP WLS BF H R ER SO BB IBB HBP BLK WP HR S P ERA WHIP	4.1 L 23 6 6 6 1 3 0 0 0 0 2 22 34 12.46 2.077	5.1 8 3 4 4 2 1 0 0 0 0 0 1 11 15 27.00 3.000	6.1 9 3 2 2 1 0 1 0 0 0 0 1 10 14 9.00 1.500	8.1 7 3 1 1 0 0 0 0 0 0 0 0 7 7 6.75 2.250	PITCHER										IP WLS BF H R ER SO BB IBB HBP BLK WP HR S P ERA WHIP												
Rudy May, L ERA: 3.88											4.1	L	23	6	6	6	1	3	0	0	0	0	0	2	22	34	12.46	2.077
Scott McGregor, L ERA: 4.57											5.1	8	3	4	4	2	1	0	0	0	0	0	0	1	11	15	27.00	3.000
Mike Flanagan, L ERA: 3.88											6.1	9	3	2	2	1	0	1	0	0	0	0	1	10	14	9.00	1.500	
Dick Drago, R ERA: 3.02											8.1	7	3	1	1	0	0	0	0	0	0	0	0	7	7	6.75	2.250	

Batter	1	2	3	4	5	6	7	8	9	AB	R	H	RBI	BB	SO	LOB	BOTTOM											
Al Bumbry, L OBP: 0.349, SLG: 0.380 (1, 8)	FC1-6 1B	F7		E7 F9 1-H 2B		B1-3 HR BB		5-3		4	1	2	0	1	0	1	Minnesota Twins @ Baltimore Orioles Memorial Stadium, Baltimore, MD Mon Aug 15 1977, 7:05 PM EDT Att: 18,115 - Unknown											
Billy Smith, S OBP: 0.287, SLG: 0.321 (1, 4)	FC1-6 BB 1B	F8		F9		B1-3		F6		5	1	0	0	0	0	4												
Ken Singleton, S OBP: 0.437, SLG: 0.517 (1, 9)	BB 1B		4-0 FC4-6 BB	G3		HR		G1-3		4	2	2	2	1	0	1												
Lee May, R OBP: 0.286, SLG: 0.411 (1, 3)	1B BB		F9		BB BB 1B	6-3		HR		4	1	2	1	1	0	1												
Eddie Murray, S OBP: 0.331, SLG: 0.443 (1, 10)	1B		FC4-6 HR		BB BB	F7		G6-4-3 1B		4	1	2	2	1	0	1												
Andres Mora, R OBP: 0.276, SLG: 0.578 (1, 7)	F5		1-H HR		F7			G6-4-3		5	2	2	3	0	0	5												
Doug DeCinces, R OBP: 0.340, SLG: 0.423 (1, 5)	K		K		BB	5-3		6-3		4	0	0	0	1	2	2												
Kiko Garcia, R OBP: 0.248, SLG: 0.299 (1, 6)		L8		K		K		4-3		3	0	0	0	0	2	3												
Pat Kelly, L OBP: 0.352, SLG: 0.382 (7, PH)				K		K				1	0	0	0	0	0	0												
Rich Dauer, R OBP: 0.271, SLG: 0.276 (8, 4)				K		K				0	0	0	0	0	0	0												
Dave Skaggs, R OBP: 0.325, SLG: 0.318 (1, 2)				2B E 1B		5-3		K		4	1	2	0	0	1	3												
Inning Stats	R: 2 E: 0 K: 1 S: 8	H: 3 LOB: 2 BB: 1 P: 12	R: 0 E: 0 K: 0 S: 4	H: 1 LOB: 0 BB: 0 P: 4	R: 2 E: 0 K: 1 S: 6	H: 1 LOB: 0 BB: 1 P: 10	R: 1 E: 1 K: 1 S: 7	H: 2 LOB: 1 BB: 0 P: 7	R: 0 E: 0 K: 1 S: 6	H: 1 LOB: 3 BB: 2 P: 14	R: 2 E: 0 K: 0 S: 4	H: 1 LOB: 0 BB: 1 P: 8	R: 1 E: 0 K: 1 S: 6	H: 1 LOB: 0 BB: 0 P: 6	R: 0 E: 0 K: 0 S: 3	H: 0 LOB: 0 BB: 0 P: 3	R: 1 E: 0 K: 0 S: 4	H: 2 LOB: 0 BB: 0 P: 4	1B: 7 2B: 1 3B: 0 HR: 4	SF: 0 SAC: 0 DP: 1 HBP: 0	WP: 0 PB: 0 SB: 0 CS: 0	PA: 43						
PITCHER	IP WLS BF H R ER SO BB IBB HBP BLK WP HR S P ERA WHIP	4.0 21 7 5 5 3 2 0 0 0 0 0 2 11 25 33 11.25 2.250	5.1 3 3 3 1 3 0 0 0 0 0 0 2 11 23 13.50 3.000	7.1 2 1 1 1 0 0 0 0 0 0 1 12 12 3.00 0.667	PITCHER										IP WLS BF H R ER SO BB IBB HBP BLK WP HR S P ERA WHIP													
Dave Goltz, R ERA: 3.42											4.0	21	7	5	5	3	2	0	0	0	0	0	2	11	25	33	11.25	2.250
Gary Serunian, R ERA: 5.4											5.1	3	3	3	1	3	0	0	0	0	0	0	2	11	23	13.50	3.000	
Ron Schueler, R ERA: 4.8											7.1	2	1	1	1	0	0	0	0	0	0	1	12	12	3.00	0.667		



Batter	1	2	3	4	5	6	7	8	9	AB	R	H	RBI	BB	SO	LOB	TOP			
Dave Collins, S OBP: 0.293, SLG: 0.314										5	0	2	0	0	1	3	Seattle Mariners @ Minnesota Twins Metropolitan Stadium, Bloomington, MI Wed Aug 17 1977, 8:05 PM EDT Att: 11,739 - Unknown - 65 F			
Jose Báez, R OBP: 0.312, SLG: 0.333										5	1	1	0	0	0	3				
Dan Meyer, L OBP: 0.334, SLG: 0.444										5	0	2	2	0	0	1				
Leroy Stanton, R OBP: 0.328, SLG: 0.502										4	1	1	0	1	1	1				
Ruppert Jones, L OBP: 0.322, SLG: 0.477										3	0	2	1	1	0	0				
Bill Stein, R OBP: 0.292, SLG: 0.407										4	0	1	0	0	0	6				
Carlos Lopez, R OBP: 0.310, SLG: 0.425										3	0	1	0	1	0	1				
Larry Milbourne, S OBP: 0.244, SLG: 0.281										4	0	0	0	0	0	3				
Craig Reynolds, L OBP: 0.236, SLG: 0.284									0	0	0	0	0	0	0	0				
Larry Cox, R OBP: 0.311, SLG: 0.386										4	1	1	0	0	1	1				
Inning Stats	R: 0 E: 0 K: 0 S: 4	H: 1 LOB: 3 BB: 2 P: 12	R: 0 E: 0 K: 1 S: 5	H: 0 LOB: 0 BB: 0 P: 5	R: 0 E: 0 K: 0 S: 3	H: 1 LOB: 1 BB: 0 P: 3	R: 0 E: 0 K: 0 S: 4	H: 1 LOB: 1 BB: 0 P: 4	R: 0 E: 0 K: 0 S: 4	H: 3 LOB: 2 BB: 1 P: 9	R: 2 E: 1 K: 1 S: 9	H: 3 LOB: 2 BB: 0 P: 9	R: 0 E: 0 K: 0 S: 4	H: 1 LOB: 1 BB: 0 P: 4	R: 0 E: 0 K: 1 S: 5	H: 0 LOB: 0 BB: 0 P: 5	1B: 7 2B: 2 3B: 2 HR: 0	SF: 0 SAC: 0 DP: 1 HBP: 0	WP: 0 PB: 0 SB: 1 CS: 0	PA: 40
PITCHER	IP WLS BF H R ER SO BB IBB HBP BLK WP HR S P ERA WHIP	6.1 L 30 9 3 2 2 2 1 0 0 0 0 0 31 43 2.84 1.737	7.1 S 10 2 0 0 1 0 0 0 0 0 0 0 12 12 0.00 0.750	PITCHER																

AB	37
R	3
H	11
RBI	3
BB	3
SO	3
LOB	19



Batter	1	2	3	4	5	6	7	8	9	AB	R	H	RBI	BB	SO	LOB	BOTTOM			
Mike Cabbage, L OBP: 0.334, SLG: 0.407										4	0	1	0	0	0	0	Seattle Mariners @ Minnesota Twins Metropolitan Stadium, Bloomington, MI Wed Aug 17 1977, 8:05 PM EDT Att: 11,739 - Unknown - 65 F			
Roy Smalley, S OBP: 0.337, SLG: 0.335										4	0	0	1	0	0	1				
Rod Carew, L OBP: 0.453, SLG: 0.585										4	1	2	0	0	0	1				
Lyman Bostock, L OBP: 0.385, SLG: 0.498										3	0	0	1	0	1	1				
Larry Hise, R OBP: 0.366, SLG: 0.532										4	0	1	0	0	1	0				
Glenn Adams, L OBP: 0.374, SLG: 0.462										4	0	1	0	0	0	1				
Butch Wynegar, S OBP: 0.356, SLG: 0.373										3	0	0	0	0	1	2				
Dan Ford, R OBP: 0.350, SLG: 0.447										3	1	1	0	0	0	1				
Bob Randall, R OBP: 0.269, SLG: 0.274										2	0	0	0	0	0	0				
Rich Chiles, L OBP: 0.316, SLG: 0.328										1	0	0	0	0	0	1				
Jerry Terrell, R OBP: 0.297, SLG: 0.262										0	0	0	0	0	0	0				
Inning Stats	R: 0 E: 0 K: 1 S: 6	H: 1 LOB: 1 BB: 0 P: 6	R: 0 E: 0 K: 1 S: 6	H: 1 LOB: 1 BB: 0 P: 6	R: 0 E: 0 K: 0 S: 3	H: 0 LOB: 0 BB: 0 P: 3	R: 1 E: 0 K: 0 S: 5	H: 2 LOB: 1 BB: 0 P: 5	R: 0 E: 0 K: 0 S: 3	H: 0 LOB: 0 BB: 0 P: 3	R: 0 E: 0 K: 1 S: 5	H: 0 LOB: 1 BB: 0 P: 5	R: 1 E: 0 K: 0 S: 5	H: 2 LOB: 1 BB: 0 P: 5	R: 0 E: 0 K: 0 S: 3	H: 0 LOB: 0 BB: 0 P: 3	1B: 5 2B: 0 3B: 1 HR: 0	SF: 1 SAC: 0 DP: 0 HBP: 0	WP: 0 PB: 2 SB: 0 CS: 0	PA: 33
PITCHER	IP WLS BF H R ER SO BB IBB HBP BLK WP HR S P ERA WHIP	6.0 W 22 4 1 1 2 0 0 0 0 0 0 13 26 1.50 0.667	7.1 S 11 2 1 1 1 0 0 0 0 0 0 13 13 3.00 0.667	PITCHER																


AB	32
R	2
H	6
RBI	2
BB	0
SO	3
LOB	8



Batter	1	2	3	4	5	6	7	8	9	AB	R	H	RBI	BB	SO	LOB	TOP			
Julio Cruz, S OBP: 0.305, SLG: 0.303 (1, 4)	0-0 4-3		0-0 1-3		4-0 BB			0-0 FC1-6		3	0	0	0	1	0	1				
Steve Braun, L OBP: 0.336, SLG: 0.298 (1, 7)	0-0 1-3			0-0 4-3	0-0 G3			0-0 L7		4	0	0	0	0	0	2				
Dan Meyer, L OBP: 0.335, SLG: 0.449 (1, 3)	0-0 1B			0-0 2B 3B				0-0 F7		4	1	2	0	0	0	1				
Leroy Stanton, R OBP: 0.327, SLG: 0.502 (1, 9)	0-3 K			0-0 E 2B				0-0 L8		4	1	1	1	0	2	1				
Ruppert Jones, L OBP: 0.325, SLG: 0.481 (1, 8)		0-0 G6-4-3 1B		0-0 E9 1B				0-0 2B		4	0	3	1	0	0	0				
Bill Stein, R OBP: 0.292, SLG: 0.405 (1, 5)		0-0 G6-4-3 1-2f		0-0 1-3				0-0 G3-6-3 1B		4	0	1	0	0	1	3				
Bob Stinson, S OBP: 0.371, SLG: 0.406 (1, 2)		0-3 K		0-0 4-3				0-0 G3-6-3 1-2f		4	0	0	0	0	1	3				
Juan Bernhardt, R OBP: 0.276, SLG: 0.371 (1, 10)			0-3 K		0-0 F7			0-0 F8		3	0	0	0	0	1	0				
Craig Reynolds, L OBP: 0.259, SLG: 0.285 (1, 6)			0-0 G3		0-0 6-3			0-0 FC1-6 1B		3	0	1	0	0	0	0				
Inning Stats	R: 0 E: 0 K: 1 S: 6	H: 1 LOB: 1 BB: 0 P: 6	R: 0 E: 0 K: 1 S: 5	H: 1 LOB: 0 BB: 0 P: 5	R: 0 E: 0 K: 1 S: 5	H: 0 LOB: 0 BB: 0 P: 5	R: 2 E: 1 K: 0 S: 6	H: 3 LOB: 1 BB: 0 P: 6	R: 0 E: 0 K: 0 S: 3	H: 0 LOB: 1 BB: 1 P: 7	R: 0 E: 0 K: 0 S: 5	H: 1 LOB: 0 BB: 0 P: 3	R: 0 E: 0 K: 0 S: 4	H: 1 LOB: 1 BB: 0 P: 4	R: 0 E: 0 K: 1 S: 6	H: 1 LOB: 1 BB: 0 P: 6	1B: 5 2B: 2 3B: 1 HR: 0	SF: 0 SAC: 0 DP: 2 HBP: 0	WP: 0 PB: 0 SB: 1 CS: 0	PA: 34
PITCHER Paul Thordogard, R ERA: 3.96 (1, 1)	IP: 9.0 WLS: W BF: 34 H: 8 R: 2 ER: 2 SO: 5 BB: 1 IBB: 0 HBP: 0 BLK: 0 WP: 0 HR: 0 S: 43 P: 47 ERA: 2.00 WHIP: 1.000																			

Seattle Mariners @ Minnesota Twins
Metropolitan Stadium, Bloomington, MI
Thu Aug 18 1977, 4:33 AM EDT
Att: 13,884 - Unknown - 64 F

AB 33
R 2
H 8
RBI 2
BB 1
SO 5
LOB 11



Batter	1	2	3	4	5	6	7	8	9	AB	R	H	RBI	BB	SO	LOB	BOTTOM			
Roy Smalley, S OBP: 0.337, SLG: 0.333 (1, 6)	4-0 1B 1B BB			4-0 4-3 BB		0-0 5-3		0-3 K		3	1	0	0	2	2	1				
Rod Carew, L OBP: 0.452, SLG: 0.582 (1, 3)	0-0 1B 1-3 1B		0-0 F8	0-0 4-3				0-0 4-3		4	1	1	1	0	0	1				
Larry Hisle, R OBP: 0.367, SLG: 0.534 (1, 8)	0-0 E 1-3 3H 1B		0-3 K	0-0 4-3				0-0 6-3 1B 2B		4	2	2	1	0	1	1				
Lyman Bostock, L OBP: 0.386, SLG: 0.500 (1, 7)	0-0 E7 1B 1B		0-0 L4		0-0 2B			0-0 6-3		4	1	2	1	0	0	1				
Dan Ford, R OBP: 0.348, SLG: 0.445 (1, 9)	0-0 5-3			0-0 P5				0-0 5-3		2	0	0	0	0	0	1				
Bob Gorinski, R OBP: 0.232, SLG: 0.350 (4, 9)					0-0 5-3			0-0 1B		2	0	1	1	0	0	1				
Glenn Adams, L OBP: 0.372, SLG: 0.459 (1, 10)	0-0 G3			0-3 K				0-0 F8		1	0	0	0	0	0	1				
Craig Kusick, R OBP: 0.380, SLG: 0.442 (4, FH)					0-0 F8			0-0 L7		3	0	0	0	0	1	2				
Butch Wynegar, S OBP: 0.357, SLG: 0.373 (1, 2)	0-0 1B			4-0 1B 3B BB				0-0 E4 4-3		3	1	1	1	1	0	1				
Mike Cabbage, L OBP: 0.333, SLG: 0.405 (1, 5)	0-3 K			0-0 3B 1B				0-3 K		4	1	1	0	0	3	2				
Bob Randall, R OBP: 0.268, SLG: 0.282 (1, 4)		0-0 F8		0-0 4-3 3B				0-0 P4		4	1	1	2	0	0	1				
Inning Stats	R: 4 E: 1 K: 1 S: 9	H: 4 LOB: 1 BB: 1 P: 13	R: 0 E: 0 K: 1 S: 5	H: 0 LOB: 0 BB: 0 P: 5	R: 0 E: 0 K: 1 S: 5	H: 0 LOB: 0 BB: 0 P: 5	R: 3 E: 0 K: 1 S: 7	H: 2 LOB: 1 BB: 2 P: 15	R: 0 E: 0 K: 0 S: 4	H: 1 LOB: 1 BB: 0 P: 4	R: 0 E: 0 K: 1 S: 5	H: 0 LOB: 0 BB: 0 P: 5	R: 1 E: 0 K: 0 S: 5	H: 2 LOB: 1 BB: 0 P: 5	R: 0 E: 1 K: 2 S: 8	H: 0 LOB: 1 BB: 0 P: 8	1B: 6 2B: 2 3B: 1 HR: 0	SF: 0 SAC: 0 DP: 0 HBP: 0	WP: 0 PB: 0 SB: 0 CS: 0	PA: 37
PITCHER Bob Galasso, R ERA: 7.71 (1, 1)	IP: 0.2 WLS: L BF: 7 H: 4 R: 4 ER: 4 SO: 0 BB: 1 IBB: 0 HBP: 0 BLK: 0 WP: 0 HR: 0 S: 6 P: 10 ERA: 54.00 WHIP: 7.500																			
Mike Kekich, L ERA: 5.34 (1, 1)	IP: 6.1 WLS: 26 BF: 5 H: 4 R: 4 ER: 4 SO: 5 BB: 2 IBB: 0 HBP: 0 BLK: 0 WP: 0 HR: 0 S: 34 P: 42 ERA: 5.68 WHIP: 1.105																			
John Montague, R ERA: 4.58 (8, 1)	IP: 1.0 WLS: 4 BF: 0 H: 0 R: 0 ER: 0 SO: 2 BB: 0 IBB: 0 HBP: 0 BLK: 0 WP: 0 HR: 0 S: 8 P: 8 ERA: 0.00 WHIP: 0.000																			

Seattle Mariners @ Minnesota Twins
Metropolitan Stadium, Bloomington, MI
Thu Aug 18 1977, 4:33 AM EDT
Att: 13,884 - Unknown - 64 F

AB 34
R 8
H 9
RBI 7
BB 3
SO 7
LOB 13



Batter	1	2	3	4	5	6	7	8	9	AB	R	H	RBI	BB	SO	LOB	TOP					
Al Bumbry, L OBP: 0.350, SLG: 0.377 (1, 8)	0-0 4-3		0-0 F7		0-0 6-3		0-0 FC5-4 1B			4	0	1	0	0	0	1						
Rich Dauer, R OBP: 0.266, SLG: 0.270 (1, 4)	0-3 K			0-3 K	0-0 5-3		0-0 FC5-4			4	0	0	0	0	0	2						
Ken Singleton, S OBP: 0.437, SLG: 0.516 (1, 9)	4-0 FC5-4 BB			0-0 E 1B 2B		0-3 K		0-0 6-3		3	1	1	0	1	1	0						
Lee May, R OBP: 0.290, SLG: 0.420 (1, 3)	0-0 FC5-4			0-0 E5 1B		0-0 HR 1B		0-0 G3-6-3 1B		4	1	2	0	0	0	2						
Tony Muser, L OBP: 0.319, SLG: 0.305 (8, 3)	1-2			2-3						0	0	0	0	0	0	0						
Eddie Murray, S OBP: 0.330, SLG: 0.440 (1, 10)		0-3 K		0-0 1-2 3-H 1B		0-0 F9		0-0 G3-6-3 1B		4	0	1	1	0	1	2						
Andres Mora, R OBP: 0.281, SLG: 0.563 (1, 7)		0-0 5-3		0-3 K		0-0 HR		0-0 6-3		4	1	1	2	0	1	2						
Doug DeCinces, R OBP: 0.334, SLG: 0.415 (1, 5)		0-3 K		0-0 F2		0-0 1-3		0-0 F7		4	0	0	0	0	1	2						
Mark Belanger, R OBP: 0.259, SLG: 0.232 (1, 6)			0-0 F8		4-0 6-3 CS BB		0-0 F9		0-0 1-3	3	0	0	0	1	0	0						
Dave Skaggs, R OBP: 0.315, SLG: 0.307 (1, 2)			0-3 K		0-0 L7		0-0 F8			3	0	0	0	0	1	1						
Inning Stats	R: 0 E: 0 K: 1 S: 5	H: 0 LOB: 1 BB: 1 P: 9	R: 0 E: 0 K: 2 S: 7	H: 0 LOB: 0 BB: 0 P: 7	R: 0 E: 0 K: 1 S: 5	H: 0 LOB: 0 BB: 0 P: 5	R: 1 E: 1 K: 2 S: 10	H: 2 LOB: 2 BB: 0 P: 10	R: 0 E: 0 K: 0 S: 3	H: 0 LOB: 1 BB: 1 P: 7	R: 2 E: 0 K: 1 S: 7	H: 2 LOB: 0 BB: 0 P: 7	R: 0 E: 0 K: 0 S: 4	H: 1 LOB: 1 BB: 0 P: 4	R: 0 E: 0 K: 0 S: 3	H: 0 LOB: 0 BB: 0 P: 3	R: 0 E: 0 K: 0 S: 3	H: 0 LOB: 0 BB: 0 P: 3	1B: 4 2B: 1 3B: 0 HR: 1	SF: 0 SAC: 0 DP: 1 HBP: 0	WP: 0 PB: 0 SB: 0 CS: 1	PA: 35
PITCHER Dave Goltz, R ERA: 3.36 (1, 1)	IP: 9.0 WLS: L BF: 35	H: 6 R: 3 ER: 2 SO: 7	BB: 2 IBB: 0 HBP: 0 BLK: 0	WP: 0 HR: 1 S: 47 P: 55	ERA: 2.00 WHIP: 0.889																	

Baltimore Orioles @ Minnesota Twins
Metropolitan Stadium, Bloomington, MI
Fri Aug 19 1977, 8:05 PM EDT
Att: 19,356 - Unknown

AB 33
R 3
H 6
RBI 3
BB 2
SO 7
LOB 12

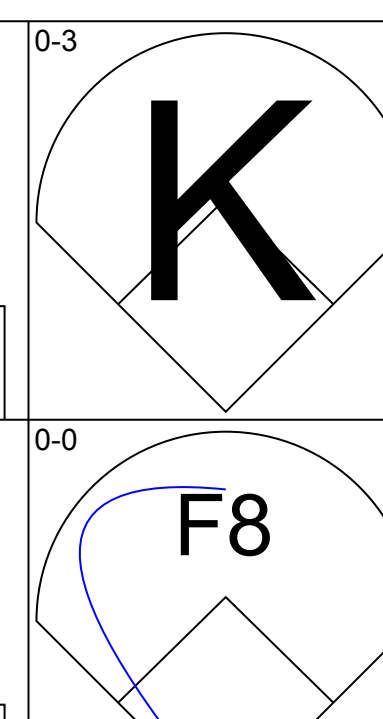
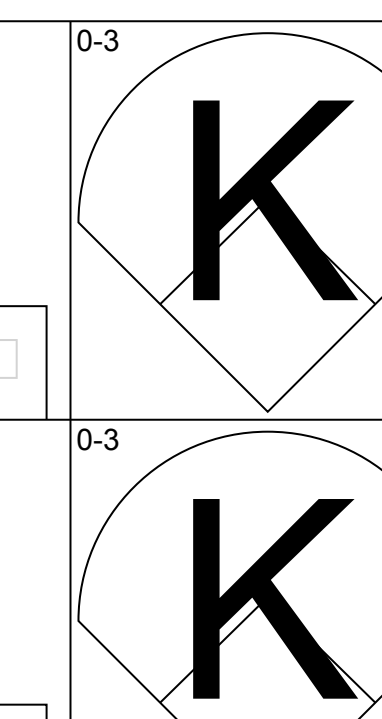
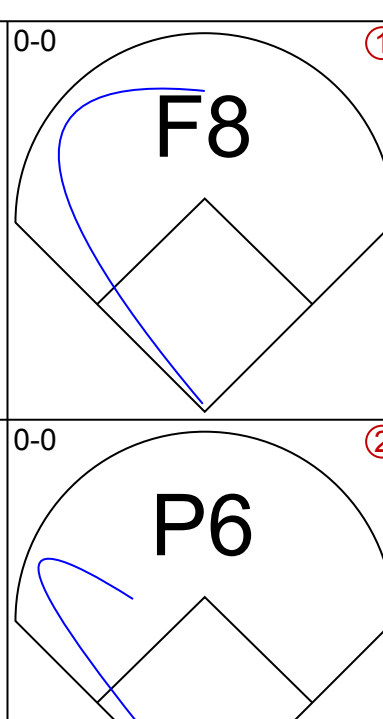
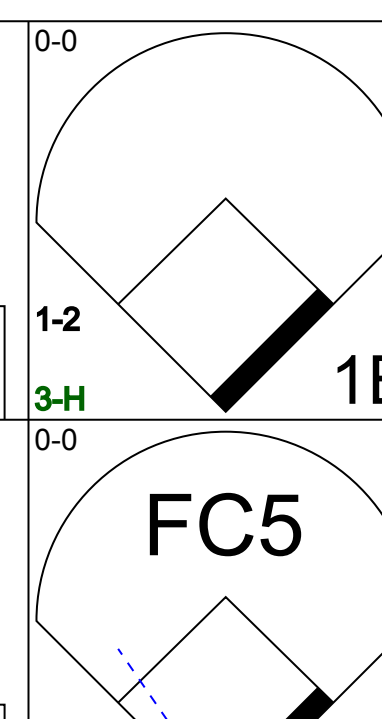
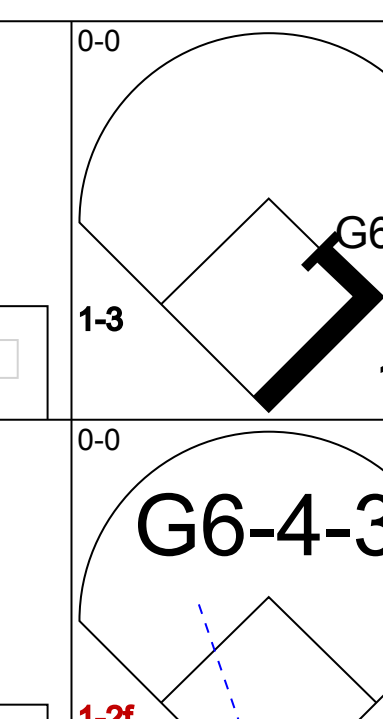
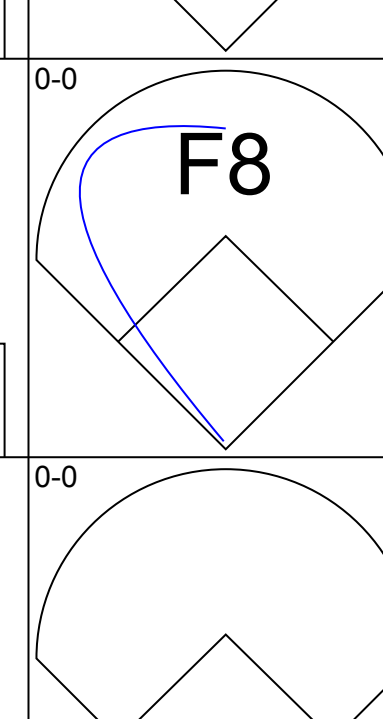
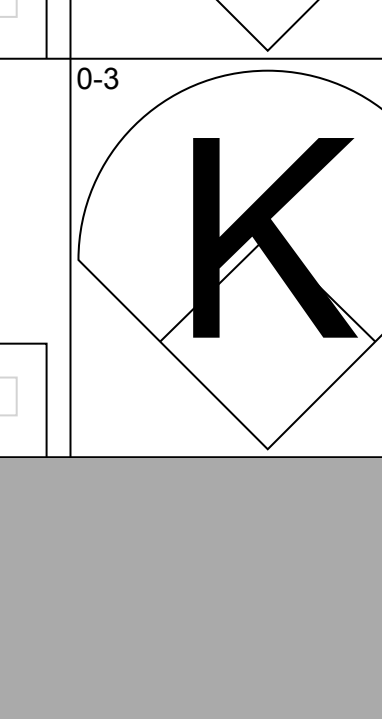
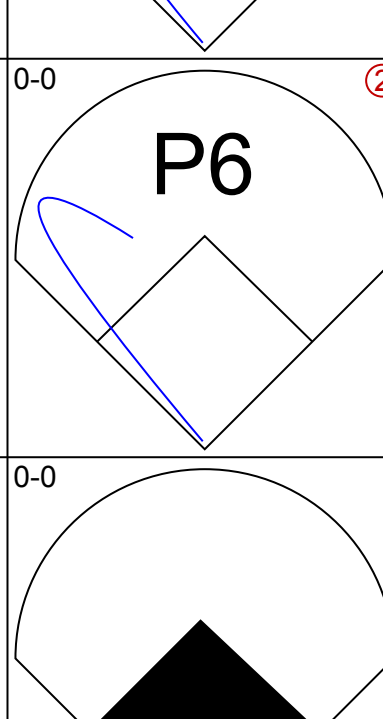
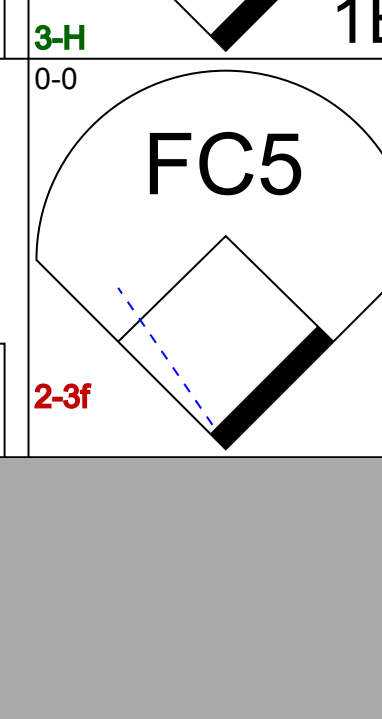
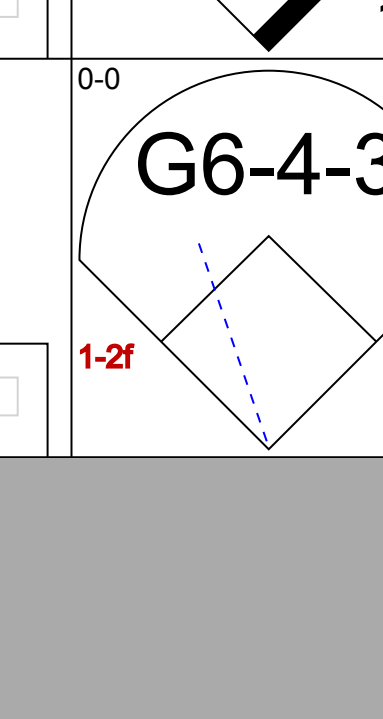
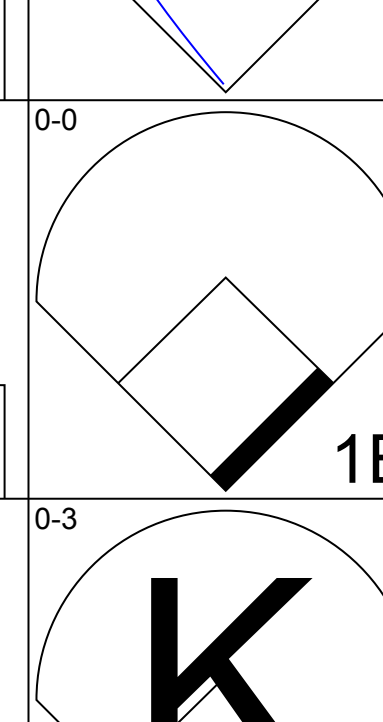
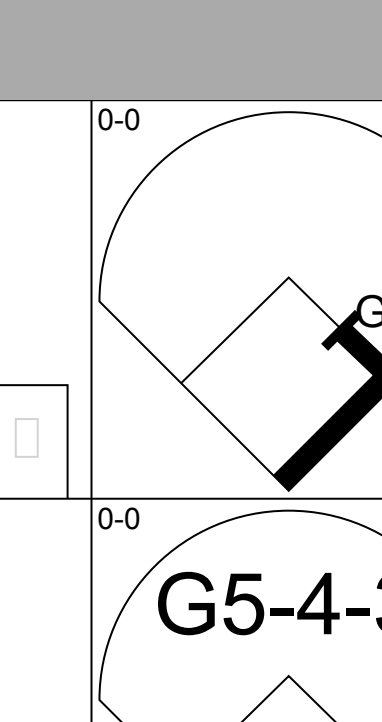
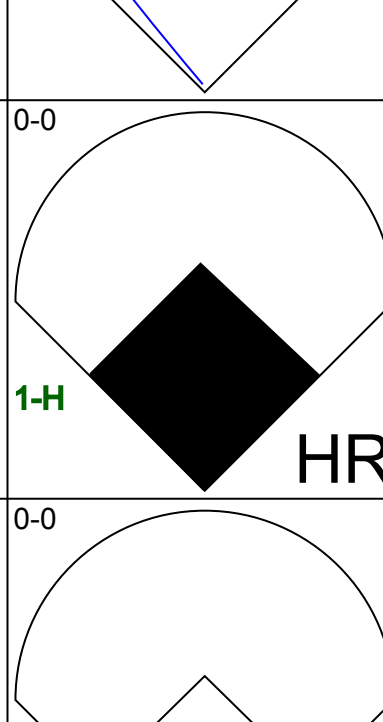
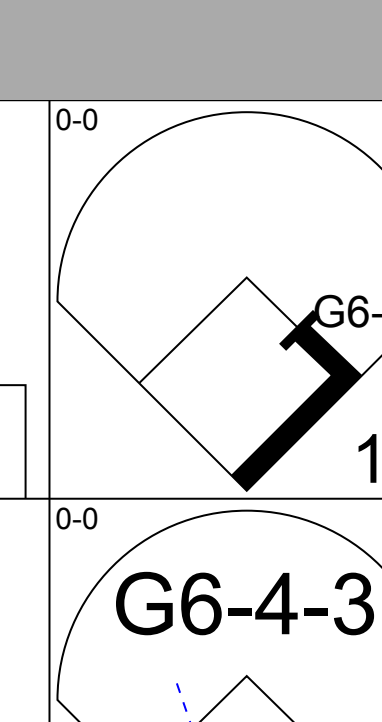
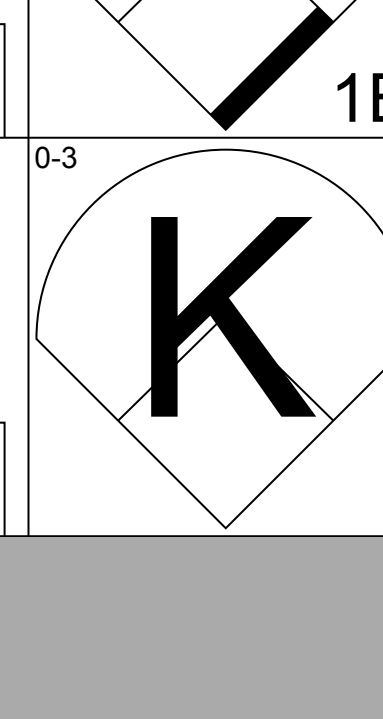
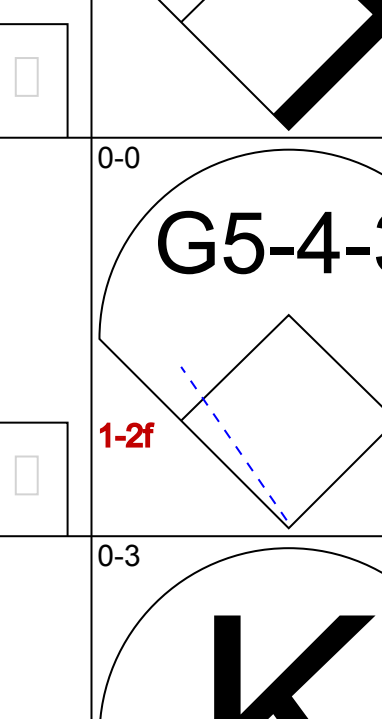
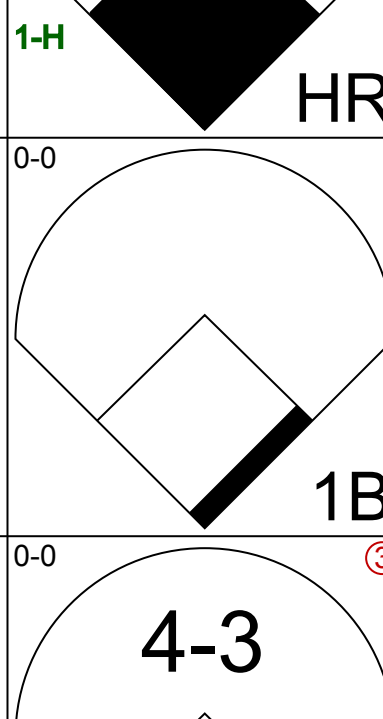
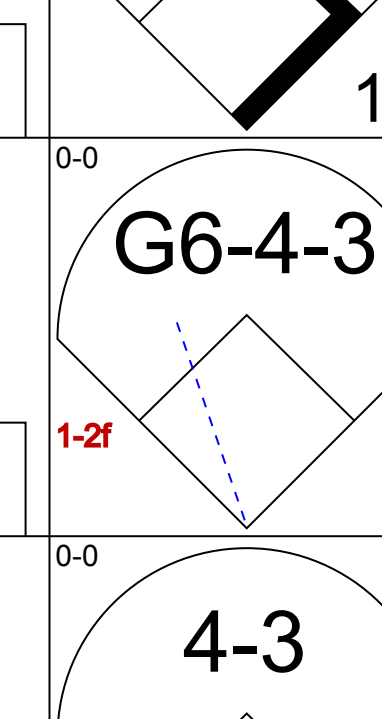
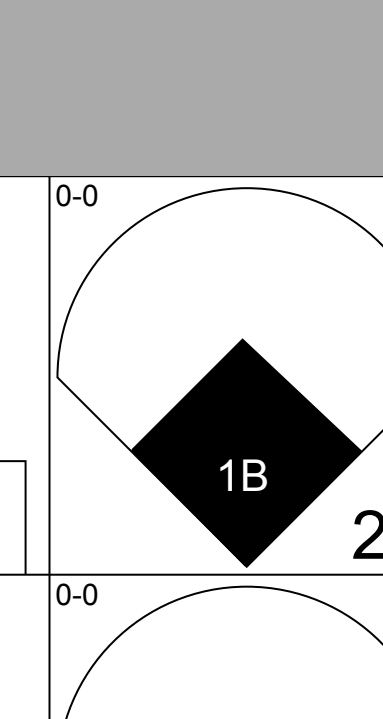
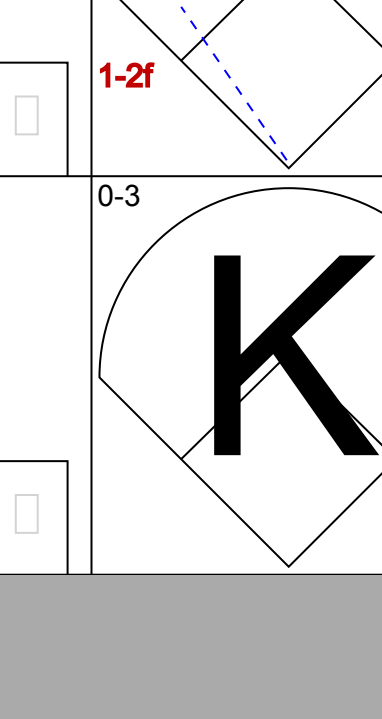
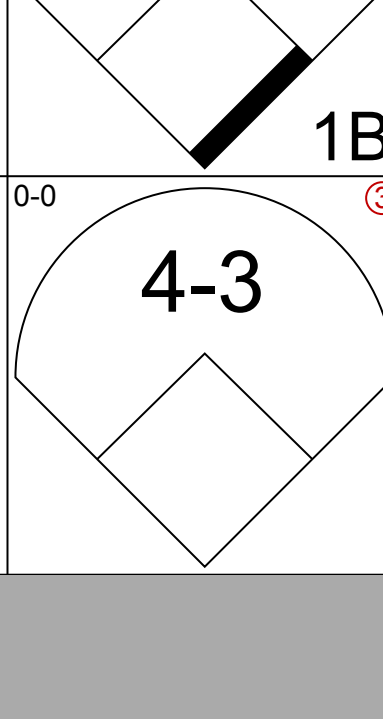
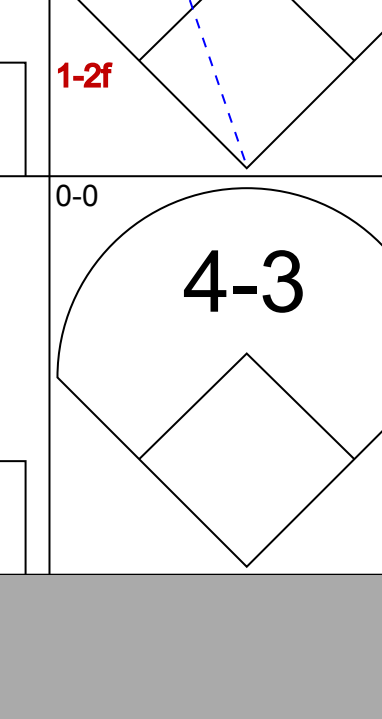
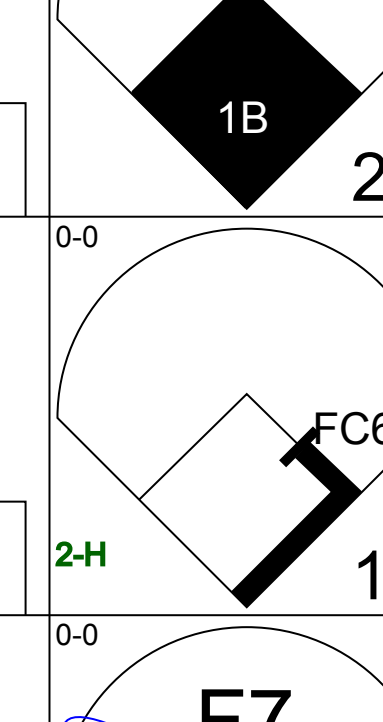
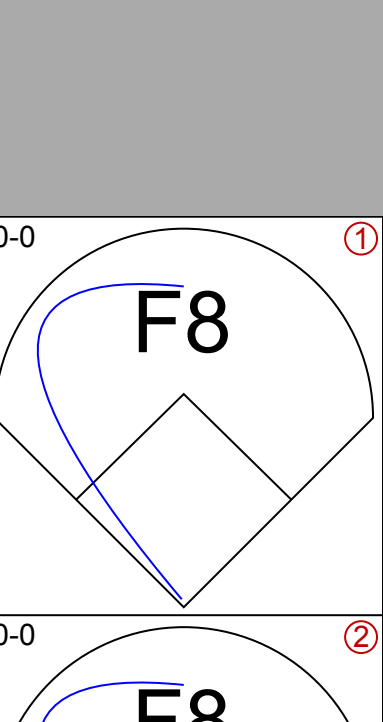
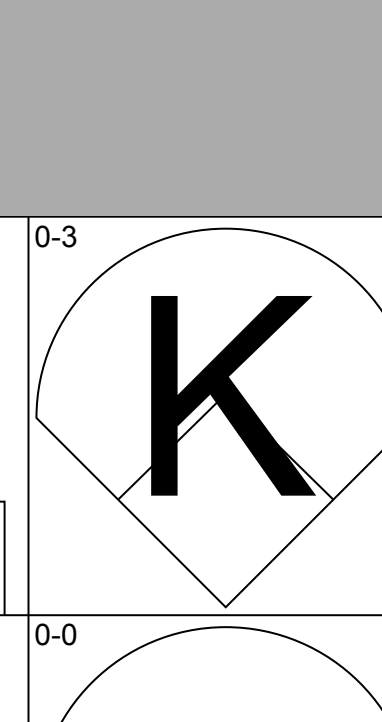
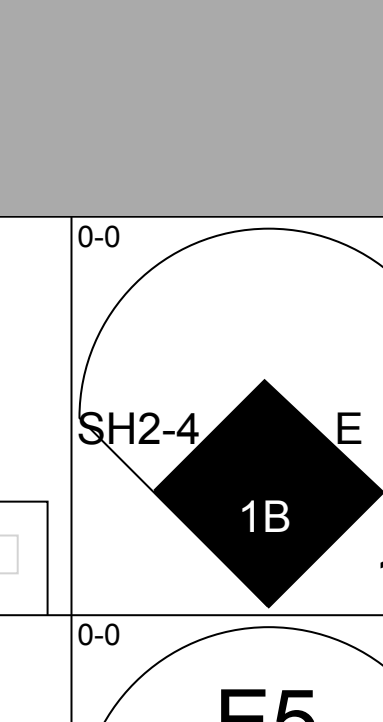
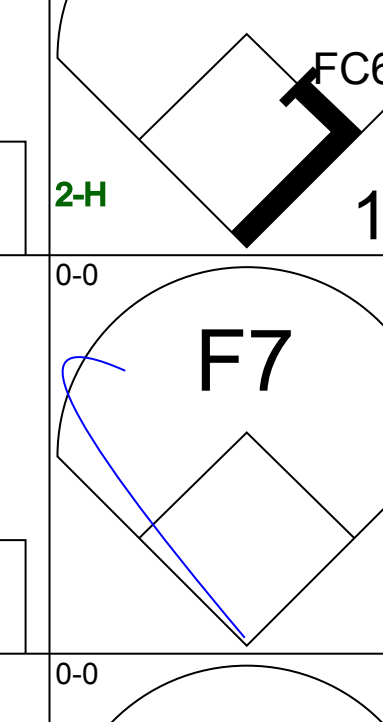
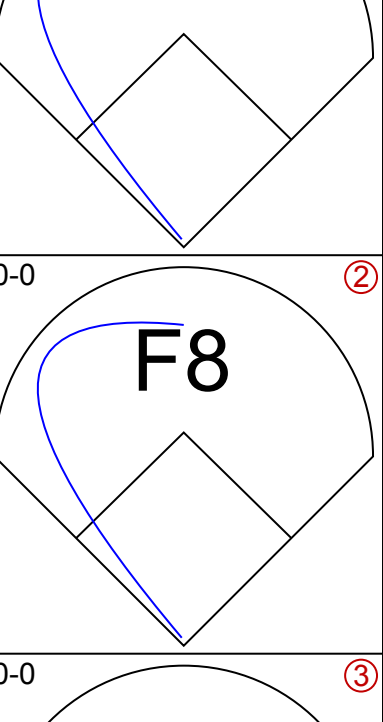
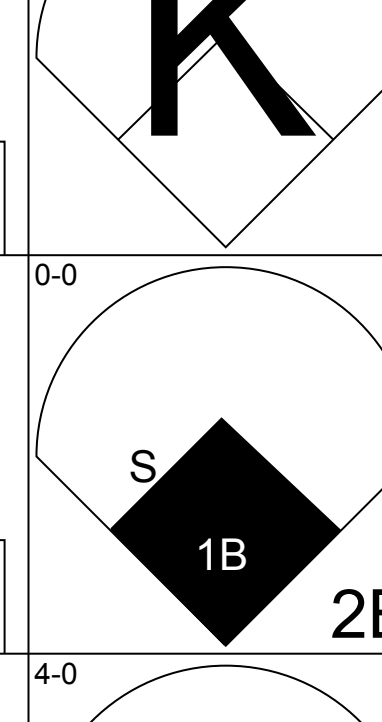
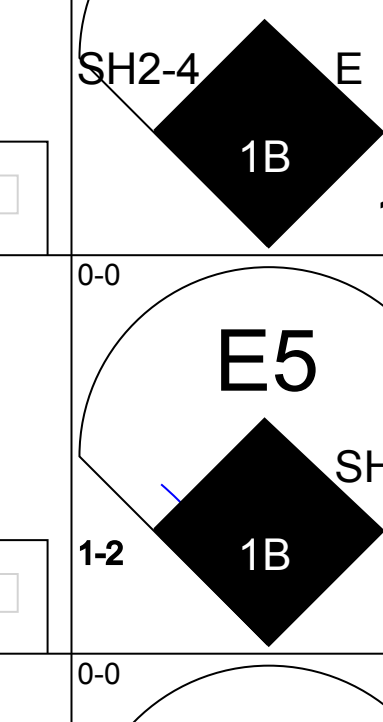
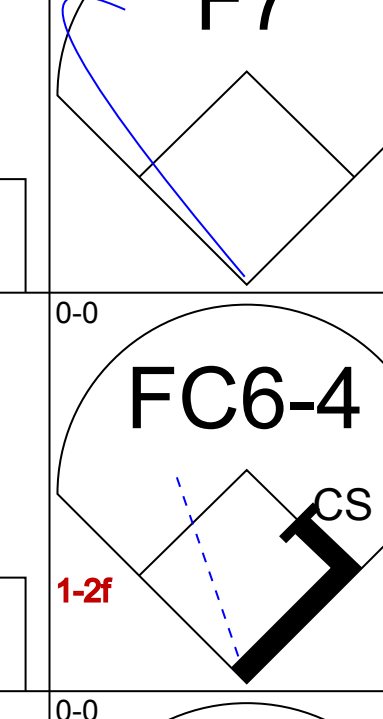
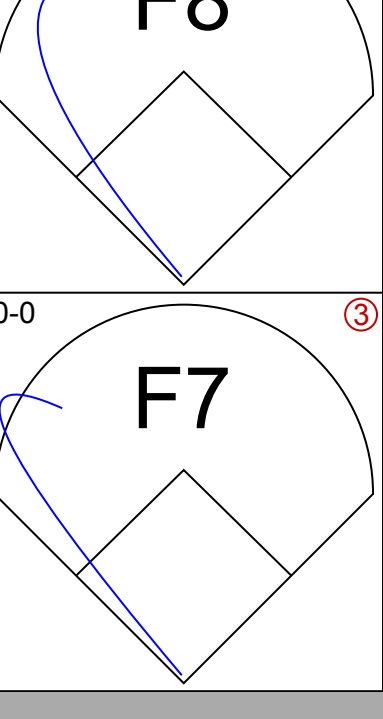
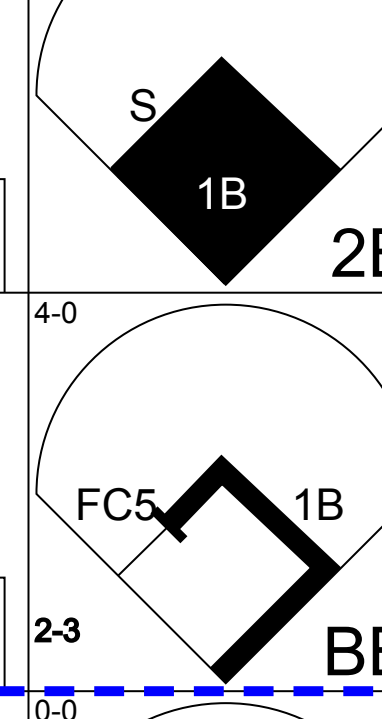
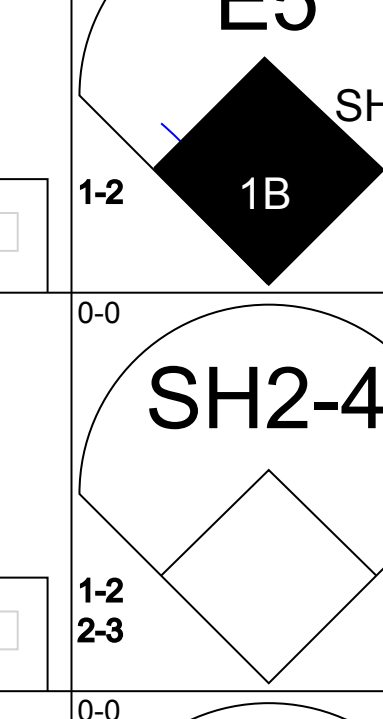
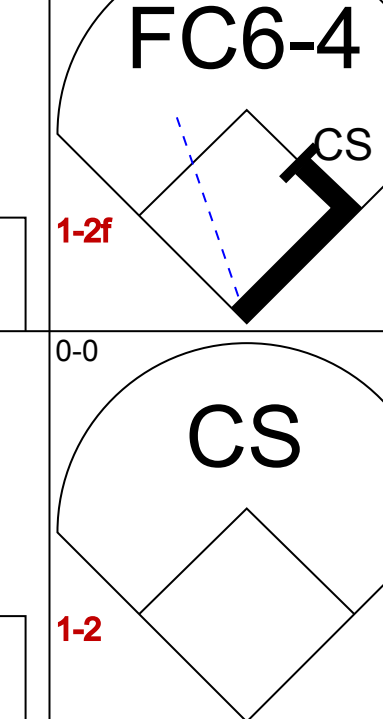
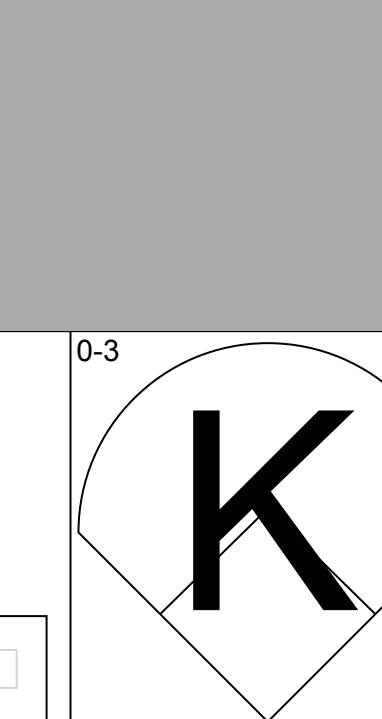
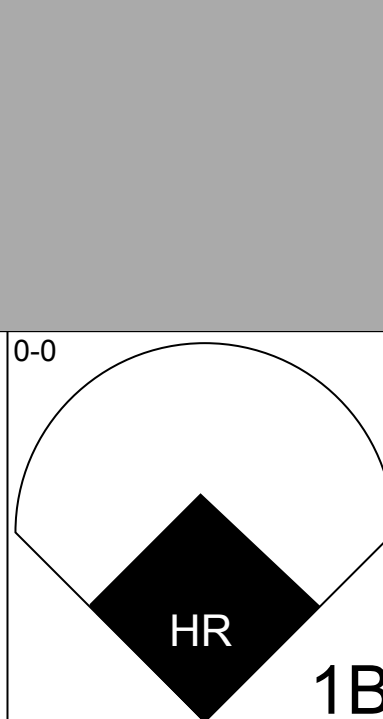
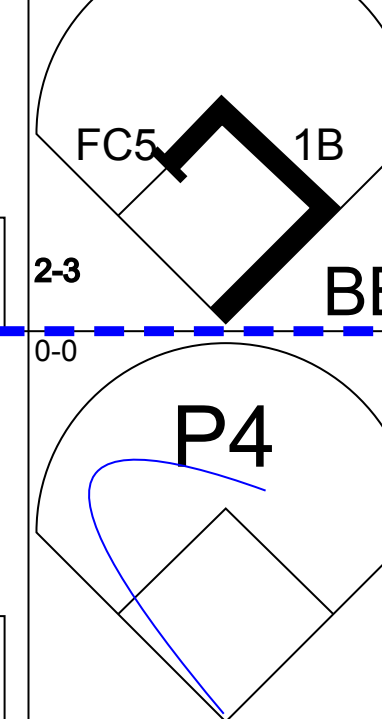
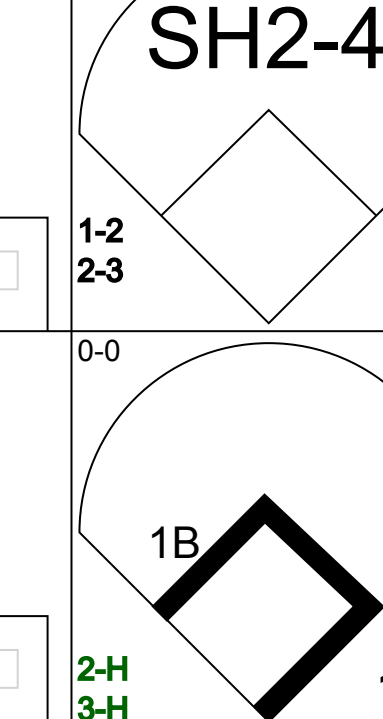


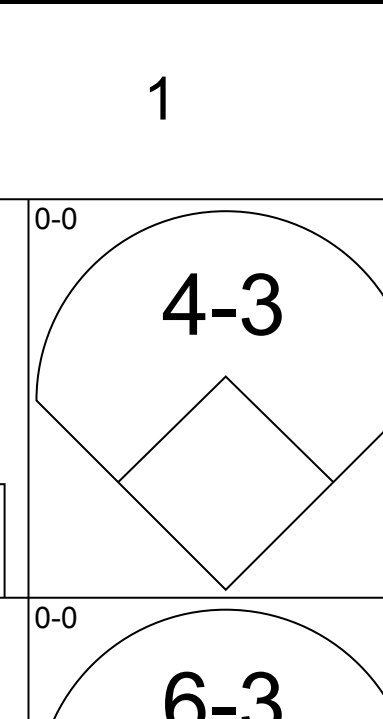
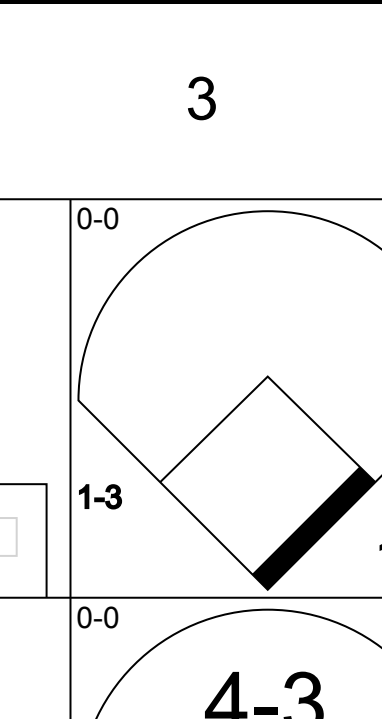
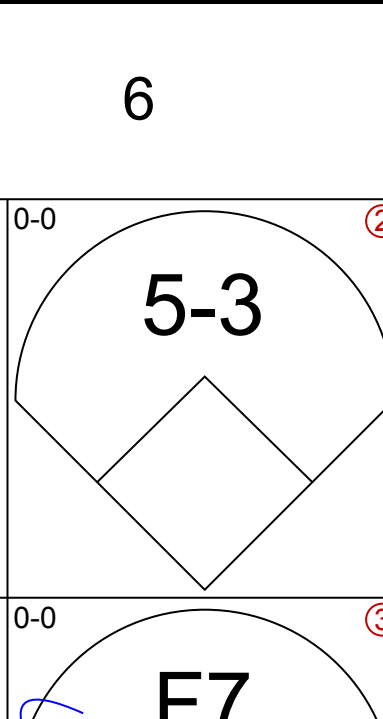
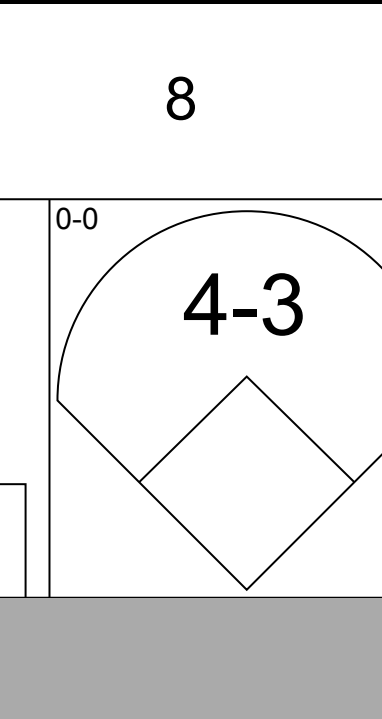
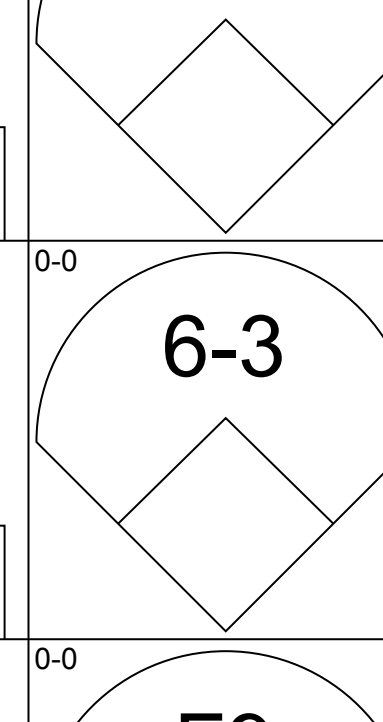
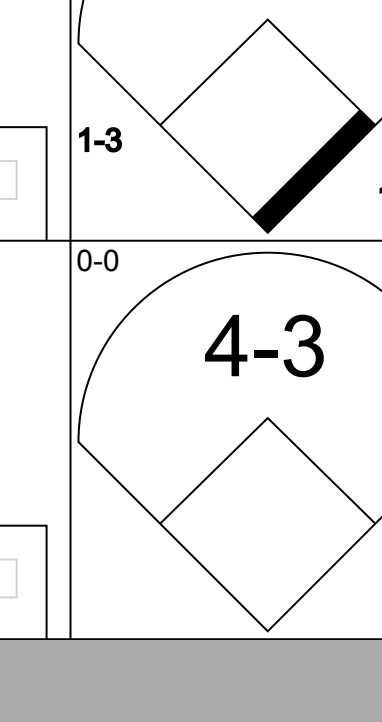
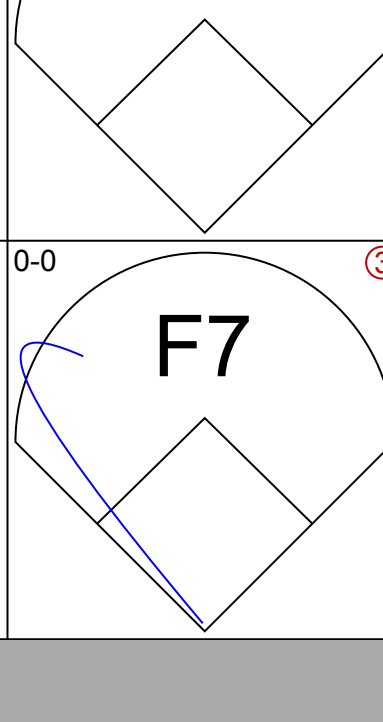
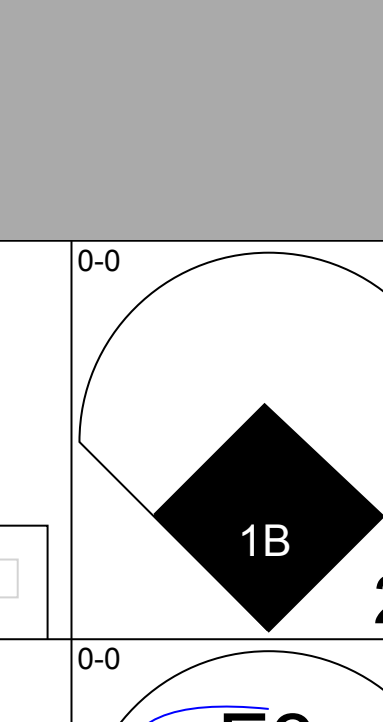
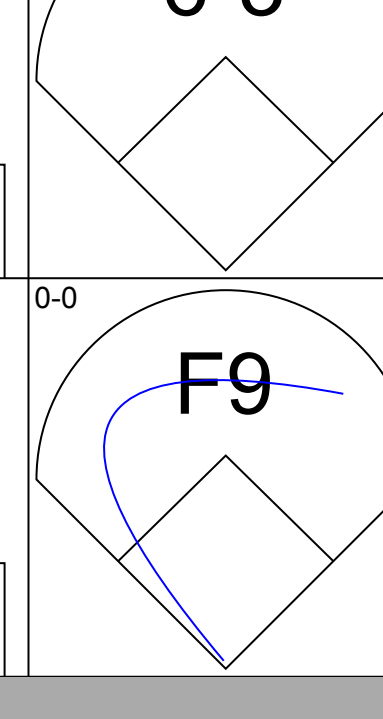
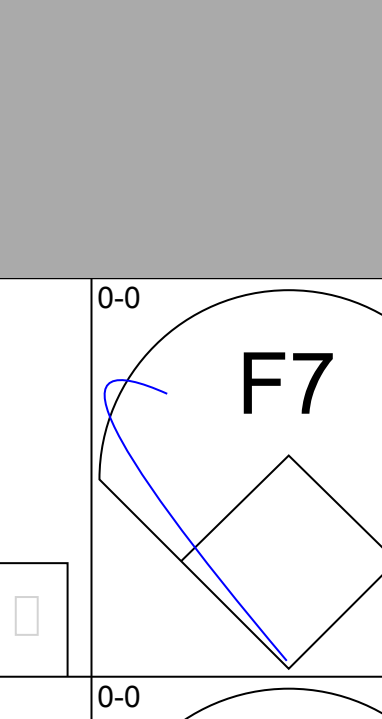
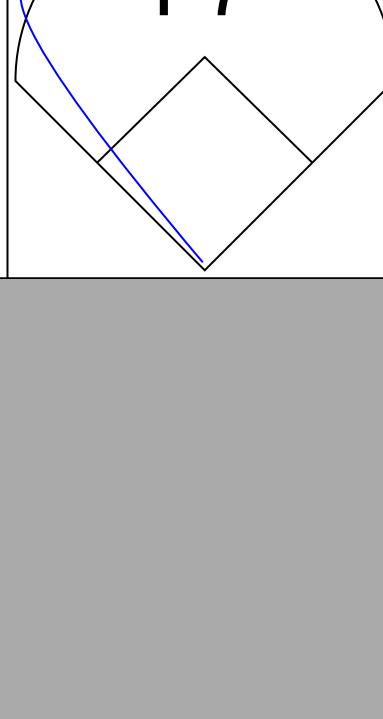
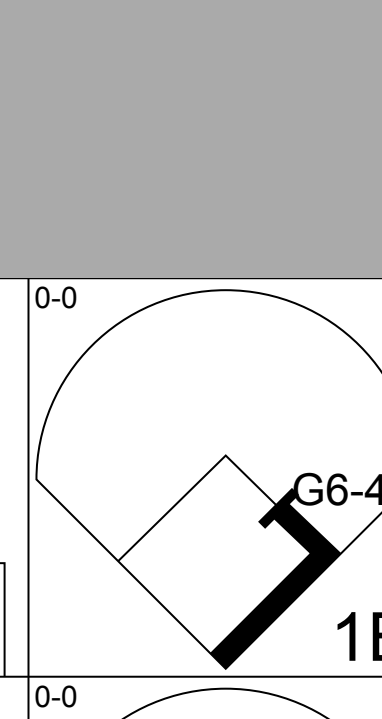
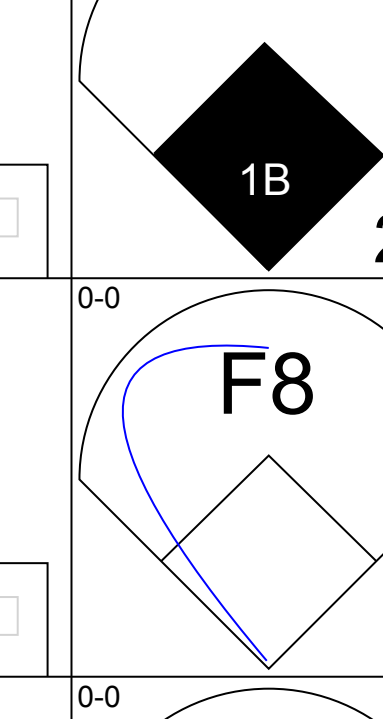
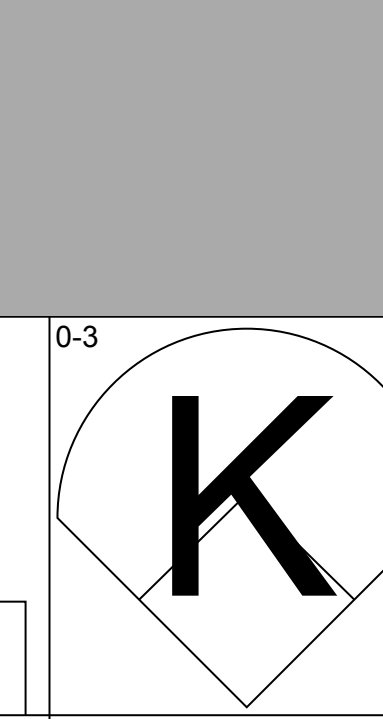
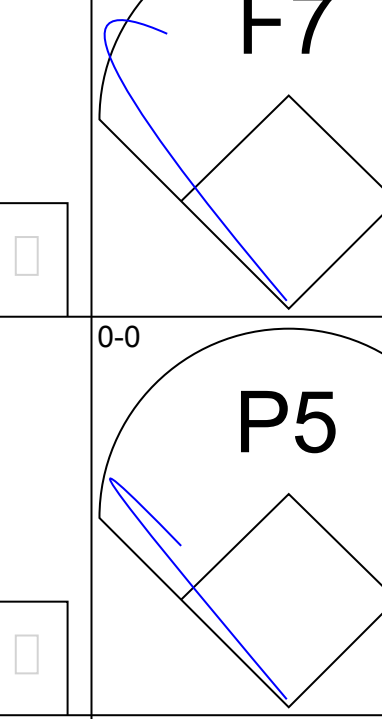


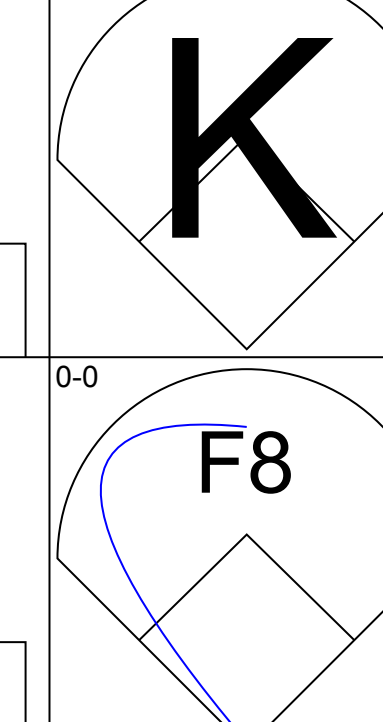
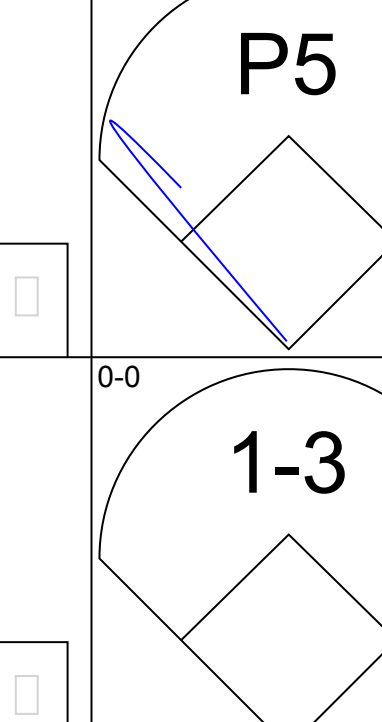

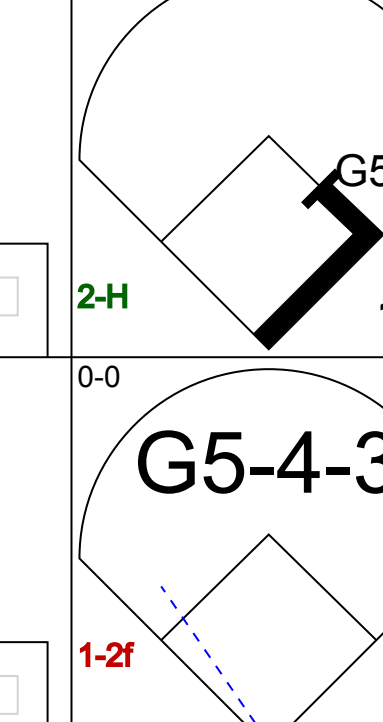
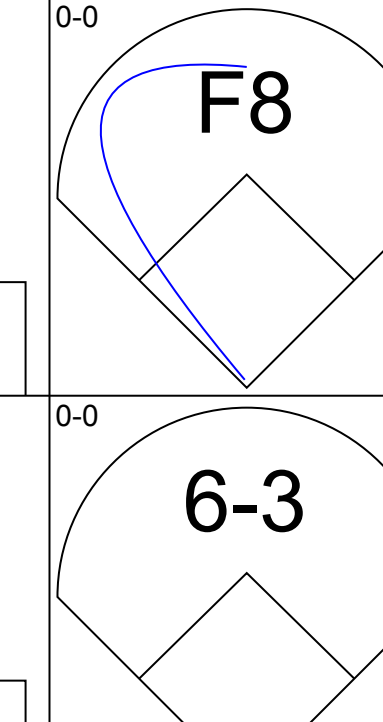
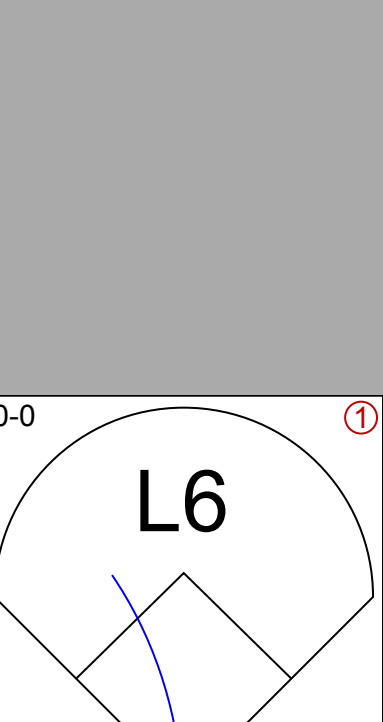
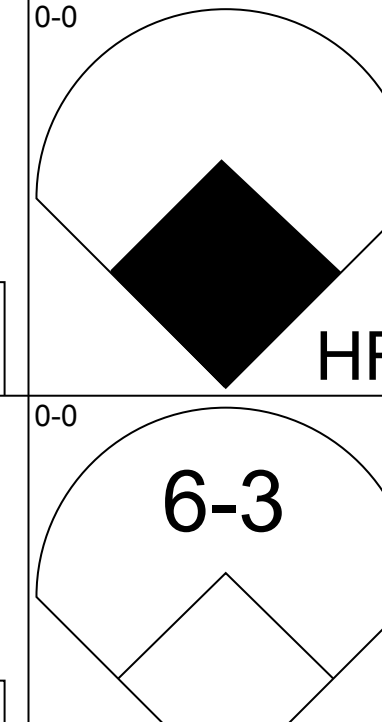
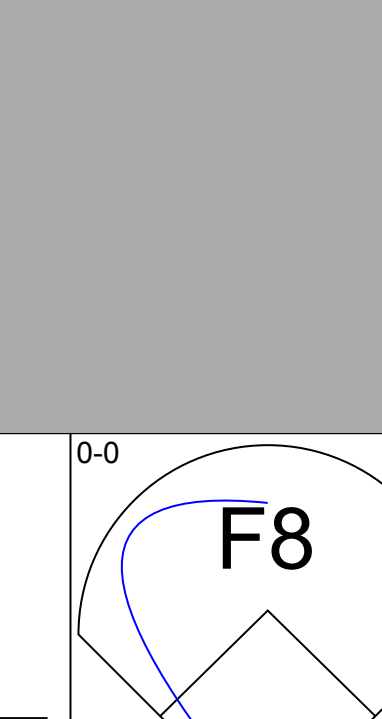
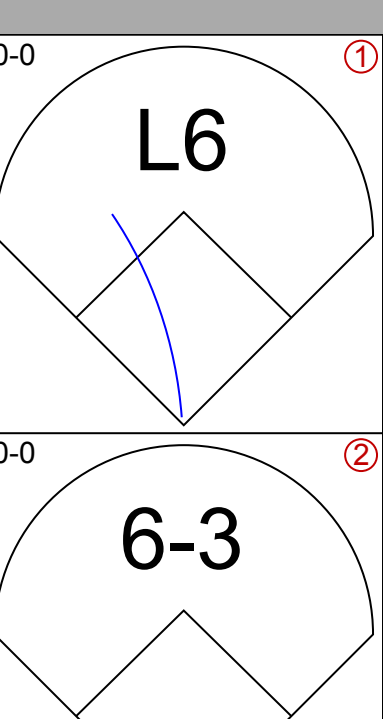
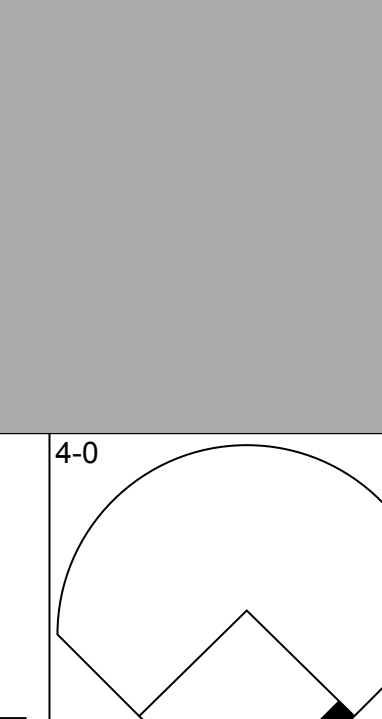
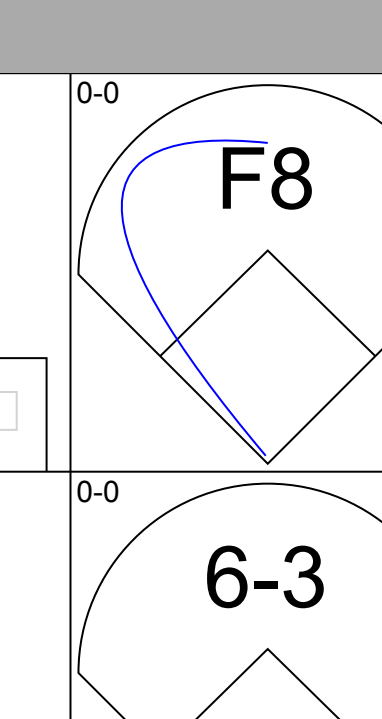
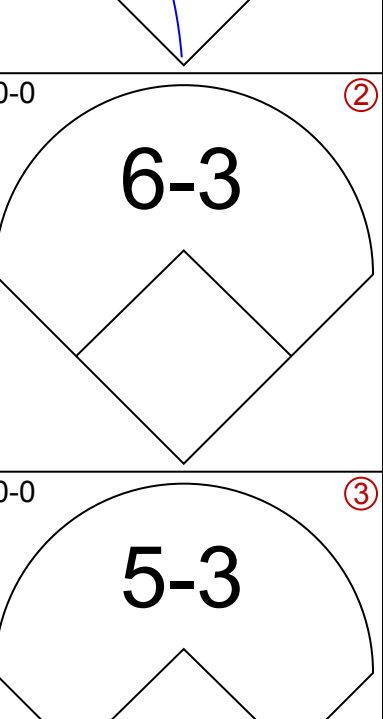
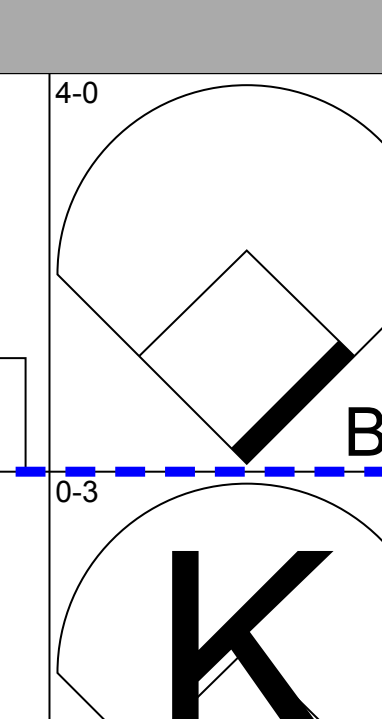
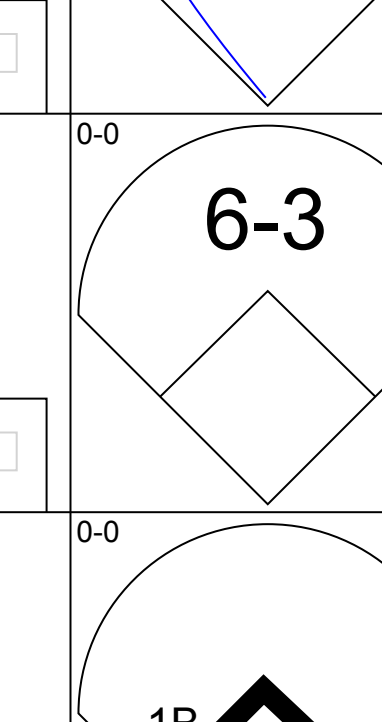
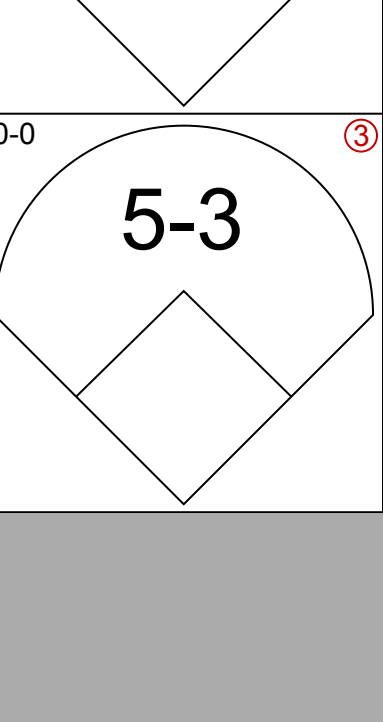
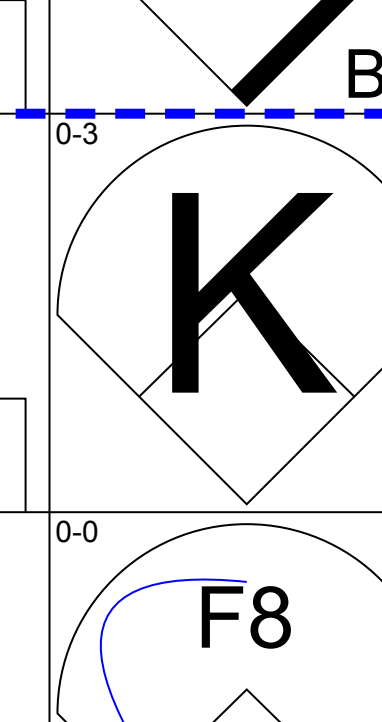
Batter	1	2	3	4	5	6	7	8	9	AB	R	H	RBI	BB	SO	LOB	BOTTOM					
Bob Randall, R OBP: 0.264, SLG: 0.277 (1, 4)	0-0 6-3		0-0 F7		0-0 5-3			0-0 5-3		4	0	0	0	0	0	2						
Rod Carew, L OBP: 0.450, SLG: 0.579 (1, 3)	0-0 S 1B		0-3 K			0-0 F7		0-0 F7		4	0	1	0	0	1	0						
Larry Hisle, R OBP: 0.366, SLG: 0.531 (1, 7)	0-3 K		0-0 L4		4-0 G6-4-3 BB			0-3 K		3	0	0	0	1	2	1						
Craig Kusick, R OBP: 0.374, SLG: 0.433 (1, 10)	0-3 K1-3		0-0 F9		0-0 G6-4-3			0-0 F3		4	0	0	0	0	1	2						
Roy Smalley, S OBP: 0.337, SLG: 0.332 (1, 6)		0-0 FC6-4 1B		0-0 6-3		0-0 6-3		0-0 1-3		4	0	1	0	0	0	0						
Butch Wynegar, S OBP: 0.359, SLG: 0.376 (1, 2)		0-0 FC6-4 2B 1B		4-0 CS BB		0-0 3-1 2B				2	1	1	0	1	0	1						
Lyman Bostock, L OBP: 0.385, SLG: 0.501 (1, 8)		0-0 1B 2B		0-3 K		0-0 3-1		0-0 3-1		3	1	1	0	0	1	2						
Bob Gorinski, R OBP: 0.224, SLG: 0.337 (1, 9)		0-3 K			0-0 F6		0-0 F7			3	0	0	0	0	1	3						
Jerry Terrell, R OBP: 0.264, SLG: 0.269 (1, 5)		0-0 2-H 3-H 1B			0-0 CS 1B			0-0 4-3		3	0	2	2	0	0	0						
Inning Stats	R: 0 E: 0 K: 2 S: 8	H: 1 LOB: 1 BB: 0 P: 8	R: 2 E: 0 K: 1 S: 8	H: 3 LOB: 1 BB: 0 P: 8	R: 0 E: 0 K: 1 S: 5	H: 0 LOB: 0 BB: 0 P: 5	R: 0 E: 0 K: 1 S: 4	H: 0 LOB: 1 BB: 1 P: 8	R: 0 E: 0 K: 0 S: 3	H: 1 LOB: 0 BB: 0 P: 3	R: 0 E: 0 K: 0 S: 2	H: 0 LOB: 0 BB: 1 P: 6	R: 0 E: 0 K: 0 S: 4	H: 1 LOB: 1 BB: 0 P: 4	R: 0 E: 0 K: 0 S: 3	H: 0 LOB: 0 BB: 0 P: 3	R: 0 E: 0 K: 1 S: 5	H: 0 LOB: 0 BB: 0 P: 5	1B: 4 2B: 3 3B: 0 HR: 0	SF: 0 SAC: 0 DP: 2 HBP: 0	WP: 0 PB: 0 SB: 1 CS: 2	PA: 32
PITCHER Mike Flanagan, L ERA: 3.78 (1, 1)	IP: 9.0 WLS: W BF: 32	H: 6 R: 2 ER: 2 SO: 6	BB: 2 IBB: 0 HBP: 0 BLK: 0	WP: 0 HR: 0 S: 42 P: 50	ERA: 2.00 WHIP: 0.889																	

Baltimore Orioles @ Minnesota Twins
Metropolitan Stadium, Bloomington, MI
Fri Aug 19 1977, 8:05 PM EDT
Att: 19,356 - Unknown

AB 30
R 2
H 6
RBI 2
BB 2
SO 6
LOB 11



Batter	1	2	3	4	5	6	7	8	9	AB	R	H	RBI	BB	SO	LOB	TOP					
Al Bumby, L OBP: 0.351, SLG: 0.377 (1, 8)										5	0	2	1	0	2	1	Baltimore Orioles @ Minnesota Twins Metropolitan Stadium, Bloomington, MI Sat Aug 20 1977, 4:33 AM EDT Att: 18,668 - Unknown					
Rich Dauer, R OBP: 0.258, SLG: 0.262 (1, 4)										5	0	0	0	0	1	5						
Ken Singleton, S OBP: 0.442, SLG: 0.528 (1, 9)										4	1	4	2	0	0	0						
Lee May, R OBP: 0.290, SLG: 0.418 Tony Muser, L OBP: 0.319, SLG: 0.305 (1, 3)										4	0	1	0	0	1	3						
Terry Crowley, L OBP: 0.500, SLG: 0.667 (1, 10)										4	1	1	0	0	1	1						
Andres Mora, R OBP: 0.285, SLG: 0.560 Elliott Maddox, R OBP: 0.369, SLG: 0.382 (1, 7)										4	0	2	1	0	1	0						
Doug DeCinces, R OBP: 0.333, SLG: 0.416 (9, PR)										4	2	1	0	0	0	2						
Mark Belanger, R OBP: 0.260, SLG: 0.230 (1, 5)										2	0	0	0	1	0	1						
Dave Skaggs, R OBP: 0.320, SLG: 0.314 (1, 2)										4	1	2	2	0	1	2						
Inning Stats	R: 0 E: 0 K: 2 S: 8	H: 1 LOB: 1 BB: 0 P: 8	R: 1 E: 0 K: 0 S: 4	H: 2 LOB: 0 BB: 0 P: 4	R: 0 E: 0 K: 3 S: 9	H: 0 LOB: 0 BB: 0 P: 9	R: 0 E: 0 K: 1 S: 5	H: 1 LOB: 0 BB: 0 P: 5	R: 0 E: 0 K: 0 S: 3	H: 0 LOB: 0 BB: 0 P: 3	R: 2 E: 0 K: 0 S: 6	H: 3 LOB: 1 BB: 0 P: 6	R: 1 E: 0 K: 1 S: 7	H: 2 LOB: 2 BB: 1 P: 11	R: 0 E: 0 K: 0 S: 3	H: 1 LOB: 0 BB: 0 P: 3		R: 2 E: 1 K: 0 S: 6	H: 3 LOB: 2 BB: 0 P: 6	1B: 10 2B: 2 3B: 0 HR: 1	SF: 0 SAC: 1 DP: 3 HBP: 0	WP: 0 PA: 39 PB: 0 SB: 1 CS: 1
PITCHER	IP	WLS	BF	H	R	ER	SO	BB	IBB	HBP	BLK	WP	HR	S	P	ERA	WHIP					
Pete Redfern, R ERA: 5.09 Tom Johnson, R ERA: 2.83	(1, 1)	6.1	L	26	8	4	4	7	1	0	0	0	0	1	39	43	5.68	1.421				
(7, 1)	2.2	S	12	5	2	1	0	0	0	0	0	0	0	12	12	3.38	1.875					

Batter	1	2	3	4	5	6	7	8	9	AB	R	H	RBI	BB	SO	LOB	BOTTOM				
Lyman Bostock, L OBP: 0.384, SLG: 0.499 (1, 7)										4	0	1	0	0	0	1	Baltimore Orioles @ Minnesota Twins Metropolitan Stadium, Bloomington, MI Sat Aug 20 1977, 4:33 AM EDT Att: 18,668 - Unknown				
Roy Smalley, S OBP: 0.336, SLG: 0.333 (1, 6)										4	1	1	0	0	0	2					
Rod Carew, L OBP: 0.449, SLG: 0.577 (1, 3)										4	0	1	0	0	0	1					
Larry Hisle, R OBP: 0.365, SLG: 0.528 (1, 8)										4	0	1	1	0	1	1					
Craig Kusick, R OBP: 0.372, SLG: 0.444 (1, 10)										4	1	1	1	0	0	1					
Butch Wynegar, S OBP: 0.357, SLG: 0.373 (1, 2)										3	0	0	0	0	0	0					
Jerry Terrell, R OBP: 0.265, SLG: 0.266 (1, 5)										2	0	0	0	1	0	0					
Bob Gorinski, R OBP: 0.218, SLG: 0.329 Glenn Adams, L OBP: 0.370, SLG: 0.457 (1, 9)										2	0	0	0	0	0	0					
Bob Randall, R OBP: 0.266, SLG: 0.279 Rich Chiles, L OBP: 0.317, SLG: 0.326 Luis Gomez, R OBP: 0.311, SLG: 0.452 (1, 4)										2	0	1	0	0	0	0					
Inning Stats	R: 0 E: 0 K: 0 S: 3	H: 0 LOB: 0 BB: 0 P: 3	R: 0 E: 0 K: 1 S: 5	H: 0 LOB: 0 BB: 0 P: 5	R: 0 E: 0 K: 0 S: 3	H: 0 LOB: 0 BB: 0 P: 3	R: 0 E: 0 K: 0 S: 3	H: 0 LOB: 0 BB: 0 P: 3	R: 1 E: 0 K: 0 S: 4	H: 2 LOB: 0 BB: 0 P: 4	R: 0 E: 0 K: 1 S: 5	H: 0 LOB: 1 BB: 1 P: 9	R: 1 E: 0 K: 0 S: 4	H: 2 LOB: 0 BB: 0 P: 4	1B: 4 2B: 1 3B: 0 HR: 1	SF: 0 SAC: 0 DP: 2 HBP: 0		WP: 0 PA: 32 PB: 0 SB: 0 CS: 0			
PITCHER	IP	WLS	BF	H	R	ER	SO	BB	IBB	HBP	BLK	WP	HR	S	P	ERA	WHIP				
Ross Grimsley, L ERA: 3.46 Dennis Martinez, R ERA: 3.49	(1, 1)	7.0	W	25	4	1	1	1	1	0	0	0	0	9	9	1.29	0.714				
(8, 1)	2.0	S	7	2	1	1	1	0	0	0	0	0	0	9	9	4.50	1.000				

AB	36
R	6
H	13
RBI	6
BB	1
SO	7
LOB	15



Batter	1	2	3	4	5	6	7	8	9	AB	R	H	RBI	BB	SO	LOB	TOP											
Al Bumby, L OBP: 0.346, SLG: 0.372 (1, 7)	1-3	3-1		K		1-3			4-3	5	0	0	0	0	1	5												
Elliott Maddox, R OBP: 0.368, SLG: 0.431 (1, 8)	HR		5-3		F8		F8		P5	3	1	1	1	0	0	0												
Pat Kelly, L OBP: 0.348, SLG: 0.377 (6, 7)										2	0	0	0	0	0	0												
Ken Singleton, S OBP: 0.440, SLG: 0.526 (1, 9)	F9		K			L3				4	1	1	0	0	1	0												
Lee May, R OBP: 0.290, SLG: 0.415 (1, 3)	5-3		F3		F8					3	0	0	0	1	0	1												
Andres Mora, R OBP: 0.276, SLG: 0.583 (1, 10)		K		G1-4-3 1B	HR		F7			4	1	2	2	0	1	1												
Doug DeCinces, R OBP: 0.333, SLG: 0.419 (1, 5)		1B		G1-4-3 1B				F7		4	1	1	0	0	1	1												
Rich Dauer, R OBP: 0.265, SLG: 0.265 (6, PH)		3B				K				2	1	1	0	1	1	0												
Tony Muser, L OBP: 0.317, SLG: 0.302 (8, 4)				1B				K		1	0	0	0	0	1	0												
Billy Smith, S OBP: 0.286, SLG: 0.319 (8, 4)		G1-5-3 1B		1B						0	0	0	0	0	0	0												
Mark Belanger, R OBP: 0.263, SLG: 0.234 (8, PH)										3	0	2	1	0	0	0												
Terry Crowley, L OBP: 0.429, SLG: 0.571 (8, 6)				1B		F3				1	0	0	0	0	0	0												
Kiko Garcia, R OBP: 0.252, SLG: 0.296 (8, 6)				1B				F8		0	0	0	0	0	0	0												
Ken Rudolph, R OBP: 0.276, SLG: 0.286 (1, 2)										3	0	2	1	0	0	2												
Eddie Murray, S OBP: 0.329, SLG: 0.439 (9, PH)		G1-5-3							K	1	0	0	0	0	1	0												
Inning Stats	R: 1 E: 0 K: 0 S: 4	H: 1 LOB: 0 BB: 0 P: 4	R: 1 E: 0 K: 1 S: 7	H: 2 LOB: 2 BB: 1 P: 11	R: 0 E: 0 K: 1 S: 5	H: 0 LOB: 0 BB: 0 P: 5	R: 1 E: 0 K: 1 S: 8	H: 4 LOB: 2 BB: 0 P: 8	R: 2 E: 0 K: 1 S: 7	H: 2 LOB: 1 BB: 0 P: 7	R: 0 E: 0 K: 0 S: 6	H: 1 LOB: 1 BB: 0 P: 6	R: 0 E: 0 K: 0 S: 3	H: 0 LOB: 1 BB: 1 P: 7	R: 0 E: 0 K: 1 S: 5	H: 0 LOB: 0 BB: 0 P: 5	R: 0 E: 0 K: 1 S: 5	H: 0 LOB: 0 BB: 0 P: 5	R: 0 E: 0 K: 1 S: 5	H: 0 LOB: 0 BB: 0 P: 5	1B: 7 2B: 0 3B: 1 HR: 2	SF: 0 SAC: 0 DP: 1 HBP: 0	WP: 0 PB: 0 SB: 0 CS: 0	PA: 38				
PITCHER	IP	WLS	BF	H	R	ER	SO	BB	IBB	HBP	BLK	WP	HR	S	P	ERA	WHIP											
Geoff Zahn, L ERA: 4.72	(1, 1)	4.2		23	9	5	5	3	1	0	0	0	0	2	28	32	9.64	2.143										
Ron Schueler, R ERA: 4.59	(5, 1)	4.1	W	15	1	0	0	4	1	0	0	0	0	0	22	26	0.00	0.462										

Baltimore Orioles @ Minnesota Twins
Metropolitan Stadium, Bloomington, MI
Sun Aug 21 1977, 4:33 AM EDT
Att: 23,333 - Unknown

AB 36
R 5
H 10
RBI 5
BB 2
SO 7
LOB 10



Batter	1	2	3	4	5	6	7	8	9	AB	R	H	RBI	BB	SO	LOB	BOTTOM										
Roy Smalley, S OBP: 0.335, SLG: 0.332 (1, 6)	F8	L5-4			F9	1B		K		5	0	1	0	0	1	2											
Bob Randall, R OBP: 0.271, SLG: 0.284 (1, 4)						1B				3	1	2	0	0	0	0											
Rich Chiles, L OBP: 0.320, SLG: 0.330 (6, PR)					5-3			F8		1	0	1	1	0	0	0											
Luis Gomez, R OBP: 0.304, SLG: 0.442 (7, 4)			PB SF7	1B						1	0	0	0	0	0	0											
Rod Carew, L OBP: 0.448, SLG: 0.575 (1, 3)	K		SH5-4							3	0	1	0	0	2	3											
Larry Hisle, R OBP: 0.368, SLG: 0.533 (1, 8)					CS					2	2	2	1	0	0	0											
Craig Kusick, R OBP: 0.370, SLG: 0.440 (1, 10)		E1								4	2	1	0	0	0	2											
Bob Gorinski, R OBP: 0.220, SLG: 0.326 (1, 9)		E6								4	1	1	1	0	0	4											
Butch Wynegar, S OBP: 0.358, SLG: 0.374 (1, 2)					F4					4	1	2	2	0	1	2											
Lyman Bostock, L OBP: 0.385, SLG: 0.506 (1, 7)		SF7								3	1	2	3	0	1	1											
Jerry Terrell, R OBP: 0.265, SLG: 0.266 (1, 5)					F8					4	1	1	1	0	1	2											
Inning Stats	R: 0 E: 0 K: 1 S: 5	H: 1 LOB: 1 BB: 0 P: 5	R: 3 E: 2 K: 0 S: 6	H: 3 LOB: 1 BB: 0 P: 7	R: 1 E: 0 K: 0 S: 4	H: 1 LOB: 0 BB: 0 P: 4	R: 0 E: 0 K: 1 S: 6	H: 1 LOB: 1 BB: 0 P: 6	R: 0 E: 0 K: 0 S: 3	H: 1 LOB: 0 BB: 0 P: 3	R: 4 E: 1 K: 1 S: 11	H: 5 LOB: 2 BB: 0 P: 11	R: 0 E: 0 K: 1 S: 6	H: 1 LOB: 1 BB: 0 P: 6	R: 1 E: 0 K: 2 S: 8	H: 1 LOB: 0 BB: 0 P: 8	R: 1 E: 0 K: 2 S: 8	H: 1 LOB: 0 BB: 0 P: 8	1B: 12 2B: 3 3B: 0 HR: 1	SF: 2 SAC: 1 DP: 2 HBP: 1	WP: 0 PB: 1 SB: 0 CS: 2	PA: 39					
PITCHER	IP	WLS	BF	H	R	ER	SO	BB	IBB	HBP	BLK	WP	HR	S	P	ERA	WHIP										
Rudy May, L ERA: 4.01	(1, 1)	5.1	L	25	9	7	4	2	1	0	0	0	0	3	29	6.75	1.688										
Scott McGregor, L ERA: 4.84	(6, 1)	0.1		3	2	0	0	0	0	0	0	0	0	3	3	0.00	6.000										
Dennis Martinez, R ERA: 3.49	(6, 1)	2.1		10	3	2	1	4	0	0	0	0	1	18	18	3.86	1.286										

Baltimore Orioles @ Minnesota Twins
Metropolitan Stadium, Bloomington, MI
Sun Aug 21 1977, 4:33 AM EDT
Att: 23,333 - Unknown

AB 34
R 9
H 14
RBI 9
BB 0
SO 6
LOB 16



Batter	1	2	3	4	5	6	7	8	9	AB	R	H	RBI	BB	SO	LOB	TOP				
Bernie Carbo, L OBP: 0.396, SLG: 0.534 (1, 9)										4	1	1	0	0	3	0					
Fred Lynn, L OBP: 0.311, SLG: 0.455 (1, 8)										4	1	2	1	0	0	0					
Jim Rice, R OBP: 0.380, SLG: 0.605 (1, 10)										4	0	1	0	0	1	2					
Carl Yastrzemski, L OBP: 0.384, SLG: 0.503 (1, 7)										4	0	0	0	0	0	1					
Carlton Fisk, R OBP: 0.398, SLG: 0.486 (1, 2)										4	0	1	0	0	1	1					
George Scott, R OBP: 0.344, SLG: 0.539 (1, 3)										4	1	2	0	0	1	1					
Butch Hobson, R OBP: 0.297, SLG: 0.502 (1, 5)										4	1	1	2	0	1	2					
Denny Doyle, L OBP: 0.293, SLG: 0.326 (1, 4)										4	0	0	0	0	0	2					
Steve Dillard, R OBP: 0.275, SLG: 0.323 (1, 6)										3	0	0	0	0	1	1					
Inning Stats	R: 1 E: 1 K: 0 S: 5	H: 2 LOB: 1 BB: 0 P: 5	R: 0 E: 0 K: 0 S: 4	H: 1 LOB: 1 BB: 0 P: 4	R: 0 E: 0 K: 1 S: 6	H: 1 LOB: 1 BB: 0 P: 6	R: 0 E: 0 K: 2 S: 8	H: 0 LOB: 0 BB: 0 P: 7	R: 0 E: 0 K: 1 S: 5	H: 0 LOB: 0 BB: 0 P: 5	R: 0 E: 0 K: 0 S: 3	H: 0 LOB: 0 BB: 0 P: 3	R: 1 E: 0 K: 1 S: 6	H: 1 LOB: 0 BB: 0 P: 6	R: 2 E: 0 K: 1 S: 7	H: 2 LOB: 0 BB: 0 P: 7	1B: 6 2B: 0 3B: 0 HR: 2	SF: 0 SAC: 0 DP: 1 HBP: 0	WP: 0 PB: 0 SB: 0 CS: 0	PA: 35	
PITCHER	IP	WLS	BF	H	R	ER	SO	BB	IBB	HBP	BLK	WP	HR	S	P	ERA	WHIP				
Paul Thordogard, R ERA: 3.92	(1, 1)	8.2	34	8	4	3	8	0	0	0	0	0	2	50	50	3.12	0.923				
Tom Johnson, R ERA: 2.83	(9, 1)	0.1	W	1	0	0	0	0	0	0	0	0	0	1	1	0.00	0.000				

Boston Red Sox @ Minnesota Twins
 Metropolitan Stadium, Bloomington, MI
 Mon Aug 22 1977, 8:05 PM EDT
 Att: 22,805 - Cloudy - 68 F

AB 35
 R 4
 H 8
 RBI 3
 BB 0
 SO 8
 LOB 10



Batter	1	2	3	4	5	6	7	8	9	AB	R	H	RBI	BB	SO	LOB	BOTTOM				
Larry Hise, R OBP: 0.369, SLG: 0.531 (1, 8)										5	0	2	2	0	0	1					
Roy Smalley, S OBP: 0.334, SLG: 0.331 (1, 6)										4	0	1	0	0	0	1					
Rod Carew, L OBP: 0.447, SLG: 0.572 (1, 3)										4	0	1	1	0	2	0					
Lyman Bostock, L OBP: 0.384, SLG: 0.504 (1, 7)										4	0	1	0	0	0	3					
Glenn Adams, L OBP: 0.371, SLG: 0.473										2	1	1	1	0	0	0					
Craig Kusick, R OBP: 0.367, SLG: 0.436 (5, PH)										2	0	0	0	0	0	1					
Rich Chiles, L OBP: 0.323, SLG: 0.333										4	1	2	0	0	1	0					
Jerry Terrell, R OBP: 0.265, SLG: 0.266 (9, FR)										0	1	0	0	0	0	0					
Butch Wynegar, S OBP: 0.359, SLG: 0.378 (1, 2)										4	1	2	1	0	0	0					
Mike Cabbage, L OBP: 0.330, SLG: 0.401 (1, 5)										4	0	0	0	0	1	3					
Bob Randall, R OBP: 0.275, SLG: 0.285 (1, 4)										3	1	1	0	0	0	2					
Inning Stats	R: 0 E: 0 K: 1 S: 5	H: 0 LOB: 0 BB: 0 P: 5	R: 4 E: 0 K: 0 S: 9	H: 6 LOB: 3 BB: 0 P: 10	R: 0 E: 0 K: 0 S: 3	H: 0 LOB: 0 BB: 0 P: 3	R: 0 E: 0 K: 0 S: 4	H: 1 LOB: 1 BB: 0 P: 4	R: 0 E: 0 K: 1 S: 5	H: 0 LOB: 0 BB: 0 P: 5	R: 0 E: 0 K: 0 S: 3	H: 0 LOB: 0 BB: 0 P: 3	R: 0 E: 0 K: 0 S: 3	H: 0 LOB: 0 BB: 0 P: 3	R: 1 E: 0 K: 1 S: 7	H: 3 LOB: 2 BB: 0 P: 7	1B: 9 2B: 1 3B: 0 HR: 1	SF: 0 SAC: 0 DP: 1 HBP: 1	WP: 0 PB: 0 SB: 0 CS: 0	PA: 37	
PITCHER	IP	WLS	BF	H	R	ER	SO	BB	IBB	HBP	BLK	WP	HR	S	P	ERA	WHIP				
Rick Wise, R ERA: 4.6	(1, 1)	1.2	L	10	4	4	4	1	0	0	0	0	0	27	27	1.42	0.789				
Bill Lee, L ERA: 5.54	(2, 1)	6.1	L	23	5	1	1	2	0	0	0	0	0	6	6	0.00	3.000				
Bill Campbell, R ERA: 3.06	(9, 1)	0.2	4	2	0	0	1	0	0	0	0	0	0	6	6	0.00	3.000				

Boston Red Sox @ Minnesota Twins
 Metropolitan Stadium, Bloomington, MI
 Mon Aug 22 1977, 8:05 PM EDT
 Att: 22,805 - Cloudy - 68 F

AB 36
 R 5
 H 11
 RBI 5
 BB 0
 SO 4
 LOB 11



Batter	1	2	3	4	5	6	7	8	9	AB	R	H	RBI	BB	SO	LOB	TOP			
Rick Burleson, R OBP: 0.350, SLG: 0.384 (1, 6)	0-3 K		0-0 F9		0-3 K			0-3 K		4	0	0	0	0	3	2				
Fred Lynn, L OBP: 0.308, SLG: 0.450 (1, 8)	0-0 4-3		0-0 FC6-4			0-0 4-3		0-3 K		4	0	0	0	0	1	1				
Jim Rice, R OBP: 0.381, SLG: 0.604 (1, 10)	4-0 BB			0-0 WP 1B		0-3 K		0-3 K	0-3 K	3	0	1	0	1	2	0				
Carl Yastrzemski, L OBP: 0.383, SLG: 0.499 (1, 7)	0-0 F9			0-3 K		0-3 K		4-0 WP BB	0-0 4-3	3	0	0	0	1	1	2				
Carlton Fisk, R OBP: 0.395, SLG: 0.481 (1, 2)		0-0 F9		0-3 K		0-3 K		0-3 K	0-0 6-3	4	0	0	0	0	2	2				
George Scott, R OBP: 0.342, SLG: 0.535 (1, 3)		0-0 6-3		0-0 6-3					0-0 6-3	3	0	0	0	0	0	1				
Butch Hobson, R OBP: 0.296, SLG: 0.499 (1, 5)		0-0 5-3			0-0 E6 FC4-6			0-0 F9		3	0	0	0	0	0	0				
Bernie Carbo, L OBP: 0.395, SLG: 0.528 (1, 9)			4-0 FC6-4 BB		0-0 FC4-6			0-3 K		2	0	0	0	1	1	1				
Denny Doyle, L OBP: 0.291, SLG: 0.323 (1, 4)			0-0 F8		0-0 P6				0-0 L6	3	0	0	0	0	0	2				
Inning Stats	R: 0 E: 0 K: 1 S: 5	H: 0 LOB: 1 BB: 1 P: 9	R: 0 E: 0 K: 0 S: 3	H: 0 LOB: 0 BB: 0 P: 3	R: 0 E: 0 K: 0 S: 3	H: 0 LOB: 1 BB: 1 P: 7	R: 0 E: 0 K: 2 S: 8	H: 1 LOB: 1 BB: 0 P: 8	R: 0 E: 1 K: 1 S: 6	H: 0 LOB: 1 BB: 0 P: 6	R: 0 E: 0 K: 1 S: 5	H: 0 LOB: 0 BB: 0 P: 5	R: 0 E: 0 K: 2 S: 7	H: 0 LOB: 0 BB: 0 P: 7	R: 0 E: 0 K: 1 S: 5	H: 0 LOB: 0 BB: 0 P: 5	1B: 1 2B: 0 3B: 0 HR: 0	SF: 0 SAC: 0 DP: 0 HBP: 0	WP: 2 PB: 0 SB: 0 CS: 0	PA: 32
PITCHER Dave Goltz, R ERA: 3.23 (1, 1)	IP: 9.0 WLS: W BF: 32 H: 1 R: 0 ER: 0 SO: 10 BB: 3 IBB: 0 HBP: 0 BLK: 0 WP: 2 HR: 0 S: 49 P: 61 ERA: 0.00 WHIP: 0.444															PITCHER				

Boston Red Sox @ Minnesota Twins
Metropolitan Stadium, Bloomington, MI
Tue Aug 23 1977, 8:05 PM EDT
Att: 32,346 - Unknown - 67 F

AB 29
R 0
H 1
RBI 0
BB 3
SO 10
LOB 11

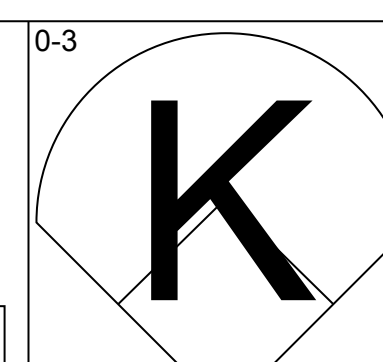
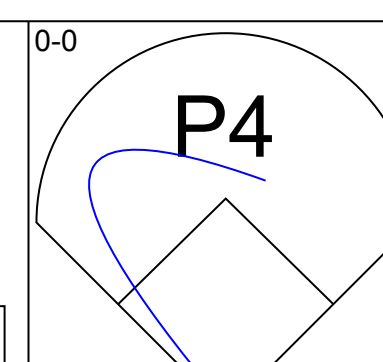
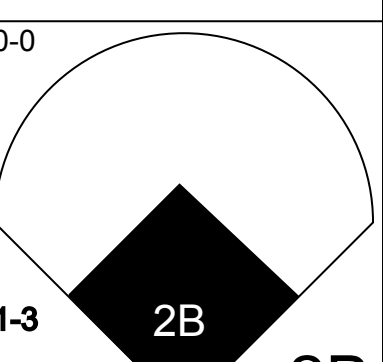
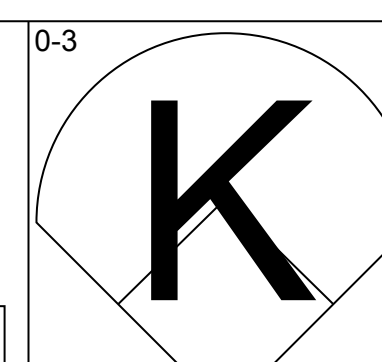
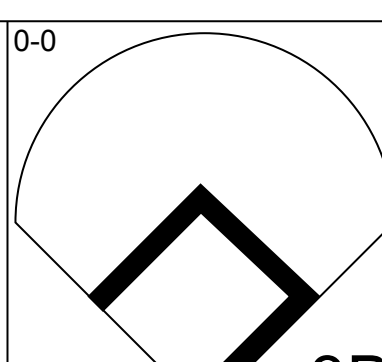
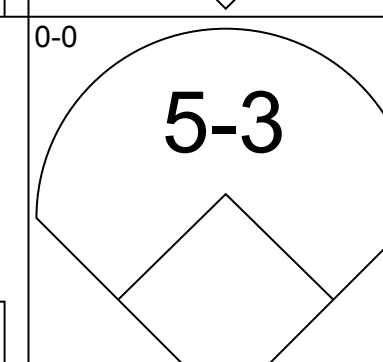
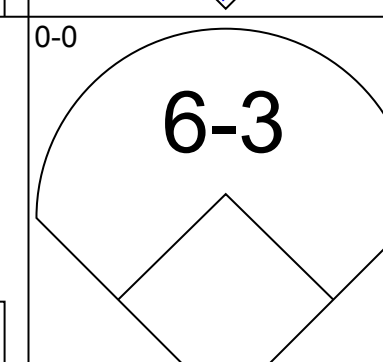
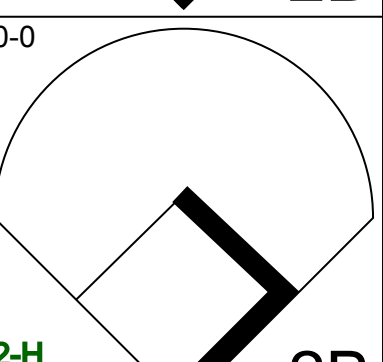
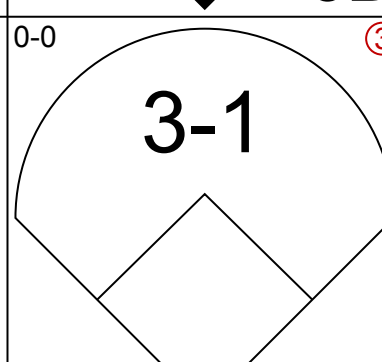
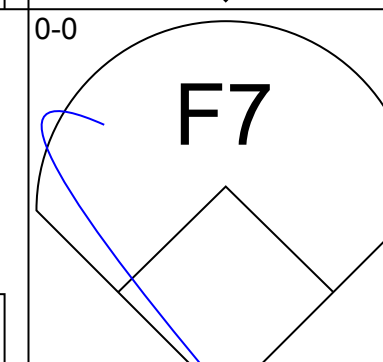
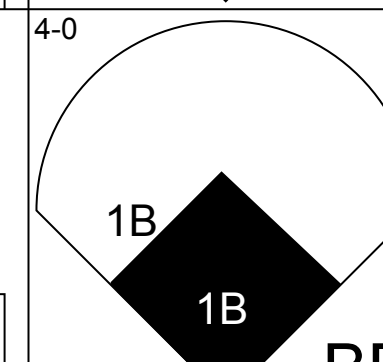
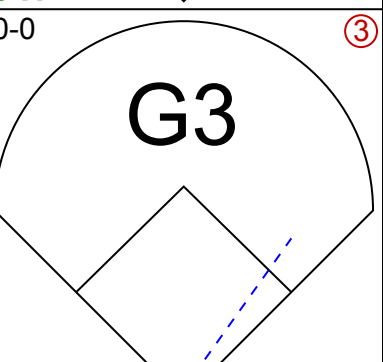

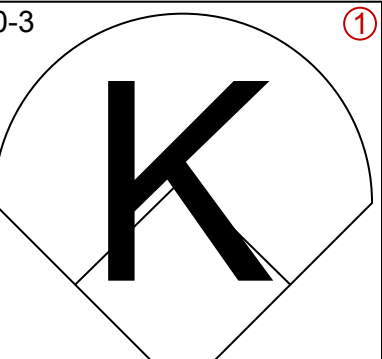
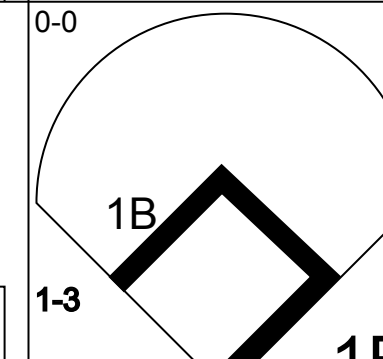
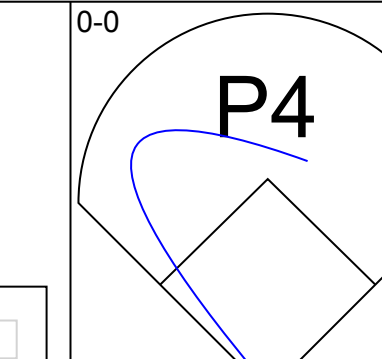
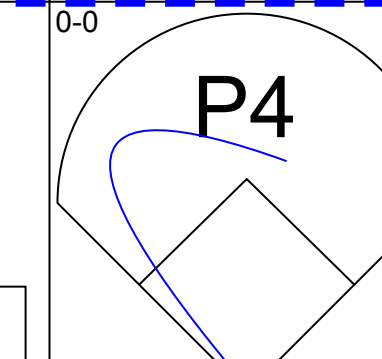

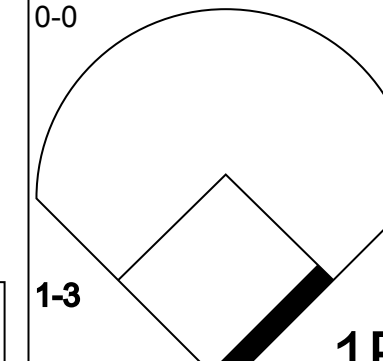
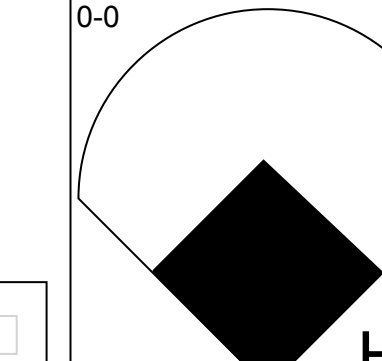
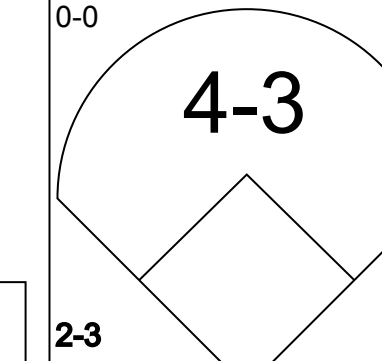

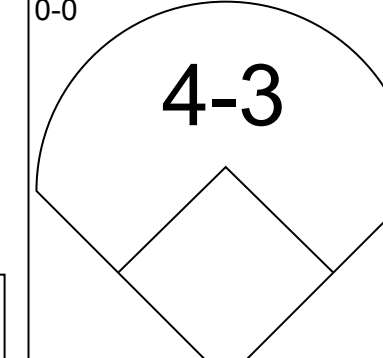
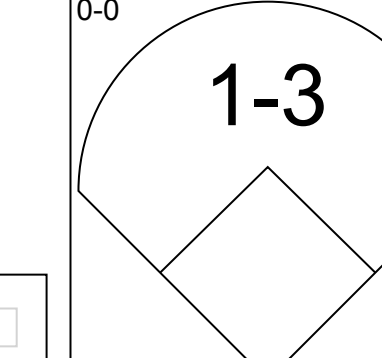
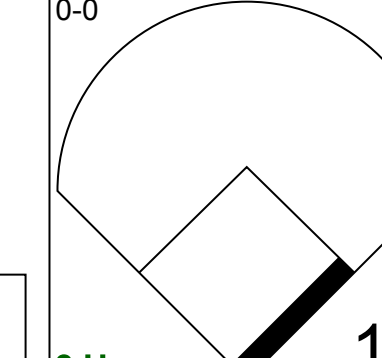
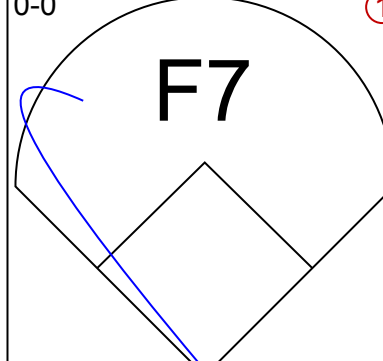
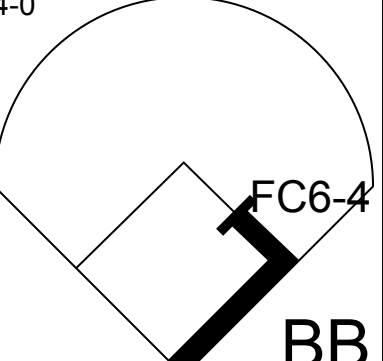
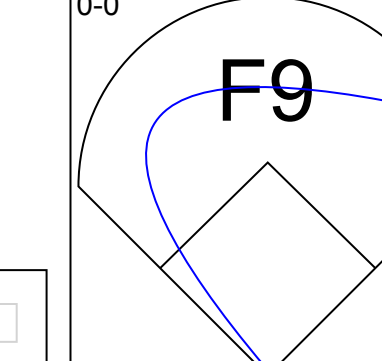
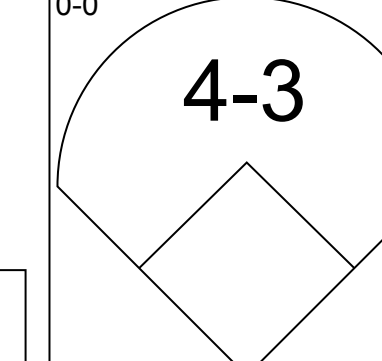
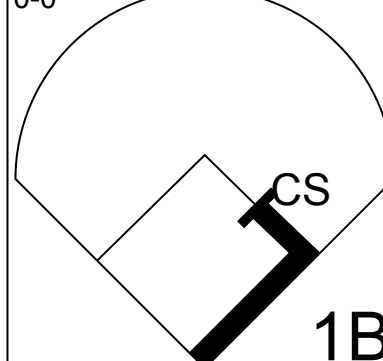
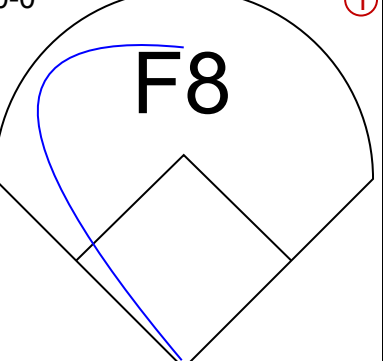
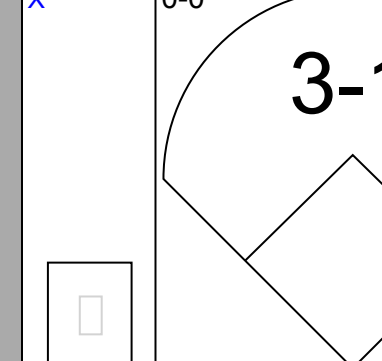
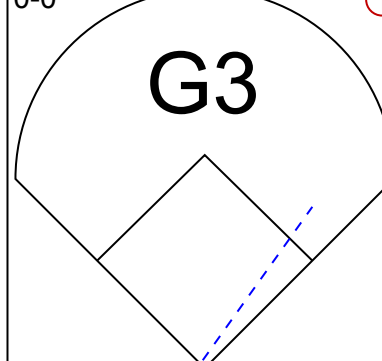

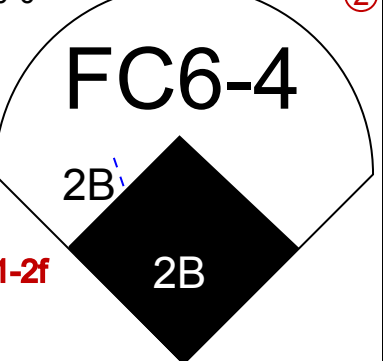
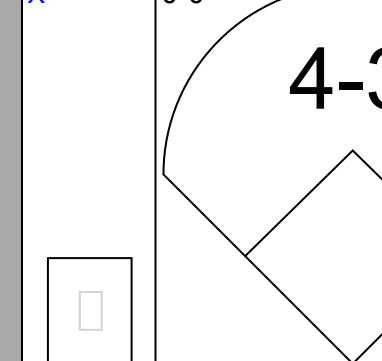
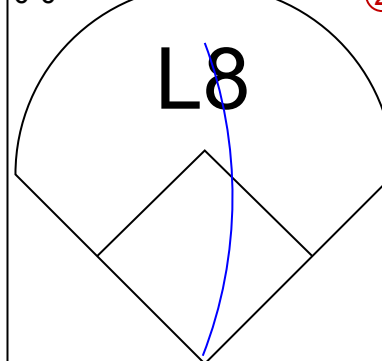


Batter	1	2	3	4	5	6	7	8	9	AB	R	H	RBI	BB	SO	LOB	BOTTOM			
Larry Hise, R OBP: 0.367, SLG: 0.527 (1, 8)	0-0 F9			0-0 4-3		0-0 G6-4-3		0-0 FC4-6 1B		5	0	1	1	0	1	3				
Roy Smalley, S OBP: 0.333, SLG: 0.330 (1, 6)	0-0 F7	0-0 P6			0-0 L9 E 2B 1B			0-0 FC4-6		5	1	1	0	0	0	3				
Rod Carew, L OBP: 0.445, SLG: 0.576 (1, 3)	0-0 HR		0-3 K		0-0 L9			0-0 6-3		4	1	1	1	0	1	1				
Lyman Bostock, L OBP: 0.387, SLG: 0.508 (1, 7)	0-0 E 1B		0-0 4-3		0-0 2B			0-0 1B		4	2	3	1	0	0	0				
Glenn Adams, L OBP: 0.379, SLG: 0.489 (1, 10)	0-0 E9 1B		0-0 1B		0-0 2B			0-0 F8		4	1	3	1	0	0	1				
Rich Chiles, L OBP: 0.326, SLG: 0.333 (1, 9)	0-0 4-3		0-0 1B		4-0 L3 BB			0-0 4-3		3	0	1	1	1	0	1				
Butch Wynegar, S OBP: 0.358, SLG: 0.379 (1, 2)		0-0 F9		0-3 K		0-0 L3		0-0 2B		4	1	1	0	0	1	3				
Mike Cubbage, L OBP: 0.332, SLG: 0.405 (1, 5)		0-0 1B		0-0 1-4-3		0-0 G3		0-0 4-3 1B		4	1	2	1	0	0	0				
Bob Randall, R OBP: 0.278, SLG: 0.286 (1, 4)		0-0 1B		0-0 L7		4-0 G6-4-3 BB		0-0 4-3		3	0	1	0	1	0	1				
Inning Stats	R: 2 E: 1 K: 0 S: 6	H: 3 LOB: 1 BB: 0 P: 6	R: 0 E: 0 K: 1 S: 7	H: 2 LOB: 2 BB: 0 P: 7	R: 1 E: 0 K: 2 S: 9	H: 2 LOB: 1 BB: 0 P: 9	R: 0 E: 0 K: 0 S: 3	H: 0 LOB: 0 BB: 0 P: 3	R: 2 E: 1 K: 0 S: 5	H: 3 LOB: 1 BB: 1 P: 9	R: 0 E: 0 K: 0 S: 2	H: 0 LOB: 0 BB: 1 P: 6	R: 0 E: 0 K: 0 S: 4	H: 1 LOB: 1 BB: 0 P: 4	R: 2 E: 0 K: 0 S: 6	H: 3 LOB: 1 BB: 0 P: 6	1B: 8 2B: 6 3B: 0 HR: 1	SF: 0 SAC: 0 DP: 2 HBP: 0	WP: 0 PB: 0 SB: 0 CS: 0	PA: 38
PITCHER Fergie Jenkins, R ERA: 3.76 Bob Stanley, R ERA: 4.13 (5, 1)	IP: 4.1 WLS: L BF: 22 H: 9 R: 5 ER: 4 SO: 3 BB: 0 IBB: 0 HBP: 0 BLK: 0 WP: 0 HR: 1 S: 28 P: 28 ERA: 8.31 WHIP: 2.077															PITCHER				

Boston Red Sox @ Minnesota Twins
Metropolitan Stadium, Bloomington, MI
Tue Aug 23 1977, 8:05 PM EDT
Att: 32,346 - Unknown - 67 F

AB 36
R 7
H 14
RBI 6
BB 2
SO 3
LOB 13

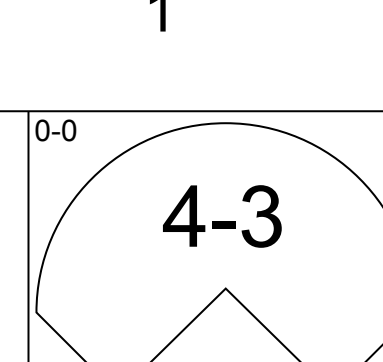
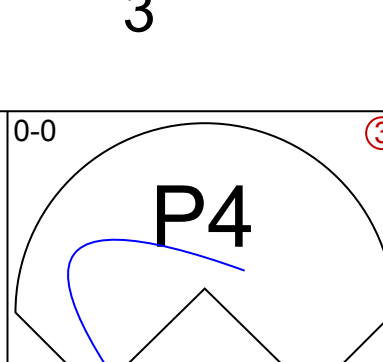
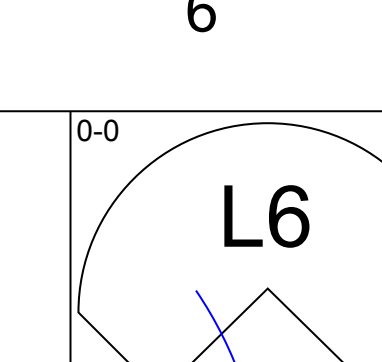

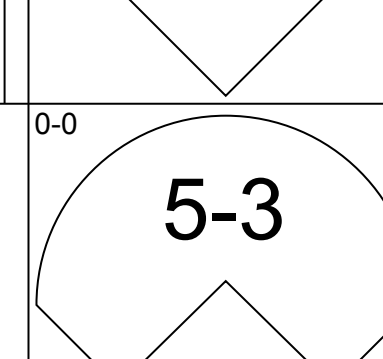
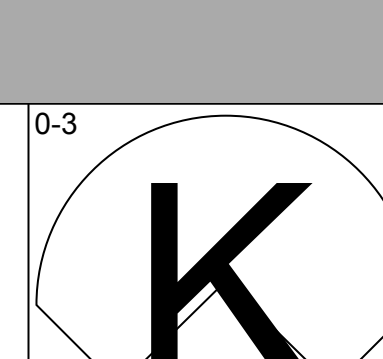
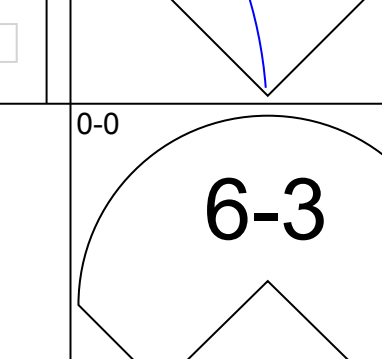

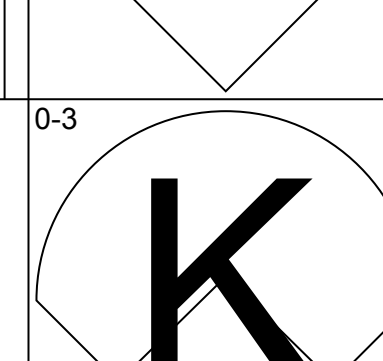
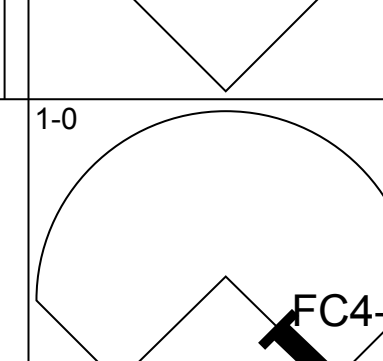
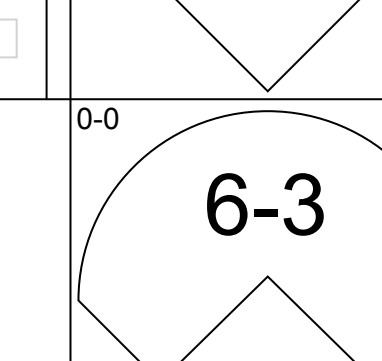

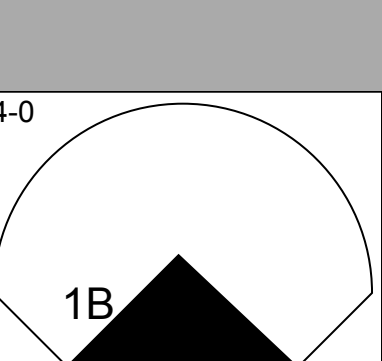
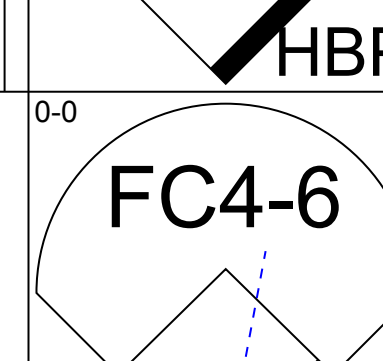
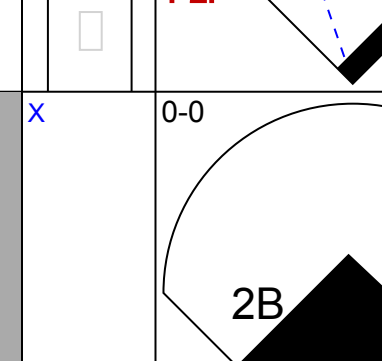
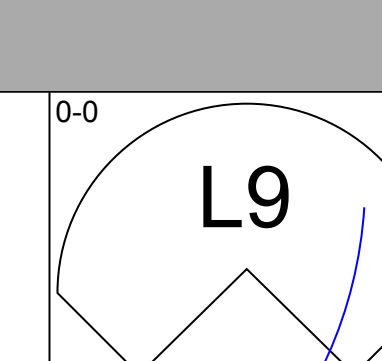
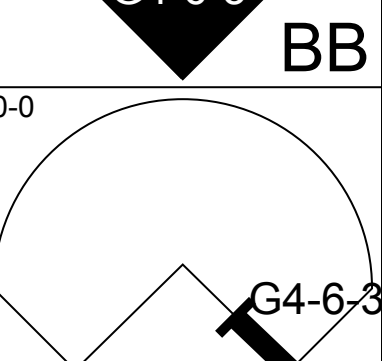
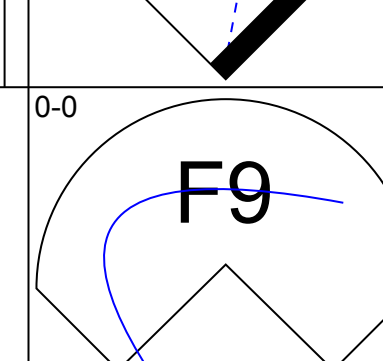
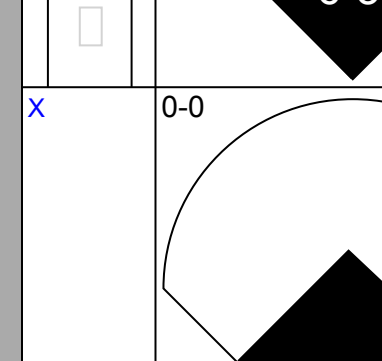
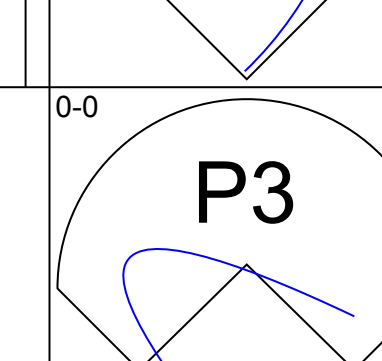
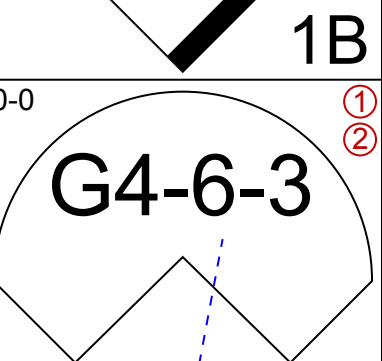
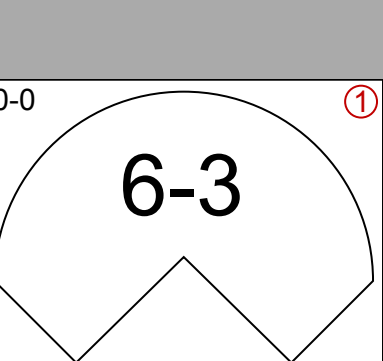
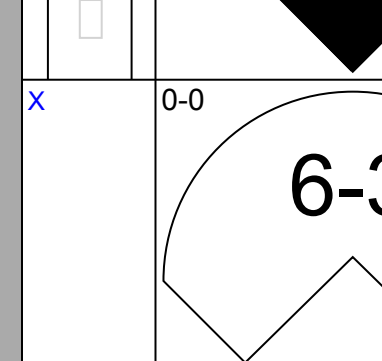
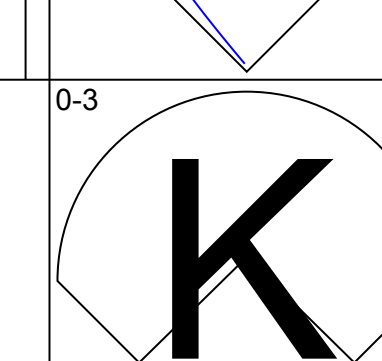
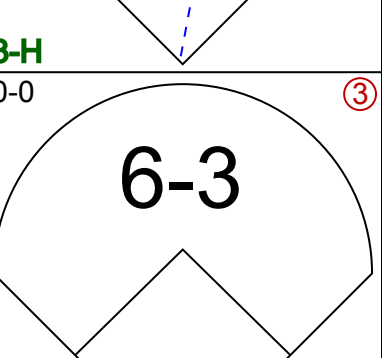
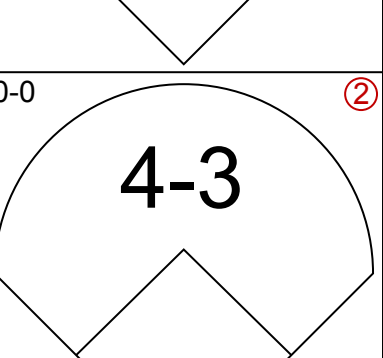
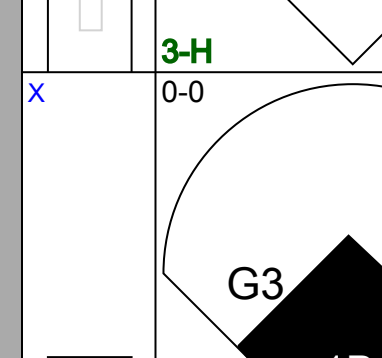
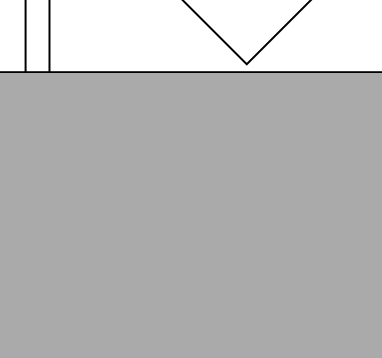
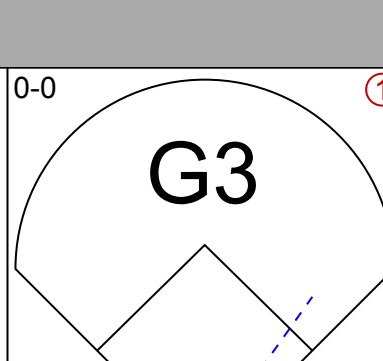
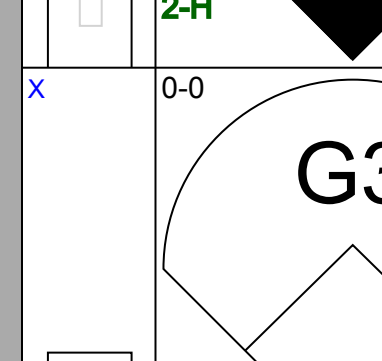
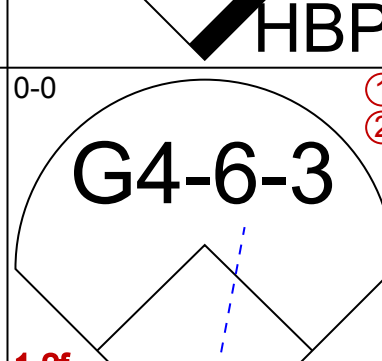
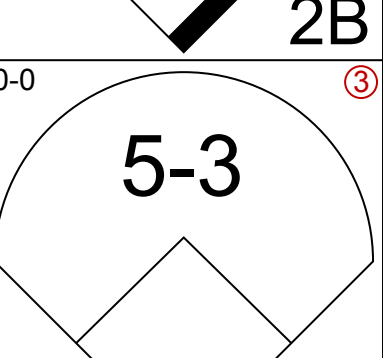
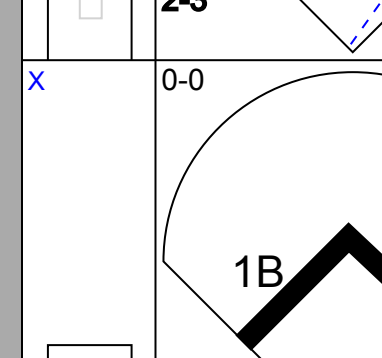

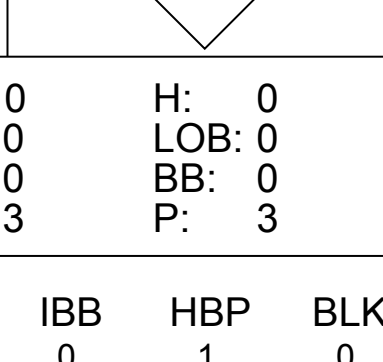
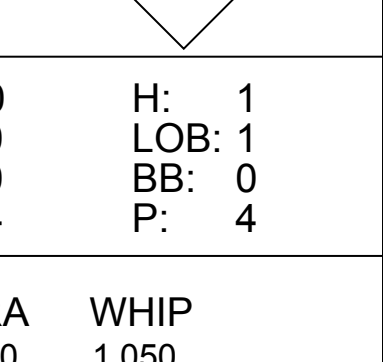
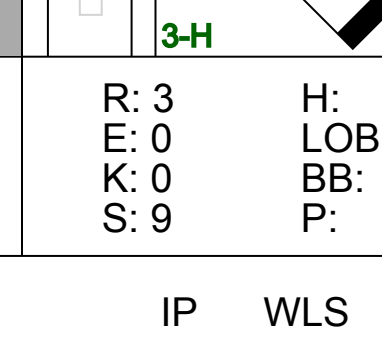
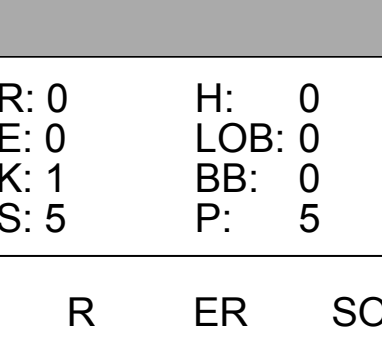


Batter	1	2	3	4	5	6	7	8	9	AB	R	H	RBI	BB	SO	LOB	TOP					
Larry Hisle, R OBP: 0.397, SLG: 0.528 (1, 8)										5	1	2	0	0	2	0						
Rod Carew, L OBP: 0.441, SLG: 0.571 (1, 3)										5	1	2	2	0	0	1						
Lyman Bostock, L OBP: 0.391, SLG: 0.513 (1, 7)										3	2	1	1	1	0	1						
Glenn Adams, L OBP: 0.372, SLG: 0.490 (1, 10)										4	0	1	0	0	1	1						
Rich Chiles, L OBP: 0.332, SLG: 0.358 (1, 9)										4	1	2	2	0	0	1						
Mike Cabbage, L OBP: 0.328, SLG: 0.399 (1, 5)										4	0	1	1	0	0	2						
Butch Wynegar, S OBP: 0.355, SLG: 0.371 (1, 2)										3	0	0	0	1	0	1						
Roy Smalley, S OBP: 0.329, SLG: 0.324 (1, 6)										4	0	1	0	0	0	1						
Bob Randall, R OBP: 0.274, SLG: 0.281 (1, 4)										4	1	0	0	0	1	2						
Inning Stats	R: 0 E: 0 K: 1 S: 5	H: 0 LOB: 0 BB: 0 P: 5	R: 0 E: 0 K: 1 S: 5	H: 0 LOB: 0 BB: 0 P: 5	R: 0 E: 0 K: 1 S: 5	H: 1 LOB: 0 BB: 0 P: 5	R: 1 E: 0 K: 0 S: 5	H: 2 LOB: 2 BB: 1 P: 9	R: 2 E: 0 K: 0 S: 5	H: 2 LOB: 1 BB: 1 P: 9	R: 1 E: 0 K: 0 S: 4	H: 1 LOB: 0 BB: 0 P: 4	R: 0 E: 0 K: 1 S: 5	H: 0 LOB: 0 BB: 0 P: 5	R: 2 E: 0 K: 0 S: 6	H: 3 LOB: 1 BB: 0 P: 6	R: 0 E: 0 K: 0 S: 4	H: 1 LOB: 1 BB: 0 P: 4	1B: 5 2B: 3 3B: 1 HR: 1	SF: 0 SAC: 0 DP: 0 HBP: 0	WP: 0 PB: 0 SB: 0 CS: 1	PA: 38
PITCHER	IP	WLS	BF	H	R	ER	SO	BB	IBB	HBP	BLK	WP	HR	S	P	ERA	WHIP					
Don Aase, R ERA: 3.08 (1, 1)	7.0		28	6	4	4	4	2	0	0	0	0	1	34	42	5.14	1.143					
Rick Kreuger, L ERA: (8, 1)	0.0	L	2	2	2	2	0	0	0	0	0	0	0	2	2	∞	∞					
Bill Campbell, R ERA: 3.05 (8, 1)	2.0		8	2	0	0	0	0	0	0	0	0	0	8	8	0.00	1.000					

Minnesota Twins @ Boston Red Sox
Fenway Park, Boston, MA
Fri Aug 26 1977, 7:05 PM EDT
Att: 33,415 - Unknown - 74 F

AB 36
R 6
H 10
RBI 6
BB 2
SO 4
LOB 10



Batter	1	2	3	4	5	6	7	8	9	AB	R	H	RBI	BB	SO	LOB	BOTTOM					
Rick Burleson, R OBP: 0.348, SLG: 0.381 (1, 6)										4	0	1	0	0	0	0						
Tommy Helms, R OBP: 0.240, SLG: 0.250 (1, 10)										4	0	1	0	0	1	0						
Butch Hobson, R OBP: 0.293, SLG: 0.498 (1, 5)										3	0	0	0	0	1	3						
Carl Yastrzemski, L OBP: 0.382, SLG: 0.502 (1, 7)										3	2	1	0	1	0	1						
Jim Rice, R OBP: 0.376, SLG: 0.593 (1, 9)										4	1	2	0	0	0	1						
George Scott, R OBP: 0.342, SLG: 0.534 (1, 3)										4	0	0	1	0	1	2						
Rick Miller, L OBP: 0.355, SLG: 0.329 (1, 8)										3	1	1	1	0	0	0						
Denny Doyle, L OBP: 0.286, SLG: 0.318 (1, 4)										3	0	1	0	0	0	1						
Bernie Carbo, L OBP: 0.395, SLG: 0.519 (9, PH)										1	0	0	0	0	0	1						
Bob Montgomery R OBP: 0.276, SLG: 0.200 Fred Lynn, L OBP: 0.315, SLG: 0.449 (9, PH)										3	0	1	1	0	0	1						
Inning Stats	R: 0 E: 0 K: 1 S: 5	H: 0 LOB: 0 BB: 0 P: 5	R: 1 E: 0 K: 0 S: 3	H: 1 LOB: 1 BB: 1 P: 7	R: 0 E: 0 K: 0 S: 3	H: 0 LOB: 0 BB: 0 P: 3	R: 0 E: 0 K: 1 S: 5	H: 0 LOB: 1 BB: 0 P: 6	R: 0 E: 0 K: 0 S: 4	H: 1 LOB: 1 BB: 0 P: 4	R: 0 E: 0 K: 0 S: 3	H: 0 LOB: 0 BB: 0 P: 3	R: 3 E: 0 K: 0 S: 9	H: 6 LOB: 3 BB: 0 P: 9	R: 0 E: 0 K: 1 S: 5	H: 0 LOB: 0 BB: 0 P: 5	R: 0 E: 0 K: 1 S: 4	H: 0 LOB: 0 BB: 0 P: 5	1B: 5 2B: 3 3B: 0 HR: 0	SF: 0 SAC: 0 DP: 2 HBP: 2	WP: 0 PB: 0 SB: 0 CS: 0	PA: 36
PITCHER	IP	WLS	BF	H	R	ER	SO	BB	IBB	HBP	BLK	WP	HR	S	P	ERA	WHIP					
Paul Thordogard, R ERA: 3.97 (1, 1)	6.2		27	6	4	4	2	1	0	1	0	0	0	29	34	5.40	1.050					
Tom Johnson, R ERA: 2.91 (7, 1)	2.1	W	9	2	0	0	2	0	0	1	0	0	0	12	13	0.00	0.857					

Minnesota Twins @ Boston Red Sox
Fenway Park, Boston, MA
Fri Aug 26 1977, 7:05 PM EDT
Att: 33,415 - Unknown - 74 F

AB 33
R 4
H 8
RBI 3
BB 1
SO 4
LOB 10



Batter	1	2	3	4	5	6	7	8	9	AB	R	H	RBI	BB	SO	LOB	TOP					
Jerry Terrell, R OBP: 0.268, SLG: 0.269 Glenn Adams, L OBP: 0.374, SLG: 0.490	FC6 BB SF8 1B	5-3			5-3		G4-6-3		3-1 E BB	4	1	1	0	0	0	2						
Dan Ford, R OBP: 0.350, SLG: 0.442	FC6 BB 1-2		4-3		1B			E6 2B	E6 3-1	4	0	1	1	1	0	2						
Rod Carew, L OBP: 0.441, SLG: 0.571	FC6 BB SF8 1B		F7		1B				3-1	5	1	2	1	0	0	4						
Larry Hisle, R OBP: 0.363, SLG: 0.523	SF8 1-2 2-3		K		5-3			L5	L7	4	0	0	1	0	1	6						
Craig Kusick, R OBP: 0.366, SLG: 0.433 Lyman Bostock, L OBP: 0.390, SLG: 0.512					6-3		P3	F5		3	0	1	1	0	0	0						
Roy Smalley, S OBP: 0.326, SLG: 0.322		F7		F7		L4		1-3		4	0	0	0	0	0	2						
Bob Gorinski, R OBP: 0.234, SLG: 0.348 Butch Wynegar, S OBP: 0.354, SLG: 0.371		E S 1B			2B		6-3		P4	3	1	2	0	0	0	0						
Bob Randall, R OBP: 0.275, SLG: 0.282 Mike Cubbage, L OBP: 0.330, SLG: 0.401					5-3			5-3		3	0	1	1	0	0	1						
Bud Bulling, R OBP: 0.320, SLG: 0.190 Rich Chiles, L OBP: 0.335, SLG: 0.366		FC4-6 WP 1-2			K			G4-6-3 1B	E 3-1 2B	3	0	1	0	0	1	1						
Inning Stats	R: 2 E: 0 K: 0 S: 4	H: 2 LOB: 1 BB: 1 P: 8	R: 1 E: 1 K: 0 S: 5	H: 2 LOB: 1 BB: 0 P: 5	R: 0 E: 0 K: 1 S: 5	H: 0 LOB: 0 BB: 0 P: 5	R: 0 E: 0 K: 0 S: 4	H: 1 LOB: 1 BB: 0 P: 4	R: 0 E: 0 K: 0 S: 3	H: 0 LOB: 0 BB: 0 P: 3	R: 0 E: 0 K: 0 S: 3	H: 1 LOB: 0 BB: 0 P: 3	R: 0 E: 1 K: 0 S: 5	H: 1 LOB: 2 BB: 1 P: 10	R: 2 E: 1 K: 0 S: 6	H: 2 LOB: 2 BB: 1 P: 10	1B: 8 2B: 3 3B: 0 HR: 0	SF: 1 SAC: 0 DP: 1 HBP: 0	WP: 1 PB: 0 SB: 1 CS: 0	PA: 40		
PITCHER	IP WLS BF H R ER SO BB IBB HBP BLK WP HR S P ERA WHIP	IP WLS BF H R ER SO BB IBB HBP BLK WP HR S P ERA WHIP																				
Bill Lee, L ERA: 5.4	(1, 1)	7.0	W	30	9	3	3	2	1	0	0	0	0	0	0	0	1	0	33	37	3.86	1.429
Jim Willoughby, R ERA: 4.23	(8, 1)	2.0	S	10	2	2	1	0	1	0	0	0	0	0	0	0	0	0	9	13	4.50	1.500

Minnesota Twins @ Boston Red Sox
Fenway Park, Boston, MA
Sat Aug 27 1977, 3:33 AM EDT
Att: 34,636 - Unknown - 85 F

AB 37
R 5
H 11
RBI 5
BB 2
SO 2
LOB 20



Batter	1	2	3	4	5	6	7	8	9	AB	R	H	RBI	BB	SO	LOB	BOTTOM					
Rick Burleson, R OBP: 0.348, SLG: 0.380			E6 HR		4-3		6-3			4	1	1	0	0	0	1						
Tommy Helms, R OBP: 0.295, SLG: 0.314 Steve Dillard, R OBP: 0.273, SLG: 0.320	F8		HR		P6			2B SF8 BB		3	1	1	2	1	0	1						
Butch Hobson, R OBP: 0.295, SLG: 0.506	K		HR		1-3			SF8 SF7 2B		4	2	2	1	0	1	1						
Carl Yastrzemski, L OBP: 0.379, SLG: 0.499	4-3		L8			F3		SF8		3	0	0	1	0	0	1						
Jim Rice, R OBP: 0.374, SLG: 0.590		F9			6-3		F9	SF7		3	0	0	1	0	0	0						
George Scott, R OBP: 0.343, SLG: 0.540		6-3						K		4	1	2	1	0	1	1						
Rick Miller, L OBP: 0.349, SLG: 0.322		6-3			K		L8			3	0	0	0	0	1	1						
Denny Doyle, L OBP: 0.286, SLG: 0.318			F2		G3			L3-4 1B		3	0	1	0	0	0	1						
Bob Montgomery, R OBP: 0.313, SLG: 0.393			WP E6 2B					L3-4		3	1	2	1	0	0	1						
Inning Stats	R: 0 E: 0 K: 1 S: 6	H: 1 LOB: 0 BB: 0 P: 6	R: 0 E: 0 K: 0 S: 3	H: 0 LOB: 0 BB: 0 P: 3	R: 3 E: 1 K: 0 S: 6	H: 3 LOB: 0 BB: 0 P: 6	R: 0 E: 0 K: 1 S: 6	H: 1 LOB: 1 BB: 0 P: 6	R: 1 E: 0 K: 0 S: 4	H: 1 LOB: 0 BB: 0 P: 4	R: 1 E: 0 K: 0 S: 4	H: 1 LOB: 0 BB: 0 P: 4	R: 0 E: 0 K: 1 S: 6	H: 1 LOB: 1 BB: 1 P: 10	R: 2 E: 0 K: 1 S: 6	H: 1 LOB: 1 BB: 1 P: 10	1B: 3 2B: 3 3B: 0 HR: 4	SF: 2 SAC: 0 DP: 1 HBP: 0	WP: 1 PB: 0 SB: 0 CS: 0	PA: 33		
PITCHER	IP WLS BF H R ER SO BB IBB HBP BLK WP HR S P ERA WHIP	IP WLS BF H R ER SO BB IBB HBP BLK WP HR S P ERA WHIP																				
Dave Johnson, R ERA: 4.22	(1, 1)	3.0	L	13	4	3	3	1	0	0	0	0	0	0	0	0	0	2	17	17	4.50	1.000
Ron Schueler, R ERA: 4.56	(4, 1)	4.0	L	15	4	2	2	1	0	0	0	0	0	0	0	0	0	2	17	17	4.50	1.000
Tom Johnson, R ERA: 3.03	(8, 1)	1.0		5	1	2	2	1	1	0	0	0	0	0	0	0	0	0	6	10	18.00	2.000

Minnesota Twins @ Boston Red Sox
Fenway Park, Boston, MA
Sat Aug 27 1977, 3:33 AM EDT
Att: 34,636 - Unknown - 85 F

AB 30
R 7
H 9
RBI 7
BB 1
SO 3
LOB 8



Batter	1	2	3	4	5	6	7	8	9	AB	R	H	RBI	BB	SO	LOB	TOP										
Larry Hisle, R OBP: 0.365, SLG: 0.529										4	2	3	1	0	0		Minnesota Twins @ Boston Red Sox Fenway Park, Boston, MA Sun Aug 28 1977, 3:33 AM EDT Att: 31,619 - Unknown - 92 F										
Rod Carew, L OBP: 0.441, SLG: 0.569									5	1	2	0	0	0	3												
Lyman Bostock, L OBP: 0.394, SLG: 0.516									4	0	3	1	1	1	2												
Glenn Adams, L OBP: 0.372, SLG: 0.485									4	0	1	1	0	0	4												
Rich Chiles, L OBP: 0.333, SLG: 0.369									4	0	1	0	0	0	2												
Mike Cabbage, L OBP: 0.329, SLG: 0.397									3	0	0	0	1	0	1												
Roy Smalley, S OBP: 0.324, SLG: 0.319									4	0	0	0	0	0	4												
Butch Wynegar, S OBP: 0.353, SLG: 0.370									4	1	1	0	0	0	1												
Bob Randall, R OBP: 0.275, SLG: 0.282									3	1	1	0	0	0	0												
Dan Ford, R OBP: 0.351, SLG: 0.443									1	0	1	0	0	0	0												
Inning Stats	R: 0 E: 0 K: 0 S: 4	H: 2 LOB: 1 BB: 0 P: 4	R: 0 E: 0 K: 0 S: 4	H: 1 LOB: 1 BB: 0 P: 4	R: 1 E: 0 K: 0 S: 4	H: 1 LOB: 1 BB: 1 P: 8	R: 0 E: 0 K: 0 S: 3	H: 0 LOB: 0 BB: 0 P: 3	R: 4 E: 0 K: 0 S: 8	H: 6 LOB: 2 BB: 1 P: 12	R: 0 E: 0 K: 0 S: 3	H: 0 LOB: 0 BB: 0 P: 3	R: 0 E: 0 K: 0 S: 2	H: 0 LOB: 0 BB: 1 P: 6	R: 0 E: 0 K: 0 S: 3	H: 0 LOB: 0 BB: 0 P: 3	R: 0 E: 0 K: 1 S: 7	H: 2 LOB: 2 BB: 0 P: 7	1B: 9 2B: 2 3B: 0 HR: 1	SF: 0 SAC: 0 DP: 2 HBP: 0	WP: 0 PB: 0 SB: 0 CS: 1	PA: 39					
PITCHER	IP	WLS	BF	H	R	ER	SO	BB	IBB	HBP	BLK	WP	HR	S	P	ERA	WHIP										
Fergie Jenkins, R ERA: 3.71	(1, 1)	2.0	8	3	0	0	0	0	0	0	0	0	0	8	8	0.00	1.500										
Reggie Cleveland, R ERA: 4.47	(3, 1)	2.0	13	6	5	5	0	1	0	0	0	0	1	12	16	22.50	3.500										
Mike Paxton, R ERA: 3.95	(5, 1)	4.1	W	16	3	0	0	1	1	0	0	0	0	14	22	0.00	0.923										
Bill Campbell, R ERA: 3.03	(9, 1)	0.2	S	2	0	0	1	0	0	0	0	0	0	4	4	0.00	0.000										

Batter	1	2	3	4	5	6	7	8	9	AB	R	H	RBI	BB	SO	LOB	BOTTOM										
Rick Burleson, R OBP: 0.349, SLG: 0.381										4	1	2	0	0	1	1	Minnesota Twins @ Boston Red Sox Fenway Park, Boston, MA Sun Aug 28 1977, 3:33 AM EDT Att: 31,619 - Unknown - 92 F										
Tommy Helms, R OBP: 0.276, SLG: 0.315										3	1	1	0	0	0	2											
Steve Dillard, R OBP: 0.273, SLG: 0.320										0	1	0	0	0	0	0											
Butch Hobson, R OBP: 0.299, SLG: 0.510										3	0	3	0	0	0	0											
Carl Yastrzemski, L OBP: 0.380, SLG: 0.498										3	0	1	2	1	0	2											
Jim Rice, R OBP: 0.371, SLG: 0.585										4	0	0	0	0	0	6											
George Scott, R OBP: 0.340, SLG: 0.535										4	0	0	0	0	0	2											
Rick Miller, L OBP: 0.353, SLG: 0.340										4	2	2	0	0	0	0											
Denny Doyle, L OBP: 0.286, SLG: 0.317										4	0	1	1	0	0	1											
Bob Montgomery, R OBP: 0.306, SLG: 0.469										4	1	1	2	0	0	1											
Inning Stats	R: 1 E: 0 K: 0 S: 5	H: 2 LOB: 1 BB: 0 P: 5	R: 2 E: 0 K: 1 S: 7	H: 2 LOB: 0 BB: 0 P: 7	R: 1 E: 1 K: 0 S: 5	H: 2 LOB: 1 BB: 0 P: 5	R: 0 E: 0 K: 0 S: 3	H: 0 LOB: 0 BB: 0 P: 3	R: 0 E: 0 K: 0 S: 4	H: 2 LOB: 1 BB: 0 P: 8	R: 1 E: 0 K: 0 S: 5	H: 2 LOB: 0 BB: 0 P: 5	R: 1 E: 0 K: 0 S: 4	H: 1 LOB: 1 BB: 0 P: 5	R: 0 E: 0 K: 0 S: 3	H: 0 LOB: 0 BB: 0 P: 3	R: 0 E: 0 K: 0 S: 3	H: 0 LOB: 0 BB: 0 P: 3	1B: 8 2B: 2 3B: 0 HR: 1	SF: 0 SAC: 1 DP: 1 HBP: 1	WP: 0 PB: 0 SB: 0 CS: 0	PA: 36					
PITCHER	IP	WLS	BF	H	R	ER	SO	BB	IBB	HBP	BLK	WP	HR	S	P	ERA	WHIP										
Dave Goltz, R ERA: 3.34	(1, 1)	6.0	28	10	5	5	1	0	0	0	0	0	0	29	33	7.50	1.833										
Ron Schuefer, R ERA: 4.6	(7, 1)	1.0	L	5	1	1	1	0	0	0	1	0	0	4	5	9.00	1.000										
Tom Burgmeier, L ERA: 4.47	(8, 1)	1.0		3	0	0	0	0	0	0	0	0	0	3	3	0.00	0.000										


Batter	1	2	3	4	5	6	7	8	9	10	AB	R	H	RBI	BB	SO	LOB				
Steve Stagg, R (1.4) OBP: 0.340, SLG: 0.360	P3		G3-6-3 BB		L7		SH5-4 1B		K		4	0	1	0	1	1	1				
Al Woods, L (1.7) (7.9) OBP: 0.333, SLG: 0.374	G6-3 1B		G3-6-3			1B 1B	SH5-4 1B		F8		5	1	3	0	0	0	1				
Roy Howell, L (1.5) OBP: 0.384, SLG: 0.395	G6-3			4-3		FC1-6 1B	SH5-4		K		4	0	1	0	0	1	1				
Ron Fairly, L (1.9) John Scott, R (7. PR) (7.7) OBP: 0.260, SLG: 0.296		1B 1B SF8 1B		BB 1B		FC1-6 1B	G6-4-3 IBB		SH1-4 1B		3	2	2	0	1	0	2				
Doug Rader, R (1.10) OBP: 0.351, SLG: 0.456		SF8 1B		G5-4-3 BB		1B 3B 1B	G6-4-3		SH1-4		3	1	2	1	1	0	3				
Doug Ault, R (1.3) OBP: 0.329, SLG: 0.413		G6-4-3 1B		G5-4-3		3B 1B			K		5	1	2	1	0	2	3				
Hector Torres, R (1.6) Sam Ewing, L (6. PH) Dave McKay, S (6.6) OBP: 0.297, SLG: 0.376	SF8				F9	1B 3B			P4		1	0	0	1	0	0	0				
Alan Ashby, S (1.2) OBP: 0.284, SLG: 0.283	G6-4-3					G6-4-3 1B			4-3		1	1	1	2	0	0	0				
Steve Bowling, R (1.8) OBP: 0.297, SLG: 0.224					F8	K	G6-4-3		1-3		2	0	0	0	0	0	1				
Inning Stats	R: 0 E: 0 K: 0 S: 3	H: 1 LOB: 0 BB: 0 P: 3	R: 1 E: 0 K: 0 S: 5	H: 3 LOB: 1 BB: 0 P: 5	R: 0 E: 0 K: 0 S: 2	H: 0 LOB: 0 BB: 1 P: 6	R: 0 E: 0 K: 1 S: 6	H: 1 LOB: 1 BB: 0 P: 6	R: 5 E: 0 K: 0 S: 8	H: 6 LOB: 0 BB: 0 P: 8	R: 0 E: 0 K: 0 S: 4	H: 2 LOB: 3 BB: 1 P: 8	R: 0 E: 0 K: 2 S: 7	H: 0 LOB: 0 BB: 0 P: 7	R: 0 E: 0 K: 1 S: 6	H: 1 LOB: 1 BB: 0 P: 6	1B: 13 2B: 1 3B: 1 HR: 0	SF: 1 SAC: 2 DP: 6 HBP: 0	WP: 0 PB: 0 SB: 0 CS: 0	PA: 43	
PITCHER	IP WLS BF H R ER SO BB IBB HBP BLK WP HR S P ERA WHIP	5.0 0.1 0.0 4.2	21 2 2 18	8 1 1 4	3 0 1 1	3 0 1 4	1 0 0 0	2 0 1 1	2 0 0 0	2 0 0 0	2 2 2 32	29 2 2 32	5.40 0.00 ∞ 1.93	2.000 3.000 ∞ 1.071							

TOP

Toronto Blue Jays @ Minnesota Twins
Metropolitan Stadium, Bloomington, MI
Mon Aug 29 1977, 8:05 PM EDT
Unknown - 75 F

livebaseballscorecards.com

AB 36
R 6
H 15
RBI 6
BB 4
SO 5
LOB 17




Batter	1	2	3	4	5	6	7	8	9	10	AB	R	H	RBI	BB	SO	LOB			
Lyman Bostock, L (1.7) OBP: 0.396, SLG: 0.516	FC6-5 SH3-4 1B		F8		G3			4-3 3B 1B	S IBB		4	1	2	0	1	0	1			
Bob Randall, R (1.4) Mike Cubbage, L (9. PH) (10.5) OBP: 0.278, SLG: 0.283	SH3-4			F8		P4		4-3 3B 1B	FC1-2		3	1	1	0	0	0	0			
Rod Carew, L (1.3) OBP: 0.440, SLG: 0.568	FC6-5			E2 1B 1B		1B 1B		4-3	F8		5	2	2	0	0	0	5			
Larry Hise, R (1.8) OBP: 0.369, SLG: 0.538	F8			2B 1B		1B 1B		WP 3B	F8 SF7 2B		5	3	4	3	0	0	1			
Dan Ford, R (1.9) Rich Chiles, L (8. PH) (9.9) OBP: 0.351, SLG: 0.442		K		F8		1B 1B		FC6-4 BB	F8		3	0	1	1	0	1	1			
Craig Kusick, R (1.10) Glenn Adams, L (8. PH) Bob Gorinski, R (8. PH) OBP: 0.365, SLG: 0.436		K				K		K	SF7		0	0	0	0	0	0	0			
Bud Bulling, R (1.2) OBP: 0.276, SLG: 0.160	5-3			F7		F8		FC6-4			4	0	0	0	0	0	2			
Jerry Terrell, R (1.5) (10.4) OBP: 0.288, SLG: 0.274			1-3		F7		F8		SH3 FC1-2 2B		4	0	1	0	0	0	0			
Luis Gomez, R (1.6) OBP: 0.306, SLG: 0.435				CS 1B		1-3		F9	SH3		3	0	1	0	0	0	0			
Inning Stats	R: 0 E: 0 K: 0 S: 4	H: 1 LOB: 1 BB: 0 P: 4	R: 0 E: 0 K: 2 S: 7	H: 0 LOB: 0 BB: 0 P: 7	R: 0 E: 0 K: 0 S: 3	H: 1 LOB: 0 BB: 0 P: 3	R: 2 E: 1 K: 0 S: 6	H: 3 LOB: 1 BB: 0 P: 6	R: 0 E: 0 K: 0 S: 3	H: 0 LOB: 0 BB: 0 P: 3	R: 3 E: 0 K: 1 S: 8	H: 3 LOB: 1 BB: 1 P: 12	R: 0 E: 0 K: 0 S: 4	H: 1 LOB: 2 BB: 0 P: 8	R: 1 E: 0 K: 0 S: 3	H: 1 LOB: 0 BB: 0 P: 3	1B: 9 2B: 3 3B: 1 HR: 0	SF: 1 SAC: 2 DP: 0 HBP: 0	WP: 1 PB: 0 SB: 1 CS: 1	PA: 42
PITCHER	IP WLS BF H R ER SO BB IBB HBP BLK WP HR S P ERA WHIP	7.0 0.1 1.0 1.1	29 10 5 1	5 1 0 1	3 0 0 0	3 0 0 0	3 0 0 0	35 6 6 9	6.43 27.00 0.00 6.75	1.429 6.000 1.000 0.750										

BOTTOM

Toronto Blue Jays @ Minnesota Twins
Metropolitan Stadium, Bloomington, MI
Mon Aug 29 1977, 8:05 PM EDT
Unknown - 75 F

livebaseballscorecards.com

AB 37
R 7
H 13
RBI 6
BB 2
SO 4
LOB 16



Batter	1	2	3	4	5	6	7	8	9	AB	R	H	RBI	BB	SO	LOB	TOP																					
John Scott, R OBP: 0.264, SLG: 0.300 (1, 7)	5-3		FC6-4 1B			2B 1B	G4-6-3			4	1	2	0	0	0	1	Toronto Blue Jays @ Minnesota Twins Metropolitan Stadium, Bloomington, MI Mon Aug 29 1977, 8:05 PM EDT Att: 10,364 - Unknown																					
Steve Stiggs, R OBP: 0.335, SLG: 0.362 (1, 4)	5-3		FC6-4 G5-4-3			WP 3B 2B		4-3		4	1	1	1	0	0	1																						
Otto Velez, R OBP: 0.297, SLG: 0.448 Al Woods, L OBP: 0.333, SLG: 0.373 (6, PR) (6, 9)			G5-4-3			BB 3B HBP		4-3		2	0	1	0	0	0	1																						
Doug Rader, R OBP: 0.353, SLG: 0.455 (1, 5)	F3			6-3		3B BB				3	1	1	0	1	0	1																						
Roy Howell, L OBP: 0.379, SLG: 0.389 (1, 10)		F8		1-3		K		K		4	0	0	0	0	2	4																						
Doug Ault, R OBP: 0.331, SLG: 0.418 (1, 3)		6-3		6-3		CS 3B				3	0	1	3	1	0	0																						
Hector Torres, R OBP: 0.297, SLG: 0.375 Sam Ewing, L OBP: 0.346, SLG: 0.392 (9, PH)			3B 1B		6-3	K		P4		3	1	1	0	0	1	2																						
Steve Bowling, R OBP: 0.298, SLG: 0.248 Ron Fairly, L OBP: 0.397, SLG: 0.454 (9, PH)			1B		6-3			F9		3	0	1	1	0	0	0																						
Rick Cerone, R OBP: 0.240, SLG: 0.292 (1, 2)			K		F7			F8		4	0	1	0	0	1	2																						
Inning Stats	R: 0 E: 0 K: 0 S: 4	H: 1 LOB: 1 BB: 0 P: 4	R: 1 E: 0 K: 1 S: 7	H: 2 LOB: 1 BB: 0 P: 7	R: 0 E: 0 K: 0 S: 3	H: 1 LOB: 0 BB: 0 P: 3	R: 0 E: 0 K: 0 S: 3	H: 0 LOB: 0 BB: 0 P: 3	R: 0 E: 0 K: 0 S: 3	H: 0 LOB: 0 BB: 0 P: 3	R: 4 E: 0 K: 2 S: 9	H: 3 LOB: 1 BB: 1 P: 14	R: 0 E: 0 K: 0 S: 3	H: 1 LOB: 0 BB: 0 P: 3	R: 0 E: 0 K: 1 S: 6	H: 1 LOB: 1 BB: 0 P: 6		R: 0 E: 0 K: 0 S: 3	H: 0 LOB: 1 BB: 1 P: 7	1B: 6 2B: 1 3B: 2 HR: 0	SF: 0 SAC: 0 DP: 2 HBP: 1	WP: 1 PB: 0 SB: 0 CS: 1	PA: 36															
PITCHER	IP	WLS	BF	H	R	ER	SO	BB	IBB	HBP	BLK	WP	HR	S	P	ERA	WHIP	PITCHER				IP	WLS	BF	H	R	ER	SO	BB	IBB	HBP	BLK	WP	HR	S	P	ERA	WHIP
Geoff Zahn, L ERA: 4.75 (1, 1)	5.1		24	7	5	5	2	1	0	1	0	1	0	26	31	8.44	1.500																					
Tom Johnson, R ERA: 2.95 (6, 1)	3.2	W	12	2	0	0	2	1	0	0	0	0	0	15	19	0.00	0.818																					

AB 33
R 5
H 9
RBI 5
BB 2
SO 4
LOB 14



Batter	1	2	3	4	5	6	7	8	9	AB	R	H	RBI	BB	SO	LOB	BOTTOM																					
Larry Hisle, R OBP: 0.372, SLG: 0.539 (1, 8)	1B 1B	6-3		1B		1B SF9 1B	L7-4			5	2	3	1	0	0	2	Toronto Blue Jays @ Minnesota Twins Metropolitan Stadium, Bloomington, MI Mon Aug 29 1977, 8:05 PM EDT Att: 10,364 - Unknown																					
Rod Carew, L OBP: 0.442, SLG: 0.568 (1, 3)	1B		L4	1B		1B 1B		6-3		5	0	3	0	0	0	0																						
Lyman Bostock, L OBP: 0.394, SLG: 0.513 (1, 7)	F7		BLK 2B BB	4-3		SF9		6-3		3	1	0	1	1	0	4																						
Glenn Adams, L OBP: 0.373, SLG: 0.483 (1, 10)	F8		F9			HBP 1B		L6		5	0	2	0	0	0	3																						
Rich Chiles, L OBP: 0.341, SLG: 0.376 Dan Ford, R OBP: 0.351, SLG: 0.442 (9, 9)						G4-6-3 1B				3	1	2	2	0	0	1																						
Butch Wynegar, S OBP: 0.354, SLG: 0.371 (1, 2)	F9					HBP				0	0	0	0	0	0	0																						
Mike Cabbage, L OBP: 0.330, SLG: 0.404 (1, 5)			G3			1B				4	0	2	1	0	0	5																						
Mike Cabbage, L OBP: 0.330, SLG: 0.404 (1, 5)			HR			FC3-5 1B BB				3	1	1	1	1	0	2																						
Bob Randall, R OBP: 0.279, SLG: 0.286 (1, 4)	5-3			F9		SH1-4 1B		L7-4 FC3-5 1B		4	1	2	0	0	0	0																						
Luis Gomez, R OBP: 0.288, SLG: 0.408 (1, 6)	L6			F7		SH1-4 1B		FC3-5		3	0	0	0	0	0	2																						
Inning Stats	R: 1 E: 0 K: 0 S: 6	H: 3 LOB: 2 BB: 0 P: 6	R: 1 E: 0 K: 0 S: 4	H: 1 LOB: 0 BB: 0 P: 4	R: 2 E: 0 K: 0 S: 5	H: 2 LOB: 1 BB: 1 P: 9	R: 0 E: 0 K: 0 S: 5	H: 2 LOB: 2 BB: 0 P: 5	R: 0 E: 0 K: 0 S: 4	H: 2 LOB: 1 BB: 0 P: 4	R: 2 E: 0 K: 0 S: 7	H: 4 LOB: 3 BB: 0 P: 8	R: 0 E: 0 K: 0 S: 3	H: 1 LOB: 1 BB: 1 P: 7	R: 0 E: 0 K: 0 S: 3	H: 0 LOB: 0 BB: 0 P: 3	1B: 13 2B: 2 3B: 0 HR: 1	SF: 1 SAC: 1 DP: 2 HBP: 1	WP: 1 PB: 0 SB: 0 CS: 0	PA: 40																		
PITCHER	IP	WLS	BF	H	R	ER	SO	BB	IBB	HBP	BLK	WP	HR	S	P	ERA	WHIP	PITCHER				IP	WLS	BF	H	R	ER	SO	BB	IBB	HBP	BLK	WP	HR	S	P	ERA	WHIP
Jesse Jefferson, R ERA: 4.24 (1, 1)																																						
Mike Willis, L ERA: 4.69 (5, 1)	0.2	L	5	3	2	2	0	0	0	0	0	0	0	5	5	27.00	4.500																					
Pete Vuckovich, R ERA: 3.48 (6, 1)	2.2		11	2	0	0	0	1	0	1	0	0	0	9	14	0.00	1.125																					

AB 35
R 6
H 15
RBI 6
BB 2
SO 0
LOB 19



Batter	1	2	3	4	5	6	7	8	9	AB	R	H	RBI	BB	SO	LOB	TOP																					
Mike Jorgensen, L (1,9) OBP: 0.337, SLG: 0.292 Larry Murray, S (8,8) OBP: 0.231, SLG: 0.248	F9				G3			1-3		4	0	1	1	0	0	0	Oakland Athletics @ Minnesota Twins Metropolitan Stadium, Bloomington, MI Wed Aug 31 1977, 8:05 PM EDT Att: 6,318 - Unknown - 71 F																					
Marty Perez, R (1,4) OBP: 0.295, SLG: 0.327	G3		F8			5-3		5-3		4	0	0	0	0	0	1																						
Mitchell Page, L (1,7) OBP: 0.386, SLG: 0.511	F5									4	1	2	0	0	1	0																						
Jerry Tabb, L (1,3) OBP: 0.269, SLG: 0.364		K			G4-6-3					3	0	0	1	0	1	1																						
Earl Williams, R (1,10) OBP: 0.291, SLG: 0.416	F8				L7					4	0	0	0	0	0	0																						
Manny Sanguillen, R (1,2) OBP: 0.296, SLG: 0.341	F8									3	1	1	0	0	0	0																						
Wayne Gross, L (1,5) OBP: 0.341, SLG: 0.409										3	1	2	2	0	0	0																						
Jim Tyrone, R (1,8) OBP: 0.315, SLG: 0.355										3	0	0	0	0	2	1																						
Rob Picciolo, R (1,6) OBP: 0.205, SLG: 0.236										3	1	0	0	0	0	1																						
Inning Stats	R: 0 E: 0 K: 0 S: 3	H: 0 LOB: 0 BB: 0 P: 3	R: 0 E: 0 K: 1 S: 5	H: 0 LOB: 0 BB: 0 P: 5	R: 1 E: 0 K: 1 S: 7	H: 2 LOB: 1 BB: 0 P: 7	R: 0 E: 0 K: 0 S: 3	H: 1 LOB: 0 BB: 0 P: 3	R: 2 E: 0 K: 1 S: 7	H: 2 LOB: 0 BB: 0 P: 7	R: 1 E: 0 K: 0 S: 4	H: 1 LOB: 0 BB: 0 P: 4	R: 0 E: 0 K: 0 S: 3	H: 0 LOB: 0 BB: 0 P: 3	R: 0 E: 0 K: 1 S: 5	H: 0 LOB: 0 BB: 0 P: 5	1B: 3 2B: 1 3B: 1 HR: 1	SF: 1 SAC: 0 DP: 1 HBP: 0	WP: 0 PB: 0 SB: 0 CS: 0	PA: 32																		
PITCHER	IP	WLS	BF	H	R	ER	SO	BB	IBB	HBP	BLK	WP	HR	S	P	ERA	WHIP	PITCHER				IP	WLS	BF	H	R	ER	SO	BB	IBB	HBP	BLK	WP	HR	S	P	ERA	WHIP
Paul Thordogard, R (1,1) ERA: 3.99	8.0	L	29	6	4	4	3	0	0	0	0	0	1	35	35	4.50	0.750					8.0	L	29	6	4	4	3	0	0	0	0	0	1	35	35	4.50	0.750
Tom Burgmeier, L (9,1) ERA: 4.5	1.0	S	3	0	0	0	1	0	0	0	0	0	0	5	5	0.00	0.000					1.0	S	3	0	0	0	1	0	0	0	0	0	5	5	0.00	0.000	

AB	31
R	4
H	6
RBI	4
BB	0
SO	4
LOB	4



Batter	1	2	3	4	5	6	7	8	9	AB	R	H	RBI	BB	SO	LOB	BOTTOM																					
Rich Chiles, L (1,9) OBP: 0.336, SLG: 0.369	P1									4	0	0	0	0	0	0	Oakland Athletics @ Minnesota Twins Metropolitan Stadium, Bloomington, MI Wed Aug 31 1977, 8:05 PM EDT Att: 6,318 - Unknown - 71 F																					
Rod Carew, L (1,3) OBP: 0.442, SLG: 0.568	HR									4	1	2	0	0	0	0																						
Butch Wynegar, S (1,2) OBP: 0.356, SLG: 0.379	HR									4	1	2	2	0	1	0																						
Lyman Bostock, L (1,7) OBP: 0.393, SLG: 0.510	4-3									3	0	0	0	1	0	0																						
Larry Hise, R (1,8) OBP: 0.371, SLG: 0.543	P4									4	1	1	1	0	0	3																						
Glenn Adams, L (1,10) OBP: 0.371, SLG: 0.479										4	0	1	0	0	1	0																						
Mike Cabbage, L (1,5) OBP: 0.327, SLG: 0.399										4	0	0	0	0	1	1																						
Bob Randall, R (1,4) OBP: 0.276, SLG: 0.283										3	0	0	0	0	1	1																						
Luis Gomez, R (1,6) OBP: 0.278, SLG: 0.392 Roy Smalley, S (7,PH) OBP: 0.323, SLG: 0.318										2	0	0	0	0	1	0																						
Inning Stats	R: 2 E: 0 K: 0 S: 5	H: 2 LOB: 0 BB: 0 P: 5	R: 0 E: 0 K: 0 S: 3	H: 0 LOB: 0 BB: 0 P: 3	R: 0 E: 0 K: 0 S: 3	H: 0 LOB: 0 BB: 0 P: 3	R: 0 E: 0 K: 1 S: 5	H: 0 LOB: 0 BB: 0 P: 5	R: 0 E: 0 K: 1 S: 7	H: 2 LOB: 3 BB: 1 P: 11	R: 0 E: 1 K: 0 S: 4	H: 1 LOB: 1 BB: 0 P: 4	R: 0 E: 0 K: 1 S: 5	H: 0 LOB: 0 BB: 0 P: 5	R: 1 E: 0 K: 2 S: 8	H: 1 LOB: 0 BB: 0 P: 8	1B: 4 2B: 0 3B: 0 HR: 2	SF: 0 SAC: 0 DP: 0 HBP: 0	WP: 0 PB: 0 SB: 0 CS: 0	PA: 34																		
PITCHER	IP	WLS	BF	H	R	ER	SO	BB	IBB	HBP	BLK	WP	HR	S	P	ERA	WHIP	PITCHER				IP	WLS	BF	H	R	ER	SO	BB	IBB	HBP	BLK	WP	HR	S	P	ERA	WHIP
Doc Medich, R (1,1) ERA: 4.62	8.1	W	32	6	3	3	3	1	0	0	0	0	2	37	41	3.24	0.840					8.1	W	32	6	3	3	3	1	0	0	0	0	2	37	41	3.24	0.840
Doug Bair, R (9,1) ERA: 3.77	0.2	S	2	0	0	0	2	0	0	0	0	0	0	6	6	0.00	0.000					0.2	S	2	0	0	0	2	0	0	0	0	6	6	0.00	0.000		

AB	33
R	3
H	6
RBI	3
BB	1
SO	5
LOB	6



Batter	1	2	3	4	5	6	7	8	9	AB	R	H	RBI	BB	SO	LOB	TOP					
Mickey Rivers, L (1, 8) Paul Blair, R (5, 8) OBP: 0.353, SLG: 0.446 OBP: 0.332, SLG: 0.437	FC6-4 1B	FC6-4 1-2			L1		E 2B			3	1	1	0	0	0	1	New York Yankees @ Minnesota Twins Metropolitan Stadium, Bloomington, MI Sat Sep 03 1977, 4:33 AM EDT Att: 25,465 - Unknown - 71 F AB 36 R 7 H 10 RBI 7 BB 3 SO 5 LOB 17					
Graig Nettles, L (1, 5) OBP: 0.332, SLG: 0.511	FC4-6 1B		G3		L9		K	K		5	0	1	0	0	2	3						
Roy White, S (1, 7) OBP: 0.373, SLG: 0.431	FC4-6 BB		4-3		6-3		E5 2B		G3	5	1	0	1	0	0	2						
Reggie Jackson, L (1, 10) OBP: 0.366, SLG: 0.520	FC6-4 BB		4-3			K	1B 2B		K	4	0	1	2	1	2	0						
Chris Chambliss, L (1, 3) OBP: 0.343, SLG: 0.468	K			1B 1B		HR BB			L6	4	2	2	0	1	1	2						
Lou Piniella, R (1, 9) OBP: 0.376, SLG: 0.524	FC6-4 1-2			1B SF9 1B		HR			L6	4	2	2	2	0	0	4						
Cliff Johnson, R (1, 2) OBP: 0.410, SLG: 0.573				SF9 CS 1B		F7			1B HBP	2	0	1	1	1	0	0						
Willie Randolph, R (1, 4) OBP: 0.361, SLG: 0.419	FC6-4 1-2			SF9		L6			F9	3	0	0	1	0	0	2						
Bucky Dent, R (1, 6) OBP: 0.305, SLG: 0.368		F3		F8					L6 F8	4	0	0	0	0	0	3						
Inning Stats	R: 1 E: 0 K: 1 S: 7	H: 2 LOB: 2 BB: 1 P: 11	R: 0 E: 0 K: 0 S: 3	H: 0 LOB: 1 BB: 1 P: 7	R: 0 E: 0 K: 0 S: 3	H: 0 LOB: 0 BB: 0 P: 3	R: 2 E: 0 K: 0 S: 5	H: 3 LOB: 0 BB: 0 P: 5	R: 0 E: 0 K: 0 S: 3	H: 0 LOB: 0 BB: 0 P: 3	R: 2 E: 0 K: 1 S: 6	H: 1 LOB: 0 BB: 1 P: 10	R: 2 E: 1 K: 1 S: 9	H: 3 LOB: 2 BB: 0 P: 9	R: 0 E: 0 K: 1 S: 6	H: 1 LOB: 2 BB: 0 P: 7	R: 0 E: 0 K: 1 S: 5	H: 0 LOB: 0 BB: 0 P: 5	1B: 8 2B: 1 3B: 0 HR: 1	SF: 1 SAC: 0 DP: 0 HBP: 1	WP: 0 PB: 0 SB: 0 CS: 1	PA: 41
PITCHER	IP WLS BF H R ER SO BB IBB HBP BLK WP HR S P ERA WHIP																					
Ron Schueler, R (1, 1) ERA: 4.49	4.0 L 18 5 3 3 1 2 0 0 0 0 0 0 18 26 6.75 1.750																					
Jim Shellenback, L (5, 1) ERA: 6.75	2.2 14 4 4 2 2 1 0 0 0 0 0 1 17 21 6.75 1.875																					
Tom Johnson, R (7, 1) ERA: 2.94	0.1 1 0 0 0 0 0 0 0 0 0 0 0 1 1 0.00 0.000																					
Dave Johnson, R (8, 1) ERA: 4.38	2.0 8 1 0 0 2 0 0 0 1 0 0 0 0 11 12 0.00 0.500																					

Batter	1	2	3	4	5	6	7	8	9	AB	R	H	RBI	BB	SO	LOB	BOTTOM			
Mike Cabbage, L (1, 5) OBP: 0.326, SLG: 0.401	4-3		F7		G3			HR 2B		4	1	1	0	0	0	1	New York Yankees @ Minnesota Twins Metropolitan Stadium, Bloomington, MI Sat Sep 03 1977, 4:33 AM EDT Att: 25,465 - Unknown - 71 F AB 34 R 4 H 8 RBI 4 BB 1 SO 4 LOB 11			
Roy Smalley, S (1, 6) OBP: 0.316, SLG: 0.314	F8		F5			F5		F8		4	0	0	0	0	0	2				
Rod Carew, L (1, 3) OBP: 0.441, SLG: 0.576	HR			S 3B 1B		G3		2H HR		4	3	3	3	0	0	0				
Larry Hise, R (1, 8) OBP: 0.368, SLG: 0.537	5-3			K		6-3		6-3		4	0	0	0	0	1	1				
Lyman Bostock, L (1, 7) OBP: 0.393, SLG: 0.511		6-3		2H 3B			1B HBP	G3		3	0	1	1	0	0	0				
Butch Wynegar, S (1, 2) OBP: 0.353, SLG: 0.375	K			P6			F9	F9		4	0	0	0	0	1	2				
Glenn Adams, L (1, 10) OBP: 0.373, SLG: 0.477	4-3			CS BB			1-2 1B		K	3	0	1	0	1	1	0				
Dan Ford, R (1, 9) OBP: 0.351, SLG: 0.449			6-3	CS	P4		F9			4	0	1	0	0	0	2				
Bob Randall, R (1, 4) Randy Bass, L (7, PH) Jerry Terrell, R (8, 4) Rich Chiles, L (8, PH)				1-2 1B			K		L4	2	0	1	0	0	0	0				
Inning Stats	R: 1 E: 0 K: 0 S: 4	H: 1 LOB: 0 BB: 0 P: 4	R: 0 E: 0 K: 1 S: 5	H: 0 LOB: 0 BB: 0 P: 5	R: 0 E: 0 K: 0 S: 4	H: 1 LOB: 1 BB: 0 P: 4	R: 1 E: 0 K: 1 S: 6	H: 2 LOB: 1 BB: 1 P: 10	R: 0 E: 0 K: 0 S: 3	H: 0 LOB: 0 BB: 0 P: 3	R: 0 E: 0 K: 1 S: 6	H: 1 LOB: 2 BB: 0 P: 7	R: 2 E: 0 K: 0 S: 5	H: 2 LOB: 0 BB: 0 P: 5	R: 0 E: 0 K: 1 S: 6	H: 1 LOB: 1 BB: 0 P: 6	1B: 3 2B: 1 3B: 2 HR: 2	SF: 0 SAC: 0 DP: 0 HBP: 1	WP: 0 PB: 0 SB: 0 CS: 1	PA: 37
PITCHER	IP WLS BF H R ER SO BB IBB HBP BLK WP HR S P ERA WHIP																			
Ed Figueroa, R (1, 1) ERA: 3.76	9.0 W 36 8 4 4 4 1 0 0 1 0 0 2 42 47 4.00 1.000																			

Batter	1	2	3	4	5	6	7	8	9	AB	R	H	RBI	BB	SO	LOB	TOP					
Mickey Rivers, L OBP: 0.351, SLG: 0.442	G3	F7		F8			2-3			4	0	0	0	0	0	1						
Graig Nettles, L OBP: 0.333, SLG: 0.509	2B HR				F8			G3		2	1	0	0	2	0	0						
Thurman Munson, R OBP: 0.343, SLG: 0.442	1-3 HR				G5-4-3 1B			F9		4	1	2	0	0	0	1						
Lou Piniella, R OBP: 0.374, SLG: 0.518	HR			6-3	G5-4-3 1-2			5-3		3	1	0	0	1	0	1						
Cliff Johnson, R OBP: 0.407, SLG: 0.580	1-H 2-H 3-H HR			6-3			G2		6-3	4	1	1	4	0	0	0						
Chris Chambliss, L OBP: 0.344, SLG: 0.468	F9			K	G5-4-3 1B				E 1B	4	0	2	0	0	1	0						
Roy White, S OBP: 0.372, SLG: 0.429					5-3		G5-4-3 1-2		F7	4	0	1	0	0	0	2						
Willie Randolph, R OBP: 0.360, SLG: 0.420	1-3							5-3	F9	4	0	1	0	0	0	2						
Bucky Dent, R OBP: 0.303, SLG: 0.366					F8				F8	3	0	0	0	0	0	1						
Inning Stats	R: 4 E: 0 K: 0 S: 6	H: 3 LOB: 1 BB: 2 P: 14	R: 0 E: 0 K: 0 S: 3	H: 0 LOB: 1 BB: 1 P: 7	R: 0 E: 0 K: 1 S: 5	H: 0 LOB: 0 BB: 0 P: 5	R: 0 E: 0 K: 0 S: 4	H: 1 LOB: 1 BB: 0 P: 4	R: 0 E: 0 K: 0 S: 3	H: 1 LOB: 0 BB: 0 P: 3	R: 0 E: 0 K: 0 S: 3	H: 0 LOB: 0 BB: 0 P: 3	R: 0 E: 1 K: 0 S: 4	H: 1 LOB: 1 BB: 0 P: 4	R: 0 E: 0 K: 0 S: 3	H: 0 LOB: 0 BB: 0 P: 3	R: 0 E: 1 K: 0 S: 4	H: 1 LOB: 1 BB: 0 P: 4	1B: 4 2B: 2 3B: 0 HR: 1	SF: 0 SAC: 0 DP: 2 HBP: 0	WP: 0 PB: 0 CS: 0	PA: 35
PITCHER Geoff Zahn, L ERA: 4.71	IP: 9.0 WLS: L BF: 35	H: 7 R: 4 ER: 4 SO: 1	BB: 3 IBB: 0 HBP: 0 BLK: 0	WP: 0 HR: 1 S: 34 P: 46	ERA: 4.00 WHIP: 1.111																	

New York Yankees @ Minnesota Twins
Metropolitan Stadium, Bloomington, MI
Sun Sep 04 1977, 4:33 AM EDT
Att: 29,969 - Cloudy - 74 F

AB	32
R	4
H	7
RBI	4
BB	3
SO	1
LOB	8



Batter	1	2	3	4	5	6	7	8	9	AB	R	H	RBI	BB	SO	LOB	BOTTOM					
Roy Smalley, S OBP: 0.317, SLG: 0.312	K		F8			K			K	4	0	0	0	0	3	0						
Rod Carew, L OBP: 0.443, SLG: 0.577	FC5-4 BB			G5-4-3 1B		4-3			1B	3	0	2	0	1	0	0						
Larry Hisle, R OBP: 0.365, SLG: 0.533	L6			G5-4-3 1-2				6-3	F9	4	0	0	0	0	0	3						
Dan Ford, R OBP: 0.351, SLG: 0.448	FC5-4 1-2					L7				3	0	1	0	0	0	1						
Craig Kusick, R OBP: 0.361, SLG: 0.429		5-3		F4				F8		3	0	0	0	0	0	1						
Butch Wynegar, S OBP: 0.351, SLG: 0.373		F5			P4			F2		3	0	0	0	0	0	0						
Bob Gorinski, R OBP: 0.222, SLG: 0.333		F7			K			5-3		3	0	0	0	0	1	0						
Bob Randall, R OBP: 0.272, SLG: 0.278			4-3		F3			K		3	0	0	0	0	1	0						
Jerry Terrell, R OBP: 0.260, SLG: 0.266			K			L8			5-3	3	0	0	0	0	1	0						
Inning Stats	R: 0 E: 0 K: 1 S: 5	H: 0 LOB: 1 BB: 1 P: 9	R: 0 E: 0 K: 0 S: 3	H: 0 LOB: 0 BB: 0 P: 3	R: 0 E: 0 K: 1 S: 5	H: 0 LOB: 0 BB: 0 P: 5	R: 0 E: 0 K: 0 S: 4	H: 2 LOB: 1 BB: 0 P: 4	R: 0 E: 0 K: 1 S: 5	H: 0 LOB: 0 BB: 0 P: 5	R: 0 E: 0 K: 1 S: 3	H: 0 LOB: 0 BB: 0 P: 3	R: 0 E: 0 K: 1 S: 5	H: 0 LOB: 0 BB: 0 P: 5	R: 0 E: 0 K: 1 S: 6	H: 1 LOB: 1 BB: 0 P: 6	R: 0 E: 0 K: 1 S: 6	H: 1 LOB: 1 BB: 0 P: 6	1B: 3 2B: 0 3B: 0 HR: 0	SF: 0 SAC: 0 DP: 1 HBP: 0	WP: 0 PB: 0 CS: 0	PA: 30
PITCHER Don Gullett, L ERA: 3.88	IP: 9.0 WLS: W BF: 30	H: 3 R: 0 ER: 0 SO: 6	BB: 1 IBB: 0 HBP: 0 BLK: 0	WP: 0 HR: 0 S: 41 P: 45	ERA: 0.00 WHIP: 0.444																	

New York Yankees @ Minnesota Twins
Metropolitan Stadium, Bloomington, MI
Sun Sep 04 1977, 4:33 AM EDT
Att: 29,969 - Cloudy - 74 F

AB	29
R	0
H	3
RBI	0
BB	1
SO	6
LOB	5



Batter	1	2	3	4	5	6	7	8	9	AB	R	H	RBI	BB	SO	LOB	TOP				
Lew Beasley, L (1, 6) OBP: 0.273, SLG: 0.300 Bert Campaneris, R (1, 6) OBP: 0.317, SLG: 0.346	0-0 3-1		4-0 FC4-6 BB		0-0 P4		0-0 E8 1B		1-0 F8 HBP	1	0	0	0	0	0	0					
Dave May, L (1, 7) OBP: 0.307, SLG: 0.332	0-0 4-3		0-0 FC4-6 1B		0-0 4-3		0-0 FC6-4 1B		0-0 F8 1-2	5	0	1	0	0	0	4					
Claudell Washington, L (1, 8) OBP: 0.326, SLG: 0.435	0-0 CS 1B		0-0 1-2 1B		0-3 K		0-0 FC6-4 1-2		0-3 K	5	0	2	1	0	2	2					
Pat Putnam, L (1, 3) OBP: 0.333, SLG: 0.500	0-0 CS 1-2	0-0 6-3	0-0 4-3		0-0 4-1		0-0 F9			4	0	0	0	0	0	2					
Kurt Bevacqua, R (1, 4) OBP: 0.367, SLG: 0.625		0-0 F7		0-0 F3		0-0 1B		0-0 4-3		4	0	1	0	0	0	0					
Willie Horton, R (1, 10) OBP: 0.335, SLG: 0.422 Eddie Miller, S (8, FR)		0-3 K		0-0 CS 1B		0-0 5-3		4-0 1B BB		3	0	1	0	1	1	1					
Jim Sundberg, R (1, 2) OBP: 0.371, SLG: 0.396			4-0 2B BB		0-3 K 1-2		0-0 L7		0-0 1-3 1B	3	1	1	0	1	1	1					
Toby Harrah, R (1, 5) OBP: 0.388, SLG: 0.490			0-0 1-3 1B 2B		0-0 L5		0-0 FC4-6 1B		0-0 F8	4	1	2	1	0	0	2					
Ken Henderson, S (1, 9) OBP: 0.290, SLG: 0.362			0-0 1-3 2-3		0-0 1B		0-0 FC4-6 1B E		0-0 F8	4	1	1	0	0	0	2					
Inning Stats	R: 0 E: 0 K: 0 S: 3	H: 1 LOB: 0 BB: 0 P: 3	R: 0 E: 0 K: 1 S: 5	H: 0 LOB: 0 BB: 0 P: 5	R: 2 E: 0 K: 0 S: 5	H: 2 LOB: 2 BB: 2 P: 13	R: 0 E: 0 K: 1 S: 5	H: 1 LOB: 1 BB: 0 P: 5	R: 0 E: 0 K: 1 S: 6	H: 1 LOB: 1 BB: 0 P: 4	R: 2 E: 1 K: 0 S: 6	H: 3 LOB: 1 BB: 0 P: 6	R: 0 E: 0 K: 0 S: 4	H: 1 LOB: 2 BB: 1 P: 8	R: 0 E: 0 K: 1 S: 5	H: 0 LOB: 1 BB: 0 P: 6	1B: 9 2B: 1 3B: 0 HR: 0	SF: 0 SAC: 0 DP: 0 HBP: 1	WP: 0 PB: 0 SB: 0 CS: 2	PA: 40	
PITCHER	IP	WLS	BF	H	R	ER	SO	BB	IBB	HBP	BLK	WP	HR	S	P	ERA	WHIP				
Paul Thordogard, R (1, 1) ERA: 3.99	7.0	W	30	9	4	3	3	2	0	0	0	0	0	34	42	3.86	1.571				
Tom Johnson, R (8, 1) ERA: 2.9	1.2		8	1	0	0	0	1	0	1	0	0	0	6	11	0.00	1.200				
Tom Burgmeier, L (8, 1) ERA: 4.52	0.1	S	1	0	0	0	1	0	0	0	0	0	0	3	3	0.00	0.000				

Texas Rangers @ Minnesota Twins
 Metropolitan Stadium, Bloomington, MI
 Mon Sep 05 1977, 4:33 AM EDT
 Att: 9,067 - Unknown - 71 F

livebaseballscorecards.com

AB 35
R 4
H 10
RBI 2
BB 3
SO 4
LOB 15



Batter	1	2	3	4	5	6	7	8	9	AB	R	H	RBI	BB	SO	LOB	BOTTOM				
Lyman Bostock, L (1, 7) OBP: 0.392, SLG: 0.509	0-0 F8	0-0 4-3		0-0 E 1B 2H		0-0 F8				4	1	1	1	0	0	2					
Rod Carew, L (1, 3) OBP: 0.442, SLG: 0.576	0-0 F9 E 2B		0-0 F7		0-3 K 1-3		0-0 F8			4	1	1	0	0	1	1					
Butch Wynegar, S (1, 2) OBP: 0.352, SLG: 0.380	0-0 F9 2-3		0-0 HR		0-0 1B 3H		0-0 F2			4	1	2	2	0	0	1					
Larry Hisle, R (1, 8) OBP: 0.368, SLG: 0.534	0-0 E6 3H 1B		0-0 1B SF7 1B		0-3 K		4-0 FC6-4 BB			3	1	2	1	1	1	1					
Rich Chiles, L (1, 9) OBP: 0.336, SLG: 0.368 Dan Ford, R (5, 9) OBP: 0.350, SLG: 0.446	0-0 4-3		0-0 1B		0-3 K		0-0 FC6-4 1-2			2	0	1	0	0	0	1					
Glenn Adams, L (1, 10) OBP: 0.370, SLG: 0.475 Craig Kusick, R (5, FH) OBP: 0.358, SLG: 0.426		0-0 F8	0-0 SF7		0-0 F9		0-0 F8			1	0	0	1	0	0	0					
Roy Smalley, S (1, 6) OBP: 0.315, SLG: 0.309		0-0 F7	0-0 F7		0-0 F7		0-3 K			4	0	0	0	0	1	1					
Mike Cubbage, L (1, 5) OBP: 0.325, SLG: 0.397		0-0 E4 1B		4-0 SH1-3 1B BB		0-3 K		0-0 4-3		3	1	0	0	1	1	0					
Bob Randall, R (1, 4) OBP: 0.274, SLG: 0.280		0-0 1B		0-0 SH1-3		0-0 F7				2	0	1	0	0	0	0					
Inning Stats	R: 1 E: 1 K: 0 S: 5	H: 2 LOB: 1 BB: 0 P: 5	R: 0 E: 1 K: 0 S: 5	H: 1 LOB: 2 BB: 0 P: 5	R: 2 E: 0 K: 0 S: 6	H: 3 LOB: 1 BB: 0 P: 6	R: 2 E: 1 K: 2 S: 9	H: 2 LOB: 1 BB: 1 P: 13	R: 0 E: 0 K: 1 S: 5	H: 0 LOB: 0 BB: 0 P: 5	R: 0 E: 0 K: 1 S: 5	H: 0 LOB: 0 BB: 0 P: 5	R: 0 E: 0 K: 1 S: 5	H: 0 LOB: 0 BB: 0 P: 5	R: 0 E: 0 K: 1 S: 5	H: 0 LOB: 0 BB: 0 P: 5	1B: 6 2B: 1 3B: 0 HR: 1	SF: 1 SAC: 1 DP: 0 HBP: 0	WP: 0 PB: 0 SB: 0 CS: 0	PA: 35	
PITCHER	IP	WLS	BF	H	R	ER	SO	BB	IBB	HBP	BLK	WP	HR	S	P	ERA	WHIP				
Doyle Alexander, R (1, 1) ERA: 4.2	3.1	L	19	7	5	4	0	1	0	0	0	0	0	18	22	10.80	2.400				
Roger Moret, L (4, 1) ERA: 3.94	4.2		16	1	0	0	5	1	0	0	0	0	0	25	29	0.00	0.429				

Texas Rangers @ Minnesota Twins
 Metropolitan Stadium, Bloomington, MI
 Mon Sep 05 1977, 4:33 AM EDT
 Att: 9,067 - Unknown - 71 F

livebaseballscorecards.com

AB 31
R 5
H 8
RBI 5
BB 2
SO 5
LOB 8



Batter	1	2	3	4	5	6	7	8	9	AB	R	H	RBI	BB	SO	LOB	TOP			
Mike Hargrove, L (1, 3) OBP: 0.318, SLG: 0.456 Eddie Miller, S (9, FR)	4-0 E 1B BB	0-0 4-3	0-0 F5	0-0 F7	0-0 F7	0-0 F7	0-0 F7	0-0 F7	4-0 1B BB	3	1	0	0	2	0	0				
Bert Campaneris, R (1, 6) OBP: 0.316, SLG: 0.346 Dave May, L (9, FH)	0-0 E3 S 1B E	0-0 F9	0-0 F9	0-0 1B	0-0 P4	0-0 P4	0-0 P4	0-0 F7	0-0 F7	4	1	1	0	0	0	1				
Claudell Washington, L (1, 8) OBP: 0.329, SLG: 0.437	0-0 SH1-3 1-2 2-H 1B	0-0 2B	0-0 2B	0-3 K	0-0 5-3	0-0 5-3	0-0 5-3	0-0 1B	0-0 1B	5	2	3	1	0	1	1				
Toby Harrah, R (1, 5) OBP: 0.388, SLG: 0.488	0-0 SH1-3 1-3 2-H	0-0 2B BB	4-0 2B 1-2 BB	0-0 5-3	0-0 5-3	0-0 5-3	0-0 5-3	0-0 F7	0-0 F7	2	0	0	0	2	0	2				
Kurt Bevacqua, R (1, 4) OBP: 0.396, SLG: 0.673	0-0 BB 1B	0-0 2B	0-0 2B	0-0 F8 2B	0-0 F8	0-0 F8	0-0 F8	0-0 L7	0-0 L7	4	0	3	2	0	0	1				
Willie Horton, R (1, 10) OBP: 0.337, SLG: 0.420	4-0 FC4-6 1-2 BB	4-0 IBB	4-0 IBB	0-0 F8	0-0 F8	0-0 F8	0-0 F8	0-0 4-3	0-0 4-3	2	0	0	0	2	0	1				
Jim Sundberg, R (1, 2) OBP: 0.367, SLG: 0.392	0-0 FC4-6 1-2	0-3 K	0-3 K	0-0 F9	0-0 F9	0-0 F9	0-0 F9	0-3 K	0-3 K	4	0	0	0	0	2	5				
Ken Henderson, S (1, 9) OBP: 0.284, SLG: 0.354	0-0 4-3	0-0 4-3	0-3 K	0-0 L8	0-0 L8	0-0 L8	0-0 L8	0-0 F8	0-0 F8	4	0	0	0	0	1	3				
Tom Grieve, R (1, 7) OBP: 0.267, SLG: 0.325	0-3 K	0-0 5-3	0-0 5-3	0-0 1-3	0-0 1-3	0-0 1-3	0-0 1-3	0-0 1-3	0-0 1-3	4	0	0	0	0	1	0				
Inning Stats	R: 3 E: 1 K: 0 S: 5	H: 2 LOB: 1 BB: 2 P: 13	R: 0 E: 0 K: 1 S: 5	H: 0 LOB: 0 BB: 0 P: 5	R: 1 E: 0 K: 2 S: 9	H: 2 LOB: 3 BB: 2 P: 17	R: 0 E: 0 K: 1 S: 6	H: 1 LOB: 1 BB: 0 P: 6	R: 0 E: 0 K: 0 S: 4	H: 0 LOB: 1 BB: 1 P: 4	R: 0 E: 0 K: 0 S: 3	H: 0 LOB: 1 BB: 1 P: 7	R: 0 E: 0 K: 1 S: 5	H: 0 LOB: 0 BB: 1 P: 5	R: 0 E: 0 K: 0 S: 4	H: 1 LOB: 2 BB: 1 P: 8	1B: 5 2B: 2 3B: 0 HR: 0	SF: 0 SAC: 1 DP: 0 HBP: 0	WP: 0 PB: 0 SB: 1 CS: 0	PA: 40
PITCHER Dave Goltz, R (1, 1) ERA: 3.3	IP: 9.0 WLS: W BF: 40 H: 7 R: 4 ER: 2 SO: 5 BB: 5 IBB: 1 HBP: 0 BLK: 0 WP: 0 HR: 0 S: 44 P: 68 ERA: 2.00 WHIP: 1.333																			

Texas Rangers @ Minnesota Twins
Metropolitan Stadium, Bloomington, MI
Tue Sep 06 1977, 8:05 PM EDT
Att. 6,444 - Unknown - 66 F

AB 33
R 4
H 7
RBI 3
BB 6
SO 5
LOB 15



Batter	1	2	3	4	5	6	7	8	9	AB	R	H	RBI	BB	SO	LOB	BOTTOM			
Lyman Bostock, L (1, 7) OBP: 0.392, SLG: 0.513	0-0 G3	0-3 K	0-0 G3	4-0 BB 1B 1-2 2-3 3-H	0-0 F2	0-0 F2	0-0 F2	0-0 HR	0-0 6-3	4	1	1	2	1	1	3				
Rod Carew, L (1, 3) OBP: 0.440, SLG: 0.572	0-0 4-3	0-0 G3	0-0 G3	0-0 BB 1B 1-2 2-3 3-H	0-0 F9	0-0 F9	0-0 F9	0-0 HR	0-0 6-3	5	0	1	1	0	0	0				
Butch Wynegar, S (1, 2) OBP: 0.353, SLG: 0.379	4-0 HR BB	0-0 F8	0-0 F8	0-0 FC6-4 BB	0-0 4-3	0-0 4-3	0-0 4-3	0-0 4-3	0-0 4-3	2	1	0	1	2	0	0				
Larry Hisle, R (1, 8) OBP: 0.367, SLG: 0.537	0-0 HR	0-0 6-3	0-0 6-3	0-0 FC6-4	0-0 F2	0-0 F2	0-0 F2	0-0 F2	0-0 F2	4	1	1	2	0	0	3				
Rich Chiles, L (1, 9) OBP: 0.337, SLG: 0.374 Dan Ford, R (5, 9) OBP: 0.350, SLG: 0.446	0-0 2B	0-0 L7	0-0 L7	0-0 SH1-3 1B	0-0 SH1-3 1B	0-0 SH1-3 1B	0-0 SH1-3 1B	0-0 SH1-3 1B	0-0 SH1-3 1B	2	0	1	0	0	0	0				
Glenn Adams, L (1, 10) OBP: 0.371, SLG: 0.475 Luis Gomez, R (5, FH) OBP: 0.278, SLG: 0.392 Randy Bass, L (7, FH)	0-3 K	0-0 HBP 1B BB	0-0 HBP 1B BB	0-0 HBP 1B BB	0-0 SH1-3 1B	0-0 SH1-3 1B	0-0 SH1-3 1B	0-0 SH1-3 1B	0-0 SH1-3 1B	2	1	1	0	0	1	1				
Roy Smalley, S (1, 6) OBP: 0.316, SLG: 0.311	0-0 F2	0-0 F2	0-0 F2	0-0 BB HBP 1B 1B	0-0 1B	0-0 1B	0-0 1B	0-0 1B	0-0 1B	4	1	2	1	0	1	0				
Mike Cabbage, L (1, 5) OBP: 0.323, SLG: 0.395 Jerry Terrell, R (6, 5) OBP: 0.267, SLG: 0.273	0-0 4-3	0-0 4-3	0-0 4-3	0-0 K	0-0 K	0-0 K	0-0 K	0-0 CS SH1-3 1B	0-0 SH1-3 1B	2	0	0	0	0	1	2				
Bob Randall, R (1, 4) OBP: 0.278, SLG: 0.281	0-0 1B	0-0 1B	0-0 1B	1-0 1B BB HBP	0-0 L7	0-0 L7	0-0 L7	0-0 SH1-3	0-0 SH1-3	2	1	1	0	0	0	2				
Inning Stats	R: 2 E: 0 K: 1 S: 7	H: 2 LOB: 1 BB: 1 P: 11	R: 0 E: 0 K: 1 S: 6	H: 1 LOB: 0 BB: 0 P: 6	R: 0 E: 0 K: 0 S: 3	H: 0 LOB: 0 BB: 0 P: 3	R: 3 E: 0 K: 1 S: 8	H: 3 LOB: 3 BB: 2 P: 17	R: 1 E: 0 K: 0 S: 6	H: 3 LOB: 2 BB: 0 P: 6	R: 0 E: 0 K: 0 S: 3	H: 0 LOB: 0 BB: 0 P: 3	R: 0 E: 0 K: 1 S: 5	H: 0 LOB: 0 BB: 0 P: 5	R: 1 E: 0 K: 0 S: 4	H: 2 LOB: 0 BB: 0 P: 4	1B: 8 2B: 1 3B: 0 HR: 2	SF: 0 SAC: 2 DP: 0 HBP: 1	WP: 0 PB: 0 SB: 0 CS: 1	PA: 38
PITCHER Bert Blyleven, R (1, 1) ERA: 2.83 Darold Knowles, L (4, 1) ERA: 3.1 Nelson Briles, R (5, 1) ERA: 4.1 Paul Lindblad, L (8, 1) ERA: 3.5	IP: 3.2 WLS: L BF: 21 H: 6 R: 5 ER: 5 SO: 3 BB: 3 IBB: 0 HBP: 0 BLK: 0 WP: 0 HR: 0 S: 23 P: 36 ERA: 12.27 WHIP: 2.455																			

Texas Rangers @ Minnesota Twins
Metropolitan Stadium, Bloomington, MI
Tue Sep 06 1977, 8:05 PM EDT
Att. 6,444 - Unknown - 66 F

AB 32
R 7
H 11
RBI 7
BB 3
SO 4
LOB 11



Batter	1	2	3	4	5	6	7	8	9	AB	R	H	RBI	BB	SO	LOB	TOP					
Mike Hargrove, L (1, 3) OBP: 0.318, SLG: 0.462	K		K														3 1 1 1 1 2 1					
Bert Campaneris, R (1, 6) OBP: 0.317, SLG: 0.345 Jim Mason, L (3, FR) OBP: 0.240, SLG: 0.250	6-3																1 0 0 0 0 0 0 1 0 0 0 0 0 0					
Claudell Washington, L (1, 8) OBP: 0.326, SLG: 0.433	L8		G1														4 0 0 0 0 0 3					
Toby Harrah, R (1, 5) OBP: 0.388, SLG: 0.485		F7															3 1 0 0 1 0 0					
Kurt Bevacqua, R (1, 4) OBP: 0.386, SLG: 0.636		6-3															3 1 0 0 1 0 1					
Willie Horton, R (1, 10) OBP: 0.340, SLG: 0.432																	4 1 3 2 0 0 0					
Jim Sundberg, R (1, 2) OBP: 0.364, SLG: 0.388																	4 0 0 1 0 1 2					
Ken Henderson, S (1, 9) OBP: 0.284, SLG: 0.357																	4 0 1 0 0 2 2					
Tom Grieve, R (1, 7) OBP: 0.262, SLG: 0.318 Dave May, L (9, 7) OBP: 0.307, SLG: 0.331																	4 0 0 0 0 2 1 0 0 0 0 0 0 0					
Inning Stats	R: 0 E: 0 K: 1 S: 5	H: 0 LOB: 0 BB: 0 P: 5	R: 1 E: 0 K: 1 S: 6	H: 1 LOB: 0 BB: 0 P: 6	R: 0 E: 0 K: 2 S: 8	H: 1 LOB: 2 BB: 0 P: 9	R: 1 E: 0 K: 0 S: 4	H: 1 LOB: 1 BB: 1 P: 8	R: 1 E: 0 K: 1 S: 6	H: 1 LOB: 0 BB: 1 P: 6	R: 1 E: 0 K: 1 S: 6	H: 1 LOB: 1 BB: 1 P: 10	R: 0 E: 0 K: 0 S: 3	H: 0 LOB: 1 BB: 1 P: 7	R: 0 E: 0 K: 0 S: 3	H: 0 LOB: 0 BB: 0 P: 3	R: 0 E: 0 K: 1 S: 5	H: 0 LOB: 0 BB: 0 P: 5	1B: 1 2B: 2 3B: 0 HR: 2	SF: 0 SAC: 1 DP: 0 HBP: 1	WP: 0 PB: 0 SB: 0 CS: 0	PA: 36
PITCHER	IP	WLS	BF	H	R	ER	SO	BB	IBB	HBP	BLK	WP	HR	S	P	ERA	WHIP					
Ron Schueler, R (1, 1) ERA: 4.53	5.0		21	4	3	3	5	1	0	1	0	0	2	29	34	5.40	1.000					
Tom Johnson, R (6, 1) ERA: 2.88	4.0	L	15	1	1	1	2	2	0	0	0	0	0	17	25	2.25	0.750					

Texas Rangers @ Minnesota Twins
Metropolitan Stadium, Bloomington, MI
Wed Sep 07 1977, 8:05 PM EDT
Att: 6,811 - Unknown - 64 F

AB 31
R 4
H 5
RBI 4
BB 3
SO 7
LOB 10



Batter	1	2	3	4	5	6	7	8	9	AB	R	H	RBI	BB	SO	LOB	BOTTOM					
Lyman Bostock, L (1, 7) OBP: 0.391, SLG: 0.510	L5		G3														3 0 0 1 1 0 2					
Roy Smalley, S (1, 6) OBP: 0.314, SLG: 0.308	4-3																4 0 0 0 0 1 2					
Rod Carew, L (1, 3) OBP: 0.440, SLG: 0.571																	3 1 1 0 1 0 2					
Butch Wynegar, S (1, 2) OBP: 0.352, SLG: 0.380	6-3																4 0 1 0 0 0 2					
Rich Chiles, L (1, 9) OBP: 0.336, SLG: 0.376																	4 1 1 1 0 1 0					
Glenn Adams, L (1, 10) OBP: 0.369, SLG: 0.471																	4 0 1 1 0 1 0					
Larry Hisle, R (1, 8) OBP: 0.366, SLG: 0.535																	4 0 1 0 0 0 1					
Mike Cabbage, L (1, 5) OBP: 0.325, SLG: 0.399 Willie Norwood, R (9, FR) OBP: 0.154, SLG: 0.111																	4 1 2 0 0 0 0 0 0 0 0 0 0 0					
Bob Randall, R (1, 4) OBP: 0.282, SLG: 0.283 Randy Bass, L (9, PH)																	2 0 1 0 1 0 0 0 0 0 0 0 0 0					
Dan Ford, R (9, PH) OBP: 0.350, SLG: 0.445																	1 0 0 0 0 1 2					
Inning Stats	R: 0 E: 0 K: 0 S: 4	H: 1 LOB: 1 BB: 0 P: 4	R: 0 E: 0 K: 0 S: 3	H: 0 LOB: 0 BB: 0 P: 3	R: 0 E: 0 K: 0 S: 2	H: 0 LOB: 0 BB: 1 P: 6	R: 2 E: 0 K: 0 S: 5	H: 2 LOB: 1 BB: 1 P: 9	R: 1 E: 0 K: 1 S: 7	H: 2 LOB: 1 BB: 0 P: 7	R: 0 E: 0 K: 0 S: 3	H: 0 LOB: 0 BB: 0 P: 3	R: 0 E: 0 K: 0 S: 3	H: 0 LOB: 0 BB: 0 P: 3	R: 0 E: 0 K: 0 S: 3	H: 1 LOB: 2 BB: 1 P: 7	R: 0 E: 0 K: 3 S: 11	H: 2 LOB: 2 BB: 0 P: 11	1B: 5 2B: 3 3B: 0 HR: 0	SF: 0 SAC: 0 DP: 0 HBP: 0	WP: 0 PB: 0 SB: 2 CS: 1	PA: 36
PITCHER	IP	WLS	BF	H	R	ER	SO	BB	IBB	HBP	BLK	WP	HR	S	P	ERA	WHIP					
Dock Ellis, R (1, 1) ERA: 3.86	8.2	W	35	8	3	3	3	3	0	0	0	0	0	38	50	3.12	1.269					
Roger Moret, L (9, 1) ERA: 3.91	0.1	S	1	0	0	0	1	0	0	0	0	0	0	3	3	0.00	0.000					


Texas Rangers @ Minnesota Twins
Metropolitan Stadium, Bloomington, MI
Wed Sep 07 1977, 8:05 PM EDT
Att: 6,811 - Unknown - 64 F


AB 33
R 3
H 8
RBI 3
BB 3
SO 4
LOB 11



Batter	1	2	3	4	5	6	7	8	9	AB	R	H	RBI	BB	SO	LOB	TOP					
George Brett, L (1, 5) OBP: 0.378, SLG: 0.541	F7		5-3			F2	HR			4	1	1	3	0	0	1	Kansas City Royals @ Minnesota Twins Metropolitan Stadium, Bloomington, MI Fri Sep 09 1977, 8:05 PM EDT Att: 11,970 - Unknown - 64 F					
Hal McRae, R (1, 10) OBP: 0.357, SLG: 0.503	F8		F7			P3	G3			4	0	0	0	0	0	2						
Joe Lahoud, L (1, 7) OBP: 0.373, SLG: 0.380 Joe Zdeb, R (8, PH) OBP: 0.327, SLG: 0.380	K				F8	L8		6-3		3	0	0	0	0	1	0						
Al Cowens, R (1, 9) OBP: 0.347, SLG: 0.507		6-3		5-3			6-3	F9		4	0	0	0	0	0	0						
John Mayberry, L (1, 3) OBP: 0.339, SLG: 0.403 Willie Wilson, S (7, PR)		G3		L7			S 2B	BB	1B	2	0	0	0	1	0	0						
Ralph LaCock, L (7, 3) OBP: 0.333, SLG: 0.396							BB			0	1	0	0	0	0	0						
Darrell Porter, L (1, 2) OBP: 0.354, SLG: 0.472		6-3			G3		1B	2B	6-3	4	1	1	1	0	0	1						
Amos Otis, R (1, 8) OBP: 0.344, SLG: 0.435			5-3		F7		FC6-4 HR	1B	K	4	1	1	1	0	1	0						
Freddie Patek, R (1, 6) OBP: 0.316, SLG: 0.367 U L Washington, S (6, 6)				E 2B	S 1B		FC6-4 BB		P1	1	1	1	0	1	0	0						
Frank White, R (1, 4) OBP: 0.286, SLG: 0.345					L3		FC6-4 HR		F3	4	1	1	1	0	0	3						
Inning Stats	R: 0 E: 0 K: 1 S: 5	H: 0 LOB: 0 BB: 0 P: 5	R: 0 E: 0 K: 0 S: 3	H: 0 LOB: 0 BB: 0 P: 3	R: 1 E: 0 K: 0 S: 5	H: 2 LOB: 1 BB: 0 P: 5	R: 0 E: 0 K: 0 S: 3	H: 0 LOB: 0 BB: 0 P: 3	R: 0 E: 0 K: 0 S: 3	H: 0 LOB: 1 BB: 1 P: 7	R: 0 E: 0 K: 0 S: 3	H: 0 LOB: 0 BB: 0 P: 3	R: 5 E: 0 K: 0 S: 6	H: 3 LOB: 1 BB: 2 P: 14	R: 0 E: 0 K: 0 S: 4	H: 1 LOB: 1 BB: 0 P: 4	R: 0 E: 0 K: 1 S: 5	H: 0 LOB: 0 BB: 0 P: 5	1B: 3 2B: 2 3B: 0 HR: 1	SF: 0 SAC: 0 DP: 0 HBP: 0	WP: 0 PB: 0 SB: 3 CS: 0	PA: 36
PITCHER	IP WLS BF H R ER SO BB IBB HBP BLK WP HR S P ERA WHIP																					
Paul Thordogard, R (1, 1) ERA: 4.05	6.1 L 26 4 5 5 1 3 0 0 0 0 0 0 25 37 7.11 1.105																					
Tom Johnson, R (7, 1) ERA: 2.93	0.2 3 1 1 1 0 0 0 0 0 0 0 1 3 3 13.50 1.500																					
Tom Burgmeier, L (8, 1) ERA: 4.42	2.0 7 1 0 0 1 0 0 0 0 0 0 0 9 9 0.00 0.500																					

Batter	1	2	3	4	5	6	7	8	9	AB	R	H	RBI	BB	SO	LOB	BOTTOM					
Lyman Bostock, L (1, 7) OBP: 0.389, SLG: 0.509	SH1-3 1B 2B	G4-6-3		FC5-4		G3		K		5	1	1	0	0	1	7	Kansas City Royals @ Minnesota Twins Metropolitan Stadium, Bloomington, MI Fri Sep 09 1977, 8:05 PM EDT Att: 11,970 - Unknown - 64 F					
Rod Carew, L (1, 3) OBP: 0.442, SLG: 0.570	1B SF7 BB		4-3		1B BB		F7	WP 1B		3	1	1	1	2	0	0						
Butch Wynegar, S (1, 2) OBP: 0.351, SLG: 0.378	SH1-3		3-1		1-3 1B		4-3	K		4	0	1	0	0	1	2						
Glenn Adams, L (1, 10) OBP: 0.378, SLG: 0.478	SF7 1B		PB 1B		K		E 1B		1B	5	0	4	1	0	1	2						
Rich Chiles, L (1, 9) OBP: 0.330, SLG: 0.370	SF7		4-3		P6		E4 FC5-4		F3	4	0	0	1	0	0	5						
Larry Hise, R (1, 8) OBP: 0.363, SLG: 0.530	K			6-3	P4		FC5-4		P4	5	0	0	0	0	1	6						
Mike Cubbage, L (1, 5) OBP: 0.326, SLG: 0.399		5-3		1-3		6-3 SH1-4 1B		FC4-6 BB 1B	F8	5	1	2	0	0	0	1						
Roy Smalley, S (1, 6) OBP: 0.317, SLG: 0.308		HBP BB		HBP 1B BB		SH1-4		FC4-6 BB		0	0	0	0	3	0	0						
Bob Randall, R (1, 4) OBP: 0.286, SLG: 0.285 Randy Bass, L (8, PH)		HBP BB		HBP 1B		6-3		FC4-6 WP 1B		2	0	1	0	0	0	1						
Rob Wilfong, L (8, PR) OBP: 0.313, SLG: 0.278 Jerry Terrell, R (9, 4) OBP: 0.267, SLG: 0.273		HBP		FC5-4 1B				1-2 2-3		0	0	0	0	0	0	0						
Inning Stats	R: 2 E: 0 K: 1 S: 7	H: 2 LOB: 1 BB: 1 P: 11	R: 0 E: 0 K: 0 S: 2	H: 0 LOB: 1 BB: 1 P: 7	R: 0 E: 0 K: 0 S: 4	H: 1 LOB: 1 BB: 0 P: 4	R: 0 E: 0 K: 0 S: 4	H: 1 LOB: 2 BB: 1 P: 8	R: 0 E: 0 K: 0 S: 6	H: 1 LOB: 2 BB: 1 P: 10	R: 0 E: 0 K: 0 S: 4	H: 1 LOB: 1 BB: 0 P: 4	R: 0 E: 1 K: 0 S: 5	H: 1 LOB: 2 BB: 0 P: 5	R: 1 E: 0 K: 2 S: 9	H: 2 LOB: 3 BB: 1 P: 13	R: 0 E: 0 K: 0 S: 4	H: 1 LOB: 1 BB: 0 P: 4	1B: 9 2B: 1 3B: 0 HR: 0	SF: 1 SAC: 2 DP: 1 HBP: 1	WP: 1 PB: 1 SB: 0 CS: 0	PA: 43
PITCHER	IP WLS BF H R ER SO BB IBB HBP BLK WP HR S P ERA WHIP																					
Marty Pattin, R (1, 1) ERA: 3.76	7.1 W 36 8 3 3 2 5 0 1 0 0 0 0 4 4 3.68 1.773																					
Steve Mingo, L (8, 1) ERA: 3.32	0.1 2 1 0 0 1 0 0 0 0 0 0 0 4 4 0.00 3.000																					
Doug Bird, R (8, 1) ERA: 4.13	1.1 S 5 1 0 0 1 0 0 0 0 1 0 0 7 7 0.00 0.750																					

Batter	1	2	3	4	5	6	7	8	9	AB	R	H	RBI	BB	SO	LOB	TOP								
George Brett, L (1, 5) OBP: 0.378, SLG: 0.540	4-3		E9 1-H 5-3 1B				L8	F7		5	1	2	1	0	0	3	Kansas City Royals @ Minnesota Twins Metropolitan Stadium, Bloomington, MI Sat Sep 10 1977, 8:05 PM EDT Att: 23,601 - Unknown - 68 F AB 38 R 10 H 13 RBI 9 BB 5 SO 4 LOB 14 								
Hal McRae, R (1, 10) OBP: 0.356, SLG: 0.500	4-3		5-3		FC1-4 1-3 2-H 1B			5-3	FC4-6 1B	5	0	1	2	0	0	1									
Joe Lahoud, L (1, 7) OBP: 0.355, SLG: 0.358	P4		K		G4-6-3 1-2 3-H 6-0 1B			4-3	FC4-6 1B	3	0	0	0	0	1	1									
Joe Zdeb, R (6, 7) OBP: 0.323, SLG: 0.375										2	1	0	0	0	0	1									
Al Cowens, R (1, 9) OBP: 0.349, SLG: 0.506		S 1B BB		G3		6-3		1B BB	E 1B	3	2	1	0	2	0	0									
John Mayberry, L (1, 3) OBP: 0.339, SLG: 0.403	F8 1-2		K		G3			1B BB	E9 FC4 1B	5	1	2	1	0	1	1									
Darrell Porter, L (1, 2) OBP: 0.357, SLG: 0.472		G6-4-3 2-H 1B		BB		F8		1B BB	F8	4	1	2	2	1	0	2									
Amos Otis, R (1, 8) OBP: 0.343, SLG: 0.431		G6-4-3 1-2		K			K	1B BB	FC4	4	1	0	0	1	2	4									
Freddie Patek, R (1, 6) OBP: 0.320, SLG: 0.369			F9		1B BB		FC1-6 1B	1B		3	1	2	2	1	0	0									
Frank White, R (1, 4) OBP: 0.291, SLG: 0.349			E 1B		1B FC1-4 1B		FC1-6 1-2			4	2	3	1	0	0	1									
Inning Stats	R: 0 E: 0 K: 0 S: 3	H: 0 LOB: 0 BB: 0 P: 3	R: 1 E: 0 K: 0 S: 3	H: 1 LOB: 0 BB: 1 P: 7	R: 2 E: 1 K: 1 S: 7	H: 2 LOB: 0 BB: 0 P: 7	R: 0 E: 0 K: 2 S: 7	H: 0 LOB: 1 BB: 1 P: 11	R: 2 E: 0 K: 0 S: 4	H: 2 LOB: 0 BB: 1 P: 8	R: 0 E: 0 K: 0 S: 3	H: 0 LOB: 0 BB: 0 P: 3	R: 0 E: 0 K: 1 S: 6	H: 1 LOB: 1 BB: 0 P: 6	R: 4 E: 0 K: 0 S: 7	H: 4 LOB: 2 BB: 2 P: 15	R: 1 E: 1 K: 0 S: 6	H: 3 LOB: 2 BB: 0 P: 6	1B: 13 2B: 0 3B: 0 HR: 0	SF: 0 SAC: 0 DP: 2 HBP: 0	WP: 0 PB: 0 SB: 1 CS: 0	PA: 43			
PITCHER	IP	WLS	BF	H	R	ER	SO	BB	IBB	HBP	BLK	WP	HR	S	P	ERA	WHIP								
Dave Goltz, R (1, 1) ERA: 3.38	7.2	L	32	7	7	5	4	4	0	0	0	0	0	36	52	5.87	1.435								
Jim Shellenback, L (8, 1) ERA: 13.5	0.0		3	2	1	1	0	1	0	0	0	0	0	2	6	∞	∞								
Dave Johnson, R (8, 1) ERA: 4.48	0.2		5	3	2	2	0	0	0	0	0	0	0	5	5	27.00	4.500								
Jeff Holly, L (9, 1) ERA: 7.57	0.2		3	1	0	0	0	0	0	0	0	0	0	3	3	0.00	1.500								

Batter	1	2	3	4	5	6	7	8	9	AB	R	H	RBI	BB	SO	LOB	BOTTOM								
Bob Randall, R (1, 4) OBP: 0.285, SLG: 0.288	1-3				K		K			4	0	1	1	0	2	0	Kansas City Royals @ Minnesota Twins Metropolitan Stadium, Bloomington, MI Sat Sep 10 1977, 8:05 PM EDT Att: 23,601 - Unknown - 68 F AB 34 R 1 H 8 RBI 1 BB 1 SO 5 LOB 12 								
Rod Carew, L (1, 3) OBP: 0.442, SLG: 0.569			1-3		S 1B			6-3		4	0	2	0	0	0	0									
Dan Ford, R (1, 9) OBP: 0.349, SLG: 0.443			6-3		K			F9		4	0	1	0	0	1	1									
Craig Kusick, R (1, 10) OBP: 0.357, SLG: 0.427	K		F9				F8		2B	4	0	1	0	0	1	2									
Butch Wynegar, S (1, 2) OBP: 0.349, SLG: 0.375	F7				F8		F9		6-3	4	0	0	0	0	0	3									
Roy Smalley, S (1, 6) OBP: 0.320, SLG: 0.315									K	4	1	3	0	0	1	0									
Willie Norwood, R (1, 8) OBP: 0.140, SLG: 0.100			F9		P6		F7		6-3	4	0	0	0	0	0	3									
Bob Gorinski, R (1, 7) OBP: 0.223, SLG: 0.323					P4				1-3	3	0	0	0	1	0	1									
Jerry Terrell, R (1, 5) OBP: 0.263, SLG: 0.269					P6		F8			3	0	0	0	0	0	2									
Inning Stats	R: 0 E: 0 K: 1 S: 7	H: 2 LOB: 2 BB: 0 P: 7	R: 1 E: 0 K: 0 S: 4	H: 2 LOB: 2 BB: 1 P: 8	R: 0 E: 0 K: 0 S: 3	H: 0 LOB: 0 BB: 0 P: 3	R: 0 E: 0 K: 0 S: 4	H: 1 LOB: 1 BB: 0 P: 4	R: 0 E: 0 K: 2 S: 8	H: 1 LOB: 1 BB: 0 P: 8	R: 0 E: 0 K: 0 S: 4	H: 1 LOB: 0 BB: 0 P: 4	R: 0 E: 0 K: 1 S: 5	H: 0 LOB: 0 BB: 0 P: 5	R: 0 E: 0 K: 0 S: 4	H: 1 LOB: 1 BB: 0 P: 4	R: 0 E: 0 K: 1 S: 5	H: 0 LOB: 0 BB: 0 P: 5	1B: 4 2B: 4 3B: 0 HR: 0	SF: 0 SAC: 0 DP: 0 HBP: 0	WP: 0 PB: 0 SB: 1 CS: 0	PA: 35			
PITCHER	IP	WLS	BF	H	R	ER	SO	BB	IBB	HBP	BLK	WP	HR	S	P	ERA	WHIP								
Paul Splitter, L (1, 1) ERA: 3.74	9.0	W	35	8	1	1	5	1	0	0	0	0	0	44	48	1.00	1.000								

Batter	1	2	3	4	5	6	7	8	9	AB	R	H	RBI	BB	SO	LOB	TOP			
Joe Zdeb, R OBP: 0.326, SLG: 0.376 (1, 7)										5	0	2	1	0	0	1				
Hal McRae, R OBP: 0.358, SLG: 0.500 (1, 10)										4	0	2	0	1	0	1				
George Brett, L OBP: 0.376, SLG: 0.536 (1, 5)										3	0	0	1	1	0	2				
Al Cowens, R OBP: 0.348, SLG: 0.504 (1, 9)										5	0	1	0	0	2	4				
Amos Otis, R OBP: 0.342, SLG: 0.429 (1, 8)										4	0	1	0	0	0	1				
John Wathan, R OBP: 0.344, SLG: 0.472 (1, 2)										3	2	1	0	1	0	1				
John Mayberry, L Willie Wilson, S Ralph LaCock, L OBP: 0.342, SLG: 0.405 (9, PR) OBP: 0.333, SLG: 0.396 (9, 3)									3	0	2	0	1	1	2		AB 33			
Freddie Patek, R OBP: 0.320, SLG: 0.368 (1, 6)									2	0	0	0	1	0	4		R 4			
Frank White, R OBP: 0.290, SLG: 0.350 (1, 4)										4	1	1	2	0	0	4		H 10		
Inning Stats	R: 0 E: 0 K: 0 S: 4	H: 1 LOB: 1 BB: 0 P: 4	R: 0 E: 0 K: 0 S: 3	H: 0 LOB: 2 BB: 2 P: 11	R: 0 E: 0 K: 1 S: 5	H: 1 LOB: 1 BB: 1 P: 9	R: 0 E: 1 K: 1 S: 6	H: 1 LOB: 1 BB: 0 P: 6	R: 0 E: 0 K: 0 S: 3	H: 0 LOB: 0 BB: 0 P: 3	R: 0 E: 0 K: 0 S: 5	H: 3 LOB: 1 BB: 0 P: 5	R: 0 E: 0 K: 0 S: 4	H: 2 LOB: 1 BB: 0 P: 4	R: 3 E: 0 K: 1 S: 8	H: 2 LOB: 2 BB: 2 P: 16	1B: 9 2B: 1 3B: 0 HR: 0	SF: 1 SAC: 1 DP: 3 HBP: 0	WP: 0 PB: 0 SB: 0 CS: 1	PA: 40
PITCHER	IP WLS BF H R ER SO BB IBB HBP BLK WP HR S P ERA WHIP																			
Geoff Zahn, L ERA: 4.69 (1, 1)	8.1 L 37 10 4 4 4 2 4 0 0 0 0 0 0 0 0 0 4.32 1.680																			
Tom Johnson, R ERA: 2.93 (9, 1)	0.0 1 0 0 0 0 0 1 0 0 0 0 0 0 0 0 1 0.00 0.000																			
Tom Burgmeier, L ERA: 4.4 (9, 1)	0.1 1 0 0 0 0 0 0 0 0 0 0 0 0 0 0 1 0.00 0.000																			
Ron Schueler, R ERA: 4.51 (9, 1)	0.1 1 0 0 0 0 1 0 0 0 0 0 0 0 0 0 3 0.00 0.000																			
Batter	1	2	3	4	5	6	7	8	9	AB	R	H	RBI	BB	SO	LOB	BOTTOM			
Lyman Bostock, L OBP: 0.391, SLG: 0.509 (1, 7)										5	0	3	0	0	0	2				
Dan Ford, R OBP: 0.345, SLG: 0.437 (1, 9)										5	0	0	0	0	0	4				
Rod Carew, L OBP: 0.440, SLG: 0.566 (1, 3)										5	0	1	0	0	0	2				
Craig Kusick, R OBP: 0.365, SLG: 0.430 (1, 10)										3	0	2	0	2	0	1				
Roy Smalley, S OBP: 0.318, SLG: 0.313 (1, 6)										4	0	0	0	0	1	6				
Willie Norwood, R OBP: 0.148, SLG: 0.114 (1, 8)									4	0	1	0	0	1	0					
Bob Randall, R OBP: 0.289, SLG: 0.295 (1, 4)									3	1	2	0	0	1	0		AB 35			
Bud Bulling, R OBP: 0.273, SLG: 0.143 (1, 2)									3	0	0	0	1	1	3		R 1			
Jerry Terrell, R OBP: 0.268, SLG: 0.270 (1, 5)										3	0	1	1	1	0	2		H 10		
Inning Stats	R: 0 E: 0 K: 1 S: 7	H: 2 LOB: 2 BB: 0 P: 7	R: 1 E: 0 K: 1 S: 8	H: 3 LOB: 0 BB: 0 P: 8	R: 0 E: 0 K: 2 S: 7	H: 0 LOB: 1 BB: 1 P: 11	R: 0 E: 0 K: 0 S: 4	H: 1 LOB: 2 BB: 1 P: 8	R: 0 E: 0 K: 0 S: 4	H: 1 LOB: 1 BB: 0 P: 4	R: 0 E: 0 K: 0 S: 4	H: 1 LOB: 1 BB: 0 P: 4	R: 0 E: 0 K: 0 S: 4	H: 1 LOB: 1 BB: 0 P: 4	R: 0 E: 0 K: 0 S: 4	H: 1 LOB: 1 BB: 0 P: 4	1B: 9 2B: 1 3B: 0 HR: 0	SF: 0 SAC: 1 DP: 1 HBP: 0	WP: 0 PB: 0 SB: 1 CS: 0	PA: 40
PITCHER	IP WLS BF H R ER SO BB IBB HBP BLK WP HR S P ERA WHIP																			
Andy Hassler, L ERA: 4.27 (1, 1)	9.0 W 40 10 1 1 1 4 4 0 0 0 0 0 0 0 0 1.00 1.556																			

Kansas City Royals @ Minnesota Twins
 Metropolitan Stadium, Bloomington, MI
 Sun Sep 11 1977, 4:33 AM EDT
 Att: 11,563 - Unknown - 67 F

AB	33
R	4
H	10
RBI	4
BB	5
SO	3
LOB	20



Kansas City Royals @ Minnesota Twins
 Metropolitan Stadium, Bloomington, MI
 Sun Sep 11 1977, 4:33 AM EDT
 Att: 11,563 - Unknown - 67 F

AB	35
R	1
H	10
RBI	1
BB	4
SO	4
LOB	20



Batter	1	2	3	4	5	6	7	8	9	AB	R	H	RBI	BB	SO	LOB	TOP		
Lyman Bostock, L OBP: 0.387, SLG: 0.503 (1, 8)	6-3		F2		F8			P4		4	0	0	0	0	0	0			
Roy Smalley, S OBP: 0.320, SLG: 0.321 (1, 6)	G1		HR			L4		K		4	1	1	1	0	1	0			
Rod Carew, L OBP: 0.442, SLG: 0.566 (1, 3)	K		FC4-6 1B					1B		4	0	3	0	0	1	0			
Glenn Adams, L OBP: 0.367, SLG: 0.464 (1, 7)		F7	FC4-6 1-2		P3			G3		4	0	0	0	0	0	3			
Butch Wynegar, S OBP: 0.350, SLG: 0.375 (1, 2)	F7			F7		L4		FC4-6 1B		4	0	1	0	0	0	1			
Rich Chiles, L OBP: 0.332, SLG: 0.371 (1, 9)	1B			F9			G3 1B	FC4-6 1-2		4	0	2	0	0	0	1			
Randy Bass, L OBP: 0.143, SLG: 0.143 (1, 10)	1B			F9			G3 1-2	F8		4	0	1	0	0	0	2			
Mike Cabbage, L OBP: 0.323, SLG: 0.394 (1, 5)	3-1				L3		G3 2-3	L9		4	0	0	0	0	0	4			
Bob Randall, R OBP: 0.287, SLG: 0.293 (7, PH)			5-3		F5		F8			2	0	0	0	0	0	0			
Dan Ford, R OBP: 0.345, SLG: 0.437 (7, 4)										1	0	0	0	0	0	1			
Sam Perlozzo, R (7, 4)										0	0	0	0	0	0	0			
Inning Stats	R: 0 E: 0 K: 1 S: 5	H: 0 LOB: 0 BB: 0 P: 5	R: 0 E: 0 K: 0 S: 5	H: 2 LOB: 2 BB: 0 P: 5	R: 1 E: 0 K: 0 S: 5	H: 2 LOB: 1 BB: 0 P: 5	R: 0 E: 0 K: 0 S: 3	H: 0 LOB: 0 BB: 0 P: 3	R: 0 E: 0 K: 0 S: 4	H: 1 LOB: 1 BB: 0 P: 4	R: 0 E: 0 K: 0 S: 4	H: 1 LOB: 1 BB: 0 P: 4	R: 0 E: 0 K: 1 S: 6	H: 1 LOB: 1 BB: 0 P: 6	R: 0 E: 0 K: 0 S: 4	H: 1 LOB: 1 BB: 0 P: 4	1B: 7 2B: 0 3B: 0 HR: 1	SF: 0 SAC: 0 DP: 0 HBP: 0	WP: 0 PA: 35 CS: 0
PITCHER Francisco Barrios, R ERA: 4.06 (1, 1)	IP: 9.0 WLS: W BF: 35 H: 8 R: 1 ER: 1 SO: 2 BB: 0 IBB: 0 HBP: 0 BLK: 0 WP: 0 HR: 1 S: 39 P: 39 ERA: 1.00 WHIP: 0.889																		

Minnesota Twins @ Chicago White Sox
Comiskey Park, Chicago, IL
Tue Sep 13 1977, 8:05 PM EDT
Att: 11,488 - Unknown - 63 F

AB	35
R	1
H	8
RBI	1
BB	0
SO	2
LOB	12



Batter	1	2	3	4	5	6	7	8	9	AB	R	H	RBI	BB	SO	LOB	BOTTOM		
Ralph Garr, L OBP: 0.326, SLG: 0.433 (1, 7)	F8									4	0	2	0	0	0	0			
Henry Cruz, L OBP: 0.500, SLG: 1.333 (8, 7)		F7			FC6-5 1B		1B			0	0	0	0	0	0	0			
Chet Lemon, R OBP: 0.348, SLG: 0.461 (1, 8)	6-3				FC6-5 1-3		SF9			3	0	0	1	0	0	1			
Jorge Orta, L OBP: 0.339, SLG: 0.423 (1, 4)	1B				5-3		SF8			3	1	2	1	0	0	1			
Oscar Gamble, L OBP: 0.384, SLG: 0.598 (1, 9)	1B				G4-6-3					4	1	3	1	0	0	1			
Bob Coluccio, R OBP: 0.571, SLG: 0.400 (8, 9)	1B				1-2		HR			0	0	0	0	0	0	0			
Jim Spencer, L OBP: 0.306, SLG: 0.416 (1, 3)	1B				P4		F9			4	0	1	1	0	0	2			
Royce Stilman, L OBP: 0.303, SLG: 0.374 (1, 10)	F9				P6		F8			4	0	0	0	0	1	2			
Alan Bannister, R OBP: 0.340, SLG: 0.341 (1, 6)					5-3		F3			4	1	1	0	0	1	0			
Don Kessinger, S OBP: 0.296, SLG: 0.267 (1, 5)		F7			F8					3	1	0	0	1	0	1			
Jim Essian, R OBP: 0.369, SLG: 0.439 (1, 2)					K					2	2	1	2	1	1	0			
Inning Stats	R: 1 E: 0 K: 0 S: 6	H: 3 LOB: 2 BB: 0 P: 6	R: 2 E: 0 K: 0 S: 5	H: 2 LOB: 0 BB: 0 P: 5	R: 0 E: 0 K: 0 S: 3	H: 1 LOB: 0 BB: 0 P: 3	R: 0 E: 0 K: 0 S: 3	H: 0 LOB: 0 BB: 0 P: 3	R: 0 E: 0 K: 1 S: 6	H: 1 LOB: 1 BB: 0 P: 6	R: 1 E: 0 K: 0 S: 4	H: 1 LOB: 0 BB: 0 P: 4	R: 2 E: 0 K: 0 S: 5	H: 2 LOB: 2 BB: 2 P: 13	R: 0 E: 0 K: 2 S: 7	H: 0 LOB: 0 BB: 0 P: 7	1B: 8 2B: 0 3B: 0 HR: 2	SF: 2 SAC: 0 DP: 1 HBP: 0	WP: 0 PA: 35 CS: 0
PITCHER Paul Thordogard, R ERA: 4.22 (1, 1)	IP: 6.1 WLS: L BF: 29 H: 9 R: 6 ER: 6 SO: 6 BB: 2 IBB: 0 HBP: 0 BLK: 0 WP: 0 HR: 2 S: 29 P: 37 ERA: 8.53 WHIP: 1.737																		
PITCHER Jim Shellenback, L ERA: 10.8 (7, 1)	IP: 0.2 WLS: 3 BF: 1 H: 0 R: 0 ER: 0 SO: 0 BB: 0 IBB: 0 HBP: 0 BLK: 0 WP: 0 HR: 0 S: 3 P: 3 ERA: 0.00 WHIP: 1.500																		
PITCHER Tom Johnson, R ERA: 2.91 (8, 1)	IP: 1.0 WLS: 3 BF: 0 H: 0 R: 0 ER: 0 SO: 2 BB: 0 IBB: 0 HBP: 0 BLK: 0 WP: 0 HR: 0 S: 7 P: 7 ERA: 0.00 WHIP: 0.000																		

Minnesota Twins @ Chicago White Sox
Comiskey Park, Chicago, IL
Tue Sep 13 1977, 8:05 PM EDT
Att: 11,488 - Unknown - 63 F

AB	31
R	6
H	10
RBI	6
BB	2
SO	3
LOB	8



Batter	1	2	3	4	5	6	7	8	9	AB	R	H	RBI	BB	SO	LOB	TOP			
Roy Smalley, S OBP: 0.321, SLG: 0.320 (1, 6)										2	0	0	1	2	0	0	Minnesota Twins @ Chicago White Sox Comiskey Park, Chicago, IL Wed Sep 14 1977, 8:05 PM EDT Att: 15,633 - Unknown - 65 F			
Willie Norwood, R OBP: 0.185, SLG: 0.143 Rich Chiles, L OBP: 0.335, SLG: 0.374 Bob Randall, R OBP: 0.287, SLG: 0.293 (1, 8)										4	0	1	0	0	2	2				
Rod Carew, L OBP: 0.443, SLG: 0.568 (1, 3)										5	1	3	1	0	1	1				
Dan Ford, R OBP: 0.346, SLG: 0.436 (1, 9)										5	1	2	0	0	0	5				
Craig Kusick, R OBP: 0.374, SLG: 0.430 Rob Wilfong, L OBP: 0.313, SLG: 0.278 Glenn Adams, L OBP: 0.370, SLG: 0.471 (1, 10)										1	1	1	1	3	0	0				
Bob Gorinski, R OBP: 0.224, SLG: 0.320 (1, 7)										4	0	1	2	0	0	4				
Butch Wynegar, S OBP: 0.349, SLG: 0.372 (1, 2)										4	1	0	0	1	1	4				
Jerry Terrell, R OBP: 0.264, SLG: 0.266 (1, 5)										5	1	1	1	0	0	3				
Sam Perlozzo, R Lyman Bostock, L OBP: 0.387, SLG: 0.502 (1, 4)										3	0	0	0	0	1	0				
Inning Stats	R: 3 E: 0 K: 2 S: 10	H: 4 LOB: 1 BB: 1 P: 14	R: 0 E: 0 K: 1 S: 5	H: 0 LOB: 0 BB: 0 P: 5	R: 0 E: 0 K: 0 S: 4	H: 1 LOB: 2 BB: 1 P: 8	R: 0 E: 0 K: 0 S: 3	H: 0 LOB: 0 BB: 0 P: 3	R: 0 E: 0 K: 1 S: 6	H: 1 LOB: 1 BB: 1 P: 7	R: 0 E: 0 K: 1 S: 6	H: 1 LOB: 2 BB: 1 P: 10	R: 4 E: 1 K: 0 S: 6	H: 3 LOB: 2 BB: 3 P: 18	R: 0 E: 1 K: 0 S: 5	H: 1 LOB: 2 BB: 0 P: 5		1B: 9 2B: 2 3B: 0 HR: 0	SF: 1 SAC: 1 DP: 0 HBP: 0	WP: 2 PB: 0 SB: 1 CS: 1
PITCHER	IP WLS BF H R ER SO BB IBB HBP BLK WP HR S P ERA WHIP																			
Ken Kravec, L ERA: 4.61 Don Kirkwood, R ERA: 5.68 (1, 1)	7.1 L 35 8 7 7 5 6 0 0 0 1 0 39 63 8.59 1.909																			
(8, 1)	1.2 10 3 0 0 0 0 1 0 0 1 0 9 13 0.00 1.800																			

AB	36
R	7
H	11
RBI	7
BB	7
SO	5
LOB	21



Batter	1	2	3	4	5	6	7	8	9	AB	R	H	RBI	BB	SO	LOB	BOTTOM	
Ralph Garr, L OBP: 0.328, SLG: 0.433 (1, 7)										4	0	1	0	0	0	3	Minnesota Twins @ Chicago White Sox Comiskey Park, Chicago, IL Wed Sep 14 1977, 8:05 PM EDT Att: 15,633 - Unknown - 65 F	
Chet Lemon, R OBP: 0.345, SLG: 0.457 (1, 8)										4	0	0	0	0	0	4		
Jorge Orta, L OBP: 0.338, SLG: 0.422 (1, 4)										4	0	1	0	0	0	1		
Oscar Gamble, L OBP: 0.380, SLG: 0.592 (1, 9)										4	0	0	0	0	1	1		
Lamar Johnson, R OBP: 0.347, SLG: 0.505 (1, 10)										4	0	1	0	0	1	0		
Jim Spencer, L OBP: 0.303, SLG: 0.412 (1, 3)										4	0	0	0	0	1	1		
Alan Bannister, R OBP: 0.341, SLG: 0.343 (1, 6)										4	0	2	0	0	1	1		
Don Kessinger, S OBP: 0.296, SLG: 0.268 (1, 5)										3	0	1	0	0	0	1		
Jim Essian, R OBP: 0.369, SLG: 0.438 (1, 2)										3	0	1	0	0	0	0		
Inning Stats	R: 0 E: 0 K: 0 S: 4	H: 1 LOB: 1 BB: 0 P: 4	R: 0 E: 0 K: 1 S: 6	H: 1 LOB: 0 BB: 0 P: 6	R: 0 E: 0 K: 0 S: 3	H: 0 LOB: 0 BB: 0 P: 3	R: 0 E: 0 K: 1 S: 5	H: 0 LOB: 0 BB: 0 P: 5	R: 0 E: 0 K: 0 S: 3	H: 0 LOB: 0 BB: 0 P: 3	R: 0 E: 0 K: 0 S: 4	H: 1 LOB: 1 BB: 0 P: 4	R: 0 E: 0 K: 1 S: 6	H: 1 LOB: 1 BB: 0 P: 6	1B: 6 2B: 1 3B: 0 HR: 0	SF: 0 SAC: 0 DP: 0 HBP: 0		WP: 0 PB: 0 SB: 0 CS: 0
PITCHER	IP WLS BF H R ER SO BB IBB HBP BLK WP HR S P ERA WHIP																	
Dave Goltz, R ERA: 3.26 (1, 1)	9.0 W 34 7 0 0 4 0 0 0 0 0 0 42 42 0.00 0.778																	

AB	34
R	0
H	7
RBI	0
BB	0
SO	4
LOB	12



Batter	1	2	3	4	5	6	7	8	9	AB	R	H	RBI	BB	SO	LOB	TOP										
Lyman Bostock, L OBP: 0.389, SLG: 0.505 (1, 8)	L8		G4-6-3						6-3 4-3	5	0	3	1	0	0	1	Minnesota Twins @ Chicago White Sox Comiskey Park, Chicago, IL Thu Sep 15 1977, 8:05 PM EDT Att: 12,962 - Unknown - 60 F livebaseballscorecards.com										
Roy Smalley, S OBP: 0.327, SLG: 0.322 (1, 6)	3B		FC2-6						4-3	3	3	1	1	1	0	2											
Rod Carew, L OBP: 0.443, SLG: 0.570 (1, 3)	BLK		1B						6-3	5	2	2	1	0	0	4											
Butch Wynegar, S OBP: 0.349, SLG: 0.372 (1, 2)	F8		FC3-6						4-3	5	0	2	2	0	0	1											
Glenn Adams, L OBP: 0.372, SLG: 0.469 (1, 7)	F7		FC3-6						3-1	3	0	1	1	1	0	0											
Mike Cabbage, L OBP: 0.322, SLG: 0.393 (1, 5)			FC3-6						1-3	4	0	1	0	0	0	3											
Rich Chiles, L OBP: 0.335, SLG: 0.373 (1, 9)	SH1-4		F7						4-3	3	1	1	0	0	0	2											
Randy Bass, L OBP: 0.100, SLG: 0.100 (1, 10)									1-3	3	0	0	0	0	2	2											
Rob Wilfong, L OBP: 0.313, SLG: 0.278 (6, PR)									1-3	0	1	0	0	0	0	0											
Craig Kusick, R OBP: 0.373, SLG: 0.429 (8, PH)									1-3	1	0	0	0	0	0	0											
Bob Randall, R OBP: 0.287, SLG: 0.293 (1, 4)	5-3								1-3	3	0	1	0	0	0	1											
Inning Stats	R: 2 E: 0 K: 0 S: 4	H: 1 LOB: 0 BB: 1 P: 8	R: 0 E: 0 K: 1 S: 6	H: 1 LOB: 1 BB: 0 P: 6	R: 2 E: 0 K: 0 S: 7	H: 4 LOB: 2 BB: 0 P: 7	R: 0 E: 0 K: 1 S: 5	H: 1 LOB: 0 BB: 0 P: 5	R: 1 E: 0 K: 0 S: 4	H: 2 LOB: 1 BB: 1 P: 8	R: 2 E: 1 K: 0 S: 6	H: 2 LOB: 2 BB: 0 P: 6	R: 0 E: 0 K: 0 S: 3	H: 0 LOB: 0 BB: 0 P: 3	R: 0 E: 0 K: 0 S: 3	H: 0 LOB: 0 BB: 0 P: 3	R: 0 E: 0 K: 0 S: 4	H: 1 LOB: 1 BB: 0 P: 4	1B: 9 2B: 2 3B: 1 HR: 0	SF: 1 SAC: 2 DP: 1 HBP: 0	WP: 0 PA: 40 PB: 0 CS: 0						
PITCHER	IP	WLS	BF	H	R	ER	SO	BB	IBB	HBP	BLK	WP	HR	S	P	ERA	WHIP										
Steve Stone, R ERA: 4.42 (1, 1)	2.1	L	14	6	4	4	1	1	0	0	1	0	0	15	19	15.43	3.000										
Silvio Martinez, R ERA: 5.85 (3, 1)	3.2		16	5	3	2	1	1	0	0	0	0	0	17	21	4.91	1.636										
John Verhoeven, R ERA: 2.08 (7, 1)	3.0		10	1	0	0	0	0	0	0	0	0	0	10	10	0.00	0.333										

Batter	1	2	3	4	5	6	7	8	9	AB	R	H	RBI	BB	SO	LOB	BOTTOM										
Ralph Garr, L OBP: 0.329, SLG: 0.433 (1, 7)	G4-6-3		2B							0	0	0	0	1	0	0	Minnesota Twins @ Chicago White Sox Comiskey Park, Chicago, IL Thu Sep 15 1977, 8:05 PM EDT Att: 12,962 - Unknown - 60 F livebaseballscorecards.com										
Wayne Nordhagen, R OBP: 0.286, SLG: 0.469 (2, 7)	BB		1B						6-3	3	0	1	0	0	1	0											
Chet Lemon, R OBP: 0.346, SLG: 0.462 (1, 8)	P6		2B						F8	4	0	2	0	0	0	1											
Jorge Orta, L OBP: 0.339, SLG: 0.421 (1, 4)	G4-6-3		BB						3-1	3	0	1	0	1	0	2											
Lamar Johnson, R OBP: 0.343, SLG: 0.499 (1, 10)	4-3		L8						6-3	4	0	0	0	0	0	5											
Oscar Gamble, L OBP: 0.380, SLG: 0.589 (1, 9)	K								P3	2	1	0	0	1	1	0											
Bob Coluccio, R OBP: 0.500, SLG: 0.333 (7, 9)	K								1-3	1	0	0	0	0	0	0											
Eric Soderholm, R OBP: 0.382, SLG: 0.514 (1, 5)									6-3	3	1	1	0	0	0	0											
Jim Spencer, L OBP: 0.301, SLG: 0.409 (1, 3)									F7	3	0	1	0	0	0	0											
Mike Squires, L (7, 3)	K								P6	1	0	0	0	0	0	0											
Don Kessinger, S OBP: 0.297, SLG: 0.269 (1, 6)									F7	3	0	1	2	0	0	0											
John Flannery, R (8, 6)										0	0	0	0	0	0	0											
Bill Nahorodny, R (1, 2)									1-3	3	0	0	0	0	0	1											
Inning Stats	R: 0 E: 0 K: 0 S: 2	H: 0 LOB: 0 BB: 1 P: 6	R: 0 E: 0 K: 2 S: 7	H: 0 LOB: 1 BB: 0 P: 8	R: 0 E: 0 K: 0 S: 5	H: 2 LOB: 3 BB: 1 P: 9	R: 2 E: 0 K: 1 S: 6	H: 2 LOB: 0 BB: 1 P: 10	R: 0 E: 0 K: 1 S: 6	H: 1 LOB: 1 BB: 0 P: 6	R: 0 E: 0 K: 0 S: 3	H: 0 LOB: 0 BB: 0 P: 3	R: 0 E: 0 K: 0 S: 3	H: 0 LOB: 0 BB: 0 P: 3	R: 0 E: 0 K: 0 S: 3	H: 1 LOB: 0 BB: 0 P: 3	R: 0 E: 0 K: 0 S: 3	H: 0 LOB: 0 BB: 0 P: 3	1B: 3 2B: 3 3B: 0 HR: 0	SF: 0 SAC: 0 DP: 3 HBP: 1	WP: 0 PA: 34 PB: 0 CS: 0						
PITCHER	IP	WLS	BF	H	R	ER	SO	BB	IBB	HBP	BLK	WP	HR	S	P	ERA	WHIP										
Geoff Zahn, L ERA: 4.56 (1, 1)	9.0	W	34	6	2	2	4	3	0	1	0	0	0	38	51	2.00	1.000										

Batter	1	2	3	4	5	6	7	8	9	AB	R	H	RBI	BB	SO	LOB	TOP								
Roy Smalley, S (1, 6) OBP: 0.320, SLG: 0.320	5-3		P6			FC3-5 L8 1B	BB 1B		K	5	1	1	1	0	1	2									
Willie Norwood, R (1, 8) OBP: 0.224, SLG: 0.189	K			L6		L8	1B		2B	4	2	2	1	1	1	0									
Dan Ford, R (1, 9) OBP: 0.344, SLG: 0.433	K			5-3		L8	1B		2B	3	0	0	0	0	1	2									
Rod Carew, L (7, PH) OBP: 0.444, SLG: 0.573	K			5-3		L8	1B		2B	2	1	2	2	0	0	0									
Craig Kusick, R (1, 3) OBP: 0.371, SLG: 0.423		5-3		6-3		K	PB 1B		K	3	0	0	0	1	1	2									
Sam Perlozzo, R (7, 4)		5-3		6-3		K	PB 1B		K	1	0	0	0	0	1	1									
Larry Wolfe, R (1, 5) OBP: 0.200, SLG: 0.200		F2			L4		E7		6-3	5	0	1	2	0	0	1									
Bob Gorinski, R (1, 7) OBP: 0.216, SLG: 0.308		P4			K		FC4-6			4	1	0	0	0	1	3									
Butch Wynegar, S (1, 2) OBP: 0.351, SLG: 0.374					1-3		FC6-4		L6	3	2	1	0	1	0	0									
Jerry Terrell, R (1, 10) OBP: 0.269, SLG: 0.273				SH1-3 SF7 2B					L6																
Bob Randall, R (1, 4) OBP: 0.286, SLG: 0.293				SH1-3					4-3	2	1	1	2	1	0	0									
Lyman Bostock, L (7, PH) OBP: 0.387, SLG: 0.503				2-3					4-3	0	1	0	1	0	0	0									
				SF7					4-3	2	0	0	0	0	1	1									
				3H																					
Inning Stats	R: 0 E: 0 K: 2 S: 7	H: 0 LOB: 0 BB: 0 P: 7	R: 0 E: 0 K: 0 S: 3	H: 0 LOB: 0 BB: 0 P: 3	R: 0 E: 0 K: 0 S: 4	H: 1 LOB: 0 BB: 0 P: 4	R: 0 E: 0 K: 0 S: 3	H: 0 LOB: 0 BB: 0 P: 3	R: 0 E: 0 K: 1 S: 5	H: 0 LOB: 0 BB: 0 P: 5	R: 1 E: 0 K: 1 S: 7	H: 1 LOB: 2 BB: 1 P: 11	R: 6 E: 1 K: 1 S: 10	H: 4 LOB: 2 BB: 3 P: 22	R: 0 E: 0 K: 0 S: 3	H: 0 LOB: 0 BB: 0 P: 3	R: 1 E: 0 K: 2 S: 9	H: 2 LOB: 1 BB: 0 P: 9	1B: 4 2B: 4 3B: 0 HR: 0	SF: 1 SAC: 2 DP: 0 HBP: 0	WP: 0 PB: 1 SB: 0 CS: 0	PA: 41			
PITCHER	IP	WLS	BF	H	R	ER	SO	BB	IBB	HBP	BLK	WP	HR	S	P	ERA	WHIP								
Roger Moret, L (1, 1) ERA: 3.79	6.1	L	26	3	5	5	4	2	0	0	0	0	0	32	40	7.11	0.789								
Len Barker, R (7, 1) ERA: 3.99	0.1		3	1	0	0	1	1	0	0	0	0	0	4	8	0.00	6.000								
Darold Knowles, L (7, 1) ERA: 3.28	0.0		3	2	3	2	0	1	0	0	0	0	0	2	6	∞	∞								
Bobby Cuellar, R (7, 1) ERA: 2.45	0.1		1	0	0	0	0	0	0	0	0	0	0	1	1	0.00	0.000								
John Poloni, L (8, 1) ERA: 4.5	2.0		8	2	1	1	2	0	0	0	0	0	0	12	12	4.50	1.000								

Minnesota Twins @ Texas Rangers
Arlington Stadium, Arlington, TX
Fri Sep 16 1977, 8:05 PM EDT
Att: 20,632 - Unknown - 86 F

AB	34
R	9
H	8
RBI	9
BB	4
SO	7
LOB	12



Batter	1	2	3	4	5	6	7	8	9	AB	R	H	RBI	BB	SO	LOB	BOTTOM								
Mike Hargrove, L (1, 3) OBP: 0.319, SLG: 0.468	SH5-3 FC 1B		1B SH1-4 FC9-5 BB		K		6-3		1B 1B	3	3	1	0	2	1	0									
Bert Campaneris, R (1, 6) OBP: 0.317, SLG: 0.344	SH5-3 1B		SH1-4		5-3		1-6-3		S 1B G6-4-3 1B	4	1	2	1	0	0	0									
Bump Wills, S (1, 4) OBP: 0.364, SLG: 0.419	SH5-3		FC9-5 BB 1B		1B BB		1-3		G6-4-3 S 1B	3	0	2	1	1	0	0									
Toby Harrah, R (1, 5) OBP: 0.389, SLG: 0.479	FC FC6		FC9-5 BB		1B				F7 G6-4-3	3	0	1	1	2	0	1									
Willie Horton, R (1, 10) OBP: 0.339, SLG: 0.436	L8		FC9-5						G6-4-3	3	0	1	1	0	0	4									
Eddie Miller, S (6, PH) ERA: 4.33	L8		FC9-5						G6-4-3	0	1	0	0	0	0	0									
Tom Grieve, R (8, PH) OBP: 0.263, SLG: 0.332	L8		FC9-5						G6-4-3	2	1	1	0	0	0	2									
Ken Henderson, S (1, 8) OBP: 0.307, SLG: 0.373	FC6		G3						G3	5	0	2	1	0	0	5									
Jim Sundberg, R (1, 2) OBP: 0.369, SLG: 0.392		F8		L8		SH5-4 1B			G3	3	0	0	0	0	0	1									
Dave May, L (1, 9) OBP: 0.305, SLG: 0.333		P4		5-3		SF7			4-3	3	0	0	1	0	0	1									
Lew Beasley, L (1, 7) OBP: 0.233, SLG: 0.250		4-3		K2-3		4-3			1B 1B	4	1	1	0	0	1	2									
Inning Stats	R: 1 E: 0 K: 0 S: 5	H: 1 LOB: 2 BB: 1 P: 9	R: 0 E: 0 K: 0 S: 3	H: 0 LOB: 0 BB: 0 P: 3	R: 1 E: 0 K: 0 S: 4	H: 1 LOB: 2 BB: 2 P: 12	R: 0 E: 0 K: 1 S: 5	H: 0 LOB: 0 BB: 0 P: 5	R: 0 E: 0 K: 1 S: 5	H: 0 LOB: 0 BB: 0 P: 9	R: 1 E: 0 K: 0 S: 5	H: 2 LOB: 2 BB: 0 P: 5	R: 0 E: 0 K: 0 S: 3	H: 0 LOB: 0 BB: 0 P: 3	R: 1 E: 0 K: 0 S: 5	H: 2 LOB: 1 BB: 0 P: 5	R: 3 E: 0 K: 0 S: 6	H: 4 LOB: 1 BB: 1 P: 10	1B: 9 2B: 2 3B: 0 HR: 0	SF: 1 SAC: 3 DP: 1 HBP: 0	WP: 0 PB: 0 SB: 0 CS: 0	PA: 42			
PITCHER	IP	WLS	BF	H	R	ER	SO	BB	IBB	HBP	BLK	WP	HR	S	P	ERA	WHIP								
Pete Redfern, R (1, 1) ERA: 5.3	2.2		14	2	2	2	0	3	0	0	0	0	0	11	23	6.75	1.875								
Ron Schueier, R (3, 1) ERA: 4.33	2.1		8	1	0	0	2	1	0	0	0	0	0	11	15	0.00	0.857								
Tom Johnson, R (6, 1) ERA: 3.15	4.0	W	20	8	5	5	0	1	0	0	0	0	0	19	23	11.25	2.250								

Minnesota Twins @ Texas Rangers
Arlington Stadium, Arlington, TX
Fri Sep 16 1977, 8:05 PM EDT
Att: 20,632 - Unknown - 86 F

AB	33
R	7
H	11
RBI	6
BB	5
SO	2
LOB	16



Batter	1	2	3	4	5	6	7	8	9	10	11	12	13	14	15	16	17	AB	R	H	RBI	BB	SO	LOB	TOP							
Lyman Bostock, L OBP: 0.387, SLG: 0.503 (1, 7)	E6 4-3 SH1-4		K		F7		SF8			SH1-4 BB		6-3			2B		1B	6	0	2	1	1	1	1								
Roy Smalley, S OBP: 0.317, SLG: 0.317 (1, 6)	SH1-4		K		4-3		F7			SH1-4			L6		1-3		F8	6	0	0	0	0	1	5								
Rod Carew, L OBP: 0.444, SLG: 0.572 (1, 3)	4-3		6-3				FC6-5 SH3-4 1B			4-3 WP 2B			L7				6-3	6	1	2	0	1	0	1								
Butch Wynegar, S OBP: 0.349, SLG: 0.370 (1, 2)	F9				G3		SH3-4			4-3			F7					5	0	0	0	1	0	4								
Rob Wilfong, L OBP: 0.217, SLG: 0.276 (16, PR)										G3-6-3 IBB								0	0	0	0	0	0	0								
Bud Bulling, R OBP: 0.275, SLG: 0.143 (16, 2)										4-3								0	0	0	0	0	0	0								
Rich Chiles, L OBP: 0.335, SLG: 0.381 (1, 10)																		3	1	1	0	0	0	1								
Craig Kusick, R OBP: 0.371, SLG: 0.423 (8, PH)																		0	0	0	0	0	0	0								
Randy Bass, L OBP: 0.154, SLG: 0.154 (114, PR)																		3	0	1	0	0	0	0								
Jerry Terrell, R OBP: 0.288, SLG: 0.271 (114, PR)																		1	0	0	0	0	1	1								
Glenn Adams, L OBP: 0.366, SLG: 0.461 (8, 9)																		4	0	0	0	0	1	2								
Willie Norwood, R OBP: 0.217, SLG: 0.182 (8, 9)																		2	0	0	0	0	2	2								
Mike Cubbage, L OBP: 0.326, SLG: 0.396 (1, 5)																		7	1	4	1	0	0	2								
Dan Ford, R OBP: 0.342, SLG: 0.432 (8, 9)																		6	1	1	0	0	2	2								
Bob Randall, R OBP: 0.286, SLG: 0.296 (1, 4)																		7	0	2	1	0	2	2								
Inning Stats	R: 0 E: 1 K: 0 S: 4	H: 0 LOB: 1 BB: 0 P: 4	R: 1 E: 0 K: 0 S: 5	H: 2 LOB: 1 BB: 0 P: 5	R: 0 E: 0 K: 0 S: 3	H: 0 LOB: 0 BB: 0 P: 3	R: 0 E: 0 K: 0 S: 5	H: 0 LOB: 0 BB: 0 P: 5	R: 1 E: 1 K: 0 S: 6	H: 1 LOB: 0 BB: 0 P: 6	R: 0 E: 0 K: 0 S: 3	H: 0 LOB: 0 BB: 0 P: 3	R: 0 E: 0 K: 1 S: 5	H: 0 LOB: 0 BB: 0 P: 5	R: 0 E: 0 K: 0 S: 3	H: 0 LOB: 0 BB: 0 P: 3	R: 0 E: 0 K: 2 S: 8	H: 1 LOB: 1 BB: 0 P: 8	R: 0 E: 0 K: 1 S: 7	H: 2 LOB: 2 BB: 0 P: 7	R: 0 E: 0 K: 1 S: 7	H: 2 LOB: 2 BB: 0 P: 7	1B: 8 2B: 5 3B: 1 HR: 0	SF: 1 SAC: 5 DP: 2 HBP: 0	WP: 2 PB: 0 SB: 1 CS: 1	PA: 65						
PITCHER	IP 7.0	WLS 2	BF 29	H 8	R 3	ER 3	SO 2	BB 0	IBB 0	HBP 0	BLK 0	WP 0	HR 1	S 33	P 33	ERA 3.86	WHIP 1.143															
Dock Ellis, R ERA: 3.0																																
Paul Lindblad, L ERA: 3.88																																
Len Barker, R ERA: 3.0																																
Batter	1	2	3	4	5	6	7	8	9	10	11	12	13	14	15	16	17	AB	R	H	RBI	BB	SO	LOB	BOTTOM							
Mike Harroove, L OBP: 0.319, SLG: 0.485 (10, PR)	G3		F8															3	0	0	0	2	0	1								
Sandy Alomar Sr., S OBP: 0.341, SLG: 0.347 (11, 3)																		3	0	2	0	0	1	0								
Bert Campaneris, R OBP: 0.316, SLG: 0.342 (1, 6)	4-3		5-3															5	0	1	1	0	0	2								
Tom Grieve, R OBP: 0.266, SLG: 0.354 (9, PR)																		4	1	2	1	0	0	1								
Eddie Miller, S OBP: 0.250, SLG: 0.293 (10, 7)																		0	1	0	0	0	0	0								
Keith Smith, R OBP: 0.250, SLG: 0.293 (10, 7)																		2	0	0	0	0	0	3								
Toby Harrah, R OBP: 0.389, SLG: 0.483 (1, 5)																		6	1	2	1	1	2	4								
Willie Horton, R OBP: 0.338, SLG: 0.432 (1, 10)																		6	0	1	0	1	1	5								
Bump Wills, S OBP: 0.383, SLG: 0.420 (1, 4)																		6	1	1	0	1	0	4								
Ken Henderson, S OBP: 0.387, SLG: 0.372 (9, PH)																		3	0	1	1	0	1	1								
Kurt Bevacqua, R OBP: 0.275, SLG: 0.382 (10, 9)																		2	0	0	0	1	1	1								
Bill Fahey, L OBP: 0.232, SLG: 0.273 (15, 2)																		1	0	0	0	0	1	0								
Jim Sundberg, R OBP: 0.369, SLG: 0.391 (14, PR)																		6	0	2	0	0	2	4								
Lew Beasley, L OBP: 0.226, SLG: 0.241 (15, 9)																		1	0	0	0	0	0	0								
Dave May, L OBP: 0.299, SLG: 0.326 (10, 8)																		7	1	0	0	0	1	5								
Inning Stats	R: 1 E: 0 K: 1 S: 6	H: 1 LOB: 1 BB: 0 P: 6	R: 0 E: 0 K: 1 S: 4	H: 0 LOB: 1 BB: 1 P: 8	R: 0 E: 0 K: 0 S: 4	H: 1 LOB: 1 BB: 0 P: 4	R: 1 E: 0 K: 0 S: 4	H: 2 LOB: 0 BB: 0 P: 4	R: 0 E: 0 K: 0 S: 3	H: 0 LOB: 0 BB: 0 P: 3	R: 0 E: 0 K: 1 S: 5	H: 0 LOB: 0 BB: 0 P: 9	R: 1 E: 0 K: 0 S: 4	H: 2 LOB: 1 BB: 0 P: 4	R: 0 E: 0 K: 0 S: 3	H: 0 LOB: 0 BB: 0 P: 3	R: 0 E: 0 K: 1 S: 9	H: 0 LOB: 0 BB: 0 P: 9	R: 0 E: 0 K: 0 S: 4	H: 1 LOB: 1 BB: 0 P: 4	R: 0 E: 0 K: 1 S: 6	H: 1 LOB: 1 BB: 0 P: 6	R: 0 E: 0 K: 0 S: 4	H: 1 LOB: 2 BB: 1 P: 8	R: 0 E: 0 K: 1 S: 5	H: 0 LOB: 0 BB: 0 P: 5	R: 1 E: 1 K: 0 S: 3	H: 1 LOB: 2 BB: 0 P: 3	1B: 8 2B: 3 3B: 1 HR: 2	SF: 0 SAC: 4 DP: 3 HBP: 0	WP: 0 PB: 0 SB: 1 CS: 2	PA: 65
PITCHER	IP 6.1	WLS 2	BF 25	H 3	R 3	ER 3	SO 3	BB 0	IBB 0	HBP 0	BLK 0	WP 0	HR 2	S 29	P 37	ERA 4.26	WHIP 1.263															
Dave Johnson, R ERA: 4.46																																
Ron Schueler, R ERA: 4.26																																
Tom Burgmeier, L ERA: 4.5																																
Gary Serun, R ERA: 3.66																																
Don Carithers, R ERA: 10.24																																

Minnesota Twins @ Texas Rangers
Arlington Stadium, Arlington, TX
Sat Sep 17 1977, 8:05 PM EDT
Att. 13,163 - Unknown - 92 F

AB 56
R 4
H 13
RBI 3
BB 3
SO 10
LOB 23



Minnesota Twins @ Texas Rangers
Arlington Stadium, Arlington, TX
Sat Sep 17 1977, 8:05 PM EDT
Att. 13,163 - Unknown - 92 F

AB 55
R 5
H 12
RBI 4
BB 6
SO 10
LOB 31



Batter	1	2	3	4	5	6	7	8	9	AB	R	H	RBI	BB	SO	LOB	TOP										
Lyman Bostock, L OBP: 0.387, SLG: 0.501 (1, 8)	F9		1B	4-3		1-2 BB		F7		4	1	1	0	1	0	2	Minnesota Twins @ Texas Rangers Arlington Stadium, Arlington, TX Sun Sep 18 1977, 4:33 AM EDT Unknown - 87 F										
Roy Smalley, S OBP: 0.316, SLG: 0.319 (1, 6)	L7		K			1-2 BB		BB		5	1	2	1	0	1	3											
Rod Carew, L OBP: 0.447, SLG: 0.574 (1, 3)	1B		1B			FC4-6		F5		4	0	3	1	1	0	0											
Butch Wynegar, S OBP: 0.349, SLG: 0.371 (1, 2)	1B		1B			FC4-6		P6		5	0	2	1	0	0	4											
Rich Chiles, L OBP: 0.331, SLG: 0.376 (1, 9)	4-3		P6			G3		6-3		3	0	0	0	0	0	5											
Dan Ford, R OBP: 0.340, SLG: 0.430 (7, PH) (7, 9)	4-3		P6			G3		6-3		2	0	0	0	0	0	0											
Glenn Adams, L OBP: 0.373, SLG: 0.466 (1, 7)										2	0	2	0	1	0	0											
Willie Norwood, R OBP: 0.210, SLG: 0.175 (6, 8)										2	0	0	0	0	1	0											
Mike Cabbage, L OBP: 0.393, SLG: 0.393 (1, 5)	F9		K			4-3		E5		3	0	0	0	0	1	4											
Larry Wolfe, R OBP: 0.143, SLG: 0.143 (6, 5)	F9		K			4-3		E5		2	1	0	0	0	0	0											
Randy Bass, L OBP: 0.125, SLG: 0.125 (1, 10)	K					3-1		F7		3	0	0	0	0	2	1											
Craig Kusick, R OBP: 0.373, SLG: 0.430 (8, PH)	K					3-1		F7		1	1	1	1	0	0	0											
Bob Randall, R OBP: 0.289, SLG: 0.297 (1, 4)	K					F8		BB		3	0	1	0	1	1	1											
Inning Stats	R: 0 E: 0 K: 0 S: 5	H: 2 LOB: 2 BB: 0 P: 5	R: 0 E: 0 K: 2 S: 8	H: 1 LOB: 1 BB: 0 P: 8	R: 1 E: 0 K: 2 S: 10	H: 3 LOB: 3 BB: 1 P: 14	R: 0 E: 0 K: 1 S: 5	H: 0 LOB: 0 BB: 0 P: 5	R: 1 E: 0 K: 0 S: 5	H: 3 LOB: 2 BB: 0 P: 5	R: 0 E: 0 K: 0 S: 4	H: 1 LOB: 2 BB: 1 P: 8	R: 0 E: 0 K: 0 S: 3	H: 0 LOB: 0 BB: 0 P: 3	R: 2 E: 1 K: 0 S: 6	H: 2 LOB: 3 BB: 2 P: 14	R: 0 E: 0 K: 1 S: 5	H: 0 LOB: 0 BB: 0 P: 5	1B: 10 2B: 2 3B: 0 HR: 0	SF: 0 SAC: 0 DP: 0 HBP: 0	WP: 0 PB: 1 CS: 0	PA: 43					
PITCHER	IP	WLS	BF	H	R	ER	SO	BB	IBB	HBP	BLK	WP	HR	S	P	ERA	WHIP										
Gaylord Perry, R ERA: 3.56 (1, 1)	5.2	W	27	10	2	2	5	1	0	0	0	0	0	36	40	3.18	1.941										
Roger Moret, L ERA: 3.65 (6, 1)	2.1		13	2	2	0	0	3	0	0	0	0	0	10	22	0.00	2.143										
Adrian Devine, R ERA: 3.67 (9, 1)	1.0	S	3	0	0	0	1	0	0	0	0	0	0	5	5	0.00	0.000										

AB	39
R	4
H	12
RBI	4
BB	4
SO	6
LOB	20



Batter	1	2	3	4	5	6	7	8	9	AB	R	H	RBI	BB	SO	LOB	BOTTOM										
Bump Willis, S OBP: 0.361, SLG: 0.417 (1, 4)	E6			P4		F9		K		4	1	0	0	1	1	2	Minnesota Twins @ Texas Rangers Arlington Stadium, Arlington, TX Sun Sep 18 1977, 4:33 AM EDT Unknown - 87 F										
Jim Mason, L OBP: 0.246, SLG: 0.252 (1, 6)	WP			4-3		K				2	1	1	1	2	1	0											
Claudell Washington, L OBP: 0.319, SLG: 0.416 (1, 8)	4-3			4-3		5-3				4	0	0	1	0	0	5											
Toby Harrah, R OBP: 0.392, SLG: 0.489 (1, 5)	6-3			HR		BB		G5-4-3		2	1	1	1	2	0	0											
Willie Horton, R OBP: 0.336, SLG: 0.429 (1, 10)	F8			K		K		G5-4-3		4	0	0	0	0	2	4											
Jim Sundberg, R OBP: 0.370, SLG: 0.393 (1, 2)				K		K		K		3	1	1	0	1	2	0											
Tom Grieve, R OBP: 0.276, SLG: 0.471 ERA: 4.28 (1, 9)				BB		1B		G4-6-3		4	1	3	0	0	1	1											
Eddie Miller, S (8, PR)				K						0	0	0	0	0	0	0											
Dave May, L OBP: 0.299, SLG: 0.326 (9, 9)				2B		1B		E		0	0	0	0	0	0	0											
Pat Putnam, L OBP: 0.294, SLG: 0.471 ERA: 4.28 (1, 3)				1B		1B		FC6-2		3	0	1	1	0	0	2											
Kurt Bevacqua, R OBP: 0.370, SLG: 0.653 (8, PH)				4-3		G4-6-3		P4		1	0	0	0	0	1	0											
Mike Hargrove, L OBP: 0.319, SLG: 0.465 (9, 3)				CS		2B		1-2		0	0	0	0	0	0	0											
Keith Smith, R OBP: 0.271, SLG: 0.295 (1, 7)				BB		BB		L7		3	0	1	0	1	0	2											
Inning Stats	R: 2 E: 1 K: 0 S: 5	H: 1 LOB: 0 BB: 0 P: 5	R: 1 E: 0 K: 1 S: 6	H: 2 LOB: 3 BB: 3 P: 18	R: 1 E: 0 K: 2 S: 8	H: 1 LOB: 1 BB: 1 P: 12	R: 0 E: 0 K: 1 S: 6	H: 1 LOB: 2 BB: 0 P: 14	R: 1 E: 0 K: 0 S: 4	H: 2 LOB: 3 BB: 2 P: 4	R: 0 E: 0 K: 1 S: 5	H: 0 LOB: 0 BB: 0 P: 5	R: 0 E: 0 K: 1 S: 4	H: 0 LOB: 0 BB: 1 P: 8	R: 0 E: 1 K: 1 S: 6	H: 1 LOB: 2 BB: 0 P: 6	R: 0 E: 0 K: 0 S: 3	H: 0 LOB: 0 BB: 0 P: 5	1B: 4 2B: 3 3B: 0 HR: 1	SF: 0 SAC: 0 DP: 2 HBP: 0	WP: 1 PB: 0 CS: 1	PA: 37					
PITCHER	IP	WLS	BF	H	R	ER	SO	BB	IBB	HBP	BLK	WP	HR	S	P	ERA	WHIP										
Paul Thordogard, R ERA: 4.28 (1, 1)	3.0	L	18	5	4	3	3	4	0	0	0	0	1	20	36	9.00	3.000										
Jim Shellenback, L ERA: 8.44 (4, 1)	2.0		9	2	1	1	1	2	0	0	0	0	0	9	17	4.50	2.000										
Jeff Holly, L ERA: 7.09 (6, 1)	3.0		10	1	0	0	3	1	0	0	0	0	0	15	19	0.00	0.667										

AB	30
R	5
H	8
RBI	4
BB	7
SO	7
LOB	17



Batter	1	2	3	4	5	6	7	8	9	AB	R	H	RBI	BB	SO	LOB	TOP	
Luis Gomez, R (1,6) OBP: 0.259, SLG: 0.364 Rod Carew, L (9, PH) OBP: 0.446, SLG: 0.573	P4		F9			6-3		F9	K	4	0	0	0	0	0	1		
Willie Norwood, R (1,8) OBP: 0.227, SLG: 0.295	K		4-3			HR		HR		4	2	2	3	0	1	0		
Dan Ford, R (1,9) OBP: 0.344, SLG: 0.433	1B			G6-4-3		5-3		BB	1B	4	1	3	0	0	0	0		
Craig Kusick, R (1,3) OBP: 0.372, SLG: 0.425	K		G6-4-3			5-3		1B	BB	3	1	0	0	1	1	2		
Larry Wolfe, R (1,5) OBP: 0.273, SLG: 0.273			5-3			6-3		HR	1B	4	1	2	1	0	0	0		
Bob Gorinski, R (1,7) OBP: 0.217, SLG: 0.333	6-3					F9				4	1	1	3	0	1	1		
Jerry Terrell, R (1,10) OBP: 0.263, SLG: 0.266	F3					L8				4	0	0	0	0	0	1		
Sam Perlozzo, R (1,4) OBP: 0.143, SLG: 0.143 Lyman Bostock, L (9, PH) OBP: 0.397, SLG: 0.500	6-3					6-3		2B	1B	3	1	1	0	0	0	1		
Bud Bulling, R (1,2) OBP: 0.278, SLG: 0.194 Rich Chiles, L (9, PH) OBP: 0.330, SLG: 0.375			G3			F9		WP	HR	3	1	1	1	0	0	0		
Inning Stats	R: 0 E: 0 K: 2 S: 8	H: 1 LOB: 1 BB: 0 P: 8	R: 0 E: 0 K: 0 S: 4	H: 1 LOB: 1 BB: 0 P: 4	R: 0 E: 0 K: 0 S: 3	H: 0 LOB: 0 BB: 0 P: 3	R: 0 E: 0 K: 0 S: 3	H: 1 LOB: 0 BB: 0 P: 3	R: 0 E: 0 K: 1 S: 5	H: 0 LOB: 0 BB: 0 P: 5	R: 7 E: 0 K: 0 S: 9	H: 6 LOB: 0 BB: 1 P: 13	R: 0 E: 0 K: 1 S: 5	H: 0 LOB: 0 BB: 0 P: 5	1B: 6 2B: 1 3B: 0 HR: 3	SF: 0 SAC: 0 DP: 1 HBP: 0	WP: 1 PA: 37 PB: 0 CS: 0	
PITCHER	IP	WLS	BF	H	R	ER	SO	BB	IBB	HBP	BLK	WP	HR	S	P	ERA	WHIP	
Jim Umberger, L (1,1) ERA: 6.4	7.2	W	29	7	4	4	3	0	0	0	0	1	2	35	35	4.70	0.913	
Paul Lindblad, L (8,1) ERA: 4.04	0.1		5	3	4	4	0	1	0	0	0	0	1	4	8	108.00	12.000	
Adrian Devine, R (9,1) ERA: 3.63	1.0	S	3	0	0	0	1	0	0	0	0	0	0	5	5	0.00	0.000	

Minnesota Twins @ Texas Rangers
Arlington Stadium, Arlington, TX
Sun Sep 18 1977, 4:38 AM EDT
Att: 10,575 - Unknown

AB 36
R 8
H 10
RBI 8
BB 1
SO 4
LOB 6



Batter	1	2	3	4	5	6	7	8	9	AB	R	H	RBI	BB	SO	LOB	BOTTOM	
Mike Hargrove, L (1,3) OBP: 0.319, SLG: 0.472 Eddie Miller, S (8, PR)	6-3		F8		G3			S		5	1	2	2	0	0	0		
Pat Putnam, L (9,3) OBP: 0.294, SLG: 0.471						HR		2B		0	0	0	0	0	0	0		
Bert Campaneris, R (1,6) OBP: 0.318, SLG: 0.344	1B		K		FC4-6	1B	1B	K		4	2	2	0	1	2	1		
Claudell Washington, L (1,8) OBP: 0.320, SLG: 0.416	2-3				6-3	FC4-6		F7		5	1	2	0	0	0	3		
Toby Harrah, R (1,5) OBP: 0.393, SLG: 0.488	2-3			S		4-3				3	1	1	2	1	0	2		
Bump Willis, S (1,4) OBP: 0.362, SLG: 0.420	K			E						4	2	2	1	0	2	3		
Kurt Bevacqua, R (1,10) OBP: 0.365, SLG: 0.641			K		E7					3	1	1	2	0	1	1		
Ken Henderson, S (1,9) OBP: 0.306, SLG: 0.384			F7		1B					4	1	1	2	0	1	2		
Dave May, L (1,7) OBP: 0.299, SLG: 0.326 Keith Smith, R (9, PH) OBP: 0.296, SLG: 0.333			F7		HR					3	0	1	1	0	0	0		
Bill Fahey, L (1,2) OBP: 0.220, SLG: 0.259					L8					1	1	1	0	0	0	0		
Inning Stats	R: 1 E: 0 K: 1 S: 6	H: 1 LOB: 1 BB: 1 P: 10	R: 0 E: 0 K: 1 S: 5	H: 0 LOB: 0 BB: 0 P: 5	R: 0 E: 0 K: 1 S: 5	H: 0 LOB: 0 BB: 0 P: 5	R: 4 E: 1 K: 0 S: 6	H: 3 LOB: 1 BB: 1 P: 10	R: 0 E: 0 K: 2 S: 9	H: 2 LOB: 1 BB: 0 P: 9	R: 3 E: 0 K: 1 S: 9	H: 4 LOB: 1 BB: 0 P: 9	R: 1 E: 0 K: 1 S: 7	H: 2 LOB: 2 BB: 0 P: 7	1B: 8 2B: 3 3B: 0 HR: 2	SF: 1 SAC: 1 DP: 0 HBP: 0	WP: 0 PA: 39 PB: 0 CS: 0	
PITCHER	IP	WLS	BF	H	R	ER	SO	BB	IBB	HBP	BLK	WP	HR	S	P	ERA	WHIP	
Dave Goltz, R (1,1) ERA: 3.39	5.2	L	26	7	6	6	4	2	0	0	0	0	1	15	15	21.60	3.600	
Tom Burgmeier, L (6,1) ERA: 5.09	1.2		11	6	4	4	2	0	0	0	0	0	1	15	15	21.60	3.600	
Tom Johnson, R (8,1) ERA: 3.14	0.2		2	0	0	0	1	0	0	0	0	0	0	4	4	0.00	0.000	

Minnesota Twins @ Texas Rangers
Arlington Stadium, Arlington, TX
Sun Sep 18 1977, 4:38 AM EDT
Att: 10,575 - Unknown

AB 35
R 10
H 13
RBI 10
BB 2
SO 7
LOB 13



Batter	1	2	3	4	5	6	7	8	9	AB	R	H	RBI	BB	SO	LOB	TOP			
Willie Norwood, R OBP: 0.257, SLG: 0.338										4	0	3	1	0	0	0	Minnesota Twins @ Kansas City Royals Royals Stadium, Kansas City, MO Tue Sep 20 1977, 8:05 PM EDT Att: 24,549 - Cloudy - 71 F			
Lyman Bostock, L OBP: 0.386, SLG: 0.497										3	0	0	0	1	2	2				
Dan Ford, R OBP: 0.341, SLG: 0.429										4	0	0	0	0	1	4				
Craig Kusick, R OBP: 0.377, SLG: 0.427										3	0	2	0	1	0	0				
Larry Wolfe, R OBP: 0.214, SLG: 0.214										3	0	0	0	0	0	2				
Roy Smalley, S OBP: 0.316, SLG: 0.317										4	0	0	0	0	1	3				
Butch Wynegar, S OBP: 0.348, SLG: 0.376										4	1	1	1	0	1	2				
Bob Gorinski, R OBP: 0.212, SLG: 0.325										3	0	0	0	0	1	0				
Bob Randall, R OBP: 0.289, SLG: 0.297										3	1	1	0	0	0	0				
Inning Stats	R: 0 E: 0 K: 1 S: 5	H: 1 LOB: 0 BB: 0 P: 5	R: 0 E: 0 K: 0 S: 2	H: 0 LOB: 0 BB: 1 P: 6	R: 1 E: 0 K: 0 S: 5	H: 2 LOB: 2 BB: 1 P: 9	R: 0 E: 0 K: 0 S: 4	H: 1 LOB: 1 BB: 0 P: 4	R: 1 E: 0 K: 1 S: 7	H: 2 LOB: 1 BB: 0 P: 7	R: 0 E: 0 K: 2 S: 8	H: 0 LOB: 0 BB: 0 P: 8	R: 0 E: 0 K: 0 S: 3	H: 0 LOB: 0 BB: 0 P: 3	R: 0 E: 0 K: 0 S: 3	H: 0 LOB: 0 BB: 0 P: 3	1B: 5 2B: 1 3B: 0 HR: 1	SF: 0 SAC: 1 DP: 2 HBP: 0	WP: 0 PB: 0 SB: 0 CS: 0	PA: 34
PITCHER Paul Splittorf, L ERA: 3.69	IP: 9.0 WLS: W BF: 34 H: 7 R: 2 ER: 2 SO: 6 BB: 2 IBB: 0 HBP: 0 BLK: 0 WP: 0 HR: 1 S: 44 P: 52 ERA: 2.00 WHIP: 1.000															PITCHER				

AB	31
R	2
H	7
RBI	2
BB	2
SO	6
LOB	13



Batter	1	2	3	4	5	6	7	8	9	AB	R	H	RBI	BB	SO	LOB	BOTTOM			
Joe Zdeb, R OBP: 0.337, SLG: 0.372										3	1	1	0	1	0	1	Minnesota Twins @ Kansas City Royals Royals Stadium, Kansas City, MO Tue Sep 20 1977, 8:05 PM EDT Att: 24,549 - Cloudy - 71 F			
Hal McRae, R OBP: 0.362, SLG: 0.508										4	1	1	2	0	0	1				
George Brett, L OBP: 0.374, SLG: 0.537										4	2	2	2	0	0	0				
Al Cowens, R OBP: 0.353, SLG: 0.513										4	0	1	0	0	0	0				
Amos Otis, R OBP: 0.340, SLG: 0.429										3	0	1	0	1	1	0				
John Wathan, R OBP: 0.362, SLG: 0.480										4	0	1	0	0	0	3				
John Mayberry, L OBP: 0.340, SLG: 0.406										3	0	0	0	1	0	2				
Freddie Patek, R OBP: 0.320, SLG: 0.362										4	0	1	0	0	0	3				
Frank White, R OBP: 0.289, SLG: 0.351										3	0	1	0	0	0	1				
Inning Stats	R: 0 E: 0 K: 0 S: 3	H: 0 LOB: 0 BB: 0 P: 3	R: 0 E: 0 K: 0 S: 4	H: 1 LOB: 1 BB: 0 P: 4	R: 0 E: 0 K: 0 S: 4	H: 2 LOB: 1 BB: 0 P: 4	R: 1 E: 0 K: 1 S: 7	H: 2 LOB: 1 BB: 0 P: 7	R: 2 E: 0 K: 0 S: 4	H: 1 LOB: 0 BB: 1 P: 8	R: 0 E: 0 K: 0 S: 3	H: 0 LOB: 0 BB: 0 P: 3	R: 0 E: 0 K: 0 S: 4	H: 1 LOB: 1 BB: 0 P: 4	R: 1 E: 0 K: 0 S: 5	H: 2 LOB: 2 BB: 2 P: 13	1B: 5 2B: 1 3B: 0 HR: 3	SF: 0 SAC: 0 DP: 0 HBP: 0	WP: 0 PB: 0 SB: 1 CS: 2	PA: 35
PITCHER Geoff Zahn, L ERA: 4.54 Tom Johnson, R ERA: 3.16	IP: 7.0 WLS: L BF: 28 H: 7 R: 3 ER: 3 SO: 1 BB: 1 IBB: 0 HBP: 0 BLK: 0 WP: 0 HR: 2 S: 29 P: 33 ERA: 3.86 WHIP: 1.143															PITCHER				

AB	32
R	4
H	9
RBI	4
BB	3
SO	1
LOB	11



Batter	1	2	3	4	5	6	7	8	9	AB	R	H	RBI	BB	SO	LOB	TOP			
Von Joshua, L (1.8) OBP: 0.286, SLG: 0.378										4	0	1	0	0	0	3	Milwaukee Brewers @ Minnesota Twins Metropolitan Stadium, Bloomington, MI Sat Sep 24 1977, 4:33 AM EDT Att. 4,910 - Unknown - 54 F			
Sixto Lezcano, R (1.9) OBP: 0.354, SLG: 0.494										3	0	0	0	1	1					
Cecil Cooper, L (1.3) OBP: 0.317, SLG: 0.437										4	0	2	0	0	1					
Don Money, R (1.4) OBP: 0.348, SLG: 0.467										4	0	0	0	0	2					
Sal Bando, R (1.5) OBP: 0.335, SLG: 0.395										3	2	1	0	1	1					
Ed Kirkpatrick, L (1.10) OBP: 0.325, SLG: 0.297										3	1	0	0	1	0					
Robin Yount, R (1.6) OBP: 0.341, SLG: 0.388										3	0	0	1	0	2					
Dick Davis, R (1.7) OBP: 0.261, SLG: 0.273										3	0	1	1	0	0					
Larry Haney, R (1.2) OBP: 0.261, SLG: 0.232										3	0	2	1	0	1					
Inning Stats	R: 0 E: 0 K: 0 S: 4	H: 2 LOB: 1 BB: 0 P: 4	R: 1 E: 0 K: 0 S: 4	H: 1 LOB: 0 BB: 0 P: 4	R: 0 E: 0 K: 0 S: 3	H: 1 LOB: 1 BB: 1 P: 7	R: 2 E: 0 K: 0 S: 5	H: 2 LOB: 2 BB: 2 P: 13	R: 0 E: 0 K: 1 S: 5	H: 0 LOB: 0 BB: 0 P: 5	R: 0 E: 0 K: 1 S: 5	H: 0 LOB: 0 BB: 0 P: 5	R: 0 E: 0 K: 0 S: 3	H: 1 LOB: 0 BB: 0 P: 3	R: 0 E: 0 K: 0 S: 3	H: 0 LOB: 0 BB: 0 P: 3	1B: 5 2B: 2 3B: 0 HR: 0	SF: 1 SAC: 0 DP: 3 HBP: 0	WP: 0 PB: 0 SB: 0 CS: 0	PA: 34
PITCHER Dave Goltz, R (1.1) ERA: 3.38	IP: 9.0 WLS: W BF: 34 H: 7 R: 3 ER: 3 SO: 4 BB: 3 IBB: 0 HBP: 0 BLK: 0 WP: 0 HR: 0 S: 39 P: 51 ERA: 3.00 WHIP: 1.11															PITCHER				

Batter	1	2	3	4	5	6	7	8	9	AB	R	H	RBI	BB	SO	LOB	BOTTOM			
Lyman Bostock, L (1.7) OBP: 0.392, SLG: 0.507										4	0	3	1	1	0	0	Milwaukee Brewers @ Minnesota Twins Metropolitan Stadium, Bloomington, MI Sat Sep 24 1977, 4:33 AM EDT Att. 4,910 - Unknown - 54 F			
Roy Smalley, S (1.6) OBP: 0.317, SLG: 0.315										4	0	1	1	1	0	3				
Rod Carew, L (1.3) OBP: 0.443, SLG: 0.568										5	0	0	0	0	0	6				
Larry Hise, R (1.9) OBP: 0.362, SLG: 0.528										4	0	1	0	0	1	1				
Glenn Adams, L (1.10) OBP: 0.373, SLG: 0.471										4	1	1	0	0	1	1				
Butch Wynegar, S (1.2) OBP: 0.346, SLG: 0.373										4	0	1	0	0	0	2				
Mike Cabbage, L (1.5) OBP: 0.323, SLG: 0.398										4	1	2	1	0	0	1				
Willie Norwood, R (1.8) OBP: 0.269, SLG: 0.342										4	1	2	1	0	0	2				
Rob Wilfong, L (1.4) OBP: 0.317, SLG: 0.279										3	1	1	0	1	1	1				
Inning Stats	R: 0 E: 0 K: 1 S: 6	H: 1 LOB: 1 BB: 0 P: 6	R: 2 E: 0 K: 0 S: 6	H: 3 LOB: 3 BB: 2 P: 14	R: 0 E: 0 K: 1 S: 7	H: 2 LOB: 2 BB: 0 P: 7	R: 0 E: 0 K: 1 S: 5	H: 0 LOB: 0 BB: 0 P: 5	R: 0 E: 0 K: 0 S: 3	H: 0 LOB: 0 BB: 0 P: 3	R: 1 E: 0 K: 0 S: 5	H: 2 LOB: 2 BB: 1 P: 9	R: 0 E: 0 K: 0 S: 4	H: 1 LOB: 1 BB: 0 P: 4	R: 1 E: 0 K: 0 S: 6	H: 3 LOB: 3 BB: 0 P: 6	1B: 10 2B: 1 3B: 0 HR: 1	SF: 0 SAC: 0 DP: 0 HBP: 0	WP: 0 PB: 0 SB: 3 CS: 0	PA: 39
PITCHER Moose Haas, R (1.1) ERA: 4.16 Bob McClure, L (8.1) ERA: 2.52	IP: 7.2 WLS: L BF: 38 H: 12 R: 4 ER: 4 SO: 3 BB: 2 IBB: 1 HBP: 0 BLK: 0 WP: 0 HR: 1 S: 41 P: 53 ERA: 4.70 WHIP: 1.826															PITCHER				

Batter	1	2	3	4	5	6	7	8	9	AB	R	H	RBI	BB	SO	LOB	TOP								
Von Joshua, L OBP: 0.290, SLG: 0.386 (1, 8)	L6		6-3 2H 1B		1-3	K			6-3	5	0	1	1	0	1	1	Milwaukee Brewers @ Minnesota Twins Metropolitan Stadium, Bloomington, MI Sun Sep 25 1977, 4:38 AM EDT Att: 4,928 - Unknown livebaseballscorecards.com								
Sixto Lezcano, R OBP: 0.355, SLG: 0.495 (1, 9)	K		6-3 1-2		1B	BB		F8	K	4	0	0	0	1	2	1									
Don Money, R OBP: 0.344, SLG: 0.463 (1, 4)	K		F8		P5			K	F3	5	0	0	0	0	2	2									
Cecil Cooper, L OBP: 0.320, SLG: 0.444 (1, 3)			P6		1-3 1B			4-3		4	0	2	0	0	0	1									
Sal Bando, R OBP: 0.334, SLG: 0.391 (1, 10)	K			G5-4-3 BB	F9			1-3		3	0	0	0	1	1	3									
Robin Yount, R OBP: 0.340, SLG: 0.386 (1, 6)	F9		G5-4-3 1-2		F7			F9		4	0	0	0	0	0	2									
Jim Gantner, L OBP: 0.400, SLG: 0.517 (1, 5)	F8			S 1B		HR		1B	1B	4	1	3	1	0	0	1									
Dick Davis, R OBP: 0.264, SLG: 0.300 Jim Wohlford, R OBP: 0.296, SLG: 0.323 (6, 7)			2B 2B	K	5-3			1B	1B	3	1	1	0	0	1	1									
Charlie Moore, R OBP: 0.307, SLG: 0.362 (1, 2)			1B 2B			HR		G3		1	0	1	0	0	0	0									
Inning Stats	R: 0 E: 0 K: 2 S: 7	H: 0 LOB: 0 BB: 0 P: 7	R: 0 E: 0 K: 1 S: 6	H: 1 LOB: 1 BB: 0 P: 6	R: 2 E: 0 K: 0 S: 6	H: 3 LOB: 1 BB: 0 P: 6	R: 0 E: 0 K: 1 S: 5	H: 1 LOB: 1 BB: 1 P: 9	R: 1 E: 0 K: 0 S: 5	H: 2 LOB: 2 BB: 1 P: 9	R: 1 E: 0 K: 1 S: 6	H: 1 LOB: 1 BB: 1 P: 10	R: 0 E: 0 K: 1 S: 5	H: 0 LOB: 0 BB: 0 P: 5	R: 0 E: 0 K: 0 S: 5	H: 2 LOB: 2 BB: 0 P: 5		R: 0 E: 0 K: 1 S: 5	H: 0 LOB: 0 BB: 0 P: 5	1B: 5 2B: 3 3B: 0 HR: 2	SF: 0 SAC: 0 DP: 1 HBP: 0	WP: 0 PB: 0 SB: 1 CS: 0	PA: 39		
PITCHER	IP	WLS	BF	H	R	ER	SO	BB	IBB	HBP	BLK	WP	HR	S	P	ERA	WHIP								
Pete Redfern, R ERA: 5.32 Ron Schueler, R ERA: 4.53	(1, 1)	4.2	22	7	3	3	4	2	0	0	0	0	1	28	36	5.79	1.929								
(5, 1)	4.1	W	17	3	1	1	3	1	0	0	0	0	1	22	26	2.08	0.923								

Batter	1	2	3	4	5	6	7	8	9	AB	R	H	RBI	BB	SO	LOB	BOTTOM								
Willie Norwood, R OBP: 0.282, SLG: 0.380 Rod Carew, L OBP: 0.443, SLG: 0.565 (6, FH) (7, 3)	BB 2B BB		F8		2B SF8 1B	F3		G4-3 1-2		2	2	1	0	1	0	0	Milwaukee Brewers @ Minnesota Twins Metropolitan Stadium, Bloomington, MI Sun Sep 25 1977, 4:38 AM EDT Att: 4,928 - Unknown livebaseballscorecards.com								
Dan Ford, R OBP: 0.340, SLG: 0.430 (7, 8)	K		6-3		SF8 1-3 2B	K				4	0	1	1	0	2	4									
Larry Hisle, R OBP: 0.360, SLG: 0.522 (1, 10)	F7		5-3		IBB	E8		1B		3	0	1	2	1	0	1									
Craig Kusick, R OBP: 0.373, SLG: 0.425 Rich Chiles, L OBP: 0.325, SLG: 0.371 (7, 9)	2B BB			F9	SF8	K				2	1	0	1	1	1	2									
Larry Wolfe, R OBP: 0.222, SLG: 0.278 (1, 5)	2B			5-3	F8			5-3		4	0	1	2	0	0	2									
Bob Gorinski, R OBP: 0.213, SLG: 0.316 (1, 7)	5-3			F8		SH 1B BB		K		3	1	0	0	1	1	1									
Sam Perlozzo, R OBP: 0.200, SLG: 0.490 (1, 4)			L8		1B 3B	SH 1B		F9		3	2	1	0	0	0	0									
Luis Gomez, R OBP: 0.290, SLG: 0.379 (1, 6)					5-3	SH 1B		G4-3 1B		3	1	2	1	1	0	1									
Glenn Borgmann, R OBP: 0.420, SLG: 0.436 Jerry Terrell, R OBP: 0.263, SLG: 0.266 Bud Bulling, R OBP: 0.270, SLG: 0.188 (5, PR) (6, 2)	5-3				1B 2B 1B	SH 1B		F3		2	0	1	1	0	0	1									
Inning Stats	R: 2 E: 0 K: 1 S: 6	H: 1 LOB: 1 BB: 2 P: 14	R: 0 E: 0 K: 0 S: 2	H: 0 LOB: 0 BB: 1 P: 6	R: 0 E: 0 K: 0 S: 3	H: 0 LOB: 0 BB: 0 P: 3	R: 0 E: 0 K: 0 S: 3	H: 0 LOB: 0 BB: 0 P: 3	R: 3 E: 0 K: 2 S: 7	H: 4 LOB: 2 BB: 1 P: 11	R: 3 E: 1 K: 2 S: 11	H: 2 LOB: 2 BB: 1 P: 15	R: 0 E: 0 K: 1 S: 5	H: 0 LOB: 0 BB: 0 P: 5	R: 0 E: 0 K: 0 S: 3	H: 1 LOB: 0 BB: 0 P: 3		1B: 5 2B: 2 3B: 1 HR: 0	SF: 1 SAC: 2 DP: 1 HBP: 0	WP: 0 PB: 0 SB: 0 CS: 1	PA: 37				
PITCHER	IP	WLS	BF	H	R	ER	SO	BB	IBB	HBP	BLK	WP	HR	S	P	ERA	WHIP								
Bill Travers, L ERA: 5.1 Gary Beare, R ERA: 6.47	(1, 1)	5.0	L	23	5	5	1	3	1	0	0	0	0	21	37	9.00	1.600								
(6, 1)	3.0		14	3	3	3	3	1	0	0	0	0	0	19	23	9.00	1.333								

Milwaukee Brewers @ Minnesota Twins
 Metropolitan Stadium, Bloomington, MI
 Sun Sep 25 1977, 4:38 AM EDT
 Att: 4,928 - Unknown

AB 36
 R 4
 H 10
 RBI 4
 BB 3
 SO 7
 LOB 14



Milwaukee Brewers @ Minnesota Twins
 Metropolitan Stadium, Bloomington, MI
 Sun Sep 25 1977, 4:38 AM EDT
 Att: 4,928 - Unknown

AB 29
 R 8
 H 8
 RBI 8
 BB 5
 SO 4
 LOB 17



Batter	1	2	3	4	5	6	7	8	9	AB	R	H	RBI	BB	SO	LOB	TOP										
Bob Coluccio, R OBP: 0.333, SLG: 0.280 (1, 8)										5	1	1	0	0	0	2											
Alan Bannister, R OBP: 0.336, SLG: 0.339 (1, 6)										5	2	1	0	0	0	1											
Lamar Johnson, R OBP: 0.344, SLG: 0.504 (1, 3)										5	2	2	1	0	0	1											
Richie Zisk, R OBP: 0.357, SLG: 0.516 (1, 10)										5	2	2	5	0	1	2											
Oscar Gamble, L OBP: 0.384, SLG: 0.595 (1, 9)										4	1	2	0	1	0	1											
Eric Soderholm, R OBP: 0.348, SLG: 0.494 (1, 5)										4	0	0	0	1	0	3											
Wayne Nordhagen, R OBP: 0.319, SLG: 0.530 (1, 7)										4	0	1	1	0	0	2											
Don Kessinger, S OBP: 0.303, SLG: 0.271 (1, 4)										4	0	0	0	0	0	1											
Jim Essian, R OBP: 0.375, SLG: 0.434 (1, 2)										4	0	2	0	0	0	0											
Inning Stats	R: 4 E: 0 K: 0 S: 8	H: 5 LOB: 1 BB: 0 P: 8	R: 3 E: 1 K: 0 S: 7	H: 3 LOB: 1 BB: 0 P: 7	R: 0 E: 0 K: 0 S: 4	H: 1 LOB: 1 BB: 0 P: 4	R: 0 E: 0 K: 0 S: 3	H: 0 LOB: 0 BB: 0 P: 3	R: 0 E: 0 K: 0 S: 3	H: 0 LOB: 0 BB: 0 P: 3	R: 1 E: 1 K: 0 S: 4	H: 0 LOB: 2 BB: 2 P: 12	R: 0 E: 0 K: 1 S: 6	H: 1 LOB: 1 BB: 0 P: 6	R: 0 E: 0 K: 1 S: 6	H: 1 LOB: 1 BB: 0 P: 6	1B: 7 2B: 2 3B: 0 HR: 2	SF: 0 SAC: 0 DP: 0 HBP: 0	WP: 2 PB: 0 SB: 0 CS: 0	PA: 42							
PITCHER	IP	WLS	BF	H	R	ER	SO	BB	IBB	HBP	BLK	WP	HR	S	P	ERA	WHIP										
Geoff Zahn, L ERA: 4.68 (1, 1)	1.2	L	12	6	6	5	0	0	0	0	0	0	1	12	12	27.00	3.600										
Gary Serum, R ERA: 4.37 (2, 1)	0.1		3	2	1	0	0	0	0	0	0	0	1	3	3	0.00	6.000										
Don Carrithers, R ERA: 6.91 (3, 1)	4.2		18	1	1	0	0	1	1	0	0	0	0	16	24	0.00	0.429										
Tom Johnson, R ERA: 3.13 (7, 1)	2.1		9	2	0	0	1	0	0	0	0	2	0	11	11	0.00	0.857										

Chicago White Sox @ Minnesota Twins
Metropolitan Stadium, Bloomington, MI
Tue Sep 27 1977, 4:33 AM EDT
Att: 2,623 - Cloudy - 61 F

AB	40
R	8
H	11
RBI	7
BB	2
SO	1
LOB	13

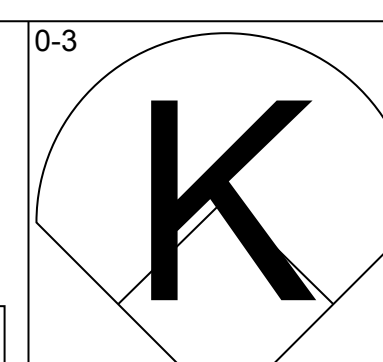
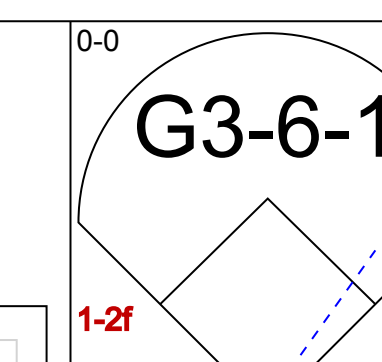
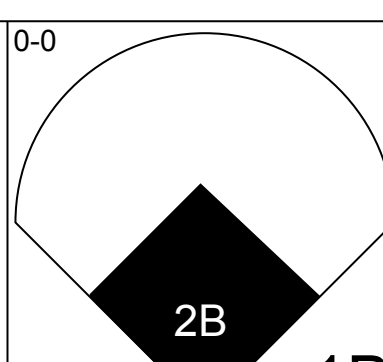
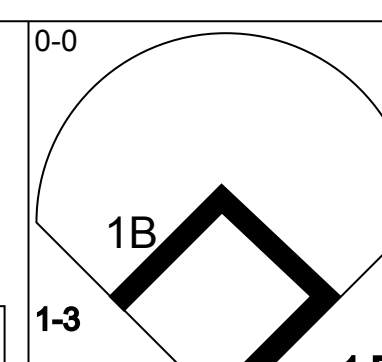
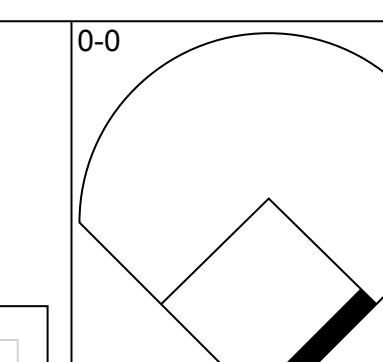
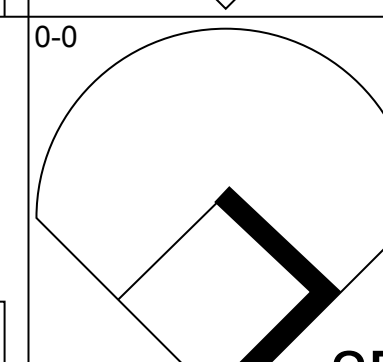
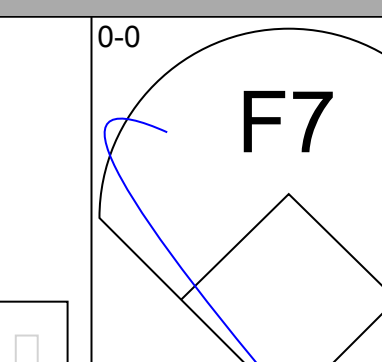
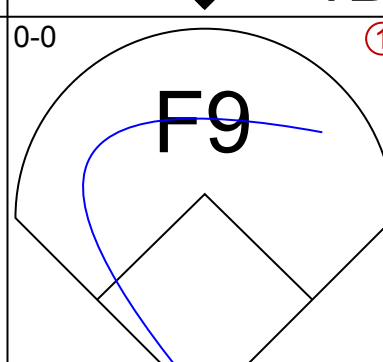
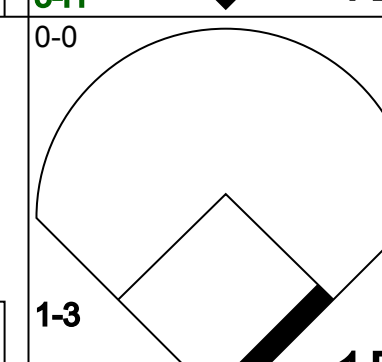
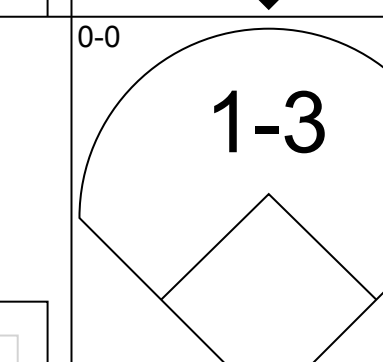
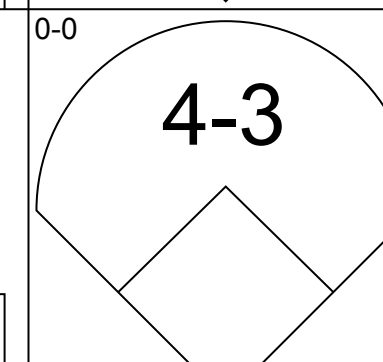
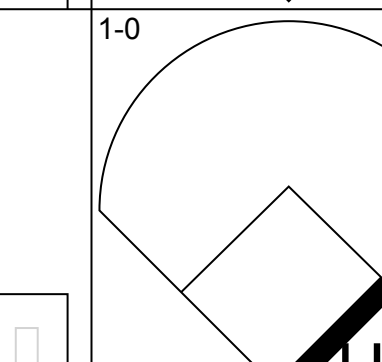
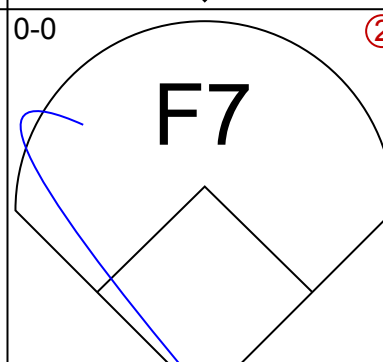
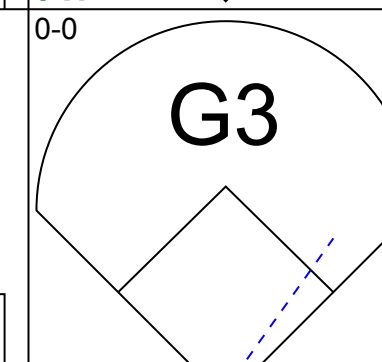
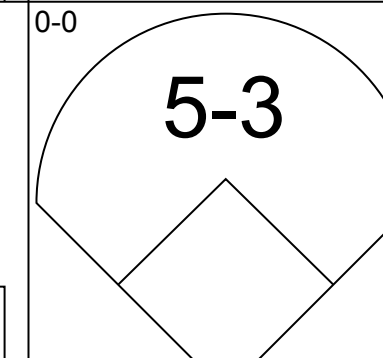
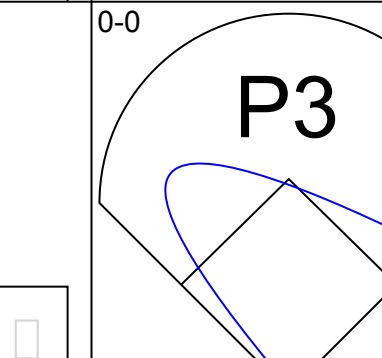
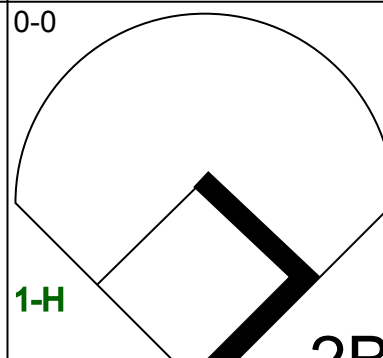
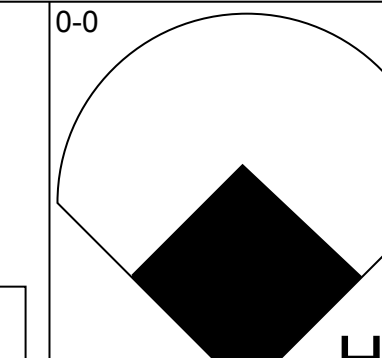
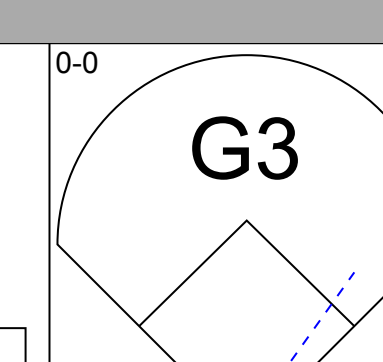
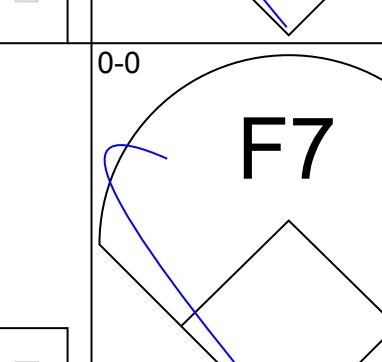
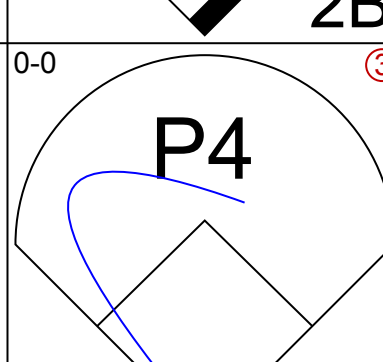
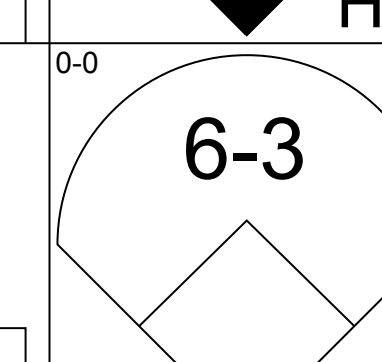
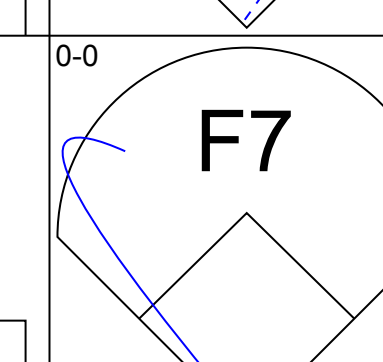
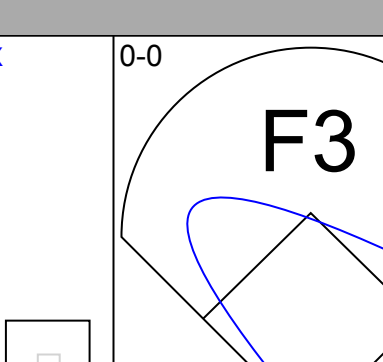
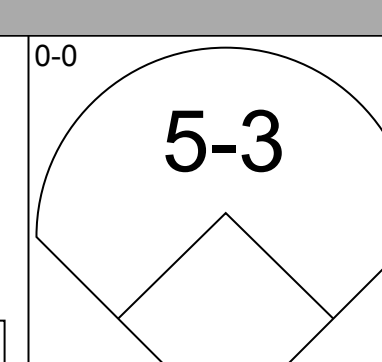
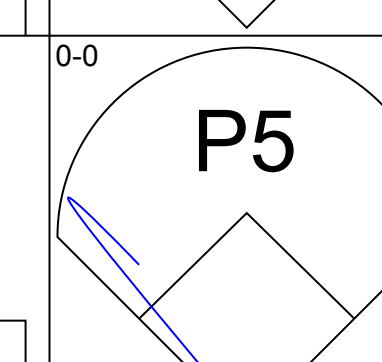
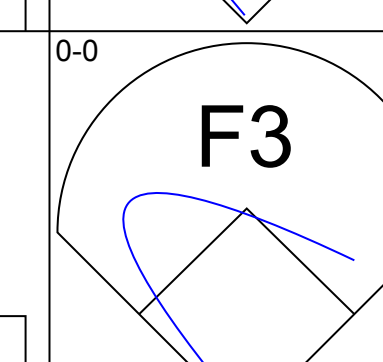
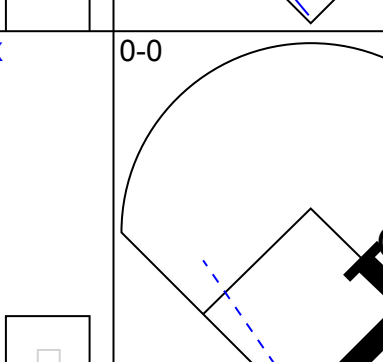
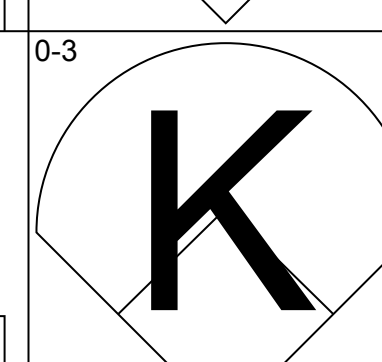
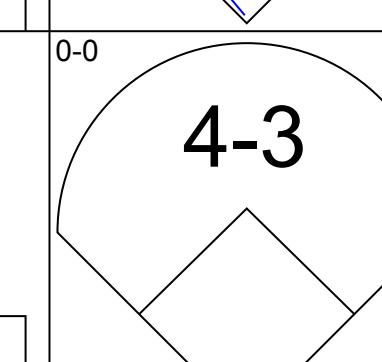
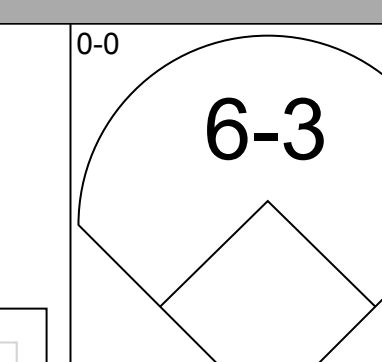
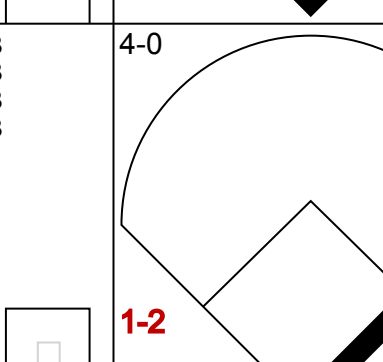
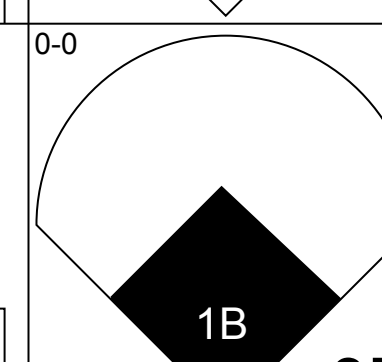
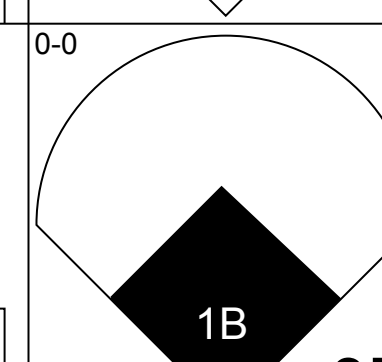

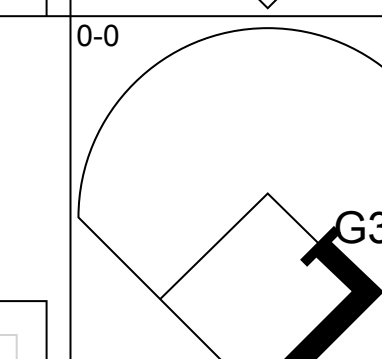
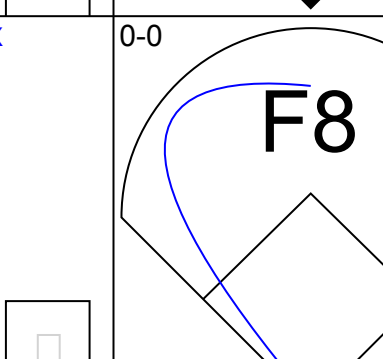
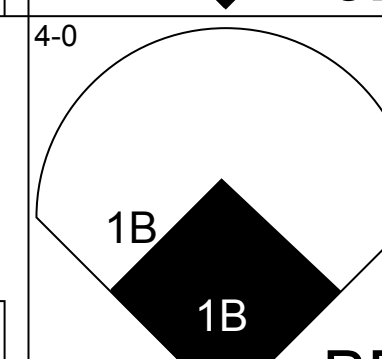
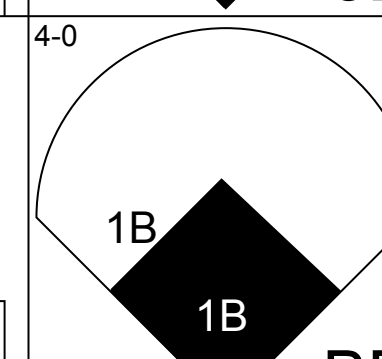



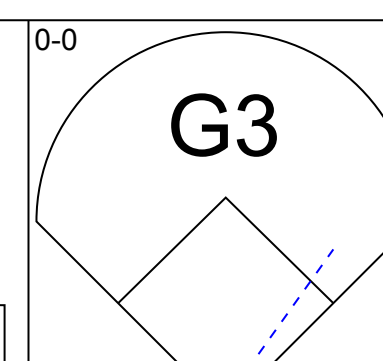
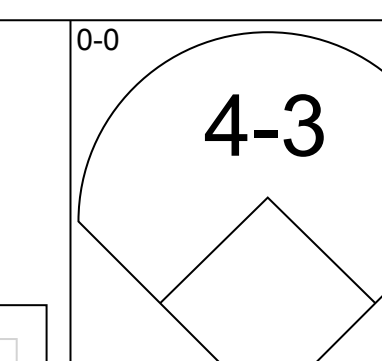
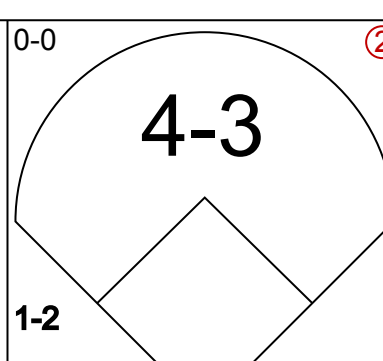
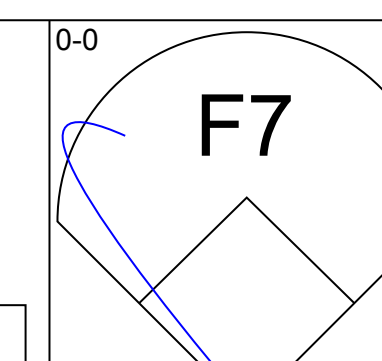
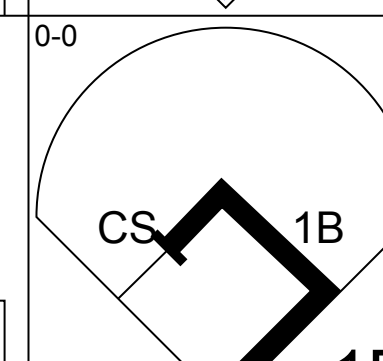
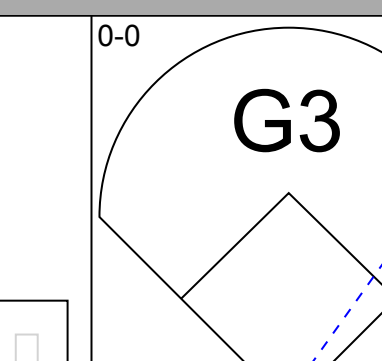
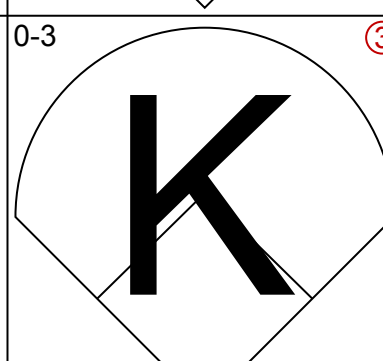
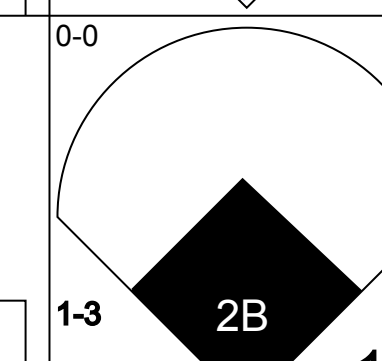
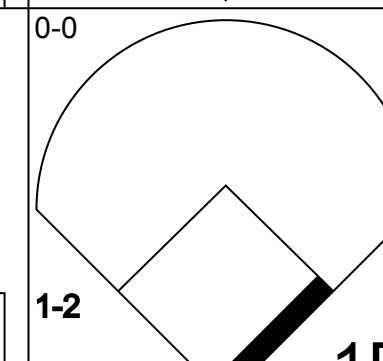
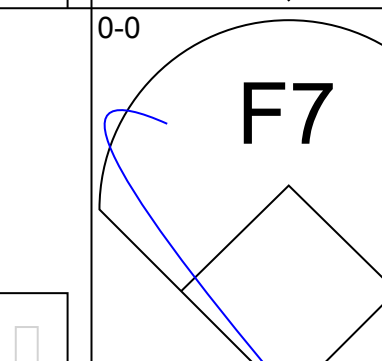

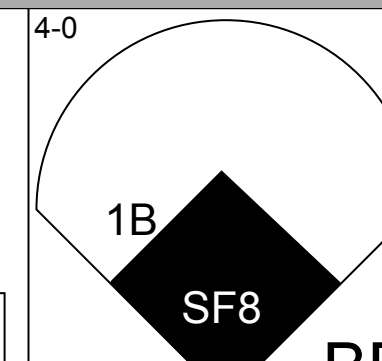
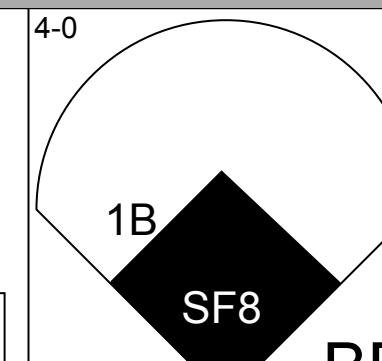
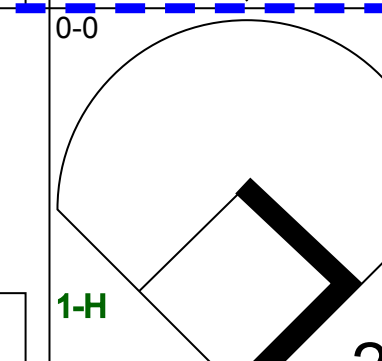
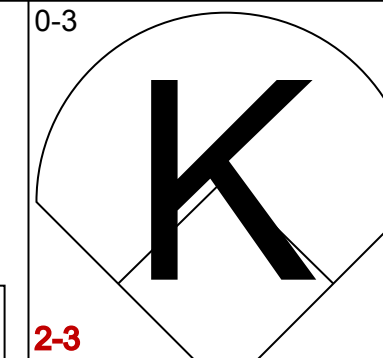
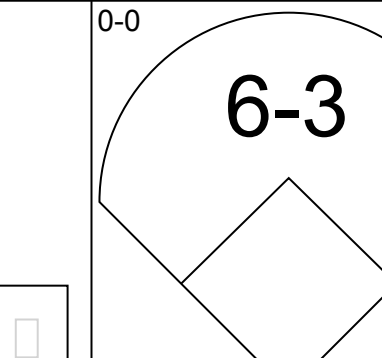

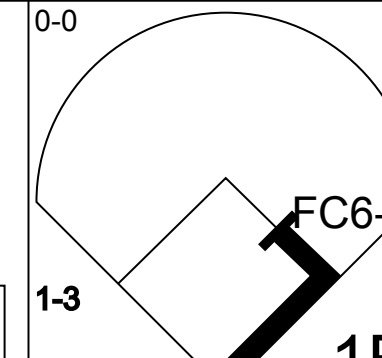
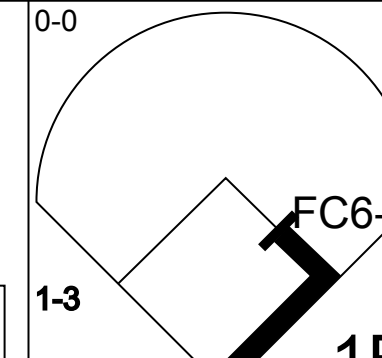
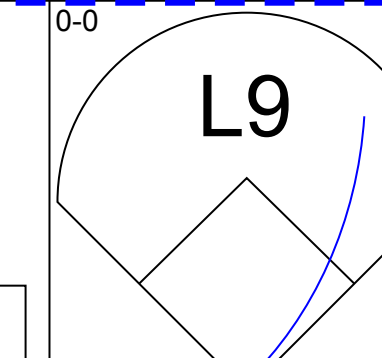
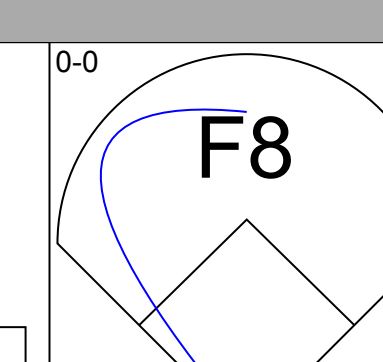
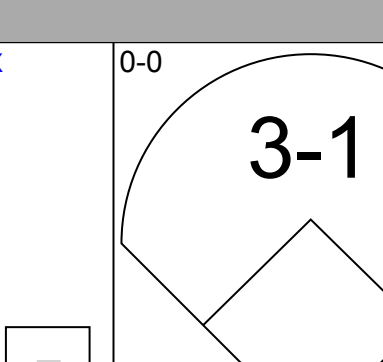
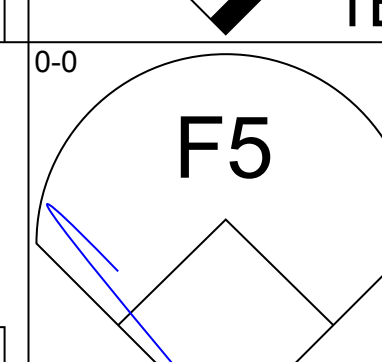
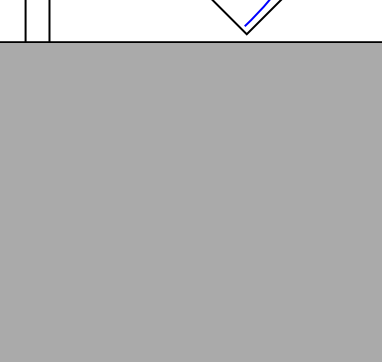
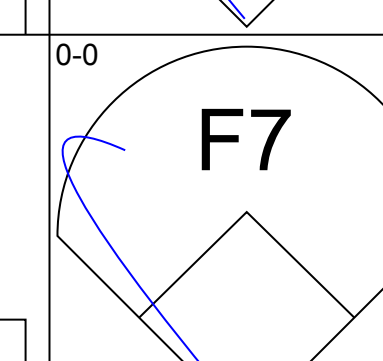
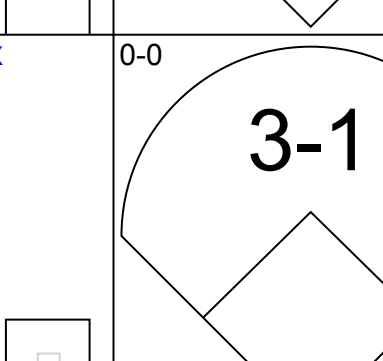
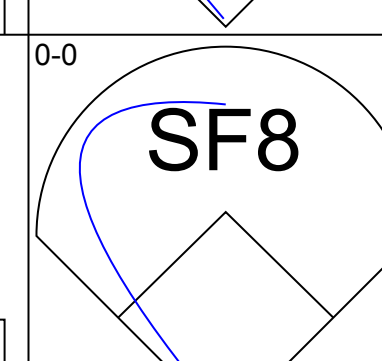

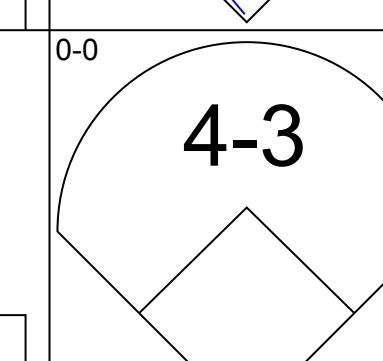
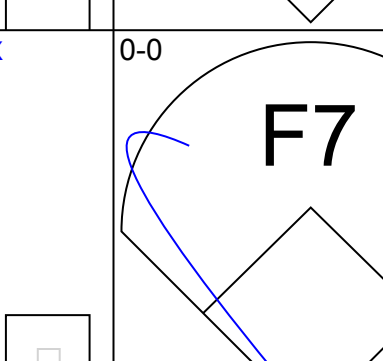
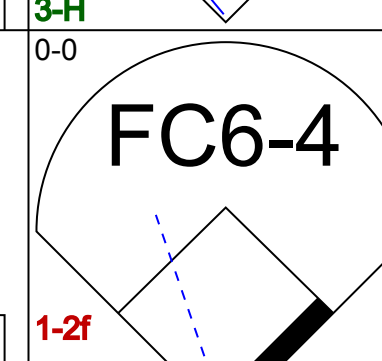
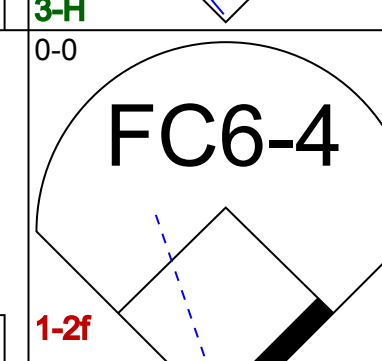

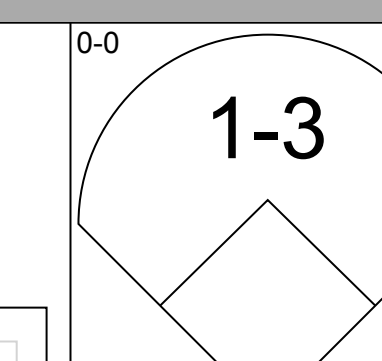
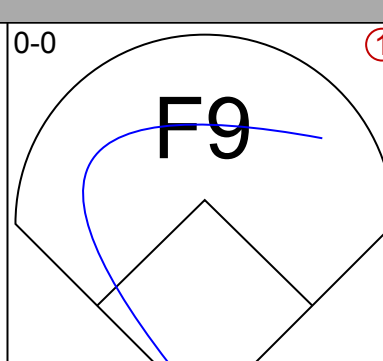
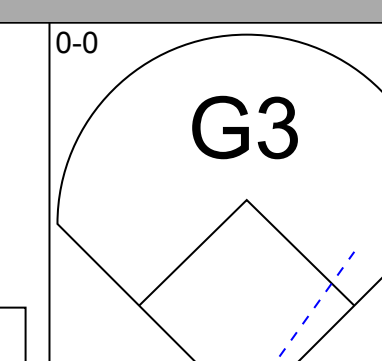
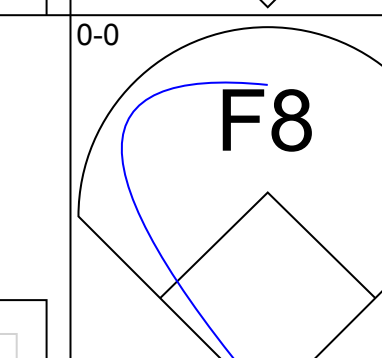
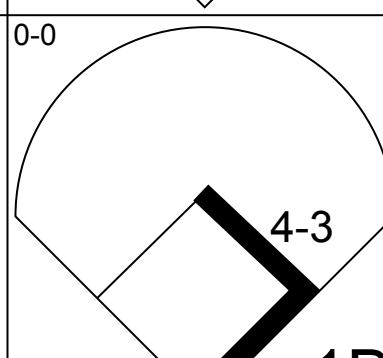
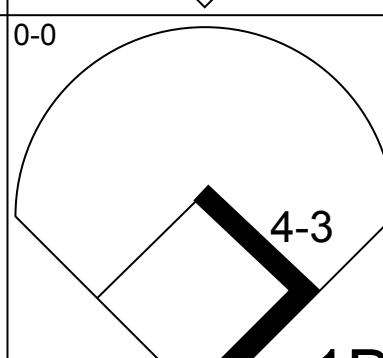
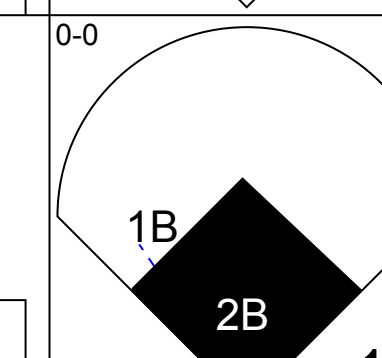
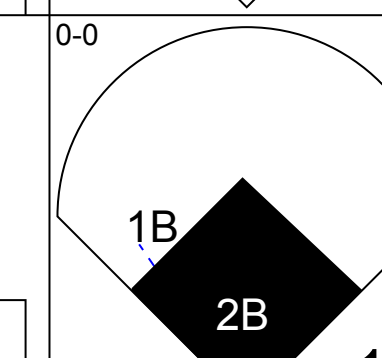
Batter	1	2	3	4	5	6	7	8	9	AB	R	H	RBI	BB	SO	LOB	BOTTOM										
Lyman Bostock, L OBP: 0.391, SLG: 0.505 (1, 7)										5	1	2	0	0	1	4											
Roy Smalley, S OBP: 0.317, SLG: 0.317 (1, 6)										5	0	0	0	0	1	4											
Rod Carew, L OBP: 0.444, SLG: 0.566 (1, 3) (9, 4)										5	2	3	1	0	0	1											
Larry Hisle, R OBP: 0.362, SLG: 0.523 (1, 8)										4	1	2	1	1	1	1											
Glenn Adams, L OBP: 0.377, SLG: 0.471 (1, 10)										3	1	1	0	0	0	1											
Dan Ford, R OBP: 0.341, SLG: 0.430 (7, PH)										2	0	1	1	0	0	0											
Butch Wynegar, S OBP: 0.345, SLG: 0.369 (1, 2)										4	0	0	0	0	1	4											
Mike Cubbage, L OBP: 0.324, SLG: 0.397 (1, 5)										3	0	1	1	0	0	0											
Craig Kusick, R OBP: 0.375, SLG: 0.427 (6, PH) (9, 3)										1	0	1	0	0	0	0											
Willie Norwood, R OBP: 0.281, SLG: 0.373 (1, 9)										4	0	1	1	0	1	1											
Sam Perlozzo, R OBP: 0.286, SLG: 0.429 (1, 4) (9, 5)										4	1	2	0	0	1	2											
Inning Stats	R: 1 E: 0 K: 0 S: 5	H: 2 LOB: 1 BB: 0 P: 5	R: 0 E: 0 K: 2 S: 7	H: 0 LOB: 0 BB: 0 P: 7	R: 1 E: 0 K: 1 S: 7	H: 2 LOB: 1 BB: 0 P: 7	R: 0 E: 0 K: 0 S: 3	H: 0 LOB: 0 BB: 0 P: 3	R: 1 E: 0 K: 1 S: 7	H: 2 LOB: 1 BB: 0 P: 7	R: 2 E: 0 K: 2 S: 11	H: 4 LOB: 2 BB: 0 P: 11	R: 1 E: 0 K: 0 S: 4	H: 2 LOB: 1 BB: 1 P: 8	R: 0 E: 0 K: 0 S: 5	H: 2 LOB: 2 BB: 0 P: 5	R: 0 E: 0 K: 0 S: 3	H: 0 LOB: 0 BB: 0 P: 3	1B: 12 2B: 2 3B: 0 HR: 0	SF: 0 SAC: 0 DP: 1 HBP: 0	WP: 0 PB: 0 SB: 2 CS: 0	PA: 41					
PITCHER	IP	WLS	BF	H	R	ER	SO	BB	IBB	HBP	BLK	WP	HR	S	P	ERA	WHIP										
Chris Knapp, R ERA: 4.8 (1, 1)	5.1	W	25	9	5	4	4	0	0	0	0	0	0	9	13	9.00	3.000										
John Verhoeven, R ERA: 3.46 (6, 1)	1.0		6	2	1	1	2	1	0	0	0	0	0	9	13	9.00	3.000										
Dave Hamilton, L ERA: 3.63 (7, 1)	2.2	S	10	3	0	0	0	0	0	0	0	0	0	10	10	0.00	1.125										

Chicago White Sox @ Minnesota Twins
Metropolitan Stadium, Bloomington, MI
Tue Sep 27 1977, 4:33 AM EDT
Att: 2,623 - Cloudy - 61 F


AB	40
R	6
H	14
RBI	5
BB	1
SO	6
LOB	18



Batter	1	2	3	4	5	6	7	8	9	AB	R	H	RBI	BB	SO	LOB	TOP					
Ralph Garr, L OBP: 0.334, SLG: 0.436 (1, 7)										5	1	3	1	0	1	1	Chicago White Sox @ Minnesota Twins Metropolitan Stadium, Bloomington, MI Wed Sep 28 1977, 4:33 AM EDT Att: 3,291 - Unknown - 70 F					
Jorge Orta, L OBP: 0.334, SLG: 0.414 (1, 4)										5	0	2	1	0	0	2						
Oscar Gamble, L OBP: 0.383, SLG: 0.591 (1, 9)										3	0	0	0	0	0	4						
Richie Zisk, R OBP: 0.358, SLG: 0.524 (1, 10)										4	1	2	2	0	0	2						
Jim Spencer, L OBP: 0.303, SLG: 0.403 (1, 3)										4	0	0	0	0	0	2						
Eric Soderholm, R OBP: 0.346, SLG: 0.490 (1, 5)										4	0	0	0	0	0	0						
Bob Coluccio, R OBP: 0.324, SLG: 0.276 (1, 8)										4	0	1	0	0	1	0						
Don Kessinger, S OBP: 0.306, SLG: 0.280 (1, 6)										3	1	1	0	1	0	0						
Bill Nahorodny, R OBP: 0.273, SLG: 0.368 (1, 2)										3	1	1	0	1	1	1						
Inning Stats	R: 0 E: 0 K: 1 S: 6	H: 1 LOB: 1 BB: 0 P: 6	R: 0 E: 0 K: 0 S: 3	H: 0 LOB: 0 BB: 0 P: 3	R: 0 E: 0 K: 0 S: 3	H: 1 LOB: 0 BB: 0 P: 3	R: 0 E: 0 K: 0 S: 3	H: 0 LOB: 1 BB: 0 P: 4	R: 0 E: 0 K: 0 S: 3	H: 1 LOB: 1 BB: 1 P: 7	R: 1 E: 0 K: 0 S: 5	H: 2 LOB: 1 BB: 0 P: 5	R: 2 E: 0 K: 1 S: 8	H: 3 LOB: 2 BB: 1 P: 12	R: 1 E: 0 K: 0 S: 4	H: 1 LOB: 0 BB: 0 P: 4	R: 0 E: 0 K: 1 S: 6	H: 1 LOB: 1 BB: 0 P: 6	1B: 6 2B: 2 3B: 1 HR: 1	SF: 0 SAC: 0 DP: 1 HBP: 1	WP: 0 PB: 0 SB: 0 CS: 1	PA: 38
PITCHER Dave Goltz, R ERA: 3.4 (1, 1)	IP: 9.0 WLS: L BF: 38 H: 10 R: 4 ER: 4 SO: 3 BB: 2 IBB: 0 HBP: 1 BLK: 0 WP: 0 HR: 1 S: 41 P: 50 ERA: 4.00 WHIP: 1.333																					

Batter	1	2	3	4	5	6	7	8	9	AB	R	H	RBI	BB	SO	LOB	BOTTOM			
Lyman Bostock, L OBP: 0.389, SLG: 0.502 (1, 7)										4	0	0	0	0	0	2	Chicago White Sox @ Minnesota Twins Metropolitan Stadium, Bloomington, MI Wed Sep 28 1977, 4:33 AM EDT Att: 3,291 - Unknown - 70 F			
Roy Smalley, S OBP: 0.316, SLG: 0.318 (1, 6)										4	1	2	0	0	1	1				
Rod Carew, L OBP: 0.446, SLG: 0.568 (1, 3)										3	1	2	2	1	0	0				
Larry Hise, R OBP: 0.362, SLG: 0.521 (1, 8)										4	0	1	0	0	1	3				
Butch Wynegar, S OBP: 0.342, SLG: 0.366 (1, 2)										4	0	0	0	0	0	2				
Mike Cabbage, L OBP: 0.322, SLG: 0.394 (1, 5)										3	0	0	1	0	1	0				
Dan Ford, R OBP: 0.339, SLG: 0.427 Glenn Adams, L OBP: 0.375, SLG: 0.470 (9, PH)										3	0	0	0	0	0	1				
Randy Bass, L OBP: 0.105, SLG: 0.105 (1, 10)										3	0	0	0	0	0	0				
Sam Perlozzo, R OBP: 0.353, SLG: 0.471 (1, 4)										3	1	2	0	0	0	0				
Inning Stats	R: 0 E: 0 K: 1 S: 6	H: 2 LOB: 2 BB: 0 P: 6	R: 0 E: 0 K: 0 S: 3	H: 0 LOB: 0 BB: 0 P: 3	R: 0 E: 0 K: 0 S: 3	H: 0 LOB: 0 BB: 0 P: 3	R: 0 E: 0 K: 0 S: 3	H: 0 LOB: 0 BB: 0 P: 3	R: 0 E: 0 K: 0 S: 6	H: 1 LOB: 1 BB: 0 P: 6	R: 1 E: 0 K: 0 S: 4	H: 1 LOB: 1 BB: 1 P: 8	R: 2 E: 0 K: 0 S: 6	H: 3 LOB: 1 BB: 0 P: 6	R: 0 E: 0 K: 1 S: 5	H: 0 LOB: 0 BB: 0 P: 5	1B: 6 2B: 2 3B: 0 HR: 0	SF: 1 SAC: 0 DP: 1 HBP: 0	WP: 0 PB: 0 SB: 0 CS: 1	PA: 34
PITCHER Steve Renko, R ERA: 4.04 Ken Kravec, L ERA: 4.28 Lerrin LaGrow, R ERA: 2.52	IP: 7.2 WLS: W BF: 29 H: 6 R: 3 ER: 3 SO: 2 BB: 1 IBB: 0 HBP: 0 BLK: 0 WP: 0 HR: 0 S: 32 P: 36 ERA: 3.52 WHIP: 0.913																			

AB 35
R 4
H 10
RBI 4
BB 2
SO 3
LOB 12



AB 32
R 3
H 7
RBI 3
BB 1
SO 3
LOB 9



Batter	1	2	3	4	5	6	7	8	9	AB	R	H	RBI	BB	SO	LOB	TOP																			
Lyman Bostock, L OBP: 0.389, SLG: 0.508 (1, 7)	F7		K		SF7		F7		1-3	4	0	0	1	0	1	0	Minnesota Twins @ Milwaukee Brewers Milwaukee County Stadium, Milwaukee, WI Sun Oct 02 1977, 4:33 AM EDT Att. 4,394 - Unknown - 50 F																			
Sam Perlotto, R OBP: 0.346, SLG: 0.458 (1, 4)	P6		F9		5-3			1B 3B	BB BB	4	1	1	0	1	0	1																				
Rod Carew, L OBP: 0.449, SLG: 0.570 (1, 3)	1B		4-3			WP SF8 1B		3B 1B	BB BB	4	2	3	1	1	0	0																				
Dan Ford, R OBP: 0.338, SLG: 0.426 (1, 9)	K			1-3		K		1B 3B	F8	5	1	1	1	0	2	4																				
Larry Hisle, R OBP: 0.369, SLG: 0.533 (1, 8)		1B 2B		G1-4-3 BB		E S BB		WP 1B		2	1	2	1	2	0	0																				
Craig Kusick, R OBP: 0.370, SLG: 0.433 (1, 10)	1-3			G1-4-3		SF8		P6		3	0	0	1	0	0	3																				
Larry Wolfe, R OBP: 0.269, SLG: 0.280 (1, 5)	6-3				6-3	5-3		P6		4	0	0	0	0	0	3																				
Luis Gomez, R OBP: 0.290, SLG: 0.369 (1, 6)		1B			1B SF7	1B		P6		4	1	2	1	0	0	1																				
Glenn Borgmann, R OBP: 0.407, SLG: 0.419 (1, 2)	F3				SF7	1B			6-3	4	0	1	0	0	1	1																				
Inning Stats	R: 0 E: 0 K: 1 S: 6	H: 1 LOB: 1 BB: 0 P: 6	R: 1 E: 0 K: 0 S: 5	H: 2 LOB: 1 BB: 0 P: 5	R: 0 E: 0 K: 1 S: 5	H: 0 LOB: 0 BB: 0 P: 5	R: 0 E: 0 K: 0 S: 2	H: 0 LOB: 0 BB: 1 P: 6	R: 1 E: 0 K: 0 S: 5	H: 2 LOB: 1 BB: 0 P: 5	R: 1 E: 0 K: 1 S: 6	H: 1 LOB: 1 BB: 1 P: 10	R: 0 E: 0 K: 1 S: 5	H: 0 LOB: 0 BB: 0 P: 5	R: 3 E: 0 K: 0 S: 7	H: 4 LOB: 1 BB: 2 P: 7	R: 0 E: 0 K: 0 S: 3	H: 0 LOB: 2 BB: 2 P: 11	1B: 7 2B: 1 3B: 2 HR: 0	SF: 2 SAC: 0 DP: 1 HBP: 0	WP: 2 PA: 40															
PITCHER	IP	WLS	BF	H	R	ER	SO	BB	IBB	HBP	BLK	WP	HR	S	P	ERA	WHIP	PITCHER		IP	WLS	BF	H	R	ER	SO	BB	IBB	HBP	BLK	WP	HR	S	P	ERA	WHIP
Bill Travers, L ERA: 5.25 (1, 1)	7.0	L	32	10	6	6	4	2	0	0	0	1	0	38	46	7.71	1.714			7.0	L	32	10	6	6	4	2	0	0	0	1	0	38	46	7.71	1.714
Eduardo Rodriguez, R ERA: 4.35 (8, 1)	2.0		8	0	0	0	0	2	0	0	0	1	0	6	14	0.00	1.000			2.0		8	0	0	0	0	2	0	0	0	1	0	6	14	0.00	1.000

AB 34
R 6
H 10
RBI 6
BB 4
SO 4
LOB 13



Batter	1	2	3	4	5	6	7	8	9	AB	R	H	RBI	BB	SO	LOB	BOTTOM																			
Cecil Cooper, L OBP: 0.326, SLG: 0.463 (1, 3)	4-3 SF6 1B				FC6 1B			G3 1B		4	1	4	0	0	0	0	Minnesota Twins @ Milwaukee Brewers Milwaukee County Stadium, Milwaukee, WI Sun Oct 02 1977, 4:33 AM EDT Att. 4,394 - Unknown - 50 F																			
Dick Davis, R OBP: 0.278, SLG: 0.314 (8, 7)	4-3				FC6			G3		4	0	0	0	0	1	5																				
Von Joshua, L OBP: 0.286, SLG: 0.384 (1, 8)	4-3				FC6			P6		2	1	1	1	2	0	2																				
Sixto Lezcano, R OBP: 0.358, SLG: 0.503 (1, 9)	CS BB				HR			1B BB		3	0	1	1	0	0	2																				
Don Money, R OBP: 0.348, SLG: 0.470 (1, 4)	SF6				F7			5-3		3	0	1	1	0	0	2																				
Sal Bando, R OBP: 0.336, SLG: 0.395 (1, 10)	CS	F5			L5			F3		4	0	0	0	0	0	2																				
Robin Yount, R OBP: 0.333, SLG: 0.377 (1, 6)		F9			F9			G6-3		4	0	0	0	0	0	2																				
Jim Gantner, L OBP: 0.327, SLG: 0.383 (1, 5)		G1			F8			FC4-6		4	0	0	0	0	1	1																				
Jim Wohlford, R OBP: 0.285, SLG: 0.320 (1, 7)					5-3			P5		1	0	0	0	1	0	0																				
Jamie Quirk, L OBP: 0.251, SLG: 0.330 (7, PH)										1	0	0	0	0	1	0																				
Charlie Moore, R OBP: 0.306, SLG: 0.360 (8, 2)										1	0	0	0	0	0	1																				
Larry Haney, R OBP: 0.254, SLG: 0.244 (1, 2)										2	0	1	0	0	1	1																				
Ed Kirkpatrick, L OBP: 0.322, SLG: 0.288 (8, 7)										1	0	0	0	0	1	0																				
Inning Stats	R: 1 E: 0 K: 0 S: 3	H: 1 LOB: 0 BB: 1 P: 7	R: 0 E: 0 K: 0 S: 3	H: 0 LOB: 0 BB: 0 P: 3	R: 0 E: 0 K: 2 S: 7	H: 1 LOB: 1 BB: 1 P: 11	R: 1 E: 0 K: 0 S: 4	H: 1 LOB: 0 BB: 0 P: 4	R: 0 E: 0 K: 0 S: 5	H: 2 LOB: 2 BB: 0 P: 5	R: 0 E: 0 K: 0 S: 3	H: 1 LOB: 1 BB: 1 P: 7	R: 0 E: 0 K: 3 S: 9	H: 0 LOB: 0 BB: 0 P: 9	R: 0 E: 0 K: 0 S: 4	H: 1 LOB: 2 BB: 0 P: 4	R: 0 E: 1 K: 0 S: 4	H: 0 LOB: 1 BB: 0 P: 4	1B: 5 2B: 1 3B: 0 HR: 1	SF: 1 SAC: 0 DP: 1 HBP: 0	WP: 0 PA: 36															
PITCHER	IP	WLS	BF	H	R	ER	SO	BB	IBB	HBP	BLK	WP	HR	S	P	ERA	WHIP	PITCHER		IP	WLS	BF	H	R	ER	SO	BB	IBB	HBP	BLK	WP	HR	S	P	ERA	WHIP
Dave Goltz, R ERA: 3.36 (1, 1)	9.0	W	35	7	2	2	5	3	0	0	0	0	1	42	54	2.00	1.111			9.0	W	35	7	2	2	5	3	0	0	0	1	42	54	2.00	1.111	

