Minnesota Twins - 1978

| Batter | 1 | 2 | 3 | 4 | 5 | 6 | 7 | 8 | 9 | AB | R | H | RBI | BB | SO | LOB |
|---|---|---|---|---|---|---|---|---|---|---|---|---|---|---|---|---|
| Hosken Powell, L (1, 9)<br>OBP: 0.250, SLG: 0.250 | 4-3 | | F9 | | 2-H 1B | | | F6 | | 4 | 0 | 1 | 0 | 0 | 0 | 1 |
| Roy Smalley, S (1, 6) | 4-3 | | K | | | G3 | | F8 | | 4 | 0 | 0 | 0 | 0 | 1 | 1 |
| Rod Carew, L (1, 3)<br>OBP: 0.250, SLG: 0.250 | G3 | | | K | | G4-6-3 1B | | F7 | | 4 | 0 | 1 | 0 | 0 | 1 | 0 |
| Glenn Adams, L (1, 10)<br>OBP: 0.250, SLG: 0.500 | | 1-3 | | F6 | | G4-6-3<br>1-2f | | | 1-3 2B | 4 | 0 | 1 | 0 | 0 | 0 | 1 |
| Bombo Rivera, R (9, PR) | | | | | | | | | | 0 | 0 | 0 | 0 | 0 | 0 | 0 |
| Butch Wynegar, S (1, 2) | | BBB FC6-4 BB | | L9 | | | 4-3 | | 1-3<br>2-3 | 3 | 0 | 0 | 0 | 1 | 0 | 1 |
| Dan Ford, R (1, 8) | | FC6-4<br>1-2f | | | F7 | | BBB 1B 1B BB | | F8 | 3 | 1 | 0 | 0 | 1 | 0 | 3 |
| Mike Cubbage, L (1, 5)<br>OBP: 0.250, SLG: 0.250 | | G3 | | | F9 | | FC6-4<br>1-H 1B | | F2 | 4 | 0 | 1 | 1 | 0 | 0 | 3 |
| Willie Norwood, R (1, 7)<br>OBP: 0.333, SLG: 0.667 | | | 6-3 | | 2B 2B | | FC6-4 S<br>1-2f | | | 3 | 1 | 1 | 0 | 0 | 0 | 1 |
| Rob Wilfong, L (1, 4)<br>OBP: 0.667, SLG: 1.333 | | | 2B | | 2-H 1B 2B | | G3<br>1-2 | | | 3 | 0 | 2 | 1 | 0 | 0 | 1 |
| Inning Stats | R: 0 E: 0 K: 0 S: 3 H: 0 LOB: 0 BB: 0 P: 3 | R: 0 E: 0 K: 0 S: 3 H: 0 LOB: 1 BB: 1 P: 7 | R: 0 E: 0 K: 1 S: 6 H: 1 LOB: 1 BB: 0 P: 6 | R: 0 E: 0 K: 1 S: 5 H: 0 LOB: 0 BB: 0 P: 5 | R: 1 E: 0 K: 0 S: 5 H: 3 LOB: 2 BB: 0 P: 5 | R: 0 E: 0 K: 0 S: 3 H: 1 LOB: 0 BB: 0 P: 3 | R: 1 E: 0 K: 0 S: 4 H: 1 LOB: 1 BB: 1 P: 8 | R: 0 E: 0 K: 0 S: 3 H: 0 LOB: 0 BB: 0 P: 3 | R: 0 E: 0 K: 0 S: 4 H: 1 LOB: 2 BB: 0 P: 4 | 1B: 3 2B: 4 3B: 0 HR: 0 SF: 0 SAC: 0 DP: 1 HBP: 0 | | | | | | | |

# TOP

## Minnesota Twins @ Seattle Mariners

The Kingdome, Seattle, WA

Wed Apr 05 1978, 9:05 PM EST

Att. 45,235 - Dome - 70 F

livebaseballscorecards.com

| | |
|---|---|
| AB | 32 |
| R | 2 |
| H | 7 |
| RBI | 2 |
| BB | 2 |
| SO | 2 |
| LOB | 12 |

| PITCHER | | IP | WLS | BF | H | R | ER | SO | BB | IBB | HBP | BLK | WP | HR | S | P | ERA | WHIP |
|---|---|---|---|---|---|---|---|---|---|---|---|---|---|---|---|---|---|---|
| Glenn Abbott, R<br>ERA: 2.84 | (1, 1) | 6.1 | W | 24 | 5 | 2 | 2 | 2 | 2 | 0 | 0 | 0 | 0 | 0 | 26 | 34 | 2.84 | 1.105 |
| Enrique Romo, R<br>ERA: | (7, 1) | 2.2 | S | 10 | 2 | 0 | 0 | 0 | 0 | 0 | 0 | 0 | 0 | 0 | 10 | 10 | 0.00 | 0.750 |

| PITCHER | IP | WLS | BF | H | R | ER | SO | BB | IBB | HBP | BLK | WP | HR | S | P | ERA | WHIP |
|---|---|---|---|---|---|---|---|---|---|---|---|---|---|---|---|---|---|

| Batter | 1 | 2 | 3 | 4 | 5 | 6 | 7 | 8 | 9 | AB | R | H | RBI | BB | SO | LOB |
|---|---|---|---|---|---|---|---|---|---|---|---|---|---|---|---|---|
| Jose Báez, R (1, 4) | K | K | | SH3 | | 6-3 | | 1-3 | | 4 | 0 | 0 | 0 | 0 | 2 | 2 |
| Bruce Bochte, L (1, 7)<br>OBP: 0.750, SLG: 1.000 | 1B | BB | | G3 | | | SH1-3 | | | 4 | 1 | 3 | 0 | 0 | 0 | 1 |
| Dan Meyer, L (1, 3)<br>OBP: 0.333, SLG: 0.333 | F7 | BB | | 4-3 | | | SH1-3 | | | 3 | 0 | 1 | 0 | 0 | 0 | 2 |
| Leroy Stanton, R (1, 10)<br>OBP: 0.500, SLG: 0.333 | CI | BB | | | F9 | | K | | | 3 | 0 | 1 | 1 | 1 | 1 | 1 |
| Ruppert Jones, L (1, 8)<br>OBP: 0.333, SLG: 0.333 | CI | K | | | S | | L5 | | | 3 | 0 | 1 | 0 | 0 | 1 | 4 |
| Bill Stein, R (1, 5) | F8 | | F4 | | F3 | | | 6-3 | | 4 | 0 | 0 | 0 | 0 | 0 | 3 |
| John Hale, L (1, 9) | | L8 | 4-3 | | K | | | G3 | | 4 | 0 | 0 | 0 | 0 | 1 | 1 |
| Bob Stinson, S (1, 2) | | HR | F7 | | | K | | E4 | | 3 | 1 | 0 | 0 | 1 | 1 | 0 |
| Craig Reynolds, L (1, 6)<br>OBP: 0.750, SLG: 1.500 | | HR | | G3 SH3 | | 4-3 | | WP | | 4 | 1 | 3 | 2 | 0 | 0 | 0 |
| Inning Stats | R: 1 E: 1 K: 1 S: 8 H: 2 LOB: 2 BB: 0 P: 8 | R: 2 E: 0 K: 2 S: 10 H: 3 LOB: 3 BB: 2 P: 18 | R: 0 E: 0 K: 0 S: 3 H: 0 LOB: 0 BB: 0 P: 3 | R: 0 E: 0 K: 0 S: 4 H: 1 LOB: 1 BB: 0 P: 4 | R: 0 E: 0 K: 1 S: 6 H: 1 LOB: 1 BB: 0 P: 6 | R: 0 E: 0 K: 1 S: 5 H: 0 LOB: 0 BB: 0 P: 5 | R: 0 E: 0 K: 1 S: 6 H: 1 LOB: 1 BB: 0 P: 6 | R: 0 E: 1 K: 0 S: 5 H: 1 LOB: 2 BB: 0 P: 5 | | 1B: 7 2B: 1 3B: 0 HR: 1 | SF: 0 SAC: 2 DP: 0 HBP: 0 | | | | | | |

| PITCHER | IP | WLS | BF | H | R | ER | SO | BB | IBB | HBP | BLK | WP | HR | S | P | ERA | WHIP |
|---|---|---|---|---|---|---|---|---|---|---|---|---|---|---|---|---|---|
| Dave Goltz, R (1, 1)<br>ERA: 3.38 | 8.0 | L | 37 | 9 | 3 | 3 | 6 | 2 | 0 | 0 | 0 | 1 | 1 | 47 | 55 | 3.38 | 1.375 |

| PITCHER | IP | WLS | BF | H | R | ER | SO | BB | IBB | HBP | BLK | WP | HR | S | P | ERA | WHIP |
|---|---|---|---|---|---|---|---|---|---|---|---|---|---|---|---|---|---|

# BOTTOM

## Minnesota Twins @ Seattle Mariners

The Kingdome, Seattle, WA

Wed Apr 05 1978, 9:05 PM EST
Att. 45,235 - Dome - 70 F

livebaseballscorecards.com

| | |
|---|---|
| AB | 32 |
| R | 3 |
| H | 9 |
| RBI | 3 |
| BB | 2 |
| SO | 6 |
| LOB | 14 |

| | | | |
|---|---|---|---|
| 1B: 7 | SF: 0 | WP: 1 | PA: 37 |
| 2B: 1 | SAC: 2 | PB: 0 | |
| 3B: 0 | DP: 0 | SB: 1 | |
| HR: 1 | HBP: 0 | CS: 0 | |

| Batter | 1 | 2 | 3 | 4 | 5 | 6 | 7 | 8 | 9 | AB | R | H | RBI | BB | SO | LOB |
|---|---|---|---|---|---|---|---|---|---|---|---|---|---|---|---|---|
| Hosken Powell, L (1, 9)<br>OBP: 0.167, SLG: 0.167 | L8 | F8 | | 6-3<br>2-3 | | 4-3 | | | 1B<br>1B | 2 | 0 | 0 | 0 | 0 | 0 | 1 |
| Bombo Rivera, R (4, PH)<br>OBP: 0.333, SLG: 0.333 (4, 9) | | | | | | | | | | 3 | 1 | 1 | 0 | 0 | 0 | 3 |
| Roy Smalley, S (1, 6)<br>OBP: 0.333, SLG: 0.667 | HR | 3-H<br>1B | | L8 | | | K | | 1B<br>1-2<br>1B | 5 | 1 | 3 | 2 | 0 | 1 | 1 |
| Rod Carew, L (1, 3)<br>OBP: 0.444, SLG: 0.444 | 1B<br>1B | 1-3 | | | G5-4-3<br>1B | | 4-3 | | FC5-4<br>1-3<br>2-H<br>1B | 5 | 0 | 3 | 1 | 0 | 0 | 1 |
| Glenn Adams, L (1, 10)<br>OBP: 0.400, SLG: 0.600 | L4-3<br>1-3<br>1B | | FC5-4<br>1B | | G5-4-3<br>1-2f | | 6-3 | | FC5-4<br>1-2f | 1 | 0 | 1 | 0 | 0 | 0 | 0 |
| Craig Kusick, R (3, PH)<br>OBP: 0.250, SLG: 0.250 | | | | | | | | | | 4 | 0 | 1 | 0 | 0 | 0 | 3 |
| Butch Wynegar, S (1, 2) | L4-3<br>1-2 | | FC5-4<br>1-2f | | K | | | G4-6-3<br>BB | | 3 | 0 | 0 | 0 | 1 | 1 | 3 |
| Dan Ford, R (1, 8)<br>OBP: 0.250, SLG: 0.286 | | 1B<br>2B<br>2B | F8 | | | K | | F3 | | 4 | 1 | 1 | 0 | 0 | 1 | 2 |
| Mike Cubbage, L (1, 5)<br>OBP: 0.375, SLG: 0.286 | | 2B<br>2-3<br>1B | K | | | WP SH1-3<br>BB | | G4-6-3<br>1-2f | | 3 | 1 | 1 | 0 | 1 | 1 | 2 |
| Willie Norwood, R (1, 7)<br>OBP: 0.500, SLG: 0.833 | | G3<br>1B<br>2-H<br>3-H<br>2B | | 6-3 SH3-4<br>1B | | SH1-3<br>1-2 | | | 5-3 | 3 | 1 | 2 | 2 | 0 | 0 | 0 |
| Rob Wilfong, L (1, 4)<br>OBP: 0.600, SLG: 1.000 | | | | | | | | | | 1 | 0 | 0 | 0 | 0 | 0 | 1 |
| Bob Randall, R (6, 4) | | G3<br>2-3 | | SH3-4<br>1-2 | | HBP<br>2-3 | | | F3 | 1 | 0 | 0 | 0 | 0 | 0 | 0 |
| Inning Stats | R: 1<br>E: 0<br>K: 0<br>S: 5<br>H: 3<br>LOB: 1<br>BB: 0<br>P: 5 | R: 3<br>E: 0<br>K: 0<br>S: 7<br>H: 4<br>LOB: 1<br>BB: 0<br>P: 7 | R: 0<br>E: 0<br>K: 1<br>S: 6<br>H: 1<br>LOB: 1<br>BB: 0<br>P: 6 | R: 0<br>E: 0<br>K: 0<br>S: 4<br>H: 1<br>LOB: 1<br>BB: 0<br>P: 4 | R: 0<br>E: 0<br>K: 1<br>S: 5<br>H: 1<br>LOB: 0<br>BB: 0<br>P: 5 | R: 0<br>E: 0<br>K: 1<br>S: 5<br>H: 0<br>LOB: 2<br>BB: 1<br>P: 10 | R: 0<br>E: 0<br>K: 1<br>S: 5<br>H: 0<br>LOB: 0<br>BB: 0<br>P: 5 | R: 0<br>E: 0<br>K: 0<br>S: 2<br>H: 0<br>LOB: 0<br>BB: 1<br>P: 6 | R: 1<br>E: 0<br>K: 0<br>S: 6<br>H: 3<br>LOB: 2<br>BB: 0<br>P: 6 | 1B: 10<br>2B: 3<br>3B: 0<br>HR: 1<br>SF: 0<br>SAC: 2<br>DP: 3<br>HBP: 1 | WP: 1<br>PB: 0<br>SB: 0<br>CS: 0<br>PA: 40 | | | | | |

| PITCHER | | IP | WLS | BF | H | R | ER | SO | BB | IBB | HBP | BLK | WP | HR | S | P | ERA | WHIP |
|---|---|---|---|---|---|---|---|---|---|---|---|---|---|---|---|---|---|---|
| Dick Pole, R<br>ERA: 21.6 | (1, 1) | 1.2 | L | 11 | 7 | 4 | 4 | 0 | 0 | 0 | 0 | 0 | 0 | 1 | 11 | 11 | 21.60 | 4.200 |
| Shane Rawley, L<br>ERA: | (2, 1) | 4.0 | | 16 | 3 | 0 | 0 | 3 | 1 | 0 | 1 | 0 | 1 | 0 | 20 | 25 | 0.00 | 1.000 |
| Steve Burke, R<br>ERA: 2.7 | (6, 1) | 3.1 | | 13 | 3 | 1 | 1 | 1 | 1 | 0 | 0 | 0 | 0 | 0 | 14 | 18 | 2.70 | 1.200 |

| PITCHER | IP | WLS | BF | H | R | ER | SO | BB | IBB | HBP | BLK | WP | HR | S | P | ERA | WHIP |
|---|---|---|---|---|---|---|---|---|---|---|---|---|---|---|---|---|---|

# TOP

## Minnesota Twins @ Seattle Mariners

The Kingdome, Seattle, WA

Thu Apr 06 1978, 9:05 PM EST

Att. 10,311 - Dome - 70 F

livebaseballscorecards.com

| | |
|---|---|
| AB | 35 |
| R | 5 |
| H | 13 |
| RBI | 5 |
| BB | 2 |
| SO | 4 |
| LOB | 17 |

| Batter | 1 | 2 | 3 | 4 | 5 | 6 | 7 | 8 | 9 | AB | R | H | RBI | BB | SO | LOB |
|---|---|---|---|---|---|---|---|---|---|---|---|---|---|---|---|---|
| Jose Báez, R (1, 4) OBP: 0.250, SLG: 0.250 | 5-3 | | 1B | | | F4 | | 1B | | 4 | 0 | 2 | 0 | 0 | 0 | 0 |
| Julio Cruz, S (8, PR) (9, 4) | | | | | | | | | | 0 | 0 | 0 | 0 | 0 | 0 | 0 |
| Bruce Bochte, L (1, 7) OBP: 0.625, SLG: 0.750 | K | | 1-3 | | | 4-3 WP 1B | | 1-2 1B | | 4 | 1 | 2 | 0 | 0 | 1 | 1 |
| Dan Meyer, L (1, 3) OBP: 0.143, SLG: 0.143 | L8 | | | P3 | | 4-3 1-2 | | F8 | | 4 | 0 | 0 | 0 | 0 | 0 | 2 |
| Leroy Stanton, R (1, 10) OBP: 0.250, SLG: 0.143 | | 5-3 | | K | | K 2-H | | F8 | | 4 | 0 | 0 | 0 | 0 | 2 | 1 |
| Ruppert Jones, L (1, 8) OBP: 0.571, SLG: 1.000 | | 4-3 BB | | 6-3 | | | 1B BLK 1B 1B | | HR | 3 | 2 | 2 | 1 | 1 | 0 | 0 |
| Bill Stein, R (1, 5) | | 4-3 1-2 | | | 4-3 | | L9 1-2 | | K | 4 | 0 | 0 | 0 | 0 | 1 | 2 |
| John Hale, L (1, 9) OBP: 0.250, SLG: 0.250 | | L8 | | | FC6 1B | | 1B WP 2-3 1B | | F8 | 4 | 1 | 2 | 0 | 0 | 0 | 1 |
| Bob Stinson, S (1, 2) OBP: 0.375, SLG: 0.429 | | | K | | F8 | | 1-3 3-H 1B | | 2B | 4 | 0 | 2 | 1 | 0 | 1 | 1 |
| Craig Reynolds, L (1, 6) OBP: 0.500, SLG: 1.000 | | | F7 | | FC6 1-2f | | F9 3-H | | K | 2 | 0 | 0 | 0 | 0 | 0 | 1 |
| Steve Braun, L (7, PH) | | | | | | | | | | 1 | 0 | 0 | 0 | 0 | 0 | 0 |
| Larry Milbourne, S (8, 6) | | | | | | | | | | 0 | 0 | 0 | 0 | 0 | 0 | 0 |
| Bob Robertson, R (9, PH) | | | | | | | | | | 1 | 0 | 0 | 0 | 0 | 1 | 1 |
| Inning Stats | R: 0 E: 0 K: 1 S: 5 H: 0 LOB: 0 BB: 0 P: 5 | R: 0 E: 0 K: 0 S: 3 H: 0 LOB: 1 BB: 1 P: 7 | R: 0 E: 0 K: 1 S: 6 H: 1 LOB: 1 BB: 0 P: 6 | R: 0 E: 0 K: 1 S: 5 H: 0 LOB: 0 BB: 0 P: 5 | R: 0 E: 0 K: 0 S: 4 H: 1 LOB: 1 BB: 0 P: 4 | R: 1 E: 0 K: 1 S: 6 H: 1 LOB: 0 BB: 0 P: 6 | R: 2 E: 0 K: 0 S: 5 H: 3 LOB: 0 BB: 0 P: 5 | R: 0 E: 0 K: 0 S: 4 H: 2 LOB: 1 BB: 0 P: 4 | R: 1 E: 0 K: 2 S: 9 H: 2 LOB: 1 BB: 0 P: 9 | 1B: 8 2B: 1 3B: 0 HR: 1 | SF: 0 SAC: 0 DP: 0 HBP: 0 | | | | | | |

| PITCHER | IP | WLS | BF | H | R | ER | SO | BB | IBB | HBP | BLK | WP | HR | S | P | ERA | WHIP |
|---|---|---|---|---|---|---|---|---|---|---|---|---|---|---|---|---|---|
| Roger Erickson, R (1, 1) ERA: 4.26 | 6.1 | W | 25 | 5 | 3 | 3 | 4 | 1 | 0 | 0 | 1 | 1 | 0 | 32 | 36 | 4.26 | 0.947 |
| Tom Johnson, R (7, 1) ERA: 3.38 | 2.2 | S | 11 | 5 | 1 | 1 | 2 | 0 | 0 | 0 | 0 | 1 | 1 | 15 | 15 | 3.38 | 1.875 |

| PITCHER | IP | WLS | BF | H | R | ER | SO | BB | IBB | HBP | BLK | WP | HR | S | P | ERA | WHIP |
|---|---|---|---|---|---|---|---|---|---|---|---|---|---|---|---|---|---|

# BOTTOM

## Minnesota Twins @ Seattle Mariners

The Kingdome, Seattle, WA

Thu Apr 06 1978, 9:05 PM EST
Att. 10,311 - Dome - 70 F

livebaseballscorecards.com

| | |
|---|---|
| AB | 35 |
| R | 4 |
| H | 10 |
| RBI | 2 |
| BB | 1 |
| SO | 6 |
| LOB | 10 |

| | | | |
|---|---|---|---|
| WP: 3 | PB: 0 | SB: 0 | CS: 0 |
| PA: 36 | | | |

| Batter | 1 | 2 | 3 | 4 | 5 | 6 | 7 | 8 | 9 | AB | R | H | RBI | BB | SO | LOB |
|---|---|---|---|---|---|---|---|---|---|---|---|---|---|---|---|---|
| Roy Smalley, S (1, 6)<br>OBP: 0.462, SLG: 0.636 | BBBB<br>4-0<br>1B 1B SF9<br>BB | | x 0-0 ①<br>6-3 | | x 0-0<br>FC6-4<br>1B | | | BBBB<br>4-0<br>G6-3<br>1-2<br>BB | | 2 | 1 | 1 | 0 | 2 | 0 | 0 |
| Rod Carew, L (1, 3)<br>OBP: 0.462, SLG: 0.417 | x 0-0<br>SF9 1B<br>5-3<br>1-2<br>1B | | BBBB<br>4-0<br>BB | | x 0-0 ③<br>FC6-4<br>1-2f | | | x 0-0 ①②<br>G6-3<br>1-2f<br>2-3 | | 3 | 1 | 1 | 0 | 1 | 0 | 3 |
| Bombo Rivera, R (1, 9)<br>OBP: 0.333, SLG: 0.333<br>Glenn Adams, L (8, PH)<br>OBP: 0.500, SLG: 0.833 (8, 9) | x 0-0<br>5-3<br>1-2<br>2-3<br>1B | | x 0-0 ②<br>P4 | | | x 0-0 ①<br>F9 | | x 0-0<br>3-H<br>2B | | 3<br>1 | 0<br>0 | 1<br>1 | 0<br>1 | 0<br>0 | 0<br>0 | 1<br>0 |
| Craig Kusick, R (1, 10)<br>OBP: 0.125, SLG: 0.143 | x 0-0 ①<br>SF9<br>2-3<br>3-H | | x 0-0 ③<br>5-3 | | | x 0-0 ②<br>F7 | | x 0-0 ③<br>6-3 | | 3 | 0 | 0 | 1 | 0 | 0 | 2 |
| Dan Ford, R (1, 8)<br>OBP: 0.250, SLG: 0.200 | x 0-0 ②<br>5-3<br>1-2<br>3-H | | | x 0-0 ①<br>F2 | | x 0-0 ③<br>F6 | | | BBBB<br>4-0<br>BB | 3 | 0 | 0 | 1 | 1 | 0 | 1 |
| Willie Norwood, R (1, 7)<br>OBP: 0.300, SLG: 0.500 | x 0-0 ③<br>1-3 | | | x 0-0 ②<br>5-3 | | | x 0-0 ①<br>6-3 | | SSS<br>0-3 ①<br>K | 4 | 0 | 0 | 0 | 0 | 1 | 2 |
| Larry Wolfe, R (1, 5)<br>Mike Cubbage, L (9, PH)<br>OBP: 0.333, SLG: 0.250 | | x 0-0 ①<br>5-3 | | x 0-0 ③<br>F8 | | | x 0-0 ②<br>L6 | | SSS<br>0-3 ②<br>K | 3<br>1 | 0<br>0 | 0<br>0 | 0<br>0 | 0<br>0 | 0<br>1 | 0<br>1 |
| Glenn Borgmann, R (1, 2)<br>Butch Wynegar, S (9, PH) | | BBBB<br>4-0<br>G5-4-3<br>BB | | | x 0-0 ①<br>5-3 | | x 0-0 ③<br>F6 | | x 0-0 ③<br>F8 | 2<br>1 | 0<br>0 | 0<br>0 | 0<br>0 | 1<br>0 | 0<br>0 | 0<br>1 |
| Bob Randall, R (1, 4) | | x 0-0 ②③<br>G5-4-3<br>1-2f | | | x 0-0 ②<br>1-3 | | | BBBB<br>4-0<br>G6-3 BB<br>2B<br>BB | | 2 | 1 | 0 | 0 | 1 | 0 | 1 |
| Inning Stats | R: 2 E: 0 K: 0 S: 5<br>H: 2 LOB: 1 BB: 1 P: 9 | R: 0 E: 0 K: 0 S: 2<br>H: 0 LOB: 0 BB: 1 P: 6 | R: 0 E: 0 K: 0 S: 3<br>H: 0 LOB: 1 BB: 1 P: 7 | R: 0 E: 0 K: 0 S: 3<br>H: 0 LOB: 0 BB: 0 P: 3 | R: 0 E: 0 K: 0 S: 4<br>H: 1 LOB: 1 BB: 0 P: 4 | R: 0 E: 0 K: 0 S: 3<br>H: 0 LOB: 0 BB: 0 P: 3 | R: 0 E: 0 K: 0 S: 3<br>H: 0 LOB: 0 BB: 0 P: 3 | R: 1 E: 0 K: 0 S: 3<br>H: 1 LOB: 1 BB: 2 P: 11 | R: 0 E: 0 K: 2 S: 7<br>H: 0 LOB: 1 BB: 1 P: 11 | 1B: 3 2B: 1 3B: 0 HR: 0<br>SF: 1 SAC: 0 DP: 2 HBP: 0 | | | | | | |

# TOP

## Minnesota Twins @ Seattle Mariners

The Kingdome, Seattle, WA

Fri Apr 07 1978, 9:05 PM EST
Att. 11,530 - Dome - 70 F

livebaseballscorecards.com

| | |
|---|---|
| AB | 28 |
| R | 3 |
| H | 4 |
| RBI | 3 |
| BB | 6 |
| SO | 2 |
| LOB | 12 |

| | | PA: 35 |
|---|---|---|
| WP: 0 | 1B: 3 | SF: 1 |
| PB: 0 | 2B: 1 | SAC: 0 |
| SB: 0 | 3B: 0 | DP: 2 |
| CS: 0 | HR: 0 | HBP: 0 |

| PITCHER | | IP | WLS | BF | H | R | ER | SO | BB | IBB | HBP | BLK | WP | HR | S | P | ERA | WHIP |
|---|---|---|---|---|---|---|---|---|---|---|---|---|---|---|---|---|---|---|
| Rick Honeycutt, L<br>ERA: 3.86 | (1, 1) | 7.0 | W | 27 | 3 | 3 | 3 | 0 | 4 | 0 | 0 | 0 | 0 | 0 | 23 | 39 | 3.86 | 1.000 |
| Enrique Romo, R<br>ERA: | (8, 1) | 2.0 | S | 8 | 1 | 0 | 0 | 2 | 2 | 0 | 0 | 0 | 0 | 0 | 10 | 18 | 0.00 | 1.500 |

| PITCHER | IP | WLS | BF | H | R | ER | SO | BB | IBB | HBP | BLK | WP | HR | S | P | ERA | WHIP |
|---|---|---|---|---|---|---|---|---|---|---|---|---|---|---|---|---|---|

| Batter | 1 | 2 | 3 | 4 | 5 | 6 | 7 | 8 | 9 | AB | R | H | RBI | BB | SO | LOB |
|---|---|---|---|---|---|---|---|---|---|---|---|---|---|---|---|---|
| Jose Báez, R (1, 4)<br>OBP: 0.333, SLG: 0.273 | 0-0 1-3 | | 0-0 6-3 2-3 | | | 0-0 S HR 1B | | BBBB 4-0 FC1-5 BB BB | | 3 | 1 | 1 | 0 | 1 | 0 | 1 |
| Bruce Bochte, L (1, 7)<br>OBP: 0.583, SLG: 0.909 | 0-0 L6 | | 0-0 HR 3-H | | | SSS 0-3 K 1-2 | | BBBB 4-0 BB FC1-5 BB 1-2 BB | | 3 | 2 | 1 | 2 | 1 | 1 | 1 |
| Dan Meyer, L (1, 3)<br>OBP: 0.182, SLG: 0.455 | 0-0 F8 | | 0-0 4-3 | | | 0-0 HR 2-H | | 0-0 FC1-5 BB BB 1-2 2-3f | | 4 | 1 | 1 | 2 | 0 | 0 | 2 |
| Leroy Stanton, R (1, 10)<br>OBP: 0.333, SLG: 0.200 | | SSS 0-3 K | | SSS 0-3 K | | 0-0 K 1B | | BBBB 4-0 BB 1-2 2-3 BB | | 3 | 0 | 1 | 0 | 1 | 2 | 0 |
| Ruppert Jones, L (1, 8)<br>OBP: 0.636, SLG: 1.250 | 0-0 HR | | | BBBB 4-0 G6-4-3 BB | | SSS 0-3 K 1-2 | | BBBB 4-0 1-2 2-3 3-H BB | | 2 | 1 | 1 | 2 | 2 | 1 | 1 |
| Bill Stein, R (1, 5) | 0-0 F9 | | | 0-0 G6-4-3 1-2f | | | SSS 0-3 K | 0-0 L8 | | 4 | 0 | 0 | 0 | 0 | 1 | 4 |
| John Hale, L (1, 9)<br>OBP: 0.182, SLG: 0.182 | 0-0 F4 | | | | 0-0 F6 | | 0-0 G3 | | | 3 | 0 | 0 | 0 | 0 | 0 | 0 |
| Bob Stinson, S (1, 2)<br>OBP: 0.455, SLG: 0.444 | | | 0-0 6-3 SH2-3 HR 1B | | 0-0 4-3 | | H 1-0 CS HBP | | | 2 | 1 | 1 | 0 | 0 | 0 | 0 |
| Craig Reynolds, L (1, 6)<br>OBP: 0.375, SLG: 0.750 | | | 0-0 SH2-3 1-2 | | 0-0 P3 | | 0-0 CS 1-2 | 0-0 F6 | | 2 | 0 | 0 | 0 | 0 | 0 | 0 |
| Inning Stats | R: 0 H: 0<br>E: 0 LOB: 0<br>K: 0 BB: 0<br>S: 3 P: 3 | R: 1 H: 1<br>E: 0 LOB: 0<br>K: 1 BB: 0<br>S: 6 P: 6 | R: 2 H: 2<br>E: 0 LOB: 0<br>K: 0 BB: 0<br>S: 5 P: 5 | R: 0 H: 0<br>E: 0 LOB: 0<br>K: 1 BB: 1<br>S: 4 P: 8 | R: 0 H: 0<br>E: 0 LOB: 0<br>K: 0 BB: 0<br>S: 3 P: 3 | R: 2 H: 3<br>E: 0 LOB: 1<br>K: 2 BB: 0<br>S: 9 P: 9 | R: 0 H: 0<br>E: 0 LOB: 0<br>K: 1 BB: 0<br>S: 4 P: 5 | R: 1 H: 0<br>E: 0 LOB: 3<br>K: 0 BB: 4<br>S: 3 P: 19 | | 1B: 3 SF: 0<br>2B: 0 SAC: 1<br>3B: 0 DP: 1<br>HR: 3 HBP: 1 | | | | | | WP: 0 PA: 34<br>PB: 0<br>SB: 1<br>CS: 1 |

| PITCHER | | IP | WLS | BF | H | R | ER | SO | BB | IBB | HBP | BLK | WP | HR | S | P | ERA | WHIP |
|---|---|---|---|---|---|---|---|---|---|---|---|---|---|---|---|---|---|---|
| Pete Redfern, R<br>ERA: 7.2 | (1, 1) | 5.0 | L | 19 | 4 | 4 | 4 | 2 | 1 | 0 | 0 | 0 | 0 | 2 | 22 | 26 | 7.20 | 1.000 |
| Greg Thayer, R<br>ERA: 6.0 | (6, 1) | 3.0 | | 14 | 2 | 2 | 2 | 3 | 4 | 0 | 1 | 0 | 0 | 1 | 15 | 32 | 6.00 | 2.000 |

| PITCHER | IP | WLS | BF | H | R | ER | SO | BB | IBB | HBP | BLK | WP | HR | S | P | ERA | WHIP |
|---|---|---|---|---|---|---|---|---|---|---|---|---|---|---|---|---|---|

# Minnesota Twins @ Seattle Mariners

The Kingdome, Seattle, WA

Fri Apr 07 1978, 9:05 PM EST
Att. 11,530 - Dome - 70 F

BOTTOM

livebaseballscorecards.com

| | |
|---|---|
| AB | 26 |
| R | 6 |
| H | 6 |
| RBI | 6 |
| BB | 5 |
| SO | 5 |
| LOB | 9 |

| Batter | 1 | 2 | 3 | 4 | 5 | 6 | 7 | 8 | 9 | AB | R | H | RBI | BB | SO | LOB |
|---|---|---|---|---|---|---|---|---|---|---|---|---|---|---|---|---|
| Hosken Powell, L (1, 9)<br>OBP: 0.273, SLG: 0.111 | 4-3 | 3-1 | | BB | | 6-3 | | G6-4-3 BB | | 3 | 1 | 0 | 1 | 2 | 0 | 1 |
| Roy Smalley, S (1, 6)<br>OBP: 0.389, SLG: 0.500 | K | | F8 | 1B | | F4 | | G6-4-3 | | 5 | 1 | 1 | 2 | 0 | 1 | 2 |
| Rod Carew, L (1, 3)<br>OBP: 0.556, SLG: 0.625 | BB | | F7 | 3B | | 1B | | 1B | | 4 | 0 | 3 | 3 | 1 | 0 | 0 |
| Glenn Adams, L (1, 10)<br>OBP: 0.364, SLG: 0.545 | 1B | | F6 | L9 | | L9 | | K | | 5 | 0 | 1 | 0 | 0 | 1 | 3 |
| Butch Wynegar, S (1, 2) | F8 | | | 4-3 | BB | | F7 | | F8 | 4 | 1 | 0 | 0 | 1 | 0 | 2 |
| Mike Cubbage, L (1, 5)<br>OBP: 0.429, SLG: 0.462 | | L3 1B | | BB 2B | E 1B | | F9 | | 6-3 | 5 | 1 | 3 | 0 | 0 | 0 | 0 |
| Dan Ford, R (1, 8)<br>OBP: 0.235, SLG: 0.154 | | L3 | F9 | SF9 | | | FC5-4 BB | | F9 | 3 | 0 | 0 | 1 | 1 | 0 | 2 |
| Willie Norwood, R (1, 7)<br>OBP: 0.357, SLG: 0.417 | | S 2B BB | | BB BB 1B BB | E5 L4-3 | | FC5-4 | | | 2 | 2 | 0 | 0 | 2 | 0 | 2 |
| Bob Randall, R (1, 4)<br>OBP: 0.500, SLG: 0.667 | | 2B | | BB 1B BB | L4-3 | | | G6-4-3 1B 2B | | 3 | 2 | 2 | 1 | 1 | 0 | 2 |
| Inning Stats | R: 0 E: 0 K: 1 S: 6<br>H: 1 LOB: 2 BB: 1 P: 10 | R: 1 E: 0 K: 0 S: 4<br>H: 2 LOB: 1 BB: 1 P: 8 | R: 0 E: 0 K: 0 S: 3<br>H: 0 LOB: 0 BB: 0 P: 3 | R: 5 E: 0 K: 0 S: 6<br>H: 3 LOB: 1 BB: 3 P: 18 | R: 1 E: 1 K: 0 S: 4<br>H: 1 LOB: 1 BB: 1 P: 8 | R: 0 E: 0 K: 0 S: 4<br>H: 1 LOB: 1 BB: 0 P: 4 | R: 0 E: 0 K: 0 S: 3<br>H: 0 LOB: 1 BB: 1 P: 7 | R: 1 E: 0 K: 1 S: 6<br>H: 2 LOB: 1 BB: 1 P: 10 | R: 0 E: 0 K: 0 S: 3<br>H: 0 LOB: 0 BB: 0 P: 3 | 1B: 6 2B: 5 3B: 1 HR: 0<br>SF: 1 SAC: 0 DP: 3 HBP: 0 | | | | | | |

# TOP

## Minnesota Twins @ Seattle Mariners

The Kingdome, Seattle, WA

Sat Apr 08 1978, 9:05 PM EST

Att. 12,896 - Dome - 70 F

livebaseballscorecards.com

| | |
|---|---|
| AB | 34 |
| R | 8 |
| H | 10 |
| RBI | 8 |
| BB | 8 |
| SO | 2 |
| LOB | 14 |

| PITCHER | | IP | WLS | BF | H | R | ER | SO | BB | IBB | HBP | BLK | WP | HR | S | P | ERA | WHIP |
|---|---|---|---|---|---|---|---|---|---|---|---|---|---|---|---|---|---|---|
| Paul Mitchell, R<br>ERA: 9.82 | (1, 1) | 3.2 | L | 18 | 4 | 4 | 4 | 1 | 4 | 0 | 0 | 0 | 0 | 0 | 16 | 32 | 9.82 | 2.182 |
| John Montague, R<br>ERA: 8.1 | (4, 1) | 3.1 | | 17 | 4 | 3 | 3 | 0 | 3 | 0 | 0 | 0 | 0 | 0 | 14 | 26 | 8.10 | 2.100 |
| Jim Todd, R<br>ERA: 4.5 | (8, 1) | 2.0 | | 8 | 2 | 1 | 1 | 1 | 1 | 0 | 0 | 0 | 0 | 0 | 9 | 13 | 4.50 | 1.500 |

| PITCHER | IP | WLS | BF | H | R | ER | SO | BB | IBB | HBP | BLK | WP | HR | S | P | ERA | WHIP |
|---|---|---|---|---|---|---|---|---|---|---|---|---|---|---|---|---|---|

WP: 0 PB: 0 SB: 1 CS: 0 PA: 43

| Batter | 1 | 2 | 3 | 4 | 5 | 6 | 7 | 8 | 9 | AB | R | H | RBI | BB | SO | LOB |
|---|---|---|---|---|---|---|---|---|---|---|---|---|---|---|---|---|
| Jose Báez, R (1, 4)<br>OBP: 0.333, SLG: 0.231 | BBBB<br>4-0<br>G4-6-3<br>BB | | | x 0-0 ①<br>6-3 | | x 0-0 ②<br>FC6-4<br>1-2f<br>3-H | | x 0-0 ②③<br>G6-3<br>1-2f | | 2 | 0 | 0 | 1 | 1 | 0 | 1 |
| Steve Braun, L (8, PH) | | | | | | | | | | 1 | 0 | 0 | 0 | 0 | 0 | 1 |
| Julio Cruz, S (9, 4) | | | | | | | | | | 0 | 0 | 0 | 0 | 0 | 0 | 0 |
| Bruce Bochte, L (1, 7)<br>OBP: 0.438, SLG: 0.667 | x 0-0 ①②<br>G4-6-3<br>1-2f | | | x 0-0 ②<br>F8 | | x 0-0 ③<br>G3 | | | x 0-0 ①<br>F8 | 4 | 0 | 0 | 0 | 0 | 0 | 2 |
| Dan Meyer, L (1, 3)<br>OBP: 0.133, SLG: 0.333 | x 0-0 ③<br>G3 | | | x 0-0 ③<br>4-3 | | | x 0-0 ①<br>L7 | | x 0-0 ②<br>F6 | 4 | 0 | 0 | 0 | 0 | 0 | 0 |
| Leroy Stanton, R (1, 10)<br>OBP: 0.250, SLG: 0.143 | | x 0-0 ①<br>F9 | | | x 0-0 ①<br>4-3 | | SSS 0-3 ②<br>K | | SSS 0-3 ③<br>K | 4 | 0 | 0 | 0 | 0 | 2 | 0 |
| Ruppert Jones, L (1, 8)<br>OBP: 0.571, SLG: 1.000 | | x 0-0 ②<br>5-3 | | | SSS 0-3 ②<br>K | | x 0-0<br>1B | | | 3 | 0 | 1 | 0 | 0 | 1 | 0 |
| Bill Stein, R (1, 5) | | x 0-0 ③<br>L9 | | | x 0-0 ③<br>F8 | | x 0-0 ③<br>F9 | | | 3 | 0 | 0 | 0 | 0 | 0 | 1 |
| John Hale, L (1, 9)<br>OBP: 0.286, SLG: 0.231 | | | x 0-0 ①<br>F6 | | | x 0-0<br>FC4-6 CI<br>FC6-4<br>1B | | BBBB 4-0<br>1B<br>FC4-6<br>BB | | 2 | 2 | 1 | 0 | 1 | 0 | 0 |
| Bob Stinson, S (1, 2)<br>OBP: 0.462, SLG: 0.455 | | | x 0-0 ②<br>L7 | | | S 0-1<br>CI<br>FC4-6<br>1-2 | | x 0-0<br>FC4-6<br>1-3<br>1B | | 2 | 0 | 1 | 0 | 0 | 0 | 0 |
| Craig Reynolds, L (1, 6)<br>OBP: 0.273, SLG: 0.545 | | | SSS 0-3 ③<br>K | | | x 0-0 ①<br>FC4-6<br>FC6-4<br>1-2f<br>2-3 | | x 0-0 ①<br>FC4-6<br>G6-3<br>1-2f<br>3-H | | 3 | 0 | 0 | 1 | 0 | 1 | 3 |
| Inning Stats | R: 0 H: 0<br>E: 0 LOB: 0<br>K: 0 BB: 1<br>S: 2 P: 6 | R: 0 H: 0<br>E: 0 LOB: 0<br>K: 0 BB: 0<br>S: 3 P: 3 | R: 0 H: 0<br>E: 0 LOB: 0<br>K: 1 BB: 0<br>S: 5 P: 5 | R: 0 H: 0<br>E: 0 LOB: 0<br>K: 0 BB: 0<br>S: 3 P: 3 | R: 0 H: 0<br>E: 0 LOB: 0<br>K: 1 BB: 0<br>S: 5 P: 5 | R: 1 H: 1<br>E: 1 LOB: 1<br>K: 0 BB: 0<br>S: 5 P: 5 | R: 0 H: 1<br>E: 0 LOB: 1<br>K: 1 BB: 0<br>S: 6 P: 6 | R: 1 H: 1<br>E: 0 LOB: 0<br>K: 0 BB: 1<br>S: 3 P: 7 | R: 0 H: 0<br>E: 0 LOB: 0<br>K: 1 BB: 0<br>S: 5 P: 5 | 1B: 3 SF: 0<br>2B: 0 SAC: 0<br>3B: 0 DP: 2<br>HR: 0 HBP: 0 | | | | | | WP: 0 PA: 31<br>PB: 0<br>SB: 0<br>CS: 0 | |

| PITCHER | IP | WLS | BF | H | R | ER | SO | BB | IBB | HBP | BLK | WP | HR | S | P | ERA | WHIP |
|---|---|---|---|---|---|---|---|---|---|---|---|---|---|---|---|---|---|
| Paul Thormodsgard, R (1, 1)<br>ERA: 1.0 | 9.0 | W | 31 | 3 | 2 | 1 | 4 | 2 | 0 | 0 | 0 | 0 | 0 | 37 | 45 | 1.00 | 0.556 |

| PITCHER | IP | WLS | BF | H | R | ER | SO | BB | IBB | HBP | BLK | WP | HR | S | P | ERA | WHIP |
|---|---|---|---|---|---|---|---|---|---|---|---|---|---|---|---|---|---|

# BOTTOM

## Minnesota Twins @ Seattle Mariners

The Kingdome, Seattle, WA

Sat Apr 08 1978, 9:05 PM EST
Att. 12,896 - Dome - 70 F

livebaseballscorecards.com

| | |
|---|---|
| AB | 28 |
| R | 2 |
| H | 3 |
| RBI | 2 |
| BB | 2 |
| SO | 4 |
| LOB | 8 |

| Batter | 1 | 2 | 3 | 4 | 5 | 6 | 7 | 8 | 9 | AB | R | H | RBI | BB | SO | LOB |
|---|---|---|---|---|---|---|---|---|---|---|---|---|---|---|---|---|
| Willie Norwood, R (1, 7)<br>OBP: 0.316, SLG: 0.333 | S S S<br>0-3 ① K | | B B B<br>4-0 1B 1-2 BB | x<br>0-0 ② SF7 3-H | x<br>0-0 ③ F8 | | | x<br>0-0 ① 6-3 | | 3 | 0 | 0 | 1 | 1 | 1 | 2 |
| Bombo Rivera, R (1, 9)<br>OBP: 0.364, SLG: 0.300 | S S S<br>0-3 ② K | | x<br>0-0 ② 1B 1-3 2-H 1B | x<br>0-0 ③ F8 | | x<br>0-0 ① 6-3 | | B B B B<br>4-0 1B BB | | 4 | 1 | 1 | 1 | 1 | 1 | 2 |
| Rod Carew, L (1, 3)<br>OBP: 0.609, SLG: 0.650 | x<br>0-0 ③ 6-3 | | x<br>0-0 2-H 1B | | x<br>0-0 BB 1B SF8 1B | B B B B<br>4-0 BB | | x<br>0-0 G6-4-3 1-2 1B | | 4 | 1 | 3 | 1 | 1 | 0 | 0 |
| Jose Morales, R (1, 10)<br>OBP: 0.333, SLG: 0.333<br>Glenn Adams, L (6, PH)<br>OBP: 0.333, SLG: 0.500<br>Craig Kusick, R (8, PH)<br>OBP: 0.111, SLG: 0.125 | | x<br>0-0 ① 4-3 | x<br>0-0 ③ F8 | | x<br>0-0 1B BB 1-2 FC6-4 1B | x<br>0-0 ② F8 | | x<br>0-0 ② ③ G6-4-3 1-2f | | 3<br>1<br>1 | 1<br>0<br>0 | 1<br>0<br>0 | 0<br>0<br>0 | 0<br>0<br>0 | 0<br>0<br>0 | 1<br>1<br>2 |
| Dan Ford, R (1, 8)<br>OBP: 0.364, SLG: 0.353 | | x<br>0-0 2B | | x<br>0-0 HBP 1B E 1B | B B B B<br>4-0 1B 1-2 2-3 FC6-4 BB | x<br>0-0 ③ L4 | | | x<br>0-0 CS 1B | 4 | 2 | 3 | 0 | 1 | 0 | 1 |
| Roy Smalley, S (1, 6)<br>OBP: 0.391, SLG: 0.650 | | x<br>0-0 ② F6 | | x<br>0-0 ① B3 | x<br>0-0 ① SF8 3-H | | x<br>0-0 HR | | x<br>0-0 ① FC6-4 1-2 1B | 4 | 1 | 2 | 2 | 0 | 0 | 2 |
| Larry Wolfe, R (1, 5)<br>OBP: 0.200, SLG: 0.200<br>Mike Cubbage, L (5, PH)<br>OBP: 0.471, SLG: 0.500<br>(5, 5) | | x<br>0-0 ③ F7 | | x<br>0-0 E HBP 1-2 SF7 1B | x<br>0-0 FC6-4 1-2 2-3 1B | | x<br>0-0 ① F9 | | x<br>0-0 FC6-4 1-2 1B | 2<br>3 | 1<br>0 | 1<br>2 | 0<br>0 | 0<br>0 | 0<br>0 | 1<br>0 |
| Bob Randall, R (1, 4)<br>OBP: 0.385, SLG: 0.400 | | | x<br>0-0 ① 1-3 | H<br>1-0 E 1-2 2-3 HBP | x<br>0-0 ② FC6-4 1B 1-2f 2-H 3-H | | x<br>0-0 ② L8 | | x<br>0-0 ② FC6-4 FC5-4 1-2f 2-3 | 4 | 0 | 0 | 1 | 0 | 0 | 3 |
| Glenn Borgmann, R (1, 2)<br>OBP: 0.375, SLG: 0.286 | | | x<br>0-0 BB 1B 1B | x<br>0-0 E5 1-2 2-3 3-H | x<br>0-0 1-2 1B | | x<br>0-0 ③ F7 | | x<br>0-0 ③ FC5-4 1-2f | 5 | 1 | 2 | 1 | 0 | 0 | 4 |
| Inning Stats | R: 0 H: 0<br>E: 0 LOB: 0<br>K: 2 BB: 0<br>S: 7 P: 7 | R: 0 H: 1<br>E: 0 LOB: 1<br>K: 0 BB: 0<br>S: 4 P: 4 | R: 2 H: 3<br>E: 0 LOB: 1<br>K: 0 BB: 1<br>S: 5 P: 9 | R: 2 H: 2<br>E: 1 LOB: 2<br>K: 0 BB: 0<br>S: 6 P: 7 | R: 3 H: 4<br>E: 1 LOB: 2<br>K: 0 BB: 1<br>S: 7 P: 11 | R: 0 H: 0<br>E: 0 LOB: 1<br>K: 0 BB: 1<br>S: 3 P: 7 | R: 1 H: 1<br>E: 0 LOB: 0<br>K: 0 BB: 0<br>S: 4 P: 4 | R: 0 H: 1<br>E: 0 LOB: 1<br>K: 0 BB: 1<br>S: 3 P: 7 | R: 0 H: 3<br>E: 0 LOB: 2<br>K: 0 BB: 0<br>S: 5 P: 5 | 1B: 13 SF: 2<br>2B: 1 SAC: 0<br>3B: 0 DP: 1<br>HR: 1 HBP: 1 | | | | | | |

| PITCHER | | IP | WLS | BF | H | R | ER | SO | BB | IBB | HBP | BLK | WP | HR | S | P | ERA | WHIP |
|---|---|---|---|---|---|---|---|---|---|---|---|---|---|---|---|---|---|---|
| Tom House, L<br>ERA: 11.25 | (1, 1) | 4.0 | L | 22 | 8 | 6 | 5 | 2 | 1 | 0 | 1 | 0 | 0 | 0 | 24 | 29 | 11.25 | 2.250 |
| Steve Burke, R<br>ERA: 4.05 | (5, 1) | 3.1 | | 16 | 3 | 2 | 2 | 0 | 3 | 0 | 0 | 0 | 0 | 1 | 13 | 25 | 5.40 | 1.800 |
| Shane Rawley, L<br>ERA: | (8, 1) | 1.2 | | 7 | 4 | 0 | 0 | 0 | 0 | 0 | 0 | 0 | 0 | 0 | 7 | 7 | 0.00 | 2.400 |

| PITCHER | IP | WLS | BF | H | R | ER | SO | BB | IBB | HBP | BLK | WP | HR | S | P | ERA | WHIP |
|---|---|---|---|---|---|---|---|---|---|---|---|---|---|---|---|---|---|

# TOP

## Minnesota Twins @ Seattle Mariners

The Kingdome, Seattle, WA

Sun Apr 09 1978, 6:33 AM EST

Att. 11,803 - Dome - 70 F

livebaseballscorecards.com

| | |
|---|---|
| AB | 38 |
| R | 8 |
| H | 15 |
| RBI | 7 |
| BB | 4 |
| SO | 2 |
| LOB | 19 |

WP: 0 PA: 45
PB: 0
SB: 0
CS: 1

# BOTTOM

## Minnesota Twins @ Seattle Mariners

The Kingdome, Seattle, WA

Sun Apr 09 1978, 6:33 AM EST
Att. 11,803 - Dome - 70 F

| Batter | 1 | 2 | 3 | 4 | 5 | 6 | 7 | 8 | 9 | AB | R | H | RBI | BB | SO | LOB |
|---|---|---|---|---|---|---|---|---|---|---|---|---|---|---|---|---|
| Julio Cruz, S (1, 4) | BBBB 4-0 E 1B BB | | x 0-0 ① 5-3 | x 0-0 ③ F8 | | x 0-0 ③ FC4-6 1-2f | | | x 0-0 ② L8 | 3 | 1 | 0 | 0 | 1 | 0 | 1 |
| John Hale, L (9, PH) | | | | | | | | | | 1 | 0 | 0 | 0 | 0 | 0 | 0 |
| OBP: 0.267, SLG: 0.214 | | | | | | | | | | | | | | | | |
| Bruce Bochte, L (1, 7) | x 0-0 ① 4-3 1-3 | | x 0-0 ② 1-3 | | BBBB 4-0 5-3 BB BB | | x 0-0 ① F8 | | x 0-0 HR | 4 | 1 | 1 | 1 | 1 | 0 | 1 |
| OBP: 0.429, SLG: 0.737 | | | | | | | | | | | | | | | | |
| Dan Meyer, L (1, 3) | x 0-0 BB 1B 1B 3-H | | x 0-0 ③ 4-3 | | BBBB 4-0 1-2 5-3 BB | | x 0-0 ② F8 | | x 0-0 ③ F9 | 4 | 0 | 1 | 1 | 1 | 0 | 0 |
| OBP: 0.200, SLG: 0.316 | | | | | | | | | | | | | | | | |
| Leroy Stanton, R (1, 10) | x 0-0 BB 1-2 1B | | | BBBB 4-0 1B HR 1B BB | x 0-0 ① L5 | | x 0-0 1B | | | 3 | 1 | 2 | 0 | 1 | 0 | 2 |
| OBP: 0.350, SLG: 0.235 | | | | | | | | | | | | | | | | |
| Ruppert Jones, L (1, 8) | BBBB 4-0 G6-4-3 1-2 2-3 BB | | | x 0-0 1B 1-2 HR 1B | x 0-0 ② 5-3 1-2 2-3 | | x 0-0 ③ F8 | | | 3 | 1 | 1 | 0 | 1 | 0 | 3 |
| OBP: 0.556, SLG: 0.857 | | | | | | | | | | | | | | | | |
| Bill Stein, R (1, 5) | x 0-0 ② ③ G6-4-3 1-2f | | | x 0-0 1-2 2-3 HR 1B | x 0-0 ③ 5-3 | | | S S S 0-3 ① K | | 4 | 1 | 1 | 0 | 0 | 1 | 5 |
| OBP: 0.053, SLG: 0.053 | | | | | | | | | | | | | | | | |
| Leon Roberts, R (1, 9) | | x 0-0 ① F7 | | x 0-0 1-H 2-H 3-H HR | | x 0-0 ① 5-3 | | x 0-0 ② 5-3 | | 4 | 1 | 1 | 4 | 0 | 0 | 0 |
| OBP: 0.250, SLG: 1.000 | | | | | | | | | | | | | | | | |
| Kevin Pasley, R (1, 2) | | x 0-0 G6-4-3 1B | | x 0-0 ① 5-3 | | x 0-0 FC4-6 1B | | x 0-0 ③ 4-3 | | 2 | 0 | 1 | 0 | 0 | 0 | 0 |
| Bob Stinson, S (6, PH) | | | | | | | | | | 2 | 0 | 1 | 0 | 0 | 0 | 0 |
| OBP: 0.467, SLG: 0.462 (7, 2) | | | | | | | | | | | | | | | | |
| Larry Milbourne, S (1, 6) | | x 0-0 ② ③ G6-4-3 1-2f | | x 0-0 ② 6-3 | | x 0-0 ② L4 | | | x 0-0 ① F8 | 3 | 0 | 0 | 0 | 0 | 0 | 2 |
| Steve Braun, L (9, PH) | | | | | | | | | | 1 | 0 | 0 | 0 | 0 | 0 | 0 |

| Inning Stats | 1 | 2 | 3 | 4 | 5 | 6 | 7 | 8 | 9 |
|---|---|---|---|---|---|---|---|---|---|
| R: | 1 | 0 | 0 | 4 | 0 | 0 | 0 | 0 | 1 |
| E: | 1 | 0 | 0 | 0 | 0 | 0 | 0 | 0 | 0 |
| K: | 0 | 0 | 0 | 0 | 0 | 0 | 0 | 1 | 0 |
| S: | 4 | 3 | 3 | 6 | 3 | 4 | 4 | 5 | 4 |
| H: | 2 | 1 | 0 | 3 | 0 | 1 | 1 | 0 | 1 |
| LOB: | 2 | 0 | 0 | 0 | 2 | 1 | 1 | 0 | 0 |
| BB: | 2 | 0 | 0 | 1 | 2 | 0 | 0 | 0 | 0 |
| P: | 12 | 3 | 3 | 10 | 11 | 4 | 4 | 5 | 4 |

| 1B: | 7 | SF: | 0 |
|---|---|---|---|
| 2B: | 0 | SAC: | 0 |
| 3B: | 0 | DP: | 2 |
| HR: | 2 | HBP: | 0 |

| WP: | 0 | PA: | 39 |
|---|---|---|---|
| PB: | 0 | | |
| SB: | 0 | | |
| CS: | 0 | | |

| PITCHER | | IP | WLS | BF | H | R | ER | SO | BB | IBB | HBP | BLK | WP | HR | S | P | ERA | WHIP |
|---|---|---|---|---|---|---|---|---|---|---|---|---|---|---|---|---|---|---|
| Geoff Zahn, L | (1, 1) | 4.0 | | 21 | 6 | 5 | 5 | 0 | 5 | 0 | 0 | 0 | 0 | 1 | 16 | 36 | 11.25 | 2.750 |
| ERA: 11.25 | | | | | | | | | | | | | | | | | | |
| Gary Serum, R | (5, 1) | 5.0 | W | 18 | 3 | 1 | 1 | 1 | 0 | 0 | 0 | 0 | 0 | 1 | 20 | 20 | 1.80 | 0.600 |
| ERA: 1.8 | | | | | | | | | | | | | | | | | | |

| PITCHER | IP | WLS | BF | H | R | ER | SO | BB | IBB | HBP | BLK | WP | HR | S | P | ERA | WHIP |
|---|---|---|---|---|---|---|---|---|---|---|---|---|---|---|---|---|---|

livebaseballscorecards.com

| | |
|---|---|
| AB | 34 |
| R | 6 |
| H | 9 |
| RBI | 6 |
| BB | 5 |
| SO | 1 |
| LOB | 14 |

| Batter | 1 | 2 | 3 | 4 | 5 | 6 | 7 | 8 | 9 | AB | R | H | RBI | BB | SO | LOB |
|---|---|---|---|---|---|---|---|---|---|---|---|---|---|---|---|---|
| Willie Norwood, R (1, 7)<br>OBP: 0.304, SLG: 0.278 | B B B B<br>4-0<br>CS<br>BB | | x 0-0 ②<br>FC6-5<br>3-H | | | x 0-0 ①<br>F9 | | x 0-0 ②<br>F5 | | 3 | 0 | 0 | 0 | 1 | 0 | 2 |
| Bombo Rivera, R (1, 9)<br>OBP: 0.333, SLG: 0.231 | x 0-0 ①<br>F3 | | x 0-0 ③<br>F9 | | | B B B B<br>4-0<br>4-3<br>BB | | x 0-0 ③<br>L8 | | 3 | 0 | 0 | 0 | 1 | 0 | 3 |
| Rod Carew, L (1, 3)<br>OBP: 0.519, SLG: 0.542 | S S S<br>0-3 ② ③<br>K<br>1-2 | | | x 0-0 ①<br>F7 | | x 0-0 ②<br>4-3<br>1-2 | | | x 0-0 ①<br>L4 | 4 | 0 | 0 | 0 | 0 | 1 | 2 |
| Dan Ford, R (1, 8)<br>OBP: 0.385, SLG: 0.381 | | x 0-0<br>BLK<br>1B | | x 0-0 ②<br>F9 | | x 0-0 ③<br>F8 | | | x 0-0<br>5-3<br>1B | 4 | 0 | 2 | 0 | 0 | 0 | 1 |
| Craig Kusick, R (1, 10)<br>OBP: 0.077, SLG: 0.083 | | x 0-0 ①<br>F8 | | x 0-0 ③<br>6-3 | | | x 0-0 ①<br>P3 | | x 0-0 ②<br>5-3<br>1-2 | 4 | 0 | 0 | 0 | 0 | 0 | 2 |
| Roy Smalley, S (1, 6)<br>OBP: 0.333, SLG: 0.542 | | S S S<br>0-3 ②<br>K<br>1-2 | | | x 0-0 ①<br>5-3 | | x 0-0 ②<br>F6 | | x 0-0 ③<br>F6 | 4 | 0 | 0 | 0 | 0 | 1 | 2 |
| Larry Wolfe, R (1, 5)<br>OBP: 0.125, SLG: 0.125 | | x 0-0 ③<br>L4 | | | x 0-0 ②<br>F9 | | x 0-0 ③<br>F9 | | | 3 | 0 | 0 | 0 | 0 | 0 | 1 |
| Butch Wynegar, S (1, 2)<br>OBP: 0.294, SLG: 0.214 | | | x 0-0 ①<br>F4 | | x 0-0<br>1B | | | x 0-0<br>2B | | 3 | 0 | 2 | 0 | 0 | 0 | 0 |
| Bob Randall, R (1, 4)<br>OBP: 0.375, SLG: 0.538 | | | x 0-0<br>FC6-5<br>3B | | x 0-0 ③<br>F9 | | | x 0-0 ①<br>6-3 | | 3 | 0 | 1 | 0 | 0 | 0 | 2 |
| Inning Stats | R: 0 H: 0<br>E: 0 LOB: 0<br>K: 1 BB: 1<br>S: 4 P: 8 | R: 0 H: 1<br>E: 0 LOB: 1<br>K: 1 BB: 0<br>S: 6 P: 6 | R: 0 H: 1<br>E: 0 LOB: 1<br>K: 0 BB: 0<br>S: 4 P: 4 | R: 0 H: 0<br>E: 0 LOB: 0<br>K: 0 BB: 0<br>S: 3 P: 3 | R: 0 H: 1<br>E: 0 LOB: 1<br>K: 0 BB: 0<br>S: 4 P: 4 | R: 0 H: 0<br>E: 0 LOB: 1<br>K: 0 BB: 1<br>S: 3 P: 7 | R: 0 H: 0<br>E: 0 LOB: 0<br>K: 0 BB: 0<br>S: 3 P: 3 | R: 0 H: 1<br>E: 0 LOB: 1<br>K: 0 BB: 0<br>S: 4 P: 4 | R: 0 H: 1<br>E: 0 LOB: 1<br>K: 0 BB: 0<br>S: 4 P: 4 | 1B: 3 SF: 0<br>2B: 1 SAC: 0<br>3B: 1 DP: 0<br>HR: 0 HBP: 0 | | | | | | WP: 0 PA: 33<br>PB: 0<br>SB: 0<br>CS: 1 | |

# TOP

## Minnesota Twins @ California Angels

Anaheim Stadium, Anaheim, CA

Mon Apr 10 1978, 9:05 PM EST

Att. 10,074 - Unknown - 69 F

livebaseballscorecards.com

| | |
|---|---|
| AB | 31 |
| R | 0 |
| H | 5 |
| RBI | 0 |
| BB | 2 |
| SO | 2 |
| LOB | 15 |

| PITCHER | | IP | WLS | BF | H | R | ER | SO | BB | IBB | HBP | BLK | WP | HR | S | P | ERA | WHIP |
|---|---|---|---|---|---|---|---|---|---|---|---|---|---|---|---|---|---|---|
| Ken Brett, L<br>ERA: | (1, 1) | 9.0 | W | 33 | 5 | 0 | 0 | 2 | 2 | 0 | 0 | 1 | 0 | 0 | 35 | 43 | 0.00 | 0.778 |

| PITCHER | IP | WLS | BF | H | R | ER | SO | BB | IBB | HBP | BLK | WP | HR | S | P | ERA | WHIP |
|---|---|---|---|---|---|---|---|---|---|---|---|---|---|---|---|---|---|

# BOTTOM

## Minnesota Twins @ California Angels

Anaheim Stadium, Anaheim, CA

Mon Apr 10 1978, 9:05 PM EST

Att. 10,074 - Unknown - 69 F

livebaseballscorecards.com

| Batter | 1 | 2 | 3 | 4 | 5 | 6 | 7 | 8 | 9 | AB | R | H | RBI | BB | SO | LOB |
|---|---|---|---|---|---|---|---|---|---|---|---|---|---|---|---|---|
| Rick Miller, L (1, 9) OBP: 0.412, SLG: 0.286 | K | | | L6 | | BLK 1B | FC6-4 | | | 4 | 0 | 1 | 0 | 0 | 1 | 2 |
| Bobby Grich, R (1, 4) OBP: 0.333, SLG: 0.167 | K | | | K | | FC6 BB | | 1B 1B | | 3 | 1 | 1 | 0 | 1 | 2 | 0 |
| Lyman Bostock, L (1, 8) OBP: 0.067, SLG: 0.067 | 5-3 | | | F9 | | FC6 | | G6-4-3 1B | | 4 | 0 | 1 | 0 | 0 | 0 | 2 |
| Joe Rudi, R (1, 7) OBP: 0.533, SLG: 0.923 | | K | | | 2B | | HR 2B | G6-4-3 1B | | 4 | 1 | 3 | 1 | 0 | 1 | 0 |
| Don Baylor, R (1, 10) OBP: 0.333, SLG: 0.615 | | F6 | | | F4 | | HR | G6-4-3 | | 4 | 1 | 1 | 2 | 0 | 0 | 3 |
| Tony Solaita, L (1, 3) | | 5-3 | | | 1-3 | | 3-1 | F6 | | 4 | 0 | 0 | 0 | 0 | 0 | 2 |
| Dave Chalk, R (1, 5) OBP: 0.286, SLG: 0.250 | | | 6-3 | | F7 | | 1-3 | | | 3 | 0 | 0 | 0 | 0 | 0 | 1 |
| Rance Mulliniks, L (1, 6) OBP: 0.231, SLG: 0.167 | | | F9 | | | F8 | | 1B BB | | 2 | 0 | 0 | 0 | 1 | 0 | 0 |
| Terry Humphrey, R (1, 2) OBP: 0.333, SLG: 0.556 | | | F8 | | | 1-3 | FC6-4 1B | | | 3 | 0 | 1 | 0 | 0 | 0 | 0 |
| Inning Stats | R: 0 H: 0 E: 0 LOB: 0 K: 2 BB: 0 S: 7 P: 7 | R: 0 H: 0 E: 0 LOB: 0 K: 1 BB: 0 S: 5 P: 5 | R: 0 H: 0 E: 0 LOB: 0 K: 0 BB: 0 S: 3 P: 3 | R: 0 H: 0 E: 0 LOB: 0 K: 1 BB: 0 S: 5 P: 5 | R: 0 H: 1 E: 0 LOB: 1 K: 0 BB: 0 S: 4 P: 4 | R: 0 H: 1 E: 0 LOB: 2 K: 0 BB: 1 S: 4 P: 8 | R: 2 H: 3 E: 0 LOB: 2 K: 0 BB: 1 S: 6 P: 10 | R: 1 H: 3 E: 0 LOB: 1 K: 0 BB: 0 S: 5 P: 5 | | 1B: 5 SF: 0 2B: 2 SAC: 0 3B: 0 DP: 1 HR: 1 HBP: 0 | | | | | | |

| | AB | 31 |
|---|---|---|
| | R | 3 |
| | H | 8 |
| | RBI | 3 |
| | BB | 2 |
| | SO | 4 |
| | LOB | 10 |

WP: 0 PA: 33
PB: 0
SB: 0
CS: 0

| PITCHER | | IP | WLS | BF | H | R | ER | SO | BB | IBB | HBP | BLK | WP | HR | S | P | ERA | WHIP |
|---|---|---|---|---|---|---|---|---|---|---|---|---|---|---|---|---|---|---|
| Dave Goltz, R ERA: 3.6 | (1, 1) | 7.0 | L | 31 | 8 | 3 | 3 | 4 | 2 | 0 | 0 | 1 | 0 | 1 | 37 | 45 | 3.86 | 1.429 |
| Greg Thayer, R ERA: 4.5 | (8, 1) | 1.0 | | 2 | 0 | 0 | 0 | 0 | 0 | 0 | 0 | 0 | 0 | 0 | 2 | 2 | 0.00 | 0.000 |

| PITCHER | IP | WLS | BF | H | R | ER | SO | BB | IBB | HBP | BLK | WP | HR | S | P | ERA | WHIP |
|---|---|---|---|---|---|---|---|---|---|---|---|---|---|---|---|---|---|

# Minnesota Twins @ California Angels

Anaheim Stadium, Anaheim, CA

Tue Apr 11 1978, 9:05 PM EST

Att. 12,217 - Unknown - 63 F

livebaseballscorecards.com

## TOP

| Batter | 1 | 2 | 3 | 4 | 5 | 6 | 7 | 8 | 9 | AB | R | H | RBI | BB | SO | LOB |
|---|---|---|---|---|---|---|---|---|---|---|---|---|---|---|---|---|
| Mike Cubbage, L (1, 5)<br>OBP: 0.500, SLG: 0.750 | B B B B<br>4-0<br>F8 WP<br>BB | | x 0-0 ③<br>3-1 | | x 0-0<br>3-H<br>HR | 0-0 ③<br>CS<br>1-2 | x 0-0 ①<br>L9 | | x 0-0<br>1-H<br>3B | 4 | 1 | 2 | 3 | 1 | 0 | 0 |
| Roy Smalley, S (1, 6)<br>OBP: 0.375, SLG: 0.630 | x 0-0 ①<br>F8<br>1-3 | | | B B B B<br>4-0<br>FC4-6<br>BB | x 0-0<br>HR | | B B B B<br>4-0<br>1B<br>FC4-6<br>BB | | S S S<br>0-3 ①<br>K | 3 | 2 | 1 | 1 | 2 | 1 | 2 |
| Rod Carew, L (1, 3)<br>OBP: 0.500, SLG: 0.517 | S S S<br>0-3 ②<br>K | | | x 0-0 ①<br>FC4-6<br>S<br>1-2f<br>1B | x 0-0<br>S<br>1B<br>1B | | x 0-0<br>FC4-6<br>1-3<br>1B | | x 0-0 ②<br>6-3 | 5 | 2 | 2 | 0 | 0 | 1 | 3 |
| Glenn Adams, L (1, 10)<br>OBP: 0.294, SLG: 0.412 | x 0-0 ③<br>4-3 | | | x 0-0<br>FC4<br>1-H<br>1B | S S S<br>0-3 ②<br>K<br>1-2 | | x 0-0 ②<br>FC4-6<br>1-2f<br>3-H | | x 0-0 ③<br>F7 | 5 | 0 | 1 | 2 | 0 | 1 | 4 |
| Rich Chiles, L (1, 7)<br>OBP: 0.500, SLG: 0.500 | | x 0-0<br>CS<br>1B | | x 0-0 ②<br>FC4<br>1-2f | x 0-0<br>FC4-6<br>2-H<br>1B | | S S S<br>0-3 ③<br>K | | | 4 | 0 | 2 | 1 | 0 | 1 | 2 |
| Dan Ford, R (1, 8)<br>OBP: 0.367, SLG: 0.360 | | x 0-0 ①<br>F8 | | x 0-0 ③<br>F9 | x 0-0 ③<br>FC4-6<br>1-2f | | | x 0-0<br>CS<br>1B | | 4 | 0 | 1 | 0 | 0 | 0 | 3 |
| Butch Wynegar, S (1, 2)<br>OBP: 0.286, SLG: 0.222 | | x 0-0 ② ③<br>F8<br>1-2 | | | x 0-0<br>2B<br>1B | x 0-0 ①<br>4-3 | | x 0-0 ① ②<br>F7<br>1-2 | | 4 | 1 | 1 | 0 | 0 | 0 | 2 |
| Hosken Powell, L (1, 9)<br>OBP: 0.267, SLG: 0.231 | | | S S S<br>0-3 ①<br>K | | x 0-0<br>G3<br>1-H<br>HR<br>2B | x 0-0 ②<br>4-3 | | S S S<br>0-3 ③<br>K | | 4 | 1 | 1 | 1 | 0 | 2 | 0 |
| Bob Randall, R (1, 4)<br>OBP: 0.400, SLG: 0.529 | | | x 0-0 ②<br>L9 | | x 0-0 ①<br>G3<br>2-3 | x 0-0<br>CS<br>1B | | | x 0-0<br>3B<br>1B | 4 | 1 | 2 | 0 | 0 | 0 | 1 |
| Inning Stats | R: 0 H: 0<br>E: 0 LOB: 1<br>K: 1 BB: 1<br>S: 5 P: 9 | R: 0 H: 1<br>E: 0 LOB: 0<br>K: 0 BB: 0<br>S: 3 P: 3 | R: 0 H: 0<br>E: 0 LOB: 0<br>K: 1 BB: 0<br>S: 5 P: 5 | R: 1 H: 1<br>E: 0 LOB: 1<br>K: 0 BB: 1<br>S: 4 P: 8 | R: 5 H: 6<br>E: 0 LOB: 1<br>K: 1 BB: 0<br>S: 11 P: 11 | R: 0 H: 1<br>E: 0 LOB: 0<br>K: 0 BB: 0<br>S: 3 P: 3 | R: 1 H: 1<br>E: 0 LOB: 1<br>K: 1 BB: 1<br>S: 6 P: 10 | R: 0 H: 1<br>E: 0 LOB: 0<br>K: 1 BB: 0<br>S: 5 P: 5 | R: 1 H: 2<br>E: 0 LOB: 1<br>K: 1 BB: 0<br>S: 7 P: 7 | 1B: 9 SF: 0<br>2B: 1 SAC: 0<br>3B: 1 DP: 0<br>HR: 2 HBP: 0 | | | | | | WP: 1 PA: 41<br>PB: 0<br>SB: 2<br>CS: 3 | |

| | AB | 37 |
|---|---|---|
| | R | 8 |
| | H | 13 |
| | RBI | 8 |
| | BB | 3 |
| | SO | 6 |
| | LOB | 17 |

| PITCHER | | IP | WLS | BF | H | R | ER | SO | BB | IBB | HBP | BLK | WP | HR | S | P | ERA | WHIP |
|---|---|---|---|---|---|---|---|---|---|---|---|---|---|---|---|---|---|---|
| Don Aase, R<br>ERA: 10.38 | (1, 1) | 4.1 | L | 20 | 6 | 5 | 5 | 2 | 2 | 0 | 0 | 0 | 1 | 2 | 22 | 30 | 10.38 | 1.846 |
| Paul Hartzell, R<br>ERA: 9.53 | (5, 1) | 4.2 | | 20 | 7 | 3 | 3 | 4 | 1 | 0 | 0 | 0 | 0 | 0 | 27 | 31 | 5.79 | 1.714 |

| PITCHER | | IP | WLS | BF | H | R | ER | SO | BB | IBB | HBP | BLK | WP | HR | S | P | ERA | WHIP |
|---|---|---|---|---|---|---|---|---|---|---|---|---|---|---|---|---|---|---|

# BOTTOM

## Minnesota Twins @ California Angels

Anaheim Stadium, Anaheim, CA

Tue Apr 11 1978, 9:05 PM EST

Att. 12,217 - Unknown - 63 F

livebaseballscorecards.com

| Batter | 1 | 2 | 3 | 4 | 5 | 6 | 7 | 8 | 9 | AB | R | H | RBI | BB | SO | LOB |
|---|---|---|---|---|---|---|---|---|---|---|---|---|---|---|---|---|
| Rick Miller, L (1, 9) OBP: 0.333, SLG: 0.222 | F8 | | | 4-3 | K | | | L7 | | 4 | 0 | 0 | 0 | 0 | 1 | 4 |
| Bobby Grich, R (1, 4) OBP: 0.316, SLG: 0.188 | G4-6-3 1B | | | L7 | | L8 | | F9 | | 4 | 0 | 1 | 0 | 0 | 0 | 1 |
| Lyman Bostock, L (1, 8) OBP: 0.053, SLG: 0.053 | G4-6-3 1-2f | | | 4-3 | | G3 | | | F7 | 4 | 0 | 0 | 0 | 0 | 0 | 1 |
| Joe Rudi, R (1, 7) OBP: 0.474, SLG: 0.824 | | P3 | | | F7 | K | | | 1B 2B | 4 | 0 | 1 | 0 | 0 | 1 | 0 |
| Don Baylor, R (1, 10) OBP: 0.316, SLG: 0.706 | | 4-3 | | | HR | | K | | P3 | 4 | 1 | 1 | 1 | 0 | 1 | 1 |
| Ron Fairly, L (1, 3) OBP: 0.273, SLG: 0.273 | | F8 | | | FC1-6 1B 1B | | F9 | | 2-H 1B | 4 | 0 | 2 | 0 | 0 | 0 | 0 |
| Dave Chalk, R (1, 5) OBP: 0.294, SLG: 0.267 | | | F9 | | 1-2 FC1-6 1B | | 6-3 | | | 3 | 0 | 1 | 0 | 0 | 0 | 0 |
| Rance Mulliniks, L (1, 6) OBP: 0.188, SLG: 0.133 | | | L7 | | 1-2f 2-3 FC1-6 BB | | | K | | 3 | 0 | 0 | 0 | 0 | 1 | 2 |
| Brian Downing, R (1, 2) OBP: 0.667, SLG: 0.333 | | | 6-3 | | 1-2 BB | | | 1B | | 2 | 0 | 1 | 0 | 1 | 0 | 0 |
| Inning Stats | R: 0 H: 1 E: 0 LOB: 0 K: 0 BB: 0 S: 3 P: 3 | R: 0 H: 0 E: 0 LOB: 0 K: 0 BB: 0 S: 3 P: 3 | R: 0 H: 0 E: 0 LOB: 0 K: 0 BB: 0 S: 3 P: 3 | R: 0 H: 0 E: 0 LOB: 0 K: 0 BB: 0 S: 3 P: 3 | R: 1 H: 3 E: 0 LOB: 3 K: 1 BB: 1 S: 8 P: 12 | R: 0 H: 0 E: 0 LOB: 0 K: 1 BB: 0 S: 5 P: 5 | R: 0 H: 0 E: 0 LOB: 0 K: 1 BB: 0 S: 5 P: 5 | R: 0 H: 1 E: 0 LOB: 1 K: 1 BB: 0 S: 6 P: 6 | R: 0 H: 2 E: 0 LOB: 2 K: 0 BB: 0 S: 4 P: 4 | 1B: 5 SF: 0 2B: 1 SAC: 0 3B: 0 DP: 1 HR: 1 HBP: 0 | | | | | | | WP: 0 PA: 33 PB: 0 SB: 0 CS: 0 |

| | AB | 32 |
|---|---|---|
| | R | 1 |
| | H | 7 |
| | RBI | 1 |
| | BB | 1 |
| | SO | 4 |
| | LOB | 9 |

| PITCHER | IP | WLS | BF | H | R | ER | SO | BB | IBB | HBP | BLK | WP | HR | S | P | ERA | WHIP |
|---|---|---|---|---|---|---|---|---|---|---|---|---|---|---|---|---|---|
| Roger Erickson, R (1, 1) ERA: 2.35 | 9.0 | W | 33 | 7 | 1 | 1 | 4 | 1 | 0 | 0 | 0 | 0 | 1 | 40 | 44 | 1.00 | 0.889 |

| PITCHER | IP | WLS | BF | H | R | ER | SO | BB | IBB | HBP | BLK | WP | HR | S | P | ERA | WHIP |
|---|---|---|---|---|---|---|---|---|---|---|---|---|---|---|---|---|---|

# Minnesota Twins @ California Angels

Anaheim Stadium, Anaheim, CA

Wed Apr 12 1978, 9:05 PM EST

Att. 12,295 - Cloudy - 58 F

TOP

livebaseballscorecards.com

| Batter | 1 | 2 | 3 | 4 | 5 | 6 | 7 | 8 | 9 | AB | R | H | RBI | BB | SO | LOB |
|---|---|---|---|---|---|---|---|---|---|---|---|---|---|---|---|---|
| Bombo Rivera, R (1, 9)<br>OBP: 0.368, SLG: 0.294 | S S S<br>0-3 ① K | | x 0-0 BB 1B 1B | | x 0-0 ① 1-3 | | x 0-0 HR 1B | x 0-0 ③ FC6 1-2f | | 4 | 1 | 2 | 0 | 0 | 1 | 0 |
| Glenn Adams, L (8, PH)<br>OBP: 0.278, SLG: 0.389 (8, 9) | | | | | | | | | | 1 | 0 | 0 | 0 | 0 | 0 | 1 |
| Dan Ford, R (1, 8)<br>OBP: 0.371, SLG: 0.467 | x 0-0 ② 6-3 | | x 0-0 1-2 BB 1B | | S S S<br>0-3 ② K | | x 0-0 1-H HR | | x 0-0 ① L8 | 5 | 1 | 2 | 2 | 0 | 1 | 0 |
| Rod Carew, L (1, 3)<br>OBP: 0.514, SLG: 0.688 | x 0-0 HR | | x 0-0 ① F8 | | x 0-0 1B 3B | | x 0-0 ① L9 | | x 0-0 1B 2B | 3 | 2 | 2 | 1 | 0 | 0 | 2 |
| Jose Morales, R (5, 3)<br>OBP: 0.400, SLG: 0.600 | | | | | | | | | | 2 | 1 | 1 | 0 | 0 | 0 | 0 |
| Craig Kusick, R (1, 10)<br>OBP: 0.278, SLG: 0.250 | x 0-0 BLK 1B | | B B B<br>4-0 FC4-6 1-2 2-3 BB | | x 0-0 3-H 1B | | x 0-0 ② F9 | | x 0-0 BB BB 2-H 1B | 4 | 0 | 3 | 2 | 1 | 0 | 0 |
| Roy Smalley, S (1, 6)<br>OBP: 0.378, SLG: 0.613 | x 0-0 ③ 1-4-3 1-2 | | x 0-0 ② P3 | | x 0-0 ③ F8 | | x 0-0 2B | | B B B B<br>4-0 BB 1-2 BB | 4 | 0 | 1 | 0 | 1 | 0 | 5 |
| Butch Wynegar, S (1, 2)<br>OBP: 0.292, SLG: 0.238 | | x 0-0 1B | x 0-0 ③ FC4-6 1-2f | | | x 0-0 ① 5-3 | x 0-0 ③ F6 | | B B B B<br>4-0 G6-4-3 1-2 2-3 BB | 3 | 0 | 1 | 0 | 0 | 0 | 3 |
| Glenn Borgmann, R (6, 2)<br>OBP: 0.333, SLG: 0.250 | | | | | | | | | | 1 | 0 | 0 | 0 | 0 | 0 | 1 |
| Hosken Powell, L (9, PH)<br>OBP: 0.313, SLG: 0.231 | | | | | | | | | | 0 | 0 | 0 | 0 | 1 | 0 | 0 |
| Larry Wolfe, R (1, 5)<br>OBP: 0.154, SLG: 0.154 | | x 0-0 ① F8 | | x 0-0 ① 5-3 | | x 0-0 2B 1B | | x 0-0 ① F8 | x 0-0 ② ③ G6-4-3 1-2f | 5 | 0 | 1 | 0 | 0 | 0 | 4 |
| Willie Norwood, R (1, 7)<br>OBP: 0.308, SLG: 0.333 | | x 0-0 ② F7 | | x 0-0 ② F7 | | x 0-0 ② 1-H 2B | | B B B B<br>4-0 FC6 BB | | 3 | 0 | 1 | 0 | 0 | 0 | 1 |
| Rich Chiles, L (8, PH)<br>OBP: 0.600, SLG: 0.500 (8, 7) | | | | | | | | | | 0 | 0 | 0 | 0 | 1 | 0 | 0 |
| Bob Randall, R (1, 4)<br>OBP: 0.348, SLG: 0.450 | | x 0-0 ③ L8 | | x 0-0 ③ F4 | | x 0-0 ③ P3 | | x 0-0 ② F7 | | 3 | 0 | 0 | 0 | 0 | 0 | 2 |
| Mike Cubbage, L (8, PH)<br>OBP: 0.478, SLG: 0.714 (8, 4) | | | | | | | | | | 1 | 0 | 0 | 0 | 0 | 0 | 1 |
| Inning Stats | R: 1 H: 2<br>E: 0 LOB: 1<br>K: 1 BB: 0<br>S: 7 P: 7 | R: 0 H: 1<br>E: 0 LOB: 1<br>K: 0 BB: 0<br>S: 4 P: 4 | R: 0 H: 2<br>E: 0 LOB: 3<br>K: 0 BB: 1<br>S: 5 P: 9 | R: 0 H: 0<br>E: 0 LOB: 0<br>K: 0 BB: 0<br>S: 3 P: 3 | R: 1 H: 2<br>E: 0 LOB: 1<br>K: 1 BB: 0<br>S: 7 P: 7 | R: 0 H: 2<br>E: 0 LOB: 1<br>K: 0 BB: 0<br>S: 4 P: 4 | R: 2 H: 3<br>E: 0 LOB: 1<br>K: 0 BB: 0<br>S: 6 P: 6 | R: 0 H: 0<br>E: 0 LOB: 1<br>K: 0 BB: 1<br>S: 3 P: 7 | R: 1 H: 2<br>E: 0 LOB: 2<br>K: 0 BB: 2<br>S: 4 P: 12 | 1B: 8 SF: 0<br>2B: 3 SAC: 0<br>3B: 1 DP: 1<br>HR: 2 HBP: 0 | | | | | | |

| | |
|---|---|
| AB | 39 |
| R | 5 |
| H | 14 |
| RBI | 5 |
| BB | 4 |
| SO | 2 |
| LOB | 20 |

WP: 0 PA: 43
PB: 0
SB: 0
CS: 0

| PITCHER | | IP | WLS | BF | H | R | ER | SO | BB | IBB | HBP | BLK | WP | HR | S | P | ERA | WHIP |
|---|---|---|---|---|---|---|---|---|---|---|---|---|---|---|---|---|---|---|
| Frank Tanana, L<br>ERA: 2.3 | (1, 1) | 6.2 | W | 32 | 12 | 4 | 4 | 2 | 1 | 0 | 0 | 1 | 0 | 2 | 35 | 39 | 5.40 | 1.950 |
| Dyar Miller, R<br>ERA: 3.38 | (7, 1) | 1.2 | | 10 | 2 | 1 | 1 | 0 | 3 | 0 | 0 | 0 | 0 | 0 | 7 | 19 | 5.40 | 3.000 |
| Dave LaRoche, L<br>ERA: 2.7 | (9, 1) | 0.2 | S | 1 | 0 | 0 | 0 | 0 | 0 | 0 | 0 | 0 | 0 | 0 | 1 | 1 | 0.00 | 0.000 |

| PITCHER | IP | WLS | BF | H | R | ER | SO | BB | IBB | HBP | BLK | WP | HR | S | P | ERA | WHIP |
|---|---|---|---|---|---|---|---|---|---|---|---|---|---|---|---|---|---|

# BOTTOM

## Minnesota Twins @ California Angels

Anaheim Stadium, Anaheim, CA

Wed Apr 12 1978, 9:05 PM EST

Att. 12,295 - Cloudy - 58 F

| Batter | 1 | 2 | 3 | 4 | 5 | 6 | 7 | 8 | 9 | AB | R | H | RBI | BB | SO | LOB |
|---|---|---|---|---|---|---|---|---|---|---|---|---|---|---|---|---|
| Rick Miller, L (1, 9)<br>OBP: 0.346, SLG: 0.364 | BB<br>HR | | F7 | | | K | | L7 | | 4 | 2 | 1 | 4 | 1 | 1 | 1 |
| Bobby Grich, R (1, 4)<br>OBP: 0.333, SLG: 0.286 | 1B<br>L7 | | | F9 | | 2B | | L5 | | 5 | 1 | 2 | 0 | 0 | 0 | 0 |
| Lyman Bostock, L (1, 8)<br>OBP: 0.043, SLG: 0.043 | FC3<br>F8 | | | 4-3 | | 3-1 | | | | 4 | 1 | 0 | 0 | 0 | 0 | 3 |
| Joe Rudi, R (1, 7)<br>OBP: 0.435, SLG: 0.700 | BB<br>L9 | | | K | | | K | | | 3 | 1 | 0 | 1 | 1 | 2 | 0 |
| Don Baylor, R (1, 10)<br>OBP: 0.348, SLG: 0.714 | HR<br>F8 | | | | F7 | | FC4-2 | | | 4 | 1 | 2 | 2 | 0 | 0 | 0 |
| Ron Fairly, L (1, 3)<br>OBP: 0.267, SLG: 0.267 | K | | F4 | | 3-1 | | FC4-2 | | | 4 | 0 | 1 | 0 | 0 | 1 | 2 |
| Dave Chalk, R (1, 5)<br>OBP: 0.381, SLG: 0.294 | HR<br>SF7 | | | | BB | | FC4-2 | | | 2 | 2 | 1 | 0 | 2 | 0 | 2 |
| Rance Mulliniks, L (1, 6)<br>OBP: 0.200, SLG: 0.167 | SF8 | | | | L7 | | P5 | | | 3 | 0 | 1 | 1 | 0 | 0 | 3 |
| Terry Humphrey, R (1, 2)<br>OBP: 0.308, SLG: 0.455 | HR<br>SF7 | | | | | 4-3 | | F9 | | 2 | 1 | 0 | 1 | 1 | 0 | 0 |
| Inning Stats | R: 8<br>E: 1<br>K: 1<br>S: 9<br>H: 3<br>LOB: 0<br>BB: 4<br>P: 25 | R: 0<br>E: 0<br>K: 0<br>S: 3<br>H: 0<br>LOB: 0<br>BB: 0<br>P: 3 | R: 1<br>E: 0<br>K: 0<br>S: 5<br>H: 2<br>LOB: 1<br>BB: 0<br>P: 5 | R: 0<br>E: 0<br>K: 1<br>S: 5<br>H: 0<br>LOB: 0<br>BB: 0<br>P: 5 | R: 0<br>E: 0<br>K: 0<br>S: 3<br>H: 0<br>LOB: 1<br>BB: 1<br>P: 7 | R: 0<br>E: 0<br>K: 1<br>S: 6<br>H: 1<br>LOB: 1<br>BB: 0<br>P: 6 | R: 0<br>E: 0<br>K: 1<br>S: 7<br>H: 2<br>LOB: 2<br>BB: 0<br>P: 7 | R: 0<br>E: 0<br>K: 0<br>S: 3<br>H: 0<br>LOB: 0<br>BB: 0<br>P: 3 | | 1B: 5<br>2B: 2<br>3B: 0<br>HR: 1<br>SF: 2<br>SAC: 0<br>DP: 0<br>HBP: 0 | | | | | | |

livebaseballscorecards.com

| | |
|---|---|
| AB | 31 |
| R | 9 |
| H | 8 |
| RBI | 9 |
| BB | 5 |
| SO | 4 |
| LOB | 11 |

WP: 0 PB: 0 SB: 1 CS: 0 PA: 38

| PITCHER | | IP | WLS | BF | H | R | ER | SO | BB | IBB | HBP | BLK | WP | HR | S | P | ERA | WHIP |
|---|---|---|---|---|---|---|---|---|---|---|---|---|---|---|---|---|---|---|
| Pete Redfern, R<br>ERA: 9.53 | (1, 1) | 0.2 | L | 9 | 2 | 7 | 3 | 1 | 4 | 0 | 0 | 0 | 0 | 0 | 7 | 23 | 40.50 | 9.000 |
| Gary Serum, R<br>ERA: 3.68 | (1, 1) | 2.1 | | 10 | 3 | 2 | 1 | 0 | 0 | 0 | 0 | 0 | 0 | 1 | 10 | 10 | 3.86 | 1.286 |
| Dave Johnson, R<br>ERA: | (4, 1) | 5.0 | | 19 | 3 | 0 | 0 | 3 | 1 | 0 | 0 | 0 | 0 | 0 | 24 | 28 | 0.00 | 0.800 |

| PITCHER | IP | WLS | BF | H | R | ER | SO | BB | IBB | HBP | BLK | WP | HR | S | P | ERA | WHIP |
|---|---|---|---|---|---|---|---|---|---|---|---|---|---|---|---|---|---|

# Minnesota Twins @ California Angels

Anaheim Stadium, Anaheim, CA

Thu Apr 13 1978, 6:33 AM EST

Att. 11,702 - Unknown - 65 F

TOP

livebaseballscorecards.com

| Batter | 1 | 2 | 3 | 4 | 5 | 6 | 7 | 8 | 9 | 10 | 11 | AB | R | H | RBI | BB | SO | LOB |
|---|---|---|---|---|---|---|---|---|---|---|---|---|---|---|---|---|---|---|
| Mike Cubbage, L (1, 5)<br>OBP: 0.481, SLG: 0.667 | G3 | | BBB 4-0 G6-4-3 BB | | | x 0-0 CS 1B | SSS 0-3 K | | | | x 0-0 1B | 3 | 0 | 1 | 0 | 1 | 1 | 2 |
| Jose Morales, R (11, PH)<br>OBP: 0.500, SLG: 0.667 | | | | | | | | | | | | 1 | 0 | 1 | 0 | 0 | 0 | 0 |
| Bombo Rivera, R (11, PR)<br>OBP: 0.368, SLG: 0.294 | | | | | | | | | | | | 0 | 0 | 0 | 0 | 0 | 0 | 0 |
| Larry Wolfe, R (11, 5)<br>OBP: 0.154, SLG: 0.154 | | | | | | | | | | | | 0 | 0 | 0 | 0 | 0 | 0 | 0 |
| Roy Smalley, S (1, 6)<br>OBP: 0.357, SLG: 0.543 | BBBB 4-0 BB | | x 0-0 G6-4-3 1-2f | | | x 0-0 6-3 1-2 | | SSS 0-3 K | | | x 0-0 F2 | 4 | 0 | 0 | 0 | 1 | 1 | 5 |
| Rod Carew, L (1, 3)<br>OBP: 0.450, SLG: 0.595 | x 0-0 F7 | | | x 0-0 L7 | | x 0-0 F8 | | | x 0-0 6-3 | | x 0-0 F7 | 5 | 0 | 0 | 0 | 0 | 0 | 2 |
| Glenn Adams, L (1, 10)<br>OBP: 0.227, SLG: 0.318 | x 0-0 5-3 | | | SSS 0-3 K | | | SSS 0-3 K | | SSS 0-3 K | | x 0-0 F8 | 4 | 0 | 0 | 0 | 0 | 3 | 1 |
| Craig Kusick, R (11, PH)<br>OBP: 0.263, SLG: 0.235 | | | | | | | | | | | | 1 | 0 | 0 | 0 | 0 | 0 | 1 |
| Butch Wynegar, S (1, 2)<br>OBP: 0.250, SLG: 0.200 | | x 0-0 F9 | | SSS 0-3 K | | | x 0-0 4-3 | | x 0-0 3-1 | | | 4 | 0 | 0 | 0 | 0 | 1 | 0 |
| Dan Ford, R (1, 8)<br>OBP: 0.359, SLG: 0.441 | | x 0-0 E7 4-3 1B | | | SSS 0-3 K | | x 0-0 1-3 | | | SSS 0-3 K | | 4 | 0 | 1 | 0 | 0 | 2 | 0 |
| Hosken Powell, L (1, 9)<br>OBP: 0.300, SLG: 0.294 | | x 0-0 4-3 2-3 | | | x 0-0 L8 2B | | | x 0-0 1-3 | | SSS 0-3 K | | 4 | 0 | 1 | 0 | 0 | 1 | 1 |
| Willie Norwood, R (1, 7)<br>OBP: 0.333, SLG: 0.333 | | SSS 0-3 K | | | x 0-0 L8 2-3 | | | x 0-0 S 1B | | BBBB 4-0 S BB | | 3 | 0 | 1 | 0 | 1 | 1 | 2 |
| Bob Randall, R (1, 4)<br>OBP: 0.333, SLG: 0.391 | | | x 0-0 F9 | | SSS 0-3 K | | | BBBB 4-0 1-2 BB | | SSS 0-3 K 1-2 | | 3 | 0 | 0 | 0 | 1 | 2 | 2 |
| Inning Stats | R: 0 E: 0 K: 0 S: 3 H: 0 LOB: 1 BB: 1 P: 7 | R: 0 E: 1 K: 1 S: 6 H: 1 LOB: 1 BB: 0 P: 6 | R: 0 E: 0 K: 0 S: 2 H: 0 LOB: 0 BB: 1 P: 6 | R: 0 E: 0 K: 2 S: 7 H: 0 LOB: 0 BB: 0 P: 7 | R: 0 E: 0 K: 2 S: 8 H: 1 LOB: 1 BB: 0 P: 8 | R: 0 E: 0 K: 0 S: 3 H: 1 LOB: 0 BB: 0 P: 3 | R: 0 E: 0 K: 1 S: 5 H: 0 LOB: 0 BB: 0 P: 5 | R: 0 E: 0 K: 2 S: 8 H: 1 LOB: 2 BB: 1 P: 12 | R: 0 E: 0 K: 1 S: 5 H: 0 LOB: 0 BB: 0 P: 5 | R: 0 E: 0 K: 3 S: 9 H: 0 LOB: 1 BB: 1 P: 13 | R: 0 E: 0 K: 0 S: 4 H: 1 LOB: 1 BB: 0 P: 4 | | | | | | | |

| | |
|---|---|
| AB | 36 |
| R | 0 |
| H | 5 |
| RBI | 0 |
| BB | 4 |
| SO | 12 |
| LOB | 16 |

1B: 4 SF: 0 WP: 0 PA: 40
2B: 1 SAC: 0 PB: 0
3B: 0 DP: 1 SB: 2
HR: 0 HBP: 0 CS: 1

| PITCHER | | IP | WLS | BF | H | R | ER | SO | BB | IBB | HBP | BLK | WP | HR | S | P | ERA | WHIP |
|---|---|---|---|---|---|---|---|---|---|---|---|---|---|---|---|---|---|---|
| Nolan Ryan, R<br>ERA: | (1, 1) | 10.0 | | 36 | 4 | 0 | 0 | 12 | 4 | 0 | 0 | 0 | 0 | 0 | 56 | 72 | 0.00 | 0.800 |
| Dave LaRoche, L<br>ERA: 2.08 | (11, 1) | 1.0 | W | 4 | 1 | 0 | 0 | 0 | 0 | 0 | 0 | 0 | 0 | 0 | 4 | 4 | 0.00 | 1.000 |

| PITCHER | | IP | WLS | BF | H | R | ER | SO | BB | IBB | HBP | BLK | WP | HR | S | P | ERA | WHIP |
|---|---|---|---|---|---|---|---|---|---|---|---|---|---|---|---|---|---|---|

| Batter | 1 | 2 | 3 | 4 | 5 | 6 | 7 | 8 | 9 | 10 | 11 | AB | R | H | RBI | BB | SO | LOB |
|---|---|---|---|---|---|---|---|---|---|---|---|---|---|---|---|---|---|---|
| Rick Miller, L (1, 9)<br>OBP: 0.290, SLG: 0.296 | L7 | | 1-3 | | 4-3 | | K 1-2 | | | B3-4-6-4 1-2f | | 5 | 0 | 0 | 0 | 0 | 1 | 2 |
| Bobby Grich, R (1, 4)<br>OBP: 0.345, SLG: 0.320 | 5-3 | | BB | | K | | | 2B | | F8 | | 4 | 0 | 1 | 0 | 1 | 1 | 1 |
| Lyman Bostock, L (1, 8)<br>OBP: 0.107, SLG: 0.074 | BB | | 4-3 | | CS 1B | | | K | | | G3 | 4 | 0 | 1 | 0 | 1 | 1 | 2 |
| Joe Rudi, R (1, 7)<br>OBP: 0.393, SLG: 0.720 | F9 | | | L7 | CS 1-2 | L8 | | K | | | HR | 5 | 1 | 1 | 1 | 0 | 1 | 2 |
| Don Baylor, R (1, 10)<br>OBP: 0.296, SLG: 0.600 | | 4-3 | | 5-3 | | F7 | | F9 | | | | 4 | 0 | 0 | 0 | 0 | 0 | 1 |
| Ron Fairly, L (1, 3)<br>OBP: 0.316, SLG: 0.278 | | 6-3 | | BB 1B 1B | | 1B | | | K | | | 3 | 0 | 1 | 0 | 1 | 1 | 0 |
| Dave Chalk, R (1, 5)<br>OBP: 0.400, SLG: 0.333 | | 1B | | 1B 1-2 | | 5-3 | | | P4 | | | 4 | 0 | 2 | 0 | 0 | 0 | 1 |
| Rance Mulliniks, L (1, 6)<br>OBP: 0.208, SLG: 0.182 | | 1-3 | | 1B 1-2 2-3 | | | 6-3 | | K | | | 4 | 0 | 1 | 0 | 0 | 1 | 1 |
| Terry Humphrey, R (1, 2)<br>OBP: 0.313, SLG: 0.385 | | | F9 | 5-3 | | | BB CS | | | 3-4-6-4 1B | | 2 | 0 | 0 | 0 | 1 | 0 | 3 |
| Tony Solaita, L (10, PH)<br>OBP: 0.200, SLG: 0.111 | | | | | | | | | | | | 1 | 0 | 1 | 0 | 0 | 0 | 0 |
| Carney Lansford, R (10, PR) | | | | | | | | | | | | 0 | 0 | 0 | 0 | 0 | 0 | 0 |
| Ike Hampton, S (11, 2) | | | | | | | | | | | | 0 | 0 | 0 | 0 | 0 | 0 | 0 |
| Inning Stats | R: 0 E: 0 K: 0 S: 3 H: 0 LOB: 1 BB: 1 P: 7 | R: 0 E: 0 K: 0 S: 4 H: 1 LOB: 1 BB: 0 P: 4 | R: 0 E: 0 K: 0 S: 3 H: 0 LOB: 1 BB: 1 P: 7 | R: 0 E: 0 K: 0 S: 5 H: 2 LOB: 3 BB: 1 P: 9 | R: 0 E: 0 K: 1 S: 5 H: 1 LOB: 0 BB: 0 P: 5 | R: 0 E: 0 K: 0 S: 4 H: 1 LOB: 1 BB: 0 P: 4 | R: 0 E: 0 K: 1 S: 4 H: 0 LOB: 1 BB: 1 P: 8 | R: 0 E: 0 K: 2 S: 8 H: 1 LOB: 1 BB: 0 P: 8 | R: 0 E: 0 K: 2 S: 7 H: 0 LOB: 0 BB: 0 P: 7 | R: 0 E: 0 K: 0 S: 3 H: 1 LOB: 1 BB: 0 P: 3 | R: 1 E: 0 K: 0 S: 2 H: 1 LOB: 0 BB: 0 P: 2 | 1B: 6 2B: 2 3B: 0 HR: 1 | SF: 0 SAC: 0 DP: 2 HBP: 0 | WP: 0 PB: 0 SB: 0 CS: 2 | PA: 41 | | | |

| PITCHER | | IP | WLS | BF | H | R | ER | SO | BB | IBB | HBP | BLK | WP | HR | S | P | ERA | WHIP |
|---|---|---|---|---|---|---|---|---|---|---|---|---|---|---|---|---|---|---|
| Paul Thormodsgard, R<br>ERA: 0.59 | (1, 1) | 6.1 | | 27 | 5 | 0 | 0 | 1 | 4 | 0 | 0 | 0 | 0 | 0 | 25 | 41 | 0.00 | 1.421 |
| Tom Johnson, R<br>ERA: 2.7 | (7, 1) | 4.0 | L | 13 | 3 | 1 | 1 | 5 | 0 | 0 | 0 | 0 | 0 | 1 | 23 | 23 | 2.25 | 0.750 |

| PITCHER | IP | WLS | BF | H | R | ER | SO | BB | IBB | HBP | BLK | WP | HR | S | P | ERA | WHIP |
|---|---|---|---|---|---|---|---|---|---|---|---|---|---|---|---|---|---|

# Minnesota Twins @ California Angels

Anaheim Stadium, Anaheim, CA

Thu Apr 13 1978, 6:33 AM EST

Att. 11,702 - Unknown - 65 F

BOTTOM

livebaseballscorecards.com

| | |
|---|---|
| AB | 36 |
| R | 1 |
| H | 8 |
| RBI | 1 |
| BB | 4 |
| SO | 6 |
| LOB | 13 |

| Batter | 1 | 2 | 3 | 4 | 5 | 6 | 7 | 8 | 9 | AB | R | H | RBI | BB | SO | LOB |
|---|---|---|---|---|---|---|---|---|---|---|---|---|---|---|---|---|
| Julio Cruz, S (1, 6)<br>OBP: 0.300, SLG: 0.176 | 6-3 | | 6-3 | | BB E 1B 1-2 | | E 1B | | S S S K | 4 | 1 | 1 | 0 | 1 | 1 | 0 |
| Jose Báez, R (1, 4)<br>OBP: 0.292, SLG: 0.227 | F8 | | 1B 1B | | E5 F9 1B CS 1-2 2-3 | | E6 G3-6-3 1-2 | | S S S K | 5 | 1 | 1 | 0 | 0 | 1 | 3 |
| Bruce Bochte, L (1, 7)<br>OBP: 0.366, SLG: 0.526 | 1B | | 1B 1-3 | | CS 1-2 2-H 3-H 1B | | G3-6-3 1-2f | | | 4 | 0 | 3 | 2 | 0 | 0 | 2 |
| Leroy Stanton, R (1, 10)<br>OBP: 0.294, SLG: 0.258 | F3 | | 4-3 | | F9 2-3 | | | 1B 2B | | 4 | 1 | 1 | 0 | 0 | 0 | 5 |
| Leon Roberts, R (1, 9)<br>OBP: 0.417, SLG: 0.909 | | F8 | | 5-3 | CS 1-2 3-H | HR | | L9 BB 2-H 1B | | 4 | 1 | 2 | 2 | 0 | 0 | 0 |
| Ruppert Jones, L (1, 8)<br>OBP: 0.378, SLG: 0.433 | | S S S K | | 4-3 | | L9 | | BB BB BB G4-6-3 1-2 BB | | 3 | 0 | 0 | 0 | 1 | 1 | 0 |
| Bill Stein, R (1, 5)<br>OBP: 0.216, SLG: 0.200 | | 1B | | F7 | | L6 | | L9 2-3 | | 4 | 0 | 1 | 0 | 0 | 0 | 2 |
| Dan Meyer, L (1, 3)<br>OBP: 0.179, SLG: 0.200 | | 4-3 | | | F6 | F6 | | G4-6-3 1-2f | | 4 | 0 | 0 | 0 | 0 | 0 | 3 |
| Kevin Pasley, R (1, 2)<br>OBP: 0.250, SLG: 0.250 | | | 5-3 | | E BB 1B 1B | | L7 | | F8 | 4 | 1 | 1 | 0 | 0 | 0 | 0 |
| Inning Stats | R: 0 E: 0 K: 0 S: 4 H: 1 LOB: 1 BB: 0 P: 4 | R: 0 E: 0 K: 1 S: 6 H: 1 LOB: 1 BB: 0 P: 6 | R: 0 E: 0 K: 0 S: 5 H: 2 LOB: 2 BB: 0 P: 5 | R: 0 E: 0 K: 0 S: 3 H: 0 LOB: 0 BB: 0 P: 3 | R: 3 E: 1 K: 0 S: 5 H: 2 LOB: 0 BB: 1 P: 9 | R: 1 E: 0 K: 0 S: 4 H: 1 LOB: 0 BB: 0 P: 4 | R: 0 E: 1 K: 0 S: 4 H: 1 LOB: 1 BB: 0 P: 4 | R: 1 E: 0 K: 0 S: 4 H: 2 LOB: 1 BB: 1 P: 8 | R: 0 E: 0 K: 2 S: 7 H: 0 LOB: 0 BB: 0 P: 7 | 1B: 8 2B: 1 3B: 0 HR: 1 | SF: 0 SAC: 0 DP: 2 HBP: 0 | | | | | | |

| PITCHER | IP | WLS | BF | H | R | ER | SO | BB | IBB | HBP | BLK | WP | HR | S | P | ERA | WHIP |
|---|---|---|---|---|---|---|---|---|---|---|---|---|---|---|---|---|---|
| Geoff Zahn, L (1, 1)<br>ERA: 5.54 | 9.0 | W | 38 | 10 | 5 | 3 | 3 | 2 | 0 | 0 | 0 | 0 | 1 | 42 | 50 | 3.00 | 1.333 |

| PITCHER | IP | WLS | BF | H | R | ER | SO | BB | IBB | HBP | BLK | WP | HR | S | P | ERA | WHIP |
|---|---|---|---|---|---|---|---|---|---|---|---|---|---|---|---|---|---|

# TOP

## Seattle Mariners @ Minnesota Twins

Metropolitan Stadium, Bloomington , MI

Fri Apr 14 1978, 4:33 AM EST
Att. 17,425 - Sunny - 50 F

livebaseballscorecards.com

| | |
|---|---|
| AB | 36 |
| R | 5 |
| H | 10 |
| RBI | 4 |
| BB | 2 |
| SO | 3 |
| LOB | 15 |

| | | | | | | | | | |
|---|---|---|---|---|---|---|---|---|---|
| 1B: 8 | SF: 0 | WP: 0 | PA: 39 |
| 2B: 1 | SAC: 0 | PB: 0 | |
| 3B: 0 | DP: 2 | SB: 0 | |
| HR: 1 | HBP: 0 | CS: 2 | |

| Batter | 1 | 2 | 3 | 4 | 5 | 6 | 7 | 8 | 9 | AB | R | H | RBI | BB | SO | LOB |
|---|---|---|---|---|---|---|---|---|---|---|---|---|---|---|---|---|
| Bombo Rivera, R (1, 9)<br>OBP: 0.440, SLG: 0.333 | 4-3 | BB FC4-6 BB<br>1-2 2-3 3-H<br>1B | BBB HBP<br>1-2<br>BB | | 2B 1B<br>1-2<br>1B | 1B 2B<br>BBB<br>BB | | 6-3 | | 4 | 3 | 2 | 1 | 2 | 0 | 0 |
| Rod Carew, L (1, 3) | FC5-4<br>1B | SF8<br>2-3 3-H | H HBP FC4-6<br>1-2 2-3<br>HBP | | 1B<br>1-3 2-H<br>2B | SSS K | | 1B | | 4 | 1 | 3 | 2 | 0 | 1 | 3 |
| Dan Ford, R (1, 8)<br>OBP: 0.378, SLG: 0.436 | FC5-4<br>1-2f 3B | BBB FC4-6 BB<br>1-2<br>BB | FC4-6<br>1-2f | | BB 1B<br>2-H 3-H<br>1B | 2B<br>1-2 2-3 3-H<br>1B | | F2 | | 5 | 2 | 2 | 3 | 1 | 0 | 5 |
| Craig Kusick, R (1, 10)<br>OBP: 0.360, SLG: 0.455 | 2B<br>1-H<br>3B | BBB FC4-6<br>1-2 2-3 3-H<br>BB | | 5-3 | BB<br>1-2<br>1B | 1B<br>1-H 2-H 3-H<br>2B | | 2-3 | | 5 | 2 | 3 | 5 | 1 | 0 | 1 |
| Roy Smalley, S (1, 6)<br>OBP: 0.383, SLG: 0.564 | WP<br>3-H<br>2B | FC4-6<br>1-2f 2-3 3-H | | 6-3 | BBB FC4-6<br>1-2 2-3<br>BB | 1B<br>2-H | | | | 4 | 0 | 2 | 3 | 1 | 0 | 2 |
| Butch Wynegar, S (1, 2)<br>OBP: 0.212, SLG: 0.167 | F7<br>2-3 | G3 | | F5 | FC4-6<br>1-2f | 1-3 | | | | 5 | 0 | 0 | 0 | 0 | 0 | 7 |
| Larry Wolfe, R (1, 5)<br>OBP: 0.222, SLG: 0.176 | | HBP 1B<br>1B<br>1B | SSS K | | F8 | 2B<br>1B<br>BB | SSS K | | | 4 | 2 | 1 | 0 | 1 | 2 | 0 |
| Willie Norwood, R (1, 7)<br>OBP: 0.371, SLG: 0.393 | | 1B HBP<br>1-2 SF8<br>1B | BBB HBP E<br>BB | | SSS K | 1B<br>1-3<br>2B | | 5-3 | | 4 | 2 | 2 | 0 | 1 | 1 | 0 |
| Bob Randall, R (1, 4)<br>OBP: 0.344, SLG: 0.346 | | H SF8 1B<br>1-2 2-3 BB<br>HBP | | F3 | BBB 1B<br>2B<br>BB | | | 6-3 | | 3 | 2 | 0 | 0 | 1 | 0 | 3 |
| Inning Stats | R: 2 H: 3<br>E: 0 LOB: 1<br>K: 0 BB: 0<br>S: 6 P: 6 | R: 4 H: 3<br>E: 0 LOB: 2<br>K: 0 BB: 2<br>S: 6 P: 15 | R: 0 H: 0<br>E: 1 LOB: 3<br>K: 1 BB: 2<br>S: 5 P: 14 | R: 0 H: 0<br>E: 0 LOB: 0<br>K: 0 BB: 0<br>S: 3 P: 3 | R: 3 H: 4<br>E: 0 LOB: 3<br>K: 1 BB: 2<br>S: 9 P: 17 | R: 5 H: 4<br>E: 0 LOB: 1<br>K: 1 BB: 2<br>S: 9 P: 17 | R: 0 H: 0<br>E: 0 LOB: 0<br>K: 1 BB: 0<br>S: 5 P: 5 | R: 0 H: 1<br>E: 0 LOB: 1<br>K: 0 BB: 0<br>S: 4 P: 4 | | 1B: 10 SF: 1<br>2B: 4 SAC: 0<br>3B: 1 DP: 0<br>HR: 0 HBP: 2 | | | | | | |

# BOTTOM

## Seattle Mariners @ Minnesota Twins

Metropolitan Stadium, Bloomington , MI

Fri Apr 14 1978, 4:33 AM EST
Att. 17,425 - Sunny - 50 F

livebaseballscorecards.com

| | |
|---|---|
| AB | 38 |
| R | 14 |
| H | 15 |
| RBI | 14 |
| BB | 8 |
| SO | 4 |
| LOB | 21 |

| PITCHER | | IP | WLS | BF | H | R | ER | SO | BB | IBB | HBP | BLK | WP | HR | S | P | ERA | WHIP |
|---|---|---|---|---|---|---|---|---|---|---|---|---|---|---|---|---|---|---|
| Tom House, L<br>ERA: 18.56 | (1, 1) | 1.1 | L | 11 | 6 | 6 | 6 | 0 | 0 | 0 | 1 | 0 | 1 | 0 | 10 | 11 | 40.50 | 4.500 |
| Steve Burke, R<br>ERA: 5.54 | (2, 1) | 3.1 | | 20 | 4 | 3 | 3 | 2 | 5 | 0 | 1 | 0 | 0 | 0 | 18 | 39 | 8.10 | 2.700 |
| Shane Rawley, L<br>ERA: 5.79 | (5, 1) | 1.1 | | 11 | 4 | 5 | 5 | 1 | 3 | 0 | 0 | 0 | 0 | 0 | 10 | 22 | 33.75 | 5.250 |
| Rick Honeycutt, L<br>ERA: 1.88 | (7, 1) | 1.0 | | 3 | 0 | 0 | 0 | 1 | 0 | 0 | 0 | 0 | 0 | 0 | 5 | 5 | 0.00 | 0.000 |
| John Montague, R<br>ERA: 4.5 | (8, 1) | 1.0 | | 4 | 1 | 0 | 0 | 0 | 0 | 0 | 0 | 0 | 0 | 0 | 4 | 4 | 0.00 | 1.000 |

| PITCHER | IP | WLS | BF | H | R | ER | SO | BB | IBB | HBP | BLK | WP | HR | S | P | ERA | WHIP |
|---|---|---|---|---|---|---|---|---|---|---|---|---|---|---|---|---|---|

| Batter | 1 | 2 | 3 | 4 | 5 | 6 | 7 | 8 | 9 | 10 | 11 | AB | R | H | RBI | BB | SO | LOB |
|---|---|---|---|---|---|---|---|---|---|---|---|---|---|---|---|---|---|---|
| Julio Cruz, S (1, 6) (9, 4)<br>OBP: 0.320, SLG: 0.227 | F8 | | 6-3 | | BB 1B<br>1-2<br>2-3<br>1B | | 4-3 | | 1-3<br>1B | | | 5 | 1 | 2 | 0 | 0 | 0 | 0 |
| Steve Braun, L (1, 10)<br>OBP: 0.133, SLG: 0.077 | K | | 1-3 | | 1B<br>FC4-6<br>1-2<br>2-3<br>3-H<br>BB | | F8 | | F5 | | | 4 | 1 | 0 | 1 | 1 | 1 | 2 |
| Bruce Bochte, L (1, 7)<br>OBP: 0.348, SLG: 0.488 | 5-3 | | | K | FC4-6<br>1-3<br>2-H<br>3-H<br>1B | | | 5-3 | | 1-3 | | 5 | 0 | 1 | 2 | 0 | 1 | 0 |
| Ruppert Jones, L (1, 8)<br>OBP: 0.357, SLG: 0.400 | | 1-3 | | 4-3 | FC4-6<br>1-2f<br>3-H | | | S<br>1B | | G3 | | 5 | 0 | 1 | 1 | 0 | 0 | 1 |
| Dan Meyer, L (1, 3)<br>OBP: 0.159, SLG: 0.175 | | 4-3 | | K | F7 | | | F8 | | L9 | | 5 | 0 | 0 | 0 | 0 | 1 | 2 |
| Bill Stein, R (1, 5)<br>OBP: 0.214, SLG: 0.225 | | 2B | | | 1-3 | G3 | | K<br>1-2 | | | 4-3 | 5 | 0 | 1 | 0 | 0 | 1 | 1 |
| John Hale, L (1, 9)<br>OBP: 0.273, SLG: 0.207 | | BB | | | 1B<br>1B | 4-3 | | | CS<br>BB | | K | 3 | 1 | 1 | 0 | 2 | 1 | 0 |
| Bob Stinson, S (1, 2)<br>OBP: 0.452, SLG: 0.407 | | K | | | 1B<br>1B<br>1-3<br>BB<br>1B | K | | | L7<br>1-2 | | 1B | 5 | 1 | 2 | 0 | 0 | 2 | 3 |
| Jose Báez, R (1, 4)<br>OBP: 0.296, SLG: 0.240<br>Leon Roberts, R (9, PH)<br>OBP: 0.462, SLG: 0.909<br>Larry Milbourne, S (9, PR)<br>Craig Reynolds, L (9, 6)<br>OBP: 0.250, SLG: 0.435 | | | F6 | | BB 1B<br>1B<br>1-2<br>3-H<br>1B | | 6-3 | | BB | | F2 | 3<br>0<br>0<br>1 | 1<br>0<br>0<br>0 | 1<br>0<br>0<br>0 | 0<br>0<br>0<br>0 | 0<br>1<br>0<br>0 | 0<br>0<br>0<br>1 | 0<br>0<br>0<br>1 |
| Inning Stats | R: 0 H: 0<br>E: 0 LOB: 0<br>K: 1 BB: 0<br>S: 5 P: 5 | R: 0 H: 1<br>E: 0 LOB: 2<br>K: 1 BB: 1<br>S: 6 P: 10 | R: 0 H: 0<br>E: 0 LOB: 0<br>K: 0 BB: 0<br>S: 3 P: 3 | R: 0 H: 0<br>E: 0 LOB: 0<br>K: 2 BB: 0<br>S: 7 P: 7 | R: 5 H: 5<br>E: 0 LOB: 1<br>K: 0 BB: 1<br>S: 8 P: 12 | R: 0 H: 0<br>E: 0 LOB: 0<br>K: 1 BB: 0<br>S: 5 P: 5 | R: 0 H: 0<br>E: 0 LOB: 0<br>K: 0 BB: 0<br>S: 3 P: 3 | R: 0 H: 1<br>E: 0 LOB: 1<br>K: 1 BB: 0<br>S: 6 P: 6 | R: 0 H: 1<br>E: 0 LOB: 2<br>K: 0 BB: 2<br>S: 3 P: 11 | R: 0 H: 0<br>E: 0 LOB: 0<br>K: 0 BB: 0<br>S: 3 P: 3 | R: 0 H: 1<br>E: 0 LOB: 1<br>K: 1 BB: 0<br>S: 6 P: 6 | 1B: 8 SF: 0<br>2B: 1 SAC: 0<br>3B: 0 DP: 0<br>HR: 0 HBP: 0 | | | | | | |

| PITCHER | IP | WLS | BF | H | R | ER | SO | BB | IBB | HBP | BLK | WP | HR | S | P | ERA | WHIP |
|---|---|---|---|---|---|---|---|---|---|---|---|---|---|---|---|---|---|
| Dave Goltz, R (1, 1)<br>ERA: 4.13 | 9.0 | | 38 | 8 | 5 | 5 | 6 | 4 | 0 | 0 | 0 | 0 | 0 | 46 | 62 | 5.00 | 1.333 |
| Tom Johnson, R (10, 1)<br>ERA: 2.08 | 2.0 | W | 7 | 1 | 0 | 0 | 1 | 0 | 0 | 0 | 0 | 0 | 0 | 9 | 9 | 0.00 | 0.500 |

| PITCHER | IP | WLS | BF | H | R | ER | SO | BB | IBB | HBP | BLK | WP | HR | S | P | ERA | WHIP |
|---|---|---|---|---|---|---|---|---|---|---|---|---|---|---|---|---|---|

# TOP

## Seattle Mariners @ Minnesota Twins

Metropolitan Stadium, Bloomington , MI

Sat Apr 15 1978, 4:33 AM EST

Att. 7,471 - Unknown - 54 F

livebaseballscorecards.com

| | |
|---|---|
| AB | 41 |
| R | 5 |
| H | 9 |
| RBI | 5 |
| BB | 4 |
| SO | 7 |
| LOB | 10 |

WP: 0 PA: 45
PB: 0
SB: 1
CS: 1

| Batter | 1 | 2 | 3 | 4 | 5 | 6 | 7 | 8 | 9 | 10 | 11 | AB | R | H | RBI | BB | SO | LOB |
|---|---|---|---|---|---|---|---|---|---|---|---|---|---|---|---|---|---|---|
| Mike Cubbage, L (1, 5) (8, 4)<br>OBP: 0.469, SLG: 0.621 | FC1-6 1B | 4-3 1-2 3-H | | | 4-3 | | G3 1-3 2-H 1B | | F8 | | | 5 | 0 | 2 | 2 | 0 | 0 | 1 |
| Roy Smalley, S (1, 6)<br>OBP: 0.365, SLG: 0.512 | FC1-6 CS 1-2f | BB | | | G3 | | G3 1-2 | | F7 | | | 4 | 0 | 0 | 0 | 1 | 0 | 3 |
| Rod Carew, L (1, 3)<br>OBP: 0.471, SLG: 0.591 | FC6 1-2 BB | 3-1 | | | 1-3 | | IBB | | | K | | 3 | 0 | 0 | 0 | 2 | 1 | 2 |
| Glenn Adams, L (1, 10)<br>OBP: 0.185, SLG: 0.259 | FC6 1-2f | | 4-3 | | | 3-1 | 6-3 | | | F5 | | 5 | 0 | 0 | 0 | 0 | 0 | 4 |
| Dan Ford, R (1, 8)<br>OBP: 0.380, SLG: 0.419 | | S 1B 1B | K | | | K | | 1-3 | | WP BB | | 4 | 1 | 1 | 0 | 1 | 2 | 0 |
| Hosken Powell, L (1, 9)<br>OBP: 0.280, SLG: 0.273 | | K 1-2 | F8 | | | 4-3 | | 2B 1B | | K 1-2 | | 5 | 1 | 1 | 0 | 0 | 2 | 2 |
| Butch Wynegar, S (1, 2)<br>OBP: 0.263, SLG: 0.235 | | 1B E BB | | | G3 | | BB 1B 1B | 1-H 2B | | | G3 | 4 | 2 | 2 | 1 | 1 | 0 | 0 |
| Willie Norwood, R (1, 7)<br>OBP: 0.375, SLG: 0.424 | | E 1-2 2-H 4-3 1B | | | K | | F9 | L8 | | | 1B 2B | 5 | 2 | 2 | 1 | 0 | 1 | 1 |
| Bob Randall, R (1, 4)<br>OBP: 0.324, SLG: 0.321 | | E5 4-3 1-3 2-H | | | 1-3 | | 1B 1-2 BB | | L7 | | 2-H 1B | 2 | 0 | 0 | 0 | 0 | 0 | 1 |
| Rich Chiles, L (7, PH)<br>OBP: 0.667, SLG: 0.500 | | | | | | | | | | | | 0 | 0 | 0 | 0 | 1 | 0 | 0 |
| Larry Wolfe, R (8, 5)<br>OBP: 0.250, SLG: 0.211 | | | | | | | | | | | | 2 | 0 | 1 | 1 | 0 | 0 | 0 |
| Inning Stats | R: 0 H: 1<br>E: 0 LOB: 1<br>K: 0 BB: 1<br>S: 3 P: 7 | R: 3 H: 2<br>E: 1 LOB: 2<br>K: 1 BB: 2<br>S: 8 P: 16 | R: 0 H: 0<br>E: 0 LOB: 0<br>K: 1 BB: 0<br>S: 5 P: 5 | R: 0 H: 0<br>E: 0 LOB: 0<br>K: 1 BB: 0<br>S: 5 P: 5 | R: 0 H: 0<br>E: 0 LOB: 0<br>K: 0 BB: 0<br>S: 3 P: 3 | R: 0 H: 0<br>E: 0 LOB: 0<br>K: 1 BB: 0<br>S: 5 P: 5 | R: 1 H: 2<br>E: 0 LOB: 3<br>K: 0 BB: 2<br>S: 5 P: 13 | R: 1 H: 2<br>E: 0 LOB: 0<br>K: 0 BB: 0<br>S: 4 P: 4 | R: 0 H: 0<br>E: 0 LOB: 0<br>K: 0 BB: 0<br>S: 3 P: 3 | R: 0 H: 0<br>E: 0 LOB: 1<br>K: 2 BB: 1<br>S: 7 P: 11 | R: 1 H: 2<br>E: 0 LOB: 1<br>K: 0 BB: 0<br>S: 3 P: 3 | 1B: 7 SF: 0<br>2B: 2 SAC: 0<br>3B: 0 DP: 0<br>HR: 0 HBP: 0 | | | | | | |

| PITCHER | | IP | WLS | BF | H | R | ER | SO | BB | IBB | HBP | BLK | WP | HR | S | P | ERA | WHIP |
|---|---|---|---|---|---|---|---|---|---|---|---|---|---|---|---|---|---|---|
| Jim Todd, R<br>ERA: 3.24 | (1, 1) | 6.1 | | 27 | 4 | 4 | 2 | 4 | 4 | 0 | 0 | 0 | 0 | 0 | 31 | 47 | 2.84 | 1.263 |
| John Montague, R<br>ERA: 4.5 | (7, 1) | 4.0 | L | 18 | 5 | 2 | 2 | 2 | 1 | 1 | 0 | 0 | 1 | 0 | 20 | 28 | 4.50 | 1.500 |

| PITCHER | IP | WLS | BF | H | R | ER | SO | BB | IBB | HBP | BLK | WP | HR | S | P | ERA | WHIP |
|---|---|---|---|---|---|---|---|---|---|---|---|---|---|---|---|---|---|

# BOTTOM

## Seattle Mariners @ Minnesota Twins

Metropolitan Stadium, Bloomington , MI

Sat Apr 15 1978, 4:33 AM EST

Att. 7,471 - Unknown - 54 F

livebaseballscorecards.com

| | |
|---|---|
| AB | 39 |
| R | 6 |
| H | 9 |
| RBI | 5 |
| BB | 6 |
| SO | 6 |
| LOB | 14 |

| | | | |
|---|---|---|---|
| WP: 1 | PA: 45 | | |
| PB: 0 | | | |
| SB: 1 | | | |
| CS: 1 | | | |

| Batter | 1 | 2 | 3 | 4 | 5 | 6 | 7 | 8 | 9 | AB | R | H | RBI | BB | SO | LOB |
|---|---|---|---|---|---|---|---|---|---|---|---|---|---|---|---|---|
| Julio Cruz, S (1, 4)<br>OBP: 0.345, SLG: 0.240 | 0-0 4-3 S 1B 1B | 0-0 6-3 ① | 0-0 L5 ③ | | 0-0 CS ③ 1-2 | 4-0 1B BB BBB | | 0-0 SH3-4 ① 1-2 | | 3 | 1 | 1 | 0 | 1 | 0 | 1 |
| Dan Meyer, L (1, 3)<br>OBP: 0.163, SLG: 0.178 | 0-0 4-3 ① 1-3 | 0-0 E7 | | 0-0 3-1 ① | | 0-0 1B 1-3 | | 0-0 F9 ② | | 5 | 0 | 1 | 0 | 0 | 0 | 2 |
| Bruce Bochte, L (1, 7)<br>OBP: 0.333, SLG: 0.458 | 0-0 E BLK SF9 1B 3-H | 0-0 L9 ② | | 0-3 K ② SSS | | 0-0 F7 ① | | 0-0 1-3 ③ | | 5 | 1 | 1 | 1 | 0 | 1 | 4 |
| Leroy Stanton, R (1, 10)<br>OBP: 0.308, SLG: 0.286<br>Larry Milbourne, S (9, PR) | 0-0 E7 SF9 1B 1-3 | 1-0 HBP H | | 0-0 F6 ③ | | 0-0 F8 ② | | | 0-0 1B SF9 2B | 4<br>0 | 1<br>1 | 1<br>0 | 0<br>0 | 0<br>0 | 0<br>0 | 3<br>0 |
| Ruppert Jones, L (1, 8)<br>OBP: 0.362, SLG: 0.385 | 4-0 BB 1B BB BBB | 0-0 L5 ③ | | | 0-0 F7 ① | 0-0 G3 ③ | | | 0-0 SF9 1B 2-3 | 4 | 1 | 1 | 0 | 1 | 0 | 4 |
| Bill Stein, R (1, 5)<br>OBP: 0.191, SLG: 0.209 | 0-0 SF9 ② 2-3 3-H | | 0-0 F8 ① | | 0-0 F9 ② | | 0-0 6-3 ① | | 0-0 SF9 ① 1-2 3-H | 3 | 0 | 0 | 2 | 0 | 0 | 0 |
| John Hale, L (1, 9)<br>OBP: 0.316, SLG: 0.194 | 4-0 1B BB 1-2 BBB | | 4-0 1B SF8 BB BBB | | 4-0 2B BB BBB | | 0-3 K ② SSS | | 0-0 1-3 ② | 2 | 2 | 0 | 0 | 3 | 1 | 1 |
| Bob Stinson, S (1, 2)<br>OBP: 0.500, SLG: 0.484 | 0-0 1B 1-3 2-H 3-H | | 0-0 1B 1-3 | | 0-0 2B 1B 1-H | | 0-0 4-3 ③ | | 4-0 BB BBBB | 4 | 1 | 3 | 3 | 1 | 0 | 0 |
| Craig Reynolds, L (1, 6)<br>OBP: 0.276, SLG: 0.444 | 0-0 4-3 ③ | | 0-0 SF8 ② 3-H | | 0-0 CS 1B 2-H | | | 0-0 SH3-4 1B | 0-0 L4 ③ | 4 | 0 | 2 | 2 | 0 | 0 | 4 |
| Inning Stats | R: 4<br>E: 1<br>K: 0<br>S: 7<br>H: 3<br>LOB: 2<br>BB: 2<br>P: 15 | R: 0<br>E: 1<br>K: 0<br>S: 4<br>H: 0<br>LOB: 2<br>BB: 0<br>P: 5 | R: 1<br>E: 0<br>K: 0<br>S: 4<br>H: 1<br>LOB: 1<br>BB: 1<br>P: 8 | R: 0<br>E: 0<br>K: 1<br>S: 5<br>H: 0<br>LOB: 0<br>BB: 0<br>P: 5 | R: 2<br>E: 0<br>K: 0<br>S: 4<br>H: 2<br>LOB: 0<br>BB: 1<br>P: 8 | R: 0<br>E: 0<br>K: 0<br>S: 4<br>H: 1<br>LOB: 2<br>BB: 1<br>P: 8 | R: 0<br>E: 0<br>K: 1<br>S: 5<br>H: 0<br>LOB: 0<br>BB: 0<br>P: 5 | R: 0<br>E: 0<br>K: 0<br>S: 4<br>H: 1<br>LOB: 1<br>BB: 0<br>P: 4 | R: 1<br>E: 0<br>K: 0<br>S: 5<br>H: 2<br>LOB: 2<br>BB: 1<br>P: 9 | 1B: 8<br>2B: 2<br>3B: 0<br>HR: 0<br>SF: 3<br>SAC: 1<br>DP: 0<br>HBP: 1 | | | | | | |

| PITCHER | | IP | WLS | BF | H | R | ER | SO | BB | IBB | HBP | BLK | WP | HR | S | P | ERA | WHIP |
|---|---|---|---|---|---|---|---|---|---|---|---|---|---|---|---|---|---|---|
| Roger Erickson, R<br>ERA: 3.6 | (1, 1) | 4.2 | L | 27 | 6 | 7 | 4 | 1 | 4 | 0 | 1 | 1 | 0 | 0 | 24 | 41 | 7.71 | 2.143 |
| Pete Redfern, R<br>ERA: 6.52 | (5, 1) | 4.0 | | 16 | 4 | 1 | 1 | 1 | 1 | 0 | 0 | 0 | 0 | 0 | 17 | 21 | 2.25 | 1.250 |
| Greg Thayer, R<br>ERA: 4.15 | (9, 1) | 0.1 | | 2 | 0 | 0 | 0 | 0 | 1 | 0 | 0 | 0 | 0 | 0 | 1 | 5 | 0.00 | 3.000 |

| PITCHER | IP | WLS | BF | H | R | ER | SO | BB | IBB | HBP | BLK | WP | HR | S | P | ERA | WHIP |
|---|---|---|---|---|---|---|---|---|---|---|---|---|---|---|---|---|---|

# TOP

## Seattle Mariners @ Minnesota Twins

Metropolitan Stadium, Bloomington , MI

Sun Apr 16 1978, 4:33 AM EST

Sunny - 54 F

livebaseballscorecards.com

| | |
|---|---|
| AB | 34 |
| R | 8 |
| H | 10 |
| RBI | 8 |
| BB | 6 |
| SO | 2 |
| LOB | 19 |

| | | | |
|---|---|---|---|
| WP: 0 | PA: 46 | | |
| PB: 0 | | | |
| SB: 1 | | | |
| CS: 1 | | | |

| Batter | 1 | 2 | 3 | 4 | 5 | 6 | 7 | 8 | 9 | AB | R | H | RBI | BB | SO | LOB |
|---|---|---|---|---|---|---|---|---|---|---|---|---|---|---|---|---|
| Mike Cubbage, L (1, 5)<br>OBP: 0.514, SLG: 0.636 | G4-3 1B | | 1B SF9 1B | | BBB 4-0 FC3-6 1-2 2-3 BB | | 0-0 F9 ② 2-3 | | 1B 1-2 1B | 4 | 1 | 3 | 0 | 1 | 0 | 1 |
| Roy Smalley, S (1, 6)<br>OBP: 0.368, SLG: 0.500 | G4-3 ①② 1-2f | | 1-3 1B | | FC3-6 ① 1B 1-2f 2-3 3-H | | SSS 0-3 K ③ | | 1-2 2-H 1B | 5 | 0 | 2 | 2 | 0 | 1 | 4 |
| Rod Carew, L (1, 3)<br>OBP: 0.482, SLG: 0.688 | 2B | | SF9 ② 3-H | | L4-3 1-2 3-H 1B | | | HR | L7 ② | 4 | 1 | 3 | 3 | 0 | 0 | 2 |
| Butch Wynegar, S (1, 2)<br>OBP: 0.256, SLG: 0.231 | F9 ③ | | 4-3 ③ | | L4-3 ②③ 1-2 | | | FC6-4 1B | F8 ③ | 5 | 0 | 1 | 0 | 0 | 0 | 6 |
| Glenn Adams, L (1, 10)<br>OBP: 0.161, SLG: 0.226 | | 4-3 ① | | F7 ① | | 3-1 ① | | F9 ① | | 4 | 0 | 0 | 0 | 0 | 0 | 1 |
| Dan Ford, R (1, 8)<br>OBP: 0.370, SLG: 0.404 | | 1B 1B | | 4-3 ② | | 5-3 ② | | FC6-4 ② 1-2f | | 4 | 0 | 1 | 0 | 0 | 0 | 1 |
| Hosken Powell, L (1, 9)<br>OBP: 0.276, SLG: 0.269 | | G6-4-3 1-3 1B | | 4-3 ③ | | SSS 0-3 K ③ | | F9 ③ | | 4 | 0 | 1 | 0 | 0 | 1 | 1 |
| Willie Norwood, R (1, 7)<br>OBP: 0.364, SLG: 0.405 | | G6-4-3 ②③ 1-2f | | | E5 BB BB FC3-6 | | F9 S 1B | | F9 ① | 4 | 1 | 1 | 0 | 0 | 0 | 2 |
| Bob Randall, R (1, 4)<br>OBP: 0.324, SLG: 0.300<br>Rich Chiles, L (9, PH)<br>OBP: 0.714, SLG: 0.600 | | | 5-3 ① | | BBB 4-0 FC3-6 BB 1-2 1B BB | | 0-0 6-3 ① 1-2 | | 1B 1B 1B | 2<br>1 | 1<br>1 | 0<br>1 | 0<br>1 | 1<br>0 | 0<br>0 | 1<br>0 |
| Inning Stats | R: 0 E: 0 K: 0 S: 4 H: 2 LOB: 1 BB: 0 P: 4 | R: 0 E: 0 K: 0 S: 4 H: 2 LOB: 1 BB: 0 P: 4 | R: 1 E: 0 K: 0 S: 5 H: 2 LOB: 1 BB: 0 P: 5 | R: 0 E: 0 K: 0 S: 3 H: 0 LOB: 0 BB: 0 P: 3 | R: 2 E: 1 K: 0 S: 4 H: 1 LOB: 1 BB: 2 P: 12 | R: 0 E: 0 K: 1 S: 5 H: 0 LOB: 0 BB: 0 P: 5 | R: 0 E: 0 K: 1 S: 6 H: 1 LOB: 1 BB: 0 P: 6 | R: 1 E: 0 K: 0 S: 5 H: 2 LOB: 1 BB: 0 P: 5 | R: 1 E: 0 K: 0 S: 6 H: 3 LOB: 2 BB: 0 P: 6 | 1B: 11 2B: 2 3B: 0 HR: 1 SF: 1 SAC: 0 DP: 3 HBP: 0 | | | | | | |

| PITCHER | IP | WLS | BF | H | R | ER | SO | BB | IBB | HBP | BLK | WP | HR | S | P | ERA | WHIP |
|---|---|---|---|---|---|---|---|---|---|---|---|---|---|---|---|---|---|
| Dick Pole, R (1, 1)<br>ERA: 5.0 | 8.1 | W | 37 | 12 | 5 | 4 | 2 | 2 | 0 | 0 | 0 | 0 | 1 | 39 | 47 | 4.32 | 1.680 |
| Shane Rawley, L (9, 1)<br>ERA: 5.4 | 0.2 | S | 3 | 1 | 0 | 0 | 0 | 0 | 0 | 0 | 0 | 0 | 0 | 3 | 3 | 0.00 | 1.500 |

| PITCHER | IP | WLS | BF | H | R | ER | SO | BB | IBB | HBP | BLK | WP | HR | S | P | ERA | WHIP |
|---|---|---|---|---|---|---|---|---|---|---|---|---|---|---|---|---|---|

# BOTTOM

## Seattle Mariners @ Minnesota Twins

Metropolitan Stadium, Bloomington , MI

Sun Apr 16 1978, 4:33 AM EST

Sunny - 54 F

livebaseballscorecards.com

| | |
|---|---|
| AB | 37 |
| R | 5 |
| H | 13 |
| RBI | 5 |
| BB | 2 |
| SO | 2 |
| LOB | 19 |

1B: 11 SF: 1
2B: 2 SAC: 0
3B: 0 DP: 3
HR: 1 HBP: 0

WP: 0 PA: 40
PB: 0
SB: 1
CS: 0

| Batter | 1 | 2 | 3 | 4 | 5 | 6 | 7 | 8 | 9 | AB | R | H | RBI | BB | SO | LOB |
|---|---|---|---|---|---|---|---|---|---|---|---|---|---|---|---|---|
| Bob Stinson, S (1, 2)<br>OBP: 0.488, SLG: 0.556 | SH1-4<br>1B<br>1B | | 1-H<br>HR | F8 | | | 3-1 | F7 | | 5 | 2 | 2 | 2 | 0 | 0 | 2 |
| Jose Báez, R (1, 4)<br>OBP: 0.323, SLG: 0.345 | SH1-4<br>1-2 | | WP BB<br>BB<br>1B | 6-3 | | | 1B<br>3B | | F9 | 4 | 2 | 2 | 0 | 0 | 0 | 0 |
| Bruce Bochte, L (1, 7)<br>OBP: 0.321, SLG: 0.434 | K | | L8 | | 4-3 | | 4-3 | | G6-4-3<br>1B | 5 | 0 | 1 | 0 | 0 | 1 | 3 |
| Leroy Stanton, R (1, 10)<br>OBP: 0.341, SLG: 0.308 | WP<br>2-H<br>1B | | BB WP<br>1-2<br>1B<br>BB | | E5<br>G3-6 | | 3-H<br>1B | | 1-2f<br>G6-4-3 | 4 | 1 | 2 | 2 | 1 | 0 | 1 |
| Ruppert Jones, L (1, 8)<br>OBP: 0.353, SLG: 0.357 | F7<br>2-3 | | BB<br>1-2<br>2-3<br>1B<br>BB | | G3-6<br>1-2f | | 4-3 | | | 3 | 1 | 0 | 0 | 1 | 0 | 3 |
| Leon Roberts, R (1, 9)<br>OBP: 0.412, SLG: 0.714<br>John Hale, L (8, 9)<br>OBP: 0.316, SLG: 0.194 | | K | F9 1B<br>CS<br>1-2<br>2-3<br>3-H<br>BB | | | F8 | | 5-3 | | 3<br>0 | 0<br>0 | 0<br>0 | 1<br>0 | 1<br>0 | 1<br>0 | 0<br>0 |
| Dan Meyer, L (1, 3)<br>OBP: 0.170, SLG: 0.184 | | 4-3 | 1-2<br>2-H<br>3-H<br>1B | | | 4-3 | | 4-3 | | 4 | 0 | 1 | 2 | 0 | 0 | 0 |
| Bill Stein, R (1, 5)<br>OBP: 0.216, SLG: 0.217 | | 4-3 | F9<br>2-3 | | | 1B | | BB | | 3 | 0 | 1 | 0 | 1 | 0 | 2 |
| Craig Reynolds, L (1, 6)<br>OBP: 0.303, SLG: 0.433 | | HR<br>BB<br>CS | F9 | | | F7 | | 1-2<br>1B | | 3 | 1 | 1 | 0 | 1 | 0 | 1 |

# TOP

## Seattle Mariners @ Minnesota Twins

Metropolitan Stadium, Bloomington , MI

Sun Apr 16 1978, 4:38 AM EST

Att. 14,021 - Unknown

livebaseballscorecards.com

| | |
|---|---|
| AB | 34 |
| R | 7 |
| H | 10 |
| RBI | 7 |
| BB | 5 |
| SO | 2 |
| LOB | 12 |

| Inning Stats | 1 | 2 | 3 | 4 | 5 | 6 | 7 | 8 | 9 |
|---|---|---|---|---|---|---|---|---|---|
| R | 1 | 0 | 5 | 0 | 0 | 0 | 1 | 0 | 0 |
| E | 0 | 0 | 0 | 0 | 1 | 0 | 0 | 0 | 0 |
| K | 1 | 1 | 0 | 0 | 0 | 0 | 0 | 0 | 0 |
| S | 7 | 5 | 5 | 3 | 3 | 4 | 5 | 4 | 3 |
| H | 2 | 0 | 3 | 0 | 0 | 1 | 2 | 1 | 1 |
| LOB | 1 | 0 | 1 | 0 | 0 | 1 | 0 | 2 | 0 |
| BB | 0 | 0 | 4 | 0 | 0 | 0 | 0 | 1 | 0 |
| P | 7 | 5 | 21 | 3 | 3 | 4 | 5 | 8 | 3 |

| 1B | 8 | SF | 0 |
|---|---|---|---|
| 2B | 0 | SAC | 1 |
| 3B | 1 | DP | 2 |
| HR | 1 | HBP | 0 |

| WP | 2 | PA | 41 |
|---|---|---|---|
| PB | 0 | | |
| SB | 1 | | |
| CS | 1 | | |

| PITCHER | | IP | WLS | BF | H | R | ER | SO | BB | IBB | HBP | BLK | WP | HR | S | P | ERA | WHIP |
|---|---|---|---|---|---|---|---|---|---|---|---|---|---|---|---|---|---|---|
| Dave Johnson, R<br>ERA: 7.36 | (1, 1) | 2.1 | L | 16 | 5 | 6 | 6 | 2 | 4 | 0 | 0 | 0 | 2 | 1 | 16 | 32 | 23.14 | 3.857 |
| Gary Serum, R<br>ERA: 3.0 | (3, 1) | 4.2 | | 16 | 3 | 1 | 1 | 0 | 0 | 0 | 0 | 0 | 0 | 0 | 16 | 16 | 1.93 | 0.643 |
| Greg Thayer, R<br>ERA: 2.84 | (8, 1) | 2.0 | | 8 | 2 | 0 | 0 | 0 | 1 | 0 | 0 | 0 | 0 | 0 | 7 | 11 | 0.00 | 1.500 |

| PITCHER | IP | WLS | BF | H | R | ER | SO | BB | IBB | HBP | BLK | WP | HR | S | P | ERA | WHIP |
|---|---|---|---|---|---|---|---|---|---|---|---|---|---|---|---|---|---|

| Batter | 1 | 2 | 3 | 4 | 5 | 6 | 7 | 8 | 9 | AB | R | H | RBI | BB | SO | LOB |
|---|---|---|---|---|---|---|---|---|---|---|---|---|---|---|---|---|
| Bombo Rivera, R (1, 9)<br>OBP: 0.400, SLG: 0.308 | FC4-6 1B | L8 | | FC6-4 1-2f | | F9 | | K | | 5 | 0 | 1 | 0 | 0 | 1 | 5 |
| Rod Carew, L (1, 3)<br>OBP: 0.459, SLG: 0.642 | FC4-6 1-3 1-2f 1B | E8 | | | FC6-4 1B | F8 | | | 5-3 | 5 | 1 | 1 | 0 | 0 | 0 | 3 |
| Dan Ford, R (1, 8)<br>OBP: 0.373, SLG: 0.423 | 1-3 1-2 | P3 | | | F8 | | G6-4-3 1B | | 1B 2B | 5 | 0 | 2 | 0 | 0 | 0 | 3 |
| Craig Kusick, R (1, 10)<br>OBP: 0.367, SLG: 0.444 | FC6-4 2-H 1B | F4 | | | FC6-4 E 1-2f | | G6-4-3 1-2f | | G5-4-3 2-3 1B | 5 | 0 | 2 | 1 | 0 | 0 | 3 |
| Roy Smalley, S (1, 6)<br>OBP: 0.355, SLG: 0.472 | FC6-4 1-2f | F4 | | | E5 1-3 | | 1B 1B | | G5-4-3 1-2f | 5 | 0 | 1 | 0 | 0 | 0 | 5 |
| Larry Wolfe, R (1, 5)<br>OBP: 0.292, SLG: 0.304 | | F9 | | 1B SF8 2B | F8 | | 1-2 1B | | | 4 | 1 | 2 | 0 | 0 | 0 | 2 |
| Willie Norwood, R (1, 7)<br>OBP: 0.354, SLG: 0.390 | | F9 | | FC6-4 2-3 1B | | K | F8 | | | 4 | 0 | 1 | 0 | 0 | 1 | 2 |
| Glenn Borgmann, R (1, 2)<br>OBP: 0.385, SLG: 0.300 | | 1B 1B | | SF8 3-H | | 1B BB | | F9 | | 2 | 0 | 1 | 1 | 1 | 0 | 0 |
| Bob Randall, R (1, 4)<br>OBP: 0.341, SLG: 0.324 | | 1-2 1B | | L9 | | 1-2 1B | | F4 | | 4 | 0 | 2 | 0 | 0 | 0 | 1 |
| Inning Stats | R: 1 E: 0 K: 0 S: 5 H: 2 LOB: 1 BB: 0 P: 5 | R: 0 E: 0 K: 0 S: 5 H: 2 LOB: 2 BB: 0 P: 5 | R: 0 E: 1 K: 0 S: 4 H: 0 LOB: 1 BB: 0 P: 4 | R: 1 E: 0 K: 0 S: 5 H: 2 LOB: 1 BB: 0 P: 5 | R: 0 E: 1 K: 0 S: 5 H: 1 LOB: 2 BB: 0 P: 5 | R: 0 E: 0 K: 1 S: 6 H: 1 LOB: 2 BB: 1 P: 10 | R: 0 E: 0 K: 0 S: 5 H: 3 LOB: 2 BB: 0 P: 5 | R: 0 E: 0 K: 1 S: 5 H: 0 LOB: 0 BB: 0 P: 5 | R: 0 E: 0 K: 0 S: 4 H: 2 LOB: 1 BB: 0 P: 4 | 1B: 11 2B: 2 3B: 0 HR: 0 | SF: 1 SAC: 0 DP: 2 HBP: 0 | | | | | | |

| PITCHER | IP | WLS | BF | H | R | ER | SO | BB | IBB | HBP | BLK | WP | HR | S | P | ERA | WHIP |
|---|---|---|---|---|---|---|---|---|---|---|---|---|---|---|---|---|---|
| Tom House, L (1, 1)<br>ERA: 8.16 | 9.0 | W | 41 | 13 | 2 | 2 | 2 | 1 | 0 | 0 | 0 | 0 | 0 | 44 | 48 | 2.00 | 1.556 |

| PITCHER | IP | WLS | BF | H | R | ER | SO | BB | IBB | HBP | BLK | WP | HR | S | P | ERA | WHIP |
|---|---|---|---|---|---|---|---|---|---|---|---|---|---|---|---|---|---|

# BOTTOM

## Seattle Mariners @ Minnesota Twins

Metropolitan Stadium, Bloomington , MI

Sun Apr 16 1978, 4:38 AM EST

Att. 14,021 - Unknown

livebaseballscorecards.com

| | |
|---|---|
| AB | 39 |
| R | 2 |
| H | 13 |
| RBI | 2 |
| BB | 1 |
| SO | 2 |
| LOB | 24 |

| | | | |
|---|---|---|---|
| 1B: 11 | SF: 1 | WP: 0 | PA: 41 |
| 2B: 2 | SAC: 0 | PB: 0 | |
| 3B: 0 | DP: 2 | SB: 0 | |
| HR: 0 | HBP: 0 | CS: 0 | |

| Batter | 1 | 2 | 3 | 4 | 5 | 6 | 7 | 8 | 9 | AB | R | H | RBI | BB | SO | LOB |
|---|---|---|---|---|---|---|---|---|---|---|---|---|---|---|---|---|
| Miguel Dilone, S (1, 7)<br>OBP: 0.244, SLG: 0.282 | SSS 0-3 ① K | x 0-0 CS 1-3 2-H 3-H 1B | | x 0-0 ② 4-3 | | | x 0-0 ① G3 | | SSS 0-3 ③ K | 5 | 0 | 1 | 2 | 0 | 2 | 2 |
| Mike Edwards, R (1, 4)<br>Bill North, S (7, PH)<br>Steve Staggs, R (7, 4)<br>OBP: 0.222, SLG: 0.222<br>OBP: 0.400, SLG: 0.286<br>OBP: 0.467, SLG: 0.273 | x 0-0 F5 1B | x 0-0 ②③ 5-3 1-2 | | x 0-0 ③ F9 | | | x 0-0 ② SF7 3-H | | | 3<br>0<br>0 | 0<br>0<br>0 | 1<br>0<br>0 | 0<br>1<br>0 | 0<br>0<br>0 | 0<br>0<br>0 | 3<br>0<br>0 |
| Mario Guerrero, R (1, 6)<br>OBP: 0.395, SLG: 0.541 | x 0-0 ②③ F5 1-2 | | x 0-0 FC1-6 1B | | x 0-0 ① F9 | | x 0-0 ③ 6-3 | | | 4 | 0 | 1 | 0 | 0 | 0 | 1 |
| Gary Alexander, R (1, 10)<br>OBP: 0.353, SLG: 0.677 | | x 0-0 HR | x 0-0 ① FC1-6 FC3-6 1-2f | | SSS 0-3 ② K | | | x 0-0 ① L7 | | 4 | 1 | 1 | 1 | 0 | 1 | 1 |
| Dave Revering, L (1, 3)<br>OBP: 0.286, SLG: 0.424 | | x 0-0 4-3 BB 2B | x 0-0 ② FC3-6 1-2f HR | | x 0-0 ③ P6 | | | BBBB 4-0 BB | | 3 | 2 | 1 | 0 | 1 | 0 | 1 |
| Jim Essian, R (1, 2)<br>OBP: 0.270, SLG: 0.267 | | BBBB 4-0 BB 4-3 1B BB | x 0-0 1-H HR | | | x 0-0 ① 5-3 | | x 0-0 ② P4 | | 3 | 2 | 1 | 2 | 1 | 0 | 1 |
| Wayne Gross, L (1, 5)<br>OBP: 0.250, SLG: 0.273 | | x 0-0 ① 4-3 1-2 2-3 | x 0-0 ③ G3 | | | x 0-0 ② G3 | | x 0-0 ③ P5 | | 4 | 0 | 0 | 0 | 0 | 0 | 3 |
| Tony Armas, R (1, 8)<br>OBP: 0.276, SLG: 0.222 | | BBBB 4-0 BB 1B BB | x 0-0 E 1B | | | x 0-0 ③ F7 | | | SSS 0-3 ① K | 3 | 1 | 1 | 0 | 1 | 1 | 0 |
| Gary Thomasson, L (1, 9)<br>OBP: 0.216, SLG: 0.182 | | BBBB 4-0 1B 1-2 2-3 3-H BB | | SSS 0-3 ① K 1-3 | | | x 0-0 SF7 3B | | SSS 0-3 ② K | 3 | 1 | 1 | 1 | 1 | 2 | 1 |
| Inning Stats | R: 0 E: 0 K: 1 S: 5 H: 1 LOB: 0 BB: 0 P: 5 | R: 4 E: 0 K: 0 S: 5 H: 3 LOB: 1 BB: 3 P: 17 | R: 2 E: 0 K: 0 S: 5 H: 2 LOB: 0 BB: 0 P: 5 | R: 0 E: 1 K: 1 S: 6 H: 1 LOB: 1 BB: 0 P: 6 | R: 0 E: 0 K: 1 S: 5 H: 0 LOB: 0 BB: 0 P: 5 | R: 0 E: 0 K: 0 S: 3 H: 0 LOB: 0 BB: 0 P: 3 | R: 1 E: 0 K: 0 S: 4 H: 1 LOB: 0 BB: 0 P: 4 | R: 0 E: 0 K: 0 S: 3 H: 0 LOB: 1 BB: 1 P: 7 | R: 0 E: 0 K: 3 S: 9 H: 0 LOB: 0 BB: 0 P: 9 | 1B: 4 2B: 1 3B: 1 HR: 2 | SF: 1 SAC: 0 DP: 0 HBP: 0 | | | | | | |

| PITCHER | | IP | WLS | BF | H | R | ER | SO | BB | IBB | HBP | BLK | WP | HR | S | P | ERA | WHIP |
|---|---|---|---|---|---|---|---|---|---|---|---|---|---|---|---|---|---|---|
| Paul Thormodsgard, R<br>ERA: 3.22 | (1, 1) | 7.0 | L | 30 | 8 | 7 | 7 | 3 | 3 | 0 | 0 | 0 | 0 | 2 | 33 | 45 | 9.00 | 1.571 |
| Gary Serum, R<br>ERA: 2.57 | (8, 1) | 2.0 | | 7 | 0 | 0 | 0 | 3 | 1 | 0 | 0 | 0 | 0 | 0 | 12 | 16 | 0.00 | 0.500 |

| PITCHER | IP | WLS | BF | H | R | ER | SO | BB | IBB | HBP | BLK | WP | HR | S | P | ERA | WHIP |
|---|---|---|---|---|---|---|---|---|---|---|---|---|---|---|---|---|---|

# TOP

## Oakland Athletics @ Minnesota Twins

Metropolitan Stadium, Bloomington , MI

Mon Apr 17 1978, 4:33 AM EST

Att. 2,054 - Unknown - 53 F

livebaseballscorecards.com

| | |
|---|---|
| AB | 32 |
| R | 7 |
| H | 8 |
| RBI | 7 |
| BB | 4 |
| SO | 6 |
| LOB | 13 |

| | | | |
|---|---|---|---|
| WP: 0 | PA: 37 | | |
| PB: 0 | | | |
| SB: 0 | | | |
| CS: 1 | | | |

| Batter | 1 | 2 | 3 | 4 | 5 | 6 | 7 | 8 | 9 | AB | R | H | RBI | BB | SO | LOB |
|---|---|---|---|---|---|---|---|---|---|---|---|---|---|---|---|---|
| Mike Cubbage, L (1, 5)<br>OBP: 0.476, SLG: 0.579 | 6-3 | | P6 | | FC4-6<br>1-2f | | 4-3 1B<br>1B | | F7 | 5 | 0 | 1 | 0 | 0 | 0 | 1 |
| Roy Smalley, S (1, 6)<br>OBP: 0.358, SLG: 0.483 | 1B<br>2B | | G3 | | P6 | | 4-3<br>1-2 | | 3-1 | 5 | 1 | 2 | 0 | 0 | 0 | 1 |
| Rod Carew, L (1, 3) (9, 4)<br>OBP: 0.455, SLG: 0.638 | 2B<br>2-H<br>1B | | F8 | | 4-3 | | 4-3<br>1-2<br>2-3 | | 2B | 5 | 1 | 2 | 1 | 0 | 0 | 3 |
| Butch Wynegar, S (1, 2)<br>OBP: 0.271, SLG: 0.250 | K | | | HBP<br>1B | | BB<br>1B | 3-1 | | F9 | 5 | 0 | 2 | 0 | 0 | 1 | 4 |
| Rich Chiles, L (1, 7)<br>OBP: 0.727, SLG: 0.714 | 2B<br>1-H | | | L9 | | BB<br>1-2 | | FC5-4<br>BB | | 2 | 0 | 1 | 1 | 2 | 0 | 1 |
| Dan Ford, R (1, 8)<br>OBP: 0.365, SLG: 0.400 | K | | | FC6-4<br>HBP<br>1-2 | | L8 | | FC5-4<br>BB<br>1-2f | | 3 | 0 | 0 | 0 | 0 | 1 | 4 |
| Hosken Powell, L (1, 9)<br>OBP: 0.273, SLG: 0.241 | | L8 | | P6 | | P6 | | BB<br>1-2 | | 3 | 0 | 0 | 0 | 1 | 0 | 4 |
| Glenn Adams, L (1, 10)<br>OBP: 0.143, SLG: 0.200 | | K | | FC6-4<br>1-2f | | F8 | | F8 | | 4 | 0 | 0 | 0 | 0 | 1 | 6 |
| Bob Randall, R (1, 4)<br>OBP: 0.341, SLG: 0.324 | | 6-3 | | | FC4-6<br>1B | | K | P6 | | 3 | 0 | 1 | 0 | 0 | 1 | 0 |
| Jose Morales, R (8, PH) (9, 3)<br>OBP: 0.429, SLG: 0.571 | | | | | | | | | | 1 | 0 | 0 | 0 | 0 | 0 | 2 |
| Inning Stats | R: 2 H: 3<br>E: 0 LOB: 1<br>K: 2 BB: 0<br>S: 10 P: 10 | R: 0 H: 0<br>E: 0 LOB: 0<br>K: 1 BB: 0<br>S: 5 P: 5 | R: 0 H: 0<br>E: 0 LOB: 0<br>K: 0 BB: 0<br>S: 3 P: 3 | R: 0 H: 1<br>E: 0 LOB: 2<br>K: 0 BB: 0<br>S: 4 P: 5 | R: 0 H: 1<br>E: 0 LOB: 1<br>K: 0 BB: 0<br>S: 4 P: 4 | R: 0 H: 1<br>E: 0 LOB: 2<br>K: 0 BB: 1<br>S: 4 P: 8 | R: 0 H: 2<br>E: 0 LOB: 2<br>K: 1 BB: 0<br>S: 7 P: 7 | R: 0 H: 0<br>E: 0 LOB: 2<br>K: 0 BB: 2<br>S: 3 P: 11 | R: 0 H: 1<br>E: 0 LOB: 1<br>K: 0 BB: 0<br>S: 4 P: 4 | 1B: 6 SF: 0<br>2B: 3 SAC: 0<br>3B: 0 DP: 0<br>HR: 0 HBP: 1 | | | | | | WP: 0 PA: 40<br>PB: 0<br>SB: 0<br>CS: 0 | |

| PITCHER | | IP | WLS | BF | H | R | ER | SO | BB | IBB | HBP | BLK | WP | HR | S | P | ERA | WHIP |
|---|---|---|---|---|---|---|---|---|---|---|---|---|---|---|---|---|---|---|
| Pete Broberg, R<br>ERA: 1.32 | (1, 1) | 6.1 | W | 29 | 8 | 2 | 2 | 4 | 1 | 0 | 1 | 0 | 0 | 0 | 35 | 40 | 2.84 | 1.421 |
| Elias Sosa, R<br>ERA: | (7, 1) | 2.2 | | 11 | 1 | 0 | 0 | 0 | 2 | 0 | 0 | 0 | 0 | 0 | 9 | 17 | 0.00 | 1.125 |

| PITCHER | IP | WLS | BF | H | R | ER | SO | BB | IBB | HBP | BLK | WP | HR | S | P | ERA | WHIP |
|---|---|---|---|---|---|---|---|---|---|---|---|---|---|---|---|---|---|

# BOTTOM

## Oakland Athletics @ Minnesota Twins

Metropolitan Stadium, Bloomington , MI

Mon Apr 17 1978, 4:33 AM EST

Att. 2,054 - Unknown - 53 F

livebaseballscorecards.com

| | |
|---|---|
| AB | 36 |
| R | 2 |
| H | 9 |
| RBI | 2 |
| BB | 3 |
| SO | 4 |
| LOB | 26 |

| Batter | 1 | 2 | 3 | 4 | 5 | 6 | 7 | 8 | 9 | 10 | 11 | AB | R | H | RBI | BB | SO | LOB |
|---|---|---|---|---|---|---|---|---|---|---|---|---|---|---|---|---|---|---|
| Miguel Dilone, S (1, 7)<br>OBP: 0.255, SLG: 0.256 | E6 CS S | | F8 | | K | | HBP 1B BB | P5 | | HBP CS | | 4 | 1 | 0 | 0 | 1 | 1 | 2 |
| Mike Edwards, R (1, 4)<br>Bill North, S (7, PH)<br>Steve Staggs, R (7, 4)<br>OBP: 0.238, SLG: 0.286<br>OBP: 0.429, SLG: 0.286<br>OBP: 0.471, SLG: 0.308 | P2 | | G1 | | 2B | | BB 1B SF8 HBP | K | | FC6-4 1B | | 3<br>0<br>2 | 0<br>1<br>0 | 1<br>0<br>1 | 0<br>0<br>0 | 0<br>0<br>1 | 0<br>0<br>2 | 1<br>0<br>2 |
| Mario Guerrero, R (1, 6)<br>OBP: 0.432, SLG: 0.605 | 1B | | | FC3-2 3B | 1-3 | | SF8 BB 1B | | G3 SH1-4 2B 1B | FC6-4 | | 6 | 1 | 4 | 2 | 0 | 0 | 2 |
| Gary Alexander, R (1, 10)<br>Mike Adams, R (11, PR)<br>OBP: 0.385, SLG: 0.636<br>OBP: 0.375, SLG: 0.333 | L7 | | | FC3-2 1B BB | | F7 | BB | | SH1-4 | | 1B 1B BB | 2<br>0 | 1<br>1 | 0<br>0 | 0<br>0 | 3<br>0 | 0<br>0 | 1<br>0 |
| Dave Revering, L (1, 3)<br>OBP: 0.268, SLG: 0.395 | | 1B | | FC3-2 F8 1B | | 1-3 | SF8 | | G3 | | K | 5 | 0 | 1 | 1 | 0 | 1 | 4 |
| Jim Essian, R (1, 2)<br>OBP: 0.349, SLG: 0.371 | | G5-4-3 1B | | | | BB | P3 | | 2B | | 1B 1B | 5 | 0 | 4 | 2 | 1 | 0 | 2 |
| Wayne Gross, L (1, 5)<br>OBP: 0.262, SLG: 0.243 | | K | | F8 | | 1-3 | | 1B BB | IBB | | L9 | 4 | 0 | 0 | 0 | 2 | 1 | 7 |
| Tony Armas, R (1, 8)<br>OBP: 0.314, SLG: 0.273 | | G5-4-3 | | F3 | | | HBP BB 1B 1B | 1B 1B | K | | 1B | 6 | 1 | 3 | 1 | 0 | 1 | 6 |
| Gary Thomasson, L (1, 9)<br>Dwayne Murphy, L (8, 9)<br>OBP: 0.195, SLG: 0.162 | | | F9 | | P6 | | K | K | | L7 | 1-3 | 4<br>2 | 0<br>0 | 0<br>0 | 0<br>0 | 0<br>0 | 2<br>0 | 3<br>2 |
| Inning Stats | R: 0 E: 1 K: 0 S: 4 H: 1 LOB: 1 BB: 0 P: 4 | R: 0 E: 0 K: 1 S: 6 H: 2 LOB: 1 BB: 0 P: 6 | R: 0 E: 0 K: 0 S: 3 H: 0 LOB: 0 BB: 0 P: 3 | R: 1 E: 0 K: 0 S: 5 H: 2 LOB: 2 BB: 1 P: 9 | R: 0 E: 0 K: 1 S: 6 H: 1 LOB: 1 BB: 0 P: 6 | R: 0 E: 0 K: 0 S: 3 H: 0 LOB: 1 BB: 1 P: 7 | R: 3 E: 0 K: 1 S: 7 H: 2 LOB: 2 BB: 2 P: 16 | R: 0 E: 0 K: 2 S: 8 H: 1 LOB: 2 BB: 1 P: 12 | R: 1 E: 0 K: 1 S: 7 H: 2 LOB: 2 BB: 1 P: 11 | R: 0 E: 0 K: 0 S: 3 H: 1 LOB: 1 BB: 0 P: 4 | R: 1 E: 0 K: 1 S: 7 H: 2 LOB: 2 BB: 1 P: 11 | 1B: 11 2B: 2 3B: 1 HR: 0 | SF: 1 SAC: 1 DP: 1 HBP: 2 | | | | | |

| PITCHER | | IP | WLS | BF | H | R | ER | SO | BB | IBB | HBP | BLK | WP | HR | S | P | ERA | WHIP |
|---|---|---|---|---|---|---|---|---|---|---|---|---|---|---|---|---|---|---|
| Geoff Zahn, L<br>ERA: 5.59 | (1, 1) | 6.1 | | 29 | 7 | 4 | 4 | 3 | 3 | 0 | 1 | 0 | 0 | 0 | 31 | 44 | 5.68 | 1.579 |
| Tom Johnson, R<br>ERA: 2.92 | (7, 1) | 3.2 | L | 20 | 5 | 2 | 2 | 3 | 3 | 1 | 1 | 0 | 0 | 0 | 21 | 38 | 4.91 | 2.182 |
| Tom Johnson, R<br>ERA: 2.92 | (10, 1) | 3.2 | L | 20 | 5 | 2 | 2 | 3 | 3 | 1 | 1 | 0 | 0 | 0 | 21 | 38 | 4.91 | 2.182 |
| Gary Serum, R<br>ERA: 2.4 | (11, 1) | 1.0 | | 5 | 2 | 0 | 0 | 1 | 0 | 0 | 0 | 0 | 0 | 0 | 7 | 7 | 0.00 | 2.000 |

| PITCHER | IP | WLS | BF | H | R | ER | SO | BB | IBB | HBP | BLK | WP | HR | S | P | ERA | WHIP |
|---|---|---|---|---|---|---|---|---|---|---|---|---|---|---|---|---|---|

# TOP

## Oakland Athletics @ Minnesota Twins

Metropolitan Stadium, Bloomington , MI

Wed Apr 19 1978, 4:33 AM EST

Att. 1,935 - Unknown - 40 F

livebaseballscorecards.com

| | |
|---|---|
| AB | 43 |
| R | 6 |
| H | 14 |
| RBI | 6 |
| BB | 7 |
| SO | 7 |
| LOB | 32 |

WP: 0 PB: 0 SB: 1 CS: 2 PA: 54

# Oakland Athletics @ Minnesota Twins

Metropolitan Stadium, Bloomington , MI

Wed Apr 19 1978, 4:33 AM EST

Att. 1,935 - Unknown - 40 F

livebaseballscorecards.com

## BOTTOM

| Batter | 1 | 2 | 3 | 4 | 5 | 6 | 7 | 8 | 9 | 10 | 11 | AB | R | H | RBI | BB | SO | LOB |
|---|---|---|---|---|---|---|---|---|---|---|---|---|---|---|---|---|---|---|
| Mike Cubbage, L (1, 5)<br>OBP: 0.480, SLG: 0.575<br>Jose Morales, R (7, PH)<br>OBP: 0.375, SLG: 0.500<br>Larry Wolfe, R (8, 5)<br>OBP: 0.292, SLG: 0.304<br>Rich Chiles, L (9, PH)<br>OBP: 0.750, SLG: 0.750<br>Tom Johnson, R (10, 1)<br>Bombo Rivera, R (11, 7)<br>OBP: 0.387, SLG: 0.296<br>Gary Serum, R (11, 1) | SH1-4<br>1B | 1-3 | | | BB | | G6-4-3<br>1-2f | | 1B<br>2-H<br>3-H<br>1B | | 6-3 | 2<br>1<br>0<br>1<br>0<br>0<br>0 | 0<br>0<br>0<br>0<br>0<br>0<br>0 | 1<br>0<br>0<br>1<br>0<br>0<br>0 | 0<br>0<br>0<br>2<br>0<br>0<br>0 | 1<br>0<br>0<br>0<br>0<br>0<br>0 | 0<br>0<br>0<br>0<br>0<br>0<br>0 | 2<br>1<br>0<br>0<br>0<br>0<br>0 |
| Roy Smalley, S (1, 6)<br>OBP: 0.347, SLG: 0.452 | SH1-4<br>1-2 | 4-3 | G6-4-3<br>1-2<br>2-3<br>BB | | 5-3 | K<br>S<br>S<br>S | | F7 | 4 | 0 | 0 | 0 | 1 | 1 | 1 |
| Rod Carew, L (1, 3)<br>OBP: 0.431, SLG: 0.594<br>(10, 4) | 6-3 | F7 | G6-4-3<br>1-2f | | 2-3 | IBB<br>1-3<br>1B | | 4-3 | 6 | 0 | 1 | 0 | 0 | 0 | 4 |
| Butch Wynegar, S (1, 2)<br>OBP: 0.302, SLG: 0.354 | L8 | F8 | HR | | 1B<br>2B | IBB<br>1-2 | | | 4 | 2 | 2 | 1 | 1 | 0 | 1 |
| Dan Ford, R (1, 8)<br>OBP: 0.368, SLG: 0.450 | | HR | 6-3 | P2 | 2-H<br>1B | F9 | | | 5 | 1 | 2 | 2 | 0 | 0 | 3 |
| Glenn Adams, L (1, 10)<br>OBP: 0.132, SLG: 0.184<br>Craig Kusick, R (8, PH)<br>OBP: 0.344, SLG: 0.414<br>(10, 3) | 4-3 | F8 | L9 | | 5-3 | | F8 | | 3<br>2 | 0<br>0 | 0<br>0 | 0<br>0 | 0<br>0 | 0<br>0 | 0<br>1 |
| Hosken Powell, L (1, 9)<br>OBP: 0.263, SLG: 0.235 | E3<br>1B | L9 | F2 | | | | SH3-4<br>E<br>1B<br>1B | 1-3 | 5 | 1 | 1 | 0 | 0 | 0 | 0 |
| Willie Norwood, R (1, 7)<br>OBP: 0.340, SLG: 0.356 | F8 | | 1-3 | K<br>S<br>S<br>S | | | E6<br>SH3-4<br>1-2<br>1B | S<br>BB<br>B<br>B<br>B | 4 | 1 | 0 | 0 | 1 | 1 | 2 |
| Bob Randall, R (1, 4)<br>OBP: 0.354, SLG: 0.341<br>(10, 5) | 1-3<br>1B | | E5<br>BB | | | G6-4-3<br>1B | | | SH3-4<br>1-2<br>2-3 | 5-3<br>1-2 | | 4 | 0 | 2 | 0 | 0 | 0 | 1 |
| Inning Stats | R: 0<br>E: 0<br>K: 0<br>S: 4<br>H: 1<br>LOB: 1<br>BB: 0<br>P: 4 | R: 1<br>E: 1<br>K: 0<br>S: 6<br>H: 2<br>LOB: 2<br>BB: 0<br>P: 6 | R: 0<br>E: 0<br>K: 0<br>S: 3<br>H: 0<br>LOB: 0<br>BB: 0<br>P: 3 | R: 0<br>E: 0<br>K: 0<br>S: 3<br>H: 0<br>LOB: 0<br>BB: 0<br>P: 3 | R: 0<br>E: 1<br>K: 0<br>S: 3<br>H: 0<br>LOB: 2<br>BB: 2<br>P: 11 | R: 1<br>E: 0<br>K: 0<br>S: 4<br>H: 1<br>LOB: 0<br>BB: 0<br>P: 4 | R: 0<br>E: 0<br>K: 1<br>S: 5<br>H: 1<br>LOB: 0<br>BB: 0<br>P: 5 | R: 1<br>E: 0<br>K: 0<br>S: 5<br>H: 2<br>LOB: 1<br>BB: 0<br>P: 5 | R: 2<br>E: 1<br>K: 1<br>S: 9<br>H: 3<br>LOB: 3<br>BB: 1<br>P: 13 | R: 0<br>E: 0<br>K: 0<br>S: 3<br>H: 0<br>LOB: 1<br>BB: 1<br>P: 7 | R: 0<br>E: 0<br>K: 0<br>S: 3<br>H: 0<br>LOB: 0<br>BB: 0<br>P: 3 | 1B: 7<br>2B: 1<br>3B: 0<br>HR: 2<br>SF: 0<br>SAC: 2<br>DP: 2<br>HBP: 0 | WP: 0<br>PB: 0<br>SB: 1<br>CS: 0<br>PA: 48 | | | | | |

| | AB | 42 |
|---|---|---|
| | R | 5 |
| | H | 10 |
| | RBI | 5 |
| | BB | 4 |
| | SO | 2 |
| | LOB | 16 |

| PITCHER | | IP | WLS | BF | H | R | ER | SO | BB | IBB | HBP | BLK | WP | HR | S | P | ERA | WHIP |
|---|---|---|---|---|---|---|---|---|---|---|---|---|---|---|---|---|---|---|
| Rick Langford, R<br>ERA: 2.37 | (1, 1) | 6.1 | | 27 | 5 | 2 | 2 | 1 | 2 | 0 | 0 | 0 | 0 | 2 | 27 | 35 | 2.84 | 1.105 |
| Bob Lacey, L<br>ERA: 2.0 | (7, 1) | 1.1 | | 5 | 2 | 1 | 1 | 0 | 0 | 0 | 0 | 0 | 0 | 0 | 5 | 5 | 6.75 | 1.500 |
| Dave Heaverlo, R<br>ERA: 0.75 | (8, 1) | 0.2 | | 5 | 2 | 2 | 1 | 0 | 0 | 0 | 0 | 0 | 0 | 0 | 5 | 5 | 13.50 | 3.000 |
| Elias Sosa, R<br>ERA: | (9, 1) | 2.2 | W | 11 | 1 | 0 | 0 | 1 | 1 | 1 | 0 | 0 | 0 | 0 | 11 | 19 | 0.00 | 0.750 |

| PITCHER | | IP | WLS | BF | H | R | ER | SO | BB | IBB | HBP | BLK | WP | HR | S | P | ERA | WHIP |
|---|---|---|---|---|---|---|---|---|---|---|---|---|---|---|---|---|---|---|

| Batter | 1 | 2 | 3 | 4 | 5 | 6 | 7 | 8 | 9 | AB | R | H | RBI | BB | SO | LOB |
|---|---|---|---|---|---|---|---|---|---|---|---|---|---|---|---|---|
| Ken Landreaux, L (1, 9)<br>OBP: 0.278, SLG: 0.333 | K | | K | | 4-3 | | CS 1B | | | 4 | 0 | 1 | 0 | 0 | 2 | 0 |
| Bobby Grich, R (1, 4)<br>OBP: 0.368, SLG: 0.267 | F9 | | CS BB | | 4-3 | | 6-3<br>1-2 | | | 3 | 0 | 0 | 0 | 1 | 0 | 1 |
| Lyman Bostock, L (1, 8)<br>OBP: 0.176, SLG: 0.167 | 1B 2B | | K | | | 6-3 | | E4<br>G5-4-3 | | 4 | 1 | 1 | 0 | 0 | 1 | 1 |
| Joe Rudi, R (1, 7)<br>OBP: 0.316, SLG: 0.543 | 2-H 1B | | CS<br>1-2 | 6-3 | | L7 | | G5-4-3<br>1-2f | | 4 | 0 | 1 | 1 | 0 | 0 | 1 |
| Don Baylor, R (1, 10)<br>OBP: 0.352, SLG: 0.660 | K | | | 4-3 | | HR | | K | | 4 | 1 | 1 | 1 | 0 | 2 | 1 |
| Ron Jackson, R (1, 3)<br>OBP: 0.565, SLG: 0.714 | | G4-6-3 1B | | E 1B | | E 2B | | | K | 4 | 1 | 3 | 0 | 0 | 1 | 0 |
| Dave Chalk, R (1, 5)<br>OBP: 0.378, SLG: 0.308 | | G4-6-3<br>1-2f | | 1-2 BB | | E8<br>2-H 1B | | | B1-3 | 3 | 0 | 1 | 1 | 1 | 0 | 1 |
| Rance Mulliniks, L (1, 6)<br>OBP: 0.244, SLG: 0.222 | | BB | | K | | L7 | | | G3 | 3 | 0 | 0 | 0 | 1 | 1 | 3 |
| Brian Downing, R (1, 2)<br>OBP: 0.444, SLG: 0.400 | | F7 | | | 5-3 | | F9 | | | 3 | 0 | 0 | 0 | 0 | 0 | 1 |
| Inning Stats | R: 1 H: 2<br>E: 0 LOB: 1<br>K: 2 BB: 0<br>S: 9 P: 9 | R: 0 H: 1<br>E: 0 LOB: 1<br>K: 0 BB: 1<br>S: 3 P: 7 | R: 0 H: 0<br>E: 0 LOB: 0<br>K: 2 BB: 1<br>S: 6 P: 10 | R: 0 H: 1<br>E: 1 LOB: 2<br>K: 1 BB: 1<br>S: 6 P: 10 | R: 0 H: 0<br>E: 0 LOB: 0<br>K: 0 BB: 0<br>S: 3 P: 3 | R: 2 H: 3<br>E: 1 LOB: 1<br>K: 0 BB: 0<br>S: 6 P: 6 | R: 0 H: 1<br>E: 0 LOB: 0<br>K: 0 BB: 0<br>S: 3 P: 3 | R: 0 H: 0<br>E: 1 LOB: 0<br>K: 1 BB: 0<br>S: 5 P: 5 | R: 0 H: 0<br>E: 0 LOB: 0<br>K: 1 BB: 0<br>S: 5 P: 5 | 1B: 5 SF: 0<br>2B: 2 SAC: 0<br>3B: 0 DP: 2<br>HR: 1 HBP: 0 | | | | | | |

# TOP

## California Angels @ Minnesota Twins

Metropolitan Stadium, Bloomington , MI

Fri Apr 21 1978, 7:05 PM EST
Att. 4,516 - Unknown - 45 F

livebaseballscorecards.com

| | |
|---|---|
| AB | 32 |
| R | 3 |
| H | 8 |
| RBI | 3 |
| BB | 3 |
| SO | 7 |
| LOB | 9 |

| PITCHER | | IP | WLS | BF | H | R | ER | SO | BB | IBB | HBP | BLK | WP | HR | S | P | ERA | WHIP |
|---|---|---|---|---|---|---|---|---|---|---|---|---|---|---|---|---|---|---|
| Dave Goltz, R<br>ERA: 4.06 | (1, 1) | 7.0 | L | 29 | 8 | 3 | 3 | 5 | 3 | 0 | 0 | 0 | 0 | 1 | 36 | 48 | 3.86 | 1.571 |
| Greg Thayer, R<br>ERA: 2.16 | (8, 1) | 2.0 | | 6 | 0 | 0 | 0 | 2 | 0 | 0 | 0 | 0 | 0 | 0 | 10 | 10 | 0.00 | 0.000 |

| PITCHER | IP | WLS | BF | H | R | ER | SO | BB | IBB | HBP | BLK | WP | HR | S | P | ERA | WHIP |
|---|---|---|---|---|---|---|---|---|---|---|---|---|---|---|---|---|---|

WP: 0 PA: 36
PB: 0
SB: 0
CS: 2

# BOTTOM

## California Angels @ Minnesota Twins

Metropolitan Stadium, Bloomington , MI

Fri Apr 21 1978, 7:05 PM EST
Att. 4,516 - Unknown - 45 F

livebaseballscorecards.com

| Batter | 1 | 2 | 3 | 4 | 5 | 6 | 7 | 8 | 9 | AB | R | H | RBI | BB | SO | LOB |
|---|---|---|---|---|---|---|---|---|---|---|---|---|---|---|---|---|
| Mike Cubbage, L (1, 5)<br>OBP: 0.469, SLG: 0.535<br>Glenn Borgmann, R (9, PH)<br>OBP: 0.357, SLG: 0.273 | 6-3 | | F8 | | F7 | | SH5-4 BB | | F2 | 3<br>1 | 0<br>0 | 0<br>0 | 0<br>0 | 1<br>0 | 0<br>0 | 2<br>1 |
| Roy Smalley, S (1, 6)<br>OBP: 0.342, SLG: 0.439 | 5-3 | | 1B 1-2 1B | | 6-3 1-2 | | SH5-4 1-2 | | L7 | 4 | 0 | 1 | 0 | 0 | 0 | 2 |
| Rod Carew, L (1, 3)<br>OBP: 0.442, SLG: 0.582 | K | | 1-3 2-H 1B | | IBB | | BB | | F7 | 3 | 0 | 1 | 1 | 2 | 1 | 1 |
| Rich Chiles, L (1, 7)<br>OBP: 0.600, SLG: 0.545<br>Jose Morales, R (7, PH)<br>OBP: 0.333, SLG: 0.444<br>Willie Norwood, R (8, 7)<br>OBP: 0.340, SLG: 0.356 | | 6-3 | 5-3 | | F7 | | K | | | 3<br>1<br>0 | 0<br>0<br>0 | 0<br>0<br>0 | 0<br>0<br>0 | 0<br>1<br>0 | 0<br>2<br>0 | 4<br>2<br>0 |
| Butch Wynegar, S (1, 2)<br>OBP: 0.281, SLG: 0.327 | | K | | G3 | | G3 | 6-3 | | | 4 | 0 | 0 | 0 | 0 | 1 | 2 |
| Glenn Adams, L (1, 10)<br>OBP: 0.122, SLG: 0.171<br>Craig Kusick, R (8, PH)<br>OBP: 0.333, SLG: 0.400 | | E9 | | G3 | | 4-3 | | 2-3 | | 3<br>1 | 0<br>0 | 0<br>0 | 0<br>0 | 0<br>0 | 0<br>0 | 0<br>0 |
| Dan Ford, R (1, 8)<br>OBP: 0.375, SLG: 0.460 | | K | | 2B | | 1B S BB | | F8 | | 3 | 1 | 1 | 0 | 1 | 1 | 1 |
| Hosken Powell, L (1, 9)<br>OBP: 0.268, SLG: 0.243<br>Bombo Rivera, R (8, PH)<br>OBP: 0.375, SLG: 0.286<br>(9, 9) | | | 4-3 | 3-1 | | 1-3 S 1B | | K | | 3<br>1 | 0<br>0 | 1<br>0 | 0<br>0 | 0<br>1 | 0<br>0 | 1<br>0 |
| Bob Randall, R (1, 4)<br>OBP: 0.385, SLG: 0.364 | | | 1B 1B 1B | | 6-3 1B | | 4-3 1-2 3-H | | BB | 3 | 1 | 2 | 0 | 1 | 0 | 1 |

| | AB | 33 |
|---|---|---|
| | R | 2 |
| | H | 6 |
| | RBI | 1 |
| | BB | 5 |
| | SO | 5 |
| | LOB | 17 |

| Inning Stats | 1 | 2 | 3 | 4 | 5 | 6 | 7 | 8 | 9 |
|---|---|---|---|---|---|---|---|---|---|
| | R: 0 H: 0<br>E: 0 LOB: 0<br>K: 1 BB: 0<br>S: 5 P: 5 | R: 0 H: 0<br>E: 1 LOB: 1<br>K: 2 BB: 0<br>S: 8 P: 8 | R: 1 H: 3<br>E: 0 LOB: 2<br>K: 0 BB: 0<br>S: 6 P: 6 | R: 0 H: 1<br>E: 0 LOB: 1<br>K: 0 BB: 0<br>S: 4 P: 4 | R: 0 H: 1<br>E: 0 LOB: 2<br>K: 0 BB: 1<br>S: 4 P: 8 | R: 1 H: 1<br>E: 0 LOB: 1<br>K: 0 BB: 1<br>S: 4 P: 8 | R: 0 H: 0<br>E: 0 LOB: 2<br>K: 1 BB: 2<br>S: 5 P: 13 | R: 0 H: 0<br>E: 0 LOB: 0<br>K: 1 BB: 0<br>S: 5 P: 5 | R: 0 H: 0<br>E: 0 LOB: 1<br>K: 0 BB: 1<br>S: 3 P: 7 |

| 1B: 5 | SF: 0 | WP: 0 | PA: 39 |
|---|---|---|---|
| 2B: 1 | SAC: 1 | PB: 0 | |
| 3B: 0 | DP: 0 | SB: 2 | |
| HR: 0 | HBP: 0 | CS: 0 | |

| PITCHER | | IP | WLS | BF | H | R | ER | SO | BB | IBB | HBP | BLK | WP | HR | S | P | ERA | WHIP |
|---|---|---|---|---|---|---|---|---|---|---|---|---|---|---|---|---|---|---|
| Don Aase, R<br>ERA: 4.08 | (1, 1) | 6.1 | W | 29 | 6 | 2 | 2 | 3 | 2 | 1 | 0 | 0 | 0 | 0 | 32 | 44 | 2.84 | 1.263 |
| Dave LaRoche, L<br>ERA: 0.9 | (7, 1) | 2.2 | S | 10 | 0 | 0 | 0 | 2 | 2 | 0 | 0 | 0 | 0 | 0 | 12 | 20 | 0.00 | 0.750 |

| PITCHER | IP | WLS | BF | H | R | ER | SO | BB | IBB | HBP | BLK | WP | HR | S | P | ERA | WHIP |
|---|---|---|---|---|---|---|---|---|---|---|---|---|---|---|---|---|---|

| Batter | 1 | 2 | 3 | 4 | 5 | 6 | 7 | 8 | 9 | AB | R | H | RBI | BB | SO | LOB |
|---|---|---|---|---|---|---|---|---|---|---|---|---|---|---|---|---|
| Rick Miller, L (1, 9)<br>OBP: 0.302, SLG: 0.283 | CS 2B | | E 1B 1B 1-2 1B | 4-3 | | | G4-6-3 1B | | K | 5 | 1 | 3 | 0 | 0 | 1 | 0 |
| Bobby Grich, R (1, 4)<br>OBP: 0.373, SLG: 0.261<br>Carney Lansford, R (4, PH)<br>OBP: 0.200, SLG: 0.077 (4, 5) | BB | | K | K | | | G4-6-3 1-2f | | | 1<br>2 | 0<br>0 | 0<br>0 | 0<br>0 | 1<br>0 | 1<br>1 | 2<br>1 |
| Lyman Bostock, L (1, 8)<br>OBP: 0.182, SLG: 0.173 | F7 | | E7 1B 1B 1-3 2-H 1B | | F8 | | | F8 | | 4 | 1 | 1 | 1 | 0 | 0 | 2 |
| Joe Rudi, R (1, 7)<br>OBP: 0.308, SLG: 0.528<br>Ken Landreaux, L (2, 7)<br>OBP: 0.286, SLG: 0.333 | K 2-3 | | 5-3 | | F8 | | | 1B E 1B | | 1<br>3 | 0<br>1 | 0<br>1 | 0<br>0 | 0<br>0 | 1<br>0 | 2<br>2 |
| Don Baylor, R (1, 10)<br>OBP: 0.362, SLG: 0.640 | | F3 | 1B 1B BB | | F2 | | | E 1-2 1B | | 3 | 1 | 1 | 0 | 1 | 0 | 0 |
| Ron Jackson, R (1, 3)<br>OBP: 0.519, SLG: 0.640 | | 4-3 | 1B 1-2 2-3 3-H 1B | | | L7 | | E6 CS 1-3 2-H | | 4 | 0 | 1 | 1 | 0 | 0 | 1 |
| Dave Chalk, R (1, 5)<br>OBP: 0.388, SLG: 0.310 (4, 4) | | BB | 1-3 2-H 3-H 1B | | | 5-3 | | P4 1-2 | | 3 | 0 | 1 | 2 | 1 | 0 | 2 |
| Rance Mulliniks, L (1, 6)<br>OBP: 0.222, SLG: 0.200 | | K | 4-3 | | | 4-3 | | | K | 4 | 0 | 0 | 0 | 0 | 2 | 3 |
| Terry Humphrey, R (1, 2)<br>OBP: 0.259, SLG: 0.261 | | | 1B 1B HBP | F9 | | | K | | F7 | 3 | 1 | 0 | 0 | 0 | 1 | 0 |
| Inning Stats | R: 0 E: 0 K: 1 S: 5<br>H: 1 LOB: 2 BB: 1 P: 9 | R: 0 E: 0 K: 1 S: 5<br>H: 0 LOB: 1 BB: 1 P: 9 | R: 4 E: 1 K: 1 S: 9<br>H: 4 LOB: 2 BB: 1 P: 14 | R: 0 E: 0 K: 1 S: 5<br>H: 0 LOB: 0 BB: 0 P: 5 | R: 0 E: 0 K: 0 S: 3<br>H: 0 LOB: 0 BB: 0 P: 3 | R: 0 E: 0 K: 0 S: 3<br>H: 0 LOB: 0 BB: 0 P: 3 | R: 0 E: 0 K: 1 S: 5<br>H: 1 LOB: 0 BB: 0 P: 5 | R: 1 E: 1 K: 0 S: 5<br>H: 2 LOB: 1 BB: 0 P: 5 | R: 0 E: 0 K: 2 S: 7<br>H: 0 LOB: 0 BB: 0 P: 7 | 1B: 7 2B: 2 3B: 0 HR: 0<br>SF: 0 SAC: 0 DP: 2 HBP: 1 | | | | | | |

# TOP

## California Angels @ Minnesota Twins

Metropolitan Stadium, Bloomington , MI

Sat Apr 22 1978, 4:33 AM EST

Att. 6,566 - Unknown - 59 F

livebaseballscorecards.com

| | |
|---|---|
| AB | 33 |
| R | 5 |
| H | 8 |
| RBI | 4 |
| BB | 3 |
| SO | 7 |
| LOB | 15 |

WP: 0 PB: 0 SB: 0 CS: 2 PA: 37

| PITCHER | | IP | WLS | BF | H | R | ER | SO | BB | IBB | HBP | BLK | WP | HR | S | P | ERA | WHIP |
|---|---|---|---|---|---|---|---|---|---|---|---|---|---|---|---|---|---|---|
| Roger Erickson, R<br>ERA: 3.86 | (1, 1) | 8.0 | L | 34 | 8 | 5 | 4 | 5 | 3 | 0 | 1 | 0 | 0 | 0 | 40 | 53 | 4.50 | 1.375 |
| Mac Scarce, L<br>ERA: | (9, 1) | 1.0 | | 3 | 0 | 0 | 0 | 2 | 0 | 0 | 0 | 0 | 0 | 0 | 7 | 7 | 0.00 | 0.000 |

| PITCHER | IP | WLS | BF | H | R | ER | SO | BB | IBB | HBP | BLK | WP | HR | S | P | ERA | WHIP |
|---|---|---|---|---|---|---|---|---|---|---|---|---|---|---|---|---|---|

| Batter | 1 | 2 | 3 | 4 | 5 | 6 | 7 | 8 | 9 | AB | R | H | RBI | BB | SO | LOB |
|---|---|---|---|---|---|---|---|---|---|---|---|---|---|---|---|---|
| Bombo Rivera, R (1, 9)<br>OBP: 0.389, SLG: 0.267 | F9 | | HBP | | BB | | 4-3 | | G4-3 1B 2-3 | 2 | 0 | 0 | 0 | 1 | 0 | 1 |
| Mike Cubbage, L (9, PH)<br>OBP: 0.480, SLG: 0.545 | | | | | | | | | | 1 | 0 | 1 | 0 | 0 | 0 | 0 |
| Dan Ford, R (1, 8)<br>OBP: 0.351, SLG: 0.426 | 6-3 | | F9 | | L8 | | | 5-3 | G4-3 1-2f | 5 | 0 | 0 | 0 | 0 | 0 | 6 |
| Rod Carew, L (1, 3)<br>OBP: 0.432, SLG: 0.563 | 1-3 | | | 1-3 | | F9 | | FC5-4 1B | | 4 | 0 | 1 | 0 | 0 | 0 | 0 |
| Craig Kusick, R (1, 10)<br>OBP: 0.297, SLG: 0.353 | | L7 | | F9 | | F9 | | FC5-4 1B S 1-2f | | 4 | 0 | 0 | 0 | 0 | 0 | 1 |
| Roy Smalley, S (1, 6)<br>OBP: 0.338, SLG: 0.429 | | F7 | | 5-3 | | 5-3 | | 1B 1-3 | | 4 | 0 | 1 | 0 | 0 | 0 | 0 |
| Larry Wolfe, R (1, 5)<br>OBP: 0.321, SLG: 0.407 | | F8 | | | 1B 2B | | 2B 2B | 1-3 | | 4 | 1 | 2 | 0 | 0 | 0 | 2 |
| Willie Norwood, R (1, 7)<br>OBP: 0.333, SLG: 0.367 | | | E9 SF9 2B | | P4 | | F9 | | K | 4 | 1 | 1 | 0 | 0 | 1 | 2 |
| Bob Randall, R (1, 4)<br>OBP: 0.411, SLG: 0.468 | | | SF9 3-H | | BB 1B 2-3 | | 4-3 2B 2-H | | 2B 3B | 3 | 1 | 3 | 2 | 0 | 0 | 0 |
| Glenn Borgmann, R (1, 2)<br>OBP: 0.294, SLG: 0.214 | | | 5-3 | | P4 | | 4-3 2-3 | | 1B 2B 3-H | 3 | 0 | 0 | 0 | 0 | 0 | 3 |
| Jose Morales, R (9, PH)<br>OBP: 0.400, SLG: 0.600 | | | | | | | | | | 1 | 0 | 1 | 1 | 0 | 0 | 0 |
| Inning Stats | R: 0 H: 0<br>E: 0 LOB: 0<br>K: 0 BB: 0<br>S: 3 P: 3 | R: 0 H: 0<br>E: 0 LOB: 0<br>K: 0 BB: 0<br>S: 3 P: 3 | R: 1 H: 1<br>E: 1 LOB: 1<br>K: 0 BB: 0<br>S: 4 P: 5 | R: 0 H: 0<br>E: 0 LOB: 0<br>K: 0 BB: 0<br>S: 3 P: 3 | R: 0 H: 2<br>E: 0 LOB: 3<br>K: 0 BB: 1<br>S: 5 P: 9 | R: 0 H: 0<br>E: 0 LOB: 0<br>K: 0 BB: 0<br>S: 3 P: 3 | R: 1 H: 2<br>E: 0 LOB: 1<br>K: 0 BB: 0<br>S: 5 P: 5 | R: 0 H: 2<br>E: 0 LOB: 2<br>K: 0 BB: 0<br>S: 5 P: 5 | R: 1 H: 3<br>E: 0 LOB: 1<br>K: 1 BB: 0<br>S: 7 P: 7 | 1B: 4 SF: 1<br>2B: 5 SAC: 0<br>3B: 1 DP: 1<br>HR: 0 HBP: 1 | | | | | | |

| PITCHER | IP | WLS | BF | H | R | ER | SO | BB | IBB | HBP | BLK | WP | HR | S | P | ERA | WHIP |
|---|---|---|---|---|---|---|---|---|---|---|---|---|---|---|---|---|---|
| Frank Tanana, L (1, 1)<br>ERA: 2.87 | 8.1 | W | 36 | 9 | 3 | 3 | 1 | 1 | 0 | 1 | 0 | 0 | 0 | 36 | 41 | 3.24 | 1.200 |
| Paul Hartzell, R (9, 1)<br>ERA: 3.86 | 0.2 | S | 2 | 1 | 0 | 0 | 0 | 0 | 0 | 0 | 0 | 0 | 0 | 2 | 2 | 0.00 | 1.500 |

| PITCHER | IP | WLS | BF | H | R | ER | SO | BB | IBB | HBP | BLK | WP | HR | S | P | ERA | WHIP |
|---|---|---|---|---|---|---|---|---|---|---|---|---|---|---|---|---|---|

# BOTTOM

# California Angels @ Minnesota Twins

Metropolitan Stadium, Bloomington , MI

Sat Apr 22 1978, 4:33 AM EST

Att. 6,566 - Unknown - 59 F

livebaseballscorecards.com

| | |
|---|---|
| AB | 35 |
| R | 3 |
| H | 10 |
| RBI | 3 |
| BB | 1 |
| SO | 1 |
| LOB | 15 |

WP: 0 PA: 38
PB: 0
SB: 1
CS: 0

# Minnesota Twins @ Oakland Athletics

Oakland-Alameda County Coliseum, Oakland, CA

Tue Apr 25 1978, 6:05 PM PST

Overcast - 65 F

livebaseballscorecards.com

| Batter | 1 | 2 | 3 | 4 | 5 | 6 | 7 | 8 | 9 | AB | R | H | RBI | BB | SO | LOB |
|---|---|---|---|---|---|---|---|---|---|---|---|---|---|---|---|---|
| Mike Cubbage, L (1, 5) OBP: 0.455, SLG: 0.510 | FC1-6 1B | | E3 | | | E4 1B 2B | F7 | | F7 1-2 | 5 | 1 | 1 | 0 | 0 | 0 | 1 |
| Roy Smalley, S (1, 6) OBP: 0.353, SLG: 0.432 | FC1-6 1B 1-2f | | F8 | | | 2B 1B 1-3 | CS 1B | | BB | 4 | 1 | 2 | 0 | 1 | 0 | 2 |
| Rod Carew, L (1, 3) OBP: 0.430, SLG: 0.566 | S 1B 1-3 | | L8 | | | BB SF8 2B 1-H 3-H | F8 1-2 | | L6 | 5 | 1 | 2 | 2 | 0 | 0 | 4 |
| Butch Wynegar, S (1, 2) OBP: 0.262, SLG: 0.304 | F8 1-2 | | | F8 | | FC E BB | | 3-1 | | 4 | 0 | 0 | 0 | 0 | 0 | 3 |
| Glenn Adams, L (1, 10) OBP: 0.116, SLG: 0.163 | 6-3 | | | F5 | | F5 | | K | | 2 | 0 | 0 | 0 | 0 | 0 | 2 |
| Craig Kusick, R (6, PH) OBP: 0.297, SLG: 0.353 | | | | | | | | | | 0 | 0 | 0 | 0 | 0 | 0 | 0 |
| Rich Chiles, L (6, PH) OBP: 0.529, SLG: 0.462 | | | | | | | | | | 2 | 0 | 0 | 0 | 0 | 1 | 2 |
| Dan Ford, R (1, 8) OBP: 0.370, SLG: 0.437 | | 1B 1B | | K | | BB E 1-2 2-3 | | 1B | | 3 | 0 | 2 | 0 | 1 | 1 | 0 |
| Hosken Powell, L (1, 9) OBP: 0.267, SLG: 0.250 | | L6-4 1B 1-3 | | | F8 | SF8 3-H | | K | | 3 | 0 | 1 | 1 | 0 | 1 | 1 |
| Willie Norwood, R (1, 7) OBP: 0.328, SLG: 0.358 | | L6-4 2-3 | | | 4-3 | E5 1-2 2-3 | | | BLK 1B | 4 | 0 | 1 | 0 | 0 | 0 | 3 |
| Bob Randall, R (1, 4) OBP: 0.390, SLG: 0.440 | | | F8 | | L8 | 6-3 | | | F8 | 3 | 0 | 0 | 0 | 0 | 0 | 3 |
| Jose Morales, R (9, PH) OBP: 0.364, SLG: 0.545 | | | | | | | | | | 1 | 0 | 0 | 0 | 0 | 0 | 1 |
| Inning Stats | R: 0 E: 0 K: 0 S: 5 H: 2 LOB: 2 BB: 0 P: 5 | R: 0 E: 0 K: 0 S: 3 H: 2 LOB: 0 BB: 0 P: 3 | R: 0 E: 1 K: 0 S: 4 H: 0 LOB: 1 BB: 0 P: 4 | R: 0 E: 0 K: 1 S: 5 H: 0 LOB: 0 BB: 0 P: 5 | R: 0 E: 0 K: 0 S: 3 H: 0 LOB: 0 BB: 0 P: 3 | R: 3 E: 2 K: 0 S: 8 H: 2 LOB: 3 BB: 1 P: 12 | R: 0 E: 0 K: 0 S: 3 H: 1 LOB: 0 BB: 0 P: 3 | R: 0 E: 0 K: 2 S: 8 H: 1 LOB: 1 BB: 0 P: 8 | R: 0 E: 0 K: 0 S: 4 H: 1 LOB: 2 BB: 1 P: 8 | 1B: 8 2B: 2 3B: 0 HR: 0 SF: 1 SAC: 0 DP: 1 HBP: 0 | | | | | | | |

| | AB | 36 |
|---|---|---|
| | R | 3 |
| | H | 9 |
| | RBI | 3 |
| | BB | 2 |
| | SO | 3 |
| | LOB | 22 |

WP: 0 PB: 0 SB: 1 CS: 1 PA: 39

| PITCHER | | IP | WLS | BF | H | R | ER | SO | BB | IBB | HBP | BLK | WP | HR | S | P | ERA | WHIP |
|---|---|---|---|---|---|---|---|---|---|---|---|---|---|---|---|---|---|---|
| Pete Broberg, R ERA: 1.45 | (1, 1) | 5.0 | | 21 | 6 | 3 | 1 | 1 | 0 | 0 | 0 | 0 | 0 | 0 | 23 | 23 | 1.80 | 1.200 |
| Bob Lacey, L ERA: 2.77 | (6, 1) | 0.0 | | 1 | 0 | 0 | 0 | 0 | 0 | 0 | 0 | 0 | 0 | 0 | 1 | 1 | ∞ | ∞ |
| Elias Sosa, R ERA: | (6, 1) | 4.0 | W | 17 | 3 | 0 | 0 | 2 | 2 | 0 | 0 | 1 | 0 | 0 | 19 | 27 | 0.00 | 1.250 |

| PITCHER | | IP | WLS | BF | H | R | ER | SO | BB | IBB | HBP | BLK | WP | HR | S | P | ERA | WHIP |
|---|---|---|---|---|---|---|---|---|---|---|---|---|---|---|---|---|---|---|

| Batter | 1 | 2 | 3 | 4 | 5 | 6 | 7 | 8 | 9 | AB | R | H | RBI | BB | SO | LOB |
|---|---|---|---|---|---|---|---|---|---|---|---|---|---|---|---|---|
| Mike Edwards, R (1, 4)<br>OBP: 0.400, SLG: 0.513 | CS 1B | | 1B 1B | | 1B 2B | | 1-3 SH2-4 HR 1B | | | 4 | 2 | 4 | 0 | 0 | 0 | 0 |
| Mario Guerrero, R (1, 6)<br>OBP: 0.424, SLG: 0.552 | F4 1-2 | | F4 | | 4-3 2-H 1B | | SH2-4 1-2 | | | 3 | 0 | 1 | 1 | 0 | 0 | 2 |
| Mitchell Page, L (1, 7)<br>OBP: 0.267, SLG: 0.267<br>Dwayne Murphy, L (6, 7) | 1B | | 1-3 1B | | 4-3 1-2 | | 1-3 2-3 | | | 3<br>1 | 0<br>0 | 2<br>0 | 0<br>0 | 0<br>0 | 0<br>0 | 1<br>1 |
| Gary Alexander, R (1, 10)<br>OBP: 0.436, SLG: 0.733 | K | | L7 | | F8 | | 3-H HR | | | 4 | 1 | 1 | 2 | 0 | 1 | 4 |
| Dave Revering, L (1, 3)<br>OBP: 0.368, SLG: 0.462 | | FC5-4 1B | | G4-6-3 1B | | SH5-4 2B 1B | BB | | | 3 | 1 | 3 | 0 | 1 | 0 | 0 |
| Jim Essian, R (1, 2)<br>OBP: 0.310, SLG: 0.306 | | FC5-4 1-2f | | G4-6-3 1-2f | | SH5-4 1-2 | 1-6-3 | | | 3 | 0 | 0 | 0 | 0 | 0 | 3 |
| Wayne Gross, L (1, 5)<br>OBP: 0.259, SLG: 0.302 | | F8 | | F9 | | 2-H 2B | F8 | | | 4 | 0 | 1 | 1 | 0 | 0 | 1 |
| Tony Armas, R (1, 8)<br>OBP: 0.353, SLG: 0.298 | | K | | | K | K | G4-6-3 1B | | | 4 | 0 | 1 | 0 | 0 | 3 | 2 |
| Gary Thomasson, L (1, 9)<br>OBP: 0.188, SLG: 0.227 | | | F7 | | HR | K | G4-6-3 1-2f | | | 4 | 1 | 1 | 1 | 0 | 1 | 2 |
| Inning Stats | R: 0 E: 0 K: 1 S: 6 H: 2 LOB: 1 BB: 0 P: 6 | R: 0 E: 0 K: 1 S: 6 H: 1 LOB: 1 BB: 0 P: 6 | R: 0 E: 0 K: 0 S: 5 H: 2 LOB: 2 BB: 0 P: 5 | R: 0 E: 0 K: 0 S: 3 H: 1 LOB: 0 BB: 0 P: 3 | R: 2 E: 0 K: 1 S: 8 H: 3 LOB: 1 BB: 0 P: 8 | R: 1 E: 0 K: 2 S: 9 H: 2 LOB: 1 BB: 0 P: 9 | R: 2 E: 0 K: 0 S: 5 H: 2 LOB: 1 BB: 1 P: 9 | R: 0 E: 0 K: 0 S: 3 H: 1 LOB: 0 BB: 0 P: 3 | | 1B: 10 2B: 2 3B: 0 HR: 2 | SF: 0 SAC: 2 DP: 2 HBP: 0 | | | WP: 0 PB: 0 SB: 0 CS: 1 | PA: 36 | | |

# BOTTOM

## Minnesota Twins @ Oakland Athletics

Oakland-Alameda County Coliseum, Oakland, CA

Tue Apr 25 1978, 6:05 PM PST

Overcast - 65 F

livebaseballscorecards.com

| | |
|---|---|
| AB | 33 |
| R | 5 |
| H | 14 |
| RBI | 5 |
| BB | 1 |
| SO | 5 |
| LOB | 16 |

| PITCHER | | IP | WLS | BF | H | R | ER | SO | BB | IBB | HBP | BLK | WP | HR | S | P | ERA | WHIP |
|---|---|---|---|---|---|---|---|---|---|---|---|---|---|---|---|---|---|---|
| Paul Thormodsgard, R<br>ERA: 3.29 | (1, 1) | 5.0 | | 22 | 9 | 2 | 2 | 3 | 0 | 0 | 0 | 0 | 0 | 1 | 28 | 28 | 3.60 | 1.800 |
| Mac Scarce, L<br>ERA: 6.75 | (6, 1) | 0.1 | | 3 | 2 | 1 | 1 | 0 | 0 | 0 | 0 | 0 | 0 | 0 | 3 | 3 | 27.00 | 6.000 |
| Greg Thayer, R<br>ERA: 3.72 | (6, 1) | 1.1 | L | 7 | 2 | 2 | 2 | 2 | 1 | 0 | 0 | 0 | 0 | 1 | 10 | 14 | 13.50 | 2.250 |
| Gary Serum, R<br>ERA: 2.35 | (7, 1) | 0.1 | | 1 | 0 | 0 | 0 | 0 | 0 | 0 | 0 | 0 | 0 | 0 | 1 | 1 | 0.00 | 0.000 |
| Dave Johnson, R<br>ERA: 6.48 | (8, 1) | 1.0 | | 3 | 1 | 0 | 0 | 0 | 0 | 0 | 0 | 0 | 0 | 0 | 3 | 3 | 0.00 | 1.000 |

| PITCHER | IP | WLS | BF | H | R | ER | SO | BB | IBB | HBP | BLK | WP | HR | S | P | ERA | WHIP |
|---|---|---|---|---|---|---|---|---|---|---|---|---|---|---|---|---|---|

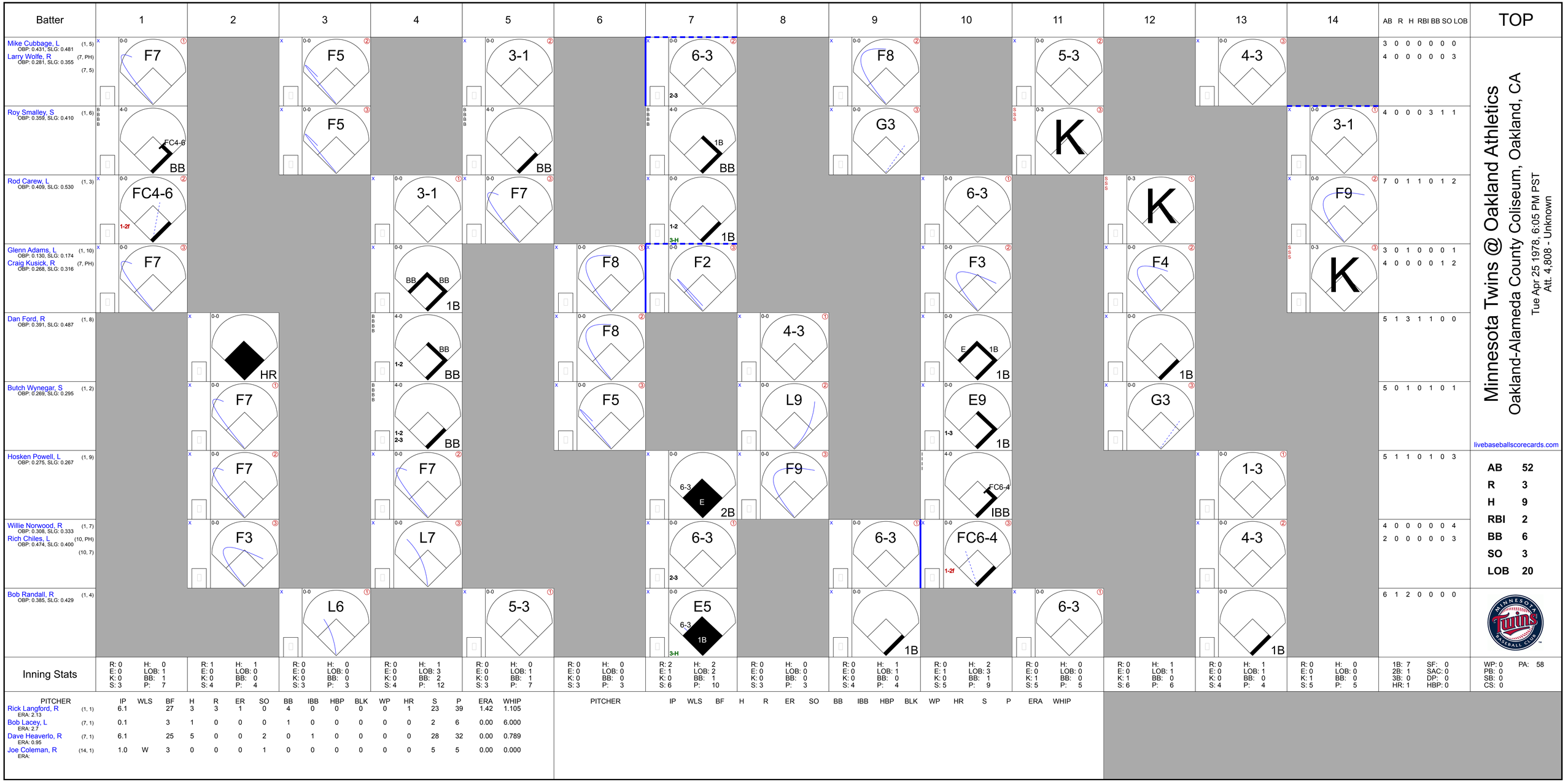
Batter
1
2
3
4
5
6
7
8
9
10
11
12
13
14
AB R H RBI BB SO LOB
TOP
Mike Cubbage, L (1, 5)
OBP: 0.431, SLG: 0.481
Larry Wolfe, R (7, PH) (7, 5)
OBP: 0.281, SLG: 0.355
F7
F5
3-1
6-3
F8
5-3
4-3
3 0 0 0 0 0 0
4 0 0 0 0 0 3
Roy Smalley, S (1, 6)
OBP: 0.359, SLG: 0.410
FC4-6
BB
F5
BB
1B
BB
G3
K
3-1
4 0 0 0 3 1 1
Rod Carew, L (1, 3)
OBP: 0.409, SLG: 0.530
FC4-6
1-2f
3-1
F7
1-2
3-H
1B
6-3
K
F9
7 0 1 1 0 1 2
Glenn Adams, L (1, 10)
OBP: 0.130, SLG: 0.174
Craig Kusick, R (7, PH)
OBP: 0.268, SLG: 0.316
F7
BB
BB
1B
F8
F2
F3
F4
K
3 0 1 0 0 0 1
4 0 0 0 0 1 2
Dan Ford, R (1, 8)
OBP: 0.391, SLG: 0.487
HR
BB
F8
4-3
6-3
E
1B
1B
5 1 3 1 1 0 0
Butch Wynegar, S (1, 2)
OBP: 0.269, SLG: 0.295
F7
BB
F5
L9
E9
1-3
1B
G3
5 0 1 0 1 0 1
Hosken Powell, L (1, 9)
OBP: 0.275, SLG: 0.267
F7
F7
6-3
E
2B
F9
FC6-4
IBB
1-3
5 1 1 0 1 0 3
Willie Norwood, R (1, 7)
OBP: 0.308, SLG: 0.333
Rich Chiles, L (10, PH) (10, 7)
OBP: 0.474, SLG: 0.400
F3
L7
6-3
2-3
6-3
FC6-4
1-2f
4-3
4 0 0 0 0 0 4
2 0 0 0 0 0 3
Bob Randall, R (1, 4)
OBP: 0.385, SLG: 0.429
L6
5-3
E5
6-3
3-H
1B
6-3
1B
6-3
1B
6 1 2 0 0 0 0
Minnesota Twins @ Oakland Athletics
Oakland-Alameda County Coliseum, Oakland, CA
Tue Apr 25 1978, 6:05 PM PST
Att. 4,808 - Unknown
livebaseballscorecards.com
AB 52
R 3
H 9
RBI 2
BB 6
SO 3
LOB 20
Inning Stats
R: 0 H: 0 E: 0 LOB: 1 K: 0 BB: 1 S: 3 P: 7
R: 1 H: 1 E: 0 LOB: 0 K: 0 BB: 0 S: 4 P: 4
R: 0 H: 0 E: 0 LOB: 0 K: 0 BB: 0 S: 3 P: 3
R: 0 H: 1 E: 0 LOB: 3 K: 0 BB: 2 S: 4 P: 12
R: 0 H: 0 E: 0 LOB: 1 K: 0 BB: 1 S: 3 P: 7
R: 0 H: 0 E: 0 LOB: 0 K: 0 BB: 0 S: 3 P: 3
R: 2 H: 2 E: 1 LOB: 2 K: 0 BB: 1 S: 6 P: 10
R: 0 H: 0 E: 0 LOB: 0 K: 0 BB: 0 S: 3 P: 3
R: 0 H: 1 E: 0 LOB: 1 K: 0 BB: 0 S: 4 P: 4
R: 0 H: 2 E: 1 LOB: 3 K: 0 BB: 1 S: 5 P: 9
R: 0 H: 0 E: 0 LOB: 0 K: 1 BB: 0 S: 5 P: 5
R: 0 H: 1 E: 0 LOB: 1 K: 1 BB: 0 S: 6 P: 6
R: 0 H: 1 E: 0 LOB: 1 K: 0 BB: 0 S: 4 P: 4
R: 0 H: 0 E: 0 LOB: 0 K: 1 BB: 0 S: 5 P: 5
1B: 7 2B: 1 3B: 0 HR: 1
SF: 0 SAC: 0 DP: 0 HBP: 0
PA: 58
WP: 0 PB: 0 SB: 0 CS: 0
PITCHER IP WLS BF H R ER SO BB IBB HBP BLK WP HR S P ERA WHIP
Rick Langford, R (1, 1) ERA: 2.13 6.1 W 3 0 0 0 1 0 0 0 0 0 0 5 5 0.00 0.000
Bob Lacey, L (7, 1) ERA: 2.7 0.1 3 1 0 0 0 1 0 0 0 0 0 2 6 0.00 6.000
Dave Heaverlo, R (7, 1) ERA: 0.95 6.1 25 5 0 0 2 0 1 0 0 0 0 28 32 0.00 0.789
Joe Coleman, R (14, 1) ERA: 1.0 W 3 0 0 0 1 0 0 0 0 0 0 5 5 0.00 0.000

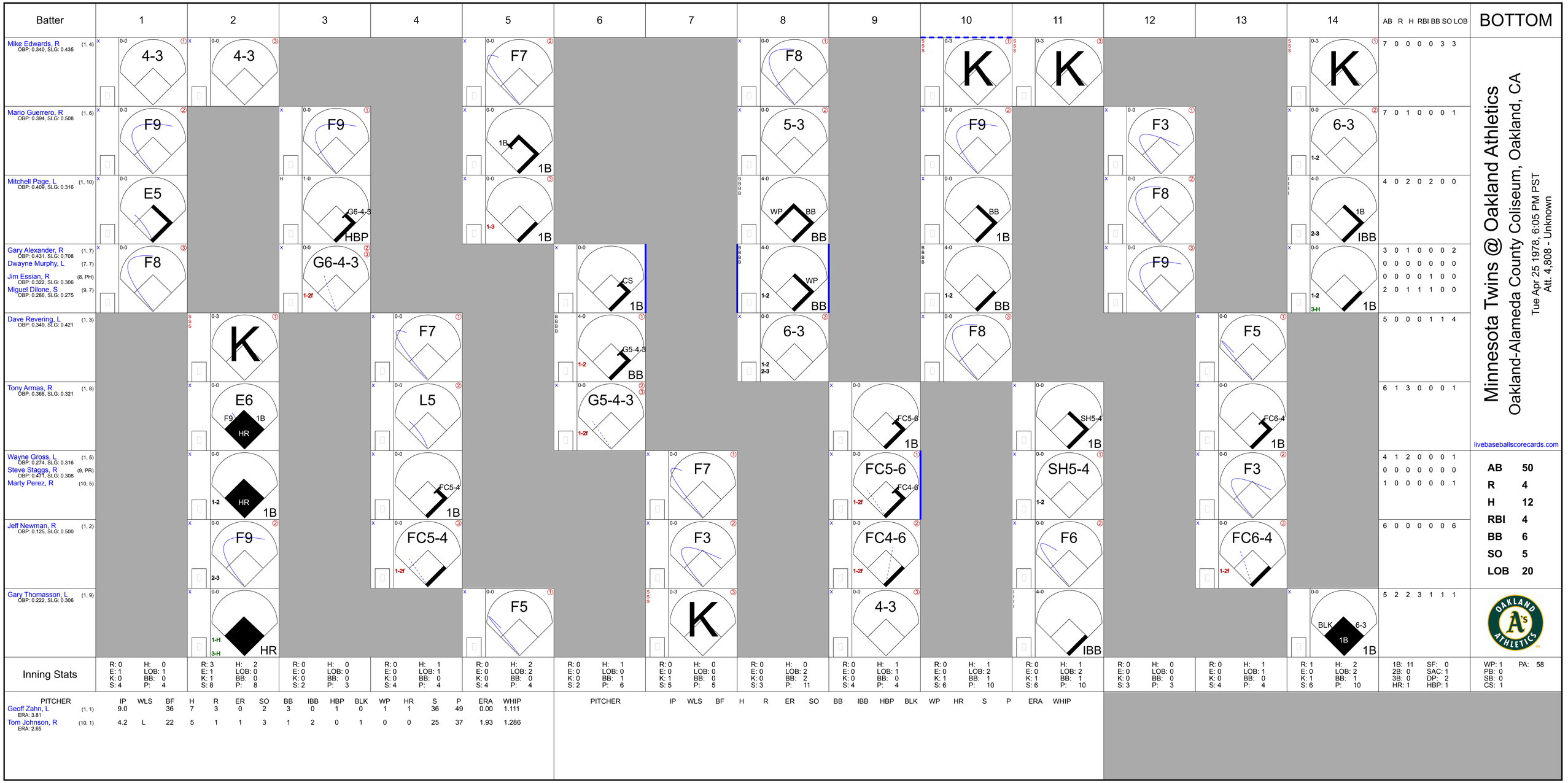
Batter
1
2
3
4
5
6
7
8
9
10
11
12
13
14
AB R H RBI BB SO LOB
BOTTOM
Mike Edwards, R (1, 4)
OBP: 0.340, SLG: 0.435
4-3
4-3
F7
F8
K
K
K
7 0 0 0 0 3 3
Mario Guerrero, R (1, 6)
OBP: 0.394, SLG: 0.508
F9
F9
1B
5-3
F9
F3
6-3
1-2
7 0 1 0 0 0 1
Mitchell Page, L (1, 10)
OBP: 0.409, SLG: 0.316
E5
G6-4-3
HBP
1-3
1B
WP
BB
BB
BB
1B
F8
1B
IBB
2-3
4 0 2 0 2 0 0
Gary Alexander, R (1, 7)
OBP: 0.431, SLG: 0.708
Dwayne Murphy, L (7, 7)
Jim Essian, R (8, PH)
OBP: 0.322, SLG: 0.306
Miguel Dilone, S (9, 7)
OBP: 0.286, SLG: 0.275
F8
G6-4-3
1-2f
CS
1B
WP
BB
1-2
BB
F9
1B
3-H
3 0 1 0 0 0 2
0 0 0 0 0 0 0
0 0 0 0 1 0 0
2 0 1 1 1 0 0
Dave Revering, L (1, 3)
OBP: 0.349, SLG: 0.421
K
F7
G5-4-3
1-2
BB
6-3
1-2
2-3
F8
F5
5 0 0 0 1 1 4
Tony Armas, R (1, 8)
OBP: 0.368, SLG: 0.321
E6
F9
1B
HR
L5
G5-4-3
1-2f
FC5-6
1B
SH5-4
1B
FC6-4
1B
6 1 3 0 0 0 1
livebaseballscorecards.com
Wayne Gross, L (1, 5)
OBP: 0.274, SLG: 0.316
Steve Staggs, R (9, PR)
OBP: 0.471, SLG: 0.308
Marty Perez, R (10, 5)
HR
1-2
1B
FC5-4
1B
F7
FC5-6
FC4-6
1-2f
SH5-4
1-2
F3
FC6-4
1-2f
4 1 2 0 0 0 1
0 0 0 0 0 0 0
1 0 0 0 0 0 1
Jeff Newman, R (1, 2)
OBP: 0.125, SLG: 0.500
F9
2-3
FC5-4
1-2f
F3
FC4-6
1-2f
F6
6 0 0 0 0 0 6
Gary Thomasson, L (1, 9)
OBP: 0.222, SLG: 0.306
1-H
3-H
HR
F5
K
4-3
IBB
BLK
6-3
1B
1B
5 2 2 3 1 1 1
Minnesota Twins @ Oakland Athletics
Oakland-Alameda County Coliseum, Oakland, CA
Tue Apr 25 1978, 6:05 PM PST
Att. 4,808 - Unknown
AB 50
R 4
H 12
RBI 4
BB 6
SO 5
LOB 20
Inning Stats
R: 0 H: 0 E: 1 LOB: 1 K: 0 BB: 0 S: 4 P: 4
R: 3 H: 2 E: 1 LOB: 0 K: 1 BB: 0 S: 8 P: 8
R: 0 H: 0 E: 0 LOB: 0 K: 0 BB: 0 S: 2 P: 3
R: 0 H: 1 E: 0 LOB: 1 K: 0 BB: 0 S: 4 P: 4
R: 0 H: 2 E: 0 LOB: 2 K: 0 BB: 0 S: 4 P: 4
R: 0 H: 1 E: 0 LOB: 0 K: 0 BB: 1 S: 2 P: 6
R: 0 H: 0 E: 0 LOB: 0 K: 1 BB: 0 S: 5 P: 5
R: 0 H: 0 E: 0 LOB: 2 K: 0 BB: 2 S: 3 P: 11
R: 0 H: 1 E: 0 LOB: 1 K: 0 BB: 0 S: 4 P: 4
R: 0 H: 1 E: 0 LOB: 2 K: 1 BB: 1 S: 6 P: 10
R: 0 H: 1 E: 0 LOB: 2 K: 1 BB: 1 S: 6 P: 10
R: 0 H: 0 E: 0 LOB: 0 K: 0 BB: 0 S: 3 P: 3
R: 0 H: 1 E: 0 LOB: 1 K: 0 BB: 0 S: 4 P: 4
R: 1 H: 2 E: 0 LOB: 2 K: 1 BB: 1 S: 6 P: 10
1B: 11 SF: 0 2B: 0 SAC: 1 3B: 0 DP: 2 HR: 1 HBP: 1
WP: 1 PA: 58 PB: 0 SB: 0 CS: 1
PITCHER IP WLS BF H R ER SO BB IBB HBP BLK WP HR S P ERA WHIP
Geoff Zahn, L (1, 1) ERA: 3.81 9.0 36 7 3 0 2 3 0 1 0 1 1 36 49 0.00 1.111
Tom Johnson, R (10, 1) ERA: 2.65 4.2 L 22 5 1 1 3 1 2 0 1 0 0 25 37 1.93 1.286
PITCHER IP WLS BF H R ER SO BB IBB HBP BLK WP HR S P ERA WHIP

| Batter | 1 | 2 | 3 | 4 | 5 | 6 | 7 | 8 | 9 | 10 | 11 | 12 | AB | R | H | RBI | BB | SO | LOB |
|---|---|---|---|---|---|---|---|---|---|---|---|---|---|---|---|---|---|---|---|
| Roy Smalley, S (1, 6)<br>OBP: 0.367, SLG: 0.417 | K | | | K | 6-3 BB 1B | | HR 1B | | 5-3 | | | 2B 1B | 6 | 2 | 3 | 0 | 0 | 2 | 0 |
| Rod Carew, L (1, 3)<br>OBP: 0.424, SLG: 0.523 | G6-3 BB | | | E5 E 1B | 6-3 BB | | F7 | | | F7 | | 2B BB | 3 | 2 | 1 | 0 | 3 | 0 | 2 |
| Dan Ford, R (1, 8)<br>OBP: 0.387, SLG: 0.524 | G6-3 | | | E6 4-3 1B | 6-3 | | HR | | | 6-3 | | 2B | 6 | 2 | 2 | 7 | 0 | 0 | 3 |
| Mike Cubbage, L (1, 5)<br>OBP: 0.391, SLG: 0.431 | | 4-3 | | 4-3 | 6-3 | | F8 | | | 4-3 | | F9 | 6 | 0 | 0 | 0 | 0 | 0 | 3 |
| Butch Wynegar, S (1, 2)<br>OBP: 0.288, SLG: 0.313 | | F5 | | 1B 1B | | G1 | | G5-4-3 1B | | | F8 | 1B | 6 | 0 | 3 | 1 | 0 | 0 | 0 |
| Glenn Adams, L (1, 10)<br>OBP: 0.143, SLG: 0.184<br>Craig Kusick, R (8, PH)<br>OBP: 0.273, SLG: 0.300 | | 6-3 | | 1B | | 5-3 | | G5-4-3 | | | 1B FC6-2 HBP | F8 | 3<br>2 | 0<br>0 | 1<br>0 | 0<br>0 | 0<br>0 | 0<br>2 | 0<br>2 |
| Hosken Powell, L (1, 9)<br>OBP: 0.255, SLG: 0.245<br>Jose Morales, R (11, PH)<br>OBP: 0.364, SLG: 0.545<br>Rich Chiles, L (11, PH)<br>OBP: 0.500, SLG: 0.438<br>(11, 9) | | | F7 | L8 | | 3-1 | | 1-3 | | | FC6-2 1B | | 4<br>0<br>1 | 0<br>0<br>0 | 0<br>0<br>1 | 0<br>0<br>0 | 0<br>0<br>0 | 0<br>0<br>0 | 2<br>0<br>0 |
| Willie Norwood, R (1, 7)<br>OBP: 0.300, SLG: 0.323 | | | 1-3 | | 1B SH1-4 6-3 1B | | 1-3 | | 5-3 | | FC6-2 FC5-4 | | 5 | 1 | 1 | 0 | 0 | 0 | 2 |
| Bob Randall, R (1, 4)<br>OBP: 0.377, SLG: 0.407 | | | 6-3 | | SH1-4 | | 1B HR BB | | 4-3 | | FC5-4 | | 3 | 1 | 0 | 0 | 1 | 0 | 2 |
| Inning Stats | R: 0<br>E: 0<br>K: 1<br>S: 4<br>H: 0<br>LOB: 0<br>BB: 1<br>P: 8 | R: 0<br>E: 0<br>K: 0<br>S: 3<br>H: 0<br>LOB: 0<br>BB: 0<br>P: 3 | R: 0<br>E: 0<br>K: 0<br>S: 3<br>H: 0<br>LOB: 0<br>BB: 0<br>P: 3 | R: 2<br>E: 2<br>K: 1<br>S: 9<br>H: 3<br>LOB: 2<br>BB: 0<br>P: 9 | R: 1<br>E: 0<br>K: 0<br>S: 5<br>H: 2<br>LOB: 2<br>BB: 1<br>P: 9 | R: 0<br>E: 0<br>K: 0<br>S: 3<br>H: 0<br>LOB: 0<br>BB: 0<br>P: 3 | R: 3<br>E: 0<br>K: 0<br>S: 5<br>H: 2<br>LOB: 0<br>BB: 1<br>P: 9 | R: 0<br>E: 0<br>K: 0<br>S: 3<br>H: 1<br>LOB: 0<br>BB: 0<br>P: 3 | R: 0<br>E: 0<br>K: 0<br>S: 3<br>H: 0<br>LOB: 0<br>BB: 0<br>P: 3 | R: 0<br>E: 0<br>K: 0<br>S: 3<br>H: 0<br>LOB: 0<br>BB: 0<br>P: 3 | R: 0<br>E: 0<br>K: 0<br>S: 4<br>H: 1<br>LOB: 2<br>BB: 0<br>P: 5 | R: 2<br>E: 0<br>K: 0<br>S: 5<br>H: 3<br>LOB: 1<br>BB: 1<br>P: 9 | 1B: 10<br>2B: 1<br>3B: 0<br>HR: 1<br>SF: 0<br>SAC: 1<br>DP: 2<br>HBP: 1 | | | | | | |

| PITCHER | | IP | WLS | BF | H | R | ER | SO | BB | IBB | HBP | BLK | WP | HR | S | P | ERA | WHIP |
|---|---|---|---|---|---|---|---|---|---|---|---|---|---|---|---|---|---|---|
| Matt Keough, R<br>ERA: 2.13 | (1, 1) | 6.1 | | 28 | 6 | 5 | 3 | 2 | 3 | 0 | 0 | 0 | 0 | 0 | 29 | 41 | 4.26 | 1.421 |
| Bob Lacey, L<br>ERA: 2.6 | (7, 1) | 4.0 | | 14 | 2 | 1 | 1 | 0 | 0 | 0 | 1 | 0 | 0 | 1 | 13 | 14 | 2.25 | 0.500 |
| Elias Sosa, R<br>ERA: 1.06 | (11, 1) | 1.1 | | 8 | 4 | 2 | 2 | 0 | 1 | 0 | 0 | 0 | 0 | 0 | 7 | 11 | 13.50 | 3.750 |
| Joe Coleman, R<br>ERA: | (12, 1) | 0.1 | W | 1 | 0 | 0 | 0 | 0 | 0 | 0 | 0 | 0 | 0 | 0 | 1 | 1 | 0.00 | 0.000 |

PITCHER IP WLS BF H R ER SO BB IBB HBP BLK WP HR S P ERA WHIP

# TOP

## Minnesota Twins @ Oakland Athletics

Oakland-Alameda County Coliseum, Oakland, CA

Wed Apr 26 1978, 6:05 PM PST

Att. 4,127 - Unknown - 60 F

livebaseballscorecards.com

| | |
|---|---|
| AB | 45 |
| R | 8 |
| H | 12 |
| RBI | 8 |
| BB | 4 |
| SO | 2 |
| LOB | 16 |

WP: 0 PB: 0 SB: 0 CS: 0 PA: 51

# BOTTOM

## Minnesota Twins @ Oakland Athletics

Oakland-Alameda County Coliseum, Oakland, CA

Wed Apr 26 1978, 6:05 PM PST

Att. 4,127 - Unknown - 60 F

livebaseballscorecards.com

| Batter | 1 | 2 | 3 | 4 | 5 | 6 | 7 | 8 | 9 | 10 | 11 | 12 | AB | R | H | RBI | BB | SO | LOB |
|---|---|---|---|---|---|---|---|---|---|---|---|---|---|---|---|---|---|---|---|
| Mike Edwards, R (1, 4) OBP: 0.340, SLG: 0.442 | F8 | | F8 | | 1B | | 1B 1-3 1B 2B | | 5-3 | | 5-3 | | 6 | 1 | 2 | 0 | 0 | 0 | 2 |
| Mario Guerrero, R (1, 6) OBP: 0.394, SLG: 0.500 | F9 | | F9 | | F9 | | G5-4-3 1B 2-3 3-H 1B | | HR 1B | | 6-3 | | 5 | 0 | 2 | 1 | 0 | 0 | 3 |
| Dwayne Murphy, L (9, PR) | | | | | | | | | | | | | 0 | 1 | 0 | 0 | 0 | 0 | 0 |
| Marty Perez, R (10, 6) | | | | | | | | | | | | | 1 | 0 | 0 | 0 | 0 | 0 | 0 |
| Mitchell Page, L (1, 7) OBP: 0.464, SLG: 0.560 | L8 | | | F7 | | BB 2B | G5-4-3 1-2 3-H 1B | | 1-H HR | | | 1B 1B | 6 | 2 | 4 | 3 | 0 | 0 | 0 |
| Gary Alexander, R (1, 10) OBP: 0.397, SLG: 0.642 | | K | | K | | K | G5-4-3 1-2f 2-3 | | E6 | | | 1B 1-3 1B | 5 | 0 | 0 | 0 | 0 | 3 | 4 |
| Miguel Dilone, S (9, PR) OBP: 0.298, SLG: 0.288 | | | | | | | | | | | | | 1 | 1 | 1 | 0 | 0 | 0 | 0 |
| Dave Revering, L (1, 3) OBP: 0.333, SLG: 0.397 | | 4-3 | | F4 | | 1-6-3 | F8 | | F5 | | | E 1B 1-2 3-H 1B | 6 | 0 | 1 | 1 | 0 | 0 | 3 |
| Steve Staggs, R (12, PR) OBP: 0.471, SLG: 0.308 | | | | | | | | | | | | | 0 | 1 | 0 | 0 | 0 | 0 | 0 |
| Jim Essian, R (1, 2) OBP: 0.338, SLG: 0.315 | | F9 | | | 2B 5-3 1B | BB BB | | F8 | | 6-3 | | E8 1-H 2-H 1B | 5 | 1 | 2 | 1 | 1 | 0 | 0 |
| Wayne Gross, L (1, 5) OBP: 0.284, SLG: 0.328 | | | 4-3 | | E 1-3 2B | 1-2 2-3 BB | | K | | 4-3 | | | 4 | 1 | 1 | 0 | 1 | 1 | 0 |
| Tony Armas, R (1, 8) OBP: 0.355, SLG: 0.310 | | | WP 1B | | 5-3 2-H 3-H | F3 | | K | | F9 | | | 5 | 0 | 1 | 1 | 0 | 1 | 3 |
| Gary Thomasson, L (1, 9) OBP: 0.237, SLG: 0.302 | | | BB 1-2 | | F6 | | 2B 1B 1B | | K | | K | | 4 | 1 | 1 | 0 | 1 | 2 | 0 |

| | AB | 48 |
|---|---|---|
| | R | 9 |
| | H | 15 |
| | RBI | 7 |
| | BB | 3 |
| | SO | 7 |
| | LOB | 15 |

| Inning Stats | | | | | | | | | | | | | | | | | | | | | | | | |
|---|---|---|---|---|---|---|---|---|---|---|---|---|---|---|---|---|---|---|---|---|---|---|---|---|
| | R: 0 | H: 0 | R: 0 | H: 0 | R: 0 | H: 1 | R: 0 | H: 0 | R: 2 | H: 3 | R: 0 | H: 1 | R: 2 | H: 4 | R: 0 | H: 0 | R: 2 | H: 2 | R: 0 | H: 0 | R: 0 | H: 0 | R: 3 | H: 4 |
| | E: 0 | LOB: 0 | E: 0 | LOB: 0 | E: 0 | LOB: 2 | E: 0 | LOB: 0 | E: 1 | LOB: 1 | E: 0 | LOB: 3 | E: 0 | LOB: 1 | E: 0 | LOB: 0 | E: 1 | LOB: 1 | E: 0 | LOB: 0 | E: 0 | LOB: 0 | E: 1 | LOB: 1 |
| | K: 0 | BB: 0 | K: 1 | BB: 0 | K: 0 | BB: 1 | K: 0 | BB: 0 | K: 0 | BB: 0 | K: 1 | BB: 2 | K: 0 | BB: 0 | K: 2 | BB: 0 | K: 1 | BB: 0 | K: 0 | BB: 0 | K: 1 | BB: 0 | K: 0 | BB: 0 |
| | S: 3 | P: 3 | S: 5 | P: 5 | S: 4 | P: 8 | S: 5 | P: 5 | S: 6 | P: 6 | S: 6 | P: 14 | S: 6 | P: 6 | S: 7 | P: 7 | S: 8 | P: 8 | S: 3 | P: 3 | S: 5 | P: 5 | S: 4 | P: 4 |

| | 1B: 11 | SF: 0 | WP: 1 | PA: 51 |
|---|---|---|---|---|
| | 2B: 3 | SAC: 0 | PB: 0 | |
| | 3B: 0 | DP: 1 | SB: 0 | |
| | HR: 1 | HBP: 0 | CS: 0 | |

| PITCHER | | IP | WLS | BF | H | R | ER | SO | BB | IBB | HBP | BLK | WP | HR | S | P | ERA | WHIP |
|---|---|---|---|---|---|---|---|---|---|---|---|---|---|---|---|---|---|---|
| Roger Erickson, R ERA: 4.24 | (1, 1) | 6.0 | | 29 | 8 | 4 | 4 | 3 | 3 | 0 | 0 | 0 | 1 | 0 | 32 | 44 | 6.00 | 1.833 |
| Greg Thayer, R ERA: 4.38 | (7, 1) | 2.2 | | 10 | 3 | 2 | 2 | 3 | 0 | 0 | 0 | 0 | 0 | 1 | 16 | 16 | 6.75 | 1.125 |
| Tom Johnson, R ERA: 3.26 | (9, 1) | 2.1 | L | 12 | 4 | 3 | 2 | 1 | 0 | 0 | 0 | 0 | 0 | 0 | 14 | 14 | 7.71 | 1.714 |

| PITCHER | IP | WLS | BF | H | R | ER | SO | BB | IBB | HBP | BLK | WP | HR | S | P | ERA | WHIP |
|---|---|---|---|---|---|---|---|---|---|---|---|---|---|---|---|---|---|

| Batter | 1 | 2 | 3 | 4 | 5 | 6 | 7 | 8 | 9 | AB | R | H | RBI | BB | SO | LOB |
|---|---|---|---|---|---|---|---|---|---|---|---|---|---|---|---|---|
| Roy Smalley, S (1, 6)<br>OBP: 0.369, SLG: 0.409 | B B B B<br>4-0<br>CS 1B<br>BB | S S S<br>0-3 ③<br>K | | x<br>0-0 ③<br>F9 | | x<br>0-0<br>G4-6-3<br>1-3<br>2-H<br>1B | | x<br>0-0 ③<br>F7 | | 4 | 0 | 1 | 1 | 1 | 1 | 2 |
| Rod Carew, L (1, 3)<br>OBP: 0.442, SLG: 0.538 | x<br>0-0<br>1-2<br>1B | | x<br>0-0<br>SH1-3 HBP<br>SF9<br>1B | | x<br>0-0<br>G3-6-3<br>1B | x<br>0-0 ② ③<br>G4-6-3<br>1-2f | | | x<br>0-0<br>CS<br>1B | 5 | 1 | 4 | 0 | 0 | 0 | 2 |
| Rich Chiles, L (1, 7)<br>OBP: 0.480, SLG: 0.400 | x<br>0-0 ①<br>F6 | | H<br>1-0<br>SF9 SH1-3<br>1-2<br>HBP | | x<br>0-0 ① ②<br>G3-6-3<br>1-2f | | x<br>0-0<br>SH1-4<br>1B<br>1B | | x<br>0-0 ① ②<br>6-3<br>1-2 | 4 | 1 | 1 | 0 | 0 | 0 | 4 |
| Butch Wynegar, S (1, 2)<br>OBP: 0.303, SLG: 0.329 | S S S<br>0-3 ② ③<br>K<br>2-3 | | x<br>0-0 ①<br>SH1-3<br>1-2<br>2-3 | | x<br>0-0<br>FC6<br>1B | | x<br>0-0 ①<br>SH1-4<br>1-2 | | x<br>0-0<br>1B<br>1B | 3 | 0 | 2 | 0 | 0 | 1 | 2 |
| Mike Cubbage, L (1, 5)<br>OBP: 0.391, SLG: 0.426 | | B B B B<br>4-0<br>1B<br>E<br>BB | x<br>0-0 ②<br>SF9<br>2-3<br>3-H | | x<br>0-0 ③<br>FC6<br>1-2f | | x<br>0-0 ②<br>F7 | | x<br>0-0<br>1-2<br>1B | 3 | 1 | 1 | 1 | 1 | 0 | 2 |
| Glenn Adams, L (1, 10)<br>OBP: 0.167, SLG: 0.204 | | x<br>0-0<br>E9<br>1-3<br>1-H<br>1B | x<br>0-0 ③<br>4-3 | | | x<br>0-0 ①<br>G3 | x<br>0-0<br>FC6<br>2-H<br>1B | | x<br>0-0 ③<br>G3 | 5 | 0 | 2 | 1 | 0 | 0 | 3 |
| Hosken Powell, L (1, 9)<br>OBP: 0.271, SLG: 0.250 | | x<br>0-0 ① ②<br>1-3<br>1-2 | | B B B B<br>4-0<br>SH1-3<br>BB | | x<br>0-0<br>1B S<br>1B<br>1B | x<br>0-0 ③<br>FC6<br>1-2f | | | 3 | 1 | 1 | 0 | 1 | 0 | 2 |
| Bob Randall, R (1, 4)<br>OBP: 0.389, SLG: 0.435 | | x<br>0-0<br>2B<br>2B | | x<br>0-0 ①<br>SH1-3<br>1-2 | | x<br>0-0<br>1B<br>1-3<br>1B<br>1B | | x<br>0-0 ①<br>F8 | | 3 | 2 | 2 | 0 | 0 | 0 | 0 |
| Willie Norwood, R (1, 8)<br>OBP: 0.311, SLG: 0.348 | | x<br>0-0<br>2-H<br>2B | | x<br>0-0 ②<br>F9 | | x<br>0-0<br>1B<br>1-2<br>3-H<br>1B | | S S S<br>0-3 ②<br>K | | 4 | 0 | 2 | 2 | 0 | 1 | 1 |
| Inning Stats | R: 0 H: 1<br>E: 0 LOB: 2<br>K: 1 BB: 1<br>S: 5 P: 9 | R: 2 H: 3<br>E: 1 LOB: 1<br>K: 1 BB: 1<br>S: 7 P: 11 | R: 1 H: 1<br>E: 0 LOB: 1<br>K: 0 BB: 0<br>S: 4 P: 5 | R: 0 H: 0<br>E: 0 LOB: 1<br>K: 0 BB: 1<br>S: 3 P: 7 | R: 0 H: 2<br>E: 0 LOB: 1<br>K: 0 BB: 0<br>S: 4 P: 4 | R: 2 H: 4<br>E: 0 LOB: 1<br>K: 0 BB: 0<br>S: 6 P: 6 | R: 1 H: 2<br>E: 0 LOB: 1<br>K: 0 BB: 0<br>S: 5 P: 5 | R: 0 H: 0<br>E: 0 LOB: 0<br>K: 1 BB: 0<br>S: 5 P: 5 | R: 0 H: 3<br>E: 0 LOB: 2<br>K: 0 BB: 0<br>S: 5 P: 5 | 1B: 14 SF: 1<br>2B: 3 SAC: 3<br>3B: 0 DP: 3<br>HR: 0 HBP: 1 | | | | | | |

# TOP

## Minnesota Twins @ Oakland Athletics

Oakland-Alameda County Coliseum, Oakland, CA

Thu Apr 27 1978, 6:05 PM PST
Att. 4,645 - Unknown - 65 F

livebaseballscorecards.com

| | |
|---|---|
| AB | 34 |
| R | 6 |
| H | 16 |
| RBI | 5 |
| BB | 3 |
| SO | 3 |
| LOB | 18 |

WP: 0 PA: 42
PB: 0
SB: 1
CS: 2

| PITCHER | | IP | WLS | BF | H | R | ER | SO | BB | IBB | HBP | BLK | WP | HR | S | P | ERA | WHIP |
|---|---|---|---|---|---|---|---|---|---|---|---|---|---|---|---|---|---|---|
| Alan Wirth, R<br>ERA: 2.21 | (1, 1) | 3.0 | L | 16 | 5 | 3 | 3 | 2 | 3 | 0 | 1 | 0 | 0 | 0 | 16 | 29 | 9.00 | 2.667 |
| Steve Renko, R<br>ERA: 4.5 | (4, 1) | 6.0 | | 26 | 11 | 3 | 3 | 1 | 0 | 0 | 0 | 0 | 0 | 0 | 28 | 28 | 4.50 | 1.833 |

| PITCHER | IP | WLS | BF | H | R | ER | SO | BB | IBB | HBP | BLK | WP | HR | S | P | ERA | WHIP |
|---|---|---|---|---|---|---|---|---|---|---|---|---|---|---|---|---|---|

| Batter | 1 | 2 | 3 | 4 | 5 | 6 | 7 | 8 | 9 | AB | R | H | RBI | BB | SO | LOB |
|---|---|---|---|---|---|---|---|---|---|---|---|---|---|---|---|---|
| Mike Edwards, R (1, 4)<br>OBP: 0.351, SLG: 0.446 | CS 1B | | G1-6-3 1-2f | | | 1B | | | 5-3 | 4 | 0 | 2 | 0 | 0 | 0 | 1 |
| Mario Guerrero, R (1, 6)<br>OBP: 0.373, SLG: 0.473 | K 1-2 | | | 5-3 | | F8 | | | F8 | 4 | 0 | 0 | 0 | 0 | 1 | 2 |
| Mitchell Page, L (1, 10)<br>OBP: 0.438, SLG: 0.517 | F7 | | | G6-4-3 1B | | 4-3 | | | K | 4 | 0 | 1 | 0 | 0 | 1 | 1 |
| Gary Alexander, R (1, 7)<br>OBP: 0.379, SLG: 0.607 | | K | | G6-4-3 1-2f | | | K | | | 3 | 0 | 0 | 0 | 0 | 2 | 1 |
| Dave Revering, L (1, 3)<br>OBP: 0.319, SLG: 0.379 | | K | | | E6 | | F5 | | | 3 | 0 | 0 | 0 | 0 | 1 | 0 |
| Jim Essian, R (1, 2)<br>OBP: 0.324, SLG: 0.298 | | 5-3 | | | 6-3 | | 5-3 | | | 3 | 0 | 0 | 0 | 0 | 0 | 0 |
| Wayne Gross, L (1, 5)<br>OBP: 0.314, SLG: 0.413 | | | HR | | 2B | | | BB G3-6-3 | | 2 | 1 | 2 | 1 | 1 | 0 | 0 |
| Tony Armas, R (1, 8)<br>OBP: 0.338, SLG: 0.295<br>Dwayne Murphy, L (9, 8) | | | 6-3 | | F3 | | | K | | 3<br>0 | 0<br>0 | 0<br>0 | 0<br>0 | 0<br>0 | 1<br>0 | 2<br>0 |
| Gary Thomasson, L (1, 9)<br>OBP: 0.242, SLG: 0.291 | | | BB G1-6-3 | | | F5 | | G3-6-3 1-2f | | 2 | 0 | 0 | 0 | 1 | 0 | 1 |
| Inning Stats | R: 0<br>E: 0<br>K: 1<br>S: 5<br>H: 1<br>LOB: 0<br>BB: 0<br>P: 5 | R: 0<br>E: 0<br>K: 2<br>S: 7<br>H: 0<br>LOB: 0<br>BB: 0<br>P: 7 | R: 1<br>E: 0<br>K: 0<br>S: 3<br>H: 1<br>LOB: 0<br>BB: 1<br>P: 7 | R: 0<br>E: 0<br>K: 0<br>S: 3<br>H: 1<br>LOB: 0<br>BB: 0<br>P: 3 | R: 0<br>E: 1<br>K: 0<br>S: 4<br>H: 1<br>LOB: 1<br>BB: 0<br>P: 4 | R: 0<br>E: 0<br>K: 0<br>S: 4<br>H: 1<br>LOB: 1<br>BB: 0<br>P: 4 | R: 0<br>E: 0<br>K: 1<br>S: 5<br>H: 0<br>LOB: 0<br>BB: 0<br>P: 5 | R: 0<br>E: 0<br>K: 1<br>S: 4<br>H: 0<br>LOB: 0<br>BB: 1<br>P: 8 | R: 0<br>E: 0<br>K: 1<br>S: 5<br>H: 0<br>LOB: 0<br>BB: 0<br>P: 5 | 1B: 3<br>2B: 1<br>3B: 0<br>HR: 1<br>SF: 0<br>SAC: 0<br>DP: 3<br>HBP: 0 | | | | | | |

| PITCHER | IP | WLS | BF | H | R | ER | SO | BB | IBB | HBP | BLK | WP | HR | S | P | ERA | WHIP |
|---|---|---|---|---|---|---|---|---|---|---|---|---|---|---|---|---|---|
| Gary Serum, R (1, 1)<br>ERA: 1.85 | 9.0 | W | 30 | 5 | 1 | 1 | 6 | 2 | 0 | 0 | 0 | 0 | 1 | 40 | 48 | 1.00 | 0.778 |

| PITCHER | IP | WLS | BF | H | R | ER | SO | BB | IBB | HBP | BLK | WP | HR | S | P | ERA | WHIP |
|---|---|---|---|---|---|---|---|---|---|---|---|---|---|---|---|---|---|

# BOTTOM

# Minnesota Twins @ Oakland Athletics

Oakland-Alameda County Coliseum, Oakland, CA

Thu Apr 27 1978, 6:05 PM PST
Att. 4,645 - Unknown - 65 F

livebaseballscorecards.com

| | |
|---|---|
| AB | 28 |
| R | 1 |
| H | 5 |
| RBI | 1 |
| BB | 2 |
| SO | 6 |
| LOB | 8 |

# New York Yankees @ Minnesota Twins

Metropolitan Stadium, Bloomington , MI

Fri Apr 28 1978, 7:05 PM EST

Att. 11,674 - Unknown - 63 F

TOP

livebaseballscorecards.com

| Batter | 1 | 2 | 3 | 4 | 5 | 6 | 7 | 8 | 9 | AB | R | H | RBI | BB | SO | LOB |
|---|---|---|---|---|---|---|---|---|---|---|---|---|---|---|---|---|
| Willie Randolph, R (1, 4)<br>OBP: 0.351, SLG: 0.348 | 3-1 S 1B | K 2-3 | | | K 1-3 | | 5-3 | | G4-6-3 BB | 2 | 0 | 1 | 0 | 0 | 1 | 2 |
| Fred Stanley, R (4, 4)<br>OBP: 0.500, SLG: 0.333 | | | | | | | | | | 2 | 0 | 0 | 0 | 1 | 1 | 1 |
| Mickey Rivers, L (1, 8)<br>OBP: 0.382, SLG: 0.433 | K | | 1B 1B | | 1B 5-3 1B 3-H | | 1B BB | | G4-6-3 1-2f | 4 | 0 | 2 | 1 | 1 | 1 | 2 |
| Thurman Munson, R (1, 2)<br>OBP: 0.277, SLG: 0.302 | 3-1 1-3 | | P6 | | 5-3 1-2 | | 1-3 1B | | | 4 | 0 | 1 | 0 | 0 | 0 | 3 |
| Reggie Jackson, L (1, 9)<br>OBP: 0.288, SLG: 0.420 | 6-3 | | G4-6-3 1-3 1B | | 2-3 1B | | 4-3 | | | 4 | 0 | 2 | 0 | 0 | 0 | 3 |
| Chris Chambliss, L (1, 3)<br>OBP: 0.338, SLG: 0.308 | | FC3-6 1B 1B 1B | G4-6-3 1-2f | | L7 | | | 1-3 | | 4 | 1 | 1 | 0 | 0 | 0 | 4 |
| Graig Nettles, L (1, 5)<br>OBP: 0.379, SLG: 0.302 | | FC3-6 1-2 1B | | F9 | | K | | FC5-4 HBP | | 3 | 0 | 1 | 0 | 0 | 1 | 0 |
| Roy White, S (1, 7)<br>OBP: 0.341, SLG: 0.182 | | FC3-6 1B 1B 1-2f 2-3 | | L4 | | F8 | | F8 | | 4 | 1 | 0 | 0 | 0 | 0 | 3 |
| Jim Spencer, L (1, 10)<br>OBP: 0.273, SLG: 0.682 | | CS 1B 1-3 3-H 1B | | F6 | | F8 | | FC5-4 1-2f | | 3 | 0 | 1 | 1 | 0 | 0 | 0 |
| Cliff Johnson, R (8, PH)<br>OBP: 0.244, SLG: 0.250 | | | | | | | | | | 1 | 0 | 0 | 0 | 0 | 0 | 1 |
| Bucky Dent, R (1, 6)<br>OBP: 0.279, SLG: 0.286 | | 1-2 3-H 1B | | | E 1B 1B | | F3 | | 4-3 | 4 | 1 | 2 | 1 | 0 | 0 | 0 |
| Inning Stats | R: 0 E: 0 K: 1 S: 6 H: 1 LOB: 1 BB: 0 P: 6 | R: 2 E: 0 K: 1 S: 8 H: 4 LOB: 2 BB: 0 P: 8 | R: 0 E: 0 K: 0 S: 4 H: 2 LOB: 1 BB: 0 P: 4 | R: 0 E: 0 K: 0 S: 3 H: 0 LOB: 0 BB: 0 P: 3 | R: 1 E: 1 K: 1 S: 8 H: 3 LOB: 2 BB: 0 P: 8 | R: 0 E: 0 K: 1 S: 5 H: 0 LOB: 0 BB: 0 P: 5 | R: 0 E: 0 K: 0 S: 4 H: 1 LOB: 2 BB: 1 P: 8 | R: 0 E: 0 K: 0 S: 3 H: 0 LOB: 1 BB: 0 P: 4 | R: 0 E: 0 K: 0 S: 2 H: 0 LOB: 0 BB: 1 P: 6 | 1B: 11 2B: 1 3B: 0 HR: 0 | SF: 0 SAC: 0 DP: 3 HBP: 1 | | | | | | |

| | AB | 35 |
|---|---|---|
| | R | 3 |
| | H | 11 |
| | RBI | 3 |
| | BB | 2 |
| | SO | 4 |
| | LOB | 19 |

WP: 0 PB: 0 SB: 1 CS: 1 PA: 38

| PITCHER | | IP | WLS | BF | H | R | ER | SO | BB | IBB | HBP | BLK | WP | HR | S | P | ERA | WHIP |
|---|---|---|---|---|---|---|---|---|---|---|---|---|---|---|---|---|---|---|
| Paul Thormodsgard, R<br>ERA: 3.66 | (1, 1) | 4.2 | L | 22 | 10 | 3 | 3 | 3 | 0 | 0 | 0 | 0 | 0 | 0 | 28 | 28 | 5.79 | 2.143 |
| Mac Scarce, L<br>ERA: 1.59 | (5, 1) | 4.1 | | 16 | 1 | 0 | 0 | 1 | 2 | 0 | 1 | 0 | 0 | 0 | 15 | 24 | 0.00 | 0.692 |

| PITCHER | | IP | WLS | BF | H | R | ER | SO | BB | IBB | HBP | BLK | WP | HR | S | P | ERA | WHIP |
|---|---|---|---|---|---|---|---|---|---|---|---|---|---|---|---|---|---|---|

# BOTTOM

## New York Yankees @ Minnesota Twins

Metropolitan Stadium, Bloomington , MI

Fri Apr 28 1978, 7:05 PM EST
Att. 11,674 - Unknown - 63 F

livebaseballscorecards.com

| Batter | 1 | 2 | 3 | 4 | 5 | 6 | 7 | 8 | 9 | AB | R | H | RBI | BB | SO | LOB |
|---|---|---|---|---|---|---|---|---|---|---|---|---|---|---|---|---|
| Roy Smalley, S (1, 6)<br>OBP: 0.364, SLG: 0.396 | x 0-0 ① 4-3 | | x 0-0 ② 5-3 | | x 0-0 ③ F8 | | | BBBB 4-0 1B BB | | 3 | 0 | 0 | 0 | 1 | 0 | 1 |
| Rod Carew, L (1, 3)<br>OBP: 0.444, SLG: 0.532 | x 0-0 ② 5-3 | | BBBB 4-0 1B BB | | | x 0-0 ① L8 | | x 0-0 1-2 1B | | 3 | 0 | 1 | 0 | 1 | 0 | 0 |
| Rich Chiles, L (1, 7)<br>OBP: 0.448, SLG: 0.375 | x 0-0 ③ F8 | | x 0-0 1-3 3-H 1B | | | x 0-0 ② L8 | | x 0-0 ③ 5-3 | | 4 | 0 | 1 | 1 | 0 | 0 | 2 |
| Butch Wynegar, S (1, 2)<br>OBP: 0.288, SLG: 0.311 | | x 0-0 ① 6-3 | x 0-0 ③ L3 | | | x 0-0 ③ F7 | | | x 0-0 ① F5 | 4 | 0 | 0 | 0 | 0 | 0 | 2 |
| Mike Cubbage, L (1, 5)<br>OBP: 0.384, SLG: 0.406 | | x 0-0 ② F9 | | x 0-0 ① F6 | | | x 0-0 ① 6-3 | | BBBB 4-0 1B BB | 3 | 0 | 0 | 0 | 1 | 0 | 0 |
| Glenn Adams, L (1, 10)<br>OBP: 0.172, SLG: 0.207 | | x 0-0 1B | | x 0-0 ② 4-3 | | | x 0-0 ② 6-3 | | x 0-0 ② F7 | 4 | 0 | 1 | 0 | 0 | 0 | 1 |
| Hosken Powell, L (1, 9)<br>OBP: 0.270, SLG: 0.250 | | x 0-0 ③ 1-6-3 | | SSS 0-3 ③ K | | | x 0-0 ③ F6 | | x 0-0 1-2 PO 1B | 4 | 0 | 1 | 0 | 0 | 1 | 1 |
| Bob Randall, R (1, 4)<br>OBP: 0.387, SLG: 0.431<br>Jose Morales, R (9, PH)<br>OBP: 0.364, SLG: 0.545 | | | x 0-0 4-3 E8 1B 1B | | x 0-0 ① 3-1 | | | x 0-0 ① 5-3 | 0-0 ③ PO 1-2 | 3<br>0 | 1<br>0 | 1<br>0 | 0<br>0 | 0<br>0 | 0<br>0 | 0<br>0 |
| Willie Norwood, R (1, 8)<br>OBP: 0.299, SLG: 0.333 | | | x 0-0 ① 4-3 2-3 | | x 0-0 ② 6-3 | | | x 0-0 ② 5-3 | | 3 | 0 | 0 | 0 | 0 | 0 | 1 |
| Inning Stats | R: 0 E: 0 K: 0 S: 3 H: 0 LOB: 0 BB: 0 P: 3 | R: 0 E: 0 K: 0 S: 4 H: 1 LOB: 1 BB: 0 P: 4 | R: 1 E: 1 K: 0 S: 5 H: 2 LOB: 2 BB: 1 P: 9 | R: 0 E: 0 K: 1 S: 5 H: 0 LOB: 0 BB: 0 P: 5 | R: 0 E: 0 K: 0 S: 3 H: 0 LOB: 0 BB: 0 P: 3 | R: 0 E: 0 K: 0 S: 3 H: 0 LOB: 0 BB: 0 P: 3 | R: 0 E: 0 K: 0 S: 3 H: 0 LOB: 0 BB: 0 P: 3 | R: 0 E: 0 K: 0 S: 4 H: 1 LOB: 2 BB: 1 P: 8 | R: 0 E: 0 K: 0 S: 3 H: 1 LOB: 1 BB: 1 P: 7 | 1B: 5 2B: 0 3B: 0 HR: 0 | SF: 0 SAC: 0 DP: 0 HBP: 0 | | | | | | |

| | AB | 31 |
|---|---|---|
| | R | 1 |
| | H | 5 |
| | RBI | 1 |
| | BB | 3 |
| | SO | 1 |
| | LOB | 8 |

WP: 0 PB: 0 SB: 0 CS: 0 PA: 35

| PITCHER | IP | WLS | BF | H | R | ER | SO | BB | IBB | HBP | BLK | WP | HR | S | P | ERA | WHIP |
|---|---|---|---|---|---|---|---|---|---|---|---|---|---|---|---|---|---|
| Ed Figueroa, R (1, 1)<br>ERA: 2.53 | 9.0 | W | 34 | 5 | 1 | 1 | 1 | 3 | 0 | 0 | 0 | 0 | 0 | 33 | 45 | 1.00 | 0.889 |

| PITCHER | IP | WLS | BF | H | R | ER | SO | BB | IBB | HBP | BLK | WP | HR | S | P | ERA | WHIP |
|---|---|---|---|---|---|---|---|---|---|---|---|---|---|---|---|---|---|

| Batter | 1 | 2 | 3 | 4 | 5 | 6 | 7 | 8 | 9 | AB | R | H | RBI | BB | SO | LOB |
|---|---|---|---|---|---|---|---|---|---|---|---|---|---|---|---|---|
| Willie Randolph, R (1, 4)<br>OBP: 0.333, SLG: 0.329 | S S S 0-3 ① K | | x 0-0 ③ F8 | | | x 0-0 ③ F8 | | x 0-0 ③ 4-3 | | 4 | 0 | 0 | 0 | 0 | 1 | 2 |
| Graig Nettles, L (1, 5)<br>OBP: 0.357, SLG: 0.281 | x 0-0 ② G3 | | | x 0-0 ① F6 | | | x 0-0 ① L9 | | x 0-0 ① 6-3 | 4 | 0 | 0 | 0 | 0 | 0 | 0 |
| Thurman Munson, R (1, 2)<br>OBP: 0.261, SLG: 0.284 | S S S 0-3 ③ K | | | x 0-0 ② F9 | | | x 0-0 ② 5-3 | | x 0-0 ② L7 | 4 | 0 | 0 | 0 | 0 | 1 | 0 |
| Reggie Jackson, L (1, 9)<br>OBP: 0.286, SLG: 0.411 | | x 0-0 G6-4-3 1B 1B | | x 0-0 ③ F9 | | | x 0-0 ③ 6-3 | | S S S 0-3 ③ K | 4 | 0 | 1 | 0 | 0 | 1 | 0 |
| Lou Piniella, R (1, 7)<br>OBP: 0.409, SLG: 0.410 | | x 0-0 1-2 G6-4-3 1B | | | x 0-0 ① 6-3 | | | x 0-0 ① 4-3 | | 3 | 0 | 1 | 0 | 0 | 0 | 0 |
| Chris Chambliss, L (1, 3)<br>OBP: 0.324, SLG: 0.294 | | x 0-0 ① ② G6-4-3 1-2f 2-3 | | | S S S 0-3 ② K | | | x 0-0 ② F2 | | 3 | 0 | 0 | 0 | 0 | 1 | 2 |
| Cliff Johnson, R (1, 10)<br>OBP: 0.250, SLG: 0.256 | | S S 0-3 ③ K | | | x 0-0 ③ F3 | | | x 0-0 1B 2B 1B | | 3 | 1 | 1 | 0 | 0 | 1 | 1 |
| Paul Blair, R (1, 8)<br>OBP: 0.400, SLG: 0.400 | | | x 0-0 ① 6-3 | | | x 0-0 ① 5-3 | | x 0-0 2B 1-2 1B | | 3 | 0 | 1 | 0 | 0 | 0 | 0 |
| Bucky Dent, R (1, 6)<br>OBP: 0.281, SLG: 0.305 | | | x 0-0 ② F7 | | | x 0-0 ② 6-3 | | x 0-0 1-3 2-H 2B | | 3 | 0 | 1 | 1 | 0 | 0 | 0 |
| Inning Stats | R: 0 E: 0 K: 2 S: 7 H: 0 LOB: 0 BB: 0 P: 7 | R: 0 E: 0 K: 1 S: 6 H: 2 LOB: 1 BB: 0 P: 6 | R: 0 E: 0 K: 0 S: 3 H: 0 LOB: 0 BB: 0 P: 3 | R: 0 E: 0 K: 0 S: 3 H: 0 LOB: 0 BB: 0 P: 3 | R: 0 E: 0 K: 1 S: 5 H: 0 LOB: 0 BB: 0 P: 5 | R: 0 E: 0 K: 0 S: 3 H: 0 LOB: 0 BB: 0 P: 3 | R: 0 E: 0 K: 0 S: 3 H: 0 LOB: 0 BB: 0 P: 3 | R: 1 E: 0 K: 0 S: 6 H: 3 LOB: 2 BB: 0 P: 6 | R: 0 E: 0 K: 1 S: 5 H: 0 LOB: 0 BB: 0 P: 5 | 1B: 4 2B: 1 3B: 0 HR: 0 | SF: 0 SAC: 0 DP: 1 HBP: 0 | | | | | | |

| PITCHER | IP | WLS | BF | H | R | ER | SO | BB | IBB | HBP | BLK | WP | HR | S | P | ERA | WHIP |
|---|---|---|---|---|---|---|---|---|---|---|---|---|---|---|---|---|---|
| Geoff Zahn, L (1, 1)<br>ERA: 3.13 | 9.0 | W | 31 | 5 | 1 | 1 | 5 | 0 | 0 | 0 | 0 | 0 | 0 | 41 | 41 | 1.00 | 0.556 |

| PITCHER | IP | WLS | BF | H | R | ER | SO | BB | IBB | HBP | BLK | WP | HR | S | P | ERA | WHIP |
|---|---|---|---|---|---|---|---|---|---|---|---|---|---|---|---|---|---|

# TOP

## New York Yankees @ Minnesota Twins

Metropolitan Stadium, Bloomington , MI

Sat Apr 29 1978, 4:33 AM EST
Att. 10,543 - Cloudy - 57 F

livebaseballscorecards.com

| | |
|---|---|
| AB | 31 |
| R | 1 |
| H | 5 |
| RBI | 1 |
| BB | 0 |
| SO | 5 |
| LOB | 5 |

WP: 0 PB: 0 SB: 0 CS: 0 PA: 31

| Batter | 1 | 2 | 3 | 4 | 5 | 6 | 7 | 8 | 9 | AB | R | H | RBI | BB | SO | LOB |
|---|---|---|---|---|---|---|---|---|---|---|---|---|---|---|---|---|
| Roy Smalley, S (1, 6)<br>OBP: 0.369, SLG: 0.411 | SH4-3<br>4-3<br>2B | | 1B | | CS<br>1-2 | F7 | | K | | 4 | 1 | 2 | 0 | 0 | 1 | 0 |
| Rod Carew, L (1, 3)<br>OBP: 0.432, SLG: 0.515 | SH4-3<br>2-3 | | F7 | | | F8 | | 4-3 | | 3 | 0 | 0 | 0 | 0 | 0 | 1 |
| Dan Ford, R (1, 8)<br>OBP: 0.381, SLG: 0.523 | 4-3<br>3-H | | | 2B | | K | | F9 | | 4 | 0 | 1 | 1 | 0 | 1 | 0 |
| Butch Wynegar, S (1, 2)<br>OBP: 0.289, SLG: 0.312 | 4-3 | | | F8 | | | 3-1<br>SH1-4<br>1B<br>1B | | | 3 | 1 | 1 | 0 | 0 | 0 | 1 |
| Mike Cubbage, L (1, 5)<br>OBP: 0.373, SLG: 0.394 | | F5 | | P3 | | | SH1-4<br>1-2 | | | 2 | 0 | 0 | 0 | 0 | 0 | 1 |
| Glenn Adams, L (1, 10)<br>OBP: 0.164, SLG: 0.197 | | G3 | | K | | | 3-1<br>2-3 | | | 3 | 0 | 0 | 0 | 0 | 1 | 2 |
| Hosken Powell, L (1, 9)<br>OBP: 0.288, SLG: 0.288 | | 4-3 | | | FC6-5<br>2B | | 2B<br>3-H<br>1B | | | 3 | 1 | 2 | 1 | 0 | 0 | 0 |
| Bob Randall, R (1, 4)<br>OBP: 0.385, SLG: 0.441 | | | F8 | | F9 | | 2B<br>1-H | | | 3 | 0 | 1 | 1 | 0 | 0 | 1 |
| Willie Norwood, R (1, 7)<br>OBP: 0.288, SLG: 0.319 | | | K | | FC6-5<br>CS<br>2-3 | | F8 | | | 3 | 0 | 0 | 0 | 0 | 1 | 2 |
| Inning Stats | R: 1<br>E: 0<br>K: 0<br>S: 4<br>H: 1<br>LOB: 0<br>BB: 0<br>P: 4 | R: 0<br>E: 0<br>K: 0<br>S: 3<br>H: 0<br>LOB: 0<br>BB: 0<br>P: 3 | R: 0<br>E: 0<br>K: 1<br>S: 6<br>H: 1<br>LOB: 1<br>BB: 0<br>P: 6 | R: 0<br>E: 0<br>K: 1<br>S: 6<br>H: 1<br>LOB: 1<br>BB: 0<br>P: 6 | R: 0<br>E: 0<br>K: 0<br>S: 3<br>H: 1<br>LOB: 0<br>BB: 0<br>P: 3 | R: 0<br>E: 0<br>K: 1<br>S: 5<br>H: 0<br>LOB: 0<br>BB: 0<br>P: 5 | R: 2<br>E: 0<br>K: 0<br>S: 6<br>H: 3<br>LOB: 1<br>BB: 0<br>P: 6 | R: 0<br>E: 0<br>K: 1<br>S: 5<br>H: 0<br>LOB: 0<br>BB: 0<br>P: 5 | | 1B: 3<br>2B: 4<br>3B: 0<br>HR: 0<br>SF: 0<br>SAC: 2<br>DP: 0<br>HBP: 0 | | | | | | |

| PITCHER | IP | WLS | BF | H | R | ER | SO | BB | IBB | HBP | BLK | WP | HR | S | P | ERA | WHIP |
|---|---|---|---|---|---|---|---|---|---|---|---|---|---|---|---|---|---|
| Dick Tidrow, R (1, 1)<br>ERA: 3.07 | 8.0 | L | 30 | 7 | 3 | 3 | 4 | 0 | 0 | 0 | 0 | 0 | 0 | 38 | 38 | 3.38 | 0.875 |

| PITCHER | IP | WLS | BF | H | R | ER | SO | BB | IBB | HBP | BLK | WP | HR | S | P | ERA | WHIP |
|---|---|---|---|---|---|---|---|---|---|---|---|---|---|---|---|---|---|

# BOTTOM

## New York Yankees @ Minnesota Twins

Metropolitan Stadium, Bloomington , MI

Sat Apr 29 1978, 4:33 AM EST
Att. 10,543 - Cloudy - 57 F

livebaseballscorecards.com

| | |
|---|---|
| AB | 28 |
| R | 3 |
| H | 7 |
| RBI | 3 |
| BB | 0 |
| SO | 4 |
| LOB | 8 |

| Batter | 1 | 2 | 3 | 4 | 5 | 6 | 7 | 8 | 9 | AB | R | H | RBI | BB | SO | LOB |
|---|---|---|---|---|---|---|---|---|---|---|---|---|---|---|---|---|
| Mickey Rivers, L (1, 8)<br>OBP: 0.375, SLG: 0.423 | K | | K | | F7 | | | G3 1B | | 4 | 0 | 1 | 0 | 0 | 2 | 0 |
| Roy White, S (1, 7)<br>OBP: 0.333, SLG: 0.216 | 1B 2B | | F5 | | F7 | | | G3 1-2 | | 4 | 1 | 1 | 0 | 0 | 0 | 1 |
| Thurman Munson, R (1, 2)<br>OBP: 0.247, SLG: 0.268 | 5-3 | | L7 | | | F8 | | L8 | | 4 | 0 | 0 | 0 | 0 | 0 | 2 |
| Reggie Jackson, L (1, 9)<br>OBP: 0.309, SLG: 0.429 | WP 1B 2-H 1B | | | K | | L6 S 1B | | | E1 1B | 4 | 2 | 3 | 1 | 0 | 1 | 0 |
| Chris Chambliss, L (1, 3)<br>OBP: 0.346, SLG: 0.319 | 1-H 1B | | | FC5 BB 1B | | L6 1-3 | | | 2-H 1B | 4 | 0 | 3 | 2 | 0 | 0 | 1 |
| Graig Nettles, L (1, 5)<br>OBP: 0.351, SLG: 0.267 | K | | | 1-2 BB | | | 1-3 | | P6 | 3 | 0 | 0 | 0 | 1 | 1 | 2 |
| Jim Spencer, L (1, 10)<br>OBP: 0.240, SLG: 0.600 | | F6 | | K | | | K | | F5 | 3 | 0 | 0 | 0 | 0 | 2 | 2 |
| Cliff Johnson, R (9, PH)<br>OBP: 0.245, SLG: 0.250 | | | | | | | | | | 1 | 0 | 0 | 0 | 0 | 0 | 1 |
| Bucky Dent, R (1, 6)<br>OBP: 0.265, SLG: 0.286 | | F7 | | 2-3f FC5 | | | 6-3 | | F5 | 4 | 0 | 0 | 0 | 0 | 0 | 3 |
| Brian Doyle, L (1, 4) | | 4-3 | | | F5 | | | F7 | | 3 | 0 | 0 | 0 | 0 | 0 | 0 |
| Inning Stats | R: 2 E: 0 K: 2 S: 10 H: 3 LOB: 1 BB: 0 P: 10 | R: 0 E: 0 K: 0 S: 3 H: 0 LOB: 0 BB: 0 P: 3 | R: 0 E: 0 K: 1 S: 5 H: 0 LOB: 0 BB: 0 P: 5 | R: 0 E: 0 K: 2 S: 8 H: 1 LOB: 2 BB: 1 P: 12 | R: 0 E: 0 K: 0 S: 3 H: 0 LOB: 0 BB: 0 P: 3 | R: 0 E: 0 K: 0 S: 3 H: 1 LOB: 0 BB: 0 P: 3 | R: 0 E: 0 K: 1 S: 5 H: 0 LOB: 0 BB: 0 P: 5 | R: 0 E: 0 K: 0 S: 4 H: 1 LOB: 1 BB: 0 P: 4 | R: 1 E: 1 K: 0 S: 5 H: 2 LOB: 1 BB: 0 P: 5 | 1B: 7 2B: 2 3B: 0 HR: 0 SF: 0 SAC: 0 DP: 1 HBP: 0 | | | | | | | |

TOP

# New York Yankees @ Minnesota Twins

Metropolitan Stadium, Bloomington , MI

Sun Apr 30 1978, 4:33 AM EDT

Att. 13,929 - Sunny - 53 F

livebaseballscorecards.com

| | |
|---|---|
| AB | 34 |
| R | 3 |
| H | 8 |
| RBI | 3 |
| BB | 1 |
| SO | 6 |
| LOB | 12 |

WP: 1 PA: 35
PB: 0
SB: 1
CS: 0

| PITCHER | | IP | WLS | BF | H | R | ER | SO | BB | IBB | HBP | BLK | WP | HR | S | P | ERA | WHIP |
|---|---|---|---|---|---|---|---|---|---|---|---|---|---|---|---|---|---|---|
| Roger Erickson, R<br>ERA: 3.86 | (1, 1) | 8.0 | | 30 | 6 | 2 | 2 | 6 | 1 | 0 | 0 | 0 | 1 | 0 | 41 | 45 | 2.25 | 0.875 |
| Mac Scarce, L<br>ERA: 1.5 | (9, 1) | 0.1 | L | 3 | 2 | 1 | 0 | 0 | 0 | 0 | 0 | 0 | 0 | 0 | 3 | 3 | 0.00 | 6.000 |
| Tom Johnson, R<br>ERA: 3.15 | (9, 1) | 0.2 | | 2 | 0 | 0 | 0 | 0 | 0 | 0 | 0 | 0 | 0 | 0 | 2 | 2 | 0.00 | 0.000 |

| PITCHER | IP | WLS | BF | H | R | ER | SO | BB | IBB | HBP | BLK | WP | HR | S | P | ERA | WHIP |
|---|---|---|---|---|---|---|---|---|---|---|---|---|---|---|---|---|---|

# New York Yankees @ Minnesota Twins

Metropolitan Stadium, Bloomington , MI

Sun Apr 30 1978, 4:33 AM EDT
Att. 13,929 - Sunny - 53 F

BOTTOM

| Batter | 1 | 2 | 3 | 4 | 5 | 6 | 7 | 8 | 9 | AB | R | H | RBI | BB | SO | LOB |
|---|---|---|---|---|---|---|---|---|---|---|---|---|---|---|---|---|
| Roy Smalley, S (1, 6)<br>OBP: 0.353, SLG: 0.394 | S S S 0-3 ① K | | x 0-0 ③ F4 | | x 0-0 ③ L7 | | x 0-0 ② SF7 3-H | | x 0-0 ③ L4 | 4 | 0 | 0 | 1 | 0 | 1 | 1 |
| Rod Carew, L (1, 3)<br>OBP: 0.417, SLG: 0.495 | x 0-0 ② 1-3 | | | x 0-0 ① P1 | | x 0-0 ① 6-3 | x 0-0 ③ 4-3 | | | 4 | 0 | 0 | 0 | 0 | 0 | 2 |
| Dan Ford, R (1, 8)<br>OBP: 0.366, SLG: 0.500 | S S S 0-3 ③ K | | | S S S 0-3 ② K | | x 0-0 ② 3-1 | | S S S 0-3 ① K | | 4 | 0 | 0 | 0 | 0 | 3 | 0 |
| Jose Morales, R (1, 10)<br>OBP: 0.357, SLG: 0.500<br>Glenn Adams, L (8, PH)<br>OBP: 0.177, SLG: 0.210 | | S S S 0-3 ① K | | x 0-0 WP 1B | | x 0-0 ③ 6-3 | | x 0-0 1B 1B | | 3<br>1 | 0<br>0 | 1<br>1 | 0<br>0 | 0<br>0 | 1<br>0 | 0<br>0 |
| Craig Kusick, R (1, 7)<br>OBP: 0.292, SLG: 0.286 | | S S S 0-3 ② K | | B B B B 4-0 1-2 BB | | | B B B B 4-0 E 1B BB | S S S 0-3 ② K | | 2 | 1 | 0 | 0 | 2 | 2 | 1 |
| Larry Wolfe, R (1, 5)<br>OBP: 0.286, SLG: 0.353<br>Mike Cubbage, L (8, PH)<br>OBP: 0.382, SLG: 0.403<br>(9, 5) | | x 0-0 1B | | S S S 0-3 ③ K | | | x 0-0 E6 SH3-4 1B SF7 1-2 | x 0-0 FC1-4-6 1-2 1B | | 3<br>1 | 1<br>0 | 1<br>1 | 0<br>0 | 0<br>0 | 1<br>0 | 3<br>0 |
| Bob Randall, R (1, 4)<br>OBP: 0.378, SLG: 0.431 | | x 0-0 ③ 5-3 | | | x 0-0 ① 4-3 | | x 0-0 SH3-4 1-2 2-H 1B | x 0-0 ③ FC1-4-6 1-2f | | 4 | 0 | 1 | 1 | 0 | 0 | 3 |
| Willie Norwood, R (1, 9)<br>OBP: 0.280, SLG: 0.311<br>Rich Chiles, L (9, PH)<br>OBP: 0.433, SLG: 0.360 | | | S S S 0-3 ① K | | x 0-0 ② F8 | | x 0-0 ① SH3-4 1-2 2-3 | | x 0-0 ① L6 | 2<br>1 | 0<br>0 | 0<br>0 | 0<br>0 | 0<br>0 | 1<br>0 | 0<br>0 |
| Glenn Borgmann, R (1, 2)<br>OBP: 0.350, SLG: 0.200<br>Butch Wynegar, S (9, PH)<br>OBP: 0.286, SLG: 0.308 | | | x 0-0 ② 1-3 | | B B B B 4-0 BB | | B B B B 4-0 BB | | x 0-0 ② 6-3 | 1<br>1 | 0<br>0 | 0<br>0 | 0<br>0 | 2<br>0 | 0<br>0 | 0<br>0 |
| Inning Stats | R: 0 E: 0 K: 2 S: 7 H: 0 LOB: 0 BB: 0 P: 7 | R: 0 E: 0 K: 2 S: 8 H: 1 LOB: 1 BB: 0 P: 8 | R: 0 E: 0 K: 1 S: 5 H: 0 LOB: 0 BB: 0 P: 5 | R: 0 E: 0 K: 2 S: 8 H: 1 LOB: 2 BB: 1 P: 12 | R: 0 E: 0 K: 0 S: 3 H: 0 LOB: 1 BB: 1 P: 7 | R: 0 E: 0 K: 0 S: 3 H: 0 LOB: 0 BB: 0 P: 3 | R: 2 E: 1 K: 0 S: 5 H: 1 LOB: 2 BB: 2 P: 13 | R: 0 E: 0 K: 2 S: 9 H: 2 LOB: 2 BB: 0 P: 9 | R: 0 E: 0 K: 0 S: 3 H: 0 LOB: 0 BB: 0 P: 3 | 1B: 5 2B: 0 3B: 0 HR: 0 | SF: 1 SAC: 1 DP: 0 HBP: 0 | | | | | | |

| | AB | 31 |
|---|---|---|
| | R | 2 |
| | H | 5 |
| | RBI | 2 |
| | BB | 4 |
| | SO | 9 |
| | LOB | 10 |

WP: 1 PB: 0 SB: 0 CS: 0 PA: 37

livebaseballscorecards.com

| PITCHER | IP | WLS | BF | H | R | ER | SO | BB | IBB | HBP | BLK | WP | HR | S | P | ERA | WHIP |
|---|---|---|---|---|---|---|---|---|---|---|---|---|---|---|---|---|---|
| Ron Guidry, L (1, 1)<br>ERA: 1.5 | 6.1 | | 27 | 3 | 2 | 0 | 7 | 4 | 0 | 0 | 0 | 1 | 0 | 37 | 53 | 0.00 | 1.105 |
| Rich Gossage, R (7, 1)<br>ERA: 2.5 | 2.2 | W | 10 | 2 | 0 | 0 | 2 | 0 | 0 | 0 | 0 | 0 | 0 | 14 | 14 | 0.00 | 0.750 |

| PITCHER | IP | WLS | BF | H | R | ER | SO | BB | IBB | HBP | BLK | WP | HR | S | P | ERA | WHIP |
|---|---|---|---|---|---|---|---|---|---|---|---|---|---|---|---|---|---|

# Minnesota Twins @ Boston Red Sox

Fenway Park, Boston, MA

Wed May 03 1978, 7:05 PM EDT

Att. 16,403 - Unknown - 56 F

livebaseballscorecards.com

TOP

| Batter | 1 | 2 | 3 | 4 | 5 | 6 | 7 | 8 | 9 | AB | R | H | RBI | BB | SO | LOB |
|---|---|---|---|---|---|---|---|---|---|---|---|---|---|---|---|---|
| Hosken Powell, L (1, 9)<br>OBP: 0.290, SLG: 0.290 | 1B BLK 1B 1B | F5 | | F8 | | 3-1 1B 1B<br>1-2<br>2-3<br>3-H | | F4 | 4-3 | 3 | 1 | 1 | 0 | 0 | 0 | 0 |
| Willie Norwood, R (6, PH)<br>OBP: 0.286, SLG: 0.316 | | | | | | | | | | 2 | 1 | 1 | 1 | 0 | 0 | 0 |
| (6, 9) | | | | | | | | | | | | | | | | |
| Glenn Adams, L (9, PH)<br>OBP: 0.175, SLG: 0.206 | | | | | | | | | | 1 | 0 | 0 | 0 | 0 | 0 | 1 |
| Roy Smalley, S (1, 6)<br>OBP: 0.364, SLG: 0.408 | BB 1B 1B<br>1-3 | CS 1B | | 1B | | SF8<br>3-H | | F8 | | 4 | 1 | 3 | 1 | 0 | 0 | 0 |
| Rod Carew, L (1, 3)<br>OBP: 0.425, SLG: 0.495 | 1B 1B BB<br>1-2 | CS<br>1-2 | BB BB 1B | F9 | | 3-1<br>1-2<br>2-3 | | 1B | | 4 | 1 | 2 | 0 | 1 | 0 | 3 |
| Mike Cubbage, L (1, 5)<br>OBP: 0.383, SLG: 0.403 | F6 | | F8 | | G1-6-3 1B | FC6-4 1B<br>2-H<br>3-H | | K | | 5 | 0 | 2 | 2 | 0 | 1 | 5 |
| (6, 4) | | | | | | | | | | | | | | | | |
| Dan Ford, R (1, 8)<br>OBP: 0.358, SLG: 0.484 | F9 1B 1B<br>1-3<br>2-H<br>3-H | | P9 | | G1-6-3<br>1-2f | FC6-4<br>1-2f | | | F6 | 5 | 0 | 1 | 2 | 0 | 0 | 3 |
| Jose Morales, R (1, 10)<br>OBP: 0.474, SLG: 0.667 | 1B<br>1-2<br>3-H | | BB BB<br>1-2 | | F8 | | CS 2B | | 3B 2B | 4 | 1 | 3 | 1 | 1 | 0 | 0 |
| Craig Kusick, R (1, 7)<br>OBP: 0.321, SLG: 0.333 | F9<br>2-3 | | BB<br>1-2<br>2-3 | | | BB 1B 1B | F8 | | 1B 3B<br>2-H | 3 | 2 | 1 | 1 | 2 | 0 | 3 |
| Butch Wynegar, S (1, 2)<br>OBP: 0.292, SLG: 0.313 | K | | F6 | | | 1B BB SF8 1B<br>1-2 | K | | 1B<br>3-H | 5 | 1 | 2 | 1 | 0 | 2 | 6 |
| Bob Randall, R (1, 4)<br>OBP: 0.369, SLG: 0.419 | | K | | F9 | | 3-1 1B 1B BB<br>1-2<br>2-3 | BB<br>2-3 | | F9 | 2 | 0 | 0 | 0 | 0 | 1 | 0 |
| Rich Chiles, L (6, PH)<br>OBP: 0.452, SLG: 0.360 | | | | | | | | | | 0 | 1 | 0 | 0 | 1 | 0 | 0 |
| Larry Wolfe, R (6, 5)<br>OBP: 0.297, SLG: 0.343 | | | | | | | | | | 1 | 0 | 0 | 0 | 1 | 0 | 1 |
| Inning Stats | R: 3 E: 0 K: 1 S: 9<br>H: 4 LOB: 2 BB: 1 P: 13 | R: 0 E: 0 K: 1 S: 5<br>H: 1 LOB: 0 BB: 0 P: 5 | R: 0 E: 0 K: 0 S: 4<br>H: 1 LOB: 3 BB: 2 P: 12 | R: 0 E: 0 K: 0 S: 4<br>H: 1 LOB: 1 BB: 0 P: 4 | R: 0 E: 0 K: 0 S: 3<br>H: 1 LOB: 0 BB: 0 P: 3 | R: 4 E: 0 K: 0 S: 6<br>H: 3 LOB: 1 BB: 2 P: 14 | R: 0 E: 0 K: 1 S: 5<br>H: 1 LOB: 1 BB: 1 P: 9 | R: 0 E: 0 K: 1 S: 6<br>H: 1 LOB: 1 BB: 0 P: 6 | R: 2 E: 0 K: 0 S: 6<br>H: 3 LOB: 1 BB: 0 P: 6 | 1B: 13 2B: 2 3B: 1 HR: 0<br>SF: 1 SAC: 0 DP: 1 HBP: 0 | | | | | | | |

| | AB | 39 |
|---|---|---|
| | R | 9 |
| | H | 16 |
| | RBI | 9 |
| | BB | 6 |
| | SO | 4 |
| | LOB | 22 |

WP: 0 PB: 0 SB: 0 CS: 2 PA: 47

| PITCHER | | IP | WLS | BF | H | R | ER | SO | BB | IBB | HBP | BLK | WP | HR | S | P | ERA | WHIP |
|---|---|---|---|---|---|---|---|---|---|---|---|---|---|---|---|---|---|---|
| Luis Tiant, R<br>ERA: 4.95 | (1, 1) | 5.0 | | 27 | 9 | 6 | 6 | 2 | 5 | 0 | 0 | 1 | 0 | 0 | 26 | 46 | 10.80 | 2.800 |
| Tom Burgmeier, L<br>ERA: 4.5 | (6, 1) | 3.1 | W | 17 | 7 | 3 | 3 | 2 | 1 | 0 | 0 | 0 | 0 | 0 | 20 | 24 | 8.10 | 2.400 |
| Bob Stanley, R<br>ERA: 3.38 | (9, 1) | 0.2 | S | 2 | 0 | 0 | 0 | 0 | 0 | 0 | 0 | 0 | 0 | 0 | 2 | 2 | 0.00 | 0.000 |

| PITCHER | IP | WLS | BF | H | R | ER | SO | BB | IBB | HBP | BLK | WP | HR | S | P | ERA | WHIP |
|---|---|---|---|---|---|---|---|---|---|---|---|---|---|---|---|---|---|

| Batter | 1 | 2 | 3 | 4 | 5 | 6 | 7 | 8 | 9 | AB | R | H | RBI | BB | SO | LOB |
|---|---|---|---|---|---|---|---|---|---|---|---|---|---|---|---|---|
| Rick Burleson, R (1, 6)<br>OBP: 0.276, SLG: 0.293 | 4-3 | | E9 | 2B | | FC3-6 BB | SH5-4 FC6-2 2B | FC4-6 | | 5 | 2 | 2 | 1 | 1 | 0 | 1 |
| Jerry Remy, L (1, 10)<br>OBP: 0.347, SLG: 0.348 | K | | 4-3 | G6-4-3 BB | | E 1B | SH5-4 | | | 3 | 1 | 1 | 1 | 1 | 1 | 1 |
| Jim Rice, R (1, 7)<br>OBP: 0.376, SLG: 0.614 | 5-3 | | 1B 1B | G6-4-3 | | FC3-6 1B | FC6-2 BB | | | 5 | 1 | 2 | 1 | 0 | 0 | 3 |
| Carl Yastrzemski, L (1, 3)<br>OBP: 0.423, SLG: 0.329 | | BB 1B | 1B | | P7 | FC3-6 WP E | FC5-4 BB | | | 4 | 2 | 2 | 1 | 1 | 0 | 2 |
| Carlton Fisk, R (1, 2)<br>OBP: 0.378, SLG: 0.420 | | 1B SF7 BB | 1B | | F7 | E PB BB | FC5-4 | | | 3 | 2 | 1 | 1 | 2 | 0 | 2 |
| Fred Lynn, L (1, 8)<br>OBP: 0.367, SLG: 0.482 | | 1B | L8 | | 2B | E7 PB 1B | | G3 | | 5 | 0 | 3 | 3 | 0 | 0 | 2 |
| Butch Hobson, R (1, 5)<br>OBP: 0.333, SLG: 0.600<br>Frank Duffy, R (7, 5) | | SF7 | K | | K | K BB | | 6-3 BB | | 3<br>0 | 0<br>1 | 0<br>0 | 1<br>0 | 0<br>1 | 3<br>0 | 4<br>0 |
| Bernie Carbo, L (1, 9)<br>OBP: 0.345, SLG: 0.481<br>Dwight Evans, R (6, PH)<br>OBP: 0.354, SLG: 0.309<br>(7, 9) | | K | | BLK 2B 1B | | 4-3<br>1-2 BB | | 6-3 | | 3<br>1 | 1<br>0 | 1<br>0 | 0<br>0 | 0<br>1 | 1<br>0 | 1<br>1 |
| Jack Brohamer, L (1, 4)<br>OBP: 0.400, SLG: 0.368 | | K | | F6 | | BB 1B<br>G3 | | FC4-6 1B | | 5 | 1 | 2 | 1 | 0 | 1 | 5 |
| Inning Stats | R: 0<br>E: 0<br>K: 1<br>S: 5<br>H: 0<br>LOB: 0<br>BB: 0<br>P: 5 | R: 2<br>E: 0<br>K: 2<br>S: 9<br>H: 2<br>LOB: 1<br>BB: 1<br>P: 13 | R: 2<br>E: 1<br>K: 1<br>S: 9<br>H: 3<br>LOB: 2<br>BB: 0<br>P: 9 | R: 1<br>E: 0<br>K: 0<br>S: 4<br>H: 2<br>LOB: 1<br>BB: 1<br>P: 8 | R: 0<br>E: 0<br>K: 1<br>S: 6<br>H: 1<br>LOB: 1<br>BB: 0<br>P: 6 | R: 5<br>E: 1<br>K: 1<br>S: 10<br>H: 4<br>LOB: 3<br>BB: 3<br>P: 22 | R: 0<br>E: 0<br>K: 0<br>S: 4<br>H: 1<br>LOB: 2<br>BB: 1<br>P: 8 | R: 1<br>E: 0<br>K: 0<br>S: 4<br>H: 1<br>LOB: 1<br>BB: 1<br>P: 8 | | 1B: 11<br>2B: 3<br>3B: 0<br>HR: 0<br>SF: 1<br>SAC: 1<br>DP: 1<br>HBP: 0 | | | | | | |

| PITCHER | | IP | WLS | BF | H | R | ER | SO | BB | IBB | HBP | BLK | WP | HR | S | P | ERA | WHIP |
|---|---|---|---|---|---|---|---|---|---|---|---|---|---|---|---|---|---|---|
| Gary Serum, R<br>ERA: 2.93 | (1, 1) | 3.1 | | 19 | 7 | 5 | 4 | 4 | 1 | 0 | 0 | 1 | 0 | 0 | 26 | 30 | 10.80 | 2.400 |
| Dave Johnson, R<br>ERA: 8.44 | (4, 1) | 2.1 | L | 15 | 5 | 5 | 4 | 2 | 3 | 0 | 0 | 0 | 1 | 0 | 16 | 28 | 15.43 | 3.429 |
| Mac Scarce, L<br>ERA: 1.35 | (6, 1) | 0.2 | | 4 | 1 | 0 | 0 | 0 | 1 | 0 | 0 | 0 | 0 | 0 | 3 | 7 | 0.00 | 3.000 |
| Greg Thayer, R<br>ERA: 4.5 | (7, 1) | 1.2 | | 8 | 1 | 1 | 1 | 0 | 2 | 0 | 0 | 0 | 0 | 0 | 6 | 14 | 5.40 | 1.800 |

| PITCHER | IP | WLS | BF | H | R | ER | SO | BB | IBB | HBP | BLK | WP | HR | S | P | ERA | WHIP |
|---|---|---|---|---|---|---|---|---|---|---|---|---|---|---|---|---|---|

# BOTTOM

## Minnesota Twins @ Boston Red Sox

Fenway Park, Boston, MA

Wed May 03 1978, 7:05 PM EDT

Att. 16,403 - Unknown - 56 F

livebaseballscorecards.com

| | |
|---|---|
| AB | 37 |
| R | 11 |
| H | 14 |
| RBI | 10 |
| BB | 7 |
| SO | 6 |
| LOB | 22 |

WP: 1 PA: 46
PB: 1
SB: 0
CS: 0

| Batter | 1 | 2 | 3 | 4 | 5 | 6 | 7 | 8 | 9 | AB | R | H | RBI | BB | SO | LOB |
|---|---|---|---|---|---|---|---|---|---|---|---|---|---|---|---|---|
| Hosken Powell, L (1, 9)<br>OBP: 0.274, SLG: 0.273 | 3-1 | | F9 | | | F8 | | | F9 | 4 | 0 | 0 | 0 | 0 | 0 | 0 |
| Roy Smalley, S (1, 6)<br>OBP: 0.360, SLG: 0.402 | G6-4-3 1B | | G3 | | | 6-3 | | | G3 | 4 | 0 | 1 | 0 | 0 | 0 | 0 |
| Rod Carew, L (1, 3)<br>OBP: 0.419, SLG: 0.481 | G6-4-3<br>1-2f | | | 6-3 | | 4-3 | | | BB | 3 | 1 | 0 | 0 | 1 | 0 | 1 |
| Mike Cubbage, L (1, 5)<br>OBP: 0.376, SLG: 0.387 | | BB | | F9 | | | L4 | | E4 1B<br>1-H | 3 | 0 | 0 | 0 | 1 | 0 | 0 |
| Dan Ford, R (1, 8)<br>OBP: 0.364, SLG: 0.495 | | K | | 2B | | | 6-3 | | 1B<br>1-2 | 4 | 0 | 2 | 0 | 0 | 1 | 1 |
| Glenn Adams, L (1, 10)<br>OBP: 0.179, SLG: 0.224 | | 2B<br>1-3 | | F8 | | | F8 | | F8 | 4 | 0 | 1 | 0 | 0 | 0 | 3 |
| Rich Chiles, L (1, 7)<br>OBP: 0.412, SLG: 0.321 | | G3 | | | 4-3 | | | 3-1 | | 3 | 0 | 0 | 0 | 0 | 0 | 2 |
| Butch Wynegar, S (1, 2)<br>OBP: 0.283, SLG: 0.302 | | F9 | | | F5 | | | F9 | | 3 | 0 | 0 | 0 | 0 | 0 | 2 |
| Bob Randall, R (1, 4)<br>OBP: 0.356, SLG: 0.403 | | | F8 | | K | | | 5-3 | | 3 | 0 | 0 | 0 | 0 | 1 | 0 |
| Inning Stats | R: 0<br>E: 0<br>K: 0<br>S: 3<br>H: 1<br>LOB: 0<br>BB: 0<br>P: 3 | R: 0<br>E: 0<br>K: 1<br>S: 6<br>H: 1<br>LOB: 2<br>BB: 1<br>P: 10 | R: 0<br>E: 0<br>K: 0<br>S: 3<br>H: 0<br>LOB: 0<br>BB: 0<br>P: 3 | R: 0<br>E: 0<br>K: 0<br>S: 4<br>H: 1<br>LOB: 1<br>BB: 0<br>P: 4 | R: 0<br>E: 0<br>K: 1<br>S: 5<br>H: 0<br>LOB: 0<br>BB: 0<br>P: 5 | R: 0<br>E: 0<br>K: 0<br>S: 3<br>H: 0<br>LOB: 0<br>BB: 0<br>P: 3 | R: 0<br>E: 0<br>K: 0<br>S: 3<br>H: 0<br>LOB: 0<br>BB: 0<br>P: 3 | R: 0<br>E: 0<br>K: 0<br>S: 3<br>H: 0<br>LOB: 0<br>BB: 0<br>P: 3 | R: 1<br>E: 1<br>K: 0<br>S: 5<br>H: 1<br>LOB: 2<br>BB: 1<br>P: 9 | 1B: 2<br>2B: 2<br>3B: 0<br>HR: 0<br>SF: 0<br>SAC: 0<br>DP: 1<br>HBP: 0 | | | | | | |

| PITCHER | IP | WLS | BF | H | R | ER | SO | BB | IBB | HBP | BLK | WP | HR | S | P | ERA | WHIP |
|---|---|---|---|---|---|---|---|---|---|---|---|---|---|---|---|---|---|
| Dennis Eckersley, R (1, 1)<br>ERA: 4.06 | 9.0 | W | 33 | 4 | 1 | 0 | 2 | 2 | 0 | 0 | 0 | 0 | 0 | 35 | 43 | 0.00 | 0.667 |

| PITCHER | IP | WLS | BF | H | R | ER | SO | BB | IBB | HBP | BLK | WP | HR | S | P | ERA | WHIP |
|---|---|---|---|---|---|---|---|---|---|---|---|---|---|---|---|---|---|

# TOP

## Minnesota Twins @ Boston Red Sox

Fenway Park, Boston, MA

Thu May 04 1978, 7:05 PM EDT

Att. 15,784 - Unknown - 54 F

livebaseballscorecards.com

| | |
|---|---|
| AB | 31 |
| R | 1 |
| H | 4 |
| RBI | 0 |
| BB | 2 |
| SO | 2 |
| LOB | 9 |

# BOTTOM

## Minnesota Twins @ Boston Red Sox

Fenway Park, Boston, MA

Thu May 04 1978, 7:05 PM EDT

Att. 15,784 - Unknown - 54 F

livebaseballscorecards.com

| Batter | 1 | 2 | 3 | 4 | 5 | 6 | 7 | 8 | 9 | AB | R | H | RBI | BB | SO | LOB |
|---|---|---|---|---|---|---|---|---|---|---|---|---|---|---|---|---|
| Rick Burleson, R (1, 6)<br>OBP: 0.300, SLG: 0.312 | 0-0 1B 3B 2B | 1-0 E 1-2 SF8 HBP | 0-0 ② SF7 3-H | | BBBB 4-0 BB | | BBBB 4-0 BB | | | 1 | 2 | 1 | 1 | 2 | 0 | 0 |
| Jerry Remy, L (1, 10)<br>OBP: 0.350, SLG: 0.351 | 0-0 3B 2-3 1B | 0-0 E3 SF8 1-3 2-H 3-H 1B | SSS 0-3 ③ K | | x 0-0 ③ 4-3 | | x 0-0 ③ L7 | | | 5 | 2 | 2 | 1 | 0 | 1 | 4 |
| Jim Rice, R (1, 7)<br>OBP: 0.377, SLG: 0.648 | 0-0 ② SF9 1-H 3-H 3B | 0-0 ② SF8 2-3 3-H | | 0-0 3B | 0-0 ① F7 | | | 0-0 ① 1-3 | | 4 | 1 | 2 | 3 | 0 | 0 | 0 |
| Carl Yastrzemski, L (1, 3)<br>OBP: 0.420, SLG: 0.333<br>Fred Kendall, R (5, 3)<br>OBP: 0.167, SLG: 0.167 | 0-0 ① SF9 3-H | 0-0 1B 3-H 1B | | SSS 0-3 ① K | 0-0 ② 6-3 | | | 0-0 ② 6-3 | | 2<br>2 | 0<br>0 | 1<br>0 | 2<br>0 | 0<br>0 | 1<br>0 | 1<br>0 |
| Carlton Fisk, R (1, 2)<br>OBP: 0.379, SLG: 0.419 | 0-0 ② L8 | 0-0 1-2 1B | | 0-0 ② F5 | 0-0 1B | | | 0-0 ③ L7 | | 5 | 0 | 2 | 0 | 0 | 0 | 1 |
| Fred Lynn, L (1, 8)<br>OBP: 0.362, SLG: 0.465 | 0-0 ③ 1-3 | 0-0 ③ F8 | | BBBB 4-0 BB | 0-0 ③ G2 | | | | | 3 | 0 | 0 | 0 | 1 | 0 | 3 |
| Butch Hobson, R (1, 5)<br>OBP: 0.333, SLG: 0.602<br>Frank Duffy, R (5, 5)<br>OBP: 0.286, SLG: 0.167 | | 0-0 4-3 1B 2B | 0-0 ① 5-3 | 0-0 ③ F4 | | | 0-0 F9 4-3 1B | | | 3<br>1 | 1<br>0 | 1<br>1 | 0<br>0 | 0<br>0 | 0<br>0 | 2<br>0 |
| Bernie Carbo, L (1, 9)<br>OBP: 0.333, SLG: 0.433 | | 0-0 ① 4-3 2-3 | BBBB 4-0 2B SF7 BB | | 0-0 ① F8 | | 0-0 ① 4-3 1-2 | | | 3 | 1 | 0 | 0 | 1 | 0 | 2 |
| Jack Brohamer, L (1, 4)<br>OBP: 0.417, SLG: 0.409 | | BBBB 4-0 1B HBP E BB | 0-0 1-3 2B | | 0-0 ② 1-6-3 | | 0-0 ② F9 2-3 | | | 3 | 1 | 1 | 0 | 1 | 0 | 1 |
| Inning Stats | R: 3 E: 0 K: 0 S: 6 H: 3 LOB: 0 BB: 0 P: 6 | R: 4 E: 1 K: 0 S: 7 H: 4 LOB: 2 BB: 1 P: 12 | R: 1 E: 0 K: 1 S: 6 H: 1 LOB: 1 BB: 1 P: 10 | R: 0 E: 0 K: 1 S: 6 H: 1 LOB: 2 BB: 1 P: 10 | R: 0 E: 0 K: 0 S: 3 H: 0 LOB: 1 BB: 1 P: 7 | R: 0 E: 0 K: 0 S: 4 H: 1 LOB: 1 BB: 0 P: 4 | R: 0 E: 0 K: 0 S: 4 H: 1 LOB: 2 BB: 1 P: 8 | R: 0 E: 0 K: 0 S: 3 H: 0 LOB: 0 BB: 0 P: 3 | | 1B: 6<br>2B: 3<br>3B: 2<br>HR: 0 | SF: 3<br>SAC: 0<br>DP: 0<br>HBP: 1 | | | WP: 0<br>PB: 0<br>SB: 0<br>CS: 0 | PA: 41 | |

| | AB | 32 |
|---|---|---|
| | R | 8 |
| | H | 11 |
| | RBI | 7 |
| | BB | 5 |
| | SO | 2 |
| | LOB | 14 |

| PITCHER | | IP | WLS | BF | H | R | ER | SO | BB | IBB | HBP | BLK | WP | HR | S | P | ERA | WHIP |
|---|---|---|---|---|---|---|---|---|---|---|---|---|---|---|---|---|---|---|
| Paul Thormodsgard, R<br>ERA: 5.35 | (1, 1) | 1.2 | L | 13 | 6 | 7 | 7 | 0 | 1 | 0 | 1 | 0 | 0 | 0 | 11 | 16 | 37.80 | 4.200 |
| Greg Thayer, R<br>ERA: 3.93 | (2, 1) | 4.1 | | 20 | 4 | 1 | 1 | 2 | 3 | 0 | 0 | 0 | 0 | 0 | 21 | 33 | 2.08 | 1.615 |
| Tom Johnson, R<br>ERA: 2.86 | (7, 1) | 2.0 | | 8 | 1 | 0 | 0 | 0 | 1 | 0 | 0 | 0 | 0 | 0 | 7 | 11 | 0.00 | 1.000 |

| PITCHER | IP | WLS | BF | H | R | ER | SO | BB | IBB | HBP | BLK | WP | HR | S | P | ERA | WHIP |
|---|---|---|---|---|---|---|---|---|---|---|---|---|---|---|---|---|---|

| Batter | 1 | 2 | 3 | 4 | 5 | 6 | 7 | 8 | 9 | AB | R | H | RBI | BB | SO | LOB |
|---|---|---|---|---|---|---|---|---|---|---|---|---|---|---|---|---|
| Willie Norwood, R (1, 9)<br>OBP: 0.295, SLG: 0.316 | FC6-5 1B<br>1B | | BBBB 4-0<br>CS<br>BB | | | x 0-0 ②<br>B1-3 | | | x 0-0 ②<br>6-3 | 3 | 0 | 1 | 0 | 1 | 0 | 0 |
| Rod Carew, L (1, 3)<br>OBP: 0.422, SLG: 0.477 | x 0-0<br>2-3 FC6-5<br>1-2<br>1B | | SSS 0-3 ②<br>K | | | SSS 0-3 ③<br>K | | | BBBB 4-0<br>2B<br>BB | 3 | 1 | 1 | 0 | 1 | 2 | 1 |
| Dan Ford, R (1, 8)<br>OBP: 0.360, SLG: 0.495 | x 0-0 ①<br>FC6-5<br>2-3<br>1-2<br>2-3f | | 0-0 ③<br>CS<br>1-2 | x 0-0 ①<br>6-3 | | | SSS 0-3 ①<br>K | | x 0-0<br>1-H<br>2B | 4 | 0 | 1 | 1 | 0 | 1 | 2 |
| Jose Morales, R (1, 10)<br>OBP: 0.435, SLG: 0.571 | x 0-0 ②<br>2-3<br>1-2<br>2-3 | | | x 0-0 ②<br>1-3 | | | BBBB 4-0<br>G5-4-3<br>BB | | x 0-0 ③<br>6-3 | 3 | 0 | 0 | 0 | 1 | 0 | 3 |
| Craig Kusick, R (1, 7)<br>OBP: 0.304, SLG: 0.313 | x 0-0 ③<br>5-3 | | | x 0-0 ③<br>4-3 | | | x 0-0 ②③<br>G5-4-3<br>1-2f | | | 3 | 0 | 0 | 0 | 0 | 0 | 3 |
| Roy Smalley, S (1, 6)<br>OBP: 0.359, SLG: 0.400 | | x 0-0 ①<br>F3 | | | x 0-0 ①<br>5-3 | | | x 0-0<br>G5-4-3<br>1B | | 3 | 0 | 1 | 0 | 0 | 0 | 0 |
| Butch Wynegar, S (1, 2)<br>OBP: 0.274, SLG: 0.292 | | x 0-0 ②<br>F9 | | | x 0-0 ②<br>F4 | | | x 0-0 ①<br>F5 | | 3 | 0 | 0 | 0 | 0 | 0 | 1 |
| Larry Wolfe, R (1, 5)<br>OBP: 0.275, SLG: 0.316 | | x 0-0 ③<br>1-3 | | | x 0-0 ③<br>4-3 | | | x 0-0 ②③<br>G5-4-3<br>1-2f | | 3 | 0 | 0 | 0 | 0 | 0 | 1 |
| Bob Randall, R (1, 4)<br>OBP: 0.344, SLG: 0.388 | | | SSS 0-3 ①<br>K | | | x 0-0 ①<br>4-3 | | | x 0-0 ①<br>6-3 | 3 | 0 | 0 | 0 | 0 | 1 | 0 |

| Inning Stats | | | | | | | | | | | | | | | | | | | | | | | | | | | | | | | | | | |
|---|---|---|---|---|---|---|---|---|---|---|---|---|---|---|---|---|---|---|---|---|---|---|---|---|---|---|---|---|---|---|---|---|---|---|
| | R: 0 | H: 2 | | R: 0 | H: 0 | | R: 0 | H: 0 | | R: 0 | H: 0 | | R: 0 | H: 0 | | R: 0 | H: 0 | | R: 0 | H: 1 | | R: 1 | H: 1 | | 1B: 3 | SF: 0 | | WP: 0 | PA: 32 | |
| | E: 0 | LOB: 2 | | E: 0 | LOB: 0 | | E: 0 | LOB: 0 | | E: 0 | LOB: 0 | | E: 0 | LOB: 0 | | E: 0 | LOB: 0 | | E: 0 | LOB: 0 | | E: 0 | LOB: 1 | | 2B: 1 | SAC: 0 | | PB: 0 | | |
| | K: 0 | BB: 0 | | S: 3 | BB: 0 | | K: 0 | BB: 1 | | S: 6 | BB: 1 | | S: 5 | BB: 0 | | K: 1 | BB: 0 | | S: 4 | BB: 1 | | K: 0 | BB: 1 | | 3B: 0 | DP: 2 | | SB: 0 | | |
| | S: 5 | P: 5 | | S: 3 | P: 3 | | S: 6 | P: 10 | | S: 3 | P: 3 | | S: 3 | P: 3 | | S: 5 | P: 5 | | S: 4 | P: 8 | | S: 3 | P: 3 | | HR: 0 | HBP: 0 | | CS: 1 | | |

| PITCHER | IP | WLS | BF | H | R | ER | SO | BB | IBB | HBP | BLK | WP | HR | S | P | ERA | WHIP |
|---|---|---|---|---|---|---|---|---|---|---|---|---|---|---|---|---|---|
| Mike Flanagan, L (1, 1)<br>ERA: 3.99 | 9.0 | W | 31 | 4 | 1 | 1 | 4 | 3 | 0 | 0 | 0 | 0 | 0 | 36 | 48 | 1.00 | 0.778 |

| PITCHER | IP | WLS | BF | H | R | ER | SO | BB | IBB | HBP | BLK | WP | HR | S | P | ERA | WHIP |
|---|---|---|---|---|---|---|---|---|---|---|---|---|---|---|---|---|---|

# TOP

## Minnesota Twins @ Baltimore Orioles

Memorial Stadium, Baltimore, MD

Fri May 05 1978, 7:05 PM EDT

Att. 3,897 - Unknown

livebaseballscorecards.com

| | |
|---|---|
| AB | 28 |
| R | 1 |
| H | 4 |
| RBI | 1 |
| BB | 3 |
| SO | 4 |
| LOB | 11 |

| Batter | 1 | 2 | 3 | 4 | 5 | 6 | 7 | 8 | 9 | AB | R | H | RBI | BB | SO | LOB |
|---|---|---|---|---|---|---|---|---|---|---|---|---|---|---|---|---|
| Al Bumbry, L (1, 8)<br>OBP: 0.343, SLG: 0.348 | F9 | | 1-4-3 | | 5-3 | | | E 1B | | 4 | 1 | 1 | 0 | 0 | 0 | 3 |
| Billy Smith, S (1, 4)<br>OBP: 0.300, SLG: 0.327 | K | | | 5-3 | | L3 | | E6 E 2B (1-H) | | 4 | 1 | 1 | 1 | 0 | 1 | 0 |
| Gary Roenicke, R (1, 7)<br>OBP: 0.289, SLG: 0.194 | L4 | | | 4-3 | | F8 | | E6 1B (3-H) | | 4 | 0 | 1 | 1 | 0 | 0 | 0 |
| Eddie Murray, S (1, 3)<br>OBP: 0.306, SLG: 0.388 | | 5-3 | | 2B | | F9 | | 4-3 | | 4 | 0 | 1 | 0 | 0 | 0 | 1 |
| Lee May, R (1, 10)<br>OBP: 0.295, SLG: 0.432 | | F9 | | K | | | K | | | 3 | 0 | 0 | 0 | 0 | 2 | 1 |
| Doug DeCinces, R (1, 5)<br>OBP: 0.322, SLG: 0.380 | | K | | | L8 | | K | | | 3 | 0 | 0 | 0 | 0 | 2 | 0 |
| Carlos Lopez, R (1, 9)<br>OBP: 0.306, SLG: 0.344 | | | L1 | | BB 1B | | F9 | | | 2 | 0 | 0 | 0 | 1 | 0 | 0 |
| Rick Dempsey, R (1, 2)<br>OBP: 0.303, SLG: 0.273 | | | F8 | | F8 | | | F8 | | 3 | 0 | 0 | 0 | 0 | 0 | 1 |
| Kiko Garcia, R (1, 6)<br>OBP: 0.364, SLG: 0.400 | | | 2B | | 1B (1-3) | | | K | | 3 | 0 | 2 | 0 | 0 | 1 | 0 |
| Inning Stats | R: 0 E: 0 K: 1 S: 5 H: 0 LOB: 0 BB: 0 P: 5 | R: 0 E: 0 K: 1 S: 5 H: 0 LOB: 0 BB: 0 P: 5 | R: 0 E: 0 K: 0 S: 4 H: 1 LOB: 1 BB: 0 P: 4 | R: 0 E: 0 K: 1 S: 6 H: 1 LOB: 1 BB: 0 P: 6 | R: 0 E: 0 K: 0 S: 4 H: 1 LOB: 2 BB: 1 P: 8 | R: 0 E: 0 K: 0 S: 3 H: 0 LOB: 0 BB: 0 P: 3 | R: 0 E: 0 K: 2 S: 7 H: 0 LOB: 0 BB: 0 P: 7 | R: 2 E: 2 K: 1 S: 8 H: 3 LOB: 1 BB: 0 P: 8 | | 1B: 3 2B: 3 3B: 0 HR: 0 | SF: 0 SAC: 0 DP: 0 HBP: 0 | | | | | |

| PITCHER | IP | WLS | BF | H | R | ER | SO | BB | IBB | HBP | BLK | WP | HR | S | P | ERA | WHIP |
|---|---|---|---|---|---|---|---|---|---|---|---|---|---|---|---|---|---|
| Geoff Zahn, L (1, 1)<br>ERA: 2.78 | 8.0 | L | 31 | 6 | 2 | 1 | 6 | 1 | 0 | 0 | 0 | 0 | 0 | 42 | 46 | 1.12 | 0.875 |

| PITCHER | IP | WLS | BF | H | R | ER | SO | BB | IBB | HBP | BLK | WP | HR | S | P | ERA | WHIP |
|---|---|---|---|---|---|---|---|---|---|---|---|---|---|---|---|---|---|

# BOTTOM

## Minnesota Twins @ Baltimore Orioles

Memorial Stadium, Baltimore, MD

Fri May 05 1978, 7:05 PM EDT

Att. 3,897 - Unknown

livebaseballscorecards.com

| | |
|---|---|
| AB | 30 |
| R | 2 |
| H | 6 |
| RBI | 2 |
| BB | 1 |
| SO | 6 |
| LOB | 6 |

# Minnesota Twins @ Baltimore Orioles

Memorial Stadium, Baltimore, MD

Sat May 06 1978, 7:05 PM EDT

Att. 26,870 - Unknown

TOP

livebaseballscorecards.com

| Batter | 1 | 2 | 3 | 4 | 5 | 6 | 7 | 8 | 9 | AB | R | H | RBI | BB | SO | LOB |
|---|---|---|---|---|---|---|---|---|---|---|---|---|---|---|---|---|
| Hosken Powell, L (1, 9)<br>OBP: 0.269, SLG: 0.268 | K | | 4-3 | | L7 | | L6-3<br>1-2 | | BB<br>3B<br>1-2<br>3-H<br>1B | 5 | 1 | 1 | 1 | 0 | 1 | 1 |
| Roy Smalley, S (1, 6)<br>OBP: 0.361, SLG: 0.404 | 3-1 | | 1B<br>2B | | F8 | | | L5 | BB<br>3B<br>1-2<br>2-3 | 4 | 1 | 1 | 0 | 1 | 0 | 0 |
| Rod Carew, L (1, 3)<br>OBP: 0.436, SLG: 0.509 | FC6<br>1B | | 2-3<br>1B | | 1B | | | 6-3 | 1B<br>1-H<br>2-H<br>3-H<br>3B | 5 | 1 | 4 | 3 | 0 | 0 | 0 |
| Mike Cubbage, L (1, 5)<br>OBP: 0.367, SLG: 0.375 | FC6<br>1-2f | | K | | 4-3 | | | 1-3 | G4-3<br>3-H<br>1B | 5 | 0 | 1 | 1 | 0 | 1 | 4 |
| Dan Ford, R (1, 8)<br>OBP: 0.361, SLG: 0.491 | | E6<br>S | | G3<br>1B | | 5-3 | | | 1B<br>E<br>1B<br>G4-3<br>1-2f | 5 | 2 | 2 | 0 | 0 | 0 | 1 |
| Glenn Adams, L (1, 10)<br>OBP: 0.183, SLG: 0.225 | | L9<br>1-2 | | G3<br>1-2 | | K | | | BB<br>E<br>1-3<br>1B | 4 | 1 | 1 | 0 | 0 | 1 | 2 |
| Rich Chiles, L (1, 7)<br>OBP: 0.395, SLG: 0.290 | | 6-3 | | F8 | | K | | | E<br>1B<br>1-2<br>BB | 3 | 1 | 0 | 0 | 1 | 1 | 2 |
| Willie Norwood, R (9, 7)<br>OBP: 0.295, SLG: 0.316 | | | | | | | | | | 0 | 0 | 0 | 0 | 0 | 0 | 0 |
| Butch Wynegar, S (1, 2)<br>OBP: 0.283, SLG: 0.293 | | 4-3 | | 2-H<br>1B | | | FC3-6<br>BB | | E6<br>BB<br>1B<br>3B<br>1-3<br>2-H<br>3-H | 3 | 0 | 1 | 2 | 1 | 0 | 2 |
| Rob Wilfong, L (9, PR)<br>OBP: 0.600, SLG: 1.000 | | | | | | | | | | 0 | 1 | 0 | 0 | 0 | 0 | 0 |
| (9, 4) | | | | | | | | | | | | | | | | |
| Bob Randall, R (1, 4)<br>OBP: 0.333, SLG: 0.373 | | | F8 | G3 | | | FC3-6<br>L6-3<br>1-2f | | K | 3 | 0 | 0 | 0 | 0 | 0 | 2 |
| Jose Morales, R (9, PH)<br>OBP: 0.417, SLG: 0.545 | | | | | | | | | | 1 | 0 | 0 | 0 | 0 | 1 | 2 |
| Glenn Borgmann, R (9, 2)<br>OBP: 0.350, SLG: 0.200 | | | | | | | | | | 0 | 0 | 0 | 0 | 0 | 0 | 0 |
| Inning Stats | R: 0<br>E: 0<br>K: 1<br>S: 6<br>H: 1<br>LOB: 1<br>BB: 0<br>P: 6 | R: 0<br>E: 1<br>K: 0<br>S: 4<br>H: 0<br>LOB: 1<br>BB: 0<br>P: 4 | R: 0<br>E: 0<br>K: 1<br>S: 7<br>H: 2<br>LOB: 2<br>BB: 0<br>P: 7 | R: 1<br>E: 0<br>K: 0<br>S: 5<br>H: 2<br>LOB: 1<br>BB: 0<br>P: 5 | R: 0<br>E: 0<br>K: 0<br>S: 4<br>H: 1<br>LOB: 1<br>BB: 0<br>P: 4 | R: 0<br>E: 0<br>K: 2<br>S: 7<br>H: 0<br>LOB: 0<br>BB: 0<br>P: 7 | R: 0<br>E: 0<br>K: 0<br>S: 2<br>H: 0<br>LOB: 0<br>BB: 1<br>P: 6 | R: 0<br>E: 0<br>K: 0<br>S: 3<br>H: 0<br>LOB: 0<br>BB: 0<br>P: 3 | R: 7<br>E: 1<br>K: 1<br>S: 10<br>H: 5<br>LOB: 1<br>BB: 2<br>P: 18 | 1B: 9<br>2B: 2<br>3B: 1<br>HR: 0<br>SF: 0<br>SAC: 0<br>DP: 2<br>HBP: 0 | | | | | | |

| | AB | 38 |
|---|---|---|
| | R | 8 |
| | H | 11 |
| | RBI | 7 |
| | BB | 3 |
| | SO | 5 |
| | LOB | 16 |

WP: 0 PB: 0 SB: 1 CS: 0 PA: 41

| PITCHER | | IP | WLS | BF | H | R | ER | SO | BB | IBB | HBP | BLK | WP | HR | S | P | ERA | WHIP |
|---|---|---|---|---|---|---|---|---|---|---|---|---|---|---|---|---|---|---|
| Dennis Martinez, R<br>ERA: 4.62 | (1, 1) | 8.0 | | 33 | 8 | 3 | 3 | 4 | 1 | 0 | 0 | 0 | 0 | 0 | 40 | 44 | 3.38 | 1.125 |
| Don Stanhouse, R<br>ERA: 2.63 | (9, 1) | 0.1 | L | 5 | 1 | 1 | 1 | 1 | 2 | 0 | 0 | 0 | 0 | 0 | 5 | 13 | 27.00 | 9.000 |
| Tippy Martinez, L<br>ERA: 7.2 | (9, 1) | 0.0 | | 2 | 2 | 4 | 3 | 0 | 0 | 0 | 0 | 0 | 0 | 0 | 2 | 2 | ∞ | ∞ |
| John Flinn, R<br>ERA: | (9, 1) | 0.2 | | 1 | 0 | 0 | 0 | 0 | 0 | 0 | 0 | 0 | 0 | 0 | 1 | 1 | 0.00 | 0.000 |

| PITCHER | IP | WLS | BF | H | R | ER | SO | BB | IBB | HBP | BLK | WP | HR | S | P | ERA | WHIP |
|---|---|---|---|---|---|---|---|---|---|---|---|---|---|---|---|---|---|

| Batter | 1 | 2 | 3 | 4 | 5 | 6 | 7 | 8 | 9 | AB | R | H | RBI | BB | SO | LOB |
|---|---|---|---|---|---|---|---|---|---|---|---|---|---|---|---|---|
| Al Bumbry, L (1, 7)<br>OBP: 0.345, SLG: 0.344 | 1-3 | | 2B BB | 1B | | K | | | 1-3 | 4 | 1 | 1 | 0 | 1 | 1 | 1 |
| Billy Smith, S (1, 4)<br>OBP: 0.323, SLG: 0.356 | G6-4-3 1B | | 4-3 1B 2B | L9 | | | L3 | | 1B BB | 4 | 2 | 2 | 3 | 1 | 0 | 2 |
| Eddie Murray, S (1, 3)<br>OBP: 0.311, SLG: 0.389 | G6-4-3 | | 4-3 | K | | | CS 1B | | 1B | 5 | 0 | 2 | 0 | 0 | 1 | 4 |
| Mark Belanger, R (9, PR)<br>OBP: 0.324, SLG: 0.339 | | | | | | | | | | 0 | 0 | 0 | 0 | 0 | 0 | 0 |
| Ken Singleton, S (1, 9)<br>OBP: 0.453, SLG: 0.463 | | G6-4-3 BB | BB 1B | | K BB | | K | | 1B | 3 | 0 | 1 | 1 | 1 | 2 | 1 |
| Carlos Lopez, R (8, 9)<br>OBP: 0.306, SLG: 0.344 | | | | | | | | | | 0 | 0 | 0 | 0 | 0 | 0 | 0 |
| Terry Crowley, L (9, PH)<br>OBP: 0.429, SLG: 0.429 | | | | | | | | | | 1 | 0 | 1 | 2 | 0 | 0 | 0 |
| Larry Harlow, L (1, 8)<br>OBP: 0.453, SLG: 0.556 | | K | BB | | BB | | | 6-3 | K | 3 | 0 | 0 | 0 | 2 | 2 | 3 |
| Lee May, R (1, 10)<br>OBP: 0.280, SLG: 0.409 | | G6-4-3 | F4 | | F8 | | | K | K | 5 | 0 | 0 | 0 | 0 | 2 | 6 |
| Doug DeCinces, R (1, 5)<br>OBP: 0.330, SLG: 0.386 | | | 1B L7 | | L8 | | | BLK 1B | | 4 | 1 | 2 | 0 | 0 | 0 | 3 |
| Kiko Garcia, R (1, 6)<br>OBP: 0.333, SLG: 0.357 | | | 1B 2B | L7 | | L8 | | K | | 4 | 1 | 1 | 0 | 0 | 1 | 1 |
| Dave Skaggs, R (1, 2)<br>OBP: 0.333, SLG: 0.167 | | | BB 2B | L9 1B | | F8 | | | E5 | 3 | 1 | 2 | 1 | 0 | 0 | 0 |
| Pat Kelly, L (9, PH)<br>OBP: 0.350, SLG: 0.278 | | | | | | | | | | 1 | 1 | 0 | 0 | 0 | 0 | 0 |
| Inning Stats | R: 0 E: 0 K: 0 S: 3 H: 1 LOB: 0 BB: 0 P: 3 | R: 0 E: 0 K: 1 S: 4 H: 0 LOB: 0 BB: 1 P: 8 | R: 5 E: 0 K: 0 S: 8 H: 5 LOB: 2 BB: 2 P: 16 | R: 0 E: 0 K: 1 S: 7 H: 2 LOB: 2 BB: 0 P: 7 | R: 0 E: 0 K: 1 S: 5 H: 0 LOB: 1 BB: 1 P: 9 | R: 0 E: 0 K: 1 S: 5 H: 0 LOB: 0 BB: 0 P: 5 | R: 0 E: 0 K: 1 S: 5 H: 1 LOB: 1 BB: 0 P: 5 | R: 0 E: 1 K: 2 S: 8 H: 1 LOB: 1 BB: 0 P: 8 | R: 2 E: 1 K: 2 S: 10 H: 2 LOB: 2 BB: 1 P: 14 | 1B: 11 2B: 2 3B: 0 HR: 0 | SF: 0 SAC: 0 DP: 3 HBP: 0 | | | | | | |

| PITCHER | | IP | WLS | BF | H | R | ER | SO | BB | IBB | HBP | BLK | WP | HR | S | P | ERA | WHIP |
|---|---|---|---|---|---|---|---|---|---|---|---|---|---|---|---|---|---|---|
| Roger Erickson, R<br>ERA: 4.7 | (1, 1) | 2.0 | | 11 | 5 | 5 | 5 | 1 | 2 | 0 | 0 | 0 | 0 | 0 | 11 | 19 | 22.50 | 3.500 |
| Mac Scarce, L<br>ERA: 1.29 | (3, 1) | 0.1 | | 3 | 1 | 0 | 0 | 0 | 1 | 0 | 0 | 0 | 0 | 0 | 2 | 6 | 0.00 | 6.000 |
| Greg Thayer, R<br>ERA: 3.0 | (3, 1) | 5.2 | W | 21 | 4 | 0 | 0 | 6 | 1 | 0 | 0 | 1 | 0 | 0 | 32 | 36 | 0.00 | 0.882 |
| Tom Johnson, R<br>ERA: 3.13 | (9, 1) | 1.0 | S | 7 | 2 | 2 | 1 | 2 | 1 | 0 | 0 | 0 | 0 | 0 | 10 | 14 | 9.00 | 3.000 |

| PITCHER | IP | WLS | BF | H | R | ER | SO | BB | IBB | HBP | BLK | WP | HR | S | P | ERA | WHIP |
|---|---|---|---|---|---|---|---|---|---|---|---|---|---|---|---|---|---|

# BOTTOM

## Minnesota Twins @ Baltimore Orioles

Memorial Stadium, Baltimore, MD

Sat May 06 1978, 7:05 PM EDT

Att. 26,870 - Unknown

livebaseballscorecards.com

| | |
|---|---|
| AB | 37 |
| R | 7 |
| H | 12 |
| RBI | 7 |
| BB | 5 |
| SO | 9 |
| LOB | 21 |

WP: 0 PA: 42
PB: 0
SB: 0
CS: 1

| Batter | 1 | 2 | 3 | 4 | 5 | 6 | 7 | 8 | 9 | AB | R | H | RBI | BB | SO | LOB |
|---|---|---|---|---|---|---|---|---|---|---|---|---|---|---|---|---|
| Willie Norwood, R (1, 7)<br>OBP: 0.319, SLG: 0.357 | BBBB<br>E S<br>WP<br>BB | S<br>SF7<br>2B | 1-3<br>S<br>1B<br>1B | 5-3 | | | L4 | 2B<br>2B | | 5 | 4 | 3 | 0 | 1 | 0 | 2 |
| Roy Smalley, S (1, 6)<br>OBP: 0.388, SLG: 0.417 | BBBB<br>1-3<br>WP<br>E<br>BB | BBBB<br>2-3<br>3B<br>BB | BBBB<br>1-2<br>1B<br>BB | | BBBB<br>SH2-3<br>BB<br>G2-3<br>BB | | BBBB<br>1B<br>2B<br>BB | 2-H<br>2B | | 1 | 3 | 1 | 1 | 5 | 0 | 0 |
| Rod Carew, L (1, 3)<br>OBP: 0.446, SLG: 0.513 | BBBB<br>1-2<br>E<br>E<br>3-H<br>BB | 0-0 ②<br>SF7<br>3-H | 1-2<br>2-H<br>3-H<br>1B | | BBBB<br>1-2<br>SH2-3<br>BB | | 1-2<br>2B<br>1B | SSS<br>0-3 ③<br>K | | 3 | 2 | 2 | 3 | 2 | 1 | 1 |
| Mike Cubbage, L (1, 5)<br>OBP: 0.389, SLG: 0.435 | 0-0<br>E6<br>1-H<br>2-H<br>SF8<br>1B | 0-0<br>1-H<br>3B | 0-0 ③<br>4-3 | | 0-0 ①<br>SH2-3<br>1-2<br>2-3 | | 0-0<br>1-H<br>2-H<br>1B<br>2B | | 0-0<br>SH<br>1B<br>1B | 5 | 3 | 4 | 4 | 0 | 0 | 2 |
| Dan Ford, R (1, 8)<br>OBP: 0.363, SLG: 0.491 | SSS<br>0-3 ①<br>K | 0-0 ③<br>F5 | | 0-0<br>1B<br>1B<br>2B | 4-0<br>IBB | | 0-0 ②<br>6-3 | | 0-0<br>SH<br>F9<br>1B<br>1-2 | 4 | 1 | 1 | 0 | 1 | 1 | 3 |
| Butch Wynegar, S (1, 2)<br>OBP: 0.305, SLG: 0.320 | 0-0 ②<br>SF8<br>3-H | 0-0<br>FC3-6<br>1B | 0-0<br>G5-4-3<br>2-3<br>1B | 0-0 ②<br>③<br>G2-3<br>3-Hf | | | 0-0<br>FC5-4<br>2-H<br>1B | | 0-0<br>G4-6-3<br>1-2<br>2-H<br>1B | 5 | 0 | 4 | 3 | 0 | 0 | 3 |
| Glenn Adams, L (1, 10)<br>OBP: 0.192, SLG: 0.222<br>Craig Kusick, R (4, PH)<br>OBP: 0.288, SLG: 0.294<br>Rich Chiles, L (9, PH)<br>OBP: 0.385, SLG: 0.281 | BBBB<br>4-0<br>BB | 0-0 ①<br>FC3-6<br>G3<br>WP<br>1-2f<br>1B | 0-0 ① ②<br>G5-4-3<br>1-2f | | | 0-0 ①<br>F6 | 0-0 ③<br>FC5-4<br>1-2f | | 0-0 ①<br>F9<br>2-3 | 1<br>3<br>1 | 1<br>0<br>0 | 0<br>0<br>0 | 0<br>0<br>0 | 1<br>0<br>0 | 0<br>0<br>0 | 1<br>3<br>2 |
| Hosken Powell, L (1, 9)<br>OBP: 0.262, SLG: 0.260 | SSS<br>0-3 ③<br>K | 0-0 ②<br>G3<br>1-3 | 0-0<br>1B<br>3-H<br>1B | | | 0-0 ②<br>B3-1 | | 0-0 ①<br>L7 | 0-0 ② ③<br>G4-6-3<br>1-2f | 6 | 0 | 1 | 1 | 0 | 1 | 4 |
| Bob Randall, R (1, 4)<br>OBP: 0.337, SLG: 0.375 | | 0-0 ①<br>4-3 | 0-0<br>1B<br>1B<br>3-H<br>1B | 0-0<br>1-2<br>1B | | 0-0 ③<br>L6 | | 0-0 ②<br>F9 | | 5 | 1 | 2 | 1 | 0 | 0 | 0 |
| Inning Stats | R: 4<br>E: 1<br>K: 2<br>S: 8<br>H: 1<br>LOB: 1<br>BB: 4<br>P: 24 | R: 2<br>E: 0<br>K: 0<br>S: 5<br>H: 2<br>LOB: 1<br>BB: 1<br>P: 9 | R: 3<br>E: 0<br>K: 0<br>S: 7<br>H: 4<br>LOB: 2<br>BB: 1<br>P: 11 | R: 1<br>E: 0<br>K: 0<br>S: 6<br>H: 4<br>LOB: 2<br>BB: 0<br>P: 6 | R: 0<br>E: 0<br>K: 0<br>S: 2<br>H: 0<br>LOB: 2<br>BB: 3<br>P: 14 | R: 0<br>E: 0<br>K: 0<br>S: 3<br>H: 0<br>LOB: 0<br>BB: 0<br>P: 3 | R: 3<br>E: 0<br>K: 0<br>S: 6<br>H: 3<br>LOB: 1<br>BB: 1<br>P: 10 | R: 1<br>E: 0<br>K: 1<br>S: 7<br>H: 2<br>LOB: 1<br>BB: 0<br>P: 7 | R: 1<br>E: 1<br>K: 0<br>S: 5<br>H: 2<br>LOB: 1<br>BB: 0<br>P: 5 | 1B: 12<br>2B: 5<br>3B: 1<br>HR: 0<br>SF: 2<br>SAC: 2<br>DP: 3<br>HBP: 0 | | | | | | |

# TOP

## Minnesota Twins @ Baltimore Orioles

Memorial Stadium, Baltimore, MD

Sun May 07 1978, 3:33 AM EDT

Att. 8,923 - Unknown

livebaseballscorecards.com

| | |
|---|---|
| AB | 39 |
| R | 15 |
| H | 18 |
| RBI | 13 |
| BB | 10 |
| SO | 3 |
| LOB | 21 |

WP: 2 PB: 0 SB: 3 CS: 0 PA: 53

| PITCHER | | IP | WLS | BF | H | R | ER | SO | BB | IBB | HBP | BLK | WP | HR | S | P | ERA | WHIP |
|---|---|---|---|---|---|---|---|---|---|---|---|---|---|---|---|---|---|---|
| Jim Palmer, R<br>ERA: 2.23 | (1, 1) | 1.2 | L | 13 | 3 | 6 | 4 | 2 | 5 | 0 | 0 | 0 | 1 | 0 | 12 | 32 | 21.60 | 4.800 |
| Joe Kerrigan, R<br>ERA: 8.36 | (2, 1) | 1.0 | | 7 | 3 | 3 | 3 | 0 | 1 | 0 | 0 | 0 | 1 | 0 | 6 | 10 | 27.00 | 4.000 |
| Tippy Martinez, L<br>ERA: 7.63 | (3, 1) | 5.1 | | 28 | 10 | 5 | 5 | 1 | 3 | 1 | 0 | 0 | 0 | 0 | 26 | 42 | 8.44 | 2.438 |
| John Flinn, R<br>ERA: 5.4 | (9, 1) | 1.0 | | 5 | 2 | 1 | 1 | 0 | 0 | 0 | 0 | 0 | 0 | 0 | 5 | 5 | 9.00 | 2.000 |

| PITCHER | IP | WLS | BF | H | R | ER | SO | BB | IBB | HBP | BLK | WP | HR | S | P | ERA | WHIP |
|---|---|---|---|---|---|---|---|---|---|---|---|---|---|---|---|---|---|

| Batter | 1 | 2 | 3 | 4 | 5 | 6 | 7 | 8 | 9 | AB | R | H | RBI | BB | SO | LOB |
|---|---|---|---|---|---|---|---|---|---|---|---|---|---|---|---|---|
| Al Bumbry, L (1, 7)<br>OBP: 0.357, SLG: 0.381 | F9 ① | | 4-3 3B | | 1B 2B<br>1-H | | BB<br>1B<br>1-2 | 4-3 ③ | | 4 | 2 | 2 | 1 | 1 | 0 | 1 |
| Billy Smith, S (1, 4)<br>OBP: 0.314, SLG: 0.344 | F6 ② | | 5-3 ① | | 1B<br>2-H | | F7 ② | | 6-3 ① | 5 | 0 | 1 | 1 | 0 | 0 | 3 |
| Larry Harlow, L (1, 8)<br>OBP: 0.439, SLG: 0.536<br>Carlos Lopez, R (5, PH)<br>OBP: 0.333, SLG: 0.371<br>(6, 8) | K ③ | | 4-3 ②<br>3-H | | L7 ② | | 1B<br>1-3<br>2-H | | 1B<br>1B | 2<br>3 | 0<br>1 | 0<br>2 | 1<br>1 | 0<br>0 | 1<br>0 | 0<br>1 |
| Ken Singleton, S (1, 9)<br>OBP: 0.435, SLG: 0.492 | | HR | F7 ③ | | K ③ | | 4-3 ③ | | F9 ② | 5 | 1 | 1 | 1 | 0 | 1 | 4 |
| Eddie Murray, S (1, 3)<br>OBP: 0.333, SLG: 0.421 | | E9<br>4-3<br>2B | | G3 BLK<br>7-2<br>1B | | G5-4-3<br>1B | | 6-3 ① | 1B<br>1-2<br>1B | 5 | 1 | 4 | 0 | 0 | 0 | 0 |
| Terry Crowley, L (1, 10)<br>OBP: 0.333, SLG: 0.333<br>Lee May, R (6, PH)<br>OBP: 0.291, SLG: 0.448 | | 4-3 ①<br>3-H | | G3 ①<br>1-3 | | K ① | | HR | 1-3<br>2-H<br>1B | 2<br>3 | 0<br>1 | 0<br>2 | 1<br>2 | 0<br>0 | 0<br>1 | 1<br>1 |
| Doug DeCinces, R (1, 5)<br>OBP: 0.323, SLG: 0.409 | | 5-3 ② | | 7-2 ②③<br>3-Hf | | G5-4-3 ②③<br>1-2f | | HR | L7 ③ | 5 | 1 | 1 | 1 | 0 | 0 | 4 |
| Rick Dempsey, R (1, 2)<br>OBP: 0.313, SLG: 0.275 | | FC6-4<br>1B | | | F7 ① | | BB<br>1B<br>BB | F8 ② | | 3 | 1 | 1 | 0 | 1 | 0 | 0 |
| Mark Belanger, R (1, 6)<br>OBP: 0.333, SLG: 0.364 | | FC6-4 ③<br>1-2f | | | 2B<br>1B | | F4 ① | | | 4 | 1 | 2 | 0 | 0 | 0 | 2 |
| Inning Stats | R: 0 E: 0 K: 1 S: 5 H: 0 LOB: 0 BB: 0 P: 5 | R: 2 E: 1 K: 0 S: 6 H: 3 LOB: 1 BB: 0 P: 6 | R: 1 E: 0 K: 0 S: 4 H: 1 LOB: 0 BB: 0 P: 4 | R: 0 E: 0 K: 0 S: 3 H: 1 LOB: 0 BB: 0 P: 3 | R: 2 E: 0 K: 1 S: 8 H: 3 LOB: 1 BB: 0 P: 8 | R: 0 E: 0 K: 1 S: 5 H: 1 LOB: 0 BB: 0 P: 5 | R: 1 E: 0 K: 0 S: 4 H: 1 LOB: 2 BB: 2 P: 12 | R: 2 E: 0 K: 0 S: 6 H: 3 LOB: 1 BB: 0 P: 6 | R: 1 E: 0 K: 0 S: 6 H: 3 LOB: 2 BB: 0 P: 6 | 1B: 9<br>2B: 4<br>3B: 1<br>HR: 3 | SF: 0<br>SAC: 0<br>DP: 2<br>HBP: 0 | | | WP: 0<br>PB: 0<br>SB: 0<br>CS: 0 | PA: 43 | | |

| PITCHER | IP | WLS | BF | H | R | ER | SO | BB | IBB | HBP | BLK | WP | HR | S | P | ERA | WHIP |
|---|---|---|---|---|---|---|---|---|---|---|---|---|---|---|---|---|---|
| Gary Serum, R (1, 1)<br>ERA: 3.94 | 4.1 | | 20 | 8 | 5 | 5 | 1 | 0 | 0 | 0 | 1 | 0 | 1 | 22 | 22 | 10.38 | 1.846 |
| Mac Scarce, L (5, 1)<br>ERA: 3.97 | 4.1 | W | 22 | 8 | 4 | 4 | 2 | 2 | 0 | 0 | 0 | 0 | 2 | 24 | 32 | 8.31 | 2.308 |
| Dave Johnson, R (9, 1)<br>ERA: 8.18 | 0.1 | | 1 | 0 | 0 | 0 | 0 | 0 | 0 | 0 | 0 | 0 | 0 | 1 | 1 | 0.00 | 0.000 |

| PITCHER | IP | WLS | BF | H | R | ER | SO | BB | IBB | HBP | BLK | WP | HR | S | P | ERA | WHIP |
|---|---|---|---|---|---|---|---|---|---|---|---|---|---|---|---|---|---|

# Minnesota Twins @ Baltimore Orioles

Memorial Stadium, Baltimore, MD

Sun May 07 1978, 3:33 AM EDT

Att. 8,923 - Unknown

BOTTOM

livebaseballscorecards.com

| | |
|---|---|
| AB | 41 |
| R | 9 |
| H | 16 |
| RBI | 9 |
| BB | 2 |
| SO | 3 |
| LOB | 17 |

# Minnesota Twins @ New York Yankees

Yankee Stadium, Bronx, NY

Tue May 09 1978, 7:05 PM EDT

Att. 11,271 - Cloudy - 57 F

TOP

livebaseballscorecards.com

| Batter | 1 | 2 | 3 | 4 | 5 | 6 | 7 | 8 | 9 | AB | R | H | RBI | BB | SO | LOB |
|---|---|---|---|---|---|---|---|---|---|---|---|---|---|---|---|---|
| Willie Norwood, R (1, 7) (8, 9)<br>OBP: 0.327, SLG: 0.356 | SH1-3 1B | | BBBB 4-0 G4-6-3 BB | | | F8 | | | 4-3 | 3 | 0 | 1 | 0 | 1 | 0 | 0 |
| Roy Smalley, S (1, 6)<br>OBP: 0.380, SLG: 0.407 | SH1-3 1-2 | | G4-6-3 1-2f | | | 3-1 | | | F5 | 3 | 0 | 0 | 0 | 0 | 0 | 1 |
| Rod Carew, L (1, 3)<br>OBP: 0.448, SLG: 0.504 | BBBB 4-0 BB | | | F7 | | | BBBB 4-0 L1-3 BB | | F8 | 2 | 0 | 0 | 0 | 2 | 0 | 0 |
| Mike Cubbage, L (1, 5)<br>OBP: 0.381, SLG: 0.425 | F8 | | | F6 | | | L1-3 1-2 | | | 2 | 0 | 0 | 0 | 0 | 0 | 2 |
| Larry Wolfe, R (7, PH) (7, 5)<br>OBP: 0.268, SLG: 0.308 | | | | | | | | | | 1 | 0 | 0 | 0 | 0 | 0 | 1 |
| Dan Ford, R (1, 8)<br>OBP: 0.354, SLG: 0.478 | SSS 0-3 K | | | SSS 0-3 K | | | F9 | | | 3 | 0 | 0 | 0 | 0 | 2 | 2 |
| Butch Wynegar, S (1, 2)<br>OBP: 0.306, SLG: 0.340 | | F7 | | | G3 | | | 1B 3B | | 3 | 1 | 1 | 0 | 0 | 0 | 0 |
| Glenn Adams, L (1, 10)<br>OBP: 0.187, SLG: 0.216 | | 5-3 | | | F4 | | | G6-4-3 3-H 1B | | 2 | 0 | 0 | 0 | 0 | 0 | 0 |
| Jose Morales, R (8, PH)<br>OBP: 0.440, SLG: 0.565 | | | | | | | | | | 1 | 0 | 1 | 1 | 0 | 0 | 0 |
| Hosken Powell, L (1, 9)<br>OBP: 0.256, SLG: 0.253 | | 4-3 | | | F7 | | | F9 | | 2 | 0 | 0 | 0 | 0 | 0 | 0 |
| Craig Kusick, R (8, PH) (8, 7)<br>OBP: 0.283, SLG: 0.288 | | | | | | | | | | 1 | 0 | 0 | 0 | 0 | 0 | 1 |
| Bob Randall, R (1, 4)<br>OBP: 0.327, SLG: 0.363 | | | SSS 0-3 K | | | 4-3 | | 1-2f G6-4-3 | | 3 | 0 | 0 | 0 | 0 | 1 | 1 |

| | AB | 26 |
|---|---|---|
| | R | 1 |
| | H | 3 |
| | RBI | 1 |
| | BB | 3 |
| | SO | 3 |
| | LOB | 8 |

| Inning Stats | 1 | 2 | 3 | 4 | 5 | 6 | 7 | 8 | 9 |
|---|---|---|---|---|---|---|---|---|---|
| R | 0 | 0 | 0 | 0 | 0 | 0 | 0 | 1 | 0 |
| E | 0 | 0 | 0 | 0 | 0 | 0 | 0 | 0 | 0 |
| K | 1 | 0 | 1 | 1 | 0 | 0 | 0 | 0 | 0 |
| S | 6 | 3 | 4 | 5 | 3 | 3 | 2 | 4 | 3 |
| H | 1 | 0 | 0 | 0 | 0 | 0 | 0 | 2 | 0 |
| LOB | 2 | 0 | 0 | 0 | 0 | 0 | 0 | 0 | 0 |
| BB | 1 | 0 | 1 | 0 | 0 | 0 | 1 | 0 | 0 |
| P | 10 | 3 | 8 | 5 | 3 | 3 | 6 | 4 | 3 |

| | 1B | 2 | SF | 0 |
|---|---|---|---|---|
| | 2B | 1 | SAC | 1 |
| | 3B | 1 | DP | 3 |
| | HR | 0 | HBP | 0 |

| | WP | 0 | PA | 30 |
|---|---|---|---|---|
| | PB | 0 | | |
| | SB | 0 | | |
| | CS | 0 | | |

| PITCHER | | IP | WLS | BF | H | R | ER | SO | BB | IBB | HBP | BLK | WP | HR | S | P | ERA | WHIP |
|---|---|---|---|---|---|---|---|---|---|---|---|---|---|---|---|---|---|---|
| Catfish Hunter, R<br>ERA: 5.47 | (1, 1) | 6.0 | W | 20 | 1 | 0 | 0 | 3 | 2 | 0 | 0 | 0 | 0 | 0 | 24 | 32 | 0.00 | 0.500 |
| Sparky Lyle, L<br>ERA: 1.99 | (7, 1) | 3.0 | S | 10 | 2 | 1 | 1 | 0 | 1 | 0 | 0 | 0 | 0 | 0 | 9 | 13 | 3.00 | 1.000 |

| PITCHER | | IP | WLS | BF | H | R | ER | SO | BB | IBB | HBP | BLK | WP | HR | S | P | ERA | WHIP |
|---|---|---|---|---|---|---|---|---|---|---|---|---|---|---|---|---|---|---|

| Batter | 1 | 2 | 3 | 4 | 5 | 6 | 7 | 8 | 9 | AB | R | H | RBI | BB | SO | LOB |
|---|---|---|---|---|---|---|---|---|---|---|---|---|---|---|---|---|
| Mickey Rivers, L (1, 8)<br>OBP: 0.313, SLG: 0.369 | 4-3 | | E4 | | FC6-5-4 2B | | F7 | | | 4 | 0 | 1 | 0 | 0 | 0 | 1 |
| Willie Randolph, R (1, 4)<br>OBP: 0.330, SLG: 0.313 | 6-3 | | 5-3 | | FC6-5-4 FC5-4<br>2-3 | | | 4-3 | | 4 | 0 | 0 | 0 | 0 | 0 | 2 |
| Thurman Munson, R (1, 2)<br>OBP: 0.260, SLG: 0.297 | 4-3 | | | 6-3 | FC5-4<br>1-2f | | | K | | 4 | 0 | 0 | 0 | 0 | 1 | 1 |
| Reggie Jackson, L (1, 9)<br>OBP: 0.333, SLG: 0.490 | | K | | HR | | F8 | | CS 1B | | 4 | 1 | 2 | 1 | 0 | 1 | 0 |
| Chris Chambliss, L (1, 3)<br>OBP: 0.330, SLG: 0.347 | | G3 | | F7 | | F9 | | CS<br>1-2 | | 3 | 0 | 0 | 0 | 0 | 0 | 0 |
| Graig Nettles, L (1, 5)<br>OBP: 0.370, SLG: 0.429 | | HR | | 2B | | F8 | | | | 3 | 2 | 2 | 1 | 0 | 0 | 0 |
| Jim Spencer, L (1, 10)<br>OBP: 0.286, SLG: 0.647 | | K | | WP 2B<br>2-H | | | K | | | 3 | 0 | 1 | 1 | 0 | 2 | 0 |
| Roy White, S (1, 7)<br>OBP: 0.304, SLG: 0.174 | | | F2 | 4-3<br>2-3 | | | K | | | 3 | 0 | 0 | 0 | 0 | 1 | 1 |
| Bucky Dent, R (1, 6)<br>OBP: 0.237, SLG: 0.233 | | | 5-3 | | F7 | | BB | | | 2 | 0 | 0 | 0 | 1 | 0 | 0 |
| Inning Stats | R: 0<br>E: 0<br>K: 0<br>S: 3<br>H: 0<br>LOB: 0<br>BB: 0<br>P: 3 | R: 1<br>E: 0<br>K: 2<br>S: 8<br>H: 1<br>LOB: 0<br>BB: 0<br>P: 8 | R: 0<br>E: 1<br>K: 0<br>S: 4<br>H: 0<br>LOB: 1<br>BB: 0<br>P: 4 | R: 2<br>E: 0<br>K: 0<br>S: 6<br>H: 3<br>LOB: 1<br>BB: 0<br>P: 6 | R: 0<br>E: 0<br>K: 0<br>S: 4<br>H: 1<br>LOB: 1<br>BB: 0<br>P: 4 | R: 0<br>E: 0<br>K: 0<br>S: 3<br>H: 0<br>LOB: 0<br>BB: 0<br>P: 3 | R: 0<br>E: 0<br>K: 2<br>S: 7<br>H: 0<br>LOB: 1<br>BB: 1<br>P: 11 | R: 0<br>E: 0<br>K: 1<br>S: 5<br>H: 1<br>LOB: 0<br>BB: 0<br>P: 5 | | 1B: 1<br>2B: 3<br>3B: 0<br>HR: 2<br>SF: 0<br>SAC: 0<br>DP: 0<br>HBP: 0 | | | | | | |

| PITCHER | | IP | WLS | BF | H | R | ER | SO | BB | IBB | HBP | BLK | WP | HR | S | P | ERA | WHIP |
|---|---|---|---|---|---|---|---|---|---|---|---|---|---|---|---|---|---|---|
| Paul Thormodsgard, R<br>ERA: 5.22 | (1, 1) | 6.0 | L | 24 | 5 | 3 | 3 | 2 | 0 | 0 | 0 | 0 | 1 | 2 | 28 | 28 | 4.50 | 0.833 |
| Mac Scarce, L<br>ERA: 3.38 | (7, 1) | 2.0 | | 7 | 1 | 0 | 0 | 3 | 1 | 0 | 0 | 0 | 0 | 0 | 12 | 16 | 0.00 | 1.000 |

| PITCHER | IP | WLS | BF | H | R | ER | SO | BB | IBB | HBP | BLK | WP | HR | S | P | ERA | WHIP |
|---|---|---|---|---|---|---|---|---|---|---|---|---|---|---|---|---|---|

# BOTTOM

## Minnesota Twins @ New York Yankees

Yankee Stadium, Bronx, NY

Tue May 09 1978, 7:05 PM EDT
Att. 11,271 - Cloudy - 57 F

livebaseballscorecards.com

| | |
|---|---|
| AB | 30 |
| R | 3 |
| H | 6 |
| RBI | 3 |
| BB | 1 |
| SO | 5 |
| LOB | 5 |

| Batter | 1 | 2 | 3 | 4 | 5 | 6 | 7 | 8 | 9 | AB | R | H | RBI | BB | SO | LOB |
|---|---|---|---|---|---|---|---|---|---|---|---|---|---|---|---|---|
| Willie Norwood, R (1, 7)<br>OBP: 0.333, SLG: 0.385 | F9 | | G6-4-3 1B | | 1-3 1-2 | | 3B | | | 4 | 0 | 2 | 0 | 0 | 0 | 1 |
| Bombo Rivera, R (1, 9)<br>OBP: 0.375, SLG: 0.265 | 1B FC9-2 1B | | F9 | | 5-3 | | | K | | 4 | 0 | 1 | 0 | 0 | 1 | 2 |
| Dan Ford, R (1, 8)<br>OBP: 0.359, SLG: 0.487 | 1-3 1B | | G6-4-3 1-2f | | WP 2-H 2B | | | K | | 4 | 0 | 2 | 1 | 0 | 1 | 1 |
| Jose Morales, R (1, 10)<br>OBP: 0.448, SLG: 0.538 | FC9-2 3-H | | | E 1B BB | 5-3 2-3 | | | 1B | | 3 | 0 | 1 | 0 | 1 | 0 | 3 |
| Craig Kusick, R (1, 3)<br>OBP: 0.286, SLG: 0.278 | | G6-4-3 E 2B BB | | K | | K | | FC6-4 1-2 1B | | 2 | 1 | 0 | 0 | 1 | 2 | 1 |
| Rod Carew, L (6, 3)<br>OBP: 0.451, SLG: 0.508 | | | | | | | | | | 1 | 0 | 1 | 0 | 0 | 0 | 0 |
| Roy Smalley, S (1, 6)<br>OBP: 0.377, SLG: 0.402 | | FC4 G6-4-3 1-2 | | E 1-2 1B | | F7 | | FC6-4 1-2f | | 4 | 0 | 1 | 0 | 0 | 0 | 3 |
| Larry Wolfe, R (1, 5)<br>OBP: 0.250, SLG: 0.286 | | G6-4-3 1-2f 2-3 | | E6 G5-4-3 1-2 2-3 | | 5-3 | | | G1-6-3 1B | 3 | 0 | 0 | 0 | 0 | 0 | 4 |
| Mike Cubbage, L (9, PH)<br>OBP: 0.388, SLG: 0.432 | | | | | | | | | | 1 | 0 | 1 | 0 | 0 | 0 | 0 |
| Bob Randall, R (1, 4)<br>OBP: 0.327, SLG: 0.372 | | | | G5-4-3 1-2f | | | F8 | | L3 | 3 | 0 | 1 | 1 | 0 | 0 | 3 |
| Rich Chiles, L (9, PH)<br>OBP: 0.375, SLG: 0.273 | | 3-H 2B | | | | | | | | 1 | 0 | 0 | 0 | 0 | 0 | 1 |
| Glenn Borgmann, R (1, 2)<br>OBP: 0.348, SLG: 0.176 | | F8 | | | 1-3 2B BB | | K | | G1-6-3 1-2f | 2 | 1 | 0 | 0 | 1 | 1 | 1 |
| Glenn Adams, L (9, PH)<br>OBP: 0.184, SLG: 0.213 | | | | | | | | | | 1 | 0 | 0 | 0 | 0 | 0 | 1 |
| Inning Stats | R: 0 E: 0 K: 0 S: 4 H: 2 LOB: 1 BB: 0 P: 4 | R: 1 E: 1 K: 0 S: 4 H: 1 LOB: 1 BB: 1 P: 8 | R: 0 E: 0 K: 0 S: 3 H: 1 LOB: 0 BB: 0 P: 3 | R: 0 E: 1 K: 1 S: 6 H: 1 LOB: 2 BB: 1 P: 10 | R: 1 E: 0 K: 0 S: 4 H: 1 LOB: 1 BB: 1 P: 8 | R: 0 E: 0 K: 1 S: 5 H: 0 LOB: 0 BB: 0 P: 5 | R: 0 E: 0 K: 1 S: 5 H: 1 LOB: 1 BB: 0 P: 5 | R: 0 E: 0 K: 2 S: 9 H: 2 LOB: 2 BB: 0 P: 9 | R: 0 E: 0 K: 0 S: 3 H: 1 LOB: 0 BB: 0 P: 3 | 1B: 7 2B: 3 3B: 1 HR: 0 | SF: 0 SAC: 0 DP: 5 HBP: 0 | | | | | | |

# TOP

## Minnesota Twins @ Chicago White Sox

Comiskey Park, Chicago, IL

Wed May 10 1978, 8:05 PM EDT

Att. 8,338 - Unknown - 60 F

livebaseballscorecards.com

| | |
|---|---|
| AB | 33 |
| R | 2 |
| H | 10 |
| RBI | 2 |
| BB | 3 |
| SO | 5 |
| LOB | 21 |

| PITCHER | | IP | WLS | BF | H | R | ER | SO | BB | IBB | HBP | BLK | WP | HR | S | P | ERA | WHIP |
|---|---|---|---|---|---|---|---|---|---|---|---|---|---|---|---|---|---|---|
| Rich Wortham, L<br>ERA: 2.45 | (1, 1) | 8.0 | W | 33 | 9 | 2 | 1 | 5 | 3 | 0 | 0 | 0 | 1 | 0 | 40 | 52 | 1.12 | 1.500 |
| Jim Willoughby, R<br>ERA: 3.93 | (9, 1) | 1.0 | | 3 | 1 | 0 | 0 | 0 | 0 | 0 | 0 | 0 | 0 | 0 | 3 | 3 | 0.00 | 1.000 |

| PITCHER | | IP | WLS | BF | H | R | ER | SO | BB | IBB | HBP | BLK | WP | HR | S | P | ERA | WHIP |
|---|---|---|---|---|---|---|---|---|---|---|---|---|---|---|---|---|---|---|

WP: 1 PB: 0 SB: 0 CS: 0 PA: 36

# BOTTOM

## Minnesota Twins @ Chicago White Sox

Comiskey Park, Chicago, IL

Wed May 10 1978, 8:05 PM EDT

Att. 8,338 - Unknown - 60 F

livebaseballscorecards.com

| Batter | 1 | 2 | 3 | 4 | 5 | 6 | 7 | 8 | 9 | AB | R | H | RBI | BB | SO | LOB |
|---|---|---|---|---|---|---|---|---|---|---|---|---|---|---|---|---|
| Ralph Garr, L (1, 10)<br>OBP: 0.303, SLG: 0.384 | 0-0: 1B 2B 1B | 0-0: 4-3 | | | 0-3: K | | 0-0: F9 | | | 4 | 1 | 1 | 0 | 0 | 1 | 0 |
| Don Kessinger, S (1, 6)<br>OBP: 0.328, SLG: 0.316 | 0-0: 2B 6-3 1B; 1-3 | | 0-0: F9 SH1-3 HR 1B | | 0-3: K | | 0-0: F8 | | | 4 | 2 | 2 | 0 | 0 | 1 | 0 |
| Jorge Orta, L (1, 4)<br>OBP: 0.324, SLG: 0.467 | 0-0: 1B 2B; 1-3; 3-H | | 0-0: SH1-3; 1-2 | | 0-0: F7 | | | 0-0: 4-3 | | 3 | 1 | 1 | 1 | 0 | 0 | 0 |
| Bobby Bonds, R (1, 9)<br>OBP: 0.373, SLG: 0.413 | 0-0: 5-3 | | 0-0: F9; 2-3 | | | 0-0: G4-6-3 1B | | 4-0: 1B BB | | 3 | 0 | 1 | 0 | 1 | 0 | 3 |
| Lamar Johnson, R (1, 3)<br>OBP: 0.330, SLG: 0.413 | 0-0: 6-3; 3-H | | 0-0: 3-H HR | | | 0-0: G4-6-3; 1-2f | | 0-0: G4-6-3; 1-3 1B | | 4 | 1 | 2 | 3 | 0 | 0 | 2 |
| Chet Lemon, R (1, 8)<br>OBP: 0.360, SLG: 0.446 | 0-0: 2-H 1B | | 0-0: F6 | | | 0-0: CS 1B | | 0-0: G4-6-3; 1-2f | | 4 | 0 | 2 | 1 | 0 | 0 | 2 |
| Bob Molinaro, L (1, 7)<br>OBP: 0.333, SLG: 0.412 | 0-0: 4-3 | | | 0-0: F8 | | 0-0: CS; 1-2 | 0-0: L9 | | | 3 | 0 | 0 | 0 | 0 | 0 | 1 |
| Eric Soderholm, R (1, 5)<br>OBP: 0.276, SLG: 0.363 | | 0-0: G5-4-3 1B | | 0-0: 5-3 | | | 0-0: WP HR 1B | | | 3 | 1 | 2 | 0 | 0 | 0 | 0 |
| Bill Nahorodny, R (1, 2)<br>OBP: 0.349, SLG: 0.431 | | 0-0: G5-4-3; 1-2f | | 0-0: 6-3 | | | 0-0: 1-H HR | | | 3 | 1 | 1 | 2 | 0 | 0 | 1 |
| Inning Stats | R: 3 E: 0 K: 0 S: 7 / H: 4 LOB: 1 BB: 0 P: 7 | R: 0 E: 0 K: 0 S: 3 / H: 1 LOB: 0 BB: 0 P: 3 | R: 2 E: 0 K: 0 S: 5 / H: 2 LOB: 0 BB: 0 P: 5 | R: 0 E: 0 K: 0 S: 3 / H: 0 LOB: 0 BB: 0 P: 3 | R: 0 E: 0 K: 2 S: 7 / H: 0 LOB: 0 BB: 0 P: 7 | R: 0 E: 0 K: 0 S: 3 / H: 2 LOB: 0 BB: 0 P: 3 | R: 2 E: 0 K: 0 S: 5 / H: 2 LOB: 0 BB: 0 P: 5 | R: 0 E: 0 K: 0 S: 3 / H: 1 LOB: 1 BB: 1 P: 7 | | 1B: 9 2B: 1 3B: 0 HR: 2 | SF: 0 SAC: 1 DP: 3 HBP: 0 | | | | | | |

| | AB | 31 |
|---|---|---|
| | R | 7 |
| | H | 12 |
| | RBI | 7 |
| | BB | 1 |
| | SO | 2 |
| | LOB | 9 |

WP: 1 PB: 0 SB: 0 CS: 1 PA: 34

| PITCHER | | IP | WLS | BF | H | R | ER | SO | BB | IBB | HBP | BLK | WP | HR | S | P | ERA | WHIP |
|---|---|---|---|---|---|---|---|---|---|---|---|---|---|---|---|---|---|---|
| Roger Erickson, R<br>ERA: 5.29 | (1, 1) | 7.0 | L | 29 | 11 | 7 | 7 | 2 | 0 | 0 | 0 | 0 | 1 | 2 | 33 | 33 | 9.00 | 1.571 |
| Dave Johnson, R<br>ERA: 7.5 | (8, 1) | 1.0 | | 4 | 1 | 0 | 0 | 0 | 1 | 0 | 0 | 0 | 0 | 0 | 3 | 7 | 0.00 | 2.000 |

| PITCHER | | IP | WLS | BF | H | R | ER | SO | BB | IBB | HBP | BLK | WP | HR | S | P | ERA | WHIP |
|---|---|---|---|---|---|---|---|---|---|---|---|---|---|---|---|---|---|---|

# Boston Red Sox @ Minnesota Twins

Metropolitan Stadium, Bloomington , MI

Sat May 13 1978, 4:33 AM EDT

Att. 7,914 - Unknown - 64 F

TOP

livebaseballscorecards.com

| Batter | 1 | 2 | 3 | 4 | 5 | 6 | 7 | 8 | 9 | AB | R | H | RBI | BB | SO | LOB |
|---|---|---|---|---|---|---|---|---|---|---|---|---|---|---|---|---|
| Rick Burleson, R (1, 6) OBP: 0.281, SLG: 0.278 | F3 | BB 1-2 2-3 3-H | | | L8 | | K | | FC4-6 1-2f | 4 | 0 | 0 | 1 | 1 | 1 | 3 |
| Jerry Remy, L (1, 4) OBP: 0.331, SLG: 0.357 | P8 | G3 | | | B1-3 | | | F9 | | 4 | 0 | 0 | 0 | 0 | 0 | 3 |
| Jim Rice, R (1, 7) OBP: 0.405, SLG: 0.711 | K | | BB G6-4-3 | | K | | | G3-6-3 1B | | 3 | 0 | 1 | 0 | 1 | 2 | 0 |
| Carl Yastrzemski, L (1, 3) OBP: 0.414, SLG: 0.409 | | E 1B 2B | G6-4-3 1-2f | | | 6-3 | | G3-6-3 1-2f | | 4 | 1 | 1 | 0 | 0 | 0 | 2 |
| Carlton Fisk, R (1, 2) OBP: 0.341, SLG: 0.360 | | E6 1B BB BB 2-3 | F6 | | | F2 | | | 6-3 1B SF7 1B | 4 | 2 | 1 | 0 | 0 | 0 | 1 |
| Fred Lynn, L (1, 8) OBP: 0.388, SLG: 0.550 | | BB 1B BB 1-2 | | HR | | K | | | 6-3 1-2 1B | 3 | 1 | 2 | 1 | 1 | 1 | 0 |
| Butch Hobson, R (1, 5) OBP: 0.362, SLG: 0.540 | | BB 1-2 2-3 3-H 1B | | F3 | | | 5-3 | | 6-3 1-2 2-3 | 3 | 0 | 1 | 1 | 0 | 0 | 0 |
| Frank Duffy, R (7, 5) OBP: 0.333, SLG: 0.364 | | | | | | | | | | 1 | 0 | 0 | 0 | 0 | 0 | 2 |
| Dwight Evans, R (1, 9) OBP: 0.346, SLG: 0.359 | | F2 | | K | | | 5-3 | | FC4-6 BB | 3 | 0 | 0 | 0 | 1 | 1 | 3 |
| Bob Bailey, R (1, 10) OBP: 0.217, SLG: 0.158 | | K | | 6-3 | | | 5-3 2B | | SF7 3-H | 3 | 0 | 1 | 1 | 0 | 1 | 3 |

| | AB | R | H | RBI | BB | SO | LOB |
|---|---|---|---|---|---|---|---|
| | 32 | 4 | 7 | 4 | 4 | 6 | 17 |

| Inning Stats | 1 | 2 | 3 | 4 | 5 | 6 | 7 | 8 | 9 |
|---|---|---|---|---|---|---|---|---|---|
| | R: 0 E: 0 K: 1 S: 5 | R: 2 E: 1 K: 1 S: 8 | R: 0 E: 0 K: 0 S: 2 | R: 1 E: 0 K: 1 S: 6 | R: 0 E: 0 K: 1 S: 5 | R: 0 E: 0 K: 1 S: 5 | R: 0 E: 0 K: 1 S: 6 | R: 0 E: 0 K: 0 S: 3 | R: 1 E: 0 K: 0 S: 5 |
| | H: 0 LOB: 0 BB: 0 P: 5 | H: 2 LOB: 3 BB: 2 P: 16 | H: 0 LOB: 0 BB: 1 P: 6 | H: 1 LOB: 0 BB: 0 P: 6 | H: 0 LOB: 0 BB: 0 P: 5 | H: 0 LOB: 0 BB: 0 P: 5 | H: 1 LOB: 1 BB: 0 P: 6 | H: 1 LOB: 0 BB: 0 P: 3 | H: 2 LOB: 2 BB: 1 P: 9 |

| 1B: 4 | SF: 1 |
|---|---|
| 2B: 2 | SAC: 0 |
| 3B: 0 | DP: 2 |
| HR: 1 | HBP: 0 |

| WP: 0 | PA: 37 |
|---|---|
| PB: 0 | |
| SB: 0 | |
| CS: 0 | |

| PITCHER | IP | WLS | BF | H | R | ER | SO | BB | IBB | HBP | BLK | WP | HR | S | P | ERA | WHIP |
|---|---|---|---|---|---|---|---|---|---|---|---|---|---|---|---|---|---|
| Geoff Zahn, L (1, 1) ERA: 2.7 | 8.0 | L | 31 | 5 | 3 | 2 | 6 | 3 | 0 | 0 | 0 | 0 | 1 | 40 | 52 | 2.25 | 1.000 |
| Tom Johnson, R (9, 1) ERA: 3.38 | 1.0 | | 6 | 2 | 1 | 1 | 0 | 1 | 0 | 0 | 0 | 0 | 0 | 5 | 9 | 9.00 | 3.000 |

| PITCHER | IP | WLS | BF | H | R | ER | SO | BB | IBB | HBP | BLK | WP | HR | S | P | ERA | WHIP |
|---|---|---|---|---|---|---|---|---|---|---|---|---|---|---|---|---|---|

# BOTTOM

## Boston Red Sox @ Minnesota Twins

Metropolitan Stadium, Bloomington , MI

Sat May 13 1978, 4:33 AM EDT

Att. 7,914 - Unknown - 64 F

| Batter | 1 | 2 | 3 | 4 | 5 | 6 | 7 | 8 | 9 | AB | R | H | RBI | BB | SO | LOB |
|---|---|---|---|---|---|---|---|---|---|---|---|---|---|---|---|---|
| Willie Norwood, R (1, 7) OBP: 0.340, SLG: 0.383 | 4-3 S 2B 1B | | BBBB 4-0 G6-3 BB | | | 0-0 ① F8 | | 0-0 ② E8 | | 3 | 1 | 1 | 0 | 1 | 0 | 0 |
| Roy Smalley, S (1, 6) OBP: 0.367, SLG: 0.389 | 0-0 ① 4-3 1-3 | | 0-0 ① F8 | | | SSS 0-3 ② K | | 0-0 ③ F7 | | 4 | 0 | 0 | 0 | 0 | 1 | 2 |
| Rod Carew, L (1, 3) OBP: 0.453, SLG: 0.516 | 0-0 F8 3-H 2B | | 0-0 ②③ G6-3 1-2f | | | SSS 0-3 ③ K | | | 0-0 G4-3 1B | 4 | 0 | 2 | 1 | 0 | 1 | 1 |
| Mike Cubbage, L (1, 5) OBP: 0.396, SLG: 0.473<br>Jose Morales, R (9, PH) OBP: 0.433, SLG: 0.519 | 0-0 ② F8 2-3 | | | 0-0 G4-6-3 1B | | | 0-0 HR | | 0-0 ①② G4-3 1-2f | 3<br>1 | 1<br>0 | 2<br>0 | 1<br>0 | 0<br>0 | 0<br>0 | 1<br>1 |
| Dan Ford, R (1, 8) OBP: 0.363, SLG: 0.484<br>Bombo Rivera, R (9, PR) OBP: 0.375, SLG: 0.265 | SSS 0-3 ③ K | | | SSS 0-3 ① K | | | 0-0 4-3 SH1-4 1B | | H 1-0 HBP | 3<br>0 | 0<br>0 | 1<br>0 | 0<br>0 | 0<br>0 | 2<br>0 | 2<br>0 |
| Butch Wynegar, S (1, 2) OBP: 0.297, SLG: 0.330 | | 0-0 ① F9 | | 0-0 ②③ G4-6-3 1-2f | | | 0-0 ① SH1-4 1-2 | | 0-0 ③ 6-3 | 3 | 0 | 0 | 0 | 0 | 0 | 2 |
| Rich Chiles, L (1, 10) OBP: 0.372, SLG: 0.278 | | 0-0 FC3-6 1B | | | 0-0 ① G3 | | 0-0 ② 4-3 2-3 | | | 3 | 0 | 1 | 0 | 0 | 0 | 1 |
| Hosken Powell, L (1, 9) OBP: 0.247, SLG: 0.244 | | 0-0 ② FC3-6 1-2f | | | 0-0 ② 6-3 | | 0-0 ③ F5 | | | 3 | 0 | 0 | 0 | 0 | 0 | 2 |
| Rob Wilfong, L (1, 4) OBP: 0.429, SLG: 0.667<br>Glenn Adams, L (8, PH) OBP: 0.182, SLG: 0.211<br>Bob Randall, R (9, 4) OBP: 0.327, SLG: 0.372 | | SSS 0-3 ③ K | | | 0-0 ③ F3 | | | 0-0 ① 4-3 | | 2<br>1<br>0 | 0<br>0<br>0 | 0<br>0<br>0 | 0<br>0<br>0 | 0<br>0<br>0 | 1<br>0<br>0 | 1<br>0<br>0 |

| Inning Stats | | | | | | | | | | | | | | | | | | | | | | | | | | | | | | | |
|---|---|---|---|---|---|---|---|---|---|---|---|---|---|---|---|---|---|---|---|---|---|---|---|---|---|---|---|---|---|---|---|
| | R: 1 | H: 2 | | R: 0 | H: 1 | | R: 0 | H: 0 | | R: 0 | H: 1 | | R: 0 | H: 0 | | R: 0 | H: 0 | | R: 1 | H: 2 | | R: 0 | H: 0 | | R: 0 | H: 1 | | 1B: 5 | SF: 0 | | WP: 0 | PA: 33 |
| | E: 0 | LOB: 1 | | E: 0 | LOB: 1 | | E: 0 | LOB: 0 | | K: 1 | LOB: 0 | | E: 0 | LOB: 0 | | K: 0 | LOB: 0 | | K: 0 | LOB: 0 | | E: 1 | LOB: 0 | | K: 0 | LOB: 0 | | 2B: 1 | SAC: 1 | | PB: 0 | |
| | K: 1 | BB: 0 | | K: 1 | BB: 0 | | K: 0 | BB: 1 | | S: 5 | BB: 0 | | K: 0 | BB: 0 | | S: 2 | BB: 0 | | K: 2 | BB: 0 | | K: 0 | BB: 0 | | K: 0 | BB: 0 | | 3B: 0 | DP: 3 | | SB: 1 | |
| | S: 7 | P: 7 | | S: 6 | P: 6 | | S: 2 | P: 6 | | S: 5 | P: 5 | | S: 3 | P: 3 | | S: 7 | P: 7 | | S: 5 | P: 5 | | S: 3 | P: 3 | | S: 3 | P: 4 | | HR: 1 | HBP: 1 | | CS: 0 | |

livebaseballscorecards.com

| | AB | 30 |
|---|---|---|
| | R | 2 |
| | H | 7 |
| | RBI | 2 |
| | BB | 1 |
| | SO | 5 |
| | LOB | 13 |

| PITCHER | | IP | WLS | BF | H | R | ER | SO | BB | IBB | HBP | BLK | WP | HR | S | P | ERA | WHIP |
|---|---|---|---|---|---|---|---|---|---|---|---|---|---|---|---|---|---|---|
| Mike Torrez, R<br>ERA: 4.05 | (1, 1) | 8.0 | W | 30 | 7 | 2 | 2 | 5 | 1 | 0 | 0 | 0 | 0 | 1 | 39 | 43 | 2.25 | 1.000 |
| Tom Burgmeier, L<br>ERA: 5.23 | (9, 1) | 1.0 | S | 3 | 0 | 0 | 0 | 0 | 0 | 0 | 1 | 0 | 0 | 0 | 2 | 3 | 0.00 | 0.000 |

| PITCHER | IP | WLS | BF | H | R | ER | SO | BB | IBB | HBP | BLK | WP | HR | S | P | ERA | WHIP |
|---|---|---|---|---|---|---|---|---|---|---|---|---|---|---|---|---|---|

# Boston Red Sox @ Minnesota Twins

Metropolitan Stadium, Bloomington , MI

Sun May 14 1978, 4:33 AM EDT

Att. 7,008 - Unknown - 66 F

livebaseballscorecards.com

| Batter | 1 | 2 | 3 | 4 | 5 | 6 | 7 | 8 | 9 | AB | R | H | RBI | BB | SO | LOB |
|---|---|---|---|---|---|---|---|---|---|---|---|---|---|---|---|---|
| Rick Burleson, R (1, 6) OBP: 0.272, SLG: 0.267 | 6-3 | FC6 1-2f | | F9 | | L9 | | F9 | | 5 | 0 | 0 | 0 | 0 | 0 | 3 |
| Jerry Remy, L (1, 4) OBP: 0.326, SLG: 0.351 | 1-3 | | F5 | | 5-3 1B 1B | 6-3 | | | 4-3 | 5 | 1 | 1 | 0 | 0 | 0 | 0 |
| Jim Rice, R (1, 7) OBP: 0.412, SLG: 0.712 | BB | | 1B CS 1B | | 5-3 1-3 | | K | | 2B 2B | 4 | 1 | 2 | 0 | 1 | 1 | 1 |
| Carl Yastrzemski, L (1, 3) OBP: 0.420, SLG: 0.426 | F6 | | CS 1-3 1B | | 2B HR 3-H 1B | | 1-3 | | 2-H 2B | 5 | 1 | 3 | 2 | 0 | 0 | 1 |
| Carlton Fisk, R (1, 2) OBP: 0.358, SLG: 0.402 | | HR | 1-2 3-H BB | | 1-3 HR 2B | | BB BB | | F8 | 3 | 2 | 2 | 1 | 2 | 0 | 1 |
| Fred Lynn, L (1, 8) OBP: 0.405, SLG: 0.579 | | BB 1B | 3-4-1 | | 2-H 3-H HR | | 1-2 BB | | IBB | 3 | 1 | 2 | 3 | 2 | 0 | 2 |
| Butch Hobson, R (1, 10) OBP: 0.356, SLG: 0.521 | | FC6 1-2 BB | | K | F9 | | F7 | | F9 | 4 | 0 | 0 | 0 | 1 | 1 | 4 |
| Jack Brohamer, L (1, 5) OBP: 0.385, SLG: 0.371 | | F7 | | G3 | G3 | | | CS BB | | 3 | 0 | 0 | 0 | 1 | 0 | 2 |
| Dwight Evans, R (1, 9) OBP: 0.342, SLG: 0.365 | | F7 | | 2B | | 5-3 | | K 1-2 | | 4 | 0 | 1 | 0 | 0 | 1 | 3 |

| Inning Stats | 1 | 2 | 3 | 4 | 5 | 6 | 7 | 8 | 9 | |
|---|---|---|---|---|---|---|---|---|---|---|
| | R: 0 H: 0 E: 0 LOB: 1 K: 0 BB: 1 S: 3 P: 7 | R: 1 H: 2 E: 0 LOB: 2 K: 0 BB: 1 S: 5 P: 9 | R: 0 H: 2 E: 0 LOB: 2 K: 0 BB: 1 S: 4 P: 8 | R: 0 H: 1 E: 0 LOB: 1 K: 1 BB: 0 S: 6 P: 6 | R: 4 H: 4 E: 0 LOB: 0 K: 0 BB: 0 S: 7 P: 7 | R: 0 H: 0 E: 0 LOB: 0 K: 0 BB: 0 S: 3 P: 3 | R: 0 H: 0 E: 0 LOB: 2 K: 1 BB: 2 S: 5 P: 13 | R: 0 H: 0 E: 0 LOB: 0 K: 1 BB: 1 S: 4 P: 8 | R: 1 H: 2 E: 0 LOB: 2 K: 0 BB: 1 S: 5 P: 9 | 1B: 5 SF: 0 2B: 5 SAC: 0 3B: 0 DP: 1 HR: 2 HBP: 0 | WP: 0 PA: 43 PB: 0 SB: 0 CS: 3 |

| PITCHER | | IP | WLS | BF | H | R | ER | SO | BB | IBB | HBP | BLK | WP | HR | S | P | ERA | WHIP |
|---|---|---|---|---|---|---|---|---|---|---|---|---|---|---|---|---|---|---|
| Paul Thormodsgard, R ERA: 5.52 | (1, 1) | 4.1 | L | 23 | 8 | 4 | 4 | 1 | 3 | 0 | 0 | 0 | 0 | 1 | 22 | 34 | 8.31 | 2.538 |
| Mac Scarce, L ERA: 3.86 | (5, 1) | 0.2 | | 3 | 1 | 1 | 1 | 0 | 0 | 0 | 0 | 0 | 0 | 1 | 3 | 3 | 13.50 | 1.500 |
| Greg Thayer, R ERA: 2.89 | (6, 1) | 4.0 | | 17 | 2 | 1 | 1 | 2 | 3 | 1 | 0 | 0 | 0 | 0 | 17 | 33 | 2.25 | 1.250 |

| PITCHER | IP | WLS | BF | H | R | ER | SO | BB | IBB | HBP | BLK | WP | HR | S | P | ERA | WHIP |
|---|---|---|---|---|---|---|---|---|---|---|---|---|---|---|---|---|---|

| Batter | 1 | 2 | 3 | 4 | 5 | 6 | 7 | 8 | 9 | AB | R | H | RBI | BB | SO | LOB |
|---|---|---|---|---|---|---|---|---|---|---|---|---|---|---|---|---|
| Willie Norwood, R (1, 8)<br>OBP: 0.333, SLG: 0.404 | S S S 0-3 ① K | | x 0-0 HR | x 0-0 ③ F7 | | | x 0-0 ① F7 | x 0-0 ②③ G5-4-3 1-2f | | 5 | 1 | 1 | 1 | 0 | 1 | 3 |
| Roy Smalley, S (1, 6)<br>OBP: 0.361, SLG: 0.389 | x 0-0 2B | | x 0-0 ① 1-3 | | x 0-0 ① F2 | | x 0-0 ② 6-3 | | x 0-0 ① F8 | 5 | 0 | 1 | 0 | 0 | 0 | 0 |
| Rod Carew, L (1, 3)<br>OBP: 0.444, SLG: 0.504 | S S S 0-3 ② K | | x 0-0 ② 4-3 | | x 0-0 ② F7 | | x 0-0 BB BB 1B | | S S S 0-3 ② K | 5 | 0 | 1 | 0 | 0 | 2 | 1 |
| Mike Cubbage, L (1, 5)<br>OBP: 0.400, SLG: 0.500<br>Larry Wolfe, R (9, PH)<br>OBP: 0.267, SLG: 0.326 | x 0-0 ③ L8 | | x 0-0 HR | | x 0-0 ③ 4-3 | | B B B B 4-0 1-2 BB | | x 0-0 2B | 3 | 1 | 1 | 1 | 1 | 0 | 1 |
| | | | | | | | | | | 1 | 0 | 1 | 0 | 0 | 0 | 0 |
| Glenn Adams, L (1, 10)<br>OBP: 0.198, SLG: 0.241<br>Craig Kusick, R (9, PH)<br>OBP: 0.281, SLG: 0.273 | | x 0-0 ① F3 | x 0-0 3B | | | x 0-0 ① 3-1 | B B B B 4-0 1-2 2-3 FC6-4 BB | | x 0-0 ③ F3 | 3 | 0 | 1 | 0 | 1 | 0 | 0 |
| | | | | | | | | | | 1 | 0 | 0 | 0 | 0 | 0 | 1 |
| Rich Chiles, L (1, 7)<br>OBP: 0.370, SLG: 0.308<br>Jose Morales, R (7, PH)<br>OBP: 0.419, SLG: 0.500<br>(8, 7) | | x 0-0 2B | x 0-0 ③ L3 | | | x 0-0 ② P8 | x 0-0 ③ FC6-4 1-2f | | | 3 | 0 | 1 | 0 | 0 | 0 | 1 |
| | | | | | | | | | | 1 | 0 | 0 | 0 | 0 | 0 | 3 |
| Butch Wynegar, S (1, 2)<br>OBP: 0.304, SLG: 0.330 | | B B B B 4-0 BB | | x 0-0 ① F3 | | x 0-0 1B 1B | | x 0-0 ① F8 | | 3 | 0 | 1 | 0 | 1 | 0 | 0 |
| Hosken Powell, L (1, 9)<br>OBP: 0.250, SLG: 0.247<br>Bombo Rivera, R (8, PH)<br>OBP: 0.390, SLG: 0.314<br>(9, 9) | | x 0-0 ② F5 | | x 0-0 ② G3 | | x 0-0 1-2 1B | | x 0-0 2B | | 3 | 0 | 1 | 0 | 0 | 0 | 2 |
| | | | | | | | | | | 1 | 0 | 1 | 0 | 0 | 0 | 0 |
| Rob Wilfong, L (1, 4)<br>OBP: 0.400, SLG: 0.500<br>Bob Randall, R (8, PH)<br>OBP: 0.333, SLG: 0.372<br>(9, 4) | | x 0-0 ③ F6 | | B B B B 4-0 BB | | x 0-0 ③ F8 | | B B B B 4-0 G5-4-3 BB | | 2 | 0 | 0 | 0 | 1 | 0 | 4 |
| | | | | | | | | | | 0 | 0 | 0 | 0 | 1 | 0 | 0 |
| Inning Stats | R: 0 E: 0 K: 2 S: 8 H: 1 LOB: 1 BB: 0 P: 8 | R: 0 E: 0 K: 0 S: 4 H: 1 LOB: 2 BB: 1 P: 8 | R: 2 E: 0 K: 0 S: 6 H: 3 LOB: 1 BB: 0 P: 6 | R: 0 E: 0 K: 0 S: 3 H: 0 LOB: 1 BB: 1 P: 7 | R: 0 E: 0 K: 0 S: 3 H: 0 LOB: 0 BB: 0 P: 3 | R: 0 E: 0 K: 0 S: 5 H: 2 LOB: 2 BB: 0 P: 5 | R: 0 E: 0 K: 0 S: 4 H: 1 LOB: 3 BB: 2 P: 12 | R: 0 E: 0 K: 0 S: 3 H: 1 LOB: 1 BB: 1 P: 7 | R: 0 E: 0 K: 1 S: 6 H: 1 LOB: 1 BB: 0 P: 6 | 1B: 3 2B: 4 3B: 1 HR: 2 | SF: 0 SAC: 0 DP: 1 HBP: 0 | | | | | | |

| PITCHER | IP | WLS | BF | H | R | ER | SO | BB | IBB | HBP | BLK | WP | HR | S | P | ERA | WHIP |
|---|---|---|---|---|---|---|---|---|---|---|---|---|---|---|---|---|---|
| Dennis Eckersley, R (1, 1)<br>ERA: 3.6 | 6.2 | W | 32 | 8 | 2 | 2 | 2 | 4 | 0 | 0 | 0 | 0 | 2 | 32 | 48 | 2.70 | 1.800 |
| Tom Burgmeier, L (7, 1)<br>ERA: 4.26 | 2.1 | S | 9 | 2 | 0 | 0 | 1 | 1 | 0 | 0 | 0 | 0 | 0 | 10 | 14 | 0.00 | 1.286 |

| PITCHER | IP | WLS | BF | H | R | ER | SO | BB | IBB | HBP | BLK | WP | HR | S | P | ERA | WHIP |
|---|---|---|---|---|---|---|---|---|---|---|---|---|---|---|---|---|---|

# BOTTOM

## Boston Red Sox @ Minnesota Twins

Metropolitan Stadium, Bloomington , MI

Sun May 14 1978, 4:33 AM EDT

Att. 7,008 - Unknown - 66 F

livebaseballscorecards.com

| | |
|---|---|
| AB | 36 |
| R | 2 |
| H | 10 |
| RBI | 2 |
| BB | 5 |
| SO | 3 |
| LOB | 16 |

| Batter | 1 | 2 | 3 | 4 | 5 | 6 | 7 | 8 | 9 | 10 | AB | R | H | RBI | BB | SO | LOB |
|---|---|---|---|---|---|---|---|---|---|---|---|---|---|---|---|---|---|
| Larry Harlow, L (1, 8)<br>OBP: 0.405, SLG: 0.465 | 0-0 1-3 1B 2B | 4-0 BB 1-2 2-3 BB | | 0-0 E 1B | | 4-0 FC4-6 BB | | 0-3 ① K | 4-0 BB | | 3 | 1 | 2 | 0 | 3 | 1 | 0 |
| Billy Smith, S (1, 4)<br>OBP: 0.273, SLG: 0.288 | 0-0 ① 1-3 2-3 | 0-0 ② SF7 3-H | | 0-0 ② P6 1-3 | | 0-0 ① FC4-6 BB BB 1-2f | | 4-0 BB | 0-3 ③ K | | 4 | 0 | 0 | 1 | 1 | 1 | 5 |
| Ken Singleton, S (1, 9)<br>OBP: 0.451, SLG: 0.479<br>Carlos Lopez, R (10, 9)<br>OBP: 0.314, SLG: 0.326 | 4-0 1B 5-3 BB | 4-0 1-2 2-3 BB | | 4-0 BB | | 4-0 BB 1-2 BB | | 0-3 ② K | | 0-0 ① L6 | 2<br>0 | 1<br>0 | 0<br>0 | 0<br>0 | 4<br>0 | 1<br>0 | 1<br>0 |
| Eddie Murray, S (1, 3)<br>OBP: 0.348, SLG: 0.483 | 0-0 5-3 1-3 3-H 1B | 0-0 ③ F7 | | 0-0 ③ F7 | | 0-0 ② F7 | | 0-0 P6 | | 0-3 ② K | 6 | 1 | 1 | 1 | 0 | 1 | 8 |
| Lee May, R (1, 10)<br>OBP: 0.310, SLG: 0.500 | 0-0 ② 5-3 1-2 3-H | 0-0 ① P6 | 0-0 ① 6-3 | 4-0 1-2 2-3 BB | | | | | 0-0 ① P6 | 0-0 ③ F7 | 5 | 0 | 0 | 1 | 1 | 0 | 1 |
| Pat Kelly, L (1, 7)<br>OBP: 0.367, SLG: 0.296 | 0-0 PO 2-H 1B | 0-0 ② 3-1 | 0-0 ② F7 | 0-3 ③ K | | | | | 4-0 HR BB | | 4 | 1 | 1 | 1 | 1 | 1 | 3 |
| Doug DeCinces, R (1, 5)<br>OBP: 0.321, SLG: 0.406 | 0-0 ③ PO 1-2 | 0-0 E 1B FC6-2 1B | 4-0 BB | 4-0 1B BB | | | 0-0 ① 6-3 | | 0-0 HR 1-H | | 3 | 1 | 2 | 2 | 2 | 0 | 0 |
| Mark Belanger, R (1, 6)<br>OBP: 0.347, SLG: 0.360 | | 0-0 E6 BB 1-3 SF7 1B | 0-0 ③ F9 | | 0-0 FC6-4 1-2 1B | | 0-0 ② P3 | | 1-0 S HBP | | 4 | 1 | 2 | 0 | 0 | 0 | 1 |
| Dave Skaggs, R (1, 2)<br>OBP: 0.261, SLG: 0.150 | | 0-0 ① FC6-2 BB BB 3-H | | 0-0 ① F9 | 0-0 ③ FC6-4 1-2f | | 0-3 ③ K | | | 0-0 ② 5-3 1-2 | 5 | 0 | 0 | 0 | 0 | 1 | 5 |
| Inning Stats | R: 3 E: 0 K: 0 S: 5 H: 3 LOB: 0 BB: 1 P: 9 | R: 1 E: 1 K: 0 S: 5 H: 2 LOB: 3 BB: 2 P: 13 | R: 0 E: 0 K: 0 S: 3 H: 0 LOB: 1 BB: 1 P: 7 | R: 0 E: 1 K: 0 S: 4 H: 1 LOB: 2 BB: 1 P: 8 | R: 0 E: 0 K: 0 S: 4 H: 1 LOB: 2 BB: 1 P: 8 | R: 0 E: 0 K: 1 S: 5 H: 0 LOB: 3 BB: 3 P: 17 | R: 0 E: 0 K: 1 S: 5 H: 0 LOB: 0 BB: 0 P: 5 | R: 0 E: 0 K: 2 S: 7 H: 0 LOB: 1 BB: 1 P: 11 | R: 2 E: 0 K: 1 S: 6 H: 1 LOB: 2 BB: 2 P: 15 | R: 0 E: 0 K: 1 S: 5 H: 0 LOB: 0 BB: 0 P: 5 | 1B: 6<br>2B: 1<br>3B: 0<br>HR: 1 | SF: 1<br>SAC: 0<br>DP: 0<br>HBP: 1 | | | | | |

# TOP

## Baltimore Orioles @ Minnesota Twins

Metropolitan Stadium, Bloomington , MI

Mon May 15 1978, 8:05 PM EDT

Att. 3,847 - Unknown

livebaseballscorecards.com

| | |
|---|---|
| AB | 36 |
| R | 6 |
| H | 8 |
| RBI | 6 |
| BB | 12 |
| SO | 6 |
| LOB | 24 |

WP: 0 PB: 0 SB: 1 CS: 0 PA: 51

| PITCHER | | IP | WLS | BF | H | R | ER | SO | BB | IBB | HBP | BLK | WP | HR | S | P | ERA | WHIP |
|---|---|---|---|---|---|---|---|---|---|---|---|---|---|---|---|---|---|---|
| Roger Erickson, R<br>ERA: 5.43 | (1, 1) | 5.1 | | 30 | 7 | 4 | 4 | 0 | 8 | 0 | 0 | 0 | 0 | 0 | 22 | 54 | 6.75 | 2.812 |
| Greg Thayer, R<br>ERA: 3.19 | (6, 1) | 3.0 | | 14 | 1 | 2 | 2 | 4 | 3 | 0 | 1 | 0 | 0 | 1 | 18 | 31 | 6.00 | 1.333 |
| Mike Marshall, R<br>ERA: | (9, 1) | 1.2 | W | 6 | 0 | 0 | 0 | 2 | 1 | 0 | 0 | 0 | 0 | 0 | 9 | 13 | 0.00 | 0.600 |

| PITCHER | IP | WLS | BF | H | R | ER | SO | BB | IBB | HBP | BLK | WP | HR | S | P | ERA | WHIP |
|---|---|---|---|---|---|---|---|---|---|---|---|---|---|---|---|---|---|

| Batter | 1 | 2 | 3 | 4 | 5 | 6 | 7 | 8 | 9 | 10 | AB | R | H | RBI | BB | SO | LOB |
|---|---|---|---|---|---|---|---|---|---|---|---|---|---|---|---|---|---|
| Willie Norwood, R (1, 8)<br>OBP: 0.333, SLG: 0.423 | 6-3 | | K | | FC3-6 E 1B<br>1-2f | F3 | | | 4-3 BB | 1-H 2-H HR | 5 | 2 | 1 | 3 | 1 | 1 | 1 |
| Roy Smalley, S (1, 6)<br>OBP: 0.350, SLG: 0.375 | 4-3 | | F7 | | E6 1B 1B<br>1-2 | | 5-3 | | 4-3<br>1-2 | | 5 | 1 | 0 | 0 | 0 | 0 | 2 |
| Rod Carew, L (1, 3)<br>OBP: 0.449, SLG: 0.504 | 6-3 | | | FC1-6 1B | 1B 1B<br>1-2 2-H 1B | | F8 | | IBB | | 4 | 1 | 2 | 1 | 1 | 0 | 0 |
| Mike Cubbage, L (1, 5)<br>OBP: 0.400, SLG: 0.490 | | HR 1B | | FC1-6<br>BB BB<br>1-2f SF9 | F7 | | BB | | F8 | | 4 | 2 | 1 | 0 | 1 | 0 | 5 |
| Glenn Adams, L (1, 10)<br>OBP: 0.217, SLG: 0.288<br>Jose Morales, R (5, PH)<br>OBP: 0.412, SLG: 0.484 | | 1-H HR | | SF9 BB<br>1-2 BB | 1B<br>1-3 2-H 1B | | F8 | | K2-3 | | 1<br>3 | 1<br>0 | 1<br>1 | 2<br>1 | 1<br>0 | 0<br>1 | 0<br>3 |
| Butch Wynegar, S (1, 2)<br>OBP: 0.317, SLG: 0.330 | | G1-6-3 BB | | BB<br>1-2 2-3 | 1B<br>1-3 3-H | | F8 | | | G3 | 3 | 0 | 1 | 1 | 2 | 0 | 0 |
| Rich Chiles, L (1, 7)<br>OBP: 0.353, SLG: 0.286 | G1-6-3<br>1-2f | | | SF9<br>2-3 3-H | K | | K | | | 6-3 HR BB | 3 | 1 | 0 | 1 | 1 | 2 | 3 |
| Hosken Powell, L (1, 9)<br>OBP: 0.247, SLG: 0.236 | F8 | | | F8 | | K | BB | | | 6-3<br>1-2 | 4 | 0 | 0 | 0 | 1 | 1 | 3 |
| Rob Wilfong, L (1, 4)<br>OBP: 0.400, SLG: 0.364 | | | F5 | | FC3-6 BB | F7 | F8 | | | HR IBB | 3 | 1 | 0 | 0 | 2 | 0 | 1 |
| Inning Stats | R: 0 E: 0 K: 0 S: 3<br>H: 0 LOB: 0 BB: 0 P: 3 | R: 2 E: 0 K: 0 S: 4<br>H: 2 LOB: 0 BB: 1 P: 8 | R: 0 E: 0 K: 1 S: 5<br>H: 0 LOB: 0 BB: 0 P: 5 | R: 1 E: 0 K: 0 S: 4<br>H: 1 LOB: 2 BB: 2 P: 12 | R: 3 E: 1 K: 1 S: 9<br>H: 3 LOB: 2 BB: 1 P: 13 | R: 0 E: 0 K: 1 S: 5<br>H: 0 LOB: 0 BB: 0 P: 5 | R: 0 E: 0 K: 0 S: 3<br>H: 0 LOB: 1 BB: 1 P: 7 | R: 0 E: 0 K: 1 S: 5<br>H: 0 LOB: 1 BB: 1 P: 9 | R: 0 E: 0 K: 1 S: 5<br>H: 0 LOB: 2 BB: 2 P: 13 | R: 3 E: 0 K: 0 S: 3<br>H: 1 LOB: 0 BB: 2 P: 11 | 1B: 5 2B: 0 3B: 0 HR: 2<br>SF: 1 SAC: 0 DP: 1 HBP: 0 | | | | | | |

| PITCHER | | IP | WLS | BF | H | R | ER | SO | BB | IBB | HBP | BLK | WP | HR | S | P | ERA | WHIP |
|---|---|---|---|---|---|---|---|---|---|---|---|---|---|---|---|---|---|---|
| Dennis Martinez, R<br>ERA: 4.7 | (1, 1) | 4.1 | | 21 | 4 | 6 | 3 | 1 | 4 | 0 | 0 | 0 | 0 | 1 | 19 | 35 | 6.23 | 1.846 |
| Tippy Martinez, L<br>ERA: 8.44 | (5, 1) | 0.1 | | 1 | 0 | 0 | 0 | 0 | 0 | 0 | 0 | 0 | 0 | 0 | 1 | 1 | 0.00 | 0.000 |
| Nelson Briles, R<br>ERA: 3.27 | (5, 1) | 3.2 | | 16 | 2 | 0 | 0 | 3 | 3 | 0 | 0 | 0 | 0 | 0 | 19 | 31 | 0.00 | 1.364 |
| John Flinn, R<br>ERA: 7.71 | (9, 1) | 1.1 | L | 8 | 1 | 3 | 3 | 1 | 1 | 2 | 0 | 0 | 0 | 1 | 7 | 19 | 20.25 | 1.500 |

| PITCHER | IP | WLS | BF | H | R | ER | SO | BB | IBB | HBP | BLK | WP | HR | S | P | ERA | WHIP |
|---|---|---|---|---|---|---|---|---|---|---|---|---|---|---|---|---|---|

# BOTTOM

## Baltimore Orioles @ Minnesota Twins

Metropolitan Stadium, Bloomington , MI

Mon May 15 1978, 8:05 PM EDT

Att. 3,847 - Unknown

livebaseballscorecards.com

| | |
|---|---|
| AB | 35 |
| R | 9 |
| H | 7 |
| RBI | 9 |
| BB | 10 |
| SO | 5 |
| LOB | 18 |

1B: 5 SF: 1 WP: 0 PA: 46
2B: 0 SAC: 0 PB: 0
3B: 0 DP: 1 SB: 0
HR: 2 HBP: 0 CS: 0

| Batter | 1 | 2 | 3 | 4 | 5 | 6 | 7 | 8 | 9 | AB | R | H | RBI | BB | SO | LOB |
|---|---|---|---|---|---|---|---|---|---|---|---|---|---|---|---|---|
| Larry Harlow, L (1, 8)<br>OBP: 0.416, SLG: 0.500 | K | | E 1B | F7 | | | F8 2B | | 2B | 5 | 1 | 3 | 0 | 0 | 1 | 2 |
| Billy Smith, S (1, 4)<br>OBP: 0.269, SLG: 0.274 | FC1-6 BB | | F8<br>1-3 | | 4-3 | | F8<br>2-3 | | F7 | 4 | 0 | 0 | 0 | 1 | 0 | 3 |
| Eddie Murray, S (1, 3)<br>OBP: 0.345, SLG: 0.476 | FC1-6<br>1-2f | | 1B 1B<br>3-H | | 4-3 | | F7 | | | 4 | 0 | 1 | 1 | 0 | 0 | 2 |
| Ken Singleton, S (1, 9)<br>OBP: 0.463, SLG: 0.487 | 4-3 | | 1B<br>1-2 | | BB | | | 1B | | 3 | 0 | 2 | 0 | 1 | 0 | 1 |
| Lee May, R (1, 10)<br>OBP: 0.308, SLG: 0.500 | | G5-3 2B | K | | F9 | | | F7 | | 4 | 0 | 1 | 0 | 0 | 1 | 4 |
| Andres Mora, R (1, 7) | | F8 | | SH1-4 1B<br>FC6-2 | BB | 5-3 | | K | | 3 | 0 | 0 | 0 | 1 | 1 | 2 |
| Doug DeCinces, R (1, 5)<br>OBP: 0.328, SLG: 0.404 | | BB | SH1-4<br>1-2 | 1B | | K | | K | | 3 | 0 | 1 | 0 | 1 | 2 | 1 |
| Mark Belanger, R (1, 6)<br>OBP: 0.340, SLG: 0.352 | | G5-3<br>2-3f | SH1-4<br>1-2<br>2-3 | | | K | | | K | 2 | 0 | 0 | 0 | 0 | 1 | 2 |
| Pat Kelly, L (9, PH)<br>OBP: 0.355, SLG: 0.286 | | | | | | | | | | 1 | 0 | 0 | 0 | 0 | 1 | 0 |
| Dave Skaggs, R (1, 2)<br>OBP: 0.231, SLG: 0.130 | | | 3-1 | FC6-2<br>3-H | | | 5-3 | | L3 | 3 | 0 | 0 | 0 | 0 | 0 | 2 |
| Terry Crowley, L (9, PH)<br>OBP: 0.333, SLG: 0.333 | | | | | | | | | | 1 | 0 | 0 | 0 | 0 | 0 | 0 |
| Inning Stats | R: 0 H: 0<br>E: 0 LOB: 1<br>K: 1 BB: 1<br>S: 5 P: 9 | R: 0 H: 1<br>E: 0 LOB: 1<br>K: 0 BB: 1<br>S: 3 P: 7 | R: 1 H: 3<br>E: 1 LOB: 2<br>K: 1 BB: 0<br>S: 8 P: 8 | R: 0 H: 1<br>E: 0 LOB: 2<br>K: 0 BB: 1<br>S: 4 P: 8 | R: 0 H: 0<br>E: 0 LOB: 1<br>K: 0 BB: 1<br>S: 3 P: 7 | R: 0 H: 0<br>E: 0 LOB: 0<br>K: 2 BB: 0<br>S: 7 P: 7 | R: 0 H: 1<br>E: 0 LOB: 1<br>K: 0 BB: 0<br>S: 4 P: 4 | R: 0 H: 1<br>E: 0 LOB: 1<br>K: 2 BB: 0<br>S: 8 P: 8 | R: 0 H: 1<br>E: 0 LOB: 1<br>K: 1 BB: 0<br>S: 6 P: 6 | 1B: 5 SF: 0<br>2B: 3 SAC: 1<br>3B: 0 DP: 1<br>HR: 0 HBP: 0 | | | | | | |

# Baltimore Orioles @ Minnesota Twins

Metropolitan Stadium, Bloomington , MI

Tue May 16 1978, 8:05 PM EDT

Att. 4,893 - Unknown

TOP

livebaseballscorecards.com

| | |
|---|---|
| AB | 33 |
| R | 1 |
| H | 8 |
| RBI | 1 |
| BB | 4 |
| SO | 7 |
| LOB | 19 |

WP: 0 PA: 38
PB: 0
SB: 0
CS: 0

| PITCHER | | IP | WLS | BF | H | R | ER | SO | BB | IBB | HBP | BLK | WP | HR | S | P | ERA | WHIP |
|---|---|---|---|---|---|---|---|---|---|---|---|---|---|---|---|---|---|---|
| Dave Goltz, R<br>ERA: 3.65 | (1, 1) | 6.0 | W | 26 | 5 | 1 | 1 | 4 | 4 | 0 | 0 | 0 | 0 | 0 | 30 | 46 | 1.50 | 1.500 |
| Tom Johnson, R<br>ERA: 3.0 | (7, 1) | 3.0 | S | 12 | 3 | 0 | 0 | 3 | 0 | 0 | 0 | 0 | 0 | 0 | 18 | 18 | 0.00 | 1.000 |

| PITCHER | IP | WLS | BF | H | R | ER | SO | BB | IBB | HBP | BLK | WP | HR | S | P | ERA | WHIP |
|---|---|---|---|---|---|---|---|---|---|---|---|---|---|---|---|---|---|

# Baltimore Orioles @ Minnesota Twins

Metropolitan Stadium, Bloomington , MI

Tue May 16 1978, 8:05 PM EDT

Att. 4,893 - Unknown

BOTTOM

| Batter | 1 | 2 | 3 | 4 | 5 | 6 | 7 | 8 | 9 | AB | R | H | RBI | BB | SO | LOB |
|---|---|---|---|---|---|---|---|---|---|---|---|---|---|---|---|---|
| Willie Norwood, R (1, 8)<br>OBP: 0.328, SLG: 0.422 | S S S 0-3 ① K | | S S S 0-3 ② K | | x 0-0 ② F9 | | x 0-0 FC CS 2B | S S S 0-3 ③ K | | 5 | 0 | 1 | 0 | 0 | 3 | 1 |
| Roy Smalley, S (1, 6)<br>OBP: 0.348, SLG: 0.367 | B B B B 4-0 F8 1B BB | | x 0-0 ③ F7 | | x 0-0 ③ P6 | | x 0-0 FC 2-3 | | | 3 | 0 | 0 | 0 | 1 | 0 | 1 |
| Rod Carew, L (1, 3)<br>OBP: 0.457, SLG: 0.525 | x 0-0 1-2 1B | | | x 0-0 F8 S HR 1B | | x 0-0 WP 3B | S S S 0-3 ① ② K 3-H | | | 4 | 2 | 3 | 0 | 0 | 1 | 2 |
| Mike Cubbage, L (1, 5)<br>OBP: 0.386, SLG: 0.471 | x 0-0 ② F8 2-3 | | | x 0-0 ① F8 1-3 | | S S S 0-3 ① K 3-H | S S S 0-3 ③ K | | | 4 | 0 | 0 | 0 | 0 | 2 | 4 |
| Butch Wynegar, S (1, 2)<br>OBP: 0.331, SLG: 0.366 | x 0-0 ③ F9 | | | x 0-0 3-H HR | | B B B B 4-0 FC4-6 1B HR BB | | x 0-0 1B 1B 1B | | 3 | 3 | 2 | 2 | 1 | 0 | 2 |
| Glenn Adams, L (1, 10)<br>OBP: 0.221, SLG: 0.289 | | x 0-0 ① 4-3 | | x 0-0 ② F9 | | x 0-0 FC4-6 1-2 1B | | x 0-0 5-3 1-3 1B 1B | | 3 | 0 | 1 | 0 | 0 | 0 | 0 |
| Jose Morales, R (8, PH)<br>OBP: 0.429, SLG: 0.500 | | | | | | | | | | 1 | 1 | 1 | 0 | 0 | 0 | 0 |
| Rich Chiles, L (1, 7)<br>OBP: 0.352, SLG: 0.273 | | x 0-0 ② 3-1 | | B B B B 4-0 BB | | x 0-0 ② FC4-6 1-2f 2-3 HR | | x 0-0 ① 5-3 1-2 | | 2 | 1 | 0 | 0 | 1 | 0 | 2 |
| Bombo Rivera, R (8, PH) (9, 7)<br>OBP: 0.381, SLG: 0.306 | | | | | | | | | | 1 | 0 | 0 | 0 | 0 | 0 | 2 |
| Hosken Powell, L (1, 9)<br>OBP: 0.257, SLG: 0.280 | | x 0-0 ③ 4-3 | | x 0-0 ③ F8 | | x 0-0 1-H 3-H HR | | x 0-0 2-H 3-H 1B | | 4 | 1 | 2 | 5 | 0 | 0 | 1 |
| Rob Wilfong, L (1, 4)<br>OBP: 0.316, SLG: 0.267 | | | x 0-0 ① P6 | | x 0-0 ① 6-3 | x 0-0 ③ 4-3 | | S S S 0-3 ② K | | 4 | 0 | 0 | 0 | 0 | 1 | 1 |
| Inning Stats | R: 0 H: 1<br>E: 0 LOB: 2<br>K: 1 BB: 1<br>S: 6 P: 10 | R: 0 H: 0<br>E: 0 LOB: 0<br>K: 0 BB: 0<br>S: 3 P: 3 | R: 0 H: 0<br>E: 0 LOB: 0<br>K: 1 BB: 0<br>S: 5 P: 5 | R: 2 H: 2<br>E: 0 LOB: 1<br>K: 0 BB: 1<br>S: 5 P: 9 | R: 0 H: 0<br>E: 0 LOB: 0<br>K: 0 BB: 0<br>S: 3 P: 3 | R: 4 H: 3<br>E: 0 LOB: 0<br>K: 1 BB: 1<br>S: 8 P: 12 | R: 0 H: 1<br>E: 0 LOB: 1<br>K: 2 BB: 0<br>S: 8 P: 8 | R: 2 H: 3<br>E: 0 LOB: 1<br>K: 2 BB: 0<br>S: 10 P: 10 | | 1B: 6 SF: 0<br>2B: 2 SAC: 0<br>3B: 1 DP: 1<br>HR: 2 HBP: 0 | | | | WP: 1 PA: 37<br>PB: 0<br>SB: 1<br>CS: 1 | | |

livebaseballscorecards.com

| | |
|---|---|
| AB | 34 |
| R | 8 |
| H | 10 |
| RBI | 7 |
| BB | 3 |
| SO | 7 |
| LOB | 16 |

| PITCHER | | IP | WLS | BF | H | R | ER | SO | BB | IBB | HBP | BLK | WP | HR | S | P | ERA | WHIP |
|---|---|---|---|---|---|---|---|---|---|---|---|---|---|---|---|---|---|---|
| Jim Palmer, R<br>ERA: 3.63 | (1, 1) | 5.2 | L | 26 | 6 | 6 | 6 | 3 | 3 | 0 | 0 | 0 | 1 | 2 | 29 | 41 | 9.53 | 1.588 |
| Tippy Martinez, L<br>ERA: 8.35 | (6, 1) | 2.1 | | 11 | 4 | 2 | 2 | 4 | 0 | 0 | 0 | 0 | 0 | 0 | 19 | 19 | 7.71 | 1.714 |

| PITCHER | IP | WLS | BF | H | R | ER | SO | BB | IBB | HBP | BLK | WP | HR | S | P | ERA | WHIP |
|---|---|---|---|---|---|---|---|---|---|---|---|---|---|---|---|---|---|

| Batter | 1 | 2 | 3 | 4 | 5 | 6 | 7 | 8 | 9 | AB | R | H | RBI | BB | SO | LOB |
|---|---|---|---|---|---|---|---|---|---|---|---|---|---|---|---|---|
| Willie Norwood, R (1, 7)<br>OBP: 0.323, SLG: 0.439 | 1-3 | | 4-3<br>2-3 | HR | | L4<br>1-2 | | F8 | | 5 | 1 | 1 | 1 | 0 | 0 | 3 |
| Rod Carew, L (1, 3)<br>OBP: 0.467, SLG: 0.549 | HR | | BB<br>HBP<br>1B | 1B | | | 6-3 | IBB | | 3 | 2 | 2 | 1 | 2 | 0 | 0 |
| Dan Ford, R (1, 8)<br>OBP: 0.364, SLG: 0.472 | G1 | | HBP<br>1B<br>1B<br>1-2 | 4-3 | | | BB<br>2B<br>HBP | P6 | | 3 | 2 | 0 | 0 | 0 | 0 | 3 |
| Mike Cubbage, L (1, 5)<br>OBP: 0.387, SLG: 0.462 | P6 | | 1B<br>2B<br>1-3<br>2-H<br>3-H<br>1B | | F9 | | BB<br>2B<br>1-2 | | P6 | 4 | 1 | 1 | 2 | 1 | 0 | 0 |
| Butch Wynegar, S (1, 2)<br>OBP: 0.341, SLG: 0.385 | | G4-6-3<br>1B | 2B<br>1-3<br>3-H<br>1B | | F3 | | 2B<br>1-3<br>2-H | | F5 | 5 | 1 | 3 | 2 | 0 | 0 | 0 |
| Glenn Adams, L (1, 10)<br>OBP: 0.218, SLG: 0.286<br>Jose Morales, R (3, PH)<br>OBP: 0.436, SLG: 0.514 | | L7 | 2B<br>1-H<br>3-H | | K | | G6-4-3<br>IBB | | F7 | 1<br>3 | 0<br>0 | 0<br>1 | 0<br>2 | 0<br>1 | 0<br>1 | 1<br>0 |
| Roy Smalley, S (1, 6)<br>OBP: 0.339, SLG: 0.357 | | G4-6-3<br>1-2f | F7 | | | F2 | G6-4-3<br>1-2f | | | 4 | 0 | 0 | 0 | 0 | 0 | 5 |
| Hosken Powell, L (1, 9)<br>OBP: 0.276, SLG: 0.295 | | | BB<br>4-3<br>SH3-4<br>1B | L8 | | BB<br>FC1-6 | | 2B | | 2 | 1 | 1 | 0 | 2 | 0 | 0 |
| Rob Wilfong, L (1, 4)<br>OBP: 0.286, SLG: 0.235<br>Bob Randall, R (8, PH)<br>OBP: 0.330, SLG: 0.368<br>(8, 4) | | | SH3-4<br>1-2 | F7 | | FC1-6<br>S<br>1-2f | | 5-3 | | 2<br>1 | 0<br>0 | 0<br>0 | 0<br>0 | 0<br>0 | 0<br>0 | 1<br>1 |
| Inning Stats | R: 1<br>E: 0<br>K: 0<br>S: 4<br>H: 1<br>LOB: 0<br>BB: 0<br>P: 4 | R: 0<br>E: 0<br>K: 0<br>S: 3<br>H: 1<br>LOB: 0<br>BB: 0<br>P: 3 | R: 5<br>E: 0<br>K: 0<br>S: 6<br>H: 3<br>LOB: 1<br>BB: 2<br>P: 15 | R: 1<br>E: 0<br>K: 0<br>S: 5<br>H: 2<br>LOB: 1<br>BB: 0<br>P: 5 | R: 0<br>E: 0<br>K: 1<br>S: 5<br>H: 0<br>LOB: 0<br>BB: 0<br>P: 5 | R: 0<br>E: 0<br>K: 0<br>S: 3<br>H: 0<br>LOB: 1<br>BB: 1<br>P: 7 | R: 1<br>E: 0<br>K: 0<br>S: 3<br>H: 1<br>LOB: 2<br>BB: 2<br>P: 12 | R: 0<br>E: 0<br>K: 0<br>S: 4<br>H: 1<br>LOB: 2<br>BB: 1<br>P: 8 | R: 0<br>E: 0<br>K: 0<br>S: 3<br>H: 0<br>LOB: 0<br>BB: 0<br>P: 3 | 1B: 4<br>2B: 3<br>3B: 0<br>HR: 2<br>SF: 0<br>SAC: 1<br>DP: 2<br>HBP: 2 | | | | | | |

# TOP

## Minnesota Twins @ Kansas City Royals

Royals Stadium, Kansas City, MO

Thu May 18 1978, 8:05 PM EDT

Att. 17,459 - Unknown - 75 F

livebaseballscorecards.com

| | |
|---|---|
| AB | 33 |
| R | 8 |
| H | 9 |
| RBI | 8 |
| BB | 6 |
| SO | 1 |
| LOB | 14 |

WP: 0 PB: 0 SB: 1 CS: 0 PA: 42

| PITCHER | | IP | WLS | BF | H | R | ER | SO | BB | IBB | HBP | BLK | WP | HR | S | P | ERA | WHIP |
|---|---|---|---|---|---|---|---|---|---|---|---|---|---|---|---|---|---|---|
| Dennis Leonard, R<br>ERA: 4.58 | (1, 1) | 2.2 | L | 14 | 4 | 6 | 6 | 0 | 2 | 0 | 1 | 0 | 0 | 1 | 11 | 20 | 20.25 | 2.250 |
| Larry Gura, L<br>ERA: 3.94 | (3, 1) | 3.2 | | 17 | 3 | 2 | 2 | 1 | 2 | 0 | 1 | 0 | 0 | 1 | 16 | 25 | 4.91 | 1.364 |
| Steve Mingori, L<br>ERA: 1.23 | (7, 1) | 1.1 | | 6 | 2 | 0 | 0 | 0 | 0 | 1 | 0 | 0 | 0 | 0 | 5 | 9 | 0.00 | 1.500 |
| Doug Bird, R<br>ERA: 6.23 | (8, 1) | 1.1 | | 5 | 0 | 0 | 0 | 0 | 0 | 1 | 0 | 0 | 0 | 0 | 4 | 8 | 0.00 | 0.000 |

| PITCHER | IP | WLS | BF | H | R | ER | SO | BB | IBB | HBP | BLK | WP | HR | S | P | ERA | WHIP |
|---|---|---|---|---|---|---|---|---|---|---|---|---|---|---|---|---|---|

| Batter | 1 | 2 | 3 | 4 | 5 | 6 | 7 | 8 | 9 | AB | R | H | RBI | BB | SO | LOB |
|---|---|---|---|---|---|---|---|---|---|---|---|---|---|---|---|---|
| Willie Wilson, S (1, 7)<br>OBP: 0.313, SLG: 0.352 | 6-3 | | K | | S 1B<br>1-2<br>2-3 BB | 4-3 | | | F2 | 3 | 0 | 0 | 0 | 1 | 1 | 1 |
| Clint Hurdle, L (9, PH)<br>OBP: 0.333, SLG: 0.402 | | | | | | | | | | 1 | 0 | 0 | 0 | 0 | 0 | 0 |
| John Wathan, R (1, 3)<br>OBP: 0.302, SLG: 0.341 | F8 | | 6-3 | | S<br>1-2<br>2-H<br>3-H 1B | | FC5-4 1B | | G5-4-3 1B | 4 | 0 | 2 | 2 | 0 | 0 | 0 |
| Joe Lahoud, L (9, PH)<br>OBP: 0.100, SLG: 0.100 | | | | | | | | | | 1 | 0 | 1 | 0 | 0 | 0 | 0 |
| Joe Zdeb, R (9, PR)<br>OBP: 0.217, SLG: 0.364 | | | | | | | | | | 0 | 0 | 0 | 0 | 0 | 0 | 0 |
| Hal McRae, R (1, 10)<br>OBP: 0.333, SLG: 0.556 | HR | | | L7 | F7 | | FC5-4<br>FC5-4<br>1-2f | | G5-4-3<br>1-2f | 5 | 1 | 1 | 1 | 0 | 0 | 4 |
| Al Cowens, R (1, 9)<br>OBP: 0.323, SLG: 0.414 | K | | | 4-3 | 6-3<br>1-2<br>2-3 | | FC5-4<br>1-2f 3B | | | 4 | 1 | 0 | 0 | 0 | 1 | 3 |
| (7, 5) | | | | | | | | | | | | | | | | |
| Amos Otis, R (1, 8)<br>OBP: 0.382, SLG: 0.604 | | L8 | | BB | | G3<br>1B 2B | 1-H 3B | | | 3 | 1 | 2 | 1 | 1 | 0 | 0 |
| Darrell Porter, L (1, 2)<br>OBP: 0.388, SLG: 0.486 | | BB | | F9 | G3<br>2-3 | 4-3 | | | | 3 | 0 | 0 | 0 | 1 | 0 | 3 |
| Freddie Patek, R (1, 6)<br>OBP: 0.286, SLG: 0.333 | | F7 | | | F9 | FC5-4<br>3-H 1B | | 6-3 | | 4 | 0 | 1 | 1 | 0 | 0 | 1 |
| Frank White, R (1, 4)<br>OBP: 0.296, SLG: 0.337 | | L4 | | | BB 1B<br>1B 1B | FC5-4<br>1-2f 2B S | | E7<br>G4-6-3 | | 3 | 2 | 1 | 0 | 0 | 0 | 2 |
| Ralph LaCock, L (8, PH)<br>OBP: 0.211, SLG: 0.176 | | | | | | | | | | 1 | 0 | 0 | 0 | 0 | 0 | 0 |
| U L Washington, S (8, PR)<br>OBP: 0.500, SLG: 0.333 | | | | | | | | | | 0 | 0 | 0 | 0 | 0 | 0 | 0 |
| (9, 4) | | | | | | | | | | | | | | | | |
| Jerry Terrell, R (1, 5)<br>OBP: 0.250, SLG: 0.200 | | | 6-3 | | BB<br>1-2 1B 1B | 1-H 2B | | G4-6-3<br>1-2f | | 2 | 1 | 1 | 0 | 0 | 0 | 0 |
| Tom Poquette, L (6, PH)<br>OBP: 0.292, SLG: 0.467 | | | | | | | | | | 2 | 0 | 1 | 1 | 0 | 0 | 1 |
| (7, 9) | | | | | | | | | | | | | | | | |
| Inning Stats | R: 1 H: 1<br>E: 0 LOB: 0<br>K: 1 BB: 0<br>S: 6 P: 6 | R: 0 H: 0<br>E: 0 LOB: 1<br>K: 0 BB: 1<br>S: 3 P: 7 | R: 0 H: 0<br>E: 0 LOB: 0<br>K: 1 BB: 0<br>S: 5 P: 5 | R: 0 H: 0<br>E: 0 LOB: 1<br>K: 0 BB: 1<br>S: 3 P: 7 | R: 2 H: 3<br>E: 0 LOB: 2<br>K: 0 BB: 1<br>S: 6 P: 10 | R: 2 H: 3<br>E: 0 LOB: 1<br>K: 0 BB: 0<br>S: 6 P: 6 | R: 1 H: 2<br>E: 0 LOB: 1<br>K: 0 BB: 0<br>S: 5 P: 5 | R: 0 H: 0<br>E: 1 LOB: 1<br>K: 0 BB: 0<br>S: 3 P: 3 | R: 0 H: 1<br>E: 0 LOB: 1<br>K: 0 BB: 0<br>S: 3 P: 3 | 1B: 6 SF: 0<br>2B: 2 SAC: 0<br>3B: 1 DP: 2<br>HR: 1 HBP: 0 | | | | | | | |

| PITCHER | | IP | WLS | BF | H | R | ER | SO | BB | IBB | HBP | BLK | WP | HR | S | P | ERA | WHIP |
|---|---|---|---|---|---|---|---|---|---|---|---|---|---|---|---|---|---|---|
| Geoff Zahn, L<br>ERA: 3.07 | (1, 1) | 5.1 | W | 24 | 5 | 4 | 4 | 2 | 3 | 0 | 0 | 0 | 0 | 1 | 25 | 37 | 6.75 | 1.500 |
| Tom Johnson, R<br>ERA: 3.45 | (6, 1) | 1.2 | | 9 | 4 | 2 | 2 | 0 | 0 | 0 | 0 | 0 | 0 | 0 | 9 | 9 | 10.80 | 2.400 |
| Mike Marshall, R<br>ERA: | (8, 1) | 2.0 | S | 6 | 1 | 0 | 0 | 0 | 0 | 0 | 0 | 0 | 0 | 0 | 6 | 6 | 0.00 | 0.500 |

| PITCHER | IP | WLS | BF | H | R | ER | SO | BB | IBB | HBP | BLK | WP | HR | S | P | ERA | WHIP |
|---|---|---|---|---|---|---|---|---|---|---|---|---|---|---|---|---|---|

# BOTTOM

## Minnesota Twins @ Kansas City Royals

Royals Stadium, Kansas City, MO

Thu May 18 1978, 8:05 PM EDT

Att. 17,459 - Unknown - 75 F

livebaseballscorecards.com

| | |
|---|---|
| AB | 36 |
| R | 6 |
| H | 10 |
| RBI | 6 |
| BB | 3 |
| SO | 2 |
| LOB | 15 |

| | | | |
|---|---|---|---|
| WP: 0 | PA: 39 | | |
| PB: 0 | | | |
| SB: 3 | | | |
| CS: 0 | | | |

# Minnesota Twins @ Kansas City Royals

Royals Stadium, Kansas City, MO

Fri May 19 1978, 8:05 PM EDT

Att. 31,574 - Unknown - 80 F

TOP

livebaseballscorecards.com

| Batter | 1 | 2 | 3 | 4 | 5 | 6 | 7 | 8 | 9 | AB | R | H | RBI | BB | SO | LOB |
|---|---|---|---|---|---|---|---|---|---|---|---|---|---|---|---|---|
| Willie Norwood, R (1, 7)<br>OBP: 0.323, SLG: 0.436 | 0-0 6-3 S 1B | | 0-3 K | | 0-0 6-3 | 0-0 SF7-3-5<br>2-3<br>3-H | | 0-3 K | | 3 | 0 | 1 | 0 | 0 | 1 | 1 |
| Rod Carew, L (6, PH)<br>OBP: 0.464, SLG: 0.549 | | | | | | | | | | 0 | 0 | 0 | 1 | 0 | 0 | 0 |
| Hosken Powell, L (6, 9)<br>OBP: 0.274, SLG: 0.292 | | | | | | | | | | 1 | 0 | 0 | 0 | 0 | 1 | 1 |
| Bob Randall, R (1, 4)<br>OBP: 0.315, SLG: 0.350 | 0-3 K<br>1-2 | | 0-0 4-3 | | 0-0 6-3 | | 0-0 P6 | | 0-0 F8 | 5 | 0 | 0 | 0 | 0 | 1 | 2 |
| Dan Ford, R (1, 8)<br>OBP: 0.366, SLG: 0.481 | 0-0 6-3<br>2-3 | | | 0-0 E3 1B | 4-0 BB | | 0-0 SF9 3B | | 0-3 K | 4 | 2 | 1 | 0 | 1 | 1 | 1 |
| Jose Morales, R (1, 10)<br>OBP: 0.386, SLG: 0.462 | 0-0 3-1 | | | 0-0 L9 | 0-0 4-3 | | 0-0 SF9<br>3-H | | 0-0 F3 | 4 | 0 | 0 | 1 | 0 | 0 | 3 |
| Craig Kusick, R (1, 3)<br>OBP: 0.279, SLG: 0.271 | | 0-0 6-3 | | 0-3 K | | 0-0 1B 1B 1B | 0-3 K | | | 4 | 1 | 1 | 0 | 0 | 2 | 1 |
| Roy Smalley, S (1, 6)<br>OBP: 0.337, SLG: 0.354 | | 0-0 6-3 | | 0-0 1B BB 1B<br>2-H | | 0-0 F9 | | 0-3 K | | 4 | 0 | 1 | 1 | 0 | 1 | 1 |
| Larry Wolfe, R (1, 5)<br>OBP: 0.286, SLG: 0.326 | | 0-0 5-3 | | 4-0 1B BB<br>1-2 | | 0-0 BB 1B 1B<br>1-2<br>SF7-3-5 | | 0-0 5-3 | | 3 | 1 | 1 | 0 | 1 | 0 | 0 |
| Bombo Rivera, R (1, 9)<br>(6, 7)<br>OBP: 0.435, SLG: 0.450 | | | 0-0 E 1B | 0-0 1B<br>1-2<br>2-3 | | 0-0 SF7-3-5 BB 1B<br>1-2<br>2-H | | 0-0 HR | | 4 | 1 | 4 | 2 | 0 | 0 | 0 |
| Glenn Borgmann, R (1, 2)<br>OBP: 0.346, SLG: 0.158 | | | 0-0 F3<br>1-3 | 0-0 L8 | | 4-0 BB<br>1-2<br>2-3 | | 0-0 1B | | 2 | 0 | 0 | 0 | 1 | 0 | 4 |
| Butch Wynegar, S (8, PH)<br>(8, 2)<br>OBP: 0.346, SLG: 0.390 | | | | | | | | | | 1 | 0 | 1 | 0 | 0 | 0 | 0 |
| Inning Stats | R: 0 H: 1<br>E: 0 LOB: 1<br>K: 1 BB: 0<br>S: 6 P: 6 | R: 0 H: 0<br>E: 0 LOB: 0<br>K: 0 BB: 0<br>S: 3 P: 3 | R: 0 H: 1<br>E: 1 LOB: 1<br>K: 1 BB: 0<br>S: 6 P: 6 | R: 1 H: 2<br>E: 1 LOB: 3<br>K: 1 BB: 1<br>S: 8 P: 12 | R: 0 H: 0<br>E: 0 LOB: 1<br>K: 0 BB: 1<br>S: 3 P: 7 | R: 2 H: 3<br>E: 0 LOB: 1<br>K: 0 BB: 1<br>S: 5 P: 9 | R: 1 H: 1<br>E: 0 LOB: 0<br>K: 1 BB: 0<br>S: 6 P: 6 | R: 1 H: 2<br>E: 0 LOB: 1<br>K: 2 BB: 0<br>S: 9 P: 9 | R: 0 H: 0<br>E: 0 LOB: 0<br>K: 1 BB: 0<br>S: 5 P: 5 | 1B: 8 SF: 2<br>2B: 1 SAC: 0<br>3B: 1 DP: 1<br>HR: 1 HBP: 0 | | | | | | WP: 0 PA: 40<br>PB: 0<br>SB: 1<br>CS: 0 | |

| | AB | 35 |
|---|---|---|
| | R | 5 |
| | H | 10 |
| | RBI | 5 |
| | BB | 3 |
| | SO | 7 |
| | LOB | 14 |

| PITCHER | | IP | WLS | BF | H | R | ER | SO | BB | IBB | HBP | BLK | WP | HR | S | P | ERA | WHIP |
|---|---|---|---|---|---|---|---|---|---|---|---|---|---|---|---|---|---|---|
| Andy Hassler, L<br>ERA: 6.3 | (1, 1) | 5.1 | | 27 | 7 | 3 | 2 | 3 | 3 | 0 | 0 | 0 | 0 | 0 | 30 | 42 | 3.38 | 1.875 |
| Marty Pattin, R<br>ERA: 3.65 | (6, 1) | 2.1 | L | 9 | 3 | 2 | 2 | 2 | 0 | 0 | 0 | 0 | 0 | 1 | 13 | 13 | 7.71 | 1.286 |
| Al Hrabosky, L<br>ERA: 1.26 | (8, 1) | 1.1 | | 4 | 0 | 0 | 0 | 2 | 0 | 0 | 0 | 0 | 0 | 0 | 8 | 8 | 0.00 | 0.000 |

| PITCHER | IP | WLS | BF | H | R | ER | SO | BB | IBB | HBP | BLK | WP | HR | S | P | ERA | WHIP |
|---|---|---|---|---|---|---|---|---|---|---|---|---|---|---|---|---|---|

# BOTTOM

## Minnesota Twins @ Kansas City Royals

Royals Stadium, Kansas City, MO

Fri May 19 1978, 8:05 PM EDT

Att. 31,574 - Unknown - 80 F

| Batter | 1 | 2 | 3 | 4 | 5 | 6 | 7 | 8 | 9 | AB | R | H | RBI | BB | SO | LOB |
|---|---|---|---|---|---|---|---|---|---|---|---|---|---|---|---|---|
| Willie Wilson, S (1, 7) OBP: 0.303, SLG: 0.341 | 1-3 | 6-3 | | | 4-3 | | 5-3 | | | 3 | 0 | 0 | 0 | 0 | 0 | 0 |
| Tom Poquette, L (7, PH) (8, 7) OBP: 0.288, SLG: 0.459 | | | | | | | | | | 1 | 0 | 0 | 0 | 0 | 0 | 1 |
| Hal McRae, R (1, 10) OBP: 0.331, SLG: 0.568 | HR | | F9 | | 5-3 | | P4 | | | 4 | 1 | 1 | 1 | 0 | 0 | 1 |
| George Brett, L (1, 5) OBP: 0.346, SLG: 0.457 | FC4-6 HBP 1B 1B | | WP 1B 2B | | 2B | | | F8 | | 4 | 2 | 3 | 0 | 0 | 0 | 0 |
| Al Cowens, R (1, 9) OBP: 0.328, SLG: 0.412 | 1-2 FC4-6 HBP | | 2-H 1-3 S 1B | | L8 | | | L7 | | 3 | 0 | 1 | 1 | 0 | 0 | 1 |
| Darrell Porter, L (1, 2) OBP: 0.376, SLG: 0.469 | 1-2f 2-3 FC4-6 1B | | 1-3 | | | F8 | | F2 | | 4 | 0 | 0 | 0 | 0 | 0 | 3 |
| Amos Otis, R (1, 8) OBP: 0.377, SLG: 0.590 | 1-2 3-H 1B | | L7 | | | S S S K | | | L7 | 4 | 0 | 1 | 1 | 0 | 1 | 1 |
| Clint Hurdle, L (1, 3) OBP: 0.330, SLG: 0.396 | 6-3 | | | G1-6-3 1B | | P4 | | | 1-3 | 4 | 0 | 1 | 0 | 0 | 0 | 2 |
| Freddie Patek, R (1, 6) OBP: 0.287, SLG: 0.333 | | F7 | | G1-6-3 | | | SH1-4 1B | | F8 | 3 | 0 | 1 | 0 | 0 | 0 | 1 |
| Ralph LaCock, L (9, PH) OBP: 0.200, SLG: 0.167 | | | | 1-2f | | | | | | 1 | 0 | 0 | 0 | 0 | 0 | 0 |
| Frank White, R (1, 4) OBP: 0.290, SLG: 0.330 | | 5-3 | | P6 | | | SH1-4 1-2 | | | 2 | 0 | 0 | 0 | 0 | 0 | 0 |
| Inning Stats | R: 2 E: 0 K: 0 S: 6 H: 3 LOB: 2 BB: 0 P: 7 | R: 0 E: 0 K: 0 S: 3 H: 0 LOB: 0 BB: 0 P: 3 | R: 1 E: 0 K: 0 S: 5 H: 2 LOB: 1 BB: 0 P: 5 | R: 0 E: 0 K: 0 S: 3 H: 1 LOB: 0 BB: 0 P: 3 | R: 0 E: 0 K: 0 S: 4 H: 1 LOB: 1 BB: 0 P: 4 | R: 0 E: 0 K: 1 S: 5 H: 0 LOB: 0 BB: 0 P: 5 | R: 0 E: 0 K: 0 S: 4 H: 1 LOB: 1 BB: 0 P: 4 | R: 0 E: 0 K: 0 S: 3 H: 0 LOB: 0 BB: 0 P: 3 | R: 0 E: 0 K: 0 S: 3 H: 0 LOB: 0 BB: 0 P: 3 | | | | | | | |

livebaseballscorecards.com

| | |
|---|---|
| AB | 33 |
| R | 3 |
| H | 8 |
| RBI | 3 |
| BB | 0 |
| SO | 1 |
| LOB | 10 |

| | 1B | SF | WP | PA |
|---|---|---|---|---|
| | 2B | SAC | PB | |
| | 3B | DP | SB | |
| | HR | HBP | CS | |
| | 1B: 5 | SF: 0 | WP: 1 | PA: 35 |
| | 2B: 2 | SAC: 1 | PB: 0 | |
| | 3B: 0 | DP: 1 | SB: 1 | |
| | HR: 1 | HBP: 1 | CS: 0 | |

| PITCHER | | IP | WLS | BF | H | R | ER | SO | BB | IBB | HBP | BLK | WP | HR | S | P | ERA | WHIP |
|---|---|---|---|---|---|---|---|---|---|---|---|---|---|---|---|---|---|---|
| Roger Erickson, R ERA: 5.26 | (1, 1) | 7.0 | W | 29 | 8 | 3 | 3 | 1 | 0 | 0 | 1 | 0 | 1 | 1 | 30 | 31 | 3.86 | 1.143 |
| Mike Marshall, R ERA: | (8, 1) | 2.0 | S | 6 | 0 | 0 | 0 | 0 | 0 | 0 | 0 | 0 | 0 | 0 | 6 | 6 | 0.00 | 0.000 |

| PITCHER | IP | WLS | BF | H | R | ER | SO | BB | IBB | HBP | BLK | WP | HR | S | P | ERA | WHIP |
|---|---|---|---|---|---|---|---|---|---|---|---|---|---|---|---|---|---|

# Minnesota Twins @ Kansas City Royals

Royals Stadium, Kansas City, MO

Sat May 20 1978, 8:05 PM EDT

Att. 30,312 - Unknown - 66 F

TOP

livebaseballscorecards.com

| Batter | 1 | 2 | 3 | 4 | 5 | 6 | 7 | 8 | 9 | AB | R | H | RBI | BB | SO | LOB |
|---|---|---|---|---|---|---|---|---|---|---|---|---|---|---|---|---|
| Willie Norwood, R (1, 7)<br>OBP: 0.326, SLG: 0.434 | 4-3 | | CS 1B | | F8 | | | S HR 1B | P1 | 5 | 1 | 2 | 0 | 0 | 0 | 2 |
| Rod Carew, L (1, 3)<br>OBP: 0.465, SLG: 0.568 | 1B | | 6-3<br>1-2 | | | 4-3 | | 1-H HR | | 4 | 1 | 2 | 2 | 0 | 0 | 1 |
| Dan Ford, R (1, 8)<br>OBP: 0.369, SLG: 0.477 | BB<br>2B | | | G3-6 1B | | 6-3 | | 6-3 | | 3 | 1 | 1 | 0 | 1 | 0 | 0 |
| Mike Cubbage, L (1, 5)<br>OBP: 0.385, SLG: 0.468 | 1-H 2B | | | G3-6<br>1-2f | | 1-3 | | BB | | 3 | 0 | 1 | 1 | 0 | 0 | 1 |
| Larry Wolfe, R (8, PH)<br>OBP: 0.300, SLG: 0.326 | | | | | | | | | | 0 | 0 | 0 | 0 | 1 | 0 | 0 |
| (8, 5) | | | | | | | | | | | | | | | | |
| Butch Wynegar, S (1, 2)<br>OBP: 0.343, SLG: 0.380 | 4-3 | | | BB 1B | | | L4 | F7 | | 3 | 0 | 0 | 0 | 1 | 0 | 2 |
| Glenn Adams, L (1, 10)<br>OBP: 0.222, SLG: 0.287 | | 6-3 | | 1B<br>1-2 | | | G3 | | BB 2B | 3 | 0 | 1 | 0 | 0 | 0 | 0 |
| Jose Morales, R (9, PH)<br>OBP: 0.400, SLG: 0.462 | | | | | | | | | | 0 | 0 | 0 | 0 | 1 | 0 | 0 |
| Roy Smalley, S (1, 6)<br>OBP: 0.341, SLG: 0.371 | | K | | P5 | | | 2B | | 2B<br>1-3 | 4 | 0 | 2 | 0 | 0 | 1 | 2 |
| Hosken Powell, L (1, 9)<br>OBP: 0.266, SLG: 0.283 | | 1-3 | | | 6-3 | | 4-3 | | K | 3 | 0 | 0 | 0 | 0 | 0 | 1 |
| Bombo Rivera, R (9, PH)<br>OBP: 0.426, SLG: 0.439 | | | | | | | | | | 1 | 0 | 0 | 0 | 0 | 1 | 2 |
| Rob Wilfong, L (1, 4)<br>OBP: 0.261, SLG: 0.211 | | | L4 | | P4 | | | 4-3 | K | 2 | 0 | 0 | 0 | 0 | 0 | 0 |
| Rich Chiles, L (8, PH)<br>OBP: 0.345, SLG: 0.267 | | | | | | | | | | 1 | 0 | 0 | 0 | 0 | 0 | 0 |
| Bob Randall, R (8, 4)<br>OBP: 0.315, SLG: 0.350 | | | | | | | | | | 0 | 0 | 0 | 0 | 0 | 0 | 0 |
| Craig Kusick, R (9, PH)<br>OBP: 0.275, SLG: 0.267 | | | | | | | | | | 1 | 0 | 0 | 0 | 0 | 1 | 2 |
| Inning Stats | R: 1 H: 2<br>E: 0 LOB: 1<br>K: 0 BB: 1<br>S: 4 P: 8 | R: 0 H: 0<br>E: 0 LOB: 0<br>K: 1 BB: 0<br>S: 5 P: 5 | R: 0 H: 1<br>E: 0 LOB: 0<br>K: 0 BB: 0<br>S: 3 P: 3 | R: 0 H: 2<br>E: 0 LOB: 2<br>K: 0 BB: 1<br>S: 4 P: 8 | R: 0 H: 0<br>E: 0 LOB: 0<br>K: 0 BB: 0<br>S: 3 P: 3 | R: 0 H: 0<br>E: 0 LOB: 0<br>K: 0 BB: 0<br>S: 3 P: 3 | R: 0 H: 1<br>E: 0 LOB: 1<br>K: 0 BB: 0<br>S: 4 P: 4 | R: 2 H: 2<br>E: 0 LOB: 1<br>K: 0 BB: 1<br>S: 5 P: 9 | R: 0 H: 1<br>E: 0 LOB: 2<br>K: 2 BB: 1<br>S: 8 P: 12 | 1B: 5 SF: 0<br>2B: 3 SAC: 0<br>3B: 0 DP: 1<br>HR: 1 HBP: 0 | | | | | | |

| | AB | 33 |
|---|---|---|
| | R | 3 |
| | H | 9 |
| | RBI | 3 |
| | BB | 4 |
| | SO | 3 |
| | LOB | 13 |

WP: 0 PA: 37
PB: 0
SB: 1
CS: 1

| PITCHER | | IP | WLS | BF | H | R | ER | SO | BB | IBB | HBP | BLK | WP | HR | S | P | ERA | WHIP |
|---|---|---|---|---|---|---|---|---|---|---|---|---|---|---|---|---|---|---|
| Rich Gale, R<br>ERA: 2.48 | (1, 1) | 7.1 | W | 29 | 8 | 3 | 3 | 1 | 2 | 0 | 0 | 0 | 0 | 1 | 29 | 37 | 3.68 | 1.364 |
| Al Hrabosky, L<br>ERA: 1.13 | (8, 1) | 1.2 | S | 8 | 1 | 0 | 0 | 2 | 2 | 0 | 0 | 0 | 0 | 0 | 10 | 18 | 0.00 | 1.800 |

| PITCHER | | IP | WLS | BF | H | R | ER | SO | BB | IBB | HBP | BLK | WP | HR | S | P | ERA | WHIP |
|---|---|---|---|---|---|---|---|---|---|---|---|---|---|---|---|---|---|---|

# BOTTOM

## Minnesota Twins @ Kansas City Royals

Royals Stadium, Kansas City, MO

Sat May 20 1978, 8:05 PM EDT

Att. 30,312 - Unknown - 66 F

livebaseballscorecards.com

| Batter | 1 | 2 | 3 | 4 | 5 | 6 | 7 | 8 | 9 | AB | R | H | RBI | BB | SO | LOB |
|---|---|---|---|---|---|---|---|---|---|---|---|---|---|---|---|---|
| Willie Wilson, S (1, 7)<br>OBP: 0.298, SLG: 0.333 | 4-3 | | S 1B | | 4-3 | | F9 | L8 | | 5 | 1 | 1 | 0 | 0 | 0 | 1 |
| Hal McRae, R (1, 10)<br>OBP: 0.340, SLG: 0.576 | 5-3 | | 1-H 1B | | F7 | | 1B | 3-H 2B | | 5 | 1 | 3 | 2 | 0 | 0 | 0 |
| George Brett, L (1, 5)<br>OBP: 0.361, SLG: 0.473 | G3 | | L7 | | FC6-4 1B | | 1B 2B | FC6-4 IBB | | 4 | 1 | 2 | 0 | 1 | 0 | 1 |
| Al Cowens, R (1, 9)<br>OBP: 0.324, SLG: 0.403 | | P6 | 5-3 | | FC6-4<br>1-2f | | S 1B<br>2-H 1B | FC6-4<br>1-2f | | 5 | 1 | 1 | 1 | 0 | 0 | 4 |
| Amos Otis, R (1, 8)<br>OBP: 0.390, SLG: 0.592 | | 1B S 1B | 2-H 1B | | | 6-3<br>B B B B | 1B<br>1-2 BB | | | 3 | 0 | 2 | 1 | 1 | 0 | 0 |
| Clint Hurdle, L (1, 3)<br>OBP: 0.336, SLG: 0.411 | | 5-3<br>1-2 | P6 | | | G3 1B 2B | 1-3<br>2-H 1B | | | 4 | 1 | 2 | 1 | 0 | 0 | 2 |
| Ralph LaCock, L (8, 3)<br>OBP: 0.200, SLG: 0.167 | | | | | | | | | | 0 | 0 | 0 | 0 | 0 | 0 | 0 |
| Darrell Porter, L (1, 2)<br>OBP: 0.372, SLG: 0.457 | | B B B 4-0<br>FC5 1B BB | | S S S 0-3<br>K | | G3<br>2-3 | L9 | | | 3 | 0 | 0 | 0 | 1 | 1 | 3 |
| Freddie Patek, R (1, 6)<br>OBP: 0.311, SLG: 0.357 | | 1-2<br>2-3 1B | | L4-3 1B | | S<br>3-H 1B | | SH3-4 S 2B 1B | | 4 | 1 | 4 | 1 | 0 | 0 | 0 |
| Frank White, R (1, 4)<br>OBP: 0.282, SLG: 0.320 | | FC5<br>2-3f | | L4-3<br>1-2 | | L8<br>1-2 | | SH3-4<br>1-3 | | 3 | 0 | 0 | 0 | 0 | 0 | 5 |
| Inning Stats | R: 0 E: 0 K: 0 S: 3 H: 0 LOB: 0 BB: 0 P: 3 | R: 0 E: 0 K: 0 S: 5 H: 2 LOB: 3 BB: 1 P: 9 | R: 2 E: 0 K: 0 S: 6 H: 3 LOB: 1 BB: 0 P: 6 | R: 0 E: 0 K: 1 S: 5 H: 1 LOB: 0 BB: 0 P: 5 | R: 0 E: 0 K: 0 S: 4 H: 1 LOB: 1 BB: 0 P: 4 | R: 1 E: 0 K: 0 S: 5 H: 2 LOB: 1 BB: 0 P: 5 | R: 2 E: 0 K: 0 S: 6 H: 4 LOB: 2 BB: 1 P: 10 | R: 1 E: 0 K: 0 S: 5 H: 2 LOB: 2 BB: 1 P: 9 | | 1B: 12 2B: 4 3B: 0 HR: 0 | SF: 0 SAC: 1 DP: 1 HBP: 0 | | | | | |

| | AB | 36 |
|---|---|---|
| | R | 6 |
| | H | 15 |
| | RBI | 6 |
| | BB | 3 |
| | SO | 1 |
| | LOB | 16 |

| PITCHER | | IP | WLS | BF | H | R | ER | SO | BB | IBB | HBP | BLK | WP | HR | S | P | ERA | WHIP |
|---|---|---|---|---|---|---|---|---|---|---|---|---|---|---|---|---|---|---|
| Paul Thormodsgard, R<br>ERA: 5.44 | (1, 1) | 5.2 | L | 26 | 9 | 3 | 3 | 1 | 1 | 0 | 0 | 0 | 0 | 0 | 27 | 31 | 4.76 | 1.765 |
| Greg Thayer, R<br>ERA: 3.62 | (6, 1) | 1.1 | | 8 | 4 | 2 | 2 | 0 | 1 | 0 | 0 | 0 | 0 | 0 | 7 | 11 | 13.50 | 3.750 |
| Tom Johnson, R<br>ERA: 3.64 | (8, 1) | 1.0 | | 6 | 2 | 1 | 1 | 0 | 0 | 1 | 0 | 0 | 0 | 0 | 5 | 9 | 9.00 | 2.000 |

| PITCHER | IP | WLS | BF | H | R | ER | SO | BB | IBB | HBP | BLK | WP | HR | S | P | ERA | WHIP |
|---|---|---|---|---|---|---|---|---|---|---|---|---|---|---|---|---|---|

| Batter | 1 | 2 | 3 | 4 | 5 | 6 | 7 | 8 | 9 | AB | R | H | RBI | BB | SO | LOB |
|---|---|---|---|---|---|---|---|---|---|---|---|---|---|---|---|---|
| Willie Norwood, R (1, 7)<br>OBP: 0.324, SLG: 0.437 | F7 | | 6-3 | | | 2B | | F8 | | 4 | 1 | 1 | 0 | 0 | 0 | 0 |
| Rod Carew, L (1, 3)<br>OBP: 0.472, SLG: 0.587 | 5-3 | | | 1B 2B | | SH1-3 FC6-2 2B | | FC6 1B | | 4 | 1 | 3 | 2 | 0 | 0 | 0 |
| Dan Ford, R (1, 8)<br>OBP: 0.368, SLG: 0.474 | 5-3 | | | G6-4-3 1B | | SH1-3 | | F8 | | 3 | 0 | 1 | 1 | 0 | 0 | 1 |
| Jose Morales, R (1, 10)<br>OBP: 0.367, SLG: 0.419 | | K | | F9 | | FC6-2 | | FC6 | | 4 | 0 | 0 | 0 | 0 | 1 | 3 |
| Bombo Rivera, R (1, 9)<br>OBP: 0.412, SLG: 0.422 | | WP 5-3 1B | | G6-4-3 | | L8 | | | 5-3 | 4 | 0 | 1 | 0 | 0 | 0 | 2 |
| Roy Smalley, S (1, 6)<br>OBP: 0.333, SLG: 0.361 | | 5-3 | 6-3 | | | | F9 | | F2 | 4 | 0 | 0 | 0 | 0 | 0 | 1 |
| Butch Wynegar, S (1, 2)<br>OBP: 0.341, SLG: 0.371 | | 5-3 | L8 | | | | BB 1-3 | | P4 | 3 | 0 | 0 | 0 | 1 | 0 | 1 |
| Larry Wolfe, R (1, 5)<br>OBP: 0.283, SLG: 0.306 | | | 4-3 | | 5-3 | | 1-3 | | | 3 | 0 | 0 | 0 | 0 | 0 | 1 |
| Bob Randall, R (1, 4)<br>OBP: 0.316, SLG: 0.350 | | | P6 | | | 2B 1B | L9 | | | 3 | 1 | 1 | 0 | 0 | 0 | 1 |
| Inning Stats | R: 0 E: 0 K: 0 S: 3 H: 0 LOB: 0 BB: 0 P: 3 | R: 0 E: 0 K: 1 S: 6 H: 1 LOB: 1 BB: 0 P: 6 | R: 0 E: 0 K: 0 S: 3 H: 0 LOB: 0 BB: 0 P: 3 | R: 1 E: 0 K: 0 S: 4 H: 2 LOB: 0 BB: 0 P: 4 | R: 0 E: 0 K: 0 S: 3 H: 0 LOB: 0 BB: 0 P: 3 | R: 2 E: 0 K: 0 S: 6 H: 3 LOB: 1 BB: 0 P: 6 | R: 0 E: 0 K: 0 S: 3 H: 0 LOB: 1 BB: 1 P: 7 | R: 0 E: 0 K: 0 S: 4 H: 1 LOB: 1 BB: 0 P: 4 | R: 0 E: 0 K: 0 S: 3 H: 0 LOB: 0 BB: 0 P: 3 | 1B: 4 2B: 3 3B: 0 HR: 0 | SF: 0 SAC: 1 DP: 1 HBP: 0 | | | | | | |

# TOP

## Minnesota Twins @ Kansas City Royals

Royals Stadium, Kansas City, MO

Sun May 21 1978, 4:33 AM EDT

Att. 29,079 - Unknown - 66 F

livebaseballscorecards.com

| | |
|---|---|
| AB | 32 |
| R | 3 |
| H | 7 |
| RBI | 3 |
| BB | 1 |
| SO | 1 |
| LOB | 10 |

WP: 1 PB: 0 SB: 0 CS: 0 PA: 34

| PITCHER | IP | WLS | BF | H | R | ER | SO | BB | IBB | HBP | BLK | WP | HR | S | P | ERA | WHIP |
|---|---|---|---|---|---|---|---|---|---|---|---|---|---|---|---|---|---|
| Paul Splittorff, L (1, 1)<br>ERA: 2.72 | 9.0 | L | 34 | 7 | 3 | 3 | 1 | 1 | 0 | 0 | 0 | 1 | 0 | 35 | 39 | 3.00 | 0.889 |

| PITCHER | IP | WLS | BF | H | R | ER | SO | BB | IBB | HBP | BLK | WP | HR | S | P | ERA | WHIP |
|---|---|---|---|---|---|---|---|---|---|---|---|---|---|---|---|---|---|

# BOTTOM

## Minnesota Twins @ Kansas City Royals

Royals Stadium, Kansas City, MO

Sun May 21 1978, 4:33 AM EDT

Att. 29,079 - Unknown - 66 F

livebaseballscorecards.com

| Batter | 1 | 2 | 3 | 4 | 5 | 6 | 7 | 8 | 9 | AB | R | H | RBI | BB | SO | LOB |
|---|---|---|---|---|---|---|---|---|---|---|---|---|---|---|---|---|
| Willie Wilson, S (1, 7) OBP: 0.290, SLG: 0.323 | 4-3 | | 1-3 | | F8 | | F8 | | | 3 | 0 | 0 | 0 | 0 | 0 | 0 |
| Tom Poquette, L (7, PH) (8, 7) OBP: 0.284, SLG: 0.452 | | | | | | | | | | 1 | 0 | 0 | 0 | 0 | 0 | 1 |
| Hal McRae, R (1, 10) OBP: 0.331, SLG: 0.561 | F7 | | F8 | | F9 | | | F9 | | 4 | 0 | 0 | 0 | 0 | 0 | 0 |
| George Brett, L (1, 5) OBP: 0.368, SLG: 0.481 | 3B 2B | | L9 | | G3 | | | BBBB 4-0 BB | | 3 | 1 | 1 | 0 | 1 | 0 | 0 |
| Al Cowens, R (1, 9) OBP: 0.321, SLG: 0.415 | 2-H 3B | | | F2 | | 6-3 | | P4 | | 4 | 0 | 1 | 1 | 0 | 0 | 1 |
| Amos Otis, R (1, 8) OBP: 0.385, SLG: 0.589 | 5-3 | | | 1B 2B | | L9 | | F8 | | 4 | 1 | 1 | 0 | 0 | 0 | 2 |
| Clint Hurdle, L (1, 3) OBP: 0.324, SLG: 0.394 | | 4-3 | | P3 | | 4-3 | | | 6-3 | 4 | 0 | 0 | 0 | 0 | 0 | 1 |
| Darrell Porter, L (1, 2) OBP: 0.376, SLG: 0.454 | | BBBB 4-0 BB | | 1B 2-H 1B | | | G1 | | P5 | 3 | 0 | 1 | 1 | 1 | 0 | 0 |
| Freddie Patek, R (1, 6) OBP: 0.308, SLG: 0.353 | | SSS 0-3 K | | S 1-3 1B | | | G3 | | F3 | 1 | 0 | 0 | 0 | 0 | 1 | 1 |
| U L Washington, S (4, PH) (5, 6) OBP: 0.500, SLG: 0.400 | | | | | | | | | | 2 | 0 | 1 | 0 | 0 | 0 | 0 |
| Joe Lahoud, L (9, PH) OBP: 0.091, SLG: 0.091 | | | | | | | | | | 1 | 0 | 0 | 0 | 0 | 0 | 0 |
| Frank White, R (1, 4) OBP: 0.283, SLG: 0.330 | | F7 | | L5 1-2 | | | 2B | | | 3 | 0 | 1 | 0 | 0 | 0 | 3 |

| | AB | 33 |
|---|---|---|
| | R | 2 |
| | H | 6 |
| | RBI | 2 |
| | BB | 2 |
| | SO | 1 |
| | LOB | 9 |

| Inning Stats | 1 | 2 | 3 | 4 | 5 | 6 | 7 | 8 | 9 |
|---|---|---|---|---|---|---|---|---|---|
| | R: 1 E: 0 K: 0 S: 5 | H: 2 LOB: 1 BB: 0 P: 5 | R: 0 E: 0 K: 1 S: 5 | H: 0 LOB: 1 BB: 1 P: 9 | R: 0 E: 0 K: 0 S: 3 | H: 0 LOB: 0 BB: 0 P: 3 | R: 1 E: 0 K: 0 S: 6 | H: 3 LOB: 2 BB: 0 P: 6 | R: 0 E: 0 K: 0 S: 3 | H: 0 LOB: 0 BB: 0 P: 3 | R: 0 E: 0 K: 0 S: 3 | H: 0 LOB: 0 BB: 0 P: 3 | R: 0 E: 0 K: 0 S: 4 | H: 1 LOB: 1 BB: 0 P: 4 | R: 0 E: 0 K: 0 S: 3 | H: 0 LOB: 1 BB: 1 P: 7 | R: 0 E: 0 K: 0 S: 3 | H: 0 LOB: 0 BB: 0 P: 3 |

| 1B: 2 | SF: 0 | WP: 0 | PA: 35 |
|---|---|---|---|
| 2B: 3 | SAC: 0 | PB: 0 | |
| 3B: 1 | DP: 0 | SB: 1 | |
| HR: 0 | HBP: 0 | CS: 0 | |

| PITCHER | | IP | WLS | BF | H | R | ER | SO | BB | IBB | HBP | BLK | WP | HR | S | P | ERA | WHIP |
|---|---|---|---|---|---|---|---|---|---|---|---|---|---|---|---|---|---|---|
| Gary Serum, R | (1, 1) | 8.0 | W | 32 | 6 | 2 | 2 | 1 | 2 | 0 | 0 | 0 | 0 | 0 | 32 | 40 | 2.25 | 1.000 |
| ERA: 3.6 | | | | | | | | | | | | | | | | | | |
| Mike Marshall, R | (9, 1) | 1.0 | S | 3 | 0 | 0 | 0 | 0 | 0 | 0 | 0 | 0 | 0 | 0 | 3 | 3 | 0.00 | 0.000 |
| ERA: | | | | | | | | | | | | | | | | | | |

| PITCHER | IP | WLS | BF | H | R | ER | SO | BB | IBB | HBP | BLK | WP | HR | S | P | ERA | WHIP |
|---|---|---|---|---|---|---|---|---|---|---|---|---|---|---|---|---|---|

| Batter | 1 | 2 | 3 | 4 | 5 | 6 | 7 | 8 | 9 | AB | R | H | RBI | BB | SO | LOB |
|---|---|---|---|---|---|---|---|---|---|---|---|---|---|---|---|---|
| Mike Hargrove, L (1, 3)<br>OBP: 0.383, SLG: 0.414 | B B B B<br>4-0 FC4-6 BB | | 0-0 1-3 2B | | 4-3 | | | 0-0 E 1B | | 3 | 0 | 2 | 0 | 1 | 0 | 0 |
| Mike Jorgensen, L (8, PR)<br>OBP: 0.364, SLG: 0.250 (8, 3) | | | | | | | | | | 0 | 0 | 0 | 0 | 0 | 0 | 0 |
| Al Oliver, L (1, 10)<br>OBP: 0.301, SLG: 0.430 | 0-0 FC4-6 G6-4-3 1-2f | | 0-0 4-3 | | | 0-0 2B | | 0-0 P4 | | 4 | 0 | 1 | 0 | 0 | 0 | 4 |
| Bobby Bonds, R (1, 9)<br>OBP: 0.339, SLG: 0.430 | 0-0 G6-4-3 1-2f | | | 0-0 5-3 | | 0-0 F8 | | 0-0 E4 S 1-3 | | 4 | 0 | 0 | 0 | 0 | 0 | 3 |
| Richie Zisk, R (1, 7)<br>OBP: 0.358, SLG: 0.556 | | 0-0 6-3 | | 0-0 P3 | | 0-0 5-3 | | 0-0 F3 | | 4 | 0 | 0 | 0 | 0 | 0 | 3 |
| Jim Sundberg, R (1, 2)<br>OBP: 0.384, SLG: 0.480 | | 0-0 G4-6-3 1B | | 0-0 1B 1B | | 0-0 F9 | | 0-0 4-3 1-2 | | 4 | 0 | 2 | 0 | 0 | 0 | 3 |
| Juan Beniquez, R (1, 8)<br>OBP: 0.277, SLG: 0.341 | | 0-0 G4-6-3 1-2f | | 0-0 1-3 1B | | | 0-0 5-3 | | S S S 0-3 K | 4 | 0 | 1 | 0 | 0 | 1 | 1 |
| Toby Harrah, R (1, 5)<br>OBP: 0.305, SLG: 0.292 | | | S S S 0-3 K | 0-0 F8 | | | 0-0 5-3 | | 0-0 6-3 | 4 | 0 | 0 | 0 | 0 | 1 | 2 |
| Bump Wills, S (1, 4)<br>OBP: 0.283, SLG: 0.323 | | | 0-0 4-3 | | S S S 0-3 K | | 0-0 E5 S | | 0-0 4-3 | 4 | 0 | 0 | 0 | 0 | 1 | 0 |
| Nelson Norman, S (1, 6)<br>OBP: 0.333, SLG: 0.333 | | | 0-0 2B 1B | | S S S 0-3 K | | 0-0 F7 1-2 | | | 3 | 0 | 1 | 0 | 0 | 1 | 1 |
| Inning Stats | R: 0 E: 0 K: 0 S: 2 H: 0 LOB: 0 BB: 1 P: 6 | R: 0 E: 0 K: 0 S: 3 H: 1 LOB: 0 BB: 0 P: 3 | R: 0 E: 0 K: 1 S: 7 H: 2 LOB: 2 BB: 0 P: 7 | R: 0 E: 0 K: 0 S: 5 H: 2 LOB: 2 BB: 0 P: 5 | R: 0 E: 0 K: 2 S: 7 H: 0 LOB: 0 BB: 0 P: 7 | R: 0 E: 0 K: 0 S: 4 H: 1 LOB: 1 BB: 0 P: 4 | R: 0 E: 1 K: 0 S: 4 H: 0 LOB: 1 BB: 0 P: 4 | R: 0 E: 1 K: 0 S: 5 H: 1 LOB: 3 BB: 0 P: 5 | R: 0 E: 0 K: 1 S: 5 H: 0 LOB: 0 BB: 0 P: 5 | 1B: 5 2B: 2 3B: 0 HR: 0 | SF: 0 SAC: 0 DP: 2 HBP: 0 | | | | | | |

# TOP

## Texas Rangers @ Minnesota Twins

Metropolitan Stadium, Bloomington , MI

Mon May 22 1978, 8:05 PM EDT

Att. 6,108 - Unknown - 74 F

livebaseballscorecards.com

| | |
|---|---|
| AB | 34 |
| R | 0 |
| H | 7 |
| RBI | 0 |
| BB | 1 |
| SO | 4 |
| LOB | 17 |

WP: 0 PB: 0 SB: 2 CS: 0 PA: 35

| PITCHER | | IP | WLS | BF | H | R | ER | SO | BB | IBB | HBP | BLK | WP | HR | S | P | ERA | WHIP |
|---|---|---|---|---|---|---|---|---|---|---|---|---|---|---|---|---|---|---|
| Geoff Zahn, L<br>ERA: 2.71 | (1, 1) | 7.2 | W | 31 | 7 | 0 | 0 | 3 | 1 | 0 | 0 | 0 | 0 | 0 | 36 | 40 | 0.00 | 1.043 |
| Mike Marshall, R<br>ERA: | (8, 1) | 1.1 | S | 4 | 0 | 0 | 0 | 1 | 0 | 0 | 0 | 0 | 0 | 0 | 6 | 6 | 0.00 | 0.000 |

| PITCHER | IP | WLS | BF | H | R | ER | SO | BB | IBB | HBP | BLK | WP | HR | S | P | ERA | WHIP |
|---|---|---|---|---|---|---|---|---|---|---|---|---|---|---|---|---|---|

| Batter | 1 | 2 | 3 | 4 | 5 | 6 | 7 | 8 | 9 | AB | R | H | RBI | BB | SO | LOB |
|---|---|---|---|---|---|---|---|---|---|---|---|---|---|---|---|---|
| Willie Norwood, R (1, 7)<br>OBP: 0.322, SLG: 0.438 | 0-0 ③ 1B FC6-4 2B | 0-0 ③ 6-3 | | 0-0 ③ FC5-4 1-2f | | 0-0 ③ L8 | | | | 4 | 1 | 1 | 0 | 0 | 0 | 4 |
| Rod Carew, L (1, 3)<br>OBP: 0.467, SLG: 0.578 | 0-0 FC6-4 2-3 1B | | 0-0 ① 3-1 | | 0-0 ① F7 | | 0-3 ① K | | | 4 | 0 | 1 | 0 | 0 | 1 | 0 |
| Dan Ford, R (1, 8)<br>OBP: 0.365, SLG: 0.468 | 0-0 ① FC6-4 L8-3 1-2f 3-H | | 0-0 ② F8 | | 0-0 WP 1B | | 0-0 ② 6-3 | | | 4 | 0 | 1 | 1 | 0 | 0 | 1 |
| Craig Kusick, R (1, 10)<br>OBP: 0.274, SLG: 0.266 | 0-0 ②③ L8-3 1-2 | | 0-0 BB 1B | | 0-0 ② 5-3 1-2 | | 0-0 ③ 6-3 | | | 4 | 0 | 1 | 0 | 0 | 0 | 2 |
| Bombo Rivera, R (1, 9)<br>OBP: 0.436, SLG: 0.413 | | B B B B 4-0 1B FC6-4 BB | B B B B 4-0 1-2 BB | | B B B B 4-0 BB | | | 0-0 ① 5-3 | | 1 | 1 | 0 | 0 | 3 | 0 | 0 |
| Roy Smalley, S (1, 6)<br>OBP: 0.337, SLG: 0.365 | | 0-0 FC6-4 1-3 1B | 0-0 ③ F8 | | 0-0 ③ 6-3 | | | 0-0 CS 1B | | 4 | 0 | 2 | 0 | 0 | 0 | 4 |
| Butch Wynegar, S (1, 2)<br>OBP: 0.338, SLG: 0.362 | | 0-0 ① FC6-4 5-3 BB 1-2f 3-H | | B B B B 4-0 FC5-4 BB | | 0-0 ① F9 | | 0-0 ②③ F7 1-2 | | 3 | 0 | 0 | 1 | 1 | 0 | 2 |
| Larry Wolfe, R (1, 5)<br>OBP: 0.286, SLG: 0.294 | | B B B B 4-0 5-3 1-2 BB | | 0-0 ① F7 | | 0-0 ② F9 | | | | 2 | 0 | 0 | 0 | 1 | 0 | 1 |
| Bob Randall, R (1, 4)<br>OBP: 0.316, SLG: 0.358 | | 0-0 ② 5-3 1-2 2-3 | | 0-0 ② F8 | | 0-0 2B | | | | 3 | 0 | 1 | 0 | 0 | 0 | 3 |
| Inning Stats | R: 1 E: 0 K: 0 S: 4 H: 2 LOB: 0 BB: 0 P: 4 | R: 1 E: 0 K: 0 S: 4 H: 1 LOB: 2 BB: 2 P: 12 | R: 0 E: 0 K: 0 S: 4 H: 1 LOB: 2 BB: 1 P: 8 | R: 0 E: 0 K: 0 S: 3 H: 0 LOB: 1 BB: 1 P: 7 | R: 0 E: 0 K: 0 S: 4 H: 1 LOB: 2 BB: 1 P: 8 | R: 0 E: 0 K: 0 S: 4 H: 1 LOB: 1 BB: 0 P: 4 | R: 0 E: 0 K: 1 S: 5 H: 0 LOB: 0 BB: 0 P: 5 | R: 0 E: 0 K: 0 S: 3 H: 1 LOB: 0 BB: 0 P: 3 | | 1B: 5 2B: 3 3B: 0 HR: 0 | SF: 0 SAC: 0 DP: 1 HBP: 0 | | | | | |

| PITCHER | IP | WLS | BF | H | R | ER | SO | BB | IBB | HBP | BLK | WP | HR | S | P | ERA | WHIP |
|---|---|---|---|---|---|---|---|---|---|---|---|---|---|---|---|---|---|
| Jon Matlack, L (1, 1)<br>ERA: 3.07 | 8.0 | L | 34 | 7 | 2 | 2 | 1 | 5 | 0 | 0 | 0 | 1 | 0 | 31 | 51 | 2.25 | 1.500 |

| PITCHER | IP | WLS | BF | H | R | ER | SO | BB | IBB | HBP | BLK | WP | HR | S | P | ERA | WHIP |
|---|---|---|---|---|---|---|---|---|---|---|---|---|---|---|---|---|---|

# Texas Rangers @ Minnesota Twins

Metropolitan Stadium, Bloomington , MI

Mon May 22 1978, 8:05 PM EDT

Att. 6,108 - Unknown - 74 F

BOTTOM

livebaseballscorecards.com

| | |
|---|---|
| AB | 29 |
| R | 2 |
| H | 7 |
| RBI | 2 |
| BB | 5 |
| SO | 1 |
| LOB | 17 |

| | | | |
|---|---|---|---|
| 1B: 5 | SF: 0 | WP: 1 | PA: 34 |
| 2B: 3 | SAC: 0 | PB: 0 | |
| 3B: 0 | DP: 1 | SB: 0 | |
| HR: 0 | HBP: 0 | CS: 1 | |

| Batter | 1 | 2 | 3 | 4 | 5 | 6 | 7 | 8 | 9 | AB | R | H | RBI | BB | SO | LOB |
|---|---|---|---|---|---|---|---|---|---|---|---|---|---|---|---|---|
| Mike Hargrove, L (1, 3)<br>OBP: 0.392, SLG: 0.410 | BBBB 4-0 1B BB | | x 0-0 ① F7 | | BBBB 4-0 BB | | BBBB 4-0 1B 1-2 2-3 BB | | | 1 | 0 | 0 | 0 | 3 | 0 | 0 |
| Bobby Thompson, S (7, PR)<br>OBP: 0.357, SLG: 0.478 | | | | | | | | | | 0 | 0 | 0 | 0 | 0 | 0 | 0 |
| Mike Jorgensen, L (7, 3)<br>OBP: 0.364, SLG: 0.250 | | | | | | | | | | 0 | 0 | 0 | 0 | 0 | 0 | 0 |
| Al Oliver, L (1, 7)<br>OBP: 0.306, SLG: 0.432 | x 0-0 ① P6 | | x 0-0 5-3 1B | | x 0-0 ③ P6 | | x 0-0 1-2 2-H 3-H 1B | | | 4 | 0 | 2 | 2 | 0 | 0 | 2 |
| Bobby Bonds, R (1, 9)<br>OBP: 0.328, SLG: 0.415 | x 0-0 ② F8 | | x 0-0 ② 5-3 1-2 | | | x 0-0 ① F9 | x 0-0 ③ 5-3 | | | 4 | 0 | 0 | 0 | 0 | 0 | 4 |
| Richie Zisk, R (1, 10)<br>OBP: 0.356, SLG: 0.548 | x 0-0 BB 1-3 1B | | x 0-0 ③ 5-3 | | | x 0-0 ② F8 | | x 0-0 ① 6-3 | | 4 | 0 | 1 | 0 | 0 | 0 | 1 |
| John Lowenstein, L (1, 5)<br>OBP: 0.475, SLG: 0.553 | BBBB 4-0 1-2 BB | | | x 0-0 ① F7 | | x 0-0 ③ F7 | | x 0-0 ② F5 | | 3 | 0 | 0 | 0 | 1 | 0 | 0 |
| Jim Sundberg, R (1, 2)<br>OBP: 0.373, SLG: 0.465 | SSS 0-3 ③ K | | | x 0-0 ② 5-3 | | | x 0-0 ① F9 | x 0-0 ③ F8 | | 4 | 0 | 0 | 0 | 0 | 1 | 3 |
| Bump Wills, S (1, 4)<br>OBP: 0.282, SLG: 0.321 | | x 0-0 CS 1B | SSS 0-3 ③ K | | | | x 0-0 ② 4-3 | | x 0-0 ① F7 | 4 | 0 | 1 | 0 | 0 | 1 | 0 |
| Juan Beniquez, R (1, 8)<br>OBP: 0.284, SLG: 0.341 | | BBBB 4-0 ① CS 1-2 BB | | | SSS 0-3 ① K | | x 0-0 BB 1B 1B | | x 0-0 ② F8 | 3 | 1 | 1 | 0 | 1 | 1 | 0 |
| Jim Mason, L (1, 6)<br>OBP: 0.261, SLG: 0.273 | | SSS 0-3 ②③ K 1-2 | | | SSS 0-3 ② K | | x 0-0 BB 1B 1-2 1B | | x 0-0 ③ F7 | 4 | 1 | 1 | 0 | 0 | 2 | 1 |
| Inning Stats | R: 0 E: 0 K: 1 S: 6 H: 1 LOB: 3 BB: 2 P: 14 | R: 0 E: 0 K: 1 S: 4 H: 1 LOB: 0 BB: 1 P: 8 | R: 0 E: 0 K: 0 S: 4 H: 1 LOB: 1 BB: 0 P: 4 | R: 0 E: 0 K: 1 S: 5 H: 0 LOB: 0 BB: 0 P: 5 | R: 0 E: 0 K: 2 S: 7 H: 0 LOB: 1 BB: 1 P: 11 | R: 0 E: 0 K: 0 S: 3 H: 0 LOB: 0 BB: 0 P: 3 | R: 2 E: 0 K: 0 S: 6 H: 3 LOB: 2 BB: 1 P: 10 | R: 0 E: 0 K: 0 S: 3 H: 0 LOB: 0 BB: 0 P: 3 | R: 0 E: 0 K: 0 S: 3 H: 0 LOB: 0 BB: 0 P: 3 | 1B: 6 2B: 0 3B: 0 HR: 0 | SF: 0 SAC: 0 DP: 0 HBP: 0 | | | | | | |

| PITCHER | IP | WLS | BF | H | R | ER | SO | BB | IBB | HBP | BLK | WP | HR | S | P | ERA | WHIP |
|---|---|---|---|---|---|---|---|---|---|---|---|---|---|---|---|---|---|
| Roger Erickson, R (1, 1)<br>ERA: 4.85 | 9.0 | W | 36 | 6 | 2 | 2 | 5 | 5 | 0 | 0 | 0 | 0 | 0 | 41 | 61 | 2.00 | 1.222 |

| PITCHER | IP | WLS | BF | H | R | ER | SO | BB | IBB | HBP | BLK | WP | HR | S | P | ERA | WHIP |
|---|---|---|---|---|---|---|---|---|---|---|---|---|---|---|---|---|---|

TOP

# Texas Rangers @ Minnesota Twins

Metropolitan Stadium, Bloomington , MI

Tue May 23 1978, 8:05 PM EDT

Att. 6,791 - Unknown - 73 F

livebaseballscorecards.com

| | |
|---|---|
| AB | 31 |
| R | 2 |
| H | 6 |
| RBI | 2 |
| BB | 5 |
| SO | 5 |
| LOB | 11 |

| | | | |
|---|---|---|---|
| 1B: 6 | SF: 0 | WP: 0 | PA: 36 |
| 2B: 0 | SAC: 0 | PB: 0 | |
| 3B: 0 | DP: 0 | SB: 0 | |
| HR: 0 | HBP: 0 | CS: 2 | |

# Texas Rangers @ Minnesota Twins

Metropolitan Stadium, Bloomington , MI

Tue May 23 1978, 8:05 PM EDT

Att. 6,791 - Unknown - 73 F

livebaseballscorecards.com

## BOTTOM

| Batter | 1 | 2 | 3 | 4 | 5 | 6 | 7 | 8 | 9 | AB | R | H | RBI | BB | SO | LOB |
|---|---|---|---|---|---|---|---|---|---|---|---|---|---|---|---|---|
| Willie Norwood, R (1, 7)<br>OBP: 0.320, SLG: 0.429 | 6-3 | | F8 | | 6-3 | | BB<br>1-2<br>2-3 | | | 3 | 0 | 0 | 0 | 1 | 0 | 0 |
| Rod Carew, L (1, 3)<br>OBP: 0.462, SLG: 0.570 | 4-3 | | | F8 1B<br>1B | | 5-3 | 1-3 | | | 4 | 0 | 1 | 0 | 0 | 0 | 3 |
| Dan Ford, R (1, 8)<br>OBP: 0.375, SLG: 0.503 | HR | | | 1-2<br>1B | | K | | 4-3<br>3B<br>2B | | 4 | 2 | 3 | 1 | 0 | 1 | 0 |
| Craig Kusick, R (1, 10)<br>OBP: 0.263, SLG: 0.254<br>Rich Chiles, L (8, PH)<br>OBP: 0.339, SLG: 0.261 | K | | | K | | G3 | | 4-3<br>2-3 | | 3<br>1 | 0<br>0 | 0<br>0 | 0<br>0 | 0<br>0 | 2<br>0 | 2<br>1 |
| Bombo Rivera, R (1, 9)<br>OBP: 0.424, SLG: 0.400 | | 5-3 | | F8<br>2-3 | | | FC6-4 SH1-4<br>1B<br>1B | F4 | | 4 | 1 | 1 | 0 | 0 | 0 | 3 |
| Roy Smalley, S (1, 6)<br>OBP: 0.337, SLG: 0.360 | | L7 | | F9 | | | SH1-4<br>1-2 | 3B<br>BB | | 2 | 1 | 0 | 0 | 1 | 0 | 2 |
| Larry Wolfe, R (1, 5)<br>OBP: 0.305, SLG: 0.302<br>Mike Cubbage, L (8, PH)<br>OBP: 0.390, SLG: 0.491<br>(9, 5) | | CS<br>1B | | | 6-3 | | FC6-4<br>BB | 1-H<br>3-H<br>3B | | 2<br>1 | 0<br>0 | 1<br>1 | 0<br>2 | 1<br>0 | 0<br>0 | 0<br>0 |
| Bob Randall, R (1, 4)<br>OBP: 0.311, SLG: 0.352<br>Jose Morales, R (7, PH)<br>OBP: 0.360, SLG: 0.409<br>Rob Wilfong, L (7, PR)<br>OBP: 0.292, SLG: 0.211<br>(8, 4) | CS<br>1-2 | | F4 | | F8 | | FC6-4<br>BB 1B<br>1-2f<br>2-3 | FC5-4<br>BB | | 2<br>1<br>0 | 0<br>0<br>0 | 0<br>0<br>0 | 0<br>0<br>0 | 0<br>0<br>1 | 0<br>0<br>0 | 0<br>2<br>0 |
| Glenn Borgmann, R (1, 2)<br>OBP: 0.367, SLG: 0.348 | | | 5-3 | | HR | | BB<br>1-2<br>3-H<br>1B | FC5-4<br>1-2f | | 4 | 1 | 2 | 2 | 0 | 0 | 2 |
| Inning Stats | R: 1 H: 1<br>E: 0 LOB: 0<br>K: 1 BB: 0<br>S: 6 P: 6 | R: 0 H: 1<br>E: 0 LOB: 0<br>K: 0 BB: 0<br>S: 3 P: 3 | R: 0 H: 0<br>E: 0 LOB: 0<br>K: 0 BB: 0<br>S: 3 P: 3 | R: 0 H: 2<br>E: 0 LOB: 2<br>K: 1 BB: 0<br>S: 7 P: 7 | R: 1 H: 1<br>E: 0 LOB: 0<br>K: 0 BB: 0<br>S: 4 P: 4 | R: 0 H: 0<br>E: 0 LOB: 0<br>K: 1 BB: 0<br>S: 5 P: 5 | R: 1 H: 2<br>E: 0 LOB: 3<br>K: 0 BB: 2<br>S: 5 P: 13 | R: 2 H: 2<br>E: 0 LOB: 2<br>K: 0 BB: 2<br>S: 5 P: 13 | | 1B: 5 SF: 0<br>2B: 1 SAC: 1<br>3B: 1 DP: 0<br>HR: 2 HBP: 0 | | | | | | |

| | AB | 31 |
|---|---|---|
| | R | 5 |
| | H | 9 |
| | RBI | 5 |
| | BB | 4 |
| | SO | 3 |
| | LOB | 15 |

WP: 0 PB: 0 SB: 0 CS: 1 PA: 37

| PITCHER | | IP | WLS | BF | H | R | ER | SO | BB | IBB | HBP | BLK | WP | HR | S | P | ERA | WHIP |
|---|---|---|---|---|---|---|---|---|---|---|---|---|---|---|---|---|---|---|
| Jim Umbarger, L<br>ERA: 4.44 | (1, 1) | 7.0 | L | 30 | 8 | 4 | 4 | 3 | 2 | 0 | 0 | 0 | 0 | 2 | 34 | 42 | 5.14 | 1.429 |
| Reggie Cleveland, R<br>ERA: 2.45 | (8, 1) | 1.0 | | 6 | 1 | 1 | 1 | 0 | 2 | 0 | 0 | 0 | 0 | 0 | 4 | 12 | 9.00 | 3.000 |

| PITCHER | IP | WLS | BF | H | R | ER | SO | BB | IBB | HBP | BLK | WP | HR | S | P | ERA | WHIP |
|---|---|---|---|---|---|---|---|---|---|---|---|---|---|---|---|---|---|

# Texas Rangers @ Minnesota Twins

Metropolitan Stadium, Bloomington , MI

Wed May 24 1978, 8:05 PM EDT

Att. 7,598 - Unknown - 76 F

livebaseballscorecards.com

TOP

| Batter | 1 | 2 | 3 | 4 | 5 | 6 | 7 | 8 | 9 | 10 | 11 | AB | R | H | RBI | BB | SO | LOB |
|---|---|---|---|---|---|---|---|---|---|---|---|---|---|---|---|---|---|---|
| John Lowenstein, L (1, 5)<br>OBP: 0.453, SLG: 0.519 | 1B | | 6-3 | | | F7 | | 4-3 | | | K | 5 | 1 | 1 | 0 | 0 | 1 | 0 |
| Mike Hargrove, L (1, 3)<br>OBP: 0.392, SLG: 0.401<br>Bobby Thompson, S (11, PR)<br>OBP: 0.357, SLG: 0.478<br>Mike Jorgensen, L (11, 3)<br>OBP: 0.364, SLG: 0.250 | BB | | G3 | | | 3-1 | | | F6 | | BB | 3<br>0<br>0 | 0<br>1<br>0 | 0<br>0<br>0 | 0<br>0<br>0 | 2<br>0<br>0 | 0<br>0<br>0 | 0<br>0<br>0 |
| Bobby Bonds, R (1, 9)<br>OBP: 0.324, SLG: 0.402 | K | | | L4 | | F2 | | | K | | BB | 4 | 0 | 0 | 0 | 1 | 2 | 2 |
| Al Oliver, L (1, 7)<br>OBP: 0.321, SLG: 0.440 | 1B | | | BB | | | 4-3 | | WP | | 1B | 4 | 0 | 3 | 2 | 1 | 0 | 0 |
| Richie Zisk, R (1, 10)<br>OBP: 0.351, SLG: 0.536 | L9-3 | | | G5-4-3 | | | 1B | | K | | K | 5 | 0 | 1 | 0 | 0 | 2 | 6 |
| Bump Wills, S (1, 4)<br>OBP: 0.279, SLG: 0.338 | | K | | | HR | | F5 | | | K | K | 5 | 1 | 1 | 1 | 0 | 3 | 3 |
| Jim Sundberg, R (1, 2)<br>OBP: 0.370, SLG: 0.459 | | 4-3 | | | L6 | | L9 | | | CS 1B | | 4 | 0 | 1 | 0 | 0 | 0 | 1 |
| Juan Beniquez, R (1, 8)<br>OBP: 0.283, SLG: 0.333 | | L9 | | | F7 | | | 5-3 | | BB | | 3 | 0 | 0 | 0 | 1 | 0 | 0 |
| Jim Mason, L (1, 6)<br>OBP: 0.231, SLG: 0.240<br>Nelson Norman, S (8, 6)<br>OBP: 0.250, SLG: 0.250 | | | 1-3 | | L9 | | | F9 | | K | | 3<br>1 | 0<br>0 | 0<br>0 | 0<br>0 | 0<br>0 | 0<br>1 | 0<br>1 |
| Inning Stats | R: 1<br>E: 0<br>K: 1<br>S: 6<br>H: 2<br>LOB: 1<br>BB: 1<br>P: 10 | R: 0<br>E: 0<br>K: 1<br>S: 5<br>H: 0<br>LOB: 0<br>BB: 0<br>P: 5 | R: 0<br>E: 0<br>K: 0<br>S: 3<br>H: 0<br>LOB: 0<br>BB: 0<br>P: 3 | R: 0<br>E: 0<br>K: 0<br>S: 2<br>H: 0<br>LOB: 0<br>BB: 1<br>P: 6 | R: 1<br>E: 0<br>K: 0<br>S: 4<br>H: 1<br>LOB: 0<br>BB: 0<br>P: 4 | R: 0<br>E: 0<br>K: 0<br>S: 3<br>H: 0<br>LOB: 0<br>BB: 0<br>P: 3 | R: 0<br>E: 0<br>K: 0<br>S: 4<br>H: 1<br>LOB: 1<br>BB: 0<br>P: 4 | R: 0<br>E: 0<br>K: 0<br>S: 3<br>H: 0<br>LOB: 0<br>BB: 0<br>P: 3 | R: 0<br>E: 0<br>K: 2<br>S: 8<br>H: 1<br>LOB: 1<br>BB: 0<br>P: 8 | R: 0<br>E: 0<br>K: 2<br>S: 7<br>H: 1<br>LOB: 1<br>BB: 1<br>P: 11 | R: 1<br>E: 0<br>K: 3<br>S: 10<br>H: 1<br>LOB: 2<br>BB: 2<br>P: 18 | | | | | | |

| | |
|---|---|
| AB | 37 |
| R | 3 |
| H | 7 |
| RBI | 3 |
| BB | 5 |
| SO | 9 |
| LOB | 13 |

| | | | | | | | | | | | | | | | | | | | | |
|---|---|---|---|---|---|---|---|---|---|---|---|---|---|---|---|---|---|---|---|---|
| 1B: 6 | SF: 0 | WP: 1 | PA: 42 |
| 2B: 1 | SAC: 0 | PB: 0 | |
| 3B: 0 | DP: 2 | SB: 2 | |
| HR: 1 | HBP: 0 | CS: 1 | |

| PITCHER | | IP | WLS | BF | H | R | ER | SO | BB | IBB | HBP | BLK | WP | HR | S | P | ERA | WHIP |
|---|---|---|---|---|---|---|---|---|---|---|---|---|---|---|---|---|---|---|
| Paul Thormodsgard, R<br>ERA: 4.91 | (1, 1) | 9.0 | | 32 | 5 | 2 | 2 | 4 | 2 | 0 | 0 | 0 | 1 | 1 | 38 | 46 | 2.00 | 0.778 |
| Mike Marshall, R<br>ERA: 0.9 | (10, 1) | 2.0 | L | 10 | 2 | 1 | 1 | 5 | 3 | 0 | 0 | 0 | 0 | 0 | 17 | 29 | 4.50 | 2.500 |

| PITCHER | | IP | WLS | BF | H | R | ER | SO | BB | IBB | HBP | BLK | WP | HR | S | P | ERA | WHIP |
|---|---|---|---|---|---|---|---|---|---|---|---|---|---|---|---|---|---|---|

# Texas Rangers @ Minnesota Twins

Metropolitan Stadium, Bloomington , MI

Wed May 24 1978, 8:05 PM EDT
Att. 7,598 - Unknown - 76 F

livebaseballscorecards.com

## BOTTOM

| Batter | 1 | 2 | 3 | 4 | 5 | 6 | 7 | 8 | 9 | 10 | 11 | AB | R | H | RBI | BB | SO | LOB |
|---|---|---|---|---|---|---|---|---|---|---|---|---|---|---|---|---|---|---|
| Rich Chiles, L (1, 7)<br>OBP: 0.333, SLG: 0.260 | 4-3 | | 6-3 | | 3-1 | | 1B | | | F4 | | 4 | 0 | 1 | 0 | 0 | 0 | 2 |
| Willie Norwood, R (10, PH)<br>OBP: 0.318, SLG: 0.425 (11, 7) | | | | | 2-3 | | | | | | | 1 | 0 | 0 | 0 | 0 | 0 | 0 |
| Rod Carew, L (1, 3)<br>OBP: 0.455, SLG: 0.556 | CS<br>BB | | | 3-1 | 4-3 | | 6-3 | | | 4-3 | | 4 | 0 | 0 | 0 | 1 | 0 | 2 |
| Dan Ford, R (1, 8)<br>OBP: 0.370, SLG: 0.493 | 6-3<br>1-2 | | | 1-3 | | 1-3 SH1-3<br>1B | | K | | 6-3 | | 5 | 0 | 1 | 0 | 0 | 1 | 1 |
| Mike Cubbage, L (1, 5)<br>OBP: 0.400, SLG: 0.509 | | L6-4<br>2B | | BB<br>1B | | SH1-3<br>1-2 | | F8 | | | F8 | 2 | 0 | 2 | 0 | 0 | 0 | 0 |
| Jose Morales, R (8, PH)<br>OBP: 0.353, SLG: 0.400 | | | | | | | | | | | | 1 | 0 | 0 | 0 | 0 | 0 | 0 |
| Larry Wolfe, R (9, 5)<br>OBP: 0.300, SLG: 0.296 | | | | | | | | | | | | 1 | 0 | 0 | 0 | 0 | 0 | 0 |
| Butch Wynegar, S (1, 2)<br>OBP: 0.340, SLG: 0.354 | | F8 | | BB<br>1-2 | | 1-3<br>BB | | F3 | | | 1-3 | 3 | 0 | 0 | 0 | 2 | 0 | 1 |
| Roy Smalley, S (1, 6)<br>OBP: 0.328, SLG: 0.349 | | L6-4<br>2-3 | | G3 | | 1-3<br>1-2<br>2-3 | | | F6 | | L8 | 5 | 0 | 0 | 0 | 0 | 0 | 5 |
| Glenn Adams, L (1, 10)<br>OBP: 0.226, SLG: 0.300 | 4-3 | | | | E<br>2B | 6-3 | | | 5-3 | | | 3 | 1 | 1 | 0 | 0 | 0 | 2 |
| Bombo Rivera, R (9, PH)<br>OBP: 0.417, SLG: 0.392 (10, 9) | | | | | | | | | | | | 1 | 0 | 0 | 0 | 0 | 0 | 0 |
| Hosken Powell, L (1, 9)<br>OBP: 0.268, SLG: 0.284 | 4-3 | | | | E8<br>3-1<br>2-H<br>1B | | F8 | | HR | | | 3 | 0 | 1 | 1 | 0 | 0 | 0 |
| Craig Kusick, R (9, PH)<br>OBP: 0.273, SLG: 0.309 | | | | | | | | | | | | 1 | 1 | 1 | 1 | 0 | 0 | 0 |
| Mike Marshall, R (10, 1) | | | | | | | | | | | | 0 | 0 | 0 | 0 | 0 | 0 | 0 |
| Rob Wilfong, L (1, 4)<br>OBP: 0.296, SLG: 0.227 | 1B | | | | 2-3 | | 4-3 | | 6-3 | | | 3 | 0 | 1 | 0 | 0 | 0 | 1 |
| Bob Randall, R (9, PH)<br>OBP: 0.308, SLG: 0.349 (10, 4) | | | | | | | | | | | | 1 | 0 | 0 | 0 | 0 | 0 | 0 |

| Inning Stats | 1 | 2 | 3 | 4 | 5 | 6 | 7 | 8 | 9 | 10 | 11 |
|---|---|---|---|---|---|---|---|---|---|---|---|
| | R: 0<br>E: 0<br>K: 0<br>S: 2 | H: 0<br>LOB: 0<br>BB: 1<br>P: 6 | R: 0<br>E: 0<br>K: 0<br>S: 3 | H: 1<br>LOB: 0<br>BB: 0<br>P: 3 | R: 0<br>E: 0<br>K: 0<br>S: 4 | H: 1<br>LOB: 1<br>BB: 0<br>P: 4 | R: 0<br>E: 0<br>K: 0<br>S: 4 | H: 1<br>LOB: 2<br>BB: 1<br>P: 8 | R: 1<br>E: 1<br>K: 0<br>S: 5 | H: 2<br>LOB: 1<br>BB: 0<br>P: 5 | R: 0<br>E: 0<br>K: 0<br>S: 4 | H: 1<br>LOB: 2<br>BB: 1<br>P: 8 | R: 0<br>E: 0<br>K: 0<br>S: 4 | H: 1<br>LOB: 1<br>BB: 0<br>P: 4 | R: 0<br>E: 0<br>K: 1<br>S: 5 | H: 0<br>LOB: 0<br>BB: 0<br>P: 5 | R: 1<br>E: 0<br>K: 0<br>S: 4 | H: 1<br>LOB: 0<br>BB: 0<br>P: 4 | R: 0<br>E: 0<br>K: 0<br>S: 3 | H: 0<br>LOB: 0<br>BB: 0<br>P: 3 | R: 0<br>E: 0<br>K: 0<br>S: 3 | H: 0<br>LOB: 0<br>BB: 0<br>P: 3 |

| | AB | 38 |
|---|---|---|
| | R | 2 |
| | H | 8 |
| | RBI | 2 |
| | BB | 3 |
| | SO | 1 |
| | LOB | 14 |

| | 1B: 5 | SF: 0 | WP: 0 | PA: 42 |
|---|---|---|---|---|
| | 2B: 3 | SAC: 1 | PB: 0 | |
| | 3B: 0 | DP: 1 | SB: 0 | |
| | HR: 1 | HBP: 0 | CS: 1 | |

| PITCHER | | IP | WLS | BF | H | R | ER | SO | BB | IBB | HBP | BLK | WP | HR | S | P | ERA | WHIP |
|---|---|---|---|---|---|---|---|---|---|---|---|---|---|---|---|---|---|---|
| Dock Ellis, R<br>ERA: 3.71 | (1, 1) | 7.0 | | 29 | 7 | 1 | 1 | 0 | 3 | 0 | 0 | 0 | 0 | 0 | 26 | 38 | 1.29 | 1.429 |
| Paul Lindblad, L<br>ERA: 1.08 | (8, 1) | 3.0 | W | 10 | 1 | 1 | 1 | 1 | 0 | 0 | 0 | 0 | 0 | 1 | 12 | 12 | 3.00 | 0.333 |
| Doc Medich, R<br>ERA: 6.0 | (11, 1) | 1.0 | S | 3 | 0 | 0 | 0 | 0 | 0 | 0 | 0 | 0 | 0 | 0 | 3 | 3 | 0.00 | 0.000 |

| PITCHER | IP | WLS | BF | H | R | ER | SO | BB | IBB | HBP | BLK | WP | HR | S | P | ERA | WHIP |
|---|---|---|---|---|---|---|---|---|---|---|---|---|---|---|---|---|---|

| Batter | 1 | 2 | 3 | 4 | 5 | 6 | 7 | 8 | 9 | AB | R | H | RBI | BB | SO | LOB |
|---|---|---|---|---|---|---|---|---|---|---|---|---|---|---|---|---|
| John Lowenstein, L (1, 5)<br>OBP: 0.435, SLG: 0.509 | S S S<br>0-3 ① K | | S S S<br>0-3 ① K | | x<br>0-0 ② 3-1 | | x<br>0-0 ③ G3 | x<br>0-0<br>1-3 2-H 3-H<br>2B | | 5 | 0 | 1 | 2 | 0 | 2 | 1 |
| Mike Hargrove, L (1, 3)<br>OBP: 0.389, SLG: 0.393<br>Toby Harrah, R (8, PH)<br>OBP: 0.303, SLG: 0.289<br>Mike Jorgensen, L (8, 3)<br>OBP: 0.364, SLG: 0.250 | B B B B<br>4-0<br>1B 1-3 1B<br>BB | | x<br>0-0 ② F8 | | x<br>0-0 ③ G3 | | | x<br>0-0<br>K<br>0-0<br>4-3 | | 3<br>1<br>0 | 1<br>0<br>0 | 0<br>0<br>0 | 0<br>0<br>0 | 1<br>0<br>0 | 1<br>0<br>0 | 0<br>3<br>0 |
| Bobby Bonds, R (1, 9)<br>OBP: 0.333, SLG: 0.405 | x<br>0-0 ② 1-3<br>1-2 | | x<br>0-0<br>1B | | | x<br>0-0<br>E S<br>1B<br>1B | | B B B B<br>4-0<br>S HBP<br>E<br>BB | x<br>0-0 ① 5-3 | 4 | 2 | 2 | 0 | 1 | 0 | 1 |
| Al Oliver, L (1, 10)<br>OBP: 0.323, SLG: 0.435 | x<br>0-0<br>1B<br>2-3<br>1B | | x<br>0-0 ③ F7 | | | x<br>0-0 ① F3 | | H<br>1-0<br>E<br>1-2<br>2B<br>HBP | S S S<br>0-3 ② K | 4 | 1 | 1 | 0 | 0 | 1 | 2 |
| Richie Zisk, R (1, 7)<br>OBP: 0.360, SLG: 0.539<br>Bobby Thompson, S (8, PR)<br>OBP: 0.345, SLG: 0.458<br>(8, 7) | x<br>0-0<br>1-3<br>3-H<br>1B | | | x<br>0-0 ① L8 | | x<br>0-0<br>CS<br>1-H<br>1B | | B B B B<br>4-0<br>2B<br>1-2<br>2-H<br>SF7<br>BB | S S S<br>0-3 ③ K | 3<br>1 | 0<br>1 | 2<br>0 | 2<br>0 | 1<br>0 | 0<br>1 | 0<br>0 |
| Bump Wills, S (1, 4)<br>OBP: 0.278, SLG: 0.343 | x<br>0-0 ③ F7 | | | x<br>0-0 ② F7 | | x<br>0-0 ② ③ G3<br>1-2 | | x<br>0-0<br>BB<br>1-3<br>2-H<br>2B | | 4 | 1 | 1 | 1 | 0 | 0 | 3 |
| Jim Sundberg, R (1, 2)<br>OBP: 0.373, SLG: 0.463 | | x<br>0-0 ① B1-3 | | x<br>0-0<br>1B | | | x<br>0-0<br>4-3 SH1-4<br>1B | x<br>0-0 ② SF7<br>3-H | | 3 | 0 | 2 | 1 | 0 | 0 | 0 |
| Juan Beniquez, R (1, 8)<br>OBP: 0.284, SLG: 0.328 | | x<br>0-0 ② 6-3 | | S S S<br>0-3 ③ K | | | x<br>0-0 ① SH1-4<br>1-2 | B B B B<br>4-0<br>BB<br>2B<br>BB | | 2 | 1 | 0 | 0 | 1 | 1 | 1 |
| Jim Mason, L (1, 6)<br>OBP: 0.233, SLG: 0.214 | | x<br>0-0 ③ 4-3 | | | x<br>0-0 ① 4-3 | | x<br>0-0 ② 4-3<br>2-3 | B B B B<br>4-0<br>2B<br>1-2<br>2-3<br>BB | | 3 | 0 | 0 | 0 | 1 | 0 | 1 |
| Inning Stats | R: 1 H: 2<br>E: 0 LOB: 2<br>K: 1 BB: 1<br>S: 7 P: 11 | R: 0 H: 0<br>E: 0 LOB: 0<br>K: 0 BB: 0<br>S: 3 P: 3 | R: 0 H: 1<br>E: 0 LOB: 1<br>K: 1 BB: 0<br>S: 6 P: 6 | R: 0 H: 1<br>E: 0 LOB: 1<br>K: 1 BB: 0<br>S: 6 P: 6 | R: 0 H: 0<br>E: 0 LOB: 0<br>K: 0 BB: 0<br>S: 3 P: 3 | R: 1 H: 2<br>E: 0 LOB: 0<br>K: 0 BB: 0<br>S: 4 P: 4 | R: 0 H: 1<br>E: 0 LOB: 1<br>K: 0 BB: 0<br>S: 4 P: 4 | R: 5 H: 2<br>E: 0 LOB: 3<br>K: 1 BB: 4<br>S: 7 P: 24 | R: 0 H: 0<br>E: 0 LOB: 0<br>K: 2 BB: 0<br>S: 7 P: 7 | 1B: 7 SF: 1<br>2B: 2 SAC: 1<br>3B: 0 DP: 0<br>HR: 0 HBP: 1 | | | | | | WP: 0 PA: 41<br>PB: 0<br>SB: 2<br>CS: 1 | |

| PITCHER | | IP | WLS | BF | H | R | ER | SO | BB | IBB | HBP | BLK | WP | HR | S | P | ERA | WHIP |
|---|---|---|---|---|---|---|---|---|---|---|---|---|---|---|---|---|---|---|
| Gary Serum, R<br>ERA: 3.23 | (1, 1) | 7.1 | L | 29 | 7 | 2 | 1 | 4 | 1 | 0 | 0 | 0 | 0 | 0 | 36 | 40 | 1.23 | 1.091 |
| Tom Johnson, R<br>ERA: 4.85 | (8, 1) | 0.0 | | 4 | 1 | 2 | 2 | 0 | 2 | 0 | 1 | 0 | 0 | 0 | 1 | 10 | ∞ | ∞ |
| Greg Thayer, R<br>ERA: 3.86 | (8, 1) | 0.1 | | 4 | 1 | 3 | 3 | 0 | 2 | 0 | 0 | 0 | 0 | 0 | 2 | 10 | 81.00 | 9.000 |
| Mac Scarce, L<br>ERA: 3.52 | (8, 1) | 1.1 | | 4 | 0 | 0 | 0 | 2 | 0 | 0 | 0 | 0 | 0 | 0 | 8 | 8 | 0.00 | 0.000 |

| PITCHER | IP | WLS | BF | H | R | ER | SO | BB | IBB | HBP | BLK | WP | HR | S | P | ERA | WHIP |
|---|---|---|---|---|---|---|---|---|---|---|---|---|---|---|---|---|---|

# TOP

## Texas Rangers @ Minnesota Twins

Metropolitan Stadium, Bloomington , MI

Thu May 25 1978, 4:33 AM EDT

Att. 7,644 - Unknown - 88 F

livebaseballscorecards.com

| | |
|---|---|
| AB | 33 |
| R | 7 |
| H | 9 |
| RBI | 6 |
| BB | 5 |
| SO | 6 |
| LOB | 12 |

# Texas Rangers @ Minnesota Twins

Metropolitan Stadium, Bloomington , MI

Thu May 25 1978, 4:33 AM EDT

Att. 7,644 - Unknown - 88 F

## BOTTOM

| Batter | 1 | 2 | 3 | 4 | 5 | 6 | 7 | 8 | 9 | AB | R | H | RBI | BB | SO | LOB |
|---|---|---|---|---|---|---|---|---|---|---|---|---|---|---|---|---|
| Rich Chiles, L (1, 7)<br>OBP: 0.313, SLG: 0.241 | F9 | | F9 | | F9 | | | F9 | | 4 | 0 | 0 | 0 | 0 | 0 | 0 |
| Rod Carew, L (1, 3)<br>OBP: 0.451, SLG: 0.545 | F8 | | BBBB<br>4-0<br>1B<br>BB | | 4-3 | | | 4-3 | | 3 | 0 | 0 | 0 | 1 | 0 | 0 |
| Dan Ford, R (1, 8)<br>OBP: 0.373, SLG: 0.493 | CS<br>1B | | 1-2<br>1B | | | 6-3 | | L7 | | 4 | 0 | 2 | 0 | 0 | 0 | 0 |
| Mike Cubbage, L (1, 5)<br>OBP: 0.395, SLG: 0.500 | CS<br>1-2 | F2 | F9 | | | F6 | | | G3-6-3<br>1B | 4 | 0 | 1 | 0 | 0 | 0 | 1 |
| Glenn Adams, L (1, 10)<br>OBP: 0.227, SLG: 0.298 | | F5 | | SSS<br>K | | 1B | | | G3-6-3<br>1-2f | 4 | 0 | 1 | 0 | 0 | 1 | 1 |
| Butch Wynegar, S (1, 2)<br>OBP: 0.338, SLG: 0.351 | | 1B<br>1B<br>1B | | F8 | | G3 | | | F8 | 4 | 1 | 1 | 0 | 0 | 0 | 1 |
| Roy Smalley, S (1, 6)<br>OBP: 0.328, SLG: 0.349 | | 1B<br>1-3<br>1B | | E3 | | | F7 | | | 3 | 0 | 1 | 0 | 0 | 0 | 0 |
| Hosken Powell, L (1, 9)<br>OBP: 0.270, SLG: 0.286 | | 1-2<br>3-H<br>1B | | F5 | | | 3-1 | | | 3 | 0 | 1 | 1 | 0 | 0 | 1 |
| Rob Wilfong, L (1, 4)<br>OBP: 0.276, SLG: 0.208 | | SSS<br>K | | | F2 | | 6-3 | | | 2 | 0 | 0 | 0 | 0 | 1 | 2 |
| Craig Kusick, R (7, PH)<br>OBP: 0.269, SLG: 0.304 | | | | | | | | | | 1 | 0 | 0 | 0 | 0 | 0 | 0 |
| Bob Randall, R (8, 4)<br>OBP: 0.308, SLG: 0.349 | | | | | | | | | | 0 | 0 | 0 | 0 | 0 | 0 | 0 |
| Inning Stats | R: 0 E: 0 K: 0 S: 3 H: 1 LOB: 0 BB: 0 P: 3 | R: 1 E: 0 K: 1 S: 8 H: 3 LOB: 2 BB: 0 P: 8 | R: 0 E: 0 K: 0 S: 3 H: 1 LOB: 1 BB: 1 P: 7 | R: 0 E: 1 K: 1 S: 6 H: 0 LOB: 1 BB: 0 P: 6 | R: 0 E: 0 K: 0 S: 3 H: 0 LOB: 0 BB: 0 P: 3 | R: 0 E: 0 K: 0 S: 4 H: 1 LOB: 1 BB: 0 P: 4 | R: 0 E: 0 K: 0 S: 3 H: 0 LOB: 0 BB: 0 P: 3 | R: 0 E: 0 K: 0 S: 3 H: 0 LOB: 0 BB: 0 P: 3 | R: 0 E: 0 K: 0 S: 3 H: 1 LOB: 0 BB: 0 P: 3 | 1B: 7 2B: 0 3B: 0 HR: 0 SF: 0 SAC: 0 DP: 1 HBP: 0 | | | | | | | |

livebaseballscorecards.com

| | |
|---|---|
| AB | 32 |
| R | 1 |
| H | 7 |
| RBI | 1 |
| BB | 1 |
| SO | 2 |
| LOB | 6 |

WP: 0 PB: 0 SB: 0 CS: 1 PA: 34

| PITCHER | | IP | WLS | BF | H | R | ER | SO | BB | IBB | HBP | BLK | WP | HR | S | P | ERA | WHIP |
|---|---|---|---|---|---|---|---|---|---|---|---|---|---|---|---|---|---|---|
| Fergie Jenkins, R<br>ERA: 3.08 | (1, 1) | 9.0 | W | 33 | 7 | 1 | 1 | 2 | 1 | 0 | 0 | 0 | 0 | 0 | 36 | 40 | 1.00 | 0.889 |

| PITCHER | IP | WLS | BF | H | R | ER | SO | BB | IBB | HBP | BLK | WP | HR | S | P | ERA | WHIP |
|---|---|---|---|---|---|---|---|---|---|---|---|---|---|---|---|---|---|

| Batter | 1 | 2 | 3 | 4 | 5 | 6 | 7 | 8 | 9 | 10 | 11 | 12 | AB | R | H | RBI | BB | SO | LOB |
|---|---|---|---|---|---|---|---|---|---|---|---|---|---|---|---|---|---|---|---|
| Amos Otis, R (1, 8)<br>OBP: 0.401, SLG: 0.602 | S 1B | | WP SF9 1-H 2B | F7 | | 1-H 2-H 3-H 2B | | F7 1-2 2-3 | | K | | BB | 6 | 1 | 3 | 3 | 1 | 1 | 4 |
| Clint Hurdle, L (1, 7)<br>OBP: 0.318, SLG: 0.390 | L7 | | SF9 2-H | | G3 | E2 | | K | | | K | P4 | 4 | 0 | 0 | 1 | 0 | 1 | 4 |
| Willie Wilson, S (8, 7)<br>OBP: 0.288, SLG: 0.306 | | | | | | | | | | | | | 2 | 0 | 0 | 0 | 0 | 1 | 2 |
| Hal McRae, R (1, 10)<br>OBP: 0.330, SLG: 0.523 | 6-3 1-2 | | L8 | | P4 | F3 | | F8 | | | BB | | 5 | 0 | 0 | 0 | 1 | 0 | 5 |
| George Brett, L (1, 5)<br>OBP: 0.357, SLG: 0.490 | P4 | | | 1B 2B | HBP | L3 | | | F9 | | F9 | | 5 | 1 | 1 | 0 | 0 | 0 | 4 |
| Ralph LaCock, L (1, 3)<br>OBP: 0.192, SLG: 0.167 | | 6-3 | | F8 BB 2-H 1B 1B | K | | F7 | | K | | 1-3 | | 6 | 1 | 1 | 1 | 0 | 2 | 2 |
| Darrell Porter, L (1, 2)<br>OBP: 0.372, SLG: 0.449 | | 4-3 | | 1B 5-3 1-2 BB | | HBP WP BB 1B | L5-3 1B | | FC4-6 BB | | | K | 4 | 1 | 2 | 0 | 2 | 1 | 0 |
| Al Cowens, R (1, 9)<br>OBP: 0.311, SLG: 0.404 | | 1-3 | | F8 2-3 | | WP HBP 1-2 2B BB | L5-3 1-2 | | FC4-6 1-2f | | | 1-3 2B 1B | 5 | 2 | 1 | 0 | 1 | 0 | 4 |
| Freddie Patek, R (1, 6)<br>OBP: 0.319, SLG: 0.364 | | | 2B | 5-3 1-2 | | F2 | | F7 SH BB | | K | | 1-3 1-2 | 5 | 0 | 1 | 0 | 1 | 1 | 5 |
| Frank White, R (1, 4)<br>OBP: 0.310, SLG: 0.358 | | | 1B | 2-3 3-H 1B | | WP 1-2 2-3 2B HBP | | SH F7 1-2 | | P4 | | 2-H 2B | 4 | 2 | 3 | 2 | 0 | 0 | 0 |
| Inning Stats | R: 0 E: 0 K: 0 S: 4 H: 1 LOB: 1 BB: 0 P: 4 | R: 0 E: 0 K: 0 S: 3 H: 0 LOB: 0 BB: 0 P: 3 | R: 2 E: 0 K: 0 S: 5 H: 3 LOB: 0 BB: 0 P: 5 | R: 2 E: 0 K: 0 S: 6 H: 3 LOB: 2 BB: 1 P: 10 | R: 0 E: 0 K: 1 S: 5 H: 0 LOB: 1 BB: 0 P: 6 | R: 3 E: 1 K: 0 S: 6 H: 2 LOB: 2 BB: 1 P: 11 | R: 0 E: 0 K: 0 S: 3 H: 1 LOB: 0 BB: 0 P: 3 | R: 0 E: 1 K: 1 S: 6 H: 0 LOB: 2 BB: 1 P: 10 | R: 0 E: 0 K: 1 S: 5 H: 0 LOB: 1 BB: 1 P: 9 | R: 0 E: 0 K: 2 S: 7 H: 0 LOB: 0 BB: 0 P: 7 | R: 0 E: 0 K: 1 S: 5 H: 0 LOB: 1 BB: 1 P: 9 | R: 1 E: 0 K: 1 S: 7 H: 2 LOB: 2 BB: 1 P: 11 | 1B: 7 2B: 6 3B: 0 HR: 0 | SF: 1 SAC: 1 DP: 1 HBP: 2 | WP: 2 PB: 0 SB: 1 CS: 0 | PA: 56 | | | |

| PITCHER | | IP | WLS | BF | H | R | ER | SO | BB | IBB | HBP | BLK | WP | HR | S | P | ERA | WHIP |
|---|---|---|---|---|---|---|---|---|---|---|---|---|---|---|---|---|---|---|
| Paul Thormodsgard, R<br>ERA: 5.17 | (1, 1) | 4.0 | | 19 | 7 | 4 | 4 | 0 | 1 | 0 | 0 | 0 | 1 | 0 | 18 | 22 | 9.00 | 2.000 |
| Mac Scarce, L<br>ERA: 4.05 | (5, 1) | 4.2 | | 23 | 3 | 3 | 3 | 3 | 3 | 0 | 2 | 0 | 1 | 0 | 24 | 38 | 5.79 | 1.286 |
| Mike Marshall, R<br>ERA: 1.35 | (9, 1) | 3.1 | L | 14 | 2 | 1 | 1 | 4 | 2 | 0 | 0 | 0 | 0 | 0 | 20 | 28 | 2.70 | 1.200 |

| PITCHER | IP | WLS | BF | H | R | ER | SO | BB | IBB | HBP | BLK | WP | HR | S | P | ERA | WHIP |
|---|---|---|---|---|---|---|---|---|---|---|---|---|---|---|---|---|---|

# TOP

## Kansas City Royals @ Minnesota Twins

Metropolitan Stadium, Bloomington , MI

Sun May 28 1978, 4:33 AM EDT

Att. 22,266 - Overcast

livebaseballscorecards.com

| | |
|---|---|
| AB | 46 |
| R | 8 |
| H | 12 |
| RBI | 7 |
| BB | 6 |
| SO | 7 |
| LOB | 30 |

# Kansas City Royals @ Minnesota Twins

Metropolitan Stadium, Bloomington , MI

Sun May 28 1978, 4:33 AM EDT

Att. 22,266 - Overcast

livebaseballscorecards.com

## BOTTOM

| Batter | 1 | 2 | 3 | 4 | 5 | 6 | 7 | 8 | 9 | 10 | 11 | 12 | AB | R | H | RBI | BB | SO | LOB |
|---|---|---|---|---|---|---|---|---|---|---|---|---|---|---|---|---|---|---|---|
| Willie Norwood, R (1, 7)<br>OBP: 0.305, SLG: 0.407 | F9 | | 5-3 | | G4-3<br>1-2f | | K | K | | G6-4-3<br>1-2f | | | 6 | 0 | 0 | 0 | 0 | 2 | 6 |
| Rod Carew, L (1, 3)<br>OBP: 0.457, SLG: 0.547 | K | | | 3B<br>1B | 1B<br>1B | | K | | WP<br>HR<br>BB | | E7<br>FC4-6<br>1B | | 5 | 2 | 3 | 0 | 1 | 2 | 2 |
| Dan Ford, R (1, 8)<br>OBP: 0.383, SLG: 0.510 | P4 | | | SF9<br>1-H<br>3B | 1-H | | | 2B<br>2B<br>1B | P3<br>1-2 | | FC4-6<br>IBB | | 5 | 2 | 3 | 1 | 1 | 0 | 1 |
| Craig Kusick, R (1, 10)<br>OBP: 0.280, SLG: 0.324<br>Glenn Adams, L (9, PH)<br>OBP: 0.235, SLG: 0.337<br>Glenn Borgmann, R (11, PH)<br>OBP: 0.355, SLG: 0.333 | | F3 | | SF9<br>3-H | | G5-4-3<br>BB | | 2B<br>1-3<br>2B | HR<br>2-H | | F8 | | 2<br>1<br>1 | 1<br>1<br>0 | 1<br>1<br>0 | 1<br>2<br>0 | 1<br>0<br>0 | 0<br>0<br>0 | 0<br>0<br>2 |
| Bombo Rivera, R (1, 9)<br>OBP: 0.438, SLG: 0.436<br>Mike Cubbage, L (9, PH)<br>OBP: 0.389, SLG: 0.492<br>(10, 5) | | BLK<br>1B | | F9<br>1B<br>1B | | K | | 1B<br>SF9<br>2B<br>2-H<br>3-H | P6 | | FC4-6<br>FC5-4<br>1-2f<br>2-3 | | 4<br>2 | 1<br>0 | 3<br>0 | 2<br>0 | 0<br>0 | 1<br>0 | 1<br>2 |
| Roy Smalley, S (1, 6)<br>OBP: 0.333, SLG: 0.351 | F9<br>1-2 | | | 1-2<br>1B | | G5-4-3<br>1-2f | | SF9<br>BB<br>1B<br>2-3 | BB | | FC5-4<br>1-2f | | 5 | 0 | 2 | 0 | 1 | 0 | 4 |
| Butch Wynegar, S (1, 2)<br>OBP: 0.325, SLG: 0.336 | 5-3 | | | F9<br>2-3 | | | F9 | F9 | F8 | | | F8 | 6 | 0 | 0 | 0 | 0 | 0 | 6 |
| Larry Wolfe, R (1, 5)<br>OBP: 0.328, SLG: 0.304<br>Hosken Powell, L (10, 9)<br>OBP: 0.265, SLG: 0.280 | | | G6-4-3<br>1B | 5-3 | | | 1B<br>BB | BB<br>1-2 | | L8 | | 6-3 | 2<br>2 | 0<br>0 | 1<br>0 | 0<br>0 | 2<br>0 | 0<br>0 | 2<br>0 |
| Bob Randall, R (1, 4)<br>OBP: 0.317, SLG: 0.357<br>Jose Morales, R (8, PH)<br>OBP: 0.346, SLG: 0.400<br>Rob Wilfong, L (9, 4)<br>OBP: 0.300, SLG: 0.208<br>Rich Chiles, L (12, PH)<br>OBP: 0.308, SLG: 0.236 | | | G6-4-3<br>1-2f | | G4-3<br>1B | | 1B<br>1-2 | SF9<br>2-3<br>3-H | | G6-4-3<br>BB | | 6-3 | 3<br>0<br>0<br>1 | 0<br>0<br>0<br>0 | 2<br>0<br>0<br>0 | 0<br>1<br>0<br>0 | 0<br>0<br>1<br>0 | 0<br>0<br>0<br>0 | 1<br>0<br>0<br>0 |
| Inning Stats | R: 0<br>E: 0<br>K: 1<br>S: 5<br>H: 0<br>LOB: 0<br>BB: 0<br>P: 5 | R: 0<br>E: 0<br>K: 0<br>S: 4<br>H: 1<br>LOB: 1<br>BB: 0<br>P: 4 | R: 0<br>E: 0<br>K: 0<br>S: 3<br>H: 1<br>LOB: 0<br>BB: 0<br>P: 3 | R: 2<br>E: 0<br>K: 0<br>S: 7<br>H: 4<br>LOB: 2<br>BB: 0<br>P: 7 | R: 0<br>E: 0<br>K: 0<br>S: 4<br>H: 3<br>LOB: 2<br>BB: 0<br>P: 4 | R: 0<br>E: 0<br>K: 1<br>S: 4<br>H: 0<br>LOB: 0<br>BB: 1<br>P: 8 | R: 0<br>E: 0<br>K: 2<br>S: 8<br>H: 1<br>LOB: 2<br>BB: 1<br>P: 12 | R: 3<br>E: 0<br>K: 1<br>S: 9<br>H: 4<br>LOB: 2<br>BB: 1<br>P: 13 | R: 2<br>E: 0<br>K: 0<br>S: 4<br>H: 1<br>LOB: 1<br>BB: 2<br>P: 12 | R: 0<br>E: 0<br>K: 0<br>S: 2<br>H: 0<br>LOB: 0<br>BB: 1<br>P: 6 | R: 0<br>E: 1<br>K: 0<br>S: 4<br>H: 1<br>LOB: 2<br>BB: 1<br>P: 8 | R: 0<br>E: 0<br>K: 0<br>S: 3<br>H: 0<br>LOB: 0<br>BB: 0<br>P: 3 | 1B: 12<br>2B: 2<br>3B: 1<br>HR: 1<br>SF: 2<br>SAC: 0<br>DP: 4<br>HBP: 0 | WP: 1<br>PB: 0<br>SB: 0<br>CS: 0<br>PA: 54 | | | | | |

| | AB | 45 |
|---|---|---|
| | R | 7 |
| | H | 16 |
| | RBI | 7 |
| | BB | 7 |
| | SO | 5 |
| | LOB | 27 |

| PITCHER | IP | WLS | BF | H | R | ER | SO | BB | IBB | HBP | BLK | WP | HR | S | P | ERA | WHIP |
|---|---|---|---|---|---|---|---|---|---|---|---|---|---|---|---|---|---|
| Andy Hassler, L (1, 1)<br>ERA: 4.7 | 5.0 | | 22 | 9 | 2 | 2 | 1 | 1 | 0 | 0 | 1 | 0 | 0 | 23 | 27 | 3.60 | 2.000 |
| Steve Mingori, L (6, 1)<br>ERA: 2.37 | 2.0 | | 11 | 5 | 3 | 3 | 3 | 1 | 0 | 0 | 0 | 0 | 0 | 16 | 20 | 13.50 | 3.000 |
| Al Hrabosky, L (8, 1)<br>ERA: 1.4 | 1.0 | | 5 | 0 | 1 | 1 | 1 | 2 | 0 | 0 | 0 | 0 | 0 | 5 | 13 | 9.00 | 2.000 |
| Doug Bird, R (9, 1)<br>ERA: 6.45 | 1.0 | | 5 | 1 | 1 | 1 | 0 | 1 | 0 | 0 | 0 | 1 | 1 | 4 | 8 | 9.00 | 2.000 |
| Larry Gura, L (10, 1)<br>ERA: 3.43 | 3.0 | W | 11 | 1 | 0 | 0 | 0 | 1 | 1 | 0 | 0 | 0 | 0 | 9 | 17 | 0.00 | 0.667 |

| PITCHER | IP | WLS | BF | H | R | ER | SO | BB | IBB | HBP | BLK | WP | HR | S | P | ERA | WHIP |
|---|---|---|---|---|---|---|---|---|---|---|---|---|---|---|---|---|---|

# Minnesota Twins @ Texas Rangers

Arlington Stadium, Arlington, TX

Mon May 29 1978, 8:05 PM EDT

Unknown - 92 F

TOP

livebaseballscorecards.com

| Batter | 1 | 2 | 3 | 4 | 5 | 6 | 7 | 8 | 9 | AB | R | H | RBI | BB | SO | LOB |
|---|---|---|---|---|---|---|---|---|---|---|---|---|---|---|---|---|
| Hosken Powell, L (1, 9) OBP: 0.258, SLG: 0.273 | F2 | | F5 | | | 5-3 | | 6-3 | | 3 | 0 | 0 | 0 | 0 | 0 | 2 |
| Bob Randall, R (8, PH) OBP: 0.315, SLG: 0.354 (8, 4) | | | | | | 1-2 | | | | 1 | 0 | 0 | 0 | 0 | 0 | 1 |
| Roy Smalley, S (1, 6) OBP: 0.332, SLG: 0.365 | F8 | | | 4-3 | | K | | | HR | 4 | 1 | 1 | 1 | 0 | 1 | 1 |
| | | | | | | 2-3 | | | | | | | | | | |
| Rod Carew, L (1, 3) OBP: 0.448, SLG: 0.534 | F9 | | | 4-3 | | | 4-3 | | 6-3 | 4 | 0 | 0 | 0 | 0 | 0 | 0 |
| Mike Cubbage, L (1, 5) OBP: 0.381, SLG: 0.479 | | K | | F4 | | | L4 | | K | 3 | 0 | 0 | 0 | 0 | 1 | 0 |
| Jose Morales, R (9, PH) OBP: 0.340, SLG: 0.391 | | | | | | | | | | 1 | 0 | 0 | 0 | 0 | 1 | 0 |
| Glenn Adams, L (1, 10) OBP: 0.238, SLG: 0.330 | | 5-3 | | | K | | BB | | K | 2 | 0 | 0 | 0 | 1 | 1 | 0 |
| Craig Kusick, R (9, PH) OBP: 0.277, SLG: 0.319 | | | | | | | | | | 1 | 0 | 0 | 0 | 0 | 1 | 0 |
| Butch Wynegar, S (1, 2) OBP: 0.319, SLG: 0.329 | | G3 | | | 1-3 | | 4-3 | | | 3 | 0 | 0 | 0 | 0 | 0 | 1 |
| Rich Chiles, L (1, 7) OBP: 0.299, SLG: 0.228 | | | F7 | | 1-3 | | | 1B | | 2 | 0 | 0 | 0 | 0 | 0 | 0 |
| Bombo Rivera, R (8, PH) OBP: 0.446, SLG: 0.446 (8, 9) | | | | | | | | | | 1 | 0 | 1 | 0 | 0 | 0 | 0 |
| Willie Norwood, R (1, 8) OBP: 0.299, SLG: 0.399 (8, 7) | | | 4-3 | | | 5-3 | | K | | 3 | 0 | 0 | 0 | 0 | 1 | 1 |
| Rob Wilfong, L (1, 4) OBP: 0.344, SLG: 0.240 | | | 1B | | | WP 5-3 BB | | F9 | | 1 | 0 | 1 | 0 | 1 | 0 | 0 |
| Dan Ford, R (8, PH) OBP: 0.381, SLG: 0.506 (8, 8) | | | | | | | | | | 1 | 0 | 0 | 0 | 0 | 0 | 1 |

| Inning Stats | | | | | | | | | | | | | | | | | | |
|---|---|---|---|---|---|---|---|---|---|---|---|---|---|---|---|---|---|---|
| | R: 0 | H: 0 | R: 0 | H: 0 | R: 0 | H: 1 | R: 0 | H: 0 | R: 0 | H: 0 | R: 0 | H: 0 | R: 0 | H: 1 | R: 1 | H: 1 | 1B: 2 | SF: 0 |
| | E: 0 | LOB: 0 | E: 0 | LOB: 0 | E: 0 | LOB: 1 | E: 0 | LOB: 0 | E: 0 | LOB: 0 | E: 0 | LOB: 1 | E: 0 | LOB: 1 | E: 0 | LOB: 0 | 2B: 0 | SAC: 0 |
| | K: 0 | BB: 0 | K: 1 | BB: 0 | K: 0 | BB: 0 | K: 0 | BB: 0 | K: 1 | BB: 1 | K: 0 | BB: 1 | K: 1 | BB: 0 | K: 2 | BB: 0 | 3B: 0 | DP: 0 |
| | S: 3 | P: 3 | S: 5 | P: 5 | S: 4 | P: 4 | S: 3 | P: 3 | S: 5 | P: 5 | S: 5 | P: 9 | S: 3 | P: 7 | S: 6 | P: 6 | HR: 1 | HBP: 0 |
| | | | | | | | | | | | | | | | | | WP: 1 | PA: 32 |
| | | | | | | | | | | | | | | | | | PB: 0 | |
| | | | | | | | | | | | | | | | | | SB: 0 | |
| | | | | | | | | | | | | | | | | | CS: 0 | |

| PITCHER | | IP | WLS | BF | H | R | ER | SO | BB | IBB | HBP | BLK | WP | HR | S | P | ERA | WHIP |
|---|---|---|---|---|---|---|---|---|---|---|---|---|---|---|---|---|---|---|
| Dock Ellis, R (1, 1) ERA: 3.26 | | 7.0 | W | 24 | 1 | 0 | 0 | 3 | 2 | 0 | 0 | 0 | 1 | 0 | 28 | 36 | 0.00 | 0.429 |
| Roger Moret, L (8, 1) ERA: 3.0 | | 2.0 | | 8 | 2 | 1 | 1 | 3 | 0 | 0 | 0 | 0 | 0 | 1 | 14 | 14 | 4.50 | 1.000 |

| PITCHER | IP | WLS | BF | H | R | ER | SO | BB | IBB | HBP | BLK | WP | HR | S | P | ERA | WHIP |
|---|---|---|---|---|---|---|---|---|---|---|---|---|---|---|---|---|---|

| | |
|---|---|
| AB | 30 |
| R | 1 |
| H | 3 |
| RBI | 1 |
| BB | 2 |
| SO | 6 |
| LOB | 7 |

| Batter | 1 | 2 | 3 | 4 | 5 | 6 | 7 | 8 | 9 | AB | R | H | RBI | BB | SO | LOB |
|---|---|---|---|---|---|---|---|---|---|---|---|---|---|---|---|---|
| Mike Hargrove, L (1, 3)<br>OBP: 0.386, SLG: 0.392 | 4-3 | | 2B SF9 1B | G3 | | K | G3 | | | 4 | 1 | 1 | 0 | 0 | 1 | 0 |
| Mike Jorgensen, L (7, 7)<br>OBP: 0.308, SLG: 0.200 | | | | | | | | | | 1 | 0 | 0 | 0 | 0 | 0 | 3 |
| Bump Wills, S (1, 4)<br>OBP: 0.300, SLG: 0.356 | E S 1B | | 1-3 1B 2B | FC5-4 BB | | 5-3 1B BB | | 1B SF9 1B | | 3 | 3 | 3 | 0 | 2 | 0 | 0 |
| Kurt Bevacqua, R (9, 4)<br>OBP: 0.180, SLG: 0.250 | | | | | | | | | | 0 | 0 | 0 | 0 | 0 | 0 | 0 |
| Bobby Bonds, R (1, 9)<br>OBP: 0.323, SLG: 0.381 | K | | F7 | FC5-4 | | 5-3 | | FC5-4 | | 5 | 0 | 1 | 0 | 0 | 1 | 5 |
| Al Oliver, L (1, 7)<br>OBP: 0.322, SLG: 0.445 | 4-3 | | SF9 | | HR | | | SF9 | | 3 | 1 | 2 | 4 | 0 | 0 | 1 |
| Richie Zisk, R (1, 10)<br>OBP: 0.346, SLG: 0.506 | | E5 G4-6-3 | 1B 1B | | K | | F8 | F9 | | 5 | 1 | 1 | 1 | 0 | 1 | 1 |
| Jim Sundberg, R (1, 2)<br>OBP: 0.380, SLG: 0.456 | | G4-6-3 | 1B 1B | | BB | | 1B | FC5-4 | | 4 | 0 | 2 | 0 | 1 | 0 | 2 |
| Juan Beniquez, R (1, 8)<br>OBP: 0.322, SLG: 0.383 | | BB | 1-3 1B | | 1-2 1B | | S 1B | | | 3 | 1 | 3 | 1 | 1 | 0 | 0 |
| Toby Harrah, R (1, 5)<br>OBP: 0.316, SLG: 0.297 | | S 1B | K | | K | | F9 | | | 4 | 0 | 1 | 1 | 0 | 2 | 6 |
| Jim Mason, L (1, 6)<br>OBP: 0.250, SLG: 0.242 | | 4-3 | | 4-3 | L3 | | | | | 3 | 0 | 0 | 0 | 1 | 0 | 3 |
| Nelson Norman, S (7, PR)<br>OBP: 0.250, SLG: 0.250 | | | | | | | BB | | | 0 | 0 | 0 | 0 | 0 | 0 | 0 |
| (8, 6) | | | | | | | | | | | | | | | | |
| Inning Stats | R: 0 E: 0 K: 1 S: 6 H: 1 LOB: 1 BB: 0 P: 6 | R: 1 E: 1 K: 0 S: 4 H: 1 LOB: 1 BB: 1 P: 8 | R: 3 E: 0 K: 1 S: 10 H: 5 LOB: 2 BB: 0 P: 10 | R: 0 E: 0 K: 0 S: 3 H: 0 LOB: 1 BB: 1 P: 7 | R: 1 E: 0 K: 2 S: 9 H: 2 LOB: 2 BB: 1 P: 13 | R: 1 E: 0 K: 1 S: 5 H: 1 LOB: 1 BB: 1 P: 9 | R: 0 E: 0 K: 0 S: 5 H: 2 LOB: 3 BB: 1 P: 9 | R: 1 E: 0 K: 0 S: 5 H: 2 LOB: 1 BB: 0 P: 5 | | 1B: 12 2B: 1 3B: 0 HR: 1 SF: 2 SAC: 0 DP: 1 HBP: 0 | | | | | | |

| PITCHER | | IP | WLS | BF | H | R | ER | SO | BB | IBB | HBP | BLK | WP | HR | S | P | ERA | WHIP |
|---|---|---|---|---|---|---|---|---|---|---|---|---|---|---|---|---|---|---|
| Gary Serum, R<br>ERA: 3.83 | (1, 1) | 4.1 | L | 25 | 9 | 5 | 5 | 3 | 3 | 0 | 0 | 0 | 0 | 1 | 28 | 40 | 10.38 | 2.769 |
| Greg Thayer, R<br>ERA: 3.96 | (5, 1) | 3.2 | | 17 | 5 | 2 | 2 | 2 | 2 | 0 | 0 | 0 | 0 | 0 | 19 | 27 | 4.91 | 1.909 |

| PITCHER | IP | WLS | BF | H | R | ER | SO | BB | IBB | HBP | BLK | WP | HR | S | P | ERA | WHIP |
|---|---|---|---|---|---|---|---|---|---|---|---|---|---|---|---|---|---|

# BOTTOM

## Minnesota Twins @ Texas Rangers

Arlington Stadium, Arlington, TX

Mon May 29 1978, 8:05 PM EDT

Unknown - 92 F

| | |
|---|---|
| AB | 35 |
| R | 7 |
| H | 14 |
| RBI | 7 |
| BB | 5 |
| SO | 5 |
| LOB | 21 |

livebaseballscorecards.com

| Batter | 1 | 2 | 3 | 4 | 5 | 6 | 7 | 8 | 9 | AB | R | H | RBI | BB | SO | LOB |
|---|---|---|---|---|---|---|---|---|---|---|---|---|---|---|---|---|
| Roy Smalley, S (1, 6)<br>OBP: 0.335, SLG: 0.374 | 1-3 | K | | | SH2-3<br>1-2 | | E 1B<br>1B | | 1B<br>3-H 2B | 4 | 2 | 2 | 1 | 0 | 1 | 0 |
| Willie Norwood, R (1, 7)<br>OBP: 0.298, SLG: 0.395 | 1B<br>1B | F8 | | | F2 | | E6<br>1-2 | | WP<br>2-H 1B | 4 | 1 | 1 | 0 | 0 | 0 | 2 |
| Rod Carew, L (9, PH)<br>OBP: 0.451, SLG: 0.537 (9, 3) | | | | | | | 1B | | | 1 | 0 | 1 | 1 | 0 | 0 | 0 |
| Dan Ford, R (1, 8)<br>OBP: 0.381, SLG: 0.503 | 1B<br>1-3 2B<br>1B | | 5-3 | | K | | 1-2<br>2-H 1B | | F8<br>1-2 | 5 | 1 | 2 | 1 | 0 | 1 | 3 |
| Craig Kusick, R (1, 3)<br>OBP: 0.295, SLG: 0.342 | 2B<br>1-3<br>3-H 1B | | F4 | | | FC1-5<br>2B | F7 | | BB | 4 | 1 | 2 | 1 | 1 | 0 | 2 |
| Rich Chiles, L (9, 7)<br>OBP: 0.299, SLG: 0.228 | | | | | | | | | | 0 | 0 | 0 | 0 | 0 | 0 | 0 |
| Bombo Rivera, R (1, 9)<br>OBP: 0.429, SLG: 0.417 | 2B<br>SF7<br>IBB | | 5-3 | | | FC1-5<br>5-3<br>2-3 | | K | F3 | 4 | 1 | 0 | 0 | 1 | 1 | 3 |
| Jose Morales, R (1, 10)<br>OBP: 0.351, SLG: 0.420 | 1-3<br>2-H<br>3-H 2B | | | G6-4-3<br>1B | | 5-3<br>1-2 | | 4-3 | | 4 | 0 | 2 | 2 | 0 | 0 | 1 |
| Larry Wolfe, R (1, 5)<br>OBP: 0.309, SLG: 0.288 | SF7<br>3-H | | | G6-4-3<br>1-2f | | P3 | | 5-3 | | 3 | 0 | 0 | 1 | 0 | 0 | 2 |
| Glenn Borgmann, R (1, 2)<br>OBP: 0.343, SLG: 0.357 | 5-3 | | | K | | | 5-3 | | SH1-4<br>2B | 4 | 0 | 1 | 0 | 0 | 1 | 1 |
| Rob Wilfong, L (9, PR)<br>OBP: 0.344, SLG: 0.240 | | | | | | | | | | 0 | 1 | 0 | 0 | 0 | 0 | 0 |
| Butch Wynegar, S (9, 2)<br>OBP: 0.319, SLG: 0.329 | | | | | | | | | | 0 | 0 | 0 | 0 | 0 | 0 | 0 |
| Bob Randall, R (1, 4)<br>OBP: 0.315, SLG: 0.353 | | 1-3 | | | SH2-3<br>1B | | F9 | | SH1-4<br>2-3 | 3 | 0 | 1 | 0 | 0 | 0 | 0 |
| Inning Stats | R: 4<br>E: 0<br>K: 0<br>S: 7<br>H: 4<br>LOB: 1<br>BB: 1<br>P: 11 | R: 0<br>E: 0<br>K: 1<br>S: 5<br>H: 0<br>LOB: 0<br>BB: 0<br>P: 5 | R: 0<br>E: 0<br>K: 0<br>S: 3<br>H: 0<br>LOB: 0<br>BB: 0<br>P: 3 | R: 0<br>E: 0<br>K: 1<br>S: 5<br>H: 1<br>LOB: 0<br>BB: 0<br>P: 5 | R: 0<br>E: 0<br>K: 1<br>S: 6<br>H: 1<br>LOB: 1<br>BB: 0<br>P: 6 | R: 0<br>E: 0<br>K: 0<br>S: 4<br>H: 1<br>LOB: 1<br>BB: 0<br>P: 4 | R: 1<br>E: 1<br>K: 0<br>S: 6<br>H: 2<br>LOB: 2<br>BB: 0<br>P: 6 | R: 0<br>E: 0<br>K: 1<br>S: 5<br>H: 0<br>LOB: 0<br>BB: 0<br>P: 5 | R: 2<br>E: 0<br>K: 0<br>S: 6<br>H: 3<br>LOB: 2<br>BB: 1<br>P: 10 | 1B: 8<br>2B: 4<br>3B: 0<br>HR: 0<br>SF: 1<br>SAC: 2<br>DP: 1<br>HBP: 0 | WP: 1<br>PB: 0<br>SB: 0<br>CS: 0<br>PA: 41 | | | | | |

| PITCHER | | IP | WLS | BF | H | R | ER | SO | BB | IBB | HBP | BLK | WP | HR | S | P | ERA | WHIP |
|---|---|---|---|---|---|---|---|---|---|---|---|---|---|---|---|---|---|---|
| Jim Umbarger, L<br>ERA: 5.12 | (1, 1) | 0.1 | L | 6 | 4 | 4 | 4 | 0 | 0 | 1 | 0 | 0 | 0 | 0 | 5 | 9 | 108.00 | 12.000 |
| Doc Medich, R<br>ERA: 5.06 | (1, 1) | 8.0 | | 31 | 7 | 3 | 2 | 4 | 0 | 0 | 0 | 0 | 0 | 0 | 39 | 39 | 2.25 | 0.875 |
| Paul Lindblad, L<br>ERA: 0.93 | (9, 1) | 0.2 | | 4 | 1 | 0 | 0 | 0 | 1 | 0 | 0 | 0 | 1 | 0 | 3 | 7 | 0.00 | 3.000 |

| PITCHER | IP | WLS | BF | H | R | ER | SO | BB | IBB | HBP | BLK | WP | HR | S | P | ERA | WHIP |
|---|---|---|---|---|---|---|---|---|---|---|---|---|---|---|---|---|---|

# TOP

## Minnesota Twins @ Texas Rangers

Arlington Stadium, Arlington, TX

Mon May 29 1978, 8:05 PM EDT

Att. 28,317 - Unknown

livebaseballscorecards.com

| | |
|---|---|
| AB | 36 |
| R | 7 |
| H | 12 |
| RBI | 7 |
| BB | 2 |
| SO | 4 |
| LOB | 14 |

# Minnesota Twins @ Texas Rangers

Arlington Stadium, Arlington, TX

Mon May 29 1978, 8:05 PM EDT

Att. 28,317 - Unknown

## BOTTOM

| Batter | 1 | 2 | 3 | 4 | 5 | 6 | 7 | 8 | 9 | AB | R | H | RBI | BB | SO | LOB |
|---|---|---|---|---|---|---|---|---|---|---|---|---|---|---|---|---|
| John Lowenstein, L (1, 5)<br>OBP: 0.421, SLG: 0.508 | F5 | | | K | | 2B 3B | | F7 | | 4 | 1 | 1 | 0 | 0 | 1 | 0 |
| Mike Hargrove, L (1, 3)<br>OBP: 0.389, SLG: 0.397 | L6 | | | F7 | | 2B 2B<br>3-H | | BB<br>2B | | 3 | 1 | 1 | 1 | 1 | 0 | 0 |
| Mike Jorgensen, L (8, PR)<br>OBP: 0.308, SLG: 0.200 (9, 3) | | | | | | | | | | 0 | 0 | 0 | 0 | 0 | 0 | 0 |
| Bobby Bonds, R (1, 9)<br>OBP: 0.327, SLG: 0.399 | F7 | | | K | | 2B<br>2-H | | 2B<br>1-3 | | 4 | 0 | 2 | 1 | 0 | 1 | 0 |
| Al Oliver, L (1, 10)<br>OBP: 0.315, SLG: 0.435 | | 5-3 | | | 4-3 | 4-3 | | F9 | | 4 | 0 | 0 | 0 | 0 | 0 | 4 |
| Richie Zisk, R (1, 7)<br>OBP: 0.339, SLG: 0.494 | | L6 | | | F9 | | F8 | | K | 4 | 0 | 0 | 0 | 0 | 1 | 0 |
| John Ellis, R (1, 2)<br>OBP: 0.250, SLG: 0.750 | | K | | | 2B | | F7 | | F7 | 4 | 0 | 1 | 0 | 0 | 1 | 0 |
| Bobby Thompson, S (1, 8)<br>OBP: 0.333, SLG: 0.429 | | | 4-3 | | K | | 1B | | F6 | 3 | 0 | 1 | 0 | 0 | 1 | 1 |
| Juan Beniquez, R (9, PH)<br>OBP: 0.320, SLG: 0.380 | | | | | | | | | | 1 | 0 | 0 | 0 | 0 | 0 | 0 |
| Bump Wills, S (1, 4)<br>OBP: 0.301, SLG: 0.356 | | | 4-3 | | | G6-4-3<br>1B | F7 | | | 3 | 0 | 1 | 0 | 0 | 0 | 1 |
| Jim Mason, L (1, 6)<br>OBP: 0.237, SLG: 0.229 | | | K | | | G6-4-3<br>1-2f | | 1-3 | | 2 | 0 | 0 | 0 | 0 | 1 | 1 |
| Kurt Bevacqua, R (8, PH)<br>OBP: 0.176, SLG: 0.245 | | | | | | | | | | 1 | 0 | 0 | 0 | 0 | 0 | 0 |
| Nelson Norman, S (9, 6)<br>OBP: 0.250, SLG: 0.250 | | | | | | | | | | 0 | 0 | 0 | 0 | 0 | 0 | 0 |
| Inning Stats | R: 0<br>E: 0<br>K: 0<br>S: 3 — H: 0<br>LOB: 0<br>BB: 0<br>P: 3 | R: 0<br>E: 0<br>K: 1<br>S: 5 — H: 0<br>LOB: 0<br>BB: 0<br>P: 5 | R: 0<br>E: 0<br>K: 1<br>S: 5 — H: 0<br>LOB: 0<br>BB: 0<br>P: 5 | R: 0<br>E: 0<br>K: 2<br>S: 7 — H: 0<br>LOB: 0<br>BB: 0<br>P: 7 | R: 0<br>E: 0<br>K: 1<br>S: 6 — H: 1<br>LOB: 1<br>BB: 0<br>P: 6 | R: 2<br>E: 0<br>K: 0<br>S: 6 — H: 4<br>LOB: 1<br>BB: 0<br>P: 6 | R: 0<br>E: 0<br>K: 0<br>S: 4 — H: 1<br>LOB: 1<br>BB: 0<br>P: 4 | R: 0<br>E: 0<br>K: 0<br>S: 4 — H: 1<br>LOB: 3<br>BB: 1<br>P: 8 | R: 0<br>E: 0<br>K: 1<br>S: 5 — H: 0<br>LOB: 0<br>BB: 0<br>P: 5 | 1B: 2<br>2B: 4<br>3B: 1<br>HR: 0 — SF: 0<br>SAC: 0<br>DP: 1<br>HBP: 0 | | | | | | |

livebaseballscorecards.com

| | |
|---|---|
| AB | 33 |
| R | 2 |
| H | 7 |
| RBI | 2 |
| BB | 1 |
| SO | 6 |
| LOB | 7 |

WP: 0 PB: 0 SB: 0 CS: 0 — PA: 34

| PITCHER | | IP | WLS | BF | H | R | ER | SO | BB | IBB | HBP | BLK | WP | HR | S | P | ERA | WHIP |
|---|---|---|---|---|---|---|---|---|---|---|---|---|---|---|---|---|---|---|
| Roger Erickson, R<br>ERA: 4.61 | (1, 1) | 7.2 | W | 30 | 7 | 2 | 2 | 5 | 1 | 0 | 0 | 0 | 0 | 0 | 39 | 43 | 2.35 | 1.043 |
| Mike Marshall, R<br>ERA: 1.23 | (8, 1) | 1.1 | S | 4 | 0 | 0 | 0 | 1 | 0 | 0 | 0 | 0 | 0 | 0 | 6 | 6 | 0.00 | 0.000 |

| PITCHER | IP | WLS | BF | H | R | ER | SO | BB | IBB | HBP | BLK | WP | HR | S | P | ERA | WHIP |
|---|---|---|---|---|---|---|---|---|---|---|---|---|---|---|---|---|---|

| Batter | 1 | 2 | 3 | 4 | 5 | 6 | 7 | 8 | 9 | AB | R | H | RBI | BB | SO | LOB |
|---|---|---|---|---|---|---|---|---|---|---|---|---|---|---|---|---|
| Mike Cubbage, L (1, 5)<br>OBP: 0.377, SLG: 0.472 | F7 | | F5 | | | G3 | | 2-H 1B | | 4 | 0 | 1 | 1 | 0 | 0 | 1 |
| Rod Carew, L (1, 3)<br>OBP: 0.442, SLG: 0.525 | 1-3 | | K | | | 4-3 | | F7 | | 4 | 0 | 0 | 0 | 0 | 1 | 2 |
| Dan Ford, R (1, 8)<br>OBP: 0.373, SLG: 0.491 | K | | | F8 | | 4-3 | | G3 | | 4 | 0 | 0 | 0 | 0 | 1 | 1 |
| Butch Wynegar, S (1, 2)<br>OBP: 0.323, SLG: 0.336 | | 1-0 SH2-3 2B HBP | | G3 | | | F8 | | 1B FC4-2 2B | 3 | 0 | 1 | 0 | 0 | 0 | 0 |
| Roy Smalley, S (1, 6)<br>OBP: 0.340, SLG: 0.378 | | SH2-3 1-2 | | K | | | FC3-6 1B | | FC4-2 BB FC5-2 2-3 1B | 3 | 0 | 2 | 0 | 0 | 1 | 0 |
| Hosken Powell, L (1, 9)<br>OBP: 0.268, SLG: 0.292<br>Bombo Rivera, R (7, PR) (7, 9)<br>OBP: 0.437, SLG: 0.417 | | 2-H 2B | | | 1B G4-6-3 1B | | FC3-6 1-2f | | FC5-2 FC4-2 1-2 BB | 3<br>0 | 1<br>0 | 2<br>0 | 0<br>0 | 0<br>1 | 0<br>0 | 1<br>0 |
| Glenn Adams, L (1, 10)<br>OBP: 0.238, SLG: 0.327 | | K | | | G4-6-3 1-3 1B | | K | | FC4-2 1-2 2-3 3-Hf | 4 | 0 | 1 | 0 | 0 | 2 | 5 |
| Rich Chiles, L (1, 7)<br>OBP: 0.310, SLG: 0.233 | | | 1-0 SH1-3 HBP | | G4-6-3 1-2f 3-H | | | SH1-4 1B | FC5-2 2-3 3-H | 3 | 1 | 1 | 0 | 0 | 0 | 4 |
| Rob Wilfong, L (1, 4)<br>OBP: 0.333, SLG: 0.231 | | | SH1-3 1-2 | | K | | | SH1-4 1-2 | | 1 | 0 | 0 | 0 | 0 | 1 | 0 |
| Inning Stats | R: 0 E: 0 K: 1 S: 5<br>H: 0 LOB: 0 BB: 0 P: 5 | R: 0 E: 0 K: 1 S: 5<br>H: 1 LOB: 1 BB: 0 P: 6 | R: 0 E: 0 K: 1 S: 5<br>H: 0 LOB: 1 BB: 0 P: 6 | R: 0 E: 0 K: 1 S: 5<br>H: 0 LOB: 0 BB: 0 P: 5 | R: 1 E: 0 K: 1 S: 6<br>H: 2 LOB: 0 BB: 0 P: 6 | R: 0 E: 0 K: 0 S: 3<br>H: 0 LOB: 0 BB: 0 P: 3 | R: 0 E: 0 K: 1 S: 6<br>H: 1 LOB: 1 BB: 0 P: 6 | R: 1 E: 0 K: 0 S: 5<br>H: 2 LOB: 1 BB: 0 P: 5 | R: 0 E: 0 K: 0 S: 4<br>H: 2 LOB: 1 BB: 1 P: 8 | 1B: 6 2B: 2 3B: 0 HR: 0<br>SF: 0 SAC: 3 DP: 2 HBP: 2 | | | | | | | |

# TOP

## Minnesota Twins @ Texas Rangers

Arlington Stadium, Arlington, TX

Tue May 30 1978, 8:05 PM EDT

Att. 12,718 - Unknown - 90 F

livebaseballscorecards.com

| | |
|---|---|
| AB | 29 |
| R | 2 |
| H | 8 |
| RBI | 1 |
| BB | 1 |
| SO | 6 |
| LOB | 14 |

| PITCHER | | IP | WLS | BF | H | R | ER | SO | BB | IBB | HBP | BLK | WP | HR | S | P | ERA | WHIP |
|---|---|---|---|---|---|---|---|---|---|---|---|---|---|---|---|---|---|---|
| Fergie Jenkins, R<br>ERA: 3.01 | (1, 1) | 7.1 | L | 28 | 6 | 2 | 2 | 6 | 0 | 0 | 2 | 0 | 0 | 0 | 38 | 40 | 2.46 | 0.818 |
| Roger Moret, L<br>ERA: 2.7 | (8, 1) | 0.2 | | 4 | 2 | 0 | 0 | 0 | 0 | 0 | 0 | 0 | 0 | 0 | 4 | 4 | 0.00 | 3.000 |
| Reggie Cleveland, R<br>ERA: 2.45 | (9, 1) | 1.0 | | 3 | 0 | 0 | 0 | 0 | 1 | 0 | 0 | 0 | 0 | 0 | 2 | 6 | 0.00 | 1.000 |

| PITCHER | IP | WLS | BF | H | R | ER | SO | BB | IBB | HBP | BLK | WP | HR | S | P | ERA | WHIP |
|---|---|---|---|---|---|---|---|---|---|---|---|---|---|---|---|---|---|

# Minnesota Twins @ Texas Rangers

Arlington Stadium, Arlington, TX

Tue May 30 1978, 8:05 PM EDT

Att. 12,718 - Unknown - 90 F

livebaseballscorecards.com

## BOTTOM

| Batter | 1 | 2 | 3 | 4 | 5 | 6 | 7 | 8 | 9 | AB | R | H | RBI | BB | SO | LOB |
|---|---|---|---|---|---|---|---|---|---|---|---|---|---|---|---|---|
| Mike Hargrove, L (1, 3)<br>OBP: 0.386, SLG: 0.390 | H 1-0 2B HBP | | x 0-0 ② 3-1 | | x 0-0 ③ 3-1 | | | x 0-0 ① F9 | | 3 | 0 | 0 | 0 | 0 | 0 | 2 |
| Al Oliver, L (1, 7)<br>OBP: 0.319, SLG: 0.436 | x 0-0 ① L4 | | x 0-0 1B | | | x 0-0 CS 1B | | S S S 0-3 ② K | | 4 | 0 | 2 | 0 | 0 | 1 | 2 |
| Jim Sundberg, R (1, 2)<br>OBP: 0.377, SLG: 0.457 | x 0-0 1-3 2B | | x 0-0 ③ 4-3 | | | S S S 0-3 ① ② K 1-2 | | x 0-0 ③ 6-3 | | 4 | 0 | 1 | 0 | 0 | 1 | 3 |
| Richie Zisk, R (1, 10)<br>OBP: 0.342, SLG: 0.494<br>Bobby Thompson, S (9, PR)<br>OBP: 0.333, SLG: 0.429 | S S S 0-3 ② K | | | x 0-0 G6-4-3 1B | | x 0-0 ③ 4-3 | | | x 0-0 1B | 4<br>0 | 0<br>0 | 2<br>0 | 0<br>0 | 0<br>0 | 1<br>0 | 2<br>0 |
| Bobby Bonds, R (1, 9)<br>OBP: 0.319, SLG: 0.388 | x 0-0 ③ F9 | | | x 0-0 ① ② G6-4-3 1-2f | | | x 0-0 ① F9 | | x 0-0 ① F8 | 4 | 0 | 0 | 0 | 0 | 0 | 4 |
| Juan Beniquez, R (1, 8)<br>OBP: 0.312, SLG: 0.370 | | x 0-0 ① F9 | | S S S 0-3 ③ K | | | x 0-0 ② F8 | | x 0-0 ② F9 | 4 | 0 | 0 | 0 | 0 | 1 | 1 |
| Toby Harrah, R (1, 5)<br>OBP: 0.321, SLG: 0.298 | | x 0-0 G6-4-3 1B | | | B B B 4-0 S BB | | x 0-0 E6 | | S S S 0-3 ③ K | 3 | 0 | 1 | 0 | 1 | 1 | 1 |
| Bump Wills, S (1, 4)<br>OBP: 0.295, SLG: 0.349 | | x 0-0 ② ③ G6-4-3 1-2f | | | S S S 0-3 ① K 1-2 | | x 0-0 ③ F4 | | | 3 | 0 | 0 | 0 | 0 | 1 | 3 |
| Nelson Norman, S (1, 6)<br>OBP: 0.200, SLG: 0.200<br>Kurt Bevacqua, R (8, PH)<br>OBP: 0.192, SLG: 0.245<br>Jim Mason, L (9, 6)<br>OBP: 0.237, SLG: 0.229 | | | x 0-0 ① 5-3 | | x 0-0 ② F4 | | | B B B 4-0 BB | | 2<br>0<br>0 | 0<br>0<br>0 | 0<br>0<br>0 | 0<br>0<br>0 | 0<br>1<br>0 | 0<br>0<br>0 | 1<br>0<br>0 |
| Inning Stats | R: 0 H: 1<br>E: 0 LOB: 2<br>K: 1 BB: 0<br>S: 6 P: 7 | R: 0 H: 1<br>E: 0 LOB: 0<br>K: 0 BB: 0<br>S: 3 P: 3 | R: 0 H: 1<br>E: 0 LOB: 1<br>K: 0 BB: 0<br>S: 4 P: 4 | R: 0 H: 1<br>E: 0 LOB: 0<br>K: 1 BB: 0<br>S: 5 P: 5 | R: 0 H: 0<br>E: 0 LOB: 1<br>K: 1 BB: 1<br>S: 5 P: 9 | R: 0 H: 1<br>E: 0 LOB: 0<br>K: 1 BB: 0<br>S: 5 P: 5 | R: 0 H: 0<br>E: 1 LOB: 1<br>K: 0 BB: 0<br>S: 4 P: 4 | R: 0 H: 0<br>E: 0 LOB: 1<br>K: 1 BB: 1<br>S: 5 P: 9 | R: 0 H: 1<br>E: 0 LOB: 1<br>K: 1 BB: 0<br>S: 6 P: 6 | 1B: 5<br>2B: 1<br>3B: 0<br>HR: 0 | SF: 0<br>SAC: 0<br>DP: 2<br>HBP: 1 | | | | | | |

| | AB | 31 |
|---|---|---|
| | R | 0 |
| | H | 6 |
| | RBI | 0 |
| | BB | 2 |
| | SO | 6 |
| | LOB | 19 |

WP: 0 PA: 34
PB: 0
SB: 1
CS: 1

| PITCHER | | IP | WLS | BF | H | R | ER | SO | BB | IBB | HBP | BLK | WP | HR | S | P | ERA | WHIP |
|---|---|---|---|---|---|---|---|---|---|---|---|---|---|---|---|---|---|---|
| Geoff Zahn, L<br>ERA: 2.42 | (1, 1) | 8.0 | W | 30 | 5 | 0 | 0 | 5 | 2 | 0 | 1 | 0 | 0 | 0 | 37 | 46 | 0.00 | 0.875 |
| Mike Marshall, R<br>ERA: 1.15 | (9, 1) | 1.0 | S | 4 | 1 | 0 | 0 | 1 | 0 | 0 | 0 | 0 | 0 | 0 | 6 | 6 | 0.00 | 1.000 |

| PITCHER | IP | WLS | BF | H | R | ER | SO | BB | IBB | HBP | BLK | WP | HR | S | P | ERA | WHIP |
|---|---|---|---|---|---|---|---|---|---|---|---|---|---|---|---|---|---|

| Batter | 1 | 2 | 3 | 4 | 5 | 6 | 7 | 8 | 9 | AB | R | H | RBI | BB | SO | LOB |
|---|---|---|---|---|---|---|---|---|---|---|---|---|---|---|---|---|
| Hosken Powell, L (1, 9)<br>OBP: 0.270, SLG: 0.287 | BBBB<br>4-0<br>FC3-6 SH<br>SF8<br>BB | | 0-0 ①<br>F9 | 0-0 ③<br>4-1 | | SSS<br>0-3 ①<br>K | 0-0 ③<br>5-3 | | | 2 | 1 | 0 | 0 | 1 | 0 | 2 |
| Bombo Rivera, R (6, PH)<br>OBP: 0.425, SLG: 0.403 (6, 9) | | | | | | | | | | 2 | 0 | 0 | 0 | 0 | 1 | 4 |
| Roy Smalley, S (1, 6)<br>OBP: 0.338, SLG: 0.376 | 0-0<br>SH<br>FC3-6<br>1-2 | | 0-0<br>G3 1B<br>1B | | 0-0 ①<br>F8 | 0-0 ②<br>P4 | | 0-0 ①<br>L8 | | 4 | 0 | 1 | 0 | 0 | 0 | 2 |
| Dan Ford, R (1, 8)<br>OBP: 0.374, SLG: 0.506 | 0-0 ①<br>FC3-6<br>E<br>1-2f<br>2-3 | | 0-0<br>G3<br>1-2<br>1B | | 0-0 ②<br>1-3 | 0-0<br>1-H<br>2-H<br>HR | | SSS<br>0-3 ②<br>K | | 5 | 1 | 2 | 3 | 0 | 1 | 2 |
| Mike Cubbage, L (1, 5)<br>OBP: 0.378, SLG: 0.488 | 0-0 ②<br>SF8<br>3-H | | 0-0 ②<br>G3<br>1-2<br>2-3 | | 0-0<br>3B | 0-0 ③<br>F5 | | 0-0<br>WP<br>1B | | 4 | 0 | 2 | 1 | 0 | 0 | 2 |
| Butch Wynegar, S (1, 2)<br>OBP: 0.320, SLG: 0.338 | 0-0 ③<br>F9<br>1-2 | | 0-0 ③<br>F2 | | 0-0 ③<br>6-3 | | 0-0<br>2B<br>2B | SSS<br>0-3 ③<br>K<br>1-2 | | 5 | 1 | 1 | 0 | 0 | 1 | 5 |
| Glenn Adams, L (1, 10)<br>OBP: 0.255, SLG: 0.377 | | 0-0<br>FC5-4<br>1B | | 0-0 ①<br>L9 | | 0-0<br>HR | 0-0<br>FC1-5<br>2-H<br>2B | | 0-0 ①<br>1-3 | 5 | 1 | 3 | 2 | 0 | 0 | 0 |
| Craig Kusick, R (1, 3)<br>OBP: 0.290, SLG: 0.325 | | 0-0 ①<br>FC5-4<br>CS<br>1-2f | SSS<br>0-3 ②<br>K | | BBBB<br>4-0<br>1B<br>1B<br>BB | 0-0 ①<br>FC1-5<br>2B<br>2-3 | | 0-0 ②<br>6-3 | | 4 | 1 | 0 | 0 | 1 | 1 | 2 |
| Rich Chiles, L (1, 7)<br>OBP: 0.342, SLG: 0.266 | BBBB<br>4-0 ②<br>1-2<br>BB | | 0-0<br>2B<br>1B | | 0-0<br>1B<br>1-2<br>HR<br>1B | 0-0 ②<br>F9 | | 0-0<br>1B | | 4 | 1 | 3 | 0 | 1 | 0 | 1 |
| Rob Wilfong, L (1, 4)<br>OBP: 0.343, SLG: 0.286 | 0-0 ③<br>G3 | | 0-0<br>1-3<br>2B | | 0-0<br>1-2<br>2-H<br>HR<br>1B | 0-0<br>1-3<br>2B | | 0-0 ③<br>4-3 | | 2 | 0 | 1 | 0 | 0 | 0 | 1 |
| Jose Morales, R (6, PH)<br>OBP: 0.362, SLG: 0.431 | | | | | | | | | | 1 | 1 | 1 | 1 | 0 | 0 | 0 |
| Bob Randall, R (6, 4)<br>OBP: 0.318, SLG: 0.364 | | | | | | | | | | 2 | 0 | 1 | 0 | 0 | 0 | 1 |

# TOP

Minnesota Twins @ Texas Rangers

Arlington Stadium, Arlington, TX

Thu Jun 01 1978, 8:05 PM EDT

Att. 16,084 - Cloudy - 82 F

livebaseballscorecards.com

| | AB | R | H | RBI | BB | SO | LOB |
|---|---|---|---|---|---|---|---|
| AB | 40 | | | | | | |
| R | 7 | | | | | | |
| H | 15 | | | | | | |
| RBI | 7 | | | | | | |
| BB | 3 | | | | | | |
| SO | 4 | | | | | | |
| LOB | 22 | | | | | | |

| Inning Stats | 1 | 2 | 3 | 4 | 5 | 6 | 7 | 8 | 9 | 1B | SF | WP | PA |
|---|---|---|---|---|---|---|---|---|---|---|---|---|---|
| R | 1 | 0 | 0 | 0 | 0 | 5 | 1 | 0 | 0 | 8 | 1 | 1 | 45 |
| E | 2 | 0 | 0 | 0 | 0 | 0 | 0 | 0 | 0 | 2B 4 | SAC 1 | PB 0 | |
| K | 0 | 0 | 0 | 1 | 0 | 1 | 0 | 2 | 0 | 3B 1 | DP 0 | SB 0 | |
| S | 4 | 3 | 5 | 7 | 4 | 9 | 6 | 8 | 4 | HR 2 | HBP 0 | CS 1 | |
| H | 0 | 1 | 2 | 2 | 1 | 4 | 3 | 1 | 1 | | | | |
| LOB | 1 | 1 | 2 | 2 | 1 | 0 | 2 | 1 | 1 | | | | |
| BB | 1 | 1 | 0 | 0 | 0 | 1 | 0 | 0 | 0 | | | | |
| P | 8 | 7 | 5 | 7 | 4 | 13 | 6 | 8 | 4 | | | | |

| PITCHER | | IP | WLS | BF | H | R | ER | SO | BB | IBB | HBP | BLK | WP | HR | S | P | ERA | WHIP |
|---|---|---|---|---|---|---|---|---|---|---|---|---|---|---|---|---|---|---|
| Doyle Alexander, R<br>ERA: 3.75 | (1, 1) | 5.0 | | 26 | 8 | 4 | 3 | 1 | 3 | 0 | 0 | 0 | 0 | 1 | 25 | 37 | 5.40 | 2.200 |
| Paul Lindblad, L<br>ERA: 2.53 | (6, 1) | 1.0 | | 5 | 2 | 2 | 2 | 1 | 0 | 0 | 0 | 0 | 0 | 1 | 7 | 7 | 18.00 | 2.000 |
| Steve Comer, R<br>ERA: 1.86 | (7, 1) | 3.0 | W | 14 | 5 | 1 | 1 | 2 | 0 | 0 | 0 | 0 | 1 | 0 | 18 | 18 | 3.00 | 1.667 |

| PITCHER | IP | WLS | BF | H | R | ER | SO | BB | IBB | HBP | BLK | WP | HR | S | P | ERA | WHIP |
|---|---|---|---|---|---|---|---|---|---|---|---|---|---|---|---|---|---|

# Minnesota Twins @ Texas Rangers

Arlington Stadium, Arlington, TX

Thu Jun 01 1978, 8:05 PM EDT

Att. 16,084 - Cloudy - 82 F

livebaseballscorecards.com

## BOTTOM

| Batter | 1 | 2 | 3 | 4 | 5 | 6 | 7 | 8 | 9 | AB | R | H | RBI | BB | SO | LOB |
|---|---|---|---|---|---|---|---|---|---|---|---|---|---|---|---|---|
| Bobby Bonds, R (1, 9)<br>OBP: 0.315, SLG: 0.382 | S S S 0-3 K ① | | x 0-0 1B FC4 1-3 1B | x 0-0 F8 ③ | | S S S 0-3 K ② | | x 0-0 6-3 ① | | 5 | 1 | 1 | 0 | 0 | 2 | 1 |
| Mike Hargrove, L (1, 3)<br>OBP: 0.386, SLG: 0.396 | x 0-0 L4 ② | | x 0-0 FC4 2-3 3-H 1B | | x 0-0 1B 2B | x 0-0 F8 ③ | | x 0-0 F8 ② | | 5 | 1 | 2 | 1 | 0 | 0 | 0 |
| Bump Wills, S (1, 4)<br>OBP: 0.292, SLG: 0.340 | x 0-0 L4 ③ | | x 0-0 FC4 S ① 1-2f 3-H | | x 0-0 F9 ① | | B B B B 4-0 S 2B BB | S S S 0-3 K ③ | | 4 | 1 | 0 | 1 | 1 | 1 | 2 |
| Al Oliver, L (1, 10)<br>OBP: 0.313, SLG: 0.426 | | x 0-0 F7 ① | x 0-0 2-3 ② 1-2 | | x 0-0 F8 ② | | x 0-0 F7 ① 1-2 | | | 4 | 0 | 0 | 0 | 0 | 0 | 3 |
| Richie Zisk, R (1, 7)<br>OBP: 0.350, SLG: 0.506<br>Bobby Thompson, S (7, PR) (8, 7)<br>OBP: 0.333, SLG: 0.429 | | x 0-0 1B 1B | x 0-0 F9 ③ | | x 0-0 BB E 2-H 1B | | x 0-0 HR 2-H 2B | | | 4<br>0 | 1<br>1 | 3<br>0 | 2<br>0 | 0<br>0 | 0<br>0 | 1<br>0 |
| Jim Sundberg, R (1, 2)<br>OBP: 0.380, SLG: 0.455 | | x 0-0 F9 ② | x 0-0 2B 5-3 1B | B B B 4-0 E WP 1-2 BB | | | S S S 0-3 K ② | | | 3 | 2 | 1 | 0 | 1 | 1 | 2 |
| Juan Beniquez, R (1, 8)<br>OBP: 0.329, SLG: 0.389 | | x 0-0 1-2 1B | x 0-0 S 1-3 2B | x 0-0 E8 WP 1-3 2-H 1B | | | B B B B 4-0 HR BB | | | 3 | 1 | 3 | 1 | 1 | 0 | 0 |
| Toby Harrah, R (1, 5)<br>OBP: 0.319, SLG: 0.319 | | x 0-0 F8 ③ | x 0-0 5-3 ① | x 0-0 1-3 ③ 2-3 3-H | | | x 0-0 1-H 2-H HR | | | 4 | 1 | 1 | 4 | 0 | 0 | 4 |
| Jim Mason, L (1, 6)<br>OBP: 0.231, SLG: 0.222<br>Kurt Bevacqua, R (4, PH)<br>OBP: 0.189, SLG: 0.240<br>Nelson Norman, S (5, 6)<br>OBP: 0.167, SLG: 0.167 | | | x 0-0 E4 1B 1B | x 0-0 5-3 ② 2-3 | | x 0-0 6-3 ① | S S S 0-3 K ③ | | | 1<br>1<br>2 | 1<br>0<br>0 | 0<br>0<br>0 | 0<br>0<br>0 | 0<br>0<br>0 | 0<br>0<br>1 | 0<br>1<br>1 |
| Inning Stats | R: 0 E: 0 K: 1 S: 5 H: 0 LOB: 0 BB: 0 P: 5 | R: 0 E: 0 K: 0 S: 5 H: 2 LOB: 2 BB: 0 P: 5 | R: 2 E: 1 K: 0 S: 6 H: 2 LOB: 1 BB: 0 P: 6 | R: 1 E: 0 K: 0 S: 5 H: 2 LOB: 1 BB: 0 P: 5 | R: 3 E: 1 K: 0 S: 6 H: 3 LOB: 1 BB: 1 P: 10 | R: 0 E: 0 K: 1 S: 5 H: 0 LOB: 0 BB: 0 P: 5 | R: 4 E: 0 K: 2 S: 9 H: 2 LOB: 1 BB: 2 P: 17 | R: 0 E: 0 K: 1 S: 5 H: 0 LOB: 0 BB: 0 P: 5 | | 1B: 7 2B: 3 3B: 0 HR: 1 | SF: 0 SAC: 0 DP: 0 HBP: 0 | | | | | |

| | AB | R | H | RBI | BB | SO | LOB |
|---|---|---|---|---|---|---|---|
| **AB** | **36** | | | | | | |
| **R** | **10** | | | | | | |
| **H** | **11** | | | | | | |
| **RBI** | **9** | | | | | | |
| **BB** | **3** | | | | | | |
| **SO** | **5** | | | | | | |
| **LOB** | **15** | | | | | | |

WP: 1 PB: 0 SB: 3 CS: 0 PA: 39

| PITCHER | | IP | WLS | BF | H | R | ER | SO | BB | IBB | HBP | BLK | WP | HR | S | P | ERA | WHIP |
|---|---|---|---|---|---|---|---|---|---|---|---|---|---|---|---|---|---|---|
| Paul Thormodsgard, R<br>ERA: 5.05 | (1, 1) | 3.1 | | 17 | 6 | 3 | 1 | 1 | 0 | 0 | 0 | 0 | 0 | 0 | 19 | 19 | 2.70 | 1.800 |
| Mac Scarce, L<br>ERA: 4.22 | (4, 1) | 1.1 | | 5 | 1 | 1 | 1 | 0 | 0 | 0 | 0 | 0 | 0 | 0 | 5 | 5 | 6.75 | 0.750 |
| Tom Johnson, R<br>ERA: 5.23 | (5, 1) | 1.1 | | 7 | 2 | 2 | 2 | 1 | 1 | 0 | 0 | 0 | 1 | 0 | 8 | 12 | 13.50 | 2.250 |
| Mike Marshall, R<br>ERA: 3.06 | (7, 1) | 2.0 | L | 10 | 2 | 4 | 4 | 3 | 2 | 0 | 0 | 0 | 0 | 1 | 14 | 22 | 18.00 | 2.000 |

| PITCHER | IP | WLS | BF | H | R | ER | SO | BB | IBB | HBP | BLK | WP | HR | S | P | ERA | WHIP |
|---|---|---|---|---|---|---|---|---|---|---|---|---|---|---|---|---|---|

# Minnesota Twins @ Detroit Tigers

Tiger Stadium, Detroit, MI

Fri Jun 02 1978, 7:05 PM EDT

Att. 21,127 - Cloudy - 66 F

TOP

livebaseballscorecards.com

| Batter | 1 | 2 | 3 | 4 | 5 | 6 | 7 | 8 | 9 | AB | R | H | RBI | BB | SO | LOB |
|---|---|---|---|---|---|---|---|---|---|---|---|---|---|---|---|---|
| Hosken Powell, L (1, 9)<br>OBP: 0.290, SLG: 0.297 | 1B | | 4-3 | BB | | 1B | | BB | | 3 | 2 | 2 | 0 | 2 | 0 | 0 |
| Roy Smalley, S (1, 6)<br>OBP: 0.344, SLG: 0.383 | G3 1B<br>1-3<br>1B | | BB | WP<br>1-H<br>2-H<br>2B | | F7 | | F7 | | 4 | 1 | 2 | 2 | 1 | 0 | 2 |
| Rod Carew, L (1, 3)<br>OBP: 0.437, SLG: 0.514 | F7 | | F8 | K<br>2-3 | | BB<br>1-2 | | | 3-1 | 4 | 0 | 0 | 0 | 1 | 1 | 4 |
| Dan Ford, R (1, 8)<br>OBP: 0.374, SLG: 0.503 | G3<br>1-2<br>3-H<br>1B | | 2B<br>1-2<br>1B | | 6-3 | F8 | | | 1-3 | 5 | 0 | 2 | 1 | 0 | 0 | 2 |
| Mike Cubbage, L (1, 5)<br>OBP: 0.378, SLG: 0.489 | G3<br>1-2<br>2-3 | | 1-3<br>2-H<br>2B | | K2-3 | | F8 | | BB | 4 | 0 | 1 | 1 | 1 | 1 | 2 |
| Glenn Adams, L (1, 10)<br>OBP: 0.250, SLG: 0.370 | L4 | | 6-3 | | 2B | | K | | F8 | 2 | 0 | 0 | 0 | 0 | 0 | 4 |
| Jose Morales, R (5, PH)<br>OBP: 0.361, SLG: 0.444 | | | | | | | | | | 3 | 0 | 1 | 0 | 0 | 1 | 1 |
| Rich Chiles, L (1, 7)<br>OBP: 0.333, SLG: 0.258 | | 4-3 | | 4-3 | BB | | 6-3 | | | 2 | 0 | 0 | 0 | 0 | 0 | 0 |
| Bombo Rivera, R (5, PH)<br>OBP: 0.427, SLG: 0.397 | | | | | | | | | | 1 | 0 | 0 | 0 | 1 | 0 | 0 |
| (5, 7) | | | | | | | | | | | | | | | | |
| Glenn Borgmann, R (1, 2)<br>OBP: 0.333, SLG: 0.344 | | 6-3 | | BB<br>2B<br>1B | F7 | | | 5-3 | | 4 | 1 | 1 | 0 | 0 | 0 | 2 |
| Rob Wilfong, L (1, 4)<br>OBP: 0.308, SLG: 0.250 | | L3 | | F8 | | L4 | | F9 | | 4 | 0 | 0 | 0 | 0 | 0 | 1 |

| | AB | 36 |
|---|---|---|
| | R | 4 |
| | H | 9 |
| | RBI | 4 |
| | BB | 6 |
| | SO | 3 |
| | LOB | 18 |

| Inning Stats | | | | | | | | | | | | | | | | | | |
|---|---|---|---|---|---|---|---|---|---|---|---|---|---|---|---|---|---|---|
| | R: 1 | H: 3 | R: 0 | H: 0 | R: 1 | H: 2 | R: 2 | H: 2 | R: 0 | H: 1 | R: 0 | H: 1 | R: 0 | H: 0 | R: 0 | H: 0 | R: 0 | H: 0 |
| | E: 0 | LOB: 2 | E: 0 | LOB: 0 | E: 0 | LOB: 2 | E: 0 | LOB: 1 | E: 0 | LOB: 2 | E: 0 | LOB: 0 | E: 0 | LOB: 1 | E: 0 | LOB: 1 | E: 0 | LOB: 1 |
| | K: 0 | BB: 0 | K: 0 | BB: 0 | K: 0 | BB: 1 | K: 1 | BB: 1 | K: 1 | BB: 1 | K: 0 | BB: 0 | K: 1 | BB: 0 | K: 0 | BB: 1 | K: 0 | BB: 1 |
| | S: 6 | P: 6 | S: 3 | P: 3 | S: 5 | P: 9 | S: 7 | P: 11 | S: 6 | P: 10 | S: 4 | P: 8 | S: 5 | P: 5 | S: 3 | P: 7 | S: 3 | P: 7 |

| | 1B: 6 | SF: 0 | WP: 1 | PA: 42 |
|---|---|---|---|---|
| | 2B: 3 | SAC: 0 | PB: 0 | |
| | 3B: 0 | DP: 0 | SB: 0 | |
| | HR: 0 | HBP: 0 | CS: 0 | |

| PITCHER | | IP | WLS | BF | H | R | ER | SO | BB | IBB | HBP | BLK | WP | HR | S | P | ERA | WHIP |
|---|---|---|---|---|---|---|---|---|---|---|---|---|---|---|---|---|---|---|
| Jack Billingham, R<br>ERA: 3.74 | (1, 1) | 3.2 | L | 20 | 7 | 4 | 4 | 0 | 2 | 0 | 0 | 0 | 0 | 0 | 18 | 26 | 9.82 | 2.455 |
| Jim Crawford, L<br>ERA: 2.89 | (4, 1) | 2.0 | | 10 | 2 | 0 | 0 | 2 | 2 | 0 | 0 | 0 | 1 | 0 | 12 | 20 | 0.00 | 2.000 |
| Jack Morris, R<br>ERA: 4.44 | (6, 1) | 3.1 | | 12 | 0 | 0 | 0 | 1 | 2 | 0 | 0 | 0 | 0 | 0 | 12 | 20 | 0.00 | 0.600 |

| PITCHER | IP | WLS | BF | H | R | ER | SO | BB | IBB | HBP | BLK | WP | HR | S | P | ERA | WHIP |
|---|---|---|---|---|---|---|---|---|---|---|---|---|---|---|---|---|---|

# Minnesota Twins @ Detroit Tigers

Tiger Stadium, Detroit, MI

Fri Jun 02 1978, 7:05 PM EDT

Att. 21,127 - Cloudy - 66 F

## BOTTOM

| Batter | 1 | 2 | 3 | 4 | 5 | 6 | 7 | 8 | 9 | AB | R | H | RBI | BB | SO | LOB |
|---|---|---|---|---|---|---|---|---|---|---|---|---|---|---|---|---|
| Ron LeFlore, R (1, 8)<br>OBP: 0.335, SLG: 0.396 | 1-3 | | G1-6-3<br>1-2f | | 3B<br>3-H | | 6-3 | | BB<br>1B<br>1-3<br>2-H | 5 | 0 | 2 | 2 | 0 | 0 | 2 |
| Lou Whitaker, L (1, 4)<br>OBP: 0.370, SLG: 0.360 | 1-3 | | 3B | | 6-3 | | | 4-3 | BB<br>1-2 | 4 | 0 | 1 | 0 | 1 | 0 | 1 |
| Rusty Staub, L (1, 10)<br>OBP: 0.364, SLG: 0.439 | 2B | | L3 | | | F7 | | F8 | F7 | 5 | 0 | 1 | 0 | 0 | 0 | 4 |
| Jason Thompson, L (1, 3)<br>OBP: 0.349, SLG: 0.528 | F8 | | | F7 | | BB | | BB | | 2 | 0 | 0 | 0 | 2 | 0 | 1 |
| Steve Kemp, L (1, 7)<br>OBP: 0.427, SLG: 0.370 | | F6 | | 4-3 | | K | | F7 | | 4 | 0 | 0 | 0 | 0 | 1 | 2 |
| Milt May, L (1, 2)<br>OBP: 0.342, SLG: 0.538 | | 3-1 | | F7 | | P4 | | | F9 | 4 | 0 | 0 | 0 | 0 | 0 | 1 |
| Tim Corcoran, L (1, 9)<br>OBP: 0.317, SLG: 0.296 | | 2B | | | G4-6-3<br>1B | | F7 | | F7 | 4 | 0 | 2 | 0 | 0 | 0 | 0 |
| Phil Mankowski, L (1, 5)<br>OBP: 0.352, SLG: 0.422 | | L3 | | | G4-6-3<br>1-2f | | 1B | | BB<br>1B<br>BB | 3 | 1 | 1 | 0 | 1 | 0 | 2 |
| Alan Trammell, R (1, 6)<br>OBP: 0.327, SLG: 0.378 | | | G1-6-3<br>1B | | 3B<br>3B | | L6 | | 1B<br>BB<br>1-2 | 3 | 1 | 2 | 0 | 1 | 0 | 1 |
| Inning Stats | R: 0 H: 1<br>E: 0 LOB: 1<br>K: 0 BB: 0<br>S: 4 P: 4 | R: 0 H: 1<br>E: 0 LOB: 1<br>K: 0 BB: 0<br>S: 4 P: 4 | R: 0 H: 2<br>E: 0 LOB: 1<br>K: 0 BB: 0<br>S: 4 P: 4 | R: 0 H: 0<br>E: 0 LOB: 0<br>K: 0 BB: 0<br>S: 3 P: 3 | R: 1 H: 3<br>E: 0 LOB: 1<br>K: 0 BB: 0<br>S: 5 P: 5 | R: 0 H: 0<br>E: 0 LOB: 1<br>K: 1 BB: 1<br>S: 5 P: 9 | R: 0 H: 1<br>E: 0 LOB: 1<br>K: 0 BB: 0<br>S: 4 P: 4 | R: 0 H: 0<br>E: 0 LOB: 1<br>K: 0 BB: 1<br>S: 3 P: 7 | R: 1 H: 1<br>E: 0 LOB: 3<br>K: 0 BB: 3<br>S: 4 P: 16 | 1B: 4 SF: 0<br>2B: 2 SAC: 0<br>3B: 3 DP: 2<br>HR: 0 HBP: 0 | | | | | | WP: 0 PA: 39<br>PB: 0<br>SB: 0<br>CS: 0 | |

| PITCHER | | IP | WLS | BF | H | R | ER | SO | BB | IBB | HBP | BLK | WP | HR | S | P | ERA | WHIP |
|---|---|---|---|---|---|---|---|---|---|---|---|---|---|---|---|---|---|---|
| Roger Erickson, R<br>ERA: 4.36 | (1, 1) | 8.2 | W | 36 | 8 | 2 | 2 | 1 | 4 | 0 | 0 | 0 | 0 | 0 | 34 | 50 | 2.08 | 1.385 |
| Mike Marshall, R<br>ERA: 3.0 | (9, 1) | 0.1 | S | 3 | 1 | 0 | 0 | 0 | 1 | 0 | 0 | 0 | 0 | 0 | 2 | 6 | 0.00 | 6.000 |

| PITCHER | IP | WLS | BF | H | R | ER | SO | BB | IBB | HBP | BLK | WP | HR | S | P | ERA | WHIP |
|---|---|---|---|---|---|---|---|---|---|---|---|---|---|---|---|---|---|

| | |
|---|---|
| AB | 34 |
| R | 2 |
| H | 9 |
| RBI | 2 |
| BB | 5 |
| SO | 1 |
| LOB | 14 |

livebaseballscorecards.com

| Batter | 1 | 2 | 3 | 4 | 5 | 6 | 7 | 8 | 9 | AB | R | H | RBI | BB | SO | LOB |
|---|---|---|---|---|---|---|---|---|---|---|---|---|---|---|---|---|
| Roy Smalley, S (1, 6)<br>OBP: 0.345, SLG: 0.389 | F3 | 1-3<br>2-H<br>2B | | 5-3 | | 1B | | E9<br>1-H<br>WP | | 5 | 1 | 2 | 1 | 0 | 0 | 1 |
| Bombo Rivera, R (1, 9)<br>OBP: 0.438, SLG: 0.403 | FC5-4<br>1B | 5-3 | | | G3<br>1B<br>1B | S S S<br>K | | B B B B<br>FC6-4<br>3-H<br>BB | | 4 | 1 | 2 | 0 | 1 | 1 | 3 |
| Dan Ford, R (1, 8)<br>OBP: 0.365, SLG: 0.489 | F9 | | 4-3 | | F9 | F8 | | FC6-4<br>1-2f | | 5 | 0 | 0 | 0 | 0 | 0 | 4 |
| Jose Morales, R (1, 10)<br>OBP: 0.348, SLG: 0.424 | FC5-4<br>1-2f | | L6 | | G3<br>1-2 | | G3 | | WP<br>1B | 5 | 0 | 1 | 0 | 0 | 0 | 2 |
| Craig Kusick, R (1, 3)<br>OBP: 0.296, SLG: 0.329 | | 5-3 | F4 | | 1B<br>HR<br>2-H<br>1B | | L3<br>1B | | F8<br>1-2 | 5 | 1 | 2 | 1 | 0 | 0 | 1 |
| Bob Randall, R (1, 4)<br>OBP: 0.321, SLG: 0.366 | | S<br>1B<br>1B | | F6 | 1-2<br>HR<br>1B | | L3<br>1-2 | | 6-3 | 5 | 2 | 2 | 0 | 0 | 0 | 2 |
| Larry Wolfe, R (1, 5)<br>OBP: 0.329, SLG: 0.406 | | BB<br>1-H<br>2B<br>1B | | HR | 1-H<br>2-H<br>HR | | | F9 | F9 | 5 | 3 | 3 | 5 | 0 | 0 | 1 |
| Glenn Borgmann, R (1, 2)<br>OBP: 0.349, SLG: 0.343 | | 2B<br>1-2<br>BB | | 5-3 | 1-3 | | | E<br>1B | | 3 | 1 | 1 | 0 | 1 | 0 | 0 |
| Willie Norwood, R (1, 7)<br>OBP: 0.303, SLG: 0.397 | | S S S<br>K | | 1B | | 1B | | S S S<br>K | | 4 | 0 | 2 | 0 | 0 | 2 | 3 |

TOP

# Minnesota Twins @ Detroit Tigers

Tiger Stadium, Detroit, MI

Sat Jun 03 1978, 3:33 AM EDT
Att. 21,227 - Unknown - 67 F

livebaseballscorecards.com

| | AB | R | H | RBI | BB | SO | LOB |
|---|---|---|---|---|---|---|---|
| | 41 | 9 | 15 | 7 | 2 | 3 | 17 |

| Inning Stats | 1 | 2 | 3 | 4 | 5 | 6 | 7 | 8 | 9 | 1B | SF | WP | PA |
|---|---|---|---|---|---|---|---|---|---|---|---|---|---|
| R | 0 | 2 | 0 | 1 | 4 | 0 | 0 | 2 | 0 | 12 | 0 | 2 | 43 |
| E | 0 | 0 | 0 | 0 | 0 | 0 | 0 | 1 | 0 | 2B: 2 | SAC: 0 | PB: 0 | |
| K | 0 | 1 | 0 | 5 | 0 | 1 | 3 | 1 | 0 | 3B: 0 | DP: 1 | SB: 1 | |
| S | 4 | 8 | 3 | 5 | 7 | 6 | 3 | 7 | 4 | HR: 2 | HBP: 0 | CS: 0 | |
| H | 1 | 3 | 0 | 2 | 4 | 2 | 1 | 1 | 1 | | | | |
| LOB | 1 | 2 | 0 | 1 | 0 | 1 | 0 | 1 | 1 | | | | |
| BB | 0 | 1 | 0 | 0 | 0 | 0 | 0 | 1 | 0 | | | | |
| P | 4 | 12 | 3 | 5 | 7 | 6 | 3 | 11 | 4 | | | | |

| PITCHER | | IP | WLS | BF | H | R | ER | SO | BB | IBB | HBP | BLK | WP | HR | S | P | ERA | WHIP |
|---|---|---|---|---|---|---|---|---|---|---|---|---|---|---|---|---|---|---|
| Bob Sykes, L<br>ERA: 3.3 | (1, 1) | 4.2 | L | 23 | 8 | 5 | 5 | 1 | 1 | 0 | 0 | 0 | 0 | 1 | 24 | 28 | 9.64 | 1.929 |
| Steve Foucault, R<br>ERA: 3.38 | (5, 1) | 2.1 | | 10 | 5 | 2 | 2 | 1 | 0 | 0 | 0 | 0 | 0 | 1 | 12 | 12 | 7.71 | 2.143 |
| Jim Crawford, L<br>ERA: 2.61 | (8, 1) | 2.0 | | 10 | 2 | 2 | 0 | 1 | 1 | 0 | 0 | 0 | 2 | 0 | 11 | 15 | 0.00 | 1.500 |

| PITCHER | | IP | WLS | BF | H | R | ER | SO | BB | IBB | HBP | BLK | WP | HR | S | P | ERA | WHIP |
|---|---|---|---|---|---|---|---|---|---|---|---|---|---|---|---|---|---|---|

# Minnesota Twins @ Detroit Tigers

Tiger Stadium, Detroit, MI

Sat Jun 03 1978, 3:33 AM EDT

Att. 21,227 - Unknown - 67 F

## BOTTOM

| Batter | 1 | 2 | 3 | 4 | 5 | 6 | 7 | 8 | 9 | AB | R | H | RBI | BB | SO | LOB |
|---|---|---|---|---|---|---|---|---|---|---|---|---|---|---|---|---|
| Lou Whitaker, L (1, 4) OBP: 0.366, SLG: 0.357 | 6-3 | E7 SF9 1-3 2-H 1B | | F8 | | | 6-3 | | | 4 | 0 | 1 | 1 | 0 | 0 | 0 |
| Phil Mankowski, L (1, 5) OBP: 0.337, SLG: 0.407 | 4-3 | SF9 2-3 3-H | | | G3 | | 5-3 | | | 3 | 0 | 0 | 1 | 0 | 0 | 0 |
| Rusty Staub, L (1, 10) OBP: 0.366, SLG: 0.434 | BBBB BB 1B BB | BBBB BB | | | F7 | | 1-3 | | | 2 | 0 | 0 | 0 | 2 | 0 | 0 |
| Jason Thompson, L (1, 3) OBP: 0.352, SLG: 0.538 | BB 1-2 1B | P5 | | | 3B | | | F9 | | 4 | 0 | 2 | 0 | 0 | 0 | 2 |
| Steve Kemp, L (1, 7) OBP: 0.424, SLG: 0.364 | BBBB 1-2 2-3 BB | | F7 | | G3 | | | 4-3 | | 3 | 0 | 0 | 0 | 1 | 0 | 1 |
| Milt May, L (1, 2) OBP: 0.339, SLG: 0.527 | F8 | | 4-3 | | | FC5-4 1B | | 3-1 | | 4 | 0 | 1 | 0 | 0 | 0 | 3 |
| Tim Corcoran, L (1, 9) OBP: 0.306, SLG: 0.286 | | SSS K | F7 | | | F7 | | | G3 | 4 | 0 | 0 | 0 | 0 | 1 | 1 |
| Mickey Stanley, R (1, 8) OBP: 0.250, SLG: 0.313 | | BB E 1B | | 6-3 | | F9 | | | 4-3 | 4 | 1 | 1 | 0 | 0 | 0 | 1 |
| Alan Trammell, R (1, 6) OBP: 0.324, SLG: 0.366 | | BBBB E 1-2 SF9 BB | | F8 | | FC5-4 1-2f | | | 6-3 | 3 | 1 | 0 | 0 | 1 | 0 | 1 |
| Inning Stats | R: 0 E: 0 K: 0 S: 4 H: 1 LOB: 3 BB: 2 P: 12 | R: 2 E: 1 K: 1 S: 7 H: 2 LOB: 2 BB: 2 P: 15 | R: 0 E: 0 K: 0 S: 3 H: 0 LOB: 0 BB: 0 P: 3 | R: 0 E: 0 K: 0 S: 3 H: 0 LOB: 0 BB: 0 P: 3 | R: 0 E: 0 K: 0 S: 4 H: 1 LOB: 1 BB: 0 P: 4 | R: 0 E: 0 K: 0 S: 4 H: 1 LOB: 1 BB: 0 P: 4 | R: 0 E: 0 K: 0 S: 3 H: 0 LOB: 0 BB: 0 P: 3 | R: 0 E: 0 K: 0 S: 3 H: 0 LOB: 0 BB: 0 P: 3 | R: 0 E: 0 K: 0 S: 3 H: 0 LOB: 0 BB: 0 P: 3 | 1B: 4 2B: 0 3B: 1 HR: 0 | SF: 1 SAC: 0 DP: 0 HBP: 0 | | | | | | |

| PITCHER | IP | WLS | BF | H | R | ER | SO | BB | IBB | HBP | BLK | WP | HR | S | P | ERA | WHIP |
|---|---|---|---|---|---|---|---|---|---|---|---|---|---|---|---|---|---|
| Dave Goltz, R (1, 1) ERA: 3.13 | 9.0 | W | 36 | 5 | 2 | 1 | 1 | 4 | 0 | 0 | 0 | 0 | 0 | 34 | 50 | 1.00 | 1.000 |

| PITCHER | IP | WLS | BF | H | R | ER | SO | BB | IBB | HBP | BLK | WP | HR | S | P | ERA | WHIP |
|---|---|---|---|---|---|---|---|---|---|---|---|---|---|---|---|---|---|

| | |
|---|---|
| AB | 31 |
| R | 2 |
| H | 5 |
| RBI | 2 |
| BB | 4 |
| SO | 1 |
| LOB | 9 |

WP: 0 PB: 0 SB: 0 CS: 0 PA: 36

livebaseballscorecards.com

| Batter | 1 | 2 | 3 | 4 | 5 | 6 | 7 | 8 | 9 | AB | R | H | RBI | BB | SO | LOB |
|---|---|---|---|---|---|---|---|---|---|---|---|---|---|---|---|---|
| Hosken Powell, L (1, 9)<br>OBP: 0.281, SLG: 0.287 | x 0-0 ① F4 | | x 0-0 ② F7 | | x 0-0 ② G3 | | | x 0-0 ① 4-3 | | 4 | 0 | 0 | 0 | 0 | 0 | 0 |
| Roy Smalley, S (1, 6)<br>OBP: 0.339, SLG: 0.381 | x 0-0 ② 3-1 | | S S S 0-3 ③ K | | x 0-0 ③ 3-1 | | | x 0-0 ② F8 | | 4 | 0 | 0 | 0 | 0 | 1 | 0 |
| Rod Carew, L (1, 3)<br>OBP: 0.442, SLG: 0.532 | B B B 4-0 FC6-4 BB | | | x 0-0 HR | | x 0-0 G3 SH1-3 1B | | x 0-0 ③ 4-3 | | 3 | 1 | 2 | 1 | 1 | 0 | 0 |
| Dan Ford, R (1, 8)<br>OBP: 0.369, SLG: 0.489 | x 0-0 ③ FC6-4 1-2f | | | B B B 4-0 SH1-3 1B BB | | x 0-0 ① SH1-3 1-2 | | | x 0-0 G4-6-3 1B | 2 | 1 | 1 | 0 | 1 | 0 | 1 |
| Mike Cubbage, L (1, 5)<br>OBP: 0.371, SLG: 0.478 | | x 0-0 ① 4-3 | | x 0-0 ① SH1-3 1-2 | | x 0-0 ② G3 2-3 | | | x 0-0 ① ② G4-6-3 1-2f | 3 | 0 | 0 | 0 | 0 | 0 | 2 |
| Glenn Adams, L (1, 10)<br>OBP: 0.267, SLG: 0.432 | | x 0-0 HR | | B B B 4-0 1B BB | | x 0-0 ③ 4-3 | | | x 0-0 HR | 3 | 2 | 2 | 2 | 1 | 0 | 1 |
| Butch Wynegar, S (1, 2)<br>OBP: 0.324, SLG: 0.338 | | B B B 4-0 G4-6-3 BB | | x 0-0 ② 1-3 2-H 1B | | | x 0-0 ① L4 | | x 0-0 ③ 4-3 | 3 | 0 | 1 | 1 | 1 | 0 | 0 |
| Rich Chiles, L (1, 7)<br>OBP: 0.321, SLG: 0.246 | | x 0-0 ② ③ G4-6-3 1-2f | | S S S 0-3 ③ K | | | S S S 0-3 ② K | | | 3 | 0 | 0 | 0 | 0 | 2 | 2 |
| Rob Wilfong, L (1, 4)<br>OBP: 0.286, SLG: 0.229 | | | x 0-0 ① 5-3 | | x 0-0 ① 4-3 | | x 0-0 ③ 4-3 | | | 3 | 0 | 0 | 0 | 0 | 0 | 0 |

| Inning Stats | | |

# Minnesota Twins @ Detroit Tigers

Tiger Stadium, Detroit, MI

Sun Jun 04 1978, 3:33 AM EDT

Att. 36,575 - Unknown - 72 F

livebaseballscorecards.com

## BOTTOM

| Batter | 1 | 2 | 3 | 4 | 5 | 6 | 7 | 8 | 9 | AB | R | H | RBI | BB | SO | LOB |
|---|---|---|---|---|---|---|---|---|---|---|---|---|---|---|---|---|
| Alan Trammell, R (1, 6)<br>OBP: 0.321, SLG: 0.362 | F8 | | P3 | | | F8 SH E 1B | 5-3 | | | 4 | 1 | 1 | 0 | 0 | 0 | 0 |
| Aurelio Rodriguez, R (1, 5)<br>OBP: 0.353, SLG: 0.526 | 1B 2B | | 5-3 | | | SH E 1B<br>1-2 | | HR SH5-3 1B | | 3 | 3 | 2 | 0 | 0 | 0 | 0 |
| Rusty Staub, L (1, 10)<br>OBP: 0.370, SLG: 0.443 | 1-3 1B<br>2-H | | | E 2B | | F9 | | SH5-3<br>1-2 | | 3 | 1 | 2 | 1 | 0 | 0 | 2 |
| Jason Thompson, L (1, 3)<br>OBP: 0.345, SLG: 0.527 | 1-3<br>1-2 | | | L9<br>2-H | | F8<br>2-3 | | F8 | | 4 | 0 | 0 | 0 | 0 | 0 | 4 |
| Steve Kemp, L (1, 7)<br>OBP: 0.421, SLG: 0.379 | K | | | K | | E8 1B<br>1-3<br>3-H | | HR<br>2-H | | 4 | 1 | 1 | 2 | 0 | 2 | 2 |
| John Wockenfuss, R (1, 9)<br>OBP: 0.340, SLG: 0.347 | | G6-4-3 1B | | 4-3 | | FC5-4 1B<br>1-2<br>3-H | | 2B | | 3 | 0 | 2 | 1 | 0 | 0 | 0 |
| Tim Corcoran, L (6, PR)<br>OBP: 0.312, SLG: 0.301 (7, 9) | | | | | | | | | | 1 | 0 | 1 | 0 | 0 | 0 | 0 |
| Lance Parrish, R (1, 2)<br>OBP: 0.236, SLG: 0.465 | | G6-4-3<br>1-2f | | | L5 | FC5-4<br>1-2f | | 6-3 | | 4 | 0 | 0 | 0 | 0 | 0 | 4 |
| Mickey Stanley, R (1, 8)<br>OBP: 0.211, SLG: 0.263 | | 4-3 | | | F8 | | 6-3 | | | 3 | 0 | 0 | 0 | 0 | 0 | 0 |
| Lou Whitaker, L (1, 4)<br>OBP: 0.357, SLG: 0.347 | | | 1-3 | | 4-3 | | 4-3 | | | 3 | 0 | 0 | 0 | 0 | 0 | 0 |
| Inning Stats | R: 1 H: 2<br>E: 0 LOB: 1<br>K: 1 BB: 0<br>S: 7 P: 7 | R: 0 H: 1<br>E: 0 LOB: 0<br>K: 0 BB: 0<br>S: 3 P: 3 | R: 0 H: 0<br>E: 0 LOB: 0<br>K: 0 BB: 0<br>S: 3 P: 3 | R: 1 H: 1<br>E: 1 LOB: 0<br>K: 1 BB: 0<br>S: 6 P: 6 | R: 0 H: 0<br>E: 0 LOB: 0<br>K: 0 BB: 0<br>S: 3 P: 3 | R: 2 H: 2<br>E: 1 LOB: 2<br>K: 0 BB: 0<br>S: 7 P: 7 | R: 0 H: 0<br>E: 0 LOB: 0<br>K: 0 BB: 0<br>S: 3 P: 3 | R: 2 H: 3<br>E: 0 LOB: 1<br>K: 0 BB: 0<br>S: 6 P: 6 | | 1B: 5 SF: 0<br>2B: 3 SAC: 2<br>3B: 0 DP: 1<br>HR: 1 HBP: 0 | | | | | | |

| | AB | 32 |
|---|---|---|
| | R | 6 |
| | H | 9 |
| | RBI | 4 |
| | BB | 0 |
| | SO | 2 |
| | LOB | 12 |

WP: 0 PA: 34
PB: 0
SB: 0
CS: 0

| PITCHER | | IP | WLS | BF | H | R | ER | SO | BB | IBB | HBP | BLK | WP | HR | S | P | ERA | WHIP |
|---|---|---|---|---|---|---|---|---|---|---|---|---|---|---|---|---|---|---|
| Geoff Zahn, L<br>ERA: 2.36 | (1, 1) | 5.2 | L | 24 | 6 | 4 | 1 | 2 | 0 | 0 | 0 | 0 | 0 | 0 | 28 | 28 | 1.59 | 1.059 |
| Gary Serum, R<br>ERA: 3.91 | (6, 1) | 1.1 | | 5 | 1 | 1 | 1 | 0 | 0 | 0 | 0 | 0 | 0 | 0 | 5 | 5 | 6.75 | 0.750 |
| Mac Scarce, L<br>ERA: 4.5 | (8, 1) | 0.2 | | 4 | 2 | 1 | 1 | 0 | 0 | 0 | 0 | 0 | 0 | 1 | 4 | 4 | 13.50 | 3.000 |
| Tom Johnson, R<br>ERA: 5.17 | (8, 1) | 0.1 | | 1 | 0 | 0 | 0 | 0 | 0 | 0 | 0 | 0 | 0 | 0 | 1 | 1 | 0.00 | 0.000 |

| PITCHER | IP | WLS | BF | H | R | ER | SO | BB | IBB | HBP | BLK | WP | HR | S | P | ERA | WHIP |
|---|---|---|---|---|---|---|---|---|---|---|---|---|---|---|---|---|---|

# Chicago White Sox @ Minnesota Twins

Metropolitan Stadium, Bloomington , MI

Wed Jun 07 1978, 8:05 PM EDT

Att. 6,627 - Unknown - 55 F

TOP

livebaseballscorecards.com

| Batter | 1 | 2 | 3 | 4 | 5 | 6 | 7 | 8 | 9 | AB | R | H | RBI | BB | SO | LOB |
|---|---|---|---|---|---|---|---|---|---|---|---|---|---|---|---|---|
| Thad Bosley, L (1, 8) OBP: 0.339, SLG: 0.396 | BLK, 1B | SF7 | | K | | G6-4-3 | | | F9 | 4 | 1 | 1 | 1 | 0 | 1 | 2 |
| Ralph Garr, L (1, 7) OBP: 0.313, SLG: 0.353 | CS, 1B | E6, BB, 1B | | G3 | | | F8 | | G4-6-3 | 5 | 1 | 1 | 1 | 0 | 0 | 2 |
| Jorge Orta, L (1, 4) OBP: 0.327, SLG: 0.477 | HR | K | | 1B | | | 6-3 | | | 4 | 1 | 2 | 1 | 0 | 1 | 2 |
| Jim Breazeale, L (1, 3) OBP: 0.409, SLG: 0.368 | K | 1B, BB, 1B | | K | | | F9 | | | 3 | 1 | 0 | 0 | 1 | 2 | 1 |
| Henry Cruz, L (1, 9) OBP: 0.289, SLG: 0.450 | K | 1B, 1B | | | 4-3 | | | FC6-4, 1B | | 4 | 0 | 2 | 2 | 0 | 1 | 0 |
| Ron Blomberg, L (1, 10) OBP: 0.282, SLG: 0.389 | | 1B, BB, 1B | | | G4-6-3, 1B | | | FC6-4 | | 3 | 1 | 2 | 1 | 1 | 0 | 1 |
| Bill Nahorodny, R (1, 2) OBP: 0.314, SLG: 0.396 | | HBP, SF7, 1B, 6-3 | | | G4-6-3 | | | K | | 4 | 1 | 1 | 0 | 0 | 1 | 2 |
| Alan Bannister, R (1, 6) OBP: 0.237, SLG: 0.250 | | HBP, E, 1B, F7 | | | | G6-4-3, 1B | | F9 | | 4 | 1 | 2 | 1 | 0 | 0 | 1 |
| Eric Soderholm, R (1, 5) OBP: 0.245, SLG: 0.300 | | E, 1B, HBP, 5-3 | | | | F7 | | | G4-6-3, BB | 2 | 1 | 0 | 0 | 1 | 0 | 1 |
| Inning Stats | R: 2 E: 0 K: 2 S: 9 H: 3 LOB: 0 BB: 0 P: 9 | R: 6 E: 1 K: 1 S: 9 H: 4 LOB: 2 BB: 2 P: 18 | R: 0 E: 0 K: 0 S: 3 H: 0 LOB: 0 BB: 0 P: 3 | R: 0 E: 0 K: 2 S: 8 H: 1 LOB: 1 BB: 0 P: 8 | R: 0 E: 0 K: 0 S: 3 H: 1 LOB: 0 BB: 0 P: 3 | R: 0 E: 0 K: 0 S: 3 H: 1 LOB: 0 BB: 0 P: 3 | R: 0 E: 0 K: 0 S: 3 H: 0 LOB: 0 BB: 0 P: 3 | R: 0 E: 0 K: 1 S: 6 H: 1 LOB: 1 BB: 0 P: 6 | R: 0 E: 0 K: 0 S: 2 H: 0 LOB: 0 BB: 1 P: 6 | 1B: 10 2B: 0 3B: 0 HR: 1 SF: 1 SAC: 0 DP: 3 HBP: 1 | | | | | | | |

| | AB | 33 |
|---|---|---|
| | R | 8 |
| | H | 11 |
| | RBI | 7 |
| | BB | 3 |
| | SO | 6 |
| | LOB | 12 |

WP: 0 PB: 0 SB: 0 CS: 1 PA: 38

| PITCHER | | IP | WLS | BF | H | R | ER | SO | BB | IBB | HBP | BLK | WP | HR | S | P | ERA | WHIP |
|---|---|---|---|---|---|---|---|---|---|---|---|---|---|---|---|---|---|---|
| Roger Erickson, R ERA: 4.7 | (1, 1) | 1.1 | L | 11 | 5 | 7 | 5 | 2 | 1 | 0 | 1 | 1 | 0 | 1 | 13 | 18 | 33.75 | 4.500 |
| Mac Scarce, L ERA: 3.64 | (2, 1) | 7.2 | | 27 | 6 | 1 | 0 | 4 | 2 | 0 | 0 | 0 | 0 | 0 | 33 | 41 | 0.00 | 1.043 |

| PITCHER | IP | WLS | BF | H | R | ER | SO | BB | IBB | HBP | BLK | WP | HR | S | P | ERA | WHIP |
|---|---|---|---|---|---|---|---|---|---|---|---|---|---|---|---|---|---|

| Batter | 1 | 2 | 3 | 4 | 5 | 6 | 7 | 8 | 9 | AB | R | H | RBI | BB | SO | LOB |
|---|---|---|---|---|---|---|---|---|---|---|---|---|---|---|---|---|
| Willie Norwood, R (1, 7) OBP: 0.314, SLG: 0.399 | BBBB 4-0 S BB | | x 0-0 E S 1B | | x 0-0 ③ F9 | | | BBBB 4-0 WP 1B BB | x 0-0 ②③ G6-3 1-2f | 2 | 0 | 1 | 0 | 2 | 0 | 0 |
| Glenn Adams, L (9, PH) OBP: 0.265, SLG: 0.429 | | | | | | | | | | 1 | 0 | 0 | 0 | 0 | 0 | 2 |
| Rod Carew, L (1, 3) OBP: 0.434, SLG: 0.521 | SSS 0-3 ① K 1-2 | | SSS 0-3 ② K 1-3 | | | x 0-0 ① 5-3 | | SSS 0-3 ② K | | 4 | 0 | 0 | 0 | 0 | 3 | 3 |
| Dan Ford, R (1, 8) OBP: 0.367, SLG: 0.484 | x 0-0 ② 5-3 | | x 0-0 ③ 6-3 | | | SSS 0-3 ② K | | x 0-0 WP 1-2 1B | | 4 | 0 | 1 | 0 | 0 | 1 | 2 |
| Jose Morales, R (1, 10) OBP: 0.343, SLG: 0.413 | SSS 0-3 ③ K | | | x 0-0 L9-6 BB 1B | | SSS 0-3 ③ K | | x 0-0 ③ 6-3 1-2 2-3 | | 4 | 0 | 1 | 0 | 0 | 2 | 3 |
| Bombo Rivera, R (1, 9) OBP: 0.452, SLG: 0.443 | | x 0-0 E6 | | BBBB 4-0 1-2 BB | | | x 0-0 1B 3B | | x 0-0 1B E 1B | 3 | 2 | 2 | 0 | 1 | 0 | 0 |
| Larry Wolfe, R (1, 5) OBP: 0.325, SLG: 0.397 | | SSS 0-3 ① K | | SSS 0-3 ① K | | | x 0-0 G5-4-3 3-H 1B | | SSS 0-3 ① K | 4 | 0 | 1 | 1 | 0 | 3 | 4 |
| Roy Smalley, S (1, 6) OBP: 0.338, SLG: 0.379 | | SSS 0-3 ② K | | x 0-0 ②③ L9-6 2-3 | | | x 0-0 ①② G5-4-3 1-2f | | x 0-0 E8 1-H 1B | 4 | 1 | 1 | 0 | 0 | 1 | 4 |
| Bob Randall, R (1, 4) OBP: 0.319, SLG: 0.357 | | x 0-0 ③ 6-3 | | | x 0-0 ① 6-3 | | SSS 0-3 ③ K | | BBBB 4-0 1B BB | 3 | 0 | 0 | 0 | 1 | 1 | 1 |
| Glenn Borgmann, R (1, 2) OBP: 0.340, SLG: 0.333 | | | x 0-0 ① 4-3 | | x 0-0 ② 6-3 | | | SSS 0-3 ① K | x 0-0 G6-3 1-2 2-H 1B | 4 | 0 | 1 | 1 | 0 | 1 | 0 |
| Inning Stats | R: 0 E: 0 K: 2 S: 7 H: 0 LOB: 1 BB: 1 P: 11 | R: 0 E: 1 K: 2 S: 8 H: 0 LOB: 1 BB: 0 P: 8 | R: 0 E: 0 K: 1 S: 6 H: 1 LOB: 1 BB: 0 P: 6 | R: 0 E: 0 K: 1 S: 5 H: 1 LOB: 1 BB: 1 P: 9 | R: 0 E: 0 K: 0 S: 3 H: 0 LOB: 0 BB: 0 P: 3 | R: 0 E: 0 K: 2 S: 7 H: 0 LOB: 0 BB: 0 P: 7 | R: 1 E: 0 K: 1 S: 6 H: 2 LOB: 0 BB: 0 P: 6 | R: 0 E: 0 K: 2 S: 8 H: 1 LOB: 2 BB: 1 P: 12 | R: 2 E: 1 K: 1 S: 7 H: 3 LOB: 1 BB: 1 P: 11 | 1B: 7 2B: 1 3B: 1 HR: 0 | SF: 0 SAC: 0 DP: 3 HBP: 0 | | | | | | |

| PITCHER | | IP | WLS | BF | H | R | ER | SO | BB | IBB | HBP | BLK | WP | HR | S | P | ERA | WHIP |
|---|---|---|---|---|---|---|---|---|---|---|---|---|---|---|---|---|---|---|
| Ken Kravec, L ERA: 5.03 | (1, 1) | 8.1 | W | 36 | 8 | 3 | 3 | 12 | 4 | 0 | 0 | 0 | 1 | 0 | 56 | 72 | 3.24 | 1.440 |
| Jim Willoughby, R ERA: 3.18 | (9, 1) | 0.2 | | 1 | 0 | 0 | 0 | 0 | 0 | 0 | 0 | 0 | 0 | 0 | 1 | 1 | 0.00 | 0.000 |

| PITCHER | IP | WLS | BF | H | R | ER | SO | BB | IBB | HBP | BLK | WP | HR | S | P | ERA | WHIP |
|---|---|---|---|---|---|---|---|---|---|---|---|---|---|---|---|---|---|

# BOTTOM

## Chicago White Sox @ Minnesota Twins

Metropolitan Stadium, Bloomington , MI

Wed Jun 07 1978, 8:05 PM EDT

Att. 6,627 - Unknown - 55 F

livebaseballscorecards.com

| | |
|---|---|
| AB | 33 |
| R | 3 |
| H | 8 |
| RBI | 2 |
| BB | 4 |
| SO | 12 |
| LOB | 19 |

| | | | |
|---|---|---|---|
| 1B: 7 | SF: 0 | WP: 1 | PA: 37 |
| 2B: 1 | SAC: 0 | PB: 0 | |
| 3B: 1 | DP: 3 | SB: 2 | |
| HR: 0 | HBP: 0 | CS: 0 | |

# Chicago White Sox @ Minnesota Twins

Metropolitan Stadium, Bloomington , MI

Thu Jun 08 1978, 8:05 PM EDT

Att. 11,071 - Unknown - 70 F

TOP

livebaseballscorecards.com

| Batter | 1 | 2 | 3 | 4 | 5 | 6 | 7 | 8 | 9 | AB | R | H | RBI | BB | SO | LOB |
|---|---|---|---|---|---|---|---|---|---|---|---|---|---|---|---|---|
| Thad Bosley, L (1, 9)<br>OBP: 0.328, SLG: 0.382 | K | | FC6-4 CS<br>1-2f | | | F8 | | K<br>1-3 | F3 | 2 | 0 | 0 | 0 | 0 | 1 | 1 |
| Bob Molinaro, L (3, 9)<br>OBP: 0.326, SLG: 0.341 | | | | | | | | | | 3 | 0 | 0 | 0 | 0 | 1 | 2 |
| Ralph Garr, L (1, 7)<br>OBP: 0.311, SLG: 0.357 | B2-3 | | K | | | 4-3 | | 1B<br>3-H<br>2B | | 4 | 0 | 1 | 1 | 0 | 1 | 1 |
| Jorge Orta, L (1, 4)<br>OBP: 0.330, SLG: 0.472 | BB | | CS<br>1-2 | 4-3 | | 5-3 | | 1B<br>BB | | 2 | 0 | 0 | 0 | 2 | 0 | 0 |
| Jim Breazeale, L (1, 3)<br>OBP: 0.385, SLG: 0.348 | F6 | | | G3 | | | G3 | 1B<br>1-2<br>2-3 | | 4 | 0 | 1 | 0 | 0 | 0 | 1 |
| Don Kessinger, S (8, PR)<br>OBP: 0.320, SLG: 0.321 | | | | | | | | | | 0 | 0 | 0 | 0 | 0 | 0 | 0 |
| | | | | | | | | | | 0 | 0 | 0 | 0 | 0 | 0 | 0 |
| Henry Cruz, L (1, 8)<br>OBP: 0.306, SLG: 0.455 | | 4-3 | | 1B | | | 1B<br>2B<br>1B | K | | 4 | 1 | 2 | 0 | 0 | 1 | 3 |
| Ron Blomberg, L (1, 10)<br>OBP: 0.293, SLG: 0.395 | | 6-3<br>1B | | F8 | | | 1-3<br>2B<br>1B | F6 | | 4 | 0 | 2 | 0 | 0 | 0 | 4 |
| Bill Nahorodny, R (1, 2)<br>OBP: 0.312, SLG: 0.399 | | 6-3<br>1-2 | | | F8 | | 1-H<br>3-H<br>2B | | F6 | 4 | 0 | 1 | 1 | 0 | 0 | 1 |
| Alan Bannister, R (1, 6)<br>OBP: 0.220, SLG: 0.231 | | 6-3 | | | F9 | | F4 | | K | 3 | 0 | 0 | 0 | 0 | 0 | 2 |
| Lamar Johnson, R (8, 3)<br>OBP: 0.295, SLG: 0.371 | | | | | | | | | | 1 | 0 | 0 | 0 | 0 | 1 | 0 |
| Eric Soderholm, R (1, 5)<br>OBP: 0.258, SLG: 0.313 | | | FC6-4<br>1B | | F9 | | | WP<br>2B<br>1B | 1B | 4 | 1 | 3 | 0 | 0 | 0 | 0 |

| | |
|---|---|
| AB | 35 |
| R | 2 |
| H | 10 |
| RBI | 2 |
| BB | 2 |
| SO | 5 |
| LOB | 15 |

| Inning Stats | 1 | 2 | 3 | 4 | 5 | 6 | 7 | 8 | 9 |
|---|---|---|---|---|---|---|---|---|---|
| | R: 0<br>E: 0<br>K: 1<br>S: 5 | R: 0<br>E: 0<br>K: 0<br>S: 4 | R: 0<br>E: 0<br>K: 1<br>S: 5 | R: 0<br>E: 0<br>K: 0<br>S: 4 | R: 0<br>E: 0<br>K: 0<br>S: 3 | R: 0<br>E: 0<br>K: 0<br>S: 3 | R: 1<br>E: 0<br>K: 0<br>S: 5 | R: 1<br>E: 0<br>K: 2<br>S: 10 | R: 0<br>E: 0<br>K: 1<br>S: 6 |
| | H: 0<br>LOB: 1<br>BB: 1<br>P: 9 | H: 1<br>LOB: 1<br>BB: 0<br>P: 4 | H: 1<br>LOB: 0<br>BB: 0<br>P: 5 | H: 1<br>LOB: 1<br>BB: 0<br>P: 4 | H: 0<br>LOB: 0<br>BB: 0<br>P: 3 | H: 0<br>LOB: 0<br>BB: 0<br>P: 3 | H: 3<br>LOB: 1<br>BB: 0<br>P: 5 | H: 3<br>LOB: 3<br>BB: 1<br>P: 14 | H: 1<br>LOB: 1<br>BB: 0<br>P: 6 |

| | | | | | | | | | |

# BOTTOM

## Chicago White Sox @ Minnesota Twins

Metropolitan Stadium, Bloomington , MI

Thu Jun 08 1978, 8:05 PM EDT

Att. 11,071 - Unknown - 70 F

| Batter | 1 | 2 | 3 | 4 | 5 | 6 | 7 | 8 | 9 | AB | R | H | RBI | BB | SO | LOB |
|---|---|---|---|---|---|---|---|---|---|---|---|---|---|---|---|---|
| Willie Norwood, R (1, 7) OBP: 0.306, SLG: 0.389 | 5-3 | | F9 | | F8 | | F6 | | F7 | 4 | 0 | 0 | 0 | 0 | 0 | 1 |
| Glenn Adams, L (9, PH) OBP: 0.263, SLG: 0.425 | | | | | | | | | | 1 | 0 | 0 | 0 | 0 | 0 | 0 |
| Rod Carew, L (1, 3) OBP: 0.431, SLG: 0.513 | K | | 6-3 | | BB | | K | | | 3 | 0 | 0 | 0 | 1 | 2 | 1 |
| Dan Ford, R (1, 8) OBP: 0.365, SLG: 0.479 | 5-3 | | 1B | | L3 | | | F8 | | 4 | 0 | 1 | 0 | 0 | 0 | 1 |
| Bombo Rivera, R (1, 9) OBP: 0.455, SLG: 0.438 | | 1B FC5-2 BB | K | | | SH1-4 1B | | F8 | | 3 | 0 | 1 | 0 | 1 | 1 | 1 |
| Jose Morales, R (1, 10) OBP: 0.370, SLG: 0.485 | | FC5-2 BB 1-3 1B | | G6-4-3 1B | | SH1-4 1-2 | | HR | | 3 | 1 | 3 | 1 | 0 | 0 | 0 |
| Larry Wolfe, R (1, 5) OBP: 0.346, SLG: 0.400 | | FC5-2 1-2 BB | | G6-4-3 1-2 1B | | F8 | | BB | | 2 | 0 | 1 | 0 | 2 | 0 | 1 |
| Rob Wilfong, L (8, PR) (9, 4) OBP: 0.286, SLG: 0.229 | | | | | | | | | | 0 | 0 | 0 | 0 | 0 | 0 | 0 |
| Roy Smalley, S (1, 6) OBP: 0.332, SLG: 0.371 | | FC5-2 FC6-4 1-2 2-3 3-Hf | | G6-4-3 1-2f 2-3 | | 5-3 | | G3 | | 4 | 0 | 0 | 0 | 0 | 0 | 7 |
| Butch Wynegar, S (1, 2) OBP: 0.322, SLG: 0.335 | | F3 | | K | | | SH1-4 1B | | G3 | 4 | 0 | 1 | 0 | 0 | 1 | 4 |
| Bob Randall, R (1, 4) OBP: 0.314, SLG: 0.352 | | FC6-4 1-2f | | | K | | SH1-4 1-2 | | 1-3 | 2 | 0 | 0 | 0 | 0 | 1 | 3 |
| Mike Cubbage, L (9, 5) OBP: 0.368, SLG: 0.474 | | | | | | | | | | 1 | 0 | 0 | 0 | 0 | 0 | 0 |

| Inning Stats | 1 | 2 | 3 | 4 | 5 | 6 | 7 | 8 | 9 |
|---|---|---|---|---|---|---|---|---|---|
| | R: 0 E: 0 K: 1 S: 5 | H: 0 LOB: 0 BB: 0 P: 5 | R: 0 E: 0 K: 0 S: 4 | H: 1 LOB: 3 BB: 2 P: 12 | R: 0 E: 0 K: 1 S: 6 | H: 1 LOB: 1 BB: 0 P: 6 | R: 0 E: 0 K: 1 S: 6 | H: 2 LOB: 1 BB: 0 P: 6 | R: 0 E: 0 K: 1 S: 5 | H: 0 LOB: 1 BB: 1 P: 9 | R: 0 E: 0 K: 0 S: 4 | H: 1 LOB: 1 BB: 0 P: 4 | R: 0 E: 0 K: 1 S: 6 | H: 1 LOB: 1 BB: 0 P: 6 | R: 1 E: 0 K: 0 S: 4 | H: 1 LOB: 1 BB: 1 P: 8 | R: 0 E: 0 K: 0 S: 3 | H: 0 LOB: 0 BB: 0 P: 3 |

| | AB | 31 |
|---|---|---|
| | R | 1 |
| | H | 7 |
| | RBI | 1 |
| | BB | 4 |
| | SO | 5 |
| | LOB | 19 |

| | | | | | | | | | |

# Minnesota Twins @ Cleveland Indians

Cleveland Municipal Stadium, Cleveland, OH

Fri Jun 09 1978, 7:05 PM EDT
Att. 8,390 - Unknown - 75 F

livebaseballscorecards.com

## TOP

| Batter | 1 | 2 | 3 | 4 | 5 | 6 | 7 | 8 | 9 | AB | R | H | RBI | BB | SO | LOB |
|---|---|---|---|---|---|---|---|---|---|---|---|---|---|---|---|---|
| Roy Smalley, S (1, 6) OBP: 0.329, SLG: 0.364 | K | | FC6-4 BB | | | 6-3 | F3 | | 4-3 | 4 | 0 | 0 | 0 | 1 | 1 | 3 |
| Bombo Rivera, R (1, 9) OBP: 0.451, SLG: 0.434 | 1B | | FC6-4 S 1-2f | | | 5-3 | K | | | 3 | 1 | 1 | 0 | 0 | 0 | 1 |
| Rich Chiles, L (7, PH) (7, 9) OBP: 0.317, SLG: 0.243 | 1B | | | | | | | | | 1 | 0 | 0 | 0 | 0 | 1 | 3 |
| Dan Ford, R (1, 8) OBP: 0.363, SLG: 0.474 | 1B 1-2 | | K 1-2 | | | E4 | K | | | 4 | 0 | 1 | 0 | 0 | 2 | 4 |
| Jose Morales, R (1, 10) OBP: 0.364, SLG: 0.471 | G4-6-3 1-2 2-H | | | K | | 6-3 | | 4-3 | | 4 | 0 | 1 | 1 | 0 | 1 | 1 |
| Craig Kusick, R (1, 3) OBP: 0.304, SLG: 0.330 | G4-6-3 1-2f | | | 6-3 | | | 3B 1B | BB | | 3 | 1 | 1 | 0 | 1 | 0 | 2 |
| Larry Wolfe, R (1, 5) OBP: 0.341, SLG: 0.419 | | K | | K | | | 1-H 1B 3B | F9 | | 4 | 1 | 1 | 1 | 0 | 2 | 1 |
| Butch Wynegar, S (1, 2) OBP: 0.326, SLG: 0.335 | | K | | | G6-4-3 BB | | 1B 1B 3-H | F7 | | 3 | 0 | 1 | 1 | 1 | 1 | 1 |
| Willie Norwood, R (1, 7) OBP: 0.303, SLG: 0.384 | | 5-3 | | | G6-4-3 1-2f | | BB 1-3 1B | | 4-3 | 2 | 0 | 0 | 0 | 0 | 0 | 1 |
| Mike Cubbage, L (7, PH) (7, 4) OBP: 0.370, SLG: 0.475 | | | | | | | | | | 2 | 0 | 1 | 0 | 0 | 0 | 0 |
| Bob Randall, R (1, 4) OBP: 0.310, SLG: 0.346 | | | K | | 6-3 | | BB 1-2 BB | | 4-3 | 2 | 0 | 0 | 0 | 0 | 1 | 0 |
| Glenn Adams, L (7, PH) (7, 7) OBP: 0.267, SLG: 0.421 | | | | | | | | | | 1 | 0 | 0 | 0 | 1 | 0 | 0 |

| | AB | 33 |
|---|---|---|
| | R | 3 |
| | H | 7 |
| | RBI | 3 |
| | BB | 4 |
| | SO | 9 |
| | LOB | 17 |

| Inning Stats | 1 | 2 | 3 | 4 | 5 | 6 | 7 | 8 | 9 |
|---|---|---|---|---|---|---|---|---|---|
| | R: 1 E: 0 K: 1 S: 7 | H: 3 LOB: 1 BB: 0 P: 7 | R: 0 E: 0 K: 2 S: 7 | H: 0 LOB: 0 BB: 0 P: 7 | R: 0 E: 0 K: 2 S: 7 | H: 0 LOB: 1 BB: 0 P: 11 | R: 0 E: 0 K: 2 S: 7 | H: 0 LOB: 0 BB: 0 P: 7 | R: 0 E: 0 K: 0 S: 2 | H: 0 LOB: 0 BB: 1 P: 6 |
| | R: 0 E: 1 K: 0 S: 4 | H: 0 LOB: 1 BB: 0 P: 4 | R: 2 E: 0 K: 2 S: 11 | H: 4 LOB: 3 BB: 1 P: 15 | R: 0 E: 0 K: 0 S: 3 | H: 0 LOB: 1 BB: 1 P: 7 | R: 0 E: 0 K: 0 S: 3 | H: 0 LOB: 0 BB: 0 P: 3 | | |

| | 1B: 6 | SF: 0 | WP: 0 | PA: 37 |
|---|---|---|---|---|
| | 2B: 0 | SAC: 0 | PB: 0 | |
| | 3B: 1 | DP: 2 | SB: 1 | |
| | HR: 0 | HBP: 0 | CS: 0 | |

| PITCHER | | IP | WLS | BF | H | R | ER | SO | BB | IBB | HBP | BLK | WP | HR | S | P | ERA | WHIP |
|---|---|---|---|---|---|---|---|---|---|---|---|---|---|---|---|---|---|---|
| David Clyde, L ERA: 2.58 | (1, 1) | 6.0 | W | 25 | 6 | 3 | 3 | 7 | 2 | 0 | 0 | 0 | 0 | 0 | 37 | 45 | 4.50 | 1.333 |
| Mike Paxton, R ERA: 4.69 | (7, 1) | 0.0 | | 2 | 1 | 0 | 0 | 0 | 1 | 0 | 0 | 0 | 0 | 0 | 1 | 5 | ∞ | ∞ |
| Jim Kern, R ERA: 4.38 | (7, 1) | 3.0 | S | 10 | 0 | 0 | 0 | 2 | 1 | 0 | 0 | 0 | 0 | 0 | 13 | 17 | 0.00 | 0.333 |

| PITCHER | IP | WLS | BF | H | R | ER | SO | BB | IBB | HBP | BLK | WP | HR | S | P | ERA | WHIP |
|---|---|---|---|---|---|---|---|---|---|---|---|---|---|---|---|---|---|

| Batter | 1 | 2 | 3 | 4 | 5 | 6 | 7 | 8 | 9 | AB | R | H | RBI | BB | SO | LOB |
|---|---|---|---|---|---|---|---|---|---|---|---|---|---|---|---|---|
| Paul Dade, R (1, 9)<br>OBP: 0.360, SLG: 0.414 | 6-3 | 1-3<br>2-H 1B | | | CS<br>1B | | FC6-5 SH1-4<br>1B | | | 4 | 0 | 3 | 1 | 0 | 0 | 0 |
| Duane Kuiper, L (1, 4)<br>OBP: 0.269, SLG: 0.266 | 3-1 | 1-3 | | | 4-3<br>1-2 | | SH1-4<br>1-2 | | | 3 | 0 | 0 | 0 | 0 | 0 | 3 |
| Buddy Bell, R (1, 5)<br>OBP: 0.335, SLG: 0.419 | 6-3 | | F9 | | | 1B | FC6-5<br>2-3 | | | 4 | 0 | 1 | 0 | 0 | 0 | 1 |
| Andre Thornton, R (1, 3)<br>OBP: 0.369, SLG: 0.530 | | SH5-3 1B<br>BB<br>1B | F7 | | | BBBB<br>2B<br>BB | L7 | | | 3 | 2 | 1 | 0 | 1 | 0 | 1 |
| Willie Horton, R (1, 10)<br>OBP: 0.329, SLG: 0.409 | | BB SH5-3<br>1-2 SF8<br>1B | 4-3 | | | 1-H 1B<br>2B | | SSS<br>K | | 4 | 2 | 2 | 1 | 0 | 1 | 0 |
| Ted Cox, R (1, 7)<br>OBP: 0.290, SLG: 0.210 | SH5-3<br>1-2<br>2-3 | | | F9 | | WP E<br>2B<br>2-H 1B | | 1B<br>1B | | 3 | 2 | 2 | 1 | 0 | 0 | 0 |
| Ron Pruitt, R (1, 2)<br>OBP: 0.313, SLG: 0.377 | IIII<br>BB<br>1B<br>IBB | | | BBBB<br>G6-4-3<br>BB | | 5-3<br>1-3 | | 1B<br>1-3 1B | | 2 | 1 | 1 | 0 | 2 | 0 | 1 |
| Rick Manning, L (1, 8)<br>OBP: 0.321, SLG: 0.354 | BBBB<br>1B<br>1-2<br>2-3<br>3-H BB | | | G6-4-3<br>1-2f | | 2B<br>3-H | | G6-4-3<br>1-2<br>3-H 1B | | 3 | 0 | 2 | 3 | 1 | 0 | 1 |
| Tom Veryzer, R (1, 6)<br>OBP: 0.266, SLG: 0.293 | | SF8<br>3-H | | | 5-3 | 6-3 | | G6-4-3<br>1-2f | | 3 | 0 | 0 | 1 | 0 | 0 | 3 |
| Inning Stats | R: 0 H: 0<br>E: 0 LOB: 0<br>K: 0 BB: 0<br>S: 3 P: 3 | R: 3 H: 3<br>E: 0 LOB: 2<br>K: 0 BB: 2<br>S: 6 P: 14 | R: 0 H: 0<br>E: 0 LOB: 0<br>K: 0 BB: 0<br>S: 3 P: 3 | R: 0 H: 0<br>E: 0 LOB: 0<br>K: 0 BB: 1<br>S: 2 P: 6 | R: 0 H: 1<br>E: 0 LOB: 0<br>K: 0 BB: 0<br>S: 3 P: 3 | R: 3 H: 4<br>E: 1 LOB: 1<br>K: 0 BB: 1<br>S: 6 P: 10 | R: 0 H: 1<br>E: 0 LOB: 1<br>K: 0 BB: 0<br>S: 4 P: 4 | R: 1 H: 3<br>E: 0 LOB: 1<br>K: 1 BB: 0<br>S: 7 P: 7 | | 1B: 10 SF: 1<br>2B: 2 SAC: 2<br>3B: 0 DP: 2<br>HR: 0 HBP: 0 | | | | | | |

# BOTTOM

## Minnesota Twins @ Cleveland Indians

Cleveland Municipal Stadium, Cleveland, OH

Fri Jun 09 1978, 7:05 PM EDT

Att. 8,390 - Unknown - 75 F

livebaseballscorecards.com

| | |
|---|---|
| AB | 29 |
| R | 7 |
| H | 12 |
| RBI | 7 |
| BB | 4 |
| SO | 1 |
| LOB | 10 |

| PITCHER | | IP | WLS | BF | H | R | ER | SO | BB | IBB | HBP | BLK | WP | HR | S | P | ERA | WHIP |
|---|---|---|---|---|---|---|---|---|---|---|---|---|---|---|---|---|---|---|
| Geoff Zahn, L<br>ERA: 2.85 | (1, 1) | 5.1 | L | 24 | 7 | 6 | 6 | 0 | 3 | 1 | 0 | 0 | 0 | 0 | 20 | 36 | 10.12 | 1.875 |
| Greg Thayer, R<br>ERA: 3.92 | (6, 1) | 2.2 | | 12 | 5 | 1 | 1 | 1 | 0 | 0 | 0 | 0 | 1 | 0 | 14 | 14 | 3.38 | 1.875 |

| PITCHER | IP | WLS | BF | H | R | ER | SO | BB | IBB | HBP | BLK | WP | HR | S | P | ERA | WHIP |
|---|---|---|---|---|---|---|---|---|---|---|---|---|---|---|---|---|---|

| Batter | 1 | 2 | 3 | 4 | 5 | 6 | 7 | 8 | 9 | AB | R | H | RBI | BB | SO | LOB |
|---|---|---|---|---|---|---|---|---|---|---|---|---|---|---|---|---|
| Willie Norwood, R (1, 7)<br>OBP: 0.311, SLG: 0.393 | L9-6 1B<br>1B | | BBB 4-0 S<br>BB | | FC6-4<br>1-3<br>2-H<br>3-H<br>2B | | SSS 0-3 F7 | | SSS 0-3 K | 4 | 0 | 2 | 2 | 1 | 1 | 1 |
| Roy Smalley, S (1, 6)<br>OBP: 0.332, SLG: 0.364 | 1-2<br>1B | | 0-0 F7<br>1-2 | | 4-0 FC6-4<br>IBB | | SSS 0-3 K | | | 3 | 0 | 1 | 0 | 1 | 1 | 1 |
| Dan Ford, R (1, 8)<br>OBP: 0.361, SLG: 0.470 | 0-0 L9-6<br>2-3 | | | 0-0 4-3 | 0-0 FC6-4<br>1-2f<br>2-3<br>3-H | | | 0-0 FC4-6<br>1B | | 4 | 0 | 1 | 1 | 0 | 0 | 4 |
| Mike Cubbage, L (1, 5)<br>OBP: 0.361, SLG: 0.462 | 0-0 F8 | | | 0-0 L3 | SSS 0-3 K | | | 0-0 FC4-6<br>1-2f | | 4 | 0 | 0 | 0 | 0 | 1 | 4 |
| Glenn Adams, L (1, 10)<br>OBP: 0.258, SLG: 0.407 | | 0-0 1-3 | | 0-0 6-3 | | 0-0 F8 | | 0-0 F7 | | 4 | 0 | 0 | 0 | 0 | 0 | 1 |
| Butch Wynegar, S (1, 2)<br>OBP: 0.324, SLG: 0.329 | | 0-0 F4 | | | BBB 4-0<br>BB 1B<br>2B<br>BB | 0-0 F8 | | SSS 0-3 K | | 3 | 1 | 0 | 0 | 1 | 1 | 1 |
| Craig Kusick, R (1, 3)<br>OBP: 0.302, SLG: 0.326 | | 0-0 6-3 | | | SSS 0-3 K | 0-0<br>1B | | | 0-0 F8 | 4 | 0 | 1 | 0 | 0 | 1 | 1 |
| Hosken Powell, L (1, 9)<br>OBP: 0.288, SLG: 0.294 | | | 0-0 6-3 | | 0-0<br>1-2<br>BB<br>2B<br>1B | 0-0 4-3 | | | 0-0<br>1B | 4 | 1 | 2 | 0 | 0 | 0 | 1 |
| Rob Wilfong, L (1, 4)<br>OBP: 0.289, SLG: 0.216<br>Rich Chiles, L (9, PH)<br>OBP: 0.313, SLG: 0.239 | | | 0-0 4-3 | | BBB 4-0<br>2B<br>1-2<br>2-3<br>FC6-4<br>BB | | 0-0 F8 | | SSS 0-3 K | 2<br>1 | 1<br>0 | 0<br>0 | 0<br>0 | 1<br>0 | 0<br>1 | 0<br>1 |
| Inning Stats | R: 0<br>E: 0<br>K: 0<br>S: 4<br>H: 2<br>LOB: 1<br>BB: 0<br>P: 4 | R: 0<br>E: 0<br>K: 0<br>S: 3<br>H: 0<br>LOB: 0<br>BB: 0<br>P: 3 | R: 0<br>E: 0<br>K: 0<br>S: 3<br>H: 0<br>LOB: 1<br>BB: 1<br>P: 7 | R: 0<br>E: 0<br>K: 0<br>S: 3<br>H: 0<br>LOB: 0<br>BB: 0<br>P: 3 | R: 3<br>E: 0<br>K: 2<br>S: 9<br>H: 2<br>LOB: 2<br>BB: 3<br>P: 21 | R: 0<br>E: 0<br>K: 0<br>S: 4<br>H: 1<br>LOB: 1<br>BB: 0<br>P: 4 | R: 0<br>E: 0<br>K: 1<br>S: 5<br>H: 0<br>LOB: 0<br>BB: 0<br>P: 5 | R: 0<br>E: 0<br>K: 1<br>S: 6<br>H: 1<br>LOB: 1<br>BB: 0<br>P: 6 | R: 0<br>E: 0<br>K: 2<br>S: 8<br>H: 1<br>LOB: 1<br>BB: 0<br>P: 8 | 1B: 6<br>2B: 2<br>3B: 0<br>HR: 0<br>SF: 0<br>SAC: 0<br>DP: 1<br>HBP: 0 | | | | | | |

| PITCHER | IP | WLS | BF | H | R | ER | SO | BB | IBB | HBP | BLK | WP | HR | S | P | ERA | WHIP |
|---|---|---|---|---|---|---|---|---|---|---|---|---|---|---|---|---|---|
| Rick Wise, R (1, 1)<br>ERA: 3.7 | 7.0 | W | 30 | 6 | 3 | 3 | 3 | 3 | 1 | 0 | 0 | 0 | 0 | 32 | 48 | 3.86 | 1.286 |
| Jim Kern, R (8, 1)<br>ERA: 4.05 | 2.0 | S | 7 | 1 | 0 | 0 | 3 | 0 | 0 | 0 | 0 | 0 | 0 | 13 | 13 | 0.00 | 0.500 |

| PITCHER | IP | WLS | BF | H | R | ER | SO | BB | IBB | HBP | BLK | WP | HR | S | P | ERA | WHIP |
|---|---|---|---|---|---|---|---|---|---|---|---|---|---|---|---|---|---|

# TOP

## Minnesota Twins @ Cleveland Indians

Cleveland Municipal Stadium, Cleveland, OH

Sat Jun 10 1978, 7:05 PM EDT
Att. 16,048 - Unknown - 78 F

livebaseballscorecards.com

| | |
|---|---|
| AB | 33 |
| R | 3 |
| H | 7 |
| RBI | 3 |
| BB | 4 |
| SO | 6 |
| LOB | 15 |

| | | | |
|---|---|---|---|
| WP: 0 | PA: 37 | | |
| PB: 0 | | | |
| SB: 1 | | | |
| CS: 0 | | | |

# BOTTOM

## Minnesota Twins @ Cleveland Indians

Cleveland Municipal Stadium, Cleveland, OH

Sat Jun 10 1978, 7:05 PM EDT

Att. 16,048 - Unknown - 78 F

livebaseballscorecards.com

| Batter | 1 | 2 | 3 | 4 | 5 | 6 | 7 | 8 | 9 | AB | R | H | RBI | BB | SO | LOB |
|---|---|---|---|---|---|---|---|---|---|---|---|---|---|---|---|---|
| Paul Dade, R (1, 9)<br>OBP: 0.359, SLG: 0.412 | 6-3 | | 4-3 | | 1B<br>3-H<br>1B | | FC<br>1-H | | | 4 | 0 | 1 | 1 | 0 | 0 | 0 |
| Duane Kuiper, L (1, 4)<br>OBP: 0.274, SLG: 0.267 | L6 | | BB<br>B B B B | | FC6<br>1-2<br>1B | | F7 | | | 3 | 0 | 1 | 0 | 1 | 0 | 0 |
| Buddy Bell, R (1, 5)<br>OBP: 0.333, SLG: 0.415 | 1B | | F9 | | FC6<br>1-2f | | 4-3 | | | 4 | 0 | 1 | 0 | 0 | 0 | 3 |
| Andre Thornton, R (1, 3)<br>OBP: 0.372, SLG: 0.526 | L6 | | | F1 | | HR<br>1B | | SH2-4<br>B B B B<br>BB | | 3 | 1 | 1 | 0 | 1 | 0 | 1 |
| Johnny Grubb, L (1, 7)<br>OBP: 0.367, SLG: 0.445 | | CS<br>B B B B<br>BB | | F7 | | HR<br>1-H | | SH2-4<br>1-2 | | 2 | 1 | 1 | 2 | 1 | 0 | 0 |
| Ted Cox, R (1, 10)<br>OBP: 0.288, SLG: 0.212 | | K<br>S S S<br>1-2 | | P3 | | B1-3<br>1B | | F8 | | 4 | 0 | 1 | 0 | 0 | 1 | 2 |
| Rick Manning, L (1, 8)<br>OBP: 0.325, SLG: 0.369 | | 2B | | | 6-3<br>1B<br>2B | B1-3<br>1-2f | | 6-3 | | 4 | 1 | 2 | 0 | 0 | 0 | 2 |
| Ron Hassey, L (1, 2)<br>OBP: 0.256, SLG: 0.286 | | 4-3 | | | F7 | G3 | | | | 3 | 0 | 0 | 0 | 0 | 0 | 2 |
| Tom Veryzer, R (1, 6)<br>OBP: 0.268, SLG: 0.295 | | | 5-3 | | 6-3<br>2-3 | | FC<br>1B | | | 3 | 1 | 1 | 0 | 0 | 0 | 1 |
| Inning Stats | R: 0<br>E: 0<br>K: 0<br>S: 4<br>H: 1<br>LOB: 1<br>BB: 0<br>P: 4 | R: 0<br>E: 0<br>K: 1<br>S: 5<br>H: 1<br>LOB: 1<br>BB: 1<br>P: 9 | R: 0<br>E: 0<br>K: 0<br>S: 3<br>H: 0<br>LOB: 1<br>BB: 1<br>P: 7 | R: 0<br>E: 0<br>K: 0<br>S: 3<br>H: 0<br>LOB: 0<br>BB: 0<br>P: 3 | R: 1<br>E: 0<br>K: 0<br>S: 6<br>H: 3<br>LOB: 2<br>BB: 0<br>P: 6 | R: 2<br>E: 0<br>K: 0<br>S: 5<br>H: 3<br>LOB: 0<br>BB: 0<br>P: 5 | R: 1<br>E: 1<br>K: 0<br>S: 4<br>H: 1<br>LOB: 0<br>BB: 0<br>P: 4 | R: 0<br>E: 0<br>K: 0<br>S: 3<br>H: 0<br>LOB: 1<br>BB: 1<br>P: 7 | | 1B: 6<br>2B: 4<br>3B: 0<br>HR: 1<br>SF: 0<br>SAC: 2<br>DP: 2<br>HBP: 0 | | | | | | |

| | AB | 30 |
|---|---|---|
| | R | 4 |
| | H | 9 |
| | RBI | 3 |
| | BB | 3 |
| | SO | 1 |
| | LOB | 11 |

WP: 0 PB: 0 SB: 0 CS: 1 PA: 34

| PITCHER | | IP | WLS | BF | H | R | ER | SO | BB | IBB | HBP | BLK | WP | HR | S | P | ERA | WHIP |
|---|---|---|---|---|---|---|---|---|---|---|---|---|---|---|---|---|---|---|
| Roger Erickson, R<br>ERA: 4.74 | (1, 1) | 5.0 | | 24 | 8 | 3 | 3 | 1 | 2 | 0 | 0 | 0 | 0 | 1 | 24 | 32 | 5.40 | 2.000 |
| Mike Marshall, R<br>ERA: 2.38 | (6, 1) | 3.0 | L | 10 | 1 | 1 | 0 | 0 | 1 | 0 | 0 | 0 | 0 | 0 | 9 | 13 | 0.00 | 0.667 |

| PITCHER | IP | WLS | BF | H | R | ER | SO | BB | IBB | HBP | BLK | WP | HR | S | P | ERA | WHIP |
|---|---|---|---|---|---|---|---|---|---|---|---|---|---|---|---|---|---|

| Batter | 1 | 2 | 3 | 4 | 5 | 6 | 7 | 8 | 9 | 10 | AB | R | H | RBI | BB | SO | LOB |
|---|---|---|---|---|---|---|---|---|---|---|---|---|---|---|---|---|---|
| Willie Norwood, R (1, 7)<br>OBP: 0.314, SLG: 0.389 | 5-3 | | F8<br>2-3 | | BLK<br>HBP | | | SH1-4<br>1B | | 6-3 | 4 | 0 | 1 | 0 | 0 | 0 | 2 |
| Bombo Rivera, R (1, 9)<br>OBP: 0.432, SLG: 0.413 | B2-3 | | F9-2-3<br>1-2 | | K<br>1-2<br>2-3<br>3-H | | | SH1-4<br>1-2 | | 6-3 | 4 | 0 | 0 | 0 | 0 | 1 | 4 |
| Dan Ford, R (1, 8)<br>OBP: 0.359, SLG: 0.466 | 5-3 | | | 1B<br>1B | F4 | | | F7 | | | 4 | 0 | 1 | 0 | 0 | 0 | 3 |
| Jose Morales, R (1, 10)<br>OBP: 0.383, SLG: 0.479 | | 1B | | 1-3<br>1B | | F9 | | IBB | | | 3 | 0 | 2 | 0 | 1 | 0 | 0 |
| Craig Kusick, R (1, 3)<br>OBP: 0.291, SLG: 0.313 | | F7 | | K | | K | | K | | | 4 | 0 | 0 | 0 | 0 | 3 | 4 |
| Larry Wolfe, R (1, 5)<br>OBP: 0.330, SLG: 0.403 | | F8 | | F7 | | 6-3 | | | F8 | | 3 | 0 | 0 | 0 | 0 | 0 | 2 |
| Mike Cubbage, L (9, PH)<br>OBP: 0.358, SLG: 0.458 (9, 5) | | | | | | | | | | | 1 | 0 | 0 | 0 | 0 | 0 | 0 |
| Roy Smalley, S (1, 6)<br>OBP: 0.327, SLG: 0.357 | | K | | | 1-3 | | F8 | | F7 | | 4 | 0 | 0 | 0 | 0 | 1 | 1 |
| Bob Randall, R (1, 4)<br>OBP: 0.317, SLG: 0.353 | | | F8<br>1B<br>1B | | 2B<br>BLK<br>1B | | 4-3 | | F8 | | 3 | 1 | 2 | 0 | 0 | 0 | 0 |
| Glenn Adams, L (9, PH)<br>OBP: 0.256, SLG: 0.403 | | | | | | | | | | | 1 | 0 | 0 | 0 | 0 | 0 | 0 |
| Rob Wilfong, L (9, 4)<br>OBP: 0.289, SLG: 0.216 | | | | | | | | | | | 0 | 0 | 0 | 0 | 0 | 0 | 0 |
| Glenn Borgmann, R (1, 2)<br>OBP: 0.353, SLG: 0.372 | | | F9-2-3<br>1-2<br>1B | | BLK<br>1-3<br>2B | | 6-3 | | | F7 | 4 | 0 | 2 | 0 | 0 | 0 | 0 |
| Inning Stats | R: 0 H: 0<br>E: 0 LOB: 0<br>K: 0 BB: 0<br>S: 3 P: 3 | R: 0 H: 1<br>E: 0 LOB: 1<br>K: 1 BB: 0<br>S: 6 P: 6 | R: 0 H: 2<br>E: 0 LOB: 1<br>K: 0 BB: 0<br>S: 4 P: 4 | R: 0 H: 2<br>E: 0 LOB: 1<br>K: 1 BB: 0<br>S: 6 P: 6 | R: 1 H: 2<br>E: 0 LOB: 2<br>K: 1 BB: 0<br>S: 7 P: 8 | R: 0 H: 0<br>E: 0 LOB: 0<br>K: 1 BB: 0<br>S: 5 P: 5 | R: 0 H: 0<br>E: 0 LOB: 0<br>K: 0 BB: 0<br>S: 3 P: 3 | R: 0 H: 1<br>E: 0 LOB: 2<br>K: 1 BB: 1<br>S: 6 P: 10 | R: 0 H: 0<br>E: 0 LOB: 0<br>K: 0 BB: 0<br>S: 3 P: 3 | R: 0 H: 0<br>E: 0 LOB: 0<br>K: 0 BB: 0<br>S: 3 P: 3 | 1B: 7 SF: 0<br>2B: 2 SAC: 1<br>3B: 0 DP: 1<br>HR: 0 HBP: 1 | | | | | | |

| PITCHER | | IP | WLS | BF | H | R | ER | SO | BB | IBB | HBP | BLK | WP | HR | S | P | ERA | WHIP |
|---|---|---|---|---|---|---|---|---|---|---|---|---|---|---|---|---|---|---|
| Don Hood, L<br>ERA: 4.67 | (1, 1) | 4.1 | | 16 | 5 | 0 | 0 | 2 | 0 | 0 | 0 | 0 | 0 | 0 | 20 | 20 | 0.00 | 1.154 |
| Mike Paxton, R<br>ERA: 4.36 | (5, 1) | 5.2 | W | 22 | 3 | 1 | 1 | 3 | 0 | 1 | 1 | 1 | 0 | 0 | 26 | 31 | 1.59 | 0.529 |

| PITCHER | IP | WLS | BF | H | R | ER | SO | BB | IBB | HBP | BLK | WP | HR | S | P | ERA | WHIP |
|---|---|---|---|---|---|---|---|---|---|---|---|---|---|---|---|---|---|

# TOP

## Minnesota Twins @ Cleveland Indians

Cleveland Municipal Stadium, Cleveland, OH

Sun Jun 11 1978, 3:33 AM EDT
Att. 25,547 - Unknown - 85 F

livebaseballscorecards.com

| | |
|---|---|
| AB | 35 |
| R | 1 |
| H | 8 |
| RBI | 0 |
| BB | 1 |
| SO | 5 |
| LOB | 16 |

| | | | | | | |
|---|---|---|---|---|---|---|
| WP: 0 | PA: 38 | | | | | |
| PB: 0 | | | | | | |
| SB: 0 | | | | | | |
| CS: 0 | | | | | | |

| Batter | 1 | 2 | 3 | 4 | 5 | 6 | 7 | 8 | 9 | 10 | AB | R | H | RBI | BB | SO | LOB |
|---|---|---|---|---|---|---|---|---|---|---|---|---|---|---|---|---|---|
| Jim Norris, L (1, 9)<br>OBP: 0.343, SLG: 0.330 | SH5-4 1B | | K | | 1-3 | | 1-3 1B | | FC6-2-5-1 3-H | | 5 | 0 | 2 | 0 | 0 | 1 | 2 |
| Duane Kuiper, L (1, 4)<br>OBP: 0.269, SLG: 0.262 | SH5-4 1-2 | | 4-3 | | 4-3 | | 4-3 | | 5-3 | | 3 | 0 | 0 | 0 | 0 | 0 | 2 |
| Larvell Blanks, R (9, PH)<br>OBP: 0.252, SLG: 0.273 (10, 4) | | | | | | | | | | | 1 | 0 | 0 | 0 | 0 | 0 | 1 |
| Buddy Bell, R (1, 5)<br>OBP: 0.339, SLG: 0.434 | 5-3 | | | 3-1 2B | | G3 1B | | K | | 1B 3B | 5 | 1 | 3 | 0 | 0 | 1 | 1 |
| Andre Thornton, R (1, 3)<br>OBP: 0.362, SLG: 0.510 | F8 | | | 5-3 | | G3 1-2 | | E7 2B | | F2 | 5 | 1 | 0 | 0 | 0 | 0 | 4 |
| Johnny Grubb, L (1, 7)<br>OBP: 0.368, SLG: 0.436 | | 3-1 | | 3-1 BB | | F9 | | 6-3 | | 1B BB IBB | 3 | 0 | 0 | 0 | 2 | 0 | 2 |
| Rick Manning, L (1, 8)<br>OBP: 0.327, SLG: 0.372 | | F8 | | 3-1 1-2 2-3 | | K | | 2-H 2B | | 1B 1-2 BB | 4 | 0 | 1 | 1 | 1 | 1 | 3 |
| Ted Cox, R (1, 10)<br>OBP: 0.308, SLG: 0.243 | | 2B | | BB | | | K | F7 | | 1-2 2-3 3-H 1B | 4 | 0 | 2 | 1 | 1 | 1 | 1 |
| Ron Pruitt, R (1, 2)<br>OBP: 0.303, SLG: 0.364 | | F8 | | K | | | F9 | | E6 SH3-4 FC6-2-5-1 | | 4 | 0 | 0 | 0 | 0 | 1 | 4 |
| Horace Speed, R (9, PR)<br>OBP: 0.222, SLG: 0.222 | | | | | | | | | | | 0 | 0 | 0 | 0 | 0 | 0 | 0 |
| Ron Hassey, L (10, 2)<br>OBP: 0.256, SLG: 0.286 | | | | | | | | | | | 0 | 0 | 0 | 0 | 0 | 0 | 0 |
| Tom Veryzer, R (1, 6)<br>OBP: 0.259, SLG: 0.284 | | | F8 | | 5-3 | | E6 1B | | SH3-4 2-3 | | 3 | 0 | 0 | 0 | 0 | 0 | 0 |
| Inning Stats | R: 0 H: 1<br>E: 0 LOB: 1<br>K: 0 BB: 0<br>S: 4 P: 4 | R: 0 H: 1<br>E: 0 LOB: 1<br>K: 0 BB: 0<br>S: 4 P: 4 | R: 0 H: 0<br>E: 0 LOB: 0<br>K: 1 BB: 0<br>S: 5 P: 5 | R: 0 H: 1<br>E: 0 LOB: 3<br>K: 1 BB: 2<br>S: 6 P: 14 | R: 0 H: 0<br>E: 0 LOB: 0<br>K: 0 BB: 0<br>S: 3 P: 3 | R: 0 H: 1<br>E: 0 LOB: 1<br>K: 1 BB: 0<br>S: 6 P: 6 | R: 0 H: 1<br>E: 1 LOB: 2<br>K: 1 BB: 0<br>S: 7 P: 7 | R: 1 H: 1<br>E: 1 LOB: 1<br>K: 1 BB: 0<br>S: 7 P: 7 | R: 0 H: 0<br>E: 1 LOB: 1<br>K: 0 BB: 0<br>S: 4 P: 4 | R: 1 H: 2<br>E: 0 LOB: 3<br>K: 0 BB: 2<br>S: 3 P: 11 | 1B: 4 SF: 0<br>2B: 3 SAC: 2<br>3B: 1 DP: 0<br>HR: 0 HBP: 0 | | | | | | |

| PITCHER | IP | WLS | BF | H | R | ER | SO | BB | IBB | HBP | BLK | WP | HR | S | P | ERA | WHIP |
|---|---|---|---|---|---|---|---|---|---|---|---|---|---|---|---|---|---|
| Gary Serum, R (1, 1)<br>ERA: 3.34 | 9.0 | | 38 | 6 | 1 | 0 | 5 | 2 | 0 | 0 | 0 | 0 | 0 | 46 | 54 | 0.00 | 0.889 |
| Mike Marshall, R (10, 1)<br>ERA: 2.74 | 0.1 | L | 5 | 2 | 1 | 1 | 0 | 1 | 1 | 0 | 0 | 0 | 0 | 3 | 11 | 27.00 | 9.000 |

| PITCHER | IP | WLS | BF | H | R | ER | SO | BB | IBB | HBP | BLK | WP | HR | S | P | ERA | WHIP |
|---|---|---|---|---|---|---|---|---|---|---|---|---|---|---|---|---|---|

# BOTTOM

## Minnesota Twins @ Cleveland Indians

Cleveland Municipal Stadium, Cleveland, OH

Sun Jun 11 1978, 3:33 AM EDT
Att. 25,547 - Unknown - 85 F

livebaseballscorecards.com

| | |
|---|---|
| AB | 37 |
| R | 2 |
| H | 8 |
| RBI | 2 |
| BB | 4 |
| SO | 5 |
| LOB | 20 |

| Batter | 1 | 2 | 3 | 4 | 5 | 6 | 7 | 8 | 9 | AB | R | H | RBI | BB | SO | LOB |
|---|---|---|---|---|---|---|---|---|---|---|---|---|---|---|---|---|
| Willie Norwood, R (1, 7)<br>OBP: 0.321, SLG: 0.398 | 1B 2B | | 1B 1B SH1-4 | | HBP FC9-6 | | FC5-4 S 1-2f | | 6-3 | 4 | 2 | 2 | 0 | 0 | 0 | 1 |
| Bob Randall, R (1, 4)<br>OBP: 0.318, SLG: 0.353 | 6-3 1B 2-H | | SH1-4 1-2 | | FC9-6 S 1-2f | | F4 1-2 | | | 3 | 0 | 1 | 1 | 0 | 0 | 2 |
| Dan Ford, R (1, 8)<br>OBP: 0.357, SLG: 0.462 | F9 | | S 1B 1B 2-H | | F7 1-2 | | L9 | | | 4 | 0 | 1 | 1 | 0 | 0 | 3 |
| Bombo Rivera, R (1, 9)<br>OBP: 0.434, SLG: 0.417 | 6-3 1-2 | | CS 1-2 1B | | | L7 | | FC5 S 1B | | 4 | 0 | 2 | 0 | 0 | 0 | 1 |
| Jose Morales, R (1, 10)<br>OBP: 0.376, SLG: 0.461 | K | | K 1-2 2-3 | | | 1B BB | | F8 | | 3 | 0 | 0 | 0 | 1 | 2 | 4 |
| Craig Kusick, R (1, 3)<br>OBP: 0.292, SLG: 0.313 | | FC1-6 1B | | K | | F8 | | K | | 3 | 0 | 1 | 0 | 0 | 1 | 1 |
| Rod Carew, L (8, PH)<br>OBP: 0.429, SLG: 0.510 (8, 3) | | | | | | | | | | 1 | 0 | 0 | 0 | 0 | 1 | 1 |
| Larry Wolfe, R (1, 5)<br>OBP: 0.326, SLG: 0.395 | | FC1-6 FC5-4 1-2f | | F7 | | 1B 1-2 | | FC5 1-3 | | 4 | 0 | 1 | 0 | 0 | 0 | 2 |
| Roy Smalley, S (1, 6)<br>OBP: 0.322, SLG: 0.351 | | F3 | | 6-3 | | F5 | | | F9 | 4 | 0 | 0 | 0 | 0 | 0 | 3 |
| Glenn Borgmann, R (1, 2)<br>OBP: 0.345, SLG: 0.348 | | FC5-4 1-2f | | | 5-3 | | BB FC5-4 | | K | 3 | 0 | 0 | 0 | 1 | 1 | 1 |
| Inning Stats | R: 1 E: 0 K: 1 S: 7 H: 2 LOB: 1 BB: 0 P: 7 | R: 0 E: 0 K: 0 S: 4 H: 1 LOB: 1 BB: 0 P: 4 | R: 1 E: 0 K: 1 S: 7 H: 3 LOB: 2 BB: 0 P: 7 | R: 0 E: 0 K: 1 S: 5 H: 0 LOB: 0 BB: 0 P: 5 | R: 0 E: 0 K: 0 S: 3 H: 0 LOB: 1 BB: 0 P: 4 | R: 0 E: 0 K: 0 S: 4 H: 1 LOB: 2 BB: 1 P: 8 | R: 0 E: 0 K: 0 S: 3 H: 0 LOB: 1 BB: 1 P: 7 | R: 0 E: 0 K: 1 S: 6 H: 1 LOB: 1 BB: 0 P: 6 | R: 0 E: 0 K: 1 S: 5 H: 0 LOB: 0 BB: 0 P: 5 | 1B: 7 2B: 2 3B: 0 HR: 0 | SF: 0 SAC: 1 DP: 1 HBP: 1 | | | | | | |

| PITCHER | IP | WLS | BF | H | R | ER | SO | BB | IBB | HBP | BLK | WP | HR | S | P | ERA | WHIP |
|---|---|---|---|---|---|---|---|---|---|---|---|---|---|---|---|---|---|
| Balor Moore, L (1, 1)<br>ERA: 4.38 | 7.0 | L | 30 | 7 | 2 | 2 | 3 | 2 | 0 | 1 | 0 | 0 | 0 | 33 | 42 | 2.57 | 1.286 |
| Joe Coleman, R (8, 1)<br>ERA: 2.1 | 2.0 | | 7 | 1 | 0 | 0 | 2 | 0 | 0 | 0 | 0 | 0 | 0 | 11 | 11 | 0.00 | 0.500 |

| PITCHER | IP | WLS | BF | H | R | ER | SO | BB | IBB | HBP | BLK | WP | HR | S | P | ERA | WHIP |
|---|---|---|---|---|---|---|---|---|---|---|---|---|---|---|---|---|---|

# Minnesota Twins @ Toronto Blue Jays

Exhibition Stadium, Toronto, ON

Tue Jun 13 1978, 3:33 AM EDT

Unknown - 55 F

TOP

livebaseballscorecards.com

| | |
|---|---|
| AB | 33 |
| R | 2 |
| H | 8 |
| RBI | 2 |
| BB | 2 |
| SO | 5 |
| LOB | 19 |

| | | | |
|---|---|---|---|
| 1B: 7 | SF: 0 | WP: 0 | PA: 37 |
| 2B: 2 | SAC: 1 | PB: 0 | |
| 3B: 0 | DP: 1 | SB: 4 | |
| HR: 0 | HBP: 1 | CS: 1 | |

| Batter | 1 | 2 | 3 | 4 | 5 | 6 | 7 | 8 | 9 | AB | R | H | RBI | BB | SO | LOB |
|---|---|---|---|---|---|---|---|---|---|---|---|---|---|---|---|---|
| Luis Gomez, R (1, 6)<br>OBP: 0.293, SLG: 0.263<br>Doug Ault, R (9, PH)<br>OBP: 0.375, SLG: 0.353 | 6-3 | | 1-3<br>1-2 | | 4-3<br>1-2 | | K | | FC5-4<br>1-2f | 4<br>1 | 0<br>0 | 0<br>0 | 0<br>0 | 0<br>0 | 1<br>0 | 4<br>2 |
| Bob Bailor, R (1, 8)<br>OBP: 0.292, SLG: 0.312 | G3 | | BBBB<br>1B<br>BB | | 4-3 | | | 6-3 | | 3 | 0 | 0 | 0 | 1 | 0 | 1 |
| Roy Howell, L (1, 5)<br>OBP: 0.293, SLG: 0.359 | 6-3 | | 1-2<br>2-3<br>1B | | | F9 | | SSS<br>K | | 4 | 0 | 1 | 0 | 0 | 1 | 0 |
| Rico Carty, R (1, 10)<br>OBP: 0.365, SLG: 0.464 | | 4-3 | F8 | | | F4 | | 2B | | 4 | 0 | 1 | 0 | 0 | 0 | 3 |
| John Mayberry, L (1, 3)<br>OBP: 0.320, SLG: 0.431 | | BB<br>1B | | 4-3 | | F5 | | F9 | | 4 | 0 | 1 | 0 | 0 | 0 | 1 |
| Tom Hutton, L (1, 9)<br>OBP: 0.319, SLG: 0.344 | | BBBB<br>G4-6-3<br>1-2<br>BB | | 1-3 | | | 6-3 | | 1B<br>2B | 3 | 0 | 1 | 0 | 1 | 0 | 0 |
| Willie Upshaw, L (1, 7)<br>OBP: 0.371, SLG: 0.437 | | G4-6-3<br>1-2f | | 4-3 | | | 1B<br>1B | | FC5-4<br>2-3<br>1B | 4 | 0 | 2 | 0 | 0 | 0 | 2 |
| Dave McKay, S (1, 4)<br>OBP: 0.254, SLG: 0.333 | | | SSS<br>K | | 4-3<br>1B | | 1-2<br>1B | | SSS<br>K | 4 | 0 | 2 | 0 | 0 | 2 | 2 |
| Alan Ashby, S (1, 2)<br>OBP: 0.307, SLG: 0.262<br>Sam Ewing, L (7, PH)<br>OBP: 0.207, SLG: 0.148<br>Rick Cerone, R (8, 2)<br>OBP: 0.301, SLG: 0.276 | | | BBBB<br>1B<br>1-3<br>BB | | F9 | | F7 | | F9 | 1<br>1<br>1 | 0<br>0<br>0 | 0<br>0<br>0 | 0<br>0<br>0 | 1<br>0<br>0 | 0<br>0<br>0 | 1<br>2<br>2 |
| Inning Stats | R: 0<br>E: 0<br>K: 0<br>S: 3<br>H: 0<br>LOB: 0<br>BB: 0<br>P: 3 | R: 0<br>E: 0<br>K: 0<br>S: 3<br>H: 1<br>LOB: 1<br>BB: 1<br>P: 7 | R: 0<br>E: 0<br>K: 1<br>S: 6<br>H: 1<br>LOB: 3<br>BB: 2<br>P: 14 | R: 0<br>E: 0<br>K: 0<br>S: 3<br>H: 0<br>LOB: 0<br>BB: 0<br>P: 3 | R: 0<br>E: 0<br>K: 0<br>S: 4<br>H: 1<br>LOB: 1<br>BB: 0<br>P: 4 | R: 0<br>E: 0<br>K: 0<br>S: 3<br>H: 0<br>LOB: 0<br>BB: 0<br>P: 3 | R: 0<br>E: 0<br>K: 1<br>S: 7<br>H: 2<br>LOB: 2<br>BB: 0<br>P: 7 | R: 0<br>E: 0<br>K: 1<br>S: 6<br>H: 1<br>LOB: 1<br>BB: 0<br>P: 6 | R: 0<br>E: 0<br>K: 1<br>S: 7<br>H: 2<br>LOB: 2<br>BB: 0<br>P: 7 | 1B: 6<br>2B: 2<br>3B: 0<br>HR: 0<br>SF: 0<br>SAC: 0<br>DP: 1<br>HBP: 0 | | | | | | |

| PITCHER | IP | WLS | BF | H | R | ER | SO | BB | IBB | HBP | BLK | WP | HR | S | P | ERA | WHIP |
|---|---|---|---|---|---|---|---|---|---|---|---|---|---|---|---|---|---|
| Dave Goltz, R (1, 1)<br>ERA: 2.64 | 8.0 | W | 34 | 8 | 0 | 0 | 3 | 3 | 0 | 0 | 0 | 0 | 0 | 37 | 49 | 0.00 | 1.375 |
| Mike Marshall, R (9, 1)<br>ERA: 2.63 | 1.0 | S | 3 | 0 | 0 | 0 | 1 | 0 | 0 | 0 | 0 | 0 | 0 | 5 | 5 | 0.00 | 0.000 |

| PITCHER | IP | WLS | BF | H | R | ER | SO | BB | IBB | HBP | BLK | WP | HR | S | P | ERA | WHIP |
|---|---|---|---|---|---|---|---|---|---|---|---|---|---|---|---|---|---|

# BOTTOM

# Minnesota Twins @ Toronto Blue Jays

Exhibition Stadium, Toronto, ON

Tue Jun 13 1978, 3:33 AM EDT

Unknown - 55 F

livebaseballscorecards.com

| | |
|---|---|
| AB | 34 |
| R | 0 |
| H | 8 |
| RBI | 0 |
| BB | 3 |
| SO | 4 |
| LOB | 20 |

WP: 0 PA: 37
PB: 0
SB: 0
CS: 0

| Batter | 1 | 2 | 3 | 4 | 5 | 6 | 7 | 8 | 9 | AB | R | H | RBI | BB | SO | LOB |
|---|---|---|---|---|---|---|---|---|---|---|---|---|---|---|---|---|
| Hosken Powell, L (1, 9)<br>OBP: 0.285, SLG: 0.285 | BBBB<br>4-0 1B 1B BB | x 0-0 F7 ② | | x 0-0 4-3 ① | | x 0-0 4-3 ① | | x 0-0 6-3 ②<br>2-3 | | 4 | 1 | 0 | 0 | 1 | 0 | 1 |
| Rod Carew, L (1, 3)<br>OBP: 0.429, SLG: 0.505 | x 0-0 1B FC4-6 1B<br>1-3 | BBBB<br>4-0 HR BB | | x 0-0 F7 ② | | x 0-0 1-3 ② | | x 0-0 6-3 ③ | | 4 | 2 | 1 | 0 | 1 | 0 | 1 |
| Dan Ford, R (1, 8)<br>OBP: 0.362, SLG: 0.484 | x 0-0 FC4-6 1B<br>1-3 3-H | x 0-0 HR<br>1-H | | x 0-0 2B | | x 0-0 4-3 ③ | | | SSS<br>0-3 K ① | 5 | 1 | 3 | 3 | 0 | 1 | 0 |
| Mike Cubbage, L (1, 5)<br>OBP: 0.354, SLG: 0.456 | x 0-0 FC4-6 2B 2B ①<br>1-2f 3-H | SSS<br>0-3 K ③ | | x 0-0 F8 ③ | | | x 0-0 L8 ① | | x 0-0 PB 1B 2B | 5 | 2 | 1 | 1 | 0 | 1 | 2 |
| Glenn Adams, L (1, 10)<br>OBP: 0.262, SLG: 0.417<br>Jose Morales, R (3, PH)<br>OBP: 0.382, SLG: 0.463 | x 0-0 2B 2B<br>1-3 | | x 0-0 1B 1B | | x 0-0 G3 ① | | x 0-0 G3 1B | | x 0-0 F9 ② | 1<br>4 | 1<br>0 | 1<br>2 | 0<br>0 | 0<br>0 | 0<br>0 | 0<br>1 |
| Butch Wynegar, S (1, 2)<br>OBP: 0.332, SLG: 0.339 | x 0-0 2B<br>2-H 3-H | x 0-0 F9 ① | | | H 1-0 BB HBP | | x 0-0 G3 ②<br>1-2 | | x 0-0 BB 1B<br>2-H | 4 | 0 | 2 | 3 | 0 | 0 | 2 |
| Rich Chiles, L (1, 7)<br>OBP: 0.313, SLG: 0.239<br>Bombo Rivera, R (1, PH)<br>OBP: 0.442, SLG: 0.407<br>(1, 7) | BBBB<br>4-0 G4-6-3 BB | x 0-0 P4 ② | | BBBB<br>4-0 1-2 BB | | | x 0-0 F9 ③ | | BBBB<br>4-0 1-2 BB | 0<br>2 | 0<br>0 | 0<br>0 | 0<br>0 | 0<br>3 | 0<br>0 | 0<br>2 |
| Larry Wolfe, R (1, 6)<br>OBP: 0.320, SLG: 0.384 | x 0-0 G4-6-3 ② ③<br>1-2f | x 0-0 FC4-6 1B<br>1-3 | | x 0-0 F7 ② | | | SSS<br>0-3 K ① | x 0-0 F9 ③ | | 5 | 0 | 1 | 0 | 0 | 1 | 6 |
| Rob Wilfong, L (1, 4)<br>OBP: 0.283, SLG: 0.211<br>Bob Randall, R (3, PH)<br>OBP: 0.318, SLG: 0.360<br>(3, 4) | | x 0-0 G3 ① | x 0-0 FC4-6 ③<br>1-2f | | x 0-0 G3 ③ | | | x 0-0 6-3 2B | | 1<br>3 | 0<br>0 | 0<br>1 | 0<br>0 | 0<br>0 | 0<br>0 | 0<br>4 |
| Inning Stats | R: 4 H: 4<br>E: 0 LOB: 1<br>K: 0 BB: 2<br>S: 6 P: 14 | R: 2 H: 1<br>E: 0 LOB: 0<br>K: 1 BB: 1<br>S: 6 P: 10 | R: 0 H: 2<br>E: 0 LOB: 2<br>K: 0 BB: 0<br>S: 5 P: 5 | R: 0 H: 1<br>E: 0 LOB: 1<br>K: 0 BB: 0<br>S: 4 P: 4 | R: 0 H: 0<br>E: 0 LOB: 2<br>K: 0 BB: 1<br>S: 3 P: 8 | R: 0 H: 0<br>E: 0 LOB: 0<br>K: 0 BB: 0<br>S: 3 P: 3 | R: 0 H: 1<br>E: 0 LOB: 1<br>K: 0 BB: 0<br>S: 4 P: 4 | R: 0 H: 1<br>E: 0 LOB: 1<br>K: 1 BB: 0<br>S: 6 P: 6 | R: 1 H: 2<br>E: 0 LOB: 2<br>K: 1 BB: 1<br>S: 7 P: 11 | 1B: 6 SF: 0<br>2B: 5 SAC: 0<br>3B: 0 DP: 1<br>HR: 1 HBP: 1 | | | | | | |

| PITCHER | | IP | WLS | BF | H | R | ER | SO | BB | IBB | HBP | BLK | WP | HR | S | P | ERA | WHIP |
|---|---|---|---|---|---|---|---|---|---|---|---|---|---|---|---|---|---|---|
| Jim Clancy, R<br>ERA: 4.4 | (1, 1) | 0.1 | L | 6 | 4 | 4 | 4 | 0 | 1 | 0 | 0 | 0 | 0 | 0 | 5 | 9 | 108.00 | 15.000 |
| Mike Willis, L<br>ERA: 5.73 | (1, 1) | 3.2 | | 16 | 4 | 2 | 2 | 1 | 2 | 0 | 0 | 0 | 0 | 1 | 16 | 24 | 4.91 | 1.636 |
| Dave Lemanczyk, R<br>ERA: 7.97 | (5, 1) | 5.0 | | 22 | 4 | 1 | 1 | 2 | 2 | 0 | 1 | 0 | 0 | 0 | 23 | 32 | 1.80 | 1.200 |

| PITCHER | IP | WLS | BF | H | R | ER | SO | BB | IBB | HBP | BLK | WP | HR | S | P | ERA | WHIP |
|---|---|---|---|---|---|---|---|---|---|---|---|---|---|---|---|---|---|

# Minnesota Twins @ Toronto Blue Jays

Exhibition Stadium, Toronto, ON

Tue Jun 13 1978, 7:05 PM EDT

Att. 14,489 - Unknown

TOP

livebaseballscorecards.com

| | |
|---|---|
| AB | 38 |
| R | 7 |
| H | 12 |
| RBI | 7 |
| BB | 5 |
| SO | 3 |
| LOB | 19 |

WP: 0 PA: 44
PB: 1
SB: 0
CS: 0

| Batter | 1 | 2 | 3 | 4 | 5 | 6 | 7 | 8 | 9 | AB | R | H | RBI | BB | SO | LOB |
|---|---|---|---|---|---|---|---|---|---|---|---|---|---|---|---|---|
| Luis Gomez, R (1, 6)<br>OBP: 0.298, SLG: 0.265 | 0-0 1-3 | | 0-3 K | | BBB 4-0 FC5-4 BB | | | 0-0 E 1B 1B 1B | | 3 | 1 | 1 | 0 | 1 | 1 | 1 |
| Bob Bailor, R (1, 8)<br>OBP: 0.295, SLG: 0.315 | 0-0 2B 1B | | 0-0 1-2 1B | | 0-0 FC5-4 1-2f | | | 0-3 K | | 4 | 1 | 2 | 0 | 0 | 1 | 2 |
| Roy Howell, L (1, 5)<br>OBP: 0.297, SLG: 0.367 | 0-0 4-3 1-H 2B | | 0-0 F3 | | | 0-0 F7 | | 0-0 E6 1B 1-3 1B | | 4 | 0 | 2 | 1 | 0 | 0 | 2 |
| Rico Carty, R (1, 10)<br>OBP: 0.363, SLG: 0.459 | 0-0 4-3 2-3 | | 0-0 4-3 | | | 0-0 F9 | | 0-0 1-2 3-H 1B | | 4 | 0 | 1 | 1 | 0 | 0 | 3 |
| Otto Velez, R (1, 9)<br>OBP: 0.309, SLG: 0.333 | 0-0 5-3 | | | 0-0 6-3 | | 0-0 F7 | | 0-3 K | | 4 | 0 | 0 | 0 | 0 | 1 | 3 |
| John Mayberry, L (1, 3)<br>OBP: 0.319, SLG: 0.432 | | 0-0 5-3 | | 0-0 F5 | | | 0-0 2B | 0-0 G3 | | 4 | 0 | 1 | 0 | 0 | 0 | 2 |
| Rick Cerone, R (1, 2)<br>OBP: 0.299, SLG: 0.270 | | 0-3 K | | 0-0 L4 | | | 0-0 F5 | BBBB 4-0 G4-6-3 BB | | 3 | 0 | 0 | 0 | 1 | 1 | 1 |
| Dave McKay, S (1, 4)<br>OBP: 0.247, SLG: 0.324 | | 0-0 6-3 | | | 0-0 6-3 | | 0-0 5-3 | SSS 0-3 K | | 4 | 0 | 0 | 0 | 0 | 1 | 2 |
| Willie Upshaw, L (1, 7)<br>OBP: 0.370, SLG: 0.427 | | | BBBB 4-0 1B BB | | SSS 0-3 K | | SSS 0-3 K | 0-0 G4-6-3 1-2f | | 2 | 0 | 0 | 0 | 1 | 2 | 1 |
| Doug Ault, R (9, PH)<br>OBP: 0.366, SLG: 0.343 | | | | | | | | | | 1 | 0 | 0 | 0 | 0 | 0 | 1 |
| Inning Stats | R: 1 H: 2<br>E: 0 LOB: 1<br>K: 0 BB: 0<br>S: 5 P: 5 | R: 0 H: 0<br>E: 0 LOB: 0<br>K: 1 BB: 0<br>S: 5 P: 5 | R: 0 H: 1<br>E: 0 LOB: 2<br>K: 1 BB: 1<br>S: 6 P: 10 | R: 0 H: 0<br>E: 0 LOB: 0<br>K: 0 BB: 0<br>S: 3 P: 3 | R: 0 H: 0<br>E: 0 LOB: 1<br>K: 1 BB: 0<br>S: 5 P: 9 | R: 0 H: 0<br>E: 0 LOB: 0<br>K: 0 BB: 0<br>S: 3 P: 3 | R: 0 H: 1<br>E: 0 LOB: 1<br>K: 1 BB: 0<br>S: 6 P: 6 | R: 1 H: 3<br>E: 1 LOB: 2<br>K: 2 BB: 0<br>S: 10 P: 10 | R: 0 H: 0<br>E: 0 LOB: 0<br>K: 1 BB: 1<br>S: 4 P: 8 | 1B: 5 SF: 0<br>2B: 2 SAC: 0<br>3B: 0 DP: 1<br>HR: 0 HBP: 0 | | | | | | |

| PITCHER | IP | WLS | BF | H | R | ER | SO | BB | IBB | HBP | BLK | WP | HR | S | P | ERA | WHIP |
|---|---|---|---|---|---|---|---|---|---|---|---|---|---|---|---|---|---|
| Geoff Zahn, L (1, 1)<br>ERA: 2.77 | 9.0 | W | 36 | 7 | 2 | 2 | 7 | 3 | 0 | 0 | 0 | 0 | 0 | 47 | 59 | 2.00 | 1.111 |

| PITCHER | IP | WLS | BF | H | R | ER | SO | BB | IBB | HBP | BLK | WP | HR | S | P | ERA | WHIP |
|---|---|---|---|---|---|---|---|---|---|---|---|---|---|---|---|---|---|

# BOTTOM

## Minnesota Twins @ Toronto Blue Jays

Exhibition Stadium, Toronto, ON

Tue Jun 13 1978, 7:05 PM EDT

Att. 14,489 - Unknown

livebaseballscorecards.com

| | |
|---|---|
| AB | 33 |
| R | 2 |
| H | 7 |
| RBI | 2 |
| BB | 3 |
| SO | 7 |
| LOB | 18 |

| Batter | 1 | 2 | 3 | 4 | 5 | 6 | 7 | 8 | 9 | AB | R | H | RBI | BB | SO | LOB |
|---|---|---|---|---|---|---|---|---|---|---|---|---|---|---|---|---|
| Paul Dade, R (1, 9)<br>OBP: 0.356, SLG: 0.411 | L4 | | G3 1B | | F9 | | FC6-4 FC6-4 1-2f | | K | 5 | 0 | 1 | 0 | 0 | 1 | 1 |
| Duane Kuiper, L (1, 4)<br>OBP: 0.266, SLG: 0.264 | 6-3 | | G3 1-2 | | 4-3 | | FC6-4 1-2f | | 1B | 5 | 0 | 1 | 0 | 0 | 0 | 2 |
| Buddy Bell, R (1, 5)<br>OBP: 0.349, SLG: 0.455 | 3B | | P3 | | 6-3 | | | 1B 2B | 1-2 1B | 5 | 1 | 3 | 0 | 0 | 0 | 1 |
| Andre Thornton, R (1, 3)<br>OBP: 0.366, SLG: 0.500 | F8 | | | 5-3 | | 5-3 | | F8 | F3 | 5 | 0 | 0 | 0 | 0 | 0 | 4 |
| Johnny Grubb, L (1, 7)<br>OBP: 0.364, SLG: 0.424 | | F7 | | BBBB F8 1B 1B BB | | F7 | | BB 2-H 1B | | 3 | 1 | 1 | 1 | 1 | 0 | 0 |
| Jim Norris, L (1, 10)<br>OBP: 0.361, SLG: 0.347 | | 2B | | 1B 1-2 1B | | BBBB FC6-4 BB | | BBBB 1-2 BB | | 2 | 0 | 2 | 0 | 2 | 0 | 0 |
| Rick Manning, L (1, 8)<br>OBP: 0.317, SLG: 0.360 | | SSS K | | F8 2-3 | | FC6-4 1-2f | | F7 | | 4 | 0 | 0 | 0 | 0 | 1 | 6 |
| Tom Veryzer, R (1, 6)<br>OBP: 0.278, SLG: 0.323 | | L1 | | 1-3 3-H 1B | | | F7 | F8 | | 3 | 0 | 1 | 1 | 0 | 0 | 1 |
| Wayne Cage, L (8, PH)<br>OBP: 0.265, SLG: 0.406 | | | | | | | | | | 1 | 0 | 0 | 0 | 0 | 0 | 2 |
| Larvell Blanks, R (8, 6)<br>OBP: 0.261, SLG: 0.289 | | | | | | | | | | 0 | 0 | 0 | 0 | 0 | 0 | 0 |
| Ron Hassey, L (1, 2)<br>OBP: 0.256, SLG: 0.284 | | | 3-1 | P6 | | | FC6-4 1B | | F8 | 4 | 0 | 1 | 0 | 0 | 0 | 2 |
| Inning Stats | R: 0 E: 0 K: 0 S: 4 H: 1 LOB: 1 BB: 0 P: 4 | R: 0 E: 0 K: 1 S: 6 H: 1 LOB: 1 BB: 0 P: 6 | R: 0 E: 0 K: 0 S: 4 H: 1 LOB: 1 BB: 0 P: 4 | R: 1 E: 0 K: 0 S: 5 H: 2 LOB: 2 BB: 1 P: 9 | R: 0 E: 0 K: 0 S: 3 H: 0 LOB: 0 BB: 0 P: 3 | R: 0 E: 0 K: 0 S: 3 H: 0 LOB: 1 BB: 1 P: 7 | R: 0 E: 0 K: 0 S: 4 H: 1 LOB: 1 BB: 0 P: 4 | R: 1 E: 0 K: 0 S: 5 H: 2 LOB: 2 BB: 1 P: 9 | R: 0 E: 0 K: 1 S: 7 H: 2 LOB: 2 BB: 0 P: 7 | 1B: 7 2B: 2 3B: 1 HR: 0 | SF: 0 SAC: 0 DP: 0 HBP: 0 | | | | | | |

| PITCHER | IP | WLS | BF | H | R | ER | SO | BB | IBB | HBP | BLK | WP | HR | S | P | ERA | WHIP |
|---|---|---|---|---|---|---|---|---|---|---|---|---|---|---|---|---|---|
| Roger Erickson, R (1, 1)<br>ERA: 4.5 | 9.0 | W | 40 | 10 | 2 | 2 | 2 | 3 | 0 | 0 | 0 | 0 | 0 | 41 | 53 | 2.00 | 1.444 |

| PITCHER | IP | WLS | BF | H | R | ER | SO | BB | IBB | HBP | BLK | WP | HR | S | P | ERA | WHIP |
|---|---|---|---|---|---|---|---|---|---|---|---|---|---|---|---|---|---|

# TOP

## Cleveland Indians @ Minnesota Twins

Metropolitan Stadium, Bloomington , MI

Wed Jun 14 1978, 8:05 PM EDT

Att. 6,612 - Unknown - 75 F

livebaseballscorecards.com

| | |
|---|---|
| AB | 37 |
| R | 2 |
| H | 10 |
| RBI | 2 |
| BB | 3 |
| SO | 2 |
| LOB | 19 |

| | | | |
|---|---|---|---|
| 1B: 7 | SF: 0 | WP: 0 | PA: 40 |
| 2B: 2 | SAC: 0 | PB: 0 | |
| 3B: 1 | DP: 0 | SB: 0 | |
| HR: 0 | HBP: 0 | CS: 0 | |

# Cleveland Indians @ Minnesota Twins

Metropolitan Stadium, Bloomington , MI

Wed Jun 14 1978, 8:05 PM EDT

Att. 6,612 - Unknown - 75 F

BOTTOM

livebaseballscorecards.com

| Batter | 1 | 2 | 3 | 4 | 5 | 6 | 7 | 8 | 9 | AB | R | H | RBI | BB | SO | LOB |
|---|---|---|---|---|---|---|---|---|---|---|---|---|---|---|---|---|
| Willie Norwood, R (1, 7) OBP: 0.323, SLG: 0.403 | 0-0 1B 6-3 2B | 0-3 K | | 0-0 2B WP 1B | 0-0 FC3-2-5 FC6-4-5 1-2 3-H | | 0-3 K | | | 5 | 2 | 2 | 0 | 0 | 2 | 6 |
| Rod Carew, L (1, 3) OBP: 0.428, SLG: 0.507 | 0-0 6-3 S 1B 2-3 1B | 0-0 FC5-4 1-2f | | 0-0 WP HR 1-3 2B | 0-0 FC6-4-5 1-2 2-3 | | | 0-0 1-3 | | 5 | 2 | 2 | 0 | 0 | 0 | 4 |
| Dan Ford, R (1, 8) OBP: 0.359, SLG: 0.491 | 0-3 K 1-2 | | 0-0 6-3 | 0-0 HR 2-H 3-H | | 0-3 K | | 0-3 K | | 5 | 1 | 1 | 2 | 0 | 3 | 2 |
| Bombo Rivera, R (1, 9) OBP: 0.440, SLG: 0.393 | 0-0 6-3 2-3 3-H | | 4-0 1B 2B BB | 1-0 G5-4-3 HBP | | 0-0 5-3 | | 0-0 F9 | | 3 | 1 | 0 | 1 | 1 | 0 | 1 |
| Jose Morales, R (1, 10) OBP: 0.387, SLG: 0.464 | 0-0 3-H 1B | | 0-0 2B 1-3 6-3 1B | 0-0 G5-4-3 1-2f | | 0-0 F8 | | | | 4 | 1 | 2 | 1 | 0 | 0 | 1 |
| Larry Wolfe, R (1, 5) OBP: 0.337, SLG: 0.404 | 0-0 5-3 | | 0-0 1B 1-3 3-H 2B | 0-0 1B | | | 4-0 2-3 BB | | | 3 | 1 | 2 | 1 | 1 | 0 | 1 |
| Butch Wynegar, S (1, 2) OBP: 0.330, SLG: 0.333 | | 4-0 FC1-6 BB | 0-0 6-3 3-H | 0-0 5-3 | | | 0-0 2-3 1-2 | | | 3 | 0 | 0 | 1 | 1 | 0 | 3 |
| Roy Smalley, S (1, 6) OBP: 0.328, SLG: 0.355 | | 0-0 FC1-6 1B 1-2f | 0-0 FC4-6 2-H 1B | | 0-0 1B FC3-2-5 1B | | 4-0 IBB | | | 3 | 0 | 2 | 1 | 1 | 0 | 1 |
| Bob Randall, R (1, 4) OBP: 0.323, SLG: 0.364 | | 0-0 FC5-4 1-2 1B | 0-0 FC4-6 1-2f | | 0-0 FC6-4-3 FC3-2-5 1-3 1B | | 0-0 F9 | | | 4 | 0 | 2 | 0 | 0 | 0 | 3 |
| Inning Stats | R: 2 E: 0 K: 1 S: 8 H: 3 LOB: 1 BB: 0 P: 8 | R: 0 E: 0 K: 1 S: 6 H: 1 LOB: 2 BB: 1 P: 10 | R: 3 E: 0 K: 0 S: 6 H: 3 LOB: 1 BB: 1 P: 10 | R: 3 E: 0 K: 0 S: 6 H: 4 LOB: 1 BB: 0 P: 7 | R: 0 E: 0 K: 0 S: 4 H: 2 LOB: 1 BB: 0 P: 4 | R: 0 E: 0 K: 1 S: 5 H: 0 LOB: 0 BB: 0 P: 5 | R: 0 E: 0 K: 1 S: 5 H: 0 LOB: 2 BB: 2 P: 13 | R: 0 E: 0 K: 1 S: 5 H: 0 LOB: 0 BB: 0 P: 5 | | 1B: 9 2B: 4 3B: 0 HR: 1 | SF: 0 SAC: 0 DP: 2 HBP: 1 | | | WP: 1 PB: 0 SB: 1 CS: 0 | PA: 40 | | |

| | AB | 35 |
|---|---|---|
| | R | 8 |
| | H | 13 |
| | RBI | 7 |
| | BB | 4 |
| | SO | 5 |
| | LOB | 22 |

| PITCHER | | IP | WLS | BF | H | R | ER | SO | BB | IBB | HBP | BLK | WP | HR | S | P | ERA | WHIP |
|---|---|---|---|---|---|---|---|---|---|---|---|---|---|---|---|---|---|---|
| David Clyde, L ERA: 3.72 | (1, 1) | 3.0 | L | 20 | 9 | 7 | 7 | 2 | 2 | 0 | 0 | 0 | 0 | 0 | 22 | 30 | 21.00 | 3.667 |
| Al Fitzmorris, R ERA: 6.28 | (4, 1) | 5.0 | | 20 | 4 | 1 | 1 | 3 | 1 | 1 | 1 | 0 | 1 | 1 | 23 | 32 | 1.80 | 1.000 |

| PITCHER | IP | WLS | BF | H | R | ER | SO | BB | IBB | HBP | BLK | WP | HR | S | P | ERA | WHIP |
|---|---|---|---|---|---|---|---|---|---|---|---|---|---|---|---|---|---|

| Batter | 1 | 2 | 3 | 4 | 5 | 6 | 7 | 8 | 9 | AB | R | H | RBI | BB | SO | LOB |
|---|---|---|---|---|---|---|---|---|---|---|---|---|---|---|---|---|
| Ron LeFlore, R (1, 8)<br>OBP: 0.310, SLG: 0.361 | K | | 4-3<br>1-2 | | P4 | | 1B | | L8 | 5 | 0 | 1 | 0 | 0 | 1 | 4 |
| Steve Kemp, L (1, 7)<br>OBP: 0.444, SLG: 0.407 | 1B | | K | | 1-2<br>2-3 BB | | K | | 1B<br>1-2 BB | 3 | 0 | 1 | 0 | 2 | 2 | 1 |
| Rusty Staub, L (1, 10)<br>OBP: 0.347, SLG: 0.442 | F9 | | | 1B<br>BB | L3 | | P4 | | F9<br>2-3 | 4 | 0 | 0 | 0 | 1 | 0 | 7 |
| Jason Thompson, L (1, 3)<br>OBP: 0.347, SLG: 0.519 | 4-3 | | | K | K | | | K | 1B<br>1-3<br>3-H | 5 | 0 | 1 | 1 | 0 | 3 | 5 |
| Aurelio Rodriguez, R (1, 5)<br>OBP: 0.341, SLG: 0.500<br>Milt May, L (9, PH)<br>OBP: 0.321, SLG: 0.473 | | 1-3 | | 1B<br>1-3 | | FC5-4<br>1B | | FC6-4<br>1B | F5 | 4<br>1 | 0<br>0 | 3<br>0 | 0<br>0 | 0<br>0 | 0<br>0 | 0<br>2 |
| Mickey Stanley, R (1, 9)<br>OBP: 0.200, SLG: 0.333 | | F6 | | 5-3 | | FC5-4<br>FC6-4<br>1-2f | | FC6-4<br>1B<br>1-2f | | 4 | 0 | 0 | 0 | 0 | 0 | 3 |
| Lance Parrish, R (1, 2)<br>OBP: 0.259, SLG: 0.437 | | 1B | | | BB<br>1B 1B | FC6-4<br>1-2f | | 1B<br>1-2 | | 4 | 1 | 3 | 0 | 0 | 0 | 1 |
| Alan Trammell, R (1, 6)<br>OBP: 0.320, SLG: 0.350 | | F8 | | | BB<br>1B<br>1-2 BB | P4 | | 1-3 | | 3 | 0 | 0 | 0 | 1 | 0 | 4 |
| Lou Whitaker, L (1, 4)<br>OBP: 0.343, SLG: 0.338 | | | CS<br>BB | | BB<br>1-2<br>2-H 1B | | K | | F9 BB<br>1B 1B | 3 | 1 | 2 | 1 | 1 | 1 | 0 |
| Inning Stats | R: 0<br>E: 0<br>K: 1<br>S: 6<br>H: 1<br>LOB: 1<br>BB: 0<br>P: 6 | R: 0<br>E: 0<br>K: 0<br>S: 4<br>H: 1<br>LOB: 1<br>BB: 0<br>P: 4 | R: 0<br>E: 0<br>K: 1<br>S: 4<br>H: 0<br>LOB: 0<br>BB: 1<br>P: 8 | R: 0<br>E: 0<br>K: 1<br>S: 5<br>H: 1<br>LOB: 1<br>BB: 1<br>P: 9 | R: 1<br>E: 0<br>K: 1<br>S: 7<br>H: 2<br>LOB: 3<br>BB: 2<br>P: 15 | R: 0<br>E: 0<br>K: 0<br>S: 4<br>H: 1<br>LOB: 1<br>BB: 0<br>P: 4 | R: 0<br>E: 0<br>K: 2<br>S: 8<br>H: 1<br>LOB: 1<br>BB: 0<br>P: 8 | R: 0<br>E: 0<br>K: 1<br>S: 7<br>H: 2<br>LOB: 2<br>BB: 0<br>P: 7 | R: 1<br>E: 0<br>K: 0<br>S: 5<br>H: 2<br>LOB: 2<br>BB: 1<br>P: 9 | 1B: 11<br>2B: 0<br>3B: 0<br>HR: 0<br>SF: 0<br>SAC: 0<br>DP: 0<br>HBP: 0 | | | | | | |

| PITCHER | | IP | WLS | BF | H | R | ER | SO | BB | IBB | HBP | BLK | WP | HR | S | P | ERA | WHIP |
|---|---|---|---|---|---|---|---|---|---|---|---|---|---|---|---|---|---|---|
| Darrell Jackson, L<br>ERA: 1.23 | (1, 1) | 7.1 | W | 31 | 7 | 1 | 1 | 7 | 4 | 0 | 0 | 0 | 0 | 0 | 41 | 57 | 1.23 | 1.500 |
| Mike Marshall, R<br>ERA: 2.81 | (8, 1) | 1.2 | | 10 | 4 | 1 | 1 | 0 | 1 | 0 | 0 | 0 | 0 | 0 | 9 | 13 | 5.40 | 3.000 |

| PITCHER | | IP | WLS | BF | H | R | ER | SO | BB | IBB | HBP | BLK | WP | HR | S | P | ERA | WHIP |
|---|---|---|---|---|---|---|---|---|---|---|---|---|---|---|---|---|---|---|

# TOP

## Detroit Tigers @ Minnesota Twins

Metropolitan Stadium, Bloomington , MI

Fri Jun 16 1978, 8:05 PM EDT

Att. 9,479 - Cloudy - 78 F

livebaseballscorecards.com

| | |
|---|---|
| AB | 36 |
| R | 2 |
| H | 11 |
| RBI | 2 |
| BB | 5 |
| SO | 7 |
| LOB | 27 |

WP: 0 PA: 41
PB: 0
SB: 0
CS: 1

# Detroit Tigers @ Minnesota Twins

Metropolitan Stadium, Bloomington , MI

Fri Jun 16 1978, 8:05 PM EDT

Att. 9,479 - Cloudy - 78 F

livebaseballscorecards.com

## BOTTOM

| Batter | 1 | 2 | 3 | 4 | 5 | 6 | 7 | 8 | 9 | AB | R | H | RBI | BB | SO | LOB |
|---|---|---|---|---|---|---|---|---|---|---|---|---|---|---|---|---|
| Willie Norwood, R (1, 7)<br>OBP: 0.320, SLG: 0.394 | 6-3 | | 5-3 | G6-4-3<br>1-2f | | 4-3 | | BBB 4-0 FC6-4 BB | | 4 | 0 | 0 | 0 | 1 | 0 | 6 |
| Rod Carew, L (1, 3)<br>OBP: 0.427, SLG: 0.510 | 4-3 | | 3-H 2B | | WP SH5-3 1B | | 4-3 | FC6-4<br>WP S<br>1-2f | | 5 | 0 | 2 | 1 | 0 | 0 | 1 |
| Dan Ford, R (1, 8)<br>OBP: 0.361, SLG: 0.495 | 1B | | L6 | | SH5-3<br>1-2 | | 4-3 2B<br>2B | SSS 0-3 K<br>1-3 | | 4 | 1 | 2 | 0 | 0 | 1 | 2 |
| Jose Morales, R (1, 10)<br>OBP: 0.379, SLG: 0.453<br>Glenn Adams, L (5, PH)<br>OBP: 0.258, SLG: 0.410 | 6-3 | | F8 | | F7<br>2-3 | | 4-3<br>2-3 | | | 2<br>2 | 0<br>0 | 0<br>0 | 0<br>0 | 0<br>0 | 0<br>0 | 2<br>2 |
| Mike Cubbage, L (1, 5)<br>OBP: 0.363, SLG: 0.471 | | 3-1 SH2-4<br>1B<br>1B | | FC4-6<br>1B | 3-1 | | WP<br>3-H 2B | | | 4 | 2 | 3 | 1 | 0 | 0 | 1 |
| Bombo Rivera, R (1, 9)<br>OBP: 0.446, SLG: 0.413 | | SH2-4<br>1-2 | | FC4-6<br>1B 1B<br>1-2f BB | | E<br>FC5-2 1B | 1B<br>2-H 2B | | | 3 | 1 | 2 | 1 | 0 | 0 | 1 |
| Roy Smalley, S (1, 6)<br>OBP: 0.335, SLG: 0.362 | | 3-1<br>2-3 | | BB 1B<br>1-2 1B | | E7<br>FC5-2<br>1-3 1B | 2-3 1B | | | 4 | 0 | 3 | 0 | 0 | 0 | 1 |
| Rob Wilfong, L (1, 4)<br>OBP: 0.300, SLG: 0.238 | | CS<br>3-H 1B | | BB<br>1-2<br>2-3 1B | | SSS 0-3 K | P6 | | | 4 | 0 | 2 | 1 | 0 | 1 | 4 |
| Glenn Borgmann, R (1, 2)<br>OBP: 0.356, SLG: 0.388 | | CS<br>1-2 | 2B 3B | BBB 4-0 G6-4-3<br>1-2<br>2-3<br>3-H BB | | FC5-2<br>2-3<br>3-H | | SSS 0-3 K | | 3 | 1 | 1 | 1 | 1 | 1 | 2 |
| Inning Stats | R: 0 H: 1<br>E: 0 LOB: 1<br>K: 0 BB: 0<br>S: 4 P: 4 | R: 1 H: 2<br>E: 0 LOB: 0<br>K: 0 BB: 0<br>S: 4 P: 4 | R: 1 H: 2<br>E: 0 LOB: 1<br>K: 0 BB: 0<br>S: 5 P: 5 | R: 1 H: 3<br>E: 0 LOB: 2<br>K: 0 BB: 1<br>S: 5 P: 9 | R: 0 H: 1<br>E: 0 LOB: 1<br>K: 0 BB: 0<br>S: 4 P: 4 | R: 0 H: 2<br>E: 1 LOB: 2<br>K: 1 BB: 0<br>S: 7 P: 7 | R: 2 H: 4<br>E: 0 LOB: 2<br>K: 0 BB: 0<br>S: 7 P: 7 | R: 0 H: 0<br>E: 0 LOB: 1<br>K: 2 BB: 1<br>S: 7 P: 11 | | 1B: 10 SF: 0<br>2B: 4 SAC: 2<br>3B: 1 DP: 1<br>HR: 0 HBP: 0 | | | | | | |

| | AB | 35 |
|---|---|---|
| | R | 5 |
| | H | 15 |
| | RBI | 5 |
| | BB | 2 |
| | SO | 3 |
| | LOB | 22 |

WP: 3 PA: 40
PB: 0
SB: 1
CS: 1

| PITCHER | | IP | WLS | BF | H | R | ER | SO | BB | IBB | HBP | BLK | WP | HR | S | P | ERA | WHIP |
|---|---|---|---|---|---|---|---|---|---|---|---|---|---|---|---|---|---|---|
| Dave Rozema, R<br>ERA: 2.72 | (1, 1) | 4.0 | L | 19 | 8 | 3 | 3 | 0 | 1 | 0 | 0 | 0 | 0 | 0 | 18 | 22 | 6.75 | 2.250 |
| Steve Baker, R<br>ERA: 2.73 | (5, 1) | 4.0 | | 20 | 7 | 2 | 2 | 3 | 1 | 0 | 0 | 0 | 3 | 0 | 25 | 29 | 4.50 | 2.000 |

| PITCHER | IP | WLS | BF | H | R | ER | SO | BB | IBB | HBP | BLK | WP | HR | S | P | ERA | WHIP |
|---|---|---|---|---|---|---|---|---|---|---|---|---|---|---|---|---|---|

| Batter | 1 | 2 | 3 | 4 | 5 | 6 | 7 | 8 | 9 | AB | R | H | RBI | BB | SO | LOB |
|---|---|---|---|---|---|---|---|---|---|---|---|---|---|---|---|---|
| Ron LeFlore, R (1, 8)<br>OBP: 0.313, SLG: 0.360 | BBBB<br>4-0<br>FC4-6<br>BB | | x 0-0<br>CS<br>1B | | x 0-0 ②<br>5-3 | | | x 0-0 ①<br>5-3 | | 3 | 0 | 1 | 0 | 1 | 0 | 0 |
| Steve Kemp, L (1, 7)<br>OBP: 0.441, SLG: 0.409 | x 0-0 ①<br>FC4-6<br>1B<br>1-2f | | x 0-0 ②<br>1-2<br>2B | | x 0-0 ③<br>3-1 | | | x 0-0 ②<br>F6 | | 4 | 0 | 1 | 0 | 0 | 0 | 1 |
| Rusty Staub, L (1, 10)<br>OBP: 0.342, SLG: 0.435 | x 0-0 ②<br>F2 | | x 0-0 ③<br>6-3 | | | x 0-0 ①<br>4-3 | | x 0-0 ③<br>G3 | | 4 | 0 | 0 | 0 | 0 | 0 | 2 |
| Jason Thompson, L (1, 3)<br>OBP: 0.349, SLG: 0.522 | x 0-0<br>FC5-4<br>1-2<br>1B | | | x 0-0<br>2B<br>2B | | x 0-0 ②<br>F9 | | | x 0-0 ①<br>4-3 | 4 | 1 | 2 | 0 | 0 | 0 | 0 |
| Aurelio Rodriguez, R (1, 5)<br>OBP: 0.346, SLG: 0.504 | x 0-0 ③<br>FC5-4<br>1-2f | | | x 0-0<br>4-3<br>2-H<br>2B | | x 0-0 ③<br>4-3 | | | BBBB<br>4-0<br>BB | 3 | 0 | 1 | 1 | 1 | 0 | 2 |
| Mickey Stanley, R (1, 9)<br>OBP: 0.206, SLG: 0.324 | | x 0-0 ①<br>5-3 | | x 0-0 ①<br>4-3<br>2-3 | | | x 0-0<br>CS<br>1B | | x 0-0 ②<br>F5 | 4 | 0 | 1 | 0 | 0 | 0 | 2 |
| Milt May, L (1, 2)<br>OBP: 0.313, SLG: 0.459 | | x 0-0 ②<br>F6 | | SSS 0-3 ②<br>K | | | SSS 0-3 ①<br>K | | x 0-0 ③<br>F8 | 4 | 0 | 0 | 0 | 0 | 2 | 3 |
| Alan Trammell, R (1, 6)<br>OBP: 0.320, SLG: 0.350 | | x 0-0 ③<br>F8 | | x 0-0 ③<br>F9 | | | x 0-0 ②<br>FC6-4<br>1-2<br>1B | | | 3 | 0 | 1 | 0 | 0 | 0 | 1 |
| Lou Whitaker, L (1, 4)<br>OBP: 0.337, SLG: 0.331 | | | x 0-0 ①<br>4-3 | | x 0-0 ①<br>G3 | | x 0-0 ③<br>FC6-4<br>1-2f | | | 3 | 0 | 0 | 0 | 0 | 0 | 1 |
| Inning Stats | R: 0 H: 1<br>E: 0 LOB: 2<br>K: 0 BB: 1<br>S: 4 P: 8 | R: 0 H: 0<br>E: 0 LOB: 0<br>K: 0 BB: 0<br>S: 3 P: 3 | R: 0 H: 2<br>E: 0 LOB: 1<br>K: 0 BB: 0<br>S: 4 P: 4 | R: 1 H: 2<br>E: 0 LOB: 1<br>K: 1 BB: 0<br>S: 7 P: 7 | R: 0 H: 0<br>E: 0 LOB: 0<br>K: 0 BB: 0<br>S: 3 P: 3 | R: 0 H: 0<br>E: 0 LOB: 0<br>K: 0 BB: 0<br>S: 3 P: 3 | R: 0 H: 2<br>E: 0 LOB: 1<br>K: 1 BB: 0<br>S: 6 P: 6 | R: 0 H: 0<br>E: 0 LOB: 0<br>K: 0 BB: 0<br>S: 3 P: 3 | R: 0 H: 0<br>E: 0 LOB: 0<br>K: 0 BB: 1<br>S: 3 P: 7 | 1B: 4 SF: 0<br>2B: 3 SAC: 0<br>3B: 0 DP: 0<br>HR: 0 HBP: 0 | | | | | | WP: 0 PA: 34<br>PB: 0<br>SB: 0<br>CS: 2 | |

TOP

# Detroit Tigers @ Minnesota Twins

Metropolitan Stadium, Bloomington , MI

Sat Jun 17 1978, 4:33 AM EDT

Att. 9,807 - Unknown - 76 F

livebaseballscorecards.com

| | |
|---|---|
| AB | 32 |
| R | 1 |
| H | 7 |
| RBI | 1 |
| BB | 2 |
| SO | 2 |
| LOB | 12 |

| PITCHER | IP | WLS | BF | H | R | ER | SO | BB | IBB | HBP | BLK | WP | HR | S | P | ERA | WHIP |
|---|---|---|---|---|---|---|---|---|---|---|---|---|---|---|---|---|---|
| Geoff Zahn, L (1, 1)<br>ERA: 2.61 | 9.0 | W | 34 | 7 | 1 | 1 | 2 | 2 | 0 | 0 | 0 | 0 | 0 | 36 | 44 | 1.00 | 1.000 |

| PITCHER | IP | WLS | BF | H | R | ER | SO | BB | IBB | HBP | BLK | WP | HR | S | P | ERA | WHIP |
|---|---|---|---|---|---|---|---|---|---|---|---|---|---|---|---|---|---|

# Detroit Tigers @ Minnesota Twins

Metropolitan Stadium, Bloomington , MI

Sat Jun 17 1978, 4:33 AM EDT

Att. 9,807 - Unknown - 76 F

BOTTOM

| Batter | 1 | 2 | 3 | 4 | 5 | 6 | 7 | 8 | 9 | AB | R | H | RBI | BB | SO | LOB |
|---|---|---|---|---|---|---|---|---|---|---|---|---|---|---|---|---|
| Hosken Powell, L (1, 9)<br>OBP: 0.291, SLG: 0.286 | B B B B 4-0 G6-3 BB | | x 0-0 ② L5 | | x 0-0 ② 4-3 | | x 0-0 BB 1B | | | 3 | 0 | 1 | 0 | 1 | 0 | 1 |
| Roy Smalley, S (1, 6)<br>OBP: 0.341, SLG: 0.370 | x 0-0 ① F3 | | x 0-0 BB 2-H 1B | | x 0-0 2B | | B B B B 4-0 G4-6-3 1-2 BB | | | 3 | 0 | 2 | 1 | 1 | 0 | 1 |
| Rod Carew, L (1, 3)<br>OBP: 0.429, SLG: 0.505 | x 0-0 ② ③ G6-3 1-2f | | B B B B 4-0 1-2 BB | | B B B B 4-0 BB | | x 0-0 ② ③ G4-6-3 1-2f | | | 2 | 0 | 0 | 0 | 2 | 0 | 3 |
| Dan Ford, R (1, 8)<br>OBP: 0.359, SLG: 0.496 | | x 0-0 ① 6-3 | x 0-0 ③ F9 | | x 0-0 ③ 1-3 | | | x 0-0 F8 1B 2B | | 4 | 1 | 1 | 0 | 0 | 0 | 4 |
| Butch Wynegar, S (1, 2)<br>OBP: 0.333, SLG: 0.351 | | x 0-0 HR | | S S S 0-3 ① K | | B B B B 4-0 G3 SH2-4 BB | | x 0-0 ① F8 2-3 | | 3 | 1 | 1 | 1 | 1 | 1 | 1 |
| Mike Cubbage, L (1, 5)<br>OBP: 0.368, SLG: 0.474 | | x 0-0 ② F8 | | x 0-0 1B | | x 0-0 ① SH2-4 1-2 | | x 0-0 G6-4-3 3-H 1B | | 3 | 0 | 2 | 1 | 0 | 0 | 0 |
| Glenn Adams, L (1, 10)<br>OBP: 0.250, SLG: 0.397 | S S S 0-3 ③ K | | S S S 0-3 ② K | | | x 0-0 ② G3 2-3 | | x 0-0 ② ③ G6-4-3 1-2f | | 4 | 0 | 0 | 0 | 0 | 2 | 3 |
| Willie Norwood, R (1, 7)<br>OBP: 0.320, SLG: 0.393 | | | x 0-0 SH1-4 1B 1B | x 0-0 ③ F8 | | S S S 0-3 ③ K | | | | 3 | 1 | 1 | 0 | 0 | 1 | 2 |
| Rob Wilfong, L (1, 4)<br>OBP: 0.288, SLG: 0.227 | | | x 0-0 ① SH1-4 1-2 | | S S S 0-3 ① K | | S S S 0-3 ① K | | | 2 | 0 | 0 | 0 | 0 | 2 | 0 |
| Inning Stats | R: 0 E: 0 K: 0 S: 2 H: 0 LOB: 0 BB: 1 P: 6 | R: 1 E: 0 K: 1 S: 6 H: 1 LOB: 0 BB: 0 P: 6 | R: 1 E: 0 K: 0 S: 5 H: 2 LOB: 2 BB: 1 P: 9 | R: 0 E: 0 K: 2 S: 8 H: 1 LOB: 1 BB: 0 P: 8 | R: 0 E: 0 K: 1 S: 6 H: 1 LOB: 2 BB: 1 P: 10 | R: 0 E: 0 K: 1 S: 5 H: 0 LOB: 1 BB: 1 P: 9 | R: 0 E: 0 K: 1 S: 5 H: 1 LOB: 1 BB: 1 P: 9 | R: 1 E: 0 K: 0 S: 4 H: 2 LOB: 0 BB: 0 P: 4 | | 1B: 5 2B: 2 3B: 0 HR: 1 | SF: 0 SAC: 2 DP: 3 HBP: 0 | | | WP: 0 PB: 0 SB: 0 CS: 0 | PA: 34 | |

livebaseballscorecards.com

| | |
|---|---|
| AB | 27 |
| R | 3 |
| H | 8 |
| RBI | 3 |
| BB | 5 |
| SO | 6 |
| LOB | 15 |

| PITCHER | IP | WLS | BF | H | R | ER | SO | BB | IBB | HBP | BLK | WP | HR | S | P | ERA | WHIP |
|---|---|---|---|---|---|---|---|---|---|---|---|---|---|---|---|---|---|
| Milt Wilcox, R (1, 1)<br>ERA: 3.87 | 8.0 | L | 34 | 8 | 3 | 3 | 6 | 5 | 0 | 0 | 0 | 0 | 1 | 41 | 61 | 3.38 | 1.625 |

| PITCHER | IP | WLS | BF | H | R | ER | SO | BB | IBB | HBP | BLK | WP | HR | S | P | ERA | WHIP |
|---|---|---|---|---|---|---|---|---|---|---|---|---|---|---|---|---|---|

| Batter | 1 | 2 | 3 | 4 | 5 | 6 | 7 | 8 | 9 | AB | R | H | RBI | BB | SO | LOB |
|---|---|---|---|---|---|---|---|---|---|---|---|---|---|---|---|---|
| Ron LeFlore, R (1, 8)<br>OBP: 0.315, SLG: 0.361 | E3<br>BB<br>1B | | G3 S<br>SF8<br>1B | | 5-3 | | 5-3 | | S<br>1B | 5 | 2 | 2 | 0 | 0 | 0 | 0 |
| Steve Kemp, L (1, 7)<br>OBP: 0.440, SLG: 0.403 | BBBB<br>G3-6-3<br>1B<br>1-2<br>BB | | G3<br>1-3 | | 4-3 | | BBBB<br>BB | | SSS<br>K<br>1-2 | 3 | 0 | 0 | 0 | 2 | 1 | 2 |
| Rusty Staub, L (1, 10)<br>OBP: 0.339, SLG: 0.432 | G3-6-3<br>1-2<br>2-H<br>1B | | SF8<br>3-H | | | SSS<br>K | P4 | | F7 | 4 | 0 | 1 | 2 | 0 | 1 | 2 |
| Jason Thompson, L (1, 3)<br>OBP: 0.352, SLG: 0.534 | G3-6-3<br>1-2f<br>2-3 | | 3-1 | | | HR | | 1B<br>FC4-2-5<br>1B | | 4 | 1 | 2 | 1 | 0 | 0 | 2 |
| Milt May, L (1, 2)<br>OBP: 0.318, SLG: 0.457 | BBBB<br>BB | | | F9 | | 4-3 | | FC3-6<br>FC4-2-5<br>1-3<br>1B | | 3 | 0 | 1 | 0 | 1 | 0 | 0 |
| Tim Corcoran, L (1, 9)<br>OBP: 0.301, SLG: 0.295 | P6 | | | 4-3 | | 1B | | FC4-2-5<br>FC3-6<br>1-2<br>3-H | | 4 | 0 | 1 | 0 | 0 | 0 | 4 |
| Phil Mankowski, L (1, 5)<br>OBP: 0.351, SLG: 0.410 | | L8 | | 1B | | G1 | | FC3-6<br>FC6-4<br>1-2f<br>2-3 | | 4 | 0 | 1 | 0 | 0 | 0 | 3 |
| Lou Whitaker, L (1, 4)<br>OBP: 0.335, SLG: 0.341 | | 1-3 | | SSS<br>K | | | 6-3<br>3B | FC6-4<br>1-2f | | 4 | 1 | 1 | 0 | 0 | 1 | 3 |
| Alan Trammell, R (1, 6)<br>OBP: 0.312, SLG: 0.340 | | F9 | | | L8 | | 6-3<br>3-H | | 6-3 | 4 | 0 | 0 | 1 | 0 | 0 | 0 |
| Inning Stats | R: 1 H: 1<br>E: 1 LOB: 2<br>K: 0 BB: 2<br>S: 4 P: 12 | R: 0 H: 0<br>E: 0 LOB: 0<br>K: 0 BB: 0<br>S: 3 P: 3 | R: 1 H: 1<br>E: 0 LOB: 0<br>K: 0 BB: 0<br>S: 4 P: 4 | R: 0 H: 1<br>E: 0 LOB: 1<br>K: 1 BB: 0<br>S: 6 P: 6 | R: 0 H: 0<br>E: 0 LOB: 0<br>K: 0 BB: 0<br>S: 3 P: 3 | R: 1 H: 2<br>E: 0 LOB: 1<br>K: 1 BB: 0<br>S: 7 P: 7 | R: 1 H: 1<br>E: 0 LOB: 1<br>K: 0 BB: 1<br>S: 4 P: 8 | R: 0 H: 2<br>E: 0 LOB: 2<br>K: 0 BB: 0<br>S: 5 P: 5 | R: 0 H: 1<br>E: 0 LOB: 1<br>K: 1 BB: 0<br>S: 6 P: 6 | 1B: 7 SF: 1<br>2B: 0 SAC: 0<br>3B: 1 DP: 1<br>HR: 1 HBP: 0 | | | | | | WP: 0 PA: 39<br>PB: 0<br>SB: 2<br>CS: 0 | |

# TOP

## Detroit Tigers @ Minnesota Twins

Metropolitan Stadium, Bloomington , MI

Sun Jun 18 1978, 4:33 AM EDT

Att. 21,480 - Unknown - 71 F

livebaseballscorecards.com

| | |
|---|---|
| AB | 35 |
| R | 4 |
| H | 9 |
| RBI | 4 |
| BB | 3 |
| SO | 3 |
| LOB | 16 |

| PITCHER | | IP | WLS | BF | H | R | ER | SO | BB | IBB | HBP | BLK | WP | HR | S | P | ERA | WHIP |
|---|---|---|---|---|---|---|---|---|---|---|---|---|---|---|---|---|---|---|
| Dave Goltz, R<br>ERA: 2.77 | (1, 1) | 7.0 | W | 30 | 6 | 4 | 3 | 2 | 3 | 0 | 0 | 0 | 0 | 1 | 31 | 43 | 3.86 | 1.286 |
| Mike Marshall, R<br>ERA: 2.6 | (8, 1) | 2.0 | S | 9 | 3 | 0 | 0 | 1 | 0 | 0 | 0 | 0 | 0 | 0 | 11 | 11 | 0.00 | 1.500 |

| PITCHER | | IP | WLS | BF | H | R | ER | SO | BB | IBB | HBP | BLK | WP | HR | S | P | ERA | WHIP |
|---|---|---|---|---|---|---|---|---|---|---|---|---|---|---|---|---|---|---|

| Batter | 1 | 2 | 3 | 4 | 5 | 6 | 7 | 8 | 9 | AB | R | H | RBI | BB | SO | LOB |
|---|---|---|---|---|---|---|---|---|---|---|---|---|---|---|---|---|
| Hosken Powell, L (1, 9)<br>OBP: 0.303, SLG: 0.289 | BBBB<br>4-0<br>BB BB<br>4-3<br>BB | BBBB<br>4-0<br>CS<br>BB | | x<br>0-0<br>1B BB<br>BLK<br>1B | | x<br>0-0 ①<br>G3 | | x<br>0-0 ①<br>SH3-4<br>1-2 | | 2 | 2 | 1 | 0 | 2 | 0 | 0 |
| Roy Smalley, S (1, 6)<br>OBP: 0.342, SLG: 0.366 | BBBB<br>4-0<br>4-3 BB<br>1B<br>1-2<br>BB | x<br>0-0 ②③<br>F7<br>1-2 | | BBB<br>4-0<br>1B<br>1-2<br>BB | | x<br>0-0 ②<br>4-3 | | SSS<br>0-3 ②<br>K | | 3 | 1 | 0 | 0 | 2 | 1 | 2 |
| Rod Carew, L (1, 3)<br>OBP: 0.440, SLG: 0.512 | BBBB<br>4-0<br>4-3<br>1B<br>1-2<br>2-3<br>BB | | x<br>0-0<br>FC1-5 1B<br>1B | x<br>0-0 ②<br>BLK S<br>1-2<br>2-3<br>1B | | x<br>0-0<br>E S<br>1B | | IIII<br>4-0<br>2B<br>IBB | | 3 | 2 | 3 | 0 | 2 | 0 | 0 |
| Dan Ford, R (1, 8)<br>OBP: 0.364, SLG: 0.500 | x<br>0-0 ①<br>4-3<br>1-2<br>2-3<br>3-H | | x<br>0-0<br>BB FC1-5<br>1-2<br>1B | BBBB<br>4-0<br>1-3<br>3-H<br>BB | | SSS<br>0-3 ③<br>K<br>1-3 | | x<br>0-0<br>2B<br>1-H<br>2-H<br>2B | | 4 | 1 | 2 | 3 | 1 | 1 | 3 |
| Butch Wynegar, S (1, 2)<br>OBP: 0.340, SLG: 0.360 | H<br>1-0<br>1B<br>HBP | | x<br>0-0 ①<br>FC1-5<br>BB<br>1-2<br>2-3f | x<br>0-0 ③<br>4-3 | | | x<br>0-0<br>SH3-4<br>1B | x<br>0-0<br>2-H<br>2B | | 4 | 0 | 2 | 1 | 0 | 0 | 4 |
| Mike Cubbage, L (1, 5)<br>OBP: 0.372, SLG: 0.478<br>Larry Wolfe, R (3, PH) (4, 5)<br>OBP: 0.337, SLG: 0.396 | x<br>0-0<br>FC6-4<br>1-2<br>2-H<br>3-H<br>1B | x<br>0-0 ②<br>F3 | | BBB<br>4-0<br>2B<br>SF8-2-5-2<br>BB | | x<br>0-0 ①<br>SH3-4<br>1-2 | x<br>0-0 ③<br>F8 | | | 1<br>2 | 0<br>1 | 1<br>0 | 2<br>0 | 0<br>1 | 0<br>0 | 0<br>3 |
| Glenn Adams, L (1, 10)<br>OBP: 0.250, SLG: 0.397<br>Jose Morales, R (1, PH)<br>OBP: 0.394, SLG: 0.466 | SSS<br>0-3 ②<br>K | BBB<br>4-0<br>FC6-4<br>1-2<br>2-3<br>BB | x<br>0-0<br>SF8-2-5-2<br>1-3<br>2B | IIII<br>4-0<br>G6-4-3<br>IBB | | | | | | 0<br>2 | 0<br>0 | 0<br>1 | 0<br>0 | 0<br>2 | 0<br>1 | 0<br>2 |
| Willie Norwood, R (1, 7)<br>OBP: 0.314, SLG: 0.387 | x<br>0-0 ③<br>FC6-4<br>1-2f | | x<br>0-0 ③<br>FC6-4<br>1-2f | | x<br>0-0 ①②<br>SF8-2-5-2<br>2-3<br>3-H | x<br>0-0<br>G6-4-3<br>1-2f | | | | 3 | 0 | 0 | 1 | 0 | 0 | 7 |
| Rob Wilfong, L (1, 4)<br>OBP: 0.288, SLG: 0.227<br>Bob Randall, R (2, PH) (3, 4)<br>OBP: 0.321, SLG: 0.356 | | x<br>0-0 ①<br>F5 | | x<br>0-0 ①<br>6-3 | x<br>0-0 ③<br>F5 | | | BBB<br>4-0<br>SH3-4<br>2B<br>BB | | 0<br>3 | 0<br>1 | 0<br>0 | 0<br>0 | 0<br>1 | 0<br>0 | 0<br>0 |
| Inning Stats | R: 3<br>E: 0<br>K: 1<br>S: 6<br>H: 1<br>LOB: 2<br>BB: 3<br>P: 19 | R: 0<br>E: 0<br>K: 0<br>S: 2<br>H: 0<br>LOB: 0<br>BB: 1<br>P: 6 | R: 0<br>E: 0<br>K: 0<br>S: 5<br>H: 2<br>LOB: 3<br>BB: 1<br>P: 9 | R: 1<br>E: 0<br>K: 0<br>S: 4<br>H: 2<br>LOB: 2<br>BB: 2<br>P: 12 | R: 1<br>E: 0<br>K: 0<br>S: 3<br>H: 1<br>LOB: 0<br>BB: 1<br>P: 7 | R: 0<br>E: 0<br>K: 1<br>S: 6<br>H: 1<br>LOB: 1<br>BB: 0<br>P: 6 | R: 0<br>E: 0<br>K: 0<br>S: 3<br>H: 1<br>LOB: 1<br>BB: 1<br>P: 7 | R: 3<br>E: 0<br>K: 1<br>S: 7<br>H: 2<br>LOB: 1<br>BB: 2<br>P: 15 | | 1B: 7<br>2B: 4<br>3B: 0<br>HR: 0<br>SF: 1<br>SAC: 2<br>DP: 2<br>HBP: 1 | | | | WP: 0<br>PB: 0<br>SB: 2<br>CS: 1<br>PA: 42 | |

# Detroit Tigers @ Minnesota Twins

Metropolitan Stadium, Bloomington , MI

Sun Jun 18 1978, 4:33 AM EDT

Att. 21,480 - Unknown - 71 F

BOTTOM

livebaseballscorecards.com

| | |
|---|---|
| AB | 27 |
| R | 8 |
| H | 10 |
| RBI | 7 |
| BB | 11 |
| SO | 3 |
| LOB | 21 |

| PITCHER | | IP | WLS | BF | H | R | ER | SO | BB | IBB | HBP | BLK | WP | HR | S | P | ERA | WHIP |
|---|---|---|---|---|---|---|---|---|---|---|---|---|---|---|---|---|---|---|
| Jim Slaton, R<br>ERA: 5.06 | (1, 1) | 0.1 | L | 6 | 1 | 3 | 3 | 0 | 3 | 0 | 1 | 0 | 0 | 0 | 2 | 15 | 81.00 | 12.000 |
| Bob Sykes, L<br>ERA: 3.46 | (1, 1) | 3.1 | | 15 | 4 | 1 | 1 | 1 | 3 | 0 | 0 | 0 | 0 | 0 | 14 | 26 | 2.70 | 2.100 |
| Steve Foucault, R<br>ERA: 2.6 | (4, 1) | 2.1 | | 10 | 2 | 1 | 1 | 1 | 2 | 0 | 0 | 1 | 0 | 0 | 10 | 18 | 3.86 | 1.714 |
| Jack Morris, R<br>ERA: 4.71 | (7, 1) | 2.0 | | 11 | 3 | 3 | 3 | 1 | 1 | 2 | 0 | 0 | 0 | 0 | 10 | 22 | 13.50 | 2.000 |

| PITCHER | IP | WLS | BF | H | R | ER | SO | BB | IBB | HBP | BLK | WP | HR | S | P | ERA | WHIP |
|---|---|---|---|---|---|---|---|---|---|---|---|---|---|---|---|---|---|

| Batter | 1 | 2 | 3 | 4 | 5 | 6 | 7 | 8 | 9 | AB | R | H | RBI | BB | SO | LOB |
|---|---|---|---|---|---|---|---|---|---|---|---|---|---|---|---|---|
| Rick Miller, L (1, 8)<br>OBP: 0.375, SLG: 0.335 | F8 | | 5-3 1B BB | BB | | 2B | 1B | | | 3 | 1 | 2 | 2 | 2 | 0 | 0 |
| Bobby Grich, R (1, 4)<br>OBP: 0.333, SLG: 0.303 | 5-3 | | 5-3<br>1-2 | 6-3 | | K | K | | | 5 | 0 | 0 | 0 | 0 | 2 | 4 |
| Rance Mulliniks, L (8, 6)<br>OBP: 0.243, SLG: 0.260 | | | | | | | | | | 0 | 0 | 0 | 0 | 0 | 0 | 0 |
| Lyman Bostock, L (1, 9)<br>OBP: 0.336, SLG: 0.354 | E6 1B | | 1B 2B BB | | F8 | | CS 1B | G6-4-3 BB | | 3 | 1 | 1 | 0 | 2 | 0 | 0 |
| Joe Rudi, R (1, 7)<br>OBP: 0.243, SLG: 0.263 | S 1-3 1B | | P3 | | 5-3 | | L9 | G6-4-3<br>1-2f | | 5 | 0 | 1 | 0 | 0 | 0 | 4 |
| Don Baylor, R (1, 10)<br>OBP: 0.331, SLG: 0.485 | F8<br>1-2 | | 2B<br>1-3<br>2-H 1B | | F9 | | 1-2 2B 2B | L9 | | 5 | 2 | 2 | 1 | 0 | 0 | 2 |
| Ron Fairly, L (1, 3)<br>OBP: 0.348, SLG: 0.504 | | K | 1-H<br>3-H 2B | | | SH5-4 1B 2B 1B | WP E<br>2-H 2B | | L5-3 BB | 4 | 2 | 3 | 3 | 0 | 1 | 0 |
| Tony Solaita, L (7, 3)<br>OBP: 0.362, SLG: 0.316 | | | | | | | | | | 0 | 0 | 0 | 0 | 1 | 0 | 0 |
| Ron Jackson, R (1, 5)<br>OBP: 0.376, SLG: 0.456 | | 6-3 BB | 6-3 | | | SH5-4<br>1-2 2B 1B | E HR BB | | L5-3<br>1-2 | 3 | 2 | 1 | 0 | 2 | 0 | 2 |
| Dave Chalk, R (1, 6) (8, 4)<br>OBP: 0.368, SLG: 0.309 | | 6-3<br>1-2 | | K | | SH5-4<br>1-2<br>2-3 | E5 HR<br>1-2<br>3-H | | 5-3 | 4 | 1 | 0 | 0 | 0 | 1 | 2 |
| Brian Downing, R (1, 2)<br>OBP: 0.366, SLG: 0.330 | | K | | G3 | | K | 1-H<br>2-H HR | | | 4 | 1 | 1 | 3 | 0 | 2 | 3 |
| Inning Stats | R: 0 E: 1 K: 0 S: 5 H: 1 LOB: 2 BB: 0 P: 5 | R: 0 E: 0 K: 2 S: 7 H: 0 LOB: 1 BB: 1 P: 11 | R: 3 E: 0 K: 0 S: 5 H: 2 LOB: 1 BB: 2 P: 13 | R: 0 E: 0 K: 1 S: 5 H: 0 LOB: 1 BB: 1 P: 9 | R: 0 E: 0 K: 0 S: 3 H: 0 LOB: 0 BB: 0 P: 3 | R: 2 E: 0 K: 2 S: 10 H: 3 LOB: 1 BB: 0 P: 10 | R: 5 E: 1 K: 1 S: 10 H: 5 LOB: 1 BB: 1 P: 14 | R: 0 E: 0 K: 0 S: 2 H: 0 LOB: 0 BB: 1 P: 6 | R: 0 E: 0 K: 0 S: 2 H: 0 LOB: 0 BB: 1 P: 6 | 1B: 6 2B: 5 3B: 0 HR: 1 | SF: 0 SAC: 1 DP: 2 HBP: 0 | | | | | |

# TOP

## California Angels @ Minnesota Twins

Metropolitan Stadium, Bloomington , MI

Tue Jun 20 1978, 8:05 PM EDT

Att. 12,330 - Unknown - 67 F

livebaseballscorecards.com

| | |
|---|---|
| AB | 36 |
| R | 10 |
| H | 11 |
| RBI | 9 |
| BB | 7 |
| SO | 6 |
| LOB | 17 |

WP: 1 PA: 44
PB: 0
SB: 1
CS: 1

| PITCHER | | IP | WLS | BF | H | R | ER | SO | BB | IBB | HBP | BLK | WP | HR | S | P | ERA | WHIP |
|---|---|---|---|---|---|---|---|---|---|---|---|---|---|---|---|---|---|---|
| Roger Erickson, R<br>ERA: 4.72 | (1, 1) | 6.2 | L | 32 | 8 | 6 | 6 | 5 | 4 | 0 | 0 | 0 | 0 | 0 | 38 | 54 | 8.10 | 1.800 |
| Mac Scarce, L<br>ERA: 3.64 | (7, 1) | 0.0 | | 5 | 3 | 4 | 0 | 0 | 1 | 0 | 0 | 0 | 1 | 1 | 4 | 8 | ∞ | ∞ |
| Greg Thayer, R<br>ERA: 3.7 | (7, 1) | 2.1 | | 7 | 0 | 0 | 0 | 1 | 2 | 0 | 0 | 0 | 0 | 0 | 7 | 15 | 0.00 | 0.857 |

| PITCHER | IP | WLS | BF | H | R | ER | SO | BB | IBB | HBP | BLK | WP | HR | S | P | ERA | WHIP |
|---|---|---|---|---|---|---|---|---|---|---|---|---|---|---|---|---|---|

# BOTTOM

## California Angels @ Minnesota Twins

Metropolitan Stadium, Bloomington , MI

Tue Jun 20 1978, 8:05 PM EDT

Att. 12,330 - Unknown - 67 F

livebaseballscorecards.com

| Batter | 1 | 2 | 3 | 4 | 5 | 6 | 7 | 8 | 9 | AB | R | H | RBI | BB | SO | LOB |
|---|---|---|---|---|---|---|---|---|---|---|---|---|---|---|---|---|
| Bombo Rivera, R (1, 9)<br>OBP: 0.431, SLG: 0.396 | 1-3 | | K | | F9 | | K | | 3-1 | 4 | 0 | 0 | 0 | 0 | 2 | 3 |
| Hosken Powell, L (9, PH)<br>OBP: 0.301, SLG: 0.287 | | | | | | | | | | 1 | 0 | 0 | 0 | 0 | 0 | 0 |
| Rod Carew, L (1, 3)<br>OBP: 0.435, SLG: 0.505 | 5-3 | | F7 | | | L7 | 1B | | E4 S | 5 | 0 | 1 | 1 | 0 | 0 | 0 |
| Dan Ford, R (1, 8)<br>OBP: 0.361, SLG: 0.494 | 6-3 | | | 5-3 | | 1B FC1-2 1B | F8 | | 6-3 | 5 | 0 | 1 | 0 | 0 | 0 | 2 |
| Craig Kusick, R (1, 10)<br>OBP: 0.305, SLG: 0.320 | | FC6-4 BB SF7 1B | | F2 | | FC1-2 1-3 2B 1B | | BBBB 1B E BB | 4-3 | 4 | 3 | 2 | 0 | 1 | 0 | 1 |
| Roy Smalley, S (1, 6)<br>OBP: 0.344, SLG: 0.365 | | BBBB FC6-4 1-2 BB | | K | | FC1-2 2B 1-2 3-H | | E SF8 1B 1-2 | | 3 | 1 | 1 | 0 | 1 | 1 | 2 |
| Larry Wolfe, R (1, 5)<br>OBP: 0.343, SLG: 0.411 | | FC6-4 1B 1-2f 2-3 | | | 1B | 1B | | E5 SF8 1-3 2-H | | 4 | 0 | 2 | 1 | 0 | 0 | 3 |
| Willie Norwood, R (1, 7)<br>OBP: 0.308, SLG: 0.383 | | SF7 3-H | | | P4 | F3 | | SF8 2-3 3-H | | 2 | 0 | 0 | 2 | 0 | 0 | 3 |
| Bob Randall, R (1, 4)<br>OBP: 0.333, SLG: 0.369 | | 1B 1-3 | | | 1B 1-2 | | 5-3 1B 1B | F3 | | 3 | 1 | 3 | 0 | 0 | 0 | 0 |
| Mike Cubbage, L (8, PH)<br>OBP: 0.370, SLG: 0.475 | | | | | | | | | | 1 | 0 | 0 | 0 | 0 | 0 | 1 |
| (9, 4) | | | | | | | | | | | | | | | | |
| Glenn Borgmann, R (1, 2)<br>OBP: 0.339, SLG: 0.365 | | | L5 | | F8 | | 5-3 1-2 | F6 | | 3 | 0 | 0 | 0 | 0 | 0 | 3 |
| Butch Wynegar, S (8, PH)<br>OBP: 0.338, SLG: 0.358 | | | | | | | | | | 1 | 0 | 0 | 0 | 0 | 0 | 1 |
| (9, 2) | | | | | | | | | | | | | | | | |

| Inning Stats | 1 | 2 | 3 | 4 | 5 | 6 | 7 | 8 | 9 |
|---|---|---|---|---|---|---|---|---|---|
| | R: 0 H: 0<br>E: 0 LOB: 0<br>K: 0 BB: 0<br>S: 3 P: 3 | R: 1 H: 2<br>E: 0 LOB: 2<br>K: 0 BB: 1<br>S: 4 P: 8 | R: 0 H: 0<br>E: 0 LOB: 0<br>K: 1 BB: 0<br>S: 5 P: 5 | R: 0 H: 0<br>E: 0 LOB: 0<br>K: 1 BB: 0<br>S: 5 P: 5 | R: 0 H: 2<br>E: 0 LOB: 2<br>K: 0 BB: 0<br>S: 5 P: 5 | R: 1 H: 3<br>E: 0 LOB: 2<br>K: 0 BB: 0<br>S: 6 P: 6 | R: 1 H: 2<br>E: 0 LOB: 1<br>K: 1 BB: 0<br>S: 7 P: 7 | R: 2 H: 1<br>E: 1 LOB: 1<br>K: 0 BB: 1<br>S: 5 P: 9 | R: 0 H: 0<br>E: 1 LOB: 1<br>K: 0 BB: 0<br>S: 4 P: 4 |

1B: 9 SF: 2
2B: 1 SAC: 0
3B: 0 DP: 0
HR: 0 HBP: 0

WP: 0 PA: 40
PB: 0
SB: 1
CS: 0

| | AB | 36 |
|---|---|---|
| | R | 5 |
| | H | 10 |
| | RBI | 4 |
| | BB | 2 |
| | SO | 3 |
| | LOB | 19 |

| PITCHER | | IP | WLS | BF | H | R | ER | SO | BB | IBB | HBP | BLK | WP | HR | S | P | ERA | WHIP |
|---|---|---|---|---|---|---|---|---|---|---|---|---|---|---|---|---|---|---|
| Frank Tanana, L<br>ERA: 2.52 | (1, 1) | 7.0 | W | 33 | 10 | 5 | 3 | 3 | 2 | 0 | 0 | 0 | 0 | 0 | 37 | 45 | 3.86 | 1.714 |
| Dyar Miller, R<br>ERA: 2.06 | (8, 1) | 2.0 | | 7 | 0 | 0 | 0 | 0 | 0 | 0 | 0 | 0 | 0 | 0 | 7 | 7 | 0.00 | 0.000 |

| PITCHER | IP | WLS | BF | H | R | ER | SO | BB | IBB | HBP | BLK | WP | HR | S | P | ERA | WHIP |
|---|---|---|---|---|---|---|---|---|---|---|---|---|---|---|---|---|---|

# California Angels @ Minnesota Twins

Metropolitan Stadium, Bloomington , MI

Wed Jun 21 1978, 8:05 PM EDT

Att. 10,801 - Unknown - 75 F

TOP

livebaseballscorecards.com

| Batter | 1 | 2 | 3 | 4 | 5 | 6 | 7 | 8 | 9 | AB | R | H | RBI | BB | SO | LOB |
|---|---|---|---|---|---|---|---|---|---|---|---|---|---|---|---|---|
| Dave Machemer, R (1, 4)<br>OBP: 0.250, SLG: 1.000 | HR | | F9 | | | 6-3 | | P3 | | 4 | 1 | 1 | 1 | 0 | 0 | 0 |
| Dave Chalk, R (1, 6)<br>OBP: 0.361, SLG: 0.302 | 6-3 | | 5-3 | | | 5-3 | | K | | 4 | 0 | 0 | 0 | 0 | 1 | 0 |
| Lyman Bostock, L (1, 9)<br>OBP: 0.335, SLG: 0.352 | F7 | | L7 | | | F9 | | 1B | | 4 | 0 | 1 | 0 | 0 | 0 | 0 |
| Joe Rudi, R (1, 7)<br>OBP: 0.243, SLG: 0.263 | HR 1B | | | 6-3 | | | 6-3 | F9 | | 4 | 1 | 1 | 0 | 0 | 0 | 1 |
| Don Baylor, R (1, 3)<br>OBP: 0.330, SLG: 0.494 | 1-H HR | | | 5-3 | | | K | | L6 | 4 | 1 | 1 | 2 | 0 | 1 | 0 |
| Ron Fairly, L (9, 3)<br>OBP: 0.348, SLG: 0.504 | | | | | | | | | | 0 | 0 | 0 | 0 | 0 | 0 | 0 |
| Ron Jackson, R (1, 5)<br>OBP: 0.373, SLG: 0.451 | F2 | | | 5-3 | | | BB 3B 1B | | P3 | 4 | 1 | 1 | 0 | 0 | 0 | 0 |
| Merv Rettenmund, R (1, 10)<br>OBP: 0.388, SLG: 0.377 | | F8 | | | 5-3 | | 1-2 3B BB | | BB | 2 | 1 | 0 | 0 | 2 | 0 | 0 |
| Rick Miller, L (1, 8)<br>OBP: 0.372, SLG: 0.346 | | L8 | | | 6-3 | | 1-H 2-H 3B | | K | 4 | 0 | 1 | 2 | 0 | 1 | 1 |
| Brian Downing, R (1, 2)<br>OBP: 0.358, SLG: 0.321 | | 6-3 | | | F8 | | 6-3 | | | 3 | 0 | 0 | 0 | 0 | 0 | 1 |

| | AB | 33 |
|---|---|---|
| | R | 5 |
| | H | 6 |
| | RBI | 5 |
| | BB | 2 |
| | SO | 3 |
| | LOB | 3 |

| Inning Stats | 1 | 2 | 3 | 4 | 5 | 6 | 7 | 8 | 9 |
|---|---|---|---|---|---|---|---|---|---|
| | R: 3 E: 0 K: 0 S: 6 | R: 0 E: 0 K: 0 S: 3 | R: 0 E: 0 K: 0 S: 3 | R: 0 E: 0 K: 0 S: 3 | R: 0 E: 0 K: 0 S: 3 | R: 0 E: 0 K: 0 S: 3 | R: 2 E: 0 K: 1 S: 7 | R: 0 E: 0 K: 1 S: 6 | R: 0 E: 0 K: 1 S: 5 |
| | H: 3 LOB: 0 BB: 0 P: 6 | H: 0 LOB: 0 BB: 0 P: 3 | H: 0 LOB: 0 BB: 0 P: 3 | H: 0 LOB: 0 BB: 0 P: 3 | H: 0 LOB: 0 BB: 0 P: 3 | H: 0 LOB: 0 BB: 0 P: 3 | H: 2 LOB: 1 BB: 1 P: 11 | H: 1 LOB: 1 BB: 0 P: 6 | H: 0 LOB: 1 BB: 1 P: 9 |

| | 1B | 3 | SF | 0 | WP | 0 | PA | 35 |
|---|---|---|---|---|---|---|---|---|
| | 2B | 0 | SAC | 0 | PB | 0 | | |
| | 3B | 1 | DP | 0 | SB | 0 | | |
| | HR | 2 | HBP | 0 | CS | 0 | | |

| PITCHER | | IP | WLS | BF | H | R | ER | SO | BB | IBB | HBP | BLK | WP | HR | S | P | ERA | WHIP |
|---|---|---|---|---|---|---|---|---|---|---|---|---|---|---|---|---|---|---|
| Geoff Zahn, L<br>ERA: 2.83 | (1, 1) | 8.0 | L | 31 | 6 | 5 | 5 | 2 | 1 | 0 | 0 | 0 | 0 | 2 | 34 | 38 | 5.62 | 0.875 |
| Greg Thayer, R<br>ERA: 3.61 | (9, 1) | 1.0 | | 4 | 0 | 0 | 0 | 1 | 1 | 0 | 0 | 0 | 0 | 0 | 5 | 9 | 0.00 | 1.000 |

| PITCHER | IP | WLS | BF | H | R | ER | SO | BB | IBB | HBP | BLK | WP | HR | S | P | ERA | WHIP |
|---|---|---|---|---|---|---|---|---|---|---|---|---|---|---|---|---|---|

# BOTTOM

## California Angels @ Minnesota Twins

Metropolitan Stadium, Bloomington , MI

Wed Jun 21 1978, 8:05 PM EDT

Att. 10,801 - Unknown - 75 F

livebaseballscorecards.com

| Batter | 1 | 2 | 3 | 4 | 5 | 6 | 7 | 8 | 9 | AB | R | H | RBI | BB | SO | LOB |
|---|---|---|---|---|---|---|---|---|---|---|---|---|---|---|---|---|
| Hosken Powell, L (1, 9)<br>OBP: 0.299, SLG: 0.286 | HR 1B | | K | | | 6-3 | | | 6-3 | 4 | 1 | 1 | 0 | 0 | 1 | 0 |
| Roy Smalley, S (1, 6)<br>OBP: 0.346, SLG: 0.377 | 1-H HR | | 6-3 | | | BB | | | F6 | 3 | 1 | 1 | 2 | 1 | 0 | 0 |
| Rod Carew, L (1, 3)<br>OBP: 0.432, SLG: 0.500 | K | | | F7 | | F8 | | | E 1B 1B | 4 | 0 | 1 | 0 | 0 | 1 | 1 |
| Dan Ford, R (1, 8)<br>OBP: 0.359, SLG: 0.490 | K | | | K | | | K | | E6 1-3 1B | 4 | 0 | 1 | 0 | 0 | 3 | 0 |
| Mike Cubbage, L (1, 5)<br>OBP: 0.362, SLG: 0.463 | F9 | | | F8 | | | G3 | | 4-3 | 4 | 0 | 0 | 0 | 0 | 0 | 2 |
| Butch Wynegar, S (1, 2)<br>OBP: 0.338, SLG: 0.357 | | L7 | | | 8-3 1B | | F8 | | | 3 | 0 | 1 | 0 | 0 | 0 | 0 |
| Glenn Adams, L (1, 10)<br>OBP: 0.244, SLG: 0.388 | | K | | | F8 | | | F7 | | 3 | 0 | 0 | 0 | 0 | 1 | 1 |
| Willie Norwood, R (1, 7)<br>OBP: 0.304, SLG: 0.377 | | K | | | 8-3 1-2f | | | 4-3 | | 3 | 0 | 0 | 0 | 0 | 1 | 1 |
| Rob Wilfong, L (1, 4)<br>OBP: 0.278, SLG: 0.217 | | | K | | | 1-3 | | 5-3 | | 2 | 0 | 0 | 0 | 0 | 1 | 0 |
| Rich Chiles, L (8, PH)<br>OBP: 0.310, SLG: 0.236 | | | | | | | | | | 1 | 0 | 0 | 0 | 0 | 0 | 0 |
| Bob Randall, R (9, 4)<br>OBP: 0.333, SLG: 0.369 | | | | | | | | | | 0 | 0 | 0 | 0 | 0 | 0 | 0 |

| | AB | 31 |
|---|---|---|
| | R | 2 |
| | H | 5 |
| | RBI | 2 |
| | BB | 1 |
| | SO | 8 |
| | LOB | 5 |

| Inning Stats | 1 | 2 | 3 | 4 | 5 | 6 | 7 | 8 | 9 |
|---|---|---|---|---|---|---|---|---|---|
| | R: 2<br>E: 0<br>K: 2<br>S: 9 | R: 0<br>E: 0<br>K: 2<br>S: 7 | R: 0<br>E: 0<br>K: 2<br>S: 7 | R: 0<br>E: 0<br>K: 1<br>S: 5 | R: 0<br>E: 0<br>K: 0<br>S: 3 | R: 0<br>E: 0<br>K: 1<br>S: 3 | R: 0<br>E: 0<br>K: 0<br>S: 5 | R: 0<br>E: 0<br>K: 0<br>S: 3 | R: 0<br>E: 1<br>K: 0<br>S: 5 |
| | H: 2<br>LOB: 0<br>BB: 0<br>P: 9 | H: 0<br>LOB: 0<br>BB: 0<br>P: 7 | H: 0<br>LOB: 0<br>BB: 0<br>P: 7 | H: 0<br>LOB: 0<br>BB: 0<br>P: 5 | H: 1<br>LOB: 0<br>BB: 0<br>P: 3 | H: 0<br>LOB: 1<br>BB: 1<br>P: 7 | H: 0<br>LOB: 0<br>BB: 0<br>P: 5 | H: 0<br>LOB: 0<br>BB: 0<br>P: 3 | H: 2<br>LOB: 2<br>BB: 0<br>P: 5 |

| | 1B: 4 | SF: 0 | WP: 0 | PA: 32 |
|---|---|---|---|---|
| | 2B: 1 | SAC: 0 | PB: 0 | |
| | 3B: 0 | DP: 1 | SB: 0 | |
| | HR: 1 | HBP: 0 | CS: 0 | |

| PITCHER | | IP | WLS | BF | H | R | ER | SO | BB | IBB | HBP | BLK | WP | HR | S | P | ERA | WHIP |
|---|---|---|---|---|---|---|---|---|---|---|---|---|---|---|---|---|---|---|
| Don Aase, R<br>ERA: 4.6 | (1, 1) | 9.0 | W | 32 | 5 | 2 | 2 | 8 | 1 | 0 | 0 | 0 | 0 | 1 | 47 | 51 | 2.00 | 0.667 |

| PITCHER | IP | WLS | BF | H | R | ER | SO | BB | IBB | HBP | BLK | WP | HR | S | P | ERA | WHIP |
|---|---|---|---|---|---|---|---|---|---|---|---|---|---|---|---|---|---|

| Batter | 1 | 2 | 3 | 4 | 5 | 6 | 7 | 8 | 9 | 10 | 11 | 12 | AB | R | H | RBI | BB | SO | LOB |
|---|---|---|---|---|---|---|---|---|---|---|---|---|---|---|---|---|---|---|---|
| Rick Miller, L (1, 8)<br>OBP: 0.366, SLG: 0.339 | 3-1 | | 4-3 | | | F8 | | FC1-2 1B, BB 1B | F7 | | 4-3 | | 6 | 1 | 1 | 0 | 0 | 0 | 4 |
| Dave Machemer, R (1, 4)<br>OBP: 0.375, SLG: 0.667<br>Terry Humphrey, R (8, 2)<br>OBP: 0.250, SLG: 0.302 | BBBB 4-3 BB | | | L6 | | L7 | | BBBB FC1-2 1B BB | | 4-3 | | 6-3 | 2 | 1 | 0 | 0 | 2 | 0 | 1 |
| | | | | | | | | | | | | | 2 | 0 | 0 | 0 | 0 | 0 | 0 |
| Lyman Bostock, L (1, 9)<br>OBP: 0.335, SLG: 0.351 | 4-3 1-2 | | | 4-3 | | FC6 1-2f | | FC1-2 1B 1-2 2-3 3-Hf | | 4-3 1B | | 1B 1B | 6 | 1 | 2 | 0 | 0 | 0 | 5 |
| Joe Rudi, R (1, 7)<br>OBP: 0.251, SLG: 0.273 (9, 3) | 6-3 | | | BBBB BB | | | 2B | 1-2 2-H 3-H 1B | | 4-3 1-2 | | K | 5 | 0 | 2 | 2 | 1 | 1 | 3 |
| Don Baylor, R (1, 10)<br>OBP: 0.330, SLG: 0.487 | | F7 | | F8 | | | L6 | F8 | | BBBB BB | | 1B E 1-2 1B | 5 | 1 | 1 | 0 | 1 | 0 | 4 |
| Ron Fairly, L (1, 3)<br>OBP: 0.345, SLG: 0.492<br>Ken Landreaux, L (9, PR)<br>OBP: 0.285, SLG: 0.342 (9, 7) | | 6-3 | | | 1-4-3 | | L7 | | BBBB SH BB | SSS K | | E 1-3 2-H 1B | 3 | 0 | 0 | 0 | 1 | 0 | 1 |
| | | | | | | | | | | | | | 2 | 0 | 1 | 1 | 0 | 1 | 2 |
| Ron Jackson, R (1, 5)<br>OBP: 0.374, SLG: 0.456 | | 1-3 | | | F8 | | F5 | | SH 1-2 | | 2B | E7 1-3 3-H 1B | 5 | 0 | 2 | 1 | 0 | 0 | 1 |
| Rance Mulliniks, L (1, 6)<br>OBP: 0.240, SLG: 0.255 | | | 3-1 | | 4-3 | | | BB 1B FC1-2 1B | F2 | | B3-4 | 3-1 | 6 | 0 | 1 | 0 | 0 | 0 | 5 |
| Brian Downing, R (1, 2)<br>OBP: 0.360, SLG: 0.324<br>Tony Solaita, L (8, PH)<br>OBP: 0.357, SLG: 0.310<br>Dave Chalk, R (8, 4)<br>OBP: 0.357, SLG: 0.298 | | | F2 | | | FC6 1B | | F9 | F9 | | F8 | | 2 | 0 | 1 | 0 | 0 | 0 | 0 |
| | | | | | | | | | | | | | 1 | 0 | 0 | 0 | 0 | 0 | 1 |
| | | | | | | | | | | | | | 2 | 0 | 0 | 0 | 0 | 0 | 3 |

# TOP

## California Angels @ Minnesota Twins

Metropolitan Stadium, Bloomington , MI

Thu Jun 22 1978, 4:33 AM EDT

Att. 7,488 - Cloudy - 75 F

livebaseballscorecards.com

| | |
|---|---|
| AB | 47 |
| R | 4 |
| H | 11 |
| RBI | 4 |
| BB | 5 |
| SO | 2 |
| LOB | 30 |

| Inning Stats | 1 | 2 | 3 | 4 | 5 | 6 | 7 | 8 | 9 | 10 | 12 | 1B: 9 | SF: 0 | WP: 0 | PA: 53 |
|---|---|---|---|---|---|---|---|---|---|---|---|---|---|---|---|
| R | 0 | 0 | 0 | 0 | 0 | 0 | 0 | 2 | 0 | 0 | 2 | 2B: 2 | SAC: 1 | PB: 0 | |
| E | 0 | 0 | 0 | 0 | 0 | 0 | 0 | 0 | 0 | 0 | 1 | 3B: 0 | DP: 0 | SB: 0 | |
| K | 0 | 0 | 0 | 0 | 0 | 0 | 0 | 0 | 0 | 1 | 1 | HR: 0 | HBP: 0 | CS: 0 | |
| S | 3 | 3 | 3 | 3 | 3 | 4 | 4 | 6 | 4 | 6 | 9 | | | | |
| H | 0 | 0 | 0 | 0 | 0 | 1 | 1 | 3 | 0 | 1 | 4 | | | | |
| LOB | 1 | 0 | 0 | 1 | 0 | 1 | 1 | 2 | 2 | 2 | 2 | | | | |
| BB | 0 | 0 | 0 | 0 | 0 | 0 | 0 | 1 | 1 | 1 | 0 | | | | |
| P | 7 | 3 | 3 | 7 | 3 | 4 | 4 | 10 | 8 | 10 | 9 | | | | |

| PITCHER | | IP | WLS | BF | H | R | ER | SO | BB | IBB | HBP | BLK | WP | HR | S | P | ERA | WHIP |
|---|---|---|---|---|---|---|---|---|---|---|---|---|---|---|---|---|---|---|
| Gary Serum, R<br>ERA: 3.25 | (1, 1) | 7.1 | | 28 | 4 | 2 | 2 | 0 | 2 | 0 | 0 | 0 | 0 | 0 | 26 | 34 | 2.46 | 0.818 |
| Mike Marshall, R<br>ERA: 2.78 | (8, 1) | 4.2 | L | 25 | 7 | 2 | 2 | 2 | 3 | 0 | 0 | 0 | 0 | 0 | 26 | 38 | 3.86 | 2.143 |

| PITCHER | | IP | WLS | BF | H | R | ER | SO | BB | IBB | HBP | BLK | WP | HR | S | P | ERA | WHIP |
|---|---|---|---|---|---|---|---|---|---|---|---|---|---|---|---|---|---|---|

# California Angels @ Minnesota Twins

Metropolitan Stadium, Bloomington , MI

Thu Jun 22 1978, 4:33 AM EDT

Att. 7,488 - Cloudy - 75 F

livebaseballscorecards.com

## BOTTOM

| Batter | 1 | 2 | 3 | 4 | 5 | 6 | 7 | 8 | 9 | 10 | 11 | 12 | AB | R | H | RBI | BB | SO | LOB |
|---|---|---|---|---|---|---|---|---|---|---|---|---|---|---|---|---|---|---|---|
| Willie Norwood, R (1, 7)<br>OBP: 0.305, SLG: 0.376 | F8 | | F8 | | 1B<br>3-H | | E6<br>CS | | | FC1-6<br>1B | | F8 | 6 | 0 | 2 | 1 | 0 | 0 | 0 |
| Bombo Rivera, R (1, 9)<br>OBP: 0.421, SLG: 0.386 | F4 | | | 6-3 | L9 | | S<br>1-2<br>1B | | | FC1-6<br>FC4-6<br>1-2f | | | 5 | 0 | 1 | 0 | 0 | 0 | 2 |
| Jose Morales, R (1, 10)<br>OBP: 0.394, SLG: 0.457 | BB<br>B<br>B<br>B<br>B | | | 1B<br>1B | | L9 | F9<br>1-2 | | | P4 | | | 4 | 0 | 1 | 0 | 1 | 0 | 2 |
| Dan Ford, R (1, 8)<br>OBP: 0.356, SLG: 0.484 | 1-3 | | | 1B<br>1-3 | | 4-3 | | 4-3 | | FC4-6<br>1-2f | | | 5 | 0 | 1 | 0 | 0 | 0 | 2 |
| Craig Kusick, R (1, 3)<br>OBP: 0.306, SLG: 0.314 | | L8 | | F8 | | BB<br>S<br>BB<br>B<br>B<br>B<br>B | | K<br>S<br>S<br>S | | | L8 | | 2 | 0 | 0 | 0 | 1 | 0 | 1 |
| Rod Carew, L (8, PH)<br>OBP: 0.429, SLG: 0.496 (9, 3) | | | | | | | | | | | | | 2 | 0 | 0 | 0 | 0 | 1 | 0 |
| Larry Wolfe, R (1, 5)<br>OBP: 0.336, SLG: 0.394 | | F4 | | | 5-3 | BB<br>1-2<br>B<br>B<br>B<br>B | | F8 | | | K<br>S<br>S<br>S | | 4 | 0 | 0 | 0 | 1 | 1 | 0 |
| Butch Wynegar, S (1, 2)<br>OBP: 0.340, SLG: 0.351 | | 6-3 | | | 3B<br>B<br>B<br>B<br>B | BB<br>1-2<br>2-3<br>B<br>B<br>B<br>B | | | 4-3 | | K<br>S<br>S<br>S | | 3 | 1 | 0 | 0 | 2 | 1 | 0 |
| Roy Smalley, S (1, 6)<br>OBP: 0.344, SLG: 0.373 | | | L7 | | K<br>S<br>S<br>S | 4-3 | | | CS<br>1B | | | F9 | 5 | 0 | 1 | 0 | 0 | 1 | 4 |
| Bob Randall, R (1, 4)<br>OBP: 0.329, SLG: 0.377 | | | 6-3 | | 1B<br>1-H | | G1 | | K<br>1-2<br>S<br>S<br>S | | | F6 | 5 | 1 | 1 | 1 | 0 | 1 | 1 |
| Inning Stats | R: 0 H: 0<br>E: 0 LOB: 1<br>K: 0 BB: 1<br>S: 3 P: 7 | R: 0 H: 0<br>E: 0 LOB: 0<br>K: 0 BB: 0<br>S: 3 P: 3 | R: 0 H: 0<br>E: 0 LOB: 0<br>K: 0 BB: 0<br>S: 3 P: 3 | R: 0 H: 2<br>E: 0 LOB: 1<br>K: 0 BB: 0<br>S: 4 P: 4 | R: 2 H: 2<br>E: 0 LOB: 1<br>K: 1 BB: 1<br>S: 7 P: 11 | R: 0 H: 0<br>E: 0 LOB: 3<br>K: 0 BB: 3<br>S: 3 P: 15 | R: 0 H: 1<br>E: 1 LOB: 1<br>K: 0 BB: 0<br>S: 4 P: 4 | R: 0 H: 0<br>E: 0 LOB: 0<br>K: 1 BB: 0<br>S: 5 P: 5 | R: 0 H: 1<br>E: 0 LOB: 1<br>K: 1 BB: 0<br>S: 5 P: 5 | R: 0 H: 1<br>E: 0 LOB: 1<br>K: 0 BB: 0<br>S: 4 P: 4 | R: 0 H: 0<br>E: 0 LOB: 0<br>K: 2 BB: 0<br>S: 7 P: 7 | R: 0 H: 0<br>E: 0 LOB: 0<br>K: 0 BB: 0<br>S: 3 P: 3 | 1B: 6<br>2B: 1<br>3B: 1<br>HR: 0 | SF: 0<br>SAC: 0<br>DP: 1<br>HBP: 0 | WP: 0<br>PB: 0<br>SB: 2<br>CS: 2 | PA: 46 | | | |

| PITCHER | | IP | WLS | BF | H | R | ER | SO | BB | IBB | HBP | BLK | WP | HR | S | P | ERA | WHIP |
|---|---|---|---|---|---|---|---|---|---|---|---|---|---|---|---|---|---|---|
| Ken Brett, L<br>ERA: 5.49 | (1, 1) | 5.2 | | 25 | 4 | 2 | 2 | 1 | 5 | 0 | 0 | 0 | 0 | 0 | 22 | 42 | 3.18 | 1.588 |
| Paul Hartzell, R<br>ERA: 3.68 | (6, 1) | 4.1 | | 15 | 3 | 0 | 0 | 2 | 0 | 0 | 0 | 0 | 0 | 0 | 19 | 19 | 0.00 | 0.692 |
| Dave LaRoche, L<br>ERA: 3.58 | (11, 1) | 2.0 | W | 6 | 0 | 0 | 0 | 2 | 0 | 0 | 0 | 0 | 0 | 0 | 10 | 10 | 0.00 | 0.000 |

| PITCHER | IP | WLS | BF | H | R | ER | SO | BB | IBB | HBP | BLK | WP | HR | S | P | ERA | WHIP |
|---|---|---|---|---|---|---|---|---|---|---|---|---|---|---|---|---|---|

| | |
|---|---|
| AB | 41 |
| R | 2 |
| H | 7 |
| RBI | 2 |
| BB | 5 |
| SO | 5 |
| LOB | 12 |

| Batter | 1 | 2 | 3 | 4 | 5 | 6 | 7 | 8 | 9 | AB | R | H | RBI | BB | SO | LOB |
|---|---|---|---|---|---|---|---|---|---|---|---|---|---|---|---|---|
| Bombo Rivera, R (1, 9)<br>OBP: 0.408, SLG: 0.371 | F7 | | 6-3 | | K | | | K | | 4 | 0 | 0 | 0 | 0 | 2 | 0 |
| Rod Carew, L (1, 3)<br>OBP: 0.423, SLG: 0.487 | B1-3 | | K | | | 4-3 | | F7 | | 4 | 0 | 0 | 0 | 0 | 1 | 0 |
| Dan Ford, R (1, 8)<br>OBP: 0.351, SLG: 0.476 | F8 | | | E5 CS | | K | | F7 | | 4 | 0 | 0 | 0 | 0 | 1 | 0 |
| Craig Kusick, R (1, 10)<br>OBP: 0.320, SLG: 0.346 | | FC6-4 BB | | F5 | | 1B BB | | | HR | 2 | 1 | 1 | 1 | 2 | 0 | 1 |
| Larry Wolfe, R (1, 5)<br>OBP: 0.350, SLG: 0.402 | | FC6-4 1B E<br>1-2f | | 1B 1B<br>1-2 | | 1B<br>1-2 | | | SH3-4 BB | 3 | 1 | 2 | 0 | 1 | 0 | 1 |
| Willie Norwood, R (1, 7)<br>OBP: 0.305, SLG: 0.375 | | F7 | | 1B<br>1-3 | | K | | | SH3-4<br>1-2 | 3 | 0 | 1 | 0 | 0 | 1 | 3 |
| Butch Wynegar, S (1, 2)<br>OBP: 0.338, SLG: 0.349 | | E8 1B<br>1-H | | F7 | | | F8 | | 5-3 | 4 | 0 | 1 | 0 | 0 | 0 | 3 |
| Roy Smalley, S (1, 6)<br>OBP: 0.339, SLG: 0.368 | | F9 | | | F7 | | 4-3 | | 6-3 | 4 | 0 | 0 | 0 | 0 | 0 | 2 |
| Bob Randall, R (1, 4)<br>OBP: 0.324, SLG: 0.369 | | | 4-3 | | 5-3 | | F6 | | | 3 | 0 | 0 | 0 | 0 | 0 | 0 |
| Inning Stats | R: 0<br>E: 0<br>K: 0<br>S: 3<br>H: 0<br>LOB: 0<br>BB: 0<br>P: 3 | R: 1<br>E: 1<br>K: 0<br>S: 4<br>H: 1<br>LOB: 1<br>BB: 1<br>P: 8 | R: 0<br>E: 0<br>K: 1<br>S: 5<br>H: 0<br>LOB: 0<br>BB: 0<br>P: 5 | R: 0<br>E: 1<br>K: 0<br>S: 5<br>H: 2<br>LOB: 2<br>BB: 0<br>P: 5 | R: 0<br>E: 0<br>K: 1<br>S: 5<br>H: 0<br>LOB: 0<br>BB: 0<br>P: 5 | R: 0<br>E: 0<br>K: 2<br>S: 8<br>H: 1<br>LOB: 2<br>BB: 1<br>P: 12 | R: 0<br>E: 0<br>K: 0<br>S: 3<br>H: 0<br>LOB: 0<br>BB: 0<br>P: 3 | R: 0<br>E: 0<br>K: 1<br>S: 5<br>H: 0<br>LOB: 0<br>BB: 0<br>P: 5 | R: 1<br>E: 0<br>K: 0<br>S: 4<br>H: 1<br>LOB: 1<br>BB: 1<br>P: 8 | 1B: 4<br>2B: 0<br>3B: 0<br>HR: 1<br>SF: 0<br>SAC: 1<br>DP: 0<br>HBP: 0 | | | | | | |

| PITCHER | IP | WLS | BF | H | R | ER | SO | BB | IBB | HBP | BLK | WP | HR | S | P | ERA | WHIP |
|---|---|---|---|---|---|---|---|---|---|---|---|---|---|---|---|---|---|
| Ken Kravec, L (1, 1)<br>ERA: 3.77 | 9.0 | L | 35 | 5 | 2 | 1 | 5 | 3 | 0 | 0 | 0 | 0 | 1 | 42 | 54 | 1.00 | 0.889 |

| PITCHER | IP | WLS | BF | H | R | ER | SO | BB | IBB | HBP | BLK | WP | HR | S | P | ERA | WHIP |
|---|---|---|---|---|---|---|---|---|---|---|---|---|---|---|---|---|---|

# TOP

## Minnesota Twins @ Chicago White Sox

Comiskey Park, Chicago, IL

Fri Jun 23 1978, 8:05 PM EDT

Att. 28,082 - Unknown - 65 F

livebaseballscorecards.com

| | |
|---|---|
| AB | 31 |
| R | 2 |
| H | 5 |
| RBI | 1 |
| BB | 3 |
| SO | 5 |
| LOB | 10 |

| | |
|---|---|
| WP: 0 | PA: 35 |
| PB: 0 | |
| SB: 0 | |
| CS: 1 | |

| Batter | 1 | 2 | 3 | 4 | 5 | 6 | 7 | 8 | 9 | AB | R | H | RBI | BB | SO | LOB |
|---|---|---|---|---|---|---|---|---|---|---|---|---|---|---|---|---|
| Ralph Garr, L (1, 7)<br>OBP: 0.308, SLG: 0.357 | F7 | | G3-6-1<br>1-2f | | | 4-3 | | 1B | | 4 | 0 | 1 | 0 | 0 | 0 | 2 |
| Claudell Washington, L (1, 9)<br>OBP: 0.278, SLG: 0.338 | 1-3 | | | 4-3 | | 3-H<br>2B | | G3 | | 4 | 0 | 1 | 1 | 0 | 0 | 1 |
| Jorge Orta, L (1, 4)<br>OBP: 0.317, SLG: 0.427 | F8 | | | 3-1 | | B<br>B<br>B<br>4-0<br>BB | | | 4-3 | 3 | 0 | 0 | 0 | 1 | 0 | 0 |
| Jim Breazeale, L (1, 3)<br>OBP: 0.358, SLG: 0.489 | | F8 | | G3 | | G1 | | | F6 | 4 | 0 | 0 | 0 | 0 | 0 | 2 |
| Chet Lemon, R (1, 8)<br>OBP: 0.357, SLG: 0.467 | | FC5-4<br>1B | | | 5-3 | | F3 | | F9 | 4 | 0 | 1 | 0 | 0 | 0 | 0 |
| Ron Blomberg, L (1, 10)<br>OBP: 0.270, SLG: 0.379 | | F8 | | | 6-3 | | 4-3 | | | 3 | 0 | 0 | 0 | 0 | 0 | 1 |
| Eric Soderholm, R (1, 5)<br>OBP: 0.283, SLG: 0.367 | | FC5-4<br>1-2f | | | F9 | | F8 | | | 3 | 0 | 0 | 0 | 0 | 0 | 1 |
| Bill Nahorodny, R (1, 2)<br>OBP: 0.300, SLG: 0.352 | | | 3-1 | | | E4<br>SH5-3<br>2B<br>1B | | 6-3 | | 3 | 1 | 1 | 0 | 0 | 0 | 0 |
| Don Kessinger, S (1, 6)<br>OBP: 0.298, SLG: 0.301 | | | G3-6-1<br>1B | | | SH5-3<br>2-3 | | F8 | | 2 | 0 | 1 | 0 | 0 | 0 | 0 |
| Inning Stats | R: 0<br>E: 0<br>K: 0<br>S: 3<br>H: 0<br>LOB: 0<br>BB: 0<br>P: 3 | R: 0<br>E: 0<br>K: 0<br>S: 4<br>H: 1<br>LOB: 1<br>BB: 0<br>P: 4 | R: 0<br>E: 0<br>K: 0<br>S: 3<br>H: 1<br>LOB: 0<br>BB: 0<br>P: 3 | R: 0<br>E: 0<br>K: 0<br>S: 3<br>H: 0<br>LOB: 0<br>BB: 0<br>P: 3 | R: 0<br>E: 0<br>K: 0<br>S: 3<br>H: 0<br>LOB: 0<br>BB: 0<br>P: 3 | R: 1<br>E: 1<br>K: 0<br>S: 5<br>H: 2<br>LOB: 2<br>BB: 1<br>P: 9 | R: 0<br>E: 0<br>K: 0<br>S: 3<br>H: 0<br>LOB: 0<br>BB: 0<br>P: 3 | R: 0<br>E: 0<br>K: 0<br>S: 4<br>H: 1<br>LOB: 1<br>BB: 0<br>P: 4 | R: 0<br>E: 0<br>K: 0<br>S: 3<br>H: 0<br>LOB: 0<br>BB: 0<br>P: 3 | 1B: 4<br>2B: 1<br>3B: 0<br>HR: 0<br>SF: 0<br>SAC: 1<br>DP: 1<br>HBP: 0 | | | | | | |

| PITCHER | IP | WLS | BF | H | R | ER | SO | BB | IBB | HBP | BLK | WP | HR | S | P | ERA | WHIP |
|---|---|---|---|---|---|---|---|---|---|---|---|---|---|---|---|---|---|
| Dave Goltz, R (1, 1)<br>ERA: 2.56 | 9.0 | W | 32 | 5 | 1 | 1 | 0 | 1 | 0 | 0 | 0 | 0 | 0 | 31 | 35 | 1.00 | 0.667 |

| PITCHER | IP | WLS | BF | H | R | ER | SO | BB | IBB | HBP | BLK | WP | HR | S | P | ERA | WHIP |
|---|---|---|---|---|---|---|---|---|---|---|---|---|---|---|---|---|---|

# BOTTOM

## Minnesota Twins @ Chicago White Sox

Comiskey Park, Chicago, IL

Fri Jun 23 1978, 8:05 PM EDT

Att. 28,082 - Unknown - 65 F

livebaseballscorecards.com

| | |
|---|---|
| AB | 30 |
| R | 1 |
| H | 5 |
| RBI | 1 |
| BB | 1 |
| SO | 0 |
| LOB | 7 |

PA: 32

| Batter | 1 | 2 | 3 | 4 | 5 | 6 | 7 | 8 | 9 | AB | R | H | RBI | BB | SO | LOB |
|---|---|---|---|---|---|---|---|---|---|---|---|---|---|---|---|---|
| Bombo Rivera, R (1, 9)<br>OBP: 0.398, SLG: 0.361 | F9 | | 6-3 | | G1-6-3<br>1-2f | | G3 | | | 3 | 0 | 0 | 0 | 0 | 0 | 2 |
| Glenn Adams, L (7, PH)<br>OBP: 0.243, SLG: 0.385 (7, 9) | | | | | | | | | | 1 | 0 | 0 | 0 | 0 | 0 | 2 |
| Rod Carew, L (1, 3)<br>OBP: 0.420, SLG: 0.483 | 4-3 | | 1B<br>2-H<br>1B | | | 4-3 | | 3-1 | | 4 | 0 | 1 | 1 | 0 | 0 | 0 |
| Jose Morales, R (1, 10)<br>OBP: 0.389, SLG: 0.448 | K<br>WP<br>E | | 1-3<br>1B | | | F8 | | F7 | | 4 | 1 | 1 | 0 | 0 | 1 | 0 |
| Dan Ford, R (1, 8)<br>OBP: 0.346, SLG: 0.468 | E4<br>CS<br>1-H | | G3 | | | F6 | | K | | 4 | 0 | 0 | 0 | 0 | 1 | 2 |
| Larry Wolfe, R (1, 5)<br>OBP: 0.342, SLG: 0.390 | CS<br>1-2 | 6-3 | | F8 | | | F3 | | 2B<br>2B | 3 | 0 | 0 | 0 | 0 | 0 | 0 |
| Butch Wynegar, S (7, 2)<br>OBP: 0.341, SLG: 0.358 | | | | | | | | | | 1 | 1 | 1 | 0 | 0 | 0 | 0 |
| Willie Norwood, R (1, 7)<br>OBP: 0.305, SLG: 0.374 | | K | | 5-3 | | | 1B<br>1B | | 1B<br>2-H<br>2B | 3 | 0 | 1 | 0 | 0 | 1 | 0 |
| Rich Chiles, L (9, PH)<br>OBP: 0.318, SLG: 0.260 | | | | | | | | | | 1 | 0 | 1 | 1 | 0 | 0 | 0 |
| Bob Randall, R (1, 4)<br>OBP: 0.324, SLG: 0.369 | | 6-3 | | 5-3 | | | BB<br>1-3<br>1B<br>1B | | L4 | 3 | 1 | 1 | 0 | 0 | 0 | 0 |
| Hosken Powell, L (9, PH)<br>OBP: 0.297, SLG: 0.284 | | | | | | | | | | 1 | 0 | 0 | 0 | 0 | 0 | 1 |
| Roy Smalley, S (1, 6)<br>OBP: 0.348, SLG: 0.375 | | | SH2-4<br>1B<br>1B | | G1-6-3<br>1B | | BB<br>1-2<br>1B | | G1-6-3<br>2-3<br>1B | 3 | 1 | 3 | 0 | 1 | 0 | 0 |
| Glenn Borgmann, R (1, 2)<br>OBP: 0.333, SLG: 0.358 | | | SH2-4<br>1-2 | | F2 | | 1-2<br>2-H<br>1B | | G1-6-3<br>1-2f | 1 | 0 | 0 | 0 | 0 | 0 | 1 |
| Mike Cubbage, L (7, PH)<br>OBP: 0.363, SLG: 0.463 (7, 5) | | | | | | | | | | 2 | 0 | 1 | 1 | 0 | 0 | 2 |
| Inning Stats | R: 1<br>E: 1<br>K: 1<br>S: 6<br>H: 0<br>LOB: 0<br>BB: 0<br>P: 6 | R: 0<br>E: 0<br>K: 1<br>S: 5<br>H: 0<br>LOB: 0<br>BB: 0<br>P: 5 | R: 1<br>E: 0<br>K: 0<br>S: 6<br>H: 3<br>LOB: 2<br>BB: 0<br>P: 6 | R: 0<br>E: 0<br>K: 0<br>S: 3<br>H: 0<br>LOB: 0<br>BB: 0<br>P: 3 | R: 0<br>E: 0<br>K: 0<br>S: 3<br>H: 1<br>LOB: 0<br>BB: 0<br>P: 3 | R: 0<br>E: 0<br>K: 0<br>S: 3<br>H: 0<br>LOB: 0<br>BB: 0<br>P: 3 | R: 1<br>E: 0<br>K: 0<br>S: 5<br>H: 3<br>LOB: 2<br>BB: 1<br>P: 9 | R: 0<br>E: 0<br>K: 1<br>S: 5<br>H: 0<br>LOB: 0<br>BB: 0<br>P: 5 | R: 1<br>E: 0<br>K: 0<br>S: 5<br>H: 3<br>LOB: 1<br>BB: 0<br>P: 5 | 1B: 8<br>2B: 2<br>3B: 0<br>HR: 0<br>SF: 0<br>SAC: 1<br>DP: 2<br>HBP: 0 | WP: 2<br>PB: 0<br>SB: 0<br>CS: 1<br>PA: 37 | | | | | |

| PITCHER | | IP | WLS | BF | H | R | ER | SO | BB | IBB | HBP | BLK | WP | HR | S | P | ERA | WHIP |
|---|---|---|---|---|---|---|---|---|---|---|---|---|---|---|---|---|---|---|
| Wilbur Wood, L<br>ERA: 4.13 | (1, 1) | 6.2 | W | 26 | 6 | 3 | 2 | 2 | 1 | 0 | 0 | 0 | 2 | 0 | 29 | 33 | 2.70 | 1.050 |
| Jim Willoughby, R<br>ERA: 2.6 | (7, 1) | 1.2 | | 9 | 4 | 1 | 1 | 1 | 0 | 0 | 0 | 0 | 0 | 0 | 11 | 11 | 5.40 | 2.400 |
| Lerrin LaGrow, R<br>ERA: 3.82 | (9, 1) | 0.2 | S | 1 | 0 | 0 | 0 | 0 | 0 | 0 | 0 | 0 | 0 | 0 | 1 | 1 | 0.00 | 0.000 |

| PITCHER | IP | WLS | BF | H | R | ER | SO | BB | IBB | HBP | BLK | WP | HR | S | P | ERA | WHIP |
|---|---|---|---|---|---|---|---|---|---|---|---|---|---|---|---|---|---|

# TOP

## Minnesota Twins @ Chicago White Sox

Comiskey Park, Chicago, IL

Sat Jun 24 1978, 8:05 PM EDT
Att. 27,433 - Unknown - 76 F

livebaseballscorecards.com

| | |
|---|---|
| AB | 34 |
| R | 4 |
| H | 10 |
| RBI | 3 |
| BB | 1 |
| SO | 3 |
| LOB | 10 |

| Batter | 1 | 2 | 3 | 4 | 5 | 6 | 7 | 8 | 9 | AB | R | H | RBI | BB | SO | LOB |
|---|---|---|---|---|---|---|---|---|---|---|---|---|---|---|---|---|
| Alan Bannister, R (1, 10)<br>OBP: 0.333, SLG: 0.313 | F4 | | 5-3 | | | HR<br>BB | 3B<br>1B | K | | 4 | 2 | 1 | 0 | 1 | 1 | 2 |
| Claudell Washington, L (1, 9)<br>OBP: 0.289, SLG: 0.407 | 6-3 | | | 4-3 | | HR | SF9<br>3B | | | 4 | 2 | 2 | 4 | 0 | 0 | 0 |
| Chet Lemon, R (1, 8)<br>OBP: 0.360, SLG: 0.465 | 6-3 | | | 1B | | F9 | E<br>1B<br>HBP | | | 3 | 0 | 1 | 0 | 0 | 0 | 0 |
| Wayne Nordhagen, R (1, 7)<br>OBP: 0.309, SLG: 0.444<br>Thad Bosley, L (8, 7)<br>OBP: 0.323, SLG: 0.362 | | F4 | | F7 | | HR | SF9 | | | 3<br>0 | 1<br>0 | 1<br>0 | 2<br>0 | 0<br>0 | 0<br>0 | 1<br>0 |
| Lamar Johnson, R (1, 3)<br>OBP: 0.310, SLG: 0.362 | | F8 | | 6-3 | | 3B<br>BB | E8<br>1B | | | 3 | 1 | 1 | 0 | 1 | 0 | 1 |
| Eric Soderholm, R (1, 5)<br>OBP: 0.287, SLG: 0.377 | | BB | | | F7 | 3B | F9 | | | 3 | 0 | 1 | 1 | 1 | 0 | 1 |
| Jorge Orta, L (1, 4)<br>OBP: 0.316, SLG: 0.424<br>Greg Pryor, R (8, PR)<br>OBP: 0.287, SLG: 0.276 (9, 4) | | 4-3 | | | F8 | F2 | | G4-6-3<br>1B | | 4<br>0 | 0<br>0 | 1<br>0 | 0<br>0 | 0<br>0 | 0<br>0 | 2<br>0 |
| Bill Nahorodny, R (1, 2)<br>OBP: 0.300, SLG: 0.347 | | | F8 | | BB | F8 | | G4-6-3 | | 3 | 0 | 0 | 0 | 1 | 0 | 2 |
| Don Kessinger, S (1, 6)<br>OBP: 0.301, SLG: 0.315 | | | 5-3 | | F3 | | 1B<br>3B<br>2B | 2B | | 4 | 1 | 2 | 0 | 0 | 0 | 1 |
| Inning Stats | R: 0<br>E: 0<br>K: 0<br>S: 3<br>H: 0<br>LOB: 0<br>BB: 0<br>P: 3 | R: 0<br>E: 0<br>K: 0<br>S: 3<br>H: 0<br>LOB: 1<br>BB: 1<br>P: 7 | R: 0<br>E: 0<br>K: 0<br>S: 3<br>H: 0<br>LOB: 0<br>BB: 0<br>P: 3 | R: 0<br>E: 0<br>K: 0<br>S: 4<br>H: 1<br>LOB: 1<br>BB: 0<br>P: 4 | R: 0<br>E: 0<br>K: 0<br>S: 3<br>H: 0<br>LOB: 1<br>BB: 1<br>P: 7 | R: 4<br>E: 0<br>K: 0<br>S: 6<br>H: 3<br>LOB: 1<br>BB: 2<br>P: 14 | R: 3<br>E: 1<br>K: 0<br>S: 6<br>H: 4<br>LOB: 1<br>BB: 0<br>P: 7 | R: 0<br>E: 0<br>K: 1<br>S: 6<br>H: 2<br>LOB: 2<br>BB: 0<br>P: 6 | | 1B: 4<br>2B: 2<br>3B: 2<br>HR: 2<br>SF: 1<br>SAC: 0<br>DP: 1<br>HBP: 1 | | | | | |

| PITCHER | | IP | WLS | BF | H | R | ER | SO | BB | IBB | HBP | BLK | WP | HR | S | P | ERA | WHIP |
|---|---|---|---|---|---|---|---|---|---|---|---|---|---|---|---|---|---|---|
| Darrell Jackson, L<br>ERA: 2.84 | (1, 1) | 5.1 | L | 22 | 3 | 3 | 3 | 0 | 3 | 0 | 0 | 0 | 0 | 2 | 19 | 31 | 5.06 | 1.125 |
| Roric Harrison, R<br>ERA: 54.0 | (6, 1) | 0.2 | | 7 | 4 | 4 | 4 | 0 | 1 | 0 | 0 | 0 | 0 | 0 | 6 | 10 | 54.00 | 7.500 |
| Greg Thayer, R<br>ERA: 3.45 | (7, 1) | 2.0 | | 8 | 3 | 0 | 0 | 1 | 0 | 0 | 1 | 0 | 0 | 0 | 9 | 10 | 0.00 | 1.500 |

| PITCHER | IP | WLS | BF | H | R | ER | SO | BB | IBB | HBP | BLK | WP | HR | S | P | ERA | WHIP |
|---|---|---|---|---|---|---|---|---|---|---|---|---|---|---|---|---|---|

# BOTTOM

## Minnesota Twins @ Chicago White Sox

Comiskey Park, Chicago, IL

Sat Jun 24 1978, 8:05 PM EDT

Att. 27,433 - Unknown - 76 F

livebaseballscorecards.com

| | |
|---|---|
| AB | 31 |
| R | 7 |
| H | 10 |
| RBI | 7 |
| BB | 4 |
| SO | 1 |
| LOB | 10 |

WP: 0 PB: 0 SB: 0 CS: 0 PA: 37

| Batter | 1 | 2 | 3 | 4 | 5 | 6 | 7 | 8 | 9 | AB | R | H | RBI | BB | SO | LOB |
|---|---|---|---|---|---|---|---|---|---|---|---|---|---|---|---|---|
| Hosken Powell, L (1, 9)<br>OBP: 0.299, SLG: 0.276 | BBBB<br>4-0<br>2B<br>BB | 0-0 ③<br>1-3 | | | 0-0 ①<br>4-3 | BBBB<br>4-0<br>FC6-4<br>1-2<br>2-3<br>3-H<br>BB | 0-0 ③<br>F8 | | 0-0 ③<br>4-3 | 4 | 1 | 0 | 1 | 2 | 0 | 4 |
| Roy Smalley, S (1, 6)<br>OBP: 0.352, SLG: 0.398 | 0-0<br>F8<br>1-H<br>2B | | SSS<br>0-3 ①<br>K | | 0-0<br>4-3<br>1B<br>2B | 0-0 ①<br>F7 | | 0-0<br>HR | | 5 | 2 | 3 | 2 | 0 | 1 | 3 |
| Rod Carew, L (1, 3)<br>OBP: 0.420, SLG: 0.481 | 0-0 ①<br>F8<br>2-3 | | 0-0<br>2B<br>1B | | 0-0 ②<br>4-3<br>2-3 | 0-0 ②<br>FC6-4<br>1B<br>1-2f<br>2-3<br>3-H | | 0-0<br>1B<br>FC6-4<br>1B | | 5 | 2 | 2 | 1 | 0 | 0 | 4 |
| Mike Cubbage, L (1, 5)<br>OBP: 0.364, SLG: 0.458 | 0-0 ②<br>4-3 | | 0-0 ②<br>F8 | | BBBB<br>4-0<br>1B<br>BB | 0-0<br>1-3<br>3-H<br>1B | | 0-0 ①<br>F6 | | 4 | 0 | 1 | 1 | 1 | 0 | 3 |
| Butch Wynegar, S (1, 2)<br>OBP: 0.347, SLG: 0.369 | 0-0 ③<br>F7 | | 0-0<br>1-H<br>2B | | 0-0<br>FC5-4<br>1-2<br>3-H<br>1B | 0-0 ③<br>F8 | | 0-0<br>FC6-4<br>1-3<br>1B | | 5 | 0 | 3 | 2 | 0 | 0 | 3 |
| Dan Ford, R (1, 8)<br>OBP: 0.343, SLG: 0.463 | | 0-0<br>SH1-3<br>1B<br>1B | SSS<br>0-3 ③<br>K | | 0-0 ③<br>FC5-4<br>1-2f | | 0-0 ①<br>5-3 | 0-0 ②<br>FC6-4<br>1-2f<br>3-H | | 5 | 0 | 1 | 1 | 0 | 1 | 4 |
| Glenn Adams, L (1, 10)<br>OBP: 0.248, SLG: 0.376 | | 0-0 ①<br>F9 | | 0-0 ①<br>G3 | | BBBB<br>4-0<br>1B<br>1B<br>BB<br>BB | BBBB<br>4-0<br>FC3-6<br>E<br>BB | 0-0 ③<br>4-3 | | 3 | 1 | 0 | 0 | 2 | 0 | 2 |
| Rich Chiles, L (1, 7)<br>OBP: 0.322, SLG: 0.269 | | 0-0<br>SH1-3<br>1-2<br>1B | | 0-0 ②<br>G3 | | 0-0<br>BB<br>1B<br>1-2<br>FC6-4<br>1B | 0-0<br>E3<br>FC3-6<br>1-2 | | 0-0 ①<br>F5 | 5 | 1 | 2 | 0 | 0 | 0 | 1 |
| Rob Wilfong, L (1, 4)<br>OBP: 0.276, SLG: 0.220 | | 0-0 ②<br>SH1-3<br>1-2<br>2-3 | | 0-0 ③<br>4-3 | | 0-0<br>FC6-4<br>BB<br>1-2<br>2-3<br>1B | 0-0 ②<br>FC3-6<br>1-2f<br>2-3 | | 0-0 ②<br>6-3 | 4 | 1 | 1 | 0 | 0 | 0 | 2 |
| Inning Stats | R: 1<br>E: 0<br>K: 0<br>S: 4<br>H: 1<br>LOB: 1<br>BB: 1<br>P: 8 | R: 0<br>E: 0<br>K: 0<br>S: 5<br>H: 2<br>LOB: 2<br>BB: 0<br>P: 5 | R: 1<br>E: 0<br>K: 2<br>S: 9<br>H: 2<br>LOB: 1<br>BB: 0<br>P: 9 | R: 0<br>E: 0<br>K: 0<br>S: 3<br>H: 0<br>LOB: 0<br>BB: 0<br>P: 3 | R: 1<br>E: 0<br>K: 0<br>S: 5<br>H: 2<br>LOB: 2<br>BB: 1<br>P: 9 | R: 3<br>E: 0<br>K: 0<br>S: 6<br>H: 3<br>LOB: 2<br>BB: 2<br>P: 14 | R: 0<br>E: 1<br>K: 0<br>S: 4<br>H: 0<br>LOB: 2<br>BB: 1<br>P: 8 | R: 2<br>E: 0<br>K: 0<br>S: 6<br>H: 3<br>LOB: 1<br>BB: 0<br>P: 6 | R: 0<br>E: 0<br>K: 0<br>S: 3<br>H: 0<br>LOB: 0<br>BB: 0<br>P: 3 | 1B: 9<br>2B: 3<br>3B: 0<br>HR: 1<br>SF: 0<br>SAC: 1<br>DP: 0<br>HBP: 0 | | | | | | |

TOP

# Minnesota Twins @ Chicago White Sox

Comiskey Park, Chicago, IL

Sun Jun 25 1978, 4:33 AM EDT

Unknown - 72 F

livebaseballscorecards.com

| | |
|---|---|
| AB | 40 |
| R | 8 |
| H | 13 |
| RBI | 8 |
| BB | 5 |
| SO | 2 |
| LOB | 26 |

| PITCHER | | IP | WLS | BF | H | R | ER | SO | BB | IBB | HBP | BLK | WP | HR | S | P | ERA | WHIP |
|---|---|---|---|---|---|---|---|---|---|---|---|---|---|---|---|---|---|---|
| Steve Stone, R<br>ERA: 3.77 | (1, 1) | 5.0 | | 26 | 8 | 5 | 5 | 2 | 3 | 0 | 0 | 0 | 0 | 0 | 27 | 39 | 9.00 | 2.200 |
| Ron Schueler, R<br>ERA: 3.35 | (6, 1) | 0.2 | L | 5 | 2 | 1 | 1 | 0 | 1 | 0 | 0 | 0 | 0 | 0 | 4 | 8 | 13.50 | 4.500 |
| Lerrin LaGrow, R<br>ERA: 3.96 | (6, 1) | 3.1 | | 15 | 3 | 2 | 2 | 0 | 1 | 0 | 0 | 0 | 0 | 1 | 14 | 18 | 5.40 | 1.200 |

| PITCHER | IP | WLS | BF | H | R | ER | SO | BB | IBB | HBP | BLK | WP | HR | S | P | ERA | WHIP |
|---|---|---|---|---|---|---|---|---|---|---|---|---|---|---|---|---|---|

# BOTTOM

## Minnesota Twins @ Chicago White Sox

Comiskey Park, Chicago, IL

Sun Jun 25 1978, 4:33 AM EDT

Unknown - 72 F

livebaseballscorecards.com

| Batter | 1 | 2 | 3 | 4 | 5 | 6 | 7 | 8 | 9 | AB | R | H | RBI | BB | SO | LOB |
|---|---|---|---|---|---|---|---|---|---|---|---|---|---|---|---|---|
| Alan Bannister, R (1, 10)<br>OBP: 0.329, SLG: 0.309 | F7 | F9 | | 2-3 1B | F6 | | | 4-3 | | 4 | 0 | 1 | 0 | 0 | 0 | 4 |
| Bob Molinaro, L (8, PH)<br>OBP: 0.337, SLG: 0.333 | | | | | | | | | | 1 | 0 | 0 | 0 | 0 | 0 | 0 |
| Claudell Washington, L (1, 9)<br>OBP: 0.273, SLG: 0.384 | K | | 6-3 | G3 | | F2 | | 5-3 | | 5 | 0 | 0 | 0 | 0 | 1 | 2 |
| Chet Lemon, R (1, 8)<br>OBP: 0.370, SLG: 0.473 | 2B BB | | 2B 2B | | BB 1B BB | 1-3 | | 1B | | 3 | 3 | 2 | 0 | 2 | 0 | 0 |
| Wayne Nordhagen, R (1, 7)<br>OBP: 0.329, SLG: 0.471 | 1-H 2B | | G5-3 2-H 2B | | 1B 1-2 1B BB | S 1B | | F9 | | 3 | 1 | 3 | 2 | 1 | 0 | 0 |
| Thad Bosley, L (6, PR) (7, 7)<br>OBP: 0.317, SLG: 0.356 | | | | | | | | | | 1 | 0 | 0 | 0 | 0 | 0 | 1 |
| Lamar Johnson, R (1, 3)<br>OBP: 0.308, SLG: 0.355 | L4 | | BB | | K | F9 1-2 | | | 4-3 | 4 | 0 | 0 | 0 | 1 | 1 | 4 |
| Eric Soderholm, R (1, 5)<br>OBP: 0.295, SLG: 0.380 | | F9 | G5-3 2-3f | | 1B SF8 1-2 2-H 1B | | BB | SH1-3 | 1B | 4 | 1 | 2 | 1 | 1 | 0 | 2 |
| Jorge Orta, L (1, 4)<br>OBP: 0.323, SLG: 0.427 | | FC2-4 BB | 1B SH3-4 1B | | 1B 1-3 2-H 1B | | SH1-3 1-2 | | F7 | 3 | 0 | 2 | 1 | 1 | 0 | 1 |
| Bill Nahorodny, R (1, 2)<br>OBP: 0.299, SLG: 0.347 | | FC2-4 1B 1-2f | SH3-4 1-2 | | SF8 3-H | | K | | 1-2 1B | 3 | 0 | 1 | 1 | 0 | 1 | 2 |
| Don Kessinger, S (1, 6)<br>OBP: 0.305, SLG: 0.318 | | | | | | | | | | 4 | 0 | 2 | 0 | 0 | 0 | 2 |
| Jim Breazeale, L (9, PH)<br>OBP: 0.352, SLG: 0.479 | | 1-2 1B | F7 | | 1-2 1B | | F7 | | F8 | 1 | 0 | 0 | 0 | 0 | 0 | 2 |
| Inning Stats | R: 1 E: 0 K: 1 S: 6 H: 1 LOB: 1 BB: 1 P: 10 | R: 0 E: 0 K: 0 S: 4 H: 1 LOB: 2 BB: 1 P: 8 | R: 1 E: 0 K: 0 S: 4 H: 2 LOB: 1 BB: 1 P: 8 | R: 0 E: 0 K: 0 S: 5 H: 2 LOB: 2 BB: 0 P: 5 | R: 3 E: 0 K: 1 S: 8 H: 3 LOB: 2 BB: 2 P: 16 | R: 0 E: 0 K: 0 S: 4 H: 1 LOB: 2 BB: 0 P: 4 | R: 0 E: 0 K: 1 S: 5 H: 0 LOB: 1 BB: 1 P: 9 | R: 0 E: 0 K: 0 S: 4 H: 1 LOB: 1 BB: 0 P: 4 | R: 0 E: 0 K: 0 S: 5 H: 2 LOB: 2 BB: 0 P: 5 | 1B: 10 2B: 3 3B: 0 HR: 0 SF: 1 SAC: 2 DP: 1 HBP: 0 | | | | | | | |

| | |
|---|---|
| AB | 36 |
| R | 5 |
| H | 13 |
| RBI | 5 |
| BB | 6 |
| SO | 3 |
| LOB | 20 |

WP: 0 PB: 0 SB: 1 CS: 0 PA: 45

| PITCHER | | IP | WLS | BF | H | R | ER | SO | BB | IBB | HBP | BLK | WP | HR | S | P | ERA | WHIP |
|---|---|---|---|---|---|---|---|---|---|---|---|---|---|---|---|---|---|---|
| Geoff Zahn, L<br>ERA: 3.1 | (1, 1) | 4.2 | | 27 | 9 | 5 | 5 | 2 | 5 | 0 | 0 | 0 | 0 | 0 | 26 | 46 | 9.64 | 3.000 |
| Mac Scarce, L<br>ERA: 3.6 | (5, 1) | 0.1 | | 1 | 0 | 0 | 0 | 0 | 0 | 0 | 0 | 0 | 0 | 0 | 1 | 1 | 0.00 | 0.000 |
| Mike Marshall, R<br>ERA: 2.48 | (6, 1) | 4.0 | W | 17 | 4 | 0 | 0 | 1 | 1 | 0 | 0 | 0 | 0 | 0 | 18 | 22 | 0.00 | 1.250 |

| PITCHER | IP | WLS | BF | H | R | ER | SO | BB | IBB | HBP | BLK | WP | HR | S | P | ERA | WHIP |
|---|---|---|---|---|---|---|---|---|---|---|---|---|---|---|---|---|---|

| Batter | 1 | 2 | 3 | 4 | 5 | 6 | 7 | 8 | 9 | AB | R | H | RBI | BB | SO | LOB |
|---|---|---|---|---|---|---|---|---|---|---|---|---|---|---|---|---|
| Bob Randall, R (1, 4)<br>OBP: 0.331, SLG: 0.372 | 6-3 | | | BB; K | | 1-2 1B | | 2-H BB 1B | | 4 | 1 | 2 | 1 | 1 | 1 | 1 |
| Bombo Rivera, R (1, 9)<br>OBP: 0.402, SLG: 0.360<br>Hosken Powell, L (8, PH)<br>OBP: 0.303, SLG: 0.276 (8, 9) | BBBB 4-0 CS BB | | | 1-2 1B; K | | K | | 1-2 FC5-4 BB | | 3<br>0 | 1<br>0 | 1<br>0 | 0<br>0 | 1<br>1 | 2<br>0 | 3<br>0 |
| Jose Morales, R (1, 10)<br>OBP: 0.381, SLG: 0.436 | 5-3<br>1-2 | | | 1-3 2-H BB 1B 1B | 6-3 | | K2-3 | FC5-4<br>1-2f | | 5 | 1 | 1 | 1 | 0 | 1 | 3 |
| Dan Ford, R (1, 8)<br>OBP: 0.351, SLG: 0.465 | | L4-3 1B | | 1-2 3-H 1B HR BB | F5 | | BBBB 4-0 BB | BBBB 1B SF7 BB | | 3 | 2 | 2 | 1 | 2 | 0 | 0 |
| Craig Kusick, R (1, 3)<br>OBP: 0.315, SLG: 0.339<br>Rich Chiles, L (4, 7)<br>OBP: 0.333, SLG: 0.275 | | L4-3<br>1-2 | | K | 1B | | K | BBBB 4-0 SF7 1B<br>1-2 BB | | 2<br>2 | 0<br>0 | 0<br>1 | 0<br>0 | 0<br>1 | 1<br>1 | 3<br>1 |
| Larry Wolfe, R (1, 5)<br>OBP: 0.341, SLG: 0.383<br>Mike Cubbage, L (7, PH)<br>OBP: 0.366, SLG: 0.459 (7, 5) | | K | | BBBB 4-0 1-2 2-3 1B HR BB | 4-3 | | F7 | 0-0 F8-6<br>1-2 2-3 1B | | 2<br>2 | 1<br>0 | 0<br>1 | 0<br>0 | 1<br>0 | 1<br>0 | 1<br>1 |
| Willie Norwood, R (1, 7)<br>OBP: 0.304, SLG: 0.373<br>Rod Carew, L (4, PH)<br>OBP: 0.421, SLG: 0.481 (4, 3) | | | 0-0 F7 | 1-2 2-3 3-H 1B HR | | 4-3 | | BBBB 4-0 SH1-4 1B BB | 2-3 3-H | 1<br>2 | 0<br>2 | 0<br>2 | 0<br>1 | 0<br>2 | 0<br>1 | 0<br>0 |
| Roy Smalley, S (1, 6)<br>OBP: 0.351, SLG: 0.408 | | | F8 | 1-H 2-H 3-H HR | | 4-3 | | SH1-4<br>1-2 | F8-6<br>1-2 | 4 | 1 | 1 | 4 | 0 | 0 | 2 |
| Glenn Borgmann, R (1, 2)<br>OBP: 0.333, SLG: 0.345<br>Butch Wynegar, S (8, PH)<br>OBP: 0.345, SLG: 0.367 (8, 2) | | | 6-3 | BBBB 4-0 BB | | E2 1B | | F5 | | 2<br>1 | 0<br>0 | 0<br>0 | 0<br>0 | 1<br>0 | 0<br>0 | 0<br>1 |
| Inning Stats | R: 0 E: 0 K: 0 S: 2 H: 0 LOB: 0 BB: 1 P: 6 | R: 0 E: 0 K: 1 S: 5 H: 1 LOB: 0 BB: 0 P: 5 | R: 0 E: 0 K: 0 S: 3 H: 0 LOB: 0 BB: 0 P: 3 | R: 7 E: 0 K: 3 S: 14 H: 5 LOB: 1 BB: 3 P: 26 | R: 0 E: 0 K: 0 S: 4 H: 1 LOB: 1 BB: 0 P: 4 | R: 0 E: 1 K: 1 S: 7 H: 1 LOB: 2 BB: 0 P: 7 | R: 0 E: 0 K: 2 S: 7 H: 0 LOB: 1 BB: 1 P: 11 | R: 1 E: 0 K: 0 S: 4 H: 1 LOB: 2 BB: 2 P: 12 | R: 1 E: 0 K: 0 S: 3 H: 1 LOB: 1 BB: 2 P: 11 | 1B: 9 2B: 2 3B: 0 HR: 1 | SF: 1 SAC: 1 DP: 2 HBP: 0 | | | | | |

# TOP

## Minnesota Twins @ Chicago White Sox

Comiskey Park, Chicago, IL

Sun Jun 25 1978, 4:38 AM EDT

Att. 20,137 - Unknown

livebaseballscorecards.com

| | |
|---|---|
| AB | 33 |
| R | 9 |
| H | 10 |
| RBI | 9 |
| BB | 9 |
| SO | 7 |
| LOB | 16 |

| | | | | | | | | | | | | | | | | | | | | | | | | | | | | | | |
|---|---|---|---|---|---|---|---|---|---|---|---|---|---|---|---|---|---|---|---|---|---|---|---|---|---|---|---|---|---|---|
| PITCHER | | IP | WLS | BF | H | R | ER | SO | BB | IBB | HBP | BLK | WP | HR | S | P | ERA | WHIP | PITCHER | | IP | WLS | BF | H | R | ER | SO | BB | IBB | HBP | BLK | WP | HR | S | P | ERA | WHIP |
| Rich Hinton, L<br>ERA: 2.57 | (1, 1) | 3.1 | L | 15 | 4 | 5 | 5 | 2 | 3 | 0 | 0 | 0 | 0 | 0 | 16 | 28 | 13.50 | 2.100 | | | | | | | | | | | | | | | | | | | |
| Jim Willoughby, R<br>ERA: 2.89 | (4, 1) | 0.2 | | 5 | 2 | 2 | 2 | 2 | 1 | 0 | 0 | 0 | 0 | 1 | 8 | 12 | 27.00 | 4.500 | | | | | | | | | | | | | | | | | | | |
| Jack Kucek, R<br>ERA: 7.5 | (5, 1) | 3.2 | | 18 | 3 | 1 | 1 | 3 | 3 | 0 | 0 | 0 | 0 | 0 | 21 | 33 | 2.46 | 1.636 | | | | | | | | | | | | | | | | | | | |
| Lerrin LaGrow, R<br>ERA: 4.05 | (8, 1) | 1.1 | | 6 | 1 | 1 | 1 | 0 | 2 | 0 | 0 | 0 | 0 | 0 | 4 | 12 | 6.75 | 2.250 | | | | | | | | | | | | | | | | | | | |

WP: 0 PB: 0 SB: 0 CS: 1 PA: 44

| Batter | 1 | 2 | 3 | 4 | 5 | 6 | 7 | 8 | 9 | AB | R | H | RBI | BB | SO | LOB |
|---|---|---|---|---|---|---|---|---|---|---|---|---|---|---|---|---|
| Thad Bosley, L (1, 9)<br>OBP: 0.324, SLG: 0.359 | L4 | | HR 1-2 1B<br>1B 1-3 | | | L4 | G6-4-3 1-2f 2-3 | | | 5 | 1 | 2 | 0 | 0 | 0 | 3 |
| Ralph Garr, L (1, 7)<br>OBP: 0.303, SLG: 0.352 | F6 | | F9 | F9 | | F7 | | BBBB G3-6-3 BB | | 3 | 0 | 0 | 0 | 0 | 0 | 4 |
| Alan Bannister, R (6, PH) (7, 7)<br>OBP: 0.325, SLG: 0.304 | | | | | | | | | | 1 | 0 | 0 | 0 | 0 | 0 | 1 |
| Henry Cruz, L (8, PH) (9, 7)<br>OBP: 0.318, SLG: 0.421 | | | | | | | | | | 0 | 0 | 0 | 0 | 1 | 0 | 0 |
| Jorge Orta, L (1, 4)<br>OBP: 0.328, SLG: 0.448 | F7 | | 1-H 2-H HR | | BB 2B | 1-2 1B | | G3-6-3 1-2f | | 5 | 1 | 3 | 3 | 0 | 0 | 1 |
| Jim Breazeale, L (1, 3)<br>OBP: 0.339, SLG: 0.442 | | 4-3 | 4-3 | | BBBB BB | L4 | | 4-3 | | 4 | 0 | 0 | 0 | 1 | 0 | 2 |
| Chet Lemon, R (1, 8)<br>OBP: 0.374, SLG: 0.471 | | 1B 1B | F9 | | BBBB 1-2 2-3 BB | | BBBB BB 1B 1B BB | | 6-3 | 3 | 1 | 1 | 0 | 2 | 0 | 0 |
| Wayne Nordhagen, R (1, 2)<br>OBP: 0.331, SLG: 0.468 | | 1-3 1B 1B | | 5-3 | F2 | | 1B BB SF7 1-2 1B | | F7 | 5 | 1 | 2 | 0 | 0 | 0 | 3 |
| Bob Molinaro, L (1, 10)<br>OBP: 0.349, SLG: 0.370 | | 1-2 1B | | HR | F5 | | BBBB S 1B 1-2 2-3 BB | | 1-3 | 4 | 1 | 2 | 1 | 1 | 0 | 3 |
| Eric Soderholm, R (1, 5)<br>OBP: 0.299, SLG: 0.382 | | F8 | | 1B 1B | F7 | | G6-4-3 1-2 2-3 3-H 1B | | | 4 | 0 | 2 | 1 | 0 | 0 | 5 |
| Don Kessinger, S (1, 6)<br>OBP: 0.310, SLG: 0.324 | | | HR 1B 1B | SSS K | | 1B 1B | SF7 3-H | | | 3 | 1 | 2 | 0 | 0 | 1 | 1 |
| Lamar Johnson, R (7, PH)<br>OBP: 0.307, SLG: 0.355 | | | | | | | | | | 0 | 0 | 0 | 1 | 0 | 0 | 0 |
| Greg Pryor, R (8, 6)<br>OBP: 0.287, SLG: 0.276 | | | | | | | | | | 0 | 0 | 0 | 0 | 0 | 0 | 0 |
| Inning Stats | R: 0 E: 0 K: 0 S: 3 H: 0 LOB: 0 BB: 0 P: 3 | R: 0 E: 0 K: 0 S: 5 H: 3 LOB: 2 BB: 0 P: 5 | R: 3 E: 0 K: 0 S: 6 H: 3 LOB: 0 BB: 0 P: 6 | R: 1 E: 0 K: 1 S: 8 H: 3 LOB: 2 BB: 0 P: 8 | R: 0 E: 0 K: 0 S: 4 H: 1 LOB: 3 BB: 2 P: 12 | R: 0 E: 0 K: 0 S: 5 H: 2 LOB: 2 BB: 0 P: 5 | R: 2 E: 0 K: 0 S: 4 H: 2 LOB: 1 BB: 2 P: 12 | R: 0 E: 0 K: 0 S: 2 H: 0 LOB: 0 BB: 1 P: 6 | R: 0 E: 0 K: 0 S: 3 H: 0 LOB: 0 BB: 0 P: 3 | 1B: 11 2B: 1 3B: 0 HR: 2 | SF: 1 SAC: 0 DP: 2 HBP: 0 | | | | | | |

| PITCHER | | IP | WLS | BF | H | R | ER | SO | BB | IBB | HBP | BLK | WP | HR | S | P | ERA | WHIP |
|---|---|---|---|---|---|---|---|---|---|---|---|---|---|---|---|---|---|---|
| Roger Erickson, R<br>ERA: 4.82 | (1, 1) | 5.0 | W | 27 | 11 | 4 | 4 | 1 | 2 | 0 | 0 | 0 | 0 | 2 | 27 | 35 | 7.20 | 2.600 |
| Mac Scarce, L<br>ERA: 3.94 | (6, 1) | 2.0 | | 10 | 3 | 2 | 2 | 0 | 2 | 0 | 0 | 0 | 0 | 0 | 8 | 16 | 9.00 | 2.500 |
| Mike Marshall, R<br>ERA: 2.35 | (8, 1) | 2.0 | S | 6 | 0 | 0 | 0 | 0 | 1 | 0 | 0 | 0 | 0 | 0 | 5 | 9 | 0.00 | 0.500 |

| PITCHER | IP | WLS | BF | H | R | ER | SO | BB | IBB | HBP | BLK | WP | HR | S | P | ERA | WHIP |
|---|---|---|---|---|---|---|---|---|---|---|---|---|---|---|---|---|---|

# BOTTOM

## Minnesota Twins @ Chicago White Sox

Comiskey Park, Chicago, IL

Sun Jun 25 1978, 4:38 AM EDT

Att. 20,137 - Unknown

livebaseballscorecards.com

| | |
|---|---|
| AB | 37 |
| R | 6 |
| H | 14 |
| RBI | 6 |
| BB | 5 |
| SO | 1 |
| LOB | 23 |

# TOP

## Minnesota Twins @ Milwaukee Brewers

Milwaukee County Stadium, Milwaukee, WI

Mon Jun 26 1978, 8:05 PM EDT
Att. 7,988 - Unknown - 87 F

livebaseballscorecards.com

| Batter | 1 | 2 | 3 | 4 | 5 | 6 | 7 | 8 | 9 | AB | R | H | RBI | BB | SO | LOB |
|---|---|---|---|---|---|---|---|---|---|---|---|---|---|---|---|---|
| Hosken Powell, L (1, 9) OBP: 0.306, SLG: 0.277 | 7-4-1-3 | | SF8 3-H | | BB | | F6 1-2 | | 1B 1-2 | 3 | 0 | 1 | 1 | 1 | 0 | 1 |
| Roy Smalley, S (1, 6) OBP: 0.349, SLG: 0.401 | F7 | | L8 | | F8 | | FC6 BB | | F6 | 4 | 0 | 0 | 0 | 1 | 0 | 4 |
| Rod Carew, L (1, 3) OBP: 0.420, SLG: 0.477 | FC4-6 BB | | | 4-3 S 1B | 4-3 | | FC6 1-2f | | F6 | 4 | 0 | 1 | 0 | 1 | 0 | 6 |
| Mike Cubbage, L (1, 5) OBP: 0.368, SLG: 0.462 | FC4-6 1-2f | | | 4-3 1-3 | | FC1-4-5 2B | | 1B BB | | 3 | 0 | 1 | 0 | 1 | 0 | 2 |
| Dan Ford, R (1, 8) OBP: 0.346, SLG: 0.458 | | F9 | | 1-3 | | 5-3 | | F7 | | 4 | 0 | 0 | 0 | 0 | 0 | 3 |
| Butch Wynegar, S (1, 2) OBP: 0.344, SLG: 0.365 | | L3 | | 3-1 | | FC1-4-5 2-3 | | G3-6-1 1-2 1B | | 4 | 0 | 1 | 0 | 0 | 0 | 2 |
| Glenn Adams, L (1, 10) OBP: 0.248, SLG: 0.372 | | G3 | | | FC1-6 1B | 4-3 | | G3-6-1 1-2f | | 4 | 0 | 1 | 0 | 0 | 0 | 3 |
| Willie Norwood, R (1, 7) OBP: 0.303, SLG: 0.370 | | | 4-3 S SF8 1B | | FC1-6 1-2f 2B | 5-3 | | K | | 4 | 2 | 1 | 0 | 0 | 1 | 1 |
| Rob Wilfong, L (1, 4) OBP: 0.306, SLG: 0.278 | | | 4-3 1-3 | | 1-H | S | | 1B | | 4 | 0 | 3 | 1 | 0 | 0 | 1 |
| Inning Stats | R: 0 E: 0 K: 0 S: 3 H: 0 LOB: 1 BB: 1 P: 7 | R: 0 E: 0 K: 0 S: 3 H: 0 LOB: 0 BB: 0 P: 3 | R: 1 E: 0 K: 0 S: 4 H: 1 LOB: 0 BB: 0 P: 4 | R: 0 E: 0 K: 0 S: 4 H: 1 LOB: 1 BB: 0 P: 4 | R: 1 E: 0 K: 0 S: 5 H: 2 LOB: 2 BB: 1 P: 9 | R: 0 E: 0 K: 0 S: 4 H: 1 LOB: 1 BB: 0 P: 4 | R: 0 E: 0 K: 0 S: 4 H: 1 LOB: 2 BB: 1 P: 8 | R: 0 E: 0 K: 0 S: 3 H: 1 LOB: 1 BB: 1 P: 7 | R: 0 E: 0 K: 1 S: 7 H: 2 LOB: 2 BB: 0 P: 7 | 1B: 7 2B: 2 3B: 0 HR: 0 SF: 1 SAC: 0 DP: 1 HBP: 0 | | | | | | | |

| | AB | 34 |
|---|---|---|
| | R | 2 |
| | H | 9 |
| | RBI | 2 |
| | BB | 4 |
| | SO | 1 |
| | LOB | 23 |

WP: 0 PB: 0 SB: 3 CS: 0 PA: 39

| PITCHER | IP | WLS | BF | H | R | ER | SO | BB | IBB | HBP | BLK | WP | HR | S | P | ERA | WHIP |
|---|---|---|---|---|---|---|---|---|---|---|---|---|---|---|---|---|---|
| Lary Sorensen, R (1, 1) ERA: 3.39 | 9.0 | W | 39 | 9 | 2 | 2 | 1 | 4 | 0 | 0 | 0 | 0 | 0 | 37 | 53 | 2.00 | 1.444 |

| PITCHER | IP | WLS | BF | H | R | ER | SO | BB | IBB | HBP | BLK | WP | HR | S | P | ERA | WHIP |
|---|---|---|---|---|---|---|---|---|---|---|---|---|---|---|---|---|---|

| Batter | 1 | 2 | 3 | 4 | 5 | 6 | 7 | 8 | 9 | AB | R | H | RBI | BB | SO | LOB |
|---|---|---|---|---|---|---|---|---|---|---|---|---|---|---|---|---|
| Paul Molitor, R (1, 4)<br>OBP: 0.331, SLG: 0.432 | F7 | | 6-3 | | 6-3 | | S 1B | 1-3 1B | | 5 | 1 | 2 | 0 | 0 | 0 | 1 |
| Don Money, R (1, 3)<br>OBP: 0.348, SLG: 0.375 | 2B | | F7 | | | HR 1B | S FC5-4 1B | K | | 5 | 2 | 3 | 1 | 0 | 1 | 2 |
| Dick Davis, R (1, 10)<br>OBP: 0.300, SLG: 0.402 | 6-3 | | | F8 | | HR | FC5-4 BB | F6 | | 4 | 1 | 1 | 2 | 1 | 0 | 3 |
| Larry Hisle, R (1, 8)<br>OBP: 0.356, SLG: 0.517 | F7 | | | F9 | | F4 | FC5-4 HR | | | 4 | 1 | 0 | 1 | 0 | 0 | 2 |
| Ben Oglivie, L (1, 9)<br>OBP: 0.335, SLG: 0.497 | | 5-3 | | S 1B | | 1B 3B | HR | | | 4 | 2 | 3 | 2 | 0 | 0 | 0 |
| Sal Bando, R (1, 5)<br>OBP: 0.364, SLG: 0.419 | | HR | | 5-3 | | 1B | FC5-4 BB | | | 3 | 1 | 2 | 2 | 1 | 0 | 1 |
| Jim Wohlford, R (1, 7)<br>OBP: 0.317, SLG: 0.397 | | F6 | | | 6-3 2B | F2 | FC5-4 | | | 4 | 0 | 1 | 0 | 0 | 0 | 2 |
| Robin Yount, R (1, 6)<br>OBP: 0.291, SLG: 0.316 | | 6-3 | | | F8 | F7 | | 1B BB | | 3 | 0 | 0 | 0 | 1 | 0 | 2 |
| Charlie Moore, R (1, 2)<br>OBP: 0.313, SLG: 0.380 | | | F5 | | 6-3 | | F5 | L4 | | 4 | 0 | 0 | 0 | 0 | 0 | 2 |
| Inning Stats | R: 0 E: 0 K: 0 S: 4 H: 1 LOB: 1 BB: 0 P: 4 | R: 1 E: 0 K: 0 S: 4 H: 1 LOB: 0 BB: 0 P: 4 | R: 0 E: 0 K: 0 S: 3 H: 0 LOB: 0 BB: 0 P: 3 | R: 0 E: 0 K: 0 S: 4 H: 1 LOB: 1 BB: 0 P: 4 | R: 0 E: 0 K: 0 S: 4 H: 1 LOB: 1 BB: 0 P: 4 | R: 3 E: 0 K: 0 S: 7 H: 4 LOB: 1 BB: 0 P: 7 | R: 4 E: 0 K: 0 S: 6 H: 3 LOB: 1 BB: 2 P: 14 | R: 0 E: 0 K: 1 S: 6 H: 1 LOB: 2 BB: 1 P: 10 | | 1B: 6 2B: 2 3B: 1 HR: 3 | SF: 0 SAC: 0 DP: 0 HBP: 0 | | | | | | |

| PITCHER | | IP | WLS | BF | H | R | ER | SO | BB | IBB | HBP | BLK | WP | HR | S | P | ERA | WHIP |
|---|---|---|---|---|---|---|---|---|---|---|---|---|---|---|---|---|---|---|
| Gary Serum, R<br>ERA: 3.69 | (1, 1) | 6.1 | L | 29 | 10 | 6 | 6 | 0 | 0 | 0 | 0 | 0 | 0 | 2 | 29 | 29 | 8.53 | 1.579 |
| Greg Thayer, R<br>ERA: 3.8 | (7, 1) | 0.2 | | 5 | 1 | 2 | 2 | 0 | 2 | 0 | 0 | 0 | 0 | 1 | 3 | 11 | 27.00 | 4.500 |
| Roric Harrison, R<br>ERA: 21.6 | (8, 1) | 1.0 | | 5 | 1 | 0 | 0 | 1 | 1 | 0 | 0 | 0 | 0 | 0 | 6 | 10 | 0.00 | 2.000 |

| PITCHER | IP | WLS | BF | H | R | ER | SO | BB | IBB | HBP | BLK | WP | HR | S | P | ERA | WHIP |
|---|---|---|---|---|---|---|---|---|---|---|---|---|---|---|---|---|---|

# BOTTOM

## Minnesota Twins @ Milwaukee Brewers

Milwaukee County Stadium, Milwaukee, WI

Mon Jun 26 1978, 8:05 PM EDT

Att. 7,988 - Unknown - 87 F

livebaseballscorecards.com

| | |
|---|---|
| AB | 36 |
| R | 8 |
| H | 12 |
| RBI | 8 |
| BB | 3 |
| SO | 1 |
| LOB | 15 |

| | | | | | |
|---|---|---|---|---|---|
| 1B: 6 | SF: 0 | WP: 0 | PA: 39 | | |
| 2B: 2 | SAC: 0 | PB: 0 | | | |
| 3B: 1 | DP: 0 | SB: 3 | | | |
| HR: 3 | HBP: 0 | CS: 0 | | | |

| Batter | 1 | 2 | 3 | 4 | 5 | 6 | 7 | 8 | 9 | AB | R | H | RBI | BB | SO | LOB |
|---|---|---|---|---|---|---|---|---|---|---|---|---|---|---|---|---|
| Hosken Powell, L (1, 9)<br>OBP: 0.314, SLG: 0.294 | 4-3 | | 1B 2B | S 2-H 1B | | | FC3-6 1-2 1B | | 4-3 | 5 | 1 | 3 | 1 | 0 | 0 | 0 |
| Roy Smalley, S (1, 6)<br>OBP: 0.349, SLG: 0.401 | E 1B 1B | | FC4-6 2-H 1B | 3-1 1-2 | | | FC3-6 FC6-4 1-2f 2-3 | | F7 | 5 | 1 | 2 | 1 | 0 | 0 | 3 |
| Rod Carew, L (1, 3)<br>OBP: 0.418, SLG: 0.478 | L7 1-2 | | FC4-6 S 1-2f G1-2-3 | | 8-5 2B | | FC6-4 CS 1-2f 3-H | | | 4 | 0 | 1 | 1 | 0 | 0 | 3 |
| Mike Cubbage, L (1, 5)<br>OBP: 0.371, SLG: 0.460 | 1B 2-H 1B | | B B B B S 1-3 BB | | 8-5 2-3f | | CS 1-2 | 4-3 | | 3 | 0 | 1 | 1 | 1 | 0 | 1 |
| Dan Ford, R (1, 8)<br>OBP: 0.348, SLG: 0.457 | 1-2 1B | | B B B B 1-2 BB | | F9 | | | F8 | | 3 | 0 | 1 | 0 | 1 | 0 | 0 |
| Butch Wynegar, S (1, 2)<br>OBP: 0.342, SLG: 0.368 | S S S 0-3 K | | G1-2-3 3-Hf | | | F7 | | 2B 2B | | 4 | 1 | 1 | 0 | 0 | 1 | 5 |
| Glenn Adams, L (1, 10)<br>OBP: 0.248, SLG: 0.376 | | 3-1 | 3-1 | | | 3-1 | | 1B 2-H 2B | | 4 | 1 | 1 | 1 | 0 | 0 | 0 |
| Willie Norwood, R (1, 7)<br>OBP: 0.306, SLG: 0.373 | | S S S 0-3 K | B5-3 1B 1B | | | 6-3 | | CS 2-H 1B | | 4 | 1 | 2 | 1 | 0 | 1 | 0 |
| Rob Wilfong, L (1, 4)<br>OBP: 0.303, SLG: 0.276 | | S S S 0-3 K | B5-3 1-2 | | | | FC3-6 1B FC6-4 1B | CS 1-2 | 3-1 | 4 | 1 | 1 | 0 | 0 | 1 | 1 |
| Inning Stats | R: 1 E: 1 K: 1 S: 8 H: 3 LOB: 2 BB: 0 P: 8 | R: 0 E: 0 K: 2 S: 7 H: 0 LOB: 0 BB: 0 P: 7 | R: 1 E: 0 K: 0 S: 4 H: 2 LOB: 2 BB: 2 P: 12 | R: 1 E: 0 K: 0 S: 5 H: 2 LOB: 1 BB: 0 P: 5 | R: 0 E: 0 K: 0 S: 3 H: 1 LOB: 0 BB: 0 P: 3 | R: 0 E: 0 K: 0 S: 3 H: 0 LOB: 0 BB: 0 P: 3 | R: 1 E: 0 K: 0 S: 4 H: 2 LOB: 0 BB: 0 P: 4 | R: 2 E: 0 K: 0 S: 5 H: 3 LOB: 0 BB: 0 P: 5 | R: 0 E: 0 K: 0 S: 3 H: 0 LOB: 0 BB: 0 P: 3 | 1B: 9 2B: 5 3B: 0 HR: 0 | SF: 0 SAC: 0 DP: 2 HBP: 0 | | | | | | |

| PITCHER | IP | WLS | BF | H | R | ER | SO | BB | IBB | HBP | BLK | WP | HR | S | P | ERA | WHIP |
|---|---|---|---|---|---|---|---|---|---|---|---|---|---|---|---|---|---|
| Moose Haas, R (1, 1)<br>ERA: 6.83 | 2.0 | | 10 | 4 | 2 | 2 | 3 | 0 | 0 | 0 | 0 | 0 | 0 | 16 | 16 | 9.00 | 2.000 |
| Andy Replogle, R (3, 1)<br>ERA: 4.61 | 7.0 | W | 28 | 9 | 4 | 4 | 0 | 2 | 0 | 0 | 0 | 0 | 0 | 26 | 34 | 5.14 | 1.571 |

| PITCHER | IP | WLS | BF | H | R | ER | SO | BB | IBB | HBP | BLK | WP | HR | S | P | ERA | WHIP |
|---|---|---|---|---|---|---|---|---|---|---|---|---|---|---|---|---|---|

TOP

# Minnesota Twins @ Milwaukee Brewers

Milwaukee County Stadium, Milwaukee, WI

Tue Jun 27 1978, 8:05 PM EDT
Att. 16,137 - Unknown - 81 F

livebaseballscorecards.com

| | |
|---|---|
| AB | 36 |
| R | 6 |
| H | 13 |
| RBI | 6 |
| BB | 2 |
| SO | 3 |
| LOB | 13 |

| | | | |
|---|---|---|---|
| 1B: 9 | SF: 0 | WP: 0 | PA: 40 |
| 2B: 5 | SAC: 0 | PB: 0 | |
| 3B: 0 | DP: 2 | SB: 4 | |
| HR: 0 | HBP: 0 | CS: 2 | |

| Batter | 1 | 2 | 3 | 4 | 5 | 6 | 7 | 8 | 9 | AB | R | H | RBI | BB | SO | LOB |
|---|---|---|---|---|---|---|---|---|---|---|---|---|---|---|---|---|
| Paul Molitor, R (1, 4)<br>OBP: 0.328, SLG: 0.431 | 6-3 | FC5<br>2-H | | 9-3<br>1-2f | | 4-3<br>1-3 | 4-3<br>1-3<br>2-H<br>3-H<br>2B | | | 5 | 0 | 1 | 2 | 0 | 0 | 4 |
| Don Money, R (1, 3)<br>OBP: 0.354, SLG: 0.383 | G5-4-3<br>BB | | BB<br>2B<br>1B | | 5-3<br>HR | 3-H<br>2B | 4-3<br>2-3<br>3-H | | | 4 | 1 | 2 | 2 | 1 | 0 | 1 |
| Dick Davis, R (1, 10)<br>OBP: 0.296, SLG: 0.419 | G5-4-3<br>1-2f | | F7 | | | K | K | | | 5 | 1 | 1 | 1 | 0 | 2 | 4 |
| Larry Hisle, R (1, 8)<br>OBP: 0.366, SLG: 0.542 | | HR | F7 | | 1B<br>2B | | E BB<br>1B<br>1B | BB<br>1B<br>1B | | 5 | 4 | 4 | 1 | 0 | 0 | 1 |
| Ben Oglivie, L (1, 9)<br>OBP: 0.350, SLG: 0.503 | | 1B 1B<br>SF7<br>1B | 1-2<br>2B<br>BB | | 2-H<br>BB<br>1B | | 1-2<br>E<br>1B<br>BB | 1-2<br>1B<br>BB | | 2 | 3 | 2 | 1 | 3 | 0 | 0 |
| Sal Bando, R (1, 5)<br>OBP: 0.371, SLG: 0.428 | SF7 1B<br>1-2<br>1B | 1-H<br>2-H<br>2B | | | FC6-4-3-2-5<br>1-2<br>BB | | E5<br>1B 1B<br>1-2<br>2-3<br>2B | 1-2<br>2-H<br>1B | | 4 | 1 | 3 | 3 | 1 | 0 | 2 |
| Jim Wohlford, R (1, 7)<br>OBP: 0.308, SLG: 0.381 | SF7<br>FC5<br>1-2<br>2-3<br>1B | 6-3 | | | FC6-4-3-2-5<br>1-2<br>2-H | | F9 | K | | 5 | 0 | 1 | 0 | 0 | 1 | 8 |
| Robin Yount, R (1, 6)<br>OBP: 0.294, SLG: 0.325 | F3 | | | FC6-5<br>2B | | F8 | 1B<br>1-2<br>2-H<br>3-H<br>2B<br>1B | L8 | | 5 | 1 | 2 | 2 | 0 | 0 | 5 |
| Buck Martinez, R (1, 2)<br>OBP: 0.262, SLG: 0.274 | SF7<br>1-2<br>2-3<br>3-H | | | FC6-5<br>9-3<br>2-3 | | 4-3 S<br>2B<br>BB | 2B<br>4-3<br>1-2<br>2-3<br>1B | F8 | | 3 | 2 | 1 | 1 | 1 | 0 | 3 |
| Inning Stats | R: 0 H: 0<br>E: 0 LOB: 0<br>K: 0 BB: 1<br>S: 2 P: 6 | R: 2 H: 4<br>E: 0 LOB: 2<br>K: 0 BB: 0<br>S: 7 P: 7 | R: 2 H: 2<br>E: 0 LOB: 1<br>K: 0 BB: 1<br>S: 5 P: 9 | R: 0 H: 1<br>E: 0 LOB: 0<br>K: 0 BB: 0<br>S: 3 P: 3 | R: 2 H: 3<br>E: 0 LOB: 1<br>K: 0 BB: 1<br>S: 5 P: 9 | R: 1 H: 1<br>E: 0 LOB: 1<br>K: 1 BB: 1<br>S: 6 P: 10 | R: 5 H: 4<br>E: 1 LOB: 1<br>K: 1 BB: 1<br>S: 10 P: 14 | R: 1 H: 2<br>E: 0 LOB: 2<br>K: 1 BB: 1<br>S: 7 P: 11 | | 1B: 10 SF: 1<br>2B: 7 SAC: 0<br>3B: 0 DP: 3<br>HR: 2 HBP: 0 | | | | | | |

| PITCHER | | IP | WLS | BF | H | R | ER | SO | BB | IBB | HBP | BLK | WP | HR | S | P | ERA | WHIP |
|---|---|---|---|---|---|---|---|---|---|---|---|---|---|---|---|---|---|---|
| Dave Goltz, R<br>ERA: 3.14 | (1, 1) | 5.2 | L | 29 | 11 | 7 | 7 | 0 | 4 | 0 | 0 | 0 | 0 | 2 | 25 | 41 | 11.12 | 2.647 |
| Mike Marshall, R<br>ERA: 2.95 | (6, 1) | 1.1 | | 10 | 4 | 5 | 3 | 2 | 1 | 0 | 0 | 0 | 0 | 0 | 13 | 17 | 20.25 | 3.750 |
| Roric Harrison, R<br>ERA: 16.88 | (8, 1) | 1.0 | | 6 | 2 | 1 | 1 | 1 | 1 | 0 | 0 | 0 | 0 | 0 | 7 | 11 | 9.00 | 3.000 |

| PITCHER | IP | WLS | BF | H | R | ER | SO | BB | IBB | HBP | BLK | WP | HR | S | P | ERA | WHIP |
|---|---|---|---|---|---|---|---|---|---|---|---|---|---|---|---|---|---|

# BOTTOM

## Minnesota Twins @ Milwaukee Brewers

Milwaukee County Stadium, Milwaukee, WI

Tue Jun 27 1978, 8:05 PM EDT
Att. 16,137 - Unknown - 81 F

livebaseballscorecards.com

| | |
|---|---|
| AB | 38 |
| R | 13 |
| H | 17 |
| RBI | 13 |
| BB | 6 |
| SO | 3 |
| LOB | 28 |

WP: 0 PA: 45
PB: 0
SB: 1
CS: 0

# Chicago White Sox @ Minnesota Twins

Metropolitan Stadium, Bloomington , MI

Sat Jul 01 1978, 4:33 AM EDT

Att. 7,533 - Unknown - 80 F

livebaseballscorecards.com

TOP

| Batter | 1 | 2 | 3 | 4 | 5 | 6 | 7 | 8 | 9 | AB | R | H | RBI | BB | SO | LOB |
|---|---|---|---|---|---|---|---|---|---|---|---|---|---|---|---|---|
| Ralph Garr, L (1, 7)<br>OBP: 0.304, SLG: 0.346 | 5-3 | | 1B | | 1B | | | FC3-6<br>1B<br>1-2 | | 4 | 0 | 3 | 0 | 0 | 0 | 0 |
| Henry Cruz, L (8, PR)<br>OBP: 0.306, SLG: 0.397 (8, 7) | | | | | | | | | | 0 | 0 | 0 | 0 | 0 | 0 | 0 |
| Bob Molinaro, L (1, 10)<br>OBP: 0.352, SLG: 0.419 | F8 | | 4-3 | | G3 | | | FC3-6<br>S<br>1-2f<br>2-3 | | 4 | 0 | 0 | 0 | 0 | 0 | 4 |
| Jorge Orta, L (1, 4)<br>OBP: 0.341, SLG: 0.475 | F9 | | | SH5-3<br>BB<br>1B | | G6-3<br>1B | | F9 | | 4 | 0 | 2 | 0 | 0 | 0 | 2 |
| Alan Bannister, R (8, 4)<br>OBP: 0.316, SLG: 0.296 | | | | | | | | | | 0 | 0 | 0 | 0 | 0 | 0 | 0 |
| Lamar Johnson, R (1, 3)<br>OBP: 0.304, SLG: 0.360 | | 6-3 | | SH5-3<br>1-2<br>BB | | F4 | | K<br>1-2 | | 3 | 0 | 0 | 0 | 1 | 1 | 3 |
| Claudell Washington, L (1, 9)<br>OBP: 0.288, SLG: 0.386 | | CS<br>HBP<br>BB | | SH5-3<br>1-2<br>2-3 | | G6-3<br>1-2f | | | 6-3 | 2 | 0 | 0 | 0 | 1 | 0 | 1 |
| Chet Lemon, R (1, 8)<br>OBP: 0.375, SLG: 0.498 | | HBP<br>1-2 | | K | | | 5-3 | | 2B | 3 | 0 | 1 | 0 | 0 | 1 | 2 |
| Eric Soderholm, R (1, 5)<br>OBP: 0.300, SLG: 0.383 | | K<br>2-3 | | F8 | | | F7 | | F7 | 4 | 0 | 0 | 0 | 0 | 1 | 5 |
| Bill Nahorodny, R (1, 2)<br>OBP: 0.291, SLG: 0.346 | | | B1-3 | | K | | K | | K | 4 | 0 | 0 | 0 | 0 | 3 | 1 |
| Don Kessinger, S (1, 6)<br>OBP: 0.308, SLG: 0.324 | | | 4-3 | | K | | | FC3-6<br>1B<br>BB | | 2 | 0 | 0 | 0 | 1 | 1 | 0 |
| Inning Stats | R: 0<br>E: 0<br>K: 0<br>S: 3<br>H: 0<br>LOB: 0<br>BB: 0<br>P: 3 | R: 0<br>E: 0<br>K: 1<br>S: 4<br>H: 0<br>LOB: 2<br>BB: 1<br>P: 9 | R: 0<br>E: 0<br>K: 0<br>S: 4<br>H: 1<br>LOB: 1<br>BB: 0<br>P: 4 | R: 0<br>E: 0<br>K: 1<br>S: 6<br>H: 1<br>LOB: 2<br>BB: 1<br>P: 10 | R: 0<br>E: 0<br>K: 2<br>S: 8<br>H: 1<br>LOB: 1<br>BB: 0<br>P: 8 | R: 0<br>E: 0<br>K: 0<br>S: 3<br>H: 1<br>LOB: 0<br>BB: 0<br>P: 3 | R: 0<br>E: 0<br>K: 1<br>S: 5<br>H: 0<br>LOB: 0<br>BB: 0<br>P: 5 | R: 0<br>E: 0<br>K: 1<br>S: 6<br>H: 1<br>LOB: 3<br>BB: 1<br>P: 10 | R: 0<br>E: 0<br>K: 1<br>S: 6<br>H: 1<br>LOB: 1<br>BB: 0<br>P: 6 | 1B: 5<br>2B: 2<br>3B: 0<br>HR: 0<br>SF: 0<br>SAC: 1<br>DP: 2<br>HBP: 1 | | | | | | |

| | AB | 30 |
|---|---|---|
| | R | 0 |
| | H | 6 |
| | RBI | 0 |
| | BB | 3 |
| | SO | 7 |
| | LOB | 18 |

WP: 0 PB: 0 SB: 1 CS: 1 PA: 35

| PITCHER | IP | WLS | BF | H | R | ER | SO | BB | IBB | HBP | BLK | WP | HR | S | P | ERA | WHIP |
|---|---|---|---|---|---|---|---|---|---|---|---|---|---|---|---|---|---|
| Dave Goltz, R (1, 1)<br>ERA: 2.84 | 9.0 | W | 35 | 6 | 0 | 0 | 7 | 3 | 0 | 1 | 0 | 0 | 0 | 45 | 58 | 0.00 | 1.000 |

| PITCHER | IP | WLS | BF | H | R | ER | SO | BB | IBB | HBP | BLK | WP | HR | S | P | ERA | WHIP |
|---|---|---|---|---|---|---|---|---|---|---|---|---|---|---|---|---|---|

| Batter | 1 | 2 | 3 | 4 | 5 | 6 | 7 | 8 | 9 | AB | R | H | RBI | BB | SO | LOB |
|---|---|---|---|---|---|---|---|---|---|---|---|---|---|---|---|---|
| Hosken Powell, L (1, 9)<br>OBP: 0.326, SLG: 0.316 | E8<br>6-3<br>2B | | 3-1<br>BB<br>2B | 6-3 ① | BBB<br>1B<br>1B<br>BB | | FC6-4 ①<br>G3 1B<br>1-2f 1B | BB<br>1-2<br>2-3<br>1B | | 5 | 4 | 3 | 0 | 1 | 0 | 1 |
| Roy Smalley, S (1, 6)<br>OBP: 0.352, SLG: 0.403 | G3 ① | | SSS<br>K ①<br>BBBB<br>1B<br>4-3<br>BB | 1B<br>1-3<br>2-H<br>3-H<br>1B | | | 1B G3<br>1-2 1B<br>1B | SF8 ②<br>2-3<br>3-H | | 4 | 2 | 2 | 2 | 1 | 1 | 2 |
| Rod Carew, L (1, 3)<br>OBP: 0.423, SLG: 0.478 | 6-3 ②<br>3-H | | BBB<br>BB 3-1<br>1B<br>BB | 4-3 CI<br>1-3<br>1B | 1-2<br>3-H<br>1B | | G3<br>1-2<br>2-3 | BBB<br>1-2<br>BB | | 4 | 1 | 2 | 2 | 2 | 0 | 2 |
| Glenn Adams, L (1, 10)<br>OBP: 0.247, SLG: 0.370 | F6 ③ | | 3-1 ②<br>1-2<br>2-3 | S<br>CI<br>4-3<br>1-2 | F9 ③ | | 1B<br>2-3<br>3-H<br>1B | F8 ③ | | 5 | 0 | 1 | 1 | 0 | 0 | 7 |
| Mike Cubbage, L (1, 5)<br>OBP: 0.372, SLG: 0.456 | | 3-1 ①<br>IIII<br>BB<br>1B<br>IBB | 4-3 ②<br>1-2<br>2-3<br>3-H | F6 ① | FC4-6<br>1-3<br>3-H<br>1B | | | | | 4 | 1 | 1 | 2 | 1 | 0 | 2 |
| Dan Ford, R (1, 8)<br>OBP: 0.349, SLG: 0.458 | | 4-3 ②<br>BBB<br>1B<br>1-2<br>2-3<br>3-H<br>BB | SSS<br>K ③ | G3<br>2B | FC4-6 ③<br>1-2f | | | | | 4 | 0 | 1 | 1 | 1 | 1 | 4 |
| Butch Wynegar, S (1, 2)<br>OBP: 0.347, SLG: 0.375 | | BBBB<br>2B<br>BB<br>4-0 | 0-0<br>BB<br>1-3<br>2-H<br>3-H<br>1B | SH1-4<br>1B<br>2B | G3 ②<br>2-3 | | | SSS<br>K ①<br>0-3 | | 4 | 1 | 2 | 2 | 1 | 1 | 1 |
| Rich Chiles, L (1, 7)<br>OBP: 0.357, SLG: 0.301 | | 1-3<br>2B<br>BBBB<br>1-2<br>BB | 4-0 | BBB<br>SH1-4<br>1B<br>BB | F9 ③ | | | 1B BB<br>SF8<br>1B | | 3 | 1 | 2 | 0 | 2 | 0 | 1 |
| Rob Wilfong, L (1, 4)<br>OBP: 0.314, SLG: 0.279 | | F8 ③ | 3-1 ③ | SH1-4 ①<br>1-2<br>2-3 | | | FC6-4<br>1B | BBBB<br>SF8 1B<br>1-2<br>BB | | 3 | 0 | 1 | 0 | 1 | 0 | 5 |
| Inning Stats | R: 1 H: 1<br>E: 1 LOB: 0<br>K: 0 BB: 0<br>S: 4 P: 4 | R: 0 H: 1<br>E: 0 LOB: 2<br>K: 0 BB: 1<br>S: 4 P: 8 | R: 3 H: 2<br>E: 0 LOB: 3<br>K: 1 BB: 4<br>S: 7 P: 23 | R: 1 H: 1<br>E: 1 LOB: 2<br>K: 1 BB: 1<br>S: 7 P: 11 | R: 2 H: 3<br>E: 0 LOB: 2<br>K: 0 BB: 2<br>S: 5 P: 13 | R: 0 H: 1<br>E: 0 LOB: 1<br>K: 0 BB: 0<br>S: 4 P: 4 | R: 2 H: 4<br>E: 0 LOB: 2<br>K: 0 BB: 0<br>S: 7 P: 7 | R: 1 H: 2<br>E: 0 LOB: 3<br>K: 1 BB: 2<br>S: 7 P: 15 | | 1B: 10 SF: 1<br>2B: 5 SAC: 1<br>3B: 0 DP: 0<br>HR: 0 HBP: 0 | | | | | | |

| PITCHER | | IP | WLS | BF | H | R | ER | SO | BB | IBB | HBP | BLK | WP | HR | S | P | ERA | WHIP |
|---|---|---|---|---|---|---|---|---|---|---|---|---|---|---|---|---|---|---|
| Francisco Barrios, R<br>ERA: 4.17 | (1, 1) | 2.2 | L | 17 | 4 | 4 | 4 | 1 | 4 | 1 | 0 | 0 | 0 | 0 | 14 | 34 | 13.50 | 3.000 |
| Jack Kucek, R<br>ERA: 7.71 | (3, 1) | 4.1 | | 25 | 9 | 5 | 4 | 1 | 3 | 0 | 0 | 0 | 0 | 0 | 24 | 36 | 8.31 | 2.769 |
| Steve Trout, L<br>ERA: 9.0 | (8, 1) | 1.0 | | 7 | 2 | 1 | 1 | 1 | 2 | 0 | 0 | 0 | 0 | 0 | 7 | 15 | 9.00 | 4.000 |

| PITCHER | IP | WLS | BF | H | R | ER | SO | BB | IBB | HBP | BLK | WP | HR | S | P | ERA | WHIP |
|---|---|---|---|---|---|---|---|---|---|---|---|---|---|---|---|---|---|

# BOTTOM

## Chicago White Sox @ Minnesota Twins

Metropolitan Stadium, Bloomington , MI

Sat Jul 01 1978, 4:33 AM EDT

Att. 7,533 - Unknown - 80 F

livebaseballscorecards.com

| | |
|---|---|
| AB | 36 |
| R | 10 |
| H | 15 |
| RBI | 10 |
| BB | 10 |
| SO | 3 |
| LOB | 25 |

WP: 0 PA: 49
PB: 0
SB: 0
CS: 0

| Batter | 1 | 2 | 3 | 4 | 5 | 6 | 7 | 8 | 9 | AB | R | H | RBI | BB | SO | LOB |
|---|---|---|---|---|---|---|---|---|---|---|---|---|---|---|---|---|
| Alan Bannister, R (1, 10)<br>OBP: 0.321, SLG: 0.316 | 6-3 | 4-3 | WP 1B<br>1-2<br>2-H | | | 6-3 | | 1B 2B | | 5 | 1 | 2 | 1 | 0 | 0 | 0 |
| Don Kessinger, S (1, 6)<br>OBP: 0.310, SLG: 0.323 | E6 1B E<br>1B | | G3<br>1-2<br>2-3 | | | F8 | | BBBB<br>G5-3 1B<br>BB | | 4 | 1 | 1 | 0 | 1 | 0 | 2 |
| Lamar Johnson, R (1, 3)<br>OBP: 0.310, SLG: 0.366 | WP E SF7<br>1-2<br>1B | F4 | | SSS K | | | | | | 5 | 1 | 3 | 1 | 0 | 1 | 1 |
| Wayne Nordhagen, R (1, 7)<br>OBP: 0.314, SLG: 0.441 | E1 WP<br>1-2<br>2-H | | 1B SF8<br>1B | E6 E6 | | SSS K | | G5-3<br>2-3f | | 5 | 1 | 1 | 0 | 0 | 1 | 4 |
| Jorge Orta, L (1, 4)<br>OBP: 0.344, SLG: 0.473<br>Greg Pryor, R (8, 4)<br>OBP: 0.281, SLG: 0.270 | BBBB<br>FC3-6<br>1-2<br>2-3<br>BB | | BB 1B<br>1-3<br>1B | E6 WP<br>1-3 | | | F9 | | F3 | 3<br>1 | 1<br>0 | 1<br>0 | 0<br>0 | 1<br>0 | 0<br>0 | 1<br>0 |
| Chet Lemon, R (1, 8)<br>OBP: 0.375, SLG: 0.507 | SF7<br>3-H | | SSS K | F9<br>1-2 | | | 6-3<br>3B | | E9 WP<br>FC4-2-5-4<br>1B | 4 | 1 | 2 | 1 | 0 | 1 | 3 |
| Claudell Washington, L (1, 9)<br>OBP: 0.287, SLG: 0.385<br>Henry Cruz, L (8, 9)<br>OBP: 0.301, SLG: 0.391 | FC3-6<br>1-2f | | SF8<br>3-H | | G6-4-3<br>1B | | 6-3<br>3-H | | FC4-2-5-4<br>2-H | 3<br>1 | 0<br>0 | 1<br>0 | 2<br>0 | 0<br>0 | 0<br>0 | 2<br>1 |
| Eric Soderholm, R (1, 5)<br>OBP: 0.299, SLG: 0.378 | | F3 | BBBB<br>1B 1B<br>1-2<br>BB | | G6-4-3<br>1-2f | | SSS K | | | 3 | 1 | 0 | 0 | 1 | 1 | 1 |
| Bill Nahorodny, R (1, 2)<br>OBP: 0.295, SLG: 0.362 | | HR | WP 1B<br>1-2<br>2-H<br>1B | | 4-3 | | | 6-3 | | 4 | 1 | 2 | 2 | 0 | 0 | 0 |
| Inning Stats | R: 2<br>E: 2<br>K: 0<br>S: 6<br>H: 1<br>LOB: 2<br>BB: 1<br>P: 10 | R: 1<br>E: 0<br>K: 0<br>S: 5<br>H: 2<br>LOB: 1<br>BB: 0<br>P: 5 | R: 3<br>E: 0<br>K: 1<br>S: 9<br>H: 4<br>LOB: 2<br>BB: 1<br>P: 13 | R: 0<br>E: 2<br>K: 1<br>S: 6<br>H: 0<br>LOB: 1<br>BB: 0<br>P: 6 | R: 0<br>E: 0<br>K: 0<br>S: 3<br>H: 1<br>LOB: 0<br>BB: 0<br>P: 3 | R: 0<br>E: 0<br>K: 1<br>S: 6<br>H: 1<br>LOB: 1<br>BB: 0<br>P: 6 | R: 1<br>E: 0<br>K: 1<br>S: 6<br>H: 1<br>LOB: 0<br>BB: 0<br>P: 6 | R: 1<br>E: 0<br>K: 0<br>S: 4<br>H: 2<br>LOB: 1<br>BB: 1<br>P: 8 | R: 0<br>E: 1<br>K: 0<br>S: 3<br>H: 1<br>LOB: 0<br>BB: 0<br>P: 3 | 1B: 10<br>2B: 2<br>3B: 1<br>HR: 1<br>SF: 2<br>SAC: 0<br>DP: 3<br>HBP: 0 | | | | | | |

| PITCHER | IP | WLS | BF | H | R | ER | SO | BB | IBB | HBP | BLK | WP | HR | S | P | ERA | WHIP |
|---|---|---|---|---|---|---|---|---|---|---|---|---|---|---|---|---|---|
| Geoff Zahn, L (1, 1)<br>ERA: 3.34 | 2.2 | L | 18 | 6 | 6 | 4 | 1 | 2 | 0 | 0 | 0 | 1 | 1 | 18 | 26 | 13.50 | 3.000 |
| John Sutton, R (3, 1)<br>ERA: 3.38 | 5.1 | | 22 | 6 | 2 | 2 | 3 | 1 | 0 | 0 | 0 | 2 | 0 | 27 | 31 | 3.38 | 1.312 |
| Roric Harrison, R (9, 1)<br>ERA: 12.27 | 1.0 | | 3 | 1 | 0 | 0 | 0 | 0 | 0 | 0 | 0 | 1 | 0 | 3 | 3 | 0.00 | 1.000 |

| PITCHER | IP | WLS | BF | H | R | ER | SO | BB | IBB | HBP | BLK | WP | HR | S | P | ERA | WHIP |
|---|---|---|---|---|---|---|---|---|---|---|---|---|---|---|---|---|---|

# TOP

## Chicago White Sox @ Minnesota Twins

Metropolitan Stadium, Bloomington , MI

Sun Jul 02 1978, 4:33 AM EDT

Cloudy - 71 F

livebaseballscorecards.com

| | |
|---|---|
| AB | 38 |
| R | 8 |
| H | 13 |
| RBI | 7 |
| BB | 3 |
| SO | 4 |
| LOB | 15 |

PA: 43

WP: 4
PB: 0
SB: 0
CS: 0

| Batter | 1 | 2 | 3 | 4 | 5 | 6 | 7 | 8 | 9 | AB | R | H | RBI | BB | SO | LOB |
|---|---|---|---|---|---|---|---|---|---|---|---|---|---|---|---|---|
| Bob Randall, R (1, 4)<br>OBP: 0.335, SLG: 0.381 | F7 | | 1-H 2B | | F9 | | | 1-2 HR 1B | | 4 | 1 | 2 | 1 | 0 | 0 | 0 |
| Bombo Rivera, R (1, 9)<br>OBP: 0.404, SLG: 0.386 | 5-3 | | K | | | BBBB 4-0 K2-3-2 BB | | 1-H 2-H HR | | 3 | 1 | 1 | 3 | 1 | 1 | 1 |
| Jose Morales, R (1, 10)<br>OBP: 0.376, SLG: 0.429 | F9 | | F3 | | | SSS 0-3 K2-3-2 1-1 | | 1B 1B | | 4 | 0 | 1 | 0 | 0 | 1 | 2 |
| Dan Ford, R (1, 8)<br>OBP: 0.351, SLG: 0.456 | | G3 | | BBBB 4-0 FC5-4 BB | | 4-3 | | L9-3 1-2 1B | | 3 | 0 | 1 | 0 | 1 | 0 | 0 |
| Craig Kusick, R (1, 3)<br>OBP: 0.308, SLG: 0.330 | | SSS 0-3 K | | F8 | | | 6-3 | L9-3 1-2 | | 3 | 0 | 0 | 0 | 0 | 1 | 1 |
| Rod Carew, L (8, PH) (9, 3)<br>OBP: 0.422, SLG: 0.476 | | | | | | | | | | 1 | 0 | 0 | 0 | 0 | 0 | 2 |
| Roy Smalley, S (1, 6)<br>OBP: 0.351, SLG: 0.411 | | HR | | FC5-4 FC5-4 1-2f | | | SSS 0-3 K | | SSS 0-3 K | 4 | 1 | 1 | 1 | 0 | 2 | 1 |
| Larry Wolfe, R (1, 5)<br>OBP: 0.333, SLG: 0.373 | | 6-3 | | FC5-4 1-2f | | | F8 | | 3-1 | 3 | 0 | 0 | 0 | 0 | 0 | 1 |
| Mike Cubbage, L (9, PH)<br>OBP: 0.370, SLG: 0.453 | | | | | | | | | | 1 | 0 | 0 | 0 | 0 | 0 | 0 |
| Willie Norwood, R (1, 7)<br>OBP: 0.307, SLG: 0.372 | | | S 2B 1B | | F7 | | | F8 | F8 | 3 | 1 | 1 | 0 | 0 | 0 | 0 |
| Rich Chiles, L (9, PH)<br>OBP: 0.354, SLG: 0.298 | | | | | | | | | | 1 | 0 | 0 | 0 | 0 | 0 | 0 |
| Glenn Borgmann, R (1, 2)<br>OBP: 0.333, SLG: 0.333 | | | SSS 0-3 K | | 5-3 | | | BBBB 4-0 1B HR BB | | 2 | 1 | 0 | 0 | 1 | 1 | 1 |
| Inning Stats | R: 0 E: 0 K: 0 S: 3 H: 0 LOB: 0 BB: 0 P: 3 | R: 1 E: 0 K: 1 S: 6 H: 1 LOB: 0 BB: 0 P: 6 | R: 1 E: 0 K: 2 S: 9 H: 2 LOB: 1 BB: 0 P: 9 | R: 0 E: 0 K: 0 S: 3 H: 0 LOB: 1 BB: 1 P: 7 | R: 0 E: 0 K: 0 S: 3 H: 0 LOB: 0 BB: 0 P: 3 | R: 0 E: 0 K: 1 S: 4 H: 0 LOB: 0 BB: 1 P: 8 | R: 0 E: 0 K: 1 S: 5 H: 0 LOB: 0 BB: 0 P: 5 | R: 3 E: 0 K: 0 S: 6 H: 4 LOB: 1 BB: 1 P: 10 | R: 0 E: 0 K: 1 S: 5 H: 0 LOB: 0 BB: 0 P: 5 | 1B: 4 2B: 3 3B: 0 HR: 2 | SF: 0 SAC: 0 DP: 2 HBP: 0 | | | | | | |

| PITCHER | IP | WLS | BF | H | R | ER | SO | BB | IBB | HBP | BLK | WP | HR | S | P | ERA | WHIP |
|---|---|---|---|---|---|---|---|---|---|---|---|---|---|---|---|---|---|
| Wilbur Wood, L (1, 1)<br>ERA: 4.4 | 7.1 | W | 30 | 6 | 5 | 5 | 5 | 3 | 0 | 0 | 0 | 0 | 2 | 37 | 49 | 6.14 | 1.227 |
| Jim Willoughby, R (8, 1)<br>ERA: 3.28 | 1.2 | S | 5 | 1 | 0 | 0 | 1 | 0 | 0 | 0 | 0 | 0 | 0 | 7 | 7 | 0.00 | 0.600 |

| PITCHER | IP | WLS | BF | H | R | ER | SO | BB | IBB | HBP | BLK | WP | HR | S | P | ERA | WHIP |
|---|---|---|---|---|---|---|---|---|---|---|---|---|---|---|---|---|---|

# BOTTOM

## Chicago White Sox @ Minnesota Twins

Metropolitan Stadium, Bloomington , MI

Sun Jul 02 1978, 4:33 AM EDT

Cloudy - 71 F

livebaseballscorecards.com

| | |
|---|---|
| AB | 32 |
| R | 5 |
| H | 7 |
| RBI | 5 |
| BB | 3 |
| SO | 6 |
| LOB | 9 |

1B: 4 2B: 3 3B: 0 HR: 2 SF: 0 SAC: 0 DP: 2 HBP: 0

WP: 0 PB: 0 SB: 1 CS: 0 PA: 35

| Batter | 1 | 2 | 3 | 4 | 5 | 6 | 7 | 8 | 9 | AB | R | H | RBI | BB | SO | LOB |
|---|---|---|---|---|---|---|---|---|---|---|---|---|---|---|---|---|
| Alan Bannister, R (1, 4)<br>OBP: 0.315, SLG: 0.300 | E8<br>1B<br>1B | F8 ③ | | BB<br>1-2<br>2-3 | | E5<br>F9 | | | F4 ① | 4 | 1 | 0 | 0 | 1 | 0 | 1 |
| Ralph Garr, L (1, 7)<br>OBP: 0.306, SLG: 0.347 | WP 1B<br>SF8<br>2-3<br>1B | F5 ① | 4-3 ③ | | | F9 ②<br>2-3 | | | FC5-4<br>1B | 5 | 1 | 2 | 0 | 0 | 0 | 4 |
| Lamar Johnson, R (1, 3)<br>OBP: 0.307, SLG: 0.362 | SF8 WP<br>1-2<br>3-H<br>1B | F3 ② | | F9 ① | | 5-3 ③ | | | FC5-4 ②<br>1-2f | 5 | 0 | 1 | 1 | 0 | 0 | 2 |
| Wayne Nordhagen, R (1, 10)<br>OBP: 0.317, SLG: 0.442 | SF8 ①<br>1-3<br>2-H | F8 ③ | | BB<br>2B<br>1B | | | FC5-3 WP<br>1B | | 5-3 ③ | 4 | 1 | 2 | 1 | 0 | 0 | 1 |
| Eric Soderholm, R (1, 5)<br>OBP: 0.303, SLG: 0.392 | K ② | | HR | 2B<br>1-2<br>SF9<br>BB | | | K ① | | | 3 | 2 | 1 | 1 | 1 | 2 | 2 |
| Chet Lemon, R (1, 8)<br>OBP: 0.374, SLG: 0.506 | K ③ | | F3 ① | 1-3<br>2-H<br>2B | | | FC5-3 ②③<br>1-3 | | | 4 | 0 | 1 | 1 | 0 | 1 | 2 |
| Claudell Washington, L (1, 9)<br>OBP: 0.286, SLG: 0.383 | | 5-3 ① | BB BB<br>1B | SF9 ②<br>3-H | | | | F7 ① | | 3 | 0 | 1 | 1 | 0 | 0 | 0 |
| Bill Nahorodny, R (1, 2)<br>OBP: 0.294, SLG: 0.357 | | F6 ② | BB<br>1-2<br>BB | K ③ | | | | K ② | | 3 | 0 | 0 | 0 | 1 | 2 | 1 |
| Don Kessinger, S (1, 6)<br>OBP: 0.309, SLG: 0.319 | | BB | B5 ② | | 6-3 ① | | | 3-1 ③ | | 3 | 0 | 0 | 0 | 1 | 0 | 2 |
| Inning Stats | R: 2<br>E: 1<br>K: 2<br>S: 10<br>H: 2<br>LOB: 1<br>BB: 0<br>P: 10 | R: 0<br>E: 0<br>K: 0<br>S: 3<br>H: 0<br>LOB: 1<br>BB: 1<br>P: 7 | R: 0<br>E: 0<br>K: 0<br>S: 3<br>H: 0<br>LOB: 0<br>BB: 0<br>P: 3 | R: 1<br>E: 0<br>K: 0<br>S: 5<br>H: 2<br>LOB: 3<br>BB: 2<br>P: 13 | R: 2<br>E: 0<br>K: 1<br>S: 7<br>H: 2<br>LOB: 1<br>BB: 1<br>P: 11 | R: 0<br>E: 1<br>K: 0<br>S: 4<br>H: 0<br>LOB: 1<br>BB: 0<br>P: 4 | R: 0<br>E: 0<br>K: 1<br>S: 5<br>H: 1<br>LOB: 0<br>BB: 0<br>P: 5 | R: 0<br>E: 0<br>K: 1<br>S: 5<br>H: 0<br>LOB: 0<br>BB: 0<br>P: 5 | R: 0<br>E: 0<br>K: 0<br>S: 4<br>H: 1<br>LOB: 1<br>BB: 0<br>P: 4 | 1B: 6<br>2B: 2<br>3B: 0<br>HR: 1<br>SF: 2<br>SAC: 0<br>DP: 1<br>HBP: 0 | | | | | | |

# TOP

## Chicago White Sox @ Minnesota Twins

Metropolitan Stadium, Bloomington , MI

Sun Jul 02 1978, 4:38 AM EDT

Att. 26,897 - Unknown

livebaseballscorecards.com

| | |
|---|---|
| AB | 34 |
| R | 5 |
| H | 8 |
| RBI | 5 |
| BB | 4 |
| SO | 5 |
| LOB | 15 |

| PITCHER | | IP | WLS | BF | H | R | ER | SO | BB | IBB | HBP | BLK | WP | HR | S | P | ERA | WHIP |
|---|---|---|---|---|---|---|---|---|---|---|---|---|---|---|---|---|---|---|
| Darrell Jackson, L<br>ERA: 4.15 | (1, 1) | 4.2 | | 25 | 6 | 5 | 4 | 2 | 4 | 0 | 0 | 0 | 1 | 1 | 25 | 41 | 7.71 | 2.143 |
| Mike Marshall, R<br>ERA: 2.66 | (5, 1) | 4.1 | W | 15 | 2 | 0 | 0 | 3 | 0 | 0 | 0 | 0 | 1 | 0 | 21 | 21 | 0.00 | 0.462 |

| PITCHER | IP | WLS | BF | H | R | ER | SO | BB | IBB | HBP | BLK | WP | HR | S | P | ERA | WHIP |
|---|---|---|---|---|---|---|---|---|---|---|---|---|---|---|---|---|---|

# BOTTOM

## Chicago White Sox @ Minnesota Twins

Metropolitan Stadium, Bloomington , MI

Sun Jul 02 1978, 4:38 AM EDT

Att. 26,897 - Unknown

livebaseballscorecards.com

| Batter | 1 | 2 | 3 | 4 | 5 | 6 | 7 | 8 | 9 | AB | R | H | RBI | BB | SO | LOB |
|---|---|---|---|---|---|---|---|---|---|---|---|---|---|---|---|---|
| Hosken Powell, L (1, 9)<br>OBP: 0.332, SLG: 0.325 | 0-0 3B 2B | BBB 4-0 FC5-4 BB | 0-0 ③ G3 | | | SSS 0-3 ② K | | BBB 4-0 E HR BB | | 2 | 1 | 1 | 0 | 1 | 0 | 2 |
| Bombo Rivera, R (6, PH) (7, 9)<br>OBP: 0.406, SLG: 0.383 | | | | | | | | | | 1 | 1 | 0 | 0 | 1 | 1 | 1 |
| Rod Carew, L (1, 3)<br>OBP: 0.421, SLG: 0.480 | 0-0 2-H FC3-2 3B | 0-0 ① FC5-4 4-3 1-2f | | 0-0 ① F5 | | 4-0 FC4-6 IBB | | 0-0 ② F8 | | 4 | 0 | 1 | 1 | 1 | 0 | 2 |
| Mike Cubbage, L (1, 5)<br>OBP: 0.366, SLG: 0.462 | 0-0 ① FC3-2 E 2B 3-H | 0-0 ② 4-3 1-2 | | 0-0 ② F8 | | 0-0 ③ FC4-6 1-2f | | 0-0 1-H HR | | 5 | 2 | 1 | 2 | 0 | 0 | 4 |
| Dan Ford, R (1, 8)<br>OBP: 0.345, SLG: 0.448 | 0-0 ② F2 | 0-0 ③ 6-3 | | 0-0 ③ 6-3 | | | 0-0 ① F8 | 0-0 ③ 5-3 | | 5 | 0 | 0 | 0 | 0 | 0 | 2 |
| Butch Wynegar, S (1, 2)<br>OBP: 0.350, SLG: 0.382 | 0-0 E4 1-2 2B | | 0-0 1B 1B 2B | | SSS 0-3 ① K | | 0-0 1B SF8 1B | | | 4 | 3 | 2 | 0 | 0 | 1 | 1 |
| Rich Chiles, L (1, 10)<br>OBP: 0.363, SLG: 0.322 | 0-0 1-H 2-H 2B | | 0-0 CS 1B 2-3 1B | | 0-0 ② F6 | | 0-0 1-3 1B | | | 3 | 0 | 2 | 2 | 0 | 0 | 0 |
| Jose Morales, R (7, PH)<br>OBP: 0.381, SLG: 0.434 | | | | | | | | | | 1 | 0 | 1 | 0 | 0 | 0 | 0 |
| Willie Norwood, R (1, 7)<br>OBP: 0.306, SLG: 0.372 | SSS 0-3 ③ K | | 0-0 1B CS 1-2 3-H 1B | | SSS 0-3 ③ K | | 0-0 ② SF8 3-H | | | 3 | 0 | 1 | 2 | 0 | 2 | 1 |
| Larry Wolfe, R (1, 6)<br>OBP: 0.338, SLG: 0.386 | | 0-0 HR 2B | SSS 0-3 ①② K 1-2 2-3 | | | 0-0 SH3-4 1B | 0-0 ③ F4 | | | 4 | 1 | 2 | 0 | 0 | 1 | 3 |
| Rob Wilfong, L (1, 4)<br>OBP: 0.329, SLG: 0.344 | | 0-0 2-H HR | 0-0 2-3 1B | | | 0-0 ① SH3-4 1-2 | | 0-0 ① F2 | | 3 | 1 | 2 | 2 | 0 | 0 | 0 |
| Inning Stats | R: 3 E: 1 K: 1 S: 9 H: 3 LOB: 1 BB: 0 P: 9 | R: 2 E: 0 K: 0 S: 5 H: 2 LOB: 1 BB: 1 P: 9 | R: 1 E: 0 K: 1 S: 8 H: 4 LOB: 2 BB: 0 P: 8 | R: 0 E: 0 K: 0 S: 3 H: 0 LOB: 0 BB: 0 P: 3 | R: 0 E: 0 K: 2 S: 7 H: 0 LOB: 0 BB: 0 P: 7 | R: 0 E: 0 K: 1 S: 6 H: 1 LOB: 2 BB: 1 P: 10 | R: 1 E: 0 K: 0 S: 5 H: 2 LOB: 1 BB: 0 P: 5 | R: 2 E: 1 K: 0 S: 4 H: 1 LOB: 0 BB: 1 P: 8 | | 1B: 6 2B: 5 3B: 1 HR: 2 | | SF: 1 SAC: 1 DP: 1 HBP: 0 | | WP: 0 PB: 0 SB: 0 CS: 2 | PA: 40 | |

| | AB | 35 |
|---|---|---|
| | R | 9 |
| | H | 13 |
| | RBI | 9 |
| | BB | 3 |
| | SO | 5 |
| | LOB | 16 |

| PITCHER | | IP | WLS | BF | H | R | ER | SO | BB | IBB | HBP | BLK | WP | HR | S | P | ERA | WHIP |
|---|---|---|---|---|---|---|---|---|---|---|---|---|---|---|---|---|---|---|
| Ron Schueler, R<br>ERA: 4.09 | (1, 1) | 1.0 | L | 10 | 5 | 5 | 3 | 1 | 1 | 0 | 0 | 0 | 0 | 1 | 11 | 15 | 27.00 | 6.000 |
| Rich Hinton, L<br>ERA: 2.67 | (2, 1) | 5.1 | | 23 | 7 | 2 | 2 | 4 | 0 | 1 | 0 | 0 | 0 | 0 | 30 | 34 | 3.38 | 1.312 |
| Lerrin LaGrow, R<br>ERA: 4.3 | (7, 1) | 1.2 | | 7 | 1 | 2 | 2 | 0 | 1 | 0 | 0 | 0 | 0 | 1 | 6 | 10 | 10.80 | 1.200 |

| PITCHER | IP | WLS | BF | H | R | ER | SO | BB | IBB | HBP | BLK | WP | HR | S | P | ERA | WHIP |
|---|---|---|---|---|---|---|---|---|---|---|---|---|---|---|---|---|---|

| Batter | 1 | 2 | 3 | 4 | 5 | 6 | 7 | 8 | 9 | AB | R | H | RBI | BB | SO | LOB |
|---|---|---|---|---|---|---|---|---|---|---|---|---|---|---|---|---|
| Paul Molitor, R (1, 4)<br>OBP: 0.324, SLG: 0.421 | 6-3 | | 1-3 | | 4-3 | | | L4 | | 4 | 0 | 0 | 0 | 0 | 0 | 0 |
| Don Money, R (1, 3)<br>OBP: 0.354, SLG: 0.378 | F6 | | | 6-3 | | 6-3 | | 2B 1B | | 4 | 1 | 1 | 0 | 0 | 0 | 0 |
| Dick Davis, R (1, 10)<br>OBP: 0.297, SLG: 0.410 | 4-3 | | | 1B 1B 1B | | E5 FC4-6 | | 1-H 2B | | 4 | 1 | 2 | 1 | 0 | 0 | 0 |
| Larry Hisle, R (1, 8)<br>OBP: 0.366, SLG: 0.544 | | K HBP | | FC5 1B 1-2 1B | | K | | K | | 3 | 0 | 1 | 0 | 0 | 2 | 2 |
| Ben Oglivie, L (1, 7)<br>OBP: 0.352, SLG: 0.491 | | K 1-2 | | K | | FC4-6 1-2f | | | F7 | 4 | 0 | 0 | 0 | 0 | 2 | 4 |
| Sixto Lezcano, R (1, 9)<br>OBP: 0.402, SLG: 0.553 | | 1B | | 1-2 2-H 1B | | | K | | 1B | 4 | 0 | 3 | 1 | 0 | 1 | 0 |
| Sal Bando, R (1, 5)<br>OBP: 0.366, SLG: 0.415 | | K | | FC5 2-3f | | | F9 | | 1-2 1B | 4 | 0 | 1 | 0 | 0 | 1 | 3 |
| Robin Yount, R (1, 6)<br>OBP: 0.296, SLG: 0.326 | | | G1-6-4 1B | | F7 | | F8 | | K | 4 | 0 | 1 | 0 | 0 | 1 | 2 |
| Buck Martinez, R (1, 2)<br>OBP: 0.252, SLG: 0.270 | | | G1-6-4 1-2f | | L7 | | | K | F9 | 2 | 0 | 0 | 0 | 0 | 0 | 1 |
| Tony Muser, L (8, PH) | | | | | | | | | | 1 | 0 | 0 | 0 | 0 | 1 | 0 |
| Charlie Moore, R (8, 2)<br>OBP: 0.320, SLG: 0.383 | | | | | | | | | | 1 | 0 | 0 | 0 | 0 | 0 | 2 |
| Inning Stats | R: 0 H: 0<br>E: 0 LOB: 0<br>K: 0 BB: 0<br>S: 3 P: 3 | R: 0 H: 1<br>E: 0 LOB: 1<br>K: 2 BB: 0<br>S: 7 P: 8 | R: 0 H: 1<br>E: 0 LOB: 0<br>K: 0 BB: 0<br>S: 3 P: 3 | R: 1 H: 3<br>E: 0 LOB: 2<br>K: 1 BB: 0<br>S: 8 P: 8 | R: 0 H: 0<br>E: 0 LOB: 0<br>K: 0 BB: 0<br>S: 3 P: 3 | R: 0 H: 0<br>E: 1 LOB: 1<br>K: 1 BB: 0<br>S: 6 P: 6 | R: 0 H: 0<br>E: 0 LOB: 0<br>K: 1 BB: 0<br>S: 5 P: 5 | R: 1 H: 2<br>E: 0 LOB: 1<br>K: 2 BB: 0<br>S: 9 P: 9 | R: 0 H: 2<br>E: 0 LOB: 2<br>K: 1 BB: 0<br>S: 7 P: 7 | 1B: 8 SF: 0<br>2B: 1 SAC: 0<br>3B: 0 DP: 1<br>HR: 0 HBP: 1 | | | | | | WP: 0 PA: 36<br>PB: 0<br>SB: 0<br>CS: 0 | |

| PITCHER | IP | WLS | BF | H | R | ER | SO | BB | IBB | HBP | BLK | WP | HR | S | P | ERA | WHIP |
|---|---|---|---|---|---|---|---|---|---|---|---|---|---|---|---|---|---|
| Roger Erickson, R (1, 1)<br>ERA: 4.62 | 9.0 | W | 36 | 9 | 2 | 2 | 8 | 0 | 0 | 1 | 0 | 0 | 0 | 51 | 52 | 2.00 | 1.000 |

| PITCHER | IP | WLS | BF | H | R | ER | SO | BB | IBB | HBP | BLK | WP | HR | S | P | ERA | WHIP |
|---|---|---|---|---|---|---|---|---|---|---|---|---|---|---|---|---|---|

TOP

# Milwaukee Brewers @ Minnesota Twins

Metropolitan Stadium, Bloomington , MI

Mon Jul 03 1978, 8:05 PM EDT

Att. 19,062 - Unknown - 76 F

livebaseballscorecards.com

| | |
|---|---|
| AB | 35 |
| R | 2 |
| H | 9 |
| RBI | 2 |
| BB | 0 |
| SO | 8 |
| LOB | 14 |

# BOTTOM

## Milwaukee Brewers @ Minnesota Twins

Metropolitan Stadium, Bloomington , MI

Mon Jul 03 1978, 8:05 PM EDT

Att. 19,062 - Unknown - 76 F

livebaseballscorecards.com

| Batter | 1 | 2 | 3 | 4 | 5 | 6 | 7 | 8 | 9 | AB | R | H | RBI | BB | SO | LOB |
|---|---|---|---|---|---|---|---|---|---|---|---|---|---|---|---|---|
| Bob Randall, R (1, 4)<br>OBP: 0.337, SLG: 0.374 | 5-3 | | 6-3 | | 4-3 | BBBB S 1B BB | BBBB BB | | | 3 | 1 | 0 | 0 | 2 | 0 | 1 |
| Rod Carew, L (1, 3)<br>OBP: 0.424, SLG: 0.481 | BBBB CS BB | | SSS K | | | F9 WP 1B 1B | 1-H S 1B | SSS K | | 4 | 2 | 2 | 1 | 1 | 2 | 1 |
| Dan Ford, R (1, 8)<br>OBP: 0.347, SLG: 0.447 | 1-2 1B | | | 6-3 | | F9 1-3 | BBBB 1B 2B 1-2 BB | | | 3 | 1 | 1 | 0 | 1 | 0 | 1 |
| Jose Morales, R (1, 10)<br>OBP: 0.393, SLG: 0.455 | 4-3 | | | 2B | | 2B SF9 1B 3-H | 2B 1B 1-2 2-H | | | 4 | 1 | 3 | 2 | 0 | 0 | 1 |
| Willie Norwood, R (1, 7)<br>OBP: 0.313, SLG: 0.387 | | BB 1B | | F8 | | HR 2B 1-3 | 2B 1B 1-3 2-H | | | 4 | 1 | 3 | 1 | 0 | 0 | 1 |
| Larry Wolfe, R (1, 5)<br>OBP: 0.328, SLG: 0.376 | | F8 | | L4 | | SF9 3-H | G3 | | | 3 | 0 | 0 | 1 | 0 | 0 | 4 |
| Roy Smalley, S (1, 6)<br>OBP: 0.353, SLG: 0.421 | | BBBB G6-4-3 1-2 BB | | | SSS K | 2-H HR | G3 | | | 3 | 1 | 1 | 2 | 1 | 1 | 2 |
| Butch Wynegar, S (1, 2)<br>OBP: 0.348, SLG: 0.380 | | G6-4-3 1-2f | | | S 1B | 3-1 | | SSS K | | 4 | 0 | 1 | 0 | 0 | 1 | 2 |
| Bombo Rivera, R (1, 9)<br>OBP: 0.394, SLG: 0.370 | | | SSS K | | F4 1-2 | | 5-3 | SSS K | | 4 | 0 | 0 | 0 | 0 | 2 | 1 |
| Inning Stats | R: 0 E: 0 K: 0 S: 3 H: 1 LOB: 1 BB: 1 P: 7 | R: 0 E: 0 K: 0 S: 3 H: 1 LOB: 1 BB: 1 P: 7 | R: 0 E: 0 K: 2 S: 7 H: 0 LOB: 0 BB: 0 P: 7 | R: 0 E: 0 K: 0 S: 4 H: 1 LOB: 1 BB: 0 P: 4 | R: 0 E: 0 K: 1 S: 6 H: 1 LOB: 1 BB: 0 P: 6 | R: 4 E: 0 K: 0 S: 7 H: 4 LOB: 0 BB: 0 P: 7 | R: 3 E: 0 K: 0 S: 6 H: 3 LOB: 2 BB: 2 P: 14 | R: 0 E: 0 K: 3 S: 9 H: 0 LOB: 1 BB: 1 P: 13 | | 1B: 7 2B: 3 3B: 0 HR: 1 SF: 1 SAC: 0 DP: 1 HBP: 0 | | | | | | |

| | AB | 32 |
|---|---|---|
| | R | 7 |
| | H | 11 |
| | RBI | 7 |
| | BB | 5 |
| | SO | 6 |
| | LOB | 14 |

WP: 1 PB: 0 SB: 3 CS: 1 PA: 38

| PITCHER | | IP | WLS | BF | H | R | ER | SO | BB | IBB | HBP | BLK | WP | HR | S | P | ERA | WHIP |
|---|---|---|---|---|---|---|---|---|---|---|---|---|---|---|---|---|---|---|
| Jerry Augustine, L<br>ERA: 4.59 | (1, 1) | 5.2 | L | 25 | 8 | 4 | 4 | 3 | 2 | 0 | 0 | 0 | 1 | 1 | 29 | 37 | 6.35 | 1.765 |
| Eduardo Rodriguez, R<br>ERA: 4.36 | (6, 1) | 0.2 | | 7 | 3 | 3 | 3 | 0 | 2 | 0 | 0 | 0 | 0 | 0 | 5 | 13 | 40.50 | 7.500 |
| Randy Stein, R<br>ERA: 4.81 | (7, 1) | 1.2 | | 6 | 0 | 0 | 0 | 3 | 1 | 0 | 0 | 0 | 0 | 0 | 11 | 15 | 0.00 | 0.600 |

| PITCHER | IP | WLS | BF | H | R | ER | SO | BB | IBB | HBP | BLK | WP | HR | S | P | ERA | WHIP |
|---|---|---|---|---|---|---|---|---|---|---|---|---|---|---|---|---|---|

| Batter | 1 | 2 | 3 | 4 | 5 | 6 | 7 | 8 | 9 | AB | R | H | RBI | BB | SO | LOB |
|---|---|---|---|---|---|---|---|---|---|---|---|---|---|---|---|---|
| Paul Molitor, R (1, 4)<br>OBP: 0.327, SLG: 0.433 | F7 | | 1B | | | HR | | F8 | | 4 | 1 | 2 | 1 | 0 | 0 | 0 |
| Don Money, R (1, 3)<br>OBP: 0.352, SLG: 0.376 | L1 | | K 1-2 | | | F7 | | 1B | | 4 | 0 | 1 | 0 | 0 | 1 | 1 |
| Dick Davis, R (1, 10)<br>OBP: 0.291, SLG: 0.401 | 6-3 | | 5-3 | | | 5-3 | | G3 | | 3 | 0 | 0 | 0 | 0 | 0 | 1 |
| Dave May, L (8, PH)<br>OBP: 0.302, SLG: 0.368 | | | | | | | | | | 1 | 0 | 0 | 0 | 0 | 0 | 1 |
| Larry Hisle, R (1, 8)<br>OBP: 0.368, SLG: 0.540 | | 6-3 | | F9 | | HBP | | | BB 2B BB | 2 | 1 | 0 | 0 | 1 | 0 | 0 |
| Ben Oglivie, L (1, 7)<br>OBP: 0.347, SLG: 0.482 | | 4-3 | | K | | G3 | | | F7 | 4 | 0 | 0 | 0 | 0 | 1 | 2 |
| Sixto Lezcano, R (1, 9)<br>OBP: 0.400, SLG: 0.548 | | BB 1B | | L4 | | | K | | F4 | 4 | 0 | 1 | 0 | 0 | 1 | 1 |
| Sal Bando, R (1, 5)<br>OBP: 0.366, SLG: 0.412 | | FC5-4 1-2 BB | | | 6-3 | | K | | 2B 1-2 BB | 2 | 0 | 0 | 0 | 1 | 1 | 0 |
| Jim Gantner, L (7, 5)<br>OBP: 0.292, SLG: 0.300 | | | | | | | | | | 0 | 0 | 0 | 0 | 1 | 0 | 0 |
| Robin Yount, R (1, 6)<br>OBP: 0.295, SLG: 0.330 | | FC5-4 1-2f | | | K | | 5-3 | | 1-3 2-H 2B | 4 | 0 | 1 | 1 | 0 | 1 | 2 |
| Charlie Moore, R (1, 2)<br>OBP: 0.311, SLG: 0.371 | | | F3 | | F7 | | | F7 | 6-3 | 4 | 0 | 0 | 0 | 0 | 0 | 2 |
| Inning Stats | R: 0 E: 0 K: 0 S: 3 H: 0 LOB: 0 BB: 0 P: 3 | R: 0 E: 0 K: 0 S: 4 H: 1 LOB: 2 BB: 1 P: 8 | R: 0 E: 0 K: 1 S: 6 H: 1 LOB: 1 BB: 0 P: 6 | R: 0 E: 0 K: 1 S: 5 H: 0 LOB: 0 BB: 0 P: 5 | R: 0 E: 0 K: 1 S: 5 H: 0 LOB: 0 BB: 0 P: 5 | R: 1 E: 0 K: 0 S: 4 H: 1 LOB: 1 BB: 0 P: 5 | R: 0 E: 0 K: 2 S: 7 H: 0 LOB: 0 BB: 0 P: 7 | R: 0 E: 0 K: 0 S: 4 H: 1 LOB: 1 BB: 0 P: 4 | R: 1 E: 0 K: 0 S: 4 H: 1 LOB: 2 BB: 2 P: 12 | 1B: 3 2B: 1 3B: 0 HR: 1 | SF: 0 SAC: 0 DP: 0 HBP: 1 | | | | | | |

| PITCHER | | IP | WLS | BF | H | R | ER | SO | BB | IBB | HBP | BLK | WP | HR | S | P | ERA | WHIP |
|---|---|---|---|---|---|---|---|---|---|---|---|---|---|---|---|---|---|---|
| Gary Serum, R<br>ERA: 3.51 | (1, 1) | 9.0 | W | 36 | 5 | 2 | 2 | 5 | 3 | 0 | 1 | 0 | 0 | 1 | 42 | 55 | 2.00 | 0.889 |

| PITCHER | IP | WLS | BF | H | R | ER | SO | BB | IBB | HBP | BLK | WP | HR | S | P | ERA | WHIP |
|---|---|---|---|---|---|---|---|---|---|---|---|---|---|---|---|---|---|

# TOP

## Milwaukee Brewers @ Minnesota Twins

Metropolitan Stadium, Bloomington , MI

Tue Jul 04 1978, 8:05 PM EDT

Att. 26,263 - Unknown - 78 F

livebaseballscorecards.com

| | |
|---|---|
| AB | 32 |
| R | 2 |
| H | 5 |
| RBI | 2 |
| BB | 3 |
| SO | 5 |
| LOB | 10 |

| | | | |
|---|---|---|---|
| 1B: 3 | SF: 0 | WP: 0 | PA: 36 |
| 2B: 1 | SAC: 0 | PB: 0 | |
| 3B: 0 | DP: 0 | SB: 1 | |
| HR: 1 | HBP: 1 | CS: 0 | |

| Batter | 1 | 2 | 3 | 4 | 5 | 6 | 7 | 8 | 9 | AB | R | H | RBI | BB | SO | LOB |
|---|---|---|---|---|---|---|---|---|---|---|---|---|---|---|---|---|
| Bob Randall, R (1, 4)<br>OBP: 0.333, SLG: 0.366 | 5-3 | F9 | | BB | | 4-3 | K | | | 4 | 0 | 0 | 0 | 1 | 1 | 6 |
| Rod Carew, L (1, 3)<br>OBP: 0.421, SLG: 0.473 | B1-3 | | 1-3 | 6-3 | | PB, 2B, IBB | | K | | 4 | 1 | 0 | 0 | 1 | 1 | 1 |
| Dan Ford, R (1, 8)<br>OBP: 0.351, SLG: 0.453 | 5-3 | | 1-3, 1B, 1B, 1B | | WP, SH3, 1B, 1B | 1-H, 2-H, 2B | | K | | 5 | 2 | 3 | 2 | 0 | 1 | 0 |
| Jose Morales, R (1, 10)<br>OBP: 0.389, SLG: 0.447 | | 6-3 | 1-3, 1-2, 1B, 1B | | SH3, 1-2 | F8 | | F8 | | 4 | 1 | 1 | 0 | 0 | 0 | 1 |
| Willie Norwood, R (1, 7)<br>OBP: 0.316, SLG: 0.387 | | K | 1-3, 1-2, 2-3 | | 4-3, S, 2-H, 1B | | FC1-6, BB | | | 3 | 0 | 1 | 1 | 1 | 1 | 2 |
| Larry Wolfe, R (1, 5)<br>OBP: 0.333, SLG: 0.380 | | 1B, 1B, 1B | 2-H, 3-H, 1B | | 4-3, 1-3 | | FC1-6, 1B, 1-2f | | | 4 | 1 | 2 | 2 | 0 | 0 | 2 |
| Roy Smalley, S (1, 6)<br>OBP: 0.355, SLG: 0.422 | | 1B, 1B, 1-2, 1B | F7 | | 4-3 | | BB, 1-3, 1B | | | 4 | 1 | 2 | 0 | 0 | 0 | 2 |
| Butch Wynegar, S (1, 2)<br>OBP: 0.351, SLG: 0.379 | | 1B, 1-2, 2-H, 1B | | 4-3 | | 6-3 | BB, 1-2 | | | 3 | 0 | 1 | 1 | 1 | 0 | 0 |
| Bombo Rivera, R (1, 9)<br>OBP: 0.397, SLG: 0.369 | | 1-2, 2-H, 1B | | F5 | | PB, 4-3, 2B, BB | K | | | 3 | 1 | 1 | 1 | 1 | 1 | 3 |
| Inning Stats | R: 0 E: 0 K: 0 S: 3 H: 0 LOB: 0 BB: 0 P: 3 | R: 2 E: 0 K: 1 S: 9 H: 4 LOB: 2 BB: 0 P: 9 | R: 2 E: 0 K: 0 S: 6 H: 3 LOB: 1 BB: 0 P: 6 | R: 0 E: 0 K: 0 S: 3 H: 0 LOB: 1 BB: 1 P: 7 | R: 1 E: 0 K: 0 S: 5 H: 2 LOB: 1 BB: 0 P: 5 | R: 2 E: 0 K: 0 S: 4 H: 1 LOB: 1 BB: 2 P: 12 | R: 0 E: 0 K: 2 S: 8 H: 1 LOB: 3 BB: 2 P: 16 | R: 0 E: 0 K: 2 S: 7 H: 0 LOB: 0 BB: 0 P: 7 | | 1B: 10 2B: 1 3B: 0 HR: 0 | SF: 0 SAC: 1 DP: 0 HBP: 0 | | | | | |

| PITCHER | IP | WLS | BF | H | R | ER | SO | BB | IBB | HBP | BLK | WP | HR | S | P | ERA | WHIP |
|---|---|---|---|---|---|---|---|---|---|---|---|---|---|---|---|---|---|
| Bill Travers, L (1, 1)<br>ERA: 5.64 | 2.2 | L | 15 | 7 | 4 | 4 | 1 | 0 | 0 | 0 | 0 | 0 | 0 | 17 | 17 | 13.50 | 2.625 |
| Andy Replogle, R (3, 1)<br>ERA: 4.64 | 3.1 | | 16 | 3 | 3 | 2 | 0 | 2 | 1 | 0 | 0 | 1 | 0 | 13 | 25 | 5.40 | 1.500 |
| Randy Stein, R (7, 1)<br>ERA: 4.7 | 1.0 | | 6 | 1 | 0 | 0 | 2 | 2 | 0 | 0 | 0 | 0 | 0 | 8 | 16 | 0.00 | 3.000 |
| Bob McClure, L (8, 1)<br>ERA: 3.08 | 1.0 | | 3 | 0 | 0 | 0 | 2 | 0 | 0 | 0 | 0 | 0 | 0 | 7 | 7 | 0.00 | 0.000 |

| PITCHER | IP | WLS | BF | H | R | ER | SO | BB | IBB | HBP | BLK | WP | HR | S | P | ERA | WHIP |
|---|---|---|---|---|---|---|---|---|---|---|---|---|---|---|---|---|---|

# BOTTOM

## Milwaukee Brewers @ Minnesota Twins

Metropolitan Stadium, Bloomington , MI

Tue Jul 04 1978, 8:05 PM EDT
Att. 26,263 - Unknown - 78 F

livebaseballscorecards.com

| | |
|---|---|
| AB | 34 |
| R | 7 |
| H | 11 |
| RBI | 7 |
| BB | 5 |
| SO | 5 |
| LOB | 17 |

1B: 10 2B: 1 3B: 0 HR: 0 SF: 0 SAC: 1 DP: 0 HBP: 0

WP: 1 PB: 1 SB: 1 CS: 0 PA: 40

| Batter | 1 | 2 | 3 | 4 | 5 | 6 | 7 | 8 | 9 | AB | R | H | RBI | BB | SO | LOB |
|---|---|---|---|---|---|---|---|---|---|---|---|---|---|---|---|---|
| Paul Molitor, R (1, 4)<br>OBP: 0.329, SLG: 0.430 | x 0-0 ① 6-3 | | B B B 4-0 G2-6-3 BB | | x 0-0 ① F7 | | B B B 4-0 1-2 BB | | | 2 | 0 | 0 | 0 | 2 | 0 | 0 |
| Don Money, R (1, 3)<br>OBP: 0.346, SLG: 0.368 | x 0-0 ② 6-3 | | x 0-0 ①② G2-6-3 1-2f | | x 0-0 ② F3 | | x 0-0 ③ FC5 2-3f | | | 4 | 0 | 0 | 0 | 0 | 0 | 3 |
| Ben Oglivie, L (1, 7)<br>OBP: 0.349, SLG: 0.487 | x 0-0 2B | | x 0-0 1B | | S S S 0-3 ③ K | | | x 0-0 ① F6 | | 4 | 0 | 2 | 0 | 0 | 1 | 0 |
| Larry Hisle, R (1, 8)<br>OBP: 0.363, SLG: 0.531 | S S S 0-3 ③ K | | x 0-0 ③ 5-3 | | | x 0-0 ① F3 | | x 0-0 ② 6-3 | | 4 | 0 | 0 | 0 | 0 | 1 | 2 |
| Sixto Lezcano, R (1, 9)<br>OBP: 0.398, SLG: 0.541 | | x 0-0 ① 5-3 | | x 0-0 ① 6-3 | | B B B B 4-0 G1-6-3 BB | | x 0-0 ③ F9 | | 3 | 0 | 0 | 0 | 1 | 0 | 0 |
| Dave May, L (1, 10)<br>OBP: 0.277, SLG: 0.333 | | x 0-0 ② 6-3 | | x 0-0 ② 4-3 | | x 0-0 ②③ G1-6-3 1-2f | | | S S S 0-3 ① K | 4 | 0 | 0 | 0 | 0 | 1 | 1 |
| Sal Bando, R (1, 5)<br>OBP: 0.371, SLG: 0.420 | | x 0-0 S 1B 1B | | x 0-0 1B 1B | | | x 0-0 ① 5-3 | | x 0-0 2B | 4 | 1 | 3 | 0 | 0 | 0 | 0 |
| Robin Yount, R (1, 6)<br>OBP: 0.299, SLG: 0.333 | | x 0-0 S 1-H 1B | | x 0-0 1-2 1B | | | S S S 0-3 ② K | | x 0-0 ② F9 | 4 | 0 | 2 | 1 | 0 | 1 | 1 |
| Buck Martinez, R (1, 2)<br>OBP: 0.254, SLG: 0.271<br>Tony Muser, L (9, PH) | | S S S 0-3 ③ K 1-2 | | S S S 0-3 ③ K | | | x 0-0 FC5 E 1B | | x 0-0 ③ 3-1 | 3<br>1 | 0<br>0 | 1<br>0 | 0<br>0 | 0<br>0 | 2<br>0 | 3<br>1 |
| Inning Stats | R: 0 H: 1<br>E: 0 LOB: 1<br>K: 1 BB: 0<br>S: 6 P: 6 | R: 1 H: 2<br>E: 0 LOB: 1<br>K: 1 BB: 0<br>S: 7 P: 7 | R: 0 H: 1<br>E: 0 LOB: 1<br>K: 0 BB: 1<br>S: 3 P: 7 | R: 0 H: 2<br>E: 0 LOB: 2<br>K: 1 BB: 0<br>S: 7 P: 7 | R: 0 H: 0<br>E: 0 LOB: 0<br>K: 1 BB: 0<br>S: 5 P: 5 | R: 0 H: 0<br>E: 0 LOB: 0<br>K: 0 BB: 1<br>S: 2 P: 6 | R: 0 H: 1<br>E: 1 LOB: 2<br>K: 1 BB: 1<br>S: 6 P: 10 | R: 0 H: 0<br>E: 0 LOB: 0<br>K: 0 BB: 0<br>S: 3 P: 3 | R: 0 H: 1<br>E: 0 LOB: 1<br>K: 1 BB: 0<br>S: 6 P: 6 | 1B: 6 SF: 0<br>2B: 2 SAC: 0<br>3B: 0 DP: 2<br>HR: 0 HBP: 0 | | | | | WP: 0 PA: 36<br>PB: 0<br>SB: 2<br>CS: 0 | |

# TOP

## Milwaukee Brewers @ Minnesota Twins

Metropolitan Stadium, Bloomington , MI

Wed Jul 05 1978, 8:05 PM EDT

Att. 11,409 - Unknown - 87 F

livebaseballscorecards.com

| | |
|---|---|
| AB | 33 |
| R | 1 |
| H | 8 |
| RBI | 1 |
| BB | 3 |
| SO | 6 |
| LOB | 11 |

| PITCHER | IP | WLS | BF | H | R | ER | SO | BB | IBB | HBP | BLK | WP | HR | S | P | ERA | WHIP |
|---|---|---|---|---|---|---|---|---|---|---|---|---|---|---|---|---|---|
| Dave Goltz, R (1, 1)<br>ERA: 2.67 | 9.0 | W | 36 | 8 | 1 | 1 | 6 | 3 | 0 | 0 | 0 | 0 | 0 | 45 | 57 | 1.00 | 1.222 |

| PITCHER | IP | WLS | BF | H | R | ER | SO | BB | IBB | HBP | BLK | WP | HR | S | P | ERA | WHIP |
|---|---|---|---|---|---|---|---|---|---|---|---|---|---|---|---|---|---|

# Milwaukee Brewers @ Minnesota Twins

Metropolitan Stadium, Bloomington , MI

Wed Jul 05 1978, 8:05 PM EDT

Att. 11,409 - Unknown - 87 F

livebaseballscorecards.com

BOTTOM

| Batter | 1 | 2 | 3 | 4 | 5 | 6 | 7 | 8 | 9 | AB | R | H | RBI | BB | SO | LOB |
|---|---|---|---|---|---|---|---|---|---|---|---|---|---|---|---|---|
| Hosken Powell, L (1, 9) OBP: 0.330, SLG: 0.323 | 6-3 | | F2 | 1-2 1B | | F9 | | | | 4 | 0 | 1 | 0 | 0 | 0 | 0 |
| Roy Smalley, S (1, 6) OBP: 0.350, SLG: 0.416 | 4-3 | | F9 | 4-3 | | F8 | | | | 4 | 0 | 0 | 0 | 0 | 0 | 2 |
| Rod Carew, L (1, 3) OBP: 0.428, SLG: 0.481 | 1B 1B | | 1B 1B 1B | | 1B SF7 1B | | SH1-3 1B | | | 4 | 1 | 4 | 0 | 0 | 0 | 0 |
| Mike Cubbage, L (1, 5) OBP: 0.375, SLG: 0.471 | BB 1-3 1B | | 1B 1-2 1B | | 1-3 3B 1B | | SH1-3 1-2 | | | 3 | 1 | 3 | 0 | 0 | 0 | 0 |
| Butch Wynegar, S (1, 2) OBP: 0.353, SLG: 0.380 | B B B B 1-2 BB | | 1-2 2-3 1B | | SF7 3-H | | F8 | | | 2 | 0 | 1 | 1 | 1 | 0 | 1 |
| Dan Ford, R (1, 8) OBP: 0.350, SLG: 0.457 | 6-3 | | F9 | | 1-H SF7 3B | | 4-3 | | | 4 | 1 | 1 | 1 | 0 | 0 | 7 |
| Rich Chiles, L (1, 10) OBP: 0.349, SLG: 0.311 | | F8 | | F6 | SF7 3-H | | | F7 | | 3 | 0 | 0 | 1 | 0 | 0 | 0 |
| Willie Norwood, R (1, 7) OBP: 0.311, SLG: 0.380 | | 5-3 | | F2 | F8 | | | S S S K | | 4 | 0 | 0 | 0 | 0 | 1 | 0 |
| Rob Wilfong, L (1, 4) OBP: 0.325, SLG: 0.338 | | 4-3 | | 1B 1B | | 4-3 | | F8 | | 4 | 0 | 1 | 0 | 0 | 0 | 0 |
| Inning Stats | R: 0 E: 0 K: 0 S: 5 H: 2 LOB: 3 BB: 1 P: 9 | R: 0 E: 0 K: 0 S: 3 H: 0 LOB: 0 BB: 0 P: 3 | R: 0 E: 0 K: 0 S: 6 H: 3 LOB: 3 BB: 0 P: 6 | R: 0 E: 0 K: 0 S: 5 H: 2 LOB: 2 BB: 0 P: 5 | R: 3 E: 0 K: 0 S: 6 H: 3 LOB: 0 BB: 0 P: 6 | R: 0 E: 0 K: 0 S: 3 H: 0 LOB: 0 BB: 0 P: 3 | R: 0 E: 0 K: 0 S: 4 H: 1 LOB: 1 BB: 0 P: 4 | R: 0 E: 0 K: 1 S: 5 H: 0 LOB: 0 BB: 0 P: 5 | | 1B: 10 2B: 0 3B: 1 HR: 0 SF: 2 SAC: 1 DP: 0 HBP: 0 | | | | | | |

| PITCHER | IP | WLS | BF | H | R | ER | SO | BB | IBB | HBP | BLK | WP | HR | S | P | ERA | WHIP |
|---|---|---|---|---|---|---|---|---|---|---|---|---|---|---|---|---|---|
| Lary Sorensen, R (1, 1) ERA: 3.19 | 8.0 | L | 36 | 11 | 3 | 3 | 1 | 1 | 0 | 0 | 0 | 0 | 0 | 37 | 41 | 3.38 | 1.500 |

| PITCHER | IP | WLS | BF | H | R | ER | SO | BB | IBB | HBP | BLK | WP | HR | S | P | ERA | WHIP |
|---|---|---|---|---|---|---|---|---|---|---|---|---|---|---|---|---|---|

| | |
|---|---|
| AB | 32 |
| R | 3 |
| H | 11 |
| RBI | 3 |
| BB | 1 |
| SO | 1 |
| LOB | 10 |

WP: 0 PB: 0 SB: 0 CS: 0 PA: 36

# Minnesota Twins @ Oakland Athletics

Oakland-Alameda County Coliseum, Oakland, CA

Fri Jul 07 1978, 7:05 PM PDT

Unknown

TOP

livebaseballscorecards.com

| Batter | 1 | 2 | 3 | 4 | 5 | 6 | 7 | 8 | 9 | AB | R | H | RBI | BB | SO | LOB |
|---|---|---|---|---|---|---|---|---|---|---|---|---|---|---|---|---|
| Willie Norwood, R (1, 7)<br>OBP: 0.313, SLG: 0.380 | 5-3 | | F3 | | S<br>1-3<br>2-H<br>1B | | | SH2-4<br>1B | G1-6-3<br>1-2f | 5 | 0 | 2 | 1 | 0 | 0 | 2 |
| Roy Smalley, S (1, 6)<br>OBP: 0.347, SLG: 0.412 | F7 | | | K | F5<br>1-2 | | | SH2-4<br>1-2 | | 3 | 0 | 0 | 0 | 0 | 1 | 2 |
| Rod Carew, L (1, 3)<br>OBP: 0.429, SLG: 0.478 | BB | | | G3 | | F8 | | G4-3<br>IBB | | 2 | 0 | 0 | 0 | 2 | 0 | 0 |
| Dan Ford, R (1, 8)<br>OBP: 0.349, SLG: 0.452 | F9 | | | BB | | 5-3 | | G4-3<br>1-2f | | 3 | 0 | 0 | 0 | 1 | 0 | 3 |
| Mike Cubbage, L (1, 5)<br>OBP: 0.377, SLG: 0.472<br>Rob Wilfong, L (9, PR)<br>OBP: 0.325, SLG: 0.338<br>Larry Wolfe, R (9, 5)<br>OBP: 0.333, SLG: 0.380 | | 6-3 | | K | | 1B | | | SH1-4<br>1B<br>1B | 4<br>0<br>0 | 0<br>1<br>0 | 2<br>0<br>0 | 0<br>0<br>0 | 0<br>0<br>0 | 1<br>0<br>0 | 1<br>0<br>0 |
| Jose Morales, R (1, 10)<br>OBP: 0.388, SLG: 0.440 | | 5-3 | | | FC1-6<br>BB | F9 | | | SH1-4<br>1-2 | 2 | 0 | 0 | 0 | 1 | 0 | 1 |
| Butch Wynegar, S (1, 2)<br>OBP: 0.352, SLG: 0.375 | | F8 | | | FC1-6<br>BB<br>1-2f<br>1B | | F7 | | 1B<br>1B<br>IBB | 3 | 2 | 0 | 0 | 1 | 0 | 1 |
| Hosken Powell, L (1, 9)<br>OBP: 0.330, SLG: 0.319<br>Craig Kusick, R (9, PH)<br>OBP: 0.313, SLG: 0.336<br>Bombo Rivera, R (9, PR)<br>OBP: 0.397, SLG: 0.369<br>(9, 9) | | | G3 | | 1B<br>1-2<br>BB | | F2 | | 1B<br>1-2<br>2-H<br>1B | 2<br>1<br>0 | 0<br>0<br>0 | 0<br>1<br>0 | 0<br>1<br>0 | 1<br>0<br>0 | 0<br>0<br>0 | 0<br>0<br>0 |
| Bob Randall, R (1, 4)<br>OBP: 0.332, SLG: 0.363 | | | 4-3 | | F3 | | 3-1 | | G1-6-3<br>1-2<br>2-H<br>1B | 4 | 0 | 1 | 1 | 0 | 0 | 2 |
| Inning Stats | R: 0<br>E: 0<br>K: 0<br>S: 3<br>H: 0<br>LOB: 1<br>BB: 1<br>P: 7 | R: 0<br>E: 0<br>K: 0<br>S: 3<br>H: 0<br>LOB: 0<br>BB: 0<br>P: 3 | R: 0<br>E: 0<br>K: 0<br>S: 3<br>H: 0<br>LOB: 0<br>BB: 0<br>P: 3 | R: 0<br>E: 0<br>K: 2<br>S: 7<br>H: 0<br>LOB: 1<br>BB: 1<br>P: 11 | R: 1<br>E: 0<br>K: 0<br>S: 4<br>H: 1<br>LOB: 2<br>BB: 2<br>P: 12 | R: 0<br>E: 0<br>K: 0<br>S: 4<br>H: 1<br>LOB: 1<br>BB: 0<br>P: 4 | R: 0<br>E: 0<br>K: 0<br>S: 3<br>H: 0<br>LOB: 0<br>BB: 0<br>P: 3 | R: 0<br>E: 0<br>K: 0<br>S: 3<br>H: 1<br>LOB: 1<br>BB: 1<br>P: 7 | R: 2<br>E: 0<br>K: 0<br>S: 5<br>H: 3<br>LOB: 2<br>BB: 1<br>P: 9 | 1B: 6<br>2B: 0<br>3B: 0<br>HR: 0<br>SF: 0<br>SAC: 2<br>DP: 2<br>HBP: 0 | | | | | | |

| | |
|---|---|
| AB | 29 |
| R | 3 |
| H | 6 |
| RBI | 3 |
| BB | 6 |
| SO | 2 |
| LOB | 12 |

WP: 0 PA: 37
PB: 0
SB: 1
CS: 0

| PITCHER | | IP | WLS | BF | H | R | ER | SO | BB | IBB | HBP | BLK | WP | HR | S | P | ERA | WHIP |
|---|---|---|---|---|---|---|---|---|---|---|---|---|---|---|---|---|---|---|
| Steve Renko, R<br>ERA: 2.99 | (1, 1) | 8.0 | L | 32 | 4 | 2 | 2 | 2 | 4 | 1 | 0 | 0 | 0 | 0 | 31 | 51 | 2.25 | 1.000 |
| Bob Lacey, L<br>ERA: 3.05 | (9, 1) | 0.1 | | 4 | 2 | 1 | 1 | 0 | 0 | 1 | 0 | 0 | 0 | 0 | 3 | 7 | 27.00 | 6.000 |
| Dave Heaverlo, R<br>ERA: 2.88 | (9, 1) | 0.2 | | 1 | 0 | 0 | 0 | 0 | 0 | 0 | 0 | 0 | 0 | 0 | 1 | 1 | 0.00 | 0.000 |

| PITCHER | IP | WLS | BF | H | R | ER | SO | BB | IBB | HBP | BLK | WP | HR | S | P | ERA | WHIP |
|---|---|---|---|---|---|---|---|---|---|---|---|---|---|---|---|---|---|

| Batter | 1 | 2 | 3 | 4 | 5 | 6 | 7 | 8 | 9 | AB | R | H | RBI | BB | SO | LOB |
|---|---|---|---|---|---|---|---|---|---|---|---|---|---|---|---|---|
| Joe Wallis, S (1, 8)<br>OBP: 0.384, SLG: 0.548 | SH2-4<br>1B<br>1B | | F9 | | G5-4-3<br>1-2<br>1B | | | K | | 4 | 0 | 2 | 0 | 0 | 1 | 0 |
| Glenn Burke, R (1, 7)<br>OBP: 0.275, SLG: 0.309 | SH2-4<br>1-2 | | | 5-3 | G5-4-3<br>1-2f | | | F8 | | 2 | 0 | 0 | 0 | 0 | 0 | 2 |
| Mike Adams, R (8, PH)<br>OBP: 0.333, SLG: 0.286 (9, 4) | | | | | | | | | | 1 | 0 | 0 | 0 | 0 | 0 | 0 |
| Mario Guerrero, R (1, 6)<br>OBP: 0.303, SLG: 0.370 | 2-H<br>1B | | | WP BB<br>1B | | CS<br>1B | | F9 | | 4 | 0 | 3 | 0 | 0 | 0 | 0 |
| Mitchell Page, L (1, 10)<br>OBP: 0.373, SLG: 0.457 | F9 | | | WP<br>1-2<br>BB | | K<br>1-2 | | | 6-3<br>3B | 3 | 1 | 1 | 0 | 1 | 1 | 2 |
| Taylor Duncan, R (1, 5)<br>OBP: 0.260, SLG: 0.363 | | CS<br>1B | | 1-3<br>1-2<br>2-3 | | 5-3 | | | 6-3<br>3-H | 4 | 0 | 1 | 1 | 0 | 0 | 2 |
| Jeff Newman, R (1, 3)<br>OBP: 0.333, SLG: 0.458 | | L5 | | BB | | | L8 | | 6-3 E<br>1B | 3 | 0 | 1 | 0 | 1 | 0 | 1 |
| Miguel Dilone, S (9, PR)<br>OBP: 0.315, SLG: 0.307 | | | | | | | | | | 0 | 0 | 0 | 0 | 0 | 0 | 0 |
| Jim Essian, R (1, 2)<br>OBP: 0.336, SLG: 0.318 | | 1-3<br>1-2 | | F2 | | | F4 | | E5<br>6-3<br>1-2 | 4 | 0 | 0 | 0 | 0 | 0 | 5 |
| Tony Armas, R (1, 9)<br>OBP: 0.262, SLG: 0.294 | | | K | | F9 | | L8 | | 6-3<br>1-2<br>2-3 | 4 | 0 | 0 | 0 | 0 | 1 | 2 |
| Mike Edwards, R (1, 4)<br>OBP: 0.301, SLG: 0.304 | | | 5-3 | | 1B<br>1B | | | HR | K | 2 | 0 | 1 | 0 | 0 | 0 | 0 |
| Dave Revering, L (8, PH)<br>OBP: 0.302, SLG: 0.414 | | | | | | | | | | 1 | 1 | 1 | 1 | 0 | 0 | 0 |
| Dwayne Murphy, L (9, 7)<br>OBP: 0.238, SLG: 0.118 | | | | | | | | | | 1 | 0 | 0 | 0 | 0 | 1 | 3 |
| Inning Stats | R: 0 E: 0 K: 0 S: 4 H: 2 LOB: 1 BB: 0 P: 4 | R: 0 E: 0 K: 0 S: 3 H: 1 LOB: 0 BB: 0 P: 3 | R: 0 E: 0 K: 1 S: 5 H: 0 LOB: 0 BB: 0 P: 5 | R: 0 E: 0 K: 0 S: 4 H: 1 LOB: 3 BB: 2 P: 12 | R: 0 E: 0 K: 0 S: 4 H: 2 LOB: 1 BB: 0 P: 4 | R: 0 E: 0 K: 1 S: 5 H: 1 LOB: 0 BB: 0 P: 5 | R: 0 E: 0 K: 0 S: 3 H: 0 LOB: 0 BB: 0 P: 3 | R: 1 E: 0 K: 1 S: 6 H: 1 LOB: 0 BB: 0 P: 6 | R: 1 E: 1 K: 1 S: 8 H: 2 LOB: 3 BB: 0 P: 8 | 1B: 8 2B: 0 3B: 1 HR: 1 | SF: 0 SAC: 1 DP: 1 HBP: 0 | | | | | | |

| PITCHER | | IP | WLS | BF | H | R | ER | SO | BB | IBB | HBP | BLK | WP | HR | S | P | ERA | WHIP |
|---|---|---|---|---|---|---|---|---|---|---|---|---|---|---|---|---|---|---|
| Geoff Zahn, L<br>ERA: 3.27 | (1, 1) | 8.0 | W | 31 | 9 | 2 | 2 | 3 | 2 | 0 | 0 | 0 | 1 | 1 | 35 | 43 | 2.25 | 1.375 |
| Mike Marshall, R<br>ERA: 2.6 | (9, 1) | 1.0 | S | 5 | 1 | 0 | 0 | 1 | 0 | 0 | 0 | 0 | 0 | 0 | 7 | 7 | 0.00 | 1.000 |

| PITCHER | IP | WLS | BF | H | R | ER | SO | BB | IBB | HBP | BLK | WP | HR | S | P | ERA | WHIP |
|---|---|---|---|---|---|---|---|---|---|---|---|---|---|---|---|---|---|

# BOTTOM

## Minnesota Twins @ Oakland Athletics

Oakland-Alameda County Coliseum, Oakland, CA

Fri Jul 07 1978, 7:05 PM PDT

Unknown

livebaseballscorecards.com

| | |
|---|---|
| AB | 33 |
| R | 2 |
| H | 10 |
| RBI | 2 |
| BB | 2 |
| SO | 4 |
| LOB | 17 |

| | | | |
|---|---|---|---|
| 1B: 8 | SF: 0 | WP: 1 | PA: 36 |
| 2B: 0 | SAC: 1 | PB: 0 | |
| 3B: 1 | DP: 1 | SB: 0 | |
| HR: 1 | HBP: 0 | CS: 2 | |

# Minnesota Twins @ Oakland Athletics

Oakland-Alameda County Coliseum, Oakland, CA

Fri Jul 07 1978, 7:05 PM PDT

Att. 7,239 - Unknown

livebaseballscorecards.com

TOP

| Batter | 1 | 2 | 3 | 4 | 5 | 6 | 7 | 8 | 9 | AB | R | H | RBI | BB | SO | LOB |
|---|---|---|---|---|---|---|---|---|---|---|---|---|---|---|---|---|
| Hosken Powell, L (1, 9) OBP: 0.323, SLG: 0.312 | 4-3 | | G3 | | | F8 | | L9 | | 4 | 0 | 0 | 0 | 0 | 0 | 2 |
| Roy Smalley, S (1, 6) OBP: 0.343, SLG: 0.407 | 4-3 | | | K | | K | | | K | 4 | 0 | 0 | 0 | 0 | 3 | 0 |
| Rod Carew, L (1, 3) OBP: 0.424, SLG: 0.471 | F7 | | | 4-3 | | 6-3 | | | 1-3 | 4 | 0 | 0 | 0 | 0 | 0 | 0 |
| Mike Cubbage, L (1, 5) OBP: 0.375, SLG: 0.464 | | 6-3 | | 1-3 | | | 4-3 | | HBP (1B) | 3 | 0 | 0 | 0 | 0 | 0 | 0 |
| Rich Chiles, L (1, 7) OBP: 0.355, SLG: 0.319 | | G3-6-3 (1B) | | | 3-1 | | L3 | | 1-2 (1B) | 4 | 0 | 2 | 0 | 0 | 0 | 0 |
| Dan Ford, R (1, 8) OBP: 0.345, SLG: 0.446 | | G3-6-3 1-2f | | | F8 | | K | | 4-3 | 4 | 0 | 0 | 0 | 0 | 1 | 3 |
| Glenn Adams, L (1, 10) OBP: 0.255, SLG: 0.376 | | | F7 | | E (1B) | | | SH1 (1B) | | 3 | 1 | 2 | 0 | 0 | 0 | 0 |
| Rob Wilfong, L (1, 4) OBP: 0.329, SLG: 0.343 | | | F8 | | E8 1-H (1B) | | | SH1 1-2 | | 2 | 0 | 1 | 0 | 0 | 0 | 0 |
| Glenn Borgmann, R (1, 2) OBP: 0.333, SLG: 0.322 | | | BB | | 5-3 | | | 5-3 | | 2 | 0 | 0 | 0 | 1 | 0 | 2 |
| Inning Stats | R: 0 E: 0 K: 0 S: 3 H: 0 LOB: 0 BB: 0 P: 3 | R: 0 E: 0 K: 0 S: 3 H: 1 LOB: 0 BB: 0 P: 3 | R: 0 E: 0 K: 0 S: 3 H: 0 LOB: 1 BB: 1 P: 7 | R: 0 E: 0 K: 1 S: 5 H: 0 LOB: 0 BB: 0 P: 5 | R: 1 E: 1 K: 0 S: 5 H: 2 LOB: 1 BB: 0 P: 5 | R: 0 E: 0 K: 1 S: 5 H: 0 LOB: 0 BB: 0 P: 5 | R: 0 E: 0 K: 1 S: 5 H: 0 LOB: 0 BB: 0 P: 5 | R: 0 E: 0 K: 0 S: 4 H: 1 LOB: 1 BB: 0 P: 4 | R: 0 E: 0 K: 1 S: 6 H: 1 LOB: 2 BB: 0 P: 7 | 1B: 5 2B: 0 3B: 0 HR: 0 | SF: 0 SAC: 1 DP: 1 HBP: 1 | | | | | | |

| | AB | 30 |
|---|---|---|
| | R | 1 |
| | H | 5 |
| | RBI | 0 |
| | BB | 1 |
| | SO | 4 |
| | LOB | 7 |

WP: 0 PB: 0 SB: 0 CS: 0 PA: 33

| PITCHER | IP | WLS | BF | H | R | ER | SO | BB | IBB | HBP | BLK | WP | HR | S | P | ERA | WHIP |
|---|---|---|---|---|---|---|---|---|---|---|---|---|---|---|---|---|---|
| Rick Langford, R (1, 1) ERA: 2.61 | 9.0 | L | 33 | 5 | 1 | 0 | 4 | 1 | 0 | 1 | 0 | 0 | 0 | 39 | 44 | 0.00 | 0.667 |

| PITCHER | IP | WLS | BF | H | R | ER | SO | BB | IBB | HBP | BLK | WP | HR | S | P | ERA | WHIP |
|---|---|---|---|---|---|---|---|---|---|---|---|---|---|---|---|---|---|

| Batter | 1 | 2 | 3 | 4 | 5 | 6 | 7 | 8 | 9 | AB | R | H | RBI | BB | SO | LOB |
|---|---|---|---|---|---|---|---|---|---|---|---|---|---|---|---|---|
| Joe Wallis, S (1, 8)<br>OBP: 0.380, SLG: 0.538 | FC1-6 1B | | CS 1-2 | K | | F7 | | | K | 4 | 0 | 1 | 0 | 0 | 2 | 1 |
| Miguel Dilone, S (1, 7)<br>OBP: 0.310, SLG: 0.302 | FC1-6 G6-3 1-2f | | | F8 | | | F4 | | | 3 | 0 | 0 | 0 | 0 | 0 | 1 |
| Mario Guerrero, R (1, 6)<br>OBP: 0.300, SLG: 0.367 | G6-3 1-2f | | | 6-3 | | | K | | | 3 | 0 | 0 | 0 | 0 | 1 | 1 |
| Mitchell Page, L (1, 10)<br>OBP: 0.372, SLG: 0.453 | | K | | | L8 | | CS BB | | | 2 | 0 | 0 | 0 | 1 | 1 | 0 |
| Taylor Duncan, R (1, 5)<br>OBP: 0.252, SLG: 0.352 | | F4 | | | F6 | | CS 1-2 | 5-3 | | 3 | 0 | 0 | 0 | 0 | 0 | 0 |
| Jeff Newman, R (1, 2)<br>OBP: 0.326, SLG: 0.447 | | L6 | | | 4-3 | | | K | | 3 | 0 | 0 | 0 | 0 | 1 | 0 |
| Dave Revering, L (1, 3)<br>OBP: 0.299, SLG: 0.409 | | | F9 | | | K | | K | | 3 | 0 | 0 | 0 | 0 | 2 | 0 |
| Tony Armas, R (1, 9)<br>OBP: 0.263, SLG: 0.294 | | | 5-3 | | | 1B | | | F8 | 3 | 0 | 1 | 0 | 0 | 0 | 0 |
| Mike Edwards, R (1, 4)<br>OBP: 0.303, SLG: 0.306 | | | CS 1B | | | F9 | | | F5 | 2 | 0 | 1 | 0 | 0 | 0 | 1 |
| Mike Adams, R (9, PH)<br>OBP: 0.300, SLG: 0.250 | | | | | | | | | | 1 | 0 | 0 | 0 | 0 | 0 | 0 |
| Inning Stats | R: 0 H: 1<br>E: 0 LOB: 0<br>K: 0 BB: 0<br>S: 3 P: 3 | R: 0 H: 0<br>E: 0 LOB: 0<br>K: 1 BB: 0<br>S: 5 P: 5 | R: 0 H: 1<br>E: 0 LOB: 0<br>K: 0 BB: 0<br>S: 3 P: 3 | R: 0 H: 0<br>E: 0 LOB: 0<br>K: 1 BB: 0<br>S: 5 P: 5 | R: 0 H: 0<br>E: 0 LOB: 0<br>K: 0 BB: 0<br>S: 3 P: 3 | R: 0 H: 1<br>E: 0 LOB: 1<br>K: 1 BB: 0<br>S: 6 P: 6 | R: 0 H: 0<br>E: 0 LOB: 0<br>K: 1 BB: 1<br>S: 4 P: 8 | R: 0 H: 0<br>E: 0 LOB: 0<br>K: 2 BB: 0<br>S: 7 P: 7 | R: 0 H: 0<br>E: 0 LOB: 0<br>K: 1 BB: 0<br>S: 5 P: 5 | 1B: 3 SF: 0<br>2B: 0 SAC: 0<br>3B: 0 DP: 1<br>HR: 0 HBP: 0 | | | | | | |

| PITCHER | IP | WLS | BF | H | R | ER | SO | BB | IBB | HBP | BLK | WP | HR | S | P | ERA | WHIP |
|---|---|---|---|---|---|---|---|---|---|---|---|---|---|---|---|---|---|
| Darrell Jackson, L (1, 1)<br>ERA: 2.73 | 9.0 | W | 28 | 3 | 0 | 0 | 7 | 1 | 0 | 0 | 0 | 0 | 0 | 41 | 45 | 0.00 | 0.444 |

| PITCHER | IP | WLS | BF | H | R | ER | SO | BB | IBB | HBP | BLK | WP | HR | S | P | ERA | WHIP |
|---|---|---|---|---|---|---|---|---|---|---|---|---|---|---|---|---|---|

# BOTTOM

## Minnesota Twins @ Oakland Athletics

Oakland-Alameda County Coliseum, Oakland, CA

Fri Jul 07 1978, 7:05 PM PDT

Att. 7,239 - Unknown

livebaseballscorecards.com

| | |
|---|---|
| AB | 27 |
| R | 0 |
| H | 3 |
| RBI | 0 |
| BB | 1 |
| SO | 7 |
| LOB | 4 |

WP: 0 PA: 30
PB: 0
SB: 0
CS: 2

# Minnesota Twins @ Oakland Athletics

Oakland-Alameda County Coliseum, Oakland, CA

Sat Jul 08 1978, 3:33 AM PDT
Att. 12,201 - Unknown - 75 F

livebaseballscorecards.com

TOP

| Batter | 1 | 2 | 3 | 4 | 5 | 6 | 7 | 8 | 9 | 10 | 11 | AB | R | H | RBI | BB | SO | LOB |
|---|---|---|---|---|---|---|---|---|---|---|---|---|---|---|---|---|---|---|
| Hosken Powell, L (1, 9)<br>OBP: 0.318, SLG: 0.320 | F7 | SF9<br>2-3<br>3-H | K | | | 4-3 | | SH1-4<br>1-2 | | SF9<br>3B | 3-1 | 5 | 1 | 1 | 1 | 0 | 1 | 4 |
| Roy Smalley, S (1, 6)<br>OBP: 0.349, SLG: 0.420 | G4-6-3<br>1B | 1-3<br>3-H<br>1B | | F7 | | 1B<br>1B | | 2-H<br>3B | | SF9<br>3-H | | 5 | 0 | 4 | 3 | 0 | 0 | 0 |
| Rod Carew, L (1, 3)<br>OBP: 0.425, SLG: 0.470 | G4-6-3<br>1-2f | 5-3 | | F7 | | 1-2<br>1B | | G3<br>IBB | | F7-4<br>1B | | 5 | 0 | 2 | 0 | 1 | 0 | 3 |
| Butch Wynegar, S (1, 2)<br>OBP: 0.347, SLG: 0.370 | | F9 | 1B<br>SF8<br>1B | K | | F7 | | G3<br>1-2 | | F7-4<br>1-2 | | 6 | 1 | 1 | 0 | 0 | 1 | 5 |
| Mike Cubbage, L (1, 5)<br>OBP: 0.381, SLG: 0.470 | | 2B<br>1B<br>1B | 1-3<br>2B<br>1B | | F7 | F5 | | F8 | | | K | 2 | 1 | 2 | 0 | 0 | 0 | 0 |
| Larry Wolfe, R (5, PH)<br>OBP: 0.324, SLG: 0.368 (5, 5) | | | | | | | | | | | | 4 | 0 | 0 | 0 | 0 | 1 | 4 |
| Rich Chiles, L (1, 7)<br>OBP: 0.357, SLG: 0.337 | | 1B<br>1-3<br>1B<br>2B | SF8<br>3-H | | FC5-4<br>1B<br>1B | | K | | 1B<br>FC8-2<br>1B | | 1B<br>1B<br>BB | 1 | 1 | 1 | 1 | 0 | 0 | 0 |
| Bombo Rivera, R (5, PH)<br>OBP: 0.407, SLG: 0.376 (5, 7) | | | | | | | | | | | | 3 | 1 | 2 | 0 | 1 | 1 | 0 |
| Glenn Adams, L (1, 10)<br>OBP: 0.264, SLG: 0.391 | | 1B<br>SF9<br>2-3<br>3-H<br>1B | 1-H<br>1B<br>2B | | FC5-4<br>1-2<br>1B | | F8 | | K | | 1B<br>1-3<br>1B | 2 | 2 | 2 | 1 | 0 | 0 | 0 |
| Craig Kusick, R (5, PH)<br>OBP: 0.316, SLG: 0.339 | | | | | | | | | | | | 2 | 0 | 1 | 0 | 0 | 0 | 0 |
| Jose Morales, R (9, PH)<br>OBP: 0.389, SLG: 0.441 | | | | | | | | | | | | 2 | 0 | 1 | 0 | 0 | 1 | 1 |
| Willie Norwood, R (1, 8)<br>OBP: 0.321, SLG: 0.388 | | SF9<br>1B<br>1B<br>1B | 2-H<br>1B | | FC5-4<br>1-2f<br>2-3 | | K | | 1-3<br>1B | | 1-2<br>3-H<br>1B | 6 | 1 | 4 | 2 | 0 | 1 | 2 |
| Rob Wilfong, L (1, 4)<br>OBP: 0.345, SLG: 0.351 | | 1B<br>1-2<br>2-3<br>3-H<br>1B | BBBB<br>BB | | G3 | | | SH1-4<br>3B<br>1B | FC8-2<br>3-H | | P6 | 4 | 1 | 2 | 1 | 1 | 0 | 4 |
| Bob Randall, R (11, PH)<br>OBP: 0.330, SLG: 0.361 (11, 4) | | | | | | | | | | | | 1 | 0 | 0 | 0 | 0 | 0 | 2 |
| Inning Stats | R: 0 E: 0 K: 0 S: 3 H: 1 LOB: 0 BB: 0 P: 3 | R: 4 E: 0 K: 0 S: 9 H: 6 LOB: 2 BB: 0 P: 9 | R: 2 E: 0 K: 1 S: 8 H: 4 LOB: 2 BB: 1 P: 12 | R: 0 E: 0 K: 1 S: 5 H: 0 LOB: 0 BB: 0 P: 5 | R: 0 E: 0 K: 0 S: 5 H: 2 LOB: 2 BB: 0 P: 5 | R: 0 E: 0 K: 2 S: 5 H: 2 LOB: 2 BB: 0 P: 5 | R: 0 E: 0 K: 2 S: 7 H: 0 LOB: 0 BB: 0 P: 7 | R: 1 E: 0 K: 0 S: 5 H: 2 LOB: 2 BB: 1 P: 9 | R: 0 E: 0 K: 1 S: 6 H: 2 LOB: 1 BB: 0 P: 6 | R: 1 E: 0 K: 0 S: 4 H: 2 LOB: 0 BB: 0 P: 4 | R: 1 E: 0 K: 1 S: 7 H: 2 LOB: 2 BB: 1 P: 11 | 1B: 19 2B: 4 3B: 2 HR: 0 SF: 3 SAC: 1 DP: 3 HBP: 0 | | | | | | |

| | AB | 48 |
|---|---|---|
| | R | 9 |
| | H | 23 |
| | RBI | 9 |
| | BB | 3 |
| | SO | 6 |
| | LOB | 25 |

WP: 0 PB: 0 SB: 0 CS: 0 PA: 55

| PITCHER | | IP | WLS | BF | H | R | ER | SO | BB | IBB | HBP | BLK | WP | HR | S | P | ERA | WHIP |
|---|---|---|---|---|---|---|---|---|---|---|---|---|---|---|---|---|---|---|
| Pete Broberg, R<br>ERA: 3.87 | (1, 1) | 1.1 | | 9 | 6 | 4 | 4 | 0 | 0 | 0 | 0 | 0 | 0 | 0 | 9 | 9 | 27.00 | 4.500 |
| Steve McCatty, R<br>ERA: 4.6 | (2, 1) | 1.1 | | 8 | 5 | 2 | 2 | 0 | 0 | 0 | 0 | 0 | 0 | 0 | 8 | 8 | 13.50 | 3.750 |
| John Henry Johnson, L<br>ERA: 2.53 | (3, 1) | 3.0 | | 14 | 4 | 0 | 0 | 2 | 1 | 0 | 0 | 0 | 0 | 0 | 17 | 21 | 0.00 | 1.667 |
| Elias Sosa, R<br>ERA: 2.9 | (6, 1) | 1.2 | | 8 | 2 | 1 | 1 | 2 | 0 | 1 | 0 | 0 | 0 | 0 | 11 | 15 | 5.40 | 1.200 |
| Dave Heaverlo, R<br>ERA: 3.0 | (8, 1) | 3.0 | L | 14 | 6 | 2 | 2 | 2 | 1 | 0 | 0 | 0 | 0 | 0 | 17 | 21 | 6.00 | 2.333 |

| PITCHER | | IP | WLS | BF | H | R | ER | SO | BB | IBB | HBP | BLK | WP | HR | S | P | ERA | WHIP |
|---|---|---|---|---|---|---|---|---|---|---|---|---|---|---|---|---|---|---|
| Craig Minetto, L<br>ERA: 4.5 | (11, 1) | 0.2 | | 2 | 0 | 0 | 0 | 0 | 0 | 0 | 0 | 0 | 0 | 0 | 2 | 2 | 0.00 | 0.000 |

| Batter | 1 | 2 | 3 | 4 | 5 | 6 | 7 | 8 | 9 | 10 | 11 | AB | R | H | RBI | BB | SO | LOB |
|---|---|---|---|---|---|---|---|---|---|---|---|---|---|---|---|---|---|---|
| Joe Wallis, S (1, 8)<br>OBP: 0.370, SLG: 0.520 | F7 | | F8 | | BB 1B PB 1B<br>1-2 | G3 | | 4-3 | | | F9 | 6 | 1 | 1 | 0 | 0 | 0 | 0 |
| Dwayne Murphy, L (1, 7)<br>OBP: 0.292, SLG: 0.225 | K | | | HBP 2B 1B | PB BB SF9 1B<br>1-2<br>2-3 | 2B | | | F7 | | 1B | 6 | 2 | 4 | 0 | 0 | 1 | 0 |
| Glenn Burke, R (11, PR)<br>OBP: 0.275, SLG: 0.309 | | | | | | | | | | | | 0 | 0 | 0 | 0 | 0 | 0 | 0 |
| Mario Guerrero, R (1, 6)<br>OBP: 0.301, SLG: 0.366<br>Rob Picciolo, R (4, PR)<br>OBP: 0.190, SLG: 0.190 (5, 6)<br>Mike Adams, R (5, PH)<br>OBP: 0.286, SLG: 0.182 (6, 4)<br>(11, 5) | 4-3 | | | 2B HBP<br>1-2 | BLK PB WP BB<br>1-2<br>2-3<br>3-H | 6-3 | | | 6-3 | | F7 | 1 | 0 | 0 | 0 | 0 | 0 | 0 |
| | | | | | | | | | | | | 0 | 1 | 0 | 0 | 0 | 0 | 0 |
| | | | | | | | | | | | | 3 | 1 | 0 | 1 | 1 | 0 | 2 |
| Mitchell Page, L (1, 10)<br>OBP: 0.373, SLG: 0.458 | | K | | 1B 2B<br>1-H<br>2-H | SF9<br>1-2<br>2-H<br>3-H | | FC3-6 1B | | F9 | | | 4 | 1 | 2 | 3 | 0 | 1 | 0 |
| Taylor Duncan, R (1, 5)<br>OBP: 0.268, SLG: 0.358 | | 1B | | K | WP BLK BB | | FC3-6 WP<br>1-2f | | | 5-3 S 1B | 1B | 4 | 0 | 2 | 0 | 1 | 1 | 3 |
| Miguel Dilone, S (10, PR)<br>OBP: 0.310, SLG: 0.302 | | | | | | | | | | | | 0 | 1 | 0 | 0 | 0 | 0 | 0 |
| Tito Fuentes, S (11, 4)<br>OBP: 0.167, SLG: 0.171 | | | | | | | | | | | | 0 | 0 | 0 | 0 | 0 | 0 | 0 |
| Dave Revering, L (1, 3)<br>OBP: 0.297, SLG: 0.406 | F7 | | | 1B<br>2-H | 1-3<br>1-2<br>2-3 | | P6 | | | 5-3<br>1-3 | | 5 | 0 | 1 | 1 | 0 | 0 | 5 |
| Jeff Newman, R (1, 2)<br>OBP: 0.324, SLG: 0.437 | K | | | P3 | BB<br>2-3<br>3-H | | F6<br>1-2 | | | 1B<br>3-H | | 3 | 0 | 0 | 0 | 1 | 1 | 3 |
| Jim Essian, R (9, 2)<br>OBP: 0.339, SLG: 0.321 | | | | | | | | | | | | 1 | 0 | 1 | 1 | 0 | 0 | 0 |
| Tony Armas, R (1, 9)<br>OBP: 0.256, SLG: 0.286 | | | 1-3 | K | K | | | L6 | | K | | 5 | 0 | 0 | 0 | 0 | 3 | 4 |
| Mike Edwards, R (1, 4)<br>OBP: 0.300, SLG: 0.303 (6, 6) | | | 1-3 | | 1B BB 1B<br>1B | K | | 5-3 | | | 5-3 | 5 | 1 | 1 | 0 | 0 | 1 | 0 |
| Inning Stats | R: 0 H: 0<br>E: 0 LOB: 0<br>K: 1 BB: 0<br>S: 5 P: 5 | R: 0 H: 1<br>E: 0 LOB: 1<br>K: 2 BB: 0<br>S: 8 P: 8 | R: 0 H: 0<br>E: 0 LOB: 0<br>K: 0 BB: 0<br>S: 3 P: 3 | R: 3 H: 3<br>E: 0 LOB: 1<br>K: 2 BB: 0<br>S: 10 P: 11 | R: 4 H: 3<br>E: 0 LOB: 2<br>K: 1 BB: 3<br>S: 8 P: 20 | R: 0 H: 1<br>E: 0 LOB: 1<br>K: 1 BB: 0<br>S: 6 P: 6 | R: 0 H: 1<br>E: 0 LOB: 1<br>K: 0 BB: 0<br>S: 4 P: 4 | R: 0 H: 0<br>E: 0 LOB: 0<br>K: 0 BB: 0<br>S: 3 P: 3 | R: 0 H: 0<br>E: 0 LOB: 0<br>K: 0 BB: 0<br>S: 3 P: 3 | R: 1 H: 2<br>E: 0 LOB: 1<br>K: 1 BB: 0<br>S: 6 P: 6 | R: 0 H: 1<br>E: 0 LOB: 1<br>K: 0 BB: 0<br>S: 4 P: 4 | 1B: 10 SF: 1<br>2B: 2 SAC: 0<br>3B: 0 DP: 0<br>HR: 0 HBP: 1 | | | | | | |

| PITCHER | | IP | WLS | BF | H | R | ER | SO | BB | IBB | HBP | BLK | WP | HR | S | P | ERA | WHIP |
|---|---|---|---|---|---|---|---|---|---|---|---|---|---|---|---|---|---|---|
| Roger Erickson, R<br>ERA: 4.97 | (1, 1) | 4.0 | | 21 | 7 | 7 | 7 | 5 | 1 | 0 | 1 | 0 | 0 | 0 | 29 | 34 | 15.75 | 2.000 |
| Jeff Holly, L<br>ERA: | (5, 1) | 0.2 | | 3 | 0 | 0 | 0 | 0 | 1 | 0 | 0 | 1 | 0 | 0 | 2 | 6 | 0.00 | 1.500 |
| Gary Serum, R<br>ERA: 3.38 | (5, 1) | 3.1 | | 13 | 2 | 0 | 0 | 2 | 1 | 0 | 0 | 0 | 2 | 0 | 16 | 20 | 0.00 | 0.900 |
| Mike Marshall, R<br>ERA: 2.63 | (9, 1) | 3.0 | W | 11 | 3 | 1 | 1 | 1 | 0 | 0 | 0 | 0 | 0 | 0 | 13 | 13 | 3.00 | 1.000 |

| PITCHER | IP | WLS | BF | H | R | ER | SO | BB | IBB | HBP | BLK | WP | HR | S | P | ERA | WHIP |
|---|---|---|---|---|---|---|---|---|---|---|---|---|---|---|---|---|---|

# BOTTOM

# Minnesota Twins @ Oakland Athletics

Oakland-Alameda County Coliseum, Oakland, CA

Sat Jul 08 1978, 3:33 AM PDT

Att. 12,201 - Unknown - 75 F

livebaseballscorecards.com

| | |
|---|---|
| AB | 43 |
| R | 8 |
| H | 12 |
| RBI | 6 |
| BB | 3 |
| SO | 8 |
| LOB | 17 |

WP: 2 PA: 48
PB: 1
SB: 1
CS: 0

# Minnesota Twins @ Oakland Athletics

Oakland-Alameda County Coliseum, Oakland, CA

Sun Jul 09 1978, 3:33 AM PDT

Att. 4,720 - Unknown - 78 F

TOP

livebaseballscorecards.com

| Batter | 1 | 2 | 3 | 4 | 5 | 6 | 7 | 8 | 9 | AB | R | H | RBI | BB | SO | LOB |
|---|---|---|---|---|---|---|---|---|---|---|---|---|---|---|---|---|
| Hosken Powell, L (1, 9)<br>OBP: 0.316, SLG: 0.333 | F7 | | HR | | F9 | E4<br>1-2<br>3-H | | 4-3 | | 5 | 1 | 1 | 1 | 0 | 0 | 2 |
| Roy Smalley, S (1, 6)<br>OBP: 0.347, SLG: 0.414 | F6 | | F9 | | 1B<br>BB | F7 | | | 6-3 | 4 | 0 | 0 | 0 | 1 | 0 | 2 |
| Rod Carew, L (1, 3)<br>OBP: 0.428, SLG: 0.472 | 4-1 | | S<br>1B | | 1-3<br>3-H<br>1B | | E5<br>1B<br>1B | | E6<br>1B<br>1B | 5 | 2 | 3 | 1 | 0 | 0 | 0 |
| Mike Cubbage, L (1, 5)<br>OBP: 0.377, SLG: 0.465<br>Larry Wolfe, R (5, PH)<br>OBP: 0.317, SLG: 0.359 (5, 5) | | F5 | G3<br>1-2 | | K | | 5-3 | | F9 | 2<br>3 | 0<br>0 | 0<br>0 | 0<br>0 | 0<br>0 | 0<br>1 | 1<br>4 |
| Rich Chiles, L (1, 7)<br>OBP: 0.360, SLG: 0.340<br>Bombo Rivera, R (6, PH)<br>OBP: 0.412, SLG: 0.383 (6, 7) | 1B<br>FC6-4<br>1B | | | 4-3 | | 1-3 | 3-H<br>1B | | 1-3<br>1B | 2<br>3 | 1<br>0 | 1<br>2 | 0<br>1 | 0<br>0 | 0<br>0 | 0<br>0 |
| Glenn Adams, L (1, 10)<br>OBP: 0.273, SLG: 0.399<br>Jose Morales, R (6, PH)<br>OBP: 0.388, SLG: 0.438 | FC6-4<br>1-3<br>1B | | | G5-4-3<br>1B | | E6<br>FC6 | P6 | | 1-2<br>3-H<br>1B | 2<br>3 | 0<br>0 | 2<br>1 | 0<br>1 | 0<br>0 | 0<br>0 | 0<br>1 |
| Willie Norwood, R (1, 8)<br>OBP: 0.315, SLG: 0.380 | FC6-4<br>PB<br>1-2f<br>3-H | | | G5-4-3<br>1-2f | | FC6<br>1B<br>1-2f<br>1B | F8 | | L7 | 5 | 1 | 0 | 1 | 0 | 0 | 6 |
| Bob Randall, R (1, 4)<br>OBP: 0.338, SLG: 0.375 | F7<br>1-2 | | | | 4-3<br>1B<br>2B | 1B<br>E<br>1-2<br>1B | | CS<br>1B | | 4 | 2 | 3 | 0 | 0 | 0 | 1 |
| Glenn Borgmann, R (1, 2)<br>OBP: 0.329, SLG: 0.317 | | | F7 | | 4-3<br>2-3 | E<br>1-3<br>2-H<br>1B | | K<br>1-2 | | 4 | 0 | 1 | 1 | 0 | 1 | 2 |

| | AB | R | H | RBI | BB | SO | LOB |
|---|---|---|---|---|---|---|---|
| | 42 | 7 | 14 | 6 | 1 | 2 | 19 |

| Inning Stats | | | | | | | | | | | | | | | | | | |
|---|---|---|---|---|---|---|---|---|---|---|---|---|---|---|---|---|---|---|
| | R: 0<br>E: 0<br>K: 0<br>S: 3 | H: 0<br>LOB: 0<br>BB: 0<br>P: 3 | R: 1<br>E: 0<br>K: 0<br>S: 5 | H: 2<br>LOB: 1<br>BB: 0<br>P: 5 | R: 1<br>E: 0<br>K: 0<br>S: 5 | H: 2<br>LOB: 1<br>BB: 0<br>P: 5 | R: 0<br>E: 0<br>K: 0<br>S: 3 | H: 1<br>LOB: 0<br>BB: 0<br>P: 3 | R: 1<br>E: 0<br>K: 1<br>S: 7 | H: 2<br>LOB: 2<br>BB: 1<br>P: 11 | R: 2<br>E: 2<br>K: 0<br>S: 7 | H: 2<br>LOB: 2<br>BB: 0<br>P: 7 | R: 1<br>E: 1<br>K: 0<br>S: 5 | H: 2<br>LOB: 1<br>BB: 0<br>P: 5 | R: 0<br>E: 0<br>K: 1<br>S: 5 | H: 1<br>LOB: 0<br>BB: 0<br>P: 5 | R: 1<br>E: 1<br>K: 0<br>S: 6 | H: 2<br>LOB: 2<br>BB: 0<br>P: 6 |

| | 1B: 12 | SF: 0 | WP: 0 | PA: 43 |
|---|---|---|---|---|
| | 2B: 2 | SAC: 0 | PB: 1 | |
| | 3B: 0 | DP: 2 | SB: 1 | |
| | HR: 1 | HBP: 0 | CS: 1 | |

| PITCHER | | IP | WLS | BF | H | R | ER | SO | BB | IBB | HBP | BLK | WP | HR | S | P | ERA | WHIP |
|---|---|---|---|---|---|---|---|---|---|---|---|---|---|---|---|---|---|---|
| Pete Broberg, R<br>ERA: 3.99 | (1, 1) | 4.0 | L | 17 | 6 | 3 | 3 | 0 | 0 | 0 | 0 | 0 | 0 | 1 | 17 | 17 | 6.75 | 1.500 |
| Bob Lacey, L<br>ERA: 2.86 | (5, 1) | 4.0 | | 20 | 6 | 3 | 0 | 2 | 1 | 0 | 0 | 0 | 0 | 0 | 23 | 27 | 0.00 | 1.750 |
| Steve McCatty, R<br>ERA: 4.32 | (9, 1) | 1.0 | | 6 | 2 | 1 | 0 | 0 | 0 | 0 | 0 | 0 | 0 | 0 | 6 | 6 | 0.00 | 2.000 |

| PITCHER | | IP | WLS | BF | H | R | ER | SO | BB | IBB | HBP | BLK | WP | HR | S | P | ERA | WHIP |
|---|---|---|---|---|---|---|---|---|---|---|---|---|---|---|---|---|---|---|

# BOTTOM

## Minnesota Twins @ Oakland Athletics

Oakland-Alameda County Coliseum, Oakland, CA

Sun Jul 09 1978, 3:33 AM PDT

Att. 4,720 - Unknown - 78 F

livebaseballscorecards.com

| Batter | 1 | 2 | 3 | 4 | 5 | 6 | 7 | 8 | 9 | AB | R | H | RBI | BB | SO | LOB |
|---|---|---|---|---|---|---|---|---|---|---|---|---|---|---|---|---|
| Joe Wallis, S (1, 8)<br>OBP: 0.367, SLG: 0.508 | L4 | | | G3 | | BB | | F7 | | 3 | 0 | 0 | 0 | 1 | 0 | 1 |
| Miguel Dilone, S (1, 7)<br>OBP: 0.306, SLG: 0.298 | F4 | | | F7 | | BB | | | 1B | 2 | 0 | 0 | 0 | 0 | 0 | 0 |
| Tony Armas, R (6, PH) (7, 9)<br>OBP: 0.264, SLG: 0.290 | | | | | | | | | | 1 | 0 | 1 | 0 | 1 | 0 | 0 |
| Mitchell Page, L (1, 10)<br>OBP: 0.371, SLG: 0.455 | 4-3 | | | 4-3 | | K | | | FC5-4 1B | 4 | 0 | 1 | 0 | 0 | 1 | 2 |
| Dave Revering, L (1, 3)<br>OBP: 0.293, SLG: 0.400 | | 3-1 | | | F8 | | F3 | | F5 | 4 | 0 | 0 | 0 | 0 | 0 | 2 |
| Taylor Duncan, R (1, 5)<br>OBP: 0.267, SLG: 0.348 | | 6-3 | | | BB | | 6-3 | | F8 | 3 | 0 | 0 | 0 | 1 | 0 | 2 |
| Jeff Newman, R (1, 2)<br>OBP: 0.314, SLG: 0.423 | | L4 | | | P4 | | F3 | | FC5-4 | 4 | 0 | 0 | 0 | 0 | 0 | 3 |
| Dwayne Murphy, L (1, 9) (7, 7)<br>OBP: 0.275, SLG: 0.209 | | | K | | G3 | | | F7 | | 3 | 0 | 0 | 0 | 0 | 1 | 1 |
| Mike Edwards, R (1, 4) (7, 6)<br>OBP: 0.300, SLG: 0.304 | | | 6-3 | | | L8 | | 5-3 | | 3 | 0 | 1 | 0 | 0 | 0 | 0 |
| Rob Picciolo, R (1, 6)<br>OBP: 0.182, SLG: 0.182 | | | K | | | G3 | | 5-3 | | 1 | 0 | 0 | 0 | 0 | 1 | 0 |
| Tito Fuentes, S (6, PH) (7, 4)<br>OBP: 0.159, SLG: 0.163 | | | | | | | | | | 2 | 0 | 0 | 0 | 0 | 0 | 1 |
| Inning Stats | R: 0 E: 0 K: 0 S: 3 H: 0 LOB: 0 BB: 0 P: 3 | R: 0 E: 0 K: 0 S: 3 H: 0 LOB: 0 BB: 0 P: 3 | R: 0 E: 0 K: 2 S: 7 H: 0 LOB: 0 BB: 0 P: 7 | R: 0 E: 0 K: 0 S: 3 H: 0 LOB: 0 BB: 0 P: 3 | R: 0 E: 0 K: 0 S: 3 H: 0 LOB: 1 BB: 1 P: 7 | R: 0 E: 0 K: 1 S: 5 H: 0 LOB: 2 BB: 2 P: 13 | R: 0 E: 0 K: 0 S: 3 H: 0 LOB: 0 BB: 0 P: 3 | R: 0 E: 0 K: 0 S: 4 H: 1 LOB: 1 BB: 0 P: 4 | R: 0 E: 0 K: 0 S: 5 H: 2 LOB: 2 BB: 0 P: 5 | 1B: 3 2B: 0 3B: 0 HR: 0 | SF: 0 SAC: 0 DP: 0 HBP: 0 | | | | | | |

| | AB | 30 |
|---|---|---|
| | R | 0 |
| | H | 3 |
| | RBI | 0 |
| | BB | 3 |
| | SO | 3 |
| | LOB | 12 |

WP: 0 PB: 0 SB: 0 CS: 0 PA: 33

| PITCHER | | IP | WLS | BF | H | R | ER | SO | BB | IBB | HBP | BLK | WP | HR | S | P | ERA | WHIP |
|---|---|---|---|---|---|---|---|---|---|---|---|---|---|---|---|---|---|---|
| Dave Goltz, R<br>ERA: 2.45 | (1, 1) | 9.0 | W | 33 | 3 | 0 | 0 | 3 | 3 | 0 | 0 | 0 | 0 | 0 | 36 | 48 | 0.00 | 0.667 |

| PITCHER | IP | WLS | BF | H | R | ER | SO | BB | IBB | HBP | BLK | WP | HR | S | P | ERA | WHIP |
|---|---|---|---|---|---|---|---|---|---|---|---|---|---|---|---|---|---|

| Batter | 1 | 2 | 3 | 4 | 5 | 6 | 7 | 8 | 9 | AB | R | H | RBI | BB | SO | LOB |
|---|---|---|---|---|---|---|---|---|---|---|---|---|---|---|---|---|
| Willie Norwood, R (1, 7)<br>OBP: 0.316, SLG: 0.384 | F9 | | F9 | | | F8 | | 1B 2B | 1B 2B | 5 | 2 | 2 | 0 | 0 | 0 | 0 |
| Rod Carew, L (1, 3)<br>OBP: 0.433, SLG: 0.474 | FC6 BB | | K | | | 2B G3 BB | | 2-H 1B 1B | 1-3 S 2B | 3 | 3 | 2 | 1 | 2 | 1 | 0 |
| Dan Ford, R (1, 8)<br>OBP: 0.348, SLG: 0.455 | FC6 1-2f | | | F7 | | G3 1-3 | | PB SF8 1-2 1B | 1-H 3-H | 5 | 1 | 3 | 2 | 0 | 0 | 1 |
| Jose Morales, R (1, 10)<br>OBP: 0.380, SLG: 0.427 | G3 | | | 6-3 | | G3 2-3 3-H | | 1-2 2-H 1B | 6-3 | 3 | 0 | 0 | 1 | 0 | 0 | 2 |
| Rich Chiles, L (8, PH)<br>OBP: 0.365, SLG: 0.347 | | | | | | | | | | 1 | 0 | 1 | 1 | 0 | 0 | 0 |
| Craig Kusick, R (9, PH)<br>OBP: 0.313, SLG: 0.336 | | | | | | | | | | 1 | 0 | 0 | 0 | 0 | 0 | 1 |
| Bombo Rivera, R (1, 9)<br>OBP: 0.404, SLG: 0.374 | | 4-3 | | F7 | | 6-3 | | K 2-3 | | 3 | 0 | 0 | 0 | 0 | 0 | 1 |
| Hosken Powell, L (8, PH)<br>OBP: 0.314, SLG: 0.331 | | | | | | | | | | 1 | 0 | 0 | 0 | 0 | 1 | 2 |
| (8, 9) | | | | | | | | | | | | | | | | |
| Roy Smalley, S (1, 6)<br>OBP: 0.346, SLG: 0.412 | | F8 | | | FC6-4 BB | | 6-3 | SF8 3-H | | 2 | 0 | 0 | 1 | 1 | 0 | 0 |
| Larry Wolfe, R (1, 5)<br>OBP: 0.318, SLG: 0.354 | | BB | | | FC6-4 FC4-6 1-2f | | F4 | F8 | | 2 | 0 | 0 | 0 | 1 | 0 | 1 |
| Mike Cubbage, L (8, PH)<br>OBP: 0.376, SLG: 0.463 | | | | | | | | | | 1 | 0 | 0 | 0 | 0 | 0 | 1 |
| (8, 5) | | | | | | | | | | | | | | | | |
| Bob Randall, R (1, 4)<br>OBP: 0.338, SLG: 0.371 | | 5-3 | | | FC4-6 1-2f | | BB | | 6-3 | 2 | 0 | 0 | 0 | 1 | 0 | 2 |
| Butch Wynegar, S (9, PH)<br>OBP: 0.346, SLG: 0.368 | | | | | | | | | | 1 | 0 | 0 | 0 | 0 | 0 | 0 |
| Glenn Borgmann, R (1, 2)<br>OBP: 0.316, SLG: 0.303 | | | 5-3 | | 5-3 | | 1-3 | | K | 3 | 0 | 0 | 0 | 0 | 0 | 2 |
| Glenn Adams, L (9, PH)<br>OBP: 0.272, SLG: 0.396 | | | | | | | | | | 1 | 0 | 0 | 0 | 0 | 1 | 0 |
| Inning Stats | R: 0 E: 0 K: 0 S: 3 H: 0 LOB: 1 BB: 1 P: 7 | R: 0 E: 0 K: 0 S: 3 H: 0 LOB: 1 BB: 1 P: 7 | R: 0 E: 0 K: 1 S: 5 H: 0 LOB: 0 BB: 0 P: 5 | R: 0 E: 0 K: 0 S: 3 H: 0 LOB: 0 BB: 0 P: 3 | R: 0 E: 0 K: 0 S: 3 H: 0 LOB: 1 BB: 1 P: 7 | R: 1 E: 0 K: 0 S: 4 H: 1 LOB: 1 BB: 1 P: 8 | R: 0 E: 0 K: 0 S: 3 H: 0 LOB: 1 BB: 1 P: 7 | R: 3 E: 0 K: 1 S: 9 H: 4 LOB: 1 BB: 0 P: 9 | R: 2 E: 0 K: 1 S: 8 H: 3 LOB: 1 BB: 0 P: 8 | 1B: 5 2B: 3 3B: 0 HR: 0 | SF: 1 SAC: 0 DP: 0 HBP: 0 | | | | | |

# TOP

## Minnesota Twins @ Baltimore Orioles

Memorial Stadium, Baltimore, MD

Thu Jul 13 1978, 7:05 PM EDT

Att. 8,119 - Unknown - 81 F

livebaseballscorecards.com

| | |
|---|---|
| AB | 34 |
| R | 6 |
| H | 8 |
| RBI | 6 |
| BB | 5 |
| SO | 3 |
| LOB | 13 |

WP: 0 PB: 1 SB: 1 CS: 0 PA: 40

| PITCHER | | IP | WLS | BF | H | R | ER | SO | BB | IBB | HBP | BLK | WP | HR | S | P | ERA | WHIP |
|---|---|---|---|---|---|---|---|---|---|---|---|---|---|---|---|---|---|---|
| Mike Flanagan, L<br>ERA: 3.55 | (1, 1) | 7.0 | W | 30 | 4 | 4 | 3 | 1 | 5 | 0 | 0 | 0 | 0 | 0 | 27 | 47 | 3.86 | 1.286 |
| Don Stanhouse, R<br>ERA: 3.4 | (8, 1) | 1.2 | | 9 | 4 | 2 | 2 | 2 | 0 | 0 | 0 | 0 | 0 | 0 | 13 | 13 | 10.80 | 2.400 |
| Tippy Martinez, L<br>ERA: 6.1 | (9, 1) | 0.1 | S | 1 | 0 | 0 | 0 | 0 | 0 | 0 | 0 | 0 | 0 | 0 | 1 | 1 | 0.00 | 0.000 |

| PITCHER | IP | WLS | BF | H | R | ER | SO | BB | IBB | HBP | BLK | WP | HR | S | P | ERA | WHIP |
|---|---|---|---|---|---|---|---|---|---|---|---|---|---|---|---|---|---|

| Batter | 1 | 2 | 3 | 4 | 5 | 6 | 7 | 8 | 9 | AB | R | H | RBI | BB | SO | LOB |
|---|---|---|---|---|---|---|---|---|---|---|---|---|---|---|---|---|
| Larry Harlow, L (1, 8)<br>OBP: 0.337, SLG: 0.354 | 4-3 | | E 2B | | K | L8 | | | | 4 | 1 | 1 | 0 | 0 | 1 | 1 |
| Rich Dauer, R (1, 4)<br>OBP: 0.306, SLG: 0.383 | L6 | | E9 HR 1B<br>2-H | | HR | | F8 | | | 4 | 2 | 2 | 2 | 0 | 0 | 0 |
| Ken Singleton, S (1, 9)<br>OBP: 0.405, SLG: 0.431 | HR | | HR<br>3-H | | 4-3 | | 1-3 | | | 4 | 2 | 2 | 3 | 0 | 0 | 0 |
| Carlos Lopez, R (8, 9)<br>OBP: 0.275, SLG: 0.315 | | | | | | | | | | 0 | 0 | 0 | 0 | 0 | 0 | 0 |
| Eddie Murray, S (1, 3)<br>OBP: 0.336, SLG: 0.474 | F8 | | 4-3 | | F7 | | K | | | 4 | 0 | 0 | 0 | 0 | 1 | 0 |
| Lee May, R (1, 10)<br>OBP: 0.288, SLG: 0.429 | | F3 | | K | | L8 | | 4-3 | | 4 | 0 | 0 | 0 | 0 | 1 | 0 |
| Andres Mora, R (1, 7)<br>OBP: 0.295, SLG: 0.433 | | 6-3 | | L9 | | HR 2B | | K | | 4 | 1 | 1 | 0 | 0 | 1 | 0 |
| Mike Anderson, R (9, 7) | | | | | | | | | | 0 | 0 | 0 | 0 | 0 | 0 | 0 |
| Doug DeCinces, R (1, 5)<br>OBP: 0.323, SLG: 0.452 | | CS 1B | | E 1B | | HR<br>2-H | | F8 | | 4 | 2 | 3 | 2 | 0 | 0 | 0 |
| Rick Dempsey, R (1, 2)<br>OBP: 0.316, SLG: 0.370 | | CS<br>1-2 | CS 1B | E5<br>1-H | | 2B | | | | 3 | 0 | 3 | 0 | 0 | 0 | 0 |
| Mark Belanger, R (1, 6)<br>OBP: 0.296, SLG: 0.257 | | | 5-3<br>1-2 | K | | F9 | | | | 3 | 0 | 0 | 0 | 0 | 1 | 3 |
| Inning Stats | R: 1 E: 0 K: 0 S: 4 H: 1 LOB: 0 BB: 0 P: 4 | R: 0 E: 0 K: 0 S: 3 H: 1 LOB: 0 BB: 0 P: 3 | R: 3 E: 1 K: 0 S: 6 H: 4 LOB: 0 BB: 0 P: 6 | R: 1 E: 1 K: 2 S: 9 H: 2 LOB: 1 BB: 0 P: 9 | R: 1 E: 0 K: 1 S: 6 H: 1 LOB: 0 BB: 0 P: 6 | R: 2 E: 0 K: 0 S: 6 H: 3 LOB: 1 BB: 0 P: 6 | R: 0 E: 0 K: 1 S: 5 H: 0 LOB: 0 BB: 0 P: 5 | R: 0 E: 0 K: 1 S: 5 H: 0 LOB: 0 BB: 0 P: 5 | | 1B: 5 2B: 3 3B: 0 HR: 4 | SF: 0 SAC: 0 DP: 0 HBP: 0 | | | | | | |

| PITCHER | | IP | WLS | BF | H | R | ER | SO | BB | IBB | HBP | BLK | WP | HR | S | P | ERA | WHIP |
|---|---|---|---|---|---|---|---|---|---|---|---|---|---|---|---|---|---|---|
| Dave Goltz, R<br>ERA: 2.76 | (1, 1) | 4.1 | L | 20 | 9 | 6 | 5 | 3 | 0 | 0 | 0 | 0 | 0 | 3 | 26 | 26 | 10.38 | 2.077 |
| John Sutton, R<br>ERA: 5.4 | (5, 1) | 1.1 | | 7 | 3 | 2 | 2 | 0 | 0 | 0 | 0 | 0 | 0 | 1 | 7 | 7 | 13.50 | 2.250 |
| Jeff Holly, L<br>ERA: | (6, 1) | 1.1 | | 4 | 0 | 0 | 0 | 1 | 0 | 0 | 0 | 0 | 0 | 0 | 6 | 6 | 0.00 | 0.000 |
| Roric Harrison, R<br>ERA: 9.64 | (8, 1) | 1.0 | | 3 | 0 | 0 | 0 | 1 | 0 | 0 | 0 | 0 | 0 | 0 | 5 | 5 | 0.00 | 0.000 |

| PITCHER | IP | WLS | BF | H | R | ER | SO | BB | IBB | HBP | BLK | WP | HR | S | P | ERA | WHIP |
|---|---|---|---|---|---|---|---|---|---|---|---|---|---|---|---|---|---|

# BOTTOM

## Minnesota Twins @ Baltimore Orioles

Memorial Stadium, Baltimore, MD

Thu Jul 13 1978, 7:05 PM EDT
Att. 8,119 - Unknown - 81 F

livebaseballscorecards.com

| | |
|---|---|
| AB | 34 |
| R | 8 |
| H | 12 |
| RBI | 7 |
| BB | 0 |
| SO | 5 |
| LOB | 4 |

WP: 0 PB: 0 SB: 0 CS: 2 PA: 35

| Batter | 1 | 2 | 3 | 4 | 5 | 6 | 7 | 8 | 9 | AB | R | H | RBI | BB | SO | LOB |
|---|---|---|---|---|---|---|---|---|---|---|---|---|---|---|---|---|
| Willie Norwood, R (1, 7)<br>OBP: 0.319, SLG: 0.386 | S S S<br>0-3 ① **K** | | x 0-0 **CS** 1B | | | x 0-0 ② **F8** | | x 0-0 1B | | 4 | 0 | 2 | 0 | 0 | 1 | 0 |
| Rod Carew, L (1, 3) (8, 4)<br>OBP: 0.431, SLG: 0.471 | x 0-0 BLK 1B | | x 0-0 ② ③ **F7** 1-2 | | | x 0-0 ③ **5-3** | | x 0-0 ③ **F6** | | 4 | 0 | 1 | 0 | 0 | 0 | 2 |
| Dan Ford, R (1, 8)<br>OBP: 0.347, SLG: 0.456 | x 0-0 ② **F7** 1-2 | | | x 0-0 ① **5-3** | | | x 0-0 2B **SF9** 2B | | x 0-0 ① **L4** | 4 | 1 | 1 | 0 | 0 | 0 | 1 |
| Bombo Rivera, R (1, 9)<br>OBP: 0.413, SLG: 0.400 | x 0-0 ③ **G3** | | | x 0-0 **G5-4-3** 1B | | | x 0-0 2-3 2B | | x 0-0 2B | 4 | 0 | 3 | 0 | 0 | 0 | 1 |
| Jose Morales, R (1, 10)<br>OBP: 0.369, SLG: 0.417 | | x 0-0 ① **3-1** | | x 0-0 ② ③ **G5-4-3** 1-2f | | | x 0-0 ① **SF9** 3-H | | x 0-0 ② **4-3** | 3 | 0 | 0 | 1 | 0 | 0 | 2 |
| Roy Smalley, S (1, 6)<br>OBP: 0.344, SLG: 0.410 | | x 0-0 BLK 1B | | | x 0-0 ① **F5** | | x 0-0 ② **5-3** | | x 0-0 ③ **5-3** | 4 | 0 | 1 | 0 | 0 | 0 | 2 |
| Butch Wynegar, S (1, 2)<br>OBP: 0.342, SLG: 0.363 | | S S S 0-3 ② **K** 1-2 | | | x 0-0 ② **F3** | | x 0-0 ③ **4-3** | | | 3 | 0 | 0 | 0 | 0 | 1 | 2 |
| Larry Wolfe, R (1, 5)<br>OBP: 0.311, SLG: 0.346 | | x 0-0 ③ **F7** | | | x 0-0 ③ **6-3** | | | x 0-0 ① **F8** | | 3 | 0 | 0 | 0 | 0 | 0 | 1 |
| Bob Randall, R (1, 4)<br>OBP: 0.335, SLG: 0.367 | | | x 0-0 ① **F8** | | | x 0-0 ① **F5** | | x 0-0 ② **F2** | | 2 | 0 | 0 | 0 | 0 | 0 | 0 |
| Craig Kusick, R (8, PH) (8, 3)<br>OBP: 0.311, SLG: 0.333 | | | | | | | | | | 1 | 0 | 0 | 0 | 0 | 0 | 0 |
| Inning Stats | R: 0 E: 0 K: 1 S: 6 / H: 1 LOB: 1 BB: 0 P: 6 | R: 0 E: 0 K: 1 S: 6 / H: 1 LOB: 1 BB: 0 P: 6 | R: 0 E: 0 K: 0 S: 3 / H: 1 LOB: 0 BB: 0 P: 3 | R: 0 E: 0 K: 0 S: 3 / H: 1 LOB: 0 BB: 0 P: 3 | R: 0 E: 0 K: 0 S: 3 / H: 0 LOB: 0 BB: 0 P: 3 | R: 0 E: 0 K: 0 S: 3 / H: 0 LOB: 0 BB: 0 P: 3 | R: 1 E: 0 K: 0 S: 5 / H: 2 LOB: 1 BB: 0 P: 5 | R: 0 E: 0 K: 0 S: 4 / H: 1 LOB: 1 BB: 0 P: 4 | R: 0 E: 0 K: 0 S: 4 / H: 1 LOB: 1 BB: 0 P: 4 | 1B: 5 2B: 3 3B: 0 HR: 0 | SF: 1 SAC: 0 DP: 1 HBP: 0 | | | | | | |

TOP

# Minnesota Twins @ Baltimore Orioles

Memorial Stadium, Baltimore, MD

Fri Jul 14 1978, 7:05 PM EDT
Att. 24,195 - Cloudy - 79 F

livebaseballscorecards.com

| | |
|---|---|
| AB | 32 |
| R | 1 |
| H | 8 |
| RBI | 1 |
| BB | 0 |
| SO | 2 |
| LOB | 11 |

| PITCHER | | IP | WLS | BF | H | R | ER | SO | BB | IBB | HBP | BLK | WP | HR | S | P | ERA | WHIP |
|---|---|---|---|---|---|---|---|---|---|---|---|---|---|---|---|---|---|---|
| Scott McGregor, L<br>ERA: 3.71 | (1, 1) | 9.0 | W | 33 | 8 | 1 | 1 | 2 | 0 | 0 | 0 | 2 | 0 | 0 | 37 | 37 | 1.00 | 0.889 |

| PITCHER | IP | WLS | BF | H | R | ER | SO | BB | IBB | HBP | BLK | WP | HR | S | P | ERA | WHIP |
|---|---|---|---|---|---|---|---|---|---|---|---|---|---|---|---|---|---|

| Batter | 1 | 2 | 3 | 4 | 5 | 6 | 7 | 8 | 9 | AB | R | H | RBI | BB | SO | LOB |
|---|---|---|---|---|---|---|---|---|---|---|---|---|---|---|---|---|
| Mark Belanger, R (1, 6)<br>OBP: 0.294, SLG: 0.260 | 1-3 | | F3 | | E2<br>4-3<br>1-H<br>1B<br>2B | F8 | | 5-3 | | 5 | 1 | 1 | 0 | 0 | 0 | 0 |
| Rich Dauer, R (1, 4)<br>OBP: 0.304, SLG: 0.379 | WP BB<br>FC5-2-5<br>1B | | 5-3 | | 4-3<br>2-3 | F9 | | F8 | | 5 | 0 | 1 | 0 | 0 | 0 | 1 |
| Ken Singleton, S (1, 9)<br>OBP: 0.413, SLG: 0.433<br>Larry Harlow, L (7, PR)<br>OBP: 0.337, SLG: 0.354<br>(8, 8) | BBBB<br>WP<br>1-2<br>BB | BBBB<br>1B<br>BB | | | 2B<br>2B<br>3-H<br>1B | | BBBB<br>1B<br>1B<br>BB | | | 1<br>0 | 1<br>1 | 1<br>0 | 1<br>0 | 3<br>0 | 0<br>0 | 0<br>0 |
| Eddie Murray, S (1, 3)<br>OBP: 0.338, SLG: 0.477 | FC5-2-5<br>1-2<br>2-H | | 1-2<br>1B | | 1-3<br>2B<br>2B | | F7 | | | 4 | 1 | 2 | 0 | 0 | 0 | 3 |
| Lee May, R (1, 10)<br>OBP: 0.288, SLG: 0.427 | L6 | | F7 | | F2 | | 1B<br>1-3<br>1B | | | 4 | 0 | 1 | 0 | 0 | 0 | 6 |
| Andres Mora, R (1, 7)<br>OBP: 0.301, SLG: 0.431<br>Mike Anderson, R (8, 7) | | FC6-4<br>1B | | F1 | BBB<br>2B<br>BB | | SSS<br>K | | | 3<br>0 | 0<br>0 | 1<br>0 | 0<br>0 | 1<br>0 | 1<br>0 | 2<br>0 |
| Doug DeCinces, R (1, 5)<br>OBP: 0.326, SLG: 0.457 | | SSS<br>K | | 5-3 | 1-3<br>2-H<br>3-H<br>2B | | 1-2<br>3-H<br>1B | | | 4 | 0 | 2 | 3 | 0 | 1 | 1 |
| Carlos Lopez, R (1, 8)<br>OBP: 0.274, SLG: 0.313<br>(8, 9) | | SSS<br>K | | CS<br>1B | F9 | | 4-3 | | | 4 | 0 | 1 | 0 | 0 | 1 | 5 |
| Rick Dempsey, R (1, 2)<br>OBP: 0.315, SLG: 0.368 | | FC6-4<br>1-2f | | CS<br>1-2 | 2B<br>E<br>1B | F8 | | L8 | | 4 | 1 | 1 | 0 | 0 | 0 | 1 |
| Inning Stats | R: 0 E: 0 K: 0 S: 4 H: 1 LOB: 2 BB: 1 P: 8 | R: 0 E: 0 K: 2 S: 8 H: 1 LOB: 1 BB: 0 P: 8 | R: 0 E: 0 K: 0 S: 4 H: 1 LOB: 2 BB: 1 P: 8 | R: 0 E: 0 K: 0 S: 3 H: 1 LOB: 0 BB: 0 P: 3 | R: 4 E: 1 K: 0 S: 8 H: 5 LOB: 2 BB: 1 P: 12 | R: 0 E: 0 K: 0 S: 3 H: 0 LOB: 0 BB: 0 P: 3 | R: 1 E: 0 K: 1 S: 7 H: 2 LOB: 2 BB: 1 P: 11 | R: 0 E: 0 K: 0 S: 3 H: 0 LOB: 0 BB: 0 P: 3 | | 1B: 8 2B: 3 3B: 0 HR: 0 | SF: 0 SAC: 0 DP: 0 HBP: 0 | | | | | | |

| PITCHER | IP | WLS | BF | H | R | ER | SO | BB | IBB | HBP | BLK | WP | HR | S | P | ERA | WHIP |
|---|---|---|---|---|---|---|---|---|---|---|---|---|---|---|---|---|---|
| Geoff Zahn, L (1, 1)<br>ERA: 3.22 | 4.2 | L | 25 | 9 | 4 | 1 | 2 | 3 | 0 | 0 | 0 | 1 | 0 | 26 | 38 | 1.93 | 2.571 |
| Roric Harrison, R (5, 1)<br>ERA: 7.71 | 2.1 | | 10 | 2 | 1 | 1 | 1 | 1 | 0 | 0 | 0 | 0 | 0 | 11 | 15 | 3.86 | 1.286 |
| Mike Marshall, R (8, 1)<br>ERA: 2.57 | 1.0 | | 3 | 0 | 0 | 0 | 0 | 0 | 0 | 0 | 0 | 0 | 0 | 3 | 3 | 0.00 | 0.000 |

| PITCHER | IP | WLS | BF | H | R | ER | SO | BB | IBB | HBP | BLK | WP | HR | S | P | ERA | WHIP |
|---|---|---|---|---|---|---|---|---|---|---|---|---|---|---|---|---|---|

# BOTTOM

## Minnesota Twins @ Baltimore Orioles

Memorial Stadium, Baltimore, MD

Fri Jul 14 1978, 7:05 PM EDT
Att. 24,195 - Cloudy - 79 F

livebaseballscorecards.com

| | |
|---|---|
| AB | 34 |
| R | 5 |
| H | 11 |
| RBI | 4 |
| BB | 4 |
| SO | 3 |
| LOB | 19 |

WP: 1 PB: 0 SB: 0 CS: 1 PA: 39

| Batter | 1 | 2 | 3 | 4 | 5 | 6 | 7 | 8 | 9 | AB | R | H | RBI | BB | SO | LOB |
|---|---|---|---|---|---|---|---|---|---|---|---|---|---|---|---|---|
| Willie Norwood, R (1, 7)<br>OBP: 0.317, SLG: 0.382 | FC4-6 1B | | K | | 6-3 | FC6-4<br>1-2f | | | 5-3<br>1-2 | 5 | 0 | 1 | 0 | 0 | 1 | 3 |
| Rod Carew, L (1, 3)<br>OBP: 0.431, SLG: 0.470 | FC4-6<br>L6-4 E<br>1-2f | | K | | 4-3<br>1B | | 6-3 | | FC5-4<br>2-3<br>1B | 5 | 0 | 2 | 0 | 0 | 1 | 1 |
| Dan Ford, R (1, 8)<br>OBP: 0.342, SLG: 0.449 | E4<br>1-2 | | F8 | | 4-3<br>1-2 | | K | | FC5-4<br>1-2f<br>3-H<br>1B | 5 | 0 | 0 | 1 | 0 | 1 | 3 |
| Bombo Rivera, R (1, 9)<br>OBP: 0.409, SLG: 0.396<br>Glenn Adams, L (9, PH)<br>OBP: 0.276, SLG: 0.400<br>Rob Wilfong, L (9, PR)<br>OBP: 0.345, SLG: 0.351 | L6-4<br>2-3 | | | 5-3 | 6-3 | | 1B | | 1B | 4<br>1<br>0 | 0<br>0<br>0 | 1<br>1<br>0 | 0<br>0<br>0 | 0<br>0<br>0 | 0<br>0<br>0 | 3<br>0<br>0 |
| Jose Morales, R (1, 10)<br>OBP: 0.370, SLG: 0.417 | | 6-3 | | 1B<br>1B<br>1B | | BB<br>1B<br>1B | 1-3 | | G3 | 5 | 2 | 2 | 0 | 0 | 0 | 3 |
| Roy Smalley, S (1, 6)<br>OBP: 0.349, SLG: 0.412 | | 1B<br>1B | | 1B<br>SF8<br>1-2<br>1B | | 1B<br>1-2<br>BB | | F7 | | 3 | 1 | 2 | 0 | 1 | 0 | 0 |
| Bob Randall, R (1, 4)<br>OBP: 0.338, SLG: 0.370 | | 1-2<br>1B | | 1-3<br>2-H<br>1B | | F7 | | L8 | | 4 | 0 | 2 | 1 | 0 | 0 | 2 |
| Larry Wolfe, R (1, 5)<br>OBP: 0.310, SLG: 0.346 | | F8 | | SF8<br>3-H | | FC5-4<br>1-3<br>2-H<br>1B | | F8 | | 3 | 0 | 1 | 2 | 0 | 0 | 2 |
| Glenn Borgmann, R (1, 2)<br>OBP: 0.305, SLG: 0.290<br>Craig Kusick, R (9, PH)<br>OBP: 0.316, SLG: 0.333 | | F9 | | F8 | | FC5-4<br>FC6-4<br>1-2f | | | 1B 5-3<br>FC5-4<br>BB | 3<br>0 | 0<br>1 | 0<br>0 | 0<br>0 | 0<br>1 | 0<br>0 | 5<br>0 |
| Inning Stats | R: 0 H: 1<br>E: 1 LOB: 1<br>K: 0 BB: 0<br>S: 4 P: 4 | R: 0 H: 2<br>E: 0 LOB: 2<br>K: 0 BB: 0<br>S: 5 P: 5 | R: 0 H: 0<br>E: 0 LOB: 0<br>K: 2 BB: 0<br>S: 7 P: 7 | R: 2 H: 3<br>E: 0 LOB: 1<br>K: 0 BB: 0<br>S: 6 P: 6 | R: 0 H: 1<br>E: 0 LOB: 1<br>K: 0 BB: 0<br>S: 4 P: 4 | R: 1 H: 2<br>E: 0 LOB: 2<br>K: 0 BB: 1<br>S: 5 P: 9 | R: 0 H: 1<br>E: 0 LOB: 1<br>K: 1 BB: 0<br>S: 6 P: 6 | R: 0 H: 0<br>E: 0 LOB: 0<br>K: 0 BB: 0<br>S: 3 P: 3 | R: 1 H: 2<br>E: 0 LOB: 2<br>K: 0 BB: 1<br>S: 5 P: 9 | 1B: 12 SF: 1<br>2B: 1 SAC: 0<br>3B: 0 DP: 1<br>HR: 0 HBP: 0 | | | | | | WP: 0 PA: 41<br>PB: 0<br>SB: 0<br>CS: 0 | |

| PITCHER | | IP | WLS | BF | H | R | ER | SO | BB | IBB | HBP | BLK | WP | HR | S | P | ERA | WHIP |
|---|---|---|---|---|---|---|---|---|---|---|---|---|---|---|---|---|---|---|
| Bill Lee, L<br>ERA: 2.94 | (1, 1) | 8.1 | W | 38 | 11 | 4 | 4 | 3 | 2 | 0 | 0 | 0 | 0 | 0 | 42 | 50 | 4.32 | 1.560 |
| Bob Stanley, R<br>ERA: 3.02 | (9, 1) | 0.2 | S | 3 | 1 | 0 | 0 | 0 | 0 | 0 | 0 | 0 | 0 | 0 | 3 | 3 | 0.00 | 1.500 |

| PITCHER | IP | WLS | BF | H | R | ER | SO | BB | IBB | HBP | BLK | WP | HR | S | P | ERA | WHIP |
|---|---|---|---|---|---|---|---|---|---|---|---|---|---|---|---|---|---|

# TOP

## Minnesota Twins @ Boston Red Sox

Fenway Park, Boston, MA

Sat Jul 15 1978, 3:33 AM EDT

Att. 32,861 - Unknown - 82 F

livebaseballscorecards.com

| | |
|---|---|
| AB | 38 |
| R | 4 |
| H | 12 |
| RBI | 4 |
| BB | 2 |
| SO | 3 |
| LOB | 22 |

# BOTTOM

## Minnesota Twins @ Boston Red Sox

Fenway Park, Boston, MA

Sat Jul 15 1978, 3:33 AM EDT

Att. 32,861 - Unknown - 82 F

livebaseballscorecards.com

| Batter | 1 | 2 | 3 | 4 | 5 | 6 | 7 | 8 | 9 | AB | R | H | RBI | BB | SO | LOB |
|---|---|---|---|---|---|---|---|---|---|---|---|---|---|---|---|---|
| Jerry Remy, L (1, 4) OBP: 0.307, SLG: 0.329 | BBBB 4-0 FC3-6 BB | SSS 0-3 ③ K | | | x 0-0 ① F6 | | x 0-0 ② F7 | | | 3 | 0 | 0 | 0 | 1 | 1 | 0 |
| Dwight Evans, R (1, 9) OBP: 0.378, SLG: 0.529 | x 0-0 ① FC3-6 1B BB HBP 1-2f | | x 0-0 ① F7 | | x 0-0 ② F2 | | x 0-0 ③ F9 | | | 4 | 1 | 0 | 0 | 0 | 0 | 1 |
| Jim Rice, R (1, 7) OBP: 0.374, SLG: 0.611 | BBBB 4-0 HBP 1B 1-2 BB | | x 0-0 ② 6-3 | | x 0-0 ③ F9 | | | BBBB 4-0 FC5-4 1B BB | | 2 | 0 | 0 | 0 | 2 | 0 | 0 |
| Carl Yastrzemski, L (1, 10) OBP: 0.401, SLG: 0.451 | x 0-0 HBP 1-2 2-3 1B | | x 0-0 ③ F7 | | | x 0-0 HR | | x 0-0 FC5-4 1-2 1B | | 4 | 1 | 3 | 1 | 0 | 0 | 0 |
| Carlton Fisk, R (1, 2) OBP: 0.377, SLG: 0.522 | H 1-0 1-2 2-3 3-H HBP | | | SSS 0-3 ① K | | x 0-0 G4-6-3 BB 1B | | x 0-0 ① ② FC5-4 BB 1B 1-2 2-3 | | 3 | 1 | 1 | 1 | 0 | 1 | 2 |
| Fred Lynn, L (1, 8) OBP: 0.409, SLG: 0.558 | x 0-0 ② F5 | | | x 0-0 ② L9 | | BBBB 4-0 G4-6-3 1-2 BB | | BBBB 4-0 FC5 1B 1-2 BB | | 2 | 0 | 0 | 0 | 2 | 0 | 3 |
| George Scott, R (1, 3) OBP: 0.345, SLG: 0.464 | x 0-0 ③ L7 | | | x 0-0 HR | | x 0-0 ① ② G4-6-3 1-2f 2-3 | | x 0-0 1-2 2-H 1B | | 4 | 1 | 2 | 2 | 0 | 0 | 5 |
| Bob Bailey, R (1, 5) OBP: 0.323, SLG: 0.455<br>Jack Brohamer, L (9, 5) OBP: 0.336, SLG: 0.395 | | x 0-0 ① 5-3 | | x 0-0 HR | | SSS 0-3 ③ K | | x 0-0 ③ FC5 2-3f | | 4<br>0 | 1<br>0 | 1<br>0 | 1<br>0 | 0<br>0 | 1<br>0 | 3<br>0 |
| Frank Duffy, R (1, 6) OBP: 0.322, SLG: 0.315 | | x 0-0 ② F8 | | x 0-0 ③ L5 | | | x 0-0 ① 4-3 | | | 3 | 0 | 0 | 0 | 0 | 0 | 0 |
| Inning Stats | R: 1 E: 0 K: 0 S: 4 H: 1 LOB: 3 BB: 2 P: 13 | R: 0 E: 0 K: 1 S: 5 H: 0 LOB: 0 BB: 0 P: 5 | R: 0 E: 0 K: 0 S: 3 H: 0 LOB: 0 BB: 0 P: 3 | R: 2 E: 0 K: 1 S: 7 H: 2 LOB: 0 BB: 0 P: 7 | R: 0 E: 0 K: 0 S: 3 H: 0 LOB: 0 BB: 0 P: 3 | R: 1 E: 0 K: 1 S: 6 H: 2 LOB: 1 BB: 1 P: 10 | R: 0 E: 0 K: 0 S: 3 H: 0 LOB: 0 BB: 0 P: 3 | R: 1 E: 0 K: 0 S: 4 H: 2 LOB: 2 BB: 2 P: 12 | | 1B: 4 2B: 0 3B: 0 HR: 3 | SF: 0 SAC: 0 DP: 2 HBP: 1 | | | | | | |

| | AB | 29 |
|---|---|---|
| | R | 5 |
| | H | 7 |
| | RBI | 5 |
| | BB | 5 |
| | SO | 3 |
| | LOB | 14 |

WP: 0 PB: 0 SB: 0 CS: 0 PA: 35

| PITCHER | | IP | WLS | BF | H | R | ER | SO | BB | IBB | HBP | BLK | WP | HR | S | P | ERA | WHIP |
|---|---|---|---|---|---|---|---|---|---|---|---|---|---|---|---|---|---|---|
| Darrell Jackson, L<br>ERA: 3.45 | (1, 1) | 5.0 | L | 23 | 5 | 4 | 4 | 2 | 2 | 0 | 1 | 0 | 0 | 3 | 24 | 33 | 7.20 | 1.400 |
| Mike Marshall, R<br>ERA: 2.6 | (6, 1) | 3.0 | | 12 | 2 | 1 | 1 | 1 | 3 | 0 | 0 | 0 | 0 | 0 | 11 | 23 | 3.00 | 1.667 |

| PITCHER | IP | WLS | BF | H | R | ER | SO | BB | IBB | HBP | BLK | WP | HR | S | P | ERA | WHIP |
|---|---|---|---|---|---|---|---|---|---|---|---|---|---|---|---|---|---|

# Minnesota Twins @ Boston Red Sox

Fenway Park, Boston, MA

Sun Jul 16 1978, 3:33 AM EDT

Cloudy

TOP

| Batter | 1 | 2 | 3 | 4 | 5 | 6 | 7 | 8 | 9 | AB | R | H | RBI | BB | SO | LOB |
|---|---|---|---|---|---|---|---|---|---|---|---|---|---|---|---|---|
| Hosken Powell, L (1, 9) OBP: 0.321, SLG: 0.346 | BBBB; 4-0; G3 G3 BB | | x 0-0 2B 3B | x 0-0 ③ G3 | | | x 0-0 ① F9 | | x 0-0 4-3 1B 1B | 4 | 1 | 2 | 0 | 1 | 0 | 3 |
| Roy Smalley, S (1, 6) OBP: 0.352, SLG: 0.418 | x 0-0 ① G3 1-2 | | x 0-0 2B 3-H 2B | | x 0-0 ① F9 | | x 0-0 ② 1-3 1B | | x 0-0 4-3 1-2 1B | 5 | 1 | 3 | 1 | 0 | 0 | 1 |
| Rod Carew, L (1, 3) OBP: 0.433, SLG: 0.478 | x 0-0 ② G3 2-3 | | x 0-0 2-H 2B | | x 0-0 F9 2B | | x 0-0 1B 3-H 1B | | x 0-0 ② 4-3 1-2 2-3 | 5 | 0 | 3 | 2 | 0 | 0 | 3 |
| Dan Ford, R (1, 8) OBP: 0.340, SLG: 0.445 | SSS; 0-3 ③ K | | x 0-0 ② F9 | | x 0-0 ② F9 2-3 | | x 0-0 1-3 1B | | x 0-0 ③ L1 | 5 | 0 | 1 | 0 | 0 | 1 | 5 |
| Mike Cubbage, L (1, 5) OBP: 0.369, SLG: 0.454 | | SSS 0-3 ① K | x 0-0 ③ F5 | | x 0-0 ③ F8 | | x 0-0 ③ L3 | | | 4 | 0 | 0 | 0 | 0 | 1 | 4 |
| Glenn Adams, L (1, 10) OBP: 0.275, SLG: 0.396 | | x 0-0 1B | | SSS 0-3 ① K | | x 0-0 ① 4-3 | | SSS 0-3 ① K | | 4 | 0 | 1 | 0 | 0 | 2 | 0 |
| Butch Wynegar, S (1, 2) OBP: 0.337, SLG: 0.357 | | x 0-0 ② F7 | | x 0-0 ② F6 | | x 0-0 ② L3 | | x 0-0 ② G3 | | 4 | 0 | 0 | 0 | 0 | 0 | 1 |
| Rich Chiles, L (1, 7) OBP: 0.361, SLG: 0.343 | | x 0-0 ③ F4 | | x 0-0 1B 1B | | x 0-0 ③ F7 | | x 0-0 ③ 3-1 | | 4 | 0 | 1 | 0 | 0 | 0 | 1 |
| Rob Wilfong, L (1, 4) OBP: 0.352, SLG: 0.359 | | | x 0-0 ① 4-3 | x 0-0 1-3 1B | | | x 0-0 1B 1B 1B | | SSS 0-3 ① K | 4 | 1 | 2 | 0 | 0 | 1 | 0 |

| | AB | 39 |
|---|---|---|
| | R | 3 |
| | H | 13 |
| | RBI | 3 |
| | BB | 1 |
| | SO | 5 |
| | LOB | 18 |

livebaseballscorecards.com

| Inning Stats | 1 | 2 | 3 | 4 | 5 | 6 | 7 | 8 | 9 |
|---|---|---|---|---|---|---|---|---|---|
| R | 0 | 0 | 2 | 0 | 0 | 0 | 1 | 0 | 0 |
| E | 0 | 0 | 0 | 0 | 0 | 0 | 0 | 0 | 0 |
| K | 1 | 1 | 0 | 1 | 0 | 0 | 0 | 1 | 1 |
| S | 5 | 6 | 6 | 7 | 4 | 3 | 6 | 5 | 7 |
| H | 0 | 1 | 3 | 2 | 1 | 0 | 4 | 0 | 2 |
| LOB | 1 | 1 | 0 | 0 | 1 | 0 | 2 | 0 | 2 |
| BB | 1 | 0 | 0 | 0 | 0 | 0 | 0 | 0 | 0 |
| P | 9 | 6 | 6 | 7 | 4 | 3 | 6 | 5 | 7 |

| | | |
|---|---|---|
| 1B | 9 | |
| 2B | 3 | |
| 3B | 1 | |
| HR | 0 | |
| SF | 0 | |
| SAC | 0 | |
| DP | 0 | |
| HBP | 0 | |

| | | |
|---|---|---|
| WP | 0 | |
| PB | 0 | |
| SB | 0 | |
| CS | 0 | |
| PA | 40 | |

| PITCHER | | IP | WLS | BF | H | R | ER | SO | BB | IBB | HBP | BLK | WP | HR | S | P | ERA | WHIP |
|---|---|---|---|---|---|---|---|---|---|---|---|---|---|---|---|---|---|---|
| Dennis Eckersley, R (1, 1) ERA: 3.41 | | 7.0 | W | 32 | 11 | 3 | 3 | 3 | 1 | 0 | 0 | 0 | 0 | 0 | 37 | 41 | 3.86 | 1.714 |
| Bill Campbell, R (8, 1) ERA: 4.74 | | 2.0 | S | 8 | 2 | 0 | 0 | 2 | 0 | 0 | 0 | 0 | 0 | 0 | 12 | 12 | 0.00 | 1.000 |

| PITCHER | IP | WLS | BF | H | R | ER | SO | BB | IBB | HBP | BLK | WP | HR | S | P | ERA | WHIP |
|---|---|---|---|---|---|---|---|---|---|---|---|---|---|---|---|---|---|

# Minnesota Twins @ Boston Red Sox

Fenway Park, Boston, MA

Sun Jul 16 1978, 3:33 AM EDT

Cloudy

| Batter | 1 | 2 | 3 | 4 | 5 | 6 | 7 | 8 | 9 | AB | R | H | RBI | BB | SO | LOB |
|---|---|---|---|---|---|---|---|---|---|---|---|---|---|---|---|---|
| Jerry Remy, L (1, 4) OBP: 0.306, SLG: 0.327 | F6 | F7 | | G4-6-3 1-2 1B | | 4-3 | | G3 2-3 | | 5 | 0 | 1 | 0 | 0 | 0 | 2 |
| Jack Brohamer, L (1, 5) OBP: 0.345, SLG: 0.405 | 2B BB | 1B SF8 BB | | G4-6-3 1-2f | | | G3 1B 2B | SF8 3-H | | 2 | 3 | 1 | 1 | 2 | 0 | 2 |
| Jim Rice, R (1, 10) OBP: 0.377, SLG: 0.616 | 1B WP 1-H 2B | K | | | BB 1B | | G3 2-3 | 2B | | 5 | 1 | 3 | 1 | 0 | 1 | 2 |
| Carl Yastrzemski, L (1, 7) OBP: 0.404, SLG: 0.453 | WP 2-3 1B | 2B 1-3 1B | | | K | | BB BB 3-H 1B | K | | 5 | 0 | 3 | 1 | 0 | 2 | 2 |
| Carlton Fisk, R (1, 2) OBP: 0.379, SLG: 0.520 | F8 1-2 3-H | SF8 3-H | | | BB 1-2 BB | | BB 1-2 BB | | | 1 | 0 | 0 | 1 | 2 | 0 | 1 |
| Fred Lynn, L (1, 8) OBP: 0.410, SLG: 0.559 | K | 1-3 2B | | | L9 | | BB 1-2 2-3 BB | | | 3 | 0 | 1 | 0 | 1 | 1 | 3 |
| George Scott, R (1, 3) OBP: 0.338, SLG: 0.454 | | E4 | F3 | | 4-3 | | F3 | | | 4 | 0 | 0 | 0 | 0 | 0 | 7 |
| Dwight Evans, R (1, 9) OBP: 0.373, SLG: 0.521 | | F8 | | 4-3 | | K | K | | | 4 | 0 | 0 | 0 | 0 | 2 | 4 |
| Frank Duffy, R (1, 6) OBP: 0.333, SLG: 0.345 | | K | | 1B 1B | | 5-3 | | G3 SF8 2B | | 4 | 1 | 2 | 0 | 0 | 1 | 1 |

| Inning Stats | 1 | 2 | 3 | 4 | 5 | 6 | 7 | 8 | 9 | | |
|---|---|---|---|---|---|---|---|---|---|---|---|
| | R: 2 H: 2 | R: 0 H: 0 | R: 1 H: 2 | R: 0 H: 2 | R: 0 H: 1 | R: 0 H: 0 | R: 1 H: 2 | R: 1 H: 2 | | 1B: 6 SF: 2 | WP: 1 PA: 40 |
| | E: 0 LOB: 1 | E: 1 LOB: 1 | E: 0 LOB: 2 | E: 0 LOB: 1 | E: 0 LOB: 2 | E: 0 LOB: 0 | E: 0 LOB: 3 | E: 0 LOB: 1 | | 2B: 5 SAC: 0 | PB: 0 |
| | K: 1 BB: 1 | K: 1 BB: 0 | K: 1 BB: 1 | K: 0 BB: 0 | K: 1 BB: 1 | K: 1 BB: 0 | K: 1 BB: 2 | K: 1 BB: 0 | | 3B: 0 DP: 1 | SB: 0 |
| | S: 7 P: 11 | S: 6 P: 6 | S: 7 P: 11 | S: 4 P: 4 | S: 6 P: 10 | S: 5 P: 5 | S: 7 P: 15 | S: 7 P: 7 | | HR: 0 HBP: 0 | CS: 0 |

| PITCHER | | IP | WLS | BF | H | R | ER | SO | BB | IBB | HBP | BLK | WP | HR | S | P | ERA | WHIP |
|---|---|---|---|---|---|---|---|---|---|---|---|---|---|---|---|---|---|---|
| Gary Serum, R ERA: 3.52 | (1, 1) | 4.0 | | 20 | 6 | 3 | 3 | 3 | 2 | 0 | 0 | 0 | 1 | 0 | 24 | 32 | 6.75 | 2.000 |
| Roric Harrison, R ERA: 6.75 | (5, 1) | 3.2 | L | 19 | 5 | 2 | 2 | 3 | 3 | 0 | 0 | 0 | 0 | 0 | 22 | 34 | 4.91 | 2.182 |
| Jeff Holly, L ERA: | (8, 1) | 0.1 | | 1 | 0 | 0 | 0 | 1 | 0 | 0 | 0 | 0 | 0 | 0 | 3 | 3 | 0.00 | 0.000 |

| PITCHER | IP | WLS | BF | H | R | ER | SO | BB | IBB | HBP | BLK | WP | HR | S | P | ERA | WHIP |
|---|---|---|---|---|---|---|---|---|---|---|---|---|---|---|---|---|---|

livebaseballscorecards.com

| | |
|---|---|
| AB | 33 |
| R | 5 |
| H | 11 |
| RBI | 4 |
| BB | 5 |
| SO | 7 |
| LOB | 24 |

| Batter | 1 | 2 | 3 | 4 | 5 | 6 | 7 | 8 | 9 | AB | R | H | RBI | BB | SO | LOB |
|---|---|---|---|---|---|---|---|---|---|---|---|---|---|---|---|---|
| Hosken Powell, L (1, 9)<br>OBP: 0.327, SLG: 0.353 | 1B | | L3 1B | | 1B | | F9 | | K | 5 | 0 | 3 | 0 | 0 | 1 | 2 |
| Roy Smalley, S (1, 6)<br>OBP: 0.349, SLG: 0.413 | F7 | | L3<br>1-2 | | L4 | | | F9 | | 4 | 0 | 0 | 0 | 0 | 0 | 3 |
| Rod Carew, L (1, 3)<br>OBP: 0.434, SLG: 0.477 | 1-2<br>1B | | | 4-3 | | BBBB<br>G5-4-3<br>BB | | F8 | | 3 | 0 | 1 | 0 | 1 | 0 | 0 |
| Dan Ford, R (1, 8)<br>OBP: 0.342, SLG: 0.445 | F7 | | | 1B<br>1B | | G5-4-3<br>1-2f | | 1B<br>1B | | 4 | 0 | 2 | 0 | 0 | 0 | 3 |
| Mike Cubbage, L (1, 5)<br>OBP: 0.370, SLG: 0.454<br>Larry Wolfe, R (4, 5)<br>OBP: 0.308, SLG: 0.343<br>Glenn Adams, L (8, PH)<br>OBP: 0.280, SLG: 0.400<br>Bob Randall, R (8, 5)<br>OBP: 0.338, SLG: 0.370 | SSS<br>K | | | 6-3<br>1-2<br>1B | | L4 | | FC4-6<br>1-2<br>1B | | 2<br>1<br>1<br>0 | 0<br>0<br>0<br>0 | 1<br>0<br>1<br>0 | 0<br>0<br>0<br>0 | 0<br>0<br>0<br>0 | 1<br>0<br>0<br>0 | 2<br>0<br>0<br>0 |
| Craig Kusick, R (1, 10)<br>OBP: 0.307, SLG: 0.322 | | F8 | | 6-3<br>1-2 | | | L7 | FC4-6<br>1-2f | | 4 | 0 | 0 | 0 | 0 | 0 | 4 |
| Butch Wynegar, S (1, 2)<br>OBP: 0.332, SLG: 0.351 | | 4-3 | | | F6 | | G3 | | 4-3 | 4 | 0 | 0 | 0 | 0 | 0 | 0 |
| Willie Norwood, R (1, 7)<br>OBP: 0.319, SLG: 0.399 | | F8 | | | HR | | 1B<br>2B | | F4 | 4 | 2 | 2 | 1 | 0 | 0 | 0 |
| Rob Wilfong, L (1, 4)<br>OBP: 0.359, SLG: 0.366 | | | L1 | | F9 | | 2-H<br>1B | | 1B | 4 | 0 | 2 | 1 | 0 | 0 | 0 |
| Inning Stats | R: 0<br>E: 0<br>K: 1<br>S: 7<br>H: 2<br>LOB: 2<br>BB: 0<br>P: 7 | R: 0<br>E: 0<br>K: 0<br>S: 3<br>H: 0<br>LOB: 0<br>BB: 0<br>P: 3 | R: 0<br>E: 0<br>K: 0<br>S: 3<br>H: 1<br>LOB: 0<br>BB: 0<br>P: 3 | R: 0<br>E: 0<br>K: 0<br>S: 4<br>H: 2<br>LOB: 1<br>BB: 0<br>P: 4 | R: 1<br>E: 0<br>K: 0<br>S: 5<br>H: 2<br>LOB: 1<br>BB: 0<br>P: 5 | R: 0<br>E: 0<br>K: 0<br>S: 2<br>H: 0<br>LOB: 0<br>BB: 1<br>P: 6 | R: 1<br>E: 0<br>K: 0<br>S: 5<br>H: 2<br>LOB: 1<br>BB: 0<br>P: 5 | R: 0<br>E: 0<br>K: 0<br>S: 5<br>H: 2<br>LOB: 2<br>BB: 0<br>P: 5 | R: 0<br>E: 0<br>K: 1<br>S: 6<br>H: 1<br>LOB: 1<br>BB: 0<br>P: 6 | 1B: 10<br>2B: 2<br>3B: 0<br>HR: 1<br>SF: 0<br>SAC: 0<br>DP: 2<br>HBP: 0 | | | | | | |

| PITCHER | | IP | WLS | BF | H | R | ER | SO | BB | IBB | HBP | BLK | WP | HR | S | P | ERA | WHIP |
|---|---|---|---|---|---|---|---|---|---|---|---|---|---|---|---|---|---|---|
| Jim Wright, R<br>ERA: 2.86 | (1, 1) | 7.0 | W | 28 | 9 | 2 | 2 | 1 | 1 | 0 | 0 | 0 | 0 | 1 | 29 | 33 | 2.57 | 1.429 |
| Bob Stanley, R<br>ERA: 2.92 | (8, 1) | 2.0 | S | 9 | 3 | 0 | 0 | 1 | 0 | 0 | 0 | 0 | 0 | 0 | 11 | 11 | 0.00 | 1.500 |

| PITCHER | IP | WLS | BF | H | R | ER | SO | BB | IBB | HBP | BLK | WP | HR | S | P | ERA | WHIP |
|---|---|---|---|---|---|---|---|---|---|---|---|---|---|---|---|---|---|

# TOP

## Minnesota Twins @ Boston Red Sox

Fenway Park, Boston, MA

Sun Jul 16 1978, 7:05 PM EDT

Att. 35,589 - Unknown

livebaseballscorecards.com

| | |
|---|---|
| AB | 36 |
| R | 2 |
| H | 12 |
| RBI | 2 |
| BB | 1 |
| SO | 2 |
| LOB | 14 |

WP: 0 PB: 0 SB: 0 CS: 0 PA: 37

| Batter | 1 | 2 | 3 | 4 | 5 | 6 | 7 | 8 | 9 | AB | R | H | RBI | BB | SO | LOB |
|---|---|---|---|---|---|---|---|---|---|---|---|---|---|---|---|---|
| Jerry Remy, L (1, 4)<br>OBP: 0.305, SLG: 0.329 | 0-0<br>1B<br>FC6-2<br>2B | | 0-0 ①<br>L9 | | 0-0 ③<br>F7 | | | 0-0 ①<br>F8 | | 4 | 0 | 1 | 0 | 0 | 0 | 0 |
| Jack Brohamer, L (1, 5)<br>OBP: 0.342, SLG: 0.408 | 0-0 ①<br>F8 | | 0-0 ②<br>P7 | | | 0-0<br>4-3<br>HR<br>2B | | 0-0 ②<br>F7 | | 4 | 1 | 1 | 0 | 0 | 0 | 1 |
| Jim Rice, R (1, 7)<br>OBP: 0.378, SLG: 0.615 | 0-0<br>WP<br>FC6-2<br>1B<br>2-3<br>1B | | 0-0 ③<br>F4 | | | 0-0 ①<br>F6 | | 0-0<br>FC4-6<br>1B | | 4 | 1 | 2 | 0 | 0 | 0 | 1 |
| Carl Yastrzemski, L (1, 3)<br>OBP: 0.402, SLG: 0.451 | 0-0 ②<br>FC6-2<br>1B<br>1-2<br>3-H | | | 0-0<br>6-3<br>F9<br>1B | | 0-0 ②<br>4-3<br>2-3 | | 0-0 ③<br>FC4-6<br>1-2f | | 4 | 0 | 1 | 0 | 0 | 0 | 4 |
| Fred Lynn, L (1, 8)<br>OBP: 0.412, SLG: 0.570 | 0-0<br>1-2<br>2-H<br>1B | | | 0-0 ①<br>F9<br>1-2 | | 0-0<br>3-H<br>HR | | | | 3 | 1 | 2 | 3 | 0 | 0 | 1 |
| Dwight Evans, R (1, 9)<br>OBP: 0.370, SLG: 0.516 | 0-0 ③<br>F8 | | | 0-0 ②<br>6-3<br>2-3 | | 0-0 ③<br>F9 | | | | 3 | 0 | 0 | 0 | 0 | 0 | 3 |
| Garry Hancock, L (1, 10) | | S S S 0-3 ①<br>K | | 0-0 ③<br>F8 | | | 0-0 ①<br>4-3 | | | 3 | 0 | 0 | 0 | 0 | 1 | 1 |
| Bob Montgomery, R (1, 2)<br>OBP: 0.286, SLG: 0.350 | | S S S 0-3 ②<br>K | | | S S S 0-3 ①<br>K | | 0-0 ②<br>4-3 | | | 3 | 0 | 0 | 0 | 0 | 2 | 0 |
| Frank Duffy, R (1, 6)<br>OBP: 0.318, SLG: 0.328 | | 0-0 ③<br>4-3 | | | 0-0 ②<br>1-3 | | 0-0 ③<br>F8 | | | 3 | 0 | 0 | 0 | 0 | 0 | 0 |
| Inning Stats | R: 1 H: 3<br>E: 0 LOB: 2<br>K: 0 BB: 0<br>S: 6 P: 6 | R: 0 H: 0<br>E: 0 LOB: 0<br>K: 2 BB: 0<br>S: 7 P: 7 | R: 0 H: 0<br>E: 0 LOB: 0<br>K: 0 BB: 0<br>S: 3 P: 3 | R: 0 H: 1<br>E: 0 LOB: 1<br>K: 0 BB: 0<br>S: 4 P: 4 | R: 0 H: 0<br>E: 0 LOB: 0<br>K: 1 BB: 0<br>S: 5 P: 5 | R: 2 H: 2<br>E: 0 LOB: 0<br>K: 0 BB: 0<br>S: 5 P: 5 | R: 0 H: 0<br>E: 0 LOB: 0<br>K: 0 BB: 0<br>S: 3 P: 3 | R: 0 H: 1<br>E: 0 LOB: 1<br>K: 0 BB: 0<br>S: 4 P: 4 | | 1B: 4 SF: 0<br>2B: 2 SAC: 0<br>3B: 0 DP: 0<br>HR: 1 HBP: 0 | | | | | | |

| PITCHER | IP | WLS | BF | H | R | ER | SO | BB | IBB | HBP | BLK | WP | HR | S | P | ERA | WHIP |
|---|---|---|---|---|---|---|---|---|---|---|---|---|---|---|---|---|---|
| Roger Erickson, R (1, 1)<br>ERA: 4.87 | 8.0 | L | 31 | 7 | 3 | 3 | 3 | 0 | 0 | 0 | 0 | 1 | 1 | 37 | 37 | 3.38 | 0.875 |

| PITCHER | IP | WLS | BF | H | R | ER | SO | BB | IBB | HBP | BLK | WP | HR | S | P | ERA | WHIP |
|---|---|---|---|---|---|---|---|---|---|---|---|---|---|---|---|---|---|

# BOTTOM

## Minnesota Twins @ Boston Red Sox

Fenway Park, Boston, MA

Sun Jul 16 1978, 7:05 PM EDT

Att. 35,589 - Unknown

livebaseballscorecards.com

| | |
|---|---|
| AB | 31 |
| R | 3 |
| H | 7 |
| RBI | 3 |
| BB | 0 |
| SO | 3 |
| LOB | 11 |

| Batter | 1 | 2 | 3 | 4 | 5 | 6 | 7 | 8 | 9 | 10 | AB | R | H | RBI | BB | SO | LOB |
|---|---|---|---|---|---|---|---|---|---|---|---|---|---|---|---|---|---|
| Hosken Powell, L (1, 9)<br>OBP: 0.321, SLG: 0.345 | F7 | | F9<br>1-2 | | 3-1 | | | SH<br>6-3 SH2-4<br>1-2 | F5 | | 4 | 0 | 0 | 0 | 0 | 0 | 4 |
| Roy Smalley, S (1, 6)<br>OBP: 0.347, SLG: 0.409 | F7 | | | BBBB G6-4-3 BB<br>BB | | 4-3 | | SH2-4<br>1-2<br>2-3 | | SSS K | 3 | 0 | 0 | 0 | 1 | 1 | 0 |
| Rod Carew, L (1, 3)<br>OBP: 0.436, SLG: 0.474 | 4-3 | | | BBBB 4-0 G6-4-3<br>1-2 BB | | G3 | | IIII 6-3<br>IBB | | BBBB FC6-4 BB<br>1B BB | 2 | 1 | 0 | 0 | 3 | 0 | 0 |
| Dan Ford, R (1, 8)<br>OBP: 0.343, SLG: 0.441 | | 4-3 | | G6-4-3<br>1-2f<br>2-3 | | BBBB FC4-6<br>BB | | 6-3<br>1-2<br>2-3<br>3-H | | BBBB FC6-4<br>1-2 BB | 3 | 0 | 0 | 1 | 2 | 0 | 4 |
| Mike Cubbage, L (1, 5)<br>OBP: 0.371, SLG: 0.448 | | 3-1 | | BBBB 4-0<br>BB | | FC4-6<br>1-2f | | IIII 4-0<br>IBB | | FC6-4<br>BB 1B<br>1-2f<br>2-3 | 3 | 0 | 0 | 0 | 2 | 0 | 3 |
| Jose Morales, R (1, 10)<br>OBP: 0.364, SLG: 0.409<br>Bob Randall, R (10, PR)<br>OBP: 0.338, SLG: 0.370 | | L8 | | SSS K | | | F8 | F9 | | BB<br>1-2<br>3-H 1B | 5<br>0 | 0<br>0 | 1<br>0 | 1<br>0 | 0<br>0 | 1<br>0 | 5<br>0 |
| Willie Norwood, R (1, 7)<br>OBP: 0.318, SLG: 0.398<br>Rich Chiles, L (3, 7)<br>OBP: 0.361, SLG: 0.343<br>Bombo Rivera, R (9, PR)<br>OBP: 0.412, SLG: 0.396<br>(9, 7) | | | F9 | | L7 | | G3 | | 3-1 SH1-4<br>1B | BBBB 4-0<br>1-2 2-3 BB | 1<br>3<br>0 | 0<br>0<br>0 | 0<br>1<br>0 | 0<br>0<br>1 | 0<br>0<br>0 | 0<br>0<br>0 | 0<br>0<br>0 |
| Butch Wynegar, S (1, 2)<br>OBP: 0.331, SLG: 0.350 | | | FC6-4<br>1B | | G3 | | F9 | | SH1-4<br>1-2 | 3-1 | 4 | 0 | 1 | 0 | 0 | 0 | 3 |
| Rob Wilfong, L (1, 4)<br>OBP: 0.365, SLG: 0.372 | | | FC6-4<br>S<br>1-2f | | 1B | | | SH2-4 SH<br>6-3<br>1B | | 3-1<br>2-3 | 4 | 1 | 2 | 0 | 0 | 0 | 3 |
| Inning Stats | R: 0 H: 0<br>E: 0 LOB: 0<br>K: 0 BB: 0<br>S: 3 P: 3 | R: 0 H: 0<br>E: 0 LOB: 0<br>K: 0 BB: 0<br>S: 3 P: 3 | R: 0 H: 1<br>E: 0 LOB: 1<br>K: 0 BB: 0<br>S: 4 P: 4 | R: 0 H: 0<br>E: 0 LOB: 2<br>K: 1 BB: 3<br>S: 4 P: 16 | R: 0 H: 1<br>E: 0 LOB: 1<br>K: 0 BB: 0<br>S: 4 P: 4 | R: 0 H: 0<br>E: 0 LOB: 1<br>K: 0 BB: 1<br>S: 3 P: 7 | R: 0 H: 0<br>E: 0 LOB: 0<br>K: 0 BB: 0<br>S: 3 P: 3 | R: 1 H: 1<br>E: 0 LOB: 3<br>K: 0 BB: 2<br>S: 5 P: 13 | R: 0 H: 1<br>E: 0 LOB: 2<br>K: 0 BB: 0<br>S: 4 P: 4 | R: 1 H: 1<br>E: 0 LOB: 3<br>K: 1 BB: 3<br>S: 6 P: 18 | 1B: 5 SF: 0<br>2B: 0 SAC: 3<br>3B: 0 DP: 1<br>HR: 0 HBP: 0 | | | | | | |

| PITCHER | | IP | WLS | BF | H | R | ER | SO | BB | IBB | HBP | BLK | WP | HR | S | P | ERA | WHIP |
|---|---|---|---|---|---|---|---|---|---|---|---|---|---|---|---|---|---|---|
| Luis Tiant, R<br>ERA: 3.06 | (1, 1) | 9.0 | | 37 | 4 | 1 | 1 | 1 | 4 | 2 | 0 | 0 | 0 | 0 | 33 | 57 | 1.00 | 0.889 |
| Bill Campbell, R<br>ERA: 4.91 | (10, 1) | 1.0 | W | 7 | 1 | 1 | 1 | 1 | 3 | 0 | 0 | 0 | 0 | 0 | 6 | 18 | 9.00 | 4.000 |

| PITCHER | IP | WLS | BF | H | R | ER | SO | BB | IBB | HBP | BLK | WP | HR | S | P | ERA | WHIP |
|---|---|---|---|---|---|---|---|---|---|---|---|---|---|---|---|---|---|

# TOP

## Minnesota Twins @ Boston Red Sox

Fenway Park, Boston, MA

Mon Jul 17 1978, 7:05 PM EDT

Att. 33,233 - Unknown - 69 F

livebaseballscorecards.com

| | |
|---|---|
| AB | 32 |
| R | 2 |
| H | 5 |
| RBI | 2 |
| BB | 9 |
| SO | 2 |
| LOB | 22 |

PA: 44

WP: 0
PB: 0
SB: 1
CS: 0

| Batter | 1 | 2 | 3 | 4 | 5 | 6 | 7 | 8 | 9 | 10 | AB | R | H | RBI | BB | SO | LOB |
|---|---|---|---|---|---|---|---|---|---|---|---|---|---|---|---|---|---|
| Jerry Remy, L (1, 4)<br>OBP: 0.304, SLG: 0.331 | G3 | | 1-3 2B | | F7 | | F7 | | | SH3-4 1-2 | 4 | 0 | 1 | 0 | 0 | 0 | 1 |
| Jack Brohamer, L (1, 5)<br>OBP: 0.338, SLG: 0.396 | 4-3 | | G3 | | F5 | | | BBBB G3-6-3 1B BB | | P9 | 4 | 0 | 0 | 0 | 1 | 0 | 3 |
| Jim Rice, R (1, 7)<br>OBP: 0.378, SLG: 0.612 | SSS K | | L8 | | | 5-3 | | 1-2 G3-6-3 1B | | 1B 2-H 1B | 5 | 1 | 2 | 1 | 0 | 1 | 2 |
| Carl Yastrzemski, L (1, 10)<br>OBP: 0.405, SLG: 0.456 | | 4-3 | | G3 SF9 2B | | 1B 1B | | 1-2f 2-3 G3-6-3 | | 1B S 1-3 1B | 5 | 1 | 3 | 0 | 0 | 0 | 2 |
| Carlton Fisk, R (1, 2)<br>OBP: 0.379, SLG: 0.518 | | 5-3 | | G3 2-3 | | G4-6-3 1-2 1B | | SSS K | | 1-3 3-H 1B | 5 | 0 | 2 | 1 | 0 | 1 | 2 |
| Fred Lynn, L (1, 8)<br>OBP: 0.410, SLG: 0.567 | | BBBB 4-0 BB | | SF9 3-H | | G4-6-3 1-2f | | | 4-3 | | 2 | 0 | 0 | 1 | 1 | 0 | 2 |
| George Scott, R (1, 3)<br>OBP: 0.341, SLG: 0.465 | | 5-3 | | 3B | | | 1B | | SSS K | | 4 | 0 | 2 | 0 | 0 | 1 | 1 |
| Dwight Evans, R (1, 9)<br>OBP: 0.368, SLG: 0.512 | | | FC3-6 1B | SSS K | | | SSS K | | | F6 | 4 | 0 | 1 | 0 | 0 | 2 | 2 |
| Frank Duffy, R (1, 6)<br>OBP: 0.304, SLG: 0.313 | | | FC3-6 2B 1-2f | | 5-3 | | SSS K | | | SH3-4 1B | 3 | 0 | 0 | 0 | 0 | 1 | 2 |
| Garry Hancock, L (10, PH)<br>OBP: 0.250, SLG: 0.250 | | | | | | | | | | | 1 | 1 | 1 | 0 | 0 | 0 | 0 |
| Inning Stats | R: 0 E: 0 K: 1 S: 5 H: 0 LOB: 0 BB: 0 P: 5 | R: 0 E: 0 K: 0 S: 3 H: 0 LOB: 1 BB: 1 P: 7 | R: 0 E: 0 K: 0 S: 5 H: 2 LOB: 2 BB: 0 P: 5 | R: 1 E: 0 K: 1 S: 7 H: 2 LOB: 1 BB: 0 P: 7 | R: 0 E: 0 K: 0 S: 3 H: 0 LOB: 0 BB: 0 P: 3 | R: 0 E: 0 K: 0 S: 4 H: 2 LOB: 1 BB: 0 P: 4 | R: 0 E: 0 K: 2 S: 8 H: 1 LOB: 1 BB: 0 P: 8 | R: 0 E: 0 K: 1 S: 5 H: 1 LOB: 1 BB: 1 P: 9 | R: 0 E: 0 K: 1 S: 5 H: 0 LOB: 0 BB: 0 P: 5 | R: 2 E: 0 K: 0 S: 6 H: 4 LOB: 2 BB: 0 P: 6 | 1B: 9 2B: 2 3B: 1 HR: 0 | SF: 1 SAC: 1 DP: 2 HBP: 0 | | | | | |

| PITCHER | IP | WLS | BF | H | R | ER | SO | BB | IBB | HBP | BLK | WP | HR | S | P | ERA | WHIP |
|---|---|---|---|---|---|---|---|---|---|---|---|---|---|---|---|---|---|
| Dave Goltz, R (1, 1)<br>ERA: 2.7 | 9.0 | | 36 | 9 | 2 | 2 | 6 | 2 | 0 | 0 | 0 | 0 | 0 | 46 | 54 | 2.00 | 1.222 |
| Mike Marshall, R (10, 1)<br>ERA: 2.73 | 0.2 | L | 5 | 3 | 1 | 1 | 0 | 0 | 0 | 0 | 0 | 0 | 0 | 5 | 5 | 13.50 | 4.500 |

| PITCHER | IP | WLS | BF | H | R | ER | SO | BB | IBB | HBP | BLK | WP | HR | S | P | ERA | WHIP |
|---|---|---|---|---|---|---|---|---|---|---|---|---|---|---|---|---|---|

# BOTTOM

## Minnesota Twins @ Boston Red Sox

Fenway Park, Boston, MA

Mon Jul 17 1978, 7:05 PM EDT

Att. 33,233 - Unknown - 69 F

livebaseballscorecards.com

| | |
|---|---|
| AB | 37 |
| R | 3 |
| H | 12 |
| RBI | 3 |
| BB | 2 |
| SO | 6 |
| LOB | 17 |

1B: 9 SF: 1
2B: 2 SAC: 1
3B: 1 DP: 2
HR: 0 HBP: 0

WP: 0 PA: 41
PB: 0
SB: 1
CS: 0

| Batter | 1 | 2 | 3 | 4 | 5 | 6 | 7 | 8 | 9 | AB | R | H | RBI | BB | SO | LOB |
|---|---|---|---|---|---|---|---|---|---|---|---|---|---|---|---|---|
| Willie Randolph, R (1, 4)<br>OBP: 0.358, SLG: 0.329 | SSS 0-3 ① K | | x 0-0 ① 6-3 | | x 0-0 ② 6-3 | | x 0-0 FC6-4 1B, 1-3, 1B | | x 0-0 ② 6-3 | 5 | 0 | 1 | 0 | 0 | 1 | 0 |
| Mickey Rivers, L (1, 8)<br>OBP: 0.288, SLG: 0.373 | x 0-0 ② P4 | | x 0-0 ② G3 | | x 0-0 S, 1B, 1B | | x 0-0 FC6-4, 1-2, 3-H, 1B | | x 0-0 ③ 4-3 | 5 | 1 | 2 | 1 | 0 | 0 | 0 |
| Thurman Munson, R (1, 9)<br>OBP: 0.319, SLG: 0.392 | x 0-0 1B | | x 0-0 ③ F9 | | x 0-0 1-H, 1B | | x 0-0 ① P6 | | | 4 | 0 | 2 | 1 | 0 | 0 | 2 |
| Lou Piniella, R (1, 7)<br>OBP: 0.356, SLG: 0.407 | x 0-0 ③ 1-3 | | | x 0-0 ① F7 | x 0-0 ③ F8 | | x 0-0 ② FC6-4, 1-2f, 2-3 | | | 4 | 0 | 0 | 0 | 0 | 0 | 4 |
| Chris Chambliss, L (1, 3)<br>OBP: 0.331, SLG: 0.386 | | x 0-0 ① 2-3 | | x 0-0 F8, 1B | | x 0-0 ① 5-3 | x 0-0 ③ 4-3 | | | 4 | 0 | 1 | 0 | 0 | 0 | 2 |
| Graig Nettles, L (1, 5)<br>OBP: 0.329, SLG: 0.438 | | x 0-0 1B, 1B | | x 0-0 ② F8, 1-2 | | x 0-0 1B | | x 0-0 ① 4-1 | | 4 | 0 | 2 | 0 | 0 | 0 | 1 |
| Cliff Johnson, R (1, 10)<br>OBP: 0.310, SLG: 0.371 | | SSS 0-3 ② K | | BBBB 4-0 FC5-4, BB | | x 0-0 ② F7 | | x 0-0 G1-6-3, 1B | | 3 | 0 | 1 | 0 | 1 | 1 | 2 |
| Fred Stanley, R (1, 6)<br>OBP: 0.346, SLG: 0.303 | | x 0-0 1-2, 1B | | x 0-0 ③ FC5-4, 1-2f | | SSS 0-3 ③ K | | x 0-0 ②③ G1-6-3, 1-2f | | 4 | 0 | 1 | 0 | 0 | 1 | 4 |
| Mike Heath, R (1, 2)<br>OBP: 0.333, SLG: 0.343 | | x 0-0 ③ 1-3 | | | SSS 0-3 ① K | | x 0-0 1B, 1B, 1B | | x 0-0 ① 1-3 | 4 | 1 | 1 | 0 | 0 | 1 | 2 |
| Inning Stats | R: 0 H: 1<br>E: 0 LOB: 1<br>K: 1 BB: 0<br>S: 6 P: 6 | R: 0 H: 2<br>E: 0 LOB: 2<br>K: 1 BB: 0<br>S: 7 P: 7 | R: 0 H: 0<br>E: 0 LOB: 0<br>K: 0 BB: 0<br>S: 3 P: 3 | R: 0 H: 1<br>E: 0 LOB: 2<br>K: 0 BB: 1<br>S: 4 P: 8 | R: 1 H: 2<br>E: 0 LOB: 1<br>K: 1 BB: 0<br>S: 7 P: 7 | R: 0 H: 1<br>E: 0 LOB: 1<br>K: 1 BB: 0<br>S: 6 P: 6 | R: 1 H: 3<br>E: 0 LOB: 2<br>K: 0 BB: 0<br>S: 6 P: 6 | R: 0 H: 1<br>E: 0 LOB: 0<br>K: 0 BB: 0<br>S: 3 P: 3 | R: 0 H: 0<br>E: 0 LOB: 0<br>K: 0 BB: 0<br>S: 3 P: 3 | 1B: 11 SF: 0<br>2B: 0 SAC: 0<br>3B: 0 DP: 1<br>HR: 0 HBP: 0 | | | | | | WP: 0 PA: 38<br>PB: 0<br>SB: 1<br>CS: 0 | |

| PITCHER | IP | WLS | BF | H | R | ER | SO | BB | IBB | HBP | BLK | WP | HR | S | P | ERA | WHIP |
|---|---|---|---|---|---|---|---|---|---|---|---|---|---|---|---|---|---|
| Geoff Zahn, L (1, 1)<br>ERA: 3.14 | 9.0 | L | 38 | 11 | 2 | 2 | 4 | 1 | 0 | 0 | 0 | 0 | 0 | 45 | 49 | 2.00 | 1.333 |

| PITCHER | IP | WLS | BF | H | R | ER | SO | BB | IBB | HBP | BLK | WP | HR | S | P | ERA | WHIP |
|---|---|---|---|---|---|---|---|---|---|---|---|---|---|---|---|---|---|

# TOP

## New York Yankees @ Minnesota Twins

Metropolitan Stadium, Bloomington , MI

Wed Jul 19 1978, 8:05 PM EDT

Att. 29,591 - Unknown - 83 F

livebaseballscorecards.com

| | |
|---|---|
| AB | 37 |
| R | 2 |
| H | 11 |
| RBI | 2 |
| BB | 1 |
| SO | 4 |
| LOB | 17 |

| Batter | 1 | 2 | 3 | 4 | 5 | 6 | 7 | 8 | 9 | AB | R | H | RBI | BB | SO | LOB |
|---|---|---|---|---|---|---|---|---|---|---|---|---|---|---|---|---|
| Hosken Powell, L (1, 9)<br>OBP: 0.316, SLG: 0.338 | 4-3 | | | 4-3 | | 4-3 | | 4-3 | | 4 | 0 | 0 | 0 | 0 | 0 | 0 |
| Roy Smalley, S (1, 6)<br>OBP: 0.344, SLG: 0.404 | 3-1 | | | F8 | | P4 | | F7 | | 4 | 0 | 0 | 0 | 0 | 0 | 0 |
| Rod Carew, L (1, 3)<br>OBP: 0.434, SLG: 0.471 | K | | | 1B | | 4-3 | | | F7 | 4 | 0 | 1 | 0 | 0 | 1 | 0 |
| Mike Cubbage, L (1, 5)<br>OBP: 0.373, SLG: 0.446 | | K | | 1-3<br>1B | | | FC6-4<br>1B | | K | 3 | 0 | 1 | 0 | 1 | 2 | 0 |
| Glenn Adams, L (1, 10)<br>OBP: 0.279, SLG: 0.396 | | F9 | | P6 | | | F8 | | HBP<br>1B | 4 | 0 | 1 | 0 | 0 | 0 | 3 |
| Dan Ford, R (1, 8)<br>OBP: 0.350, SLG: 0.450 | | CS<br>1B | | | 4-3<br>2B | | 1-2<br>FC6-4<br>1B | | 1-2<br>HBP | 3 | 0 | 3 | 0 | 0 | 0 | 0 |
| Rich Chiles, L (1, 7)<br>OBP: 0.349, SLG: 0.330 | | 1-2<br>CS | | F8 | 2-3<br>4-3 | | 1-2f<br>2-3<br>FC6-4 | | 4-3 | 4 | 0 | 0 | 0 | 0 | 0 | 5 |
| Butch Wynegar, S (1, 2)<br>OBP: 0.327, SLG: 0.345 | | | | P6 | P3 | | P5 | | | 3 | 0 | 0 | 0 | 0 | 0 | 3 |
| Rob Wilfong, L (1, 4)<br>OBP: 0.354, SLG: 0.360 | | | | 4-3 | 4-3 | | | 1-3 | | 3 | 0 | 0 | 0 | 0 | 0 | 1 |
| Inning Stats | R: 0<br>E: 0<br>K: 1<br>S: 5<br>H: 0<br>LOB: 0<br>BB: 0<br>P: 5 | R: 0<br>E: 0<br>K: 1<br>S: 5<br>H: 1<br>LOB: 0<br>BB: 0<br>P: 5 | R: 0<br>E: 0<br>K: 0<br>S: 3<br>H: 0<br>LOB: 0<br>BB: 0<br>P: 3 | R: 0<br>E: 0<br>K: 0<br>S: 5<br>H: 2<br>LOB: 2<br>BB: 0<br>P: 5 | R: 0<br>E: 0<br>K: 0<br>S: 4<br>H: 1<br>LOB: 1<br>BB: 0<br>P: 4 | R: 0<br>E: 0<br>K: 0<br>S: 3<br>H: 0<br>LOB: 0<br>BB: 0<br>P: 3 | R: 0<br>E: 0<br>K: 0<br>S: 4<br>H: 1<br>LOB: 2<br>BB: 1<br>P: 8 | R: 0<br>E: 0<br>K: 0<br>S: 3<br>H: 0<br>LOB: 0<br>BB: 0<br>P: 3 | R: 0<br>E: 0<br>K: 1<br>S: 6<br>H: 1<br>LOB: 2<br>BB: 0<br>P: 7 | 1B: 5<br>2B: 1<br>3B: 0<br>HR: 0<br>SF: 0<br>SAC: 0<br>DP: 0<br>HBP: 1 | | | WP: 0<br>PB: 0<br>SB: 0<br>CS: 1 | PA: 35 | | |

| PITCHER | IP | WLS | BF | H | R | ER | SO | BB | IBB | HBP | BLK | WP | HR | S | P | ERA | WHIP |
|---|---|---|---|---|---|---|---|---|---|---|---|---|---|---|---|---|---|
| Ed Figueroa, R (1, 1)<br>ERA: 3.64 | 9.0 | W | 34 | 6 | 0 | 0 | 3 | 1 | 0 | 1 | 0 | 0 | 0 | 38 | 43 | 0.00 | 0.778 |

| PITCHER | IP | WLS | BF | H | R | ER | SO | BB | IBB | HBP | BLK | WP | HR | S | P | ERA | WHIP |
|---|---|---|---|---|---|---|---|---|---|---|---|---|---|---|---|---|---|

# BOTTOM

## New York Yankees @ Minnesota Twins

Metropolitan Stadium, Bloomington , MI

Wed Jul 19 1978, 8:05 PM EDT

Att. 29,591 - Unknown - 83 F

livebaseballscorecards.com

| | |
|---|---|
| AB | 32 |
| R | 0 |
| H | 6 |
| RBI | 0 |
| BB | 1 |
| SO | 3 |
| LOB | 12 |

| Batter | 1 | 2 | 3 | 4 | 5 | 6 | 7 | 8 | 9 | AB | R | H | RBI | BB | SO | LOB |
|---|---|---|---|---|---|---|---|---|---|---|---|---|---|---|---|---|
| Willie Randolph, R (1, 4)<br>OBP: 0.362, SLG: 0.332 | 0-0 1B 1B | 0-0 F9 ③ | | | 0-0 1B | | 0-0 F8 ① | | BBBB 4-0 1B 1-2 BB | 4 | 1 | 2 | 0 | 1 | 0 | 1 |
| Mickey Rivers, L (1, 8)<br>OBP: 0.289, SLG: 0.373 | 0-0 E 1B 1-2 BLK 1B | | 0-0 6-3 ① | | 0-0 F8 ① | | 0-0 F7 ② | | 0-0 FC5-4 1-3 2-H 1B | 5 | 1 | 2 | 1 | 0 | 0 | 2 |
| Thurman Munson, R (1, 9)<br>OBP: 0.318, SLG: 0.389 | 0-0 BLK E CS 1-2 2-H 1B | | 0-0 F9 ② | | 0-0 F7 ② | | 0-0 F8 ③ | | 0-0 FC5-4 ③ 1-2f | 5 | 0 | 1 | 1 | 0 | 0 | 4 |
| Lou Piniella, R (1, 7)<br>OBP: 0.350, SLG: 0.400 | 0-0 E5 BLK 1-2 2-3 | | 0-0 F9 ③ | | SSS 0-3 K ③ | | | 0-0 P3 ① | | 4 | 0 | 0 | 0 | 0 | 1 | 3 |
| Chris Chambliss, L (1, 3)<br>OBP: 0.330, SLG: 0.384 | SSS 0-3 K ① | | | 0-0 G6-4-3 1B | | SSS 0-3 K ① | | 0-0 1-3 ② | | 4 | 0 | 1 | 0 | 0 | 2 | 3 |
| Graig Nettles, L (1, 5)<br>OBP: 0.325, SLG: 0.433 | 0-0 P6 ② 1-2 2-3 3-H | | | 0-0 G6-4-3 ①② 1-2f | | 0-0 F8 ② | | SSS 0-3 K ③ | | 4 | 0 | 0 | 0 | 0 | 1 | 3 |
| Cliff Johnson, R (1, 10)<br>OBP: 0.315, SLG: 0.365 | BBBB 4-0 BB | | | BBBB 4-0 1B BB | | 0-0 P6 ③ | | | 0-0 F7 ① | 2 | 0 | 0 | 0 | 2 | 0 | 0 |
| Fred Stanley, R (1, 6)<br>OBP: 0.359, SLG: 0.327 | 0-0 CS ③ 3-H | 0-0 5-3 ① | | 0-0 FC4-6 1-2 1B | | | 0-0 WP 1B 2B | | 0-0 BB 1B 1B | 4 | 2 | 3 | 0 | 0 | 0 | 0 |
| Mike Heath, R (1, 2)<br>OBP: 0.325, SLG: 0.333 | | 0-0 1-3 ② | | 0-0 FC4-6 ③ 1-2f | | | 0-0 2-H 1B | | 0-0 F8 ② | 4 | 0 | 1 | 1 | 0 | 0 | 3 |
| Inning Stats | R: 2 E: 1 K: 1 S: 8 H: 3 LOB: 2 BB: 1 P: 12 | R: 0 E: 0 K: 0 S: 3 H: 0 LOB: 0 BB: 0 P: 3 | R: 0 E: 0 K: 0 S: 3 H: 0 LOB: 0 BB: 0 P: 3 | R: 0 E: 0 K: 0 S: 4 H: 2 LOB: 2 BB: 1 P: 8 | R: 0 E: 0 K: 1 S: 6 H: 1 LOB: 1 BB: 0 P: 6 | R: 0 E: 0 K: 1 S: 5 H: 0 LOB: 0 BB: 0 P: 5 | R: 1 E: 0 K: 0 S: 5 H: 2 LOB: 1 BB: 0 P: 5 | R: 0 E: 0 K: 1 S: 5 H: 0 LOB: 0 BB: 0 P: 5 | R: 1 E: 0 K: 0 S: 5 H: 2 LOB: 2 BB: 1 P: 9 | 1B: 9 2B: 1 3B: 0 HR: 0 SF: 0 SAC: 0 DP: 1 HBP: 0 | | | | | | WP: 1 PB: 0 SB: 0 CS: 1 | PA: 40 |

| PITCHER | | IP | WLS | BF | H | R | ER | SO | BB | IBB | HBP | BLK | WP | HR | S | P | ERA | WHIP |
|---|---|---|---|---|---|---|---|---|---|---|---|---|---|---|---|---|---|---|
| Darrell Jackson, L<br>ERA: 3.2 | (1, 1) | 8.0 | L | 33 | 8 | 3 | 2 | 4 | 2 | 0 | 0 | 1 | 1 | 0 | 39 | 47 | 2.25 | 1.250 |
| Roric Harrison, R<br>ERA: 6.94 | (9, 1) | 1.0 | | 6 | 2 | 1 | 1 | 0 | 1 | 0 | 0 | 0 | 0 | 0 | 5 | 9 | 9.00 | 3.000 |

| PITCHER | IP | WLS | BF | H | R | ER | SO | BB | IBB | HBP | BLK | WP | HR | S | P | ERA | WHIP |
|---|---|---|---|---|---|---|---|---|---|---|---|---|---|---|---|---|---|

# TOP

## New York Yankees @ Minnesota Twins

Metropolitan Stadium, Bloomington , MI

Thu Jul 20 1978, 8:05 PM EDT

Att. 30,660 - Unknown - 70 F

livebaseballscorecards.com

| | |
|---|---|
| AB | 36 |
| R | 4 |
| H | 10 |
| RBI | 3 |
| BB | 3 |
| SO | 4 |
| LOB | 19 |

# New York Yankees @ Minnesota Twins

Metropolitan Stadium, Bloomington , MI

Thu Jul 20 1978, 8:05 PM EDT

Att. 30,660 - Unknown - 70 F

livebaseballscorecards.com

## BOTTOM

| Batter | 1 | 2 | 3 | 4 | 5 | 6 | 7 | 8 | 9 | AB | R | H | RBI | BB | SO | LOB |
|---|---|---|---|---|---|---|---|---|---|---|---|---|---|---|---|---|
| Bob Randall, R (1, 4) OBP: 0.336, SLG: 0.367 | F9 | | F9 | | | 1B | | L9 | | 4 | 0 | 1 | 0 | 0 | 0 | 1 |
| Rod Carew, L (1, 3) OBP: 0.429, SLG: 0.465 | 6-3 | | | F8 | | F7 | | K | | 4 | 0 | 0 | 0 | 0 | 1 | 1 |
| Dan Ford, R (1, 8) OBP: 0.349, SLG: 0.445 | 5-3 | | | 5-3 | | K | | | BB G4-6-3 | 3 | 0 | 0 | 0 | 1 | 1 | 1 |
| Bombo Rivera, R (1, 9) OBP: 0.408, SLG: 0.387 | | BB G1-6-3 | | K | | | P4 | | K | 3 | 0 | 0 | 0 | 1 | 2 | 1 |
| Jose Morales, R (1, 10) OBP: 0.368, SLG: 0.411 | | G1-6-3 1-2f | | | 1B | | BB 1B | | G4-6-3 1-2f | 4 | 0 | 2 | 0 | 0 | 0 | 2 |
| Craig Kusick, R (1, 7) OBP: 0.301, SLG: 0.315 | | F2 | | | P4 | | K | | | 3 | 0 | 0 | 0 | 0 | 1 | 2 |
| Roy Smalley, S (1, 6) OBP: 0.346, SLG: 0.408 | | | 2B | K | | | BB 1-2 | | | 2 | 0 | 1 | 0 | 1 | 1 | 1 |
| Larry Wolfe, R (1, 5) OBP: 0.302, SLG: 0.336 | | | K | | P4 | | L7 | | | 3 | 0 | 0 | 0 | 0 | 1 | 4 |
| Glenn Borgmann, R (1, 2) OBP: 0.294, SLG: 0.278 | | | P3 | | | K | | 6-3 | | 3 | 0 | 0 | 0 | 0 | 1 | 1 |

| | AB | 29 |
|---|---|---|
| | R | 0 |
| | H | 4 |
| | RBI | 0 |
| | BB | 3 |
| | SO | 8 |
| | LOB | 14 |

| Inning Stats | | | | | | | | | | |
|---|---|---|---|---|---|---|---|---|---|---|
| | R: 0 E: 0 K: 0 S: 3 | H: 0 LOB: 0 BB: 0 P: 3 | R: 0 E: 0 K: 0 S: 2 | H: 0 LOB: 0 BB: 1 P: 6 | R: 0 E: 0 K: 1 S: 6 | H: 1 LOB: 1 BB: 0 P: 6 | R: 0 E: 0 K: 1 S: 5 | H: 0 LOB: 0 BB: 0 P: 5 | R: 0 E: 0 K: 1 S: 6 | H: 1 LOB: 1 BB: 0 P: 6 |
| | R: 0 E: 0 K: 2 S: 8 | H: 1 LOB: 1 BB: 0 P: 8 | R: 0 E: 0 K: 1 S: 6 | H: 1 LOB: 2 BB: 1 P: 10 | R: 0 E: 0 K: 1 S: 5 | H: 0 LOB: 0 BB: 0 P: 5 | R: 0 E: 0 K: 1 S: 4 | H: 0 LOB: 0 BB: 1 P: 8 | 1B: 3 2B: 1 3B: 0 HR: 0 | SF: 0 SAC: 0 DP: 2 HBP: 0 |
| | WP: 0 PB: 0 SB: 0 CS: 0 | PA: 32 | | | | | | | | |

| PITCHER | IP | WLS | BF | H | R | ER | SO | BB | IBB | HBP | BLK | WP | HR | S | P | ERA | WHIP |
|---|---|---|---|---|---|---|---|---|---|---|---|---|---|---|---|---|---|
| Ron Guidry, L (1, 1) ERA: 2.11 | 9.0 | W | 32 | 4 | 0 | 0 | 8 | 3 | 0 | 0 | 0 | 0 | 0 | 45 | 57 | 0.00 | 0.778 |

| PITCHER | IP | WLS | BF | H | R | ER | SO | BB | IBB | HBP | BLK | WP | HR | S | P | ERA | WHIP |
|---|---|---|---|---|---|---|---|---|---|---|---|---|---|---|---|---|---|

| Batter | 1 | 2 | 3 | 4 | 5 | 6 | 7 | 8 | 9 | 10 | AB | R | H | RBI | BB | SO | LOB |
|---|---|---|---|---|---|---|---|---|---|---|---|---|---|---|---|---|---|
| Larry Harlow, L (1, 8)<br>OBP: 0.349, SLG: 0.359 | 4-3 | | | F8 | | 1B HR 2B | 1B | | | K | 5 | 1 | 2 | 0 | 0 | 1 | 1 |
| Rich Dauer, R (1, 4)<br>OBP: 0.302, SLG: 0.375 | F8 | | | 2-3 | | 2-3 HR 1B | F8 | | | SF8 BB 1-2 1B | 5 | 1 | 2 | 0 | 0 | 0 | 1 |
| Eddie Murray, S (1, 3)<br>OBP: 0.333, SLG: 0.465 | K | | | 2B | | F5 | | G3 | | 1-2 2-3 BB | 4 | 0 | 1 | 0 | 1 | 1 | 2 |
| Ken Singleton, S (1, 9)<br>OBP: 0.416, SLG: 0.451 | | K | | F7 | | 1-H 3-H HR | | K | | SF8 2-3 3-H | 4 | 1 | 1 | 4 | 0 | 2 | 1 |
| Carlos Lopez, R (10, 9)<br>OBP: 0.271, SLG: 0.315 | | | | | | | | | | | 0 | 0 | 0 | 0 | 0 | 0 | 0 |
| Doug DeCinces, R (1, 5)<br>OBP: 0.328, SLG: 0.479 | | 6-3 | | | 5-3 | 6-3 | | L6 | | F7 | 5 | 0 | 0 | 0 | 0 | 0 | 2 |
| Terry Crowley, L (1, 10)<br>OBP: 0.360, SLG: 0.318 | | F5 | | | E BB BB | F5 | | | K | | 3 | 0 | 0 | 0 | 1 | 1 | 0 |
| Pat Kelly, L (1, 7)<br>OBP: 0.399, SLG: 0.383 | | | B5-3 | | F9 | | HR | | 1-3 | | 4 | 1 | 1 | 1 | 0 | 0 | 1 |
| Mike Anderson, R (9, 7) | | | | | | | | | | | 0 | 0 | 0 | 0 | 0 | 0 | 0 |
| Rick Dempsey, R (1, 2)<br>OBP: 0.321, SLG: 0.373 | | | F8 | | E 1-2 BB | | 4-3 | | 6-3 | | 3 | 0 | 0 | 0 | 1 | 0 | 0 |
| Mark Belanger, R (1, 6)<br>OBP: 0.283, SLG: 0.246 | | | 5-3 | | F9 1-2 2-3 | | 5-3 | | | BB 1B SF8 BB | 3 | 1 | 0 | 0 | 1 | 0 | 2 |
| Inning Stats | R: 0 H: 0<br>E: 0 LOB: 0<br>K: 1 BB: 0<br>S: 5 P: 5 | R: 0 H: 0<br>E: 0 LOB: 0<br>K: 1 BB: 0<br>S: 5 P: 5 | R: 0 H: 0<br>E: 0 LOB: 0<br>K: 0 BB: 0<br>S: 3 P: 3 | R: 0 H: 1<br>E: 0 LOB: 1<br>K: 0 BB: 0<br>S: 4 P: 4 | R: 0 H: 0<br>E: 1 LOB: 2<br>K: 0 BB: 2<br>S: 3 P: 11 | R: 3 H: 3<br>E: 0 LOB: 0<br>K: 0 BB: 0<br>S: 6 P: 6 | R: 1 H: 2<br>E: 0 LOB: 1<br>K: 0 BB: 0<br>S: 5 P: 5 | R: 0 H: 0<br>E: 0 LOB: 0<br>K: 1 BB: 0<br>S: 5 P: 5 | R: 0 H: 0<br>E: 0 LOB: 0<br>K: 1 BB: 0<br>S: 5 P: 5 | R: 1 H: 1<br>E: 0 LOB: 2<br>K: 1 BB: 2<br>S: 6 P: 14 | 1B: 3 SF: 1<br>2B: 2 SAC: 0<br>3B: 0 DP: 0<br>HR: 2 HBP: 0 | | | | | | |

| PITCHER | | IP | WLS | BF | H | R | ER | SO | BB | IBB | HBP | BLK | WP | HR | S | P | ERA | WHIP |
|---|---|---|---|---|---|---|---|---|---|---|---|---|---|---|---|---|---|---|
| Roger Erickson, R<br>ERA: 4.89 | (1, 1) | 7.0 | | 29 | 6 | 4 | 4 | 2 | 2 | 0 | 0 | 0 | 0 | 2 | 31 | 39 | 5.14 | 1.143 |
| Mike Marshall, R<br>ERA: 2.75 | (8, 1) | 3.0 | L | 12 | 1 | 1 | 1 | 3 | 2 | 0 | 0 | 0 | 0 | 0 | 16 | 24 | 3.00 | 1.000 |

| PITCHER | IP | WLS | BF | H | R | ER | SO | BB | IBB | HBP | BLK | WP | HR | S | P | ERA | WHIP |
|---|---|---|---|---|---|---|---|---|---|---|---|---|---|---|---|---|---|

# TOP

## Baltimore Orioles @ Minnesota Twins

Metropolitan Stadium, Bloomington , MI

Fri Jul 21 1978, 8:05 PM EDT

Att. 14,702 - Cloudy - 70 F

livebaseballscorecards.com

| | |
|---|---|
| AB | 36 |
| R | 5 |
| H | 7 |
| RBI | 5 |
| BB | 4 |
| SO | 5 |
| LOB | 10 |

WP: 0 PA: 41
PB: 0
SB: 0
CS: 0

# Baltimore Orioles @ Minnesota Twins

Metropolitan Stadium, Bloomington , MI

Fri Jul 21 1978, 8:05 PM EDT
Att. 14,702 - Cloudy - 70 F

livebaseballscorecards.com

| Batter | 1 | 2 | 3 | 4 | 5 | 6 | 7 | 8 | 9 | 10 | AB | R | H | RBI | BB | SO | LOB |
|---|---|---|---|---|---|---|---|---|---|---|---|---|---|---|---|---|---|
| Bombo Rivera, R (1, 9)<br>OBP: 0.405, SLG: 0.384 | SH3-4 1B<br>1B<br>1B | 5-3 | | 6-3 | | 5-3 | | | BB<br>G3-6-1 | | 4 | 1 | 1 | 0 | 0 | 0 | 2 |
| Hosken Powell, L (9, PH)<br>OBP: 0.319, SLG: 0.338 (10, 9) | | | | | | | | | | | 0 | 0 | 0 | 0 | 1 | 0 | 0 |
| Rod Carew, L (1, 3)<br>OBP: 0.426, SLG: 0.461 | 1B SH3-4<br>1-2<br>2B<br>1B | 4-3 | | 4-3 | | | F8 | | G3-6-1<br>1-2f | | 5 | 1 | 1 | 0 | 0 | 0 | 2 |
| Roy Smalley, S (1, 6)<br>OBP: 0.348, SLG: 0.416 | SH3-4<br>1-2<br>2-3 | | P4 | | P6 | | HR | | FC4-6<br>BB | | 3 | 1 | 1 | 1 | 1 | 0 | 0 |
| Dan Ford, R (1, 8)<br>OBP: 0.350, SLG: 0.445 | 2B<br>2-3<br>3-H<br>1B | | 6-3 | | F9<br>1B | | P4 | | FC4-6<br>1-2f | | 5 | 1 | 2 | 1 | 0 | 0 | 1 |
| Jose Morales, R (1, 10)<br>OBP: 0.371, SLG: 0.421 | K | | BB<br>2B | | F9<br>1-2 | | FC5-4<br>1B | | | G3 | 4 | 0 | 2 | 0 | 0 | 1 | 3 |
| Rich Chiles, L (10, PH)<br>OBP: 0.346, SLG: 0.327 | | | | | | | | | | | 1 | 0 | 0 | 0 | 0 | 0 | 0 |
| Butch Wynegar, S (1, 2)<br>OBP: 0.332, SLG: 0.352 | 1-H<br>3-H<br>2B | | BB<br>BB | | F8 | | FC5-4<br>1-2f | | | G3-6-3<br>1B | 4 | 0 | 2 | 2 | 1 | 0 | 2 |
| Rob Wilfong, L (10, PR)<br>OBP: 0.354, SLG: 0.360 | | | | | | | | | | | 0 | 0 | 0 | 0 | 0 | 0 | 0 |
| Craig Kusick, R (1, 7)<br>OBP: 0.299, SLG: 0.307 | 5-3 | | FC6-4<br>1-2<br>2-3<br>BB | | | F9 | | 6-3 | | G3-6-3<br>1-2f | 3 | 0 | 0 | 0 | 1 | 0 | 1 |
| Mike Cubbage, L (10, PH)<br>OBP: 0.371, SLG: 0.444 | | | | | | | | | | | 1 | 0 | 0 | 0 | 0 | 0 | 1 |
| Bob Randall, R (1, 4)<br>OBP: 0.339, SLG: 0.370 | | SH1-3<br>1B | FC6-4<br>1-2f | | | S<br>1B | | 4-3 | | | 4 | 0 | 2 | 0 | 0 | 0 | 3 |
| Larry Wolfe, R (1, 5)<br>OBP: 0.296, SLG: 0.329 | | SH1-3<br>1-2 | | 6-3 | | P3<br>1-2 | | F9 | | | 3 | 0 | 0 | 0 | 0 | 0 | 1 |
| Inning Stats | R: 3 H: 4<br>E: 0 LOB: 1<br>K: 1 BB: 0<br>S: 9 P: 9 | R: 0 H: 1<br>E: 0 LOB: 1<br>K: 0 BB: 0<br>S: 4 P: 4 | R: 0 H: 1<br>E: 0 LOB: 3<br>K: 0 BB: 2<br>S: 4 P: 12 | R: 0 H: 0<br>E: 0 LOB: 0<br>K: 0 BB: 0<br>S: 3 P: 3 | R: 0 H: 1<br>E: 0 LOB: 1<br>K: 0 BB: 0<br>S: 4 P: 4 | R: 0 H: 1<br>E: 0 LOB: 1<br>K: 0 BB: 0<br>S: 4 P: 4 | R: 1 H: 2<br>E: 0 LOB: 1<br>K: 0 BB: 0<br>S: 5 P: 5 | R: 0 H: 0<br>E: 0 LOB: 0<br>K: 0 BB: 0<br>S: 3 P: 3 | R: 0 H: 0<br>E: 0 LOB: 1<br>K: 0 BB: 2<br>S: 2 P: 10 | R: 0 H: 1<br>E: 0 LOB: 1<br>K: 0 BB: 0<br>S: 3 P: 3 | 1B: 8 SF: 0<br>2B: 2 SAC: 2<br>3B: 0 DP: 2<br>HR: 1 HBP: 0 | | | | | | |

| | AB | 37 |
|---|---|---|
| | R | 4 |
| | H | 11 |
| | RBI | 4 |
| | BB | 4 |
| | SO | 1 |
| | LOB | 16 |

WP: 0 PA: 43
PB: 0
SB: 1
CS: 0

| PITCHER | IP | WLS | BF | H | R | ER | SO | BB | IBB | HBP | BLK | WP | HR | S | P | ERA | WHIP |
|---|---|---|---|---|---|---|---|---|---|---|---|---|---|---|---|---|---|
| Mike Flanagan, L (1, 1)<br>ERA: 3.47 | 8.0 | | 36 | 10 | 4 | 4 | 1 | 2 | 0 | 0 | 0 | 0 | 1 | 36 | 44 | 4.50 | 1.500 |
| Don Stanhouse, R (9, 1)<br>ERA: 2.92 | 2.0 | W | 7 | 1 | 0 | 0 | 0 | 2 | 0 | 0 | 0 | 0 | 0 | 5 | 13 | 0.00 | 1.500 |

| PITCHER | IP | WLS | BF | H | R | ER | SO | BB | IBB | HBP | BLK | WP | HR | S | P | ERA | WHIP |
|---|---|---|---|---|---|---|---|---|---|---|---|---|---|---|---|---|---|

| Batter | 1 | 2 | 3 | 4 | 5 | 6 | 7 | 8 | 9 | AB | R | H | RBI | BB | SO | LOB |
|---|---|---|---|---|---|---|---|---|---|---|---|---|---|---|---|---|
| Larry Harlow, L (1, 8)<br>OBP: 0.343, SLG: 0.352 | S S S 0-3 ① K | | S S S 0-3 ① K | x 0-0 ①② G6-4-3 1-2f | | x 0-0 ③ F7 1-2 | | x 0-0 ③ F7 | | 5 | 0 | 0 | 0 | 0 | 2 | 4 |
| Rich Dauer, R (1, 4)<br>OBP: 0.304, SLG: 0.380 | x 0-0 ② 6-3 | | x 0-0 1B 1-3 1B 2B | x 0-0 ③ 6-3 | | | x 0-0 FC6-4 SF7 BB 1B | | x 0-0 ① F2 | 5 | 2 | 2 | 0 | 0 | 0 | 0 |
| Eddie Murray, S (1, 3)<br>OBP: 0.339, SLG: 0.467 | B B B B 4-0 BB | | x 0-0 1B 1B 1B 2-3 3-H 1B | | x 0-0 L6 1B 1B | | B B B B 4-0 FC6-4 1-2 BB | | x 0-0 ② 4-3 | 3 | 1 | 2 | 1 | 2 | 0 | 0 |
| Ken Singleton, S (1, 9)<br>OBP: 0.414, SLG: 0.448<br>Carlos Lopez, R (7, PR)<br>OBP: 0.271, SLG: 0.315<br>(7, 9)<br>Terry Crowley, L (9, PH)<br>OBP: 0.373, SLG: 0.333<br>Mike Anderson, R (9, PR) | x 0-0 ③ 4-3 | | x 0-0 1B 1B 1-2 3-H 1B | | x 0-0 ① F8 | | x 0-0 ① FC6-4 S 1-2f 2-3 | | x 0-0 1B | 4<br>0<br><br>1<br>0 | 0<br>0<br><br>0<br>0 | 1<br>0<br><br>1<br>0 | 1<br>0<br><br>0<br>0 | 0<br>0<br><br>0<br>0 | 0<br>0<br><br>0<br>0 | 4<br>0<br><br>0<br>0 |
| Doug DeCinces, R (1, 5)<br>OBP: 0.329, SLG: 0.483 | | x 0-0 2B | x 0-0 ② F9 | | x 0-0 1-2 1B | | x 0-0 ② SF7 1-2 3-H | | x 0-0 ③ F8 | 4 | 0 | 2 | 1 | 0 | 0 | 3 |
| Pat Kelly, L (1, 7)<br>OBP: 0.395, SLG: 0.379 | | S S S 0-3 ① K | x 0-0 1B 1-2 2-3 1B | | x 0-0 ②③ L6 2-3 | | x 0-0 ③ G3 | | | 4 | 0 | 1 | 0 | 0 | 1 | 5 |
| Lee May, R (1, 10)<br>OBP: 0.278, SLG: 0.407 | | S S S 0-3 ② K | x 0-0 1-2 2-3 3-H 1B | | | x 0-0 ① 5-3 | | x 0-0 ① F8 | | 4 | 0 | 1 | 1 | 0 | 1 | 1 |
| Rick Dempsey, R (1, 2)<br>OBP: 0.320, SLG: 0.371 | | x 0-0 ③ F9 | x 0-0 ③ F9 | | | S S S 0-3 ② K | | x 0-0 1B | | 4 | 0 | 1 | 0 | 0 | 1 | 4 |
| Kiko Garcia, R (1, 6)<br>OBP: 0.321, SLG: 0.411 | | | x 0-0 2B 1B 1B | x 0-0 G6-4-3 1B | | x 0-0 S 1B | | S S S 0-3 ② K | | 4 | 1 | 3 | 0 | 0 | 1 | 1 |
| Inning Stats | R: 0 H: 0<br>E: 0 LOB: 1<br>K: 1 BB: 1<br>S: 5 P: 9 | R: 0 H: 1<br>E: 0 LOB: 1<br>K: 2 BB: 0<br>S: 8 P: 8 | R: 3 H: 6<br>E: 0 LOB: 3<br>K: 1 BB: 0<br>S: 11 P: 11 | R: 0 H: 1<br>E: 0 LOB: 0<br>K: 0 BB: 0<br>S: 3 P: 3 | R: 0 H: 2<br>E: 0 LOB: 1<br>K: 0 BB: 0<br>S: 4 P: 4 | R: 0 H: 1<br>E: 0 LOB: 2<br>K: 1 BB: 1<br>S: 6 P: 8 | R: 1 H: 1<br>E: 0 LOB: 1<br>K: 0 BB: 0<br>S: 4 P: 6 | R: 0 H: 1<br>E: 0 LOB: 1<br>K: 1 BB: 0<br>S: 6 P: 6 | R: 0 H: 1<br>E: 0 LOB: 1<br>K: 0 BB: 0<br>S: 4 P: 4 | 1B: 12 SF: 1<br>2B: 3 SAC: 0<br>3B: 0 DP: 2<br>HR: 0 HBP: 0 | | | | | | |

| PITCHER | IP | WLS | BF | H | R | ER | SO | BB | IBB | HBP | BLK | WP | HR | S | P | ERA | WHIP |
|---|---|---|---|---|---|---|---|---|---|---|---|---|---|---|---|---|---|
| Dave Goltz, R (1, 1)<br>ERA: 2.79 | 9.0 | W | 41 | 14 | 4 | 4 | 6 | 2 | 0 | 0 | 0 | 0 | 0 | 51 | 59 | 4.00 | 1.778 |

| PITCHER | IP | WLS | BF | H | R | ER | SO | BB | IBB | HBP | BLK | WP | HR | S | P | ERA | WHIP |
|---|---|---|---|---|---|---|---|---|---|---|---|---|---|---|---|---|---|

# TOP

## Baltimore Orioles @ Minnesota Twins

Metropolitan Stadium, Bloomington , MI

Sat Jul 22 1978, 4:33 AM EDT

Att. 10,063 - Unknown - 61 F

livebaseballscorecards.com

| | |
|---|---|
| AB | 38 |
| R | 4 |
| H | 14 |
| RBI | 4 |
| BB | 2 |
| SO | 6 |
| LOB | 22 |

| | | | | | | | | | | | | | | | | | |
|---|---|---|---|---|---|---|---|---|---|---|---|---|---|---|---|---|---|
| WP: 0 | PA: 41 | | | | | | | | | | | | | | | | |
| PB: 0 | | | | | | | | | | | | | | | | | |
| SB: 2 | | | | | | | | | | | | | | | | | |
| CS: 0 | | | | | | | | | | | | | | | | | |

# Baltimore Orioles @ Minnesota Twins

Metropolitan Stadium, Bloomington , MI

Sat Jul 22 1978, 4:33 AM EDT

Att. 10,063 - Unknown - 61 F

livebaseballscorecards.com

## BOTTOM

| Batter | 1 | 2 | 3 | 4 | 5 | 6 | 7 | 8 | 9 | AB | R | H | RBI | BB | SO | LOB |
|---|---|---|---|---|---|---|---|---|---|---|---|---|---|---|---|---|
| Bombo Rivera, R (1, 9) (9, 7)<br>OBP: 0.407, SLG: 0.387 | K | | G5-4-3 1-2f | | G1-6-3 1-2 1B | | 3B 1B | | | 4 | 1 | 2 | 0 | 0 | 1 | 1 |
| Rod Carew, L (1, 3)<br>OBP: 0.424, SLG: 0.464 | 1-3 | | L3 | | G1-6-3 1-2f | | 1-H 1B 3B | | | 4 | 1 | 1 | 1 | 0 | 0 | 2 |
| Roy Smalley, S (1, 6)<br>OBP: 0.347, SLG: 0.414 | F2 | | | HR 1B | | F2 | F5 | | | 4 | 1 | 1 | 0 | 0 | 0 | 1 |
| Dan Ford, R (1, 8)<br>OBP: 0.354, SLG: 0.466 | | F4 | | 1-H HR | | HR | 3-H 1B | | | 4 | 2 | 3 | 4 | 0 | 0 | 0 |
| Jose Morales, R (1, 10)<br>OBP: 0.374, SLG: 0.423 | | 1B 1B | | F9 | | FC5-4 1B 1B | 5-3 | | | 4 | 0 | 2 | 0 | 0 | 0 | 1 |
| Butch Wynegar, S (1, 2)<br>OBP: 0.331, SLG: 0.350 | | F7 | | F8 | | FC5-4 1-2 1B | | F8 | | 4 | 0 | 1 | 0 | 0 | 0 | 1 |
| Craig Kusick, R (1, 7)<br>OBP: 0.300, SLG: 0.308<br>Rich Chiles, L (8, 7)<br>OBP: 0.346, SLG: 0.327<br>Willie Norwood, R (8, PH)<br>OBP: 0.321, SLG: 0.398<br>Hosken Powell, L (8, PR)<br>OBP: 0.319, SLG: 0.338<br>(9, 9) | | FC4-6 1-2 1B | | K | | FC5-4 1-2f 2-3 | | 5-3 BB | | 3<br>0<br>0<br>0 | 0<br>0<br>0<br>0 | 1<br>0<br>0<br>0 | 0<br>0<br>1<br>0 | 1<br>0<br>0<br>0 | 2<br>0<br>0<br>0 | 2<br>0<br>0<br>0 |
| Bob Randall, R (1, 4)<br>OBP: 0.333, SLG: 0.363 | | FC4-6 1-2f | | | G3 | F3 | | 5-3 1-2 | | 4 | 0 | 0 | 0 | 0 | 0 | 5 |
| Larry Wolfe, R (1, 5)<br>OBP: 0.301, SLG: 0.333 | | | G5-4-3 1B | | 1B 1B | | 5-3 | K | | 4 | 0 | 2 | 0 | 0 | 1 | 2 |

| Inning Stats | 1 | 2 | 3 | 4 | 5 | 6 | 7 | 8 | 9 |
|---|---|---|---|---|---|---|---|---|---|
| | R: 0 E: 0 K: 1 S: 5 | H: 0 LOB: 0 BB: 0 P: 5 | R: 0 E: 0 K: 0 S: 5 | H: 2 LOB: 2 BB: 0 P: 5 | R: 0 E: 0 K: 0 S: 3 | H: 1 LOB: 0 BB: 0 P: 3 | R: 2 E: 0 K: 1 S: 7 | H: 2 LOB: 0 BB: 0 P: 7 | R: 0 E: 0 K: 0 S: 4 | H: 2 LOB: 1 BB: 0 P: 4 | R: 1 E: 0 K: 0 S: 6 | H: 3 LOB: 2 BB: 0 P: 6 | R: 2 E: 0 K: 0 S: 6 | H: 3 LOB: 1 BB: 0 P: 6 | R: 0 E: 0 K: 1 S: 5 | H: 0 LOB: 2 BB: 1 P: 9 |

| | |
|---|---|
| AB | 35 |
| R | 5 |
| H | 13 |
| RBI | 5 |
| BB | 1 |
| SO | 3 |
| LOB | 15 |

1B: 10 SF: 0
2B: 0 SAC: 0
3B: 1 DP: 2
HR: 2 HBP: 0

WP: 0 PA: 36
PB: 0
SB: 0
CS: 0

| PITCHER | | IP | WLS | BF | H | R | ER | SO | BB | IBB | HBP | BLK | WP | HR | S | P | ERA | WHIP |
|---|---|---|---|---|---|---|---|---|---|---|---|---|---|---|---|---|---|---|
| Scott McGregor, L<br>ERA: 3.69 | (1, 1) | 6.1 | L | 29 | 12 | 5 | 5 | 2 | 0 | 0 | 0 | 0 | 0 | 2 | 33 | 33 | 7.11 | 1.895 |
| Joe Kerrigan, R<br>ERA: 4.97 | (7, 1) | 0.2 | | 3 | 1 | 0 | 0 | 0 | 0 | 0 | 0 | 0 | 0 | 0 | 3 | 3 | 0.00 | 1.500 |
| Tippy Martinez, L<br>ERA: 5.6 | (8, 1) | 1.0 | | 4 | 0 | 0 | 0 | 1 | 1 | 0 | 0 | 0 | 0 | 0 | 5 | 9 | 0.00 | 1.000 |

| PITCHER | IP | WLS | BF | H | R | ER | SO | BB | IBB | HBP | BLK | WP | HR | S | P | ERA | WHIP |
|---|---|---|---|---|---|---|---|---|---|---|---|---|---|---|---|---|---|

# Baltimore Orioles @ Minnesota Twins

Metropolitan Stadium, Bloomington , MI

Sun Jul 23 1978, 4:33 AM EDT

Att. 30,896 - Unknown

TOP

livebaseballscorecards.com

| Batter | 1 | 2 | 3 | 4 | 5 | 6 | 7 | 8 | 9 | AB | R | H | RBI | BB | SO | LOB |
|---|---|---|---|---|---|---|---|---|---|---|---|---|---|---|---|---|
| Larry Harlow, L (1, 8)<br>OBP: 0.343, SLG: 0.349 | 0-0 2B SF9 1B | 0-0 F7 ③ | | BBBB 4-0 FC6-4 BB | | 0-0 B5-3 ① | | 0-0 FC4-2 ① 1B 1-2 3-H | 0-0 P5 ② | 5 | 1 | 1 | 0 | 1 | 0 | 6 |
| Rich Dauer, R (1, 4)<br>OBP: 0.309, SLG: 0.387 | 0-0 SF9 1-3 2B | | 0-0 3B 1B | 0-0 FC6-4 ③ 1-2f | | 0-0 L6 ② | | 0-0 1B 1-2 2-H | SSS 0-3 K ③ | 6 | 1 | 3 | 1 | 0 | 1 | 4 |
| Eddie Murray, S (1, 3)<br>OBP: 0.340, SLG: 0.470 | BBBB 4-0 FC5-4 BB | | 0-0 2B 1-H 3B | | 0-0 1-3 ① | 0-0 G3 ③ | | SSS 0-3 K ② | | 4 | 1 | 1 | 1 | 1 | 1 | 2 |
| Ken Singleton, S (1, 9)<br>OBP: 0.411, SLG: 0.445<br>Mark Belanger, R (8, 6)<br>OBP: 0.283, SLG: 0.246 | 0-0 SF9 ① 2-3 3-H | | 0-0 4-3 ① | | 0-0 HR 1B | | 0-0 G3 ① | 0-0 F7 ③ | | 4<br>0 | 1<br>0 | 1<br>0 | 1<br>0 | 0<br>0 | 0<br>0 | 3<br>0 |
| Lee May, R (1, 10)<br>OBP: 0.277, SLG: 0.412 | 0-0 F8 ② | SSS 0-3 K ② | | | 0-0 1-H HR | | 0-0 F8 ② | | 0-0 6-3 ① | 5 | 1 | 1 | 2 | 0 | 1 | 3 |
| Doug DeCinces, R (1, 5)<br>OBP: 0.333, SLG: 0.491 | 0-0 FC5-4 ③ 1-2f | | 0-0 2B 3-H | | 0-0 1B 2B | | 0-0 E5 S | | BBBB 4-0 BB 1B BB BB | 4 | 2 | 2 | 1 | 1 | 0 | 2 |
| Andres Mora, R (1, 7)<br>OBP: 0.292, SLG: 0.403<br>Carlos Lopez, R (8, 9)<br>OBP: 0.276, SLG: 0.320 | | 0-0 5-3 ① | 0-0 6-3 ③ | | 0-0 5-3 ② | | SSS 0-3 K ③ 1-2 | | 0-0 BB BB 1-2 1B | 4<br>1 | 0<br>0 | 0<br>1 | 0<br>0 | 0<br>0 | 1<br>0 | 3<br>0 |
| Rick Dempsey, R (1, 2)<br>OBP: 0.324, SLG: 0.372<br>Dave Skaggs, R (5, 2)<br>OBP: 0.254, SLG: 0.183 | BBBB 4-0 S BB | | | 0-0 4-3 ① | 0-0 2-H 1B | | | BBBB 0-0 FC FC4-2 2B | 4-0 BB 1-2 2-3 BB | 2<br>1 | 0<br>0 | 1<br>1 | 1<br>0 | 1<br>1 | 0<br>0 | 0<br>0 |
| Kiko Garcia, R (1, 6)<br>OBP: 0.305, SLG: 0.390<br>Mike Anderson, R (8, 7) | 0-0 F8 ② 1-2 | | | 0-0 5-3 ② | 0-0 4-3 ③ | | | 0-0 FC FC4-2 1B 2-3 | BBBB 4-0 1-2 2-3 3-H BB | 4<br>0 | 1<br>0 | 0<br>0 | 0<br>1 | 0<br>1 | 0<br>0 | 3<br>0 |
| Inning Stats | R: 1 E: 0 K: 0 S: 5 H: 2 LOB: 2 BB: 1 P: 9 | R: 0 E: 0 K: 0 S: 3 H: 0 LOB: 1 BB: 1 P: 7 | R: 2 E: 0 K: 1 S: 8 H: 3 LOB: 1 BB: 0 P: 8 | R: 0 E: 0 K: 0 S: 3 H: 0 LOB: 1 BB: 1 P: 7 | R: 3 E: 0 K: 0 S: 7 H: 4 LOB: 1 BB: 0 P: 7 | R: 0 E: 0 K: 0 S: 3 H: 0 LOB: 0 BB: 0 P: 3 | R: 0 E: 1 K: 1 S: 6 H: 0 LOB: 1 BB: 0 P: 6 | R: 1 E: 0 K: 1 S: 8 H: 2 LOB: 2 BB: 0 P: 8 | R: 1 E: 0 K: 1 S: 6 H: 1 LOB: 3 BB: 3 P: 18 | 1B: 6 2B: 4 3B: 1 HR: 1 | SF: 1 SAC: 0 DP: 0 HBP: 0 | | | | | | |

| | AB | 40 |
|---|---|---|
| | R | 8 |
| | H | 12 |
| | RBI | 8 |
| | BB | 6 |
| | SO | 4 |
| | LOB | 26 |

WP: 0 PB: 0 SB: 2 CS: 0 PA: 47

| PITCHER | | IP | WLS | BF | H | R | ER | SO | BB | IBB | HBP | BLK | WP | HR | S | P | ERA | WHIP |
|---|---|---|---|---|---|---|---|---|---|---|---|---|---|---|---|---|---|---|
| Gary Serum, R<br>ERA: 3.91 | (1, 1) | 4.2 | L | 26 | 9 | 6 | 6 | 1 | 3 | 0 | 0 | 0 | 0 | 1 | 25 | 37 | 11.57 | 2.571 |
| John Sutton, R<br>ERA: 4.5 | (5, 1) | 3.1 | | 14 | 2 | 1 | 1 | 2 | 0 | 0 | 0 | 0 | 0 | 0 | 18 | 18 | 2.70 | 0.600 |
| Roric Harrison, R<br>ERA: 7.5 | (9, 1) | 0.1 | | 5 | 1 | 1 | 1 | 0 | 3 | 0 | 0 | 0 | 0 | 0 | 2 | 14 | 27.00 | 12.000 |
| Jeff Holly, L<br>ERA: | (9, 1) | 0.2 | | 2 | 0 | 0 | 0 | 1 | 0 | 0 | 0 | 0 | 0 | 0 | 4 | 4 | 0.00 | 0.000 |

| PITCHER | | IP | WLS | BF | H | R | ER | SO | BB | IBB | HBP | BLK | WP | HR | S | P | ERA | WHIP |
|---|---|---|---|---|---|---|---|---|---|---|---|---|---|---|---|---|---|---|

| Batter | 1 | 2 | 3 | 4 | 5 | 6 | 7 | 8 | 9 | AB | R | H | RBI | BB | SO | LOB |
|---|---|---|---|---|---|---|---|---|---|---|---|---|---|---|---|---|
| Hosken Powell, L (1, 9)<br>OBP: 0.322, SLG: 0.338 | 0-0 3-1 SH1-4 1B | | 0-0 ① FC6-4 G1-6-3 1-2f 3-H | | 0-0 ② G3 1-2 2-3 3-H | | | B B B B 4-0 BB BB | | 3 | 0 | 1 | 2 | 1 | 0 | 3 |
| Roy Smalley, S (1, 6)<br>OBP: 0.349, SLG: 0.414 | 0-0 ① SH1-4 1-2 | | 0-0 ② ③ G1-6-3 1-2f | | 0-0 2-H 3-H 1B | | | B B B B 4-0 FC6-4 1-2 BB | | 2 | 0 | 1 | 2 | 1 | 0 | 1 |
| Rod Carew, L (1, 3)<br>OBP: 0.421, SLG: 0.460<br>Craig Kusick, R (7, 3)<br>OBP: 0.298, SLG: 0.305 | 0-0 ② 3-1 2-3 | | | 0-0 ① 1-3 | 0-0 ③ 1-3 | | | 0-0 ① P4 | | 3<br>1 | 0<br>0 | 0<br>0 | 0<br>0 | 0<br>0 | 0<br>0 | 2<br>2 |
| Mike Cubbage, L (1, 5)<br>OBP: 0.365, SLG: 0.436 | S S S 0-3 ③ K | | | 0-0 ② F8 | | 0-0 ① 3-1 | | 0-0 ② F8 | | 4 | 0 | 0 | 0 | 0 | 1 | 3 |
| Dan Ford, R (1, 8)<br>OBP: 0.350, SLG: 0.461 | | 0-0 ① G3 | | 0-0 ③ F7 | | 0-0 ② G3 | | 0-0 ③ FC6-4 1-2f | | 4 | 0 | 0 | 0 | 0 | 0 | 2 |
| Butch Wynegar, S (1, 2)<br>OBP: 0.330, SLG: 0.352 | | 0-0 ② 4-3 | | | 0-0 ① 4-3 | 0-0 ③ G3 | | | 0-0 E SF7 2B | 4 | 1 | 1 | 0 | 0 | 0 | 0 |
| Glenn Adams, L (1, 10)<br>OBP: 0.278, SLG: 0.393 | | 0-0 ③ P3 | | | 0-0 1B 1B G3 1B | | 0-0 ① F9 | | 0-0 E2 L5-3 2-3 | 4 | 1 | 1 | 0 | 0 | 0 | 1 |
| Rich Chiles, L (1, 7)<br>OBP: 0.351, SLG: 0.345 | | | 0-0 1B FC6-4 2B | | 0-0 G3 1B 1-2 1B | | 0-0 ② F7 | | 0-0 ① SF7 3-H | 3 | 2 | 2 | 1 | 0 | 0 | 0 |
| Rob Wilfong, L (1, 4)<br>OBP: 0.359, SLG: 0.366 | | | 0-0 FC6-4 2-3 1B | | 0-0 G3 1-2 2-3 1B | | 0-0 ③ F8 | | 0-0 ② ③ L5-3 1-2 | 4 | 1 | 2 | 0 | 0 | 0 | 1 |
| Inning Stats | R: 0 H: 1<br>E: 0 LOB: 1<br>K: 1 BB: 0<br>S: 6 P: 6 | R: 0 H: 0<br>E: 0 LOB: 0<br>K: 0 BB: 0<br>S: 3 P: 3 | R: 1 H: 2<br>E: 0 LOB: 0<br>K: 0 BB: 0<br>S: 4 P: 4 | R: 0 H: 0<br>E: 0 LOB: 0<br>K: 0 BB: 0<br>S: 3 P: 3 | R: 3 H: 4<br>E: 0 LOB: 1<br>K: 0 BB: 0<br>S: 7 P: 7 | R: 0 H: 0<br>E: 0 LOB: 0<br>K: 0 BB: 0<br>S: 3 P: 3 | R: 0 H: 0<br>E: 0 LOB: 0<br>K: 0 BB: 0<br>S: 3 P: 3 | R: 0 H: 0<br>E: 0 LOB: 2<br>K: 0 BB: 2<br>S: 3 P: 11 | R: 1 H: 1<br>E: 1 LOB: 0<br>K: 0 BB: 0<br>S: 4 P: 4 | 1B: 6 SF: 1<br>2B: 3 SAC: 1<br>3B: 0 DP: 2<br>HR: 0 HBP: 0 | | | | | | |

| PITCHER | IP | WLS | BF | H | R | ER | SO | BB | IBB | HBP | BLK | WP | HR | S | P | ERA | WHIP |
|---|---|---|---|---|---|---|---|---|---|---|---|---|---|---|---|---|---|
| Jim Palmer, R (1, 1)<br>ERA: 2.59 | 7.0 | W | 29 | 7 | 4 | 4 | 1 | 2 | 0 | 0 | 0 | 0 | 0 | 29 | 37 | 5.14 | 1.286 |
| Don Stanhouse, R (8, 1)<br>ERA: 2.98 | 2.0 | S | 7 | 1 | 1 | 1 | 0 | 0 | 0 | 0 | 0 | 0 | 0 | 7 | 7 | 4.50 | 0.500 |

| PITCHER | IP | WLS | BF | H | R | ER | SO | BB | IBB | HBP | BLK | WP | HR | S | P | ERA | WHIP |
|---|---|---|---|---|---|---|---|---|---|---|---|---|---|---|---|---|---|

# BOTTOM

## Baltimore Orioles @ Minnesota Twins

Metropolitan Stadium, Bloomington , MI

Sun Jul 23 1978, 4:33 AM EDT

Att. 30,896 - Unknown

livebaseballscorecards.com

| | |
|---|---|
| AB | 32 |
| R | 5 |
| H | 8 |
| RBI | 5 |
| BB | 2 |
| SO | 1 |
| LOB | 15 |

WP: 0 PA: 36
PB: 0
SB: 0
CS: 0

| Batter | 1 | 2 | 3 | 4 | 5 | 6 | 7 | 8 | 9 | AB | R | H | RBI | BB | SO | LOB |
|---|---|---|---|---|---|---|---|---|---|---|---|---|---|---|---|---|
| Jerry Remy, L (1, 4)<br>OBP: 0.305, SLG: 0.336 | BBBB<br>4-0<br>BB<br>1B<br>BB | x<br>0-0 ③<br>G3 | | | x<br>0-0 ①<br>SH3-4<br>2-3 | | SSS<br>0-3 ②<br>K | | x<br>0-0 ②<br>4-3<br>2-3 | 3 | 1 | 0 | 0 | 1 | 1 | 1 |
| Fred Lynn, L (1, 8)<br>OBP: 0.399, SLG: 0.549 | BBBB<br>4-0<br>F8 1B<br>1-2<br>1B<br>BB | | x<br>0-0 ①<br>G3 | | x<br>0-0<br>BLK<br>3-H<br>1B | | x<br>0-0 ③<br>6-3 | | H<br>1-0<br>WP<br>HBP | 3 | 1 | 1 | 1 | 1 | 0 | 0 |
| Jim Rice, R (1, 10)<br>OBP: 0.375, SLG: 0.606 | x<br>0-0<br>1B<br>1-2<br>2-H<br>1B | x<br>0-0 ②<br>P9 | | | SSS<br>0-3 ②<br>K | | | SSS<br>0-3 ①<br>K | x<br>0-0 ③<br>5-3<br>1-2<br>3-H | 5 | 0 | 1 | 1 | 0 | 2 | 2 |
| Carl Yastrzemski, L (1, 7)<br>OBP: 0.396, SLG: 0.437 | x<br>0-0 ①<br>F8<br>2-3 | | x<br>0-0 ③<br>4-3 | | x<br>0-0 ③<br>L7<br>1-2 | | | x<br>0-0<br>BB<br>1B | | 4 | 0 | 1 | 0 | 0 | 0 | 3 |
| George Scott, R (1, 3)<br>OBP: 0.346, SLG: 0.449<br>Sam Bowen, R (8, PR)<br>Fred Kendall, R (8, 3)<br>OBP: 0.233, SLG: 0.286 | x<br>0-0 ②<br>1-3<br>3-H<br>1B | | | x<br>0-0 ①<br>F4 | | x<br>0-0 ①<br>F6 | | BBBB<br>4-0<br>1-2<br>BB | | 3<br>0<br>0 | 0<br>0<br>0 | 1<br>0<br>0 | 1<br>0<br>0 | 1<br>0<br>0 | 0<br>0<br>0 | 0<br>0<br>0 |
| Butch Hobson, R (1, 5)<br>OBP: 0.318, SLG: 0.449 | BBBB<br>4-0<br>FC5-4<br>BB | | | BBB<br>4-0<br>BB | | SSS<br>0-3 ②<br>K | | SSS<br>0-3 ②<br>K | | 2 | 0 | 0 | 0 | 2 | 2 | 2 |
| Dwight Evans, R (1, 9)<br>OBP: 0.364, SLG: 0.508 | x<br>0-0 ③<br>FC5-4<br>1-2f | | | SSS<br>0-3 ②<br>K | | BBBB<br>4-0<br>BB | | SSS<br>0-3 ③<br>K | | 3 | 0 | 0 | 0 | 1 | 2 | 5 |
| Bob Montgomery, R (1, 2)<br>OBP: 0.250, SLG: 0.304<br>Carlton Fisk, R (9, PH)<br>OBP: 0.381, SLG: 0.537 | | SSS<br>0-3 ①<br>K | | SSS<br>0-3 ③<br>K | | SSS<br>0-3 ③<br>K | | | x<br>0-0<br>4-3 G3<br>WP<br>1B | 3<br>1 | 0<br>1 | 0<br>1 | 0<br>1 | 0<br>0 | 3<br>0 | 2<br>0 |
| Frank Duffy, R (1, 6)<br>OBP: 0.287, SLG: 0.296<br>Jack Brohamer, L (9, PH)<br>OBP: 0.333, SLG: 0.390 | | x<br>0-0 ②<br>F7 | | | x<br>0-0<br>SH3-4<br>1B<br>2B | | x<br>0-0 ①<br>L7 | | x<br>0-0 ①<br>G3<br>1-2 | 3<br>1 | 1<br>0 | 1<br>0 | 0<br>0 | 0<br>0 | 0<br>0 | 0<br>1 |
| Inning Stats | R: 2<br>E: 0<br>K: 0<br>S: 4<br>H: 2<br>LOB: 2<br>BB: 3<br>P: 16 | R: 0<br>E: 0<br>K: 1<br>S: 5<br>H: 0<br>LOB: 0<br>BB: 0<br>P: 5 | R: 0<br>E: 0<br>K: 0<br>S: 3<br>H: 0<br>LOB: 0<br>BB: 0<br>P: 3 | R: 0<br>E: 0<br>K: 2<br>S: 7<br>H: 0<br>LOB: 1<br>BB: 1<br>P: 11 | R: 1<br>E: 0<br>K: 1<br>S: 7<br>H: 2<br>LOB: 1<br>BB: 0<br>P: 7 | R: 0<br>E: 0<br>K: 2<br>S: 7<br>H: 0<br>LOB: 1<br>BB: 1<br>P: 11 | R: 0<br>E: 0<br>K: 1<br>S: 5<br>H: 0<br>LOB: 0<br>BB: 0<br>P: 5 | R: 0<br>E: 0<br>K: 3<br>S: 10<br>H: 1<br>LOB: 2<br>BB: 1<br>P: 14 | R: 1<br>E: 0<br>K: 0<br>S: 4<br>H: 1<br>LOB: 1<br>BB: 0<br>P: 5 | 1B: 5<br>2B: 1<br>3B: 0<br>HR: 0<br>SF: 0<br>SAC: 1<br>DP: 0<br>HBP: 1 | | | | | | |

| PITCHER | IP | WLS | BF | H | R | ER | SO | BB | IBB | HBP | BLK | WP | HR | S | P | ERA | WHIP |
|---|---|---|---|---|---|---|---|---|---|---|---|---|---|---|---|---|---|
| Darrell Jackson, L (1, 1)<br>ERA: 3.28 | 7.1 | W | 32 | 5 | 3 | 3 | 8 | 6 | 0 | 0 | 1 | 0 | 0 | 42 | 66 | 3.68 | 1.500 |
| Mike Marshall, R (8, 1)<br>ERA: 2.83 | 1.2 | S | 7 | 1 | 1 | 1 | 2 | 0 | 0 | 1 | 0 | 1 | 0 | 10 | 11 | 5.40 | 0.600 |

| PITCHER | IP | WLS | BF | H | R | ER | SO | BB | IBB | HBP | BLK | WP | HR | S | P | ERA | WHIP |
|---|---|---|---|---|---|---|---|---|---|---|---|---|---|---|---|---|---|

# TOP

## Boston Red Sox @ Minnesota Twins

Metropolitan Stadium, Bloomington , MI

Mon Jul 24 1978, 4:33 AM EDT

Unknown - 81 F

livebaseballscorecards.com

| | |
|---|---|
| AB | 31 |
| R | 4 |
| H | 6 |
| RBI | 3 |
| BB | 6 |
| SO | 10 |
| LOB | 16 |

| | | | | | | |
|---|---|---|---|---|---|---|
| 1B: 5 | SF: 0 | WP: 1 | PA: 39 |
| 2B: 1 | SAC: 1 | PB: 0 | |
| 3B: 0 | DP: 0 | SB: 0 | |
| HR: 0 | HBP: 1 | CS: 0 | |

# BOTTOM

## Boston Red Sox @ Minnesota Twins

Metropolitan Stadium, Bloomington , MI

Mon Jul 24 1978, 4:33 AM EDT

Unknown - 81 F

livebaseballscorecards.com

| Batter | 1 | 2 | 3 | 4 | 5 | 6 | 7 | 8 | 9 | AB | R | H | RBI | BB | SO | LOB |
|---|---|---|---|---|---|---|---|---|---|---|---|---|---|---|---|---|
| Willie Norwood, R (1, 7)<br>OBP: 0.321, SLG: 0.397 | 6-3 | | 4-3 SH1 1B | | F5 | FC4-6<br>1-2f<br>2-3 | | | | 3 | 0 | 1 | 0 | 0 | 0 | 0 |
| Hosken Powell, L (6, PH)<br>OBP: 0.320, SLG: 0.337 (7, 9) | | | | | | | | | | 1 | 0 | 0 | 0 | 0 | 0 | 2 |
| Bombo Rivera, R (1, 9)<br>OBP: 0.406, SLG: 0.392 (7, 7) | G3 | | SH1<br>1-2 | | 2B | F8 | | | | 3 | 0 | 1 | 0 | 0 | 0 | 2 |
| Dan Ford, R (1, 8)<br>OBP: 0.354, SLG: 0.462 | 1B | | 4-3<br>2-3 | | IBB | | SH1-4<br>1B | | | 3 | 0 | 2 | 0 | 1 | 0 | 1 |
| Jose Morales, R (1, 10)<br>OBP: 0.367, SLG: 0.414 | F3 | | 1-3 | | 4-3 | | SH1-4<br>1-2 | | | 3 | 0 | 0 | 0 | 0 | 0 | 4 |
| Craig Kusick, R (1, 3)<br>OBP: 0.303, SLG: 0.301 | | F8 | | CS BB | | 1B 2B BB | F2 | | | 2 | 1 | 0 | 0 | 2 | 0 | 1 |
| Roy Smalley, S (1, 6)<br>OBP: 0.351, SLG: 0.415 | 1B E 1B | | | K | | 1-2<br>2B 1B | 4-3 | | | 4 | 2 | 2 | 0 | 0 | 1 | 2 |
| Larry Wolfe, R (1, 5)<br>OBP: 0.304, SLG: 0.336 | E8<br>1-H<br>1B | | | F8 | | L7 | | K | | 2 | 1 | 1 | 0 | 0 | 0 | 1 |
| Mike Cubbage, L (6, PH)<br>OBP: 0.362, SLG: 0.432 (7, 5) | | | | | | | | | | 2 | 0 | 0 | 0 | 0 | 1 | 2 |
| Bob Randall, R (1, 4)<br>OBP: 0.335, SLG: 0.364 | CS<br>1B | | CS<br>1-2 | | 5-3 | FC4-6<br>1-H<br>2-H<br>2B | | 5-3 | | 2 | 0 | 1 | 0 | 0 | 0 | 0 |
| Rod Carew, L (6, PH)<br>OBP: 0.423, SLG: 0.465 | | | | | | | | | | 1 | 0 | 1 | 2 | 0 | 0 | 0 |
| Rob Wilfong, L (7, 4)<br>OBP: 0.356, SLG: 0.362 | | | | | | | | | | 1 | 0 | 0 | 0 | 0 | 0 | 0 |
| Glenn Borgmann, R (1, 2)<br>OBP: 0.303, SLG: 0.320 | | K<br>1-2 | | | HR | FC4-6 BB | | K | | 3 | 1 | 1 | 1 | 1 | 2 | 1 |
| Inning Stats | R: 0 E: 0 K: 0 S: 4 H: 1 LOB: 1 BB: 0 P: 4 | R: 2 E: 1 K: 1 S: 7 H: 3 LOB: 0 BB: 0 P: 7 | R: 0 E: 0 K: 0 S: 4 H: 1 LOB: 1 BB: 0 P: 4 | R: 0 E: 0 K: 1 S: 4 H: 0 LOB: 0 BB: 1 P: 8 | R: 1 E: 0 K: 0 S: 5 H: 2 LOB: 2 BB: 1 P: 9 | R: 2 E: 0 K: 0 S: 5 H: 2 LOB: 2 BB: 2 P: 13 | R: 0 E: 0 K: 0 S: 4 H: 1 LOB: 1 BB: 0 P: 4 | R: 0 E: 0 K: 2 S: 7 H: 0 LOB: 0 BB: 0 P: 7 | | 1B: 7 2B: 2 3B: 0 HR: 1 | SF: 0 SAC: 2 DP: 0 HBP: 0 | | | | | |

| | AB | 30 |
|---|---|---|
| | R | 5 |
| | H | 10 |
| | RBI | 3 |
| | BB | 4 |
| | SO | 4 |
| | LOB | 16 |

WP: 0 PB: 0 SB: 0 CS: 2 PA: 37

| PITCHER | | IP | WLS | BF | H | R | ER | SO | BB | IBB | HBP | BLK | WP | HR | S | P | ERA | WHIP |
|---|---|---|---|---|---|---|---|---|---|---|---|---|---|---|---|---|---|---|
| Tom Burgmeier, L<br>ERA: 3.76 | (1, 1) | 4.2 | | 21 | 7 | 3 | 2 | 2 | 1 | 1 | 0 | 0 | 0 | 1 | 23 | 31 | 3.86 | 1.714 |
| Dick Drago, R<br>ERA: 3.71 | (5, 1) | 3.1 | L | 15 | 3 | 2 | 2 | 2 | 2 | 0 | 0 | 0 | 0 | 0 | 17 | 25 | 5.40 | 1.500 |

| PITCHER | IP | WLS | BF | H | R | ER | SO | BB | IBB | HBP | BLK | WP | HR | S | P | ERA | WHIP |
|---|---|---|---|---|---|---|---|---|---|---|---|---|---|---|---|---|---|

| Batter | 1 | 2 | 3 | 4 | 5 | 6 | 7 | 8 | 9 | AB | R | H | RBI | BB | SO | LOB |
|---|---|---|---|---|---|---|---|---|---|---|---|---|---|---|---|---|
| Jerry Remy, L (1, 4)<br>OBP: 0.301, SLG: 0.332 | 4-3 | | K | | F7 | | K | | F9 | 5 | 0 | 0 | 0 | 0 | 2 | 0 |
| Fred Lynn, L (1, 8)<br>OBP: 0.398, SLG: 0.544 | G3 | | K | | | E 1B BB | 6-3 | | | 3 | 1 | 0 | 0 | 1 | 1 | 0 |
| Jim Rice, R (1, 10)<br>OBP: 0.376, SLG: 0.606 | 2B | | 4-3 | | | FC5 1B HR<br>1-2 | BB | | | 3 | 1 | 1 | 0 | 1 | 0 | 1 |
| Carl Yastrzemski, L (1, 7)<br>OBP: 0.399, SLG: 0.437 | FC6-4 BB | | | G5-3 1B BB | | HR 1B<br>1-2<br>2-H | K | | | 2 | 1 | 1 | 1 | 2 | 1 | 1 |
| Carlton Fisk, R (1, 2)<br>OBP: 0.385, SLG: 0.549 | FC6-4<br>1-2f | | | G5-3 1B<br>1-2 | | HR<br>1-H<br>2-H | | G6-4-3 1B | | 4 | 1 | 3 | 3 | 0 | 0 | 2 |
| George Scott, R (1, 3)<br>OBP: 0.340, SLG: 0.441 | | F9 | | G5-3<br>1-2<br>2-3f | | 6-3 | | G6-4-3<br>1-2f | | 4 | 0 | 0 | 0 | 0 | 0 | 3 |
| Butch Hobson, R (1, 5)<br>OBP: 0.317, SLG: 0.446<br>Jack Brohamer, L (9, 5)<br>OBP: 0.333, SLG: 0.390 | | FC3-6 1B | | K | | 6-3 | | 6-3 | | 4<br>0 | 0<br>0 | 1<br>0 | 0<br>0 | 0<br>0 | 1<br>0 | 1<br>0 |
| Dwight Evans, R (1, 9)<br>OBP: 0.363, SLG: 0.505 | | FC3-6 FC6-4<br>1-2f | | | 5-3 | FC5-4 1B | | | 4-3 | 4 | 0 | 1 | 0 | 0 | 0 | 1 |
| Frank Duffy, R (1, 6)<br>OBP: 0.275, SLG: 0.282 | | FC6-4<br>1-2f | | | 6-3 | FC5-4<br>1-2f | | | G3 | 4 | 0 | 0 | 0 | 0 | 0 | 2 |
| Inning Stats | R: 0 H: 1<br>E: 0 LOB: 2<br>K: 0 BB: 1<br>S: 4 P: 8 | R: 0 H: 1<br>E: 0 LOB: 1<br>K: 0 BB: 0<br>S: 4 P: 4 | R: 0 H: 0<br>E: 0 LOB: 0<br>K: 2 BB: 0<br>S: 7 P: 7 | R: 0 H: 1<br>E: 0 LOB: 1<br>K: 1 BB: 1<br>S: 5 P: 9 | R: 0 H: 0<br>E: 0 LOB: 0<br>K: 0 BB: 0<br>S: 3 P: 3 | R: 4 H: 3<br>E: 1 LOB: 1<br>K: 0 BB: 1<br>S: 7 P: 11 | R: 0 H: 0<br>E: 0 LOB: 1<br>K: 2 BB: 1<br>S: 7 P: 11 | R: 0 H: 1<br>E: 0 LOB: 0<br>K: 0 BB: 0<br>S: 3 P: 3 | R: 0 H: 0<br>E: 0 LOB: 0<br>K: 0 BB: 0<br>S: 3 P: 3 | 1B: 5 SF: 0<br>2B: 1 SAC: 0<br>3B: 0 DP: 2<br>HR: 1 HBP: 0 | | | | | | |

| PITCHER | IP | WLS | BF | H | R | ER | SO | BB | IBB | HBP | BLK | WP | HR | S | P | ERA | WHIP |
|---|---|---|---|---|---|---|---|---|---|---|---|---|---|---|---|---|---|
| Geoff Zahn, L (1, 1)<br>ERA: 3.13 | 9.0 | L | 37 | 7 | 4 | 3 | 5 | 4 | 0 | 0 | 0 | 0 | 1 | 43 | 59 | 3.00 | 1.222 |

| PITCHER | IP | WLS | BF | H | R | ER | SO | BB | IBB | HBP | BLK | WP | HR | S | P | ERA | WHIP |
|---|---|---|---|---|---|---|---|---|---|---|---|---|---|---|---|---|---|

# TOP

## Boston Red Sox @ Minnesota Twins

Metropolitan Stadium, Bloomington , MI

Mon Jul 24 1978, 8:05 PM EDT

Att. 21,580 - Unknown

livebaseballscorecards.com

| | |
|---|---|
| AB | 33 |
| R | 4 |
| H | 7 |
| RBI | 4 |
| BB | 4 |
| SO | 5 |
| LOB | 11 |

# BOTTOM

## Boston Red Sox @ Minnesota Twins

Metropolitan Stadium, Bloomington , MI

Mon Jul 24 1978, 8:05 PM EDT

Att. 21,580 - Unknown

livebaseballscorecards.com

| Batter | 1 | 2 | 3 | 4 | 5 | 6 | 7 | 8 | 9 | AB | R | H | RBI | BB | SO | LOB |
|---|---|---|---|---|---|---|---|---|---|---|---|---|---|---|---|---|
| Hosken Powell, L (1, 9)<br>OBP: 0.316, SLG: 0.332 | L3 | | G1<br>2-3 | | F8 | | F9 | | F8 | 3 | 0 | 0 | 0 | 0 | 0 | 1 |
| Bob Randall, R (7, PH) (8, 4)<br>OBP: 0.332, SLG: 0.361 | | | | | | | | | | 2 | 0 | 0 | 0 | 0 | 0 | 0 |
| Roy Smalley, S (1, 6)<br>OBP: 0.351, SLG: 0.418 | F7 | | 3-1 | | 4-3<br>2B | | FC6<br>1B | | 3-1 | 5 | 0 | 2 | 0 | 0 | 0 | 1 |
| Rod Carew, L (1, 3)<br>OBP: 0.421, SLG: 0.468 | BLK<br>3B | | | 6-3 | 4-3<br>2-3 | | FC6<br>1-2f | | | 4 | 1 | 1 | 0 | 0 | 0 | 2 |
| Mike Cubbage, L (1, 5)<br>OBP: 0.359, SLG: 0.428 | 4-3<br>3-H | | | F8 | FC6-4<br>BB | | | 6-3 | | 2 | 0 | 0 | 0 | 0 | 0 | 0 |
| Larry Wolfe, R (5, PH) (6, 5)<br>OBP: 0.306, SLG: 0.333 | | | | | | | | | | 1 | 0 | 0 | 0 | 1 | 0 | 0 |
| Dan Ford, R (1, 8)<br>OBP: 0.356, SLG: 0.463 | | L8 | | 1B<br>1B | FC6-4<br>1-2f | | | F8<br>1B | | 4 | 1 | 2 | 0 | 0 | 0 | 2 |
| Butch Wynegar, S (1, 2)<br>OBP: 0.332, SLG: 0.355 | | F9 | | 1B<br>1-3 | | L5 | | 1-2<br>1B | | 4 | 0 | 2 | 0 | 0 | 0 | 0 |
| Rich Chiles, L (1, 7)<br>OBP: 0.353, SLG: 0.348 | | K | | BB<br>1-3<br>3-H | | 6-3 | | F8<br>2-3 | | 2 | 0 | 1 | 1 | 0 | 1 | 0 |
| Bombo Rivera, R (6, PH) (7, 7) (8, 9)<br>OBP: 0.401, SLG: 0.387 | | | | | | | | | | 2 | 0 | 0 | 0 | 0 | 0 | 2 |
| Glenn Adams, L (1, 10)<br>OBP: 0.287, SLG: 0.396 | | | G1 SH1-4<br>1B | BB<br>1-2 | | 4-3 | | 4-3 | | 1 | 0 | 1 | 0 | 1 | 0 | 0 |
| Jose Morales, R (6, PH)<br>OBP: 0.363, SLG: 0.409 | | | | | | | | | | 2 | 0 | 0 | 0 | 0 | 0 | 2 |
| Rob Wilfong, L (1, 4)<br>OBP: 0.352, SLG: 0.358 | | | SH1-4<br>1-2 | K | | | 5-3 | | F6 | 1 | 0 | 0 | 0 | 0 | 1 | 3 |
| Willie Norwood, R (7, PH) (8, 7)<br>OBP: 0.319, SLG: 0.394 | | | | | | | | | | 2 | 0 | 0 | 0 | 0 | 0 | 0 |

| | AB | 35 |
|---|---|---|
| | R | 2 |
| | H | 9 |
| | RBI | 1 |
| | BB | 2 |
| | SO | 2 |
| | LOB | 13 |

| Inning Stats | 1 | 2 | 3 | 4 | 5 | 6 | 7 | 8 | 9 | 1B: 7 | SF: 0 | WP: 0 | PA: 38 |
|---|---|---|---|---|---|---|---|---|---|---|---|---|---|
| R | 1 | 0 | 0 | 1 | 0 | 0 | 0 | 0 | 0 | 2B: 1 | SAC: 1 | PB: 0 | |
| E | 0 | 0 | 0 | 0 | 0 | 0 | 0 | 0 | 0 | 3B: 1 | DP: 0 | SB: 0 | |
| K | 0 | 1 | 0 | 1 | 0 | 0 | 0 | 0 | 0 | HR: 0 | HBP: 0 | CS: 0 | |
| S | 4 | 5 | 4 | 8 | 4 | 3 | 4 | 5 | 3 | | | | |
| H | 1 | 0 | 1 | 3 | 1 | 0 | 1 | 2 | 0 | | | | |
| LOB | 0 | 0 | 1 | 3 | 2 | 0 | 1 | 2 | 0 | | | | |
| BB | 0 | 0 | 1 | 1 | 1 | 0 | 0 | 0 | 0 | | | | |
| P | 4 | 5 | 4 | 12 | 8 | 3 | 4 | 5 | 3 | | | | |

| PITCHER | | IP | WLS | BF | H | R | ER | SO | BB | IBB | HBP | BLK | WP | HR | S | P | ERA | WHIP |
|---|---|---|---|---|---|---|---|---|---|---|---|---|---|---|---|---|---|---|
| Mike Torrez, R<br>ERA: 3.84 | (1, 1) | 0.2 | | 3 | 1 | 1 | 1 | 0 | 0 | 0 | 0 | 0 | 0 | 0 | 3 | 3 | 13.50 | 1.500 |
| Bill Campbell, R<br>ERA: 4.6 | (1, 1) | 3.1 | | 15 | 4 | 1 | 1 | 2 | 1 | 0 | 0 | 1 | 0 | 0 | 18 | 22 | 2.70 | 1.500 |
| Andy Hassler, L<br>ERA: 4.09 | (5, 1) | 3.1 | W | 15 | 4 | 0 | 0 | 0 | 1 | 0 | 0 | 0 | 0 | 0 | 14 | 18 | 0.00 | 1.500 |
| Bob Stanley, R<br>ERA: 2.92 | (8, 1) | 1.2 | S | 5 | 0 | 0 | 0 | 0 | 0 | 0 | 0 | 0 | 0 | 0 | 5 | 5 | 0.00 | 0.000 |

| PITCHER | IP | WLS | BF | H | R | ER | SO | BB | IBB | HBP | BLK | WP | HR | S | P | ERA | WHIP |
|---|---|---|---|---|---|---|---|---|---|---|---|---|---|---|---|---|---|

# Boston Red Sox @ Minnesota Twins

Metropolitan Stadium, Bloomington , MI

Tue Jul 25 1978, 8:05 PM EDT

Att. 18,608 - Unknown - 84 F

TOP

livebaseballscorecards.com

| Batter | 1 | 2 | 3 | 4 | 5 | 6 | 7 | 8 | 9 | AB | R | H | RBI | BB | SO | LOB |
|---|---|---|---|---|---|---|---|---|---|---|---|---|---|---|---|---|
| Jerry Remy, L (1, 4) (7, 6)<br>OBP: 0.302, SLG: 0.332 | L8 | | 1B | | L8 | | BB 2-H | | F8 | 5 | 0 | 2 | 1 | 0 | 0 | 0 |
| Fred Lynn, L (1, 8)<br>OBP: 0.402, SLG: 0.545 | 1B | | G4-6-3 1-2 1B | | K | | BB 1-2 | | | 3 | 0 | 2 | 0 | 1 | 1 | 0 |
| Jim Rice, R (1, 10)<br>OBP: 0.373, SLG: 0.600 | K | | G4-6-3 1-2f | | 5-3 | | 4-3 | | | 4 | 0 | 0 | 0 | 0 | 1 | 5 |
| Carl Yastrzemski, L (1, 7)<br>OBP: 0.396, SLG: 0.432 | F4 | | | 4-3 | | F8 | | F9 | | 4 | 0 | 0 | 0 | 0 | 0 | 1 |
| Carlton Fisk, R (1, 2)<br>OBP: 0.388, SLG: 0.551 | | FC3-6 1B | | S 1B | | 6-3 | | 5-3 1B | | 4 | 1 | 3 | 0 | 0 | 0 | 0 |
| George Scott, R (1, 3)<br>OBP: 0.335, SLG: 0.433 | | F9 | | 5-3 1-2 | | 6-3 | | 5-3 1-2 | | 4 | 0 | 0 | 0 | 0 | 0 | 3 |
| Butch Hobson, R (1, 5)<br>OBP: 0.320, SLG: 0.451 | | FC3-6 FC6-4 1-2f | | 2-H 1B | | | 1B 2B | F3 | | 4 | 1 | 2 | 1 | 0 | 0 | 2 |
| Dwight Evans, R (1, 9)<br>OBP: 0.361, SLG: 0.500 | | FC6-4 1-2f | | FC5-4 BB | | | K | | L4 | 3 | 0 | 0 | 0 | 1 | 1 | 2 |
| Frank Duffy, R (1, 6)<br>OBP: 0.269, SLG: 0.276 | | | 5-3 | | FC5-4 1-2f | | F5 | | 1-3 | 2 | 0 | 0 | 0 | 0 | 0 | 2 |
| Jack Brohamer, L (7, PH) (7, 4)<br>OBP: 0.329, SLG: 0.384 | | | | | | | | | | 2 | 0 | 0 | 0 | 0 | 0 | 1 |
| Inning Stats | R: 0 E: 0 K: 1 S: 6 H: 1 LOB: 1 BB: 0 P: 6 | R: 0 E: 0 K: 0 S: 4 H: 1 LOB: 1 BB: 0 P: 4 | R: 0 E: 0 K: 0 S: 4 H: 2 LOB: 1 BB: 0 P: 4 | R: 1 E: 0 K: 0 S: 5 H: 2 LOB: 2 BB: 1 P: 9 | R: 0 E: 0 K: 1 S: 5 H: 0 LOB: 0 BB: 0 P: 5 | R: 0 E: 0 K: 0 S: 3 H: 0 LOB: 0 BB: 0 P: 3 | R: 1 E: 0 K: 1 S: 7 H: 2 LOB: 2 BB: 1 P: 11 | R: 0 E: 0 K: 0 S: 4 H: 1 LOB: 1 BB: 0 P: 4 | R: 0 E: 0 K: 0 S: 3 H: 0 LOB: 0 BB: 0 P: 3 | 1B: 8 2B: 1 3B: 0 HR: 0 SF: 0 SAC: 0 DP: 1 HBP: 0 | | | | | | | WP: 0 PB: 0 SB: 1 CS: 0 PA: 37 |

| | AB | 35 |
|---|---|---|
| | R | 2 |
| | H | 9 |
| | RBI | 2 |
| | BB | 2 |
| | SO | 3 |
| | LOB | 16 |

| PITCHER | | IP | WLS | BF | H | R | ER | SO | BB | IBB | HBP | BLK | WP | HR | S | P | ERA | WHIP |
|---|---|---|---|---|---|---|---|---|---|---|---|---|---|---|---|---|---|---|
| Roger Erickson, R<br>ERA: 4.77 | (1, 1) | 7.1 | W | 32 | 9 | 2 | 2 | 3 | 2 | 0 | 0 | 0 | 0 | 0 | 36 | 44 | 2.46 | 1.500 |
| Mike Marshall, R<br>ERA: 2.75 | (8, 1) | 1.2 | S | 5 | 0 | 0 | 0 | 0 | 0 | 0 | 0 | 0 | 0 | 0 | 5 | 5 | 0.00 | 0.000 |

| PITCHER | | IP | WLS | BF | H | R | ER | SO | BB | IBB | HBP | BLK | WP | HR | S | P | ERA | WHIP |
|---|---|---|---|---|---|---|---|---|---|---|---|---|---|---|---|---|---|---|

# Boston Red Sox @ Minnesota Twins

Metropolitan Stadium, Bloomington , MI

Tue Jul 25 1978, 8:05 PM EDT

Att. 18,608 - Unknown - 84 F

livebaseballscorecards.com

## BOTTOM

| Batter | 1 | 2 | 3 | 4 | 5 | 6 | 7 | 8 | 9 | AB | R | H | RBI | BB | SO | LOB |
|---|---|---|---|---|---|---|---|---|---|---|---|---|---|---|---|---|
| Roy Smalley, S (1, 6)<br>OBP: 0.347, SLG: 0.412 | 5-3 | FC6-4<br>1-2f | | G6-4-3<br>1-2f | | E6<br>BB<br>1B | | 4-3<br>2-3 | | 5 | 1 | 0 | 0 | 0 | 0 | 4 |
| Rod Carew, L (1, 3)<br>OBP: 0.428, SLG: 0.470 | BB 5-3<br>1B | | BBBB G3<br>BB | | BBBB 3B<br>BB | BBBB 1B<br>1-2<br>BB | | IIII FC6-4<br>IBB | | 1 | 1 | 1 | 0 | 4 | 0 | 0 |
| Dan Ford, R (1, 8)<br>OBP: 0.357, SLG: 0.468 | 5-3<br>1-2 | | F9 | | SF8<br>1-H<br>3B | 1-2<br>2-H<br>1B | | FC6-4<br>HBP<br>1-2f<br>3-H | | 5 | 1 | 2 | 3 | 0 | 0 | 3 |
| Jose Morales, R (1, 10)<br>OBP: 0.364, SLG: 0.404 | BBBB BB<br>BB | | G3<br>1-2 | | SF8<br>3-H | 4-3 | | H 1-0 FC6-4<br>1-2<br>HBP | | 2 | 0 | 0 | 1 | 1 | 0 | 3 |
| Craig Kusick, R (1, 7)<br>OBP: 0.304, SLG: 0.296<br>Hosken Powell, L (7, 9)<br>OBP: 0.318, SLG: 0.330 | BBBB<br>1-2<br>2-3<br>BB | | 6-3 | | 5-3 | | BBBB SH1-4<br>BB | FC6-4<br>1-2f | | 2<br>1 | 0<br>0 | 0<br>0 | 0<br>0 | 1<br>1 | 0<br>0 | 1<br>2 |
| Bob Randall, R (1, 4)<br>OBP: 0.336, SLG: 0.362 | F9 | | | E FC1<br>SF9<br>1B | BBBB<br>BB | | SH1-4<br>1-2 | | | 2 | 1 | 1 | 0 | 1 | 0 | 3 |
| Larry Wolfe, R (1, 5)<br>OBP: 0.301, SLG: 0.327<br>Mike Cubbage, L (7, PH)<br>OBP: 0.358, SLG: 0.426 (8, 5) | | L6 | | FC1<br>1B<br>1-3 | L9 | | F8 | | | 3<br>1 | 0<br>0 | 0<br>0 | 0<br>0 | 0<br>0 | 0<br>0 | 2<br>1 |
| Bombo Rivera, R (1, 9)<br>OBP: 0.392, SLG: 0.380 (7, 7) | | F8 | | SF9<br>3-H | | 3-1 | F6 | | | 3 | 0 | 0 | 1 | 0 | 0 | 1 |
| Butch Wynegar, S (1, 2)<br>OBP: 0.338, SLG: 0.364 | | FC6-4<br>1B | | G6-4-3<br>1-2<br>1B | | F9 | | 4-3<br>FC6-4<br>2B | | 4 | 1 | 3 | 0 | 0 | 0 | 0 |
| Inning Stats | R: 0 E: 0 K: 0 S: 4<br>H: 1 LOB: 3 BB: 2 P: 12 | R: 0 E: 0 K: 0 S: 4<br>H: 1 LOB: 1 BB: 0 P: 4 | R: 0 E: 0 K: 0 S: 3<br>H: 0 LOB: 1 BB: 1 P: 7 | R: 1 E: 1 K: 0 S: 5<br>H: 2 LOB: 1 BB: 0 P: 5 | R: 2 E: 0 K: 0 S: 4<br>H: 1 LOB: 1 BB: 2 P: 12 | R: 1 E: 1 K: 0 S: 5<br>H: 1 LOB: 2 BB: 1 P: 9 | R: 0 E: 0 K: 0 S: 3<br>H: 0 LOB: 1 BB: 1 P: 7 | R: 1 E: 0 K: 0 S: 4<br>H: 1 LOB: 2 BB: 1 P: 9 | | 1B: 5 2B: 1 3B: 1 HR: 0<br>SF: 2 SAC: 1 DP: 1 HBP: 1 | | | | | | |

| | AB | 29 |
|---|---|---|
| | R | 5 |
| | H | 7 |
| | RBI | 5 |
| | BB | 8 |
| | SO | 0 |
| | LOB | 20 |

WP: 0 PB: 0 SB: 0 CS: 0 PA: 41

| PITCHER | | IP | WLS | BF | H | R | ER | SO | BB | IBB | HBP | BLK | WP | HR | S | P | ERA | WHIP |
|---|---|---|---|---|---|---|---|---|---|---|---|---|---|---|---|---|---|---|
| Bill Lee, L<br>ERA: 3.3 | (1, 1) | 5.2 | L | 30 | 6 | 4 | 2 | 0 | 6 | 0 | 0 | 0 | 0 | 0 | 24 | 48 | 3.18 | 2.118 |
| Jim Wright, R<br>ERA: 3.36 | (6, 1) | 2.1 | | 11 | 1 | 1 | 1 | 0 | 1 | 1 | 1 | 0 | 0 | 0 | 8 | 17 | 3.86 | 0.857 |

| PITCHER | IP | WLS | BF | H | R | ER | SO | BB | IBB | HBP | BLK | WP | HR | S | P | ERA | WHIP |
|---|---|---|---|---|---|---|---|---|---|---|---|---|---|---|---|---|---|

| Batter | 1 | 2 | 3 | 4 | 5 | 6 | 7 | 8 | 9 | AB | R | H | RBI | BB | SO | LOB |
|---|---|---|---|---|---|---|---|---|---|---|---|---|---|---|---|---|
| Rick Bosetti, R (1, 8)<br>OBP: 0.299, SLG: 0.352 | K | | L8 | F7 | | | F9 | | | 4 | 0 | 0 | 0 | 0 | 1 | 1 |
| Bob Bailor, R (1, 9)<br>OBP: 0.305, SLG: 0.331 | P3 | | | BB, E, WP, 1B | 4-3 | | BB | | | 3 | 1 | 1 | 0 | 1 | 0 | 0 |
| Roy Howell, L (1, 5)<br>OBP: 0.338, SLG: 0.393 | K | | | E6, WP, BB, SF9, 1-2 | 1B | | G3 | | | 4 | 1 | 1 | 0 | 0 | 1 | 2 |
| Rico Carty, R (1, 10)<br>OBP: 0.341, SLG: 0.451 | | 1B | | BB, 1B, WP, FC3-2, 1-2, 2-3 | F9 | | | 4-3 | | 3 | 0 | 1 | 0 | 1 | 0 | 1 |
| John Mayberry, L (1, 3)<br>OBP: 0.341, SLG: 0.428 | | K | | SF9, 1-2, 2-H, 3-H | F8 | | | K | | 3 | 0 | 0 | 1 | 0 | 2 | 2 |
| Alan Ashby, S (1, 2)<br>OBP: 0.344, SLG: 0.449 | | K | | FC3-2, 2B, 2-3, 1B | K | | | 6-3 | | 4 | 1 | 1 | 0 | 0 | 2 | 1 |
| Al Woods, L (1, 7)<br>OBP: 0.255, SLG: 0.233 | | F9 | | FC3-2, 2B, 1-2, 3B, 3-H | F8 | | | | G5-4-3, 1B | 4 | 1 | 1 | 0 | 0 | 0 | 3 |
| Dave McKay, S (1, 4)<br>OBP: 0.250, SLG: 0.336 | | | L9 | 3B, 1-3, 2-H, 2B | F7 | | | | G5-4-3, 1-2f | 4 | 1 | 1 | 1 | 0 | 0 | 1 |
| Luis Gomez, R (1, 6)<br>OBP: 0.284, SLG: 0.253 | | | F9 | 3B, 2-H, 3-H | | | F8 | | F8 | 4 | 0 | 1 | 2 | 0 | 0 | 0 |
| Inning Stats | R: 0<br>E: 0<br>K: 2<br>S: 7<br>H: 0<br>LOB: 0<br>BB: 0<br>P: 7 | R: 0<br>E: 0<br>K: 2<br>S: 8<br>H: 1<br>LOB: 1<br>BB: 0<br>P: 8 | R: 0<br>E: 0<br>K: 0<br>S: 3<br>H: 0<br>LOB: 0<br>BB: 0<br>P: 3 | R: 5<br>E: 1<br>K: 0<br>S: 8<br>H: 4<br>LOB: 1<br>BB: 1<br>P: 12 | R: 0<br>E: 0<br>K: 0<br>S: 4<br>H: 1<br>LOB: 1<br>BB: 0<br>P: 4 | R: 0<br>E: 0<br>K: 1<br>S: 5<br>H: 0<br>LOB: 0<br>BB: 0<br>P: 5 | R: 0<br>E: 0<br>K: 0<br>S: 3<br>H: 0<br>LOB: 1<br>BB: 1<br>P: 7 | R: 0<br>E: 0<br>K: 1<br>S: 5<br>H: 0<br>LOB: 0<br>BB: 0<br>P: 5 | R: 0<br>E: 0<br>K: 0<br>S: 3<br>H: 1<br>LOB: 0<br>BB: 0<br>P: 3 | 1B: 5<br>2B: 1<br>3B: 1<br>HR: 0<br>SF: 1<br>SAC: 0<br>DP: 1<br>HBP: 0 | | | | | | |

| PITCHER | | IP | WLS | BF | H | R | ER | SO | BB | IBB | HBP | BLK | WP | HR | S | P | ERA | WHIP |
|---|---|---|---|---|---|---|---|---|---|---|---|---|---|---|---|---|---|---|
| Dave Goltz, R<br>ERA: 2.77 | (1, 1) | 4.0 | L | 19 | 5 | 5 | 1 | 4 | 1 | 0 | 0 | 0 | 1 | 0 | 26 | 30 | 2.25 | 1.500 |
| Jeff Holly, L<br>ERA: | (5, 1) | 5.0 | | 17 | 2 | 0 | 0 | 2 | 1 | 0 | 0 | 0 | 0 | 0 | 20 | 24 | 0.00 | 0.600 |

| PITCHER | | IP | WLS | BF | H | R | ER | SO | BB | IBB | HBP | BLK | WP | HR | S | P | ERA | WHIP |
|---|---|---|---|---|---|---|---|---|---|---|---|---|---|---|---|---|---|---|

# TOP

## Toronto Blue Jays @ Minnesota Twins

Metropolitan Stadium, Bloomington , MI

Wed Jul 26 1978, 8:05 PM EDT

Att. 6,014 - Unknown - 82 F

livebaseballscorecards.com

| | |
|---|---|
| AB | 33 |
| R | 5 |
| H | 7 |
| RBI | 4 |
| BB | 2 |
| SO | 6 |
| LOB | 11 |

| Batter | 1 | 2 | 3 | 4 | 5 | 6 | 7 | 8 | 9 | AB | R | H | RBI | BB | SO | LOB |
|---|---|---|---|---|---|---|---|---|---|---|---|---|---|---|---|---|
| Willie Norwood, R (1, 7)<br>OBP: 0.313, SLG: 0.387 | 5-3 | | F9 | | 5-3 | | 5-3 | | G6-3<br>1-2f | 5 | 0 | 0 | 0 | 0 | 0 | 2 |
| Rod Carew, L (1, 3)<br>OBP: 0.426, SLG: 0.467 | K | | 5-3 | | 1B | | 6-3 | | | 4 | 0 | 1 | 0 | 0 | 1 | 0 |
| Dan Ford, R (1, 8)<br>OBP: 0.358, SLG: 0.474 | K | | E<br>1B | | K | | | SF8<br>3B | | 4 | 1 | 2 | 0 | 0 | 2 | 1 |
| Bombo Rivera, R (1, 9)<br>OBP: 0.395, SLG: 0.389 | | E3<br>BB<br>1B | E7<br>1-3<br>1B | | | 2B | | F4 | | 4 | 0 | 2 | 0 | 0 | 0 | 1 |
| Craig Kusick, R (1, 10)<br>OBP: 0.309, SLG: 0.299 | | BB<br>1-2<br>1B | K | | | BB | | SF8<br>3-H | | 2 | 0 | 1 | 1 | 1 | 1 | 2 |
| Roy Smalley, S (1, 6)<br>OBP: 0.344, SLG: 0.408 | | K | F7 | | F7 | | | 5-3 | | 4 | 0 | 0 | 0 | 0 | 1 | 4 |
| Butch Wynegar, S (1, 2)<br>OBP: 0.340, SLG: 0.364 | | BB<br>1-2<br>2-3 | K | | P4 | | | | 1B<br>1B | 3 | 0 | 1 | 0 | 1 | 1 | 2 |
| Larry Wolfe, R (1, 5)<br>OBP: 0.294, SLG: 0.318 | | K | 1-3 | | F5 | | | | K | 4 | 0 | 0 | 0 | 0 | 2 | 6 |
| Bob Randall, R (1, 4)<br>OBP: 0.335, SLG: 0.360 | | L7 | | | 1-3 | | 6-3 | | G6-3<br>1-2<br>1B | 4 | 0 | 1 | 0 | 0 | 0 | 3 |
| Inning Stats | R: 0<br>E: 0<br>K: 2<br>S: 7<br>H: 0<br>LOB: 0<br>BB: 0<br>P: 7 | R: 0<br>E: 1<br>K: 2<br>S: 9<br>H: 1<br>LOB: 3<br>BB: 1<br>P: 13 | R: 0<br>E: 1<br>K: 1<br>S: 7<br>H: 2<br>LOB: 2<br>BB: 0<br>P: 7 | R: 0<br>E: 0<br>K: 1<br>S: 5<br>H: 0<br>LOB: 0<br>BB: 0<br>P: 5 | R: 0<br>E: 0<br>K: 1<br>S: 6<br>H: 1<br>LOB: 1<br>BB: 0<br>P: 6 | R: 0<br>E: 0<br>K: 0<br>S: 4<br>H: 1<br>LOB: 2<br>BB: 1<br>P: 8 | R: 0<br>E: 0<br>K: 0<br>S: 3<br>H: 0<br>LOB: 0<br>BB: 0<br>P: 3 | R: 1<br>E: 0<br>K: 0<br>S: 4<br>H: 1<br>LOB: 0<br>BB: 0<br>P: 4 | R: 0<br>E: 0<br>K: 1<br>S: 6<br>H: 2<br>LOB: 1<br>BB: 0<br>P: 6 | 1B: 6<br>2B: 1<br>3B: 1<br>HR: 0<br>SF: 1<br>SAC: 0<br>DP: 1<br>HBP: 0 | | | | | | |

| PITCHER | IP | WLS | BF | H | R | ER | SO | BB | IBB | HBP | BLK | WP | HR | S | P | ERA | WHIP |
|---|---|---|---|---|---|---|---|---|---|---|---|---|---|---|---|---|---|
| Balor Moore, L (1, 1)<br>ERA: 3.81 | 9.0 | W | 37 | 8 | 1 | 1 | 8 | 2 | 0 | 0 | 0 | 0 | 0 | 51 | 59 | 1.00 | 1.111 |

| PITCHER | IP | WLS | BF | H | R | ER | SO | BB | IBB | HBP | BLK | WP | HR | S | P | ERA | WHIP |
|---|---|---|---|---|---|---|---|---|---|---|---|---|---|---|---|---|---|

# BOTTOM

# Toronto Blue Jays @ Minnesota Twins

Metropolitan Stadium, Bloomington , MI

Wed Jul 26 1978, 8:05 PM EDT

Att. 6,014 - Unknown - 82 F

livebaseballscorecards.com

| | |
|---|---|
| AB | 34 |
| R | 1 |
| H | 8 |
| RBI | 1 |
| BB | 2 |
| SO | 8 |
| LOB | 21 |

| Batter | 1 | 2 | 3 | 4 | 5 | 6 | 7 | 8 | 9 | AB | R | H | RBI | BB | SO | LOB |
|---|---|---|---|---|---|---|---|---|---|---|---|---|---|---|---|---|
| Rick Bosetti, R (1, 8)<br>OBP: 0.301, SLG: 0.356 | S S S 0-3 ① K | | x 0-0 5-3 1-H 2B | | x 0-0 1B 1-2 1B | | | x 0-0 ① 5-3 | | 4 | 0 | 2 | 1 | 0 | 1 | 0 |
| Bob Bailor, R (1, 9)<br>OBP: 0.304, SLG: 0.330 | x 0-0 ② 4-3 | | x 0-0 ② 5-3 2-3 | | x 0-0 ② FC4-6 1-3 2-H 1B | | | x 0-0 ② 1-3 | | 4 | 0 | 1 | 1 | 0 | 0 | 1 |
| Roy Howell, L (1, 5)<br>OBP: 0.335, SLG: 0.389 | x 0-0 ③ 4-3 | | x 0-0 ③ 6-3 | | x 0-0 ③ FC4-6 1-2f | | | x 0-0 ③ 5-3 | | 4 | 0 | 0 | 0 | 0 | 0 | 3 |
| Rico Carty, R (1, 10)<br>OBP: 0.340, SLG: 0.448 | | x 0-0 ① 5-3 | | x 0-0 ① 4-3 | | x 0-0 ① 5-3 | | | x 0-0 G3 1B 4-3 1B | 4 | 1 | 1 | 0 | 0 | 0 | 0 |
| John Mayberry, L (1, 3)<br>OBP: 0.340, SLG: 0.426 | | S S S 0-3 ② K2-3 | | x 0-0 ② 4-3 | | x 0-0 ② 1-3 | | | x 0-0 G3 1-2 1B | 4 | 0 | 1 | 0 | 0 | 1 | 0 |
| Alan Ashby, S (1, 2)<br>OBP: 0.342, SLG: 0.451 | | x 0-0 2B | | x 0-0 ③ 4-3 | | S S S 0-3 ③ K | | | x 0-0 ① G3 1-2 2-3 | 4 | 0 | 1 | 0 | 0 | 1 | 2 |
| Al Woods, L (1, 7)<br>OBP: 0.235, SLG: 0.213 | | x 0-0 ③ G3 | | | S S S 0-3 ① K | | x 0-0 ① 4-3 | | x 0-0 ② 4-3 3-H | 4 | 0 | 0 | 1 | 0 | 1 | 2 |
| Dave McKay, S (1, 4)<br>OBP: 0.250, SLG: 0.332 | | | x 0-0 ① 6-3 | | B B B B 4-0 1B 1B BB | | x 0-0 ② G3 | | x 0-0 ③ L8 | 3 | 1 | 0 | 0 | 1 | 0 | 1 |
| Luis Gomez, R (1, 6)<br>OBP: 0.285, SLG: 0.251 | | | B B B B 4-0 2B BB | | x 0-0 ② F9 | | x 0-0 ③ 1-3 | | | 2 | 1 | 0 | 0 | 1 | 0 | 1 |
| Inning Stats | R: 0 E: 0 K: 1 S: 5 H: 0 LOB: 0 BB: 0 P: 5 | R: 0 E: 0 K: 1 S: 6 H: 1 LOB: 1 BB: 0 P: 6 | R: 1 E: 0 K: 0 S: 4 H: 1 LOB: 1 BB: 1 P: 8 | R: 0 E: 0 K: 0 S: 3 H: 0 LOB: 0 BB: 0 P: 3 | R: 1 E: 0 K: 1 S: 7 H: 2 LOB: 2 BB: 1 P: 11 | R: 0 E: 0 K: 1 S: 5 H: 0 LOB: 0 BB: 0 P: 5 | R: 0 E: 0 K: 0 S: 3 H: 0 LOB: 0 BB: 0 P: 3 | R: 0 E: 0 K: 0 S: 3 H: 0 LOB: 0 BB: 0 P: 3 | R: 1 E: 0 K: 0 S: 5 H: 2 LOB: 1 BB: 0 P: 5 | 1B: 4 2B: 2 3B: 0 HR: 0 | SF: 0 SAC: 0 DP: 0 HBP: 0 | | | | | | |

TOP

# Toronto Blue Jays @ Minnesota Twins

Metropolitan Stadium, Bloomington , MI

Thu Jul 27 1978, 4:33 AM EDT
Att. 18,285 - Unknown - 74 F

livebaseballscorecards.com

| | |
|---|---|
| AB | 33 |
| R | 3 |
| H | 6 |
| RBI | 3 |
| BB | 2 |
| SO | 4 |
| LOB | 10 |

PA: 35

| PITCHER | IP | WLS | BF | H | R | ER | SO | BB | IBB | HBP | BLK | WP | HR | S | P | ERA | WHIP |
|---|---|---|---|---|---|---|---|---|---|---|---|---|---|---|---|---|---|
| Stan Perzanowski, R (1, 1)<br>ERA: 3.0 | 9.0 | W | 35 | 6 | 3 | 3 | 4 | 2 | 0 | 0 | 0 | 0 | 0 | 41 | 49 | 3.00 | 0.889 |

| PITCHER | IP | WLS | BF | H | R | ER | SO | BB | IBB | HBP | BLK | WP | HR | S | P | ERA | WHIP |
|---|---|---|---|---|---|---|---|---|---|---|---|---|---|---|---|---|---|

| Batter | 1 | 2 | 3 | 4 | 5 | 6 | 7 | 8 | 9 | AB | R | H | RBI | BB | SO | LOB |
|---|---|---|---|---|---|---|---|---|---|---|---|---|---|---|---|---|
| Hosken Powell, L (1, 9)<br>OBP: 0.329, SLG: 0.340 | 0-0 1B G4-3 1B | | B B B 4-0 1-2 BB | | 0-0 1B SH1-3 SF7 1B | | 0-0 SH1-3 3B 1B | | | 3 | 3 | 3 | 0 | 1 | 0 | 0 |
| Roy Smalley, S (1, 6)<br>OBP: 0.345, SLG: 0.408 | 0-0 G4-3 1-3 1B | | 0-0 ② F8 | | 0-0 ① SH1-3 1-2 | | 0-0 ① SH1-3 1-2 | | | 2 | 0 | 1 | 0 | 0 | 0 | 2 |
| Rod Carew, L (1, 3)<br>OBP: 0.425, SLG: 0.465 | 0-0 ①② G4-3 1-2f 3-H | | 0-0 ③ F7 | | 0-0 1B 2-3 1B | | S S S 0-3 ② K | | | 4 | 0 | 1 | 0 | 0 | 1 | 4 |
| Dan Ford, R (1, 8)<br>OBP: 0.359, SLG: 0.472 | S S S 0-3 ③ K | | | B B B 4-0 HR BB | 0-0 ② SF7 3-H | | - - - 4-0 3B IBB | | | 1 | 2 | 0 | 1 | 2 | 1 | 0 |
| Mike Cubbage, L (1, 5)<br>OBP: 0.368, SLG: 0.463 | | x 0-0 ① 2B | | x 0-0 1-H HR | x 0-0 1-2 1B | | x 0-0 1-H 2-H 3B | | | 4 | 1 | 4 | 4 | 0 | 0 | 0 |
| Butch Wynegar, S (1, 2)<br>OBP: 0.342, SLG: 0.364 | B B B 4-0 G6-4-3 BB | | | x 0-0 G6-4-3 BB 1B | x 0-0 ③ 1-3 | | S S S 0-3 ③ K | | | 3 | 0 | 1 | 0 | 1 | 1 | 3 |
| Rich Chiles, L (1, 7)<br>OBP: 0.356, SLG: 0.345<br>Bombo Rivera, R (6, 7)<br>OBP: 0.391, SLG: 0.384 | x 0-0 ②③ G6-4-3 1-2f | | B B B 4-0 G6-4-3 1-2 BB | | | x 0-0 ① F6 | | x 0-0 ① L8 | | 1<br>2 | 0<br>0 | 0<br>0 | 0<br>0 | 1<br>0 | 0<br>0 | 1<br>0 |
| Glenn Adams, L (1, 10)<br>OBP: 0.285, SLG: 0.394<br>Jose Morales, R (4, PH)<br>OBP: 0.358, SLG: 0.396 | | x 0-0 ① 4-3 | x 0-0 ①② G6-4-3 1-2f 2-3 | | | S S S 0-3 ② K | | x 0-0 ② F9 | | 1<br>3 | 0<br>0 | 0<br>0 | 0<br>0 | 0<br>1 | 0<br>2 | 0<br>2 |
| Rob Wilfong, L (1, 4)<br>OBP: 0.349, SLG: 0.354 | | x 0-0 BB 1B | S S S 0-3 ③ K | | | S S S 0-3 ③ K | | x 0-0 ③ F1 | | 4 | 0 | 1 | 0 | 0 | 2 | 1 |
| Inning Stats | R: 1<br>E: 0<br>K: 1<br>S: 6<br>H: 2<br>LOB: 0<br>BB: 0<br>P: 6 | R: 0<br>E: 0<br>K: 0<br>S: 2<br>H: 1<br>LOB: 0<br>BB: 1<br>P: 6 | R: 0<br>E: 0<br>K: 0<br>S: 4<br>H: 1<br>LOB: 2<br>BB: 1<br>P: 8 | R: 2<br>E: 0<br>K: 1<br>S: 6<br>H: 2<br>LOB: 1<br>BB: 2<br>P: 14 | R: 1<br>E: 0<br>K: 0<br>S: 6<br>H: 3<br>LOB: 2<br>BB: 0<br>P: 6 | R: 0<br>E: 0<br>K: 2<br>S: 7<br>H: 0<br>LOB: 0<br>BB: 0<br>P: 7 | R: 2<br>E: 0<br>K: 2<br>S: 9<br>H: 2<br>LOB: 1<br>BB: 1<br>P: 13 | R: 0<br>E: 0<br>K: 0<br>S: 3<br>H: 0<br>LOB: 0<br>BB: 0<br>P: 3 | | 1B: 8<br>2B: 1<br>3B: 1<br>HR: 1<br>SF: 1<br>SAC: 2<br>DP: 3<br>HBP: 0 | | | | WP: 0<br>PB: 0<br>SB: 0<br>CS: 0<br>PA: 36 | | |

| PITCHER | | IP | WLS | BF | H | R | ER | SO | BB | IBB | HBP | BLK | WP | HR | S | P | ERA | WHIP |
|---|---|---|---|---|---|---|---|---|---|---|---|---|---|---|---|---|---|---|
| Jim Clancy, R<br>ERA: 4.5 | (1, 1) | 3.0 | L | 16 | 6 | 3 | 3 | 1 | 4 | 0 | 0 | 0 | 0 | 1 | 14 | 30 | 9.00 | 3.333 |
| Jerry Garvin, L<br>ERA: 5.74 | (4, 1) | 5.0 | | 20 | 5 | 3 | 3 | 5 | 0 | 1 | 0 | 0 | 0 | 0 | 29 | 33 | 5.40 | 1.000 |

| PITCHER | IP | WLS | BF | H | R | ER | SO | BB | IBB | HBP | BLK | WP | HR | S | P | ERA | WHIP |
|---|---|---|---|---|---|---|---|---|---|---|---|---|---|---|---|---|---|

# BOTTOM

# Toronto Blue Jays @ Minnesota Twins

Metropolitan Stadium, Bloomington , MI

Thu Jul 27 1978, 4:33 AM EDT

Att. 18,285 - Unknown - 74 F

livebaseballscorecards.com

| | |
|---|---|
| AB | 28 |
| R | 6 |
| H | 11 |
| RBI | 5 |
| BB | 5 |
| SO | 6 |
| LOB | 13 |

# Minnesota Twins @ New York Yankees

Yankee Stadium, Bronx, NY

Fri Jul 28 1978, 7:05 PM EDT

Att. 25,037 - Unknown - 78 F

livebaseballscorecards.com

TOP

| Batter | 1 | 2 | 3 | 4 | 5 | 6 | 7 | 8 | 9 | 10 | AB | R | H | RBI | BB | SO | LOB |
|---|---|---|---|---|---|---|---|---|---|---|---|---|---|---|---|---|---|
| Hosken Powell, L (1, 9)<br>OBP: 0.327, SLG: 0.333 | 4-3 | | 4-3 | FC4-6<br>1-2f | | BB<br>1-2 | | | P3 | | 4 | 0 | 0 | 0 | 1 | 0 | 1 |
| Roy Smalley, S (1, 6)<br>OBP: 0.345, SLG: 0.416 | HR | | 4-3 | | 6-3<br>1B | F2 | | | P5 | | 5 | 2 | 2 | 1 | 0 | 0 | 2 |
| Rod Carew, L (1, 3)<br>OBP: 0.419, SLG: 0.458 | G3 | | 4-3 | | L7 | | F7 | | P6 | | 5 | 0 | 0 | 0 | 0 | 0 | 1 |
| Dan Ford, R (1, 8)<br>OBP: 0.360, SLG: 0.474 | K | | | SH1-3<br>E<br>2B | 6-3<br>1-2 | | 3-1 | | | FC1-5<br>2B | 5 | 1 | 2 | 0 | 0 | 1 | 1 |
| Mike Cubbage, L (1, 5)<br>OBP: 0.369, SLG: 0.461 | | F7<br>1B<br>1B | | E6<br>SH1-3<br>2B<br>1-2 | 2-H<br>1B | | 5-3 | | | FC1-5<br>HR<br>2-3 | 5 | 2 | 2 | 1 | 0 | 0 | 2 |
| Butch Wynegar, S (1, 2)<br>OBP: 0.338, SLG: 0.358 | | F8 | | SH1-3<br>1-2<br>2-3 | F9 | | | F8 | | F8 | 4 | 0 | 0 | 0 | 0 | 0 | 3 |
| Rich Chiles, L (1, 7)<br>OBP: 0.365, SLG: 0.364 | | 1-2<br>1B | | 2-H<br>3-H<br>1B<br>2B | | F8 | | 4-3 | | 1-H<br>HR | 2 | 1 | 2 | 2 | 0 | 0 | 0 |
| Willie Norwood, R (6, PH)<br>OBP: 0.314, SLG: 0.397<br>(6, 7) | | | | | | | | | | | 3 | 1 | 1 | 2 | 0 | 0 | 0 |
| Glenn Adams, L (1, 10)<br>OBP: 0.287, SLG: 0.395 | | F7<br>2-3 | | FC4-6<br>2-H<br>1B | | 6-3 | | 1B | | 5-3 | 2 | 0 | 1 | 1 | 0 | 0 | 2 |
| Jose Morales, R (6, PH)<br>OBP: 0.358, SLG: 0.395 | | | | | | | | | | | 3 | 0 | 1 | 0 | 0 | 0 | 0 |
| Rob Wilfong, L (1, 4)<br>OBP: 0.345, SLG: 0.343 | | 4-3 | | F8 | | BB<br>BB | | F8 | | | 3 | 0 | 0 | 0 | 1 | 0 | 4 |

| | |
|---|---|
| AB | 41 |
| R | 7 |
| H | 11 |
| RBI | 7 |
| BB | 2 |
| SO | 1 |
| LOB | 16 |

| Inning Stats | 1 | 2 | 3 | 4 | 5 | 6 | 7 | 8 | 9 | 10 |
|---|---|---|---|---|---|---|---|---|---|---|
| | R: 1<br>E: 0<br>K: 1<br>S: 6 | H: 1<br>LOB: 0<br>BB: 0<br>P: 6 | R: 0<br>E: 0<br>K: 0<br>S: 5 | H: 2<br>LOB: 2<br>BB: 0<br>P: 5 | R: 0<br>E: 0<br>K: 0<br>S: 3 | H: 0<br>LOB: 0<br>BB: 0<br>P: 3 | R: 3<br>E: 1<br>K: 0<br>S: 7 | H: 3<br>LOB: 1<br>BB: 0<br>P: 7 | R: 1<br>E: 0<br>K: 0<br>S: 5 | H: 2<br>LOB: 1<br>BB: 0<br>P: 5 |
| | R: 0<br>E: 0<br>K: 0<br>S: 3 | H: 0<br>LOB: 2<br>BB: 2<br>P: 11 | R: 0<br>E: 0<br>K: 0<br>S: 3 | H: 0<br>LOB: 0<br>BB: 0<br>P: 3 | R: 0<br>E: 0<br>K: 0<br>S: 4 | H: 1<br>LOB: 1<br>BB: 0<br>P: 4 | R: 0<br>E: 0<br>K: 0<br>S: 3 | H: 0<br>LOB: 0<br>BB: 0<br>P: 3 | R: 2<br>E: 0<br>K: 0<br>S: 5 | H: 2<br>LOB: 0<br>BB: 0<br>P: 5 |

| | 1B | SF | WP | PA |
|---|---|---|---|---|
| | 7 | 0 | 0 | 44 |
| | 2B | SAC | PB | |
| | 2 | 1 | 0 | |
| | 3B | DP | SB | |
| | 0 | 0 | 0 | |
| | HR | HBP | CS | |
| | 2 | 0 | 0 | |

| PITCHER | | IP | WLS | BF | H | R | ER | SO | BB | IBB | HBP | BLK | WP | HR | S | P | ERA | WHIP |
|---|---|---|---|---|---|---|---|---|---|---|---|---|---|---|---|---|---|---|
| Dick Tidrow, R<br>ERA: 3.94 | (1, 1) | 4.2 | | 23 | 8 | 5 | 4 | 1 | 0 | 0 | 0 | 0 | 0 | 1 | 25 | 25 | 7.71 | 1.714 |
| Sparky Lyle, L<br>ERA: 3.43 | (5, 1) | 5.1 | L | 21 | 3 | 2 | 2 | 0 | 2 | 0 | 0 | 0 | 0 | 1 | 19 | 27 | 3.38 | 0.938 |

| PITCHER | | IP | WLS | BF | H | R | ER | SO | BB | IBB | HBP | BLK | WP | HR | S | P | ERA | WHIP |
|---|---|---|---|---|---|---|---|---|---|---|---|---|---|---|---|---|---|---|

| Batter | 1 | 2 | 3 | 4 | 5 | 6 | 7 | 8 | 9 | 10 | AB | R | H | RBI | BB | SO | LOB |
|---|---|---|---|---|---|---|---|---|---|---|---|---|---|---|---|---|---|
| Mickey Rivers, L (1, 8)<br>OBP: 0.292, SLG: 0.376 | F8 | | L8 | | 6-3 | | L4 | | G3 | | 5 | 0 | 0 | 0 | 0 | 0 | 1 |
| Willie Randolph, R (1, 4)<br>OBP: 0.351, SLG: 0.341 | F9 | | 6-3 | | G5-4-3, 1B | | 6-3 | | 1-3 | | 5 | 0 | 1 | 0 | 0 | 0 | 1 |
| Thurman Munson, R (1, 2)<br>OBP: 0.318, SLG: 0.383 | 6-3 | | | 2B, 1B | G5-4-3<br>1-2f | | | K | F7 | | 5 | 1 | 1 | 0 | 0 | 1 | 1 |
| Lou Piniella, R (1, 7)<br>OBP: 0.365, SLG: 0.436 | | G4-6-3, 1B | | 1B, SF9<br>1-3, 2B | | F7, BB<br>SF8, 1B | | FC1-6<br>BB | | K | 4 | 2 | 3 | 0 | 1 | 1 | 0 |
| Chris Chambliss, L (1, 3)<br>OBP: 0.330, SLG: 0.376 | | G4-6-3<br>1-2f | | BB, 1B<br>2-3<br>3-H | | SF8, F7<br>1-2, BB | | FC1-6, 1B<br>1-2f, 2B | | P6 | 4 | 1 | 1 | 1 | 1 | 0 | 2 |
| Reggie Jackson, L (1, 9)<br>OBP: 0.345, SLG: 0.467 | | 1B | | BB<br>1-2 | | F7<br>1-2<br>2-3 | | 2B, 1B<br>1-3 | | P5 | 4 | 1 | 2 | 0 | 1 | 0 | 2 |
| Graig Nettles, L (1, 5)<br>OBP: 0.333, SLG: 0.435 | | K | | K | | SF8<br>2-3<br>3-H | | 2B<br>1-H<br>3-H | | | 3 | 0 | 1 | 3 | 0 | 2 | 4 |
| Roy White, S (1, 10)<br>OBP: 0.340, SLG: 0.405 | | | 3B | SF9<br>3-H | | 6-3 | | BB | | | 2 | 0 | 1 | 1 | 1 | 0 | 1 |
| Fred Stanley, R (1, 6)<br>OBP: 0.329, SLG: 0.284 | | | 1-3 | K | | | 5-3 | 1-3 | | | 2 | 0 | 0 | 0 | 0 | 1 | 3 |
| Paul Blair, R (7, PH)<br>OBP: 0.248, SLG: 0.299 | | | | | | | | | | | 1 | 0 | 0 | 0 | 0 | 0 | 0 |
| (8, 6) | | | | | | | | | | | | | | | | | |
| Gary Thomasson, L (8, PH)<br>OBP: 0.308, SLG: 0.400 | | | | | | | | | | | 1 | 0 | 0 | 0 | 0 | 0 | 2 |
| Brian Doyle, L (9, 6)<br>OBP: 0.235, SLG: 0.235 | | | | | | | | | | | 0 | 0 | 0 | 0 | 0 | 0 | 0 |
| Inning Stats | R: 0<br>E: 0<br>K: 0<br>S: 3<br>H: 0<br>LOB: 0<br>BB: 0<br>P: 3 | R: 0<br>E: 0<br>K: 1<br>S: 6<br>H: 2<br>LOB: 1<br>BB: 0<br>P: 6 | R: 0<br>E: 0<br>K: 0<br>S: 4<br>H: 1<br>LOB: 1<br>BB: 0<br>P: 4 | R: 2<br>E: 0<br>K: 2<br>S: 10<br>H: 3<br>LOB: 2<br>BB: 1<br>P: 14 | R: 0<br>E: 0<br>K: 0<br>S: 3<br>H: 1<br>LOB: 0<br>BB: 0<br>P: 3 | R: 1<br>E: 0<br>K: 0<br>S: 4<br>H: 1<br>LOB: 1<br>BB: 1<br>P: 8 | R: 0<br>E: 0<br>K: 0<br>S: 3<br>H: 0<br>LOB: 0<br>BB: 0<br>P: 3 | R: 2<br>E: 0<br>K: 1<br>S: 7<br>H: 2<br>LOB: 2<br>BB: 2<br>P: 15 | R: 0<br>E: 0<br>K: 0<br>S: 3<br>H: 0<br>LOB: 0<br>BB: 0<br>P: 3 | R: 0<br>E: 0<br>K: 1<br>S: 5<br>H: 0<br>LOB: 0<br>BB: 0<br>P: 5 | 1B: 7<br>2B: 2<br>3B: 1<br>HR: 0 | SF: 2<br>SAC: 0<br>DP: 2<br>HBP: 0 | WP: 0<br>PB: 0<br>SB: 0<br>CS: 0 | PA: 42 | | | | |

| PITCHER | IP | WLS | BF | H | R | ER | SO | BB | IBB | HBP | BLK | WP | HR | S | P | ERA | WHIP |
|---|---|---|---|---|---|---|---|---|---|---|---|---|---|---|---|---|---|
| Geoff Zahn, L (1, 1)<br>ERA: 3.17 | 7.0 | | 29 | 8 | 3 | 3 | 3 | 2 | 0 | 0 | 0 | 0 | 0 | 33 | 41 | 3.86 | 1.429 |
| Mike Marshall, R (8, 1)<br>ERA: 2.9 | 3.0 | W | 13 | 2 | 2 | 2 | 2 | 2 | 0 | 0 | 0 | 0 | 0 | 15 | 23 | 6.00 | 1.333 |

| PITCHER | IP | WLS | BF | H | R | ER | SO | BB | IBB | HBP | BLK | WP | HR | S | P | ERA | WHIP |
|---|---|---|---|---|---|---|---|---|---|---|---|---|---|---|---|---|---|

# BOTTOM

# Minnesota Twins @ New York Yankees

Yankee Stadium, Bronx, NY

Fri Jul 28 1978, 7:05 PM EDT
Att. 25,037 - Unknown - 78 F

livebaseballscorecards.com

| | |
|---|---|
| AB | 36 |
| R | 5 |
| H | 10 |
| RBI | 5 |
| BB | 4 |
| SO | 5 |
| LOB | 17 |

| Batter | 1 | 2 | 3 | 4 | 5 | 6 | 7 | 8 | 9 | AB | R | H | RBI | BB | SO | LOB |
|---|---|---|---|---|---|---|---|---|---|---|---|---|---|---|---|---|
| Hosken Powell, L (1, 9)<br>OBP: 0.328, SLG: 0.335 | F8 1B FC4-6 1B | F7 | | F6 | | | FC4-6 BB 1-2 FC6-4 1B | | G3 | 5 | 2 | 2 | 0 | 0 | 0 | 5 |
| Roy Smalley, S (1, 6)<br>OBP: 0.348, SLG: 0.417 | FC4-6 1-2 1B | 1B | F7 | | BBB 4-0 FC4-6 1-2 2-3 BB | | SSS 0-3 K | | 4 | 0 | 2 | 0 | 1 | 1 | 0 |
| Rod Carew, L (1, 3)<br>OBP: 0.417, SLG: 0.454 | F8 2-3 | 1-3 | BB 1B | | FC4-6 FC6-4 1-2f 2-3 3-H | | 6-3 | | 5 | 0 | 1 | 1 | 0 | 0 | 4 |
| Mike Cubbage, L (1, 5)<br>OBP: 0.367, SLG: 0.455 | FC4-6 1-2f 3-H | 4-3 | BBB 4-0 G6-4-3 1-2 BB | | FC6-4 1-2f 3-H | | | | 3 | 0 | 0 | 2 | 1 | 0 | 2 |
| Rich Chiles, L (1, 7)<br>OBP: 0.355, SLG: 0.352 | F7 | 4-3 | G6-4-3 1-2f | | F8 | | | | 4 | 0 | 0 | 0 | 0 | 0 | 4 |
| Glenn Adams, L (1, 10)<br>OBP: 0.286, SLG: 0.392 | 4-3 | BB E 1B | 3-1 | | | F9 | | | 4 | 0 | 1 | 0 | 0 | 0 | 0 |
| Willie Norwood, R (1, 8)<br>OBP: 0.316, SLG: 0.396 | S 1B | F7 | L4 | | | BBB 4-0 S BB | | | 3 | 0 | 1 | 0 | 1 | 0 | 1 |
| Rob Wilfong, L (1, 4)<br>OBP: 0.342, SLG: 0.340 | 1-2 1B | E4 BB 1-2 | 4-3 | | | F5 1-2 | | | 4 | 0 | 1 | 0 | 0 | 0 | 2 |
| Glenn Borgmann, R (1, 2)<br>OBP: 0.300, SLG: 0.316 | F5 | BBB 4-0 1-2 2-3 BB | | | BBB 4-0 BB 1B FC4-6 BB | F7 | | | 1 | 0 | 0 | 0 | 0 | 0 | 2 |
| Butch Wynegar, S (4, PH)<br>OBP: 0.341, SLG: 0.357 (4, 2) | | | | | | | | | 1 | 1 | 0 | 0 | 2 | 0 | 1 |
| Inning Stats | R: 1 E: 0 K: 0 S: 5 H: 2 LOB: 1 BB: 0 P: 5 | R: 0 E: 0 K: 0 S: 5 H: 2 LOB: 2 BB: 0 P: 5 | R: 0 E: 0 K: 0 S: 3 H: 1 LOB: 0 BB: 0 P: 3 | R: 0 E: 1 K: 0 S: 5 H: 1 LOB: 3 BB: 1 P: 9 | R: 0 E: 0 K: 0 S: 3 H: 1 LOB: 1 BB: 1 P: 7 | R: 0 E: 0 K: 0 S: 3 H: 0 LOB: 0 BB: 0 P: 3 | R: 2 E: 0 K: 0 S: 4 H: 1 LOB: 1 BB: 2 P: 12 | R: 0 E: 0 K: 0 S: 3 H: 0 LOB: 1 BB: 1 P: 7 | R: 0 E: 0 K: 1 S: 5 H: 0 LOB: 0 BB: 0 P: 5 | 1B: 8 2B: 0 3B: 0 HR: 0 | SF: 0 SAC: 0 DP: 1 HBP: 0 | | | | | |

TOP

# Minnesota Twins @ New York Yankees

Yankee Stadium, Bronx, NY

Sat Jul 29 1978, 3:33 AM EDT

Att. 46,711 - Unknown - 78 F

livebaseballscorecards.com

| | |
|---|---|
| AB | 34 |
| R | 3 |
| H | 8 |
| RBI | 3 |
| BB | 5 |
| SO | 1 |
| LOB | 21 |

WP: 0 PB: 0 SB: 2 CS: 0 PA: 39

| PITCHER | | IP | WLS | BF | H | R | ER | SO | BB | IBB | HBP | BLK | WP | HR | S | P | ERA | WHIP |
|---|---|---|---|---|---|---|---|---|---|---|---|---|---|---|---|---|---|---|
| Ken Clay, R<br>ERA: 5.05 | (1, 1) | 6.0 | W | 26 | 7 | 1 | 1 | 0 | 2 | 0 | 0 | 0 | 0 | 0 | 24 | 32 | 1.50 | 1.500 |
| Ron Davis, R<br>ERA: | (7, 1) | 0.0 | | 3 | 1 | 2 | 2 | 0 | 2 | 0 | 0 | 0 | 0 | 0 | 1 | 9 | ∞ | ∞ |
| Rich Gossage, R<br>ERA: 2.08 | (7, 1) | 3.0 | S | 10 | 0 | 0 | 0 | 1 | 1 | 0 | 0 | 0 | 0 | 0 | 11 | 15 | 0.00 | 0.333 |

| PITCHER | IP | WLS | BF | H | R | ER | SO | BB | IBB | HBP | BLK | WP | HR | S | P | ERA | WHIP |
|---|---|---|---|---|---|---|---|---|---|---|---|---|---|---|---|---|---|

| Batter | 1 | 2 | 3 | 4 | 5 | 6 | 7 | 8 | 9 | AB | R | H | RBI | BB | SO | LOB |
|---|---|---|---|---|---|---|---|---|---|---|---|---|---|---|---|---|
| Mickey Rivers, L (1, 8)<br>OBP: 0.293, SLG: 0.379 | K | 1-H 2B | | 1-3 2B 1B | P6 1-2 | | 4-3 | | | 5 | 1 | 2 | 1 | 0 | 1 | 1 |
| Willie Randolph, R (1, 4)<br>OBP: 0.355, SLG: 0.341 | 1B 1B BB | F8 | | 1-2 3-H 2B 1B | | S 1B BB | | 1-4-3 | | 3 | 2 | 1 | 1 | 2 | 0 | 1 |
| Thurman Munson, R (1, 10)<br>OBP: 0.321, SLG: 0.387 | 1B 1-2 1B 1B | BB | | 1-3 2-H 2B | | K | | 1-3 | | 4 | 1 | 2 | 1 | 1 | 1 | 1 |
| Lou Piniella, R (1, 7)<br>OBP: 0.367, SLG: 0.438 | 1B K2-1 1-2 2-H 1B | 4-3 | | K | | F8 1-2 | | G3 | | 1 | 0 | 1 | 1 | 0 | 0 | 0 |
| Gary Thomasson, L (2, PH) (3, 7)<br>OBP: 0.303, SLG: 0.393 | | | | | | | | | | 4 | 0 | 0 | 0 | 0 | 1 | 5 |
| Chris Chambliss, L (1, 3)<br>OBP: 0.332, SLG: 0.375 | 1-3 2-H 1B | | F9 | L6 | | 1B BB | | | | 3 | 0 | 1 | 1 | 1 | 0 | 2 |
| Reggie Jackson, L (1, 9)<br>OBP: 0.347, SLG: 0.468 | K2-1 3-Hf | | 1B 1B | K | | 1-3 2-H 1B | | | | 4 | 0 | 2 | 1 | 0 | 2 | 4 |
| Graig Nettles, L (1, 5)<br>OBP: 0.335, SLG: 0.436 | | 5-3 1B 1B | G5-4-3 1-3 1B | | 4-3 | G3 | | | | 4 | 1 | 2 | 0 | 0 | 0 | 2 |
| Mike Heath, R (1, 2)<br>OBP: 0.310, SLG: 0.348 | | 5-3 1-3 | G5-4-3 1-2f | | F7 | | 1-3 | | | 4 | 0 | 0 | 0 | 0 | 0 | 3 |
| Fred Stanley, R (1, 6)<br>OBP: 0.339, SLG: 0.292 | | 2B 3-H 1B | | 1B 1B 1B | | WP BB | | 6-3 | | 3 | 2 | 2 | 1 | 1 | 0 | 0 |
| Inning Stats | R: 2 E: 0 K: 2 S: 9 H: 3 LOB: 2 BB: 1 P: 13 | R: 2 E: 0 K: 0 S: 6 H: 3 LOB: 2 BB: 1 P: 10 | R: 0 E: 0 K: 0 S: 4 H: 2 LOB: 1 BB: 0 P: 4 | R: 2 E: 0 K: 2 S: 11 H: 4 LOB: 2 BB: 0 P: 11 | R: 0 E: 0 K: 0 S: 3 H: 0 LOB: 1 BB: 1 P: 7 | R: 1 E: 0 K: 1 S: 6 H: 1 LOB: 2 BB: 2 P: 14 | R: 0 E: 0 K: 0 S: 3 H: 0 LOB: 0 BB: 0 P: 3 | R: 0 E: 0 K: 0 S: 3 H: 0 LOB: 0 BB: 0 P: 3 | | 1B: 11 2B: 3 3B: 0 HR: 0 SF: 0 SAC: 0 DP: 2 HBP: 0 | | | | | | |

| PITCHER | | IP | WLS | BF | H | R | ER | SO | BB | IBB | HBP | BLK | WP | HR | S | P | ERA | WHIP |
|---|---|---|---|---|---|---|---|---|---|---|---|---|---|---|---|---|---|---|
| Darrell Jackson, L<br>ERA: 3.94 | (1, 1) | 1.1 | L | 10 | 6 | 4 | 4 | 2 | 1 | 0 | 0 | 0 | 0 | 0 | 13 | 17 | 27.00 | 5.250 |
| Gary Serum, R<br>ERA: 4.03 | (2, 1) | 1.2 | | 11 | 6 | 2 | 2 | 0 | 1 | 0 | 0 | 0 | 0 | 0 | 10 | 14 | 10.80 | 4.200 |
| Jeff Holly, L<br>ERA: 0.82 | (4, 1) | 3.0 | | 13 | 1 | 1 | 1 | 3 | 3 | 0 | 0 | 0 | 1 | 0 | 16 | 28 | 3.00 | 1.333 |
| John Sutton, R<br>ERA: 3.75 | (7, 1) | 2.0 | | 6 | 0 | 0 | 0 | 0 | 0 | 0 | 0 | 0 | 0 | 0 | 6 | 6 | 0.00 | 0.000 |

| PITCHER | IP | WLS | BF | H | R | ER | SO | BB | IBB | HBP | BLK | WP | HR | S | P | ERA | WHIP |
|---|---|---|---|---|---|---|---|---|---|---|---|---|---|---|---|---|---|

# BOTTOM

## Minnesota Twins @ New York Yankees

Yankee Stadium, Bronx, NY

Sat Jul 29 1978, 3:33 AM EDT
Att. 46,711 - Unknown - 78 F

livebaseballscorecards.com

| | |
|---|---|
| AB | 35 |
| R | 7 |
| H | 13 |
| RBI | 7 |
| BB | 5 |
| SO | 5 |
| LOB | 19 |

WP: 1 PB: 0 SB: 1 CS: 0 PA: 40

| Batter | 1 | 2 | 3 | 4 | 5 | 6 | 7 | 8 | 9 | AB | R | H | RBI | BB | SO | LOB |
|---|---|---|---|---|---|---|---|---|---|---|---|---|---|---|---|---|
| Willie Norwood, R (1, 7)<br>OBP: 0.314, SLG: 0.393 | K2-3 | 1-3<br>2-H<br>1B | | | L8 | | 1-2<br>1-3 | | K | 5 | 0 | 1 | 1 | 0 | 2 | 1 |
| Bob Randall, R (1, 4)<br>OBP: 0.329, SLG: 0.353 | 5-3 | K | | | 4-3 | | F9 | | BB | 4 | 0 | 0 | 0 | 0 | 1 | 3 |
| Butch Wynegar, S (8, 2)<br>OBP: 0.343, SLG: 0.357 | | | | | | | | | | 0 | 0 | 0 | 0 | 1 | 0 | 0 |
| Roy Smalley, S (1, 6)<br>OBP: 0.347, SLG: 0.417 | 2B | | 5-3 | | F7 | | E7<br>2-H | | L8 | 5 | 0 | 1 | 0 | 0 | 0 | 1 |
| Dan Ford, R (1, 8)<br>OBP: 0.359, SLG: 0.470 | K | | G3 | | | K | BB | | | 3 | 0 | 0 | 0 | 1 | 2 | 1 |
| Craig Kusick, R (1, 3)<br>OBP: 0.315, SLG: 0.324 | | HR | K | | | BB | K | | | 2 | 1 | 1 | 1 | 1 | 1 | 0 |
| Rod Carew, L (7, PH)<br>OBP: 0.416, SLG: 0.453 (7, 3) | | | | | | | | | | 1 | 0 | 0 | 0 | 0 | 1 | 2 |
| Jose Morales, R (1, 10)<br>OBP: 0.363, SLG: 0.400 | | BB<br>1B<br>1B | | FC5-4<br>1B | | K | | K | | 3 | 1 | 2 | 0 | 0 | 1 | 1 |
| Glenn Adams, L (8, PH)<br>OBP: 0.285, SLG: 0.390 | | | | | | | | | | 1 | 0 | 0 | 0 | 0 | 1 | 0 |
| Bombo Rivera, R (1, 9)<br>OBP: 0.390, SLG: 0.380 | | K | | K | | | | | | 2 | 0 | 0 | 0 | 1 | 2 | 2 |
| Hosken Powell, L (8, PH)<br>OBP: 0.331, SLG: 0.335 (8, 9) | | | | | | 1-2<br>BB | | G4-6-3<br>BB | | 0 | 0 | 0 | 0 | 1 | 0 | 0 |
| Larry Wolfe, R (1, 5)<br>OBP: 0.294, SLG: 0.314 | | 1B<br>1-2<br>BB | | FC5-4<br>1-2f | | F8 | | G4-6-3<br>1-2f | | 2 | 0 | 0 | 0 | 1 | 0 | 3 |
| Mike Cubbage, L (8, PH)<br>OBP: 0.365, SLG: 0.453 (8, 5) | | | | | | | | | | 1 | 0 | 0 | 0 | 0 | 0 | 1 |
| Glenn Borgmann, R (1, 2)<br>OBP: 0.301, SLG: 0.316 | | K | | K | | | 1-3<br>E<br>1B | | K | 3 | 1 | 1 | 0 | 0 | 2 | 3 |
| Rob Wilfong, L (8, 4)<br>OBP: 0.339, SLG: 0.336 | | | | | | | | | | 1 | 0 | 0 | 0 | 0 | 1 | 0 |
| Inning Stats | R: 0<br>E: 0<br>K: 2<br>S: 8<br>H: 1<br>LOB: 1<br>BB: 0<br>P: 8 | R: 2<br>E: 0<br>K: 3<br>S: 12<br>H: 3<br>LOB: 2<br>BB: 1<br>P: 16 | R: 0<br>E: 0<br>K: 1<br>S: 5<br>H: 0<br>LOB: 0<br>BB: 0<br>P: 5 | R: 0<br>E: 0<br>K: 2<br>S: 8<br>H: 1<br>LOB: 1<br>BB: 0<br>P: 8 | R: 0<br>E: 0<br>K: 0<br>S: 3<br>H: 0<br>LOB: 0<br>BB: 0<br>P: 3 | R: 0<br>E: 0<br>K: 2<br>S: 7<br>H: 0<br>LOB: 2<br>BB: 2<br>P: 15 | R: 1<br>E: 1<br>K: 1<br>S: 7<br>H: 1<br>LOB: 2<br>BB: 1<br>P: 11 | R: 0<br>E: 0<br>K: 1<br>S: 4<br>H: 0<br>LOB: 0<br>BB: 1<br>P: 8 | R: 0<br>E: 0<br>K: 2<br>S: 7<br>H: 0<br>LOB: 1<br>BB: 1<br>P: 11 | 1B: 4<br>2B: 1<br>3B: 0<br>HR: 1<br>SF: 0<br>SAC: 0<br>DP: 1<br>HBP: 0 | | | | | | |

| PITCHER | IP | WLS | BF | H | R | ER | SO | BB | IBB | HBP | BLK | WP | HR | S | P | ERA | WHIP |
|---|---|---|---|---|---|---|---|---|---|---|---|---|---|---|---|---|---|
| Ron Guidry, L (1, 1)<br>ERA: 2.02 | 6.2 | | 30 | 6 | 3 | 2 | 10 | 3 | 0 | 0 | 0 | 0 | 1 | 47 | 59 | 2.70 | 1.350 |
| Rich Gossage, R (7, 1)<br>ERA: 2.03 | 2.1 | W | 9 | 0 | 0 | 0 | 4 | 3 | 0 | 0 | 0 | 0 | 0 | 14 | 26 | 0.00 | 1.286 |

| PITCHER | IP | WLS | BF | H | R | ER | SO | BB | IBB | HBP | BLK | WP | HR | S | P | ERA | WHIP |
|---|---|---|---|---|---|---|---|---|---|---|---|---|---|---|---|---|---|

# TOP

# Minnesota Twins @ New York Yankees

Yankee Stadium, Bronx, NY

Sun Jul 30 1978, 3:33 AM EDT

Unknown - 77 F

livebaseballscorecards.com

| | |
|---|---|
| AB | 33 |
| R | 3 |
| H | 6 |
| RBI | 2 |
| BB | 6 |
| SO | 14 |
| LOB | 18 |

WP: 0 PB: 0 SB: 0 CS: 0 PA: 39

# Minnesota Twins @ New York Yankees

Yankee Stadium, Bronx, NY

Sun Jul 30 1978, 3:33 AM EDT

Unknown - 77 F

BOTTOM

| Batter | 1 | 2 | 3 | 4 | 5 | 6 | 7 | 8 | 9 | AB | R | H | RBI | BB | SO | LOB |
|---|---|---|---|---|---|---|---|---|---|---|---|---|---|---|---|---|
| Mickey Rivers, L (1, 8)<br>OBP: 0.289, SLG: 0.373 | F8 | | F8 | | F7 | | 1-3 | 4-3 | | 5 | 0 | 0 | 0 | 0 | 0 | 2 |
| Willie Randolph, R (1, 4)<br>OBP: 0.353, SLG: 0.338 | F8 | | FC5-4 HBP | | F8 | | L9 | | | 3 | 0 | 0 | 0 | 0 | 0 | 0 |
| Thurman Munson, R (1, 2)<br>OBP: 0.323, SLG: 0.393 | K | | FC5-4 1-2f | | 2B | | 2B | | | 4 | 1 | 2 | 0 | 0 | 1 | 1 |
| Chris Chambliss, L (1, 3)<br>OBP: 0.331, SLG: 0.372 | | E1 G4-6-3 | | G3 | 2B BB | | F7 | | | 3 | 1 | 0 | 0 | 1 | 0 | 1 |
| Lou Piniella, R (1, 7)<br>OBP: 0.366, SLG: 0.439 | | G4-6-3 1-2f | | K | 1-H 2-H 2B | | | P3 | | 4 | 0 | 1 | 2 | 0 | 1 | 1 |
| Reggie Jackson, L (1, 9)<br>OBP: 0.351, SLG: 0.478 | | 1B 1B | | 2B 3B | 4-3 | | | FC3-6 1B | | 4 | 1 | 3 | 0 | 0 | 0 | 1 |
| Graig Nettles, L (1, 5)<br>OBP: 0.337, SLG: 0.435 | | 1-2 1B | | 2B BB | | | L9 | FC3-6 BB 1-2f 2B | | 3 | 1 | 1 | 0 | 1 | 0 | 1 |
| Roy White, S (1, 10)<br>OBP: 0.343, SLG: 0.408 | | K | | 1-3 3-H 2B | | | F7 | 2B 1-2 BB | | 3 | 0 | 1 | 1 | 1 | 1 | 2 |
| Fred Stanley, R (1, 6)<br>OBP: 0.333, SLG: 0.286 | | | 1-3 | K | | | K | 1-3 2-H 2B | | 3 | 0 | 0 | 0 | 0 | 2 | 2 |
| Jim Spencer, L (8, PH)<br>OBP: 0.307, SLG: 0.488 | | | | | | | | | | 1 | 0 | 1 | 1 | 0 | 0 | 0 |
| Brian Doyle, L (9, 6)<br>OBP: 0.235, SLG: 0.235 | | | | | | | | | | 0 | 0 | 0 | 0 | 0 | 0 | 0 |
| Inning Stats | R: 0 E: 0 K: 1 S: 5 H: 0 LOB: 0 BB: 0 P: 5 | R: 0 E: 1 K: 1 S: 7 H: 2 LOB: 2 BB: 0 P: 7 | R: 0 E: 0 K: 0 S: 3 H: 0 LOB: 1 BB: 0 P: 4 | R: 1 E: 0 K: 2 S: 9 H: 2 LOB: 2 BB: 1 P: 13 | R: 2 E: 0 K: 0 S: 5 H: 2 LOB: 1 BB: 1 P: 9 | R: 0 E: 0 K: 1 S: 5 H: 0 LOB: 0 BB: 0 P: 5 | R: 0 E: 0 K: 0 S: 4 H: 1 LOB: 1 BB: 0 P: 4 | R: 1 E: 0 K: 0 S: 5 H: 2 LOB: 2 BB: 1 P: 9 | | 1B: 3 2B: 5 3B: 1 HR: 0 | SF: 0 SAC: 0 DP: 1 HBP: 1 | | | | | | |

livebaseballscorecards.com

| | |
|---|---|
| AB | 33 |
| R | 4 |
| H | 9 |
| RBI | 4 |
| BB | 3 |
| SO | 5 |
| LOB | 11 |

| PITCHER | | IP | WLS | BF | H | R | ER | SO | BB | IBB | HBP | BLK | WP | HR | S | P | ERA | WHIP |
|---|---|---|---|---|---|---|---|---|---|---|---|---|---|---|---|---|---|---|
| Roger Erickson, R<br>ERA: 4.73 | (1, 1) | 7.0 | | 31 | 7 | 3 | 3 | 5 | 2 | 0 | 1 | 0 | 0 | 0 | 38 | 47 | 3.86 | 1.286 |
| Mike Marshall, R<br>ERA: 3.0 | (8, 1) | 1.0 | L | 6 | 2 | 1 | 1 | 0 | 1 | 0 | 0 | 0 | 0 | 0 | 5 | 9 | 9.00 | 3.000 |

| PITCHER | IP | WLS | BF | H | R | ER | SO | BB | IBB | HBP | BLK | WP | HR | S | P | ERA | WHIP |
|---|---|---|---|---|---|---|---|---|---|---|---|---|---|---|---|---|---|

| Batter | 1 | 2 | 3 | 4 | 5 | 6 | 7 | 8 | 9 | AB | R | H | RBI | BB | SO | LOB |
|---|---|---|---|---|---|---|---|---|---|---|---|---|---|---|---|---|
| Hosken Powell, L (1, 9)<br>OBP: 0.327, SLG: 0.330 | 1-3 | | 4-3 | | | SH5-4<br>1-2 | | 4-3 | | 3 | 0 | 0 | 0 | 0 | 0 | 2 |
| Roy Smalley, S (1, 6)<br>OBP: 0.348, SLG: 0.420 | F8 | | | 4-3 4-3 1B | | 1-3 | | | 1B 1B 2B | 4 | 1 | 2 | 0 | 0 | 0 | 1 |
| Rod Carew, L (1, 3)<br>OBP: 0.414, SLG: 0.451 | 2-3 | | | 4-3<br>1-2 | | L7 | | | 1B SH 1B<br>2-3 | 4 | 1 | 1 | 0 | 0 | 0 | 2 |
| Mike Cubbage, L (1, 5)<br>OBP: 0.361, SLG: 0.448<br>Jose Morales, R (9, PH)<br>OBP: 0.366, SLG: 0.404<br>Bombo Rivera, R (9, PR)<br>OBP: 0.390, SLG: 0.380<br>(9, 7) | | G3 | | 4-3<br>2-3 | | | 4-3 | | SH<br>1-2<br>3-H 1B | 3<br>1<br>0 | 0<br>0<br>0 | 0<br>1<br>0 | 0<br>1<br>0 | 0<br>0<br>0 | 0<br>0<br>0 | 1<br>0<br>0 |
| Butch Wynegar, S (1, 2)<br>OBP: 0.343, SLG: 0.357 | | K<br>S S S | | F6 | | | G4-6-3 1B | | SH<br>1-3<br>2-H | 3 | 0 | 1 | 0 | 0 | 1 | 1 |
| Rich Chiles, L (1, 7)<br>OBP: 0.347, SLG: 0.344<br>Dan Ford, R (9, PH)<br>OBP: 0.360, SLG: 0.470<br>Larry Wolfe, R (9, 5)<br>OBP: 0.294, SLG: 0.314 | | K<br>S S S | | | 3-1 | | G4-6-3<br>1-2f | | G6-4-3 IBB | 3<br>0<br>0 | 0<br>0<br>0 | 0<br>0<br>0 | 0<br>0<br>0 | 0<br>1<br>0 | 1<br>0<br>0 | 1<br>0<br>0 |
| Glenn Adams, L (1, 10)<br>OBP: 0.291, SLG: 0.394<br>Craig Kusick, R (9, PH)<br>OBP: 0.313, SLG: 0.321 | | | SH3-4 1B | | G4-6-3 1B | | | 3-1<br>S S S | K | 3<br>1 | 0<br>0 | 2<br>0 | 0<br>0 | 0<br>0 | 0<br>1 | 0<br>3 |
| Willie Norwood, R (1, 8)<br>OBP: 0.314, SLG: 0.392 | | | SH3-4<br>1-2 | | G4-6-3<br>1-2f | | | 1B | G6-4-3<br>1-2f | 3 | 0 | 1 | 0 | 0 | 0 | 4 |
| Rob Wilfong, L (1, 4)<br>OBP: 0.339, SLG: 0.330 | | | F7 | | | B B B B SH5-4 BB | | P6 | | 2 | 0 | 0 | 0 | 1 | 0 | 2 |
| Inning Stats | R: 0 E: 0 K: 0 S: 3<br>H: 0 LOB: 0 BB: 0 P: 3 | R: 0 E: 0 K: 2 S: 7<br>H: 0 LOB: 0 BB: 0 P: 7 | R: 0 E: 0 K: 0 S: 4<br>H: 1 LOB: 1 BB: 0 P: 4 | R: 0 E: 0 K: 0 S: 4<br>H: 1 LOB: 1 BB: 0 P: 4 | R: 0 E: 0 K: 0 S: 3<br>H: 1 LOB: 0 BB: 0 P: 3 | R: 0 E: 0 K: 0 S: 3<br>H: 0 LOB: 1 BB: 1 P: 7 | R: 0 E: 0 K: 0 S: 3<br>H: 1 LOB: 0 BB: 0 P: 3 | R: 0 E: 0 K: 0 S: 4<br>H: 1 LOB: 1 BB: 0 P: 4 | R: 2 E: 1 K: 1 S: 8<br>H: 3 LOB: 3 BB: 1 P: 12 | 1B: 7 2B: 1 3B: 0 HR: 0<br>SF: 0 SAC: 3 DP: 3 HBP: 0 | | | | | | |

| PITCHER | IP | WLS | BF | H | R | ER | SO | BB | IBB | HBP | BLK | WP | HR | S | P | ERA | WHIP |
|---|---|---|---|---|---|---|---|---|---|---|---|---|---|---|---|---|---|
| Jim Beattie, R (1, 1)<br>ERA: 3.8 | 8.0 | L | 30 | 7 | 2 | 1 | 2 | 1 | 0 | 0 | 0 | 0 | 0 | 33 | 37 | 1.12 | 1.000 |
| Sparky Lyle, L (9, 1)<br>ERA: 3.39 | 1.0 | | 5 | 1 | 0 | 0 | 1 | 0 | 1 | 0 | 0 | 0 | 0 | 6 | 10 | 0.00 | 1.000 |

| PITCHER | IP | WLS | BF | H | R | ER | SO | BB | IBB | HBP | BLK | WP | HR | S | P | ERA | WHIP |
|---|---|---|---|---|---|---|---|---|---|---|---|---|---|---|---|---|---|

# TOP

## Minnesota Twins @ New York Yankees

Yankee Stadium, Bronx, NY

Sun Jul 30 1978, 3:38 AM EDT

Att. 41,491 - Unknown - 76 F

livebaseballscorecards.com

| | |
|---|---|
| AB | 30 |
| R | 2 |
| H | 8 |
| RBI | 1 |
| BB | 2 |
| SO | 3 |
| LOB | 17 |

WP: 0 PB: 0 SB: 0 CS: 0 PA: 35

| Batter | 1 | 2 | 3 | 4 | 5 | 6 | 7 | 8 | 9 | AB | R | H | RBI | BB | SO | LOB |
|---|---|---|---|---|---|---|---|---|---|---|---|---|---|---|---|---|
| Roy White, S (1, 7)<br>OBP: 0.341, SLG: 0.403 | K | | | BB, 1B, BB | F7 | | | F8 | | 3 | 0 | 0 | 0 | 1 | 1 | 1 |
| Graig Nettles, L (1, 5)<br>OBP: 0.333, SLG: 0.431 | F7 | | | F9 | | L9 | | 3-1 | | 4 | 0 | 0 | 0 | 0 | 0 | 1 |
| Thurman Munson, R (1, 10)<br>OBP: 0.327, SLG: 0.397 | 6-3 | | | BB, 1-2, 1B | | 1B | | | 1B | 4 | 0 | 3 | 0 | 0 | 0 | 0 |
| Chris Chambliss, L (1, 3)<br>OBP: 0.330, SLG: 0.371 | | G4-6-3, 1B | | F8 | | P6 | | | F5 | 4 | 0 | 1 | 0 | 0 | 0 | 4 |
| Reggie Jackson, L (1, 9)<br>OBP: 0.353, SLG: 0.476 | | G4-6-3, 1-2f | | 1-2, 2-3, BB | | 4-3 | | | FC6-4, 1-3, 1B | 3 | 0 | 1 | 0 | 1 | 0 | 2 |
| Gary Thomasson, L (1, 8)<br>OBP: 0.299, SLG: 0.388 | | K | | L7 | | | E6, FC5-6 | | K | 3 | 0 | 0 | 0 | 0 | 1 | 3 |
| Cliff Johnson, R (9, PH)<br>OBP: 0.320, SLG: 0.365 | | | | | | | | | | 0 | 0 | 0 | 0 | 0 | 0 | 0 |
| Jim Spencer, L (9, PH)<br>OBP: 0.304, SLG: 0.484 | | | | | | | | | | 1 | 0 | 0 | 0 | 0 | 1 | 2 |
| Mike Heath, R (1, 2)<br>OBP: 0.297, SLG: 0.333 | | F4 | | | F9 | | FC5-6, 1-2f, L6-3 | | FC6-4, 1-2f | 3 | 0 | 0 | 0 | 0 | 0 | 1 |
| Lou Piniella, R (9, PH)<br>OBP: 0.364, SLG: 0.437 | | | | | | | | | | 1 | 0 | 0 | 0 | 0 | 0 | 2 |
| Brian Doyle, L (1, 4)<br>(9, 6)<br>OBP: 0.243, SLG: 0.243 | | CS, 1B | | | E4, SH1-4 | | L6-3, 1-2 | | | 3 | 0 | 1 | 0 | 0 | 0 | 1 |
| Fred Stanley, R (1, 6)<br>OBP: 0.331, SLG: 0.284 | | 4-3, 1-2 | | | SH1-4, 1-2 | | | G3 | | 1 | 0 | 0 | 0 | 0 | 0 | 1 |
| Mickey Rivers, L (8, PH)<br>OBP: 0.288, SLG: 0.372 | | | | | | | | | | 1 | 0 | 0 | 0 | 0 | 0 | 0 |
| Willie Randolph, R (9, 4)<br>OBP: 0.353, SLG: 0.338 | | | | | | | | | | 0 | 0 | 0 | 0 | 0 | 0 | 0 |
| Inning Stats | R: 0 E: 0 K: 1 S: 5 / H: 0 LOB: 0 BB: 0 P: 5 | R: 0 E: 0 K: 1 S: 5 / H: 1 LOB: 0 BB: 0 P: 5 | R: 0 E: 0 K: 0 S: 3 / H: 1 LOB: 0 BB: 0 P: 3 | R: 0 E: 0 K: 0 S: 4 / H: 1 LOB: 3 BB: 2 P: 12 | R: 0 E: 1 K: 0 S: 4 / H: 0 LOB: 1 BB: 0 P: 4 | R: 0 E: 0 K: 0 S: 4 / H: 1 LOB: 1 BB: 0 P: 4 | R: 0 E: 1 K: 0 S: 3 / H: 0 LOB: 0 BB: 0 P: 3 | R: 0 E: 0 K: 0 S: 3 / H: 0 LOB: 0 BB: 0 P: 3 | R: 0 E: 0 K: 1 S: 7 / H: 2 LOB: 2 BB: 0 P: 7 | 1B: 6 2B: 1 3B: 0 HR: 0 | SF: 0 SAC: 1 DP: 2 HBP: 0 | | | | | | |

| PITCHER | | IP | WLS | BF | H | R | ER | SO | BB | IBB | HBP | BLK | WP | HR | S | P | ERA | WHIP |
|---|---|---|---|---|---|---|---|---|---|---|---|---|---|---|---|---|---|---|
| Dave Goltz, R<br>ERA: 2.62 | (1, 1) | 8.0 | W | 30 | 5 | 0 | 0 | 2 | 2 | 0 | 0 | 0 | 0 | 0 | 32 | 40 | 0.00 | 0.875 |
| Jeff Holly, L<br>ERA: 0.79 | (9, 1) | 0.1 | | 2 | 1 | 0 | 0 | 0 | 0 | 0 | 0 | 0 | 0 | 0 | 2 | 2 | 0.00 | 3.000 |
| Mike Marshall, R<br>ERA: 2.97 | (9, 1) | 0.2 | S | 2 | 0 | 0 | 0 | 1 | 0 | 0 | 0 | 0 | 0 | 0 | 4 | 4 | 0.00 | 0.000 |

| PITCHER | IP | WLS | BF | H | R | ER | SO | BB | IBB | HBP | BLK | WP | HR | S | P | ERA | WHIP |
|---|---|---|---|---|---|---|---|---|---|---|---|---|---|---|---|---|---|

# BOTTOM

## Minnesota Twins @ New York Yankees

Yankee Stadium, Bronx, NY

Sun Jul 30 1978, 3:38 AM EDT
Att. 41,491 - Unknown - 76 F

livebaseballscorecards.com

| | |
|---|---|
| AB | 31 |
| R | 0 |
| H | 6 |
| RBI | 0 |
| BB | 2 |
| SO | 3 |
| LOB | 18 |

| | | | |
|---|---|---|---|
| 1B: 6 | SF: 0 | WP: 0 | PA: 34 |
| 2B: 1 | SAC: 1 | PB: 0 | |
| 3B: 0 | DP: 2 | SB: 0 | |
| HR: 0 | HBP: 0 | CS: 1 | |

| Batter | 1 | 2 | 3 | 4 | 5 | 6 | 7 | 8 | 9 | AB | R | H | RBI | BB | SO | LOB |
|---|---|---|---|---|---|---|---|---|---|---|---|---|---|---|---|---|
| Hosken Powell, L (1, 9)<br>OBP: 0.328, SLG: 0.336 | HR 1B | K2-3 | | L7 | | | 1B 2B | L4-3<br>1-2 | | 5 | 2 | 2 | 0 | 0 | 1 | 4 |
| Roy Smalley, S (1, 6)<br>OBP: 0.355, SLG: 0.442 | 1-H HR | | 1B 1B BB 1B | BB | | | 2-H 1B | | HR | 4 | 3 | 4 | 4 | 1 | 0 | 0 |
| Rod Carew, L (1, 3)<br>OBP: 0.411, SLG: 0.447 | 5-3 1B 1B | | F9 | K | | | F7 | | F7 | 5 | 1 | 1 | 0 | 0 | 1 | 3 |
| Butch Wynegar, S (1, 2)<br>OBP: 0.340, SLG: 0.354 | 5-3<br>1-2 | | BB 1B<br>1-2 1B | | F7 | | L8 | | 4-3 | 5 | 0 | 1 | 0 | 0 | 0 | 2 |
| Dan Ford, R (1, 8)<br>OBP: 0.359, SLG: 0.466 | 5-3 | | BB<br>1-2<br>2-3 1B | | 1-3 | | F9 | | K | 5 | 0 | 1 | 0 | 0 | 1 | 2 |
| Glenn Adams, L (1, 10)<br>OBP: 0.298, SLG: 0.398<br>Jose Morales, R (5, PH)<br>OBP: 0.368, SLG: 0.405 | 2-H 1B | | BB<br>1-2<br>2-3<br>3-H BB | | F7 | | | 1B 1B 1B | | 1<br>2 | 0<br>0 | 1<br>1 | 2<br>0 | 1<br>0 | 0<br>0 | 0<br>0 |
| Rich Chiles, L (1, 7)<br>OBP: 0.352, SLG: 0.357<br>Willie Norwood, R (3, PH)<br>OBP: 0.314, SLG: 0.392<br>(3, 7) | | SH3 2B | P3 | | | 5-3 | | 1B<br>1-2 1B | | 1<br>3 | 0<br>0 | 1<br>1 | 0<br>0 | 0<br>0 | 0<br>0 | 0<br>3 |
| Rob Wilfong, L (1, 4)<br>OBP: 0.339, SLG: 0.330<br>Craig Kusick, R (3, PH)<br>OBP: 0.311, SLG: 0.319<br>Bob Randall, R (3, 4)<br>OBP: 0.326, SLG: 0.350 | | SH3<br>2-3 | F3 | | | F9 | | F7 | | 0<br>1<br>2 | 0<br>0<br>0 | 0<br>0<br>0 | 0<br>0<br>0 | 0<br>0<br>0 | 0<br>0<br>0 | 0<br>3<br>2 |
| Larry Wolfe, R (1, 5)<br>OBP: 0.293, SLG: 0.313 | | 6-3 | | F3 | | K | | L4-3<br>1-2<br>2-3 1B | | 4 | 0 | 1 | 0 | 0 | 1 | 1 |
| Inning Stats | R: 3 H: 4<br>E: 0 LOB: 1<br>K: 0 BB: 0<br>S: 6 P: 6 | R: 0 H: 1<br>E: 0 LOB: 1<br>K: 1 BB: 0<br>S: 6 P: 6 | R: 1 H: 3<br>E: 0 LOB: 3<br>K: 0 BB: 1<br>S: 6 P: 10 | R: 0 H: 0<br>E: 0 LOB: 1<br>K: 1 BB: 1<br>S: 5 P: 9 | R: 0 H: 0<br>E: 0 LOB: 0<br>K: 0 BB: 0<br>S: 3 P: 3 | R: 0 H: 0<br>E: 0 LOB: 0<br>K: 1 BB: 0<br>S: 5 P: 5 | R: 1 H: 2<br>E: 0 LOB: 1<br>K: 0 BB: 0<br>S: 5 P: 5 | R: 0 H: 3<br>E: 0 LOB: 2<br>K: 0 BB: 0<br>S: 5 P: 5 | R: 1 H: 1<br>E: 0 LOB: 0<br>K: 1 BB: 0<br>S: 6 P: 6 | 1B: 10 SF: 0<br>2B: 3 SAC: 1<br>3B: 0 DP: 1<br>HR: 2 HBP: 0 | | | | | | WP: 0 PA: 41<br>PB: 0<br>SB: 0<br>CS: 0 | |

TOP

# Minnesota Twins @ Seattle Mariners

The Kingdome, Seattle, WA

Tue Aug 01 1978, 10:05 PM EDT

Att. 9,272 - Unknown - 70 F

livebaseballscorecards.com

| | |
|---|---|
| AB | 38 |
| R | 6 |
| H | 14 |
| RBI | 6 |
| BB | 2 |
| SO | 4 |
| LOB | 20 |

| PITCHER | | IP | WLS | BF | H | R | ER | SO | BB | IBB | HBP | BLK | WP | HR | S | P | ERA | WHIP |
|---|---|---|---|---|---|---|---|---|---|---|---|---|---|---|---|---|---|---|
| Paul Mitchell, R<br>ERA: 4.08 | (1, 1) | 1.0 | | 6 | 4 | 3 | 3 | 0 | 0 | 0 | 0 | 0 | 0 | 1 | 6 | 6 | 27.00 | 4.000 |
| Byron McLaughlin, R<br>ERA: 5.8 | (2, 1) | 1.1 | | 9 | 4 | 1 | 1 | 1 | 1 | 0 | 0 | 0 | 0 | 0 | 10 | 14 | 6.75 | 3.750 |
| Tom House, L<br>ERA: 4.87 | (3, 1) | 4.2 | W | 17 | 2 | 1 | 1 | 2 | 1 | 0 | 0 | 0 | 0 | 0 | 20 | 24 | 1.93 | 0.643 |
| Enrique Romo, R<br>ERA: 3.16 | (8, 1) | 2.0 | | 9 | 4 | 1 | 1 | 1 | 0 | 0 | 0 | 0 | 0 | 1 | 11 | 11 | 4.50 | 2.000 |

| PITCHER | IP | WLS | BF | H | R | ER | SO | BB | IBB | HBP | BLK | WP | HR | S | P | ERA | WHIP |
|---|---|---|---|---|---|---|---|---|---|---|---|---|---|---|---|---|---|

| Batter | 1 | 2 | 3 | 4 | 5 | 6 | 7 | 8 | 9 | AB | R | H | RBI | BB | SO | LOB |
|---|---|---|---|---|---|---|---|---|---|---|---|---|---|---|---|---|
| Julio Cruz, S (1, 4)<br>OBP: 0.347, SLG: 0.300 | BBBB<br>4-0 SH5-3 SF4 S BB | 0-0 ① SH5-4<br>1-2 2-3 | 0-0 ③ F3 | | 0-0 ② P3 | | 0-0 ③ 4-3 | | | 3 | 1 | 0 | 0 | 1 | 0 | 2 |
| Craig Reynolds, L (1, 6)<br>OBP: 0.332, SLG: 0.367 | BBBBB<br>4-0 1-2 1B SH5-3 BB | H<br>1-0 2B HBP | | 0-0 ① 1-3 | 0-0 ③ L8 | | | 0-0 ① 4-3 | | 3 | 2 | 0 | 0 | 1 | 0 | 0 |
| Ruppert Jones, L (1, 8)<br>OBP: 0.332, SLG: 0.336 | 0-0 ① SH5-3<br>1-2 2-3 | 0-0 ② F7 | | 0-0 ② F2 | | 0-0 ① F9 | | SSS<br>0-3 ② K | | 4 | 0 | 0 | 0 | 0 | 1 | 3 |
| Leon Roberts, R (1, 9)<br>OBP: 0.376, SLG: 0.548 | 0-0 ② SF4<br>3-H | 0-0<br>1-H 2-H 3-H 2B | | 0-0 CS 1B | | 0-0 ② F9 | | BBBB<br>4-0 2B BB BB | | 3 | 1 | 2 | 4 | 1 | 0 | 0 |
| Bruce Bochte, L (1, 10)<br>OBP: 0.344, SLG: 0.395 | 0-0 1B<br>2-H 1B | 0-0 ③ 4-3 | | 0-0 ③ CS<br>1-2 | BBBB<br>4-0 SH1-4 1B HR BB | 0-0 1B | | BBBB<br>4-0 2B 1-2 2B BB | | 3 | 2 | 2 | 1 | 2 | 0 | 1 |
| Dan Meyer, L (1, 3)<br>OBP: 0.241, SLG: 0.312 | 0-0<br>1-3 1B | | 0-0 SH1-4 SH SF7 1B | | 0-0<br>1-2 HR SH1-4 1B | 0-0 ③ L8 | | 0-0<br>1-3 2-H 2B 2B | | 5 | 3 | 4 | 1 | 0 | 0 | 1 |
| John Hale, L (1, 7)<br>OBP: 0.303, SLG: 0.274 | SSS<br>0-3 ③ K | | 0-0 SH SH1-4<br>1-2 | 0-0 ① SH1-4<br>1-2 2-3 | | | 0-0 G6-4-3 1B | 0-0<br>2-H 3-H 2B | | 3 | 0 | 2 | 2 | 0 | 1 | 2 |
| Juan Bernhardt, R (1, 5)<br>OBP: 0.299, SLG: 0.376 | | 0-0<br>SH5-4 BB 2B 1B | 0-0 ① SH1-4<br>1-2 2-3 | | 4-0<br>HR IBB | | 0-0 ① ② G6-4-3<br>1-2f | 0-0 ③ 4-3 | | 3 | 2 | 1 | 0 | 1 | 0 | 2 |
| Bob Stinson, S (1, 2)<br>OBP: 0.366, SLG: 0.406 | | BBBB<br>4-0 SH5-4<br>1-2 2B BB | 0-0 ② SF7<br>3-H | | 0-0<br>1-H 2-H 3-H HR | | 0-0 1B | | | 2 | 2 | 2 | 5 | 1 | 0 | 0 |
| Inning Stats | R: 2 E: 0 K: 1 S: 7 H: 2 LOB: 2 BB: 2 P: 15 | R: 3 E: 0 K: 0 S: 5 H: 2 LOB: 1 BB: 1 P: 10 | R: 1 E: 0 K: 0 S: 5 H: 1 LOB: 1 BB: 0 P: 5 | R: 0 E: 0 K: 0 S: 3 H: 1 LOB: 0 BB: 0 P: 3 | R: 4 E: 0 K: 0 S: 5 H: 2 LOB: 0 BB: 2 P: 13 | R: 0 E: 0 K: 0 S: 4 H: 1 LOB: 1 BB: 0 P: 4 | R: 0 E: 0 K: 0 S: 4 H: 2 LOB: 1 BB: 0 P: 4 | R: 3 E: 0 K: 1 S: 7 H: 2 LOB: 1 BB: 2 P: 15 | | 1B: 9 2B: 3 3B: 0 HR: 1 | SF: 2 SAC: 5 DP: 1 HBP: 1 | | | | | |

# BOTTOM

# Minnesota Twins @ Seattle Mariners

The Kingdome, Seattle, WA

Tue Aug 01 1978, 10:05 PM EDT

Att. 9,272 - Unknown - 70 F

livebaseballscorecards.com

| | |
|---|---|
| AB | 29 |
| R | 13 |
| H | 13 |
| RBI | 13 |
| BB | 7 |
| SO | 2 |
| LOB | 11 |

WP: 0 PB: 0 SB: 1 CS: 1 PA: 45

| PITCHER | | IP | WLS | BF | H | R | ER | SO | BB | IBB | HBP | BLK | WP | HR | S | P | ERA | WHIP |
|---|---|---|---|---|---|---|---|---|---|---|---|---|---|---|---|---|---|---|
| Stan Perzanowski, R<br>ERA: 6.75 | (1, 1) | 1.2 | L | 13 | 4 | 5 | 5 | 1 | 3 | 0 | 1 | 0 | 0 | 0 | 11 | 24 | 27.00 | 4.200 |
| Jeff Holly, L<br>ERA: 4.67 | (2, 1) | 6.0 | | 30 | 9 | 8 | 8 | 1 | 3 | 1 | 0 | 0 | 0 | 1 | 28 | 44 | 12.00 | 2.000 |
| John Sutton, R<br>ERA: 3.65 | (8, 1) | 0.1 | | 1 | 0 | 0 | 0 | 0 | 0 | 0 | 0 | 0 | 0 | 0 | 1 | 1 | 0.00 | 0.000 |

| PITCHER | | IP | WLS | BF | H | R | ER | SO | BB | IBB | HBP | BLK | WP | HR | S | P | ERA | WHIP |
|---|---|---|---|---|---|---|---|---|---|---|---|---|---|---|---|---|---|---|

| Batter | 1 | 2 | 3 | 4 | 5 | 6 | 7 | 8 | 9 | AB | R | H | RBI | BB | SO | LOB |
|---|---|---|---|---|---|---|---|---|---|---|---|---|---|---|---|---|
| Hosken Powell, L (1, 9)<br>OBP: 0.327, SLG: 0.335 | F5 | | G4-6-3<br>1-2f | | | F5 | | 1B | | 4 | 0 | 1 | 0 | 0 | 0 | 2 |
| Roy Smalley, S (1, 6)<br>OBP: 0.357, SLG: 0.441 | F9 | | | 2B<br>SF8<br>HBP | | L4-3<br>1B | | 1-3 | | 3 | 1 | 1 | 0 | 0 | 0 | 1 |
| Rod Carew, L (1, 3)<br>OBP: 0.410, SLG: 0.448 | 4-3 | | | 1-3<br>2B | | L4-3<br>1-2 | | | 4-3 | 4 | 0 | 1 | 0 | 0 | 0 | 1 |
| Butch Wynegar, S (1, 2)<br>OBP: 0.336, SLG: 0.351 | | G3 | | SF8<br>3-H | | | G3 | | G3 | 3 | 0 | 0 | 1 | 0 | 0 | 0 |
| Dan Ford, R (1, 8)<br>OBP: 0.357, SLG: 0.464 | | L3 | | K | | | 1B | | 1-3 | 4 | 0 | 1 | 0 | 0 | 1 | 1 |
| Glenn Adams, L (1, 10)<br>OBP: 0.294, SLG: 0.391 | | 4-3 | | 4-3 | | | F9 | | | 3 | 0 | 0 | 0 | 0 | 0 | 2 |
| Rich Chiles, L (1, 7)<br>OBP: 0.345, SLG: 0.349 | | | 4-3 | | F8 | | 4-3 | | | 3 | 0 | 0 | 0 | 0 | 0 | 1 |
| Rob Wilfong, L (1, 4)<br>OBP: 0.347, SLG: 0.348 | | | 2B | | 6-3 | | | G6-4-3<br>1B | | 3 | 0 | 2 | 0 | 0 | 0 | 0 |
| Larry Wolfe, R (1, 5)<br>OBP: 0.296, SLG: 0.311 | | | BBBB<br>G4-6-3<br>BB | | 5-3 | | | G6-4-3<br>1-2f | | 1 | 0 | 0 | 0 | 1 | 0 | 0 |
| Jose Morales, R (8, PH)<br>OBP: 0.366, SLG: 0.402 | | | | | | | | | | 1 | 0 | 0 | 0 | 0 | 0 | 1 |
| Bob Randall, R (8, 5)<br>OBP: 0.326, SLG: 0.350 | | | | | | | | | | 0 | 0 | 0 | 0 | 0 | 0 | 0 |
| Inning Stats | R: 0<br>E: 0<br>K: 0<br>S: 3<br>H: 0<br>LOB: 0<br>BB: 0<br>P: 3 | R: 0<br>E: 0<br>K: 0<br>S: 3<br>H: 0<br>LOB: 0<br>BB: 0<br>P: 3 | R: 0<br>E: 0<br>K: 0<br>S: 3<br>H: 1<br>LOB: 1<br>BB: 1<br>P: 7 | R: 1<br>E: 0<br>K: 1<br>S: 6<br>H: 1<br>LOB: 1<br>BB: 0<br>P: 7 | R: 0<br>E: 0<br>K: 0<br>S: 3<br>H: 0<br>LOB: 0<br>BB: 0<br>P: 3 | R: 0<br>E: 0<br>K: 0<br>S: 3<br>H: 1<br>LOB: 0<br>BB: 0<br>P: 3 | R: 0<br>E: 0<br>K: 0<br>S: 4<br>H: 1<br>LOB: 1<br>BB: 0<br>P: 4 | R: 0<br>E: 0<br>K: 0<br>S: 4<br>H: 2<br>LOB: 1<br>BB: 0<br>P: 4 | R: 0<br>E: 0<br>K: 0<br>S: 3<br>H: 0<br>LOB: 0<br>BB: 0<br>P: 3 | 1B: 4<br>2B: 3<br>3B: 0<br>HR: 0<br>SF: 1<br>SAC: 0<br>DP: 3<br>HBP: 1 | | | | | | |

| PITCHER | IP | WLS | BF | H | R | ER | SO | BB | IBB | HBP | BLK | WP | HR | S | P | ERA | WHIP |
|---|---|---|---|---|---|---|---|---|---|---|---|---|---|---|---|---|---|
| Jim Colborn, R (1, 1)<br>ERA: 5.54 | 9.0 | W | 32 | 6 | 1 | 1 | 1 | 1 | 0 | 1 | 0 | 0 | 0 | 32 | 37 | 1.00 | 0.778 |

| PITCHER | IP | WLS | BF | H | R | ER | SO | BB | IBB | HBP | BLK | WP | HR | S | P | ERA | WHIP |
|---|---|---|---|---|---|---|---|---|---|---|---|---|---|---|---|---|---|

# TOP

## Minnesota Twins @ Seattle Mariners

The Kingdome, Seattle, WA

Wed Aug 02 1978, 10:05 PM EDT

Att. 8,394 - Unknown - 70 F

livebaseballscorecards.com

| | |
|---|---|
| AB | 29 |
| R | 1 |
| H | 6 |
| RBI | 1 |
| BB | 1 |
| SO | 1 |
| LOB | 9 |

# BOTTOM

## Minnesota Twins @ Seattle Mariners

The Kingdome, Seattle, WA

Wed Aug 02 1978, 10:05 PM EDT

Att. 8,394 - Unknown - 70 F

livebaseballscorecards.com

| Batter | 1 | 2 | 3 | 4 | 5 | 6 | 7 | 8 | 9 | AB | R | H | RBI | BB | SO | LOB |
|---|---|---|---|---|---|---|---|---|---|---|---|---|---|---|---|---|
| Julio Cruz, S (1, 4)<br>OBP: 0.351, SLG: 0.306 | 0-0 FC1-6-5 2B | | 0-0 G6-4-3 1B | | 0-0 ② L9 | | B B B B 4-0 1-2 G3 BB | | | 3 | 0 | 2 | 0 | 1 | 0 | 1 |
| Larry Milbourne, S (1, 6)<br>OBP: 0.315, SLG: 0.388 | 0-0 ① F3 | | 0-0 ① ② G6-4-3 1-2f | | 0-0 ③ L8 | | 0-0 ② G3 1-2 2-3 | | | 4 | 0 | 0 | 0 | 0 | 0 | 5 |
| Ruppert Jones, L (1, 8)<br>OBP: 0.331, SLG: 0.335 | 0-0 ② FC1-6-5 2-3 | | 0-0 ③ F9 | | | 0-0 ① 1B | 0-0 ③ F9 | | | 4 | 0 | 1 | 0 | 0 | 0 | 3 |
| Leon Roberts, R (1, 9)<br>OBP: 0.377, SLG: 0.547 | 0-0 ③ 6-3 | | | 0-0 FC6 1B | | 0-0 S HR 1B | | 0-0 ① 6-3 | | 4 | 1 | 2 | 0 | 0 | 0 | 1 |
| Tom Paciorek, R (1, 7)<br>OBP: 0.352, SLG: 0.484<br>John Hale, L (8, 7)<br>OBP: 0.302, SLG: 0.272 | | 0-0 SH5-4 1B 2B | | 0-0 ① FC6 1-2f | S S S 0-3 ② K 1-2 | | | S S S 0-3 ② K | | 3<br>1 | 1<br>0 | 1<br>0 | 0<br>0 | 0<br>0 | 1<br>1 | 2<br>0 |
| Bob Robertson, R (1, 10)<br>OBP: 0.336, SLG: 0.444 | | B B B 4-0 1B SH5-4 BB | | S S S 0-3 ② K | | 0-0 2-H HR | | 0-0 ③ 5-3 | | 3 | 1 | 1 | 2 | 1 | 1 | 1 |
| Dan Meyer, L (1, 3)<br>OBP: 0.240, SLG: 0.310 | | 0-0 ① SH5-4 1-2 2-3 | | 0-0 ③ G3 | | 0-0 ③ F4 | | | | 2 | 0 | 0 | 0 | 0 | 0 | 1 |
| Juan Bernhardt, R (1, 5)<br>OBP: 0.299, SLG: 0.375 | | 0-0 G6-4-3 2-3 3-H 1B | | | 0-0 ① 4-3 | | S S S 0-3 ① K | | | 3 | 0 | 1 | 1 | 0 | 1 | 0 |
| Bob Stinson, S (1, 2)<br>OBP: 0.369, SLG: 0.409 | | 0-0 ② ③ G6-4-3 1-2f | | | 0-0 1B | | 0-0 G3 BB 1B | | | 3 | 0 | 2 | 0 | 0 | 0 | 2 |
| Inning Stats | R: 0 E: 0 K: 0 S: 4 H: 1 LOB: 1 BB: 0 P: 4 | R: 1 E: 0 K: 0 S: 4 H: 2 LOB: 1 BB: 1 P: 8 | R: 0 E: 0 K: 0 S: 3 H: 1 LOB: 0 BB: 0 P: 3 | R: 0 E: 0 K: 1 S: 6 H: 1 LOB: 1 BB: 0 P: 6 | R: 0 E: 0 K: 0 S: 4 H: 1 LOB: 1 BB: 0 P: 4 | R: 2 E: 0 K: 1 S: 7 H: 3 LOB: 0 BB: 0 P: 7 | R: 0 E: 0 K: 1 S: 6 H: 1 LOB: 2 BB: 1 P: 10 | R: 0 E: 0 K: 1 S: 5 H: 0 LOB: 0 BB: 0 P: 5 | | 1B: 7<br>2B: 2<br>3B: 0<br>HR: 1 | SF: 0<br>SAC: 1<br>DP: 2<br>HBP: 0 | | | WP: 0<br>PB: 0<br>SB: 1<br>CS: 0 | PA: 33 | | |

| | AB | 30 |
|---|---|---|
| | R | 3 |
| | H | 10 |
| | RBI | 3 |
| | BB | 2 |
| | SO | 4 |
| | LOB | 16 |

| PITCHER | | IP | WLS | BF | H | R | ER | SO | BB | IBB | HBP | BLK | WP | HR | S | P | ERA | WHIP |
|---|---|---|---|---|---|---|---|---|---|---|---|---|---|---|---|---|---|---|
| Geoff Zahn, L<br>ERA: 3.22 | (1, 1) | 6.0 | L | 25 | 9 | 3 | 3 | 2 | 1 | 0 | 0 | 0 | 0 | 1 | 28 | 32 | 4.50 | 1.667 |
| Mike Marshall, R<br>ERA: 2.88 | (7, 1) | 2.0 | | 8 | 1 | 0 | 0 | 2 | 1 | 0 | 0 | 0 | 0 | 0 | 11 | 15 | 0.00 | 1.000 |

| PITCHER | IP | WLS | BF | H | R | ER | SO | BB | IBB | HBP | BLK | WP | HR | S | P | ERA | WHIP |
|---|---|---|---|---|---|---|---|---|---|---|---|---|---|---|---|---|---|

| Batter | 1 | 2 | 3 | 4 | 5 | 6 | 7 | 8 | 9 | AB | R | H | RBI | BB | SO | LOB |
|---|---|---|---|---|---|---|---|---|---|---|---|---|---|---|---|---|
| Willie Norwood, R (1, 7)<br>OBP: 0.316, SLG: 0.390 | S S S<br>0-3 ① K | B B B<br>4-0 1-2 BB | | S S S<br>0-3 ① K | | x<br>0-0 1-3 1B | | x<br>0-0 ② ③ F5 1-2 | | 4 | 0 | 1 | 0 | 1 | 2 | 2 |
| Bombo Rivera, R (1, 9)<br>OBP: 0.390, SLG: 0.380 | x<br>0-0 CS 2B 1B | x<br>0-0 ③ F9 | | x<br>0-0 SF8 2-3 1B | | x<br>0-0 ② 1-3 1-2 | | | x<br>0-0 ① F3 | 5 | 1 | 2 | 0 | 0 | 0 | 3 |
| Roy Smalley, S (1, 6)<br>OBP: 0.357, SLG: 0.449 | S S S<br>0-3 ② K 1-2 | | x<br>0-0 2B 6-3 1B | x<br>0-0 ② SF8 1-2 3-H | | x<br>0-0 ③ 4-3 | | | x<br>0-0 HR | 4 | 2 | 2 | 2 | 0 | 1 | 2 |
| Dan Ford, R (1, 8)<br>OBP: 0.360, SLG: 0.471 | x<br>0-0 S 2-H 2B | x<br>0-0 4-3 1-3 2B | | x<br>0-0 ③ L1 | | | x<br>0-0 3-4-3 1B | | x<br>0-0 ② P3 | 5 | 0 | 3 | 1 | 0 | 0 | 1 |
| Jose Morales, R (1, 10)<br>OBP: 0.361, SLG: 0.393 | B B B B<br>4-0 FC6-4 2-3 BB | x<br>0-0 ① 6-3 3-H | | | S S S<br>0-3 ① K | | x<br>0-0 ① 3-4-3 1-2 | | S S S<br>0-3 ③ K | 4 | 0 | 0 | 1 | 1 | 2 | 2 |
| Craig Kusick, R (1, 3)<br>OBP: 0.312, SLG: 0.315<br>Rod Carew, L (7, PH) (7, 3)<br>OBP: 0.409, SLG: 0.447 | x<br>0-0 ③ FC6-4 1-2f | x<br>0-0 ② 4-3 2-3 | | | B B B B<br>4-0 BB | | x<br>0-0 ② L5 | | | 2<br>1 | 0<br>0 | 0<br>0 | 0<br>0 | 1<br>0 | 0<br>0 | 3<br>1 |
| Butch Wynegar, S (1, 2)<br>OBP: 0.332, SLG: 0.346 | | S S S<br>0-3 ① K | x<br>0-0 ③ 6-3 | | x<br>0-0 ② F8 | | x<br>0-0 ③ F6 | | | 4 | 0 | 0 | 0 | 0 | 1 | 3 |
| Bob Randall, R (1, 4)<br>OBP: 0.326, SLG: 0.350<br>Glenn Adams, L (8, PH)<br>OBP: 0.297, SLG: 0.391<br>Rob Wilfong, L (8, PR) (8, 4)<br>OBP: 0.347, SLG: 0.348 | | x<br>0-0 ② 5-3 | | x<br>0-0 2B 1B | x<br>0-0 ③ G3 | | | B B B B<br>4-0 CS BB | | 3<br>0<br>0 | 1<br>0<br>0 | 1<br>0<br>0 | 0<br>0<br>0 | 0<br>1<br>0 | 0<br>0<br>0 | 1<br>0<br>0 |
| Larry Wolfe, R (1, 5)<br>OBP: 0.300, SLG: 0.321 | | x<br>0-0 BB 1B | | x<br>0-0 1B 1-H SF8 2B | | x<br>0-0 ① 6-3 | | S S S<br>0-3 ① K | | 4 | 1 | 2 | 1 | 0 | 1 | 1 |
| Inning Stats | R: 1 H: 2<br>E: 0 LOB: 2<br>K: 2 BB: 1<br>S: 9 P: 13 | R: 0 H: 1<br>E: 0 LOB: 2<br>K: 1 BB: 1<br>S: 6 P: 10 | R: 1 H: 2<br>E: 0 LOB: 1<br>K: 0 BB: 0<br>S: 5 P: 5 | R: 2 H: 3<br>E: 0 LOB: 1<br>K: 1 BB: 0<br>S: 8 P: 8 | R: 0 H: 0<br>E: 0 LOB: 1<br>K: 1 BB: 1<br>S: 5 P: 9 | R: 0 H: 1<br>E: 0 LOB: 1<br>K: 0 BB: 0<br>S: 4 P: 4 | R: 0 H: 1<br>E: 0 LOB: 1<br>K: 0 BB: 0<br>S: 4 P: 4 | R: 0 H: 0<br>E: 0 LOB: 1<br>K: 1 BB: 1<br>S: 4 P: 8 | R: 1 H: 1<br>E: 0 LOB: 0<br>K: 1 BB: 0<br>S: 6 P: 6 | 1B: 7 SF: 1<br>2B: 3 SAC: 0<br>3B: 0 DP: 0<br>HR: 1 HBP: 0 | | | | | | |

| PITCHER | IP | WLS | BF | H | R | ER | SO | BB | IBB | HBP | BLK | WP | HR | S | P | ERA | WHIP |
|---|---|---|---|---|---|---|---|---|---|---|---|---|---|---|---|---|---|
| Rick Honeycutt, L (1, 1)<br>ERA: 4.48 | 3.0 | | 18 | 7 | 4 | 3 | 3 | 2 | 0 | 0 | 0 | 0 | 0 | 22 | 30 | 9.00 | 3.000 |
| Mike Parrott, R (4, 1)<br>ERA: 4.88 | 4.0 | | 17 | 3 | 0 | 0 | 2 | 2 | 0 | 0 | 0 | 0 | 0 | 19 | 27 | 0.00 | 1.250 |
| Enrique Romo, R (8, 1)<br>ERA: 3.2 | 2.0 | W | 6 | 1 | 1 | 1 | 2 | 0 | 0 | 0 | 0 | 0 | 1 | 10 | 10 | 4.50 | 0.500 |

| PITCHER | IP | WLS | BF | H | R | ER | SO | BB | IBB | HBP | BLK | WP | HR | S | P | ERA | WHIP |
|---|---|---|---|---|---|---|---|---|---|---|---|---|---|---|---|---|---|

TOP

# Minnesota Twins @ Seattle Mariners

The Kingdome, Seattle, WA

Thu Aug 03 1978, 10:05 PM EDT
Att. 9,471 - Unknown - 70 F

livebaseballscorecards.com

| | |
|---|---|
| AB | 36 |
| R | 5 |
| H | 11 |
| RBI | 5 |
| BB | 4 |
| SO | 7 |
| LOB | 19 |

| | | | |
|---|---|---|---|
| 1B: 7 | SF: 1 | WP: 0 | PA: 41 |
| 2B: 3 | SAC: 0 | PB: 0 | |
| 3B: 0 | DP: 0 | SB: 1 | |
| HR: 1 | HBP: 0 | CS: 2 | |

# Minnesota Twins @ Seattle Mariners

The Kingdome, Seattle, WA

Thu Aug 03 1978, 10:05 PM EDT

Att. 9,471 - Unknown - 70 F

BOTTOM

| Batter | 1 | 2 | 3 | 4 | 5 | 6 | 7 | 8 | 9 | AB | R | H | RBI | BB | SO | LOB |
|---|---|---|---|---|---|---|---|---|---|---|---|---|---|---|---|---|
| Julio Cruz, S (1, 4)<br>OBP: 0.354, SLG: 0.306 | BBBB 4-0 SH3-4 E HR BB | BBBB 4-0 F7 S BB | | x 0-0 ③ 5-3 | | | x 0-0 ① 6-3 | | x 0-0 ② L9 | 3 | 1 | 1 | 0 | 2 | 0 | 0 |
| Larry Milbourne, S (1, 6)<br>OBP: 0.311, SLG: 0.381 | x 0-0 E6 SH3-4 HR 1-2 | x 0-0 ② F7 1-3 | | | x 0-0 ① 5-3 | | x 0-0 ② 6-3 | | x 0-0 1B 1B 1-2 | 5 | 1 | 1 | 1 | 0 | 0 | 2 |
| Ruppert Jones, L (1, 8)<br>OBP: 0.331, SLG: 0.332 | x 0-0 ① SH3-4 1-2 2-3 | x 0-0 ③ L8 | | | BBBB 4-0 E S PB BB | | x 0-0 ③ 6-3 | | x 0-0 1B 1-2 2-H | 2 | 1 | 0 | 0 | 1 | 1 | 1 |
| Leon Roberts, R (1, 9)<br>OBP: 0.379, SLG: 0.558 | x 0-0 HR 2-H 3-H | | x 0-0 ① 5-3 | | x 0-0 ② 5-3 1-3 | | | SSS 0-3 ① K | | 4 | 1 | 2 | 3 | 0 | 0 | 1 |
| Tom Paciorek, R (1, 7)<br>OBP: 0.364, SLG: 0.496<br>John Hale, L (9, 7)<br>OBP: 0.302, SLG: 0.272 | x 0-0 FC3-6 E 2B | | x 0-0 1B | | BBBB 4-0 PB BB | | | x 0-0 1B | | 3<br>0 | 1<br>0 | 2<br>0 | 0<br>0 | 1<br>0 | 0<br>0 | 1<br>0 |
| Bob Robertson, R (1, 10)<br>OBP: 0.333, SLG: 0.433 | 4-0 FC3-6 IBB | | x 0-0 ② F8 | | 0-0 ③ PB 1-3 3-H | | | x 0-0 ② F9 | | 4 | 0 | 0 | 0 | 1 | 1 | 3 |
| Dan Meyer, L (1, 3)<br>OBP: 0.237, SLG: 0.306 | x 0-0 ② FC3-6 1-2f 2-3 | | x 0-0 ③ F2 | | | x 0-0 ① F8 | | SSS 0-3 ③ K | | 4 | 0 | 0 | 0 | 0 | 0 | 3 |
| Juan Bernhardt, R (1, 5)<br>OBP: 0.300, SLG: 0.370<br>Bruce Bochte, L (9, PH)<br>OBP: 0.345, SLG: 0.395<br>Craig Reynolds, L (9, PR)<br>OBP: 0.332, SLG: 0.367 | x 0-0 ③ P6 1-1 3-H | | | BBBB 4-0 G6-4-3 BB | | x 0-0 ② G3 | | | x 0-0 ① L4 | 2<br>0<br>0 | 0<br>0<br>1 | 0<br>0<br>0 | 0<br>0<br>0 | 1<br>1<br>0 | 0<br>0<br>0 | 1<br>0<br>0 |
| Bob Stinson, S (1, 2)<br>OBP: 0.364, SLG: 0.403 | | x 0-0 ① F4 | | x 0-0 ① ② G6-4-3 1-2f | | x 0-0 ③ 5-3 | | | BBBB 4-0 1B 1B BB | 4 | 0 | 0 | 0 | 0 | 0 | 2 |
| Inning Stats | R: 4 E: 2 K: 0 S: 6 H: 2 LOB: 1 BB: 2 P: 14 | R: 0 E: 0 K: 0 S: 3 H: 0 LOB: 1 BB: 1 P: 7 | R: 0 E: 0 K: 0 S: 4 H: 1 LOB: 1 BB: 0 P: 4 | R: 0 E: 0 K: 0 S: 2 H: 0 LOB: 0 BB: 1 P: 6 | R: 1 E: 1 K: 0 S: 2 H: 0 LOB: 1 BB: 2 P: 10 | R: 0 E: 0 K: 0 S: 3 H: 0 LOB: 0 BB: 0 P: 3 | R: 0 E: 0 K: 0 S: 3 H: 0 LOB: 0 BB: 0 P: 3 | R: 0 E: 0 K: 2 S: 8 H: 1 LOB: 1 BB: 0 P: 8 | R: 1 E: 0 K: 0 S: 4 H: 2 LOB: 2 BB: 1 P: 8 | 1B: 4<br>2B: 1<br>3B: 0<br>HR: 1 | SF: 0<br>SAC: 1<br>DP: 1<br>HBP: 0 | | | | | |

livebaseballscorecards.com

| | |
|---|---|
| AB | 31 |
| R | 6 |
| H | 6 |
| RBI | 4 |
| BB | 7 |
| SO | 2 |
| LOB | 14 |

WP: 0 PB: 1 SB: 2 CS: 0 PA: 39

| PITCHER | | IP | WLS | BF | H | R | ER | SO | BB | IBB | HBP | BLK | WP | HR | S | P | ERA | WHIP |
|---|---|---|---|---|---|---|---|---|---|---|---|---|---|---|---|---|---|---|
| Darrell Jackson, L<br>ERA: 3.74 | (1, 1) | 7.1 | | 32 | 4 | 5 | 2 | 1 | 5 | 1 | 0 | 0 | 0 | 1 | 27 | 51 | 2.46 | 1.227 |
| Mike Marshall, R<br>ERA: 2.96 | (8, 1) | 1.1 | L | 7 | 2 | 1 | 1 | 1 | 1 | 0 | 0 | 0 | 0 | 0 | 8 | 12 | 6.75 | 2.250 |

| PITCHER | IP | WLS | BF | H | R | ER | SO | BB | IBB | HBP | BLK | WP | HR | S | P | ERA | WHIP |
|---|---|---|---|---|---|---|---|---|---|---|---|---|---|---|---|---|---|

| Batter | 1 | 2 | 3 | 4 | 5 | 6 | 7 | 8 | 9 | AB | R | H | RBI | BB | SO | LOB |
|---|---|---|---|---|---|---|---|---|---|---|---|---|---|---|---|---|
| Willie Norwood, R (1, 7)<br>OBP: 0.317, SLG: 0.400 | F5 | | HR | | 4-3 4-3<br>1-2<br>1B | | F9 | | FC6-4<br>1-2f | 5 | 1 | 2 | 1 | 0 | 0 | 1 |
| Roy Smalley, S (1, 6)<br>OBP: 0.356, SLG: 0.447 | 1-3 | | 4-3 | | 4-3<br>1-2<br>2-3 | | G6-4-3<br>1B | | | 4 | 0 | 1 | 0 | 0 | 0 | 2 |
| Larry Wolfe, R (8, 6)<br>OBP: 0.300, SLG: 0.321 | | | | | | | | | | 0 | 0 | 0 | 0 | 0 | 0 | 0 |
| Rod Carew, L (1, 3)<br>OBP: 0.407, SLG: 0.444 | 1B | | 3-1 | | 4-3<br>2-3<br>3-H | | G6-4-3<br>1-2f | | | 4 | 0 | 1 | 1 | 0 | 0 | 2 |
| Dan Ford, R (1, 8)<br>OBP: 0.359, SLG: 0.468 | | BBB CS<br>BB | 5-3 | | 6-3 | | | 4-3 | | 3 | 0 | 0 | 0 | 1 | 0 | 1 |
| Mike Cubbage, L (1, 5)<br>OBP: 0.357, SLG: 0.442 | | L7 | | L8 | | L6 | | 3-1 | | 3 | 0 | 0 | 0 | 0 | 0 | 1 |
| Jose Morales, R (8, PH)<br>OBP: 0.359, SLG: 0.391 | | | | | | | | | | 1 | 0 | 0 | 0 | 0 | 0 | 0 |
| (8, 2) | | | | | | | | | | | | | | | | |
| Glenn Adams, L (1, 10)<br>OBP: 0.308, SLG: 0.412 | | BB<br>1-2 2B<br>1B | | 2B | | 4-3<br>2B | | SSS K | | 3 | 1 | 3 | 0 | 0 | 0 | 0 |
| Craig Kusick, R (8, PH)<br>OBP: 0.310, SLG: 0.313 | | | | | | | | | | 1 | 0 | 0 | 0 | 0 | 1 | 0 |
| Butch Wynegar, S (1, 2)<br>OBP: 0.331, SLG: 0.342 | | BBB 2B<br>1-2<br>BB | | F8 | | 4-3<br>2-3 | | | F9 | 3 | 0 | 0 | 0 | 1 | 0 | 2 |
| (8, 5) | | | | | | | | | | | | | | | | |
| Hosken Powell, L (1, 9)<br>OBP: 0.331, SLG: 0.341 | | 1-3<br>2-H 2B | | F7 | | BBB<br>BB | | | FC6-4<br>1B | 2 | 0 | 1 | 1 | 1 | 0 | 1 |
| Bob Randall, R (6, 4)<br>OBP: 0.329, SLG: 0.353 | | | | | | | | | | 1 | 0 | 1 | 0 | 0 | 0 | 0 |
| Rob Wilfong, L (1, 4)<br>OBP: 0.349, SLG: 0.351 | | 4-3 | | | 4-3 1B<br>4-3<br>1B | SSS K | | | F9 | 2 | 1 | 1 | 0 | 0 | 0 | 2 |
| Bombo Rivera, R (6, PH)<br>OBP: 0.386, SLG: 0.376 | | | | | | | | | | 2 | 0 | 0 | 0 | 0 | 1 | 3 |
| (6, 9) | | | | | | | | | | | | | | | | |
| Inning Stats | R: 0<br>E: 0<br>K: 0<br>S: 3<br>H: 1<br>LOB: 1<br>BB: 0<br>P: 3 | R: 1<br>E: 0<br>K: 0<br>S: 4<br>H: 2<br>LOB: 2<br>BB: 2<br>P: 12 | R: 1<br>E: 0<br>K: 0<br>S: 4<br>H: 1<br>LOB: 0<br>BB: 0<br>P: 4 | R: 0<br>E: 0<br>K: 0<br>S: 4<br>H: 1<br>LOB: 1<br>BB: 0<br>P: 4 | R: 1<br>E: 0<br>K: 0<br>S: 5<br>H: 2<br>LOB: 1<br>BB: 0<br>P: 5 | R: 0<br>E: 0<br>K: 1<br>S: 6<br>H: 1<br>LOB: 2<br>BB: 1<br>P: 10 | R: 0<br>E: 0<br>K: 0<br>S: 3<br>H: 1<br>LOB: 0<br>BB: 0<br>P: 3 | R: 0<br>E: 0<br>K: 1<br>S: 5<br>H: 0<br>LOB: 0<br>BB: 0<br>P: 5 | R: 0<br>E: 0<br>K: 0<br>S: 4<br>H: 1<br>LOB: 1<br>BB: 0<br>P: 4 | 1B: 6<br>2B: 3<br>3B: 0<br>HR: 1<br>SF: 0<br>SAC: 0<br>DP: 1<br>HBP: 0 | | | | | | |

| PITCHER | | IP | WLS | BF | H | R | ER | SO | BB | IBB | HBP | BLK | WP | HR | S | P | ERA | WHIP |
|---|---|---|---|---|---|---|---|---|---|---|---|---|---|---|---|---|---|---|
| Al Fitzmorris, R<br>ERA: 4.94 | (1, 1) | 5.2 | W | 26 | 8 | 3 | 3 | 0 | 3 | 0 | 0 | 0 | 0 | 1 | 23 | 35 | 4.76 | 1.941 |
| Ken Brett, L<br>ERA: 5.45 | (6, 1) | 3.1 | S | 11 | 2 | 0 | 0 | 2 | 0 | 0 | 0 | 0 | 0 | 0 | 15 | 15 | 0.00 | 0.600 |

| PITCHER | IP | WLS | BF | H | R | ER | SO | BB | IBB | HBP | BLK | WP | HR | S | P | ERA | WHIP |
|---|---|---|---|---|---|---|---|---|---|---|---|---|---|---|---|---|---|

# TOP

## Minnesota Twins @ California Angels

Anaheim Stadium, Anaheim, CA

Fri Aug 04 1978, 10:05 PM EDT

Att. 17,411 - Unknown - 73 F

livebaseballscorecards.com

| | |
|---|---|
| AB | 34 |
| R | 3 |
| H | 10 |
| RBI | 3 |
| BB | 3 |
| SO | 2 |
| LOB | 15 |

PA: 37

WP: 0
PB: 0
SB: 0
CS: 1

# Minnesota Twins @ California Angels

Anaheim Stadium, Anaheim, CA

Fri Aug 04 1978, 10:05 PM EDT

Att. 17,411 - Unknown - 73 F

BOTTOM

livebaseballscorecards.com

| Batter | 1 | 2 | 3 | 4 | 5 | 6 | 7 | 8 | 9 | AB | R | H | RBI | BB | SO | LOB |
|---|---|---|---|---|---|---|---|---|---|---|---|---|---|---|---|---|
| Ken Landreaux, L (1, 8)<br>OBP: 0.280, SLG: 0.348 | 6-3 | FC6-4<br>1B<br>2-3<br>3-H | FC4-6<br>1B<br>1B<br>1-2f<br>2-3 | | L9 | FC4-6<br>1B<br>WP<br>1-2f<br>2-3 | | F7 | | 6 | 2 | 1 | 1 | 0 | 0 | 5 |
| Carney Lansford, R (1, 5)<br>OBP: 0.327, SLG: 0.405 | 1B<br>1B | FC6-4<br>CS<br>1-2f<br>3-H | 1B<br>BB<br>1-2<br>3-H<br>1B | | E<br>SF7<br>1B | WP<br>1-3<br>3-H<br>1B | | | | 5 | 2 | 4 | 3 | 0 | 0 | 1 |
| Lyman Bostock, L (1, 9)<br>OBP: 0.361, SLG: 0.370 | BB<br>1-3<br>1B | CS<br>1-2 | S<br>2B<br>BB<br>BB<br>BB<br>1-3<br>2-H<br>1B | | E3<br>1-3 | K<br>1-2<br>3-H | | | | 4 | 1 | 2 | 1 | 1 | 1 | 2 |
| Don Baylor, R (1, 3)<br>OBP: 0.340, SLG: 0.468 | BB<br>1-2 | | K<br>1-2<br>BB<br>1-2<br>BB | | SF7<br>3-H | | F7 | | | 2 | 0 | 0 | 1 | 2 | 1 | 1 |
| Joe Rudi, R (1, 7)<br>OBP: 0.281, SLG: 0.360 | K | | 2B<br>2-H<br>2B<br>BB<br>1-2<br>3-H<br>BB | | IBB | | L6 | | | 3 | 1 | 1 | 2 | 2 | 1 | 3 |
| Danny Goodwin, L (1, 10) | F8 | | F7 | | 4-3 | | F6 | | | 4 | 1 | 0 | 0 | 1 | 0 | 8 |
| Brian Downing, R (1, 2)<br>OBP: 0.370, SLG: 0.377 | | SH1-4<br>1B<br>1B<br>1B | 1B<br>1B<br>1-H<br>2-H<br>2B | 4-3 | | FC4-6<br>1B<br>1B<br>1B | | F8 | | 5 | 3 | 3 | 2 | 0 | 0 | 0 |
| Dave Chalk, R (1, 6)<br>OBP: 0.343, SLG: 0.305 | | 1B<br>SH1-4<br>1-2<br>FC6-4<br>1B | FC4-6<br>1B<br>2-3<br>1B | BB<br>L4-3<br>BB | | F9 | | PB<br>WP<br>1B | | 4 | 2 | 3 | 0 | 1 | 0 | 1 |
| Bobby Grich, R (1, 4)<br>OBP: 0.345, SLG: 0.307 | | SH1-4<br>1-2<br>2-3 | FC4-6<br>1-2<br>3-H<br>1B | L4-3<br>1-2 | | FC4-6<br>1-2<br>1B | | L7<br>1-3 | | 4 | 0 | 2 | 1 | 0 | 0 | 2 |
| Inning Stats | R: 0<br>E: 0<br>K: 1<br>S: 7<br>H: 2<br>LOB: 3<br>BB: 1<br>P: 11 | R: 2<br>E: 0<br>K: 0<br>S: 5<br>H: 3<br>LOB: 0<br>BB: 0<br>P: 5 | R: 7<br>E: 0<br>K: 1<br>S: 11<br>H: 6<br>LOB: 3<br>BB: 4<br>P: 27 | R: 0<br>E: 0<br>K: 0<br>S: 2<br>H: 0<br>LOB: 0<br>BB: 1<br>P: 6 | R: 1<br>E: 1<br>K: 0<br>S: 5<br>H: 1<br>LOB: 2<br>BB: 1<br>P: 9 | R: 2<br>E: 0<br>K: 1<br>S: 8<br>H: 3<br>LOB: 1<br>BB: 0<br>P: 8 | R: 0<br>E: 0<br>K: 0<br>S: 3<br>H: 0<br>LOB: 0<br>BB: 0<br>P: 3 | R: 0<br>E: 0<br>K: 0<br>S: 4<br>H: 1<br>LOB: 1<br>BB: 0<br>P: 4 | | 1B: 14<br>2B: 3<br>3B: 0<br>HR: 0<br>SF: 1<br>SAC: 1<br>DP: 1<br>HBP: 0 | WP: 2<br>PB: 1<br>SB: 1<br>CS: 1<br>PA: 47 | | | | |

| | AB | 37 |
|---|---|---|
| | R | 12 |
| | H | 16 |
| | RBI | 11 |
| | BB | 7 |
| | SO | 3 |
| | LOB | 23 |

| PITCHER | | IP | WLS | BF | H | R | ER | SO | BB | IBB | HBP | BLK | WP | HR | S | P | ERA | WHIP |
|---|---|---|---|---|---|---|---|---|---|---|---|---|---|---|---|---|---|---|
| Dave Goltz, R<br>ERA: 2.61 | (1, 1) | 0.1 | | 1 | 0 | 0 | 0 | 0 | 0 | 0 | 0 | 0 | 0 | 0 | 1 | 1 | 0.00 | 0.000 |
| Gary Serum, R<br>ERA: 4.49 | (1, 1) | 2.0 | L | 15 | 7 | 6 | 6 | 2 | 3 | 0 | 0 | 0 | 0 | 0 | 16 | 28 | 27.00 | 5.000 |
| John Sutton, R<br>ERA: 5.68 | (3, 1) | 0.1 | | 7 | 4 | 3 | 3 | 0 | 2 | 0 | 0 | 0 | 0 | 0 | 5 | 13 | 81.00 | 18.000 |
| Jeff Holly, L<br>ERA: 4.37 | (3, 1) | 5.1 | | 23 | 5 | 3 | 2 | 1 | 1 | 1 | 0 | 0 | 2 | 0 | 23 | 31 | 3.38 | 1.125 |

| PITCHER | IP | WLS | BF | H | R | ER | SO | BB | IBB | HBP | BLK | WP | HR | S | P | ERA | WHIP |
|---|---|---|---|---|---|---|---|---|---|---|---|---|---|---|---|---|---|

| Batter | 1 | 2 | 3 | 4 | 5 | 6 | 7 | 8 | 9 | AB | R | H | RBI | BB | SO | LOB |
|---|---|---|---|---|---|---|---|---|---|---|---|---|---|---|---|---|
| Willie Norwood, R (1, 7)<br>OBP: 0.312, SLG: 0.393<br>Hosken Powell, L (9, 9)<br>OBP: 0.331, SLG: 0.341 | S S S<br>0-3 ①<br>K | x<br>0-0 ③<br>F7 | | x<br>0-0 ①<br>P3 | | x<br>0-0 ②<br>F8<br>2-3 | | | S S S<br>0-3 ①<br>K | 5<br>0 | 0<br>0 | 0<br>0 | 0<br>0 | 0<br>0 | 2<br>0 | 4<br>0 |
| Rod Carew, L (1, 3)<br>OBP: 0.405, SLG: 0.441 | S S S<br>0-3 ②<br>K | | x<br>0-0 ②<br>BB S<br>BB<br>1B | x<br>0-0 ②<br>F9 | | x<br>0-0 ③<br>F7 | | | S S S<br>0-3 ②<br>K | 5 | 1 | 1 | 0 | 0 | 2 | 2 |
| Dan Ford, R (1, 8)<br>OBP: 0.360, SLG: 0.465 | S S S<br>0-3 ③<br>K | | B B B B<br>4-0<br>BB BB<br>SF9<br>1-2<br>BB | x<br>0-0 ①<br>1-3<br>1B | | | x<br>0-0 ①<br>6-3 | | x<br>0-0 ③<br>6-3 | 4 | 1 | 1 | 0 | 1 | 1 | 0 |
| Craig Kusick, R (1, 10)<br>OBP: 0.309, SLG: 0.306 | | B B B B<br>4-0<br>1B SH2-3<br>1B<br>BB | S S S<br>0-3 ①<br>K | x<br>0-0 ③<br>L9 | | | S S S<br>0-3 ②<br>K | | | 3 | 1 | 0 | 0 | 1 | 2 | 4 |
| Roy Smalley, S (1, 6)<br>OBP: 0.356, SLG: 0.445 | | x<br>0-0 ①<br>SH2-3<br>1-2 | B B B B<br>4-0<br>SF9 BB<br>1-2<br>2-3<br>BB | | x<br>0-0 ①<br>F7 | | x<br>0-0 ③<br>F7 | | | 2 | 0 | 0 | 0 | 1 | 0 | 0 |
| Bombo Rivera, R (1, 9)<br>OBP: 0.383, SLG: 0.369<br>(9, 7) | | S S S<br>0-3 ②<br>K | B B B B<br>4-0<br>FC6-4<br>1-2<br>2-3<br>3-H<br>BB | | x<br>0-0 ②<br>5-3 | | | x<br>0-0 ①<br>5-3 | | 3 | 0 | 0 | 1 | 1 | 1 | 1 |
| Bob Randall, R (1, 4)<br>OBP: 0.328, SLG: 0.352 | | x<br>0-0<br>1B<br>1B<br>2-3<br>1B | x<br>0-0 ②<br>SF9<br>2-3<br>3-H | | x<br>0-0 ③<br>F3 | | | x<br>0-0 ②<br>F8 | | 3 | 1 | 1 | 1 | 0 | 0 | 0 |
| Larry Wolfe, R (1, 5)<br>OBP: 0.309, SLG: 0.324 | | x<br>0-0<br>1B<br>1-3<br>3-H<br>1B | x<br>0-0 ③<br>FC6-4<br>1-2f | | | B B B B<br>4-0<br>F8 SH5-4<br>BB | | B B B B<br>4-0<br>FC6-4<br>BB | | 2 | 0 | 1 | 1 | 2 | 0 | 2 |
| Glenn Borgmann, R (1, 2)<br>OBP: 0.313, SLG: 0.329 | | x<br>0-0<br>1-2<br>3-H<br>1B | | x<br>0-0<br>1B<br>1B | | x<br>0-0 ①<br>SH5-4<br>1-2 | | x<br>0-0 ③<br>FC6-4<br>1-2f | | 3 | 0 | 2 | 1 | 0 | 0 | 1 |
| Inning Stats | R: 0 H: 0<br>E: 0 LOB: 0<br>K: 3 BB: 0<br>S: 9 P: 9 | R: 2 H: 3<br>E: 0 LOB: 2<br>K: 1 BB: 1<br>S: 8 P: 12 | R: 2 H: 1<br>E: 0 LOB: 2<br>K: 1 BB: 3<br>S: 6 P: 18 | R: 0 H: 2<br>E: 0 LOB: 2<br>K: 0 BB: 0<br>S: 5 P: 5 | R: 0 H: 0<br>E: 0 LOB: 0<br>K: 0 BB: 0<br>S: 3 P: 3 | R: 0 H: 0<br>E: 0 LOB: 1<br>K: 0 BB: 1<br>S: 3 P: 7 | R: 0 H: 0<br>E: 0 LOB: 0<br>K: 1 BB: 0<br>S: 5 P: 5 | R: 0 H: 0<br>E: 0 LOB: 1<br>K: 0 BB: 1<br>S: 3 P: 7 | R: 0 H: 0<br>E: 0 LOB: 0<br>K: 2 BB: 0<br>S: 7 P: 7 | 1B: 6 SF: 1<br>2B: 0 SAC: 2<br>3B: 0 DP: 0<br>HR: 0 HBP: 0 | | | | | | |

| PITCHER | IP | WLS | BF | H | R | ER | SO | BB | IBB | HBP | BLK | WP | HR | S | P | ERA | WHIP |
|---|---|---|---|---|---|---|---|---|---|---|---|---|---|---|---|---|---|
| Frank Tanana, L (1, 1)<br>ERA: 3.05 | 9.0 | L | 39 | 6 | 4 | 4 | 8 | 6 | 0 | 0 | 0 | 0 | 0 | 49 | 73 | 4.00 | 1.333 |

| PITCHER | IP | WLS | BF | H | R | ER | SO | BB | IBB | HBP | BLK | WP | HR | S | P | ERA | WHIP |
|---|---|---|---|---|---|---|---|---|---|---|---|---|---|---|---|---|---|

# TOP

## Minnesota Twins @ California Angels

Anaheim Stadium, Anaheim, CA

Sat Aug 05 1978, 10:05 PM EDT

Unknown - 84 F

livebaseballscorecards.com

| | |
|---|---|
| AB | 30 |
| R | 4 |
| H | 6 |
| RBI | 4 |
| BB | 6 |
| SO | 8 |
| LOB | 14 |

| | | | | | |
|---|---|---|---|---|---|
| 1B: 6 | SF: 1 | WP: 0 | PA: 39 |
| 2B: 0 | SAC: 2 | PB: 0 | |
| 3B: 0 | DP: 0 | SB: 1 | |
| HR: 0 | HBP: 0 | CS: 0 | |

# BOTTOM

## Minnesota Twins @ California Angels

Anaheim Stadium, Anaheim, CA

Sat Aug 05 1978, 10:05 PM EDT

Unknown - 84 F

| Batter | 1 | 2 | 3 | 4 | 5 | 6 | 7 | 8 | 9 | AB | R | H | RBI | BB | SO | LOB |
|---|---|---|---|---|---|---|---|---|---|---|---|---|---|---|---|---|
| Ken Landreaux, L (1, 8) (7, 9)<br>OBP: 0.280, SLG: 0.346 | 4-3 | | E 1B | | 6-3 | | K | | | 4 | 0 | 1 | 0 | 0 | 1 | 1 |
| Carney Lansford, R (1, 5)<br>OBP: 0.326, SLG: 0.402 | 4-3 | | K | | E 1B | | FC6-4 1-2f | | | 4 | 1 | 1 | 0 | 0 | 1 | 2 |
| Lyman Bostock, L (1, 9)<br>OBP: 0.361, SLG: 0.369 | 4-3 | | E7 1-3 1B | | E7 1-H | | | G6-4-3 1B | | 3 | 0 | 1 | 0 | 0 | 0 | 0 |
| Rick Miller, L (7, 8)<br>OBP: 0.349, SLG: 0.336 | | | | | | | | | | 1 | 0 | 1 | 0 | 0 | 0 | 0 |
| Don Baylor, R (1, 3)<br>OBP: 0.339, SLG: 0.465 | | BBBB 1B BB | F8 | | F8 | | | F8 | | 3 | 0 | 0 | 0 | 1 | 0 | 4 |
| Joe Rudi, R (1, 7)<br>OBP: 0.281, SLG: 0.359 | | 1-2 HR 1B | | 4-3 | | F9 | | G6-4-3 1-2f | | 4 | 1 | 1 | 0 | 0 | 0 | 1 |
| Danny Goodwin, L (1, 10)<br>OBP: 0.556, SLG: 1.000 | | 1-H HR | | 6-3 2B | | 5-3 1B | | | SH1-4 1B | 4 | 1 | 4 | 2 | 0 | 0 | 0 |
| Brian Downing, R (1, 2)<br>OBP: 0.366, SLG: 0.372 | | 4-3 | | 6-3 2-3 | | 5-3 1-2 | | | SH1-4 1-2 | 3 | 0 | 0 | 0 | 0 | 0 | 2 |
| Dave Chalk, R (1, 6)<br>OBP: 0.340, SLG: 0.302 | | F9 | | 4-3 | | | 6-3 | | L8 | 4 | 0 | 0 | 0 | 0 | 0 | 2 |
| Bobby Grich, R (1, 4)<br>OBP: 0.345, SLG: 0.307 | | | 4-3 | | K | | FC6-4 1B | | K | 3 | 0 | 1 | 0 | 0 | 1 | 0 |
| Tony Solaita, L (9, PH)<br>OBP: 0.337, SLG: 0.292 | | | | | | | | | | 1 | 0 | 0 | 0 | 0 | 1 | 1 |

| | AB | 34 |
|---|---|---|
| | R | 3 |
| | H | 10 |
| | RBI | 2 |
| | BB | 1 |
| | SO | 4 |
| | LOB | 13 |

| Inning Stats | 1 | 2 | 3 | 4 | 5 | 6 | 7 | 8 | 9 |
|---|---|---|---|---|---|---|---|---|---|
| | R: 0 H: 0<br>E: 0 LOB: 0<br>K: 0 BB: 0<br>S: 3 P: 3 | R: 2 H: 2<br>E: 0 LOB: 0<br>K: 0 BB: 1<br>S: 4 P: 8 | R: 0 H: 2<br>E: 1 LOB: 2<br>K: 1 BB: 0<br>S: 7 P: 7 | R: 0 H: 1<br>E: 0 LOB: 1<br>K: 0 BB: 0<br>S: 4 P: 4 | R: 1 H: 1<br>E: 1 LOB: 1<br>K: 1 BB: 0<br>S: 7 P: 7 | R: 0 H: 1<br>E: 0 LOB: 0<br>K: 0 BB: 0<br>S: 3 P: 3 | R: 0 H: 1<br>E: 0 LOB: 1<br>K: 1 BB: 0<br>S: 6 P: 6 | R: 0 H: 1<br>E: 0 LOB: 0<br>K: 0 BB: 0<br>S: 3 P: 3 | R: 0 H: 1<br>E: 0 LOB: 1<br>K: 1 BB: 0<br>S: 6 P: 6 |

1B: 8 SF: 0 WP: 0 PA: 36
2B: 1 SAC: 1 PB: 0
3B: 0 DP: 1 SB: 0
HR: 1 HBP: 0 CS: 0

| PITCHER | IP | WLS | BF | H | R | ER | SO | BB | IBB | HBP | BLK | WP | HR | S | P | ERA | WHIP |
|---|---|---|---|---|---|---|---|---|---|---|---|---|---|---|---|---|---|
| Roger Erickson, R (1, 1)<br>ERA: 4.58 | 9.0 | W | 36 | 10 | 3 | 2 | 4 | 1 | 0 | 0 | 0 | 0 | 1 | 43 | 47 | 2.00 | 1.222 |

| PITCHER | IP | WLS | BF | H | R | ER | SO | BB | IBB | HBP | BLK | WP | HR | S | P | ERA | WHIP |
|---|---|---|---|---|---|---|---|---|---|---|---|---|---|---|---|---|---|

livebaseballscorecards.com

| Batter | 1 | 2 | 3 | 4 | 5 | 6 | 7 | 8 | 9 | AB | R | H | RBI | BB | SO | LOB |
|---|---|---|---|---|---|---|---|---|---|---|---|---|---|---|---|---|
| Hosken Powell, L (1, 9)<br>OBP: 0.327, SLG: 0.336 | F8 | | K | | SH, FC9-6<br>1-3 | | G3 | | | 3 | 0 | 0 | 0 | 0 | 1 | 1 |
| Roy Smalley, S (1, 6)<br>OBP: 0.355, SLG: 0.443 | F8 | | 1B<br>1-H | | FC9-6<br>1-2f<br>3-H | | F9 | | | 4 | 1 | 1 | 2 | 0 | 0 | 1 |
| Rod Carew, L (1, 3)<br>OBP: 0.404, SLG: 0.439 | 6-3 | | 1B<br>1-2 | | F7 | | | F7 | | 4 | 0 | 1 | 0 | 0 | 0 | 1 |
| Mike Cubbage, L (1, 5)<br>OBP: 0.359, SLG: 0.443 | | L9 | 1B<br>1-2<br>2-H | | 1B<br>1-2 | | | 4-3 | | 4 | 0 | 2 | 1 | 0 | 0 | 0 |
| Glenn Adams, L (1, 10)<br>OBP: 0.303, SLG: 0.405<br>Jose Morales, R (8, PH)<br>OBP: 0.358, SLG: 0.389 | | 6-3 | F7 | | L7 | | | L9 | | 3<br>1 | 0<br>0 | 0<br>0 | 0<br>0 | 0<br>0 | 0<br>0 | 4<br>0 |
| Dan Ford, R (1, 8)<br>OBP: 0.356, SLG: 0.461 | | E5 | | F9 | | F9 | | | 6-3 | 4 | 0 | 0 | 0 | 0 | 0 | 0 |
| Rich Chiles, L (1, 7)<br>OBP: 0.338, SLG: 0.341<br>Bombo Rivera, R (9, PH)<br>OBP: 0.382, SLG: 0.367 | | F5 | | L9 | | F9 | | | K | 3<br>1 | 0<br>0 | 0<br>0 | 0<br>0 | 0<br>0 | 0<br>1 | 1<br>0 |
| Butch Wynegar, S (1, 2)<br>OBP: 0.327, SLG: 0.338 | | | F3 | F5 | | F2 | | | K | 4 | 0 | 0 | 0 | 0 | 1 | 0 |
| Rob Wilfong, L (1, 4)<br>OBP: 0.357, SLG: 0.353 | | | BB<br>S<br>1B | | SH<br>FC9-6<br>1B | | F5 | | | 2 | 2 | 1 | 0 | 1 | 0 | 0 |
| Inning Stats | R: 0<br>E: 0<br>K: 0<br>S: 3<br>H: 0<br>LOB: 0<br>BB: 0<br>P: 3 | R: 0<br>E: 1<br>K: 0<br>S: 4<br>H: 0<br>LOB: 1<br>BB: 0<br>P: 4 | R: 2<br>E: 0<br>K: 1<br>S: 8<br>H: 3<br>LOB: 2<br>BB: 1<br>P: 12 | R: 0<br>E: 0<br>K: 0<br>S: 3<br>H: 0<br>LOB: 0<br>BB: 0<br>P: 3 | R: 1<br>E: 1<br>K: 0<br>S: 6<br>H: 2<br>LOB: 2<br>BB: 0<br>P: 6 | R: 0<br>E: 0<br>K: 0<br>S: 3<br>H: 0<br>LOB: 0<br>BB: 0<br>P: 3 | R: 0<br>E: 0<br>K: 0<br>S: 3<br>H: 0<br>LOB: 0<br>BB: 0<br>P: 3 | R: 0<br>E: 0<br>K: 0<br>S: 3<br>H: 0<br>LOB: 0<br>BB: 0<br>P: 3 | R: 0<br>E: 0<br>K: 2<br>S: 7<br>H: 0<br>LOB: 0<br>BB: 0<br>P: 7 | 1B: 5<br>2B: 0<br>3B: 0<br>HR: 0<br>SF: 0<br>SAC: 1<br>DP: 0<br>HBP: 0 | | | | | | |

# TOP

## Minnesota Twins @ California Angels

Anaheim Stadium, Anaheim, CA

Sat Aug 05 1978, 10:05 PM EDT

Att. 41,723 - Unknown

livebaseballscorecards.com

| | |
|---|---|
| AB | 33 |
| R | 3 |
| H | 5 |
| RBI | 3 |
| BB | 1 |
| SO | 3 |
| LOB | 8 |

| PITCHER | | IP | WLS | BF | H | R | ER | SO | BB | IBB | HBP | BLK | WP | HR | S | P | ERA | WHIP |
|---|---|---|---|---|---|---|---|---|---|---|---|---|---|---|---|---|---|---|
| Chris Knapp, R<br>ERA: 4.3 | (1, 1) | 7.0 | W | 29 | 5 | 3 | 3 | 1 | 1 | 0 | 0 | 0 | 0 | 0 | 30 | 34 | 3.86 | 0.857 |
| Dave LaRoche, L<br>ERA: 2.71 | (8, 1) | 2.0 | S | 6 | 0 | 0 | 0 | 2 | 0 | 0 | 0 | 0 | 0 | 0 | 10 | 10 | 0.00 | 0.000 |

| PITCHER | IP | WLS | BF | H | R | ER | SO | BB | IBB | HBP | BLK | WP | HR | S | P | ERA | WHIP |
|---|---|---|---|---|---|---|---|---|---|---|---|---|---|---|---|---|---|

| Batter | 1 | 2 | 3 | 4 | 5 | 6 | 7 | 8 | 9 | AB | R | H | RBI | BB | SO | LOB |
|---|---|---|---|---|---|---|---|---|---|---|---|---|---|---|---|---|
| Rick Miller, L (1, 8)<br>OBP: 0.351, SLG: 0.338 | S S S 0-3 ① K | | B B B B 4-0 BB | | x 0-0 1-2 2-3 3-H G1-6-3 1B | | x 0-0 ② SH5-3 1-2 2-3 | | | 2 | 0 | 1 | 1 | 1 | 1 | 0 |
| Ken Landreaux, L (1, 9)<br>OBP: 0.279, SLG: 0.350 | x 0-0 ② 4-3 | | S S S 0-3 ③ K | | x 0-0 ②③ G1-6-3 1-2f | | x 0-0 2-H 3-H 2B | | | 4 | 0 | 1 | 2 | 0 | 1 | 4 |
| Carney Lansford, R (1, 5)<br>OBP: 0.325, SLG: 0.398 | S S S 0-3 ③ K | | | S S S 0-3 ① K | | x 0-0 ① 6-3 | B B B B 4-0 BB | | | 3 | 0 | 0 | 0 | 1 | 2 | 0 |
| Don Baylor, R (1, 3)<br>OBP: 0.338, SLG: 0.461<br>Ron Fairly, L (8, 3)<br>OBP: 0.293, SLG: 0.363 | | x 0-0 ① F7 | | x 0-0 ② 6-3 | | H 1-0 CS HBP | x 0-0 ③ 5-3 | | | 3<br>0 | 0<br>0 | 0<br>0 | 0<br>0 | 0<br>0 | 0<br>0 | 2<br>0 |
| Joe Rudi, R (1, 7)<br>OBP: 0.277, SLG: 0.354 | | x 0-0 ② 4-3 | | x 0-0 ③ F2 | | x 0-0 ②③ 5-3 1-2 | | x 0-0 ① F7 | | 4 | 0 | 0 | 0 | 0 | 0 | 1 |
| Danny Goodwin, L (1, 10)<br>OBP: 0.538, SLG: 0.909 | | B B B B 4-0 BB | | | x 0-0 BB 1B 2B | | x 0-0 ① S S S G3 | S S S 0-3 ② K | | 3 | 1 | 1 | 0 | 1 | 1 | 0 |
| Dave Chalk, R (1, 6)<br>OBP: 0.341, SLG: 0.300 | | S S S 0-3 ③ K | | | B B B 4-0 1B BB BB | | B B B B 4-0 BB 1B BB | x 0-0 ③ F9 | | 2 | 1 | 0 | 0 | 2 | 1 | 1 |
| Bobby Grich, R (1, 4)<br>OBP: 0.347, SLG: 0.306 | | | x 0-0 ① L4 | | B B B B 4-0 1B 1-2 2-3 BB | | B B B B 4-0 SH5-3 1B 1-2 2B BB | | | 1 | 1 | 0 | 0 | 2 | 0 | 0 |
| Terry Humphrey, R (1, 2)<br>OBP: 0.264, SLG: 0.303<br>Tony Solaita, L (7, PH)<br>OBP: 0.343, SLG: 0.300<br>Brian Downing, R (7, PR)<br>OBP: 0.366, SLG: 0.372<br>(8, 2) | | | x 0-0 ② F4 | | S S S 0-3 ① K | | x 0-0 1-2 2-H SH5-3 2B 1B | | | 2<br>1<br>0 | 0<br>0<br>1 | 0<br>1<br>0 | 0<br>1<br>0 | 0<br>0<br>0 | 1<br>0<br>0 | 3<br>0<br>0 |
| Inning Stats | R: 0 E: 0 K: 2 S: 7 H: 0 LOB: 0 BB: 0 P: 7 | R: 0 E: 0 K: 1 S: 5 H: 0 LOB: 1 BB: 1 P: 9 | R: 0 E: 0 K: 1 S: 5 H: 0 LOB: 1 BB: 1 P: 9 | R: 0 E: 0 K: 1 S: 5 H: 0 LOB: 0 BB: 0 P: 5 | R: 1 E: 0 K: 1 S: 6 H: 2 LOB: 2 BB: 2 P: 14 | R: 0 E: 0 K: 0 S: 2 H: 0 LOB: 0 BB: 0 P: 3 | R: 3 E: 0 K: 0 S: 5 H: 2 LOB: 2 BB: 3 P: 17 | R: 0 E: 0 K: 1 S: 5 H: 0 LOB: 0 BB: 0 P: 5 | | 1B: 2<br>2B: 2<br>3B: 0<br>HR: 0 | SF: 0<br>SAC: 1<br>DP: 1<br>HBP: 1 | | WP: 0<br>PB: 0<br>SB: 0<br>CS: 1 | PA: 34 | | |

# BOTTOM

## Minnesota Twins @ California Angels

Anaheim Stadium, Anaheim, CA

Sat Aug 05 1978, 10:05 PM EDT

Att. 41,723 - Unknown

livebaseballscorecards.com

| | |
|---|---|
| AB | 25 |
| R | 4 |
| H | 4 |
| RBI | 4 |
| BB | 7 |
| SO | 7 |
| LOB | 11 |

| PITCHER | | IP | WLS | BF | H | R | ER | SO | BB | IBB | HBP | BLK | WP | HR | S | P | ERA | WHIP |
|---|---|---|---|---|---|---|---|---|---|---|---|---|---|---|---|---|---|---|
| Stan Perzanowski, R<br>ERA: 6.35 | (1, 1) | 6.1 | L | 27 | 3 | 4 | 4 | 6 | 6 | 0 | 1 | 0 | 0 | 0 | 32 | 57 | 5.68 | 1.421 |
| Mike Marshall, R<br>ERA: 2.88 | (7, 1) | 1.2 | | 7 | 1 | 0 | 0 | 1 | 1 | 0 | 0 | 0 | 0 | 0 | 8 | 12 | 0.00 | 1.200 |

| PITCHER | IP | WLS | BF | H | R | ER | SO | BB | IBB | HBP | BLK | WP | HR | S | P | ERA | WHIP |
|---|---|---|---|---|---|---|---|---|---|---|---|---|---|---|---|---|---|

# Minnesota Twins @ California Angels

Anaheim Stadium, Anaheim, CA

Sun Aug 06 1978, 6:33 AM EDT

Att. 17,628 - Unknown

TOP

livebaseballscorecards.com

| Batter | 1 | 2 | 3 | 4 | 5 | 6 | 7 | 8 | 9 | AB | R | H | RBI | BB | SO | LOB |
|---|---|---|---|---|---|---|---|---|---|---|---|---|---|---|---|---|
| Hosken Powell, L (1, 9) OBP: 0.321, SLG: 0.329 | K | F5 | | K 1-2 | | F8 1-3 | | P6 | | 5 | 0 | 0 | 0 | 0 | 2 | 4 |
| Roy Smalley, S (1, 6) OBP: 0.358, SLG: 0.442 | K | | BB, 1B BB | K | | 1B BB | | 1B | | 3 | 0 | 1 | 0 | 2 | 2 | 1 |
| Rod Carew, L (1, 3) OBP: 0.406, SLG: 0.441 | 6-3 | | BB 1-2 1B | | S 1B | 1-2 3-H 1B | | F7 | | 5 | 0 | 3 | 1 | 0 | 0 | 1 |
| Mike Cubbage, L (1, 5) OBP: 0.356, SLG: 0.438 | | K | K | | F8 | F2 | | | FC5-4 1B | 5 | 0 | 1 | 0 | 0 | 2 | 5 |
| Glenn Adams, L (1, 10) OBP: 0.307, SLG: 0.404<br>Willie Norwood, R (9, PH) OBP: 0.311, SLG: 0.392 | 1B BB BB 1B | K | | 1-2 BB | K | | 4-3 | | K | 3<br>1 | 1<br>0 | 1<br>0 | 0<br>0 | 1<br>0 | 1<br>1 | 2<br>1 |
| Dan Ford, R (1, 8) OBP: 0.359, SLG: 0.462 | BB 1B 1-2 3-1 BB | 1-2 2-3 BB | | K | | G3 2B | | | F9 | 3 | 1 | 1 | 0 | 2 | 1 | 3 |
| Rich Chiles, L (1, 7) OBP: 0.335, SLG: 0.338<br>Jose Morales, R (9, PH) OBP: 0.356, SLG: 0.386<br>Bombo Rivera, R (9, 7) OBP: 0.382, SLG: 0.367 | 3-1 BB 1-2 2-3 1B | K | | F8 | | G3 2-3 | | | FC5-4 1-2f | 4<br>1<br>0 | 0<br>0<br>0 | 1<br>0<br>0 | 0<br>0<br>0 | 0<br>0<br>0 | 1<br>0<br>0 | 6<br>1<br>0 |
| Butch Wynegar, S (1, 2) OBP: 0.327, SLG: 0.334 | 3-1 1-2 2-3 3-H BB | | | F8 | G3 | K | | | | 3 | 0 | 0 | 1 | 1 | 1 | 1 |
| Rob Wilfong, L (1, 4) OBP: 0.361, SLG: 0.353 | 3-1 1-2 2-3 3-H | | | S 1B | WP S 1B BB | | | F9 | | 3 | 1 | 1 | 1 | 1 | 0 | 2 |
| Inning Stats | R: 0 E: 0 K: 2 S: 7 H: 0 LOB: 0 BB: 0 P: 7 | R: 2 E: 0 K: 1 S: 7 H: 2 LOB: 2 BB: 2 P: 15 | R: 0 E: 0 K: 3 S: 10 H: 1 LOB: 3 BB: 2 P: 18 | R: 0 E: 0 K: 2 S: 8 H: 1 LOB: 1 BB: 0 P: 8 | R: 0 E: 0 K: 1 S: 6 H: 1 LOB: 2 BB: 1 P: 10 | R: 1 E: 0 K: 0 S: 4 H: 1 LOB: 2 BB: 2 P: 12 | R: 0 E: 0 K: 1 S: 6 H: 1 LOB: 1 BB: 0 P: 6 | R: 0 E: 0 K: 0 S: 4 H: 1 LOB: 1 BB: 0 P: 4 | R: 0 E: 0 K: 1 S: 6 H: 1 LOB: 1 BB: 0 P: 6 | 1B: 8 2B: 1 3B: 0 HR: 0 | SF: 0 SAC: 0 DP: 0 HBP: 0 | | | | | | |

| | AB | 36 |
|---|---|---|
| | R | 3 |
| | H | 9 |
| | RBI | 3 |
| | BB | 7 |
| | SO | 11 |
| | LOB | 27 |

WP: 1 PB: 0 SB: 3 CS: 0 PA: 43

| PITCHER | | IP | WLS | BF | H | R | ER | SO | BB | IBB | HBP | BLK | WP | HR | S | P | ERA | WHIP |
|---|---|---|---|---|---|---|---|---|---|---|---|---|---|---|---|---|---|---|
| Nolan Ryan, R ERA: 4.11 | (1, 1) | 8.0 | | 39 | 8 | 3 | 3 | 10 | 7 | 0 | 0 | 0 | 1 | 0 | 52 | 80 | 3.38 | 1.875 |
| Dave LaRoche, L ERA: 2.67 | (9, 1) | 1.0 | W | 4 | 1 | 0 | 0 | 1 | 0 | 0 | 0 | 0 | 0 | 0 | 6 | 6 | 0.00 | 1.000 |

| PITCHER | IP | WLS | BF | H | R | ER | SO | BB | IBB | HBP | BLK | WP | HR | S | P | ERA | WHIP |
|---|---|---|---|---|---|---|---|---|---|---|---|---|---|---|---|---|---|

| Batter | 1 | 2 | 3 | 4 | 5 | 6 | 7 | 8 | 9 | AB | R | H | RBI | BB | SO | LOB |
|---|---|---|---|---|---|---|---|---|---|---|---|---|---|---|---|---|
| Ken Landreaux, L (1, 8) (9, 9)<br>OBP: 0.294, SLG: 0.359 | BBBB<br>4-0 1B BB | | x 0-0 WP 1B 1B | | x 0-0 1B 1B | | x 0-0 ② G3 2-3 | | x 0-0 SH1-4 1B 1B | 4 | 2 | 3 | 0 | 1 | 0 | 1 |
| Merv Rettenmund, R (1, 9)<br>OBP: 0.421, SLG: 0.391<br>Rick Miller, L (9, 8)<br>OBP: 0.351, SLG: 0.338 | x 0-0 FC6-4 1-3 1B | | x 0-0 1B WP 1-H 1B | | x 0-0 1-2 1B | | H 1-0 HBP | | x 0-0 ① SH1-4 1-2 | 3<br>0 | 1<br>0 | 3<br>0 | 1<br>0 | 0<br>0 | 0<br>0 | 0<br>0 |
| Carney Lansford, R (1, 5)<br>OBP: 0.326, SLG: 0.398 | SSS<br>0-3 ① K | | x 0-0 F8-3-6 1-3 1B | | x 0-0 ② F9 | | x 0-0 ③ 6-3 | | x 0-0 2-H 1B | 5 | 0 | 2 | 1 | 0 | 1 | 6 |
| Don Baylor, R (1, 3)<br>OBP: 0.338, SLG: 0.467 | x 0-0 ② F7 | | x 0-0 ① ② F8-3-6 1-2 3-H | | x 0-0 ③ G3 | | | x 0-0 HR | | 4 | 1 | 1 | 1 | 0 | 0 | 5 |
| Joe Rudi, R (1, 7)<br>OBP: 0.274, SLG: 0.350 | x 0-0 ③ FC6-4 1-2f | | x 0-0 ③ 6-3 | | | x 0-0 ① P4 | | x 0-0 ① F9 | | 4 | 0 | 0 | 0 | 0 | 0 | 2 |
| Brian Downing, R (1, 2)<br>OBP: 0.364, SLG: 0.370 | | x 0-0 ① 6-3 | | x 0-0 ① F7 | | x 0-0 ② 6-3 | | x 0-0 FC4-6 1B 1B | | 4 | 0 | 1 | 0 | 0 | 0 | 0 |
| Danny Goodwin, L (1, 10)<br>OBP: 0.471, SLG: 0.733 | | SSS<br>0-3 ② K | | x 0-0 ② 6-3 | | x 0-0 ③ F8 | | x 0-0 FC4-6 1-2 1B | | 4 | 0 | 1 | 0 | 0 | 1 | 0 |
| Dave Chalk, R (1, 6)<br>OBP: 0.343, SLG: 0.300 | | BBBB<br>4-0 BB | | x 0-0 ③ 5-3 | | | x 0-0 G3 SH3-4 1B | x 0-0 ② FC4-6 1-2f 2-3 | | 3 | 0 | 1 | 0 | 1 | 0 | 2 |
| Bobby Grich, R (1, 4)<br>OBP: 0.344, SLG: 0.303 | | x 0-0 ③ F8 | | | x 0-0 ① F8 | | x 0-0 ① SH3-4 1-2 | x 0-0 ③ F8 | | 3 | 0 | 0 | 0 | 0 | 0 | 3 |
| Inning Stats | R: 0 H: 1<br>E: 0 LOB: 2<br>K: 1 BB: 1<br>S: 6 P: 10 | R: 0 H: 0<br>E: 0 LOB: 1<br>K: 1 BB: 1<br>S: 5 P: 9 | R: 2 H: 3<br>E: 0 LOB: 0<br>K: 0 BB: 0<br>S: 5 P: 5 | R: 0 H: 0<br>E: 0 LOB: 0<br>K: 0 BB: 0<br>S: 3 P: 3 | R: 0 H: 2<br>E: 0 LOB: 2<br>K: 0 BB: 0<br>S: 5 P: 5 | R: 0 H: 0<br>E: 0 LOB: 0<br>K: 0 BB: 0<br>S: 3 P: 3 | R: 0 H: 1<br>E: 0 LOB: 2<br>K: 0 BB: 0<br>S: 4 P: 5 | R: 1 H: 3<br>E: 0 LOB: 2<br>K: 0 BB: 0<br>S: 6 P: 6 | R: 1 H: 2<br>E: 0 LOB: 1<br>K: 0 BB: 0<br>S: 3 P: 3 | 1B: 11 SF: 0<br>2B: 1 SAC: 2<br>3B: 0 DP: 1<br>HR: 1 HBP: 1 | | | | | | WP: 2 PA: 39<br>PB: 0<br>SB: 0<br>CS: 0 | |

# BOTTOM

## Minnesota Twins @ California Angels

Anaheim Stadium, Anaheim, CA

Sun Aug 06 1978, 6:33 AM EDT

Att. 17,628 - Unknown

livebaseballscorecards.com

| | |
|---|---|
| AB | 34 |
| R | 4 |
| H | 12 |
| RBI | 3 |
| BB | 2 |
| SO | 2 |
| LOB | 19 |

| PITCHER | IP | WLS | BF | H | R | ER | SO | BB | IBB | HBP | BLK | WP | HR | S | P | ERA | WHIP |
|---|---|---|---|---|---|---|---|---|---|---|---|---|---|---|---|---|---|
| Geoff Zahn, L (1, 1)<br>ERA: 3.24 | 7.1 | | 34 | 10 | 3 | 3 | 2 | 2 | 0 | 1 | 0 | 2 | 1 | 35 | 44 | 3.68 | 1.636 |
| Mike Marshall, R (8, 1)<br>ERA: 2.97 | 1.0 | L | 5 | 2 | 1 | 1 | 0 | 0 | 0 | 0 | 0 | 0 | 0 | 5 | 5 | 9.00 | 2.000 |

| PITCHER | IP | WLS | BF | H | R | ER | SO | BB | IBB | HBP | BLK | WP | HR | S | P | ERA | WHIP |
|---|---|---|---|---|---|---|---|---|---|---|---|---|---|---|---|---|---|

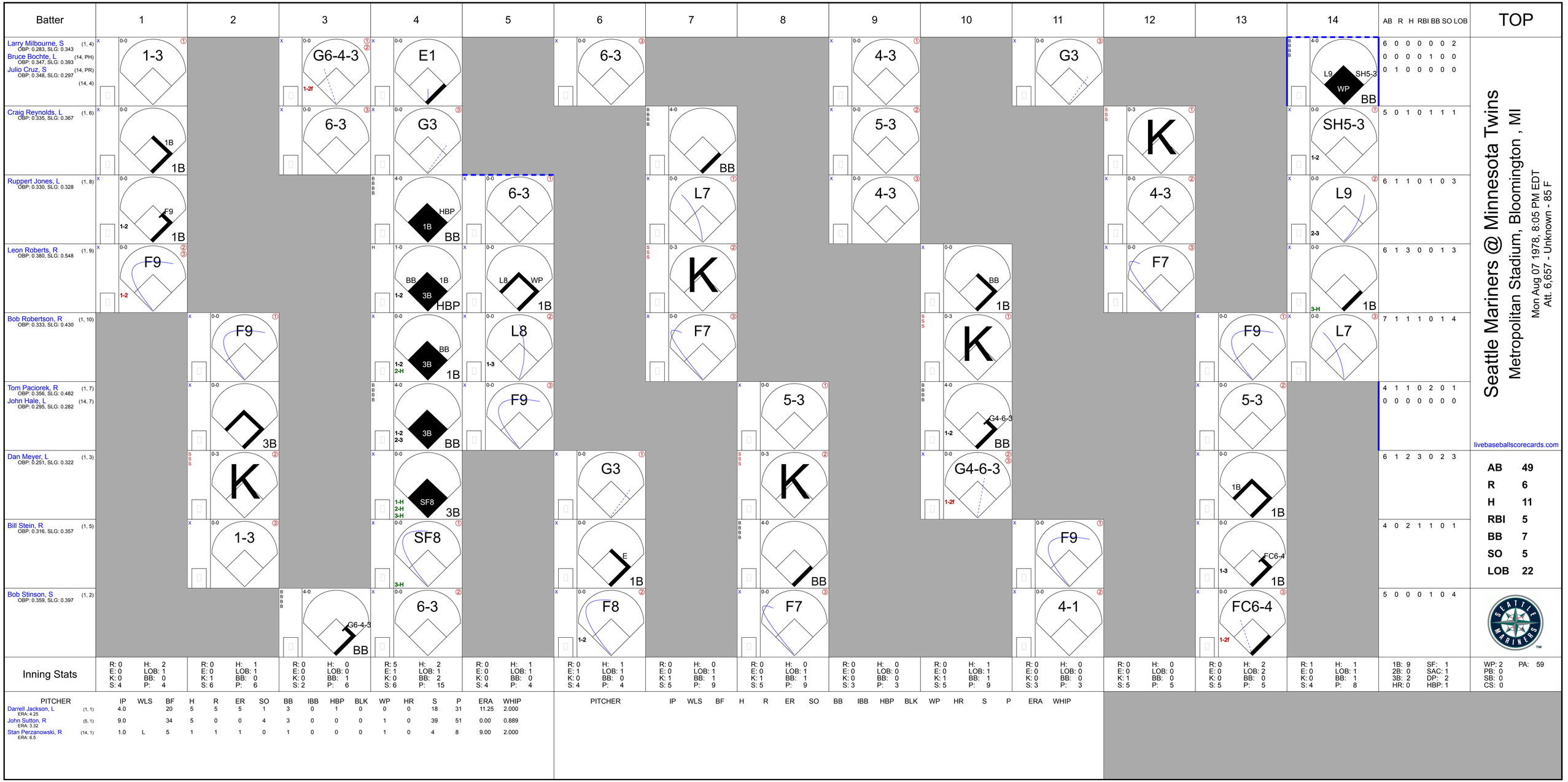
Batter
1
2
3
4
5
6
7
8
9
10
11
12
13
14
AB R H RBI BB SO LOB
TOP
Larry Milbourne, S (1, 4)
OBP: 0.283, SLG: 0.343
Bruce Bochte, L (14, PH)
OBP: 0.347, SLG: 0.393
Julio Cruz, S (14, PR)
OBP: 0.348, SLG: 0.297
(14, 4)
1-3
G6-4-3
1-2f
E1
6-3
4-3
G3
SB2
L9
SH5-3
WP
BB
6 0 0 0 0 0 2
0 0 0 0 1 0 0
0 1 0 0 0 0 0
Craig Reynolds, L (1, 6)
OBP: 0.335, SLG: 0.367
1B
1B
6-3
G3
BB
5-3
K
SH5-3
1-2
5 0 1 0 1 1 1
Ruppert Jones, L (1, 8)
OBP: 0.330, SLG: 0.328
F9
1-2
1B
6-3
HBP
1B
BB
L7
4-3
4-3
L9
2-3
6 1 1 0 1 0 3
Leon Roberts, R (1, 9)
OBP: 0.380, SLG: 0.548
F9
1-2
BB
1B
BB
1B
3B
1-2
HBP
L8
WP
1B
K
F7
F7
1B
6 1 3 0 0 1 3
Bob Robertson, R (1, 10)
OBP: 0.333, SLG: 0.430
F9
BB
3B
1B
1-2
2-H
L8
1-3
F7
K
F9
5-3
3-H
1B
L7
7 1 1 1 0 1 4
Tom Paciorek, R (1, 7)
OBP: 0.356, SLG: 0.482
John Hale, L (14, 7)
OBP: 0.295, SLG: 0.282
3B
3B
BB
1-2
2-3
F9
5-3
5-3
G4-6-3
BB
1-2
4 1 1 0 2 0 1
0 0 0 0 0 0 0
Dan Meyer, L (1, 3)
OBP: 0.251, SLG: 0.322
K
SF8
3B
1-H
2-H
3-H
G3
5-3
K
G4-6-3
1-2f
1B
1B
6 1 2 3 0 2 3
Bill Stein, R (1, 5)
OBP: 0.316, SLG: 0.357
1-3
SF8
3-H
E
1B
BB
F9
FC6-4
1-3
1B
4 0 2 1 1 0 1
Bob Stinson, S (1, 2)
OBP: 0.359, SLG: 0.397
G6-4-3
BB
6-3
F8
1-2
F7
4-1
FC6-4
1-2f
5 0 0 0 1 0 4
Inning Stats
R: 0 H: 2 E: 0 LOB: 1 K: 0 BB: 0 S: 4 P: 4
R: 0 H: 1 E: 0 LOB: 1 K: 1 BB: 0 S: 6 P: 6
R: 0 H: 0 E: 0 LOB: 0 K: 0 BB: 1 S: 2 P: 6
R: 5 H: 2 E: 1 LOB: 1 K: 0 BB: 2 S: 6 P: 15
R: 0 H: 1 E: 0 LOB: 1 K: 0 BB: 0 S: 4 P: 4
R: 0 H: 1 E: 1 LOB: 1 K: 0 BB: 0 S: 4 P: 4
R: 0 H: 0 E: 0 LOB: 1 K: 1 BB: 1 S: 5 P: 9
R: 0 H: 0 E: 0 LOB: 1 K: 1 BB: 1 S: 5 P: 9
R: 0 H: 0 E: 0 LOB: 0 K: 0 BB: 0 S: 3 P: 3
R: 0 H: 1 E: 0 LOB: 1 K: 1 BB: 1 S: 5 P: 9
R: 0 H: 0 E: 0 LOB: 0 K: 0 BB: 0 S: 3 P: 3
R: 0 H: 0 E: 0 LOB: 0 K: 1 BB: 0 S: 5 P: 5
R: 0 H: 2 E: 0 LOB: 2 K: 0 BB: 0 S: 5 P: 5
R: 1 H: 1 E: 0 LOB: 1 K: 0 BB: 1 S: 4 P: 8
1B: 9 SF: 1 2B: 0 SAC: 1 3B: 2 DP: 2 HR: 0 HBP: 1
WP: 2 PA: 59 PB: 0 SB: 0 CS: 0
PITCHER IP WLS BF H R ER SO BB IBB HBP BLK WP HR S P ERA WHIP
Darrell Jackson, L (1, 1) ERA: 4.25 4.0 20 5 5 5 1 3 0 1 0 0 0 18 31 11.25 2.000
John Sutton, R (5, 1) ERA: 3.32 9.0 34 5 0 0 4 3 0 0 0 1 0 39 51 0.00 0.889
Stan Perzanowski, R (14, 1) ERA: 6.5 1.0 L 5 1 1 1 0 1 0 0 0 1 0 4 8 9.00 2.000
PITCHER IP WLS BF H R ER SO BB IBB HBP BLK WP HR S P ERA WHIP
Seattle Mariners @ Minnesota Twins
Metropolitan Stadium, Bloomington , MI
Mon Aug 07 1978, 8:05 PM EDT
Att. 6,657 - Unknown - 85 F
livebaseballscorecards.com
AB 49
R 6
H 11
RBI 5
BB 7
SO 5
LOB 22
SEATTLE MARINERS

# BOTTOM

## Seattle Mariners @ Minnesota Twins

Metropolitan Stadium, Bloomington , MI

Mon Aug 07 1978, 8:05 PM EDT

Att. 6,657 - Unknown - 85 F

livebaseballscorecards.com

| Batter | 1 | 2 | 3 | 4 | 5 | 6 | 7 | 8 | 9 | 10 | 11 | 12 | 13 | 14 | AB | R | H | RBI | BB | SO | LOB |
|---|---|---|---|---|---|---|---|---|---|---|---|---|---|---|---|---|---|---|---|---|---|
| Rob Wilfong, L (1, 4)<br>OBP: 0.360, SLG: 0.352 | 4-3 | | 1-2 1B | | 1-3 | | K | | 1B | | G4-6-3<br>1-2f | | | K | 6 | 0 | 2 | 0 | 0 | 1 | 2 |
| Jose Morales, R (14, PH)<br>OBP: 0.354, SLG: 0.384 | | | | | | | | | | | | | | | 1 | 0 | 0 | 0 | 0 | 1 | 0 |
| Roy Smalley, S (1, 6)<br>OBP: 0.361, SLG: 0.451 | 4-3 | | F9<br>2-3 | | | BB E<br>1B<br>BB | HR | | G3 | | | 3-1<br>BB | | 0-0 2B | 5 | 2 | 2 | 1 | 2 | 0 | 3 |
| Rod Carew, L (1, 3)<br>OBP: 0.400, SLG: 0.433 | E6<br>S | | 4-3 | | | E3<br>BB<br>1B<br>1-2 | 1-3 | | | L8 | | 3-1<br>1-2 | | L7 | 7 | 1 | 0 | 0 | 0 | 0 | 5 |
| Mike Cubbage, L (1, 5)<br>OBP: 0.359, SLG: 0.443 | G3<br>1-2 | | | 1B 3B | | 1B 1B<br>1-2<br>2-3<br>BB | 4-3 | | | 4-3 | | G6-4-3<br>IBB | | | 4 | 2 | 1 | 0 | 2 | 0 | 1 |
| Dan Ford, R (1, 8)<br>OBP: 0.361, SLG: 0.461 | | K | | G3-6-3<br>3-H 1B | | 1B<br>1-2<br>2-H<br>3-H 1B | | K | | BB | | G6-4-3<br>1-2f | | | 5 | 0 | 2 | 3 | 1 | 2 | 2 |
| Glenn Adams, L (1, 10)<br>OBP: 0.299, SLG: 0.392 | F9 | | | G3-6-3<br>1-2f | | F9 | | 4-3 | | G3 | | | F8 | | 6 | 0 | 0 | 0 | 0 | 0 | 4 |
| Hosken Powell, L (1, 9)<br>OBP: 0.314, SLG: 0.321 | F8 | | | 4-3 | | L8 | | 4-3 | | | L7 | | 6-3 | | 6 | 0 | 0 | 0 | 0 | 0 | 2 |
| Willie Norwood, R (1, 7)<br>OBP: 0.312, SLG: 0.391 | | | F9 | | 6-3 | 1-2 1B<br>2-H | | | K | | BB 1B | | F9 | | 6 | 0 | 2 | 1 | 0 | 1 | 0 |
| Butch Wynegar, S (1, 2)<br>OBP: 0.327, SLG: 0.332 | | | F9 1B<br>1B | | 1-3 | F8 | | | F7 | | G4-6-3<br>1-2<br>BB | | | F9 | 5 | 0 | 1 | 0 | 1 | 0 | 2 |
| Inning Stats | R: 0 E: 1 K: 0 S: 4 H: 0 LOB: 1 BB: 0 P: 4 | R: 0 E: 0 K: 1 S: 5 H: 0 LOB: 0 BB: 0 P: 5 | R: 0 E: 0 K: 0 S: 5 H: 2 LOB: 2 BB: 0 P: 5 | R: 1 E: 0 K: 0 S: 4 H: 2 LOB: 0 BB: 0 P: 4 | R: 0 E: 0 K: 0 S: 3 H: 0 LOB: 0 BB: 0 P: 3 | R: 3 E: 1 K: 0 S: 6 H: 2 LOB: 2 BB: 2 P: 14 | R: 1 E: 0 K: 1 S: 6 H: 1 LOB: 0 BB: 0 P: 6 | R: 0 E: 0 K: 1 S: 5 H: 0 LOB: 0 BB: 0 P: 5 | R: 0 E: 0 K: 1 S: 6 H: 1 LOB: 1 BB: 0 P: 6 | R: 0 E: 0 K: 0 S: 3 H: 0 LOB: 1 BB: 1 P: 7 | R: 0 E: 0 K: 0 S: 3 H: 1 LOB: 1 BB: 1 P: 7 | R: 0 E: 0 K: 0 S: 2 H: 0 LOB: 1 BB: 2 P: 10 | R: 0 E: 0 K: 0 S: 3 H: 0 LOB: 0 BB: 0 P: 3 | R: 0 E: 0 K: 1 S: 6 H: 1 LOB: 1 BB: 0 P: 6 | 1B: 7 2B: 1 3B: 1 HR: 1 SF: 0 SAC: 0 DP: 3 HBP: 0 | | | | | | |

| | AB | 51 |
|---|---|---|
| | R | 5 |
| | H | 10 |
| | RBI | 5 |
| | BB | 6 |
| | SO | 5 |
| | LOB | 21 |

| PITCHER | | IP | WLS | BF | H | R | ER | SO | BB | IBB | HBP | BLK | WP | HR | S | P | ERA | WHIP |
|---|---|---|---|---|---|---|---|---|---|---|---|---|---|---|---|---|---|---|
| Jim Colborn, R<br>ERA: 5.4 | (1, 1) | 5.2 | | 26 | 6 | 4 | 2 | 1 | 2 | 0 | 0 | 0 | 0 | 0 | 26 | 34 | 3.18 | 1.412 |
| Enrique Romo, R<br>ERA: 3.12 | (6, 1) | 4.1 | | 16 | 2 | 1 | 1 | 3 | 1 | 0 | 0 | 0 | 0 | 1 | 21 | 25 | 2.08 | 0.692 |
| Jim Todd, R<br>ERA: 4.11 | (11, 1) | 4.0 | W | 15 | 2 | 0 | 0 | 1 | 2 | 1 | 0 | 0 | 0 | 0 | 14 | 26 | 0.00 | 1.000 |

| PITCHER | IP | WLS | BF | H | R | ER | SO | BB | IBB | HBP | BLK | WP | HR | S | P | ERA | WHIP |
|---|---|---|---|---|---|---|---|---|---|---|---|---|---|---|---|---|---|

WP: 0 PB: 0 SB: 1 CS: 0 PA: 57

| Batter | 1 | 2 | 3 | 4 | 5 | 6 | 7 | 8 | 9 | AB | R | H | RBI | BB | SO | LOB |
|---|---|---|---|---|---|---|---|---|---|---|---|---|---|---|---|---|
| Julio Cruz, S (1, 4)<br>OBP: 0.346, SLG: 0.296 | S S S 0-3 ① K | | x 0-0 ① 1-4-3 | | x 0-0 G3 S 1B | | x 0-0 ①② G1-6-3 1-2f | | x 0-0 ② 5-3 | 5 | 0 | 1 | 0 | 0 | 1 | 2 |
| Craig Reynolds, L (1, 6)<br>OBP: 0.338, SLG: 0.376 | x 0-0 ② 4-3 | | x 0-0 ② 3B | | x 0-0 ② G3 1-3 | | x 0-0 1B | | x 0-0 2-3 1B | 5 | 0 | 3 | 0 | 0 | 0 | 1 |
| Ruppert Jones, L (1, 8)<br>OBP: 0.329, SLG: 0.329 | x 0-0 ③ F7 | | x 0-0 2B | | x 0-0 ③ 4-3 | | x 0-0 ③ 6-3 | | x 0-0 ③ P6 | 5 | 0 | 1 | 0 | 0 | 0 | 4 |
| Leon Roberts, R (1, 9)<br>OBP: 0.381, SLG: 0.546 | | x 0-0 1B SF9 1B | x 0-0 ③ F9 | | | B B B B 4-0 SH1-4 BB 3-1 BB | | S S S 0-3 ① K | | 3 | 2 | 1 | 0 | 1 | 1 | 1 |
| Bruce Bochte, L (1, 10)<br>OBP: 0.349, SLG: 0.393 | | x 0-0 1B 1-3 1B | | x 0-0 ① F7 | | B B B B 4-0 3-1 SH1-4 1-2 BB | | x 0-0 ② G3 | | 3 | 0 | 1 | 0 | 1 | 0 | 0 |
| Dan Meyer, L (1, 3)<br>OBP: 0.251, SLG: 0.322 | | x 0-0 ① P6 | | x 0-0 ② F7 | | x 0-0 ① SH1-4 1-2 2-3 | | x 0-0 1B | | 3 | 0 | 1 | 0 | 0 | 0 | 2 |
| John Hale, L (1, 7)<br>OBP: 0.294, SLG: 0.283 | | x 0-0 ② SF9 3-H | | x 0-0 E4 1B | | x 0-0 ② 3-1 2-3 3-H | | x 0-0 ③ F9 | | 3 | 0 | 1 | 2 | 0 | 0 | 2 |
| Larry Milbourne, S (1, 5)<br>OBP: 0.288, SLG: 0.354 | | x 0-0 1-3 1B | | x 0-0 ③ 4-3 | | x 0-0 ③ 4-3 | | | x 0-0 1B 2B | 4 | 0 | 2 | 0 | 0 | 0 | 2 |
| Bill Plummer, R (1, 2)<br>OBP: 0.310, SLG: 0.375 | | S S S 0-3 ③ K | | | x 0-0 ① F7 | | B B B 4-0 G1-6-3 BB | | x 0-0 ① 5-3 | 2 | 0 | 0 | 0 | 1 | 1 | 2 |
| Bob Robertson, R (9, PH)<br>OBP: 0.331, SLG: 0.426 | | | | | | | | | | 1 | 0 | 0 | 0 | 0 | 0 | 1 |
| Inning Stats | R: 0 H: 0<br>E: 0 LOB: 0<br>K: 1 BB: 0<br>S: 5 P: 5 | R: 1 H: 3<br>E: 0 LOB: 2<br>K: 1 BB: 0<br>S: 8 P: 8 | R: 0 H: 2<br>E: 0 LOB: 1<br>K: 0 BB: 0<br>S: 4 P: 4 | R: 0 H: 1<br>E: 1 LOB: 1<br>K: 0 BB: 0<br>S: 4 P: 4 | R: 0 H: 1<br>E: 0 LOB: 1<br>K: 0 BB: 0<br>S: 4 P: 4 | R: 1 H: 0<br>E: 0 LOB: 1<br>K: 0 BB: 2<br>S: 3 P: 11 | R: 0 H: 1<br>E: 0 LOB: 1<br>K: 0 BB: 1<br>S: 3 P: 7 | R: 0 H: 1<br>E: 0 LOB: 1<br>K: 1 BB: 0<br>S: 6 P: 6 | R: 0 H: 2<br>E: 0 LOB: 2<br>K: 0 BB: 0<br>S: 5 P: 5 | 1B: 8 SF: 1<br>2B: 2 SAC: 1<br>3B: 1 DP: 1<br>HR: 0 HBP: 0 | | | | | | |

# TOP

## Seattle Mariners @ Minnesota Twins

Metropolitan Stadium, Bloomington , MI

Tue Aug 08 1978, 8:05 PM EDT

Att. 6,499 - Unknown - 83 F

livebaseballscorecards.com

| | |
|---|---|
| AB | 34 |
| R | 2 |
| H | 11 |
| RBI | 2 |
| BB | 3 |
| SO | 3 |
| LOB | 17 |

WP: 0 PA: 39
PB: 0
SB: 1
CS: 0

| PITCHER | | IP | WLS | BF | H | R | ER | SO | BB | IBB | HBP | BLK | WP | HR | S | P | ERA | WHIP |
|---|---|---|---|---|---|---|---|---|---|---|---|---|---|---|---|---|---|---|
| Gary Serum, R<br>ERA: 4.32 | (1, 1) | 8.0 | W | 34 | 9 | 2 | 2 | 3 | 3 | 0 | 0 | 0 | 0 | 0 | 37 | 49 | 2.25 | 1.500 |
| Mike Marshall, R<br>ERA: 2.93 | (9, 1) | 1.0 | | 5 | 2 | 0 | 0 | 0 | 0 | 0 | 0 | 0 | 0 | 0 | 5 | 5 | 0.00 | 2.000 |

| PITCHER | IP | WLS | BF | H | R | ER | SO | BB | IBB | HBP | BLK | WP | HR | S | P | ERA | WHIP |
|---|---|---|---|---|---|---|---|---|---|---|---|---|---|---|---|---|---|

# BOTTOM

## Seattle Mariners @ Minnesota Twins

Metropolitan Stadium, Bloomington , MI

Tue Aug 08 1978, 8:05 PM EDT

Att. 6,499 - Unknown - 83 F

livebaseballscorecards.com

| Batter | 1 | 2 | 3 | 4 | 5 | 6 | 7 | 8 | 9 | AB | R | H | RBI | BB | SO | LOB |
|---|---|---|---|---|---|---|---|---|---|---|---|---|---|---|---|---|
| Bombo Rivera, R (1, 9) OBP: 0.377, SLG: 0.363 | 3-1 | | K | | S 1B | E9 FC3-6 1B 1B | FC5 1B 1-2 2-3f | | | 5 | 2 | 1 | 0 | 0 | 1 | 2 |
| Rod Carew, L (1, 3) OBP: 0.404, SLG: 0.438 | 1-3 | | 1B | | 1-H 1B | FC3-6 1-2 1B | 1-2 2-H 1B | | | 5 | 0 | 4 | 2 | 0 | 0 | 0 |
| Dan Ford, R (1, 8) OBP: 0.359, SLG: 0.458 | 1B | | L8 | | L8 | FC3-6 1B 1-2f 2-3 | K | | | 5 | 0 | 1 | 0 | 0 | 1 | 6 |
| Jose Morales, R (1, 10) OBP: 0.360, SLG: 0.390 | F8 | | | SH1-4 1B | | SH WP 1B 1B; FC5-4 1-2 3-H 1B | | F8 | | 5 | 1 | 3 | 1 | 0 | 0 | 1 |
| Roy Smalley, S (1, 6) OBP: 0.360, SLG: 0.448 | | 5-3 | | SH1-4 1-2 | | 1B SH BB 1-2 BB; K | | P3 | | 3 | 1 | 0 | 0 | 1 | 1 | 2 |
| Willie Norwood, R (1, 7) OBP: 0.314, SLG: 0.402 | | HR | | K | | SH BB 1B HR 1-2 2-3; FC5-4 1-2f | | FC6-4 1B | | 4 | 2 | 2 | 1 | 0 | 1 | 3 |
| Larry Wolfe, R (1, 5) OBP: 0.312, SLG: 0.322 | | K | | 6-3 | | BB HR 1B 1-2 2-3 3-H | FC5 HBP BB | FC6-4 1-2f | | 4 | 1 | 1 | 1 | 1 | 1 | 2 |
| Glenn Borgmann, R (1, 2) OBP: 0.310, SLG: 0.318 | | K2-3 | | | K | HR BB 1-2 2-3 3-H | F8 | | | 3 | 1 | 0 | 1 | 1 | 2 | 1 |
| Bob Randall, R (1, 4) OBP: 0.325, SLG: 0.349 | | | F6 | | 6-3 | HR 1-H 2-H 3-H | FC5 HBP 1B 1-2 | | | 2 | 0 | 0 | 0 | 0 | 0 | 0 |
| Mike Cubbage, L (6, PH) OBP: 0.362, SLG: 0.457 | | | | | | | | | | 1 | 1 | 1 | 4 | 0 | 0 | 0 |
| Rob Wilfong, L (7, 4) OBP: 0.364, SLG: 0.352 | | | | | | | | | | 0 | 1 | 0 | 0 | 0 | 0 | 0 |

| Inning Stats | 1 | 2 | 3 | 4 | 5 | 6 | 7 | 8 | 9 |
|---|---|---|---|---|---|---|---|---|---|
| | R: 0 E: 0 K: 0 S: 4 | H: 1 LOB: 1 BB: 0 P: 4 | R: 1 E: 0 K: 2 S: 8 | H: 1 LOB: 0 BB: 0 P: 8 | R: 0 E: 0 K: 1 S: 6 | H: 1 LOB: 1 BB: 0 P: 6 | R: 0 E: 0 K: 1 S: 6 | H: 1 LOB: 1 BB: 0 P: 6 | R: 1 E: 0 K: 1 S: 7 | H: 2 LOB: 1 BB: 0 P: 7 | R: 7 E: 2 K: 1 S: 12 | H: 5 LOB: 2 BB: 2 P: 20 | R: 1 E: 0 K: 1 S: 6 | H: 1 LOB: 2 BB: 1 P: 11 | R: 0 E: 0 K: 0 S: 4 | H: 1 LOB: 1 BB: 0 P: 4 |

| | |
|---|---|
| 1B: | 11 |
| 2B: | 0 |
| 3B: | 0 |
| HR: | 2 |
| SF: | 0 |
| SAC: | 2 |
| DP: | 0 |
| HBP: | 1 |
| WP: | 1 |
| PB: | 0 |
| SB: | 1 |
| CS: | 0 |
| PA: | 43 |

| | |
|---|---|
| AB | 37 |
| R | 10 |
| H | 13 |
| RBI | 10 |
| BB | 3 |
| SO | 7 |
| LOB | 17 |

| PITCHER | | IP | WLS | BF | H | R | ER | SO | BB | IBB | HBP | BLK | WP | HR | S | P | ERA | WHIP |
|---|---|---|---|---|---|---|---|---|---|---|---|---|---|---|---|---|---|---|
| Rick Honeycutt, L ERA: 4.75 | (1, 1) | 5.0 | L | 25 | 8 | 6 | 6 | 5 | 1 | 0 | 0 | 0 | 1 | 1 | 34 | 38 | 10.80 | 1.800 |
| Mike Parrott, R ERA: 5.33 | (6, 1) | 0.1 | | 6 | 3 | 3 | 1 | 0 | 1 | 0 | 0 | 0 | 0 | 1 | 5 | 9 | 27.00 | 12.000 |
| Shane Rawley, L ERA: 4.3 | (6, 1) | 2.2 | | 12 | 2 | 1 | 1 | 2 | 1 | 0 | 1 | 0 | 0 | 0 | 14 | 19 | 3.38 | 1.125 |

| PITCHER | IP | WLS | BF | H | R | ER | SO | BB | IBB | HBP | BLK | WP | HR | S | P | ERA | WHIP |
|---|---|---|---|---|---|---|---|---|---|---|---|---|---|---|---|---|---|

# Seattle Mariners @ Minnesota Twins

Metropolitan Stadium, Bloomington , MI

Wed Aug 09 1978, 8:05 PM EDT
Att. 6,814 - Unknown - 75 F

livebaseballscorecards.com

| Batter | 1 | 2 | 3 | 4 | 5 | 6 | 7 | 8 | 9 | AB | R | H | RBI | BB | SO | LOB |
|---|---|---|---|---|---|---|---|---|---|---|---|---|---|---|---|---|
| Julio Cruz, S (1, 4) OBP: 0.351, SLG: 0.301 | 4-3 | CS 1B | | | E FC2-5 1-2 1B | | BB | | 1B | 4 | 0 | 3 | 0 | 1 | 0 | 0 |
| Craig Reynolds, L (1, 6) OBP: 0.337, SLG: 0.373 | PB 1B 1B | CS 1-2 | G3 | | FC2-5 1-2 2-3f | | F8 | | K | 5 | 1 | 1 | 0 | 0 | 1 | 4 |
| Ruppert Jones, L (1, 8) OBP: 0.328, SLG: 0.328 | 1B 1-H HR 1B | | 4-3 | | F7 | | F8 | | | 4 | 1 | 1 | 1 | 0 | 0 | 3 |
| Leon Roberts, R (1, 9) OBP: 0.380, SLG: 0.542 | HR 1-3 1B | | F7 | | F9 1-1 2-3 | | | K | | 4 | 1 | 1 | 0 | 0 | 1 | 2 |
| Bruce Bochte, L (1, 10) OBP: 0.350, SLG: 0.396 | K | | | F9 | | E WP 1B | | 2B | | 4 | 0 | 2 | 0 | 0 | 1 | 2 |
| Dan Meyer, L (1, 3) OBP: 0.251, SLG: 0.330 | 1-H 3-H HR | | | 3-1 | | F7 1-2 | | F9 | | 4 | 1 | 1 | 3 | 0 | 0 | 2 |
| John Hale, L (1, 7) OBP: 0.293, SLG: 0.279 | 3-1 | | | BB | | F5 2-3 | | F8 | | 3 | 0 | 0 | 0 | 1 | 0 | 2 |
| Larry Milbourne, S (1, 5) OBP: 0.281, SLG: 0.344 | | 6-3 | | 4-3 | | 6-3 | | | G3 | 4 | 0 | 0 | 0 | 0 | 0 | 2 |
| Bob Stinson, S (1, 2) OBP: 0.357, SLG: 0.395 | | L3 | | | FC2-5 1B 1B | | 4-3 | | K | 4 | 0 | 1 | 0 | 0 | 1 | 0 |

| | |
|---|---|
| AB | 36 |
| R | 4 |
| H | 10 |
| RBI | 4 |
| BB | 2 |
| SO | 4 |
| LOB | 17 |

| Inning Stats | 1 | 2 | 3 | 4 | 5 | 6 | 7 | 8 | 9 | | |
|---|---|---|---|---|---|---|---|---|---|---|---|
| | R: 4 H: 4 E: 0 LOB: 0 K: 1 BB: 0 S: 9 P: 9 | R: 0 H: 1 E: 0 LOB: 0 K: 0 BB: 0 S: 3 P: 3 | R: 0 H: 0 E: 0 LOB: 0 K: 0 BB: 0 S: 3 P: 3 | R: 0 H: 0 E: 0 LOB: 1 K: 0 BB: 1 S: 3 P: 7 | R: 0 H: 2 E: 1 LOB: 2 K: 0 BB: 0 S: 5 P: 5 | R: 0 H: 1 E: 1 LOB: 1 K: 0 BB: 0 S: 4 P: 4 | R: 0 H: 0 E: 0 LOB: 1 K: 0 BB: 1 S: 3 P: 7 | R: 0 H: 1 E: 0 LOB: 1 K: 1 BB: 0 S: 6 P: 6 | R: 0 H: 1 E: 0 LOB: 1 K: 2 BB: 0 S: 8 P: 8 | 1B: 8 SF: 0 2B: 1 SAC: 0 3B: 0 DP: 0 HR: 1 HBP: 0 | WP: 1 PA: 39 PB: 1 SB: 0 CS: 1 |

| PITCHER | IP | WLS | BF | H | R | ER | SO | BB | IBB | HBP | BLK | WP | HR | S | P | ERA | WHIP |
|---|---|---|---|---|---|---|---|---|---|---|---|---|---|---|---|---|---|
| Roger Erickson, R (1, 1) ERA: 4.55 | 9.0 | L | 38 | 10 | 4 | 4 | 4 | 2 | 0 | 0 | 0 | 1 | 1 | 44 | 52 | 4.00 | 1.333 |

| PITCHER | IP | WLS | BF | H | R | ER | SO | BB | IBB | HBP | BLK | WP | HR | S | P | ERA | WHIP |
|---|---|---|---|---|---|---|---|---|---|---|---|---|---|---|---|---|---|

| Batter | 1 | 2 | 3 | 4 | 5 | 6 | 7 | 8 | 9 | AB | R | H | RBI | BB | SO | LOB |
|---|---|---|---|---|---|---|---|---|---|---|---|---|---|---|---|---|
| Hosken Powell, L (1, 9)<br>OBP: 0.310, SLG: 0.316 | S S S 0-3 ① K | | x 0-0 ③ 1-3 | | | x 0-0 ① F4 | x 0-0 ③ 4-3 | | | 4 | 0 | 0 | 0 | 0 | 1 | 2 |
| Roy Smalley, S (1, 6)<br>OBP: 0.359, SLG: 0.446 | x 0-0 ② 3-1 | | | x 0-0 ① F8 | | x 0-0 G3 1B 1B | | x 0-0 ① F8 | | 4 | 0 | 1 | 0 | 0 | 0 | 0 |
| Rod Carew, L (1, 3)<br>OBP: 0.407, SLG: 0.444 | x 0-0 2B | | | S S S 0-3 ② K | | x 0-0 1-2 G3 1B | | x 0-0 G5-3 BB 1B | | 4 | 0 | 3 | 0 | 0 | 1 | 0 |
| Mike Cubbage, L (1, 5)<br>OBP: 0.360, SLG: 0.452 | S S S 0-3 ③ K | | | x 0-0 ③ F8 | | x 0-0 ② G3 1-2 2-3 | | B B B B 4-0 1-2 BB | | 3 | 0 | 0 | 0 | 1 | 1 | 3 |
| Dan Ford, R (1, 8)<br>OBP: 0.356, SLG: 0.454 | | x 0-0 ① 5-3 | | | x 0-0 E6 4-3 1-6-3 | x 0-0 ③ F7 | | x 0-0 ② ③ G5-3 2-3f | | 4 | 1 | 0 | 0 | 0 | 0 | 4 |
| Glenn Adams, L (1, 10)<br>OBP: 0.298, SLG: 0.389 | | x 0-0 ② F4 | | | x 0-0 ① 4-3 2-3 | | x 0-0 4-3 4-1 1B | | x 0-0 ① 6-3 | 4 | 0 | 1 | 0 | 0 | 0 | 1 |
| Butch Wynegar, S (1, 2)<br>OBP: 0.323, SLG: 0.328 | | x 0-0 ③ 3-1 | | | x 0-0 ② 1-6-3 3-H | | x 0-0 ① 4-1 1-2 | | x 0-0 ② F8 | 4 | 0 | 0 | 1 | 0 | 0 | 1 |
| Rich Chiles, L (1, 7)<br>OBP: 0.333, SLG: 0.336 | | | x 0-0 ① G3 | | x 0-0 1B | | x 0-0 ② 4-3 2-3 | | x 0-0 ③ L4 | 4 | 0 | 1 | 0 | 0 | 0 | 1 |
| Rob Wilfong, L (1, 4)<br>OBP: 0.364, SLG: 0.346 | | | x 0-0 ② 4-3 | | S S S 0-3 ③ K | | B B B B 4-0 BB | | | 2 | 0 | 0 | 0 | 1 | 1 | 1 |
| Inning Stats | R: 0 H: 1<br>E: 0 LOB: 1<br>K: 2 BB: 0<br>S: 8 P: 8 | R: 0 H: 0<br>E: 0 LOB: 0<br>K: 0 BB: 0<br>S: 3 P: 3 | R: 0 H: 0<br>E: 0 LOB: 0<br>K: 0 BB: 0<br>S: 3 P: 3 | R: 0 H: 0<br>E: 0 LOB: 0<br>K: 1 BB: 0<br>S: 5 P: 5 | R: 1 H: 1<br>E: 1 LOB: 1<br>K: 1 BB: 0<br>S: 7 P: 7 | R: 0 H: 2<br>E: 0 LOB: 2<br>K: 0 BB: 0<br>S: 5 P: 5 | R: 0 H: 1<br>E: 0 LOB: 2<br>K: 0 BB: 1<br>S: 4 P: 8 | R: 0 H: 1<br>E: 0 LOB: 1<br>K: 0 BB: 1<br>S: 3 P: 7 | R: 0 H: 0<br>E: 0 LOB: 0<br>K: 0 BB: 0<br>S: 3 P: 3 | 1B: 5 SF: 0<br>2B: 1 SAC: 0<br>3B: 0 DP: 1<br>HR: 0 HBP: 0 | | | | | | WP: 0 PA: 35<br>PB: 0<br>SB: 0<br>CS: 0 | |

| PITCHER | IP | WLS | BF | H | R | ER | SO | BB | IBB | HBP | BLK | WP | HR | S | P | ERA | WHIP |
|---|---|---|---|---|---|---|---|---|---|---|---|---|---|---|---|---|---|
| Glenn Abbott, R (1, 1)<br>ERA: 4.61 | 7.1 | W | 31 | 6 | 1 | 0 | 4 | 2 | 0 | 0 | 0 | 0 | 0 | 37 | 45 | 0.00 | 1.091 |
| Jim Todd, R (8, 1)<br>ERA: 4.02 | 1.2 | S | 4 | 0 | 0 | 0 | 0 | 0 | 0 | 0 | 0 | 0 | 0 | 4 | 4 | 0.00 | 0.000 |

| PITCHER | IP | WLS | BF | H | R | ER | SO | BB | IBB | HBP | BLK | WP | HR | S | P | ERA | WHIP |
|---|---|---|---|---|---|---|---|---|---|---|---|---|---|---|---|---|---|

# BOTTOM

## Seattle Mariners @ Minnesota Twins

Metropolitan Stadium, Bloomington , MI

Wed Aug 09 1978, 8:05 PM EDT

Att. 6,814 - Unknown - 75 F

livebaseballscorecards.com

| | |
|---|---|
| AB | 33 |
| R | 1 |
| H | 6 |
| RBI | 1 |
| BB | 2 |
| SO | 4 |
| LOB | 13 |

| Batter | 1 | 2 | 3 | 4 | 5 | 6 | 7 | 8 | 9 | AB | R | H | RBI | BB | SO | LOB |
|---|---|---|---|---|---|---|---|---|---|---|---|---|---|---|---|---|
| Mike Edwards, R (1, 4)<br>OBP: 0.303, SLG: 0.330 | 0-0 1-3 SH1-4 1B | 0-0 G6-4-3 1-2f | | | 0-0 6-3 | | 0-0 SF8 FC4-2 1-2 2-3 1B | | 0-0 F9 | 5 | 0 | 2 | 0 | 0 | 0 | 3 |
| Dell Alston, L (1, 9)<br>(7, 7)<br>Rick Langford, R (9, 1) | 0-0 SH1-4 1-2 | 0-3 K | | | 0-0 F9 | | 0-0 FC4-2 FC6-4 1-2 2-3 3-Hf | | 0-0 1-2 1B | 4 | 0 | 1 | 0 | 0 | 1 | 3 |
| | | | | | | | | | | 0 | 0 | 0 | 0 | 0 | 0 | 0 |
| Joe Wallis, S (1, 8)<br>OBP: 0.344, SLG: 0.445<br>Glenn Burke, R (7, 8)<br>OBP: 0.256, SLG: 0.275 | B B B B 4-0 1-3 BB | 0-0 5-3 | | | 0-0 F8 | | 0-0 SF8 2-3 3-H | | S S S 0-3 K | 2 | 0 | 0 | 1 | 1 | 0 | 0 |
| | | | | | | | | | | 1 | 0 | 0 | 0 | 0 | 1 | 2 |
| Mitchell Page, L (1, 7)<br>OBP: 0.382, SLG: 0.487<br>Rob Picciolo, R (7, 5)<br>OBP: 0.260, SLG: 0.245 | 0-0 1-3 1-2 2-3 | 0-0 1B | | | S S S 0-3 K | | 0-0 FC6-4 1-2f | | | 4 | 0 | 1 | 0 | 0 | 1 | 4 |
| | | | | | | | | | | 0 | 0 | 0 | 0 | 0 | 0 | 0 |
| Willie Horton, R (1, 10)<br>OBP: 0.333, SLG: 0.420<br>Miguel Dilone, S (8, PR)<br>OBP: 0.316, SLG: 0.295 (9, 7) | I I I I 4-0 IBB | 0-0 L8 | | | 0-0 F8 | | | 0-0 6-3 | | 3 | 0 | 1 | 0 | 1 | 0 | 1 |
| | | | | | | | | | | 0 | 0 | 0 | 0 | 0 | 0 | 0 |
| Mario Guerrero, R (1, 6)<br>OBP: 0.315, SLG: 0.367 | S S S 0-3 K | | | 0-0 1B G6-4-3 2B | 0-0 2B 1B | | | 0-0 6-3 1-2 | | 4 | 1 | 2 | 0 | 0 | 1 | 4 |
| Dave Revering, L (1, 3)<br>OBP: 0.301, SLG: 0.419 | | 0-0 F8 | | 0-0 G6-4-3 2-3 1B | 0-0 1-H 2B | | | S S S 0-3 K | | 4 | 0 | 2 | 0 | 0 | 1 | 1 |
| Taylor Duncan, R (1, 5)<br>OBP: 0.311, SLG: 0.370<br>Darrell Woodard, R (7, PR)<br>Tony Armas, R (7, 9)<br>OBP: 0.259, SLG: 0.286 | | 0-0 BB 1B | | 0-0 G6-4-3 1-2f 3-H | | | 0-0 1B 1B FC4-2 1B | | 0-0 FC3-6 1B | 3 | 0 | 2 | 0 | 0 | 0 | 1 |
| | | | | | | | | | | 0 | 0 | 0 | 0 | 0 | 0 | 0 |
| | | | | | | | | | | 1 | 0 | 1 | 0 | 0 | 0 | 0 |
| Jim Essian, R (1, 2)<br>OBP: 0.333, SLG: 0.303 | | B B B B 4-0 G6-4-3 1-2 BB | | 0-0 1-3 | | | 0-0 FC4-2 1B 1-2 SF8 1B | | 0-0 FC3-6 1B 1-2f | 3 | 1 | 1 | 0 | 1 | 0 | 1 |
| Inning Stats | R: 0 E: 0 K: 1 S: 6 H: 1 LOB: 3 BB: 2 P: 14 | R: 0 E: 0 K: 0 S: 3 H: 1 LOB: 1 BB: 1 P: 7 | R: 0 E: 0 K: 1 S: 6 H: 1 LOB: 1 BB: 0 P: 6 | R: 1 E: 0 K: 0 S: 4 H: 2 LOB: 0 BB: 0 P: 4 | R: 0 E: 0 K: 0 S: 3 H: 0 LOB: 0 BB: 0 P: 3 | R: 0 E: 0 K: 1 S: 6 H: 2 LOB: 2 BB: 0 P: 6 | R: 1 E: 0 K: 0 S: 6 H: 3 LOB: 2 BB: 0 P: 6 | R: 0 E: 0 K: 1 S: 5 H: 1 LOB: 1 BB: 0 P: 5 | R: 0 E: 0 K: 1 S: 7 H: 2 LOB: 2 BB: 0 P: 7 | 1B: 11 2B: 2 3B: 0 HR: 0 SF: 1 SAC: 1 DP: 2 HBP: 0 | | | | | | |

| PITCHER | IP | WLS | BF | H | R | ER | SO | BB | IBB | HBP | BLK | WP | HR | S | P | ERA | WHIP |
|---|---|---|---|---|---|---|---|---|---|---|---|---|---|---|---|---|---|
| Geoff Zahn, L (1, 1)<br>ERA: 3.21 | 7.0 | L | 31 | 10 | 2 | 2 | 3 | 2 | 1 | 0 | 0 | 0 | 0 | 34 | 46 | 2.57 | 1.714 |
| John Sutton, R (8, 1)<br>ERA: 3.04 | 2.0 | | 8 | 3 | 0 | 0 | 2 | 0 | 0 | 0 | 0 | 0 | 0 | 12 | 12 | 0.00 | 1.500 |

| PITCHER | IP | WLS | BF | H | R | ER | SO | BB | IBB | HBP | BLK | WP | HR | S | P | ERA | WHIP |
|---|---|---|---|---|---|---|---|---|---|---|---|---|---|---|---|---|---|

# TOP

## Oakland Athletics @ Minnesota Twins

Metropolitan Stadium, Bloomington , MI

Fri Aug 11 1978, 8:05 PM EDT

Unknown - 85 F

livebaseballscorecards.com

| | |
|---|---|
| AB | 34 |
| R | 2 |
| H | 13 |
| RBI | 1 |
| BB | 3 |
| SO | 5 |
| LOB | 20 |

| | | | | | | |
|---|---|---|---|---|---|---|
| 1B: 11 | SF: 1 | WP: 0 | PA: 39 |
| 2B: 2 | SAC: 1 | PB: 0 | |
| 3B: 0 | DP: 2 | SB: 0 | |
| HR: 0 | HBP: 0 | CS: 0 | |

# BOTTOM

## Oakland Athletics @ Minnesota Twins

Metropolitan Stadium, Bloomington , MI

Fri Aug 11 1978, 8:05 PM EDT

Unknown - 85 F

livebaseballscorecards.com

| Batter | 1 | 2 | 3 | 4 | 5 | 6 | 7 | 8 | 9 | AB | R | H | RBI | BB | SO | LOB |
|---|---|---|---|---|---|---|---|---|---|---|---|---|---|---|---|---|
| Rich Chiles, L (1, 7)<br>OBP: 0.325, SLG: 0.326 | P3 | | 3-1 | | 1-4-3<br>1-2 | | | K<br>BB | | 4 | 0 | 0 | 0 | 0 | 1 | 1 |
| Roy Smalley, S (1, 6)<br>OBP: 0.360, SLG: 0.444 | 6-3<br>BB | | K | | | F8 | | 1-2<br>BB | | 2 | 0 | 0 | 0 | 2 | 1 | 0 |
| Rod Carew, L (1, 3)<br>OBP: 0.406, SLG: 0.444 | 6-3<br>1-2 | | | K | | 3-1<br>2B | | L9 | | 4 | 0 | 1 | 0 | 0 | 1 | 3 |
| Mike Cubbage, L (1, 5)<br>OBP: 0.355, SLG: 0.445 | K | | | 4-3 | | 3-1<br>2-3 | | 6-3 | | 4 | 0 | 0 | 0 | 0 | 1 | 4 |
| Glenn Adams, L (1, 10)<br>OBP: 0.297, SLG: 0.383 | | L3 | | BB | | 4-3 | | | 3-1 | 3 | 0 | 0 | 0 | 1 | 0 | 1 |
| Dan Ford, R (1, 8)<br>OBP: 0.353, SLG: 0.449 | | F7 | | F4 | | | F9 | | 6-3 | 4 | 0 | 0 | 0 | 0 | 0 | 1 |
| Butch Wynegar, S (1, 2)<br>OBP: 0.322, SLG: 0.327 | | 1B | | | F5 | | K | | F7 | 4 | 0 | 1 | 0 | 0 | 1 | 0 |
| Hosken Powell, L (1, 9)<br>OBP: 0.307, SLG: 0.312 | | F7 | | | 4-3 | | F8 | | | 3 | 0 | 0 | 0 | 0 | 0 | 1 |
| Rob Wilfong, L (1, 4)<br>OBP: 0.363, SLG: 0.346 | | | G3 | | S<br>1B | | | F6 | | 3 | 0 | 1 | 0 | 0 | 0 | 0 |
| Inning Stats | R: 0 H: 0<br>E: 0 LOB: 1<br>K: 1 BB: 1<br>S: 5 P: 9 | R: 0 H: 1<br>E: 0 LOB: 1<br>K: 0 BB: 0<br>S: 4 P: 4 | R: 0 H: 0<br>E: 0 LOB: 0<br>K: 1 BB: 0<br>S: 5 P: 5 | R: 0 H: 0<br>E: 0 LOB: 1<br>K: 1 BB: 1<br>S: 5 P: 9 | R: 0 H: 1<br>E: 0 LOB: 1<br>K: 0 BB: 0<br>S: 4 P: 4 | R: 0 H: 1<br>E: 0 LOB: 1<br>K: 0 BB: 0<br>S: 4 P: 4 | R: 0 H: 0<br>E: 0 LOB: 0<br>K: 1 BB: 0<br>S: 5 P: 5 | R: 0 H: 0<br>E: 0 LOB: 2<br>K: 1 BB: 1<br>S: 6 P: 10 | R: 0 H: 0<br>E: 0 LOB: 0<br>K: 0 BB: 0<br>S: 3 P: 3 | 1B: 2 SF: 0<br>2B: 1 SAC: 0<br>3B: 0 DP: 0<br>HR: 0 HBP: 0 | | | | | | |

| | AB | 31 |
|---|---|---|
| | R | 0 |
| | H | 3 |
| | RBI | 0 |
| | BB | 3 |
| | SO | 5 |
| | LOB | 11 |

WP: 1 PA: 34
PB: 0
SB: 1
CS: 0

| PITCHER | | IP | WLS | BF | H | R | ER | SO | BB | IBB | HBP | BLK | WP | HR | S | P | ERA | WHIP |
|---|---|---|---|---|---|---|---|---|---|---|---|---|---|---|---|---|---|---|
| Rick Langford, R<br>ERA: 2.78 | (1, 1) | 9.0 | W | 34 | 3 | 0 | 0 | 5 | 3 | 0 | 0 | 0 | 1 | 0 | 41 | 53 | 0.00 | 0.667 |
| Rick Langford, R<br>ERA: 2.78 | (9, 1) | 9.0 | W | 34 | 3 | 0 | 0 | 5 | 3 | 0 | 0 | 0 | 1 | 0 | 41 | 53 | 0.00 | 0.667 |

| PITCHER | IP | WLS | BF | H | R | ER | SO | BB | IBB | HBP | BLK | WP | HR | S | P | ERA | WHIP |
|---|---|---|---|---|---|---|---|---|---|---|---|---|---|---|---|---|---|

| Batter | 1 | 2 | 3 | 4 | 5 | 6 | 7 | 8 | 9 | AB | R | H | RBI | BB | SO | LOB |
|---|---|---|---|---|---|---|---|---|---|---|---|---|---|---|---|---|
| Mike Edwards, R (1, 4)<br>OBP: 0.298, SLG: 0.325 | F9 | | F7 | | FC4-6<br>S<br>1-2f | 4-3 | | | FC8-2<br>3-H | 5 | 0 | 0 | 0 | 0 | 0 | 5 |
| Dell Alston, L (1, 9)<br>OBP: 0.280, SLG: 0.260 | FC5-4-6-4-1<br>S<br>1B | | F8 | | F6<br>1-2 | | K | | | 4 | 0 | 1 | 0 | 0 | 1 | 1 |
| Joe Wallis, S (1, 8)<br>OBP: 0.338, SLG: 0.438 | FC5-4-6-4-1<br>1-3 | | K | | F4 | | F3 | | | 4 | 0 | 0 | 0 | 0 | 1 | 2 |
| Mitchell Page, L (1, 7)<br>OBP: 0.385, SLG: 0.494 | FC6-4<br>BB | | | S<br>1B | | E<br>3B | G3 | | | 3 | 1 | 2 | 0 | 1 | 0 | 0 |
| Willie Horton, R (1, 10)<br>OBP: 0.333, SLG: 0.419 | FC6-4<br>1-2f | | | K<br>1-2 | | E1<br>2B<br>3-H<br>1B | | 6-3 | | 3 | 0 | 1 | 1 | 0 | 1 | 3 |
| Miguel Dilone, S (6, PR)<br>OBP: 0.315, SLG: 0.294 | | | | | | | | | | 1 | 1 | 0 | 0 | 0 | 0 | 0 |
| Mario Guerrero, R (1, 6)<br>OBP: 0.319, SLG: 0.372 | | 6-3 | | BB | | E<br>2B<br>3-H | | CS<br>1B | | 3 | 0 | 2 | 1 | 1 | 0 | 0 |
| Darrell Woodard, R (8, PR) | | | | | | | | | | 0 | 0 | 0 | 0 | 0 | 0 | 0 |
| Rob Picciolo, R (8, 6)<br>OBP: 0.260, SLG: 0.245 | | | | | | | | | | 0 | 0 | 0 | 0 | 0 | 0 | 0 |
| Dave Revering, L (1, 3)<br>OBP: 0.301, SLG: 0.417 | | 1B<br>1B | | F9 | | L4 | | K<br>1-2 | | 4 | 0 | 1 | 0 | 0 | 1 | 5 |
| Taylor Duncan, R (1, 5)<br>OBP: 0.314, SLG: 0.377 | | FC5-4<br>1-2<br>1B | | F3 | | 5-3 | | | SH2-4<br>FC8-2<br>2B | 4 | 0 | 2 | 0 | 0 | 0 | 4 |
| Glenn Burke, R (9, PR)<br>OBP: 0.256, SLG: 0.275 | | | | | | | | | | 0 | 0 | 0 | 0 | 0 | 0 | 0 |
| Jim Essian, R (1, 2)<br>OBP: 0.333, SLG: 0.300 | | FC5-4<br>1-2f | | | FC4-6<br>BB | E6<br>2-3 | | | SH2-4<br>2-3 | 2 | 0 | 0 | 0 | 1 | 0 | 3 |
| Inning Stats | R: 0 E: 0 K: 0 S: 4 H: 1 LOB: 2 BB: 1 P: 8 | R: 0 E: 0 K: 0 S: 4 H: 2 LOB: 1 BB: 0 P: 4 | R: 0 E: 0 K: 1 S: 5 H: 0 LOB: 0 BB: 0 P: 5 | R: 0 E: 0 K: 1 S: 6 H: 1 LOB: 2 BB: 1 P: 10 | R: 0 E: 0 K: 0 S: 3 H: 0 LOB: 1 BB: 1 P: 7 | R: 2 E: 2 K: 0 S: 7 H: 3 LOB: 2 BB: 0 P: 7 | R: 0 E: 0 K: 1 S: 5 H: 0 LOB: 0 BB: 0 P: 5 | R: 0 E: 0 K: 1 S: 5 H: 1 LOB: 1 BB: 0 P: 5 | R: 0 E: 0 K: 0 S: 3 H: 1 LOB: 1 BB: 0 P: 3 | 1B: 6 2B: 3 3B: 1 HR: 0 | SF: 0 SAC: 1 DP: 1 HBP: 0 | | | | | |

TOP

# Oakland Athletics @ Minnesota Twins

Metropolitan Stadium, Bloomington , MI

Fri Aug 11 1978, 8:05 PM EDT
Att. 13,795 - Unknown

livebaseballscorecards.com

| | |
|---|---|
| AB | 33 |
| R | 2 |
| H | 9 |
| RBI | 2 |
| BB | 3 |
| SO | 4 |
| LOB | 23 |

WP: 0 PB: 0 SB: 3 CS: 1 PA: 37

| PITCHER | IP | WLS | BF | H | R | ER | SO | BB | IBB | HBP | BLK | WP | HR | S | P | ERA | WHIP |
|---|---|---|---|---|---|---|---|---|---|---|---|---|---|---|---|---|---|
| Darrell Jackson, L (1, 1)<br>ERA: 3.93 | 7.0 | W | 31 | 7 | 2 | 1 | 3 | 3 | 0 | 0 | 0 | 0 | 0 | 34 | 46 | 1.29 | 1.429 |
| Mike Marshall, R (8, 1)<br>ERA: 2.85 | 2.0 | S | 6 | 2 | 0 | 0 | 1 | 0 | 0 | 0 | 0 | 0 | 0 | 8 | 8 | 0.00 | 1.000 |

| PITCHER | IP | WLS | BF | H | R | ER | SO | BB | IBB | HBP | BLK | WP | HR | S | P | ERA | WHIP |
|---|---|---|---|---|---|---|---|---|---|---|---|---|---|---|---|---|---|

| Batter | 1 | 2 | 3 | 4 | 5 | 6 | 7 | 8 | 9 | AB | R | H | RBI | BB | SO | LOB |
|---|---|---|---|---|---|---|---|---|---|---|---|---|---|---|---|---|
| Willie Norwood, R (1, 7)<br>OBP: 0.313, SLG: 0.400 | F8 | | 5-3 | | S 1B | | 6-3 2-3 | | | 4 | 0 | 1 | 0 | 0 | 0 | 2 |
| Roy Smalley, S (1, 6)<br>OBP: 0.363, SLG: 0.448 | E S 4-3 1B | | 1B 2B | | BBB 1-2 BB | | F9 | | | 3 | 2 | 2 | 0 | 1 | 0 | 2 |
| Rod Carew, L (1, 3)<br>OBP: 0.406, SLG: 0.443 | BBB 4-3 S 1-3 BB | | 2-H 1B | | F9 | | | G3 | | 3 | 0 | 1 | 1 | 1 | 0 | 2 |
| Mike Cubbage, L (1, 5)<br>OBP: 0.350, SLG: 0.438 | 4-3 1-3 3-H | | 4-3 | | | SSS K | | L5 | | 4 | 0 | 0 | 1 | 0 | 1 | 2 |
| Glenn Adams, L (1, 10)<br>OBP: 0.291, SLG: 0.376 | F9 | | | F8 | | F7 | | SSS K | | 4 | 0 | 0 | 0 | 0 | 1 | 1 |
| Dan Ford, R (1, 8)<br>OBP: 0.351, SLG: 0.446 | | F2 | | F8 | | SSS K | | | | 3 | 0 | 0 | 0 | 0 | 1 | 0 |
| Hosken Powell, L (1, 9)<br>OBP: 0.307, SLG: 0.316 | | 3-1 | | F6 | | | 1B 2B | | | 3 | 1 | 1 | 0 | 0 | 0 | 0 |
| Glenn Borgmann, R (1, 2)<br>OBP: 0.311, SLG: 0.318 | | F8 | | | L6 | | 6-3 SH2-4 2-H 1B | | | 3 | 0 | 1 | 1 | 0 | 0 | 0 |
| Bombo Rivera, R (7, PR)<br>OBP: 0.377, SLG: 0.363 | | | | | | | | | | 0 | 0 | 0 | 0 | 0 | 0 | 0 |
| Butch Wynegar, S (8, 2)<br>OBP: 0.322, SLG: 0.327 | | | | | | | | | | 0 | 0 | 0 | 0 | 0 | 0 | 0 |
| Rob Wilfong, L (1, 4)<br>OBP: 0.358, SLG: 0.341 | | | SSS K | | L4 | | SH2-4 1-2 | | | 2 | 0 | 0 | 0 | 0 | 1 | 0 |
| Inning Stats | R: 1 H: 1<br>E: 0 LOB: 1<br>K: 0 BB: 1<br>S: 4 P: 8 | R: 0 H: 0<br>E: 0 LOB: 0<br>K: 0 BB: 0<br>S: 3 P: 3 | R: 1 H: 2<br>E: 0 LOB: 1<br>K: 1 BB: 0<br>S: 7 P: 7 | R: 0 H: 0<br>E: 0 LOB: 0<br>K: 0 BB: 0<br>S: 3 P: 3 | R: 0 H: 1<br>E: 0 LOB: 2<br>K: 0 BB: 1<br>S: 4 P: 8 | R: 0 H: 0<br>E: 0 LOB: 0<br>K: 2 BB: 0<br>S: 7 P: 7 | R: 1 H: 2<br>E: 0 LOB: 2<br>K: 0 BB: 0<br>S: 5 P: 5 | R: 0 H: 0<br>E: 0 LOB: 0<br>K: 1 BB: 0<br>S: 5 P: 5 | | 1B: 4 SF: 0<br>2B: 2 SAC: 1<br>3B: 0 DP: 0<br>HR: 0 HBP: 0 | | | | | | WP: 0 PA: 32<br>PB: 0<br>SB: 3<br>CS: 0 |

| PITCHER | | IP | WLS | BF | H | R | ER | SO | BB | IBB | HBP | BLK | WP | HR | S | P | ERA | WHIP |
|---|---|---|---|---|---|---|---|---|---|---|---|---|---|---|---|---|---|---|
| Pete Broberg, R<br>ERA: 4.52 | (1, 1) | 6.0 | L | 26 | 6 | 3 | 2 | 3 | 2 | 0 | 0 | 0 | 0 | 0 | 30 | 38 | 3.00 | 1.333 |
| Elias Sosa, R<br>ERA: 2.69 | (7, 1) | 2.0 | | 6 | 0 | 0 | 0 | 1 | 0 | 0 | 0 | 0 | 0 | 0 | 8 | 8 | 0.00 | 0.000 |

| PITCHER | IP | WLS | BF | H | R | ER | SO | BB | IBB | HBP | BLK | WP | HR | S | P | ERA | WHIP |
|---|---|---|---|---|---|---|---|---|---|---|---|---|---|---|---|---|---|

# BOTTOM

## Oakland Athletics @ Minnesota Twins

Metropolitan Stadium, Bloomington , MI

Fri Aug 11 1978, 8:05 PM EDT

Att. 13,795 - Unknown

livebaseballscorecards.com

| | |
|---|---|
| AB | 29 |
| R | 3 |
| H | 6 |
| RBI | 3 |
| BB | 2 |
| SO | 4 |
| LOB | 9 |

| Batter | 1 | 2 | 3 | 4 | 5 | 6 | 7 | 8 | 9 | AB | R | H | RBI | BB | SO | LOB |
|---|---|---|---|---|---|---|---|---|---|---|---|---|---|---|---|---|
| Mike Edwards, R (1, 4)<br>OBP: 0.297, SLG: 0.321 | E3 1B S | | 4-3 | | | BBBB 4-0 2B BB | | G3 | | 3 | 1 | 0 | 0 | 1 | 0 | 2 |
| Dell Alston, L (1, 9)<br>OBP: 0.304, SLG: 0.299 | 0-0 CS 1B 1-3 | | | 3-1 | | 0-0 1-H 2B | | | E 1-3 1B 1B | 4 | 1 | 3 | 1 | 0 | 0 | 0 |
| Mitchell Page, L (1, 7)<br>OBP: 0.382, SLG: 0.489 | SSS 0-3 K 1-2 | | | F8 | | G3 | | | 1-3 1-2 | 4 | 0 | 0 | 0 | 0 | 1 | 3 |
| Mario Guerrero, R (1, 6)<br>OBP: 0.316, SLG: 0.368<br>Darrell Woodard, R (9, PR) | | 6-3 | | SSS 0-3 K | | | 6-3 | | E4 1B E 2-3 | 4<br>0 | 0<br>1 | 0<br>0 | 0<br>0 | 0<br>0 | 1<br>0 | 1<br>0 |
| Willie Horton, R (1, 10)<br>OBP: 0.336, SLG: 0.419<br>Glenn Burke, R (9, PR)<br>OBP: 0.256, SLG: 0.275 | | 5-3 | | | BBBB 4-0 G6-4-3 BB | | SSS 0-3 K | | E9 1-H 3-H 1B | 3<br>0 | 0<br>0 | 1<br>0 | 1<br>0 | 1<br>0 | 1<br>0 | 0<br>0 |
| Dave Revering, L (1, 3)<br>OBP: 0.298, SLG: 0.413 | | F8 | | | 0-0 F9 | | 0-0 F5 | | F3 | 4 | 0 | 0 | 0 | 0 | 0 | 2 |
| Taylor Duncan, R (1, 5)<br>OBP: 0.313, SLG: 0.380 | | | 0-0 F4 | | 0-0 G6-4-3 1-2f | | | 0-0 F9 2B | F8 | 4 | 0 | 1 | 0 | 0 | 0 | 2 |
| Joe Wallis, S (1, 8)<br>OBP: 0.342, SLG: 0.440 | | | 0-0 FC5-4 1B | | | 0-0 G6-4-3 1B | | 0-0 F9 2-3 | | 3 | 0 | 2 | 0 | 0 | 0 | 1 |
| Jim Essian, R (1, 2)<br>OBP: 0.330, SLG: 0.297 | | | 0-0 FC5-4 1-2f | | | 0-0 G6-4-3 1-2f | | 0-0 5-3 | | 3 | 0 | 0 | 0 | 0 | 0 | 3 |
| Inning Stats | R: 0 E: 1 K: 1 S: 5 H: 1 LOB: 0 BB: 0 P: 5 | R: 0 E: 0 K: 0 S: 3 H: 0 LOB: 0 BB: 0 P: 3 | R: 0 E: 1 K: 0 S: 4 H: 1 LOB: 1 BB: 0 P: 4 | R: 0 E: 0 K: 1 S: 5 H: 0 LOB: 0 BB: 0 P: 5 | R: 0 E: 0 K: 0 S: 2 H: 0 LOB: 0 BB: 1 P: 6 | R: 1 E: 0 K: 0 S: 4 H: 2 LOB: 1 BB: 1 P: 8 | R: 0 E: 0 K: 1 S: 5 H: 0 LOB: 0 BB: 0 P: 5 | R: 0 E: 0 K: 0 S: 4 H: 1 LOB: 1 BB: 0 P: 4 | R: 2 E: 2 K: 0 S: 6 H: 2 LOB: 1 BB: 0 P: 6 | 1B: 5 2B: 2 3B: 0 HR: 0 | SF: 0 SAC: 0 DP: 2 HBP: 0 | | | | | | |

# TOP

## Oakland Athletics @ Minnesota Twins

Metropolitan Stadium, Bloomington , MI

Sat Aug 12 1978, 4:33 AM EDT

Att. 11,740 - Unknown - 88 F

livebaseballscorecards.com

| | |
|---|---|
| AB | 32 |
| R | 3 |
| H | 7 |
| RBI | 2 |
| BB | 2 |
| SO | 3 |
| LOB | 14 |

| PITCHER | | IP | WLS | BF | H | R | ER | SO | BB | IBB | HBP | BLK | WP | HR | S | P | ERA | WHIP |
|---|---|---|---|---|---|---|---|---|---|---|---|---|---|---|---|---|---|---|
| Stan Perzanowski, R<br>ERA: 4.78 | (1, 1) | 8.1 | W | 32 | 7 | 3 | 1 | 3 | 2 | 0 | 0 | 0 | 0 | 0 | 36 | 44 | 1.08 | 1.080 |
| Mike Marshall, R<br>ERA: 2.82 | (9, 1) | 0.2 | S | 2 | 0 | 0 | 0 | 0 | 0 | 0 | 0 | 0 | 0 | 0 | 2 | 2 | 0.00 | 0.000 |

| PITCHER | | IP | WLS | BF | H | R | ER | SO | BB | IBB | HBP | BLK | WP | HR | S | P | ERA | WHIP |
|---|---|---|---|---|---|---|---|---|---|---|---|---|---|---|---|---|---|---|

| Batter | 1 | 2 | 3 | 4 | 5 | 6 | 7 | 8 | 9 | AB | R | H | RBI | BB | SO | LOB |
|---|---|---|---|---|---|---|---|---|---|---|---|---|---|---|---|---|
| Willie Norwood, R (1, 7)<br>OBP: 0.314, SLG: 0.400 | 1B, SH1-4, CS, 1B | | FC3-6, FC6, 1-2f | FC6-4, 1-2f | | F7 | | 3-1, 2-H, 1B | | 5 | 0 | 2 | 1 | 0 | 0 | 3 |
| Roy Smalley, S (1, 6)<br>OBP: 0.363, SLG: 0.453 | SH1-4, 1-2 | | F8 | | K | HR | | 3-1, 2-3 | | 4 | 1 | 1 | 1 | 0 | 1 | 2 |
| Rod Carew, L (1, 3)<br>OBP: 0.409, SLG: 0.444 | CS, 2-3, 1B | | FC6, 1-2f | | 1B, E, 1B | K | | IBB | | 4 | 1 | 2 | 0 | 1 | 1 | 1 |
| Dan Ford, R (1, 8)<br>OBP: 0.351, SLG: 0.444 | BB, 1-2, 3-H | | | 4-3 | E9, 4-3, 1-H, 1B | | G3 | L9 | | 4 | 1 | 1 | 0 | 1 | 0 | 2 |
| Mike Cubbage, L (1, 5)<br>OBP: 0.352, SLG: 0.439 | F7 | | | HR, 1B | 4-3, 2-3 | | E, S, 1B | | | 4 | 1 | 2 | 0 | 0 | 0 | 3 |
| Jose Morales, R (1, 10)<br>OBP: 0.360, SLG: 0.389 | | F9 | | K | 1B, 3-H, 1B | | L7 | | | 3 | 0 | 1 | 1 | 0 | 1 | 1 |
| Glenn Adams, L (7, PH)<br>OBP: 0.290, SLG: 0.374 | | | | | | | | | | 1 | 0 | 0 | 0 | 0 | 0 | 1 |
| Butch Wynegar, S (1, 2)<br>OBP: 0.324, SLG: 0.339 | | F9 | | HR, 1-H | FC6-4, 1-3, 1B | | K, 1-3 | | | 4 | 1 | 2 | 2 | 0 | 1 | 1 |
| Hosken Powell, L (1, 9)<br>OBP: 0.308, SLG: 0.318 | | F4 | | S, 1B | FC6-4, 1-2f | | | SH1-4, 1B, 1B | | 2 | 0 | 1 | 0 | 0 | 0 | 0 |
| Bombo Rivera, R (5, PH) (6, 9)<br>OBP: 0.379, SLG: 0.364 | | | | | | | | | | 2 | 1 | 1 | 0 | 0 | 0 | 2 |
| Bob Randall, R (1, 4)<br>OBP: 0.329, SLG: 0.351 | | | FC3-6, 1B | BB, 1-2, FC6-4 | | 4-3 | | SH1-4, 1-2 | | 2 | 0 | 1 | 0 | 1 | 0 | 0 |
| Inning Stats | R: 0 E: 0 K: 0 S: 4 H: 2 LOB: 2 BB: 1 P: 8 | R: 0 E: 0 K: 0 S: 3 H: 0 LOB: 0 BB: 0 P: 3 | R: 0 E: 0 K: 0 S: 4 H: 1 LOB: 1 BB: 0 P: 4 | R: 2 E: 0 K: 1 S: 8 H: 3 LOB: 2 BB: 1 P: 12 | R: 2 E: 1 K: 1 S: 9 H: 4 LOB: 2 BB: 0 P: 9 | R: 1 E: 0 K: 1 S: 6 H: 1 LOB: 0 BB: 0 P: 6 | R: 0 E: 0 K: 1 S: 6 H: 1 LOB: 1 BB: 0 P: 6 | R: 1 E: 0 K: 0 S: 5 H: 2 LOB: 2 BB: 1 P: 9 | | 1B: 12 2B: 0 3B: 0 HR: 2 | SF: 0 SAC: 2 DP: 0 HBP: 0 | | | | | |

| PITCHER | IP | WLS | BF | H | R | ER | SO | BB | IBB | HBP | BLK | WP | HR | S | P | ERA | WHIP |
|---|---|---|---|---|---|---|---|---|---|---|---|---|---|---|---|---|---|
| Steve Renko, R (1, 1)<br>ERA: 3.44 | 4.1 | L | 22 | 8 | 4 | 4 | 2 | 2 | 0 | 0 | 0 | 0 | 1 | 24 | 32 | 8.31 | 2.308 |
| Bob Lacey, L (5, 1)<br>ERA: 2.68 | 1.2 | | 8 | 3 | 1 | 1 | 1 | 0 | 0 | 0 | 0 | 0 | 1 | 10 | 10 | 5.40 | 1.800 |
| Dave Heaverlo, R (7, 1)<br>ERA: 3.13 | 2.0 | | 10 | 3 | 1 | 1 | 1 | 0 | 1 | 0 | 0 | 0 | 0 | 11 | 15 | 4.50 | 1.500 |

| PITCHER | IP | WLS | BF | H | R | ER | SO | BB | IBB | HBP | BLK | WP | HR | S | P | ERA | WHIP |
|---|---|---|---|---|---|---|---|---|---|---|---|---|---|---|---|---|---|

# BOTTOM

## Oakland Athletics @ Minnesota Twins

Metropolitan Stadium, Bloomington , MI

Sat Aug 12 1978, 4:33 AM EDT

Att. 11,740 - Unknown - 88 F

livebaseballscorecards.com

| | |
|---|---|
| AB | 35 |
| R | 6 |
| H | 14 |
| RBI | 5 |
| BB | 3 |
| SO | 4 |
| LOB | 16 |

1B: 12 SF: 0
2B: 0 SAC: 2
3B: 0 DP: 0
HR: 2 HBP: 0

WP: 0 PA: 40
PB: 0
SB: 2
CS: 2

| Batter | 1 | 2 | 3 | 4 | 5 | 6 | 7 | 8 | 9 | AB | R | H | RBI | BB | SO | LOB |
|---|---|---|---|---|---|---|---|---|---|---|---|---|---|---|---|---|
| Mike Edwards, R (1, 4)<br>OBP: 0.298, SLG: 0.322 | K | | | 6-3 | | 1B | | FC6-4 | | 3 | 0 | 1 | 0 | 0 | 1 | 0 |
| Jeff Newman, R (8, PH)<br>OBP: 0.291, SLG: 0.349 | | | | | | | | | | 1 | 0 | 0 | 0 | 0 | 0 | 2 |
| Rob Picciolo, R (8, 6)<br>OBP: 0.260, SLG: 0.245 | | | | | | | | | | 0 | 0 | 0 | 0 | 0 | 0 | 0 |
| Miguel Dilone, S (1, 8)<br>OBP: 0.312, SLG: 0.291 | 2-3 | | | K | | K | | | K | 2 | 0 | 0 | 0 | 0 | 1 | 0 |
| Joe Wallis, S (5, 8)<br>OBP: 0.342, SLG: 0.440 | | | | | | | | | | 0 | 0 | 0 | 0 | 0 | 0 | 0 |
| Willie Horton, R (6, PH)<br>OBP: 0.334, SLG: 0.417 | | | | | | | | | | 1 | 0 | 0 | 0 | 0 | 1 | 1 |
| Glenn Burke, R (6, 8)<br>OBP: 0.255, SLG: 0.273 | | | | | | | | | | 1 | 0 | 0 | 0 | 0 | 1 | 0 |
| Mitchell Page, L (1, 10)<br>OBP: 0.378, SLG: 0.484 | 3-1 | | | G3 | | | F8 | | F7 | 4 | 0 | 0 | 0 | 0 | 0 | 0 |
| Taylor Duncan, R (1, 5)<br>OBP: 0.312, SLG: 0.377 | | 6-3 | | | F8 | | 6-3 | | 1B | 4 | 0 | 1 | 0 | 0 | 0 | 0 |
| Dave Revering, L (1, 3)<br>OBP: 0.302, SLG: 0.416 | | G4-3 | | | 1B | | F8 | | 1B | 4 | 0 | 3 | 0 | 0 | 0 | 0 |
| Rick Langford, R (9, PR) | | | | | | | | | | 0 | 0 | 0 | 0 | 0 | 0 | 0 |
| Mario Guerrero, R (1, 6)<br>OBP: 0.316, SLG: 0.373 | | G4-3 | | | K | | | 4-3 | 5-3 | 3 | 0 | 1 | 0 | 0 | 1 | 2 |
| Darrell Woodard, R (8, PR) | | | | | | | | 3B | | 1 | 1 | 0 | 0 | 0 | 0 | 2 |
| (8, 4) | | | | | | | | | | | | | | | | |
| Dell Alston, L (1, 7)<br>OBP: 0.293, SLG: 0.288 | | | 4-3 | | 4-3 | | | 4-3 | | 3 | 0 | 0 | 1 | 0 | 0 | 1 |
| Tony Armas, R (1, 9)<br>OBP: 0.255, SLG: 0.283 | | L1 | | | | F7 | | 5-3 | | 3 | 0 | 0 | 0 | 0 | 0 | 1 |
| Jim Essian, R (1, 2)<br>OBP: 0.330, SLG: 0.297 | | K | | | | F2 | | FC6-4 | | 3 | 0 | 1 | 0 | 0 | 1 | 0 |
| Inning Stats | R: 0<br>E: 0<br>K: 1<br>S: 5<br>H: 0<br>LOB: 0<br>BB: 0<br>P: 5 | R: 0<br>E: 0<br>K: 0<br>S: 3<br>H: 1<br>LOB: 0<br>BB: 0<br>P: 3 | R: 0<br>E: 0<br>K: 1<br>S: 5<br>H: 0<br>LOB: 0<br>BB: 0<br>P: 5 | R: 0<br>E: 0<br>K: 1<br>S: 5<br>H: 0<br>LOB: 0<br>BB: 0<br>P: 5 | R: 0<br>E: 0<br>K: 1<br>S: 6<br>H: 1<br>LOB: 1<br>BB: 0<br>P: 6 | R: 0<br>E: 0<br>K: 1<br>S: 6<br>H: 1<br>LOB: 1<br>BB: 0<br>P: 6 | R: 0<br>E: 0<br>K: 0<br>S: 3<br>H: 0<br>LOB: 0<br>BB: 0<br>P: 3 | R: 1<br>E: 0<br>K: 0<br>S: 5<br>H: 2<br>LOB: 2<br>BB: 0<br>P: 5 | R: 0<br>E: 0<br>K: 1<br>S: 7<br>H: 2<br>LOB: 2<br>BB: 0<br>P: 7 | 1B: 6<br>2B: 0<br>3B: 1<br>HR: 0<br>SF: 0<br>SAC: 0<br>DP: 1<br>HBP: 0 | | | | | | |

| PITCHER | | IP | WLS | BF | H | R | ER | SO | BB | IBB | HBP | BLK | WP | HR | S | P | ERA | WHIP |
|---|---|---|---|---|---|---|---|---|---|---|---|---|---|---|---|---|---|---|
| Gary Serum, R<br>ERA: 4.07 | (1, 1) | 9.0 | W | 33 | 7 | 1 | 1 | 6 | 0 | 0 | 0 | 0 | 0 | 0 | 45 | 45 | 1.00 | 0.778 |

| PITCHER | IP | WLS | BF | H | R | ER | SO | BB | IBB | HBP | BLK | WP | HR | S | P | ERA | WHIP |
|---|---|---|---|---|---|---|---|---|---|---|---|---|---|---|---|---|---|

# TOP

## Oakland Athletics @ Minnesota Twins

Metropolitan Stadium, Bloomington , MI

Sun Aug 13 1978, 4:33 AM EDT

Unknown - 89 F

livebaseballscorecards.com

| | |
|---|---|
| AB | 33 |
| R | 1 |
| H | 7 |
| RBI | 1 |
| BB | 0 |
| SO | 6 |
| LOB | 9 |

PA: 33

WP: 0
PB: 0
SB: 1
CS: 0

# Oakland Athletics @ Minnesota Twins

Metropolitan Stadium, Bloomington , MI

Sun Aug 13 1978, 4:33 AM EDT

Unknown - 89 F

livebaseballscorecards.com

BOTTOM

| Batter | 1 | 2 | 3 | 4 | 5 | 6 | 7 | 8 | 9 | AB | R | H | RBI | BB | SO | LOB |
|---|---|---|---|---|---|---|---|---|---|---|---|---|---|---|---|---|
| Willie Norwood, R (1, 7)<br>OBP: 0.314, SLG: 0.398 | K 1B | F8 | | 4-3 | | | FC1-6 S 1B<br>1-2f | | | 4 | 1 | 1 | 0 | 0 | 0 | 5 |
| Roy Smalley, S (1, 6)<br>OBP: 0.362, SLG: 0.451 | K<br>1-2 | | F7 | | L8 | | CS 1B<br>1-H | | | 4 | 0 | 1 | 1 | 0 | 1 | 1 |
| Rod Carew, L (1, 3)<br>OBP: 0.407, SLG: 0.442 | K | | E2 1B | | 5-3 | | K<br>1-2 | | | 4 | 1 | 1 | 0 | 0 | 2 | 1 |
| Dan Ford, R (1, 8)<br>OBP: 0.353, SLG: 0.449 | | 1B 1B 1B | P3 | | 3B | | | K | | 4 | 1 | 2 | 0 | 0 | 1 | 1 |
| Mike Cubbage, L (1, 5)<br>OBP: 0.358, SLG: 0.444 | | BB 1B 1B<br>1-2 | 1B<br>2-H | | F4 | | | FC6-4 1B | | 4 | 0 | 3 | 1 | 0 | 0 | 1 |
| Butch Wynegar, S (1, 2)<br>OBP: 0.323, SLG: 0.337 | | K | 4-3 | | | G6-3 1B | | F7 | | 4 | 0 | 1 | 0 | 0 | 1 | 4 |
| Glenn Adams, L (1, 10)<br>OBP: 0.294, SLG: 0.381 | | BB 1B<br>1-2<br>2-H | | 2B | | G6-3<br>1-2f | | FC6-4<br>1-2f | | 4 | 0 | 2 | 1 | 0 | 0 | 2 |
| Hosken Powell, L (1, 9)<br>OBP: 0.305, SLG: 0.314 | | K | | F4 | | F9 | | | | 3 | 0 | 0 | 0 | 0 | 1 | 3 |
| Rob Wilfong, L (1, 4)<br>OBP: 0.364, SLG: 0.343 | | BB<br>1-2<br>2-3 | | F7 | | | FC1-6 1B | | | 2 | 0 | 1 | 0 | 1 | 0 | 1 |
| Inning Stats | R: 0 E: 0 K: 2 S: 7<br>H: 1 LOB: 0 BB: 0 P: 7 | R: 1 E: 0 K: 2 S: 10<br>H: 3 LOB: 3 BB: 1 P: 14 | R: 1 E: 1 K: 0 S: 5<br>H: 2 LOB: 1 BB: 0 P: 5 | R: 0 E: 0 K: 0 S: 4<br>H: 1 LOB: 1 BB: 0 P: 4 | R: 0 E: 0 K: 0 S: 4<br>H: 1 LOB: 1 BB: 0 P: 4 | R: 0 E: 0 K: 0 S: 3<br>H: 1 LOB: 0 BB: 0 P: 3 | R: 1 E: 0 K: 1 S: 6<br>H: 2 LOB: 0 BB: 0 P: 6 | R: 0 E: 0 K: 1 S: 6<br>H: 1 LOB: 1 BB: 0 P: 6 | | 1B: 10 2B: 1 3B: 1 HR: 0<br>SF: 0 SAC: 0 DP: 1 HBP: 0 | | | | | | |

| | AB | 33 |
|---|---|---|
| | R | 3 |
| | H | 12 |
| | RBI | 3 |
| | BB | 1 |
| | SO | 6 |
| | LOB | 19 |

WP: 0 PB: 0 SB: 1 CS: 1 PA: 34

| PITCHER | IP | WLS | BF | H | R | ER | SO | BB | IBB | HBP | BLK | WP | HR | S | P | ERA | WHIP |
|---|---|---|---|---|---|---|---|---|---|---|---|---|---|---|---|---|---|
| Matt Keough, R (1, 1)<br>ERA: 2.9 | 8.0 | L | 34 | 12 | 3 | 2 | 6 | 1 | 0 | 0 | 0 | 0 | 0 | 45 | 49 | 2.25 | 1.625 |

| PITCHER | IP | WLS | BF | H | R | ER | SO | BB | IBB | HBP | BLK | WP | HR | S | P | ERA | WHIP |
|---|---|---|---|---|---|---|---|---|---|---|---|---|---|---|---|---|---|

| Batter | 1 | 2 | 3 | 4 | 5 | 6 | 7 | 8 | 9 | AB | R | H | RBI | BB | SO | LOB |
|---|---|---|---|---|---|---|---|---|---|---|---|---|---|---|---|---|
| Mike Edwards, R (1, 4)<br>OBP: 0.297, SLG: 0.321 | 6-3 | | FC5-4 1B<br>1-3 | | L4 | | | 6-3 | | 4 | 0 | 1 | 0 | 0 | 0 | 2 |
| Dell Alston, L (1, 7)<br>OBP: 0.291, SLG: 0.286 | K | | FC5-4 PO<br>1-2f 3-H | | | F8 | | CS 1B | | 4 | 0 | 1 | 1 | 0 | 1 | 1 |
| Mitchell Page, L (1, 10)<br>OBP: 0.374, SLG: 0.478 | 1-3 | | PO<br>1-2 | F9 | | E7 | | CS<br>1-2 | L7 | 4 | 0 | 0 | 0 | 0 | 0 | 0 |
| Taylor Duncan, R (1, 5)<br>OBP: 0.307, SLG: 0.371 | | 6-3 | | 4-3 | | 5-3 | | | F2 | 4 | 0 | 0 | 0 | 0 | 0 | 1 |
| Dave Revering, L (1, 3)<br>OBP: 0.302, SLG: 0.413 | | BB | | 4-3 | | G3 | | | K | 3 | 0 | 0 | 0 | 1 | 1 | 1 |
| Mario Guerrero, R (1, 6)<br>OBP: 0.314, SLG: 0.370 | | L9 | | | 6-3 | | L5 | | | 3 | 0 | 0 | 0 | 0 | 0 | 1 |
| Joe Wallis, S (1, 9)<br>OBP: 0.342, SLG: 0.439 | | L6 | | | 1B 1B | | 6-3 | | | 3 | 0 | 1 | 0 | 0 | 0 | 1 |
| Tony Armas, R (1, 8)<br>OBP: 0.253, SLG: 0.280 | | | L4 | | K | | 1-3 | | | 2 | 0 | 0 | 0 | 0 | 1 | 1 |
| Miguel Dilone, S (7, PH) (7, 8)<br>OBP: 0.310, SLG: 0.289 | | | | | | | | | | 1 | 0 | 0 | 0 | 0 | 0 | 0 |
| Jim Essian, R (1, 2)<br>OBP: 0.333, SLG: 0.302 | | | 1B FC5-4 1B | | 1-2 1B | | | 5-3 | | 3 | 1 | 2 | 0 | 0 | 0 | 0 |
| Inning Stats | R: 0 H: 0<br>E: 0 LOB: 0<br>K: 1 BB: 0<br>S: 5 P: 5 | R: 0 H: 0<br>E: 0 LOB: 1<br>K: 0 BB: 1<br>S: 3 P: 7 | R: 1 H: 2<br>E: 0 LOB: 0<br>K: 0 BB: 0<br>S: 4 P: 4 | R: 0 H: 0<br>E: 0 LOB: 0<br>K: 0 BB: 0<br>S: 3 P: 3 | R: 0 H: 2<br>E: 0 LOB: 2<br>K: 1 BB: 0<br>S: 7 P: 7 | R: 0 H: 0<br>E: 1 LOB: 1<br>K: 0 BB: 0<br>S: 4 P: 4 | R: 0 H: 0<br>E: 0 LOB: 0<br>K: 0 BB: 0<br>S: 3 P: 3 | R: 0 H: 1<br>E: 0 LOB: 0<br>K: 0 BB: 0<br>S: 3 P: 3 | R: 0 H: 0<br>E: 0 LOB: 0<br>K: 1 BB: 0<br>S: 5 P: 5 | 1B: 5 SF: 0<br>2B: 0 SAC: 0<br>3B: 0 DP: 0<br>HR: 0 HBP: 0 | | | | | | |

| PITCHER | IP | WLS | BF | H | R | ER | SO | BB | IBB | HBP | BLK | WP | HR | S | P | ERA | WHIP |
|---|---|---|---|---|---|---|---|---|---|---|---|---|---|---|---|---|---|
| Roger Erickson, R (1, 1)<br>ERA: 4.38 | 9.0 | W | 32 | 5 | 1 | 1 | 3 | 1 | 0 | 0 | 0 | 0 | 0 | 37 | 41 | 1.00 | 0.667 |

| PITCHER | IP | WLS | BF | H | R | ER | SO | BB | IBB | HBP | BLK | WP | HR | S | P | ERA | WHIP |
|---|---|---|---|---|---|---|---|---|---|---|---|---|---|---|---|---|---|

TOP

# Oakland Athletics @ Minnesota Twins

Metropolitan Stadium, Bloomington , MI

Sun Aug 13 1978, 8:05 PM EDT

Att. 18,577 - Unknown

livebaseballscorecards.com

| | |
|---|---|
| AB | 31 |
| R | 1 |
| H | 5 |
| RBI | 1 |
| BB | 1 |
| SO | 3 |
| LOB | 8 |

PA: 34

WP: 0
PB: 0
SB: 0
CS: 1

# Oakland Athletics @ Minnesota Twins

Metropolitan Stadium, Bloomington , MI

Sun Aug 13 1978, 8:05 PM EDT

Att. 18,577 - Unknown

BOTTOM

livebaseballscorecards.com

| Batter | 1 | 2 | 3 | 4 | 5 | 6 | 7 | 8 | 9 | AB | R | H | RBI | BB | SO | LOB |
|---|---|---|---|---|---|---|---|---|---|---|---|---|---|---|---|---|
| Hosken Powell, L (1, 9)<br>OBP: 0.308, SLG: 0.317 | L4 | | S 1B | | K | | PO 1B<br>1-3 | | | 4 | 0 | 2 | 0 | 0 | 1 | 0 |
| Roy Smalley, S (1, 6)<br>OBP: 0.359, SLG: 0.447 | F8 | | F2 | | F4 | | F5 | | | 4 | 0 | 0 | 0 | 0 | 0 | 3 |
| Rod Carew, L (1, 3)<br>OBP: 0.404, SLG: 0.438 | 1-3 | | F7 | | 4-3 | | PO<br>1-2 | 6-3 | | 4 | 0 | 0 | 0 | 0 | 0 | 1 |
| Mike Cubbage, L (1, 5)<br>OBP: 0.356, SLG: 0.439 | | 4-3 | K<br>1-2 | | | F8 | | 3-4 1B<br>BB | | 3 | 1 | 0 | 0 | 1 | 1 | 1 |
| Glenn Adams, L (1, 10)<br>OBP: 0.297, SLG: 0.381 | | HBP 2B<br>BB | | 2B SH1 1B | | F7 | | 3-4<br>1-2 | | 3 | 1 | 1 | 0 | 1 | 0 | 1 |
| Butch Wynegar, S (1, 2)<br>OBP: 0.329, SLG: 0.345 | | 2B FC4-2 HBP<br>1-2 | | SH1<br>1-2 | | 2B | | 1B<br>2-H | | 2 | 0 | 2 | 1 | 0 | 0 | 0 |
| Rich Chiles, L (1, 7)<br>OBP: 0.329, SLG: 0.345<br>Bombo Rivera, R (9, 7)<br>OBP: 0.379, SLG: 0.364 | | FC4-2 2B<br>1-3<br>2-H | | 2B<br>2-3 | | 3-1 | | F7 | | 4<br>0 | 0<br>0 | 2<br>0 | 1<br>0 | 0<br>0 | 0<br>0 | 2<br>0 |
| Willie Norwood, R (1, 8)<br>OBP: 0.311, SLG: 0.395 | | FC4-2<br>2-3<br>3-H | | F8 | | | K | | | 3 | 0 | 0 | 0 | 0 | 1 | 4 |
| Rob Wilfong, L (1, 4)<br>OBP: 0.364, SLG: 0.338 | | F2 | | 6-3 | | | 1B BB | | | 2 | 0 | 0 | 0 | 1 | 0 | 4 |
| Inning Stats | R: 0 H: 0<br>E: 0 LOB: 0<br>K: 0 BB: 0<br>S: 3 P: 3 | R: 1 H: 1<br>E: 0 LOB: 2<br>K: 0 BB: 1<br>S: 4 P: 9 | R: 0 H: 1<br>E: 0 LOB: 1<br>K: 1 BB: 0<br>S: 6 P: 6 | R: 0 H: 2<br>E: 0 LOB: 2<br>K: 0 BB: 0<br>S: 5 P: 5 | R: 0 H: 0<br>E: 0 LOB: 0<br>K: 1 BB: 0<br>S: 5 P: 5 | R: 0 H: 1<br>E: 0 LOB: 1<br>K: 0 BB: 0<br>S: 4 P: 4 | R: 0 H: 1<br>E: 0 LOB: 1<br>K: 1 BB: 1<br>S: 5 P: 9 | R: 1 H: 1<br>E: 0 LOB: 1<br>K: 0 BB: 1<br>S: 4 P: 8 | | 1B: 4 SF: 0<br>2B: 3 SAC: 1<br>3B: 0 DP: 0<br>HR: 0 HBP: 1 | | | | | | |

| | AB | 29 |
|---|---|---|
| | R | 2 |
| | H | 7 |
| | RBI | 2 |
| | BB | 3 |
| | SO | 3 |
| | LOB | 16 |

| PITCHER | IP | WLS | BF | H | R | ER | SO | BB | IBB | HBP | BLK | WP | HR | S | P | ERA | WHIP |
|---|---|---|---|---|---|---|---|---|---|---|---|---|---|---|---|---|---|
| Mike Norris, R (1, 1)<br>ERA: 3.86 | 8.0 | L | 34 | 7 | 2 | 2 | 3 | 3 | 0 | 1 | 0 | 0 | 0 | 36 | 49 | 2.25 | 1.250 |

| PITCHER | IP | WLS | BF | H | R | ER | SO | BB | IBB | HBP | BLK | WP | HR | S | P | ERA | WHIP |
|---|---|---|---|---|---|---|---|---|---|---|---|---|---|---|---|---|---|

| Batter | 1 | 2 | 3 | 4 | 5 | 6 | 7 | 8 | 9 | AB | R | H | RBI | BB | SO | LOB |
|---|---|---|---|---|---|---|---|---|---|---|---|---|---|---|---|---|
| Hosken Powell, L (1, 9)<br>OBP: 0.308, SLG: 0.321 | 0-0 6-3 2B | | 0-0 E6 | | 0-0 L9 ② | 0-3 K ② | | 0-0 6-3 ③ | | 3 | 0 | 1 | 0 | 0 | 0 | 1 |
| Bombo Rivera, R (6, PH)<br>OBP: 0.375, SLG: 0.360 (6, 9) | | | | | | | | | | 2 | 0 | 0 | 0 | 0 | 1 | 4 |
| Rod Carew, L (1, 3)<br>OBP: 0.406, SLG: 0.439 | 0-0 F7 ① | | 4-0 IBB | | 4-0 BB | 0-0 4-3 ③ | | | 0-0 G3 2B | 3 | 0 | 1 | 0 | 2 | 0 | 3 |
| Glenn Adams, L (1, 10)<br>OBP: 0.294, SLG: 0.376 | 0-0 6-3 ②<br>2-3 | | 0-0 L8 ③ | | 0-3 K ③ | | 0-0 F3 ① | | 0-0 5-3 ① | 3 | 0 | 0 | 0 | 0 | 1 | 5 |
| Jose Morales, R (7, PH)<br>OBP: 0.356, SLG: 0.385 | | | | | | | | | | 2 | 0 | 0 | 0 | 0 | 0 | 1 |
| Dan Ford, R (1, 8)<br>OBP: 0.349, SLG: 0.444 | 0-0 5-3 ③ | | | 0-0 6-3 ① | | 0-0 F2 ① | 0-0 6-3 ② | | 0-0 G3 ②<br>2-3 | 5 | 0 | 0 | 0 | 0 | 0 | 2 |
| Mike Cubbage, L (1, 5)<br>OBP: 0.360, SLG: 0.440 | | 0-3 K ① | | 0-0 1B | | 0-0 2B 1B | 0-3 K ③ | | 4-0 BB | 4 | 1 | 2 | 0 | 1 | 2 | 0 |
| Butch Wynegar, S (1, 2)<br>OBP: 0.327, SLG: 0.345 | | 0-0 F8 ② | | 0-0 F8 ② | | 0-0 1B 2B<br>1-3 | | 0-0 4-3 ① | 0-3 K ③ | 5 | 1 | 1 | 0 | 0 | 1 | 3 |
| Rich Chiles, L (1, 7)<br>OBP: 0.329, SLG: 0.344 | 0-0 F2 ③ | | | 0-0 4-3 ③ | | 0-0 BB 1B 1B<br>2-H<br>3-H | | 0-0 L9 ② | | 3 | 1 | 1 | 2 | 0 | 0 | 1 |
| Willie Norwood, R (8, PH)<br>OBP: 0.310, SLG: 0.393 (8, 7) | | | | | | | | | | 1 | 0 | 0 | 0 | 0 | 0 | 0 |
| Rob Wilfong, L (1, 4)<br>OBP: 0.363, SLG: 0.333 | | | 0-0 F8 ① | | 0-0 F4 ① | 4-0 1B BB<br>1-2 | | 4-0 1B BB | | 2 | 0 | 0 | 0 | 1 | 0 | 0 |
| Craig Kusick, R (8, PH)<br>OBP: 0.313, SLG: 0.306 | | | | | | | | | | 0 | 0 | 0 | 0 | 1 | 0 | 0 |
| Bob Randall, R (8, 4)<br>OBP: 0.329, SLG: 0.351 | | | | | | | | | | 0 | 0 | 0 | 0 | 0 | 0 | 0 |
| Larry Wolfe, R (1, 6)<br>OBP: 0.320, SLG: 0.337 | | | 0-0 L8 ② | | 0-0 2B | 0-0 1B<br>1-2<br>2-H | | 0-0 1B<br>1-2 | | 4 | 0 | 3 | 1 | 0 | 0 | 0 |
| Inning Stats | R: 0<br>E: 0<br>K: 0<br>S: 4<br>H: 1<br>LOB: 1<br>BB: 0<br>P: 4 | R: 0<br>E: 0<br>K: 1<br>S: 5<br>H: 0<br>LOB: 0<br>BB: 0<br>P: 5 | R: 0<br>E: 1<br>K: 0<br>S: 4<br>H: 0<br>LOB: 2<br>BB: 1<br>P: 8 | R: 0<br>E: 0<br>K: 0<br>S: 4<br>H: 1<br>LOB: 1<br>BB: 0<br>P: 4 | R: 0<br>E: 0<br>K: 1<br>S: 6<br>H: 1<br>LOB: 2<br>BB: 1<br>P: 10 | R: 3<br>E: 0<br>K: 1<br>S: 9<br>H: 4<br>LOB: 2<br>BB: 1<br>P: 13 | R: 0<br>E: 0<br>K: 1<br>S: 5<br>H: 0<br>LOB: 0<br>BB: 0<br>P: 5 | R: 0<br>E: 0<br>K: 0<br>S: 4<br>H: 1<br>LOB: 2<br>BB: 1<br>P: 8 | R: 0<br>E: 0<br>K: 1<br>S: 6<br>H: 1<br>LOB: 2<br>BB: 1<br>P: 10 | 1B: 5<br>2B: 4<br>3B: 0<br>HR: 0<br>SF: 0<br>SAC: 0<br>DP: 0<br>HBP: 0 | | | | | | |

| PITCHER | | IP | WLS | BF | H | R | ER | SO | BB | IBB | HBP | BLK | WP | HR | S | P | ERA | WHIP |
|---|---|---|---|---|---|---|---|---|---|---|---|---|---|---|---|---|---|---|
| Mike Paxton, R<br>ERA: 3.38 | (1, 1) | 5.1 | W | 27 | 7 | 3 | 3 | 2 | 2 | 1 | 0 | 0 | 0 | 0 | 28 | 40 | 5.06 | 1.688 |
| Sid Monge, L<br>ERA: 2.69 | (6, 1) | 2.1 | | 9 | 1 | 0 | 0 | 2 | 1 | 0 | 0 | 0 | 0 | 0 | 12 | 16 | 0.00 | 0.857 |
| Jim Kern, R<br>ERA: 2.88 | (8, 1) | 1.1 | S | 6 | 1 | 0 | 0 | 1 | 1 | 0 | 0 | 0 | 0 | 0 | 7 | 11 | 0.00 | 1.500 |

| PITCHER | IP | WLS | BF | H | R | ER | SO | BB | IBB | HBP | BLK | WP | HR | S | P | ERA | WHIP |
|---|---|---|---|---|---|---|---|---|---|---|---|---|---|---|---|---|---|

# TOP

## Minnesota Twins @ Cleveland Indians

Cleveland Municipal Stadium, Cleveland, OH

Mon Aug 14 1978, 7:05 PM EDT
Att. 6,513 - Unknown - 79 F

livebaseballscorecards.com

| | |
|---|---|
| AB | 37 |
| R | 3 |
| H | 9 |
| RBI | 3 |
| BB | 5 |
| SO | 5 |
| LOB | 20 |

| | | | |
|---|---|---|---|
| WP: 0 | PB: 0 | SB: 0 | CS: 0 |
| PA: 42 | | | |

# Minnesota Twins @ Cleveland Indians

Cleveland Municipal Stadium, Cleveland, OH

Mon Aug 14 1978, 7:05 PM EDT

Att. 6,513 - Unknown - 79 F

livebaseballscorecards.com

## BOTTOM

| Batter | 1 | 2 | 3 | 4 | 5 | 6 | 7 | 8 | 9 | AB | R | H | RBI | BB | SO | LOB |
|---|---|---|---|---|---|---|---|---|---|---|---|---|---|---|---|---|
| Rick Manning, L (1, 8)<br>OBP: 0.313, SLG: 0.352 | BB 1B 1B | | 1-6-3 | | F7 | G6-4-3 1-2f | | | | 4 | 1 | 1 | 0 | 0 | 0 | 3 |
| Buddy Bell, R (1, 5)<br>OBP: 0.344, SLG: 0.428 | F8 | | F4 | | 1-3 1B 2B | | 5-3 | | | 4 | 0 | 1 | 0 | 0 | 0 | 1 |
| Johnny Grubb, L (1, 7)<br>OBP: 0.378, SLG: 0.467 | K | | L9 | | BB 1B 2-H 3-H 1B | | F8 | | | 4 | 1 | 1 | 1 | 0 | 1 | 1 |
| Andre Thornton, R (1, 3)<br>OBP: 0.394, SLG: 0.526 | 1B 1-2 BB | | | F8 | 1B E 1-2 BB | | F6 | | | 2 | 1 | 0 | 0 | 2 | 0 | 0 |
| Gary Alexander, R (1, 10)<br>OBP: 0.317, SLG: 0.457 | 1-3 2-H 1B | | | F6 | E8 1-H 2-H 1B | | | SH5-4 1B | | 4 | 0 | 3 | 2 | 0 | 0 | 0 |
| Larvell Blanks, R (1, 4)<br>OBP: 0.280, SLG: 0.337 | P6 | | | E 1B | 6-3 | | | SH5-4 1-2 | | 3 | 0 | 1 | 0 | 0 | 0 | 3 |
| Tom Veryzer, R (1, 6)<br>OBP: 0.311, SLG: 0.353 | | L7 | | E6 1-2 | | 1B E 1B | | F5 | | 4 | 0 | 1 | 0 | 0 | 0 | 2 |
| Ted Cox, R (1, 9)<br>OBP: 0.294, SLG: 0.278 | | L8 | | P4 | | F5 1-2 | | 6-3 | | 4 | 0 | 0 | 0 | 0 | 0 | 4 |
| Horace Speed, R (9, 9)<br>OBP: 0.309, SLG: 0.253 | | | | | | | | | | 0 | 0 | 0 | 0 | 0 | 0 | 0 |
| Bo Diaz, R (1, 2)<br>OBP: 0.270, SLG: 0.347 | | 6-3 | | | 2B 1B BB | G6-4-3 2-3 1B | | | | 2 | 1 | 1 | 0 | 1 | 0 | 0 |
| Inning Stats | R: 1 E: 0 K: 1 S: 7 H: 2 LOB: 2 BB: 1 P: 11 | R: 0 E: 0 K: 0 S: 3 H: 0 LOB: 0 BB: 0 P: 3 | R: 0 E: 0 K: 0 S: 3 H: 0 LOB: 0 BB: 0 P: 3 | R: 0 E: 1 K: 0 S: 5 H: 1 LOB: 2 BB: 0 P: 5 | R: 3 E: 1 K: 0 S: 5 H: 3 LOB: 1 BB: 2 P: 13 | R: 0 E: 1 K: 0 S: 4 H: 2 LOB: 1 BB: 0 P: 4 | R: 0 E: 0 K: 0 S: 3 H: 0 LOB: 0 BB: 0 P: 3 | R: 0 E: 0 K: 0 S: 4 H: 1 LOB: 1 BB: 0 P: 4 | | 1B: 8 2B: 1 3B: 0 HR: 0 SF: 0 SAC: 1 DP: 1 HBP: 0 | | | | | | |

| | AB | 31 |
|---|---|---|
| | R | 4 |
| | H | 9 |
| | RBI | 3 |
| | BB | 3 |
| | SO | 1 |
| | LOB | 14 |

| PITCHER | | IP | WLS | BF | H | R | ER | SO | BB | IBB | HBP | BLK | WP | HR | S | P | ERA | WHIP |
|---|---|---|---|---|---|---|---|---|---|---|---|---|---|---|---|---|---|---|
| Jeff Holly, L<br>ERA: 4.61 | (1, 1) | 4.2 | L | 21 | 5 | 3 | 3 | 1 | 2 | 0 | 0 | 0 | 0 | 0 | 21 | 29 | 5.79 | 1.500 |
| John Sutton, R<br>ERA: 2.67 | (5, 1) | 3.1 | | 14 | 4 | 1 | 0 | 0 | 1 | 0 | 0 | 0 | 0 | 0 | 13 | 17 | 0.00 | 1.500 |

| PITCHER | IP | WLS | BF | H | R | ER | SO | BB | IBB | HBP | BLK | WP | HR | S | P | ERA | WHIP |
|---|---|---|---|---|---|---|---|---|---|---|---|---|---|---|---|---|---|

| Batter | 1 | 2 | 3 | 4 | 5 | 6 | 7 | 8 | 9 | AB | R | H | RBI | BB | SO | LOB |
|---|---|---|---|---|---|---|---|---|---|---|---|---|---|---|---|---|
| Willie Norwood, R (1, 7)<br>OBP: 0.314, SLG: 0.395 | 0-0<br>1B<br>5-3<br>1B | 4-0<br>FC5<br>2B<br>1-2<br>2-3<br>BB | 0-0 ③<br>4-3 | | 0-0<br>2-H<br>1B | | 0-0 ②<br>F3 | | 0-0 ②<br>F8 | 4 | 2 | 2 | 1 | 1 | 0 | 4 |
| Butch Wynegar, S (7, 2)<br>OBP: 0.326, SLG: 0.344 | | | | | | | | | | 1 | 0 | 0 | 0 | 0 | 0 | 2 |
| Bombo Rivera, R (1, 9)<br>OBP: 0.374, SLG: 0.356 | 0-0<br>F9 5-3<br>1-3<br>1B | 0-0 ②<br>FC5<br>2B 1B<br>1-2<br>2-3f<br>3-H | | 0-3 ①<br>K | 0-0 ③<br>5-3 | | 0-3 ③<br>K | | 4-0<br>FC6<br>1-2<br>2-3<br>BB | 5 | 1 | 1 | 1 | 1 | 2 | 5 |
| (8, 7) | | | | | | | | | | | | | | | | |
| Dan Ford, R (1, 8)<br>OBP: 0.349, SLG: 0.447 | 0-0 ①<br>5-3<br>1-2<br>3-H | 0-0<br>1B<br>1-3<br>2-H<br>2B | | 0-0<br>2B<br>2B | | 0-0 ①<br>6-3 | | 0-0 ①<br>F6 | 0-0 ③<br>FC6<br>1-2f | 6 | 2 | 2 | 2 | 0 | 0 | 4 |
| Jose Morales, R (1, 10)<br>OBP: 0.362, SLG: 0.411 | 0-0 ②<br>F9<br>2-3 | 0-0<br>2-H<br>3-H<br>1B | | 0-0<br>2-H<br>2B | | 0-0 ②<br>5-3 | | 0-0<br>HR | | 5 | 1 | 3 | 4 | 0 | 0 | 1 |
| Craig Kusick, R (1, 3)<br>OBP: 0.315, SLG: 0.300 | 4-0<br>BB | 0-0 ③<br>5-3 | | 4-0<br>G1-6-3<br>BB | | 0-0 ③<br>4-3 | | 0-0 ②<br>F8 | | 3 | 0 | 0 | 0 | 2 | 0 | 1 |
| (7, 7) | | | | | | | | | | | | | | | | |
| Hosken Powell, L (8, 9)<br>OBP: 0.308, SLG: 0.321 | | | | | | | | | | 0 | 0 | 0 | 0 | 0 | 0 | 0 |
| Roy Smalley, S (1, 6)<br>OBP: 0.357, SLG: 0.445 | 0-0 ③<br>P4 | | 0-0 ①<br>1-3 | 0-0 ②③<br>G1-6-3<br>1-2f | | | 0-0 ①<br>G3 | 0-3 ③<br>K | | 2 | 0 | 0 | 0 | 0 | 0 | 2 |
| Mike Cubbage, L (3, 5)<br>OBP: 0.357, SLG: 0.435 | | | | | | | | | | 3 | 0 | 0 | 0 | 0 | 1 | 2 |
| Larry Wolfe, R (1, 5)<br>OBP: 0.327, SLG: 0.333 | | 4-0<br>BB SH5-4<br>FC5<br>BB | 0-0<br>E6<br>FC5-4 1B | | 0-0 ①<br>5-3 | | 4-0<br>1B<br>1B<br>BB | | 4-0<br>BB SH2-4<br>BB | 2 | 2 | 0 | 0 | 3 | 0 | 0 |
| (3, 6) | | | | | | | | | | | | | | | | |
| Bob Randall, R (1, 4)<br>OBP: 0.337, SLG: 0.359 | | 0-0 ①<br>SH5-4<br>1-2 | 0-0<br>FC5-4<br>1-2<br>1B | | 0-0<br>3-1<br>1B | | 0-0<br>1B<br>1-3<br>1B | | 0-0 ①<br>SH2-4<br>1-2 | 3 | 1 | 3 | 0 | 0 | 0 | 0 |
| Glenn Borgmann, R (1, 2)<br>OBP: 0.311, SLG: 0.311 | 4-0<br>FC5 BB<br>BB | 0-0 ②<br>FC5-4<br>1-2f<br>2-3 | | | 0-0 ②<br>3-1<br>1-2 | | 0-0<br>1-2<br>3-H<br>1B | | 4-0<br>BB<br>IBB | 2 | 0 | 0 | 0 | 1 | 0 | 3 |
| Rod Carew, L (7, PH)<br>OBP: 0.408, SLG: 0.441 | | | | | | | | | | 1 | 0 | 1 | 1 | 1 | 0 | 0 |
| (7, 7) | | | | | | | | | | | | | | | | |
| (7, 3) | | | | | | | | | | | | | | | | |
| Inning Stats | R: 1<br>E: 0<br>K: 0<br>S: 5<br>H: 2<br>LOB: 2<br>BB: 1<br>P: 9 | R: 4<br>E: 0<br>K: 0<br>S: 5<br>H: 2<br>LOB: 1<br>BB: 3<br>P: 17 | R: 0<br>E: 1<br>K: 0<br>S: 5<br>H: 1<br>LOB: 2<br>BB: 0<br>P: 5 | R: 1<br>E: 0<br>K: 1<br>S: 6<br>H: 2<br>LOB: 1<br>BB: 1<br>P: 10 | R: 1<br>E: 0<br>K: 0<br>S: 5<br>H: 2<br>LOB: 1<br>BB: 0<br>P: 5 | R: 0<br>E: 0<br>K: 0<br>S: 3<br>H: 0<br>LOB: 0<br>BB: 0<br>P: 3 | R: 1<br>E: 0<br>K: 1<br>S: 7<br>H: 2<br>LOB: 2<br>BB: 1<br>P: 11 | R: 1<br>E: 0<br>K: 1<br>S: 6<br>H: 1<br>LOB: 0<br>BB: 0<br>P: 6 | R: 0<br>E: 0<br>K: 0<br>S: 3<br>H: 0<br>LOB: 3<br>BB: 3<br>P: 15 | 1B: 8<br>2B: 3<br>3B: 0<br>HR: 1<br>SF: 0<br>SAC: 2<br>DP: 1<br>HBP: 0 | | | | | | |

| PITCHER | | IP | WLS | BF | H | R | ER | SO | BB | IBB | HBP | BLK | WP | HR | S | P | ERA | WHIP |
|---|---|---|---|---|---|---|---|---|---|---|---|---|---|---|---|---|---|---|
| Rick Waits, L<br>ERA: 3.13 | (1, 1) | 1.2 | | 12 | 3 | 5 | 5 | 0 | 4 | 0 | 0 | 0 | 0 | 0 | 8 | 24 | 27.00 | 4.200 |
| Paul Reuschel, R<br>ERA: 4.22 | (2, 1) | 4.2 | | 23 | 7 | 3 | 3 | 1 | 2 | 0 | 0 | 0 | 0 | 0 | 23 | 31 | 5.79 | 1.929 |
| Sid Monge, L<br>ERA: 2.76 | (7, 1) | 1.2 | L | 8 | 2 | 1 | 1 | 2 | 1 | 0 | 0 | 0 | 0 | 1 | 11 | 15 | 5.40 | 1.800 |
| Jim Kern, R<br>ERA: 2.84 | (9, 1) | 1.0 | | 5 | 0 | 0 | 0 | 0 | 1 | 1 | 0 | 0 | 0 | 0 | 3 | 11 | 0.00 | 1.000 |

| PITCHER | IP | WLS | BF | H | R | ER | SO | BB | IBB | HBP | BLK | WP | HR | S | P | ERA | WHIP |
|---|---|---|---|---|---|---|---|---|---|---|---|---|---|---|---|---|---|

# TOP

# Minnesota Twins @ Cleveland Indians

## Cleveland Municipal Stadium, Cleveland, OH

Tue Aug 15 1978, 7:05 PM EDT
Att. 6,971 - Unknown - 86 F

livebaseballscorecards.com

| | |
|---|---|
| AB | 37 |
| R | 9 |
| H | 12 |
| RBI | 9 |
| BB | 9 |
| SO | 3 |
| LOB | 24 |

| | |
|---|---|
| WP: 0 | PA: 48 |
| PB: 0 | |
| SB: 0 | |
| CS: 0 | |

# BOTTOM

## Minnesota Twins @ Cleveland Indians

Cleveland Municipal Stadium, Cleveland, OH

Tue Aug 15 1978, 7:05 PM EDT

Att. 6,971 - Unknown - 86 F

livebaseballscorecards.com

| Batter | 1 | 2 | 3 | 4 | 5 | 6 | 7 | 8 | 9 | AB | R | H | RBI | BB | SO | LOB |
|---|---|---|---|---|---|---|---|---|---|---|---|---|---|---|---|---|
| Rick Manning, L (1, 8)<br>OBP: 0.312, SLG: 0.349 | F7 | BBBB<br>4-0 1B 3B 1-2 2-3 BB | 5-3 | | 6-3 | | | F7 | | 4 | 1 | 0 | 0 | 1 | 0 | 1 |
| Buddy Bell, R (1, 5)<br>OBP: 0.342, SLG: 0.427 | HR 2B | F3 | F9 | | | 6-3 | | 6-3 | | 5 | 1 | 1 | 0 | 0 | 0 | 4 |
| Johnny Grubb, L (1, 7)<br>OBP: 0.381, SLG: 0.478 | 2-H HR | 3B 1-2 2-3 3-H 1B | | 1-3 | | F7 | | BB 1B | | 5 | 2 | 3 | 3 | 0 | 0 | 0 |
| Andre Thornton, R (1, 3)<br>OBP: 0.399, SLG: 0.536 | 2B | HR 1-H 2-H 3-H 3B | | BBBB<br>1B BB | | L8 | | BBBB<br>1-2 BB | | 3 | 1 | 2 | 3 | 2 | 0 | 0 |
| Gary Alexander, R (1, 10)<br>OBP: 0.317, SLG: 0.464 | SSS<br>K | HR 3-H | | F9 | | | 1B SH1-4 FC1 1B | SSS<br>K | | 5 | 1 | 2 | 2 | 0 | 2 | 4 |
| Larvell Blanks, R (1, 4)<br>OBP: 0.290, SLG: 0.347 | 5-3 | FC2-6 1B | | 1-2 1B | | | SH1-4 1-2 | | SH3-4 1B | 4 | 0 | 3 | 0 | 0 | 0 | 1 |
| Tom Veryzer, R (1, 6)<br>OBP: 0.313, SLG: 0.355 | | BB 1B 1B<br>FC2-6 1-2 | | P4 | | | FC1 2-3 1B | | SH3-4 1-2 | 4 | 1 | 2 | 0 | 0 | 0 | 3 |
| Ted Cox, R (1, 9)<br>OBP: 0.295, SLG: 0.279<br>Jim Norris, L (7, PH)<br>OBP: 0.358, SLG: 0.350 (8, 9) | | F8 | 4-3 | | 6-3 | | FC1 1-2 3-H | | F7 | 3<br>2 | 0<br>0 | 1<br>0 | 0<br>0 | 0<br>0 | 0<br>0 | 1<br>3 |
| Bo Diaz, R (1, 2)<br>OBP: 0.269, SLG: 0.342<br>Bernie Carbo, L (9, PH)<br>OBP: 0.348, SLG: 0.348 | | 1B BB 3B 1-2 1B | 4-3 1-2 | | 5-3 | | 4-3 | | 6-3 | 4<br>1 | 1<br>0 | 1<br>0 | 0<br>0 | 0<br>0 | 0<br>0 | 3<br>1 |
| Inning Stats | R: 2 H: 3<br>E: 0 LOB: 1<br>K: 1 BB: 0<br>S: 8 P: 8 | R: 6 H: 6<br>E: 0 LOB: 1<br>K: 0 BB: 1<br>S: 11 P: 15 | R: 0 H: 1<br>E: 0 LOB: 1<br>K: 0 BB: 0<br>S: 4 P: 4 | R: 0 H: 1<br>E: 0 LOB: 2<br>K: 0 BB: 1<br>S: 4 P: 8 | R: 0 H: 0<br>E: 0 LOB: 0<br>K: 0 BB: 0<br>S: 3 P: 3 | R: 0 H: 0<br>E: 0 LOB: 0<br>K: 0 BB: 0<br>S: 3 P: 3 | R: 0 H: 2<br>E: 0 LOB: 2<br>K: 0 BB: 0<br>S: 5 P: 5 | R: 0 H: 1<br>E: 0 LOB: 2<br>K: 1 BB: 1<br>S: 6 P: 10 | R: 0 H: 1<br>E: 0 LOB: 1<br>K: 0 BB: 0<br>S: 4 P: 4 | 1B: 10 SF: 0<br>2B: 2 SAC: 2<br>3B: 1 DP: 0<br>HR: 2 HBP: 0 | | | | | | |

| | |
|---|---|
| AB | 40 |
| R | 8 |
| H | 15 |
| RBI | 8 |
| BB | 3 |
| SO | 2 |
| LOB | 21 |

WP: 0 PA: 45
PB: 0
SB: 0
CS: 0

| PITCHER | | IP | WLS | BF | H | R | ER | SO | BB | IBB | HBP | BLK | WP | HR | S | P | ERA | WHIP |
|---|---|---|---|---|---|---|---|---|---|---|---|---|---|---|---|---|---|---|
| Darrell Jackson, L<br>ERA: 4.76 | (1, 1) | 1.2 | | 13 | 7 | 7 | 7 | 1 | 1 | 0 | 0 | 0 | 0 | 1 | 14 | 18 | 37.80 | 4.800 |
| John Sutton, R<br>ERA: 2.59 | (2, 1) | 4.1 | | 18 | 4 | 1 | 1 | 1 | 1 | 0 | 0 | 0 | 0 | 1 | 19 | 23 | 2.08 | 1.154 |
| Mike Marshall, R<br>ERA: 2.76 | (7, 1) | 1.2 | W | 8 | 3 | 0 | 0 | 0 | 0 | 0 | 0 | 0 | 0 | 0 | 8 | 8 | 0.00 | 1.800 |
| Gary Serum, R<br>ERA: 4.02 | (8, 1) | 1.1 | S | 6 | 1 | 0 | 0 | 1 | 1 | 0 | 0 | 0 | 0 | 0 | 7 | 11 | 0.00 | 1.500 |

| PITCHER | IP | WLS | BF | H | R | ER | SO | BB | IBB | HBP | BLK | WP | HR | S | P | ERA | WHIP |
|---|---|---|---|---|---|---|---|---|---|---|---|---|---|---|---|---|---|

| Batter | 1 | 2 | 3 | 4 | 5 | 6 | 7 | 8 | 9 | AB | R | H | RBI | BB | SO | LOB |
|---|---|---|---|---|---|---|---|---|---|---|---|---|---|---|---|---|
| George Brett, L (1, 5)<br>OBP: 0.362, SLG: 0.487 | G3 | | BB | | 2B | | BB | | 5-3 | 3 | 0 | 1 | 0 | 2 | 0 | 0 |
| Joe Zdeb, R (1, 7)<br>OBP: 0.279, SLG: 0.322 | 6-3 | | K | | 1-3 | | G3 | | | 4 | 0 | 0 | 0 | 0 | 1 | 4 |
| Hal McRae, R (1, 10)<br>OBP: 0.335, SLG: 0.442 | 1B | | 1-2 BB | | | 6-3 | | HR | | 3 | 1 | 2 | 1 | 1 | 0 | 0 |
| Al Cowens, R (1, 8)<br>OBP: 0.327, SLG: 0.408 | L6 | | F8 | | | 1B | | E4 FC6 | | 4 | 0 | 1 | 0 | 0 | 0 | 3 |
| John Wathan, R (1, 2)<br>OBP: 0.303, SLG: 0.365 | | L6 | | G6-4-3 1B | | F9 | | FC6 FC6-4 1-2f | | 4 | 0 | 1 | 0 | 0 | 0 | 2 |
| Clint Hurdle, L (1, 9)<br>OBP: 0.357, SLG: 0.402 | | BB | | P5 | | K | | FC6-4 FC6-4 1-2f | | 3 | 0 | 0 | 0 | 1 | 1 | 3 |
| Freddie Patek, R (1, 6)<br>OBP: 0.348, SLG: 0.348 | | F8 | | G6-4-3 1-2f | | | 6-3 | FC6-4 1-2f | | 3 | 0 | 0 | 0 | 0 | 0 | 2 |
| Jerry Terrell, R (7, 4)<br>OBP: 0.214, SLG: 0.194 | | | | | | | | | | 1 | 0 | 0 | 0 | 0 | 0 | 1 |
| Ralph LaCock, L (1, 3)<br>OBP: 0.320, SLG: 0.445 | | 6-3 | | 5-3 | | 5-3 | | | P4 | 3 | 0 | 0 | 0 | 0 | 0 | 1 |
| Frank White, R (9, PH)<br>OBP: 0.321, SLG: 0.385 | | | | | | | | | | 1 | 0 | 0 | 0 | 0 | 0 | 0 |
| U L Washington, S (1, 4)<br>OBP: 0.333, SLG: 0.302 | | | 1-3 | | 6-3 | | PB 1B | | 5-3 | 4 | 0 | 1 | 0 | 0 | 0 | 0 |
| (7, 6) | | | | | | | | | | | | | | | | |

| Inning Stats | | | | | | | | | | | | | | | | | | | | | | | | | | | | | | | | | |
|---|---|---|---|---|---|---|---|---|---|---|---|---|---|---|---|---|---|---|---|---|---|---|---|---|---|---|---|---|---|---|---|---|---|
| | R: 0 | H: 1 | | R: 0 | H: 0 | | R: 0 | H: 0 | | R: 0 | H: 1 | | R: 0 | H: 1 | | R: 0 | H: 1 | | R: 0 | H: 1 | | R: 1 | H: 1 | | R: 0 | H: 0 | | 1B: 4 | SF: 0 | | WP: 0 | PA: 37 | |
| | E: 0 | LOB: 1 | | E: 0 | LOB: 1 | | E: 0 | LOB: 2 | | E: 0 | LOB: 1 | | E: 0 | LOB: 1 | | E: 0 | LOB: 2 | | E: 0 | LOB: 1 | | E: 1 | LOB: 1 | | E: 0 | LOB: 0 | | 2B: 1 | SAC: 0 | | PB: 1 | | |
| | K: 0 | BB: 0 | | K: 0 | BB: 1 | | K: 1 | BB: 2 | | K: 0 | BB: 0 | | K: 0 | BB: 0 | | K: 0 | BB: 1 | | K: 0 | BB: 0 | | K: 0 | BB: 0 | | K: 0 | BB: 0 | | 3B: 0 | DP: 1 | | SB: 0 | | |
| | S: 4 | P: 4 | | S: 3 | P: 7 | | S: 5 | P: 13 | | S: 3 | P: 3 | | S: 4 | P: 4 | | S: 6 | P: 6 | | S: 4 | P: 8 | | S: 5 | P: 5 | | S: 3 | P: 3 | | HR: 1 | HBP: 0 | | CS: 0 | | |

| PITCHER | IP | WLS | BF | H | R | ER | SO | BB | IBB | HBP | BLK | WP | HR | S | P | ERA | WHIP |
|---|---|---|---|---|---|---|---|---|---|---|---|---|---|---|---|---|---|
| Geoff Zahn, L (1, 1)<br>ERA: 3.1 | 9.0 | W | 37 | 6 | 1 | 1 | 2 | 4 | 0 | 0 | 0 | 0 | 1 | 37 | 53 | 1.00 | 1.111 |

| PITCHER | IP | WLS | BF | H | R | ER | SO | BB | IBB | HBP | BLK | WP | HR | S | P | ERA | WHIP |
|---|---|---|---|---|---|---|---|---|---|---|---|---|---|---|---|---|---|

# TOP

## Kansas City Royals @ Minnesota Twins

Metropolitan Stadium, Bloomington , MI

Wed Aug 16 1978, 8:05 PM EDT

Unknown - 85 F

livebaseballscorecards.com

| | |
|---|---|
| AB | 33 |
| R | 1 |
| H | 6 |
| RBI | 1 |
| BB | 4 |
| SO | 2 |
| LOB | 16 |

| Batter | 1 | 2 | 3 | 4 | 5 | 6 | 7 | 8 | 9 | AB | R | H | RBI | BB | SO | LOB |
|---|---|---|---|---|---|---|---|---|---|---|---|---|---|---|---|---|
| Hosken Powell, L (1, 9)<br>OBP: 0.313, SLG: 0.326 | 2B 1B | S 1B 1B | | 1B 1B | | L7 | FC6-4<br>1-2f | | | 5 | 2 | 3 | 0 | 0 | 0 | 2 |
| Roy Smalley, S (1, 6)<br>OBP: 0.358, SLG: 0.447 | 1-H 3B 2B | K<br>1-2 | | K | | FC6-4 BB 1B | | P6 | | 5 | 1 | 2 | 1 | 0 | 2 | 2 |
| Rod Carew, L (1, 3)<br>OBP: 0.412, SLG: 0.448 | 2-H HR 3B | E S<br>2-H 1B | | 1-2 1B | | 1-2 FC6-4 BB | | E6<br>L4-6 S | | 4 | 1 | 3 | 2 | 1 | 0 | 0 |
| Glenn Adams, L (1, 10)<br>OBP: 0.292, SLG: 0.385 | 3-H HR | G3<br>1-3 | | K | | FC6-4<br>1-2f<br>2-3 | | L4-6<br>1-3 | | 5 | 1 | 1 | 2 | 0 | 1 | 6 |
| Mike Cubbage, L (1, 5)<br>OBP: 0.355, SLG: 0.433 | K | FC4-6 1B | | | E1<br>FC1-6 | G3 | | | | 4 | 0 | 1 | 0 | 0 | 1 | 2 |
| Butch Wynegar, S (1, 2)<br>OBP: 0.325, SLG: 0.343 | K | K | | | FC1-6<br>BB<br>1-2f | 1B 1B | | | | 4 | 0 | 1 | 0 | 0 | 2 | 2 |
| Rich Chiles, L (1, 7)<br>OBP: 0.328, SLG: 0.342<br>Dan Ford, R (8, 8)<br>OBP: 0.349, SLG: 0.447 | FC4 1B | FC4-6<br>1-2f | | | F9 | P1 | | | | 4<br>0 | 0<br>0 | 1<br>0 | 0<br>0 | 0<br>0 | 0<br>0 | 3<br>0 |
| Willie Norwood, R (1, 8)<br>OBP: 0.316, SLG: 0.394<br>(8, 7) | FC4<br>1-2f | L8 | | | BB<br>1-2 | FC6-4<br>1-2 1B | | | | 3 | 0 | 1 | 0 | 1 | 0 | 2 |
| Rob Wilfong, L (1, 4)<br>OBP: 0.354, SLG: 0.324 | | 6-3 | | 6-3 | F8 | L8 | | | | 4 | 0 | 0 | 0 | 0 | 0 | 4 |
| Inning Stats | R: 4 H: 5<br>E: 0 LOB: 1<br>K: 2 BB: 0<br>S: 12 P: 12 | R: 1 H: 2<br>E: 0 LOB: 1<br>K: 1 BB: 0<br>S: 7 P: 7 | R: 0 H: 1<br>E: 0 LOB: 1<br>K: 1 BB: 0<br>S: 6 P: 6 | R: 0 H: 2<br>E: 0 LOB: 2<br>K: 2 BB: 0<br>S: 9 P: 9 | R: 0 H: 0<br>E: 1 LOB: 2<br>K: 0 BB: 1<br>S: 4 P: 8 | R: 0 H: 1<br>E: 0 LOB: 2<br>K: 0 BB: 1<br>S: 4 P: 8 | R: 0 H: 2<br>E: 0 LOB: 2<br>K: 0 BB: 0<br>S: 5 P: 5 | R: 0 H: 0<br>E: 1 LOB: 0<br>K: 0 BB: 0<br>S: 3 P: 3 | | 1B: 10 SF: 0<br>2B: 2 SAC: 0<br>3B: 1 DP: 1<br>HR: 1 HBP: 0 | | | | | | |

| PITCHER | | IP | WLS | BF | H | R | ER | SO | BB | IBB | HBP | BLK | WP | HR | S | P | ERA | WHIP |
|---|---|---|---|---|---|---|---|---|---|---|---|---|---|---|---|---|---|---|
| Doug Bird, R<br>ERA: 5.65 | (1, 1) | 4.0 | L | 22 | 10 | 5 | 5 | 6 | 0 | 0 | 0 | 0 | 0 | 1 | 34 | 34 | 11.25 | 2.500 |
| Randy McGilberry, R<br>ERA: 4.5 | (5, 1) | 4.0 | | 18 | 3 | 0 | 0 | 0 | 2 | 0 | 0 | 0 | 0 | 0 | 16 | 24 | 0.00 | 1.250 |

| PITCHER | IP | WLS | BF | H | R | ER | SO | BB | IBB | HBP | BLK | WP | HR | S | P | ERA | WHIP |
|---|---|---|---|---|---|---|---|---|---|---|---|---|---|---|---|---|---|

# BOTTOM

## Kansas City Royals @ Minnesota Twins

Metropolitan Stadium, Bloomington , MI

Wed Aug 16 1978, 8:05 PM EDT

Unknown - 85 F

livebaseballscorecards.com

| | |
|---|---|
| AB | 38 |
| R | 5 |
| H | 13 |
| RBI | 5 |
| BB | 2 |
| SO | 6 |
| LOB | 23 |

WP: 0 PA: 40
PB: 0
SB: 3
CS: 0

# Kansas City Royals @ Minnesota Twins

Metropolitan Stadium, Bloomington , MI

Wed Aug 16 1978, 8:05 PM EDT

Att. 14,640 - Unknown

TOP

livebaseballscorecards.com

| Batter | 1 | 2 | 3 | 4 | 5 | 6 | 7 | 8 | 9 | AB | R | H | RBI | BB | SO | LOB |
|---|---|---|---|---|---|---|---|---|---|---|---|---|---|---|---|---|
| Steve Braun, L (1, 7)<br>OBP: 0.369, SLG: 0.400 | 0-0 S 2B 1B | | BBBB 4-0 CS BB | | BBBB 4-0 G5-4-3 BB | | 0-0 1B HR 1B<br>2-H | | 0-0 S 1B 1B | 2 | 2 | 2 | 1 | 2 | 0 | 0 |
| Willie Wilson, S (7, 8)<br>OBP: 0.303, SLG: 0.302 | | | | | | | | | | 1 | 1 | 1 | 0 | 0 | 0 | 0 |
| Hal McRae, R (1, 10)<br>OBP: 0.336, SLG: 0.443 | 0-0 G3 FC5-2 2B<br>1-H | | 0-0 5-3 ①②<br>1-2 | | 0-0 G5-4-3 ②③<br>1-2f | | 0-0 HR 1B<br>1-2 | | 0-0 F7 ② | 5 | 1 | 2 | 1 | 0 | 0 | 3 |
| George Brett, L (1, 5)<br>OBP: 0.365, SLG: 0.494 | 0-0 G3 ①<br>2-3 | | BBBB 4-0 BB | | 0-0 F9 ① | | 0-0 HR<br>1-H 2-H | | IIII 4-0 BB 1B IBB<br>1-2 | 3 | 2 | 1 | 3 | 2 | 0 | 1 |
| Darrell Porter, L (1, 2)<br>OBP: 0.368, SLG: 0.423 | 0-0 FC5-2 ②<br>3-H | | 0-0 F9 ③ | | | 0-0 3B | 0-0 F8 ③ | | 0-0 BB 1B 1B<br>1-2 2-H | 5 | 2 | 2 | 1 | 0 | 0 | 2 |
| Clint Hurdle, L (1, 9)<br>OBP: 0.360, SLG: 0.406 (7, 7) | 0-0 ③<br>2-H 2B | | | 0-0 4-3 ① | | 0-0 L3 ② | | 0-0 P3-5 HBP 1B<br>BBBB | 4-0 1B 2B BB<br>1-2 2-3 | 4 | 1 | 2 | 1 | 1 | 0 | 1 |
| Ralph LaCock, L (1, 3)<br>OBP: 0.320, SLG: 0.448 | | SSS 0-3 K ① | | 0-0 2B | | 0-0 P5 ③ | | H 1-0 HBP<br>1-2 | 0-0 2B 1B<br>1-2 2-H 3-H | 3 | 0 | 1 | 0 | 0 | 1 | 1 |
| John Wathan, R (8, PH)<br>OBP: 0.313, SLG: 0.370 (8, 3) | | | | | | | | | | 1 | 1 | 1 | 2 | 0 | 0 | 0 |
| Al Cowens, R (1, 8)<br>OBP: 0.328, SLG: 0.414 (7, 9) | | SSS 0-3 K ② | | 0-0 6-3 ② | | | 0-0 1B 2B | 0-0 L8 ① | 0-0 2B<br>1-H 2-H | 5 | 1 | 2 | 2 | 0 | 1 | 3 |
| Freddie Patek, R (1, 6)<br>OBP: 0.346, SLG: 0.346 | 0-0 E3 1B | | 0-0 6-3 ③ | | | | SSS 0-3 K ① | 0-0 P3-5 ②③<br>2-3f | 0-0 F9 ③ | 5 | 0 | 1 | 0 | 0 | 1 | 5 |
| U L Washington, S (1, 4)<br>OBP: 0.327, SLG: 0.296 | 0-0 1-3 ③ | | | | 0-0 6-3 ① | | SSS 0-3 K ② | | SSS 0-3 K ① | 2 | 0 | 0 | 0 | 0 | 0 | 1 |
| Tom Poquette, L (7, PH)<br>OBP: 0.251, SLG: 0.321 | | | | | | | | | | 1 | 0 | 0 | 0 | 0 | 1 | 1 |
| Jerry Terrell, R (7, 4)<br>OBP: 0.212, SLG: 0.192 | | | | | | | | | | 1 | 0 | 0 | 0 | 0 | 1 | 0 |
| **Inning Stats** | R: 2 H: 3<br>E: 0 LOB: 1<br>K: 0 BB: 0<br>S: 5 P: 5 | R: 0 H: 1<br>E: 1 LOB: 1<br>K: 2 BB: 0<br>S: 8 P: 8 | R: 0 H: 0<br>E: 0 LOB: 1<br>K: 0 BB: 2<br>S: 2 P: 10 | R: 0 H: 1<br>E: 0 LOB: 1<br>K: 0 BB: 0<br>S: 4 P: 4 | R: 0 H: 0<br>E: 0 LOB: 0<br>K: 0 BB: 1<br>S: 2 P: 6 | R: 0 H: 1<br>E: 0 LOB: 1<br>K: 0 BB: 0<br>S: 4 P: 4 | R: 4 H: 4<br>E: 0 LOB: 0<br>K: 2 BB: 0<br>S: 11 P: 11 | R: 0 H: 1<br>E: 0 LOB: 1<br>K: 0 BB: 0<br>S: 3 P: 4 | R: 5 H: 4<br>E: 0 LOB: 1<br>K: 1 BB: 2<br>S: 9 P: 17 | 1B: 8 SF: 0<br>2B: 6 SAC: 0<br>3B: 1 DP: 2<br>HR: 1 HBP: 1 | | | | | | |

| | AB | 38 |
|---|---|---|
| | R | 11 |
| | H | 15 |
| | RBI | 11 |
| | BB | 5 |
| | SO | 5 |
| | LOB | 18 |

WP: 0 PA: 44
PB: 0
SB: 2
CS: 1

| PITCHER | | IP | WLS | BF | H | R | ER | SO | BB | IBB | HBP | BLK | WP | HR | S | P | ERA | WHIP |
|---|---|---|---|---|---|---|---|---|---|---|---|---|---|---|---|---|---|---|
| Stan Perzanowski, R<br>ERA: 5.4 | (1, 1) | 7.0 | L | 31 | 10 | 6 | 6 | 4 | 3 | 0 | 0 | 0 | 0 | 1 | 36 | 48 | 7.71 | 1.857 |
| Jeff Holly, L<br>ERA: 4.61 | (8, 1) | 0.0 | | 1 | 1 | 0 | 0 | 0 | 0 | 0 | 0 | 0 | 0 | 0 | 1 | 1 | ∞ | ∞ |
| John Sutton, R<br>ERA: 3.82 | (8, 1) | 1.2 | | 11 | 4 | 5 | 5 | 1 | 1 | 1 | 1 | 0 | 0 | 0 | 10 | 19 | 27.00 | 3.000 |
| Darrell Jackson, L<br>ERA: 4.74 | (9, 1) | 0.1 | | 1 | 0 | 0 | 0 | 0 | 0 | 0 | 0 | 0 | 0 | 0 | 1 | 1 | 0.00 | 0.000 |

| PITCHER | IP | WLS | BF | H | R | ER | SO | BB | IBB | HBP | BLK | WP | HR | S | P | ERA | WHIP |
|---|---|---|---|---|---|---|---|---|---|---|---|---|---|---|---|---|---|

# Kansas City Royals @ Minnesota Twins

Metropolitan Stadium, Bloomington , MI

Wed Aug 16 1978, 8:05 PM EDT

Att. 14,640 - Unknown

livebaseballscorecards.com

## BOTTOM

| Batter | 1 | 2 | 3 | 4 | 5 | 6 | 7 | 8 | 9 | AB | R | H | RBI | BB | SO | LOB |
|---|---|---|---|---|---|---|---|---|---|---|---|---|---|---|---|---|
| Willie Norwood, R (1, 7) OBP: 0.317, SLG: 0.394 | K | | P6 | | FC6-4 1B | | FC5-6 1B | | K | 5 | 0 | 2 | 0 | 0 | 2 | 2 |
| Rod Carew, L (1, 3) OBP: 0.412, SLG: 0.450 | K | | 1B 1B 2-H | | FC6-4 2B 1B 1-2f 2-3 | | FC5-6 1B 1-2f | | 1B 2B 1-3 | 5 | 2 | 2 | 1 | 0 | 1 | 3 |
| Dan Ford, R (1, 8) OBP: 0.351, SLG: 0.451 | L4 | | 1B 1-2 | | 1B 2B 1-3 3-H | | 1B 1-3 | | 1-3 | 5 | 1 | 3 | 1 | 0 | 0 | 2 |
| Craig Kusick, R (1, 10) OBP: 0.321, SLG: 0.322<br>Glenn Adams, L (7, PH) OBP: 0.292, SLG: 0.385<br>Jose Morales, R (7, PH) OBP: 0.363, SLG: 0.412<br>Rob Wilfong, L (9, PR) OBP: 0.354, SLG: 0.324 | | HR | F2 | | 1B IBB | | P6 | | 1B 2-H 3-H | 2<br>0<br>2<br>0 | 1<br>0<br>0<br>0 | 1<br>0<br>1<br>0 | 1<br>0<br>2<br>0 | 1<br>0<br>0<br>0 | 0<br>0<br>0<br>0 | 2<br>0<br>2<br>0 |
| Bob Randall, R (1, 4) OBP: 0.335, SLG: 0.356 | F3 | | | 4-3 | FC6 1B 1-2 2-H 3-H | | F7 | | F7 | 5 | 0 | 1 | 2 | 0 | 0 | 3 |
| Bombo Rivera, R (1, 9) OBP: 0.372, SLG: 0.351 | G1-6-3 BB B B B | | | K | FC6 1-2f | | | F7 | | 3 | 0 | 0 | 0 | 1 | 1 | 2 |
| Larry Wolfe, R (1, 6) OBP: 0.321, SLG: 0.326 | G1-6-3 1-2f | | | F9 | | P3 | | 6-3 | | 4 | 0 | 0 | 0 | 0 | 0 | 1 |
| Glenn Borgmann, R (1, 2) OBP: 0.318, SLG: 0.319 | | | PB 1B 1B | | FC1-6 1B | 5-3 | | 4-3 | | 4 | 1 | 2 | 0 | 0 | 0 | 0 |
| Mike Cubbage, L (1, 5) OBP: 0.352, SLG: 0.428<br>Roy Smalley, S (9, PH) OBP: 0.359, SLG: 0.448 | | | K 1-2 | | FC1-6 FC6-4 1B 2B 1-2f | K | | | 2B 1B 1B | 3<br>1 | 1<br>1 | 0<br>1 | 0<br>0 | 0<br>0 | 2<br>0 | 2<br>0 |
| Inning Stats | R: 0 E: 0 K: 2 S: 7 H: 0 LOB: 0 BB: 0 P: 7 | R: 1 E: 0 K: 0 S: 3 H: 1 LOB: 0 BB: 1 P: 7 | R: 1 E: 0 K: 1 S: 8 H: 3 LOB: 2 BB: 0 P: 8 | R: 0 E: 0 K: 1 S: 5 H: 0 LOB: 0 BB: 0 P: 5 | R: 3 E: 0 K: 0 S: 7 H: 4 LOB: 2 BB: 1 P: 11 | R: 0 E: 0 K: 1 S: 5 H: 0 LOB: 0 BB: 0 P: 5 | R: 0 E: 0 K: 0 S: 5 H: 2 LOB: 2 BB: 0 P: 5 | R: 0 E: 0 K: 0 S: 3 H: 0 LOB: 0 BB: 0 P: 3 | R: 2 E: 0 K: 1 S: 8 H: 3 LOB: 1 BB: 0 P: 8 | 1B: 10 2B: 2 3B: 0 HR: 1 | SF: 0 SAC: 0 DP: 1 HBP: 0 | | | | | | |

| | AB | 39 |
|---|---|---|
| | R | 7 |
| | H | 13 |
| | RBI | 7 |
| | BB | 2 |
| | SO | 6 |
| | LOB | 19 |

| PITCHER | | IP | WLS | BF | H | R | ER | SO | BB | IBB | HBP | BLK | WP | HR | S | P | ERA | WHIP |
|---|---|---|---|---|---|---|---|---|---|---|---|---|---|---|---|---|---|---|
| Paul Splittorff, L ERA: 3.43 | (1, 1) | 6.1 | W | 29 | 9 | 5 | 4 | 5 | 1 | 1 | 0 | 0 | 0 | 1 | 37 | 45 | 5.68 | 1.579 |
| Marty Pattin, R ERA: 3.94 | (7, 1) | 0.0 | | 1 | 1 | 0 | 0 | 0 | 0 | 0 | 0 | 0 | 0 | 0 | 1 | 1 | ∞ | ∞ |
| Steve Mingori, L ERA: 2.7 | (7, 1) | 2.2 | S | 11 | 3 | 2 | 2 | 1 | 0 | 0 | 0 | 0 | 0 | 0 | 13 | 13 | 6.75 | 1.125 |

| PITCHER | IP | WLS | BF | H | R | ER | SO | BB | IBB | HBP | BLK | WP | HR | S | P | ERA | WHIP |
|---|---|---|---|---|---|---|---|---|---|---|---|---|---|---|---|---|---|

| Batter | 1 | 2 | 3 | 4 | 5 | 6 | 7 | 8 | 9 | 10 | AB | R | H | RBI | BB | SO | LOB |
|---|---|---|---|---|---|---|---|---|---|---|---|---|---|---|---|---|---|
| Steve Braun, L (1, 7)<br>OBP: 0.364, SLG: 0.389 | BBBB 4-0 2B 4-3 BB | x 0-0 G3 ③ | | SSS 0-3 K ③ | | | x 0-0 FC6-4 ② 1-2f | | x 0-0 6-3 ② | | 4 | 1 | 0 | 0 | 1 | 1 | 1 |
| Hal McRae, R (1, 10)<br>OBP: 0.335, SLG: 0.443 | x 0-0 4-3 1-3 1B 2B | x 0-0 P6 ① | x 0-0 F7 ① | | | | x 0-0 FC6-4 ③ 1-2f | | x 0-0 F3 ③ | | 5 | 1 | 1 | 0 | 0 | 0 | 1 |
| George Brett, L (1, 5)<br>OBP: 0.363, SLG: 0.489 | x 0-0 4-3 ① 2-3 3-H | BBBB 4-0 BB 1B BB | x 0-0 F7 ② | | | x 0-0 G3 ① | | x 0-0 F7 ① | | 4 | 0 | 0 | 1 | 1 | 0 | 1 |
| Darrell Porter, L (1, 2)<br>OBP: 0.371, SLG: 0.428 | x 0-0 BB 1B 1B 3-H | x 0-0 BB 1-2 1B | x 0-0 G3 ③ | | | x 0-0 G3 1B 2B | | x 0-0 L7 ② | | 5 | 2 | 3 | 1 | 0 | 0 | 0 |
| Clint Hurdle, L (1, 9)<br>OBP: 0.361, SLG: 0.403 | BBBB 4-0 1B 1-2 BB | BBBB 4-0 1-2 2-3 BB | | | | SSS 0-3 K ① | | x 0-0 G3 ② 2-3 | | x 0-0 F8 ③ | 3 | 0 | 0 | 0 | 2 | 1 | 1 |
| Ralph LaCock, L (1, 3)<br>OBP: 0.323, SLG: 0.449<br>Willie Wilson, S (8, PR)<br>OBP: 0.303, SLG: 0.302<br>John Wathan, R (8, 3)<br>OBP: 0.313, SLG: 0.370 | x 0-0 G4-3 1-2 2-H 1B | | SSS 0-3 K ② | | | x 0-0 F7 ② | | x 0-0 3B 3-H 1B | | | 4<br>0<br>0 | 0<br>1<br>0 | 2<br>0<br>0 | 2<br>0<br>0 | 0<br>0<br>0 | 1<br>0<br>0 | 3<br>0<br>0 |
| Al Cowens, R (1, 8)<br>OBP: 0.327, SLG: 0.418 | x 0-0 G4-3 ②③ 1-2f | x 0-0 F8 ③ | | | | x 0-0 L5 ③ | | x 0-0 1-H 3B | | | 4 | 0 | 1 | 1 | 0 | 0 | 5 |
| Freddie Patek, R (1, 6)<br>OBP: 0.345, SLG: 0.345 | | x 0-0 F8 ① | | x 0-0 4-3 ① | | | x 0-0 FC6-4 1B | x 0-0 P6 ③ | | | 4 | 0 | 1 | 0 | 0 | 0 | 2 |
| U L Washington, S (1, 4)<br>OBP: 0.315, SLG: 0.284 | | x 0-0 5-3 ② | | x 0-0 5-3 ② | | | x 0-0 F5 ① | | x 0-0 F9 ① | | 4 | 0 | 0 | 0 | 0 | 0 | 1 |
| Inning Stats | R: 3 H: 3<br>E: 0 LOB: 1<br>K: 0 BB: 2<br>S: 5 P: 13 | R: 0 H: 0<br>E: 0 LOB: 0<br>K: 0 BB: 0<br>S: 3 P: 3 | R: 0 H: 1<br>E: 0 LOB: 3<br>K: 1 BB: 2<br>S: 6 P: 14 | R: 0 H: 0<br>E: 0 LOB: 0<br>K: 1 BB: 0<br>S: 5 P: 5 | R: 0 H: 0<br>E: 0 LOB: 0<br>K: 0 BB: 0<br>S: 3 P: 3 | R: 0 H: 0<br>E: 0 LOB: 0<br>K: 1 BB: 0<br>S: 5 P: 5 | R: 0 H: 1<br>E: 0 LOB: 1<br>K: 0 BB: 0<br>S: 4 P: 4 | R: 2 H: 3<br>E: 0 LOB: 2<br>K: 0 BB: 0<br>S: 6 P: 6 | R: 0 H: 0<br>E: 0 LOB: 0<br>K: 0 BB: 0<br>S: 3 P: 3 | R: 0 H: 0<br>E: 0 LOB: 0<br>K: 0 BB: 0<br>S: 3 P: 3 | 1B: 5 SF: 0<br>2B: 2 SAC: 0<br>3B: 1 DP: 1<br>HR: 0 HBP: 0 | | | | | | |

| PITCHER | IP | WLS | BF | H | R | ER | SO | BB | IBB | HBP | BLK | WP | HR | S | P | ERA | WHIP |
|---|---|---|---|---|---|---|---|---|---|---|---|---|---|---|---|---|---|
| Roger Erickson, R (1, 1)<br>ERA: 4.38 | 10.0 | W | 41 | 8 | 5 | 5 | 3 | 4 | 0 | 0 | 0 | 0 | 0 | 43 | 59 | 4.50 | 1.200 |

| PITCHER | IP | WLS | BF | H | R | ER | SO | BB | IBB | HBP | BLK | WP | HR | S | P | ERA | WHIP |
|---|---|---|---|---|---|---|---|---|---|---|---|---|---|---|---|---|---|

# TOP

## Kansas City Royals @ Minnesota Twins

Metropolitan Stadium, Bloomington , MI

Thu Aug 17 1978, 8:05 PM EDT

Att. 15,936 - Unknown - 85 F

livebaseballscorecards.com

| | |
|---|---|
| AB | 37 |
| R | 5 |
| H | 8 |
| RBI | 5 |
| BB | 4 |
| SO | 3 |
| LOB | 15 |

| | | | |
|---|---|---|---|
| 1B: 5 | SF: 0 | WP: 0 | PA: 41 |
| 2B: 2 | SAC: 0 | PB: 0 | |
| 3B: 1 | DP: 1 | SB: 0 | |
| HR: 0 | HBP: 0 | CS: 0 | |

| Batter | 1 | 2 | 3 | 4 | 5 | 6 | 7 | 8 | 9 | 10 | AB | R | H | RBI | BB | SO | LOB |
|---|---|---|---|---|---|---|---|---|---|---|---|---|---|---|---|---|---|
| Willie Norwood, R (1, 7)<br>OBP: 0.313, SLG: 0.389 | F7 | F7 | | | K | 5-3 | | | | P6 | 5 | 0 | 0 | 0 | 0 | 1 | 2 |
| Rod Carew, L (1, 3)<br>OBP: 0.412, SLG: 0.450 | 2B 1B | 6-3 | | | K | | | L6 | | 1B 1-2 1B | 5 | 1 | 2 | 0 | 0 | 1 | 0 |
| Dan Ford, R (1, 8)<br>OBP: 0.354, SLG: 0.460 | 1-H 1B 2B | | 1B 3B | | F8 | | | F9 | | 1-2 2-H 1B | 5 | 2 | 3 | 2 | 0 | 0 | 0 |
| Craig Kusick, R (1, 10)<br>OBP: 0.319, SLG: 0.316 | BBBB 1B 2B BB | | F9 | | | F7 | | K | | | 3 | 1 | 0 | 0 | 1 | 1 | 1 |
| Roy Smalley, S (1, 6)<br>OBP: 0.360, SLG: 0.449 | 1-2 2-H 2B 1B | | G5-4-3 3-H 1B | | | L8 | | | F2 | | 4 | 1 | 2 | 2 | 0 | 0 | 0 |
| Butch Wynegar, S (1, 2)<br>OBP: 0.325, SLG: 0.345 | 1B 1-H 2-H 2B | | G5-4-3 1-2f | | | F3 | | | P5 | | 4 | 0 | 1 | 2 | 0 | 0 | 1 |
| Bob Randall, R (1, 4)<br>OBP: 0.333, SLG: 0.354 | G6-4-3 2-3 1B | | | | F7 | | 6-3 | | 4-3 | | 4 | 0 | 1 | 0 | 0 | 0 | 0 |
| Larry Wolfe, R (1, 5)<br>OBP: 0.319, SLG: 0.321 | G6-4-3 1-2f | | | | F3 | | BBBB BB | | | P3 | 3 | 0 | 0 | 0 | 1 | 0 | 2 |
| Bombo Rivera, R (1, 9)<br>OBP: 0.370, SLG: 0.348 | | 4-3 | | | F9 | | P4 | | | 1B 1B | 4 | 1 | 1 | 0 | 0 | 0 | 1 |
| Inning Stats | R: 4 H: 5<br>E: 0 LOB: 1<br>K: 0 BB: 1<br>S: 7 P: 11 | R: 0 H: 0<br>E: 0 LOB: 0<br>K: 0 BB: 0<br>S: 3 P: 3 | R: 1 H: 2<br>E: 0 LOB: 0<br>K: 0 BB: 0<br>S: 4 P: 4 | | R: 0 H: 0<br>E: 0 LOB: 0<br>K: 0 BB: 0<br>S: 3 P: 3 | R: 0 H: 0<br>E: 0 LOB: 0<br>K: 0 BB: 0<br>S: 3 P: 3 | R: 0 H: 0<br>E: 0 LOB: 1<br>K: 0 BB: 1<br>S: 3 P: 7 | R: 0 H: 0<br>E: 0 LOB: 0<br>K: 1 BB: 0<br>S: 5 P: 5 | R: 0 H: 0<br>E: 0 LOB: 0<br>K: 0 BB: 0<br>S: 3 P: 3 | R: 1 H: 3<br>E: 0 LOB: 2<br>K: 0 BB: 0<br>S: 5 P: 5 | 1B: 7 SF: 0<br>2B: 2 SAC: 0<br>3B: 1 DP: 2<br>HR: 0 HBP: 0 | | | | | | WP: 0 PA: 39<br>PB: 0<br>SB: 0<br>CS: 0 |

| PITCHER | | IP | WLS | BF | H | R | ER | SO | BB | IBB | HBP | BLK | WP | HR | S | P | ERA | WHIP |
|---|---|---|---|---|---|---|---|---|---|---|---|---|---|---|---|---|---|---|
| Larry Gura, L<br>ERA: 2.74 | (1, 1) | 9.2 | L | 38 | 9 | 6 | 6 | 3 | 2 | 0 | 0 | 0 | 0 | 0 | 42 | 50 | 5.59 | 1.138 |
| Al Hrabosky, L<br>ERA: 2.75 | (10, 1) | 0.0 | | 1 | 1 | 0 | 0 | 0 | 0 | 0 | 0 | 0 | 0 | 0 | 1 | 1 | ∞ | ∞ |

| PITCHER | | IP | WLS | BF | H | R | ER | SO | BB | IBB | HBP | BLK | WP | HR | S | P | ERA | WHIP |
|---|---|---|---|---|---|---|---|---|---|---|---|---|---|---|---|---|---|---|

# BOTTOM

## Kansas City Royals @ Minnesota Twins

Metropolitan Stadium, Bloomington , MI

Thu Aug 17 1978, 8:05 PM EDT
Att. 15,936 - Unknown - 85 F

livebaseballscorecards.com

| | |
|---|---|
| AB | 37 |
| R | 6 |
| H | 10 |
| RBI | 6 |
| BB | 2 |
| SO | 3 |
| LOB | 7 |

| Batter | 1 | 2 | 3 | 4 | 5 | 6 | 7 | 8 | 9 | 10 | AB | R | H | RBI | BB | SO | LOB |
|---|---|---|---|---|---|---|---|---|---|---|---|---|---|---|---|---|---|
| Rick Bosetti, R (1, 8)<br>OBP: 0.305, SLG: 0.357 | 6-3 | | E6 FC6-4 | | 2-3 1-2 2-3 | 4-3 | | | F9 | F9 | 6 | 0 | 0 | 0 | 0 | 0 | 7 |
| Bob Bailor, R (1, 9)<br>OBP: 0.313, SLG: 0.342 | 1-3 | | FC6-4 1-2f | | 6-3 | | 1B | | P3 | | 5 | 0 | 1 | 0 | 0 | 0 | 3 |
| Roy Howell, L (1, 5)<br>OBP: 0.327, SLG: 0.376 | K | | K | | | 1B 2B | F9 | | BB | | 4 | 1 | 1 | 0 | 1 | 2 | 2 |
| Willie Horton, R (1, 10)<br>OBP: 0.324, SLG: 0.401 | | 6-3 | | 5-3 | | SH2-4 1B 3-1 2-H 1B | F9 | | 1-3 | | 5 | 1 | 1 | 1 | 0 | 0 | 2 |
| John Mayberry, L (1, 3)<br>OBP: 0.343, SLG: 0.441 | | 1-3 | | 4-3 | | 3-1 SH2-4 1-2 1B | P4 | | | F7 | 5 | 1 | 1 | 0 | 0 | 0 | 1 |
| Al Woods, L (1, 7)<br>OBP: 0.252, SLG: 0.324 | | E4 BB | | K | | SH2-4 1-2 2-3 | | BB | | F3 | 2 | 0 | 0 | 0 | 0 | 1 | 0 |
| Otto Velez, R (8, PH)<br>OBP: 0.407, SLG: 0.459 (8, 7) | | | | | | | | | | | 1 | 0 | 0 | 0 | 1 | 0 | 0 |
| Alan Ashby, S (1, 2)<br>OBP: 0.340, SLG: 0.433 | | BB 1-2 | | | 6-3 | 1B 3-1 IBB | | L7 | | BB 2B | 3 | 0 | 1 | 0 | 2 | 0 | 1 |
| Dave McKay, S (1, 4)<br>OBP: 0.269, SLG: 0.347 | | K | | | 2-3 1B 1B | 3-1 1-2 2-3 3-H | | F9 | | BB IBB | 4 | 0 | 1 | 1 | 1 | 1 | 5 |
| Luis Gomez, R (1, 6)<br>OBP: 0.292, SLG: 0.263 | | | 4-3 | | 2-3 1-2 1B | 1B 2-3 3-H | | F9 | | BB 1-2 2-3 | 4 | 0 | 2 | 1 | 1 | 0 | 1 |
| Inning Stats | R: 0 H: 0<br>E: 0 LOB: 0<br>K: 1 BB: 0<br>S: 5 P: 5 | R: 0 H: 0<br>E: 1 LOB: 2<br>K: 1 BB: 1<br>S: 6 P: 10 | R: 0 H: 0<br>E: 1 LOB: 1<br>K: 1 BB: 0<br>S: 6 P: 6 | R: 0 H: 0<br>E: 0 LOB: 0<br>K: 1 BB: 0<br>S: 5 P: 5 | R: 0 H: 2<br>E: 0 LOB: 2<br>K: 0 BB: 0<br>S: 5 P: 5 | R: 3 H: 4<br>E: 0 LOB: 2<br>K: 0 BB: 1<br>S: 7 P: 11 | R: 0 H: 1<br>E: 0 LOB: 1<br>K: 0 BB: 0<br>S: 4 P: 4 | R: 0 H: 0<br>E: 0 LOB: 1<br>K: 0 BB: 1<br>S: 3 P: 7 | R: 0 H: 0<br>E: 0 LOB: 1<br>K: 0 BB: 1<br>S: 3 P: 7 | R: 0 H: 1<br>E: 0 LOB: 3<br>K: 0 BB: 2<br>S: 4 P: 12 | 1B: 6<br>2B: 2<br>3B: 0<br>HR: 0 | SF: 0<br>SAC: 1<br>DP: 0<br>HBP: 0 | | | | | |

| PITCHER | IP | WLS | BF | H | R | ER | SO | BB | IBB | HBP | BLK | WP | HR | S | P | ERA | WHIP |
|---|---|---|---|---|---|---|---|---|---|---|---|---|---|---|---|---|---|
| Dave Goltz, R (1, 1)<br>ERA: 2.69 | 6.0 | | 28 | 6 | 3 | 3 | 4 | 1 | 1 | 0 | 0 | 0 | 0 | 34 | 42 | 4.50 | 1.167 |
| Jeff Holly, L (7, 1)<br>ERA: 4.02 | 4.0 | W | 18 | 2 | 0 | 0 | 0 | 3 | 1 | 0 | 0 | 0 | 0 | 14 | 30 | 0.00 | 1.250 |

| PITCHER | IP | WLS | BF | H | R | ER | SO | BB | IBB | HBP | BLK | WP | HR | S | P | ERA | WHIP |
|---|---|---|---|---|---|---|---|---|---|---|---|---|---|---|---|---|---|

# TOP

## Toronto Blue Jays @ Minnesota Twins

Metropolitan Stadium, Bloomington , MI

Fri Aug 18 1978, 8:05 PM EDT

Att. 4,599 - Cloudy - 63 F

livebaseballscorecards.com

| | |
|---|---|
| AB | 39 |
| R | 3 |
| H | 8 |
| RBI | 3 |
| BB | 6 |
| SO | 4 |
| LOB | 22 |

| | | | |
|---|---|---|---|
| WP: 0 | PA: 46 | | |
| PB: 0 | | | |
| SB: 0 | | | |
| CS: 0 | | | |

| Batter | 1 | 2 | 3 | 4 | 5 | 6 | 7 | 8 | 9 | 10 | AB | R | H | RBI | BB | SO | LOB |
|---|---|---|---|---|---|---|---|---|---|---|---|---|---|---|---|---|---|
| Willie Norwood, R (1, 7)<br>OBP: 0.310, SLG: 0.384 | 5-3 | K | | L6 | | | F9 | | FC4-6<br>E 1B<br>1-2f 2-3 3-H | | 4 | 0 | 0 | 0 | 0 | 1 | 3 |
| Mike Cubbage, L (9, PH)<br>OBP: 0.351, SLG: 0.427 | | | | | | | | | | | 1 | 0 | 0 | 1 | 0 | 0 | 2 |
| (10, 5) | | | | | | | | | | | | | | | | | |
| Rod Carew, L (1, 3)<br>OBP: 0.414, SLG: 0.449 | 6-3<br>BB | K | | | 6-3 | | G6-4-3<br>BB | | E9<br>IBB<br>1-3 3-H | | 3 | 0 | 1 | 1 | 2 | 1 | 3 |
| Dan Ford, R (1, 8)<br>OBP: 0.354, SLG: 0.458 | 6-3<br>1-2 | | 4-3 | | FC5-4<br>BB<br>1B | | G6-4-3<br>1-2f | | IBB<br>1-2 | | 4 | 0 | 1 | 0 | 1 | 0 | 2 |
| Craig Kusick, R (1, 10)<br>OBP: 0.321, SLG: 0.310 | 6-3 | | E<br>BB | | FC5-4<br>1-2<br>BB | | | F9 | K | | 3 | 0 | 0 | 0 | 2 | 1 | 4 |
| Roy Smalley, S (1, 6)<br>OBP: 0.359, SLG: 0.450 | | 1B<br>3B | E5<br>BB<br>1-3 | | FC5-4<br>1-2f 2-3 | | | 6-3 | G3 | | 5 | 1 | 1 | 0 | 0 | 0 | 6 |
| Butch Wynegar, S (1, 2)<br>OBP: 0.326, SLG: 0.344 | 1B SH1-3<br>3-H 1B | L9-3<br>1-2<br>BB | | | 5-3 | | | F8 | | F7 | 4 | 0 | 1 | 1 | 1 | 0 | 2 |
| Bob Randall, R (1, 4)<br>OBP: 0.331, SLG: 0.351 | SH1-3<br>1-2 | L9-3<br>1-2 | | | | F8 | | | E 1B<br>FC4-6<br>BB | 2B<br>1B | 2 | 0 | 0 | 0 | 0 | 0 | 3 |
| Rich Chiles, L (9, PH)<br>OBP: 0.331, SLG: 0.342 | | | | | | | | | | | 0 | 0 | 0 | 0 | 1 | 0 | 0 |
| Hosken Powell, L (9, PR)<br>OBP: 0.315, SLG: 0.328 | | | | | | | | | | | 1 | 2 | 1 | 0 | 0 | 0 | 0 |
| (10, 9) | | | | | | | | | | | | | | | | | |
| Larry Wolfe, R (1, 5)<br>OBP: 0.320, SLG: 0.321 | BB<br>2-3<br>1B | | | K | | F3 | | | FC4-6<br>E<br>1-2<br>1B<br>1B | 1-H<br>2B | 3 | 0 | 1 | 0 | 0 | 1 | 0 |
| Glenn Adams, L (9, PH)<br>OBP: 0.298, SLG: 0.395 | | | | | | | | | | | 2 | 1 | 2 | 1 | 0 | 0 | 0 |
| (10, 7) | | | | | | | | | | | | | | | | | |
| Bombo Rivera, R (1, 9)<br>OBP: 0.369, SLG: 0.345 | | | | F4 | | F8 | | | E5<br>FC4-6<br>1-2 2-3 | | 2 | 0 | 0 | 0 | 1 | 0 | 0 |
| Rob Wilfong, L (9, PH)<br>OBP: 0.352, SLG: 0.322 | 1-2<br>BB | | | | | | | | | | 1 | 0 | 0 | 0 | 0 | 0 | 2 |
| (10, 4) | | | | | | | | | | | | | | | | | |
| Inning Stats | R: 0 E: 0 K: 0 S: 3<br>H: 0 LOB: 1 BB: 1 P: 7 | R: 1 E: 0 K: 2 S: 10<br>H: 3 LOB: 3 BB: 1 P: 14 | R: 0 E: 1 K: 0 S: 3<br>H: 0 LOB: 2 BB: 2 P: 11 | R: 0 E: 0 K: 1 S: 5<br>H: 0 LOB: 0 BB: 0 P: 5 | R: 0 E: 0 K: 0 S: 4<br>H: 1 LOB: 2 BB: 1 P: 8 | R: 0 E: 0 K: 0 S: 3<br>H: 0 LOB: 0 BB: 0 P: 3 | R: 0 E: 0 K: 0 S: 2<br>H: 0 LOB: 0 BB: 1 P: 6 | R: 0 E: 0 K: 0 S: 3<br>H: 0 LOB: 0 BB: 0 P: 3 | R: 2 E: 2 K: 1 S: 8<br>H: 2 LOB: 3 BB: 2 P: 16 | R: 1 E: 0 K: 0 S: 3<br>H: 2 LOB: 1 BB: 0 P: 3 | 1B: 6<br>2B: 2<br>3B: 1<br>HR: 0 | SF: 0<br>SAC: 1<br>DP: 2<br>HBP: 0 | WP: 0<br>PB: 0<br>SB: 0<br>CS: 0 | PA: 44 | | | | |

| PITCHER | IP | WLS | BF | H | R | ER | SO | BB | IBB | HBP | BLK | WP | HR | S | P | ERA | WHIP |
|---|---|---|---|---|---|---|---|---|---|---|---|---|---|---|---|---|---|
| Tom Underwood, L (1, 1)<br>ERA: 4.17 | 8.0 | | 33 | 4 | 1 | 1 | 3 | 6 | 0 | 0 | 0 | 0 | 0 | 33 | 57 | 1.12 | 1.250 |
| Tom Murphy, R (9, 1)<br>ERA: 4.46 | 1.1 | L | 11 | 4 | 3 | 2 | 1 | 1 | 1 | 0 | 0 | 0 | 0 | 11 | 19 | 13.50 | 3.750 |

| PITCHER | IP | WLS | BF | H | R | ER | SO | BB | IBB | HBP | BLK | WP | HR | S | P | ERA | WHIP |
|---|---|---|---|---|---|---|---|---|---|---|---|---|---|---|---|---|---|

# BOTTOM

# Toronto Blue Jays @ Minnesota Twins

Metropolitan Stadium, Bloomington , MI

Fri Aug 18 1978, 8:05 PM EDT

Att. 4,599 - Cloudy - 63 F

livebaseballscorecards.com

| | |
|---|---|
| AB | 35 |
| R | 4 |
| H | 8 |
| RBI | 4 |
| BB | 8 |
| SO | 4 |
| LOB | 27 |

| Batter | 1 | 2 | 3 | 4 | 5 | 6 | 7 | 8 | 9 | AB | R | H | RBI | BB | SO | LOB |
|---|---|---|---|---|---|---|---|---|---|---|---|---|---|---|---|---|
| Rick Bosetti, R (1, 8)<br>OBP: 0.302, SLG: 0.353 | P3 | | K | | | K | | | L3 | 4 | 0 | 0 | 0 | 0 | 2 | 1 |
| Bob Bailor, R (1, 9)<br>OBP: 0.311, SLG: 0.340 | 6-3 | | | L5 | | E7 | | | 6-3 | 4 | 0 | 0 | 0 | 0 | 0 | 0 |
| Roy Howell, L (1, 5)<br>OBP: 0.324, SLG: 0.373 | F7 | | | F8 | | F7 | | | 6-3 | 4 | 0 | 0 | 0 | 0 | 0 | 1 |
| Willie Horton, R (1, 10)<br>OBP: 0.321, SLG: 0.397 | | K | | E8 | | | F8 | | | 3 | 0 | 0 | 0 | 0 | 1 | 0 |
| John Mayberry, L (1, 3)<br>OBP: 0.341, SLG: 0.438 | | 6-3 | | G3 | | | 4-3 | | | 3 | 0 | 0 | 0 | 0 | 0 | 1 |
| Al Woods, L (1, 7)<br>OBP: 0.254, SLG: 0.324 | | 1-3 | | | FC3-6 1B | | F8 | | | 3 | 0 | 1 | 0 | 0 | 0 | 0 |
| Alan Ashby, S (1, 2)<br>OBP: 0.340, SLG: 0.432 | | | FC6-4 1B | | FC3-6 G4-6-3 1-2f | | | F7 | | 3 | 0 | 1 | 0 | 0 | 0 | 1 |
| Dave McKay, S (1, 4)<br>OBP: 0.267, SLG: 0.344 | | | K | | G4-6-3 1-2f | | | 4-3 | | 3 | 0 | 0 | 0 | 0 | 1 | 2 |
| Luis Gomez, R (1, 6)<br>OBP: 0.291, SLG: 0.261 | | | FC6-4 1-2f | | | K | | 4-3 | | 2 | 0 | 0 | 0 | 0 | 1 | 1 |
| Sam Ewing, L (8, PH)<br>OBP: 0.256, SLG: 0.275 | | | | | | | | | | 1 | 0 | 0 | 0 | 0 | 0 | 0 |
| Tim Johnson, L (8, 6)<br>OBP: 0.342, SLG: 0.246 | | | | | | | | | | 0 | 0 | 0 | 0 | 0 | 0 | 0 |
| Inning Stats | R: 0 E: 0 K: 0 S: 3 H: 0 LOB: 0 BB: 0 P: 3 | R: 0 E: 0 K: 1 S: 5 H: 0 LOB: 0 BB: 0 P: 5 | R: 0 E: 0 K: 2 S: 8 H: 1 LOB: 1 BB: 0 P: 8 | R: 0 E: 1 K: 0 S: 4 H: 0 LOB: 1 BB: 0 P: 4 | R: 0 E: 0 K: 0 S: 3 H: 1 LOB: 0 BB: 0 P: 3 | R: 0 E: 1 K: 2 S: 8 H: 0 LOB: 1 BB: 0 P: 8 | R: 0 E: 0 K: 0 S: 3 H: 0 LOB: 0 BB: 0 P: 3 | R: 0 E: 0 K: 0 S: 3 H: 0 LOB: 0 BB: 0 P: 3 | R: 0 E: 0 K: 0 S: 3 H: 0 LOB: 0 BB: 0 P: 3 | 1B: 2 2B: 0 3B: 0 HR: 0 | SF: 0 SAC: 0 DP: 1 HBP: 0 | | | | | |

| PITCHER | IP | WLS | BF | H | R | ER | SO | BB | IBB | HBP | BLK | WP | HR | S | P | ERA | WHIP |
|---|---|---|---|---|---|---|---|---|---|---|---|---|---|---|---|---|---|
| Gary Serum, R (1, 1)<br>ERA: 3.74 | 9.0 | W | 30 | 2 | 0 | 0 | 5 | 0 | 0 | 0 | 0 | 0 | 0 | 40 | 40 | 0.00 | 0.222 |

| PITCHER | IP | WLS | BF | H | R | ER | SO | BB | IBB | HBP | BLK | WP | HR | S | P | ERA | WHIP |
|---|---|---|---|---|---|---|---|---|---|---|---|---|---|---|---|---|---|

# TOP

## Toronto Blue Jays @ Minnesota Twins

Metropolitan Stadium, Bloomington , MI

Sat Aug 19 1978, 4:33 AM EDT
Att. 10,745 - Unknown - 75 F

livebaseballscorecards.com

| | |
|---|---|
| AB | 30 |
| R | 0 |
| H | 2 |
| RBI | 0 |
| BB | 0 |
| SO | 5 |
| LOB | 7 |

WP: 0 PB: 0 SB: 0 CS: 0 PA: 30

# BOTTOM

## Toronto Blue Jays @ Minnesota Twins

Metropolitan Stadium, Bloomington , MI

Sat Aug 19 1978, 4:33 AM EDT
Att. 10,745 - Unknown - 75 F

| Batter | 1 | 2 | 3 | 4 | 5 | 6 | 7 | 8 | 9 | AB | R | H | RBI | BB | SO | LOB |
|---|---|---|---|---|---|---|---|---|---|---|---|---|---|---|---|---|
| Willie Norwood, R (1, 7)<br>OBP: 0.310, SLG: 0.392 | HR | 5-3 | | 6-3 | | P6 | | BB | | 3 | 1 | 1 | 1 | 0 | 0 | 0 |
| Hosken Powell, L (6, PH) (7, 9)<br>OBP: 0.316, SLG: 0.327 | | | | | | | | | | 1 | 0 | 0 | 0 | 1 | 0 | 2 |
| Rod Carew, L (1, 3)<br>OBP: 0.416, SLG: 0.450 | 3B 1B | 6-3 | | 1B | | BB 1B<br>1-2<br>2-3 | | F7 | | 5 | 1 | 3 | 0 | 0 | 0 | 2 |
| Dan Ford, R (1, 8)<br>OBP: 0.355, SLG: 0.460 | 1B 3B<br>1-H | 6-3 | | 5-3 | | L3 BB<br>1-2<br>2-3<br>3-H | | P6 | | 4 | 1 | 1 | 2 | 1 | 0 | 3 |
| Craig Kusick, R (1, 10)<br>OBP: 0.316, SLG: 0.304 | K | | F7 | | 6-3 | L3<br>1-2 | | | | 3 | 0 | 0 | 0 | 0 | 1 | 1 |
| Glenn Adams, L (6, PH)<br>OBP: 0.296, SLG: 0.393 | | | | | | | | | | 1 | 0 | 0 | 0 | 0 | 0 | 3 |
| Roy Smalley, S (1, 6)<br>OBP: 0.363, SLG: 0.454 | 1B BB | | 1B | | S 1B | | FC4-6 1B | | | 3 | 0 | 3 | 0 | 1 | 0 | 0 |
| Butch Wynegar, S (1, 2)<br>OBP: 0.327, SLG: 0.346 | 1B<br>1-2<br>3-H | | 1B<br>1-2 | | K<br>1-2 | | FC4-6 G4-6-3<br>1-2f | | | 4 | 0 | 2 | 1 | 0 | 1 | 2 |
| Bob Randall, R (1, 4)<br>OBP: 0.326, SLG: 0.345 | F7 | | F9 | | L6 | | G4-6-3<br>1-2f | | | 4 | 0 | 0 | 0 | 0 | 0 | 6 |
| Larry Wolfe, R (1, 5)<br>OBP: 0.323, SLG: 0.325 | F7 | | F8 | | | 1B 1B BB 1B | | SH2-4 1B | | 4 | 1 | 2 | 0 | 0 | 0 | 4 |
| Bombo Rivera, R (1, 9) (7, 7)<br>OBP: 0.373, SLG: 0.365 | | HR | | P3 | | BB 1B<br>1-2 | | SH2-4<br>1-2 | | 3 | 1 | 2 | 1 | 0 | 0 | 0 |
| Inning Stats | R: 3 E: 0 K: 1 S: 9 H: 4 LOB: 2 BB: 1 P: 13 | R: 1 E: 0 K: 0 S: 4 H: 1 LOB: 0 BB: 0 P: 4 | R: 0 E: 0 K: 0 S: 5 H: 2 LOB: 2 BB: 0 P: 5 | R: 0 E: 0 K: 0 S: 4 H: 1 LOB: 1 BB: 0 P: 4 | R: 0 E: 0 K: 1 S: 6 H: 1 LOB: 1 BB: 0 P: 6 | R: 1 E: 0 K: 0 S: 5 H: 3 LOB: 2 BB: 1 P: 9 | R: 0 E: 0 K: 0 S: 3 H: 1 LOB: 0 BB: 0 P: 3 | R: 0 E: 0 K: 0 S: 4 H: 1 LOB: 2 BB: 1 P: 8 | | 1B: 11 2B: 1 3B: 1 HR: 2 | SF: 0 SAC: 1 DP: 2 HBP: 0 | | | | | | |

| PITCHER | IP | WLS | BF | H | R | ER | SO | BB | IBB | HBP | BLK | WP | HR | S | P | ERA | WHIP |
|---|---|---|---|---|---|---|---|---|---|---|---|---|---|---|---|---|---|
| Jerry Garvin, L (1, 1)<br>ERA: 5.81 | 5.0 | L | 27 | 11 | 5 | 5 | 2 | 1 | 0 | 0 | 0 | 0 | 2 | 30 | 34 | 9.00 | 2.400 |
| Joe Coleman, R (6, 1)<br>ERA: 3.33 | 3.0 | | 12 | 3 | 0 | 0 | 0 | 2 | 0 | 0 | 0 | 0 | 0 | 10 | 18 | 0.00 | 1.667 |

| PITCHER | IP | WLS | BF | H | R | ER | SO | BB | IBB | HBP | BLK | WP | HR | S | P | ERA | WHIP |
|---|---|---|---|---|---|---|---|---|---|---|---|---|---|---|---|---|---|

| | |
|---|---|
| AB | 35 |
| R | 5 |
| H | 14 |
| RBI | 5 |
| BB | 3 |
| SO | 2 |
| LOB | 23 |

WP: 0 PB: 0 SB: 1 CS: 0 PA: 39

livebaseballscorecards.com

| Batter | 1 | 2 | 3 | 4 | 5 | 6 | 7 | 8 | 9 | AB | R | H | RBI | BB | SO | LOB |
|---|---|---|---|---|---|---|---|---|---|---|---|---|---|---|---|---|
| Rick Bosetti, R (1, 8)<br>OBP: 0.303, SLG: 0.354 | 5-3 | | 4-3 | FC6-4<br>1-3<br>2-H<br>1B | | 6-3<br>1B | | 4-3 | | 5 | 0 | 2 | 1 | 0 | 0 | 0 |
| Bob Bailor, R (1, 9)<br>OBP: 0.310, SLG: 0.338 | 5-3<br>1B | | 4-3 | FC6-4<br>1-2f<br>3-H | | 6-3<br>1-2 | | F8 | | 5 | 0 | 1 | 1 | 0 | 0 | 2 |
| Roy Howell, L (1, 5)<br>OBP: 0.323, SLG: 0.373 | 5-3<br>1-2 | | 2B | 1-3 | | K | | 6-3 | | 5 | 0 | 1 | 0 | 0 | 1 | 3 |
| Willie Horton, R (1, 10)<br>OBP: 0.319, SLG: 0.393 | K | | 5-3 | | F7 | K | | | G4-6-3<br>1B | 5 | 0 | 1 | 0 | 0 | 2 | 3 |
| John Mayberry, L (1, 3)<br>OBP: 0.340, SLG: 0.435 | | F7<br>1B | | 4-3 | F7 | | 6-3 | | G4-6-3<br>1-2f | 5 | 0 | 1 | 0 | 0 | 0 | 1 |
| Al Woods, L (1, 7)<br>OBP: 0.277, SLG: 0.372 | | 1-2<br>1B | | 1B<br>3B | 1B<br>WP<br>2B | | 4-3 | | 2B<br>1B | 5 | 3 | 4 | 0 | 0 | 0 | 0 |
| Alan Ashby, S (1, 2)<br>OBP: 0.351, SLG: 0.447 | | F7<br>2-3 | | 1B<br>SH<br>3-H<br>1B | WP<br>BB<br>2-3<br>1B | | 1B<br>1B | | 1-H<br>2B | 5 | 1 | 4 | 2 | 0 | 0 | 2 |
| Dave McKay, S (1, 4)<br>OBP: 0.274, SLG: 0.347 | K | | | SH<br>1-3<br>1B<br>1B | WP<br>1-2<br>BB | | FC5-4<br>1-2<br>1B | | FC6-4<br>IBB | 3 | 1 | 2 | 0 | 2 | 1 | 2 |
| Luis Gomez, R (1, 6)<br>OBP: 0.287, SLG: 0.258 | | L1 | | SH<br>1B<br>1-2<br>FC6-4<br>3-H | 6-3<br>1-2<br>2-3<br>3-H | | FC5-4<br>1-2f | | FC6-4<br>1-2f | 4 | 1 | 0 | 1 | 0 | 0 | 8 |
| Inning Stats | R: 0<br>E: 0<br>K: 1<br>S: 6<br>H: 1<br>LOB: 1<br>BB: 0<br>P: 6 | R: 0<br>E: 0<br>K: 1<br>S: 7<br>H: 2<br>LOB: 2<br>BB: 0<br>P: 7 | R: 0<br>E: 0<br>K: 0<br>S: 4<br>H: 1<br>LOB: 1<br>BB: 0<br>P: 4 | R: 4<br>E: 1<br>K: 0<br>S: 8<br>H: 4<br>LOB: 1<br>BB: 0<br>P: 8 | R: 1<br>E: 0<br>K: 0<br>S: 5<br>H: 2<br>LOB: 2<br>BB: 1<br>P: 9 | R: 0<br>E: 0<br>K: 2<br>S: 8<br>H: 1<br>LOB: 1<br>BB: 0<br>P: 8 | R: 0<br>E: 0<br>K: 0<br>S: 5<br>H: 2<br>LOB: 2<br>BB: 0<br>P: 5 | R: 0<br>E: 0<br>K: 0<br>S: 3<br>H: 0<br>LOB: 0<br>BB: 0<br>P: 3 | R: 1<br>E: 0<br>K: 0<br>S: 5<br>H: 3<br>LOB: 2<br>BB: 1<br>P: 9 | 1B: 12<br>2B: 3<br>3B: 1<br>HR: 0<br>SF: 0<br>SAC: 1<br>DP: 1<br>HBP: 0 | | | | | | |

| PITCHER | | IP | WLS | BF | H | R | ER | SO | BB | IBB | HBP | BLK | WP | HR | S | P | ERA | WHIP |
|---|---|---|---|---|---|---|---|---|---|---|---|---|---|---|---|---|---|---|
| Stan Perzanowski, R<br>ERA: 5.63 | (1, 1) | 5.0 | L | 27 | 10 | 5 | 4 | 2 | 1 | 0 | 0 | 0 | 1 | 0 | 30 | 34 | 7.20 | 2.200 |
| John Sutton, R<br>ERA: 3.65 | (6, 1) | 4.0 | | 18 | 6 | 1 | 1 | 2 | 0 | 1 | 0 | 0 | 0 | 0 | 21 | 25 | 2.25 | 1.500 |

| PITCHER | IP | WLS | BF | H | R | ER | SO | BB | IBB | HBP | BLK | WP | HR | S | P | ERA | WHIP |
|---|---|---|---|---|---|---|---|---|---|---|---|---|---|---|---|---|---|

# TOP

## Toronto Blue Jays @ Minnesota Twins

Metropolitan Stadium, Bloomington , MI

Sun Aug 20 1978, 4:33 AM EDT

Att. 11,685 - Unknown - 79 F

livebaseballscorecards.com

| | |
|---|---|
| AB | 42 |
| R | 6 |
| H | 16 |
| RBI | 5 |
| BB | 2 |
| SO | 4 |
| LOB | 21 |

| Batter | 1 | 2 | 3 | 4 | 5 | 6 | 7 | 8 | 9 | AB | R | H | RBI | BB | SO | LOB |
|---|---|---|---|---|---|---|---|---|---|---|---|---|---|---|---|---|
| Hosken Powell, L (1, 9)<br>OBP: 0.319, SLG: 0.331<br>Bombo Rivera, R (7, PH)<br>OBP: 0.370, SLG: 0.361 (8, 9) | 4-3 S SH1-3 1B | | 6-3 | | | S 1B | F7 1-2 | | L8 | 3<br>2 | 1<br>0 | 2<br>0 | 0<br>0 | 0<br>0 | 0<br>0 | 0<br>4 |
| Roy Smalley, S (1, 6)<br>OBP: 0.363, SLG: 0.452 | SH1-3 1-2 | | 3-1 | | | F9 1-2 | | G6-4-3 BB | | 2 | 0 | 0 | 0 | 1 | 0 | 1 |
| Glenn Adams, L (1, 10)<br>OBP: 0.293, SLG: 0.388<br>Jose Morales, R (8, PH)<br>OBP: 0.362, SLG: 0.410 | 4-3 2-3 | | | L5 | | F9 | | G6-4-3 1-2f | | 3<br>1 | 0<br>0 | 0<br>0 | 0<br>0 | 0<br>0 | 0<br>0 | 2<br>1 |
| Mike Cubbage, L (1, 5)<br>OBP: 0.356, SLG: 0.431 | E S BB | | | L8 2B | | FC5-4 BB | | F5 | | 2 | 0 | 1 | 0 | 2 | 0 | 0 |
| Dan Ford, R (1, 8)<br>OBP: 0.352, SLG: 0.456 | K 1-3 3-H | | | L8 2-3 | | FC5-4 1-2f | | | 1-3 | 4 | 0 | 0 | 0 | 0 | 1 | 4 |
| Butch Wynegar, S (1, 2)<br>OBP: 0.327, SLG: 0.343 | | G5-4-3 BB | | 5-3 | | | L5 | | L7 | 3 | 0 | 0 | 0 | 1 | 0 | 1 |
| Rich Chiles, L (1, 7)<br>OBP: 0.328, SLG: 0.338<br>Willie Norwood, R (7, PH)<br>OBP: 0.314, SLG: 0.404 (8, 7) | | F7 | | | 6-3 | | 1B 2B | | 3B | 2<br>2 | 0<br>1 | 0<br>2 | 0<br>0 | 0<br>0 | 0<br>0 | 1<br>0 |
| Craig Kusick, R (1, 3)<br>OBP: 0.315, SLG: 0.299 | | G5-4-3 1-2f | | | 5-3 | | K | | BB | 3 | 0 | 0 | 0 | 1 | 1 | 2 |
| Rob Wilfong, L (1, 4)<br>OBP: 0.348, SLG: 0.317<br>Bob Randall, R (7, PH)<br>OBP: 0.331, SLG: 0.348 (8, 4) | | | G3 | | F5 | | E 2-H 1B | | BB 1-2 | 2<br>1 | 0<br>0 | 0<br>1 | 0<br>1 | 0<br>1 | 0<br>0 | 0<br>0 |
| Inning Stats | R: 1 H: 1<br>E: 0 LOB: 1<br>K: 1 BB: 1<br>S: 6 P: 10 | R: 0 H: 0<br>E: 0 LOB: 0<br>K: 0 BB: 1<br>S: 2 P: 6 | R: 0 H: 0<br>E: 0 LOB: 0<br>K: 0 BB: 0<br>S: 3 P: 3 | R: 0 H: 1<br>E: 0 LOB: 1<br>K: 0 BB: 0<br>S: 4 P: 4 | R: 0 H: 0<br>E: 0 LOB: 0<br>K: 0 BB: 0<br>S: 3 P: 3 | R: 0 H: 1<br>E: 0 LOB: 2<br>K: 0 BB: 1<br>S: 4 P: 8 | R: 1 H: 2<br>E: 1 LOB: 1<br>K: 1 BB: 0<br>S: 7 P: 7 | R: 0 H: 0<br>E: 0 LOB: 0<br>K: 0 BB: 1<br>S: 2 P: 6 | R: 0 H: 1<br>E: 0 LOB: 3<br>K: 0 BB: 2<br>S: 4 P: 12 | 1B: 3 SF: 0<br>2B: 2 SAC: 1<br>3B: 1 DP: 2<br>HR: 0 HBP: 0 | | | | | | WP: 0 PA: 37<br>PB: 0<br>SB: 3<br>CS: 0 | |

| PITCHER | | IP | WLS | BF | H | R | ER | SO | BB | IBB | HBP | BLK | WP | HR | S | P | ERA | WHIP |
|---|---|---|---|---|---|---|---|---|---|---|---|---|---|---|---|---|---|---|
| Don Kirkwood, R<br>ERA: 3.99 | (1, 1) | 6.0 | W | 23 | 3 | 1 | 1 | 1 | 3 | 0 | 0 | 0 | 0 | 0 | 22 | 34 | 1.50 | 1.000 |
| Mike Willis, L<br>ERA: 5.47 | (7, 1) | 2.2 | | 13 | 3 | 1 | 1 | 1 | 3 | 0 | 0 | 0 | 0 | 0 | 12 | 24 | 3.38 | 2.250 |
| Tom Murphy, R<br>ERA: 4.44 | (9, 1) | 0.1 | S | 1 | 0 | 0 | 0 | 0 | 0 | 0 | 0 | 0 | 0 | 0 | 1 | 1 | 0.00 | 0.000 |

| PITCHER | IP | WLS | BF | H | R | ER | SO | BB | IBB | HBP | BLK | WP | HR | S | P | ERA | WHIP |
|---|---|---|---|---|---|---|---|---|---|---|---|---|---|---|---|---|---|

# BOTTOM

## Toronto Blue Jays @ Minnesota Twins

Metropolitan Stadium, Bloomington , MI

Sun Aug 20 1978, 4:33 AM EDT

Att. 11,685 - Unknown - 79 F

livebaseballscorecards.com

| | |
|---|---|
| AB | 30 |
| R | 2 |
| H | 6 |
| RBI | 1 |
| BB | 6 |
| SO | 2 |
| LOB | 16 |

| Batter | 1 | 2 | 3 | 4 | 5 | 6 | 7 | 8 | 9 | AB | R | H | RBI | BB | SO | LOB |
|---|---|---|---|---|---|---|---|---|---|---|---|---|---|---|---|---|
| Ron LeFlore, R (1, 8)<br>OBP: 0.357, SLG: 0.382 | K | | 5-3 | | HR 1B | | S HR 1B<br>2-3 | K | | 5 | 2 | 2 | 0 | 0 | 2 | 0 |
| John Wockenfuss, R (1, 7)<br>OBP: 0.355, SLG: 0.384 | 2B 3B 1B | | F7 | | 1-H HR | | G3<br>1-2 | | FC4-6 1B | 5 | 2 | 3 | 2 | 0 | 0 | 2 |
| Rusty Staub, L (1, 10)<br>OBP: 0.363, SLG: 0.459 | 3B 2B<br>1-3 | | 5-3 | | 4-3 | | HR IBB | | FC4-6 BB<br>1-2f | 4 | 2 | 1 | 0 | 1 | 0 | 1 |
| Lance Parrish, R (1, 2)<br>OBP: 0.267, SLG: 0.447 | SF9 3B<br>2-H<br>3-H | | | L5 | | 6-3 | 1-H<br>2-H<br>3-H HR | | F8 | 5 | 2 | 2 | 6 | 0 | 0 | 1 |
| Aurelio Rodriguez, R (1, 5)<br>OBP: 0.297, SLG: 0.399 | SF9<br>3-H | | | 6-3 | | 6-3 | BB 1B | | BB<br>1-2 | 3 | 0 | 1 | 1 | 1 | 0 | 0 |
| Mickey Stanley, R (1, 3)<br>OBP: 0.311, SLG: 0.379 | K | | | BB | | FC6 1B | FC6-4 BB<br>1-2 | | F8 | 3 | 0 | 1 | 0 | 2 | 1 | 2 |
| Steve Dillard, R (1, 4)<br>OBP: 0.272, SLG: 0.268 | | K | | P3 | | FC6<br>1-2f | FC6-4<br>1-2f | | | 4 | 0 | 0 | 0 | 0 | 1 | 4 |
| Tim Corcoran, L (1, 9)<br>OBP: 0.319, SLG: 0.327 | | K | | | G3 | | 1B SH2-4 HR 1B | 6-3 | | 4 | 1 | 1 | 0 | 0 | 1 | 0 |
| Alan Trammell, R (1, 6)<br>OBP: 0.316, SLG: 0.313 | | 1-3 | | | 4-3 | | SH2-4<br>1-2 | F9 | | 3 | 0 | 0 | 0 | 0 | 0 | 0 |
| Inning Stats | R: 3 H: 3<br>E: 0 LOB: 0<br>K: 2 BB: 0<br>S: 10 P: 10 | R: 0 H: 0<br>E: 0 LOB: 0<br>K: 2 BB: 0<br>S: 7 P: 7 | R: 0 H: 0<br>E: 0 LOB: 0<br>K: 0 BB: 0<br>S: 3 P: 3 | R: 0 H: 0<br>E: 0 LOB: 1<br>K: 0 BB: 1<br>S: 3 P: 7 | R: 2 H: 2<br>E: 0 LOB: 0<br>K: 0 BB: 0<br>S: 5 P: 5 | R: 0 H: 1<br>E: 0 LOB: 1<br>K: 0 BB: 0<br>S: 4 P: 4 | R: 4 H: 4<br>E: 0 LOB: 2<br>K: 0 BB: 2<br>S: 7 P: 15 | R: 0 H: 0<br>E: 0 LOB: 0<br>K: 1 BB: 0<br>S: 5 P: 5 | R: 0 H: 1<br>E: 0 LOB: 2<br>K: 0 BB: 1<br>S: 4 P: 8 | 1B: 7 SF: 1<br>2B: 1 SAC: 1<br>3B: 1 DP: 0<br>HR: 2 HBP: 0 | | | | | | WP: 0 PA: 42<br>PB: 0<br>SB: 1<br>CS: 0 |

# TOP

## Detroit Tigers @ Minnesota Twins

Metropolitan Stadium, Bloomington , MI

Mon Aug 21 1978, 8:05 PM EDT

Att. 7,419 - Unknown - 79 F

livebaseballscorecards.com

| | |
|---|---|
| AB | 36 |
| R | 9 |
| H | 11 |
| RBI | 9 |
| BB | 4 |
| SO | 5 |
| LOB | 10 |

| PITCHER | | IP | WLS | BF | H | R | ER | SO | BB | IBB | HBP | BLK | WP | HR | S | P | ERA | WHIP |
|---|---|---|---|---|---|---|---|---|---|---|---|---|---|---|---|---|---|---|
| Geoff Zahn, L<br>ERA: 3.33 | (1, 1) | 6.1 | L | 28 | 8 | 7 | 7 | 4 | 1 | 0 | 0 | 0 | 0 | 1 | 35 | 39 | 9.95 | 1.421 |
| John Sutton, R<br>ERA: 4.06 | (7, 1) | 0.2 | | 6 | 2 | 2 | 2 | 0 | 1 | 1 | 0 | 0 | 0 | 1 | 4 | 12 | 27.00 | 4.500 |
| Jeff Holly, L<br>ERA: 3.78 | (8, 1) | 2.0 | | 8 | 1 | 0 | 0 | 1 | 1 | 0 | 0 | 0 | 0 | 0 | 9 | 13 | 0.00 | 1.000 |

| PITCHER | IP | WLS | BF | H | R | ER | SO | BB | IBB | HBP | BLK | WP | HR | S | P | ERA | WHIP |
|---|---|---|---|---|---|---|---|---|---|---|---|---|---|---|---|---|---|

# BOTTOM

## Detroit Tigers @ Minnesota Twins

Metropolitan Stadium, Bloomington , MI

Mon Aug 21 1978, 8:05 PM EDT

Att. 7,419 - Unknown - 79 F

livebaseballscorecards.com

| Batter | 1 | 2 | 3 | 4 | 5 | 6 | 7 | 8 | 9 | AB | R | H | RBI | BB | SO | LOB |
|---|---|---|---|---|---|---|---|---|---|---|---|---|---|---|---|---|
| Hosken Powell, L (1, 9) OBP: 0.322, SLG: 0.337 | 0-0 CS 1B | | 0-0 ② 6-3 2-3 | | 0-0 ① 5-3 | | 0-0 F9 1B 2B | 0-0 ③ F9 | | 4 | 1 | 2 | 0 | 0 | 0 | 1 |
| Jose Morales, R (8, PH) OBP: 0.360, SLG: 0.408 | | | | | | | | | | 1 | 0 | 0 | 0 | 0 | 0 | 1 |
| Bob Randall, R (9, 4) OBP: 0.331, SLG: 0.348 | | | | | | | | | | 0 | 0 | 0 | 0 | 0 | 0 | 0 |
| Roy Smalley, S (1, 6) OBP: 0.364, SLG: 0.457 | 0-0 ① F8 | | B B B B 4-0 BB | | 0-0 ② L9 | | 0-0 ① F9 2-3 | | 0-0 HR | 4 | 1 | 1 | 1 | 1 | 0 | 2 |
| Mike Cubbage, L (1, 5) OBP: 0.353, SLG: 0.427 | 0-0 ②③ F5 1-2 | | 0-0 ③ 4-3 | | 0-0 ③ F8 | | 0-0 G6-4-3 1B 3-H | | 0-0 ① L7 | 5 | 0 | 1 | 1 | 0 | 0 | 3 |
| Dan Ford, R (1, 8) OBP: 0.352, SLG: 0.458 | | 0-0 ① F7 | | 0-0 1B 4-3 1B | | 0-0 F9 1B 2B | 0-0 ②③ G6-4-3 1-2f | | 0-0 ② F4 | 5 | 2 | 2 | 0 | 0 | 0 | 1 |
| Butch Wynegar, S (1, 2) OBP: 0.328, SLG: 0.344 | | 0-0 ② 6-3 | | 0-0 4-3 1-3 1B | | 0-0 ① F9 2-3 | | 0-0 2B 1B 1B | 0-0 ③ F7 | 5 | 1 | 2 | 0 | 0 | 0 | 1 |
| Glenn Adams, L (1, 10) OBP: 0.296, SLG: 0.398 | | 0-0 2B | | 0-0 ① 4-3 1-2 3-H | | 0-0 ② F7 | | 0-0 1-3 1B 2B | | 4 | 1 | 2 | 1 | 0 | 0 | 2 |
| Willie Norwood, R (1, 7) OBP: 0.316, SLG: 0.405 | | 0-0 ③ 6-3 | | 0-0 ② 5-3 | | 0-0 1B 3-H 1B | | 0-0 2-H 3-H 1B | | 4 | 0 | 2 | 3 | 0 | 0 | 2 |
| Craig Kusick, R (1, 3) OBP: 0.319, SLG: 0.299 | | | S S S 0-3 ① K | B B B B 4-0 BB | | 0-0 1-2 1B | | 0-0 ① F3 | | 3 | 0 | 1 | 0 | 1 | 1 | 1 |
| Rob Wilfong, L (1, 4) OBP: 0.347, SLG: 0.324 | | | 0-0 6-3 2B | 0-0 ③ F8 | | 0-0 ③ G3 | | S S S 0-3 ② K | | 3 | 0 | 1 | 0 | 0 | 0 | 4 |
| Bombo Rivera, R (8, PH) (9, 9) OBP: 0.368, SLG: 0.359 | | | | | | | | | | 1 | 0 | 0 | 0 | 0 | 1 | 1 |
| Inning Stats | R: 0 E: 0 K: 0 S: 3 H: 1 LOB: 0 BB: 0 P: 3 | R: 0 E: 0 K: 0 S: 4 H: 1 LOB: 1 BB: 0 P: 4 | R: 0 E: 0 K: 1 S: 6 H: 1 LOB: 2 BB: 1 P: 10 | R: 1 E: 0 K: 0 S: 5 H: 2 LOB: 2 BB: 1 P: 9 | R: 0 E: 0 K: 0 S: 3 H: 0 LOB: 0 BB: 0 P: 3 | R: 1 E: 0 K: 0 S: 6 H: 3 LOB: 2 BB: 0 P: 6 | R: 1 E: 0 K: 0 S: 4 H: 2 LOB: 0 BB: 0 P: 4 | R: 2 E: 0 K: 1 S: 8 H: 3 LOB: 1 BB: 0 P: 8 | R: 1 E: 0 K: 0 S: 4 H: 1 LOB: 0 BB: 0 P: 4 | 1B: 8 2B: 5 3B: 0 HR: 1 | SF: 0 SAC: 0 DP: 1 HBP: 0 | | | | | | |

| | AB | 39 |
|---|---|---|
| | R | 6 |
| | H | 14 |
| | RBI | 6 |
| | BB | 2 |
| | SO | 2 |
| | LOB | 19 |

WP: 0 PB: 0 SB: 0 CS: 1 PA: 41

| PITCHER | | IP | WLS | BF | H | R | ER | SO | BB | IBB | HBP | BLK | WP | HR | S | P | ERA | WHIP |
|---|---|---|---|---|---|---|---|---|---|---|---|---|---|---|---|---|---|---|
| Jack Billingham, R ERA: 3.55 | (1, 1) | 7.0 | W | 34 | 13 | 5 | 5 | 1 | 2 | 0 | 0 | 0 | 0 | 0 | 34 | 42 | 6.43 | 2.143 |
| John Hiller, L ERA: 2.73 | (8, 1) | 2.0 | | 7 | 1 | 1 | 1 | 1 | 0 | 0 | 0 | 0 | 0 | 1 | 9 | 9 | 4.50 | 0.500 |

| PITCHER | IP | WLS | BF | H | R | ER | SO | BB | IBB | HBP | BLK | WP | HR | S | P | ERA | WHIP |
|---|---|---|---|---|---|---|---|---|---|---|---|---|---|---|---|---|---|

| Batter | 1 | 2 | 3 | 4 | 5 | 6 | 7 | 8 | 9 | AB | R | H | RBI | BB | SO | LOB |
|---|---|---|---|---|---|---|---|---|---|---|---|---|---|---|---|---|
| Ron LeFlore, R (1, 8)<br>OBP: 0.358, SLG: 0.382 | S S S 0-3 ① K | | x 0-0 ① S 1B 1B | x 0-0 ③ L9 | | x 0-0 2-H 1B | | x 0-0 ③ 4-3 | | 5 | 1 | 2 | 1 | 0 | 1 | 2 |
| John Wockenfuss, R (1, 7)<br>OBP: 0.364, SLG: 0.388 | x 0-0 ② 6-3 | | x 0-0 1-H CS 1B | | B B B B 4-0 FC1-4 FC5-2 BB BB | x 0-0 ③ 6-3 | | | x 0-0 HBP 1B FC4-2 1B | 4 | 0 | 2 | 1 | 1 | 0 | 1 |
| Rusty Staub, L (1, 10)<br>OBP: 0.367, SLG: 0.460 | x 0-0 1B | | S S S 0-3 ① ② K 1-2 | | B B B B 4-0 FC1-4 1-2 BB | | B B B B 4-0 E3 BB | | x 0-0 FC4-2 HBP 1-2 FC3-2 1B | 3 | 0 | 2 | 0 | 2 | 1 | 1 |
| Lance Parrish, R (1, 2)<br>OBP: 0.266, SLG: 0.439 | S S S 0-3 ③ K | | x 0-0 ③ F4 | | x 0-0 ① FC1-4 FC5-2 1-2f 2-3 | | S S S 0-3 ① K | | H 1-0 FC3-2 FC4-2 1-2 2-3 2B HBP | 4 | 1 | 0 | 0 | 0 | 2 | 4 |
| Aurelio Rodriguez, R (1, 5)<br>OBP: 0.299, SLG: 0.395 | | B B B B 4-0 FC4 BB | | B B B B 4-0 2B E BB | x 0-0 ② FC5-2 1-2 3-H | | x 0-0 ② E3 1-3 | | x 0-0 ① FC4-2 FC3-2 1-2 2-3 3-Hf 2B | 3 | 2 | 0 | 0 | 2 | 0 | 6 |
| Mickey Stanley, R (1, 3)<br>OBP: 0.299, SLG: 0.364 | x 0-0 ① FC4 2B 1-2f | | x 0-0 ① F5 | | S S S 0-3 ③ K | | x 0-0 ③ 6-3 | | x 0-0 ② FC3-2 1-2 2-3 3-Hf 2B | 5 | 1 | 0 | 0 | 0 | 1 | 8 |
| Tim Corcoran, L (1, 9)<br>OBP: 0.317, SLG: 0.328 | x 0-0 ② F9 | | x 0-0 ② F7 | | | x 0-0 ① F7 | | x 0-0 ① 1-6-3 | x 0-0 1-H 2-H 3-H 2B | 5 | 0 | 1 | 3 | 0 | 0 | 2 |
| Steve Dillard, R (1, 4)<br>OBP: 0.287, SLG: 0.304 | x 0-0 1-3 2B | | x 0-0 E7 1-H 3B 2B | | | x 0-0 4-3 1B 1B | | x 0-0 ② F6 | x 0-0 ③ 1-3 | 5 | 2 | 3 | 0 | 0 | 0 | 1 |
| Alan Trammell, R (1, 6)<br>OBP: 0.318, SLG: 0.319 | x 0-0 ③ F9 | | x 0-0 3-H 3B | | | x 0-0 ② 4-3 1-2 | | B B B B 4-0 BB | | 3 | 0 | 1 | 1 | 1 | 0 | 3 |
| Inning Stats | R: 0 H: 1<br>E: 0 LOB: 1<br>K: 2 BB: 0<br>S: 8 P: 8 | R: 0 H: 1<br>E: 0 LOB: 2<br>K: 0 BB: 1<br>S: 4 P: 8 | R: 1 H: 2<br>E: 0 LOB: 0<br>K: 1 BB: 0<br>S: 6 P: 6 | R: 2 H: 2<br>E: 1 LOB: 1<br>K: 0 BB: 1<br>S: 5 P: 9 | R: 0 H: 0<br>E: 0 LOB: 2<br>K: 1 BB: 2<br>S: 5 P: 13 | R: 1 H: 2<br>E: 0 LOB: 1<br>K: 0 BB: 0<br>S: 5 P: 5 | R: 0 H: 0<br>E: 1 LOB: 1<br>K: 1 BB: 1<br>S: 5 P: 9 | R: 0 H: 0<br>E: 0 LOB: 1<br>K: 0 BB: 1<br>S: 3 P: 7 | R: 3 H: 3<br>E: 0 LOB: 1<br>K: 0 BB: 0<br>S: 6 P: 7 | 1B: 7 SF: 0<br>2B: 4 SAC: 0<br>3B: 1 DP: 1<br>HR: 0 HBP: 1 | | | | | | WP: 0 PA: 44<br>PB: 0<br>SB: 1<br>CS: 1 | |

| PITCHER | | IP | WLS | BF | H | R | ER | SO | BB | IBB | HBP | BLK | WP | HR | S | P | ERA | WHIP |
|---|---|---|---|---|---|---|---|---|---|---|---|---|---|---|---|---|---|---|
| Darrell Jackson, L<br>ERA: 4.85 | (1, 1) | 4.0 | | 21 | 6 | 3 | 3 | 3 | 4 | 0 | 0 | 0 | 0 | 0 | 23 | 39 | 6.75 | 2.500 |
| Stan Perzanowski, R<br>ERA: 5.82 | (5, 1) | 5.0 | L | 23 | 5 | 4 | 4 | 2 | 2 | 0 | 1 | 0 | 0 | 0 | 24 | 33 | 7.20 | 1.400 |

| PITCHER | IP | WLS | BF | H | R | ER | SO | BB | IBB | HBP | BLK | WP | HR | S | P | ERA | WHIP |
|---|---|---|---|---|---|---|---|---|---|---|---|---|---|---|---|---|---|

# TOP

## Detroit Tigers @ Minnesota Twins

Metropolitan Stadium, Bloomington , MI

Tue Aug 22 1978, 8:05 PM EDT

Att. 7,726 - Cloudy - 82 F

livebaseballscorecards.com

| | |
|---|---|
| AB | 37 |
| R | 7 |
| H | 11 |
| RBI | 6 |
| BB | 6 |
| SO | 5 |
| LOB | 28 |

| Batter | 1 | 2 | 3 | 4 | 5 | 6 | 7 | 8 | 9 | AB | R | H | RBI | BB | SO | LOB |
|---|---|---|---|---|---|---|---|---|---|---|---|---|---|---|---|---|
| Hosken Powell, L (1, 9)<br>OBP: 0.323, SLG: 0.341 | E6 4-3 1B | | L7 | | 1B 2B | | 1B | | 5-3 | 5 | 2 | 2 | 0 | 0 | 0 | 0 |
| Roy Smalley, S (1, 6)<br>OBP: 0.363, SLG: 0.454 | 4-3 1-2 | | F5 | | BBB 1B BB | | SSS K | | | 3 | 0 | 0 | 0 | 1 | 1 | 2 |
| Rod Carew, L (1, 3)<br>OBP: 0.416, SLG: 0.451 | 2-H 1B | | | G3 | 1-2 2-H 1B | | | L7 | | 4 | 0 | 2 | 2 | 0 | 0 | 0 |
| Dan Ford, R (1, 8)<br>OBP: 0.354, SLG: 0.458 | SSS K | | | G3 1B | 3-1 | | | BB 1B | | 4 | 1 | 2 | 0 | 0 | 1 | 3 |
| Butch Wynegar, S (1, 2)<br>OBP: 0.324, SLG: 0.340 | F8 | | | G3 1-2 | | 4-3 | | F9 | | 4 | 0 | 0 | 0 | 0 | 0 | 3 |
| Mike Cubbage, L (1, 5)<br>OBP: 0.355, SLG: 0.426 | | 3-1 | | 2-H 1B | | F7 | | BBB 1-2 BB | | 3 | 0 | 1 | 1 | 1 | 0 | 0 |
| Glenn Adams, L (1, 10)<br>OBP: 0.291, SLG: 0.392 | | F8 | | 4-3 | | 5-3 | | F8 | | 4 | 0 | 0 | 0 | 0 | 0 | 3 |
| Willie Norwood, R (1, 7)<br>OBP: 0.312, SLG: 0.401 | | 1-3 | | | SSS K | | 5-3 | | F7 | 4 | 0 | 0 | 0 | 0 | 1 | 0 |
| Rob Wilfong, L (1, 4)<br>OBP: 0.339, SLG: 0.316 | | | 4-3 | | F7 | | 4-3 | | 2-3 | 4 | 0 | 0 | 0 | 0 | 0 | 0 |
| Inning Stats | R: 1 H: 1<br>E: 1 LOB: 1<br>K: 1 BB: 0<br>S: 7 P: 7 | R: 0 H: 0<br>E: 0 LOB: 0<br>K: 0 BB: 0<br>S: 3 P: 3 | R: 0 H: 0<br>E: 0 LOB: 0<br>K: 0 BB: 0<br>S: 3 P: 3 | R: 1 H: 2<br>E: 0 LOB: 1<br>K: 0 BB: 0<br>S: 5 P: 5 | R: 1 H: 2<br>E: 0 LOB: 2<br>K: 1 BB: 1<br>S: 7 P: 11 | R: 0 H: 0<br>E: 0 LOB: 0<br>K: 0 BB: 0<br>S: 3 P: 3 | R: 0 H: 1<br>E: 0 LOB: 1<br>K: 1 BB: 0<br>S: 6 P: 6 | R: 0 H: 1<br>E: 0 LOB: 2<br>K: 0 BB: 1<br>S: 4 P: 8 | R: 0 H: 0<br>E: 0 LOB: 0<br>K: 0 BB: 0<br>S: 3 P: 3 | 1B: 6 SF: 0<br>2B: 1 SAC: 0<br>3B: 0 DP: 0<br>HR: 0 HBP: 0 | | | | | | WP: 0 PA: 37<br>PB: 0<br>SB: 0<br>CS: 0 |

| PITCHER | IP | WLS | BF | H | R | ER | SO | BB | IBB | HBP | BLK | WP | HR | S | P | ERA | WHIP |
|---|---|---|---|---|---|---|---|---|---|---|---|---|---|---|---|---|---|
| Jim Slaton, R (1, 1)<br>ERA: 4.06 | 9.0 | W | 37 | 7 | 3 | 2 | 3 | 2 | 0 | 0 | 0 | 0 | 0 | 41 | 49 | 2.00 | 1.000 |

| PITCHER | IP | WLS | BF | H | R | ER | SO | BB | IBB | HBP | BLK | WP | HR | S | P | ERA | WHIP |
|---|---|---|---|---|---|---|---|---|---|---|---|---|---|---|---|---|---|

# BOTTOM

## Detroit Tigers @ Minnesota Twins

Metropolitan Stadium, Bloomington , MI

Tue Aug 22 1978, 8:05 PM EDT

Att. 7,726 - Cloudy - 82 F

livebaseballscorecards.com

| | |
|---|---|
| AB | 35 |
| R | 3 |
| H | 7 |
| RBI | 3 |
| BB | 2 |
| SO | 3 |
| LOB | 11 |

| Batter | 1 | 2 | 3 | 4 | 5 | 6 | 7 | 8 | 9 | AB | R | H | RBI | BB | SO | LOB |
|---|---|---|---|---|---|---|---|---|---|---|---|---|---|---|---|---|
| Mike Hargrove, L (1, 3)<br>OBP: 0.386, SLG: 0.351 | x 0-0 ① F8 | | x 0-0 ② FC5-4 1-2f | | x 0-0 1B | | x 0-0 ②③ G3-6-3 1-2f | | | 4 | 0 | 1 | 0 | 0 | 0 | 2 |
| Mike Jorgensen, L (7, 3)<br>OBP: 0.328, SLG: 0.136 | | | | | | | | | | 0 | 0 | 0 | 0 | 0 | 0 | 0 |
| Bump Wills, S (1, 4)<br>OBP: 0.304, SLG: 0.311 | x 0-0 ② B1-3 | | x 0-0 ③ 4-3 | | x 0-0 ③ F7 | | | x 0-0 SH1-4 1B | | 4 | 0 | 1 | 0 | 0 | 0 | 2 |
| Juan Beniquez, R (1, 8)<br>OBP: 0.286, SLG: 0.364 | x 0-0 ③ F8 | | | S S S 0-3 ① K | x 0-0 E 2B | | | x 0-0 ① SH1-4 1-2 | | 3 | 1 | 1 | 0 | 0 | 1 | 0 |
| Al Oliver, L (1, 7)<br>OBP: 0.345, SLG: 0.488 | | S S S 0-3 ① K | | x 0-0 6-3 1B 2B | x 0-0 E7 2-H 1B | | | x 0-0 ② 5-3 | | 4 | 1 | 2 | 0 | 0 | 1 | 1 |
| Bobby Bonds, R (1, 9)<br>OBP: 0.347, SLG: 0.479 | | S S S 0-3 ② K | | x 0-0 ② 6-3 2-3 | x 0-0 ① F7 | | | x 0-0 ③ L7 | | 4 | 0 | 0 | 0 | 0 | 1 | 3 |
| Richie Zisk, R (1, 10)<br>OBP: 0.334, SLG: 0.405 | | B B B B 4-0 BB | | x 0-0 FC4-6 3-H 1B | x 0-0 ② P3 | | | | x 0-0 ① 1-3 | 3 | 0 | 1 | 1 | 1 | 0 | 1 |
| Jim Sundberg, R (1, 2)<br>OBP: 0.376, SLG: 0.392 | | S S S 0-3 ③ K | | x 0-0 ③ FC4-6 1-2f | x 0-0 ③ 4-3 | | | | x 0-0 ② F8 | 4 | 0 | 0 | 0 | 0 | 1 | 3 |
| John Lowenstein, L (1, 5)<br>OBP: 0.350, SLG: 0.384 | | | B B B B 4-0 CS BB | | x 0-0 ① 5-3 | | x 0-0 4-3 ① | | B B B B 4-0 BB | 2 | 0 | 0 | 0 | 2 | 0 | 0 |
| Toby Harrah, R (1, 6)<br>OBP: 0.350, SLG: 0.321 | | | B B B B 4-0 ① FC5-4 1-2 BB | | x 0-0 ② L7 | | x 0-0 G3-6-3 1B | | x 0-0 ③ F8 | 3 | 0 | 1 | 0 | 1 | 0 | 1 |
| Inning Stats | R: 0 H: 0<br>E: 0 LOB: 0<br>K: 0 BB: 0<br>S: 3 P: 3 | R: 0 H: 0<br>E: 0 LOB: 1<br>K: 3 BB: 1<br>S: 9 P: 13 | R: 0 H: 0<br>E: 0 LOB: 1<br>K: 0 BB: 2<br>S: 2 P: 10 | R: 1 H: 2<br>E: 0 LOB: 1<br>K: 1 BB: 0<br>S: 7 P: 7 | R: 0 H: 1<br>E: 0 LOB: 1<br>K: 0 BB: 0<br>S: 4 P: 4 | R: 1 H: 2<br>E: 1 LOB: 1<br>K: 0 BB: 0<br>S: 5 P: 5 | R: 0 H: 1<br>E: 0 LOB: 0<br>K: 0 BB: 0<br>S: 3 P: 3 | R: 0 H: 1<br>E: 0 LOB: 1<br>K: 0 BB: 0<br>S: 4 P: 4 | R: 0 H: 0<br>E: 0 LOB: 1<br>K: 0 BB: 1<br>S: 3 P: 7 | 1B: 5<br>2B: 2<br>3B: 0<br>HR: 0 | SF: 0<br>SAC: 1<br>DP: 1<br>HBP: 0 | | | | | |

| PITCHER | IP | WLS | BF | H | R | ER | SO | BB | IBB | HBP | BLK | WP | HR | S | P | ERA | WHIP |
|---|---|---|---|---|---|---|---|---|---|---|---|---|---|---|---|---|---|
| Roger Erickson, R (1, 1)<br>ERA: 4.24 | 9.0 | L | 36 | 7 | 2 | 1 | 4 | 4 | 0 | 0 | 0 | 0 | 0 | 40 | 56 | 1.00 | 1.222 |

| PITCHER | IP | WLS | BF | H | R | ER | SO | BB | IBB | HBP | BLK | WP | HR | S | P | ERA | WHIP |
|---|---|---|---|---|---|---|---|---|---|---|---|---|---|---|---|---|---|

# TOP

## Texas Rangers @ Minnesota Twins

Metropolitan Stadium, Bloomington , MI

Wed Aug 23 1978, 8:05 PM EDT

Att. 7,157 - Unknown - 86 F

livebaseballscorecards.com

| | |
|---|---|
| AB | 31 |
| R | 2 |
| H | 7 |
| RBI | 1 |
| BB | 4 |
| SO | 4 |
| LOB | 13 |

| | | | | | | | | | | | | | | | | | |
|---|---|---|---|---|---|---|---|---|---|---|---|---|---|---|---|---|---|
| WP: 0 | PA: 36 | | | | | | | | | | | | | | | | |
| PB: 0 | | | | | | | | | | | | | | | | | |
| SB: 0 | | | | | | | | | | | | | | | | | |
| CS: 1 | | | | | | | | | | | | | | | | | |

# Texas Rangers @ Minnesota Twins

Metropolitan Stadium, Bloomington , MI

Wed Aug 23 1978, 8:05 PM EDT

Att. 7,157 - Unknown - 86 F

BOTTOM

| Batter | 1 | 2 | 3 | 4 | 5 | 6 | 7 | 8 | 9 | AB | R | H | RBI | BB | SO | LOB |
|---|---|---|---|---|---|---|---|---|---|---|---|---|---|---|---|---|
| Hosken Powell, L (1, 9) OBP: 0.322, SLG: 0.338 | 4-3 | | K | | | 6-3 | | BB | | 3 | 0 | 0 | 0 | 1 | 1 | 0 |
| Roy Smalley, S (1, 6) OBP: 0.362, SLG: 0.452 | FC4-6 1B | | | K | | K | | F8 | | 4 | 0 | 1 | 0 | 0 | 2 | 2 |
| Rod Carew, L (1, 3) OBP: 0.415, SLG: 0.449 | FC4-6 FC6 | | | CS 1B | | F8 | | | 5-3 | 4 | 0 | 1 | 0 | 0 | 0 | 1 |
| Dan Ford, R (1, 8) OBP: 0.353, SLG: 0.459 | FC6 | | | K | | | 4-3 | | 2B | 4 | 0 | 1 | 0 | 0 | 1 | 2 |
| Mike Cubbage, L (1, 5) OBP: 0.351, SLG: 0.420 | | F9 | | | F6 | | 4-6-3 | | F5 | 4 | 0 | 0 | 0 | 0 | 0 | 1 |
| Glenn Adams, L (1, 10) OBP: 0.287, SLG: 0.385 | | L9 | | | F8 | | F7 | | 3-1 | 4 | 0 | 0 | 0 | 0 | 0 | 1 |
| Rich Chiles, L (1, 7) OBP: 0.328, SLG: 0.338 | | F7 | | | 1B 1B | | | K | | 3 | 0 | 1 | 0 | 0 | 1 | 0 |
| Butch Wynegar, S (1, 2) OBP: 0.327, SLG: 0.342 | | | 4-3 | | 1B | | | BB 1B | | 3 | 0 | 2 | 0 | 0 | 0 | 0 |
| Rob Wilfong, L (1, 4) OBP: 0.333, SLG: 0.310 | | | G3 | | K | | | P6 | | 3 | 0 | 0 | 0 | 0 | 1 | 3 |
| Inning Stats | R: 0 H: 1 E: 0 LOB: 1 K: 0 BB: 0 S: 4 P: 4 | R: 0 H: 0 E: 0 LOB: 0 K: 0 BB: 0 S: 3 P: 3 | R: 0 H: 0 E: 0 LOB: 0 K: 1 BB: 0 S: 5 P: 5 | R: 0 H: 1 E: 0 LOB: 0 K: 2 BB: 0 S: 7 P: 7 | R: 0 H: 2 E: 0 LOB: 2 K: 1 BB: 0 S: 7 P: 7 | R: 0 H: 0 E: 0 LOB: 0 K: 1 BB: 0 S: 5 P: 5 | R: 0 H: 0 E: 0 LOB: 0 K: 0 BB: 0 S: 3 P: 3 | R: 0 H: 1 E: 0 LOB: 2 K: 1 BB: 1 S: 6 P: 10 | R: 0 H: 1 E: 0 LOB: 1 K: 0 BB: 0 S: 4 P: 4 | 1B: 5 SF: 0 2B: 1 SAC: 0 3B: 0 DP: 0 HR: 0 HBP: 0 | | | | | | | |

livebaseballscorecards.com

| | |
|---|---|
| AB | 32 |
| R | 0 |
| H | 6 |
| RBI | 0 |
| BB | 1 |
| SO | 6 |
| LOB | 10 |

WP: 0 PA: 33
PB: 0
SB: 0
CS: 1

| PITCHER | IP | WLS | BF | H | R | ER | SO | BB | IBB | HBP | BLK | WP | HR | S | P | ERA | WHIP |
|---|---|---|---|---|---|---|---|---|---|---|---|---|---|---|---|---|---|
| Steve Comer, R (1, 1) ERA: 1.69 | 9.0 | W | 33 | 6 | 0 | 0 | 6 | 1 | 0 | 0 | 0 | 0 | 0 | 44 | 48 | 0.00 | 0.778 |

| PITCHER | IP | WLS | BF | H | R | ER | SO | BB | IBB | HBP | BLK | WP | HR | S | P | ERA | WHIP |
|---|---|---|---|---|---|---|---|---|---|---|---|---|---|---|---|---|---|

| Batter | 1 | 2 | 3 | 4 | 5 | 6 | 7 | 8 | 9 | 10 | AB | R | H | RBI | BB | SO | LOB |
|---|---|---|---|---|---|---|---|---|---|---|---|---|---|---|---|---|---|
| Mike Hargrove, L (1, 3)<br>OBP: 0.383, SLG: 0.347 | L7 | | K | | | 6-3 | | | 6-3 | | 4 | 0 | 0 | 0 | 0 | 1 | 0 |
| Mike Jorgensen, L (9, 3)<br>OBP: 0.328, SLG: 0.136 | | | | | | | | | | | 0 | 0 | 0 | 0 | 0 | 0 | 0 |
| Bump Wills, S (1, 4)<br>OBP: 0.302, SLG: 0.308 | 5-3 | | | 4-3 | | K | | | K | | 4 | 0 | 0 | 0 | 0 | 2 | 0 |
| Juan Beniquez, R (1, 8)<br>OBP: 0.283, SLG: 0.360 | 6-3 | | | L3 | | 4-3 | | | F9 | | 4 | 0 | 0 | 0 | 0 | 0 | 0 |
| Al Oliver, L (1, 7)<br>OBP: 0.346, SLG: 0.488 | | 4-3 | | 3B 1B | | | 3-1 | | | SH5-4 1B HR 1B | 4 | 2 | 2 | 0 | 0 | 0 | 0 |
| Bobby Bonds, R (1, 10)<br>OBP: 0.351, SLG: 0.485 | | FC6-4 BB | | 1-H 3B | | | 5-3 | | | 1-2 SH5-4 HR 1B | 3 | 1 | 2 | 1 | 1 | 0 | 0 |
| Richie Zisk, R (1, 9)<br>OBP: 0.332, SLG: 0.402 | | FC6-4 FC5-4<br>1-2f | | L8 | | | 5-3 | | | SH5-4<br>1-2<br>2-3 | 3 | 0 | 0 | 0 | 0 | 0 | 2 |
| Jim Sundberg, R (1, 2)<br>OBP: 0.375, SLG: 0.398 | | FC5-4<br>1-2f | | | 6-3 | | | 6-3 | | 2-H HR<br>3-H | 4 | 1 | 1 | 3 | 0 | 0 | 1 |
| Kurt Bevacqua, R (1, 5)<br>OBP: 0.301, SLG: 0.371 | | | F4 | | F8 | | | K | | CS 1B | 4 | 0 | 1 | 0 | 0 | 1 | 0 |
| Toby Harrah, R (1, 6)<br>OBP: 0.346, SLG: 0.318 | | | F5 | | 3-1 | | | F8 | | 1-2 F9 | 4 | 0 | 0 | 0 | 0 | 0 | 1 |
| Inning Stats | R: 0 H: 0<br>E: 0 LOB: 0<br>K: 0 BB: 0<br>S: 3 P: 3 | R: 0 H: 0<br>E: 0 LOB: 1<br>K: 0 BB: 1<br>S: 3 P: 7 | R: 0 H: 0<br>E: 0 LOB: 0<br>K: 1 BB: 0<br>S: 5 P: 5 | R: 1 H: 2<br>E: 0 LOB: 1<br>K: 0 BB: 0<br>S: 5 P: 5 | R: 0 H: 0<br>E: 0 LOB: 0<br>K: 0 BB: 0<br>S: 3 P: 3 | R: 0 H: 0<br>E: 0 LOB: 0<br>K: 1 BB: 0<br>S: 5 P: 5 | R: 0 H: 0<br>E: 0 LOB: 0<br>K: 0 BB: 0<br>S: 3 P: 3 | R: 0 H: 0<br>E: 0 LOB: 0<br>K: 1 BB: 0<br>S: 5 P: 5 | R: 0 H: 0<br>E: 0 LOB: 0<br>K: 1 BB: 0<br>S: 5 P: 5 | R: 3 H: 4<br>E: 0 LOB: 0<br>K: 0 BB: 0<br>S: 6 P: 6 | 1B: 4 SF: 0<br>2B: 0 SAC: 1<br>3B: 1 DP: 0<br>HR: 1 HBP: 0 | | | | | | |

| PITCHER | IP | WLS | BF | H | R | ER | SO | BB | IBB | HBP | BLK | WP | HR | S | P | ERA | WHIP |
|---|---|---|---|---|---|---|---|---|---|---|---|---|---|---|---|---|---|
| Dave Goltz, R (1, 1)<br>ERA: 2.74 | 10.0 | L | 36 | 6 | 4 | 4 | 4 | 1 | 0 | 0 | 0 | 0 | 1 | 43 | 47 | 3.60 | 0.700 |

| PITCHER | IP | WLS | BF | H | R | ER | SO | BB | IBB | HBP | BLK | WP | HR | S | P | ERA | WHIP |
|---|---|---|---|---|---|---|---|---|---|---|---|---|---|---|---|---|---|

# TOP

## Texas Rangers @ Minnesota Twins

Metropolitan Stadium, Bloomington , MI

Thu Aug 24 1978, 4:33 AM EDT

Att. 8,666 - Cloudy - 74 F

livebaseballscorecards.com

| | |
|---|---|
| AB | 34 |
| R | 4 |
| H | 6 |
| RBI | 4 |
| BB | 1 |
| SO | 4 |
| LOB | 4 |

WP: 0 PA: 36
PB: 0
SB: 0
CS: 1

# Texas Rangers @ Minnesota Twins

Metropolitan Stadium, Bloomington , MI

Thu Aug 24 1978, 4:33 AM EDT

Att. 8,666 - Cloudy - 74 F

livebaseballscorecards.com

| Batter | 1 | 2 | 3 | 4 | 5 | 6 | 7 | 8 | 9 | 10 | AB | R | H | RBI | BB | SO | LOB |
|---|---|---|---|---|---|---|---|---|---|---|---|---|---|---|---|---|---|
| Hosken Powell, L (1, 9)<br>OBP: 0.321, SLG: 0.347 | HR | | 4-3 ① | | 4-3 ③ | | | L7 ③ | | | 4 | 1 | 1 | 1 | 0 | 0 | 1 |
| Roy Smalley, S (1, 6)<br>OBP: 0.359, SLG: 0.448 | K ① | | L9 ② | | | L8 ① | | | K ① | | 4 | 0 | 0 | 0 | 0 | 2 | 0 |
| Rod Carew, L (1, 3)<br>OBP: 0.412, SLG: 0.445 | 6-3 ② | | K ③ | | | 1-3 ② | | | L7 ② | | 4 | 0 | 0 | 0 | 0 | 1 | 0 |
| Mike Cubbage, L (1, 5)<br>OBP: 0.350, SLG: 0.418 | 1B | | | K ① | | K ③ | | | 4-3 ③ | | 4 | 0 | 1 | 0 | 0 | 2 | 0 |
| Dan Ford, R (1, 8)<br>OBP: 0.350, SLG: 0.455 | P4 ③ | | | F8 ② | | | 6-3 ① | | | F4 ① | 4 | 0 | 0 | 0 | 0 | 0 | 1 |
| Butch Wynegar, S (1, 2)<br>OBP: 0.326, SLG: 0.341 | | SH1<br>1B | | F9 ③ | | | F7 ② | | | F8 ② | 4 | 0 | 1 | 0 | 0 | 0 | 0 |
| Glenn Adams, L (1, 10)<br>OBP: 0.284, SLG: 0.381 | | SH1 ①<br>1-2 | | | G3 ① | | L8 ③ | | | K ③ | 3 | 0 | 0 | 0 | 0 | 1 | 0 |
| Rich Chiles, L (1, 7)<br>OBP: 0.322, SLG: 0.331 | | F6 ② | | | 3-1 ② | | | K ① | | | 3 | 0 | 0 | 0 | 0 | 1 | 1 |
| Bob Randall, R (1, 4)<br>OBP: 0.331, SLG: 0.348 | | 4-3 ③ | | | 1B | | | 5-3 ② | | | 3 | 0 | 1 | 0 | 0 | 0 | 1 |
| Inning Stats | R: 1 H: 2<br>E: 0 LOB: 1<br>K: 1 BB: 0<br>S: 7 P: 7 | R: 0 H: 1<br>E: 0 LOB: 1<br>K: 0 BB: 0<br>S: 4 P: 4 | R: 0 H: 0<br>E: 0 LOB: 0<br>K: 1 BB: 0<br>S: 5 P: 5 | R: 0 H: 0<br>E: 0 LOB: 0<br>K: 1 BB: 0<br>S: 5 P: 5 | R: 0 H: 1<br>E: 0 LOB: 1<br>K: 0 BB: 0<br>S: 4 P: 4 | R: 0 H: 0<br>E: 0 LOB: 0<br>K: 1 BB: 0<br>S: 5 P: 5 | R: 0 H: 0<br>E: 0 LOB: 0<br>K: 0 BB: 0<br>S: 3 P: 3 | R: 0 H: 0<br>E: 0 LOB: 0<br>K: 1 BB: 0<br>S: 5 P: 5 | R: 0 H: 0<br>E: 0 LOB: 0<br>K: 1 BB: 0<br>S: 5 P: 5 | R: 0 H: 0<br>E: 0 LOB: 0<br>K: 1 BB: 0<br>S: 5 P: 5 | 1B: 3 SF: 0<br>2B: 0 SAC: 1<br>3B: 0 DP: 0<br>HR: 1 HBP: 0 | | | | | | |

| PITCHER | IP | WLS | BF | H | R | ER | SO | BB | IBB | HBP | BLK | WP | HR | S | P | ERA | WHIP |
|---|---|---|---|---|---|---|---|---|---|---|---|---|---|---|---|---|---|
| Fergie Jenkins, R (1, 1)<br>ERA: 3.28 | 10.0 | W | 34 | 4 | 1 | 1 | 7 | 0 | 0 | 0 | 0 | 0 | 1 | 48 | 48 | 0.90 | 0.400 |

| PITCHER | IP | WLS | BF | H | R | ER | SO | BB | IBB | HBP | BLK | WP | HR | S | P | ERA | WHIP |
|---|---|---|---|---|---|---|---|---|---|---|---|---|---|---|---|---|---|

| | |
|---|---|
| AB | 33 |
| R | 1 |
| H | 4 |
| RBI | 1 |
| BB | 0 |
| SO | 7 |
| LOB | 4 |

WP: 0 PA: 34
PB: 0
SB: 0
CS: 0

# Minnesota Twins @ Toronto Blue Jays

Exhibition Stadium, Toronto, ON

Fri Aug 25 1978, 3:33 AM EDT

Att. 15,206 - Unknown - 65 F

TOP

livebaseballscorecards.com

| Batter | 1 | 2 | 3 | 4 | 5 | 6 | 7 | 8 | 9 | AB | R | H | RBI | BB | SO | LOB |
|---|---|---|---|---|---|---|---|---|---|---|---|---|---|---|---|---|
| Hosken Powell, L (1, 9)<br>OBP: 0.325, SLG: 0.352 | K | | 1B G6-3 2B | | F5 | | BB 1-2 BB | | G5-4-3 1-2 1B | 4 | 1 | 2 | 0 | 1 | 1 | 0 |
| Roy Smalley, S (1, 6)<br>OBP: 0.360, SLG: 0.447 | F9 | | G6-3 2-3 1B | | 2B BB | | K | | G5-4-3 1-2f 2-3 | 4 | 1 | 1 | 0 | 1 | 1 | 4 |
| Rod Carew, L (1, 3)<br>OBP: 0.414, SLG: 0.448 | 1B | | G6-3 1-2f 3-H | | 1-H 2B | | 1-2 2-3 BB | | 5-3 | 4 | 0 | 2 | 1 | 1 | 0 | 2 |
| Mike Cubbage, L (1, 5)<br>OBP: 0.349, SLG: 0.414 | L8 | | BB | | 4-3 | | K | | | 3 | 0 | 0 | 0 | 1 | 1 | 5 |
| Dan Ford, R (1, 8)<br>OBP: 0.351, SLG: 0.455 | | 1B SF8 1B | 4-3 | | | G6-4-3 1B | | 4-3 | | 4 | 1 | 2 | 0 | 0 | 0 | 1 |
| Glenn Adams, L (1, 10)<br>OBP: 0.284, SLG: 0.380<br>Jose Morales, R (8, PH)<br>OBP: 0.363, SLG: 0.411 | | 1-3 1B | | F7 | | G6-4-3 1-2f | | | FC6-4 1B | 3<br>1 | 0<br>0 | 1<br>1 | 0<br>0 | 0<br>0 | 0<br>0 | 1<br>0 |
| Butch Wynegar, S (1, 2)<br>OBP: 0.323, SLG: 0.339 | | SF8 3-H | | L3 | | F9 | | P4 | | 3 | 0 | 0 | 1 | 0 | 0 | 1 |
| Willie Norwood, R (1, 7)<br>OBP: 0.309, SLG: 0.396 | | F8 | | F7 | | | 5-3 | FC6-4 1-2f | | 4 | 0 | 0 | 0 | 0 | 0 | 2 |
| Bob Randall, R (1, 4)<br>OBP: 0.333, SLG: 0.350 | | 6-3 | | | 5-3 | | BB BB 1B | | G5-4-3 1B | 4 | 0 | 2 | 0 | 0 | 0 | 1 |

| | AB | 34 |
|---|---|---|
| | R | 3 |
| | H | 11 |
| | RBI | 2 |
| | BB | 4 |
| | SO | 3 |
| | LOB | 17 |

| Inning Stats | | | | | | | | | | |
|---|---|---|---|---|---|---|---|---|---|---|
| | R: 0 E: 0 K: 1 S: 6 | H: 1 LOB: 1 BB: 0 P: 6 | R: 1 E: 0 K: 0 S: 5 | H: 2 LOB: 1 BB: 0 P: 5 | R: 1 E: 0 K: 0 S: 4 | H: 2 LOB: 1 BB: 1 P: 8 | R: 0 E: 0 K: 0 S: 3 | H: 0 LOB: 0 BB: 0 P: 3 | R: 1 E: 0 K: 0 S: 4 | H: 1 LOB: 1 BB: 1 P: 8 |
| | R: 0 E: 0 K: 0 S: 3 | H: 1 LOB: 0 BB: 0 P: 3 | R: 0 E: 0 K: 2 S: 8 | H: 1 LOB: 3 BB: 2 P: 16 | R: 0 E: 0 K: 0 S: 4 | H: 1 LOB: 1 BB: 0 P: 4 | R: 0 E: 0 K: 0 S: 4 | H: 2 LOB: 1 BB: 0 P: 4 | 1B: 9 2B: 2 3B: 0 HR: 0 | SF: 1 SAC: 0 DP: 3 HBP: 0 |
| | WP: 0 PB: 0 SB: 0 CS: 0 | PA: 39 | | | | | | | | |

| PITCHER | | IP | WLS | BF | H | R | ER | SO | BB | IBB | HBP | BLK | WP | HR | S | P | ERA | WHIP |
|---|---|---|---|---|---|---|---|---|---|---|---|---|---|---|---|---|---|---|
| Don Kirkwood, R<br>ERA: 4.04 | (1, 1) | 6.1 | W | 28 | 8 | 3 | 3 | 1 | 3 | 0 | 0 | 0 | 0 | 0 | 27 | 39 | 4.26 | 1.737 |
| Mike Willis, L<br>ERA: 5.1 | (7, 1) | 2.2 | S | 11 | 3 | 0 | 0 | 2 | 1 | 0 | 0 | 0 | 0 | 0 | 14 | 18 | 0.00 | 1.500 |

| PITCHER | IP | WLS | BF | H | R | ER | SO | BB | IBB | HBP | BLK | WP | HR | S | P | ERA | WHIP |
|---|---|---|---|---|---|---|---|---|---|---|---|---|---|---|---|---|---|

| Batter | 1 | 2 | 3 | 4 | 5 | 6 | 7 | 8 | 9 | AB | R | H | RBI | BB | SO | LOB |
|---|---|---|---|---|---|---|---|---|---|---|---|---|---|---|---|---|
| Rick Bosetti, R (1, 8) OBP: 0.302, SLG: 0.349 | 5-3 | 4-3 | | 4-3 | | 1B | | BB | | 4 | 0 | 1 | 0 | 1 | 0 | 0 |
| Bob Bailor, R (1, 9) OBP: 0.309, SLG: 0.335 | FC6-4 1B | | 6-3 | G3 | | 1-3 | | 1-3 3-H | | 5 | 1 | 3 | 1 | 0 | 0 | 0 |
| Roy Howell, L (1, 5) OBP: 0.323, SLG: 0.373 | 1-3 FC6-4 | | 2B | | BB | P4 | | 3-1 | | 4 | 1 | 2 | 0 | 1 | 0 | 3 |
| Willie Horton, R (1, 10) OBP: 0.320, SLG: 0.404 | FC6-4 1B HR 1-2f 3-H | | 2-H 2B | | 1-2 | | K | | | 4 | 2 | 2 | 2 | 0 | 1 | 1 |
| John Mayberry, L (1, 3) OBP: 0.339, SLG: 0.427 | 1-3 HR | | 2B IBB | | F2 | | K | | | 3 | 1 | 1 | 0 | 1 | 1 | 2 |
| Al Woods, L (1, 7) OBP: 0.297, SLG: 0.438 | 1-H 3-H HR | | 1-3 2-H 2B | | K | | WP 2B | | | 4 | 1 | 3 | 4 | 0 | 1 | 2 |
| Alan Ashby, S (1, 2) OBP: 0.346, SLG: 0.452 | F9 | | 6-3 | | 5-3 | | 5-3 2-3 | | | 4 | 0 | 0 | 0 | 0 | 0 | 5 |
| Dave McKay, S (1, 4) OBP: 0.273, SLG: 0.354 | | F2 | F7 | | | 5-3 | | 1B 3B | | 4 | 1 | 1 | 0 | 0 | 0 | 2 |
| Luis Gomez, R (1, 6) OBP: 0.290, SLG: 0.264 | | 6-3 | | F9 | | F9 | | K | | 4 | 0 | 0 | 0 | 0 | 1 | 1 |
| Inning Stats | R: 4 E: 0 K: 0 S: 7 H: 4 LOB: 0 BB: 0 P: 7 | R: 0 E: 0 K: 0 S: 3 H: 0 LOB: 0 BB: 0 P: 3 | R: 2 E: 0 K: 0 S: 6 H: 3 LOB: 2 BB: 1 P: 10 | R: 0 E: 0 K: 0 S: 3 H: 0 LOB: 0 BB: 0 P: 3 | R: 0 E: 0 K: 1 S: 6 H: 1 LOB: 2 BB: 1 P: 10 | R: 0 E: 0 K: 0 S: 5 H: 2 LOB: 2 BB: 0 P: 5 | R: 0 E: 0 K: 2 S: 8 H: 1 LOB: 1 BB: 0 P: 8 | R: 1 E: 0 K: 1 S: 6 H: 2 LOB: 1 BB: 1 P: 10 | | 1B: 7 2B: 4 3B: 1 HR: 1 | SF: 0 SAC: 0 DP: 0 HBP: 0 | | | | | | |

# BOTTOM

## Minnesota Twins @ Toronto Blue Jays

Exhibition Stadium, Toronto, ON

Fri Aug 25 1978, 3:33 AM EDT

Att. 15,206 - Unknown - 65 F

livebaseballscorecards.com

| | |
|---|---|
| AB | 36 |
| R | 7 |
| H | 13 |
| RBI | 7 |
| BB | 3 |
| SO | 4 |
| LOB | 16 |

WP: 1 PB: 0 SB: 0 CS: 0 PA: 39

| PITCHER | | IP | WLS | BF | H | R | ER | SO | BB | IBB | HBP | BLK | WP | HR | S | P | ERA | WHIP |
|---|---|---|---|---|---|---|---|---|---|---|---|---|---|---|---|---|---|---|
| Gary Serum, R ERA: 4.08 | (1, 1) | 2.1 | L | 14 | 6 | 6 | 6 | 0 | 0 | 1 | 0 | 0 | 0 | 1 | 13 | 17 | 23.14 | 2.571 |
| Jeff Holly, L ERA: 3.6 | (3, 1) | 1.2 | | 6 | 1 | 0 | 0 | 0 | 0 | 0 | 0 | 0 | 0 | 0 | 6 | 6 | 0.00 | 0.600 |
| Darrell Jackson, L ERA: 4.76 | (5, 1) | 3.1 | | 17 | 5 | 1 | 1 | 4 | 2 | 0 | 0 | 0 | 1 | 0 | 23 | 31 | 2.70 | 2.100 |
| John Sutton, R ERA: 3.99 | (8, 1) | 0.2 | | 2 | 1 | 0 | 0 | 0 | 0 | 0 | 0 | 0 | 0 | 0 | 2 | 2 | 0.00 | 1.500 |

| PITCHER | IP | WLS | BF | H | R | ER | SO | BB | IBB | HBP | BLK | WP | HR | S | P | ERA | WHIP |
|---|---|---|---|---|---|---|---|---|---|---|---|---|---|---|---|---|---|

| Batter | 1 | 2 | 3 | 4 | 5 | 6 | 7 | 8 | 9 | 10 | AB | R | H | RBI | BB | SO | LOB |
|---|---|---|---|---|---|---|---|---|---|---|---|---|---|---|---|---|---|
| Hosken Powell, L (1, 9)<br>OBP: 0.326, SLG: 0.353 | 0-0 1B S 1B | 0-0 4-3 | 0-0 P6 | | | | 0-0 4-3 SH1-4 1B | 0-0 6-3 | | | 5 | 0 | 2 | 0 | 0 | 0 | 3 |
| Roy Smalley, S (1, 6)<br>OBP: 0.359, SLG: 0.445 | 0-3 K 1-2 | 0-0 F8 | 0-0 1-2 1B | | | | 0-0 SH1-4 1-2 | | 0-0 G3 | | 4 | 0 | 1 | 0 | 0 | 1 | 1 |
| Rod Carew, L (1, 3)<br>OBP: 0.414, SLG: 0.446 | 0-0 S 2-3 1B | | | 0-0 F7 | 0-0 4-3 | | 4-0 4-3 IBB | | 0-0 L6 | | 4 | 0 | 1 | 0 | 1 | 0 | 2 |
| Dan Ford, R (1, 8)<br>OBP: 0.350, SLG: 0.451 | 0-3 K 1-2 | | | B B B B 4-0 E 2B BB | | 0-3 K | 0-0 4-3 1-2 2-3 | | 0-0 6-3 | | 4 | 1 | 0 | 0 | 1 | 2 | 4 |
| Mike Cubbage, L (1, 5)<br>OBP: 0.347, SLG: 0.411 | 0-0 F7 | | | 0-0 F8 1-2 | | 0-0 4-3 | 0-0 5-3 | | | 0-0 SH3-4 1B | 5 | 0 | 1 | 0 | 0 | 0 | 5 |
| Glenn Adams, L (1, 10)<br>OBP: 0.287, SLG: 0.386<br>Rob Wilfong, L (8, PR)<br>OBP: 0.333, SLG: 0.310 | | 0-0 4-3 | | 0-0 2-H 2B | | 0-0 E6 WP 1B | | 0-0 SH3-4 1B 1B | | 0-0 SH3-4 1-2 | 4<br>0 | 1<br>1 | 2<br>0 | 1<br>0 | 0<br>0 | 0<br>0 | 0<br>0 |
| Butch Wynegar, S (1, 2)<br>OBP: 0.322, SLG: 0.336 | | 0-0 6-3 | | 0-0 6-3 | | B B B B 4-0 1B 1-2 BB | | 0-0 SH3-4 1-2 | | S S S 0-3 K | 3 | 0 | 0 | 0 | 1 | 1 | 2 |
| Willie Norwood, R (1, 7)<br>OBP: 0.313, SLG: 0.396 | | B B B B 4-0 CS BB | 0-0 F7 | | | 0-0 1-2 2-H 1B | | 0-0 5-3 | | B B B B 4-0 BB | 3 | 0 | 1 | 1 | 2 | 0 | 2 |
| Bob Randall, R (1, 4)<br>OBP: 0.335, SLG: 0.351 | | 0-0 CS 1-2 | | 0-0 F7 | | 0-0 F9 | | 0-0 2-H 1B | | 0-0 L9 | 5 | 0 | 2 | 1 | 0 | 0 | 4 |
| Inning Stats | R: 0 H: 2<br>E: 0 LOB: 2<br>K: 2 BB: 0<br>S: 9 P: 9 | R: 0 H: 0<br>E: 0 LOB: 0<br>K: 0 BB: 1<br>S: 2 P: 6 | R: 0 H: 0<br>E: 0 LOB: 0<br>K: 0 BB: 0<br>S: 3 P: 3 | R: 1 H: 1<br>E: 1 LOB: 1<br>K: 0 BB: 1<br>S: 4 P: 8 | R: 0 H: 2<br>E: 0 LOB: 2<br>K: 0 BB: 0<br>S: 5 P: 5 | R: 1 H: 1<br>E: 1 LOB: 2<br>K: 1 BB: 1<br>S: 7 P: 11 | R: 0 H: 1<br>E: 0 LOB: 2<br>K: 0 BB: 1<br>S: 4 P: 8 | R: 1 H: 2<br>E: 0 LOB: 2<br>K: 0 BB: 0<br>S: 5 P: 5 | R: 0 H: 0<br>E: 0 LOB: 0<br>K: 0 BB: 0<br>S: 3 P: 3 | R: 0 H: 1<br>E: 0 LOB: 2<br>K: 1 BB: 1<br>S: 6 P: 10 | 1B: 9 SF: 0<br>2B: 1 SAC: 3<br>3B: 0 DP: 0<br>HR: 0 HBP: 0 | | | | | | |

| PITCHER | IP | WLS | BF | H | R | ER | SO | BB | IBB | HBP | BLK | WP | HR | S | P | ERA | WHIP |
|---|---|---|---|---|---|---|---|---|---|---|---|---|---|---|---|---|---|
| Jesse Jefferson, R (1, 1)<br>ERA: 4.06 | 9.0 | | 40 | 9 | 3 | 2 | 3 | 3 | 1 | 0 | 0 | 1 | 0 | 42 | 58 | 2.00 | 1.333 |
| Victor Cruz, R (10, 1)<br>ERA: 0.98 | 1.0 | W | 5 | 1 | 0 | 0 | 1 | 1 | 0 | 0 | 0 | 0 | 0 | 6 | 10 | 0.00 | 2.000 |

| PITCHER | IP | WLS | BF | H | R | ER | SO | BB | IBB | HBP | BLK | WP | HR | S | P | ERA | WHIP |
|---|---|---|---|---|---|---|---|---|---|---|---|---|---|---|---|---|---|

# TOP

## Minnesota Twins @ Toronto Blue Jays

Exhibition Stadium, Toronto, ON

Sat Aug 26 1978, 3:33 AM EDT
Att. 25,601 - Unknown - 75 F

livebaseballscorecards.com

| | |
|---|---|
| AB | 37 |
| R | 3 |
| H | 10 |
| RBI | 3 |
| BB | 5 |
| SO | 4 |
| LOB | 23 |

WP: 1 PA: 46
PB: 0
SB: 2
CS: 1

| Batter | 1 | 2 | 3 | 4 | 5 | 6 | 7 | 8 | 9 | 10 | AB | R | H | RBI | BB | SO | LOB |
|---|---|---|---|---|---|---|---|---|---|---|---|---|---|---|---|---|---|
| Rick Bosetti, R (1, 8)<br>OBP: 0.306, SLG: 0.354 | 0-0 1B SF9 1B | 0-0 ② 1-3 1-2 2-3 | | 0-0 ② 1-2 2B | | 0-0 CS 1B | | 0-0 ③ FC5-4 1-2f | | | 5 | 1 | 3 | 0 | 0 | 0 | 3 |
| Bob Bailor, R (1, 5)<br>OBP: 0.312, SLG: 0.336 | 0-0 1-3 1B | 0-0 ③ L9 | | B B B 4-0 BB | | 0-0 ② F9 | | | 0-0 L8 SH1-4 1B 1B | | 4 | 1 | 2 | 0 | 1 | 0 | 3 |
| Otto Velez, R (1, 9)<br>OBP: 0.406, SLG: 0.471 | S S S 0-3 ① K | | 0-0 ① 5-3 | S S S 0-3 ③ K | | 0-0 ③ CS 1-2 | 0-0 ① F8 | | 0-0 ① SH1-4 1-2 | | 4 | 0 | 0 | 0 | 0 | 2 | 4 |
| Willie Horton, R (1, 10)<br>OBP: 0.324, SLG: 0.410 | 0-0 ② SF9 3-H | | B B B 4-0 1B BB | | 0-0 SH5-4 BB FC5-2 1B | | 0-0 2B | | 0-0 ② L8 2-3 | | 3 | 0 | 2 | 1 | 1 | 0 | 1 |
| Al Woods, L (1, 7)<br>OBP: 0.301, SLG: 0.433 | 0-0 ③ F8 | | 0-0 ② F8 | | B B B 4-0 FC5-2 SH5-4 1-2 BB | | 0-0 ② 5-3 | | 0-0 3-H 1B | | 4 | 0 | 1 | 1 | 1 | 0 | 3 |
| Doug Ault, R (1, 3)<br>OBP: 0.322, SLG: 0.284 | | 0-0 1B 3B | 0-0 1-2 1B | | 0-0 ① SH5-4 1-2 2-3 | | 0-0 ③ F9 | | 0-0 ③ 4-3 | | 4 | 1 | 2 | 0 | 0 | 0 | 2 |
| Dave McKay, S (1, 4)<br>OBP: 0.272, SLG: 0.359 | | 0-0 ① 5-3 | 0-0 ③ F8 | | 0-0 ② FC5-2 2-3 3-H | | | 0-0 ① 5-3 | | 0-0 HR | 5 | 1 | 1 | 1 | 0 | 0 | 5 |
| Rick Cerone, R (1, 2)<br>OBP: 0.296, SLG: 0.302 | | 0-0 1-3 1B 3-H 1B | | 0-0 ① F9 | 0-0 ③ 1-3 | | | 0-0 ② 5-3 | | | 4 | 0 | 1 | 1 | 0 | 0 | 2 |
| Luis Gomez, R (1, 6)<br>OBP: 0.295, SLG: 0.270 | | 0-0 1-3 1-2 1B | | 0-0 CS 1B | | 0-0 ① 5-3 | | 0-0 FC5-4 1B | | | 4 | 0 | 3 | 0 | 0 | 0 | 0 |
| Inning Stats | R: 1 H: 2<br>E: 0 LOB: 1<br>K: 1 BB: 0<br>S: 7 P: 7 | R: 1 H: 3<br>E: 0 LOB: 2<br>K: 0 BB: 0<br>S: 6 P: 6 | R: 0 H: 1<br>E: 0 LOB: 2<br>K: 0 BB: 1<br>S: 4 P: 8 | R: 0 H: 2<br>E: 0 LOB: 2<br>K: 1 BB: 1<br>S: 6 P: 10 | R: 0 H: 1<br>E: 0 LOB: 2<br>K: 0 BB: 1<br>S: 4 P: 8 | R: 0 H: 1<br>E: 0 LOB: 0<br>K: 0 BB: 0<br>S: 3 P: 3 | R: 0 H: 1<br>E: 0 LOB: 1<br>K: 0 BB: 0<br>S: 4 P: 4 | R: 0 H: 1<br>E: 0 LOB: 1<br>K: 0 BB: 0<br>S: 4 P: 4 | R: 1 H: 2<br>E: 0 LOB: 1<br>K: 0 BB: 0<br>S: 5 P: 5 | R: 1 H: 1<br>E: 0 LOB: 0<br>K: 0 BB: 0<br>S: 1 P: 1 | 1B: 11 SF: 1<br>2B: 2 SAC: 2<br>3B: 1 DP: 0<br>HR: 1 HBP: 0 | | | | | | |

| PITCHER | IP | WLS | BF | H | R | ER | SO | BB | IBB | HBP | BLK | WP | HR | S | P | ERA | WHIP |
|---|---|---|---|---|---|---|---|---|---|---|---|---|---|---|---|---|---|
| Geoff Zahn, L (1, 1)<br>ERA: 3.36 | 9.0 | L | 43 | 15 | 4 | 4 | 2 | 3 | 0 | 0 | 0 | 0 | 1 | 44 | 56 | 4.00 | 2.000 |

| PITCHER | IP | WLS | BF | H | R | ER | SO | BB | IBB | HBP | BLK | WP | HR | S | P | ERA | WHIP |
|---|---|---|---|---|---|---|---|---|---|---|---|---|---|---|---|---|---|

# BOTTOM

## Minnesota Twins @ Toronto Blue Jays

Exhibition Stadium, Toronto, ON

Sat Aug 26 1978, 3:33 AM EDT
Att. 25,601 - Unknown - 75 F

livebaseballscorecards.com

| | |
|---|---|
| AB | 37 |
| R | 4 |
| H | 15 |
| RBI | 4 |
| BB | 3 |
| SO | 2 |
| LOB | 23 |

WP: 0 PA: 44
PB: 0
SB: 0
CS: 2

| Batter | 1 | 2 | 3 | 4 | 5 | 6 | 7 | 8 | 9 | 10 | 11 | AB | R | H | RBI | BB | SO | LOB |
|---|---|---|---|---|---|---|---|---|---|---|---|---|---|---|---|---|---|---|
| Hosken Powell, L (1, 9)<br>OBP: 0.328, SLG: 0.352 | G3<br>1B | | BB<br>1-2 | | P4 ① | | SH1-3<br>1-2 | | K ③ | | L8 ③ | 4 | 0 | 1 | 0 | 1 | 1 | 3 |
| Rod Carew, L (1, 3)<br>OBP: 0.412, SLG: 0.444 | G3 ①②<br>1-2 | | F7 ① | | SF7 ②<br>3-H | | 4-3 ②<br>2-3 | | | SH1-3<br>1B | | 4 | 0 | 1 | 1 | 0 | 0 | 4 |
| Glenn Adams, L (1, 10)<br>OBP: 0.288, SLG: 0.385 | 1-3 ③ | | L6-4 ②③<br>2-3 | | WP<br>1-2<br>1B | | 6-3 ③ | | | SH1-3 ①<br>1-2 | | 3 | 0 | 1 | 0 | 0 | 0 | 2 |
| Jose Morales, R (7, PH)<br>OBP: 0.361, SLG: 0.409 | | | | | | | | | | | | 1 | 0 | 0 | 0 | 0 | 0 | 1 |
| Mike Cubbage, L (1, 5)<br>OBP: 0.346, SLG: 0.407 | | FC4-6<br>BB | | F7 ① | K ③<br>1-2<br>2-3 | | | 4-3 ① | | F2 ② | | 3 | 0 | 0 | 0 | 1 | 1 | 2 |
| Craig Kusick, R (10, PH)<br>OBP: 0.317, SLG: 0.298 | | | | | | | | | | | | 1 | 0 | 0 | 0 | 0 | 0 | 1 |
| Larry Wolfe, R (10, 5)<br>OBP: 0.323, SLG: 0.325 | | | | | | | | | | | | 0 | 0 | 0 | 0 | 0 | 0 | 0 |
| Roy Smalley, S (1, 6)<br>OBP: 0.357, SLG: 0.442 | | FC4-6 ①<br>BB<br>1-2f | | G3 ② | | 4-3 ① | | FC4-6<br>1B | | 5-3 ③ | | 5 | 0 | 1 | 0 | 0 | 0 | 2 |
| Butch Wynegar, S (1, 2)<br>OBP: 0.321, SLG: 0.337 | | F7 ② | | F6 ③ | | 5-3 ② | | L7 ② | | | 1B<br>2B | 5 | 0 | 1 | 0 | 0 | 0 | 2 |
| Rob Wilfong, L (11, PR)<br>OBP: 0.333, SLG: 0.310 | | | | | | | | | | | | 0 | 1 | 0 | 0 | 0 | 0 | 0 |
| Glenn Borgmann, R (11, 2)<br>OBP: 0.318, SLG: 0.319 | | | | | | | | | | | | 0 | 0 | 0 | 0 | 0 | 0 | 0 |
| Rich Chiles, L (1, 7)<br>OBP: 0.330, SLG: 0.341 | | BB<br>1-2 | | | 1B<br>2B | FC6-4<br>1B | FC4-6 ③<br>1-2f | | | | F8 ① | 4 | 1 | 2 | 0 | 1 | 0 | 2 |
| Willie Norwood, R (1, 8)<br>OBP: 0.314, SLG: 0.394 | | F7 ③ | | | 1B<br>SF7<br>BB | FC6-4 ③<br>1-2f | | | F5 ① | | 1B<br>2-H | 4 | 1 | 1 | 1 | 1 | 0 | 3 |
| Bob Randall, R (1, 4)<br>OBP: 0.339, SLG: 0.351 | | | L6-4<br>BB<br>BB | | WP<br>1B<br>1-3<br>2-H<br>1B | | 4-3<br>SH1-3<br>BB | | L7 ② | | 5-3 ② | 3 | 0 | 1 | 1 | 2 | 0 | 1 |
| Inning Stats | R: 0 E: 0 K: 0 S: 3 H: 1 LOB: 0 BB: 0 P: 3 | R: 0 E: 0 K: 0 S: 3 H: 0 LOB: 2 BB: 2 P: 11 | R: 0 E: 0 K: 0 S: 2 H: 0 LOB: 1 BB: 2 P: 10 | R: 0 E: 0 K: 0 S: 3 H: 0 LOB: 0 BB: 0 P: 3 | R: 2 E: 0 K: 1 S: 8 H: 3 LOB: 2 BB: 1 P: 12 | R: 0 E: 0 K: 0 S: 4 H: 1 LOB: 1 BB: 0 P: 4 | R: 0 E: 0 K: 0 S: 3 H: 0 LOB: 1 BB: 1 P: 7 | R: 0 E: 0 K: 0 S: 4 H: 1 LOB: 1 BB: 0 P: 4 | R: 0 E: 0 K: 1 S: 5 H: 0 LOB: 0 BB: 0 P: 5 | R: 0 E: 0 K: 0 S: 4 H: 1 LOB: 1 BB: 0 P: 4 | R: 1 E: 0 K: 0 S: 5 H: 2 LOB: 1 BB: 0 P: 5 | 1B: 7 2B: 3 3B: 0 HR: 0 | SF: 1 SAC: 2 DP: 1 HBP: 0 | | | | | |

| PITCHER | | IP | WLS | BF | H | R | ER | SO | BB | IBB | HBP | BLK | WP | HR | S | P | ERA | WHIP |
|---|---|---|---|---|---|---|---|---|---|---|---|---|---|---|---|---|---|---|
| Jim Clancy, R<br>ERA: 4.0 | (1, 1) | 4.2 | | 21 | 4 | 2 | 2 | 0 | 5 | 0 | 0 | 0 | 0 | 0 | 16 | 36 | 3.86 | 1.929 |
| Mike Willis, L<br>ERA: 4.86 | (5, 1) | 5.2 | L | 23 | 5 | 1 | 1 | 2 | 1 | 0 | 0 | 0 | 1 | 0 | 26 | 30 | 1.59 | 1.059 |
| Joe Coleman, R<br>ERA: 3.3 | (11, 1) | 0.2 | | 2 | 0 | 0 | 0 | 0 | 0 | 0 | 0 | 0 | 0 | 0 | 2 | 2 | 0.00 | 0.000 |

| PITCHER | IP | WLS | BF | H | R | ER | SO | BB | IBB | HBP | BLK | WP | HR | S | P | ERA | WHIP |
|---|---|---|---|---|---|---|---|---|---|---|---|---|---|---|---|---|---|

TOP

# Minnesota Twins @ Toronto Blue Jays

Exhibition Stadium, Toronto, ON

Sun Aug 27 1978, 3:33 AM EDT

Att. 22,023 - Unknown - 75 F

livebaseballscorecards.com

| | |
|---|---|
| AB | 37 |
| R | 3 |
| H | 9 |
| RBI | 3 |
| BB | 6 |
| SO | 2 |
| LOB | 23 |

WP: 1 PA: 46
PB: 0
SB: 0
CS: 0

# Minnesota Twins @ Toronto Blue Jays

Exhibition Stadium, Toronto, ON

Sun Aug 27 1978, 3:33 AM EDT

Att. 22,023 - Unknown - 75 F

BOTTOM

livebaseballscorecards.com

| Batter | 1 | 2 | 3 | 4 | 5 | 6 | 7 | 8 | 9 | 10 | 11 | AB | R | H | RBI | BB | SO | LOB |
|---|---|---|---|---|---|---|---|---|---|---|---|---|---|---|---|---|---|---|
| Rick Bosetti, R (1, 8) OBP: 0.304, SLG: 0.354 | 6-3 | | F4 | | | F4 | | FC6 1B 1-2f | | 2B | | 5 | 1 | 1 | 0 | 0 | 0 | 1 |
| Bob Bailor, R (1, 5) OBP: 0.311, SLG: 0.335 | F9 | | 4-3 | | | 5-3 | | 1B 1B 1-3 1B | | F8 | | 5 | 1 | 1 | 0 | 0 | 0 | 1 |
| Al Woods, L (1, 7) OBP: 0.304, SLG: 0.428 | BB BB | | | L9 | | 6-3 | | 1B 1-2 3-H 1B | | F3 | | 4 | 0 | 1 | 1 | 1 | 0 | 1 |
| John Mayberry, L (1, 3) OBP: 0.344, SLG: 0.432<br>Roy Howell, L (11, PR) OBP: 0.323, SLG: 0.373 | BB 1-2 | | | 1B | | | F7 | 1B 1-2 2-H | | | FC5-4 2B | 4<br>0 | 0<br>0 | 3<br>0 | 1<br>0 | 0<br>0 | 0<br>0 | 0<br>0 |
| Otto Velez, R (1, 9) OBP: 0.401, SLG: 0.463 | F7 | | | F7 | | | FC4-6 1B | P4 | | | P3 | 5 | 0 | 1 | 0 | 0 | 0 | 6 |
| Sam Ewing, L (1, 10) OBP: 0.250, SLG: 0.250 | | BB FC6-4 BB | | F7 | | | F7 | | F8 | | 5-3 | 4 | 0 | 0 | 0 | 1 | 0 | 3 |
| Alan Ashby, S (1, 2) OBP: 0.343, SLG: 0.446 | | FC6-4 CS 1-2f | F8 | | | | FC4-6 1-2f | | G4-6-3 1B | | FC5-4 2-3 | 5 | 0 | 1 | 0 | 0 | 0 | 3 |
| Dave McKay, S (1, 4) OBP: 0.269, SLG: 0.356 | | K 1-2 | 6-3 | | | | | F7 | G4-6-3 1-2f | | | 4 | 0 | 0 | 0 | 0 | 1 | 2 |
| Luis Gomez, R (1, 6) OBP: 0.294, SLG: 0.268 | | | L4 | | 5-3 | | | BB FC6 | | 4-3 | | 3 | 0 | 0 | 0 | 1 | 0 | 0 |
| Inning Stats | R: 0 E: 0 K: 0 S: 3 H: 0 LOB: 2 BB: 2 P: 11 | R: 0 E: 0 K: 1 S: 4 H: 0 LOB: 1 BB: 1 P: 8 | R: 0 E: 0 K: 0 S: 3 H: 0 LOB: 0 BB: 0 P: 3 | R: 0 E: 0 K: 0 S: 4 H: 1 LOB: 1 BB: 0 P: 4 | R: 0 E: 0 K: 0 S: 3 H: 0 LOB: 0 BB: 0 P: 3 | R: 0 E: 0 K: 0 S: 3 H: 0 LOB: 0 BB: 0 P: 3 | R: 0 E: 0 K: 0 S: 4 H: 1 LOB: 1 BB: 0 P: 4 | R: 2 E: 0 K: 0 S: 6 H: 3 LOB: 2 BB: 1 P: 10 | R: 0 E: 0 K: 0 S: 3 H: 1 LOB: 0 BB: 0 P: 3 | R: 0 E: 0 K: 0 S: 4 H: 1 LOB: 1 BB: 0 P: 4 | R: 0 E: 0 K: 0 S: 4 H: 1 LOB: 1 BB: 0 P: 4 | | | | | | | |

| | AB | 39 |
|---|---|---|
| | R | 2 |
| | H | 8 |
| | RBI | 2 |
| | BB | 4 |
| | SO | 1 |
| | LOB | 17 |

| | | | | | | |

| Batter | 1 | 2 | 3 | 4 | 5 | 6 | 7 | 8 | 9 | AB | R | H | RBI | BB | SO | LOB |
|---|---|---|---|---|---|---|---|---|---|---|---|---|---|---|---|---|
| Hosken Powell, L (1, 9)<br>OBP: 0.324, SLG: 0.347 | G3 | | F5 | | K | | G4-6-3<br>1-2f | | | 4 | 0 | 0 | 0 | 0 | 1 | 3 |
| Mike Cubbage, L (1, 5)<br>OBP: 0.347, SLG: 0.417 | HR | | F4 | | | FC4-6<br>1B | | G3 | | 4 | 1 | 2 | 1 | 0 | 0 | 0 |
| Rod Carew, L (1, 3)<br>OBP: 0.409, SLG: 0.441 | K | | | 6-3 | | FC4-6<br>4-3<br>1-2f | | 4-3 | | 4 | 0 | 0 | 0 | 0 | 1 | 1 |
| Roy Smalley, S (1, 6)<br>OBP: 0.357, SLG: 0.443 | F6 | | | 2B | | 4-3<br>1-2 | | F4 | | 4 | 0 | 1 | 0 | 0 | 0 | 1 |
| Dan Ford, R (1, 8)<br>OBP: 0.347, SLG: 0.448 | | K | | 6-3 | | K | | | F9 | 4 | 0 | 0 | 0 | 0 | 2 | 2 |
| Butch Wynegar, S (1, 2)<br>OBP: 0.323, SLG: 0.339 | | E<br>HBP | | L9 | | | 1B<br>SF8<br>2B | | F7 | 3 | 1 | 1 | 0 | 0 | 0 | 1 |
| Glenn Adams, L (1, 10)<br>OBP: 0.287, SLG: 0.383 | | E6<br>G6-4-3<br>1-3 | | | 4-3 | | 1B<br>2-3<br>1B | | F6 | 4 | 0 | 1 | 0 | 0 | 0 | 1 |
| Willie Norwood, R (1, 7)<br>OBP: 0.312, SLG: 0.392 | | G6-4-3<br>1-2f | | | F6 | | SF8<br>3-H | | | 2 | 0 | 0 | 1 | 0 | 0 | 2 |
| Bob Randall, R (1, 4)<br>OBP: 0.342, SLG: 0.354 | | | 5-3 | | 1B | | G4-6-3<br>1-2<br>1B | | | 3 | 0 | 2 | 0 | 0 | 0 | 0 |
| Inning Stats | R: 1<br>E: 0<br>K: 1<br>S: 6<br>H: 1<br>LOB: 0<br>BB: 0<br>P: 6 | R: 0<br>E: 1<br>K: 1<br>S: 5<br>H: 0<br>LOB: 1<br>BB: 0<br>P: 6 | R: 0<br>E: 0<br>K: 0<br>S: 3<br>H: 0<br>LOB: 0<br>BB: 0<br>P: 3 | R: 0<br>E: 0<br>K: 0<br>S: 4<br>H: 1<br>LOB: 1<br>BB: 0<br>P: 4 | R: 0<br>E: 0<br>K: 1<br>S: 6<br>H: 1<br>LOB: 1<br>BB: 0<br>P: 6 | R: 0<br>E: 0<br>K: 1<br>S: 6<br>H: 1<br>LOB: 1<br>BB: 0<br>P: 6 | R: 1<br>E: 0<br>K: 0<br>S: 5<br>H: 3<br>LOB: 1<br>BB: 0<br>P: 5 | R: 0<br>E: 0<br>K: 0<br>S: 3<br>H: 0<br>LOB: 0<br>BB: 0<br>P: 3 | R: 0<br>E: 0<br>K: 0<br>S: 3<br>H: 0<br>LOB: 0<br>BB: 0<br>P: 3 | 1B: 4<br>2B: 2<br>3B: 0<br>HR: 1<br>SF: 1<br>SAC: 0<br>DP: 2<br>HBP: 1 | | | | | | |

| PITCHER | IP | WLS | BF | H | R | ER | SO | BB | IBB | HBP | BLK | WP | HR | S | P | ERA | WHIP |
|---|---|---|---|---|---|---|---|---|---|---|---|---|---|---|---|---|---|
| Milt Wilcox, R (1, 1)<br>ERA: 3.38 | 9.0 | W | 34 | 7 | 2 | 2 | 4 | 0 | 0 | 1 | 0 | 0 | 1 | 41 | 42 | 2.00 | 0.778 |

| PITCHER | IP | WLS | BF | H | R | ER | SO | BB | IBB | HBP | BLK | WP | HR | S | P | ERA | WHIP |
|---|---|---|---|---|---|---|---|---|---|---|---|---|---|---|---|---|---|

# TOP

## Minnesota Twins @ Detroit Tigers

Tiger Stadium, Detroit, MI

Tue Aug 29 1978, 7:05 PM EDT

Att. 13,839 - Unknown - 77 F

livebaseballscorecards.com

| | |
|---|---|
| AB | 32 |
| R | 2 |
| H | 7 |
| RBI | 2 |
| BB | 0 |
| SO | 4 |
| LOB | 11 |

| Batter | 1 | 2 | 3 | 4 | 5 | 6 | 7 | 8 | 9 | AB | R | H | RBI | BB | SO | LOB |
|---|---|---|---|---|---|---|---|---|---|---|---|---|---|---|---|---|
| Ron LeFlore, R (1, 8)<br>OBP: 0.354, SLG: 0.385 | 0-0 G3 ① | | SSS 0-3 K ① | 0-0 1-2 2B 3-H 1B | | 0-0 F9 ① | | 0-0 FC6-4 ③ 1-2f | | 5 | 1 | 1 | 1 | 0 | 1 | 2 |
| Lou Whitaker, L (1, 4)<br>OBP: 0.357, SLG: 0.368 | 0-0 E 1B | | 0-0 6-3 ② | SSS 0-3 K ② | | 0-0 G6-4-3 ②③ 1-2f | | | | 4 | 0 | 1 | 0 | 0 | 1 | 3 |
| Rusty Staub, L (1, 10)<br>OBP: 0.360, SLG: 0.461 | 0-0 F9 ② | | 0-0 2B | 0-0 1-H 2-H 2B | | | 0-0 F7 ① | | | 4 | 0 | 2 | 2 | 0 | 0 | 1 |
| Jason Thompson, L (1, 3)<br>OBP: 0.374, SLG: 0.488 | 0-0 E7 1-3 1B | | BBB 4-0 BB | BBB 4-0 BB | | | 0-0 L6 ② | | | 2 | 0 | 1 | 0 | 2 | 0 | 0 |
| Steve Kemp, L (1, 7)<br>OBP: 0.393, SLG: 0.404 | 0-0 4-3 ③ | | 0-0 F8 ③ | 0-0 3-1 ③ | | | 0-0 2B | | | 4 | 0 | 1 | 0 | 0 | 0 | 6 |
| Milt May, L (1, 2)<br>OBP: 0.327, SLG: 0.411 | | 0-0 1B 1B | | 0-0 E3 G3 1B 1B | 0-0 F5 ① | | 0-0 4-3 ③ | | | 4 | 1 | 1 | 0 | 0 | 0 | 1 |
| Tim Corcoran, L (1, 9)<br>OBP: 0.320, SLG: 0.328 | | 0-0 FC2-6 1-3 1B | | 0-0 1B G3 1-2 1B | 0-0 3-1 ② | | | 0-0 F7 ① | | 4 | 1 | 2 | 0 | 0 | 0 | 0 |
| Phil Mankowski, L (1, 5)<br>OBP: 0.361, SLG: 0.372<br>Aurelio Rodriguez, R (8, 5)<br>OBP: 0.296, SLG: 0.385 | | 0-0 FC2-6 ① G4-6-3 1-2f | | 0-0 G3 ① 1-2 2-3 | 0-0 4-3 ③ | | | 0-0 6-3 ② | | 3<br>1 | 0<br>0 | 0<br>0 | 0<br>0 | 0<br>0 | 0<br>0 | 4<br>0 |
| Alan Trammell, R (1, 6)<br>OBP: 0.328, SLG: 0.331 | | 0-0 G4-6-3 ②③ 1-2f | | 0-0 1B 2B 2-3 3-H 1B | | 0-0 G6-4-3 1B | | 0-0 FC6-4 1B | | 4 | 1 | 3 | 1 | 0 | 0 | 2 |
| Inning Stats | R: 0 E: 1 K: 0 S: 5 H: 2 LOB: 2 BB: 0 P: 5 | R: 0 E: 0 K: 0 S: 4 H: 2 LOB: 1 BB: 0 P: 4 | R: 0 E: 0 K: 1 S: 6 H: 1 LOB: 2 BB: 1 P: 10 | R: 4 E: 1 K: 1 S: 10 H: 4 LOB: 2 BB: 1 P: 14 | R: 0 E: 0 K: 0 S: 3 H: 0 LOB: 0 BB: 0 P: 3 | R: 0 E: 0 K: 0 S: 3 H: 1 LOB: 0 BB: 0 P: 3 | R: 0 E: 0 K: 0 S: 4 H: 1 LOB: 1 BB: 0 P: 4 | R: 0 E: 0 K: 0 S: 4 H: 1 LOB: 1 BB: 0 P: 4 | | 1B: 9 2B: 3 3B: 0 HR: 0 | SF: 0 SAC: 0 DP: 2 HBP: 0 | | | | | |

| PITCHER | IP | WLS | BF | H | R | ER | SO | BB | IBB | HBP | BLK | WP | HR | S | P | ERA | WHIP |
|---|---|---|---|---|---|---|---|---|---|---|---|---|---|---|---|---|---|
| Dave Goltz, R (1, 1)<br>ERA: 2.67 | 8.0 | L | 37 | 12 | 4 | 1 | 2 | 2 | 0 | 0 | 0 | 0 | 0 | 39 | 47 | 1.12 | 1.750 |

| PITCHER | IP | WLS | BF | H | R | ER | SO | BB | IBB | HBP | BLK | WP | HR | S | P | ERA | WHIP |
|---|---|---|---|---|---|---|---|---|---|---|---|---|---|---|---|---|---|

# BOTTOM

## Minnesota Twins @ Detroit Tigers

Tiger Stadium, Detroit, MI

Tue Aug 29 1978, 7:05 PM EDT

Att. 13,839 - Unknown - 77 F

livebaseballscorecards.com

| | |
|---|---|
| AB | 35 |
| R | 4 |
| H | 12 |
| RBI | 4 |
| BB | 2 |
| SO | 2 |
| LOB | 19 |

PA: 37

WP: 0 PB: 0 SB: 0 CS: 0

| Batter | 1 | 2 | 3 | 4 | 5 | 6 | 7 | 8 | 9 | AB | R | H | RBI | BB | SO | LOB |
|---|---|---|---|---|---|---|---|---|---|---|---|---|---|---|---|---|
| Hosken Powell, L (1, 9)<br>OBP: 0.320, SLG: 0.343 | S S S 0-3 ① K | | x 0-0 ③ F9 | | | S S S 0-3 ① K | | x 0-0 ① 4-3 | | 4 | 0 | 0 | 0 | 0 | 2 | 1 |
| Mike Cubbage, L (1, 5)<br>OBP: 0.343, SLG: 0.412 | x 0-0 ② F6 | | | x 0-0 ① G3 | | x 0-0 ② G3 | | x 0-0 ② 4-3 | | 4 | 0 | 0 | 0 | 0 | 0 | 0 |
| Rod Carew, L (1, 3)<br>OBP: 0.407, SLG: 0.439 | x 0-0 ③ 5-3 | | | x 0-0 ② 6-3 | | x 0-0 ③ F8 | | x 0-0 2B 1B | | 4 | 0 | 1 | 0 | 0 | 0 | 0 |
| Roy Smalley, S (1, 6)<br>OBP: 0.361, SLG: 0.450 | | B B B B 4-0 G4-3-6-3 BB | | x 0-0 1B | | | x 0-0 G3 HR 2B | x 0-0 1-3 2B | | 3 | 1 | 3 | 0 | 1 | 0 | 0 |
| Butch Wynegar, S (1, 2)<br>OBP: 0.320, SLG: 0.336 | | x 0-0 ① P6 | | x 0-0 ③ F7 | | | x 0-0 ① G3 2-3 | x 0-0 ③ F4 | | 4 | 0 | 0 | 0 | 0 | 0 | 5 |
| Dan Ford, R (1, 8)<br>OBP: 0.346, SLG: 0.445 | | x 0-0 ② ③ G4-3-6-3 1-2f | | | x 0-0 ① F9 | | x 0-0 ② 5-3 | | B B B B 4-0 G3 WP SF7 BB | 3 | 1 | 0 | 0 | 1 | 0 | 2 |
| Glenn Adams, L (1, 10)<br>OBP: 0.291, SLG: 0.398<br>Jose Morales, R (9, PH)<br>OBP: 0.359, SLG: 0.407 | | | x 0-0 1-3 1B | | x 0-0 ② L9 | | x 0-0 3-H HR | | x 0-0 ① G3 1-3 | 3<br>1 | 1<br>0 | 2<br>0 | 2<br>0 | 0<br>0 | 0<br>0 | 0<br>1 |
| Rich Chiles, L (1, 7)<br>OBP: 0.335, SLG: 0.361<br>Bombo Rivera, R (8, 7)<br>OBP: 0.367, SLG: 0.359 | | | S S S 0-3 ① K | | x 0-0 HR | | B B B B 4-0 BB | | x 0-0 ② SF7 3-H | 2<br>0 | 1<br>0 | 1<br>0 | 1<br>1 | 1<br>0 | 1<br>0 | 1<br>0 |
| Bob Randall, R (1, 4)<br>OBP: 0.338, SLG: 0.349 | | | x 0-0 ② 1-3 1-2 | | x 0-0 ③ F4 | | x 0-0 ③ F9 | | S S S 0-3 ③ K | 4 | 0 | 0 | 0 | 0 | 1 | 2 |
| Inning Stats | R: 0<br>E: 0<br>K: 1<br>S: 5<br>H: 0<br>LOB: 0<br>BB: 0<br>P: 5 | R: 0<br>E: 0<br>K: 0<br>S: 2<br>H: 0<br>LOB: 0<br>BB: 1<br>P: 6 | R: 0<br>E: 0<br>K: 1<br>S: 6<br>H: 1<br>LOB: 1<br>BB: 0<br>P: 6 | R: 0<br>E: 0<br>K: 0<br>S: 4<br>H: 1<br>LOB: 1<br>BB: 0<br>P: 4 | R: 1<br>E: 0<br>K: 0<br>S: 4<br>H: 1<br>LOB: 0<br>BB: 0<br>P: 4 | R: 0<br>E: 0<br>K: 1<br>S: 5<br>H: 0<br>LOB: 0<br>BB: 0<br>P: 5 | R: 2<br>E: 0<br>K: 0<br>S: 5<br>H: 2<br>LOB: 1<br>BB: 1<br>P: 9 | R: 0<br>E: 0<br>K: 0<br>S: 5<br>H: 2<br>LOB: 2<br>BB: 0<br>P: 5 | R: 1<br>E: 0<br>K: 1<br>S: 5<br>H: 0<br>LOB: 0<br>BB: 1<br>P: 9 | 1B: 3<br>2B: 2<br>3B: 0<br>HR: 2<br>SF: 1<br>SAC: 0<br>DP: 1<br>HBP: 0 | WP: 1<br>PB: 0<br>SB: 0<br>CS: 0<br>PA: 36 | | | | | |

| PITCHER | | IP | WLS | BF | H | R | ER | SO | BB | IBB | HBP | BLK | WP | HR | S | P | ERA | WHIP |
|---|---|---|---|---|---|---|---|---|---|---|---|---|---|---|---|---|---|---|
| Kip Young, R<br>ERA: 2.26 | (1, 1) | 7.2 | L | 31 | 7 | 3 | 3 | 3 | 2 | 0 | 0 | 0 | 0 | 2 | 35 | 43 | 3.52 | 1.174 |
| John Hiller, L<br>ERA: 2.65 | (8, 1) | 1.1 | | 5 | 0 | 1 | 1 | 1 | 1 | 0 | 0 | 0 | 1 | 0 | 6 | 10 | 6.75 | 0.750 |

| PITCHER | | IP | WLS | BF | H | R | ER | SO | BB | IBB | HBP | BLK | WP | HR | S | P | ERA | WHIP |
|---|---|---|---|---|---|---|---|---|---|---|---|---|---|---|---|---|---|---|

# TOP

## Minnesota Twins @ Detroit Tigers

Tiger Stadium, Detroit, MI

Thu Aug 31 1978, 7:05 PM EDT

Att. 16,995 - Unknown - 72 F

livebaseballscorecards.com

| | |
|---|---|
| AB | 32 |
| R | 4 |
| H | 7 |
| RBI | 4 |
| BB | 3 |
| SO | 4 |
| LOB | 12 |

| Batter | 1 | 2 | 3 | 4 | 5 | 6 | 7 | 8 | 9 | AB | R | H | RBI | BB | SO | LOB |
|---|---|---|---|---|---|---|---|---|---|---|---|---|---|---|---|---|
| Ron LeFlore, R (1, 8)<br>OBP: 0.354, SLG: 0.386 | F9 | | F8 | | | CS, 1B | | 3-1, 4-3, 1B | | 4 | 0 | 2 | 0 | 0 | 0 | 0 |
| Lou Whitaker, L (1, 4)<br>OBP: 0.356, SLG: 0.365 | K | | K | | | 1-2, BB | | 4-3, 1-2 | | 3 | 0 | 0 | 0 | 1 | 2 | 1 |
| Rusty Staub, L (1, 10)<br>OBP: 0.357, SLG: 0.457 | G3 | | | E3, L4-6, 1B | | 4-3 | | 3-1, 2-3 | | 4 | 0 | 0 | 0 | 0 | 0 | 2 |
| Jason Thompson, L (1, 3)<br>OBP: 0.375, SLG: 0.489 | | 4-3 | | 1-2, 1B | | | E, 1B, G3, 1B | F7 | | 4 | 1 | 2 | 0 | 0 | 0 | 1 |
| Steve Kemp, L (1, 7)<br>OBP: 0.390, SLG: 0.400 | | 4-3 | | L4-6, 2-3 | | | G3, 1-2 | | 4-3 | 4 | 0 | 0 | 0 | 0 | 0 | 3 |
| Lance Parrish, R (1, 2)<br>OBP: 0.260, SLG: 0.439 | | 1B | | | K | | F7 | | 4-3 | 4 | 0 | 1 | 0 | 0 | 1 | 1 |
| John Wockenfuss, R (1, 9)<br>OBP: 0.357, SLG: 0.372 | | F8 | | | 4-3 | | E, 2-3, 1B | | 1-3 | 4 | 0 | 1 | 0 | 0 | 0 | 1 |
| Aurelio Rodriguez, R (1, 5)<br>OBP: 0.297, SLG: 0.384 | | | 5-3 | | 6-3 | | E7, 1-3, 3-H, 1B | | | 3 | 0 | 1 | 1 | 0 | 0 | 0 |
| Alan Trammell, R (1, 6)<br>OBP: 0.327, SLG: 0.329 | | | F9 | | | 6-3 | G3 | | | 2 | 0 | 0 | 0 | 0 | 0 | 0 |
| Milt May, L (7, PH)<br>OBP: 0.326, SLG: 0.410 | | | | | | | | | | 1 | 0 | 0 | 0 | 0 | 0 | 2 |
| Mark Wagner, R (8, 6)<br>OBP: 0.282, SLG: 0.295 | | | | | | | | | | 0 | 0 | 0 | 0 | 0 | 0 | 0 |
| Inning Stats | R: 0, E: 0, K: 1, S: 5 / H: 0, LOB: 0, BB: 0, P: 5 | R: 0, E: 0, K: 0, S: 4 / H: 1, LOB: 1, BB: 0, P: 4 | R: 0, E: 0, K: 0, S: 3 / H: 0, LOB: 0, BB: 0, P: 3 | R: 0, E: 1, K: 1, S: 6 / H: 1, LOB: 1, BB: 0, P: 6 | R: 0, E: 0, K: 1, S: 5 / H: 0, LOB: 0, BB: 0, P: 5 | R: 0, E: 0, K: 0, S: 3 / H: 1, LOB: 1, BB: 1, P: 7 | R: 1, E: 1, K: 0, S: 6 / H: 3, LOB: 2, BB: 0, P: 6 | R: 0, E: 0, K: 0, S: 4 / H: 1, LOB: 1, BB: 0, P: 4 | R: 0, E: 0, K: 0, S: 3 / H: 0, LOB: 0, BB: 0, P: 3 | 1B: 7, 2B: 1, 3B: 0, HR: 0 / SF: 0, SAC: 0, DP: 1, HBP: 0 | | | | | | WP: 0, PB: 0, SB: 0, CS: 1 / PA: 34 | |

| PITCHER | IP | WLS | BF | H | R | ER | SO | BB | IBB | HBP | BLK | WP | HR | S | P | ERA | WHIP |
|---|---|---|---|---|---|---|---|---|---|---|---|---|---|---|---|---|---|
| Geoff Zahn, L (1, 1)<br>ERA: 3.29 | 6.2 | W | 26 | 6 | 1 | 1 | 3 | 1 | 0 | 0 | 0 | 0 | 0 | 31 | 35 | 1.35 | 1.050 |
| Mike Marshall, R (7, 1)<br>ERA: 2.58 | 2.1 | S | 8 | 1 | 0 | 0 | 0 | 0 | 0 | 0 | 0 | 0 | 0 | 8 | 8 | 0.00 | 0.429 |

| PITCHER | IP | WLS | BF | H | R | ER | SO | BB | IBB | HBP | BLK | WP | HR | S | P | ERA | WHIP |
|---|---|---|---|---|---|---|---|---|---|---|---|---|---|---|---|---|---|

# BOTTOM

## Minnesota Twins @ Detroit Tigers

Tiger Stadium, Detroit, MI

Thu Aug 31 1978, 7:05 PM EDT

Att. 16,995 - Unknown - 72 F

livebaseballscorecards.com

| | |
|---|---|
| AB | 33 |
| R | 1 |
| H | 7 |
| RBI | 1 |
| BB | 1 |
| SO | 3 |
| LOB | 11 |

| Batter | 1 | 2 | 3 | 4 | 5 | 6 | 7 | 8 | 9 | AB | R | H | RBI | BB | SO | LOB |
|---|---|---|---|---|---|---|---|---|---|---|---|---|---|---|---|---|
| Rick Manning, L (1, 8)<br>OBP: 0.318, SLG: 0.353 | 4-3 SH3-4 1B 1B | | L7 | | 5-3 | | | L7 | | 4 | 1 | 1 | 0 | 0 | 0 | 0 |
| Jim Norris, L (1, 7)<br>OBP: 0.359, SLG: 0.357 | SH3-4 1-2 | | F9 | | K | | | F5 | | 3 | 0 | 0 | 0 | 0 | 1 | 0 |
| Buddy Bell, R (1, 5)<br>OBP: 0.337, SLG: 0.416 | 4-3 2-3 | | | 1B 3B | | L6 E 1B | | 5-3 | | 4 | 1 | 2 | 0 | 0 | 0 | 1 |
| Andre Thornton, R (1, 3)<br>OBP: 0.387, SLG: 0.525<br>Ted Cox, R (7, 3)<br>OBP: 0.285, SLG: 0.269 | 3-H 1B | | | FC3-6 3-H 1B | | L6 1-3 | | | K | 3<br>1 | 0<br>0 | 2<br>0 | 2<br>0 | 0<br>0 | 0<br>1 | 1<br>0 |
| Bernie Carbo, L (1, 9)<br>OBP: 0.344, SLG: 0.368<br>Horace Speed, R (7, 9)<br>OBP: 0.330, SLG: 0.281 | K | | | FC3-6 1-2f | | HR | | | F7 | 3<br>1 | 1<br>0 | 1<br>0 | 1<br>0 | 0<br>0 | 1<br>0 | 2<br>0 |
| Gary Alexander, R (1, 10)<br>OBP: 0.316, SLG: 0.447 | | K | | K | | K | | | K | 4 | 0 | 0 | 0 | 0 | 4 | 1 |
| Duane Kuiper, L (1, 4)<br>OBP: 0.314, SLG: 0.348 | | F5 | | P6 | | | 4-3 | | | 3 | 0 | 0 | 0 | 0 | 0 | 1 |
| Tom Veryzer, R (1, 6)<br>OBP: 0.296, SLG: 0.330 | | 1-3 | | | F5 | | K | | | 3 | 0 | 0 | 0 | 0 | 1 | 0 |
| Bo Diaz, R (1, 2)<br>OBP: 0.270, SLG: 0.343 | | | 4-3 | | HR | | K | | | 3 | 1 | 1 | 1 | 0 | 1 | 0 |
| Inning Stats | R: 1 E: 0 K: 1 S: 7 H: 2 LOB: 1 BB: 0 P: 7 | R: 0 E: 0 K: 1 S: 5 H: 0 LOB: 0 BB: 0 P: 5 | R: 0 E: 0 K: 0 S: 3 H: 0 LOB: 0 BB: 0 P: 3 | R: 1 E: 0 K: 1 S: 7 H: 2 LOB: 1 BB: 0 P: 7 | R: 1 E: 0 K: 1 S: 6 H: 1 LOB: 0 BB: 0 P: 6 | R: 1 E: 1 K: 1 S: 6 H: 2 LOB: 0 BB: 0 P: 6 | R: 0 E: 0 K: 2 S: 7 H: 0 LOB: 0 BB: 0 P: 7 | R: 0 E: 0 K: 0 S: 3 H: 0 LOB: 0 BB: 0 P: 3 | R: 0 E: 0 K: 2 S: 7 H: 0 LOB: 0 BB: 0 P: 7 | 1B: 4<br>2B: 1<br>3B: 1<br>HR: 2 | SF: 0<br>SAC: 1<br>DP: 1<br>HBP: 0 | | | | WP: 0<br>PB: 0<br>SB: 0<br>CS: 0 | PA: 33 | |

| PITCHER | IP | WLS | BF | H | R | ER | SO | BB | IBB | HBP | BLK | WP | HR | S | P | ERA | WHIP |
|---|---|---|---|---|---|---|---|---|---|---|---|---|---|---|---|---|---|
| Roger Erickson, R (1, 1)<br>ERA: 4.15 | 9.0 | L | 33 | 7 | 4 | 4 | 9 | 0 | 0 | 0 | 0 | 0 | 2 | 51 | 51 | 4.00 | 0.778 |

| PITCHER | IP | WLS | BF | H | R | ER | SO | BB | IBB | HBP | BLK | WP | HR | S | P | ERA | WHIP |
|---|---|---|---|---|---|---|---|---|---|---|---|---|---|---|---|---|---|

TOP

# Cleveland Indians @ Minnesota Twins

Metropolitan Stadium, Bloomington , MI

Fri Sep 01 1978, 8:05 PM EDT

Att. 4,917 - Unknown - 81 F

livebaseballscorecards.com

| | |
|---|---|
| AB | 32 |
| R | 4 |
| H | 7 |
| RBI | 4 |
| BB | 0 |
| SO | 9 |
| LOB | 6 |

# Cleveland Indians @ Minnesota Twins

Metropolitan Stadium, Bloomington , MI

Fri Sep 01 1978, 8:05 PM EDT

Att. 4,917 - Unknown - 81 F

BOTTOM

livebaseballscorecards.com

| Batter | 1 | 2 | 3 | 4 | 5 | 6 | 7 | 8 | 9 | AB | R | H | RBI | BB | SO | LOB |
|---|---|---|---|---|---|---|---|---|---|---|---|---|---|---|---|---|
| Bob Randall, R (1, 4)<br>OBP: 0.341, SLG: 0.353 | FC2-6 1B | | 1-2 1B | | 4-3 | | | BB BB | | 3 | 0 | 2 | 0 | 0 | 0 | 0 |
| Rod Carew, L (8, PH)<br>OBP: 0.408, SLG: 0.439 (9, 4) | | | | | | | | | | 0 | 0 | 0 | 0 | 1 | 0 | 0 |
| Bombo Rivera, R (1, 9)<br>OBP: 0.366, SLG: 0.356 | FC2-6 1-2f | | F8 | | | G4-6-3 BB | | 1-2 BB | | 2 | 0 | 0 | 0 | 1 | 0 | 3 |
| Hosken Powell, L (8, PH)<br>OBP: 0.322, SLG: 0.343 (9, 9) | | | | | | | | | | 0 | 0 | 0 | 0 | 1 | 0 | 0 |
| Dan Ford, R (1, 8)<br>OBP: 0.344, SLG: 0.441 | K | | 4-3 | | | K | | K | | 4 | 0 | 0 | 0 | 0 | 3 | 6 |
| Jose Morales, R (1, 10)<br>OBP: 0.359, SLG: 0.406 | 4-3 | | | G4-6-3 BB 1B | | G4-6-3 1-2f | | F7 | | 3 | 0 | 1 | 0 | 0 | 0 | 2 |
| Glenn Adams, L (8, PH)<br>OBP: 0.290, SLG: 0.396 | | | | | | | | | | 1 | 0 | 0 | 0 | 0 | 0 | 2 |
| Roy Smalley, S (1, 6)<br>OBP: 0.362, SLG: 0.448 | | 5-3 | | G4-6-3 1-2 BB | | | 1B SF7 BB | F5 | | 2 | 1 | 0 | 0 | 2 | 0 | 2 |
| Willie Norwood, R (1, 7)<br>OBP: 0.309, SLG: 0.389 | | F8 | | G4-6-3 1-2f 2-3 | | | K | | F8 | 3 | 0 | 0 | 0 | 0 | 1 | 3 |
| Butch Wynegar, S (9, PH)<br>OBP: 0.319, SLG: 0.335 | | | | | | | | | | 1 | 0 | 0 | 0 | 0 | 0 | 0 |
| Larry Wolfe, R (1, 5)<br>OBP: 0.323, SLG: 0.325 | | 5-3 | | K | | | 1-3 1B | | K | 3 | 0 | 1 | 0 | 0 | 1 | 1 |
| Rich Chiles, L (9, PH)<br>OBP: 0.333, SLG: 0.359 | | | | | | | | | | 1 | 0 | 0 | 0 | 0 | 1 | 0 |
| Glenn Borgmann, R (1, 2)<br>OBP: 0.310, SLG: 0.313 | | | 6-3 | | F3 | | SF7 3-H | | BB | 2 | 0 | 0 | 1 | 0 | 0 | 0 |
| Mike Cubbage, L (9, PH)<br>OBP: 0.345, SLG: 0.412 | | | | | | | | | | 0 | 0 | 0 | 0 | 1 | 0 | 0 |
| Craig Kusick, R (1, 3)<br>OBP: 0.316, SLG: 0.292 | | | 1B BB | | K | | 6-3 | | K | 3 | 0 | 0 | 0 | 1 | 2 | 2 |
| Inning Stats | R: 0 E: 0 K: 1 S: 6 H: 1 LOB: 1 BB: 0 P: 6 | R: 0 E: 0 K: 0 S: 3 H: 0 LOB: 0 BB: 0 P: 3 | R: 0 E: 0 K: 0 S: 4 H: 1 LOB: 2 BB: 1 P: 8 | R: 0 E: 0 K: 1 S: 5 H: 1 LOB: 1 BB: 1 P: 9 | R: 0 E: 0 K: 1 S: 5 H: 0 LOB: 0 BB: 0 P: 5 | R: 0 E: 0 K: 1 S: 4 H: 0 LOB: 0 BB: 1 P: 8 | R: 1 E: 0 K: 1 S: 6 H: 1 LOB: 1 BB: 1 P: 10 | R: 0 E: 0 K: 1 S: 5 H: 0 LOB: 2 BB: 2 P: 13 | R: 0 E: 0 K: 2 S: 7 H: 0 LOB: 1 BB: 1 P: 11 | 1B: 4 2B: 0 3B: 0 HR: 0 | SF: 1 SAC: 0 DP: 2 HBP: 0 | | | | | | |

| | AB | 28 |
|---|---|---|
| | R | 1 |
| | H | 4 |
| | RBI | 1 |
| | BB | 7 |
| | SO | 8 |
| | LOB | 21 |

WP: 0 PB: 0 SB: 0 CS: 0 PA: 36

| PITCHER | | IP | WLS | BF | H | R | ER | SO | BB | IBB | HBP | BLK | WP | HR | S | P | ERA | WHIP |
|---|---|---|---|---|---|---|---|---|---|---|---|---|---|---|---|---|---|---|
| David Clyde, L<br>ERA: 4.32 | (1, 1) | 7.0 | W | 27 | 4 | 1 | 1 | 5 | 4 | 0 | 0 | 0 | 0 | 0 | 33 | 49 | 1.29 | 1.143 |
| Jim Kern, R<br>ERA: 2.9 | (8, 1) | 0.0 | | 2 | 0 | 0 | 0 | 0 | 2 | 0 | 0 | 0 | 0 | 0 | 0 | 8 | ∞ | ∞ |
| Dan Spillner, R<br>ERA: 3.55 | (8, 1) | 2.0 | S | 7 | 0 | 0 | 0 | 3 | 1 | 0 | 0 | 0 | 0 | 0 | 12 | 16 | 0.00 | 0.500 |

| PITCHER | IP | WLS | BF | H | R | ER | SO | BB | IBB | HBP | BLK | WP | HR | S | P | ERA | WHIP |
|---|---|---|---|---|---|---|---|---|---|---|---|---|---|---|---|---|---|

| Batter | 1 | 2 | 3 | 4 | 5 | 6 | 7 | 8 | 9 | AB | R | H | RBI | BB | SO | LOB |
|---|---|---|---|---|---|---|---|---|---|---|---|---|---|---|---|---|
| Rick Manning, L (1, 8)<br>OBP: 0.315, SLG: 0.350 | SSS 0-3 ① K | | x 0-0 ② G1 | | | x 0-0 ① 6-3 | | x 0-0 ① F7 | | 4 | 0 | 0 | 0 | 0 | 1 | 0 |
| Jim Norris, L (1, 9)<br>OBP: 0.361, SLG: 0.359 | x 0-0 FC1-6 1B | | x 0-0 ③ F7 | | | x 0-0 ② G1 | | x 0-0 CS 1B | | 4 | 0 | 2 | 0 | 0 | 0 | 0 |
| Buddy Bell, R (1, 5)<br>OBP: 0.339, SLG: 0.414 | x 0-0 ② FC1-6 FC5-4<br>1-2f | | | x 0-0 ① 6-3 | | BBB 4-0 BB | | BBB 4-0 ② 1B<br>1-2 BB | | 2 | 0 | 0 | 0 | 2 | 0 | 1 |
| Andre Thornton, R (1, 3)<br>OBP: 0.386, SLG: 0.522 | x 0-0 ③ FC5-4<br>1-2f | | | SSS 0-3 ② K | | SSS 0-3 ③ K | | x 0-0 FC4-6<br>1-2 1B | | 4 | 0 | 1 | 0 | 0 | 2 | 2 |
| Bernie Carbo, L (1, 10)<br>OBP: 0.347, SLG: 0.371 | | x 0-0 G3 SH5-4<br>1B | | SSS 0-3 ③ K | | | x 0-0 2B SF8 1B | x 0-0 ③ FC4-6<br>1-2f | | 4 | 1 | 2 | 0 | 0 | 1 | 2 |
| Ron Pruitt, R (1, 7)<br>OBP: 0.316, SLG: 0.377 | | x 0-0 ① SH5-4<br>1-2 | | | x 0-0 ① G3 | | x 0-0 SF8<br>1-3 2B | | x 0-0 ① 5-3 | 3 | 0 | 1 | 0 | 0 | 0 | 0 |
| Duane Kuiper, L (1, 4)<br>OBP: 0.314, SLG: 0.347 | | x 0-0 ② G3<br>2-3 | | | x 0-0 1B | | x 0-0 ① L9 | | x 0-0 ② L9 | 4 | 0 | 1 | 0 | 0 | 0 | 3 |
| Tom Veryzer, R (1, 6)<br>OBP: 0.294, SLG: 0.328<br>Larvell Blanks, R (7, PH)<br>OBP: 0.288, SLG: 0.344 (7, 6) | | x 0-0 ③ 6-3 | | | SSS 0-3 ② K | | x 0-0 ② SF8<br>2-3<br>3-H | | SSS 0-3 ③ K | 2<br>1 | 0<br>0 | 0<br>0 | 0<br>1 | 0<br>0 | 1<br>1 | 2<br>0 |
| Bo Diaz, R (1, 2)<br>OBP: 0.263, SLG: 0.333 | | | x 0-0 ① 4-3 | | x 0-0 ③ P4 | | SSS 0-3 ③ K | | | 3 | 0 | 0 | 0 | 0 | 1 | 2 |
| Inning Stats | R: 0 H: 1<br>E: 0 LOB: 1<br>K: 1 BB: 0<br>S: 6 P: 6 | R: 0 H: 1<br>E: 0 LOB: 1<br>K: 0 BB: 0<br>S: 4 P: 4 | R: 0 H: 0<br>E: 0 LOB: 0<br>K: 0 BB: 0<br>S: 3 P: 3 | R: 0 H: 0<br>E: 0 LOB: 0<br>K: 2 BB: 0<br>S: 7 P: 7 | R: 0 H: 1<br>E: 0 LOB: 1<br>K: 1 BB: 0<br>S: 6 P: 6 | R: 0 H: 0<br>E: 0 LOB: 1<br>K: 1 BB: 1<br>S: 5 P: 9 | R: 1 H: 2<br>E: 0 LOB: 1<br>K: 1 BB: 0<br>S: 7 P: 7 | R: 0 H: 2<br>E: 0 LOB: 2<br>K: 0 BB: 1<br>S: 4 P: 8 | R: 0 H: 0<br>E: 0 LOB: 0<br>K: 1 BB: 0<br>S: 5 P: 5 | 1B: 6 SF: 1<br>2B: 1 SAC: 1<br>3B: 0 DP: 0<br>HR: 0 HBP: 0 | | | | | | |

| PITCHER | | IP | WLS | BF | H | R | ER | SO | BB | IBB | HBP | BLK | WP | HR | S | P | ERA | WHIP |
|---|---|---|---|---|---|---|---|---|---|---|---|---|---|---|---|---|---|---|
| Dave Goltz, R<br>ERA: 2.6 | (1, 1) | 7.2 | W | 31 | 7 | 1 | 1 | 6 | 2 | 0 | 0 | 0 | 0 | 0 | 41 | 49 | 1.17 | 1.174 |
| Mike Marshall, R<br>ERA: 2.53 | (8, 1) | 1.1 | S | 4 | 0 | 0 | 0 | 1 | 0 | 0 | 0 | 0 | 0 | 0 | 6 | 6 | 0.00 | 0.000 |

| PITCHER | IP | WLS | BF | H | R | ER | SO | BB | IBB | HBP | BLK | WP | HR | S | P | ERA | WHIP |
|---|---|---|---|---|---|---|---|---|---|---|---|---|---|---|---|---|---|

TOP

# Cleveland Indians @ Minnesota Twins

Metropolitan Stadium, Bloomington , MI

Sat Sep 02 1978, 4:33 AM EDT

Att. 6,775 - Unknown - 86 F

livebaseballscorecards.com

| | |
|---|---|
| AB | 31 |
| R | 1 |
| H | 7 |
| RBI | 1 |
| BB | 2 |
| SO | 7 |
| LOB | 12 |

WP: 0 PA: 35
PB: 0
SB: 0
CS: 1

# Cleveland Indians @ Minnesota Twins

Metropolitan Stadium, Bloomington , MI

Sat Sep 02 1978, 4:33 AM EDT

Att. 6,775 - Unknown - 86 F

BOTTOM

| Batter | 1 | 2 | 3 | 4 | 5 | 6 | 7 | 8 | 9 | AB | R | H | RBI | BB | SO | LOB |
|---|---|---|---|---|---|---|---|---|---|---|---|---|---|---|---|---|
| Hosken Powell, L (1, 9) OBP: 0.318, SLG: 0.339 | 4-3 | | | L4 | 6-3 | | | 1-3 | | 4 | 0 | 0 | 0 | 0 | 0 | 0 |
| Mike Cubbage, L (1, 5) OBP: 0.347, SLG: 0.411 | G1-6-3 BB | | | G3 | | G4-6-3 1B | | F7 | | 3 | 0 | 1 | 0 | 1 | 0 | 0 |
| Rod Carew, L (1, 3) OBP: 0.408, SLG: 0.438 | G1-6-3 1-2f | | | S 1B 1B | | G4-6-3 1-2f | | | | 3 | 1 | 1 | 0 | 0 | 0 | 2 |
| Roy Smalley, S (1, 6) OBP: 0.362, SLG: 0.447 | | F8 | | 1B 1-2 BLK BB | | 4-3 | | | | 2 | 1 | 0 | 0 | 1 | 0 | 0 |
| Glenn Adams, L (1, 10) OBP: 0.294, SLG: 0.399 | | L7 | | BLK 1-3 2-H 1B | | | SH1-4 1B | | | 3 | 0 | 2 | 1 | 0 | 0 | 0 |
| Dan Ford, R (1, 8) OBP: 0.344, SLG: 0.440 | | K | | 1-2 3-H BB | | | SH1-4 1-2 | | | 1 | 0 | 0 | 0 | 1 | 1 | 0 |
| Butch Wynegar, S (1, 2) OBP: 0.317, SLG: 0.332 | | 4-3 | | 4-3 | | | F5 | | | 3 | 0 | 0 | 0 | 0 | 0 | 3 |
| Rich Chiles, L (1, 7) OBP: 0.328, SLG: 0.353 | | K | | | G3 | | F7 | | | 3 | 0 | 0 | 0 | 0 | 1 | 1 |
| Bombo Rivera, R (9, 7) OBP: 0.366, SLG: 0.356 | | | | | | | | | | 0 | 0 | 0 | 0 | 0 | 0 | 0 |
| Bob Randall, R (1, 4) OBP: 0.338, SLG: 0.349 | | 5-3 | | | 4-3 | | | 5-3 | | 3 | 0 | 0 | 0 | 0 | 0 | 0 |
| Inning Stats | R: 0 E: 0 K: 0 S: 2 H: 0 LOB: 0 BB: 1 P: 6 | R: 0 E: 0 K: 1 S: 5 H: 0 LOB: 0 BB: 0 P: 5 | R: 0 E: 0 K: 1 S: 5 H: 0 LOB: 0 BB: 0 P: 5 | R: 2 E: 0 K: 0 S: 5 H: 2 LOB: 2 BB: 2 P: 13 | R: 0 E: 0 K: 0 S: 3 H: 0 LOB: 0 BB: 0 P: 3 | R: 0 E: 0 K: 0 S: 3 H: 1 LOB: 0 BB: 0 P: 3 | R: 0 E: 0 K: 0 S: 4 H: 1 LOB: 1 BB: 0 P: 4 | R: 0 E: 0 K: 0 S: 3 H: 0 LOB: 0 BB: 0 P: 3 | | 1B: 4 2B: 0 3B: 0 HR: 0 | SF: 0 SAC: 1 DP: 2 HBP: 0 | | | WP: 0 PB: 0 SB: 1 CS: 0 | PA: 29 | | |

| | AB | 25 |
|---|---|---|
| | R | 2 |
| | H | 4 |
| | RBI | 1 |
| | BB | 3 |
| | SO | 2 |
| | LOB | 6 |

livebaseballscorecards.com

| PITCHER | IP | WLS | BF | H | R | ER | SO | BB | IBB | HBP | BLK | WP | HR | S | P | ERA | WHIP |
|---|---|---|---|---|---|---|---|---|---|---|---|---|---|---|---|---|---|
| Paul Reuschel, R (1, 1) ERA: 3.87 | 8.0 | L | 29 | 4 | 2 | 2 | 2 | 3 | 0 | 0 | 1 | 0 | 0 | 30 | 42 | 2.25 | 0.875 |

| PITCHER | IP | WLS | BF | H | R | ER | SO | BB | IBB | HBP | BLK | WP | HR | S | P | ERA | WHIP |
|---|---|---|---|---|---|---|---|---|---|---|---|---|---|---|---|---|---|

# Cleveland Indians @ Minnesota Twins

Metropolitan Stadium, Bloomington , MI

Sun Sep 03 1978, 4:33 AM EDT

Unknown - 82 F

TOP

livebaseballscorecards.com

| Batter | 1 | 2 | 3 | 4 | 5 | 6 | 7 | 8 | 9 | AB | R | H | RBI | BB | SO | LOB |
|---|---|---|---|---|---|---|---|---|---|---|---|---|---|---|---|---|
| Duane Kuiper, L (1, 4)<br>OBP: 0.311, SLG: 0.344 | F6 | | F9 | | 6-3 | | FC6-4<br>1-2f | | | 4 | 0 | 0 | 0 | 0 | 0 | 1 |
| Rick Manning, L (1, 8)<br>OBP: 0.313, SLG: 0.347 | L1 | | K | | 4-3 | | | 6-3 | | 4 | 0 | 0 | 0 | 0 | 1 | 0 |
| Buddy Bell, R (1, 5)<br>OBP: 0.338, SLG: 0.413 | K | | | 2B 1B<br>1B | | F7 | | 5-3 | | 4 | 1 | 1 | 0 | 0 | 1 | 0 |
| Andre Thornton, R (1, 3)<br>OBP: 0.389, SLG: 0.527<br>Ted Cox, R (7, 3)<br>OBP: 0.284, SLG: 0.268 | | 2B<br>1B | | 1-3<br>E<br>2B | | BBB<br>4-0<br>FC5-4<br>BB | | SSS<br>0-3<br>K | | 2<br>1 | 2<br>0 | 2<br>0 | 0<br>0 | 1<br>0 | 0<br>1 | 0<br>0 |
| Bernie Carbo, L (1, 10)<br>OBP: 0.350, SLG: 0.378 | | 6-3<br>1-H<br>2B | | E7<br>2-H<br>3-H<br>1B | | F9 | | | 3-1 | 4 | 0 | 2 | 2 | 0 | 0 | 1 |
| Ron Pruitt, R (1, 7)<br>OBP: 0.309, SLG: 0.367 | | F4 | | F7 | | FC5-4<br>1-2f | | | F8 | 4 | 0 | 0 | 0 | 0 | 0 | 3 |
| Jim Norris, L (1, 9)<br>OBP: 0.356, SLG: 0.353 | | 6-3<br>2-3 | | 1-3 | | | F9 | | G3 | 4 | 0 | 0 | 0 | 0 | 0 | 2 |
| Tom Veryzer, R (1, 6)<br>OBP: 0.292, SLG: 0.325 | | 6-3 | | 4-3 | | | L7 | | | 3 | 0 | 0 | 0 | 0 | 0 | 2 |
| Bo Diaz, R (1, 2)<br>OBP: 0.265, SLG: 0.333 | | | SSS<br>0-3<br>K | | L5 | | FC6-4<br>1B | | | 3 | 0 | 1 | 0 | 0 | 1 | 0 |
| Inning Stats | R: 0<br>E: 0<br>K: 1<br>S: 5<br>H: 0<br>LOB: 0<br>BB: 0<br>P: 5 | R: 1<br>E: 0<br>K: 0<br>S: 5<br>H: 2<br>LOB: 1<br>BB: 0<br>P: 5 | R: 0<br>E: 0<br>K: 2<br>S: 7<br>H: 0<br>LOB: 0<br>BB: 0<br>P: 7 | R: 2<br>E: 1<br>K: 0<br>S: 6<br>H: 3<br>LOB: 1<br>BB: 0<br>P: 6 | R: 0<br>E: 0<br>K: 0<br>S: 3<br>H: 0<br>LOB: 0<br>BB: 0<br>P: 3 | R: 0<br>E: 0<br>K: 0<br>S: 3<br>H: 0<br>LOB: 1<br>BB: 1<br>P: 7 | R: 0<br>E: 0<br>K: 0<br>S: 4<br>H: 1<br>LOB: 1<br>BB: 0<br>P: 4 | R: 0<br>E: 0<br>K: 1<br>S: 5<br>H: 0<br>LOB: 0<br>BB: 0<br>P: 5 | R: 0<br>E: 0<br>K: 0<br>S: 3<br>H: 0<br>LOB: 0<br>BB: 0<br>P: 3 | 1B: 4<br>2B: 2<br>3B: 0<br>HR: 0<br>SF: 0<br>SAC: 0<br>DP: 0<br>HBP: 0 | | | | | | |

| | AB | 33 |
|---|---|---|
| | R | 3 |
| | H | 6 |
| | RBI | 2 |
| | BB | 1 |
| | SO | 4 |
| | LOB | 9 |

WP: 0 PB: 0 SB: 0 CS: 0 PA: 34

| PITCHER | IP | WLS | BF | H | R | ER | SO | BB | IBB | HBP | BLK | WP | HR | S | P | ERA | WHIP |
|---|---|---|---|---|---|---|---|---|---|---|---|---|---|---|---|---|---|
| Gary Serum, R (1, 1)<br>ERA: 4.01 | 9.0 | W | 34 | 6 | 3 | 3 | 4 | 1 | 0 | 0 | 0 | 0 | 0 | 41 | 45 | 3.00 | 0.778 |

| PITCHER | IP | WLS | BF | H | R | ER | SO | BB | IBB | HBP | BLK | WP | HR | S | P | ERA | WHIP |
|---|---|---|---|---|---|---|---|---|---|---|---|---|---|---|---|---|---|

# BOTTOM

## Cleveland Indians @ Minnesota Twins

Metropolitan Stadium, Bloomington , MI

Sun Sep 03 1978, 4:33 AM EDT

Unknown - 82 F

| Batter | 1 | 2 | 3 | 4 | 5 | 6 | 7 | 8 | 9 | AB | R | H | RBI | BB | SO | LOB |
|---|---|---|---|---|---|---|---|---|---|---|---|---|---|---|---|---|
| Hosken Powell, L (1, 9)<br>OBP: 0.314, SLG: 0.334 | 4-3 | SF8<br>3-H | | E6<br>HR<br>2-3 | F8<br>2-3 | | F9 | | | 4 | 1 | 0 | 1 | 0 | 0 | 3 |
| Mike Cubbage, L (1, 5)<br>OBP: 0.348, SLG: 0.412 | HR<br>1B<br>1B | K<br>1-2 | | HR<br>1-H<br>3-H | BB<br>1B<br>1-2<br>3-H | | BB<br>1B | | | 2 | 1 | 1 | 0 | 0 | 1 | 1 |
| Larry Wolfe, R (4, PH)<br>OBP: 0.332, SLG: 0.343 (5, 5) | | | | | | | | | | 1 | 2 | 1 | 3 | 2 | 0 | 0 |
| Rod Carew, L (1, 3)<br>OBP: 0.413, SLG: 0.445 | HR<br>1-2<br>1B | | WP BB<br>4-3<br>1B | F8<br>1B<br>2B | 1B<br>1-2<br>2-3<br>BB | | G5-4-3<br>1-2<br>1B | | | 4 | 3 | 4 | 0 | 1 | 0 | 0 |
| Roy Smalley, S (1, 6)<br>OBP: 0.364, SLG: 0.453 | HR<br>1-H<br>2-H | | 4-3 WP<br>1-2<br>BB | F8<br>2-3 | 1B<br>1-3<br>2-H<br>3-H | | G5-4-3<br>1-2f | | | 4 | 1 | 2 | 5 | 1 | 0 | 3 |
| Glenn Adams, L (1, 10)<br>OBP: 0.292, SLG: 0.396 | F8 | K | | FC6-4<br>3-H<br>1B | F7 | | | 6-3 | | 2 | 0 | 0 | 0 | 0 | 1 | 2 |
| Jose Morales, R (4, PH)<br>OBP: 0.360, SLG: 0.407 | | | | | | | | | | 2 | 0 | 1 | 1 | 0 | 0 | 2 |
| Craig Kusick, R (8, PH)<br>OBP: 0.314, SLG: 0.291 | | | | | | | | | | 1 | 0 | 0 | 0 | 0 | 0 | 0 |
| Dan Ford, R (1, 8)<br>OBP: 0.341, SLG: 0.436 | 4-3 | 4-3<br>1-3<br>2-H | | FC6-4<br>1-2f | K | | | 5-3 | | 5 | 0 | 0 | 1 | 0 | 1 | 2 |
| Butch Wynegar, S (1, 2)<br>OBP: 0.318, SLG: 0.336 | | L4 | K | | 5-3 | 1B | | 2B | | 5 | 0 | 2 | 0 | 0 | 1 | 1 |
| Rich Chiles, L (1, 7)<br>OBP: 0.335, SLG: 0.360 | | 1B<br>SF8<br>1B | | E SH3-4<br>HR<br>1B | F8 BB<br>WP<br>BB | K | | 5-3 | | 2 | 2 | 2 | 0 | 0 | 0 | 0 |
| Bombo Rivera, R (5, PH)<br>OBP: 0.366, SLG: 0.352 (6, 7) | | | | | | | | | | 2 | 1 | 0 | 0 | 1 | 1 | 2 |
| Rob Wilfong, L (1, 4)<br>OBP: 0.339, SLG: 0.312 | | S<br>1-3<br>1B | | SH3-4<br>1-2 | BB WP<br>1B<br>1-2<br>BB | F8 | | | | 2 | 1 | 1 | 0 | 1 | 0 | 1 |
| Inning Stats | R: 3<br>E: 0<br>K: 0<br>S: 6<br>H: 3<br>LOB: 0<br>BB: 0<br>P: 6 | R: 1<br>E: 0<br>K: 1<br>S: 7<br>H: 2<br>LOB: 1<br>BB: 0<br>P: 7 | R: 1<br>E: 0<br>K: 2<br>S: 8<br>H: 1<br>LOB: 1<br>BB: 1<br>P: 12 | R: 4<br>E: 1<br>K: 0<br>S: 8<br>H: 4<br>LOB: 1<br>BB: 0<br>P: 8 | R: 3<br>E: 0<br>K: 0<br>S: 4<br>H: 1<br>LOB: 2<br>BB: 4<br>P: 20 | R: 0<br>E: 0<br>K: 2<br>S: 8<br>H: 1<br>LOB: 1<br>BB: 0<br>P: 8 | R: 0<br>E: 0<br>K: 0<br>S: 3<br>H: 1<br>LOB: 1<br>BB: 1<br>P: 7 | R: 0<br>E: 0<br>K: 0<br>S: 4<br>H: 1<br>LOB: 1<br>BB: 0<br>P: 4 | | 1B: 10<br>2B: 2<br>3B: 0<br>HR: 2<br>SF: 1<br>SAC: 1<br>DP: 1<br>HBP: 0 | | | | WP: 2<br>PB: 0<br>SB: 1<br>CS: 0<br>PA: 44 | | |

livebaseballscorecards.com

| | AB | 36 |
|---|---|---|
| | R | 12 |
| | H | 14 |
| | RBI | 11 |
| | BB | 6 |
| | SO | 5 |
| | LOB | 17 |

| PITCHER | | IP | WLS | BF | H | R | ER | SO | BB | IBB | HBP | BLK | WP | HR | S | P | ERA | WHIP |
|---|---|---|---|---|---|---|---|---|---|---|---|---|---|---|---|---|---|---|
| Rick Wise, R<br>ERA: 4.22 | (1, 1) | 3.1 | L | 19 | 7 | 7 | 7 | 3 | 1 | 0 | 0 | 0 | 1 | 1 | 24 | 28 | 18.90 | 2.400 |
| Don Hood, L<br>ERA: 4.78 | (4, 1) | 4.2 | | 25 | 7 | 5 | 4 | 2 | 5 | 0 | 0 | 0 | 1 | 1 | 24 | 44 | 7.71 | 2.571 |

| PITCHER | IP | WLS | BF | H | R | ER | SO | BB | IBB | HBP | BLK | WP | HR | S | P | ERA | WHIP |
|---|---|---|---|---|---|---|---|---|---|---|---|---|---|---|---|---|---|

| Batter | 1 | 2 | 3 | 4 | 5 | 6 | 7 | 8 | 9 | AB | R | H | RBI | BB | SO | LOB |
|---|---|---|---|---|---|---|---|---|---|---|---|---|---|---|---|---|
| Paul Dade, R (1, 9)<br>OBP: 0.332, SLG: 0.329 | S S S<br>0-3 ① K | | B B B<br>4-0 6-3 SH5-4 BB | | x<br>0-0 ① F3 | x<br>0-0 ② F8 | | | x<br>0-0 ① ②<br>B3-4-6-4<br>1-2f | 3 | 0 | 0 | 0 | 1 | 1 | 2 |
| Horace Speed, R (6, 9)<br>OBP: 0.327, SLG: 0.278 | | | | | | | | | | 1 | 0 | 0 | 0 | 0 | 0 | 1 |
| Duane Kuiper, L (1, 4)<br>OBP: 0.313, SLG: 0.348 | x<br>0-0 ② F8 | | x<br>0-0 ① SH5-4<br>1-2<br>2-3 | | x<br>0-0 1B 2B | x<br>0-0 ③ L8 | | | x<br>0-0 1B | 4 | 1 | 2 | 0 | 0 | 0 | 2 |
| Buddy Bell, R (1, 5)<br>OBP: 0.339, SLG: 0.415 | x<br>0-0 2B | | x<br>0-0 ② 6-3<br>2-3<br>3-H | | x<br>0-0 1B 1B<br>2-H | | x<br>0-0 ① 4-3 | | S S S<br>0-3 ③ K | 5 | 0 | 2 | 2 | 0 | 1 | 2 |
| Andre Thornton, R (1, 3)<br>OBP: 0.386, SLG: 0.522 | x<br>0-0 ③ F7 | | x<br>0-0 ③ P3 | | x<br>0-0 ② F4 | | x<br>0-0 ② F4 | | | 4 | 0 | 0 | 0 | 0 | 0 | 3 |
| Bernie Carbo, L (1, 10)<br>OBP: 0.357, SLG: 0.382 | | B B B B<br>4-0 FC6-4 BB | | x<br>0-0 SH3-4 E SF8 1B | x<br>0-0 1-3 1B | | S S S<br>0-3 ③ K | | | 3 | 1 | 2 | 0 | 1 | 1 | 0 |
| Gary Alexander, R (1, 2)<br>OBP: 0.314, SLG: 0.443 | | x<br>0-0 ① FC6-4<br>1-2f | | x<br>0-0 E1 SH3-4<br>1-2 | x<br>0-0 ③ 4-3 | | | x<br>0-0 ① F9 | | 4 | 0 | 0 | 0 | 0 | 0 | 4 |
| Rick Manning, L (1, 8)<br>OBP: 0.313, SLG: 0.347 | | S S S<br>0-3 ② K | | x<br>0-0 ① SH3-4<br>1-2<br>2-3 | | x<br>0-0 FC1-6 1B | | x<br>0-0 ② L5 | | 3 | 0 | 1 | 0 | 0 | 1 | 1 |
| Larvell Blanks, R (1, 6)<br>OBP: 0.282, SLG: 0.339 | | S S S<br>0-3 ③ K | | x<br>0-0 ② SF8<br>3-H | | x<br>0-0 ① FC1-6 1B<br>1-2f | | x<br>0-0 ③ 4-3 | | 3 | 0 | 0 | 1 | 0 | 1 | 2 |
| Jim Norris, L (1, 7)<br>OBP: 0.361, SLG: 0.361 | | | x<br>0-0 SH5-4 6-3 2B | x<br>0-0 ③ 4-3 | | x<br>0-0 1-2 1B | | | B B B B<br>4-0 B3-4-6-4 BB | 3 | 1 | 2 | 0 | 1 | 0 | 1 |
| Inning Stats | R: 0 H: 1<br>E: 0 LOB: 1<br>K: 1 BB: 0<br>S: 6 P: 6 | R: 0 H: 0<br>E: 0 LOB: 1<br>K: 2 BB: 1<br>S: 7 P: 11 | R: 1 H: 1<br>E: 0 LOB: 1<br>K: 0 BB: 1<br>S: 4 P: 8 | R: 1 H: 1<br>E: 1 LOB: 1<br>K: 0 BB: 0<br>S: 5 P: 5 | R: 1 H: 3<br>E: 0 LOB: 2<br>K: 0 BB: 0<br>S: 6 P: 6 | R: 0 H: 2<br>E: 0 LOB: 2<br>K: 0 BB: 0<br>S: 5 P: 5 | R: 0 H: 0<br>E: 0 LOB: 0<br>K: 1 BB: 0<br>S: 5 P: 5 | R: 0 H: 0<br>E: 0 LOB: 0<br>K: 0 BB: 0<br>S: 3 P: 3 | R: 0 H: 1<br>E: 0 LOB: 1<br>K: 1 BB: 1<br>S: 5 P: 9 | 1B: 6 SF: 1<br>2B: 3 SAC: 2<br>3B: 0 DP: 1<br>HR: 0 HBP: 0 | | | | | | WP: 0 PA: 39<br>PB: 0<br>SB: 0<br>CS: 0 | |

# TOP

## Cleveland Indians @ Minnesota Twins

Metropolitan Stadium, Bloomington , MI

Sun Sep 03 1978, 4:38 AM EDT

Att. 10,240 - Unknown

livebaseballscorecards.com

| | |
|---|---|
| AB | 33 |
| R | 3 |
| H | 9 |
| RBI | 3 |
| BB | 3 |
| SO | 5 |
| LOB | 18 |

| PITCHER | | IP | WLS | BF | H | R | ER | SO | BB | IBB | HBP | BLK | WP | HR | S | P | ERA | WHIP |
|---|---|---|---|---|---|---|---|---|---|---|---|---|---|---|---|---|---|---|
| Stan Perzanowski, R<br>ERA: 5.51 | (1, 1) | 5.2 | | 28 | 8 | 3 | 2 | 3 | 2 | 0 | 0 | 0 | 0 | 0 | 32 | 40 | 3.18 | 1.765 |
| Jeff Holly, L<br>ERA: 3.57 | (6, 1) | 0.1 | | 1 | 0 | 0 | 0 | 0 | 0 | 0 | 0 | 0 | 0 | 0 | 1 | 1 | 0.00 | 0.000 |
| John Sutton, R<br>ERA: 3.79 | (7, 1) | 2.0 | | 6 | 0 | 0 | 0 | 1 | 0 | 0 | 0 | 0 | 0 | 0 | 8 | 8 | 0.00 | 0.000 |
| Mike Marshall, R<br>ERA: 2.5 | (9, 1) | 1.0 | W | 4 | 1 | 0 | 0 | 1 | 1 | 0 | 0 | 0 | 0 | 0 | 5 | 9 | 0.00 | 2.000 |

| PITCHER | IP | WLS | BF | H | R | ER | SO | BB | IBB | HBP | BLK | WP | HR | S | P | ERA | WHIP |
|---|---|---|---|---|---|---|---|---|---|---|---|---|---|---|---|---|---|

# BOTTOM

| Batter | 1 | 2 | 3 | 4 | 5 | 6 | 7 | 8 | 9 | AB | R | H | RBI | BB | SO | LOB |
|---|---|---|---|---|---|---|---|---|---|---|---|---|---|---|---|---|
| Hosken Powell, L (1, 9)<br>OBP: 0.316, SLG: 0.334 | BBBB 4-0 CS BB | | x 0-0 F9 ③ | | | x 0-0 F8 ② | | x 0-0 1B FC5-4 1B | | 3 | 1 | 1 | 0 | 1 | 0 | 0 |
| Mike Cubbage, L (1, 5)<br>OBP: 0.349, SLG: 0.411 | SSS 0-3 K ①② 1-2 | | | BBBB 4-0 3-1 1B BB | | SSS 0-3 K ③ | | x 0-0 FC5-4 PB 1-3 1B | | 3 | 0 | 1 | 0 | 1 | 2 | 1 |
| Rod Carew, L (1, 3)<br>OBP: 0.414, SLG: 0.444 | x 0-0 3-1 ③ | | | x 0-0 3-1 ① 1-2 | | | x 0-0 4-3 S E 1B | 4-0 FC5-4 1-2 IBB | | 3 | 1 | 1 | 0 | 1 | 0 | 1 |
| Roy Smalley, S (1, 6)<br>OBP: 0.365, SLG: 0.451 | | BBBB 4-0 F9 PB BB | | x 0-0 F8 ② | | | BBBB 4-0 E SF7 4-3 1-2 BB | x 0-0 FC5-4 ② 1-2f 2-3 3-H | | 2 | 1 | 0 | 1 | 2 | 0 | 3 |
| Glenn Adams, L (1, 10)<br>OBP: 0.293, SLG: 0.396<br>Jose Morales, R (8, PH)<br>OBP: 0.359, SLG: 0.405 | | SSS 0-3 K ① | | x 0-0 ③ 2-H 1B | | | x 0-0 ① 4-3 1-2 2-3 | SSS 0-3 K ③ | | 3<br>1 | 0<br>0 | 1<br>0 | 0<br>0 | 0<br>0 | 1<br>1 | 3<br>2 |
| Dan Ford, R (1, 8)<br>OBP: 0.341, SLG: 0.433 | | x 0-0 F9 ② 1-3 | | | x 0-0 4-3 ① | | x 0-0 E4 2-3 3-H | | BBBB 4-0 S SH3 1B BB | 3 | 1 | 0 | 1 | 1 | 0 | 2 |
| Rich Chiles, L (1, 7)<br>OBP: 0.330, SLG: 0.356<br>Rob Wilfong, L (9, PH)<br>OBP: 0.339, SLG: 0.312 | | SSS 0-3 K ③ | | | x 0-0 F8 ② | | x 0-0 SF7 ② 3-H | | x 0-0 SH3 ① 1-2 | 2<br>0 | 0<br>0 | 0<br>0 | 1<br>0 | 0<br>0 | 1<br>0 | 1<br>0 |
| Bob Randall, R (1, 4)<br>OBP: 0.340, SLG: 0.346 | | | H 1-0 B5-4 HBP | | x 0-0 F9 ③ | | SSS 0-3 K ③ | | H 1-0 1B 2-3 HBP | 2 | 0 | 0 | 0 | 0 | 1 | 1 |
| Glenn Borgmann, R (1, 2)<br>OBP: 0.304, SLG: 0.306<br>Butch Wynegar, S (8, PH)<br>OBP: 0.318, SLG: 0.337<br>(9, 2) | | | x 0-0 B5-4 ①② 1-2f | | | x 0-0 5-3 ① | | x 0-0 F2 ① | x 0-0 1-2 3-H 1B | 2<br>2 | 0<br>0 | 0<br>1 | 0<br>1 | 0<br>0 | 0<br>0 | 1<br>0 |
| Inning Stats | R: 0 E: 0 K: 1 S: 4 H: 0 LOB: 0 BB: 1 P: 8 | R: 0 E: 0 K: 2 S: 7 H: 0 LOB: 1 BB: 1 P: 11 | R: 0 E: 0 K: 0 S: 2 H: 0 LOB: 0 BB: 0 P: 3 | R: 0 E: 0 K: 0 S: 3 H: 1 LOB: 2 BB: 1 P: 7 | R: 0 E: 0 K: 0 S: 3 H: 0 LOB: 0 BB: 0 P: 3 | R: 0 E: 0 K: 1 S: 5 H: 0 LOB: 0 BB: 0 P: 5 | R: 2 E: 1 K: 1 S: 7 H: 1 LOB: 1 BB: 1 P: 11 | R: 1 E: 0 K: 1 S: 7 H: 2 LOB: 2 BB: 1 P: 11 | R: 1 E: 0 K: 0 S: 2 H: 1 LOB: 2 BB: 1 P: 7 | 1B: 5<br>2B: 2<br>3B: 0<br>HR: 0 | SF: 1<br>SAC: 1<br>DP: 2<br>HBP: 2 | | | WP: 0<br>PB: 2<br>SB: 2<br>CS: 1 | PA: 36 | | |

| PITCHER | | IP | WLS | BF | H | R | ER | SO | BB | IBB | HBP | BLK | WP | HR | S | P | ERA | WHIP |
|---|---|---|---|---|---|---|---|---|---|---|---|---|---|---|---|---|---|---|
| Dave Freisleben, R<br>ERA: 6.68 | (1, 1) | 7.0 | | 26 | 2 | 2 | 1 | 5 | 4 | 0 | 1 | 0 | 0 | 0 | 31 | 48 | 1.29 | 0.857 |
| Dan Spillner, R<br>ERA: 3.66 | (8, 1) | 0.1 | | 3 | 2 | 1 | 1 | 0 | 0 | 0 | 0 | 0 | 0 | 0 | 3 | 3 | 27.00 | 6.000 |
| Sid Monge, L<br>ERA: 2.93 | (8, 1) | 0.1 | | 2 | 0 | 0 | 0 | 0 | 0 | 1 | 0 | 0 | 0 | 0 | 1 | 5 | 0.00 | 0.000 |
| Jim Kern, R<br>ERA: 2.99 | (8, 1) | 0.2 | L | 5 | 1 | 1 | 1 | 1 | 1 | 0 | 1 | 0 | 0 | 0 | 5 | 10 | 13.50 | 3.000 |

| PITCHER | IP | WLS | BF | H | R | ER | SO | BB | IBB | HBP | BLK | WP | HR | S | P | ERA | WHIP |
|---|---|---|---|---|---|---|---|---|---|---|---|---|---|---|---|---|---|

# Cleveland Indians @ Minnesota Twins

Metropolitan Stadium, Bloomington , MI

Sun Sep 03 1978, 4:38 AM EDT

Att. 10,240 - Unknown

livebaseballscorecards.com

| | |
|---|---|
| AB | 26 |
| R | 4 |
| H | 5 |
| RBI | 4 |
| BB | 6 |
| SO | 6 |
| LOB | 15 |

| Batter | 1 | 2 | 3 | 4 | 5 | 6 | 7 | 8 | 9 | AB | R | H | RBI | BB | SO | LOB |
|---|---|---|---|---|---|---|---|---|---|---|---|---|---|---|---|---|
| Rusty Torres, S (1, 7) (6, 9)<br>OBP: 0.444, SLG: 0.667 | F4 | | BB | | | HR | | BB | | 2 | 1 | 1 | 1 | 2 | 0 | 0 |
| Don Kessinger, S (1, 6)<br>OBP: 0.319, SLG: 0.318 | 4-3 | | L6 | | | 1-3 | | 6-3 | | 4 | 0 | 0 | 0 | 0 | 0 | 3 |
| Chet Lemon, R (1, 9)<br>OBP: 0.359, SLG: 0.476 | 4-3 | | | G5-4-3 1B | | 6-3 | | | G3 | 3 | 0 | 1 | 0 | 0 | 0 | 0 |
| Claudell Washington, L (6, 7)<br>OBP: 0.276, SLG: 0.353 | | | | | | | | | | 1 | 0 | 0 | 0 | 0 | 0 | 0 |
| Lamar Johnson, R (1, 3)<br>OBP: 0.338, SLG: 0.390 | | G5-4-3 1B | | F4 | | | F8 SH1-4 BB | | F8 | 2 | 0 | 1 | 0 | 1 | 0 | 1 |
| Mike Squires, L (7, PR) (7, 3)<br>OBP: 0.400, SLG: 0.422 | | | | | | | | | | 1 | 0 | 0 | 0 | 0 | 0 | 0 |
| Wayne Nordhagen, R (1, 10)<br>OBP: 0.299, SLG: 0.430 | | G5-4-3 1-2f | | G5-4-3 1-2f | | | SH1-4 1-2 | | 4-3 | 2 | 0 | 0 | 0 | 0 | 0 | 2 |
| Ralph Garr, L (7, PH)<br>OBP: 0.314, SLG: 0.374 | | | | | | | | | | 0 | 0 | 0 | 0 | 0 | 0 | 0 |
| Kevin Bell, R (9, PH)<br>OBP: 0.245, SLG: 0.311 | | | | | | | | | | 1 | 0 | 0 | 0 | 0 | 0 | 0 |
| Eric Soderholm, R (1, 5)<br>OBP: 0.304, SLG: 0.424 | | F8 | | | K | | F8 2-3 | | | 3 | 0 | 0 | 0 | 0 | 1 | 2 |
| Bill Nahorodny, R (1, 2)<br>OBP: 0.288, SLG: 0.355 | | | K | | 4-3 | | F3 | | | 3 | 0 | 0 | 0 | 0 | 1 | 2 |
| Greg Pryor, R (1, 4)<br>OBP: 0.274, SLG: 0.267 | | | 5-3 | | 4-3 | | | F9 | | 3 | 0 | 0 | 0 | 0 | 0 | 0 |
| Thad Bosley, L (1, 8)<br>OBP: 0.291, SLG: 0.312 | | | S 1B | | | F9 | | F8 | | 3 | 0 | 1 | 0 | 0 | 0 | 0 |

# TOP

## Chicago White Sox @ Minnesota Twins

Metropolitan Stadium, Bloomington , MI

Mon Sep 04 1978, 4:33 AM EDT

Att. 6,978 - Unknown - 81 F

livebaseballscorecards.com

| | |
|---|---|
| AB | 28 |
| R | 1 |
| H | 4 |
| RBI | 1 |
| BB | 3 |
| SO | 2 |
| LOB | 10 |

| Inning Stats | 1 | 2 | 3 | 4 | 5 | 6 | 7 | 8 | 9 |
|---|---|---|---|---|---|---|---|---|---|
| | R: 0 E: 0 K: 0 S: 3 | H: 0 LOB: 0 BB: 0 P: 3 | R: 0 E: 0 K: 0 S: 3 | H: 1 LOB: 0 BB: 0 P: 3 | R: 0 E: 0 K: 1 S: 6 | H: 1 LOB: 2 BB: 1 P: 10 | R: 0 E: 0 K: 0 S: 3 | H: 1 LOB: 0 BB: 0 P: 3 | R: 0 E: 0 K: 1 S: 5 | H: 0 LOB: 0 BB: 0 P: 5 | R: 1 E: 0 K: 0 S: 4 | H: 1 LOB: 0 BB: 0 P: 4 | R: 0 E: 0 K: 0 S: 3 | H: 0 LOB: 2 BB: 1 P: 7 | R: 0 E: 0 K: 0 S: 3 | H: 0 LOB: 1 BB: 1 P: 7 | R: 0 E: 0 K: 0 S: 3 | H: 0 LOB: 0 BB: 0 P: 3 |

| | | | | | | | | | |

| Batter | 1 | 2 | 3 | 4 | 5 | 6 | 7 | 8 | 9 | AB | R | H | RBI | BB | SO | LOB |
|---|---|---|---|---|---|---|---|---|---|---|---|---|---|---|---|---|
| Hosken Powell, L (1, 9)<br>OBP: 0.315, SLG: 0.333 | 3-1 | | F9 | | FC3-6<br>1-2<br>2-3<br>1B | | F9 | | | 4 | 0 | 1 | 0 | 0 | 0 | 0 |
| Mike Cubbage, L (1, 5)<br>OBP: 0.346, SLG: 0.406 | G3 | | | G3 | FC3-6<br>1-2f<br>2-3<br>3-H | | F8 | | | 4 | 0 | 0 | 1 | 0 | 0 | 2 |
| Rod Carew, L (1, 3)<br>OBP: 0.415, SLG: 0.451 | 6-3 | | | E9<br>1B<br>2B | G3 | | 3B | | | 4 | 1 | 2 | 0 | 0 | 0 | 2 |
| Roy Smalley, S (1, 6)<br>OBP: 0.364, SLG: 0.450 | | F5 | | 1B<br>3-H | | 4-3 | 4-3 | | | 4 | 0 | 1 | 1 | 0 | 0 | 1 |
| Glenn Adams, L (1, 10)<br>OBP: 0.296, SLG: 0.393<br>Willie Norwood, R (8, PR)<br>OBP: 0.309, SLG: 0.389 | | K | | K | | BB<br>BB<br>BB | | 1B<br>SH3<br>BB | | 2<br>0 | 0<br>0 | 0<br>0 | 0<br>0 | 2<br>0 | 2<br>0 | 1<br>0 |
| Dan Ford, R (1, 8)<br>OBP: 0.341, SLG: 0.433 | | 1B | | F4 | | K | | SH3<br>1-2 | | 3 | 0 | 1 | 0 | 0 | 1 | 2 |
| Butch Wynegar, S (1, 2)<br>OBP: 0.320, SLG: 0.335 | | F2 | | | F9 | BB<br>1-2 | | 1B | | 2 | 0 | 0 | 0 | 2 | 0 | 1 |
| Rich Chiles, L (1, 7)<br>OBP: 0.333, SLG: 0.356<br>Bombo Rivera, R (9, 7)<br>OBP: 0.366, SLG: 0.352 | | | 6-3 | | 1B<br>BB<br>FC3-6 | BB<br>1-2<br>2-3 | | F7 | | 3<br>0 | 1<br>0 | 1<br>0 | 0<br>0 | 1<br>0 | 0<br>0 | 2<br>0 |
| Rob Wilfong, L (1, 4)<br>OBP: 0.343, SLG: 0.313 | | | F9 | | FC3-6<br>1-2<br>1B | K | | 1-2<br>2-3<br>1B | | 3 | 0 | 1 | 0 | 1 | 1 | 3 |
| Inning Stats | R: 0<br>E: 0<br>K: 0<br>S: 3<br>H: 0<br>LOB: 0<br>BB: 0<br>P: 3 | R: 0<br>E: 0<br>K: 1<br>S: 6<br>H: 1<br>LOB: 1<br>BB: 0<br>P: 6 | R: 0<br>E: 0<br>K: 0<br>S: 3<br>H: 0<br>LOB: 0<br>BB: 0<br>P: 3 | R: 1<br>E: 1<br>K: 1<br>S: 7<br>H: 2<br>LOB: 1<br>BB: 0<br>P: 7 | R: 1<br>E: 0<br>K: 0<br>S: 5<br>H: 2<br>LOB: 2<br>BB: 1<br>P: 9 | R: 0<br>E: 0<br>K: 2<br>S: 7<br>H: 0<br>LOB: 3<br>BB: 3<br>P: 19 | R: 0<br>E: 0<br>K: 0<br>S: 4<br>H: 1<br>LOB: 1<br>BB: 0<br>P: 4 | R: 0<br>E: 0<br>K: 0<br>S: 3<br>H: 1<br>LOB: 2<br>BB: 2<br>P: 11 | | 1B: 5<br>2B: 1<br>3B: 1<br>HR: 0<br>SF: 0<br>SAC: 1<br>DP: 0<br>HBP: 0 | | | | | |

| PITCHER | IP | WLS | BF | H | R | ER | SO | BB | IBB | HBP | BLK | WP | HR | S | P | ERA | WHIP |
|---|---|---|---|---|---|---|---|---|---|---|---|---|---|---|---|---|---|
| Francisco Barrios, R (1, 1)<br>ERA: 3.85 | 8.0 | L | 36 | 7 | 2 | 1 | 4 | 6 | 0 | 0 | 0 | 0 | 0 | 38 | 62 | 1.12 | 1.625 |

| PITCHER | IP | WLS | BF | H | R | ER | SO | BB | IBB | HBP | BLK | WP | HR | S | P | ERA | WHIP |
|---|---|---|---|---|---|---|---|---|---|---|---|---|---|---|---|---|---|

# BOTTOM

## Chicago White Sox @ Minnesota Twins

Metropolitan Stadium, Bloomington , MI

Mon Sep 04 1978, 4:33 AM EDT

Att. 6,978 - Unknown - 81 F

livebaseballscorecards.com

| | |
|---|---|
| AB | 29 |
| R | 2 |
| H | 7 |
| RBI | 2 |
| BB | 6 |
| SO | 4 |
| LOB | 14 |

WP: 0 PA: 36
PB: 0
SB: 0
CS: 0

| Batter | 1 | 2 | 3 | 4 | 5 | 6 | 7 | 8 | 9 | AB | R | H | RBI | BB | SO | LOB |
|---|---|---|---|---|---|---|---|---|---|---|---|---|---|---|---|---|
| Claudell Washington, L (1, 7)<br>OBP: 0.279, SLG: 0.363 | 6-3 | | HR | | BB | | F9 | | | 3 | 1 | 1 | 2 | 1 | 0 | 1 |
| Thad Bosley, L (1, 8)<br>OBP: 0.291, SLG: 0.307 | G3 | | 6-3 | | K | | | BB | | 3 | 0 | 0 | 0 | 1 | 1 | 1 |
| Mike Squires, L (1, 3)<br>OBP: 0.384, SLG: 0.402 | 4-3 | | 3-1 | | | F7 | | F7 | | 4 | 0 | 0 | 0 | 0 | 0 | 1 |
| Lamar Johnson, R (1, 10)<br>OBP: 0.335, SLG: 0.387 | | 4-3 | | 4-3 | | F8 | | F4 | | 4 | 0 | 0 | 0 | 0 | 0 | 1 |
| Chet Lemon, R (1, 9)<br>OBP: 0.358, SLG: 0.479 | | 6-3 | | SF9 3B | | F7 | | | 4-3 | 4 | 1 | 1 | 0 | 0 | 0 | 0 |
| Bob Molinaro, L (9, 9)<br>OBP: 0.321, SLG: 0.389 | | | | | | | | | | 0 | 0 | 0 | 0 | 0 | 0 | 0 |
| Eric Soderholm, R (1, 5)<br>OBP: 0.304, SLG: 0.422 | | BB | | SF9 3-H | | | F7 | | K | 2 | 0 | 0 | 1 | 1 | 1 | 0 |
| Kevin Bell, R (9, 5)<br>OBP: 0.245, SLG: 0.311 | | | | | | | | | | 0 | 0 | 0 | 0 | 0 | 0 | 0 |
| Greg Pryor, R (1, 4)<br>OBP: 0.285, SLG: 0.286 | | 1-3 | | 2B | | | 1B 2B | | WP BB | 3 | 1 | 2 | 0 | 1 | 0 | 1 |
| Bill Nahorodny, R (1, 2)<br>OBP: 0.288, SLG: 0.354 | | | HR 1B | K | | | F8 | | K | 4 | 1 | 1 | 0 | 0 | 2 | 3 |
| Don Kessinger, S (1, 6)<br>OBP: 0.319, SLG: 0.318 | | | F7 | | F9 | | 2-H 1B | | | 3 | 0 | 1 | 1 | 0 | 0 | 1 |
| Inning Stats | R: 0 E: 0 K: 0 S: 3 H: 0 LOB: 0 BB: 0 P: 3 | R: 0 E: 0 K: 0 S: 3 H: 0 LOB: 1 BB: 1 P: 7 | R: 2 E: 0 K: 0 S: 5 H: 2 LOB: 0 BB: 0 P: 5 | R: 1 E: 0 K: 1 S: 7 H: 2 LOB: 1 BB: 0 P: 7 | R: 0 E: 0 K: 1 S: 4 H: 0 LOB: 0 BB: 1 P: 8 | R: 0 E: 0 K: 0 S: 3 H: 0 LOB: 0 BB: 0 P: 3 | R: 1 E: 0 K: 0 S: 5 H: 2 LOB: 1 BB: 0 P: 5 | R: 0 E: 0 K: 0 S: 2 H: 0 LOB: 0 BB: 1 P: 6 | R: 0 E: 0 K: 2 S: 7 H: 0 LOB: 1 BB: 1 P: 11 | 1B: 2 2B: 2 3B: 1 HR: 1 | SF: 1 SAC: 0 DP: 0 HBP: 0 | | | | | |

TOP

# Chicago White Sox @ Minnesota Twins

Metropolitan Stadium, Bloomington , MI

Tue Sep 05 1978, 8:05 PM EDT

Att. 3,630 - Unknown - 82 F

livebaseballscorecards.com

| | |
|---|---|
| AB | 30 |
| R | 4 |
| H | 6 |
| RBI | 4 |
| BB | 4 |
| SO | 4 |
| LOB | 9 |

WP: 1 PB: 0 SB: 0 CS: 2 PA: 35

| PITCHER | | IP | WLS | BF | H | R | ER | SO | BB | IBB | HBP | BLK | WP | HR | S | P | ERA | WHIP |
|---|---|---|---|---|---|---|---|---|---|---|---|---|---|---|---|---|---|---|
| Roger Erickson, R<br>ERA: 4.2 | (1, 1) | 4.0 | L | 17 | 4 | 3 | 3 | 1 | 1 | 0 | 0 | 0 | 0 | 1 | 18 | 22 | 6.75 | 1.250 |
| Darrell Jackson, L<br>ERA: 4.63 | (5, 1) | 4.0 | | 14 | 2 | 1 | 1 | 1 | 2 | 0 | 0 | 0 | 0 | 0 | 14 | 22 | 2.25 | 1.000 |
| John Sutton, R<br>ERA: 3.7 | (9, 1) | 1.0 | | 4 | 0 | 0 | 0 | 2 | 1 | 0 | 0 | 0 | 1 | 0 | 7 | 11 | 0.00 | 1.000 |

| PITCHER | IP | WLS | BF | H | R | ER | SO | BB | IBB | HBP | BLK | WP | HR | S | P | ERA | WHIP |
|---|---|---|---|---|---|---|---|---|---|---|---|---|---|---|---|---|---|

| Batter | 1 | 2 | 3 | 4 | 5 | 6 | 7 | 8 | 9 | AB | R | H | RBI | BB | SO | LOB |
|---|---|---|---|---|---|---|---|---|---|---|---|---|---|---|---|---|
| Roy Smalley, S (1, 6)<br>OBP: 0.361, SLG: 0.445 | 5-3 | | G1-6-3<br>1-2f | | | 5-3 | | K | F8 | 5 | 0 | 0 | 0 | 0 | 1 | 5 |
| Bob Randall, R (1, 4)<br>OBP: 0.335, SLG: 0.342 | 5-3 | | | 6-3 | | K | | F8 | | 4 | 0 | 0 | 0 | 0 | 1 | 0 |
| Willie Norwood, R (1, 7) (8, 8)<br>OBP: 0.306, SLG: 0.385 | 4-3 | | | F8 | | | K | | K | 4 | 0 | 0 | 0 | 0 | 2 | 0 |
| Dan Ford, R (1, 8)<br>OBP: 0.341, SLG: 0.432<br>Hosken Powell, L (8, 9)<br>OBP: 0.315, SLG: 0.333<br>Glenn Borgmann, R (9, PH)<br>OBP: 0.310, SLG: 0.323 | | K | | F8 | | | BB 1B<br>1B 1B | | 2B | 3<br>0<br>1 | 1<br>0<br>1 | 1<br>0<br>1 | 0<br>0<br>1 | 0<br>0<br>0 | 1<br>0<br>0 | 0<br>0<br>0 |
| Jose Morales, R (1, 10)<br>OBP: 0.366, SLG: 0.416 | | G3 | | | 1B | | 1-2<br>BB<br>1B 1B | | 2-H<br>1B<br>2B | 4 | 1 | 3 | 1 | 0 | 0 | 0 |
| Larry Wolfe, R (1, 5)<br>OBP: 0.335, SLG: 0.343<br>Rob Wilfong, L (9, PR)<br>OBP: 0.343, SLG: 0.313 | | F7 | | | F9 | | B<br>B<br>B<br>B<br>4-0<br>1B<br>1-2<br>2-3<br>BB | | E<br>1B<br>2-3<br>1B | 3<br>0 | 0<br>0 | 1<br>0 | 0<br>0 | 1<br>0 | 0<br>0 | 1<br>0 |
| Bombo Rivera, R (1, 9) (8, 7)<br>OBP: 0.372, SLG: 0.360 | | | 1B<br>1B | | F9 | | 1-3<br>2-H<br>3-H<br>1B | | E8<br>1-3<br>3-H<br>1B | 4 | 0 | 3 | 2 | 0 | 0 | 1 |
| Craig Kusick, R (1, 3)<br>OBP: 0.318, SLG: 0.291 | | | G1-6-3<br>1-3<br>1B | | 6-3 | | F3 | | IBB | 3 | 0 | 1 | 0 | 1 | 0 | 3 |
| Butch Wynegar, S (1, 2)<br>OBP: 0.318, SLG: 0.333<br>Rod Carew, L (9, PH)<br>OBP: 0.414, SLG: 0.450 | | | K | | | F7 | | K | K | 3<br>1 | 0<br>0 | 0<br>0 | 0<br>0 | 0<br>0 | 2<br>1 | 2<br>3 |
| Inning Stats | R: 0<br>E: 0<br>K: 0<br>S: 3<br>H: 0<br>LOB: 0<br>BB: 0<br>P: 3 | R: 0<br>E: 0<br>K: 1<br>S: 5<br>H: 0<br>LOB: 0<br>BB: 0<br>P: 5 | R: 0<br>E: 0<br>K: 1<br>S: 6<br>H: 2<br>LOB: 1<br>BB: 0<br>P: 6 | R: 0<br>E: 0<br>K: 0<br>S: 3<br>H: 0<br>LOB: 0<br>BB: 0<br>P: 3 | R: 0<br>E: 0<br>K: 0<br>S: 4<br>H: 1<br>LOB: 1<br>BB: 0<br>P: 4 | R: 0<br>E: 0<br>K: 1<br>S: 5<br>H: 0<br>LOB: 0<br>BB: 0<br>P: 5 | R: 1<br>E: 0<br>K: 1<br>S: 7<br>H: 3<br>LOB: 2<br>BB: 1<br>P: 11 | R: 0<br>E: 0<br>K: 2<br>S: 7<br>H: 0<br>LOB: 0<br>BB: 0<br>P: 7 | R: 2<br>E: 1<br>K: 2<br>S: 11<br>H: 4<br>LOB: 3<br>BB: 1<br>P: 15 | 1B: 8<br>2B: 2<br>3B: 0<br>HR: 0<br>SF: 0<br>SAC: 0<br>DP: 1<br>HBP: 0 | | | | | | |

| PITCHER | IP | WLS | BF | H | R | ER | SO | BB | IBB | HBP | BLK | WP | HR | S | P | ERA | WHIP |
|---|---|---|---|---|---|---|---|---|---|---|---|---|---|---|---|---|---|
| Steve Trout, L (1, 1)<br>ERA: 2.45 | 6.1 | W | 24 | 5 | 1 | 1 | 4 | 1 | 0 | 0 | 0 | 0 | 0 | 31 | 35 | 1.42 | 0.947 |
| Rich Hinton, L (7, 1)<br>ERA: 3.9 | 2.0 | | 9 | 4 | 2 | 2 | 3 | 0 | 0 | 0 | 0 | 0 | 0 | 15 | 15 | 9.00 | 2.000 |
| Pablo Torrealba, L (9, 1)<br>ERA: 4.97 | 0.0 | | 2 | 1 | 0 | 0 | 0 | 0 | 1 | 0 | 0 | 0 | 0 | 1 | 5 | ∞ | ∞ |
| Lerrin LaGrow, R (9, 1)<br>ERA: 3.79 | 0.2 | S | 2 | 0 | 0 | 0 | 1 | 0 | 0 | 0 | 0 | 0 | 0 | 4 | 4 | 0.00 | 0.000 |

| PITCHER | IP | WLS | BF | H | R | ER | SO | BB | IBB | HBP | BLK | WP | HR | S | P | ERA | WHIP |
|---|---|---|---|---|---|---|---|---|---|---|---|---|---|---|---|---|---|

# BOTTOM

## Chicago White Sox @ Minnesota Twins

Metropolitan Stadium, Bloomington , MI

Tue Sep 05 1978, 8:05 PM EDT

Att. 3,630 - Unknown - 82 F

livebaseballscorecards.com

| | |
|---|---|
| AB | 35 |
| R | 3 |
| H | 10 |
| RBI | 3 |
| BB | 2 |
| SO | 8 |
| LOB | 15 |

WP: 0 PB: 0 SB: 0 CS: 0 PA: 37

# Chicago White Sox @ Minnesota Twins

Metropolitan Stadium, Bloomington , MI

Wed Sep 06 1978, 8:05 PM EDT
Att. 3,648 - Unknown - 85 F

livebaseballscorecards.com

| Batter | 1 | 2 | 3 | 4 | 5 | 6 | 7 | 8 | 9 | AB | R | H | RBI | BB | SO | LOB |
|---|---|---|---|---|---|---|---|---|---|---|---|---|---|---|---|---|
| Claudell Washington, L (1, 7) OBP: 0.279, SLG: 0.361 | 3-1 | | | 4-3 | | K | | 1B | | 4 | 0 | 1 | 0 | 0 | 1 | 0 |
| Mike Eden, S (1, 4) OBP: 0.300, SLG: 0.125 | F7 | | | G3 | | F7 | | L5 | | 4 | 0 | 0 | 0 | 0 | 0 | 1 |
| Mike Squires, L (1, 3) OBP: 0.369, SLG: 0.385 | 6-3 | | | F7 | | F8 | | | K | 4 | 0 | 0 | 0 | 0 | 1 | 0 |
| Lamar Johnson, R (1, 10) OBP: 0.334, SLG: 0.386 | | 6-3 | | | 6-3 | | 4-3 SH2-4 1B | | G3 | 4 | 0 | 1 | 0 | 0 | 0 | 0 |
| Chet Lemon, R (1, 9) OBP: 0.363, SLG: 0.490 | | CS BB | | | 1B 2B | | SH2-4 1-2 | | 2B | 2 | 1 | 2 | 0 | 1 | 0 | 0 |
| Thad Bosley, L (1, 8) OBP: 0.290, SLG: 0.303 | | 4-3 1-2 | | | K | | 4-3 2-3 | | BB | 3 | 0 | 0 | 0 | 1 | 1 | 3 |
| Eric Soderholm, R (1, 5) OBP: 0.304, SLG: 0.420 | | | F8 | | 1B BB | | F4 | | 4-3 | 2 | 0 | 0 | 0 | 1 | 0 | 1 |
| Kevin Bell, R (7, 5) OBP: 0.245, SLG: 0.311 | | | | | | | | | | 0 | 0 | 0 | 0 | 0 | 0 | 0 |
| Bob Molinaro, L (9, PH) OBP: 0.320, SLG: 0.387 | | | | | | | | | | 1 | 0 | 0 | 0 | 0 | 0 | 2 |
| Don Kessinger, S (9, 6) OBP: 0.319, SLG: 0.318 | | | | | | | | | | 0 | 0 | 0 | 0 | 0 | 0 | 0 |
| Greg Pryor, R (1, 6) OBP: 0.286, SLG: 0.287 (9, 5) | | | F8 | | 1-2 2-H 1B | | | 6-3 | | 3 | 0 | 1 | 1 | 0 | 0 | 0 |
| Mike Colbern, R (1, 2) OBP: 0.241, SLG: 0.305 | | | 5-3 | | K | | | 5-3 | | 3 | 0 | 0 | 0 | 0 | 1 | 2 |

| TOP | |
|---|---|
| AB | 30 |
| R | 1 |
| H | 5 |
| RBI | 1 |
| BB | 3 |
| SO | 4 |
| LOB | 9 |

| Inning Stats | 1 | 2 | 3 | 4 | 5 | 6 | 7 | 8 | 9 | | |
|---|---|---|---|---|---|---|---|---|---|---|---|
| | R: 0 H: 0 | R: 0 H: 0 | R: 0 H: 0 | R: 0 H: 0 | R: 1 H: 2 | R: 0 H: 0 | R: 0 H: 1 | R: 0 H: 1 | R: 0 H: 1 | 1B: 3 SF: 0 | WP: 0 PA: 34 |
| | E: 0 LOB: 0 | E: 0 LOB: 0 | E: 0 LOB: 0 | E: 0 LOB: 0 | E: 0 LOB: 2 | E: 0 LOB: 0 | E: 0 LOB: 1 | E: 0 LOB: 1 | E: 0 LOB: 2 | 2B: 2 SAC: 1 | PB: 0 |
| | K: 0 BB: 0 | K: 0 BB: 1 | K: 0 BB: 0 | K: 0 BB: 0 | K: 2 BB: 1 | K: 1 BB: 0 | K: 0 BB: 0 | K: 0 BB: 0 | K: 1 BB: 1 | 3B: 0 DP: 0 | SB: 0 |
| | S: 3 P: 3 | S: 2 P: 6 | S: 3 P: 3 | S: 3 P: 3 | S: 9 P: 13 | S: 5 P: 5 | S: 4 P: 4 | S: 4 P: 4 | S: 6 P: 10 | HR: 0 HBP: 0 | CS: 1 |

| PITCHER | IP | WLS | BF | H | R | ER | SO | BB | IBB | HBP | BLK | WP | HR | S | P | ERA | WHIP |
|---|---|---|---|---|---|---|---|---|---|---|---|---|---|---|---|---|---|
| Dave Goltz, R (1, 1) ERA: 2.53 | 9.0 | L | 34 | 5 | 1 | 1 | 4 | 3 | 0 | 0 | 0 | 0 | 0 | 39 | 51 | 1.00 | 0.889 |

| PITCHER | IP | WLS | BF | H | R | ER | SO | BB | IBB | HBP | BLK | WP | HR | S | P | ERA | WHIP |
|---|---|---|---|---|---|---|---|---|---|---|---|---|---|---|---|---|---|

| Batter | 1 | 2 | 3 | 4 | 5 | 6 | 7 | 8 | 9 | AB | R | H | RBI | BB | SO | LOB |
|---|---|---|---|---|---|---|---|---|---|---|---|---|---|---|---|---|
| Willie Norwood, R (1, 7)<br>OBP: 0.305, SLG: 0.383 | F8 | | 1B 1B | | F8 | | K | | F8 | 5 | 0 | 1 | 0 | 0 | 1 | 0 |
| Bombo Rivera, R (1, 9)<br>OBP: 0.374, SLG: 0.362 | 5-3 | | 1-2 FC5-4 1B | | 1B 1B | | 5-3 | | | 4 | 0 | 2 | 0 | 0 | 0 | 0 |
| Dan Ford, R (1, 8)<br>OBP: 0.340, SLG: 0.431 | K | | F8 | | 1-3 1B | | K | | | 4 | 0 | 1 | 0 | 0 | 2 | 2 |
| Jose Morales, R (1, 10)<br>OBP: 0.359, SLG: 0.408 | | F8 | 1-2f FC5-4 | | F9 | | | K | | 4 | 0 | 0 | 0 | 0 | 1 | 4 |
| Craig Kusick, R (1, 3)<br>OBP: 0.317, SLG: 0.287 | | F9 | | K | | F3 | | BB S | | 3 | 0 | 0 | 0 | 1 | 1 | 0 |
| Larry Wolfe, R (1, 5)<br>OBP: 0.338, SLG: 0.340 | | FC5 BB | | F3 | | BB | | 1-2 K | | 2 | 0 | 0 | 0 | 2 | 1 | 1 |
| Roy Smalley, S (1, 6)<br>OBP: 0.364, SLG: 0.446 | | 1-2 BB | | 1B | | 1-2 FC6-4 BB | | L6 | | 2 | 0 | 1 | 0 | 2 | 0 | 1 |
| Butch Wynegar, S (1, 2)<br>OBP: 0.315, SLG: 0.329 | | 2-3f FC5 | | F9 | | F8 | | | K | 4 | 0 | 0 | 0 | 0 | 1 | 5 |
| Bob Randall, R (1, 4)<br>OBP: 0.331, SLG: 0.337 | | | F9 | | K | 1-2f FC6-4 | | | 4-3 | 4 | 0 | 0 | 0 | 0 | 1 | 2 |
| Inning Stats | R: 0 H: 0<br>E: 0 LOB: 0<br>K: 1 BB: 0<br>S: 5 P: 5 | R: 0 H: 0<br>E: 0 LOB: 2<br>K: 0 BB: 2<br>S: 3 P: 11 | R: 0 H: 2<br>E: 0 LOB: 2<br>K: 0 BB: 0<br>S: 5 P: 5 | R: 0 H: 1<br>E: 0 LOB: 1<br>K: 1 BB: 0<br>S: 6 P: 6 | R: 0 H: 2<br>E: 0 LOB: 2<br>K: 1 BB: 0<br>S: 7 P: 7 | R: 0 H: 0<br>E: 0 LOB: 2<br>K: 0 BB: 2<br>S: 3 P: 11 | R: 0 H: 0<br>E: 0 LOB: 0<br>K: 2 BB: 0<br>S: 7 P: 7 | R: 0 H: 0<br>E: 0 LOB: 1<br>K: 2 BB: 1<br>S: 7 P: 11 | R: 0 H: 0<br>E: 0 LOB: 0<br>K: 1 BB: 0<br>S: 5 P: 5 | 1B: 5 SF: 0<br>2B: 0 SAC: 0<br>3B: 0 DP: 0<br>HR: 0 HBP: 0 | | | | | | WP: 0 PA: 37<br>PB: 0<br>SB: 1<br>CS: 0 |

| PITCHER | IP | WLS | BF | H | R | ER | SO | BB | IBB | HBP | BLK | WP | HR | S | P | ERA | WHIP |
|---|---|---|---|---|---|---|---|---|---|---|---|---|---|---|---|---|---|
| Ken Kravec, L (1, 1)<br>ERA: 3.91 | 9.0 | W | 37 | 5 | 0 | 0 | 8 | 5 | 0 | 0 | 0 | 0 | 0 | 48 | 68 | 0.00 | 1.111 |

| PITCHER | IP | WLS | BF | H | R | ER | SO | BB | IBB | HBP | BLK | WP | HR | S | P | ERA | WHIP |
|---|---|---|---|---|---|---|---|---|---|---|---|---|---|---|---|---|---|

# BOTTOM

## Chicago White Sox @ Minnesota Twins

Metropolitan Stadium, Bloomington , MI

Wed Sep 06 1978, 8:05 PM EDT

Att. 3,648 - Unknown - 85 F

livebaseballscorecards.com

| | |
|---|---|
| AB | 32 |
| R | 0 |
| H | 5 |
| RBI | 0 |
| BB | 5 |
| SO | 8 |
| LOB | 15 |

| Batter | 1 | 2 | 3 | 4 | 5 | 6 | 7 | 8 | 9 | AB | R | H | RBI | BB | SO | LOB |
|---|---|---|---|---|---|---|---|---|---|---|---|---|---|---|---|---|
| Paul Molitor, R (1, 4)<br>OBP: 0.304, SLG: 0.372 | L7 | | BBBB 4-0 S BB | F7 | | | B1-3 | | F8 | 4 | 0 | 0 | 0 | 1 | 0 | 3 |
| Don Money, R (1, 10)<br>OBP: 0.357, SLG: 0.441 | 6-3 | | SSS 0-3 K 1-2 | | 4-3 | | F2 | | 1-3 | 2 | 0 | 0 | 0 | 0 | 1 | 1 |
| Dave May, L (5, PH)<br>OBP: 0.295, SLG: 0.325 | | | | | | | | | | 3 | 0 | 0 | 0 | 0 | 0 | 1 |
| Cecil Cooper, L (1, 3)<br>OBP: 0.362, SLG: 0.479 | 3-1 | | | HR 2B | FC6-4 1B | | | 4-3 | | 4 | 1 | 2 | 0 | 0 | 0 | 0 |
| Larry Hisle, R (1, 8)<br>OBP: 0.364, SLG: 0.537 | | L3 | | 2-H HR | FC6-4 1-2f | | | 2B 1B | | 4 | 1 | 2 | 2 | 0 | 0 | 1 |
| Ben Oglivie, L (1, 7)<br>OBP: 0.374, SLG: 0.499 | | E 1B 1B | | E9 2B | L3 | | | 1-3 2B | | 4 | 1 | 2 | 0 | 0 | 0 | 1 |
| Sixto Lezcano, R (1, 9)<br>OBP: 0.366, SLG: 0.451 | | E7 G6-4-3 1-3 1B | | L5 | | L8 | | F2 | | 4 | 0 | 1 | 0 | 0 | 0 | 3 |
| Robin Yount, R (1, 6)<br>OBP: 0.339, SLG: 0.439 | | G6-4-3 1-2f | | 3-H 2B | | 5-3 | | 5-3 | | 4 | 0 | 1 | 1 | 0 | 0 | 4 |
| Sal Bando, R (1, 5)<br>OBP: 0.377, SLG: 0.454 | | | F8 | IBB | | F8 | | | SH3-4 1B | 3 | 0 | 1 | 0 | 1 | 0 | 0 |
| Buck Martinez, R (1, 2)<br>OBP: 0.254, SLG: 0.278 | | | 6-3 | F3 | | | L6 | | SH3-4 1-2 | 3 | 0 | 0 | 0 | 0 | 0 | 2 |
| Inning Stats | R: 0 H: 0<br>E: 0 LOB: 0<br>K: 0 BB: 0<br>S: 3 P: 3 | R: 0 H: 2<br>E: 1 LOB: 1<br>K: 0 BB: 0<br>S: 4 P: 4 | R: 0 H: 0<br>E: 0 LOB: 1<br>K: 1 BB: 1<br>S: 5 P: 9 | R: 3 H: 3<br>E: 1 LOB: 2<br>K: 0 BB: 1<br>S: 7 P: 11 | R: 0 H: 1<br>E: 0 LOB: 1<br>K: 0 BB: 0<br>S: 4 P: 4 | R: 0 H: 0<br>E: 0 LOB: 0<br>K: 0 BB: 0<br>S: 3 P: 3 | R: 0 H: 0<br>E: 0 LOB: 0<br>K: 0 BB: 0<br>S: 3 P: 3 | R: 0 H: 2<br>E: 0 LOB: 2<br>K: 0 BB: 0<br>S: 5 P: 5 | R: 0 H: 1<br>E: 0 LOB: 1<br>K: 0 BB: 0<br>S: 4 P: 4 | 1B: 5 SF: 0<br>2B: 3 SAC: 1<br>3B: 0 DP: 1<br>HR: 1 HBP: 0 | | | | | | |

| PITCHER | IP | WLS | BF | H | R | ER | SO | BB | IBB | HBP | BLK | WP | HR | S | P | ERA | WHIP |
|---|---|---|---|---|---|---|---|---|---|---|---|---|---|---|---|---|---|
| Gary Serum, R (1, 1)<br>ERA: 3.89 | 9.0 | L | 38 | 9 | 3 | 2 | 1 | 1 | 1 | 0 | 0 | 0 | 1 | 38 | 46 | 2.00 | 1.111 |

| PITCHER | IP | WLS | BF | H | R | ER | SO | BB | IBB | HBP | BLK | WP | HR | S | P | ERA | WHIP |
|---|---|---|---|---|---|---|---|---|---|---|---|---|---|---|---|---|---|

# TOP

## Milwaukee Brewers @ Minnesota Twins

Metropolitan Stadium, Bloomington , MI

Fri Sep 08 1978, 8:05 PM EDT

Att. 9,262 - Unknown - 84 F

livebaseballscorecards.com

| | |
|---|---|
| AB | 35 |
| R | 3 |
| H | 9 |
| RBI | 3 |
| BB | 2 |
| SO | 1 |
| LOB | 16 |

| Batter | 1 | 2 | 3 | 4 | 5 | 6 | 7 | 8 | 9 | AB | R | H | RBI | BB | SO | LOB |
|---|---|---|---|---|---|---|---|---|---|---|---|---|---|---|---|---|
| Hosken Powell, L (1, 9)<br>OBP: 0.312, SLG: 0.329 | F8 | | G2-5-3<br>1-2<br>2-3f | | | 4-3 | | | K | 4 | 0 | 0 | 0 | 0 | 1 | 2 |
| Mike Cubbage, L (1, 5)<br>OBP: 0.347, SLG: 0.406 | BB | | 3-1 | | | G4-3<br>1B | | | 4-3 | 3 | 0 | 1 | 0 | 1 | 0 | 1 |
| Rod Carew, L (1, 3)<br>OBP: 0.411, SLG: 0.446 | L7 | | | L6 | | G4-3<br>1-2f | | | 1-4-3 | 4 | 0 | 0 | 0 | 0 | 0 | 2 |
| Roy Smalley, S (1, 6)<br>OBP: 0.364, SLG: 0.445 | F7 | | | G4-6-3<br>1B | | | P6 | | | 3 | 0 | 1 | 0 | 0 | 0 | 1 |
| Glenn Adams, L (1, 10)<br>OBP: 0.293, SLG: 0.388 | | F7 | | G4-6-3<br>1-2f | | | P3 | | | 3 | 0 | 0 | 0 | 0 | 0 | 1 |
| Dan Ford, R (1, 8)<br>OBP: 0.338, SLG: 0.428 | | 5-3 | | | F9 | | F8 | | | 3 | 0 | 0 | 0 | 0 | 0 | 0 |
| Butch Wynegar, S (1, 2)<br>OBP: 0.315, SLG: 0.328 | | F7 | | | HBP | | | 2-3 | | 2 | 0 | 0 | 0 | 0 | 0 | 0 |
| Willie Norwood, R (1, 7)<br>OBP: 0.303, SLG: 0.380 | | | E6<br>G2-5-3<br>1B | | F9 | | | K | | 3 | 0 | 0 | 0 | 0 | 1 | 1 |
| Rob Wilfong, L (1, 4)<br>OBP: 0.342, SLG: 0.313 | | | G2-5-3<br>1-2<br>1B | | G3 | | | F2 | | 3 | 0 | 1 | 0 | 0 | 0 | 1 |
| Inning Stats | R: 0<br>E: 0<br>K: 0<br>S: 3<br>H: 0<br>LOB: 1<br>BB: 1<br>P: 7 | R: 0<br>E: 0<br>K: 0<br>S: 3<br>H: 0<br>LOB: 0<br>BB: 0<br>P: 3 | R: 0<br>E: 1<br>K: 0<br>S: 4<br>H: 1<br>LOB: 1<br>BB: 0<br>P: 4 | R: 0<br>E: 0<br>K: 0<br>S: 3<br>H: 1<br>LOB: 0<br>BB: 0<br>P: 3 | R: 0<br>E: 0<br>K: 0<br>S: 3<br>H: 0<br>LOB: 1<br>BB: 0<br>P: 4 | R: 0<br>E: 0<br>K: 0<br>S: 3<br>H: 1<br>LOB: 0<br>BB: 0<br>P: 3 | R: 0<br>E: 0<br>K: 0<br>S: 3<br>H: 0<br>LOB: 0<br>BB: 0<br>P: 3 | R: 0<br>E: 0<br>K: 1<br>S: 5<br>H: 0<br>LOB: 0<br>BB: 0<br>P: 5 | R: 0<br>E: 0<br>K: 1<br>S: 5<br>H: 0<br>LOB: 0<br>BB: 0<br>P: 5 | 1B: 3<br>2B: 0<br>3B: 0<br>HR: 0<br>SF: 0<br>SAC: 0<br>DP: 3<br>HBP: 1 | | | | | | |

| PITCHER | IP | WLS | BF | H | R | ER | SO | BB | IBB | HBP | BLK | WP | HR | S | P | ERA | WHIP |
|---|---|---|---|---|---|---|---|---|---|---|---|---|---|---|---|---|---|
| Andy Replogle, R (1, 1)<br>ERA: 3.69 | 9.0 | W | 30 | 3 | 0 | 0 | 2 | 1 | 0 | 1 | 0 | 0 | 0 | 32 | 37 | 0.00 | 0.444 |

| PITCHER | IP | WLS | BF | H | R | ER | SO | BB | IBB | HBP | BLK | WP | HR | S | P | ERA | WHIP |
|---|---|---|---|---|---|---|---|---|---|---|---|---|---|---|---|---|---|

# BOTTOM

## Milwaukee Brewers @ Minnesota Twins

Metropolitan Stadium, Bloomington , MI

Fri Sep 08 1978, 8:05 PM EDT

Att. 9,262 - Unknown - 84 F

livebaseballscorecards.com

| | |
|---|---|
| AB | 28 |
| R | 0 |
| H | 3 |
| RBI | 0 |
| BB | 1 |
| SO | 2 |
| LOB | 9 |

PA: 30

| Batter | 1 | 2 | 3 | 4 | 5 | 6 | 7 | 8 | 9 | AB | R | H | RBI | BB | SO | LOB |
|---|---|---|---|---|---|---|---|---|---|---|---|---|---|---|---|---|
| Paul Molitor, R (1, 4)<br>OBP: 0.304, SLG: 0.376 | x 0-0 ① 5-3 | | x 0-0 ① F8 | | x 0-0 1-H 3-H 3B | | x 0-0 ③ 6-3 | | | 4 | 0 | 1 | 2 | 0 | 0 | 1 |
| Don Money, R (1, 5)<br>OBP: 0.354, SLG: 0.437 | x 0-0 ② L7 | | x 0-0 ② ③ G6-4-3 1-2f | | x 0-0 ③ F5 | | | x 0-0 ① F7 | | 4 | 0 | 0 | 0 | 0 | 0 | 2 |
| Cecil Cooper, L (1, 3)<br>OBP: 0.358, SLG: 0.474 | x 0-0 ③ F7 | | | x 0-0 ① F8 | | x 0-0 ① P3 | | x 0-0 ② 4-3 | | 4 | 0 | 0 | 0 | 0 | 0 | 0 |
| Larry Hisle, R (1, 7)<br>OBP: 0.365, SLG: 0.535 | | B B B B 4-0 5-3 BB | | x 0-0 ② P4 | | H 1-0 FC4-6 HBP | | x 0-0 ③ F9 | | 2 | 0 | 0 | 0 | 1 | 0 | 0 |
| Ben Oglivie, L (1, 10)<br>OBP: 0.371, SLG: 0.494 | | x 0-0 ① 5-3 1-2 | S S S 0-3 ③ K | | | x 0-0 ② FC4-6 CS 1-2f 1B | | | x 0-0 ① 6-3 | 4 | 1 | 0 | 0 | 0 | 1 | 2 |
| Sixto Lezcano, R (1, 9)<br>OBP: 0.372, SLG: 0.455 | | B B B B 4-0 BB | | | x 0-0 1B 4-3 3B 1B | x 0-0 1-H 1B | | | x 0-0 FC5-4 1B | 3 | 1 | 3 | 1 | 1 | 0 | 0 |
| Robin Yount, R (1, 6)<br>OBP: 0.336, SLG: 0.435 | | x 0-0 ② L9 | | | x 0-0 ① 4-3 1-2 | x 0-0 ③ F4 | | | x 0-0 ② F9 | 4 | 0 | 0 | 0 | 0 | 0 | 5 |
| Gorman Thomas, R (1, 8)<br>OBP: 0.352, SLG: 0.530 | | x 0-0 ③ 5-3 | | | S S S 0-3 ② K | | x 0-0 ① 1-3 | | x 0-0 ③ FC5-4 1-2f | 4 | 0 | 0 | 0 | 0 | 1 | 4 |
| Charlie Moore, R (1, 2)<br>OBP: 0.308, SLG: 0.370 | | | B B B B 4-0 G6-4-3 BB | | x 0-0 2-3 3B 1B | | x 0-0 ② F7 | | | 2 | 1 | 1 | 0 | 1 | 0 | 0 |
| Inning Stats | R: 0 E: 0 K: 0 S: 3 H: 0 LOB: 0 BB: 0 P: 3 | R: 0 E: 0 K: 0 S: 3 H: 0 LOB: 2 BB: 2 P: 11 | R: 0 E: 0 K: 0 S: 2 H: 0 LOB: 0 BB: 1 P: 6 | R: 0 E: 0 K: 1 S: 5 H: 0 LOB: 0 BB: 0 P: 5 | R: 2 E: 0 K: 1 S: 8 H: 3 LOB: 1 BB: 0 P: 8 | R: 1 E: 0 K: 0 S: 4 H: 1 LOB: 1 BB: 0 P: 5 | R: 0 E: 0 K: 0 S: 3 H: 0 LOB: 0 BB: 0 P: 3 | R: 0 E: 0 K: 0 S: 3 H: 0 LOB: 0 BB: 0 P: 3 | R: 0 E: 0 K: 0 S: 4 H: 1 LOB: 1 BB: 0 P: 4 | 1B: 4 2B: 0 3B: 1 HR: 0 | SF: 0 SAC: 0 DP: 1 HBP: 1 | | | | | | |

| PITCHER | IP | WLS | BF | H | R | ER | SO | BB | IBB | HBP | BLK | WP | HR | S | P | ERA | WHIP |
|---|---|---|---|---|---|---|---|---|---|---|---|---|---|---|---|---|---|
| Roger Erickson, R (1, 1)<br>ERA: 4.12 | 9.0 | L | 35 | 5 | 3 | 2 | 2 | 3 | 0 | 1 | 0 | 0 | 0 | 35 | 48 | 2.00 | 0.889 |

| PITCHER | IP | WLS | BF | H | R | ER | SO | BB | IBB | HBP | BLK | WP | HR | S | P | ERA | WHIP |
|---|---|---|---|---|---|---|---|---|---|---|---|---|---|---|---|---|---|

# TOP

## Milwaukee Brewers @ Minnesota Twins

Metropolitan Stadium, Bloomington , MI

Sat Sep 09 1978, 4:33 AM EDT

Att. 10,639 - Unknown - 88 F

livebaseballscorecards.com

| | |
|---|---|
| AB | 31 |
| R | 3 |
| H | 5 |
| RBI | 3 |
| BB | 3 |
| SO | 2 |
| LOB | 14 |

| | | | | | | | | | | | | | | | | | |
|---|---|---|---|---|---|---|---|---|---|---|---|---|---|---|---|---|---|
| 1B: 4 | SF: 0 | WP: 0 | PA: 35 |
| 2B: 0 | SAC: 0 | PB: 0 | |
| 3B: 1 | DP: 1 | SB: 0 | |
| HR: 0 | HBP: 1 | CS: 1 | |

| Batter | 1 | 2 | 3 | 4 | 5 | 6 | 7 | 8 | 9 | AB | R | H | RBI | BB | SO | LOB |
|---|---|---|---|---|---|---|---|---|---|---|---|---|---|---|---|---|
| Willie Norwood, R (1, 7)<br>OBP: 0.303, SLG: 0.377 | B1 | | | K | | FC3-6<br>BB | | G5-4-3<br>1-2f | | 3 | 0 | 0 | 0 | 1 | 1 | 1 |
| Bombo Rivera, R (1, 9)<br>OBP: 0.368, SLG: 0.356 | 1-3 | | | 4-3 | | FC3-6<br>1B<br>1-2f | | F9 | | 4 | 0 | 0 | 0 | 0 | 0 | 1 |
| Rod Carew, L (1, 3)<br>OBP: 0.412, SLG: 0.446 | K | | | BB | | G5-4-3<br>1B<br>1-2 | | | 4-3 | 3 | 0 | 1 | 0 | 1 | 1 | 0 |
| Dan Ford, R (1, 8)<br>OBP: 0.336, SLG: 0.425 | | 1-3 | | 1-3 | | G5-4-3<br>1-2f | | | 6-3 | 4 | 0 | 0 | 0 | 0 | 0 | 3 |
| Jose Morales, R (1, 10)<br>OBP: 0.353, SLG: 0.401 | | 6-3 | | | 4-3 | | 6-3 | | 6-3 | 4 | 0 | 0 | 0 | 0 | 0 | 0 |
| Roy Smalley, S (1, 6)<br>OBP: 0.365, SLG: 0.447 | | 5-3 | | | BB<br>1B | | 2B | | | 2 | 0 | 1 | 0 | 1 | 0 | 0 |
| Larry Wolfe, R (1, 5)<br>OBP: 0.338, SLG: 0.340 | | | 5-3 | | FC5-4<br>1B<br>1-2 | | 5-3 | | | 3 | 0 | 1 | 0 | 0 | 0 | 1 |
| Butch Wynegar, S (1, 2)<br>OBP: 0.313, SLG: 0.325 | | | K | | P4 | | F9 | | | 3 | 0 | 0 | 0 | 0 | 1 | 3 |
| Bob Randall, R (1, 4)<br>OBP: 0.331, SLG: 0.337 | | | K | | FC5-4<br>1-2f | | | G5-4-3<br>1B | | 3 | 0 | 1 | 0 | 0 | 1 | 2 |
| Inning Stats | R: 0<br>E: 0<br>K: 1<br>S: 5<br>H: 0<br>LOB: 0<br>BB: 0<br>P: 5 | R: 0<br>E: 0<br>K: 0<br>S: 3<br>H: 0<br>LOB: 0<br>BB: 0<br>P: 3 | R: 0<br>E: 0<br>K: 2<br>S: 7<br>H: 0<br>LOB: 0<br>BB: 0<br>P: 7 | R: 0<br>E: 0<br>K: 1<br>S: 5<br>H: 0<br>LOB: 1<br>BB: 1<br>P: 9 | R: 0<br>E: 0<br>K: 0<br>S: 4<br>H: 1<br>LOB: 2<br>BB: 1<br>P: 8 | R: 0<br>E: 0<br>K: 0<br>S: 3<br>H: 1<br>LOB: 1<br>BB: 1<br>P: 7 | R: 0<br>E: 0<br>K: 0<br>S: 4<br>H: 1<br>LOB: 1<br>BB: 0<br>P: 4 | R: 0<br>E: 0<br>K: 0<br>S: 3<br>H: 1<br>LOB: 0<br>BB: 0<br>P: 3 | R: 0<br>E: 0<br>K: 0<br>S: 3<br>H: 0<br>LOB: 0<br>BB: 0<br>P: 3 | 1B: 3<br>2B: 1<br>3B: 0<br>HR: 0<br>SF: 0<br>SAC: 0<br>DP: 2<br>HBP: 0 | | | | | | |

| PITCHER | IP | WLS | BF | H | R | ER | SO | BB | IBB | HBP | BLK | WP | HR | S | P | ERA | WHIP |
|---|---|---|---|---|---|---|---|---|---|---|---|---|---|---|---|---|---|
| Mike Caldwell, L (1, 1)<br>ERA: 2.35 | 9.0 | W | 32 | 4 | 0 | 0 | 4 | 3 | 0 | 0 | 0 | 0 | 0 | 37 | 49 | 0.00 | 0.778 |

| PITCHER | IP | WLS | BF | H | R | ER | SO | BB | IBB | HBP | BLK | WP | HR | S | P | ERA | WHIP |
|---|---|---|---|---|---|---|---|---|---|---|---|---|---|---|---|---|---|

# BOTTOM

## Milwaukee Brewers @ Minnesota Twins

Metropolitan Stadium, Bloomington , MI

Sat Sep 09 1978, 4:33 AM EDT

Att. 10,639 - Unknown - 88 F

livebaseballscorecards.com

| | |
|---|---|
| AB | 29 |
| R | 0 |
| H | 4 |
| RBI | 0 |
| BB | 3 |
| SO | 4 |
| LOB | 11 |

| Batter | 1 | 2 | 3 | 4 | 5 | 6 | 7 | 8 | 9 | AB | R | H | RBI | BB | SO | LOB |
|---|---|---|---|---|---|---|---|---|---|---|---|---|---|---|---|---|
| Paul Molitor, R (1, 6)<br>OBP: 0.301, SLG: 0.372 | F8 | FC6-4<br>1-2f | | | 6-3 | | K<br>SSS | | K<br>SSS | 5 | 0 | 0 | 0 | 0 | 2 | 3 |
| Don Money, R (1, 4)<br>OBP: 0.353, SLG: 0.438 | 5-3 | | 1B 2B | | K<br>SSS | | P4 | | | 4 | 0 | 1 | 0 | 0 | 1 | 0 |
| Cecil Cooper, L (1, 3)<br>OBP: 0.357, SLG: 0.474 | 1B 2B | | F8 | | F8 | | | F8 | | 4 | 1 | 1 | 0 | 0 | 0 | 1 |
| Larry Hisle, R (1, 7)<br>OBP: 0.366, SLG: 0.533 | 2-H<br>1B | | F8 | | | K<br>SSS | | BBB<br>BB | | 3 | 0 | 1 | 1 | 1 | 1 | 1 |
| Ben Oglivie, L (1, 9)<br>OBP: 0.370, SLG: 0.491 | F7 | | 2-3<br>1B | | | E6<br>2-3 1B | | F9 | | 4 | 0 | 1 | 0 | 0 | 0 | 2 |
| Sixto Lezcano, R (1, 10)<br>OBP: 0.371, SLG: 0.453 | | K<br>SSS | K<br>SSS | | | 2-3<br>1-2 1B | | 6-3 | | 4 | 0 | 1 | 0 | 0 | 2 | 3 |
| Sal Bando, R (1, 5)<br>OBP: 0.376, SLG: 0.452 | | 6-3 | | CS 1B | | 2-3<br>1-2<br>2-3 | | | F2 | 4 | 0 | 1 | 0 | 0 | 0 | 2 |
| Gorman Thomas, R (1, 8)<br>OBP: 0.351, SLG: 0.526 | | BBB<br>1B BB | | K<br>SSS<br>1-2 | | P5 | | | B5 | 3 | 0 | 0 | 0 | 1 | 1 | 3 |
| Buck Martinez, R (1, 2)<br>OBP: 0.256, SLG: 0.280 | | FC6-4<br>1-2 1B | | 4-3 | | | G3 | | 1B | 2 | 0 | 1 | 0 | 0 | 0 | 0 |
| Tony Muser, L (7, PH)<br>OBP: 0.200, SLG: 0.222 | | | | | | | | | | 1 | 0 | 0 | 0 | 0 | 0 | 0 |
| Charlie Moore, R (7, 2)<br>OBP: 0.310, SLG: 0.373 | | | | | | | | | | 1 | 0 | 1 | 0 | 0 | 0 | 0 |

# TOP

## Milwaukee Brewers @ Minnesota Twins

Metropolitan Stadium, Bloomington , MI

Sun Sep 10 1978, 4:33 AM EDT

Att. 10,512 - Unknown - 89 F

livebaseballscorecards.com

| | |
|---|---|
| AB | 35 |
| R | 1 |
| H | 8 |
| RBI | 1 |
| BB | 2 |
| SO | 7 |
| LOB | 15 |

| Inning Stats | 1 | 2 | 3 | 4 | 5 | 6 | 7 | 8 | 9 |
|---|---|---|---|---|---|---|---|---|---|
| | R: 1<br>E: 0<br>K: 0<br>S: 5 | H: 2<br>LOB: 1<br>BB: 0<br>P: 5 | R: 0<br>E: 0<br>K: 1<br>S: 6 | H: 1<br>LOB: 2<br>BB: 1<br>P: 10 | R: 0<br>E: 0<br>K: 1<br>S: 7 | H: 2<br>LOB: 2<br>BB: 0<br>P: 7 | R: 0<br>E: 0<br>K: 1<br>S: 5 | H: 0<br>LOB: 0<br>BB: 0<br>P: 5 | R: 0<br>E: 0<br>K: 1<br>S: 5 | H: 0<br>LOB: 0<br>BB: 0<br>P: 5 | R: 0<br>E: 1<br>K: 1<br>S: 7 | H: 1<br>LOB: 2<br>BB: 0<br>P: 7 | R: 0<br>E: 0<br>K: 1<br>S: 5 | H: 0<br>LOB: 0<br>BB: 0<br>P: 5 | R: 0<br>E: 0<br>K: 0<br>S: 3 | H: 0<br>LOB: 1<br>BB: 1<br>P: 7 | R: 0<br>E: 0<br>K: 1<br>S: 6 | H: 1<br>LOB: 1<br>BB: 0<br>P: 6 |

| 1B: 6 | SF: 0 | WP: 0 | PA: 37 |
|---|---|---|---|
| 2B: 3 | SAC: 0 | PB: 0 | |
| 3B: 0 | DP: 1 | SB: 0 | |
| HR: 0 | HBP: 0 | CS: 1 | |

| PITCHER | IP | WLS | BF | H | R | ER | SO | BB | IBB | HBP | BLK | WP | HR | S | P | ERA | WHIP |
|---|---|---|---|---|---|---|---|---|---|---|---|---|---|---|---|---|---|
| Dave Goltz, R (1, 1)<br>ERA: 2.45 | 9.0 | W | 37 | 8 | 1 | 1 | 7 | 2 | 0 | 0 | 0 | 0 | 0 | 49 | 57 | 1.00 | 1.111 |

| PITCHER | IP | WLS | BF | H | R | ER | SO | BB | IBB | HBP | BLK | WP | HR | S | P | ERA | WHIP |
|---|---|---|---|---|---|---|---|---|---|---|---|---|---|---|---|---|---|

| Batter | 1 | 2 | 3 | 4 | 5 | 6 | 7 | 8 | 9 | AB | R | H | RBI | BB | SO | LOB |
|---|---|---|---|---|---|---|---|---|---|---|---|---|---|---|---|---|
| Willie Norwood, R (1, 7)<br>OBP: 0.302, SLG: 0.376 | 6-3 | | 4-3 | | | 6-3 | | G6-4-3<br>1-2<br>3-H<br>1B | | 4 | 0 | 1 | 1 | 0 | 0 | 0 |
| Rod Carew, L (1, 3)<br>OBP: 0.409, SLG: 0.442 | 1-3 | | K | | | K | | G6-4-3<br>1-2f | | 4 | 0 | 0 | 0 | 0 | 2 | 2 |
| Dan Ford, R (1, 8)<br>OBP: 0.334, SLG: 0.423 | F2 | | | 6-3 | | 6-3 | | | | 3 | 0 | 0 | 0 | 0 | 0 | 0 |
| Jose Morales, R (1, 10)<br>OBP: 0.353, SLG: 0.397 | | 6-3 | | BB | | | F9 | | | 2 | 0 | 0 | 0 | 1 | 0 | 0 |
| Roy Smalley, S (1, 6)<br>OBP: 0.365, SLG: 0.445 | | G5-4-3<br>BB | | P4 | | | P3 | | | 2 | 0 | 0 | 0 | 1 | 0 | 1 |
| Larry Wolfe, R (1, 5)<br>OBP: 0.333, SLG: 0.335 | | G5-4-3<br>1-2f | | F9 | | | K | | | 3 | 0 | 0 | 0 | 0 | 1 | 2 |
| Bombo Rivera, R (1, 9)<br>OBP: 0.368, SLG: 0.353 | | | K | | K | | | 1B SH1-4<br>1B<br>BB | | 2 | 1 | 0 | 0 | 1 | 2 | 0 |
| Bob Randall, R (1, 4)<br>OBP: 0.332, SLG: 0.338 | | | S<br>HR<br>1B | | 6-3 | | | SH1-4<br>1-2 | | 2 | 1 | 1 | 0 | 0 | 0 | 0 |
| Glenn Borgmann, R (1, 2)<br>OBP: 0.319, SLG: 0.363 | | | 1-H<br>HR | | F3 | | | 1B<br>2-3<br>1B | | 3 | 1 | 2 | 2 | 0 | 0 | 0 |
| Inning Stats | R: 0<br>E: 0<br>K: 0<br>S: 3<br>H: 0<br>LOB: 0<br>BB: 0<br>P: 3 | R: 0<br>E: 0<br>K: 0<br>S: 2<br>H: 0<br>LOB: 0<br>BB: 1<br>P: 6 | R: 2<br>E: 0<br>K: 2<br>S: 9<br>H: 2<br>LOB: 0<br>BB: 0<br>P: 9 | R: 0<br>E: 0<br>K: 0<br>S: 3<br>H: 0<br>LOB: 1<br>BB: 1<br>P: 7 | R: 0<br>E: 0<br>K: 1<br>S: 5<br>H: 0<br>LOB: 0<br>BB: 0<br>P: 5 | R: 0<br>E: 0<br>K: 1<br>S: 5<br>H: 0<br>LOB: 0<br>BB: 0<br>P: 5 | R: 0<br>E: 0<br>K: 1<br>S: 5<br>H: 0<br>LOB: 0<br>BB: 0<br>P: 5 | R: 1<br>E: 0<br>K: 0<br>S: 4<br>H: 2<br>LOB: 1<br>BB: 1<br>P: 8 | | 1B: 3<br>2B: 0<br>3B: 0<br>HR: 1<br>SF: 0<br>SAC: 1<br>DP: 2<br>HBP: 0 | | | | | | |

| PITCHER | IP | WLS | BF | H | R | ER | SO | BB | IBB | HBP | BLK | WP | HR | S | P | ERA | WHIP |
|---|---|---|---|---|---|---|---|---|---|---|---|---|---|---|---|---|---|
| Bill Travers, L (1, 1)<br>ERA: 4.41 | 8.0 | L | 29 | 4 | 3 | 3 | 5 | 3 | 0 | 0 | 0 | 0 | 1 | 36 | 48 | 3.38 | 0.875 |

| PITCHER | IP | WLS | BF | H | R | ER | SO | BB | IBB | HBP | BLK | WP | HR | S | P | ERA | WHIP |
|---|---|---|---|---|---|---|---|---|---|---|---|---|---|---|---|---|---|

# BOTTOM

## Milwaukee Brewers @ Minnesota Twins

Metropolitan Stadium, Bloomington , MI

Sun Sep 10 1978, 4:33 AM EDT

Att. 10,512 - Unknown - 89 F

livebaseballscorecards.com

| | |
|---|---|
| AB | 25 |
| R | 3 |
| H | 4 |
| RBI | 3 |
| BB | 3 |
| SO | 5 |
| LOB | 5 |

PA: 29

WP: 0
PB: 0
SB: 1
CS: 0

| Batter | 1 | 2 | 3 | 4 | 5 | 6 | 7 | 8 | 9 | AB | R | H | RBI | BB | SO | LOB |
|---|---|---|---|---|---|---|---|---|---|---|---|---|---|---|---|---|
| Roy Smalley, S (1, 6)<br>OBP: 0.364, SLG: 0.450 | F9 | | F2 | | HR (1-H) | | 5-3 | | | 4 | 1 | 1 | 2 | 0 | 0 | 1 |
| Bombo Rivera, R (1, 7)<br>OBP: 0.366, SLG: 0.360 | F4 | | 3B (2-H) | | 6-3 | | 6-3 | | | 4 | 0 | 1 | 1 | 0 | 0 | 0 |
| Dan Ford, R (1, 9)<br>OBP: 0.333, SLG: 0.421 | 6-3 | | F9 | | 1B | | | 6-3 | | 4 | 0 | 1 | 0 | 0 | 0 | 1 |
| Craig Kusick, R (1, 3)<br>OBP: 0.320, SLG: 0.287<br>Rob Wilfong, L (8, PR)<br>OBP: 0.342, SLG: 0.313<br>Rod Carew, L (8, 3)<br>OBP: 0.409, SLG: 0.442 | | SH1-3, 1B | | K (SSS) | 5-3 | | | CS, BB (BBB) | | 3<br>0<br>0 | 0<br>0<br>0 | 1<br>0<br>0 | 0<br>0<br>0 | 1<br>0<br>0 | 1<br>0<br>0 | 1<br>0<br>0 |
| Willie Norwood, R (1, 10)<br>OBP: 0.300, SLG: 0.373 | | SH1-3 (1-2) | | B1 | | K (SSS) | | 6-3 (1-2) | | 3 | 0 | 0 | 0 | 0 | 1 | 1 |
| Dave Edwards, R (1, 8)<br>OBP: 0.250, SLG: 0.500 | | F7 | | 2B | | K (SSS) | | | K (SSS) | 4 | 0 | 1 | 0 | 0 | 2 | 1 |
| Larry Wolfe, R (1, 5)<br>OBP: 0.332, SLG: 0.330 | | 6-3 | | F9 | | BB (BBB) | | | 6-3 | 3 | 0 | 0 | 0 | 1 | 0 | 2 |
| Bob Randall, R (1, 4)<br>OBP: 0.331, SLG: 0.337 | | | F3 | | F7 | 4-3 | | | WP, 1B | 4 | 0 | 1 | 0 | 0 | 0 | 1 |
| Glenn Borgmann, R (1, 2)<br>OBP: 0.325, SLG: 0.377 | | | 3B, 2B | | HR, 1B | | F7 | | K (SSS, 1-2) | 4 | 2 | 2 | 0 | 0 | 1 | 1 |
| Inning Stats | R: 0<br>E: 0<br>K: 0<br>S: 3 | H: 0<br>LOB: 0<br>BB: 0<br>P: 3 | R: 0<br>E: 0<br>K: 0<br>S: 4 | H: 1<br>LOB: 1<br>BB: 0<br>P: 4 | R: 1<br>E: 0<br>K: 0<br>S: 5 | H: 2<br>LOB: 1<br>BB: 0<br>P: 5 | R: 0<br>E: 0<br>K: 1<br>S: 6 | H: 1<br>LOB: 1<br>BB: 0<br>P: 6 | R: 2<br>E: 0<br>K: 0<br>S: 6 | H: 3<br>LOB: 1<br>BB: 0<br>P: 6 | R: 0<br>E: 0<br>K: 2<br>S: 7 | H: 0<br>LOB: 1<br>BB: 1<br>P: 11 | R: 0<br>E: 0<br>K: 0<br>S: 3 | H: 0<br>LOB: 0<br>BB: 0<br>P: 3 | R: 0<br>E: 0<br>K: 0<br>S: 2 | H: 0<br>LOB: 1<br>BB: 1<br>P: 6 | R: 0<br>E: 0<br>K: 2<br>S: 8 | H: 1<br>LOB: 1<br>BB: 0<br>P: 8 | 1B: 4<br>2B: 2<br>3B: 1<br>HR: 1 | SF: 0<br>SAC: 1<br>DP: 0<br>HBP: 0 | WP: 1<br>PB: 0<br>SB: 0<br>CS: 1 | PA: 36 |

| PITCHER | IP | WLS | BF | H | R | ER | SO | BB | IBB | HBP | BLK | WP | HR | S | P | ERA | WHIP |
|---|---|---|---|---|---|---|---|---|---|---|---|---|---|---|---|---|---|
| Ken Kravec, L (1, 1)<br>ERA: 3.86 | 9.0 | L | 36 | 8 | 3 | 3 | 5 | 2 | 0 | 0 | 0 | 1 | 1 | 44 | 52 | 3.00 | 1.111 |

| PITCHER | IP | WLS | BF | H | R | ER | SO | BB | IBB | HBP | BLK | WP | HR | S | P | ERA | WHIP |
|---|---|---|---|---|---|---|---|---|---|---|---|---|---|---|---|---|---|

# TOP

## Minnesota Twins @ Chicago White Sox

Comiskey Park, Chicago, IL

Mon Sep 11 1978, 8:05 PM EDT

Att. 7,342 - Cloudy - 85 F

livebaseballscorecards.com

| | |
|---|---|
| AB | 33 |
| R | 3 |
| H | 8 |
| RBI | 3 |
| BB | 2 |
| SO | 5 |
| LOB | 9 |

| Batter | 1 | 2 | 3 | 4 | 5 | 6 | 7 | 8 | 9 | AB | R | H | RBI | BB | SO | LOB |
|---|---|---|---|---|---|---|---|---|---|---|---|---|---|---|---|---|
| Claudell Washington, L (1, 9)<br>OBP: 0.272, SLG: 0.362 | 4-3 | | 3-1<br>1-3 | | F8 | | 1-3 | | | 4 | 0 | 0 | 0 | 0 | 0 | 3 |
| Harry Chappas, S (1, 6)<br>OBP: 0.250, SLG: 0.267 | F9 | | 6-3 | | | E<br>1B | | B5-3 | | 4 | 0 | 1 | 0 | 0 | 0 | 1 |
| Rusty Torres, S (1, 8)<br>OBP: 0.350, SLG: 0.647 | K | | | 1-3 | | F8 | | 3-1 | | 4 | 0 | 0 | 0 | 0 | 1 | 1 |
| Lamar Johnson, R (1, 3)<br>OBP: 0.333, SLG: 0.386 | | F9 | | G4-6-3<br>1B | | F9 | | 1B | | 4 | 0 | 2 | 0 | 0 | 0 | 1 |
| Wayne Nordhagen, R (1, 10)<br>OBP: 0.299, SLG: 0.430 | | F8 | | G4-6-3<br>1-2f | | E8<br>1-3<br>1B | | F8 | | 4 | 0 | 1 | 0 | 0 | 0 | 2 |
| Mike Colbern, R (1, 2)<br>OBP: 0.267, SLG: 0.339<br>Marv Foley, L (9, PH) | | FC5-4<br>1B | | | HR | L4 | | | 4-3 | 3<br>1 | 1<br>0 | 2<br>0 | 1<br>0 | 0<br>0 | 0<br>0 | 2<br>0 |
| Kevin Bell, R (1, 5)<br>OBP: 0.242, SLG: 0.293<br>Mike Squires, L (7, PH)<br>OBP: 0.356, SLG: 0.362<br>Eric Soderholm, R (8, 5)<br>OBP: 0.305, SLG: 0.418 | | FC5-4<br>1-2f | | | FC6-4<br>1B | | 3-1<br>1B | | 5-3 | 2<br>1<br>1 | 0<br>0<br>0 | 1<br>1<br>0 | 0<br>0<br>0 | 0<br>0<br>0 | 0<br>0<br>0 | 1<br>0<br>0 |
| Don Kessinger, S (1, 4)<br>OBP: 0.316, SLG: 0.314<br>Ron Blomberg, L (7, PH)<br>OBP: 0.288, SLG: 0.361<br>Mike Eden, S (8, 4)<br>OBP: 0.286, SLG: 0.118 | | | 6-3 | | FC6-4<br>1B<br>1-2f | | 3-1<br>1-2 | | F8 | 2<br>1<br>1 | 0<br>0<br>0 | 0<br>0<br>0 | 0<br>0<br>0 | 0<br>0<br>0 | 0<br>0<br>0 | 1<br>1<br>0 |
| Thad Bosley, L (1, 7)<br>OBP: 0.301, SLG: 0.316 | | | 3-1<br>1B | | 1-3<br>1B | | L1 | | | 3 | 0 | 2 | 0 | 0 | 0 | 1 |
| Inning Stats | R: 0 H: 0<br>E: 0 LOB: 0<br>K: 1 BB: 0<br>S: 5 P: 5 | R: 0 H: 1<br>E: 0 LOB: 1<br>K: 0 BB: 0<br>S: 4 P: 4 | R: 0 H: 1<br>E: 0 LOB: 1<br>K: 0 BB: 0<br>S: 4 P: 4 | R: 0 H: 1<br>E: 0 LOB: 0<br>K: 0 BB: 0<br>S: 3 P: 3 | R: 1 H: 3<br>E: 0 LOB: 1<br>K: 0 BB: 0<br>S: 5 P: 5 | R: 0 H: 2<br>E: 1 LOB: 2<br>K: 0 BB: 0<br>S: 5 P: 5 | R: 0 H: 1<br>E: 0 LOB: 1<br>K: 0 BB: 0<br>S: 4 P: 4 | R: 0 H: 1<br>E: 0 LOB: 1<br>K: 0 BB: 0<br>S: 4 P: 4 | R: 0 H: 0<br>E: 0 LOB: 0<br>K: 0 BB: 0<br>S: 3 P: 3 | 1B: 9<br>2B: 0<br>3B: 0<br>HR: 1 | SF: 0<br>SAC: 0<br>DP: 1<br>HBP: 0 | | | | | | WP: 0<br>PB: 0<br>SB: 0<br>CS: 0 | PA: 35 |

| PITCHER | IP | WLS | BF | H | R | ER | SO | BB | IBB | HBP | BLK | WP | HR | S | P | ERA | WHIP |
|---|---|---|---|---|---|---|---|---|---|---|---|---|---|---|---|---|---|
| Geoff Zahn, L (1, 1)<br>ERA: 3.15 | 6.0 | W | 24 | 8 | 1 | 1 | 1 | 0 | 0 | 0 | 0 | 0 | 1 | 26 | 26 | 1.50 | 1.333 |
| Mike Marshall, R (7, 1)<br>ERA: 2.42 | 3.0 | S | 11 | 2 | 0 | 0 | 0 | 0 | 0 | 0 | 0 | 0 | 0 | 11 | 11 | 0.00 | 0.667 |

| PITCHER | IP | WLS | BF | H | R | ER | SO | BB | IBB | HBP | BLK | WP | HR | S | P | ERA | WHIP |
|---|---|---|---|---|---|---|---|---|---|---|---|---|---|---|---|---|---|

# BOTTOM

## Minnesota Twins @ Chicago White Sox

Comiskey Park, Chicago, IL

Mon Sep 11 1978, 8:05 PM EDT

Att. 7,342 - Cloudy - 85 F

livebaseballscorecards.com

| | |
|---|---|
| AB | 35 |
| R | 1 |
| H | 10 |
| RBI | 1 |
| BB | 0 |
| SO | 1 |
| LOB | 14 |

| Batter | 1 | 2 | 3 | 4 | 5 | 6 | 7 | 8 | 9 | AB | R | H | RBI | BB | SO | LOB |
|---|---|---|---|---|---|---|---|---|---|---|---|---|---|---|---|---|
| Bob Randall, R (1, 4)<br>OBP: 0.335, SLG: 0.337 | BBBB 4-0 1B SH5-3 BB | x 0-0 F5 ③ | | BBBB 4-0 BB | | x 0-0 1-2 2-3 1B | | x 0-0 4-3 ③ | | 3 | 0 | 1 | 0 | 2 | 0 | 1 |
| Rod Carew, L (1, 3)<br>OBP: 0.408, SLG: 0.441 | x 0-0 SH5-3 ① 1-2 | | x 0-0 S 1B | x 0-0 F9 ③ | | x 0-0 FC5 ③ 2-3f | | | x 0-0 E7 FC6-4 | 4 | 0 | 1 | 0 | 0 | 0 | 5 |
| Dan Ford, R (1, 9)<br>OBP: 0.332, SLG: 0.419 | x 0-0 BB 2-3 1B | | x 0-0 F8 ① 1-2 | | SSS 0-3 K ① | | x 0-0 F7 ① | | x 0-0 F9 ① | 5 | 0 | 1 | 0 | 0 | 1 | 2 |
| Jose Morales, R (1, 10)<br>OBP: 0.354, SLG: 0.392 | BBBB 4-0 G5-4-3 1-2 BB | | x 0-0 F8 ② | | SSS 0-3 K ② | | BBBB 4-0 1B BB | | x 0-0 F8 ② | 3 | 0 | 0 | 0 | 2 | 1 | 2 |
| Roy Smalley, S (1, 6)<br>OBP: 0.365, SLG: 0.448 | x 0-0 G5-4-3 ② ③ 1-2f | | BBBB 4-0 BB | | x 0-0 6-3 ③ | | x 0-0 1-2 1B | | x 0-0 FC6-4 ③ 1-2f | 4 | 0 | 1 | 0 | 1 | 0 | 4 |
| Bombo Rivera, R (1, 7)<br>OBP: 0.361, SLG: 0.353 | | x 0-0 6-3 ① | x 0-0 F8 ③ | | | x 0-0 F8 ① | x 0-0 L7 ② | | | 4 | 0 | 0 | 0 | 0 | 0 | 4 |
| Dave Edwards, R (1, 8)<br>OBP: 0.500, SLG: 0.500 | | x 0-0 S 1B 1B | | BBBB 4-0 SH2 BB | | BBBB 4-0 1B 1B BB | x 0-0 5-3 ③ | | | 2 | 1 | 1 | 0 | 2 | 0 | 2 |
| Larry Wolfe, R (1, 5)<br>OBP: 0.336, SLG: 0.335 | | x 0-0 5-3 1-H 1B | x 0-0 SH2 ① 1-2 | | | x 0-0 FC5 1B 1-2 1B | | x 0-0 F7 ① | | 3 | 0 | 2 | 1 | 0 | 0 | 0 |
| Glenn Borgmann, R (1, 2)<br>OBP: 0.315, SLG: 0.364 | | x 0-0 5-3 ② 1-2 | | x 0-0 F8 ② | | x 0-0 F8 ② | | x 0-0 F7 ② | | 4 | 0 | 0 | 0 | 0 | 0 | 4 |
| Inning Stats | R: 0 E: 0 K: 0 S: 3 H: 1 LOB: 2 BB: 2 P: 11 | R: 1 E: 0 K: 0 S: 5 H: 2 LOB: 1 BB: 0 P: 5 | R: 0 E: 0 K: 0 S: 4 H: 1 LOB: 2 BB: 1 P: 8 | R: 0 E: 0 K: 0 S: 3 H: 0 LOB: 2 BB: 2 P: 11 | R: 0 E: 0 K: 2 S: 7 H: 0 LOB: 0 BB: 0 P: 7 | R: 0 E: 0 K: 0 S: 5 H: 2 LOB: 3 BB: 1 P: 9 | R: 0 E: 0 K: 0 S: 4 H: 1 LOB: 2 BB: 1 P: 8 | R: 0 E: 0 K: 0 S: 3 H: 0 LOB: 0 BB: 0 P: 3 | R: 0 E: 1 K: 0 S: 4 H: 0 LOB: 1 BB: 0 P: 4 | 1B: 7 2B: 0 3B: 0 HR: 0 | SF: 0 SAC: 2 DP: 1 HBP: 0 | | | | | | |

| PITCHER | IP | WLS | BF | H | R | ER | SO | BB | IBB | HBP | BLK | WP | HR | S | P | ERA | WHIP |
|---|---|---|---|---|---|---|---|---|---|---|---|---|---|---|---|---|---|
| Rich Hinton, L (1, 1)<br>ERA: 3.53 | 9.0 | W | 41 | 7 | 1 | 1 | 2 | 7 | 0 | 0 | 0 | 0 | 0 | 38 | 66 | 1.00 | 1.556 |

| PITCHER | IP | WLS | BF | H | R | ER | SO | BB | IBB | HBP | BLK | WP | HR | S | P | ERA | WHIP |
|---|---|---|---|---|---|---|---|---|---|---|---|---|---|---|---|---|---|

# TOP

## Minnesota Twins @ Chicago White Sox

Comiskey Park, Chicago, IL

Tue Sep 12 1978, 8:05 PM EDT

Att. 6,279 - Cloudy - 73 F

livebaseballscorecards.com

| | |
|---|---|
| AB | 32 |
| R | 1 |
| H | 7 |
| RBI | 1 |
| BB | 7 |
| SO | 2 |
| LOB | 24 |

| | | | |
|---|---|---|---|
| 1B: 7 | SF: 0 | WP: 0 | PA: 41 |
| 2B: 0 | SAC: 2 | PB: 0 | |
| 3B: 0 | DP: 1 | SB: 2 | |
| HR: 0 | HBP: 0 | CS: 0 | |

| Batter | 1 | 2 | 3 | 4 | 5 | 6 | 7 | 8 | 9 | AB | R | H | RBI | BB | SO | LOB |
|---|---|---|---|---|---|---|---|---|---|---|---|---|---|---|---|---|
| Harry Chappas, S (1, 6)<br>OBP: 0.300, SLG: 0.316 | FC3-6 1B | | G3 | | 2B 1B-1B 1-2 | | K 1-2 | | | 4 | 1 | 2 | 0 | 0 | 1 | 1 |
| Claudell Washington, L (1, 9)<br>OBP: 0.275, SLG: 0.366 | FC3-6 2B 1B 1-2f | | 6-3 | | 1B 1-3 2-H 2B | | 1B 2-3 | | | 4 | 2 | 2 | 1 | 0 | 0 | 1 |
| Chet Lemon, R (1, 8)<br>OBP: 0.368, SLG: 0.492 | 1B 1-3 2B | | F8 | | 5-3 | | F4 | | | 4 | 1 | 1 | 0 | 0 | 0 | 4 |
| Lamar Johnson, R (1, 10)<br>OBP: 0.334, SLG: 0.387 | CS 2-H 3-H 1B | | | K | 2-H 3-H 1B | | F8 | | | 4 | 0 | 2 | 4 | 0 | 1 | 2 |
| Eric Soderholm, R (1, 5)<br>OBP: 0.305, SLG: 0.416<br>Kevin Bell, R (9, 5)<br>OBP: 0.242, SLG: 0.293 | K 1-2 | | | 1B | F8 | | | F7 | | 4<br>0 | 0<br>0 | 1<br>0 | 0<br>0 | 0<br>0 | 1<br>0 | 2<br>0 |
| Mike Squires, L (1, 3)<br>OBP: 0.344, SLG: 0.349 | | 4-3 | | 4-3 | | 5-3 | | K | | 4 | 0 | 0 | 0 | 0 | 1 | 0 |
| Mike Colbern, R (1, 2)<br>OBP: 0.266, SLG: 0.336 | | K | | | SH5-4 1B 1B | 5-3 | | 5-3 | | 4 | 1 | 1 | 0 | 0 | 1 | 0 |
| Thad Bosley, L (1, 7)<br>OBP: 0.303, SLG: 0.314 | | BB | | | SH5-4 1-2 | F7 | | | | 1 | 0 | 0 | 0 | 1 | 0 | 0 |
| Joe Gates, L (1, 4)<br>OBP: 0.667, SLG: 0.500 | | 1-3 | | | 1B 2B 2-H 1B | | 1B S HBP | | | 2 | 1 | 1 | 1 | 0 | 0 | 1 |
| Inning Stats | R: 2 E: 0 K: 1 S: 7 H: 3 LOB: 1 BB: 0 P: 7 | R: 0 E: 0 K: 1 S: 5 H: 0 LOB: 1 BB: 1 P: 9 | R: 0 E: 0 K: 0 S: 3 H: 0 LOB: 0 BB: 0 P: 3 | R: 0 E: 0 K: 1 S: 5 H: 1 LOB: 0 BB: 0 P: 5 | R: 4 E: 0 K: 0 S: 8 H: 5 LOB: 1 BB: 0 P: 8 | R: 0 E: 0 K: 0 S: 3 H: 0 LOB: 0 BB: 0 P: 3 | R: 0 E: 0 K: 1 S: 6 H: 1 LOB: 2 BB: 0 P: 7 | R: 0 E: 0 K: 1 S: 5 H: 0 LOB: 0 BB: 0 P: 5 | | 1B: 8 2B: 3 3B: 0 HR: 0 | SF: 0 SAC: 1 DP: 1 HBP: 1 | | | WP: 0 PB: 0 SB: 1 CS: 1 | PA: 34 | |

| PITCHER | | IP | WLS | BF | H | R | ER | SO | BB | IBB | HBP | BLK | WP | HR | S | P | ERA | WHIP |
|---|---|---|---|---|---|---|---|---|---|---|---|---|---|---|---|---|---|---|
| Gary Serum, R<br>ERA: 4.13 | (1, 1) | 4.2 | L | 22 | 9 | 6 | 6 | 3 | 1 | 0 | 0 | 0 | 0 | 0 | 27 | 31 | 11.57 | 2.143 |
| Stan Perzanowski, R<br>ERA: 5.26 | (5, 1) | 2.1 | | 9 | 1 | 0 | 0 | 1 | 0 | 0 | 1 | 0 | 0 | 0 | 10 | 11 | 0.00 | 0.429 |
| Darrell Jackson, L<br>ERA: 4.59 | (8, 1) | 0.2 | | 2 | 0 | 0 | 0 | 1 | 0 | 0 | 0 | 0 | 0 | 0 | 4 | 4 | 0.00 | 0.000 |
| Tom Johnson, R<br>ERA: 5.12 | (8, 1) | 0.1 | | 1 | 0 | 0 | 0 | 0 | 0 | 0 | 0 | 0 | 0 | 0 | 1 | 1 | 0.00 | 0.000 |

| PITCHER | IP | WLS | BF | H | R | ER | SO | BB | IBB | HBP | BLK | WP | HR | S | P | ERA | WHIP |
|---|---|---|---|---|---|---|---|---|---|---|---|---|---|---|---|---|---|

# BOTTOM

## Minnesota Twins @ Chicago White Sox

Comiskey Park, Chicago, IL

Tue Sep 12 1978, 8:05 PM EDT

Att. 6,279 - Cloudy - 73 F

livebaseballscorecards.com

| | |
|---|---|
| AB | 31 |
| R | 6 |
| H | 10 |
| RBI | 6 |
| BB | 1 |
| SO | 5 |
| LOB | 11 |

| Batter | 1 | 2 | 3 | 4 | 5 | 6 | 7 | 8 | 9 | AB | R | H | RBI | BB | SO | LOB |
|---|---|---|---|---|---|---|---|---|---|---|---|---|---|---|---|---|
| Bob Randall, R (1, 4)<br>OBP: 0.332, SLG: 0.331 | G3 | HBP | K | 4-3 | | 6-3 | | F8 | | 5 | 1 | 0 | 0 | 0 | 1 | 3 |
| Rod Carew, L (1, 3)<br>OBP: 0.409, SLG: 0.441 | 5-3 | 1B | F7 | | 1B | F8 | | FC4-6 | | 6 | 2 | 3 | 0 | 0 | 0 | 1 |
| Dan Ford, R (1, 9)<br>(2, 8)<br>OBP: 0.337, SLG: 0.428 | 2B | 2B | 2B | | 5-3 | BB | | FC4-6 | | 5 | 3 | 4 | 1 | 1 | 0 | 1 |
| Jose Morales, R (1, 10)<br>OBP: 0.357, SLG: 0.395<br>Glenn Adams, L (2, PH)<br>OBP: 0.294, SLG: 0.389<br>Craig Kusick, R (5, PH)<br>OBP: 0.316, SLG: 0.283 | 1B | 1B | 4-3 | | 5-3 | F7 | | | K | 1<br>2<br>3 | 1<br>1<br>0 | 1<br>1<br>0 | 1<br>1<br>0 | 0<br>0<br>0 | 0<br>0<br>1 | 0<br>2<br>3 |
| Roy Smalley, S (1, 6)<br>OBP: 0.367, SLG: 0.448 | 1B | FC5-2 | | K | IBB | | 6-3 | | FC4-6 | 4 | 1 | 2 | 1 | 2 | 1 | 0 |
| Bombo Rivera, R (1, 7)<br>OBP: 0.363, SLG: 0.356<br>Hosken Powell, L (2, PH)<br>(2, 9)<br>OBP: 0.316, SLG: 0.339 | 1B | | 1B | | BB | F9 | | | FC4-6 | 1<br>5 | 0<br>1 | 1<br>3 | 1<br>3 | 0<br>0 | 0<br>0 | 0<br>1 |
| Dave Edwards, R (1, 8)<br>(2, 7)<br>OBP: 0.429, SLG: 0.500 | 1B | FC5-2 | | F9 | K | 2B | | | FC5-4 | 6 | 0 | 2 | 1 | 0 | 1 | 6 |
| Larry Wolfe, R (1, 5)<br>OBP: 0.337, SLG: 0.333 | F8 | F7 | | BB | BB | K | | | | 4 | 0 | 1 | 1 | 1 | 1 | 5 |
| Glenn Borgmann, R (1, 2)<br>OBP: 0.318, SLG: 0.354 | | P5 | 2B | BB | F8 | | | F2 | | 3 | 0 | 0 | 0 | 2 | 0 | 3 |
| Inning Stats | R: 3<br>E: 0<br>K: 0<br>S: 8<br>H: 5<br>LOB: 2<br>BB: 0<br>P: 8 | R: 4<br>E: 0<br>K: 0<br>S: 8<br>H: 5<br>LOB: 2<br>BB: 0<br>P: 9 | R: 0<br>E: 0<br>K: 1<br>S: 6<br>H: 1<br>LOB: 2<br>BB: 1<br>P: 10 | R: 1<br>E: 0<br>K: 1<br>S: 7<br>H: 2<br>LOB: 2<br>BB: 1<br>P: 11 | R: 2<br>E: 0<br>K: 1<br>S: 8<br>H: 3<br>LOB: 3<br>BB: 2<br>P: 16 | R: 0<br>E: 0<br>K: 0<br>S: 3<br>H: 0<br>LOB: 1<br>BB: 1<br>P: 7 | R: 0<br>E: 0<br>K: 1<br>S: 6<br>H: 1<br>LOB: 1<br>BB: 0<br>P: 6 | R: 0<br>E: 0<br>K: 0<br>S: 4<br>H: 1<br>LOB: 1<br>BB: 0<br>P: 4 | R: 0<br>E: 0<br>K: 1<br>S: 5<br>H: 0<br>LOB: 1<br>BB: 1<br>P: 9 | 1B: 12<br>2B: 6<br>3B: 0<br>HR: 0<br>SF: 0<br>SAC: 0<br>DP: 0<br>HBP: 1 | | | | | | |

| PITCHER | | IP | WLS | BF | H | R | ER | SO | BB | IBB | HBP | BLK | WP | HR | S | P | ERA | WHIP |
|---|---|---|---|---|---|---|---|---|---|---|---|---|---|---|---|---|---|---|
| Bill Travers, L<br>ERA: 4.67 | (1, 1) | 1.1 | L | 11 | 6 | 5 | 5 | 0 | 0 | 0 | 1 | 0 | 0 | 0 | 10 | 11 | 33.75 | 4.500 |
| Randy Stein, R<br>ERA: 5.33 | (2, 1) | 0.0 | | 3 | 3 | 1 | 1 | 0 | 0 | 0 | 0 | 0 | 0 | 0 | 3 | 3 | ∞ | ∞ |
| Willie Mueller, R<br>ERA: 6.39 | (2, 1) | 2.2 | | 16 | 6 | 4 | 4 | 2 | 2 | 0 | 0 | 0 | 0 | 0 | 18 | 26 | 13.50 | 3.000 |
| Bob McClure, L<br>ERA: 3.92 | (5, 1) | 3.0 | | 14 | 2 | 0 | 0 | 2 | 2 | 1 | 0 | 0 | 0 | 0 | 15 | 27 | 0.00 | 1.333 |
| Mark Bomback, R<br>ERA: 16.2 | (8, 1) | 1.0 | | 4 | 1 | 0 | 0 | 0 | 0 | 0 | 0 | 0 | 0 | 0 | 4 | 4 | 0.00 | 1.000 |

| PITCHER | | IP | WLS | BF | H | R | ER | SO | BB | IBB | HBP | BLK | WP | HR | S | P | ERA | WHIP |
|---|---|---|---|---|---|---|---|---|---|---|---|---|---|---|---|---|---|---|
| Jerry Augustine, L<br>ERA: 4.62 | (9, 1) | 1.0 | | 4 | 0 | 0 | 0 | 1 | 1 | 0 | 0 | 0 | 0 | 0 | 5 | 9 | 0.00 | 1.000 |

# Minnesota Twins @ Milwaukee Brewers

Milwaukee County Stadium, Milwaukee, WI

Fri Sep 15 1978, 8:05 PM EDT

Att. 12,496 - Unknown - 72 F

TOP

livebaseballscorecards.com

| | |
|---|---|
| AB | 45 |
| R | 10 |
| H | 18 |
| RBI | 10 |
| BB | 6 |
| SO | 5 |
| LOB | 25 |

# BOTTOM

## Minnesota Twins @ Milwaukee Brewers

Milwaukee County Stadium, Milwaukee, WI

Fri Sep 15 1978, 8:05 PM EDT

Att. 12,496 - Unknown - 72 F

livebaseballscorecards.com

| Batter | 1 | 2 | 3 | 4 | 5 | 6 | 7 | 8 | 9 | AB | R | H | RBI | BB | SO | LOB |
|---|---|---|---|---|---|---|---|---|---|---|---|---|---|---|---|---|
| Robin Yount, R (1, 6)<br>OBP: 0.335, SLG: 0.443 | F8 | | F8 | | F5 | | SF8<br>3-H | | | 3 | 0 | 0 | 1 | 0 | 0 | 0 |
| Don Money, R (1, 4)<br>OBP: 0.357, SLG: 0.443 | 1B<br>3B | | 4-3 | | | 4-3 | P4 | | | 2 | 1 | 1 | 0 | 0 | 0 | 0 |
| Paul Molitor, R (6, 4)<br>OBP: 0.299, SLG: 0.367 | | | | | | | | | | 2 | 0 | 0 | 0 | 0 | 0 | 2 |
| Cecil Cooper, L (1, 3)<br>OBP: 0.358, SLG: 0.478 | F8-4<br>3-H<br>1B | | HR | | | F7 | | 3-1 | | 3 | 1 | 2 | 2 | 0 | 0 | 0 |
| Tony Muser, L (7, 3)<br>OBP: 0.194, SLG: 0.214 | | | | | | | | | | 1 | 0 | 0 | 0 | 0 | 0 | 0 |
| Larry Hisle, R (1, 10)<br>OBP: 0.361, SLG: 0.529 | F8-4<br>1-2 | | P4 | | | 1B | | 1B | | 4 | 0 | 2 | 0 | 0 | 0 | 1 |
| Ben Oglivie, L (1, 7)<br>OBP: 0.368, SLG: 0.493 | | 6-3 | | F7 | | F8 | | F7 | | 4 | 0 | 0 | 0 | 0 | 0 | 2 |
| Sixto Lezcano, R (1, 9)<br>OBP: 0.373, SLG: 0.453 | | BB<br>1B | | 6-3 | | | BB<br>1B<br>SF8<br>1B | F8 | | 3 | 1 | 2 | 0 | 0 | 0 | 0 |
| Jim Wohlford, R (8, 9)<br>OBP: 0.324, SLG: 0.419 | | | | | | | | | | 1 | 0 | 0 | 0 | 0 | 0 | 1 |
| Sal Bando, R (1, 5)<br>OBP: 0.376, SLG: 0.454 | | F9 | | F9 | | | K | | 3-1 | 2 | 0 | 0 | 0 | 0 | 0 | 1 |
| Jim Gantner, L (6, 5)<br>OBP: 0.263, SLG: 0.250 | | | | | | | | | | 2 | 0 | 0 | 0 | 0 | 1 | 1 |
| Gorman Thomas, R (1, 8)<br>OBP: 0.352, SLG: 0.521 | | BB<br>1-2 | | | 6-3 | | BB<br>1-2<br>1B | | F7 | 3 | 0 | 1 | 0 | 1 | 0 | 0 |
| Buck Martinez, R (1, 2)<br>OBP: 0.250, SLG: 0.272 | | K | | | F8 | | BB<br>1-2<br>2-3 | | 6-3 | 2 | 0 | 0 | 0 | 0 | 1 | 2 |
| Jeff Yurak, S (7, PH) | | | | | | | | | | 0 | 0 | 0 | 0 | 1 | 0 | 0 |
| Larry Haney, R (8, 2) | | | | | | | | | | 1 | 0 | 0 | 0 | 0 | 0 | 0 |

| | AB | 33 |
|---|---|---|
| | R | 3 |
| | H | 8 |
| | RBI | 3 |
| | BB | 2 |
| | SO | 2 |
| | LOB | 10 |

| Inning Stats | 1 | 2 | 3 | 4 | 5 | 6 | 7 | 8 | 9 |
|---|---|---|---|---|---|---|---|---|---|
| | R: 1<br>E: 0<br>K: 0<br>S: 4 | H: 2<br>LOB: 0<br>BB: 0<br>P: 4 | R: 0<br>E: 0<br>K: 1<br>S: 6 | H: 1<br>LOB: 2<br>BB: 1<br>P: 10 | R: 1<br>E: 0<br>K: 0<br>S: 4 | H: 1<br>LOB: 0<br>BB: 0<br>P: 4 | R: 0<br>E: 0<br>K: 0<br>S: 3 | H: 0<br>LOB: 0<br>BB: 0<br>P: 3 | R: 0<br>E: 0<br>K: 0<br>S: 3 | H: 0<br>LOB: 0<br>BB: 0<br>P: 3 | R: 0<br>E: 0<br>K: 0<br>S: 4 | H: 1<br>LOB: 1<br>BB: 0<br>P: 4 | R: 1<br>E: 0<br>K: 1<br>S: 7 | H: 2<br>LOB: 2<br>BB: 1<br>P: 11 | R: 0<br>E: 0<br>K: 0<br>S: 4 | H: 1<br>LOB: 1<br>BB: 0<br>P: 4 | R: 0<br>E: 0<br>K: 0<br>S: 3 | H: 0<br>LOB: 0<br>BB: 0<br>P: 3 |

| 1B: 6 | SF: 1 | WP: 0 | PA: 36 |
|---|---|---|---|
| 2B: 1 | SAC: 0 | PB: 0 | |
| 3B: 1 | DP: 1 | SB: 0 | |
| HR: 1 | HBP: 0 | CS: 0 | |

| PITCHER | IP | WLS | BF | H | R | ER | SO | BB | IBB | HBP | BLK | WP | HR | S | P | ERA | WHIP |
|---|---|---|---|---|---|---|---|---|---|---|---|---|---|---|---|---|---|
| Roger Erickson, R (1, 1)<br>ERA: 4.07 | 9.0 | W | 36 | 8 | 3 | 3 | 2 | 2 | 0 | 0 | 0 | 0 | 1 | 38 | 46 | 3.00 | 1.111 |

| PITCHER | IP | WLS | BF | H | R | ER | SO | BB | IBB | HBP | BLK | WP | HR | S | P | ERA | WHIP |
|---|---|---|---|---|---|---|---|---|---|---|---|---|---|---|---|---|---|

# Minnesota Twins @ Milwaukee Brewers

Milwaukee County Stadium, Milwaukee, WI

Sat Sep 16 1978, 8:05 PM EDT
Att. 37,809 - Cloudy - 64 F

livebaseballscorecards.com

| Batter | 1 | 2 | 3 | 4 | 5 | 6 | 7 | 8 | 9 | AB | R | H | RBI | BB | SO | LOB |
|---|---|---|---|---|---|---|---|---|---|---|---|---|---|---|---|---|
| Mike Cubbage, L (1, 5) OBP: 0.348, SLG: 0.404 | L9 | | 6-3 | 1B | | | SH1-3 BB | | K | 4 | 0 | 1 | 1 | 1 | 1 | 1 |
| Roy Smalley, S (1, 6) OBP: 0.367, SLG: 0.451 | K | | 1B 3B | F8 | | | SH1-3 | | | 3 | 1 | 1 | 1 | 0 | 1 | 2 |
| Rod Carew, L (1, 3) OBP: 0.409, SLG: 0.444 | 2B 2B | | CS 1B | | L6 | | 6-3 | | | 4 | 1 | 2 | 1 | 0 | 0 | 1 |
| Glenn Adams, L (1, 10) OBP: 0.293, SLG: 0.391 | 2B | | 6-3 | | F7 | | F4 | | | 4 | 0 | 1 | 1 | 0 | 0 | 2 |
| Hosken Powell, L (1, 9) OBP: 0.315, SLG: 0.338 | L8 | | | G3 E 1B | E3 FC5 | | | F8 | | 4 | 1 | 1 | 0 | 0 | 0 | 1 |
| Dan Ford, R (1, 8) OBP: 0.335, SLG: 0.425 | | 5-3 | | G3 | FC5 | | | F8 | | 4 | 0 | 0 | 0 | 0 | 0 | 2 |
| Butch Wynegar, S (1, 2) OBP: 0.310, SLG: 0.322 | | 6-3 | | E3 4-3 1B | | F8 | | F8 | | 4 | 1 | 0 | 0 | 0 | 0 | 0 |
| Rob Wilfong, L (1, 4) OBP: 0.335, SLG: 0.305 | | 3-1 | | 4-3 | | K | | | 4-3 | 4 | 0 | 0 | 0 | 0 | 1 | 1 |
| Dave Edwards, R (1, 7) OBP: 0.500, SLG: 0.538 | | | 6-3 3B 1B | 1B HBP | | L7 | | | K | 1 | 1 | 1 | 0 | 0 | 0 | 0 |
| Bombo Rivera, R (4, PR) OBP: 0.360, SLG: 0.353 (4, 7) | | | | | | | | | | 2 | 0 | 0 | 0 | 0 | 1 | 0 |

| Inning Stats | 1 | 2 | 3 | 4 | 5 | 6 | 7 | 8 | 9 | | |
|---|---|---|---|---|---|---|---|---|---|---|---|
| | R: 1 H: 2 E: 0 LOB: 1 K: 1 BB: 0 S: 7 P: 7 | R: 0 H: 0 E: 0 LOB: 0 K: 0 BB: 0 S: 3 P: 3 | R: 2 H: 3 E: 0 LOB: 0 K: 0 BB: 0 S: 5 P: 5 | R: 2 H: 2 E: 1 LOB: 2 K: 0 BB: 0 S: 6 P: 7 | R: 0 H: 0 E: 1 LOB: 1 K: 0 BB: 0 S: 4 P: 4 | R: 0 H: 0 E: 0 LOB: 0 K: 1 BB: 0 S: 5 P: 5 | R: 0 H: 0 E: 0 LOB: 1 K: 0 BB: 1 S: 3 P: 7 | R: 0 H: 0 E: 0 LOB: 0 K: 0 BB: 0 S: 3 P: 3 | R: 0 H: 0 E: 0 LOB: 0 K: 2 BB: 0 S: 7 P: 7 | 1B: 4 SF: 0 2B: 2 SAC: 1 3B: 1 DP: 0 HR: 0 HBP: 1 | WP: 0 PA: 37 PB: 0 SB: 0 CS: 1 |

| PITCHER | | IP | WLS | BF | H | R | ER | SO | BB | IBB | HBP | BLK | WP | HR | S | P | ERA | WHIP |
|---|---|---|---|---|---|---|---|---|---|---|---|---|---|---|---|---|---|---|
| Lary Sorensen, R ERA: 3.23 | (1, 1) | 3.2 | L | 19 | 7 | 5 | 3 | 1 | 0 | 0 | 1 | 0 | 0 | 0 | 20 | 21 | 7.36 | 1.909 |
| Eduardo Rodriguez, R ERA: 4.28 | (4, 1) | 5.1 | | 18 | 0 | 0 | 0 | 3 | 1 | 0 | 0 | 0 | 0 | 0 | 23 | 27 | 0.00 | 0.188 |

| PITCHER | IP | WLS | BF | H | R | ER | SO | BB | IBB | HBP | BLK | WP | HR | S | P | ERA | WHIP |
|---|---|---|---|---|---|---|---|---|---|---|---|---|---|---|---|---|---|

# BOTTOM

| Batter | 1 | 2 | 3 | 4 | 5 | 6 | 7 | 8 | 9 | AB | R | H | RBI | BB | SO | LOB |
|---|---|---|---|---|---|---|---|---|---|---|---|---|---|---|---|---|
| Robin Yount, R (1, 6)<br>OBP: 0.331, SLG: 0.438 | 5-3 | | F9 | | F3 | | 6-3 | | K | 5 | 0 | 0 | 0 | 0 | 1 | 1 |
| Don Money, R (1, 4)<br>OBP: 0.355, SLG: 0.441 | 6-3 | | FC1-5 1B<br>1-2 | | K | | F7 | | P3 | 5 | 0 | 1 | 0 | 0 | 1 | 0 |
| Cecil Cooper, L (1, 3)<br>OBP: 0.360, SLG: 0.476 | BB | | FC1-5<br>1-2<br>2-3f | | 1B<br>2B<br>1B | | 1-3 | | | 3 | 1 | 1 | 0 | 1 | 0 | 2 |
| Larry Hisle, R (1, 7)<br>OBP: 0.360, SLG: 0.527 | K | | 6-3 | | 2B<br>1-2<br>1B | | | 5-3 | | 4 | 1 | 1 | 0 | 0 | 1 | 3 |
| Ben Oglivie, L (1, 9)<br>OBP: 0.367, SLG: 0.493 | | 3-1 | | L7 | 2B<br>1-H<br>2-H | | | K | | 4 | 0 | 1 | 2 | 0 | 1 | 0 |
| Sixto Lezcano, R (1, 10)<br>OBP: 0.374, SLG: 0.453 | | 6-3 | | 2B<br>1B | F9 | | | 1B<br>1B | | 4 | 0 | 2 | 0 | 0 | 0 | 1 |
| Sal Bando, R (1, 5)<br>OBP: 0.377, SLG: 0.454 | | 1B | | K | | 6-3 | | 1B<br>1-2 | | 4 | 0 | 2 | 0 | 0 | 1 | 1 |
| Gorman Thomas, R (1, 8)<br>OBP: 0.351, SLG: 0.521 | | P3 | | 2B<br>1-3 | | K | | K | | 4 | 0 | 1 | 0 | 0 | 2 | 3 |
| Buck Martinez, R (1, 2)<br>OBP: 0.251, SLG: 0.273 | | | FC1-5 1B<br>1B | K | | 5-3 | | | L7 | 3 | 0 | 1 | 0 | 0 | 1 | 2 |
| Jeff Yurak, S (9, PH) | | | | | | | | | | 1 | 0 | 0 | 0 | 0 | 0 | 0 |
| Inning Stats | R: 0<br>E: 0<br>K: 1<br>S: 5<br>H: 0<br>LOB: 1<br>BB: 1<br>P: 9 | R: 0<br>E: 0<br>K: 0<br>S: 4<br>H: 1<br>LOB: 1<br>BB: 0<br>P: 4 | R: 0<br>E: 0<br>K: 0<br>S: 5<br>H: 2<br>LOB: 2<br>BB: 0<br>P: 5 | R: 0<br>E: 0<br>K: 2<br>S: 9<br>H: 2<br>LOB: 2<br>BB: 0<br>P: 9 | R: 2<br>E: 0<br>K: 1<br>S: 8<br>H: 3<br>LOB: 1<br>BB: 0<br>P: 8 | R: 0<br>E: 0<br>K: 1<br>S: 5<br>H: 0<br>LOB: 0<br>BB: 0<br>P: 5 | R: 0<br>E: 0<br>K: 0<br>S: 3<br>H: 0<br>LOB: 0<br>BB: 0<br>P: 3 | R: 0<br>E: 0<br>K: 2<br>S: 9<br>H: 2<br>LOB: 2<br>BB: 0<br>P: 9 | R: 0<br>E: 0<br>K: 1<br>S: 5<br>H: 0<br>LOB: 0<br>BB: 0<br>P: 5 | 1B: 8<br>2B: 2<br>3B: 0<br>HR: 0<br>SF: 0<br>SAC: 0<br>DP: 0<br>HBP: 0 | | | | | | |

| PITCHER | | IP | WLS | BF | H | R | ER | SO | BB | IBB | HBP | BLK | WP | HR | S | P | ERA | WHIP |
|---|---|---|---|---|---|---|---|---|---|---|---|---|---|---|---|---|---|---|
| Dave Goltz, R<br>ERA: 2.45 | (1, 1) | 8.0 | W | 35 | 10 | 2 | 2 | 7 | 1 | 0 | 0 | 0 | 0 | 0 | 48 | 52 | 2.25 | 1.375 |
| Mike Marshall, R<br>ERA: 2.39 | (9, 1) | 1.0 | S | 3 | 0 | 0 | 0 | 1 | 0 | 0 | 0 | 0 | 0 | 0 | 5 | 5 | 0.00 | 0.000 |

| PITCHER | IP | WLS | BF | H | R | ER | SO | BB | IBB | HBP | BLK | WP | HR | S | P | ERA | WHIP |
|---|---|---|---|---|---|---|---|---|---|---|---|---|---|---|---|---|---|

# Minnesota Twins @ Milwaukee Brewers

Milwaukee County Stadium, Milwaukee, WI

Sat Sep 16 1978, 8:05 PM EDT
Att. 37,809 - Cloudy - 64 F

livebaseballscorecards.com

| | |
|---|---|
| AB | 37 |
| R | 2 |
| H | 10 |
| RBI | 2 |
| BB | 1 |
| SO | 8 |
| LOB | 13 |

| | | | |
|---|---|---|---|
| WP: 0 | PB: 0 | SB: 0 | CS: 0 |
| PA: 38 | | | |

| Batter | 1 | 2 | 3 | 4 | 5 | 6 | 7 | 8 | 9 | AB | R | H | RBI | BB | SO | LOB |
|---|---|---|---|---|---|---|---|---|---|---|---|---|---|---|---|---|
| Mike Cubbage, L (1, 5)<br>OBP: 0.351, SLG: 0.411 | BBBB<br>4-0<br>E BB<br>BB | | x 0-0 ③<br>L7 | | x 0-0<br>3B | | x 0-0<br>G6-4-3<br>2-3 1B | | SSS 0-3 ③<br>K | 4 | 1 | 2 | 0 | 1 | 1 | 1 |
| Roy Smalley, S (1, 6)<br>OBP: 0.368, SLG: 0.453 | BBBB<br>4-0<br>FC3-6<br>1-2 BB | | | x 0-0<br>2B<br>2B | SSS 0-3 ③<br>K | | x 0-0 ①<br>F8 | | | 3 | 1 | 1 | 0 | 1 | 1 | 3 |
| Rod Carew, L (1, 3)<br>OBP: 0.410, SLG: 0.443 | SSS 0-3 ①<br>K | | | BBBB 4-0<br>2B<br>1B BB | | x 0-0<br>SH2-3<br>E 1B | x 0-0 ②③<br>G6-4-3<br>1-2f | | | 3 | 2 | 1 | 0 | 1 | 1 | 4 |
| Glenn Adams, L (1, 10)<br>OBP: 0.295, SLG: 0.395<br>Jose Morales, R (8, PH)<br>OBP: 0.355, SLG: 0.393 | x 0-0 ②<br>FC3-6<br>PO<br>1-2f<br>2-H | | | x 0-0<br>1B<br>1-3<br>2-H 2B | | x 0-0 ①<br>SH2-3<br>1-2 | | SSS 0-3 ①<br>K | | 2<br>1 | 0<br>0 | 1<br>0 | 1<br>0 | 0<br>0 | 0<br>1 | 1<br>0 |
| Dan Ford, R (1, 8)<br>OBP: 0.334, SLG: 0.423 | 0-0 ③<br>PO<br>2-3 | x 0-0 ①<br>F8 | | x 0-0 ①<br>5-3 | | BBBB 4-0<br>E BB | | x 0-0 ②<br>F8 | | 3 | 0 | 0 | 0 | 1 | 0 | 2 |
| Hosken Powell, L (1, 9)<br>OBP: 0.314, SLG: 0.337 | | x 0-0 ②<br>4-3 | | x 0-0<br>G4-6-3<br>2-3<br>3-H 1B | | x 0-0<br>E1<br>1-3<br>2-H | | x 0-0 ③<br>F5 | | 4 | 0 | 1 | 1 | 0 | 0 | 1 |
| Rich Chiles, L (1, 7)<br>OBP: 0.329, SLG: 0.350<br>Bombo Rivera, R (9, PH)<br>OBP: 0.363, SLG: 0.353<br>(9, 7) | | x 0-0 ③<br>3-1 | | x 0-0 ②③<br>G4-6-3<br>1-2f | | SSS 0-3 ②<br>K | | | BBBB 4-0<br>SH1-4<br>BB | 3<br>0 | 0<br>0 | 0<br>0 | 0<br>0 | 0<br>1 | 1<br>0 | 4<br>0 |
| Butch Wynegar, S (1, 2)<br>OBP: 0.309, SLG: 0.320 | | | x 0-0 ①<br>F6 | | x 0-0 ①<br>4-3 | SSS 0-3 ③<br>K | | | x 0-0 ①<br>SH1-4<br>1-2 | 3 | 0 | 0 | 0 | 0 | 1 | 2 |
| Rob Wilfong, L (1, 4)<br>OBP: 0.335, SLG: 0.312<br>Bob Randall, R (9, PH)<br>OBP: 0.331, SLG: 0.330<br>(9, 4) | | | x 0-0 ②<br>F8 | | x 0-0 ②<br>L8 | | x 0-0<br>1B<br>2B | | x 0-0 ②<br>L6 | 3<br>1 | 0<br>0 | 1<br>0 | 0<br>0 | 0<br>0 | 0<br>0 | 0<br>1 |
| Inning Stats | R: 1 H: 0<br>E: 1 LOB: 0<br>K: 1 BB: 2<br>S: 4 P: 12 | R: 0 H: 0<br>E: 0 LOB: 0<br>K: 0 BB: 0<br>S: 3 P: 3 | R: 0 H: 0<br>E: 0 LOB: 0<br>K: 0 BB: 0<br>S: 3 P: 3 | R: 2 H: 3<br>E: 0 LOB: 1<br>K: 0 BB: 1<br>S: 5 P: 9 | R: 0 H: 1<br>E: 0 LOB: 1<br>K: 1 BB: 0<br>S: 6 P: 6 | R: 1 H: 1<br>E: 1 LOB: 2<br>K: 2 BB: 1<br>S: 9 P: 13 | R: 0 H: 2<br>E: 0 LOB: 1<br>K: 0 BB: 0<br>S: 4 P: 4 | R: 0 H: 0<br>E: 0 LOB: 0<br>K: 1 BB: 0<br>S: 5 P: 5 | R: 0 H: 0<br>E: 0 LOB: 1<br>K: 1 BB: 1<br>S: 5 P: 9 | 1B: 3 SF: 0<br>2B: 3 SAC: 2<br>3B: 1 DP: 2<br>HR: 0 HBP: 0 | | | | | WP: 0 PA: 38<br>PB: 0<br>SB: 0<br>CS: 0 | |

| PITCHER | | IP | WLS | BF | H | R | ER | SO | BB | IBB | HBP | BLK | WP | HR | S | P | ERA | WHIP |
|---|---|---|---|---|---|---|---|---|---|---|---|---|---|---|---|---|---|---|
| Andy Replogle, R<br>ERA: 3.78 | (1, 1) | 6.0 | L | 28 | 7 | 4 | 2 | 4 | 4 | 0 | 0 | 0 | 0 | 0 | 32 | 48 | 3.00 | 1.833 |
| Bob McClure, L<br>ERA: 3.74 | (7, 1) | 3.0 | | 9 | 0 | 0 | 0 | 2 | 1 | 0 | 0 | 0 | 0 | 0 | 12 | 16 | 0.00 | 0.333 |

| PITCHER | IP | WLS | BF | H | R | ER | SO | BB | IBB | HBP | BLK | WP | HR | S | P | ERA | WHIP |
|---|---|---|---|---|---|---|---|---|---|---|---|---|---|---|---|---|---|

# TOP

## Minnesota Twins @ Milwaukee Brewers

Milwaukee County Stadium, Milwaukee, WI

Sun Sep 17 1978, 4:33 AM EDT
Att. 11,007 - Unknown - 66 F

livebaseballscorecards.com

| | |
|---|---|
| AB | 30 |
| R | 4 |
| H | 7 |
| RBI | 2 |
| BB | 5 |
| SO | 6 |
| LOB | 19 |

| Batter | 1 | 2 | 3 | 4 | 5 | 6 | 7 | 8 | 9 | AB | R | H | RBI | BB | SO | LOB |
|---|---|---|---|---|---|---|---|---|---|---|---|---|---|---|---|---|
| Robin Yount, R (1, 6)<br>OBP: 0.328, SLG: 0.434 | 5-3 | | L8 | | 5-3-5 | | F7 | | | 4 | 0 | 0 | 0 | 0 | 0 | 2 |
| Don Money, R (1, 4)<br>OBP: 0.358, SLG: 0.442 | F8 | | WP 1B | | HBP | | 1B | | | 3 | 0 | 2 | 0 | 0 | 0 | 0 |
| Cecil Cooper, L (1, 3)<br>OBP: 0.359, SLG: 0.473 | HR BB | | F8 | | P6 | | L7 | | | 3 | 1 | 0 | 0 | 1 | 0 | 4 |
| Larry Hisle, R (1, 7)<br>OBP: 0.365, SLG: 0.535 | HR | | | G4-6-3 BB | | S BB | | G3-6-3 1B | | 2 | 1 | 2 | 2 | 2 | 0 | 0 |
| Ben Oglivie, L (1, 10)<br>OBP: 0.364, SLG: 0.488 | G3 | | | G4-6-3 | | L8 | | G3-6-3 | | 4 | 0 | 0 | 0 | 0 | 0 | 3 |
| Sixto Lezcano, R (1, 9)<br>OBP: 0.373, SLG: 0.453 | | K | | 1B 2B | | 6-3 | | K | | 4 | 1 | 1 | 0 | 0 | 2 | 1 |
| Sal Bando, R (1, 5)<br>OBP: 0.376, SLG: 0.453 | | G1 | | 2-H 1B | | K | | | F9 | 4 | 0 | 1 | 1 | 0 | 1 | 1 |
| Gorman Thomas, R (1, 8)<br>OBP: 0.350, SLG: 0.518 | | K | | 1-3 | | | 1B 1B | | F8 | 4 | 0 | 1 | 0 | 0 | 1 | 1 |
| Charlie Moore, R (1, 2)<br>OBP: 0.305, SLG: 0.364 | | | 6-3 | | 5-3-5 1B | | K | | 6-3 | 4 | 0 | 1 | 0 | 0 | 1 | 1 |
| Inning Stats | R: 2 H: 1<br>E: 0 LOB: 0<br>K: 0 BB: 1<br>S: 4 P: 8 | R: 0 H: 0<br>E: 0 LOB: 0<br>K: 2 BB: 0<br>S: 7 P: 7 | R: 0 H: 1<br>E: 0 LOB: 1<br>K: 0 BB: 0<br>S: 4 P: 4 | R: 1 H: 2<br>E: 0 LOB: 1<br>K: 0 BB: 1<br>S: 4 P: 8 | R: 0 H: 1<br>E: 0 LOB: 1<br>K: 0 BB: 0<br>S: 3 P: 4 | R: 0 H: 0<br>E: 0 LOB: 1<br>K: 1 BB: 1<br>S: 5 P: 9 | R: 0 H: 2<br>E: 0 LOB: 2<br>K: 1 BB: 0<br>S: 7 P: 7 | R: 0 H: 1<br>E: 0 LOB: 0<br>K: 1 BB: 0<br>S: 5 P: 5 | R: 0 H: 0<br>E: 0 LOB: 0<br>K: 0 BB: 0<br>S: 3 P: 3 | 1B: 6 SF: 0<br>2B: 2 SAC: 0<br>3B: 0 DP: 3<br>HR: 1 HBP: 1 | | | | | | |

| PITCHER | | IP | WLS | BF | H | R | ER | SO | BB | IBB | HBP | BLK | WP | HR | S | P | ERA | WHIP |
|---|---|---|---|---|---|---|---|---|---|---|---|---|---|---|---|---|---|---|
| Gary Serum, R<br>ERA: 4.11 | (1, 1) | 7.0 | W | 30 | 7 | 3 | 3 | 4 | 3 | 0 | 1 | 0 | 1 | 1 | 34 | 47 | 3.86 | 1.429 |
| Mike Marshall, R<br>ERA: 2.33 | (8, 1) | 2.0 | S | 6 | 1 | 0 | 0 | 1 | 0 | 0 | 0 | 0 | 0 | 0 | 8 | 8 | 0.00 | 0.500 |

| PITCHER | IP | WLS | BF | H | R | ER | SO | BB | IBB | HBP | BLK | WP | HR | S | P | ERA | WHIP |
|---|---|---|---|---|---|---|---|---|---|---|---|---|---|---|---|---|---|

# BOTTOM

## Minnesota Twins @ Milwaukee Brewers

Milwaukee County Stadium, Milwaukee, WI

Sun Sep 17 1978, 4:33 AM EDT

Att. 11,007 - Unknown - 66 F

livebaseballscorecards.com

| | |
|---|---|
| AB | 32 |
| R | 3 |
| H | 8 |
| RBI | 3 |
| BB | 3 |
| SO | 5 |
| LOB | 13 |

| Batter | 1 | 2 | 3 | 4 | 5 | 6 | 7 | 8 | 9 | AB | R | H | RBI | BB | SO | LOB |
|---|---|---|---|---|---|---|---|---|---|---|---|---|---|---|---|---|
| Merv Rettenmund, R (1, 9)<br>OBP: 0.419, SLG: 0.364 | K | | G1-6-3 1B | BB | | BB BB 1-2 2-3 BB | | FC3-6 BB 1B | | 2 | 0 | 1 | 0 | 2 | 1 | 0 |
| Rick Miller, L (8, PH)<br>OBP: 0.343, SLG: 0.337 (8, 8) | | | | | | | | | | 1 | 0 | 1 | 0 | 0 | 0 | 0 |
| Carney Lansford, R (1, 5)<br>OBP: 0.332, SLG: 0.382 | 6-3 | | G1-6-3 1-2f | K | | K | | FC3-6 1-2 BB | | 4 | 0 | 0 | 0 | 1 | 2 | 7 |
| Lyman Bostock, L (1, 8)<br>OBP: 0.360, SLG: 0.375 (8, 9) | 1-3 | | 1B | | 1B BB 1B | BB 1-2 2-3 3-H BB | | FC3-6 FC5-4 1-2f 2-3 | | 4 | 0 | 2 | 1 | 1 | 0 | 2 |
| Don Baylor, R (1, 10)<br>OBP: 0.339, SLG: 0.474 | | F8 | F9 | | F9 | FC4-6 1-2 2-3 3-H BB | | K | | 4 | 0 | 0 | 1 | 1 | 1 | 4 |
| Joe Rudi, R (1, 7)<br>OBP: 0.285, SLG: 0.409 | | K | | 6-3 | 1B 1-2 BB | P6 | | FC5-4 1-2f | | 4 | 0 | 0 | 0 | 1 | 1 | 5 |
| Ron Jackson, R (1, 3)<br>OBP: 0.340, SLG: 0.425 | | WP 1B 2B | | 1B E 1B | G6-3 1-2 2-3 1B | FC4-6 1-2f | | | G6-4-3 1B | 5 | 2 | 4 | 0 | 0 | 0 | 3 |
| Brian Downing, R (1, 2)<br>OBP: 0.350, SLG: 0.344 | | 1B 2-3 BB | | E 1-3 1B | G6-3 1-2f | | K | | G6-4-3 1-2f | 4 | 0 | 1 | 0 | 1 | 1 | 4 |
| Bobby Grich, R (1, 4)<br>OBP: 0.347, SLG: 0.314 | | 1-3 3-H 1B | | E5 1-3 3-H | | BB BB 2B | G1-6-3 1B | | K | 5 | 1 | 3 | 2 | 0 | 1 | 1 |
| Dave Chalk, R (1, 6)<br>OBP: 0.318, SLG: 0.287 | | P6 | | F9 | | BB BB BB BB | G1-6-3 1-2f | | | 2 | 1 | 0 | 0 | 1 | 0 | 4 |
| Danny Goodwin, L (7, PH)<br>OBP: 0.369, SLG: 0.473 | | | | | | | | | | 1 | 0 | 0 | 0 | 0 | 0 | 1 |
| Jim Anderson, R (7, 6)<br>OBP: 0.278, SLG: 0.286 | | | | | | | | | | 0 | 0 | 0 | 0 | 0 | 0 | 0 |
| Inning Stats | R: 0 E: 0 K: 1 S: 5 H: 0 LOB: 0 BB: 0 P: 5 | R: 1 E: 0 K: 1 S: 7 H: 2 LOB: 2 BB: 1 P: 11 | R: 0 E: 0 K: 0 S: 4 H: 2 LOB: 1 BB: 0 P: 4 | R: 1 E: 1 K: 1 S: 8 H: 2 LOB: 3 BB: 1 P: 12 | R: 0 E: 0 K: 0 S: 4 H: 2 LOB: 2 BB: 1 P: 8 | R: 2 E: 0 K: 1 S: 6 H: 1 LOB: 3 BB: 4 P: 22 | R: 0 E: 0 K: 1 S: 5 H: 1 LOB: 0 BB: 0 P: 5 | R: 0 E: 0 K: 1 S: 6 H: 1 LOB: 2 BB: 1 P: 10 | R: 0 E: 0 K: 1 S: 5 H: 1 LOB: 0 BB: 0 P: 5 | 1B: 10 2B: 2 3B: 0 HR: 0 SF: 0 SAC: 0 DP: 4 HBP: 0 | | | | | | | |

# TOP

## California Angels @ Minnesota Twins

Metropolitan Stadium, Bloomington , MI

Mon Sep 18 1978, 8:05 PM EDT

Att. 2,278 - Unknown

livebaseballscorecards.com

| | |
|---|---|
| AB | 36 |
| R | 4 |
| H | 12 |
| RBI | 4 |
| BB | 8 |
| SO | 7 |
| LOB | 31 |

WP: 1 PA: 44
PB: 0
SB: 0
CS: 0

| PITCHER | | IP | WLS | BF | H | R | ER | SO | BB | IBB | HBP | BLK | WP | HR | S | P | ERA | WHIP |
|---|---|---|---|---|---|---|---|---|---|---|---|---|---|---|---|---|---|---|
| Geoff Zahn, L<br>ERA: 3.24 | (1, 1) | 5.1 | W | 30 | 9 | 4 | 4 | 4 | 6 | 0 | 0 | 0 | 1 | 0 | 32 | 56 | 6.75 | 2.812 |
| Stan Perzanowski, R<br>ERA: 4.91 | (6, 1) | 3.2 | S | 14 | 3 | 0 | 0 | 3 | 2 | 0 | 0 | 0 | 0 | 0 | 18 | 26 | 0.00 | 1.364 |

| PITCHER | IP | WLS | BF | H | R | ER | SO | BB | IBB | HBP | BLK | WP | HR | S | P | ERA | WHIP |
|---|---|---|---|---|---|---|---|---|---|---|---|---|---|---|---|---|---|

| Batter | 1 | 2 | 3 | 4 | 5 | 6 | 7 | 8 | 9 | AB | R | H | RBI | BB | SO | LOB |
|---|---|---|---|---|---|---|---|---|---|---|---|---|---|---|---|---|
| Mike Cubbage, L (1, 5)<br>OBP: 0.353, SLG: 0.412 | F5 | | SH2-3<br>1B | 1-H<br>2B<br>1B | 1-2<br>1B | G3 | | 1-3 | | 6 | 1 | 3 | 1 | 0 | 0 | 4 |
| Roy Smalley, S (1, 6)<br>OBP: 0.369, SLG: 0.452 | 1B<br>1B | | SH2-3<br>1-2<br>BBBB | 2B<br>3B<br>BB | 4-3 | | F7 | | | 3 | 1 | 1 | 0 | 1 | 0 | 1 |
| Rod Carew, L (1, 3)<br>OBP: 0.411, SLG: 0.450 | S<br>1-3<br>1B | | 5-3 | 1-3<br>2-H<br>3B<br>2B | | 1B<br>3B | F8 | | | 5 | 2 | 3 | 1 | 0 | 0 | 1 |
| Glenn Adams, L (1, 10)<br>OBP: 0.293, SLG: 0.392<br>Jose Morales, R (4, PH)<br>OBP: 0.363, SLG: 0.410 | SSS<br>K<br>1-2 | | G3 | 2-H<br>3-H<br>1B<br>3B | | 2B<br>BB<br>1B<br>3-H | FC4-6<br>1B | | | 2<br>3 | 0<br>2 | 0<br>3 | 0<br>3 | 0<br>0 | 1<br>0 | 3<br>0 |
| Hosken Powell, L (1, 9)<br>OBP: 0.318, SLG: 0.344 | F8 | | | WP<br>1B<br>2B<br>3-H<br>1B | | BB<br>1-3<br>2B | FC4-6<br>1-2f | | | 5 | 1 | 3 | 1 | 0 | 0 | 3 |
| Dan Ford, R (1, 8)<br>OBP: 0.337, SLG: 0.425 | | 4-3 | | E S<br>1-H<br>FC6-4<br>1B<br>1-3<br>2B | | 1-6-3 | | BBBB<br>G4-3<br>1B<br>1B<br>BB | | 4 | 2 | 2 | 1 | 1 | 0 | 2 |
| Rich Chiles, L (1, 7)<br>OBP: 0.330, SLG: 0.348 | | SSS<br>K | | F8<br>1-3<br>6-3 | | IIII<br>BB<br>IBB | | 1-2<br>G4-3<br>1B | | 4 | 0 | 1 | 0 | 1 | 1 | 3 |
| Butch Wynegar, S (1, 2)<br>OBP: 0.314, SLG: 0.319 | | BBBB<br>BB | | BBBB<br>FC6-4<br>BB | BBBB<br>FC3-6<br>BB | BBBB<br>1-2<br>2-3<br>3-H<br>BB | | 1-2f<br>2-3<br>G4-3 | | 1 | 0 | 0 | 1 | 4 | 0 | 2 |
| Rob Wilfong, L (1, 4)<br>OBP: 0.332, SLG: 0.309 | | SSS<br>K | | 1-2f<br>3-H<br>FC6-4<br>WP<br>1B | 1-2f<br>FC3-6<br>CS | SSS<br>K | | 3-H<br>1B | | 5 | 1 | 1 | 2 | 0 | 2 | 6 |
| Inning Stats | R: 0<br>E: 0<br>K: 1<br>S: 7<br>H: 2<br>LOB: 2<br>BB: 0<br>P: 7 | R: 0<br>E: 0<br>K: 2<br>S: 7<br>H: 0<br>LOB: 1<br>BB: 1<br>P: 11 | R: 0<br>E: 0<br>K: 0<br>S: 4<br>H: 1<br>LOB: 1<br>BB: 0<br>P: 4 | R: 7<br>E: 1<br>K: 0<br>S: 10<br>H: 7<br>LOB: 2<br>BB: 2<br>P: 18 | R: 0<br>E: 0<br>K: 0<br>S: 3<br>H: 1<br>LOB: 1<br>BB: 1<br>P: 7 | R: 2<br>E: 0<br>K: 1<br>S: 8<br>H: 3<br>LOB: 3<br>BB: 2<br>P: 16 | R: 0<br>E: 0<br>K: 0<br>S: 4<br>H: 1<br>LOB: 1<br>BB: 0<br>P: 4 | R: 1<br>E: 0<br>K: 0<br>S: 4<br>H: 2<br>LOB: 1<br>BB: 1<br>P: 8 | | 1B: 12<br>2B: 3<br>3B: 2<br>HR: 0<br>SF: 0<br>SAC: 1<br>DP: 1<br>HBP: 0 | | | | WP: 3<br>PB: 0<br>SB: 2<br>CS: 1<br>PA: 46 | | |

| PITCHER | | IP | WLS | BF | H | R | ER | SO | BB | IBB | HBP | BLK | WP | HR | S | P | ERA | WHIP |
|---|---|---|---|---|---|---|---|---|---|---|---|---|---|---|---|---|---|---|
| Chris Knapp, R<br>ERA: 4.27 | (1, 1) | 3.2 | L | 19 | 6 | 4 | 4 | 3 | 2 | 0 | 0 | 0 | 2 | 0 | 23 | 31 | 9.82 | 2.182 |
| Ken Brett, L<br>ERA: 5.04 | (4, 1) | 0.0 | | 2 | 1 | 0 | 0 | 0 | 1 | 0 | 0 | 0 | 0 | 0 | 1 | 5 | ∞ | ∞ |
| Dyar Miller, R<br>ERA: 2.59 | (4, 1) | 1.1 | | 10 | 6 | 5 | 5 | 0 | 1 | 0 | 0 | 0 | 0 | 0 | 9 | 13 | 33.75 | 5.250 |
| Paul Hartzell, R<br>ERA: 3.44 | (6, 1) | 3.0 | | 15 | 4 | 1 | 1 | 1 | 2 | 1 | 0 | 0 | 0 | 0 | 14 | 26 | 3.00 | 2.000 |

| PITCHER | IP | WLS | BF | H | R | ER | SO | BB | IBB | HBP | BLK | WP | HR | S | P | ERA | WHIP |
|---|---|---|---|---|---|---|---|---|---|---|---|---|---|---|---|---|---|

# BOTTOM

# California Angels @ Minnesota Twins

Metropolitan Stadium, Bloomington , MI

Mon Sep 18 1978, 8:05 PM EDT

Att. 2,278 - Unknown

livebaseballscorecards.com

| | |
|---|---|
| AB | 38 |
| R | 10 |
| H | 17 |
| RBI | 10 |
| BB | 7 |
| SO | 4 |
| LOB | 25 |

| Batter | 1 | 2 | 3 | 4 | 5 | 6 | 7 | 8 | 9 | AB | R | H | RBI | BB | SO | LOB |
|---|---|---|---|---|---|---|---|---|---|---|---|---|---|---|---|---|
| Rick Miller, L (1, 8)<br>OBP: 0.342, SLG: 0.336 | G6-4-3<br>1B | | F7 | | | F7 | | P6 | G3<br>1-2 | 5 | 0 | 1 | 0 | 0 | 0 | 3 |
| Carney Lansford, R (1, 5)<br>OBP: 0.331, SLG: 0.381 | K | | | 6-3 | | 1B<br>1-2<br>1B | | K | | 4 | 0 | 1 | 0 | 0 | 2 | 1 |
| Lyman Bostock, L (1, 9)<br>OBP: 0.361, SLG: 0.378 | G6-4-3<br>1-2f | | | F8 | | <br>1-3<br>2-H<br>1B | | <br>2B | | 4 | 0 | 2 | 1 | 0 | 0 | 1 |
| Don Baylor, R (1, 10)<br>OBP: 0.337, SLG: 0.470 | | 6-3 | | 4-3 | | K | | 6-3 | | 4 | 0 | 0 | 0 | 0 | 1 | 3 |
| Joe Rudi, R (1, 7)<br>OBP: 0.288, SLG: 0.420 | | 6-3 | | | G6-3<br>1B | | 4-3<br>1B<br>2B | | HR | 4 | 2 | 3 | 1 | 0 | 0 | 0 |
| Ron Jackson, R (1, 3)<br>OBP: 0.338, SLG: 0.422<br>Ron Fairly, L (9, PH) (9, 3)<br>OBP: 0.291, SLG: 0.368 | | F9 | | | G6-3<br>1-2f | | 4-3<br>2-3 | | 4-3 | 3<br>1 | 0<br>0 | 0<br>0 | 0<br>0 | 0<br>0 | 0<br>0 | 2<br>0 |
| Brian Downing, R (1, 2)<br>OBP: 0.349, SLG: 0.351 | | | F3<br>1B | | P3 | | 6-3 | | HR | 4 | 1 | 1 | 1 | 0 | 0 | 1 |
| Bobby Grich, R (1, 4)<br>OBP: 0.348, SLG: 0.316 | | | | | | L4 | | | 5-3 | 4 | 0 | 2 | 1 | 0 | 0 | 0 |
| Dave Chalk, R (1, 6)<br>OBP: 0.318, SLG: 0.286<br>Jim Anderson, R (7, 6)<br>OBP: 0.284, SLG: 0.286 | | | K | | | 1B<br>1B<br>BB | 1-3 | | PB<br>BB | 2<br>0 | 1<br>0 | 0<br>0 | 0<br>0 | 1<br>1 | 1<br>0 | 2<br>0 |
| Inning Stats | R: 0<br>E: 0<br>K: 1<br>S: 5<br>H: 1<br>LOB: 0<br>BB: 0<br>P: 5 | R: 0<br>E: 0<br>K: 0<br>S: 3<br>H: 0<br>LOB: 0<br>BB: 0<br>P: 3 | R: 0<br>E: 0<br>K: 1<br>S: 6<br>H: 1<br>LOB: 1<br>BB: 0<br>P: 6 | R: 0<br>E: 0<br>K: 0<br>S: 3<br>H: 0<br>LOB: 0<br>BB: 0<br>P: 3 | R: 0<br>E: 0<br>K: 0<br>S: 3<br>H: 1<br>LOB: 0<br>BB: 0<br>P: 3 | R: 1<br>E: 0<br>K: 1<br>S: 7<br>H: 2<br>LOB: 2<br>BB: 1<br>P: 11 | R: 1<br>E: 0<br>K: 0<br>S: 5<br>H: 2<br>LOB: 1<br>BB: 0<br>P: 5 | R: 0<br>E: 0<br>K: 1<br>S: 6<br>H: 1<br>LOB: 1<br>BB: 0<br>P: 6 | R: 2<br>E: 0<br>K: 0<br>S: 5<br>H: 2<br>LOB: 1<br>BB: 1<br>P: 9 | 1B: 6<br>2B: 2<br>3B: 0<br>HR: 2<br>SF: 0<br>SAC: 0<br>DP: 2<br>HBP: 0 | WP: 0<br>PB: 1<br>SB: 0<br>CS: 0<br>PA: 37 | | | | | |

| PITCHER | IP | WLS | BF | H | R | ER | SO | BB | IBB | HBP | BLK | WP | HR | S | P | ERA | WHIP |
|---|---|---|---|---|---|---|---|---|---|---|---|---|---|---|---|---|---|
| Roger Erickson, R (1, 1)<br>ERA: 4.05 | 8.0 | L | 32 | 9 | 3 | 3 | 4 | 1 | 0 | 0 | 0 | 0 | 1 | 39 | 43 | 3.38 | 1.250 |
| Mike Marshall, R (9, 1)<br>ERA: 2.41 | 1.0 | | 5 | 1 | 1 | 1 | 0 | 1 | 0 | 0 | 0 | 0 | 1 | 4 | 8 | 9.00 | 2.000 |

| PITCHER | IP | WLS | BF | H | R | ER | SO | BB | IBB | HBP | BLK | WP | HR | S | P | ERA | WHIP |
|---|---|---|---|---|---|---|---|---|---|---|---|---|---|---|---|---|---|

# California Angels @ Minnesota Twins

Metropolitan Stadium, Bloomington , MI

Tue Sep 19 1978, 8:05 PM EDT

Att. 3,747 - Unknown

TOP

livebaseballscorecards.com

| | |
|---|---|
| AB | 35 |
| R | 4 |
| H | 10 |
| RBI | 4 |
| BB | 2 |
| SO | 4 |
| LOB | 13 |

| Batter | 1 | 2 | 3 | 4 | 5 | 6 | 7 | 8 | 9 | AB | R | H | RBI | BB | SO | LOB |
|---|---|---|---|---|---|---|---|---|---|---|---|---|---|---|---|---|
| Mike Cubbage, L (1, 5)<br>OBP: 0.350, SLG: 0.408 | K | | F3 | | F5 | | F9 | | | 4 | 0 | 0 | 0 | 0 | 1 | 2 |
| Roy Smalley, S (1, 6)<br>OBP: 0.368, SLG: 0.451 | F7 | | | K | | 4-3 | | F8 | | 4 | 1 | 1 | 0 | 0 | 1 | 0 |
| Rod Carew, L (1, 3)<br>OBP: 0.410, SLG: 0.449 | K | | | WP 1B | | 4-3 1-2 | | F8 | | 4 | 0 | 1 | 0 | 0 | 1 | 1 |
| Glenn Adams, L (1, 10)<br>OBP: 0.295, SLG: 0.397<br>Willie Norwood, R (8, PR)<br>OBP: 0.300, SLG: 0.373 | | K | | F7 1-2 | | WP 2-H 2B | | 1B | | 4<br>0 | 0<br>0 | 2<br>0 | 1<br>0 | 0<br>0 | 1<br>0 | 1<br>0 |
| Hosken Powell, L (1, 9)<br>OBP: 0.320, SLG: 0.342 | | E6 CS | | BB | | S 2-3 BB | | F7 | | 2 | 0 | 0 | 0 | 2 | 0 | 1 |
| Dan Ford, R (1, 8)<br>OBP: 0.334, SLG: 0.422 | | K 1-2 | | F9 | | K | | | K | 4 | 0 | 0 | 0 | 0 | 3 | 5 |
| Rich Chiles, L (1, 7)<br>OBP: 0.333, SLG: 0.347 | | | K | | FC3-6 1B | F8 1-2 | | | G5-4-3 BB | 3 | 0 | 1 | 0 | 1 | 1 | 2 |
| Butch Wynegar, S (1, 2)<br>OBP: 0.311, SLG: 0.316 | | | K | | FC3-6 1-2f | | F9 | | G5-4-3 1-2f | 4 | 0 | 0 | 0 | 0 | 1 | 2 |
| Rob Wilfong, L (1, 4)<br>OBP: 0.332, SLG: 0.315 | | | 2B | | K | | F8 | | | 3 | 0 | 1 | 0 | 0 | 1 | 1 |
| Inning Stats | R: 0<br>E: 0<br>K: 2<br>S: 7<br>H: 0<br>LOB: 0<br>BB: 0<br>P: 7 | R: 0<br>E: 1<br>K: 2<br>S: 7<br>H: 0<br>LOB: 1<br>BB: 0<br>P: 7 | R: 0<br>E: 0<br>K: 2<br>S: 8<br>H: 1<br>LOB: 1<br>BB: 0<br>P: 8 | R: 0<br>E: 0<br>K: 1<br>S: 6<br>H: 1<br>LOB: 2<br>BB: 1<br>P: 10 | R: 0<br>E: 0<br>K: 1<br>S: 6<br>H: 1<br>LOB: 1<br>BB: 0<br>P: 6 | R: 1<br>E: 0<br>K: 1<br>S: 7<br>H: 2<br>LOB: 2<br>BB: 1<br>P: 11 | R: 0<br>E: 0<br>K: 0<br>S: 3<br>H: 0<br>LOB: 0<br>BB: 0<br>P: 3 | R: 0<br>E: 0<br>K: 0<br>S: 4<br>H: 1<br>LOB: 1<br>BB: 0<br>P: 4 | R: 0<br>E: 0<br>K: 1<br>S: 4<br>H: 0<br>LOB: 0<br>BB: 1<br>P: 8 | 1B: 4<br>2B: 3<br>3B: 0<br>HR: 0<br>SF: 0<br>SAC: 0<br>DP: 2<br>HBP: 0 | | | | | | |

| PITCHER | IP | WLS | BF | H | R | ER | SO | BB | IBB | HBP | BLK | WP | HR | S | P | ERA | WHIP |
|---|---|---|---|---|---|---|---|---|---|---|---|---|---|---|---|---|---|
| Nolan Ryan, R (1, 1)<br>ERA: 3.63 | 9.0 | W | 35 | 6 | 1 | 1 | 10 | 3 | 0 | 0 | 0 | 2 | 0 | 52 | 64 | 1.00 | 1.000 |

| PITCHER | IP | WLS | BF | H | R | ER | SO | BB | IBB | HBP | BLK | WP | HR | S | P | ERA | WHIP |
|---|---|---|---|---|---|---|---|---|---|---|---|---|---|---|---|---|---|

# BOTTOM

## California Angels @ Minnesota Twins

Metropolitan Stadium, Bloomington , MI

Tue Sep 19 1978, 8:05 PM EDT

Att. 3,747 - Unknown

livebaseballscorecards.com

| | |
|---|---|
| AB | 32 |
| R | 1 |
| H | 6 |
| RBI | 1 |
| BB | 3 |
| SO | 10 |
| LOB | 15 |

WP: 2 PA: 35
PB: 0
SB: 1
CS: 1

| Batter | 1 | 2 | 3 | 4 | 5 | 6 | 7 | 8 | 9 | AB | R | H | RBI | BB | SO | LOB |
|---|---|---|---|---|---|---|---|---|---|---|---|---|---|---|---|---|
| Bump Wills, S (1, 4)<br>OBP: 0.319, SLG: 0.329 | 4-3 | | G4-6-3 1B | | 4-3 | | 4-3 | | | 4 | 0 | 1 | 0 | 0 | 0 | 2 |
| Juan Beniquez, R (1, 8)<br>OBP: 0.283, SLG: 0.375 | F8 2B | | G4-6-3 1-2f | | | K | | F8 | | 4 | 0 | 1 | 0 | 0 | 1 | 1 |
| Al Oliver, L (1, 7)<br>OBP: 0.350, SLG: 0.485 | F8 2-3 | | | 6-3 | | HR 1B | | F9 | | 4 | 1 | 1 | 0 | 0 | 0 | 1 |
| Richie Zisk, R (1, 10)<br>OBP: 0.333, SLG: 0.428 | 6-3 | | | 1-3 | | 1-H HR | | K | | 4 | 1 | 1 | 2 | 0 | 1 | 1 |
| Bobby Bonds, R (1, 9)<br>OBP: 0.347, SLG: 0.477 | | 6-3 | | F9 | | 5-3 | | | 1-3 | 4 | 0 | 0 | 0 | 0 | 0 | 0 |
| Mike Jorgensen, L (1, 3)<br>OBP: 0.351, SLG: 0.226 | | 3-1 | | | 1B 1B | 4-3 | | | F7 | 4 | 0 | 1 | 0 | 0 | 0 | 0 |
| Jim Sundberg, R (1, 2)<br>OBP: 0.365, SLG: 0.387<br>Bert Campaneris, R (9, PR)<br>OBP: 0.245, SLG: 0.238 | | BB | | | K | | 1B G3-6-3 BB | | 1B | 2<br>0 | 1<br>0 | 1<br>0 | 0<br>0 | 2<br>0 | 1<br>0 | 1<br>0 |
| Toby Harrah, R (1, 6)<br>OBP: 0.349, SLG: 0.345 | | P3 | | | 1-2 1B | | 1-3 G3-6-3 1B | | F9 | 4 | 0 | 2 | 0 | 0 | 0 | 2 |
| Jim Mason, L (1, 5)<br>OBP: 0.242, SLG: 0.253 | | | 3-1 | | L8 | | 1-2f 3-H G3-6-3 | | | 3 | 0 | 0 | 0 | 0 | 0 | 3 |
| Inning Stats | R: 0<br>E: 0<br>K: 0<br>S: 4<br>H: 1<br>LOB: 1<br>BB: 0<br>P: 4 | R: 0<br>E: 0<br>K: 0<br>S: 3<br>H: 0<br>LOB: 1<br>BB: 1<br>P: 7 | R: 0<br>E: 0<br>K: 0<br>S: 3<br>H: 1<br>LOB: 0<br>BB: 0<br>P: 3 | R: 0<br>E: 0<br>K: 0<br>S: 3<br>H: 0<br>LOB: 0<br>BB: 0<br>P: 3 | R: 0<br>E: 0<br>K: 1<br>S: 7<br>H: 2<br>LOB: 2<br>BB: 0<br>P: 7 | R: 2<br>E: 0<br>K: 1<br>S: 7<br>H: 2<br>LOB: 0<br>BB: 0<br>P: 7 | R: 1<br>E: 0<br>K: 0<br>S: 3<br>H: 1<br>LOB: 0<br>BB: 1<br>P: 7 | R: 0<br>E: 0<br>K: 1<br>S: 5<br>H: 0<br>LOB: 0<br>BB: 0<br>P: 5 | R: 0<br>E: 0<br>K: 0<br>S: 4<br>H: 1<br>LOB: 1<br>BB: 0<br>P: 4 | 1B: 6<br>2B: 1<br>3B: 0<br>HR: 1<br>SF: 0<br>SAC: 0<br>DP: 2<br>HBP: 0 | | | | | | |

| PITCHER | IP | WLS | BF | H | R | ER | SO | BB | IBB | HBP | BLK | WP | HR | S | P | ERA | WHIP |
|---|---|---|---|---|---|---|---|---|---|---|---|---|---|---|---|---|---|
| Dave Goltz, R (1, 1)<br>ERA: 2.47 | 9.0 | W | 35 | 8 | 3 | 3 | 3 | 2 | 0 | 0 | 0 | 0 | 1 | 39 | 47 | 3.00 | 1.111 |

| PITCHER | IP | WLS | BF | H | R | ER | SO | BB | IBB | HBP | BLK | WP | HR | S | P | ERA | WHIP |
|---|---|---|---|---|---|---|---|---|---|---|---|---|---|---|---|---|---|

# TOP

## Texas Rangers @ Minnesota Twins

Metropolitan Stadium, Bloomington , MI

Wed Sep 20 1978, 8:05 PM EDT

Att. 2,736 - Unknown - 54 F

livebaseballscorecards.com

| | |
|---|---|
| AB | 33 |
| R | 3 |
| H | 8 |
| RBI | 2 |
| BB | 2 |
| SO | 3 |
| LOB | 11 |

WP: 0 PB: 0 SB: 0 CS: 0 PA: 35

# Texas Rangers @ Minnesota Twins

Metropolitan Stadium, Bloomington , MI

Wed Sep 20 1978, 8:05 PM EDT

Att. 2,736 - Unknown - 54 F

livebaseballscorecards.com

| Batter | 1 | 2 | 3 | 4 | 5 | 6 | 7 | 8 | 9 | AB | R | H | RBI | BB | SO | LOB |
|---|---|---|---|---|---|---|---|---|---|---|---|---|---|---|---|---|
| Dave Edwards, R (1, 7)<br>OBP: 0.476, SLG: 0.438 | 6-3 | K | | 1B BB 1B BB<br>1-2 2-3 3-H | | SF9 BB<br>1-2 BB | | K | | 3 | 1 | 0 | 1 | 2 | 2 | 2 |
| Roy Smalley, S (1, 6)<br>OBP: 0.369, SLG: 0.448 | G3 | | F8 | 1B 1B<br>1-2 2-3 3-H BB | | SF9<br>1-2 2-3 BB | | G3 | | 3 | 0 | 0 | 1 | 2 | 0 | 0 |
| Rod Carew, L (1, 3)<br>OBP: 0.412, SLG: 0.449 | 1B<br>BB | | 4-3 | 1B<br>1-2 2-3 3-H 1B | | K | | 1B<br>1B | | 4 | 0 | 2 | 1 | 1 | 1 | 3 |
| Dan Ford, R (1, 8)<br>OBP: 0.337, SLG: 0.424 | 1-2<br>1B | | 4-3 | 1-2 2-3 3-H<br>1B | | SF9<br>1-2 2-3 3-H | | 1-3<br>1B | | 4 | 0 | 3 | 2 | 0 | 0 | 0 |
| Butch Wynegar, S (1, 2)<br>OBP: 0.308, SLG: 0.312 | 4-3 | | | K<br>4-3 | | F9 | | K | | 5 | 0 | 0 | 0 | 0 | 2 | 9 |
| Jose Morales, R (1, 10)<br>OBP: 0.361, SLG: 0.404 | | K | | HBP G3 BB<br>BB | 4-3 | | F8 | | | 3 | 1 | 0 | 0 | 1 | 1 | 0 |
| Mike Cubbage, L (1, 5)<br>OBP: 0.351, SLG: 0.409 | | E9<br>1B | | G3<br>1-2 | K | | FC5-4<br>1B | | | 4 | 0 | 2 | 0 | 0 | 1 | 1 |
| Hosken Powell, L (1, 9)<br>OBP: 0.322, SLG: 0.340 | | BB | | BB HBP<br>BB BB | 6-3 | | FC5-4<br>1-2f | | | 2 | 1 | 0 | 0 | 2 | 0 | 1 |
| Bob Randall, R (1, 4)<br>OBP: 0.333, SLG: 0.330 | | F9 | | BB BB<br>1-2 2-3 1B HBP | | BB BB<br>SF9 1B | | P4 | | 3 | 2 | 1 | 0 | 0 | 0 | 3 |
| Inning Stats | R: 0 H: 1<br>E: 0 LOB: 2<br>K: 0 BB: 1<br>S: 4 P: 8 | R: 0 H: 1<br>E: 1 LOB: 2<br>K: 2 BB: 1<br>S: 8 P: 12 | R: 0 H: 0<br>E: 0 LOB: 0<br>K: 0 BB: 0<br>S: 3 P: 3 | R: 4 H: 2<br>E: 0 LOB: 3<br>K: 1 BB: 4<br>S: 7 P: 24 | R: 0 H: 0<br>E: 0 LOB: 0<br>K: 1 BB: 0<br>S: 5 P: 5 | R: 1 H: 1<br>E: 0 LOB: 2<br>K: 1 BB: 2<br>S: 6 P: 14 | R: 0 H: 1<br>E: 0 LOB: 1<br>K: 0 BB: 0<br>S: 4 P: 4 | R: 0 H: 2<br>E: 0 LOB: 2<br>K: 2 BB: 0<br>S: 9 P: 9 | | 1B: 8 SF: 1<br>2B: 0 SAC: 0<br>3B: 0 DP: 0<br>HR: 0 HBP: 1 | | | | WP: 0 PA: 41<br>PB: 0<br>SB: 0<br>CS: 0 | | |

| | AB | 31 |
|---|---|---|
| | R | 5 |
| | H | 8 |
| | RBI | 5 |
| | BB | 8 |
| | SO | 7 |
| | LOB | 19 |

| PITCHER | | IP | WLS | BF | H | R | ER | SO | BB | IBB | HBP | BLK | WP | HR | S | P | ERA | WHIP |
|---|---|---|---|---|---|---|---|---|---|---|---|---|---|---|---|---|---|---|
| Steve Comer, R<br>ERA: 2.09 | (1, 1) | 3.2 | L | 21 | 3 | 4 | 4 | 3 | 6 | 0 | 1 | 0 | 0 | 0 | 20 | 45 | 9.82 | 2.455 |
| Len Barker, R<br>ERA: 4.88 | (4, 1) | 1.1 | | 8 | 2 | 1 | 1 | 1 | 2 | 0 | 0 | 0 | 0 | 0 | 8 | 16 | 6.75 | 3.000 |
| Reggie Cleveland, R<br>ERA: 3.15 | (6, 1) | 3.0 | | 12 | 3 | 0 | 0 | 3 | 0 | 0 | 0 | 0 | 0 | 0 | 18 | 18 | 0.00 | 1.000 |

| PITCHER | IP | WLS | BF | H | R | ER | SO | BB | IBB | HBP | BLK | WP | HR | S | P | ERA | WHIP |
|---|---|---|---|---|---|---|---|---|---|---|---|---|---|---|---|---|---|

# Texas Rangers @ Minnesota Twins

Metropolitan Stadium, Bloomington , MI

Thu Sep 21 1978, 8:05 PM EDT

Att. 3,312 - Unknown - 59 F

TOP

livebaseballscorecards.com

| Batter | 1 | 2 | 3 | 4 | 5 | 6 | 7 | 8 | 9 | AB | R | H | RBI | BB | SO | LOB |
|---|---|---|---|---|---|---|---|---|---|---|---|---|---|---|---|---|
| Bobby Bonds, R (1, 9)<br>OBP: 0.349, SLG: 0.476 | BBBB<br>WP SH1-3<br>SF7<br>BB | | BBBB<br>S<br>E<br>BB | | x 0-0<br>SH2-3<br>1B<br>1B | | x 0-0 ①<br>5-3 | x 0-0 ③<br>F8 | | 3 | 3 | 1 | 0 | 2 | 0 | 2 |
| Nelson Norman, S (8, 5)<br>OBP: 0.133, SLG: 0.133 | | | | | | | | | | 0 | 0 | 0 | 0 | 0 | 0 | 0 |
| Bump Wills, S (1, 4)<br>OBP: 0.319, SLG: 0.329 | x 0-0 ①<br>SH1-3<br>1-2 | | x 0-0 ①<br>BB<br>1-H<br>1B | | x 0-0 ①<br>SH2-3<br>1-2 | | x 0-0 ②<br>F8 | | SSS 0-3 ①<br>K | 3 | 0 | 1 | 0 | 0 | 1 | 0 |
| Al Oliver, L (1, 7)<br>OBP: 0.349, SLG: 0.483 | x 0-0 ②<br>SF7<br>2-H | | x 0-0 ②<br>F9 | | x 0-0<br>BLK<br>2-H<br>1B | | x 0-0 ③<br>L7 | | SSS 0-3 ②<br>K | 4 | 0 | 1 | 2 | 0 | 1 | 1 |
| Richie Zisk, R (1, 10)<br>OBP: 0.335, SLG: 0.427 | x 0-0 ③<br>6-3 | | BBBB 4-0<br>1-2<br>BB | | x 0-0 ②<br>5-3<br>1-2 | | | x 0-0<br>1B SH1-4<br>FC4<br>1B | x 0-0 ③<br>4-3 | 3 | 0 | 1 | 0 | 1 | 0 | 1 |
| Bert Campaneris, R (8, PR)<br>OBP: 0.245, SLG: 0.238 | | | | | | | | | | 0 | 1 | 0 | 0 | 0 | 0 | 0 |
| Pat Putnam, L (9, PH)<br>OBP: 0.167, SLG: 0.125 | | | | | | | | | | 1 | 0 | 0 | 0 | 0 | 0 | 0 |
| Jim Sundberg, R (1, 2)<br>OBP: 0.365, SLG: 0.388 | | x 0-0<br>F8<br>2B | x 0-0 ③<br>L5 | | x 0-0 ③<br>6-3 | | | x 0-0 ①<br>SH1-4<br>1-2 | | 3 | 0 | 1 | 0 | 0 | 0 | 3 |
| Juan Beniquez, R (1, 8)<br>OBP: 0.285, SLG: 0.376 | | x 0-0 ①<br>F8<br>2-3 | | x 0-0 ①<br>F7 | | x 0-0<br>G6-4-3<br>1B | | x 0-0<br>FC4<br>2B<br>2-3<br>1B | | 4 | 1 | 2 | 0 | 0 | 0 | 1 |
| Mike Jorgensen, L (1, 3)<br>OBP: 0.346, SLG: 0.227 | | SSS 0-3 ②<br>K | | x 0-0<br>4-3<br>1B | | x 0-0 ①②<br>G6-4-3<br>1-2f | | x 0-0<br>FC4<br>2B<br>1-2<br>3-H | | 4 | 1 | 1 | 1 | 0 | 1 | 3 |
| Toby Harrah, R (1, 6)<br>OBP: 0.349, SLG: 0.344 | | SSS 0-3 ③<br>K | | x 0-0 ②<br>4-3<br>1-2 | | x 0-0<br>1B | | x 0-0 ②<br>F7 | | 4 | 0 | 1 | 0 | 0 | 1 | 4 |
| Jim Mason, L (1, 5)<br>OBP: 0.234, SLG: 0.244 | | x 0-0 ①<br>F6 | | x 0-0 ③<br>4-3 | | x 0-0 ③<br>F7 | | x 0-0<br>1-H<br>2-H<br>2B | | 3 | 0 | 0 | 0 | 0 | 0 | 2 |
| Johnny Grubb, L (8, PH)<br>OBP: 0.370, SLG: 0.448 | | | | | | | | | | 1 | 0 | 1 | 2 | 0 | 0 | 0 |
| (8, 9) | | | | | | | | | | | | | | | | |

| | AB | 33 |
|---|---|---|
| | R | 6 |
| | H | 10 |
| | RBI | 5 |
| | BB | 3 |
| | SO | 4 |
| | LOB | 17 |

| Inning Stats | | | | | | | | | | | | | | | | | | | | | | | | | | | | | | | | | | |
|---|---|---|---|---|---|---|---|---|---|---|---|---|---|---|---|---|---|---|---|---|---|---|---|---|---|---|---|---|---|---|---|---|---|---|
| | R: 1 | E: 0 | K: 0 | S: 3 | H: 0 | LOB: 0 | BB: 1 | P: 7 | R: 0 | E: 0 | K: 2 | S: 8 | H: 1 | LOB: 1 | BB: 0 | P: 8 | R: 1 | E: 0 | K: 0 | S: 4 | H: 1 | LOB: 2 | BB: 2 | P: 12 | R: 0 | E: 0 | K: 0 | S: 4 | H: 1 | LOB: 1 | BB: 0 | P: 4 | R: 1 | E: 0 | K: 0 | S: 5 | H: 2 | LOB: 1 | BB: 0 | P: 5 |
| | R: 0 | E: 0 | K: 0 | S: 4 | H: 2 | LOB: 1 | BB: 0 | P: 4 | R: 0 | E: 0 | K: 0 | S: 3 | H: 0 | LOB: 0 | BB: 0 | P: 3 | R: 3 | E: 0 | K: 0 | S: 7 | H: 3 | LOB: 2 | BB: 0 | P: 7 | R: 0 | E: 0 | K: 2 | S: 7 | H: 0 | LOB: 0 | BB: 0 | P: 7 | 1B: 8 | 2B: 2 | 3B: 0 | HR: 0 | SF: 1 | SAC: 3 | DP: 1 | HBP: 0 | WP: 1 | PB: 0 | SB: 1 | CS: 0 | PA: 40 |

| PITCHER | | IP | WLS | BF | H | R | ER | SO | BB | IBB | HBP | BLK | WP | HR | S | P | ERA | WHIP |
|---|---|---|---|---|---|---|---|---|---|---|---|---|---|---|---|---|---|---|
| Gary Serum, R<br>ERA: 4.25 | (1, 1) | 7.2 | L | 36 | 10 | 6 | 6 | 2 | 3 | 0 | 0 | 1 | 1 | 0 | 37 | 49 | 7.04 | 1.696 |
| Stan Perzanowski, R<br>ERA: 4.79 | (8, 1) | 1.1 | | 4 | 0 | 0 | 0 | 2 | 0 | 0 | 0 | 0 | 0 | 0 | 8 | 8 | 0.00 | 0.000 |

| PITCHER | IP | WLS | BF | H | R | ER | SO | BB | IBB | HBP | BLK | WP | HR | S | P | ERA | WHIP |
|---|---|---|---|---|---|---|---|---|---|---|---|---|---|---|---|---|---|

# Texas Rangers @ Minnesota Twins

Metropolitan Stadium, Bloomington , MI

Thu Sep 21 1978, 8:05 PM EDT

Att. 3,312 - Unknown - 59 F

BOTTOM

livebaseballscorecards.com

| Batter | 1 | 2 | 3 | 4 | 5 | 6 | 7 | 8 | 9 | AB | R | H | RBI | BB | SO | LOB |
|---|---|---|---|---|---|---|---|---|---|---|---|---|---|---|---|---|
| Dave Edwards, R (1, 7) OBP: 0.400, SLG: 0.350 | K | | G3 | | F9 | | | 5-3 | | 4 | 0 | 0 | 0 | 0 | 1 | 0 |
| Bombo Rivera, R (1, 9) OBP: 0.361, SLG: 0.349 | 4-3 BB | | 5-3 | | | K | | K | | 3 | 0 | 0 | 0 | 1 | 2 | 0 |
| Rod Carew, L (1, 3) OBP: 0.412, SLG: 0.449 | 4-3 1-2 | | | 2B BB | | WP 3B 1B | | 4-3 | | 3 | 2 | 1 | 0 | 1 | 0 | 1 |
| Dan Ford, R (1, 8) OBP: 0.336, SLG: 0.427 | F8 | | | F7 | | F4 1-2 | | | E4 3B | 4 | 1 | 1 | 0 | 0 | 0 | 3 |
| Willie Norwood, R (1, 10) OBP: 0.302, SLG: 0.381 | | F9 | | 1-H 2B | | 2-H 3B | | | P3 | 4 | 0 | 2 | 2 | 0 | 0 | 0 |
| Roy Smalley, S (1, 6) OBP: 0.366, SLG: 0.445 | | F4 | | F9 | | F6 | | | F4 | 4 | 0 | 0 | 0 | 0 | 0 | 2 |
| Bob Randall, R (1, 4) OBP: 0.332, SLG: 0.329 | | 1B | | F2 | | F7 | | | F9 | 4 | 0 | 1 | 0 | 0 | 0 | 1 |
| Larry Wolfe, R (1, 5) OBP: 0.333, SLG: 0.329 | | 5-3 | | | K | 5-3 | | | | 3 | 0 | 0 | 0 | 0 | 1 | 1 |
| Glenn Borgmann, R (1, 2) OBP: 0.311, SLG: 0.345 | | | 6-3 | | K | 6-3 | | | | 3 | 0 | 0 | 0 | 0 | 1 | 0 |
| Inning Stats | R: 0 H: 0 E: 0 LOB: 1 K: 1 BB: 1 S: 5 P: 9 | R: 0 H: 1 E: 0 LOB: 1 K: 0 BB: 0 S: 4 P: 4 | R: 0 H: 0 E: 0 LOB: 0 K: 0 BB: 0 S: 3 P: 3 | R: 1 H: 1 E: 0 LOB: 1 K: 0 BB: 1 S: 4 P: 8 | R: 0 H: 0 E: 0 LOB: 0 K: 2 BB: 0 S: 7 P: 7 | R: 1 H: 2 E: 0 LOB: 1 K: 1 BB: 0 S: 7 P: 7 | R: 0 H: 0 E: 0 LOB: 0 K: 0 BB: 0 S: 3 P: 3 | R: 0 H: 0 E: 0 LOB: 0 K: 1 BB: 0 S: 5 P: 5 | R: 1 H: 1 E: 1 LOB: 0 K: 0 BB: 0 S: 4 P: 4 | 1B: 2 SF: 0 2B: 1 SAC: 0 3B: 2 DP: 0 HR: 0 HBP: 0 | | | | | | | |

| AB | 32 |
|---|---|
| R | 3 |
| H | 5 |
| RBI | 2 |
| BB | 2 |
| SO | 5 |
| LOB | 8 |

WP: 1 PA: 34
PB: 0
SB: 0
CS: 0

| PITCHER | | IP | WLS | BF | H | R | ER | SO | BB | IBB | HBP | BLK | WP | HR | S | P | ERA | WHIP |
|---|---|---|---|---|---|---|---|---|---|---|---|---|---|---|---|---|---|---|
| Jon Matlack, L (1, 1) ERA: 2.38 | | 9.0 | W | 34 | 5 | 3 | 2 | 5 | 2 | 0 | 0 | 0 | 1 | 0 | 42 | 50 | 2.00 | 0.778 |

| PITCHER | IP | WLS | BF | H | R | ER | SO | BB | IBB | HBP | BLK | WP | HR | S | P | ERA | WHIP |
|---|---|---|---|---|---|---|---|---|---|---|---|---|---|---|---|---|---|

| Batter | 1 | 2 | 3 | 4 | 5 | 6 | 7 | 8 | 9 | AB | R | H | RBI | BB | SO | LOB |
|---|---|---|---|---|---|---|---|---|---|---|---|---|---|---|---|---|
| George Brett, L (1, 5)<br>OBP: 0.336, SLG: 0.451 | L4 | | 4-3 1-2 | | | F8 | | 4-3 | | 2 | 0 | 0 | 0 | 0 | 0 | 1 |
| Dave Cripe, R (5, 5)<br>OBP: 0.250, SLG: 0.250 | | | | | | | | | | 1 | 0 | 0 | 0 | 0 | 0 | 0 |
| Ralph LaCock, L (8, PH) (8, 3)<br>OBP: 0.340, SLG: 0.431 | | | | | | | | | | 1 | 0 | 0 | 0 | 0 | 0 | 0 |
| Hal McRae, R (1, 7)<br>OBP: 0.331, SLG: 0.431 | F8 | | | F7 | | BBBB 4-0 S BB E BB | | BBBB 4-0 S E BB | | 2 | 1 | 0 | 0 | 2 | 0 | 0 |
| Willie Wilson, S (8, PR) (8, 7)<br>OBP: 0.285, SLG: 0.283 | | | | | | | | | | 0 | 1 | 0 | 0 | 0 | 0 | 0 |
| Amos Otis, R (1, 8)<br>OBP: 0.383, SLG: 0.529 | F7 | | | BBBB 4-0 BLK 1B BB | | BBBB 4-0 S 1-2 BB | | BBBB 4-0 6-3 1-2 BB | | 1 | 1 | 0 | 0 | 3 | 0 | 0 |
| Al Cowens, R (1, 9)<br>OBP: 0.323, SLG: 0.394 | | SSS 0-3 K | | F3 1-2 | | SSS 0-3 K | | 6-3 1-2 2-H | | 4 | 0 | 0 | 0 | 0 | 2 | 4 |
| John Wathan, R (1, 2)<br>OBP: 0.333, SLG: 0.402 | | F3 | | 2-H 1B | | F7 1-3 2-H | | | F8 | 4 | 0 | 1 | 1 | 0 | 0 | 1 |
| Darrell Porter, L (1, 10)<br>OBP: 0.363, SLG: 0.454 | | G3 | | 4-3 | | | G3 | | BBBB 4-0 FC6-4-2 1B BB | 3 | 0 | 0 | 0 | 1 | 0 | 1 |
| Luis Silverio, R (9, PR)<br>OBP: 0.714, SLG: 1.000 | | | | | | | | | | 0 | 0 | 0 | 0 | 0 | 0 | 0 |
| Frank White, R (1, 4)<br>OBP: 0.323, SLG: 0.407 | | | FC6-4 1B | | F3 | | HR | | 1-2 FC6-4-2 1B | 4 | 1 | 3 | 1 | 0 | 0 | 0 |
| Freddie Patek, R (1, 6)<br>OBP: 0.316, SLG: 0.325 | | | FC6-4 S 1-2f | | P4 | | SSS 0-3 K | | FC6-4-2 1-2 2-3 | 4 | 0 | 0 | 0 | 0 | 1 | 3 |
| Jerry Terrell, R (1, 3) (8, 5)<br>OBP: 0.215, SLG: 0.200 | | | F7 | | P6 | | SSS 0-3 K | | | 3 | 0 | 0 | 0 | 0 | 1 | 1 |

# TOP

## Kansas City Royals @ Minnesota Twins

Metropolitan Stadium, Bloomington , MI

Fri Sep 22 1978, 8:05 PM EDT

Unknown - 74 F

livebaseballscorecards.com

| | |
|---|---|
| AB | 29 |
| R | 4 |
| H | 4 |
| RBI | 2 |
| BB | 6 |
| SO | 4 |
| LOB | 11 |

| Inning Stats | 1 | 2 | 3 | 4 | 5 | 6 | 7 | 8 | 9 |
|---|---|---|---|---|---|---|---|---|---|
| | R: 0<br>E: 0<br>K: 0<br>S: 3 | H: 0<br>LOB: 0<br>BB: 0<br>P: 3 | R: 0<br>E: 0<br>K: 1<br>S: 5 | H: 0<br>LOB: 0<br>BB: 0<br>P: 5 | R: 0<br>E: 0<br>K: 0<br>S: 4 | H: 1<br>LOB: 1<br>BB: 0<br>P: 4 | R: 1<br>E: 0<br>K: 0<br>S: 4 | H: 1<br>LOB: 1<br>BB: 1<br>P: 8 | R: 0<br>E: 0<br>K: 0<br>S: 3 | H: 0<br>LOB: 0<br>BB: 0<br>P: 3 | R: 1<br>E: 0<br>K: 1<br>S: 5 | H: 0<br>LOB: 1<br>BB: 2<br>P: 13 | R: 1<br>E: 0<br>K: 2<br>S: 8 | H: 1<br>LOB: 0<br>BB: 0<br>P: 8 | R: 1<br>E: 1<br>K: 0<br>S: 2 | H: 0<br>LOB: 1<br>BB: 2<br>P: 10 | R: 0<br>E: 0<br>K: 0<br>S: 3 | H: 1<br>LOB: 1<br>BB: 1<br>P: 7 |

| 1B: 3 | SF: 0 | WP: 0 | PA: 35 |
|---|---|---|---|
| 2B: 1 | SAC: 0 | PB: 0 | |
| 3B: 0 | DP: 1 | SB: 5 | |
| HR: 1 | HBP: 0 | CS: 0 | |

| PITCHER | | IP | WLS | BF | H | R | ER | SO | BB | IBB | HBP | BLK | WP | HR | S | P | ERA | WHIP |
|---|---|---|---|---|---|---|---|---|---|---|---|---|---|---|---|---|---|---|
| Darrell Jackson, L<br>ERA: 4.43 | (1, 1) | 7.0 | L | 27 | 3 | 3 | 2 | 4 | 3 | 0 | 0 | 1 | 0 | 1 | 32 | 44 | 2.57 | 0.857 |
| Mike Marshall, R<br>ERA: 2.36 | (8, 1) | 2.0 | | 8 | 1 | 1 | 0 | 0 | 3 | 0 | 0 | 0 | 0 | 0 | 5 | 17 | 0.00 | 2.000 |

| PITCHER | IP | WLS | BF | H | R | ER | SO | BB | IBB | HBP | BLK | WP | HR | S | P | ERA | WHIP |
|---|---|---|---|---|---|---|---|---|---|---|---|---|---|---|---|---|---|

# Kansas City Royals @ Minnesota Twins

Metropolitan Stadium, Bloomington , MI

Fri Sep 22 1978, 8:05 PM EDT

Unknown - 74 F

livebaseballscorecards.com

## BOTTOM

| Batter | 1 | 2 | 3 | 4 | 5 | 6 | 7 | 8 | 9 | AB | R | H | RBI | BB | SO | LOB |
|---|---|---|---|---|---|---|---|---|---|---|---|---|---|---|---|---|
| Dave Edwards, R (1, 8)<br>OBP: 0.345, SLG: 0.292 | P4 | | K | | FC4-2<br>2-3<br>3-H | | | 6-3 | | 4 | 0 | 0 | 0 | 0 | 1 | 2 |
| Rod Carew, L (1, 3)<br>OBP: 0.411, SLG: 0.446 | 6-3 | | G3 | | K | | | BB | | 3 | 0 | 0 | 0 | 1 | 1 | 2 |
| Willie Norwood, R (1, 7)<br>OBP: 0.299, SLG: 0.378 | F9 | | | L6 | | K | | P4 | | 4 | 0 | 0 | 0 | 0 | 1 | 1 |
| Dan Ford, R (1, 9)<br>OBP: 0.334, SLG: 0.424 | | P4 | | 4-3 | | 6-3 | | F8 | | 4 | 0 | 0 | 0 | 0 | 0 | 1 |
| Jose Morales, R (1, 10)<br>OBP: 0.371, SLG: 0.416<br>Rob Wilfong, L (9, PR)<br>OBP: 0.332, SLG: 0.315 | | BB<br>E<br>SF8 | | 1B | | 1B | | | FC1-5<br>2B | 3<br>0 | 1<br>0 | 3<br>0 | 0<br>0 | 1<br>0 | 0<br>0 | 0<br>0 |
| Roy Smalley, S (1, 6)<br>OBP: 0.365, SLG: 0.442 | | E6<br>BLK<br>1-3<br>1B | | F5 | | K | | | BB<br>FC1-5 | 3 | 1 | 0 | 0 | 1 | 1 | 3 |
| Glenn Borgmann, R (1, 2)<br>OBP: 0.302, SLG: 0.336<br>Hosken Powell, L (9, PR)<br>OBP: 0.322, SLG: 0.340 | | SF8<br>3-H | | | P4 | | 3-1 | | FC1-5<br>1-2<br>2-3f | 3<br>0 | 0<br>0 | 0<br>0 | 1<br>0 | 0<br>0 | 0<br>0 | 2<br>0 |
| Bob Randall, R (1, 4)<br>OBP: 0.334, SLG: 0.331 | | 1B<br>1-H | | | 1B<br>2B<br>FC4-2 | | F8 | | F9 | 4 | 0 | 2 | 1 | 0 | 0 | 2 |
| Larry Wolfe, R (1, 5)<br>OBP: 0.332, SLG: 0.332 | | | 6-3 | | 2B<br>FC4-2<br>1-3 | | F3 | | P3 | 4 | 0 | 1 | 0 | 0 | 0 | 2 |
| Inning Stats | R: 0<br>E: 0<br>K: 0<br>S: 3<br>H: 0<br>LOB: 0<br>BB: 0<br>P: 3 | R: 2<br>E: 1<br>K: 0<br>S: 4<br>H: 1<br>LOB: 1<br>BB: 1<br>P: 8 | R: 0<br>E: 0<br>K: 1<br>S: 5<br>H: 0<br>LOB: 0<br>BB: 0<br>P: 5 | R: 0<br>E: 0<br>K: 0<br>S: 4<br>H: 1<br>LOB: 1<br>BB: 0<br>P: 4 | R: 0<br>E: 0<br>K: 1<br>S: 7<br>H: 2<br>LOB: 2<br>BB: 0<br>P: 7 | R: 0<br>E: 0<br>K: 2<br>S: 8<br>H: 1<br>LOB: 1<br>BB: 0<br>P: 8 | R: 0<br>E: 0<br>K: 0<br>S: 3<br>H: 0<br>LOB: 0<br>BB: 0<br>P: 3 | R: 0<br>E: 0<br>K: 0<br>S: 3<br>H: 0<br>LOB: 1<br>BB: 1<br>P: 7 | R: 0<br>E: 0<br>K: 0<br>S: 4<br>H: 1<br>LOB: 2<br>BB: 1<br>P: 8 | 1B: 4<br>2B: 2<br>3B: 0<br>HR: 0<br>SF: 1<br>SAC: 0<br>DP: 0<br>HBP: 0 | | | | | | |

| | AB | 32 |
|---|---|---|
| | R | 2 |
| | H | 6 |
| | RBI | 2 |
| | BB | 3 |
| | SO | 4 |
| | LOB | 15 |

| PITCHER | IP | WLS | BF | H | R | ER | SO | BB | IBB | HBP | BLK | WP | HR | S | P | ERA | WHIP |
|---|---|---|---|---|---|---|---|---|---|---|---|---|---|---|---|---|---|
| Larry Gura, L (1, 1)<br>ERA: 2.83 | 9.0 | W | 36 | 6 | 2 | 0 | 4 | 3 | 0 | 0 | 1 | 0 | 0 | 41 | 53 | 0.00 | 1.000 |

| PITCHER | IP | WLS | BF | H | R | ER | SO | BB | IBB | HBP | BLK | WP | HR | S | P | ERA | WHIP |
|---|---|---|---|---|---|---|---|---|---|---|---|---|---|---|---|---|---|

# Kansas City Royals @ Minnesota Twins

Metropolitan Stadium, Bloomington , MI

Fri Sep 22 1978, 8:05 PM EDT

Att. 5,175 - Unknown

TOP

livebaseballscorecards.com

| Batter | 1 | 2 | 3 | 4 | 5 | 6 | 7 | 8 | 9 | AB | R | H | RBI | BB | SO | LOB |
|---|---|---|---|---|---|---|---|---|---|---|---|---|---|---|---|---|
| Frank White, R (1, 4) OBP: 0.320, SLG: 0.403 | F9 | | CS 1-2 | F9 | | L7 | | | K | 4 | 0 | 0 | 0 | 0 | 1 | 1 |
| Hal McRae, R (1, 10) OBP: 0.332, SLG: 0.433 | G6-4-3 1B | | | F9 | | | 1B 2B | | F9 | 4 | 0 | 2 | 0 | 0 | 0 | 0 |
| Amos Otis, R (1, 8) OBP: 0.384, SLG: 0.529 | G6-4-3 1-2f | | | F8 | | | FC6-4 2-2 1B | | 1B | 4 | 0 | 2 | 0 | 0 | 0 | 1 |
| Al Cowens, R (1, 9) OBP: 0.320, SLG: 0.391 | | K | | | 4-3 | | FC6-4 1-2f | | F8 | 4 | 0 | 0 | 0 | 0 | 1 | 2 |
| John Wathan, R (1, 3) OBP: 0.328, SLG: 0.395 | | 6-3 | | | 4-3 | | L9 | | | 3 | 0 | 0 | 0 | 0 | 0 | 1 |
| Dave Cripe, R (1, 5) OBP: 0.143, SLG: 0.143 | | F7 | | | F9 | | | K | | 3 | 0 | 0 | 0 | 0 | 1 | 0 |
| Joe Zdeb, R (1, 7) OBP: 0.278, SLG: 0.312 | | | FC1-6 1B | | | F3 | | 5-3 BB | | 2 | 0 | 1 | 0 | 1 | 0 | 0 |
| Freddie Patek, R (1, 6) OBP: 0.314, SLG: 0.322 | | | FC1-6 CS 1-2f | | | F9 | | 5-3 1-2 | | 3 | 0 | 0 | 0 | 0 | 0 | 2 |
| Art Kusnyer, R (1, 2) OBP: 0.308, SLG: 0.545 | | | F3 | | | 2B | | K | | 3 | 0 | 1 | 0 | 0 | 1 | 2 |

| | AB | 30 |
|---|---|---|
| | R | 0 |
| | H | 6 |
| | RBI | 0 |
| | BB | 1 |
| | SO | 4 |
| | LOB | 9 |

| Inning Stats | 1 | 2 | 3 | 4 | 5 | 6 | 7 | 8 | 9 |
|---|---|---|---|---|---|---|---|---|---|
| | R: 0 E: 0 K: 0 S: 3 | R: 0 E: 0 K: 1 S: 5 | R: 0 E: 0 K: 0 S: 3 | R: 0 E: 0 K: 0 S: 3 | R: 0 E: 0 K: 0 S: 3 | R: 0 E: 0 K: 0 S: 4 | R: 0 E: 0 K: 0 S: 4 | R: 0 E: 0 K: 2 S: 7 | R: 0 E: 0 K: 1 S: 6 |
| | H: 1 LOB: 0 BB: 0 P: 3 | H: 0 LOB: 0 BB: 0 P: 5 | H: 1 LOB: 0 BB: 0 P: 3 | H: 0 LOB: 0 BB: 0 P: 3 | H: 0 LOB: 0 BB: 0 P: 3 | H: 1 LOB: 1 BB: 0 P: 4 | H: 2 LOB: 1 BB: 0 P: 4 | H: 0 LOB: 1 BB: 1 P: 11 | H: 1 LOB: 1 BB: 0 P: 6 |

| | 1B: 4 | SF: 0 | WP: 0 | PA: 32 |
|---|---|---|---|---|
| | 2B: 2 | SAC: 0 | PB: 0 | |
| | 3B: 0 | DP: 1 | SB: 0 | |
| | HR: 0 | HBP: 0 | CS: 1 | |

| PITCHER | IP | WLS | BF | H | R | ER | SO | BB | IBB | HBP | BLK | WP | HR | S | P | ERA | WHIP |
|---|---|---|---|---|---|---|---|---|---|---|---|---|---|---|---|---|---|
| Geoff Zahn, L (1, 1) ERA: 3.11 | 9.0 | W | 31 | 6 | 0 | 0 | 4 | 1 | 0 | 0 | 0 | 0 | 0 | 38 | 42 | 0.00 | 0.778 |

| PITCHER | IP | WLS | BF | H | R | ER | SO | BB | IBB | HBP | BLK | WP | HR | S | P | ERA | WHIP |
|---|---|---|---|---|---|---|---|---|---|---|---|---|---|---|---|---|---|

| Batter | 1 | 2 | 3 | 4 | 5 | 6 | 7 | 8 | 9 | AB | R | H | RBI | BB | SO | LOB |
|---|---|---|---|---|---|---|---|---|---|---|---|---|---|---|---|---|
| Mike Cubbage, L (1, 5)<br>OBP: 0.348, SLG: 0.404 | F7 | | E6<br>3-H | | 4-3 | | F9 | | | 4 | 0 | 0 | 0 | 0 | 0 | 1 |
| Roy Smalley, S (1, 6)<br>OBP: 0.363, SLG: 0.439 | G3 | | F8 | | | G3 | | F9 | | 4 | 0 | 0 | 0 | 0 | 0 | 1 |
| Rod Carew, L (1, 3)<br>OBP: 0.412, SLG: 0.447 | K | | | 1B 2B | | BBBB 4-0<br>CI<br>3B<br>BB | | 1-3 | | 3 | 2 | 1 | 0 | 1 | 1 | 0 |
| Glenn Adams, L (1, 10)<br>OBP: 0.296, SLG: 0.397 | | K | | 2-H<br>1B | | S 0-1<br>CI<br>1-2<br>3B | | P5 | | 3 | 1 | 1 | 1 | 0 | 1 | 0 |
| Dan Ford, R (1, 8)<br>OBP: 0.334, SLG: 0.427 | | F9 | | K | | 1-H<br>2-H<br>3B | | | | 3 | 0 | 1 | 2 | 0 | 1 | 0 |
| Hosken Powell, L (1, 9)<br>OBP: 0.319, SLG: 0.337 | | F9 | | F7 | | 6-3 | | | | 3 | 0 | 0 | 0 | 0 | 0 | 1 |
| Rich Chiles, L (1, 7)<br>OBP: 0.333, SLG: 0.347<br>Dave Edwards, R (7, 7)<br>OBP: 0.345, SLG: 0.292 | | | 4-3 S<br>E<br>1B | | 4-3 | K | | | | 3<br>0 | 1<br>0 | 1<br>0 | 0<br>0 | 0<br>0 | 1<br>0 | 1<br>0 |
| Butch Wynegar, S (1, 2)<br>OBP: 0.306, SLG: 0.310 | | | F8<br>1-2 | | F9 | | L3 | | | 3 | 0 | 0 | 0 | 0 | 0 | 1 |
| Rob Wilfong, L (1, 4)<br>OBP: 0.332, SLG: 0.315 | | | 4-3<br>2-3 | | 1B | | 4-3 | | | 3 | 0 | 1 | 0 | 0 | 0 | 1 |
| Inning Stats | R: 0<br>E: 0<br>K: 1<br>S: 5<br>H: 0<br>LOB: 0<br>BB: 0<br>P: 5 | R: 0<br>E: 0<br>K: 1<br>S: 5<br>H: 0<br>LOB: 0<br>BB: 0<br>P: 5 | R: 1<br>E: 1<br>K: 0<br>S: 5<br>H: 1<br>LOB: 1<br>BB: 0<br>P: 5 | R: 1<br>E: 0<br>K: 1<br>S: 6<br>H: 2<br>LOB: 0<br>BB: 0<br>P: 6 | R: 0<br>E: 0<br>K: 0<br>S: 4<br>H: 1<br>LOB: 1<br>BB: 0<br>P: 4 | R: 2<br>E: 1<br>K: 1<br>S: 7<br>H: 1<br>LOB: 1<br>BB: 1<br>P: 11 | R: 0<br>E: 0<br>K: 0<br>S: 3<br>H: 0<br>LOB: 0<br>BB: 0<br>P: 3 | R: 0<br>E: 0<br>K: 0<br>S: 3<br>H: 0<br>LOB: 0<br>BB: 0<br>P: 3 | | 1B: 3<br>2B: 1<br>3B: 1<br>HR: 0<br>SF: 0<br>SAC: 0<br>DP: 0<br>HBP: 0 | | | WP: 0<br>PB: 0<br>SB: 1<br>CS: 0<br>PA: 31 | | |

| PITCHER | IP | WLS | BF | H | R | ER | SO | BB | IBB | HBP | BLK | WP | HR | S | P | ERA | WHIP |
|---|---|---|---|---|---|---|---|---|---|---|---|---|---|---|---|---|---|
| Marty Pattin, R (1, 1)<br>ERA: 3.49 | 8.0 | L | 31 | 5 | 4 | 2 | 4 | 1 | 0 | 0 | 0 | 0 | 0 | 38 | 42 | 2.25 | 0.750 |

| PITCHER | IP | WLS | BF | H | R | ER | SO | BB | IBB | HBP | BLK | WP | HR | S | P | ERA | WHIP |
|---|---|---|---|---|---|---|---|---|---|---|---|---|---|---|---|---|---|

# BOTTOM

## Kansas City Royals @ Minnesota Twins

Metropolitan Stadium, Bloomington , MI

Fri Sep 22 1978, 8:05 PM EDT

Att. 5,175 - Unknown

livebaseballscorecards.com

| | |
|---|---|
| AB | 29 |
| R | 4 |
| H | 5 |
| RBI | 3 |
| BB | 1 |
| SO | 4 |
| LOB | 6 |

| Batter | 1 | 2 | 3 | 4 | 5 | 6 | 7 | 8 | 9 | AB | R | H | RBI | BB | SO | LOB |
|---|---|---|---|---|---|---|---|---|---|---|---|---|---|---|---|---|
| Steve Braun, L (1, 7)<br>OBP: 0.376, SLG: 0.393 | BBBB 4-0 1B 1B BB | x 0-0 ②③ G6-4-3 1-2f | | | x 0-0 ③ G3 | | | x 0-0 E4 CS | | 3 | 1 | 0 | 0 | 1 | 0 | 1 |
| Willie Wilson, S (8, PR) (8, 7)<br>OBP: 0.285, SLG: 0.283 | | | | | | | | | | 0 | 0 | 0 | 0 | 0 | 0 | 0 |
| George Brett, L (1, 5)<br>OBP: 0.337, SLG: 0.450 | x 0-0 1B 1-2 E 1B | | x 0-0 ① F7 | | | SSS 0-3 ① K | | BBBB 4-0 1-2 BB | | 3 | 1 | 1 | 0 | 1 | 1 | 0 |
| Amos Otis, R (1, 8)<br>OBP: 0.383, SLG: 0.527 | SSS 0-3 ① K | | x 0-0 CS 1B | | | x 0-0 ② F9 | | SSS 0-3 ③ K | | 4 | 0 | 1 | 0 | 0 | 2 | 4 |
| Darrell Porter, L (1, 2)<br>OBP: 0.362, SLG: 0.451 | x 0-0 ② L9 | | x 0-0 ② F9 | | | x 0-0 ③ F9 | | | BBBB 4-0 SH5-3 BB | 3 | 0 | 0 | 0 | 1 | 0 | 3 |
| Ralph LaCock, L (1, 3)<br>OBP: 0.340, SLG: 0.430 | x 0-0 E7 1-H 2-H 1B | | 0-0 ③ CS 1-2 | x 0-0 ① L7 | | | x 0-0 ① 4-3 | | x 0-0 ① SH5-3 1-2 | 3 | 0 | 1 | 1 | 0 | 0 | 0 |
| Hal McRae, R (1, 10)<br>OBP: 0.330, SLG: 0.430 | x 0-0 ③ F8 | | | x 0-0 ② F8 | | | x 0-0 ② F8 | | x 0-0 ② F3 | 4 | 0 | 0 | 0 | 0 | 0 | 2 |
| Clint Hurdle, L (1, 9)<br>OBP: 0.350, SLG: 0.399 | | x 0-0 HR | | SSS 0-3 ③ K | | | SSS 0-3 ③ K | | III 4-0 FC4-6 IBB | 3 | 1 | 1 | 1 | 1 | 2 | 0 |
| Al Cowens, R (9, PR) (9, 9)<br>OBP: 0.320, SLG: 0.391 | | | | | | | | | | 0 | 0 | 0 | 0 | 0 | 0 | 0 |
| Freddie Patek, R (1, 6)<br>OBP: 0.311, SLG: 0.319 | | x 0-0 ① P5 | | | x 0-0 ① 1-3 | | | x 0-0 ① F9 | x 0-0 ③ FC4-6 1-2f | 4 | 0 | 0 | 0 | 0 | 0 | 2 |
| Frank White, R (1, 4)<br>OBP: 0.320, SLG: 0.403 | | x 0-0 G6-4-3 1B | | | SSS 0-3 ② K | | | x 0-0 ② F2 | | 3 | 0 | 1 | 0 | 0 | 1 | 0 |

| Inning Stats | | | | | | | | | |
|---|---|---|---|---|---|---|---|---|---|
| | R: 2<br>E: 1<br>K: 1<br>S: 7 | H: 2<br>LOB: 1<br>BB: 1<br>P: 11 | R: 1<br>E: 0<br>K: 0<br>S: 4 | H: 2<br>LOB: 0<br>BB: 0<br>P: 4 | R: 0<br>E: 0<br>K: 0<br>S: 3 | H: 1<br>LOB: 0<br>BB: 0<br>P: 3 | R: 0<br>E: 0<br>K: 1<br>S: 5 | H: 0<br>LOB: 0<br>BB: 0<br>P: 5 | R: 0<br>E: 0<br>K: 1<br>S: 5 | H: 0<br>LOB: 0<br>BB: 0<br>P: 5 | R: 0<br>E: 0<br>K: 1<br>S: 5 | H: 0<br>LOB: 0<br>BB: 0<br>P: 5 | R: 0<br>E: 1<br>K: 1<br>S: 6 | H: 0<br>LOB: 2<br>BB: 1<br>P: 10 | R: 0<br>E: 0<br>K: 0<br>S: 3 | H: 0<br>LOB: 2<br>BB: 2<br>P: 11 | 1B: 4<br>2B: 0<br>3B: 0<br>HR: 1 | SF: 0<br>SAC: 1<br>DP: 1<br>HBP: 0 | WP: 0<br>PB: 0<br>SB: 0<br>CS: 2 | PA: 36 |

| PITCHER | IP | WLS | BF | H | R | ER | SO | BB | IBB | HBP | BLK | WP | HR | S | P | ERA | WHIP |
|---|---|---|---|---|---|---|---|---|---|---|---|---|---|---|---|---|---|
| Roger Erickson, R (1, 1)<br>ERA: 3.98 | 9.0 | L | 35 | 5 | 3 | 2 | 6 | 3 | 1 | 0 | 0 | 0 | 1 | 43 | 59 | 2.00 | 0.889 |

| PITCHER | IP | WLS | BF | H | R | ER | SO | BB | IBB | HBP | BLK | WP | HR | S | P | ERA | WHIP |
|---|---|---|---|---|---|---|---|---|---|---|---|---|---|---|---|---|---|

# TOP

## Kansas City Royals @ Minnesota Twins

Metropolitan Stadium, Bloomington , MI

Sat Sep 23 1978, 8:05 PM EDT

Att. 13,288 - Unknown - 68 F

livebaseballscorecards.com

| | |
|---|---|
| AB | 30 |
| R | 3 |
| H | 5 |
| RBI | 2 |
| BB | 4 |
| SO | 6 |
| LOB | 12 |

| Batter | 1 | 2 | 3 | 4 | 5 | 6 | 7 | 8 | 9 | AB | R | H | RBI | BB | SO | LOB |
|---|---|---|---|---|---|---|---|---|---|---|---|---|---|---|---|---|
| Dave Edwards, R (1, 8)<br>OBP: 0.382, SLG: 0.448 | CS 1B | | 1-2 1B | | HR | | 5-3 | | K | 5 | 1 | 3 | 1 | 0 | 1 | 1 |
| Rod Carew, L (1, 3)<br>OBP: 0.411, SLG: 0.445 | F7<br>1-2 | | F7 | | 4-3 | | | BB | | 3 | 0 | 0 | 0 | 1 | 0 | 3 |
| Roy Smalley, S (1, 6)<br>OBP: 0.363, SLG: 0.437 | BB | | P6 | | | L8 | | K | | 3 | 0 | 0 | 0 | 1 | 1 | 3 |
| Jose Morales, R (1, 10)<br>OBP: 0.373, SLG: 0.413 | K | | F9 | | | 1B BB | | 1-2 BB | | 2 | 0 | 0 | 0 | 2 | 1 | 3 |
| Rob Wilfong, L (8, PR)<br>OBP: 0.332, SLG: 0.315 | | | | | | | | | | 0 | 0 | 0 | 0 | 0 | 0 | 0 |
| Willie Norwood, R (1, 7)<br>OBP: 0.301, SLG: 0.377 | | F8 | | L3 1B | | 1B<br>1-2 BB | | P3 | | 3 | 0 | 1 | 0 | 1 | 0 | 2 |
| Bombo Rivera, R (1, 9)<br>OBP: 0.359, SLG: 0.347 | | F8 | | L3<br>1-2 | | G4-6-3<br>1-2<br>2-3 1B | | K | | 4 | 0 | 1 | 0 | 0 | 1 | 3 |
| Bob Randall, R (1, 4)<br>OBP: 0.333, SLG: 0.328 | | BB | | 4-3 | | G4-6-3<br>1-2f | | | L5 | 3 | 0 | 0 | 0 | 1 | 0 | 3 |
| Butch Wynegar, S (1, 2)<br>OBP: 0.303, SLG: 0.307 | | F8 | | | F9 | | F3 | | 5-3 | 4 | 0 | 0 | 0 | 0 | 0 | 1 |
| Larry Wolfe, R (1, 5)<br>OBP: 0.335, SLG: 0.332 | | | 1B 1B | | F9 | | 5-3 | | BB | 3 | 0 | 1 | 0 | 1 | 0 | 0 |
| Inning Stats | R: 0 H: 1<br>E: 0 LOB: 1<br>K: 1 BB: 1<br>S: 5 P: 9 | R: 0 H: 0<br>E: 0 LOB: 1<br>K: 0 BB: 1<br>S: 3 P: 7 | R: 0 H: 2<br>E: 0 LOB: 2<br>K: 0 BB: 0<br>S: 5 P: 5 | R: 0 H: 1<br>E: 0 LOB: 0<br>K: 0 BB: 0<br>S: 3 P: 3 | R: 1 H: 1<br>E: 0 LOB: 0<br>K: 0 BB: 0<br>S: 4 P: 4 | R: 0 H: 1<br>E: 0 LOB: 2<br>K: 0 BB: 2<br>S: 3 P: 11 | R: 0 H: 0<br>E: 0 LOB: 0<br>K: 0 BB: 0<br>S: 3 P: 3 | R: 0 H: 0<br>E: 0 LOB: 2<br>K: 2 BB: 2<br>S: 7 P: 15 | R: 0 H: 0<br>E: 0 LOB: 1<br>K: 1 BB: 1<br>S: 5 P: 9 | 1B: 5 SF: 0<br>2B: 1 SAC: 0<br>3B: 0 DP: 2<br>HR: 1 HBP: 0 | | | | | | |

| PITCHER | | IP | WLS | BF | H | R | ER | SO | BB | IBB | HBP | BLK | WP | HR | S | P | ERA | WHIP |
|---|---|---|---|---|---|---|---|---|---|---|---|---|---|---|---|---|---|---|
| Paul Splittorff, L<br>ERA: 3.38 | (1, 1) | 7.1 | W | 31 | 6 | 1 | 1 | 2 | 6 | 0 | 0 | 0 | 0 | 1 | 29 | 53 | 1.23 | 1.636 |
| Al Hrabosky, L<br>ERA: 3.0 | (8, 1) | 1.2 | S | 6 | 0 | 0 | 0 | 2 | 1 | 0 | 0 | 0 | 0 | 0 | 9 | 13 | 0.00 | 0.600 |

| PITCHER | IP | WLS | BF | H | R | ER | SO | BB | IBB | HBP | BLK | WP | HR | S | P | ERA | WHIP |
|---|---|---|---|---|---|---|---|---|---|---|---|---|---|---|---|---|---|

# BOTTOM

## Kansas City Royals @ Minnesota Twins

Metropolitan Stadium, Bloomington , MI

Sat Sep 23 1978, 8:05 PM EDT

Att. 13,288 - Unknown - 68 F

livebaseballscorecards.com

| | |
|---|---|
| AB | 30 |
| R | 1 |
| H | 6 |
| RBI | 1 |
| BB | 7 |
| SO | 4 |
| LOB | 19 |

| | | | |
|---|---|---|---|
| 1B: 5 | SF: 0 | WP: 0 | PA: 37 |
| 2B: 1 | SAC: 0 | PB: 0 | |
| 3B: 0 | DP: 2 | SB: 0 | |
| HR: 1 | HBP: 0 | CS: 1 | |

# Kansas City Royals @ Minnesota Twins

Metropolitan Stadium, Bloomington , MI

Sun Sep 24 1978, 4:33 AM EDT

Att. 6,627 - Unknown - 75 F

TOP

livebaseballscorecards.com

| Batter | 1 | 2 | 3 | 4 | 5 | 6 | 7 | 8 | 9 | AB | R | H | RBI | BB | SO | LOB |
|---|---|---|---|---|---|---|---|---|---|---|---|---|---|---|---|---|
| Steve Braun, L (1, 7) OBP: 0.368, SLG: 0.383 | 4-3 | | 4-3 | | 1-3 | | F9 | | G3 | 5 | 0 | 0 | 0 | 0 | 0 | 3 |
| George Brett, L (1, 5) OBP: 0.340, SLG: 0.451 | CS, BB | | | BB, BB, SF8, 1B | | E, 1B | K2-3 | | | 3 | 2 | 2 | 0 | 1 | 1 | 1 |
| Ralph LaCock, L (1, 3) OBP: 0.342, SLG: 0.429 | F7, 1-2 | | | SF8, BB, 1-2, BB | | E7, F8, 1-H, 2B, 1B | | L9 | | 3 | 1 | 1 | 0 | 1 | 0 | 1 |
| Darrell Porter, L (1, 2) OBP: 0.361, SLG: 0.448 | | 4-3 | | 1-2, 2-3, BB | | F8, 2-3 | | K | | 3 | 0 | 0 | 0 | 1 | 1 | 1 |
| Hal McRae, R (1, 10) OBP: 0.329, SLG: 0.431 | | K | | SF8, 2-3, 3-H | | 3-H, 2B | | F9 | | 3 | 0 | 1 | 2 | 0 | 1 | 0 |
| Clint Hurdle, L (1, 9) OBP: 0.347, SLG: 0.395 | | K | | K | | K | | | K | 4 | 0 | 0 | 0 | 0 | 4 | 3 |
| Al Cowens, R (1, 8) OBP: 0.318, SLG: 0.388 | | | 4-3 | F9 | | F3 | | | F9 | 4 | 0 | 0 | 0 | 0 | 0 | 3 |
| Freddie Patek, R (1, 6) OBP: 0.309, SLG: 0.317<br>Tom Poquette, L (9, PH) OBP: 0.260, SLG: 0.340 | | | K | | 6-3 | | L9 | | HR | 3<br>1 | 0<br>1 | 0<br>1 | 0<br>1 | 0<br>0 | 1<br>0 | 0<br>0 |
| Frank White, R (1, 4) OBP: 0.322, SLG: 0.407<br>Jamie Quirk, L (9, PH) OBP: 0.367, SLG: 0.320<br>Jerry Terrell, R (9, PR) OBP: 0.215, SLG: 0.200 | | | 2B | | P1 | | E, S, 1B | | BB | 3<br>0<br>0 | 0<br>0<br>0 | 2<br>0<br>0 | 0<br>0<br>0 | 0<br>1<br>0 | 0<br>0<br>0 | 0<br>0<br>0 |
| Inning Stats | R: 0 E: 0 K: 0 S: 2 H: 0 LOB: 0 BB: 1 P: 6 | R: 0 E: 0 K: 2 S: 7 H: 0 LOB: 0 BB: 0 P: 7 | R: 0 E: 0 K: 1 S: 6 H: 1 LOB: 1 BB: 0 P: 6 | R: 1 E: 0 K: 1 S: 6 H: 1 LOB: 2 BB: 2 P: 14 | R: 0 E: 0 K: 0 S: 3 H: 0 LOB: 0 BB: 0 P: 3 | R: 2 E: 1 K: 1 S: 8 H: 3 LOB: 1 BB: 0 P: 8 | R: 0 E: 0 K: 1 S: 6 H: 1 LOB: 1 BB: 0 P: 6 | R: 0 E: 0 K: 1 S: 5 H: 0 LOB: 0 BB: 0 P: 5 | R: 1 E: 0 K: 1 S: 6 H: 1 LOB: 1 BB: 1 P: 10 | 1B: 4 2B: 2 3B: 0 HR: 1 | SF: 1 SAC: 0 DP: 0 HBP: 0 | | | | | |

| | AB | 32 |
|---|---|---|
| | R | 4 |
| | H | 7 |
| | RBI | 3 |
| | BB | 4 |
| | SO | 8 |
| | LOB | 12 |

WP: 0 PB: 0 SB: 1 CS: 1 PA: 37

| PITCHER | IP | WLS | BF | H | R | ER | SO | BB | IBB | HBP | BLK | WP | HR | S | P | ERA | WHIP |
|---|---|---|---|---|---|---|---|---|---|---|---|---|---|---|---|---|---|
| Dave Goltz, R (1, 1) ERA: 2.49 | 9.0 | W | 37 | 7 | 4 | 3 | 8 | 4 | 0 | 0 | 0 | 0 | 1 | 49 | 65 | 3.00 | 1.222 |

| PITCHER | IP | WLS | BF | H | R | ER | SO | BB | IBB | HBP | BLK | WP | HR | S | P | ERA | WHIP |
|---|---|---|---|---|---|---|---|---|---|---|---|---|---|---|---|---|---|

| Batter | 1 | 2 | 3 | 4 | 5 | 6 | 7 | 8 | 9 | AB | R | H | RBI | BB | SO | LOB |
|---|---|---|---|---|---|---|---|---|---|---|---|---|---|---|---|---|
| Mike Cubbage, L (1, 5)<br>OBP: 0.346, SLG: 0.400 | BBB<br>4-0<br>SH1<br>1B<br>BB | x 0-0 ② F9 | | x 0-0 ② G3<br>1-2<br>2-3 | | | x 0-0 ① P4 | x 0-0 ① P5 | | 4 | 1 | 0 | 0 | 1 | 0 | 4 |
| Roy Smalley, S (1, 6)<br>OBP: 0.362, SLG: 0.437 | x 0-0 ① SH1<br>1-2 | x 0-0 ③ L9 | | x 0-0 ③ F8 | | | x 0-0 1B<br>2B | x 0-0 ② 6-3 | | 4 | 0 | 1 | 0 | 0 | 0 | 4 |
| Rod Carew, L (1, 3)<br>OBP: 0.412, SLG: 0.447 | SSS<br>0-3 ② K | | x 0-0 E7<br>E<br>2B | | x 0-0 4-3 SH5-3<br>CS<br>1B | | 4-0<br>1B<br>IBB | x 0-0 ③ L7 | | 4 | 1 | 2 | 0 | 1 | 1 | 2 |
| Glenn Adams, L (1, 10)<br>OBP: 0.297, SLG: 0.397<br>Jose Morales, R (5, PH)<br>OBP: 0.372, SLG: 0.411 | x 0-0<br>BB<br>2-H<br>1B | | x 0-0 E4<br>CS<br>3-H | | x 0-0 ① SH5-3<br>1-2 | | x 0-0 ② P3 | | | 2<br>1 | 0<br>0 | 1<br>0 | 2<br>0 | 0<br>0 | 0<br>0 | 0<br>2 |
| Hosken Powell, L (1, 9)<br>OBP: 0.321, SLG: 0.337 | BBBB<br>4-0<br>1-2<br>BB | | x 0-0 ① L7 | | x 0-0 ② 4-3<br>2-3 | | x 0-0 FC6-4<br>1-2<br>2-3<br>1B | | | 3 | 0 | 1 | 0 | 1 | 0 | 2 |
| Dan Ford, R (1, 8)<br>OBP: 0.333, SLG: 0.431 | x 0-0 ③ F8 | | x 0-0 ② L8 | | x 0-0 ③ CS<br>3-H | x 0-0<br>HR | x 0-0 ③ FC6-4<br>1-2f | | | 4 | 1 | 1 | 1 | 0 | 0 | 6 |
| Dave Edwards, R (1, 7)<br>OBP: 0.395, SLG: 0.438 | | BBBB<br>4-0<br>SH3<br>1B<br>BB | 0-0 ③ CS<br>1-2 | x 0-0 ① F9 | | x 0-0 ① 4-3 | | x 0-0<br>E<br>1B<br>1B | | 3 | 2 | 1 | 0 | 1 | 0 | 0 |
| Butch Wynegar, S (1, 2)<br>OBP: 0.306, SLG: 0.308 | | x 0-0 ① SH3<br>1-2 | | BBBB<br>4-0<br>G3<br>1B<br>BB | | x 0-0 ② F8 | | x 0-0<br>1-H<br>E<br>1B | | 2 | 1 | 1 | 1 | 1 | 0 | 0 |
| Rob Wilfong, L (1, 4)<br>OBP: 0.340, SLG: 0.324 | | x 0-0<br>2-H<br>1B | | x 0-0<br>G3<br>1-2<br>1B | | SSS<br>0-3 ③ K | | x 0-0 E7<br>2-H<br>1B | | 4 | 0 | 3 | 1 | 0 | 1 | 0 |
| Inning Stats | R: 1 H: 1<br>E: 0 LOB: 2<br>K: 1 BB: 2<br>S: 6 P: 14 | R: 1 H: 1<br>E: 0 LOB: 1<br>K: 0 BB: 1<br>S: 4 P: 8 | R: 1 H: 1<br>E: 2 LOB: 0<br>K: 0 BB: 0<br>S: 4 P: 4 | R: 0 H: 1<br>E: 0 LOB: 2<br>K: 0 BB: 1<br>S: 4 P: 8 | R: 0 H: 1<br>E: 0 LOB: 0<br>K: 0 BB: 0<br>S: 3 P: 3 | R: 1 H: 1<br>E: 0 LOB: 0<br>K: 1 BB: 0<br>S: 6 P: 6 | R: 0 H: 2<br>E: 0 LOB: 3<br>K: 0 BB: 1<br>S: 5 P: 9 | R: 2 H: 3<br>E: 2 LOB: 1<br>K: 0 BB: 0<br>S: 6 P: 6 | | 1B: 8 SF: 0<br>2B: 2 SAC: 3<br>3B: 0 DP: 0<br>HR: 1 HBP: 0 | | | | | | |

# BOTTOM

# Kansas City Royals @ Minnesota Twins

Metropolitan Stadium, Bloomington , MI

Sun Sep 24 1978, 4:33 AM EDT

Att. 6,627 - Unknown - 75 F

livebaseballscorecards.com

| | |
|---|---|
| AB | 31 |
| R | 6 |
| H | 11 |
| RBI | 5 |
| BB | 5 |
| SO | 2 |
| LOB | 20 |

WP: 0 PA: 41
PB: 0
SB: 0
CS: 2

| PITCHER | | IP | WLS | BF | H | R | ER | SO | BB | IBB | HBP | BLK | WP | HR | S | P | ERA | WHIP |
|---|---|---|---|---|---|---|---|---|---|---|---|---|---|---|---|---|---|---|
| Rich Gale, R<br>ERA: 3.12 | (1, 1) | 3.1 | | 18 | 4 | 3 | 3 | 1 | 4 | 0 | 0 | 0 | 0 | 0 | 16 | 32 | 8.10 | 2.400 |
| Steve Mingori, L<br>ERA: 2.85 | (4, 1) | 3.1 | L | 14 | 4 | 1 | 1 | 1 | 0 | 1 | 0 | 0 | 0 | 1 | 15 | 19 | 2.70 | 1.200 |
| Randy McGilberry, R<br>ERA: 4.18 | (7, 1) | 0.1 | | 4 | 3 | 2 | 1 | 0 | 0 | 0 | 0 | 0 | 0 | 0 | 4 | 4 | 27.00 | 9.000 |
| Al Hrabosky, L<br>ERA: 2.96 | (8, 1) | 1.0 | | 3 | 0 | 0 | 0 | 0 | 0 | 0 | 0 | 0 | 0 | 0 | 3 | 3 | 0.00 | 0.000 |

| PITCHER | IP | WLS | BF | H | R | ER | SO | BB | IBB | HBP | BLK | WP | HR | S | P | ERA | WHIP |
|---|---|---|---|---|---|---|---|---|---|---|---|---|---|---|---|---|---|

# TOP

## Minnesota Twins @ Texas Rangers

Arlington Stadium, Arlington, TX

Mon Sep 25 1978, 8:05 PM EDT

Att. 6,404 - Cloudy - 78 F

livebaseballscorecards.com

| Batter | 1 | 2 | 3 | 4 | 5 | 6 | 7 | 8 | 9 | 10 | 11 | AB | R | H | RBI | BB | SO | LOB |
|---|---|---|---|---|---|---|---|---|---|---|---|---|---|---|---|---|---|---|
| Bombo Rivera, R (1, 9)<br>OBP: 0.354, SLG: 0.341 | S S S 0-3 ① K | | x 0-0 ② P4 | | | x 0-0 ① 4-3 | | x 0-0 ① F8 | | x 0-0 1B | | 4 | 0 | 0 | 0 | 0 | 1 | 2 |
| Hosken Powell, L (10, PH)<br>OBP: 0.323, SLG: 0.339 | | | | | | | | | | | | 1 | 0 | 1 | 0 | 0 | 0 | 0 |
| (10, 9) | | | | | | | | | | | | | | | | | | |
| Rod Carew, L (1, 3)<br>OBP: 0.412, SLG: 0.446 | x 0-0 ② F7 | | B B B B 4-0 1-2 2-3 BB | | | x 0-0 E 1B 1B | | x 0-0 ② F6 | | x 0-0 ② F7 | | 4 | 1 | 1 | 0 | 1 | 0 | 1 |
| Dan Ford, R (1, 8)<br>OBP: 0.331, SLG: 0.427 | S S S 0-3 ③ K | | x 0-0 ③ L4 | | | x 0-0 ② F8 | | S S S 0-3 ③ K | | x 0-0 ③ F8 | | 5 | 0 | 0 | 0 | 0 | 2 | 5 |
| Willie Norwood, R (1, 7)<br>OBP: 0.304, SLG: 0.382 | | S S S 0-3 ① K | | x 0-0 ① 3-1 | | x 0-0 FC5 E 1-2 1B | | | x 0-0 1B 2B | | x 0-0 S 1B | 5 | 1 | 3 | 0 | 0 | 1 | 0 |
| Jose Morales, R (1, 10)<br>OBP: 0.367, SLG: 0.406 | | x 0-0 ② 6-3 | | x 0-0 ② 6-3 | | x 0-0 E5 1-2 2-H | | | x 0-0 FC6-4 2-H 1B | | S S S 0-3 ① K | 3 | 0 | 0 | 0 | 0 | 0 | 1 |
| Glenn Adams, L (9, PH)<br>OBP: 0.299, SLG: 0.399 | | | | | | | | | | | | 1 | 0 | 1 | 1 | 0 | 0 | 0 |
| Rob Wilfong, L (9, PR)<br>OBP: 0.338, SLG: 0.323 | | | | | | | | | | | | 1 | 0 | 0 | 0 | 0 | 1 | 1 |
| (11, 4) | | | | | | | | | | | | | | | | | | |
| Roy Smalley, S (1, 6)<br>OBP: 0.361, SLG: 0.435 | | S S S 0-3 ③ K | | x 0-0 CS 1B | | x 0-0 ③ FC5 2-3f | | | x 0-0 ① FC6-4 6-3 1-2f | | S S S 0-3 ② K 1-2 | 5 | 0 | 1 | 0 | 0 | 2 | 4 |
| Bob Randall, R (1, 4)<br>OBP: 0.332, SLG: 0.325 | | | B B B B 4-0 BB 1B BB | 0-0 ③ CS 1-2 | x 0-0 ① 6-3 | | x 0-0 ① L6 | | x 0-0 ② 6-3 1-2 | | x 0-0 ③ G3 | 3 | 0 | 0 | 0 | 1 | 0 | 1 |
| Rich Chiles, L (11, PH)<br>OBP: 0.332, SLG: 0.345 | | | | | | | | | | | | 1 | 0 | 0 | 0 | 0 | 0 | 1 |
| Mike Marshall, R (11, 1) | | | | | | | | | | | | 0 | 0 | 0 | 0 | 0 | 0 | 0 |
| Larry Wolfe, R (1, 5)<br>OBP: 0.331, SLG: 0.328 | | | x 0-0 ① F3 | | x 0-0 ② F8 | | x 0-0 ② P3 | | S S S 0-3 ③ K | | | 3 | 0 | 0 | 0 | 0 | 0 | 1 |
| Mike Cubbage, L (9, PH)<br>OBP: 0.345, SLG: 0.399 | | | | | | | | | | | | 1 | 0 | 0 | 0 | 0 | 1 | 2 |
| (9, 5) | | | | | | | | | | | | | | | | | | |
| Butch Wynegar, S (1, 2)<br>OBP: 0.305, SLG: 0.308 | | | x 0-0 1-2 BB 1B | | x 0-0 ③ F8 | | x 0-0 ③ L8 | | | x 0-0 ① 4-3 | | 4 | 0 | 1 | 0 | 0 | 0 | 0 |
| Inning Stats | R: 0 E: 0 K: 2 S: 7 H: 0 LOB: 0 BB: 0 P: 7 | R: 0 E: 0 K: 2 S: 7 H: 0 LOB: 0 BB: 0 P: 7 | R: 0 E: 0 K: 0 S: 4 H: 1 LOB: 3 BB: 2 P: 12 | R: 0 E: 0 K: 0 S: 3 H: 1 LOB: 0 BB: 0 P: 3 | R: 0 E: 0 K: 0 S: 3 H: 0 LOB: 0 BB: 0 P: 3 | R: 1 E: 1 K: 0 S: 6 H: 2 LOB: 2 BB: 0 P: 6 | R: 0 E: 0 K: 0 S: 3 H: 0 LOB: 0 BB: 0 P: 3 | R: 0 E: 0 K: 1 S: 5 H: 0 LOB: 0 BB: 0 P: 5 | R: 1 E: 0 K: 1 S: 7 H: 2 LOB: 2 BB: 0 P: 7 | R: 0 E: 0 K: 0 S: 4 H: 1 LOB: 1 BB: 0 P: 4 | R: 0 E: 0 K: 2 S: 8 H: 1 LOB: 1 BB: 0 P: 8 | 1B: 7 2B: 1 3B: 0 HR: 0 SF: 0 SAC: 0 DP: 0 HBP: 0 | | | | | | |

| PITCHER | IP | WLS | BF | H | R | ER | SO | BB | IBB | HBP | BLK | WP | HR | S | P | ERA | WHIP |
|---|---|---|---|---|---|---|---|---|---|---|---|---|---|---|---|---|---|
| Jon Matlack, L (1, 1)<br>ERA: 2.34 | 8.0 | | 31 | 5 | 2 | 1 | 5 | 2 | 0 | 0 | 0 | 0 | 0 | 39 | 47 | 1.12 | 0.875 |
| Reggie Cleveland, R (9, 1)<br>ERA: 3.05 | 3.0 | W | 12 | 3 | 0 | 0 | 3 | 0 | 0 | 0 | 0 | 0 | 0 | 18 | 18 | 0.00 | 1.000 |

| PITCHER | IP | WLS | BF | H | R | ER | SO | BB | IBB | HBP | BLK | WP | HR | S | P | ERA | WHIP |
|---|---|---|---|---|---|---|---|---|---|---|---|---|---|---|---|---|---|

| | |
|---|---|
| AB | 41 |
| R | 2 |
| H | 8 |
| RBI | 1 |
| BB | 2 |
| SO | 8 |
| LOB | 19 |

WP: 0 PB: 0 SB: 1 CS: 1 PA: 44

| Batter | 1 | 2 | 3 | 4 | 5 | 6 | 7 | 8 | 9 | 10 | 11 | AB | R | H | RBI | BB | SO | LOB |
|---|---|---|---|---|---|---|---|---|---|---|---|---|---|---|---|---|---|---|
| Bobby Bonds, R (1, 10)<br>OBP: 0.350, SLG: 0.480 | S S S 0-3 ① K | | S S S 0-3 ② K | | | x 0-0 ② F2 | | x 0-0 HR | | | x 0-0 4-3 1B 2B | 5 | 2 | 2 | 1 | 0 | 2 | 0 |
| Bump Wills, S (1, 4)<br>OBP: 0.328, SLG: 0.340 | B B B 4-0 S BB | | x 0-0 CS 1B | | | x 0-0 ③ L9 | | x 0-0 ③ F8 | | | x 0-0 ② 4-3 2-3 | 4 | 0 | 1 | 0 | 1 | 0 | 1 |
| Al Oliver, L (1, 7)<br>OBP: 0.355, SLG: 0.492 | x 0-0 ② F7 | | 0-0 ③ CS 1-2 | x 0-0 ① F8 | | | x 0-0 FC3-6 2B | | x 0-0 ① F4 | | x 0-0 3-H 1B | 5 | 0 | 2 | 1 | 0 | 0 | 1 |
| Richie Zisk, R (1, 9)<br>OBP: 0.334, SLG: 0.422 | S S S 0-3 ③ K 1-2 | | | x 0-0 ② 5-3 | | | H 1-0 FC3-6 HBP | | S S S 0-3 ② K | | | 3 | 0 | 0 | 0 | 0 | 2 | 1 |
| Juan Beniquez, R (1, 8)<br>OBP: 0.289, SLG: 0.381 | | x 0-0 CS 1B | | S S S 0-3 ③ K | | | x 0-0 ① FC3-6 G5-4-3 1-2 2-3f | | S S S 0-3 ③ K | | | 4 | 0 | 1 | 0 | 0 | 2 | 2 |
| Bobby Thompson, S (10, 8)<br>OBP: 0.284, SLG: 0.350 | | | | | | | | | | | | 0 | 0 | 0 | 0 | 0 | 0 | 0 |
| Jim Sundberg, R (1, 2)<br>OBP: 0.360, SLG: 0.385 | | x 0-0 ① ② 6-3 1-2 | | | x 0-0 ① 5-3 | | x 0-0 ② ③ G5-4-3 1-2f | | | x 0-0 ① F9 | | 4 | 0 | 0 | 0 | 0 | 0 | 3 |
| Mike Jorgensen, L (1, 3)<br>OBP: 0.320, SLG: 0.222 | x 0-0 E3 | | | | x 0-0 ② 4-3 | | | x 0-0 ① F9 | | x 0-0 ② F9 | | 4 | 0 | 0 | 0 | 0 | 0 | 0 |
| Nelson Norman, S (1, 6)<br>OBP: 0.259, SLG: 0.333 | x 0-0 ③ F7 | | | | S S S 0-3 ③ K | | | x 0-0 ② 3-1 | | x 0-0 ③ 6-3 | | 2 | 0 | 0 | 0 | 0 | 1 | 1 |
| John Lowenstein, L (8, PH)<br>OBP: 0.363, SLG: 0.386 | | | | | | | | | | | | 1 | 0 | 0 | 0 | 0 | 0 | 0 |
| Toby Harrah, R (9, 6)<br>OBP: 0.346, SLG: 0.343 | | | | | | | | | | | | 1 | 0 | 0 | 0 | 0 | 0 | 0 |
| Jim Mason, L (1, 5)<br>OBP: 0.233, SLG: 0.235 | | | x 0-0 ① 4-3 | | | x 0-0 ① F7 | | x 0-0 HR | | | x 0-0 ① 4-3 | 2 | 0 | 0 | 0 | 0 | 0 | 0 |
| Johnny Grubb, L (8, PH)<br>OBP: 0.374, SLG: 0.454 | | | | | | | | | | | | 1 | 1 | 1 | 1 | 0 | 0 | 0 |
| Kurt Bevacqua, R (9, 5)<br>OBP: 0.271, SLG: 0.344 | | | | | | | | | | | | 1 | 0 | 0 | 0 | 0 | 0 | 0 |
| Inning Stats | R: 0 E: 0 K: 2 S: 7 H: 0 LOB: 1 BB: 1 P: 11 | R: 0 E: 1 K: 0 S: 4 H: 1 LOB: 1 BB: 0 P: 4 | R: 0 E: 0 K: 1 S: 5 H: 1 LOB: 0 BB: 0 P: 5 | R: 0 E: 0 K: 1 S: 5 H: 0 LOB: 0 BB: 0 P: 5 | R: 0 E: 0 K: 1 S: 5 H: 0 LOB: 0 BB: 0 P: 5 | R: 0 E: 0 K: 0 S: 3 H: 0 LOB: 0 BB: 0 P: 3 | R: 0 E: 0 K: 0 S: 3 H: 1 LOB: 1 BB: 0 P: 4 | R: 2 E: 0 K: 0 S: 5 H: 2 LOB: 0 BB: 0 P: 5 | R: 0 E: 0 K: 2 S: 7 H: 0 LOB: 0 BB: 0 P: 7 | R: 0 E: 0 K: 0 S: 3 H: 0 LOB: 0 BB: 0 P: 3 | R: 1 E: 0 K: 0 S: 4 H: 2 LOB: 1 BB: 0 P: 4 | | | | | | | |

| PITCHER | | IP | WLS | BF | H | R | ER | SO | BB | IBB | HBP | BLK | WP | HR | S | P | ERA | WHIP |
|---|---|---|---|---|---|---|---|---|---|---|---|---|---|---|---|---|---|---|
| Gary Serum, R<br>ERA: 4.16 | (1, 1) | 8.0 | | 29 | 5 | 2 | 2 | 5 | 1 | 0 | 1 | 0 | 0 | 2 | 37 | 42 | 2.25 | 0.750 |
| Mike Marshall, R<br>ERA: 2.39 | (9, 1) | 2.2 | L | 10 | 2 | 1 | 1 | 2 | 0 | 0 | 0 | 0 | 0 | 0 | 14 | 14 | 3.38 | 0.750 |
| Mike Marshall, R<br>ERA: 2.39 | (11, 1) | 2.2 | L | 10 | 2 | 1 | 1 | 2 | 0 | 0 | 0 | 0 | 0 | 0 | 14 | 14 | 3.38 | 0.750 |

| PITCHER | IP | WLS | BF | H | R | ER | SO | BB | IBB | HBP | BLK | WP | HR | S | P | ERA | WHIP |
|---|---|---|---|---|---|---|---|---|---|---|---|---|---|---|---|---|---|

# BOTTOM

# Minnesota Twins @ Texas Rangers

Arlington Stadium, Arlington, TX

Mon Sep 25 1978, 8:05 PM EDT

Att. 6,404 - Cloudy - 78 F

livebaseballscorecards.com

| | |
|---|---|
| AB | 37 |
| R | 3 |
| H | 7 |
| RBI | 3 |
| BB | 1 |
| SO | 7 |
| LOB | 9 |

| | | | |
|---|---|---|---|
| 1B: 3 | SF: 0 | WP: 0 | PA: 40 |
| 2B: 2 | SAC: 0 | PB: 0 | |
| 3B: 0 | DP: 1 | SB: 1 | |
| HR: 2 | HBP: 1 | CS: 2 | |

| Batter | 1 | 2 | 3 | 4 | 5 | 6 | 7 | 8 | 9 | AB | R | H | RBI | BB | SO | LOB |
|---|---|---|---|---|---|---|---|---|---|---|---|---|---|---|---|---|
| Mike Cubbage, L (1, 5)<br>OBP: 0.344, SLG: 0.399 | K | | 3-1 | | 4-3 | | | 1B 2B | E3 2B 1B<br>1-3<br>2-H<br>3-H | 5 | 2 | 1 | 0 | 0 | 1 | 2 |
| Roy Smalley, S (1, 6)<br>OBP: 0.362, SLG: 0.438 | F9 | | BB | | | F7 | | 1B 1B<br>2-H | 1B E 2B<br>1-3<br>3-H | 4 | 1 | 2 | 2 | 1 | 0 | 0 |
| Rod Carew, L (1, 3)<br>OBP: 0.411, SLG: 0.442 | 6-3 | | 4-3 | | | 4-3 | | F8 | E IBB | 4 | 0 | 0 | 0 | 1 | 0 | 2 |
| Glenn Adams, L (1, 10)<br>OBP: 0.299, SLG: 0.397<br>Jose Morales, R (9, PH)<br>OBP: 0.366, SLG: 0.404 | | 1-3 | | 4-3 | | F8 | | 1B<br>1-2 | K | 4<br>1 | 0<br>0 | 1<br>0 | 0<br>0 | 0<br>0 | 0<br>1 | 0<br>3 |
| Hosken Powell, L (1, 9)<br>OBP: 0.321, SLG: 0.337 | | 4-3 | | 5-3 | | | 4-3 | 4-3 | E6<br>1-3<br>2-H<br>3-H | 5 | 0 | 1 | 1 | 0 | 0 | 2 |
| Dan Ford, R (1, 8)<br>OBP: 0.331, SLG: 0.426 | | BB | | 4-3 | | | 5-3 | | SH3-4 1B E 1B<br>F7 | 4 | 1 | 1 | 0 | 1 | 0 | 2 |
| Butch Wynegar, S (1, 2)<br>OBP: 0.309, SLG: 0.310<br>Willie Norwood, R (9, PR)<br>OBP: 0.304, SLG: 0.382<br>Glenn Borgmann, R (9, 2)<br>OBP: 0.302, SLG: 0.336 | | BB | | | F7 | | FC6-4 1B | | E SH3-4<br>1-2 1B | 3<br>0<br>0 | 0<br>1<br>0 | 2<br>0<br>0 | 0<br>0<br>0 | 1<br>0<br>0 | 0<br>0<br>0 | 0<br>0<br>0 |
| Dave Edwards, R (1, 7)<br>OBP: 0.366, SLG: 0.400<br>Bob Randall, R (9, PH)<br>OBP: 0.332, SLG: 0.325<br>(9, 4) | | 5-3 | | | 6-3 | | FC6-4<br>1-2f | | SH3-4<br>1-2<br>2-3 | 3<br>0 | 0<br>0 | 0<br>0 | 0<br>0 | 0<br>0 | 0<br>0 | 3<br>0 |
| Rob Wilfong, L (1, 4)<br>OBP: 0.338, SLG: 0.323<br>Rich Chiles, L (9, PH)<br>OBP: 0.335, SLG: 0.345<br>Bombo Rivera, R (9, PR)<br>OBP: 0.354, SLG: 0.341<br>(9, 7) | | | F7 | | 1B | | | K | E 2B IBB | 3<br>0<br>0 | 0<br>0<br>1 | 1<br>0<br>0 | 0<br>0<br>0 | 0<br>0<br>0 | 1<br>0<br>0 | 0<br>0<br>0 |
| Inning Stats | R: 0 E: 0 K: 1 S: 5<br>H: 0 LOB: 0 BB: 0 P: 5 | R: 0 E: 0 K: 0 S: 3<br>H: 0 LOB: 2 BB: 2 P: 11 | R: 0 E: 0 K: 0 S: 3<br>H: 0 LOB: 1 BB: 1 P: 7 | R: 0 E: 0 K: 0 S: 3<br>H: 0 LOB: 0 BB: 0 P: 3 | R: 0 E: 0 K: 0 S: 4<br>H: 1 LOB: 1 BB: 0 P: 4 | R: 0 E: 0 K: 0 S: 3<br>H: 0 LOB: 0 BB: 0 P: 3 | R: 0 E: 0 K: 0 S: 4<br>H: 1 LOB: 1 BB: 0 P: 4 | R: 1 E: 0 K: 1 S: 8<br>H: 3 LOB: 2 BB: 0 P: 8 | R: 5 E: 2 K: 1 S: 10<br>H: 4 LOB: 2 BB: 2 P: 18 | 1B: 7<br>2B: 2<br>3B: 0<br>HR: 0 | SF: 0<br>SAC: 1<br>DP: 0<br>HBP: 0 | WP: 0<br>PB: 0<br>SB: 0<br>CS: 0 | PA: 42 | | | | |

| PITCHER | | IP | WLS | BF | H | R | ER | SO | BB | IBB | HBP | BLK | WP | HR | S | P | ERA | WHIP |
|---|---|---|---|---|---|---|---|---|---|---|---|---|---|---|---|---|---|---|
| Doc Medich, R<br>ERA: 3.74 | (1, 1) | 8.0 | | 33 | 6 | 2 | 2 | 2 | 3 | 0 | 0 | 0 | 0 | 0 | 34 | 46 | 2.25 | 1.125 |
| Paul Mirabella, L<br>ERA: 7.15 | (9, 1) | 0.0 | L | 1 | 1 | 0 | 0 | 0 | 0 | 0 | 0 | 0 | 0 | 0 | 1 | 1 | ∞ | ∞ |
| Reggie Cleveland, R<br>ERA: 3.16 | (9, 1) | 0.1 | | 4 | 1 | 2 | 2 | 0 | 0 | 1 | 0 | 0 | 0 | 0 | 3 | 7 | 54.00 | 3.000 |
| Jim Umbarger, L<br>ERA: 5.04 | (9, 1) | 0.0 | | 1 | 0 | 0 | 0 | 0 | 0 | 1 | 0 | 0 | 0 | 0 | 0 | 4 | ∞ | ∞ |
| Len Barker, R<br>ERA: 4.82 | (9, 1) | 0.2 | | 3 | 1 | 2 | 0 | 1 | 0 | 0 | 0 | 0 | 0 | 0 | 5 | 5 | 0.00 | 1.500 |

| PITCHER | IP | WLS | BF | H | R | ER | SO | BB | IBB | HBP | BLK | WP | HR | S | P | ERA | WHIP |
|---|---|---|---|---|---|---|---|---|---|---|---|---|---|---|---|---|---|

# Minnesota Twins @ Texas Rangers

Arlington Stadium, Arlington, TX

Tue Sep 26 1978, 8:05 PM EDT

Att. 6,797 - Cloudy - 75 F

TOP

livebaseballscorecards.com

| | |
|---|---|
| AB | 36 |
| R | 6 |
| H | 9 |
| RBI | 3 |
| BB | 5 |
| SO | 3 |
| LOB | 14 |

# Minnesota Twins @ Texas Rangers

Arlington Stadium, Arlington, TX

Tue Sep 26 1978, 8:05 PM EDT

Att. 6,797 - Cloudy - 75 F

## BOTTOM

| Batter | 1 | 2 | 3 | 4 | 5 | 6 | 7 | 8 | 9 | AB | R | H | RBI | BB | SO | LOB |
|---|---|---|---|---|---|---|---|---|---|---|---|---|---|---|---|---|
| Bobby Bonds, R (1, 10)<br>OBP: 0.349, SLG: 0.477 | 0-0 G6-4-3 1B | | 0-0 F9 | | 0-0 P6 | | SSS 0-3 K | | SSS 0-3 K | 5 | 0 | 1 | 0 | 0 | 2 | 4 |
| Jim Sundberg, R (1, 2)<br>OBP: 0.358, SLG: 0.382 | 0-0 G6-4-3 1-2f | | | SSS 0-3 K | | 0-0 F9 | | SSS 0-3 K | | 4 | 0 | 0 | 0 | 0 | 2 | 1 |
| Al Oliver, L (1, 7)<br>OBP: 0.358, SLG: 0.496 | 0-0 6-3 | | | 0-0 S 1B | | 0-0 6-3 2B | | 0-0 HR 1B | | 4 | 1 | 3 | 0 | 0 | 0 | 0 |
| Richie Zisk, R (1, 9)<br>OBP: 0.335, SLG: 0.427 | | 0-0 4-3 | | BBBB 4-0 G4-6-3 1-2 BB | | 0-0 6-3 2-3 | | 1-H 0-0 HR | | 3 | 1 | 1 | 2 | 1 | 0 | 1 |
| Juan Beniquez, R (1, 8)<br>OBP: 0.289, SLG: 0.379 | | 0-0 6-3 | | 0-0 G4-6-3 1-2f | | BBBB 4-0 BB | | 0-0 L5 | | 3 | 0 | 0 | 0 | 1 | 0 | 2 |
| Toby Harrah, R (1, 6)<br>OBP: 0.349, SLG: 0.348 (9, 5) | | 0-0 CS 1B | | | 0-0 SH1-4 2B | SSS 0-3 K | | BBBB 4-0 BB | | 3 | 0 | 2 | 0 | 1 | 1 | 2 |
| Bump Wills, S (1, 4)<br>OBP: 0.328, SLG: 0.340 | | 0-0 CS 1-2 | 0-0 F9 | | 0-0 SH1-4 2-3 | | 0-0 1B SH3-4 1B | 0-0 P6 | | 3 | 0 | 1 | 0 | 0 | 0 | 1 |
| Sandy Alomar Sr., S (1, 3)<br>OBP: 0.208, SLG: 0.217<br>Mike Jorgensen, L (9, 3)<br>OBP: 0.316, SLG: 0.220 | | | 0-0 6-3 | | BBBB 4-0 BB | | 0-0 SH3-4 1-2 | | 0-0 3-1 | 1<br>1 | 0<br>0 | 0<br>0 | 0<br>0 | 1<br>0 | 0<br>0 | 0<br>0 |
| Nelson Norman, S (1, 5)<br>OBP: 0.300, SLG: 0.367 (9, 6)<br>Johnny Grubb, L (9, PH)<br>OBP: 0.373, SLG: 0.453 | | | 0-0 1B | | SSS 0-3 K | | 0-0 2-3 1B | | 0-0 F8 | 3<br>1 | 0<br>0 | 2<br>0 | 0<br>0 | 0<br>0 | 1<br>0 | 2<br>0 |
| Inning Stats | R: 0 E: 0 K: 0 S: 3 H: 1 LOB: 0 BB: 0 P: 3 | R: 0 E: 0 K: 0 S: 3 H: 1 LOB: 0 BB: 0 P: 3 | R: 0 E: 0 K: 0 S: 4 H: 1 LOB: 1 BB: 0 P: 4 | R: 0 E: 0 K: 1 S: 5 H: 1 LOB: 1 BB: 1 P: 9 | R: 0 E: 0 K: 1 S: 6 H: 1 LOB: 2 BB: 1 P: 10 | R: 0 E: 0 K: 1 S: 6 H: 1 LOB: 2 BB: 1 P: 10 | R: 0 E: 0 K: 1 S: 6 H: 2 LOB: 1 BB: 0 P: 6 | R: 2 E: 0 K: 1 S: 7 H: 2 LOB: 1 BB: 1 P: 11 | R: 0 E: 0 K: 1 S: 5 H: 0 LOB: 0 BB: 0 P: 5 | 1B: 7 2B: 2 3B: 0 HR: 1 | | SF: 0 SAC: 2 DP: 2 HBP: 0 | | | WP: 0 PB: 0 SB: 1 CS: 1 | PA: 38 |

livebaseballscorecards.com

| | |
|---|---|
| AB | 31 |
| R | 2 |
| H | 10 |
| RBI | 2 |
| BB | 4 |
| SO | 6 |
| LOB | 13 |

| PITCHER | | IP | WLS | BF | H | R | ER | SO | BB | IBB | HBP | BLK | WP | HR | S | P | ERA | WHIP |
|---|---|---|---|---|---|---|---|---|---|---|---|---|---|---|---|---|---|---|
| Geoff Zahn, L<br>ERA: 3.09 | (1, 1) | 7.1 | | 31 | 10 | 2 | 2 | 5 | 3 | 0 | 0 | 0 | 0 | 1 | 38 | 50 | 2.46 | 1.773 |
| Mike Marshall, R<br>ERA: 2.34 | (8, 1) | 1.2 | W | 6 | 0 | 0 | 0 | 1 | 1 | 0 | 0 | 0 | 0 | 0 | 7 | 11 | 0.00 | 0.600 |

| PITCHER | IP | WLS | BF | H | R | ER | SO | BB | IBB | HBP | BLK | WP | HR | S | P | ERA | WHIP |
|---|---|---|---|---|---|---|---|---|---|---|---|---|---|---|---|---|---|

# Minnesota Twins @ Texas Rangers

Arlington Stadium, Arlington, TX

Wed Sep 27 1978, 8:05 PM EDT

Att. 9,601 - Cloudy - 77 F

TOP

livebaseballscorecards.com

| Batter | 1 | 2 | 3 | 4 | 5 | 6 | 7 | 8 | 9 | AB | R | H | RBI | BB | SO | LOB |
|---|---|---|---|---|---|---|---|---|---|---|---|---|---|---|---|---|
| Mike Cubbage, L (1, 5)<br>OBP: 0.345, SLG: 0.400 | 4-3 | | G4-6-3 1B | | 4-3 | | SH1-4 SH 1B 1B | | 6-3 | 4 | 0 | 2 | 0 | 0 | 0 | 0 |
| Willie Norwood, R (7, PR)<br>OBP: 0.304, SLG: 0.382 | | | | | | | | | | 0 | 1 | 0 | 0 | 0 | 0 | 0 |
| Larry Wolfe, R (7, 5)<br>OBP: 0.330, SLG: 0.326 | | | | | | | | | | 1 | 0 | 0 | 0 | 0 | 0 | 0 |
| Hosken Powell, L (1, 9)<br>OBP: 0.321, SLG: 0.337 | S 2B 1B | | G4-6-3 1-2f | | F8 | | SH 1B SH1-4 1-2 CS | | 2B | 3 | 1 | 1 | 0 | 0 | 0 | 2 |
| Bombo Rivera, R (9, PH)<br>OBP: 0.357, SLG: 0.348 | | | | | | | | | | 1 | 0 | 1 | 0 | 0 | 0 | 0 |
| Roy Smalley, S (1, 6)<br>OBP: 0.365, SLG: 0.439 | F8 1-2 | | 2B 3-H | | BB | | SH1-4 1-2 2-3 | | BB | 2 | 0 | 1 | 1 | 2 | 0 | 1 |
| Dan Ford, R (1, 8)<br>OBP: 0.332, SLG: 0.427 | 2B 2-H | | 4-3 | | K | | 1B 2-3 3-H | | 4-3 | 5 | 0 | 2 | 2 | 0 | 1 | 4 |
| Glenn Adams, L (1, 10)<br>OBP: 0.302, SLG: 0.398 | K | | | BB 1B SF8 | | 1B SH5-4 1B | K 3-H | | | 2 | 2 | 1 | 0 | 1 | 1 | 1 |
| Jose Morales, R (7, PH)<br>OBP: 0.365, SLG: 0.402 | | | | | | | | | | 1 | 0 | 0 | 0 | 0 | 1 | 2 |
| Butch Wynegar, S (1, 2)<br>OBP: 0.309, SLG: 0.310 | | F9 | 1B SF8 1-3 | | | SH5-4 1-2 | | 6-3 | | 3 | 0 | 1 | 0 | 0 | 0 | 0 |
| Craig Kusick, R (1, 3)<br>OBP: 0.310, SLG: 0.278 | | K | SF8 1-2 3-H | | | 6-3 | | F4 | | 3 | 0 | 0 | 1 | 0 | 1 | 1 |
| Rich Chiles, L (1, 7)<br>OBP: 0.335, SLG: 0.345 | | F1 | K | | | 1B 2-H | | K | | 3 | 0 | 1 | 1 | 0 | 1 | 1 |
| Dave Edwards, R (8, PH)<br>OBP: 0.357, SLG: 0.389 | | | | | | | | | | 1 | 0 | 0 | 0 | 0 | 1 | 0 |
| (8, 7) | | | | | | | | | | | | | | | | |
| Rob Wilfong, L (1, 4)<br>OBP: 0.343, SLG: 0.328 | | | 1B 2B 1B | 4-3 | | 1-3 1B | | | 6-3 | 3 | 1 | 2 | 0 | 0 | 0 | 1 |
| Bob Randall, R (9, PH)<br>OBP: 0.331, SLG: 0.324 | | | | | | | | | | 1 | 0 | 0 | 0 | 0 | 0 | 0 |
| Inning Stats | R: 1 E: 0 K: 1 S: 7 H: 2 LOB: 1 BB: 0 P: 7 | R: 0 E: 0 K: 1 S: 5 H: 0 LOB: 0 BB: 0 P: 5 | R: 1 E: 0 K: 0 S: 5 H: 3 LOB: 1 BB: 0 P: 5 | R: 1 E: 0 K: 1 S: 6 H: 1 LOB: 1 BB: 1 P: 10 | R: 0 E: 0 K: 1 S: 5 H: 0 LOB: 1 BB: 1 P: 9 | R: 1 E: 0 K: 0 S: 5 H: 3 LOB: 2 BB: 0 P: 5 | R: 1 E: 1 K: 1 S: 7 H: 2 LOB: 1 BB: 0 P: 7 | R: 0 E: 0 K: 1 S: 5 H: 0 LOB: 0 BB: 0 P: 5 | R: 0 E: 0 K: 0 S: 4 H: 1 LOB: 2 BB: 1 P: 8 | 1B: 9 2B: 3 3B: 0 HR: 0 | SF: 1 SAC: 3 DP: 1 HBP: 0 | | | | | | |

| | AB | 33 |
|---|---|---|
| | R | 5 |
| | H | 12 |
| | RBI | 5 |
| | BB | 3 |
| | SO | 6 |
| | LOB | 13 |

WP: 0 PB: 0 SB: 1 CS: 1 PA: 40

| PITCHER | IP | WLS | BF | H | R | ER | SO | BB | IBB | HBP | BLK | WP | HR | S | P | ERA | WHIP |
|---|---|---|---|---|---|---|---|---|---|---|---|---|---|---|---|---|---|
| Fergie Jenkins, R (1, 1)<br>ERA: 3.0 | 6.1 | | 31 | 11 | 5 | 5 | 4 | 2 | 0 | 0 | 0 | 0 | 0 | 37 | 45 | 7.11 | 2.053 |
| Paul Mirabella, L (7, 1)<br>ERA: 6.39 | 2.2 | W | 9 | 1 | 0 | 0 | 2 | 1 | 0 | 0 | 0 | 0 | 0 | 12 | 16 | 0.00 | 0.750 |

| PITCHER | IP | WLS | BF | H | R | ER | SO | BB | IBB | HBP | BLK | WP | HR | S | P | ERA | WHIP |
|---|---|---|---|---|---|---|---|---|---|---|---|---|---|---|---|---|---|

# BOTTOM

## Minnesota Twins @ Texas Rangers

Arlington Stadium, Arlington, TX

Wed Sep 27 1978, 8:05 PM EDT

Att. 9,601 - Cloudy - 77 F

livebaseballscorecards.com

| Batter | 1 | 2 | 3 | 4 | 5 | 6 | 7 | 8 | 9 | AB | R | H | RBI | BB | SO | LOB |
|---|---|---|---|---|---|---|---|---|---|---|---|---|---|---|---|---|
| Bobby Bonds, R (1, 10)<br>OBP: 0.349, SLG: 0.475 | 6-3 | | | E5<br>1B 6-3<br>SF9 | F8 | | BBBB<br>4-0<br>1B<br>1-2 HR<br>BB | BBBB<br>4-0<br>BB<br>1B<br>BB | | 3 | 3 | 0 | 0 | 2 | 0 | 1 |
| Juan Beniquez, R (1, 8)<br>OBP: 0.292, SLG: 0.380 | F9 | | | 6-3<br>1-2 | | 1B<br>1B | 0-0<br>HR<br>1-3 2-H 3-H | BBBB<br>4-0<br>1B<br>1-2 2-3<br>BB | | 4 | 2 | 2 | 2 | 1 | 0 | 1 |
| Al Oliver, L (1, 7)<br>OBP: 0.358, SLG: 0.495 | F7 | | | FC6-4<br>2-3 1B | | L7 | F9 | 1-3 2-H 3-H<br>1B | | 5 | 0 | 2 | 2 | 0 | 0 | 3 |
| Richie Zisk, R (1, 9)<br>OBP: 0.333, SLG: 0.425 | | G2 | | SF9<br>3-H | | SSS<br>K | P6 | L5 | | 3 | 0 | 0 | 1 | 0 | 1 | 3 |
| Nelson Norman, S (8, 5)<br>OBP: 0.290, SLG: 0.355 | | | | | | | | | | 1 | 0 | 0 | 0 | 0 | 0 | 2 |
| Toby Harrah, R (1, 6)<br>OBP: 0.350, SLG: 0.356 | | SSS<br>K | | FC6-4<br>1-2f | | 1B<br>1-2 1B | 1-H 3-H<br>HR | | | 4 | 1 | 2 | 3 | 0 | 1 | 1 |
| Bump Wills, S (1, 4)<br>OBP: 0.328, SLG: 0.339 | F8 | | | | SSS<br>K | 1-3 2-H<br>1B | SSS<br>K | | | 4 | 0 | 1 | 1 | 0 | 2 | 0 |
| Mike Jorgensen, L (1, 3)<br>OBP: 0.314, SLG: 0.212 | | F7 | | | F8 | F3 | | BBBB<br>4-0<br>FC5-4<br>BB | | 3 | 0 | 0 | 0 | 1 | 0 | 2 |
| Jim Sundberg, R (1, 2)<br>OBP: 0.359, SLG: 0.383 | | L1 | | | 1B<br>2B | | BBBB<br>4-0<br>1B<br>1B<br>BB | 0-0<br>FC5-4<br>1-2f 2B | | 3 | 2 | 1 | 0 | 1 | 0 | 1 |
| Jim Mason, L (1, 5)<br>OBP: 0.238, SLG: 0.240 | | G3 | | | 2-H<br>1B | | 1-3<br>BB<br>1B<br>1B | BB<br>1-H<br>1B<br>2B | | 2 | 0 | 1 | 1 | 0 | 0 | 0 |
| Johnny Grubb, L (7, PH)<br>OBP: 0.376, SLG: 0.458 (8, 9) | | | | | | | | | | 2 | 2 | 2 | 0 | 0 | 0 | 0 |
| Inning Stats | R: 0<br>E: 0<br>K: 0<br>S: 3<br>H: 0<br>LOB: 0<br>BB: 0<br>P: 3 | R: 0<br>E: 0<br>K: 1<br>S: 5<br>H: 0<br>LOB: 0<br>BB: 0<br>P: 5 | R: 0<br>E: 0<br>K: 0<br>S: 3<br>H: 0<br>LOB: 0<br>BB: 0<br>P: 3 | R: 1<br>E: 1<br>K: 0<br>S: 5<br>H: 1<br>LOB: 1<br>BB: 0<br>P: 5 | R: 1<br>E: 0<br>K: 1<br>S: 7<br>H: 2<br>LOB: 1<br>BB: 0<br>P: 7 | R: 1<br>E: 0<br>K: 1<br>S: 8<br>H: 3<br>LOB: 2<br>BB: 0<br>P: 8 | R: 5<br>E: 0<br>K: 1<br>S: 8<br>H: 3<br>LOB: 0<br>BB: 2<br>P: 16 | R: 2<br>E: 0<br>K: 0<br>S: 4<br>H: 2<br>LOB: 2<br>BB: 3<br>P: 16 | | 1B: 8<br>2B: 2<br>3B: 0<br>HR: 1<br>SF: 1<br>SAC: 0<br>DP: 0<br>HBP: 0 | | | | | |

| | |
|---|---|
| AB | 34 |
| R | 10 |
| H | 11 |
| RBI | 10 |
| BB | 5 |
| SO | 4 |
| LOB | 14 |

WP: 0 PB: 0 SB: 0 CS: 0 PA: 40

| PITCHER | | IP | WLS | BF | H | R | ER | SO | BB | IBB | HBP | BLK | WP | HR | S | P | ERA | WHIP |
|---|---|---|---|---|---|---|---|---|---|---|---|---|---|---|---|---|---|---|
| Roger Erickson, R<br>ERA: 3.96 | (1, 1) | 5.2 | | 24 | 6 | 3 | 2 | 3 | 0 | 0 | 0 | 0 | 0 | 0 | 30 | 30 | 3.18 | 1.059 |
| Stan Perzanowski, R<br>ERA: 5.24 | (6, 1) | 0.1 | L | 4 | 1 | 3 | 3 | 0 | 2 | 0 | 0 | 0 | 0 | 0 | 2 | 10 | 81.00 | 9.000 |
| Mike Marshall, R<br>ERA: 2.51 | (7, 1) | 1.0 | | 5 | 2 | 2 | 2 | 1 | 0 | 0 | 0 | 0 | 0 | 1 | 7 | 7 | 18.00 | 2.000 |
| Tom Johnson, R<br>ERA: 5.51 | (8, 1) | 1.0 | | 7 | 2 | 2 | 2 | 0 | 3 | 0 | 0 | 0 | 0 | 0 | 4 | 16 | 18.00 | 5.000 |

| PITCHER | IP | WLS | BF | H | R | ER | SO | BB | IBB | HBP | BLK | WP | HR | S | P | ERA | WHIP |
|---|---|---|---|---|---|---|---|---|---|---|---|---|---|---|---|---|---|

| Batter | 1 | 2 | 3 | 4 | 5 | 6 | 7 | 8 | 9 | AB | R | H | RBI | BB | SO | LOB |
|---|---|---|---|---|---|---|---|---|---|---|---|---|---|---|---|---|
| Hosken Powell, L (1, 9)<br>OBP: 0.325, SLG: 0.337 | 4-3 | | 4-3 | | | 1B | BB | | BB | 3 | 0 | 1 | 0 | 2 | 0 | 0 |
| Mike Cubbage, L (1, 5)<br>OBP: 0.345, SLG: 0.402 | P6 | | | 2B | | F7 | K | | F8 | 3 | 0 | 1 | 0 | 0 | 0 | 1 |
| Jose Morales, R (7, PH)<br>OBP: 0.363, SLG: 0.401 | | | | | | | | | | 1 | 0 | 0 | 0 | 0 | 1 | 3 |
| Larry Wolfe, R (7, 5)<br>OBP: 0.328, SLG: 0.325 | | | | | | | | | | 1 | 0 | 0 | 0 | 0 | 0 | 1 |
| Rod Carew, L (1, 3)<br>OBP: 0.412, SLG: 0.442 | BB | | | F8 | | 1B | | F9 | BB | 3 | 0 | 1 | 0 | 2 | 0 | 1 |
| Roy Smalley, S (1, 6)<br>OBP: 0.364, SLG: 0.436 | F7 | | | K | | L8 | | 1B | F8 | 4 | 0 | 0 | 0 | 1 | 1 | 6 |
| Glenn Adams, L (1, 10)<br>OBP: 0.300, SLG: 0.395 | | G3 | | 3-1 | | F7 | | F8 | | 2 | 0 | 0 | 0 | 0 | 0 | 1 |
| Dan Ford, R (6, PH)<br>OBP: 0.331, SLG: 0.426 | | | | | | | | | | 2 | 0 | 0 | 0 | 0 | 0 | 3 |
| Butch Wynegar, S (1, 2)<br>OBP: 0.308, SLG: 0.310 | | F8 | | | F7 | | L6 | HBP | | 4 | 0 | 1 | 0 | 0 | 0 | 0 |
| Willie Norwood, R (1, 7)<br>OBP: 0.304, SLG: 0.380 | | F8 | | | 6-3 | | F8 | HBP | | 3 | 0 | 0 | 0 | 0 | 0 | 0 |
| Dave Edwards, R (1, 8)<br>OBP: 0.370, SLG: 0.425 | | | K | | WP 2B | | BB 1B | P3 | | 4 | 0 | 2 | 0 | 0 | 1 | 3 |
| Rob Wilfong, L (1, 4)<br>OBP: 0.340, SLG: 0.325 | | | 4-3 | | K | | BB | | F8 | 2 | 0 | 0 | 0 | 0 | 1 | 1 |
| Bob Randall, R (7, PH)<br>OBP: 0.332, SLG: 0.325 | | | | | | | | | | 2 | 0 | 1 | 0 | 0 | 0 | 0 |
| | | | | | | | | | | | | | | | | |
| (7, 4) | | | | | | | | | | | | | | | | |

TOP

# Minnesota Twins @ Kansas City Royals

Royals Stadium, Kansas City, MO

Fri Sep 29 1978, 8:05 PM EDT
Att. 31,794 - Unknown - 72 F

livebaseballscorecards.com

| | | | | | | | | | |
|---|---|---|---|---|---|---|---|---|---|
| AB | 34 | | | | | | | | |
| R | 0 | | | | | | | | |
| H | 7 | | | | | | | | |
| RBI | 0 | | | | | | | | |
| BB | 5 | | | | | | | | |
| SO | 4 | | | | | | | | |
| LOB | 20 | | | | | | | | |

| Inning Stats | 1 | 2 | 3 | 4 | 5 | 6 | 7 | 8 | 9 | 1B | SF | WP | PA |
|---|---|---|---|---|---|---|---|---|---|---|---|---|---|
| R | 0 | 0 | 0 | 0 | 0 | 0 | 0 | 0 | 0 | 5 | 0 | 1 | 40 |
| E | 0 | 0 | 0 | 0 | 0 | 0 | 0 | 0 | 0 | 2B 2 | SAC 0 | PB 0 | |
| K | 0 | 0 | 1 | 1 | 1 | 0 | 1 | 0 | 0 | 3B 0 | DP 0 | SB 0 | |
| S | 3 | 3 | 5 | 6 | 6 | 5 | 7 | 4 | 3 | HR 0 | HBP 1 | CS 0 | |
| H | 0 | 0 | 0 | 1 | 1 | 2 | 2 | 1 | 0 | | | | |
| LOB | 1 | 0 | 0 | 1 | 1 | 2 | 3 | 3 | 2 | | | | |
| BB | 1 | 0 | 0 | 0 | 0 | 0 | 1 | 1 | 2 | | | | |
| P | 7 | 3 | 5 | 6 | 6 | 5 | 11 | 9 | 11 | | | | |

| PITCHER | | IP | WLS | BF | H | R | ER | SO | BB | IBB | HBP | BLK | WP | HR | S | P | ERA | WHIP |
|---|---|---|---|---|---|---|---|---|---|---|---|---|---|---|---|---|---|---|
| Dennis Leonard, R<br>ERA: 3.33 | (1, 1) | 5.0 | W | 18 | 2 | 0 | 0 | 3 | 1 | 0 | 0 | 0 | 1 | 0 | 23 | 27 | 0.00 | 0.600 |
| Steve Mingori, L<br>ERA: 2.78 | (6, 1) | 1.2 | | 10 | 4 | 0 | 0 | 0 | 1 | 0 | 0 | 0 | 0 | 0 | 9 | 13 | 0.00 | 3.000 |
| Marty Pattin, R<br>ERA: 3.43 | (7, 1) | 1.1 | | 7 | 1 | 0 | 0 | 1 | 1 | 0 | 1 | 0 | 0 | 0 | 7 | 12 | 0.00 | 1.500 |
| Al Hrabosky, L<br>ERA: 2.92 | (9, 1) | 1.0 | | 5 | 0 | 0 | 0 | 0 | 2 | 0 | 0 | 0 | 0 | 0 | 3 | 11 | 0.00 | 2.000 |

| PITCHER | IP | WLS | BF | H | R | ER | SO | BB | IBB | HBP | BLK | WP | HR | S | P | ERA | WHIP |
|---|---|---|---|---|---|---|---|---|---|---|---|---|---|---|---|---|---|

| Batter | 1 | 2 | 3 | 4 | 5 | 6 | 7 | 8 | 9 | AB | R | H | RBI | BB | SO | LOB |
|---|---|---|---|---|---|---|---|---|---|---|---|---|---|---|---|---|
| Willie Wilson, S (1, 8)<br>OBP: 0.284, SLG: 0.282 | 0-0 BLK S SF8 1B | 0-0 F9 | | S S S 0-3 K | | 0-0 F9 | | | | 4 | 1 | 1 | 0 | 0 | 1 | 3 |
| U L Washington, S (1, 6)<br>OBP: 0.319, SLG: 0.299 | 0-0 P3 | 0-0 F9<br>1-2 | | | 0-0 S 2B | | 0-0 F8 | | | 4 | 0 | 1 | 0 | 0 | 0 | 2 |
| John Wathan, R (1, 3)<br>OBP: 0.320, SLG: 0.396 | 0-0 SF8<br>1-H | | 0-0 5-3 | | 0-0 6-3 | | 0-0 6-3 | | | 3 | 0 | 0 | 1 | 0 | 0 | 1 |
| Dave Cripe, R (1, 5)<br>OBP: 0.182, SLG: 0.182 | 0-0 3B 1B | | 0-0 6-3 | | 0-0 5-3<br>2-3 | | 0-0 6-3 | | | 4 | 1 | 1 | 0 | 0 | 0 | 1 |
| Luis Silverio, R (1, 9)<br>OBP: 0.636, SLG: 1.000 | 0-0 1B<br>1-H 3B | | B B B B 4-0 S BB | | 0-0 5-3 | | | 0-0 5-3 | | 3 | 1 | 1 | 1 | 1 | 0 | 1 |
| Clint Hurdle, L (1, 7)<br>OBP: 0.349, SLG: 0.400 | 0-0 FC4-6 1B<br>3-H | | S S S 0-3 K<br>1-2 | | | 0-0 WP E 2B | | B B B B 4-0 1B BB | | 3 | 1 | 2 | 1 | 1 | 1 | 1 |
| Joe Zdeb, R (1, 10)<br>OBP: 0.281, SLG: 0.315<br>Darrell Porter, L (6, PH)<br>OBP: 0.357, SLG: 0.444<br>Jamie Quirk, L (8, PH)<br>OBP: 0.344, SLG: 0.296 | 0-0 FC4-6<br>1-2f | | | 0-0 SH1-3 1B | | 0-0 F8<br>2-3 | | 0-0 F2 | | 2<br>1<br>1 | 0<br>0<br>0 | 1<br>0<br>0 | 0<br>0<br>0 | 0<br>0<br>0 | 0<br>0<br>0 | 1<br>1<br>1 |
| Jerry Terrell, R (1, 4)<br>OBP: 0.225, SLG: 0.211 | | 0-0 S 1B | | 0-0 SH1-3<br>1-2 | | 0-0 5-3 | | 0-0<br>1-2 1B | | 3 | 0 | 2 | 0 | 0 | 0 | 1 |
| Jim Gaudet, R (1, 2) | | S S S 0-3 K | | 0-0 F9 | | 0-0 E3<br>3-H | | 0-0 1-3 | | 4 | 0 | 0 | 0 | 0 | 1 | 4 |
| Inning Stats | R: 3 E: 0 K: 0 S: 7 H: 4 LOB: 1 BB: 0 P: 7 | R: 0 E: 0 K: 1 S: 6 H: 1 LOB: 1 BB: 0 P: 6 | R: 0 E: 0 K: 1 S: 5 H: 0 LOB: 1 BB: 1 P: 9 | R: 0 E: 0 K: 1 S: 6 H: 1 LOB: 1 BB: 0 P: 6 | R: 0 E: 0 K: 0 S: 4 H: 1 LOB: 1 BB: 0 P: 4 | R: 1 E: 1 K: 0 S: 5 H: 1 LOB: 1 BB: 0 P: 5 | R: 0 E: 0 K: 0 S: 3 H: 0 LOB: 0 BB: 0 P: 3 | R: 0 E: 0 K: 0 S: 4 H: 1 LOB: 2 BB: 1 P: 8 | | 1B: 6 2B: 2 3B: 1 HR: 0 | SF: 1 SAC: 1 DP: 0 HBP: 0 | | | | | |

| PITCHER | | IP | WLS | BF | H | R | ER | SO | BB | IBB | HBP | BLK | WP | HR | S | P | ERA | WHIP |
|---|---|---|---|---|---|---|---|---|---|---|---|---|---|---|---|---|---|---|
| Darrell Jackson, L<br>ERA: 4.48 | (1, 1) | 5.0 | L | 23 | 7 | 3 | 3 | 3 | 1 | 0 | 0 | 1 | 0 | 0 | 28 | 32 | 5.40 | 1.600 |
| John Sutton, R<br>ERA: 3.45 | (6, 1) | 3.0 | | 13 | 2 | 1 | 0 | 0 | 1 | 0 | 0 | 0 | 1 | 0 | 12 | 16 | 0.00 | 1.000 |

| PITCHER | IP | WLS | BF | H | R | ER | SO | BB | IBB | HBP | BLK | WP | HR | S | P | ERA | WHIP |
|---|---|---|---|---|---|---|---|---|---|---|---|---|---|---|---|---|---|

# BOTTOM

## Minnesota Twins @ Kansas City Royals

Royals Stadium, Kansas City, MO

Fri Sep 29 1978, 8:05 PM EDT
Att. 31,794 - Unknown - 72 F

livebaseballscorecards.com

| | |
|---|---|
| AB | 32 |
| R | 4 |
| H | 9 |
| RBI | 3 |
| BB | 2 |
| SO | 3 |
| LOB | 17 |

| | | | |
|---|---|---|---|
| WP: 1 | PA: 36 | | |
| PB: 0 | | | |
| SB: 4 | | | |
| CS: 0 | | | |

| Batter | 1 | 2 | 3 | 4 | 5 | 6 | 7 | 8 | 9 | 10 | 11 | AB | R | H | RBI | BB | SO | LOB |
|---|---|---|---|---|---|---|---|---|---|---|---|---|---|---|---|---|---|---|
| Hosken Powell, L (1, 9)<br>OBP: 0.325, SLG: 0.335 | F7 | | SH1-3 BB | | E 1B<br>1-H<br>2-H | | 1-6-3 | | K | | P5 | 5 | 0 | 1 | 2 | 1 | 1 | 2 |
| Mike Cubbage, L (1, 5)<br>OBP: 0.348, SLG: 0.403 | K | | SH1-3<br>1-2 | | E2<br>1-3 1B | | 1B | | | F2 | 2B BB<br>1-2 | 4 | 0 | 2 | 0 | 1 | 1 | 0 |
| Rod Carew, L (1, 3)<br>OBP: 0.411, SLG: 0.441 | K | | L8 | | L3 IBB | | F8 | | | 4-3 | 2B<br>1-H<br>2-H<br>3-H | 5 | 0 | 1 | 2 | 1 | 1 | 2 |
| Roy Smalley, S (1, 6)<br>OBP: 0.362, SLG: 0.433 | | FC6-4 1B BLK BB | F7 | | L3<br>1-2 | | K | | | K | | 4 | 1 | 0 | 0 | 1 | 2 | 5 |
| Dan Ford, R (1, 8)<br>OBP: 0.331, SLG: 0.425 | | FC6-4<br>1-2 1B | | 1-3 | 6-3 | | | 3-1 | | | E CI 1B BB | 4 | 1 | 1 | 0 | 1 | 0 | 2 |
| Glenn Adams, L (1, 10)<br>OBP: 0.297, SLG: 0.390<br>Willie Norwood, R (11, PR)<br>OBP: 0.304, SLG: 0.380 | FC6-4 BLK G3<br>1-2f<br>2-3 | | | F8 | | P6 | | P4 | | | CI E 1B<br>1-2 | 4<br>0 | 0<br>1 | 0<br>0 | 0<br>0 | 0<br>0 | 0<br>0 | 2<br>0 |
| Butch Wynegar, S (1, 2)<br>OBP: 0.307, SLG: 0.308<br>Glenn Borgmann, R (5, 2)<br>OBP: 0.310, SLG: 0.339 | G3<br>1-2 | | | 1-3 | | BB | | K | | | E1 1B 2B 1B<br>1-3<br>2-H | 2<br>2 | 0<br>1 | 0<br>1 | 0<br>0 | 0<br>1 | 0<br>1 | 2<br>0 |
| Dave Edwards, R (1, 7)<br>OBP: 0.388, SLG: 0.415<br>Rich Chiles, L (9, PH)<br>OBP: 0.333, SLG: 0.343<br>Bombo Rivera, R (9, 7)<br>OBP: 0.359, SLG: 0.351 | | FC6-4<br>2-3<br>3-H BB | | | 1B 1B HBP | | K | | 6-3 | | BB 2B 1B<br>2-3<br>3-H | 1<br>1<br>1 | 1<br>0<br>1 | 0<br>0<br>1 | 0<br>0<br>1 | 1<br>0<br>1 | 1<br>0<br>0 | 1<br>0<br>0 |
| Rob Wilfong, L (1, 4)<br>OBP: 0.336, SLG: 0.322 | | FC6-4<br>1-2f | | | 1B 1B<br>1-2 | | L9 | | F8 | | F5 | 5 | 1 | 1 | 0 | 0 | 0 | 5 |
| Inning Stats | R: 0 H: 0<br>E: 0 LOB: 0<br>K: 2 BB: 0<br>S: 7 P: 7 | R: 1 H: 1<br>E: 0 LOB: 2<br>K: 0 BB: 2<br>S: 4 P: 12 | R: 0 H: 0<br>E: 0 LOB: 1<br>K: 0 BB: 1<br>S: 3 P: 7 | R: 0 H: 0<br>E: 0 LOB: 0<br>K: 0 BB: 0<br>S: 3 P: 3 | R: 2 H: 3<br>E: 1 LOB: 2<br>K: 0 BB: 1<br>S: 5 P: 10 | R: 0 H: 0<br>E: 0 LOB: 1<br>K: 1 BB: 1<br>S: 5 P: 9 | R: 0 H: 1<br>E: 0 LOB: 1<br>K: 1 BB: 0<br>S: 6 P: 6 | R: 0 H: 0<br>E: 0 LOB: 0<br>K: 1 BB: 0<br>S: 5 P: 5 | R: 0 H: 0<br>E: 0 LOB: 0<br>K: 1 BB: 0<br>S: 5 P: 5 | R: 0 H: 0<br>E: 0 LOB: 0<br>K: 1 BB: 0<br>S: 5 P: 5 | R: 4 H: 3<br>E: 2 LOB: 3<br>K: 0 BB: 2<br>S: 6 P: 14 | 1B: 7 SF: 0<br>2B: 2 SAC: 1<br>3B: 0 DP: 1<br>HR: 0 HBP: 1 | | | | | | WP: 0 PA: 48<br>PB: 0<br>SB: 0<br>CS: 0 |

# TOP

## Minnesota Twins @ Kansas City Royals

Royals Stadium, Kansas City, MO

Sat Sep 30 1978, 8:05 PM EDT

Att. 29,089 - Unknown - 67 F

livebaseballscorecards.com

| | |
|---|---|
| AB | 38 |
| R | 7 |
| H | 8 |
| RBI | 5 |
| BB | 7 |
| SO | 7 |
| LOB | 21 |

| PITCHER | | IP | WLS | BF | H | R | ER | SO | BB | IBB | HBP | BLK | WP | HR | S | P | ERA | WHIP |
|---|---|---|---|---|---|---|---|---|---|---|---|---|---|---|---|---|---|---|
| Steve Busby, R<br>ERA: 7.59 | (1, 1) | 5.0 | | 23 | 4 | 3 | 3 | 2 | 3 | 1 | 1 | 1 | 0 | 0 | 22 | 39 | 5.40 | 1.400 |
| Rich Gale, R<br>ERA: 3.09 | (6, 1) | 2.0 | | 8 | 1 | 0 | 0 | 2 | 1 | 0 | 0 | 0 | 0 | 0 | 11 | 15 | 0.00 | 1.000 |
| Doug Bird, R<br>ERA: 5.29 | (8, 1) | 2.0 | | 6 | 0 | 0 | 0 | 2 | 0 | 0 | 0 | 0 | 0 | 0 | 10 | 10 | 0.00 | 0.000 |
| Al Hrabosky, L<br>ERA: 2.88 | (10, 1) | 1.0 | | 3 | 0 | 0 | 0 | 1 | 0 | 0 | 0 | 0 | 0 | 0 | 5 | 5 | 0.00 | 0.000 |
| Randy McGilberry, R<br>ERA: 4.38 | (11, 1) | 1.0 | L | 8 | 3 | 4 | 1 | 0 | 2 | 0 | 0 | 0 | 0 | 0 | 6 | 14 | 9.00 | 5.000 |

| PITCHER | | IP | WLS | BF | H | R | ER | SO | BB | IBB | HBP | BLK | WP | HR | S | P | ERA | WHIP |
|---|---|---|---|---|---|---|---|---|---|---|---|---|---|---|---|---|---|---|

# Minnesota Twins @ Kansas City Royals

Royals Stadium, Kansas City, MO

Sat Sep 30 1978, 8:05 PM EDT

Att. 29,089 - Unknown - 67 F

livebaseballscorecards.com

## BOTTOM

| Batter | 1 | 2 | 3 | 4 | 5 | 6 | 7 | 8 | 9 | 10 | 11 | AB | R | H | RBI | BB | SO | LOB |
|---|---|---|---|---|---|---|---|---|---|---|---|---|---|---|---|---|---|---|
| Steve Braun, L (1, 7)<br>OBP: 0.360, SLG: 0.370 | G3 | | 1B | | 6-3 | | 4-3 | | | SH1-4<br>1-2 | | 3 | 0 | 1 | 0 | 0 | 0 | 0 |
| Tom Poquette, L (7, 7)<br>OBP: 0.259, SLG: 0.338 | | | | | | | | | | | | 1 | 0 | 0 | 0 | 0 | 0 | 0 |
| George Brett, L (1, 5)<br>OBP: 0.344, SLG: 0.469 | K | | L9 | | | SF8<br>3B | | 1-3 | | K | | 3 | 1 | 1 | 0 | 0 | 1 | 1 |
| Jamie Quirk, L (7, 5)<br>OBP: 0.324, SLG: 0.276 | | | | | | | | | | | | 2 | 0 | 0 | 0 | 0 | 1 | 2 |
| Amos Otis, R (1, 8)<br>OBP: 0.380, SLG: 0.522 | 6-3 | | | 4-3<br>FC<br>2B | | SF8<br>3-H | | F7 | | 5-3<br>2-3 | | 4 | 1 | 1 | 1 | 0 | 0 | 2 |
| Darrell Porter, L (1, 10)<br>OBP: 0.358, SLG: 0.445 | | 4-3<br>1B<br>1B | | 4-3<br>2-3 | | CS<br>1B | | 1B | | | K | 3 | 1 | 2 | 0 | 0 | 0 | 1 |
| Luis Silverio, R (6, PR)<br>OBP: 0.615, SLG: 0.909 | | | | | | | | | | | | 2 | 0 | 1 | 0 | 0 | 1 | 0 |
| Ralph LaCock, L (1, 3)<br>OBP: 0.335, SLG: 0.419 | | 4-3<br>1-2 | | FC<br>S<br>3-H | | 1B<br>1-2<br>BB | | L9 | | | K | 4 | 0 | 0 | 1 | 1 | 1 | 2 |
| Al Cowens, R (1, 9)<br>OBP: 0.319, SLG: 0.389 | | L7 | | K<br>1-2 | | FC6-4<br>1-3<br>1B | | | L8 | | 4-3 | 3 | 0 | 1 | 0 | 0 | 1 | 2 |
| Clint Hurdle, L (7, 9)<br>OBP: 0.348, SLG: 0.398 | | | | | | | | | | | | 2 | 0 | 0 | 0 | 0 | 0 | 0 |
| Frank White, R (1, 4)<br>OBP: 0.319, SLG: 0.402 | | 2-H<br>1B | | 5-3 | | FC6-4<br>1-2f | | | 1-3 | | | 4 | 0 | 1 | 1 | 0 | 0 | 3 |
| Freddie Patek, R (1, 6)<br>OBP: 0.314, SLG: 0.320 | | | 6-3 | | 5-3 | | 5-3 | | F7 | | | 2 | 0 | 0 | 0 | 0 | 0 | 0 |
| U L Washington, S (6, 6)<br>OBP: 0.314, SLG: 0.295 | | | K | | F9 | | K | | | | | 2 | 0 | 0 | 0 | 0 | 0 | 0 |
| Jim Gaudet, R (1, 2) | | | | | | | | | | | | 3 | 0 | 0 | 0 | 0 | 2 | 0 |
| Joe Zdeb, R (10, PH)<br>OBP: 0.287, SLG: 0.315 | | | | | | | | | | | | 0 | 0 | 0 | 0 | 1 | 0 | 0 |
| Willie Wilson, S (10, PR)<br>OBP: 0.284, SLG: 0.282 | | | | | | | | | | | | 0 | 0 | 0 | 0 | 0 | 0 | 0 |
| Art Kusnyer, R (11, 2)<br>OBP: 0.308, SLG: 0.545 | | | | | | | | | | S<br>SH1-4<br>BB | | 0 | 0 | 0 | 0 | 0 | 0 | 0 |
| Inning Stats | R: 0<br>E: 0<br>K: 1<br>S: 5<br>H: 0<br>LOB: 0<br>BB: 0<br>P: 5 | R: 1<br>E: 0<br>K: 0<br>S: 4<br>H: 2<br>LOB: 1<br>BB: 0<br>P: 4 | R: 0<br>E: 0<br>K: 1<br>S: 6<br>H: 1<br>LOB: 1<br>BB: 0<br>P: 6 | R: 1<br>E: 0<br>K: 1<br>S: 7<br>H: 1<br>LOB: 1<br>BB: 0<br>P: 7 | R: 0<br>E: 0<br>K: 0<br>S: 3<br>H: 0<br>LOB: 0<br>BB: 0<br>P: 3 | R: 1<br>E: 0<br>K: 0<br>S: 5<br>H: 3<br>LOB: 2<br>BB: 1<br>P: 9 | R: 0<br>E: 0<br>K: 1<br>S: 5<br>H: 0<br>LOB: 0<br>BB: 0<br>P: 5 | R: 0<br>E: 0<br>K: 0<br>S: 4<br>H: 1<br>LOB: 1<br>BB: 0<br>P: 4 | R: 0<br>E: 0<br>K: 0<br>S: 3<br>H: 0<br>LOB: 0<br>BB: 0<br>P: 3 | R: 0<br>E: 0<br>K: 1<br>S: 5<br>H: 0<br>LOB: 2<br>BB: 1<br>P: 9 | R: 0<br>E: 0<br>K: 2<br>S: 7<br>H: 0<br>LOB: 0<br>BB: 0<br>P: 7 | 1B: 6<br>2B: 1<br>3B: 1<br>HR: 0<br>SF: 1<br>SAC: 1<br>DP: 0<br>HBP: 0 | WP: 0<br>PB: 0<br>SB: 2<br>CS: 1<br>PA: 42 | | | | | |

| PITCHER | IP | WLS | BF | H | R | ER | SO | BB | IBB | HBP | BLK | WP | HR | S | P | ERA | WHIP |
|---|---|---|---|---|---|---|---|---|---|---|---|---|---|---|---|---|---|
| Gary Serum, R (1, 1)<br>ERA: 4.1 | 9.0 | | 36 | 8 | 3 | 3 | 4 | 2 | 0 | 0 | 0 | 0 | 0 | 42 | 50 | 3.00 | 1.111 |
| Mike Marshall, R (10, 1)<br>ERA: 2.45 | 2.0 | W | 6 | 0 | 0 | 0 | 3 | 0 | 0 | 0 | 0 | 0 | 0 | 12 | 12 | 0.00 | 0.000 |

| PITCHER | IP | WLS | BF | H | R | ER | SO | BB | IBB | HBP | BLK | WP | HR | S | P | ERA | WHIP |
|---|---|---|---|---|---|---|---|---|---|---|---|---|---|---|---|---|---|

| | |
|---|---|
| AB | 38 |
| R | 3 |
| H | 8 |
| RBI | 3 |
| BB | 2 |
| SO | 7 |
| LOB | 13 |

# Minnesota Twins @ Kansas City Royals

Royals Stadium, Kansas City, MO

Sun Oct 01 1978, 4:33 AM EDT

Att. 23,794 - Unknown - 75 F

TOP

livebaseballscorecards.com

| Batter | 1 | 2 | 3 | 4 | 5 | 6 | 7 | 8 | 9 | AB | R | H | RBI | BB | SO | LOB |
|---|---|---|---|---|---|---|---|---|---|---|---|---|---|---|---|---|
| Dave Edwards, R (1, 7) (5, 8)<br>OBP: 0.377, SLG: 0.386 | K2-3 | | K | | BB, G4-6-3 | | | 6-3 | | 3 | 0 | 0 | 0 | 1 | 2 | 0 |
| Bob Randall, R (1, 4)<br>OBP: 0.329, SLG: 0.321 | K | | F9 | | G4-6-3<br>1-2f | | | L7 | | 4 | 0 | 0 | 0 | 0 | 1 | 3 |
| Willie Norwood, R (1, 10)<br>OBP: 0.301, SLG: 0.376 | K | | | K | | P6 | | 1-3 | | 4 | 0 | 0 | 0 | 0 | 2 | 0 |
| Dan Ford, R (1, 8)<br>OBP: 0.332, SLG: 0.424<br>Hosken Powell, L (5, 9)<br>OBP: 0.323, SLG: 0.333 | | BB, SH2-3 | | K | | 6-3 | | | 4-3 | 1<br>2 | 0<br>0 | 0<br>0 | 0<br>0 | 1<br>0 | 1<br>0 | 0<br>0 |
| Bombo Rivera, R (1, 9) (5, 7)<br>OBP: 0.362, SLG: 0.355 | | SH2-3<br>1-2 | | E9, 1B | | S, 1B | | | K | 3 | 0 | 2 | 0 | 0 | 1 | 0 |
| Craig Kusick, R (1, 3)<br>OBP: 0.305, SLG: 0.272 | | F8 | | F9 | | 6-3<br>1-2 | | | L7 | 4 | 0 | 0 | 0 | 0 | 0 | 3 |
| Larry Wolfe, R (1, 6)<br>OBP: 0.332, SLG: 0.323 | | BB | BB, SH1-3 | | | | L7 | | | 1 | 0 | 0 | 0 | 2 | 0 | 0 |
| Mike Cubbage, L (1, 5)<br>OBP: 0.348, SLG: 0.401 | | 4-3 | | SH1-3<br>1-2 | | | L8 | | | 2 | 0 | 0 | 0 | 1 | 0 | 2 |
| Glenn Borgmann, R (1, 2)<br>OBP: 0.306, SLG: 0.333 | | | F9 | | SH1-3<br>1-2<br>2-3 | | 5-3 | | | 2 | 0 | 0 | 0 | 0 | 0 | 0 |

| | AB | 26 |
|---|---|---|
| | R | 0 |
| | H | 2 |
| | RBI | 0 |
| | BB | 5 |
| | SO | 7 |
| | LOB | 8 |

| Inning Stats | | | | | | | | | | | | | | | | | | |
|---|---|---|---|---|---|---|---|---|---|---|---|---|---|---|---|---|---|---|
| | R: 0 | H: 0 | R: 0 | H: 0 | R: 0 | H: 0 | R: 0 | H: 1 | R: 0 | H: 0 | R: 0 | H: 1 | R: 0 | H: 0 | R: 0 | H: 0 | 1B: 2 | SF: 0 | WP: 0 | PA: 33 |
| | E: 0 | LOB: 0 | E: 0 | LOB: 2 | E: 0 | LOB: 0 | E: 1 | LOB: 1 | E: 0 | LOB: 2 | E: 0 | LOB: 1 | E: 0 | LOB: 0 | E: 0 | LOB: 0 | 2B: 0 | SAC: 2 | PB: 0 | |
| | K: 3 | BB: 0 | K: 0 | BB: 2 | K: 1 | BB: 0 | K: 2 | BB: 0 | K: 0 | BB: 3 | K: 0 | BB: 0 | K: 0 | BB: 0 | K: 1 | BB: 0 | 3B: 0 | DP: 1 | SB: 1 | |
| | S: 9 | P: 9 | S: 3 | P: 11 | S: 5 | P: 5 | S: 8 | P: 8 | S: 2 | P: 14 | S: 4 | P: 4 | S: 3 | P: 3 | S: 3 | P: 3 | HR: 0 | HBP: 0 | CS: 0 | |

| PITCHER | | IP | WLS | BF | H | R | ER | SO | BB | IBB | HBP | BLK | WP | HR | S | P | ERA | WHIP |
|---|---|---|---|---|---|---|---|---|---|---|---|---|---|---|---|---|---|---|
| Larry Gura, L<br>ERA: 2.72 | (1, 1) | 3.0 | | 11 | 0 | 0 | 0 | 4 | 2 | 0 | 0 | 0 | 0 | 0 | 17 | 25 | 0.00 | 0.667 |
| George Throop, R<br>ERA: | (4, 1) | 3.0 | W | 13 | 2 | 0 | 0 | 2 | 3 | 0 | 0 | 0 | 0 | 0 | 14 | 26 | 0.00 | 1.667 |
| Randy McGilberry, R<br>ERA: 4.21 | (7, 1) | 1.0 | | 3 | 0 | 0 | 0 | 0 | 0 | 0 | 0 | 0 | 0 | 0 | 3 | 3 | 0.00 | 0.000 |
| Steve Mingori, L<br>ERA: 2.74 | (8, 1) | 1.0 | | 3 | 0 | 0 | 0 | 0 | 0 | 0 | 0 | 0 | 0 | 0 | 3 | 3 | 0.00 | 0.000 |
| Bill Paschall, R<br>ERA: 3.38 | (9, 1) | 1.0 | S | 3 | 0 | 0 | 0 | 1 | 0 | 0 | 0 | 0 | 0 | 0 | 5 | 5 | 0.00 | 0.000 |

| PITCHER | IP | WLS | BF | H | R | ER | SO | BB | IBB | HBP | BLK | WP | HR | S | P | ERA | WHIP |
|---|---|---|---|---|---|---|---|---|---|---|---|---|---|---|---|---|---|

| Batter | 1 | 2 | 3 | 4 | 5 | 6 | 7 | 8 | 9 | AB | R | H | RBI | BB | SO | LOB |
|---|---|---|---|---|---|---|---|---|---|---|---|---|---|---|---|---|
| George Brett, L (1, 5)<br>OBP: 0.342, SLG: 0.467 | 1-3 | | 6-3 | | | 1-3 | | P4 | | 2 | 0 | 0 | 0 | 0 | 0 | 0 |
| Dave Cripe, R (5, 5)<br>OBP: 0.154, SLG: 0.154 | | | | | | | | | | 2 | 0 | 0 | 0 | 0 | 0 | 0 |
| Hal McRae, R (1, 10)<br>OBP: 0.329, SLG: 0.429 | BB 1B | | 4-3 | | | 4-3 | | | | 3 | 0 | 1 | 0 | 0 | 0 | 0 |
| Amos Otis, R (1, 8)<br>OBP: 0.380, SLG: 0.525 | K | | | 1B 3B | | K | | | | 3 | 1 | 1 | 0 | 0 | 2 | 1 |
| Al Cowens, R (1, 9)<br>OBP: 0.319, SLG: 0.388 | 1-2 BB | | | F7 | | | F9 | | | 2 | 0 | 0 | 0 | 1 | 0 | 1 |
| Darrell Porter, L (1, 2)<br>OBP: 0.358, SLG: 0.444 | 4-3 | | | G5-4-3 3-H 1B | | | K | | | 1 | 0 | 0 | 0 | 0 | 0 | 2 |
| Art Kusnyer, R (3, 2)<br>OBP: 0.333, SLG: 0.538 | | | | | | | | | | 2 | 0 | 1 | 1 | 0 | 1 | 0 |
| John Wathan, R (1, 3)<br>OBP: 0.320, SLG: 0.395 | | 5-3 | | G5-4-3 1-2f | | | S 1B | | | 3 | 0 | 1 | 0 | 0 | 0 | 1 |
| Frank White, R (1, 4)<br>OBP: 0.317, SLG: 0.399 | | K | | | F9 | | L7 1-2 | | | 3 | 0 | 0 | 0 | 0 | 1 | 1 |
| Freddie Patek, R (1, 6)<br>OBP: 0.312, SLG: 0.318 | | F7 | | | 5-3 | | | 6-3 | | 3 | 0 | 0 | 0 | 0 | 0 | 0 |
| Willie Wilson, S (1, 7)<br>OBP: 0.280, SLG: 0.278 | | | 4-3 | | F8 | | | 5-3 | | 3 | 0 | 0 | 0 | 0 | 0 | 0 |
| Inning Stats | R: 0 E: 0 K: 1 S: 6 H: 1 LOB: 2 BB: 1 P: 10 | R: 0 E: 0 K: 1 S: 5 H: 0 LOB: 0 BB: 0 P: 5 | R: 0 E: 0 K: 0 S: 3 H: 0 LOB: 0 BB: 0 P: 3 | R: 1 E: 0 K: 0 S: 4 H: 2 LOB: 0 BB: 0 P: 4 | R: 0 E: 0 K: 0 S: 3 H: 0 LOB: 0 BB: 0 P: 3 | R: 0 E: 0 K: 1 S: 5 H: 0 LOB: 0 BB: 0 P: 5 | R: 0 E: 0 K: 1 S: 6 H: 1 LOB: 1 BB: 0 P: 6 | R: 0 E: 0 K: 0 S: 3 H: 0 LOB: 0 BB: 0 P: 3 | | 1B: 3 2B: 0 3B: 1 HR: 0 | SF: 0 SAC: 0 DP: 1 HBP: 0 | | | | | | |

| PITCHER | IP | WLS | BF | H | R | ER | SO | BB | IBB | HBP | BLK | WP | HR | S | P | ERA | WHIP |
|---|---|---|---|---|---|---|---|---|---|---|---|---|---|---|---|---|---|
| Geoff Zahn, L (1, 1)<br>ERA: 3.03 | 8.0 | L | 28 | 4 | 1 | 1 | 4 | 1 | 0 | 0 | 0 | 0 | 0 | 35 | 39 | 1.12 | 0.625 |

| PITCHER | IP | WLS | BF | H | R | ER | SO | BB | IBB | HBP | BLK | WP | HR | S | P | ERA | WHIP |
|---|---|---|---|---|---|---|---|---|---|---|---|---|---|---|---|---|---|

# BOTTOM

# Minnesota Twins @ Kansas City Royals

Royals Stadium, Kansas City, MO

Sun Oct 01 1978, 4:33 AM EDT

Att. 23,794 - Unknown - 75 F

livebaseballscorecards.com

| | |
|---|---|
| AB | 27 |
| R | 1 |
| H | 4 |
| RBI | 1 |
| BB | 1 |
| SO | 4 |
| LOB | 6 |

WP: 0 PA: 28
PB: 0
SB: 1
CS: 0