

Minnesota Twins - 1978

Batter	1	2	3	4	5	6	7	8	9	AB	R	H	RBI	BB	SO	LOB	TOP																						
Hosken Powell, L OBP: 0.250, SLG: 0.250 (1, 9)	4-3		F9		2H 1B			F6		4	0	1	0	0	0	1																							
Roy Smalley, S (1, 6)	4-3		K			G3		F8		4	0	0	0	0	0	1																							
Rod Carew, L OBP: 0.250, SLG: 0.250 (1, 3)	G3			K			G4-6-3 1B	F7		4	0	1	0	0	0	1																							
Glenn Adams, L OBP: 0.250, SLG: 0.500 Bombo Rivera, R (9, PR)		1-3		F6			G4-6-3 1-2	1-3 2B		4	0	1	0	0	0	0	1																						
Butch Wynegar, S (1, 2)		FC6-4 BB		L9				1-3		3	0	0	0	1	0	1																							
Dan Ford, R (1, 8)		FC6-4 1-2				F7		F8		3	1	0	0	1	0	3																							
Mike Cabbage, L OBP: 0.250, SLG: 0.250 (1, 5)		G3				F9		F2		4	0	1	1	0	0	3																							
Willie Norwood, R OBP: 0.333, SLG: 0.667 (1, 7)			6-3				2B	FC6-4 1-2		3	1	1	0	0	0	1																							
Rob Wilfong, L OBP: 0.667, SLG: 1.333 (1, 4)					2B		1B 2B	G3		3	0	2	1	0	0	1																							
Inning Stats	R: 0 E: 0 K: 0 S: 3	H: 0 LOB: 0 BB: 0 P: 3	R: 0 E: 0 K: 0 S: 3	H: 0 LOB: 1 BB: 1 P: 7	R: 0 E: 0 K: 1 S: 6	H: 1 LOB: 1 BB: 0 P: 6	R: 0 E: 0 K: 1 S: 5	H: 0 LOB: 0 BB: 0 P: 5	R: 1 E: 0 K: 0 S: 5	H: 3 LOB: 2 BB: 0 P: 5	R: 0 E: 0 K: 0 S: 3	H: 1 LOB: 0 BB: 0 P: 3	R: 1 E: 0 K: 0 S: 4	H: 1 LOB: 1 BB: 1 P: 8	R: 0 E: 0 K: 0 S: 3	H: 0 LOB: 0 BB: 0 P: 3	R: 0 E: 0 K: 0 S: 4	H: 1 LOB: 2 BB: 0 P: 4	1B: 3 2B: 4 3B: 0 HR: 0	SF: 0 SAC: 0 DP: 1 HBP: 0	WP: 0 PB: 0 CS: 1	PA: 34																	
PITCHER	IP	WLS	BF	H	R	ER	SO	BB	IBB	HBP	BLK	WP	HR	S	P	ERA	WHIP	PITCHER					IP	WLS	BF	H	R	ER	SO	BB	IBB	HBP	BLK	WP	HR	S	P	ERA	WHIP
Glenn Abbott, R ERA: 2.84 (1, 1)	6.1	W	24	5	2	2	2	2	0	0	0	0	0	26	34	2.84	1.105																						
Enrique Romo, R ERA: (7, 1)	2.2	S	10	2	0	0	0	0	0	0	0	0	0	10	10	0.00	0.750																						

Minnesota Twins @ Seattle Mariners
The Kingdome, Seattle, WA
Wed Apr 05 1978, 9:05 PM EST
Att: 45,235 - Dome - 70 F

AB 32
R 2
H 7
RBI 2
BB 2
SO 2
LOB 12



Batter	1	2	3	4	5	6	7	8	9	AB	R	H	RBI	BB	SO	LOB	BOTTOM																						
Jose Báez, R (1, 4)	K	K		SH3 1-2		6-3		1-3 1-2 2-3		4	0	0	0	0	2	2																							
Bruce Bochte, L OBP: 0.750, SLG: 1.000 (1, 7)	1B 2B	BB 1B		G3 2-3			SH1-3 1B			4	1	3	0	0	0	1																							
Dan Meyer, L OBP: 0.333, SLG: 0.333 (1, 3)	F7			4-3			SH1-3 1-2			3	0	1	0	0	0	2																							
Leroy Stanton, R OBP: 0.500, SLG: 0.333 (1, 10)	CI 2H 1B				F9		K			3	0	1	1	1	1	1																							
Ruppert Jones, L OBP: 0.333, SLG: 0.333 (1, 8)	CI 1-2		K				L5			3	0	1	0	0	1	4																							
Bill Stein, R (1, 5)	F8			F4		F3		6-3		4	0	0	0	0	0	3																							
John Hale, L (1, 9)		L8		4-3		K 1-2		G3		4	0	0	0	0	1	1																							
Bob Stinson, S (1, 2)		HR BB		F7			K	E4 WP 1B		3	1	0	0	1	1	0																							
Craig Reynolds, L OBP: 0.750, SLG: 1.500 (1, 6)		HR			G3 SH3 1B		4-3		WP 1B	4	1	3	2	0	0	0																							
Inning Stats	R: 1 E: 1 K: 1 S: 8	H: 2 LOB: 2 BB: 0 P: 8	R: 2 E: 0 K: 2 S: 10	H: 3 LOB: 3 BB: 2 P: 18	R: 0 E: 0 K: 0 S: 3	H: 0 LOB: 0 BB: 0 P: 3	R: 0 E: 0 K: 0 S: 4	H: 1 LOB: 1 BB: 0 P: 4	R: 0 E: 0 K: 1 S: 6	H: 1 LOB: 1 BB: 0 P: 6	R: 0 E: 0 K: 1 S: 5	H: 0 LOB: 0 BB: 0 P: 5	R: 0 E: 0 K: 1 S: 6	H: 1 LOB: 1 BB: 0 P: 6	R: 0 E: 1 K: 0 S: 5	H: 1 LOB: 2 BB: 0 P: 5	1B: 7 2B: 1 3B: 0 HR: 1	SF: 0 SAC: 2 DP: 0 HBP: 0	WP: 1 PB: 0 CS: 0	PA: 37																			
PITCHER	IP	WLS	BF	H	R	ER	SO	BB	IBB	HBP	BLK	WP	HR	S	P	ERA	WHIP	PITCHER					IP	WLS	BF	H	R	ER	SO	BB	IBB	HBP	BLK	WP	HR	S	P	ERA	WHIP
Dave Goltz, R ERA: 3.38 (1, 1)	8.0	L	37	9	3	3	6	2	0	0	0	1	1	47	55	3.38	1.375																						

Minnesota Twins @ Seattle Mariners
The Kingdome, Seattle, WA
Wed Apr 05 1978, 9:05 PM EST
Att: 45,235 - Dome - 70 F

AB 32
R 3
H 9
RBI 3
BB 2
SO 6
LOB 14



Batter	1	2	3	4	5	6	7	8	9	AB	R	H	RBI	BB	SO	LOB	TOP					
Roy Smalley, S OBP: 0.462, SLG: 0.636	4-0 1B SF9 BB		0-0 6-3		0-0 FC6-4 1B			4-0 1-2 BB		2	1	1	0	2	0	0						
Rod Carew, L OBP: 0.462, SLG: 0.417	0-0 SF9 1B		4-0 BB		0-0 FC6-4 1-2			0-0 1-2 2-3 BB		3	1	1	0	1	0	3						
Bombo Rivera, R Glenn Adams, L OBP: 0.333, SLG: 0.333 OBP: 0.500, SLG: 0.833	0-0 1-2 2-3 1B		0-0 P4		0-0 F9			0-0 3-H 2B		3	0	1	0	0	0	1						
Craig Kusick, R OBP: 0.125, SLG: 0.143	0-0 SF9 2-3 3-H		0-0 5-3		0-0 F7			0-0 6-3		3	0	0	1	0	0	2						
Dan Ford, R OBP: 0.250, SLG: 0.200	0-0 5-3 1-2 3-H				0-0 F2			0-0 BB		3	0	0	1	1	0	1						
Willie Norwood, R OBP: 0.300, SLG: 0.500	0-0 1-3				0-0 5-3			0-0 K		4	0	0	0	0	1	2						
Larry Wolfe, R Mike Cubbage, L OBP: 0.333, SLG: 0.250			0-0 5-3		0-0 F8			0-3 K		3	0	0	0	0	0	0						
Glenn Borgmann, R Butch Wynegar, S			4-0 G5-4-3 BB		0-0 5-3			0-0 F6		2	0	0	0	1	0	0						
Bob Randall, R			0-0 G5-4-3 1-2		0-0 1-3			4-0 G6-3 BB 2B BB		2	1	0	0	1	0	1						
Inning Stats	R: 2 E: 0 K: 0 S: 5	H: 2 LOB: 1 BB: 1 P: 9	R: 0 E: 0 K: 0 S: 2	H: 0 LOB: 0 BB: 1 P: 6	R: 0 E: 0 K: 0 S: 3	H: 0 LOB: 1 BB: 1 P: 7	R: 0 E: 0 K: 0 S: 3	H: 0 LOB: 0 BB: 0 P: 3	R: 0 E: 0 K: 0 S: 4	H: 1 LOB: 1 BB: 0 P: 4	R: 0 E: 0 K: 0 S: 3	H: 0 LOB: 0 BB: 0 P: 3	R: 0 E: 0 K: 0 S: 3	H: 0 LOB: 0 BB: 0 P: 3	R: 1 E: 0 K: 0 S: 3	H: 1 LOB: 1 BB: 2 P: 11	R: 0 E: 0 K: 2 S: 7	H: 0 LOB: 1 BB: 1 P: 11	1B: 3 2B: 1 3B: 0 HR: 0	SF: 1 SAC: 0 DP: 2 HBP: 0	WP: 0 PB: 0 CS: 0	PA: 35
PITCHER	IP WLS BF H R ER SO BB IBB HBP BLK WP HR S P ERA WHIP																					
Rick Honeycutt, L ERA: 3.86	(1, 1) 7.0 W 27 3 3 3 0 4 0 0 0 0 0 0 23 39 3.86 1.000																					
Enrique Romo, R ERA:	(8, 1) 2.0 S 8 1 0 0 2 2 0 0 0 0 0 0 10 18 0.00 1.500																					

Minnesota Twins @ Seattle Mariners
The Kingdome, Seattle, WA
Fri Apr 07 1978, 9:05 PM EST
Att: 11,530 - Dome - 70 F

AB	28
R	3
H	4
RBI	3
BB	6
SO	2
LOB	12



Batter	1	2	3	4	5	6	7	8	9	AB	R	H	RBI	BB	SO	LOB	BOTTOM			
Jose Baez, R OBP: 0.333, SLG: 0.273	0-0 1-3		0-0 6-3			0-0 S HR 1B		4-0 FC1-5 BB		3	1	1	0	1	0	1				
Bruce Bochte, L OBP: 0.583, SLG: 0.909	0-0 L6		0-0 2-3 HR			0-3 K		4-0 BB FC1-5 BB		3	2	1	2	1	1	1				
Dan Meyer, L OBP: 0.182, SLG: 0.455	0-0 F8		0-0 3-H 4-3			0-0 2-H HR		0-0 BB FC1-5 BB		4	1	1	2	0	0	2				
Leroy Stanton, R OBP: 0.333, SLG: 0.200			0-3 K			0-0 K		4-0 BB		3	0	1	0	1	2	0				
Ruppert Jones, L OBP: 0.636, SLG: 1.250			0-0 HR			4-0 G6-4-3 BB		4-0 1-2 2-3 BB		2	1	1	2	2	1	1				
Bill Stein, R			0-0 F9			0-0 G6-4-3 1-2		0-0 L8		4	0	0	0	0	1	4				
John Hale, L OBP: 0.182, SLG: 0.182			0-0 F4			0-0 F6		0-0 G3		3	0	0	0	0	0	0				
Bob Stinson, S OBP: 0.455, SLG: 0.444			0-0 6-3 SH2-3 HR 1B			0-0 4-3		1-0 CS HBP		2	1	1	0	0	0	0				
Craig Reynolds, L OBP: 0.375, SLG: 0.750			0-0 SH2-3 1-2			0-0 P3		0-0 F6		2	0	0	0	0	0	0				
Inning Stats	R: 0 E: 0 K: 0 S: 3	H: 0 LOB: 0 BB: 0 P: 3	R: 1 E: 0 K: 1 S: 6	H: 1 LOB: 0 BB: 0 P: 6	R: 2 E: 0 K: 0 S: 5	H: 2 LOB: 0 BB: 0 P: 5	R: 0 E: 0 K: 1 S: 4	H: 0 LOB: 0 BB: 1 P: 8	R: 0 E: 0 K: 2 S: 9	H: 3 LOB: 1 BB: 0 P: 9	R: 0 E: 0 K: 1 S: 4	H: 0 LOB: 0 BB: 0 P: 5	R: 1 E: 0 K: 0 S: 3	H: 0 LOB: 3 BB: 4 P: 19	R: 0 E: 0 K: 2 S: 7	H: 0 LOB: 1 BB: 1 P: 11	1B: 3 2B: 0 3B: 0 HR: 3	SF: 0 SAC: 1 DP: 1 HBP: 1	WP: 0 PB: 0 CS: 1	PA: 34
PITCHER	IP WLS BF H R ER SO BB IBB HBP BLK WP HR S P ERA WHIP																			
Pete Redfern, R ERA: 7.2	(1, 1) 5.0 L 19 4 4 4 2 1 0 0 0 0 0 1 15 32 7.20 1.000																			
Greg Thayer, R ERA: 6.0	(6, 1) 3.0 14 2 2 2 3 4 0 1 0 0 0 1 15 32 6.00 2.000																			

Minnesota Twins @ Seattle Mariners
The Kingdome, Seattle, WA
Fri Apr 07 1978, 9:05 PM EST
Att: 11,530 - Dome - 70 F

AB	26
R	6
H	6
RBI	6
BB	5
SO	5
LOB	9



Batter	1	2	3	4	5	6	7	8	9	AB	R	H	RBI	BB	SO	LOB	TOP					
Hosken Powell, L OBP: 0.273, SLG: 0.111 (1, 9)	4-3	3-1		1B 3B BB		6-3		G6-4-3 BB		3	1	0	1	2	0	1						
Roy Smalley, S OBP: 0.385, SLG: 0.500 (1, 6)	K		F8	3B 1B		F4		G6-4-3		5	1	1	2	0	1	2						
Rod Carew, L OBP: 0.556, SLG: 0.625 (1, 3)	1B BB		F7	3B				1B		4	0	3	3	1	0	0						
Glenn Adams, L OBP: 0.364, SLG: 0.545 (1, 10)	1B		F6	L9		L9		K		5	0	1	0	0	1	3						
Butch Wynegar, S (1, 2)	F8			4-3	1B SF9 BB		F7		F8	4	1	0	0	1	0	2						
Mike Cabbage, L OBP: 0.429, SLG: 0.462 (1, 5)		L3 1B		BB 2B	E 1B		F9		6-3	5	1	3	0	0	0	0						
Dan Ford, R OBP: 0.235, SLG: 0.154 (1, 8)	L3		F9	F9	SF9		FC5-4 BB		F9	3	0	0	1	1	0	2						
Willie Norwood, R OBP: 0.357, SLG: 0.417 (1, 7)		S 2B BB		BB 1B BB	E5 L4-3		FC5-4			2	2	0	0	2	0	2						
Bob Randall, R OBP: 0.500, SLG: 0.667 (1, 4)		1-H 2B		1B BB	L4-3		C6-4-3 1B 2B			3	2	2	1	1	0	2						
Inning Stats	R: 0 E: 0 K: 1 S: 6	H: 1 LOB: 2 BB: 1 P: 10	R: 1 E: 0 K: 0 S: 4	H: 2 LOB: 1 BB: 8 P: 8	R: 0 E: 0 K: 0 S: 3	H: 0 LOB: 0 BB: 0 P: 3	R: 5 E: 0 K: 0 S: 6	H: 3 LOB: 1 BB: 3 P: 18	R: 1 E: 1 K: 0 S: 4	H: 1 LOB: 1 BB: 1 P: 8	R: 0 E: 0 K: 0 S: 4	H: 0 LOB: 1 BB: 0 P: 4	R: 0 E: 0 K: 0 S: 3	H: 0 LOB: 1 BB: 1 P: 7	R: 1 E: 0 K: 1 S: 6	H: 2 LOB: 1 BB: 1 P: 10	R: 0 E: 0 K: 0 S: 3	H: 0 LOB: 0 BB: 0 P: 3	1B: 6 2B: 5 3B: 1 HR: 0	SF: 1 SAC: 0 DP: 3 HBP: 0	WP: 0 PB: 0 SB: 1 CS: 0	PA: 43
PITCHER	IP	WLS	BF	H	R	ER	SO	BB	IBB	HBP	BLK	WP	HR	S	P	ERA	WHIP					
Paul Mitchell, R ERA: 9.82 (1, 1)	3.2	L	18	4	4	4	1	4	0	0	0	0	0	16	32	9.82	2.182					
John Montague, R ERA: 8.1 (4, 1)	3.1		17	4	3	3	0	3	0	0	0	0	0	14	26	8.10	2.100					
Jim Todd, R ERA: 4.5 (8, 1)	2.0		8	2	1	1	1	1	0	0	0	0	0	9	13	4.50	1.500					

Minnesota Twins @ Seattle Mariners
The Kingdome, Seattle, WA
Sat Apr 08 1978, 9:05 PM EST
Att: 12,896 - Dome - 70 F

AB	34
R	8
H	10
RBI	8
BB	8
SO	2
LOB	14



Batter	1	2	3	4	5	6	7	8	9	AB	R	H	RBI	BB	SO	LOB	BOTTOM					
Jose Baez, R OBP: 0.333, SLG: 0.231 (1, 4)	G4-6-3 BB			6-3		FC6-4		G6-3		2	0	0	1	1	0	1						
Steve Braun, L (8, FH)										1	0	0	0	0	0	1						
Julio Cruz, S (9, 4)										0	0	0	0	0	0	0						
Bruce Bochte, L OBP: 0.438, SLG: 0.667 (1, 7)	G4-6-3		F8			G3		F8		4	0	0	0	0	0	2						
Dan Meyer, L OBP: 0.133, SLG: 0.333 (1, 3)	G3		4-3				L7		F6	4	0	0	0	0	0	0						
Leroy Stanton, R OBP: 0.250, SLG: 0.143 (1, 10)		F9		4-3			K		K	4	0	0	0	0	2	0						
Ruppert Jones, L OBP: 0.571, SLG: 1.000 (1, 8)		5-3		K			1B			3	0	1	0	0	1	0						
Bill Stein, R (1, 5)		L9		F8			F9			3	0	0	0	0	0	1						
John Hale, L OBP: 0.286, SLG: 0.231 (1, 9)			F6			FC4-6 CI FC6-4 1B		1B FC4-6 BB		2	2	1	0	1	0	0						
Bob Stinson, S OBP: 0.462, SLG: 0.455 (1, 2)			L7			CI FC4-6		FC4-6 1B		2	0	1	0	0	0	0						
Craig Reynolds, L OBP: 0.273, SLG: 0.545 (1, 6)			K			FC4-6 FC6-4		FC4-6 G6-3		3	0	0	1	0	1	3						
Inning Stats	R: 0 E: 0 K: 0 S: 2	H: 0 LOB: 0 BB: 1 P: 6	R: 0 E: 0 K: 0 S: 3	H: 0 LOB: 0 BB: 0 P: 3	R: 0 E: 0 K: 1 S: 5	H: 0 LOB: 0 BB: 0 P: 5	R: 0 E: 0 K: 0 S: 3	H: 0 LOB: 0 BB: 0 P: 3	R: 0 E: 0 K: 1 S: 5	H: 0 LOB: 0 BB: 0 P: 5	R: 1 E: 1 K: 0 S: 5	H: 1 LOB: 1 BB: 0 P: 5	R: 0 E: 0 K: 1 S: 6	H: 1 LOB: 1 BB: 0 P: 6	R: 1 E: 0 K: 0 S: 3	H: 1 LOB: 0 BB: 1 P: 7	R: 0 E: 0 K: 1 S: 5	H: 0 LOB: 0 BB: 0 P: 5	1B: 3 2B: 0 3B: 0 HR: 0	SF: 0 SAC: 0 DP: 2 HBP: 0	WP: 0 PB: 0 SB: 0 CS: 0	PA: 31
PITCHER	IP	WLS	BF	H	R	ER	SO	BB	IBB	HBP	BLK	WP	HR	S	P	ERA	WHIP					
Paul Thordogard, R ERA: 1.0 (1, 1)	9.0	W	31	3	2	1	4	2	0	0	0	0	0	37	45	1.00	0.556					

Minnesota Twins @ Seattle Mariners
The Kingdome, Seattle, WA
Sat Apr 08 1978, 9:05 PM EST
Att: 12,896 - Dome - 70 F

AB	28
R	2
H	3
RBI	2
BB	2
SO	4
LOB	8



Batter	1	2	3	4	5	6	7	8	9	AB	R	H	RBI	BB	SO	LOB	TOP					
Willie Norwood, R OBP: 0.316, SLG: 0.333 (1, 7)										3	0	0	1	1	1	2	Minnesota Twins @ Seattle Mariners The Kingdome, Seattle, WA Sun Apr 09 1978, 6:33 AM EST Att: 11,803 - Dome - 70 F					
Bombo Rivera, R OBP: 0.364, SLG: 0.300 (1, 9)										4	1	1	1	1	1	2						
Rod Carew, L OBP: 0.609, SLG: 0.650 (1, 3)										4	1	3	1	1	0	0						
Jose Morales, R OBP: 0.333, SLG: 0.333 (6, PH)										3	1	1	0	0	0	1						
Glenn Adams, L OBP: 0.333, SLG: 0.500 (8, PH)										1	0	0	0	0	0	1						
Craig Kusick, R OBP: 0.111, SLG: 0.125 (1, 8)										4	2	3	0	1	0	1						
Dan Ford, R OBP: 0.364, SLG: 0.353 (1, 6)										4	1	2	2	0	0	2						
Roy Smalley, S OBP: 0.391, SLG: 0.650 (1, 5)										2	1	1	0	0	0	1						
Larry Wolfe, R OBP: 0.200, SLG: 0.200 (5, PH)										3	0	2	0	0	0	0						
Mike Cubbage, L OBP: 0.471, SLG: 0.500 (1, 4)										4	0	0	1	0	0	3						
Bob Randall, R OBP: 0.385, SLG: 0.400 (1, 2)										5	1	2	1	0	0	4						
Inning Stats	R: 0 E: 0 K: 2 S: 7	H: 0 LOB: 0 BB: 7	R: 0 E: 0 K: 0 S: 4	H: 1 LOB: 1 BB: 4	R: 2 E: 0 K: 0 S: 5	H: 3 LOB: 1 BB: 9	R: 2 E: 1 K: 0 S: 6	H: 2 LOB: 2 BB: 7	R: 3 E: 1 K: 0 S: 7	H: 4 LOB: 2 BB: 11	R: 0 E: 0 K: 0 S: 3	H: 0 LOB: 1 BB: 7	R: 1 E: 0 K: 0 S: 4	H: 1 LOB: 0 BB: 4	R: 0 E: 0 K: 0 S: 3	H: 1 LOB: 1 BB: 7	R: 0 E: 0 K: 0 S: 5	H: 3 LOB: 2 BB: 5	1B: 13 2B: 1 3B: 0 HR: 1	SF: 2 SAC: 0 DP: 1 HBP: 1	WP: 0 PB: 0 SB: 0 CS: 1	PA: 45
PITCHER	IP WLS BF H R ER SO BB IBB HBP BLK WP HR S P ERA WHIP																					
Tom House, L ERA: 11.25	4.0 L 22 8 6 5 2 1 0 1 0 0 0 0 24 29 11.25 2.250																					
Steve Burke, R ERA: 4.05	3.1 16 3 2 2 0 3 0 0 0 0 1 13 25 5.40 1.800																					
Shane Rawley, L ERA:	1.2 7 4 0 0 0 0 0 0 0 0 0 7 7 0.00 2.400																					
Batter	1	2	3	4	5	6	7	8	9	AB	R	H	RBI	BB	SO	LOB	BOTTOM					
Julio Cruz, S (1, 4)										3	1	0	0	1	0	1	Minnesota Twins @ Seattle Mariners The Kingdome, Seattle, WA Sun Apr 09 1978, 6:33 AM EST Att: 11,803 - Dome - 70 F					
John Hale, L OBP: 0.267, SLG: 0.214 (9, PH)										1	0	0	0	0	0	0						
Bruce Bochte, L OBP: 0.429, SLG: 0.737 (1, 7)										4	1	1	1	1	0	1						
Dan Meyer, L OBP: 0.200, SLG: 0.316 (1, 3)										4	0	1	1	1	0	0						
Leroy Stanton, R OBP: 0.350, SLG: 0.235 (1, 10)										3	1	2	0	1	0	2						
Ruppert Jones, L OBP: 0.556, SLG: 0.857 (1, 8)										3	1	1	0	1	0	3						
Bill Stein, R OBP: 0.053, SLG: 0.053 (1, 5)										4	1	1	0	0	1	5						
Leon Roberts, R OBP: 0.250, SLG: 1.000 (1, 9)										4	1	1	4	0	0	0						
Kevin Pasley, R OBP: 0.500, SLG: 0.500 (6, PH)										2	0	1	0	0	0	0						
Bob Stinson, S OBP: 0.467, SLG: 0.462 (7, 2)										2	0	1	0	0	0	0						
Larry Milbourne, S (1, 6)										3	0	0	0	0	0	2						
Steve Braun, L (9, PH)										1	0	0	0	0	0	0						
Inning Stats	R: 1 E: 1 K: 0 S: 4	H: 2 LOB: 2 BB: 2 P: 12	R: 0 E: 0 K: 0 S: 3	H: 1 LOB: 0 BB: 0 P: 3	R: 0 E: 0 K: 0 S: 3	H: 0 LOB: 0 BB: 0 P: 3	R: 4 E: 0 K: 0 S: 6	H: 3 LOB: 0 BB: 1 P: 10	R: 0 E: 0 K: 0 S: 3	H: 0 LOB: 2 BB: 2 P: 11	R: 0 E: 0 K: 0 S: 4	H: 1 LOB: 1 BB: 0 P: 4	R: 0 E: 0 K: 0 S: 4	H: 1 LOB: 1 BB: 0 P: 4	R: 0 E: 0 K: 1 S: 5	H: 0 LOB: 0 BB: 0 P: 5	R: 0 E: 0 K: 0 S: 4	H: 1 LOB: 0 BB: 0 P: 4	1B: 7 2B: 0 3B: 0 HR: 2	SF: 0 SAC: 0 DP: 2 HBP: 0	WP: 0 PB: 0 SB: 0 CS: 0	PA: 39
PITCHER	IP WLS BF H R ER SO BB IBB HBP BLK WP HR S P ERA WHIP																					
Geoff Zahn, L ERA: 11.25	4.0 W 18 3 1 1 1 0 0 0 0 0 1 20 20 1.80 0.600																					
Gary Serun, R ERA: 1.8																						

Batter	1	2	3	4	5	6	7	8	9	AB	R	H	RBI	BB	SO	LOB	TOP			
Willie Norwood, R (1, 7) OBP: 0.304, SLG: 0.278	4-0 CS BB		0-0 FC6-5			0-0 F9		0-0 F5		3	0	0	0	1	0	2				
Bombo Rivera, R (1, 9) OBP: 0.333, SLG: 0.231	0-0 F3		0-0 F9			4-0 BB		0-0 L8		3	0	0	0	1	0	3				
Rod Carew, L (1, 3) OBP: 0.519, SLG: 0.542	0-3 K			0-0 F7		0-0 4-3		0-0 L4		4	0	0	0	0	1	2				
Dan Ford, R (1, 8) OBP: 0.385, SLG: 0.381		0-0 BLK 1B		0-0 F9		0-0 F8		0-0 5-3 1B		4	0	2	0	0	0	1				
Craig Kusick, R (1, 10) OBP: 0.077, SLG: 0.083		0-0 F8		0-0 6-3			0-0 P3	0-0 5-3		4	0	0	0	0	0	2				
Roy Smalley, S (1, 6) OBP: 0.333, SLG: 0.542		0-3 K			0-0 5-3		0-0 F6	0-0 F6		4	0	0	0	0	1	2				
Larry Wolfe, R (1, 5) OBP: 0.125, SLG: 0.125		0-0 L4			0-0 F9		0-0 F9			3	0	0	0	0	0	1				
Butch Wynegar, S (1, 2) OBP: 0.294, SLG: 0.214			0-0 F4		0-0 1B			0-0 2B		3	0	2	0	0	0	0				
Bob Randall, R (1, 4) OBP: 0.375, SLG: 0.538			0-0 FC6-5 3B		0-0 F9			0-0 6-3		3	0	1	0	0	0	2				
Inning Stats	R: 0 E: 0 K: 1 S: 4	H: 0 LOB: 0 BB: 1 P: 8	R: 0 E: 0 K: 1 S: 6	H: 1 LOB: 1 BB: 0 P: 6	R: 0 E: 0 K: 0 S: 4	H: 1 LOB: 1 BB: 0 P: 4	R: 0 E: 0 K: 0 S: 3	H: 0 LOB: 0 BB: 0 P: 3	R: 0 E: 0 K: 0 S: 4	H: 1 LOB: 1 BB: 0 P: 4	R: 0 E: 0 K: 0 S: 3	H: 0 LOB: 0 BB: 0 P: 3	R: 0 E: 0 K: 0 S: 4	H: 1 LOB: 1 BB: 0 P: 4	R: 0 E: 0 K: 0 S: 4	H: 1 LOB: 1 BB: 0 P: 4	1B: 3 2B: 1 3B: 1 HR: 0	SF: 0 SAC: 0 DP: 0 HBP: 0	WP: 0 PB: 0 CS: 1	PA: 33
PITCHER Ken Brett, L (1, 1) ERA:	IP: 9.0 WLS: W BF: 33 H: 5 R: 0 ER: 0 SO: 2 BB: 2 IBB: 0 HBP: 0 BLK: 1 WP: 0 HR: 0 S: 35 P: 43 ERA: 0.00 WHIP: 0.778															PITCHER				

Minnesota Twins @ California Angels
Anaheim Stadium, Anaheim, CA
Mon Apr 10 1978, 9:05 PM EST
Att: 10,074 - Unknown - 69 F

AB 31
R 0
H 5
RBI 0
BB 2
SO 2
LOB 15



Batter	1	2	3	4	5	6	7	8	9	AB	R	H	RBI	BB	SO	LOB	BOTTOM			
Rick Miller, L (1, 9) OBP: 0.412, SLG: 0.286	0-3 K			0-0 L6		0-0 BLK 1B	0-0 FC6-4			4	0	1	0	0	1	2				
Bobby Grich, R (1, 4) OBP: 0.333, SLG: 0.167	0-3 K			0-3 K		4-0 FC6 BB		0-0 1B 1B		3	1	1	0	1	2	0				
Lyman Bostock, L (1, 8) OBP: 0.067, SLG: 0.067	0-0 5-3			0-0 F9		0-0 FC6		0-0 G6-4-3 1B 1B		4	0	1	0	0	0	2				
Joe Rudi, R (1, 7) OBP: 0.533, SLG: 0.923		0-3 K			0-0 2B		0-0 HR 2B	0-0 G6-4-3 1B		4	1	3	1	0	1	0				
Don Baylor, R (1, 10) OBP: 0.333, SLG: 0.615		0-0 F6			0-0 F4		0-0 HR	0-0 G6-4-3		4	1	1	2	0	0	3				
Tony Solaita, L (1, 3) OBP: 0.333, SLG: 0.167		0-0 5-3			0-0 1-3		0-0 3-1	0-0 F6		4	0	0	0	0	0	2				
Dave Chalk, R (1, 5) OBP: 0.286, SLG: 0.250			0-0 6-3		0-0 F7		0-0 1-3			3	0	0	0	0	0	1				
Rance Mulliniks, L (1, 6) OBP: 0.231, SLG: 0.167			0-0 F9			0-0 F8	4-0 1B BB			2	0	0	0	1	0	0				
Terry Humphrey, R (1, 2) OBP: 0.333, SLG: 0.556			0-0 F8			0-0 1-3	0-0 FC6-4 1B			3	0	1	0	0	0	0				
Inning Stats	R: 0 E: 0 K: 2 S: 7	H: 0 LOB: 0 BB: 0 P: 7	R: 0 E: 0 K: 1 S: 5	H: 0 LOB: 0 BB: 0 P: 5	R: 0 E: 0 K: 0 S: 3	H: 0 LOB: 0 BB: 0 P: 3	R: 0 E: 0 K: 1 S: 5	H: 0 LOB: 0 BB: 0 P: 5	R: 0 E: 0 K: 0 S: 4	H: 1 LOB: 1 BB: 0 P: 4	R: 2 E: 0 K: 0 S: 6	H: 3 LOB: 2 BB: 1 P: 10	R: 1 E: 0 K: 0 S: 5	H: 3 LOB: 1 BB: 0 P: 5	R: 0 E: 0 K: 0 S: 5	H: 0 LOB: 0 BB: 0 P: 5	1B: 5 2B: 2 3B: 0 HR: 1	SF: 0 SAC: 0 DP: 1 HBP: 0	WP: 0 PB: 0 CS: 0	PA: 33
PITCHER Dave Goltz, R (1, 1) ERA: 3.6 Greg Thayer, R (8, 1) ERA: 4.5	IP: 7.0 WLS: L BF: 31 H: 8 R: 3 ER: 3 SO: 4 BB: 2 IBB: 0 HBP: 0 BLK: 1 WP: 0 HR: 1 S: 37 P: 45 ERA: 3.86 WHIP: 1.429															PITCHER				

Minnesota Twins @ California Angels
Anaheim Stadium, Anaheim, CA
Mon Apr 10 1978, 9:05 PM EST
Att: 10,074 - Unknown - 69 F

AB 31
R 3
H 8
RBI 3
BB 2
SO 4
LOB 10



Batter	1	2	3	4	5	6	7	8	9	AB R H RBI BB SO LOB	TOP
Mike Cabbage, L (1, 5) OBP: 0.500, SLG: 0.750	F8 WP BB		3-1		HR	CS	L9		3B	4 1 2 3 1 0 0	Minnesota Twins @ California Angels Anaheim Stadium, Anaheim, CA Tue Apr 11 1978, 9:05 PM EST Att: 12,217 - Unknown - 63 F
Roy Smalley, S (1, 6) OBP: 0.375, SLG: 0.630	F8			FC4-6 BB	HR		1B FC4-6 BB		K	3 2 1 1 2 1 2	
Rod Carew, L (1, 3) OBP: 0.500, SLG: 0.517	K			FC4-6 1B	1B		FC4-6 1B		6-3	5 2 2 0 0 1 3	
Glenn Adams, L (1, 10) OBP: 0.294, SLG: 0.412	4-3			FC4 1B	K		FC4-6 1B		F7	5 0 1 2 0 1 4	
Rich Chiles, L (1, 7) OBP: 0.500, SLG: 0.500		CS 1B		FC4 1B	FC4-6 1B		K			4 0 2 1 0 1 2	
Dan Ford, R (1, 8) OBP: 0.367, SLG: 0.360	F8			F9	FC4-6			CS 1B		4 0 1 0 0 0 3	
Butch Wynegar, S (1, 2) OBP: 0.286, SLG: 0.222	F8				2B		4-3		F7	4 1 1 0 0 0 2	
Hosken Powell, L (1, 9) OBP: 0.267, SLG: 0.231			K		G3 HR 2B		4-3		K	4 1 1 1 0 2 0	
Bob Randall, R (1, 4) OBP: 0.400, SLG: 0.529			L9		G3				3B 1B	4 1 2 0 0 0 1	
Inning Stats	R: 0 H: 0 E: 0 LOB: 1 K: 1 BB: 1 S: 5 P: 9	R: 0 H: 1 E: 0 LOB: 0 K: 0 BB: 0 S: 3 P: 3	R: 0 H: 0 E: 0 LOB: 0 K: 1 BB: 0 S: 5 P: 5	R: 1 H: 1 E: 0 LOB: 1 K: 0 BB: 1 S: 4 P: 8	R: 5 H: 6 E: 0 LOB: 1 K: 1 BB: 0 S: 11 P: 11	R: 0 H: 1 E: 0 LOB: 0 K: 0 BB: 0 S: 3 P: 3	R: 1 H: 1 E: 0 LOB: 1 K: 1 BB: 1 S: 6 P: 10	R: 0 H: 1 E: 0 LOB: 0 K: 1 BB: 0 S: 5 P: 5	R: 1 H: 2 E: 0 LOB: 1 K: 1 BB: 0 S: 7 P: 7	1B: 9 SF: 0 2B: 1 SAC: 0 3B: 1 DP: 0 HR: 2 HBP: 0	WP: 1 PA: 41 SB: 0 CS: 3
PITCHER	IP WLS BF H R ER SO BB IBB HBP BLK WP HR S P ERA WHIP										
Don Aase, R (1, 1) ERA: 10.38	4.1 L 20 6 5 5 2 2 0 0 0 0 1 2 22 30 10.38 1.846										
Paul Hartzell, R (5, 1) ERA: 9.53	4.2 20 7 3 3 4 1 0 0 0 0 0 0 27 31 5.79 1.714										

Batter	1	2	3	4	5	6	7	8	9	AB R H RBI BB SO LOB	BOTTOM
Rick Miller, L (1, 9) OBP: 0.333, SLG: 0.222	F8			4-3	K			L7		4 0 0 0 0 1 4	Minnesota Twins @ California Angels Anaheim Stadium, Anaheim, CA Tue Apr 11 1978, 9:05 PM EST Att: 12,217 - Unknown - 63 F
Bobby Grich, R (1, 4) OBP: 0.316, SLG: 0.188				L7			L8		F9	4 0 1 0 0 0 1	
Lyman Bostock, L (1, 8) OBP: 0.053, SLG: 0.053	G4-6-3			4-3			G3		F7	4 0 0 0 0 0 1	
Joe Rudi, R (1, 7) OBP: 0.474, SLG: 0.824		P3			F7		K		1B 2B	4 0 1 0 0 1 0	
Don Baylor, R (1, 10) OBP: 0.316, SLG: 0.706		4-3			HR		K		P3	4 1 1 1 0 1 1	
Ron Fairly, L (1, 3) OBP: 0.273, SLG: 0.273	F8				FC1-6 1B		F9		1B	4 0 2 0 0 0 0	
Dave Chalk, R (1, 5) OBP: 0.294, SLG: 0.267			F9		FC1-6 1B		6-3			3 0 1 0 0 0 0	
Rance Mulliniks, L (1, 6) OBP: 0.188, SLG: 0.133			L7		FC1-6 BB				K	3 0 0 0 0 1 2	
Brian Downing, R (1, 2) OBP: 0.667, SLG: 0.333			6-3		BB				1B	2 0 1 0 1 0 0	
Inning Stats	R: 0 H: 1 E: 0 LOB: 0 K: 0 BB: 0 S: 3 P: 3	R: 0 H: 0 E: 0 LOB: 0 K: 0 BB: 0 S: 3 P: 3	R: 0 H: 0 E: 0 LOB: 0 K: 0 BB: 0 S: 3 P: 3	R: 0 H: 0 E: 0 LOB: 0 K: 0 BB: 0 S: 3 P: 3	R: 1 H: 3 E: 0 LOB: 3 K: 1 BB: 1 S: 8 P: 12	R: 0 H: 0 E: 0 LOB: 0 K: 1 BB: 0 S: 5 P: 5	R: 0 H: 0 E: 0 LOB: 0 K: 1 BB: 0 S: 5 P: 5	R: 0 H: 1 E: 0 LOB: 1 K: 1 BB: 0 S: 6 P: 6	R: 0 H: 2 E: 0 LOB: 2 K: 0 BB: 0 S: 4 P: 4	1B: 5 SF: 0 2B: 1 SAC: 0 3B: 0 DP: 1 HR: 1 HBP: 0	WP: 0 PA: 33 SB: 0 CS: 0
PITCHER	IP WLS BF H R ER SO BB IBB HBP BLK WP HR S P ERA WHIP										
Roger Erickson, R (1, 1) ERA: 2.35	9.0 W 33 7 1 1 4 1 0 0 0 0 1 40 44 1.00 0.889										

Batter	1	2	3	4	5	6	7	8	9	AB	R	H	RBI	BB	SO	LOB	TOP					
Bombo Rivera, R (1, 9) OBP: 0.368, SLG: 0.294 Glenn Adams, L (8, PH) OBP: 0.278, SLG: 0.389										4	1	2	0	0	1	0	Minnesota Twins @ California Angels Anaheim Stadium, Anaheim, CA Wed Apr 12 1978, 9:05 PM EST Att: 12,295 - Cloudy - 58 F					
Dan Ford, R (1, 8) OBP: 0.371, SLG: 0.467										5	1	2	2	0	1	0						
Rod Carew, L (1, 3) OBP: 0.514, SLG: 0.688 Jose Morales, R (5, 3) OBP: 0.400, SLG: 0.600										3	2	2	1	0	0	2						
Craig Kusick, R (1, 10) OBP: 0.278, SLG: 0.250										4	0	3	2	1	0	0						
Roy Smalley, S (1, 6) OBP: 0.378, SLG: 0.613										4	0	1	0	1	0	5						
Butch Wynegar, S (1, 2) OBP: 0.292, SLG: 0.238 Glenn Borgmann, R (6, 2) OBP: 0.333, SLG: 0.250 Hosken Powell, L (8, PH) OBP: 0.313, SLG: 0.231										3	0	1	0	0	0	3						
Larry Wolfe, R (1, 5) OBP: 0.154, SLG: 0.154										5	0	1	0	0	0	4						
Willie Norwood, R (1, 7) OBP: 0.308, SLG: 0.333 Rich Chiles, L (8, PH) OBP: 0.600, SLG: 0.500										3	0	1	0	0	0	1						
Bob Randall, R (1, 4) OBP: 0.348, SLG: 0.450 Mike Cabbage, L (8, PH) OBP: 0.478, SLG: 0.714										3	0	0	0	0	0	2						
Inning Stats	R: 1 E: 0 K: 1 S: 7	H: 2 LOB: 1 BB: 0 P: 7	R: 0 E: 0 K: 0 S: 4	H: 1 LOB: 1 BB: 0 P: 4	R: 0 E: 0 K: 0 S: 5	H: 2 LOB: 3 BB: 1 P: 9	R: 0 E: 0 K: 0 S: 3	H: 0 LOB: 0 BB: 0 P: 3	R: 1 E: 0 K: 1 S: 7	H: 2 LOB: 1 BB: 0 P: 7	R: 0 E: 0 K: 0 S: 4	H: 2 LOB: 1 BB: 0 P: 4	R: 2 E: 0 K: 0 S: 6	H: 3 LOB: 1 BB: 0 P: 6	R: 0 E: 0 K: 0 S: 3	H: 0 LOB: 1 BB: 2 P: 7		R: 1 E: 0 K: 0 S: 4	H: 2 LOB: 2 BB: 2 P: 12	1B: 8 2B: 3 3B: 1 HR: 2	SF: 0 SAC: 0 DP: 1 HBP: 0	WP: 0 PB: 0 CS: 0
PITCHER	IP	WLS	BF	H	R	ER	SO	BB	IBB	HBP	BLK	WP	HR	S	P	ERA	WHIP					
Frank Tanana, L (1, 1) ERA: 2.3	6.2	W	32	12	4	4	2	1	0	0	1	0	2	35	39	5.40	1.950					
Dyar Miller, R (7, 1) ERA: 3.39	1.2		10	2	1	1	0	3	0	0	0	0	0	7	19	5.40	3.000					
Dave LaRoche, L (9, 1) ERA: 2.7	0.2	S	1	0	0	0	0	0	0	0	0	0	0	1	1	0.00	0.000					

Batter	1	2	3	4	5	6	7	8	9	AB	R	H	RBI	BB	SO	LOB	BOTTOM				
Rick Miller, L (1, 9) OBP: 0.346, SLG: 0.364										4	2	1	4	1	1	1	Minnesota Twins @ California Angels Anaheim Stadium, Anaheim, CA Wed Apr 12 1978, 9:05 PM EST Att: 12,295 - Cloudy - 58 F				
Bobby Grich, R (1, 4) OBP: 0.333, SLG: 0.286										5	1	2	0	0	0	0					
Lyman Bostock, L (1, 8) OBP: 0.043, SLG: 0.043										4	1	0	0	0	0	3					
Joe Rudi, R (1, 7) OBP: 0.435, SLG: 0.700										3	1	0	1	1	2	0					
Don Baylor, R (1, 10) OBP: 0.348, SLG: 0.714										4	1	2	2	0	0	0					
Ron Fairly, L (1, 3) OBP: 0.267, SLG: 0.267										4	0	1	0	0	1	2					
Dave Chalk, R (1, 5) OBP: 0.381, SLG: 0.294										2	2	1	0	2	0	2					
Rance Mulliniks, L (1, 6) OBP: 0.200, SLG: 0.167										3	0	1	1	0	0	3					
Terry Humphrey, R (1, 2) OBP: 0.308, SLG: 0.455										2	1	0	1	1	0	0					
Inning Stats	R: 8 E: 1 K: 1 S: 9	H: 3 LOB: 4 BB: 0 P: 25	R: 0 E: 0 K: 0 S: 3	H: 0 LOB: 0 BB: 0 P: 3	R: 1 E: 0 K: 0 S: 5	H: 2 LOB: 1 BB: 0 P: 5	R: 0 E: 0 K: 1 S: 5	H: 0 LOB: 0 BB: 0 P: 5	R: 0 E: 0 K: 1 S: 6	H: 1 LOB: 1 BB: 0 P: 6	R: 0 E: 0 K: 1 S: 7	H: 2 LOB: 2 BB: 0 P: 7	R: 0 E: 0 K: 0 S: 3	H: 0 LOB: 0 BB: 0 P: 3	R: 0 E: 0 K: 0 S: 3	H: 0 LOB: 0 BB: 0 P: 3		1B: 5 2B: 2 3B: 0 HR: 1	SF: 2 SAC: 0 DP: 0 HBP: 0	WP: 0 PB: 0 CS: 0	PA: 38
PITCHER	IP	WLS	BF	H	R	ER	SO	BB	IBB	HBP	BLK	WP	HR	S	P	ERA	WHIP				
Pete Redfern, R (1, 1) ERA: 9.53	0.2	L	9	2	7	3	1	4	0	0	0	0	0	7	23	40.50	9.000				
Gary Serun, R (1, 1) ERA: 3.68	2.1		10	3	2	1	0	0	0	0	0	0	1	10	10	3.86	1.286				
Dave Johnson, R (4, 1) ERA:	5.0		19	3	0	0	3	1	0	0	0	0	0	24	28	0.00	0.800				

Batter	1	2	3	4	5	6	7	8	9	10	11	AB	R	H	RBI	BB	SO	LOB	TOP			
Mike Cabbage, L (1, 5) OBP: 0.481, SLG: 0.667 Jose Morales, R (11, PH) OBP: 0.500, SLG: 0.667 Bombo Rivera, R (11, PR) OBP: 0.388, SLG: 0.294 Larry Wolfe, R (11, 5) OBP: 0.154, SLG: 0.154	G3		G6-4-3 BB			CS 1B		K			1B	3	0	1	0	1	1	2				
Roy Smalley, S (1, 6) OBP: 0.357, SLG: 0.543	BB		G6-4-3 1-2			6-3		K			F2	4	0	0	0	1	1	5				
Rod Carew, L (1, 3) OBP: 0.450, SLG: 0.595	F7					L7		F8			F7	5	0	0	0	0	0	2				
Glenn Adams, L (1, 10) OBP: 0.227, SLG: 0.318 Craig Kusick, R (11, PH) OBP: 0.253, SLG: 0.235	5-3					K		K			F8	4	0	0	0	0	3	1				
Butch Wynegar, S (1, 2) OBP: 0.250, SLG: 0.200						K		4-3			3-1	4	0	0	0	0	1	0				
Dan Ford, R (1, 8) OBP: 0.359, SLG: 0.441						K		1-3			K	4	0	1	0	0	2	0				
Hosken Powell, L (1, 9) OBP: 0.300, SLG: 0.294								1-3			K	4	0	1	0	0	1	1				
Willie Norwood, R (1, 7) OBP: 0.333, SLG: 0.333						L8 2B						3	0	1	0	1	1	2				
Bob Randall, R (1, 4) OBP: 0.333, SLG: 0.391						L8 2-3					S 1B BB	3	0	0	0	1	2	2				
						F9					K	3	0	0	0	1	2	2				
Inning Stats	R: 0 E: 0 K: 0 S: 3	H: 0 LOB: 1 BB: 1 P: 7	R: 0 E: 1 K: 1 S: 6	H: 1 LOB: 1 BB: 0 P: 6	R: 0 E: 0 K: 0 S: 2	H: 0 LOB: 0 BB: 1 P: 6	R: 0 E: 0 K: 2 S: 7	H: 0 LOB: 0 BB: 0 P: 7	R: 0 E: 0 K: 2 S: 8	H: 1 LOB: 1 BB: 0 P: 8	R: 0 E: 0 K: 1 S: 5	H: 0 LOB: 0 BB: 0 P: 5	R: 0 E: 0 K: 1 S: 5	H: 0 LOB: 0 BB: 0 P: 5	R: 0 E: 0 K: 3 S: 9	H: 0 LOB: 1 BB: 1 P: 13	R: 0 E: 0 K: 0 S: 4	H: 1 LOB: 1 BB: 0 P: 4	1B: 4 2B: 1 3B: 0 HR: 0	SF: 0 SAC: 0 DP: 1 HBP: 0	WP: 0 PB: 0 SB: 2 CS: 1	PA: 40
PITCHER	IP 10.0	WLS 10	BF 36	H 4	R 0	ER 0	SO 12	BB 4	IBB 0	HBP 0	BLK 0	WP 0	HR 0	S 4	P 4	ERA 0.00	WHIP 1.000					
Nolan Ryan, R (1, 1) ERA: 2.08	1.0	W	4	1	0	0	0	0	0	0	0	0	0	4	4	0.00	1.000					
Dave LaRoche, L (11, 1) ERA: 2.08																						

Minnesota Twins @ California Angels
 Anaheim Stadium, Anaheim, CA
 Thu Apr 13 1978, 6:33 AM EST
 Att. 11,702 - Unknown - 65 F

AB	36
R	0
H	5
RBI	0
BB	4
SO	12
LOB	16



Batter	1	2	3	4	5	6	7	8	9	10	11	AB	R	H	RBI	BB	SO	LOB	BOTTOM					
Rick Miller, L (1, 9) OBP: 0.290, SLG: 0.296	L7		1-3		4-3		K			B3-4-6-4		5	0	0	0	0	1	2						
Bobby Grich, R (1, 4) OBP: 0.345, SLG: 0.320	5-3		BB		K			2B		F8		4	0	1	0	1	1	1						
Lyman Bostock, L (1, 8) OBP: 0.107, SLG: 0.074	BB		4-3		CS 1B			K			G3	4	0	1	0	1	1	2						
Joe Rudi, R (1, 7) OBP: 0.393, SLG: 0.720	F9				L7		CS	L8		K		5	1	1	1	0	1	2						
Don Baylor, R (1, 10) OBP: 0.290, SLG: 0.600			4-3		5-3			F7		F9		4	0	0	0	0	0	1						
Ron Fairly, L (1, 3) OBP: 0.516, SLG: 0.278			6-3		1B 1B BB			1B		K		3	0	1	0	1	1	0						
Dave Chalk, R (1, 5) OBP: 0.400, SLG: 0.333			1B		1B			5-3		P4		4	0	2	0	0	0	1						
Rance Mulliniks, L (1, 6) OBP: 0.208, SLG: 0.182			1-3		1-2 2-3 1B			6-3		K		4	0	1	0	0	1	1						
Terry Humphrey, R (1, 2) OBP: 0.313, SLG: 0.385 Tony Solaita, L (10, PH) OBP: 0.200, SLG: 0.111 Carney Lansford, R (10, PR) Ike Hampton, S (11, 2)	F9				5-3			CS BB			3-4-4 1B	2	0	0	0	1	0	3						
Inning Stats	R: 0 E: 0 K: 0 S: 3	H: 0 LOB: 1 BB: 1 P: 7	R: 0 E: 0 K: 0 S: 4	H: 1 LOB: 1 BB: 0 P: 4	R: 0 E: 0 K: 0 S: 3	H: 0 LOB: 1 BB: 1 P: 7	R: 0 E: 0 K: 0 S: 5	H: 2 LOB: 3 BB: 1 P: 9	R: 0 E: 0 K: 1 S: 5	H: 1 LOB: 0 BB: 0 P: 5	R: 0 E: 0 K: 0 S: 4	H: 0 LOB: 0 BB: 1 P: 8	R: 0 E: 0 K: 2 S: 8	H: 1 LOB: 1 BB: 0 P: 8	R: 0 E: 0 K: 2 S: 7	H: 0 LOB: 0 BB: 0 P: 7	R: 0 E: 0 K: 0 S: 3	H: 1 LOB: 1 BB: 0 P: 3	R: 1 E: 0 K: 0 S: 2	H: 1 LOB: 0 BB: 0 P: 2	1B: 6 2B: 2 3B: 0 HR: 1	SF: 0 SAC: 0 DP: 2 HBP: 0	WP: 0 PB: 0 SB: 0 CS: 2	PA: 41
PITCHER	IP 6.1	WLS L	BF 27	H 5	R 0	ER 0	SO 1	BB 4	IBB 0	HBP 0	BLK 0	WP 0	HR 0	S 25	P 41	ERA 0.00	WHIP 1.421							
Paul Thomsdgaard, R (1, 1) ERA: 0.59	4.0	L	13	3	1	1	5	0	0	0	0	0	0	1	23	23	2.25	0.750						
Tom Johnson, R (7, 1) ERA: 2.7																								

Minnesota Twins @ California Angels
 Anaheim Stadium, Anaheim, CA
 Thu Apr 13 1978, 6:33 AM EST
 Att. 11,702 - Unknown - 65 F

AB	36
R	1
H	8
RBI	1
BB	4
SO	6
LOB	13



Batter	1	2	3	4	5	6	7	8	9	AB	R	H	RBI	BB	SO	LOB	TOP					
Julio Cruz, S OBP: 0.300, SLG: 0.176 (1, 6)	0-0 6-3		0-0 6-3		4-0 E 1B BB		0-0 E 1B		0-3 K	4	1	1	0	1	1	0	Seattle Mariners @ Minnesota Twins Metropolitan Stadium, Bloomington, MI Fri Apr 14 1978, 4:33 AM EST Att: 17,425 - Sunny - 50 F					
Jose Báez, R OBP: 0.292, SLG: 0.227 (1, 4)	0-0 F8		0-0 1B		0-0 E5 F9 1B CS		0-0 E6 G3-6-3		0-3 K	5	1	1	0	0	1	3						
Bruce Bochte, L OBP: 0.366, SLG: 0.526 (1, 7)	0-0 1B		0-0 1B		0-0 CS 1B		0-0 G3-6-3			4	0	3	2	0	0	2						
Leroy Stanton, R OBP: 0.294, SLG: 0.258 (1, 10)	0-0 F3		0-0 4-3		0-0 F9 2-3				0-0 1B 2B	4	1	1	0	0	0	5						
Leon Roberts, R OBP: 0.417, SLG: 0.909 (1, 9)		0-0 F8		0-0 5-3	0-0 CS				0-0 L9 BB 1B	4	1	2	2	0	0	0						
Ruppert Jones, L OBP: 0.376, SLG: 0.433 (1, 8)		0-3 K		0-0 4-3					4-0 L9 BB 1B	3	0	0	0	1	1	0						
Bill Stein, R OBP: 0.216, SLG: 0.200 (1, 5)		0-0 1B		0-0 F7					0-0 L9 BB	4	0	1	0	0	0	2						
Dan Meyer, L OBP: 0.179, SLG: 0.200 (1, 3)		0-0 4-3			0-0 F6				0-0 G4-6-3 BB	4	0	0	0	0	0	3						
Kevin Pasley, R OBP: 0.250, SLG: 0.250 (1, 2)			0-0 5-3		0-0 E BB 1B				0-0 L7 F8	4	1	1	0	0	0	0						
Inning Stats	R: 0 E: 0 K: 0 S: 4	H: 1 LOB: 1 BB: 0 P: 4	R: 0 E: 0 K: 1 S: 6	H: 1 LOB: 1 BB: 0 P: 6	R: 0 E: 0 K: 0 S: 5	H: 2 LOB: 2 BB: 0 P: 5	R: 0 E: 0 K: 0 S: 3	H: 0 LOB: 0 BB: 0 P: 3	R: 3 E: 1 K: 0 S: 5	H: 2 LOB: 0 BB: 1 P: 9	R: 1 E: 0 K: 0 S: 4	H: 1 LOB: 1 BB: 0 P: 4	R: 0 E: 1 K: 0 S: 4	H: 1 LOB: 1 BB: 0 P: 4	R: 1 E: 0 K: 0 S: 4	H: 2 LOB: 1 BB: 1 P: 8		R: 0 E: 0 K: 2 S: 7	H: 0 LOB: 0 BB: 0 P: 7	1B: 8 2B: 1 3B: 0 HR: 1	SF: 0 SAC: 0 DP: 2 HBP: 0	WP: 0 PB: 0 SB: 0 CS: 2
PITCHER Geoff Zahn, L ERA: 5.54 (1, 1)	IP: 9.0 WLS: W BF: 38 H: 10 R: 5 ER: 3 SO: 3 BB: 2 IBB: 0 HBP: 0 BLK: 0 WP: 0 HR: 1 S: 42 P: 50 ERA: 3.00 WHIP: 1.333											PITCHER	IP: 9.0 WLS: W BF: 38 H: 10 R: 5 ER: 3 SO: 3 BB: 2 IBB: 0 HBP: 0 BLK: 0 WP: 0 HR: 1 S: 42 P: 50 ERA: 3.00 WHIP: 1.333									

Batter	1	2	3	4	5	6	7	8	9	AB	R	H	RBI	BB	SO	LOB	BOTTOM			
Bombo Rivera, R OBP: 0.440, SLG: 0.333 (1, 9)	0-0 4-3	0-0 BB FC4-6 1B	4-0 HBP BB		0-0 2B 1B	4-0 2B BB		0-0 6-3		4	3	2	1	2	0	0	Seattle Mariners @ Minnesota Twins Metropolitan Stadium, Bloomington, MI Fri Apr 14 1978, 4:33 AM EST Att: 17,425 - Sunny - 50 F			
Rod Carew, L OBP: 0.478, SLG: 0.634 (1, 3)	0-0 FC5-4 1B	0-0 SF8	1-0 FC4-6 HBP		0-0 1B 2B	0-3 K		0-0 1B		4	1	3	2	0	1	3				
Dan Ford, R OBP: 0.378, SLG: 0.436 (1, 8)	0-0 FC5-4 3B	4-0 FC4-6 BB	0-0 FC4-6		0-0 BB 1B	0-0 2B 1B		0-0 F2		5	2	2	3	1	0	5				
Craig Kusick, R OBP: 0.360, SLG: 0.455 (1, 10)	0-0 2B 3B	4-0 FC4-6 BB		0-0 5-3	0-0 BB 1B	0-0 2B 1B		0-0 2-3		5	2	3	5	1	0	1				
Roy Smalley, S OBP: 0.383, SLG: 0.564 (1, 6)	0-0 WP 2B	0-0 FC4-6	0-0 FC4-6		0-0 6-3	4-0 FC4-6 BB		0-0 1B		4	0	2	3	1	0	2				
Butch Wynegar, S OBP: 0.212, SLG: 0.167 (1, 2)	0-0 F7	0-0 G3		0-0 F5	0-0 FC4-6	0-0 1-3		0-0 1-3		5	0	0	0	0	0	7				
Larry Wolfe, R OBP: 0.222, SLG: 0.176 (1, 5)		0-0 HBP 1B 1B	0-3 K		0-0 F8	4-0 2B 1B BB		0-3 K		4	2	1	0	1	2	0				
Willie Norwood, R OBP: 0.371, SLG: 0.393 (1, 7)		0-0 1B HBP SF8 1B	4-0 HBP E BB		0-3 K	0-0 1B 2B		0-0 5-3		4	2	2	0	1	1	0				
Bob Randall, R OBP: 0.344, SLG: 0.346 (1, 4)		1-0 SF8 1B HBP	0-0 F3		4-0 1B 2B BB	0-0 4-3		0-0 6-3		3	2	0	0	1	0	3				
Inning Stats	R: 2 E: 0 K: 0 S: 6	H: 3 LOB: 1 BB: 0 P: 6	R: 4 E: 0 K: 0 S: 6	H: 3 LOB: 2 BB: 2 P: 15	R: 0 E: 1 K: 1 S: 5	H: 0 LOB: 3 BB: 2 P: 14	R: 0 E: 0 K: 0 S: 3	H: 0 LOB: 0 BB: 0 P: 3	R: 3 E: 0 K: 1 S: 9	H: 4 LOB: 3 BB: 2 P: 17	R: 5 E: 0 K: 1 S: 9	H: 4 LOB: 1 BB: 2 P: 17	R: 0 E: 0 K: 1 S: 5	H: 0 LOB: 0 BB: 0 P: 5	R: 0 E: 0 K: 0 S: 4	H: 1 LOB: 1 BB: 0 P: 4		1B: 10 2B: 4 3B: 1 HR: 0	SF: 1 SAC: 0 DP: 0 HBP: 2	WP: 1 PB: 0 SB: 0 CS: 0
PITCHER Tom House, L ERA: 18.56 (1, 1)	IP: 1.1 WLS: L BF: 11 H: 6 R: 6 ER: 6 SO: 0 BB: 0 IBB: 0 HBP: 1 BLK: 0 WP: 0 HR: 0 S: 10 P: 11 ERA: 40.50 WHIP: 4.500											PITCHER	IP: 1.1 WLS: L BF: 11 H: 6 R: 6 ER: 6 SO: 0 BB: 0 IBB: 0 HBP: 1 BLK: 0 WP: 0 HR: 0 S: 10 P: 11 ERA: 40.50 WHIP: 4.500							
Steve Burke, R ERA: 5.54 (2, 1)	3.1 WLS: L BF: 20 H: 4 R: 3 ER: 3 SO: 2 BB: 5 IBB: 0 HBP: 1 BLK: 0 WP: 0 HR: 0 S: 18 P: 39 ERA: 8.10 WHIP: 2.700											PITCHER	IP: 3.1 WLS: L BF: 20 H: 4 R: 3 ER: 3 SO: 2 BB: 5 IBB: 0 HBP: 1 BLK: 0 WP: 0 HR: 0 S: 18 P: 39 ERA: 8.10 WHIP: 2.700							
Shane Rawley, L ERA: 5.79 (5, 1)	1.1 WLS: L BF: 11 H: 4 R: 5 ER: 5 SO: 1 BB: 3 IBB: 0 HBP: 0 BLK: 0 WP: 0 HR: 0 S: 10 P: 22 ERA: 33.75 WHIP: 5.250											PITCHER	IP: 1.1 WLS: L BF: 11 H: 4 R: 5 ER: 5 SO: 1 BB: 3 IBB: 0 HBP: 0 BLK: 0 WP: 0 HR: 0 S: 10 P: 22 ERA: 33.75 WHIP: 5.250							
Rick Honeycutt, L ERA: 1.88 (7, 1)	1.0 WLS: L BF: 3 H: 0 R: 0 ER: 0 SO: 1 BB: 0 IBB: 0 HBP: 0 BLK: 0 WP: 0 HR: 0 S: 5 P: 5 ERA: 0.00 WHIP: 0.000											PITCHER	IP: 1.0 WLS: L BF: 3 H: 0 R: 0 ER: 0 SO: 1 BB: 0 IBB: 0 HBP: 0 BLK: 0 WP: 0 HR: 0 S: 5 P: 5 ERA: 0.00 WHIP: 0.000							
John Montague, R ERA: 4.5 (8, 1)	1.0 WLS: L BF: 4 H: 1 R: 0 ER: 0 SO: 0 BB: 0 IBB: 0 HBP: 0 BLK: 0 WP: 0 HR: 0 S: 4 P: 4 ERA: 0.00 WHIP: 1.000											PITCHER	IP: 1.0 WLS: L BF: 4 H: 1 R: 0 ER: 0 SO: 0 BB: 0 IBB: 0 HBP: 0 BLK: 0 WP: 0 HR: 0 S: 4 P: 4 ERA: 0.00 WHIP: 1.000							

AB	36
R	5
H	10
RBI	4
BB	2
SO	3
LOB	15



Batter	1	2	3	4	5	6	7	8	9	AB	R	H	RBI	BB	SO	LOB	TOP										
Julio Cruz, S OBP: 0.345, SLG: 0.240 (1,4)	4-3 1B	6-3	L5		CS	1B BB		SH3-4		3	1	1	0	1	0	1	Seattle Mariners @ Minnesota Twins Metropolitan Stadium, Bloomington, MI Sun Apr 16 1978, 4:33 AM EST Sunny - 54 F										
Dan Meyer, L OBP: 0.163, SLG: 0.178 (1,3)	4-3 1B	E7		3-1				F9		5	0	1	0	0	0	2											
Bruce Bochte, L OBP: 0.333, SLG: 0.458 (1,7)	E BLK SF9 1B	L9		K				1-3		5	1	1	1	0	1	4											
Leroy Stanton, R OBP: 0.308, SLG: 0.286 (1,10) Larry Milbourne, S (9, PR)	E7 SF9 1B			F6					1B SF9 2B	4	1	1	0	0	0	3											
Ruppert Jones, L OBP: 0.362, SLG: 0.385 (1,8)	BB 1B BB	L5			F7	G3			SF9 1B	4	1	1	0	1	0	4											
Bill Stein, R OBP: 0.191, SLG: 0.209 (1,5)	SF9			F8			6-3		SF9	3	0	0	2	0	0	0											
John Hale, L OBP: 0.316, SLG: 0.194 (1,9)	1B BB		1B SF8 BB		2B BB		K		1-3	2	2	0	0	3	1	1											
Bob Stinson, S OBP: 0.500, SLG: 0.484 (1,2)					1B 2B		4-3			4	1	3	3	1	0	0											
Craig Reynolds, L OBP: 0.276, SLG: 0.444 (1,6)	4-3		SF8		CS 1B			SH3-4 1B	L4	4	0	2	2	0	0	4											
Inning Stats	R: 4 E: 1 K: 0 S: 7	H: 3 LOB: 2 BB: 2 P: 15	R: 0 E: 1 K: 0 S: 4	H: 0 LOB: 2 BB: 0 P: 5	R: 1 H: 1 E: 0 K: 0 S: 4	H: 1 LOB: 1 BB: 1 P: 8	R: 0 H: 0 E: 0 K: 1 S: 5	H: 0 LOB: 0 BB: 0 P: 5	R: 2 H: 2 E: 0 K: 0 S: 4	H: 2 LOB: 1 BB: 1 P: 8	R: 0 H: 0 E: 0 K: 1 S: 5	H: 0 LOB: 0 BB: 0 P: 5	R: 0 H: 1 E: 0 K: 0 S: 4	H: 1 LOB: 1 BB: 0 P: 4	R: 1 H: 2 E: 0 K: 0 S: 5	H: 2 LOB: 2 BB: 1 P: 9	1B: 8 2B: 2 3B: 0 HR: 0	SF: 3 SAC: 1 DP: 0 HBP: 1	WP: 0 PB: 0 SB: 1 CS: 1	PA: 46							
PITCHER	IP	WLS	BF	H	R	ER	SO	BB	IBB	HBP	BLK	WP	HR	S	P	ERA	WHIP										
Roger Erickson, R ERA: 3.6 (1,1)	4.2	L	27	6	7	4	1	4	0	1	1	0	0	24	41	7.71	2.143										
Pete Redfern, R ERA: 6.52 (5,1)	4.0		16	4	1	1	1	1	0	0	0	0	0	17	21	2.25	1.250										
Greg Thayer, R ERA: 4.15 (9,1)	0.1		2	0	0	0	0	1	0	0	0	0	0	1	5	0.00	3.000										

AB	34
R	8
H	10
RBI	8
BB	6
SO	2
LOB	19



Batter	1	2	3	4	5	6	7	8	9	AB	R	H	RBI	BB	SO	LOB	BOTTOM										
Mike Cabbage, L OBP: 0.514, SLG: 0.636 (1,5)	G4-3 1B		1B SF9 1B		FC3-6 BB		F9		1B	4	1	3	0	1	0	1	Seattle Mariners @ Minnesota Twins Metropolitan Stadium, Bloomington, MI Sun Apr 16 1978, 4:33 AM EST Sunny - 54 F										
Roy Smalley, S OBP: 0.385, SLG: 0.500 (1,6)	G4-3 1-2		1B		FC3-6 1B		K		1B	5	0	2	2	0	1	4											
Rod Carew, L OBP: 0.482, SLG: 0.688 (1,3)			SF9		L4-3 1B				L7	4	1	3	3	0	0	2											
Butch Wynegar, S OBP: 0.256, SLG: 0.231 (1,2)	F9		4-3		L4-3 1B				F8	5	0	1	0	0	0	6											
Glenn Adams, L OBP: 0.161, SLG: 0.226 (1,10)		4-3			F7		3-1		F9	4	0	0	0	0	0	1											
Dan Ford, R OBP: 0.370, SLG: 0.404 (1,8)		1B 1B		4-3		5-3		FC6-4		4	0	1	0	0	0	1											
Hosken Powell, L OBP: 0.276, SLG: 0.269 (1,9)			G6-4-3 1B		4-3		K		F9	4	0	1	0	0	1	1											
Willie Norwood, R OBP: 0.364, SLG: 0.405 (1,7)		G6-4-3 1-2			E5 BB FC3-6 BB		F9 S 1B		F9	4	1	1	0	0	0	2											
Bob Randall, R OBP: 0.324, SLG: 0.300 (1,4) Rich Chiles, L OBP: 0.714, SLG: 0.600 (9, PH)			5-3		FC3-6 BB 1B BB		6-3		1B 1B	2	1	0	0	1	0	1											
Inning Stats	R: 0 E: 0 K: 0 S: 4	H: 2 LOB: 1 BB: 0 P: 4	R: 0 E: 0 K: 0 S: 4	H: 2 LOB: 1 BB: 0 P: 4	R: 1 H: 2 E: 0 K: 0 S: 5	H: 2 LOB: 1 BB: 0 P: 5	R: 0 H: 0 E: 0 K: 0 S: 3	H: 0 LOB: 0 BB: 0 P: 3	R: 2 H: 1 E: 1 K: 0 S: 4	H: 1 LOB: 1 BB: 2 P: 12	R: 0 H: 0 E: 0 K: 1 S: 5	H: 0 LOB: 0 BB: 0 P: 5	R: 0 H: 1 E: 0 K: 1 S: 6	H: 1 LOB: 1 BB: 0 P: 6	R: 1 H: 2 E: 0 K: 0 S: 5	H: 2 LOB: 1 BB: 0 P: 5	R: 1 H: 3 E: 0 K: 0 S: 6	H: 3 LOB: 2 BB: 0 P: 6	1B: 11 2B: 2 3B: 0 HR: 1	SF: 1 SAC: 0 DP: 3 HBP: 0	WP: 0 PB: 0 SB: 1 CS: 0	PA: 40					
PITCHER	IP	WLS	BF	H	R	ER	SO	BB	IBB	HBP	BLK	WP	HR	S	P	ERA	WHIP										
Dick Pole, R ERA: 5.0 (1,1)	8.1	W	37	12	5	4	2	2	0	0	0	0	0	39	47	4.32	1.680										
Shane Rawley, L ERA: 5.4 (9,1)	0.2	S	3	1	0	0	0	0	0	0	0	0	0	3	3	0.00	1.500										

AB	37
R	5
H	13
RBI	5
BB	2
SO	2
LOB	19



Batter	1	2	3	4	5	6	7	8	9	AB	R	H	RBI	BB	SO	LOB	TOP			
Bob Stinson, S OBP: 0.498, SLG: 0.556 (1, 2)										5	2	2	2	0	0	2				
Jose Báez, R OBP: 0.323, SLG: 0.345 (1, 4)										4	2	2	0	0	0	0				
Bruce Bochte, L OBP: 0.321, SLG: 0.434 (1, 7)										5	0	1	0	0	1	3				
Leroy Stanton, R OBP: 0.341, SLG: 0.308 (1, 10)										4	1	2	2	1	0	1				
Ruppert Jones, L OBP: 0.353, SLG: 0.357 (1, 8)										3	1	0	0	1	0	3				
Leon Roberts, R OBP: 0.412, SLG: 0.714 John Hale, L OBP: 0.316, SLG: 0.194 (1, 9) (8, 9)										3	0	0	1	1	1	0				
Dan Meyer, L OBP: 0.170, SLG: 0.184 (1, 3)										4	0	1	2	0	0	0				
Bill Stein, R OBP: 0.216, SLG: 0.217 (1, 5)										3	0	1	0	1	0	2				
Craig Reynolds, L OBP: 0.303, SLG: 0.433 (1, 6)										3	1	1	0	1	0	1				
Inning Stats	R: 1 E: 0 K: 1 S: 7	H: 2 LOB: 1 BB: 0 P: 7	R: 0 E: 0 K: 1 S: 5	H: 0 LOB: 0 BB: 0 P: 5	R: 5 E: 0 K: 0 S: 5	H: 3 LOB: 1 BB: 4 P: 21	R: 0 E: 0 K: 0 S: 3	H: 0 LOB: 0 BB: 0 P: 3	R: 0 E: 1 K: 0 S: 4	H: 1 LOB: 1 BB: 0 P: 4	R: 1 E: 0 K: 0 S: 5	H: 2 LOB: 1 BB: 0 P: 5	R: 0 E: 0 K: 0 S: 4	H: 1 LOB: 2 BB: 0 P: 8	R: 0 E: 0 K: 0 S: 3	H: 1 LOB: 0 BB: 0 P: 3	1B: 8 2B: 0 3B: 1 HR: 1	SF: 0 SAC: 1 DP: 2 HBP: 0	WP: 2 PB: 0 SB: 1 CS: 1	PA: 41
PITCHER	IP WLS BF H R ER SO BB IBB HBP BLK WP HR S P ERA WHIP																			
Dave Johnson, R ERA: 7.36 (1, 1)	2.1 L 16 5 6 6 2 4 0 0 0 0 2 1 16 32 23.14 3.857																			
Gary Serun, R ERA: 3.0 (3, 1)	4.2 16 3 1 1 0 0 0 0 0 0 0 0 16 16 1.93 0.643																			
Greg Thayer, R ERA: 2.84 (8, 1)	2.0 8 2 0 0 0 1 0 0 0 0 0 0 7 11 0.00 1.500																			

Batter	1	2	3	4	5	6	7	8	9	AB	R	H	RBI	BB	SO	LOB	BOTTOM			
Bombo Rivera, R OBP: 0.400, SLG: 0.308 (1, 9)										5	0	1	0	0	1	5				
Rod Carew, L OBP: 0.458, SLG: 0.642 (1, 3)										5	1	1	0	0	0	3				
Dan Ford, R OBP: 0.373, SLG: 0.423 (1, 8)										5	0	2	0	0	0	3				
Craig Kusick, R OBP: 0.367, SLG: 0.444 (1, 10)										5	0	2	1	0	0	3				
Roy Smalley, S OBP: 0.355, SLG: 0.472 (1, 6)										5	0	1	0	0	0	5				
Larry Wolfe, R OBP: 0.292, SLG: 0.304 (1, 5)										4	1	2	0	0	0	2				
Willie Norwood, R OBP: 0.354, SLG: 0.390 (1, 7)										4	0	1	0	0	1	2				
Glenn Borgmann, R OBP: 0.385, SLG: 0.300 (1, 2)										2	0	1	1	1	0	0				
Bob Randall, R OBP: 0.341, SLG: 0.324 (1, 4)										4	0	2	0	0	0	1				
Inning Stats	R: 1 E: 0 K: 0 S: 5	H: 2 LOB: 2 BB: 0 P: 5	R: 0 E: 0 K: 0 S: 5	H: 2 LOB: 2 BB: 0 P: 5	R: 0 E: 1 K: 0 S: 4	H: 0 LOB: 1 BB: 0 P: 4	R: 1 E: 0 K: 0 S: 5	H: 2 LOB: 1 BB: 0 P: 5	R: 0 E: 0 K: 1 S: 6	H: 1 LOB: 2 BB: 1 P: 10	R: 0 E: 0 K: 0 S: 5	H: 3 LOB: 2 BB: 0 P: 5	R: 0 E: 0 K: 1 S: 5	H: 0 LOB: 0 BB: 0 P: 5	R: 0 E: 0 K: 0 S: 4	H: 2 LOB: 1 BB: 0 P: 4	1B: 11 2B: 2 3B: 0 HR: 0	SF: 1 SAC: 0 DP: 2 HBP: 0	WP: 0 PB: 0 SB: 0 CS: 0	PA: 41
PITCHER	IP WLS BF H R ER SO BB IBB HBP BLK WP HR S P ERA WHIP																			
Tom House, L ERA: 8.16 (1, 1)	9.0 W 41 13 2 2 2 1 0 0 0 0 0 0 44 48 2.00 1.556																			

Seattle Mariners @ Minnesota Twins
Metropolitan Stadium, Bloomington, MI
Sun Apr 16 1978, 4:38 AM EST
Att: 14,021 - Unknown

AB 34
R 7
H 10
RBI 7
BB 5
SO 2
LOB 12



Seattle Mariners @ Minnesota Twins
Metropolitan Stadium, Bloomington, MI
Sun Apr 16 1978, 4:38 AM EST
Att: 14,021 - Unknown

AB 39
R 2
H 13
RBI 2
BB 1
SO 2
LOB 24



Batter	1	2	3	4	5	6	7	8	9	AB	R	H	RBI	BB	SO	LOB	TOP										
Miguel Dilone, S OBP: 0.244, SLG: 0.282 (1, 7)										5	0	1	2	0	2	2											
Mike Edwards, R OBP: 0.222, SLG: 0.222 Bill North, S OBP: 0.400, SLG: 0.286 Steve Staggs, R OBP: 0.467, SLG: 0.273 (1, 4)										3	0	1	0	0	0	3											
Mario Guerrero, R OBP: 0.395, SLG: 0.541 (1, 6)										4	0	1	0	0	0	1											
Gary Alexander, R OBP: 0.353, SLG: 0.677 (1, 10)										4	1	1	1	0	1	1											
Dave Revering, L OBP: 0.286, SLG: 0.424 (1, 3)										3	2	1	0	1	0	1											
Jim Essian, R OBP: 0.270, SLG: 0.267 (1, 2)										3	2	1	2	1	0	1											
Wayne Gross, L OBP: 0.250, SLG: 0.273 (1, 5)										4	0	0	0	0	0	3											
Tony Armas, R OBP: 0.276, SLG: 0.222 (1, 8)										3	1	1	0	1	1	0											
Gary Thomasson, L OBP: 0.216, SLG: 0.182 (1, 9)										3	1	1	1	1	2	1											
Inning Stats	R: 0 E: 0 K: 1 S: 5	H: 1 LOB: 0 BB: 0 P: 5	R: 4 E: 0 K: 0 S: 5	H: 3 LOB: 1 BB: 3 P: 17	R: 2 E: 0 K: 0 S: 5	H: 2 LOB: 0 BB: 0 P: 5	R: 0 E: 1 K: 1 S: 6	H: 1 LOB: 1 BB: 0 P: 6	R: 0 E: 0 K: 0 S: 5	H: 0 LOB: 0 BB: 0 P: 5	R: 0 E: 0 K: 0 S: 3	H: 0 LOB: 0 BB: 0 P: 3	R: 1 E: 0 K: 0 S: 4	H: 1 LOB: 0 BB: 0 P: 4	R: 0 E: 0 K: 0 S: 3	H: 0 LOB: 1 BB: 1 P: 7	R: 0 E: 0 K: 3 S: 9	H: 0 LOB: 0 BB: 0 P: 9	1B: 4 2B: 1 3B: 1 HR: 2	SF: 1 SAC: 0 DP: 0 HBP: 0	WP: 0 PB: 0 SB: 0 CS: 1	PA: 37					
PITCHER	IP	WLS	BF	H	R	ER	SO	BB	IBB	HBP	BLK	WP	HR	S	P	ERA	WHIP										
Paul Thordogard, R ERA: 3.22 Gary Senum, R ERA: 2.57 (1, 1)	7.0	L	30	8	7	7	3	3	0	0	0	0	2	33	45	9.00	1.571										
(8, 1)	2.0		7	0	0	0	3	1	0	0	0	0	0	12	16	0.00	0.500										

Oakland Athletics @ Minnesota Twins
 Metropolitan Stadium, Bloomington, MI
 Mon Apr 17 1978, 4:33 AM EST
 Att. 2,054 - Unknown - 53 F

livebaseballscores.com

AB	32
R	7
H	8
RBI	7
BB	4
SO	6
LOB	13

Batter	1	2	3	4	5	6	7	8	9	AB	R	H	RBI	BB	SO	LOB	BOTTOM										
Mike Cabbage, L OBP: 0.476, SLG: 0.579 (1, 5)										5	0	1	0	0	0	1											
Roy Smalley, S OBP: 0.356, SLG: 0.483 (1, 6)										5	1	2	0	0	0	1											
Rod Carew, L OBP: 0.455, SLG: 0.638 (1, 3)										5	1	2	1	0	0	3											
Butch Wynegar, S OBP: 0.271, SLG: 0.250 (1, 2)										5	0	2	0	0	1	4											
Rich Chiles, L OBP: 0.727, SLG: 0.714 (1, 7)										2	0	1	1	2	0	1											
Dan Ford, R OBP: 0.365, SLG: 0.400 (1, 8)										3	0	0	0	0	1	4											
Hosken Powell, L OBP: 0.273, SLG: 0.241 (1, 9)										3	0	0	0	1	0	4											
Glenn Adams, L OBP: 0.143, SLG: 0.200 (1, 10)										4	0	0	0	0	1	6											
Bob Randall, R OBP: 0.341, SLG: 0.324 Jose Morales, R OBP: 0.429, SLG: 0.571 (1, 4)										3	0	1	0	0	1	0											
Inning Stats	R: 2 E: 0 K: 2 S: 10	H: 3 LOB: 1 BB: 0 P: 10	R: 0 E: 0 K: 1 S: 5	H: 0 LOB: 0 BB: 0 P: 5	R: 0 E: 0 K: 0 S: 3	H: 0 LOB: 0 BB: 0 P: 3	R: 0 E: 0 K: 0 S: 4	H: 1 LOB: 2 BB: 0 P: 5	R: 0 E: 0 K: 0 S: 4	H: 1 LOB: 1 BB: 0 P: 4	R: 0 E: 0 K: 0 S: 4	H: 1 LOB: 2 BB: 1 P: 8	R: 0 E: 0 K: 1 S: 7	H: 2 LOB: 2 BB: 0 P: 7	R: 0 E: 0 K: 0 S: 3	H: 0 LOB: 2 BB: 2 P: 11	R: 0 E: 0 K: 0 S: 4	H: 1 LOB: 1 BB: 0 P: 4	1B: 6 2B: 3 3B: 0 HR: 0	SF: 0 SAC: 0 DP: 0 HBP: 1	WP: 0 PB: 0 SB: 0 CS: 0	PA: 40					
PITCHER	IP	WLS	BF	H	R	ER	SO	BB	IBB	HBP	BLK	WP	HR	S	P	ERA	WHIP										
Pete Broberg, R ERA: 1.32 Elias Sosa, R ERA: (1, 1)	6.1	W	29	8	2	2	4	1	0	0	0	0	0	35	40	2.84	1.421										
(7, 1)	2.2		11	1	0	0	0	2	0	0	0	0	0	9	17	0.00	1.125										

Oakland Athletics @ Minnesota Twins
 Metropolitan Stadium, Bloomington, MI
 Mon Apr 17 1978, 4:33 AM EST
 Att. 2,054 - Unknown - 53 F

livebaseballscores.com

AB	36
R	2
H	9
RBI	2
BB	3
SO	4
LOB	26

Batter	1	2	3	4	5	6	7	8	9	10	11	AB	R	H	RBI	BB	SO	LOB	TOP			
Miguel Dilone, S OBP: 0.255, SLG: 0.256 (1, 7)	E6 CS		F8		K			P5				4	1	0	0	1	1	2				
Mike Edwards, R OBP: 0.239, SLG: 0.286 (7, PH)	P2		G1					K				3	0	1	0	0	0	1				
Steve Staggis, R OBP: 0.471, SLG: 0.306 (7, 4)					2B							0	1	0	0	0	0	0				
Mario Guerrero, R OBP: 0.432, SLG: 0.605 (1, 6)												2	0	1	0	0	1	2				
Gary Alexander, R OBP: 0.385, SLG: 0.636 (11, PR)	L7											6	1	4	2	0	0	2				
Mike Adams, R OBP: 0.375, SLG: 0.333 (11, PR)												2	1	0	0	3	0	1				
Dave Revering, L OBP: 0.269, SLG: 0.395 (1, 3)												0	1	0	0	0	0	0				
Jim Essian, R OBP: 0.349, SLG: 0.371 (1, 2)												5	0	1	1	0	1	4				
Wayne Gross, L OBP: 0.262, SLG: 0.243 (1, 5)												5	0	4	2	1	0	2				
Tony Armas, R OBP: 0.314, SLG: 0.273 (1, 8)												4	0	0	0	2	1	7				
Gary Thomasson, L OBP: 0.195, SLG: 0.162 (8, 9)												6	1	3	1	0	1	6				
Dwayne Murphy, L (8, 9)												4	0	0	0	0	2	3				
Inning Stats	R: 0 E: 1 K: 0 S: 4	H: 1 LOB: 1 BB: 0 P: 4	R: 0 E: 0 K: 1 S: 6	H: 2 LOB: 1 BB: 0 P: 6	R: 0 E: 0 K: 0 S: 3	H: 0 LOB: 0 BB: 0 P: 3	R: 1 E: 0 K: 0 S: 5	H: 2 LOB: 2 BB: 1 P: 9	R: 0 E: 0 K: 1 S: 6	H: 1 LOB: 1 BB: 0 P: 6	R: 0 E: 0 K: 2 S: 8	H: 1 LOB: 2 BB: 1 P: 12	R: 1 E: 0 K: 1 S: 7	H: 2 LOB: 2 BB: 1 P: 11	R: 0 E: 0 K: 0 S: 3	H: 1 LOB: 1 BB: 0 P: 4	R: 1 E: 0 K: 1 S: 7	H: 2 LOB: 2 BB: 1 P: 11	1B: 11 2B: 2 3B: 1 HR: 0	SF: 1 SAC: 1 DP: 1 HBP: 2	WP: 0 PB: 0 SB: 1 CS: 2	PA: 54
Geoff Zahn, L ERA: 5.59 (1, 1)	IP: 6.1 WLS: 6.1 BF: 29 H: 7 R: 4 ER: 4 SO: 3 BB: 3 IBB: 0 HBP: 1 BLK: 0 WP: 0 HR: 0 S: 31 P: 44 ERA: 5.66 WHIP: 1.579																					
Tom Johnson, R ERA: 2.92 (7, 1)	3.2 L 20 5 2 2 3 3 1 1 0 0 0 0 21 38 4.91 2.182																					
Tom Johnson, R ERA: 2.92 (10, 1)	3.2 L 20 5 2 2 3 3 1 1 0 0 0 0 21 38 4.91 2.182																					
Gary Serum, R ERA: 2.4 (11, 1)	1.0 5 2 0 0 1 0 0 0 0 0 0 0 0 7 7 0.00 2.000																					

Oakland Athletics @ Minnesota Twins
Metropolitan Stadium, Bloomington, MI
Wed Apr 19 1978, 4:33 AM EST
Att: 1,935 - Unknown - 40 F

AB 43
R 6
H 14
RBI 6
BB 7
SO 7
LOB 32



Batter	1	2	3	4	5	6	7	8	9	10	11	AB	R	H	RBI	BB	SO	LOB	BOTTOM					
Mike Cabbage, L OBP: 0.280, SLG: 0.475 (7, PH)	SH1-4											2	0	1	0	1	0	2						
Jose Morales, R OBP: 0.375, SLG: 0.600 (8, 5)												1	0	0	0	0	0	1						
Larry Wolfe, R OBP: 0.375, SLG: 0.304 (8, 5)												0	0	0	0	0	0	0						
Rich Calkins, L OBP: 0.250, SLG: 0.750 (10, 1)												1	0	0	2	0	0	0						
Tom Johnson, R OBP: 0.307, SLG: 0.296 (11, 1)												0	0	0	0	0	0	0						
Bompo Rivera, R OBP: 0.307, SLG: 0.296 (11, 1)												0	0	0	0	0	0	0						
Gary Serum, R (11, 1)												0	0	0	0	0	0	0						
Roy Smalley, S OBP: 0.347, SLG: 0.452 (1, 6)	SH1-4											4	0	0	0	1	1	1						
Rod Carew, L OBP: 0.431, SLG: 0.594 (10, 4)	6-3											6	0	1	0	0	0	4						
Butch Wynegar, S OBP: 0.302, SLG: 0.354 (1, 2)	L8											4	2	2	1	1	0	1						
Dan Ford, R OBP: 0.368, SLG: 0.450 (1, 8)												5	1	2	2	0	0	3						
Glenn Adams, L OBP: 0.132, SLG: 0.184 (8, PH)												3	0	0	0	0	0	0						
Craig Kusick, R OBP: 0.344, SLG: 0.414 (10, 3)												2	0	0	0	0	0	1						
Hosken Powell, L OBP: 0.263, SLG: 0.235 (1, 9)												5	1	1	0	0	0	0						
Willie Norwood, R OBP: 0.340, SLG: 0.356 (1, 7)												4	1	0	0	1	1	2						
Bob Randall, R OBP: 0.354, SLG: 0.341 (10, 5)												4	0	2	0	0	0	1						
Inning Stats	R: 0 E: 0 K: 0 S: 4	H: 1 LOB: 1 BB: 0 P: 4	R: 1 E: 1 K: 0 S: 6	H: 2 LOB: 2 BB: 0 P: 6	R: 0 E: 0 K: 0 S: 3	H: 0 LOB: 0 BB: 0 P: 3	R: 0 E: 0 K: 0 S: 3	H: 0 LOB: 0 BB: 0 P: 3	R: 1 E: 0 K: 0 S: 4	H: 1 LOB: 1 BB: 0 P: 4	R: 0 E: 0 K: 1 S: 5	H: 1 LOB: 0 BB: 0 P: 5	R: 1 E: 0 K: 0 S: 5	H: 2 LOB: 1 BB: 0 P: 5	R: 2 E: 1 K: 1 S: 9	H: 3 LOB: 3 BB: 1 P: 13	R: 0 E: 0 K: 0 S: 3	H: 0 LOB: 1 BB: 1 P: 7	R: 0 E: 0 K: 0 S: 3	H: 0 LOB: 0 BB: 0 P: 3	1B: 7 2B: 1 3B: 0 HR: 2	SF: 0 SAC: 2 DP: 2 HBP: 0	WP: 0 PB: 0 SB: 1 CS: 0	PA: 48
Rick Langford, R ERA: 2.37 (7, 1)	IP: 6.1 WLS: 1.1 BF: 27 H: 5 R: 2 ER: 2 SO: 1 BB: 2 IBB: 0 HBP: 0 BLK: 0 WP: 0 HR: 2 S: 27 P: 35 ERA: 2.84 WHIP: 1.105																							
Bob Lacey, L ERA: 2.0 (8, 1)	1.1 5 2 2 1 0 0 0 0 0 0 0 5 5 6.75 1.500																							
Dave Heaverlo, R ERA: 0.75 (9, 1)	0.2 5 2 2 1 0 0 0 0 0 0 0 5 5 13.50 3.000																							
Elias Sosa, R ERA: (9, 1)	2.2 W 11 1 0 0 1 1 1 0 0 0 0 0 11 19 0.00 0.750																							

Oakland Athletics @ Minnesota Twins
Metropolitan Stadium, Bloomington, MI
Wed Apr 19 1978, 4:33 AM EST
Att: 1,935 - Unknown - 40 F


AB 42
R 5
H 10
RBI 5
BB 4
SO 2
LOB 16



Batter	1	2	3	4	5	6	7	8	9	AB	R	H	RBI	BB	SO	LOB	TOP							
Ken Landreaux, L (1, 9) OBP: 0.278, SLG: 0.333										4	0	1	0	0	2	0	California Angels @ Minnesota Twins Metropolitan Stadium, Bloomington, MI Fri Apr 21 1978, 7:05 PM EST Att. 4,516 - Unknown - 45 F							
Bobby Grich, R (1, 4) OBP: 0.388, SLG: 0.267										3	0	0	0	1	0	1								
Lyman Bostock, L (1, 8) OBP: 0.176, SLG: 0.167										4	1	1	0	0	1	1								
Joe Rudi, R (1, 7) OBP: 0.316, SLG: 0.543										4	0	1	1	0	0	1								
Don Baylor, R (1, 10) OBP: 0.352, SLG: 0.660										4	1	1	1	0	2	1								
Ron Jackson, R (1, 3) OBP: 0.565, SLG: 0.714										4	1	3	0	0	1	0								
Dave Chalk, R (1, 5) OBP: 0.378, SLG: 0.308										3	0	1	1	1	0	1								
Rance Mulliniks, L (1, 6) OBP: 0.244, SLG: 0.222										3	0	0	0	1	1	3								
Brian Downing, R (1, 2) OBP: 0.444, SLG: 0.400										3	0	0	0	0	0	1								
Inning Stats	R: 1 E: 0 K: 2 S: 9	H: 2 LOB: 1 BB: 0 P: 9	R: 0 E: 0 K: 0 S: 3	H: 1 LOB: 1 BB: 1 P: 7	R: 0 E: 0 K: 2 S: 6	H: 0 LOB: 0 BB: 1 P: 10	R: 0 E: 1 K: 1 S: 6	H: 1 LOB: 2 BB: 1 P: 10	R: 0 E: 0 K: 0 S: 3	H: 0 LOB: 0 BB: 0 P: 3	R: 2 E: 1 K: 0 S: 6	H: 3 LOB: 1 BB: 0 P: 6	R: 0 E: 0 K: 0 S: 3	H: 1 LOB: 0 BB: 0 P: 3	R: 0 E: 1 K: 1 S: 5	H: 0 LOB: 0 BB: 0 P: 5	R: 0 E: 0 K: 1 S: 5	H: 0 LOB: 0 BB: 0 P: 5	R: 0 E: 0 K: 1 S: 5	H: 0 LOB: 0 BB: 0 P: 5	1B: 5 2B: 2 3B: 0 HR: 1	SF: 0 SAC: 0 DP: 2 HBP: 0	WP: 0 PB: 0 SB: 0 CS: 2	PA: 36
PITCHER	IP WLS BF H R ER SO BB IBB HBP BLK WP HR S P ERA WHIP																							
Dave Goltz, R (1, 1) ERA: 4.06	7.0 L 29 8 3 3 5 3 0 0 0 0 0 1 36 48 3.86 1.571																							
Greg Thayer, R (8, 1) ERA: 2.16	2.0 6 0 0 0 2 0 0 0 0 0 0 0 10 10 0.00 0.000																							

Batter	1	2	3	4	5	6	7	8	9	AB	R	H	RBI	BB	SO	LOB	BOTTOM							
Mike Cabbage, L (1, 5) OBP: 0.469, SLG: 0.535										3	0	0	0	1	0	2	California Angels @ Minnesota Twins Metropolitan Stadium, Bloomington, MI Fri Apr 21 1978, 7:05 PM EST Att. 4,516 - Unknown - 45 F							
Glenn Borgmann, R (9, FH) OBP: 0.357, SLG: 0.273										1	0	0	0	0	0	1								
Roy Smalley, S (1, 6) OBP: 0.342, SLG: 0.439										4	0	1	0	0	0	2								
Rod Carew, L (1, 3) OBP: 0.442, SLG: 0.582										3	0	1	1	2	1	1								
Rich Chiles, L (1, 7) OBP: 0.600, SLG: 0.545										3	0	0	0	0	0	4								
Jose Morales, R (7, PH) OBP: 0.333, SLG: 0.444										1	0	0	0	0	1	2								
Willie Norwood, R (8, 7) OBP: 0.340, SLG: 0.356										0	0	0	0	0	0	0								
Butch Wynegar, S (1, 2) OBP: 0.281, SLG: 0.327										4	0	0	0	0	1	2								
Glenn Adams, L (1, 10) OBP: 0.122, SLG: 0.171										3	0	0	0	0	0	0								
Craig Kusick, R (8, FH) OBP: 0.333, SLG: 0.400										1	0	0	0	0	0	0								
Dan Ford, R (1, 8) OBP: 0.375, SLG: 0.460										3	1	1	0	1	1	1								
Hosken Powell, L (1, 9) OBP: 0.268, SLG: 0.243										3	0	1	0	0	0	1								
Bombo Rivera, R (9, PH) OBP: 0.375, SLG: 0.286										1	0	0	0	0	1	0								
Bob Randall, R (1, 4) OBP: 0.385, SLG: 0.364										3	1	2	0	1	0	1								
Inning Stats	R: 0 E: 0 K: 1 S: 5	H: 0 LOB: 0 BB: 0 P: 5	R: 0 E: 1 K: 2 S: 8	H: 0 LOB: 0 BB: 0 P: 8	R: 1 E: 0 K: 0 S: 6	H: 3 LOB: 2 BB: 0 P: 6	R: 0 E: 0 K: 0 S: 4	H: 1 LOB: 1 BB: 0 P: 4	R: 0 E: 0 K: 0 S: 4	H: 1 LOB: 2 BB: 1 P: 8	R: 1 E: 0 K: 0 S: 4	H: 1 LOB: 1 BB: 1 P: 8	R: 0 E: 0 K: 1 S: 5	H: 0 LOB: 2 BB: 2 P: 13	R: 0 E: 0 K: 1 S: 5	H: 0 LOB: 0 BB: 0 P: 5	R: 0 E: 0 K: 0 S: 3	H: 0 LOB: 1 BB: 1 P: 7	R: 0 E: 0 K: 0 S: 3	H: 0 LOB: 0 BB: 1 P: 7	1B: 5 2B: 1 3B: 0 HR: 0	SF: 0 SAC: 1 DP: 0 HBP: 0	WP: 0 PB: 0 SB: 2 CS: 0	PA: 39
PITCHER	IP WLS BF H R ER SO BB IBB HBP BLK WP HR S P ERA WHIP																							
Don Aase, R (1, 1) ERA: 4.08	6.1 W 29 6 2 2 3 2 0 0 0 0 0 0 32 44 2.84 1.263																							
Dave LaRoche, L (7, 1) ERA: 0.9	2.2 S 10 0 0 0 2 2 0 0 0 0 0 0 12 20 0.00 0.750																							

AB	32
R	3
H	8
RBI	3
BB	3
SO	7
LOB	9



AB	33
R	2
H	6
RBI	1
BB	5
SO	5
LOB	17



Batter	1	2	3	4	5	6	7	8	9	AB	R	H	RBI	BB	SO	LOB	TOP								
Rick Miller, L OBP: 0.302, SLG: 0.283 (1, 9)										5	1	3	0	0	1	0									
Bobby Grich, R OBP: 0.373, SLG: 0.261 (1, 4)										1	0	0	0	1	1	2									
Carney Lansford, R OBP: 0.200, SLG: 0.077 (4, FH) (4, 5)										2	0	0	0	0	1	1									
Lyman Bostock, L OBP: 0.182, SLG: 0.173 (1, 8)										4	1	1	1	0	0	2									
Joe Rudi, R OBP: 0.308, SLG: 0.528 (1, 7)										1	0	0	0	0	1	2									
Ken Landreaux, L OBP: 0.296, SLG: 0.333 (2, 7)										3	1	1	0	0	0	2									
Don Baylor, R OBP: 0.362, SLG: 0.640 (1, 10)										3	1	1	0	1	0	0									
Ron Jackson, R OBP: 0.519, SLG: 0.640 (1, 3)										4	0	1	1	0	0	1									
Dave Chalk, R OBP: 0.388, SLG: 0.310 (1, 5) (4, 4)										3	0	1	2	1	0	2									
Rance Mulliniks, L OBP: 0.222, SLG: 0.200 (1, 6)										4	0	0	0	0	2	3									
Terry Humphrey, R OBP: 0.259, SLG: 0.261 (1, 2)										3	1	0	0	0	1	0									
Inning Stats	R: 0 E: 0 K: 1 S: 5	H: 1 LOB: 2 BB: 1 P: 9	R: 0 E: 0 K: 1 S: 5	H: 0 LOB: 1 BB: 1 P: 9	R: 4 E: 1 K: 1 S: 9	H: 4 LOB: 2 BB: 1 P: 14	R: 0 E: 0 K: 1 S: 5	H: 0 LOB: 0 BB: 0 P: 5	R: 0 E: 0 K: 0 S: 3	H: 0 LOB: 0 BB: 0 P: 3	R: 0 E: 0 K: 0 S: 3	H: 0 LOB: 0 BB: 0 P: 3	R: 0 E: 0 K: 1 S: 5	H: 1 LOB: 0 BB: 0 P: 5	R: 1 E: 1 K: 0 S: 5	H: 2 LOB: 1 BB: 0 P: 5	R: 0 E: 0 K: 2 S: 7	H: 0 LOB: 0 BB: 0 P: 7	1B: 7 2B: 2 3B: 0 HR: 0	SF: 0 SAC: 0 DP: 2 HBP: 1	WP: 0 PB: 0 SB: 0 CS: 2	PA: 37			
PITCHER	IP	WLS	BF	H	R	ER	SO	BB	IBB	HBP	BLK	WP	HR	S	P	ERA	WHIP								
Roger Erickson, R ERA: 3.86 (1, 1)	8.0	L	34	8	5	4	5	3	0	1	0	0	0	40	53	4.50	1.375								
Mac Scarce, L ERA: (9, 1)	1.0	S	3	0	0	0	2	0	0	0	0	0	0	7	7	0.00	0.000								

California Angels @ Minnesota Twins
Metropolitan Stadium, Bloomington, MI

AB 33
R 5
H 8
RBI 4
BB 3
SO 7
LOB 15



Sat Apr 22 1978, 4:33 AM EST
Att. 6,566 - Unknown - 59 F

Batter	1	2	3	4	5	6	7	8	9	AB	R	H	RBI	BB	SO	LOB	BOTTOM								
Bombo Rivera, R OBP: 0.389, SLG: 0.267 (1, 9)										2	0	0	0	1	0	1									
Mike Cabbage, L OBP: 0.480, SLG: 0.545 (9, FH)										1	0	1	0	0	0	0									
Dan Ford, R OBP: 0.351, SLG: 0.426 (1, 8)										5	0	0	0	0	0	6									
Rod Carew, L OBP: 0.432, SLG: 0.563 (1, 3)										4	0	1	0	0	0	0									
Craig Kusick, R OBP: 0.297, SLG: 0.353 (1, 10)										4	0	0	0	0	0	1									
Roy Smalley, S OBP: 0.338, SLG: 0.429 (1, 6)										4	0	1	0	0	0	0									
Larry Wolfe, R OBP: 0.321, SLG: 0.407 (1, 5)										4	1	2	0	0	0	2									
Willie Norwood, R OBP: 0.333, SLG: 0.367 (1, 7)										4	1	1	0	0	1	2									
Bob Randall, R OBP: 0.411, SLG: 0.468 (1, 4)										3	1	3	2	0	0	0									
Glenn Borgmann, R OBP: 0.284, SLG: 0.214 (1, 2)										3	0	0	0	0	0	3									
Jose Morales, R OBP: 0.400, SLG: 0.600 (9, FH)										1	0	1	1	0	0	0									
Inning Stats	R: 0 E: 0 K: 0 S: 3	H: 0 LOB: 0 BB: 0 P: 3	R: 0 E: 0 K: 0 S: 3	H: 0 LOB: 0 BB: 0 P: 3	R: 1 E: 1 K: 0 S: 4	H: 1 LOB: 1 BB: 0 P: 5	R: 0 E: 0 K: 0 S: 3	H: 0 LOB: 0 BB: 0 P: 3	R: 0 E: 0 K: 0 S: 3	H: 2 LOB: 3 BB: 1 P: 9	R: 0 E: 0 K: 0 S: 3	H: 0 LOB: 0 BB: 0 P: 3	R: 1 E: 0 K: 0 S: 5	H: 2 LOB: 1 BB: 0 P: 5	R: 0 E: 0 K: 0 S: 5	H: 2 LOB: 2 BB: 0 P: 5	R: 1 E: 0 K: 1 S: 7	H: 3 LOB: 1 BB: 0 P: 7	1B: 4 2B: 5 3B: 1 HR: 0	SF: 1 SAC: 0 DP: 1 HBP: 1	WP: 0 PB: 0 SB: 1 CS: 0	PA: 38			
PITCHER	IP	WLS	BF	H	R	ER	SO	BB	IBB	HBP	BLK	WP	HR	S	P	ERA	WHIP								
Frank Tanana, L ERA: 2.87 (1, 1)	8.1	W	36	9	3	3	1	0	0	0	0	0	0	36	41	3.24	1.200								
Paul Hartzell, R ERA: 3.66 (9, 1)	0.2	S	2	1	0	0	0	0	0	0	0	0	0	2	2	0.00	1.500								

California Angels @ Minnesota Twins
Metropolitan Stadium, Bloomington, MI

AB 35
R 3
H 10
RBI 3
BB 1
SO 1
LOB 15



Sat Apr 22 1978, 4:33 AM EST
Att. 6,566 - Unknown - 59 F

Batter	1	2	3	4	5	6	7	8	9	AB	R	H	RBI	BB	SO	LOB	TOP							
Mike Cabbage, L (1.5) OBP: 0.495, SLG: 0.510										5	1	1	0	0	0	1	Minnesota Twins @ Oakland Athletics Oakland-Alameda County Coliseum, Oakland, CA Tue Apr 25 1978, 6:05 PM PST Overcast - 65 F AB 36 R 3 H 9 RBI 3 BB 2 SO 3 LOB 22							
Roy Smalley, S (1.6) OBP: 0.353, SLG: 0.432										4	1	2	0	1	0	2								
Rod Carew, L (1.3) OBP: 0.430, SLG: 0.566										5	1	2	2	0	0	4								
Butch Wynegar, S (1.2) OBP: 0.262, SLG: 0.304										4	0	0	0	0	0	3								
Glenn Adams, L (1.10) OBP: 0.116, SLG: 0.163										2	0	0	0	0	0	2								
Craig Kuskick, R (6, PH) OBP: 0.297, SLG: 0.353										0	0	0	0	0	0	0								
Rich Chiles, L (6, PH) OBP: 0.529, SLG: 0.462										2	0	0	0	0	1	2								
Dan Ford, R (1.8) OBP: 0.370, SLG: 0.437										3	0	2	0	1	1	0								
Hosken Powell, L (1.9) OBP: 0.267, SLG: 0.250										3	0	1	1	0	1	1								
Willie Norwood, R (1.7) OBP: 0.328, SLG: 0.358										4	0	1	0	0	0	3								
Bob Randall, R (1.4) OBP: 0.390, SLG: 0.440										3	0	0	0	0	0	3								
Jose Morales, R (9, PH) OBP: 0.364, SLG: 0.545										1	0	0	0	0	0	1								
Inning Stats	R: 0 E: 0 K: 0 S: 5	H: 2 LOB: 2 BB: 0 P: 5	R: 0 E: 0 K: 0 S: 3	H: 2 LOB: 0 BB: 0 P: 3	R: 0 E: 1 K: 0 S: 4	H: 0 LOB: 1 BB: 0 P: 4	R: 0 E: 0 K: 1 S: 5	H: 0 LOB: 0 BB: 0 P: 5	R: 0 E: 0 K: 0 S: 3	H: 0 LOB: 0 BB: 0 P: 3	R: 3 E: 2 K: 0 S: 8	H: 2 LOB: 3 BB: 1 P: 12	R: 0 E: 0 K: 0 S: 3	H: 1 LOB: 0 BB: 0 P: 3	R: 0 E: 0 K: 2 S: 8	H: 1 LOB: 1 BB: 0 P: 8	R: 0 E: 0 K: 0 S: 4	H: 1 LOB: 2 BB: 1 P: 8	1B: 8 2B: 2 3B: 0 HR: 0	SF: 1 SAC: 0 DP: 1 HBP: 0	WP: 0 PB: 0 SB: 1 CS: 1	PA: 39		
PITCHER	IP WLS BF H R ER SO BB IBB HBP BLK WP HR S P ERA WHIP																							
Pete Broberg, R (1.1) ERA: 1.45	5.0	21	6	3	1	1	1	0	0	0	0	0	0	0	23	23	1.80	1.200						
Bob Lacey, L (6.1) ERA: 2.77	0.0	1	0	0	0	0	0	0	0	0	0	0	0	1	1	∞	∞							
Elias Sosa, R (6.1) ERA:	4.0	W	17	3	0	0	2	2	0	0	1	0	0	0	19	27	0.00	1.250						

Batter	1	2	3	4	5	6	7	8	9	AB	R	H	RBI	BB	SO	LOB	BOTTOM							
Mike Edwards, R (1.4) OBP: 0.400, SLG: 0.513										4	2	4	0	0	0	0	Minnesota Twins @ Oakland Athletics Oakland-Alameda County Coliseum, Oakland, CA Tue Apr 25 1978, 6:05 PM PST Overcast - 65 F AB 33 R 5 H 14 RBI 5 BB 1 SO 5 LOB 16							
Mario Guerrero, R (1.6) OBP: 0.424, SLG: 0.552										3	0	1	1	0	0	2								
Mitchell Page, L (1.7) OBP: 0.267, SLG: 0.267										3	0	2	0	0	0	1								
Dwayne Murphy, L (6.7)										1	0	0	0	0	0	1								
Gary Alexander, R (1.10) OBP: 0.436, SLG: 0.733										4	1	1	2	0	1	4								
Dave Revering, L (1.3) OBP: 0.368, SLG: 0.462										3	1	3	0	1	0	0								
Jim Essian, R (1.2) OBP: 0.310, SLG: 0.306										3	0	0	0	0	0	3								
Wayne Gross, L (1.5) OBP: 0.259, SLG: 0.302										4	0	1	1	0	0	1								
Tony Armas, R (1.8) OBP: 0.353, SLG: 0.298										4	0	1	0	0	3	2								
Gary Thomasson, L (1.9) OBP: 0.188, SLG: 0.227										4	1	1	1	0	1	2								
Inning Stats	R: 0 E: 0 K: 1 S: 6	H: 2 LOB: 1 BB: 0 P: 6	R: 0 E: 0 K: 1 S: 6	H: 1 LOB: 1 BB: 0 P: 6	R: 0 E: 0 K: 0 S: 5	H: 2 LOB: 2 BB: 0 P: 5	R: 0 E: 0 K: 0 S: 3	H: 1 LOB: 0 BB: 0 P: 3	R: 2 E: 0 K: 1 S: 8	H: 3 LOB: 1 BB: 0 P: 8	R: 1 E: 0 K: 2 S: 9	H: 2 LOB: 1 BB: 0 P: 9	R: 2 E: 0 K: 0 S: 5	H: 2 LOB: 1 BB: 1 P: 9	R: 0 E: 0 K: 0 S: 3	H: 1 LOB: 0 BB: 0 P: 3	1B: 10 2B: 2 3B: 0 HR: 2	SF: 0 SAC: 2 DP: 2 HBP: 0	WP: 0 PB: 0 SB: 0 CS: 1	PA: 36				
PITCHER	IP WLS BF H R ER SO BB IBB HBP BLK WP HR S P ERA WHIP																							
Paul Thordogard, R (1.1) ERA: 3.29	5.0	22	2	2	2	3	0	0	0	0	0	0	0	0	28	28	3.60	1.800						
Mae Scarso, L (6.7) ERA: 6.75	0.1	3	2	1	1	0	0	0	0	0	0	0	0	3	3	27.00	6.000							
Greg Thayer, R (6.1) ERA: 3.72	1.1	L	7	2	2	2	2	1	0	0	0	0	1	10	14	13.50	2.250							
Gary Serum, R (7.1) ERA: 2.35	0.1	1	0	0	0	0	0	0	0	0	0	0	0	1	1	0.00	0.000							
Dave Johnson, R (8.1) ERA: 8.48	1.0	3	1	0	0	0	0	0	0	0	0	0	0	3	3	0.00	1.000							

Batter	1	2	3	4	5	6	7	8	9	10	11	12	13	14	AB	R	H	RBI	BB	SO	LOB	TOP					
Mike Cabbage, L OBP: 0.431, SLG: 0.481 Larry Wolfe, R OBP: 0.281, SLG: 0.355	F7		F5		3-1		6-3		F8		5-3		4-3		3	0	0	0	0	0	0						
Roy Smalley, S OBP: 0.358, SLG: 0.410	FC4-6 BB		F5				1B BB		G3		K				4	0	0	0	3	1	1						
Rod Carew, L OBP: 0.408, SLG: 0.530	FC4-6				3-1		F7				6-3		K		7	0	1	1	0	1	2						
Glenn Adams, L OBP: 0.130, SLG: 0.174 Craig Kusick, R OBP: 0.265, SLG: 0.316	F7				BB 1B		F8		F2		F3		F4		3	0	1	0	0	0	1						
Dan Ford, R OBP: 0.391, SLG: 0.487					1B BB		F8				4-3		1B		5	1	3	1	1	0	0						
Butch Wynegar, S OBP: 0.269, SLG: 0.295	F7				BB BB		F5				L9		G3		5	0	1	0	1	0	1						
Hosken Powell, L OBP: 0.275, SLG: 0.267	F7				BB BB		F7				1B				5	1	1	0	1	0	3						
Willie Norwood, R OBP: 0.308, SLG: 0.333 Rich Chiles, L OBP: 0.474, SLG: 0.400	F3				L7						6-3		FC6-4 IBB		4	0	0	0	0	0	4						
Bob Randall, R OBP: 0.385, SLG: 0.429			L6		5-3		E5 1B				6-3				2	0	0	0	0	0	3						
Inning Stats	R: 0 E: 0 K: 0 S: 3	H: 0 LOB: 1 BB: 1 P: 7	R: 1 E: 0 K: 0 S: 4	H: 1 LOB: 0 BB: 0 P: 4	R: 0 E: 0 K: 0 S: 3	H: 0 LOB: 0 BB: 0 P: 3	R: 0 E: 0 K: 0 S: 4	H: 1 LOB: 3 BB: 2 P: 12	R: 0 E: 0 K: 0 S: 3	H: 0 LOB: 0 BB: 0 P: 3	R: 0 E: 0 K: 0 S: 4	H: 1 LOB: 1 BB: 0 P: 4	R: 0 E: 0 K: 1 S: 5	H: 1 LOB: 1 BB: 0 P: 5	R: 0 E: 0 K: 0 S: 4	H: 1 LOB: 1 BB: 0 P: 4	R: 0 E: 0 K: 1 S: 5	H: 0 LOB: 0 BB: 0 P: 5	R: 0 E: 0 K: 1 S: 5	H: 0 LOB: 0 BB: 0 P: 5	1B: 7 2B: 1 3B: 0 HR: 1	SF: 0 SAC: 0 DP: 0 HBP: 0	WP: 0 PB: 0 CS: 0	PA: 58			
PITCHER	IP	WLS	BF	H	R	ER	SO	BB	IBB	HBP	BLK	WP	HR	S	P	ERA	WHIP										
Rick Langford, R ERA: 2.13	6.1	7	27	3	3	0	0	0	0	0	0	0	0	2	6	0.00	6.000										
Bob Lacey, L ERA: 2.7	0.1	3	1	0	0	0	0	1	0	0	0	0	0	2	6	0.00	6.000										
Dave Heaverlo, R ERA: 0.95	6.1	25	5	0	0	2	0	0	1	0	0	0	0	28	32	0.00	0.789										
Joe Coleman, R ERA:	1.0	W	3	0	0	0	1	0	0	0	0	0	0	5	5	0.00	0.000										

Minnesota Twins @ Oakland Athletics
Oakland-Alameda County Coliseum, Oakland, CA
Tue Apr 25 1978, 6:05 PM PST
-Att. 4,808 - Unknown

AB 52
R 3
H 9
RBI 2
BB 6
SO 3
LOB 20



Batter	1	2	3	4	5	6	7	8	9	10	11	12	13	14	AB	R	H	RBI	BB	SO	LOB	BOTTOM					
Mike Edwards, R OBP: 0.340, SLG: 0.435	4-3	4-3			F7			F8		K	K			K	7	0	0	0	0	3	3						
Mario Guerrero, R OBP: 0.394, SLG: 0.508	F9		F9		1B BB		5-3		F9			F3		6-3	7	0	1	0	0	0	1						
Mitchell Page, L OBP: 0.408, SLG: 0.316	E5		G6-4-3 HBP		1B		WP BB BB				BB 1B		F8		4	0	2	0	2	0	0						
Gary Alexander, R OBP: 0.431, SLG: 0.708 Dwayne Murphy, L OBP: 0.322, SLG: 0.306 Jim Essian, R OBP: 0.286, SLG: 0.275	F8		G6-4-3		1B		CS 1B		WP BB		BB 1B		F9		3	0	1	0	0	0	2						
Dave Revering, L OBP: 0.349, SLG: 0.421		K			F7		G5-4-3 BB		6-3		F8			F5	5	0	0	0	1	1	4						
Tony Armas, R OBP: 0.368, SLG: 0.321		E6 F9 1B HR			L5		G5-4-3		1B BB		FC5-6 1B			SH5-4 1B	6	1	3	0	0	0	1						
Wayne Gross, L OBP: 0.274, SLG: 0.316 Steve Strass, R OBP: 0.471, SLG: 0.308 Marty Perez, R	F8		G6-4-3		1B		CS 1B		F7		FC5-6 FC4-6			SH5-4 1B	4	1	2	0	0	0	1						
Jeff Newman, R OBP: 0.125, SLG: 0.500	F9		HR 1B		FC5-4 1B				F3		FC4-6			F6	6	0	0	0	0	0	6						
Gary Thomasson, L OBP: 0.222, SLG: 0.306			HR		F5				K		4-3				5	2	2	3	1	1	1						
Inning Stats	R: 0 E: 1 K: 0 S: 4	H: 0 LOB: 1 BB: 0 P: 4	R: 3 E: 1 K: 1 S: 8	H: 2 LOB: 0 BB: 0 P: 8	R: 0 E: 0 K: 0 S: 2	H: 0 LOB: 0 BB: 0 P: 3	R: 0 E: 0 K: 0 S: 4	H: 1 LOB: 1 BB: 0 P: 4	R: 0 E: 0 K: 0 S: 3	H: 0 LOB: 0 BB: 2 P: 11	R: 0 E: 0 K: 1 S: 5	H: 0 LOB: 0 BB: 1 P: 5	R: 0 E: 0 K: 1 S: 6	H: 1 LOB: 2 BB: 1 P: 10	R: 0 E: 0 K: 1 S: 6	H: 1 LOB: 2 BB: 1 P: 10	R: 0 E: 0 K: 0 S: 3	H: 0 LOB: 0 BB: 0 P: 3	R: 0 E: 0 K: 0 S: 4	H: 1 LOB: 1 BB: 0 P: 4	R: 0 E: 0 K: 1 S: 6	H: 2 LOB: 2 BB: 1 P: 10	1B: 11 2B: 0 3B: 0 HR: 1	SF: 0 SAC: 1 DP: 2 HBP: 1	WP: 1 PB: 0 CS: 1	PA: 58	
PITCHER	IP	WLS	BF	H	R	ER	SO	BB	IBB	HBP	BLK	WP	HR	S	P	ERA	WHIP										
Geoff Zahn, L ERA: 3.81	9.0	L	36	7	3	0	2	3	0	0	0	0	0	36	49	0.00	1.111										
Tom Johnson, R ERA: 2.65	4.2	L	22	5	1	1	3	1	2	0	1	0	0	25	37	1.93	1.286										

Minnesota Twins @ Oakland Athletics
Oakland-Alameda County Coliseum, Oakland, CA
Tue Apr 25 1978, 6:05 PM PST
-Att. 4,808 - Unknown

AB 50
R 12
H 14
RBI 4
BB 6
SO 5
LOB 20



Batter	1	2	3	4	5	6	7	8	9	10	11	12	AB	R	H	RBI	BB	SO	LOB			
Roy Smalley, S OBP: 0.367, SLG: 0.417														6	2	3	0	0	2	0		
Rod Carew, L OBP: 0.424, SLG: 0.523														3	2	1	0	3	0	2		
Dan Ford, R OBP: 0.387, SLG: 0.524														6	2	2	7	0	0	3		
Mike Cubbage, L OBP: 0.391, SLG: 0.431														6	0	0	0	0	0	3		
Butch Wynegar, S OBP: 0.288, SLG: 0.313													6	0	3	1	0	0	0			
Glenn Adams, L OBP: 0.163, SLG: 0.184													3	0	1	0	0	0	0			
Craig Kusick, R OBP: 0.273, SLG: 0.300													2	0	0	0	0	0	2			
Hosken Powell, L OBP: 0.295, SLG: 0.245													4	0	0	0	0	0	2			
Jose Morales, R OBP: 0.364, SLG: 0.545													0	0	0	0	0	0	0			
Rich Chiles, L OBP: 0.500, SLG: 0.439													1	0	1	0	0	0	0			
Willie Norwood, R OBP: 0.300, SLG: 0.323														5	1	1	0	0	2			
Bob Randall, R OBP: 0.377, SLG: 0.407													3	1	0	0	1	0	2			
Inning Stats	R: 0 E: 0 K: 1 S: 4	H: 0 LOB: 0 BB: 1 P: 8	R: 0 E: 0 K: 0 S: 3	H: 0 LOB: 0 BB: 0 P: 3	R: 0 E: 0 K: 0 S: 3	H: 0 LOB: 0 BB: 0 P: 3	R: 2 E: 0 K: 1 S: 9	H: 3 LOB: 2 BB: 1 P: 9	R: 1 E: 0 K: 0 S: 5	H: 2 LOB: 2 BB: 1 P: 9	R: 0 E: 0 K: 0 S: 3	H: 0 LOB: 0 BB: 0 P: 3	R: 0 E: 0 K: 0 S: 3	H: 0 LOB: 0 BB: 0 P: 3	R: 0 E: 0 K: 0 S: 4	H: 1 LOB: 2 BB: 0 P: 5	R: 2 E: 0 K: 0 S: 5	H: 3 LOB: 1 BB: 1 P: 9	1B: 10 2B: 1 3B: 0 HR: 1	SF: 0 SAC: 1 DP: 2 HBP: 1	WP: 0 PB: 0 CS: 0	PA: 51
PITCHER	IP WLS BF H R ER SO BB IBB HBP BLK WP HR S P ERA WHIP																					
Matt Keough, R ERA: 2.13	(1, 1) 6.1 28 6 5 3 2 0 0 0 0 0 0 1 13 14 4.26 1.421																					
Bob Lacey, L ERA: 2.6	(7, 1) 4.0 14 2 1 1 0 0 0 0 1 0 0 0 1 13 14 2.25 0.500																					
Elias Sosa, R ERA: 1.08	(11, 1) 1.1 8 4 2 2 0 1 0 0 0 0 0 0 7 11 13.50 3.750																					
Joe Coleman, R ERA:	(12, 1) 0.1 W 1 0 0 0 0 0 0 0 0 0 0 0 0 1 1 0.00 0.000																					

TOP

Minnesota Twins @ Oakland Athletics
Oakland-Alameda County Coliseum, Oakland, CA

Wed Apr 26 1978, 6:05 PM PST
Att: 4,127 - Unknown - 60 F

livebaseballscorecards.com

AB 45
R 8
H 12
RBI 8
BB 4
SO 2
LOB 16

Batter	1	2	3	4	5	6	7	8	9	10	11	12	AB	R	H	RBI	BB	SO	LOB									
Mike Edwards, R OBP: 0.340, SLG: 0.442													6	1	2	0	0	0	2									
Mario Guerrero, R OBP: 0.394, SLG: 0.500													5	0	2	1	0	0	3									
Dwayne Murphy, L OBP: 0.471, SLG: 0.399													0	1	0	0	0	0	0									
Marty Perez, R OBP: 0.471, SLG: 0.399													6	2	4	3	0	0	0									
Mitchell Page, L OBP: 0.461, SLG: 0.560													5	0	0	0	0	3	4									
Gary Alexander, R OBP: 0.397, SLG: 0.642													1	1	1	0	0	0	0									
Miguel Dilone, S OBP: 0.288, SLG: 0.288													1	1	1	0	0	0	0									
Dave Revering, L OBP: 0.333, SLG: 0.397													6	0	1	1	0	0	3									
Steve Staggs, R OBP: 0.471, SLG: 0.399													0	1	0	0	0	0	0									
Jim Essian, R OBP: 0.338, SLG: 0.315													5	1	2	1	1	0	0									
Wayne Gross, L OBP: 0.284, SLG: 0.328													4	1	1	0	1	1	0									
Tony Armas, R OBP: 0.355, SLG: 0.310													5	0	1	1	0	1	3									
Greg Thayer, R ERA: 4.38													4	1	1	0	1	2	0									
Gary Thomasson, L OBP: 0.237, SLG: 0.302													4	1	1	0	1	2	0									
Inning Stats	R: 0 E: 0 K: 0 S: 3	H: 0 LOB: 0 BB: 0 P: 5	R: 0 E: 0 K: 1 S: 5	H: 0 LOB: 0 BB: 0 P: 5	R: 0 E: 0 K: 0 S: 4	H: 1 LOB: 2 BB: 1 P: 8	R: 0 E: 0 K: 0 S: 6	H: 0 LOB: 0 BB: 0 P: 6	R: 2 E: 1 K: 1 S: 6	H: 3 LOB: 1 BB: 2 P: 6	R: 0 E: 0 K: 1 S: 6	H: 1 LOB: 3 BB: 2 P: 14	R: 2 E: 0 K: 0 S: 7	H: 4 LOB: 1 BB: 0 P: 7	R: 0 E: 0 K: 0 S: 7	H: 0 LOB: 0 BB: 0 P: 5	R: 2 E: 1 K: 1 S: 8	H: 2 LOB: 1 BB: 0 P: 8	R: 0 E: 0 K: 0 S: 3	H: 0 LOB: 0 BB: 0 P: 3	R: 0 E: 0 K: 1 S: 5	H: 0 LOB: 0 BB: 0 P: 5	R: 3 E: 1 K: 0 S: 4	H: 4 LOB: 1 BB: 0 P: 4	1B: 11 2B: 3 3B: 0 HR: 1	SF: 0 SAC: 0 DP: 1 HBP: 0	WP: 1 PB: 0 CS: 0	PA: 51
PITCHER	IP WLS BF H R ER SO BB IBB HBP BLK WP HR S P ERA WHIP																											
Roger Erickson, R ERA: 4.24	(1, 1) 6.0 29 8 4 4 3 3 0 0 0 0 1 0 32 44 6.00 1.833																											
Greg Thayer, R ERA: 4.38	(7, 1) 2.0 10 3 2 2 3 0 0 0 0 0 0 1 16 16 6.75 1.125																											
Tom Johnson, R ERA: 3.28	(9, 1) 2.1 L 12 4 3 2 1 0 0 0 0 0 0 0 14 14 7.71 1.714																											

BOTTOM

Minnesota Twins @ Oakland Athletics
Oakland-Alameda County Coliseum, Oakland, CA

Wed Apr 26 1978, 6:05 PM PST
Att: 4,127 - Unknown - 60 F

livebaseballscorecards.com

AB 48
R 9
H 15
RBI 7
BB 3
SO 7
LOB 15

Batter	1	2	3	4	5	6	7	8	9	AB	R	H	RBI	BB	SO	LOB	TOP					
Roy Smalley, S OBP: 0.369, SLG: 0.409 (1, 6)										4	0	1	1	1	1	2						
Rod Carew, L OBP: 0.442, SLG: 0.538 (1, 3)										5	1	4	0	0	0	2						
Rich Chiles, L OBP: 0.480, SLG: 0.400 (1, 7)										4	1	1	0	0	0	4						
Butch Wynegar, S OBP: 0.303, SLG: 0.329 (1, 2)										3	0	2	0	0	1	2						
Mike Cabbage, L OBP: 0.391, SLG: 0.426 (1, 5)										3	1	1	1	1	0	2						
Glenn Adams, L OBP: 0.167, SLG: 0.204 (1, 10)										5	0	2	1	0	0	3						
Hosken Powell, L OBP: 0.271, SLG: 0.250 (1, 9)										3	1	1	0	1	0	2						
Bob Randall, R OBP: 0.389, SLG: 0.435 (1, 4)										3	2	2	0	0	0	0						
Willie Norwood, R OBP: 0.311, SLG: 0.348 (1, 8)										4	0	2	2	0	1	1						
Inning Stats	R: 0 E: 0 K: 1 S: 5	H: 1 LOB: 2 BB: 1 P: 9	R: 2 E: 1 K: 1 S: 7	H: 3 LOB: 1 BB: 1 P: 11	R: 1 E: 0 K: 0 S: 4	H: 1 LOB: 1 BB: 0 P: 5	R: 0 E: 0 K: 0 S: 3	H: 0 LOB: 1 BB: 1 P: 7	R: 0 E: 0 K: 0 S: 4	H: 2 LOB: 1 BB: 0 P: 4	R: 2 E: 0 K: 0 S: 6	H: 4 LOB: 1 BB: 0 P: 6	R: 1 E: 0 K: 0 S: 5	H: 2 LOB: 1 BB: 0 P: 5	R: 0 E: 0 K: 1 S: 5	H: 0 LOB: 0 BB: 0 P: 5	R: 0 E: 0 K: 0 S: 5	H: 3 LOB: 2 BB: 0 P: 5	1B: 14 2B: 3 3B: 0 HR: 0	SF: 1 SAC: 3 DP: 3 HBP: 1	WP: 0 PB: 0 SB: 1 CS: 2	PA: 42
PITCHER	IP WLS BF	H R ER SO	BB IBB HBP BLK	WP HR S P	ERA WHIP	PITCHER	IP WLS BF	H R ER SO	BB IBB HBP BLK	WP HR S P	ERA WHIP											
Alan Wirth, R ERA: 2.21 (1, 1)	3.0 L 16	5 3 3 2	3 0 1 0	0 0 0 0	9.00 2.667	Steve Renko, R ERA: 4.5 (4, 1)	6.0 26	11 3 3 1	0 0 0 0	0 0 28 28	4.50 1.833											

Minnesota Twins @ Oakland Athletics
Oakland-Alameda County Coliseum, Oakland, CA
Thu Apr 27 1978, 6:05 PM PST
Att. 4,645 - Unknown - 65 F

AB	34
R	6
H	16
RBI	5
BB	3
SO	3
LOB	18



Batter	1	2	3	4	5	6	7	8	9	AB	R	H	RBI	BB	SO	LOB	BOTTOM					
Mike Edwards, R OBP: 0.351, SLG: 0.446 (1, 4)										4	0	2	0	0	0	1						
Mario Guerrero, R OBP: 0.373, SLG: 0.473 (1, 6)										4	0	0	0	0	1	2						
Mitchell Page, L OBP: 0.438, SLG: 0.517 (1, 10)										4	0	1	0	0	1	1						
Gary Alexander, R OBP: 0.379, SLG: 0.607 (1, 7)										3	0	0	0	0	2	1						
Dave Revering, L OBP: 0.319, SLG: 0.379 (1, 3)										3	0	0	0	0	1	0						
Jim Essian, R OBP: 0.324, SLG: 0.298 (1, 2)										3	0	0	0	0	0	0						
Wayne Gross, L OBP: 0.314, SLG: 0.413 (1, 5)										2	1	2	1	1	0	0						
Tony Armas, R OBP: 0.338, SLG: 0.295 (1, 8)										3	0	0	0	0	1	2						
Dwayne Murphy, L (9, 8)										0	0	0	0	0	0	0						
Gary Thomasson, L OBP: 0.242, SLG: 0.291 (1, 9)										2	0	0	0	1	0	1						
Inning Stats	R: 0 E: 0 K: 1 S: 5	H: 1 LOB: 0 BB: 0 P: 5	R: 0 E: 0 K: 2 S: 7	H: 0 LOB: 0 BB: 0 P: 7	R: 1 E: 0 K: 0 S: 3	H: 1 LOB: 0 BB: 1 P: 7	R: 0 E: 0 K: 0 S: 3	H: 1 LOB: 0 BB: 0 P: 3	R: 0 E: 0 K: 0 S: 4	H: 1 LOB: 1 BB: 0 P: 4	R: 0 E: 0 K: 0 S: 4	H: 1 LOB: 1 BB: 0 P: 4	R: 0 E: 0 K: 1 S: 5	H: 0 LOB: 0 BB: 0 P: 5	R: 0 E: 0 K: 1 S: 5	H: 0 LOB: 1 BB: 1 P: 8	R: 0 E: 0 K: 1 S: 5	H: 0 LOB: 0 BB: 0 P: 5	1B: 3 2B: 1 3B: 0 HR: 1	SF: 0 SAC: 0 DP: 3 HBP: 0	WP: 0 PB: 0 SB: 0 CS: 1	PA: 30
PITCHER	IP WLS BF	H R ER SO	BB IBB HBP BLK	WP HR S P	ERA WHIP	PITCHER	IP WLS BF	H R ER SO	BB IBB HBP BLK	WP HR S P	ERA WHIP											
Gary Serum, R ERA: 1.85 (1, 1)	9.0 W 30	5 1 1 6	2 0 0 0	0 1 40 48	1.00 0.778																	

Minnesota Twins @ Oakland Athletics
Oakland-Alameda County Coliseum, Oakland, CA
Thu Apr 27 1978, 6:05 PM PST
Att. 4,645 - Unknown - 65 F

AB	28
R	1
H	5
RBI	1
BB	2
SO	6
LOB	8



Batter	1	2	3	4	5	6	7	8	9	AB	R	H	RBI	BB	SO	LOB	TOP		
Willie Randolph, R OBP: 0.333, SLG: 0.329 (1, 4)										4	0	0	0	0	1	2			
Graig Nettles, L OBP: 0.357, SLG: 0.281 (1, 5)										4	0	0	0	0	0	0			
Thurman Munson, R OBP: 0.261, SLG: 0.284 (1, 2)										4	0	0	0	0	1	0			
Reggie Jackson, L OBP: 0.286, SLG: 0.411 (1, 9)										4	0	1	0	0	1	0			
Lou Piniella, R OBP: 0.409, SLG: 0.410 (1, 7)										3	0	1	0	0	0	0			
Chris Chambliss, L OBP: 0.324, SLG: 0.294 (1, 3)										3	0	0	0	0	1	2			
Cliff Johnson, R OBP: 0.250, SLG: 0.256 (1, 10)										3	1	1	0	0	1	1			
Paul Blair, R OBP: 0.400, SLG: 0.400 (1, 8)										3	0	1	0	0	0	0			
Bucky Dent, R OBP: 0.281, SLG: 0.305 (1, 6)										3	0	1	1	0	0	0			
Inning Stats	R: 0 E: 0 K: 2 S: 7	H: 0 LOB: 0 BB: 0 P: 7	R: 0 E: 0 K: 1 S: 6	H: 2 LOB: 1 BB: 0 P: 6	R: 0 E: 0 K: 0 S: 3	H: 0 LOB: 0 BB: 0 P: 3	R: 0 E: 0 K: 0 S: 3	H: 0 LOB: 0 BB: 0 P: 3	R: 0 E: 0 K: 0 S: 3	H: 0 LOB: 0 BB: 0 P: 3	R: 0 E: 0 K: 0 S: 3	H: 0 LOB: 0 BB: 0 P: 3	R: 1 E: 0 K: 0 S: 6	H: 3 LOB: 2 BB: 0 P: 6	R: 0 E: 0 K: 1 S: 5	H: 0 LOB: 0 BB: 0 P: 5	1B: 4 2B: 1 3B: 0 HR: 0	SF: 0 SAC: 0 DP: 1 HBP: 0	WP: 0 PA: 31 CS: 0
PITCHER Geoff Zahn, L ERA: 3.13 (1, 1)	IP: 9.0 WLS: W BF: 31	H: 5 R: 1 ER: 1 SO: 5	BB: 0 IBB: 0 HBP: 0 BLK: 0	WP: 0 HR: 0 S: 41 P: 41	ERA: 1.00 WHIP: 0.556														

New York Yankees @ Minnesota Twins
Metropolitan Stadium, Bloomington, MI
Sat Apr 29 1978, 4:33 AM EST
Att: 10,543 - Cloudy - 57 F

AB 31
R 1
H 5
RBI 1
BB 0
SO 5
LOB 5


Batter	1	2	3	4	5	6	7	8	9	AB	R	H	RBI	BB	SO	LOB	BOTTOM		
Roy Smalley, S OBP: 0.369, SLG: 0.411 (1, 6)										4	1	2	0	0	1	0			
Rod Carew, L OBP: 0.432, SLG: 0.515 (1, 3)										3	0	0	0	0	0	1			
Dan Ford, R OBP: 0.361, SLG: 0.523 (1, 8)										4	0	1	1	0	1	0			
Butch Wynegar, S OBP: 0.289, SLG: 0.312 (1, 2)										3	1	1	0	0	0	1			
Mike Cabbage, L OBP: 0.373, SLG: 0.394 (1, 5)										2	0	0	0	0	0	1			
Glenn Adams, L OBP: 0.164, SLG: 0.197 (1, 10)										3	0	0	0	0	1	2			
Hosken Powell, L OBP: 0.288, SLG: 0.288 (1, 9)										3	1	2	1	0	0	0			
Bob Randall, R OBP: 0.385, SLG: 0.441 (1, 4)										3	0	1	1	0	0	1			
Willie Norwood, R OBP: 0.288, SLG: 0.319 (1, 7)										3	0	0	0	0	1	2			
Inning Stats	R: 1 E: 0 K: 0 S: 4	H: 1 LOB: 0 BB: 0 P: 4	R: 0 E: 0 K: 0 S: 3	H: 0 LOB: 0 BB: 0 P: 3	R: 0 E: 0 K: 1 S: 6	H: 1 LOB: 1 BB: 0 P: 6	R: 0 E: 0 K: 1 S: 6	H: 1 LOB: 1 BB: 0 P: 6	R: 0 E: 0 K: 0 S: 3	H: 1 LOB: 0 BB: 0 P: 3	R: 0 E: 0 K: 1 S: 5	H: 0 LOB: 0 BB: 0 P: 5	R: 2 E: 0 K: 0 S: 6	H: 3 LOB: 1 BB: 0 P: 6	R: 0 E: 0 K: 1 S: 5	H: 0 LOB: 0 BB: 0 P: 5	1B: 3 2B: 4 3B: 0 HR: 0	SF: 0 SAC: 2 DP: 0 HBP: 0	WP: 0 PA: 31 CS: 1
PITCHER Dick Tidrow, R ERA: 3.07 (1, 1)	IP: 8.0 WLS: L BF: 30	H: 7 R: 3 ER: 3 SO: 4	BB: 0 IBB: 0 HBP: 0 BLK: 0	WP: 0 HR: 0 S: 38 P: 38	ERA: 3.38 WHIP: 0.875														

New York Yankees @ Minnesota Twins
Metropolitan Stadium, Bloomington, MI
Sat Apr 29 1978, 4:33 AM EST
Att: 10,543 - Cloudy - 57 F

AB 28
R 3
H 7
RBI 3
BB 0
SO 4
LOB 8

Batter	1	2	3	4	5	6	7	8	9	AB	R	H	RBI	BB	SO	LOB	TOP			
Mickey Rivers, L (1, 8) OBP: 0.375, SLG: 0.423	0-3 K		0-3 K		0-0 F7			0-0 G3 1B		4	0	1	0	0	2	0	New York Yankees @ Minnesota Twins Metropolitan Stadium, Bloomington, MI Sun Apr 30 1978, 4:33 AM EDT Att: 13,929 - Sunny - 53 F			
Roy White, S (1, 7) OBP: 0.333, SLG: 0.216	0-0 1B 2B		0-0 F5		0-0 F7			0-0 G3 1-2		4	1	1	0	0	0	1				
Thurman Munson, R (1, 2) OBP: 0.247, SLG: 0.288	0-0 5-3		0-0 L7		0-0 F8			0-0 L8		4	0	0	0	0	0	2				
Reggie Jackson, L (1, 9) OBP: 0.309, SLG: 0.429	0-0 2H 1B WP			0-3 K		0-0 L6 S 1B			0-0 E1 1B	4	2	3	1	0	1	0				
Chris Chambliss, L (1, 3) OBP: 0.346, SLG: 0.319	0-0 1H 1B			0-0 FC5 BB 1B		0-0 L6 1-3			0-0 1B 2H	4	0	3	2	0	0	1				
Graig Nettles, L (1, 5) OBP: 0.351, SLG: 0.267	0-3 K			4-0 1-2 BB		0-0 1-3			0-0 P6	3	0	0	0	0	1	2				
Jim Spencer, L (1, 10) OBP: 0.240, SLG: 0.600 Cliff Johnson, R (9, PH) OBP: 0.245, SLG: 0.250				0-3 K		0-3 K			0-0 F5	3	0	0	0	0	2	2				
Bucky Dent, R (1, 6) OBP: 0.265, SLG: 0.286				0-0 F7		0-0 FC5 2-3f			0-0 F5	4	0	0	0	0	0	3				
Brian Doyle, L (1, 4) OBP: 0.265, SLG: 0.286				0-0 4-3		0-0 F5			0-0 F7	3	0	0	0	0	0	0				
Inning Stats	R: 2 E: 0 K: 2 S: 10	H: 3 LOB: 1 BB: 0 P: 10	R: 0 E: 0 K: 0 S: 3	H: 0 LOB: 0 BB: 0 P: 3	R: 0 E: 0 K: 1 S: 5	H: 0 LOB: 0 BB: 0 P: 5	R: 0 E: 0 K: 2 S: 8	H: 1 LOB: 2 BB: 1 P: 12	R: 0 E: 0 K: 0 S: 3	H: 0 LOB: 0 BB: 0 P: 3	R: 0 E: 0 K: 1 S: 5	H: 0 LOB: 0 BB: 0 P: 5	R: 0 E: 0 K: 0 S: 4	H: 1 LOB: 1 BB: 0 P: 4	R: 1 E: 1 K: 0 S: 5	H: 2 LOB: 1 BB: 0 P: 5	1B: 7 2B: 2 3B: 0 HR: 0	SF: 0 SAC: 0 DP: 1 HBP: 0	WP: 1 PB: 0 CS: 1	PA: 35
PITCHER	IP WLS BF H R ER SO BB IBB HBP BLK WP HR S P ERA WHIP	8.0 L 3 2 1 0 0 0 0 0 0 0 0 3 3 2.25 0.875	0.1 L 3 2 1 0 0 0 0 0 0 0 0 3 3 0.00 6.000	0.2 L 2 0 0 0 0 0 0 0 0 0 0 2 2 0.00 0.000											IP WLS BF H R ER SO BB IBB HBP BLK WP HR S P ERA WHIP					

AB	34
R	3
H	8
RBI	3
BB	1
SO	6
LOB	12



Batter	1	2	3	4	5	6	7	8	9	AB	R	H	RBI	BB	SO	LOB	BOTTOM			
Roy Smalley, S (1, 6) OBP: 0.353, SLG: 0.394	0-3 K		0-0 F4		0-0 L7		0-0 SF7		0-0 L4	4	0	0	1	0	1	1	New York Yankees @ Minnesota Twins Metropolitan Stadium, Bloomington, MI Sun Apr 30 1978, 4:33 AM EDT Att: 13,929 - Sunny - 53 F			
Rod Carew, L (1, 3) OBP: 0.417, SLG: 0.495	0-0 1-3			0-0 P1		0-0 6-3	0-0 4-3			4	0	0	0	0	0	2				
Dan Ford, R (1, 8) OBP: 0.366, SLG: 0.500	0-3 K			0-3 K		0-0 3-1		0-3 K		4	0	0	0	0	3	0				
Jose Morales, R (1, 10) OBP: 0.357, SLG: 0.500 Glenn Adams, L (9, PH) OBP: 0.177, SLG: 0.210				0-0 WP 1B		0-0 6-3		0-0 1B 1B		3	0	1	0	0	1	0				
Craig Kusick, R (1, 7) OBP: 0.292, SLG: 0.286	0-3 K			4-0 1-2 BB		4-0 E 1B BB		0-3 K		2	1	0	0	2	2	1				
Larry Wolfe, R (1, 5) OBP: 0.286, SLG: 0.353 Mike Cabbage, L (9, PH) OBP: 0.382, SLG: 0.403				0-0 K		0-0 E6 SH3-4 1B SF7		0-0 1B 1B		3	1	1	0	0	1	3				
Bob Randall, R (1, 4) OBP: 0.378, SLG: 0.431				0-0 5-3		0-0 4-3		0-0 FC1-4-6		4	0	1	1	0	0	3				
Willie Norwood, R (1, 9) OBP: 0.280, SLG: 0.311 Rich Chiles, L (9, PH) OBP: 0.433, SLG: 0.360				0-3 K		0-0 F8		0-0 SH3-4		2	0	0	0	0	1	0				
Glenn Borgmann, R (1, 2) OBP: 0.350, SLG: 0.200 Butch Wynegar, S (9, PH) OBP: 0.286, SLG: 0.308				0-0 1-3		4-0 BB		4-0 BB		1	0	0	0	2	0	0				
Inning Stats	R: 0 E: 0 K: 2 S: 7	H: 0 LOB: 0 BB: 0 P: 7	R: 0 E: 0 K: 2 S: 8	H: 1 LOB: 1 BB: 0 P: 8	R: 0 E: 0 K: 1 S: 5	H: 0 LOB: 0 BB: 0 P: 5	R: 0 E: 0 K: 2 S: 8	H: 1 LOB: 2 BB: 1 P: 12	R: 0 E: 0 K: 0 S: 3	H: 0 LOB: 0 BB: 0 P: 3	R: 2 E: 1 K: 0 S: 5	H: 1 LOB: 2 BB: 2 P: 13	R: 0 E: 0 K: 2 S: 9	H: 2 LOB: 2 BB: 0 P: 9	R: 0 E: 0 K: 0 S: 3	H: 0 LOB: 0 BB: 0 P: 3	1B: 5 2B: 0 3B: 0 HR: 0	SF: 1 SAC: 1 DP: 0 HBP: 0	WP: 1 PB: 0 CS: 0	PA: 37
PITCHER	IP WLS BF H R ER SO BB IBB HBP BLK WP HR S P ERA WHIP	6.1 W 10 2 0 0 2 0 0 0 0 0 14 14 0.00 0.750											IP WLS BF H R ER SO BB IBB HBP BLK WP HR S P ERA WHIP							

AB	31
R	2
H	5
RBI	2
BB	4
SO	9
LOB	10



Batter	1	2	3	4	5	6	7	8	9	AB	R	H	RBI	BB	SO	LOB	TOP	
Hosken Powell, L OBP: 0.290, SLG: 0.290 Willie Norwood, R OBP: 0.286, SLG: 0.316 Glenn Adams, L OBP: 0.175, SLG: 0.206	0-0 1B BLK 1B	0-0 F5		0-0 F8		0-0 3-1 1B 1B		0-0 F4	0-0 4-3	3	1	1	0	0	0	0	Minnesota Twins @ Boston Red Sox Fenway Park, Boston, MA Wed May 03 1978, 7:05 PM EDT Att: 16,403 - Unknown - 56 F	
Roy Smalley, S OBP: 0.364, SLG: 0.408	0-0 1B BB 1B	0-0 CS 1B		0-0 1B		0-0 SF8		0-0 F8		4	1	3	1	0	0			
Rod Carew, L OBP: 0.425, SLG: 0.495	4-0 1B BB 1B	0-0 CS	0-0 BB BB 1B	0-0 F9		0-0 3-1		0-0 1B		4	1	2	0	1	0	3		
Mike Cabbage, L OBP: 0.383, SLG: 0.403	0-0 F6		0-0 F8		0-0 G1-6-3 1B	0-0 FC6-4 1B		0-3 K		5	0	2	2	0	1	5		
Dan Ford, R OBP: 0.358, SLG: 0.484	0-0 F9 1B 1B		0-0 P9		0-0 G1-6-3 1B	0-0 FC6-4 1B			0-0 F6	5	0	1	2	0	0	3		
Jose Morales, R OBP: 0.474, SLG: 0.667	0-0 1-2 3-H 1B		0-0 BB BB		0-0 F8		0-0 CS 2B		0-0 3B 2B	4	1	3	1	1	0	0		
Craig Kusick, R OBP: 0.321, SLG: 0.333	0-0 F9		4-0 1-2 2-3 BB		0-0 F8		4-0 BB 1B BB	0-0 F8	0-0 1B 3B	3	2	1	1	2	0	3		
Butch Wynegar, S OBP: 0.292, SLG: 0.313	0-3 K		0-0 F6		0-0 1B BB 1B	0-0 SF8 1B	0-3 K	0-0 1B 3B	0-0 1B	5	1	2	1	0	2	6		
Bob Randall, R OBP: 0.369, SLG: 0.419 Rich Chiles, L OBP: 0.452, SLG: 0.360 Larry Wolfe, R OBP: 0.297, SLG: 0.343		0-3 K		0-0 F9		4-0 3-1 1B BB	4-0 2-3 BB	0-0 F9	0-0 F9	2	0	0	0	0	1	0		
Inning Stats	R: 3 E: 0 K: 1 S: 9	H: 4 LOB: 2 BB: 1 P: 13	R: 0 E: 0 K: 1 S: 5	H: 1 LOB: 0 BB: 0 P: 5	R: 0 E: 0 K: 0 S: 4	H: 1 LOB: 3 BB: 2 P: 12	R: 0 E: 0 K: 0 S: 4	H: 1 LOB: 0 BB: 0 P: 4	R: 0 E: 0 K: 1 S: 5	H: 1 LOB: 1 BB: 1 P: 9	R: 0 E: 0 K: 1 S: 6	H: 1 LOB: 1 BB: 0 P: 6	R: 2 E: 0 K: 0 S: 6	H: 3 LOB: 1 BB: 0 P: 6	1B: 13 2B: 2 3B: 1 HR: 0	SF: 1 SAC: 0 DP: 1 HBP: 0		WP: 0 PB: 0 SB: 0 CS: 2
PITCHER	IP WLS BF H R ER SO BB IBB HBP BLK WP HR S P ERA WHIP	IP WLS BF H R ER SO BB IBB HBP BLK WP HR S P ERA WHIP	IP WLS BF H R ER SO BB IBB HBP BLK WP HR S P ERA WHIP	IP WLS BF H R ER SO BB IBB HBP BLK WP HR S P ERA WHIP	IP WLS BF H R ER SO BB IBB HBP BLK WP HR S P ERA WHIP	IP WLS BF H R ER SO BB IBB HBP BLK WP HR S P ERA WHIP	IP WLS BF H R ER SO BB IBB HBP BLK WP HR S P ERA WHIP	IP WLS BF H R ER SO BB IBB HBP BLK WP HR S P ERA WHIP	IP WLS BF H R ER SO BB IBB HBP BLK WP HR S P ERA WHIP	IP WLS BF H R ER SO BB IBB HBP BLK WP HR S P ERA WHIP	IP WLS BF H R ER SO BB IBB HBP BLK WP HR S P ERA WHIP	IP WLS BF H R ER SO BB IBB HBP BLK WP HR S P ERA WHIP	IP WLS BF H R ER SO BB IBB HBP BLK WP HR S P ERA WHIP	IP WLS BF H R ER SO BB IBB HBP BLK WP HR S P ERA WHIP	IP WLS BF H R ER SO BB IBB HBP BLK WP HR S P ERA WHIP	IP WLS BF H R ER SO BB IBB HBP BLK WP HR S P ERA WHIP	IP WLS BF H R ER SO BB IBB HBP BLK WP HR S P ERA WHIP	IP WLS BF H R ER SO BB IBB HBP BLK WP HR S P ERA WHIP

AB	39
R	9
H	16
RBI	9
BB	6
SO	4
LOB	22



Batter	1	2	3	4	5	6	7	8	9	AB	R	H	RBI	BB	SO	LOB	BOTTOM			
Rick Burleson, R OBP: 0.276, SLG: 0.293	0-0 4-3		0-0 E9 1B	0-0 2B		4-0 1B FC3-6 BB	0-0 SH5-4 FC6-2 2B	0-0 FC4-6		5	2	2	1	1	0	1	Minnesota Twins @ Boston Red Sox Fenway Park, Boston, MA Wed May 03 1978, 7:05 PM EDT Att: 16,403 - Unknown - 56 F			
Jerry Remy, L OBP: 0.347, SLG: 0.348	0-3 K		0-0 4-3	4-0 G6-4-3 BB		0-0 FC3-6 E 1B	0-0 SH5-4		3	1	1	1	1	1	1					
Jim Rice, R OBP: 0.376, SLG: 0.614	0-0 5-3		0-0 1B 1B	0-0 G6-4-3		0-0 FC3-6 1B	0-0 FC6-2 BB		5	1	2	1	0	0	3					
Carl Yastrzemski, L OBP: 0.423, SLG: 0.329		0-0 BB 1B 1B	0-0 1B 1B		0-0 P7	0-0 FC3-6 E WP	4-0 FC5-4 BB		4	2	2	1	1	0	2					
Carlton Fisk, R OBP: 0.378, SLG: 0.420		4-0 1B SF7 BB	0-0 1B 1B		0-0 F7	4-0 E PB BB	0-0 FC5-4		3	2	1	1	2	0	2					
Fred Lynn, L OBP: 0.367, SLG: 0.482		0-0 1B	0-0 L8		0-0 2B	0-0 E7 PB 1B		0-0 G3		5	0	3	3	0	0	2				
Butch Hobson, R OBP: 0.353, SLG: 0.600 Frank Duffy, R OBP: 0.354, SLG: 0.309		0-0 SF7	0-3 K		0-3 K	0-3 K BB		4-0 6-3 1B BB		3	0	0	1	0	3	4				
Bernie Carbo, L OBP: 0.345, SLG: 0.481 Dwight Evans, R OBP: 0.354, SLG: 0.309		0-3 K		0-0 BLK 2B 1B		0-0 4-3 BB 1B		0-0 6-3		3	1	1	0	0	1	1				
Jack Brohamer, L OBP: 0.400, SLG: 0.368		0-3 K		0-0 F6		0-0 G3		0-0 FC4-6 1B		5	1	2	1	0	1	5				
Inning Stats	R: 0 E: 0 K: 1 S: 5	H: 0 LOB: 0 BB: 0 P: 5	R: 2 E: 0 K: 2 S: 9	H: 2 LOB: 1 BB: 1 P: 13	R: 2 E: 1 K: 1 S: 9	H: 3 LOB: 2 BB: 0 P: 9	R: 1 E: 0 K: 0 S: 4	H: 2 LOB: 1 BB: 1 P: 8	R: 0 E: 0 K: 1 S: 6	H: 1 LOB: 1 BB: 0 P: 6	R: 5 E: 1 K: 1 S: 10	H: 4 LOB: 3 BB: 3 P: 22	R: 0 E: 0 K: 0 S: 4	H: 1 LOB: 2 BB: 1 P: 8	R: 1 E: 0 K: 0 S: 4	H: 1 LOB: 1 BB: 1 P: 8		1B: 11 2B: 3 3B: 0 HR: 0	SF: 1 SAC: 1 DP: 1 HBP: 0	WP: 1 PB: 1 SB: 0 CS: 0
PITCHER	IP WLS BF H R ER SO BB IBB HBP BLK WP HR S P ERA WHIP	IP WLS BF H R ER SO BB IBB HBP BLK WP HR S P ERA WHIP	IP WLS BF H R ER SO BB IBB HBP BLK WP HR S P ERA WHIP	IP WLS BF H R ER SO BB IBB HBP BLK WP HR S P ERA WHIP	IP WLS BF H R ER SO BB IBB HBP BLK WP HR S P ERA WHIP	IP WLS BF H R ER SO BB IBB HBP BLK WP HR S P ERA WHIP	IP WLS BF H R ER SO BB IBB HBP BLK WP HR S P ERA WHIP	IP WLS BF H R ER SO BB IBB HBP BLK WP HR S P ERA WHIP	IP WLS BF H R ER SO BB IBB HBP BLK WP HR S P ERA WHIP	IP WLS BF H R ER SO BB IBB HBP BLK WP HR S P ERA WHIP	IP WLS BF H R ER SO BB IBB HBP BLK WP HR S P ERA WHIP	IP WLS BF H R ER SO BB IBB HBP BLK WP HR S P ERA WHIP	IP WLS BF H R ER SO BB IBB HBP BLK WP HR S P ERA WHIP	IP WLS BF H R ER SO BB IBB HBP BLK WP HR S P ERA WHIP	IP WLS BF H R ER SO BB IBB HBP BLK WP HR S P ERA WHIP	IP WLS BF H R ER SO BB IBB HBP BLK WP HR S P ERA WHIP	IP WLS BF H R ER SO BB IBB HBP BLK WP HR S P ERA WHIP	IP WLS BF H R ER SO BB IBB HBP BLK WP HR S P ERA WHIP		

AB	37
R	11
H	14
RBI	10
BB	7
SO	6
LOB	22



Batter	1	2	3	4	5	6	7	8	9	AB	R	H	RBI	BB	SO	LOB	TOP			
Hosken Powell, L OBP: 0.274, SLG: 0.273 (1, 9)	3-1		F9			F8			F9	4	0	0	0	0	0	0				
Roy Smalley, S OBP: 0.360, SLG: 0.402 (1, 6)	G6-4-3 1B		G3			6-3			G3	4	0	1	0	0	0	0				
Rod Carew, L OBP: 0.419, SLG: 0.481 (1, 3)	G6-4-3 1-2			6-3		4-3			E S BB	3	1	0	0	1	0	1				
Mike Cubbage, L OBP: 0.376, SLG: 0.387 (1, 5)		2B BB		F9					E4 1B	3	0	0	0	1	0	0				
Dan Ford, R OBP: 0.364, SLG: 0.495 (1, 8)		K				6-3				4	0	2	0	0	1	1				
Glenn Adams, L OBP: 0.178, SLG: 0.224 (1, 10)				F8					F8	4	0	1	0	0	0	3				
Rich Chiles, L OBP: 0.412, SLG: 0.321 (1, 7)		G3				4-3			3-1	3	0	0	0	0	0	2				
Butch Wynegar, S OBP: 0.283, SLG: 0.302 (1, 2)		F9				F5			F9	3	0	0	0	0	0	2				
Bob Randall, R OBP: 0.356, SLG: 0.403 (1, 4)			F8			K			5-3	3	0	0	0	0	1	0				
Inning Stats	R: 0 E: 0 K: 0 S: 3	H: 1 LOB: 0 BB: 0 P: 3	R: 0 E: 1 K: 1 S: 6	H: 1 LOB: 1 BB: 1 P: 10	R: 0 E: 0 K: 0 S: 3	H: 0 LOB: 0 BB: 0 P: 3	R: 0 E: 0 K: 1 S: 4	H: 1 LOB: 1 BB: 0 P: 4	R: 0 E: 0 K: 0 S: 5	H: 0 LOB: 0 BB: 0 P: 5	R: 0 E: 0 K: 0 S: 3	H: 0 LOB: 0 BB: 0 P: 3	R: 0 E: 0 K: 0 S: 3	H: 0 LOB: 0 BB: 0 P: 3	R: 1 E: 1 K: 0 S: 5	H: 1 LOB: 2 BB: 1 P: 9	1B: 2 2B: 2 3B: 0 HR: 0	SF: 0 SAC: 0 DP: 1 HBP: 0	WP: 0 PB: 0 SB: 1 CS: 0	PA: 33
PITCHER Dennis Eckersley, R ERA: 4.06 (1, 1)	IP: 9.0 WLS: W BF: 33 H: 4 R: 1 ER: 0 SO: 2 BB: 2 IBB: 0 HBP: 0 BLK: 0 WP: 0 HR: 0 S: 35 P: 43 ERA: 0.00 WHIP: 0.667																			

Minnesota Twins @ Boston Red Sox
Fenway Park, Boston, MA
Thu May 04 1978, 7:05 PM EDT
Att: 15,784 - Unknown - 54 F

AB 31
R 1
H 4
RBI 0
BB 2
SO 2
LOB 9



Batter	1	2	3	4	5	6	7	8	9	AB	R	H	RBI	BB	SO	LOB	BOTTOM			
Rick Burleson, R OBP: 0.300, SLG: 0.312 (1, 6)	1B 3B 2B	E SF8 HBP	SF7							1	2	1	1	2	0	0				
Jerry Remy, L OBP: 0.350, SLG: 0.351 (1, 10)	3B 1B	E3 SF8 1B	K		4-3		L7			5	2	2	1	0	1	4				
Jim Rice, R OBP: 0.377, SLG: 0.648 (1, 7)	SF9 3B	SF8				F7		1-3		4	1	2	3	0	0	0				
Carl Yastrzemski, L OBP: 0.420, SLG: 0.333 Fred Kendall, R OBP: 0.167, SLG: 0.167 (1, 3) (5, 3)	SF9	1B		K		6-3		6-3		2	0	1	2	0	1	1				
Carlton Fisk, R OBP: 0.379, SLG: 0.419 (1, 2)	L8	1B		F5				L7		5	0	2	0	0	0	1				
Fred Lynn, L OBP: 0.382, SLG: 0.465 (1, 8)	1-3	F8				G2				3	0	0	0	1	0	3				
Butch Hobson, R OBP: 0.333, SLG: 0.602 Frank Duffy, R OBP: 0.286, SLG: 0.167 (1, 5) (5, 5)		4-3 1B 2B	5-3	F4			F9 4-3 1B			3	1	1	0	0	0	2				
Bernie Carbo, L OBP: 0.333, SLG: 0.433 (1, 9)		4-3	2B SF7 BB		F8		4-3			3	1	0	0	1	0	2				
Jack Brohamer, L OBP: 0.417, SLG: 0.409 (1, 4)	1B HBP E BB		1-3 2B		1-6-3		F9			3	1	1	0	1	0	1				
Inning Stats	R: 3 E: 0 K: 0 S: 6	H: 3 LOB: 0 BB: 0 P: 6	R: 4 E: 1 K: 0 S: 7	H: 4 LOB: 2 BB: 1 P: 12	R: 1 E: 0 K: 1 S: 6	H: 1 LOB: 1 BB: 1 P: 10	R: 0 E: 0 K: 1 S: 6	H: 1 LOB: 2 BB: 1 P: 10	R: 0 E: 0 K: 0 S: 4	H: 0 LOB: 1 BB: 1 P: 7	R: 0 E: 0 K: 0 S: 4	H: 1 LOB: 1 BB: 0 P: 4	R: 0 E: 0 K: 0 S: 4	H: 1 LOB: 2 BB: 1 P: 8	R: 0 E: 0 K: 0 S: 3	H: 0 LOB: 0 BB: 0 P: 3	1B: 6 2B: 3 3B: 2 HR: 0	SF: 3 SAC: 0 DP: 0 HBP: 1	WP: 0 PB: 0 SB: 0 CS: 0	PA: 41
PITCHER Paul Thordogard, R ERA: 5.95 Greg Thayer, R ERA: 3.92 Tom Johnson, R ERA: 2.86 (1, 1) (2, 1) (7, 1)	IP: 1.2 WLS: L BF: 13 H: 6 R: 7 ER: 7 SO: 0 BB: 1 IBB: 0 HBP: 0 BLK: 0 WP: 0 HR: 0 S: 11 P: 16 ERA: 37.80 WHIP: 4.200																			

Minnesota Twins @ Boston Red Sox
Fenway Park, Boston, MA
Thu May 04 1978, 7:05 PM EDT
Att: 15,784 - Unknown - 54 F

AB 32
R 8
H 11
RBI 7
BB 5
SO 2
LOB 14



Batter	1	2	3	4	5	6	7	8	9	AB	R	H	RBI	BB	SO	LOB	TOP			
Willie Norwood, R OBP: 0.295, SLG: 0.316 (1, 9)	0-0 FC6-5 1B		4-0 CS BB			0-0 B1-3		0-0 6-3	3 0 1 0 1 0 0								Minnesota Twins @ Baltimore Orioles Memorial Stadium, Baltimore, MD Fri May 05 1978, 7:05 PM EDT Att: 3,897 - Unknown livebaseballscorecards.com			
Rod Carew, L OBP: 0.422, SLG: 0.477 (1, 3)	0-0 2-3 FC6-5 1B		0-3 K			0-3 K		4-0 2B BB	3 1 1 0 1 2 1											
Dan Ford, R OBP: 0.360, SLG: 0.495 (1, 8)	0-0 FC6-5 2-3 1-2 2-3f		0-0 CS	0-0 6-3			0-3 K	0-0 2B 1-H	4 0 1 1 0 1 2											
Jose Morales, R OBP: 0.435, SLG: 0.571 (1, 10)	0-0 2-3			0-0 1-3			4-0 G5-4-3 BB	0-0 6-3	3 0 0 0 1 0 3											
Craig Kusick, R OBP: 0.304, SLG: 0.313 (1, 7)	0-0 5-3			0-0 4-3			0-0 G5-4-3 1-2f		3 0 0 0 0 0 3											
Roy Smalley, S OBP: 0.355, SLG: 0.400 (1, 6)		0-0 F3			0-0 5-3			0-0 G5-4-3 1B	3 0 1 0 0 0 0											
Butch Wynegar, S OBP: 0.274, SLG: 0.292 (1, 2)		0-0 F9			0-0 F4			0-0 F5	3 0 0 0 0 0 1											
Larry Wolfe, R OBP: 0.275, SLG: 0.316 (1, 5)		0-0 1-3			0-0 4-3			0-0 G5-4-3 1-2f	3 0 0 0 0 0 1											
Bob Randall, R OBP: 0.344, SLG: 0.388 (1, 4)			0-3 K		0-0 4-3			0-0 6-3	3 0 0 0 0 1 0											
Inning Stats	R: 0 E: 0 K: 0 S: 5	H: 2 LOB: 2 BB: 0 P: 5	R: 0 E: 0 K: 0 S: 3	H: 0 LOB: 0 BB: 0 P: 3	R: 0 E: 0 K: 2 S: 6	H: 0 LOB: 0 BB: 1 P: 10	R: 0 E: 0 K: 0 S: 3	H: 0 LOB: 0 BB: 0 P: 3	R: 0 E: 0 K: 1 S: 5	H: 0 LOB: 0 BB: 0 P: 5	R: 0 E: 0 K: 1 S: 4	H: 0 LOB: 0 BB: 1 P: 8	R: 0 E: 0 K: 0 S: 3	H: 1 LOB: 1 BB: 1 P: 3	R: 1 E: 0 K: 0 S: 4	H: 1 LOB: 1 BB: 1 P: 8	1B: 3 2B: 1 3B: 0 HR: 0	SF: 0 SAC: 0 DP: 2 HBP: 0	WP: 0 PB: 0 SB: 0 CS: 1	PA: 32
PITCHER Mike Flanagan, L ERA: 3.99 (1, 1)	IP: 9.0 WLS: W BF: 31 H: 4 R: 1 ER: 1 SO: 4 BB: 3 IBB: 0 HBP: 0 BLK: 0 WP: 0 HR: 0 S: 36 P: 48 ERA: 1.00 WHIP: 0.778																			

Batter	1	2	3	4	5	6	7	8	9	AB	R	H	RBI	BB	SO	LOB	BOTTOM			
Al Bumbry, L OBP: 0.343, SLG: 0.348 (1, 8)	0-0 F9		0-0 1-4-3		0-0 5-3			0-0 E 1B	4 1 1 0 0 0 3								Minnesota Twins @ Baltimore Orioles Memorial Stadium, Baltimore, MD Fri May 05 1978, 7:05 PM EDT Att: 3,897 - Unknown livebaseballscorecards.com			
Billy Smith, S OBP: 0.300, SLG: 0.327 (1, 4)	0-3 K			0-0 5-3		0-0 L3		0-0 E 2B	4 1 1 1 0 1 0											
Gary Roenicke, R OBP: 0.289, SLG: 0.194 (1, 7)	0-0 L4			0-0 4-3		0-0 F8		0-0 E 1B	4 0 1 1 0 0 0											
Eddie Murray, S OBP: 0.306, SLG: 0.388 (1, 3)		0-0 5-3		0-0 2B		0-0 F9		0-0 4-3	4 0 1 0 0 0 1											
Lee May, R OBP: 0.295, SLG: 0.432 (1, 10)		0-0 F9		0-3 K			0-3 K		3 0 0 0 0 2 1											
Doug DeCinces, R OBP: 0.322, SLG: 0.380 (1, 5)		0-3 K			0-0 L8		0-3 K		3 0 0 0 0 2 0											
Carlos Lopez, R OBP: 0.306, SLG: 0.344 (1, 9)			0-0 L1		4-0 1B BB		0-0 F9		2 0 0 0 1 0 0											
Rick Dempsey, R OBP: 0.303, SLG: 0.273 (1, 2)			0-0 F8		0-0 F8			0-0 F8	3 0 0 0 0 0 1											
Kiko Garcia, R OBP: 0.364, SLG: 0.400 (1, 6)			0-0 2B		0-0 1-3 1B		0-3 K		3 0 2 0 0 1 0											
Inning Stats	R: 0 E: 0 K: 1 S: 5	H: 0 LOB: 0 BB: 0 P: 5	R: 0 E: 0 K: 1 S: 5	H: 0 LOB: 0 BB: 0 P: 5	R: 0 E: 0 K: 0 S: 4	H: 1 LOB: 1 BB: 0 P: 4	R: 0 E: 0 K: 1 S: 6	H: 1 LOB: 1 BB: 0 P: 6	R: 0 E: 0 K: 0 S: 4	H: 1 LOB: 2 BB: 1 P: 8	R: 0 E: 0 K: 0 S: 3	H: 0 LOB: 0 BB: 0 P: 3	R: 0 E: 0 K: 2 S: 7	H: 0 LOB: 0 BB: 0 P: 7	R: 2 E: 2 K: 1 S: 8	H: 3 LOB: 1 BB: 0 P: 8	1B: 3 2B: 3 3B: 0 HR: 0	SF: 0 SAC: 0 DP: 0 HBP: 0	WP: 0 PB: 0 SB: 0 CS: 0	PA: 31
PITCHER Geoff Zahn, L ERA: 2.78 (1, 1)	IP: 8.0 WLS: L BF: 31 H: 6 R: 2 ER: 1 SO: 6 BB: 1 IBB: 0 HBP: 0 BLK: 0 WP: 0 HR: 0 S: 42 P: 46 ERA: 1.12 WHIP: 0.875																			

Batter	1	2	3	4	5	6	7	8	9	AB	R	H	RBI	BB	SO	LOB	TOP										
Hosken Powell, L OBP: 0.269, SLG: 0.268 (1, 9)	0-3 K		0-0 4-3		0-0 L7		0-0 L6-3		0-0 3B 1B	5	1	1	1	0	1	1	Minnesota Twins @ Baltimore Orioles Memorial Stadium, Baltimore, MD Sat May 06 1978, 7:05 PM EDT Att: 26,870 - Unknown										
Roy Smalley, S OBP: 0.361, SLG: 0.404 (1, 6)	0-0 3-1		0-0 1B 2B		0-0 F8			0-0 L5	4-0 3B BB	4	1	1	0	1	0	0											
Rod Carew, L OBP: 0.436, SLG: 0.509 (1, 3)	0-0 FC6 1B		0-0 2-3 1B		0-0 1B			0-0 6-3	0-0 1B 3B	5	1	4	3	0	0	0											
Mike Cabbage, L OBP: 0.367, SLG: 0.375 (1, 5)	0-0 FC6 1-2		0-3 K		0-0 4-3			0-0 1-3	0-0 G4-3 1B	5	0	1	1	0	1	4											
Dan Ford, R OBP: 0.361, SLG: 0.491 (1, 8)		0-0 E6 S		0-0 G3 1B		0-0 5-3			0-0 1B G4-3	5	2	2	0	0	0	1											
Glenn Adams, L OBP: 0.183, SLG: 0.225 (1, 10)	0-0 L9 1-2		0-0 G3		0-3 K			0-0 BB E 1B	0-0 1-3	4	1	1	0	0	1	2											
Rich Chiles, L OBP: 0.395, SLG: 0.290 Willie Norwood, R OBP: 0.295, SLG: 0.316 (9, 7)	0-0 6-3		0-0 F8		0-3 K			4-0 E 1B BB	0-0 1-2	3	1	0	0	1	1	2											
Butch Wynegar, S OBP: 0.283, SLG: 0.293 Rob Wilfong, L OBP: 0.600, SLG: 1.000 (9, 4)	0-0 4-3		0-0 1B		0-0 FC3-6 BB			0-0 E6 BB 1B 3B	0-0 1-3 2H 3H	3	0	1	2	1	0	2											
Bob Randall, R OBP: 0.333, SLG: 0.373 Jose Morales, R OBP: 0.417, SLG: 0.545 Glenn Borgmann, R OBP: 0.350, SLG: 0.200 (9, 2)			0-0 F8		0-0 G3		0-0 FC3-6 L6-3 1-2	0-0 K	0-3 1-3	3	0	0	0	0	0	2											
Inning Stats	R: 0 E: 0 K: 1 S: 6	H: 1 LOB: 1 BB: 0 P: 6	R: 0 E: 1 K: 0 S: 4	H: 0 LOB: 1 BB: 0 P: 4	R: 0 E: 0 K: 1 S: 7	H: 2 LOB: 2 BB: 0 P: 7	R: 1 E: 0 K: 0 S: 5	H: 2 LOB: 1 BB: 0 P: 5	R: 0 E: 0 K: 2 S: 4	H: 0 LOB: 0 BB: 0 P: 7	R: 0 E: 0 K: 0 S: 2	H: 0 LOB: 0 BB: 1 P: 6	R: 0 E: 0 K: 0 S: 3	H: 0 LOB: 0 BB: 0 P: 3	R: 7 E: 1 K: 1 S: 10	H: 5 LOB: 1 BB: 2 P: 18		1B: 9 2B: 2 3B: 1 HR: 0	SF: 0 SAC: 0 DP: 2 HBP: 0	WP: 0 PB: 0 SB: 1 CS: 0	PA: 41						
PITCHER	IP	WLS	BF	H	R	ER	SO	BB	IBB	HBP	BLK	WP	HR	S	P	ERA	WHIP										
Dennis Martinez, R ERA: 4.62 (1, 1)	8.0		33	8	3	3	4	1	0	0	0	0	0	40	44	3.38	1.125										
Don Stanhouse, R ERA: 2.53 (9, 1)	0.1	L	5	1	1	1	1	2	0	0	0	0	0	5	13	27.00	9.000										
Tippy Martinez, L ERA: 7.2 (9, 1)	0.0		2	2	4	3	0	0	0	0	0	0	0	2	2	∞	∞										
John Flinn, R ERA: (9, 1)	0.2		1	0	0	0	0	0	0	0	0	0	0	1	1	0.00	0.000										

Batter	1	2	3	4	5	6	7	8	9	AB	R	H	RBI	BB	SO	LOB	BOTTOM										
Al Bumby, L OBP: 0.345, SLG: 0.344 (1, 7)	0-0 1-3		4-0 2B BB		0-0 1B		0-3 K		0-0 1-3	4	1	1	0	1	1	1	Minnesota Twins @ Baltimore Orioles Memorial Stadium, Baltimore, MD Sat May 06 1978, 7:05 PM EDT Att: 26,870 - Unknown										
Billy Smith, S OBP: 0.323, SLG: 0.356 (1, 4)	0-0 G6-4-3 1B		0-0 4-3 1B 2B		0-0 L9			0-0 L3	4-0 1B BB	4	2	2	3	1	0	2											
Eddie Murray, S OBP: 0.311, SLG: 0.389 Mark Belanger, R OBP: 0.324, SLG: 0.339 (9, 4)	0-0 G6-4-3 1-2		0-0 4-3		0-3 K			0-0 CS 1B	0-0 1B 1B	5	0	2	0	0	1	4											
Ken Singleton, S OBP: 0.453, SLG: 0.463 Carlos Lopez, R OBP: 0.306, SLG: 0.344 Terry Crowley, L OBP: 0.429, SLG: 0.429 (9, 9)		4-0 G6-4-3 BB	0-0 BB 1B		0-3 K		0-3 K		0-0 1B	3	0	1	1	1	2	1											
Larry Harlow, L OBP: 0.453, SLG: 0.556 (1, 8)	0-3 K		4-0 1-2 BB		4-0 BB			0-0 6-3	0-3 K	3	0	0	0	2	2	3											
Lee May, R OBP: 0.280, SLG: 0.409 (1, 10)	0-0 G6-4-3 1-2		0-0 F4		0-0 F8			0-3 K	0-3 K	5	0	0	0	0	2	6											
Doug DeCinces, R OBP: 0.330, SLG: 0.386 (1, 5)			0-0 1B		0-0 L8			0-0 BLK 1B		4	1	2	0	0	0	3											
Kiko Garcia, R OBP: 0.333, SLG: 0.357 (1, 6)			0-0 1B 2B		0-0 L7			0-3 K		4	1	1	0	0	1	1											
Dave Skaggs, R OBP: 0.333, SLG: 0.167 Pat Kelly, L OBP: 0.350, SLG: 0.278 (9, 1)			0-0 2B 1B		0-0 L9 1B			0-0 F8	0-0 E5 1B 1-3 1B	3	1	2	1	0	0	0											
Inning Stats	R: 0 E: 0 K: 0 S: 3	H: 1 LOB: 0 BB: 0 P: 3	R: 0 E: 0 K: 1 S: 4	H: 0 LOB: 0 BB: 1 P: 8	R: 5 E: 0 K: 0 S: 8	H: 5 LOB: 2 BB: 2 P: 16	R: 0 E: 0 K: 1 S: 7	H: 2 LOB: 2 BB: 0 P: 7	R: 0 E: 0 K: 1 S: 5	H: 0 LOB: 0 BB: 0 P: 5	R: 0 E: 0 K: 1 S: 5	H: 1 LOB: 1 BB: 0 P: 5	R: 0 E: 0 K: 2 S: 8	H: 1 LOB: 0 BB: 0 P: 8	R: 2 E: 1 K: 2 S: 10	H: 2 LOB: 2 BB: 1 P: 14		1B: 11 2B: 2 3B: 0 HR: 0	SF: 0 SAC: 0 DP: 3 HBP: 0	WP: 0 PB: 0 SB: 0 CS: 1	PA: 42						
PITCHER	IP	WLS	BF	H	R	ER	SO	BB	IBB	HBP	BLK	WP	HR	S	P	ERA	WHIP										
Roger Erickson, R ERA: 4.7 (1, 1)	2.0		11	5	5	5	1	2	0	0	0	0	0	11	19	22.50	3.500										
Mae Scarce, L ERA: 1.29 (3, 1)	0.1		3	1	0	0	0	1	0	0	0	0	0	2	6	0.00	6.000										
Greg Thayer, R ERA: 3.0 (3, 1)	5.2	W	21	4	0	0	6	1	0	0	1	0	0	32	36	0.00	0.882										
Tom Johnson, R ERA: 3.13 (9, 1)	1.0	S	7	2	2	1	2	1	0	0	0	0	0	10	14	9.00	3.000										

AB	38
R	8
H	11
RBI	7
BB	3
SO	5
LOB	16



AB	37
R	7
H	12
RBI	7
BB	5
SO	9
LOB	21



Batter	1	2	3	4	5	6	7	8	9	AB	R	H	RBI	BB	SO	LOB	TOP					
Willie Norwood, R OBP: 0.319, SLG: 0.357				5-3						5	4	3	0	1	0	2	Minnesota Twins @ Baltimore Orioles Memorial Stadium, Baltimore, MD Sun May 07 1978, 3:33 AM EDT Att: 8,923 - Unknown					
Roy Smalley, S OBP: 0.386, SLG: 0.417										1	3	1	1	5	0	0						
Rod Carew, L OBP: 0.446, SLG: 0.513										3	2	2	3	2	1	1						
Mike Cabbage, L OBP: 0.389, SLG: 0.435										5	3	4	4	0	0	2						
Dan Ford, R OBP: 0.363, SLG: 0.491										4	1	1	0	1	1	3						
Butch Wynegar, S OBP: 0.355, SLG: 0.320										5	0	4	3	0	0	3						
Glenn Adams, L OBP: 0.192, SLG: 0.222										1	1	0	0	1	0	1						
Craig Kusick, R OBP: 0.288, SLG: 0.294										3	0	0	0	0	0	3						
Rich Chiles, L OBP: 0.385, SLG: 0.281										1	0	0	0	0	0	2						
Hosken Powell, L OBP: 0.262, SLG: 0.260										6	0	1	1	0	1	4						
Bob Randall, R OBP: 0.337, SLG: 0.375										5	1	2	1	0	0	0						
Inning Stats	R: 4 E: 1 K: 2 S: 8	H: 1 LOB: 1 BB: 4 P: 24	R: 2 E: 0 K: 0 S: 5	H: 2 LOB: 1 BB: 1 P: 9	R: 3 E: 0 K: 0 S: 7	H: 4 LOB: 2 BB: 1 P: 11	R: 1 E: 0 K: 0 S: 6	H: 4 LOB: 2 BB: 0 P: 6	R: 0 E: 0 K: 0 S: 2	H: 0 LOB: 0 BB: 3 P: 14	R: 0 E: 0 K: 0 S: 3	H: 0 LOB: 0 BB: 0 P: 3	R: 3 E: 0 K: 0 S: 6	H: 3 LOB: 1 BB: 1 P: 10	R: 1 E: 0 K: 1 S: 7	H: 2 LOB: 1 BB: 0 P: 7	R: 1 E: 1 K: 0 S: 5	H: 2 LOB: 1 BB: 0 P: 5	1B: 12 2B: 5 3B: 1 HR: 0	SF: 2 SAC: 2 DP: 3 HBP: 0	WP: 2 PB: 0 SB: 3 CS: 0	PA: 53
PITCHER	IP WLS BF H R ER SO BB IBB HBP BLK WP HR S P ERA WHIP																					
Jim Palmer, R ERA: 2.23	(1, 1) 1.2 L 13 3 6 4 2 5 0 0 0 0 1 0 12 32 21.60 4.800																					
Joe Kerrigan, R ERA: 9.36	(2, 1) 1.0 7 3 3 3 0 1 0 0 0 0 1 0 6 10 27.00 4.000																					
Tippy Martinez, L ERA: 7.63	(3, 1) 5.1 28 10 5 5 1 3 1 0 0 0 0 0 26 42 8.44 2.438																					
John Flinn, R ERA: 5.4	(9, 1) 1.0 5 2 1 1 0 0 0 0 0 0 0 0 5 5 9.00 2.000																					
Al Bumby, L OBP: 0.357, SLG: 0.381										4	2	2	1	1	0	1	Minnesota Twins @ Baltimore Orioles Memorial Stadium, Baltimore, MD Sun May 07 1978, 3:33 AM EDT Att: 8,923 - Unknown					
Billy Smith, S OBP: 0.314, SLG: 0.344										5	0	1	1	0	0	3						
Lary Harlow, L OBP: 0.439, SLG: 0.536										2	0	0	1	0	1	0						
Carlos Lopez, R OBP: 0.333, SLG: 0.371										3	1	2	1	0	0	1						
Ken Singleton, S OBP: 0.435, SLG: 0.492										5	1	1	1	0	1	4						
Eddie Murray, S OBP: 0.333, SLG: 0.421										5	1	4	0	0	0	0						
Terry Crowley, L OBP: 0.333, SLG: 0.333										2	0	0	1	0	0	1						
Lee May, R OBP: 0.291, SLG: 0.448										3	1	2	2	0	1	1						
Doug DeCinces, R OBP: 0.323, SLG: 0.409										5	1	1	1	0	0	4						
Rick Dempsey, R OBP: 0.313, SLG: 0.275										3	1	1	0	1	0	0						
Mark Belanger, R OBP: 0.333, SLG: 0.364										4	1	2	0	0	0	2						
Inning Stats	R: 0 E: 0 K: 1 S: 5	H: 0 LOB: 0 BB: 0 P: 5	R: 2 E: 1 K: 0 S: 6	H: 3 LOB: 1 BB: 0 P: 6	R: 1 E: 0 K: 0 S: 4	H: 1 LOB: 0 BB: 0 P: 4	R: 0 E: 0 K: 0 S: 3	H: 1 LOB: 0 BB: 0 P: 3	R: 2 E: 0 K: 1 S: 8	H: 3 LOB: 1 BB: 0 P: 8	R: 0 E: 0 K: 1 S: 5	H: 1 LOB: 0 BB: 0 P: 5	R: 1 E: 0 K: 0 S: 4	H: 1 LOB: 2 BB: 2 P: 12	R: 2 E: 0 K: 0 S: 6	H: 3 LOB: 1 BB: 0 P: 6	R: 1 E: 0 K: 0 S: 6	H: 3 LOB: 2 BB: 0 P: 6	1B: 9 2B: 4 3B: 1 HR: 3	SF: 0 SAC: 0 DP: 2 HBP: 0	WP: 0 PB: 0 SB: 0 CS: 0	PA: 43
PITCHER	IP WLS BF H R ER SO BB IBB HBP BLK WP HR S P ERA WHIP																					
Gary Serun, R ERA: 3.94	(1, 1) 4.1 W 22 8 4 4 2 2 0 0 0 0 0 2 24 32 8.31 2.308																					
Mac Scarce, L ERA: 3.97	(5, 1) 4.1 22 8 4 4 2 2 0 0 0 0 0 2 24 32 8.31 2.308																					
Dave Johnson, R ERA: 8.18	(9, 1) 0.1 1 0 0 0 0 0 0 0 0 0 0 0 1 1 0.00 0.000																					

Batter	1	2	3	4	5	6	7	8	9	AB	R	H	RBI	BB	SO	LOB	TOP								
Willie Norwood, R OBP: 0.333, SLG: 0.385 (1, 7)										4	0	2	0	0	0	1									
Bombo Rivera, R OBP: 0.375, SLG: 0.265 (1, 9)										4	0	1	0	0	1	2									
Dan Ford, R OBP: 0.359, SLG: 0.487 (1, 8)										4	0	2	1	0	1	1									
Jose Morales, R OBP: 0.448, SLG: 0.538 (1, 10)										3	0	1	0	1	0	3									
Craig Kusick, R OBP: 0.286, SLG: 0.278 (1, 3)										2	1	0	0	1	2	1									
Rod Carew, L OBP: 0.451, SLG: 0.508 (6, 3)										1	0	1	0	0	0	0									
Roy Smalley, S OBP: 0.377, SLG: 0.402 (1, 6)										4	0	1	0	0	0	3									
Larry Wolfe, R OBP: 0.286, SLG: 0.288 (1, 5)										3	0	0	0	0	0	4									
Mike Cubbage, L OBP: 0.388, SLG: 0.432 (9, PH)										1	0	1	0	0	0	0									
Bob Randall, R OBP: 0.327, SLG: 0.372 (1, 4)										3	0	1	1	0	0	3									
Rich Chiles, L OBP: 0.375, SLG: 0.273 (9, PH)										1	0	0	0	0	0	1									
Glenn Borgmann, R OBP: 0.348, SLG: 0.176 (1, 2)										2	1	0	0	1	1	1									
Glenn Adams, L OBP: 0.184, SLG: 0.213 (9, PH)										1	0	0	0	0	0	1									
Inning Stats	R: 0 E: 0 K: 0 S: 4	H: 2 LOB: 1 BB: 4	R: 1 E: 1 K: 0 S: 4	H: 1 LOB: 1 BB: 8	R: 0 E: 0 K: 0 S: 3	H: 1 LOB: 2 BB: 1	R: 0 E: 1 K: 1 S: 6	H: 1 LOB: 1 BB: 10	R: 1 E: 0 K: 0 S: 4	H: 1 LOB: 1 BB: 8	R: 0 E: 0 K: 1 S: 5	H: 0 LOB: 0 BB: 5	R: 0 E: 0 K: 1 S: 5	H: 1 LOB: 1 BB: 5	R: 0 E: 0 K: 2 S: 9	H: 2 LOB: 2 BB: 9	R: 0 E: 0 K: 0 S: 3	H: 1 LOB: 3 BB: 3	1B: 7 2B: 3 3B: 1 HR: 0	SF: 0 SAC: 0 DP: 5 HBP: 0	WP: 1 PB: 0 SB: 0 CS: 0	PA: 36			
PITCHER	IP	WLS	BF	H	R	ER	SO	BB	IBB	HBP	BLK	WP	HR	S	P	ERA	WHIP								
Rich Wortham, L ERA: 2.45 (1, 1)	8.0	W	33	9	2	1	5	3	0	0	0	1	0	40	52	1.12	1.500								
Jim Willoughby, R ERA: 3.93 (9, 1)	1.0		3	1	0	0	0	0	0	0	0	0	0	3	3	0.00	1.000								

Minnesota Twins @ Chicago White Sox
Comiskey Park, Chicago, IL
Wed May 10 1978, 8:05 PM EDT
Att. 8,338 - Unknown - 60 F

AB 33
R 2
H 10
RBI 2
BB 3
SO 5
LOB 21



Batter	1	2	3	4	5	6	7	8	9	AB	R	H	RBI	BB	SO	LOB	BOTTOM								
Ralph Garr, L OBP: 0.303, SLG: 0.384 (1, 10)										4	1	1	0	0	1	0									
Don Kessinger, S OBP: 0.326, SLG: 0.316 (1, 6)										4	2	2	0	0	1	0									
Jorge Orta, L OBP: 0.324, SLG: 0.467 (1, 4)										3	1	1	1	0	0	0									
Bobby Bonds, R OBP: 0.373, SLG: 0.413 (1, 9)										3	0	1	0	1	0	3									
Lamar Johnson, R OBP: 0.330, SLG: 0.413 (1, 3)										4	1	2	3	0	0	2									
Chet Lemon, R OBP: 0.380, SLG: 0.446 (1, 8)										4	0	2	1	0	0	2									
Bob Molinaro, L OBP: 0.333, SLG: 0.412 (1, 7)										3	0	0	0	0	0	1									
Eric Soderholm, R OBP: 0.276, SLG: 0.363 (1, 5)										3	1	2	0	0	0	0									
Bill Nahorodny, R OBP: 0.349, SLG: 0.431 (1, 2)										3	1	1	2	0	0	1									
Inning Stats	R: 3 E: 0 K: 0 S: 7	H: 4 LOB: 1 BB: 0 P: 7	R: 0 E: 0 K: 0 S: 3	H: 1 LOB: 0 BB: 0 P: 3	R: 2 E: 0 K: 0 S: 5	H: 2 LOB: 0 BB: 0 P: 5	R: 0 E: 0 K: 0 S: 3	H: 0 LOB: 0 BB: 0 P: 3	R: 0 E: 0 K: 2 S: 7	H: 0 LOB: 0 BB: 0 P: 7	R: 0 E: 0 K: 0 S: 3	H: 2 LOB: 0 BB: 0 P: 3	R: 2 E: 0 K: 0 S: 5	H: 2 LOB: 2 BB: 0 P: 5	R: 0 E: 0 K: 0 S: 3	H: 1 LOB: 1 BB: 1 P: 7	1B: 9 2B: 1 3B: 0 HR: 2	SF: 0 SAC: 1 DP: 3 HBP: 0	WP: 1 PB: 0 SB: 0 CS: 1	PA: 34					
PITCHER	IP	WLS	BF	H	R	ER	SO	BB	IBB	HBP	BLK	WP	HR	S	P	ERA	WHIP								
Roger Erickson, R ERA: 5.29 (1, 1)	7.0	L	29	11	7	7	2	0	0	0	0	1	2	33	33	9.00	1.571								
Dave Johnson, R ERA: 7.5 (8, 1)	1.0		4	1	0	0	0	1	0	0	0	0	0	3	7	0.00	2.000								

Minnesota Twins @ Chicago White Sox
Comiskey Park, Chicago, IL
Wed May 10 1978, 8:05 PM EDT
Att. 8,338 - Unknown - 60 F


AB 31
R 7
H 12
RBI 7
BB 1
SO 2
LOB 9



Batter	1	2	3	4	5	6	7	8	9	AB	R	H	RBI	BB	SO	LOB	TOP			
Rick Burleson, R OBP: 0.281, SLG: 0.278 (1, 6)	F3					L8			FC4-6	4	0	0	1	1	1	3				
Jerry Remy, L OBP: 0.331, SLG: 0.357 (1, 4)	P8	G3			B1-3			F9		4	0	0	0	0	0	3				
Jim Rice, R OBP: 0.405, SLG: 0.711 (1, 7)	K				K					3	0	1	0	1	2	0				
Carl Yastrzemski, L OBP: 0.414, SLG: 0.409 (1, 3)										4	1	1	0	0	0	2				
Carlton Fisk, R OBP: 0.341, SLG: 0.360 (1, 2)										4	2	1	0	0	0	1				
Fred Lynn, L OBP: 0.388, SLG: 0.550 (1, 8)										3	1	2	1	1	1	0				
Butch Hobson, R OBP: 0.362, SLG: 0.540 (1, 5)										3	0	1	1	0	0	0				
Frank Duffy, R OBP: 0.333, SLG: 0.364 (7, 5)										1	0	0	0	0	0	2				
Dwight Evans, R OBP: 0.346, SLG: 0.359 (1, 9)										3	0	0	0	1	1	3				
Bob Bailey, R OBP: 0.217, SLG: 0.158 (1, 10)										3	0	1	1	0	1	3				
Inning Stats	R: 0 E: 0 K: 1 S: 5	H: 0 LOB: 0 BB: 0 P: 5	R: 2 E: 1 K: 1 S: 8	H: 2 LOB: 3 BB: 2 P: 16	R: 0 E: 0 K: 0 S: 2	H: 0 LOB: 0 BB: 1 P: 6	R: 1 E: 0 K: 1 S: 6	H: 1 LOB: 0 BB: 0 P: 6	R: 0 E: 0 K: 1 S: 5	H: 0 LOB: 0 BB: 0 P: 5	R: 0 E: 0 K: 1 S: 6	H: 1 LOB: 1 BB: 0 P: 6	R: 0 E: 0 K: 0 S: 3	H: 1 LOB: 0 BB: 0 P: 3	R: 1 E: 0 K: 0 S: 5	H: 2 LOB: 2 BB: 1 P: 9	1B: 4 2B: 2 3B: 0 HR: 1	SF: 1 SAC: 0 DP: 2 HBP: 0	WP: 0 PB: 0 SB: 0 CS: 0	PA: 37
PITCHER	IP	WLS	BF	H	R	ER	SO	BB	IBB	HBP	BLK	WP	HR	S	P	ERA	WHIP			
Geoff Zahn, L ERA: 2.7 (1, 1)	8.0	L	31	5	3	2	6	3	0	0	0	0	1	40	52	2.25	1.000			
Tom Johnson, R ERA: 3.39 (9, 1)	1.0		6	2	1	1	0	1	0	0	0	0	0	5	9	9.00	3.000			

Boston Red Sox @ Minnesota Twins
Metropolitan Stadium, Bloomington, MI
Sat May 13 1978, 4:33 AM EDT
Att. 7,914 - Unknown - 64 F


AB 32
R 4
H 7
RBI 4
BB 4
SO 6
LOB 17



Batter	1	2	3	4	5	6	7	8	9	AB	R	H	RBI	BB	SO	LOB	BOTTOM			
Willie Norwood, R OBP: 0.340, SLG: 0.383 (1, 7)										3	1	1	0	1	0	0				
Roy Smalley, S OBP: 0.367, SLG: 0.389 (1, 6)										4	0	0	0	0	1	2				
Rod Carew, L OBP: 0.453, SLG: 0.516 (1, 3)										4	0	2	1	0	1	1				
Mike Cabbage, L OBP: 0.396, SLG: 0.473 (1, 5)										3	1	2	1	0	0	1				
Jose Morales, R OBP: 0.433, SLG: 0.519 (9, PH)										1	0	0	0	0	0	1				
Dan Ford, R OBP: 0.363, SLG: 0.484 (1, 8)										3	0	1	0	0	2	2				
Bombo Rivera, R OBP: 0.375, SLG: 0.265 (9, PR)										0	0	0	0	0	0	0				
Butch Wynegar, S OBP: 0.297, SLG: 0.330 (1, 2)										3	0	0	0	0	0	2				
Rich Chiles, L OBP: 0.372, SLG: 0.278 (1, 10)										3	0	1	0	0	0	1				
Hosken Powell, L OBP: 0.247, SLG: 0.244 (1, 9)										3	0	0	0	0	0	2				
Rob Wilfong, L OBP: 0.428, SLG: 0.667 (1, 4)										2	0	0	0	0	1	1				
Glenn Adams, L OBP: 0.192, SLG: 0.211 (8, PH)										1	0	0	0	0	0	0				
Bob Randall, R OBP: 0.327, SLG: 0.372 (9, 4)										0	0	0	0	0	0	0				
Inning Stats	R: 1 E: 0 K: 1 S: 7	H: 2 LOB: 1 BB: 0 P: 7	R: 0 E: 0 K: 1 S: 6	H: 1 LOB: 0 BB: 0 P: 6	R: 0 E: 0 K: 0 S: 2	H: 0 LOB: 0 BB: 1 P: 6	R: 0 E: 0 K: 1 S: 5	H: 1 LOB: 0 BB: 0 P: 5	R: 0 E: 0 K: 2 S: 7	H: 0 LOB: 0 BB: 0 P: 7	R: 1 E: 0 K: 0 S: 5	H: 2 LOB: 1 BB: 0 P: 5	R: 0 E: 1 K: 0 S: 3	H: 0 LOB: 0 BB: 0 P: 3	R: 0 E: 0 K: 0 S: 3	H: 1 LOB: 1 BB: 0 P: 4	1B: 5 2B: 1 3B: 0 HR: 1	SF: 0 SAC: 1 DP: 3 HBP: 1	WP: 0 PB: 0 SB: 1 CS: 0	PA: 33
PITCHER	IP	WLS	BF	H	R	ER	SO	BB	IBB	HBP	BLK	WP	HR	S	P	ERA	WHIP			
Mike Torrez, R ERA: 4.05 (1, 1)	8.0	W	30	7	2	2	5	1	0	0	0	0	1	39	43	2.25	1.000			
Tom Burgmeier, L ERA: 5.23 (9, 1)	1.0	S	3	0	0	0	0	0	0	1	0	0	0	2	3	0.00	0.000			

Boston Red Sox @ Minnesota Twins
Metropolitan Stadium, Bloomington, MI
Sat May 13 1978, 4:33 AM EDT
Att. 7,914 - Unknown - 64 F


AB 30
R 2
H 7
RBI 2
BB 1
SO 5
LOB 13



Batter	1	2	3	4	5	6	7	8	9	AB	R	H	RBI	BB	SO	LOB	TOP								
Rick Burleson, R OBP: 0.272, SLG: 0.267 (1, 6)	0-0 6-3	0-0 FC6 1-2		0-0 F9		0-0 L9		0-0 F9		5	0	0	0	0	0	3									
Jerry Remy, L OBP: 0.326, SLG: 0.351 (1, 4)	0-0 1-3		0-0 F5		0-0 5-3 1B	0-0 6-3			0-0 4-3	5	1	1	0	0	0	0									
Jim Rice, R OBP: 0.412, SLG: 0.712 (1, 7)	4-0 BB		0-0 1B CS 1B		0-0 5-3		0-3 K		0-0 2B	4	1	2	0	1	1	1									
Carl Yastrzemski, L OBP: 0.420, SLG: 0.426 (1, 3)	0-0 F6		0-0 CS 1B		0-0 2B HR 1B		0-0 1-3		0-0 2B	5	1	3	2	0	0	1									
Carlton Fisk, R OBP: 0.358, SLG: 0.402 (1, 2)		0-0 HR	0-0 1-2 BB		0-0 1-3 HR 2B		4-0 BB BB		0-0 F8	3	2	2	1	2	0	1									
Fred Lynn, L OBP: 0.405, SLG: 0.579 (1, 8)		0-0 BB 1B	0-0 3-4-1		0-0 2B HR		4-0 1-2 BB		4-0 IBB	3	1	2	3	2	0	2									
Butch Hobson, R OBP: 0.356, SLG: 0.521 (1, 10)	4-0 FC6 BB			0-3 K		0-0 F9		0-0 F7		4	0	0	0	1	1	4									
Jack Brohamer, L OBP: 0.385, SLG: 0.371 (1, 5)		0-0 F7		0-0 G3		0-0 G3		4-0 CS BB		3	0	0	0	1	0	2									
Dwight Evans, R OBP: 0.342, SLG: 0.365 (1, 9)		0-0 F7		0-0 2B		0-0 5-3		0-3 K 1-2		4	0	1	0	0	1	3									
Inning Stats	R: 0 E: 0 K: 0 S: 3	H: 0 LOB: 1 BB: 1 P: 7	R: 1 E: 0 K: 0 S: 5	H: 2 LOB: 2 BB: 1 P: 9	R: 0 E: 0 K: 0 S: 4	H: 2 LOB: 1 BB: 0 P: 8	R: 0 E: 0 K: 1 S: 6	H: 1 LOB: 1 BB: 0 P: 6	R: 4 E: 0 K: 0 S: 7	H: 4 LOB: 0 BB: 0 P: 7	R: 0 E: 0 K: 0 S: 3	H: 0 LOB: 0 BB: 0 P: 3	R: 0 E: 0 K: 1 S: 5	H: 0 LOB: 2 BB: 2 P: 13	R: 0 E: 0 K: 0 S: 4	H: 0 LOB: 0 BB: 1 P: 8	R: 1 E: 0 K: 0 S: 5	H: 2 LOB: 2 BB: 1 P: 9	1B: 5 2B: 5 3B: 0 HR: 2	SF: 0 SAC: 0 DP: 1 HBP: 0	WP: 0 PB: 0 SB: 0 CS: 3	PA: 43			
PITCHER	IP	WLS	BF	H	R	ER	SO	BB	IBB	HBP	BLK	WP	HR	S	P	ERA	WHIP								
Paul Thordogard, R ERA: 5.52 (1, 1)	4.1	L	23	8	4	4	1	3	0	0	0	0	1	22	34	8.31	2.538								
Mae Scarce, L ERA: 3.86 (5, 1)	0.2		3	1	1	1	0	0	0	0	0	0	1	3	3	13.50	1.500								
Greg Thayer, R ERA: 2.89 (6, 1)	4.0		17	2	1	1	2	3	1	0	0	0	0	17	33	2.25	1.250								

Boston Red Sox @ Minnesota Twins
Metropolitan Stadium, Bloomington, MI
Sun May 14 1978, 4:33 AM EDT
Att. 7,008 - Unknown - 66 F


AB 36
R 6
H 11
RBI 6
BB 7
SO 3
LOB 17



Batter	1	2	3	4	5	6	7	8	9	AB	R	H	RBI	BB	SO	LOB	BOTTOM								
Willie Norwood, R OBP: 0.333, SLG: 0.404 (1, 8)	0-3 K		0-0 HR		0-0 F7			0-0 F7	0-0 G5-4-3 1-2	5	1	1	1	0	1	3									
Roy Smalley, S OBP: 0.361, SLG: 0.389 (1, 6)	0-0 2B		0-0 1-3		0-0 F2		0-0 6-3		0-0 F8	5	0	1	0	0	0	0									
Rod Carew, L OBP: 0.444, SLG: 0.504 (1, 3)	0-3 K		0-0 4-3		0-0 F7		0-0 BB BB 1B		0-3 K	5	0	1	0	0	2	1									
Mike Cabbage, L OBP: 0.400, SLG: 0.500 Larry Wolfe, R OBP: 0.297, SLG: 0.326 (9, PH)	0-0 L8		0-0 HR		0-0 4-3		0-0 BB BB		0-0 2B	3	1	1	1	1	0	1									
Glenn Adams, L OBP: 0.198, SLG: 0.241 Craig Kusick, R OBP: 0.281, SLG: 0.273 (9, PH)		0-0 F3	0-0 3B		0-0 3-1		4-0 FC6-4 BB		0-0 F3	3	0	1	0	1	0	0									
Rich Chiles, L OBP: 0.370, SLG: 0.308 Jose Morales, R OBP: 0.419, SLG: 0.500 (7, PH)		0-0 2B	0-0 L3		0-0 P8		0-0 FC6-4 1-2		0-0 F3	3	0	1	0	0	0	1									
Butch Wynegar, S OBP: 0.304, SLG: 0.330 (1, 2)	4-0 BB			0-0 F3		0-0 1B 1B		0-0 F8		3	0	1	0	1	0	0									
Hosken Powell, L OBP: 0.250, SLG: 0.247 Bombo Rivera, R OBP: 0.390, SLG: 0.314 (8, PH)	0-0 F5		0-0 G3		0-0 G3		0-0 1B		0-0 2B	3	0	1	0	0	0	2									
Rob Wilfong, L OBP: 0.400, SLG: 0.500 Bob Randall, R OBP: 0.333, SLG: 0.372 (8, PH)	0-0 F6		0-0 BB		0-0 F8		0-0 G5-4-3 BB			2	0	0	0	1	0	4									
Inning Stats	R: 0 E: 0 K: 2 S: 8	H: 1 LOB: 1 BB: 0 P: 8	R: 0 E: 0 K: 0 S: 4	H: 1 LOB: 2 BB: 1 P: 8	R: 2 E: 0 K: 0 S: 6	H: 3 LOB: 1 BB: 0 P: 6	R: 0 E: 0 K: 0 S: 3	H: 0 LOB: 1 BB: 1 P: 7	R: 0 E: 0 K: 0 S: 5	H: 2 LOB: 2 BB: 0 P: 5	R: 0 E: 0 K: 0 S: 4	H: 1 LOB: 3 BB: 2 P: 12	R: 0 E: 0 K: 0 S: 3	H: 1 LOB: 1 BB: 1 P: 7	R: 0 E: 0 K: 1 S: 6	H: 1 LOB: 1 BB: 0 P: 6	1B: 3 2B: 4 3B: 1 HR: 2	SF: 0 SAC: 0 DP: 1 HBP: 0	WP: 0 PB: 0 SB: 0 CS: 0	PA: 41					
PITCHER	IP	WLS	BF	H	R	ER	SO	BB	IBB	HBP	BLK	WP	HR	S	P	ERA	WHIP								
Dennis Eckersley, R ERA: 3.8 (1, 1)	6.2	W	32	8	2	2	2	4	0	0	0	0	2	32	48	2.70	1.800								
Tom Burgmeier, L ERA: 4.26 (7, 1)	2.1	S	9	2	0	0	1	1	0	0	0	0	0	10	14	0.00	1.286								

Boston Red Sox @ Minnesota Twins
Metropolitan Stadium, Bloomington, MI
Sun May 14 1978, 4:33 AM EDT
Att. 7,008 - Unknown - 66 F

AB 36
R 2
H 10
RBI 2
BB 5
SO 3
LOB 16



Batter	1	2	3	4	5	6	7	8	9	10	AB	R	H	RBI	BB	SO	LOB	TOP			
Larry Harlow, L OBP: 0.405, SLG: 0.465 (1, 8)	0-0 1-3 1B	4-0 1-2 2-3 BB		0-0 E 1B		4-0 FC4-6 BB		0-3 K	4-0 BB		3	1	2	0	3	1	0				
Billy Smith, S OBP: 0.273, SLG: 0.288 (1, 4)	0-0 1-3	0-0 SF7		0-0 P6		0-0 FC4-6 BB		4-0 BB	0-3 K		4	0	0	1	1	1	5				
Ken Singleton, S OBP: 0.451, SLG: 0.479 Carlos Lopez, R OBP: 0.314, SLG: 0.326 (1, 9) (10, 9)	4-0 1B 5-3 BB	4-0 1-2 2-3 BB		4-0 BB		4-0 1-2 BB		0-3 K		0-0 L6	2	1	0	0	4	1	1				
Eddie Murray, S OBP: 0.348, SLG: 0.483 (1, 3)	0-0 1-3 1B	0-0 F7		0-0 F7		0-0 F7		0-0 P6		0-3 K	6	1	1	1	0	1	8				
Lee May, R OBP: 0.312, SLG: 0.500 (1, 10)	0-0 5-3		0-0 P6		0-0 6-3				0-0 P6	0-0 F7	5	0	0	1	1	0	1				
Pat Kelly, L OBP: 0.367, SLG: 0.296 (1, 7)	0-0 3H 1B		0-0 3-1		0-0 F7				4-0 BB		4	1	1	1	1	1	3				
Doug DeCinces, R OBP: 0.321, SLG: 0.406 (1, 5)	0-0 PO	0-0 E 1B FC6-2	4-0 BB		4-0 1B BB			0-0 6-3		0-0 BB	3	1	2	2	2	0	0				
Mark Belanger, R OBP: 0.347, SLG: 0.360 (1, 6)		0-0 E6 BB SF7 1B	0-0 F9		0-0 FC6-4 1B			0-0 P3		1-0 HR	4	1	2	0	0	0	1				
Dave Skaggs, R OBP: 0.261, SLG: 0.150 (1, 2)		0-0 FC6-2 BB 3H		0-0 F9	0-0 FC6-4			0-3 K		0-0 5-3	5	0	0	0	0	1	5				
Inning Stats	R: 3 E: 0 K: 0 S: 5	H: 3 LOB: 0 BB: 1 P: 9	R: 1 E: 1 K: 0 S: 5	H: 2 LOB: 3 BB: 2 P: 13	R: 0 E: 0 K: 0 S: 3	H: 0 LOB: 1 BB: 1 P: 7	R: 0 E: 1 K: 0 S: 4	H: 1 LOB: 2 BB: 1 P: 8	R: 0 E: 0 K: 1 S: 5	H: 0 LOB: 3 BB: 3 P: 17	R: 0 E: 0 K: 2 S: 7	H: 0 LOB: 1 BB: 1 P: 11	R: 2 E: 0 K: 1 S: 6	H: 1 LOB: 2 BB: 2 P: 15	R: 0 E: 0 K: 1 S: 5	H: 0 LOB: 0 BB: 0 P: 5	1B: 6 2B: 1 3B: 0 HR: 1	SF: 1 SAC: 0 DP: 0 HBP: 1	WP: 0 PA: 51		
PITCHER	IP 5.1	WLS 30	BF 7	H 4	R 4	ER 4	SO 0	BB 8	IBB 0	HBP 0	BLK 0	WP 0	HR 0	S 22	P 54	ERA 6.75	WHIP 2.812				
Roger Erickson, R ERA: 5.43 Greg Thayer, R ERA: 3.19 Mike Marshall, R ERA:	(1, 1) (6, 1) (9, 1)	3.0 W 1.2	14 6 6	1 0 0	2 0 0	2 0 0	4 0 2	3 1 0	0 0 0	1 0 0	0 0 0	0 0 0	1 0 9	18 13	31	6.00	1.333	0.00	0.600		
PITCHER	IP 5.1	WLS 30	BF 7	H 4	R 4	ER 4	SO 0	BB 8	IBB 0	HBP 0	BLK 0	WP 0	HR 0	S 22	P 54	ERA 6.75	WHIP 2.812				
Dennis Martinez, R ERA: 4.7 Tippy Martinez, L ERA: 8.44 Nelson Briles, R ERA: 3.27 John Flinn, R ERA: 7.71	(1, 1) (5, 1) (5, 1) (9, 1)	4.1 0.1 3.2 1.1	21 0 16 8	4 0 2 1	6 0 0 3	3 0 0 3	1 0 3 1	4 0 3 1	0 0 0 2	0 0 0 0	0 0 0 0	0 0 0 1	1 0 19 7	19 31	35	6.23	1.846	0.000	1.364	20.25	1.500
PITCHER	IP 4.1	WLS 21	BF 4	H 6	R 3	ER 3	SO 1	BB 4	IBB 0	HBP 0	BLK 0	WP 0	HR 1	S 19	P 35	ERA 6.23	WHIP 1.846				
Willie Norwood, R OBP: 0.333, SLG: 0.423 (1, 8)	0-0 6-3		0-3 K		0-0 FC3-6 1B	0-0 F3			4-0 4-3 BB	0-0 HR	5	2	1	3	1	1	1				
Roy Smalley, S OBP: 0.350, SLG: 0.375 (1, 6)	0-0 4-3		0-0 F7		0-0 E6 1B			0-0 5-3		0-0 4-3	5	1	0	0	0	2					
Rod Carew, L OBP: 0.449, SLG: 0.504 (1, 3)	0-0 6-3			0-0 FC1-6 1B	0-0 1B 1B			0-0 F8		4-0 IBB	4	1	2	1	1	0	0				
Mike Cubbage, L OBP: 0.400, SLG: 0.490 (1, 5)		0-0 HR 1B		0-0 FC1-6 BB SF9	0-0 F7			4-0 BB		0-0 F8	4	2	1	0	1	0	5				
Glenn Adams, L OBP: 0.217, SLG: 0.286 Jose Morales, R OBP: 0.412, SLG: 0.484 (1, 10) (5, PH)		0-0 1H HR		4-0 SF9 BB	0-0 1B 1B			0-0 F8		0-3 K2-3	1	1	1	2	1	0	0				
Butch Wynegar, S OBP: 0.319, SLG: 0.330 (1, 2)		4-0 G1-6-3 BB		4-0 1-2 2-3 BB	0-0 1-3 3H 1B			0-0 F8		0-0 G3	3	0	1	1	2	0	0				
Rich Chiles, L OBP: 0.353, SLG: 0.286 (1, 7)		0-0 G1-6-3		0-0 SF9	0-3 K			0-3 K		4-0 6-3 HR BB	3	1	0	1	1	2	3				
Hosken Powell, L OBP: 0.247, SLG: 0.236 (1, 9)		0-0 F8		0-0 F8				0-3 K		0-0 6-3	4	0	0	0	1	1	3				
Rob Wilfong, L OBP: 0.400, SLG: 0.364 (1, 4)			0-0 F5		4-0 FC3-6 BB			0-0 F7		4-0 HR IBB	3	1	0	0	2	0	1				
Inning Stats	R: 0 E: 0 K: 0 S: 3	H: 0 LOB: 0 BB: 0 P: 3	R: 2 E: 0 K: 0 S: 4	H: 2 LOB: 0 BB: 1 P: 8	R: 0 E: 0 K: 1 S: 5	H: 0 LOB: 0 BB: 0 P: 5	R: 1 E: 0 K: 0 S: 4	H: 1 LOB: 2 BB: 2 P: 12	R: 3 E: 1 K: 1 S: 9	H: 3 LOB: 2 BB: 1 P: 13	R: 0 E: 0 K: 0 S: 3	H: 0 LOB: 1 BB: 1 P: 7	R: 0 E: 0 K: 1 S: 5	H: 0 LOB: 1 BB: 1 P: 9	R: 0 E: 0 K: 1 S: 5	H: 0 LOB: 2 BB: 2 P: 13	R: 3 E: 0 K: 0 S: 3	H: 1 LOB: 0 BB: 2 P: 11	1B: 5 2B: 0 3B: 0 HR: 2	SF: 1 SAC: 0 DP: 1 HBP: 0	WP: 0 PA: 46
PITCHER	IP 4.1	WLS 21	BF 4	H 6	R 3	ER 3	SO 1	BB 4	IBB 0	HBP 0	BLK 0	WP 0	HR 1	S 19	P 35	ERA 6.23	WHIP 1.846				
Dennis Martinez, R ERA: 4.7 Tippy Martinez, L ERA: 8.44 Nelson Briles, R ERA: 3.27 John Flinn, R ERA: 7.71	(1, 1) (5, 1) (5, 1) (9, 1)	4.1 0.1 3.2 1.1	21 0 16 8	4 0 2 1	6 0 0 3	3 0 0 3	1 0 3 1	4 0 3 1	0 0 0 2	0 0 0 0	0 0 0 1	1 0 19 7	19 31	35	6.23	1.846	0.000	1.364	20.25	1.500	

Baltimore Orioles @ Minnesota Twins
 Metropolitan Stadium, Bloomington, MI
 Mon May 15 1978, 8:05 PM EDT
 Att: 3,847 - Unknown

AB 36
 R 6
 H 8
 RBI 6
 BB 12
 SO 6
 LOB 24



Baltimore Orioles @ Minnesota Twins
 Metropolitan Stadium, Bloomington, MI
 Mon May 15 1978, 8:05 PM EDT
 Att: 3,847 - Unknown

AB 35
 R 9
 H 7
 RBI 9
 BB 10
 SO 5
 LOB 18



Batter	1	2	3	4	5	6	7	8	9	AB	R	H	RBI	BB	SO	LOB	TOP		
Willie Norwood, R OBP: 0.323, SLG: 0.439 (1, 7)	1-3		4-3	HR		L4		F8		5	1	1	1	0	0	3	Minnesota Twins @ Kansas City Royals Royals Stadium, Kansas City, MO Thu May 18 1978, 8:05 PM EDT Att: 17,459 - Unknown - 75 F		
Rod Carew, L OBP: 0.467, SLG: 0.549 (1, 3)	HR		HBP 1B BB	1B			6-3	IBB		3	2	2	1	2	0	0			
Dan Ford, R OBP: 0.364, SLG: 0.472 (1, 8)	G1		1B HBP	4-3			BB 2B HBP	P6		3	2	0	0	0	0	3			
Mike Cabbage, L OBP: 0.387, SLG: 0.462 (1, 5)	P6		1B 2B 1B			F9	2B BB	P6		4	1	1	2	1	0	0			
Butch Wynegar, S OBP: 0.341, SLG: 0.385 (1, 2)			1B 2B 1B			F3	2B	F5		5	1	3	2	0	0	0			
Glenn Adams, L OBP: 0.218, SLG: 0.286 (1, 10)	L7		2B			K	IBB	F7		1	0	0	0	0	0	1			
Jose Morales, R OBP: 0.436, SLG: 0.514 (3, PH)			2B				IBB			3	0	1	2	1	1	0			
Roy Smalley, S OBP: 0.339, SLG: 0.357 (1, 6)	G4-6-3		F7			F2	G6-4-3			4	0	0	0	0	0	5			
Hosken Powell, L OBP: 0.276, SLG: 0.295 (1, 9)			1B BB	L8		FC1-6 BB		2B		2	1	1	0	2	0	0			
Rob Wilfong, L OBP: 0.288, SLG: 0.235 (1, 4)			SH3-4	F7		FC1-6		5-3		2	0	0	0	0	0	1			
Bob Randall, R OBP: 0.330, SLG: 0.368 (8, PH)										1	0	0	0	0	0	1			
Inning Stats	R: 1 E: 0 K: 0 S: 4	H: 1 LOB: 0 BB: 0 P: 4	R: 0 E: 0 K: 0 S: 3	H: 1 LOB: 0 BB: 0 P: 3	R: 5 E: 0 K: 0 S: 6	H: 3 LOB: 1 BB: 2 P: 15	R: 1 E: 0 K: 0 S: 5	H: 2 LOB: 1 BB: 0 P: 5	R: 0 E: 0 K: 0 S: 3	H: 0 LOB: 0 BB: 1 P: 7	R: 1 E: 0 K: 0 S: 3	H: 1 LOB: 2 BB: 2 P: 12	R: 0 E: 0 K: 0 S: 4	H: 1 LOB: 2 BB: 1 P: 8	R: 0 E: 0 K: 0 S: 3	H: 0 LOB: 0 BB: 0 P: 3	1B: 4 2B: 3 3B: 0 HR: 2	SF: 0 SAC: 1 DP: 2 HBP: 2	WP: 0 PA: 42 PB: 0 SB: 1 CS: 0
PITCHER	IP WLS BF H R ER SO BB IBB HBP BLK WP HR S P ERA WHIP	IP WLS BF H R ER SO BB IBB HBP BLK WP HR S P ERA WHIP	IP WLS BF H R ER SO BB IBB HBP BLK WP HR S P ERA WHIP	IP WLS BF H R ER SO BB IBB HBP BLK WP HR S P ERA WHIP	IP WLS BF H R ER SO BB IBB HBP BLK WP HR S P ERA WHIP	IP WLS BF H R ER SO BB IBB HBP BLK WP HR S P ERA WHIP	IP WLS BF H R ER SO BB IBB HBP BLK WP HR S P ERA WHIP	IP WLS BF H R ER SO BB IBB HBP BLK WP HR S P ERA WHIP	IP WLS BF H R ER SO BB IBB HBP BLK WP HR S P ERA WHIP	IP WLS BF H R ER SO BB IBB HBP BLK WP HR S P ERA WHIP	IP WLS BF H R ER SO BB IBB HBP BLK WP HR S P ERA WHIP	IP WLS BF H R ER SO BB IBB HBP BLK WP HR S P ERA WHIP	IP WLS BF H R ER SO BB IBB HBP BLK WP HR S P ERA WHIP	IP WLS BF H R ER SO BB IBB HBP BLK WP HR S P ERA WHIP	IP WLS BF H R ER SO BB IBB HBP BLK WP HR S P ERA WHIP	IP WLS BF H R ER SO BB IBB HBP BLK WP HR S P ERA WHIP	IP WLS BF H R ER SO BB IBB HBP BLK WP HR S P ERA WHIP		
Dennis Leonard, R ERA: 4.58 (1, 1)	2.2 L 14 4 6 6 0 2 0 1 0 0 1 11 20 20.25 2.250																		
Larry Gura, L ERA: 3.94 (3, 1)	3.2 17 3 2 2 1 2 0 1 0 0 1 16 25 4.91 1.364																		
Steve Mingo, L ERA: 1.23 (7, 1)	1.1 6 2 0 0 0 0 1 0 0 0 0 5 9 0.00 1.500																		
Doug Bird, R ERA: 6.23 (8, 1)	1.1 5 0 0 0 0 0 0 1 0 0 0 4 8 0.00 0.000																		

AB	33
R	8
H	9
RBI	8
BB	6
SO	1
LOB	14



Batter	1	2	3	4	5	6	7	8	9	AB	R	H	RBI	BB	SO	LOB	BOTTOM				
Willie Wilson, S OBP: 0.313, SLG: 0.352 (1, 7)	6-3		K			4-3			F2	3	0	0	0	1	1	1	Minnesota Twins @ Kansas City Royals Royals Stadium, Kansas City, MO Thu May 18 1978, 8:05 PM EDT Att: 17,459 - Unknown - 75 F				
Clint Hurdle, L OBP: 0.333, SLG: 0.402 (9, PH)					S 1B BB					1	0	0	0	0	0	0					
John Wathan, R OBP: 0.302, SLG: 0.341 (1, 3)	F8		6-3					FC5-4 1B		4	0	2	2	0	0	0					
Joe Lahoud, L OBP: 0.100, SLG: 0.100 (9, PH)					S 1B					1	0	1	0	0	0	0					
Joe Zdeb, R OBP: 0.217, SLG: 0.364 (9, PR)					1-2 2-H 3-H			G5-4-3 1B		0	0	0	0	0	0	0					
Hal McRae, R OBP: 0.333, SLG: 0.556 (1, 10)	HR			L7	F7			FC5-4 FC5-4		5	1	1	1	0	0	4					
Al Cowens, R OBP: 0.323, SLG: 0.414 (1, 9)	K			4-3	6-3			FC5-4 3B		4	1	0	0	0	1	3					
Amos Otis, R OBP: 0.382, SLG: 0.604 (1, 8)			L8			G3 1B 2B		1-H 3B		3	1	2	1	1	0	0					
Darrell Porter, L OBP: 0.388, SLG: 0.486 (1, 2)				F9		G3		4-3		3	0	0	0	1	0	3					
Freddie Patek, R OBP: 0.286, SLG: 0.333 (1, 6)			F7			F9		6-3		4	0	1	1	0	0	1					
Frank White, R OBP: 0.296, SLG: 0.337 (1, 4)										3	2	1	0	0	0	2					
Ralph LaCock, L OBP: 0.211, SLG: 0.176 (8, PH)						FC5-4		E7		1	0	0	0	0	0	0					
U L Washington, S OBP: 0.500, SLG: 0.333 (8, PR)					BB 1B	1B		G4-6-3		0	0	0	0	0	0	0					
Jerry Terrell, R OBP: 0.250, SLG: 0.200 (1, 5)										2	1	1	0	0	0	0					
Tom Poquette, L OBP: 0.292, SLG: 0.467 (6, PH)			6-3			1B BB		G4-6-3		2	0	1	1	0	0	1					
Inning Stats	R: 1 E: 0 K: 1 S: 6	H: 1 LOB: 0 BB: 0 P: 6	R: 0 E: 0 K: 0 S: 3	H: 0 LOB: 1 BB: 1 P: 7	R: 0 E: 0 K: 1 S: 5	H: 0 LOB: 0 BB: 0 P: 5	R: 0 E: 0 K: 0 S: 3	H: 0 LOB: 1 BB: 1 P: 7	R: 0 E: 0 K: 0 S: 6	H: 3 LOB: 2 BB: 1 P: 10	R: 2 E: 0 K: 0 S: 6	H: 3 LOB: 1 BB: 0 P: 6	R: 1 E: 0 K: 0 S: 5	H: 2 LOB: 1 BB: 0 P: 5	R: 0 E: 1 K: 0 S: 3	H: 0 LOB: 1 BB: 0 P: 3	R: 0 E: 0 K: 0 S: 3	H: 1 LOB: 0 BB: 0 P: 3	1B: 6 2B: 2 3B: 1 HR: 1	SF: 0 SAC: 0 DP: 2 HBP: 0	WP: 0 PA: 39 PB: 0 SB: 3 CS: 0
PITCHER	IP WLS BF H R ER SO BB IBB HBP BLK WP HR S P ERA WHIP	IP WLS BF H R ER SO BB IBB HBP BLK WP HR S P ERA WHIP	IP WLS BF H R ER SO BB IBB HBP BLK WP HR S P ERA WHIP	IP WLS BF H R ER SO BB IBB HBP BLK WP HR S P ERA WHIP	IP WLS BF H R ER SO BB IBB HBP BLK WP HR S P ERA WHIP	IP WLS BF H R ER SO BB IBB HBP BLK WP HR S P ERA WHIP	IP WLS BF H R ER SO BB IBB HBP BLK WP HR S P ERA WHIP	IP WLS BF H R ER SO BB IBB HBP BLK WP HR S P ERA WHIP	IP WLS BF H R ER SO BB IBB HBP BLK WP HR S P ERA WHIP	IP WLS BF H R ER SO BB IBB HBP BLK WP HR S P ERA WHIP	IP WLS BF H R ER SO BB IBB HBP BLK WP HR S P ERA WHIP	IP WLS BF H R ER SO BB IBB HBP BLK WP HR S P ERA WHIP	IP WLS BF H R ER SO BB IBB HBP BLK WP HR S P ERA WHIP	IP WLS BF H R ER SO BB IBB HBP BLK WP HR S P ERA WHIP	IP WLS BF H R ER SO BB IBB HBP BLK WP HR S P ERA WHIP	IP WLS BF H R ER SO BB IBB HBP BLK WP HR S P ERA WHIP					
Geoff Zahn, L ERA: 3.07 (1, 1)	5.1 W 24 5 4 4 2 3 0 0 0 0 1 25 37 6.75 1.500																				
Tom Johnson, R ERA: 3.45 (6, 1)	1.2 9 4 2 2 0 0 0 0 0 0 0 9 9 10.80 2.400																				
Mike Marshall, R ERA: (8, 1)	2.0 S 6 1 0 0 0 0 0 0 0 0 6 6 0.00 0.500																				

AB	36
R	6
H	10
RBI	6
BB	3
SO	2
LOB	15



Batter	1	2	3	4	5	6	7	8	9	AB	R	H	RBI	BB	SO	LOB	TOP					
Willie Norwood, R OBP: 0.324, SLG: 0.437 (1, 7)	F7		6-3			2B		F8		4	1	1	0	0	0	0	Minnesota Twins @ Kansas City Royals Royals Stadium, Kansas City, MO Sun May 21 1978, 4:33 AM EDT Att: 29,079 - Unknown - 66 F					
Rod Carew, L OBP: 0.472, SLG: 0.587 (1, 3)	5-3			1B		SH1-3 FC6-2 2B				4	1	3	2	0	0							
Dan Ford, R OBP: 0.368, SLG: 0.474 (1, 8)	5-3			G6-4-3 1B		SH1-3		F8		3	0	1	1	0	0							
Jose Morales, R OBP: 0.367, SLG: 0.419 (1, 10)	K			F9		FC6-2		FC6		4	0	0	0	0	1							
Bombo Rivera, R OBP: 0.412, SLG: 0.422 (1, 9)	WP 5-3 1B			G6-4-3 1-2		L8				4	0	1	0	0	0							
Roy Smalley, S OBP: 0.333, SLG: 0.361 (1, 6)	5-3 1-2				6-3			F9		4	0	0	0	0	0							
Butch Wynegar, S OBP: 0.341, SLG: 0.371 (1, 2)	5-3 2-3				L8		BB 1-3			3	0	0	0	1	0							
Larry Wolfe, R OBP: 0.283, SLG: 0.306 (1, 5)			4-3		5-3		1-3			3	0	0	0	0	0							
Bob Randall, R OBP: 0.316, SLG: 0.350 (1, 4)			P6			2B 2B 1B		L9		3	1	1	0	0	0							
Inning Stats	R: 0 E: 0 K: 0 S: 3	H: 0 LOB: 0 BB: 0 P: 3	R: 0 E: 0 K: 1 S: 6	H: 1 LOB: 1 BB: 0 P: 6	R: 0 E: 0 K: 0 S: 3	H: 0 LOB: 0 BB: 0 P: 3	R: 1 E: 0 K: 0 S: 4	H: 2 LOB: 0 BB: 0 P: 4	R: 0 E: 0 K: 0 S: 3	H: 0 LOB: 0 BB: 0 P: 3	R: 2 E: 0 K: 0 S: 6	H: 3 LOB: 1 BB: 0 P: 6	R: 0 E: 0 K: 0 S: 3	H: 0 LOB: 1 BB: 1 P: 7	R: 0 E: 0 K: 0 S: 4	H: 1 LOB: 1 BB: 0 P: 4	R: 0 E: 0 K: 0 S: 3	H: 0 LOB: 0 BB: 0 P: 3	1B: 4 2B: 3 3B: 0 HR: 0	SF: 0 SAC: 1 DP: 1 HBP: 0	WP: 1 PB: 0 SB: 0 CS: 0	PA: 34
PITCHER Paul Spittorf, L ERA: 2.72 (1, 1)	IP: 9.0 WLS: L BF: 34 H: 7 R: 3 ER: 3 SO: 1 BB: 1 IBB: 0 HBP: 0 BLK: 0 WP: 1 HR: 0 S: 35 P: 39 ERA: 3.00 WHIP: 0.889																					

Batter	1	2	3	4	5	6	7	8	9	AB	R	H	RBI	BB	SO	LOB	BOTTOM						
Willie Wilson, S OBP: 0.290, SLG: 0.323 Tom Poquette, L (7, PH) OBP: 0.284, SLG: 0.452 (8, 7)	4-3		1-3		F8		F8			3	0	0	0	0	0	0	Minnesota Twins @ Kansas City Royals Royals Stadium, Kansas City, MO Sun May 21 1978, 4:33 AM EDT Att: 29,079 - Unknown - 66 F						
Hal McRae, R OBP: 0.331, SLG: 0.561 (1, 10)	F7		F8		F9			F9		4	0	0	0	0	0								
George Brett, L OBP: 0.368, SLG: 0.481 (1, 5)	3B 2B		L9		G3		BB BB BB	BB		3	1	1	0	1	0								
Al Cowens, R OBP: 0.321, SLG: 0.415 (1, 9)	2H 3B			F2		6-3		P4		4	0	1	1	0	0								
Amos Otis, R OBP: 0.385, SLG: 0.589 (1, 8)	5-3			1B 2B		L9		F8		4	1	1	0	0	0								
Clint Hurdle, L OBP: 0.324, SLG: 0.394 (1, 3)		4-3		P3		4-3				4	0	0	0	0	0								
Darrell Porter, L OBP: 0.376, SLG: 0.454 (1, 2)		BB BB BB		1B 2H 1B		G1		P5		3	0	1	1	1	0								
Freddie Patek, R OBP: 0.308, SLG: 0.353 U L Washington, S (4, PH) OBP: 0.500, SLG: 0.400 (5, 6)		K		S 1B		G3		F3		1	0	0	0	0	1								
Joe Lahoud, L OBP: 0.091, SLG: 0.091 (9, PH)				1-3 1B						2	0	1	0	0	0								
Frank White, R OBP: 0.283, SLG: 0.330 (1, 4)	F7			L5						1	0	0	0	0	0								
Inning Stats	R: 1 E: 0 K: 0 S: 5	H: 2 LOB: 1 BB: 0 P: 5	R: 0 E: 0 K: 1 S: 5	H: 0 LOB: 1 BB: 1 P: 9	R: 0 E: 0 K: 0 S: 3	H: 0 LOB: 0 BB: 0 P: 3	R: 1 E: 0 K: 0 S: 6	H: 3 LOB: 2 BB: 0 P: 6	R: 0 E: 0 K: 0 S: 3	H: 0 LOB: 0 BB: 0 P: 3	R: 0 E: 0 K: 0 S: 4	H: 0 LOB: 0 BB: 0 P: 3	R: 0 E: 0 K: 0 S: 3	H: 1 LOB: 1 BB: 0 P: 4	R: 0 E: 0 K: 0 S: 3	H: 0 LOB: 1 BB: 1 P: 7		R: 0 E: 0 K: 0 S: 3	H: 0 LOB: 0 BB: 0 P: 3	1B: 2 2B: 3 3B: 1 HR: 0	SF: 0 SAC: 0 DP: 0 HBP: 0	WP: 0 PB: 0 SB: 1 CS: 0	PA: 35
PITCHER Gary Serun, R ERA: 3.6 Mike Marshall, R ERA: (9, 1)	IP: 8.0 WLS: W BF: 32 H: 6 R: 2 ER: 2 SO: 2 BB: 2 IBB: 0 HBP: 0 BLK: 0 WP: 0 HR: 0 S: 32 P: 40 ERA: 2.25 WHIP: 1.000																						

AB	32
R	3
H	7
RBI	3
BB	1
SO	1
LOB	10



AB	33
R	2
H	6
RBI	2
BB	2
SO	1
LOB	9



Batter	1	2	3	4	5	6	7	8	9	AB	R	H	RBI	BB	SO	LOB	TOP		
Mike Hargrove, L OBP: 0.383, SLG: 0.414 Mike Jorgensen, L OBP: 0.364, SLG: 0.250	4-0 FC4-6 BB		0-0 1-3 2B		0-0 4-3			0-0 E 1B		3	0	2	0	1	0	0			
Al Oliver, L OBP: 0.301, SLG: 0.430	0-0 FC4-6 G6-4-3 1-2		0-0 4-3			0-0 2B		0-0 P4		4	0	1	0	0	0	4			
Bobby Bonds, R OBP: 0.339, SLG: 0.430	0-0 G6-4-3 1-2			0-0 5-3		0-0 F8		0-0 E4 S		4	0	0	0	0	0	3			
Richie Zisk, R OBP: 0.358, SLG: 0.556		0-0 6-3		0-0 P3		0-0 5-3		0-0 F3		4	0	0	0	0	0	3			
Jim Sundberg, R OBP: 0.384, SLG: 0.480		0-0 G4-6-3 1B		0-0 1B		0-0 F9		0-0 4-3		4	0	2	0	0	0	3			
Juan Beniquez, R OBP: 0.277, SLG: 0.341	0-0 G4-6-3 1-2		0-0 1B		0-0 1B				0-3 K	4	0	1	0	0	1	1			
Toby Harrah, R OBP: 0.305, SLG: 0.292			0-3 K		0-0 F8				0-0 6-3	4	0	0	0	0	1	2			
Bump Wills, S OBP: 0.283, SLG: 0.323			0-0 4-3		0-3 K				0-0 4-3	4	0	0	0	0	1	0			
Nelson Norman, S OBP: 0.333, SLG: 0.333			0-0 2B 1B		0-3 K					3	0	1	0	0	1	1			
Inning Stats	R: 0 E: 0 K: 0 S: 2	H: 0 LOB: 0 BB: 1 P: 6	R: 0 E: 0 K: 0 S: 3	H: 1 LOB: 0 BB: 0 P: 3	R: 0 E: 0 K: 1 S: 7	H: 2 LOB: 2 BB: 0 P: 7	R: 0 E: 0 K: 0 S: 5	H: 2 LOB: 2 BB: 0 P: 5	R: 0 E: 0 K: 2 S: 4	H: 0 LOB: 0 BB: 0 P: 4	R: 0 E: 1 K: 0 S: 4	H: 0 LOB: 1 BB: 0 P: 4	R: 0 E: 1 K: 0 S: 5	H: 1 LOB: 3 BB: 0 P: 5	R: 0 E: 0 K: 1 S: 5	H: 0 LOB: 0 BB: 0 P: 5	1B: 5 2B: 2 3B: 0 HR: 0	SF: 0 SAC: 0 DP: 2 HBP: 0	WP: 0 PA: 35 CS: 0
PITCHER Geoff Zahn, L ERA: 2.71 Mike Marshall, R ERA:	IP: 7.2 WLS: W BF: 31 H: 7 R: 0 ER: 0 SO: 3 BB: 1 IBB: 0 HBP: 0 BLK: 0 WP: 0 HR: 0 S: 36 P: 40 ERA: 0.00 WHIP: 1.043	IP: 1.1 WLS: S BF: 4 H: 0 R: 0 ER: 0 SO: 1 BB: 0 IBB: 0 HBP: 0 BLK: 0 WP: 0 HR: 0 S: 6 P: 6 ERA: 0.00 WHIP: 0.000																	

Texas Rangers @ Minnesota Twins
Metropolitan Stadium, Bloomington, MI
Mon May 22 1978, 8:05 PM EDT
Att. 6,108 - Unknown - 74 F

AB	34
R	0
H	7
RBI	0
BB	1
SO	4
LOB	17



Batter	1	2	3	4	5	6	7	8	9	AB	R	H	RBI	BB	SO	LOB	BOTTOM		
Willie Norwood, R OBP: 0.322, SLG: 0.438	0-0 1B FC6-4 2B		0-0 6-3		0-0 FC5-4 1-2			0-0 L8		4	1	1	0	0	0	4			
Rod Carew, L OBP: 0.467, SLG: 0.578	0-0 FC6-4 2-3 1B		0-0 3-1		0-0 F7		0-3 K			4	0	1	0	0	1	0			
Dan Ford, R OBP: 0.365, SLG: 0.468	0-0 FC6-4 L8-3 1-2 3-H		0-0 F8		0-0 WP 1B		0-0 6-3			4	0	1	1	0	0	1			
Craig Kusick, R OBP: 0.274, SLG: 0.266	0-0 L8-3 1-2		0-0 BB 1B		0-0 5-3 1-2		0-0 6-3			4	0	1	0	0	0	2			
Bombo Rivera, R OBP: 0.436, SLG: 0.413		4-0 1B FC6-4 BB		4-0 1-2 BB		4-0 BB		0-0 5-3		1	1	0	0	3	0	0			
Roy Smalley, S OBP: 0.337, SLG: 0.365		0-0 FC6-4 1-3 1B		0-0 F8		0-0 6-3		0-0 CS 1B		4	0	2	0	0	0	4			
Butch Wynegar, S OBP: 0.338, SLG: 0.362		0-0 FC6-4 5-3 1-2 3-H BB		4-0 FC5-4 BB		0-0 F9		0-0 F7 1-2		3	0	0	1	1	0	2			
Larry Wolfe, R OBP: 0.286, SLG: 0.294		4-0 5-3 BB		0-0 F7		0-0 F9		0-0 F9		2	0	0	0	1	0	1			
Bob Randall, R OBP: 0.316, SLG: 0.358		0-0 5-3		0-0 F8		0-0 2B				3	0	1	0	0	0	3			
Inning Stats	R: 1 E: 0 K: 0 S: 4	H: 2 LOB: 0 BB: 0 P: 4	R: 1 E: 0 K: 0 S: 4	H: 1 LOB: 2 BB: 2 P: 12	R: 0 E: 0 K: 0 S: 4	H: 1 LOB: 1 BB: 1 P: 8	R: 0 E: 0 K: 0 S: 3	H: 0 LOB: 1 BB: 1 P: 7	R: 0 E: 0 K: 0 S: 4	H: 1 LOB: 2 BB: 1 P: 8	R: 0 E: 0 K: 1 S: 5	H: 0 LOB: 0 BB: 0 P: 5	R: 0 E: 0 K: 0 S: 3	H: 1 LOB: 0 BB: 0 P: 3	R: 0 E: 0 K: 0 S: 3	H: 0 LOB: 0 BB: 0 P: 3	1B: 5 2B: 3 3B: 0 HR: 0	SF: 0 SAC: 0 DP: 1 HBP: 0	WP: 1 PA: 34 CS: 1
PITCHER Jon Matlack, L ERA: 3.07	IP: 8.0 WLS: L BF: 34 H: 7 R: 2 ER: 2 SO: 1 BB: 5 IBB: 0 HBP: 0 BLK: 0 WP: 1 HR: 0 S: 31 P: 51 ERA: 2.25 WHIP: 1.500																		

Texas Rangers @ Minnesota Twins
Metropolitan Stadium, Bloomington, MI
Mon May 22 1978, 8:05 PM EDT
Att. 6,108 - Unknown - 74 F


AB	29
R	2
H	7
RBI	2
BB	5
SO	1
LOB	17



Batter	1	2	3	4	5	6	7	8	9	AB	R	H	RBI	BB	SO	LOB	TOP			
Mike Hargrove, L (1, 3) OBP: 0.392, SLG: 0.410 Bobby Thompson, S (7, PR) OBP: 0.357, SLG: 0.478 Mike Jorgensen, L (7, 3) OBP: 0.364, SLG: 0.250	4-0 1B BB		0-0 F7		4-0 BB		4-0 1B BB			1	0	0	0	3	0	0	Texas Rangers @ Minnesota Twins Metropolitan Stadium, Bloomington, MI Tue May 23 1978, 8:05 PM EDT Att. 6,791 - Unknown - 73 F			
Al Oliver, L (1, 7) OBP: 0.306, SLG: 0.432	0-0 P6		0-0 5-3 1B		0-0 P6		0-0 1B			4	0	2	2	0	0	2				
Bobby Bonds, R (1, 9) OBP: 0.328, SLG: 0.415	0-0 F8		0-0 5-3 1-2		0-0 F9		0-0 5-3			4	0	0	0	0	0	4				
Richie Zisk, R (1, 10) OBP: 0.356, SLG: 0.548	0-0 BB 1B		0-0 5-3		0-0 F8		0-0 6-3			4	0	1	0	0	0	1				
John Lowenstein, L (1, 5) OBP: 0.475, SLG: 0.553	4-0 1-2 BB		0-0 F7		0-0 F7		0-0 F5			3	0	0	0	1	0	0				
Jim Sundberg, R (1, 2) OBP: 0.373, SLG: 0.465	0-3 K		0-0 5-3		0-0 F9		0-0 F8			4	0	0	0	0	1	3				
Bump Willis, S (1, 4) OBP: 0.282, SLG: 0.321		0-0 CS 1B		0-3 K		0-0 4-3		0-0 F7		4	0	1	0	0	1	0				
Juan Beniquez, R (1, 8) OBP: 0.284, SLG: 0.341		4-0 CS BB		0-3 K		0-0 BB 1B 1B		0-0 F8		3	1	1	0	1	1	0				
Jim Mason, L (1, 6) OBP: 0.261, SLG: 0.273		0-3 K		0-3 K		0-0 BB 1B 1B		0-0 F7		4	1	1	0	0	2	1				
Inning Stats	R: 0 E: 0 K: 1 S: 6	H: 1 LOB: 3 BB: 2 P: 14	R: 0 E: 0 K: 1 S: 4	H: 1 LOB: 1 BB: 1 P: 8	R: 0 E: 0 K: 0 S: 4	H: 0 LOB: 0 BB: 0 P: 4	R: 0 E: 0 K: 1 S: 5	H: 0 LOB: 1 BB: 0 P: 5	R: 0 E: 0 K: 0 S: 3	H: 0 LOB: 0 BB: 0 P: 3	R: 2 E: 0 K: 0 S: 6	H: 3 LOB: 2 BB: 1 P: 10	R: 0 E: 0 K: 0 S: 3	H: 0 LOB: 0 BB: 0 P: 3	R: 0 E: 0 K: 0 S: 3	H: 0 LOB: 0 BB: 0 P: 3	1B: 6 2B: 0 3B: 0 HR: 0	SF: 0 SAC: 0 DP: 0 HBP: 0	WP: 0 PB: 0 SB: 0 CS: 2	PA: 36
PITCHER Roger Erickson, R (1, 1) ERA: 4.85	IP: 9.0 WLS: W BF: 36 H: 6 R: 2 ER: 2 SO: 5 BB: 5 IBB: 0 HBP: 0 BLK: 0 WP: 0 HR: 0 S: 41 P: 61 ERA: 2.00 WHIP: 1.222															PITCHER				

Batter	1	2	3	4	5	6	7	8	9	AB	R	H	RBI	BB	SO	LOB	BOTTOM			
Willie Norwood, R (1, 7) OBP: 0.320, SLG: 0.429	0-0 6-3		0-0 F8		0-0 6-3		4-0 1-2 2-3 BB			3	0	0	0	1	0	0	Texas Rangers @ Minnesota Twins Metropolitan Stadium, Bloomington, MI Tue May 23 1978, 8:05 PM EDT Att. 6,791 - Unknown - 73 F			
Rod Carew, L (1, 3) OBP: 0.462, SLG: 0.570	0-0 4-3			0-0 F8 1B		0-0 5-3	0-0 1-3			4	0	1	0	0	0	3				
Dan Ford, R (1, 8) OBP: 0.375, SLG: 0.503				0-0 1-2 1B		0-3 K		0-0 4-3 3B 2B		4	2	3	1	0	1	0				
Craig Kusick, R (1, 10) OBP: 0.263, SLG: 0.254 Rich Chiles, L (8, PH) OBP: 0.339, SLG: 0.261	0-3 K			0-3 K		0-0 G3		0-0 4-3		3	0	0	0	0	2	2				
Bombo Rivera, R (1, 9) OBP: 0.424, SLG: 0.400		0-0 5-3		0-0 F8		0-0 FC6-4 SH1-4 1B 1B		0-0 F4		4	1	1	0	0	0	3				
Roy Smalley, S (1, 6) OBP: 0.337, SLG: 0.360		0-0 L7		0-0 F9		0-0 SH1-4		4-0 3B BB		2	1	0	0	1	0	2				
Larry Wolfe, R (1, 5) OBP: 0.311, SLG: 0.302 Mike Cabbage, L (8, PH) OBP: 0.390, SLG: 0.491		0-0 CS 1B		0-0 6-3		4-0 FC6-4 BB		0-0 1-1 3-H 3-H 3B		2	0	1	0	1	0	0				
Bob Randall, R (1, 4) OBP: 0.311, SLG: 0.352 Jose Morales, R (7, PH) OBP: 0.360, SLG: 0.409 Rob Wilfong, L (7, PR) OBP: 0.292, SLG: 0.211		0-0 CS	0-0 F4		0-0 F8		0-0 FC6-4 BB 1B	4-0 FC5-4 BB		2	0	0	0	0	0	0				
Glenn Borgmann, R (1, 2) OBP: 0.367, SLG: 0.348		0-0 5-3		0-0 HR		0-0 BB 1B		0-0 FC5-4		4	1	2	2	0	0	2				
Inning Stats	R: 1 E: 0 K: 1 S: 6	H: 1 LOB: 0 BB: 0 P: 6	R: 0 E: 0 K: 0 S: 3	H: 1 LOB: 0 BB: 0 P: 3	R: 0 E: 0 K: 0 S: 3	H: 0 LOB: 0 BB: 0 P: 3	R: 0 E: 0 K: 1 S: 7	H: 2 LOB: 2 BB: 0 P: 7	R: 1 E: 0 K: 0 S: 4	H: 1 LOB: 0 BB: 0 P: 4	R: 0 E: 0 K: 1 S: 5	H: 0 LOB: 0 BB: 0 P: 5	R: 1 E: 0 K: 0 S: 5	H: 2 LOB: 3 BB: 2 P: 13	R: 2 E: 0 K: 0 S: 5	H: 2 LOB: 2 BB: 2 P: 13	1B: 5 2B: 1 3B: 1 HR: 2	SF: 0 SAC: 1 DP: 0 HBP: 0	WP: 0 PB: 0 SB: 0 CS: 1	PA: 37
PITCHER Jim Umberger, L (1, 1) ERA: 4.44 Reggie Cleveland, R (8, 1) ERA: 2.45	IP: 7.0 WLS: L BF: 30 H: 8 R: 4 ER: 4 SO: 3 BB: 2 IBB: 0 HBP: 0 BLK: 0 WP: 0 HR: 2 S: 34 P: 42 ERA: 5.14 WHIP: 1.429															PITCHER				

AB 31
R 2
H 6
RBI 2
BB 5
SO 5
LOB 11



AB 31
R 5
H 9
RBI 5
BB 4
SO 3
LOB 15



Batter	1	2	3	4	5	6	7	8	9	10	11	AB	R	H	RBI	BB	SO	LOB	TOP	
John Lowenstein, L OBP: 0.483, SLG: 0.519	0-0 1B		0-0 6-3			0-0 F7		0-0 4-3			0-3 K	5	1	1	0	0	1	0		
Mike Hargrove, L OBP: 0.392, SLG: 0.401	4-0 1B		0-0 G3			0-0 3-1			0-0 F6		4-0 S 1B	3	0	0	0	2	0	0		
Bobby Thompson, S OBP: 0.357, SLG: 0.478	1-2 BB										4-0 S 1B	0	1	0	0	0	0	0		
Mike Jorgensen, L OBP: 0.364, SLG: 0.250											4-0 S 1B	0	0	0	0	0	0	0		
Bobby Bonds, R OBP: 0.324, SLG: 0.402	0-3 K				0-0 L4				0-3 K		4-0 1B 1-2 BB	4	0	0	0	1	2	2		
Al Oliver, L OBP: 0.321, SLG: 0.440	0-0 1B				4-0 G5-4-3 BB			0-0 4-3		0-0 WP 1B	0-0 1B	4	0	3	2	1	0	0		
Richie Zisk, R OBP: 0.351, SLG: 0.536	0-0 L9-3				0-0 G5-4-3 BB			0-0		0-3 K	0-3 K	5	0	1	0	0	2	6		
Bump Wills, S OBP: 0.279, SLG: 0.338		0-3 K				0-0 HR			0-0 F5		0-3 K	5	1	1	1	0	3	3		
Jim Sundberg, R OBP: 0.370, SLG: 0.459		0-0 4-3				0-0 L6			0-0 L9		0-0 CS 1B	4	0	1	0	0	0	1		
Juan Beniquez, R OBP: 0.283, SLG: 0.333			0-0 L9			0-0 F7			0-0 5-3		4-0 1-2 BB	3	0	0	0	1	0	0		
Jim Mason, L OBP: 0.251, SLG: 0.240						0-0 L9			0-0 F9		0-3 K	3	0	0	0	0	0	0		
Nelson Norman, S OBP: 0.250, SLG: 0.250			1-3									1	0	0	0	0	1	1		
Inning Stats	R: 1 E: 0 K: 1 S: 6	H: 2 LOB: 1 BB: 1 P: 10	R: 0 E: 0 K: 1 S: 5	H: 0 LOB: 0 BB: 0 P: 5	R: 0 E: 0 K: 0 S: 3	H: 0 LOB: 0 BB: 0 P: 3	R: 0 E: 0 K: 0 S: 2	H: 1 LOB: 0 BB: 0 P: 4	R: 0 E: 0 K: 0 S: 3	H: 0 LOB: 0 BB: 0 P: 3	R: 0 E: 0 K: 2 S: 8	H: 1 LOB: 1 BB: 0 P: 8	R: 0 E: 0 K: 3 S: 10	H: 1 LOB: 2 BB: 2 P: 18	R: 1 E: 0 K: 3 S: 10	H: 1 LOB: 2 BB: 2 P: 18	1B: 6 2B: 1 3B: 0 HR: 1	SF: 0 SAC: 0 DP: 2 HBP: 0	WP: 1 PB: 0 SB: 2 CS: 1	PA: 42
PITCHER	IP WLS BF H R ER SO BB IBB HBP BLK WP HR S P ERA WHIP	IP WLS BF H R ER SO BB IBB HBP BLK WP HR S P ERA WHIP																		
Paul Thomsdgaard, R ERA: 4.91	(1, 1)	9.0	2	10	2	1	1	5	3	0	0	0	0	0	0	17	29	4.50	2.500	
Mike Marshall, R ERA: 0.9	(10, 1)	2.0	L	10	2	1	1	5	3	0	0	0	0	0	0	17	29	4.50	2.500	

Texas Rangers @ Minnesota Twins
Metropolitan Stadium, Bloomington, MI
Wed May 24 1978, 8:05 PM EDT
Att: 7,598 - Unknown - 76 F

AB	37
R	3
H	7
RBI	3
BB	5
SO	9
LOB	13



Batter	1	2	3	4	5	6	7	8	9	10	11	AB	R	H	RBI	BB	SO	LOB	BOTTOM	
Rich Chiles, L OBP: 0.333, SLG: 0.260	0-0 4-3		0-0 6-3		0-0 3-1		0-0			0-0 F4		4	0	1	0	0	0	2		
Willie Norwood, R OBP: 0.318, SLG: 0.425					2-3							1	0	0	0	0	0	0		
Rod Carew, L OBP: 0.455, SLG: 0.556	4-0 CS BB				0-0 3-1		0-0 4-3		0-0 6-3		0-0 4-3	4	0	0	0	1	0	2		
Dan Ford, R OBP: 0.370, SLG: 0.493	0-0 6-3				0-0 1-3		0-0 1-3 SH1-3 1B		0-3 K		0-0 6-3	5	0	1	0	0	1	1		
Mike Cabbage, L OBP: 0.400, SLG: 0.509		0-0				0-0 SH1-3			0-0 F8		0-0 F8	2	0	2	0	0	0	0		
Jose Morales, R OBP: 0.353, SLG: 0.400		L6-4 2B				0-0 BB 1B		1-2				1	0	0	0	0	0	0		
Larry Wolfe, R OBP: 0.300, SLG: 0.296						4-0 BB 1B		1-2				3	0	0	0	2	0	1		
Butch Wynegar, S OBP: 0.340, SLG: 0.354		0-0 F8				4-0 BB 1B		1-3 BB		0-0 F3		0-0 1-3	3	0	0	0	2	0		
Roy Smalley, S OBP: 0.328, SLG: 0.349		0-0 L6-4				0-0 G3		1-2 2-3		0-0 F6		0-0 L8	5	0	0	0	0	5		
Glenn Adams, L OBP: 0.226, SLG: 0.300						0-0 4-3						3	1	1	0	0	0	2		
Bombo Rivera, R OBP: 0.417, SLG: 0.392						0-0 E 2B						1	0	0	0	0	0	0		
Hosken Powell, L OBP: 0.288, SLG: 0.284						0-0 4-3						3	0	1	1	0	0	0		
Craig Kusick, R OBP: 0.273, SLG: 0.309						0-0 E8						1	1	1	1	0	0	0		
Mike Marshall, R ERA: 0.0						0-0 3-1 2-H 1B						0	0	0	0	0	0	0		
Rob Wilfong, L OBP: 0.296, SLG: 0.227						0-0 2-3						3	0	1	0	0	0	1		
Bob Randall, R OBP: 0.308, SLG: 0.349						0-0 1B						1	0	0	0	0	0	0		
Inning Stats	R: 0 E: 0 K: 0 S: 2	H: 0 LOB: 0 BB: 1 P: 6	R: 0 E: 0 K: 0 S: 3	H: 1 LOB: 0 BB: 0 P: 3	R: 0 E: 0 K: 0 S: 4	H: 1 LOB: 1 BB: 0 P: 4	R: 0 E: 0 K: 0 S: 4	H: 1 LOB: 2 BB: 1 P: 8	R: 1 E: 1 K: 0 S: 5	H: 2 LOB: 1 BB: 0 P: 5	R: 0 E: 0 K: 0 S: 4	H: 1 LOB: 1 BB: 0 P: 4	R: 0 E: 0 K: 0 S: 3	H: 0 LOB: 0 BB: 0 P: 3	R: 0 E: 0 K: 0 S: 3	H: 0 LOB: 0 BB: 0 P: 3	1B: 5 2B: 3 3B: 0 HR: 1	SF: 0 SAC: 1 DP: 1 HBP: 0	WP: 0 PB: 0 SB: 0 CS: 1	PA: 42
PITCHER	IP WLS BF H R ER SO BB IBB HBP BLK WP HR S P ERA WHIP	IP WLS BF H R ER SO BB IBB HBP BLK WP HR S P ERA WHIP																		
Dock Ellis, R ERA: 3.71	(1, 1)	7.0	3	29	7	1	1	1	1	0	0	0	0	0	0	0	0	0		
Paul Lindblad, L ERA: 1.06	(8, 1)	3.0	W	10	1	1	1	1	1	0	0	0	0	0	0	0	0	0		
Doc Medich, R ERA: 6.0	(11, 1)	1.0	S	3	0	0	0	0	0	0	0	0	0	0	0	0	0	0		

Texas Rangers @ Minnesota Twins
Metropolitan Stadium, Bloomington, MI
Wed May 24 1978, 8:05 PM EDT
Att: 7,598 - Unknown - 76 F

AB	38
R	2
H	8
RBI	2
BB	3
SO	1
LOB	14



Batter	1	2	3	4	5	6	7	8	9	AB	R	H	RBI	BB	SO	LOB	TOP			
John Lowenstein, L (1, 5) OBP: 0.435, SLG: 0.509	0-3 K		0-3 K		0-0 3-1		0-0 G3	0-0 2B		5	0	1	2	0	2	1	Texas Rangers @ Minnesota Twins Metropolitan Stadium, Bloomington, MI Thu May 25 1978, 4:33 AM EDT Att. 7,644 - Unknown - 88 F			
Mike Hargrove, L (1, 3) OBP: 0.388, SLG: 0.393 Toby Harrah, R (8, PH) OBP: 0.303, SLG: 0.289 Mike Jorgensen, L (8, 3) OBP: 0.364, SLG: 0.250	4-0 1B BB		0-0 F8		0-0 G3			1-3 2-H 3-H K		3	1	0	0	1	1	0				
Bobby Bonds, R (1, 9) OBP: 0.333, SLG: 0.405	0-0 1-3 1-2		0-0 1B		0-0 1B	0-0 E S 1B		4-0 S HBP E BB	0-0 5-3	4	2	2	0	1	0	1				
Al Oliver, L (1, 10) OBP: 0.323, SLG: 0.435	0-0 1B 2-3 1B		0-0 F7		0-0 F3			1-0 E 2B HBP BB	0-3 K	4	1	1	0	0	1	2				
Richie Zisk, R (1, 7) OBP: 0.360, SLG: 0.539 Bobby Thompson, S (8, PR) OBP: 0.345, SLG: 0.458	0-0 1-3 1B		0-0 L8		0-0 CS 1B			4-0 2B 1-2 2-H SF7 BB	0-3 K	3	0	2	2	1	0	0				
Bump Wills, S (1, 4) OBP: 0.278, SLG: 0.343	0-0 F7		0-0 F7		0-0 G3			0-0 BB 1-3 2-H 2B		4	1	1	1	0	0	3				
Jim Sundberg, R (1, 2) OBP: 0.373, SLG: 0.463		0-0 B1-3		0-0 1B			0-0 4-3 SH1-4 1B	0-0 SF7		3	0	2	1	0	0	0				
Juan Beniquez, R (1, 8) OBP: 0.284, SLG: 0.328		0-0 6-3		0-3 K			0-0 SH1-4	4-0 BB 2B BB		2	1	0	0	1	1	1				
Jim Mason, L (1, 6) OBP: 0.233, SLG: 0.214		0-0 4-3			0-0 4-3		0-0 4-3	4-0 2B 1-2 2-3 BB		3	0	0	0	1	0	1				
Inning Stats	R: 1 E: 0 K: 1 S: 7	H: 2 LOB: 2 BB: 1 P: 11	R: 0 E: 0 K: 0 S: 3	H: 0 LOB: 0 BB: 0 P: 3	R: 0 E: 0 K: 1 S: 6	H: 1 LOB: 1 BB: 0 P: 6	R: 0 E: 0 K: 1 S: 6	H: 1 LOB: 1 BB: 0 P: 6	R: 0 E: 0 K: 0 S: 3	H: 2 LOB: 0 BB: 0 P: 4	R: 0 E: 0 K: 0 S: 4	H: 1 LOB: 1 BB: 0 P: 4	R: 5 E: 0 K: 1 S: 7	H: 2 LOB: 3 BB: 4 P: 24	R: 0 E: 0 K: 2 S: 7	H: 0 LOB: 0 BB: 0 P: 7		1B: 7 2B: 2 3B: 0 HR: 0	SF: 1 SAC: 1 DP: 0 HBP: 1	WP: 0 PB: 0 SB: 2 CS: 1
PITCHER	IP WLS BF H R ER SO BB IBB HBP BLK WP HR S P ERA WHIP	7.1 L 29 7 2 1 4 1 0 0 0 0 0 36 40 1.23 1.091	0.0 4 1 2 2 0 2 0 0 0 0 0 1 10 ∞ ∞	0.1 4 1 3 3 0 2 0 0 0 0 0 2 10 81.00 9.000	1.1 4 0 0 0 2 0 0 0 0 0 0 0 8 8 0.00 0.000	PITCHER										IP WLS BF H R ER SO BB IBB HBP BLK WP HR S P ERA WHIP	9.0 W 33 7 1 1 2 1 0 0 0 0 36 40 1.00 0.889			

AB 33
R 7
H 9
RBI 6
BB 5
SO 6
LOB 12



Batter	1	2	3	4	5	6	7	8	9	AB	R	H	RBI	BB	SO	LOB	BOTTOM			
Rich Chiles, L (1, 7) OBP: 0.313, SLG: 0.241	0-0 F9		0-0 F9		0-0 F9			0-0 F9		4	0	0	0	0	0	0	Texas Rangers @ Minnesota Twins Metropolitan Stadium, Bloomington, MI Thu May 25 1978, 4:33 AM EDT Att. 7,644 - Unknown - 88 F			
Rod Carew, L (1, 3) OBP: 0.451, SLG: 0.545	0-0 F8		4-0 1B BB		0-0 4-3			0-0 4-3		3	0	0	0	1	0	0				
Dan Ford, R (1, 8) OBP: 0.373, SLG: 0.493	0-0 CS 1B		0-0 1-2 1B		0-0 6-3			0-0 L7		4	0	2	0	0	0	0				
Mike Cubbage, L (1, 5) OBP: 0.395, SLG: 0.500	0-0 CS 1-2	0-0 F2	0-0 F9		0-0 F6			0-0 G3-6-3 1B		4	0	1	0	0	0	1				
Glenn Adams, L (1, 10) OBP: 0.227, SLG: 0.298		0-0 F5		0-3 K		0-0 1B		0-0 G3-6-3 1-2		4	0	1	0	0	1	1				
Butch Wynegar, S (1, 2) OBP: 0.338, SLG: 0.351		0-0 1B 1B		0-0 F8		0-0 G3		0-0 F8		4	1	1	0	0	0	1				
Roy Smalley, S (1, 6) OBP: 0.328, SLG: 0.349		0-0 1B 1B		0-0 E3			0-0 F7			3	0	1	0	0	0	0				
Hosken Powell, L (1, 9) OBP: 0.270, SLG: 0.286		0-0 1-2 1B		0-0 F5			0-0 3-1			3	0	1	1	0	0	1				
Rob Wilfong, L (1, 4) OBP: 0.276, SLG: 0.208 Craig Kusick, R (7, PH) OBP: 0.269, SLG: 0.304 Bob Randall, R (8, 4) OBP: 0.308, SLG: 0.349		0-3 3-H K		0-0 F2			0-0 6-3			2	0	0	0	0	1	2				
		1-3 1B								1	0	0	0	0	0	0				
		0-0 K								0	0	0	0	0	0	0				
Inning Stats	R: 0 E: 0 K: 0 S: 3	H: 1 LOB: 0 BB: 0 P: 3	R: 1 E: 0 K: 1 S: 8	H: 3 LOB: 2 BB: 0 P: 8	R: 0 E: 0 K: 1 S: 3	H: 1 LOB: 1 BB: 1 P: 7	R: 0 E: 1 K: 1 S: 6	H: 0 LOB: 1 BB: 0 P: 6	R: 0 E: 0 K: 0 S: 3	H: 0 LOB: 0 BB: 0 P: 3	R: 0 E: 0 K: 0 S: 4	H: 1 LOB: 1 BB: 0 P: 4	R: 0 E: 0 K: 0 S: 3	H: 0 LOB: 0 BB: 0 P: 3	R: 0 E: 0 K: 0 S: 3	H: 1 LOB: 0 BB: 0 P: 3	1B: 7 2B: 0 3B: 0 HR: 0	SF: 0 SAC: 0 DP: 1 HBP: 0	WP: 0 PB: 0 SB: 0 CS: 1	PA: 34
PITCHER	IP WLS BF H R ER SO BB IBB HBP BLK WP HR S P ERA WHIP	9.0 W 33 7 1 1 2 1 0 0 0 0 0 36 40 1.00 0.889	PITCHER										IP WLS BF H R ER SO BB IBB HBP BLK WP HR S P ERA WHIP	9.0 W 33 7 1 1 2 1 0 0 0 0 36 40 1.00 0.889						

AB 32
R 1
H 7
RBI 1
BB 1
SO 2
LOB 6



Batter	1	2	3	4	5	6	7	8	9	10	11	12	AB	R	H	RBI	BB	SO	LOB	TOP															
Amos Otis, R OBP: 0.491, SLG: 0.602 (1.8)														6	1	3	3	1	1	4															
Clint Hurdle, L OBP: 0.318, SLG: 0.390 (1.7)														4	0	0	1	0	1	4															
Willie Wilson, S OBP: 0.288, SLG: 0.306 (8.7)														2	0	0	0	0	1	2															
Hal McRae, R OBP: 0.330, SLG: 0.523 (1.10)														5	0	0	0	1	0	5															
George Brett, L OBP: 0.357, SLG: 0.490 (1.5)														5	1	1	0	0	0	4															
Ralph LaCock, L OBP: 0.192, SLG: 0.167 (1.3)														6	1	1	1	0	2	2															
Darrell Porter, L OBP: 0.372, SLG: 0.449 (1.2)														4	1	2	0	2	1	0															
Al Cowens, R OBP: 0.311, SLG: 0.404 (1.9)														5	2	1	0	1	0	4															
Freddie Patek, R OBP: 0.319, SLG: 0.364 (1.6)														6	0	1	0	1	1	5															
Frank White, R OBP: 0.310, SLG: 0.358 (1.4)														4	2	3	2	0	0	0															
Inning Stats	R: 0 E: 0 K: 1 S: 4	H: 1 LOB: 1 BB: 0 P: 4	R: 0 E: 0 K: 0 S: 3	H: 0 LOB: 0 BB: 0 P: 3	R: 2 E: 0 K: 0 S: 5	H: 3 LOB: 0 BB: 0 P: 5	R: 2 E: 0 K: 0 S: 6	H: 3 LOB: 2 BB: 1 P: 10	R: 0 E: 0 K: 1 S: 5	H: 1 LOB: 0 BB: 0 P: 3	R: 0 E: 0 K: 1 S: 6	H: 0 LOB: 2 BB: 1 P: 10	R: 0 E: 0 K: 2 S: 7	H: 0 LOB: 1 BB: 0 P: 9	R: 0 E: 0 K: 1 S: 5	H: 0 LOB: 1 BB: 1 P: 9	R: 1 E: 0 K: 1 S: 7	H: 2 LOB: 2 BB: 1 P: 11	1B: 7 2B: 6 3B: 0 HR: 0	SF: 1 SAC: 1 DP: 1 HBP: 2	WP: 2 PB: 0 SB: 0 CS: 0	PA: 56													
PITCHER	IP WLS BF H R ER SO BB IBB HBP BLK WP HR S P ERA WHIP																																		
Paul Thordogard, R (1.1)	4.0	19	7	4	4	0	1	0	0	0	0	0	18	22	9.00	2.000																			
Mac Scarce, L (5.1)	4.2	23	3	3	3	3	3	0	2	0	1	0	24	38	5.79	1.286																			
Mike Marshall, R (8.1)	3.1	L	14	2	1	1	4	2	0	0	0	0	20	28	2.70	1.200																			

Kansas City Royals @ Minnesota Twins
Metropolitan Stadium, Bloomington, MI

AB 46
R 8
H 12
RBI 7
BB 6
SO 7
LOB 30



Sun May 28 1978, 4:33 AM EDT
Att. 22,266 - Overcast

Batter	1	2	3	4	5	6	7	8	9	10	11	12	AB	R	H	RBI	BB	SO	LOB	BOTTOM															
Willie Norwood, R OBP: 0.305, SLG: 0.407 (1.7)													6	0	0	0	0	2	6																
Rod Carew, L (1.3)													5	2	3	0	1	2	2																
Dan Ford, R (1.8)													5	2	3	1	1	0	1																
Craig Kusick, R (1.10)													2	1	1	1	1	0	0																
Glenn Adams, L (9, PH)													1	1	1	2	0	0	0																
Glenn Borgmann, R (11, PH)													1	0	0	0	0	0	2																
Bombo Rivera, R (1.9)													4	1	3	2	0	1	1																
Mike Cubbage, L (9, PH)													2	0	0	0	0	0	2																
Roy Smalley, S (1.6)													5	0	2	0	1	0	4																
Butch Wynegar, S (1.2)													6	0	0	0	0	0	6																
Larry Wolfe, R (1.5)														2	0	1	0	2	0																
Hosken Powell, L (10.9)													2	0	0	0	0	0	0																
Bob Randall, R (1.4)														3	0	2	0	0	0	1															
Jose Morales, R (8, PH)														0	0	0	1	0	0	0															
Rob Wilfong, L (9.4)													0	0	0	0	1	0	0	0															
Rich Chiles, L (12, PH)													1	0	0	0	0	0	0	0															
Inning Stats	R: 0 E: 0 K: 1 S: 5	H: 0 LOB: 0 BB: 0 P: 4	R: 0 E: 0 K: 0 S: 4	H: 1 LOB: 1 BB: 0 P: 4	R: 0 E: 0 K: 0 S: 3	H: 1 LOB: 0 BB: 0 P: 3	R: 2 E: 0 K: 0 S: 7	H: 4 LOB: 2 BB: 1 P: 7	R: 0 E: 0 K: 1 S: 4	H: 1 LOB: 2 BB: 1 P: 12	R: 3 E: 0 K: 1 S: 9	H: 4 LOB: 1 BB: 2 P: 13	R: 2 E: 0 K: 0 S: 4	H: 1 LOB: 1 BB: 1 P: 12	R: 0 E: 0 K: 0 S: 2	H: 0 LOB: 0 BB: 1 P: 6	R: 0 E: 1 K: 0 S: 4	H: 1 LOB: 2 BB: 1 P: 8	R: 0 E: 0 K: 0 S: 3	H: 0 LOB: 0 BB: 0 P: 3	1B: 12 2B: 2 3B: 1 HR: 1	SF: 2 SAC: 0 DP: 4 HBP: 0	WP: 1 PB: 0 SB: 0 CS: 0	PA: 54											
PITCHER	IP WLS BF H R ER SO BB IBB HBP BLK WP HR S P ERA WHIP																																		
Andy Hassler, L (1.1)	5.0	22	9	2	2	1	1	0	0	1	0	0	23	27	3.60	2.000																			
Steve Mingori, L (6.1)	2.0	11	5	3	3	3	1	0	0	0	0	0	16	20	13.50	3.000																			
Al Hrabosky, L (8.1)	1.0	5	0	1	1	1	2	0	0	0	0	0	5	13	9.00	2.000																			
Doug Bird, R (9.1)	1.0	5	1	1	1	0	1	0	0	0	1	1	4	8	9.00	2.000																			
Larry Gura, L (10.1)	3.0	W	11	1	0	0	0	1	1	0	0	0	9	17	0.00	0.667																			

Kansas City Royals @ Minnesota Twins
Metropolitan Stadium, Bloomington, MI

AB 45
R 7
H 16
RBI 7
BB 7
SO 5
LOB 27



Sun May 28 1978, 4:33 AM EDT
Att. 22,266 - Overcast

Batter	1	2	3	4	5	6	7	8	9	AB	R	H	RBI	BB	SO	LOB	TOP										
Hosken Powell, L OBP: 0.258, SLG: 0.273 Bob Randall, R OBP: 0.315, SLG: 0.354	F2		F5			5-3		6-3		3	0	0	0	0	0	2											
Roy Smalley, S OBP: 0.332, SLG: 0.365	F8			4-3		K			HR	4	1	1	1	0	1	1											
Rod Carew, L OBP: 0.448, SLG: 0.534	F9			4-3			4-3		6-3	4	0	0	0	0	0	0											
Mike Cubbage, L OBP: 0.381, SLG: 0.479 Jose Morales, R OBP: 0.340, SLG: 0.391		K		F4			L4		K	3	0	0	0	0	1	0											
Glenn Adams, L OBP: 0.238, SLG: 0.330 Craig Kuskick, R OBP: 0.277, SLG: 0.319		5-3			K				K	2	0	0	0	1	1	0											
Butch Wynegar, S OBP: 0.319, SLG: 0.329	G3			1-3			4-3			3	0	0	0	0	0	1											
Rich Chiles, L OBP: 0.299, SLG: 0.228 Bombo Rivera, R OBP: 0.446, SLG: 0.446			F7		1-3					2	0	0	0	0	0	0											
Willie Norwood, R OBP: 0.299, SLG: 0.399			4-3			5-3			K	3	0	0	0	0	1	1											
Rob Wilfong, L OBP: 0.344, SLG: 0.240 Dan Ford, R OBP: 0.381, SLG: 0.506						WP 5-3		F9		1	0	1	0	1	0	0											
Inning Stats	R: 0 E: 0 K: 0 S: 3	H: 0 LOB: 0 BB: 0 P: 3	R: 0 E: 0 K: 1 S: 5	H: 0 LOB: 0 BB: 0 P: 5	R: 0 E: 0 K: 0 S: 4	H: 1 LOB: 1 BB: 0 P: 4	R: 0 E: 0 K: 0 S: 3	H: 0 LOB: 0 BB: 0 P: 3	R: 0 E: 0 K: 1 S: 5	H: 0 LOB: 0 BB: 0 P: 5	R: 0 E: 0 K: 0 S: 3	H: 0 LOB: 1 BB: 1 P: 7	R: 0 E: 0 K: 1 S: 6	H: 1 LOB: 1 BB: 0 P: 6	R: 1 E: 0 K: 2 S: 8	H: 1 LOB: 0 BB: 0 P: 8	1B: 2 2B: 0 3B: 0 HR: 1	SF: 0 SAC: 0 DP: 0 HBP: 0	WP: 1 PB: 0 CS: 0	PA: 32							
PITCHER	IP	WLS	BF	H	R	ER	SO	BB	IBB	HBP	BLK	WP	HR	S	P	ERA	WHIP										
Dock Ellis, R ERA: 3.26	7.0	W	24	1	0	0	3	2	0	0	0	1	0	28	36	0.00	0.429										
Roger Moret, L ERA: 3.0	2.0		8	2	1	1	3	0	0	0	0	0	1	14	14	4.50	1.000										

Minnesota Twins @ Texas Rangers
Arlington Stadium, Arlington, TX
Mon May 29 1978, 8:05 PM EDT
Unknown - 92 F

AB 30
R 1
H 3
RBI 1
BB 2
SO 6
LOB 7



Batter	1	2	3	4	5	6	7	8	9	AB	R	H	RBI	BB	SO	LOB	BOTTOM										
Mike Hargrove, L OBP: 0.386, SLG: 0.392 Mike Jorgensen, L OBP: 0.308, SLG: 0.200	4-3		2B SF9	G3		K	G3			4	1	1	0	0	1	0											
Bump Willis, S OBP: 0.300, SLG: 0.356 Kurt Bevacqua, R OBP: 0.180, SLG: 0.250	E S 1B		1-3 1B 2B	FC5-4 BB		5-3 1B BB		1B SF9 1B		3	3	3	0	2	0	0											
Bobby Bonds, R OBP: 0.323, SLG: 0.381	K		F7	FC5-4		5-3		FC5-4 1B		5	0	1	0	0	1	5											
Al Oliver, L OBP: 0.322, SLG: 0.445	4-3		SF9					SF9		3	1	2	4	0	0	1											
Richie Zisk, R OBP: 0.346, SLG: 0.506		E5 G4-6-3	3-H 1B 1B			K		F8 F9		5	1	1	1	0	1	1											
Jim Sundberg, R OBP: 0.380, SLG: 0.456		G4-6-3	1-2 1B 1B			1B BB		1B FC5-4		4	0	2	0	1	0	2											
Juan Beniquez, R OBP: 0.322, SLG: 0.383		S 1B BB	1-3 2-H 1B			1-2 1B		S 1B		3	1	3	1	1	0	0											
Toby Harrah, R OBP: 0.316, SLG: 0.297		S 1-H 1B		K				F9		4	0	1	1	0	2	6											
Jim Mason, L OBP: 0.250, SLG: 0.242 Nelson Norman, S OBP: 0.250, SLG: 0.250		4-3		4-3	L3					3	0	0	0	1	0	3											
Inning Stats	R: 0 E: 0 K: 1 S: 6	H: 1 LOB: 1 BB: 0 P: 6	R: 1 E: 1 K: 0 S: 4	H: 1 LOB: 1 BB: 1 P: 8	R: 3 E: 0 K: 1 S: 10	H: 5 LOB: 2 BB: 0 P: 10	R: 0 E: 0 K: 0 S: 3	H: 0 LOB: 1 BB: 1 P: 7	R: 1 E: 0 K: 2 S: 9	H: 2 LOB: 2 BB: 1 P: 13	R: 1 E: 0 K: 1 S: 5	H: 1 LOB: 1 BB: 1 P: 9	R: 0 E: 0 K: 0 S: 5	H: 2 LOB: 3 BB: 1 P: 9	R: 1 E: 0 K: 0 S: 5	H: 2 LOB: 1 BB: 0 P: 5	1B: 12 2B: 1 3B: 0 HR: 1	SF: 2 SAC: 0 DP: 1 HBP: 0	WP: 0 PB: 0 CS: 0	PA: 42							
PITCHER	IP	WLS	BF	H	R	ER	SO	BB	IBB	HBP	BLK	WP	HR	S	P	ERA	WHIP										
Gary Serun, R ERA: 3.83	4.1	L	25	9	5	5	3	3	0	0	0	0	0	28	40	10.38	2.769										
Greg Thayer, R ERA: 3.95	3.2		17	5	2	2	2	2	0	0	0	0	0	19	27	4.91	1.909										

Minnesota Twins @ Texas Rangers
Arlington Stadium, Arlington, TX
Mon May 29 1978, 8:05 PM EDT
Unknown - 92 F

AB 35
R 7
H 14
RBI 7
BB 5
SO 5
LOB 21



Batter	1	2	3	4	5	6	7	8	9	AB	R	H	RBI	BB	SO	LOB	TOP												
Roy Smalley, S (1,6) OBP: 0.335, SLG: 0.374	1-3	K			SH2-3		E 1B		1B 2B	4	2	2	1	0	1	0	Minnesota Twins @ Texas Rangers Arlington Stadium, Arlington, TX Mon May 29 1978, 8:05 PM EDT Att: 28,317 - Unknown												
Willie Norwood, R (1,7) OBP: 0.298, SLG: 0.395 Rod Carew, L (9, PH) OBP: 0.451, SLG: 0.537	1B	F8			F2		E6 1B		WP 1B	4	1	1	0	0	0	2													
Dan Ford, R (1,8) OBP: 0.381, SLG: 0.503	1B 2B			5-3	K		1-2 2-H 1B		F8	5	1	2	1	0	1	3													
Craig Kusick, R (1,3) OBP: 0.295, SLG: 0.342 Rich Chiles, L (9, 7) OBP: 0.299, SLG: 0.228	2B 1B			F4		FC1-5 2B			BB BB	4	1	2	1	1	0	2													
Bombo Rivera, R (1,9) OBP: 0.429, SLG: 0.417	2B SF7 IBB			5-3		FC1-5 5-3		K	F3	4	1	0	0	1	1	3													
Jose Morales, R (1,10) OBP: 0.351, SLG: 0.420					G6-4-3 1B		5-3		4-3	4	0	2	2	0	0	1													
Larry Wolfe, R (1,5) OBP: 0.309, SLG: 0.288	SF7			G6-4-3		P3		5-3		3	0	0	1	0	0	2													
Glenn Borgmann, R (1,2) OBP: 0.343, SLG: 0.357 Rob Wilfong, L (9, FR) OBP: 0.344, SLG: 0.240 Butch Wynegar, S (9, 2) OBP: 0.319, SLG: 0.329	5-3			K			5-3		SH1-4 2B 2B	4	0	1	0	0	1	1													
Bob Randall, R (1,4) OBP: 0.315, SLG: 0.353	1-3				SH2-3 1B		F9		SH1-4	3	0	1	0	0	0	0													
Inning Stats	R: 4 E: 0 K: 0 S: 7	H: 4 LOB: 1 BB: 1 P: 11	R: 0 E: 0 K: 1 S: 5	H: 0 LOB: 0 BB: 0 P: 5	R: 0 E: 0 K: 0 S: 3	H: 0 LOB: 0 BB: 0 P: 3	R: 0 E: 0 K: 1 S: 5	H: 1 LOB: 0 BB: 0 P: 5	R: 0 E: 0 K: 1 S: 6	H: 1 LOB: 1 BB: 0 P: 6	R: 0 E: 0 K: 0 S: 4	H: 1 LOB: 1 BB: 0 P: 4	R: 1 E: 1 K: 0 S: 6	H: 2 LOB: 2 BB: 0 P: 6	R: 0 E: 0 K: 1 S: 5	H: 0 LOB: 0 BB: 0 P: 5		R: 2 E: 0 K: 0 S: 6	H: 3 LOB: 2 BB: 1 P: 10	1B: 8 2B: 4 3B: 0 HR: 0	SF: 1 SAC: 2 DP: 1 HBP: 0	WP: 1 PB: 0 CS: 0	PA: 41						
PITCHER	IP WLS BF H R ER SO BB IBB HBP BLK WP HR S P ERA WHIP	0.1 L 6 4 4 4 0 0 1 0 0 0 0 5 9 108.00 12.000	8.0 31 7 3 2 4 0 0 0 0 0 0 0 39 39 2.25 0.875	0.2 4 1 0 0 0 1 0 0 0 1 0 3 7 0.00 3.000	PITCHER										IP WLS BF H R ER SO BB IBB HBP BLK WP HR S P ERA WHIP														
Jim Umberger, L (1,1) ERA: 5.12											0.1	L	6	4	4	4	0	0	1	0	0	0	1	0	3	7	0.00	3.000	
Doc Medich, R (1,1) ERA: 5.06											8.0	31	7	3	2	4	0	0	0	0	0	0	0	0	0	39	39	2.25	0.875
Paul Lindblad, L (9,1) ERA: 0.93											0.2	4	1	0	0	0	1	0	0	0	0	1	0	3	7	0.00	3.000		
Batter	1	2	3	4	5	6	7	8	9	AB	R	H	RBI	BB	SO	LOB	BOTTOM												
John Lowenstein, L (1,5) OBP: 0.421, SLG: 0.508	F5			K		2B 3B		F7		4	1	1	0	0	1	0	Minnesota Twins @ Texas Rangers Arlington Stadium, Arlington, TX Mon May 29 1978, 8:05 PM EDT Att: 28,317 - Unknown												
Mike Hargrove, L (1,3) OBP: 0.388, SLG: 0.397 Mike Jorgensen, L (8, FR) OBP: 0.308, SLG: 0.200	L6			F7		2B 2B		2B BB		3	1	1	1	1	0	0													
Bobby Bonds, R (1,9) OBP: 0.327, SLG: 0.399	F7			K		2B		2B		4	0	2	1	0	1	0													
Al Oliver, L (1,10) OBP: 0.315, SLG: 0.435		5-3			4-3	4-3		F9		4	0	0	0	0	0	4													
Richie Zisk, R (1,7) OBP: 0.339, SLG: 0.494		L6			F9		F8		K	4	0	0	0	0	1	0													
John Ellis, R (1,2) OBP: 0.250, SLG: 0.750		K				2B		F7		4	0	1	0	0	1	0													
Bobby Thompson, S (1,8) OBP: 0.333, SLG: 0.429 Juan Benquez, R (9, PH) OBP: 0.320, SLG: 0.380				4-3		K			F6	3	0	1	0	0	1	1													
Bump Wills, S (1,4) OBP: 0.301, SLG: 0.356				4-3				F7		3	0	1	0	0	0	1													
Jim Mason, L (1,6) OBP: 0.237, SLG: 0.229 Kurt Bevacqua, R (8, PH) OBP: 0.176, SLG: 0.245 Nelson Norman, S (9, 6) OBP: 0.250, SLG: 0.250				K		G6-4-3 1B		1-3		2	0	0	0	0	1	1													
Inning Stats	R: 0 E: 0 K: 0 S: 3	H: 0 LOB: 0 BB: 0 P: 3	R: 0 E: 0 K: 1 S: 5	H: 0 LOB: 0 BB: 0 P: 5	R: 0 E: 0 K: 1 S: 5	H: 0 LOB: 0 BB: 0 P: 5	R: 0 E: 0 K: 2 S: 7	H: 0 LOB: 0 BB: 0 P: 7	R: 0 E: 0 K: 1 S: 6	H: 1 LOB: 1 BB: 0 P: 6	R: 2 E: 0 K: 0 S: 6	H: 4 LOB: 1 BB: 0 P: 6	R: 0 E: 0 K: 0 S: 4	H: 1 LOB: 1 BB: 0 P: 4	R: 0 E: 0 K: 0 S: 4	H: 1 LOB: 3 BB: 1 P: 8		R: 0 E: 0 K: 1 S: 5	H: 0 LOB: 0 BB: 0 P: 5	1B: 2 2B: 4 3B: 1 HR: 0	SF: 0 SAC: 0 DP: 1 HBP: 0	WP: 0 PB: 0 CS: 0	PA: 34						
PITCHER	IP WLS BF H R ER SO BB IBB HBP BLK WP HR S P ERA WHIP	7.2 W 30 7 2 2 5 1 0 0 0 0 0 6 6 2.35 1.043	1.1 S 4 0 0 0 1 0 0 0 0 0 0 6 6 0.00 0.000	PITCHER										IP WLS BF H R ER SO BB IBB HBP BLK WP HR S P ERA WHIP															
Roger Erickson, R (1,1) ERA: 4.61											7.2	W	30	7	2	2	5	1	0	0	0	0	0	0	6	6	2.35	1.043	
Mike Marshall, R (8,1) ERA: 1.23											1.1	S	4	0	0	0	1	0	0	0	0	0	0	0	6	6	0.00	0.000	

Batter	1	2	3	4	5	6	7	8	9	AB	R	H	RBI	BB	SO	LOB	TOP								
Mike Cabbage, L (1, 5) OBP: 0.377, SLG: 0.472	F7		F5			G3				4	0	1	1	0	0	1	Minnesota Twins @ Texas Rangers Arlington Stadium, Arlington, TX Tue May 30 1978, 8:05 PM EDT Att: 12,718 - Unknown - 90 F								
Rod Carow, L (1, 3) OBP: 0.442, SLG: 0.525	1-3		K			4-3		F7		4	0	0	0	0	1	2									
Dan Ford, R (1, 8) OBP: 0.373, SLG: 0.491	K				F8	4-3		G3		4	0	0	0	0	1	1									
Butch Wynegar, S (1, 2) OBP: 0.323, SLG: 0.336		SH2-3 2B HBP			G3			F8		3	0	1	0	0	0	0									
Roy Smalley, S (1, 6) OBP: 0.340, SLG: 0.378		SH2-3 1-2			K			FC3-6 1B		3	0	2	0	0	1	0									
Hosken Powell, L (1, 9) OBP: 0.288, SLG: 0.292 Bombo Rivera, R (7, PR) OBP: 0.437, SLG: 0.417						1B G4-6-3 1B		FC3-6 1-2 1B		3	1	2	0	0	0	1									
Glenn Adams, L (1, 10) OBP: 0.238, SLG: 0.327						1B G4-6-3 1B		K		4	0	1	0	0	2	5									
Rich Chiles, L (1, 7) OBP: 0.310, SLG: 0.233						G4-6-3 1-2 3-H 1B		FC4-2 1-2 2-3 3-H 1B		3	1	1	0	0	0	4									
Rob Wilfong, L (1, 4) OBP: 0.333, SLG: 0.231		SH1-3 1-2				K		SH1-4 1-2		1	0	0	0	0	1	0									
Inning Stats	R: 0 E: 0 K: 1 S: 5	H: 0 LOB: 0 BB: 0 P: 5	R: 0 E: 0 K: 1 S: 5	H: 1 LOB: 1 BB: 0 P: 6	R: 0 E: 0 K: 1 S: 5	H: 0 LOB: 0 BB: 0 P: 6	R: 0 E: 0 K: 1 S: 5	H: 0 LOB: 0 BB: 0 P: 5	R: 1 E: 0 K: 1 S: 6	H: 2 LOB: 0 BB: 0 P: 6	R: 0 E: 0 K: 0 S: 3	H: 0 LOB: 0 BB: 0 P: 3	R: 0 E: 0 K: 1 S: 6	H: 1 LOB: 1 BB: 0 P: 6	R: 1 E: 0 K: 0 S: 5	H: 2 LOB: 1 BB: 0 P: 5	R: 0 E: 0 K: 0 S: 4	H: 2 LOB: 1 BB: 1 P: 8	1B: 6 2B: 2 3B: 0 HR: 0	SF: 0 SAC: 0 DP: 2 HBP: 2	WP: 0 PB: 0 SB: 0 CS: 0	PA: 35			
PITCHER	IP	WLS	BF	H	R	ER	SO	BB	IBB	HBP	BLK	WP	HR	S	P	ERA	WHIP								
Fergie Jenkins, R (1, 1) ERA: 3.01	7.1	L	28	6	2	2	6	0	0	2	0	0	0	38	40	2.46	0.818								
Roger Moret, L (8, 1) ERA: 2.7	0.2		4	2	0	0	0	0	0	0	0	0	0	4	4	0.00	3.000								
Reggie Cleveland, R (9, 1) ERA: 2.45	1.0		3	0	0	0	0	1	0	0	0	0	0	2	6	0.00	1.000								

AB	29
R	2
H	8
RBI	1
BB	1
SO	6
LOB	14



Batter	1	2	3	4	5	6	7	8	9	AB	R	H	RBI	BB	SO	LOB	BOTTOM								
Mike Hargrove, L (1, 3) OBP: 0.386, SLG: 0.390	2B HBP		3-1		3-1			F9		3	0	0	0	0	0	2	Minnesota Twins @ Texas Rangers Arlington Stadium, Arlington, TX Tue May 30 1978, 8:05 PM EDT Att: 12,718 - Unknown - 90 F								
Al Oliver, L (1, 7) OBP: 0.319, SLG: 0.436	L4						CS 1B	K		4	0	2	0	0	1	2									
Jim Sundberg, R (1, 2) OBP: 0.377, SLG: 0.457			1B		4-3			6-3		4	0	1	0	0	1	3									
Richie Zisk, R (1, 10) OBP: 0.342, SLG: 0.494 Bobby Thompson, S (9, PR) OBP: 0.333, SLG: 0.429	K				G6-4-3 1B			4-3		4	0	2	0	0	1	2									
Bobby Bonds, R (1, 9) OBP: 0.319, SLG: 0.388	F9				G6-4-3 1-2			F9		4	0	0	0	0	0	4									
Juan Beniquez, R (1, 8) OBP: 0.312, SLG: 0.370			F9		K			F8		4	0	0	0	0	1	1									
Toby Harrah, R (1, 5) OBP: 0.321, SLG: 0.298					G6-4-3 1B			E6		3	0	1	0	1	1	1									
Bump Wills, S (1, 4) OBP: 0.295, SLG: 0.349			G6-4-3 1-2					F4		3	0	0	0	0	1	3									
Nelson Norman, S (1, 6) OBP: 0.200, SLG: 0.200 Kurt Bevacqua, R (8, PH) OBP: 0.192, SLG: 0.245 Jim Mason, L (9, 6) OBP: 0.237, SLG: 0.229					5-3			F4		2	0	0	0	0	0	1									
Inning Stats	R: 0 E: 0 K: 1 S: 6	H: 1 LOB: 2 BB: 0 P: 7	R: 0 E: 0 K: 0 S: 3	H: 1 LOB: 0 BB: 0 P: 3	R: 0 E: 0 K: 0 S: 4	H: 1 LOB: 1 BB: 0 P: 4	R: 0 E: 0 K: 1 S: 5	H: 1 LOB: 0 BB: 0 P: 5	R: 0 E: 0 K: 1 S: 5	H: 0 LOB: 0 BB: 0 P: 5	R: 0 E: 0 K: 0 S: 4	H: 0 LOB: 1 BB: 0 P: 4	R: 0 E: 0 K: 1 S: 5	H: 0 LOB: 1 BB: 1 P: 9	R: 0 E: 0 K: 0 S: 6	H: 1 LOB: 1 BB: 0 P: 6	1B: 5 2B: 1 3B: 0 HR: 0	SF: 0 SAC: 0 DP: 2 HBP: 1	WP: 0 PB: 0 SB: 0 CS: 1	PA: 34					
PITCHER	IP	WLS	BF	H	R	ER	SO	BB	IBB	HBP	BLK	WP	HR	S	P	ERA	WHIP								
Geoff Zahn, L (1, 1) ERA: 2.42	8.0	W	30	5	0	0	5	2	0	1	0	0	0	37	46	0.00	0.875								
Mike Marshall, R (9, 1) ERA: 1.15	1.0	S	4	1	0	0	1	0	0	0	0	0	0	6	6	0.00	1.000								

AB	31
R	0
H	6
RBI	0
BB	2
SO	6
LOB	19



Batter	1	2	3	4	5	6	7	8	9	AB	R	H	RBI	BB	SO	LOB	TOP										
Hosken Powell, L (1, 9) OBP: 0.270, SLG: 0.287 Bombo Rivera, R (6, PH) OBP: 0.425, SLG: 0.403 (6, 9)	4-0 FC3-6 SH SF8 BB		0-0 F9	0-0 4-1		0-3 K	0-0 5-3			2	1	0	0	1	0	2											
Roy Smalley, S (1, 6) OBP: 0.336, SLG: 0.376	0-0 SH FC3-6		0-0 G3 1B		0-0 F8	0-0 P4		0-0 L8		4	0	1	0	0	0	2											
Dan Ford, R (1, 8) OBP: 0.374, SLG: 0.506	0-0 FC3-6 E 1-2 2-3		0-0 G3 1B		0-0 1-3	0-0 HR 1-H 2-H		0-3 K		5	1	2	3	0	1	2											
Mike Cubbage, L (1, 5) OBP: 0.378, SLG: 0.488	0-0 SF8		0-0 G3		0-0 3B	0-0 F5		0-0 WP 1B		4	0	2	1	0	0	2											
Butch Wynegar, S (1, 2) OBP: 0.320, SLG: 0.338	0-0 F9		0-0 F2		0-0 6-3		0-0 2B	0-3 K		5	1	1	0	0	1	5											
Glenn Adams, L (1, 10) OBP: 0.255, SLG: 0.377		0-0 FC5-4 1B		0-0 L9		0-0 HR	0-0 FC1-5 2-H	0-0 1-3		5	1	3	2	0	0	0											
Craig Kusick, R (1, 3) OBP: 0.290, SLG: 0.325		0-0 FC5-4 CS 1-2		0-3 K		0-0 1B BB	0-0 FC1-5 2-3	0-0 6-3		4	1	0	0	1	1	2											
Rich Chiles, L (1, 7) OBP: 0.342, SLG: 0.266		4-0 1-2 BB		0-0 2B 1B		0-0 1B HR	0-0 F9	0-0 1B		4	1	3	0	1	0	1											
Rob Wilfong, L (1, 4) OBP: 0.343, SLG: 0.286 Jose Morales, R (6, PH) OBP: 0.362, SLG: 0.431 Bob Randall, R (6, 4) OBP: 0.318, SLG: 0.364		0-0 G3		0-0 1-3 2B		0-0 HR 1B	0-0 1-3 2B	0-0 4-3		2	0	1	0	0	0	1											
Inning Stats	R: 1 E: 2 K: 0 S: 4	H: 0 LOB: 1 BB: 1 P: 8	R: 0 E: 0 K: 0 S: 3	H: 1 LOB: 1 BB: 1 P: 7	R: 0 E: 0 K: 0 S: 5	H: 2 LOB: 2 BB: 0 P: 5	R: 0 E: 0 K: 1 S: 7	H: 2 LOB: 2 BB: 0 P: 7	R: 0 E: 0 K: 0 S: 4	H: 1 LOB: 1 BB: 0 P: 4	R: 5 E: 0 K: 1 S: 9	H: 4 LOB: 0 BB: 1 P: 13	R: 1 E: 0 K: 0 S: 6	H: 3 LOB: 2 BB: 0 P: 6	R: 0 E: 2 K: 2 S: 8	H: 1 LOB: 1 BB: 0 P: 8	R: 0 E: 0 K: 0 S: 4	H: 1 LOB: 1 BB: 0 P: 4	1B: 8 2B: 4 3B: 1 HR: 2	SF: 1 SAC: 1 DP: 0 HBP: 0	WP: 1 PB: 0 SB: 0 CS: 1	PA: 45					
PITCHER	IP	WLS	BF	H	R	ER	SO	BB	IBB	HBP	BLK	WP	HR	S	P	ERA	WHIP										
Doyle Alexander, R (1, 1) ERA: 3.75	5.0		26	8	4	3	1	3	0	0	0	0	1	25	37	5.40	2.200										
Paul Lindblad, L (6, 1) ERA: 2.53	1.0		5	2	2	2	1	0	0	0	0	0	1	7	7	18.00	2.000										
Steve Comer, R (7, 1) ERA: 1.86	3.0	W	14	5	1	1	2	0	0	0	0	1	0	18	18	3.00	1.667										

Minnesota Twins @ Texas Rangers
Arlington Stadium, Arlington, TX
Thu Jun 01 1978, 8:05 PM EDT
Att: 16,084 - Cloudy - 82 F

AB 40
R 7
H 15
RBI 7
BB 3
SO 4
LOB 22



Batter	1	2	3	4	5	6	7	8	9	AB	R	H	RBI	BB	SO	LOB	BOTTOM										
Bobby Bonds, R (1, 9) OBP: 0.315, SLG: 0.382	0-3 K		0-0 1B FC4 1B	0-0 F8		0-3 K		0-0 6-3		5	1	1	0	0	2	1											
Mike Hargrove, L (1, 3) OBP: 0.386, SLG: 0.396	0-0 L4		0-0 FC4 1B		0-0 1B 2B	0-0 F8		0-0 F8		5	1	2	1	0	0	0											
Bump Wills, S (1, 4) OBP: 0.292, SLG: 0.340	0-0 L4		0-0 FC4 S 1-2 3-H		0-0 F9		4-0 2B BB	0-3 K		4	1	0	1	1	1	2											
Al Oliver, L (1, 10) OBP: 0.313, SLG: 0.426		0-0 F7	0-0 2-3		0-0 F8		0-0 F7			4	0	0	0	0	0	3											
Richie Zisk, R (1, 7) OBP: 0.350, SLG: 0.506 Bobby Thompson, S (7, PR) OBP: 0.333, SLG: 0.429 (8, 7)		0-0 1B 1B	0-0 F9		0-0 BB E 1B		0-0 HR 2B			4	1	3	2	0	0	1											
Jim Sundberg, R (1, 2) OBP: 0.380, SLG: 0.455		0-0 F9		0-0 2B 5-3 1B	0-0 E WP BB		0-3 K			3	2	1	0	1	1	2											
Juan Beniquez, R (1, 8) OBP: 0.329, SLG: 0.389		0-0 1B		0-0 S 2B	0-0 E8 WP 1B		4-0 HR BB			3	1	3	1	1	0	0											
Toby Harrah, R (1, 5) OBP: 0.319, SLG: 0.319		0-0 F8		0-0 5-3	0-0 1-3 2B		0-0 1-3			4	1	1	4	0	0	4											
Jim Mason, L (1, 6) OBP: 0.231, SLG: 0.222 Kurt Bevacqua, R (4, PH) OBP: 0.189, SLG: 0.240 Nelson Norman, S (5, 6) OBP: 0.167, SLG: 0.167			0-0 E4 1B 1B	0-0 5-3		0-0 6-3		0-3 K		1	1	0	0	0	0	0											
Inning Stats	R: 0 E: 0 K: 1 S: 5	H: 0 LOB: 0 BB: 0 P: 5	R: 0 E: 0 K: 0 S: 5	H: 2 LOB: 2 BB: 0 P: 5	R: 2 E: 1 K: 0 S: 6	H: 2 LOB: 1 BB: 0 P: 6	R: 1 E: 0 K: 0 S: 5	H: 2 LOB: 1 BB: 0 P: 5	R: 3 E: 0 K: 1 S: 5	H: 3 LOB: 1 BB: 1 P: 10	R: 0 E: 0 K: 1 S: 5	H: 0 LOB: 0 BB: 0 P: 5	R: 4 E: 0 K: 2 S: 9	H: 2 LOB: 1 BB: 2 P: 17	R: 0 E: 0 K: 1 S: 5	H: 0 LOB: 0 BB: 0 P: 5	1B: 7 2B: 3 3B: 0 HR: 1	SF: 0 SAC: 0 DP: 0 HBP: 0	WP: 1 PB: 0 SB: 3 CS: 0	PA: 39							
PITCHER	IP	WLS	BF	H	R	ER	SO	BB	IBB	HBP	BLK	WP	HR	S	P	ERA	WHIP										
Paul Thordogard, R (1, 1) ERA: 5.05	3.1		17	6	3	1	1	0	0	0	0	0	0	19	19	2.70	1.800										
Mae Scarce, L (4, 1) ERA: 4.22	1.1		5	1	1	1	0	0	0	0	0	0	0	5	5	6.75	0.750										
Tom Johnson, R (5, 1) ERA: 5.23	1.1		7	2	2	2	1	1	0	0	0	1	0	8	12	13.50	2.250										
Mike Marshall, R (7, 1) ERA: 3.06	2.0	L	10	2	4	4	3	2	0	0	0	0	1	14	22	18.00	2.000										

Minnesota Twins @ Texas Rangers
Arlington Stadium, Arlington, TX
Thu Jun 01 1978, 8:05 PM EDT
Att: 16,084 - Cloudy - 82 F

AB 36
R 10
H 11
RBI 9
BB 3
SO 5
LOB 15



Batter	1	2	3	4	5	6	7	8	9	AB	R	H	RBI	BB	SO	LOB	TOP								
Roy Smalley, S OBP: 0.345, SLG: 0.389 (1, 6)	F3			5-3				E9		5	1	2	1	0	0	1	Minnesota Twins @ Detroit Tigers Tiger Stadium, Detroit, MI Sat Jun 03 1978, 3:33 AM EDT Att: 21,227 - Unknown - 67 F								
Bombo Rivera, R OBP: 0.438, SLG: 0.403 (1, 9)		5-3				K				4	1	2	0	1	1	3									
Dan Ford, R OBP: 0.365, SLG: 0.489 (1, 8)	F9		4-3				F9	F8		5	0	0	0	0	0	4									
Jose Morales, R OBP: 0.348, SLG: 0.424 (1, 10)	FC5-4		L6			G3				5	0	1	0	0	0	2									
Craig Kusick, R OBP: 0.296, SLG: 0.329 (1, 3)		5-3	F4							5	1	2	1	0	0	1									
Bob Randall, R OBP: 0.321, SLG: 0.366 (1, 4)				F6						5	2	2	0	0	0	2									
Larry Wolfe, R OBP: 0.329, SLG: 0.406 (1, 5)										5	3	3	5	0	0	1									
Glenn Borgmann, R OBP: 0.349, SLG: 0.343 (1, 2)										3	1	1	0	1	0	0									
Willie Norwood, R OBP: 0.303, SLG: 0.397 (1, 7)										4	0	2	0	0	2	3									
Inning Stats	R: 0 E: 0 K: 0 S: 4	H: 1 LOB: 1 BB: 0 P: 4	R: 2 E: 0 K: 1 S: 8	H: 3 LOB: 2 BB: 1 P: 12	R: 0 E: 0 K: 0 S: 3	H: 0 LOB: 0 BB: 0 P: 3	R: 1 E: 0 K: 0 S: 5	H: 2 LOB: 1 BB: 0 P: 5	R: 4 E: 0 K: 1 S: 7	H: 4 LOB: 0 BB: 0 P: 7	R: 0 E: 0 K: 0 S: 6	H: 2 LOB: 1 BB: 0 P: 6	R: 0 E: 0 K: 0 S: 3	H: 1 LOB: 0 BB: 0 P: 3	R: 2 E: 1 K: 1 S: 7	H: 1 LOB: 1 BB: 1 P: 11	R: 0 E: 0 K: 0 S: 4	H: 1 LOB: 1 BB: 0 P: 4	1B: 12 2B: 2 3B: 0 HR: 2	SF: 0 SAC: 0 DP: 1 HBP: 0	WP: 2 PB: 0 SB: 1 CS: 0	PA: 43			
PITCHER	IP	WLS	BF	H	R	ER	SO	BB	IBB	HBP	BLK	WP	HR	S	P	ERA	WHIP								
Bob Sykes, L ERA: 3.3 (1, 1)	4.2	L	23	8	5	5	1	1	0	0	0	0	1	24	28	9.64	1.929								
Steve Foucault, R ERA: 3.39 (5, 1)	2.1		10	5	2	2	1	0	0	0	0	0	1	12	12	7.71	2.143								
Jim Crawford, L ERA: 2.61 (8, 1)	2.0		10	2	2	0	1	1	0	0	0	2	0	11	15	0.00	1.500								

Batter	1	2	3	4	5	6	7	8	9	AB	R	H	RBI	BB	SO	LOB	BOTTOM								
Lou Whitaker, L OBP: 0.366, SLG: 0.357 (1, 4)	6-3	E7		F8				6-3		4	0	1	1	0	0	0	Minnesota Twins @ Detroit Tigers Tiger Stadium, Detroit, MI Sat Jun 03 1978, 3:33 AM EDT Att: 21,227 - Unknown - 67 F								
Phil Mankowski, L OBP: 0.337, SLG: 0.407 (1, 5)	4-3	SF9				G3		5-3		3	0	0	1	0	0	0									
Rusty Staub, L OBP: 0.366, SLG: 0.434 (1, 10)										2	0	0	0	2	0	0									
Jason Thompson, L OBP: 0.352, SLG: 0.538 (1, 3)										4	0	2	0	0	0	2									
Steve Kemp, L OBP: 0.424, SLG: 0.364 (1, 7)										3	0	0	0	1	0	1									
Milt May, L OBP: 0.339, SLG: 0.527 (1, 2)										4	0	1	0	0	0	3									
Tim Corcoran, L OBP: 0.306, SLG: 0.286 (1, 9)										4	0	0	0	0	1	1									
Mickey Stanley, R OBP: 0.250, SLG: 0.313 (1, 8)										4	1	1	0	0	0	1									
Alan Trammell, R OBP: 0.324, SLG: 0.366 (1, 6)										3	1	0	0	1	0	1									
Inning Stats	R: 0 E: 0 K: 0 S: 4	H: 1 LOB: 3 BB: 2 P: 12	R: 2 E: 1 K: 1 S: 7	H: 2 LOB: 2 BB: 2 P: 15	R: 0 E: 0 K: 0 S: 3	H: 0 LOB: 0 BB: 0 P: 3	R: 0 E: 0 K: 0 S: 3	H: 0 LOB: 0 BB: 0 P: 3	R: 0 E: 0 K: 0 S: 4	H: 1 LOB: 1 BB: 0 P: 4	R: 0 E: 0 K: 0 S: 3	H: 0 LOB: 0 BB: 0 P: 3	R: 0 E: 0 K: 0 S: 3	H: 0 LOB: 0 BB: 0 P: 3	R: 0 E: 0 K: 0 S: 3	H: 0 LOB: 0 BB: 0 P: 3	R: 0 E: 0 K: 0 S: 3	H: 0 LOB: 0 BB: 0 P: 3	1B: 4 2B: 0 3B: 1 HR: 0	SF: 1 SAC: 0 DP: 0 HBP: 0	WP: 0 PB: 0 SB: 0 CS: 0	PA: 36			
PITCHER	IP	WLS	BF	H	R	ER	SO	BB	IBB	HBP	BLK	WP	HR	S	P	ERA	WHIP								
Dave Goltz, R ERA: 3.13 (1, 1)	9.0	W	36	5	2	1	1	4	0	0	0	0	0	34	50	1.00	1.000								

AB 41
R 9
H 15
RBI 7
BB 2
SO 3
LOB 17

AB 31
R 2
H 5
RBI 2
BB 4
SO 1
LOB 9



Batter	1	2	3	4	5	6	7	8	9	AB	R	H	RBI	BB	SO	LOB	TOP		
Thad Bosley, L OBP: 0.336, SLG: 0.396 (1, 8)										4	1	1	1	0	1	2			
Ralph Carr, L OBP: 0.313, SLG: 0.353 (1, 7)										5	1	1	1	0	0	2			
Jorge Orta, L OBP: 0.327, SLG: 0.477 (1, 4)										4	1	2	1	0	1	2			
Jim Breazeale, L OBP: 0.409, SLG: 0.368 (1, 3)										3	1	0	0	1	2	1			
Henry Cruz, L OBP: 0.289, SLG: 0.450 (1, 9)										4	0	2	2	0	1	0			
Ron Blomberg, L OBP: 0.282, SLG: 0.389 (1, 10)										3	1	2	1	1	0	1			
Bill Nahorodny, R OBP: 0.314, SLG: 0.396 (1, 2)										4	1	1	0	0	1	2			
Alan Bannister, R OBP: 0.237, SLG: 0.250 (1, 6)										4	1	2	1	0	0	1			
Eric Soderholm, R OBP: 0.245, SLG: 0.300 (1, 5)										2	1	0	0	1	0	1			
Inning Stats	R: 2 H: 3 E: 0 K: 2 S: 9	H: 3 R: 7 ER: 5 SO: 2 BB: 1 IBB: 0 HBP: 1 BLK: 1	R: 0 H: 0 E: 0 K: 2 S: 3	H: 0 R: 1 ER: 0 SO: 3 BB: 0 IBB: 0 HBP: 0 BLK: 0	R: 0 H: 1 E: 0 K: 2 S: 8	H: 1 R: 0 ER: 0 SO: 3 BB: 0 IBB: 0 HBP: 0 BLK: 0	R: 0 H: 1 E: 0 K: 0 S: 3	H: 0 R: 0 ER: 0 SO: 3 BB: 0 IBB: 0 HBP: 0 BLK: 0	R: 0 H: 1 E: 0 K: 1 S: 6	H: 1 R: 0 ER: 0 SO: 6 BB: 1 IBB: 0 HBP: 0 BLK: 0	R: 0 H: 0 E: 0 K: 0 S: 2	H: 0 R: 0 ER: 0 SO: 6 BB: 1 IBB: 0 HBP: 0 BLK: 0	1B: 10 2B: 0 3B: 0 HR: 1	SF: 1 SAC: 0 DP: 3 HBP: 1	WP: 0 PB: 0 SB: 0 CS: 1	PA: 38			
PITCHER	IP	WLS	BF	H	R	ER	SO	BB	IBB	HBP	BLK	WP	HR	S	P	ERA	WHIP		
Roger Erickson, R ERA: 4.7 (1, 1)	1.1	L	11	5	7	5	2	1	0	1	1	0	1	13	18	33.75	4.500		
Mac Scarce, L ERA: 3.64 (2, 1)	7.2		27	6	1	0	4	2	0	0	0	0	0	33	41	0.00	1.043		

Chicago White Sox @ Minnesota Twins
Metropolitan Stadium, Bloomington, MI
Wed Jun 07 1978, 8:05 PM EDT
Alt. 6,627 - Unknown - 55 F

AB 33
R 8
H 11
RBI 7
BB 3
SO 6
LOB 12

Batter	1	2	3	4	5	6	7	8	9	AB	R	H	RBI	BB	SO	LOB	BOTTOM		
Willie Norwood, R OBP: 0.314, SLG: 0.399 (1, 7)										2	0	1	0	2	0	0			
Glenn Adams, L OBP: 0.265, SLG: 0.429 (9, FH)										1	0	0	0	0	0	2			
Rod Carew, L OBP: 0.434, SLG: 0.521 (1, 3)										4	0	0	0	0	3	3			
Dan Ford, R OBP: 0.367, SLG: 0.484 (1, 8)										4	0	1	0	0	1	2			
Jose Morales, R OBP: 0.343, SLG: 0.413 (1, 10)										4	0	1	0	0	2	3			
Bombo Rivera, R OBP: 0.452, SLG: 0.443 (1, 9)										3	2	2	0	1	0	0			
Larry Wolfe, R OBP: 0.325, SLG: 0.397 (1, 5)										4	0	1	1	1	0	3	4		
Roy Smalley, S OBP: 0.336, SLG: 0.379 (1, 6)										4	1	1	0	0	1	4			
Bob Randall, R OBP: 0.319, SLG: 0.357 (1, 4)										3	0	0	0	1	1	1			
Glenn Borgmann, R OBP: 0.340, SLG: 0.333 (1, 2)										4	0	1	1	0	1	0			
Inning Stats	R: 0 H: 0 E: 0 K: 2 S: 7	H: 0 R: 3 ER: 3 SO: 12 BB: 0 IBB: 0 HBP: 0 BLK: 0	R: 0 H: 1 E: 0 K: 1 S: 6	H: 1 R: 0 ER: 0 SO: 6 BB: 0 IBB: 0 HBP: 0 BLK: 0	R: 0 H: 1 E: 0 K: 1 S: 5	H: 1 R: 0 ER: 0 SO: 9 BB: 1 IBB: 0 HBP: 0 BLK: 0	R: 0 H: 0 E: 0 K: 2 S: 7	H: 0 R: 0 ER: 0 SO: 7 BB: 0 IBB: 0 HBP: 0 BLK: 0	R: 1 H: 2 E: 0 K: 1 S: 6	H: 2 R: 0 ER: 0 SO: 6 BB: 0 IBB: 0 HBP: 0 BLK: 0	R: 0 H: 1 E: 0 K: 2 S: 8	H: 1 R: 0 ER: 0 SO: 12 BB: 1 IBB: 0 HBP: 0 BLK: 0	1B: 7 2B: 1 3B: 1 HR: 0	SF: 0 SAC: 0 DP: 3 HBP: 0	WP: 1 PB: 0 SB: 2 CS: 0	PA: 37			
PITCHER	IP	WLS	BF	H	R	ER	SO	BB	IBB	HBP	BLK	WP	HR	S	P	ERA	WHIP		
Ken Kravec, L ERA: 5.03 (1, 1)	8.1	W	36	8	3	3	12	4	0	0	0	1	0	56	72	3.24	1.440		
Jim Willoughby, R ERA: 3.16 (9, 1)	0.2		1	0	0	0	0	0	0	0	0	0	0	1	1	0.00	0.000		


Chicago White Sox @ Minnesota Twins
Metropolitan Stadium, Bloomington, MI
Wed Jun 07 1978, 8:05 PM EDT
Alt. 6,627 - Unknown - 55 F

AB 33
R 3
H 8
RBI 2
BB 4
SO 12
LOB 19

Batter	1	2	3	4	5	6	7	8	9	AB	R	H	RBI	BB	SO	LOB	TOP					
Thad Bosley, L (1,9) OBP: 0.328, SLG: 0.382 Bob Molinaro, L (3,9) OBP: 0.326, SLG: 0.341	K		FC6-4 CS			F8		K	F3	2	0	0	0	0	1	1	Chicago White Sox @ Minnesota Twins Metropolitan Stadium, Bloomington, MI Thu Jun 08 1978, 8:05 PM EDT Att: 11,071 - Unknown - 70 F					
Ralph Carr, L (1,7) OBP: 0.311, SLG: 0.357	B2-3		K			4-3		1B 2B		4	0	1	1	0	1	1						
Jorge Orta, L (1,4) OBP: 0.330, SLG: 0.472	BB		CS	4-3		5-3		1B BB		2	0	0	0	2	0	0						
Jim Breazeale, L (1,3) OBP: 0.385, SLG: 0.348 Don Kessinger, S (8, PR) OBP: 0.320, SLG: 0.321	F6			G3			G3	1B BB	1B	4	0	1	0	0	0	1						
Henry Cruz, L (1,8) OBP: 0.306, SLG: 0.455		4-3					1B 2B	K		4	1	2	0	0	1	3						
Ron Blomberg, L (1,10) OBP: 0.293, SLG: 0.395				F8			1B 2B	F6		4	0	2	0	0	0	4						
Bill Nahorodny, R (1,2) OBP: 0.312, SLG: 0.399		6-3 1B				F8			F6	4	0	1	1	0	0	1						
Alan Bannister, R (1,6) OBP: 0.220, SLG: 0.231 Lamar Johnson, R (8,3) OBP: 0.295, SLG: 0.371		6-3				F9		F4	K	3	0	0	0	0	0	2						
Eric Soderholm, R (1,5) OBP: 0.258, SLG: 0.313						F9				4	1	3	0	0	0	0						
			FC6-4 1B					WP 2B 1B														
Inning Stats	R: 0 E: 0 K: 1 S: 5	H: 0 LOB: 1 BB: 1 P: 9	R: 0 E: 0 K: 0 S: 4	H: 1 LOB: 1 BB: 0 P: 4	R: 0 E: 0 K: 1 S: 5	H: 1 LOB: 0 BB: 0 P: 5	R: 0 E: 0 K: 0 S: 4	H: 1 LOB: 1 BB: 0 P: 4	R: 0 E: 0 K: 0 S: 3	H: 0 LOB: 0 BB: 0 P: 3	R: 0 E: 0 K: 0 S: 3	H: 0 LOB: 0 BB: 0 P: 3	R: 1 E: 0 K: 0 S: 5	H: 3 LOB: 1 BB: 0 P: 5	R: 1 E: 0 K: 2 S: 10	H: 3 LOB: 3 BB: 1 P: 14	R: 0 E: 0 K: 1 S: 6	H: 1 LOB: 1 BB: 0 P: 6	1B: 8 2B: 2 3B: 0 HR: 0	SF: 0 SAC: 0 DP: 0 HBP: 0	WP: 2 PB: 0 SB: 0 CS: 1	PA: 38
PITCHER	IP WLS BF H R ER SO BB IBB HBP BLK WP HR S P ERA WHIP																					
Dave Goltz, R (1,1) ERA: 3.04	7.1 L 30 8 2 2 3 2 0 0 0 0 1 0 34 42 2.46 1.364																					
Mike Marshall, R (8,1) ERA: 2.75	1.2 7 2 0 0 2 0 0 0 0 0 0 0 11 11 0.00 1.200																					

Batter	1	2	3	4	5	6	7	8	9	AB	R	H	RBI	BB	SO	LOB	BOTTOM					
Willie Norwood, R (1,7) OBP: 0.306, SLG: 0.389 Glenn Adams, L (9, FH) OBP: 0.263, SLG: 0.425	5-3		F9			F8		F6	F7	4	0	0	0	0	0	1	Chicago White Sox @ Minnesota Twins Metropolitan Stadium, Bloomington, MI Thu Jun 08 1978, 8:05 PM EDT Att: 11,071 - Unknown - 70 F					
Rod Carew, L (1,3) OBP: 0.431, SLG: 0.513	K		6-3					K		3	0	0	0	1	2	1						
Dan Ford, R (1,8) OBP: 0.365, SLG: 0.479	5-3								F8	4	0	1	0	0	0	1						
Bombo Rivera, R (1,9) OBP: 0.455, SLG: 0.438		1B FC5-2 BB	K						F8	3	0	1	0	1	1	1						
Jose Morales, R (1,10) OBP: 0.370, SLG: 0.485		FC5-2 BB 1B				SH1-4 1B				3	1	3	1	0	0	0						
Larry Wolfe, R (1,5) OBP: 0.346, SLG: 0.400 Rob Wilfong, L (8, PR) OBP: 0.286, SLG: 0.229		FC5-2 BB 1B				SH1-4 1B			HR	2	0	1	0	2	0	1						
Roy Smalley, S (1,6) OBP: 0.332, SLG: 0.371		FC5-2 FC6-4				F8				0	0	0	0	0	0	0						
Butch Wynegar, S (1,2) OBP: 0.322, SLG: 0.335		F3				5-3			G3	4	0	1	0	0	1	4						
Bob Randall, R (1,4) OBP: 0.314, SLG: 0.352 Mike Cabbage, L (9,5) OBP: 0.368, SLG: 0.474		FC6-4								2	0	0	0	0	1	3						
								SH1-4 1B		1	0	0	0	0	0	0						
Inning Stats	R: 0 E: 0 K: 1 S: 5	H: 0 LOB: 0 BB: 0 P: 5	R: 0 E: 0 K: 0 S: 4	H: 1 LOB: 3 BB: 2 P: 12	R: 0 E: 0 K: 1 S: 6	H: 1 LOB: 1 BB: 0 P: 6	R: 0 E: 0 K: 1 S: 6	H: 2 LOB: 1 BB: 0 P: 6	R: 0 E: 0 K: 1 S: 5	H: 0 LOB: 1 BB: 1 P: 9	R: 0 E: 0 K: 0 S: 4	H: 1 LOB: 1 BB: 0 P: 4	R: 0 E: 0 K: 1 S: 6	H: 1 LOB: 1 BB: 0 P: 6	R: 1 E: 0 K: 0 S: 4	H: 1 LOB: 1 BB: 1 P: 8	R: 0 E: 0 K: 0 S: 3	H: 0 LOB: 0 BB: 0 P: 3	1B: 6 2B: 0 3B: 0 HR: 1	SF: 0 SAC: 2 DP: 1 HBP: 0	WP: 0 PB: 0 SB: 0 CS: 0	PA: 37
PITCHER	IP WLS BF H R ER SO BB IBB HBP BLK WP HR S P ERA WHIP																					
Wilbur Wood, L (1,1) ERA: 4.04	7.2 W 33 7 1 1 5 4 0 0 0 0 0 0 4 4 1.17 1.435																					
Jim Willoughby, R (8,1) ERA: 3.06	1.1 S 4 0 0 0 0 0 0 0 0 0 0 0 4 4 0.00 0.000																					

AB	35
R	2
H	10
RBI	2
BB	2
SO	5
LOB	15



Batter	1	2	3	4	5	6	7	8	9	AB	R	H	RBI	BB	SO	LOB	TOP											
Roy Smalley, S OBP: 0.329, SLG: 0.364 (1, 6)										4	0	0	0	1	1	3	Minnesota Twins @ Cleveland Indians Cleveland Municipal Stadium, Cleveland, OH Fri Jun 09 1978, 7:05 PM EDT Att: 8,390 - Unknown - 75 F											
Bombo Rivera, R OBP: 0.451, SLG: 0.434 Rich Chiles, L OBP: 0.317, SLG: 0.243 (7, PH) (7, 9)										3	1	1	0	0	0	1												
Dan Ford, R OBP: 0.363, SLG: 0.474 (1, 8)										4	0	1	0	0	2	4												
Jose Morales, R OBP: 0.364, SLG: 0.471 (1, 10)										4	0	1	1	0	1	1												
Craig Kusick, R OBP: 0.304, SLG: 0.330 (1, 3)										3	1	1	0	1	0	2												
Larry Wolfe, R OBP: 0.341, SLG: 0.419 (1, 5)										4	1	1	1	0	2	1												
Butch Wynegar, S OBP: 0.326, SLG: 0.335 (1, 2)										3	0	1	1	1	1	1												
Willie Norwood, R OBP: 0.303, SLG: 0.384 Mike Cabbage, L OBP: 0.370, SLG: 0.475 (7, PH) (7, 4)										2	0	0	0	0	0	1												
Bob Randall, R OBP: 0.310, SLG: 0.346 Glenn Adams, L OBP: 0.267, SLG: 0.421 (7, PH) (7, 7)										2	0	0	0	0	1	0												
Inning Stats	R: 1 E: 0 K: 1 S: 7	H: 3 LOB: 1 BB: 0 P: 7	R: 0 E: 0 K: 2 S: 7	H: 0 LOB: 0 BB: 1 P: 7	R: 0 E: 0 K: 2 S: 7	H: 0 LOB: 1 BB: 1 P: 11	R: 0 E: 0 K: 2 S: 7	H: 0 LOB: 0 BB: 0 P: 7	R: 0 E: 0 K: 0 S: 2	H: 0 LOB: 0 BB: 1 P: 6	R: 0 E: 1 K: 0 S: 4	H: 0 LOB: 1 BB: 0 P: 4	R: 2 E: 0 K: 2 S: 11	H: 4 LOB: 3 BB: 1 P: 15	R: 0 E: 0 K: 0 S: 3	H: 0 LOB: 1 BB: 1 P: 7		R: 0 E: 0 K: 0 S: 3	H: 0 LOB: 0 BB: 0 P: 3	1B: 6 2B: 0 3B: 1 HR: 0	SF: 0 SAC: 0 DP: 2 HBP: 0	WP: 0 PB: 0 SB: 1 CS: 0	PA: 37					
PITCHER	IP	WLS	BF	H	R	ER	SO	BB	IBB	HBP	BLK	WP	HR	S	P	ERA	WHIP											
David Clyde, L ERA: 2.58 Mike Paxton, R ERA: 4.69 Jim Kern, R ERA: 4.38	(1, 1)	6.0	W	25	6	3	3	7	2	0	0	0	0	0	37	45	4.50	1.333										
	(7, 1)	0.0		2	1	0	0	0	1	0	0	0	0	1	5	∞	∞											
	(7, 1)	3.0	S	10	0	0	0	2	1	0	0	0	0	13	17	0.00	0.333											

AB 33
R 3
H 7
RBI 3
BB 4
SO 9
LOB 17



Batter	1	2	3	4	5	6	7	8	9	AB	R	H	RBI	BB	SO	LOB	BOTTOM											
Paul Dade, R OBP: 0.360, SLG: 0.414 (1, 9)										4	0	3	1	0	0	0	Minnesota Twins @ Cleveland Indians Cleveland Municipal Stadium, Cleveland, OH Fri Jun 09 1978, 7:05 PM EDT Att: 8,390 - Unknown - 75 F											
Duane Kuiper, L OBP: 0.269, SLG: 0.266 (1, 4)										3	0	0	0	0	0	3												
Buddy Bell, R OBP: 0.335, SLG: 0.419 (1, 5)										4	0	1	0	0	0	1												
Andre Thornton, R OBP: 0.369, SLG: 0.530 (1, 3)										3	2	1	0	1	0	1												
Willie Horton, R OBP: 0.329, SLG: 0.409 (1, 10)										4	2	2	1	0	1	0												
Ted Cox, R OBP: 0.290, SLG: 0.210 (1, 7)										3	2	2	1	0	0	0												
Ron Pruitt, R OBP: 0.313, SLG: 0.377 (1, 2)										2	1	1	0	2	0	1												
Rick Manning, L OBP: 0.321, SLG: 0.354 (1, 8)										3	0	2	3	1	0	1												
Tom Verzyer, R OBP: 0.266, SLG: 0.293 (1, 6)										3	0	0	1	0	0	3												
Inning Stats	R: 0 E: 0 K: 0 S: 3	H: 0 LOB: 0 BB: 0 P: 3	R: 3 E: 0 K: 0 S: 6	H: 3 LOB: 2 BB: 2 P: 14	R: 0 E: 0 K: 0 S: 3	H: 0 LOB: 0 BB: 0 P: 3	R: 0 E: 0 K: 0 S: 2	H: 0 LOB: 0 BB: 1 P: 6	R: 0 E: 0 K: 0 S: 3	H: 1 LOB: 0 BB: 0 P: 3	R: 3 E: 1 K: 0 S: 6	H: 4 LOB: 1 BB: 1 P: 10	R: 0 E: 0 K: 0 S: 4	H: 1 LOB: 1 BB: 0 P: 4	R: 1 E: 0 K: 1 S: 7	H: 3 LOB: 1 BB: 0 P: 7		1B: 10 2B: 2 3B: 0 HR: 0	SF: 1 SAC: 2 DP: 2 HBP: 0	WP: 1 PB: 0 SB: 0 CS: 1	PA: 36							
PITCHER	IP	WLS	BF	H	R	ER	SO	BB	IBB	HBP	BLK	WP	HR	S	P	ERA	WHIP											
Geoff Zahn, L ERA: 2.85 Greg Thayer, R ERA: 3.92	(1, 1)	5.1	L	24	7	6	6	0	3	0	0	0	1	0	20	36	10.12	1.875										
	(6, 1)	2.2		12	5	1	1	1	0	0	0	0	1	0	14	14	3.38	1.875										

AB 29
R 7
H 12
RBI 7
BB 4
SO 1
LOB 10




Batter	1	2	3	4	5	6	7	8	9	10	AB	R	H	RBI	BB	SO	LOB										
Willie Norwood, R OBP: 0.314, SLG: 0.389 (1, 7)	5-3		F8		BLK HBP			SH1-4 1B		6-3	4	0	1	0	0	0	2										
Bombo Rivera, R OBP: 0.432, SLG: 0.413 (1, 9)	B2-3		F9-2-3		K			SH1-4		6-3	4	0	0	0	0	1	4										
Dan Ford, R OBP: 0.359, SLG: 0.466 (1, 8)	5-3			1B	F4			F7			4	0	1	0	0	0	3										
Jose Morales, R OBP: 0.353, SLG: 0.479 (1, 10)		1B		1B		F9		IBB			3	0	2	0	1	0	0										
Craig Kusick, R OBP: 0.291, SLG: 0.313 (1, 3)	F7			K		K		K			4	0	0	0	0	3	4										
Larry Wolfe, R OBP: 0.330, SLG: 0.403 Mike Cubbage, L OBP: 0.358, SLG: 0.458 (9, PH) (9, 5)	F8			F7		6-3				F8	3	0	0	0	0	0	2										
Roy Smalley, S OBP: 0.327, SLG: 0.357 (1, 6)											1	0	0	0	0	0	0										
Bob Randall, R OBP: 0.317, SLG: 0.353 Glenn Adams, L OBP: 0.256, SLG: 0.403 Rob Wilfong, L OBP: 0.289, SLG: 0.216 (9, PH) (9, 4)			F8 1B		2B BLK 1B			4-3		F8	3	1	2	0	0	0	0										
Glenn Borgmann, R OBP: 0.353, SLG: 0.372 (1, 2)			F9-2-3 1B		BLK 1-3 2B			6-3		F7	4	0	2	0	0	0	0										
Inning Stats	R: 0 E: 0 K: 0 S: 3	H: 0 LOB: 0 BB: 0 P: 3	R: 0 E: 0 K: 1 S: 6	H: 1 LOB: 1 BB: 0 P: 6	R: 0 E: 0 K: 1 S: 4	H: 2 LOB: 1 BB: 0 P: 4	R: 0 E: 0 K: 1 S: 6	H: 2 LOB: 1 BB: 0 P: 6	R: 1 E: 0 K: 1 S: 7	H: 2 LOB: 2 BB: 0 P: 8	R: 0 E: 0 K: 0 S: 5	H: 0 LOB: 0 BB: 0 P: 5	R: 0 E: 0 K: 1 S: 6	H: 1 LOB: 2 BB: 1 P: 10	R: 0 E: 0 K: 0 S: 3	H: 0 LOB: 0 BB: 0 P: 3	R: 0 E: 0 K: 0 S: 3	H: 0 LOB: 0 BB: 0 P: 3	1B: 7 2B: 2 3B: 0 HR: 0	SF: 0 SAC: 1 DP: 1 HBP: 1	WP: 0 PA: 38 PB: 0 SB: 0 CS: 0						
PITCHER	IP 4.1	WLS 3	BF 16	H 5	R 0	ER 0	SO 2	BB 0	IBB 0	HBP 0	BLK 0	WP 0	HR 0	S 20	P 20	ERA 0.00	WHIP 1.154										
Don Hood, L ERA: 4.67 Mike Paxton, R ERA: 4.36 (5, 1)	5.2	W	22	3	1	1	3	0	1	1	1	0	0	26	31	1.59	0.529										

TOP

Minnesota Twins @ Cleveland Indians
Cleveland Municipal Stadium, Cleveland, OH

Sun Jun 11 1978, 3:33 AM EDT
Att: 25,547 - Unknown - 85 F

AB 35
R 1
H 8
RBI 0
BB 1
SO 5
LOB 16




Batter	1	2	3	4	5	6	7	8	9	10	AB	R	H	RBI	BB	SO	LOB										
Jim Norris, L OBP: 0.343, SLG: 0.330 (1, 9)	SH5-4 1B		K		1-3					FC6-2-5-1	5	0	2	0	0	1	2										
Duane Kuiper, L OBP: 0.269, SLG: 0.262 Larvell Blanks, R OBP: 0.252, SLG: 0.273 (9, PH) (10, 4)	SH5-4		4-3		4-3			4-3		5-3	3	0	0	0	0	0	2										
Buddy Bell, R OBP: 0.339, SLG: 0.434 (1, 5)	5-3			3-1 2B				K			5	1	3	0	0	1	1										
Andre Thornton, R OBP: 0.362, SLG: 0.510 (1, 3)	F8			5-3		G3 1B		E7 2B		F2	5	1	0	0	0	0	4										
Johnny Grubb, L OBP: 0.368, SLG: 0.436 (1, 7)		3-1			3-1 BB		F9	6-3		1B BB IBB	3	0	0	0	2	0	2										
Rick Manning, L OBP: 0.327, SLG: 0.372 (1, 8)	F8			3-1		K				1B BB	4	0	1	1	1	1	3										
Ted Cox, R OBP: 0.308, SLG: 0.243 (1, 10)					1-2 2-3			2B		1B	4	0	2	1	1	1	1										
Ron Pruitt, R OBP: 0.303, SLG: 0.364 Horace Speed, R OBP: 0.222, SLG: 0.222 Ron Hassey, L OBP: 0.256, SLG: 0.286 (9, PR) (10, 2)	F8			K				F9		E6 SH3-4	4	0	0	0	0	1	4										
Tom Verzyer, R OBP: 0.259, SLG: 0.284 (1, 6)			F8		5-3			E6 1B		SH3-4	3	0	0	0	0	0	0										
Inning Stats	R: 0 E: 0 K: 0 S: 4	H: 1 LOB: 1 BB: 0 P: 4	R: 0 E: 0 K: 0 S: 4	H: 1 LOB: 1 BB: 0 P: 4	R: 0 E: 0 K: 1 S: 5	H: 0 LOB: 0 BB: 0 P: 5	R: 0 E: 0 K: 1 S: 6	H: 1 LOB: 3 BB: 2 P: 14	R: 0 E: 0 K: 0 S: 3	H: 0 LOB: 0 BB: 0 P: 3	R: 0 E: 1 K: 1 S: 7	H: 1 LOB: 2 BB: 0 P: 7	R: 1 E: 1 K: 1 S: 7	H: 1 LOB: 1 BB: 0 P: 7	R: 0 E: 1 K: 0 S: 4	H: 0 LOB: 1 BB: 0 P: 4	R: 1 E: 0 K: 0 S: 3	H: 2 LOB: 3 BB: 2 P: 11	1B: 4 2B: 3 3B: 1 HR: 0	SF: 0 SAC: 2 DP: 0 HBP: 0	WP: 0 PA: 43 PB: 0 SB: 0 CS: 0						
PITCHER	IP 9.0	WLS 3	BF 38	H 6	R 1	ER 0	SO 5	BB 2	IBB 0	HBP 0	BLK 0	WP 0	HR 0	S 46	P 54	ERA 0.00	WHIP 0.889										
Gary Serun, R ERA: 3.34 Mike Marshall, R ERA: 2.74 (10, 1)	0.1	L	5	2	1	1	0	1	1	0	0	0	0	3	11	27.00	9.000										

BOTTOM

Minnesota Twins @ Cleveland Indians
Cleveland Municipal Stadium, Cleveland, OH

Sun Jun 11 1978, 3:33 AM EDT
Att: 25,547 - Unknown - 85 F

AB 37
R 2
H 8
RBI 2
BB 4
SO 5
LOB 20



Batter	1	2	3	4	5	6	7	8	9	AB	R	H	RBI	BB	SO	LOB	TOP										
Willie Norwood, R (1, 7) OBP: 0.321, SLG: 0.398	0-0 1B 2B		0-0 SH1-4 1B		1-0 FC9-6 HBP		0-0 FC5-4 S		0-0 6-3	4	2	2	0	0	0	1											
Bob Randall, R (1, 4) OBP: 0.318, SLG: 0.353	0-0 6-3 2H 1B		0-0 SH1-4		0-0 FC9-6 S		0-0 F4			3	0	1	1	0	0	2											
Dan Ford, R (1, 8) OBP: 0.357, SLG: 0.462	0-0 F9		0-0 S 1B 2H 1B		0-0 F7		0-0 L9			4	0	1	1	0	0	3											
Bombo Rivera, R (1, 9) OBP: 0.434, SLG: 0.417	0-0 6-3		0-0 CS 1B		0-0 L7		0-0 FC5 S 1B			4	0	2	0	0	0	1											
Jose Morales, R (1, 10) OBP: 0.376, SLG: 0.461	0-3 K		0-3 K		4-0 1B BB		0-0 F8		0-0 F8	3	0	0	0	1	2	4											
Craig Kusick, R (1, 3) OBP: 0.292, SLG: 0.313 Rod Carew, L (8, PH) OBP: 0.429, SLG: 0.510		0-0 FC1-6 1B		0-3 K		0-0 F8		0-3 K		3	0	1	0	0	0	1											
Larry Wolfe, R (1, 5) OBP: 0.326, SLG: 0.395		0-0 FC1-6 FC5-4		0-0 F7		0-0 1B		0-0 FC5		4	0	1	0	0	0	2											
Roy Smalley, S (1, 6) OBP: 0.322, SLG: 0.351		0-0 F3		0-0 6-3		0-0 F5			0-0 F9	4	0	0	0	0	0	3											
Glenn Borgmann, R (1, 2) OBP: 0.345, SLG: 0.348		0-0 FC5-4			0-0 5-3		4-0 FC5-4 BB		0-3 K	3	0	0	0	1	1	1											
Inning Stats	R: 1 E: 0 K: 1 S: 7	H: 2 LOB: 1 BB: 0 P: 7	R: 0 E: 0 K: 0 S: 4	H: 1 LOB: 1 BB: 0 P: 4	R: 1 E: 0 K: 1 S: 7	H: 3 LOB: 2 BB: 0 P: 7	R: 0 E: 0 K: 1 S: 5	H: 0 LOB: 0 BB: 0 P: 5	R: 0 E: 0 K: 0 S: 3	H: 0 LOB: 1 BB: 1 P: 4	R: 0 E: 0 K: 0 S: 4	H: 1 LOB: 2 BB: 1 P: 8	R: 0 E: 0 K: 1 S: 6	H: 0 LOB: 1 BB: 0 P: 6	R: 0 E: 0 K: 1 S: 5	H: 0 LOB: 0 BB: 0 P: 5	1B: 7 2B: 2 3B: 0 HR: 0	SF: 0 SAC: 1 DP: 1 HBP: 1	WP: 0 PB: 0 SB: 4 CS: 1	PA: 37							
PITCHER	IP	WLS	BF	H	R	ER	SO	BB	IBB	HBP	BLK	WP	HR	S	P	ERA	WHIP										
Balor Moore, L (1, 1) ERA: 4.38	7.0	L	30	7	2	2	3	2	0	1	0	0	0	33	42	2.57	1.286										
Joe Coleman, R (8, 1) ERA: 2.1	2.0		7	1	0	0	2	0	0	0	0	0	0	11	11	0.00	0.500										

Minnesota Twins @ Toronto Blue Jays
Exhibition Stadium, Toronto, ON
Tue Jun 13 1978, 3:33 AM EDT
Unknown - 55 F

AB 33
R 2
H 8
RBI 2
BB 2
SO 5
LOB 19



Batter	1	2	3	4	5	6	7	8	9	AB	R	H	RBI	BB	SO	LOB	BOTTOM										
Luis Gomez, R (1, 6) OBP: 0.293, SLG: 0.263 Doug Ault, R (9, PH) OBP: 0.375, SLG: 0.353	0-0 6-3		0-0 1-3		0-0 4-3		0-3 K		0-0 FC5-4	4	0	0	0	0	1	4											
Bob Bailor, R (1, 8) OBP: 0.292, SLG: 0.312	0-0 G3		4-0 1B BB		0-0 4-3			0-0 6-3		3	0	0	0	1	0	1											
Roy Howell, L (1, 5) OBP: 0.293, SLG: 0.359	0-0 6-3		0-0 1-2 2-3 1B		0-0 F9		0-3 K			4	0	1	0	0	1	0											
Rico Carty, R (1, 10) OBP: 0.365, SLG: 0.464		0-0 4-3		0-0 F8		0-0 F4		0-0 2B		4	0	1	0	0	0	3											
John Mayberry, L (1, 3) OBP: 0.320, SLG: 0.431		0-0 BB 1B		0-0 4-3		0-0 F5		0-0 F9		4	0	1	0	0	0	1											
Tom Hutton, L (1, 9) OBP: 0.316, SLG: 0.344		4-0 G4-6-3 BB		0-0 1-3		0-0 6-3		0-0 1B 2B		3	0	1	0	1	0	0											
Willie Upshaw, L (1, 7) OBP: 0.371, SLG: 0.437		0-0 G4-6-3		0-0 4-3		0-0 1B 1B		0-0 FC5-4 1B		4	0	2	0	0	0	2											
Dave McKay, S (1, 4) OBP: 0.254, SLG: 0.333			0-3 K		0-0 4-3 1B		0-0 1B		0-3 K	4	0	2	0	0	2	2											
Alan Ashby, S (1, 2) OBP: 0.307, SLG: 0.262 Sam Ewing, L (7, PH) OBP: 0.207, SLG: 0.148 Rick Cerone, R (8, 2) OBP: 0.301, SLG: 0.276			4-0 1B 1-3 BB		0-0 F9		0-0 F7		0-0 F9	1	0	0	0	1	0	1											
Inning Stats	R: 0 E: 0 K: 0 S: 3	H: 0 LOB: 0 BB: 0 P: 3	R: 0 E: 0 K: 0 S: 3	H: 1 LOB: 1 BB: 1 P: 7	R: 0 E: 0 K: 1 S: 6	H: 1 LOB: 3 BB: 2 P: 14	R: 0 E: 0 K: 0 S: 3	H: 0 LOB: 0 BB: 0 P: 3	R: 0 E: 0 K: 1 S: 7	H: 2 LOB: 2 BB: 0 P: 7	R: 0 E: 0 K: 1 S: 6	H: 1 LOB: 1 BB: 0 P: 6	R: 0 E: 0 K: 1 S: 7	H: 2 LOB: 2 BB: 0 P: 7	1B: 6 2B: 2 3B: 0 HR: 0	SF: 0 SAC: 0 DP: 1 HBP: 0	WP: 0 PB: 0 SB: 0 CS: 0	PA: 37									
PITCHER	IP	WLS	BF	H	R	ER	SO	BB	IBB	HBP	BLK	WP	HR	S	P	ERA	WHIP										
Dave Goltz, R (1, 1) ERA: 2.64	8.0	W	34	8	0	0	3	3	0	0	0	0	0	37	49	0.00	1.375										
Mike Marshall, R (9, 1) ERA: 2.63	1.0	S	3	0	0	0	1	0	0	0	0	0	0	5	5	0.00	0.000										

Minnesota Twins @ Toronto Blue Jays
Exhibition Stadium, Toronto, ON
Tue Jun 13 1978, 3:33 AM EDT
Unknown - 55 F

AB 34
R 0
H 8
RBI 0
BB 3
SO 4
LOB 20



Batter	1	2	3	4	5	6	7	8	9	AB	R	H	RBI	BB	SO	LOB	TOP								
Hosken Powell, L OBP: 0.285, SLG: 0.285 (1, 9)	4-0 1B BB	0-0 F7		0-0 4-3		0-0 4-3		0-0 6-3		4	1	0	0	1	0	1	Minnesota Twins @ Toronto Blue Jays Exhibition Stadium, Toronto, ON Tue Jun 13 1978, 7:05 PM EDT Att: 14,489 - Unknown								
Rod Carew, L OBP: 0.428, SLG: 0.505 (1, 3)	0-0 1B FC4-6	4-0 HR BB		0-0 F7		0-0 1-3		0-0 6-3		4	2	1	0	1	0	1									
Dan Ford, R OBP: 0.362, SLG: 0.484 (1, 8)	0-0 FC4-6 1B	0-0 HR BB		0-0 2B		0-0 4-3			0-3 K	5	1	3	3	0	1	0									
Mike Cabbage, L OBP: 0.354, SLG: 0.456 (1, 5)	0-0 FC4-6 2B	0-3 K		0-0 F8			0-0 L8		0-0 PB 1B 2B	5	2	1	1	0	1	2									
Glenn Adams, L OBP: 0.262, SLG: 0.417 (1, 10)	0-0 2B		0-0 1B		0-0 G3		0-0 G3 1B		0-0 F9	1	1	1	0	0	0	0									
Jose Morales, R OBP: 0.382, SLG: 0.463 (3, PH)	1-3 2B		0-0 1B		1-0 BB HBP		0-0 G3		0-0 BB 1B	4	0	2	3	0	0	2									
Butch Wynegar, S OBP: 0.332, SLG: 0.339 (1, 2)	0-0 2B		0-0 F9		4-0 BB HBP		0-0 F9		4-0 BB 1B	0	0	0	0	0	0	0									
Rich Chiles, L OBP: 0.239, SLG: 0.239 (1, 7)	0-0 BB		0-0 P4		1-2 BB		0-0 F9		0-0 BB	0	0	0	0	0	0	0									
Bombo Rivera, R OBP: 0.442, SLG: 0.407 (1, PH)	0-0 BB		0-0 FC4-6 1B		0-0 F7		0-3 K		0-0 F9	5	0	1	0	0	1	6									
Larry Wolfe, R OBP: 0.320, SLG: 0.384 (1, 6)	0-0 G4-6-3		0-0 FC4-6 1B		0-0 G3		0-0 G3		0-0 6-3 2B	1	0	0	0	0	0	0									
Rob Wilfong, L OBP: 0.283, SLG: 0.211 (1, 4)			0-0 G3		0-0 FC4-6					3	0	1	0	0	0	4									
Bob Randall, R OBP: 0.318, SLG: 0.360 (3, PH)			1-2 BB																						
Inning Stats	R: 4 E: 0 K: 0 S: 6	H: 4 LOB: 1 BB: 2 P: 14	R: 2 E: 0 K: 1 S: 6	H: 1 LOB: 0 BB: 1 P: 10	R: 0 E: 0 K: 0 S: 5	H: 2 LOB: 2 BB: 0 P: 5	R: 0 E: 0 K: 0 S: 4	H: 1 LOB: 1 BB: 0 P: 4	R: 0 E: 0 K: 0 S: 3	H: 0 LOB: 0 BB: 1 P: 8	R: 0 E: 0 K: 0 S: 4	H: 1 LOB: 1 BB: 0 P: 4	R: 0 E: 0 K: 1 S: 6	H: 1 LOB: 1 BB: 1 P: 6	R: 1 E: 0 K: 1 S: 7	H: 2 LOB: 2 BB: 1 P: 11	1B: 6 2B: 5 3B: 0 HR: 1	SF: 0 SAC: 0 DP: 1 HBP: 1	WP: 0 PB: 1 SB: 0 CS: 0	PA: 44					
PITCHER	IP	WLS	BF	H	R	ER	SO	BB	IBB	HBP	BLK	WP	HR	S	P	ERA	WHIP								
Jim Clancy, R ERA: 4.4 (1, 1)	0.1	L	6	4	4	4	0	1	0	0	0	0	0	5	9	108.00	15.000								
Mike Willis, L ERA: 5.73 (1, 1)	3.2		16	4	2	2	1	2	0	0	0	0	1	16	24	4.91	1.636								
Dave Lemanczyk, R ERA: 7.97 (5, 1)	5.0		22	4	1	1	2	2	0	1	0	0	0	23	32	1.80	1.200								

Batter	1	2	3	4	5	6	7	8	9	AB	R	H	RBI	BB	SO	LOB	BOTTOM								
Luis Gomez, R OBP: 0.298, SLG: 0.265 (1, 6)	0-0 1-3		0-3 K		4-0 FC5-4 BB			0-0 E 1B 1B		3	1	1	0	1	1	1	Minnesota Twins @ Toronto Blue Jays Exhibition Stadium, Toronto, ON Tue Jun 13 1978, 7:05 PM EDT Att: 14,489 - Unknown								
Bob Bailor, R OBP: 0.295, SLG: 0.315 (1, 8)	0-0 2B 1B		0-0 1-2 1B		0-0 FC5-4		0-3 K		0-3 K	4	1	2	0	0	1	2									
Roy Howell, L OBP: 0.297, SLG: 0.367 (1, 5)	0-0 4-3 1H 2B		0-0 F3		0-0 F7		0-0 E6 1B 1B		0-0 1-3 1B	4	0	2	1	0	0	2									
Rico Carty, R OBP: 0.363, SLG: 0.459 (1, 10)	0-0 4-3		0-0 4-3		0-0 F9		0-0 1-2 3H 1B		0-0 1B	4	0	1	1	0	0	3									
Otto Velez, R OBP: 0.309, SLG: 0.333 (1, 9)	0-0 5-3		0-0 6-3		0-0 F7		0-0 K		0-3 K	4	0	0	0	0	1	3									
John Mayberry, L OBP: 0.319, SLG: 0.432 (1, 3)		0-0 5-3		0-0 F5		0-0 2B		0-0 G3		4	0	1	0	0	0	2									
Rick Cerone, R OBP: 0.299, SLG: 0.270 (1, 2)		0-3 K		0-0 L4		0-0 F5		4-0 G4-6-3 BB		3	0	0	0	1	1	1									
Dave McKay, S OBP: 0.247, SLG: 0.324 (1, 4)		0-0 6-3		0-0 6-3		0-0 5-3		0-3 K		4	0	0	0	0	1	2									
Willie Upshaw, L OBP: 0.370, SLG: 0.427 (1, 7)			4-0 1B BB		0-3 K		0-3 K		0-0 G4-6-3	2	0	0	0	1	2	1									
Doug Ault, R OBP: 0.366, SLG: 0.343 (8, PH)			1-2 BB		0-0 K		0-0 K		1-2 BB	1	0	0	0	0	0	1									
Inning Stats	R: 1 E: 0 K: 0 S: 5	H: 2 LOB: 1 BB: 0 P: 5	R: 0 E: 0 K: 1 S: 5	H: 0 LOB: 0 BB: 0 P: 5	R: 0 E: 0 K: 1 S: 6	H: 1 LOB: 2 BB: 1 P: 10	R: 0 E: 0 K: 0 S: 3	H: 0 LOB: 0 BB: 0 P: 3	R: 0 E: 0 K: 1 S: 6	H: 1 LOB: 1 BB: 0 P: 6	R: 0 E: 0 K: 1 S: 10	H: 3 LOB: 2 BB: 0 P: 10	R: 0 E: 0 K: 1 S: 4	H: 0 LOB: 0 BB: 1 P: 8	1B: 5 2B: 2 3B: 0 HR: 0	SF: 0 SAC: 0 DP: 1 HBP: 0	WP: 0 PB: 0 SB: 0 CS: 0	PA: 36							
PITCHER	IP	WLS	BF	H	R	ER	SO	BB	IBB	HBP	BLK	WP	HR	S	P	ERA	WHIP								
Geoff Zahn, L ERA: 2.77 (1, 1)	9.0	W	36	7	2	2	7	3	0	0	0	0	0	47	59	2.00	1.111								

Batter	1	2	3	4	5	6	7	8	9	AB	R	H	RBI	BB	SO	LOB	TOP			
Paul Dade, R OBP: 0.356, SLG: 0.411 (1, 9)	L4		G3 1B		F9		FC6-4 1-2		K	5	0	1	0	0	1	1				
Duane Kuiper, L OBP: 0.266, SLG: 0.264 (1, 4)	6-3		G3 1-2		4-3		FC6-4 1-2		1B	5	0	1	0	0	0	2				
Buddy Bell, R OBP: 0.349, SLG: 0.455 (1, 5)			P3		6-3				1B	5	1	3	0	0	0	1				
Andre Thornton, R OBP: 0.366, SLG: 0.500 (1, 3)	F8			5-3		5-3		F8	F3	5	0	0	0	0	0	4				
Johnny Grubb, L OBP: 0.364, SLG: 0.424 (1, 7)		F7		F8 1B BB		F7		BB 1B		3	1	1	1	1	0	0				
Jim Norris, L OBP: 0.361, SLG: 0.347 (1, 10)				1B 1-2 1B		FC6-4 BB		1-2 BB		2	0	2	0	2	0	0				
Rick Manning, L OBP: 0.317, SLG: 0.360 (1, 8)		K		F8 2-3		FC6-4 1-2		F7		4	0	0	0	0	1	6				
Tom Verzyer, R OBP: 0.278, SLG: 0.323 Wayne Cagle, L OBP: 0.295, SLG: 0.406 Larvell Blanks, R OBP: 0.281, SLG: 0.289 (8, PH) (8, 6)	L1							F7	F8	3	0	1	1	0	0	1				
Ron Hassey, L OBP: 0.256, SLG: 0.284 (1, 2)			3-1	P6				FC6-4 1B	F8	4	0	1	0	0	0	2				
Inning Stats	R: 0 E: 0 K: 0 S: 4	H: 1 LOB: 1 BB: 0 P: 4	R: 0 E: 0 K: 1 S: 6	H: 1 LOB: 1 BB: 0 P: 6	R: 0 E: 0 K: 0 S: 4	H: 1 LOB: 1 BB: 0 P: 4	R: 1 E: 0 K: 0 S: 5	H: 2 LOB: 2 BB: 1 P: 9	R: 0 E: 0 K: 0 S: 3	H: 0 LOB: 1 BB: 0 P: 7	R: 0 E: 0 K: 0 S: 4	H: 1 LOB: 1 BB: 0 P: 4	R: 1 E: 0 K: 0 S: 5	H: 2 LOB: 2 BB: 1 P: 9	R: 0 E: 0 K: 1 S: 7	H: 2 LOB: 2 BB: 0 P: 7	1B: 7 2B: 2 3B: 1 HR: 0	SF: 0 SAC: 0 DP: 0 HBP: 0	WP: 0 PB: 0 SB: 0 CS: 0	PA: 40
PITCHER Rogier Erickson, R ERA: 4.5 (1, 1)	IP: 9.0 WLS: W BF: 40 H: 10 R: 2 ER: 2 SO: 2 BB: 3 IBB: 0 HBP: 0 BLK: 0 WP: 0 HR: 0 S: 41 P: 53 ERA: 2.00 WHIP: 1.444															PITCHER				

Cleveland Indians @ Minnesota Twins
Metropolitan Stadium, Bloomington, MI
Wed Jun 14 1978, 8:05 PM EDT
Att. 6,612 - Unknown - 75 F

AB 37
R 2
H 10
RBI 2
BB 3
SO 2
LOB 19



Batter	1	2	3	4	5	6	7	8	9	AB	R	H	RBI	BB	SO	LOB	BOTTOM	
Willie Norwood, R OBP: 0.323, SLG: 0.403 (1, 7)	1B 6-3 2B	K		2B WP 1B	FC3-2-5 1-2 3-H		K			5	2	2	0	0	2	6		
Rod Carew, L OBP: 0.428, SLG: 0.507 (1, 3)	6-3 1B 2-3	FC5-4 1-2		WP HR 2B	FC6-4-5 1-2 2-3			1-3		5	2	2	0	0	0	4		
Dan Ford, R OBP: 0.359, SLG: 0.491 (1, 8)	K 1-2		6-3	HR			K	K		5	1	1	2	0	3	2		
Bombo Rivera, R OBP: 0.440, SLG: 0.393 (1, 9)	6-3		1B 2B BB	G5-4-3 HBP		5-3		F9		3	1	0	1	1	0	1		
Jose Morales, R OBP: 0.387, SLG: 0.464 (1, 10)			2B 6-3 1B	G5-4-3 1-2		F8				4	1	2	1	0	0	1		
Larry Wolfe, R OBP: 0.337, SLG: 0.404 (1, 5)	5-3		1B 1-3 2B	1B 1-2			2-3 BB			3	1	2	1	1	0	1		
Butch Wynegar, S OBP: 0.330, SLG: 0.333 (1, 2)		FC1-6 BB	6-3	5-3			2-3			3	0	0	1	1	0	3		
Roy Smalley, S OBP: 0.328, SLG: 0.355 (1, 6)		FC1-6 1B 1-2	FC4-6 1B 2-H		1B FC3-2-5 1B			IBB		3	0	2	1	1	0	1		
Bob Randall, R OBP: 0.323, SLG: 0.364 (1, 4)		FC5-4 1B 1-2	FC4-6 1-2		FC3-2-5 1B		F9			4	0	2	0	0	0	3		
Inning Stats	R: 2 E: 0 K: 1 S: 8	H: 3 LOB: 1 BB: 0 P: 8	R: 0 E: 0 K: 1 S: 6	H: 1 LOB: 2 BB: 1 P: 10	R: 3 E: 0 K: 0 S: 6	H: 3 LOB: 1 BB: 1 P: 10	R: 3 E: 0 K: 0 S: 6	H: 4 LOB: 1 BB: 0 P: 7	R: 0 E: 0 K: 0 S: 4	H: 2 LOB: 1 BB: 0 P: 4	R: 0 E: 0 K: 1 S: 5	H: 0 LOB: 0 BB: 2 P: 13	R: 0 E: 0 K: 1 S: 5	H: 0 LOB: 0 BB: 0 P: 5	1B: 9 2B: 4 3B: 0 HR: 1	SF: 0 SAC: 0 DP: 2 HBP: 1	WP: 1 PB: 0 SB: 1 CS: 0	PA: 40
PITCHER David Clyde, L ERA: 3.72 Al Fitzmorris, R ERA: 6.25 (1, 1) (4, 1)	IP: 3.0 WLS: L BF: 20 H: 9 R: 7 ER: 7 SO: 2 BB: 2 IBB: 0 HBP: 0 BLK: 0 WP: 1 HR: 0 S: 23 P: 30 ERA: 21.00 WHIP: 3.667															PITCHER		

Cleveland Indians @ Minnesota Twins
Metropolitan Stadium, Bloomington, MI
Wed Jun 14 1978, 8:05 PM EDT
Att. 6,612 - Unknown - 75 F

AB 35
R 8
H 13
RBI 7
BB 4
SO 5
LOB 22



Batter	1	2	3	4	5	6	7	8	9	AB	R	H	RBI	BB	SO	LOB	TOP			
Ron LeFlore, R (1.8) OBP: 0.313, SLG: 0.360	FC4-6 BB		CS 1B		5-3			5-3		3	0	1	0	1	0	0				
Steve Kemp, L (1.7) OBP: 0.441, SLG: 0.409	FC4-6 1B		2B		3-1			F6		4	0	1	0	0	0	1				
Rusty Staub, L (1.10) OBP: 0.342, SLG: 0.435	F2		6-3					G3		4	0	0	0	0	0	2				
Jason Thompson, L (1.3) OBP: 0.349, SLG: 0.522	FC5-4 1B		2B					F9		4	1	2	0	0	0	0				
Aurelio Rodriguez, R (1.5) OBP: 0.346, SLG: 0.504	FC5-4		4-3 2H		4-3			4-3		3	0	1	1	1	0	2				
Mickey Stanley, R (1.9) OBP: 0.206, SLG: 0.324		5-3		4-3				CS 1B		4	0	1	0	0	0	2				
Milt May, L (1.2) OBP: 0.313, SLG: 0.459	F6		K		K			K		4	0	0	0	0	2	3				
Alan Trammell, R (1.6) OBP: 0.320, SLG: 0.350	F8		F9		F9			FC6-4 1B		3	0	1	0	0	0	1				
Lou Whitaker, L (1.4) OBP: 0.337, SLG: 0.331			4-3		G3			FC6-4		3	0	0	0	0	0	1				
Inning Stats	R: 0 E: 0 K: 0 S: 4	H: 1 LOB: 2 BB: 1 P: 8	R: 0 E: 0 K: 0 S: 3	H: 0 LOB: 0 BB: 0 P: 3	R: 0 E: 0 K: 0 S: 4	H: 2 LOB: 1 BB: 0 P: 4	R: 1 E: 0 K: 1 S: 7	H: 2 LOB: 1 BB: 0 P: 7	R: 0 E: 0 K: 0 S: 3	H: 0 LOB: 0 BB: 0 P: 3	R: 0 E: 0 K: 1 S: 6	H: 2 LOB: 1 BB: 0 P: 6	R: 0 E: 0 K: 0 S: 3	H: 0 LOB: 1 BB: 1 P: 7	R: 0 E: 0 K: 0 S: 3	H: 0 LOB: 0 BB: 0 P: 3	1B: 4 2B: 3 3B: 0 HR: 0	SF: 0 SAC: 0 DP: 0 HBP: 0	WP: 0 PB: 0 SB: 0 CS: 2	PA: 34
PITCHER Geoff Zahn, L (1.1) ERA: 2.61	IP: 9.0 WLS: W BF: 34 H: 7 R: 1 ER: 1 SO: 2 BB: 2 IBB: 0 HBP: 0 BLK: 0 WP: 0 HR: 0 S: 36 P: 44 ERA: 1.00 WHIP: 1.000															PITCHER				

Detroit Tigers @ Minnesota Twins
Metropolitan Stadium, Bloomington, MI
Sat Jun 17 1978, 4:33 AM EDT
Alt. 9,807 - Unknown - 76 F

AB 32
R 1
H 7
RBI 1
BB 2
SO 2
LOB 12



Batter	1	2	3	4	5	6	7	8	9	AB	R	H	RBI	BB	SO	LOB	BOTTOM			
Hosken Powell, L (1.9) OBP: 0.291, SLG: 0.286	G6-3 BB		L5		4-3			BB 1B		3	0	1	0	1	0	1				
Roy Smalley, S (1.6) OBP: 0.341, SLG: 0.370	F3		BB 1B		2B			G4-6-3 BB		3	0	2	1	1	0	1				
Rod Carew, L (1.3) OBP: 0.429, SLG: 0.505	G6-3		BB		BB			G4-6-3		2	0	0	0	2	0	3				
Dan Ford, R (1.8) OBP: 0.359, SLG: 0.496		6-3	F9		1-3			F8 1B 2B		4	1	1	0	0	0	4				
Butch Wynegar, S (1.2) OBP: 0.333, SLG: 0.351		HR			K			G3 SH2-4 BB		3	1	1	1	1	1	1				
Mike Cubbage, L (1.5) OBP: 0.368, SLG: 0.474	F8		1B		1B			SH2-4		3	0	2	1	0	0	0				
Glenn Adams, L (1.10) OBP: 0.250, SLG: 0.397	K		K		K			G3		4	0	0	0	0	2	3				
Willie Norwood, R (1.7) OBP: 0.320, SLG: 0.393			SH1-4 1B		F8			K		3	1	1	0	0	1	2				
Rob Wilfong, L (1.4) OBP: 0.288, SLG: 0.227			SH1-4		K			K		2	0	0	0	0	2	0				
Inning Stats	R: 0 E: 0 K: 0 S: 2	H: 0 LOB: 0 BB: 1 P: 6	R: 1 E: 0 K: 1 S: 6	H: 1 LOB: 0 BB: 0 P: 6	R: 1 E: 0 K: 0 S: 5	H: 2 LOB: 2 BB: 1 P: 9	R: 0 E: 0 K: 2 S: 8	H: 1 LOB: 1 BB: 0 P: 8	R: 0 E: 0 K: 1 S: 6	H: 1 LOB: 2 BB: 1 P: 10	R: 0 E: 0 K: 1 S: 5	H: 1 LOB: 1 BB: 1 P: 9	R: 0 E: 0 K: 1 S: 5	H: 1 LOB: 1 BB: 1 P: 9	R: 1 E: 0 K: 0 S: 4	H: 2 LOB: 2 BB: 0 P: 4	1B: 5 2B: 2 3B: 0 HR: 1	SF: 0 SAC: 2 DP: 3 HBP: 0	WP: 0 PB: 0 SB: 0 CS: 0	PA: 34
PITCHER Milt Wilcox, R (1.1) ERA: 3.87	IP: 8.0 WLS: L BF: 34 H: 8 R: 3 ER: 3 SO: 6 BB: 5 IBB: 0 HBP: 0 BLK: 0 WP: 0 HR: 1 S: 41 P: 61 ERA: 3.38 WHIP: 1.625															PITCHER				

Detroit Tigers @ Minnesota Twins
Metropolitan Stadium, Bloomington, MI
Sat Jun 17 1978, 4:33 AM EDT
Alt. 9,807 - Unknown - 76 F


AB 27
R 3
H 8
RBI 3
BB 5
SO 6
LOB 15



Batter	1	2	3	4	5	6	7	8	9	AB	R	H	RBI	BB	SO	LOB	TOP					
Ron LeFlore, R OBP: 0.315, SLG: 0.361 (1, 8)	E3 BB 1B		G3 SF8 1B		5-3		5-3			5	2	2	0	0	0	0						
Steve Kemp, L OBP: 0.440, SLG: 0.403 (1, 7)	4-0 G3-6-3 1B BB		G3 1-3		4-3					3	0	0	0	2	1	2						
Rusty Staub, L OBP: 0.339, SLG: 0.432 (1, 10)	0-0 G3-6-3 1B		SF8 3-H				K 1-3			4	0	1	2	0	1	2						
Jason Thompson, L OBP: 0.352, SLG: 0.534 (1, 3)	0-0 G3-6-3 1-2 2-3		3-1				HR			4	1	2	1	0	0	2						
Milt May, L OBP: 0.318, SLG: 0.457 (1, 2)	4-0 BB				F9		4-3			3	0	1	0	1	0	0						
Tim Corcoran, L OBP: 0.301, SLG: 0.295 (1, 9)	0-0 P6				4-3					4	0	1	0	0	0	4						
Phil Mankowski, L OBP: 0.351, SLG: 0.410 (1, 5)			L8				G1			4	0	1	0	0	0	3						
Lou Whitaker, L OBP: 0.335, SLG: 0.341 (1, 4)			1-3				K			4	1	1	0	0	1	3						
Alan Trammell, R OBP: 0.312, SLG: 0.340 (1, 6)			F9				L8			4	0	0	1	0	0	0						
Inning Stats	R: 1 E: 1 K: 0 S: 4	H: 1 LOB: 2 BB: 2 P: 12	R: 0 E: 0 K: 0 S: 3	H: 0 LOB: 0 BB: 0 P: 3	R: 1 E: 0 K: 0 S: 4	H: 1 LOB: 0 BB: 0 P: 4	R: 0 E: 0 K: 1 S: 6	H: 1 LOB: 1 BB: 0 P: 6	R: 0 E: 0 K: 0 S: 3	H: 0 LOB: 0 BB: 0 P: 3	R: 1 E: 0 K: 0 S: 7	H: 2 LOB: 1 BB: 1 P: 7	R: 0 E: 0 K: 0 S: 4	H: 1 LOB: 1 BB: 1 P: 8	R: 0 E: 0 K: 0 S: 5	H: 2 LOB: 2 BB: 0 P: 5	R: 0 E: 0 K: 1 S: 6	H: 1 LOB: 1 BB: 0 P: 6	1B: 7 2B: 0 3B: 1 HR: 1	SF: 1 SAC: 0 DP: 1 HBP: 0	WP: 0 PB: 0 SB: 2 CS: 0	PA: 39
PITCHER	IP	WLS	BF	H	R	ER	SO	BB	IBB	HBP	BLK	WP	HR	S	P	ERA	WHIP					
Dave Goltz, R ERA: 2.77 (1, 1)	7.0	W	30	6	4	3	2	3	0	0	0	0	1	31	43	3.86	1.286					
Mike Marshall, R ERA: 2.6 (8, 1)	2.0	S	9	3	0	0	1	0	0	0	0	0	0	11	11	0.00	1.500					

Detroit Tigers @ Minnesota Twins
Metropolitan Stadium, Bloomington, MI
Sun Jun 18 1978, 4:33 AM EDT
Att: 21,480 - Unknown - 71 F


AB 35
R 4
H 9
RBI 4
BB 3
SO 3
LOB 16



Batter	1	2	3	4	5	6	7	8	9	AB	R	H	RBI	BB	SO	LOB	BOTTOM					
Hosken Powell, L OBP: 0.303, SLG: 0.289 (1, 9)	4-0 BB 4-3 BB									2	2	1	0	2	0	0						
Roy Smalley, S OBP: 0.342, SLG: 0.366 (1, 6)	4-0 4-3 1B BB									3	1	0	0	2	1	2						
Rod Carew, L OBP: 0.440, SLG: 0.512 (1, 3)	4-0 1-2 2-3 1B BB									3	2	3	0	2	0	0						
Dan Ford, R OBP: 0.364, SLG: 0.500 (1, 8)	0-0 4-3									4	1	2	3	1	1	3						
Butch Wynegar, S OBP: 0.340, SLG: 0.360 (1, 2)	1-0 1B HBP									4	0	2	1	0	0	4						
Mike Cabbage, L OBP: 0.372, SLG: 0.478 (1, 5)	0-0 FC6-4 1B									1	0	1	2	0	0	0						
Larry Wolfe, R OBP: 0.337, SLG: 0.396 (3, PH) (4, 5)	1-2 2-H 3-H 1B									2	1	0	0	1	0	3						
Glenn Adams, L OBP: 0.250, SLG: 0.397 (1, 10)	0-3 K									0	0	0	0	0	0	0						
Jose Morales, R OBP: 0.394, SLG: 0.466 (1, PH)	0-3 K									2	0	1	0	2	1	2						
Willie Norwood, R OBP: 0.314, SLG: 0.387 (1, 7)	0-0 FC6-4									3	0	0	1	0	0	7						
Rob Wilfong, L OBP: 0.288, SLG: 0.227 (1, 4)										0	0	0	0	0	0	0						
Bob Randall, R OBP: 0.321, SLG: 0.356 (2, PH) (3, 4)										3	1	0	0	1	0	0						
Inning Stats	R: 3 E: 0 K: 1 S: 6	H: 1 LOB: 2 BB: 3 P: 19	R: 0 E: 0 K: 0 S: 2	H: 0 LOB: 1 BB: 1 P: 6	R: 0 E: 0 K: 0 S: 5	H: 2 LOB: 3 BB: 1 P: 9	R: 1 E: 0 K: 0 S: 4	H: 2 LOB: 2 BB: 2 P: 12	R: 1 E: 0 K: 0 S: 3	H: 1 LOB: 0 BB: 1 P: 7	R: 0 E: 0 K: 1 S: 6	H: 1 LOB: 1 BB: 0 P: 6	R: 0 E: 0 K: 0 S: 3	H: 1 LOB: 1 BB: 1 P: 7	R: 3 E: 0 K: 1 S: 7	H: 2 LOB: 1 BB: 2 P: 15	R: 0 E: 0 K: 1 S: 6	H: 1 LOB: 1 BB: 0 P: 6	1B: 7 2B: 4 3B: 0 HR: 0	SF: 1 SAC: 2 DP: 2 HBP: 1	WP: 0 PB: 0 SB: 2 CS: 1	PA: 42
PITCHER	IP	WLS	BF	H	R	ER	SO	BB	IBB	HBP	BLK	WP	HR	S	P	ERA	WHIP					
Jim Slaton, R ERA: 5.06 (1, 1)	0.1	L	6	1	3	3	0	3	0	0	0	0	0	14	26	2.70	2.100					
Bob Sykes, L ERA: 3.46 (4, 1)	2.1		10	2	1	1	1	2	0	0	1	0	0	10	18	3.86	1.714					
Steve Foucault, R ERA: 2.6 (7, 1)	2.0		11	3	3	3	1	1	2	0	0	0	0	10	22	13.50	2.000					

Detroit Tigers @ Minnesota Twins
Metropolitan Stadium, Bloomington, MI
Sun Jun 18 1978, 4:33 AM EDT
Att: 21,480 - Unknown - 71 F

AB 27
R 8
H 10
RBI 7
BB 11
SO 3
LOB 21



Batter	1	2	3	4	5	6	7	8	9	AB	R	H	RBI	BB	SO	LOB	TOP
Dave Macherer, R (1.4) OBP: 0.250, SLG: 1.000										4	1	1	1	0	0	0	California Angels @ Minnesota Twins Metropolitan Stadium, Bloomington, MI Wed Jun 21 1978, 8:05 PM EDT Att: 10,801 - Unknown - 75 F
Dave Chalk, R (1.6) OBP: 0.361, SLG: 0.302										4	0	0	0	0	1	0	
Lyman Bostock, L (1.9) OBP: 0.335, SLG: 0.352										4	0	1	0	0	0	0	
Joe Rudi, R (1.7) OBP: 0.243, SLG: 0.263										4	1	1	0	0	0	1	
Don Baylor, R (1.3) OBP: 0.330, SLG: 0.494										4	1	1	2	0	1	0	
Ron Fairly, L (9.3) OBP: 0.348, SLG: 0.504										0	0	0	0	0	0	0	
Ron Jackson, R (1.5) OBP: 0.373, SLG: 0.451										4	1	1	0	0	0	0	
Merv Rettenmund, R (1.10) OBP: 0.388, SLG: 0.377										2	1	0	0	2	0	0	
Rick Miller, L (1.8) OBP: 0.372, SLG: 0.346										4	0	1	2	0	1	1	
Brian Downing, R (1.2) OBP: 0.358, SLG: 0.321										3	0	0	0	0	0	1	
Inning Stats	R: 3 E: 0 K: 0 S: 6	H: 3 LOB: 0 BB: 0 P: 6	R: 0 E: 0 K: 0 S: 3	H: 0 LOB: 0 BB: 0 P: 3	R: 0 E: 0 K: 0 S: 3	H: 0 LOB: 0 BB: 0 P: 3	R: 0 E: 0 K: 0 S: 3	H: 0 LOB: 0 BB: 0 P: 3	R: 2 E: 0 K: 1 S: 7	H: 2 LOB: 1 BB: 1 P: 11	R: 0 E: 0 K: 1 S: 5	H: 1 LOB: 1 BB: 0 P: 9	R: 0 E: 0 K: 1 S: 5	H: 0 LOB: 1 BB: 1 P: 9	1B: 3 2B: 0 3B: 1 HR: 2	SF: 0 SAC: 0 DP: 0 HBP: 0	WP: 0 PA: 35 PB: 0 SB: 0 CS: 0
PITCHER	IP WLS BF H R ER SO BB IBB HBP BLK WP HR S P ERA WHIP																
Geoff Zahn, L (1.1) ERA: 2.83	8.0 L 31 6 5 5 2 1 0 0 0 0 2 34 38 5.62 0.875																
Greg Thayer, R (9.1) ERA: 3.61	1.0 4 0 0 0 1 1 0 0 0 0 0 5 9 0.00 1.000																

Batter	1	2	3	4	5	6	7	8	9	AB	R	H	RBI	BB	SO	LOB	BOTTOM
Hosken Powell, L (1.9) OBP: 0.299, SLG: 0.286										4	1	1	0	0	1	0	California Angels @ Minnesota Twins Metropolitan Stadium, Bloomington, MI Wed Jun 21 1978, 8:05 PM EDT Att: 10,801 - Unknown - 75 F
Roy Smalley, S (1.6) OBP: 0.346, SLG: 0.377										3	1	1	2	1	0	0	
Rod Carew, L (1.3) OBP: 0.432, SLG: 0.500										4	0	1	0	0	1	1	
Dan Ford, R (1.8) OBP: 0.359, SLG: 0.490										4	0	1	0	0	3	0	
Mike Cabbage, L (1.5) OBP: 0.362, SLG: 0.463										4	0	0	0	0	0	2	
Butch Wynegar, S (1.2) OBP: 0.338, SLG: 0.357										3	0	1	0	0	0	0	
Glenn Adams, L (1.10) OBP: 0.244, SLG: 0.388										3	0	0	0	0	1	1	
Willie Norwood, R (1.7) OBP: 0.304, SLG: 0.377										3	0	0	0	0	1	1	
Rob Wilfong, L (1.4) OBP: 0.278, SLG: 0.217										2	0	0	0	0	1	0	
Rich Chiles, L (8, PH) OBP: 0.310, SLG: 0.236										1	0	0	0	0	0	0	
Bob Randall, R (9.4) OBP: 0.333, SLG: 0.369										0	0	0	0	0	0	0	
Inning Stats	R: 2 E: 0 K: 2 S: 9	H: 2 LOB: 0 BB: 0 P: 9	R: 0 E: 0 K: 2 S: 7	H: 0 LOB: 0 BB: 0 P: 7	R: 0 E: 0 K: 1 S: 5	H: 0 LOB: 0 BB: 0 P: 5	R: 0 E: 0 K: 0 S: 3	H: 1 LOB: 0 BB: 0 P: 3	R: 0 E: 0 K: 0 S: 3	H: 0 LOB: 1 BB: 1 P: 7	R: 0 E: 0 K: 1 S: 5	H: 0 LOB: 0 BB: 0 P: 5	R: 0 E: 0 K: 0 S: 3	H: 0 LOB: 2 BB: 0 P: 5	1B: 4 2B: 1 3B: 0 HR: 1	SF: 0 SAC: 0 DP: 1 HBP: 0	WP: 0 PA: 32 PB: 0 SB: 0 CS: 0
PITCHER	IP WLS BF H R ER SO BB IBB HBP BLK WP HR S P ERA WHIP																
Don Aase, R (1.1) ERA: 4.6	9.0 W 32 5 2 2 8 1 0 0 0 0 1 47 51 2.00 0.667																

Batter	1	2	3	4	5	6	7	8	9	AB	R	H	RBI	BB	SO	LOB	TOP			
Bombo Rivera, R OBP: 0.408, SLG: 0.371 (1, 9)	F7		6-3		K			K		4	0	0	0	0	2	0	Minnesota Twins @ Chicago White Sox Comiskey Park, Chicago, IL Fri Jun 23 1978, 8:05 PM EDT Att: 28,082 - Unknown - 65 F			
Rod Carew, L OBP: 0.423, SLG: 0.487 (1, 3)	B1-3		K			4-3		F7		4	0	0	0	0	1	0				
Dan Ford, R OBP: 0.351, SLG: 0.476 (1, 8)	F8			E5			K	F7		4	0	0	0	0	1	0				
Craig Kusick, R OBP: 0.320, SLG: 0.346 (1, 10)		FC6-4 BB		F5						2	1	1	1	2	0	1				
Larry Wolfe, R OBP: 0.350, SLG: 0.402 (1, 5)		FC6-4 1B E					1B BB			3	1	2	0	1	0	1				
Willie Norwood, R OBP: 0.305, SLG: 0.375 (1, 7)	F7			1B			1B			3	0	1	0	0	1	3				
Butch Wynegar, S OBP: 0.338, SLG: 0.349 (1, 2)		E8 1B								4	0	1	0	0	0	3				
Roy Smalley, S OBP: 0.339, SLG: 0.368 (1, 6)	F9				F7			4-3		4	0	0	0	0	0	2				
Bob Randall, R OBP: 0.324, SLG: 0.369 (1, 4)			4-3			5-3		F6		3	0	0	0	0	0	0				
Inning Stats	R: 0 E: 0 K: 0 S: 3	H: 0 LOB: 0 BB: 0 P: 3	R: 1 E: 1 K: 0 S: 4	H: 1 LOB: 1 BB: 1 P: 8	R: 0 E: 0 K: 1 S: 5	H: 0 LOB: 0 BB: 0 P: 5	R: 0 E: 1 K: 0 S: 5	H: 2 LOB: 2 BB: 0 P: 5	R: 0 E: 0 K: 1 S: 5	H: 0 LOB: 0 BB: 0 P: 5	R: 0 E: 0 K: 0 S: 8	H: 1 LOB: 2 BB: 1 P: 12	R: 0 E: 0 K: 0 S: 3	H: 0 LOB: 0 BB: 0 P: 3	R: 0 E: 0 K: 1 S: 5	H: 0 LOB: 1 BB: 1 P: 8	1B: 4 2B: 0 3B: 0 HR: 1	SF: 0 SAC: 1 DP: 0 HBP: 0	WP: 0 PB: 0 CS: 1	PA: 35
PITCHER Ken Kravec, L ERA: 3.77 (1, 1)	IP: 9.0 WLS: L BF: 35 H: 5 R: 2 ER: 1 SO: 5 BB: 3 IBB: 0 HBP: 0 BLK: 0 WP: 0 HR: 1 S: 42 P: 54 ERA: 1.00 WHIP: 0.889															PITCHER Ken Kravec, L ERA: 3.77 (1, 1)	IP: 9.0 WLS: L BF: 35 H: 5 R: 2 ER: 1 SO: 5 BB: 3 IBB: 0 HBP: 0 BLK: 0 WP: 0 HR: 1 S: 42 P: 54 ERA: 1.00 WHIP: 0.889			

AB	31
R	2
H	5
RBI	1
BB	3
SO	5
LOB	10



Batter	1	2	3	4	5	6	7	8	9	AB	R	H	RBI	BB	SO	LOB	BOTTOM			
Ralph Garr, L OBP: 0.308, SLG: 0.357 (1, 7)	F7		G3-6-1			4-3				4	0	1	0	0	0	2	Minnesota Twins @ Chicago White Sox Comiskey Park, Chicago, IL Fri Jun 23 1978, 8:05 PM EDT Att: 28,082 - Unknown - 65 F			
Claudell Washington, L OBP: 0.276, SLG: 0.338 (1, 9)	1-3			4-3						4	0	1	1	0	0	1				
Jorge Orta, L OBP: 0.317, SLG: 0.427 (1, 4)	F8			3-1						3	0	0	0	1	0	0				
Jim Breazeale, L OBP: 0.358, SLG: 0.489 (1, 3)		F8			G3					4	0	0	0	0	0	2				
Chet Lemon, R OBP: 0.357, SLG: 0.467 (1, 8)						5-3				4	0	1	0	0	0	0				
Ron Blomberg, L OBP: 0.270, SLG: 0.379 (1, 10)						6-3				3	0	0	0	0	0	1				
Eric Soderholm, R OBP: 0.283, SLG: 0.367 (1, 5)										3	0	0	0	0	0	1				
Bill Nahorodny, R OBP: 0.300, SLG: 0.352 (1, 2)				3-1						3	1	1	0	0	0	0				
Don Kessinger, S OBP: 0.298, SLG: 0.301 (1, 6)										2	0	1	0	0	0	0				
Inning Stats	R: 0 E: 0 K: 0 S: 3	H: 0 LOB: 0 BB: 0 P: 3	R: 0 E: 0 K: 0 S: 4	H: 1 LOB: 1 BB: 0 P: 4	R: 0 E: 0 K: 0 S: 3	H: 1 LOB: 0 BB: 0 P: 3	R: 0 E: 0 K: 0 S: 3	H: 0 LOB: 0 BB: 0 P: 3	R: 0 E: 1 K: 0 S: 5	H: 2 LOB: 2 BB: 1 P: 9	R: 0 E: 0 K: 0 S: 3	H: 0 LOB: 0 BB: 0 P: 3	R: 0 E: 0 K: 0 S: 4	H: 1 LOB: 1 BB: 0 P: 4	R: 0 E: 0 K: 0 S: 3	H: 0 LOB: 0 BB: 0 P: 3	1B: 4 2B: 1 3B: 0 HR: 0	SF: 0 SAC: 1 DP: 1 HBP: 0	WP: 0 PB: 0 CS: 0	PA: 32
PITCHER Dave Goltz, R ERA: 2.56 (1, 1)	IP: 9.0 WLS: W BF: 32 H: 5 R: 1 ER: 1 SO: 0 BB: 1 IBB: 0 HBP: 0 BLK: 0 WP: 0 HR: 0 S: 31 P: 35 ERA: 1.00 WHIP: 0.667															PITCHER Dave Goltz, R ERA: 2.56 (1, 1)	IP: 9.0 WLS: W BF: 32 H: 5 R: 1 ER: 1 SO: 0 BB: 1 IBB: 0 HBP: 0 BLK: 0 WP: 0 HR: 0 S: 31 P: 35 ERA: 1.00 WHIP: 0.667			

AB	30
R	1
H	5
RBI	1
BB	1
SO	0
LOB	7



Batter	1	2	3	4	5	6	7	8	9	AB	R	H	RBI	BB	SO	LOB	TOP										
Bombo Rivera, R (1, 9) OBP: 0.398, SLG: 0.361 Glenn Adams, L (7, PH) OBP: 0.243, SLG: 0.385 (7, 9)	F9		6-3		G1-6-3		G3			3	0	0	0	0	0	2	Minnesota Twins @ Chicago White Sox Comiskey Park, Chicago, IL Sat Jun 24 1978, 8:05 PM EDT Att: 27,433 - Unknown - 76 F										
Rod Carew, L (1, 3) OBP: 0.420, SLG: 0.483	4-3		1B			4-3		3-1		4	0	1	1	0	0	0											
Jose Morales, R (1, 10) OBP: 0.389, SLG: 0.448	K		1B			F8		F7		4	1	1	0	0	1	0											
Dan Ford, R (1, 8) OBP: 0.346, SLG: 0.468	E4		G3			F6		K		4	0	0	0	0	1	2											
Larry Wolfe, R (1, 5) OBP: 0.342, SLG: 0.390 Butch Wynegar, S (7, 2) OBP: 0.341, SLG: 0.358	CS	6-3			F8		F3		2B	3	0	0	0	0	0	0											
Willie Norwood, R (1, 7) OBP: 0.305, SLG: 0.374 Rich Chiles, L (9, PH) OBP: 0.318, SLG: 0.260		K			5-3		1B		2B	3	0	1	0	0	1	0											
Bob Randall, R (1, 4) Hosken Powell, L (9, PH) OBP: 0.297, SLG: 0.284		6-3			5-3		1B		L4	3	1	1	0	0	0	0											
Roy Smalley, S (1, 6) OBP: 0.348, SLG: 0.375			SH2-4			1B		1B		3	1	3	0	1	0	0											
Glenn Borgmann, R (1, 2) OBP: 0.333, SLG: 0.358 Mike Cabbage, L (7, PH) OBP: 0.363, SLG: 0.463 (7, 5)			SH2-4		F2		1B		G1-6-3	1	0	0	0	0	0	1											
Inning Stats	R: 1 E: 1 K: 1 S: 6	H: 0 LOB: 0 BB: 0 P: 6	R: 0 E: 0 K: 1 S: 5	H: 0 LOB: 0 BB: 0 P: 5	R: 1 E: 0 K: 0 S: 6	H: 3 LOB: 2 BB: 0 P: 6	R: 0 E: 0 K: 0 S: 3	H: 0 LOB: 0 BB: 0 P: 3	R: 0 E: 0 K: 0 S: 3	H: 1 LOB: 0 BB: 0 P: 3	R: 0 E: 0 K: 0 S: 3	H: 0 LOB: 0 BB: 0 P: 3	R: 1 E: 0 K: 0 S: 5	H: 3 LOB: 1 BB: 0 P: 9	R: 0 E: 0 K: 1 S: 5	H: 0 LOB: 0 BB: 0 P: 5		R: 1 E: 0 K: 0 S: 5	H: 3 LOB: 1 BB: 0 P: 5	1B: 8 2B: 2 3B: 0 HR: 0	SF: 0 SAC: 1 DP: 2 HBP: 0	WP: 2 PB: 0 CS: 1	PA: 37				
PITCHER	IP	WLS	BF	H	R	ER	SO	BB	IBB	HBP	BLK	WP	HR	S	P	ERA	WHIP										
Wilbur Wood, L (1, 1) ERA: 4.13	6.2	W	26	6	3	2	2	1	0	0	0	2	0	29	33	2.70	1.050										
Jim Willoughby, R (7, 1) ERA: 2.5	1.2		9	4	1	1	1	0	0	0	0	0	0	11	11	5.40	2.400										
Lerrin LaGrow, R (9, 1) ERA: 3.82	0.2	S	1	0	0	0	0	0	0	0	0	0	0	1	1	0.00	0.000										

Batter	1	2	3	4	5	6	7	8	9	AB	R	H	RBI	BB	SO	LOB	BOTTOM										
Alan Bannister, R (1, 10) OBP: 0.333, SLG: 0.313	F4		5-3			HR		K		4	2	1	0	1	1	2	Minnesota Twins @ Chicago White Sox Comiskey Park, Chicago, IL Sat Jun 24 1978, 8:05 PM EDT Att: 27,433 - Unknown - 76 F										
Claudell Washington, L (1, 9) OBP: 0.289, SLG: 0.407	6-3			4-3		HR				4	2	2	4	0	0	0											
Chet Lemon, R (1, 8) OBP: 0.360, SLG: 0.465	6-3				1B					3	0	1	0	0	0	0											
Wayne Nordhagen, R (1, 7) OBP: 0.309, SLG: 0.444 Thad Bosley, L (8, 7) OBP: 0.325, SLG: 0.362		F4			F7					3	1	1	2	0	0	1											
Lamar Johnson, R (1, 3) OBP: 0.310, SLG: 0.362		F8			6-3					0	0	0	0	0	0	0											
Eric Soderholm, R (1, 5) OBP: 0.287, SLG: 0.377			BB							3	0	1	1	1	0	1											
Jorge Orta, L (1, 4) OBP: 0.316, SLG: 0.424 Greg Pryor, R (6, PR) OBP: 0.287, SLG: 0.276 (9, 4)					4-3					4	0	1	0	0	0	2											
Bill Nahorodny, R (1, 2) OBP: 0.300, SLG: 0.347					F8					0	0	0	0	0	0	0											
Don Kessinger, S (1, 6) OBP: 0.301, SLG: 0.315					5-3					3	0	0	0	1	0	2											
Inning Stats	R: 0 E: 0 K: 0 S: 3	H: 0 LOB: 0 BB: 0 P: 3	R: 0 E: 0 K: 0 S: 3	H: 0 LOB: 1 BB: 1 P: 7	R: 0 E: 0 K: 0 S: 3	H: 0 LOB: 0 BB: 0 P: 3	R: 0 E: 0 K: 0 S: 4	H: 1 LOB: 1 BB: 0 P: 4	R: 0 E: 0 K: 0 S: 3	H: 0 LOB: 1 BB: 1 P: 7	R: 4 E: 0 K: 0 S: 6	H: 3 LOB: 1 BB: 2 P: 14	R: 3 E: 1 K: 0 S: 6	H: 4 LOB: 1 BB: 0 P: 7	R: 0 E: 0 K: 1 S: 6	H: 2 LOB: 2 BB: 0 P: 6		1B: 4 2B: 2 3B: 2 HR: 2	SF: 1 SAC: 0 DP: 1 HBP: 1	WP: 0 PB: 0 CS: 0	PA: 37						
PITCHER	IP	WLS	BF	H	R	ER	SO	BB	IBB	HBP	BLK	WP	HR	S	P	ERA	WHIP										
Darrell Jackson, L (1, 1) ERA: 2.84	5.1	L	22	3	3	3	0	3	0	0	0	0	2	19	31	5.06	1.125										
Ronic Harrison, R (6, 1) ERA: 54.0	0.2		7	4	4	4	0	1	0	0	0	0	0	6	10	54.00	7.500										
Greg Thayer, R (7, 1) ERA: 3.45	2.0		8	3	0	0	1	0	0	1	0	0	0	9	10	0.00	1.500										

Batter	1	2	3	4	5	6	7	8	9	AB	R	H	RBI	BB	SO	LOB	TOP								
Hosken Powell, L (1, 9) OBP: 0.299, SLG: 0.276	4-0 2B BB	1-3			4-3	FC6-4 BB	F8		4-3	4	1	0	1	2	0	4	Minnesota Twins @ Chicago White Sox Comiskey Park, Chicago, IL Sun Jun 25 1978, 4:33 AM EDT Unknown - 72 F AB 40 R 8 H 13 RBI 8 BB 5 SO 2 LOB 26								
Roy Smalley, S (1, 6) OBP: 0.352, SLG: 0.398	0-0 F8 1-H 2B		0-3 K		4-3 1B 2B	F7				5	2	3	2	0	1	3									
Rod Carew, L (1, 3) OBP: 0.420, SLG: 0.481	0-0 F8 2-3		0-0 2B 1B		4-3 2-3	FC6-4 1B 1-2 2-3 3-H		0-0 1B FC6-4 1B		5	2	2	1	0	0	4									
Mike Cabbage, L (1, 5) OBP: 0.364, SLG: 0.458	0-0 4-3		0-0 F8		4-0 1B BB			0-0 F6		4	0	1	1	1	0	3									
Butch Wynegar, S (1, 2) OBP: 0.347, SLG: 0.369	0-0 F7		0-0 1-H 2B		0-0 1-2 3-H 1B	F8		0-0 FC6-4 1B		5	0	3	2	0	0	3									
Dan Ford, R (1, 8) OBP: 0.343, SLG: 0.463		0-0 SH1-3 1B	0-3 K		0-0 FC5-4 1-2			0-0 5-3 FC6-4		5	0	1	1	0	1	4									
Glenn Adams, L (1, 10) OBP: 0.248, SLG: 0.376		0-0 F9		0-0 G3		4-0 1B BB BB		4-0 FC3-6 E BB		3	1	0	0	2	0	2									
Rich Chiles, L (1, 7) OBP: 0.322, SLG: 0.269		0-0 SH1-3 1B		0-0 G3		0-0 BB BB 1B FC6-4 1B		0-0 E3 FC3-6		5	1	2	0	0	0	1									
Rob Wilfong, L (1, 4) OBP: 0.276, SLG: 0.220		0-0 SH1-3		0-0 4-3		0-0 FC6-4 1B 1B		0-0 FC3-6		4	1	1	0	0	0	2									
Inning Stats	R: 1 E: 0 K: 0 S: 4	H: 1 LOB: 1 BB: 1 P: 8	R: 0 E: 0 K: 0 S: 5	H: 2 LOB: 2 BB: 0 P: 5	R: 1 E: 0 K: 2 S: 9	H: 2 LOB: 1 BB: 0 P: 9	R: 0 E: 0 K: 0 S: 3	H: 0 LOB: 0 BB: 0 P: 3	R: 1 E: 0 K: 0 S: 5	H: 2 LOB: 2 BB: 1 P: 9	R: 3 E: 0 K: 0 S: 6	H: 3 LOB: 2 BB: 2 P: 14	R: 0 E: 1 K: 0 S: 4	H: 0 LOB: 2 BB: 1 P: 8	R: 2 E: 0 K: 0 S: 6	H: 3 LOB: 1 BB: 0 P: 6	R: 0 E: 0 K: 0 S: 3	H: 0 LOB: 0 BB: 0 P: 3	1B: 9 2B: 3 3B: 0 HR: 1	SF: 0 SAC: 1 DP: 0 HBP: 0	WP: 0 PB: 0 SB: 0 CS: 0	PA: 46			
PITCHER	IP	WLS	BF	H	R	ER	SO	BB	IBB	HBP	BLK	WP	HR	S	P	ERA	WHIP								
Steve Stone, R (1, 1) ERA: 3.77	5.0		26	8	5	5	2	3	0	0	0	0	0	27	39	9.00	2.200								
Ron Schueler, R (6, 1) ERA: 3.35	0.2	L	5	2	1	1	0	1	0	0	0	0	0	4	8	13.50	4.500								
Lerrin LaGrow, R (6, 1) ERA: 3.96	3.1		15	3	2	2	0	1	0	0	0	0	1	14	18	5.40	1.200								

Batter	1	2	3	4	5	6	7	8	9	AB	R	H	RBI	BB	SO	LOB	BOTTOM								
Alan Bannister, R (1, 10) OBP: 0.329, SLG: 0.309	0-0 F7	0-0 F9		0-0 2-3 1B	0-0 F6			0-0 4-3		4	0	1	0	0	0	4	Minnesota Twins @ Chicago White Sox Comiskey Park, Chicago, IL Sun Jun 25 1978, 4:33 AM EDT Unknown - 72 F AB 36 R 5 H 13 RBI 5 BB 6 SO 3 LOB 20								
Bob Molinaro, L (8, PH) OBP: 0.337, SLG: 0.333										1	0	0	0	0	0	0									
Claudell Washington, L (1, 9) OBP: 0.271, SLG: 0.364	0-3 K		0-0 6-3	0-0 G3		0-0 F2		0-0 5-3		5	0	0	0	0	1	2									
Chet Lemon, R (1, 8) OBP: 0.370, SLG: 0.473	4-0 2B BB		0-0 2B		4-0 1B BB	0-0 1-3		0-0 1B		3	3	2	0	2	0	0									
Wayne Nordhagen, R (1, 7) OBP: 0.329, SLG: 0.471	0-0		0-0		4-0 1B BB	0-0		0-0 F9		3	1	3	2	1	0	0									
Thad Bosley, L (6, PR) OBP: 0.317, SLG: 0.356	1-H 2B		G5-3 2-H 2B		1-2 1B BB					1	0	0	0	0	0	1									
Lamar Johnson, R (1, 3) OBP: 0.308, SLG: 0.355	0-0 L4		4-0 BB		0-3 K	0-0 F9		0-0 4-3		4	0	0	0	1	1	4									
Eric Soderholm, R (1, 5) OBP: 0.285, SLG: 0.380		0-0 F9	0-0 G5-3		0-0 1B SF8 1B		4-0 SH1-3 BB		0-0 1B	4	1	2	1	1	0	2									
Jorge Orta, L (1, 4) OBP: 0.323, SLG: 0.427		4-0 FC2-4 BB		0-0 1B SH3-4 1B	0-0 1B		0-0 SH1-3		0-0 F7	3	0	2	1	1	0	1									
Bill Nahorodny, R (1, 2) OBP: 0.299, SLG: 0.347		0-0 FC2-4 1B		0-0 SH3-4	0-0 SF8		0-3 K		0-0 1B	3	0	1	1	0	1	2									
Don Kessinger, S (1, 6) OBP: 0.305, SLG: 0.318		0-0		0-0 F7				0-0 F7		4	0	2	0	0	0	2									
Jim Breazeale, L (9, PH) OBP: 0.352, SLG: 0.479		1-2 1B			1-2 1B				0-0 F8	1	0	0	0	0	0	2									
Inning Stats	R: 1 E: 0 K: 1 S: 6	H: 1 LOB: 1 BB: 1 P: 10	R: 0 E: 0 K: 0 S: 4	H: 1 LOB: 2 BB: 1 P: 8	R: 1 E: 0 K: 0 S: 4	H: 2 LOB: 1 BB: 1 P: 8	R: 0 E: 0 K: 0 S: 5	H: 2 LOB: 0 BB: 0 P: 5	R: 3 E: 0 K: 1 S: 8	H: 3 LOB: 2 BB: 2 P: 16	R: 0 E: 0 K: 0 S: 4	H: 1 LOB: 2 BB: 0 P: 4	R: 0 E: 0 K: 1 S: 5	H: 0 LOB: 1 BB: 1 P: 9	R: 0 E: 0 K: 0 S: 4	H: 1 LOB: 0 BB: 0 P: 4	R: 0 E: 0 K: 0 S: 5	H: 2 LOB: 2 BB: 0 P: 5	1B: 10 2B: 3 3B: 0 HR: 0	SF: 1 SAC: 2 DP: 1 HBP: 0	WP: 0 PB: 0 SB: 1 CS: 0	PA: 45			
PITCHER	IP	WLS	BF	H	R	ER	SO	BB	IBB	HBP	BLK	WP	HR	S	P	ERA	WHIP								
Geoff Zahn, L (1, 1) ERA: 3.1	4.2		27	9	5	5	2	5	0	0	0	0	0	26	46	9.64	3.000								
Mae Scarce, L (5, 1) ERA: 3.5	0.1		1	0	0	0	0	0	0	0	0	0	0	1	1	0.00	0.000								
Mike Marshall, R (6, 1) ERA: 2.48	4.0	W	17	4	0	0	1	1	0	0	0	0	0	18	22	0.00	1.250								

Batter	1	2	3	4	5	6	7	8	9	AB	R	H	RBI	BB	SO	LOB	TOP					
Hosken Powell, L OBP: 0.306, SLG: 0.277 (1, 9)	7-4-1-3		SF8				F6			3	0	1	1	1	0	1	Minnesota Twins @ Milwaukee Brewers Milwaukee County Stadium, Milwaukee, WI Mon Jun 26 1978, 8:05 PM EDT Att: 7,988 - Unknown - 87 F					
Roy Smalley, S OBP: 0.345, SLG: 0.401 (1, 6)	F7		L8				F8		F6	4	0	0	0	1	0	4						
Rod Carew, L OBP: 0.420, SLG: 0.477 (1, 3)	FC4-6			4-3			4-3		FC6	4	0	1	0	1	0	6						
Mike Cabbage, L OBP: 0.368, SLG: 0.462 (1, 5)	FC4-6			4-3					F6	3	0	1	0	1	0	2						
Dan Ford, R OBP: 0.346, SLG: 0.458 (1, 8)		F9		1-3			5-3		F7	4	0	0	0	0	0	3						
Butch Wynegar, S OBP: 0.344, SLG: 0.365 (1, 2)	L3			3-1			FC1-4-5			4	0	1	0	0	0	2						
Glenn Adams, L OBP: 0.248, SLG: 0.372 (1, 10)	G3								4-3	4	0	1	0	0	0	3						
Willie Norwood, R OBP: 0.303, SLG: 0.370 (1, 7)			4-3				FC1-6		5-3	4	2	1	0	0	1	1						
Rob Wilfong, L OBP: 0.308, SLG: 0.278 (1, 4)			4-3							4	0	3	1	0	0	1						
Inning Stats	R: 0 E: 0 K: 0 S: 3	H: 0 LOB: 1 BB: 1 P: 7	R: 0 E: 0 K: 0 S: 3	H: 0 LOB: 0 BB: 0 P: 3	R: 1 E: 0 K: 0 S: 4	H: 1 LOB: 0 BB: 0 P: 4	R: 0 E: 0 K: 0 S: 4	H: 1 LOB: 1 BB: 0 P: 4	R: 1 E: 0 K: 0 S: 5	H: 2 LOB: 2 BB: 1 P: 9	R: 0 E: 0 K: 0 S: 4	H: 1 LOB: 1 BB: 0 P: 4	R: 0 E: 0 K: 0 S: 4	H: 1 LOB: 2 BB: 1 P: 8	R: 0 E: 0 K: 0 S: 3	H: 1 LOB: 1 BB: 0 P: 7		R: 0 E: 0 K: 1 S: 7	H: 2 LOB: 2 BB: 0 P: 7	1B: 7 2B: 2 3B: 0 HR: 0	SF: 1 SAC: 0 DP: 1 HBP: 0	WP: 0 PB: 0 SB: 3 CS: 0
PITCHER Lary Sorensen, R ERA: 3.39 (1, 1)	IP: 9.0 WLS: W BF: 39 H: 9 R: 2 ER: 2 SO: 1 BB: 4 IBB: 0 HBP: 0 BLK: 0 WP: 0 HR: 0 S: 37 P: 53 ERA: 2.00 WHIP: 1.444															PITCHER						

Batter	1	2	3	4	5	6	7	8	9	AB	R	H	RBI	BB	SO	LOB	BOTTOM				
Paul Moltor, R OBP: 0.331, SLG: 0.432 (1, 4)	F7		6-3		6-3					5	1	2	0	0	0	1	Minnesota Twins @ Milwaukee Brewers Milwaukee County Stadium, Milwaukee, WI Mon Jun 26 1978, 8:05 PM EDT Att: 7,988 - Unknown - 87 F				
Don Money, R OBP: 0.346, SLG: 0.375 (1, 3)			F7				HR		K	5	2	3	1	0	1	2					
Dick Davis, R OBP: 0.300, SLG: 0.402 (1, 10)	6-3				F8		HR		F6	4	1	1	2	1	0	3					
Larry Hisle, R OBP: 0.356, SLG: 0.517 (1, 8)	F7				F9		F4		FC5-4	4	1	0	1	0	0	2					
Ben Oglivie, L OBP: 0.335, SLG: 0.497 (1, 9)		5-3					FC5-4			4	2	3	2	0	0	0					
Sal Bando, R OBP: 0.364, SLG: 0.419 (1, 5)					5-3		HR			3	1	2	2	1	0	1					
Jim Wohlford, R OBP: 0.317, SLG: 0.397 (1, 7)			F6				F2		FC5-4	4	0	1	0	0	0	2					
Robin Yount, R OBP: 0.291, SLG: 0.316 (1, 6)		6-3			F8		F7			3	0	0	0	1	0	2					
Charlie Moore, R OBP: 0.313, SLG: 0.380 (1, 2)			F5		6-3				L4	4	0	0	0	0	0	2					
Inning Stats	R: 0 E: 0 K: 0 S: 4	H: 1 LOB: 1 BB: 0 P: 4	R: 1 E: 0 K: 0 S: 4	H: 1 LOB: 0 BB: 0 P: 4	R: 0 E: 0 K: 0 S: 3	H: 0 LOB: 0 BB: 0 P: 3	R: 0 E: 0 K: 0 S: 4	H: 1 LOB: 1 BB: 0 P: 4	R: 0 E: 0 K: 0 S: 4	H: 1 LOB: 1 BB: 0 P: 4	R: 3 E: 0 K: 0 S: 7	H: 4 LOB: 1 BB: 0 P: 7	R: 4 E: 0 K: 0 S: 6	H: 3 LOB: 1 BB: 2 P: 14	R: 0 E: 0 K: 1 S: 6	H: 1 LOB: 2 BB: 1 P: 10		1B: 6 2B: 2 3B: 1 HR: 3	SF: 0 SAC: 0 DP: 0 HBP: 0	WP: 0 PB: 0 SB: 3 CS: 0	PA: 39
PITCHER Gary Serum, R ERA: 3.69 (1, 1)	IP: 6.1 WLS: L BF: 29 H: 10 R: 6 ER: 6 SO: 0 BB: 0 IBB: 0 HBP: 0 BLK: 0 WP: 0 HR: 2 S: 29 P: 29 ERA: 8.53 WHIP: 1.579															PITCHER					
Greg Thayer, R ERA: 3.5 (7, 1)	0.2	5	1	2	2	0	2	0	0	0	0	0	0	0	0	0	1	3	11	27.00	4.500
Roric Harrison, R ERA: 21.6 (8, 1)	1.0	5	1	0	0	1	1	0	0	0	0	0	0	0	0	0	0	6	10	0.00	2.000

Batter	1	2	3	4	5	6	7	8	9	AB	R	H	RBI	BB	SO	LOB	TOP			
Ralph Garr, L OBP: 0.304, SLG: 0.346 Henry Cruz, L OBP: 0.306, SLG: 0.397	5-3		1B		1B			FC3-6 1B		4	0	3	0	0	0	0				
Bob Molinaro, L OBP: 0.352, SLG: 0.419	F8		4-3		G3			FC3-6 S		4	0	0	0	0	0	4				
Jorge Orta, L OBP: 0.341, SLG: 0.475 Alan Bannister, R OBP: 0.316, SLG: 0.296	F9			SH5-3 BB 1B		G6-3 1B		F9		4	0	2	0	0	0	2				
Lamar Johnson, R OBP: 0.304, SLG: 0.360		6-3		SH5-3 BB 1-2		F4		K		3	0	0	0	1	1	3				
Claudell Washington, L OBP: 0.288, SLG: 0.386		CS HBP BB		SH5-3		G6-3 1-2 2-3			6-3	2	0	0	0	1	0	1				
Chet Lemon, R OBP: 0.375, SLG: 0.498		1-0 1-2 HBP		K			5-3			3	0	1	0	0	1	2				
Eric Soderholm, R OBP: 0.300, SLG: 0.383					F8		F7		F7	4	0	0	0	0	1	5				
Bill Nahorodny, R OBP: 0.291, SLG: 0.346			B1-3				K		K	4	0	0	0	0	3	1				
Don Kessinger, S OBP: 0.308, SLG: 0.324			4-3				K		FC3-6 1B BB	2	0	0	0	1	1	0				
Inning Stats	R: 0 E: 0 K: 0 S: 3	H: 0 LOB: 0 BB: 0 P: 3	R: 0 E: 0 K: 1 S: 4	H: 0 LOB: 2 BB: 1 P: 9	R: 0 E: 0 K: 0 S: 4	H: 1 LOB: 1 BB: 0 P: 4	R: 0 E: 0 K: 1 S: 6	H: 1 LOB: 2 BB: 1 P: 10	R: 0 E: 0 K: 2 S: 8	H: 1 LOB: 0 BB: 0 P: 8	R: 0 E: 0 K: 1 S: 5	H: 0 LOB: 0 BB: 0 P: 5	R: 0 E: 0 K: 1 S: 6	H: 1 LOB: 3 BB: 1 P: 10	R: 0 E: 0 K: 1 S: 6	H: 1 LOB: 1 BB: 0 P: 6	1B: 5 2B: 2 3B: 0 HR: 0	SF: 0 SAC: 1 DP: 2 HBP: 1	WP: 0 PB: 0 SB: 1 CS: 1	PA: 35
PITCHER Dave Goltz, R ERA: 2.84	IP: 9.0 WLS: W BF: 35 H: 6 R: 0 ER: 0 SO: 7 BB: 3 IBB: 0 HBP: 1 BLK: 0 WP: 0 HR: 0 S: 45 P: 58 ERA: 0.00 WHIP: 1.000															PITCHER				

Chicago White Sox @ Minnesota Twins
Metropolitan Stadium, Bloomington, MI

AB 30
R 0
H 6
RBI 0
BB 3
SO 7
LOB 18



Sat Jul 01 1978, 4:33 AM EDT
Att. 7,533 - Unknown - 80 F

Batter	1	2	3	4	5	6	7	8	9	AB	R	H	RBI	BB	SO	LOB	BOTTOM			
Hosken Powell, L OBP: 0.326, SLG: 0.316	E8 6-3 2B		3-1 BB 2B	6-3	1B 1B BB		FC6-4 G3 1B 1B	BB 1B		5	4	3	0	1	0	1				
Roy Smalley, S OBP: 0.352, SLG: 0.403	G3		K	1B 4-3 BB	1B 1B		1B G3 1B	SF8		4	2	2	2	1	1	2				
Rod Carew, L OBP: 0.423, SLG: 0.478	6-3		BB 1B 3-1 BB	4-3 CI 1B	1-2 3-H 1B		G3	4-0 BB		4	1	2	2	2	0	2				
Glenn Adams, L OBP: 0.247, SLG: 0.370	F6		3-1	CI 4-3	F9		1B 1B	F8		5	0	1	1	0	0	7				
Mike Cabbage, L OBP: 0.372, SLG: 0.456		3-1	BB 1B IBB	4-3		F6	FC4-6 1B			4	1	1	2	1	0	2				
Dan Ford, R OBP: 0.349, SLG: 0.458	4-3		1B BB	K			G3 2B	FC4-6 1-2		4	0	1	1	1	1	4				
Butch Wynegar, S OBP: 0.347, SLG: 0.375		2B BB	BB 1B		SH1-4 1B 2B		G3		K	4	1	2	2	1	1	1				
Rich Chiles, L OBP: 0.357, SLG: 0.301					SH1-4 1B BB		F9	1B BB SF8 1B		3	1	2	0	2	0	1				
Rob Wilfong, L OBP: 0.314, SLG: 0.279	F8		3-1		SH1-4			FC6-4 1B	SF8 1B BB	3	0	1	0	1	0	5				
Inning Stats	R: 1 E: 1 K: 0 S: 4	H: 1 LOB: 0 BB: 0 P: 4	R: 0 E: 0 K: 0 S: 4	H: 1 LOB: 2 BB: 1 P: 8	R: 3 E: 0 K: 1 S: 7	H: 2 LOB: 3 BB: 4 P: 23	R: 1 E: 1 K: 1 S: 7	H: 1 LOB: 2 BB: 1 P: 11	R: 2 E: 0 K: 0 S: 5	H: 3 LOB: 2 BB: 2 P: 13	R: 0 E: 0 K: 0 S: 4	H: 1 LOB: 1 BB: 0 P: 4	R: 2 E: 0 K: 0 S: 7	H: 4 LOB: 2 BB: 0 P: 7	R: 1 E: 0 K: 1 S: 7	H: 2 LOB: 3 BB: 2 P: 15	1B: 10 2B: 5 3B: 0 HR: 0	SF: 1 SAC: 1 DP: 0 HBP: 0	WP: 0 PB: 0 SB: 0 CS: 0	PA: 49
PITCHER Francisco Barrios, R ERA: 4.17 Jack Kuzick, R ERA: 7.71 Steve Trout, L ERA: 9.0	IP: 2.2 WLS: L BF: 17 H: 4 R: 4 ER: 4 SO: 1 BB: 4 IBB: 1 HBP: 0 BLK: 0 WP: 0 HR: 0 S: 14 P: 34 ERA: 13.50 WHIP: 3.000															PITCHER				

Chicago White Sox @ Minnesota Twins
Metropolitan Stadium, Bloomington, MI

AB 36
R 10
H 15
RBI 10
BB 10
SO 3
LOB 25



Sat Jul 01 1978, 4:33 AM EDT
Att. 7,533 - Unknown - 80 F

Batter	1	2	3	4	5	6	7	8	9	AB	R	H	RBI	BB	SO	LOB	TOP			
Alan Bannister, R OBP: 0.321, SLG: 0.316 (1, 10)	6-3	4-3	WP 1B			6-3		1B 2B		5	1	2	1	0	0	0	Chicago White Sox @ Minnesota Twins Metropolitan Stadium, Bloomington, MI Sun Jul 02 1978, 4:33 AM EDT Cloudy - 71 F			
Don Kessinger, S OBP: 0.310, SLG: 0.323 (1, 6)	E6 1B		G3			F8		G5-3 1B BB		4	1	1	0	1	0	2				
Lamar Johnson, R OBP: 0.310, SLG: 0.366 (1, 3)	WP SF7 1B	F4								5	1	3	1	0	1	1				
Wayne Nordhagen, R OBP: 0.314, SLG: 0.441 (1, 7)	E1 1B					K				5	1	1	0	0	1	4				
Jorge Orta, L OBP: 0.344, SLG: 0.473 Greg Pryor, R OBP: 0.281, SLG: 0.270 (8, 4)	FC3-6 BB									3	1	1	0	1	0	1				
Chet Lemon, R OBP: 0.375, SLG: 0.507 (1, 8)	SF7									1	0	0	0	0	0	0				
Claudell Washington, L OBP: 0.297, SLG: 0.385 Henry Cruz, L OBP: 0.301, SLG: 0.391 (1, 9) (8, 9)	FC3-6 1B									3	0	1	2	0	0	2				
Eric Soderholm, R OBP: 0.299, SLG: 0.378 (1, 5)		F3				G6-4-3 1B				3	1	0	0	1	1					
Bill Nahorodny, R OBP: 0.295, SLG: 0.362 (1, 2)										4	1	2	2	0	0	0				
Inning Stats	R: 2 E: 2 K: 0 S: 6	H: 1 LOB: 2 BB: 1 P: 10	R: 1 E: 0 K: 0 S: 5	H: 2 LOB: 1 BB: 0 P: 5	R: 3 E: 0 K: 1 S: 9	H: 4 LOB: 2 BB: 1 P: 13	R: 0 E: 2 K: 1 S: 6	H: 0 LOB: 1 BB: 0 P: 6	R: 0 E: 0 K: 0 S: 3	H: 1 LOB: 0 BB: 0 P: 3	R: 0 E: 0 K: 1 S: 6	H: 1 LOB: 0 BB: 0 P: 6	R: 1 E: 0 K: 0 S: 4	H: 2 LOB: 1 BB: 1 P: 8	R: 0 E: 1 K: 0 S: 3	H: 1 LOB: 0 BB: 0 P: 3		1B: 10 2B: 2 3B: 1 HR: 1	SF: 2 SAC: 0 DP: 3 HBP: 0	WP: 4 PB: 0 SB: 0 CS: 0
PITCHER	IP WLS BF H R ER SO BB IBB HBP BLK WP HR S P ERA WHIP	IP WLS BF H R ER SO BB IBB HBP BLK WP HR S P ERA WHIP																		
Geoff Zahn, L ERA: 3.34 (1, 1)	2.2 L 18 6 6 4 1 2 0 0 0 1 1 18 26 13.50 3.000																			
John Sutton, R ERA: 3.39 (3, 1)	5.1 22 6 2 2 3 1 0 0 0 2 0 27 31 3.38 1.312																			
Roric Harrison, R ERA: 12.27 (9, 1)	1.0 3 1 0 0 0 0 0 0 0 1 0 3 3 0.00 1.000																			

AB 38
R 8
H 13
RBI 7
BB 3
SO 4
LOB 15



Batter	1	2	3	4	5	6	7	8	9	AB	R	H	RBI	BB	SO	LOB	BOTTOM					
Bob Randall, R OBP: 0.335, SLG: 0.381 (1, 4)	F7									4	1	2	1	0	0	0	Chicago White Sox @ Minnesota Twins Metropolitan Stadium, Bloomington, MI Sun Jul 02 1978, 4:33 AM EDT Cloudy - 71 F					
Bombo Rivera, R OBP: 0.404, SLG: 0.386 (1, 9)	5-3									3	1	1	3	1	1	1						
Jose Morales, R OBP: 0.376, SLG: 0.429 (1, 10)	F9									4	0	1	0	0	1	2						
Dan Ford, R OBP: 0.351, SLG: 0.456 (1, 8)										3	0	1	0	1	0	0						
Craig Kusick, R OBP: 0.308, SLG: 0.330 Rod Carew, L OBP: 0.422, SLG: 0.476 (8, PH) (9, 3)										3	0	0	0	0	1	1						
Roy Smalley, S OBP: 0.351, SLG: 0.411 (1, 6)										1	0	0	0	0	0	2						
Larry Wolfe, R OBP: 0.333, SLG: 0.373 Mike Cabbage, L OBP: 0.370, SLG: 0.453 (9, PH)										4	1	1	1	0	2	1						
Larry Wolfe, R OBP: 0.333, SLG: 0.373 Mike Cabbage, L OBP: 0.370, SLG: 0.453 (9, PH)										3	0	0	0	0	0	1						
Willie Norwood, R OBP: 0.307, SLG: 0.372 Rich Chiles, L OBP: 0.354, SLG: 0.298 (9, PH)										3	1	1	0	0	0	0						
Glenn Borgmann, R OBP: 0.333, SLG: 0.333 (1, 2)										2	1	0	0	1	1	1						
Inning Stats	R: 0 E: 0 K: 0 S: 3	H: 0 LOB: 0 BB: 0 P: 3	R: 1 E: 0 K: 1 S: 6	H: 1 LOB: 0 BB: 0 P: 6	R: 1 E: 0 K: 2 S: 9	H: 2 LOB: 1 BB: 0 P: 9	R: 0 E: 0 K: 0 S: 3	H: 0 LOB: 1 BB: 1 P: 7	R: 0 E: 0 K: 0 S: 3	H: 0 LOB: 0 BB: 0 P: 3	R: 0 E: 0 K: 1 S: 4	H: 0 LOB: 0 BB: 1 P: 8	R: 0 E: 0 K: 1 S: 5	H: 0 LOB: 0 BB: 0 P: 5	R: 3 E: 0 K: 0 S: 6	H: 4 LOB: 1 BB: 1 P: 10	R: 0 E: 0 K: 1 S: 5	H: 0 LOB: 0 BB: 0 P: 5	1B: 4 2B: 3 3B: 0 HR: 2	SF: 0 SAC: 0 DP: 2 HBP: 0	WP: 0 PB: 0 SB: 1 CS: 0	PA: 35
PITCHER	IP WLS BF H R ER SO BB IBB HBP BLK WP HR S P ERA WHIP	IP WLS BF H R ER SO BB IBB HBP BLK WP HR S P ERA WHIP																				
Wilbur Wood, L ERA: 4.4 (1, 1)	7.1 W 30 6 5 5 5 3 0 0 0 0 2 37 49 6.14 1.227																					
Jim Willoughby, R ERA: 3.28 (8, 1)	1.2 S 5 1 0 0 1 0 0 0 0 0 7 7 0.00 0.600																					

AB 32
R 5
H 7
RBI 5
BB 3
SO 6
LOB 9



Batter	1	2	3	4	5	6	7	8	9	AB	R	H	RBI	BB	SO	LOB	TOP				
Alan Bannister, R OBP: 0.315, SLG: 0.300 (1, 4)										4	1	0	0	1	0	1	Chicago White Sox @ Minnesota Twins Metropolitan Stadium, Bloomington, MI Sun Jul 02 1978, 4:38 AM EDT Att: 26,897 - Unknown livebaseballscorecards.com				
Ralph Garr, L OBP: 0.306, SLG: 0.347 (1, 7)										5	1	2	0	0	0	4					
Lamar Johnson, R OBP: 0.307, SLG: 0.362 (1, 3)										5	0	1	1	0	0	2					
Wayne Nordhagen, R OBP: 0.317, SLG: 0.442 (1, 10)										4	1	2	1	0	0	1					
Eric Soderholm, R OBP: 0.303, SLG: 0.392 (1, 5)										3	2	1	1	1	2	2					
Chet Lemon, R OBP: 0.374, SLG: 0.506 (1, 8)										4	0	1	1	0	1	2					
Claudell Washington, L OBP: 0.286, SLG: 0.363 (1, 9)										3	0	1	1	0	0	0					
Bill Nahorodny, R OBP: 0.294, SLG: 0.357 (1, 2)										3	0	0	0	1	2	1					
Don Kessinger, S OBP: 0.305, SLG: 0.319 (1, 6)										3	0	0	0	1	0	2					
Inning Stats	R: 2 E: 1 K: 2 S: 10	H: 2 LOB: 1 BB: 0 P: 10	R: 0 E: 0 K: 0 S: 3	H: 0 LOB: 1 BB: 7 P: 7	R: 0 E: 0 K: 0 S: 3	H: 0 LOB: 0 BB: 0 P: 3	R: 1 E: 0 K: 0 S: 5	H: 2 LOB: 3 BB: 2 P: 13	R: 2 E: 0 K: 1 S: 7	H: 2 LOB: 1 BB: 1 P: 11	R: 0 E: 1 K: 0 S: 4	H: 0 LOB: 0 BB: 0 P: 4	R: 0 E: 0 K: 1 S: 5	H: 1 LOB: 0 BB: 0 P: 5	R: 0 E: 0 K: 1 S: 5	H: 0 LOB: 0 BB: 0 P: 5	1B: 6 2B: 2 3B: 0 HR: 1	SF: 2 SAC: 0 DP: 1 HBP: 0	WP: 2 PB: 0 SB: 0 CS: 0	PA: 40	
PITCHER	IP	WLS	BF	H	R	ER	SO	BB	IBB	HBP	BLK	WP	HR	S	P	ERA	WHIP				
Darrell Jackson, L ERA: 4.15	(1, 1)	4.2	25	6	5	4	2	4	0	0	0	1	1	25	41	7.71	2.143				
Mike Marshall, R ERA: 2.66	(5, 1)	4.1	W 15	2	0	0	3	0	0	0	0	1	0	21	21	0.00	0.462				

Batter	1	2	3	4	5	6	7	8	9	AB	R	H	RBI	BB	SO	LOB	BOTTOM				
Hosken Powell, L OBP: 0.332, SLG: 0.325 (1, 9)										2	1	1	0	1	0	2	Chicago White Sox @ Minnesota Twins Metropolitan Stadium, Bloomington, MI Sun Jul 02 1978, 4:38 AM EDT Att: 26,897 - Unknown livebaseballscorecards.com				
Bombo Rivera, R (6, PH) OBP: 0.406, SLG: 0.383 (7, 9)										1	1	0	0	1	1	1					
Rod Carew, L OBP: 0.421, SLG: 0.480 (1, 3)										4	0	1	1	1	0	2					
Mike Cabbage, L OBP: 0.366, SLG: 0.462 (1, 5)										5	2	1	2	0	0	4					
Dan Ford, R OBP: 0.345, SLG: 0.448 (1, 8)										5	0	0	0	0	0	2					
Butch Wynegar, S OBP: 0.350, SLG: 0.382 (1, 2)										4	3	2	0	0	1	1					
Rich Chiles, L OBP: 0.383, SLG: 0.322 (1, 10)										3	0	2	2	0	0	0					
Jose Morales, R (7, PH) OBP: 0.381, SLG: 0.434										1	0	1	0	0	0	0					
Willie Norwood, R OBP: 0.306, SLG: 0.372 (1, 7)										3	0	1	2	0	2	1					
Larry Wolfe, R OBP: 0.338, SLG: 0.386 (1, 6)										4	1	2	0	0	1	3					
Rob Wilfong, L OBP: 0.325, SLG: 0.344 (1, 4)										3	1	2	2	0	0	0					
Inning Stats	R: 3 E: 1 K: 1 S: 9	H: 3 LOB: 1 BB: 0 P: 9	R: 2 E: 0 K: 0 S: 5	H: 2 LOB: 1 BB: 1 P: 9	R: 1 E: 0 K: 1 S: 8	H: 4 LOB: 2 BB: 0 P: 8	R: 0 E: 0 K: 0 S: 3	H: 0 LOB: 0 BB: 0 P: 3	R: 0 E: 0 K: 2 S: 7	H: 0 LOB: 0 BB: 0 P: 7	R: 0 E: 0 K: 1 S: 6	H: 1 LOB: 2 BB: 1 P: 10	R: 1 E: 0 K: 0 S: 5	H: 2 LOB: 1 BB: 0 P: 5	R: 2 E: 1 K: 0 S: 4	H: 1 LOB: 0 BB: 1 P: 8	1B: 6 2B: 5 3B: 1 HR: 2	SF: 1 SAC: 1 DP: 1 HBP: 0	WP: 0 PB: 0 SB: 0 CS: 2	PA: 40	
PITCHER	IP	WLS	BF	H	R	ER	SO	BB	IBB	HBP	BLK	WP	HR	S	P	ERA	WHIP				
Ron Schueler, R ERA: 4.09	(1, 1)	1.0	L 10	5	5	3	1	1	0	0	0	0	0	11	15	27.00	6.000				
Rich Hinton, L ERA: 2.67	(2, 1)	5.1	23	7	2	2	4	0	1	0	0	0	0	30	34	3.38	1.312				
Lerrin LaGrow, R ERA: 4.3	(7, 1)	1.2	7	1	2	2	0	1	0	0	0	0	1	6	10	10.80	1.200				

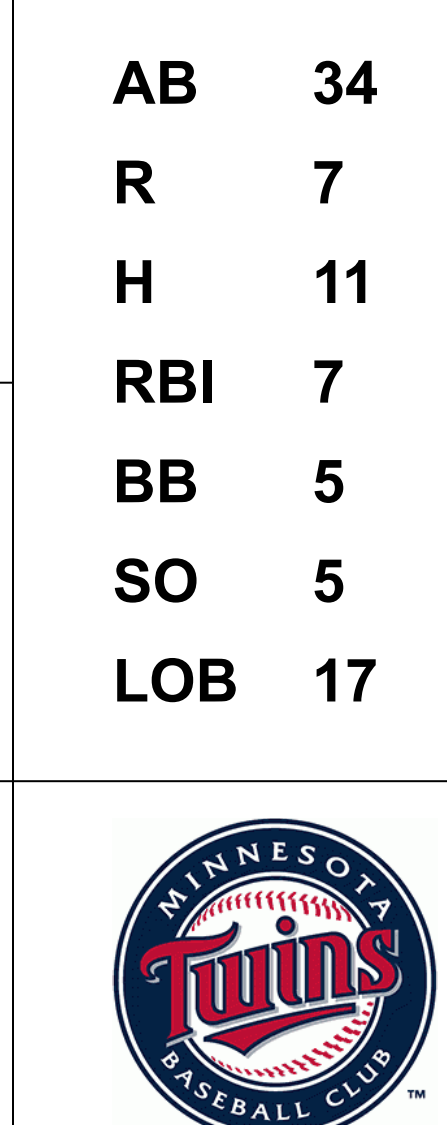
Batter	1	2	3	4	5	6	7	8	9	AB	R	H	RBI	BB	SO	LOB	TOP			
Paul Moltitor, R OBP: 0.324, SLG: 0.421 (1,4)	6-3		1-3		4-3			L4		4	0	0	0	0	0	0	Milwaukee Brewers @ Minnesota Twins Metropolitan Stadium, Bloomington, MI Mon Jul 03 1978, 8:05 PM EDT Att: 19,062 - Unknown - 76 F			
Don Money, R OBP: 0.354, SLG: 0.378 (1,3)	F6			6-3	6-3			2B	1B	4	1	1	0	0	0					
Dick Davis, R OBP: 0.297, SLG: 0.410 (1,10)	4-3			1B	1B	E5	FC4-6	1B	2B	4	1	2	1	0	0					
Larry Hisle, R OBP: 0.366, SLG: 0.544 (1,8)				1B	1B	K		K		3	0	1	0	0	2					
Ben Oglivie, L OBP: 0.352, SLG: 0.491 (1,7)	K			K	K	FC4-6		F7		4	0	0	0	0	2					
Sixto Lezcano, R OBP: 0.402, SLG: 0.553 (1,9)								1B	1B	4	0	3	1	0	1					
Sal Bando, R OBP: 0.366, SLG: 0.415 (1,5)	K			FC5				F9		4	0	1	0	0	1					
Robin Yount, R OBP: 0.296, SLG: 0.326 (1,6)				G1-6-4				F8		4	0	1	0	0	1					
Buck Martinez, R OBP: 0.252, SLG: 0.270 (1,2)				G1-6-4				F9		2	0	0	0	0	0					
Tony Muser, L (8, PH)					L7					1	0	0	0	0	1					
Charlie Moore, R OBP: 0.320, SLG: 0.383 (8,2)										1	0	0	0	0	0					
Inning Stats	R: 0 E: 0 K: 0 S: 3	H: 0 LOB: 0 BB: 0 P: 3	R: 0 E: 0 K: 2 S: 7	H: 1 LOB: 1 BB: 0 P: 8	R: 0 E: 0 K: 0 S: 3	H: 1 LOB: 0 BB: 0 P: 3	R: 1 E: 0 K: 1 S: 8	H: 3 LOB: 2 BB: 0 P: 8	R: 0 E: 0 K: 1 S: 6	H: 0 LOB: 0 BB: 0 P: 6	R: 0 E: 0 K: 1 S: 5	H: 0 LOB: 2 BB: 0 P: 5	R: 1 E: 0 K: 2 S: 9	H: 2 LOB: 1 BB: 0 P: 9	R: 0 E: 0 K: 1 S: 7	H: 2 LOB: 2 BB: 0 P: 7	1B: 8 2B: 1 3B: 0 HR: 0	SF: 0 SAC: 0 DP: 1 HBP: 1	WP: 0 PB: 0 SB: 0 CS: 0	PA: 36
PITCHER	IP WLS BF H R ER SO BB IBB HBP BLK WP HR S P ERA WHIP																			
Roger Erickson, R ERA: 4.62 (1,1)	9.0 W 36 9 2 2 8 0 0 1 0 0 0 51 52 2.00 1.000																			

Batter	1	2	3	4	5	6	7	8	9	AB	R	H	RBI	BB	SO	LOB	BOTTOM			
Bob Randall, R OBP: 0.337, SLG: 0.374 (1,4)	5-3		6-3		4-3			S		3	1	0	0	2	0	1	Milwaukee Brewers @ Minnesota Twins Metropolitan Stadium, Bloomington, MI Mon Jul 03 1978, 8:05 PM EDT Att: 19,062 - Unknown - 76 F			
Rod Carew, L OBP: 0.424, SLG: 0.481 (1,3)	CS		K					F9	WP	4	2	2	1	1	2	1				
Dan Ford, R OBP: 0.347, SLG: 0.447 (1,8)	BB				6-3			1B	1B	3	1	1	0	1	0	1				
Jose Morales, R OBP: 0.393, SLG: 0.455 (1,10)	1B							1B	1B	4	1	3	2	0	0	1				
Willie Norwood, R OBP: 0.313, SLG: 0.387 (1,7)	4-3				2B			SF9	1B	4	1	3	1	0	0	1				
Larry Wolfe, R OBP: 0.328, SLG: 0.376 (1,5)	BB				F8			HR	2B	4	1	3	1	0	0	1				
Larry Wolfe, R OBP: 0.328, SLG: 0.376 (1,5)	F8				L4			1-3	2B	3	0	0	1	0	0	4				
Roy Smalley, S OBP: 0.353, SLG: 0.421 (1,6)								SF9	G3	3	1	1	2	1	1	2				
Butch Wynegar, S OBP: 0.348, SLG: 0.380 (1,2)	G6-4-3							G3		4	0	1	0	0	1	2				
Bombo Rivera, R OBP: 0.394, SLG: 0.370 (1,9)	BB							HR	3-1	4	0	0	0	0	2	1				
Inning Stats	R: 0 E: 0 K: 0 S: 3	H: 1 LOB: 1 BB: 1 P: 7	R: 0 E: 0 K: 0 S: 3	H: 1 LOB: 1 BB: 1 P: 7	R: 0 E: 0 K: 2 S: 7	H: 0 LOB: 0 BB: 0 P: 7	R: 0 E: 0 K: 0 S: 4	H: 1 LOB: 1 BB: 0 P: 4	R: 0 E: 0 K: 1 S: 6	H: 1 LOB: 0 BB: 0 P: 6	R: 4 E: 0 K: 0 S: 7	H: 4 LOB: 0 BB: 0 P: 7	R: 3 E: 0 K: 0 S: 6	H: 3 LOB: 2 BB: 2 P: 14	R: 0 E: 0 K: 3 S: 9	H: 0 LOB: 1 BB: 1 P: 13	1B: 7 2B: 3 3B: 0 HR: 1	SF: 1 SAC: 0 DP: 1 HBP: 0	WP: 1 PB: 0 SB: 3 CS: 1	PA: 38
PITCHER	IP WLS BF H R ER SO BB IBB HBP BLK WP HR S P ERA WHIP																			
Jerry Augustine, L ERA: 4.59 (1,1)	5.2 L 25 8 4 4 3 2 0 0 0 0 1 1 29 37 6.35 1.765																			
Eduardo Rodriguez, R ERA: 4.36 (6,1)	0.2 7 3 3 3 0 2 0 0 0 0 0 0 5 13 40.50 7.500																			
Randy Stein, R ERA: 4.81 (7,1)	1.2 6 0 0 0 3 1 0 0 0 0 0 0 11 15 0.00 0.600																			

Batter	1	2	3	4	5	6	7	8	9	AB	R	H	RBI	BB	SO	LOB	TOP				
Paul Moltis, R OBP: 0.327, SLG: 0.433 (1, 4)	F7		S 1B			HR		F8		4	1	2	1	0	0	0	Milwaukee Brewers @ Minnesota Twins Metropolitan Stadium, Bloomington, MI Tue Jul 04 1978, 8:05 PM EDT Att: 26,263 - Unknown - 78 F				
Don Money, R OBP: 0.352, SLG: 0.376 (1, 3)	L1		K			F7		1B		4	0	1	0	0	1	1					
Dick Davis, R OBP: 0.291, SLG: 0.401 (1, 10) Dave May, L OBP: 0.302, SLG: 0.368 (6, PH)	6-3		5-3			5-3		G3		3	0	0	0	0	0	1					
Larry Hisle, R OBP: 0.368, SLG: 0.540 (1, 8)		6-3			F9			BB 2B		2	1	0	0	1	0	0					
Ben Oglivie, L OBP: 0.347, SLG: 0.482 (1, 7)		4-3			K			F7		4	0	0	0	0	1	2					
Sixto Lezcano, R OBP: 0.400, SLG: 0.548 (1, 9)					L4			F4		4	0	1	0	0	1	1					
Sal Bando, R OBP: 0.386, SLG: 0.412 (1, 5) Jim Gantner, L OBP: 0.292, SLG: 0.300 (7, 5)		BB 1B			6-3			K		2	0	0	0	1	1	0					
Robin Yount, R OBP: 0.295, SLG: 0.330 (1, 6)		FC5-4 BB			K			2B BB		0	0	0	0	1	0	0					
Charlie Moore, R OBP: 0.311, SLG: 0.371 (1, 2)		FC5-4			K			5-3		4	0	1	1	0	1	2					
		1-2			F7			F7		4	0	0	0	0	0	2					
Inning Stats	R: 0 E: 0 K: 0 S: 3	H: 0 LOB: 0 BB: 0 P: 3	R: 0 E: 0 K: 0 S: 4	H: 1 LOB: 2 BB: 1 P: 8	R: 0 E: 0 K: 1 S: 6	H: 1 LOB: 1 BB: 0 P: 6	R: 0 E: 0 K: 1 S: 5	H: 0 LOB: 0 BB: 0 P: 5	R: 1 E: 0 K: 0 S: 4	H: 1 LOB: 1 BB: 0 P: 5	R: 0 E: 0 K: 2 S: 7	H: 0 LOB: 0 BB: 0 P: 7	R: 0 E: 0 K: 0 S: 4	H: 1 LOB: 1 BB: 2 P: 4	R: 1 E: 0 K: 0 S: 4	H: 1 LOB: 2 BB: 2 P: 12	1B: 3 2B: 1 3B: 0 HR: 1	SF: 0 SAC: 0 DP: 0 HBP: 1	WP: 0 PB: 0 SB: 1 CS: 0	PA: 36	
PITCHER Gary Serun, R ERA: 3.51 (1, 1)	IP: 9.0 WLS: W BF: 36	H: 5 R: 2 ER: 2 SO: 5	BB: 3 IBB: 0 HBP: 1 BLK: 0	WP: 0 HR: 1 S: 42 P: 55	ERA: 2.00 WHIP: 0.889											ERA: 2.00 WHIP: 0.889					

Batter	1	2	3	4	5	6	7	8	9	AB	R	H	RBI	BB	SO	LOB	BOTTOM				
Bob Randall, R OBP: 0.333, SLG: 0.366 (1, 4)	5-3	F9		BB 4-0		4-3	K			4	0	0	0	1	1	6	Milwaukee Brewers @ Minnesota Twins Metropolitan Stadium, Bloomington, MI Tue Jul 04 1978, 8:05 PM EDT Att: 26,263 - Unknown - 78 F				
Rod Carew, L OBP: 0.421, SLG: 0.473 (1, 3)	B1-3		1-3	6-3		PB 2B IBB		K		4	1	0	0	1	1	1					
Dan Ford, R OBP: 0.351, SLG: 0.453 (1, 8)	5-3		1-3 1B		WP SH3 1B	1-2 2H 2B		K		5	2	3	2	0	1	0					
Jose Morales, R OBP: 0.389, SLG: 0.447 (1, 10)		6-3	1-3 1B		SH3	F8		F8		4	1	1	0	0	0	1					
Willie Norwood, R OBP: 0.316, SLG: 0.387 (1, 7)		K	1-3		4-3 2H 1B			FC1-6 BB		3	0	1	1	1	1	2					
Larry Wolfe, R OBP: 0.333, SLG: 0.380 (1, 5)		1B	1B	2H 3H 1B	4-3			FC1-6 1B		4	1	2	2	0	0	2					
Roy Smalley, S OBP: 0.355, SLG: 0.422 (1, 6)		1B	F7		4-3			BB 1B		4	1	2	0	0	0	2					
Butch Wynegar, S OBP: 0.351, SLG: 0.379 (1, 2)		1B			4-3			6-3		3	0	1	1	1	0	0					
Bombo Rivera, R OBP: 0.397, SLG: 0.369 (1, 9)		1B	F7		F5			PB 2B 4-3 BB		3	1	1	1	1	1	3					
Inning Stats	R: 0 E: 0 K: 0 S: 3	H: 4 LOB: 2 BB: 0 P: 9	R: 2 E: 0 K: 0 S: 6	H: 3 LOB: 1 BB: 0 P: 6	R: 0 E: 0 K: 0 S: 3	H: 0 LOB: 1 BB: 1 P: 7	R: 1 E: 0 K: 0 S: 5	H: 2 LOB: 1 BB: 0 P: 5	R: 2 E: 0 K: 0 S: 4	H: 1 LOB: 1 BB: 2 P: 12	R: 0 E: 0 K: 2 S: 8	H: 1 LOB: 3 BB: 2 P: 16	R: 0 E: 0 K: 2 S: 7	H: 0 LOB: 0 BB: 0 P: 7	1B: 10 2B: 1 3B: 0 HR: 0	SF: 0 SAC: 1 DP: 0 HBP: 0		WP: 1 PB: 1 SB: 1 CS: 0	PA: 40		
PITCHER Bill Travers, L ERA: 5.64 (1, 1) Andy Reppogle, R ERA: 4.54 (3, 1) Randy Stein, R ERA: 4.7 (7, 1) Bob McClure, L ERA: 3.08 (8, 1)	IP: 2.2 WLS: L BF: 15	H: 7 R: 4 ER: 4 SO: 0	BB: 0 IBB: 0 HBP: 0 BLK: 0	WP: 0 HR: 0 S: 17 P: 17	ERA: 13.50 WHIP: 2.625											ERA: 13.50 WHIP: 2.625					


AB 32
R 2
H 5
RBI 2
BB 3
SO 5
LOB 10



Batter	1	2	3	4	5	6	7	8	9	AB	R	H	RBI	BB	SO	LOB	TOP					
Paul Moltzer, R OBP: 0.329, SLG: 0.430 (1,4)	6-3		G2-6-3 BB		F7		1-2 BB			2	0	0	0	2	0	0	Milwaukee Brewers @ Minnesota Twins Metropolitan Stadium, Bloomington, MI Wed Jul 05 1978, 8:05 PM EDT Att: 11,409 - Unknown - 87 F					
Don Money, R OBP: 0.346, SLG: 0.368 (1,3)	6-3		G2-6-3 1-2f		F3		FC5			4	0	0	0	0	0	3						
Ben Oglvie, L OBP: 0.349, SLG: 0.487 (1,7)					K				F6	4	0	2	0	0	1	0						
Larry Hisle, R OBP: 0.363, SLG: 0.531 (1,8)	K				5-3				F3	4	0	0	0	0	1	2						
Sixto Lezcano, R OBP: 0.398, SLG: 0.541 (1,9)					6-3				F9	3	0	0	0	1	0	0						
Dave May, L OBP: 0.277, SLG: 0.333 (1,10)					4-3				K	4	0	0	0	0	1	1						
Sal Bando, R OBP: 0.371, SLG: 0.420 (1,5)					1B				5-3	4	1	3	0	0	0	0						
Robin Yount, R OBP: 0.299, SLG: 0.333 (1,6)					1B				F9	4	0	2	1	0	1	1						
Buck Martinez, R OBP: 0.254, SLG: 0.271 (1,2)					K				3-1	3	0	1	0	0	2	3						
Tony Muser, L (9, PH)					K					1	0	0	0	0	0	1						
Inning Stats	R: 0 E: 0 K: 1 S: 6	H: 1 LOB: 1 BB: 0 P: 6	R: 1 E: 0 K: 1 S: 7	H: 2 LOB: 1 BB: 0 P: 7	R: 0 E: 0 K: 0 S: 3	H: 1 LOB: 1 BB: 1 P: 7	R: 0 E: 0 K: 1 S: 7	H: 2 LOB: 2 BB: 0 P: 7	R: 0 E: 0 K: 1 S: 5	H: 0 LOB: 0 BB: 0 P: 5	R: 0 E: 0 K: 0 S: 2	H: 0 LOB: 0 BB: 1 P: 6	R: 0 E: 1 K: 1 S: 6	H: 1 LOB: 2 BB: 1 P: 10	R: 0 E: 0 K: 0 S: 3	H: 0 LOB: 0 BB: 0 P: 3	R: 0 E: 0 K: 1 S: 6	H: 1 LOB: 1 BB: 0 P: 6	1B: 6 2B: 2 3B: 0 HR: 0	SF: 0 SAC: 0 DP: 2 HBP: 0	WP: 0 PB: 0 SB: 2 CS: 0	PA: 36
PITCHER Dave Goltz, R ERA: 2.67 (1,1)	IP: 9.0 WLS: W BF: 36 H: 8 R: 1 ER: 1 SO: 6 BB: 3 IBB: 0 HBP: 0 BLK: 0 WP: 0 HR: 0 S: 45 P: 57 ERA: 1.00 WHIP: 1.222															PITCHER						

Batter	1	2	3	4	5	6	7	8	9	AB	R	H	RBI	BB	SO	LOB	BOTTOM			
Hosken Powell, L OBP: 0.330, SLG: 0.323 (1,9)	6-3		F2		1B				F9	4	0	1	0	0	0	0	Milwaukee Brewers @ Minnesota Twins Metropolitan Stadium, Bloomington, MI Wed Jul 05 1978, 8:05 PM EDT Att: 11,409 - Unknown - 87 F			
Roy Smalley, S OBP: 0.350, SLG: 0.416 (1,6)	4-3		F9		4-3				F8	4	0	0	0	0	0	2				
Rod Carew, L OBP: 0.428, SLG: 0.481 (1,3)	1B		1B		1B				SH1-3	4	1	4	0	0	0	0				
Mike Cabbage, L OBP: 0.375, SLG: 0.471 (1,5)	BB		1B		1B				SH1-3	3	1	3	0	0	0	0				
Butch Wynegar, S OBP: 0.353, SLG: 0.380 (1,2)	BB		1B		1B				F8	2	0	1	1	1	0	1				
Dan Ford, R OBP: 0.350, SLG: 0.457 (1,8)	6-3		F9		3B				4-3	4	1	1	1	0	0	7				
Rich Chiles, L OBP: 0.349, SLG: 0.311 (1,10)			F8		F6				F7	3	0	0	1	0	0	0				
Willie Norwood, R OBP: 0.311, SLG: 0.380 (1,7)			5-3		F2				K	4	0	0	0	0	1	0				
Rob Wilfong, L OBP: 0.325, SLG: 0.338 (1,4)			4-3		1B				F8	4	0	1	0	0	0	0				
Inning Stats	R: 0 E: 0 K: 0 S: 5	H: 2 LOB: 3 BB: 1 P: 9	R: 0 E: 0 K: 0 S: 3	H: 0 LOB: 0 BB: 0 P: 3	R: 0 E: 0 K: 0 S: 6	H: 3 LOB: 3 BB: 0 P: 6	R: 0 E: 0 K: 0 S: 5	H: 2 LOB: 2 BB: 0 P: 5	R: 3 E: 0 K: 0 S: 6	H: 3 LOB: 0 BB: 0 P: 6	R: 0 E: 0 K: 0 S: 3	H: 0 LOB: 0 BB: 0 P: 3	R: 0 E: 0 K: 0 S: 4	H: 1 LOB: 1 BB: 0 P: 4	R: 0 E: 0 K: 1 S: 5	H: 0 LOB: 0 BB: 0 P: 5	1B: 10 2B: 0 3B: 1 HR: 0	SF: 2 SAC: 1 DP: 0 HBP: 0	WP: 0 PB: 0 SB: 0 CS: 0	PA: 36
PITCHER Lary Sorensen, R ERA: 3.19 (1,1)	IP: 8.0 WLS: L BF: 36 H: 11 R: 3 ER: 3 SO: 1 BB: 1 IBB: 0 HBP: 0 BLK: 0 WP: 0 HR: 0 S: 37 P: 41 ERA: 3.38 WHIP: 1.500															PITCHER				

AB 33
R 1
H 8
RBI 1
BB 3
SO 6
LOB 11



AB 32
R 3
H 11
RBI 3
BB 1
SO 1
LOB 10



Batter	1	2	3	4	5	6	7	8	9	AB	R	H	RBI	BB	SO	LOB	TOP											
Willie Norwood, R OBP: 0.313, SLG: 0.380	5-3		F3					SH2-4 1B	G1-6-3	5	0	2	1	0	0	2	Minnesota Twins @ Oakland Athletics Oakland-Alameda County Coliseum, Oakland, CA Fri Jul 07 1978, 7:05 PM PDT Unknown											
Roy Smalley, S OBP: 0.347, SLG: 0.412	F7			K	F5			SH2-4		3	0	0	0	0	1	2												
Rod Carew, L OBP: 0.429, SLG: 0.478				G3					F8	2	0	0	0	2	0	0												
Dan Ford, R OBP: 0.349, SLG: 0.452	F9								5-3	3	0	0	0	1	0	3												
Mike Cabbage, L OBP: 0.377, SLG: 0.472																												
Rob Wilfong, L OBP: 0.325, SLG: 0.338		6-3																										
Larry Wolfe, R OBP: 0.333, SLG: 0.380																												
Jose Morales, R OBP: 0.388, SLG: 0.440																												
Butch Wynegar, S OBP: 0.352, SLG: 0.375																												
Hosken Powell, L OBP: 0.330, SLG: 0.319																												
Craig Kusick, R OBP: 0.313, SLG: 0.336																												
Bombo Rivera, R OBP: 0.397, SLG: 0.369																												
Bob Randall, R OBP: 0.332, SLG: 0.363																												
Inning Stats	R: 0 E: 0 K: 0 S: 3	H: 0 LOB: 1 BB: 1 P: 7	R: 0 E: 0 K: 0 S: 3	H: 0 LOB: 0 BB: 0 P: 3	R: 0 E: 0 K: 0 S: 3	H: 0 LOB: 0 BB: 0 P: 3	R: 0 E: 0 K: 2 S: 7	H: 0 LOB: 1 BB: 1 P: 11	R: 1 E: 0 K: 0 S: 4	H: 1 LOB: 2 BB: 2 P: 12	R: 0 E: 0 K: 0 S: 3	H: 0 LOB: 0 BB: 0 P: 3	R: 0 E: 0 K: 0 S: 3	H: 1 LOB: 1 BB: 1 P: 7	R: 2 E: 0 K: 0 S: 5	H: 3 LOB: 2 BB: 1 P: 9	1B: 6 2B: 0 3B: 0 HR: 0	SF: 0 SAC: 2 DP: 2 HBP: 0	WP: 0 PB: 0 SB: 1 CS: 1	PA: 37								
PITCHER	IP	WLS	BF	H	R	ER	SO	BB	IBB	HBP	BLK	WP	HR	S	P	ERA	WHIP											
Steve Renko, R ERA: 2.99	(1, 1)	8.0	L	32	4	2	2	2	4	1	0	0	0	0	31	51	2.25	1.000										
Bob Lacey, L ERA: 3.05	(9, 1)	0.1		4	2	1	1	0	0	1	0	0	0	0	3	7	27.00	6.000										
Dave Heaverlo, R ERA: 2.88	(9, 1)	0.2		1	0	0	0	0	0	0	0	0	0	0	1	1	0.00	0.000										

AB	29
R	3
H	6
RBI	3
BB	6
SO	2
LOB	12



Batter	1	2	3	4	5	6	7	8	9	AB	R	H	RBI	BB	SO	LOB	BOTTOM												
Joe Wallis, S OBP: 0.384, SLG: 0.548	SH2-4 1B		F9					K		4	0	2	0	0	1	0	Minnesota Twins @ Oakland Athletics Oakland-Alameda County Coliseum, Oakland, CA Fri Jul 07 1978, 7:05 PM PDT Unknown												
Glenn Burke, R OBP: 0.275, SLG: 0.309	SH2-4			5-3	G5-4-3 1B			F8		2	0	0	0	0	2														
Mike Adams, R OBP: 0.333, SLG: 0.286										1	0	0	0	0	0														
Mario Guerrero, R OBP: 0.303, SLG: 0.370								F9		4	0	3	0	0	0														
Mitchell Page, L OBP: 0.373, SLG: 0.457	F9																												
Taylor Duncan, R OBP: 0.260, SLG: 0.363																													
Jeff Newman, R OBP: 0.333, SLG: 0.458																													
Miguel Dilone, S OBP: 0.315, SLG: 0.307																													
Jim Essian, R OBP: 0.336, SLG: 0.318																													
Tony Armas, R OBP: 0.262, SLG: 0.294																													
Mike Edwards, R OBP: 0.301, SLG: 0.304																													
Dave Revering, L OBP: 0.302, SLG: 0.414																													
Dwayne Murphy, L OBP: 0.238, SLG: 0.118																													
Inning Stats	R: 0 E: 0 K: 0 S: 4	H: 2 LOB: 1 BB: 0 P: 4	R: 0 E: 0 K: 0 S: 3	H: 1 LOB: 0 BB: 0 P: 3	R: 0 E: 0 K: 1 S: 5	H: 0 LOB: 0 BB: 0 P: 5	R: 0 E: 0 K: 0 S: 4	H: 1 LOB: 3 BB: 2 P: 12	R: 0 E: 0 K: 0 S: 4	H: 2 LOB: 1 BB: 0 P: 4	R: 0 E: 0 K: 1 S: 5	H: 1 LOB: 0 BB: 0 P: 5	R: 0 E: 0 K: 0 S: 3	R: 0 E: 0 K: 0 S: 6	H: 1 LOB: 0 BB: 0 P: 6	R: 1 E: 1 K: 1 S: 8	H: 2 LOB: 3 BB: 0 P: 8	1B: 8 2B: 0 3B: 1 HR: 1	SF: 0 SAC: 1 DP: 1 HBP: 0	WP: 1 PB: 0 SB: 0 CS: 2	PA: 36								
PITCHER	IP	WLS	BF	H	R	ER	SO	BB	IBB	HBP	BLK	WP	HR	S	P	ERA	WHIP												
Geoff Zahn, L ERA: 3.27	(1, 1)	8.0	W	31	9	2	2	3	2	0	0	0	0	1	1	35	43	2.25	1.375										
Mike Marshall, R ERA: 2.6	(9, 1)	1.0	S	5	1	0	0	1	0	0	0	0	0	7	7	0.00	1.000												



Batter	1	2	3	4	5	6	7	8	9	AB	R	H	RBI	BB	SO	LOB	TOP					
Hosken Powell, L OBP: 0.323, SLG: 0.312	0-0 4-3		0-0 G3			0-0 F8		0-0 L9		4	0	0	0	0	0	2						
Roy Smalley, S OBP: 0.343, SLG: 0.407	0-0 4-3			0-3 K		0-3 K			0-3 K	4	0	0	0	0	3	0						
Rod Carew, L OBP: 0.424, SLG: 0.471	0-0 F7			0-0 4-3		0-0 6-3			0-0 1-3	4	0	0	0	0	0	0						
Mike Cubbage, L OBP: 0.375, SLG: 0.464		0-0 6-3		0-0 1-3			0-0 4-3		1-0 1B HBP	3	0	0	0	0	0	0						
Rich Chiles, L OBP: 0.355, SLG: 0.319		0-0 G3-6-3 1B			0-0 3-1		0-0 L3		0-0 1-2 1B	4	0	2	0	0	0	0						
Dan Ford, R OBP: 0.345, SLG: 0.446		0-0 G3-6-3 1-2			0-0 F8		0-3 K		0-0 4-3	4	0	0	0	0	1	3						
Glenn Adams, L OBP: 0.295, SLG: 0.376			0-0 F7		0-0 1B E			0-0 SH1 1B		3	1	2	0	0	0	0						
Rob Wilfong, L OBP: 0.329, SLG: 0.343			0-0 F8		0-0 E8 1-H 1B			0-0 SH1 1-2		2	0	1	0	0	0	0						
Glenn Borgmann, R OBP: 0.333, SLG: 0.322			4-0 BB		0-0 5-3			0-0 5-3		2	0	0	0	0	1	0	2					
Inning Stats	R: 0 E: 0 K: 0 S: 3	H: 0 LOB: 0 BB: 0 P: 3	R: 0 E: 0 K: 0 S: 3	H: 1 LOB: 0 BB: 0 P: 3	R: 0 E: 0 K: 0 S: 3	H: 0 LOB: 1 BB: 1 P: 7	R: 0 E: 0 K: 1 S: 5	H: 0 LOB: 0 BB: 0 P: 5	R: 1 E: 1 K: 0 S: 5	H: 2 LOB: 1 BB: 0 P: 5	R: 0 E: 0 K: 1 S: 5	H: 0 LOB: 0 BB: 0 P: 5	R: 0 E: 0 K: 1 S: 5	H: 0 LOB: 0 BB: 0 P: 5	R: 0 E: 0 K: 0 S: 4	H: 1 LOB: 1 BB: 0 P: 4	R: 0 E: 0 K: 1 S: 6	H: 1 LOB: 2 BB: 0 P: 7	1B: 5 2B: 0 3B: 0 HR: 0	SF: 0 SAC: 1 DP: 1 HBP: 1	WP: 0 PB: 0 SB: 0 CS: 0	PA: 33
PITCHER Rick Langford, R ERA: 2.61	IP: 9.0 WLS: L BF: 33	H: 5 R: 1 ER: 0 SO: 4	BB: 1 IBB: 0 HBP: 1 BLK: 0	WP: 0 HR: 0 S: 39 P: 44	ERA: 0.00 WHIP: 0.667	PITCHER	IP: 9.0 WLS: L BF: 33	H: 5 R: 1 ER: 0 SO: 4	BB: 1 IBB: 0 HBP: 1 BLK: 0	WP: 0 HR: 0 S: 39 P: 44	ERA: 0.00 WHIP: 0.667											

Minnesota Twins @ Oakland Athletics
Oakland-Alameda County Coliseum, Oakland, CA
Fri Jul 07 1978, 7:05 PM PDT
Att: 7,239 - Unknown

AB 30
R 1
H 5
RBI 0
BB 1
SO 4
LOB 7



Batter	1	2	3	4	5	6	7	8	9	AB	R	H	RBI	BB	SO	LOB	BOTTOM			
Joe Wallis, S OBP: 0.380, SLG: 0.538	0-0 FC1-6 1B		0-0 CS 1-2	0-3 K		0-0 F7			0-3 K	4	0	1	0	0	2	1				
Miguel Dilone, S OBP: 0.310, SLG: 0.302	0-0 FC1-6 G6-3 1-2			0-0 F8		0-0 F4				3	0	0	0	0	0	1				
Mario Guerrero, R OBP: 0.300, SLG: 0.367	0-0 G6-3 1-2			0-0 6-3		0-3 K				3	0	0	0	0	1	1				
Mitchell Page, L OBP: 0.372, SLG: 0.453		0-3 K			0-0 L8		4-0 CS BB			2	0	0	0	1	1	0				
Taylor Duncan, R OBP: 0.252, SLG: 0.352		0-0 F4			0-0 F6		0-0 CS 1-2	0-0 5-3		3	0	0	0	0	0	0				
Jeff Newman, R OBP: 0.326, SLG: 0.447		0-0 L6			0-0 4-3			0-3 K		3	0	0	0	0	1	0				
Dave Revering, L OBP: 0.299, SLG: 0.409			0-0 F9			0-3 K		0-3 K		3	0	0	0	0	2	0				
Tony Armas, R OBP: 0.263, SLG: 0.294			0-0 5-3			0-0 1B			0-0 F8	3	0	1	0	0	0	0				
Mike Edwards, R OBP: 0.303, SLG: 0.306						0-0 F9			0-0 F5	2	0	1	0	0	0	1				
Mike Adams, R OBP: 0.300, SLG: 0.250										1	0	0	0	0	0	0				
Inning Stats	R: 0 E: 0 K: 0 S: 3	H: 1 LOB: 0 BB: 0 P: 3	R: 0 E: 0 K: 1 S: 5	H: 0 LOB: 0 BB: 0 P: 5	R: 0 E: 0 K: 0 S: 3	H: 1 LOB: 0 BB: 0 P: 3	R: 0 E: 0 K: 1 S: 5	H: 0 LOB: 0 BB: 0 P: 5	R: 0 E: 0 K: 1 S: 6	H: 1 LOB: 1 BB: 0 P: 6	R: 0 E: 0 K: 1 S: 4	H: 0 LOB: 0 BB: 1 P: 8	R: 0 E: 0 K: 2 S: 7	H: 0 LOB: 0 BB: 0 P: 7	R: 0 E: 0 K: 1 S: 5	H: 0 LOB: 0 BB: 0 P: 5	1B: 3 2B: 0 3B: 0 HR: 0	SF: 0 SAC: 0 DP: 1 HBP: 0	WP: 0 PB: 0 SB: 0 CS: 2	PA: 30
PITCHER Darrell Jackson, L ERA: 2.73	IP: 9.0 WLS: W BF: 28	H: 3 R: 0 ER: 0 SO: 7	BB: 1 IBB: 0 HBP: 0 BLK: 0	WP: 0 HR: 0 S: 41 P: 45	ERA: 0.00 WHIP: 0.444	PITCHER	IP: 9.0 WLS: W BF: 28	H: 3 R: 0 ER: 0 SO: 7	BB: 1 IBB: 0 HBP: 0 BLK: 0	WP: 0 HR: 0 S: 41 P: 45	ERA: 0.00 WHIP: 0.444									

Minnesota Twins @ Oakland Athletics
Oakland-Alameda County Coliseum, Oakland, CA
Fri Jul 07 1978, 7:05 PM PDT
Att: 7,239 - Unknown

AB 27
R 0
H 3
RBI 0
BB 1
SO 7
LOB 4



Batter	1	2	3	4	5	6	7	8	9	AB	R	H	RBI	BB	SO	LOB	TOP								
Hosken Powell, L OBP: 0.316, SLG: 0.333 (1, 9)	F7		HR		F9	E4		4-3		5	1	1	1	0	0	2	Minnesota Twins @ Oakland Athletics Oakland-Alameda County Coliseum, Oakland, CA Sun Jul 09 1978, 3:33 AM PDT Att. 4,720 - Unknown - 78 F								
Roy Smalley, S OBP: 0.347, SLG: 0.414 (1, 6)	F6		F9		1B	F7		6-3		4	0	0	0	1	0	2									
Rod Carew, L OBP: 0.428, SLG: 0.472 (1, 3)	4-1		S		1B			E5		5	2	3	1	0	0	0									
Mike Cubbage, L OBP: 0.377, SLG: 0.465 Larry Wolfe, R OBP: 0.317, SLG: 0.359 (5, PH) (5, 5)	F5		G3		K			F9		2	0	0	0	0	0	1									
Rich Chiles, L OBP: 0.360, SLG: 0.340 Bombo Rivera, R OBP: 0.412, SLG: 0.383 (6, PH) (6, 7)	1B		FC6-4		4-3	1-3		1B		2	1	1	0	0	0	0									
Glenn Adams, L OBP: 0.273, SLG: 0.399 Jose Morales, R OBP: 0.388, SLG: 0.438 (6, PH) (1, 10)	FC6-4		1B		G5-4-3	E6		P6		2	0	2	0	0	0	0									
Willie Norwood, R OBP: 0.315, SLG: 0.380 (1, 8)	FC6-4		PB		G5-4-3	FC6		F8		5	1	0	1	0	0	6									
Bob Randall, R OBP: 0.338, SLG: 0.375 (1, 4)	F7				4-3	1B		CS		4	2	3	0	0	0	1									
Glenn Borgmann, R OBP: 0.329, SLG: 0.317 (1, 2)	F7		F7		4-3	E		K		4	0	1	1	0	1	2									
Inning Stats	R: 0 E: 0 K: 0 S: 3	H: 0 LOB: 0 BB: 0 P: 3	R: 1 E: 0 K: 0 S: 5	H: 2 LOB: 1 BB: 0 P: 5	R: 1 E: 0 K: 0 S: 5	H: 2 LOB: 1 BB: 0 P: 5	R: 0 E: 0 K: 0 S: 3	H: 1 LOB: 0 BB: 0 P: 3	R: 1 E: 0 K: 1 S: 7	H: 2 LOB: 2 BB: 1 P: 11	R: 2 E: 2 K: 0 S: 7	H: 2 LOB: 1 BB: 0 P: 7	R: 1 E: 1 K: 0 S: 5	H: 2 LOB: 1 BB: 0 P: 5	R: 0 E: 0 K: 1 S: 5	H: 1 LOB: 0 BB: 0 P: 5		R: 1 E: 1 K: 0 S: 6	H: 2 LOB: 2 BB: 0 P: 6	1B: 12 2B: 2 3B: 0 HR: 1	SF: 0 SAC: 0 DP: 2 HBP: 0	WP: 0 PB: 1 SB: 1 CS: 1	PA: 43		
PITCHER	IP	WLS	BF	H	R	ER	SO	BB	IBB	HBP	BLK	WP	HR	S	P	ERA	WHIP								
Pete Broberg, R ERA: 3.99 (1, 1)	4.0	L	17	6	3	3	0	0	0	0	0	0	1	17	17	6.75	1.500								
Bob Lacey, L ERA: 2.95 (5, 1)	4.0		20	6	3	0	2	1	0	0	0	0	0	23	27	0.00	1.750								
Steve McCatty, R ERA: 4.32 (9, 1)	1.0		6	2	1	0	0	0	0	0	0	0	0	6	6	0.00	2.000								

Batter	1	2	3	4	5	6	7	8	9	AB	R	H	RBI	BB	SO	LOB	BOTTOM								
Joe Wallis, S OBP: 0.367, SLG: 0.508 (1, 8)	L4				G3			F7		3	0	0	0	1	0	1	Minnesota Twins @ Oakland Athletics Oakland-Alameda County Coliseum, Oakland, CA Sun Jul 09 1978, 3:33 AM PDT Att. 4,720 - Unknown - 78 F								
Miguel Dilone, S OBP: 0.306, SLG: 0.298 Tony Armas, R OBP: 0.264, SLG: 0.290 (6, PH) (7, 9)	F4				F7			1B		2	0	0	0	0	0	0									
Mitchell Page, L OBP: 0.371, SLG: 0.455 (1, 10)	4-3				4-3			1B		4	0	1	0	0	1	2									
Dave Revering, L OBP: 0.293, SLG: 0.400 (1, 3)	3-1				F8			F5		4	0	0	0	0	0	2									
Taylor Duncan, R OBP: 0.267, SLG: 0.348 (1, 5)	6-3				BB			F8		3	0	0	0	1	0	2									
Jeff Newman, R OBP: 0.314, SLG: 0.423 (1, 2)	L4				P4			FC5-4		4	0	0	0	0	0	3									
Dwayne Murphy, L OBP: 0.275, SLG: 0.209 (7, 7)					K			F7		3	0	0	0	0	1	1									
Mike Edwards, R OBP: 0.300, SLG: 0.304 (7, 6)					6-3			L8		3	0	1	0	0	0	0									
Rob Picciolo, R OBP: 0.182, SLG: 0.182 Tito Fuentes, S OBP: 0.159, SLG: 0.163 (6, PH) (7, 4)					K			G3		1	0	0	0	0	1	0									
								5-3		2	0	0	0	0	0	1									
Inning Stats	R: 0 E: 0 K: 0 S: 3	H: 0 LOB: 0 BB: 0 P: 3	R: 0 E: 0 K: 0 S: 3	H: 0 LOB: 0 BB: 0 P: 3	R: 0 E: 0 K: 2 S: 7	H: 0 LOB: 0 BB: 0 P: 7	R: 0 E: 0 K: 0 S: 3	H: 0 LOB: 0 BB: 0 P: 3	R: 0 E: 0 K: 1 S: 5	H: 0 LOB: 2 BB: 2 P: 13	R: 0 E: 0 K: 0 S: 3	H: 0 LOB: 0 BB: 0 P: 3	R: 0 E: 0 K: 0 S: 4	H: 1 LOB: 1 BB: 0 P: 4	R: 0 E: 0 K: 0 S: 5	H: 2 LOB: 2 BB: 0 P: 5	1B: 3 2B: 0 3B: 0 HR: 0	SF: 0 SAC: 0 DP: 0 HBP: 0	WP: 0 PB: 0 SB: 0 CS: 0	PA: 33					
PITCHER	IP	WLS	BF	H	R	ER	SO	BB	IBB	HBP	BLK	WP	HR	S	P	ERA	WHIP								
Dave Goltz, R ERA: 2.45 (1, 1)	9.0	W	33	3	0	0	3	3	0	0	0	0	0	36	48	0.00	0.667								

AB 42
R 7
H 14
RBI 6
BB 1
SO 2
LOB 19



AB 30
R 0
H 3
RBI 0
BB 3
SO 3
LOB 12



Batter	1	2	3	4	5	6	7	8	9	AB	R	H	RBI	BB	SO	LOB	TOP					
Willie Norwood, R (1, 7) OBP: 0.316, SLG: 0.384	F9		F9			F8		1B	1B	5	2	2	0	0	0	0	Minnesota Twins @ Baltimore Orioles Memorial Stadium, Baltimore, MD Thu Jul 13 1978, 7:05 PM EDT Att: 8,119 - Unknown - 81 F					
Rod Carew, L (1, 3) OBP: 0.433, SLG: 0.474	FC6 BB		K			2B G3 BB		1B 2B	1B	3	3	2	1	2	1	0						
Dan Ford, R (1, 8) OBP: 0.348, SLG: 0.455	FC6 1-2				F7	G3 1-3 2B		PB 1B SF8 1B	1B	5	1	3	2	0	0	1						
Jose Morales, R (1, 10) OBP: 0.380, SLG: 0.427	G3				6-3	G3		1B	6-3	3	0	0	1	0	0	2						
Rich Chiles, L (8, PH) OBP: 0.365, SLG: 0.347										1	0	1	1	0	0	0						
Craig Kusick, R (9, PH) OBP: 0.313, SLG: 0.336										1	0	0	0	0	0	1						
Bombo Rivera, R (1, 9) OBP: 0.404, SLG: 0.374		4-3								3	0	0	0	0	0	1						
Hosken Powell, L (8, PH) OBP: 0.314, SLG: 0.331					F7			K		1	0	0	0	0	1	2						
Roy Smalley, S (1, 6) OBP: 0.346, SLG: 0.412	F8									2	0	0	1	1	0	0						
Larry Wolfe, R (1, 5) OBP: 0.354, SLG: 0.354										2	0	0	0	1	0	1						
Mike Cubbage, L (8, PH) OBP: 0.376, SLG: 0.463						FC6-4 BB		F8		1	0	0	0	0	0	1						
Bob Randall, R (1, 4) OBP: 0.338, SLG: 0.371										2	0	0	0	1	0	2						
Butch Wynegar, S (9, PH) OBP: 0.346, SLG: 0.368	5-3				FC4-6				6-3	1	0	0	0	0	0	0						
Glenn Borgmann, R (1, 2) OBP: 0.316, SLG: 0.303										3	0	0	0	0	0	2						
Glenn Adams, L (9, PH) OBP: 0.272, SLG: 0.396			5-3		5-3				K	1	0	0	0	0	1	0						
Inning Stats	R: 0 E: 0 K: 0 S: 3	H: 0 LOB: 1 BB: 1 P: 7	R: 0 E: 0 K: 0 S: 3	H: 0 LOB: 1 BB: 1 P: 7	R: 0 E: 0 K: 1 S: 5	H: 0 LOB: 0 BB: 0 P: 5	R: 0 E: 0 K: 0 S: 3	H: 0 LOB: 0 BB: 0 P: 3	R: 0 E: 0 K: 0 S: 3	H: 0 LOB: 1 BB: 1 P: 7	R: 1 E: 0 K: 0 S: 4	H: 1 LOB: 1 BB: 1 P: 8	R: 0 E: 0 K: 0 S: 3	H: 0 LOB: 1 BB: 1 P: 7	R: 3 E: 0 K: 1 S: 9	H: 4 LOB: 1 BB: 0 P: 9	R: 2 E: 0 K: 1 S: 8	H: 3 LOB: 1 BB: 0 P: 8	1B: 5 2B: 3 3B: 0 HR: 0	SF: 1 SAC: 0 DP: 0 HBP: 0	WP: 0 PB: 1 SB: 1 CS: 0	PA: 40
PITCHER	IP WLS BF H R ER SO BB IBB HBP BLK WP HR S P ERA WHIP																					
Mike Flanagan, L (1, 1) ERA: 3.55	7.0 W 30 4 4 3 1 5 0 0 0 0 0 0 27 47 3.86 1.286																					
Don Stanhouse, R (8, 1) ERA: 3.4	1.2 9 4 2 2 2 0 0 0 0 0 0 0 13 13 10.80 2.400																					
Tippy Martinez, L (9, 1) ERA: 6.1	0.1 S 1 0 0 0 0 0 0 0 0 0 0 0 1 1 0.00 0.000																					

Batter	1	2	3	4	5	6	7	8	9	AB	R	H	RBI	BB	SO	LOB	BOTTOM			
Larry Harlow, L (1, 8) OBP: 0.337, SLG: 0.354	4-3		E 2B			K		L8		4	1	1	0	0	1	1	Minnesota Twins @ Baltimore Orioles Memorial Stadium, Baltimore, MD Thu Jul 13 1978, 7:05 PM EDT Att: 8,119 - Unknown - 81 F			
Rich Dauer, R (1, 4) OBP: 0.306, SLG: 0.383	L6		E9 HR 1B			HR		F8		4	2	2	2	0	0	0				
Ken Singleton, S (1, 9) OBP: 0.405, SLG: 0.431										4	2	2	3	0	0	0				
Carlos Lopez, R (8, 9) OBP: 0.275, SLG: 0.315	HR		HR		4-3			1-3		0	0	0	0	0	0	0				
Eddie Murray, S (1, 3) OBP: 0.336, SLG: 0.474	F8		4-3		F7			K		4	0	0	0	0	1	0				
Lee May, R (1, 10) OBP: 0.288, SLG: 0.429		F3				L8		4-3		4	0	0	0	0	1	0				
Andres Mora, R (1, 7) OBP: 0.295, SLG: 0.433		6-3								4	1	1	0	0	1	0				
Mike Anderson, R (9, 7) OBP: 0.295, SLG: 0.433					L9	HR 2B		K		0	0	0	0	0	0	0				
Doug DeCinces, R (1, 5) OBP: 0.323, SLG: 0.452								F8		4	2	3	2	0	0	0				
Rick Dempsey, R (1, 2) OBP: 0.316, SLG: 0.370		CS 1B			E5 1B	HR				3	0	3	0	0	0	0				
Mark Belanger, R (1, 6) OBP: 0.296, SLG: 0.257		CS 1-2			5-3			F9		3	0	0	0	0	1	3				
Inning Stats	R: 1 E: 0 K: 0 S: 4	H: 1 LOB: 0 BB: 0 P: 4	R: 0 E: 0 K: 0 S: 3	H: 1 LOB: 0 BB: 0 P: 3	R: 3 E: 1 K: 2 S: 6	H: 4 LOB: 0 BB: 0 P: 6	R: 1 E: 1 K: 2 S: 9	H: 2 LOB: 1 BB: 0 P: 9	R: 1 E: 0 K: 1 S: 6	H: 1 LOB: 1 BB: 0 P: 6	R: 2 E: 0 K: 0 S: 6	H: 3 LOB: 1 BB: 0 P: 6	R: 0 E: 0 K: 1 S: 5	H: 0 LOB: 0 BB: 0 P: 5	R: 0 E: 0 K: 1 S: 5	H: 0 LOB: 0 BB: 0 P: 5	1B: 5 2B: 3 3B: 0 HR: 4	SF: 0 SAC: 0 DP: 0 HBP: 0	WP: 0 PB: 0 SB: 0 CS: 2	PA: 35
PITCHER	IP WLS BF H R ER SO BB IBB HBP BLK WP HR S P ERA WHIP																			
Dave Goltz, R (1, 1) ERA: 2.76	4.1 L 20 9 6 5 3 0 0 0 0 0 0 0 1 7 7 13.50 2.250																			
John Sutton, R (5, 1) ERA: 5.4	1.1 7 3 2 2 0 0 0 0 0 0 0 0 6 6 0.00 0.000																			
Jeff Holly, L (6, 1) ERA: 9.64	1.1 4 0 0 0 1 0 0 0 0 0 0 0 6 6 0.00 0.000																			
Roric Harrison, R (8, 1) ERA: 9.64	1.0 3 0 0 0 1 0 0 0 0 0 0 0 5 5 0.00 0.000																			

AB	34
R	6
H	8
RBI	6
BB	5
SO	3
LOB	13



Batter	1	2	3	4	5	6	7	8	9	AB	R	H	RBI	BB	SO	LOB	TOP			
Willie Norwood, R OBP: 0.319, SLG: 0.386 (1, 7)										4	0	2	0	0	1	0	Minnesota Twins @ Baltimore Orioles Memorial Stadium, Baltimore, MD Fri Jul 14, 1978, 7:05 PM EDT Att: 24,195 - Cloudy - 79 F			
Rod Carew, L OBP: 0.431, SLG: 0.471 (1, 3) (8, 4)										4	0	1	0	0	0	2				
Dan Ford, R OBP: 0.347, SLG: 0.456 (1, 8)										4	1	1	0	0	0	1				
Bombo Rivera, R OBP: 0.413, SLG: 0.400 (1, 9)										4	0	3	0	0	0	1				
Jose Morales, R OBP: 0.369, SLG: 0.417 (1, 10)										3	0	0	1	0	0	2				
Roy Smalley, S OBP: 0.344, SLG: 0.410 (1, 6)										4	0	1	0	0	0	2				
Butch Wynegar, S OBP: 0.342, SLG: 0.363 (1, 2)										3	0	0	0	0	1	2				
Larry Wolfe, R OBP: 0.311, SLG: 0.346 (1, 5)										3	0	0	0	0	0	1				
Bob Randall, R OBP: 0.335, SLG: 0.367 (8, PH)										2	0	0	0	0	0	0				
Craig Kusick, R OBP: 0.311, SLG: 0.333 (8, 3)										1	0	0	0	0	0	0				
Inning Stats	R: 0 E: 0 K: 1 S: 6	H: 1 LOB: 1 BB: 0 P: 6	R: 0 E: 0 K: 1 S: 6	H: 1 LOB: 1 BB: 0 P: 6	R: 0 E: 0 K: 0 S: 3	H: 1 LOB: 0 BB: 0 P: 3	R: 0 E: 0 K: 0 S: 3	H: 0 LOB: 0 BB: 0 P: 3	R: 0 E: 0 K: 0 S: 3	H: 0 LOB: 0 BB: 0 P: 3	R: 1 E: 0 K: 0 S: 5	H: 2 LOB: 1 BB: 0 P: 5	R: 0 E: 0 K: 0 S: 4	H: 1 LOB: 1 BB: 0 P: 4	R: 0 E: 0 K: 0 S: 4	H: 1 LOB: 1 BB: 0 P: 4	1B: 5 2B: 3 3B: 0 HR: 0	SF: 1 SAC: 0 DP: 1 HBP: 0	WP: 0 PB: 0 SB: 0 CS: 1	PA: 33
PITCHER Scott McGregor, L ERA: 3.71 (1, 1)	IP: 9.0 WLS: W BF: 33 H: 8 R: 1 ER: 1 SO: 2 BB: 0 IBB: 0 HBP: 0 BLK: 2 WP: 0 HR: 0 S: 37 P: 37 ERA: 1.00 WHIP: 0.889															PITCHER				

Batter	1	2	3	4	5	6	7	8	9	AB	R	H	RBI	BB	SO	LOB	BOTTOM			
Mark Belanger, R OBP: 0.294, SLG: 0.260 (1, 6)										5	1	1	0	0	0	0	Minnesota Twins @ Baltimore Orioles Memorial Stadium, Baltimore, MD Fri Jul 14, 1978, 7:05 PM EDT Att: 24,195 - Cloudy - 79 F			
Rich Dauer, R OBP: 0.304, SLG: 0.379 (1, 4)										5	0	1	0	0	0	1				
Ken Singleton, S OBP: 0.413, SLG: 0.433 (7, PR)										1	1	1	1	3	0	0				
Larry Harlow, L OBP: 0.337, SLG: 0.354 (8, 8)										0	1	0	0	0	0	0				
Eddie Murray, S OBP: 0.338, SLG: 0.477 (1, 3)										4	1	2	0	0	0	3				
Lee May, R OBP: 0.288, SLG: 0.427 (1, 10)										4	0	1	0	0	0	6				
Andres Mora, R OBP: 0.301, SLG: 0.431 (8, 7)										3	0	1	0	1	1	2				
Mike Anderson, R (8, 7)										0	0	0	0	0	0	0				
Doug DeCinces, R OBP: 0.326, SLG: 0.457 (1, 5)										4	0	2	3	0	1	1				
Carlos Lopez, R OBP: 0.274, SLG: 0.313 (8, 9)										4	0	1	0	0	1	5				
Rick Dempsey, R OBP: 0.315, SLG: 0.368 (1, 2)										4	1	1	0	0	0	1				
Inning Stats	R: 0 E: 0 K: 0 S: 4	H: 1 LOB: 2 BB: 1 P: 8	R: 0 E: 0 K: 2 S: 8	H: 1 LOB: 0 BB: 0 P: 8	R: 0 E: 0 K: 0 S: 3	H: 1 LOB: 0 BB: 0 P: 3	R: 4 E: 1 K: 0 S: 8	H: 5 LOB: 2 BB: 1 P: 12	R: 0 E: 0 K: 0 S: 3	H: 0 LOB: 0 BB: 0 P: 3	R: 1 E: 0 K: 1 S: 7	H: 2 LOB: 2 BB: 1 P: 11	R: 0 E: 0 K: 0 S: 3	H: 0 LOB: 0 BB: 0 P: 3	R: 0 E: 0 K: 0 S: 3	H: 0 LOB: 0 BB: 0 P: 3	1B: 8 2B: 3 3B: 0 HR: 0	SF: 0 SAC: 0 DP: 0 HBP: 0	WP: 1 PB: 0 SB: 0 CS: 1	PA: 39
PITCHER Geoff Zahn, L ERA: 3.22 (1, 1)	IP: 4.2 WLS: L BF: 25 H: 9 R: 4 ER: 1 SO: 2 BB: 3 IBB: 0 HBP: 0 BLK: 0 WP: 1 HR: 0 S: 26 P: 38 ERA: 1.93 WHIP: 2.571															PITCHER				
Ronic Harrison, R ERA: 7.71 (5, 1)	IP: 2.1 WLS: L BF: 10 H: 2 R: 1 ER: 1 SO: 1 BB: 1 IBB: 0 HBP: 0 BLK: 0 WP: 0 HR: 0 S: 11 P: 15 ERA: 3.86 WHIP: 1.286															PITCHER				
Mike Marshall, R ERA: 2.57 (8, 1)	IP: 1.0 WLS: L BF: 3 H: 0 R: 0 ER: 0 SO: 0 BB: 0 IBB: 0 HBP: 0 BLK: 0 WP: 0 HR: 0 S: 3 P: 3 ERA: 0.00 WHIP: 0.000															PITCHER				

AB	32
R	1
H	8
RBI	1
BB	0
SO	2
LOB	11



AB	34
R	5
H	11
RBI	4
BB	4
SO	3
LOB	19



Batter	1	2	3	4	5	6	7	8	9	AB	R	H	RBI	BB	SO	LOB	TOP					
Willie Norwood, R OBP: 0.317, SLG: 0.382 (1, 7)											5	0	1	0	0	1	3					
Rod Carew, L OBP: 0.431, SLG: 0.470 (1, 3)											5	0	2	0	0	1	1					
Dan Ford, R OBP: 0.342, SLG: 0.449 (1, 8)											5	0	0	1	0	1	3					
Bombo Rivera, R OBP: 0.409, SLG: 0.396 (1, 9)											4	0	1	0	0	0	3					
Glenn Adams, L OBP: 0.276, SLG: 0.400 (9, PH)											1	0	1	0	0	0	0					
Rob Wilfong, L OBP: 0.345, SLG: 0.351 (9, FR)											0	0	0	0	0	0	0					
Jose Morales, R OBP: 0.370, SLG: 0.417 (1, 10)											5	2	2	0	0	0	3					
Roy Smalley, S OBP: 0.345, SLG: 0.412 (1, 6)											3	1	2	0	1	0	0					
Bob Randall, R OBP: 0.338, SLG: 0.370 (1, 4)											4	0	2	1	0	0	2					
Larry Wolfe, R OBP: 0.310, SLG: 0.346 (1, 5)											3	0	1	2	0	0	2					
Glenn Borgmann, R OBP: 0.305, SLG: 0.290 (1, 2)											3	0	0	0	0	0	5					
Craig Kusick, R OBP: 0.316, SLG: 0.333 (9, PH)											0	1	0	0	1	0	0					
Inning Stats	R: 0 E: 1 K: 0 S: 4	H: 1 LOB: 1 BB: 0 P: 4	R: 0 E: 0 K: 0 S: 5	H: 2 LOB: 2 BB: 0 P: 5	R: 0 E: 0 K: 2 S: 7	H: 0 LOB: 0 BB: 0 P: 7	R: 2 E: 0 K: 0 S: 6	H: 3 LOB: 1 BB: 0 P: 6	R: 0 E: 0 K: 0 S: 4	H: 1 LOB: 1 BB: 0 P: 4	R: 1 E: 0 K: 0 S: 5	H: 2 LOB: 2 BB: 1 P: 9	R: 0 E: 0 K: 1 S: 6	H: 1 LOB: 1 BB: 0 P: 6	R: 0 E: 0 K: 0 S: 3	H: 0 LOB: 0 BB: 0 P: 3	R: 1 E: 0 K: 0 S: 5	H: 2 LOB: 2 BB: 1 P: 9	1B: 12 2B: 1 3B: 0 HR: 0	SF: 1 SAC: 0 DP: 1 HBP: 0	WP: 0 PB: 0 SB: 0 CS: 0	PA: 41
PITCHER	IP WLS BF H R ER SO BB IBB HBP BLK WP HR S P ERA WHIP																					
Bill Lee, L ERA: 2.94 (1, 1)	8.1 W 38 11 4 4 3 2 0 0 0 0 0 0 0 0 4.32 1.560																					
Bob Stanley, R ERA: 3.02 (9, 1)	0.2 S 3 1 0 0 0 0 0 0 0 0 0 0 0 0 0.00 1.500																					

Minnesota Twins @ Boston Red Sox
Fenway Park, Boston, MA
Sat Jul 15 1978, 3:33 AM EDT
Att: 32,861 - Unknown - 82 F

AB 38
R 4
H 12
RBI 4
BB 2
SO 3
LOB 22

Batter	1	2	3	4	5	6	7	8	9	AB	R	H	RBI	BB	SO	LOB	BOTTOM			
Jerry Remy, L OBP: 0.307, SLG: 0.329 (1, 4)											3	0	0	0	1	1	0			
Dwight Evans, R OBP: 0.378, SLG: 0.529 (1, 9)											4	1	0	0	0	0	1			
Jim Rice, R OBP: 0.374, SLG: 0.611 (1, 7)											2	0	0	0	2	0	0			
Carl Yastrzemski, L OBP: 0.401, SLG: 0.451 (1, 10)											4	1	3	1	0	0	0			
Carlton Fisk, R OBP: 0.377, SLG: 0.522 (1, 2)											3	1	1	1	0	1	2			
Fred Lynn, L OBP: 0.409, SLG: 0.558 (1, 8)											2	0	0	0	2	0	3			
George Scott, R OBP: 0.345, SLG: 0.464 (1, 3)											4	1	2	2	0	0	5			
Bob Bailey, R OBP: 0.323, SLG: 0.455 (1, 5)											4	1	1	1	0	1	3			
Jack Brohamer, L OBP: 0.336, SLG: 0.395 (9, 5)											0	0	0	0	0	0	0			
Frank Duffy, R OBP: 0.322, SLG: 0.315 (1, 6)											3	0	0	0	0	0	0			
Inning Stats	R: 1 E: 0 K: 0 S: 4	H: 1 LOB: 3 BB: 2 P: 13	R: 0 E: 0 K: 1 S: 5	H: 0 LOB: 0 BB: 0 P: 5	R: 0 E: 0 K: 0 S: 3	H: 0 LOB: 0 BB: 0 P: 3	R: 2 E: 0 K: 1 S: 7	H: 2 LOB: 0 BB: 0 P: 7	R: 0 E: 0 K: 0 S: 3	H: 0 LOB: 0 BB: 0 P: 3	R: 1 E: 0 K: 1 S: 6	H: 2 LOB: 1 BB: 1 P: 10	R: 0 E: 0 K: 0 S: 3	H: 0 LOB: 0 BB: 0 P: 3	R: 1 E: 0 K: 0 S: 4	H: 2 LOB: 2 BB: 2 P: 12	1B: 4 2B: 0 3B: 0 HR: 3	SF: 0 SAC: 0 DP: 2 HBP: 1	WP: 0 PB: 0 SB: 0 CS: 0	PA: 35
PITCHER	IP WLS BF H R ER SO BB IBB HBP BLK WP HR S P ERA WHIP																			
Darrell Jackson, L ERA: 3.45 (1, 1)	5.0 L 23 5 4 4 2 2 0 0 0 0 0 0 0 7.20 1.400																			
Mike Marshall, R ERA: 2.6 (6, 1)	3.0 12 2 1 1 1 3 0 0 0 0 0 0 11 23 3.00 1.667																			


Minnesota Twins @ Boston Red Sox
Fenway Park, Boston, MA
Sat Jul 15 1978, 3:33 AM EDT
Att: 32,861 - Unknown - 82 F

AB 29
R 5
H 7
RBI 5
BB 5
SO 3
LOB 14


Batter	1	2	3	4	5	6	7	8	9	AB R H RBI BB SO LOB	TOP												
Hosken Powell, L (1.9) OBP: 0.321, SLG: 0.346	4-0 G3 BB		0-0 2B 3B	0-0 G3			0-0 F9		0-0 4-3 1B	4 1 2 0 1 0 3	Minnesota Twins @ Boston Red Sox Fenway Park, Boston, MA Sun Jul 16 1978, 3:33 AM EDT Cloudy												
Roy Smalley, S (1.6) OBP: 0.352, SLG: 0.418	0-0 G3		0-0 2B 2B		0-0 F9		0-0 1B		0-0 4-3 1B	5 1 3 1 0 0 1													
Rod Carew, L (1.3) OBP: 0.433, SLG: 0.478	0-0 G3		3-H 2B 2B		0-0 F9 2B		0-0 1B 1B		0-0 4-3	5 0 3 2 0 0 3													
Dan Ford, R (1.8) OBP: 0.340, SLG: 0.445	0-3 K		0-0 F9		0-0 F9		3-H 1B 1B		0-0 L1	5 0 1 0 0 1 5													
Mike Cabbage, L (1.5) OBP: 0.369, SLG: 0.454		0-3 K	0-0 F5		0-0 F8		0-0 L3			4 0 0 0 0 1 4													
Glenn Adams, L (1.10) OBP: 0.275, SLG: 0.396		0-0 1B		0-3 K		0-0 4-3		0-3 K		4 0 1 0 0 2 0													
Butch Wynegar, S (1.2) OBP: 0.337, SLG: 0.357	0-0 F7			0-0 F6		0-0 L3		0-0 G3		4 0 0 0 0 0 1													
Rich Chiles, L (1.7) OBP: 0.361, SLG: 0.343	0-0 F4			0-0 1B 1B		0-0 F7		0-0 3-1		4 0 1 0 0 0 1													
Rob Wilfong, L (1.4) OBP: 0.352, SLG: 0.359			0-0 4-3	0-0 1B 1B			0-0 1B 1B		0-3 K	4 1 2 0 0 1 0													
Inning Stats	R: 0 E: 0 K: 1 S: 5	H: 0 LOB: 1 BB: 1 P: 9	R: 0 E: 0 K: 1 S: 6	H: 1 LOB: 1 BB: 0 P: 6	R: 2 E: 0 K: 0 S: 6	H: 3 LOB: 1 BB: 0 P: 6	R: 0 E: 0 K: 1 S: 7	H: 2 LOB: 2 BB: 0 P: 7	R: 0 E: 0 K: 0 S: 4	H: 1 LOB: 1 BB: 0 P: 4	R: 0 E: 0 K: 0 S: 3	H: 0 LOB: 0 BB: 0 P: 3	R: 1 E: 0 K: 0 S: 6	H: 4 LOB: 2 BB: 0 P: 6	R: 0 E: 0 K: 1 S: 5	H: 0 LOB: 0 BB: 0 P: 5	R: 0 E: 0 K: 1 S: 7	H: 2 LOB: 2 BB: 0 P: 7	1B: 9 2B: 3 3B: 1 HR: 0	SF: 0 SAC: 0 DP: 0 HBP: 0	WP: 0 PB: 0 SB: 0 CS: 0	PA: 40	
PITCHER	IP WLS BF H R ER SO BB IBB HBP BLK WP HR S P ERA WHIP											PITCHER	IP WLS BF H R ER SO BB IBB HBP BLK WP HR S P ERA WHIP										
Dennis Eckersley, R (1.1) ERA: 3.41	7.0 W 32 11 3 3 3 1 0 0 0 0 0 0 37 41 3.86 1.714																						
Bill Campbell, R (8.1) ERA: 4.74	2.0 S 8 2 0 0 2 0 0 0 0 0 0 0 12 12 0.00 1.000																						

Batter	1	2	3	4	5	6	7	8	9	AB R H RBI BB SO LOB	BOTTOM												
Jerry Remy, L (1.4) OBP: 0.306, SLG: 0.327	0-0 F6	0-0 F7		0-0 G4-6-3 1B		0-0 4-3		0-0 G3		5 0 1 0 0 0 2	Minnesota Twins @ Boston Red Sox Fenway Park, Boston, MA Sun Jul 16 1978, 3:33 AM EDT Cloudy												
Jack Brohamer, L (1.5) OBP: 0.345, SLG: 0.405	4-0 2B BB		4-0 1B SF8 BB	0-0 G4-6-3 1B		0-0 G3 2B		0-0 SF8		2 3 1 1 2 0 2													
Jim Rice, R (1.10) OBP: 0.377, SLG: 0.616	0-0 1B 1H 2B		0-3 K		0-0 BB 1B		0-0 G3	0-0 2B		5 1 3 1 0 1 2													
Carl Yastrzemski, L (1.7) OBP: 0.404, SLG: 0.453	0-0 WP 1B		0-0 2B 1B		0-3 K		0-0 BB BB 1B	0-3 K		5 0 3 1 0 2 2													
Carlton Fisk, R (1.2) OBP: 0.379, SLG: 0.520	0-0 F8		0-0 SF8		4-0 BB BB		4-0 BB BB			1 0 0 1 2 0 1													
Fred Lynn, L (1.8) OBP: 0.410, SLG: 0.559	1-2 3-H K		3-H 1-3 2B		0-0 L9		4-0 1-2 BB BB			3 0 1 0 1 1 3													
George Scott, R (1.3) OBP: 0.338, SLG: 0.454		0-0 E4	0-0 F3		4-3		0-0 F3			4 0 0 0 0 0 7													
Dwight Evans, R (1.9) OBP: 0.373, SLG: 0.521		0-0 F8		0-0 4-3		0-3 K	0-3 K			4 0 0 0 0 2 4													
Frank Duffy, R (1.6) OBP: 0.333, SLG: 0.345		0-3 K		0-0 1B 1B		0-0 5-3		0-0 G3 SF8 2B		4 1 2 0 0 1 1													
Inning Stats	R: 2 E: 0 K: 1 S: 7	H: 2 LOB: 1 BB: 1 P: 11	R: 0 E: 1 K: 1 S: 6	H: 0 LOB: 1 BB: 0 P: 6	R: 1 E: 0 K: 1 S: 7	H: 2 LOB: 1 BB: 1 P: 11	R: 0 E: 0 K: 0 S: 4	H: 2 LOB: 1 BB: 0 P: 4	R: 0 E: 0 K: 1 S: 6	H: 1 LOB: 2 BB: 1 P: 10	R: 0 E: 0 K: 1 S: 5	H: 0 LOB: 0 BB: 0 P: 5	R: 1 E: 0 K: 0 S: 7	H: 2 LOB: 2 BB: 2 P: 15	R: 1 E: 0 K: 1 S: 7	H: 2 LOB: 1 BB: 0 P: 7	1B: 6 2B: 5 3B: 0 HR: 0	SF: 2 SAC: 0 DP: 1 HBP: 0	WP: 1 PB: 0 SB: 0 CS: 0	PA: 40			
PITCHER	IP WLS BF H R ER SO BB IBB HBP BLK WP HR S P ERA WHIP											PITCHER	IP WLS BF H R ER SO BB IBB HBP BLK WP HR S P ERA WHIP										
Gary Serun, R (1.1) ERA: 3.52	4.0 L 19 5 2 2 3 3 0 0 0 0 0 0 22 34 4.91 2.182																						
Ronic Harrison, R (5.1) ERA: 6.75	3.2 L 19 5 2 2 3 3 0 0 0 0 0 0 22 34 4.91 2.182																						
Jeff Holly, L (8.1) ERA:	0.1 1 0 0 0 1 0 0 0 0 0 0 0 3 3 0.00 0.000																						

AB 39
R 3
H 13
RBI 3
BB 1
SO 5
LOB 18



AB 33
R 5
H 11
RBI 4
BB 5
SO 7
LOB 24



livebaseballscores.com

livebaseballscores.com

Batter	1	2	3	4	5	6	7	8	9	AB	R	H	RBI	BB	SO	LOB	TOP					
Hosken Powell, L (1,9) OBP: 0.327, SLG: 0.353										5	0	3	0	0	1	2						
Roy Smalley, S (1,6) OBP: 0.345, SLG: 0.413										4	0	0	0	0	0	3						
Rod Carew, L (1,3) OBP: 0.434, SLG: 0.477										3	0	1	0	1	0	0						
Dan Ford, R (1,8) OBP: 0.342, SLG: 0.445										4	0	2	0	0	0	3						
Mike Cubbage, L (1,5) OBP: 0.370, SLG: 0.454										2	0	1	0	0	1	2						
Larry Wolfe, R (4,5) OBP: 0.306, SLG: 0.343										1	0	0	0	0	0	0						
Glenn Adams, L (6,PH) OBP: 0.280, SLG: 0.400										1	0	1	0	0	0	0						
Bob Randall, R (8,5) OBP: 0.338, SLG: 0.370										0	0	0	0	0	0	0						
Craig Kusick, R (1,10) OBP: 0.307, SLG: 0.322										4	0	0	0	0	0	4						
Butch Wynegar, S (1,2) OBP: 0.332, SLG: 0.351										4	0	0	0	0	0	0						
Willie Norwood, R (1,7) OBP: 0.319, SLG: 0.399										4	2	2	1	0	0	0						
Rob Wilfong, L (1,4) OBP: 0.359, SLG: 0.366										4	0	2	1	0	0	0						
Inning Stats	R: 0 E: 0 K: 1 S: 7	H: 2 LOB: 2 BB: 0 P: 7	R: 0 E: 0 K: 0 S: 3	H: 0 LOB: 0 BB: 0 P: 3	R: 0 E: 0 K: 0 S: 3	H: 1 LOB: 0 BB: 0 P: 3	R: 0 E: 0 K: 0 S: 4	H: 2 LOB: 1 BB: 0 P: 4	R: 1 E: 0 K: 0 S: 5	H: 2 LOB: 1 BB: 0 P: 5	R: 0 E: 0 K: 0 S: 2	H: 0 LOB: 0 BB: 1 P: 6	R: 1 E: 0 K: 0 S: 5	H: 2 LOB: 1 BB: 0 P: 5	R: 0 E: 0 K: 0 S: 5	H: 2 LOB: 2 BB: 0 P: 5	R: 0 E: 0 K: 1 S: 6	H: 1 LOB: 1 BB: 0 P: 6	1B: 10 2B: 2 3B: 0 HR: 1	SF: 0 SAC: 0 DP: 2 HBP: 0	WP: 0 PB: 0 SB: 0 CS: 0	PA: 37
PITCHER	IP WLS BF H R ER SO BB IBB HBP BLK WP HR S P ERA WHIP																					
Jim Wright, R (1,1) ERA: 2.86	7.0 W 28 9 2 2 1 1 0 0 0 0 1 29 33 2.57 1.429																					
Bob Stanley, R (8,1) ERA: 2.92	2.0 S 9 3 0 0 1 0 0 0 0 0 0 0 11 11 0.00 1.500																					

Minnesota Twins @ Boston Red Sox
Fenway Park, Boston, MA
Sun Jul 16 1978, 7:05 PM EDT
Att: 35,589 - Unknown

AB 36
R 2
H 12
RBI 2
BB 1
SO 2
LOB 14



Batter	1	2	3	4	5	6	7	8	9	AB	R	H	RBI	BB	SO	LOB	BOTTOM					
Jerry Remy, L (1,4) OBP: 0.305, SLG: 0.329										4	0	1	0	0	0	0						
Jack Brohamer, L (1,5) OBP: 0.342, SLG: 0.408										4	1	1	0	0	0	1						
Jim Rice, R (1,7) OBP: 0.378, SLG: 0.615										4	1	2	0	0	0	1						
Carl Yastrzemski, L (1,3) OBP: 0.402, SLG: 0.451										4	0	1	0	0	0	4						
Fred Lynn, L (1,8) OBP: 0.412, SLG: 0.570										3	1	2	3	0	0	1						
Dwight Evans, R (1,9) OBP: 0.370, SLG: 0.516										3	0	0	0	0	0	3						
Garry Hancock, L (1,10) OBP: 0.318, SLG: 0.328										3	0	0	0	0	1	1						
Bob Montgomery, R (1,2) OBP: 0.286, SLG: 0.350										3	0	0	0	0	2	0						
Frank Duffy, R (1,6) OBP: 0.318, SLG: 0.328										3	0	0	0	0	0	0						
Inning Stats	R: 1 E: 0 K: 0 S: 6	H: 3 LOB: 2 BB: 0 P: 6	R: 0 E: 0 K: 2 S: 7	H: 0 LOB: 0 BB: 0 P: 7	R: 0 E: 0 K: 0 S: 3	H: 0 LOB: 0 BB: 0 P: 3	R: 0 E: 0 K: 0 S: 4	H: 1 LOB: 1 BB: 0 P: 4	R: 0 E: 0 K: 1 S: 5	H: 0 LOB: 0 BB: 0 P: 5	R: 2 E: 0 K: 0 S: 5	H: 2 LOB: 0 BB: 0 P: 5	R: 0 E: 0 K: 0 S: 3	H: 0 LOB: 0 BB: 0 P: 3	R: 0 E: 0 K: 0 S: 4	H: 1 LOB: 1 BB: 0 P: 4	R: 0 E: 0 K: 0 S: 6	H: 3 LOB: 2 BB: 0 P: 7	1B: 4 2B: 2 3B: 0 HR: 1	SF: 0 SAC: 0 DP: 0 HBP: 0	WP: 1 PB: 0 SB: 0 CS: 0	PA: 31
PITCHER	IP WLS BF H R ER SO BB IBB HBP BLK WP HR S P ERA WHIP																					
Roger Erickson, R (1,1) ERA: 4.87	8.0 L 31 7 3 3 3 0 0 0 0 0 1 1 37 37 3.38 0.875																					

Minnesota Twins @ Boston Red Sox
Fenway Park, Boston, MA
Sun Jul 16 1978, 7:05 PM EDT
Att: 35,589 - Unknown

AB 31
R 3
H 7
RBI 3
BB 0
SO 3
LOB 11



Batter	1	2	3	4	5	6	7	8	9	10	AB	R	H	RBI	BB	SO	LOB	TOP	
Hosken Powell, L OBP: 0.321, SLG: 0.345 (1, 9)	F7		F9		3-1			SH 6-3 SH2-4 1-2	F5		4	0	0	0	0	0	4		
Roy Smalley, S OBP: 0.347, SLG: 0.409 (1, 6)	F7			G6-4-3 BB		4-3		SH2-4 1-2 2-3		K	3	0	0	0	1	1	0		
Rod Carew, L OBP: 0.436, SLG: 0.474 (1, 3)	4-3			G6-4-3 BB		G3		6-3 IBB		FC6-4 BB 1B	2	1	0	0	3	0	0		
Dan Ford, R OBP: 0.343, SLG: 0.441 (1, 8)		4-3		G6-4-3		FC4-6 BB		6-3		FC6-4 BB	3	0	0	1	2	0	4		
Mike Cubbage, L OBP: 0.371, SLG: 0.446 (1, 5)		3-1				FC4-6 BB				FC6-4 BB 1B	3	0	0	0	2	0	3		
Jose Morales, R OBP: 0.364, SLG: 0.409 Bob Randall, R OBP: 0.338, SLG: 0.370 (10, PR) S: 3		L8				K		F8	F9		5	0	1	1	0	1	5		
Willie Norwood, R OBP: 0.318, SLG: 0.398 Rich Chiles, L OBP: 0.361, SLG: 0.343 Bombo Rivera, R OBP: 0.412, SLG: 0.396 (9, PR) (9, 7)			F9			L7		G3		3-1 SH1-4 1B	1	0	0	0	0	0	0		
Butch Wynegar, S OBP: 0.331, SLG: 0.350 (1, 2)				FC6-4 1B		G3		F9		SH1-4 1B	4	0	1	0	0	0	3		
Rob Wilfong, L OBP: 0.365, SLG: 0.372 (1, 4)			FC6-4 S							3-1	4	1	2	0	0	0	3		
Inning Stats	R: 0 E: 0 K: 0 S: 3	H: 0 LOB: 0 BB: 0 P: 3	R: 0 E: 0 K: 0 S: 3	H: 0 LOB: 0 BB: 0 P: 3	R: 0 E: 0 K: 0 S: 4	H: 1 LOB: 1 BB: 0 P: 4	R: 0 E: 0 K: 1 S: 4	H: 0 LOB: 2 BB: 3 P: 16	R: 0 E: 0 K: 0 S: 3	H: 0 LOB: 0 BB: 0 P: 3	R: 1 E: 0 K: 0 S: 5	H: 1 LOB: 3 BB: 2 P: 13	R: 0 E: 0 K: 0 S: 4	H: 1 LOB: 2 BB: 0 P: 4	R: 1 E: 0 K: 1 S: 6	H: 1 LOB: 3 BB: 3 P: 18	1B: 5 2B: 0 3B: 0 HR: 0	SF: 0 SAC: 3 DP: 1 HBP: 0	WP: 0 PA: 44 PB: 0 SB: 1 CS: 0
PITCHER	IP 9.0	WLS 37	BF 4	H 4	R 1	ER 1	SO 1	BB 4	IBB 2	HBP 0	BLK 0	WP 0	HR 0	S 33	P 57	ERA 1.00	WHIP 0.889		
Luis Tiant, R ERA: 3.06 Bill Campbell, R ERA: 4.91 (10, 1)	1.0	W	7	1	1	1	1	3	0	0	0	0	0	6	18	9.00	4.000		

Minnesota Twins @ Boston Red Sox
Fenway Park, Boston, MA
Mon Jul 17 1978, 7:05 PM EDT
Att: 33,233 - Unknown - 69 F

AB 32
R 2
H 5
RBI 2
BB 9
SO 2
LOB 22





Batter	1	2	3	4	5	6	7	8	9	10	AB	R	H	RBI	BB	SO	LOB	BOTTOM			
Jerry Remy, L OBP: 0.304, SLG: 0.331 (1, 4)	G3				F7		F7			SH3-4	4	0	1	0	0	0	1				
Jack Brohamer, L OBP: 0.338, SLG: 0.396 (1, 5)	4-3		G3		F5			G3-6-3 1B BB		P9	4	0	0	0	1	0	3				
Jim Rice, R OBP: 0.378, SLG: 0.612 (1, 7)	K		L8				5-3			1B BB 1B	5	1	2	1	0	1	2				
Carl Yastrzemski, L OBP: 0.495, SLG: 0.456 (1, 10)		4-3		G3 SF9 2B				G3-6-3 1B 1B		1B S 1B	5	1	3	0	0	0	2				
Carlton Fisk, R OBP: 0.379, SLG: 0.516 (1, 2)		5-3		G3				K		1B	5	0	2	1	0	1	2				
Fred Lynn, L OBP: 0.410, SLG: 0.567 (1, 8)					SF9		G4-6-3 1B			4-3	2	0	0	1	1	0	2				
George Scott, R OBP: 0.341, SLG: 0.465 (1, 3)		5-3								K	4	0	2	0	0	1	1				
Dwight Evans, R OBP: 0.368, SLG: 0.512 (1, 9)										F6	4	0	1	0	0	2	2				
Frank Duffy, R OBP: 0.304, SLG: 0.313 Garry Hancock, L OBP: 0.250, SLG: 0.250 (10, PH) S: 5			FC3-6 1B								3	0	0	0	0	1	2				
Inning Stats	R: 0 E: 0 K: 1 S: 5	H: 0 LOB: 0 BB: 0 P: 5	R: 0 E: 0 K: 0 S: 3	H: 0 LOB: 1 BB: 1 P: 7	R: 0 E: 0 K: 0 S: 5	H: 2 LOB: 2 BB: 0 P: 5	R: 1 E: 0 K: 1 S: 7	H: 2 LOB: 1 BB: 0 P: 7	R: 0 E: 0 K: 0 S: 3	H: 0 LOB: 0 BB: 0 P: 3	R: 0 E: 0 K: 2 S: 8	H: 1 LOB: 1 BB: 0 P: 8	R: 0 E: 0 K: 1 S: 5	H: 1 LOB: 1 BB: 1 P: 9	R: 0 E: 0 K: 1 S: 5	H: 0 LOB: 0 BB: 0 P: 5	R: 2 E: 0 K: 0 S: 6	H: 4 LOB: 2 BB: 0 P: 6	1B: 9 2B: 2 3B: 1 HR: 0	SF: 1 SAC: 1 DP: 2 HBP: 0	WP: 0 PA: 41 PB: 0 SB: 1 CS: 0
PITCHER	IP 9.0	WLS 36	BF 9	H 2	R 2	ER 2	SO 6	BB 2	IBB 0	HBP 0	BLK 0	WP 0	HR 0	S 46	P 54	ERA 2.00	WHIP 1.222				
Dave Goltz, R ERA: 2.7 Mike Marshall, R ERA: 2.73 (10, 1)	0.2	L	5	3	1	1	0	0	0	0	0	0	0	5	5	13.50	4.500				

Minnesota Twins @ Boston Red Sox
Fenway Park, Boston, MA
Mon Jul 17 1978, 7:05 PM EDT
Att: 33,233 - Unknown - 69 F

AB 37
R 3
H 12
RBI 3
BB 2
SO 6
LOB 17



Batter	1	2	3	4	5	6	7	8	9	AB	R	H	RBI	BB	SO	LOB	TOP																										
Willie Randolph, R OBP: 0.358, SLG: 0.329 (1, 4)	0-3 K ①		0-0 6-3 ①		0-0 6-3 ②		0-0 FC6-4 1B ①		0-0 6-3 ②	5	0	1	0	0	1	0	New York Yankees @ Minnesota Twins Metropolitan Stadium, Bloomington, MI Wed Jul 19 1978, 8:05 PM EDT Att: 29,591 - Unknown - 83 F AB 37 R 2 H 11 RBI 2 BB 1 SO 4 LOB 17 																										
Mickey Rivers, L OBP: 0.288, SLG: 0.373 (1, 8)	0-0 P4 ②		0-0 G3 ②		0-0 S 1B ①		0-0 FC6-4 1B ①		0-0 4-3 ③	5	1	2	1	0	0	0																											
Thurman Munson, R OBP: 0.319, SLG: 0.392 (1, 9)	0-0 1B ③		0-0 F9 ③		0-0 1H 1B ③		0-0 P6 ①			4	0	2	1	0	0	2																											
Lou Piniella, R OBP: 0.356, SLG: 0.407 (1, 7)	0-0 1-3 ③			0-0 F7 ①	0-0 F8 ③		0-0 FC6-4 ②			4	0	0	0	0	0	4																											
Chris Chambliss, L OBP: 0.331, SLG: 0.386 (1, 3)		0-0 2-3 ①		0-0 F8 1B ②		0-0 5-3 ①		0-0 4-3 ③		4	0	1	0	0	0	2																											
Graig Nettles, L OBP: 0.329, SLG: 0.438 (1, 5)		0-0 1B ①		0-0 F8 ②		0-0 1B ②		0-0 4-1 ①		4	0	2	0	0	0	1																											
Cliff Johnson, R OBP: 0.310, SLG: 0.371 (1, 10)		0-3 K ②		0-0 FC5-4 BB ③		0-0 F7 ②		0-0 G1-6-3 1B ②		3	0	1	0	1	1	2																											
Fred Stanley, R OBP: 0.346, SLG: 0.303 (1, 6)		0-0 1-2 1B ③		0-0 FC5-4 ③		0-3 K ③		0-0 G1-6-3 ②		4	0	1	0	0	1	4																											
Mike Heath, R OBP: 0.333, SLG: 0.343 (1, 2)		0-0 1-3 ③			0-3 K ①		0-0 1B 1B ①		0-0 1-3 ①	4	1	1	0	0	1	2																											
Inning Stats	R: 0 E: 0 K: 1 S: 6	H: 1 LOB: 1 BB: 0 P: 6	R: 0 E: 0 K: 1 S: 7	H: 2 LOB: 2 BB: 0 P: 7	R: 0 E: 0 K: 0 S: 3	H: 0 LOB: 0 BB: 0 P: 3	R: 0 E: 0 K: 0 S: 4	H: 1 LOB: 2 BB: 1 P: 8	R: 1 E: 0 K: 1 S: 7	H: 2 LOB: 1 BB: 0 P: 7	R: 0 E: 0 K: 1 S: 6	H: 1 LOB: 1 BB: 0 P: 6	R: 1 E: 0 K: 0 S: 6	H: 3 LOB: 2 BB: 0 P: 6	R: 0 E: 0 K: 0 S: 3	H: 1 LOB: 0 BB: 0 P: 3		R: 0 E: 0 K: 0 S: 3	H: 0 LOB: 0 BB: 0 P: 3	1B: 11 2B: 0 3B: 0 HR: 0	SF: 0 SAC: 0 DP: 1 HBP: 0	WP: 0 PB: 0 SB: 1 CS: 0	PA: 38																				
PITCHER Geoff Zahn, L ERA: 3.14 (1, 1)	IP: 9.0 WLS: L BF: 38	H: 11 R: 2 ER: 2 SO: 4	BB: 1 IBB: 0 HBP: 0 BLK: 0	WP: 0 HR: 0 S: 45 P: 49	ERA: 2.00 WHIP: 1.333	PITCHER														IP: 9.0 WLS: W BF: 34	H: 6 R: 0 ER: 0 SO: 3	BB: 1 IBB: 0 HBP: 1 BLK: 0	WP: 0 HR: 0 S: 38 P: 43	ERA: 0.00 WHIP: 0.778	PITCHER														IP: 9.0 WLS: W BF: 34	H: 6 R: 0 ER: 0 SO: 3	BB: 1 IBB: 0 HBP: 1 BLK: 0	WP: 0 HR: 0 S: 38 P: 43	ERA: 0.00 WHIP: 0.778

Batter	1	2	3	4	5	6	7	8	9	AB	R	H	RBI	BB	SO	LOB	BOTTOM							
Hosken Powell, L OBP: 0.316, SLG: 0.338 (1, 9)	0-0 4-3 ①			0-0 4-3 ①		0-0 4-3 ①		0-0 4-3 ②		4	0	0	0	0	0	0	New York Yankees @ Minnesota Twins Metropolitan Stadium, Bloomington, MI Wed Jul 19 1978, 8:05 PM EDT Att: 29,591 - Unknown - 83 F AB 32 R 0 H 6 RBI 0 BB 1 SO 3 LOB 12 							
Roy Smalley, S OBP: 0.344, SLG: 0.404 (1, 6)	0-0 3-1 ②			0-0 F8 ②		0-0 P4 ②		0-0 F7 ③		4	0	0	0	0	0	0								
Rod Carew, L OBP: 0.434, SLG: 0.471 (1, 3)	0-3 K ③			0-0 1B ①		0-0 4-3 ③			0-0 F7 ①	4	0	1	0	0	1	0								
Mike Cabbage, L OBP: 0.373, SLG: 0.446 (1, 5)		0-3 K ①		0-0 1-3 1B ③		0-0 FC6-4 1B BB ①		0-3 K ②		3	0	1	0	1	2	0								
Glenn Adams, L OBP: 0.279, SLG: 0.396 (1, 10)		0-0 F9 ②		0-0 P6 ③		0-0 F8 ①		0-0 HBP 1B ①		4	0	1	0	0	0	3								
Dan Ford, R OBP: 0.350, SLG: 0.450 (1, 8)		0-0 CS 1B ③			0-0 4-3 2B ①		0-0 FC6-4 1B ②		1-0 HBP ③	3	0	3	0	0	0	0								
Rich Chiles, L OBP: 0.349, SLG: 0.330 (1, 7)		0-0 CS ③	0-0 F8 ①		0-0 4-3 ①		0-0 FC6-4 ②		0-0 4-3 ③	4	0	0	0	0	0	5								
Butch Wynegar, S OBP: 0.327, SLG: 0.345 (1, 2)					0-0 P6 ②		0-0 P5 ③			3	0	0	0	0	0	3								
Rob Wilfong, L OBP: 0.354, SLG: 0.360 (1, 4)					0-0 4-3 ③				0-0 1-3 ①	3	0	0	0	0	0	1								
Inning Stats	R: 0 E: 0 K: 1 S: 5	H: 0 LOB: 0 BB: 0 P: 5	R: 0 E: 0 K: 1 S: 5	H: 1 LOB: 0 BB: 0 P: 5	R: 0 E: 0 K: 0 S: 3	H: 0 LOB: 0 BB: 0 P: 3	R: 0 E: 0 K: 0 S: 5	H: 2 LOB: 0 BB: 0 P: 5	R: 0 E: 0 K: 0 S: 4	H: 1 LOB: 1 BB: 0 P: 4	R: 0 E: 0 K: 0 S: 3	H: 0 LOB: 0 BB: 0 P: 3	R: 0 E: 0 K: 0 S: 4	H: 1 LOB: 2 BB: 1 P: 8	R: 0 E: 0 K: 0 S: 3	H: 0 LOB: 0 BB: 0 P: 3		R: 0 E: 0 K: 1 S: 6	H: 1 LOB: 2 BB: 0 P: 7	1B: 5 2B: 1 3B: 0 HR: 0	SF: 0 SAC: 0 DP: 0 HBP: 1	WP: 0 PB: 0 SB: 0 CS: 1	PA: 35	
PITCHER Ed Figueroa, R ERA: 3.64 (1, 1)	IP: 9.0 WLS: W BF: 34	H: 6 R: 0 ER: 0 SO: 3	BB: 1 IBB: 0 HBP: 1 BLK: 0	WP: 0 HR: 0 S: 38 P: 43	ERA: 0.00 WHIP: 0.778	PITCHER														IP: 9.0 WLS: W BF: 34	H: 6 R: 0 ER: 0 SO: 3	BB: 1 IBB: 0 HBP: 1 BLK: 0	WP: 0 HR: 0 S: 38 P: 43	ERA: 0.00 WHIP: 0.778

Batter	1	2	3	4	5	6	7	8	9	AB	R	H	RBI	BB	SO	LOB	TOP					
Willie Randolph, R OBP: 0.362, SLG: 0.332 (1, 4)										4	1	2	0	1	0	1	New York Yankees @ Minnesota Twins Metropolitan Stadium, Bloomington, MI Thu Jul 20 1978, 8:05 PM EDT Att: 30,660 - Unknown - 70 F livebaseballscores.com					
Mickey Rivers, L OBP: 0.288, SLG: 0.373 (1, 8)										5	1	2	1	0	0	2						
Thurman Munson, R OBP: 0.318, SLG: 0.389 (1, 9)										5	0	1	1	0	0	4						
Lou Piniella, R OBP: 0.350, SLG: 0.400 (1, 7)										4	0	0	0	0	1	3						
Chris Chambliss, L OBP: 0.330, SLG: 0.384 (1, 3)										4	0	1	0	0	2	3						
Graig Nettles, L OBP: 0.325, SLG: 0.433 (1, 5)										4	0	0	0	0	1	3						
Cliff Johnson, R OBP: 0.315, SLG: 0.365 (1, 10)										2	0	0	0	2	0	0						
Fred Stanley, R OBP: 0.359, SLG: 0.327 (1, 6)										4	2	3	0	0	0	0						
Mike Heath, R OBP: 0.325, SLG: 0.333 (1, 2)										4	0	1	1	0	0	3						
Inning Stats	R: 2 E: 1 K: 1 S: 8	H: 3 LOB: 2 BB: 1 P: 12	R: 0 E: 0 K: 0 S: 3	H: 0 LOB: 0 BB: 0 P: 3	R: 0 E: 0 K: 0 S: 3	H: 0 LOB: 0 BB: 0 P: 3	R: 0 E: 0 K: 0 S: 4	H: 2 LOB: 2 BB: 1 P: 8	R: 0 E: 0 K: 1 S: 6	H: 1 LOB: 1 BB: 0 P: 6	R: 0 E: 0 K: 1 S: 5	H: 0 LOB: 0 BB: 0 P: 5	R: 1 E: 0 K: 0 S: 5	H: 2 LOB: 1 BB: 0 P: 5	R: 0 E: 0 K: 1 S: 5	H: 0 LOB: 0 BB: 0 P: 5	R: 1 E: 0 K: 0 S: 5	H: 2 LOB: 2 BB: 1 P: 9	1B: 9 2B: 1 3B: 0 HR: 0	SF: 0 SAC: 0 DP: 1 HBP: 0	WP: 1 PB: 0 CS: 1	PA: 40
PITCHER	IP	WLS	BF	H	R	ER	SO	BB	IBB	HBP	BLK	WP	HR	S	P	ERA	WHIP					
Darrell Jackson, L ERA: 3.2 (1, 1)	8.0	L	33	8	3	2	4	2	0	0	1	1	0	39	47	2.25	1.250					
Ronic Harrison, R ERA: 6.94 (9, 1)	1.0		6	2	1	1	0	1	0	0	0	0	0	5	9	9.00	3.000					

Batter	1	2	3	4	5	6	7	8	9	AB	R	H	RBI	BB	SO	LOB	BOTTOM					
Bob Randall, R OBP: 0.336, SLG: 0.367 (1, 4)										4	0	1	0	0	0	1	New York Yankees @ Minnesota Twins Metropolitan Stadium, Bloomington, MI Thu Jul 20 1978, 8:05 PM EDT Att: 30,660 - Unknown - 70 F livebaseballscores.com					
Rod Carew, L OBP: 0.428, SLG: 0.465 (1, 3)										4	0	0	0	0	1	1						
Dan Ford, R OBP: 0.349, SLG: 0.445 (1, 8)										3	0	0	0	1	1	1						
Bombo Rivera, R OBP: 0.408, SLG: 0.387 (1, 9)										3	0	0	0	1	2	1						
Jose Morales, R OBP: 0.368, SLG: 0.411 (1, 10)										4	0	2	0	0	0	2						
Craig Kusick, R OBP: 0.301, SLG: 0.315 (1, 7)										3	0	0	0	0	1	2						
Roy Smalley, S OBP: 0.346, SLG: 0.408 (1, 6)										2	0	1	0	1	1	1						
Larry Wolfe, R OBP: 0.302, SLG: 0.336 (1, 5)										3	0	0	0	0	1	4						
Glenn Borgmann, R OBP: 0.284, SLG: 0.278 (1, 2)										3	0	0	0	0	1	1						
Inning Stats	R: 0 E: 0 K: 0 S: 3	H: 0 LOB: 0 BB: 1 P: 3	R: 0 E: 0 K: 0 S: 2	H: 0 LOB: 0 BB: 1 P: 6	R: 0 E: 0 K: 1 S: 6	H: 1 LOB: 1 BB: 0 P: 6	R: 0 E: 0 K: 1 S: 5	H: 0 LOB: 0 BB: 0 P: 5	R: 0 E: 0 K: 1 S: 5	H: 1 LOB: 1 BB: 0 P: 6	R: 0 E: 0 K: 2 S: 8	H: 1 LOB: 1 BB: 0 P: 8	R: 0 E: 0 K: 1 S: 6	H: 1 LOB: 2 BB: 1 P: 10	R: 0 E: 0 K: 1 S: 5	H: 0 LOB: 0 BB: 0 P: 5	R: 0 E: 0 K: 1 S: 4	H: 0 LOB: 0 BB: 1 P: 8	1B: 3 2B: 1 3B: 0 HR: 0	SF: 0 SAC: 0 DP: 2 HBP: 0	WP: 0 PB: 0 CS: 0	PA: 32
PITCHER	IP	WLS	BF	H	R	ER	SO	BB	IBB	HBP	BLK	WP	HR	S	P	ERA	WHIP					
Ron Guidry, L ERA: 2.11 (1, 1)	9.0	W	32	4	0	0	8	3	0	0	0	0	0	45	57	0.00	0.778					

Batter	1	2	3	4	5	6	7	8	9	10	AB	R	H	RBI	BB	SO	LOB	TOP																	
Larry Harlow, L OBP: 0.349, SLG: 0.359 (1, 8)	0-0 4-3			0-0 F8		0-0 1B HR 2B	0-0 1B			0-3 K	5	1	2	0	0	1	1	Baltimore Orioles @ Minnesota Twins Metropolitan Stadium, Bloomington, MI Fri Jul 21 1978, 8:05 PM EDT Att. 14,702 - Cloudy - 70 F																	
Rich Dauer, R OBP: 0.302, SLG: 0.375 (1, 4)	0-0 F8			0-0 2-3		0-0 HR 1B	0-0 F8			0-0 SF8 BB 1B	5	1	2	0	0	0	1																		
Eddie Murray, S OBP: 0.333, SLG: 0.465 (1, 3)	0-3 K			0-0 2B		0-0 F5				4-0 1-2 2-3 BB	4	0	1	0	1	1	2																		
Ken Singleton, S OBP: 0.416, SLG: 0.451 Carlos Lopez, R OBP: 0.271, SLG: 0.315 (10, 9)		0-3 K		0-0 F7		0-0 HR				0-0 SF8	4	1	1	4	0	2	1																		
Doug DeCinces, R OBP: 0.328, SLG: 0.479 (1, 5)	0-0 6-3			0-0 5-3		0-0 6-3				2-3 3-4 0-0 F7	5	0	0	0	0	0	2																		
Terry Crowley, L OBP: 0.360, SLG: 0.318 (1, 10)	0-0 F5			4-0 BB BB BB BB F5		0-0 F5				0-3 K	3	0	0	0	1	1	0																		
Pat Kelly, L OBP: 0.399, SLG: 0.383 Mike Anderson, R (9, 7)				0-0 B5-3		0-0 F9				0-0 1-3	4	1	1	1	0	0	1																		
Rick Dempsey, R OBP: 0.321, SLG: 0.373 (1, 2)				0-0 F8		4-0 E BB 1-2 BB				0-0 4-3	3	0	0	0	1	0	0																		
Mark Belanger, R OBP: 0.283, SLG: 0.246 (1, 6)				0-0 5-3		0-0 F9				4-0 BB 1B SF8 BB	3	1	0	0	1	0	2																		
Inning Stats	R: 0 E: 0 K: 1 S: 5	H: 0 LOB: 0 BB: 0 P: 5	R: 0 E: 0 K: 1 S: 5	H: 0 LOB: 0 BB: 0 P: 5	R: 0 E: 0 K: 0 S: 3	H: 0 LOB: 0 BB: 0 P: 3	R: 0 E: 0 K: 0 S: 4	H: 1 LOB: 1 BB: 0 P: 4	R: 0 E: 1 K: 0 S: 3	H: 0 LOB: 2 BB: 2 P: 11	R: 3 E: 0 K: 0 S: 6	H: 3 LOB: 0 BB: 0 P: 6	R: 1 E: 0 K: 0 S: 5	H: 2 LOB: 1 BB: 0 P: 5	R: 0 E: 0 K: 1 S: 5	H: 0 LOB: 0 BB: 0 P: 5	R: 0 E: 0 K: 1 S: 5		H: 0 LOB: 0 BB: 0 P: 5	R: 1 E: 0 K: 1 S: 6	H: 1 LOB: 2 BB: 2 P: 14	1B: 3 2B: 2 3B: 0 HR: 2	SF: 1 SAC: 0 DP: 0 HBP: 0	WP: 0 PA: 41											
PITCHER	IP 7.0	WLS 29	BF 6	H 4	R 4	ER 4	SO 2	BB 2	IBB 0	HBP 0	BLK 0	WP 0	HR 2	S 31	P 39	ERA 5.14	WHIP 1.143	PITCHER	IP 3.0	WLS L	BF 12	H 1	R 1	ER 1	SO 3	BB 2	IBB 0	HBP 0	BLK 0	WP 0	HR 0	S 16	P 24	ERA 3.00	WHIP 1.000

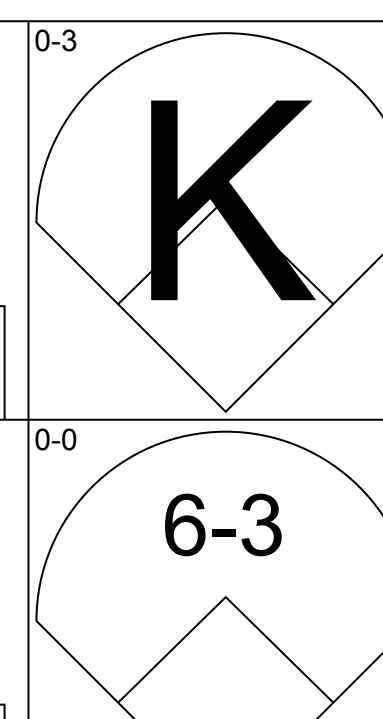
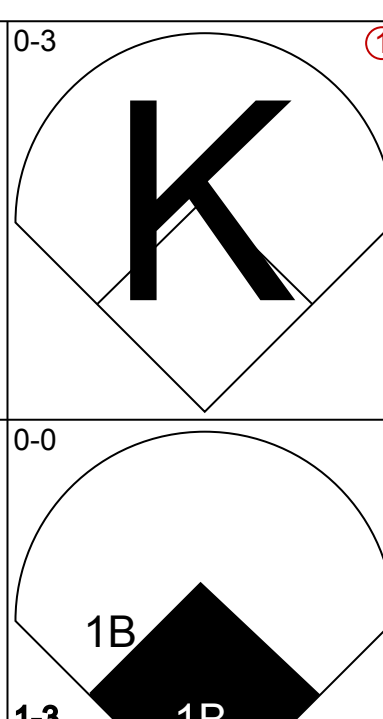
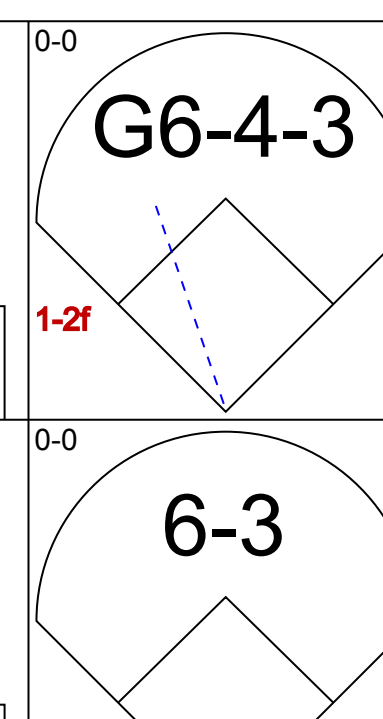
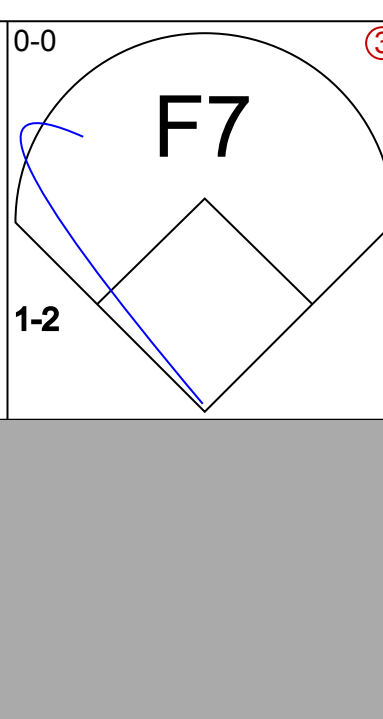
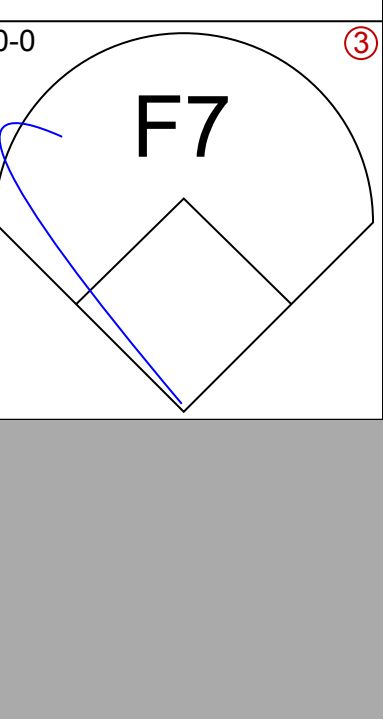
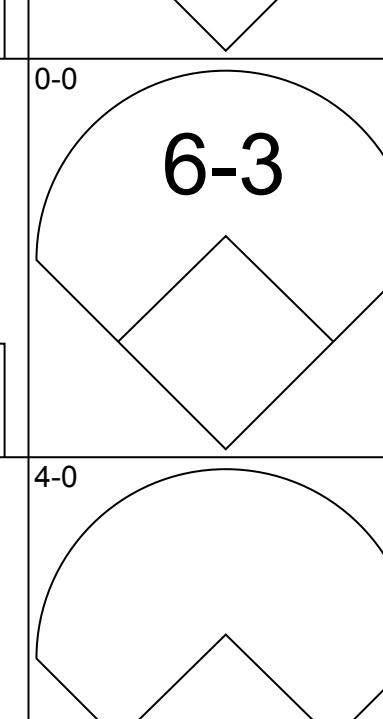
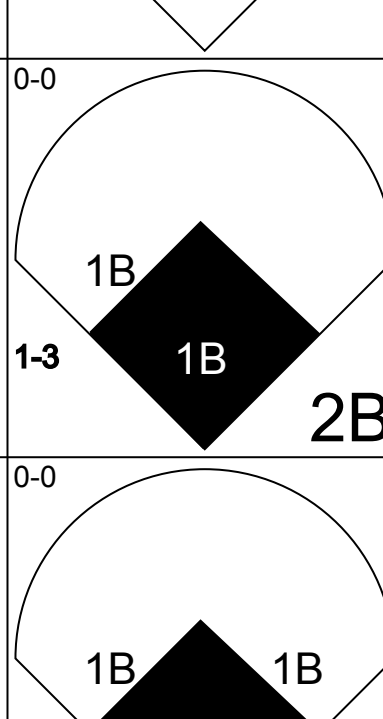
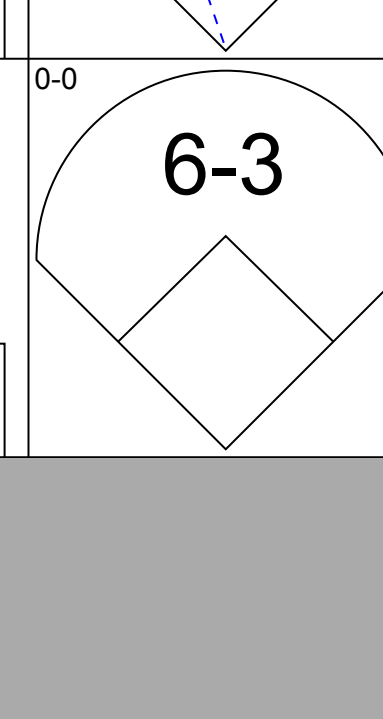
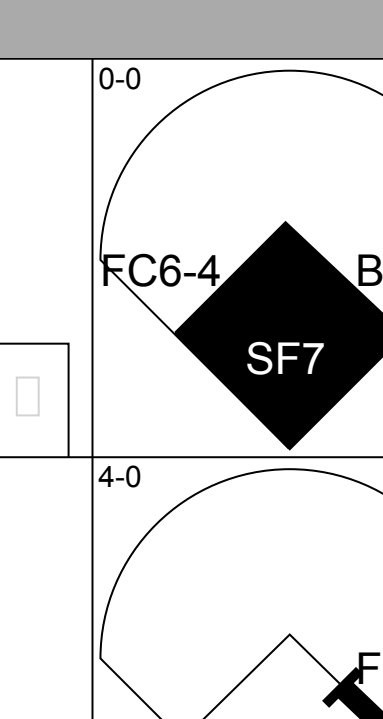
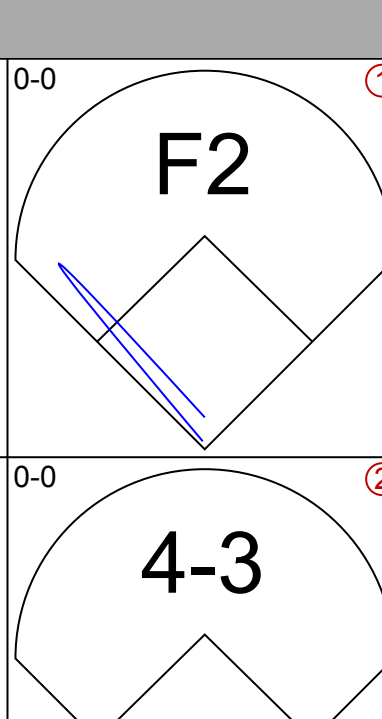
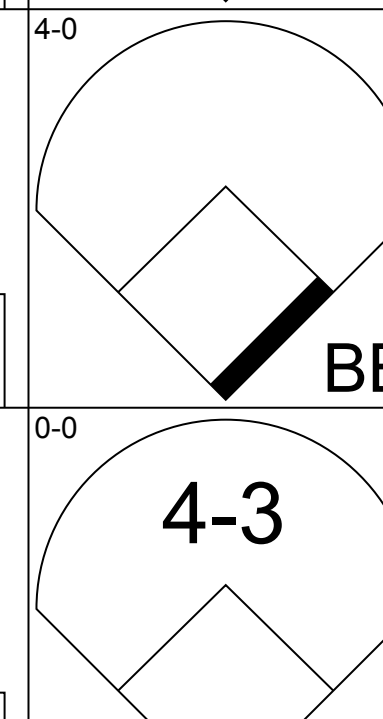
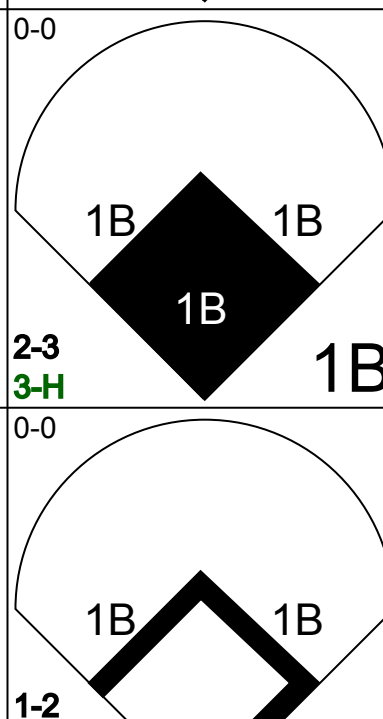
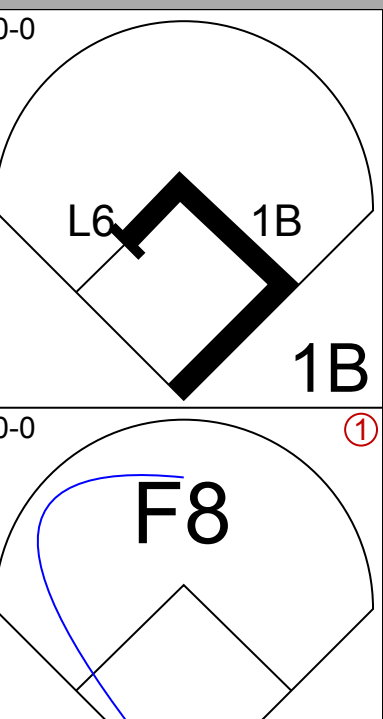
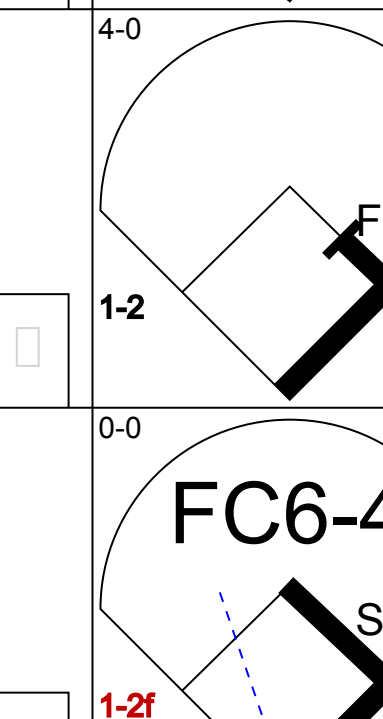
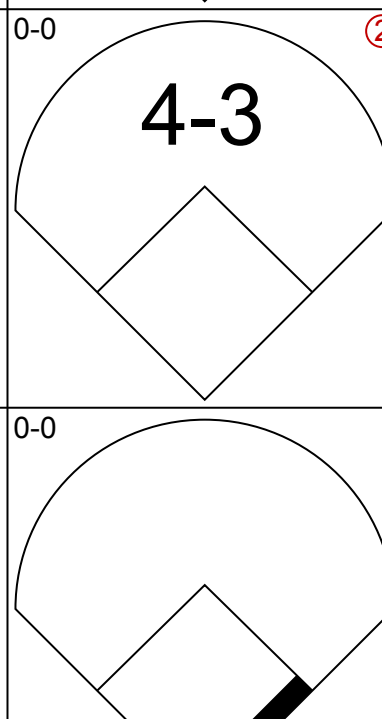
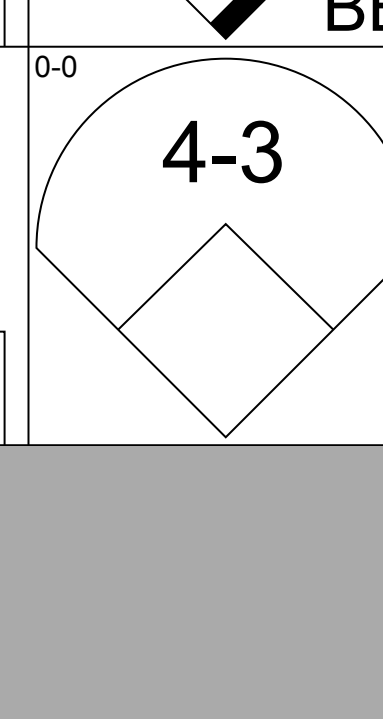
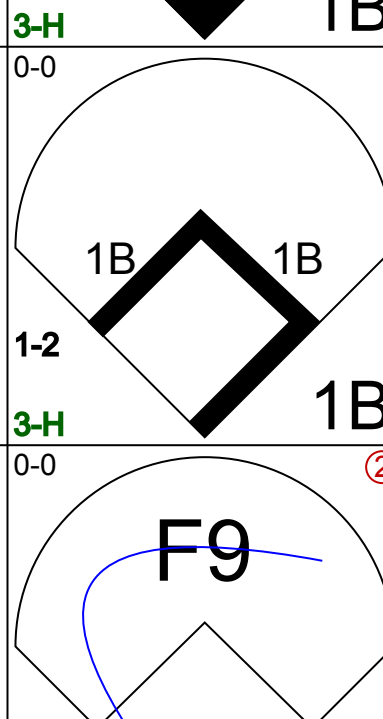
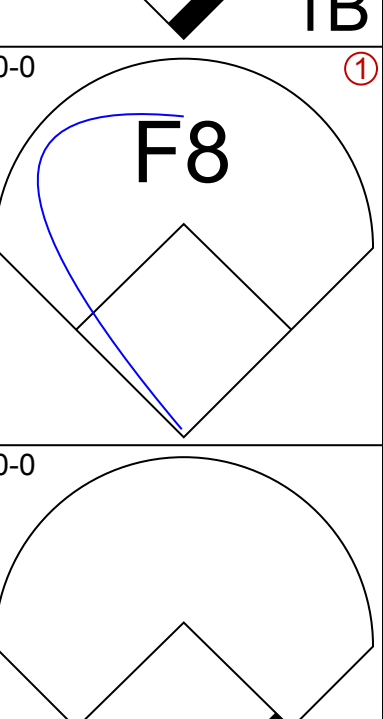
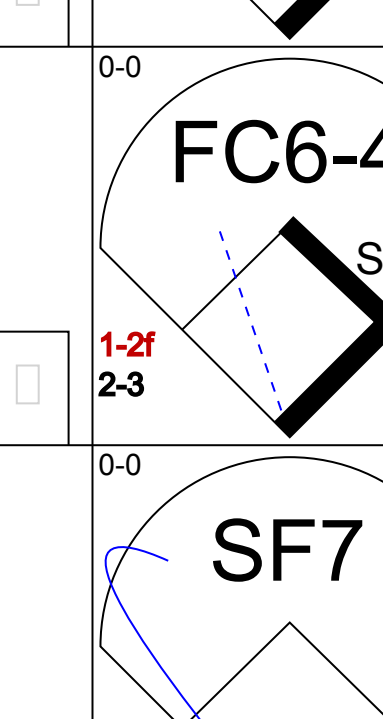
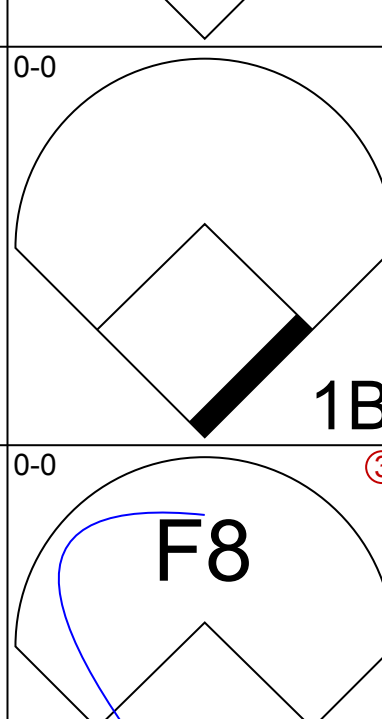
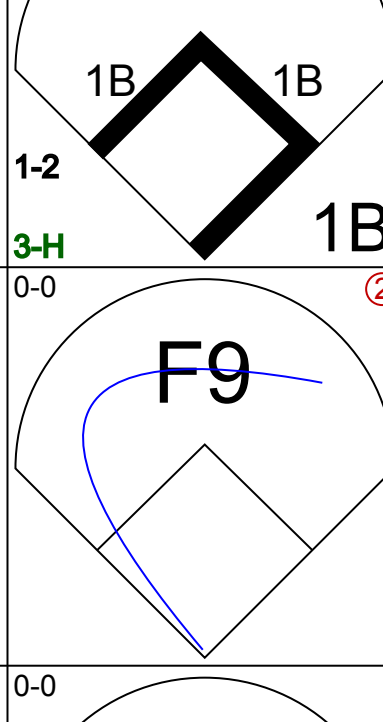
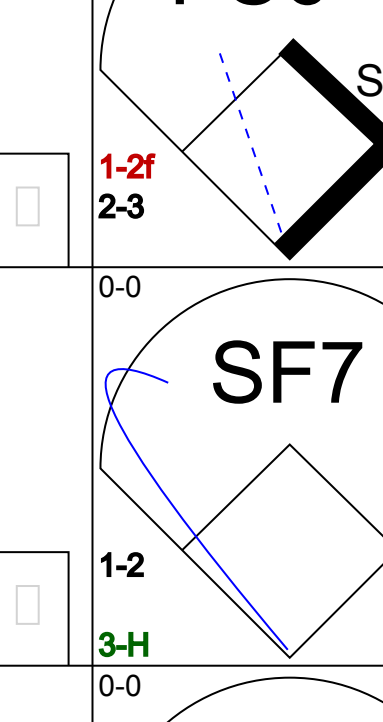
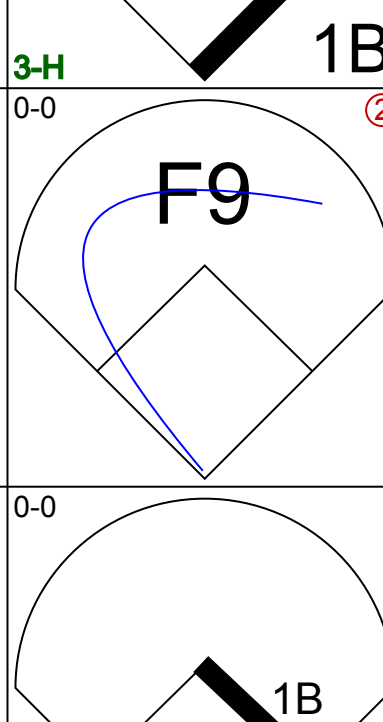
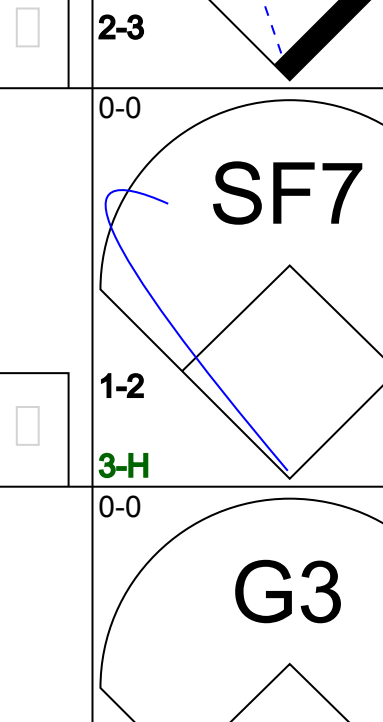
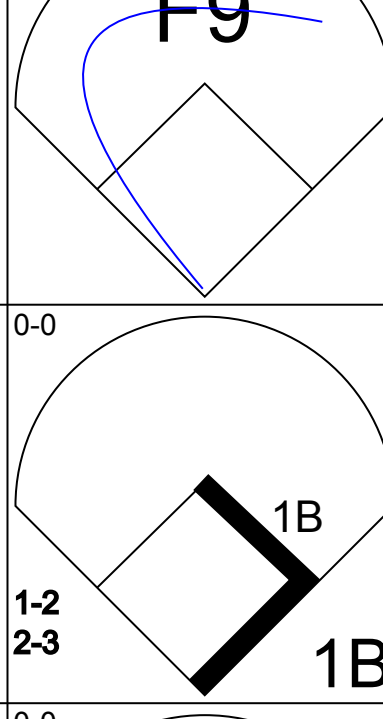
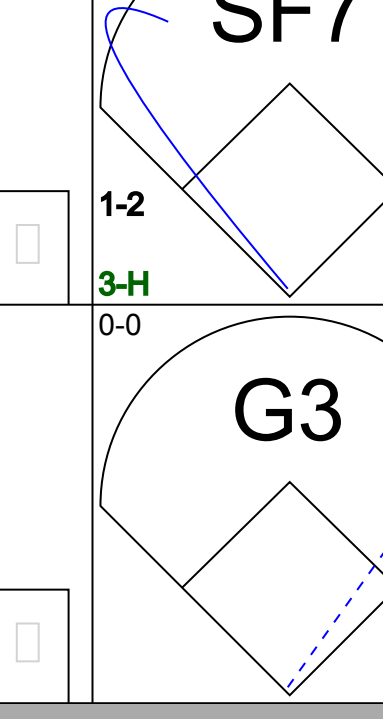
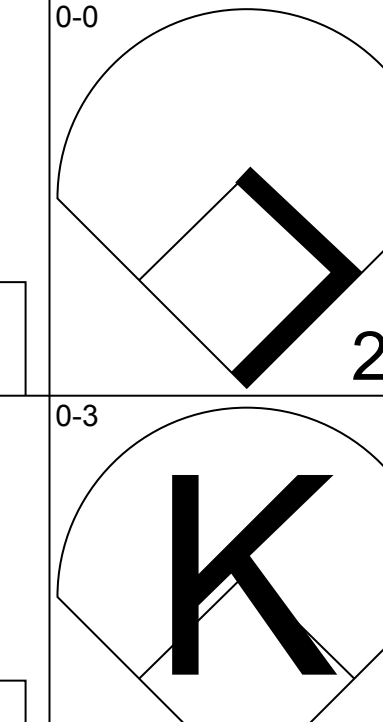
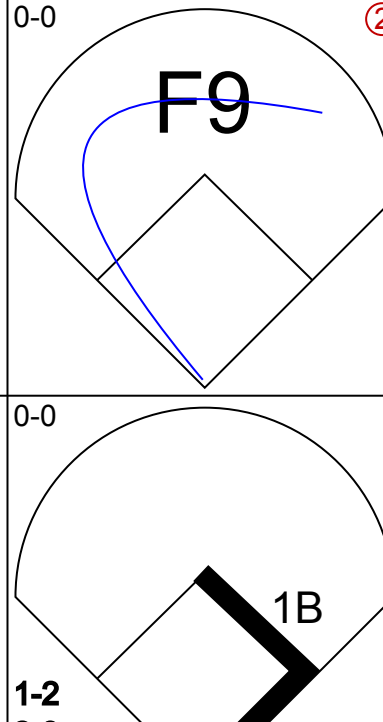
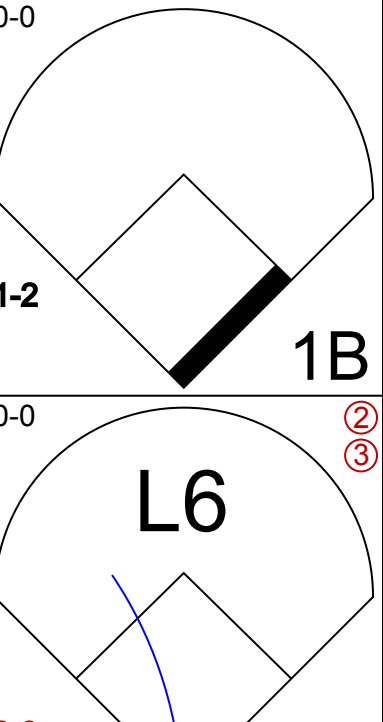
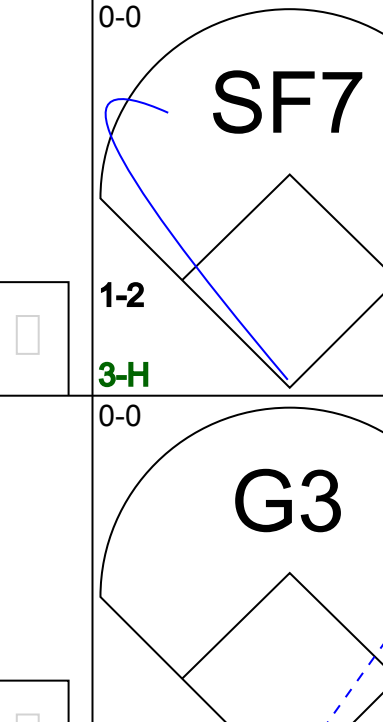
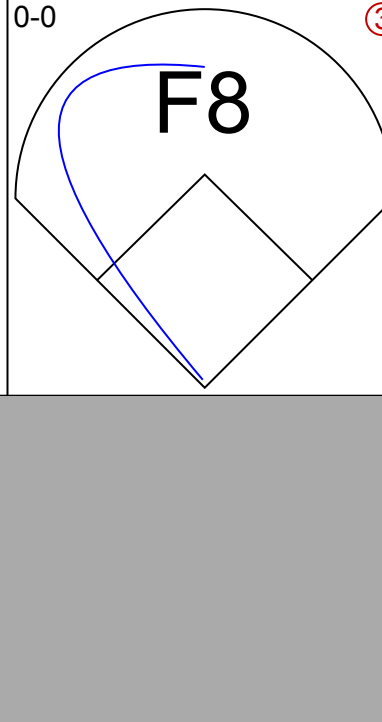

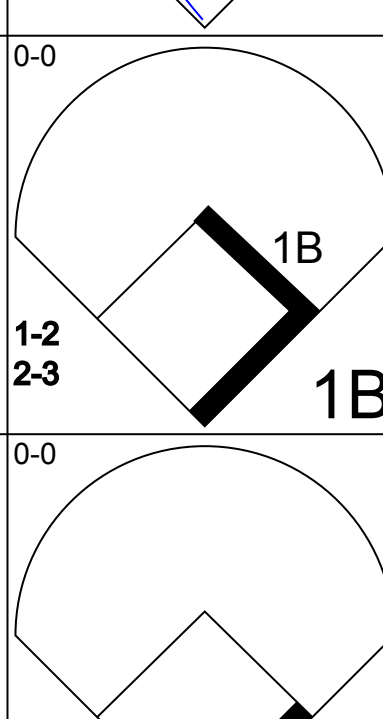
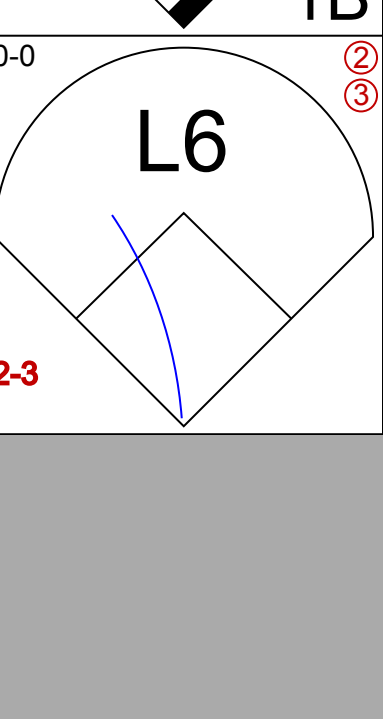
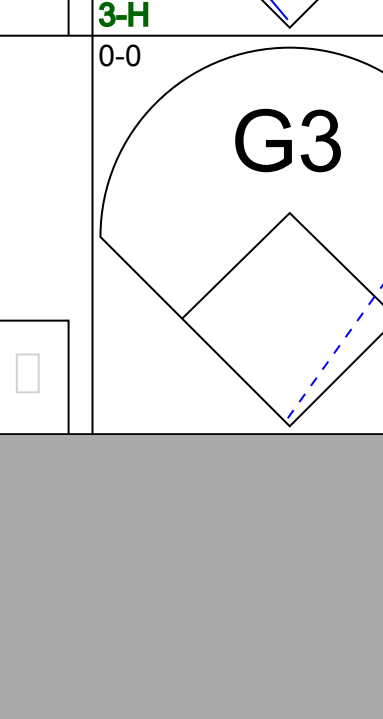

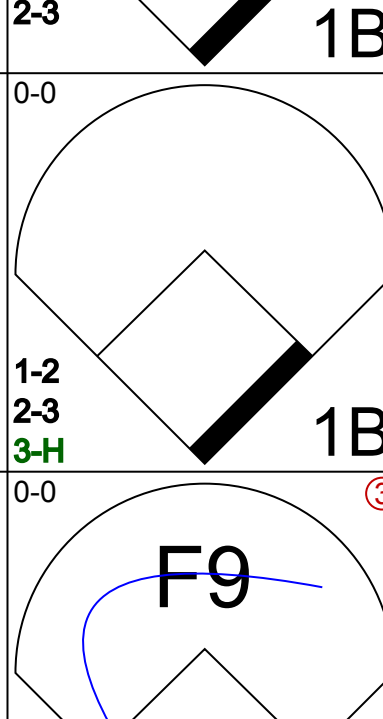
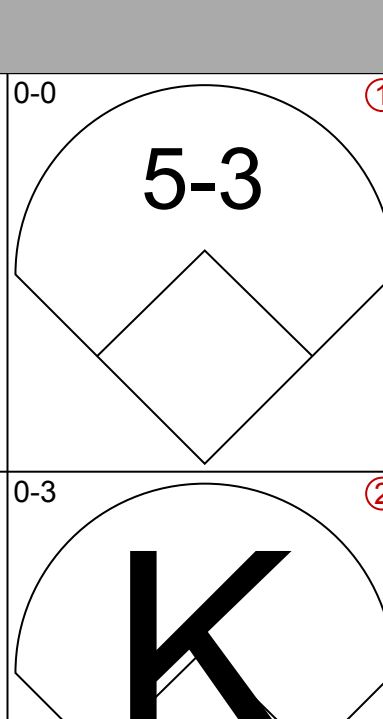
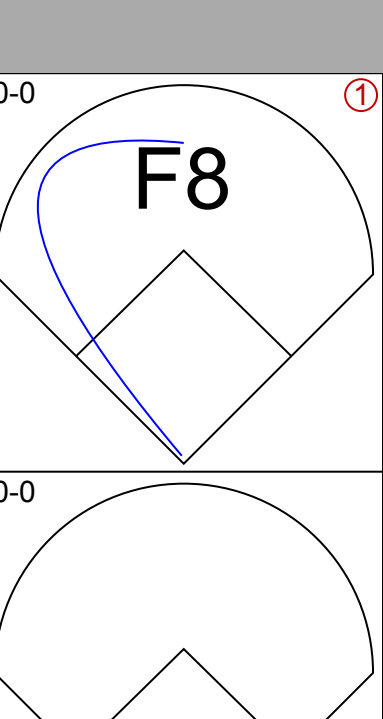

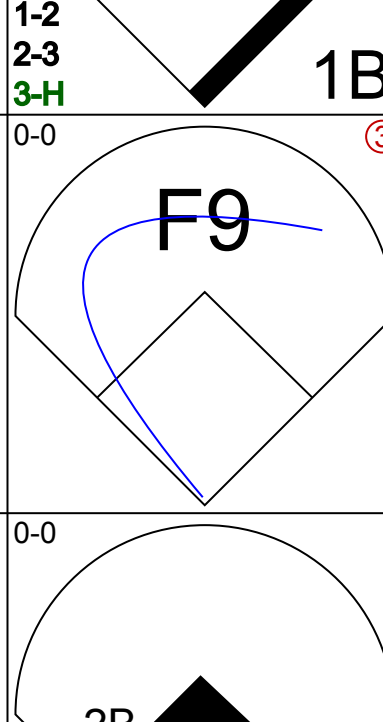
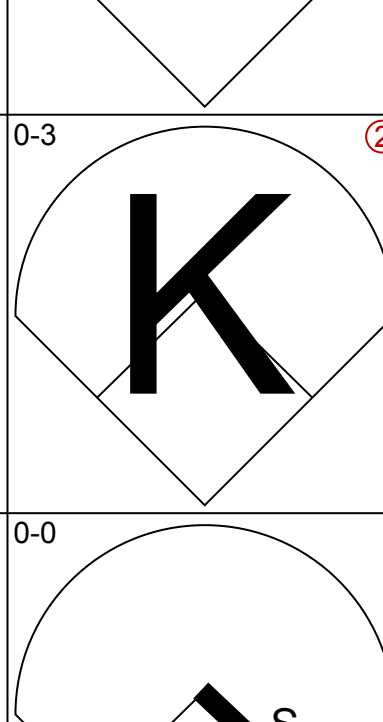
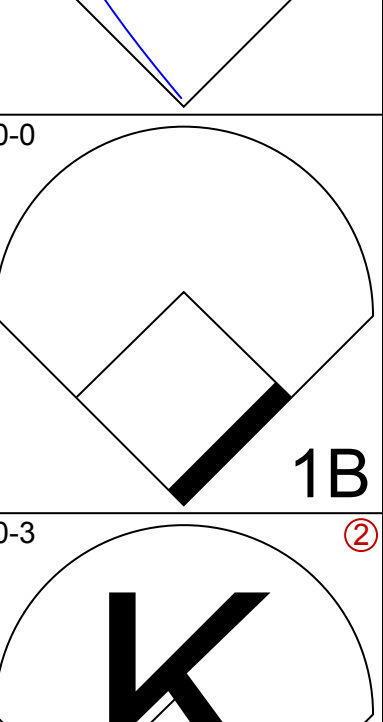
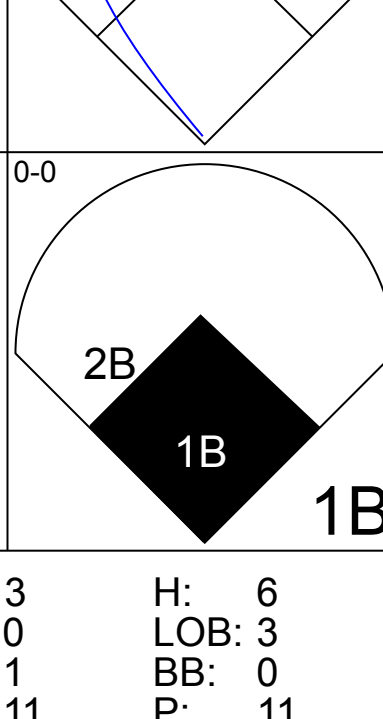
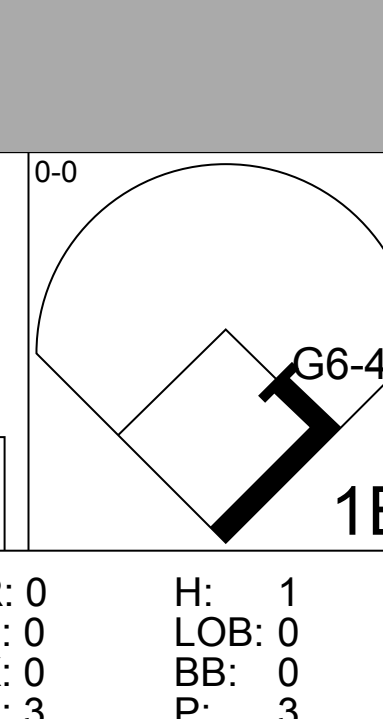
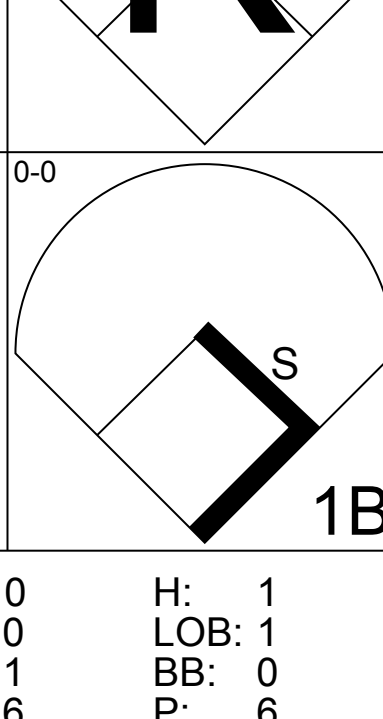
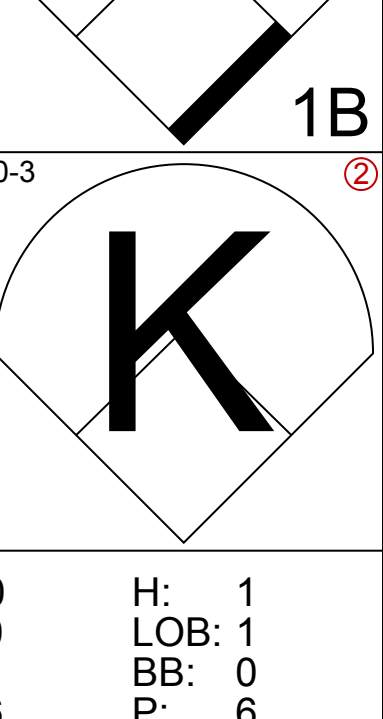
AB	36
R	5
H	7
RBI	5
BB	4
SO	5
LOB	10



Batter	1	2	3	4	5	6	7	8	9	10	AB	R	H	RBI	BB	SO	LOB	BOTTOM																	
Bombo Rivera, R OBP: 0.405, SLG: 0.384 Hosken Powell, L OBP: 0.319, SLG: 0.338 (9, PH)	0-0 SH3-4 1B 1B	0-0 5-3		0-0 6-3		0-0 5-3				4-0 G3-6-1 BB	4	1	1	0	0	0	2	Baltimore Orioles @ Minnesota Twins Metropolitan Stadium, Bloomington, MI Fri Jul 21 1978, 8:05 PM EDT Att. 14,702 - Cloudy - 70 F																	
Rod Carew, L OBP: 0.426, SLG: 0.481 (1, 3)	0-0 1B SH3-4 2B 1B	0-0 4-3		0-0 4-3						0-0 G3-6-1 BB 1-2	5	1	1	0	0	0	2																		
Roy Smalley, S OBP: 0.348, SLG: 0.416 (1, 6)	0-0 SH3-4			0-0 P4		0-0 P6				4-0 FC4-6 BB	3	1	1	1	1	0	0																		
Dan Ford, R OBP: 0.350, SLG: 0.445 (1, 8)	0-0 2B 1B			0-0 6-3		0-0 F9 1B				0-0 FC4-6	5	1	2	1	0	0	1																		
Jose Morales, R OBP: 0.371, SLG: 0.421 Rich Chiles, L OBP: 0.346, SLG: 0.327 (10, PH)	0-3 K			0-0 BB 2B		0-0 F9				0-0 G3	4	0	2	0	0	1	3																		
Butch Wynegar, S OBP: 0.332, SLG: 0.352 Rob Wilfong, L OBP: 0.354, SLG: 0.360 (10, PR)	0-0 1-2 2-3 3-4 2B			4-0 BB BB		0-0 F8				0-0 G3-6-3 1B	4	0	2	2	1	0	2																		
Craig Kusick, R OBP: 0.299, SLG: 0.307 Mike Cubbage, L OBP: 0.371, SLG: 0.444 (10, PH)	0-0 5-3			0-0 FC6-4 BB 1-2 2-3		0-0 F9				0-0 G3-6-3	3	0	0	0	1	0	1																		
Bob Randall, R OBP: 0.339, SLG: 0.370 (1, 4)				0-0 SH1-3 1B		0-0 FC6-4				0-0 4-3	4	0	2	0	0	0	3																		
Larry Wolfe, R OBP: 0.296, SLG: 0.329 (1, 5)	0-0 SH1-3			0-0 6-3		0-0 P3				0-0 F9	3	0	0	0	0	0	1																		
Inning Stats	R: 3 E: 0 K: 1 S: 9	H: 4 LOB: 1 BB: 0 P: 9	R: 0 E: 0 K: 0 S: 4	H: 1 LOB: 1 BB: 0 P: 4	R: 0 E: 0 K: 0 S: 4	H: 1 LOB: 3 BB: 2 P: 12	R: 0 E: 0 K: 0 S: 3	H: 0 LOB: 0 BB: 0 P: 3	R: 0 E: 0 K: 0 S: 4	H: 0 LOB: 0 BB: 0 P: 4	R: 0 E: 0 K: 0 S: 3	H: 0 LOB: 1 BB: 0 P: 10	R: 0 E: 0 K: 0 S: 3	H: 1 LOB: 1 BB: 0 P: 3	1B: 8 2B: 2 3B: 0 HR: 1	SF: 0 SAC: 2 DP: 2 HBP: 0	WP: 0 PA: 43																		
PITCHER	IP 8.0	WLS 36	BF 10	H 4	R 4	ER 4	SO 1	BB 2	IBB 0	HBP 0	BLK 0	WP 0	HR 1	S 36	P 44	ERA 4.50	WHIP 1.500	PITCHER	IP 2.0	WLS W	BF 7	H 1	R 0	ER 0	SO 0	BB 2	IBB 0	HBP 0	BLK 0	WP 0	HR 0	S 5	P 13	ERA 0.00	WHIP 1.500

AB	37
R	4
H	11
RBI	4
BB	4
SO	1
LOB	16

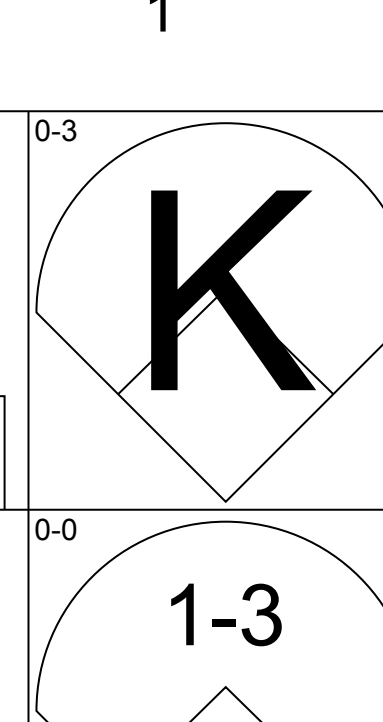
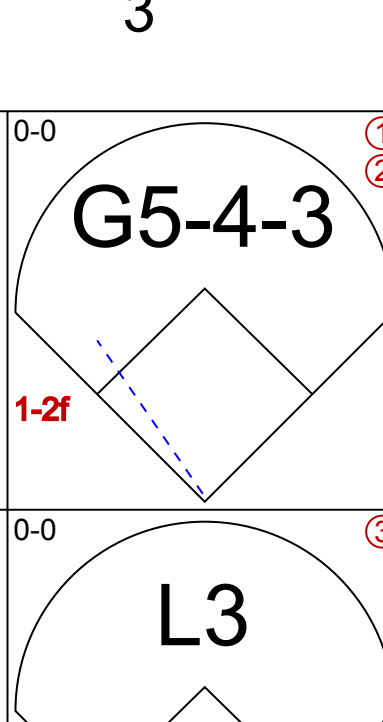
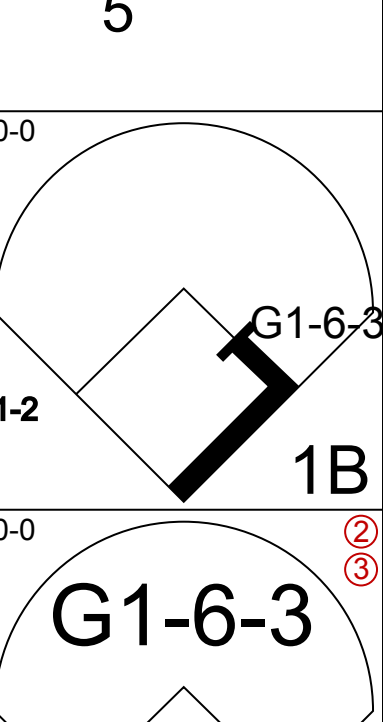
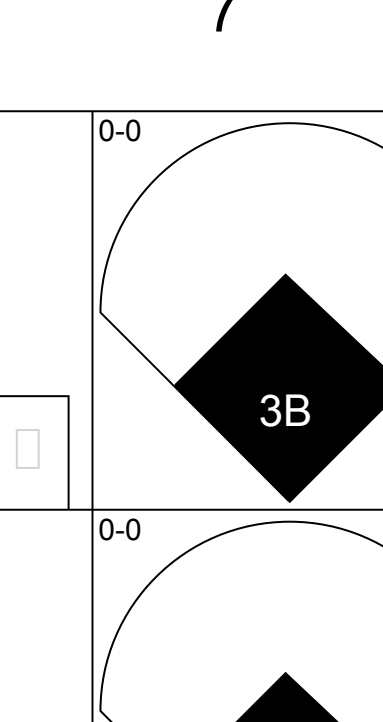
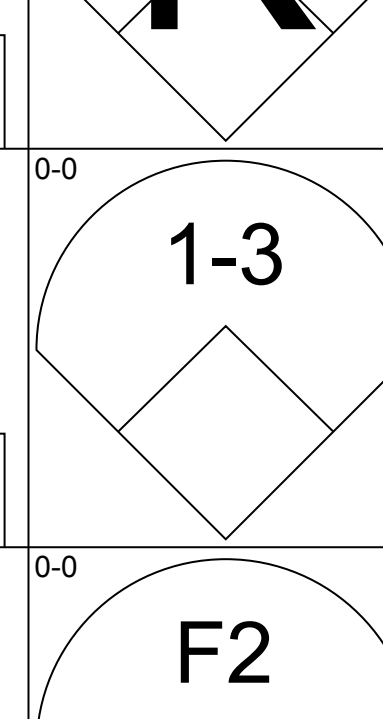
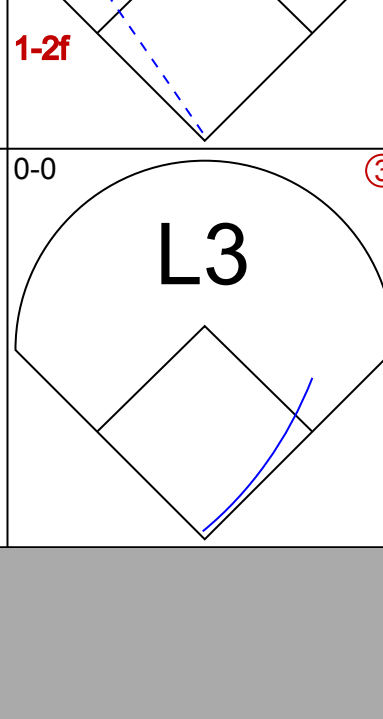
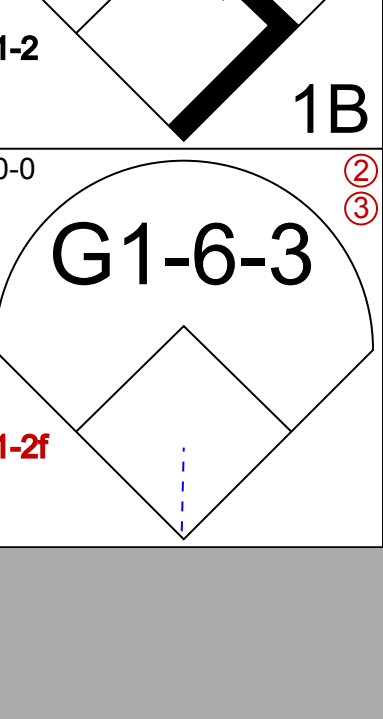
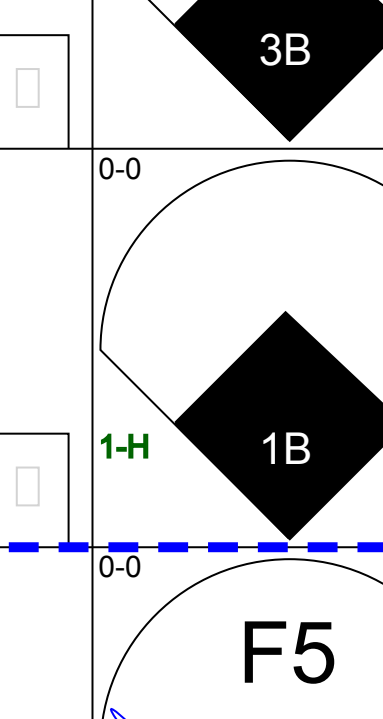
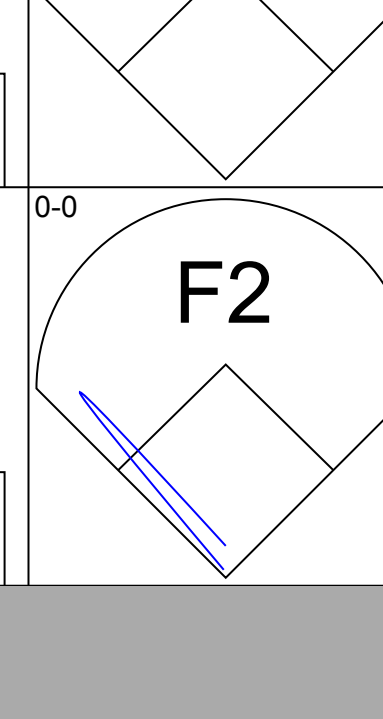
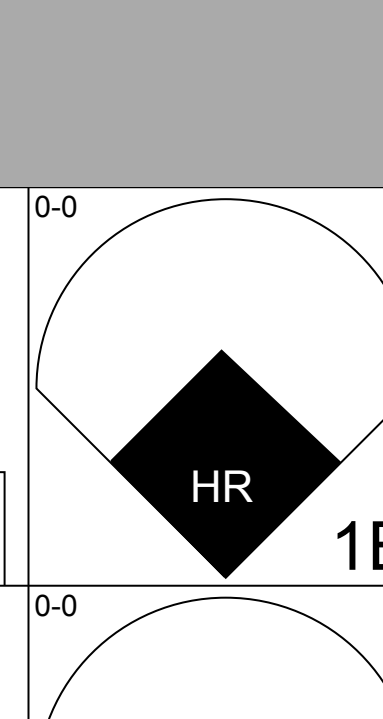
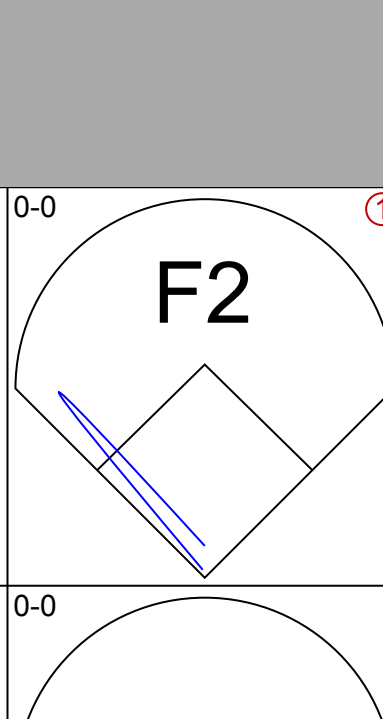

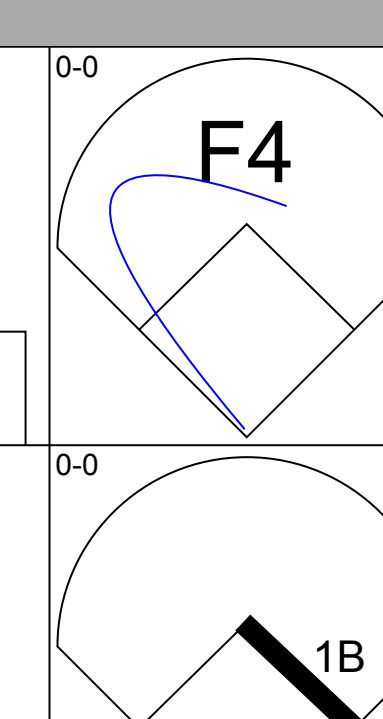
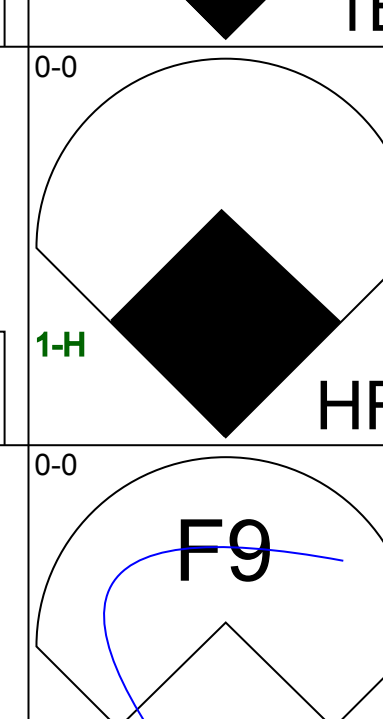
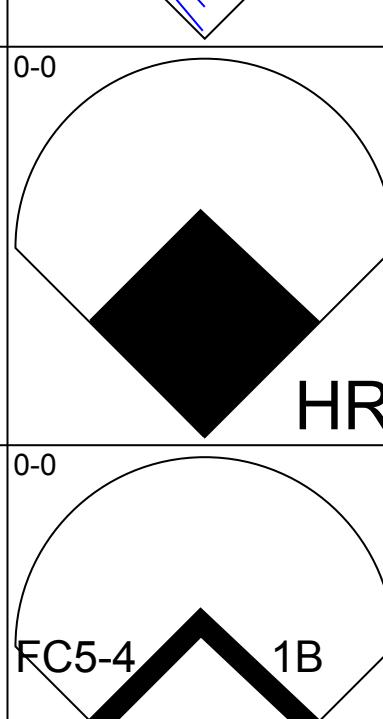

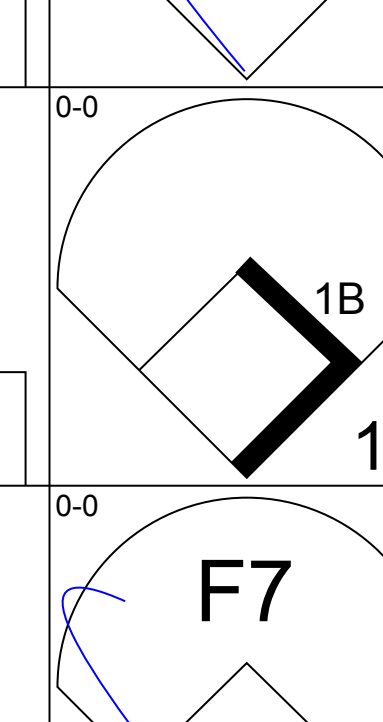
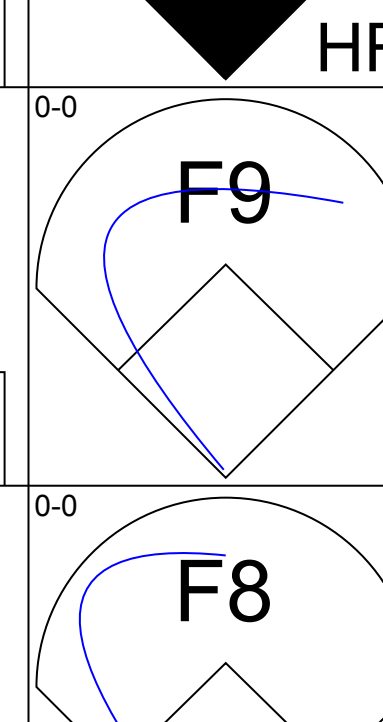
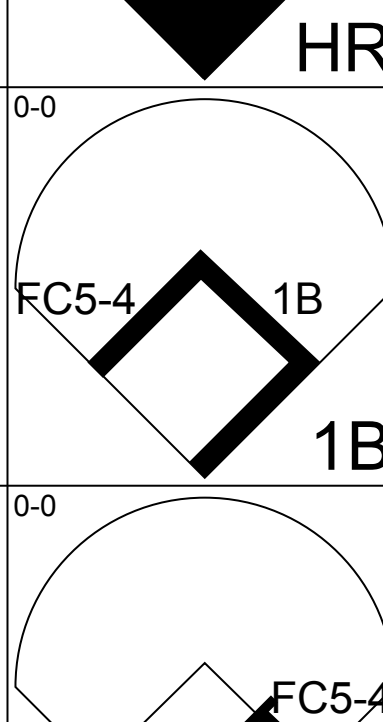
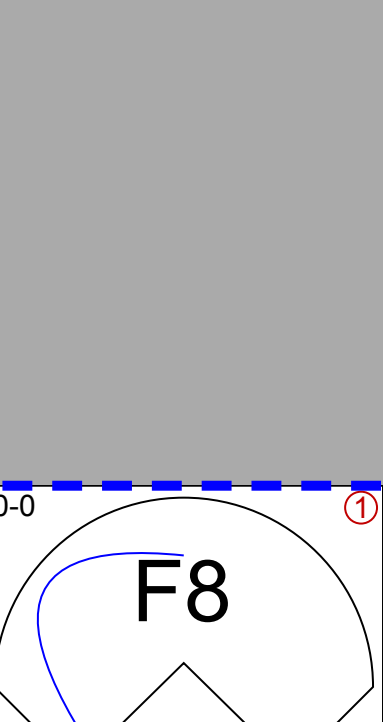
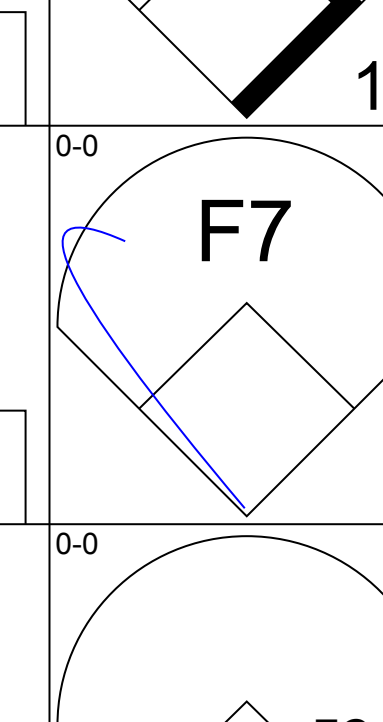
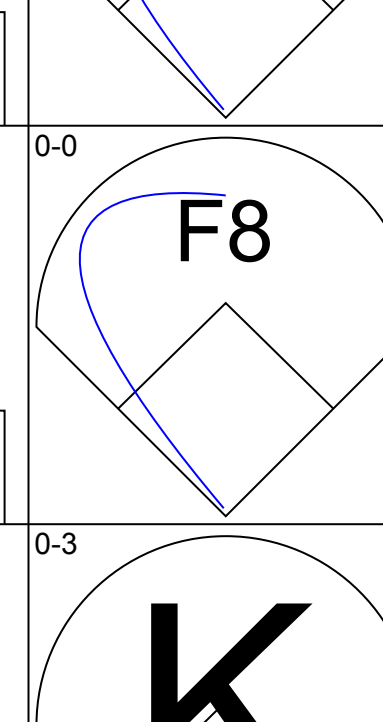
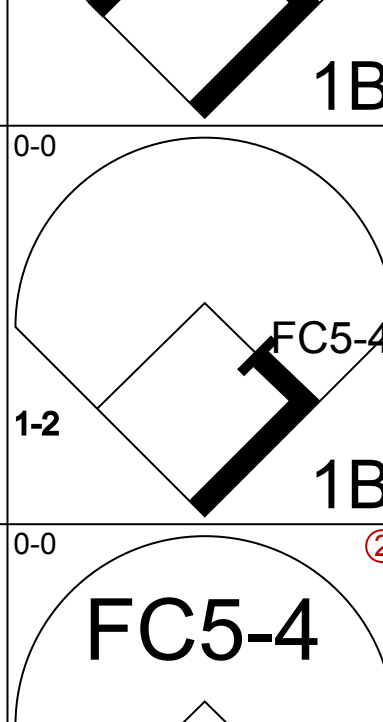
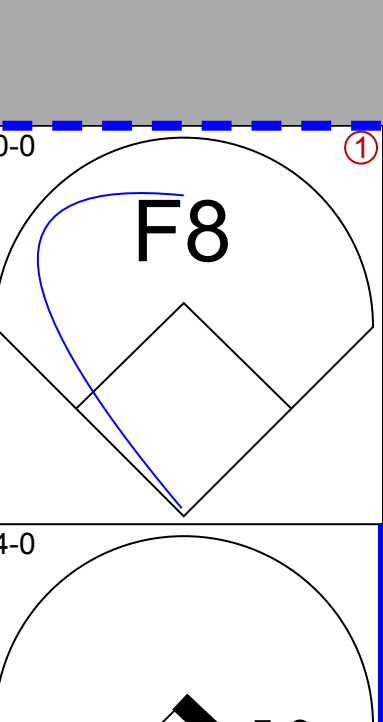
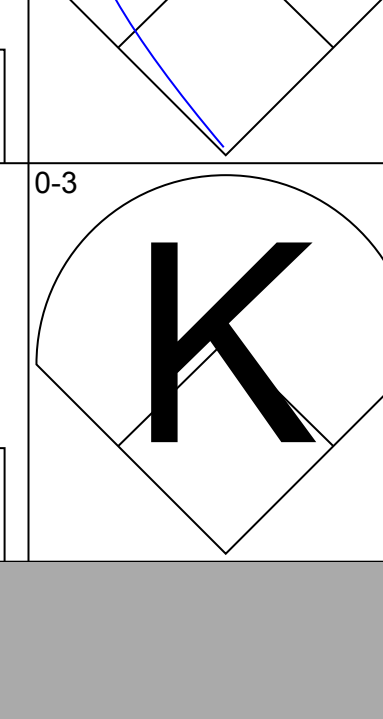
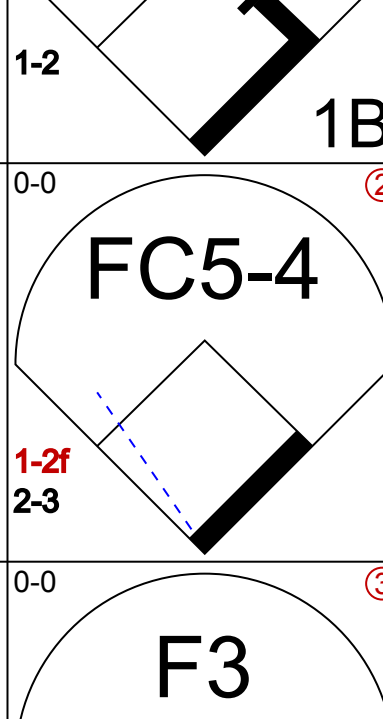
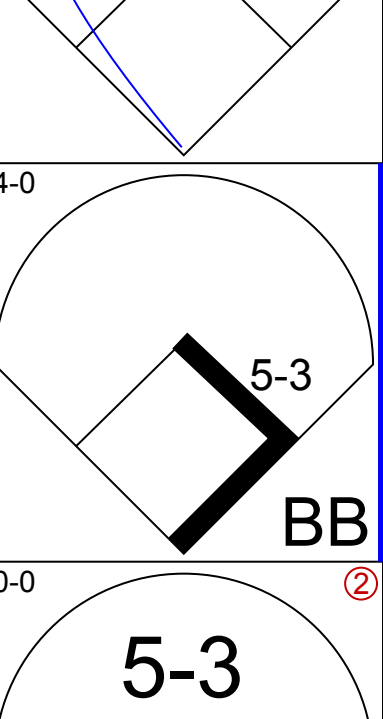
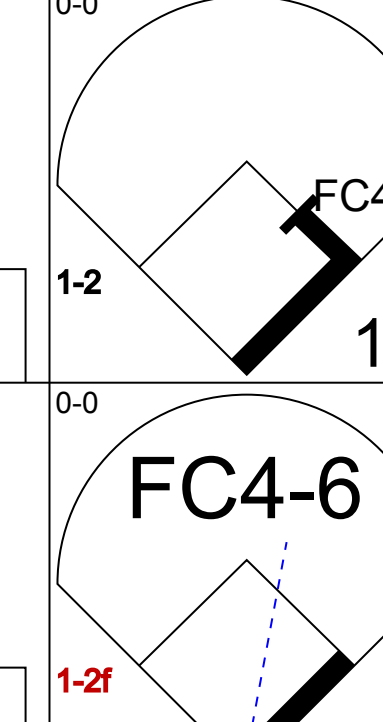
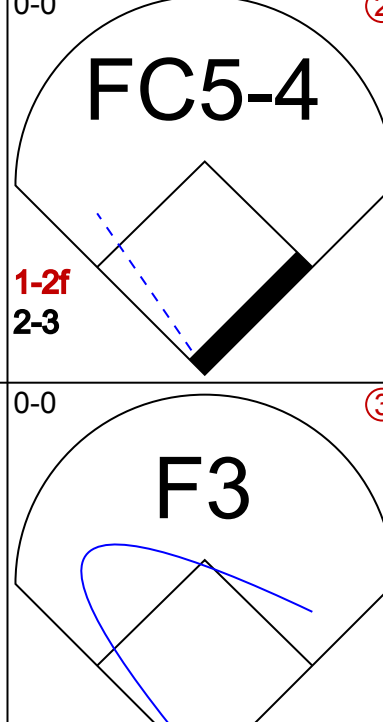
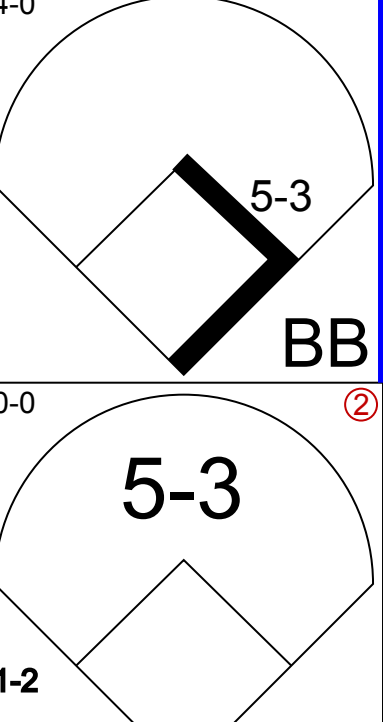
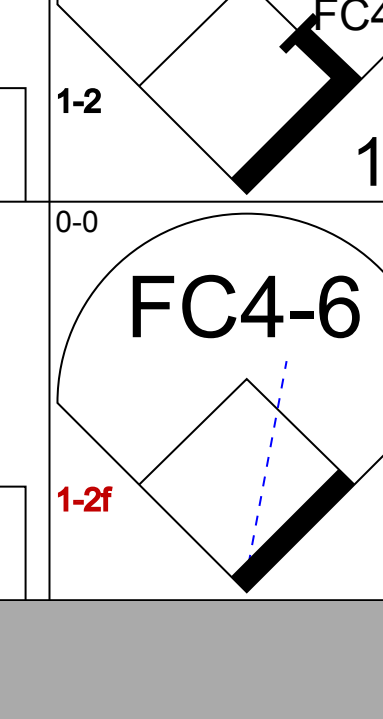
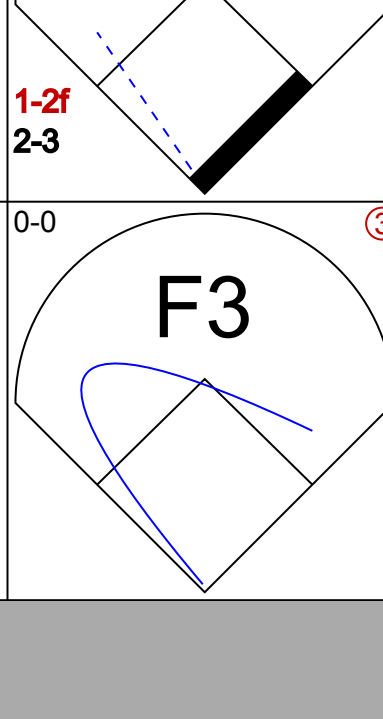
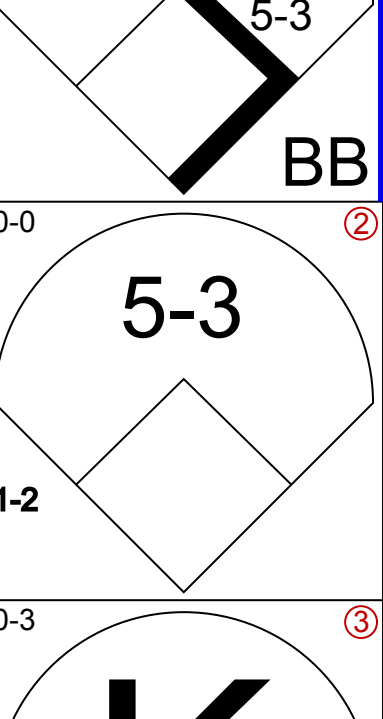
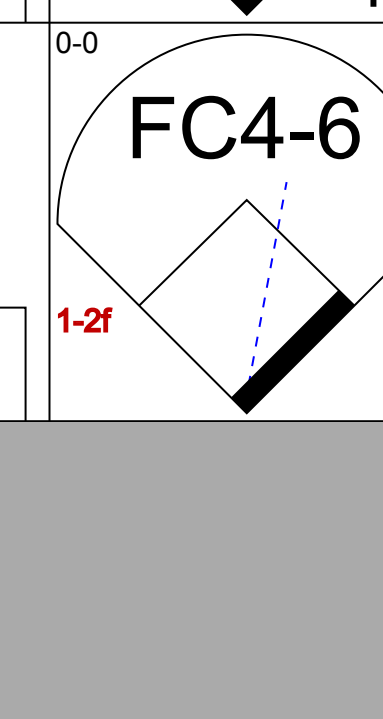
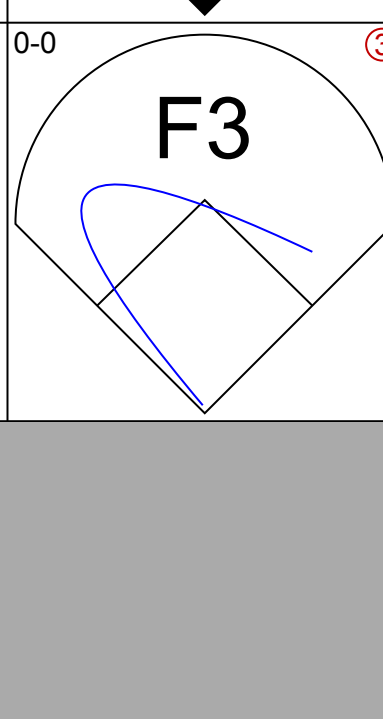
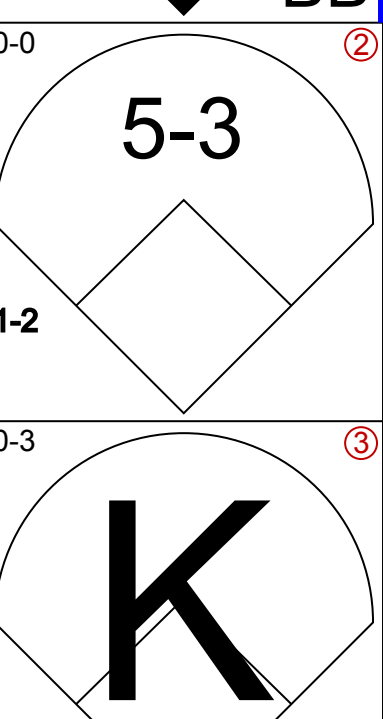
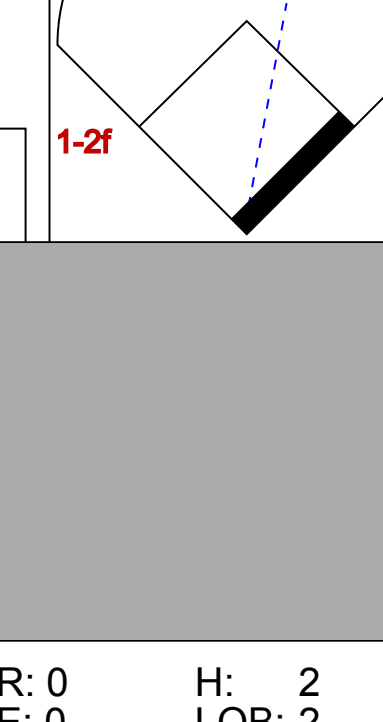
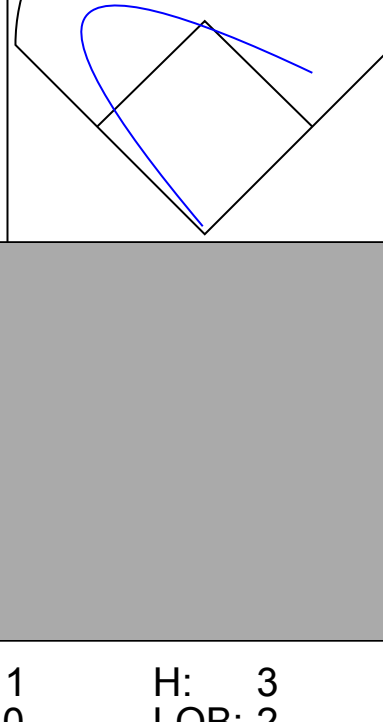
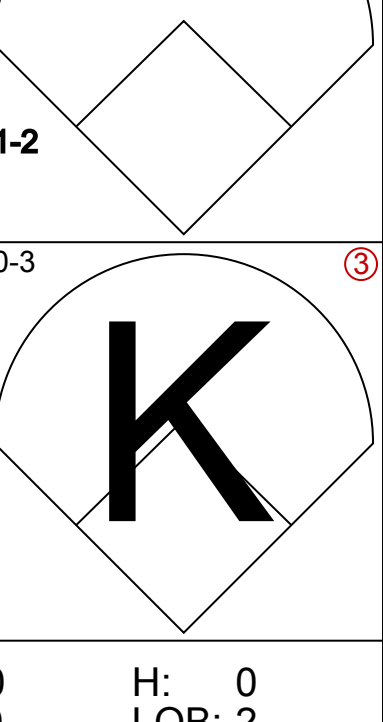
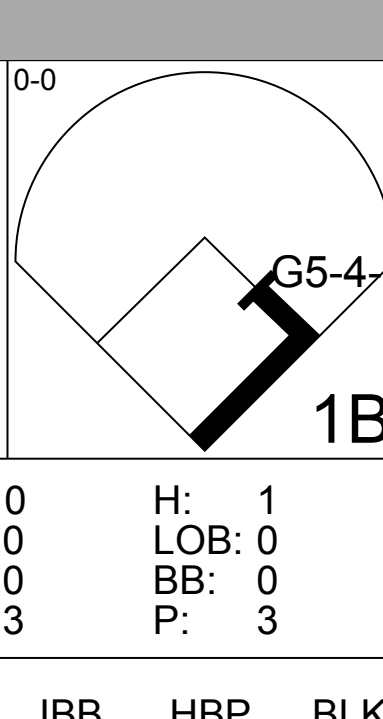
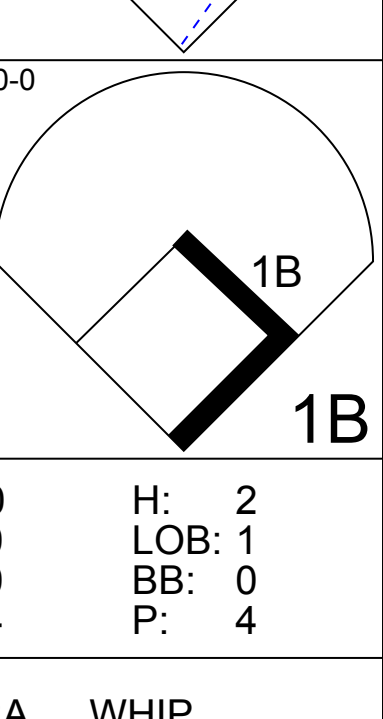
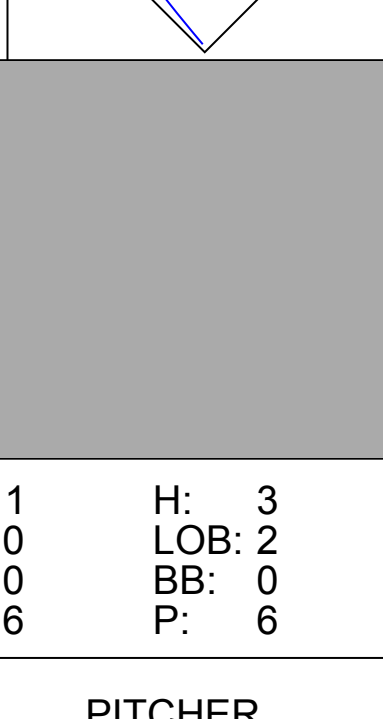
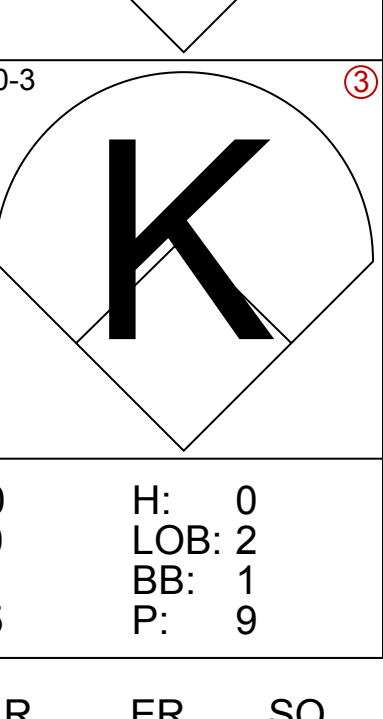


Batter	1	2	3	4	5	6	7	8	9	AB	R	H	RBI	BB	SO	LOB	TOP								
Larry Harlow, L OBP: 0.343, SLG: 0.352										5	0	0	0	0	2	4									
Rich Dauer, R OBP: 0.304, SLG: 0.380										5	2	2	0	0	0	0									
Eddie Murray, S OBP: 0.339, SLG: 0.467										3	1	2	1	2	0	0									
Ken Singleton, S OBP: 0.414, SLG: 0.448										4	0	1	1	0	0	4									
Carlos Lopez, R OBP: 0.373, SLG: 0.315										0	0	0	0	0	0	0									
Terry Crowley, L OBP: 0.373, SLG: 0.333										1	0	1	0	0	0	0									
Mike Anderson, R OBP: 0.271, SLG: 0.315										0	0	0	0	0	0	0									
Doug DeCinces, R OBP: 0.329, SLG: 0.483										4	0	2	1	0	0	3									
Pat Kelly, L OBP: 0.395, SLG: 0.379										4	0	1	0	0	1	5									
Lee May, R OBP: 0.278, SLG: 0.407										4	0	1	1	0	1	1									
Rick Dempsey, R OBP: 0.320, SLG: 0.371										4	0	1	0	0	1	4									
Kiko Garcia, R OBP: 0.321, SLG: 0.411										4	1	3	0	0	1	1									
Inning Stats	R: 0 E: 0 K: 1 S: 5	H: 0 LOB: 1 BB: 1 P: 9	R: 0 E: 0 K: 2 S: 8	H: 1 LOB: 1 BB: 0 P: 8	R: 3 E: 0 K: 1 S: 11	H: 6 LOB: 3 BB: 0 P: 11	R: 0 E: 0 K: 0 S: 3	H: 1 LOB: 0 BB: 0 P: 3	R: 0 E: 0 K: 0 S: 4	H: 2 LOB: 1 BB: 0 P: 4	R: 0 E: 0 K: 1 S: 6	H: 1 LOB: 1 BB: 0 P: 6	R: 1 E: 0 K: 0 S: 4	H: 1 LOB: 2 BB: 1 P: 8	R: 0 E: 0 K: 1 S: 6	H: 1 LOB: 1 BB: 0 P: 6	R: 0 E: 0 K: 0 S: 4	H: 1 LOB: 1 BB: 0 P: 4	1B: 12 2B: 3 3B: 0 HR: 0	SF: 1 SAC: 0 DP: 2 HBP: 0	WP: 0 PB: 0 SB: 2 CS: 0	PA: 41			
PITCHER Dave Goltz, R ERA: 2.79	IP: 9.0 WLS: W BF: 41	H: 14 R: 4 ER: 4 SO: 6	BB: 2 IBB: 0 HBP: 0 BLK: 0	WP: 0 HR: 0 S: 51 P: 59	ERA: 4.00 WHIP: 1.778																				

Baltimore Orioles @ Minnesota Twins
Metropolitan Stadium, Bloomington, MI
Sat Jul 22 1978, 4:33 AM EDT
Att: 10,063 - Unknown - 61 F

AB	38
R	4
H	14
RBI	4
BB	2
SO	6
LOB	22



Batter	1	2	3	4	5	6	7	8	9	AB	R	H	RBI	BB	SO	LOB	BOTTOM								
Bombo Rivera, R OBP: 0.407, SLG: 0.387										4	1	2	0	0	1	1									
Rod Carew, L OBP: 0.424, SLG: 0.464										4	1	1	1	0	0	2									
Roy Smalley, S OBP: 0.347, SLG: 0.414										4	1	1	0	0	0	1									
Dan Ford, R OBP: 0.354, SLG: 0.466										4	2	3	4	0	0	0									
Jose Morales, R OBP: 0.374, SLG: 0.423										4	0	2	0	0	0	1									
Butch Wynegar, S OBP: 0.331, SLG: 0.350										4	0	1	0	0	0	1									
Craig Kusick, R OBP: 0.300, SLG: 0.308										3	0	1	0	0	1	2									
Rich Chiles, L OBP: 0.346, SLG: 0.327										0	0	0	0	0	0	0									
Willie Norwood, R OBP: 0.321, SLG: 0.398										0	0	0	0	1	0	0									
Hosken Powell, L OBP: 0.319, SLG: 0.338										0	0	0	0	0	0	0									
Bob Randall, R OBP: 0.333, SLG: 0.363										4	0	0	0	0	0	5									
Larry Wolfe, R OBP: 0.301, SLG: 0.333										4	0	2	0	0	1	2									
Inning Stats	R: 0 E: 0 K: 1 S: 5	H: 0 LOB: 0 BB: 0 P: 5	R: 0 E: 0 K: 0 S: 5	H: 2 LOB: 2 BB: 0 P: 5	R: 0 E: 0 K: 0 S: 3	H: 1 LOB: 0 BB: 0 P: 3	R: 2 E: 0 K: 1 S: 7	H: 2 LOB: 0 BB: 0 P: 7	R: 0 E: 0 K: 0 S: 4	H: 2 LOB: 1 BB: 0 P: 4	R: 1 E: 0 K: 0 S: 6	H: 3 LOB: 0 BB: 0 P: 6	R: 2 E: 0 K: 0 S: 6	H: 3 LOB: 1 BB: 0 P: 6	R: 0 E: 0 K: 1 S: 5	H: 0 LOB: 2 BB: 1 P: 9	1B: 10 2B: 0 3B: 1 HR: 2	SF: 0 SAC: 0 DP: 2 HBP: 0	WP: 0 PB: 0 SB: 0 CS: 0	PA: 36					
PITCHER Scott McGregor, L ERA: 3.69	IP: 6.1 WLS: L	H: 12 R: 5 ER: 5 SO: 2	BB: 0 IBB: 0 HBP: 0 BLK: 0	WP: 0 HR: 2 S: 33 P: 33	ERA: 7.11 WHIP: 1.895																				
Joe Kerrigan, R ERA: 4.57	IP: 0.2 WLS: L	H: 1 R: 0 ER: 0 SO: 0	BB: 0 IBB: 0 HBP: 0 BLK: 0	WP: 0 HR: 0 S: 3 P: 3	ERA: 0.00 WHIP: 1.500																				
Tippy Martinez, L ERA: 5.6	IP: 1.0 WLS: L	H: 4 R: 0 ER: 0 SO: 1	BB: 1 IBB: 0 HBP: 0 BLK: 0	WP: 0 HR: 0 S: 5 P: 9	ERA: 0.00 WHIP: 1.000																				

Baltimore Orioles @ Minnesota Twins
Metropolitan Stadium, Bloomington, MI
Sat Jul 22 1978, 4:33 AM EDT
Att: 10,063 - Unknown - 61 F

AB	35
R	5
H	13
RBI	5
BB	1
SO	3
LOB	15



Batter	1	2	3	4	5	6	7	8	9	AB	R	H	RBI	BB	SO	LOB	TOP					
Larry Harlow, L OBP: 0.343, SLG: 0.349 (1, 8)										5	1	1	0	1	0	6						
Rich Dauer, R OBP: 0.309, SLG: 0.387 (1, 4)										6	1	3	1	0	1	4						
Eddie Murray, S OBP: 0.340, SLG: 0.470 (1, 3)										4	1	1	1	1	1	2						
Ken Singleton, S OBP: 0.411, SLG: 0.445 Mark Belanger, R OBP: 0.293, SLG: 0.246 (8, 6)										4	1	1	1	0	0	3						
Lee May, R OBP: 0.277, SLG: 0.412 (1, 10)										5	1	1	2	0	1	3						
Doug DeCinces, R OBP: 0.333, SLG: 0.491 (1, 5)										4	2	2	1	1	0	2						
Andres Mora, R OBP: 0.292, SLG: 0.403 Carlos Lopez, R OBP: 0.276, SLG: 0.320 (8, 9)										4	0	0	0	0	1	3						
Rick Dempsey, R OBP: 0.324, SLG: 0.372 Dave Skaggs, R OBP: 0.254, SLG: 0.183 (5, 2)										2	0	1	1	1	0	0						
Kiko Garcia, R OBP: 0.305, SLG: 0.390 Mike Anderson, R (8, 7)										4	1	0	0	0	0	3						
Inning Stats	R: 1 E: 0 K: 0 S: 5	H: 2 LOB: 2 BB: 1 P: 9	R: 0 E: 0 K: 0 S: 3	H: 0 LOB: 1 BB: 1 P: 7	R: 2 E: 0 K: 1 S: 8	H: 3 LOB: 1 BB: 0 P: 8	R: 0 E: 0 K: 0 S: 3	H: 0 LOB: 1 BB: 1 P: 7	R: 3 E: 0 K: 0 S: 7	H: 4 LOB: 1 BB: 0 P: 7	R: 0 E: 0 K: 0 S: 3	H: 0 LOB: 0 BB: 0 P: 3	R: 0 E: 1 K: 1 S: 6	H: 0 LOB: 1 BB: 0 P: 6	R: 1 E: 0 K: 1 S: 8	H: 2 LOB: 2 BB: 0 P: 8	R: 1 E: 0 K: 1 S: 6	H: 1 LOB: 3 BB: 3 P: 18	1B: 6 2B: 4 3B: 1 HR: 1	SF: 1 SAC: 0 DP: 0 HBP: 0	WP: 0 PB: 0 SB: 2 CS: 0	PA: 47
PITCHER	IP WLS BF H R ER SO BB IBB HBP BLK WP HR S P ERA WHIP																					
Gary Serun, R ERA: 3.91 (1, 1)	4.2 L 26 9 6 6 1 3 0 0 0 0 0 1 25 37 11.57 2.571																					
John Sutton, R ERA: 4.5 (5, 1)	3.1 14 2 1 1 2 0 0 0 0 0 0 0 18 18 2.70 0.600																					
Roric Harrison, R ERA: 7.5 (9, 1)	0.1 5 1 1 1 0 3 0 0 0 0 0 0 2 14 27.00 12.000																					
Jeff Holly, L ERA: (9, 1)	0.2 2 0 0 0 1 0 0 0 0 0 0 0 4 4 0.00 0.000																					

Baltimore Orioles @ Minnesota Twins
Metropolitan Stadium, Bloomington, MI
Sun Jul 23 1978, 4:33 AM EDT
Att: 30,896 - Unknown

AB 40
R 8
H 12
RBI 8
BB 6
SO 4
LOB 26





Batter	1	2	3	4	5	6	7	8	9	AB	R	H	RBI	BB	SO	LOB	BOTTOM			
Hosken Powell, L OBP: 0.322, SLG: 0.338 (1, 9)										3	0	1	2	1	0	3				
Roy Smalley, S OBP: 0.345, SLG: 0.414 (1, 6)										2	0	1	2	1	0	1				
Rod Carew, L OBP: 0.421, SLG: 0.460 Craig Kusick, R OBP: 0.298, SLG: 0.305 (7, 3)										3	0	0	0	0	0	2				
Mike Cabbage, L OBP: 0.365, SLG: 0.436 (1, 5)										4	0	0	0	0	1	3				
Dan Ford, R OBP: 0.350, SLG: 0.461 (1, 8)										4	0	0	0	0	0	2				
Butch Wynegar, S OBP: 0.330, SLG: 0.352 (1, 2)										4	1	1	0	0	0	0				
Glenn Adams, L OBP: 0.278, SLG: 0.393 (1, 10)										4	1	1	0	0	0	1				
Rich Chiles, L OBP: 0.351, SLG: 0.345 (1, 7)										3	2	2	1	0	0	0				
Rob Wilfong, L OBP: 0.359, SLG: 0.366 (1, 4)										4	1	2	0	0	0	1				
Inning Stats	R: 0 E: 0 K: 1 S: 6	H: 1 LOB: 1 BB: 0 P: 6	R: 0 E: 0 K: 0 S: 3	H: 0 LOB: 0 BB: 0 P: 3	R: 1 E: 0 K: 0 S: 4	H: 2 LOB: 0 BB: 0 P: 4	R: 0 E: 0 K: 0 S: 3	H: 0 LOB: 0 BB: 0 P: 3	R: 0 E: 0 K: 0 S: 3	H: 0 LOB: 0 BB: 0 P: 3	R: 0 E: 0 K: 0 S: 3	H: 0 LOB: 2 BB: 2 P: 11	R: 1 E: 1 K: 0 S: 4	H: 1 LOB: 0 BB: 0 P: 4	1B: 6 2B: 3 3B: 0 HR: 0	SF: 1 SAC: 1 DP: 2 HBP: 0	WP: 0 PB: 0 SB: 0 CS: 0	PA: 36		
PITCHER	IP WLS BF H R ER SO BB IBB HBP BLK WP HR S P ERA WHIP																			
Jim Palmer, R ERA: 2.59 (1, 1)	7.0 W 29 7 4 4 1 2 0 0 0 0 0 0 29 37 5.14 1.286																			
Don Stanhouse, R ERA: 2.99 (8, 1)	2.0 S 7 1 1 1 0 0 0 0 0 0 0 0 7 7 4.50 0.500																			

Baltimore Orioles @ Minnesota Twins
Metropolitan Stadium, Bloomington, MI
Sun Jul 23 1978, 4:33 AM EDT
Att: 30,896 - Unknown

AB 32
R 5
H 8
RBI 5
BB 2
SO 1
LOB 15



Batter	1	2	3	4	5	6	7	8	9	AB	R	H	RBI	BB	SO	LOB	TOP				
Jerry Remy, L (1,4) OBP: 0.305, SLG: 0.336	4-0 BB 1B BB	0-0 G3			0-0 SH3-4		0-3 K		0-0 4-3	3	1	0	0	1	1	1	Boston Red Sox @ Minnesota Twins Metropolitan Stadium, Bloomington, MI Mon Jul 24 1978, 4:33 AM EDT Unknown - 81 F AB 31 R 4 H 6 RBI 3 BB 6 SO 10 LOB 16 				
Fred Lynn, L (1,8) OBP: 0.399, SLG: 0.549	4-0 F8 1B BB		0-0 G3		0-0 BLK 1B		0-0 6-3		1-0 WP HBP	3	1	1	1	1	0	0					
Jim Rice, R (1,10) OBP: 0.375, SLG: 0.606	0-0 1B 1-2 2-H		0-0 P9		0-3 K				0-0 5-3	5	0	1	1	0	2	2					
Carl Yastrzemski, L (1,7) OBP: 0.396, SLG: 0.437	0-0 F8		0-0 4-3		0-0 L7				0-0 BB 1B	4	0	1	0	0	0	3					
George Scott, R (1,3) OBP: 0.346, SLG: 0.449	0-0				0-0 F4				4-0	3	0	1	1	1	0	0					
Sam Bowen, R (8, PR)									0-0	0	0	0	0	0	0	0					
Fred Kendall, R (8,3) OBP: 0.233, SLG: 0.286	1-3 3-H 1B								1-2 BB	0	0	0	0	0	0	0					
Butch Hobson, R (1,5) OBP: 0.318, SLG: 0.449	4-0 FC5-4 BB				4-0 BB		0-3 K		0-3 K	2	0	0	0	2	2	2					
Dwight Evans, R (1,9) OBP: 0.364, SLG: 0.508	0-0 FC5-4				0-3 K				0-3 K	3	0	0	0	1	2	5					
Bob Montgomery, R (1,2) OBP: 0.250, SLG: 0.304					0-3 K				0-0	3	0	0	0	0	3	2					
Carlton Fisk, R (9, PH) OBP: 0.381, SLG: 0.537					0-3 K				4-3 G3 WP 1B	1	1	1	0	0	0	0					
Frank Duffy, R (1,6) OBP: 0.287, SLG: 0.296					0-0 F7				0-0 G3	3	1	1	0	0	0	0					
Jack Brohamer, L (9, PH) OBP: 0.333, SLG: 0.390					SH3-4 1B 2B				1-2	1	0	0	0	0	0	1					
Inning Stats	R: 2 E: 0 K: 0 S: 4	H: 2 LOB: 2 BB: 3 P: 16	R: 0 E: 0 K: 1 S: 5	H: 0 LOB: 0 BB: 0 P: 5	R: 0 E: 0 K: 0 S: 3	H: 0 LOB: 0 BB: 0 P: 3	R: 0 E: 0 K: 2 S: 7	H: 0 LOB: 1 BB: 1 P: 11	R: 1 E: 0 K: 1 S: 7	H: 2 LOB: 1 BB: 0 P: 7	R: 0 E: 0 K: 2 S: 7	H: 0 LOB: 0 BB: 0 P: 11	R: 0 E: 0 K: 1 S: 5	H: 1 LOB: 2 BB: 1 P: 14	R: 1 E: 0 K: 0 S: 4	H: 1 LOB: 1 BB: 0 P: 5		1B: 5 2B: 1 3B: 0 HR: 0	SF: 0 SAC: 1 DP: 0 HBP: 1	WP: 1 PB: 0 SB: 0 CS: 0	PA: 39
PITCHER	IP	WLS	BF	H	R	ER	SO	BB	IBB	HBP	BLK	WP	HR	S	P	ERA		WHIP			
Darrell Jackson, L (1,1) ERA: 3.28	7.1	W	32	5	3	3	8	6	0	0	1	0	0	42	66	3.68	1.500				
Mike Marshall, R (8,1) ERA: 2.83	1.2	S	7	1	1	1	2	0	0	1	0	1	0	10	11	5.40	0.600				

Batter	1	2	3	4	5	6	7	8	9	AB	R	H	RBI	BB	SO	LOB	BOTTOM				
Willie Norwood, R (1,7) OBP: 0.321, SLG: 0.397	0-0 6-3				0-0 F5				0-0 FC4-6	3	0	1	0	0	0	0	Boston Red Sox @ Minnesota Twins Metropolitan Stadium, Bloomington, MI Mon Jul 24 1978, 4:33 AM EDT Unknown - 81 F AB 30 R 5 H 10 RBI 3 BB 4 SO 4 LOB 16 				
Hosken Powell, L (6, PH) OBP: 0.320, SLG: 0.337					4-3 SH1 1B				1-2 2-3	1	0	0	0	0	0	2					
Bombo Rivera, R (1,9) OBP: 0.406, SLG: 0.392	0-0 G3				0-0 SH1				0-0 F8	3	0	1	0	0	0	2					
Dan Ford, R (1,8) OBP: 0.354, SLG: 0.462	0-0 1B				4-0 2B				4-0 SH1-4 1B	3	0	2	0	1	0	1					
Jose Morales, R (1,10) OBP: 0.367, SLG: 0.414	0-0 F3				0-0 4-3				0-0 SH1-4	3	0	0	0	0	0	4					
Craig Kusick, R (1,3) OBP: 0.303, SLG: 0.301					4-0 CS BB				4-0 1B 2B BB	2	1	0	0	2	0	1					
Roy Smalley, S (1,6) OBP: 0.351, SLG: 0.415					0-3 K				0-0 4-3	4	2	2	0	0	1	2					
Larry Wolfe, R (1,5) OBP: 0.335, SLG: 0.364					0-0 F8				0-0 L7	2	1	1	0	0	0	1					
Mike Cabbage, L (6, PH) OBP: 0.362, SLG: 0.432					1-H E8 1B				1-2 2B 1B	2	0	0	0	0	1	2					
Bob Randall, R (1,4) OBP: 0.335, SLG: 0.364					0-0 CS				0-0 5-3	2	0	1	0	0	0	0					
Rod Carew, L (6, PH) OBP: 0.423, SLG: 0.465					1-2 CS				0-0 5-3	1	0	1	2	0	0	0					
Rob Wilfong, L (7,4) OBP: 0.356, SLG: 0.362					0-0 CS				0-0 FC4-6 1-H 2-H 2B	1	0	0	0	0	0	0					
Glenn Borgmann, R (1,2) OBP: 0.303, SLG: 0.320					0-3 K				4-0 FC4-6 BB	3	1	1	1	1	2	1					
Inning Stats	R: 0 E: 0 K: 0 S: 4	H: 1 LOB: 1 BB: 0 P: 4	R: 2 E: 1 K: 1 S: 7	H: 3 LOB: 0 BB: 0 P: 7	R: 0 E: 0 K: 0 S: 4	H: 1 LOB: 1 BB: 0 P: 4	R: 0 E: 0 K: 1 S: 4	H: 0 LOB: 0 BB: 1 P: 8	R: 1 E: 0 K: 0 S: 5	H: 2 LOB: 2 BB: 1 P: 9	R: 2 E: 0 K: 0 S: 5	H: 2 LOB: 1 BB: 2 P: 13	R: 0 E: 0 K: 2 S: 4	H: 1 LOB: 1 BB: 0 P: 4	R: 0 E: 0 K: 2 S: 7	H: 0 LOB: 0 BB: 0 P: 7		1B: 7 2B: 2 3B: 0 HR: 1	SF: 0 SAC: 2 DP: 0 HBP: 0	WP: 0 PB: 0 SB: 0 CS: 2	PA: 37
PITCHER	IP	WLS	BF	H	R	ER	SO	BB	IBB	HBP	BLK	WP	HR	S	P	ERA		WHIP			
Tom Burgmeier, L (1,1) ERA: 3.76	4.2	L	21	7	3	2	2	1	0	0	0	0	0	17	23	3.86	1.714				
Dick Drago, R (5,1) ERA: 3.71	3.1	L	15	3	2	2	2	2	0	0	0	0	0	17	25	5.40	1.500				

Batter	1	2	3	4	5	6	7	8	9	AB	R	H	RBI	BB	SO	LOB	TOP					
Jerry Remy, L OBP: 0.301, SLG: 0.332 (1, 4)	4-3		K		F7		K		F9	5	0	0	0	0	2	0						
Fred Lynn, L OBP: 0.398, SLG: 0.544 (1, 8)	G3		K			1B BB	6-3			3	1	0	0	1	1	0						
Jim Rice, R OBP: 0.376, SLG: 0.606 (1, 10)			4-3			FC5 1B 1-2 HR				3	1	1	0	1	0	1						
Carl Yastrzemski, L OBP: 0.399, SLG: 0.437 (1, 7)					G5-3 1B BB					2	1	1	1	2	1	1						
Carlton Fisk, R OBP: 0.385, SLG: 0.549 (1, 2)	FC6-4									4	1	3	3	0	0	2						
George Scott, R OBP: 0.340, SLG: 0.441 (1, 3)					G5-3				G6-4-3	4	0	0	0	0	0	3						
Butch Hobson, R OBP: 0.317, SLG: 0.446 Jack Brohamer, L OBP: 0.333, SLG: 0.390 (1, 5) (9, 5)					K				6-3	4	0	1	0	0	1	1						
Dwight Evans, R OBP: 0.363, SLG: 0.505 (1, 9)									6-3	0	0	0	0	0	0	0						
Frank Duffy, R OBP: 0.275, SLG: 0.282 (1, 6)									6-3	4	0	1	0	0	0	1						
Inning Stats	R: 0 E: 0 K: 0 S: 4	H: 1 LOB: 2 BB: 1 P: 8	R: 0 E: 0 K: 0 S: 4	H: 1 LOB: 1 BB: 0 P: 4	R: 0 E: 0 K: 2 S: 7	H: 0 LOB: 0 BB: 0 P: 7	R: 0 E: 0 K: 1 S: 5	H: 1 LOB: 1 BB: 1 P: 9	R: 0 E: 0 K: 0 S: 3	H: 0 LOB: 0 BB: 0 P: 3	R: 4 E: 1 K: 0 S: 7	H: 3 LOB: 1 BB: 1 P: 11	R: 0 E: 0 K: 0 S: 3	H: 0 LOB: 0 BB: 0 P: 3	R: 0 E: 0 K: 0 S: 3	H: 1 LOB: 0 BB: 0 P: 3	R: 0 E: 0 K: 0 S: 3	H: 0 LOB: 0 BB: 0 P: 3	1B: 5 2B: 1 3B: 0 HR: 1	SF: 0 SAC: 0 DP: 2 HBP: 0	WP: 0 PB: 0 SB: 0 CS: 0	PA: 37
PITCHER Geoff Zahn, L ERA: 3.13 (1, 1)	IP: 9.0 WLS: L BF: 37 H: 7 R: 4 ER: 3 SO: 5 BB: 4 IBB: 0 HBP: 0 BLK: 0 WP: 0 HR: 1 S: 43 P: 59 ERA: 3.00 WHIP: 1.222															PITCHER						

Boston Red Sox @ Minnesota Twins
Metropolitan Stadium, Bloomington, MI
Mon Jul 24 1978, 8:05 PM EDT
Att: 21,580 - Unknown

AB 33
R 4
H 7
RBI 4
BB 4
SO 5
LOB 11



Batter	1	2	3	4	5	6	7	8	9	AB	R	H	RBI	BB	SO	LOB	BOTTOM					
Hosken Powell, L OBP: 0.316, SLG: 0.332 Bob Randall, R OBP: 0.332, SLG: 0.361 (1, 9) (7, PH) (8, 4)	L3		G1		F8		F9		F8	3	0	0	0	0	0	1						
Roy Smalley, S OBP: 0.351, SLG: 0.418 (1, 6)	F7		3-1						3-1	5	0	2	0	0	0	1						
Rod Carew, L OBP: 0.421, SLG: 0.468 (1, 3)										4	1	1	0	0	0	2						
Mike Cabbage, L OBP: 0.359, SLG: 0.428 Larry Wolfe, R OBP: 0.306, SLG: 0.333 (1, 5) (6, PH) (6, 5)	4-3				F8				6-3	2	0	0	0	0	0	0						
Dan Ford, R OBP: 0.356, SLG: 0.463 (1, 8)										4	1	2	0	0	0	2						
Butch Wynegar, S OBP: 0.332, SLG: 0.355 (1, 2)										4	0	2	0	0	0	0						
Rich Chiles, L OBP: 0.348, SLG: 0.348 Bombo Rivera, R OBP: 0.401, SLG: 0.387 (1, 7) (6, PH) (7, 7) (8, 9)										2	0	1	1	0	1	0						
Glenn Adams, L OBP: 0.287, SLG: 0.396 Jose Morales, R OBP: 0.363, SLG: 0.409 (1, 10) (6, PH)										1	0	1	0	1	0	0						
Rob Wilfong, L OBP: 0.352, SLG: 0.358 Willie Norwood, R OBP: 0.319, SLG: 0.394 (1, 4) (7, PH) (8, 7)										2	0	0	0	0	0	2						
Inning Stats	R: 1 E: 0 K: 0 S: 4	H: 1 LOB: 0 BB: 0 P: 4	R: 0 E: 0 K: 1 S: 5	H: 0 LOB: 0 BB: 0 P: 5	R: 0 E: 0 K: 0 S: 4	H: 1 LOB: 1 BB: 0 P: 4	R: 1 E: 0 K: 1 S: 8	H: 3 LOB: 3 BB: 1 P: 12	R: 0 E: 0 K: 0 S: 4	H: 1 LOB: 2 BB: 1 P: 8	R: 0 E: 0 K: 0 S: 3	H: 0 LOB: 0 BB: 0 P: 3	R: 0 E: 0 K: 0 S: 4	H: 1 LOB: 1 BB: 0 P: 4	R: 0 E: 0 K: 0 S: 5	H: 2 LOB: 2 BB: 0 P: 5	R: 0 E: 0 K: 0 S: 3	H: 0 LOB: 0 BB: 0 P: 3	1B: 7 2B: 1 3B: 1 HR: 0	SF: 0 SAC: 1 DP: 0 HBP: 0	WP: 0 PB: 0 SB: 0 CS: 0	PA: 38
PITCHER Mike Torrez, R ERA: 3.84 Bill Campbell, R ERA: 4.6 Andy Hassler, L ERA: 4.09 Bob Stanley, R ERA: 2.92 (1, 1) (1, 1) (5, 1) (8, 1)	IP: 3.1 WLS: W BF: 15 H: 4 R: 1 ER: 0 SO: 0 BB: 1 IBB: 0 HBP: 0 BLK: 0 WP: 0 HR: 0 S: 18 P: 22 ERA: 2.70 WHIP: 1.500															PITCHER						

Boston Red Sox @ Minnesota Twins
Metropolitan Stadium, Bloomington, MI
Mon Jul 24 1978, 8:05 PM EDT
Att: 21,580 - Unknown


AB 35
R 2
H 9
RBI 1
BB 2
SO 2
LOB 13



Batter	1	2	3	4	5	6	7	8	9	AB	R	H	RBI	BB	SO	LOB	TOP	
Jerry Remy, L (1,4) OBP: 0.302, SLG: 0.332 (7,6)	L8		1B		L8		BB		F8	5	0	2	1	0	0	0		
Fred Lynn, L (1,8) OBP: 0.402, SLG: 0.545	1B		G4-6-3		K		2H			3	0	2	0	1	1	0		
Jim Rice, R (1,10) OBP: 0.373, SLG: 0.600	K		G4-6-3		5-3					4	0	0	0	0	1	5		
Carl Yastrzemski, L (1,7) OBP: 0.396, SLG: 0.432	F4				4-3				F8	4	0	0	0	0	0	1		
Carlton Fisk, R (1,2) OBP: 0.388, SLG: 0.551					S				6-3	4	1	3	0	0	0	0		
George Scott, R (1,3) OBP: 0.335, SLG: 0.433	F9				5-3				6-3	4	0	0	0	0	0	3		
Butch Hobson, R (1,5) OBP: 0.320, SLG: 0.451	FC3-6				1B				F3	4	1	2	1	0	0	2		
Dwight Evans, R (1,9) OBP: 0.361, SLG: 0.500	FC6-4				BB				L4	3	0	0	0	1	1	2		
Frank Duffy, R (1,6) OBP: 0.269, SLG: 0.276					5-3				1-3	2	0	0	0	0	0	2		
Jack Brohamer, L (7,PH) OBP: 0.329, SLG: 0.384 (7,4)					FC5-4				F5	2	0	0	0	0	0	1		
Inning Stats	R: 0 E: 0 K: 1 S: 6	H: 1 LOB: 1 BB: 0 P: 6	R: 0 E: 0 K: 0 S: 4	H: 1 LOB: 1 BB: 0 P: 4	R: 0 E: 0 K: 0 S: 4	H: 2 LOB: 1 BB: 0 P: 4	R: 1 E: 0 K: 0 S: 5	H: 2 LOB: 2 BB: 1 P: 9	R: 0 E: 0 K: 0 S: 3	H: 0 LOB: 0 BB: 0 P: 3	R: 0 E: 0 K: 0 S: 4	H: 1 LOB: 1 BB: 0 P: 4	R: 0 E: 0 K: 0 S: 3	H: 0 LOB: 0 BB: 0 P: 3	1B: 8 2B: 1 3B: 0 HR: 0	SF: 0 SAC: 0 DP: 1 HBP: 0	WP: 0 PA: 37 PB: 0 SB: 1 CS: 0	
PITCHER	IP	WLS	BF	H	R	ER	SO	BB	IBB	HBP	BLK	WP	HR	S	P	ERA	WHIP	
Roger Erickson, R (1,1) ERA: 4.77	7.1	W	32	9	2	2	3	2	0	0	0	0	0	36	44	2.46	1.500	
Mike Marshall, R (8,1) ERA: 2.75	1.2	S	5	0	0	0	0	0	0	0	0	0	0	5	5	0.00	0.000	

Boston Red Sox @ Minnesota Twins
 Metropolitan Stadium, Bloomington, MI
 Tue Jul 25 1978, 8:05 PM EDT
 Att: 18,608 - Unknown - 84 F


AB 35
R 2
H 9
RBI 2
BB 2
SO 3
LOB 16

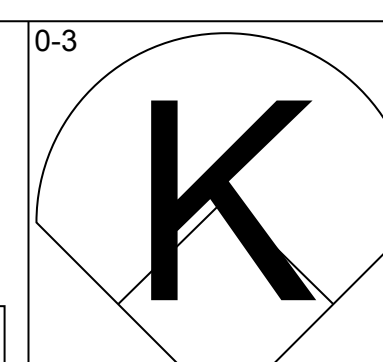
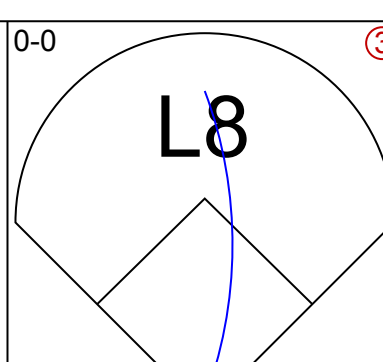
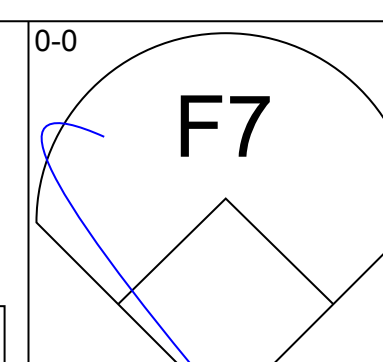
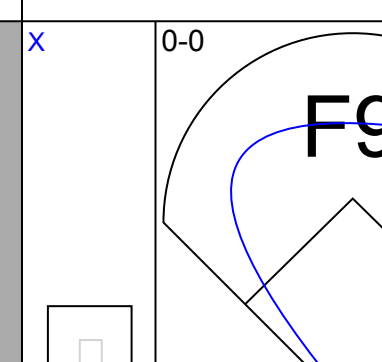
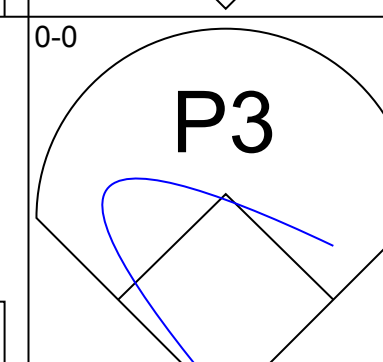
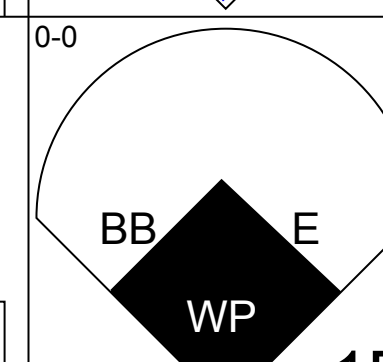
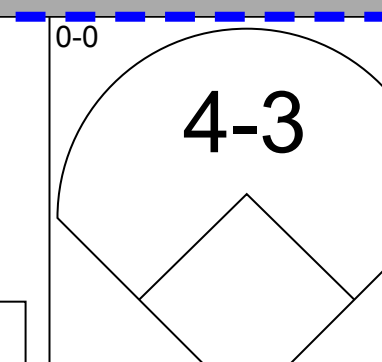
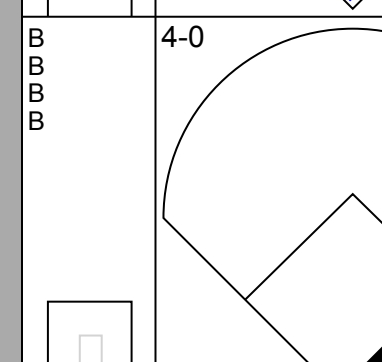
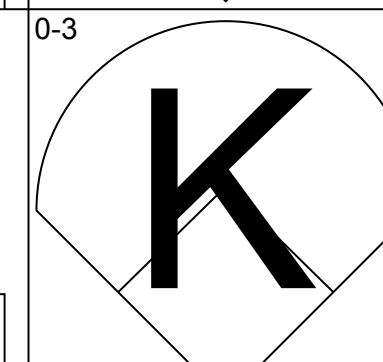
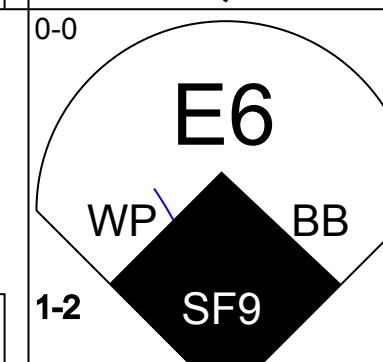
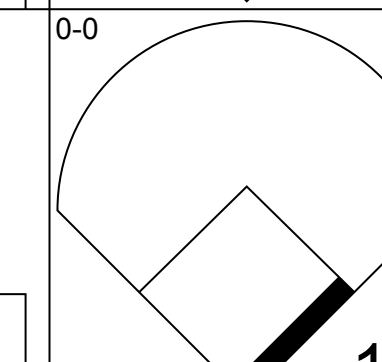
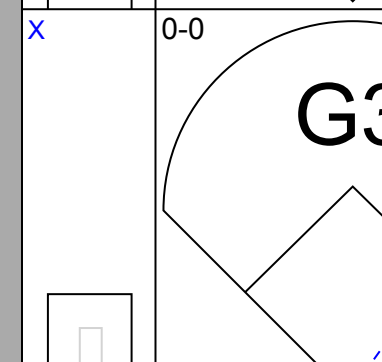
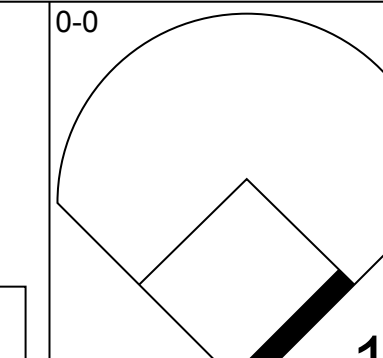
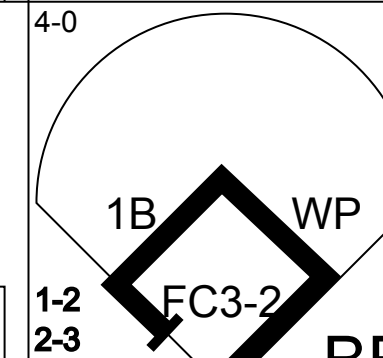
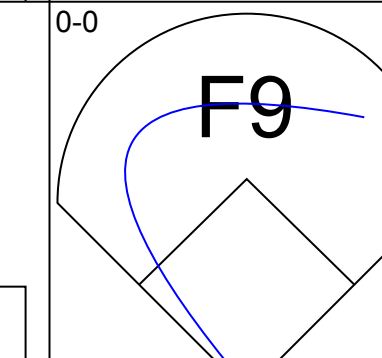
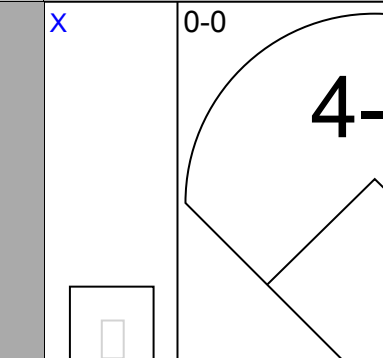
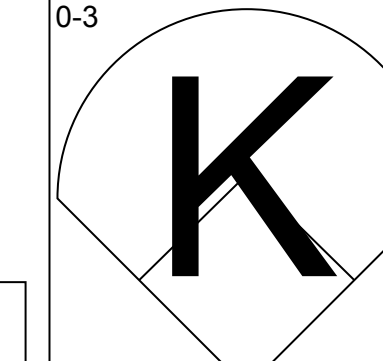
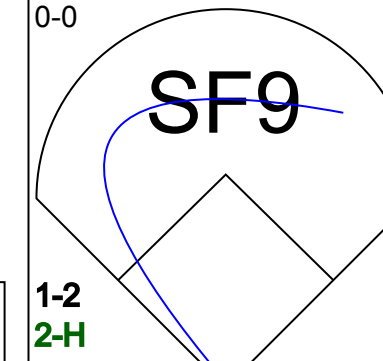
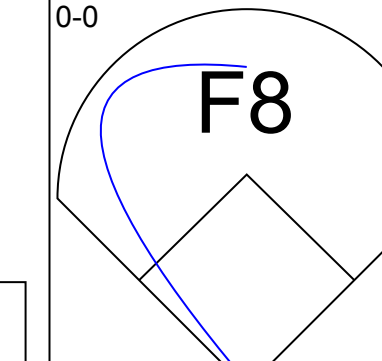
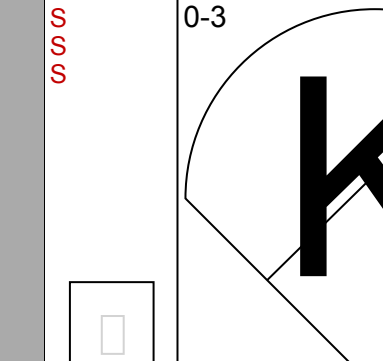
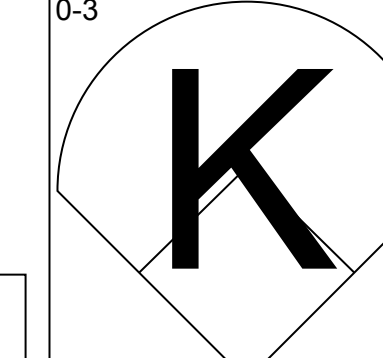
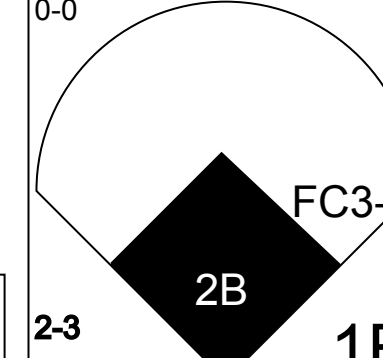
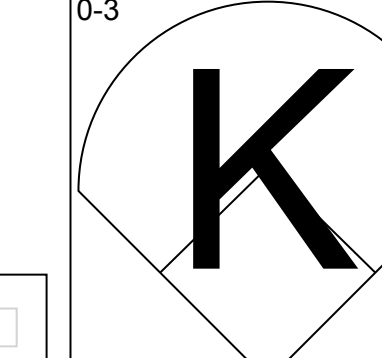
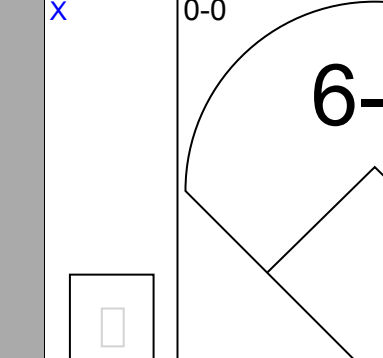
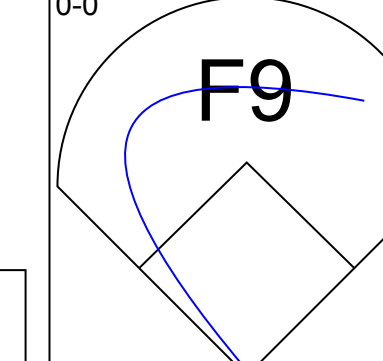
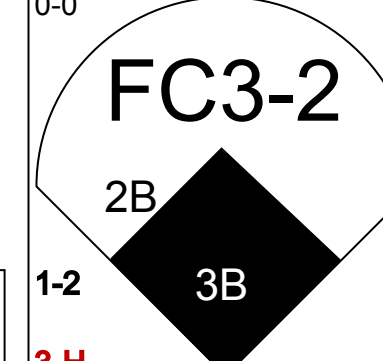
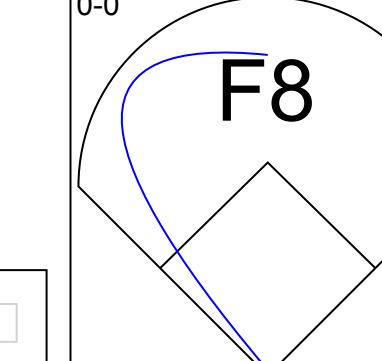
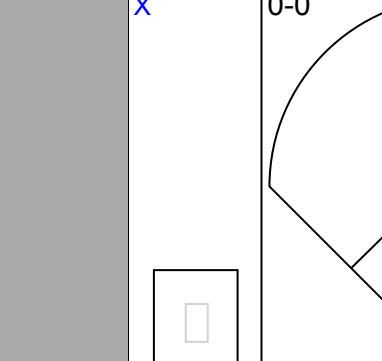
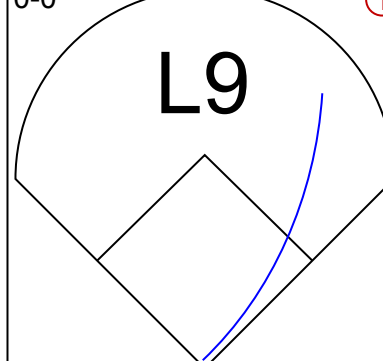
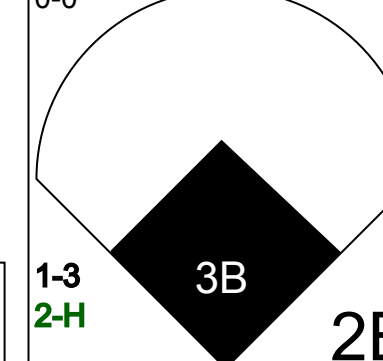
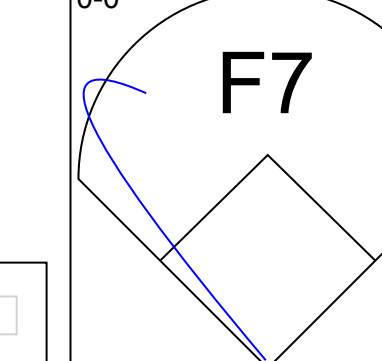
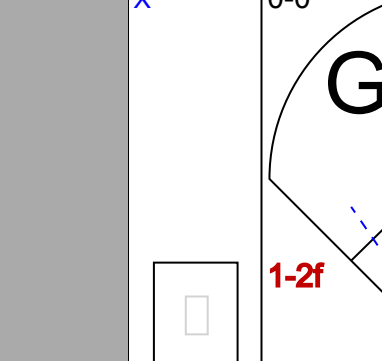
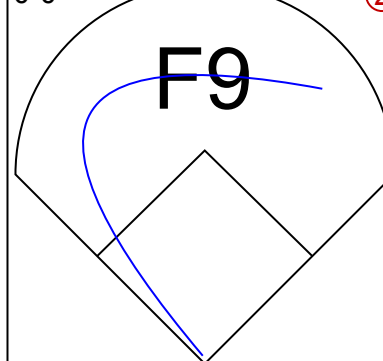
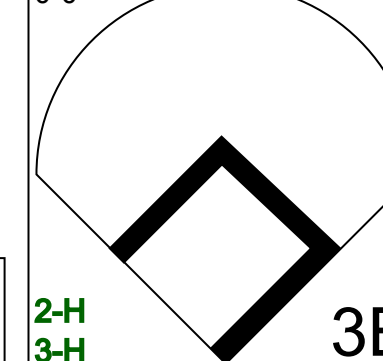
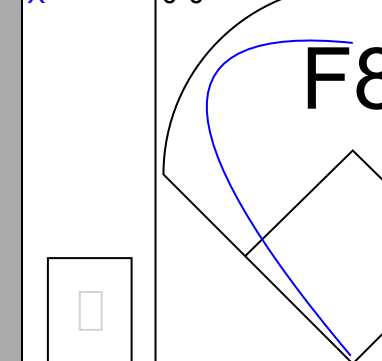
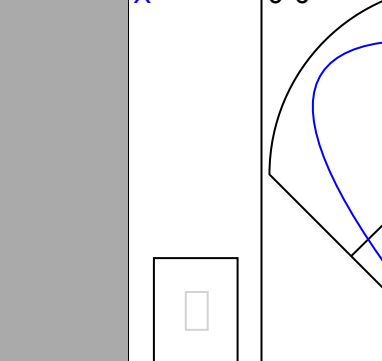


Batter	1	2	3	4	5	6	7	8	9	AB	R	H	RBI	BB	SO	LOB	BOTTOM		
Roy Smalley, S (1,6) OBP: 0.347, SLG: 0.412	5-3	FC6-4		G6-4-3		E6		4-3		5	1	0	0	0	0	4			
Rod Carew, L (1,3) OBP: 0.428, SLG: 0.470	BB			G3		3B		FC6-4		1	1	1	0	4	0	0			
Dan Ford, R (1,8) OBP: 0.357, SLG: 0.468	5-3			F9		SF8		FC6-4		5	1	2	3	0	0	3			
Jose Morales, R (1,10) OBP: 0.364, SLG: 0.404	BB			G3		SF8		FC6-4		2	0	0	1	1	0	3			
Craig Kusick, R (1,7) OBP: 0.304, SLG: 0.296				6-3		5-3		FC6-4		2	0	0	0	1	0	1			
Hosken Powell, L (7,9) OBP: 0.318, SLG: 0.330	BB			6-3		5-3		FC6-4		1	0	0	0	1	0	2			
Bob Randall, R (1,4) OBP: 0.336, SLG: 0.362	F9			E		SH1-4		FC6-4		2	1	1	0	1	0	3			
Larry Wolfe, R (1,5) OBP: 0.301, SLG: 0.327				FC1		L9		F8		3	0	0	0	0	0	2			
Mike Cabbage, L (7,PH) OBP: 0.358, SLG: 0.426 (8,5)				FC1		L9		F8		1	0	0	0	0	0	1			
Bombo Rivera, R (1,9) OBP: 0.392, SLG: 0.380 (7,7)				F8		SF9		F6		3	0	0	1	0	0	1			
Butch Wynegar, S (1,2) OBP: 0.338, SLG: 0.364				FC6-4		F9		4-3		4	1	3	0	0	0	0			
Inning Stats	R: 0 E: 0 K: 0 S: 4	H: 1 LOB: 3 BB: 2 P: 12	R: 0 E: 0 K: 0 S: 4	H: 1 LOB: 1 BB: 0 P: 4	R: 0 E: 0 K: 0 S: 3	H: 0 LOB: 1 BB: 1 P: 7	R: 1 E: 1 K: 0 S: 5	H: 2 LOB: 1 BB: 0 P: 5	R: 2 E: 0 K: 0 S: 4	H: 1 LOB: 1 BB: 2 P: 12	R: 1 E: 1 K: 0 S: 5	H: 1 LOB: 2 BB: 1 P: 9	R: 0 E: 0 K: 0 S: 3	H: 0 LOB: 1 BB: 1 P: 7	R: 1 E: 0 K: 0 S: 4	H: 1 LOB: 2 BB: 1 P: 9	1B: 5 2B: 1 3B: 1 HR: 0	SF: 2 SAC: 1 DP: 1 HBP: 1	WP: 0 PA: 41 PB: 0 SB: 0 CS: 0
PITCHER	IP	WLS	BF	H	R	ER	SO	BB	IBB	HBP	BLK	WP	HR	S	P	ERA	WHIP		
Bill Lee, L (1,1) ERA: 3.3	5.2	L	30	6	4	2	0	6	0	0	0	0	0	24	48	3.18	2.118		
Jim Wright, R (6,1) ERA: 3.56	2.1		11	1	1	1	0	1	1	1	0	0	0	8	17	3.86	0.857		

Boston Red Sox @ Minnesota Twins
 Metropolitan Stadium, Bloomington, MI
 Tue Jul 25 1978, 8:05 PM EDT
 Att: 18,608 - Unknown - 84 F

AB 29
R 5
H 7
RBI 5
BB 8
SO 0
LOB 20

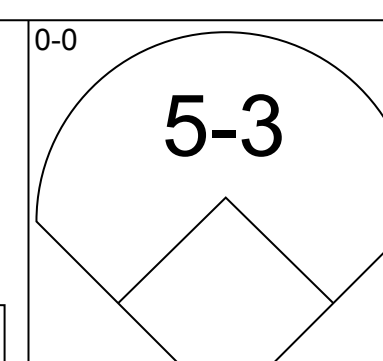
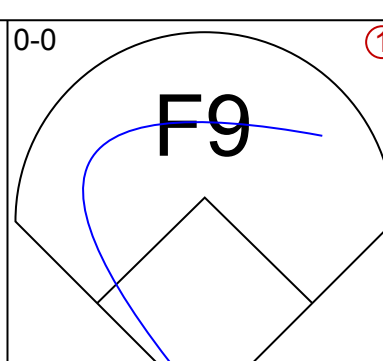
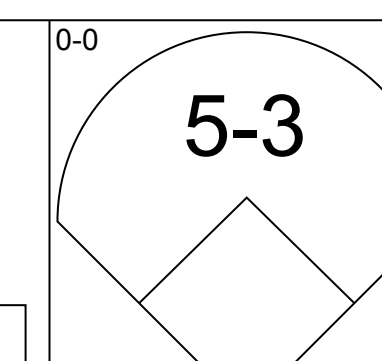
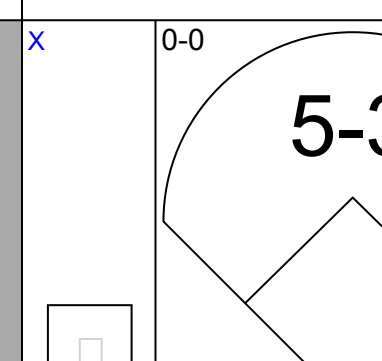
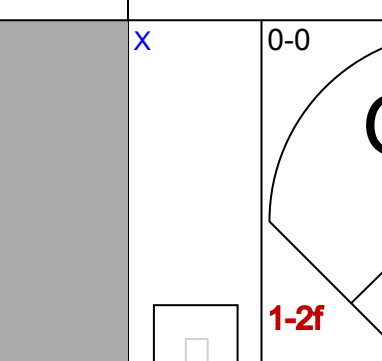
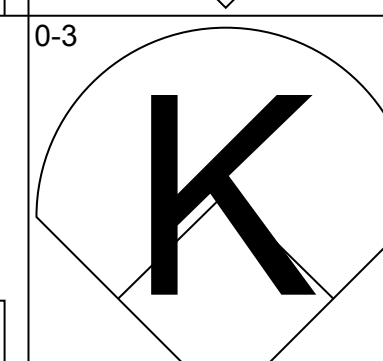
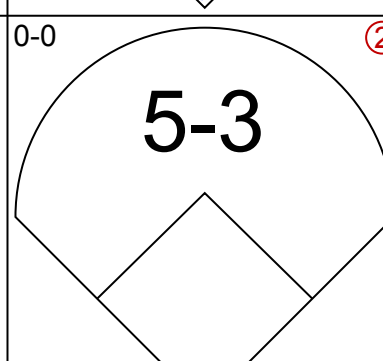
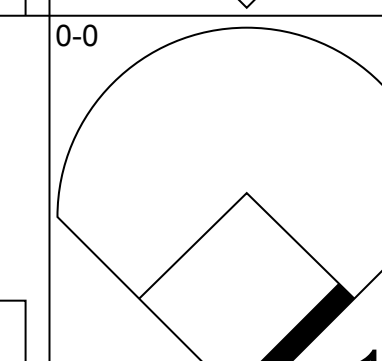
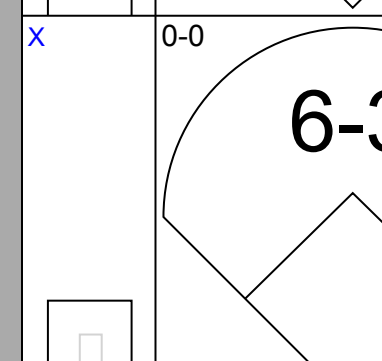
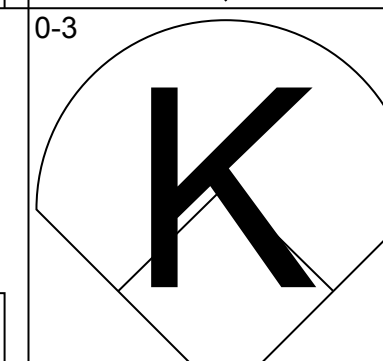
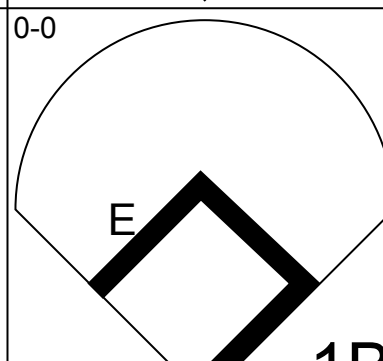

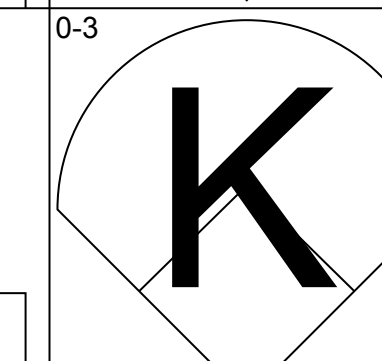
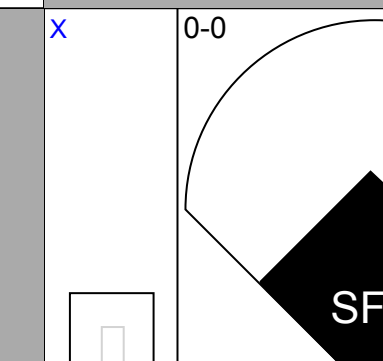
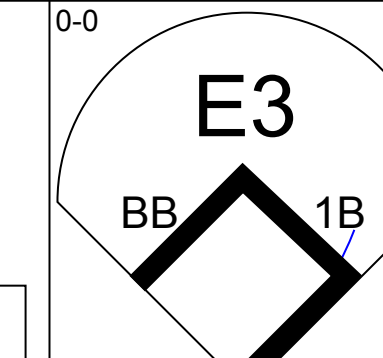
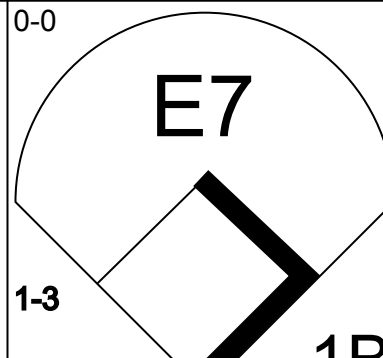


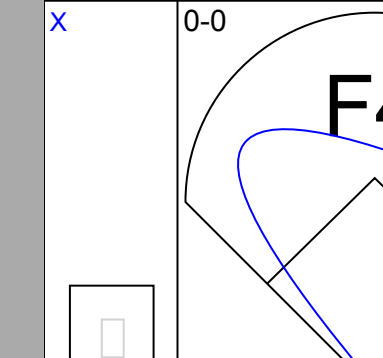
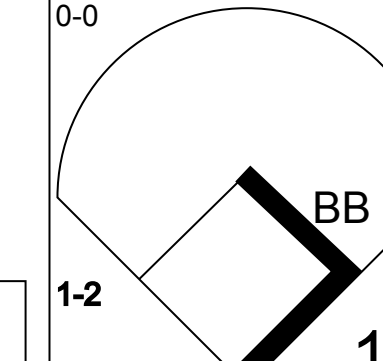
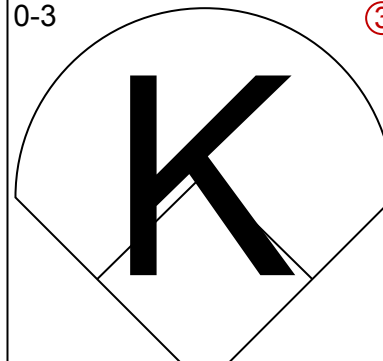


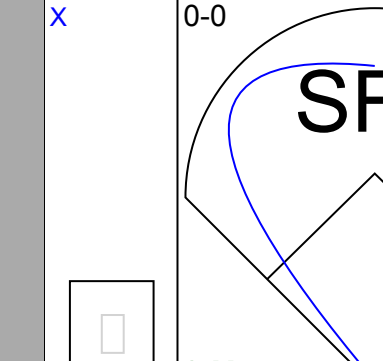
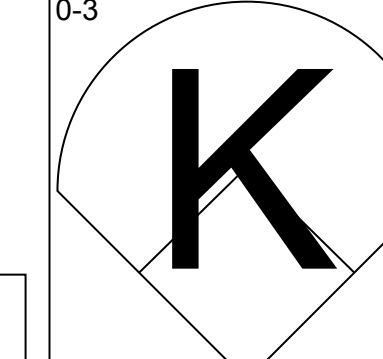
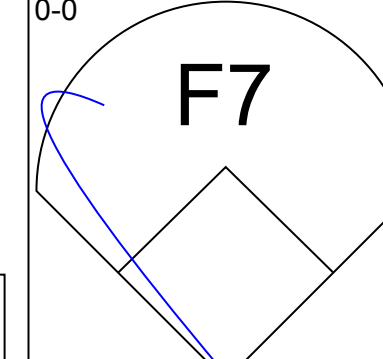
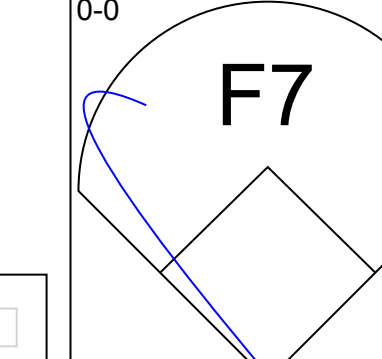
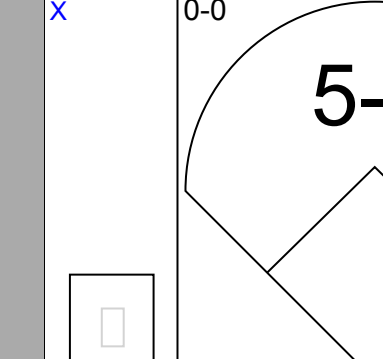
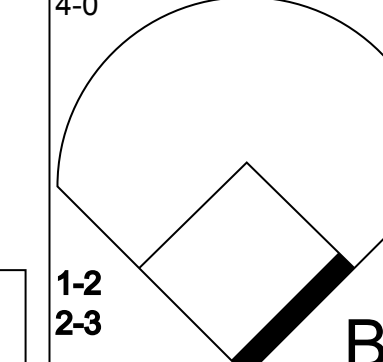
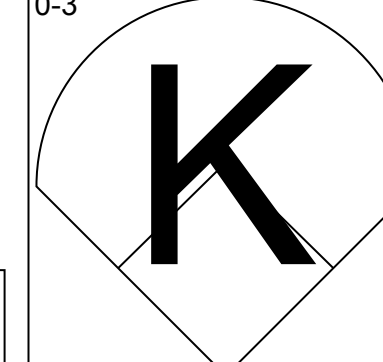
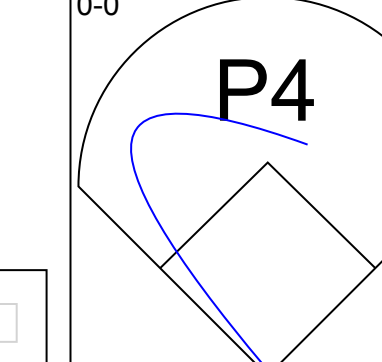

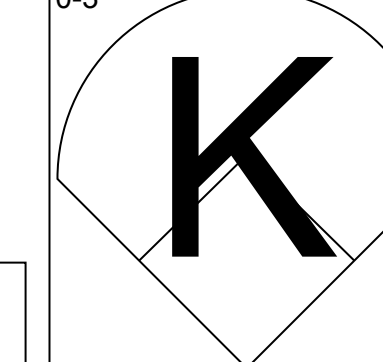
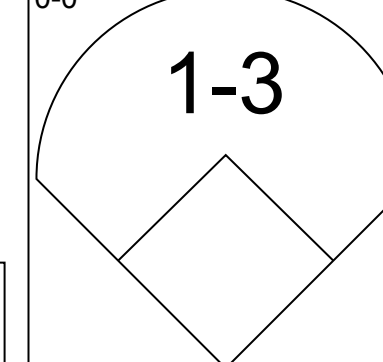
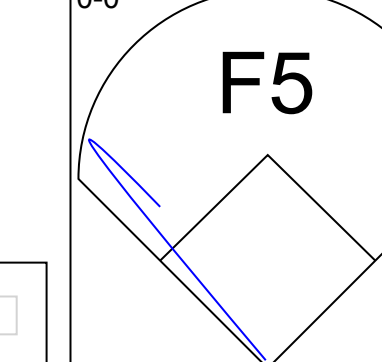

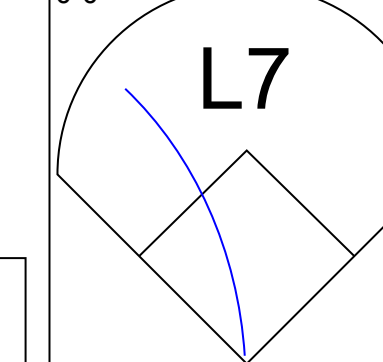
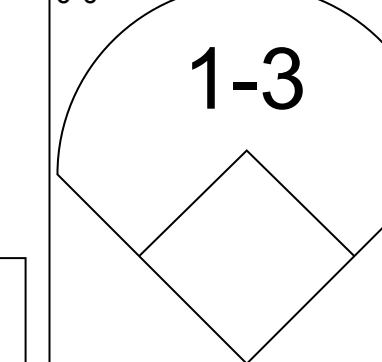
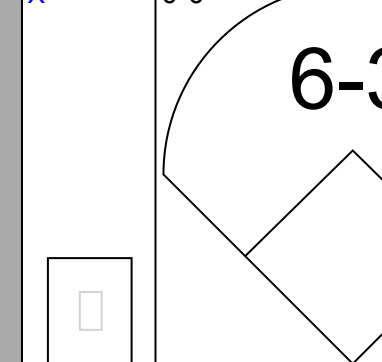
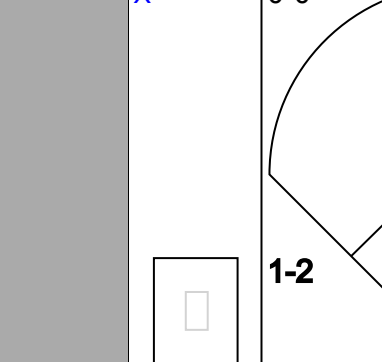


Batter	1	2	3	4	5	6	7	8	9	AB	R	H	RBI	BB	SO	LOB	TOP			
Rick Rosetti, R OBP: 0.299, SLG: 0.352 (1, 8)										4	0	0	0	0	1	1				
Bob Bailor, R OBP: 0.305, SLG: 0.331 (1, 9)										3	1	1	0	1	0	0				
Roy Howell, L OBP: 0.338, SLG: 0.393 (1, 5)										4	1	1	0	0	1	2				
Rico Carty, R OBP: 0.341, SLG: 0.451 (1, 10)										3	0	1	0	1	0	1				
John Mayberry, L OBP: 0.341, SLG: 0.428 (1, 3)										3	0	0	1	0	2	2				
Alan Ashby, S OBP: 0.344, SLG: 0.449 (1, 2)										4	1	1	0	0	2	1				
Al Woods, L OBP: 0.295, SLG: 0.233 (1, 7)										4	1	1	0	0	0	3				
Dave McKay, S OBP: 0.250, SLG: 0.336 (1, 4)										4	1	1	1	0	0	1				
Luis Gomez, R OBP: 0.284, SLG: 0.253 (1, 6)										4	0	1	2	0	0	0				
Inning Stats	R: 0 E: 0 K: 2 S: 7	H: 0 LOB: 0 BB: 0 P: 7	R: 0 E: 0 K: 2 S: 8	H: 1 LOB: 1 BB: 0 P: 8	R: 0 E: 0 K: 0 S: 3	H: 0 LOB: 0 BB: 0 P: 3	R: 5 E: 1 K: 0 S: 8	H: 4 LOB: 1 BB: 1 P: 12	R: 0 E: 0 K: 0 S: 4	H: 0 LOB: 0 BB: 0 P: 4	R: 0 E: 0 K: 1 S: 5	H: 0 LOB: 0 BB: 1 P: 5	R: 0 E: 0 K: 0 S: 3	H: 0 LOB: 0 BB: 0 P: 5	R: 0 E: 0 K: 0 S: 3	H: 1 LOB: 0 BB: 0 P: 3	1B: 5 2B: 1 3B: 1 HR: 0	SF: 1 SAC: 0 DP: 1 HBP: 0	WP: 1 PB: 0 CS: 0	PA: 36
PITCHER	IP	WLS	BF	H	R	ER	SO	BB	IBB	HBP	BLK	WP	HR	S	P	ERA	WHIP			
Dave Goltz, R ERA: 2.77 (1, 1)	4.0	L	19	5	5	1	4	1	0	0	0	1	0	26	30	2.25	1.500			
Jeff Holly, L ERA: (5, 1)	5.0		17	2	0	0	2	1	0	0	0	0	0	20	24	0.00	0.600			

Toronto Blue Jays @ Minnesota Twins
Metropolitan Stadium, Bloomington, MI
Wed Jul 26 1978, 8:05 PM EDT
Att. 6,014 - Unknown - 82 F

AB 33
R 5
H 7
RBI 4
BB 2
SO 6
LOB 11





Batter	1	2	3	4	5	6	7	8	9	AB	R	H	RBI	BB	SO	LOB	BOTTOM			
Willie Norwood, R OBP: 0.313, SLG: 0.387 (1, 7)										5	0	0	0	0	0	2				
Rod Carew, L OBP: 0.426, SLG: 0.467 (1, 3)										4	0	1	0	0	1	0				
Dan Ford, R OBP: 0.358, SLG: 0.474 (1, 8)										4	1	2	0	0	2	1				
Bombo Rivera, R OBP: 0.395, SLG: 0.389 (1, 9)										4	0	2	0	0	0	1				
Craig Kusick, R OBP: 0.309, SLG: 0.299 (1, 10)										2	0	1	1	1	1	2				
Roy Smalley, S OBP: 0.344, SLG: 0.408 (1, 6)										4	0	0	0	0	1	4				
Butch Wynegar, S OBP: 0.340, SLG: 0.364 (1, 2)										3	0	1	0	1	1	2				
Larry Wolfe, R OBP: 0.294, SLG: 0.318 (1, 5)										4	0	0	0	0	2	6				
Bob Randall, R OBP: 0.335, SLG: 0.360 (1, 4)										4	0	1	0	0	0	3				
Inning Stats	R: 0 E: 0 K: 2 S: 7	H: 1 LOB: 3 BB: 1 P: 13	R: 0 E: 1 K: 1 S: 7	H: 2 LOB: 2 BB: 0 P: 7	R: 0 E: 0 K: 1 S: 5	H: 0 LOB: 0 BB: 0 P: 5	R: 0 E: 0 K: 1 S: 6	H: 1 LOB: 1 BB: 0 P: 6	R: 0 E: 0 K: 0 S: 4	H: 0 LOB: 2 BB: 1 P: 8	R: 0 E: 0 K: 0 S: 3	H: 0 LOB: 0 BB: 0 P: 3	R: 1 E: 0 K: 0 S: 4	H: 1 LOB: 0 BB: 0 P: 4	R: 0 E: 0 K: 1 S: 6	H: 2 LOB: 1 BB: 0 P: 6	1B: 6 2B: 1 3B: 1 HR: 0	SF: 1 SAC: 0 DP: 1 HBP: 0	WP: 0 PB: 0 CS: 0	PA: 37
PITCHER	IP	WLS	BF	H	R	ER	SO	BB	IBB	HBP	BLK	WP	HR	S	P	ERA	WHIP			
Balor Moore, L ERA: 3.81 (1, 1)	9.0	W	37	8	1	1	8	2	0	0	0	0	0	51	59	1.00	1.111			

Toronto Blue Jays @ Minnesota Twins
Metropolitan Stadium, Bloomington, MI
Wed Jul 26 1978, 8:05 PM EDT
Att. 6,014 - Unknown - 82 F

AB 34
R 1
H 8
RBI 1
BB 2
SO 8
LOB 21



Batter	1	2	3	4	5	6	7	8	9	AB	R	H	RBI	BB	SO	LOB	TOP										
Rick Rosetti, R OBP: 0.301, SLG: 0.356 (1, 8)	0-3 K		0-0 5-3 1-H 2B		0-0 1B 1-2			0-0 5-3		4	0	2	1	0	1	0	Toronto Blue Jays @ Minnesota Twins Metropolitan Stadium, Bloomington, MI Thu Jul 27 1978, 4:33 AM EDT Att: 18,286 - Unknown - 74 F AB 33 R 3 H 6 RBI 3 BB 2 SO 4 LOB 10 										
Bob Bailor, R OBP: 0.304, SLG: 0.330 (1, 9)	0-0 4-3		0-0 5-3		0-0 1B 1-3 2-H FC4-6			0-0 1-3		4	0	1	1	0	0	1											
Roy Howell, L OBP: 0.335, SLG: 0.389 (1, 5)	0-0 4-3		0-0 6-3		0-0 FC4-6 1-2			0-0 5-3		4	0	0	0	0	0	3											
Rico Carty, R OBP: 0.340, SLG: 0.448 (1, 10)		0-0 5-3		0-0 4-3		0-0 5-3		0-0 G3 1B 4-3 1B		4	1	1	0	0	0	0											
John Mayberry, L OBP: 0.340, SLG: 0.426 (1, 3)		0-3 K2-3		0-0 4-3		0-0 1-3		0-0 G3 1B 1-2		4	0	1	0	0	1	0											
Alan Ashby, S OBP: 0.342, SLG: 0.451 (1, 2)		0-0 2B		0-0 4-3		0-3 K		0-0 G3 1-2 2-3		4	0	1	0	0	1	2											
Al Woods, L OBP: 0.295, SLG: 0.213 (1, 7)		0-0 G3		0-3 K		0-0 4-3		0-0 4-3		4	0	0	1	0	1	2											
Dave McKay, S OBP: 0.250, SLG: 0.332 (1, 4)			0-0 6-3		4-0 1B 1B BB		0-0 G3		0-0 L8	3	1	0	0	1	0	1											
Luis Gomez, R OBP: 0.285, SLG: 0.251 (1, 6)			4-0 2B BB		0-0 F9		0-0 1-3			2	1	0	0	1	0	1											
Inning Stats	R: 0 E: 0 K: 1 S: 5	H: 0 LOB: 0 BB: 0 P: 5	R: 0 E: 0 K: 1 S: 6	H: 1 LOB: 1 BB: 0 P: 6	R: 1 E: 0 K: 0 S: 4	H: 1 LOB: 1 BB: 1 P: 8	R: 0 E: 0 K: 0 S: 3	H: 0 LOB: 0 BB: 0 P: 3	R: 1 E: 0 K: 1 S: 7	H: 2 LOB: 2 BB: 1 P: 11	R: 0 E: 0 K: 1 S: 5	H: 0 LOB: 0 BB: 0 P: 5	R: 0 E: 0 K: 0 S: 3	H: 0 LOB: 0 BB: 0 P: 3	R: 0 E: 0 K: 0 S: 3	H: 0 LOB: 0 BB: 0 P: 3	R: 1 E: 0 K: 0 S: 5	H: 2 LOB: 1 BB: 0 P: 5	1B: 4 2B: 2 3B: 0 HR: 0	SF: 0 SAC: 0 DP: 0 HBP: 0	WP: 0 PB: 0 SB: 0 CS: 0	PA: 35					
PITCHER Stan Perzanowski, R ERA: 3.0 (1, 1)	IP 9.0	WLS W	BF 35	H 6	R 3	ER 3	SO 4	BB 2	IBB 0	HBP 0	BLK 0	WP 0	HR 0	S 41	P 49	ERA 3.00	WHIP 0.889										

Batter	1	2	3	4	5	6	7	8	9	AB	R	H	RBI	BB	SO	LOB	BOTTOM										
Hosken Powell, L OBP: 0.329, SLG: 0.340 (1, 9)	0-0 1B G4-3 1B		4-0 1-2 BB		0-0 1B SH1-3 SF7 1B		0-0 3B 1B			3	3	3	0	1	0	0	Toronto Blue Jays @ Minnesota Twins Metropolitan Stadium, Bloomington, MI Thu Jul 27 1978, 4:33 AM EDT Att: 18,286 - Unknown - 74 F AB 28 R 6 H 11 RBI 5 BB 5 SO 6 LOB 13 										
Roy Smalley, S OBP: 0.345, SLG: 0.408 (1, 6)	0-0 G4-3 1B		0-0 F8		0-0 SH1-3 1-2		0-0 SH1-3			2	0	1	0	0	0	2											
Rod Carew, L OBP: 0.425, SLG: 0.465 (1, 3)	0-0 G4-3 1-2 3-H		0-0 F7		0-0 1B 2-3 1B		0-3 K			4	0	1	0	0	1	4											
Dan Ford, R OBP: 0.359, SLG: 0.472 (1, 8)	0-3 K			4-0 HR BB		0-0 SF7 3-H		4-0 3B IBB		1	2	0	1	2	1	0											
Mike Cabbage, L OBP: 0.368, SLG: 0.463 (1, 5)		0-0 2B		0-0 HR		0-0 1B		0-0 1-2 3B		4	1	4	4	0	0	0											
Butch Wynegar, S OBP: 0.342, SLG: 0.364 (1, 2)		4-0 G6-4-3 BB		0-0 G6-4-3 BB 1B		0-0 1-3		0-3 K		3	0	1	0	1	1	3											
Rich Chiles, L OBP: 0.356, SLG: 0.345 (1, 7)		0-0 G6-4-3		4-0 G6-4-3 BB		0-0 F6		0-0 L8		1	0	0	0	1	0	1											
Bombo Rivera, R OBP: 0.391, SLG: 0.384 (6, 7)		0-0 G6-4-3 1-2		0-0 G6-4-3 BB		0-0 K		0-0 F9		2	0	0	0	0	0	0											
Glenn Adams, L OBP: 0.285, SLG: 0.394 Jose Morales, R OBP: 0.358, SLG: 0.396 (4, PH)			0-0 4-3		0-0 G6-4-3 1-2 2-3		0-3 K		0-0 F9	1	0	0	0	0	0	0											
Rob Wilfong, L OBP: 0.349, SLG: 0.354 (1, 4)			0-0 BB 1B		0-3 K		0-3 K		0-0 F1	4	0	1	0	0	2	1											
Inning Stats	R: 1 E: 0 K: 1 S: 6	H: 2 LOB: 0 BB: 0 P: 6	R: 0 E: 0 K: 0 S: 2	H: 1 LOB: 0 BB: 1 P: 6	R: 0 E: 0 K: 0 S: 4	H: 1 LOB: 2 BB: 1 P: 8	R: 2 E: 0 K: 1 S: 6	H: 2 LOB: 1 BB: 2 P: 14	R: 1 E: 0 K: 0 S: 6	H: 3 LOB: 2 BB: 0 P: 6	R: 0 E: 0 K: 2 S: 7	H: 0 LOB: 0 BB: 0 P: 7	R: 2 E: 0 K: 2 S: 9	H: 2 LOB: 1 BB: 1 P: 13	R: 0 E: 0 K: 0 S: 3	H: 0 LOB: 0 BB: 0 P: 3	R: 0 E: 0 K: 0 S: 3	H: 0 LOB: 0 BB: 0 P: 3	1B: 8 2B: 1 3B: 1 HR: 1	SF: 1 SAC: 2 DP: 3 HBP: 0	WP: 0 PB: 0 SB: 0 CS: 0	PA: 36					
PITCHER Jim Clancy, R ERA: 4.5 Jerry Garvin, L ERA: 5.74 (1, 1)	IP 3.0	WLS L	BF 16	H 6	R 3	ER 3	SO 3	BB 4	IBB 0	HBP 0	BLK 0	WP 0	HR 1	S 14	P 30	ERA 9.00	WHIP 3.333										
PITCHER Stan Perzanowski, R ERA: 3.0 (1, 1)	IP 5.0	WLS L	BF 20	H 5	R 3	ER 3	SO 5	BB 0	IBB 1	HBP 0	BLK 0	WP 0	HR 0	S 29	P 33	ERA 5.40	WHIP 1.000										

Batter	1	2	3	4	5	6	7	8	9	AB	R	H	RBI	BB	SO	LOB	TOP										
Hosken Powell, L (1, 9) OBP: 0.328, SLG: 0.335										5	2	2	0	0	0	5	Minnesota Twins @ New York Yankees Yankee Stadium, Bronx, NY Sat Jul 29 1978, 3:33 AM EDT Att: 46,711 - Unknown - 78 F livebaseballscorecards.com										
Roy Smalley, S (1, 6) OBP: 0.346, SLG: 0.417										4	0	2	0	1	1	0											
Rod Carew, L (1, 3) OBP: 0.417, SLG: 0.454										5	0	1	1	1	0	4											
Mike Cabbage, L (1, 5) OBP: 0.367, SLG: 0.455										3	0	0	2	1	0	2											
Rich Chiles, L (1, 7) OBP: 0.355, SLG: 0.352										4	0	0	0	0	0	4											
Glenn Adams, L (1, 10) OBP: 0.286, SLG: 0.392										4	0	1	0	0	0	0											
Willie Norwood, R (1, 8) OBP: 0.316, SLG: 0.396										3	0	1	0	1	0	1											
Rob Wilfong, L (1, 4) OBP: 0.342, SLG: 0.340										4	0	1	0	0	0	2											
Glenn Borgmann, R (1, 2) OBP: 0.300, SLG: 0.316										1	0	0	0	0	0	2											
Butch Wynegar, S (4, PH) OBP: 0.341, SLG: 0.357										1	1	0	0	2	0	1											
Inning Stats	R: 1 E: 0 K: 0 S: 5	H: 2 LOB: 1 BB: 0 P: 5	R: 0 E: 0 K: 0 S: 5	H: 2 LOB: 2 BB: 0 P: 5	R: 0 E: 0 K: 0 S: 3	H: 1 LOB: 0 BB: 0 P: 3	R: 0 E: 1 K: 0 S: 5	H: 1 LOB: 3 BB: 1 P: 9	R: 0 E: 0 K: 0 S: 3	H: 0 LOB: 0 BB: 0 P: 3	R: 2 E: 0 K: 0 S: 4	H: 1 LOB: 1 BB: 2 P: 12	R: 0 E: 0 K: 0 S: 3	H: 0 LOB: 1 BB: 1 P: 7	R: 0 E: 0 K: 1 S: 5	H: 0 LOB: 0 BB: 0 P: 5	1B: 8 2B: 0 3B: 0 HR: 0	SF: 0 SAC: 0 DP: 1 HBP: 0	WP: 0 PB: 0 CS: 0	PA: 39							
PITCHER	IP	WLS	BF	H	R	ER	SO	BB	IBB	HBP	BLK	WP	HR	S	P	ERA	WHIP										
Ken Clay, R (1, 1) ERA: 5.05	6.0	W	26	7	1	1	0	2	0	0	0	0	0	24	32	1.50	1.500										
Ron Davis, R (7, 1) ERA:	0.0		3	1	2	2	0	2	0	0	0	0	0	1	9	∞	∞										
Rich Gossage, R (7, 1) ERA: 2.08	3.0	S	10	0	0	0	1	1	0	0	0	0	0	11	15	0.00	0.333										

Batter	1	2	3	4	5	6	7	8	9	AB	R	H	RBI	BB	SO	LOB	BOTTOM										
Mickey Rivers, L (1, 8) OBP: 0.293, SLG: 0.379										5	1	2	1	0	1	1	Minnesota Twins @ New York Yankees Yankee Stadium, Bronx, NY Sat Jul 29 1978, 3:33 AM EDT Att: 46,711 - Unknown - 78 F livebaseballscorecards.com										
Willie Randolph, R (1, 4) OBP: 0.355, SLG: 0.341									3	2	1	1	2	0	1												
Thurman Munson, R (1, 10) OBP: 0.321, SLG: 0.387									4	1	2	1	1	1	1												
Lou Piniella, R (1, 7) OBP: 0.367, SLG: 0.438									1	0	1	1	0	0	0												
Gary Throsson, L (2, PH) OBP: 0.303, SLG: 0.393									4	0	0	0	0	1	5												
Chris Chambliss, L (1, 3) OBP: 0.332, SLG: 0.375									3	0	1	1	1	0	2												
Reggie Jackson, L (1, 9) OBP: 0.347, SLG: 0.468									4	0	2	1	0	2	4												
Graig Nettles, L (1, 5) OBP: 0.335, SLG: 0.436									4	1	2	0	0	0	2												
Mike Heath, R (1, 2) OBP: 0.310, SLG: 0.348										4	0	0	0	0	3												
Fred Stanley, R (1, 6) OBP: 0.339, SLG: 0.292										3	2	2	1	1	0	0											
Inning Stats	R: 2 E: 0 K: 2 S: 9	H: 3 LOB: 2 BB: 1 P: 13	R: 2 E: 0 K: 0 S: 6	H: 3 LOB: 2 BB: 1 P: 10	R: 0 E: 0 K: 0 S: 4	H: 2 LOB: 1 BB: 0 P: 4	R: 2 E: 0 K: 2 S: 11	H: 4 LOB: 2 BB: 0 P: 11	R: 0 E: 0 K: 0 S: 3	H: 0 LOB: 1 BB: 1 P: 7	R: 1 E: 0 K: 1 S: 6	H: 1 LOB: 2 BB: 2 P: 14	R: 0 E: 0 K: 0 S: 3	H: 0 LOB: 0 BB: 0 P: 3	R: 0 E: 0 K: 0 S: 3	H: 0 LOB: 0 BB: 0 P: 3	1B: 11 2B: 3 3B: 0 HR: 0	SF: 0 SAC: 0 DP: 2 HBP: 0	WP: 1 PB: 0 CS: 0	PA: 40							
PITCHER	IP	WLS	BF	H	R	ER	SO	BB	IBB	HBP	BLK	WP	HR	S	P	ERA	WHIP										
Darrell Jackson, L (1, 1) ERA: 3.94	1.1	L	10	6	4	4	2	1	0	0	0	0	0	13	17	27.00	5.250										
Gary Serun, R (2, 1) ERA: 4.03	1.2		11	6	2	2	0	1	0	0	0	0	0	10	14	10.80	4.200										
Jeff Holly, L (4, 1) ERA: 0.82	3.0		13	1	1	1	3	3	0	0	0	1	0	16	28	3.00	1.333										
John Sutton, R (7, 1) ERA: 3.75	2.0		6	0	0	0	0	0	0	0	0	0	0	6	6	0.00	0.000										

Batter	1	2	3	4	5	6	7	8	9	AB	R	H	RBI	BB	SO	LOB	TOP					
Willie Norwood, R OBP: 0.314, SLG: 0.393 (1, 7)	K2-3				L8		1-3		K	5	0	1	1	0	2	1	Minnesota Twins @ New York Yankees Yankee Stadium, Bronx, NY Sun Jul 30 1978, 3:33 AM EDT Unknown - 77 F					
Bob Randall, R OBP: 0.329, SLG: 0.353 Butch Wynegar, S OBP: 0.343, SLG: 0.357 (1, 4) (8, 2)	5-3	K			4-3		F9			4	0	0	0	0	1	3						
Roy Smalley, S OBP: 0.347, SLG: 0.417 (1, 6)			5-3		F7		E7		L8	5	0	1	0	0	0	1						
Dan Ford, R OBP: 0.359, SLG: 0.470 (1, 8)	K		G3			K				3	0	0	0	1	2	1						
Craig Kusick, R OBP: 0.315, SLG: 0.324 Rod Carew, L OBP: 0.416, SLG: 0.453 (7, PH) (7, 3)		HR	K			BB	K			2	1	1	1	1	1	0						
Jose Morales, R OBP: 0.383, SLG: 0.400 Glenn Adams, L OBP: 0.285, SLG: 0.390 (1, 10) (8, PH)		BB		FC5-4	1B	K		K		3	1	2	0	0	1	1						
Bombo Rivera, R OBP: 0.390, SLG: 0.380 Hosken Powell, L OBP: 0.331, SLG: 0.335 (8, PH) (8, 9)		1B	K		K					2	0	0	0	1	2	2						
Larry Wolfe, R OBP: 0.294, SLG: 0.314 Mike Cubbage, L OBP: 0.365, SLG: 0.453 (8, PH) (8, 5)				FC5-4	F8		G4-6-3			2	0	0	0	1	0	3						
Glenn Borgmann, R OBP: 0.301, SLG: 0.316 Rob Wilfong, L OBP: 0.339, SLG: 0.336 (1, 2) (8, 4)			K		K				K	3	1	1	0	0	2	3						
Inning Stats	R: 0 E: 0 K: 2 S: 8	H: 1 LOB: 1 BB: 0 P: 8	R: 2 E: 0 K: 3 S: 12	H: 3 LOB: 2 BB: 1 P: 16	R: 0 E: 0 K: 1 S: 5	H: 0 LOB: 0 BB: 0 P: 5	R: 0 E: 0 K: 2 S: 8	H: 1 LOB: 1 BB: 0 P: 8	R: 0 E: 0 K: 0 S: 3	H: 0 LOB: 0 BB: 2 P: 3	R: 0 E: 0 K: 1 S: 7	H: 1 LOB: 2 BB: 1 P: 11	R: 0 E: 0 K: 1 S: 4	H: 0 LOB: 0 BB: 1 P: 8	R: 0 E: 0 K: 2 S: 7	H: 0 LOB: 1 BB: 1 P: 11		1B: 4 2B: 1 3B: 0 HR: 1	SF: 0 SAC: 0 DP: 1 HBP: 0	WP: 0 PB: 0 CS: 0	PA: 39	
PITCHER	IP WLS BF H R ER SO BB IBB HBP BLK WP HR S P ERA WHIP	IP WLS BF H R ER SO BB IBB HBP BLK WP HR S P ERA WHIP	IP WLS BF H R ER SO BB IBB HBP BLK WP HR S P ERA WHIP	IP WLS BF H R ER SO BB IBB HBP BLK WP HR S P ERA WHIP	IP WLS BF H R ER SO BB IBB HBP BLK WP HR S P ERA WHIP	IP WLS BF H R ER SO BB IBB HBP BLK WP HR S P ERA WHIP	IP WLS BF H R ER SO BB IBB HBP BLK WP HR S P ERA WHIP	IP WLS BF H R ER SO BB IBB HBP BLK WP HR S P ERA WHIP	IP WLS BF H R ER SO BB IBB HBP BLK WP HR S P ERA WHIP	IP WLS BF H R ER SO BB IBB HBP BLK WP HR S P ERA WHIP	IP WLS BF H R ER SO BB IBB HBP BLK WP HR S P ERA WHIP	IP WLS BF H R ER SO BB IBB HBP BLK WP HR S P ERA WHIP	IP WLS BF H R ER SO BB IBB HBP BLK WP HR S P ERA WHIP	IP WLS BF H R ER SO BB IBB HBP BLK WP HR S P ERA WHIP	IP WLS BF H R ER SO BB IBB HBP BLK WP HR S P ERA WHIP	IP WLS BF H R ER SO BB IBB HBP BLK WP HR S P ERA WHIP		IP WLS BF H R ER SO BB IBB HBP BLK WP HR S P ERA WHIP	IP WLS BF H R ER SO BB IBB HBP BLK WP HR S P ERA WHIP	IP WLS BF H R ER SO BB IBB HBP BLK WP HR S P ERA WHIP	IP WLS BF H R ER SO BB IBB HBP BLK WP HR S P ERA WHIP	IP WLS BF H R ER SO BB IBB HBP BLK WP HR S P ERA WHIP

AB 33
R 3
H 6
RBI 2
BB 6
SO 14
LOB 18



Batter	1	2	3	4	5	6	7	8	9	AB	R	H	RBI	BB	SO	LOB	BOTTOM					
Mickey Rivers, L OBP: 0.289, SLG: 0.373 (1, 8)	F8		F8		F7		1-3	4-3		5	0	0	0	0	0	2	Minnesota Twins @ New York Yankees Yankee Stadium, Bronx, NY Sun Jul 30 1978, 3:33 AM EDT Unknown - 77 F					
Willie Randolph, R OBP: 0.353, SLG: 0.338 (1, 4)	F8		FC5-4 HBP		F8		L9			3	0	0	0	0	0	0						
Thurman Munson, R OBP: 0.323, SLG: 0.393 (1, 2)	K		FC5-4		2B		2B			4	1	2	0	0	1	1						
Chris Chambliss, L OBP: 0.331, SLG: 0.372 (1, 3)		E1		G3	2B		F7			3	1	0	0	1	0	1						
Lou Piniella, R OBP: 0.366, SLG: 0.439 (1, 7)		G4-6-3		K	2B			P3		4	0	1	2	0	1	1						
Reggie Jackson, L OBP: 0.351, SLG: 0.478 (1, 9)				2B	4-3					4	1	3	0	0	0	1						
Graig Nettles, L OBP: 0.337, SLG: 0.435 (1, 5)				2B	3B					3	1	1	0	1	0	1						
Roy White, S OBP: 0.343, SLG: 0.408 (1, 10)										3	0	1	1	1	1	2						
Fred Stanley, R OBP: 0.333, SLG: 0.286 Jim Spencer, L OBP: 0.307, SLG: 0.488 Brian Doyle, L OBP: 0.235, SLG: 0.235 (1, 6) (8, PH) (8, 6)										3	0	0	0	0	2	2						
Inning Stats	R: 0 E: 0 K: 1 S: 5	H: 0 LOB: 0 BB: 0 P: 5	R: 0 E: 1 K: 1 S: 7	H: 2 LOB: 2 BB: 0 P: 7	R: 0 E: 0 K: 0 S: 3	H: 0 LOB: 1 BB: 0 P: 4	R: 1 E: 0 K: 2 S: 9	H: 2 LOB: 2 BB: 1 P: 13	R: 2 E: 0 K: 0 S: 5	H: 2 LOB: 1 BB: 1 P: 9	R: 0 E: 0 K: 1 S: 5	H: 0 LOB: 0 BB: 0 P: 5	R: 0 E: 0 K: 0 S: 4	H: 1 LOB: 1 BB: 0 P: 4	R: 1 E: 0 K: 0 S: 5	H: 2 LOB: 2 BB: 1 P: 9		1B: 3 2B: 5 3B: 1 HR: 0	SF: 0 SAC: 0 DP: 1 HBP: 1	WP: 0 PB: 0 CS: 0	PA: 37	
PITCHER	IP WLS BF H R ER SO BB IBB HBP BLK WP HR S P ERA WHIP	IP WLS BF H R ER SO BB IBB HBP BLK WP HR S P ERA WHIP	IP WLS BF H R ER SO BB IBB HBP BLK WP HR S P ERA WHIP	IP WLS BF H R ER SO BB IBB HBP BLK WP HR S P ERA WHIP	IP WLS BF H R ER SO BB IBB HBP BLK WP HR S P ERA WHIP	IP WLS BF H R ER SO BB IBB HBP BLK WP HR S P ERA WHIP	IP WLS BF H R ER SO BB IBB HBP BLK WP HR S P ERA WHIP	IP WLS BF H R ER SO BB IBB HBP BLK WP HR S P ERA WHIP	IP WLS BF H R ER SO BB IBB HBP BLK WP HR S P ERA WHIP	IP WLS BF H R ER SO BB IBB HBP BLK WP HR S P ERA WHIP	IP WLS BF H R ER SO BB IBB HBP BLK WP HR S P ERA WHIP	IP WLS BF H R ER SO BB IBB HBP BLK WP HR S P ERA WHIP	IP WLS BF H R ER SO BB IBB HBP BLK WP HR S P ERA WHIP	IP WLS BF H R ER SO BB IBB HBP BLK WP HR S P ERA WHIP	IP WLS BF H R ER SO BB IBB HBP BLK WP HR S P ERA WHIP	IP WLS BF H R ER SO BB IBB HBP BLK WP HR S P ERA WHIP		IP WLS BF H R ER SO BB IBB HBP BLK WP HR S P ERA WHIP	IP WLS BF H R ER SO BB IBB HBP BLK WP HR S P ERA WHIP	IP WLS BF H R ER SO BB IBB HBP BLK WP HR S P ERA WHIP	IP WLS BF H R ER SO BB IBB HBP BLK WP HR S P ERA WHIP	IP WLS BF H R ER SO BB IBB HBP BLK WP HR S P ERA WHIP

AB 33
R 4
H 9
RBI 4
BB 3
SO 5
LOB 11



Batter	1	2	3	4	5	6	7	8	9	AB	R	H	RBI	BB	SO	LOB	TOP			
Hosken Powell, L (1.9) OBP: 0.327, SLG: 0.330	1-3		4-3			SH5-4		4-3		3	0	0	0	0	0	2	Minnesota Twins @ New York Yankees Yankee Stadium, Bronx, NY Sun Jul 30 1978, 3:38 AM EDT Att: 41,491 - Unknown - 76 F livebaseballscorecards.com			
Roy Smalley, S (1.6) OBP: 0.346, SLG: 0.420	F8			4-3	1B	1-3			1B	4	1	2	0	0	0	1				
Rod Carew, L (1.3) OBP: 0.414, SLG: 0.451	2-3			4-3		L7			1B	4	1	1	0	0	0	2				
Mike Cubbage, L (1.5) OBP: 0.361, SLG: 0.448		G3		4-3					SH	3	0	0	0	0	0	1				
Jose Morales, R (9, PH) OBP: 0.366, SLG: 0.404									1B	1	0	1	1	0	0	0				
Bombo Rivera, R (9, FR) OBP: 0.390, SLG: 0.380				2-3					1B	0	0	0	0	0	0	0				
Butch Wynegar, S (1.2) OBP: 0.343, SLG: 0.357	K			F6					SH	3	0	1	0	0	1	1				
Rich Chiles, L (1.7) OBP: 0.347, SLG: 0.344									1B	3	0	0	0	0	0	1				
Dan Ford, R (9, PH) OBP: 0.360, SLG: 0.470	K								IBB	0	0	0	0	1	0	0				
Larry Wolfe, R (9, 5) OBP: 0.294, SLG: 0.314					3-1					0	0	0	0	0	0	0				
Glenn Adams, L (1, 10) OBP: 0.291, SLG: 0.394										3	0	2	0	0	0	0				
Craig Kusick, R (9, PH) OBP: 0.313, SLG: 0.321				SH3-4	1B	G4-6-3			K	1	0	0	0	0	1	3				
Willie Norwood, R (1, 8) OBP: 0.314, SLG: 0.392				SH3-4		G4-6-3				3	0	1	0	0	0	4				
Rob Wilfong, L (1, 4) OBP: 0.339, SLG: 0.330				F7						2	0	0	0	1	0	2				
						SH5-4														
						BB														
Inning Stats	R: 0 E: 0 K: 0 S: 3	H: 0 LOB: 0 BB: 0 P: 3	R: 0 E: 0 K: 2 S: 7	H: 0 LOB: 0 BB: 0 P: 7	R: 0 E: 0 K: 0 S: 4	H: 1 LOB: 1 BB: 0 P: 4	R: 0 E: 0 K: 0 S: 4	H: 1 LOB: 1 BB: 0 P: 4	R: 0 E: 0 K: 0 S: 3	H: 0 LOB: 1 BB: 1 P: 7	R: 0 E: 0 K: 0 S: 3	H: 1 LOB: 0 BB: 0 P: 3	R: 0 E: 0 K: 0 S: 4	H: 1 LOB: 1 BB: 0 P: 4	R: 2 E: 1 K: 1 S: 8	H: 3 LOB: 3 BB: 1 P: 12	1B: 7 2B: 1 3B: 0 HR: 0	SF: 0 SAC: 3 DP: 3 HBP: 0	WP: 0 PB: 0 CS: 0	PA: 35
PITCHER	IP WLS BF H R ER SO BB IBB HBP BLK WP HR S P ERA WHIP																			
Jim Beattie, R (1, 1) ERA: 3.8	8.0 L 30 7 2 1 2 1 0 0 0 0 0 0 33 37 1.12 1.000																			
Sparky Lyle, L (9, 1) ERA: 3.39	1.0 5 1 0 0 1 0 1 0 0 0 0 0 6 10 0.00 1.000																			

Batter	1	2	3	4	5	6	7	8	9	AB	R	H	RBI	BB	SO	LOB	BOTTOM			
Roy White, S (1, 7) OBP: 0.341, SLG: 0.403	K			BB	1B			F8		3	0	0	0	1	1	1	Minnesota Twins @ New York Yankees Yankee Stadium, Bronx, NY Sun Jul 30 1978, 3:38 AM EDT Att: 41,491 - Unknown - 76 F livebaseballscorecards.com			
Graig Nettles, L (1, 5) OBP: 0.333, SLG: 0.431	F7			F9				L9		4	0	0	0	0	0	1				
Thurman Munson, R (1, 10) OBP: 0.327, SLG: 0.397	6-3			BB	1B					4	0	3	0	0	0	0				
Chris Chambliss, L (1, 3) OBP: 0.330, SLG: 0.371				G4-6-3	1B			P6		4	0	1	0	0	0	4				
Reggie Jackson, L (1, 9) OBP: 0.353, SLG: 0.476				G4-6-3				4-3		3	0	1	0	1	0	2				
Gary Thomasson, L (1, 8) OBP: 0.299, SLG: 0.388				1-2	BB					3	0	0	0	0	1	3				
Cliff Johnson, R (9, PH) OBP: 0.320, SLG: 0.365	K				L7					0	0	0	0	0	0	0				
Jim Spencer, L (9, PH) OBP: 0.304, SLG: 0.484								E6		1	0	0	0	0	1	2				
Mike Heath, R (1, 2) OBP: 0.297, SLG: 0.333					F4					3	0	0	0	0	0	1				
Lou Piniella, R (9, PH) OBP: 0.364, SLG: 0.437					F9			FC5-6		1	0	0	0	0	0	2				
Brian Doyle, L (1, 4) OBP: 0.243, SLG: 0.243								L6-3		3	0	1	0	0	0	1				
Fred Stanley, R (1, 6) OBP: 0.331, SLG: 0.284										1	0	0	0	0	0	1				
Mickey Rivers, L (9, PH) OBP: 0.288, SLG: 0.372					4-3					1	0	0	0	0	0	0				
Willie Randolph, R (9, 4) OBP: 0.353, SLG: 0.338								G3		0	0	0	0	0	0	0				
Inning Stats	R: 0 E: 0 K: 1 S: 5	H: 0 LOB: 0 BB: 0 P: 5	R: 0 E: 0 K: 1 S: 5	H: 1 LOB: 0 BB: 0 P: 5	R: 0 E: 0 K: 0 S: 3	H: 1 LOB: 0 BB: 0 P: 3	R: 0 E: 0 K: 0 S: 4	H: 1 LOB: 3 BB: 2 P: 12	R: 0 E: 0 K: 0 S: 4	H: 0 LOB: 1 BB: 0 P: 4	R: 0 E: 0 K: 0 S: 3	H: 0 LOB: 0 BB: 0 P: 3	R: 0 E: 0 K: 0 S: 3	H: 0 LOB: 0 BB: 0 P: 3	R: 0 E: 0 K: 1 S: 7	H: 2 LOB: 2 BB: 0 P: 7	1B: 6 2B: 1 3B: 0 HR: 0	SF: 0 SAC: 1 DP: 2 HBP: 0	WP: 0 PB: 0 CS: 1	PA: 34
PITCHER	IP WLS BF H R ER SO BB IBB HBP BLK WP HR S P ERA WHIP																			
Dave Goltz, R (1, 1) ERA: 2.62	8.0 W 30 5 0 0 2 2 0 0 0 0 0 0 32 40 0.00 0.875																			
Jeff Holly, L (9, 1) ERA: 0.79	0.1 2 1 0 0 0 0 0 0 0 0 0 0 2 2 0.00 3.000																			
Mike Marshall, R (9, 1) ERA: 2.97	0.2 S 2 0 0 0 1 0 0 0 0 0 0 0 4 4 0.00 0.000																			

Batter	1	2	3	4	5	6	7	8	9	AB	R	H	RBI	BB	SO	LOB	TOP					
Hosken Powell, L OBP: 0.328, SLG: 0.336 (1, 9)										5	2	2	0	0	1	4						
Roy Smalley, S OBP: 0.355, SLG: 0.442 (1, 6)										4	3	4	4	1	0	0						
Rod Carew, L OBP: 0.411, SLG: 0.447 (1, 3)										5	1	1	0	0	1	3						
Butch Wynegar, S OBP: 0.340, SLG: 0.354 (1, 2)										5	0	1	0	0	0	2						
Dan Ford, R OBP: 0.359, SLG: 0.466 (1, 8)										5	0	1	0	0	1	2						
Glenn Adams, L OBP: 0.298, SLG: 0.398 (1, 10)										1	0	1	2	1	0	0						
Jose Morales, R OBP: 0.368, SLG: 0.405 (5, PH)										2	0	1	0	0	0	0						
Rich Chiles, L OBP: 0.352, SLG: 0.357 (3, PH)										1	0	1	0	0	0	0						
Willie Norwood, R OBP: 0.314, SLG: 0.392 (3, 7)										3	0	1	0	0	0	3						
Rob Wilfong, L OBP: 0.339, SLG: 0.330 (3, PH)										0	0	0	0	0	0	0						
Craig Kuskick, R OBP: 0.311, SLG: 0.319 (3, 4)										1	0	0	0	0	0	3						
Bob Randall, R OBP: 0.326, SLG: 0.350 (3, 4)										2	0	0	0	0	0	2						
Larry Wolfe, R OBP: 0.293, SLG: 0.313 (1, 5)										4	0	1	0	0	1	1						
Inning Stats	R: 3 E: 0 K: 0 S: 6	H: 4 LOB: 1 BB: 0 P: 6	R: 0 E: 0 K: 1 S: 6	H: 1 LOB: 1 BB: 0 P: 6	R: 1 E: 0 K: 0 S: 6	H: 3 LOB: 3 BB: 1 P: 10	R: 0 E: 0 K: 1 S: 5	H: 0 LOB: 0 BB: 0 P: 9	R: 0 E: 0 K: 0 S: 3	H: 0 LOB: 0 BB: 0 P: 3	R: 0 E: 0 K: 0 S: 5	H: 0 LOB: 0 BB: 0 P: 5	R: 1 E: 0 K: 0 S: 5	H: 2 LOB: 1 BB: 0 P: 5	R: 0 E: 0 K: 0 S: 5	H: 3 LOB: 2 BB: 0 P: 5	R: 1 E: 0 K: 1 S: 6	H: 1 LOB: 0 BB: 0 P: 6	1B: 10 2B: 3 3B: 0 HR: 2	SF: 0 SAC: 1 DP: 1 HBP: 0	WP: 0 PB: 0 SB: 0 CS: 0	PA: 41
PITCHER	IP	WLS	BF	H	R	ER	SO	BB	IBB	HBP	BLK	WP	HR	S	P	ERA	WHIP					
Paul Mitchell, R ERA: 4.08 (1, 1)	1.0		6	4	3	3	0	0	0	0	0	0	1	6	6	27.00	4.000					
Byron McLaughlin, R ERA: 5.8 (2, 1)	1.1		9	4	1	1	1	1	0	0	0	0	0	10	14	6.75	3.750					
Tom House, L ERA: 4.87 (3, 1)	4.2	W	17	2	1	1	2	1	0	0	0	0	0	20	24	1.93	0.643					
Enrique Romo, R ERA: 3.16 (8, 1)	2.0		9	4	1	1	1	0	0	0	0	0	1	11	11	4.50	2.000					

Minnesota Twins @ Seattle Mariners
The Kingdome, Seattle, WA
Tue Aug 01 1978, 10:05 PM EDT
Alt. 9,272 - Unknown - 70 F

AB 38
R 6
H 14
RBI 6
BB 2
SO 4
LOB 20



Batter	1	2	3	4	5	6	7	8	9	AB	R	H	RBI	BB	SO	LOB	BOTTOM					
Julio Cruz, S OBP: 0.347, SLG: 0.300 (1, 4)										3	1	0	0	1	0	2						
Craig Reynolds, L OBP: 0.332, SLG: 0.367 (1, 6)										3	2	0	0	1	0	0						
Ruppert Jones, L OBP: 0.332, SLG: 0.336 (1, 8)										4	0	0	0	0	1	3						
Leon Roberts, R OBP: 0.376, SLG: 0.548 (1, 9)										3	1	2	4	1	0	0						
Bruce Bochte, L OBP: 0.344, SLG: 0.395 (1, 10)										3	2	2	1	2	0	1						
Dan Meyer, L OBP: 0.241, SLG: 0.312 (1, 3)										5	3	4	1	0	0	1						
John Hale, L OBP: 0.303, SLG: 0.274 (1, 7)										3	0	2	2	0	1	2						
Juan Bernhardt, R OBP: 0.299, SLG: 0.376 (1, 5)										3	2	1	0	1	0	2						
Bob Stinson, S OBP: 0.366, SLG: 0.406 (1, 2)										2	2	5	1	0	0	0						
Inning Stats	R: 2 E: 0 K: 1 S: 7	H: 2 LOB: 2 BB: 2 P: 15	R: 3 E: 0 K: 0 S: 5	H: 2 LOB: 1 BB: 1 P: 10	R: 1 E: 0 K: 0 S: 5	H: 1 LOB: 0 BB: 0 P: 5	R: 0 E: 0 K: 0 S: 3	H: 1 LOB: 0 BB: 0 P: 3	R: 4 E: 0 K: 0 S: 5	H: 2 LOB: 0 BB: 2 P: 13	R: 0 E: 0 K: 0 S: 4	H: 1 LOB: 1 BB: 0 P: 4	R: 0 E: 0 K: 0 S: 4	H: 2 LOB: 1 BB: 0 P: 4	R: 3 E: 0 K: 1 S: 7	H: 2 LOB: 1 BB: 2 P: 15	R: 3 E: 0 K: 1 HR: 1	H: 2 LOB: 1 BB: 2 P: 15	1B: 9 2B: 3 3B: 0 HR: 1	SF: 2 SAC: 5 DP: 1 HBP: 1	WP: 0 PB: 0 SB: 1 CS: 1	PA: 45
PITCHER	IP	WLS	BF	H	R	ER	SO	BB	IBB	HBP	BLK	WP	HR	S	P	ERA	WHIP					
Stan Perzanowski, R ERA: 6.75 (1, 1)	1.2	L	13	4	5	5	1	3	0	1	0	0	1	28	44	12.00	2.000					
Jeff Holly, L ERA: 4.67 (2, 1)	6.0		30	9	8	8	1	3	1	0	0	0	0	1	1	0.00	0.000					
John Sutton, R ERA: 3.65 (8, 1)	0.1		1	0	0	0	0	0	0	0	0	0	0	1	1	0.00	0.000					

Minnesota Twins @ Seattle Mariners
The Kingdome, Seattle, WA
Tue Aug 01 1978, 10:05 PM EDT
Alt. 9,272 - Unknown - 70 F

AB 29
R 13
H 13
RBI 13
BB 7
SO 2
LOB 11



Batter	1	2	3	4	5	6	7	8	9	AB	R	H	RBI	BB	SO	LOB	TOP			
Hosken Powell, L OBP: 0.327, SLG: 0.335 (1, 9)	F5		G4-6-3			F5		1B		4	0	1	0	0	0	2	Minnesota Twins @ Seattle Mariners The Kingdome, Seattle, WA Wed Aug 02 1978, 10:05 PM EDT Alt: 8,394 - Unknown - 70 F			
Roy Smalley, S OBP: 0.357, SLG: 0.441 (1, 6)	F9			2B SF8 HBP		1B		1-3		3	1	1	0	0	0	1				
Rod Carew, L OBP: 0.410, SLG: 0.448 (1, 3)	4-3			1-3 2B		L4-3			4-3	4	0	1	0	0	0	1				
Butch Wynegar, S OBP: 0.336, SLG: 0.351 (1, 2)		G3		SF8				G3		3	0	0	1	0	0	0				
Dan Ford, R OBP: 0.357, SLG: 0.464 (1, 8)	L3			3-H K				1B	1-3	4	0	1	0	0	1	1				
Glenn Adams, L OBP: 0.294, SLG: 0.391 (1, 10)	4-3			4-3				F9		3	0	0	0	0	0	2				
Rich Chiles, L OBP: 0.345, SLG: 0.349 (1, 7)			4-3			F8		4-3		3	0	0	0	0	0	1				
Rob Wilfong, L OBP: 0.347, SLG: 0.348 (1, 4)				2B		6-3		G6-4-3 1B		3	0	2	0	0	0	0				
Larry Wolfe, R OBP: 0.296, SLG: 0.311 (1, 5)						5-3				1	0	0	0	1	0	0				
Jose Morales, R OBP: 0.366, SLG: 0.402 (8, PH)								G6-4-3		1	0	0	0	0	0	1				
Bob Randall, R OBP: 0.326, SLG: 0.350 (8, 5)								1-2		0	0	0	0	0	0	0				
Inning Stats	R: 0 E: 0 K: 0 S: 3	H: 0 LOB: 0 BB: 0 P: 3	R: 0 E: 0 K: 0 S: 3	H: 0 LOB: 0 BB: 0 P: 3	R: 0 E: 0 K: 0 S: 3	H: 1 LOB: 1 BB: 1 P: 7	R: 1 E: 0 K: 1 S: 6	H: 1 LOB: 1 BB: 0 P: 7	R: 0 E: 0 K: 0 S: 3	H: 0 LOB: 0 BB: 0 P: 3	R: 0 E: 0 K: 0 S: 4	H: 1 LOB: 1 BB: 0 P: 4	R: 0 E: 0 K: 0 S: 4	H: 2 LOB: 1 BB: 0 P: 4	R: 0 E: 0 K: 0 S: 3	H: 0 LOB: 0 BB: 0 P: 3	1B: 4 2B: 3 3B: 0 HR: 0	SF: 1 SAC: 0 DP: 3 HBP: 1	WP: 0 PB: 0 SB: 0 CS: 0	PA: 32
PITCHER Jim Colborn, R ERA: 5.54 (1, 1)	IP: 9.0 WLS: W BF: 32 H: 6 R: 1 ER: 1 SO: 1 BB: 1 IBB: 0 HBP: 1 BLK: 0 WP: 0 HR: 0 S: 32 P: 37 ERA: 1.00 WHIP: 0.778											PITCHER	IP: 9.0 WLS: W BF: 32 H: 6 R: 1 ER: 1 SO: 1 BB: 1 IBB: 0 HBP: 1 BLK: 0 WP: 0 HR: 0 S: 32 P: 37 ERA: 1.00 WHIP: 0.778							

Batter	1	2	3	4	5	6	7	8	9	AB	R	H	RBI	BB	SO	LOB	BOTTOM			
Julio Cruz, S OBP: 0.351, SLG: 0.306 (1, 4)	FC1-6-5 2B		G6-4-3 1B			L9		G3		3	0	2	0	1	0	1	Minnesota Twins @ Seattle Mariners The Kingdome, Seattle, WA Wed Aug 02 1978, 10:05 PM EDT Alt: 8,394 - Unknown - 70 F			
Larry Milbourne, S OBP: 0.315, SLG: 0.388 (1, 6)	F3		G6-4-3 1-2			L8		G3		4	0	0	0	0	0	5				
Ruppert Jones, L OBP: 0.331, SLG: 0.335 (1, 8)	FC1-6-5 2-3		F9			1B		F9		4	0	1	0	0	0	3				
Leon Roberts, R OBP: 0.377, SLG: 0.547 (1, 9)	6-3					FC6 1B		6-3		4	1	2	0	0	0	1				
Tom Paciorek, R OBP: 0.352, SLG: 0.484 (1, 7)						FC6		K		3	1	1	0	0	1	2				
John Hale, L OBP: 0.302, SLG: 0.272 (8, 7)						1-2		K		1	0	0	0	0	1	0				
Bob Robertson, R OBP: 0.336, SLG: 0.444 (1, 10)						K		5-3		3	1	1	2	1	1	1				
Dan Meyer, L OBP: 0.240, SLG: 0.310 (1, 3)						G3		F4		2	0	0	0	0	0	1				
Juan Bernhardt, R OBP: 0.299, SLG: 0.375 (1, 5)						4-3		K		3	0	1	1	0	1	0				
Bob Stinson, S OBP: 0.369, SLG: 0.409 (1, 2)						1B		G3 BB		3	0	2	0	0	0	2				
Inning Stats	R: 0 E: 0 K: 0 S: 4	H: 1 LOB: 1 BB: 0 P: 4	R: 1 E: 0 K: 0 S: 4	H: 2 LOB: 1 BB: 1 P: 8	R: 0 E: 0 K: 0 S: 3	H: 1 LOB: 0 BB: 0 P: 3	R: 0 E: 0 K: 1 S: 6	H: 1 LOB: 1 BB: 0 P: 6	R: 0 E: 0 K: 0 S: 4	H: 1 LOB: 1 BB: 0 P: 4	R: 2 E: 0 K: 1 S: 7	H: 3 LOB: 0 BB: 0 P: 7	R: 0 E: 0 K: 1 S: 6	H: 1 LOB: 2 BB: 1 P: 10	R: 0 E: 0 K: 1 S: 5	H: 0 LOB: 0 BB: 0 P: 5	1B: 7 2B: 2 3B: 0 HR: 1	SF: 0 SAC: 1 DP: 2 HBP: 0	WP: 0 PB: 0 SB: 1 CS: 0	PA: 33
PITCHER Geoff Zahn, L ERA: 3.22 Mike Marshall, R ERA: 2.89 (1, 1)	IP: 6.0 WLS: L BF: 25 H: 9 R: 3 ER: 3 SO: 3 BB: 1 IBB: 0 HBP: 0 BLK: 0 WP: 1 HR: 1 S: 28 P: 32 ERA: 4.50 WHIP: 1.667											PITCHER	IP: 7.0 WLS: L BF: 25 H: 9 R: 3 ER: 3 SO: 3 BB: 1 IBB: 0 HBP: 0 BLK: 0 WP: 1 HR: 1 S: 28 P: 32 ERA: 4.50 WHIP: 1.667							

Batter	1	2	3	4	5	6	7	8	9	AB	R	H	RBI	BB	SO	LOB	TOP								
Willie Norwood, R OBP: 0.316, SLG: 0.390 (1, 7)										4	0	1	0	1	2	2									
Bombo Rivera, R OBP: 0.390, SLG: 0.380 (1, 9)										5	1	2	0	0	0	3									
Roy Smalley, S OBP: 0.357, SLG: 0.449 (1, 6)										4	2	2	2	0	1	2									
Dan Ford, R OBP: 0.360, SLG: 0.471 (1, 8)										5	0	3	1	0	0	1									
Jose Morales, R OBP: 0.361, SLG: 0.393 (1, 10)										4	0	0	1	1	2	2									
Craig Kusick, R OBP: 0.312, SLG: 0.315 (1, 3)										2	0	0	0	1	0	3									
Rod Carew, L OBP: 0.409, SLG: 0.447 (7, PH) (7, 3)										1	0	0	0	0	0	1									
Butch Wynegar, S OBP: 0.332, SLG: 0.346 (1, 2)										4	0	0	0	0	1	3									
Bob Randall, R OBP: 0.326, SLG: 0.350 (8, PH)										3	1	1	0	0	0	1									
Glenn Adams, L OBP: 0.297, SLG: 0.391 (8, FR)										0	0	0	0	1	0	0									
Rob Wilfong, L OBP: 0.347, SLG: 0.348 (8, 4)										0	0	0	0	0	0	0									
Larry Wolfe, R OBP: 0.300, SLG: 0.321 (1, 5)										4	1	2	1	0	1	1									
Inning Stats	R: 1 E: 0 K: 2 S: 9	H: 2 LOB: 2 BB: 1 P: 13	R: 0 E: 0 K: 1 S: 6	H: 1 LOB: 2 BB: 1 P: 10	R: 1 E: 0 K: 0 S: 5	H: 2 LOB: 1 BB: 0 P: 5	R: 2 E: 0 K: 1 S: 8	H: 3 LOB: 1 BB: 0 P: 8	R: 0 E: 0 K: 1 S: 5	H: 0 LOB: 1 BB: 0 P: 9	R: 0 E: 0 K: 0 S: 4	H: 1 LOB: 1 BB: 0 P: 4	R: 0 E: 0 K: 0 S: 4	H: 1 LOB: 0 BB: 0 P: 4	R: 0 E: 0 K: 1 S: 4	H: 0 LOB: 1 BB: 1 P: 8	R: 1 E: 0 K: 1 S: 6	H: 1 LOB: 0 BB: 0 P: 6	1B: 7 2B: 3 3B: 0 HR: 1	SF: 1 SAC: 0 DP: 0 HBP: 0	WP: 0 PB: 0 SB: 1 CS: 2	PA: 41			
PITCHER	IP	WLS	BF	H	R	ER	SO	BB	IBB	HBP	BLK	WP	HR	S	P	ERA	WHIP								
Rick Honeycutt, L ERA: 4.48 (1, 1)	3.0		18	7	4	3	3	2	0	0	0	0	0	22	30	9.00	3.000								
Mike Parrott, R ERA: 4.88 (4, 1)	4.0		17	3	0	0	2	2	0	0	0	0	0	19	27	0.00	1.250								
Enrique Romo, R ERA: 3.2 (8, 1)	2.0	W	6	1	1	1	2	0	0	0	0	0	1	10	10	4.50	0.500								

Minnesota Twins @ Seattle Mariners
The Kingdome, Seattle, WA
Thu Aug 03 1978, 10:05 PM EDT
Alt. 9,471 - Unknown - 70 F

AB	36
R	5
H	11
RBI	5
BB	4
SO	7
LOB	19



Batter	1	2	3	4	5	6	7	8	9	AB	R	H	RBI	BB	SO	LOB	BOTTOM								
Julio Cruz, S OBP: 0.354, SLG: 0.306 (1, 4)										3	1	1	0	2	0	0									
Larry Milbourne, S OBP: 0.311, SLG: 0.381 (1, 6)										5	1	1	1	0	0	2									
Ruppert Jones, L OBP: 0.331, SLG: 0.332 (1, 8)										2	1	0	0	1	1	1									
Leon Roberts, R OBP: 0.379, SLG: 0.558 (1, 9)										4	1	2	3	0	0	1									
Tom Paciorek, R OBP: 0.364, SLG: 0.496 (1, 7)										3	1	2	0	1	0	1									
John Hale, L OBP: 0.302, SLG: 0.272 (9, 7)										0	0	0	0	0	0	0									
Bob Robertson, R OBP: 0.333, SLG: 0.433 (1, 10)										4	0	0	0	1	1	3									
Dan Meyer, L OBP: 0.237, SLG: 0.306 (1, 3)										4	0	0	0	0	0	3									
Juan Bernhardt, R OBP: 0.300, SLG: 0.370 (1, 5)										2	0	0	0	1	0	1									
Bruce Bochte, L OBP: 0.345, SLG: 0.395 (9, PH)										0	0	0	0	1	0	0									
Craig Reynolds, L OBP: 0.332, SLG: 0.367 (9, FR)										0	1	0	0	0	0	0									
Bob Stinson, S OBP: 0.364, SLG: 0.403 (1, 2)										4	0	0	0	0	0	2									
Inning Stats	R: 4 E: 2 K: 0 S: 6	H: 2 LOB: 1 BB: 2 P: 14	R: 0 E: 0 K: 0 S: 3	H: 0 LOB: 1 BB: 1 P: 7	R: 0 E: 0 K: 0 S: 4	H: 1 LOB: 0 BB: 0 P: 4	R: 0 E: 0 K: 0 S: 2	H: 0 LOB: 0 BB: 1 P: 6	R: 1 E: 0 K: 0 S: 2	H: 0 LOB: 1 BB: 2 P: 10	R: 0 E: 0 K: 0 S: 3	H: 0 LOB: 0 BB: 0 P: 3	R: 0 E: 0 K: 2 S: 8	H: 1 LOB: 1 BB: 0 P: 8	R: 0 E: 0 K: 0 S: 4	H: 2 LOB: 2 BB: 1 P: 8	1B: 4 2B: 1 3B: 0 HR: 1	SF: 0 SAC: 1 DP: 1 HBP: 0	WP: 0 PB: 1 SB: 2 CS: 0	PA: 39					
PITCHER	IP	WLS	BF	H	R	ER	SO	BB	IBB	HBP	BLK	WP	HR	S	P	ERA	WHIP								
Darrell Jackson, L ERA: 3.74 (1, 1)	7.1		32	4	5	2	1	5	0	0	0	0	0	27	51	2.46	1.227								
Mike Marshall, R ERA: 2.96 (8, 1)	1.1	L	7	2	1	1	1	1	0	0	0	0	0	8	12	6.75	2.250								

Minnesota Twins @ Seattle Mariners
The Kingdome, Seattle, WA
Thu Aug 03 1978, 10:05 PM EDT
Alt. 9,471 - Unknown - 70 F

AB	31
R	6
H	6
RBI	4
BB	7
SO	2
LOB	14




Batter	1	2	3	4	5	6	7	8	9	AB	R	H	RBI	BB	SO	LOB	TOP				
Willie Norwood, R OBP: 0.317, SLG: 0.400 (1, 7)	F5		HR		4-3 1-2 1B		F9		FC6-4	5	1	2	1	0	0	1	Minnesota Twins @ California Angels Anaheim Stadium, Anaheim, CA Fri Aug 04 1978, 10:05 PM EDT Att: 17,411 - Unknown - 73 F				
Roy Smalley, S OBP: 0.356, SLG: 0.447 Larry Wolfe, R OBP: 0.300, SLG: 0.321 (1, 6) (8, 6)	1-3		4-3		4-3		G6-4-3 1B			4	0	1	0	0	0	2					
Rod Carew, L OBP: 0.407, SLG: 0.444 (1, 3)	1B		3-1		4-3		G6-4-3 1B			4	0	1	1	0	0	2					
Dan Ford, R OBP: 0.359, SLG: 0.468 (1, 8)		CS BB	5-3		6-3			4-3		3	0	0	0	1	0	1					
Mike Cabbage, L OBP: 0.357, SLG: 0.442 Jose Morales, R OBP: 0.359, SLG: 0.391 (8, PH) (8, 2)	L7		L8		L6			3-1		3	0	0	0	0	0	1					
Glenn Adams, L OBP: 0.308, SLG: 0.412 Craig Kusick, R OBP: 0.310, SLG: 0.313 (1, 10) (8, PH)	BB 2B		2B		4-3 2B			K		3	1	3	0	0	0	0					
Butch Wynegar, S OBP: 0.331, SLG: 0.342 (8, 5)	2B BB		F8		4-3			F9		3	0	0	0	1	0	2					
Hosken Powell, L OBP: 0.331, SLG: 0.341 Bob Randall, R OBP: 0.329, SLG: 0.353 (1, 9) (6, 4)	2B		F7		BB			FC6-4 1B		2	0	1	1	1	0	1					
Rob Wilfong, L OBP: 0.349, SLG: 0.351 Bombo Rivera, R OBP: 0.386, SLG: 0.376 (1, 4) (6, PH) (6, 9)	4-3		4-3		4-3 1B			F9		2	1	1	0	0	0	2					
										2	0	0	0	0	1	3					
Inning Stats	R: 0 E: 0 K: 0 S: 3	H: 1 LOB: 1 BB: 0 P: 3	R: 1 E: 0 K: 0 S: 4	H: 2 LOB: 2 BB: 2 P: 12	R: 1 E: 0 K: 0 S: 4	H: 1 LOB: 0 BB: 0 P: 4	R: 0 E: 0 K: 0 S: 4	H: 1 LOB: 1 BB: 0 P: 4	R: 1 E: 0 K: 0 S: 5	H: 2 LOB: 1 BB: 0 P: 5	R: 0 E: 0 K: 1 S: 6	H: 1 LOB: 2 BB: 1 P: 10	R: 0 E: 0 K: 0 S: 3	H: 0 LOB: 0 BB: 0 P: 3	R: 0 E: 0 K: 1 S: 5	H: 1 LOB: 1 BB: 0 P: 5	1B: 6 2B: 3 3B: 0 HR: 1	SF: 0 SAC: 0 DP: 1 HBP: 0	WP: 0 PB: 0 CS: 1	PA: 37	
PITCHER	IP WLS BF H R ER SO BB IBB HBP BLK WP HR S P ERA WHIP	IP WLS BF H R ER SO BB IBB HBP BLK WP HR S P ERA WHIP	IP WLS BF H R ER SO BB IBB HBP BLK WP HR S P ERA WHIP	IP WLS BF H R ER SO BB IBB HBP BLK WP HR S P ERA WHIP	IP WLS BF H R ER SO BB IBB HBP BLK WP HR S P ERA WHIP	IP WLS BF H R ER SO BB IBB HBP BLK WP HR S P ERA WHIP	IP WLS BF H R ER SO BB IBB HBP BLK WP HR S P ERA WHIP	IP WLS BF H R ER SO BB IBB HBP BLK WP HR S P ERA WHIP	IP WLS BF H R ER SO BB IBB HBP BLK WP HR S P ERA WHIP	IP WLS BF H R ER SO BB IBB HBP BLK WP HR S P ERA WHIP	IP WLS BF H R ER SO BB IBB HBP BLK WP HR S P ERA WHIP	IP WLS BF H R ER SO BB IBB HBP BLK WP HR S P ERA WHIP	IP WLS BF H R ER SO BB IBB HBP BLK WP HR S P ERA WHIP	IP WLS BF H R ER SO BB IBB HBP BLK WP HR S P ERA WHIP	IP WLS BF H R ER SO BB IBB HBP BLK WP HR S P ERA WHIP	IP WLS BF H R ER SO BB IBB HBP BLK WP HR S P ERA WHIP	IP WLS BF H R ER SO BB IBB HBP BLK WP HR S P ERA WHIP	IP WLS BF H R ER SO BB IBB HBP BLK WP HR S P ERA WHIP	IP WLS BF H R ER SO BB IBB HBP BLK WP HR S P ERA WHIP	IP WLS BF H R ER SO BB IBB HBP BLK WP HR S P ERA WHIP	IP WLS BF H R ER SO BB IBB HBP BLK WP HR S P ERA WHIP

AB	34
R	3
H	10
RBI	3
BB	3
SO	2
LOB	15



Batter	1	2	3	4	5	6	7	8	9	AB	R	H	RBI	BB	SO	LOB	BOTTOM				
Ken Landreaux, L OBP: 0.280, SLG: 0.348 (1, 8)	6-3		FC6-4 1B		L9		FC4-6 1B WP		F7	6	2	1	1	0	0	5	Minnesota Twins @ California Angels Anaheim Stadium, Anaheim, CA Fri Aug 04 1978, 10:05 PM EDT Att: 17,411 - Unknown - 73 F				
Carney Lansford, R OBP: 0.327, SLG: 0.405 (1, 5)	1B		FC6-4 CS		E SF7 1B		WP 1B			5	2	4	3	0	0	1					
Lyman Bostock, L OBP: 0.361, SLG: 0.370 (1, 9)	BB 1B		CS		E3 1B		K			4	1	2	1	1	1	2					
Don Baylor, R OBP: 0.340, SLG: 0.468 (1, 3)	BB		K		SF7		F7			2	0	0	1	2	1	1					
Joe Rudi, R OBP: 0.281, SLG: 0.360 (1, 7)	K		2B		IBB		L6			3	1	1	2	2	1	3					
Danny Goodwin, L (1, 10)	F8		BB		4-3		F6			4	1	0	0	1	0	8					
Brian Downing, R OBP: 0.370, SLG: 0.377 (1, 2)			SH1-4 1B		4-3		FC4-6 1B		F8	5	3	3	2	0	0	0					
Dave Chalk, R OBP: 0.343, SLG: 0.305 (1, 6)			1B SH1-4		FC4-6 1B		F9		PB WP 1B	4	2	3	0	1	0	1					
Bobby Grich, R OBP: 0.345, SLG: 0.307 (1, 4)			SH1-4		L4-3		FC4-6 1B		L7	4	0	2	1	0	0	2					
										4	0	2	1	0	0	2					
Inning Stats	R: 0 E: 0 K: 1 S: 7	H: 2 LOB: 3 BB: 1 P: 11	R: 2 E: 0 K: 0 S: 5	H: 3 LOB: 0 BB: 0 P: 5	R: 7 E: 0 K: 1 S: 11	H: 6 LOB: 3 BB: 4 P: 27	R: 0 E: 0 K: 0 S: 2	H: 0 LOB: 0 BB: 1 P: 6	R: 1 E: 1 K: 0 S: 5	H: 1 LOB: 2 BB: 1 P: 9	R: 2 E: 0 K: 1 S: 8	H: 3 LOB: 1 BB: 0 P: 8	R: 0 E: 0 K: 0 S: 3	H: 0 LOB: 0 BB: 0 P: 3	R: 0 E: 0 K: 0 S: 4	H: 1 LOB: 1 BB: 0 P: 4	1B: 14 2B: 3 3B: 0 HR: 0	SF: 1 SAC: 1 DP: 1 HBP: 0	WP: 2 PB: 1 CS: 1	PA: 47	
PITCHER	IP WLS BF H R ER SO BB IBB HBP BLK WP HR S P ERA WHIP	IP WLS BF H R ER SO BB IBB HBP BLK WP HR S P ERA WHIP	IP WLS BF H R ER SO BB IBB HBP BLK WP HR S P ERA WHIP	IP WLS BF H R ER SO BB IBB HBP BLK WP HR S P ERA WHIP	IP WLS BF H R ER SO BB IBB HBP BLK WP HR S P ERA WHIP	IP WLS BF H R ER SO BB IBB HBP BLK WP HR S P ERA WHIP	IP WLS BF H R ER SO BB IBB HBP BLK WP HR S P ERA WHIP	IP WLS BF H R ER SO BB IBB HBP BLK WP HR S P ERA WHIP	IP WLS BF H R ER SO BB IBB HBP BLK WP HR S P ERA WHIP	IP WLS BF H R ER SO BB IBB HBP BLK WP HR S P ERA WHIP	IP WLS BF H R ER SO BB IBB HBP BLK WP HR S P ERA WHIP	IP WLS BF H R ER SO BB IBB HBP BLK WP HR S P ERA WHIP	IP WLS BF H R ER SO BB IBB HBP BLK WP HR S P ERA WHIP	IP WLS BF H R ER SO BB IBB HBP BLK WP HR S P ERA WHIP	IP WLS BF H R ER SO BB IBB HBP BLK WP HR S P ERA WHIP	IP WLS BF H R ER SO BB IBB HBP BLK WP HR S P ERA WHIP	IP WLS BF H R ER SO BB IBB HBP BLK WP HR S P ERA WHIP	IP WLS BF H R ER SO BB IBB HBP BLK WP HR S P ERA WHIP	IP WLS BF H R ER SO BB IBB HBP BLK WP HR S P ERA WHIP	IP WLS BF H R ER SO BB IBB HBP BLK WP HR S P ERA WHIP	IP WLS BF H R ER SO BB IBB HBP BLK WP HR S P ERA WHIP



Batter	1	2	3	4	5	6	7	8	9	AB	R	H	RBI	BB	SO	LOB	TOP
Willie Norwood, R (1, 7) OBP: 0.312, SLG: 0.393 Hosken Powell, L (9, 9) OBP: 0.331, SLG: 0.341	0-3 K	0-0 F7		0-0 P3		0-0 F8			0-3 K	5	0	0	0	0	2	4	
Rod Carew, L (1, 3) OBP: 0.405, SLG: 0.441	0-3 K		0-0 BB S BB	0-0 F9		0-0 F7			0-3 K	5	1	1	0	0	2	2	
Dan Ford, R (1, 8) OBP: 0.360, SLG: 0.465	0-3 K		4-0 BB BB SF9 BB	0-0			0-0 6-3		0-0 6-3	4	1	1	0	1	1	0	
Craig Kusick, R (1, 10) OBP: 0.309, SLG: 0.306		4-0 1B SH2-3 BB	0-3 K	0-0 L9			0-3 K			3	1	0	0	1	2	4	
Roy Smalley, S (1, 6) OBP: 0.356, SLG: 0.445		0-0 SH2-3 BB	4-0 SF9 BB		0-0 F7		0-0 F7			2	0	0	0	1	0	0	
Bombo Rivera, R (1, 9) OBP: 0.383, SLG: 0.369	0-3 K		4-0 FC6-4 BB		0-0 5-3			0-0 5-3		3	0	0	1	1	1	1	
Bob Randall, R (1, 4) OBP: 0.328, SLG: 0.352	0-0 1B 1B		0-0 SF9		0-0 F3			0-0 F8		3	1	1	1	0	0	0	
Larry Wolfe, R (1, 5) OBP: 0.309, SLG: 0.324	0-0 1B 1B		0-0 FC6-4		4-0 F8 SH5-4 BB			4-0 FC6-4 BB		2	0	1	1	2	0	2	
Glenn Borgmann, R (1, 2) OBP: 0.313, SLG: 0.329	0-0 1B		0-0 1B		0-0 SH5-4			0-0 FC6-4		3	0	2	1	0	0	1	
Inning Stats	R: 0 H: 0 E: 0 LOB: 0 K: 3 BB: 0 S: 9 P: 9	R: 2 H: 3 E: 0 LOB: 2 K: 1 BB: 1 S: 8 P: 12	R: 2 H: 1 E: 0 LOB: 2 K: 1 BB: 3 S: 6 P: 18	R: 0 H: 2 E: 0 LOB: 2 K: 0 BB: 0 S: 5 P: 5	R: 0 H: 0 E: 0 LOB: 0 K: 0 BB: 0 S: 3 P: 3	R: 0 H: 0 E: 0 LOB: 1 K: 1 BB: 1 S: 3 P: 7	R: 0 H: 0 E: 0 LOB: 0 K: 1 BB: 0 S: 5 P: 5	R: 0 H: 0 E: 0 LOB: 1 K: 2 BB: 0 S: 7 P: 7	R: 0 H: 0 E: 0 LOB: 0 K: 2 BB: 0 S: 7 P: 7	1B: 6 SF: 1 2B: 0 SAC: 2 3B: 0 DP: 0 HR: 0 HBP: 0	WP: 0 PA: 39 PB: 0 SB: 1 CS: 0						
PITCHER Frank Tanana, L (1, 1) ERA: 3.05	IP: 9.0 WLS: L BF: 39 H: 6 R: 4 ER: 4 SO: 8 BB: 6 IBB: 0 HBP: 0 BLK: 0 WP: 0 HR: 0 S: 49 P: 73 ERA: 4.00 WHIP: 1.333																

Minnesota Twins @ California Angels
Anaheim Stadium, Anaheim, CA
Sat Aug 05 1978, 10:05 PM EDT
Unknown - 84 F

AB	30
R	4
H	6
RBI	4
BB	6
SO	8
LOB	14



Batter	1	2	3	4	5	6	7	8	9	AB	R	H	RBI	BB	SO	LOB	BOTTOM
Ken Landreaux, L (1, 8) OBP: 0.280, SLG: 0.346	0-0 4-3		0-0 E		0-0 6-3		0-3 K			4	0	1	0	0	1	1	
Carney Lansford, R (1, 5) OBP: 0.326, SLG: 0.402	0-0 4-3		0-3 K		0-0 E		0-0 FC6-4			4	1	1	0	0	1	2	
Lyman Bostock, L (1, 9) OBP: 0.351, SLG: 0.369 Rick Miller, L (7, 8) OBP: 0.349, SLG: 0.336	0-0 4-3		0-0 E7		0-0 E7			0-0 G6-4-3		3	0	1	0	0	0	0	
Don Baylor, R (1, 3) OBP: 0.339, SLG: 0.465		4-0 1B BB	0-0 F8		0-0 F8			0-0 F8		3	0	0	0	1	0	4	
Joe Rudi, R (1, 7) OBP: 0.281, SLG: 0.359		0-0 1-2 HR 1B		0-0 4-3		0-0 F9		0-0 G6-4-3		4	1	1	0	0	0	1	
Danny Gooden, L (1, 10) OBP: 0.596, SLG: 1.000		0-0 1-2 HR		0-0 6-3		0-0 6-3		0-0 SH1-4		4	1	4	2	0	0	0	
Brian Downing, R (1, 2) OBP: 0.366, SLG: 0.372		0-0 4-3		0-0 6-3		0-0 5-3		0-0 SH1-4		3	0	0	0	0	0	2	
Dave Chalk, R (1, 6) OBP: 0.340, SLG: 0.302		0-0 F9		0-0 4-3			0-0 6-3		0-0 L8	4	0	0	0	0	0	2	
Bobby Grich, R (1, 4) OBP: 0.345, SLG: 0.307 Tony Solaita, L (9, PH) OBP: 0.337, SLG: 0.292			0-0 4-3		0-3 K		0-0 FC6-4		0-3 K	3	0	1	0	0	1	0	
Inning Stats	R: 0 H: 0 E: 0 LOB: 0 K: 0 BB: 0 S: 3 P: 3	R: 2 H: 2 E: 0 LOB: 0 K: 0 BB: 1 S: 4 P: 8	R: 0 H: 2 E: 1 LOB: 2 K: 1 BB: 0 S: 7 P: 7	R: 0 H: 1 E: 0 LOB: 1 K: 0 BB: 0 S: 4 P: 4	R: 1 H: 1 E: 1 LOB: 1 K: 1 BB: 0 S: 7 P: 7	R: 0 H: 1 E: 0 LOB: 0 K: 0 BB: 0 S: 3 P: 3	R: 0 H: 1 E: 0 LOB: 1 K: 1 BB: 0 S: 6 P: 6	R: 0 H: 1 E: 0 LOB: 0 K: 0 BB: 0 S: 3 P: 3	R: 0 H: 1 E: 0 LOB: 1 K: 1 BB: 0 S: 6 P: 6	1B: 8 SF: 0 2B: 1 SAC: 1 3B: 0 DP: 1 HR: 1 HBP: 0	WP: 0 PA: 36 PB: 0 SB: 0 CS: 0						
PITCHER Roger Erickson, R (1, 1) ERA: 4.88	IP: 9.0 WLS: W BF: 36 H: 10 R: 3 ER: 2 SO: 4 BB: 1 IBB: 0 HBP: 0 BLK: 0 WP: 0 HR: 1 S: 43 P: 47 ERA: 2.00 WHIP: 1.222																

Minnesota Twins @ California Angels
Anaheim Stadium, Anaheim, CA
Sat Aug 05 1978, 10:05 PM EDT
Unknown - 84 F

AB	34
R	3
H	10
RBI	2
BB	1
SO	4
LOB	13




Batter	1	2	3	4	5	6	7	8	9	AB	R	H	RBI	BB	SO	LOB	TOP				
Hosken Powell, L (1, 9) OBP: 0.327, SLG: 0.336	F8		K		SH		G3			3	0	0	0	0	1	1	Minnesota Twins @ California Angels Anaheim Stadium, Anaheim, CA Sat Aug 05 1978, 10:05 PM EDT Att: 41,723 - Unknown				
Roy Smalley, S (1, 6) OBP: 0.355, SLG: 0.443	F8		1B		FC9-6		F9			4	1	1	2	0	0	1					
Rod Carew, L (1, 3) OBP: 0.404, SLG: 0.439	6-3		1B		F7		F7			4	0	1	0	0	0	1					
Mike Cabbage, L (1, 5) OBP: 0.359, SLG: 0.443		L9	1B		1B		4-3			4	0	2	1	0	0	0					
Glenn Adams, L (1, 10) OBP: 0.303, SLG: 0.405 Jose Morales, R (8, PH) OBP: 0.358, SLG: 0.389	6-3		F7		L7		L9			3	0	0	0	0	0	4					
Dan Ford, R (1, 8) OBP: 0.356, SLG: 0.461	E5				F9				6-3	4	0	0	0	0	0	0					
Rich Chiles, L (1, 7) OBP: 0.338, SLG: 0.341 Bombo Rivera, R (9, PH) OBP: 0.382, SLG: 0.367	F5		L9		F9		F9		K	3	0	0	0	0	0	1					
Butch Wynegar, S (1, 2) OBP: 0.327, SLG: 0.338			F3		F5		F2		K	4	0	0	0	0	1	0					
Rob Wilfong, L (1, 4) OBP: 0.357, SLG: 0.353			1B		SH		F5			2	2	1	0	1	0	0					
Inning Stats	R: 0 E: 0 K: 0 S: 3	H: 0 LOB: 0 BB: 0 P: 3	R: 0 E: 1 K: 0 S: 4	H: 0 LOB: 1 BB: 0 P: 4	R: 2 E: 0 K: 1 S: 8	H: 3 LOB: 2 BB: 1 P: 12	R: 0 E: 0 K: 0 S: 3	H: 0 LOB: 0 BB: 0 P: 3	R: 1 E: 1 K: 0 S: 6	H: 2 LOB: 2 BB: 0 P: 6	R: 0 E: 0 K: 0 S: 3	H: 0 LOB: 0 BB: 0 P: 3	R: 0 E: 0 K: 2 S: 3	H: 0 LOB: 0 BB: 0 P: 3	R: 0 E: 0 K: 0 S: 7	H: 0 LOB: 0 BB: 0 P: 7		1B: 5 2B: 0 3B: 0 HR: 0	SF: 0 SAC: 1 DP: 0 HBP: 0	WP: 0 PB: 0 SB: 1 CS: 0	PA: 35
PITCHER	IP	WLS	BF	H	R	ER	SO	BB	IBB	HBP	BLK	WP	HR	S	P	ERA	WHIP				
Chris Knapp, R (1, 1) ERA: 4.3	7.0	W	29	5	3	3	1	1	0	0	0	0	0	30	34	3.86	0.857				
Dave LaRoche, L (8, 1) ERA: 2.71	2.0	S	6	0	0	0	2	0	0	0	0	0	0	10	10	0.00	0.000				

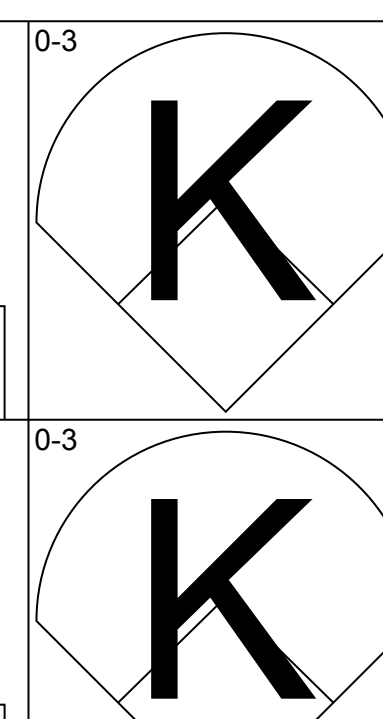
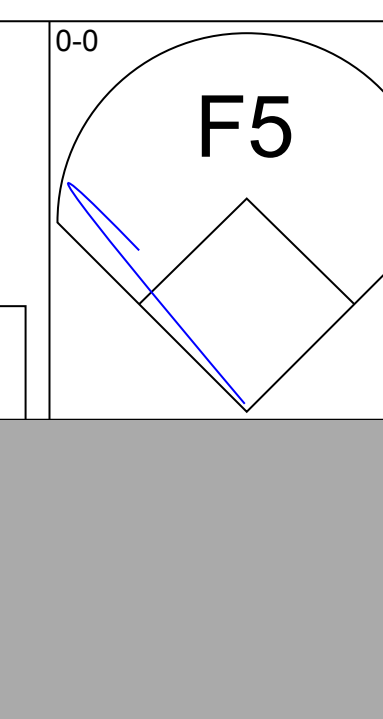
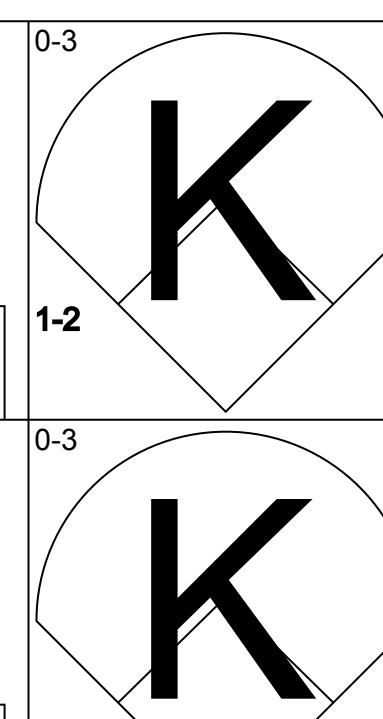
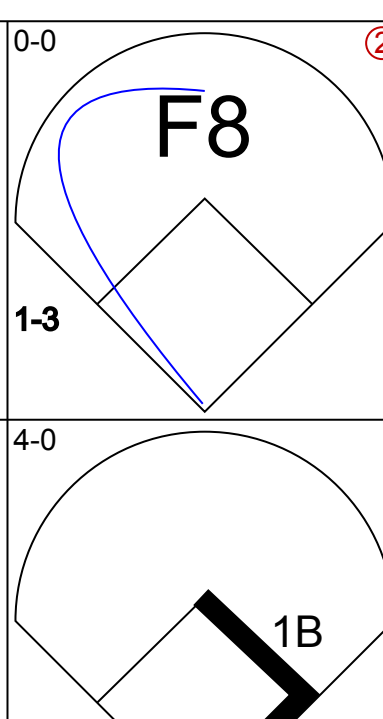
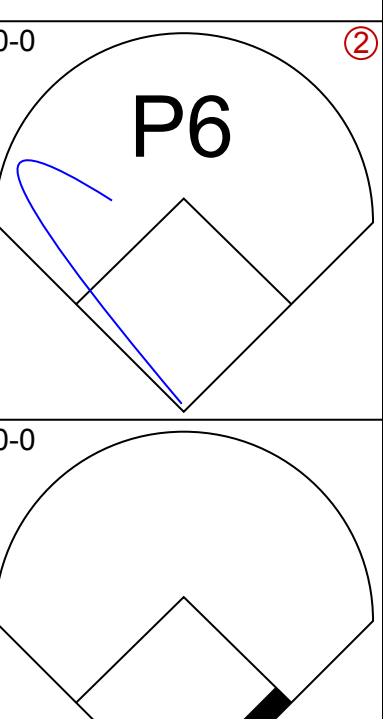
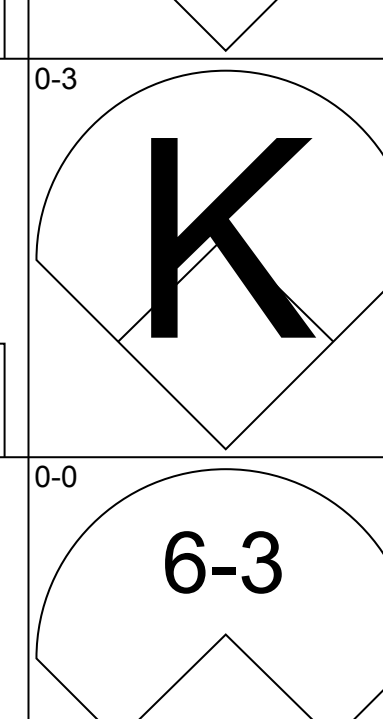
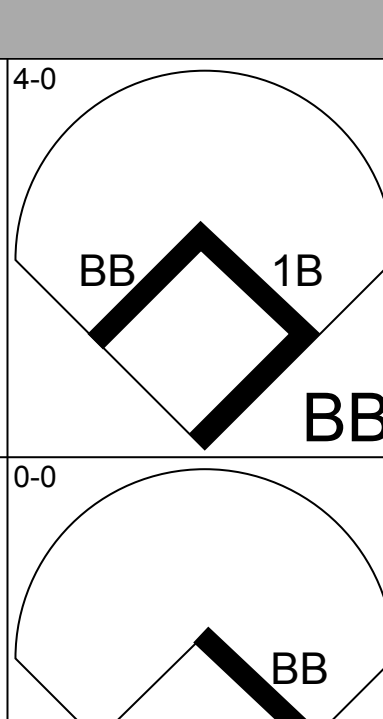
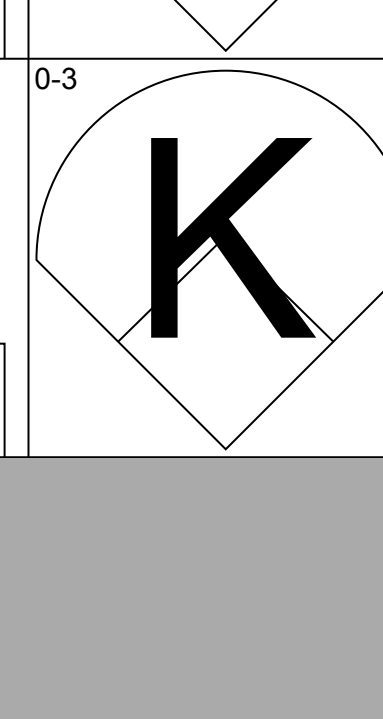
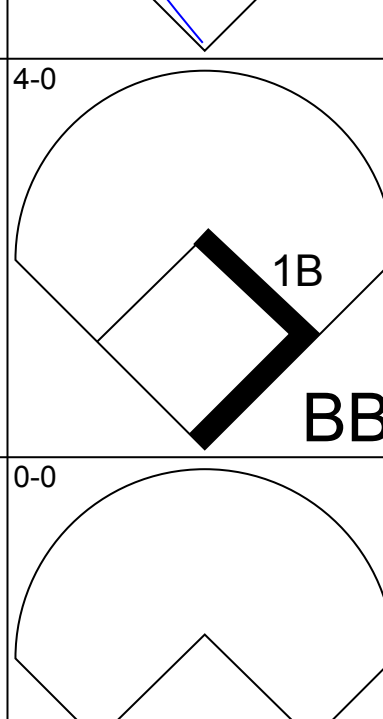
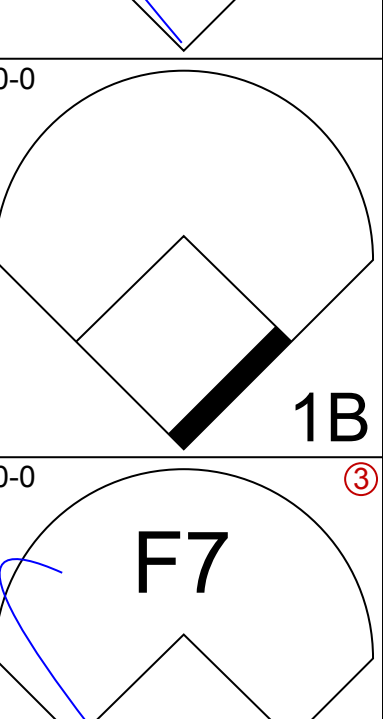
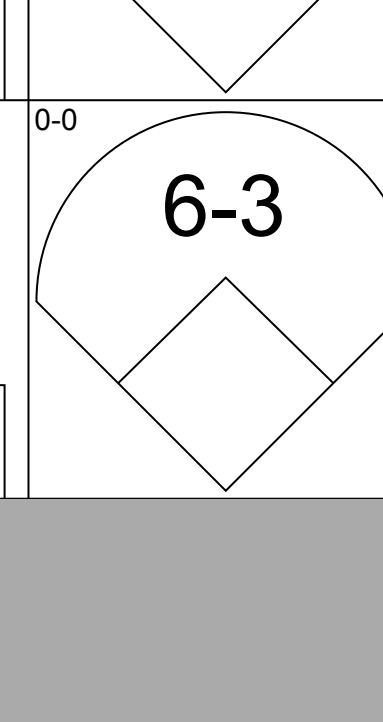
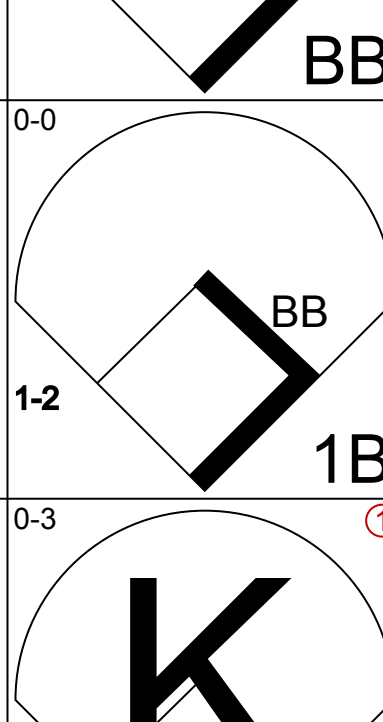
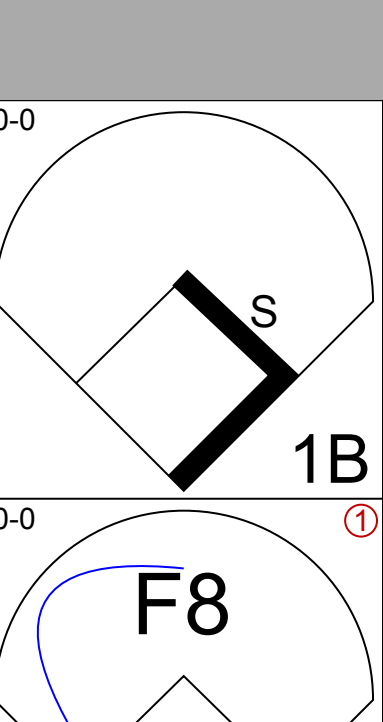
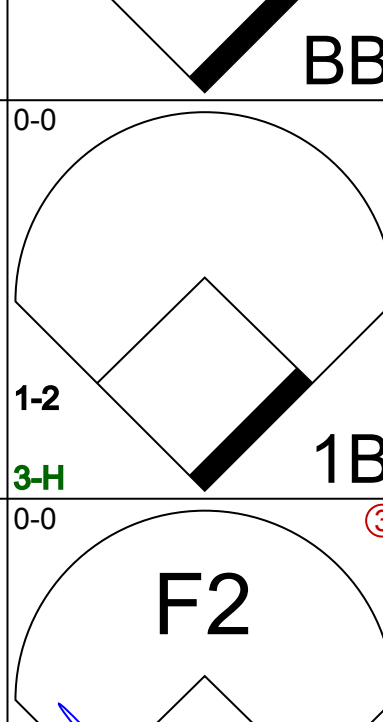
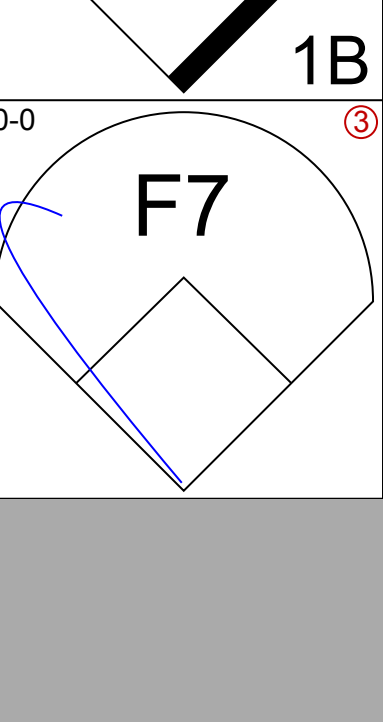
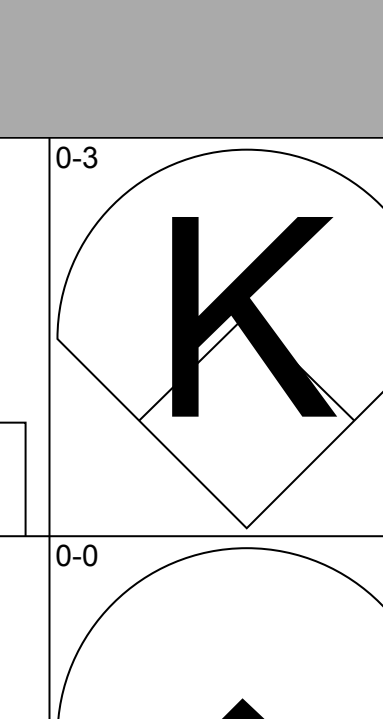
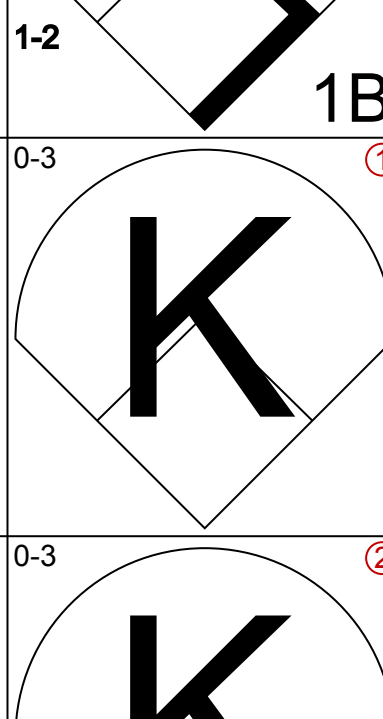
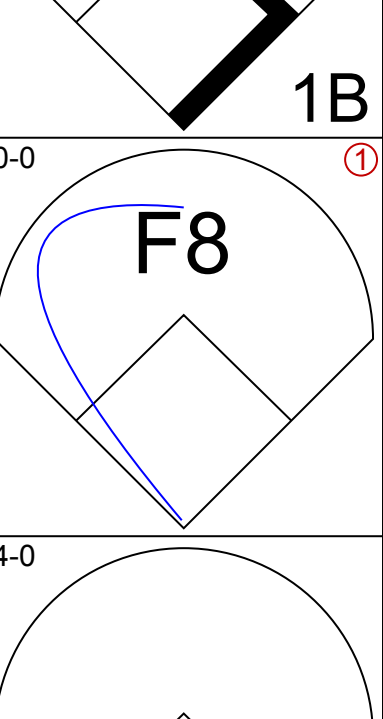
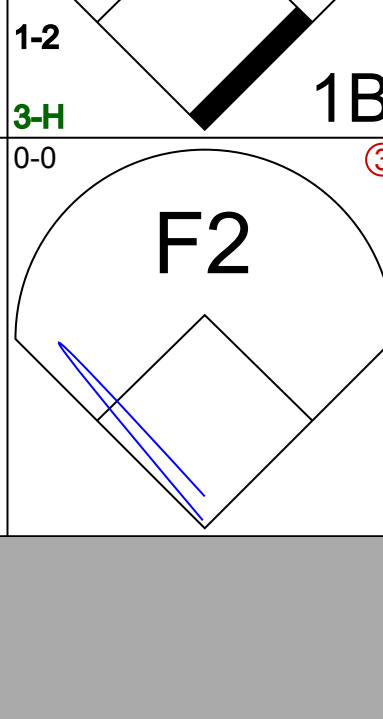


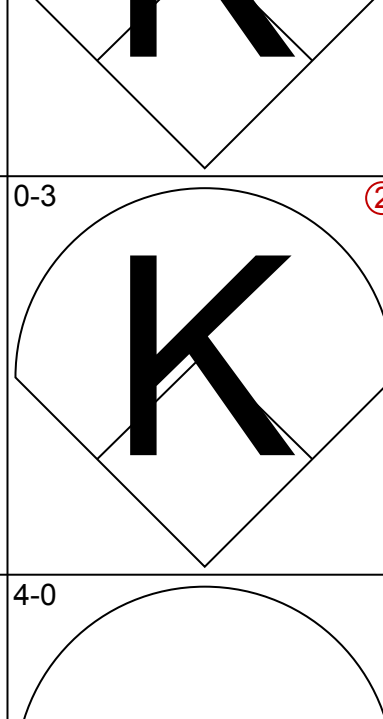
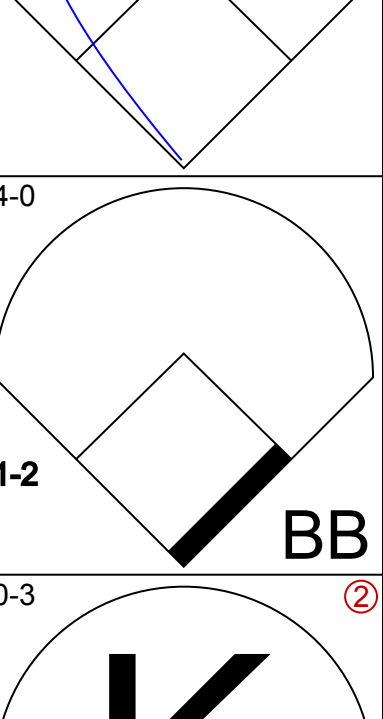
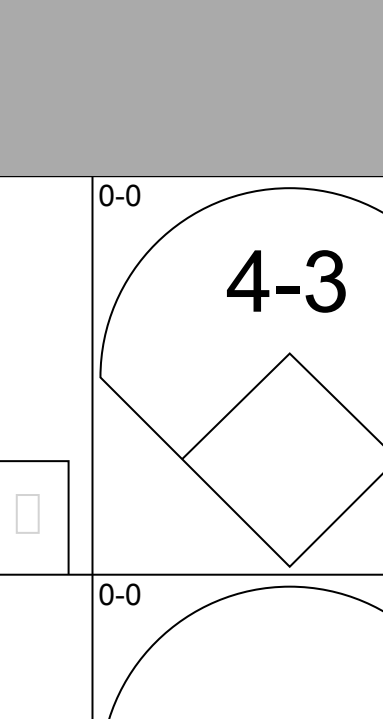
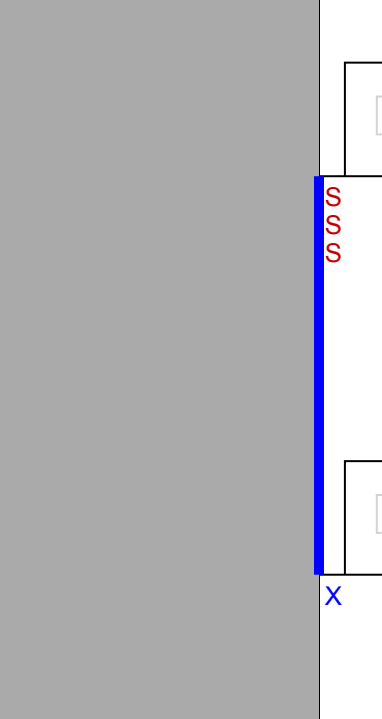

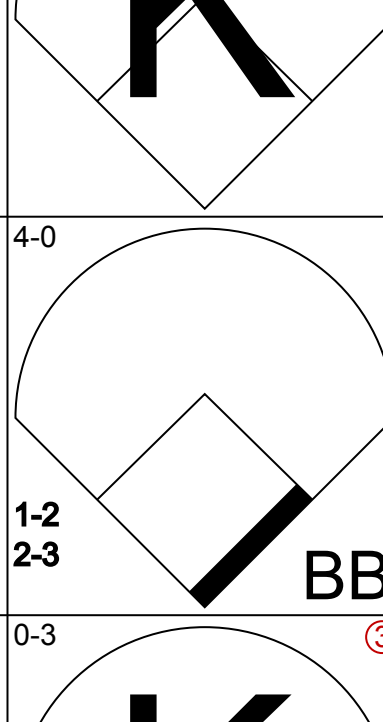
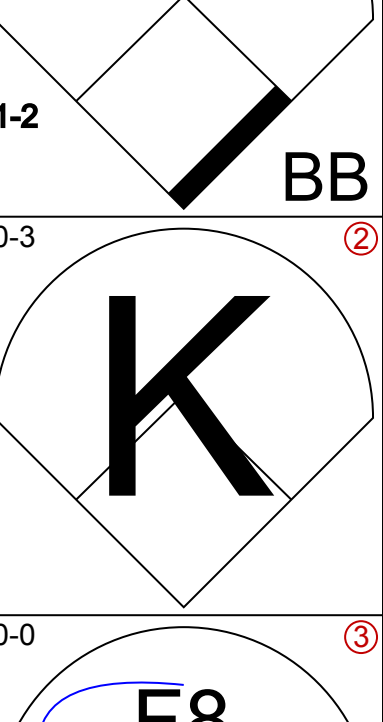
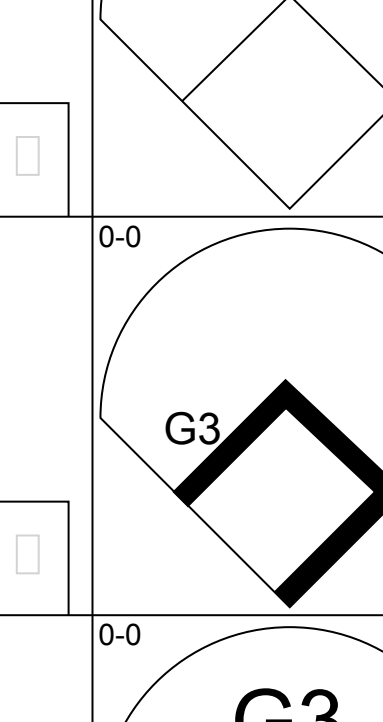
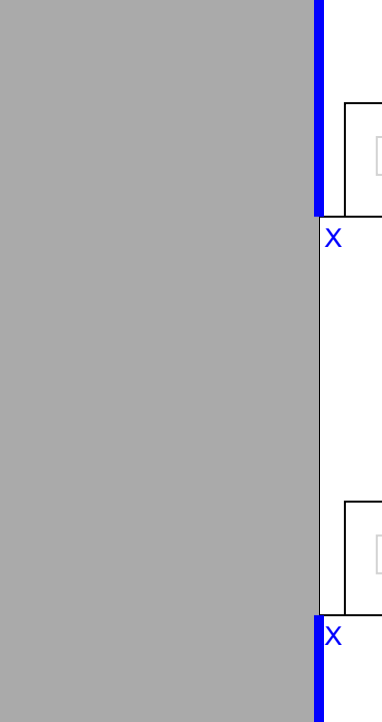

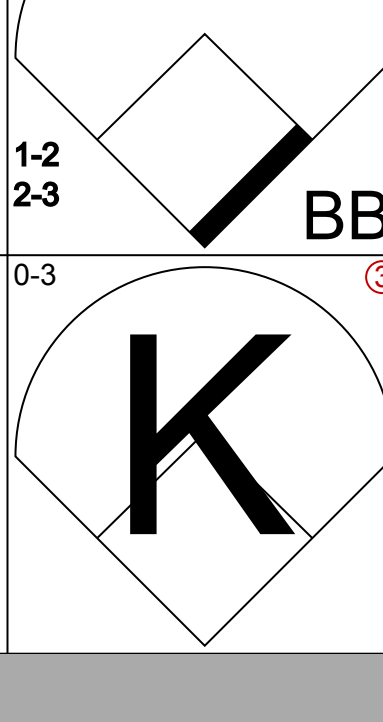
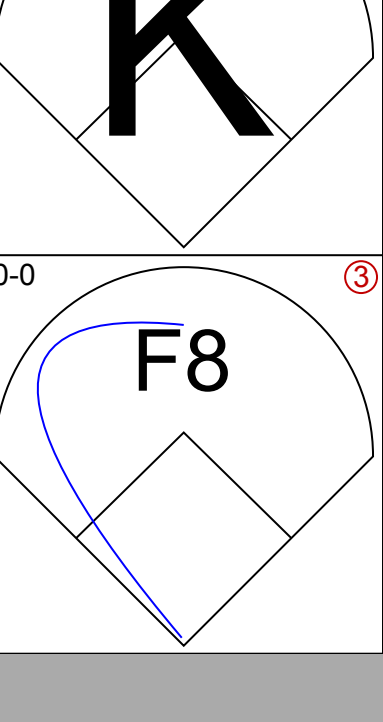
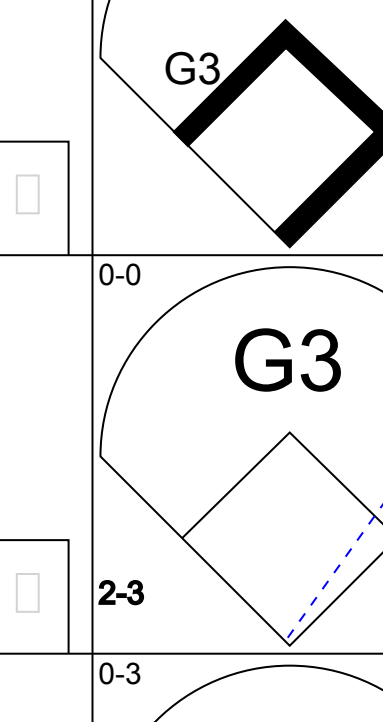
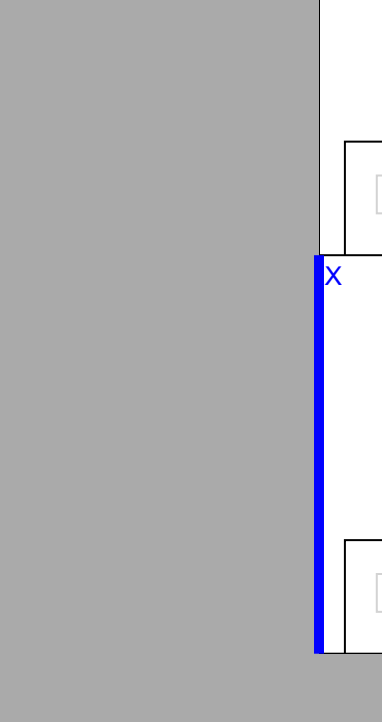

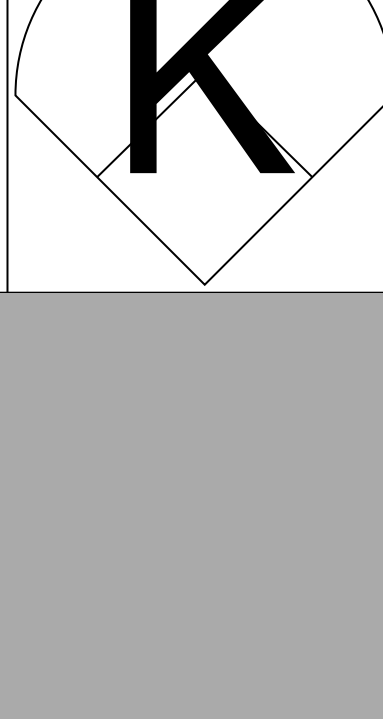
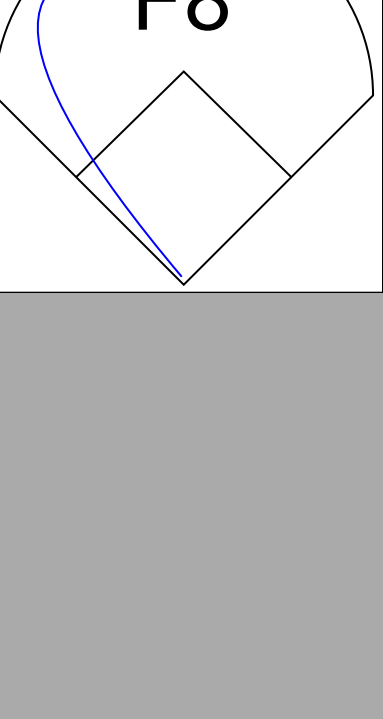
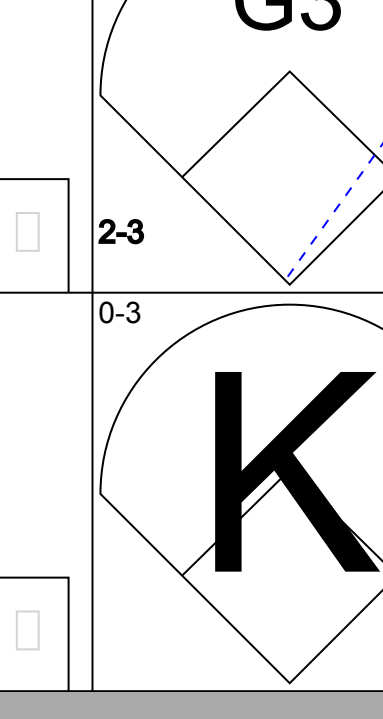





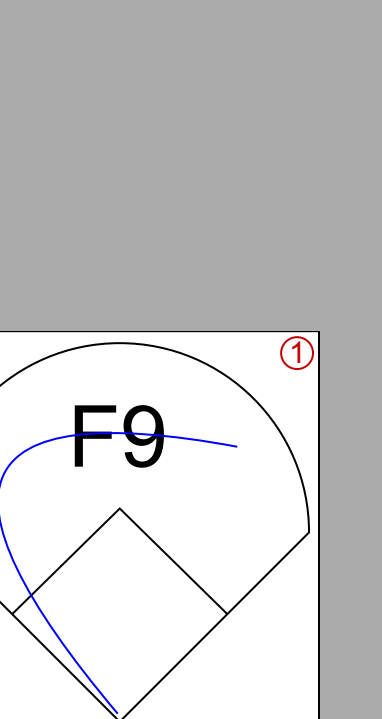
Batter	1	2	3	4	5	6	7	8	9	AB	R	H	RBI	BB	SO	LOB	BOTTOM				
Rick Miller, L (1, 8) OBP: 0.351, SLG: 0.338	K						SH5-3			2	0	1	1	1	1	0	Minnesota Twins @ California Angels Anaheim Stadium, Anaheim, CA Sat Aug 05 1978, 10:05 PM EDT Att: 41,723 - Unknown				
Ken Landreaux, L (1, 9) OBP: 0.279, SLG: 0.350	4-3		K		G1-6-3					4	0	1	2	0	1	4					
Carney Lansford, R (1, 5) OBP: 0.325, SLG: 0.398	K				6-3					3	0	0	0	1	2	0					
Don Baylor, R (1, 3) OBP: 0.338, SLG: 0.461 Ron Fairly, L (8, 3) OBP: 0.293, SLG: 0.363	F7				6-3		5-3			3	0	0	0	0	0	2					
Joe Rudi, R (1, 7) OBP: 0.277, SLG: 0.354	4-3				F2		5-3			4	0	0	0	0	0	1					
Danny Goodwin, L (1, 10) OBP: 0.538, SLG: 0.909					BB		G3		K	3	1	1	0	1	1	0					
Dave Chalk, R (1, 6) OBP: 0.341, SLG: 0.300	K				BB		F9			2	1	0	0	2	1	1					
Bobby Grich, R (1, 4) OBP: 0.347, SLG: 0.306			L4		1B		SH5-3			1	1	0	0	2	0	0					
Terry Humphrey, R (1, 2) OBP: 0.284, SLG: 0.303 Tony Solaita, L (7, PH) OBP: 0.343, SLG: 0.300 Brian Downing, R (7, PR) OBP: 0.366, SLG: 0.372	F4				K		SH5-3			2	0	0	0	0	1	3					
Inning Stats	R: 0 E: 0 K: 2 S: 7	H: 0 LOB: 0 BB: 0 P: 7	R: 0 E: 0 K: 1 S: 5	H: 0 LOB: 1 BB: 1 P: 9	R: 0 E: 0 K: 1 S: 5	H: 0 LOB: 1 BB: 1 P: 9	R: 0 E: 0 K: 1 S: 5	H: 0 LOB: 0 BB: 0 P: 5	R: 1 E: 0 K: 1 S: 6	H: 2 LOB: 2 BB: 2 P: 14	R: 0 E: 0 K: 0 S: 2	H: 0 LOB: 0 BB: 0 P: 3	R: 3 E: 0 K: 0 S: 5	H: 2 LOB: 2 BB: 3 P: 17	R: 0 E: 0 K: 1 S: 5	H: 0 LOB: 0 BB: 0 P: 5		1B: 2 2B: 2 3B: 0 HR: 0	SF: 0 SAC: 1 DP: 1 HBP: 1	WP: 0 PB: 0 SB: 0 CS: 1	PA: 34
PITCHER	IP	WLS	BF	H	R	ER	SO	BB	IBB	HBP	BLK	WP	HR	S	P	ERA	WHIP				
Stan Perzanowski, R (1, 1) ERA: 6.35	6.1	L	27	3	4	4	6	6	0	1	0	0	0	32	57	5.68	1.421				
Mike Marshall, R (7, 1) ERA: 2.88	1.2		7	1	0	0	1	1	0	0	0	0	0	8	12	0.00	1.200				

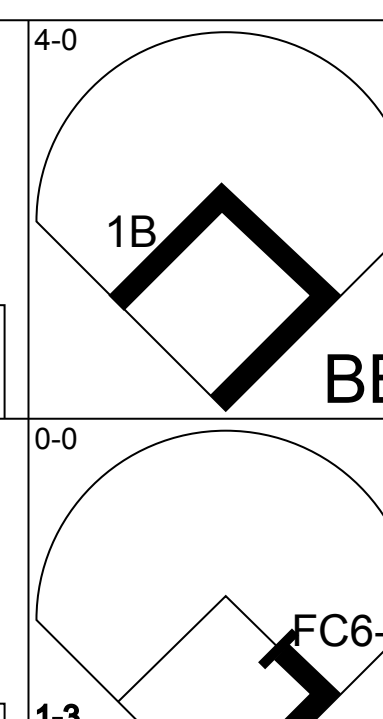
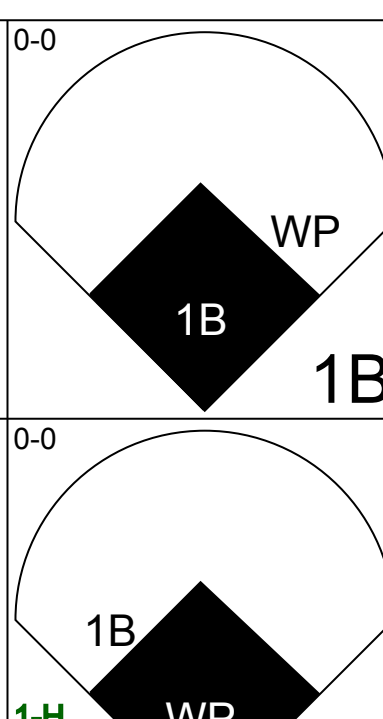
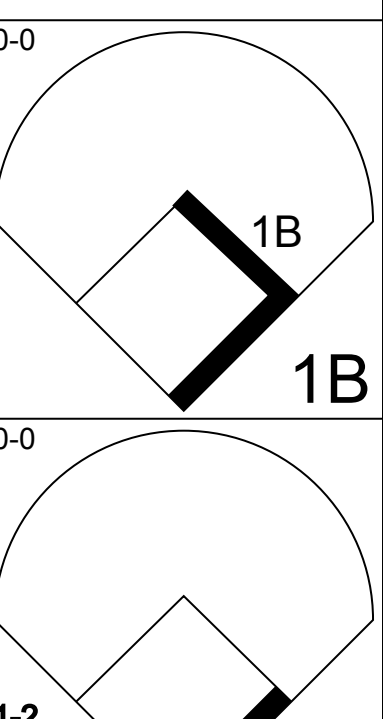
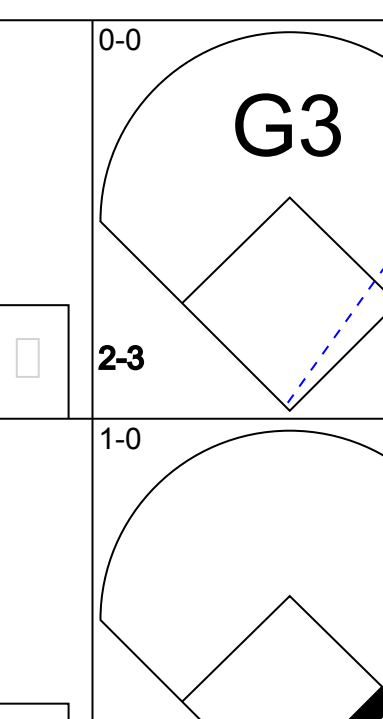
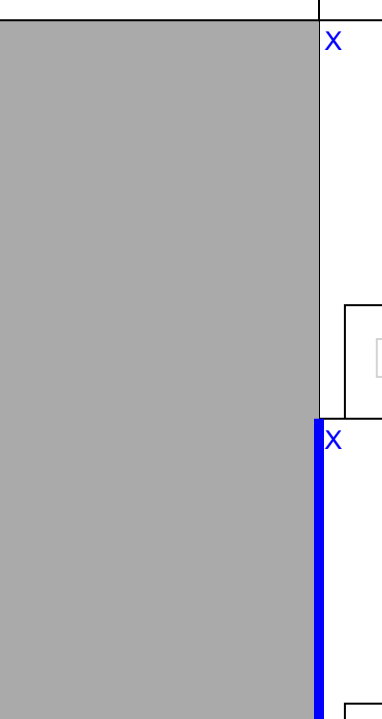
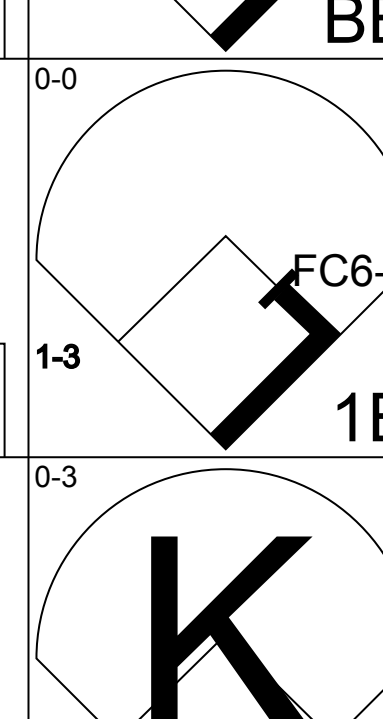
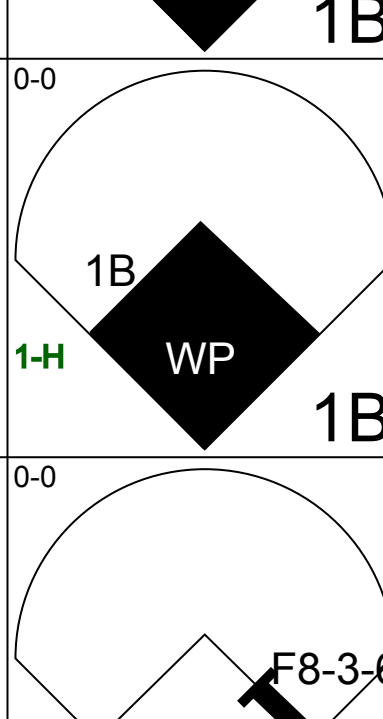
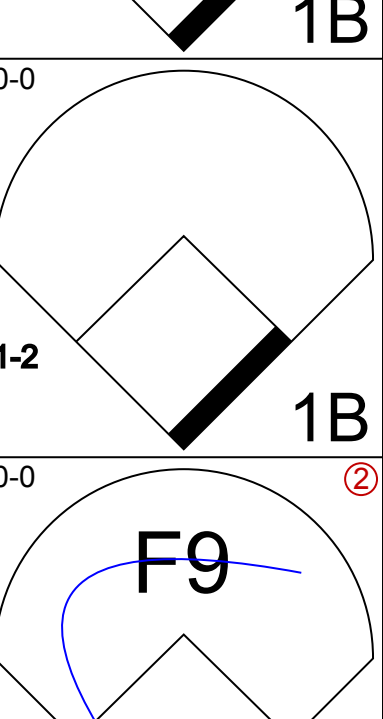
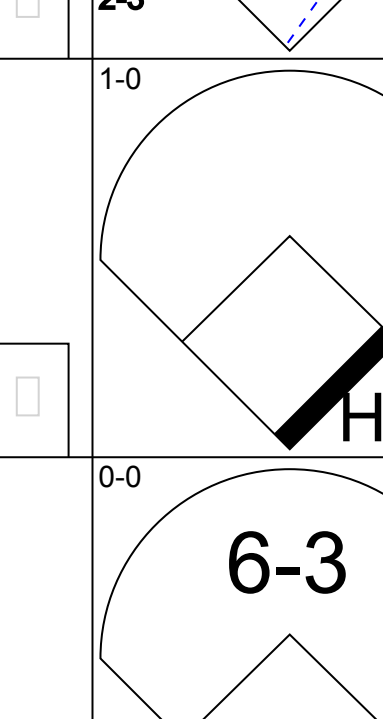
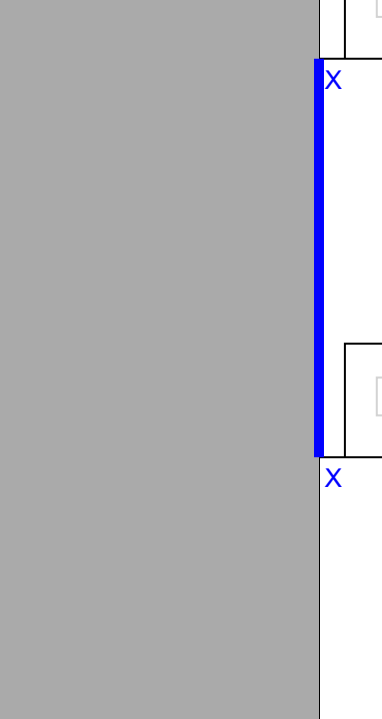
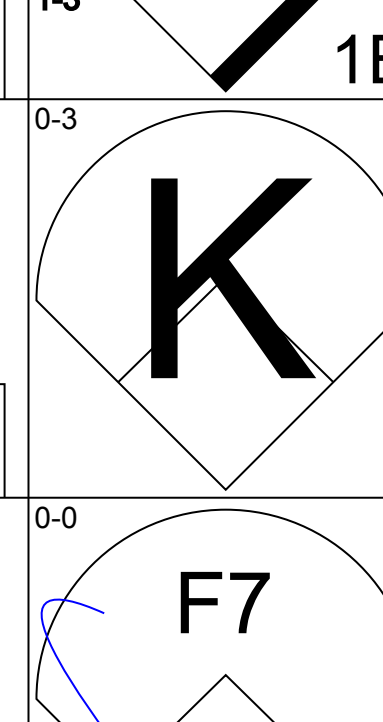
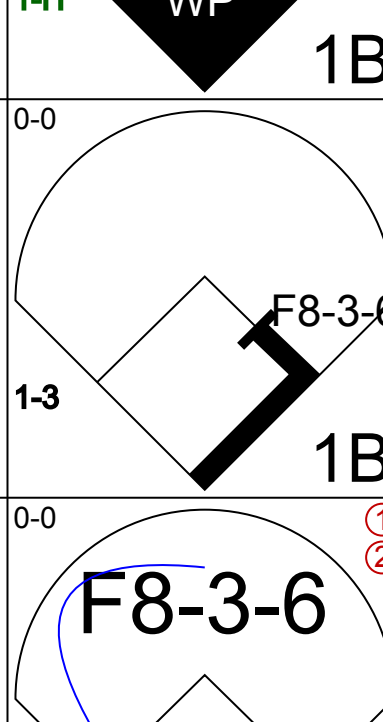
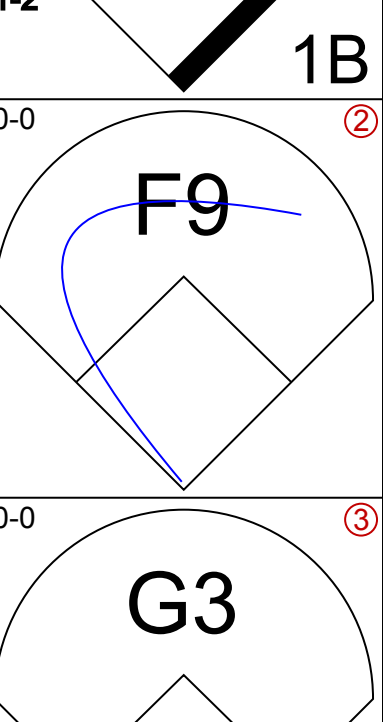
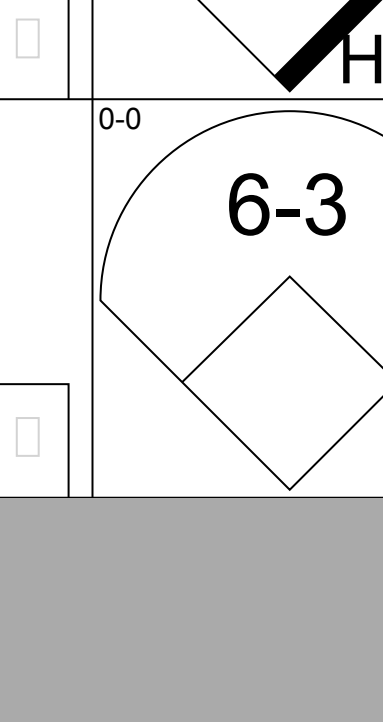
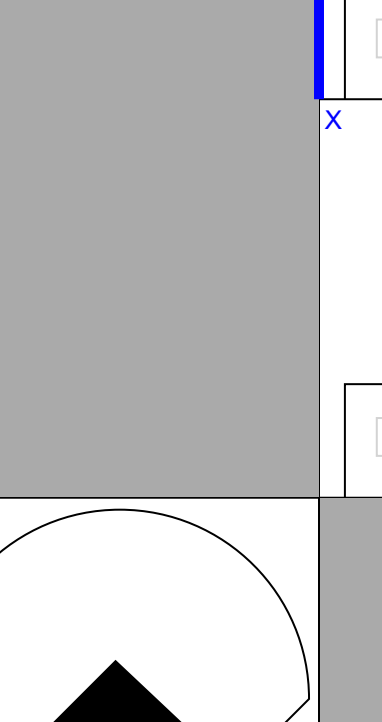
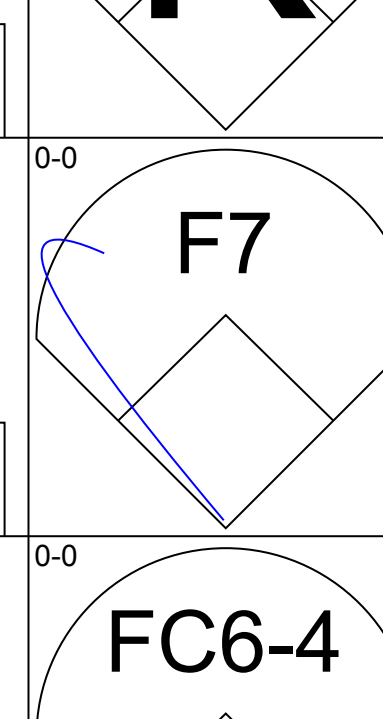
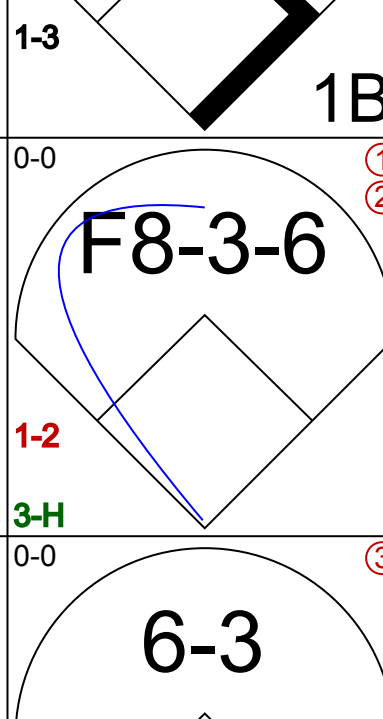
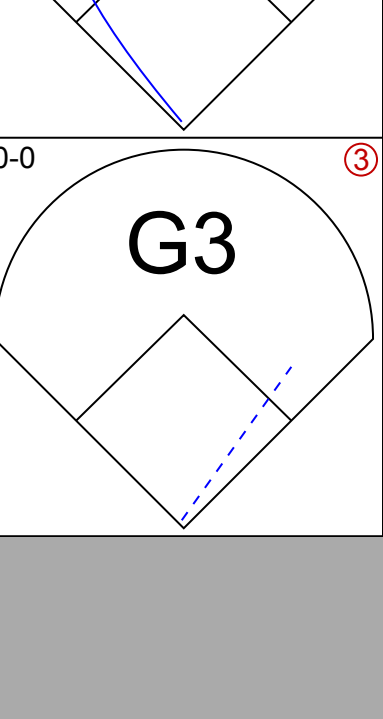

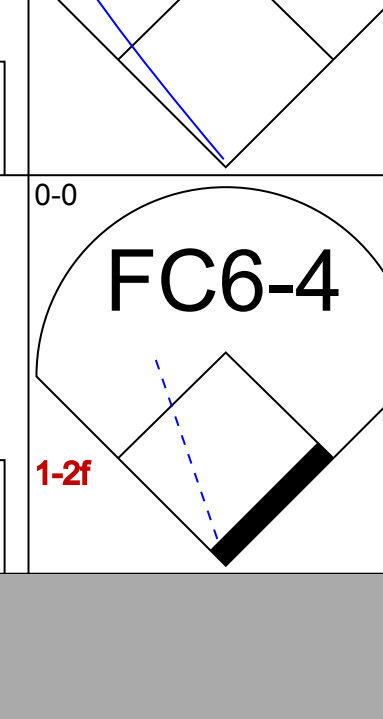
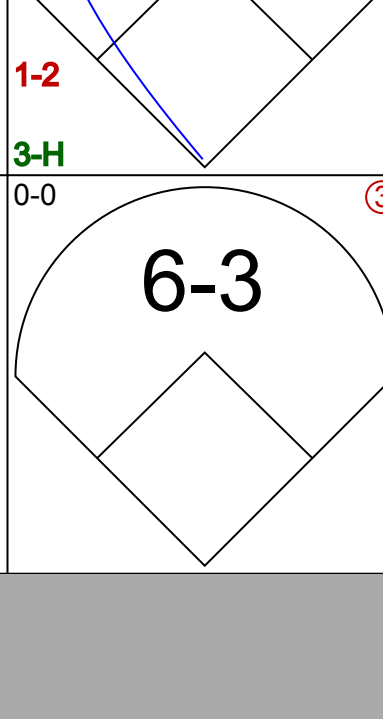

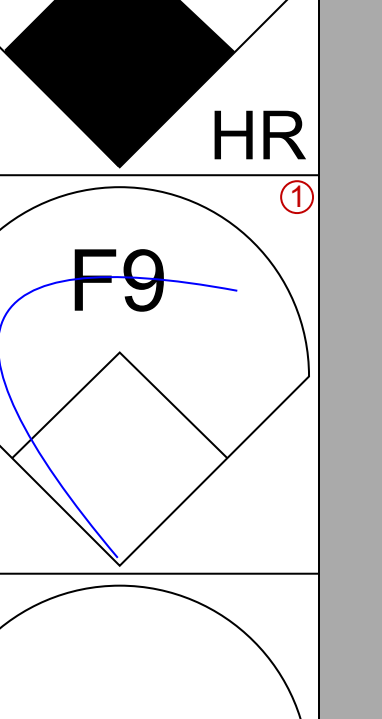
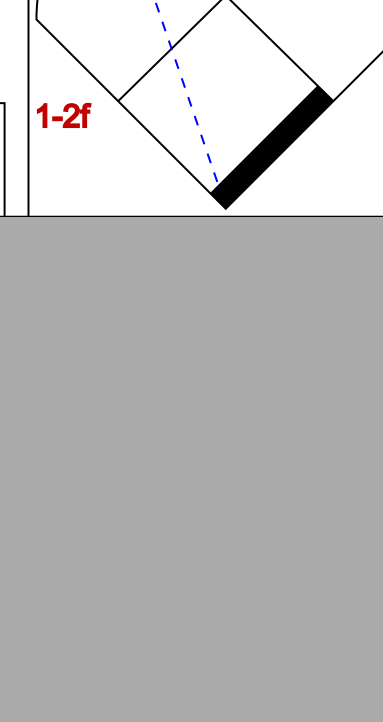


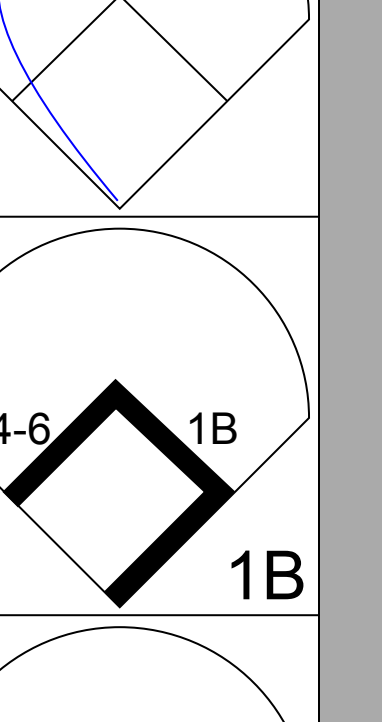



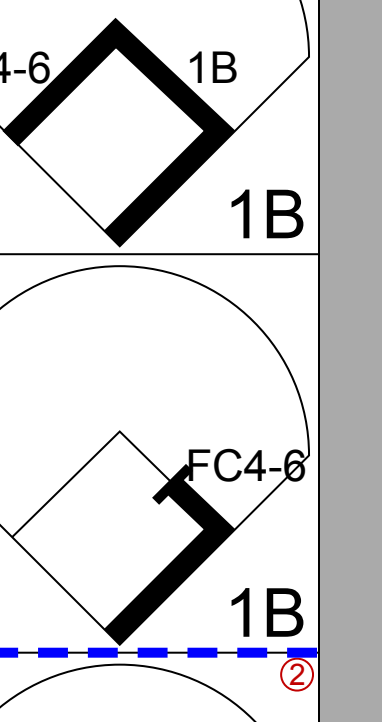

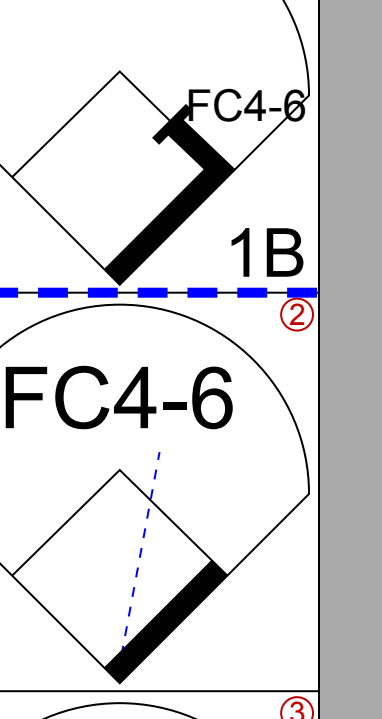

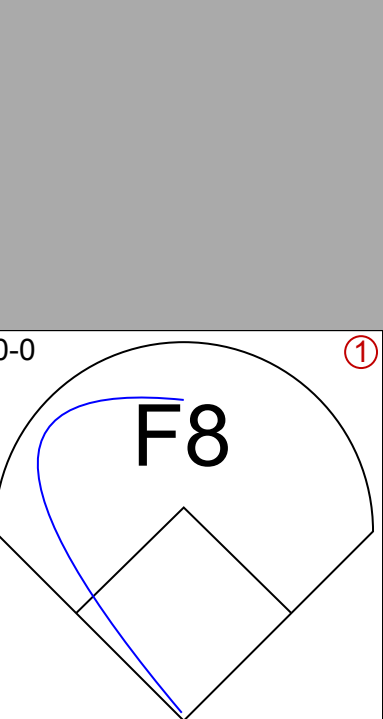
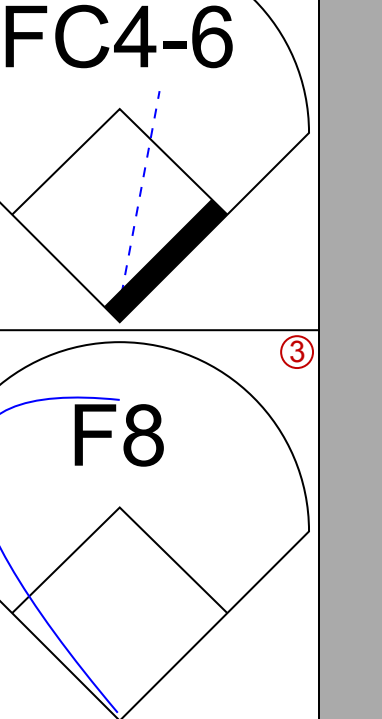
AB	33
R	3
H	5
RBI	3
BB	1
SO	3
LOB	8



AB	25
R	4
H	4
RBI	4
BB	7
SO	7
LOB	11



Batter	1	2	3	4	5	6	7	8	9	AB	R	H	RBI	BB	SO	LOB	TOP																
Hosken Powell, L (1, 9) OBP: 0.321, SLG: 0.329										5	0	0	0	0	2	4	Minnesota Twins @ California Angels Anaheim Stadium, Anaheim, CA Sun Aug 06 1978, 6:33 AM EDT Att: 17,628 - Unknown																
Roy Smalley, S (1, 6) OBP: 0.356, SLG: 0.442										3	0	1	0	2	2	1																	
Rod Carew, L (1, 3) OBP: 0.406, SLG: 0.441										5	0	3	1	0	0	1																	
Mike Cabbage, L (1, 5) OBP: 0.356, SLG: 0.438										5	0	1	0	0	2	5																	
Glenn Adams, L (1, 10) OBP: 0.307, SLG: 0.404 Willie Norwood, R (9, PH) OBP: 0.311, SLG: 0.392											3	1	1	0	1	1		2															
Dan Ford, R (1, 8) OBP: 0.359, SLG: 0.462											3	1	1	0	2	1		3															
Rich Chiles, L (1, 7) Jose Morales, R (9, PH) OBP: 0.356, SLG: 0.386 Bombo Rivera, R (9, 7) OBP: 0.382, SLG: 0.367											4	0	1	0	0	1		6															
Butch Wynegar, S (1, 2) OBP: 0.327, SLG: 0.334											3	0	0	1	1	1																	
Rob Wilfong, L (1, 4) OBP: 0.361, SLG: 0.353											3	1	1	1	0	2																	
Inning Stats	R: 0 E: 0 K: 2 S: 7	H: 0 LOB: 0 BB: 0 P: 7	R: 2 E: 0 K: 1 S: 7	H: 2 LOB: 2 BB: 2 P: 15	R: 0 E: 0 K: 3 S: 10	H: 1 LOB: 3 BB: 2 P: 18	R: 0 E: 0 K: 2 S: 8	H: 1 LOB: 1 BB: 0 P: 8	R: 0 E: 0 K: 1 S: 6	H: 1 LOB: 2 BB: 0 P: 10	R: 1 E: 0 K: 0 S: 4	H: 1 LOB: 2 BB: 2 P: 12	R: 0 E: 0 K: 1 S: 6	H: 1 LOB: 1 BB: 0 P: 6	R: 0 E: 0 K: 0 S: 4	H: 1 LOB: 1 BB: 0 P: 4		R: 0 E: 0 K: 1 S: 6	H: 1 LOB: 6 BB: 0 P: 6	1B: 8 2B: 1 3B: 0 HR: 0	SF: 0 SAC: 0 DP: 0 HBP: 0	WP: 1 PB: 0 CS: 0	PA: 43										
PITCHER	IP WLS BF H R ER SO BB IBB HBP BLK WP HR S P ERA WHIP																																
Nolan Ryan, R (1, 1) ERA: 4.11	8.0	39	8	3	3	10	7	0	0	0	0	1	0	52	80	3.38	1.875																
Dave LaRoche, L (9, 1) ERA: 2.67	1.0	W 4	1	0	0	1	0	0	0	0	0	0	0	6	6	0.00	1.000																

Batter	1	2	3	4	5	6	7	8	9	AB	R	H	RBI	BB	SO	LOB	BOTTOM																
Ken Landreaux, L (1, 8) OBP: 0.294, SLG: 0.359											4	2	3	0	1	0	1	Minnesota Twins @ California Angels Anaheim Stadium, Anaheim, CA Sun Aug 06 1978, 6:33 AM EDT Att: 17,628 - Unknown															
Mery Rettenmund, R (1, 9) OBP: 0.421, SLG: 0.391 Rick Miller, L (9, 8) OBP: 0.351, SLG: 0.338											3	1	3	1	0	0	0																
Carney Lansford, R (1, 5) OBP: 0.326, SLG: 0.398											5	0	2	1	0	1	6																
Don Baylor, R (1, 3) OBP: 0.338, SLG: 0.467											4	1	1	1	0	0	5																
Joe Rudi, R (1, 7) OBP: 0.274, SLG: 0.350											4	0	0	0	0	2																	
Brian Downing, R (1, 2) OBP: 0.364, SLG: 0.370											4	0	1	0	0	0																	
Danny Goodwin, L (1, 10) OBP: 0.471, SLG: 0.733											4	0	1	0	0	1	0																
Dave Chalk, R (1, 6) OBP: 0.343, SLG: 0.300											3	0	1	0	1	0	2																
Bobby Grich, R (1, 4) OBP: 0.344, SLG: 0.303											3	0	0	0	0	3																	
Inning Stats	R: 0 E: 0 K: 1 S: 6	H: 1 LOB: 2 BB: 1 P: 10	R: 0 E: 0 K: 1 S: 5	H: 0 LOB: 1 BB: 1 P: 9	R: 2 E: 0 K: 0 S: 5	H: 3 LOB: 0 BB: 0 P: 5	R: 0 E: 0 K: 0 S: 3	H: 0 LOB: 0 BB: 0 P: 3	R: 0 E: 0 K: 0 S: 5	H: 2 LOB: 2 BB: 0 P: 5	R: 0 E: 0 K: 0 S: 3	H: 0 LOB: 0 BB: 0 P: 3	R: 0 E: 0 K: 0 S: 4	H: 1 LOB: 2 BB: 0 P: 5	R: 1 E: 0 K: 0 S: 6	H: 3 LOB: 2 BB: 0 P: 6	R: 1 E: 0 K: 0 S: 3		H: 2 LOB: 1 BB: 0 P: 3	1B: 11 2B: 1 3B: 0 HR: 1	SF: 0 SAC: 2 DP: 1 HBP: 1	WP: 2 PB: 0 CS: 0	PA: 39										
PITCHER	IP WLS BF H R ER SO BB IBB HBP BLK WP HR S P ERA WHIP																																
Geoff Zahn, L (1, 1) ERA: 3.24	7.1	34	10	3	3	2	2	0	0	0	0	0	0	35	44	3.68	1.636																
Mike Marshall, R (8, 1) ERA: 2.97	1.0	L 5	2	1	1	0	0	0	0	0	0	0	0	5	5	9.00	2.000																

Batter	1	2	3	4	5	6	7	8	9	10	11	12	13	14	AB	R	H	RBI	BB	SO	LOB	TOP		
Larry Milbourne, S OBP: 0.283, SLG: 0.343 Bruce Bochte, L OBP: 0.347, SLG: 0.393 Julio Cruz, S OBP: 0.346, SLG: 0.297	1-3		G6-4-3	E1		6-3			4-3		G3			SH5-3 L9 WP BB	6	0	0	0	0	0	2			
Craig Reynolds, L OBP: 0.335, SLG: 0.367	1B		6-3	G3				BB	5-3			K		SH5-3 L9	5	0	1	0	1	1	1			
Ruppert Jones, L OBP: 0.330, SLG: 0.328	F9 1B			HBP 1B BB	6-3			L7	4-3			4-3		L9	6	1	1	0	1	0	3			
Leon Roberts, R OBP: 0.380, SLG: 0.548	F9 1B			BB 1B HBP 3B	L8 WP 1B			K				F7		1B	6	1	3	0	0	1	3			
Bob Robertson, R OBP: 0.333, SLG: 0.430	F9			BB 1B	L8			F7						L7	7	1	1	1	0	1	4			
Tom Pajonik, R OBP: 0.356, SLG: 0.482 John Hale, L OBP: 0.295, SLG: 0.282	3B			BB 1B	F9			5-3				5-3			4	1	1	0	2	0	1			
Dan Meyer, L OBP: 0.251, SLG: 0.322	K			BB 3B				K			G4-6-3 BB			1B	6	1	2	3	0	2	3			
Bill Stein, R OBP: 0.316, SLG: 0.357	1-3			SF8 1B							F9			1B	4	0	2	1	1	0	1			
Bob Stinson, S OBP: 0.359, SLG: 0.397				BB	6-3			F7				4-1		FC6-4 1B	5	0	0	0	1	0	4			
Inning Stats	R: 0 E: 0 K: 0 S: 4	H: 2 LOB: 1 BB: 0 P: 4	R: 0 E: 0 K: 1 S: 6	H: 1 LOB: 1 BB: 0 P: 6	R: 0 E: 0 K: 0 S: 2	H: 0 LOB: 0 BB: 1 P: 6	R: 5 E: 1 K: 0 S: 6	H: 2 LOB: 1 BB: 2 P: 15	R: 0 E: 0 K: 0 S: 4	H: 1 LOB: 1 BB: 0 P: 4	R: 0 E: 0 K: 1 S: 5	H: 0 LOB: 0 BB: 1 P: 9	R: 0 E: 0 K: 1 S: 3	H: 0 LOB: 0 BB: 0 P: 3	R: 0 E: 0 K: 0 S: 5	H: 0 LOB: 0 BB: 0 P: 5	R: 0 E: 0 K: 0 S: 5	H: 2 LOB: 2 BB: 0 P: 5	R: 1 E: 0 K: 0 S: 4	H: 1 LOB: 1 BB: 1 P: 8	1B: 9 2B: 0 3B: 2 HR: 0	SF: 1 SAC: 1 DP: 2 HBP: 1	WP: 2 PB: 0 CS: 0	PA: 59
PITCHER	IP	WLS	BF	H	R	ER	SO	BB	IBB	HBP	BLK	WP	HR	S	P	ERA	WHIP							
Darrell Jackson, L ERA: 4.25 John Sutton, R ERA: 3.32 Stan Perzanowski, R ERA: 6.7	4.0	20	5	5	1	3	0	1	0	0	0	1	0	39	51	0.00	0.889							
PITCHER	IP	WLS	BF	H	R	ER	SO	BB	IBB	HBP	BLK	WP	HR	S	P	ERA	WHIP							
Darrell Jackson, L ERA: 4.25 John Sutton, R ERA: 3.32 Stan Perzanowski, R ERA: 6.7	4.0	20	5	5	1	3	0	1	0	0	0	1	0	39	51	0.00	0.889							

Seattle Mariners @ Minnesota Twins
Metropolitan Stadium, Bloomington, MI
Mon Aug 07 1978, 8:05 PM EDT
Att: 6,657 - Unknown - 85 F

AB 49
R 6
H 11
RBI 5
BB 7
SO 5
LOB 22

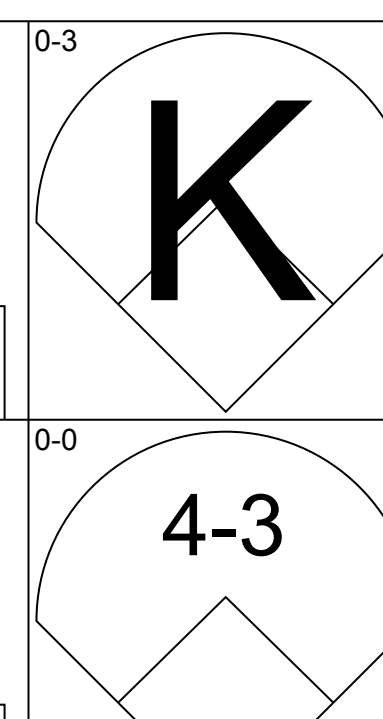
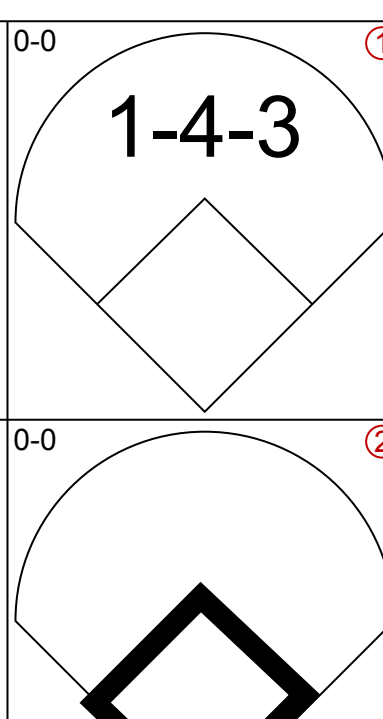
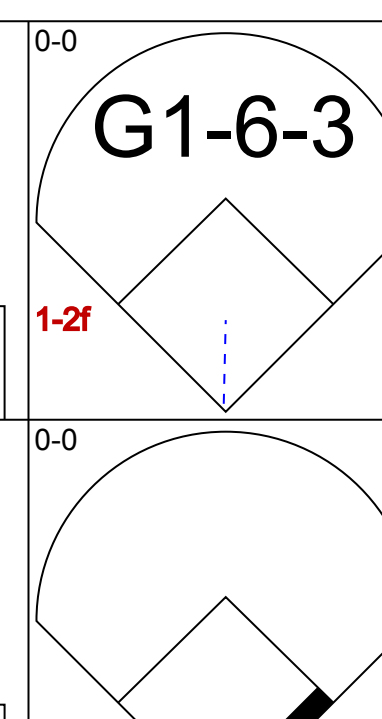
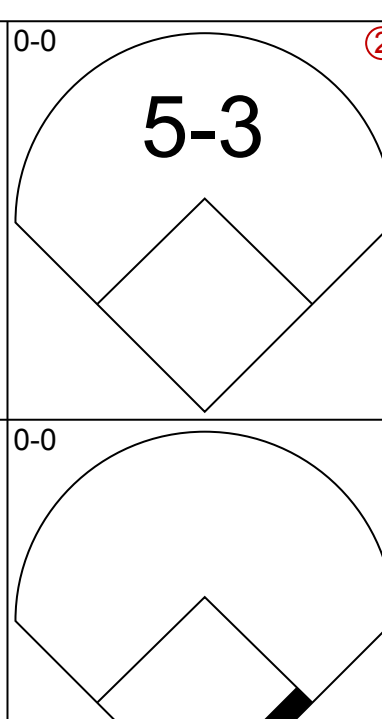
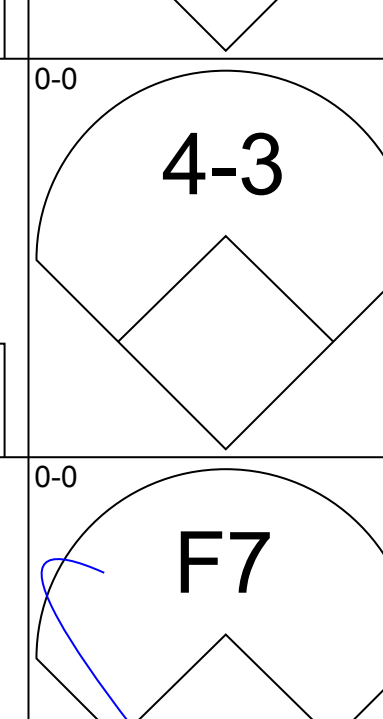
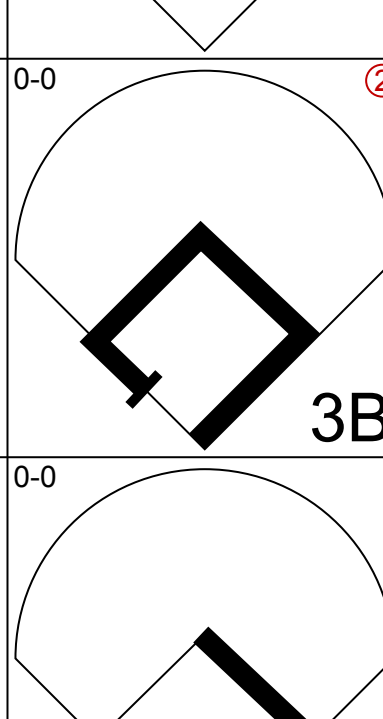
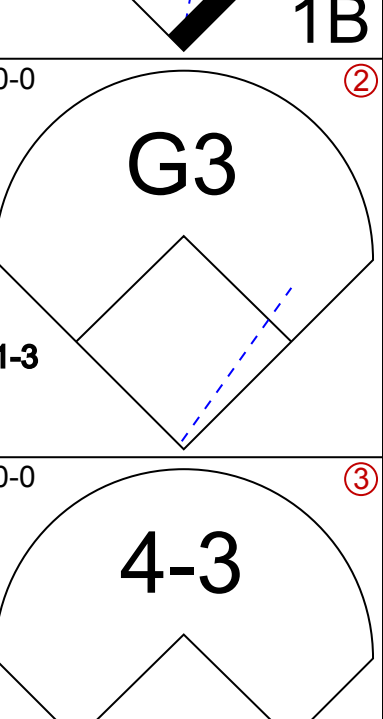
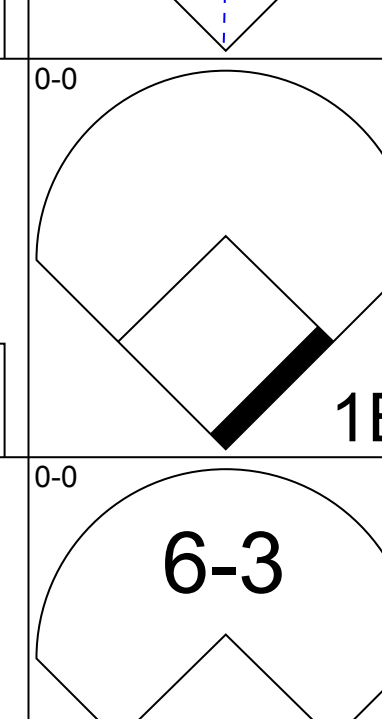
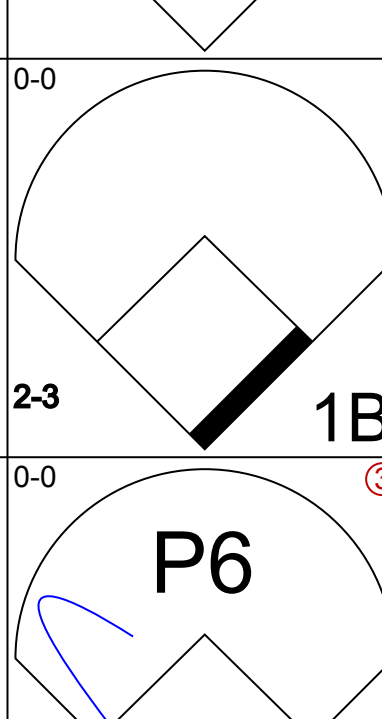
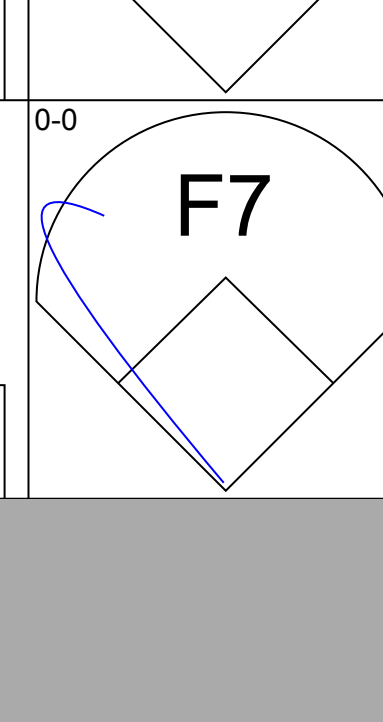
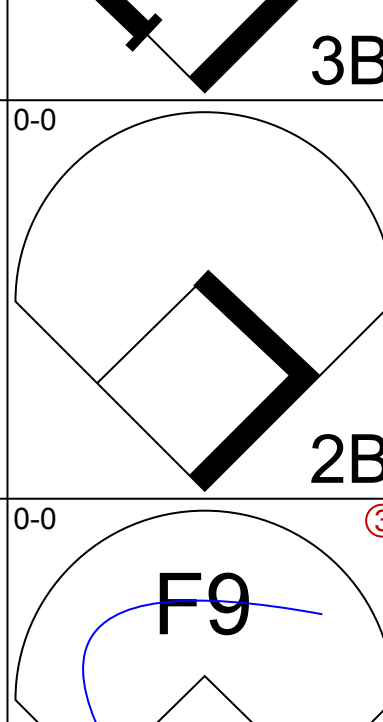
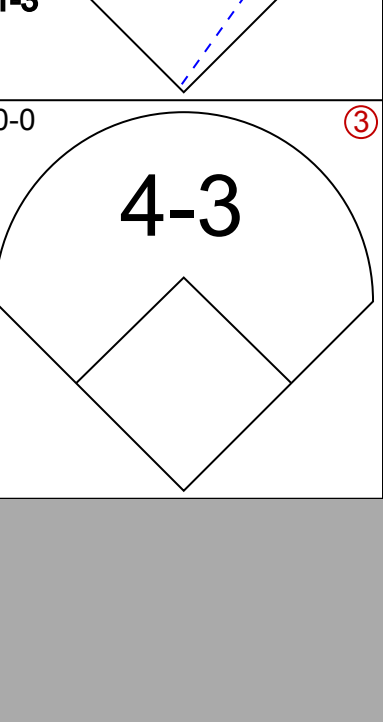
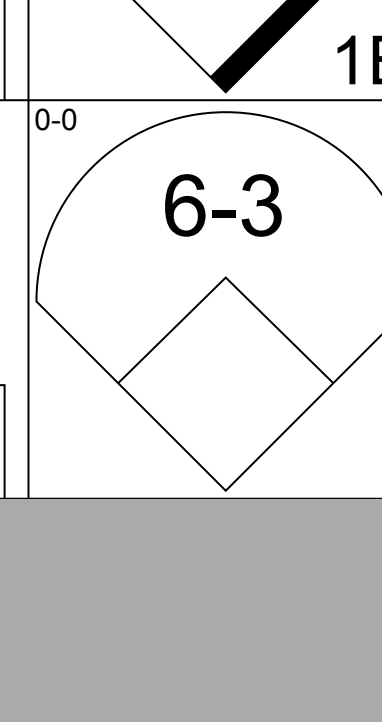
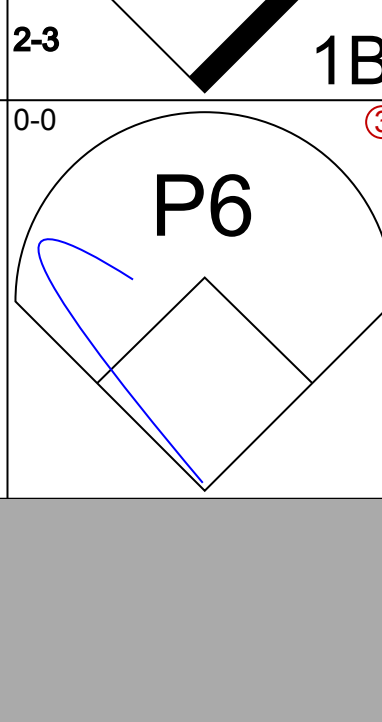
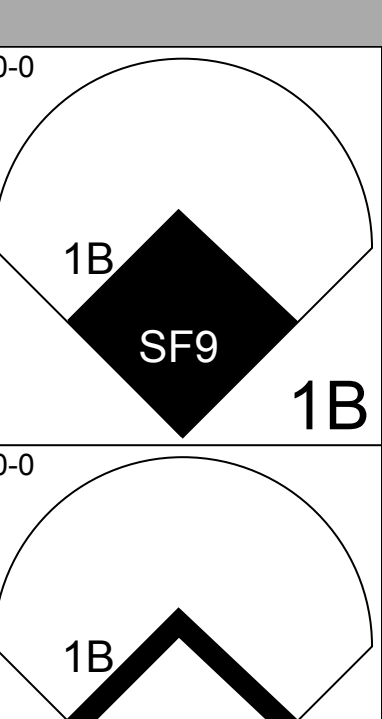
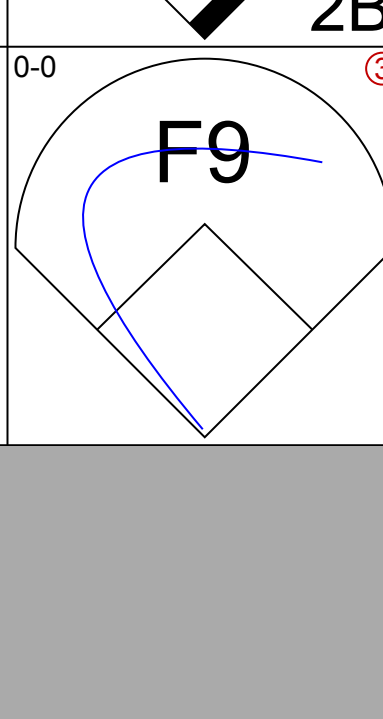
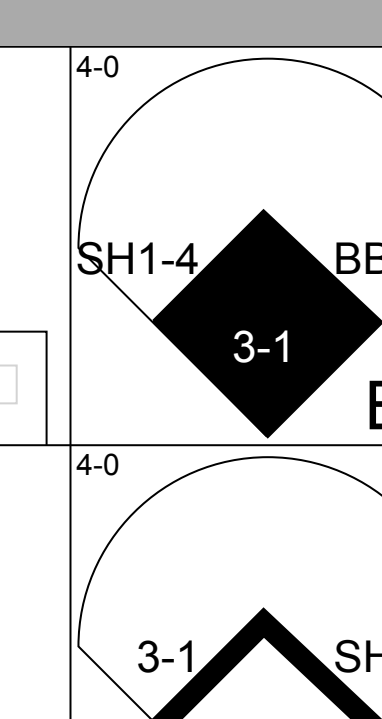
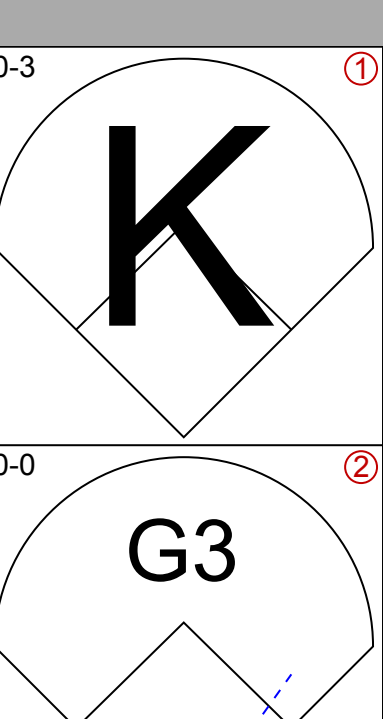
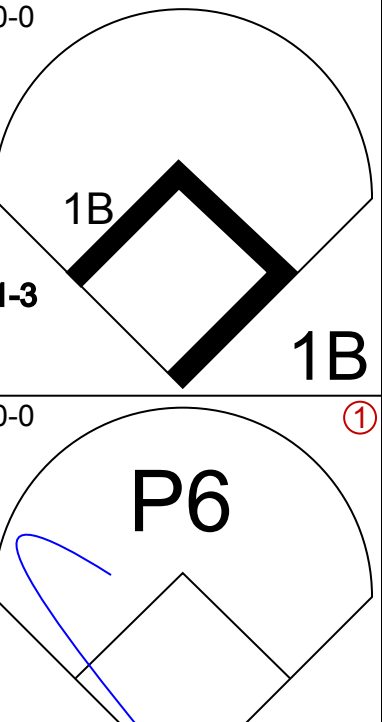
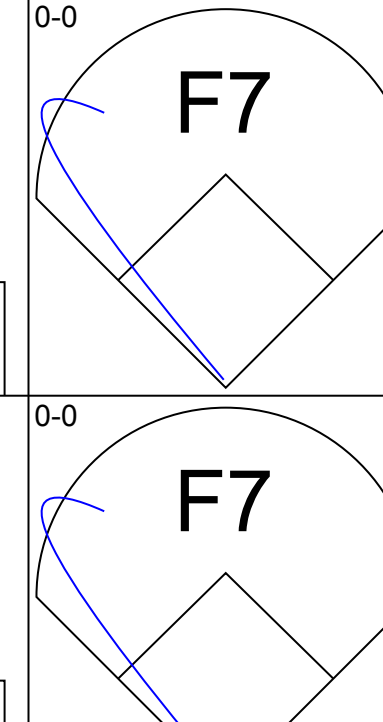
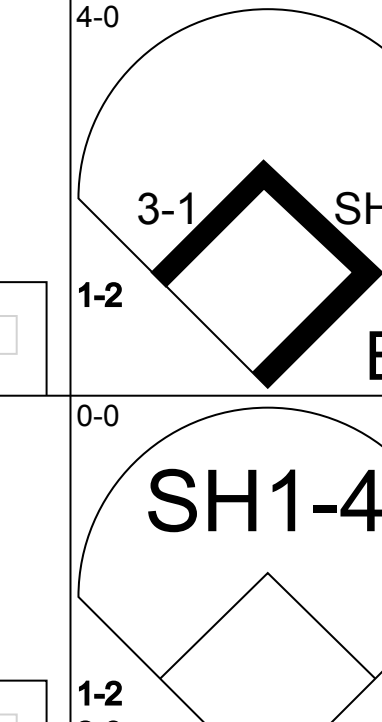
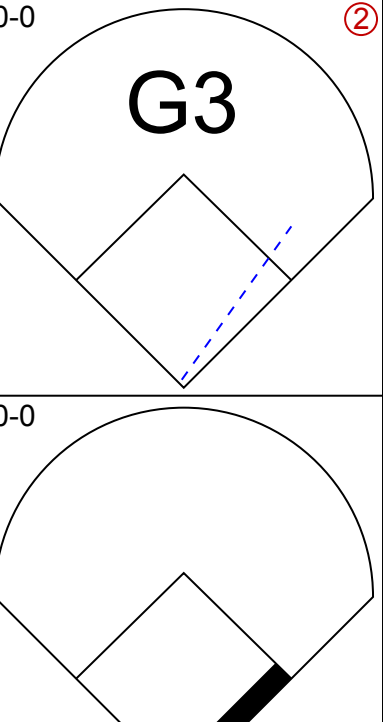
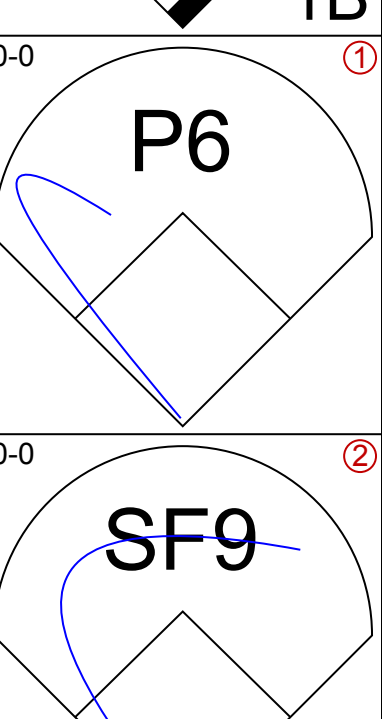
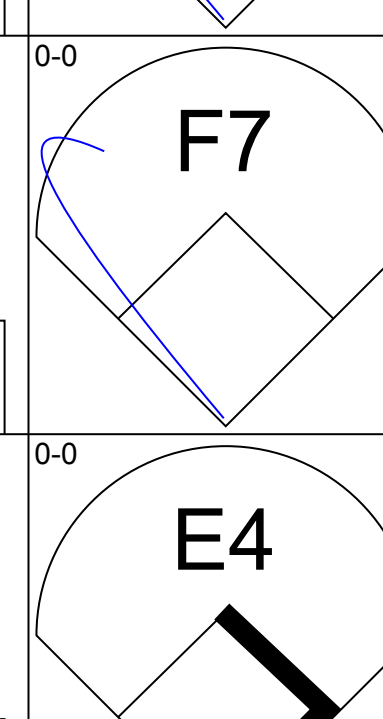
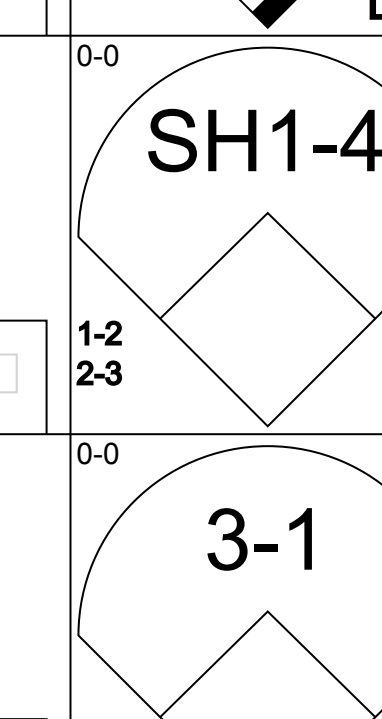
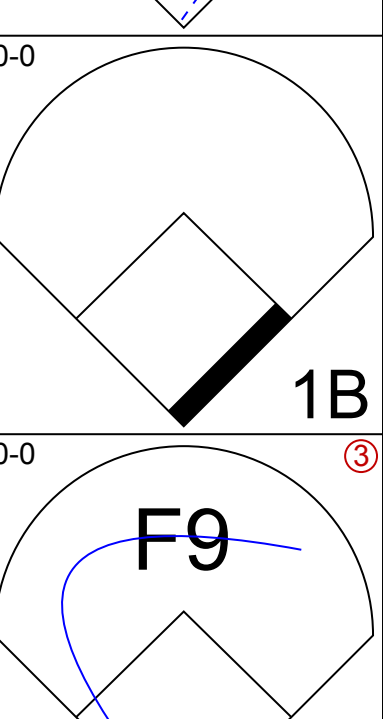
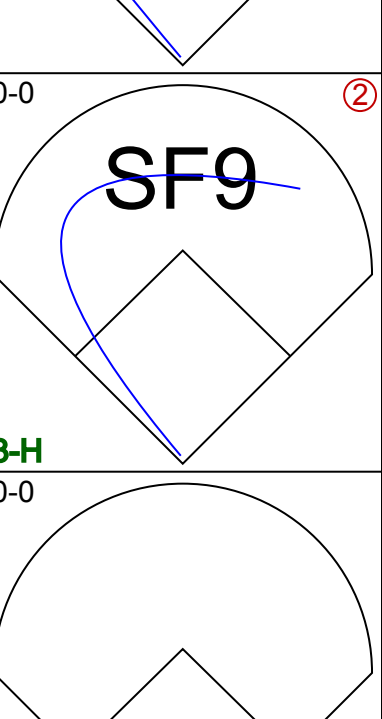
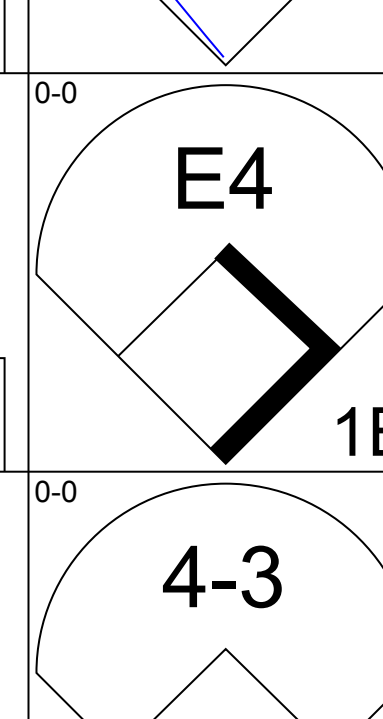
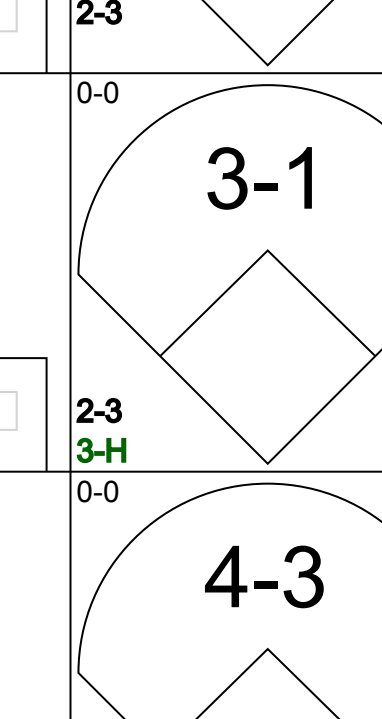
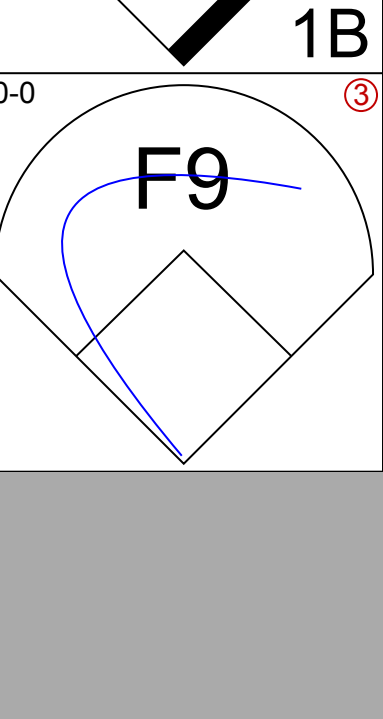
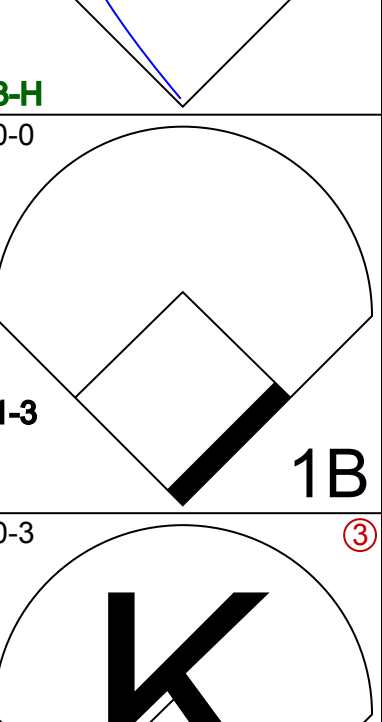
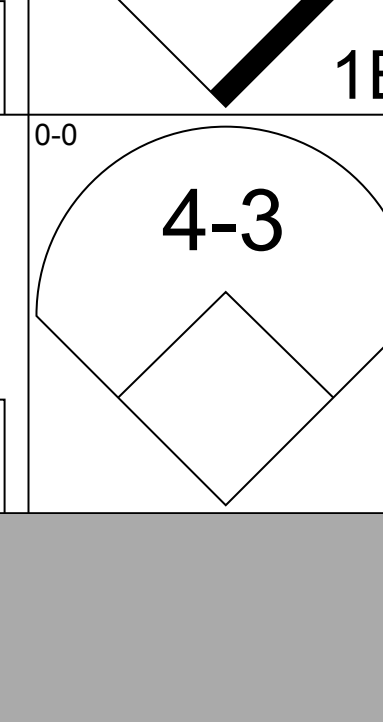
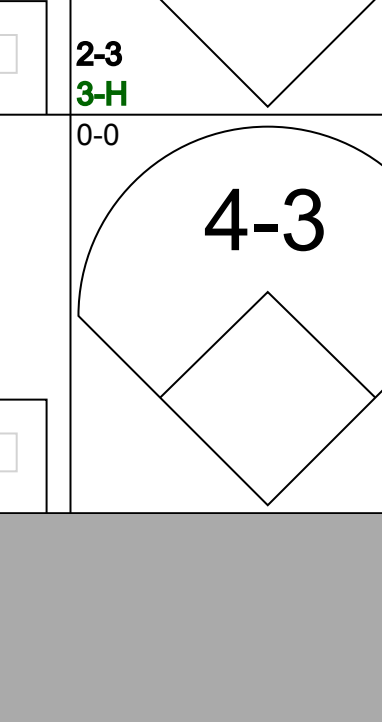
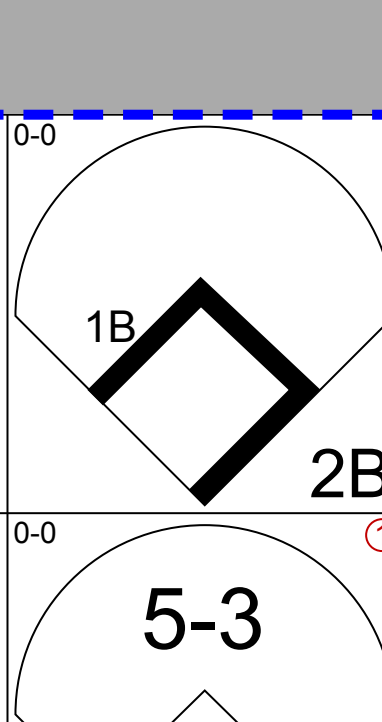
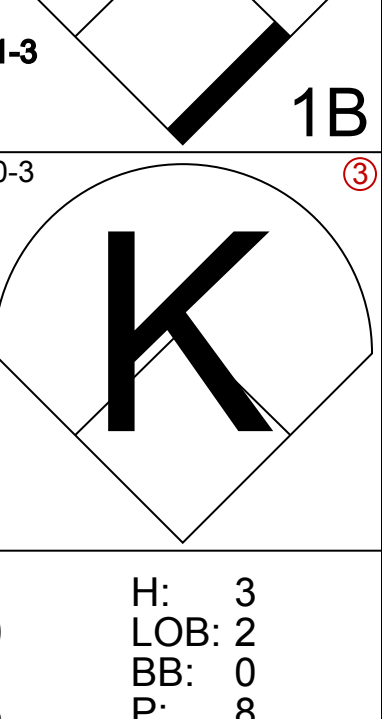
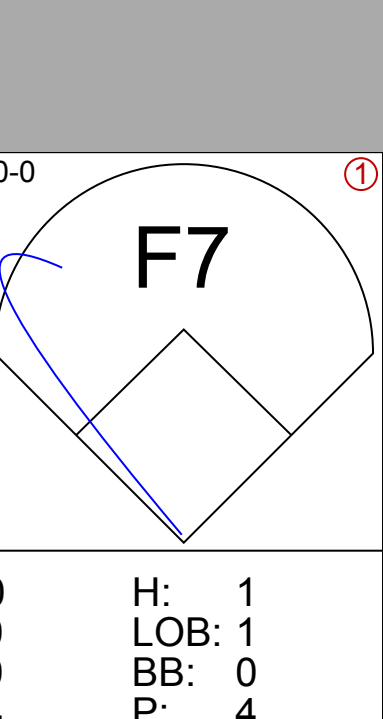
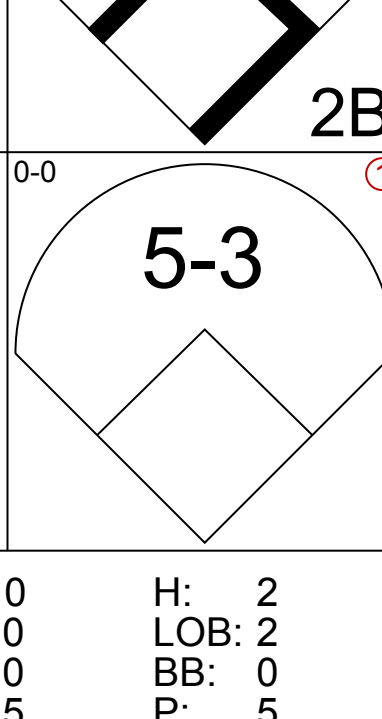
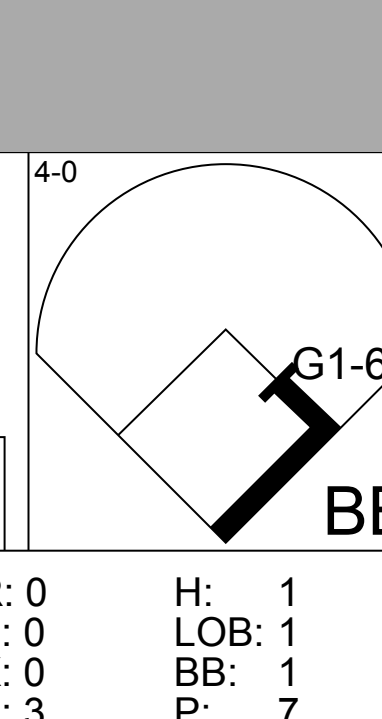


Batter	1	2	3	4	5	6	7	8	9	10	11	12	13	14	AB	R	H	RBI	BB	SO	LOB	BOTTOM				
Rob Wilton, L OBP: 0.360, SLG: 0.352 Jose Morales, R OBP: 0.354, SLG: 0.384	4-3				1-3						G4-6-3			K	6	0	2	0	0	1	2					
Roy Smalley, S OBP: 0.367, SLG: 0.451	4-3		F9						G3					3-1 BB	5	2	2	1	2	0	3					
Rod Carew, L OBP: 0.400, SLG: 0.433	E6		4-3						HR					2B	7	1	0	0	0	0	5					
Mike Cubbage, L OBP: 0.359, SLG: 0.443	G3				1B 3B				1B HR					L7	4	2	1	0	2	0	1					
Dan Ford, R OBP: 0.361, SLG: 0.461	K				G3-6-3 1B				1B HR					G6-4-3 IBB	5	0	2	3	1	2	2					
Glenn Adams, L OBP: 0.299, SLG: 0.392	F9				G3-6-3				4-3					F8	6	0	0	0	0	0	4					
Hosken Powell, L OBP: 0.314, SLG: 0.321	F8				4-3				L8					6-3	6	0	0	0	0	0	2					
Willie Norwood, R OBP: 0.312, SLG: 0.391	F9				6-3				K					F9	6	0	2	1	0	1	0					
Butch Wynegar, S OBP: 0.327, SLG: 0.332	F9 1B				1-3				F7					F9	5	0	1	0	1	0	2					
Inning Stats	R: 0 E: 1 K: 0 S: 4	H: 0 LOB: 0 BB: 0 P: 4	R: 0 E: 0 K: 1 S: 5	H: 0 LOB: 0 BB: 0 P: 5	R: 0 E: 0 K: 0 S: 5	H: 2 LOB: 0 BB: 0 P: 5	R: 1 E: 0 K: 0 S: 4	H: 2 LOB: 0 BB: 0 P: 4	R: 0 E: 0 K: 0 S: 3	H: 0 LOB: 0 BB: 0 P: 3	R: 3 E: 1 K: 0 S: 6	H: 2 LOB: 2 BB: 2 P: 14	R: 1 E: 0 K: 1 S: 6	H: 1 LOB: 0 BB: 0 P: 6	R: 0 E: 0 K: 0 S: 3	H: 1 LOB: 1 BB: 1 P: 7	R: 0 E: 0 K: 0 S: 2	H: 0 LOB: 1 BB: 2 P: 10	R: 0 E: 0 K: 0 S: 3	H: 0 LOB: 0 BB: 0 P: 3	R: 0 E: 0 K: 1 S: 6	H: 1 LOB: 1 BB: 0 P: 6	1B: 7 2B: 1 3B: 1 HR: 1	SF: 0 SAC: 0 DP: 3 HBP: 0	WP: 0 PB: 0 SB: 1 CS: 0	PA: 57
PITCHER	IP	WLS	BF	H	R	ER	SO	BB	IBB	HBP	BLK	WP	HR	S	P	ERA	WHIP									
Jim Colborn, R ERA: 5.4 Enrique Romo, R ERA: 3.12 Jim Todd, R ERA: 4.11	5.2	26	6	4	2	1	1	1	0	0	0	0	1	21	25	2.08	0.692									
PITCHER	IP	WLS	BF	H	R	ER	SO	BB	IBB	HBP	BLK	WP	HR	S	P	ERA	WHIP									
Jim Colborn, R ERA: 5.4 Enrique Romo, R ERA: 3.12 Jim Todd, R ERA: 4.11	5.2	26	6	4	2	1	1	1	0	0	0	0	1	21	25	2.08	0.692									

Seattle Mariners @ Minnesota Twins
Metropolitan Stadium, Bloomington, MI
Mon Aug 07 1978, 8:05 PM EDT
Att: 6,657 - Unknown - 85 F

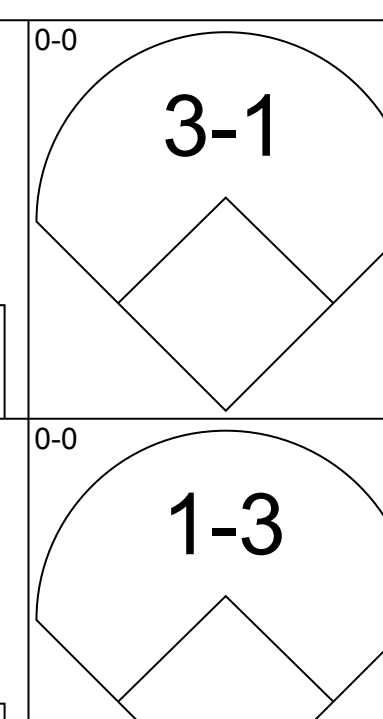
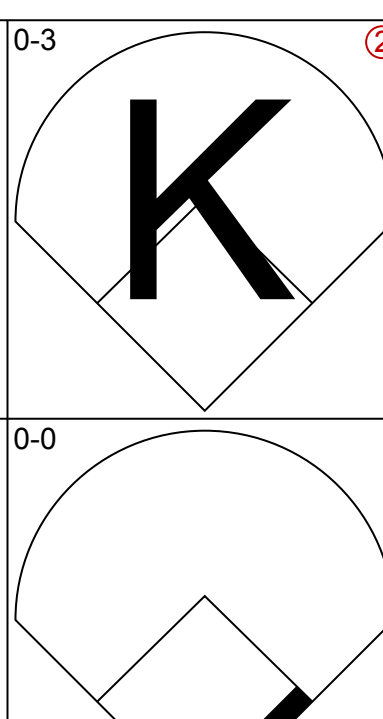
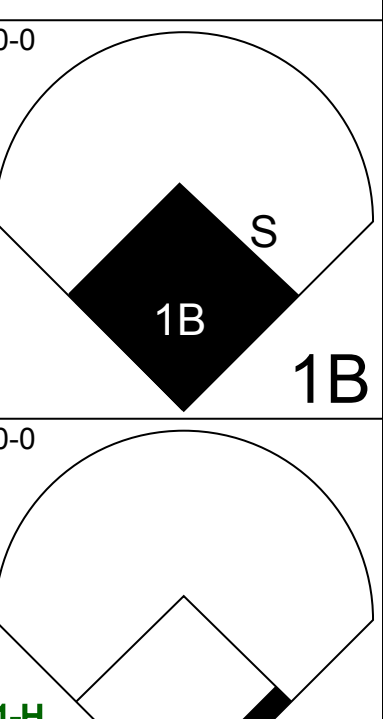
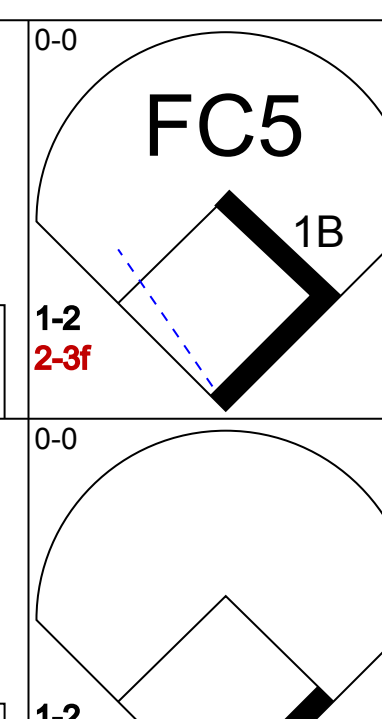
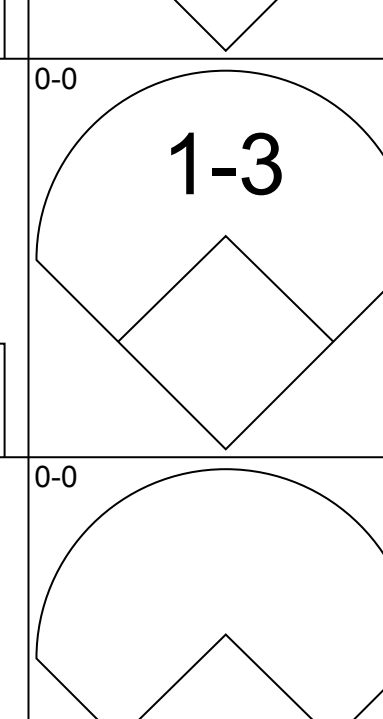
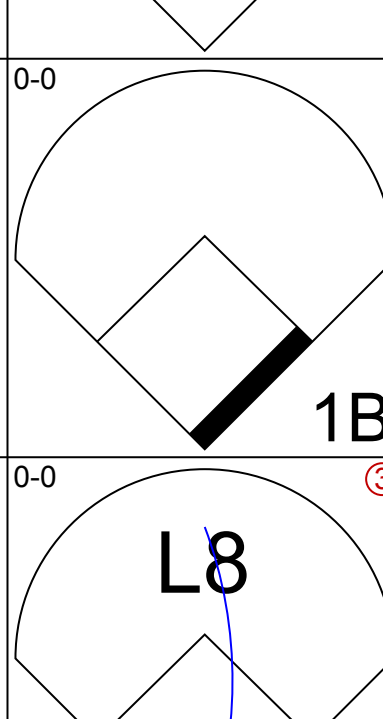
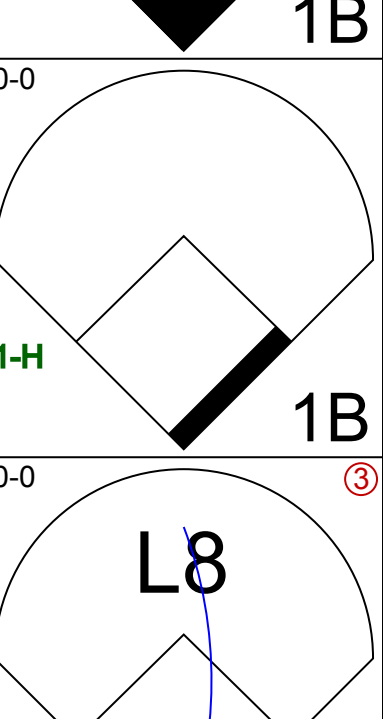
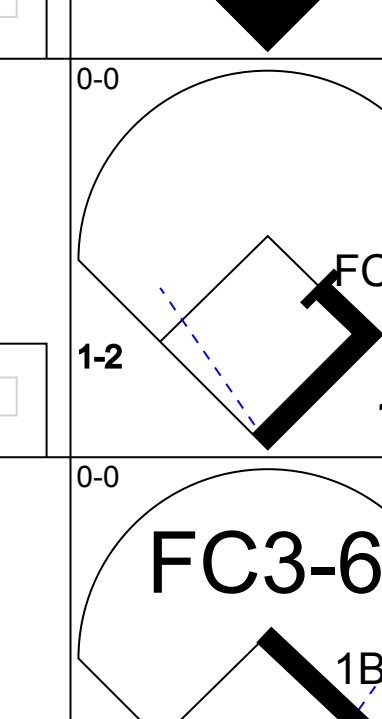
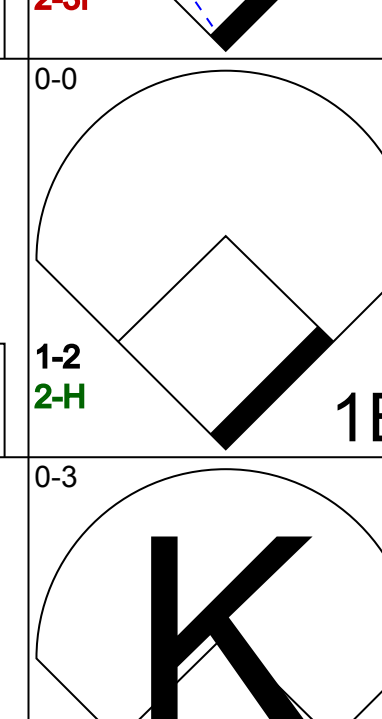

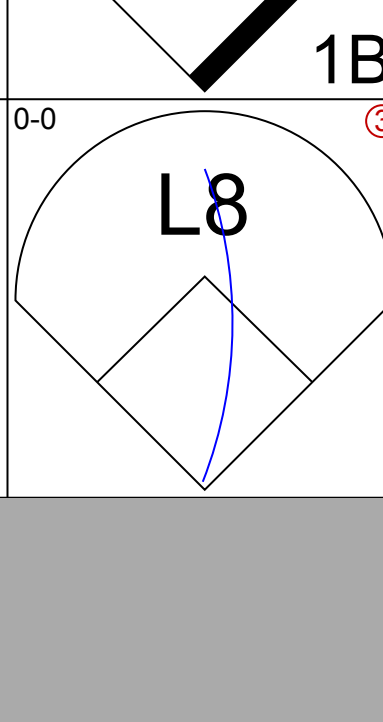
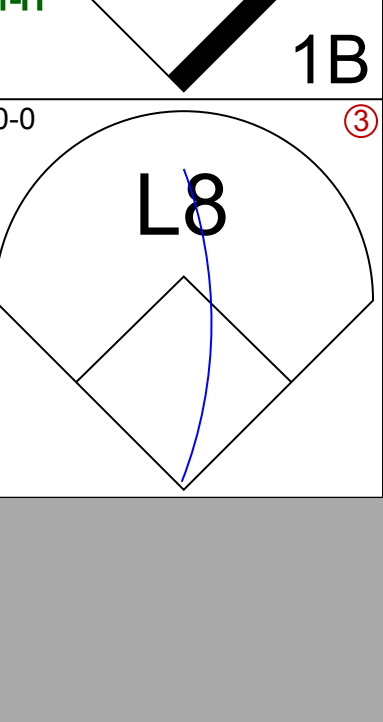
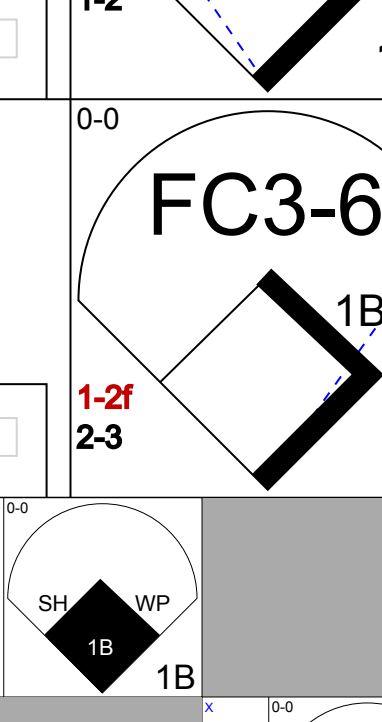
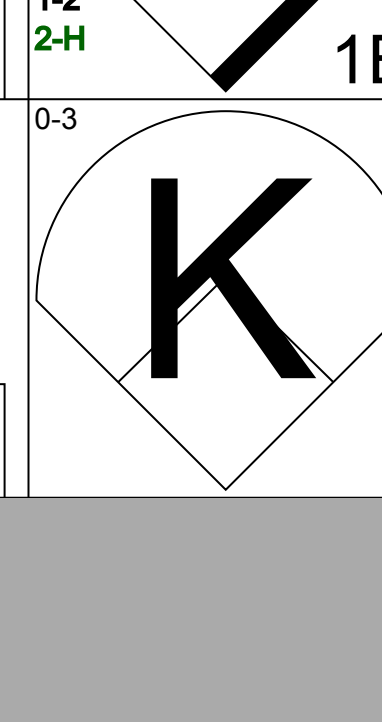
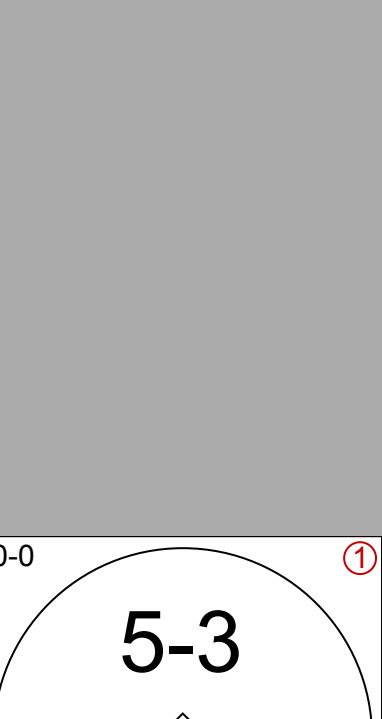
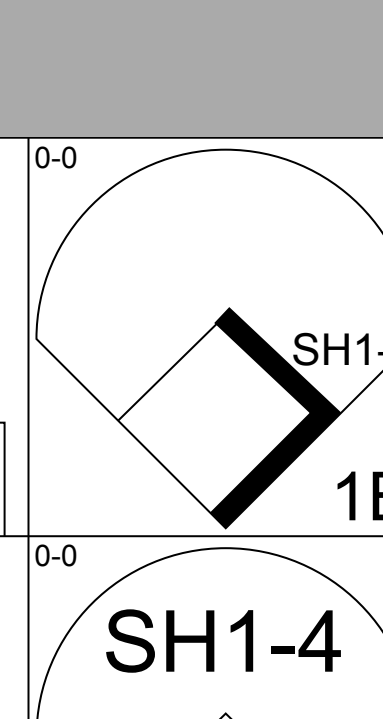
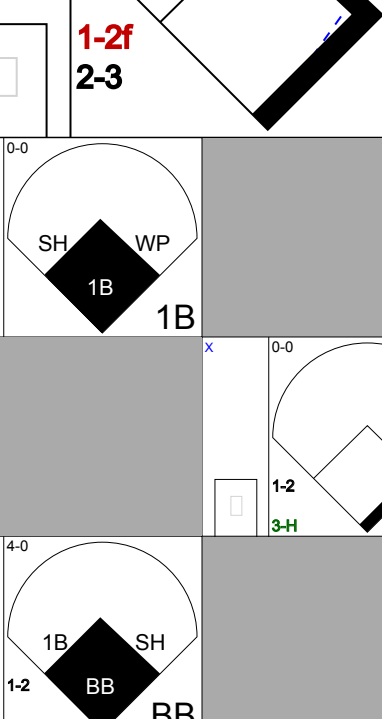
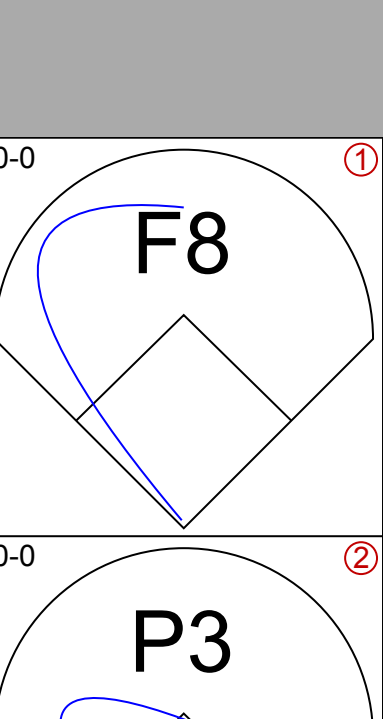
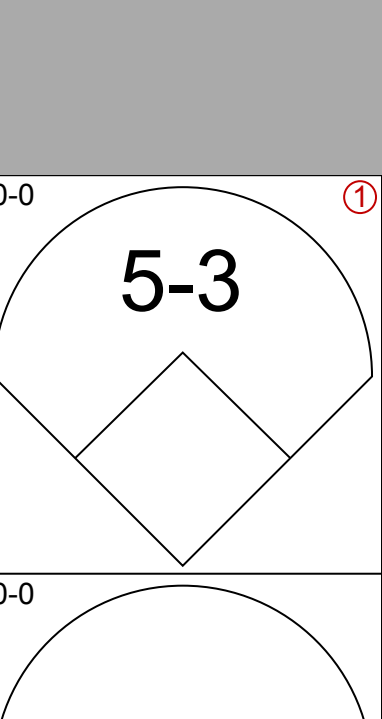
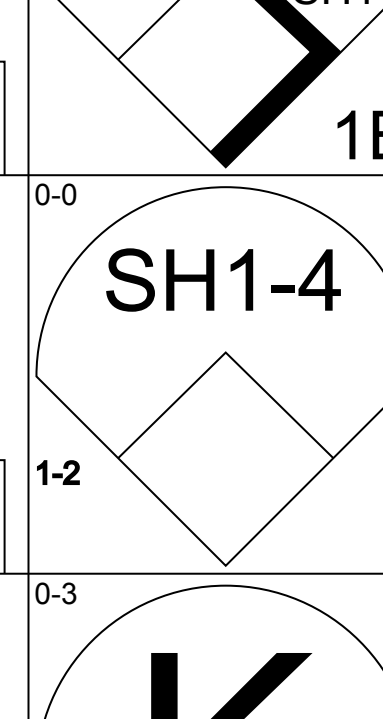
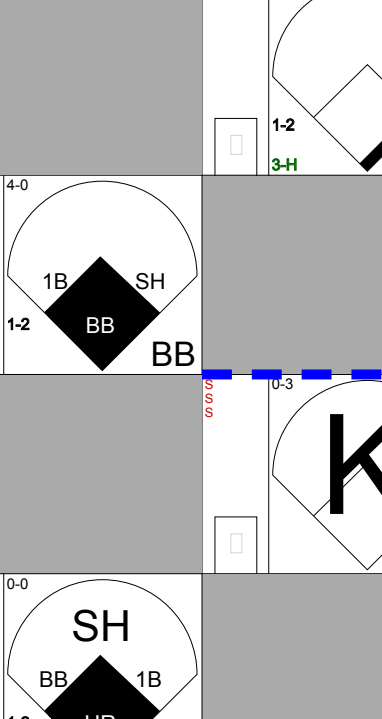
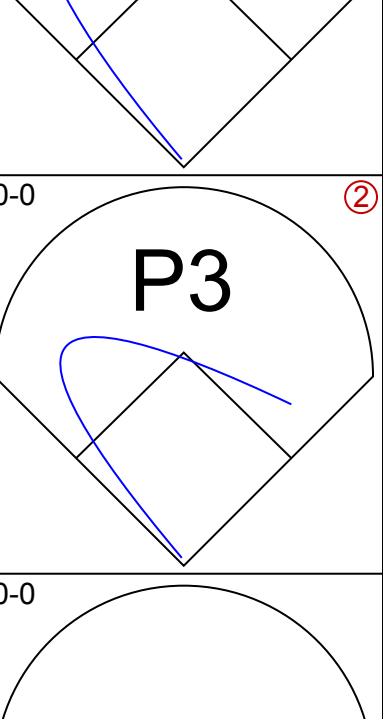
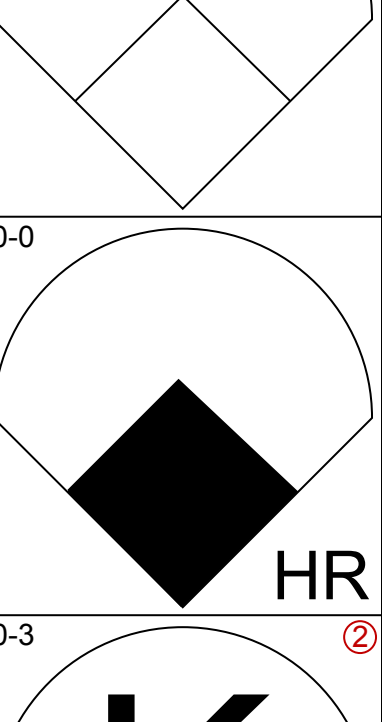
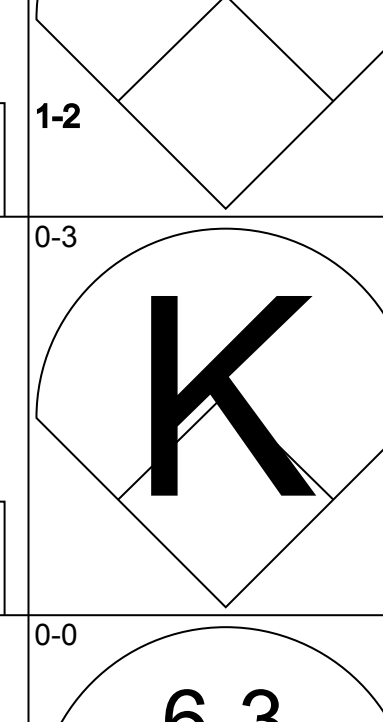
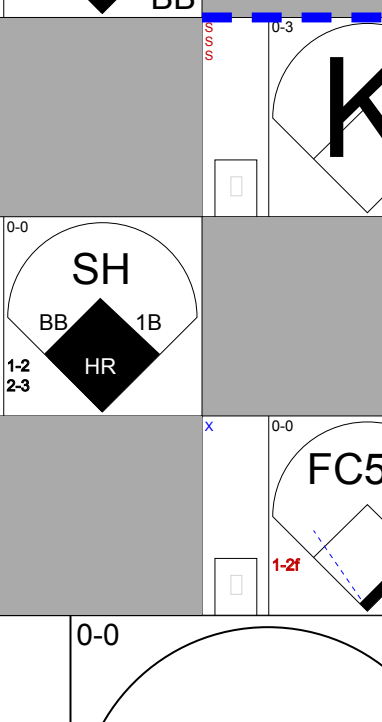
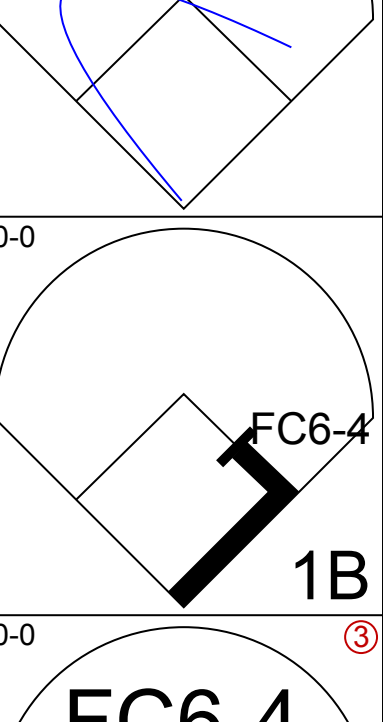
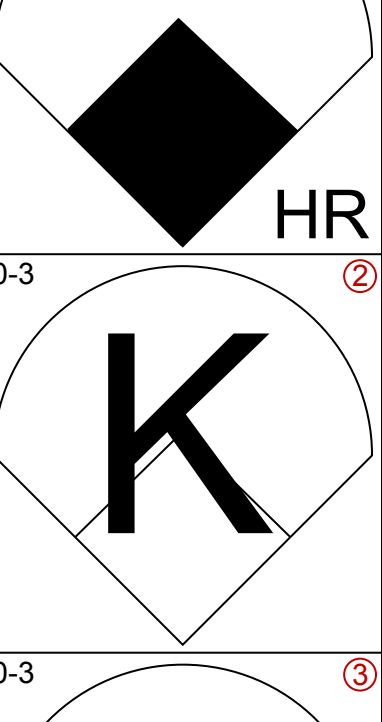
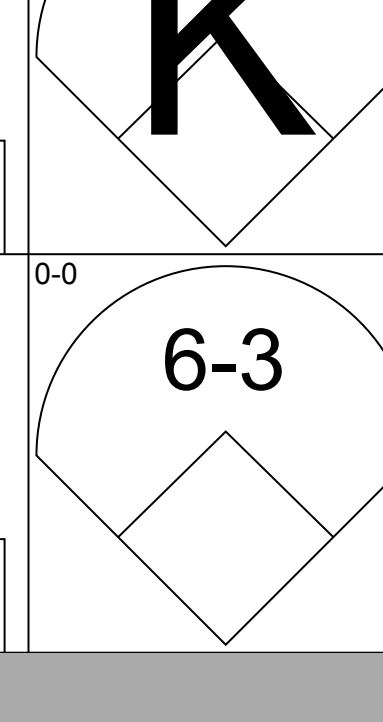
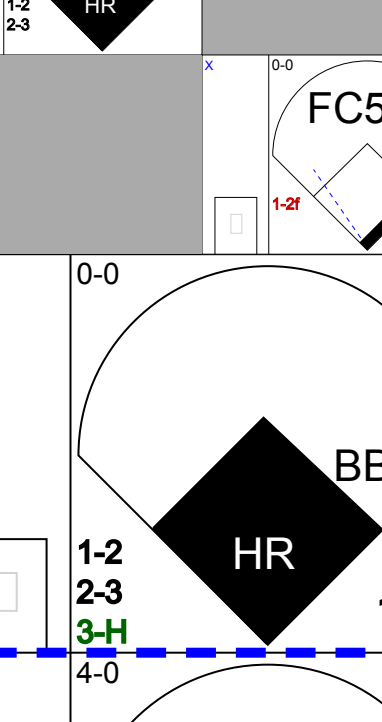
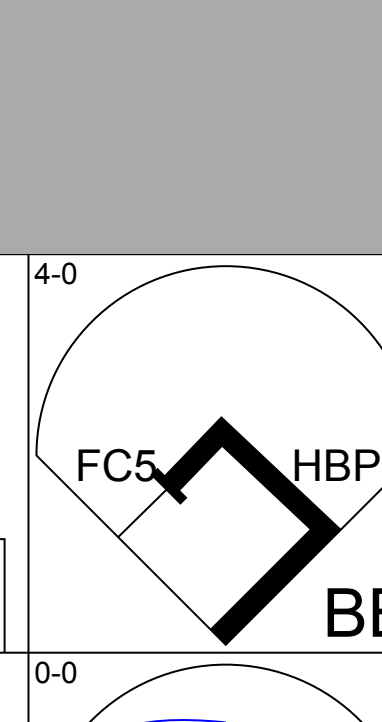
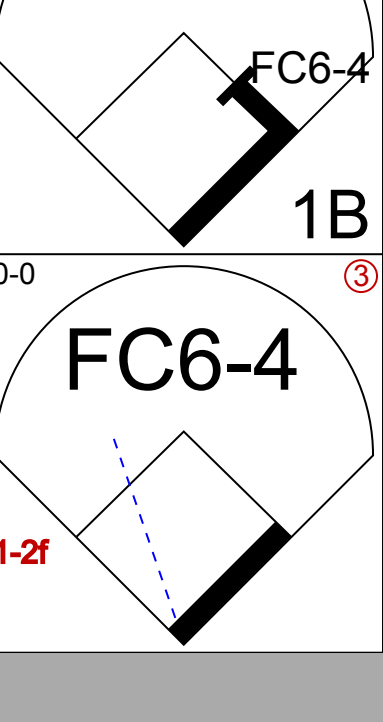
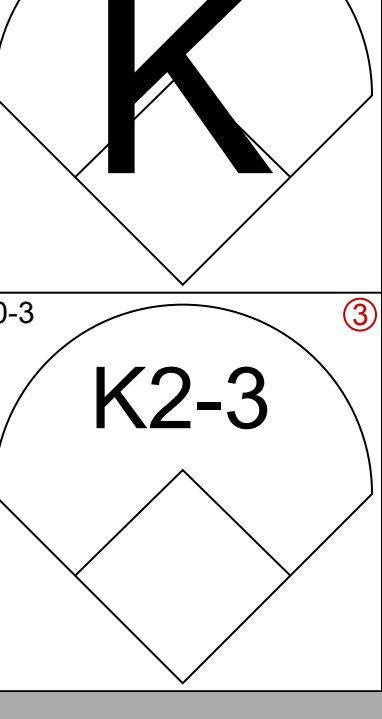
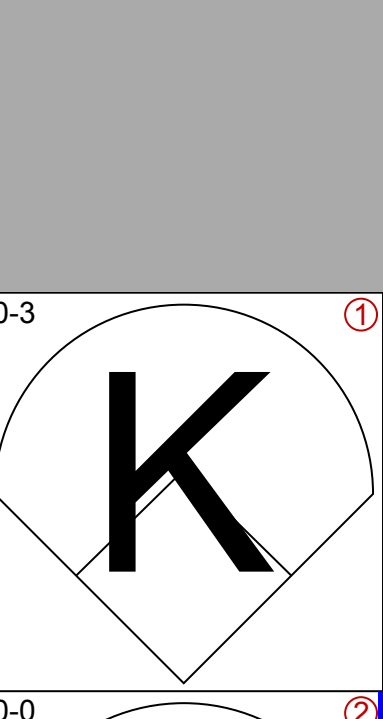
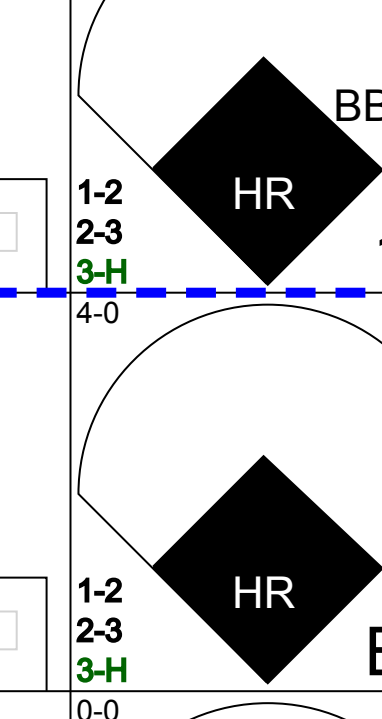
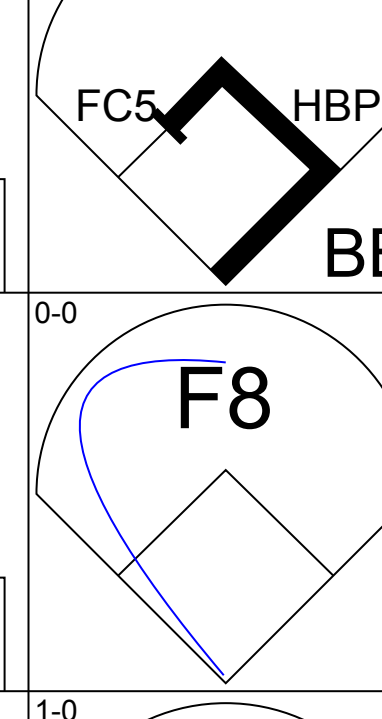
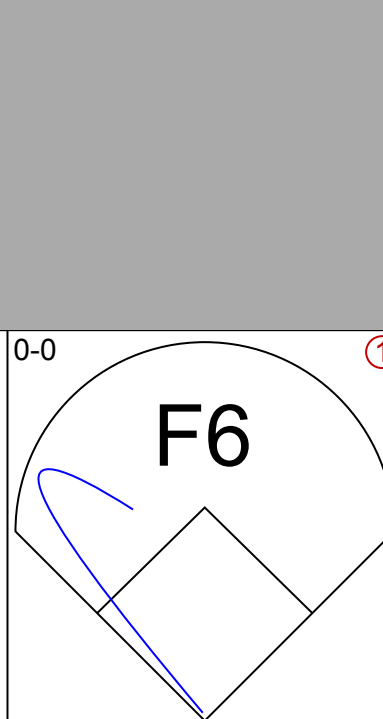
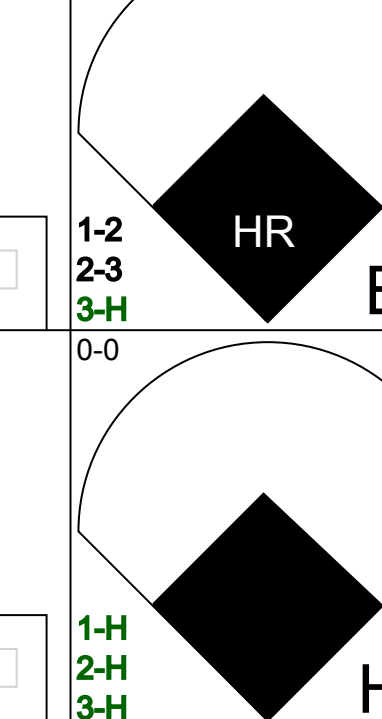
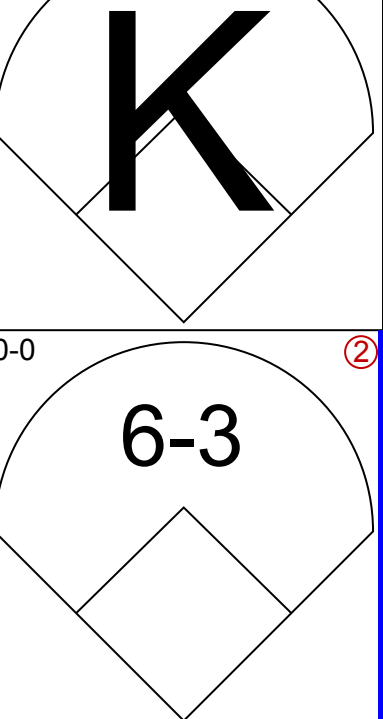
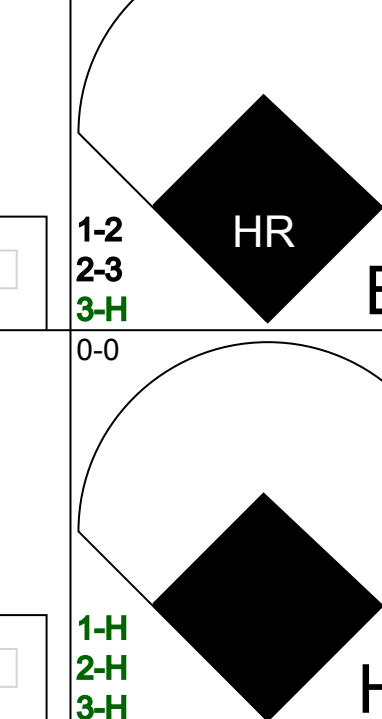
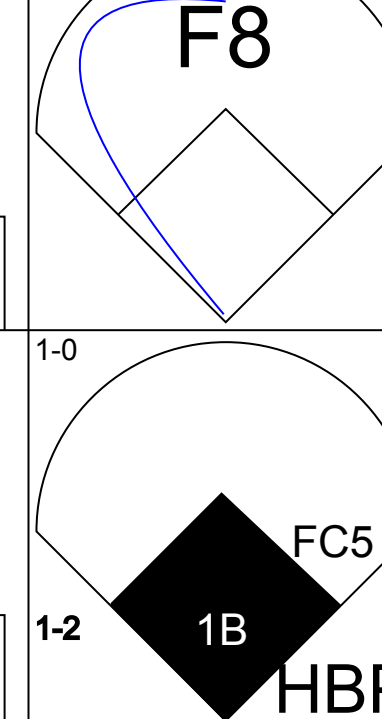
AB 51
R 5
H 10
RBI 5
BB 6
SO 5
LOB 21



Batter	1	2	3	4	5	6	7	8	9	AB	R	H	RBI	BB	SO	LOB	TOP			
Julio Cruz, S OBP: 0.346, SLG: 0.296 (1.4)										5	0	1	0	0	1	2	Seattle Mariners @ Minnesota Twins Metropolitan Stadium, Bloomington, MI Tue Aug 08 1978, 8:05 PM EDT Alt. 6,499 - Unknown - 83 F			
Craig Reynolds, L OBP: 0.338, SLG: 0.376 (1.6)										5	0	3	0	0	0	1				
Ruppert Jones, L OBP: 0.329, SLG: 0.329 (1.8)										5	0	1	0	0	0	4				
Leon Roberts, R OBP: 0.381, SLG: 0.546 (1.9)										3	2	1	0	1	1	1				
Bruce Bochte, L OBP: 0.349, SLG: 0.393 (1.10)										3	0	1	0	1	0	0				
Dan Meyer, L OBP: 0.251, SLG: 0.322 (1.3)										3	0	1	0	0	0	2				
John Hale, L OBP: 0.294, SLG: 0.283 (1.7)										3	0	1	2	0	0	2				
Larry Milbourne, S OBP: 0.288, SLG: 0.354 (1.5)										4	0	2	0	0	0	2				
Bill Plummer, R OBP: 0.310, SLG: 0.375 (1.2)										2	0	0	0	1	1	2				
Bob Robertson, R OBP: 0.331, SLG: 0.426 (9, PH)										1	0	0	0	0	0	1				
Inning Stats	R: 0 E: 0 K: 1 S: 5	H: 0 LOB: 0 BB: 0 P: 5	R: 1 E: 0 K: 1 S: 8	H: 3 LOB: 2 BB: 0 P: 8	R: 0 E: 0 K: 0 S: 4	H: 2 LOB: 1 BB: 0 P: 4	R: 0 E: 1 K: 0 S: 4	H: 1 LOB: 1 BB: 0 P: 4	R: 0 E: 0 K: 0 S: 3	H: 1 LOB: 1 BB: 2 P: 11	R: 0 E: 0 K: 0 S: 3	H: 1 LOB: 1 BB: 1 P: 7	R: 0 E: 0 K: 1 S: 6	H: 1 LOB: 1 BB: 0 P: 6	R: 0 E: 0 K: 0 S: 5	H: 2 LOB: 2 BB: 0 P: 5	1B: 8 2B: 2 3B: 1 HR: 0	SF: 1 SAC: 1 DP: 1 HBP: 0	WP: 0 PB: 0 SB: 1 CS: 0	PA: 39
PITCHER	IP	WLS	BF	H	R	ER	SO	BB	IBB	HBP	BLK	WP	HR	S	P	ERA	WHIP			
Gary Serun, R ERA: 4.32 (1.1)	8.0	W	34	9	2	2	3	3	0	0	0	0	0	37	49	2.25	1.500			
Mike Marshall, R ERA: 2.93 (9.1)	1.0		5	2	0	0	0	0	0	0	0	0	0	5	5	0.00	2.000			

AB	34
R	2
H	11
RBI	2
BB	3
SO	3
LOB	17



Batter	1	2	3	4	5	6	7	8	9	AB	R	H	RBI	BB	SO	LOB	BOTTOM			
Bombo Rivera, R OBP: 0.377, SLG: 0.363 (1.9)										5	2	1	0	0	1	2	Seattle Mariners @ Minnesota Twins Metropolitan Stadium, Bloomington, MI Tue Aug 08 1978, 8:05 PM EDT Alt. 6,499 - Unknown - 83 F			
Rod Carew, L OBP: 0.404, SLG: 0.438 (1.3)										5	0	4	2	0	0	0				
Dan Ford, R OBP: 0.359, SLG: 0.458 (1.8)										5	0	1	0	0	1	6				
Jose Morales, R OBP: 0.360, SLG: 0.390 (1.10)										5	1	3	1	0	0	1				
Roy Smalley, S OBP: 0.360, SLG: 0.448 (1.6)										3	1	0	0	1	1	2				
Willie Norwood, R OBP: 0.314, SLG: 0.402 (1.7)										4	2	2	1	0	1	3				
Larry Wolfe, R OBP: 0.312, SLG: 0.322 (1.5)										4	1	1	1	1	1	2				
Glenn Borgmann, R OBP: 0.310, SLG: 0.318 (1.2)										3	1	0	1	1	2	1				
Bob Randall, R OBP: 0.325, SLG: 0.349 (1.4)										2	0	0	0	0	0	0				
Mike Cubbage, L OBP: 0.362, SLG: 0.457 (6, PH)										1	1	1	4	0	0	0				
Rob Wilfong, L OBP: 0.364, SLG: 0.352 (7.4)										0	1	0	0	0	0	0				
Inning Stats	R: 0 E: 0 K: 0 S: 4	H: 1 LOB: 1 BB: 0 P: 4	R: 1 E: 0 K: 2 S: 8	H: 1 LOB: 0 BB: 0 P: 8	R: 0 E: 0 K: 1 S: 6	H: 1 LOB: 1 BB: 0 P: 6	R: 0 E: 0 K: 1 S: 6	H: 1 LOB: 1 BB: 0 P: 6	R: 1 E: 2 K: 1 S: 12	H: 2 LOB: 5 BB: 2 P: 20	R: 1 E: 0 K: 1 S: 6	H: 1 LOB: 2 BB: 1 P: 11	R: 0 E: 0 K: 0 S: 4	H: 1 LOB: 1 BB: 0 P: 4	R: 0 E: 0 K: 0 S: 5	H: 1 LOB: 1 BB: 0 P: 4	1B: 11 2B: 0 3B: 0 HR: 2	SF: 0 SAC: 2 DP: 0 HBP: 1	WP: 1 PB: 0 SB: 1 CS: 0	PA: 43
PITCHER	IP	WLS	BF	H	R	ER	SO	BB	IBB	HBP	BLK	WP	HR	S	P	ERA	WHIP			
Rick Honeycutt, L ERA: 4.75 (1.1)	5.0	L	25	8	6	6	5	1	0	0	0	0	1	34	38	10.80	1.800			
Mike Parrott, R ERA: 5.33 (6.1)	0.1		6	3	3	1	0	1	0	0	0	0	1	5	9	27.00	12.000			
Shane Rawley, L ERA: 4.3 (6.1)	2.2		12	2	1	1	2	1	0	1	0	0	0	14	19	3.38	1.125			

AB	37
R	10
H	13
RBI	10
BB	3
SO	7
LOB	17



Batter	1	2	3	4	5	6	7	8	9	AB	R	H	RBI	BB	SO	LOB	TOP					
Julio Cruz, S OBP: 0.391, SLG: 0.301 (1, 4)	4-3	CS 1B			FC2-5 1B		BB		1B	4	0	3	0	1	0	0						
Craig Reynolds, L OBP: 0.337, SLG: 0.373 (1, 6)	PB 1B	CS	G3		FC2-5		F8		K	5	1	1	0	0	1	4						
Ruppert Jones, L OBP: 0.328, SLG: 0.328 (1, 8)	1B HR		4-3		F7		F8			4	1	1	1	0	0	3						
Leon Roberts, R OBP: 0.380, SLG: 0.542 (1, 9)	1B HR		F7		F9				K	4	1	1	0	0	1	2						
Bruce Bochte, L OBP: 0.350, SLG: 0.396 (1, 10)	K				F9		WP 1B			4	0	2	0	0	1	2						
Dan Meyer, L OBP: 0.251, SLG: 0.330 (1, 3)	HR		3-1		F7		F9			4	1	1	3	0	0	2						
John Hale, L OBP: 0.293, SLG: 0.279 (1, 7)	HR		3-1		F5		F8			3	0	0	0	1	0	2						
Larry Milbourne, S OBP: 0.281, SLG: 0.344 (1, 5)		6-3		4-3			6-3		G3	4	0	0	0	0	0	2						
Bob Stinson, S OBP: 0.357, SLG: 0.395 (1, 2)		L3			FC2-5 1B		4-3		K	4	0	1	0	0	1	0						
Inning Stats	R: 4 E: 0 K: 1 S: 9	H: 4 LOB: 0 BB: 0 P: 9	R: 0 E: 0 K: 0 S: 3	H: 1 LOB: 0 BB: 0 P: 3	R: 0 E: 0 K: 0 S: 3	H: 0 LOB: 0 BB: 0 P: 3	R: 0 E: 0 K: 0 S: 3	H: 0 LOB: 1 BB: 0 P: 7	R: 0 E: 1 K: 0 S: 5	H: 2 LOB: 2 BB: 0 P: 5	R: 0 E: 1 K: 0 S: 4	H: 1 LOB: 1 BB: 0 P: 4	R: 0 E: 0 K: 1 S: 6	H: 1 LOB: 1 BB: 0 P: 6	R: 0 E: 0 K: 2 S: 8	H: 1 LOB: 1 BB: 0 P: 8	R: 0 E: 0 K: 2 S: 8	H: 1 LOB: 1 BB: 0 P: 8	1B: 8 2B: 1 3B: 0 HR: 1	SF: 0 SAC: 0 DP: 0 HBP: 0	WP: 1 PB: 1 SB: 0 CS: 1	PA: 39
PITCHER Roger Erickson, R ERA: 4.55 (1, 1)	IP: 9.0 WLS: L BF: 38	H: 10 R: 4 ER: 4 SO: 4	BB: 2 IBB: 0 HBP: 0 BLK: 0	WP: 1 HR: 1 S: 44 P: 52	ERA: 4.00 WHIP: 1.333																	

Seattle Mariners @ Minnesota Twins
Metropolitan Stadium, Bloomington, MI
Wed Aug 09 1978, 8:05 PM EDT
Alt. 6,814 - Unknown - 75 F

AB 36
R 4
H 10
RBI 4
BB 2
SO 4
LOB 17



Batter	1	2	3	4	5	6	7	8	9	AB	R	H	RBI	BB	SO	LOB	BOTTOM					
Hosken Powell, L OBP: 0.310, SLG: 0.316 (1, 9)	K		1-3			F4	4-3			4	0	0	0	0	1	2						
Roy Smalley, S OBP: 0.355, SLG: 0.446 (1, 6)	3-1				F8	G3 1B			F8	4	0	1	0	0	0	0						
Rod Carew, L OBP: 0.407, SLG: 0.444 (1, 3)	2B				K	G3 1B			G5-3 BB 1B	4	0	3	0	0	1	0						
Mike Cabbage, L OBP: 0.360, SLG: 0.452 (1, 5)	K				F8	G3			BB	3	0	0	0	1	1	3						
Dan Ford, R OBP: 0.356, SLG: 0.454 (1, 8)		5-3			E6 4-3 1-6-3	F7			G5-3	4	1	0	0	0	0	4						
Glenn Adams, L OBP: 0.298, SLG: 0.389 (1, 10)		F4			4-3				6-3	4	0	1	0	0	0	1						
Butch Wynegar, S OBP: 0.323, SLG: 0.328 (1, 2)		3-1			1-6-3				F8	4	0	0	1	0	0	1						
Rich Chiles, L OBP: 0.333, SLG: 0.336 (1, 7)			G3						L4	4	0	1	0	0	0	1						
Rob Wilfong, L OBP: 0.364, SLG: 0.346 (1, 4)			4-3		K					2	0	0	0	1	1	1						
Inning Stats	R: 0 E: 0 K: 2 S: 8	H: 1 LOB: 1 BB: 0 P: 8	R: 0 E: 0 K: 0 S: 3	H: 0 LOB: 0 BB: 0 P: 3	R: 0 E: 0 K: 1 S: 5	H: 0 LOB: 0 BB: 0 P: 5	R: 1 E: 1 K: 1 S: 7	H: 1 LOB: 1 BB: 0 P: 7	R: 0 E: 0 K: 0 S: 5	H: 2 LOB: 2 BB: 0 P: 5	R: 0 E: 0 K: 0 S: 4	H: 1 LOB: 2 BB: 1 P: 8	R: 0 E: 0 K: 0 S: 3	H: 1 LOB: 1 BB: 1 P: 7	R: 0 E: 0 K: 0 S: 3	H: 0 LOB: 0 BB: 0 P: 3	R: 0 E: 0 K: 0 S: 3	H: 0 LOB: 0 BB: 0 P: 3	1B: 5 2B: 1 3B: 0 HR: 0	SF: 0 SAC: 0 DP: 1 HBP: 0	WP: 0 PB: 0 SB: 0 CS: 0	PA: 35
PITCHER Glenn Abbott, R ERA: 4.61 (1, 1)	IP: 7.1 WLS: W BF: 31	H: 6 R: 1 ER: 0 SO: 4	BB: 2 IBB: 0 HBP: 0 BLK: 0	WP: 0 HR: 0 S: 37 P: 45	ERA: 0.00 WHIP: 1.091																	
Jim Todd, R ERA: 4.02 (8, 1)	IP: 1.2 WLS: S BF: 4	H: 0 R: 0 ER: 0 SO: 0	BB: 0 IBB: 0 HBP: 0 BLK: 0	WP: 0 HR: 0 S: 4 P: 4	ERA: 0.00 WHIP: 0.000																	

Seattle Mariners @ Minnesota Twins
Metropolitan Stadium, Bloomington, MI
Wed Aug 09 1978, 8:05 PM EDT
Alt. 6,814 - Unknown - 75 F

AB 33
R 1
H 6
RBI 1
BB 2
SO 4
LOB 13



Batter	1	2	3	4	5	6	7	8	9	AB	R	H	RBI	BB	SO	LOB	TOP					
Mike Edwards, R (1,4) OBP: 0.298, SLG: 0.325	F9		F7		FC4-6	4-3			FC8-2	5	0	0	0	0	0	5						
Dell Alton, L (1,9) OBP: 0.286, SLG: 0.260	1B		F8		F6		K			4	0	1	0	0	1	1						
Joe Wallis, S (1,8) OBP: 0.338, SLG: 0.438	FC5-4-6-4-1		K		F4		F3			4	0	0	0	0	1	2						
Mitchell Page, L (1,7) OBP: 0.385, SLG: 0.494	BB				1B		G3			3	1	2	0	1	0	0						
Willie Horton, R (1,10) Miguel Dilone, S (6, PR) OBP: 0.333, SLG: 0.419 OBP: 0.315, SLG: 0.294	FC6-4		K		E1		6-3			3	0	1	1	0	1	3						
Mario Guerrero, R (1,6) Darrell Woodard, R (8, PR) Rob Picciolo, R (8,6) OBP: 0.319, SLG: 0.372 OBP: 0.290, SLG: 0.245		6-3			BB		CS			3	0	2	1	1	0	0						
Dave Revering, L (1,3) Taylor Duncan, R (1,5) Glenn Burke, R (9, PR) OBP: 0.301, SLG: 0.417 OBP: 0.314, SLG: 0.377 OBP: 0.256, SLG: 0.275	1B		F9		L4		K			4	0	1	0	0	1	5						
Jim Essian, R (1,2) OBP: 0.333, SLG: 0.300	FC5-4		F3		5-3		SH2-4		FC8-2	4	0	2	0	0	0	4						
Inning Stats	R: 0 E: 0 K: 0 S: 4	H: 1 LOB: 2 BB: 1 P: 8	R: 0 E: 0 K: 0 S: 4	H: 2 LOB: 1 BB: 0 P: 4	R: 0 E: 0 K: 1 S: 5	H: 0 LOB: 0 BB: 0 P: 5	R: 0 E: 0 K: 1 S: 6	H: 1 LOB: 2 BB: 1 P: 10	R: 0 E: 0 K: 0 S: 3	H: 0 LOB: 1 BB: 1 P: 7	R: 2 E: 2 K: 0 S: 7	H: 3 LOB: 2 BB: 0 P: 7	R: 0 E: 0 K: 1 S: 5	H: 0 LOB: 0 BB: 0 P: 5	R: 0 E: 0 K: 1 S: 5	H: 1 LOB: 1 BB: 0 P: 5	R: 0 E: 0 K: 0 S: 3	H: 1 LOB: 1 BB: 0 P: 3	1B: 6 2B: 3 3B: 1 HR: 0	SF: 0 SAC: 1 DP: 1 HBP: 0	WP: 0 PB: 0 SB: 3 CS: 1	PA: 37
PITCHER	IP	WLS	BF	H	R	ER	SO	BB	IBB	HBP	BLK	WP	HR	S	P	ERA	WHIP					
Darrell Jackson, L (1,1) ERA: 3.93	7.0	W	31	7	2	1	3	3	0	0	0	0	0	34	46	1.29	1.429					
Mike Marshall, R (8,1) ERA: 2.85	2.0	S	6	2	0	0	1	0	0	0	0	0	0	8	8	0.00	1.000					

Oakland Athletics @ Minnesota Twins
Metropolitan Stadium, Bloomington, MI

AB 33
R 2
H 9
RBI 2
BB 3
SO 4
LOB 23



WP: 0 PA: 37
PB: 0
SB: 3
CS: 1

Batter	1	2	3	4	5	6	7	8	9	AB	R	H	RBI	BB	SO	LOB	BOTTOM				
Willie Norwood, R (1,7) OBP: 0.313, SLG: 0.400	F8		5-3		1B		6-3			4	0	1	0	0	0	2					
Roy Smalley, S (1,6) OBP: 0.383, SLG: 0.448	1B		2B		BB		F9			3	2	2	0	1	0	2					
Rod Carew, L (1,3) OBP: 0.406, SLG: 0.443	BB		1B		F9		G3			3	0	1	1	1	0	2					
Mike Cabbage, L (1,5) OBP: 0.350, SLG: 0.438	4-3		4-3		K		L5			4	0	0	1	0	1	2					
Glenn Adams, L (1,10) OBP: 0.291, SLG: 0.376	F9		F8		F7		K			4	0	0	0	0	1	1					
Dan Ford, R (1,8) OBP: 0.351, SLG: 0.446		F2		F8		K				3	0	0	0	0	1	0					
Hosken Powell, L (1,9) OBP: 0.307, SLG: 0.316		3-1		F6		1B				3	1	1	0	0	0	0					
Glenn Borgmann, R (1,2) Bombo Rivera, R (7, PR) Butch Wynegar, S (8,2) OBP: 0.311, SLG: 0.318 OBP: 0.377, SLG: 0.363 OBP: 0.322, SLG: 0.327		F8		L6		2B				3	0	1	1	0	0	0					
Rob Wilfong, L (1,4) OBP: 0.358, SLG: 0.341			K		L4		SH2-4			2	0	0	0	0	1	0					
Inning Stats	R: 1 E: 0 K: 0 S: 4	H: 1 LOB: 1 BB: 1 P: 8	R: 0 E: 0 K: 0 S: 3	H: 0 LOB: 0 BB: 0 P: 3	R: 1 E: 0 K: 1 S: 7	H: 2 LOB: 1 BB: 0 P: 7	R: 0 E: 0 K: 0 S: 3	H: 0 LOB: 0 BB: 0 P: 3	R: 0 E: 0 K: 0 S: 3	H: 1 LOB: 2 BB: 1 P: 8	R: 0 E: 0 K: 2 S: 7	H: 0 LOB: 0 BB: 0 P: 7	R: 1 E: 0 K: 0 S: 5	H: 2 LOB: 2 BB: 0 P: 5	R: 0 E: 0 K: 1 S: 5	H: 0 LOB: 0 BB: 0 P: 5	1B: 4 2B: 2 3B: 0 HR: 0	SF: 0 SAC: 1 DP: 0 HBP: 0	WP: 0 PB: 0 SB: 3 CS: 0	PA: 32	
PITCHER	IP	WLS	BF	H	R	ER	SO	BB	IBB	HBP	BLK	WP	HR	S	P	ERA	WHIP				
Pete Broberg, R (1,1) ERA: 4.52	6.0	L	26	6	3	2	3	2	0	0	0	0	0	30	38	3.00	1.333				
Elias Sosa, R (7,1) ERA: 2.69	2.0		6	0	0	0	1	0	0	0	0	0	0	8	8	0.00	0.000				

Oakland Athletics @ Minnesota Twins
Metropolitan Stadium, Bloomington, MI

AB 29
R 3
H 6
RBI 3
BB 2
SO 4
LOB 9



WP: 0 PA: 32
PB: 0
SB: 3
CS: 0

Batter	1	2	3	4	5	6	7	8	9	AB	R	H	RBI	BB	SO	LOB	TOP			
Mike Edwards, R (1, 4) OBP: 0.297, SLG: 0.321	E3 1B S		4-3			2B BB		G3		3	1	0	0	1	0	2				
Dell Alton, L (1, 9) OBP: 0.304, SLG: 0.299				3-1		2B			E 1-3 1B	4	1	3	1	0	0	0				
Mitchell Page, L (1, 7) OBP: 0.382, SLG: 0.489	K			F8		G3			1-3 1-2	4	0	0	0	0	1	3				
Mario Guerrero, R (1, 6) OBP: 0.316, SLG: 0.368 Darrell Woodard, R (9, PR)		6-3		K			6-3		E4 1B E	4	0	0	0	0	1	1				
Willie Horton, R (1, 10) OBP: 0.336, SLG: 0.419 Glenn Burke, R (9, PR)		5-3			G6-4-3 BB		K		E9 1B	3	0	1	1	1	1	0				
Dave Revering, L (1, 3) OBP: 0.298, SLG: 0.413		F8			F9		F5		F3	4	0	0	0	0	0	2				
Taylor Duncan, R (1, 5) OBP: 0.313, SLG: 0.380			F4		G6-4-3 1-2			F9 2B	F8	4	0	1	0	0	0	2				
Joe Wallis, S (1, 8) OBP: 0.342, SLG: 0.440			FC5-4 1B			G6-4-3 1B		F9 2-3		3	0	2	0	0	0	1				
Jim Essian, R (1, 2) OBP: 0.330, SLG: 0.297			FC5-4 1-2			G6-4-3 1-2		5-3		3	0	0	0	0	0	3				
Inning Stats	R: 0 E: 1 K: 1 S: 5	H: 1 LOB: 0 BB: 0 P: 5	R: 0 E: 0 K: 0 S: 3	H: 0 LOB: 0 BB: 0 P: 3	R: 0 E: 1 K: 0 S: 4	H: 1 LOB: 1 BB: 0 P: 4	R: 0 E: 0 K: 1 S: 5	H: 0 LOB: 0 BB: 1 P: 6	R: 0 E: 0 K: 1 S: 4	H: 2 LOB: 1 BB: 1 P: 8	R: 0 E: 0 K: 1 S: 5	H: 0 LOB: 0 BB: 0 P: 5	R: 0 E: 0 K: 0 S: 4	H: 1 LOB: 1 BB: 0 P: 4	R: 2 E: 2 K: 0 S: 6	H: 2 LOB: 1 BB: 0 P: 6	1B: 5 2B: 2 3B: 0 HR: 0	SF: 0 SAC: 0 DP: 2 HBP: 0	WP: 0 PB: 0 SB: 1 CS: 1	PA: 34
PITCHER	IP WLS BF H R ER SO BB IBB HBP BLK WP HR S P ERA WHIP																			
Stan Perzanowski, R (1, 1) ERA: 4.78	8.1 W 32 7 3 1 3 2 0 0 0 0 0 0 36 44 1.08 1.080																			
Mike Marshall, R (9, 1) ERA: 2.82	0.2 S 2 0 0 0 0 0 0 0 0 0 0 0 2 2 0.00 0.000																			

Oakland Athletics @ Minnesota Twins
Metropolitan Stadium, Bloomington, MI
Sat Aug 12 1978, 4:33 AM EDT
Att: 11,740 - Unknown - 88 F

AB 32
R 3
H 7
RBI 2
BB 2
SO 3
LOB 14



Batter	1	2	3	4	5	6	7	8	9	AB	R	H	RBI	BB	SO	LOB	BOTTOM			
Willie Norwood, R (1, 7) OBP: 0.314, SLG: 0.400	1B SH1-4 CS 1B		FC3-6 FC6 1-2	FC6-4 1-2		F7		3-1 2H 1B		5	0	2	1	0	0	3				
Roy Smalley, S (1, 6) OBP: 0.383, SLG: 0.453	SH1-4 1-2		F8		K	HR		3-1 2-3		4	1	1	1	0	1	2				
Rod Carew, L (1, 3) OBP: 0.409, SLG: 0.444	CS 1B 2-3		FC6 1-2		1B E 1B	K		IBB		4	1	2	0	1	1	1				
Dan Ford, R (1, 8) OBP: 0.351, SLG: 0.444	1-2 3H BB			4-3	E9 4-3 1B 1B	G3		L9		4	1	1	0	1	0	2				
Mike Cabbage, L (1, 5) OBP: 0.352, SLG: 0.439	F7			HR 1B	4-3 2-3	E S 1B		L7		4	1	2	0	0	0	3				
Jose Morales, R (1, 10) OBP: 0.380, SLG: 0.389 Glenn Adams, L (7, PH) OBP: 0.290, SLG: 0.374		F9		K	1B 3H 1B	L7				3	0	1	1	0	1	1				
Butch Wynegar, S (1, 2) OBP: 0.324, SLG: 0.339		F9		HR 1B	FC6-4 1B	K				4	1	2	2	0	1	1				
Hosken Powell, L (1, 9) OBP: 0.308, SLG: 0.318 Bombo Rivera, R (6, PH) OBP: 0.378, SLG: 0.364		F4		S 1B	FC6-4 1-2			SH1-4 1B		2	0	1	0	0	0	0				
Bob Randall, R (1, 4) OBP: 0.329, SLG: 0.351			FC3-6 1B	FC6-4 1-2 BB		4-3		SH1-4 1-2		2	0	1	0	1	0	0				
Inning Stats	R: 0 E: 0 K: 0 S: 4	H: 2 LOB: 2 BB: 1 P: 8	R: 0 E: 0 K: 0 S: 3	H: 0 LOB: 0 BB: 0 P: 3	R: 0 E: 0 K: 0 S: 4	H: 1 LOB: 1 BB: 0 P: 4	R: 2 E: 0 K: 1 S: 8	H: 3 LOB: 2 BB: 1 P: 12	R: 2 E: 1 K: 1 S: 9	H: 4 LOB: 2 BB: 0 P: 9	R: 1 E: 0 K: 1 S: 6	H: 1 LOB: 0 BB: 0 P: 6	R: 0 E: 0 K: 1 S: 6	H: 1 LOB: 1 BB: 0 P: 6	R: 1 E: 0 K: 0 S: 5	H: 2 LOB: 2 BB: 1 P: 9	1B: 12 2B: 0 3B: 0 HR: 2	SF: 0 SAC: 2 DP: 0 HBP: 0	WP: 0 PB: 0 SB: 2 CS: 2	PA: 40
PITCHER	IP WLS BF H R ER SO BB IBB HBP BLK WP HR S P ERA WHIP																			
Steve Renko, R (1, 1) ERA: 3.44	4.1 L 22 8 4 4 2 2 0 0 0 0 0 1 24 32 8.31 2.308																			
Bob Lacey, L (6, 1) ERA: 2.68	1.2 8 3 1 1 1 0 0 0 0 0 0 1 10 10 5.40 1.800																			
Dave Heaverlo, R (7, 1) ERA: 3.13	2.0 10 3 1 1 1 0 1 0 0 0 0 0 11 15 4.50 1.500																			

Oakland Athletics @ Minnesota Twins
Metropolitan Stadium, Bloomington, MI
Sat Aug 12 1978, 4:33 AM EDT
Att: 11,740 - Unknown - 88 F

AB 35
R 6
H 14
RBI 5
BB 3
SO 4
LOB 16



Batter	1	2	3	4	5	6	7	8	9	AB	R	H	RBI	BB	SO	LOB	TOP
Mike Edwards, R (1, 4) <small>OBP: 0.298, SLG: 0.322</small> Jeff Newman, R (8, PH) <small>OBP: 0.291, SLG: 0.349</small> Rob Picciolo, R (8, 6) <small>OBP: 0.260, SLG: 0.245</small>										3	0	1	0	0	1	0	Oakland Athletics @ Minnesota Twins Metropolitan Stadium, Bloomington, MI Sun Aug 13 1978, 4:33 AM EDT Unknown - 89 F
Miguel Dilone, S (1, 8) <small>OBP: 0.312, SLG: 0.291</small> Joe Wallis, S (5, 8) <small>OBP: 0.342, SLG: 0.440</small> Willie Horton, R (6, PH) <small>OBP: 0.334, SLG: 0.417</small> Glenn Burke, R (6, 8) <small>OBP: 0.255, SLG: 0.273</small>										2	0	0	0	0	1	0	
Mitchell Page, L (1, 10) <small>OBP: 0.378, SLG: 0.484</small>										4	0	0	0	0	0	0	
Taylor Duncan, R (1, 5) <small>OBP: 0.312, SLG: 0.377</small>										4	0	1	0	0	0	0	
Dave Revering, L (1, 3) <small>OBP: 0.302, SLG: 0.416</small> Rick Langford, R (9, PR)										4	0	3	0	0	0	0	
Mario Guerrero, R (1, 6) <small>OBP: 0.316, SLG: 0.373</small> Darrell Woodard, R (8, PR) <small>OBP: 0.255, SLG: 0.283</small>										3	0	1	0	0	1	2	
Dell Alston, L (1, 7) <small>OBP: 0.293, SLG: 0.288</small>										3	0	0	1	0	0	1	
Tony Armas, R (1, 9) <small>OBP: 0.255, SLG: 0.283</small>										3	0	0	0	0	0	1	
Jim Essian, R (1, 2) <small>OBP: 0.330, SLG: 0.297</small>										3	0	1	0	0	1	0	
Inning Stats	R: 0 H: 0 E: 0 S: 5	R: 0 H: 1 E: 0 S: 3	R: 0 H: 0 E: 0 S: 5	R: 0 H: 0 E: 0 S: 5	R: 0 H: 1 E: 0 S: 6	R: 0 H: 1 E: 0 S: 6	R: 0 H: 0 E: 0 S: 3	R: 1 H: 2 E: 0 S: 5	R: 0 H: 2 E: 0 S: 7	1B: 6 2B: 0 3B: 1 HR: 0	SF: 0 SAC: 0 DP: 1 HBP: 0	WP: 0 PA: 33 FB: 0 SB: 1 CS: 0					
PITCHER Gary Serun, R (1, 1) <small>ERA: 4.07</small>	IP: 9.0 WLS: W BF: 33 H: 7 R: 1 ER: 1 SO: 6 BB: 0 IBB: 0 HBP: 0 BLK: 0 WP: 0 HR: 0 S: 45 P: 45 ERA: 1.00 WHIP: 0.778							PITCHER IP: 9.0 WLS: W BF: 33 H: 7 R: 1 ER: 1 SO: 6 BB: 0 IBB: 0 HBP: 0 BLK: 0 WP: 0 HR: 0 S: 45 P: 45 ERA: 1.00 WHIP: 0.778									

Batter	1	2	3	4	5	6	7	8	9	AB	R	H	RBI	BB	SO	LOB	BOTTOM
Willie Norwood, R (1, 7) <small>OBP: 0.314, SLG: 0.398</small>										4	1	1	0	0	0	5	Oakland Athletics @ Minnesota Twins Metropolitan Stadium, Bloomington, MI Sun Aug 13 1978, 4:33 AM EDT Unknown - 89 F
Roy Smalley, S (1, 6) <small>OBP: 0.382, SLG: 0.451</small>									4	0	1	1	0	1	1		
Rod Carew, L (1, 3) <small>OBP: 0.407, SLG: 0.442</small>									4	1	1	0	0	2	1		
Dan Ford, R (1, 8) <small>OBP: 0.353, SLG: 0.449</small>									4	1	2	0	0	1	1		
Mike Cabbage, L (1, 5) <small>OBP: 0.358, SLG: 0.444</small>									4	0	3	1	0	0	1		
Butch Wynegar, S (1, 2) <small>OBP: 0.323, SLG: 0.337</small>										4	0	1	0	0	1	4	
Glenn Adams, L (1, 10) <small>OBP: 0.294, SLG: 0.381</small>										4	0	2	1	0	0	2	
Hosken Powell, L (1, 9) <small>OBP: 0.305, SLG: 0.314</small>									3	0	0	0	0	1	3		
Rob Wilfong, L (1, 4) <small>OBP: 0.364, SLG: 0.343</small>									2	0	1	0	1	0	1		
Inning Stats	R: 0 H: 1 E: 0 S: 7	R: 1 H: 3 E: 0 S: 10	R: 1 H: 2 E: 1 S: 5	R: 0 H: 1 E: 0 S: 4	R: 0 H: 1 E: 0 S: 4	R: 0 H: 1 E: 0 S: 3	R: 1 H: 2 E: 0 S: 6	R: 0 H: 1 E: 0 S: 6	1B: 10 2B: 1 3B: 1 HR: 0	SF: 0 SAC: 0 DP: 1 HBP: 0	WP: 0 PA: 34 FB: 0 SB: 1 CS: 1						
PITCHER Matt Keough, R (1, 1) <small>ERA: 2.9</small>	IP: 8.0 WLS: L BF: 34 H: 12 R: 3 ER: 2 SO: 6 BB: 1 IBB: 0 HBP: 0 BLK: 0 WP: 0 HR: 0 S: 45 P: 49 ERA: 2.25 WHIP: 1.625							PITCHER IP: 8.0 WLS: L BF: 34 H: 12 R: 3 ER: 2 SO: 6 BB: 1 IBB: 0 HBP: 0 BLK: 0 WP: 0 HR: 0 S: 45 P: 49 ERA: 2.25 WHIP: 1.625									

Batter	1	2	3	4	5	6	7	8	9	AB	R	H	RBI	BB	SO	LOB	TOP					
Mike Edwards, R (1, 4) OBP: 0.297, SLG: 0.321	0-0 6-3		0-0 FC5-4 1B		0-0 L4			0-0 6-3		4	0	1	0	0	0	2						
Dell Alton, L (1, 7) OBP: 0.291, SLG: 0.286	0-3 K		0-0 FC5-4 PO			0-0 F8		0-0 CS 1B		4	0	1	1	0	1	1						
Mitchell Page, L (1, 10) OBP: 0.374, SLG: 0.478	0-0 1-3		0-0 PO	0-0 F9		0-0 E7		0-0 CS 1B	0-0 L7	4	0	0	0	0	0	0						
Taylor Duncan, R (1, 5) OBP: 0.307, SLG: 0.371		0-0 6-3		0-0 4-3		0-0 5-3			0-0 F2	4	0	0	0	0	0	1						
Dave Revering, L (1, 3) OBP: 0.302, SLG: 0.413		4-0 BB		0-0 4-3		0-0 G3			0-3 K	3	0	0	0	1	1	1						
Mario Guerrero, R (1, 6) OBP: 0.314, SLG: 0.370		0-0 L9			0-0 6-3				0-0 L5	3	0	0	0	0	0	1						
Joe Wallis, S (1, 9) OBP: 0.342, SLG: 0.439		0-0 L6			0-0 1B 1B				0-0 6-3	3	0	1	0	0	0	1						
Tony Armas, R (1, 8) OBP: 0.253, SLG: 0.280			0-0 L4		0-3 K				0-0 1-3	2	0	0	0	0	1	1						
Miguel Dilone, S (7, PH) OBP: 0.310, SLG: 0.289										1	0	0	0	0	0	0						
Jim Essian, R (1, 2) OBP: 0.333, SLG: 0.302			0-0 1B FC5-4 1B		0-0 1B				0-0 5-3	3	1	2	0	0	0	0						
Inning Stats	R: 0 E: 0 K: 1 S: 5	H: 0 LOB: 0 BB: 0 P: 5	R: 0 E: 0 K: 0 S: 3	H: 0 LOB: 1 BB: 1 P: 7	R: 1 E: 0 K: 0 S: 4	H: 2 LOB: 0 BB: 0 P: 4	R: 0 E: 0 K: 0 S: 3	H: 0 LOB: 0 BB: 0 P: 3	R: 0 E: 0 K: 1 S: 7	H: 2 LOB: 2 BB: 0 P: 7	R: 0 E: 1 K: 0 S: 4	H: 0 LOB: 1 BB: 0 P: 4	R: 0 E: 0 K: 0 S: 3	H: 0 LOB: 0 BB: 0 P: 3	R: 0 E: 0 K: 0 S: 3	H: 1 LOB: 0 BB: 0 P: 3	R: 0 E: 0 K: 1 S: 5	H: 0 LOB: 0 BB: 0 P: 5	1B: 5 2B: 0 3B: 0 HR: 0	SF: 0 SAC: 0 DP: 0 HBP: 0	WP: 0 PB: 0 SB: 0 CS: 1	PA: 34
PITCHER Roger Erickson, R (1, 1) ERA: 4.38	IP: 9.0 WLS: W BF: 32 H: 5 R: 1 ER: 1 SO: 3 BB: 1 IBB: 0 HBP: 0 BLK: 0 WP: 0 HR: 0 S: 37 P: 41 ERA: 1.00 WHIP: 0.667															PITCHER						

Oakland Athletics @ Minnesota Twins
Metropolitan Stadium, Bloomington, MI
Sun Aug 13 1978, 8:05 PM EDT
Att: 18,577 - Unknown

AB 31
R 1
H 5
RBI 1
BB 1
SO 3
LOB 8



Batter	1	2	3	4	5	6	7	8	9	AB	R	H	RBI	BB	SO	LOB	BOTTOM					
Hosken Powell, L (1, 9) OBP: 0.308, SLG: 0.317	0-0 L4		0-0 S 1B		0-3 K		0-0 PO 1B			4	0	2	0	0	1	0						
Roy Smalley, S (1, 6) OBP: 0.355, SLG: 0.447	0-0 F8		0-0 F2		0-0 F4		0-0 F5			4	0	0	0	0	0	3						
Rod Carew, L (1, 3) OBP: 0.404, SLG: 0.438	0-0 1-3		0-0 F7		0-0 4-3		0-0 PO 1B	0-0 6-3		4	0	0	0	0	0	1						
Mike Cubbage, L (1, 5) OBP: 0.356, SLG: 0.439		0-0 4-3	0-3 K		0-0 F8		4-0 3-4 1B BB			3	1	0	0	1	1	1						
Glenn Adams, L (1, 10) OBP: 0.297, SLG: 0.381		4-0 HBP 2B BB		0-0 2B SH1 1B		0-0 F7		0-0 3-4		3	1	1	0	1	0	1						
Butch Wynegar, S (1, 2) OBP: 0.325, SLG: 0.345		1-0 2B FC4-2 HBP		0-0 SH1		0-0 2B		0-0 1B		2	0	2	1	0	0	0						
Rich Chiles, L (1, 7) OBP: 0.329, SLG: 0.345		0-0 FC4-2 1-3 2-H		0-0 2B		0-0 3-1		0-0 F7		4	0	2	1	0	0	2						
Bombo Rivera, R (9, 7) OBP: 0.379, SLG: 0.364										0	0	0	0	0	0	0						
Willie Norwood, R (1, 8) OBP: 0.311, SLG: 0.395		0-0 FC4-2		0-0 F8						3	0	0	0	0	1	4						
Rob Wilfong, L (1, 4) OBP: 0.364, SLG: 0.338		0-0 2-3 3-H F2		0-0 6-3				0-0 K 1B BB		2	0	0	0	1	0	4						
Inning Stats	R: 0 E: 0 K: 0 S: 3	H: 0 LOB: 0 BB: 0 P: 3	R: 1 E: 0 K: 0 S: 4	H: 1 LOB: 2 BB: 1 P: 9	R: 0 E: 0 K: 1 S: 6	H: 1 LOB: 1 BB: 0 P: 6	R: 0 E: 0 K: 0 S: 5	H: 2 LOB: 2 BB: 0 P: 5	R: 0 E: 0 K: 1 S: 5	H: 0 LOB: 0 BB: 0 P: 5	R: 0 E: 0 K: 0 S: 4	H: 1 LOB: 1 BB: 0 P: 4	R: 0 E: 0 K: 1 S: 5	H: 1 LOB: 1 BB: 1 P: 9	R: 0 E: 0 K: 0 S: 4	H: 1 LOB: 1 BB: 1 P: 8	R: 1 E: 0 K: 0 S: 4	H: 1 LOB: 1 BB: 1 P: 8	1B: 4 2B: 3 3B: 0 HR: 0	SF: 0 SAC: 1 DP: 0 HBP: 1	WP: 0 PB: 0 SB: 1 CS: 0	PA: 35
PITCHER Mike Norris, R (1, 1) ERA: 3.86	IP: 8.0 WLS: L BF: 34 H: 7 R: 2 ER: 2 SO: 3 BB: 3 IBB: 0 HBP: 1 BLK: 0 WP: 0 HR: 0 S: 36 P: 49 ERA: 2.25 WHIP: 1.250															PITCHER						

Oakland Athletics @ Minnesota Twins
Metropolitan Stadium, Bloomington, MI
Sun Aug 13 1978, 8:05 PM EDT
Att: 18,577 - Unknown

AB 29
R 2
H 7
RBI 2
BB 3
SO 3
LOB 16



Batter	1	2	3	4	5	6	7	8	9	AB	R	H	RBI	BB	SO	LOB	TOP										
Hosken Powell, L OBP: 0.308, SLG: 0.321 Bombo Rivera, R OBP: 0.375, SLG: 0.360	0-0 6-3 2B		0-0 E6		0-0 L9	0-3 K		0-0 6-3		3	0	1	0	0	0	1											
Rod Carew, L OBP: 0.406, SLG: 0.439	0-0 F7		4-0 IBB		4-0 BB	0-0 4-3			0-0 G3 2B	3	0	1	0	2	0	3											
Glenn Adams, L OBP: 0.329, SLG: 0.376 Jose Morales, R OBP: 0.356, SLG: 0.385	0-0 6-3 2-3		0-0 L8		0-3 K		0-0 F3		0-0 5-3	3	0	0	0	0	1	5											
Dan Ford, R OBP: 0.349, SLG: 0.444	0-0 5-3			0-0 6-3		0-0 F2	0-0 6-3		0-0 G3	5	0	0	0	0	0	2											
Mike Cabbage, L OBP: 0.360, SLG: 0.440		0-3 K		0-0 1B		0-0 2B 1B	0-3 K		4-0 BB	4	1	2	0	1	2	0											
Butch Wynegar, S OBP: 0.327, SLG: 0.345		0-0 F8		0-0 F8		0-0 1-3 1B 2B		0-0 4-3	0-3 K	5	1	1	0	0	1	3											
Rich Chiles, L OBP: 0.344 Willie Norwood, R OBP: 0.310, SLG: 0.393		0-0 F2		0-0 4-3		0-0 2-H 3-H 1B		0-0 L9		3	1	1	2	0	0	1	AB 37										
Rob Wilfong, L OBP: 0.363, SLG: 0.333 Craig Kuskick, R OBP: 0.313, SLG: 0.306 Bob Randall, R OBP: 0.329, SLG: 0.351			0-0 F8		0-0 F4	4-0 1-2 BB		4-0 1B BB		2	0	0	0	1	0	0	R 3										
Larry Wolfe, R OBP: 0.320, SLG: 0.337			0-0 L8		0-0 2B	1-2 1B		1-2 1B		0	0	0	0	0	0	0	H 9										
Inning Stats	R: 0 E: 0 K: 0 S: 4	H: 1 LOB: 1 BB: 0 P: 4	R: 0 E: 0 K: 1 S: 5	H: 0 LOB: 0 BB: 0 P: 5	R: 0 E: 1 K: 0 S: 4	H: 0 LOB: 2 BB: 1 P: 8	R: 0 E: 0 K: 0 S: 4	H: 1 LOB: 1 BB: 0 P: 4	R: 0 E: 0 K: 1 S: 6	H: 1 LOB: 2 BB: 1 P: 10	R: 3 E: 0 K: 1 S: 9	H: 4 LOB: 2 BB: 1 P: 13	R: 0 E: 0 K: 1 S: 5	H: 0 LOB: 0 BB: 0 P: 5	R: 0 E: 0 K: 0 S: 4	H: 1 LOB: 2 BB: 1 P: 8	R: 0 E: 0 K: 1 S: 6	H: 1 LOB: 2 BB: 1 P: 10	1B: 5 2B: 4 3B: 0 HR: 0	SF: 0 SAC: 0 DP: 0 HBP: 0	WP: 0 PB: 0 SB: 0 CS: 0	PA: 42					
PITCHER	IP	WLS	BF	H	R	ER	SO	BB	IBB	HBP	BLK	WP	HR	S	P	ERA	WHIP										
Mike Paxton, R ERA: 3.38	(1, 1)	5.1	W	27	7	3	3	2	2	1	0	0	0	28	40	5.06	1.688										
Sid Munge, L ERA: 2.99	(6, 1)	2.1		9	1	0	0	2	1	0	0	0	0	12	16	0.00	0.857										
Jim Kern, R ERA: 2.88	(8, 1)	1.1	S	6	1	0	0	1	1	0	0	0	0	7	11	0.00	1.500										

Minnesota Twins @ Cleveland Indians
Cleveland Municipal Stadium, Cleveland, OH
Mon Aug 14 1978, 7:05 PM EDT
Att: 6,513 - Unknown - 79 F

AB 37
R 3
H 9
RBI 3
BB 5
SO 5
LOB 20



Batter	1	2	3	4	5	6	7	8	9	AB	R	H	RBI	BB	SO	LOB	BOTTOM										
Rick Manning, L OBP: 0.313, SLG: 0.352	0-0 BB 1B		0-0 1-6-3		0-0 F7	0-0 G6-4-3				4	1	1	0	0	0	3											
Buddy Bell, R OBP: 0.344, SLG: 0.428	0-0 F8		0-0 F4		0-0 1-3 1B 2B		0-0 5-3			4	0	1	0	0	0	1											
Johnny Grubb, L OBP: 0.378, SLG: 0.467	0-3 K		0-0 L9		0-0 2-H 3-H 1B		0-0 F8			4	1	1	1	0	1	1											
Andre Thornton, R OBP: 0.394, SLG: 0.526	4-0 1B BB			0-0 F8	4-0 1-2 E BB		0-0 F6			2	1	0	0	2	0	0											
Gary Alexander, R OBP: 0.317, SLG: 0.457	0-0 1-3 2-H 1B			0-0 F6	0-0 1-H 2-H 1B		0-0 SH5-4 1B			4	0	3	2	0	0	0											
Larvell Blanks, R OBP: 0.280, SLG: 0.337	0-0 P6			0-0 E 1B	0-0 6-3		0-0 SH5-4			3	0	1	0	0	0	3											
Tom Verzyer, R OBP: 0.311, SLG: 0.353		0-0 L7		0-0 E6	0-0 1-2 1B	0-0 1B E 1B		0-0 F5		4	0	1	0	0	0	2	AB 31										
Ted Cox, R OBP: 0.294, SLG: 0.278 Horace Speed, R OBP: 0.309, SLG: 0.253		0-0 L8		0-0 P4		0-0 1-2 F5		0-0 6-3		4	0	0	0	0	0	4	R 4										
Bo Diaz, R OBP: 0.270, SLG: 0.347		0-0 6-3			4-0 2B 1B BB	0-0 G6-4-3 1B				0	0	0	0	0	0	0	H 9										
Inning Stats	R: 1 E: 0 K: 1 S: 7	H: 2 LOB: 2 BB: 1 P: 11	R: 0 E: 0 K: 0 S: 3	H: 0 LOB: 0 BB: 0 P: 3	R: 0 E: 1 K: 0 S: 5	H: 1 LOB: 2 BB: 0 P: 5	R: 3 E: 1 K: 0 S: 5	H: 3 LOB: 1 BB: 2 P: 13	R: 0 E: 1 K: 0 S: 4	H: 2 LOB: 1 BB: 1 P: 4	R: 0 E: 0 K: 0 S: 3	H: 0 LOB: 0 BB: 0 P: 3	R: 0 E: 0 K: 0 S: 4	H: 1 LOB: 1 BB: 0 P: 4	R: 0 E: 0 K: 0 S: 3	H: 1 LOB: 1 BB: 0 P: 4	1B: 8 2B: 1 3B: 0 HR: 0	SF: 0 SAC: 1 DP: 1 HBP: 0	WP: 0 PB: 0 SB: 0 CS: 0	PA: 35							
PITCHER	IP	WLS	BF	H	R	ER	SO	BB	IBB	HBP	BLK	WP	HR	S	P	ERA	WHIP										
Jeff Holly, L ERA: 4.61	(1, 1)	4.2	L	21	5	3	3	1	2	0	0	0	0	21	29	5.79	1.500										
John Sutton, R ERA: 2.67	(5, 1)	3.1		14	4	1	0	0	1	0	0	0	0	13	17	0.00	1.500										

Minnesota Twins @ Cleveland Indians
Cleveland Municipal Stadium, Cleveland, OH
Mon Aug 14 1978, 7:05 PM EDT
Att: 6,513 - Unknown - 79 F

AB 31
R 4
H 9
RBI 3
BB 3
SO 1
LOB 14



Batter	1	2	3	4	5	6	7	8	9	AB	R	H	RBI	BB	SO	LOB	TOP					
George Brett, L OBP: 0.362, SLG: 0.487 (1, 5)	G3		BB						5-3	3	0	1	0	2	0	0	Kansas City Royals @ Minnesota Twins Metropolitan Stadium, Bloomington, MI Wed Aug 16 1978, 8:05 PM EDT Unknown - 85 F					
Joe Zdeb, R OBP: 0.279, SLG: 0.322 (1, 7)	6-3		K		1-3		G3			4	0	0	0	0	1	4						
Hal McRae, R OBP: 0.335, SLG: 0.442 (1, 10)						6-3			HR	3	1	2	1	1	0	0						
Al Cowens, R OBP: 0.327, SLG: 0.408 (1, 8)	L6		F8						E4	4	0	1	0	0	0	3						
John Wathan, R OBP: 0.303, SLG: 0.365 (1, 2)		L6							FC6	4	0	1	0	0	0	2						
Clint Hurdle, L OBP: 0.357, SLG: 0.402 (1, 9)									FC6-4	3	0	0	0	1	1	3						
Freddie Patek, R OBP: 0.348, SLG: 0.348 (1, 6)									FC6-4	3	0	0	0	0	0	2						
Jerry Terrell, R OBP: 0.214, SLG: 0.194 (7, 4)									FC6-4	1	0	0	0	0	0	1						
Ralph LaCock, L OBP: 0.320, SLG: 0.445 (1, 3)									P4	3	0	0	0	0	0	1						
Frank White, R OBP: 0.321, SLG: 0.385 (9, PH)	6-3									1	0	0	0	0	0	0						
U L Washington, S OBP: 0.333, SLG: 0.302 (7, 6)			1-3						5-3	4	0	1	0	0	0	0						
Inning Stats	R: 0 E: 0 K: 0 S: 4	H: 1 LOB: 1 BB: 0 P: 4	R: 0 E: 0 K: 0 S: 3	H: 0 LOB: 1 BB: 1 P: 7	R: 0 E: 0 K: 1 S: 5	H: 0 LOB: 2 BB: 2 P: 13	R: 0 E: 0 K: 0 S: 3	H: 1 LOB: 0 BB: 0 P: 3	R: 0 E: 0 K: 0 S: 4	H: 1 LOB: 1 BB: 0 P: 4	R: 0 E: 0 K: 1 S: 6	H: 1 LOB: 2 BB: 1 P: 6	R: 0 E: 0 K: 0 S: 4	H: 1 LOB: 1 BB: 1 P: 8	R: 1 E: 1 K: 0 S: 5	H: 1 LOB: 0 BB: 0 P: 5	R: 0 E: 0 K: 0 S: 3	H: 0 LOB: 0 BB: 0 P: 3	1B: 4 2B: 1 3B: 0 HR: 1	SF: 0 SAC: 0 DP: 1 HBP: 0	WP: 0 PB: 1 SB: 0 CS: 0	PA: 37
PITCHER Geoff Zahn, L ERA: 3.1 (1, 1)	IP: 9.0 WLS: W BF: 37 H: 6 R: 1 ER: 1 SO: 2 BB: 4 IBB: 0 HBP: 0 BLK: 0 WP: 0 HR: 1 S: 37 P: 53 ERA: 1.00 WHIP: 1.111																					

Batter	1	2	3	4	5	6	7	8	9	AB	R	H	RBI	BB	SO	LOB	BOTTOM					
Hosken Powell, L OBP: 0.313, SLG: 0.326 (1, 9)	2B	1B				L7	FC6-4			5	2	3	0	0	0	2	Kansas City Royals @ Minnesota Twins Metropolitan Stadium, Bloomington, MI Wed Aug 16 1978, 8:05 PM EDT Unknown - 85 F					
Roy Smalley, S OBP: 0.325, SLG: 0.447 (1, 6)	3B	K				FC6-4	BB		P6	5	1	2	1	0	2	2						
Rod Carew, L OBP: 0.412, SLG: 0.448 (1, 3)	HR	E				FC6-4	BB		E6	4	1	3	2	1	0	0						
Glenn Adams, L OBP: 0.292, SLG: 0.385 (1, 10)	HR	G3				FC6-4			L4-6	5	1	1	2	0	1	6						
Mike Cabbage, L OBP: 0.355, SLG: 0.433 (1, 5)	K					G3			L4-6	4	0	1	0	0	1	2						
Butch Wynegar, S OBP: 0.325, SLG: 0.343 (1, 2)	K					FC1-6	BB		L4-6	4	0	1	0	0	2	2						
Rich Chiles, L OBP: 0.328, SLG: 0.342 (1, 7)						FC4-6			P1	4	0	1	0	0	0	3						
Dan Ford, R OBP: 0.349, SLG: 0.447 (8, 8)						FC4				0	0	0	0	0	0	0						
Willie Norwood, R OBP: 0.316, SLG: 0.394 (8, 7)	FC4					L8			FC6-4	3	0	1	0	1	0	2						
Rob Wilfong, L OBP: 0.354, SLG: 0.324 (1, 4)		6-3				6-3			L8	4	0	0	0	0	0	4						
Inning Stats	R: 4 E: 0 K: 2 S: 12	H: 5 LOB: 1 BB: 0 P: 12	R: 1 E: 0 K: 1 S: 7	H: 2 LOB: 1 BB: 0 P: 7	R: 0 E: 0 K: 1 S: 6	H: 1 LOB: 1 BB: 0 P: 6	R: 0 E: 0 K: 2 S: 9	H: 2 LOB: 2 BB: 0 P: 9	R: 0 E: 0 K: 0 S: 4	H: 0 LOB: 2 BB: 1 P: 8	R: 0 E: 0 K: 0 S: 4	H: 1 LOB: 1 BB: 1 P: 8	R: 0 E: 0 K: 0 S: 5	H: 2 LOB: 2 BB: 0 P: 5	R: 0 E: 1 K: 0 S: 3	H: 0 LOB: 0 BB: 0 P: 3	R: 0 E: 0 K: 0 S: 3	H: 0 LOB: 0 BB: 0 P: 3	1B: 10 2B: 2 3B: 1 HR: 1	SF: 0 SAC: 0 DP: 1 HBP: 0	WP: 0 PB: 0 SB: 3 CS: 0	PA: 40
PITCHER Doug Bird, R ERA: 5.65 (1, 1)	IP: 4.0 WLS: L BF: 22 H: 10 R: 5 ER: 5 SO: 6 BB: 0 IBB: 0 HBP: 0 BLK: 0 WP: 0 HR: 1 S: 34 P: 34 ERA: 11.25 WHIP: 2.500																					
Randy McGilberry, R ERA: 4.5 (5, 1)	IP: 4.0 WLS: 18 BF: 3 H: 0 R: 0 ER: 0 SO: 0 BB: 2 IBB: 0 HBP: 0 BLK: 0 WP: 0 HR: 0 S: 16 P: 24 ERA: 0.00 WHIP: 1.250																					

Batter	1	2	3	4	5	6	7	8	9	AB	R	H	RBI	BB	SO	LOB	TOP					
Steve Braun, L (1, 7) OBP: 0.369, SLG: 0.400 Willie Wilson, S (7, 8) OBP: 0.303, SLG: 0.302										2	2	1	2	0	0	0	Kansas City Royals @ Minnesota Twins Metropolitan Stadium, Bloomington, MI Wed Aug 16 1978, 8:05 PM EDT Att: 14,640 - Unknown					
Hal McRae, R (1, 10) OBP: 0.336, SLG: 0.443										5	1	2	1	0	0	3						
George Brett, L (1, 5) OBP: 0.365, SLG: 0.494										3	2	1	3	2	0	1						
Darrell Porter, L (1, 2) OBP: 0.368, SLG: 0.423										5	2	2	1	0	0	2						
Clint Hurdle, L (1, 9) OBP: 0.360, SLG: 0.406										4	1	2	1	1	0	1						
Ralph LaCock, L (1, 3) OBP: 0.320, SLG: 0.448 John Wathan, R (8, 3) OBP: 0.313, SLG: 0.370											3	0	1	0	0	1						
Al Cowens, R (1, 8) OBP: 0.328, SLG: 0.414											5	1	2	2	0	1						
Freddie Patek, R (1, 6) OBP: 0.346, SLG: 0.346											5	0	1	0	0	1						
U L Washington, S (1, 4) OBP: 0.327, SLG: 0.296 Tom Poquette, L (7, PH) OBP: 0.251, SLG: 0.321 Jerry Terrell, R (7, 4) OBP: 0.212, SLG: 0.192											2	0	0	0	0	1						
Inning Stats	R: 2 E: 0 K: 0 S: 5	H: 3 LOB: 1 BB: 0 P: 5	R: 0 E: 1 K: 2 S: 8	H: 1 LOB: 1 BB: 0 P: 8	R: 0 E: 0 K: 0 S: 2	H: 0 LOB: 1 BB: 2 P: 10	R: 0 E: 0 K: 0 S: 4	H: 1 LOB: 1 BB: 0 P: 4	R: 0 E: 0 K: 0 S: 2	H: 0 LOB: 0 BB: 1 P: 6	R: 0 E: 0 K: 0 S: 4	H: 1 LOB: 1 BB: 0 P: 4	R: 4 E: 0 K: 2 S: 11	H: 4 LOB: 0 BB: 0 P: 11	R: 0 E: 0 K: 0 S: 3	H: 1 LOB: 1 BB: 0 P: 4		R: 5 E: 0 K: 1 S: 9	H: 4 LOB: 1 BB: 2 P: 17	1B: 8 2B: 6 3B: 1 HR: 1	SF: 0 SAC: 0 DP: 2 HBP: 1	WP: 0 PB: 0 SB: 2 CS: 1
PITCHER	IP WLS BF H R ER SO BB IBB HBP BLK WP HR S P ERA WHIP																					
Stan Perzanowski, R (1, 1) ERA: 5.4	7.0 L 31 10 6 6 4 3 0 0 0 0 0 1 36 48 7.71 1.857																					
Jeff Holly, L (8, 1) ERA: 4.61	0.0 1 1 0 0 0 0 0 0 0 0 0 0 0 1 1 ∞ ∞																					
John Sutton, R (8, 1) ERA: 3.92	1.2 11 4 5 5 1 1 1 1 0 0 0 0 10 19 27.00 3.000																					
Darrell Jackson, L (9, 1) ERA: 4.74	0.1 1 0 0 0 0 0 0 0 0 0 0 0 0 1 1 0.00 0.000																					

Batter	1	2	3	4	5	6	7	8	9	AB	R	H	RBI	BB	SO	LOB	BOTTOM					
Willie Norwood, R (1, 7) OBP: 0.317, SLG: 0.394										5	0	2	0	0	2	2	Kansas City Royals @ Minnesota Twins Metropolitan Stadium, Bloomington, MI Wed Aug 16 1978, 8:05 PM EDT Att: 14,640 - Unknown					
Rod Carew, L (1, 3) OBP: 0.412, SLG: 0.450										5	2	2	1	0	1	3						
Dan Ford, R (1, 8) OBP: 0.351, SLG: 0.451										5	1	3	1	0	0	2						
Craig Kusick, R (1, 10) OBP: 0.321, SLG: 0.322 Glenn Adams, L (7, PH) OBP: 0.292, SLG: 0.385 Jose Morales, R (7, PH) OBP: 0.363, SLG: 0.412 Rob Wilfong, L (9, PR) OBP: 0.354, SLG: 0.324											2	1	1	1	1	0						
Bob Randall, R (1, 4) OBP: 0.335, SLG: 0.356										5	0	1	2	0	0	3						
Bombo Rivera, R (1, 9) OBP: 0.372, SLG: 0.351										3	0	0	0	1	1	2						
Larry Wolfe, R (1, 6) OBP: 0.321, SLG: 0.326										4	0	0	0	0	0	1						
Glenn Borgmann, R (1, 2) OBP: 0.318, SLG: 0.319										4	1	2	0	0	0	0						
Mike Cabbage, L (1, 5) OBP: 0.352, SLG: 0.428 Roy Smalley, S (9, PH) OBP: 0.359, SLG: 0.448										3	1	0	0	0	2	2						
Inning Stats	R: 0 E: 0 K: 2 S: 7	H: 0 LOB: 0 BB: 0 P: 7	R: 1 E: 0 K: 0 S: 3	H: 1 LOB: 1 BB: 1 P: 7	R: 1 E: 0 K: 1 S: 8	H: 3 LOB: 2 BB: 0 P: 8	R: 0 E: 0 K: 1 S: 5	H: 0 LOB: 0 BB: 0 P: 5	R: 3 E: 0 K: 0 S: 7	H: 4 LOB: 2 BB: 1 P: 11	R: 0 E: 0 K: 0 S: 5	H: 0 LOB: 0 BB: 0 P: 5	R: 0 E: 0 K: 0 S: 3	H: 2 LOB: 2 BB: 0 P: 5	R: 0 E: 0 K: 0 S: 3	H: 0 LOB: 0 BB: 0 P: 3		R: 2 E: 0 K: 1 S: 8	H: 3 LOB: 1 BB: 0 P: 8	1B: 10 2B: 2 3B: 0 HR: 1	SF: 0 SAC: 0 DP: 1 HBP: 0	WP: 0 PB: 1 SB: 0 CS: 0
PITCHER	IP WLS BF H R ER SO BB IBB HBP BLK WP HR S P ERA WHIP																					
Paul Spittorff, L (1, 1) ERA: 3.43	6.1 W 29 9 5 4 5 1 1 0 0 0 0 0 1 37 45 5.68 1.579																					
Marty Patin, R (7, 1) ERA: 3.94	0.0 1 1 0 0 0 0 0 0 0 0 0 0 1 1 ∞ ∞																					
Steve Mingori, L (7, 1) ERA: 2.7	2.2 S 11 3 2 2 1 0 0 0 0 0 0 0 0 13 13 6.75 1.125																					

Batter	1	2	3	4	5	6	7	8	9	10	AB	R	H	RBI	BB	SO	LOB	TOP		
Steve Braun, L OBP: 0.364, SLG: 0.389 (1, 7)	4-0 2B 4-3 BB	0-0 G3		0-3 K			0-0 FC6-4 1-2		0-0 6-3		4	1	0	0	1	1	1			
Hal McRae, R OBP: 0.335, SLG: 0.443 (1, 10)	0-0 4-3 1B 2B		0-0 P6		0-0 F7		0-0 FC6-4 1-2		0-0 F3		5	1	1	0	0	0	1			
George Brett, L OBP: 0.363, SLG: 0.489 (1, 5)	0-0 4-3		4-0 BB 1B BB		0-0 F7			0-0 G3		0-0 F7		4	0	0	1	1	0	1		
Darrell Porter, L OBP: 0.371, SLG: 0.428 (1, 2)	0-0 BB 1B		0-0 BB 1B		0-0 G3			0-0 G3 1B 2B		0-0 L7		5	2	3	1	0	0	0		
Clint Hurdle, L OBP: 0.361, SLG: 0.403 (1, 9)	3H 4-0 1B BB		4-0 1-2 2-3 BB		0-3 K			0-0 G3		0-0 F8		3	0	0	0	2	1	1		
Ralph LaCock, L OBP: 0.323, SLG: 0.449 (1, 3)	0-0 1B BB		0-0 1-2 2-3 BB		0-0 F7			0-0 2-3 3B 1B				4	0	2	2	0	1	3		
Willie Wilson, S OBP: 0.303, SLG: 0.302 (8, PR)												0	1	0	0	0	0	0		
John Wathan, R OBP: 0.313, SLG: 0.370 (8, 3)	0-0 1-2 2-H 1B		0-0 K		0-0 F7			0-0 3H 1B				0	0	0	0	0	0	0		
Al Cowens, R OBP: 0.327, SLG: 0.418 (1, 8)	0-0 G4-3 1-2		0-0 F8		0-0 L5			0-0 1H 3B				4	0	1	1	0	0	5		
Freddie Patek, R OBP: 0.345, SLG: 0.345 (1, 6)		0-0 F8		0-0 4-3				0-0 FC6-4 1B		0-0 P6		4	0	1	0	0	0	2		
U L Washington, S OBP: 0.315, SLG: 0.284 (1, 4)		0-0 5-3		0-0 5-3				0-0 F5		0-0 F9		4	0	0	0	0	0	1		
Inning Stats	R: 3 E: 0 K: 0 S: 13	H: 3 LOB: 1 BB: 2 P: 13	R: 0 E: 0 K: 0 S: 3	H: 0 LOB: 0 BB: 0 P: 3	R: 0 E: 0 K: 1 S: 6	H: 1 LOB: 3 BB: 2 P: 14	R: 0 E: 0 K: 1 S: 5	H: 0 LOB: 0 BB: 0 P: 5	R: 0 E: 0 K: 0 S: 4	H: 1 LOB: 1 BB: 0 P: 4	R: 2 E: 0 K: 0 S: 6	H: 3 LOB: 2 BB: 0 P: 6	R: 0 E: 0 K: 0 S: 3	H: 0 LOB: 0 BB: 0 P: 3	R: 0 E: 0 K: 0 S: 3	H: 0 LOB: 0 BB: 0 P: 3	1B: 5 2B: 2 3B: 1 HR: 0	SF: 0 SAC: 0 DP: 1 HBP: 0	WP: 0 PA: 41 PB: 0 SB: 0 CS: 0	
PITCHER Roger Erickson, R ERA: 4.38 (1, 1)	IP 10.0	WLS W 41	H 8	R 5	ER 5	SO 3	BB 4	IBB 0	HBP 0	BLK 0	WP 0	HR 0	S 43	P 59	ERA 4.50	WHIP 1.200				
PITCHER	IP	WLS	BF	H	R	ER	SO	BB	IBB	HBP	BLK	WP	HR	S	P	ERA	WHIP			

Kansas City Royals @ Minnesota Twins
Metropolitan Stadium, Bloomington, MI
Thu Aug 17 1978, 8:05 PM EDT
Att: 15,936 - Unknown - 85 F

AB 37
R 5
H 8
RBI 5
BB 4
SO 3
LOB 15



Batter	1	2	3	4	5	6	7	8	9	10	AB	R	H	RBI	BB	SO	LOB	BOTTOM		
Willie Norwood, R OBP: 0.313, SLG: 0.389 (1, 7)	0-0 F7	0-0 F7		0-3 K			0-0 5-3			0-0 P6		5	0	0	0	1	2			
Rod Carew, L OBP: 0.412, SLG: 0.450 (1, 3)	0-0 2B 1B	0-0 6-3		0-3 K				0-0 L6		0-0 1B 1B		5	1	2	0	0	1	0		
Dan Ford, R OBP: 0.354, SLG: 0.460 (1, 8)	0-0 1B 2B		0-0 1B 3B		0-0 F8			0-0 F9		0-0 1B		5	2	3	2	0	0	0		
Craig Kusick, R OBP: 0.319, SLG: 0.316 (1, 10)	4-0 1B 2B BB		0-0 F9		0-0 F7			0-0 K				3	1	0	0	1	1	1		
Roy Smalley, S OBP: 0.300, SLG: 0.449 (1, 6)	0-0 2B 1B		0-0 G5-4-3 1B		0-0 L8			0-0 F2				4	1	2	2	0	0	0		
Butch Wynegar, S OBP: 0.325, SLG: 0.345 (1, 2)	0-0 1B 2B		0-0 G5-4-3 1-2		0-0 F3			0-0 P5				4	0	1	2	0	0	1		
Bob Randall, R OBP: 0.333, SLG: 0.354 (1, 4)	0-0 G6-4-3 1B			0-0 F7				0-0 6-3		0-0 4-3		4	0	1	0	0	0	0		
Larry Wolfe, R OBP: 0.319, SLG: 0.321 (1, 5)	0-0 G6-4-3 1-2			0-0 F3				4-0 BB		0-0 P3		3	0	0	0	1	0	2		
Bombo Rivera, R OBP: 0.370, SLG: 0.348 (1, 9)		0-0 4-3		0-0 F9				0-0 P4		0-0 1B 1B		4	1	1	0	0	0	1		
Inning Stats	R: 4 E: 0 K: 0 S: 7	H: 5 LOB: 1 BB: 1 P: 11	R: 0 E: 0 K: 0 S: 3	H: 0 LOB: 0 BB: 0 P: 3	R: 1 E: 0 K: 0 S: 4	H: 2 LOB: 0 BB: 0 P: 4	R: 0 E: 0 K: 0 S: 3	H: 0 LOB: 0 BB: 0 P: 3	R: 0 E: 0 K: 2 S: 7	H: 0 LOB: 1 BB: 1 P: 7	R: 0 E: 0 K: 1 S: 5	H: 0 LOB: 0 BB: 0 P: 5	R: 0 E: 0 K: 0 S: 3	H: 0 LOB: 0 BB: 0 P: 3	R: 1 E: 0 K: 0 S: 5	H: 3 LOB: 2 BB: 0 P: 5	1B: 7 2B: 2 3B: 1 HR: 0	SF: 0 SAC: 0 DP: 2 HBP: 0	WP: 0 PA: 39 PB: 0 SB: 0 CS: 0	
PITCHER Larry Gura, L ERA: 2.74 (1, 1)	IP 9.2	WLS L 38	H 9	R 6	ER 6	SO 3	BB 2	IBB 0	HBP 0	BLK 0	WP 0	HR 0	S 42	P 50	ERA 5.59	WHIP 1.138				
PITCHER Al Hrabosky, L ERA: 2.75 (10, 1)	IP 0.0	WLS L 1	H 1	R 0	ER 0	SO 0	BB 0	IBB 0	HBP 0	BLK 0	WP 0	HR 0	S 1	P 1	ERA ∞	WHIP ∞				
PITCHER	IP	WLS	BF	H	R	ER	SO	BB	IBB	HBP	BLK	WP	HR	S	P	ERA	WHIP			

Kansas City Royals @ Minnesota Twins
Metropolitan Stadium, Bloomington, MI
Thu Aug 17 1978, 8:05 PM EDT
Att: 15,936 - Unknown - 85 F

AB 37
R 6
H 10
RBI 6
BB 2
SO 3
LOB 7



Batter	1	2	3	4	5	6	7	8	9	10	AB	R	H	RBI	BB	SO	LOB	TOP	
Rick Bosetti, R OBP: 0.305, SLG: 0.357 (1, 8)	0-0 6-3		0-0 E6		0-0 2-3	0-0 4-3			0-0 F9	0-0 F9	6	0	0	0	0	0	7	Toronto Blue Jays @ Minnesota Twins Metropolitan Stadium, Bloomington, MI Fri Aug 18 1978, 8:05 PM EDT Att. 4,599 - Cloudy - 63 F	
Bob Bailor, R OBP: 0.313, SLG: 0.342 (1, 9)	0-0 1-3		0-0 FC6-4		0-0 6-3			0-0 1B	0-0 P3		5	0	1	0	0	0	3		
Roy Howell, L OBP: 0.327, SLG: 0.376 (1, 5)	0-3 K		0-3 K			0-0 1B		0-0 F9	4-0 BB		4	1	1	0	1	2	2		
Willie Horton, R OBP: 0.324, SLG: 0.401 (1, 10)		0-0 6-3		0-0 5-3		0-0 1B		0-0 F9	0-0 1-3		5	1	1	1	0	0	2		
John Mayberry, L OBP: 0.343, SLG: 0.441 (1, 3)	0-0 1-3		0-0 4-3		0-0 1B			0-0 P4		0-0 F7	5	1	1	0	0	0	1		
Al Woods, L OBP: 0.252, SLG: 0.324 Otto Velez, R OBP: 0.407, SLG: 0.459 (8, PH) (8, 7)	0-0 E4		0-3 K		0-0 SH2-4			4-0 BB	0-0 F3		2	0	0	0	0	1	0		
Alan Ashby, S OBP: 0.340, SLG: 0.433 (1, 2)	4-0 BB		0-0 6-3		4-0 1B			0-0 L7	0-0 BB		3	0	1	0	2	0	1		
Dave McKay, S OBP: 0.289, SLG: 0.347 (1, 4)	0-3 K		0-0 2-3		0-0 1B			0-0 F9	4-0 BB		4	0	1	1	1	1	5		
Luis Gomez, R OBP: 0.292, SLG: 0.263 (1, 6)			0-0 4-3		0-0 1B			0-0 F9	4-0 BB		4	0	2	1	1	0	1		
Inning Stats	R: 0 E: 0 K: 1 S: 5	H: 0 LOB: 0 BB: 0 P: 5	R: 0 E: 1 K: 1 S: 6	H: 0 LOB: 2 BB: 0 P: 10	R: 0 E: 1 K: 1 S: 6	H: 0 LOB: 1 BB: 0 P: 6	R: 0 E: 0 K: 1 S: 5	H: 0 LOB: 0 BB: 0 P: 5	R: 0 E: 0 K: 0 S: 7	H: 1 LOB: 1 BB: 0 P: 4	R: 0 E: 0 K: 0 S: 3	H: 0 LOB: 1 BB: 1 P: 7	R: 0 E: 0 K: 0 S: 4	H: 0 LOB: 1 BB: 1 P: 7	R: 0 E: 0 K: 0 S: 4	H: 1 LOB: 3 BB: 2 P: 12	1B: 6 2B: 2 3B: 0 HR: 0		SF: 0 SAC: 1 DP: 0 HBP: 0
PITCHER	IP 6.0	WLS 28	H 6	R 3	ER 3	SO 4	BB 1	IBB 1	HBP 0	BLK 0	WP 0	HR 0	S 34	P 42	ERA 4.50	WHIP 1.167			
Jeff Holly, L ERA: 4.02 (7, 1)	4.0	W	18	2	0	0	0	3	1	0	0	0	0	14	30	0.00	1.250		

AB	39
R	3
H	8
RBI	3
BB	6
SO	4
LOB	22



Batter	1	2	3	4	5	6	7	8	9	10	AB	R	H	RBI	BB	SO	LOB	BOTTOM	
Willie Norwood, R OBP: 0.310, SLG: 0.384 Mike Cubbage, L OBP: 0.351, SLG: 0.427 (9, PH) (10, 5)	0-0 5-3	0-3 K		0-0 L6			0-0 F9		0-0 FC4-6		4	0	0	0	0	1	3	Toronto Blue Jays @ Minnesota Twins Metropolitan Stadium, Bloomington, MI Fri Aug 18 1978, 8:05 PM EDT Att. 4,599 - Cloudy - 63 F	
Rod Carew, L OBP: 0.414, SLG: 0.449 (1, 3)	4-0 BB	0-3 K		0-0 6-3			4-0 BB		0-0 E9		3	0	1	1	2	1	3		
Dan Ford, R OBP: 0.354, SLG: 0.458 (1, 8)	0-0 6-3		0-0 4-3		0-0 FC5-4		0-0 G6-4-3		0-0 1B		4	0	1	0	1	0	2		
Craig Kusick, R OBP: 0.321, SLG: 0.310 (1, 10)	0-0 6-3		4-0 BB		4-0 1B		0-0 F9		0-3 K		3	0	0	0	2	1	4		
Roy Smalley, S OBP: 0.359, SLG: 0.450 (1, 6)		0-0 1B		0-0 E5		0-0 FC5-4		0-0 6-3	0-0 G3		5	1	1	0	0	0	6		
Butch Wynegar, S OBP: 0.326, SLG: 0.344 (1, 2)	0-0 1B		4-0 BB		0-0 5-3		0-0 F8		0-0 F7		4	0	1	1	1	0	2		
Bob Randall, R OBP: 0.331, SLG: 0.351 Rich Chiles, L OBP: 0.331, SLG: 0.342 Hosken Powell, L OBP: 0.315, SLG: 0.328 (9, PR) (10, 9)	0-0 SH1-3		0-0 L9-3		0-0 F8			4-0 BB	0-0 2B		2	0	0	0	0	0	3		
Larry Wolfe, R OBP: 0.320, SLG: 0.321 Glenn Adams, L OBP: 0.298, SLG: 0.395 (10, 7)	0-0 BB		0-3 K		0-0 F3			0-0 FC4-6	0-0 BB		3	0	1	0	0	1	0		
Bombo Rivera, R OBP: 0.369, SLG: 0.345 Rob Wilfong, L OBP: 0.352, SLG: 0.322 (10, 4)	4-0 BB		0-0 F4		0-0 F8			0-0 E5	0-0 FC4-6		2	0	0	0	1	0	0		
Inning Stats	R: 0 E: 0 K: 0 S: 3	H: 3 LOB: 3 BB: 1 P: 14	R: 0 E: 1 K: 0 S: 3	H: 0 LOB: 2 BB: 2 P: 11	R: 0 E: 0 K: 1 S: 5	H: 0 LOB: 0 BB: 0 P: 5	R: 0 E: 0 K: 0 S: 4	H: 0 LOB: 0 BB: 0 P: 3	R: 0 E: 0 K: 0 S: 2	H: 0 LOB: 0 BB: 1 P: 6	R: 0 E: 0 K: 0 S: 3	H: 0 LOB: 0 BB: 0 P: 3	R: 2 E: 2 K: 1 S: 8	H: 2 LOB: 3 BB: 2 P: 16	R: 1 E: 0 K: 0 S: 3	H: 2 LOB: 1 BB: 0 P: 3	1B: 6 2B: 2 3B: 1 HR: 0		SF: 0 SAC: 1 DP: 2 HBP: 0
PITCHER	IP 8.0	WLS 33	H 4	R 1	ER 1	SO 3	BB 6	IBB 0	HBP 0	BLK 0	WP 0	HR 0	S 33	P 57	ERA 1.12	WHIP 1.250			
Tom Underwood, L ERA: 4.17 (9, 1)	1.1	L	11	4	3	2	1	1	1	0	0	0	0	11	19	13.50	3.750		

AB	35
R	4
H	8
RBI	4
BB	8
SO	4
LOB	27



Batter	1	2	3	4	5	6	7	8	9	AB	R	H	RBI	BB	SO	LOB	TOP			
Rick Rosetti, R OBP: 0.302, SLG: 0.353 (1,8)										4	0	0	0	0	2	1	Toronto Blue Jays @ Minnesota Twins Metropolitan Stadium, Bloomington, MI Sat Aug 19 1978, 4:33 AM EDT Att: 10,745 - Unknown - 75 F AB 30 R 0 H 2 RBI 0 BB 0 SO 5 LOB 7 			
Bob Bailor, R OBP: 0.311, SLG: 0.340 (1,9)										4	0	0	0	0	0	0				
Roy Howell, L OBP: 0.324, SLG: 0.373 (1,5)										4	0	0	0	0	0	1				
Willie Horton, R OBP: 0.321, SLG: 0.397 (1,10)										3	0	0	0	0	1	0				
John Mayberry, L OBP: 0.341, SLG: 0.438 (1,3)										3	0	0	0	0	0	1				
Al Woods, L OBP: 0.254, SLG: 0.324 (1,7)										3	0	1	0	0	0	0				
Alan Ashby, S OBP: 0.340, SLG: 0.432 (1,2)										3	0	1	0	0	0	1				
Dave McKay, S OBP: 0.267, SLG: 0.344 (1,4)										3	0	0	0	0	1	2				
Luis Gomez, R OBP: 0.291, SLG: 0.261 (1,6)										2	0	0	0	0	1	1				
Sam Ewing, L OBP: 0.256, SLG: 0.275 (8, PH)										1	0	0	0	0	0	0				
Tim Johnson, L OBP: 0.342, SLG: 0.246 (8,6)										0	0	0	0	0	0	0				
Inning Stats	R: 0 E: 0 K: 0 S: 3	H: 0 LOB: 0 BB: 0 P: 3	R: 0 E: 0 K: 1 S: 5	H: 0 LOB: 0 BB: 0 P: 5	R: 0 E: 0 K: 2 S: 8	H: 1 LOB: 1 BB: 0 P: 8	R: 0 E: 1 K: 0 S: 4	H: 0 LOB: 1 BB: 0 P: 4	R: 0 E: 0 K: 0 S: 3	H: 1 LOB: 0 BB: 0 P: 3	R: 0 E: 0 K: 2 S: 8	H: 0 LOB: 1 BB: 0 P: 8	R: 0 E: 0 K: 0 S: 3	H: 0 LOB: 0 BB: 0 P: 3	R: 0 E: 0 K: 0 S: 3	H: 0 LOB: 0 BB: 0 P: 3	1B: 2 2B: 0 3B: 0 HR: 0	SF: 0 SAC: 0 DP: 1 HBP: 0	WP: 0 PB: 0 SB: 0 CS: 0	PA: 30
PITCHER Gary Serun, R ERA: 3.74 (1,1)	IP: 9.0 WLS: W BF: 30 H: 2 R: 0 ER: 0 SO: 5 BB: 0 IBB: 0 HBP: 0 BLK: 0 WP: 0 HR: 0 S: 40 P: 40 ERA: 0.00 WHIP: 0.222																			

Batter	1	2	3	4	5	6	7	8	9	AB	R	H	RBI	BB	SO	LOB	BOTTOM			
Willie Norwood, R OBP: 0.310, SLG: 0.392 (1,7)										3	1	1	1	0	0	0	Toronto Blue Jays @ Minnesota Twins Metropolitan Stadium, Bloomington, MI Sat Aug 19 1978, 4:33 AM EDT Att: 10,745 - Unknown - 75 F AB 35 R 5 H 14 RBI 5 BB 3 SO 2 LOB 23 			
Hosken Powell, L OBP: 0.316, SLG: 0.327 (6, PH) (7,9)										1	0	0	0	1	0	2				
Rod Carew, L OBP: 0.416, SLG: 0.450 (1,3)										5	1	3	0	0	0	2				
Dan Ford, R OBP: 0.355, SLG: 0.460 (1,8)										4	1	1	2	1	0	3				
Craig Kusick, R OBP: 0.316, SLG: 0.304 (1,10)										3	0	0	0	0	1	1				
Glenn Adams, L OBP: 0.296, SLG: 0.393 (6, PH)										1	0	0	0	0	0	3				
Roy Smalley, S OBP: 0.363, SLG: 0.454 (1,6)										3	0	3	0	1	0	0				
Butch Wynegar, S OBP: 0.327, SLG: 0.346 (1,2)										4	0	2	1	0	1	2				
Bob Randall, R OBP: 0.326, SLG: 0.345 (1,4)										4	0	0	0	0	0	6				
Larry Wolfe, R OBP: 0.323, SLG: 0.325 (1,5)										4	1	2	0	0	0	4				
Bombo Rivera, R OBP: 0.373, SLG: 0.365 (7,7)										3	1	2	1	0	0	0				
Inning Stats	R: 3 E: 0 K: 1 S: 9	H: 4 LOB: 2 BB: 1 P: 13	R: 1 E: 0 K: 0 S: 4	H: 1 LOB: 0 BB: 0 P: 4	R: 0 E: 0 K: 0 S: 5	H: 2 LOB: 2 BB: 0 P: 5	R: 0 E: 0 K: 0 S: 4	H: 1 LOB: 1 BB: 0 P: 4	R: 0 E: 0 K: 1 S: 6	H: 1 LOB: 1 BB: 0 P: 6	R: 1 E: 0 K: 0 S: 5	H: 3 LOB: 2 BB: 1 P: 9	R: 0 E: 0 K: 0 S: 3	H: 1 LOB: 0 BB: 0 P: 3	R: 0 E: 0 K: 0 S: 4	H: 1 LOB: 2 BB: 1 P: 8	1B: 11 2B: 1 3B: 1 HR: 2	SF: 0 SAC: 1 DP: 2 HBP: 0	WP: 0 PB: 0 SB: 1 CS: 0	PA: 39
PITCHER Jerry Garvin, L ERA: 5.81 (1,1)	IP: 5.0 WLS: L BF: 27 H: 11 R: 5 ER: 5 SO: 2 BB: 1 IBB: 0 HBP: 0 BLK: 0 WP: 0 HR: 2 S: 30 P: 34 ERA: 9.00 WHIP: 2.400																			
Joe Coleman, R ERA: 3.33 (6,1)	IP: 3.0 WLS: 12 BF: 3 H: 3 R: 0 ER: 0 SO: 0 BB: 2 IBB: 0 HBP: 0 BLK: 0 WP: 0 HR: 0 S: 10 P: 18 ERA: 0.00 WHIP: 1.667																			

Batter	1	2	3	4	5	6	7	8	9	AB	R	H	RBI	BB	SO	LOB	TOP								
Rick Rosetti, R OBP: 0.303, SLG: 0.354 (1, 8)	0-0 5-3		0-0 4-3	0-0 FC6-4 1B		0-0 6-3 1B		0-0 4-3		5	0	2	1	0	0	0	Toronto Blue Jays @ Minnesota Twins Metropolitan Stadium, Bloomington, MI Sun Aug 20 1978, 4:33 AM EDT Att: 11,685 - Unknown - 79 F								
Bob Bailor, R OBP: 0.310, SLG: 0.338 (1, 9)	0-0 5-3 1B		0-0 4-3	0-0 FC6-4 1-2 3-H		0-0 6-3 1-2		0-0 F8		5	0	1	1	0	0	2									
Roy Howell, L OBP: 0.323, SLG: 0.373 (1, 5)	0-0 5-3 1-2		0-0 2B	0-0 1-3		0-3 K		0-0 6-3		5	0	1	0	0	1	3									
Willie Horton, R OBP: 0.319, SLG: 0.393 (1, 10)	0-3 K		0-0 5-3		0-0 F7		0-3 K		0-0 G4-6-3 1B	5	0	1	0	0	2	3									
John Mayberry, L OBP: 0.340, SLG: 0.435 (1, 3)		0-0 F7 1B		0-0 4-3	0-0 F7		0-0 6-3		0-0 G4-6-3 1-2	5	0	1	0	0	0	1									
Al Woods, L OBP: 0.277, SLG: 0.372 (1, 7)		0-0 1-2 1B		0-0 1B 3B	0-0 1B WP		0-0 4-3		0-0 2B 1B	5	3	4	0	0	0	0									
Alan Ashby, S OBP: 0.351, SLG: 0.447 (1, 2)		0-0 F7 2-3		0-0 1B SH 1B	0-0 WP BB 1B		0-0 1B		0-0 1-H 2B	5	1	4	2	0	0	2									
Dave McKay, S OBP: 0.274, SLG: 0.347 (1, 4)		0-3 K		0-0 1B SH 1B	4-0 WP BB		0-0 FC5-4 1B		4-0 FC6-4 1BB	3	1	2	0	2	1	2									
Luis Gomez, R OBP: 0.287, SLG: 0.258 (1, 6)		0-0 L1		0-0 SH 1B FC6-4	0-0 6-3		0-0 FC5-4 1-2 2-3 3-H		0-0 FC6-4 1-2	4	1	0	1	0	0	8									
Inning Stats	R: 0 E: 0 K: 1 S: 6	H: 1 LOB: 1 BB: 0 P: 6	R: 0 E: 0 K: 1 S: 7	H: 2 LOB: 2 BB: 0 P: 7	R: 0 E: 0 K: 0 S: 4	H: 1 LOB: 1 BB: 0 P: 4	R: 4 E: 1 K: 0 S: 8	H: 4 LOB: 1 BB: 0 P: 8	R: 1 E: 0 K: 0 S: 5	H: 2 LOB: 2 BB: 1 P: 9	R: 0 E: 0 K: 2 S: 8	H: 1 LOB: 1 BB: 0 P: 8	R: 0 E: 0 K: 0 S: 5	H: 2 LOB: 2 BB: 0 P: 5	R: 0 E: 0 K: 0 S: 3	H: 0 LOB: 0 BB: 0 P: 3	R: 1 E: 0 K: 0 S: 5	H: 3 LOB: 2 BB: 1 P: 9	1B: 12 2B: 3 3B: 1 HR: 0	SF: 0 SAC: 1 DP: 1 HBP: 0	WP: 1 PB: 0 SB: 0 CS: 0	PA: 45			
PITCHER	IP	WLS	BF	H	R	ER	SO	BB	IBB	HBP	BLK	WP	HR	S	P	ERA	WHIP								
Stan Perzanowski, R ERA: 5.63 (1, 1)	5.0	L	27	10	5	4	2	1	0	0	0	1	0	30	34	7.20	2.200								
John Sutton, R ERA: 3.65 (6, 1)	4.0		18	6	1	1	2	0	1	0	0	0	0	21	25	2.25	1.500								

AB	42
R	6
H	16
RBI	5
BB	2
SO	4
LOB	21



Batter	1	2	3	4	5	6	7	8	9	AB	R	H	RBI	BB	SO	LOB	BOTTOM								
Hosken Powell, L OBP: 0.319, SLG: 0.331 (1, 9)	0-0 4-3 SH1-3 S 1B		0-0 6-3			0-0 S 1B		0-0 F7 1-2		0-0 L8	3	1	2	0	0	0	Toronto Blue Jays @ Minnesota Twins Metropolitan Stadium, Bloomington, MI Sun Aug 20 1978, 4:33 AM EDT Att: 11,685 - Unknown - 79 F								
Bombo Rivera, R OBP: 0.370, SLG: 0.361 (7, PH) (8, 9)			0-0 3-1			0-0 F9 1-2		4-0 G6-4-3 BB		2	0	0	0	1	0	1									
Roy Smalley, S OBP: 0.363, SLG: 0.452 (1, 6)	0-0 SH1-3 1-2		0-0 3-1			0-0 F9 1-2		0-0 G6-4-3 1-2		3	0	0	0	0	0	2									
Glenn Adams, L OBP: 0.328, SLG: 0.388 (1, 10)	0-0 4-3		0-0 L5			0-0 F9		0-0 G6-4-3 1-2		1	0	0	0	0	0	1									
Jose Morales, R OBP: 0.362, SLG: 0.410 (6, PH)	0-0 4-3		0-0 L5			0-0 F9		0-0 G6-4-3 1-2		3	0	0	0	0	0	2									
Mike Cabbage, L OBP: 0.356, SLG: 0.431 (1, 5)	4-0 E S BB		0-0 L8 2B			4-0 FC5-4 BB		0-0 F5		2	0	1	0	2	0	0									
Dan Ford, R OBP: 0.352, SLG: 0.456 (1, 8)	0-3 K		0-0 L8 2-3			0-0 FC5-4 1-2		0-0 1-3		4	0	0	0	0	1	4									
Butch Wynegar, S OBP: 0.327, SLG: 0.343 (1, 2)		4-0 G5-4-3 BB		0-0 5-3		0-0 L5		0-0 L7		3	0	0	0	1	0	1									
Rich Chiles, L OBP: 0.328, SLG: 0.338 (1, 7)		0-0 F7		0-0 6-3		0-0 1B 2B		0-0 3B		2	0	0	0	0	0	1									
Willie Norwood, R OBP: 0.314, SLG: 0.404 (7, PH) (8, 7)		0-0 F7		0-0 6-3		0-0 1B 2B		0-0 3B		2	1	2	0	0	0	0									
Craig Kusick, R OBP: 0.315, SLG: 0.299 (1, 3)		0-0 G5-4-3 1-2		0-0 5-3		0-3 K		4-0 BB BB		3	0	0	0	1	1	2									
Rob Wilfong, L OBP: 0.348, SLG: 0.317 (1, 4)			0-0 G3			0-0 F5		4-0 BB BB		2	0	0	0	0	0	0									
Bob Randall, R OBP: 0.331, SLG: 0.348 (7, PH) (8, 4)			0-0 G3			0-0 F5		4-0 BB BB		1	0	1	1	1	0	0									
Inning Stats	R: 1 E: 0 K: 1 S: 6	H: 1 LOB: 1 BB: 1 P: 10	R: 0 E: 0 K: 0 S: 2	H: 0 LOB: 0 BB: 1 P: 6	R: 0 E: 0 K: 0 S: 3	H: 0 LOB: 0 BB: 0 P: 3	R: 0 E: 0 K: 0 S: 4	H: 1 LOB: 1 BB: 0 P: 4	R: 0 E: 0 K: 0 S: 3	H: 0 LOB: 0 BB: 0 P: 3	R: 0 E: 0 K: 0 S: 4	H: 1 LOB: 2 BB: 1 P: 8	R: 1 E: 1 K: 1 S: 7	H: 2 LOB: 1 BB: 0 P: 7	R: 0 E: 0 K: 0 S: 2	H: 0 LOB: 0 BB: 1 P: 6	R: 0 E: 0 K: 0 S: 4	H: 1 LOB: 3 BB: 2 P: 12	1B: 3 2B: 2 3B: 1 HR: 0	SF: 0 SAC: 1 DP: 2 HBP: 0	WP: 0 PB: 0 SB: 3 CS: 0	PA: 37			
PITCHER	IP	WLS	BF	H	R	ER	SO	BB	IBB	HBP	BLK	WP	HR	S	P	ERA	WHIP								
Don Kirkwood, R ERA: 3.99 (1, 1)	6.0	W	23	3	1	1	1	3	0	0	0	0	0	12	24	3.38	2.250								
Mike Willis, L ERA: 5.47 (7, 1)	2.2		13	3	1	1	1	3	0	0	0	0	0	12	24	3.38	2.250								
Tom Murphy, R ERA: 4.44 (9, 1)	0.1	S	1	0	0	0	0	0	0	0	0	0	0	1	1	0.00	0.000								


AB	30
R	2
H	6
RBI	1
BB	6
SO	2
LOB	16



Batter	1	2	3	4	5	6	7	8	9	AB	R	H	RBI	BB	SO	LOB	TOP								
Ron LeFlore, R OBP: 0.358, SLG: 0.382 (1, 8)										5	1	2	1	0	1	2									
John Wockenfuss, R OBP: 0.364, SLG: 0.388 (1, 7)										4	0	2	1	1	0	1									
Rusty Staub, L OBP: 0.367, SLG: 0.460 (1, 10)										3	0	2	0	2	1	1									
Lance Parrish, R OBP: 0.266, SLG: 0.439 (1, 2)										4	1	0	0	0	2	4									
Aurelio Rodriguez, R OBP: 0.299, SLG: 0.395 (1, 5)										3	2	0	0	2	0	6									
Mickey Stanley, R OBP: 0.299, SLG: 0.364 (1, 3)										5	1	0	0	0	1	8									
Tim Corcoran, L OBP: 0.317, SLG: 0.328 (1, 9)										5	0	1	3	0	0	2									
Steve Dillard, R OBP: 0.287, SLG: 0.304 (1, 4)										5	2	3	0	0	0	1									
Alan Trammell, R OBP: 0.318, SLG: 0.319 (1, 6)										3	0	1	1	1	0	3									
Inning Stats	R: 0 E: 0 K: 2 S: 8	H: 1 LOB: 1 BB: 0 P: 8	R: 0 E: 0 K: 0 S: 4	H: 1 LOB: 2 BB: 1 P: 8	R: 1 E: 0 K: 1 S: 6	H: 2 LOB: 0 BB: 0 P: 6	R: 2 E: 1 K: 0 S: 5	H: 2 LOB: 1 BB: 1 P: 9	R: 0 E: 0 K: 1 S: 5	H: 0 LOB: 2 BB: 2 P: 13	R: 1 E: 0 K: 0 S: 5	H: 2 LOB: 1 BB: 0 P: 5	R: 0 E: 1 K: 1 S: 5	H: 0 LOB: 1 BB: 1 P: 9	R: 0 E: 0 K: 0 S: 3	H: 0 LOB: 1 BB: 1 P: 7	R: 3 E: 0 K: 0 S: 6	H: 3 LOB: 1 BB: 0 P: 7	1B: 7 2B: 4 3B: 1 HR: 0	SF: 0 SAC: 0 DP: 1 HBP: 1	WP: 0 PB: 0 SB: 1 CS: 1	PA: 44			
PITCHER	IP	WLS	BF	H	R	ER	SO	BB	IBB	HBP	BLK	WP	HR	S	P	ERA	WHIP								
Darrel Jackson, L ERA: 4.85 (1, 1)	4.0		21	6	3	3	3	4	0	0	0	0	0	23	39	6.75	2.500								
Stan Perzanowski, R ERA: 5.82 (5, 1)	5.0	L	23	5	4	4	2	2	0	1	0	0	0	24	33	7.20	1.400								

Detroit Tigers @ Minnesota Twins
Metropolitan Stadium, Bloomington, MI
Tue Aug 22 1978, 8:05 PM EDT
Att: 7,726 - Cloudy - 82 F


AB 37
R 7
H 11
RBI 6
BB 6
SO 5
LOB 28



Batter	1	2	3	4	5	6	7	8	9	AB	R	H	RBI	BB	SO	LOB	BOTTOM								
Hosken Powell, L OBP: 0.323, SLG: 0.341 (1, 9)										5	2	2	0	0	0	0									
Roy Smalley, S OBP: 0.363, SLG: 0.454 (1, 6)										3	0	0	0	1	1	2									
Rod Carew, L OBP: 0.416, SLG: 0.451 (1, 3)										4	0	2	2	0	0	0									
Dan Ford, R OBP: 0.354, SLG: 0.458 (1, 8)										4	1	2	0	0	1	3									
Butch Wynegar, S OBP: 0.324, SLG: 0.340 (1, 2)										4	0	0	0	0	0	3									
Mike Cabbage, L OBP: 0.355, SLG: 0.426 (1, 5)										3	0	1	1	1	0	0									
Glenn Adams, L OBP: 0.291, SLG: 0.392 (1, 10)										4	0	0	0	0	0	3									
Willie Norwood, R OBP: 0.312, SLG: 0.401 (1, 7)										4	0	0	0	0	1	0									
Rob Wilfong, L OBP: 0.338, SLG: 0.316 (1, 4)										4	0	0	0	0	0	0									
Inning Stats	R: 1 E: 1 K: 1 S: 7	H: 1 LOB: 1 BB: 0 P: 7	R: 0 E: 0 K: 0 S: 3	H: 0 LOB: 0 BB: 0 P: 3	R: 0 E: 0 K: 0 S: 3	H: 0 LOB: 0 BB: 0 P: 3	R: 1 E: 0 K: 0 S: 5	H: 2 LOB: 1 BB: 0 P: 5	R: 1 E: 0 K: 1 S: 7	H: 2 LOB: 2 BB: 1 P: 11	R: 0 E: 0 K: 0 S: 3	H: 0 LOB: 0 BB: 0 P: 3	R: 0 E: 0 K: 1 S: 6	H: 1 LOB: 1 BB: 0 P: 6	R: 0 E: 0 K: 0 S: 4	H: 1 LOB: 2 BB: 1 P: 8	R: 0 E: 0 K: 0 S: 3	H: 0 LOB: 0 BB: 0 P: 3	1B: 6 2B: 1 3B: 0 HR: 0	SF: 0 SAC: 0 DP: 0 HBP: 0	WP: 0 PB: 0 SB: 0 CS: 0	PA: 37			
PITCHER	IP	WLS	BF	H	R	ER	SO	BB	IBB	HBP	BLK	WP	HR	S	P	ERA	WHIP								
Jim Slaton, R ERA: 4.06 (1, 1)	9.0	W	37	7	3	2	3	2	0	0	0	0	0	41	49	2.00	1.000								

Detroit Tigers @ Minnesota Twins
Metropolitan Stadium, Bloomington, MI
Tue Aug 22 1978, 8:05 PM EDT
Att: 7,726 - Cloudy - 82 F


AB 35
R 3
H 7
RBI 3
BB 2
SO 3
LOB 11



Batter	1	2	3	4	5	6	7	8	9	AB	R	H	RBI	BB	SO	LOB	TOP					
Mike Hargrove, L (1, 3) OBP: 0.386, SLG: 0.351 Mike Jorgensen, L (7, 3) OBP: 0.328, SLG: 0.136	F8		FC5-4				G3-6-3			4	0	1	0	0	0	2						
Bump Wills, S (1, 4) OBP: 0.304, SLG: 0.311	B1-3		4-3							4	0	1	0	0	0	2						
Juan Beniquez, R (1, 8) OBP: 0.286, SLG: 0.364	F8									3	1	1	0	0	1	0						
Al Oliver, L (1, 7) OBP: 0.345, SLG: 0.488										4	1	2	0	0	1	1						
Bobby Bonds, R (1, 9) OBP: 0.347, SLG: 0.479										4	0	0	0	0	1	3						
Richie Zisk, R (1, 10) OBP: 0.334, SLG: 0.405										3	0	1	1	1	0	1						
Jim Sundberg, R (1, 2) OBP: 0.376, SLG: 0.392										4	0	0	0	0	1	3						
John Lowenstein, L (1, 5) OBP: 0.350, SLG: 0.384										2	0	0	0	2	0	0						
Toby Harrah, R (1, 6) OBP: 0.350, SLG: 0.321										3	0	1	0	1	0	1						
Inning Stats	R: 0 E: 0 K: 0 S: 3	H: 0 LOB: 0 BB: 0 P: 3	R: 0 E: 0 K: 3 S: 9	H: 0 LOB: 1 BB: 1 P: 13	R: 0 E: 0 K: 0 S: 2	H: 0 LOB: 1 BB: 2 P: 10	R: 1 E: 0 K: 1 S: 7	H: 2 LOB: 1 BB: 0 P: 7	R: 0 E: 0 K: 0 S: 4	H: 1 LOB: 1 BB: 0 P: 4	R: 1 E: 1 K: 0 S: 5	H: 2 LOB: 1 BB: 0 P: 5	R: 0 E: 0 K: 0 S: 3	H: 1 LOB: 0 BB: 0 P: 3	R: 0 E: 0 K: 0 S: 4	H: 1 LOB: 1 BB: 1 P: 4	R: 0 E: 0 K: 0 S: 3	H: 0 LOB: 1 BB: 1 P: 7	1B: 5 2B: 2 3B: 0 HR: 0	SF: 0 SAC: 1 DP: 1 HBP: 0	WP: 0 PB: 0 SB: 0 CS: 1	PA: 36
PITCHER Rogier Erickson, R (1, 1) ERA: 4.24	IP: 9.0 WLS: L BF: 36	H: 7 R: 2 ER: 1 SO: 4	BB: 4 IBB: 0 HBP: 0 BLK: 0	WP: 0 HR: 0 S: 40 P: 56	ERA: 1.00 WHIP: 1.222	PITCHER	IP: 9.0 WLS: L BF: 36	H: 7 R: 2 ER: 1 SO: 4	BB: 4 IBB: 0 HBP: 0 BLK: 0	WP: 0 HR: 0 S: 40 P: 56	ERA: 1.00 WHIP: 1.222											

Texas Rangers @ Minnesota Twins
Metropolitan Stadium, Bloomington, MI
Wed Aug 23 1978, 8:05 PM EDT
Att: 7,157 - Unknown - 86 F

AB	31
R	2
H	7
RBI	1
BB	4
SO	4
LOB	13



Batter	1	2	3	4	5	6	7	8	9	AB	R	H	RBI	BB	SO	LOB	BOTTOM					
Hosken Powell, L (1, 9) OBP: 0.322, SLG: 0.338	4-3		K							3	0	0	0	1	1	0						
Roy Smalley, S (1, 6) OBP: 0.382, SLG: 0.452										4	0	1	0	0	2	2						
Rod Carew, L (1, 3) OBP: 0.415, SLG: 0.449										4	0	1	0	0	0	1						
Dan Ford, R (1, 8) OBP: 0.353, SLG: 0.459										4	0	1	0	0	1	2						
Mike Cabbage, L (1, 5) OBP: 0.351, SLG: 0.420										4	0	0	0	0	0	1						
Glenn Adams, L (1, 10) OBP: 0.287, SLG: 0.385										4	0	0	0	0	0	1						
Rich Chiles, L (1, 7) OBP: 0.328, SLG: 0.338										3	0	1	0	0	1	0						
Butch Wynegar, S (1, 2) OBP: 0.327, SLG: 0.342										3	0	2	0	0	0	0						
Rob Wilfong, L (1, 4) OBP: 0.333, SLG: 0.310										3	0	0	0	0	1	3						
Inning Stats	R: 0 E: 0 K: 0 S: 4	H: 1 LOB: 1 BB: 0 P: 4	R: 0 E: 0 K: 0 S: 3	H: 0 LOB: 0 BB: 0 P: 3	R: 0 E: 0 K: 1 S: 5	H: 0 LOB: 0 BB: 0 P: 5	R: 0 E: 0 K: 2 S: 7	H: 1 LOB: 0 BB: 0 P: 7	R: 0 E: 0 K: 1 S: 7	H: 2 LOB: 2 BB: 0 P: 7	R: 0 E: 0 K: 1 S: 5	H: 0 LOB: 0 BB: 0 P: 5	R: 0 E: 0 K: 0 S: 3	H: 0 LOB: 0 BB: 0 P: 3	R: 0 E: 0 K: 1 S: 6	H: 1 LOB: 2 BB: 1 P: 10	R: 0 E: 0 K: 0 S: 4	H: 1 LOB: 1 BB: 0 P: 4	1B: 5 2B: 1 3B: 0 HR: 0	SF: 0 SAC: 0 DP: 0 HBP: 0	WP: 0 PB: 0 SB: 0 CS: 1	PA: 33
PITCHER Steve Comer, R (1, 1) ERA: 1.69	IP: 9.0 WLS: W BF: 33	H: 6 R: 0 ER: 0 SO: 6	BB: 1 IBB: 0 HBP: 0 BLK: 0	WP: 0 HR: 0 S: 44 P: 48	ERA: 0.00 WHIP: 0.778	PITCHER	IP: 9.0 WLS: W BF: 33	H: 6 R: 0 ER: 0 SO: 6	BB: 1 IBB: 0 HBP: 0 BLK: 0	WP: 0 HR: 0 S: 44 P: 48	ERA: 0.00 WHIP: 0.778											

Texas Rangers @ Minnesota Twins
Metropolitan Stadium, Bloomington, MI
Wed Aug 23 1978, 8:05 PM EDT
Att: 7,157 - Unknown - 86 F


AB	32
R	0
H	6
RBI	0
BB	1
SO	6
LOB	10



Batter	1	2	3	4	5	6	7	8	9	10	AB	R	H	RBI	BB	SO	LOB	TOP	
Mike Hargrove, L OBP: 0.383, SLG: 0.347 Mike Jorgensen, L OBP: 0.328, SLG: 0.136	L7		K			6-3			6-3		4	0	0	0	0	1	0		
Bump Wills, S OBP: 0.302, SLG: 0.308	5-3			4-3		K			K		4	0	0	0	0	2	0		
Juan Beniquez, R OBP: 0.283, SLG: 0.360	6-3			L3		4-3			F9		4	0	0	0	0	0	0		
Al Oliver, L OBP: 0.346, SLG: 0.488		4-3					3-1			SH5-4 1B HR	4	2	2	0	0	0	0		
Bobby Bonds, R OBP: 0.351, SLG: 0.485								5-3		SH5-4 1B HR	3	1	2	1	1	0	0		
Richie Zisk, R OBP: 0.332, SLG: 0.402		FC6-4 BB						5-3		SH5-4 1B	3	0	0	0	0	0	2		
Jim Sundberg, R OBP: 0.375, SLG: 0.398		FC5-4				6-3			6-3		4	1	1	3	0	0	1		
Kurt Bevacqua, R OBP: 0.301, SLG: 0.371			F4			F8		K		HR	4	0	1	0	0	1	0		
Toby Harrah, R OBP: 0.346, SLG: 0.318			F5			3-1		F8		CS 1B	4	0	0	0	0	0	1		
Inning Stats	R: 0 E: 0 K: 0 S: 3	H: 0 LOB: 0 BB: 0 P: 3	R: 0 E: 0 K: 0 S: 3	H: 0 LOB: 1 BB: 1 P: 7	R: 0 E: 0 K: 1 S: 5	H: 0 LOB: 0 BB: 0 P: 5	R: 1 E: 0 K: 0 S: 5	H: 2 LOB: 1 BB: 0 P: 5	R: 0 E: 0 K: 0 S: 3	H: 0 LOB: 0 BB: 0 P: 3	R: 0 E: 0 K: 1 S: 5	H: 0 LOB: 0 BB: 0 P: 5	R: 0 E: 0 K: 1 S: 5	H: 0 LOB: 0 BB: 0 P: 5	R: 3 E: 0 K: 0 S: 6	H: 4 LOB: 0 BB: 0 P: 6	1B: 4 2B: 0 3B: 1 HR: 1	SF: 0 SAC: 1 DP: 0 HBP: 0	WP: 0 PA: 36 PB: 0 SB: 0 CS: 1
PITCHER Dave Goltz, R ERA: 2.74	IP: 10.0 WLS: L BF: 36 H: 6 R: 4 ER: 4 SO: 4 BB: 1 IBB: 0 HBP: 0 BLK: 0 WP: 0 HR: 1 S: 43 P: 47 ERA: 3.60 WHIP: 0.700																		

Texas Rangers @ Minnesota Twins
Metropolitan Stadium, Bloomington, MI
Thu Aug 24 1978, 4:33 AM EDT
Att: 8,666 - Cloudy - 74 F


AB	34
R	4
H	6
RBI	4
BB	1
SO	4
LOB	4

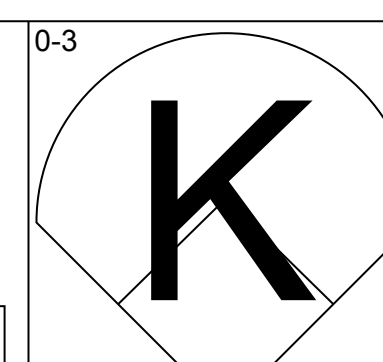
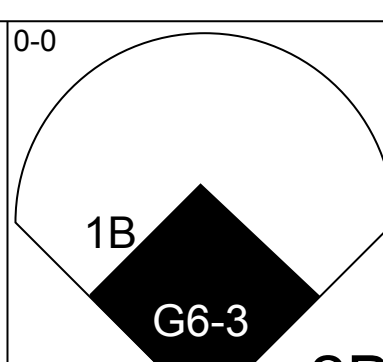
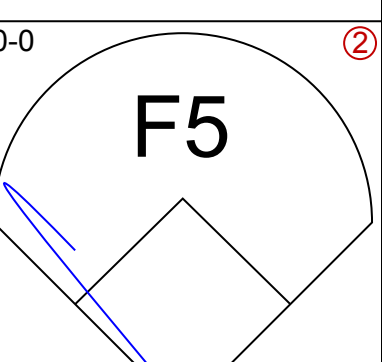
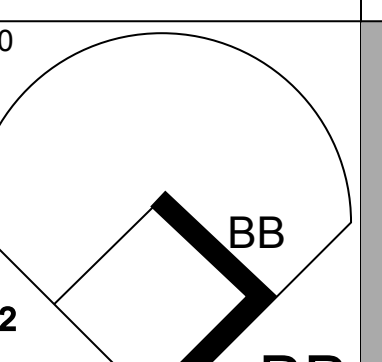
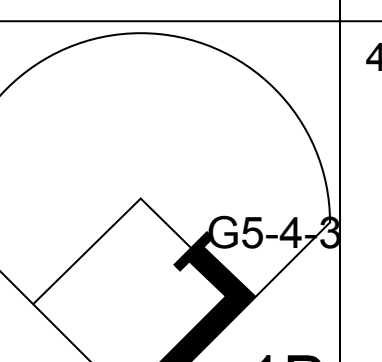
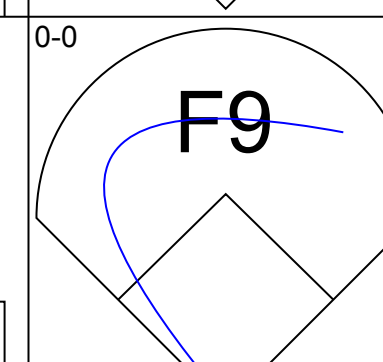
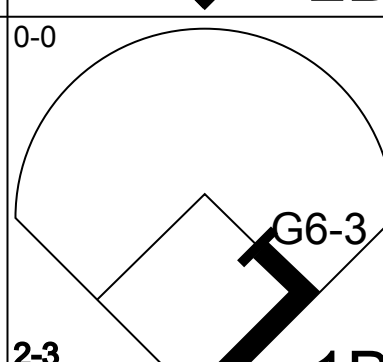
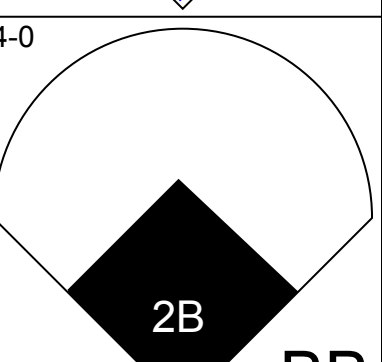
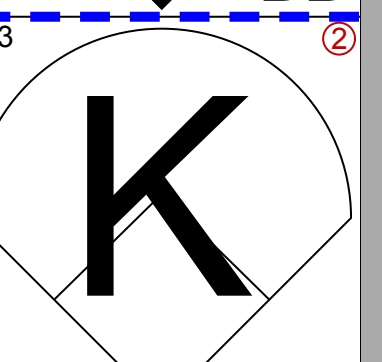
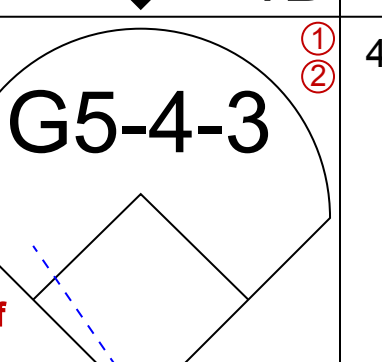
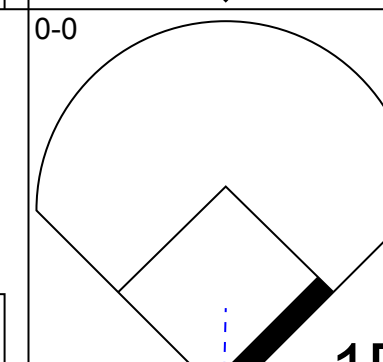
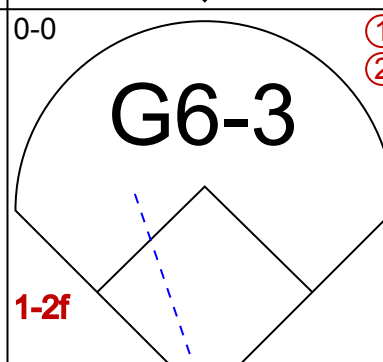
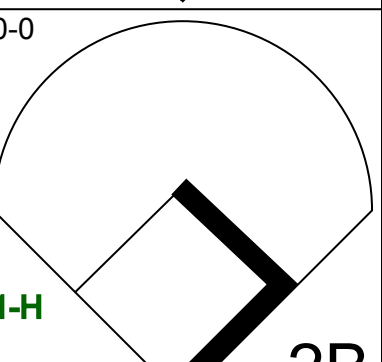
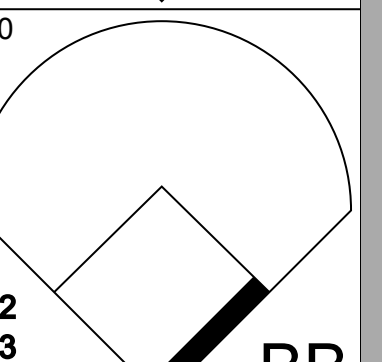
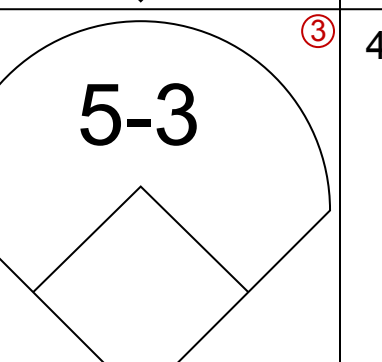
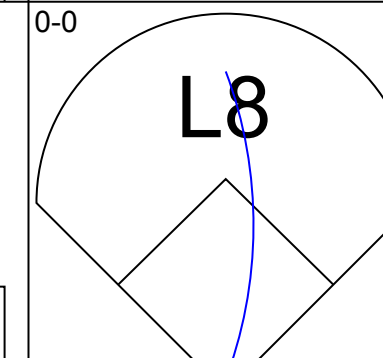
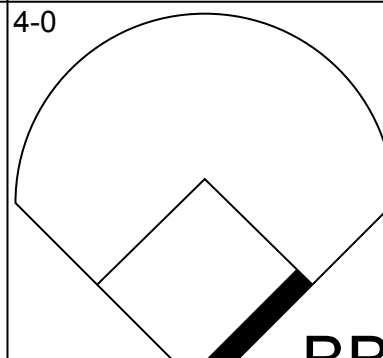
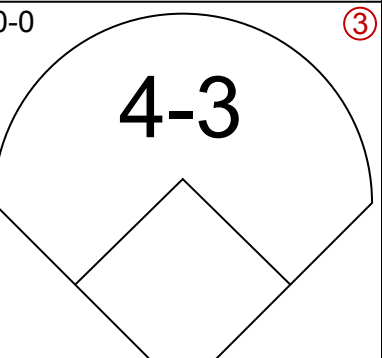

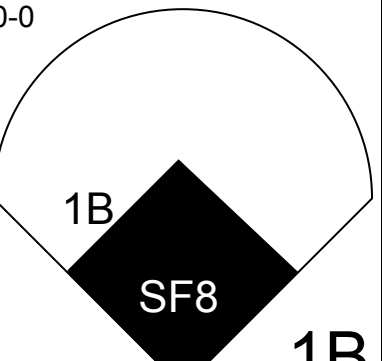
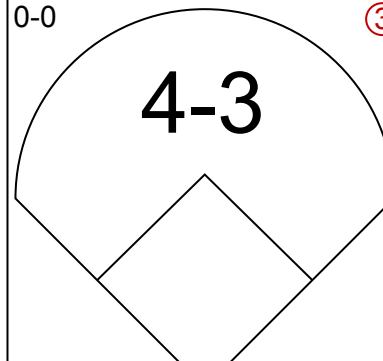
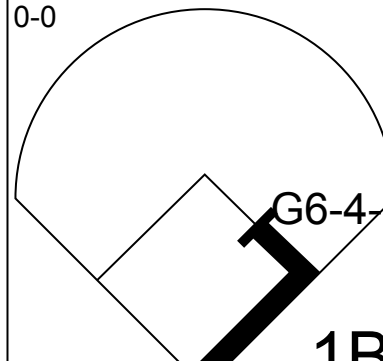
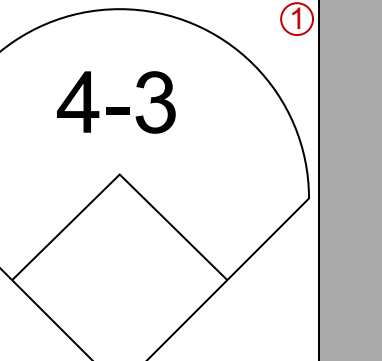
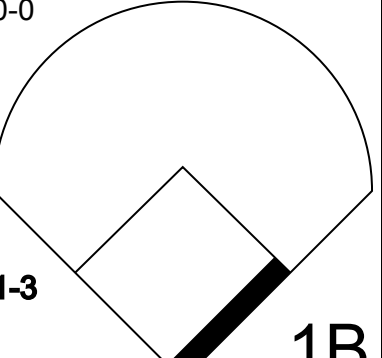
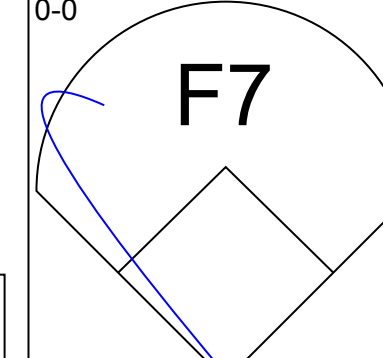
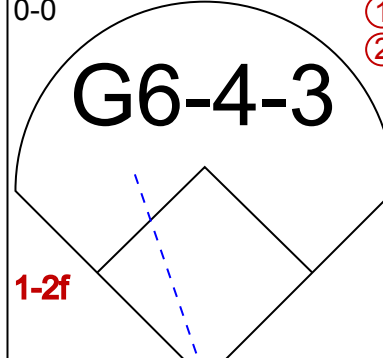
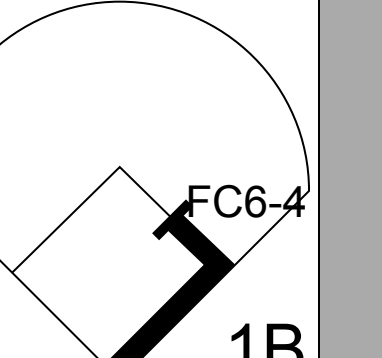
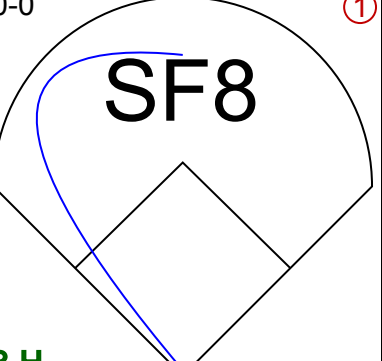
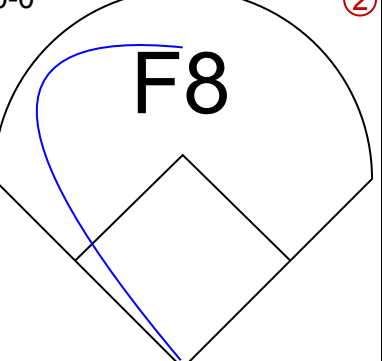
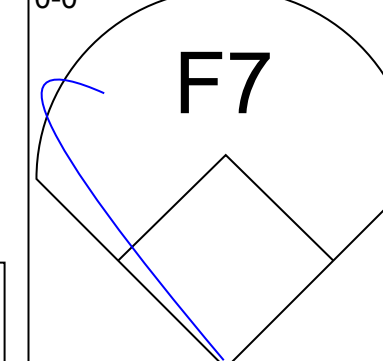

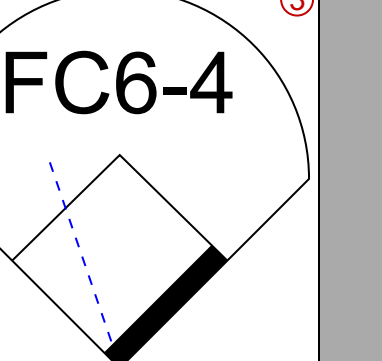
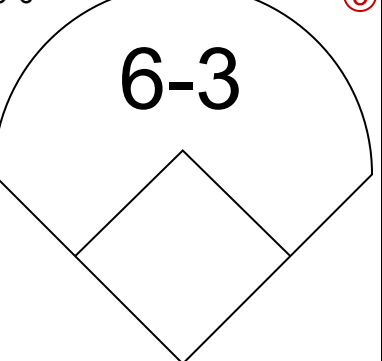

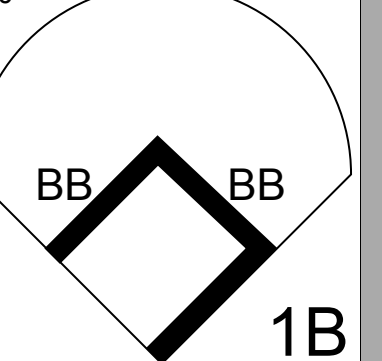

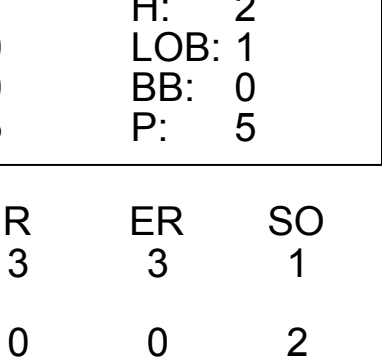
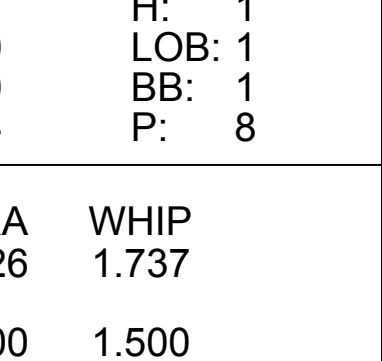
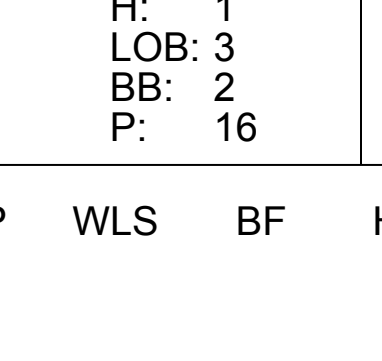
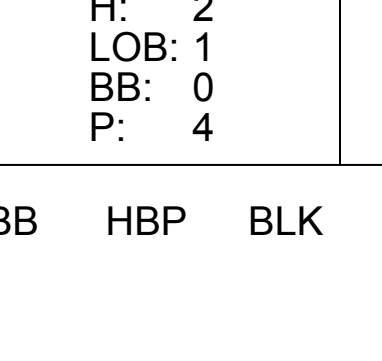


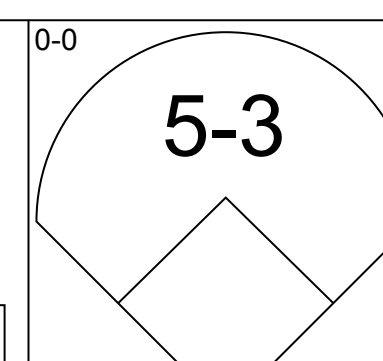
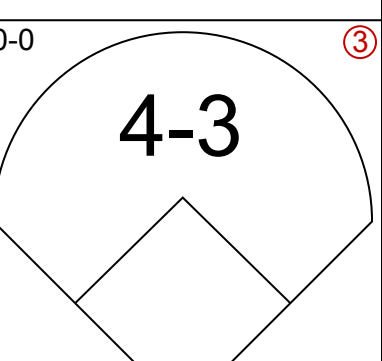
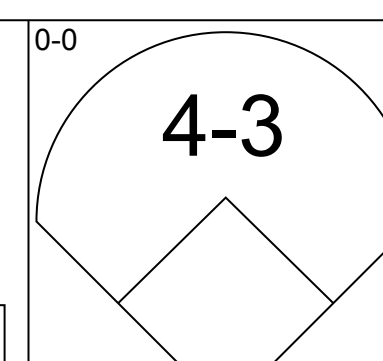
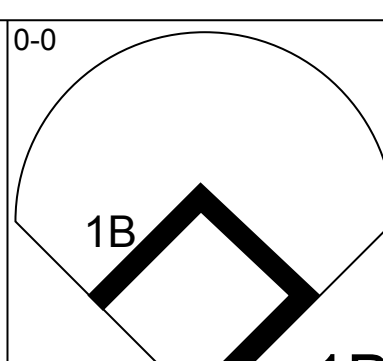
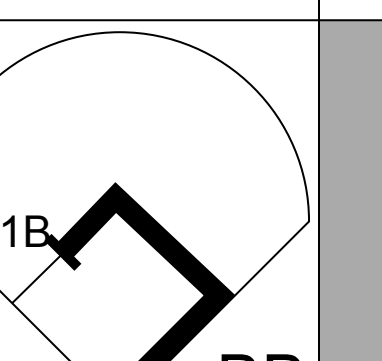
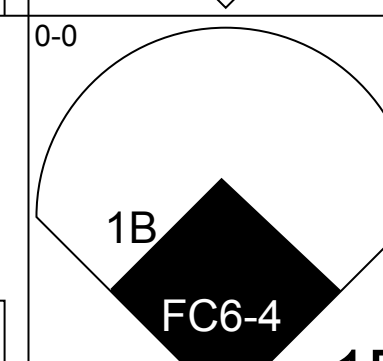
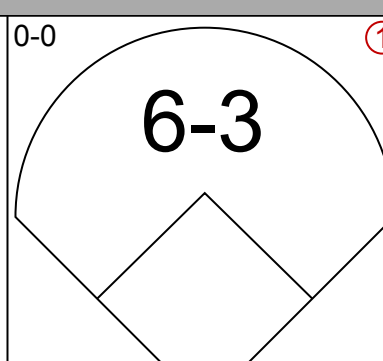
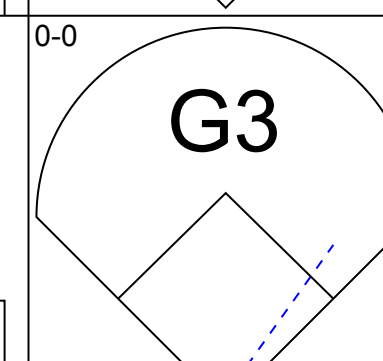
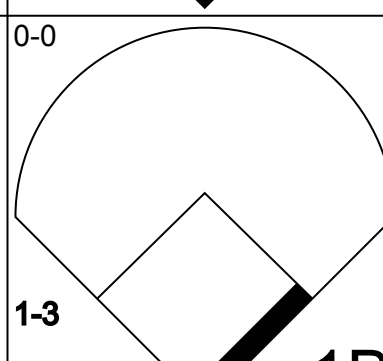
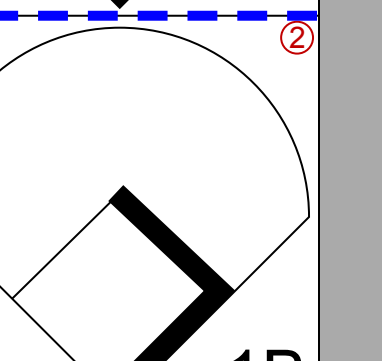
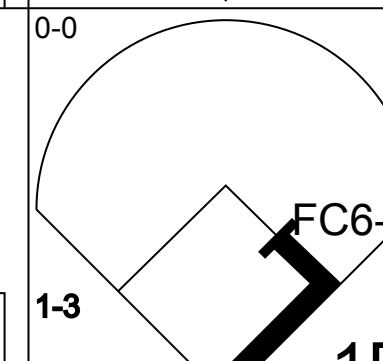
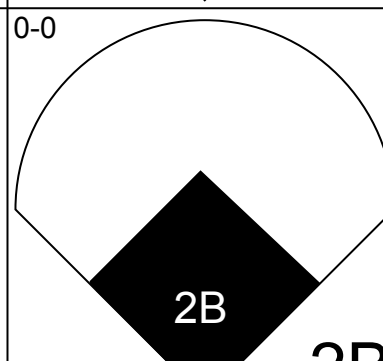
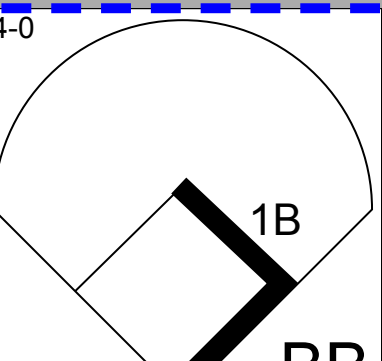
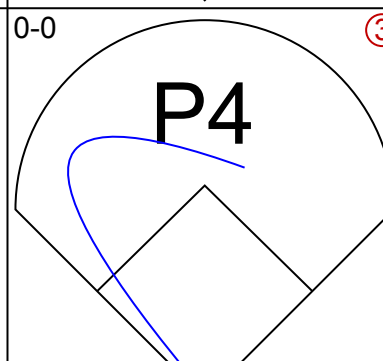
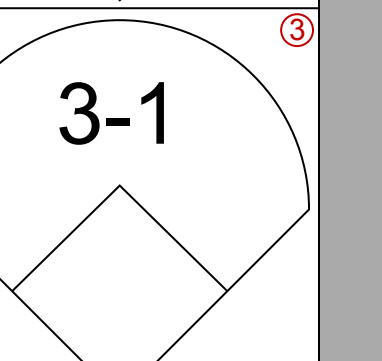
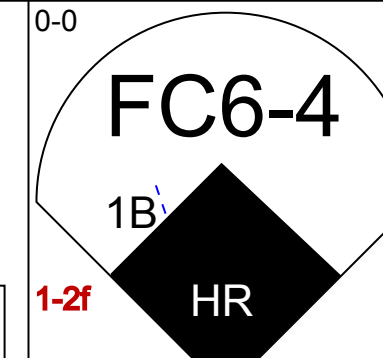
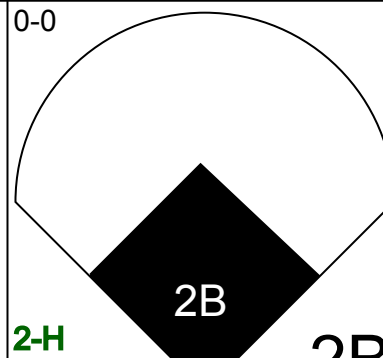
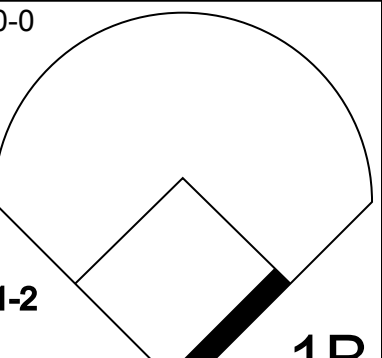
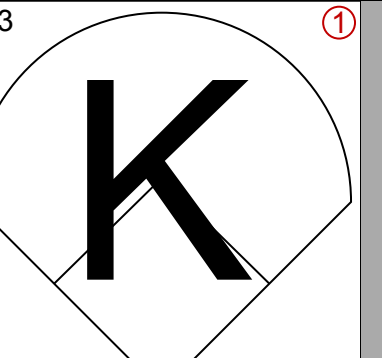
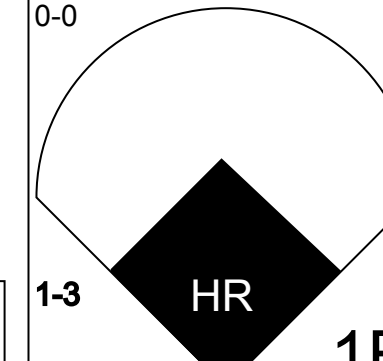
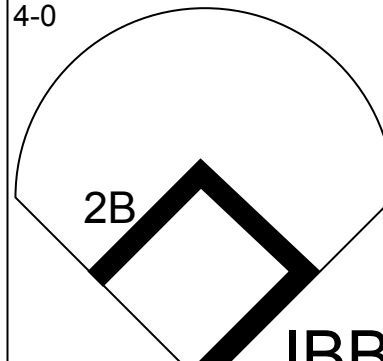
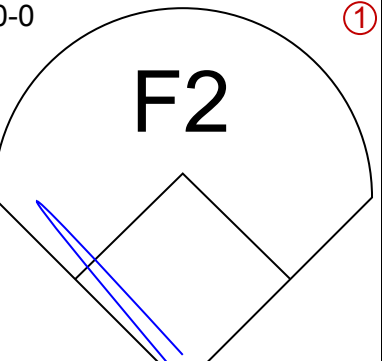

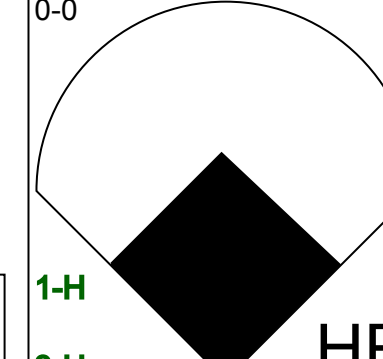
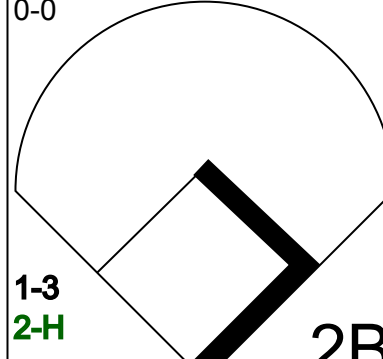
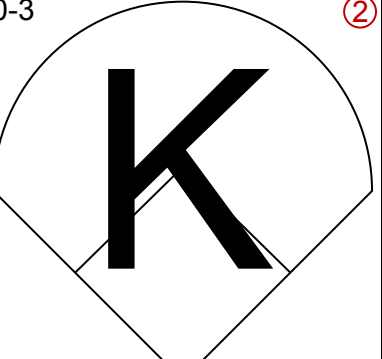
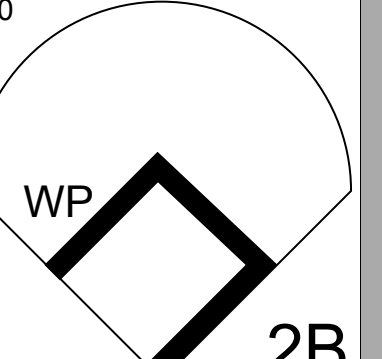
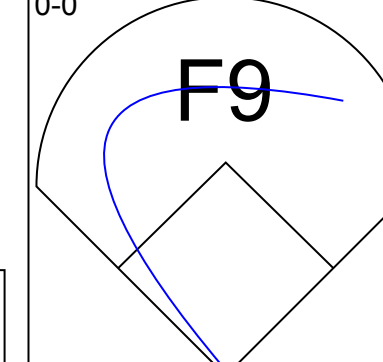
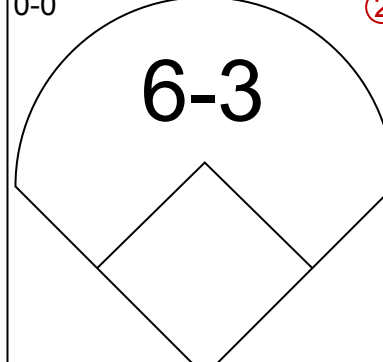
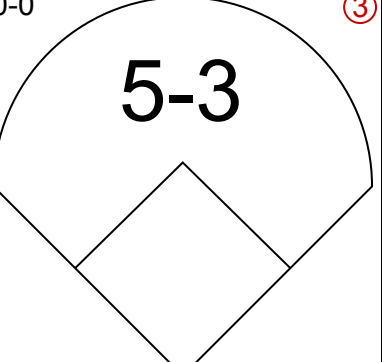
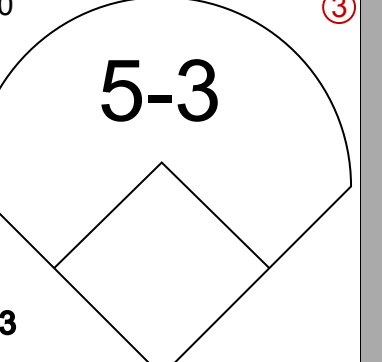
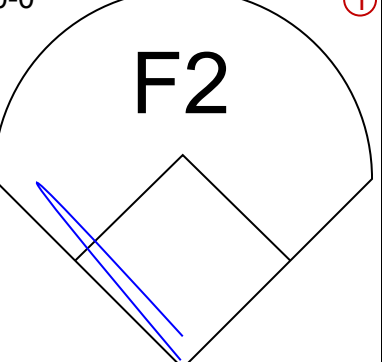
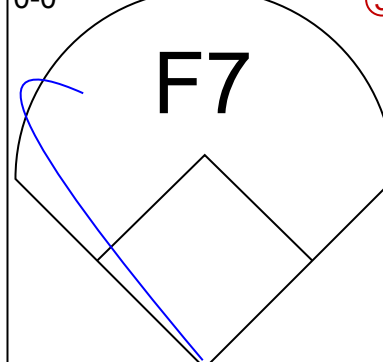
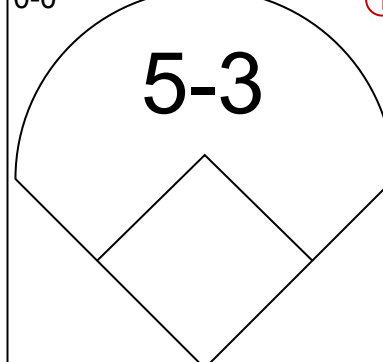
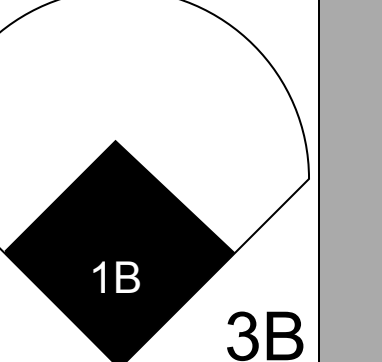
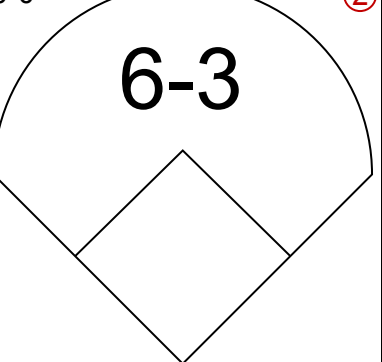
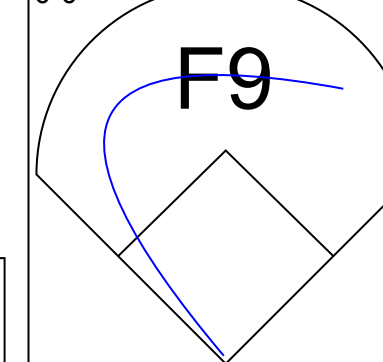
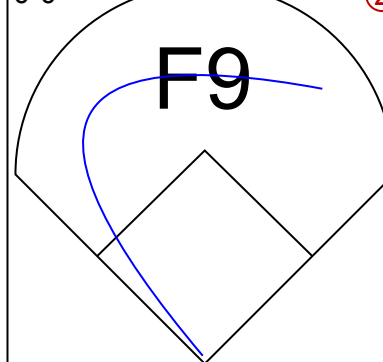

Batter	1	2	3	4	5	6	7	8	9	10	AB	R	H	RBI	BB	SO	LOB	BOTTOM	
Hosken Powell, L OBP: 0.321, SLG: 0.347	HR		4-3		4-3			L7			4	1	1	1	0	0	1		
Roy Smalley, S OBP: 0.359, SLG: 0.448	K		L9			L8			K		4	0	0	0	0	2	0		
Rod Carew, L OBP: 0.412, SLG: 0.445	6-3		K			1-3			L7		4	0	0	0	0	1	0		
Mike Cubbage, L OBP: 0.350, SLG: 0.418				K		K			4-3		4	0	1	0	0	2	0		
Dan Ford, R OBP: 0.350, SLG: 0.455	P4			F8			6-3			F4	4	0	0	0	0	0	1		
Butch Wynegar, S OBP: 0.326, SLG: 0.341		SH1 1B		F9			F7			F8	4	0	1	0	0	0	0		
Glenn Adams, L OBP: 0.284, SLG: 0.381			SH1		G3		L8			K	3	0	0	0	0	1	0		
Rich Chiles, L OBP: 0.322, SLG: 0.331		F6			3-1			K			3	0	0	0	0	1	1		
Bob Randall, R OBP: 0.331, SLG: 0.348		4-3						5-3			3	0	1	0	0	0	1		
Inning Stats	R: 1 E: 0 K: 1 S: 7	H: 2 LOB: 1 BB: 0 P: 7	R: 0 E: 0 K: 0 S: 4	H: 1 LOB: 1 BB: 0 P: 4	R: 0 E: 0 K: 1 S: 5	H: 0 LOB: 0 BB: 0 P: 5	R: 0 E: 0 K: 1 S: 5	H: 0 LOB: 0 BB: 0 P: 5	R: 0 E: 0 K: 0 S: 3	H: 0 LOB: 0 BB: 0 P: 3	R: 0 E: 0 K: 1 S: 5	H: 0 LOB: 0 BB: 0 P: 5	R: 0 E: 0 K: 1 S: 5	H: 0 LOB: 0 BB: 0 P: 5	R: 0 E: 0 K: 1 S: 5	H: 0 LOB: 0 BB: 0 P: 5	1B: 3 2B: 0 3B: 0 HR: 1	SF: 0 SAC: 1 DP: 0 HBP: 0	WP: 0 PA: 34 PB: 0 SB: 0 CS: 0
PITCHER Fergie Jenkins, R ERA: 3.28	IP: 10.0 WLS: W BF: 34 H: 4 R: 1 ER: 1 SO: 7 BB: 0 IBB: 0 HBP: 0 BLK: 0 WP: 0 HR: 1 S: 48 P: 48 ERA: 0.90 WHIP: 0.400																		

Texas Rangers @ Minnesota Twins
Metropolitan Stadium, Bloomington, MI
Thu Aug 24 1978, 4:33 AM EDT
Att: 8,666 - Cloudy - 74 F

AB	33
R	1
H	4
RBI	1
BB	0
SO	7
LOB	4



Batter	1	2	3	4	5	6	7	8	9	AB	R	H	RBI	BB	SO	LOB	TOP						
Hosken Powell, L OBP: 0.325, SLG: 0.352										4	1	2	0	1	1	0	Minnesota Twins @ Toronto Blue Jays Exhibition Stadium, Toronto, ON Fri Aug 25 1978, 3:33 AM EDT Att: 15,206 - Unknown - 65 F						
Roy Smalley, S OBP: 0.360, SLG: 0.447										4	1	1	0	1	1	4							
Rod Carew, L OBP: 0.414, SLG: 0.448										4	0	2	1	1	0	2							
Mike Cubbage, L OBP: 0.349, SLG: 0.414										3	0	0	0	1	1	5							
Dan Ford, R OBP: 0.321, SLG: 0.455										4	1	2	0	0	0	1							
Glenn Adams, L OBP: 0.284, SLG: 0.380										3	0	1	0	0	0	1							
Jose Morales, R OBP: 0.363, SLG: 0.411										1	0	1	0	0	0	0							
Butch Wynegar, S OBP: 0.323, SLG: 0.339										3	0	0	1	0	0	1							
Willie Norwood, R OBP: 0.309, SLG: 0.396										4	0	0	0	0	0	2							
Bob Randall, R OBP: 0.333, SLG: 0.350										4	0	2	0	0	0	1							
Inning Stats	R: 0 E: 0 K: 1 S: 6	H: 1 LOB: 1 BB: 0 P: 6	R: 1 E: 0 K: 0 S: 5	H: 2 LOB: 1 BB: 0 P: 5	R: 1 E: 0 K: 0 S: 4	H: 2 LOB: 1 BB: 1 P: 8	R: 0 E: 0 K: 0 S: 3	H: 0 LOB: 0 BB: 0 P: 3	R: 1 E: 0 K: 0 S: 4	H: 1 LOB: 1 BB: 1 P: 8	R: 0 E: 0 K: 0 S: 3	H: 1 LOB: 3 BB: 2 P: 16	R: 0 E: 0 K: 0 S: 4	H: 1 LOB: 1 BB: 0 P: 4	R: 0 E: 0 K: 0 S: 4	H: 2 LOB: 1 BB: 0 P: 4	1B: 9 2B: 2 3B: 0 HR: 0	SF: 1 SAC: 0 DP: 3 HBP: 0	WP: 0 PB: 0 SB: 0 CS: 0	PA: 39			
PITCHER	IP WLS BF H R ER SO BB IBB HBP BLK WP HR S P ERA WHIP																						
Don Kirkwood, R ERA: 4.04	(1, 1)	6.1 W 28	8 3 3 1	3 0 0 0	0 0 0 0	0 0 27 39	4.26 1.737																
Mike Willis, L ERA: 5.1	(7, 1)	2.2 S 11	3 0 0 2	1 0 0 0	0 0 14 18	0.00 1.500																	

Batter	1	2	3	4	5	6	7	8	9	AB	R	H	RBI	BB	SO	LOB	BOTTOM						
Rick Bosetti, R OBP: 0.302, SLG: 0.349										4	0	1	0	1	0	0	Minnesota Twins @ Toronto Blue Jays Exhibition Stadium, Toronto, ON Fri Aug 25 1978, 3:33 AM EDT Att: 15,206 - Unknown - 65 F						
Bob Bailor, R OBP: 0.305, SLG: 0.335										5	1	3	1	0	0	0							
Roy Howell, L OBP: 0.323, SLG: 0.373										4	1	2	0	1	0	3							
Willie Horton, R OBP: 0.320, SLG: 0.404										4	2	2	2	0	1	1							
John Mayberry, L OBP: 0.339, SLG: 0.427										3	1	1	0	1	1	2							
Al Woods, L OBP: 0.297, SLG: 0.438										4	1	3	4	0	1	2							
Alan Ashby, S OBP: 0.346, SLG: 0.452										4	0	0	0	0	0	5							
Dave McKay, S OBP: 0.273, SLG: 0.354										4	1	1	0	0	0	2							
Luis Gomez, R OBP: 0.290, SLG: 0.264										4	0	0	0	0	1	1							
Inning Stats	R: 4 E: 0 K: 0 S: 7	H: 4 LOB: 0 BB: 0 P: 7	R: 0 E: 0 K: 0 S: 3	H: 0 LOB: 0 BB: 0 P: 3	R: 2 E: 0 K: 0 S: 6	H: 3 LOB: 2 BB: 1 P: 10	R: 0 E: 0 K: 0 S: 3	H: 0 LOB: 0 BB: 0 P: 3	R: 0 E: 0 K: 1 S: 6	H: 1 LOB: 2 BB: 1 P: 10	R: 0 E: 0 K: 0 S: 5	H: 2 LOB: 0 BB: 0 P: 5	R: 0 E: 0 K: 2 S: 8	H: 1 LOB: 1 BB: 0 P: 8	R: 1 E: 0 K: 1 S: 6	H: 2 LOB: 1 BB: 1 P: 10	1B: 7 2B: 4 3B: 1 HR: 1	SF: 0 SAC: 0 DP: 0 HBP: 0	WP: 1 PB: 0 SB: 0 CS: 0	PA: 39			
PITCHER	IP WLS BF H R ER SO BB IBB HBP BLK WP HR S P ERA WHIP																						
Gary Serum, R ERA: 4.08	(1, 1)	2.1 L 14	6 6 6 0	0 0 0 0	0 0 0 0	0 0 6 6	0.00 0.600																
Jeff Holly, L ERA: 3.5	(3, 1)	1.2	6 1 0 0	0 0 0 0	0 0 0 0	0 0 6 6	0.00 0.600																
Darrell Jackson, L ERA: 4.76	(5, 1)	3.1	17 5 1 1	4 2 0 0	0 0 0 0	1 0 23 31	2.70 2.100																
John Sutton, R ERA: 3.99	(8, 1)	0.2	2 1 0 0	0 0 0 0	0 0 0 0	0 0 2 2	0.00 1.500																

AB	34
R	3
H	11
RBI	2
BB	4
SO	3
LOB	17



AB	36
R	7
H	13
RBI	7
BB	3
SO	4
LOB	16



Batter	1	2	3	4	5	6	7	8	9	10	11	AB	R	H	RBI	BB	SO	LOB	TOP								
Hosken Powell, L OBP: 0.328, SLG: 0.352	(1, 9) X 0-0 G3 1B		(1, 2) X 4-0 BB		(1, 2) X 0-0 P4		(1, 2) X 0-0 SH1-3		(1, 2) X 0-3 K		(1, 2) X 0-0 L8	4	0	1	0	1	1	3									
Rod Carew, L OBP: 0.412, SLG: 0.444	(1, 3) X 0-0 G3		(1, 3) X 0-0 F7		(1, 3) X 0-0 SF7		(1, 3) X 0-0 4-3		(1, 3) X 0-0 SH1-3 1B		(1, 3) X 0-0 SH1-3	4	0	1	1	0	0	4									
Glenn Adams, L OBP: 0.288, SLG: 0.385	(1, 10) X 0-0 1-3		(1, 10) X 0-0 L6-4		(1, 10) X 0-0 WP 1B		(1, 10) X 0-0 6-3		(1, 10) X 0-0 SH1-3		(1, 10) X 0-0 SH1-3	3	0	1	0	0	0	2									
Jose Morales, R OBP: 0.361, SLG: 0.409	(7, PH)		(7, PH)		(7, PH)		(7, PH)		(7, PH)		(7, PH)	1	0	0	0	0	0	1									
Mike Cabbage, L OBP: 0.346, SLG: 0.407	(1, 5)		(1, 5)		(1, 5)		(1, 5)		(1, 5)		(1, 5)	3	0	0	0	1	1	2									
Craig Kusick, R OBP: 0.317, SLG: 0.298	(10, PH)		(10, PH)		(10, PH)		(10, PH)		(10, PH)		(10, PH)	1	0	0	0	0	0	1									
Larry Wolfe, R OBP: 0.323, SLG: 0.325	(10, 5)		(10, 5)		(10, 5)		(10, 5)		(10, 5)		(10, 5)	0	0	0	0	0	0	0									
Roy Smalley, S OBP: 0.357, SLG: 0.442	(1, 6)		(1, 6)		(1, 6)		(1, 6)		(1, 6)		(1, 6)	5	0	1	0	0	0	2									
Butch Wynegar, S OBP: 0.321, SLG: 0.337	(1, 2)		(1, 2)		(1, 2)		(1, 2)		(1, 2)		(1, 2)	5	0	1	0	0	0	2									
Rob Wilfong, L OBP: 0.333, SLG: 0.310	(11, PR)		(11, PR)		(11, PR)		(11, PR)		(11, PR)		(11, PR)	0	1	0	0	0	0	0									
Glenn Borgmann, R OBP: 0.316, SLG: 0.319	(11, 2)		(11, 2)		(11, 2)		(11, 2)		(11, 2)		(11, 2)	0	0	0	0	0	0	0									
Rich Chiles, L OBP: 0.330, SLG: 0.341	(1, 7)		(1, 7)		(1, 7)		(1, 7)		(1, 7)		(1, 7)	4	1	2	0	1	0	2									
Willie Norwood, R OBP: 0.314, SLG: 0.394	(1, 8)		(1, 8)		(1, 8)		(1, 8)		(1, 8)		(1, 8)	4	1	1	1	1	0	3									
Bob Randall, R OBP: 0.339, SLG: 0.351	(1, 4)		(1, 4)		(1, 4)		(1, 4)		(1, 4)		(1, 4)	3	0	1	1	2	0	1									
Inning Stats	R: 0 E: 0 K: 0 S: 3	H: 1 LOB: 0 BB: 0 P: 3	R: 0 E: 0 K: 0 S: 3	H: 0 LOB: 2 BB: 2 P: 11	R: 0 E: 0 K: 0 S: 2	H: 0 LOB: 1 BB: 2 P: 10	R: 0 E: 0 K: 0 S: 3	H: 0 LOB: 0 BB: 0 P: 3	R: 2 E: 0 K: 1 S: 8	H: 3 LOB: 2 BB: 1 P: 12	R: 0 E: 0 K: 0 S: 4	H: 0 LOB: 1 BB: 1 P: 7	R: 0 E: 0 K: 0 S: 4	H: 1 LOB: 1 BB: 0 P: 4	R: 0 E: 0 K: 1 S: 5	H: 0 LOB: 0 BB: 0 P: 5	R: 0 E: 0 K: 0 S: 4	H: 1 LOB: 0 BB: 0 P: 4	R: 1 E: 0 K: 0 S: 5	H: 2 LOB: 1 BB: 0 P: 5	1B: 7 2B: 3 3B: 0 HR: 0	SF: 1 SAC: 2 DP: 1 HBP: 0	WP: 1 PB: 0 SB: 0 CS: 0	PA: 46			
PITCHER	IP WLS BF H R ER SO BB IBB HBP BLK WP HR S P ERA WHIP	IP WLS BF H R ER SO BB IBB HBP BLK WP HR S P ERA WHIP	IP WLS BF H R ER SO BB IBB HBP BLK WP HR S P ERA WHIP	IP WLS BF H R ER SO BB IBB HBP BLK WP HR S P ERA WHIP	IP WLS BF H R ER SO BB IBB HBP BLK WP HR S P ERA WHIP	IP WLS BF H R ER SO BB IBB HBP BLK WP HR S P ERA WHIP	IP WLS BF H R ER SO BB IBB HBP BLK WP HR S P ERA WHIP	IP WLS BF H R ER SO BB IBB HBP BLK WP HR S P ERA WHIP	IP WLS BF H R ER SO BB IBB HBP BLK WP HR S P ERA WHIP	IP WLS BF H R ER SO BB IBB HBP BLK WP HR S P ERA WHIP	IP WLS BF H R ER SO BB IBB HBP BLK WP HR S P ERA WHIP	IP WLS BF H R ER SO BB IBB HBP BLK WP HR S P ERA WHIP	IP WLS BF H R ER SO BB IBB HBP BLK WP HR S P ERA WHIP	IP WLS BF H R ER SO BB IBB HBP BLK WP HR S P ERA WHIP	IP WLS BF H R ER SO BB IBB HBP BLK WP HR S P ERA WHIP	IP WLS BF H R ER SO BB IBB HBP BLK WP HR S P ERA WHIP	IP WLS BF H R ER SO BB IBB HBP BLK WP HR S P ERA WHIP	IP WLS BF H R ER SO BB IBB HBP BLK WP HR S P ERA WHIP	IP WLS BF H R ER SO BB IBB HBP BLK WP HR S P ERA WHIP	IP WLS BF H R ER SO BB IBB HBP BLK WP HR S P ERA WHIP	IP WLS BF H R ER SO BB IBB HBP BLK WP HR S P ERA WHIP	IP WLS BF H R ER SO BB IBB HBP BLK WP HR S P ERA WHIP	IP WLS BF H R ER SO BB IBB HBP BLK WP HR S P ERA WHIP	IP WLS BF H R ER SO BB IBB HBP BLK WP HR S P ERA WHIP	IP WLS BF H R ER SO BB IBB HBP BLK WP HR S P ERA WHIP	IP WLS BF H R ER SO BB IBB HBP BLK WP HR S P ERA WHIP	IP WLS BF H R ER SO BB IBB HBP BLK WP HR S P ERA WHIP
Jim Clancy, R ERA: 4.0	(1, 1)	4.2	21	5	1	1	2	1	0	0	0	1	0	26	30	1.59	1.059										
Mike Willis, L ERA: 4.86	(5, 1)	5.2	L	23	5	1	1	2	1	0	0	0	0	0	0	0	0	0									
Joe Coleman, R ERA: 3.3	(11, 1)	0.2	2	0	0	0	0	0	0	0	0	0	0	2	2	0.00	0.000										

Minnesota Twins @ Toronto Blue Jays
Exhibition Stadium, Toronto, ON
Sun Aug 27 1978, 3:33 AM EDT
Att: 22,023 - Unknown - 75 F

AB 37
R 3
H 9
RBI 3
BB 6
SO 2
LOB 23



Batter	1	2	3	4	5	6	7	8	9	10	11	AB	R	H	RBI	BB	SO	LOB	BOTTOM								
Rick Bosetti, R OBP: 0.304, SLG: 0.354	(1, 8) X 0-0 6-3		(1, 8) X 0-0 F4		(1, 8) X 0-0 F4		(1, 8) X 0-0 FC6 1B		(1, 8) X 0-0 FC6 1B		(1, 8) X 0-0 2B	5	1	1	0	0	0	1									
Bob Bailor, R OBP: 0.311, SLG: 0.335	(1, 5) X 0-0 F9		(1, 5) X 0-0 4-3		(1, 5) X 0-0 5-3		(1, 5) X 0-0 FC6 1B		(1, 5) X 0-0 FC6 1B		(1, 5) X 0-0 F8	5	1	1	0	0	0	1									
Al Woods, L OBP: 0.304, SLG: 0.428	(1, 7) B 4-0 BB		(1, 7) B 4-0 BB		(1, 7) B 4-0 L9		(1, 7) B 4-0 6-3		(1, 7) B 4-0 FC6 1B		(1, 7) B 4-0 F3	4	0	1	1	1	0	1									
John Mayberry, L OBP: 0.344, SLG: 0.432	(1, 3) B 4-0 BB		(1, 3) B 4-0 BB		(1, 3) B 4-0 F7		(1, 3) B 4-0 FC6 1B		(1, 3) B 4-0 FC6 1B		(1, 3) B 4-0 FC5-4 2B	4	0	3	1	1	0	0									
Roy Howell, L OBP: 0.323, SLG: 0.373	(11, PR)		(11, PR)		(11, PR)		(11, PR)		(11, PR)		(11, PR)	0	0	0	0	0	0	0									
Otto Velez, R OBP: 0.401, SLG: 0.463	(1, 9) X 0-0 F7		(1, 9) X 0-0 F7		(1, 9) X 0-0 F7		(1, 9) X 0-0 FC4-6 1B		(1, 9) X 0-0 P4		(1, 9) X 0-0 P3	5	0	1	0	0	0	6									
Sam Ewing, L OBP: 0.250, SLG: 0.250	(1, 10)		(1, 10)		(1, 10)		(1, 10)		(1, 10)		(1, 10)	4	0	0	0	1	0	3									
Alan Ashby, S OBP: 0.343, SLG: 0.446	(1, 2)		(1, 2)		(1, 2)		(1, 2)		(1, 2)		(1, 2)	5	0	1	0	0	0	3									
Dave McKay, S OBP: 0.269, SLG: 0.356	(1, 4)		(1, 4)		(1, 4)		(1, 4)		(1, 4)		(1, 4)	4	0	0	0	0	1	2									
Luis Gomez, R OBP: 0.294, SLG: 0.268	(1, 6)		(1, 6)		(1, 6)		(1, 6)		(1, 6)		(1, 6)	3	0	0	0	1	0	0									
Inning Stats	R: 0 E: 0 K: 0 S: 3	H: 0 LOB: 2 BB: 2 P: 11	R: 0 E: 0 K: 1 S: 4	H: 0 LOB: 1 BB: 1 P: 8	R: 0 E: 0 K: 0 S: 3	H: 0 LOB: 0 BB: 0 P: 3	R: 0 E: 0 K: 0 S: 4	H: 1 LOB: 1 BB: 0 P: 4	R: 0 E: 0 K: 0 S: 3	H: 0 LOB: 0 BB: 0 P: 3	R: 2 E: 0 K: 0 S: 6	H: 3 LOB: 2 BB: 1 P: 10	R: 0 E: 0 K: 0 S: 3	H: 1 LOB: 0 BB: 0 P: 3	R: 0 E: 0 K: 0 S: 4	H: 1 LOB: 1 BB: 0 P: 4	R: 0 E: 0 K: 0 S: 4	H: 1 LOB: 1 BB: 0 P: 4	1B: 6 2B: 3 3B: 0 HR: 0	SF: 0 SAC: 0 DP: 2 HBP: 0	WP: 0 PB: 0 SB: 0 CS: 1	PA: 43					
PITCHER	IP WLS BF H R ER SO BB IBB HBP BLK WP HR S P ERA WHIP	IP WLS BF H R ER SO BB IBB HBP BLK WP HR S P ERA WHIP	IP WLS BF H R ER SO BB IBB HBP BLK WP HR S P ERA WHIP	IP WLS BF H R ER SO BB IBB HBP BLK WP HR S P ERA WHIP	IP WLS BF H R ER SO BB IBB HBP BLK WP HR S P ERA WHIP	IP WLS BF H R ER SO BB IBB HBP BLK WP HR S P ERA WHIP	IP WLS BF H R ER SO BB IBB HBP BLK WP HR S P ERA WHIP	IP WLS BF H R ER SO BB IBB HBP BLK WP HR S P ERA WHIP	IP WLS BF H R ER SO BB IBB HBP BLK WP HR S P ERA WHIP	IP WLS BF H R ER SO BB IBB HBP BLK WP HR S P ERA WHIP	IP WLS BF H R ER SO BB IBB HBP BLK WP HR S P ERA WHIP	IP WLS BF H R ER SO BB IBB HBP BLK WP HR S P ERA WHIP	IP WLS BF H R ER SO BB IBB HBP BLK WP HR S P ERA WHIP	IP WLS BF H R ER SO BB IBB HBP BLK WP HR S P ERA WHIP	IP WLS BF H R ER SO BB IBB HBP BLK WP HR S P ERA WHIP	IP WLS BF H R ER SO BB IBB HBP BLK WP HR S P ERA WHIP	IP WLS BF H R ER SO BB IBB HBP BLK WP HR S P ERA WHIP	IP WLS BF H R ER SO BB IBB HBP BLK WP HR S P ERA WHIP	IP WLS BF H R ER SO BB IBB HBP BLK WP HR S P ERA WHIP	IP WLS BF H R ER SO BB IBB HBP BLK WP HR S P ERA WHIP	IP WLS BF H R ER SO BB IBB HBP BLK WP HR S P ERA WHIP	IP WLS BF H R ER SO BB IBB HBP BLK WP HR S P ERA WHIP	IP WLS BF H R ER SO BB IBB HBP BLK WP HR S P ERA WHIP	IP WLS BF H R ER SO BB IBB HBP BLK WP HR S P ERA WHIP	IP WLS BF H R ER SO BB IBB HBP BLK WP HR S P ERA WHIP	IP WLS BF H R ER SO BB IBB HBP BLK WP HR S P ERA WHIP	IP WLS BF H R ER SO BB IBB HBP BLK WP HR S P ERA WHIP
Roger Erickson, R ERA: 4.16	(1, 1)	8.0	32	5	2	2	1	0	4	0	0	0	0	30	46	2.25	1.125										
Mike Marshall, R ERA: 2.65	(9, 1)	3.0	W	11	3	0	0	0	0	0	0	0	0	11	11	0.00	1.000										

Minnesota Twins @ Toronto Blue Jays
Exhibition Stadium, Toronto, ON
Sun Aug 27 1978, 3:33 AM EDT
Att: 22,023 - Unknown - 75 F

AB 39
R 2
H 8
RBI 2
BB 4
SO 1
LOB 17



Batter	1	2	3	4	5	6	7	8	9	AB	R	H	RBI	BB	SO	LOB	TOP			
Hosken Powell, L OBP: 0.324, SLG: 0.347 (1, 9)	G3		F5		K		G4-6-3			4	0	0	0	0	1	3				
Mike Cubbage, L OBP: 0.347, SLG: 0.417 (1, 5)	HR		F4			FC4-6 1B		G3		4	1	2	1	0	0	0				
Rod Carew, L OBP: 0.409, SLG: 0.441 (1, 3)	K			6-3		FC4-6 4-3 1-2		4-3		4	0	0	0	0	1	1				
Roy Smalley, S OBP: 0.357, SLG: 0.443 (1, 6)	F6				2B	4-3		F4		4	0	1	0	0	0	1				
Dan Ford, R OBP: 0.347, SLG: 0.448 (1, 8)		K		6-3		K			F9	4	0	0	0	0	2	2				
Butch Wynegar, S OBP: 0.323, SLG: 0.339 (1, 2)		HBP		L9				1B SF8 2B		3	1	1	0	0	0	1				
Glenn Adams, L OBP: 0.287, SLG: 0.383 (1, 10)		E6				4-3		1B		4	0	1	0	0	0	1				
Willie Norwood, R OBP: 0.312, SLG: 0.392 (1, 7)		G6-4-3				F6		SF8		2	0	0	1	0	0	2				
Bob Randall, R OBP: 0.342, SLG: 0.354 (1, 4)				5-3				1B		3	0	2	0	0	0	0				
Inning Stats	R: 1 E: 0 K: 1 S: 6	H: 1 LOB: 0 BB: 0 P: 6	R: 0 E: 1 K: 1 S: 5	H: 0 LOB: 1 BB: 0 P: 6	R: 0 E: 0 K: 0 S: 3	H: 0 LOB: 0 BB: 0 P: 3	R: 0 E: 0 K: 0 S: 4	H: 1 LOB: 1 BB: 0 P: 4	R: 0 E: 0 K: 1 S: 6	H: 1 LOB: 1 BB: 0 P: 6	R: 0 E: 0 K: 0 S: 6	H: 3 LOB: 1 BB: 0 P: 5	R: 0 E: 0 K: 0 S: 3	H: 0 LOB: 0 BB: 0 P: 3	R: 0 E: 0 K: 0 S: 3	H: 0 LOB: 0 BB: 0 P: 3	1B: 4 2B: 2 3B: 0 HR: 1	SF: 1 SAC: 0 DP: 2 HBP: 1	WP: 0 PB: 0 SB: 0 CS: 0	PA: 34
PITCHER Mitt Wilcox, R ERA: 3.38 (1, 1)	IP: 9.0 WLS: W BF: 34 H: 7 R: 2 ER: 2 SO: 4 BB: 0 IBB: 0 HBP: 1 BLK: 0 WP: 0 HR: 1 S: 41 P: 42 ERA: 2.00 WHIP: 0.778															PITCHER				

Minnesota Twins @ Detroit Tigers
Tiger Stadium, Detroit, MI
Tue Aug 29 1978, 7:05 PM EDT
Att: 13,839 - Unknown - 77 F

AB 32
R 2
H 7
RBI 2
BB 0
SO 4
LOB 11

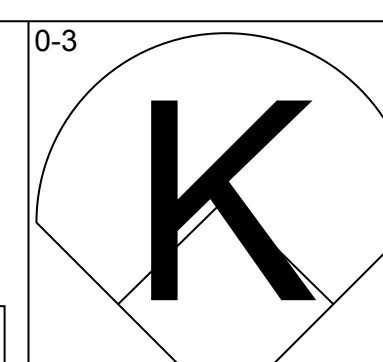
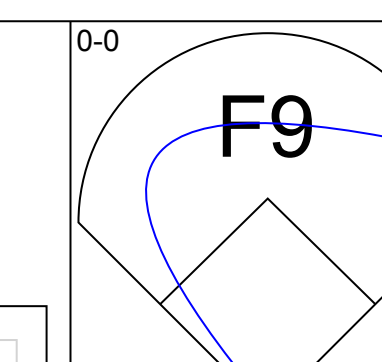
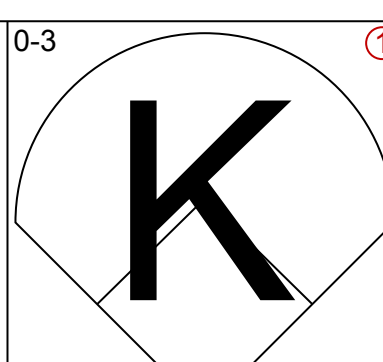
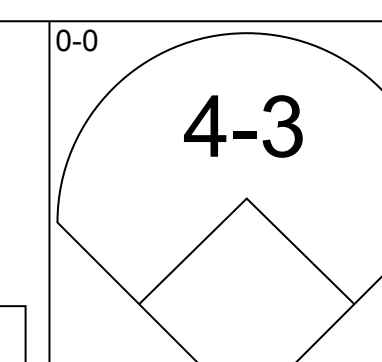
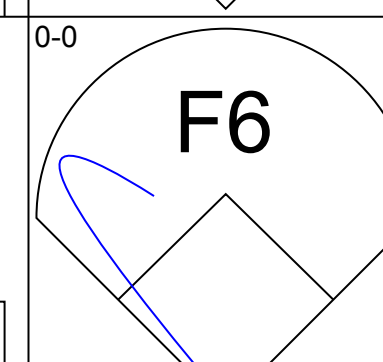
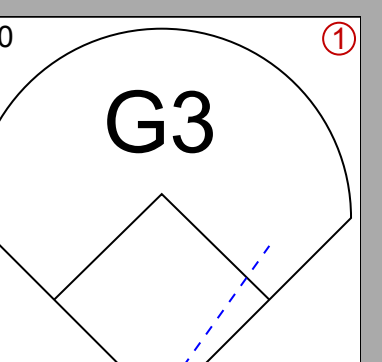
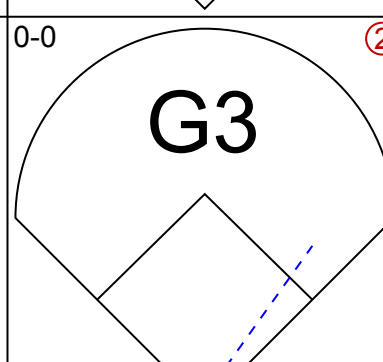
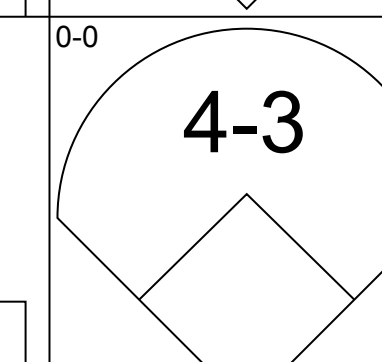
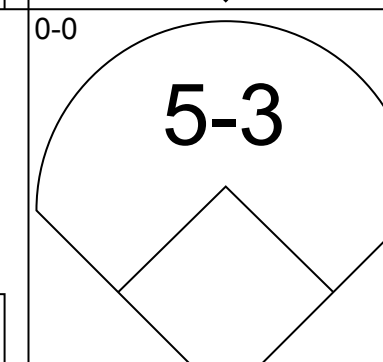
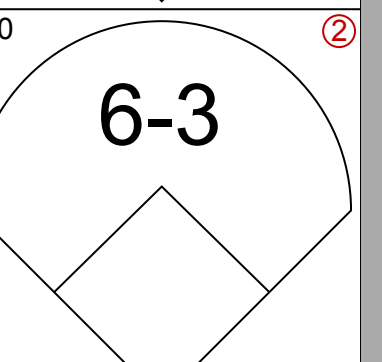
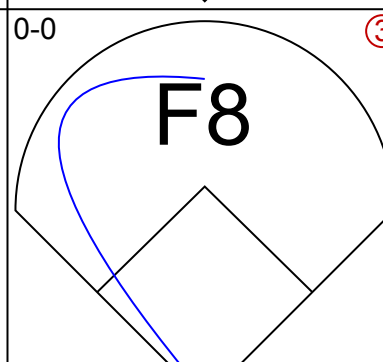
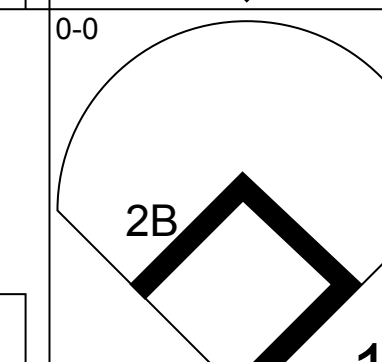
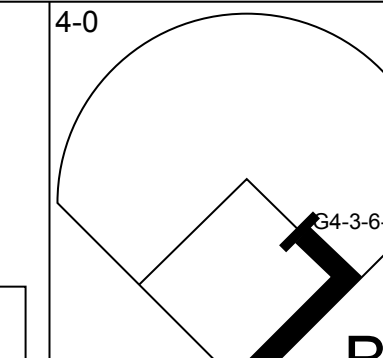
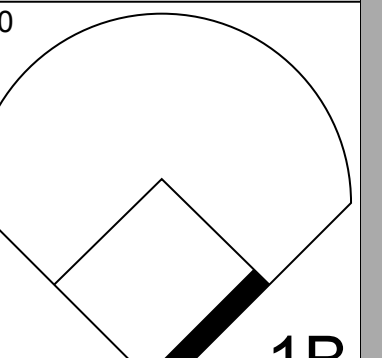
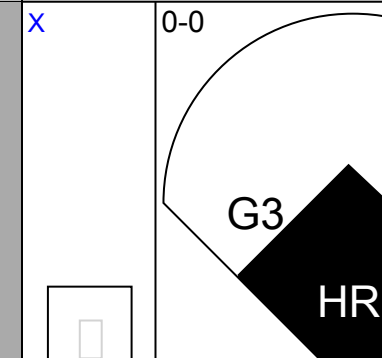
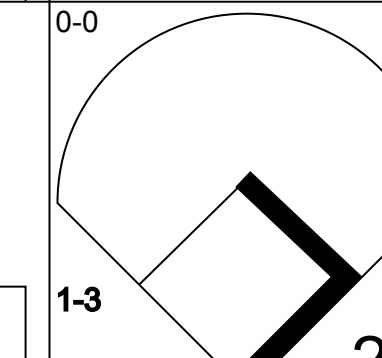
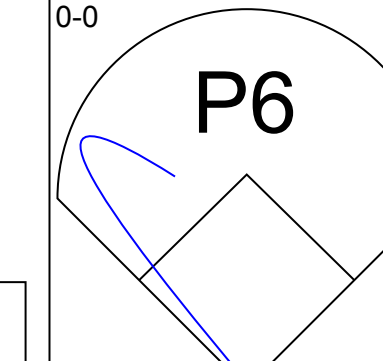
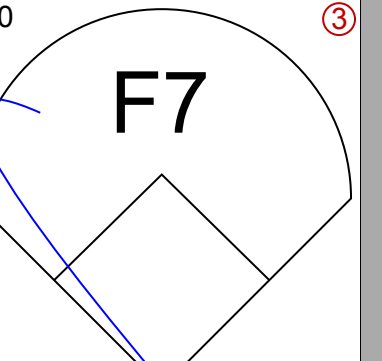
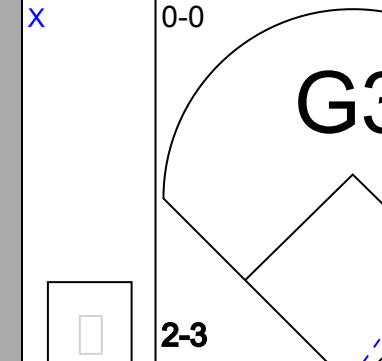
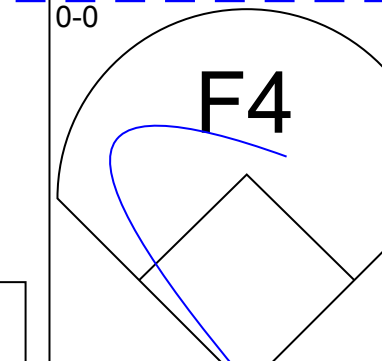
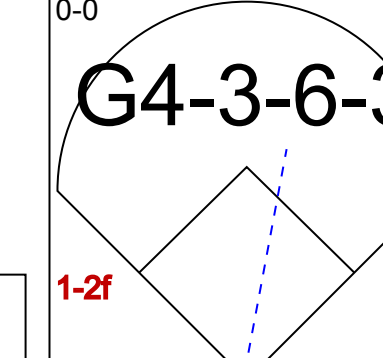
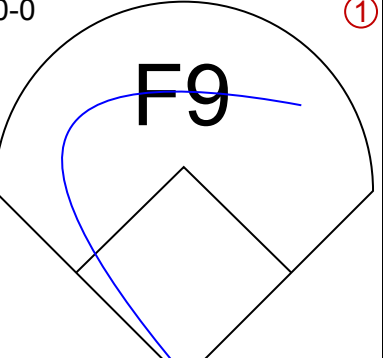
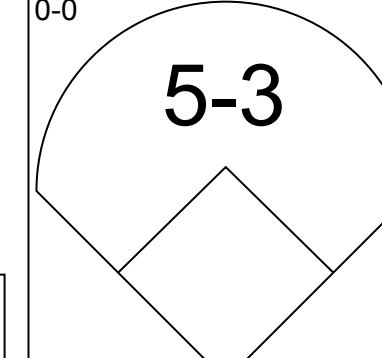
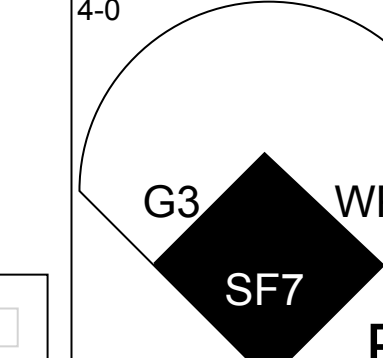
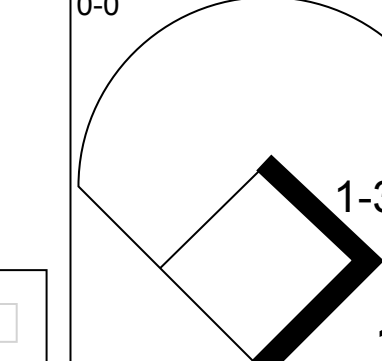
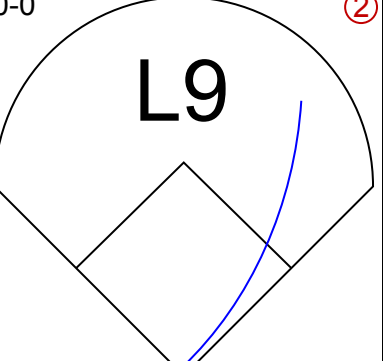
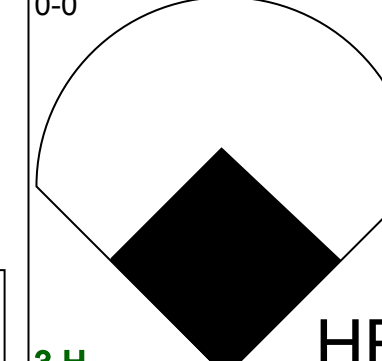
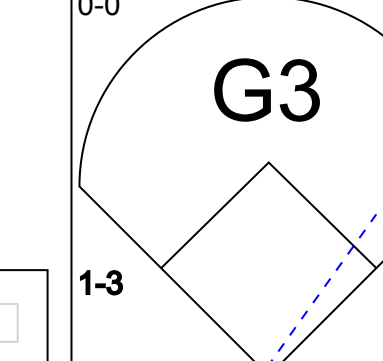
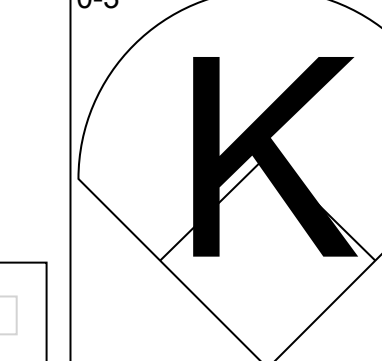
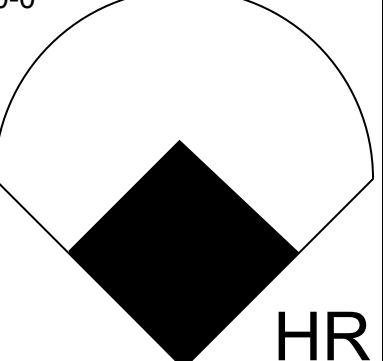
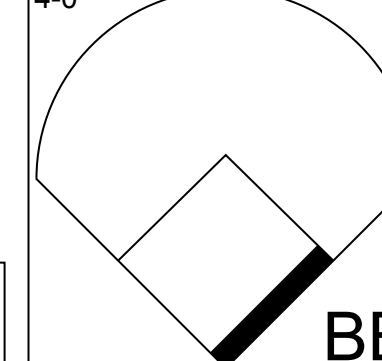
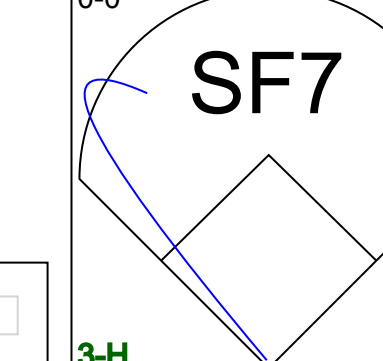
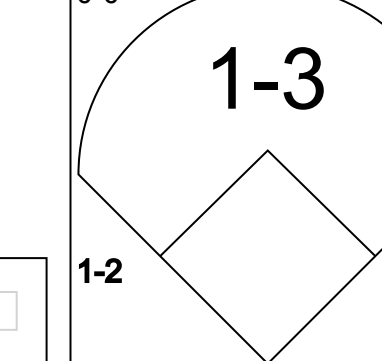
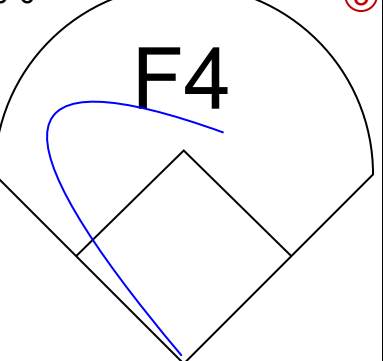
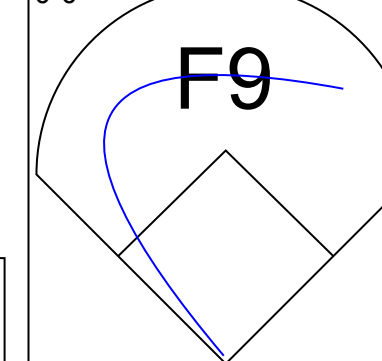
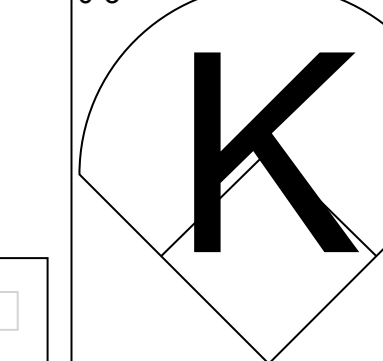


Batter	1	2	3	4	5	6	7	8	9	AB	R	H	RBI	BB	SO	LOB	BOTTOM			
Ron LeFlore, R OBP: 0.354, SLG: 0.385 (1, 8)	G3		K	2B 1B		F9		FC6-4		5	1	1	1	0	1	2				
Lou Whitaker, L OBP: 0.357, SLG: 0.368 (1, 4)	1B		6-3	K		G6-4-3				4	0	1	0	0	1	3				
Rusty Staub, L OBP: 0.360, SLG: 0.461 (1, 10)	F9			2B	1H 2H			F7		4	0	2	2	0	0	1				
Jason Thompson, L OBP: 0.374, SLG: 0.488 (1, 3)	E7			BB	BB	L6				2	0	1	0	2	0	0				
Steve Kemp, L OBP: 0.393, SLG: 0.404 (1, 7)	4-3		F8	3-1				2B		4	0	1	0	0	0	6				
Mitt May, L OBP: 0.327, SLG: 0.411 (1, 2)		1B		E3 G3 1B 1B		F5		4-3		4	1	1	0	0	0	1				
Tim Corcoran, L OBP: 0.320, SLG: 0.328 (1, 9)		FC2-6 1B		1B G3 1B 1B		3-1		F7		4	1	2	0	0	0	0				
Phil Mankowski, L OBP: 0.361, SLG: 0.372 Aurelio Rodriguez, R OBP: 0.296, SLG: 0.385 (8, 5)		FC2-6 G4-6-3		G3		4-3		6-3		3	0	0	0	0	0	4				
Alan Trammell, R OBP: 0.328, SLG: 0.331 (1, 6)		G4-6-3		1B 2B 1B				FC6-4 1B		4	1	3	1	0	0	2				
Inning Stats	R: 0 E: 1 K: 0 S: 5	H: 2 LOB: 2 BB: 0 P: 5	R: 0 E: 0 K: 0 S: 4	H: 2 LOB: 1 BB: 0 P: 4	R: 0 E: 0 K: 1 S: 6	H: 1 LOB: 2 BB: 1 P: 10	R: 4 E: 1 K: 1 S: 10	H: 4 LOB: 2 BB: 1 P: 14	R: 0 E: 0 K: 0 S: 3	H: 0 LOB: 0 BB: 0 P: 3	R: 0 E: 0 K: 0 S: 3	H: 1 LOB: 1 BB: 0 P: 3	R: 0 E: 0 K: 0 S: 4	H: 1 LOB: 1 BB: 0 P: 4	R: 0 E: 0 K: 0 S: 4	H: 1 LOB: 1 BB: 0 P: 4	1B: 9 2B: 3 3B: 0 HR: 0	SF: 0 SAC: 0 DP: 2 HBP: 0	WP: 0 PB: 0 SB: 0 CS: 0	PA: 37
PITCHER Dave Goltz, R ERA: 2.67 (1, 1)	IP: 8.0 WLS: L BF: 37 H: 12 R: 4 ER: 1 SO: 2 BB: 2 IBB: 0 HBP: 0 BLK: 0 WP: 0 HR: 0 S: 39 P: 47 ERA: 1.12 WHIP: 1.750															PITCHER				

Minnesota Twins @ Detroit Tigers
Tiger Stadium, Detroit, MI
Tue Aug 29 1978, 7:05 PM EDT
Att: 13,839 - Unknown - 77 F

AB 35
R 4
H 12
RBI 4
BB 2
SO 2
LOB 19

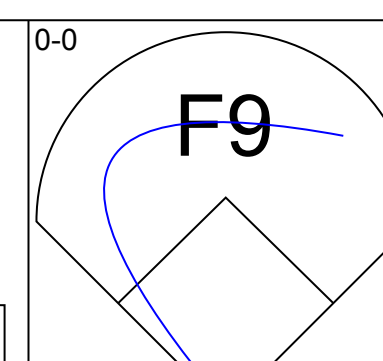
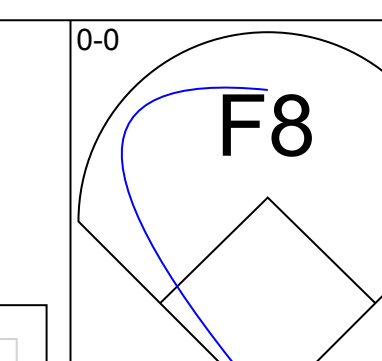
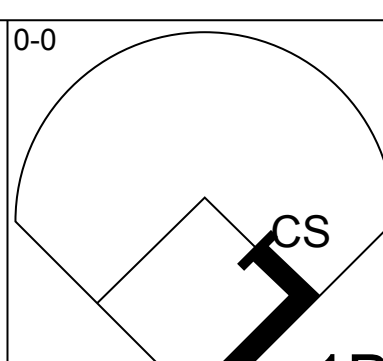
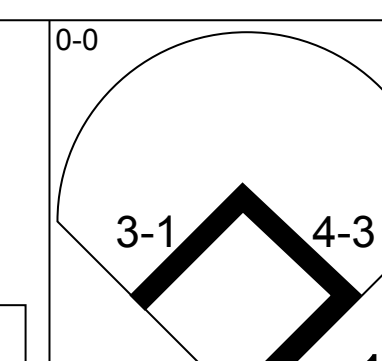
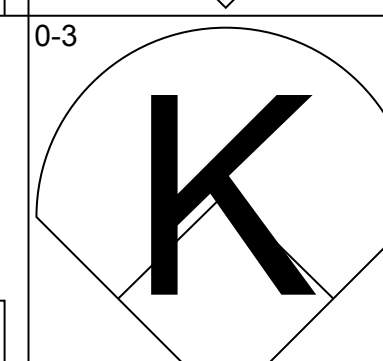

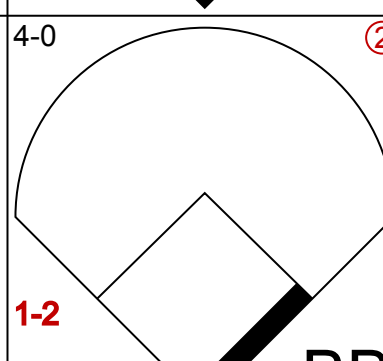
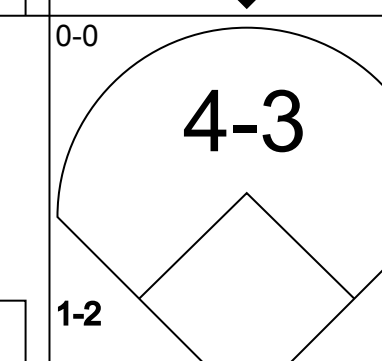
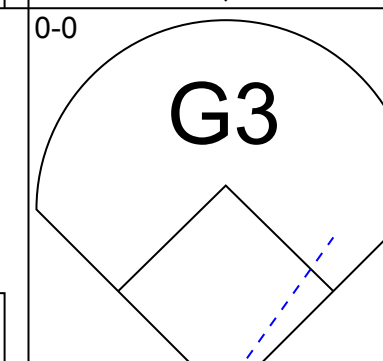
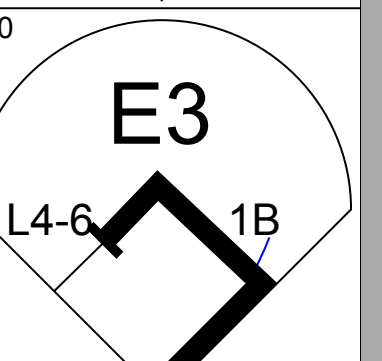
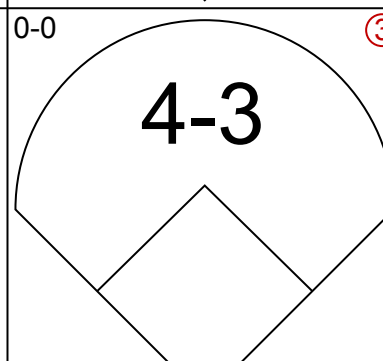
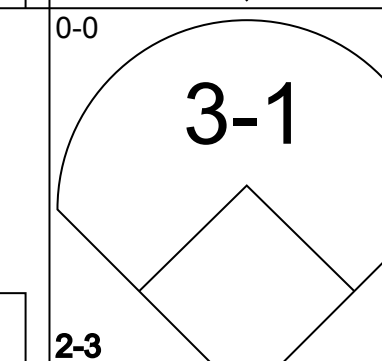
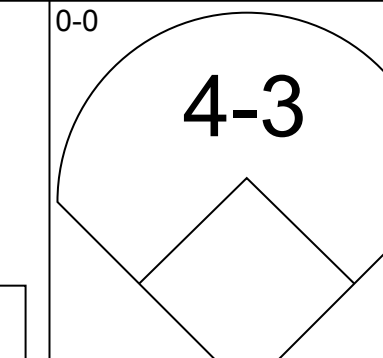
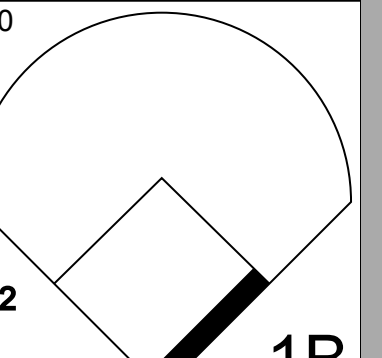
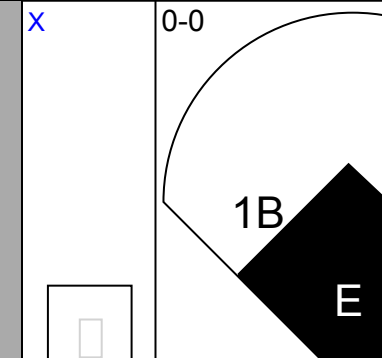
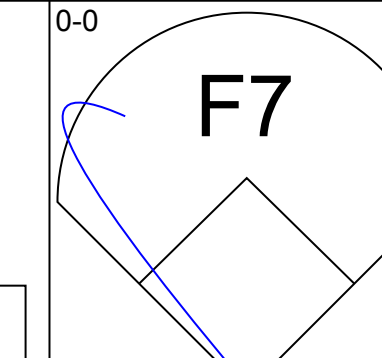
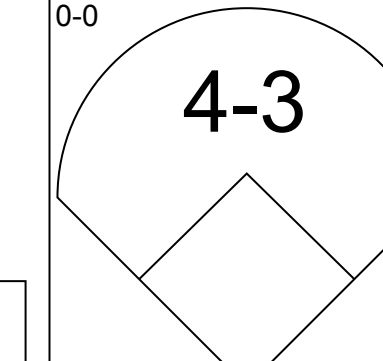
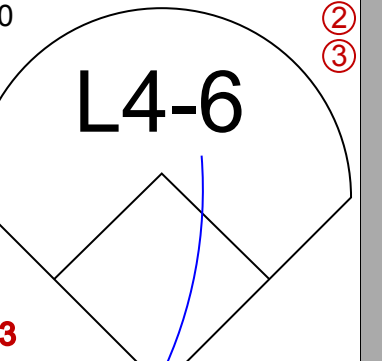
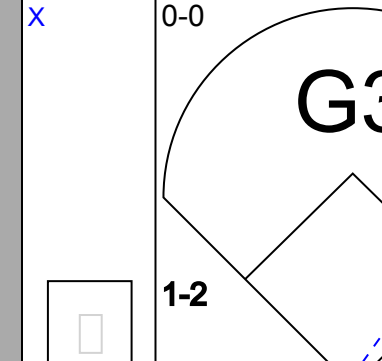
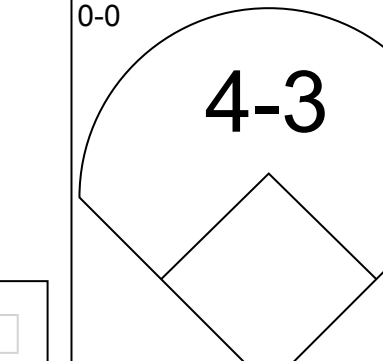
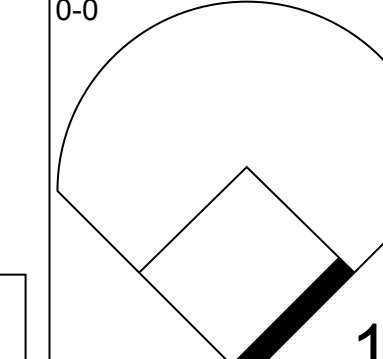
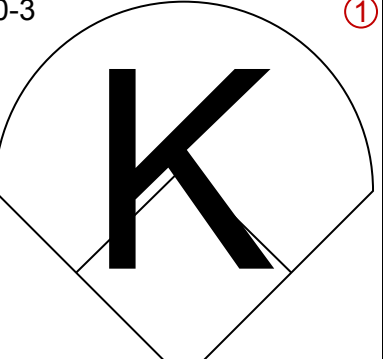
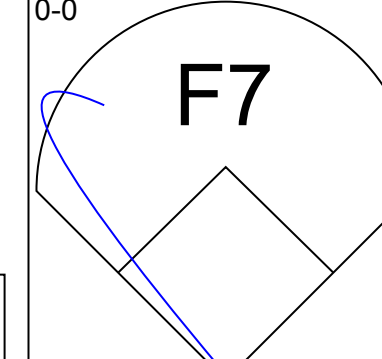
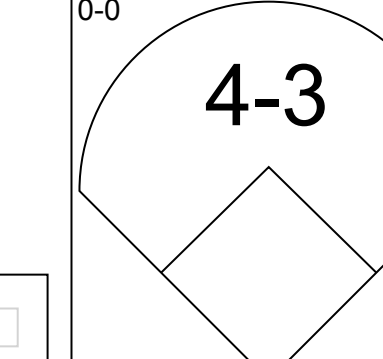
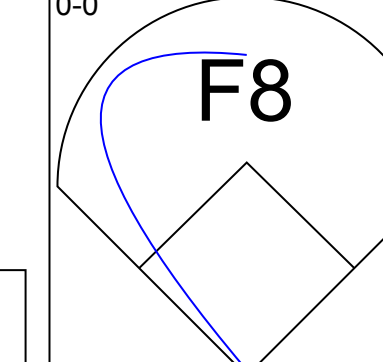
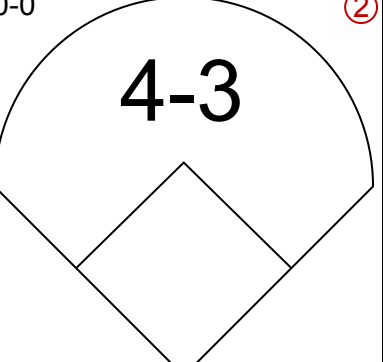
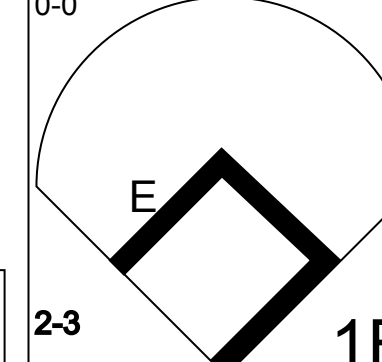
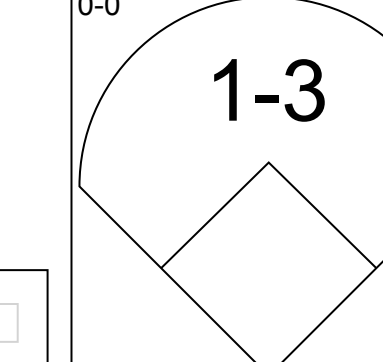
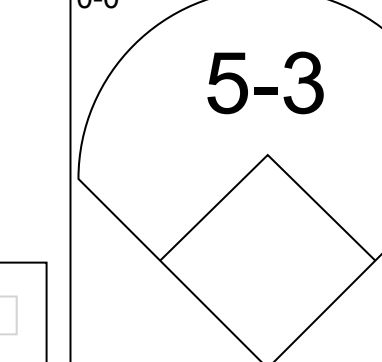
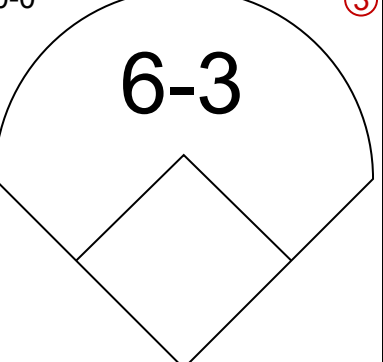
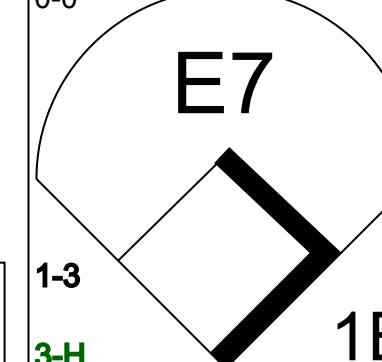
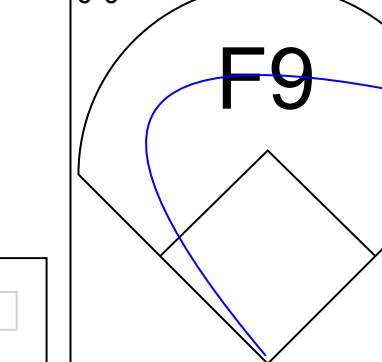
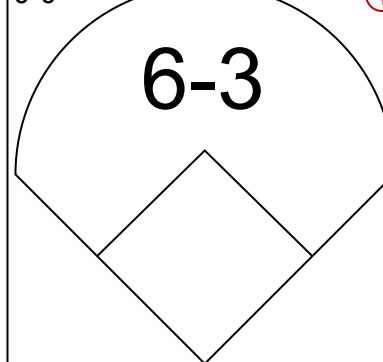
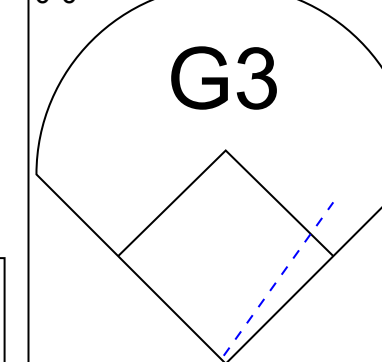


Batter	1	2	3	4	5	6	7	8	9	AB	R	H	RBI	BB	SO	LOB	TOP					
Hosken Powell, L OBP: 0.320, SLG: 0.343 (1, 9)										4	0	0	0	0	2	1						
Mike Cabbage, L OBP: 0.343, SLG: 0.412 (1, 5)										4	0	0	0	0	0	0						
Rod Carew, L OBP: 0.407, SLG: 0.439 (1, 3)										4	0	1	0	0	0	0						
Roy Smalley, S OBP: 0.361, SLG: 0.450 (1, 6)										3	1	3	0	1	0	0						
Butch Wynegar, S OBP: 0.320, SLG: 0.336 (1, 2)										4	0	0	0	0	0	5						
Dan Ford, R OBP: 0.346, SLG: 0.445 (1, 8)										3	1	0	0	1	0	2						
Glenn Adams, L OBP: 0.291, SLG: 0.398 Jose Morales, R OBP: 0.359, SLG: 0.407 (9, PH)										3	1	2	2	0	0	0						
Rich Chiles, L OBP: 0.335, SLG: 0.361 Bombo Rivera, R OBP: 0.397, SLG: 0.359 (8, 7)										2	1	1	1	1	1	1						
Bob Randall, R OBP: 0.338, SLG: 0.349 (1, 4)										4	0	0	0	0	1	2						
Inning Stats	R: 0 E: 0 K: 1 S: 5	H: 0 LOB: 0 BB: 0 P: 5	R: 0 E: 0 K: 0 S: 2	H: 0 LOB: 0 BB: 1 P: 6	R: 0 E: 0 K: 1 S: 6	H: 1 LOB: 1 BB: 0 P: 6	R: 0 E: 0 K: 0 S: 4	H: 1 LOB: 1 BB: 0 P: 4	R: 1 E: 0 K: 0 S: 4	H: 1 LOB: 0 BB: 0 P: 4	R: 0 E: 0 K: 1 S: 5	H: 0 LOB: 0 BB: 0 P: 5	R: 2 E: 0 K: 0 S: 5	H: 2 LOB: 1 BB: 1 P: 9	R: 0 E: 0 K: 0 S: 5	H: 2 LOB: 2 BB: 0 P: 5	R: 1 E: 0 K: 1 S: 5	H: 0 LOB: 0 BB: 1 P: 9	1B: 3 2B: 2 3B: 0 HR: 2	SF: 1 SAC: 0 DP: 1 HBP: 0	WP: 1 PB: 0 SB: 0 CS: 0	PA: 36
PITCHER	IP WLS BF H R ER SO BB IBB HBP BLK WP HR S P ERA WHIP																					
Kip Young, R ERA: 2.26 John Hiller, L ERA: 2.65	(1, 1) 7.2 L 31 7 3 3 3 2 0 0 0 0 0 2 35 43 3.52 1.174																					
(8, 1) 1.1 5 0 1 1 1 1 0 0 0 0 1 0 6 10 6.75 0.750																						

Minnesota Twins @ Detroit Tigers
Tiger Stadium, Detroit, MI
Thu Aug 31 1978, 7:05 PM EDT
Att: 16,995 - Unknown - 72 F

AB 32
R 4
H 7
RBI 4
BB 3
SO 4
LOB 12




Batter	1	2	3	4	5	6	7	8	9	AB	R	H	RBI	BB	SO	LOB	BOTTOM					
Ron LeFlore, R OBP: 0.354, SLG: 0.386 (1, 8)										4	0	2	0	0	0	0						
Lou Whitaker, L OBP: 0.356, SLG: 0.365 (1, 4)										3	0	0	0	1	2	1						
Rusty Staub, L OBP: 0.357, SLG: 0.457 (1, 10)										4	0	0	0	0	0	2						
Jason Thompson, L OBP: 0.375, SLG: 0.489 (1, 3)										4	1	2	0	0	0	1						
Steve Kemp, L OBP: 0.390, SLG: 0.400 (1, 7)										4	0	0	0	0	0	3						
Lance Parrish, R OBP: 0.280, SLG: 0.439 (1, 2)										4	0	1	0	0	1	1						
John Wockenfuss, R OBP: 0.357, SLG: 0.372 (1, 9)										4	0	1	0	0	0	1						
Aurelio Rodriguez, R OBP: 0.297, SLG: 0.384 (1, 5)										3	0	1	1	0	0	0						
Alan Trammell, R OBP: 0.327, SLG: 0.329 Milt May, L OBP: 0.326, SLG: 0.410 Mark Wagner, R OBP: 0.282, SLG: 0.295 (7, PH)										2	0	0	0	0	0	0						
										1	0	0	0	0	0	2						
										0	0	0	0	0	0	0						
Inning Stats	R: 0 E: 0 K: 1 S: 5	H: 0 LOB: 0 BB: 0 P: 5	R: 0 E: 0 K: 0 S: 4	H: 1 LOB: 1 BB: 0 P: 4	R: 0 E: 0 K: 0 S: 3	H: 0 LOB: 0 BB: 0 P: 3	R: 0 E: 1 K: 1 S: 6	H: 1 LOB: 1 BB: 0 P: 6	R: 0 E: 0 K: 1 S: 5	H: 0 LOB: 0 BB: 0 P: 5	R: 0 E: 0 K: 0 S: 3	H: 1 LOB: 1 BB: 1 P: 7	R: 1 E: 1 K: 0 S: 6	H: 3 LOB: 2 BB: 0 P: 6	R: 0 E: 0 K: 0 S: 4	H: 1 LOB: 1 BB: 0 P: 4	R: 0 E: 0 K: 0 S: 3	H: 0 LOB: 0 BB: 0 P: 3	1B: 7 2B: 1 3B: 0 HR: 0	SF: 0 SAC: 0 DP: 1 HBP: 0	WP: 0 PB: 0 SB: 0 CS: 1	PA: 34
PITCHER	IP WLS BF H R ER SO BB IBB HBP BLK WP HR S P ERA WHIP																					
Geoff Zahn, L ERA: 3.29 Mike Marshall, R ERA: 2.59	(1, 1) 6.2 W 26 6 1 1 3 1 0 0 0 0 0 0 31 35 1.35 1.050																					
(7, 1) 2.1 S 8 1 0 0 0 0 0 0 0 0 0 0 8 8 0.00 0.429																						

Minnesota Twins @ Detroit Tigers
Tiger Stadium, Detroit, MI
Thu Aug 31 1978, 7:05 PM EDT
Att: 16,995 - Unknown - 72 F

AB 33
R 1
H 7
RBI 1
BB 1
SO 3
LOB 11



Batter	1	2	3	4	5	6	7	8	9	AB	R	H	RBI	BB	SO	LOB	TOP			
Rick Manning, L OBP: 0.318, SLG: 0.353 (1, 8)	0-0 SH3-4 1B		0-0 L7		0-0 5-3			0-0 L7		4	1	1	0	0	0	0	Cleveland Indians @ Minnesota Twins Metropolitan Stadium, Bloomington, MI Fri Sep 01 1978, 8:05 PM EDT Alt. 4, 9:17 - Unknown - 81 F			
Jim Norris, L OBP: 0.359, SLG: 0.357 (1, 7)	0-0 SH3-4		0-0 F9		0-3 K			0-0 F5		3	0	0	0	0	1	0				
Buddy Bell, R OBP: 0.337, SLG: 0.416 (1, 5)	0-0 4-3			0-0 1B 3B				0-0 5-3		4	1	2	0	0	0	1				
Andre Thornton, R OBP: 0.387, SLG: 0.525 (1, 3)	0-0			0-0 FC3-6 1B				0-0 L6		3	0	2	2	0	0	1				
Ted Cox, R OBP: 0.295, SLG: 0.269 (7, 3)	0-0			0-0 FC3-6 1B				0-0 L6		1	0	0	0	0	1	0				
Bernie Carbo, L OBP: 0.344, SLG: 0.368 (1, 9)	0-0 K			0-0 FC3-6				0-0 F7		3	1	1	1	0	1	2				
Horace Speed, R OBP: 0.330, SLG: 0.281 (7, 9)	0-0 K			0-0 FC3-6				0-0 F7		1	0	0	0	0	0	0				
Gary Alexander, R OBP: 0.316, SLG: 0.447 (1, 10)		0-3 K		0-3 K				0-3 K		4	0	0	0	0	4	1				
Duane Kuiper, L OBP: 0.314, SLG: 0.348 (1, 4)		0-0 F5		0-0 P6				0-0 4-3		3	0	0	0	0	0	1				
Tom Veryzer, R OBP: 0.296, SLG: 0.330 (1, 6)		0-0 1-3			0-0 F5			0-3 K		3	0	0	0	0	1	0				
Bo Diaz, R OBP: 0.270, SLG: 0.343 (1, 2)			0-0 4-3					0-3 K		3	1	1	1	0	1	0				
Inning Stats	R: 1 E: 0 K: 1 S: 7	H: 2 LOB: 1 BB: 0 P: 7	R: 0 E: 0 K: 1 S: 5	H: 0 LOB: 0 BB: 0 P: 5	R: 0 E: 0 K: 0 S: 3	H: 0 LOB: 0 BB: 0 P: 3	R: 1 E: 0 K: 1 S: 7	H: 2 LOB: 1 BB: 0 P: 7	R: 1 E: 0 K: 1 S: 6	H: 1 LOB: 0 BB: 0 P: 6	R: 1 E: 1 K: 2 S: 6	H: 2 LOB: 0 BB: 0 P: 6	R: 0 E: 0 K: 0 S: 7	H: 0 LOB: 0 BB: 0 P: 7	R: 0 E: 0 K: 2 S: 7	H: 0 LOB: 0 BB: 0 P: 7	1B: 4 2B: 1 3B: 1 HR: 2	SF: 0 SAC: 1 DP: 1 HBP: 0	WP: 0 PB: 0 SB: 0 CS: 0	PA: 33
PITCHER Roger Erickson, R ERA: 4.15 (1, 1)	IP: 9.0 WLS: L BF: 33	H: 7 R: 4 ER: 4 SO: 9	BB: 0 IBB: 0 HBP: 0 BLK: 0	WP: 0 HR: 2 S: 51 P: 51	ERA: 4.00 WHIP: 0.778	PITCHER	IP: 9.0 WLS: L BF: 33	H: 7 R: 4 ER: 4 SO: 9	BB: 0 IBB: 0 HBP: 0 BLK: 0	WP: 0 HR: 2 S: 51 P: 51	ERA: 4.00 WHIP: 0.778									

AB	32
R	4
H	7
RBI	4
BB	0
SO	9
LOB	6
	

Batter	1	2	3	4	5	6	7	8	9	AB	R	H	RBI	BB	SO	LOB	BOTTOM					
Bob Randall, R OBP: 0.341, SLG: 0.353 (1, 4)	0-0 FC2-6 1B		0-0 1-2 1B		0-0 4-3			4-0 BB BB		3	0	2	0	0	0	0	Cleveland Indians @ Minnesota Twins Metropolitan Stadium, Bloomington, MI Fri Sep 01 1978, 8:05 PM EDT Alt. 4, 9:17 - Unknown - 81 F					
Rod Carew, L OBP: 0.408, SLG: 0.439 (8, FH)	0-0 FC2-6 1B		0-0 1-2 1B		0-0 4-3			4-0 BB BB		0	0	0	0	1	0	0						
Bombo Rivera, R OBP: 0.366, SLG: 0.356 (1, 9)	0-0 FC2-6		0-0 F8		4-0 BB BB			4-0 BB BB		2	0	0	0	1	0	3						
Hosken Powell, L OBP: 0.322, SLG: 0.343 (8, FH)	0-0 FC2-6		0-0 F8		4-0 BB BB			4-0 BB BB		0	0	0	0	1	0	0						
Dan Ford, R OBP: 0.344, SLG: 0.441 (1, 8)	0-3 K		0-0 4-3		0-3 K			0-3 K		4	0	0	0	0	3	6						
Jose Morales, R OBP: 0.359, SLG: 0.406 (1, 10)	0-0 4-3			0-0 G4-6-3 BB 1B				0-0 F7		3	0	1	0	0	0	2						
Glenn Adams, L OBP: 0.290, SLG: 0.396 (8, FH)	0-0 4-3			0-0 G4-6-3 BB 1B				0-0 F7		1	0	0	0	0	0	2						
Roy Smalley, S OBP: 0.362, SLG: 0.448 (1, 6)		0-0 5-3		4-0 G4-6-3 BB				0-0 F5		2	1	0	0	2	0	2						
Willie Norwood, R OBP: 0.309, SLG: 0.389 (1, 7)		0-0 F8		0-0 G4-6-3				0-0 F8		3	0	0	0	0	1	3						
Butch Wynegar, S OBP: 0.319, SLG: 0.335 (8, FH)		0-0 F8		0-0 G4-6-3				0-0 F8		1	0	0	0	0	0	0						
Larry Wolfe, R OBP: 0.323, SLG: 0.325 (1, 5)		0-0 5-3		0-0 K				0-0 K		3	0	1	0	0	1	1						
Rich Chiles, L OBP: 0.333, SLG: 0.359 (8, FH)		0-0 5-3		0-0 K				0-0 K		1	0	0	0	0	1	0						
Glenn Borgmann, R OBP: 0.310, SLG: 0.313 (1, 2)			0-0 6-3		0-0 F3			4-0 BB		2	0	0	1	0	0	0						
Mike Cubbage, L OBP: 0.345, SLG: 0.412 (8, FH)			0-0 6-3		0-0 F3			4-0 BB		0	0	0	0	1	0	0						
Craig Kusick, R OBP: 0.316, SLG: 0.292 (1, 3)			4-0 BB		0-3 K			0-0 K		3	0	0	0	1	2	2						
Inning Stats	R: 0 E: 0 K: 1 S: 6	H: 1 LOB: 1 BB: 0 P: 6	R: 0 E: 0 K: 0 S: 3	H: 0 LOB: 0 BB: 0 P: 3	R: 0 E: 0 K: 0 S: 4	H: 1 LOB: 2 BB: 1 P: 8	R: 0 E: 0 K: 1 S: 5	H: 1 LOB: 1 BB: 1 P: 9	R: 0 E: 0 K: 1 S: 4	H: 0 LOB: 0 BB: 0 P: 5	R: 0 E: 0 K: 1 S: 6	H: 0 LOB: 0 BB: 1 P: 8	R: 1 E: 0 K: 1 S: 6	H: 1 LOB: 1 BB: 1 P: 10	R: 0 E: 0 K: 1 S: 5	H: 0 LOB: 2 BB: 2 P: 13	R: 0 E: 0 K: 2 S: 7	H: 0 LOB: 1 BB: 1 P: 11	1B: 4 2B: 0 3B: 0 HR: 0	SF: 1 SAC: 0 DP: 2 HBP: 0	WP: 0 PB: 0 SB: 0 CS: 0	PA: 36
PITCHER David Clyde, L ERA: 4.32 (1, 1)	IP: 7.0 WLS: W BF: 27	H: 4 R: 1 ER: 1 SO: 5	BB: 4 IBB: 0 HBP: 0 BLK: 0	WP: 0 HR: 0 S: 33 P: 49	ERA: 1.29 WHIP: 1.143	PITCHER	IP: 8.1 WLS: S BF: 37	H: 10 R: 0 ER: 0 SO: 12	BB: 1 IBB: 0 HBP: 0 BLK: 0	WP: 0 HR: 0 S: 49 P: 66	ERA: 0.00 WHIP: 0.500											

AB	28
R	1
H	4
RBI	1
BB	7
SO	8
LOB	21
	

Batter	1	2	3	4	5	6	7	8	9	AB	R	H	RBI	BB	SO	LOB	TOP				
Rick Manning, L (1, 8) OBP: 0.315, SLG: 0.350	0-3 K		0-0 G1			0-0 6-3		0-0 F7		4	0	0	0	0	1	0	Cleveland Indians @ Minnesota Twins Metropolitan Stadium, Bloomington, MI Sat Sep 02 1978, 4:33 AM EDT Att: 6,775 - Unknown - 86 F				
Jim Norris, L (1, 9) OBP: 0.361, SLG: 0.359	0-0 FC1-6 1B		0-0 F7			0-0 G1		0-0 CS 1B		4	0	2	0	0	0	0					
Buddy Bell, R (1, 5) OBP: 0.339, SLG: 0.414	0-0 FC1-6 FC5-4 1-2			0-0 6-3		4-0 BB		4-0 1B BB		2	0	0	0	2	0	1					
Andre Thornton, R (1, 3) OBP: 0.386, SLG: 0.522	0-0 FC5-4 1-2			0-3 K		0-3 K		0-0 FC4-6 1B		4	0	1	0	0	2	2					
Bernie Carbo, L (1, 10) OBP: 0.347, SLG: 0.371		0-0 G3 SH5-4 1B		0-3 K				0-0 2B SF8 1B		4	1	2	0	0	1	2					
Ron Pruitt, R (1, 7) OBP: 0.316, SLG: 0.377		0-0 SH5-4 1-2			0-0 G3			0-0 SF8 1-3 2B		3	0	1	0	0	0	0					
Duane Kuiper, L (1, 4) OBP: 0.314, SLG: 0.347		0-0 G3 2-3			0-0 1B			0-0 L9		4	0	1	0	0	0	3					
Tom Verzyer, R (1, 6) OBP: 0.294, SLG: 0.328					0-3 K			0-0 SF8		2	0	0	0	0	1	2					
Larvell Blanks, R (7, PH) OBP: 0.298, SLG: 0.344								2-3 3-H K		1	0	0	1	0	1	0					
Bo Diaz, R (1, 2) OBP: 0.263, SLG: 0.333			0-0 4-3			0-0 P4		0-3 K		3	0	0	0	0	1	2					
Inning Stats	R: 0 E: 0 K: 1 S: 6	H: 1 LOB: 1 BB: 0 P: 6	R: 0 E: 0 K: 0 S: 4	H: 1 LOB: 1 BB: 0 P: 4	R: 0 E: 0 K: 0 S: 3	H: 0 LOB: 0 BB: 0 P: 3	R: 0 E: 0 K: 2 S: 7	H: 0 LOB: 0 BB: 0 P: 7	R: 0 E: 0 K: 1 S: 5	H: 1 LOB: 1 BB: 0 P: 6	R: 1 E: 0 K: 1 S: 7	H: 2 LOB: 1 BB: 0 P: 7	R: 0 E: 0 K: 0 S: 4	H: 2 LOB: 2 BB: 1 P: 8	R: 0 E: 0 K: 1 S: 5	H: 0 LOB: 0 BB: 0 P: 5	1B: 6 2B: 1 3B: 0 HR: 0	SF: 1 SAC: 1 DP: 0 HBP: 0	WP: 0 PB: 0 SB: 0 CS: 1	PA: 35	
PITCHER	IP	WLS	BF	H	R	ER	SO	BB	IBB	HBP	BLK	WP	HR	S	P	ERA	WHIP				
Dave Goltz, R (1, 1) ERA: 2.6	7.2	W	31	7	1	1	6	2	0	0	0	0	0	41	49	1.17	1.174				
Mike Marshall, R (8, 1) ERA: 2.53	1.1	S	4	0	0	0	1	0	0	0	0	0	0	6	6	0.00	0.000				

AB	31
R	1
H	7
RBI	1
BB	2
SO	7
LOB	12



Batter	1	2	3	4	5	6	7	8	9	AB	R	H	RBI	BB	SO	LOB	BOTTOM				
Hosken Powell, L (1, 9) OBP: 0.318, SLG: 0.339	0-0 4-3			0-0 L4	0-0 6-3			0-0 1-3		4	0	0	0	0	0	0	Cleveland Indians @ Minnesota Twins Metropolitan Stadium, Bloomington, MI Sat Sep 02 1978, 4:33 AM EDT Att: 6,775 - Unknown - 86 F				
Mike Cabbage, L (1, 5) OBP: 0.347, SLG: 0.411	4-0 BB			0-0 G3		0-0 G4-6-3 1B		0-0 F7		3	0	1	0	1	0	0					
Rod Carew, L (1, 3) OBP: 0.408, SLG: 0.438	0-0 G1-6-3 1-2			0-0 S 1B		0-0 G4-6-3 1-2		0-0 4-3		3	1	1	0	0	0	2					
Roy Smalley, S (1, 6) OBP: 0.362, SLG: 0.447		0-0 F8		4-0 1B BLK BB		0-0 4-3				2	1	0	0	1	0	0					
Glenn Adams, L (1, 10) OBP: 0.294, SLG: 0.399		0-0 L7		0-0 BLK 1B				0-0 SH1-4 1B		3	0	2	1	0	0	0					
Dan Ford, R (1, 8) OBP: 0.344, SLG: 0.440		0-3 K		4-0 1-3 2-H 1B				0-0 SH1-4		1	0	0	0	1	1	0					
Butch Wynegar, S (1, 2) OBP: 0.317, SLG: 0.332				0-0 4-3	0-0 4-3			0-0 F5		3	0	0	0	0	0	3					
Rich Chiles, L (1, 7) OBP: 0.328, SLG: 0.353				0-3 K				0-0 F7		3	0	0	0	0	1	1					
Bombo Rivera, R (9, 7) OBP: 0.366, SLG: 0.356					0-0 G3					0	0	0	0	0	0	0					
Bob Randall, R (1, 4) OBP: 0.338, SLG: 0.349				0-0 5-3		0-0 4-3		0-0 5-3		3	0	0	0	0	0	0					
Inning Stats	R: 0 E: 0 K: 0 S: 2	H: 0 LOB: 0 BB: 1 P: 6	R: 0 E: 0 K: 1 S: 5	H: 0 LOB: 0 BB: 0 P: 5	R: 0 E: 0 K: 1 S: 5	H: 0 LOB: 0 BB: 0 P: 5	R: 2 E: 0 K: 0 S: 5	H: 2 LOB: 2 BB: 2 P: 13	R: 0 E: 0 K: 0 S: 3	H: 0 LOB: 0 BB: 0 P: 3	R: 0 E: 0 K: 0 S: 4	H: 1 LOB: 1 BB: 0 P: 4	R: 0 E: 0 K: 0 S: 3	H: 0 LOB: 0 BB: 0 P: 3	R: 0 E: 0 K: 0 S: 3	H: 0 LOB: 0 BB: 0 P: 3	1B: 4 2B: 0 3B: 0 HR: 0	SF: 0 SAC: 1 DP: 2 HBP: 0	WP: 0 PB: 0 SB: 1 CS: 0	PA: 29	
PITCHER	IP	WLS	BF	H	R	ER	SO	BB	IBB	HBP	BLK	WP	HR	S	P	ERA	WHIP				
Paul Reuschel, R (1, 1) ERA: 3.87	8.0	L	29	4	2	2	2	3	0	0	0	0	0	30	42	2.25	0.875				

AB	25
R	2
H	4
RBI	1
BB	3
SO	2
LOB	6



Batter	1	2	3	4	5	6	7	8	9	AB	R	H	RBI	BB	SO	LOB	TOP			
Duane Kuiper, L OBP: 0.311, SLG: 0.344 (1, 4)	F6		F9		6-3		FC6-4			4	0	0	0	0	0	1	Cleveland Indians @ Minnesota Twins Metropolitan Stadium, Bloomington, MI Sun Sep 03 1978, 4:33 AM EDT Unknown - 82 F			
Rick Manning, L OBP: 0.313, SLG: 0.347 (1, 8)	L1		K		4-3			6-3		4	0	0	0	0	1	0				
Buddy Bell, R OBP: 0.338, SLG: 0.413 (1, 5)	K			2B 1B		F7		5-3		4	1	1	0	0	1	0				
Andre Thornton, R OBP: 0.389, SLG: 0.527 Ted Cox, R OBP: 0.294, SLG: 0.268 (7, 3)		2B 1B		E 2B		FC5-4 BB		K		2	2	2	0	1	0	0				
Bernie Carbo, L OBP: 0.350, SLG: 0.378 (1, 10)		6-3 1-H 2B		E7 1B		F9			3-1	4	0	2	2	0	0	1				
Ron Pruitt, R OBP: 0.309, SLG: 0.367 (1, 7)	F4			F7		FC5-4			F8	4	0	0	0	0	0	3				
Jim Norris, L OBP: 0.356, SLG: 0.353 (1, 9)	6-3			1-3			F9		G3	4	0	0	0	0	0	2				
Tom Veryzer, R OBP: 0.292, SLG: 0.325 (1, 6)	6-3			4-3			L7			3	0	0	0	0	0	2				
Bo Diaz, R OBP: 0.265, SLG: 0.333 (1, 2)			K		L5			FC6-4 1B		3	0	1	0	0	1	0				
Inning Stats	R: 0 E: 0 K: 1 S: 5	H: 0 LOB: 0 BB: 0 P: 5	R: 1 E: 0 K: 0 S: 5	H: 2 LOB: 1 BB: 0 P: 5	R: 0 E: 0 K: 2 S: 7	H: 0 LOB: 0 BB: 0 P: 7	R: 2 E: 1 K: 0 S: 6	H: 3 LOB: 1 BB: 0 P: 6	R: 0 E: 0 K: 0 S: 3	H: 0 LOB: 1 BB: 1 P: 7	R: 0 E: 0 K: 0 S: 4	H: 1 LOB: 1 BB: 0 P: 4	R: 0 E: 0 K: 1 S: 5	H: 0 LOB: 0 BB: 0 P: 5	R: 0 E: 0 K: 0 S: 3	H: 0 LOB: 0 BB: 0 P: 3	1B: 4 2B: 2 3B: 0 HR: 0	SF: 0 SAC: 0 DP: 0 HBP: 0	WP: 0 PB: 0 SB: 0 CS: 0	PA: 34
PITCHER Gary Serun, R ERA: 4.01 (1, 1)	IP: 9.0 WLS: W BF: 34 H: 6 R: 3 ER: 3 SO: 4 BB: 1 IBB: 0 HBP: 0 BLK: 0 WP: 0 HR: 0 S: 41 P: 45 ERA: 3.00 WHIP: 0.778															PITCHER				

Batter	1	2	3	4	5	6	7	8	9	AB	R	H	RBI	BB	SO	LOB	BOTTOM			
Hosken Powell, L OBP: 0.314, SLG: 0.334 (1, 9)	4-3	SF8		E6 HR	F8		F9			4	1	0	1	0	0	3	Cleveland Indians @ Minnesota Twins Metropolitan Stadium, Bloomington, MI Sun Sep 03 1978, 4:33 AM EDT Unknown - 82 F			
Mike Cabbage, L OBP: 0.348, SLG: 0.412 Larry Wolfe, R OBP: 0.332, SLG: 0.343 (4, PH) (5, 5)		K		HR	BB		1B	BB		2	1	1	0	0	1	1				
Rod Carew, L OBP: 0.413, SLG: 0.445 (1, 3)	HR	1B		HR	BB		BB	BB		4	3	4	0	1	0	0				
Roy Smalley, S OBP: 0.364, SLG: 0.453 (1, 6)	HR		WP 4-3 BB	F8 2B	BB		G5-4-3 1B			4	1	2	5	1	0	3				
Glenn Adams, L OBP: 0.292, SLG: 0.396 Jose Morales, R OBP: 0.360, SLG: 0.407 Craig Kusick, R OBP: 0.314, SLG: 0.291 (4, PH) (6, PH)	F8		K	FC6-4 1B	F7			6-3		2	0	0	0	0	1	2				
Dan Ford, R OBP: 0.341, SLG: 0.436 (1, 8)	4-3		4-3	FC6-4		K		5-3		5	0	0	1	0	1	2				
Butch Wynegar, S OBP: 0.318, SLG: 0.336 (1, 2)		L4	K		5-3			2B		5	0	2	0	0	1	1				
Rich Chiles, L OBP: 0.335, SLG: 0.360 Bombo Rivera, R OBP: 0.356, SLG: 0.352 (6, PH) (6, 7)		1B SF8 1B		E SH3-4 HR 1B	F8 BB		K	5-3		2	2	2	0	0	0	0				
Rob Wilfong, L OBP: 0.338, SLG: 0.312 (1, 4)		S 1B		SH3-4 1B	BB WP 1B BB		F8			2	1	1	0	1	0	1				
Inning Stats	R: 3 E: 0 K: 0 S: 6	H: 3 LOB: 0 BB: 0 P: 6	R: 1 E: 0 K: 1 S: 7	H: 2 LOB: 1 BB: 0 P: 7	R: 1 E: 0 K: 2 S: 8	H: 1 LOB: 1 BB: 1 P: 12	R: 4 E: 1 K: 0 S: 8	H: 4 LOB: 1 BB: 0 P: 8	R: 3 E: 0 K: 0 S: 4	H: 1 LOB: 2 BB: 4 P: 20	R: 0 E: 0 K: 2 S: 8	H: 1 LOB: 1 BB: 0 P: 8	R: 0 E: 0 K: 0 S: 3	H: 1 LOB: 1 BB: 1 P: 7	R: 0 E: 0 K: 0 S: 4	H: 1 LOB: 1 BB: 0 P: 4	1B: 10 2B: 2 3B: 0 HR: 2	SF: 1 SAC: 1 DP: 1 HBP: 0	WP: 2 PB: 0 SB: 1 CS: 0	PA: 44
PITCHER Rick Wise, R ERA: 4.22 Don Hood, L ERA: 4.79 (1, 1) (4, 1)	IP: 3.1 WLS: L BF: 19 H: 7 R: 7 ER: 7 SO: 3 BB: 1 IBB: 0 HBP: 0 BLK: 0 WP: 1 HR: 1 S: 24 P: 28 ERA: 18.90 WHIP: 2.400															PITCHER				



Batter	1	2	3	4	5	6	7	8	9	AB	R	H	RBI	BB	SO	LOB	TOP			
Paul Dade, R OBP: 0.332, SLG: 0.329 Horace Speed, R OBP: 0.327, SLG: 0.278										3	0	0	0	1	1	2				
Duane Kuiper, L OBP: 0.313, SLG: 0.348										4	1	2	0	0	0	2				
Buddy Bell, R OBP: 0.339, SLG: 0.415										5	0	2	2	0	1	2				
Andre Thornton, R OBP: 0.386, SLG: 0.522										4	0	0	0	0	0	3				
Bernie Carbo, L OBP: 0.357, SLG: 0.382										3	1	2	0	1	1	0				
Gary Alexander, R OBP: 0.314, SLG: 0.443										4	0	0	0	0	0	4				
Rick Manning, L OBP: 0.313, SLG: 0.347										3	0	1	0	0	1	1				
Larvell Blanks, R OBP: 0.282, SLG: 0.339										3	0	0	1	0	1	2				
Jim Norris, L OBP: 0.361, SLG: 0.361										3	1	2	0	1	0	1				
Inning Stats	R: 0 E: 0 K: 1 S: 6	H: 1 LOB: 1 BB: 0 P: 6	R: 0 E: 0 K: 2 S: 7	H: 0 LOB: 1 BB: 1 P: 11	R: 1 E: 0 K: 0 S: 4	H: 1 LOB: 1 BB: 1 P: 8	R: 1 E: 1 K: 0 S: 5	H: 1 LOB: 2 BB: 0 P: 5	R: 1 E: 0 K: 0 S: 6	H: 3 LOB: 2 BB: 0 P: 6	R: 0 E: 0 K: 1 S: 5	H: 0 LOB: 0 BB: 0 P: 5	R: 0 E: 0 K: 0 S: 3	H: 0 LOB: 0 BB: 0 P: 3	R: 0 E: 0 K: 1 S: 5	H: 1 LOB: 1 BB: 1 P: 9	1B: 6 2B: 3 3B: 0 HR: 0	SF: 1 SAC: 2 DP: 1 HBP: 0	WP: 0 PB: 0 SB: 0 CS: 0	PA: 39
PITCHER	IP WLS BF H R ER SO BB IBB HBP BLK WP HR S P ERA WHIP																			
Stan Perzanowski, R ERA: 5.51	(1, 1) 5.2 28 8 3 2 3 2 0 0 0 0 0 0 0 32 40 3.18 1.765																			
Jeff Holly, L ERA: 3.57	(6, 1) 0.1 1 0 0 0 0 0 0 0 0 0 0 0 0 1 1 0.00 0.000																			
John Sutton, R ERA: 3.79	(7, 1) 2.0 6 0 0 0 1 0 0 0 0 0 0 0 0 8 8 0.00 0.000																			
Mike Marshall, R ERA: 2.5	(9, 1) 1.0 W 4 1 0 0 1 1 0 0 0 0 0 0 0 5 9 0.00 2.000																			

Cleveland Indians @ Minnesota Twins
Metropolitan Stadium, Bloomington, MI

AB 33
R 3
H 9
RBI 3
BB 3
SO 5
LOB 18



WP: 0 PA: 39
PB: 0
SB: 0
CS: 0

Batter	1	2	3	4	5	6	7	8	9	AB	R	H	RBI	BB	SO	LOB	BOTTOM			
Hosken Powell, L OBP: 0.316, SLG: 0.334										3	1	1	0	1	0	0				
Mike Cabbage, L OBP: 0.349, SLG: 0.411										3	0	1	0	1	2	1				
Rod Carew, L OBP: 0.414, SLG: 0.444										3	1	1	0	1	0	1				
Roy Smalley, S OBP: 0.365, SLG: 0.451										2	1	0	1	2	0	3				
Glenn Adams, L OBP: 0.293, SLG: 0.396										3	0	1	0	0	1	3				
Jose Morales, R OBP: 0.359, SLG: 0.405										1	0	0	0	0	1	2				
Dan Ford, R OBP: 0.341, SLG: 0.433										3	1	0	1	1	0	2				
Rich Chiles, L OBP: 0.330, SLG: 0.356										2	0	0	1	0	1	1				
Rob Wilfong, L OBP: 0.338, SLG: 0.312										0	0	0	0	0	0	0				
Bob Randall, R OBP: 0.340, SLG: 0.346										2	0	0	0	0	1	1				
Glenn Borgmann, R OBP: 0.304, SLG: 0.306										2	0	0	0	0	0	1				
Butch Wynegar, S OBP: 0.318, SLG: 0.337										2	0	1	1	0	0	0				
Inning Stats	R: 0 E: 0 K: 1 S: 4	H: 0 LOB: 0 BB: 1 P: 8	R: 0 E: 0 K: 2 S: 7	H: 0 LOB: 1 BB: 1 P: 11	R: 0 E: 0 K: 0 S: 2	H: 0 LOB: 0 BB: 0 P: 3	R: 0 E: 0 K: 0 S: 3	H: 1 LOB: 2 BB: 1 P: 7	R: 0 E: 0 K: 1 S: 5	H: 0 LOB: 0 BB: 0 P: 5	R: 2 E: 1 K: 1 S: 7	H: 1 LOB: 1 BB: 1 P: 11	R: 1 E: 0 K: 1 S: 7	H: 2 LOB: 2 BB: 1 P: 11	R: 1 E: 0 K: 0 S: 2	H: 1 LOB: 2 BB: 1 P: 7	1B: 5 2B: 2 3B: 0 HR: 0	SF: 1 SAC: 1 DP: 2 HBP: 2	WP: 0 PB: 2 SB: 2 CS: 1	PA: 36
PITCHER	IP WLS BF H R ER SO BB IBB HBP BLK WP HR S P ERA WHIP																			
Dave Freisleben, R ERA: 6.88	(1, 1) 7.0 26 2 2 1 5 4 0 0 0 0 0 0 0 31 48 1.29 0.857																			
Dan Spillner, R ERA: 3.66	(8, 1) 0.1 3 2 1 1 0 0 0 0 0 0 0 0 0 3 3 27.00 6.000																			
Sid Monge, L ERA: 2.93	(8, 1) 0.1 2 0 0 0 0 0 0 1 0 0 0 0 0 1 5 0.00 0.000																			
Jim Kern, R ERA: 2.99	(8, 1) 0.2 L 5 1 1 1 1 1 0 0 1 0 0 0 0 5 10 13.50 3.000																			

Cleveland Indians @ Minnesota Twins
Metropolitan Stadium, Bloomington, MI

AB 26
R 4
H 5
RBI 4
BB 6
SO 6
LOB 15



WP: 0 PA: 36
PB: 2
SB: 2
CS: 1

Batter	1	2	3	4	5	6	7	8	9	AB	R	H	RBI	BB	SO	LOB	TOP			
Rusty Torres, S OBP: 0.444, SLG: 0.667 (1, 7)	F4																			
Don Kessinger, S OBP: 0.319, SLG: 0.318 (1, 6)	4-3		L6																	
Chet Lemon, R OBP: 0.399, SLG: 0.476 Claudell Washington, L OBP: 0.276, SLG: 0.353 (1, 9) (6, 7)	4-3																			
Lamar Johnson, R OBP: 0.338, SLG: 0.390 Mike Squires, L OBP: 0.400, SLG: 0.422 (7, PR) (7, 3)																				
Wayne Nordhagen, R OBP: 0.299, SLG: 0.430 Ralph Garr, L OBP: 0.314, SLG: 0.374 Kevin Bell, R OBP: 0.245, SLG: 0.311 (9, PH)																				
Eric Soderholm, R OBP: 0.304, SLG: 0.424 (1, 5)																				
Bill Nahorodny, R OBP: 0.288, SLG: 0.355 (1, 2)																				
Greg Pryor, R OBP: 0.274, SLG: 0.267 (1, 4)																				
Thad Bosley, L OBP: 0.291, SLG: 0.312 (1, 8)																				
Inning Stats	R: 0 E: 0 K: 0 S: 3	H: 0 LOB: 0 BB: 0 P: 3	R: 0 E: 0 K: 0 S: 3	H: 1 LOB: 0 BB: 0 P: 3	R: 0 E: 0 K: 1 S: 6	H: 1 LOB: 2 BB: 1 P: 10	R: 0 E: 0 K: 0 S: 3	H: 1 LOB: 0 BB: 0 P: 3	R: 0 E: 0 K: 1 S: 5	H: 0 LOB: 2 BB: 0 P: 5	R: 1 E: 0 K: 0 S: 4	H: 1 LOB: 0 BB: 0 P: 4	R: 0 E: 0 K: 0 S: 3	H: 0 LOB: 1 BB: 1 P: 7	R: 0 E: 0 K: 0 S: 3	H: 0 LOB: 0 BB: 0 P: 3	1B: 3 2B: 0 3B: 0 HR: 1	SF: 0 SAC: 1 DP: 2 HBP: 0	WP: 0 PB: 0 SB: 1 CS: 0	PA: 32
PITCHER Geoff Zahn, L ERA: 3.2 (1, 1)	IP: 9.0 WLS: W BF: 32 H: 4 R: 1 ER: 1 SO: 2 BB: 3 IBB: 0 HBP: 0 BLK: 0 WP: 0 HR: 1 S: 33 P: 45 ERA: 1.00 WHIP: 0.778															PITCHER				

Chicago White Sox @ Minnesota Twins
Metropolitan Stadium, Bloomington, MI
Mon Sep 04 1978, 4:33 AM EDT
Att: 6,978 - Unknown - 81 F

livebaseballscores.com

AB 28
R 1
H 4
RBI 1
BB 3
SO 2
LOB 10



Batter	1	2	3	4	5	6	7	8	9	AB	R	H	RBI	BB	SO	LOB	BOTTOM	
Hosken Powell, L OBP: 0.315, SLG: 0.333 (1, 9)	3-1		F9															
Mike Cabbage, L OBP: 0.346, SLG: 0.406 (1, 5)	G3																	
Rod Carew, L OBP: 0.415, SLG: 0.451 (1, 3)	6-3																	
Roy Smalley, S OBP: 0.364, SLG: 0.450 (1, 6)																		
Glenn Adams, L OBP: 0.296, SLG: 0.393 Willie Norwood, R OBP: 0.309, SLG: 0.389 (8, PR)																		
Dan Ford, R OBP: 0.341, SLG: 0.433 (1, 8)																		
Butch Wynegar, S OBP: 0.320, SLG: 0.335 (1, 2)																		
Rich Chiles, L OBP: 0.333, SLG: 0.356 Bombo Rivera, R OBP: 0.366, SLG: 0.352 (9, 7)																		
Rob Wilfong, L OBP: 0.343, SLG: 0.313 (1, 4)																		
Inning Stats	R: 0 E: 0 K: 0 S: 3	H: 0 LOB: 0 BB: 0 P: 3	R: 0 E: 0 K: 1 S: 6	H: 1 LOB: 1 BB: 0 P: 6	R: 0 E: 0 K: 1 S: 7	H: 2 LOB: 1 BB: 0 P: 7	R: 1 E: 0 K: 0 S: 5	H: 2 LOB: 2 BB: 1 P: 9	R: 0 E: 0 K: 2 S: 7	H: 0 LOB: 3 BB: 3 P: 19	R: 0 E: 0 K: 0 S: 4	H: 1 LOB: 1 BB: 0 P: 4	R: 0 E: 0 K: 0 S: 3	H: 1 LOB: 2 BB: 2 P: 11	1B: 5 2B: 1 3B: 1 HR: 0	SF: 0 SAC: 1 DP: 0 HBP: 0	WP: 0 PB: 0 SB: 0 CS: 0	PA: 36
PITCHER Francisco Barrios, R ERA: 3.85 (1, 1)	IP: 8.0 WLS: L BF: 36 H: 7 R: 2 ER: 1 SO: 4 BB: 6 IBB: 0 HBP: 0 BLK: 0 WP: 0 HR: 0 S: 38 P: 62 ERA: 1.12 WHIP: 1.625															PITCHER		

Chicago White Sox @ Minnesota Twins
Metropolitan Stadium, Bloomington, MI
Mon Sep 04 1978, 4:33 AM EDT
Att: 6,978 - Unknown - 81 F

livebaseballscores.com

AB 29
R 2
H 7
RBI 2
BB 6
SO 4
LOB 14



Batter	1	2	3	4	5	6	7	8	9	AB	R	H	RBI	BB	SO	LOB	TOP								
Claudell Washington, L OBP: 0.279, SLG: 0.363 (1, 7)	0-0 6-3		0-0 HR		4-0 CS BB		0-0 F9			3	1	1	2	1	0	1									
Thad Bosley, L OBP: 0.291, SLG: 0.307 (1, 8)	0-0 G3		0-0 6-3		0-3 K			4-0 CS BB		3	0	0	0	1	1	1									
Mike Squires, L OBP: 0.384, SLG: 0.402 (1, 3)	0-0 4-3		0-0 3-1			0-0 F7		0-0 F7		4	0	0	0	0	0	1									
Lamar Johnson, R OBP: 0.335, SLG: 0.387 (1, 10)		0-0 4-3		0-0 4-3		0-0 F8		0-0 F4		4	0	0	0	0	0	1									
Chet Lemon, R OBP: 0.358, SLG: 0.479 Bob Molinaro, L OBP: 0.321, SLG: 0.389 (9, 9)		0-0 6-3		0-0 SF9 3B		0-0 F7			0-0 4-3	4	1	1	0	0	0	0									
Eric Soderholm, R OBP: 0.304, SLG: 0.422 Kevin Bell, R OBP: 0.245, SLG: 0.311 (9, 5)		4-0 BB		0-0 SF9		0-0 F7			0-3 K	2	0	0	1	1	1	0									
Greg Pryor, R OBP: 0.285, SLG: 0.286 (1, 4)		0-0 1-3		0-0 BB		0-0 2B			4-0 WP BB	3	1	2	0	1	0	1									
Bill Nahorodny, R OBP: 0.288, SLG: 0.354 (1, 2)			0-0 HR 1B		0-3 K		0-0 F8		0-3 K	4	1	1	0	0	2	3									
Don Kessinger, S OBP: 0.319, SLG: 0.318 (1, 6)			0-0 F7			0-0 F9				3	0	1	1	0	0	1									
Inning Stats	R: 0 E: 0 K: 0 S: 3	H: 0 LOB: 0 BB: 0 P: 3	R: 0 E: 0 K: 0 S: 3	H: 0 LOB: 1 BB: 1 P: 7	R: 2 E: 0 K: 0 S: 5	H: 2 LOB: 0 BB: 0 P: 5	R: 1 E: 0 K: 1 S: 7	H: 2 LOB: 0 BB: 0 P: 7	R: 0 E: 0 K: 0 S: 4	H: 0 LOB: 0 BB: 0 P: 8	R: 0 E: 0 K: 0 S: 3	H: 0 LOB: 0 BB: 0 P: 3	R: 1 E: 0 K: 0 S: 5	H: 2 LOB: 1 BB: 0 P: 5	R: 0 E: 0 K: 0 S: 2	H: 0 LOB: 0 BB: 1 P: 6	R: 0 E: 0 K: 2 S: 7	H: 0 LOB: 1 BB: 1 P: 11	1B: 2 2B: 2 3B: 1 HR: 1	SF: 1 SAC: 0 DP: 0 HBP: 0	WP: 1 PB: 0 SB: 0 CS: 2	PA: 35			
PITCHER	IP	WLS	BF	H	R	ER	SO	BB	IBB	HBP	BLK	WP	HR	S	P	ERA	WHIP								
Roger Erickson, R ERA: 4.2 (1, 1)	4.0	L	17	4	3	3	1	1	0	0	0	0	1	18	22	6.75	1.250								
Darrell Jackson, L ERA: 4.53 (5, 1)	4.0		14	2	1	1	1	2	0	0	0	0	0	14	22	2.25	1.000								
John Sutton, R ERA: 3.7 (9, 1)	1.0		4	0	0	0	2	1	0	0	0	1	0	7	11	0.00	1.000								

Chicago White Sox @ Minnesota Twins
 Metropolitan Stadium, Bloomington, MI
 Tue Sep 05 1978, 8:05 PM EDT
 Att: 3,630 - Unknown - 82 F

AB 30
 R 4
 H 6
 RBI 4
 BB 4
 SO 4
 LOB 9



Batter	1	2	3	4	5	6	7	8	9	AB	R	H	RBI	BB	SO	LOB	BOTTOM								
Roy Smalley, S OBP: 0.361, SLG: 0.445 (1, 6)	0-0 5-3		0-0 G1-6-3 1-2			0-0 5-3		0-3 K	0-0 F8	5	0	0	0	0	1	5									
Bob Randall, R OBP: 0.335, SLG: 0.342 (1, 4)	0-0 5-3			0-0 6-3		0-3 K		0-0 F8		4	0	0	0	0	1	0									
Willie Norwood, R OBP: 0.306, SLG: 0.385 (8, 8)	0-0 4-3			0-0 F8		0-3 K			0-3 K	4	0	0	0	0	2	0									
Dan Ford, R OBP: 0.341, SLG: 0.432 Hosken Powell, L OBP: 0.315, SLG: 0.333 Glenn Borgmann, R OBP: 0.310, SLG: 0.323 (9, PH)		0-3 K		0-0 F8		0-0 BB 1B 1B			0-0 2B	3	1	1	0	0	1	0									
Jose Morales, R OBP: 0.366, SLG: 0.416 (1, 10)		0-0 G3			0-0 1B	0-0 BB 1B 1B			0-0 1B 2B	4	1	3	1	0	0	0									
Larry Wolfe, R OBP: 0.335, SLG: 0.343 Rob Wilfong, L OBP: 0.343, SLG: 0.313 (9, FR)		0-0 F7			0-0 F9	4-0 1B BB			0-0 E 1B	3	0	1	0	1	0	1									
Bombo Rivera, R OBP: 0.372, SLG: 0.360 (8, 7)			0-0 1B		0-0 F9	0-0 1-2 2-3 BB			0-0 E8	4	0	3	2	0	0	1									
Craig Kusick, R OBP: 0.318, SLG: 0.291 (1, 3)			0-0 1B		0-0 6-3	0-0 1-3 3-H			0-0 1B	3	0	1	0	1	0	3									
Butch Wynegar, S OBP: 0.318, SLG: 0.333 Rod Carew, L OBP: 0.414, SLG: 0.450 (9, PH)			0-3 K			0-0 F7		0-3 K	0-3 K	3	0	0	0	0	2	2									
Inning Stats	R: 0 E: 0 K: 0 S: 3	H: 0 LOB: 0 BB: 0 P: 3	R: 0 E: 0 K: 1 S: 5	H: 0 LOB: 0 BB: 0 P: 5	R: 0 E: 0 K: 1 S: 6	H: 2 LOB: 1 BB: 0 P: 6	R: 0 E: 0 K: 0 S: 3	H: 0 LOB: 0 BB: 0 P: 3	R: 0 E: 0 K: 0 S: 4	H: 1 LOB: 1 BB: 0 P: 4	R: 0 E: 0 K: 1 S: 5	H: 0 LOB: 0 BB: 0 P: 5	R: 1 E: 0 K: 0 S: 7	H: 3 LOB: 2 BB: 1 P: 11	R: 0 E: 0 K: 2 S: 7	H: 0 LOB: 0 BB: 0 P: 7	R: 2 E: 1 K: 2 S: 11	H: 4 LOB: 3 BB: 1 P: 15	1B: 8 2B: 2 3B: 0 HR: 0	SF: 0 SAC: 0 DP: 1 HBP: 0	WP: 0 PB: 0 SB: 0 CS: 0	PA: 37			
PITCHER	IP	WLS	BF	H	R	ER	SO	BB	IBB	HBP	BLK	WP	HR	S	P	ERA	WHIP								
Steve Trout, L ERA: 2.45 (1, 1)	6.1	W	24	5	1	1	4	1	0	0	0	0	0	31	35	1.42	0.947								
Rich Hinton, L ERA: 3.9 (7, 1)	2.0		9	4	2	2	3	0	0	0	0	0	0	15	15	9.00	2.000								
Pablo Torrealba, L ERA: 4.97 (9, 1)	0.0		2	1	0	0	0	0	1	0	0	0	0	1	5	∞	∞								
Lerrin LaGrow, R ERA: 3.79 (9, 1)	0.2	S	2	0	0	0	1	0	0	0	0	0	0	4	4	0.00	0.000								

Chicago White Sox @ Minnesota Twins
 Metropolitan Stadium, Bloomington, MI
 Tue Sep 05 1978, 8:05 PM EDT
 Att: 3,630 - Unknown - 82 F

AB 35
 R 3
 H 10
 RBI 3
 BB 2
 SO 8
 LOB 15




Batter	1	2	3	4	5	6	7	8	9	AB	R	H	RBI	BB	SO	LOB	TOP					
Claudell Washington, L OBP: 0.279, SLG: 0.361 (1.7)	0-0 3-1			0-0 4-3		0-3 K		0-0 1B		4	0	1	0	0	1	0	Chicago White Sox @ Minnesota Twins Metropolitan Stadium, Bloomington, MI Wed Sep 06 1978, 8:05 PM EDT Att: 3,648 - Unknown - 85 F livebaseballscorecards.com					
Mike Eden, S OBP: 0.300, SLG: 0.125 (1.4)	0-0 F7			0-0 G3		0-0 F7		0-0 L5		4	0	0	0	0	0	1						
Mike Squires, L OBP: 0.369, SLG: 0.385 (1.3)	0-0 6-3			0-0 F7		0-0 F8			0-3 K	4	0	0	0	0	1	0						
Lamar Johnson, R OBP: 0.334, SLG: 0.386 (1.10)		0-0 6-3			0-0 6-3		0-0 SH2-4 1B		0-0 G3	4	0	1	0	0	0	0						
Chet Lemon, R OBP: 0.363, SLG: 0.490 (1.9)		4-0 CS BB			0-0 1B 2B		0-0 SH2-4 1-2		0-0 2B	2	1	2	0	1	0	0						
Thad Bosley, L OBP: 0.290, SLG: 0.303 (1.8)		0-0 4-3 1-2			0-3 K		0-0 4-3 2-3		4-0 BB	3	0	0	0	1	1	3						
Eric Soderholm, R OBP: 0.304, SLG: 0.420 (1.5)			0-0 F8		4-0 1B BB		0-0 F4		0-0 4-3	2	0	0	0	0	1	0						
Kevin Bell, R OBP: 0.245, SLG: 0.311 (7.5)										0	0	0	0	0	0	0						
Bob Molinaro, L OBP: 0.320, SLG: 0.387 (9, PH)										1	0	0	0	0	0	2						
Don Kessinger, S OBP: 0.319, SLG: 0.318 (9.6)										0	0	0	0	0	0	0						
Greg Pryor, R OBP: 0.286, SLG: 0.287 (1.6)		0-0 F8			0-0 1-2 2H 1B				0-0 6-3	3	0	1	1	0	0	0						
Mike Colbern, R OBP: 0.241, SLG: 0.305 (1.2)		0-0 5-3			0-3 K				0-0 5-3	3	0	0	0	0	1	2						
Inning Stats	R: 0 E: 0 K: 0 S: 3	H: 0 LOB: 0 BB: 0 P: 3	R: 0 E: 0 K: 0 S: 2	H: 0 LOB: 0 BB: 1 P: 6	R: 0 E: 0 K: 0 S: 3	H: 0 LOB: 0 BB: 0 P: 3	R: 0 E: 0 K: 0 S: 3	H: 0 LOB: 0 BB: 0 P: 3	R: 1 E: 0 K: 2 S: 9	H: 2 LOB: 2 BB: 1 P: 13	R: 0 E: 0 K: 1 S: 5	H: 0 LOB: 0 BB: 0 P: 5	R: 0 E: 0 K: 0 S: 4	H: 1 LOB: 1 BB: 0 P: 4	R: 0 E: 0 K: 0 S: 4	H: 1 LOB: 1 BB: 0 P: 4	R: 0 E: 0 K: 1 S: 6	H: 1 LOB: 2 BB: 1 P: 10	1B: 3 2B: 2 3B: 0 HR: 0	SF: 0 SAC: 1 DP: 0 HBP: 0	WP: 0 PB: 0 SB: 0 CS: 1	PA: 34
PITCHER Dave Goltz, R ERA: 2.53 (1.1)	IP: 9.0 WLS: L BF: 34	H: 5 R: 1 ER: 1 SO: 4	BB: 3 IBB: 0 HBP: 0 BLK: 0	WP: 0 HR: 0 S: 39 P: 51	ERA: 1.00 WHIP: 0.889																	

Batter	1	2	3	4	5	6	7	8	9	AB	R	H	RBI	BB	SO	LOB	BOTTOM			
Willie Norwood, R OBP: 0.305, SLG: 0.383 (1.7)	0-0 F8		0-0 1B		0-0 F8		0-3 K		0-0 F8	5	0	1	0	0	1	0	Chicago White Sox @ Minnesota Twins Metropolitan Stadium, Bloomington, MI Wed Sep 06 1978, 8:05 PM EDT Att: 3,648 - Unknown - 85 F livebaseballscorecards.com			
Bombo Rivera, R OBP: 0.374, SLG: 0.362 (1.9)	0-0 5-3		0-0 FC5-4 1B		0-0 1B		0-0 5-3			4	0	2	0	0	0	0				
Dan Ford, R OBP: 0.340, SLG: 0.431 (1.8)	0-3 K		0-0 F8		0-0 1-3 1B		0-3 K			4	0	1	0	0	2	2				
Jose Morales, R OBP: 0.359, SLG: 0.408 (1.10)		0-0 F8	0-0 FC5-4		0-0 F9			0-3 K		4	0	0	0	0	1	4				
Craig Kusick, R OBP: 0.317, SLG: 0.287 (1.3)		0-0 F9		0-3 K		0-0 F3		4-0 S BB		3	0	0	0	1	1	0				
Larry Wolfe, R OBP: 0.338, SLG: 0.340 (1.5)		4-0 FC5 BB BB		0-0 F3		4-0 BB BB		0-3 K		2	0	0	0	2	1	1				
Roy Smalley, S OBP: 0.364, SLG: 0.446 (1.6)		4-0 1-2 BB		0-0 1B		4-0 FC6-4 BB		0-0 L6		2	0	1	0	2	0	1				
Butch Wynegar, S OBP: 0.315, SLG: 0.329 (1.2)		0-0 FC5 2-3f		0-0 F9		0-0 F8			0-3 K	4	0	0	0	0	1	5				
Bob Randall, R OBP: 0.331, SLG: 0.337 (1.4)			0-0 F9		0-3 K		0-0 FC6-4		0-0 4-3	4	0	0	0	0	1	2				
Inning Stats	R: 0 E: 0 K: 1 S: 5	H: 0 LOB: 0 BB: 0 P: 5	R: 0 E: 0 K: 0 S: 3	H: 0 LOB: 2 BB: 2 P: 11	R: 0 E: 0 K: 1 S: 6	H: 1 LOB: 0 BB: 0 P: 6	R: 0 E: 0 K: 1 S: 7	H: 2 LOB: 2 BB: 0 P: 7	R: 0 E: 0 K: 0 S: 3	H: 0 LOB: 0 BB: 2 P: 11	R: 0 E: 0 K: 2 S: 7	H: 0 LOB: 0 BB: 0 P: 7	R: 0 E: 0 K: 2 S: 7	H: 0 LOB: 1 BB: 1 P: 11	R: 0 E: 0 K: 1 S: 5	H: 0 LOB: 0 BB: 0 P: 5		1B: 5 2B: 0 3B: 0 HR: 0	SF: 0 SAC: 0 DP: 0 HBP: 0	WP: 0 PB: 0 SB: 1 CS: 0
PITCHER Ken Kravec, L ERA: 3.91 (1.1)	IP: 9.0 WLS: W BF: 37	H: 5 R: 0 ER: 0 SO: 8	BB: 5 IBB: 0 HBP: 0 BLK: 0	WP: 0 HR: 0 S: 48 P: 68	ERA: 0.00 WHIP: 1.111															

Chicago White Sox @ Minnesota Twins
 Metropolitan Stadium, Bloomington, MI
 Wed Sep 06 1978, 8:05 PM EDT
 Att: 3,648 - Unknown - 85 F

AB 30
 R 1
 H 5
 RBI 1
 BB 3
 SO 4
 LOB 9



Chicago White Sox @ Minnesota Twins
 Metropolitan Stadium, Bloomington, MI
 Wed Sep 06 1978, 8:05 PM EDT
 Att: 3,648 - Unknown - 85 F

AB 32
 R 0
 H 5
 RBI 0
 BB 5
 SO 8
 LOB 15



Batter	1	2	3	4	5	6	7	8	9	AB	R	H	RBI	BB	SO	LOB	TOP					
Paul Moltzer, R OBP: 0.304, SLG: 0.372 (1,4)	L7		F7				B1-3		F8	4	0	0	0	1	0	3	Milwaukee Brewers @ Minnesota Twins Metropolitan Stadium, Bloomington, MI Fri Sep 08 1978, 8:05 PM EDT Alt. 9,262 - Unknown - 84 F					
Don Money, R OBP: 0.357, SLG: 0.441 (1,10)	6-3		K		4-3		F2		1-3	2	0	0	0	0	1	1						
Dave May, L OBP: 0.295, SLG: 0.325 (5,PH)										3	0	0	0	0	0	1						
Cecil Cooper, L OBP: 0.362, SLG: 0.479 (1,3)	3-1			HR				4-3		4	1	2	0	0	0	0						
Larry Hisle, R OBP: 0.364, SLG: 0.537 (1,8)		L3		HR	FC6-4			4-3		4	1	2	2	0	0	1						
Ben Oglivie, L OBP: 0.374, SLG: 0.499 (1,7)				HR						4	1	2	0	0	0	1						
Sixto Lezcano, R OBP: 0.295, SLG: 0.451 (1,9)										4	0	1	0	0	0	3						
Robin Yount, R OBP: 0.339, SLG: 0.439 (1,6)										4	0	1	1	0	0	4						
Sal Bando, R OBP: 0.377, SLG: 0.454 (1,5)			F8				F8			3	0	1	0	1	0	0						
Buck Martinez, R OBP: 0.254, SLG: 0.278 (1,2)			6-3		F3		L6		SH3-4	3	0	0	0	0	0	2						
Inning Stats	R: 0 E: 0 K: 0 S: 3	H: 0 LOB: 0 BB: 0 P: 3	R: 0 E: 1 K: 0 S: 4	H: 2 LOB: 1 BB: 0 P: 4	R: 0 E: 0 K: 1 S: 5	H: 0 LOB: 1 BB: 1 P: 9	R: 3 E: 1 K: 0 S: 7	H: 3 LOB: 2 BB: 1 P: 11	R: 0 E: 0 K: 0 S: 4	H: 1 LOB: 1 BB: 0 P: 4	R: 0 E: 0 K: 0 S: 3	H: 0 LOB: 0 BB: 0 P: 3	R: 0 E: 0 K: 0 S: 3	H: 0 LOB: 0 BB: 0 P: 3	R: 0 E: 0 K: 0 S: 5	H: 2 LOB: 2 BB: 0 P: 5	R: 0 E: 0 K: 0 S: 4	H: 1 LOB: 1 BB: 0 P: 4	1B: 5 2B: 3 3B: 0 HR: 1	SF: 0 SAC: 1 DP: 1 HBP: 0	WP: 0 PB: 0 SB: 1 CS: 0	PA: 38
PITCHER Gary Serum, R ERA: 3.89 (1,1)	IP: 9.0 WLS: L BF: 38	H: 9 R: 3 ER: 2 SO: 1	BB: 1 IBB: 1 HBP: 0 BLK: 0	WP: 0 HR: 1 S: 38 P: 46	ERA: 2.00 WHIP: 1.111																	

Batter	1	2	3	4	5	6	7	8	9	AB	R	H	RBI	BB	SO	LOB	BOTTOM			
Hosken Powell, L OBP: 0.312, SLG: 0.329 (1,9)	F8		G2-5-3			4-3			K	4	0	0	0	0	1	2	Milwaukee Brewers @ Minnesota Twins Metropolitan Stadium, Bloomington, MI Fri Sep 08 1978, 8:05 PM EDT Alt. 9,262 - Unknown - 84 F			
Mike Cabbage, L OBP: 0.347, SLG: 0.406 (1,5)			3-1						4-3	3	0	1	0	1	0	1				
Rod Carew, L OBP: 0.411, SLG: 0.446 (1,3)										4	0	0	0	0	0	2				
Roy Smalley, S OBP: 0.364, SLG: 0.445 (1,6)									1-4-3	3	0	1	0	0	0	1				
Glenn Adams, L OBP: 0.293, SLG: 0.388 (1,10)										3	0	0	0	0	0	1				
Dan Ford, R OBP: 0.338, SLG: 0.428 (1,8)										3	0	0	0	0	0	0				
Butch Wynegar, S OBP: 0.315, SLG: 0.328 (1,2)										2	0	0	0	0	0	0				
Willie Norwood, R OBP: 0.303, SLG: 0.380 (1,7)										3	0	0	0	0	1	1				
Rob Wilfong, L OBP: 0.342, SLG: 0.313 (1,4)										3	0	1	0	0	0	1				
Inning Stats	R: 0 E: 0 K: 0 S: 3	H: 0 LOB: 1 BB: 1 P: 7	R: 0 E: 0 K: 0 S: 3	H: 0 LOB: 0 BB: 0 P: 3	R: 0 E: 1 K: 0 S: 4	H: 1 LOB: 1 BB: 0 P: 4	R: 0 E: 0 K: 0 S: 3	H: 1 LOB: 0 BB: 0 P: 3	R: 0 E: 0 K: 0 S: 3	H: 0 LOB: 0 BB: 0 P: 3	R: 0 E: 0 K: 1 S: 5	H: 0 LOB: 0 BB: 0 P: 5	R: 0 E: 0 K: 1 S: 5	H: 0 LOB: 0 BB: 0 P: 5	R: 0 E: 0 K: 1 S: 5	H: 0 LOB: 0 BB: 0 P: 5		1B: 3 2B: 0 3B: 0 HR: 0	SF: 0 SAC: 0 DP: 3 HBP: 1	WP: 0 PB: 0 SB: 0 CS: 0
PITCHER Andy Replogle, R ERA: 3.69 (1,1)	IP: 9.0 WLS: W BF: 30	H: 3 R: 0 ER: 0 SO: 2	BB: 1 IBB: 0 HBP: 1 BLK: 0	WP: 0 HR: 0 S: 32 P: 37	ERA: 0.00 WHIP: 0.444															

Batter	1	2	3	4	5	6	7	8	9	AB	R	H	RBI	BB	SO	LOB	TOP			
Paul Moltis, R OBP: 0.304, SLG: 0.376 (1, 4)	5-3		F8				6-3			4	0	1	2	0	0	1	Milwaukee Brewers @ Minnesota Twins Metropolitan Stadium, Bloomington, MI Sat Sep 09 1978, 4:33 AM EDT Att: 10,639 - Unknown - 88 F			
Don Money, R OBP: 0.354, SLG: 0.437 (1, 5)	L7		G6-4-3			F5		F7		4	0	0	0	0	0	2				
Cecil Cooper, L OBP: 0.358, SLG: 0.474 (1, 3)	F7			F8		P3		4-3		4	0	0	0	0	0	0				
Larry Hisle, R OBP: 0.365, SLG: 0.535 (1, 7)				P4				F9		2	0	0	0	1	0	0				
Ben Oglivie, L OBP: 0.371, SLG: 0.494 (1, 10)	5-3			K		FC4-6 CS 1B		6-3		4	1	0	0	0	1	2				
Sixto Lezcano, R OBP: 0.372, SLG: 0.455 (1, 9)										3	1	3	1	1	0	0				
Robin Yount, R OBP: 0.336, SLG: 0.435 (1, 6)										4	0	0	0	0	0	5				
Gorman Thomas, R OBP: 0.352, SLG: 0.530 (1, 8)	5-3			K				FC5-4 1B		4	0	0	0	0	1	4				
Charlie Moore, R OBP: 0.308, SLG: 0.370 (1, 2)			G6-4-3 BB					F7		2	1	1	0	1	0	0				
Inning Stats	R: 0 E: 0 K: 0 S: 3	H: 0 LOB: 0 BB: 0 P: 3	R: 0 E: 0 K: 0 S: 3	H: 0 LOB: 2 BB: 2 P: 11	R: 0 E: 0 K: 0 S: 2	H: 0 LOB: 0 BB: 1 P: 6	R: 0 E: 0 K: 1 S: 5	H: 0 LOB: 0 BB: 0 P: 5	R: 2 E: 0 K: 1 S: 8	H: 3 LOB: 1 BB: 0 P: 8	R: 1 E: 0 K: 0 S: 4	H: 1 LOB: 1 BB: 0 P: 5	R: 0 E: 0 K: 0 S: 3	H: 0 LOB: 0 BB: 0 P: 3	R: 0 E: 0 K: 0 S: 4	H: 1 LOB: 1 BB: 0 P: 4	1B: 4 2B: 0 3B: 1 HR: 0	SF: 0 SAC: 0 DP: 1 HBP: 1	WP: 0 PB: 0 SB: 0 CS: 1	PA: 35
PITCHER Rogier Erickson, R ERA: 4.12 (1, 1)	IP: 9.0 WLS: L BF: 35 H: 5 R: 3 ER: 2 SO: 2 BB: 3 IBB: 0 HBP: 1 BLK: 0 WP: 0 HR: 0 S: 35 P: 48 ERA: 2.00 WHIP: 0.889																			

Batter	1	2	3	4	5	6	7	8	9	AB	R	H	RBI	BB	SO	LOB	BOTTOM			
Willie Norwood, R OBP: 0.303, SLG: 0.377 (1, 7)	B1			K				G5-4-3		3	0	0	0	1	1	1	Milwaukee Brewers @ Minnesota Twins Metropolitan Stadium, Bloomington, MI Sat Sep 09 1978, 4:33 AM EDT Att: 10,639 - Unknown - 88 F			
Bombo Rivera, R OBP: 0.368, SLG: 0.356 (1, 9)	1-3			4-3		FC3-6 BB		F9		4	0	0	0	0	0	1				
Rod Carew, L OBP: 0.412, SLG: 0.446 (1, 3)	K									3	0	1	0	1	1	0				
Dan Ford, R OBP: 0.336, SLG: 0.425 (1, 8)				1-3						4	0	0	0	0	0	3				
Jose Morales, R OBP: 0.353, SLG: 0.401 (1, 10)				6-3				6-3		4	0	0	0	0	0	0				
Roy Smalley, S OBP: 0.385, SLG: 0.447 (1, 6)				5-3						2	0	1	0	1	0	0				
Larry Wolfe, R OBP: 0.338, SLG: 0.340 (1, 5)										3	0	1	0	0	0	1				
Butch Wynegar, S OBP: 0.313, SLG: 0.325 (1, 2)				K						3	0	0	0	0	1	3				
Bob Randall, R OBP: 0.331, SLG: 0.337 (1, 4)				K						3	0	1	0	0	1	2				
Inning Stats	R: 0 E: 0 K: 1 S: 5	H: 0 LOB: 0 BB: 0 P: 5	R: 0 E: 0 K: 2 S: 7	H: 0 LOB: 0 BB: 0 P: 7	R: 0 E: 0 K: 1 S: 5	H: 0 LOB: 1 BB: 1 P: 9	R: 0 E: 0 K: 0 S: 4	H: 1 LOB: 2 BB: 1 P: 8	R: 0 E: 0 K: 0 S: 3	H: 1 LOB: 1 BB: 1 P: 7	R: 0 E: 0 K: 0 S: 4	H: 1 LOB: 1 BB: 0 P: 4	R: 0 E: 0 K: 0 S: 3	H: 1 LOB: 0 BB: 0 P: 3	R: 0 E: 0 K: 0 S: 3	H: 0 LOB: 0 BB: 0 P: 3	1B: 3 2B: 1 3B: 0 HR: 0	SF: 0 SAC: 0 DP: 2 HBP: 0	WP: 0 PB: 0 SB: 0 CS: 0	PA: 32
PITCHER Mike Caldwell, L ERA: 2.35 (1, 1)	IP: 9.0 WLS: W BF: 32 H: 4 R: 0 ER: 0 SO: 4 BB: 3 IBB: 0 HBP: 0 BLK: 0 WP: 0 HR: 0 S: 37 P: 49 ERA: 0.00 WHIP: 0.778																			

AB 31
R 3
H 5
RBI 3
BB 3
SO 2
LOB 14



AB 29
R 0
H 4
RBI 0
BB 3
SO 4
LOB 11



Batter	1	2	3	4	5	6	7	8	9	AB	R	H	RBI	BB	SO	LOB	TOP					
Paul Mollitor, R OBP: 0.391, SLG: 0.372 (1, 6)										5	0	0	0	0	2	3						
Don Money, R OBP: 0.353, SLG: 0.438 (1, 4)										4	0	1	0	0	1	0						
Cecil Cooper, L OBP: 0.357, SLG: 0.474 (1, 3)										4	1	1	0	0	0	1						
Larry Hisle, R OBP: 0.366, SLG: 0.533 (1, 7)										3	0	1	1	1	1	1						
Ben Oglivie, L OBP: 0.370, SLG: 0.491 (1, 9)										4	0	1	0	0	0	2						
Sixto Lezcano, R OBP: 0.371, SLG: 0.453 (1, 10)										4	0	1	0	0	2	3						
Sal Bando, R OBP: 0.376, SLG: 0.452 (1, 5)										4	0	1	0	0	0	2						
Gorman Thomas, R OBP: 0.351, SLG: 0.526 (1, 8)										3	0	0	0	1	1	3						
Buck Martinez, R OBP: 0.256, SLG: 0.280 (1, 2)										2	0	1	0	0	0	0						
Tony Muser, L OBP: 0.209, SLG: 0.222 (7, PH)										1	0	0	0	0	0	0						
Charlie Moore, R OBP: 0.310, SLG: 0.373 (7, 2)										1	0	1	0	0	0	0						
Inning Stats	R: 1 E: 0 K: 0 S: 5	H: 2 LOB: 1 BB: 0 P: 5	R: 0 E: 0 K: 1 S: 6	H: 1 LOB: 2 BB: 1 P: 10	R: 0 E: 0 K: 1 S: 7	H: 2 LOB: 0 BB: 0 P: 7	R: 0 E: 0 K: 1 S: 5	H: 1 LOB: 0 BB: 0 P: 5	R: 0 E: 0 K: 1 S: 5	H: 0 LOB: 0 BB: 0 P: 5	R: 0 E: 0 K: 1 S: 7	H: 1 LOB: 2 BB: 0 P: 7	R: 0 E: 0 K: 1 S: 5	H: 0 LOB: 0 BB: 0 P: 5	R: 0 E: 0 K: 0 S: 3	H: 0 LOB: 1 BB: 1 P: 7	R: 0 E: 0 K: 1 S: 6	H: 1 LOB: 1 BB: 0 P: 6	1B: 6 2B: 3 3B: 0 HR: 0	SF: 0 SAC: 0 DP: 1 HBP: 0	WP: 0 PB: 0 SB: 0 CS: 1	PA: 37
PITCHER Dave Goltz, R ERA: 2.45 (1, 1)	IP: 9.0 WLS: W BF: 37 H: 8 R: 1 ER: 1 SO: 7 BB: 2 IBB: 0 HBP: 0 BLK: 0 WP: 0 HR: 0 S: 49 P: 57 ERA: 1.00 WHIP: 1.111															PITCHER						

Milwaukee Brewers @ Minnesota Twins
Metropolitan Stadium, Bloomington, MI
Sun Sep 10 1978, 4:33 AM EDT
Att: 10,512 - Unknown - 89 F

AB	35
R	1
H	8
RBI	1
BB	2
SO	7
LOB	15



Batter	1	2	3	4	5	6	7	8	9	AB	R	H	RBI	BB	SO	LOB	BOTTOM			
Willie Norwood, R OBP: 0.302, SLG: 0.376 (1, 7)										4	0	1	1	0	0	0				
Rod Carew, L OBP: 0.408, SLG: 0.442 (1, 3)										4	0	0	0	0	2	2				
Dan Ford, R OBP: 0.334, SLG: 0.423 (1, 8)										3	0	0	0	0	0	0				
Jose Morales, R OBP: 0.353, SLG: 0.397 (1, 10)										2	0	0	0	1	0	0				
Roy Smalley, S OBP: 0.365, SLG: 0.445 (1, 6)										2	0	0	0	1	0	1				
Larry Wolfe, R OBP: 0.333, SLG: 0.335 (1, 5)										3	0	0	0	0	1	2				
Bombo Rivera, R OBP: 0.368, SLG: 0.353 (1, 9)										2	1	0	0	1	2	0				
Bob Randall, R OBP: 0.332, SLG: 0.338 (1, 4)										2	1	1	0	0	0	0				
Glenn Borgmann, R OBP: 0.319, SLG: 0.363 (1, 2)										3	1	2	2	0	0	0				
Inning Stats	R: 0 E: 0 K: 0 S: 3	H: 0 LOB: 0 BB: 0 P: 3	R: 0 E: 0 K: 0 S: 2	H: 0 LOB: 0 BB: 1 P: 6	R: 2 E: 0 K: 2 S: 9	H: 2 LOB: 0 BB: 0 P: 9	R: 0 E: 0 K: 0 S: 3	H: 0 LOB: 1 BB: 1 P: 7	R: 0 E: 0 K: 1 S: 5	H: 0 LOB: 0 BB: 0 P: 5	R: 0 E: 0 K: 1 S: 5	H: 0 LOB: 0 BB: 0 P: 5	R: 0 E: 0 K: 1 S: 5	H: 0 LOB: 0 BB: 0 P: 5	R: 1 E: 0 K: 0 S: 4	H: 2 LOB: 1 BB: 1 P: 8	1B: 3 2B: 0 3B: 0 HR: 1	SF: 0 SAC: 1 DP: 2 HBP: 0	WP: 0 PB: 0 SB: 1 CS: 0	PA: 29
PITCHER Bill Travers, L ERA: 4.41 (1, 1)	IP: 8.0 WLS: L BF: 29 H: 4 R: 3 ER: 3 SO: 5 BB: 3 IBB: 0 HBP: 0 BLK: 0 WP: 0 HR: 1 S: 36 P: 48 ERA: 3.38 WHIP: 0.875															PITCHER				

Milwaukee Brewers @ Minnesota Twins
Metropolitan Stadium, Bloomington, MI
Sun Sep 10 1978, 4:33 AM EDT
Att: 10,512 - Unknown - 89 F

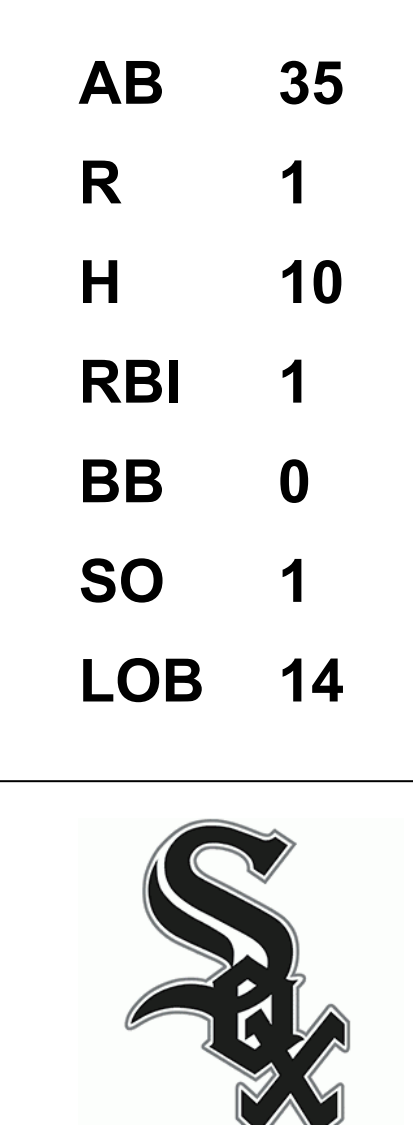
AB	25
R	3
H	4
RBI	3
BB	3
SO	5
LOB	5



Batter	1	2	3	4	5	6	7	8	9	AB	R	H	RBI	BB	SO	LOB	TOP					
Roy Smalley, S (1,6) OBP: 0.364, SLG: 0.450	F9		F2		HR		5-3			4	1	1	2	0	0	1	Minnesota Twins @ Chicago White Sox Comiskey Park, Chicago, IL Mon Sep 11 1978, 8:05 PM EDT Att: 7,342 - Cloudy - 85 F					
Bombo Rivera, R (1,7) OBP: 0.366, SLG: 0.360	F4		3B		6-3		6-3			4	0	1	1	0	0	0						
Dan Ford, R (1,9) OBP: 0.333, SLG: 0.421	6-3		F9		1B			6-3		4	0	1	0	0	0	1						
Craig Kusick, R (1,3) OBP: 0.320, SLG: 0.287										3	0	1	0	1	1	1						
Rob Wilfong, L (8, PR) OBP: 0.342, SLG: 0.313										0	0	0	0	0	0	0						
Rod Carew, L (8,3) OBP: 0.409, SLG: 0.442										0	0	0	0	0	0	0						
Willie Norwood, R (1,10) OBP: 0.300, SLG: 0.373										3	0	0	0	0	1	1						
Dave Edwards, R (1,8) OBP: 0.250, SLG: 0.500										4	0	1	0	0	2	1						
Larry Wolfe, R (1,5) OBP: 0.332, SLG: 0.330										3	0	0	0	1	0	2						
Bob Randall, R (1,4) OBP: 0.331, SLG: 0.337										4	0	1	0	0	0	1						
Glenn Borgmann, R (1,2) OBP: 0.325, SLG: 0.377										4	2	2	0	0	1	1						
Inning Stats	R: 0 E: 0 K: 0 S: 3	H: 0 LOB: 0 BB: 0 P: 3	R: 0 E: 0 K: 0 S: 4	H: 1 LOB: 1 BB: 0 P: 4	R: 1 E: 0 K: 0 S: 5	H: 2 LOB: 1 BB: 0 P: 5	R: 0 E: 0 K: 1 S: 6	H: 1 LOB: 1 BB: 0 P: 6	R: 2 E: 0 K: 0 S: 6	H: 3 LOB: 1 BB: 0 P: 6	R: 0 E: 0 K: 2 S: 7	H: 0 LOB: 0 BB: 1 P: 11	R: 0 E: 0 K: 0 S: 3	H: 0 LOB: 0 BB: 0 P: 3	R: 0 E: 0 K: 2 S: 2	H: 0 LOB: 1 BB: 1 P: 6	R: 0 E: 0 K: 2 S: 8	H: 1 LOB: 1 BB: 0 P: 8	1B: 4 2B: 2 3B: 1 HR: 1	SF: 0 SAC: 1 DP: 0 HBP: 0	WP: 1 PB: 0 CS: 1	PA: 36
PITCHER Ken Kravec, L (1,1) ERA: 3.86	IP: 9.0 WLS: L BF: 36 H: 8 R: 3 ER: 3 SO: 5 BB: 2 IBB: 0 HBP: 0 BLK: 0 WP: 1 HR: 1 S: 44 P: 52 ERA: 3.00 WHIP: 1.111															PITCHER	IP: 9.0 WLS: L BF: 36 H: 8 R: 3 ER: 3 SO: 5 BB: 2 IBB: 0 HBP: 0 BLK: 0 WP: 1 HR: 1 S: 44 P: 52 ERA: 3.00 WHIP: 1.111					

Batter	1	2	3	4	5	6	7	8	9	AB	R	H	RBI	BB	SO	LOB	BOTTOM					
Claudell Washington, L (1,9) OBP: 0.272, SLG: 0.362	4-3		3-1		F8		1-3			4	0	0	0	0	0	3	Minnesota Twins @ Chicago White Sox Comiskey Park, Chicago, IL Mon Sep 11 1978, 8:05 PM EDT Att: 7,342 - Cloudy - 85 F					
Harry Chappas, S (1,6) OBP: 0.250, SLG: 0.267	F9		6-3					B5-3		4	0	1	0	0	0	1						
Rusty Torres, S (1,8) OBP: 0.350, SLG: 0.647										4	0	0	0	0	1	1						
Lamar Johnson, R (1,3) OBP: 0.333, SLG: 0.386										4	0	2	0	0	0	1						
Wayne Nordhagen, R (1,10) OBP: 0.299, SLG: 0.430										4	0	1	0	0	0	2						
Mike Colbern, R (1,2) OBP: 0.287, SLG: 0.339										3	1	2	1	0	0	2						
Marv Foley, L (9, PH)										1	0	0	0	0	0	0						
Kevin Bell, R (1,5) OBP: 0.242, SLG: 0.293										2	0	1	0	0	0	1						
Mike Squires, L (7, PH) OBP: 0.356, SLG: 0.362										1	0	1	0	0	0	0						
Eric Soderholm, R (8,5) OBP: 0.305, SLG: 0.418										1	0	0	0	0	0	0						
Don Kessinger, S (1,4) OBP: 0.316, SLG: 0.314										2	0	0	0	0	0	1						
Ron Blomberg, L (7, PH) OBP: 0.288, SLG: 0.361										1	0	0	0	0	0	1						
Mike Eden, S (8,4) OBP: 0.286, SLG: 0.118										1	0	0	0	0	0	0						
Thad Bosley, L (1,7) OBP: 0.301, SLG: 0.316										3	0	2	0	0	0	1						
Inning Stats	R: 0 E: 0 K: 1 S: 5	H: 0 LOB: 0 BB: 0 P: 5	R: 0 E: 0 K: 0 S: 4	H: 1 LOB: 1 BB: 0 P: 4	R: 0 E: 0 K: 0 S: 4	H: 1 LOB: 1 BB: 0 P: 4	R: 0 E: 0 K: 0 S: 3	H: 1 LOB: 0 BB: 0 P: 3	R: 1 E: 0 K: 0 S: 5	H: 3 LOB: 1 BB: 0 P: 5	R: 0 E: 1 K: 0 S: 5	H: 2 LOB: 2 BB: 0 P: 5	R: 0 E: 0 K: 0 S: 4	H: 1 LOB: 1 BB: 0 P: 4	R: 0 E: 0 K: 0 S: 4	H: 1 LOB: 0 BB: 0 P: 4	R: 0 E: 0 K: 0 S: 3	H: 0 LOB: 0 BB: 0 P: 3	1B: 9 2B: 0 3B: 0 HR: 1	SF: 0 SAC: 0 DP: 1 HBP: 0	WP: 0 PB: 0 SB: 0 CS: 0	PA: 35
PITCHER Geoff Zahn, L (1,1) ERA: 3.15	IP: 6.0 WLS: W BF: 24 H: 8 R: 1 ER: 1 SO: 1 BB: 0 IBB: 0 HBP: 0 BLK: 0 WP: 0 HR: 1 S: 26 P: 26 ERA: 1.50 WHIP: 1.333															PITCHER	IP: 6.0 WLS: W BF: 24 H: 8 R: 1 ER: 1 SO: 1 BB: 0 IBB: 0 HBP: 0 BLK: 0 WP: 0 HR: 1 S: 26 P: 26 ERA: 1.50 WHIP: 1.333					
Mike Marshall, R (7,1) ERA: 2.42	IP: 3.0 WLS: S BF: 11 H: 2 R: 0 ER: 0 SO: 0 BB: 0 IBB: 0 HBP: 0 BLK: 0 WP: 0 HR: 0 S: 11 P: 11 ERA: 0.00 WHIP: 0.667															PITCHER	IP: 3.0 WLS: S BF: 11 H: 2 R: 0 ER: 0 SO: 0 BB: 0 IBB: 0 HBP: 0 BLK: 0 WP: 0 HR: 0 S: 11 P: 11 ERA: 0.00 WHIP: 0.667					

AB	33
R	3
H	8
RBI	3
BB	2
SO	5
LOB	9



Batter	1	2	3	4	5	6	7	8	9	AB	R	H	RBI	BB	SO	LOB	TOP								
Bob Randall, R OBP: 0.335, SLG: 0.337 (1, 4)										3	0	1	0	2	0	1									
Rod Carew, L OBP: 0.408, SLG: 0.441 (1, 3)										4	0	1	0	0	0	5									
Dan Ford, R OBP: 0.332, SLG: 0.419 (1, 9)										5	0	1	0	0	1	2									
Jose Morales, R OBP: 0.354, SLG: 0.392 (1, 10)										3	0	0	0	2	1	2									
Roy Smalley, S OBP: 0.365, SLG: 0.448 (1, 6)										4	0	1	0	1	0	4									
Bombo Rivera, R OBP: 0.361, SLG: 0.353 (1, 7)										4	0	0	0	0	0	4									
Dave Edwards, R OBP: 0.500, SLG: 0.500 (1, 8)										2	1	1	0	2	0	2									
Larry Wolfe, R OBP: 0.336, SLG: 0.335 (1, 5)										3	0	2	1	0	0	0									
Glenn Borgmann, R OBP: 0.315, SLG: 0.364 (1, 2)										4	0	0	0	0	0	4									
Inning Stats	R: 0 E: 0 K: 0 S: 3	H: 1 LOB: 2 BB: 2 P: 11	R: 1 E: 0 K: 0 S: 5	H: 2 LOB: 1 BB: 0 P: 5	R: 0 E: 0 K: 0 S: 4	H: 1 LOB: 2 BB: 1 P: 8	R: 0 E: 0 K: 0 S: 3	H: 0 LOB: 0 BB: 0 P: 11	R: 0 E: 0 K: 0 S: 7	H: 0 LOB: 0 BB: 0 P: 7	R: 0 E: 0 K: 0 S: 5	H: 2 LOB: 3 BB: 1 P: 9	R: 0 E: 0 K: 0 S: 4	H: 1 LOB: 2 BB: 1 P: 8	R: 0 E: 0 K: 0 S: 3	H: 0 LOB: 0 BB: 0 P: 3	R: 0 E: 1 K: 0 S: 4	H: 0 LOB: 1 BB: 0 P: 4	1B: 7 2B: 0 3B: 0 HR: 0	SF: 0 SAC: 2 DP: 1 HBP: 0	WP: 0 PB: 0 SB: 2 CS: 0	PA: 41			
PITCHER Rich Hinton, L ERA: 3.53 (1, 1)	IP: 9.0 WLS: W BF: 41	H: 7 R: 1 ER: 1 SO: 2	BB: 7 IBB: 0 HBP: 0 BLK: 0	WP: 0 HR: 0 S: 38 P: 66	ERA: 1.00 WHIP: 1.556																				

Minnesota Twins @ Chicago White Sox
Comiskey Park, Chicago, IL
Tue Sep 12 1978, 8:05 PM EDT
Att: 6,279 - Cloudy - 73 F

AB	32
R	1
H	7
RBI	1
BB	7
SO	2
LOB	24



Batter	1	2	3	4	5	6	7	8	9	AB	R	H	RBI	BB	SO	LOB	BOTTOM								
Harry Chappas, S OBP: 0.300, SLG: 0.316 (1, 6)										4	1	2	0	0	1	1									
Claudell Washington, L OBP: 0.275, SLG: 0.360 (1, 9)										4	2	2	1	0	0	1									
Chet Lemon, R OBP: 0.368, SLG: 0.492 (1, 8)										4	1	1	0	0	0	4									
Lamar Johnson, R OBP: 0.334, SLG: 0.387 (1, 10)										4	0	2	4	0	1	2									
Eric Soderholm, R OBP: 0.305, SLG: 0.416 (1, 5)										4	0	1	0	0	1	2									
Kevin Bell, R OBP: 0.242, SLG: 0.293 (9, 5)										0	0	0	0	0	0	0									
Mike Squires, L OBP: 0.344, SLG: 0.349 (1, 3)										4	0	0	0	0	1	0									
Mike Colbern, R OBP: 0.266, SLG: 0.336 (1, 2)										4	1	1	0	0	1	0									
Thad Bosley, L OBP: 0.303, SLG: 0.314 (1, 7)										1	0	0	0	1	0	0									
Joe Gates, L OBP: 0.667, SLG: 0.500 (1, 4)										2	1	1	1	0	0	1									
Inning Stats	R: 2 E: 0 K: 1 S: 7	H: 3 LOB: 1 BB: 0 P: 7	R: 0 E: 0 K: 1 S: 5	H: 0 LOB: 1 BB: 1 P: 9	R: 0 E: 0 K: 0 S: 3	H: 0 LOB: 0 BB: 0 P: 3	R: 0 E: 0 K: 1 S: 5	H: 1 LOB: 0 BB: 0 P: 5	R: 4 E: 0 K: 0 S: 8	H: 5 LOB: 1 BB: 0 P: 8	R: 0 E: 0 K: 0 S: 3	H: 0 LOB: 0 BB: 0 P: 3	R: 0 E: 0 K: 1 S: 6	H: 1 LOB: 2 BB: 0 P: 7	R: 0 E: 0 K: 1 S: 5	H: 0 LOB: 0 BB: 0 P: 5	1B: 8 2B: 3 3B: 0 HR: 0	SF: 0 SAC: 1 DP: 1 HBP: 1	WP: 0 PB: 0 SB: 1 CS: 1	PA: 34					
PITCHER Gary Serun, R ERA: 4.15 (1, 1)	IP: 4.2 WLS: L BF: 22	H: 9 R: 6 ER: 6 SO: 3	BB: 1 IBB: 0 HBP: 0 BLK: 0	WP: 0 HR: 0 S: 27 P: 31	ERA: 11.57 WHIP: 2.143																				
Stan Perzanowski, R ERA: 5.26 (5, 1)	2.1	9	1	0	0	1	0	0	0	10	11	0.00	0.429												
Darrell Jackson, L ERA: 4.59 (8, 1)	0.2	2	0	0	0	1	0	0	0	4	4	0.00	0.000												
Tom Johnson, R ERA: 5.12 (8, 1)	0.1	1	0	0	0	0	0	0	0	1	1	0.00	0.000												

Minnesota Twins @ Chicago White Sox
Comiskey Park, Chicago, IL
Tue Sep 12 1978, 8:05 PM EDT
Att: 6,279 - Cloudy - 73 F

AB	31
R	6
H	10
RBI	6
BB	1
SO	5
LOB	11



Batter	1	2	3	4	5	6	7	8	9	AB	R	H	RBI	BB	SO	LOB	TOP			
Bob Randall, R OBP: 0.332, SLG: 0.331 (1, 4)	G3	1B 2B HBP	K	4-3		6-3		F8		5	1	0	0	0	1	3	Minnesota Twins @ Milwaukee Brewers Milwaukee County Stadium, Milwaukee, WI Fri Sep 15 1978, 8:05 PM EDT Att: 12,496 - Unknown - 72 F			
Rod Carow, L OBP: 0.409, SLG: 0.441 (1, 3)	5-3	2B 1B	F7		1B 1B	F8		FC4-6 1B		6	2	3	0	0	0	1				
Dan Ford, R OBP: 0.337, SLG: 0.428 (1, 9) (2, 8)	1B	1B 2B			1B 1B			FC4-6		5	3	4	1	1	0	1				
Jose Morales, R OBP: 0.357, SLG: 0.395 Glenn Adams, L OBP: 0.294, SLG: 0.389 Craig Kusick, R OBP: 0.316, SLG: 0.283 (1, 10) (2, PH) (5, PH)	1B 1B	1B 2B 1B	4-3		5-3	F7			K	1	1	1	1	0	0	0				
Roy Smalley, S OBP: 0.367, SLG: 0.448 (1, 6)	1B 1B	2B FC5-2 1B		K	BB 1B IBB			FC4-6 BB		4	1	2	1	2	1	0				
Bombo Rivera, R OBP: 0.363, SLG: 0.356 Hosken Powell, L OBP: 0.316, SLG: 0.339 (1, 7) (2, PH) (2, 9)	1B	1B 2B		1B 2B	1B	BB 1B		FC4-6 FC5-4		1	0	1	1	0	0	0				
Dave Edwards, R OBP: 0.429, SLG: 0.500 (1, 8) (2, 7)	1B	FC5-2		F9	K			FC5-4		6	0	2	1	0	1	6				
Larry Wolfe, R OBP: 0.337, SLG: 0.333 (1, 5)	F8	F7		BB 1B	1-2 2-3 BB			K		4	0	1	1	1	1	5				
Glenn Borgmann, R OBP: 0.318, SLG: 0.354 (1, 2)		P5		BB	BB			F2		3	0	0	0	2	0	3				
Inning Stats	R: 3 E: 0 K: 0 S: 8	H: 5 LOB: 2 BB: 0 P: 8	R: 4 E: 0 K: 0 S: 8	H: 5 LOB: 2 BB: 0 P: 9	R: 0 E: 0 K: 1 S: 6	H: 1 LOB: 2 BB: 1 P: 10	R: 1 E: 0 K: 1 S: 7	H: 2 LOB: 2 BB: 1 P: 11	R: 2 E: 0 K: 0 S: 8	H: 3 LOB: 3 BB: 2 P: 16	R: 0 E: 0 K: 1 S: 6	H: 1 LOB: 1 BB: 0 P: 6	R: 0 E: 0 K: 0 S: 4	H: 1 LOB: 1 BB: 0 P: 4	R: 0 E: 0 K: 1 S: 5	H: 0 LOB: 1 BB: 1 P: 9		1B: 12 2B: 6 3B: 0 HR: 0	SF: 0 SAC: 0 DP: 0 HBP: 1	WP: 0 PB: 0 SB: 0 CS: 0
PITCHER	IP	WLS	BF	H	R	ER	SO	BB	IBB	HBP	BLK	WP	HR	S	P	ERA	WHIP			
Bill Travers, L ERA: 4.67 (1, 1)	1.1	L	11	6	5	5	0	0	0	1	0	0	0	10	11	33.75	4.500			
Randy Stein, R ERA: 5.33 (2, 1)	0.0		3	3	1	1	0	0	0	0	0	0	0	3	3	∞	∞			
Willie Mueller, R ERA: 6.39 (2, 1)	2.2		16	6	4	4	2	2	0	0	0	0	0	18	26	13.50	3.000			
Bob McClure, L ERA: 3.92 (5, 1)	3.0		14	2	0	0	2	2	1	0	0	0	0	15	27	0.00	1.333			
Mark Bomback, R ERA: 16.2 (8, 1)	1.0		4	1	0	0	0	0	0	0	0	0	0	4	4	0.00	1.000			
PITCHER	IP	WLS	BF	H	R	ER	SO	BB	IBB	HBP	BLK	WP	HR	S	P	ERA	WHIP			
Jerry Augustine, L ERA: 4.62 (9, 1)	1.0		4	0	0	0	1	1	0	0	0	0	0	5	9	0.00	1.000			

Batter	1	2	3	4	5	6	7	8	9	AB	R	H	RBI	BB	SO	LOB	BOTTOM			
Robin Yount, R OBP: 0.335, SLG: 0.443 (1, 6)	F8		F8		F5		SF8			3	0	0	1	0	0	0	Minnesota Twins @ Milwaukee Brewers Milwaukee County Stadium, Milwaukee, WI Fri Sep 15 1978, 8:05 PM EDT Att: 12,496 - Unknown - 72 F			
Don Money, R OBP: 0.357, SLG: 0.443 Paul Moltor, R OBP: 0.299, SLG: 0.367 (1, 4) (6, 4)	1B 3B		4-3			4-3	P4			2	1	1	0	0	0	0				
Cecil Cooper, L OBP: 0.358, SLG: 0.478 Tony Muser, L OBP: 0.194, SLG: 0.214 (1, 3) (7, 3)	F8-4 1B		HR			F7		3-1		3	1	2	2	0	0	0				
Larry Hisle, R OBP: 0.361, SLG: 0.529 (1, 10)	F8-4		P4			1B		1B		4	0	2	0	0	0	1				
Ben Oglivie, L OBP: 0.368, SLG: 0.493 (1, 7)		6-3			F7		F8	F7		4	0	0	0	0	0	2				
Sixto Lezcano, R OBP: 0.373, SLG: 0.453 Jim Wohlford, R OBP: 0.324, SLG: 0.419 (1, 9) (8, 9)					6-3		BB 1B SF8 1B	F8		3	1	2	0	0	0	0				
Sal Bando, R OBP: 0.376, SLG: 0.454 Jim Gantner, L OBP: 0.263, SLG: 0.250 (1, 5) (6, 5)		F9			F9		K	3-1		2	0	0	0	0	1	1				
Gorman Thomas, R OBP: 0.352, SLG: 0.521 (1, 8)					6-3		BB 1B	F7		3	0	1	0	1	0	0				
Buck Martinez, R OBP: 0.250, SLG: 0.272 Jeff Yurak, S Larry Haney, R (1, 2) (7, PH) (8, 2)		K			F8		1-2 2-3 BB	6-3		2	0	0	0	0	1	2				
Inning Stats	R: 1 E: 0 K: 0 S: 4	H: 2 LOB: 0 BB: 0 P: 4	R: 0 E: 0 K: 1 S: 6	H: 1 LOB: 2 BB: 1 P: 10	R: 1 E: 0 K: 0 S: 4	H: 1 LOB: 0 BB: 0 P: 4	R: 0 E: 0 K: 0 S: 3	H: 0 LOB: 0 BB: 0 P: 3	R: 0 E: 0 K: 0 S: 4	H: 1 LOB: 1 BB: 0 P: 4	R: 1 E: 0 K: 1 S: 7	H: 2 LOB: 2 BB: 1 P: 11	R: 0 E: 0 K: 0 S: 4	H: 1 LOB: 1 BB: 0 P: 4	R: 0 E: 0 K: 0 S: 3	H: 0 LOB: 0 BB: 0 P: 3		1B: 6 2B: 1 3B: 1 HR: 1	SF: 1 SAC: 0 DP: 1 HBP: 0	WP: 0 PB: 0 SB: 0 CS: 0
PITCHER	IP	WLS	BF	H	R	ER	SO	BB	IBB	HBP	BLK	WP	HR	S	P	ERA	WHIP			
Roger Erickson, R ERA: 4.07 (1, 1)	9.0	W	36	8	3	3	2	2	0	0	0	0	1	38	46	3.00	1.111			
PITCHER	IP	WLS	BF	H	R	ER	SO	BB	IBB	HBP	BLK	WP	HR	S	P	ERA	WHIP			

Batter	1	2	3	4	5	6	7	8	9	AB	R	H	RBI	BB	SO	LOB	TOP			
Mike Cabbage, L (1, 5) OBP: 0.348, SLG: 0.404	L9		6-3						K	4	0	1	1	1	1	1	Minnesota Twins @ Milwaukee Brewers Milwaukee County Stadium, Milwaukee, WI Sat Sep 16 1978, 8:05 PM EDT Att: 37,809 - Cloudy - 64 F			
Roy Smalley, S (1, 6) OBP: 0.367, SLG: 0.451	K						SH1-3			3	1	1	1	0	1	2				
Rod Carew, L (1, 3) OBP: 0.409, SLG: 0.444	2B									4	1	2	1	0	0	1				
Glenn Adams, L (1, 10) OBP: 0.293, SLG: 0.391			6-3				F7			4	0	1	1	0	0	2				
Hosken Powell, L (1, 9) OBP: 0.315, SLG: 0.338	L8									4	1	1	0	0	0	1				
Dan Ford, R (1, 8) OBP: 0.335, SLG: 0.425		5-3								4	0	0	0	0	0	2				
Butch Wynegar, S (1, 2) OBP: 0.310, SLG: 0.322		6-3								4	1	0	0	0	0	0				
Rob Wilfong, L (1, 4) OBP: 0.335, SLG: 0.305		3-1								4	0	0	0	0	1	1				
Dave Edwards, R (1, 7) OBP: 0.500, SLG: 0.538										1	1	1	0	0	0	0				
Bombo Rivera, R (4, PR) OBP: 0.360, SLG: 0.353										2	0	0	0	0	1	0				
Inning Stats	R: 1 E: 0 K: 1 S: 7	H: 2 LOB: 1 BB: 0 P: 7	R: 0 E: 0 K: 0 S: 3	H: 0 LOB: 0 BB: 0 P: 3	R: 2 E: 0 K: 0 S: 5	H: 3 LOB: 0 BB: 0 P: 5	R: 2 E: 1 K: 0 S: 6	H: 2 LOB: 2 BB: 0 P: 7	R: 0 E: 0 K: 1 S: 4	H: 0 LOB: 1 BB: 0 P: 4	R: 0 E: 0 K: 1 S: 5	H: 0 LOB: 0 BB: 0 P: 5	R: 0 E: 0 K: 0 S: 3	H: 0 LOB: 0 BB: 0 P: 3	R: 0 E: 0 K: 2 S: 7	H: 0 LOB: 0 BB: 0 P: 7	1B: 4 2B: 2 3B: 1 HR: 0	SF: 0 SAC: 1 DP: 0 HBP: 1	WP: 0 PB: 0 CS: 1	PA: 37
PITCHER	IP WLS BF H R ER SO BB IBB HBP BLK WP HR S P ERA WHIP																			
Lary Sorensen, R (1, 1) ERA: 3.23	3.2 L 19 7 5 3 1 0 0 0 1 0 0 0 20 21 7.36 1.909																			
Eduardo Rodriguez, R (4, 1) ERA: 4.28	5.1 18 0 0 0 3 1 0 0 0 0 0 0 23 27 0.00 0.188																			

Batter	1	2	3	4	5	6	7	8	9	AB	R	H	RBI	BB	SO	LOB	BOTTOM					
Robin Yount, R (1, 6) OBP: 0.331, SLG: 0.438	5-3		F9						K	5	0	0	0	0	1	1	Minnesota Twins @ Milwaukee Brewers Milwaukee County Stadium, Milwaukee, WI Sat Sep 16 1978, 8:05 PM EDT Att: 37,809 - Cloudy - 64 F					
Don Money, R (1, 4) OBP: 0.355, SLG: 0.441	6-3		FC1-5						P3	5	0	1	0	0	1	0						
Cecil Cooper, L (1, 3) OBP: 0.360, SLG: 0.476			FC1-5							3	1	1	0	1	0	2						
Larry Hisle, R (1, 7) OBP: 0.360, SLG: 0.527	K		6-3							4	1	1	0	0	1	3						
Ben Oglivie, L (1, 9) OBP: 0.367, SLG: 0.493		3-1								4	0	1	2	0	1	0						
Sixto Lezcano, R (1, 10) OBP: 0.374, SLG: 0.453		6-3								4	0	2	0	0	0	1						
Sal Bando, R (1, 5) OBP: 0.377, SLG: 0.454										4	0	2	0	0	1	1						
Gorman Thomas, R (1, 8) OBP: 0.351, SLG: 0.521		P3								4	0	1	0	0	2	3						
Buck Martinez, R (1, 2) OBP: 0.251, SLG: 0.273										3	0	1	0	0	1	2						
Jeff Yurak, S (9, PH)			FC1-5							1	0	0	0	0	0	0						
Inning Stats	R: 0 E: 0 K: 1 S: 5	H: 0 LOB: 1 BB: 1 P: 9	R: 0 E: 0 K: 0 S: 4	H: 1 LOB: 1 BB: 0 P: 4	R: 0 E: 0 K: 0 S: 5	H: 2 LOB: 2 BB: 0 P: 5	R: 0 E: 0 K: 2 S: 9	H: 2 LOB: 2 BB: 0 P: 9	R: 2 E: 0 K: 1 S: 8	H: 3 LOB: 1 BB: 0 P: 8	R: 0 E: 0 K: 1 S: 5	H: 0 LOB: 0 BB: 0 P: 5	R: 0 E: 0 K: 0 S: 3	H: 0 LOB: 0 BB: 0 P: 3	R: 0 E: 0 K: 2 S: 9	H: 2 LOB: 2 BB: 0 P: 9	R: 0 E: 0 K: 1 S: 5	H: 0 LOB: 0 BB: 0 P: 5	1B: 8 2B: 2 3B: 0 HR: 0	SF: 0 SAC: 0 DP: 0 HBP: 0	WP: 0 PB: 0 CS: 0	PA: 38
PITCHER	IP WLS BF H R ER SO BB IBB HBP BLK WP HR S P ERA WHIP																					
Dave Goltz, R (1, 1) ERA: 2.45	8.0 W 35 10 2 2 7 1 0 0 0 0 0 0 48 52 0.00 0.000																					
Mike Marshall, R (9, 1) ERA: 2.39	1.0 S 3 0 0 0 1 0 0 0 0 0 0 0 5 5 0.00 0.000																					

Batter	1	2	3	4	5	6	7	8	9	AB	R	H	RBI	BB	SO	LOB	TOP			
Mike Cabbage, L (1, 5) OBP: 0.391, SLG: 0.411										4	1	2	0	1	1	1	Minnesota Twins @ Milwaukee Brewers Milwaukee County Stadium, Milwaukee, WI Sun Sep 17 1978, 4:33 AM EDT Att: 11,007 - Unknown - 66 F			
Roy Smalley, S (1, 6) OBP: 0.366, SLG: 0.453										3	1	1	0	1	1	3				
Rod Carew, L (1, 3) OBP: 0.410, SLG: 0.443										3	2	1	0	1	1	4				
Glenn Adams, L (1, 10) OBP: 0.295, SLG: 0.395 Jose Morales, R (8, PH) OBP: 0.355, SLG: 0.393										2	0	1	1	0	0	1				
Dan Ford, R (1, 8) OBP: 0.334, SLG: 0.423										3	0	0	0	1	0	2				
Hosken Powell, L (1, 9) OBP: 0.314, SLG: 0.337										4	0	1	1	0	0	1				
Rich Chiles, L (1, 7) OBP: 0.329, SLG: 0.350 Bombo Rivera, R (9, PH) OBP: 0.363, SLG: 0.353										3	0	0	0	0	1	4				
Butch Wynegar, S (1, 2) OBP: 0.309, SLG: 0.320										3	0	0	0	0	1	2				
Rob Wilfong, L (1, 4) OBP: 0.335, SLG: 0.312 Bob Randall, R (9, PH) OBP: 0.331, SLG: 0.330										3	0	1	0	0	0	0				
Inning Stats	R: 1 E: 1 K: 1 S: 4	H: 0 LOB: 0 BB: 2 P: 12	R: 0 E: 0 K: 0 S: 3	H: 0 LOB: 0 BB: 0 P: 3	R: 0 E: 0 K: 0 S: 3	H: 0 LOB: 0 BB: 0 P: 3	R: 2 E: 0 K: 0 S: 5	H: 3 LOB: 1 BB: 1 P: 9	R: 0 E: 0 K: 1 S: 6	H: 1 LOB: 2 BB: 1 P: 6	R: 0 E: 1 K: 2 S: 9	H: 2 LOB: 1 BB: 0 P: 13	R: 0 E: 0 K: 1 S: 5	H: 0 LOB: 0 BB: 0 P: 5	R: 0 E: 0 K: 1 S: 5	H: 0 LOB: 1 BB: 1 P: 9		1B: 3 2B: 3 3B: 1 HR: 0	SF: 0 SAC: 2 DP: 2 HBP: 0	WP: 0 PB: 0 SB: 0 CS: 0
PITCHER	IP WLS BF H R ER SO BB IBB HBP BLK WP HR S P ERA WHIP																			
Andy Replogle, R (1, 1) ERA: 3.78	6.0 L 28 7 4 2 4 4 0 0 0 0 0 0 32 48 3.00 1.833																			
Bob McClure, L (7, 1) ERA: 3.74	3.0 9 0 0 0 2 1 0 0 0 0 0 0 12 16 0.00 0.333																			

Batter	1	2	3	4	5	6	7	8	9	AB	R	H	RBI	BB	SO	LOB	BOTTOM			
Robin Yount, R (1, 6) OBP: 0.328, SLG: 0.434										4	0	0	0	0	0	2	Minnesota Twins @ Milwaukee Brewers Milwaukee County Stadium, Milwaukee, WI Sun Sep 17 1978, 4:33 AM EDT Att: 11,007 - Unknown - 66 F			
Don Money, R (1, 4) OBP: 0.356, SLG: 0.442										3	0	2	0	0	0	0				
Cecil Cooper, L (1, 3) OBP: 0.359, SLG: 0.473										3	1	0	0	1	0	4				
Larry Hisle, R (1, 7) OBP: 0.365, SLG: 0.535										2	1	2	2	2	0	0				
Ben Oglivie, L (1, 10) OBP: 0.364, SLG: 0.488										4	0	0	0	0	0	3				
Sixto Lezcano, R (1, 9) OBP: 0.373, SLG: 0.453										4	1	1	0	0	2	1				
Sal Bando, R (1, 5) OBP: 0.376, SLG: 0.453										4	0	1	1	0	1	1				
Gorman Thomas, R (1, 8) OBP: 0.350, SLG: 0.518										4	0	1	0	0	1	1				
Charlie Moore, R (1, 2) OBP: 0.305, SLG: 0.364										4	0	1	0	0	1	1				
Inning Stats	R: 2 E: 0 K: 0 S: 4	H: 1 LOB: 0 BB: 1 P: 8	R: 0 E: 0 K: 2 S: 7	H: 0 LOB: 0 BB: 0 P: 7	R: 0 E: 0 K: 0 S: 4	H: 1 LOB: 1 BB: 0 P: 4	R: 1 E: 0 K: 0 S: 4	H: 2 LOB: 1 BB: 1 P: 8	R: 0 E: 0 K: 1 S: 5	H: 0 LOB: 1 BB: 1 P: 9	R: 0 E: 0 K: 1 S: 7	H: 2 LOB: 2 BB: 0 P: 7	R: 0 E: 0 K: 1 S: 5	H: 1 LOB: 0 BB: 0 P: 5	R: 0 E: 0 K: 0 S: 3	H: 0 LOB: 0 BB: 0 P: 3		1B: 6 2B: 2 3B: 0 HR: 1	SF: 0 SAC: 0 DP: 3 HBP: 1	WP: 1 PB: 0 SB: 1 CS: 0
PITCHER	IP WLS BF H R ER SO BB IBB HBP BLK WP HR S P ERA WHIP																			
Gary Serum, R (1, 1) ERA: 4.11	7.0 W 30 7 3 3 4 3 0 0 1 0 0 1 34 47 3.86 1.429																			
Mike Marshall, R (8, 1) ERA: 2.33	2.0 S 6 1 0 0 1 0 0 0 0 0 0 0 8 8 0.00 0.500																			

Batter	1	2	3	4	5	6	7	8	9	AB	R	H	RBI	BB	SO	LOB	TOP					
Rick Miller, L (1, 8) OBP: 0.342, SLG: 0.336										5	0	1	0	0	0	3	California Angels @ Minnesota Twins Metropolitan Stadium, Bloomington, MI Tue Sep 19 1978, 8:05 PM EDT Att: 3,747 - Unknown livebaseballscorecards.com					
Carney Lansford, R (1, 5) OBP: 0.331, SLG: 0.381										4	0	1	0	0	2	1						
Lyman Bostock, L (1, 9) OBP: 0.361, SLG: 0.378										4	0	2	1	0	0	1						
Don Baylor, R (1, 10) OBP: 0.337, SLG: 0.470										4	0	0	0	0	1	3						
Joe Rudi, R (1, 7) OBP: 0.288, SLG: 0.420											4	2	3	1	0	0						
Ron Jackson, R (1, 3) OBP: 0.338, SLG: 0.422											3	0	0	0	0	2						
Ron Fairly, L (9, PH) OBP: 0.291, SLG: 0.368										1	0	0	0	0	0	0						
Brian Downing, R (1, 2) OBP: 0.349, SLG: 0.351											4	1	1	1	0	0		1				
Bobby Grich, R (1, 4) OBP: 0.348, SLG: 0.316										4	0	2	1	0	0	0						
Dave Chalk, R (1, 6) OBP: 0.318, SLG: 0.286										2	1	0	0	1	1	2						
Jim Anderson, R (7, 6) OBP: 0.284, SLG: 0.286										0	0	0	0	1	0	0						
Inning Stats	R: 0 E: 0 K: 1 S: 5	H: 1 LOB: 0 BB: 0 P: 5	R: 0 E: 0 K: 0 S: 3	H: 0 LOB: 0 BB: 0 P: 3	R: 0 E: 0 K: 1 S: 6	H: 1 LOB: 1 BB: 0 P: 6	R: 0 E: 0 K: 0 S: 3	H: 0 LOB: 0 BB: 0 P: 3	R: 0 E: 0 K: 0 S: 3	H: 1 LOB: 0 BB: 0 P: 3	R: 1 E: 0 K: 0 S: 7	H: 2 LOB: 2 BB: 1 P: 11	R: 1 E: 0 K: 0 S: 5	H: 2 LOB: 1 BB: 0 P: 5	R: 0 E: 0 K: 1 S: 6	H: 1 LOB: 1 BB: 0 P: 6	R: 2 E: 0 K: 0 S: 5	H: 2 LOB: 1 BB: 1 P: 9	1B: 6 2B: 2 3B: 0 HR: 2	SF: 0 SAC: 0 DP: 2 HBP: 0	WP: 0 PB: 1 SB: 0 CS: 0	PA: 37
PITCHER	IP WLS BF H R ER SO BB IBB HBP BLK WP HR S P ERA WHIP																					
Roger Erickson, R (1, 1) ERA: 4.05	8.0 L 32 9 3 3 4 1 0 0 0 0 1 39 43 3.38 1.250																					
Mike Marshall, R (9, 1) ERA: 2.41	1.0 5 1 1 1 0 1 0 0 0 0 1 4 8 9.00 2.000																					

Batter	1	2	3	4	5	6	7	8	9	AB	R	H	RBI	BB	SO	LOB	BOTTOM					
Mike Cabbage, L (1, 5) OBP: 0.350, SLG: 0.408										4	0	0	0	0	1	2	California Angels @ Minnesota Twins Metropolitan Stadium, Bloomington, MI Tue Sep 19 1978, 8:05 PM EDT Att: 3,747 - Unknown livebaseballscorecards.com					
Roy Smalley, S (1, 6) OBP: 0.385, SLG: 0.451										4	1	1	0	0	1	0						
Rod Carew, L (1, 3) OBP: 0.410, SLG: 0.449										4	0	1	0	0	1	1						
Glenn Adams, L (1, 10) OBP: 0.295, SLG: 0.397										4	0	2	1	0	1	1						
Willie Norwood, R (8, PR) OBP: 0.300, SLG: 0.373										0	0	0	0	0	0	0						
Hosken Powell, L (1, 9) OBP: 0.320, SLG: 0.342										2	0	0	0	2	0	1						
Dan Ford, R (1, 8) OBP: 0.334, SLG: 0.422										4	0	0	0	0	3	5						
Rich Chiles, L (1, 7) OBP: 0.333, SLG: 0.347										3	0	1	0	1	1	2						
Butch Wynegar, S (1, 2) OBP: 0.311, SLG: 0.316										4	0	0	0	0	1	2						
Rob Wilfong, L (1, 4) OBP: 0.332, SLG: 0.315										3	0	1	0	0	1	1						
Inning Stats	R: 0 E: 0 K: 2 S: 7	H: 0 LOB: 0 BB: 0 P: 7	R: 0 E: 1 K: 2 S: 7	H: 0 LOB: 1 BB: 0 P: 7	R: 0 E: 0 K: 2 S: 8	H: 1 LOB: 1 BB: 0 P: 8	R: 0 E: 0 K: 1 S: 6	H: 1 LOB: 2 BB: 1 P: 10	R: 0 E: 0 K: 1 S: 6	H: 1 LOB: 1 BB: 0 P: 6	R: 1 E: 0 K: 1 S: 7	H: 2 LOB: 2 BB: 1 P: 11	R: 0 E: 0 K: 0 S: 3	H: 0 LOB: 0 BB: 0 P: 3	R: 0 E: 0 K: 0 S: 4	H: 1 LOB: 1 BB: 0 P: 4	R: 0 E: 0 K: 1 S: 4	H: 0 LOB: 0 BB: 1 P: 8	1B: 4 2B: 3 3B: 0 HR: 0	SF: 0 SAC: 0 DP: 2 HBP: 0	WP: 2 PB: 0 SB: 1 CS: 1	PA: 35
PITCHER	IP WLS BF H R ER SO BB IBB HBP BLK WP HR S P ERA WHIP																					
Nolan Ryan, R (1, 1) ERA: 3.63	9.0 W 35 6 1 1 10 3 0 0 0 2 0 52 64 1.00 1.000																					

Batter	1	2	3	4	5	6	7	8	9	AB	R	H	RBI	BB	SO	LOB	TOP		
Bump Willis, S OBP: 0.319, SLG: 0.329 (1,4)	4-3		G4-6-3 1B		4-3		4-3			4	0	1	0	0	0	2			
Juan Beniquez, R OBP: 0.283, SLG: 0.375 (1,8)	F8 2B		G4-6-3 1-2			K		F8		4	0	1	0	0	1	1			
Al Oliver, L OBP: 0.350, SLG: 0.485 (1,7)	F8 2-3			6-3		HR 1B		F9		4	1	1	0	0	0	1			
Richie Zisk, R OBP: 0.333, SLG: 0.428 (1,10)	6-3			1-3		HR 1B		K		4	1	1	2	0	1	1			
Bobby Bonds, R OBP: 0.347, SLG: 0.477 (1,9)		6-3		F9		5-3			1-3	4	0	0	0	0	0	0			
Mike Jorgensen, L OBP: 0.351, SLG: 0.226 (1,3)		3-1				4-3			F7	4	0	1	0	0	0	0			
Jim Sundberg, R OBP: 0.365, SLG: 0.387 (9, PR)						K 1B				2	1	1	0	2	1	1			
Bert Campaneris, R OBP: 0.245, SLG: 0.238 (9, PR)										0	0	0	0	0	0	0			
Toby Harrah, R OBP: 0.349, SLG: 0.345 (1,6)										4	0	2	0	0	0	2			
Jim Mason, L OBP: 0.242, SLG: 0.253 (1,5)				3-1		L8				3	0	0	0	0	0	3			
Inning Stats	R: 0 E: 0 K: 0 S: 4	H: 1 LOB: 1 BB: 0 P: 4	R: 0 E: 0 K: 0 S: 3	H: 0 LOB: 1 BB: 1 P: 7	R: 0 E: 0 K: 0 S: 3	H: 1 LOB: 0 BB: 0 P: 3	R: 0 E: 0 K: 0 S: 3	H: 0 LOB: 0 BB: 0 P: 3	R: 0 E: 0 K: 1 S: 7	H: 2 LOB: 2 BB: 0 P: 7	R: 0 E: 0 K: 1 S: 5	H: 1 LOB: 0 BB: 1 P: 7	R: 0 E: 0 K: 0 S: 4	H: 0 LOB: 1 BB: 0 P: 5	R: 0 E: 0 K: 0 S: 4	H: 1 LOB: 1 BB: 0 P: 4	1B: 6 2B: 1 3B: 0 HR: 1	SF: 0 SAC: 0 DP: 2 HBP: 0	WP: 0 PA: 35 PB: 0 SB: 0 CS: 0
PITCHER Dave Goltz, R ERA: 2.47 (1,1)	IP: 9.0 WLS: W BF: 35 H: 8 R: 3 ER: 3 SO: 3 BB: 2 IBB: 0 HBP: 0 BLK: 0 WP: 0 HR: 1 S: 39 P: 47 ERA: 3.00 WHIP: 1.111															PITCHER			

Texas Rangers @ Minnesota Twins
Metropolitan Stadium, Bloomington, MI
Wed Sep 20 1978, 8:05 PM EDT
Att. 2,736 - Unknown - 54 F

AB 33
R 3
H 8
RBI 2
BB 2
SO 3
LOB 11



Batter	1	2	3	4	5	6	7	8	9	AB	R	H	RBI	BB	SO	LOB	BOTTOM		
Dave Edwards, R OBP: 0.476, SLG: 0.438 (1,7)	6-3	K		1B BB 1B BB		SF9 BB BB		K		3	1	0	1	2	2	2			
Roy Smalley, S OBP: 0.365, SLG: 0.448 (1,6)	G3		F8	1B BB 1B BB		SF9 BB BB		G3		3	0	0	1	2	0	0			
Rod Carew, L OBP: 0.412, SLG: 0.449 (1,3)	1B BB		4-3	1B BB 1B		K		1B		4	0	2	1	1	1	3			
Dan Ford, R OBP: 0.337, SLG: 0.424 (1,8)	1B		4-3	1B		SF9		1B		4	0	3	2	0	0	0			
Butch Wynegar, S OBP: 0.308, SLG: 0.312 (1,2)	4-3		K	4-3		F9		K		5	0	0	0	0	2	9			
Jose Morales, R OBP: 0.361, SLG: 0.404 (1,10)		K		HBP BB G3 BB		4-3		F8		3	1	0	0	1	1	0			
Mike Cabbage, L OBP: 0.351, SLG: 0.409 (1,5)	E9 1B		G3	G3		K		FC5-4 1B		4	0	2	0	0	1	1			
Hosken Powell, L OBP: 0.322, SLG: 0.340 (1,9)				BB HBP BB BB		6-3		FC5-4		2	1	0	0	2	0	1			
Bob Randall, R OBP: 0.333, SLG: 0.330 (1,4)	F9			BB BB 1B HBP		BB BB SF9 1B		P4		3	2	1	0	0	0	3			
Inning Stats	R: 0 E: 0 K: 0 S: 4	H: 1 LOB: 2 BB: 1 P: 8	R: 0 E: 1 K: 2 S: 8	H: 1 LOB: 2 BB: 1 P: 12	R: 0 E: 0 K: 0 S: 3	H: 0 LOB: 0 BB: 0 P: 3	R: 4 E: 0 K: 1 S: 7	H: 2 LOB: 3 BB: 4 P: 24	R: 0 E: 0 K: 1 S: 5	H: 0 LOB: 0 BB: 0 P: 5	R: 1 E: 0 K: 1 S: 6	H: 1 LOB: 2 BB: 2 P: 14	R: 0 E: 0 K: 2 S: 9	H: 2 LOB: 2 BB: 0 P: 9	R: 0 E: 0 K: 0 S: 4	H: 1 LOB: 1 BB: 0 P: 4	1B: 8 2B: 0 3B: 0 HR: 0	SF: 1 SAC: 0 DP: 0 HBP: 1	WP: 0 PA: 41 PB: 0 SB: 0 CS: 0
PITCHER Steve Comar, R ERA: 2.09 (1,1)	IP: 3.2 WLS: L BF: 21 H: 3 R: 4 ER: 4 SO: 3 BB: 6 IBB: 0 HBP: 0 BLK: 0 WP: 0 HR: 0 S: 20 P: 45 ERA: 9.82 WHIP: 2.455															PITCHER			
Len Barker, R ERA: 4.88 (4,1)	IP: 1.1 WLS: 8 BF: 2 H: 1 R: 1 ER: 1 SO: 1 BB: 2 IBB: 0 HBP: 0 BLK: 0 WP: 0 HR: 0 S: 8 P: 16 ERA: 6.75 WHIP: 3.000															PITCHER			
Reggie Cleveland, R ERA: 3.15 (6,1)	IP: 3.0 WLS: 12 BF: 3 H: 0 R: 0 ER: 0 SO: 3 BB: 0 IBB: 0 HBP: 0 BLK: 0 WP: 0 HR: 0 S: 18 P: 18 ERA: 0.00 WHIP: 1.000															PITCHER			

Texas Rangers @ Minnesota Twins
Metropolitan Stadium, Bloomington, MI
Wed Sep 20 1978, 8:05 PM EDT
Att. 2,736 - Unknown - 54 F

AB 31
R 5
H 8
RBI 5
BB 8
SO 7
LOB 19



Batter	1	2	3	4	5	6	7	8	9	AB	R	H	RBI	BB	SO	LOB	TOP																				
Bobby Bonds, R (1, 9) OBP: 0.349, SLG: 0.476 Nelson Norman, S (8, 5) OBP: 0.133, SLG: 0.133	4-0 WP SH1-3 SF7 BB		4-0 S E BB		0-0 SH2-3 1B		0-0 5-3	0-0 F8		3	3	1	0	2	0	2																					
Bump Wills, S (1, 4) OBP: 0.319, SLG: 0.329	0-0 SH1-3		0-0 BB 1B		0-0 SH2-3		0-0 F8		0-3 K	3	0	1	0	0	1	0																					
Al Oliver, L (1, 7) OBP: 0.349, SLG: 0.483	0-0 SF7		0-0 F9		0-0 BLK 1B		0-0 L7		0-3 K	4	0	1	2	0	1	1																					
Richie Zisk, R (1, 10) OBP: 0.335, SLG: 0.427 Bert Campaneris, R (8, PR) OBP: 0.245, SLG: 0.239 Pat Putnam, L (9, PH) OBP: 0.167, SLG: 0.125	0-0 6-3		4-0 BB		0-0 5-3			0-0 1B SH1-4 FC4 1B	0-0 4-3	3	0	1	0	1	0	1																					
Jim Sundberg, R (1, 2) OBP: 0.365, SLG: 0.388		0-0 F8 2B	0-0 L5		0-0 6-3			0-0 SH1-4		3	0	1	0	0	0	3																					
Juan Beniquez, R (1, 8) OBP: 0.285, SLG: 0.376		0-0 F8 2-3		0-0 F7		0-0 G6-4-3 1B		0-0 FC4 2B 1B		4	1	2	0	0	0	1																					
Mike Jorgensen, L (1, 3) OBP: 0.346, SLG: 0.227		0-3 K		0-0 4-3 1B		0-0 G6-4-3 1-2 1B		0-0 FC4 2B		4	1	1	1	0	1	3																					
Toby Harrah, R (1, 6) OBP: 0.349, SLG: 0.344		0-3 K		0-0 4-3		0-0 1B		0-0 F7		4	0	1	0	0	1	4																					
Jim Mason, L (1, 5) OBP: 0.234, SLG: 0.244 Johnny Grubb, L (8, PH) OBP: 0.370, SLG: 0.448			0-0 F6		0-0 4-3		0-0 F7		0-0 1-1 2-H 2B	3	0	0	0	0	0	2																					
Inning Stats	R: 1 E: 0 K: 0 S: 3	H: 0 LOB: 0 BB: 1 P: 7	R: 0 E: 0 K: 2 S: 8	H: 1 LOB: 1 BB: 0 P: 8	R: 1 E: 0 K: 0 S: 4	H: 1 LOB: 2 BB: 2 P: 12	R: 0 E: 0 K: 0 S: 4	H: 1 LOB: 1 BB: 0 P: 4	R: 1 E: 0 K: 0 S: 5	H: 2 LOB: 1 BB: 0 P: 5	R: 0 E: 0 K: 0 S: 3	H: 0 LOB: 0 BB: 0 P: 3	R: 0 E: 0 K: 0 S: 7	H: 3 LOB: 3 BB: 0 P: 7	R: 0 E: 0 K: 2 S: 7	H: 0 LOB: 0 BB: 0 P: 7	1B: 8 2B: 2 3B: 0 HR: 0	SF: 1 SAC: 3 DP: 1 HBP: 0	WP: 1 PB: 0 SB: 1 CS: 0	PA: 40																	
PITCHER	IP	WLS	BF	H	R	ER	SO	BB	IBB	HBP	BLK	WP	HR	S	P	ERA	WHIP	PITCHER			IP	WLS	BF	H	R	ER	SO	BB	IBB	HBP	BLK	WP	HR	S	P	ERA	WHIP
Gary Serun, R (1, 1) ERA: 4.25 Stan Petzanoski, R (8, 1) ERA: 4.79	7.2	L	36	10	6	6	2	3	0	0	1	1	0	37	49	7.04	1.696																				

Texas Rangers @ Minnesota Twins
Metropolitan Stadium, Bloomington, MI
Thu Sep 21 1978, 8:05 PM EDT
Att. 3,312 - Unknown - 59 F

AB	33
R	6
H	10
RBI	5
BB	3
SO	4
LOB	17



Batter	1	2	3	4	5	6	7	8	9	AB	R	H	RBI	BB	SO	LOB	BOTTOM																				
Dave Edwards, R (1, 7) OBP: 0.400, SLG: 0.350	0-3 K		0-0 G3		0-0 F9			0-0 5-3		4	0	0	0	0	1	0																					
Bombo Rivera, R (1, 9) OBP: 0.361, SLG: 0.349	4-0 4-3 BB		0-0 5-3			0-3 K		0-3 K		3	0	0	0	1	2	0																					
Rod Carew, L (1, 3) OBP: 0.412, SLG: 0.449	0-0 4-3 1-2			4-0 2B BB		0-0 WP 3B 1B		0-0 4-3		3	2	1	0	1	0	1																					
Dan Ford, R (1, 8) OBP: 0.336, SLG: 0.427	0-0 F8			0-0 F7		0-0 F4			0-0 E4 3B	4	1	1	0	0	0	3																					
Willie Norwood, R (1, 10) OBP: 0.302, SLG: 0.381		0-0 F9		0-0 1-H 2B		0-0 2-H 3B			0-0 P3	4	0	2	2	0	0	0																					
Roy Smalley, S (1, 6) OBP: 0.386, SLG: 0.445		0-0 F4		0-0 F9		0-0 F6			0-0 F4	4	0	0	0	0	0	2																					
Bob Randall, R (1, 4) OBP: 0.332, SLG: 0.329		0-0 1B		0-0 F2			0-0 F7		0-0 F9	4	0	1	0	0	0	1																					
Larry Wolfe, R (1, 5) OBP: 0.333, SLG: 0.329		0-0 5-3			0-3 K		0-0 5-3			3	0	0	0	0	1	1																					
Glenn Borgmann, R (1, 2) OBP: 0.311, SLG: 0.345			0-0 6-3		0-3 K		0-0 6-3			3	0	0	0	0	1	0																					
Inning Stats	R: 0 E: 0 K: 1 S: 5	H: 0 LOB: 1 BB: 1 P: 9	R: 0 E: 0 K: 0 S: 4	H: 1 LOB: 0 BB: 0 P: 4	R: 0 E: 0 K: 0 S: 3	H: 0 LOB: 0 BB: 0 P: 3	R: 1 E: 0 K: 0 S: 4	H: 1 LOB: 1 BB: 1 P: 8	R: 0 E: 0 K: 2 S: 7	H: 0 LOB: 0 BB: 0 P: 7	R: 1 E: 0 K: 1 S: 7	H: 2 LOB: 1 BB: 0 P: 7	R: 0 E: 0 K: 0 S: 3	H: 0 LOB: 0 BB: 0 P: 3	R: 0 E: 0 K: 1 S: 5	H: 0 LOB: 0 BB: 0 P: 5	R: 1 E: 1 K: 0 S: 4	H: 1 LOB: 0 BB: 0 P: 4	1B: 2 2B: 1 3B: 2 HR: 0	SF: 0 SAC: 0 DP: 0 HBP: 0	WP: 1 PB: 0 SB: 0 CS: 0	PA: 34															
PITCHER	IP	WLS	BF	H	R	ER	SO	BB	IBB	HBP	BLK	WP	HR	S	P	ERA	WHIP	PITCHER			IP	WLS	BF	H	R	ER	SO	BB	IBB	HBP	BLK	WP	HR	S	P	ERA	WHIP
Jon Matlack, L (1, 1) ERA: 2.38	9.0	W	34	5	3	2	5	2	0	0	0	1	0	42	50	2.00	0.778																				

Texas Rangers @ Minnesota Twins
Metropolitan Stadium, Bloomington, MI
Thu Sep 21 1978, 8:05 PM EDT
Att. 3,312 - Unknown - 59 F

AB	32
R	3
H	5
RBI	2
BB	2
SO	5
LOB	8



Batter	1	2	3	4	5	6	7	8	9	AB	R	H	RBI	BB	SO	LOB	TOP					
George Brett, L (1,5) OBP: 0.336, SLG: 0.451	L4		4-3			F8		4-3		2	0	0	0	0	0	1	Kansas City Royals @ Minnesota Twins Metropolitan Stadium, Bloomington, MI Fri Sep 22 1978, 8:05 PM EDT Unknown - 74 F					
Dave Cripe, R (5,5) OBP: 0.250, SLG: 0.250										1	0	0	0	0	0	0						
Ralph LaCook, L (8,PH) OBP: 0.340, SLG: 0.431										1	0	0	0	0	0	0						
Hal McRae, R (1,7) OBP: 0.331, SLG: 0.431	F8									2	1	0	0	2	0	0						
Willie Wilson, S (8,FR) OBP: 0.285, SLG: 0.283										0	1	0	0	0	0	0						
Amos Otis, R (1,8) OBP: 0.383, SLG: 0.529	F7									1	1	0	0	3	0	0						
Al Cowens, R (1,9) OBP: 0.323, SLG: 0.394		K								4	0	0	0	0	2	4						
John Wathan, R (1,2) OBP: 0.333, SLG: 0.402	F3									4	0	1	1	0	0	1						
Darrell Porter, L (1,10) OBP: 0.383, SLG: 0.454										3	0	0	0	1	0	1						
Luis Silverio, R (9,FR) OBP: 0.714, SLG: 1.000	G3									0	0	0	0	0	0	0						
Frank White, R (1,4) OBP: 0.323, SLG: 0.407										4	1	3	1	0	0	0						
Freddie Patek, R (1,6) OBP: 0.316, SLG: 0.325										4	0	0	0	0	1	3						
Jerry Terrell, R (1,3) OBP: 0.215, SLG: 0.200										3	0	0	0	0	1	1						
Inning Stats	R: 0 E: 0 K: 0 S: 3	H: 0 LOB: 0 BB: 0 P: 3	R: 0 E: 0 K: 1 S: 5	H: 0 LOB: 0 BB: 0 P: 5	R: 0 E: 0 K: 1 S: 4	H: 1 LOB: 1 BB: 0 P: 4	R: 1 E: 0 K: 0 S: 4	H: 1 LOB: 1 BB: 1 P: 8	R: 0 E: 0 K: 1 S: 3	H: 0 LOB: 0 BB: 0 P: 3	R: 1 E: 0 K: 2 S: 5	H: 0 LOB: 1 BB: 2 P: 13	R: 1 E: 0 K: 2 S: 8	H: 1 LOB: 0 BB: 0 P: 8	R: 1 E: 1 K: 0 S: 2	H: 0 LOB: 1 BB: 2 P: 10	R: 0 E: 0 K: 0 S: 3	H: 1 LOB: 1 BB: 1 P: 7	1B: 3 2B: 1 3B: 0 HR: 1	SF: 0 SAC: 0 DP: 1 HBP: 0	WP: 0 PB: 0 SB: 5 CS: 0	PA: 35
PITCHER	IP WLS BF H R ER SO BB IBB HBP BLK WP HR S P ERA WHIP																					
Darrell Jackson, L (1,1) ERA: 4.43	7.0 L 27 3 3 2 4 3 0 0 0 1 0 1 32 44 2.57 0.857																					
Mike Marshall, R (8,1) ERA: 2.36	2.0 8 1 1 0 0 3 0 0 0 0 0 0 5 17 0.00 2.000																					

Batter	1	2	3	4	5	6	7	8	9	AB	R	H	RBI	BB	SO	LOB	BOTTOM					
Dave Edwards, R (1,8) OBP: 0.345, SLG: 0.292	P4		K					6-3		4	0	0	0	0	1	2	Kansas City Royals @ Minnesota Twins Metropolitan Stadium, Bloomington, MI Fri Sep 22 1978, 8:05 PM EDT Unknown - 74 F					
Rod Carew, L (1,3) OBP: 0.411, SLG: 0.446	6-3		G3							3	0	0	0	1	1	2						
Willie Norwood, R (1,7) OBP: 0.299, SLG: 0.378	F9									4	0	0	0	0	1	1						
Dan Ford, R (1,9) OBP: 0.334, SLG: 0.424										4	0	0	0	0	0	1						
Jose Morales, R (1,10) OBP: 0.371, SLG: 0.416										3	1	3	0	1	0	0						
Rob Wilfong, L (9,FR) OBP: 0.332, SLG: 0.315										0	0	0	0	0	0	0						
Roy Smalley, S (1,6) OBP: 0.385, SLG: 0.442										3	1	0	0	1	1	3						
Glenn Borgmann, R (1,2) OBP: 0.302, SLG: 0.336										3	0	0	1	0	0	2						
Hosken Powell, L (9,FR) OBP: 0.322, SLG: 0.340										0	0	0	0	0	0	0						
Bob Randall, R (1,4) OBP: 0.334, SLG: 0.331										4	0	2	1	0	0	2						
Larry Wolfe, R (1,5) OBP: 0.332, SLG: 0.332										4	0	1	0	0	0	2						
Inning Stats	R: 0 E: 0 K: 0 S: 3	H: 0 LOB: 0 BB: 0 P: 3	R: 2 E: 1 K: 0 S: 4	H: 1 LOB: 1 BB: 1 P: 8	R: 0 E: 0 K: 1 S: 5	H: 0 LOB: 0 BB: 0 P: 5	R: 0 E: 0 K: 0 S: 4	H: 1 LOB: 1 BB: 0 P: 4	R: 0 E: 0 K: 1 S: 7	H: 2 LOB: 2 BB: 0 P: 7	R: 0 E: 0 K: 2 S: 8	H: 1 LOB: 1 BB: 0 P: 8	R: 0 E: 0 K: 0 S: 3	H: 0 LOB: 0 BB: 0 P: 3	R: 0 E: 0 K: 0 S: 3	H: 0 LOB: 1 BB: 1 P: 7	R: 0 E: 0 K: 0 S: 4	H: 1 LOB: 2 BB: 1 P: 8	1B: 4 2B: 2 3B: 0 HR: 0	SF: 1 SAC: 0 DP: 0 HBP: 0	WP: 0 PB: 0 SB: 0 CS: 0	PA: 36
PITCHER	IP WLS BF H R ER SO BB IBB HBP BLK WP HR S P ERA WHIP																					
Larry Gura, L (1,1) ERA: 2.83	9.0 W 36 6 2 0 4 3 0 0 0 0 0 0 41 53 0.00 1.000																					


Batter	1	2	3	4	5	6	7	8	9	AB	R	H	RBI	BB	SO	LOB	TOP			
Frank White, R OBP: 0.320, SLG: 0.403	F9		CS	F9		L7			K	4	0	0	0	0	1	1	Kansas City Royals @ Minnesota Twins Metropolitan Stadium, Bloomington, MI Fri Sep 22 1978, 8:05 PM EDT Att: 5,175 - Unknown livebaseballscorecards.com			
Hal McRae, R OBP: 0.332, SLG: 0.433	G6-4-3 1B			F9			1B 2B		F9	4	0	2	0	0	0	0				
Amos Otis, R OBP: 0.384, SLG: 0.529	G6-4-3			F8			FC6-4 1B			4	0	2	0	0	0	1				
Al Cowens, R OBP: 0.320, SLG: 0.391		K			4-3		FC6-4 1-2		F8	4	0	0	0	0	1	2				
John Wathan, R OBP: 0.328, SLG: 0.395		6-3			4-3		L9			3	0	0	0	0	0	1				
Dave Cripe, R OBP: 0.143, SLG: 0.143		F7			F9			K		3	0	0	0	0	1	0				
Joe Zdeb, R OBP: 0.278, SLG: 0.312				FC1-6 1B		F3		4-0 BB	5-3 BB	2	0	1	0	1	0	0				
Freddie Patek, R OBP: 0.314, SLG: 0.322			FC1-6 CS		F9			5-3		3	0	0	0	0	0	2				
Art Kusnyer, R OBP: 0.308, SLG: 0.545			F3					K		3	0	1	0	0	1	2				
Inning Stats	R: 0 E: 0 K: 0 S: 3	H: 1 LOB: 0 BB: 0 P: 3	R: 0 E: 0 K: 1 S: 5	H: 0 LOB: 0 BB: 0 P: 5	R: 0 E: 0 K: 0 S: 3	H: 1 LOB: 0 BB: 0 P: 3	R: 0 E: 0 K: 0 S: 3	H: 0 LOB: 0 BB: 0 P: 3	R: 0 E: 0 K: 0 S: 4	H: 1 LOB: 1 BB: 0 P: 4	R: 0 E: 0 K: 0 S: 4	H: 2 LOB: 1 BB: 0 P: 4	R: 0 E: 0 K: 2 S: 7	H: 0 LOB: 1 BB: 1 P: 11	R: 0 E: 0 K: 1 S: 6	H: 1 LOB: 1 BB: 0 P: 6	1B: 4 2B: 2 3B: 0 HR: 0	SF: 0 SAC: 0 DP: 1 HBP: 0	WP: 0 PB: 0 SB: 0 CS: 1	PA: 32
PITCHER Geoff Zahn, L ERA: 3.11	IP: 9.0 WLS: W BF: 31 H: 6 R: 0 ER: 0 SO: 4 BB: 1 IBB: 0 HBP: 0 BLK: 0 WP: 0 HR: 0 S: 38 P: 42 ERA: 0.00 WHIP: 0.778																			

Batter	1	2	3	4	5	6	7	8	9	AB	R	H	RBI	BB	SO	LOB	BOTTOM			
Mike Cabbage, L OBP: 0.348, SLG: 0.404	F7		E6		4-3		F9			4	0	0	0	0	0	1	Kansas City Royals @ Minnesota Twins Metropolitan Stadium, Bloomington, MI Fri Sep 22 1978, 8:05 PM EDT Att: 5,175 - Unknown livebaseballscorecards.com			
Roy Smalley, S OBP: 0.383, SLG: 0.439	G3		F8			G3		F9	4	0	0	0	0	0	1					
Rod Carew, L OBP: 0.412, SLG: 0.447	K			1B 2B		CI 3B BB		1-3	3	2	1	0	1	1	0					
Glenn Adams, L OBP: 0.296, SLG: 0.397		K		2H 1B		CI 3B		P5	3	1	1	1	0	1	0					
Dan Ford, R OBP: 0.334, SLG: 0.427	F9			K			1H 2H 3B			3	0	1	2	0	1	0				
Hosken Powell, L OBP: 0.319, SLG: 0.337	F9			F7		6-3			3	0	0	0	0	0	1					
Rich Chiles, L OBP: 0.333, SLG: 0.347					4-3				3	1	1	0	0	1	1					
Dave Edwards, R OBP: 0.345, SLG: 0.292			4-3 S E 1B		4-3		K		0	0	0	0	0	0	0					
Butch Wynegar, S OBP: 0.306, SLG: 0.310			F8		F9			L3	3	0	0	0	0	0	1					
Rob Wilfong, L OBP: 0.332, SLG: 0.315			4-3					4-3	3	0	1	0	0	0	1					
Inning Stats	R: 0 E: 0 K: 1 S: 5	H: 0 LOB: 0 BB: 0 P: 5	R: 0 E: 0 K: 1 S: 5	H: 0 LOB: 0 BB: 0 P: 5	R: 1 E: 1 K: 0 S: 5	H: 1 LOB: 1 BB: 0 P: 5	R: 1 E: 0 K: 1 S: 6	H: 2 LOB: 0 BB: 0 P: 6	R: 0 E: 0 K: 0 S: 4	H: 1 LOB: 1 BB: 0 P: 4	R: 2 E: 1 K: 1 S: 7	H: 1 LOB: 1 BB: 1 P: 11	R: 0 E: 0 K: 0 S: 3	H: 0 LOB: 0 BB: 0 P: 3	R: 0 E: 0 K: 0 S: 3	H: 0 LOB: 0 BB: 0 P: 3	1B: 3 2B: 1 3B: 1 HR: 0	SF: 0 SAC: 0 DP: 0 HBP: 0	WP: 0 PB: 0 SB: 1 CS: 0	PA: 31
PITCHER Marty Pattin, R ERA: 3.49	IP: 8.0 WLS: L BF: 31 H: 5 R: 4 ER: 2 SO: 4 BB: 1 IBB: 0 HBP: 0 BLK: 0 WP: 0 HR: 0 S: 38 P: 42 ERA: 2.25 WHIP: 0.750																			

Batter	1	2	3	4	5	6	7	8	9	AB	R	H	RBI	BB	SO	LOB	TOP
Steve Braun, L (1, 7) OBP: 0.376, SLG: 0.393 Willie Wilson, S (8, PR) OBP: 0.285, SLG: 0.283	4-0 1B BB	0-0 G6-4-3						0-0 E4 CS		3	1	0	0	1	0	1	
George Brett, L (1, 5) OBP: 0.337, SLG: 0.450	0-0 1B E 1B		0-0 F7			0-3 K		4-0 BB		3	1	1	0	1	1	0	
Amos Otis, R (1, 8) OBP: 0.383, SLG: 0.527	0-3 K		0-0 CS 1B			0-0 F9		0-3 K		4	0	1	0	0	2	4	
Darrell Porter, L (1, 2) OBP: 0.362, SLG: 0.451	0-0 L9		0-0 F9			0-0 F9			4-0 SH5-3 BB	3	0	0	0	1	0	3	
Ralph LaCock, L (1, 3) OBP: 0.340, SLG: 0.430	0-0 E7 1H 2H 1B		0-0 CS	0-0 L7				0-0 4-3	0-0 SH5-3	3	0	1	1	0	0	0	
Hal McRae, R (1, 10) OBP: 0.330, SLG: 0.430	0-0 F8		0-0 F8			0-0 F8		0-0 F3		4	0	0	0	0	0	2	
Clint Hurdle, L (1, 9) OBP: 0.350, SLG: 0.399 Al Cowens, R (9, PR) OBP: 0.320, SLG: 0.391		0-0 HR				0-3 K			4-0 FC4-6 IBB	3	1	1	1	1	2	0	
Freddie Patek, R (1, 6) OBP: 0.311, SLG: 0.319		0-0 P5				0-0 1-3		0-0 F9	0-0 FC4-6	4	0	0	0	0	0	2	
Frank White, R (1, 4) OBP: 0.320, SLG: 0.403		0-0 G6-4-3 1B				0-3 K		0-0 F2		3	0	1	0	0	1	0	
Inning Stats	R: 2 E: 1 K: 1 S: 7	H: 2 LOB: 1 BB: 1 P: 11	R: 1 E: 0 K: 0 S: 4	H: 2 LOB: 0 BB: 0 P: 4	R: 0 E: 0 K: 0 S: 3	H: 1 LOB: 0 BB: 0 P: 3	R: 0 E: 0 K: 1 S: 5	H: 0 LOB: 0 BB: 0 P: 5	R: 0 E: 0 K: 1 S: 5	H: 0 LOB: 0 BB: 0 P: 5	R: 0 E: 1 K: 1 S: 6	H: 0 LOB: 2 BB: 1 P: 10	R: 0 E: 0 K: 0 S: 3	H: 0 LOB: 2 BB: 2 P: 11	1B: 4 2B: 0 3B: 0 HR: 1	SF: 0 SAC: 1 DP: 1 HBP: 0	WP: 0 PA: 36 CS: 2
PITCHER Rogier Erickson, R (1, 1) ERA: 3.98	IP: 9.0 WLS: L BF: 35 H: 5 R: 3 ER: 2 SO: 6 BB: 3 IBB: 1 HBP: 0 BLK: 0 WP: 0 HR: 1 S: 43 P: 59 ERA: 2.00 WHIP: 0.889											PITCHER	IP: 9.0 WLS: L BF: 35 H: 5 R: 3 ER: 2 SO: 6 BB: 3 IBB: 1 HBP: 0 BLK: 0 WP: 0 HR: 1 S: 43 P: 59 ERA: 2.00 WHIP: 0.889				

Kansas City Royals @ Minnesota Twins
Metropolitan Stadium, Bloomington, MI
Sat Sep 23 1978, 8:05 PM EDT
Att: 13,288 - Unknown - 68 F


AB 30
R 3
H 5
RBI 2
BB 4
SO 6
LOB 12



Batter	1	2	3	4	5	6	7	8	9	AB	R	H	RBI	BB	SO	LOB	BOTTOM		
Dave Edwards, R (1, 8) OBP: 0.382, SLG: 0.448	0-0 CS 1B		0-0 1-2 1B					0-0 5-3	0-3 K	5	1	3	1	0	1	1			
Rod Carew, L (1, 3) OBP: 0.411, SLG: 0.445	0-0 F7		0-0 F7			0-0 4-3		4-0 BB BB		3	0	0	0	1	0	3			
Roy Smalley, S (1, 6) OBP: 0.363, SLG: 0.437	4-0 BB		0-0 P6			0-0 L8		0-3 K		3	0	0	0	1	1	3			
Jose Morales, R (1, 10) OBP: 0.373, SLG: 0.413 Rob Wilfong, L (8, PR) OBP: 0.332, SLG: 0.315	0-3 K		0-0 F9			4-0 1B BB BB		4-0 BB BB	1-2 BB	2	0	0	0	2	1	3			
Willie Norwood, R (1, 7) OBP: 0.301, SLG: 0.377		0-0 F8			0-0 L3 1B			4-0 BB BB	0-0 P3	3	0	1	0	1	0	2			
Bombo Rivera, R (1, 9) OBP: 0.359, SLG: 0.347		0-0 F8			0-0 L3			4-0 G4-6-3 1B	0-3 K	4	0	1	0	0	1	3			
Bob Randall, R (1, 4) OBP: 0.333, SLG: 0.328		4-0 BB			0-0 4-3			0-0 G4-6-3	0-0 L5	3	0	0	0	1	0	3			
Butch Wynegar, S (1, 2) OBP: 0.303, SLG: 0.307		0-0 F8						0-0 F9	0-0 F3	4	0	0	0	0	0	1			
Larry Wolfe, R (1, 5) OBP: 0.335, SLG: 0.332			0-0 1B 1B					0-0 F9	0-0 5-3	3	0	1	0	1	0	0			
Inning Stats	R: 0 E: 0 K: 1 S: 5	H: 1 LOB: 1 BB: 1 P: 9	R: 0 E: 0 K: 0 S: 3	H: 0 LOB: 1 BB: 1 P: 7	R: 0 E: 0 K: 0 S: 5	H: 2 LOB: 2 BB: 0 P: 5	R: 0 E: 0 K: 0 S: 3	H: 1 LOB: 0 BB: 0 P: 3	R: 1 E: 0 K: 0 S: 4	H: 1 LOB: 0 BB: 0 P: 4	R: 0 E: 0 K: 0 S: 3	H: 1 LOB: 2 BB: 2 P: 11	R: 0 E: 0 K: 2 S: 7	H: 0 LOB: 2 BB: 2 P: 15	R: 0 E: 0 K: 1 S: 5	H: 0 LOB: 1 BB: 1 P: 9	1B: 5 2B: 1 3B: 0 HR: 1	SF: 0 SAC: 0 DP: 2 HBP: 0	WP: 0 PA: 37 CS: 1
PITCHER Paul Splitterff, L (1, 1) ERA: 3.38 Al Hrabosky, L (8, 1) ERA: 3.0	IP: 7.1 WLS: W BF: 31 H: 6 R: 1 ER: 1 SO: 2 BB: 6 IBB: 0 HBP: 0 BLK: 0 WP: 0 HR: 1 S: 29 P: 53 ERA: 1.23 WHIP: 1.636											PITCHER	IP: 1.2 WLS: S BF: 6 H: 0 R: 0 ER: 0 SO: 2 BB: 1 IBB: 0 HBP: 0 BLK: 0 WP: 0 HR: 0 S: 9 P: 13 ERA: 0.00 WHIP: 0.600						

Kansas City Royals @ Minnesota Twins
Metropolitan Stadium, Bloomington, MI
Sat Sep 23 1978, 8:05 PM EDT
Att: 13,288 - Unknown - 68 F

AB 30
R 1
H 6
RBI 1
BB 7
SO 4
LOB 19



Batter	1	2	3	4	5	6	7	8	9	AB	R	H	RBI	BB	SO	LOB	TOP																					
Steve Braun, L (1, 7) OBP: 0.368, SLG: 0.383	4-3		4-3		1-3		F9		G3	5	0	0	0	0	0	3																						
George Brett, L (1, 5) OBP: 0.340, SLG: 0.451	4-0			BB	BB	BB	K2-3			3	2	2	0	1	1	1																						
Ralph LaCock, L (1, 3) OBP: 0.342, SLG: 0.429	F7			SF8	BB	BB	E7		L9	3	1	1	0	1	0	1																						
Darrell Porter, L (1, 2) OBP: 0.361, SLG: 0.448		4-3					F8		K	3	0	0	0	1	1	1																						
Hal McRae, R (1, 10) OBP: 0.329, SLG: 0.431		K			SF8				F9	3	0	1	2	0	1	0																						
Clint Hurdle, L (1, 9) OBP: 0.347, SLG: 0.395		K								4	0	0	0	0	4	3																						
Al Cowens, R (1, 8) OBP: 0.318, SLG: 0.388			4-3		F9		F3		F9	4	0	0	0	0	0	3																						
Freddie Patek, R (1, 6) OBP: 0.309, SLG: 0.317										3	0	0	0	0	1	0																						
Tom Poquette, L (9, PH) OBP: 0.260, SLG: 0.340			K			6-3			L9	1	1	1	1	0	0	0																						
Frank White, R (1, 4) OBP: 0.322, SLG: 0.407										3	0	2	0	0	0	0																						
Jamie Quirk, L (9, PH) OBP: 0.267, SLG: 0.320						P1				0	0	0	0	1	0	0																						
Jerry Terrell, R (9, PR) OBP: 0.215, SLG: 0.200							E	S		0	0	0	0	0	0	0																						
Inning Stats	R: 0 E: 0 K: 0 S: 2	H: 0 LOB: 0 BB: 1 P: 6	R: 0 E: 0 K: 2 S: 7	H: 0 LOB: 0 BB: 0 P: 7	R: 0 E: 0 K: 1 S: 6	H: 1 LOB: 1 BB: 0 P: 6	R: 1 E: 0 K: 1 S: 6	H: 1 LOB: 2 BB: 2 P: 14	R: 0 E: 0 K: 0 S: 3	H: 0 LOB: 0 BB: 0 P: 3	R: 2 E: 1 K: 1 S: 8	H: 3 LOB: 1 BB: 0 P: 8	R: 0 E: 0 K: 1 S: 6	H: 1 LOB: 1 BB: 0 P: 6	R: 0 E: 0 K: 1 S: 5	H: 0 LOB: 0 BB: 0 P: 5	R: 1 E: 0 K: 1 S: 6	H: 1 LOB: 1 BB: 1 P: 10	1B: 4 2B: 2 3B: 0 HR: 1	SF: 1 SAC: 0 DP: 0 HBP: 0	WP: 0 PB: 0 SB: 1 CS: 1	PA: 37																
PITCHER	IP	WLS	BF	H	R	ER	SO	BB	IBB	HBP	BLK	WP	HR	S	P	ERA	WHIP	PITCHER				IP	WLS	BF	H	R	ER	SO	BB	IBB	HBP	BLK	WP	HR	S	P	ERA	WHIP
Dave Goltz, R (1, 1) ERA: 2.49	9.0	W	37	7	4	3	8	4	0	0	0	0	1	49	65	3.00	1.222					9.0																

Kansas City Royals @ Minnesota Twins
 Metropolitan Stadium, Bloomington, MI
 Sun Sep 24 1978, 4:33 AM EDT
 Att. 6,627 - Unknown - 75 F

AB	32
R	4
H	7
RBI	3
BB	4
SO	8
LOB	12



Batter	1	2	3	4	5	6	7	8	9	AB	R	H	RBI	BB	SO	LOB	BOTTOM																					
Mike Cabbage, L (1, 5) OBP: 0.346, SLG: 0.400	4-0			G3			P4		P5	4	1	0	0	1	0	4																						
Roy Smalley, S (1, 6) OBP: 0.382, SLG: 0.437	SH1			F8			1B		6-3	4	0	1	0	0	0	4																						
Rod Carew, L (1, 3) OBP: 0.412, SLG: 0.447	K			E7			4-3		L7	4	1	2	0	1	1	2																						
Glenn Adams, L (1, 10) OBP: 0.297, SLG: 0.397				E4			SH5-3			2	0	1	2	0	0	0																						
Jose Morales, R (6, PH) OBP: 0.372, SLG: 0.411				CS			SH5-3			1	0	0	0	0	0	2																						
Hosken Powell, L (1, 9) OBP: 0.321, SLG: 0.337	4-0			L7			4-3			3	0	1	0	1	0	2																						
Dan Ford, R (1, 8) OBP: 0.333, SLG: 0.431	4-0			L8			CS		FC6-4	4	1	1	1	0	0	6																						
Dave Edwards, R (1, 7) OBP: 0.395, SLG: 0.438				CS			F9		4-3	3	2	1	0	1	0	0																						
Butch Wynegar, S (1, 2) OBP: 0.306, SLG: 0.308				SH3			G3		F8	2	1	1	1	1	0	0																						
Rob Wilfong, L (1, 4) OBP: 0.340, SLG: 0.324							G3		K	4	0	3	1	0	1	0																						
Inning Stats	R: 1 E: 0 K: 1 S: 6	H: 1 LOB: 2 BB: 2 P: 14	R: 1 E: 0 K: 0 S: 4	H: 1 LOB: 1 BB: 1 P: 8	R: 1 E: 2 K: 0 S: 4	H: 1 LOB: 0 BB: 0 P: 4	R: 0 E: 0 K: 0 S: 4	H: 1 LOB: 2 BB: 1 P: 8	R: 0 E: 0 K: 0 S: 3	H: 1 LOB: 0 BB: 0 P: 3	R: 1 E: 0 K: 1 S: 6	H: 1 LOB: 0 BB: 0 P: 6	R: 0 E: 0 K: 0 S: 5	H: 2 LOB: 3 BB: 1 P: 9	R: 2 E: 2 K: 0 S: 6	H: 3 LOB: 1 BB: 0 P: 6	1B: 8 2B: 2 3B: 0 HR: 1	SF: 0 SAC: 3 DP: 0 HBP: 0	WP: 0 PB: 0 SB: 0 CS: 2	PA: 41																		
PITCHER	IP	WLS	BF	H	R	ER	SO	BB	IBB	HBP	BLK	WP	HR	S	P	ERA	WHIP	PITCHER				IP	WLS	BF	H	R	ER	SO	BB	IBB	HBP	BLK	WP	HR	S	P	ERA	WHIP
Rich Gale, R (1, 1) ERA: 3.12	3.1	L	14	4	3	3	1	4	0	0	0	0	1	15	19	2.70	1.200					3.1																
Steve Mingori, L (4, 1) ERA: 2.85	3.1	L	14	4	1	1	1	0	1	0	0	0	1	15	19	2.70	1.200					3.1																
Randy McGilberry, R (7, 1) ERA: 4.18	0.1		4	3	2	1	0	0	0	0	0	0	0	4	4	27.00	9.000					0.1																
Al Hrabosky, L (8, 1) ERA: 2.96	1.0		3	0	0	0	0	0	0	0	0	0	0	3	3	0.00	0.000					1.0																

Kansas City Royals @ Minnesota Twins
 Metropolitan Stadium, Bloomington, MI
 Sun Sep 24 1978, 4:33 AM EDT
 Att. 6,627 - Unknown - 75 F

AB	31
R	6
H	11
RBI	5
BB	5
SO	2
LOB	20



Batter	1	2	3	4	5	6	7	8	9	10	11	AB	R	H	RBI	BB	SO	LOB	TOP			
Bombo Rivera, R (1, 9) OBP: 0.354, SLG: 0.341 Hosken Powell, L (10, PH) OBP: 0.323, SLG: 0.339	K		P4			4-3		F8		1B		4	0	0	0	0	1	2				
Rod Carew, L (1, 3) OBP: 0.412, SLG: 0.446	F7		1-2 2-3 BB			1B E 1B		F6		F7		4	1	1	0	1	0	1				
Dan Ford, R (1, 8) OBP: 0.331, SLG: 0.427	K		L4			F8		K		F8		5	0	0	0	0	2	5				
Willie Norwood, R (1, 7) OBP: 0.304, SLG: 0.382	K					3-1		FC5 E 1-2 1B		1B		5	1	3	0	0	1	0				
Jose Morales, R (1, 10) OBP: 0.367, SLG: 0.406 Glenn Adams, L (9, PH) OBP: 0.299, SLG: 0.399 Rob Wilfong, L (9, PR) OBP: 0.338, SLG: 0.323	6-3					6-3		E5		FC6-4 2-H 1B		3	0	0	0	0	0	1				
Roy Smalley, S (1, 6) OBP: 0.361, SLG: 0.435	K					FC5		FC6-4 6-3 1-2		FC6-4 6-3		5	0	1	0	0	2	4				
Bob Randall, R (1, 4) OBP: 0.332, SLG: 0.325 Rich Chiles, L (11, PH) OBP: 0.332, SLG: 0.345 Mike Marshall, R (11, 1)			BB 1B BB			CS		6-3		6-3		3	0	0	0	1	0	1				
Larry Wolfe, R (1, 5) OBP: 0.331, SLG: 0.328 Mike Cabbage, L (9, PH) OBP: 0.345, SLG: 0.399	F3					F8		P3		K		3	0	0	0	0	0	1				
Butch Wynegar, S (1, 2) OBP: 0.305, SLG: 0.308			1-2 BB 1B			F8		L8		4-3		4	0	1	0	0	0	0				
Inning Stats	R: 0 E: 0 K: 2 S: 7	H: 0 LOB: 0 BB: 0 P: 7	R: 0 E: 0 K: 2 S: 7	H: 0 LOB: 0 BB: 0 P: 7	R: 0 E: 0 K: 1 S: 4	H: 1 LOB: 3 BB: 2 P: 12	R: 0 E: 0 K: 0 S: 3	H: 1 LOB: 0 BB: 0 P: 3	R: 0 E: 0 K: 0 S: 3	H: 0 LOB: 2 BB: 0 P: 6	R: 0 E: 0 K: 1 S: 5	H: 0 LOB: 2 BB: 0 P: 5	R: 1 E: 0 K: 1 S: 7	H: 2 LOB: 2 BB: 0 P: 7	R: 0 E: 0 K: 0 S: 4	H: 1 LOB: 1 BB: 0 P: 4	R: 0 E: 0 K: 2 S: 8	H: 1 LOB: 1 BB: 0 P: 8	1B: 7 2B: 1 3B: 0 HR: 0	SF: 0 SAC: 0 DP: 0 HBP: 0	WP: 0 PB: 0 SB: 1 CS: 1	PA: 44
PITCHER	IP WLS BF H R ER SO	IP WLS BF H R ER SO	IP WLS BF H R ER SO	IP WLS BF H R ER SO	IP WLS BF H R ER SO	IP WLS BF H R ER SO	IP WLS BF H R ER SO	IP WLS BF H R ER SO	IP WLS BF H R ER SO	IP WLS BF H R ER SO	IP WLS BF H R ER SO	IP WLS BF H R ER SO	IP WLS BF H R ER SO	IP WLS BF H R ER SO	IP WLS BF H R ER SO	IP WLS BF H R ER SO	IP WLS BF H R ER SO	IP WLS BF H R ER SO	ERA WHIP	ERA WHIP		
Jon Matlack, L (1, 1) ERA: 2.34	8.0	31	5	2	1	5	2	0	0	0	0	0.00	1.000									
Reggie Cleveland, R (9, 1) ERA: 3.05	3.0	12	3	0	0	3	0	0	0	0	0	0.00	1.000									

Minnesota Twins @ Texas Rangers
Arlington Stadium, Arlington, TX
Mon Sep 25 1978, 8:05 PM EDT
Att: 6,404 - Cloudy - 78 F

AB 41
R 2
H 8
RBI 1
BB 2
SO 8
LOB 19



Batter	1	2	3	4	5	6	7	8	9	10	11	AB	R	H	RBI	BB	SO	LOB	BOTTOM			
Bobby Bonds, R (1, 10) OBP: 0.350, SLG: 0.480	K		K			F2		HR			4-3 1B 2B	5	2	2	1	0	2	0				
Bump Wills, S (1, 4) OBP: 0.329, SLG: 0.340	S BB		CS 1B			L9		F8		4-3		4	0	1	0	1	0	1				
Al Oliver, L (1, 7) OBP: 0.355, SLG: 0.492	F7		CS 1-2			F8		FC3-6 2B		F4		5	0	2	1	0	0	1				
Richie Zisk, R (1, 9) OBP: 0.334, SLG: 0.422	K					5-3		FC3-6 HBP		K		3	0	0	0	0	2	1				
Juan Beniquez, R (1, 8) OBP: 0.289, SLG: 0.381 Bobby Thompson, S (10, 8) OBP: 0.284, SLG: 0.350			CS 1B			K		FC3-6 G5-4-3 1-2 2-3f		K		4	0	1	0	0	2	2				
Jim Sundberg, R (1, 2) OBP: 0.360, SLG: 0.385	6-3					5-3		G5-4-3 1-2		F9		4	0	0	0	0	0	3				
Mike Jorgensen, L (1, 3) OBP: 0.320, SLG: 0.222	E3					4-3		F9		F9		4	0	0	0	0	0	0				
Nelson Norman, S (1, 6) OBP: 0.259, SLG: 0.333 John Lowenstein, L (8, PH) OBP: 0.363, SLG: 0.386 Toby Harrah, R (9, 6) OBP: 0.346, SLG: 0.343	F7					K		3-1		6-3		2	0	0	0	0	1	1				
Jim Mason, L (1, 5) OBP: 0.233, SLG: 0.235 Johnny Grubb, L (8, PH) OBP: 0.374, SLG: 0.454 Kurt Bevacqua, R (9, 5) OBP: 0.271, SLG: 0.344	4-3					4-3		F7		HR		2	0	0	0	0	0	0				
Inning Stats	R: 0 E: 0 K: 2 S: 7	H: 0 LOB: 1 BB: 1 P: 11	R: 0 E: 1 K: 0 S: 4	H: 1 LOB: 1 BB: 0 P: 4	R: 0 E: 0 K: 1 S: 5	H: 1 LOB: 0 BB: 0 P: 5	R: 0 E: 0 K: 1 S: 5	H: 0 LOB: 0 BB: 0 P: 5	R: 0 E: 0 K: 0 S: 3	H: 1 LOB: 1 BB: 0 P: 4	R: 2 E: 0 K: 0 S: 5	H: 2 LOB: 2 BB: 0 P: 5	R: 0 E: 0 K: 2 S: 7	H: 0 LOB: 0 BB: 0 P: 7	R: 0 E: 0 K: 0 S: 3	H: 0 LOB: 0 BB: 0 P: 3	R: 1 E: 0 K: 0 S: 4	H: 2 LOB: 1 BB: 0 P: 4	1B: 3 2B: 2 3B: 0 HR: 2	SF: 0 SAC: 0 DP: 1 HBP: 1	WP: 0 PB: 0 SB: 1 CS: 2	PA: 40
PITCHER	IP WLS BF H R ER SO	IP WLS BF H R ER SO	IP WLS BF H R ER SO	IP WLS BF H R ER SO	IP WLS BF H R ER SO	IP WLS BF H R ER SO	IP WLS BF H R ER SO	IP WLS BF H R ER SO	IP WLS BF H R ER SO	IP WLS BF H R ER SO	IP WLS BF H R ER SO	IP WLS BF H R ER SO	IP WLS BF H R ER SO	IP WLS BF H R ER SO	IP WLS BF H R ER SO	IP WLS BF H R ER SO	IP WLS BF H R ER SO	IP WLS BF H R ER SO	ERA WHIP	ERA WHIP		
Gary Serunian, R (1, 1) ERA: 4.16	8.0	29	5	2	1	2	0	0	0	0	0	2.25	0.750									
Mike Marshall, R (9, 1) ERA: 2.39	2.2	10	2	1	1	2	0	0	0	0	0	3.38	0.750									
Mike Marshall, R (11, 1) ERA: 2.39	2.2	10	2	1	1	2	0	0	0	0	0	3.38	0.750									

Minnesota Twins @ Texas Rangers
Arlington Stadium, Arlington, TX
Mon Sep 25 1978, 8:05 PM EDT
Att: 6,404 - Cloudy - 78 F

AB 37
R 3
H 7
RBI 3
BB 1
SO 7
LOB 9



Batter	1	2	3	4	5	6	7	8	9	AB	R	H	RBI	BB	SO	LOB	TOP																	
Mike Cabbage, L (1,5) OBP: 0.345, SLG: 0.400	4-3																Minnesota Twins @ Texas Rangers Arlington Stadium, Arlington, TX Wed Sep 27 1978, 8:05 PM EDT Att: 9,601 - Cloudy - 77 F																	
Willie Norwood, R (7, FR) OBP: 0.304, SLG: 0.382																																		
Larry Wolfe, R (7,5) OBP: 0.330, SLG: 0.326																																		
Hosken Powell, L (1,9) OBP: 0.321, SLG: 0.337																																		
Bombo Rivera, R (9, PH) OBP: 0.357, SLG: 0.348																																		
Roy Smalley, S (1,6) OBP: 0.365, SLG: 0.439																																		
Dan Ford, R (1,8) OBP: 0.332, SLG: 0.427																																		
Glenn Adams, L (1,10) OBP: 0.302, SLG: 0.398																																		
Jose Morales, R (7, PH) OBP: 0.365, SLG: 0.402																																		
Butch Wynegar, S (1,2) OBP: 0.309, SLG: 0.310																																		
Craig Kusick, R (1,3) OBP: 0.310, SLG: 0.278																																		
Rich Chiles, L (1,7) OBP: 0.335, SLG: 0.345																																		
Dave Edwards, R (8, PH) OBP: 0.357, SLG: 0.389																																		
Rob Wilfong, L (1,4) OBP: 0.343, SLG: 0.328																																		
Bob Randall, R (9, PH) OBP: 0.331, SLG: 0.324																																		
Inning Stats	R: 1 E: 0 K: 1 S: 7	H: 2 LOB: 1 BB: 0 P: 7	R: 0 E: 0 K: 1 S: 5	H: 0 LOB: 0 BB: 0 P: 5	R: 1 E: 0 K: 0 S: 5	H: 3 LOB: 1 BB: 0 P: 5	R: 1 E: 0 K: 1 S: 6	H: 1 LOB: 1 BB: 1 P: 10	R: 0 E: 0 K: 1 S: 5	H: 0 LOB: 1 BB: 1 P: 9	R: 1 E: 0 K: 0 S: 5	H: 3 LOB: 2 BB: 0 P: 5	R: 1 E: 1 K: 1 S: 7	H: 2 LOB: 0 BB: 0 P: 7	R: 0 E: 0 K: 1 S: 5	H: 0 LOB: 0 BB: 0 P: 5	R: 0 E: 0 K: 0 S: 4	H: 1 LOB: 2 BB: 1 P: 8	1B: 9 2B: 3 3B: 0 HR: 0	SF: 1 SAC: 3 DP: 1 HBP: 0	WP: 0 PB: 0 SB: 1 CS: 1	PA: 40												
PITCHER	IP WLS BF H R ER SO BB IBB HBP BLK WP HR S P ERA WHIP																																	
Fergie Jenkins, R (1,1) ERA: 3.0	6.1	W 31	11	5	5	4	2	0	0	0	0	0	0	0	37	45	7.11	2.053																
Paul Mirabella, L (7,1) ERA: 6.39	2.2	W 9	1	0	0	2	1	0	0	0	0	0	0	0	12	16	0.00	0.750																

Batter	1	2	3	4	5	6	7	8	9	AB	R	H	RBI	BB	SO	LOB	BOTTOM																		
Bobby Bonds, R (1,10) OBP: 0.349, SLG: 0.475	6-3																Minnesota Twins @ Texas Rangers Arlington Stadium, Arlington, TX Wed Sep 27 1978, 8:05 PM EDT Att: 9,601 - Cloudy - 77 F																		
Juan Beniquez, R (1,8) OBP: 0.282, SLG: 0.380																																			
Al Oliver, L (1,7) OBP: 0.358, SLG: 0.495																																			
Richie Zisk, R (1,9) OBP: 0.333, SLG: 0.425																																			
Nelson Norman, S (8,5) OBP: 0.290, SLG: 0.355																																			
Toby Harrah, R (1,6) OBP: 0.350, SLG: 0.356																																			
Bump Willis, S (1,4) OBP: 0.328, SLG: 0.339																																			
Mike Jorgensen, L (1,3) OBP: 0.314, SLG: 0.212																																			
Jim Sundberg, R (1,2) OBP: 0.359, SLG: 0.383																																			
Jim Mason, L (1,5) OBP: 0.238, SLG: 0.240																																			
Johnny Grubb, L (7, PH) OBP: 0.376, SLG: 0.458																																			
Inning Stats	R: 0 E: 0 K: 0 S: 3	H: 0 LOB: 0 BB: 0 P: 3	R: 0 E: 0 K: 1 S: 5	H: 0 LOB: 0 BB: 0 P: 5	R: 0 E: 0 K: 0 S: 3	H: 0 LOB: 0 BB: 0 P: 3	R: 1 E: 1 K: 0 S: 5	H: 1 LOB: 1 BB: 0 P: 5	R: 1 E: 0 K: 1 S: 7	H: 2 LOB: 1 BB: 0 P: 7	R: 1 E: 0 K: 1 S: 8	H: 3 LOB: 2 BB: 0 P: 8	R: 5 E: 0 K: 1 S: 8	H: 3 LOB: 0 BB: 2 P: 16	R: 2 E: 0 K: 0 S: 4	H: 2 LOB: 2 BB: 3 P: 16		1B: 8 2B: 2 3B: 0 HR: 1	SF: 1 SAC: 0 DP: 0 HBP: 0	WP: 0 PB: 0 SB: 0 CS: 0	PA: 40														
PITCHER	IP WLS BF H R ER SO BB IBB HBP BLK WP HR S P ERA WHIP																																		
Roger Erickson, R (1,1) ERA: 3.98	5.2	W 24	6	3	2	3	0	0	0	0	0	0	0	0	30	30		3.18	1.059																
Stan Perzanowski, R (6,1) ERA: 5.24	0.1	L 4	1	3	3	0	2	0	0	0	0	0	0	2	10	81.00		9.000																	
Mike Marshall, R (7,1) ERA: 2.51	1.0	W 5	2	2	2	1	0	0	0	0	0	1	7	7	18.00	2.000																			
Tom Johnson, R (8,1) ERA: 5.51	1.0	W 7	2	2	2	0	3	0	0	0	0	0	4	16	18.00	5.000																			

Batter	1	2	3	4	5	6	7	8	9	AB	R	H	RBI	BB	SO	LOB	TOP											
Hosken Powell, L OBP: 0.325, SLG: 0.337	0-0 4-3		0-0 4-3				0-0 1B	4-0 BB	4-0 BB	3	0	1	0	2	0	0	Minnesota Twins @ Kansas City Royals Royals Stadium, Kansas City, MO Fri Sep 29 1978, 8:05 PM EDT Att: 31,794 - Unknown - 72 F livebaseballscorecards.com											
Mike Cabbage, L OBP: 0.345, SLG: 0.402 Jose Morales, R OBP: 0.363, SLG: 0.401 Larry Wolfe, R OBP: 0.328, SLG: 0.325	0-0 P6			0-0 2B		0-0 F7	0-3 K		0-0 F8	3	0	1	0	0	0	1												
Rod Carew, L OBP: 0.412, SLG: 0.442	4-0 BB		0-0 F8			0-0 1B		0-0 F9	4-0 BB	3	0	1	0	2	0	1												
Roy Smalley, S OBP: 0.364, SLG: 0.436	0-0 F7		0-3 K			0-0 L8		4-0 1B	0-0 F8	4	0	0	0	1	1	6												
Glenn Adams, L OBP: 0.300, SLG: 0.395 Dan Ford, R OBP: 0.331, SLG: 0.426		0-0 G3		0-0 3-1		0-0 F7		0-0 F8		2	0	0	0	0	0	1												
Butch Wynegar, S OBP: 0.308, SLG: 0.310		0-0 F8			0-0 F7		0-0 L6	1-3 HBP		4	0	1	0	0	0	0												
Willie Norwood, R OBP: 0.304, SLG: 0.380		0-0 F8			0-0 6-3		0-0 F8	1-0 HBP		3	0	0	0	0	0	0												
Dave Edwards, R OBP: 0.370, SLG: 0.425			0-3 K		0-0 WP		0-0 BB	0-0 P3		4	0	2	0	0	1	3												
Rob Wilfong, L OBP: 0.340, SLG: 0.325 Bob Randall, R OBP: 0.332, SLG: 0.325			0-0 4-3		0-3 K		0-0 BB		0-0 F8	2	0	0	0	0	1	1												
					2-3		1-2 1B			2	0	1	0	0	0	0												
Inning Stats	R: 0 E: 0 K: 0 S: 3	H: 0 LOB: 1 BB: 1 P: 7	R: 0 E: 0 K: 0 S: 3	H: 0 LOB: 0 BB: 0 P: 3	R: 0 E: 0 K: 1 S: 5	H: 0 LOB: 0 BB: 0 P: 5	R: 0 E: 0 K: 1 S: 6	H: 1 LOB: 1 BB: 0 P: 6	R: 0 E: 0 K: 1 S: 6	H: 1 LOB: 1 BB: 0 P: 6	R: 0 E: 0 K: 0 S: 5	H: 2 LOB: 2 BB: 0 P: 5	R: 0 E: 0 K: 1 S: 7	H: 2 LOB: 3 BB: 1 P: 11	R: 0 E: 0 K: 0 S: 4	H: 1 LOB: 3 BB: 1 P: 9	R: 0 E: 0 K: 0 S: 3	H: 0 LOB: 2 BB: 2 P: 11	1B: 5 2B: 2 3B: 0 HR: 0	SF: 0 SAC: 0 DP: 0 HBP: 1	WP: 1 PB: 0 SB: 0 CS: 0	PA: 40						
PITCHER	IP	WLS	BF	H	R	ER	SO	BB	IBB	HBP	BLK	WP	HR	S	P	ERA	WHIP											
Dennis Leonard, R ERA: 3.33	(1, 1)	5.0	W	18	2	0	0	3	1	0	0	0	1	0	23	27	0.00	0.600										
Steve Mingo, L ERA: 2.79	(6, 1)	1.2		10	4	0	0	0	1	0	0	0	0	0	9	13	0.00	3.000										
Marty Pattin, R ERA: 3.43	(7, 1)	1.1		7	1	0	0	1	1	0	1	0	0	0	7	12	0.00	1.500										
Al Hrabosky, L ERA: 2.92	(9, 1)	1.0		5	0	0	0	0	2	0	0	0	0	0	3	11	0.00	2.000										

Batter	1	2	3	4	5	6	7	8	9	AB	R	H	RBI	BB	SO	LOB	BOTTOM											
Willie Wilson, S OBP: 0.284, SLG: 0.282	0-0 BLK SF8	0-0 F9		0-3 K		0-0 F9				4	1	1	0	0	1	3	Minnesota Twins @ Kansas City Royals Royals Stadium, Kansas City, MO Fri Sep 29 1978, 8:05 PM EDT Att: 31,794 - Unknown - 72 F livebaseballscorecards.com											
U L Washington, S OBP: 0.319, SLG: 0.299	0-0 P3	0-0 F9			0-0 S	0-0 F8				4	0	1	0	0	0	2												
John Wathan, R OBP: 0.320, SLG: 0.396	0-0 SF8		0-0 5-3		0-0 6-3	0-0 6-3				3	0	0	1	0	0	1												
Dave Cripe, R OBP: 0.182, SLG: 0.182	0-0 3B		0-0 6-3		0-0 5-3	0-0 6-3				4	1	1	0	0	0	1												
Luis Silverio, R OBP: 0.636, SLG: 1.000	0-0 1B		4-0 S		0-0 5-3		0-0 5-3			3	1	1	1	1	0	1												
Clint Hurdle, L OBP: 0.346, SLG: 0.400	0-0 FC4-6		0-3 K		0-0 WP	0-0 E	0-0 1B	4-0 BB		3	1	2	1	1	1	1												
Joe Zdeb, R OBP: 0.281, SLG: 0.315 Darrell Porter, L OBP: 0.357, SLG: 0.444 Jamie Quirk, L OBP: 0.344, SLG: 0.296	0-0 FC4-6			0-0 SH1-3		0-0 F8	2-3	0-0 F2		2	0	1	0	0	0	1												
Jerry Terrell, R OBP: 0.225, SLG: 0.211		0-0 S		0-0 SH1-3		0-0 5-3		0-0 1B		3	0	2	0	0	0	1												
Jim Gaudet, R OBP: 0.344, SLG: 0.296		0-3 K		0-0 F9		0-0 E3		0-0 1-3		4	0	0	0	0	1	4												
						3H																						
Inning Stats	R: 3 E: 0 K: 0 S: 7	H: 4 LOB: 1 BB: 0 P: 7	R: 0 E: 0 K: 1 S: 6	H: 1 LOB: 1 BB: 0 P: 6	R: 0 E: 0 K: 1 S: 5	H: 0 LOB: 1 BB: 1 P: 9	R: 0 E: 0 K: 1 S: 6	H: 1 LOB: 1 BB: 0 P: 6	R: 0 E: 0 K: 0 S: 4	H: 1 LOB: 1 BB: 0 P: 4	R: 1 E: 1 K: 0 S: 5	H: 1 LOB: 1 BB: 0 P: 5	R: 0 E: 0 K: 0 S: 3	H: 0 LOB: 0 BB: 0 P: 3	R: 0 E: 0 K: 0 S: 4	H: 1 LOB: 2 BB: 1 P: 8	R: 0 E: 0 K: 0 S: 3	H: 1 LOB: 2 BB: 1 P: 8	1B: 6 2B: 2 3B: 1 HR: 0	SF: 1 SAC: 1 DP: 0 HBP: 0	WP: 1 PB: 0 SB: 4 CS: 0	PA: 36						
PITCHER	IP	WLS	BF	H	R	ER	SO	BB	IBB	HBP	BLK	WP	HR	S	P	ERA	WHIP											
Darrell Jackson, L ERA: 4.48	(1, 1)	5.0	L	23	7	3	3	3	1	0	0	1	0	28	32	5.40	1.600											
John Sutton, R ERA: 3.45	(6, 1)	3.0		13	2	1	0	0	1	0	0	0	1	0	12	16	0.00	1.000										

Batter	1	2	3	4	5	6	7	8	9	10	11	AB	R	H	RBI	BB	SO	LOB	TOP					
Hosken Powell, L OBP: 0.325, SLG: 0.335 (1, 9)	F7		SH1-3 BB		E 1-H 2-H 1B		1-6-3		K		P5	5	0	1	2	1	1	2						
Mike Cubbage, L OBP: 0.349, SLG: 0.403 (1, 5)	K		SH1-3		E2 1-3 1B					F2		4	0	2	0	1	1	0						
Rod Carew, L OBP: 0.411, SLG: 0.441 (1, 3)	K		L8		L3 IBB				F8			5	0	1	2	1	1	2						
Roy Smalley, S OBP: 0.362, SLG: 0.433 (1, 6)		FC6-4 1B BLK BB	F7		L3 1-2				K			4	1	0	0	1	2	5						
Dan Ford, R OBP: 0.331, SLG: 0.425 (1, 8)		FC6-4 1B		1-3	6-3					3-1		4	1	1	0	1	0	2						
Glenn Adams, L OBP: 0.237, SLG: 0.390 Willie Norwood, R OBP: 0.304, SLG: 0.380 (11, PR)		FC6-4 BLK G3 1-2 2-3		F8		P6			P4			4	0	0	0	0	0	2						
Butch Wynegar, S OBP: 0.307, SLG: 0.308 Glenn Borgmann, R OBP: 0.310, SLG: 0.339 (5, 2)		G3		1-3					K			2	0	0	0	0	0	2						
Dave Edwards, R OBP: 0.388, SLG: 0.415 Rich Chiles, L OBP: 0.333, SLG: 0.343 Bombo Rivera, R OBP: 0.359, SLG: 0.351 (9, PH)		FC6-4 BB			1B HBP		K			6-3		1	1	0	0	1	1	1						
Rob Wilfong, L OBP: 0.338, SLG: 0.322 (1, 4)		FC6-4			1B 1B		L9			F8		5	1	1	0	0	0	5						
Inning Stats	R: 0 E: 0 K: 2 S: 7	H: 0 LOB: 0 BB: 0 P: 7	R: 1 E: 0 K: 0 S: 4	H: 1 LOB: 2 BB: 2 P: 12	R: 0 E: 0 K: 0 S: 3	H: 0 LOB: 0 BB: 1 P: 7	R: 0 E: 0 K: 0 S: 3	H: 0 LOB: 0 BB: 1 P: 3	R: 2 E: 1 K: 0 S: 5	H: 3 LOB: 2 BB: 1 P: 10	R: 0 E: 0 K: 1 S: 5	H: 1 LOB: 1 BB: 0 P: 6	R: 0 E: 0 K: 1 S: 5	H: 0 LOB: 0 BB: 0 P: 5	R: 0 E: 0 K: 1 S: 5	H: 0 LOB: 0 BB: 0 P: 5	R: 0 E: 0 K: 1 S: 5	H: 0 LOB: 0 BB: 0 P: 5	R: 4 E: 2 K: 0 S: 6	H: 3 LOB: 3 BB: 2 P: 14	1B: 7 2B: 2 3B: 0 HR: 0	SF: 0 SAC: 1 DP: 1 HBP: 1	WP: 0 PB: 0 SB: 0 CS: 0	PA: 48
PITCHER	IP WLS BF H R ER SO BB IBB HBP BLK WP HR S P ERA WHIP	Steve Busby, R ERA: 7.59 Rich Gale, R ERA: 3.09 Doug Bird, R ERA: 5.29 Al Hrabosky, L ERA: 2.88 Randy McGilberry, R ERA: 4.38	IP WLS BF H R ER SO BB IBB HBP BLK WP HR S P ERA WHIP	PITCHER	IP WLS BF H R ER SO BB IBB HBP BLK WP HR S P ERA WHIP	Steve Busby, R ERA: 7.59 Rich Gale, R ERA: 3.09 Doug Bird, R ERA: 5.29 Al Hrabosky, L ERA: 2.88 Randy McGilberry, R ERA: 4.38																		

Minnesota Twins @ Kansas City Royals
Royals Stadium, Kansas City, MO

AB 38
R 7
H 8
RBI 5
BB 7
SO 7
LOB 21



Sat Sep 30 1978, 8:05 PM EDT
Att. 29,089 - Unknown - 67 F

Batter	1	2	3	4	5	6	7	8	9	10	11	AB	R	H	RBI	BB	SO	LOB	BOTTOM			
Steve Braun, L OBP: 0.360, SLG: 0.370 Tom Pouvette, L OBP: 0.229, SLG: 0.338 (7, 7)	G3				6-3		4-3			SH1-4		3	0	1	0	0	0	0				
George Brett, L OBP: 0.344, SLG: 0.469 Jamie Quirk, L OBP: 0.324, SLG: 0.276 (7, 5)	K		L9			SF8 3B			1-3	K		3	1	1	0	0	1	1				
Amos Otis, R OBP: 0.380, SLG: 0.522 (1, 8)	6-3				4-3 FC 2B		SF8		F7	5-3		4	1	1	1	0	0	2				
Darrell Porter, L OBP: 0.358, SLG: 0.445 Luis Silveiro, R OBP: 0.615, SLG: 0.909 (6, PR)		4-3 1B		4-3		CS 1B					K	3	1	2	0	0	0	1				
Ralph LaCock, L OBP: 0.335, SLG: 0.419 (1, 3)		4-3		FC S		1B BB			L9		K	4	0	0	1	1	1	2				
Al Cowens, R OBP: 0.319, SLG: 0.389 Clint Hurdle, L OBP: 0.348, SLG: 0.398 (7, 9)		L7		K		FC6-4 1B				L8		3	0	1	0	0	1	2				
Frank White, R OBP: 0.319, SLG: 0.402 (1, 4)		1B		5-3		FC6-4			1-3			4	0	1	1	0	0	3				
Freddie Patek, R OBP: 0.314, SLG: 0.320 U L Washington, S OBP: 0.314, SLG: 0.295 (6, 6)				6-3		5-3			5-3	F7		2	0	0	0	0	0	0				
Jim Gaudet, R OBP: 0.287, SLG: 0.315 Willie Wilson, S OBP: 0.294, SLG: 0.282 Art Kusnyer, R OBP: 0.308, SLG: 0.545 (10, PH)						5-3			K	SH1-4 BB		3	0	0	0	0	2	0				
Inning Stats	R: 0 E: 0 K: 1 S: 5	H: 0 LOB: 0 BB: 0 P: 5	R: 1 E: 0 K: 0 S: 4	H: 2 LOB: 1 BB: 0 P: 4	R: 0 E: 0 K: 1 S: 6	H: 1 LOB: 1 BB: 0 P: 6	R: 1 E: 0 K: 1 S: 7	H: 1 LOB: 1 BB: 0 P: 7	R: 0 E: 0 K: 0 S: 5	H: 0 LOB: 0 BB: 0 P: 5	R: 0 E: 0 K: 0 S: 4	H: 1 LOB: 1 BB: 0 P: 4	R: 0 E: 0 K: 0 S: 5	H: 0 LOB: 0 BB: 0 P: 3	R: 0 E: 0 K: 1 S: 5	H: 0 LOB: 2 BB: 1 P: 9	R: 0 E: 0 K: 2 S: 7	H: 0 LOB: 0 BB: 0 P: 7	1B: 6 2B: 1 3B: 1 HR: 0	SF: 1 SAC: 1 DP: 0 HBP: 0	WP: 0 PB: 0 SB: 2 CS: 1	PA: 42
PITCHER	IP WLS BF H R ER SO BB IBB HBP BLK WP HR S P ERA WHIP	Gary Serun, R ERA: 4.1 Mike Marshall, R ERA: 2.45	IP WLS BF H R ER SO BB IBB HBP BLK WP HR S P ERA WHIP	PITCHER	IP WLS BF H R ER SO BB IBB HBP BLK WP HR S P ERA WHIP	Gary Serun, R ERA: 4.1 Mike Marshall, R ERA: 2.45																

Minnesota Twins @ Kansas City Royals
Royals Stadium, Kansas City, MO

AB 38
R 3
H 8
RBI 3
BB 2
SO 7
LOB 13



Sat Sep 30 1978, 8:05 PM EDT
Att. 29,089 - Unknown - 67 F

Batter	1	2	3	4	5	6	7	8	9	AB	R	H	RBI	BB	SO	LOB	TOP										
Dave Edwards, R (1, 7) OBP: 0.377, SLG: 0.386	K2-3		K					6-3		3	0	0	0	1	2	0	Minnesota Twins @ Kansas City Royals Royals Stadium, Kansas City, MO Sun Oct 01 1978, 4:33 AM EDT Att: 23,794 - Unknown - 75 F livebaseballscorecards.com										
Bob Randall, R (1, 4) OBP: 0.329, SLG: 0.321	K		F9		G4-6-3			L7		4	0	0	0	0	1	3											
Willie Norwood, R (1, 10) OBP: 0.301, SLG: 0.376	K			K				1-3		4	0	0	0	0	2	0											
Dan Ford, R (1, 8) OBP: 0.332, SLG: 0.424 Hosken Powell, L (5, 9) OBP: 0.323, SLG: 0.333		SH2-3 BB		K				6-3		1	0	0	0	1	1	0											
Bombo Rivera, R (1, 9) OBP: 0.362, SLG: 0.355		SH2-3		E9						3	0	2	0	0	1	0											
Craig Kusick, R (1, 3) OBP: 0.305, SLG: 0.272		1-2		1B																							
Larry Wolfe, R (1, 6) OBP: 0.332, SLG: 0.323				F9						4	0	0	0	0	0	3											
Mike Cabbage, L (1, 5) OBP: 0.348, SLG: 0.401																											
Glenn Borgmann, R (1, 2) OBP: 0.306, SLG: 0.333				F9						2	0	0	0	0	0	0											
Inning Stats	R: 0 E: 0 K: 3 S: 9	H: 0 LOB: 0 BB: 0 P: 9	R: 0 E: 0 K: 0 S: 3	H: 0 LOB: 2 BB: 2 P: 11	R: 0 E: 0 K: 1 S: 5	H: 0 LOB: 0 BB: 0 P: 5	R: 0 E: 1 K: 2 S: 8	H: 1 LOB: 1 BB: 0 P: 8	R: 0 E: 0 K: 0 S: 2	H: 0 LOB: 2 BB: 3 P: 14	R: 0 E: 0 K: 0 S: 4	H: 1 LOB: 1 BB: 0 P: 4	R: 0 E: 0 K: 0 S: 3	H: 0 LOB: 0 BB: 0 P: 3	R: 0 E: 0 K: 1 S: 5	H: 0 LOB: 0 BB: 0 P: 5	1B: 2 2B: 0 3B: 0 HR: 0	SF: 0 SAC: 2 DP: 1 HBP: 0	WP: 0 PB: 0 SB: 1 CS: 0	PA: 33							
PITCHER	IP	WLS	BF	H	R	ER	SO	BB	IBB	HBP	BLK	WP	HR	S	P	ERA	WHIP										
Larry Gura, L (1, 1) ERA: 2.72	3.0		11	0	0	0	4	2	0	0	0	0	0	17	25	0.00	0.667										
George Throop, R (4, 1) ERA:	3.0	W	13	2	0	0	2	3	0	0	0	0	0	14	26	0.00	1.667										
Randy McGilberry, R (7, 1) ERA: 4.21	1.0		3	0	0	0	0	0	0	0	0	0	0	3	3	0.00	0.000										
Steve Mingo, L (8, 1) ERA: 2.74	1.0		3	0	0	0	0	0	0	0	0	0	0	3	3	0.00	0.000										
Bill Paschall, R (9, 1) ERA: 3.38	1.0	S	3	0	0	0	1	0	0	0	0	0	0	5	5	0.00	0.000										

Batter	1	2	3	4	5	6	7	8	9	AB	R	H	RBI	BB	SO	LOB	BOTTOM										
George Brett, L (1, 5) OBP: 0.342, SLG: 0.467	1-3									2	0	0	0	0	0	0	Minnesota Twins @ Kansas City Royals Royals Stadium, Kansas City, MO Sun Oct 01 1978, 4:33 AM EDT Att: 23,794 - Unknown - 75 F livebaseballscorecards.com										
Dave Cripe, R (5, 5) OBP: 0.154, SLG: 0.154			6-3					P4		2	0	0	0	0	0	0											
Hal McRae, R (1, 10) OBP: 0.329, SLG: 0.429			4-3							3	0	1	0	0	0	0											
Amos Otis, R (1, 8) OBP: 0.380, SLG: 0.525					1B 3B					3	1	1	0	0	2	1											
Al Cowens, R (1, 9) OBP: 0.319, SLG: 0.388					F7					2	0	0	0	1	0	1											
Darrell Porter, L (1, 2) OBP: 0.358, SLG: 0.444 Art Kusnyer, R (3, 2) OBP: 0.333, SLG: 0.538					1B					1	0	0	0	0	0	2											
John Wathan, R (1, 3) OBP: 0.320, SLG: 0.395					G5-4-3					2	0	1	1	0	1	0											
Frank White, R (1, 4) OBP: 0.317, SLG: 0.399										3	0	0	0	0	1	1											
Freddie Patek, R (1, 6) OBP: 0.312, SLG: 0.318										3	0	0	0	0	0	0											
Willie Wilson, S (1, 7) OBP: 0.280, SLG: 0.278										3	0	0	0	0	0	0											
Inning Stats	R: 0 E: 0 K: 1 S: 6	H: 1 LOB: 2 BB: 1 P: 10	R: 0 E: 0 K: 1 S: 5	H: 0 LOB: 0 BB: 0 P: 5	R: 0 E: 0 K: 0 S: 3	H: 0 LOB: 0 BB: 0 P: 3	R: 1 E: 0 K: 0 S: 4	H: 2 LOB: 0 BB: 0 P: 4	R: 0 E: 0 K: 0 S: 3	H: 0 LOB: 0 BB: 0 P: 3	R: 0 E: 0 K: 1 S: 5	H: 0 LOB: 0 BB: 0 P: 5	R: 0 E: 0 K: 1 S: 6	H: 1 LOB: 1 BB: 0 P: 6	R: 0 E: 0 K: 0 S: 3	H: 0 LOB: 0 BB: 0 P: 3	1B: 3 2B: 0 3B: 1 HR: 0	SF: 0 SAC: 0 DP: 1 HBP: 0	WP: 0 PB: 0 SB: 1 CS: 0	PA: 28							
PITCHER	IP	WLS	BF	H	R	ER	SO	BB	IBB	HBP	BLK	WP	HR	S	P	ERA	WHIP										
Geoff Zahn, L (1, 1) ERA: 3.03	8.0	L	28	4	1	1	4	1	0	0	0	0	0	35	39	1.12	0.625										

AB	26
R	0
H	2
RBI	0
BB	5
SO	7
LOB	8

