



Minnesota Twins - 1979

Batter	1	2	3	4	5	6	7	8	9	AB	R	H	RBI	BB	SO	LOB	TOP	
Mike Cabbage, L (1,5) John Castino, R (9,5)	F8		L3			SH5-4 1B	FC 1B		4-3	5	1	1	1	0	0	1	Minnesota Twins @ Oakland Athletics Oakland-Alameda County Coliseum, Oakland, CA Fri Apr 06 1979, 6:05 PM PST Att: 10,387 - Unknown - 58 F 	
Roy Smalley, S (1,6)	P6		BB			SH5-4 1B	FC5-2 1B		3-1	3	0	1	1	1	0	0		
Ken Landreaux, L (1,7)	BB		L6			4-3	FC5-2 1B			3	0	1	0	1	0	2		
Ron Jackson, R (1,3)	1B				5-3	2B 1B	FC5-2			4	1	2	1	0	0	3		
Glenn Adams, L (1,10)	1-3				F8	1B	F8			4	1	1	1	0	0	5		
Butch Wynegar, S (1,2)		P4			F5	2B 1B			F9	4	0	1	1	0	0	0		
Rick Sofield, L (1,9) Bombo Rivera, R (7,PH)	F8				F8		5-3		4-3	2	0	0	0	0	0	0		
Willie Norwood, R (1,8)		6-3			6-3		FC		6-3	4	1	1	0	0	0	0		
Rob Wilfong, L (1,4) Jose Morales, R (7,PH) Bob Randall, R (7,PR)			G3		3-1		FC 1B HBP		L6	2	0	0	0	0	0	0		
										1B: 6	SF: 0	2B: 1	SAC: 1	3B: 1	DP: 0	HR: 0		HBP: 1
Inning Stats	R: 0 E: 0 K: 0 S: 4	H: 1 LOB: 2 BB: 1 P: 8	R: 0 E: 0 K: 0 S: 3	H: 0 LOB: 0 BB: 0 P: 3	R: 0 E: 0 K: 0 S: 3	H: 0 LOB: 1 BB: 1 P: 7	R: 0 E: 0 K: 0 S: 3	H: 0 LOB: 0 BB: 0 P: 3	R: 0 E: 0 K: 0 S: 3	H: 0 LOB: 0 BB: 0 P: 3	R: 3 E: 0 K: 0 S: 6	H: 4 LOB: 1 BB: 0 P: 6	R: 2 E: 0 K: 0 S: 7	H: 3 LOB: 3 BB: 0 P: 8	R: 0 E: 0 K: 0 S: 3	H: 0 LOB: 0 BB: 0 P: 3	R: 0 E: 0 K: 0 S: 3	H: 0 LOB: 0 BB: 0 P: 3
PITCHER	IP WLS BF H R ER SO BB IBB HBP BLK WP HR S P ERA WHIP																	
Rick Langford, R (1,1) ERA: 4.76	5.2 L 23 4 3 3 0 2 0 0 0 0 0 0 21 29 4.76 1.059																	
Bob Lacey, L (6,1) ERA: 27.0	0.2 6 3 2 2 0 0 0 0 1 0 0 0 5 6 27.00 4.500																	
Dave Hamilton, L (7,1) ERA:	0.0 1 1 0 0 0 0 0 0 0 0 0 0 1 1 ∞ ∞																	
Dave Heaverlo, R (7,1) ERA:	2.2 8 0 0 0 0 0 0 0 0 0 0 0 8 8 0.00 0.000																	

Batter	1	2	3	4	5	6	7	8	9	AB	R	H	RBI	BB	SO	LOB	BOTTOM
Glenn Burke, R (1,7)	E5		6-3			FC3-6 1B		5-3		4	0	1	0	0	0	0	Minnesota Twins @ Oakland Athletics Oakland-Alameda County Coliseum, Oakland, CA Fri Apr 06 1979, 6:05 PM PST Att: 10,387 - Unknown - 58 F 
Miguel Dilone, S (1,9)	6-3		4-3			FC3-6 G4-6-3			G3	4	0	0	0	0	0	2	
Mitchell Page, L (1,10)	5-3		F8			G4-6-3			FC6-4 3B	4	1	1	0	0	0	1	
Jeff Newman, R (1,2) Larry Murray, S (9,PR)	P3		F3			1B FC4-6 1B			FC6-4 BB	3	1	1	0	1	0	0	
Dave Revering, L (1,3)		1B 2B			4-1		FC4-6 1B		FC6-4	4	1	2	1	0	0	1	
Mike Edwards, R (1,4)		K			6-3		FC4-6 G6-4-3		K	4	0	0	1	0	2	3	
Tony Armas, R (1,8)		1B 2H			K		G6-4-3			3	0	1	1	0	1	1	
Mickey Klutts, R (1,5)		1B			G2					3	0	2	0	0	0	0	
Rob Picciolo, R (1,6)		1B			1-3				2B	3	0	0	0	0	1	2	
										1B: 5	SF: 0	2B: 2	SAC: 0	3B: 1	DP: 2	HR: 0	
Inning Stats	R: 0 E: 0 K: 0 S: 3	H: 0 LOB: 0 BB: 0 P: 3	R: 1 E: 0 K: 2 S: 10	H: 3 LOB: 2 BB: 0 P: 10	R: 0 E: 0 K: 0 S: 3	H: 0 LOB: 0 BB: 0 P: 3	R: 0 E: 0 K: 0 S: 3	H: 0 LOB: 0 BB: 0 P: 3	R: 0 E: 0 K: 0 S: 3	H: 0 LOB: 0 BB: 0 P: 3	R: 1 E: 0 K: 0 S: 4	H: 2 LOB: 0 BB: 0 P: 4	R: 0 E: 0 K: 0 S: 3	H: 1 LOB: 0 BB: 0 P: 3	R: 1 E: 0 K: 1 S: 6	H: 1 LOB: 1 BB: 1 P: 10	
PITCHER	IP WLS BF H R ER SO BB IBB HBP BLK WP HR S P ERA WHIP																
Dave Goltz, R (1,1) ERA: 3.24	8.1 W 31 8 3 3 3 1 0 0 0 0 0 0 4 4 3.24 1.080																
Mike Marshall, R (9,1) ERA:	0.2 S 2 0 0 0 1 0 0 0 0 0 0 0 4 4 0.00 0.000																

Batter	1	2	3	4	5	6	7	8	9	10	11	12	AB	R	H	RBI	BB	SO	LOB													
Mike Cubbage, L John Castino, R (11, 5)	F8		6-3		P3		K		BB		FC6-4		5	0	0	0	1	1	2													
Roy Smalley, S OBP: 0.600, SLG: 0.429 (1, 6)	K		BB	BB	1B		2B	1B	F5		PO	FC6-4	4	2	2	0	2	1	2													
Ken Landreaux, L OBP: 0.500, SLG: 0.500 (1, 7)	F8		BB		1B		1H	2B	4-3			4-3	5	0	2	1	1	0	3													
Ron Jackson, R OBP: 0.300, SLG: 0.222 (1, 3)		F8	K		6-3		6-3			6-3		FC6-4	5	0	0	0	1	1	6													
Glenn Adams, L Jose Morales, R (10, PH)		1B			4-3	SH1-4		F7		F7		FC6-4	4	0	2	0	0	0	0													
Butch Wynegar, S OBP: 0.444, SLG: 0.556 (1, 2)		1B			SH1-4		F7		P4			2B	5	0	3	2	0	0	0													
Rick Sofield, L Bombo Rivera, R (10, PH)		G1-6-3			4-3		S	1B		F8		5-3	4	0	1	0	0	0	3													
Willie Norwood, R OBP: 0.222, SLG: 0.556 (1, 8)			K		6-3		4-3				5-3		5	0	1	0	0	1	2													
Rob Wilfong, L OBP: 0.286, SLG: 0.429 (1, 4)			6-3			P6		L8		E5		FC6-4	5	0	2	0	0	0	1													
Inning Stats	R: 0 E: 0 K: 1 S: 5	H: 0 LOB: 0 BB: 0 P: 5	R: 0 E: 0 K: 0 S: 4	H: 2 LOB: 1 BB: 0 P: 4	R: 0 E: 0 K: 2 S: 8	H: 1 LOB: 3 BB: 2 P: 16	R: 0 E: 0 K: 0 S: 4	H: 1 LOB: 1 BB: 0 P: 4	R: 0 E: 0 K: 0 S: 5	H: 2 LOB: 2 BB: 0 P: 5	R: 0 E: 0 K: 0 S: 3	H: 1 LOB: 2 BB: 1 P: 8	R: 0 E: 0 K: 0 S: 4	H: 1 LOB: 1 BB: 0 P: 4	R: 0 E: 0 K: 0 S: 3	H: 1 LOB: 1 BB: 0 P: 3	R: 2 E: 0 K: 0 S: 4	H: 1 LOB: 1 BB: 2 P: 12	1B: 9 2B: 4 3B: 0 HR: 0	SF: 0 SAC: 1 DP: 1 HBP: 0	WP: 0 PB: 0 SB: 2 CS: 1	PA: 53										
PITCHER	IP WLS BF H R ER SO BB IBB HBP BLK WP HR S P ERA WHIP	IP WLS BF H R ER SO BB IBB HBP BLK WP HR S P ERA WHIP	PITCHER																													
Matt Keough, R ERA: 1.08 Bob Lacey, L ERA: 7.71 Jim Todd, R ERA: 9.0	8.1 1.2 2.0	37 6 9	10 1 2	1 0 2	4 0 2	0 0 0	0 0 0	0 0 0	0 0 0	0 0 0	6 6 7	15	9.00	1.500																		

TOP

Minnesota Twins @ Oakland Athletics
Oakland-Alameda County Coliseum, Oakland, CA

Sat Apr 07 1979, 3:33 AM PST
Att. 3,222 - Unknown - 64 F

AB 46
R 3
H 13
RBI 3
BB 5
SO 4
LOB 23




Batter	1	2	3	4	5	6	7	8	9	10	11	12	AB	R	H	RBI	BB	SO	LOB														
Glenn Burke, R OBP: 0.111, SLG: 0.111 (1, 7)	P3		P6			5-3		6-3			5-3		5	0	0	0	0	0	2														
Miguel Dilone, S (1, 9)	4-3			3-1		CS	BB	F8			4-3		4	0	0	0	1	0	1														
Mitchell Page, L OBP: 0.444, SLG: 1.000 (1, 10)	4-3			BB		CS	HR		L7-5	SH	BB		3	1	1	1	2	0	0														
Jeff Newman, R OBP: 0.222, SLG: 0.125 (8, 3)		5-3			F7			F9		K		5-3	5	0	0	0	0	1	2														
Dave Revering, L OBP: 0.429, SLG: 0.714 Larry Murray, S Jim Essian, R (7, PR)		L9			F8			F9	2B	SH	1-2	BB	3	0	1	0	0	0	1														
Mickey Klutts, R OBP: 0.375, SLG: 0.500 (1, 5)		F7				P5		F9		L7-5		1B	5	0	1	0	0	0	3														
Tony Armas, R OBP: 0.125, SLG: 0.125 (1, 8)			F8		F2			P5		K		K	5	0	0	0	0	2	4														
Mike Edwards, R OBP: 0.222, SLG: 0.222 (1, 4)					6-3			SH1-4	1B	6-3		1-3	5	0	2	0	0	0	2														
Rob Picciolo, R (1, 6)			F9			F8		SH1-4		K			3	0	0	0	0	1	1														
Inning Stats	R: 0 E: 0 K: 0 S: 3	H: 0 LOB: 0 BB: 0 P: 3	R: 0 E: 0 K: 0 S: 4	H: 0 LOB: 1 BB: 0 P: 4	R: 0 E: 0 K: 0 S: 3	H: 0 LOB: 1 BB: 1 P: 7	R: 0 E: 0 K: 0 S: 2	H: 0 LOB: 0 BB: 1 P: 6	R: 1 E: 0 K: 0 S: 5	H: 2 LOB: 2 BB: 0 P: 5	R: 0 E: 0 K: 0 S: 4	H: 1 LOB: 1 BB: 0 P: 4	R: 0 E: 0 K: 1 S: 7	H: 0 LOB: 0 BB: 1 P: 7	R: 0 E: 0 K: 0 S: 3	H: 0 LOB: 0 BB: 0 P: 3	R: 0 E: 0 K: 1 S: 6	H: 1 LOB: 2 BB: 1 P: 10	1B: 3 2B: 2 3B: 0 HR: 1	SF: 0 SAC: 2 DP: 1 HBP: 0	WP: 0 PB: 0 SB: 0 CS: 1	PA: 45											
PITCHER	IP WLS BF H R ER SO BB IBB HBP BLK WP HR S P ERA WHIP	IP WLS BF H R ER SO BB IBB HBP BLK WP HR S P ERA WHIP	PITCHER																														
Roger Erickson, R ERA: 1.9 Mike Marshall, R ERA:	9.0 3.0	33 11	4 1	1 0	1 0	1 3	0 0	0 0	0 0	0 0	1 16	32	44	1.00	0.667																		

BOTTOM

Minnesota Twins @ Oakland Athletics
Oakland-Alameda County Coliseum, Oakland, CA

Sat Apr 07 1979, 3:33 AM PST
Att. 3,222 - Unknown - 64 F

AB 38
R 1
H 5
RBI 1
BB 4
SO 4
LOB 16



Batter	1	2	3	4	5	6	7	8	9	AB	R	H	RBI	BB	SO	LOB	TOP			
Mike Cabbage, L (1,5) OBP: 0.188, SLG: 0.071 John Castino, R (9,5)										4	1	0	0	1	0	1	Minnesota Twins @ Oakland Athletics Oakland-Alameda County Coliseum, Oakland, CA Sun Apr 08 1979, 3:33 AM PST Att. 3,326 - Unknown - 56 F			
Roy Smalley, S (1,6) OBP: 0.600, SLG: 0.455										4	1	2	1	0	1	0				
Ken Landreaux, L (1,7) OBP: 0.467, SLG: 0.364										3	0	0	0	2	0	2				
Ron Jackson, R (1,3)										5	0	0	0	0	1	5				
Glenn Adams, L (1,10) OBP: 0.417, SLG: 0.545										3	0	1	1	1	0	2				
Butch Wynegar, S (1,2) OBP: 0.538, SLG: 0.545										2	0	1	0	2	1	0				
Rick Sofield, L (1,9) OBP: 0.400, SLG: 0.444										3	0	2	1	1	0	3				
Willie Norwood, R (1,8) OBP: 0.154, SLG: 0.385										4	0	0	0	0	1	9				
Rob Wilfong, L (1,4) OBP: 0.273, SLG: 0.364										4	1	1	0	0	2	0				
Inning Stats	R: 2 E: 0 K: 1 S: 5	H: 0 LOB: 3 BB: 4 P: 22	R: 0 E: 0 K: 1 S: 5	H: 0 LOB: 0 BB: 0 P: 5	R: 0 E: 0 K: 1 S: 6	H: 1 LOB: 3 BB: 2 P: 14	R: 0 E: 0 K: 1 S: 5	H: 0 LOB: 0 BB: 0 P: 5	R: 0 E: 0 K: 1 S: 2	H: 1 LOB: 1 BB: 1 P: 6	R: 0 E: 0 K: 1 S: 6	H: 1 LOB: 1 BB: 0 P: 6	R: 0 E: 0 K: 0 S: 5	H: 2 LOB: 2 BB: 0 P: 5	R: 1 E: 1 K: 0 S: 5	H: 2 LOB: 1 BB: 0 P: 5		1B: 5 2B: 3 3B: 0 HR: 0	SF: 0 SAC: 0 DP: 1 HBP: 1	WP: 0 PB: 0 SB: 0 CS: 1
PITCHER	IP WLS BF H R ER SO BB IBB HBP BLK WP HR S P ERA WHIP																			
Mike Norris, R (1,1) ERA: 1.17	7.2 L 34 5 2 1 6 7 0 1 0 0 0 0 38 67 1.17 1.565																			
Dave Heaverlo, R (8,1) ERA: 2.25	1.1 6 2 1 1 0 0 0 0 0 0 0 0 6 6 6.75 1.500																			

AB 32
R 3
H 7
RBI 3
BB 7
SO 6
LOB 22



Batter	1	2	3	4	5	6	7	8	9	AB	R	H	RBI	BB	SO	LOB	BOTTOM					
Glenn Burke, R (1,7) OBP: 0.077, SLG: 0.077										4	0	0	0	0	1	0	Minnesota Twins @ Oakland Athletics Oakland-Alameda County Coliseum, Oakland, CA Sun Apr 08 1979, 3:33 AM PST Att. 3,326 - Unknown - 56 F					
Joe Wallis, S (1,9)										4	0	0	0	0	2	0						
Mitchell Page, L (1,10) OBP: 0.308, SLG: 0.636										4	0	0	0	0	2	0						
Jeff Newman, R (1,2) OBP: 0.250, SLG: 0.182										3	1	1	0	0	1	0						
Mickey Klutts, R (1,5) OBP: 0.273, SLG: 0.364										3	0	0	0	0	1	1						
Tony Armas, R (1,8) OBP: 0.182, SLG: 0.182										3	0	1	0	0	0	0						
Dave Revering, L (1,3) Wayne Gross, L (9,5) OBP: 0.300, SLG: 0.556										2	0	0	1	0	0	0						
Mike Edwards, R (1,4) OBP: 0.250, SLG: 0.250										3	0	1	0	0	0	1						
Rob Picciolo, R (1,6) Jim Essian, R (8,PH) (9,2)										2	0	0	0	0	0	0						
Inning Stats	R: 0 E: 0 K: 0 S: 3	H: 0 LOB: 0 BB: 0 P: 3	R: 1 E: 0 K: 0 S: 5	H: 2 LOB: 1 BB: 0 P: 5	R: 0 E: 0 K: 1 S: 5	H: 0 LOB: 0 BB: 0 P: 5	R: 0 E: 0 K: 3 S: 9	H: 0 LOB: 0 BB: 0 P: 9	R: 0 E: 0 K: 0 S: 3	H: 0 LOB: 0 BB: 0 P: 3	R: 0 E: 0 K: 1 S: 5	H: 0 LOB: 0 BB: 0 P: 5	R: 0 E: 0 K: 0 S: 3	H: 0 LOB: 0 BB: 0 P: 3	R: 0 E: 0 K: 0 S: 4	H: 1 LOB: 1 BB: 0 P: 4		R: 0 E: 0 K: 2 S: 7	H: 0 LOB: 0 BB: 0 P: 7	1B: 3 2B: 0 3B: 0 HR: 0	SF: 1 SAC: 0 DP: 0 HBP: 0	WP: 0 PB: 0 SB: 0 CS: 0
PITCHER	IP WLS BF H R ER SO BB IBB HBP BLK WP HR S P ERA WHIP																					
Geoff Zahn, L (1,1) ERA: 1.0	9.0 W 30 3 1 1 7 0 0 0 0 0 0 0 44 44 1.00 0.333																					

AB 29
R 1
H 3
RBI 1
BB 0
SO 7
LOB 3



Batter	1	2	3	4	5	6	7	8	9	AB	R	H	RBI	BB	SO	LOB	TOP			
Bob Randall, R (1, 4) OBP: 0.400, SLG: 0.400 Rob Wilfong, L (9, PH) OBP: 0.333, SLG: 0.364 (9, 4)	F3		CS 1B					4-3	BB BB	4	0	2	2	0	0	0				
Roy Smalley, S (1, 6) OBP: 0.500, SLG: 0.533			CS 1-2	F7	K			HR 1B	BB BB	4	1	2	1	1	1	1				
Ron Jackson, R (1, 3) OBP: 0.200, SLG: 0.316	K			F6				HR 1-H	F6	5	1	1	2	0	1	4				
Craig Kusick, R (1, 10) Glenn Adams, L (8, PH) OBP: 0.357, SLG: 0.462	5-3			K				5-3	F8	3	0	0	0	0	1	1				
Willie Norwood, R (1, 8) OBP: 0.235, SLG: 0.471		F6								4	1	2	0	0	0	0				
Butch Wynegar, S (1, 2) OBP: 0.471, SLG: 0.467					K				E5 PB BB	4	1	1	0	0	1	2				
Ken Landreaux, L (1, 7) OBP: 0.421, SLG: 0.333		G3-6-3 1B			FC4-6 1B			F5	BB PB BB 1B	4	2	1	1	0	0	2				
Bombo Rivera, R (1, 9) OBP: 0.143, SLG: 0.143 Rick Sofield, L (9, PH) OBP: 0.394, SLG: 0.400 (9, 9)			F9		2B 1B 1B			6-3	K	3	1	1	0	0	0	0				
John Castino, R (1, 5) OBP: 0.333, SLG: 0.667 Mike Cabbage, L (9, PH) OBP: 0.235, SLG: 0.071 (9, 5)			F4		1-3 2-H 1B 2B			6-3	BB BB IBB	3	1	1	1	0	0	0				
Inning Stats	R: 0 E: 0 K: 1 S: 6	H: 1 LOB: 1 BB: 0 P: 6	R: 0 E: 0 K: 0 S: 3	H: 1 LOB: 0 BB: 0 P: 3	R: 0 E: 0 K: 1 S: 5	H: 0 LOB: 0 BB: 0 P: 5	R: 3 E: 0 K: 2 S: 11	H: 4 LOB: 1 BB: 0 P: 11	R: 0 E: 0 K: 0 S: 3	H: 0 LOB: 0 BB: 0 P: 3	R: 0 E: 0 K: 0 S: 3	H: 0 LOB: 0 BB: 0 P: 3	R: 2 E: 0 K: 0 S: 5	H: 2 LOB: 0 BB: 0 P: 5	R: 3 E: 1 K: 1 S: 8	H: 2 LOB: 3 BB: 3 P: 20	1B: 7 2B: 3 3B: 0 HR: 1	SF: 0 SAC: 0 DP: 1 HBP: 0	WP: 0 PB: 1 CS: 1	PA: 41
PITCHER	IP	WLS	BF	H	R	ER	SO	BB	IBB	HBP	BLK	WP	HR	S	P	ERA	WHIP			
Frank Tanana, L (1, 1) ERA: 4.97	7.0	L	26	7	3	3	4	0	0	0	0	0	0	34	34	3.86	1.000			
Jim Barr, R (8, 1) ERA: 23.14	1.1		12	4	5	4	1	2	1	0	0	0	1	11	23	27.00	4.500			
Dyar Miller, R (9, 1) ERA: 1.5	0.2		2	0	0	0	0	0	0	0	0	0	0	2	2	0.00	0.000			

Minnesota Twins @ California Angels
Anaheim Stadium, Anaheim, CA
Tue Apr 10 1979, 9:05 PM EST
Att: 33,171 - Unknown - 59 F

AB 37
R 8
H 11
RBI 8
BB 3
SO 5
LOB 15



Batter	1	2	3	4	5	6	7	8	9	AB	R	H	RBI	BB	SO	LOB	BOTTOM			
Rick Miller, L (1, 8) OBP: 0.333, SLG: 0.545	L7		K		4-3				BB BB	4	0	0	0	1	2	1				
Dan Ford, R (1, 9) OBP: 0.478, SLG: 0.947	1-3 BB BB		FC4-6 1B		BB BB			F9	F9	3	0	1	0	2	0	2				
Rod Carew, L (1, 3) OBP: 0.500, SLG: 0.444	1-3 1-2 BB		FC4-6 1B		BB BB			G6-1	FC4-6 BB	2	0	0	0	3	0	2				
Don Baylor, R (1, 10) OBP: 0.261, SLG: 0.364	1-3 1-2 2-3		1B		F6			1B 1B	K	5	1	2	0	0	1	6				
Joe Rudi, R (1, 7) OBP: 0.136, SLG: 0.150	K		F9		F9			F9	FC4-6	5	0	0	0	0	1	7				
Camey Lansford, R (1, 5) OBP: 0.350, SLG: 0.368		K		K				F9		4	0	0	0	0	2	1				
Brian Downing, R (1, 2) OBP: 0.500, SLG: 0.579			CS-6-4 1B		F9				E 1B 1B	4	0	3	0	0	0	0				
Bobby Grich, R (1, 4) OBP: 0.150, SLG: 0.263	F3				F9			F5	E7 1B	4	0	1	1	0	0	2				
Rance Mulliniks, L (1, 6) OBP: 0.222, SLG: 0.222 Willie Davis, L (8, PH) Orlando Ramirez, R (9, 6)		FC1-6-4			4-3				F8	3	0	1	0	0	0	1				
Inning Stats	R: 0 E: 0 K: 1 S: 5	H: 0 LOB: 2 BB: 2 P: 13	R: 0 E: 0 K: 1 S: 6	H: 1 LOB: 1 BB: 0 P: 6	R: 0 E: 0 K: 1 S: 7	H: 2 LOB: 2 BB: 0 P: 7	R: 0 E: 0 K: 1 S: 5	H: 0 LOB: 0 BB: 0 P: 5	R: 0 E: 0 K: 0 S: 4	H: 1 LOB: 1 BB: 0 P: 4	R: 0 E: 0 K: 1 S: 6	H: 1 LOB: 1 BB: 0 P: 6	R: 1 E: 1 K: 0 S: 6	H: 3 LOB: 2 BB: 0 P: 6	R: 0 E: 0 K: 1 S: 5	H: 0 LOB: 2 BB: 2 P: 13	1B: 8 2B: 0 3B: 0 HR: 0	SF: 0 SAC: 0 DP: 0 HBP: 0	WP: 0 PB: 0 CS: 0	PA: 41
PITCHER	IP	WLS	BF	H	R	ER	SO	BB	IBB	HBP	BLK	WP	HR	S	P	ERA	WHIP			
Jerry Koosman, L (1, 1) ERA: 1.17	7.2	W	35	4	0	1	5	4	0	0	0	0	0	41	57	1.17	1.565			
Mike Marshall, R (8, 1) ERA:	1.1	S	6	0	0	0	1	2	0	0	0	0	0	6	14	0.00	1.500			

Minnesota Twins @ California Angels
Anaheim Stadium, Anaheim, CA
Tue Apr 10 1979, 9:05 PM EST
Att: 33,171 - Unknown - 59 F

AB 35
R 1
H 8
RBI 1
BB 6
SO 6
LOB 24



Batter	1	2	3	4	5	6	7	8	9	AB	R	H	RBI	BB	SO	LOB	TOP			
Mike Cabbage, L (1.5) OBP: 0.286, SLG: 0.176	4-0 SH1-4 BB		0-0 SH1-4		0-0 G3		0-0 2B		0-0 F5	3	0	1	1	1	0	1				
Roy Smalley, S (1.6) OBP: 0.565, SLG: 0.471	0-0 SH1-4		0-3 K		0-0 3-1		4-0 BB			2	0	0	0	1	1	1				
Ken Landreaux, L (1.7) OBP: 0.391, SLG: 0.278	0-0 F8		4-0 1B BB		0-0 F8		0-0 F8			3	0	0	0	1	0	3				
Ron Jackson, R (1.3) OBP: 0.208, SLG: 0.304	0-0 E6		0-0 1B		0-3 K				0-0 F3	4	0	1	1	0	1	1				
Glenn Adams, L (1.10) OBP: 0.278, SLG: 0.353	0-0 F8		0-0 4-3		0-0 F8				0-0 4-3	4	0	0	0	0	0	4				
Butch Wynegar, S (1.2) OBP: 0.381, SLG: 0.368		0-3 K		0-3 K					0-0 F8	4	0	0	0	0	2	0				
Rick Sofield, L (1.9) OBP: 0.400, SLG: 0.333		0-3 K		4-0 1-5-3 BB			4-0 2B BB		0-3 K	2	1	0	0	2	2	0	AB 29			
Willie Norwood, R (1.8) OBP: 0.238, SLG: 0.429		0-3 K		0-0 1-5-3			0-3 K		0-0 1B	4	0	1	0	0	2	2	R 2			
Rob Wilfong, L (1.4) OBP: 0.313, SLG: 0.286			1-0 1B HBP		0-3 K		0-3 K		0-0 F8	3	1	0	0	0	2	3	H 3			
Inning Stats	R: 0 E: 1 K: 0 S: 4	H: 0 LOB: 2 BB: 1 P: 8	R: 0 E: 0 K: 3 S: 9	H: 0 LOB: 0 BB: 0 P: 9	R: 1 E: 0 K: 1 S: 6	H: 1 LOB: 2 BB: 1 P: 11	R: 0 E: 0 K: 2 S: 7	H: 0 LOB: 0 BB: 0 P: 11	R: 0 E: 0 K: 1 S: 5	H: 0 LOB: 0 BB: 0 P: 5	R: 1 E: 0 K: 2 S: 8	H: 1 LOB: 2 BB: 2 P: 16	R: 0 E: 0 K: 0 S: 3	H: 0 LOB: 0 BB: 0 P: 3	R: 0 E: 0 K: 1 S: 6	H: 1 LOB: 1 BB: 0 P: 6	1B: 2 2B: 1 3B: 0 HR: 0	SF: 0 SAC: 2 DP: 0 HBP: 1	WP: 0 PB: 0 SB: 1 CS: 0	PA: 37
PITCHER Nolan Ryan, R (1.1) ERA: 7.84	IP: 9.0 WLS: W BF: 37	H: 3 R: 2 ER: 2 SO: 10	BB: 5 IBB: 0 HBP: 1 BLK: 0	WP: 0 HR: 0 S: 51 P: 72	ERA: 2.00 WHIP: 0.889	PITCHER														

Minnesota Twins @ California Angels
Anaheim Stadium, Anaheim, CA
Wed Apr 11 1979, 9:05 PM EST
Att: 21,633 - Unknown - 59 F

AB 29
R 2
H 3
RBI 2
BB 5
SO 10
LOB 15



Batter	1	2	3	4	5	6	7	8	9	AB	R	H	RBI	BB	SO	LOB	BOTTOM			
Rick Miller, L (1.8) OBP: 0.345, SLG: 0.519	0-0 1B		0-0 1B BB		0-0 F8		0-0 F8		0-0 4-3	5	1	2	0	0	0	2				
Carney Lansford, R (1.5) OBP: 0.360, SLG: 0.375	0-0 1B		0-0 F7		0-0 F7		0-0 E5 1B E		0-0 1B 1B	5	2	2	0	0	0	4				
Rod Carew, L (1.3) OBP: 0.519, SLG: 0.455	0-0 F7		4-0 1B BB		0-3 K		0-0 E 1B		0-0 1B 1B	4	2	2	0	1	1	2				
Don Baylor, R (1.9) OBP: 0.321, SLG: 0.444	0-0 G6-4-3		0-0 1B		0-0 5-3		0-0 E9 2B 2B		0-0 1B 1B	5	1	3	5	0	0	2				
Joe Rudi, R (1.7) OBP: 0.259, SLG: 0.320		0-0 G6-3 1B	0-0 1B 1B		0-0 1B 2B		0-0 F4 2B		0-0 1B 1B	5	1	4	1	0	0	1				
Willie Aikens, L (1.10) OBP: 0.400, SLG: 0.600		0-0 G6-3	0-0 G3		0-0 1B 2B		0-0 HR 2B		0-0 G3	5	1	2	2	0	0	5				
Brian Downing, R (1.2) OBP: 0.458, SLG: 0.500	0-0 L6		0-0 4-3		0-0 CS		0-0 5-3 HR IBB			3	1	0	0	1	0	0	AB 38			
Bobby Grich, R (1.4) OBP: 0.208, SLG: 0.409			0-0 4-3		4-0 1B BB		0-0 6-3 HR			3	1	1	3	1	0	0	R 11			
Rance Mulliniks, L (1.6) OBP: 0.273, SLG: 0.238			4-0 BB 1B BB		0-0 1B		0-0 F9 K			3	1	1	0	1	1	0	H 17			
Inning Stats	R: 0 E: 0 K: 0 S: 4	H: 2 LOB: 1 BB: 0 P: 4	R: 0 E: 0 K: 0 S: 3	H: 1 LOB: 0 BB: 0 P: 3	R: 3 E: 0 K: 0 S: 6	H: 3 LOB: 2 BB: 2 P: 14	R: 0 E: 0 K: 0 S: 4	H: 1 LOB: 2 BB: 1 P: 8	R: 1 E: 0 K: 1 S: 6	H: 2 LOB: 0 BB: 0 P: 6	R: 0 E: 0 K: 0 S: 3	H: 0 LOB: 0 BB: 0 P: 3	R: 6 E: 2 K: 1 S: 10	H: 4 LOB: 0 BB: 1 P: 14	R: 1 E: 0 K: 0 S: 6	H: 4 LOB: 2 BB: 0 P: 6	1B: 13 2B: 3 3B: 0 HR: 1	SF: 0 SAC: 0 DP: 2 HBP: 0	WP: 0 PB: 0 SB: 0 CS: 1	PA: 43
PITCHER Dave Goltz, R (1.1) ERA: 4.91 Gary Serunian, R (7.1) ERA: 108.0 Jeff Holly, L (7.1) ERA: 6.75	IP: 6.1 WLS: L BF: 30	H: 10 R: 6 ER: 6 SO: 1	BB: 3 IBB: 0 HBP: 0 BLK: 0	WP: 0 HR: 0 S: 29 P: 41	ERA: 8.53 WHIP: 2.053	PITCHER														

Minnesota Twins @ California Angels
Anaheim Stadium, Anaheim, CA
Wed Apr 11 1979, 9:05 PM EST
Att: 21,633 - Unknown - 59 F

AB 38
R 11
H 17
RBI 11
BB 4
SO 2
LOB 16



Batter	1	2	3	4	5	6	7	8	9	AB	R	H	RBI	BB	SO	LOB	TOP			
Mike Cabbage, L (1.5) OBP: 0.280, SLG: 0.190	G3		F9 2H 1B		F6			F8		4	0	1	1	0	0	1	Minnesota Twins @ California Angels Anaheim Stadium, Anaheim, CA Thu Apr 12 1979, 9:05 PM EST Att: 22,211 - Unknown - 62 F			
Roy Smalley, S (1.6) OBP: 0.516, SLG: 0.429	G1-6-3 1B		F9			G3		F9		4	0	1	0	0	2					
Ken Landreaux, L (1.7) OBP: 0.370, SLG: 0.238	G1-6-3 1-2		K			F8		F9 BB	4-0 BB	3	0	0	0	1	2					
Ron Jackson, R (1.3) OBP: 0.250, SLG: 0.346		F8 2B		5-3		F3		F9 BB	4-0 1-2 BB	3	0	1	0	1	0					
Glenn Adams, L (1.10) OBP: 0.273, SLG: 0.300	F6		F6			G4-6-3 BB		F9	2-3	3	0	0	0	1	3					
Butch Wynegar, S (1.2) OBP: 0.380, SLG: 0.318	F8		BB			G4-6-3 1-2		F8		3	0	0	0	1	4					
Rick Sofield, L (1.9) OBP: 0.316, SLG: 0.250	F7		5-3			6-3		FC6-4 1-2		4	0	0	0	0	4					
Willie Norwood, R (1.8) OBP: 0.292, SLG: 0.435			SH2-3 1B 1B		K			FC3-6 BB		2	1	1	0	1	1					
Rob Wilfong, L (1.4) OBP: 0.278, SLG: 0.250			SH2-3		F9			FC3-6 1-2		2	0	0	0	0	1					
Inning Stats	R: 0 E: 0 K: 0 S: 3	H: 1 LOB: 0 BB: 0 P: 3	R: 0 E: 0 K: 0 S: 4	H: 1 LOB: 1 BB: 0 P: 4	R: 1 E: 0 K: 1 S: 7	H: 2 LOB: 1 BB: 0 P: 7	R: 0 E: 0 K: 0 S: 3	H: 0 LOB: 1 BB: 1 P: 7	R: 0 E: 0 K: 1 S: 5	H: 0 LOB: 0 BB: 0 P: 5	R: 0 E: 0 K: 0 S: 2	H: 0 LOB: 0 BB: 1 P: 6	R: 0 E: 0 K: 0 S: 3	H: 0 LOB: 1 BB: 2 P: 7	R: 0 E: 0 K: 0 S: 3	H: 0 LOB: 2 BB: 2 P: 11	1B: 3 2B: 1 3B: 0 HR: 0	SF: 0 SAC: 1 DP: 2 HBP: 0	WP: 0 PB: 0 CS: 0	PA: 34
PITCHER Chris Knapp, R (1.1) ERA: 3.14	IP: 9.0 WLS: W BF: 34 H: 4 R: 1 ER: 1 SO: 2 BB: 5 IBB: 0 HBP: 0 BLK: 0 WP: 0 HR: 0 S: 33 P: 53 ERA: 1.00 WHIP: 1.000															PITCHER				

Batter	1	2	3	4	5	6	7	8	9	AB	R	H	RBI	BB	SO	LOB	BOTTOM			
Rick Miller, L (1.8) OBP: 0.382, SLG: 0.533	F8		WP 2B		E 2B BB	S BB		F7		3	1	1	0	2	0	2	Minnesota Twins @ California Angels Anaheim Stadium, Anaheim, CA Thu Apr 12 1979, 9:05 PM EST Att: 22,211 - Unknown - 62 F			
Carney Lansford, R (1.5) OBP: 0.367, SLG: 0.379	6-3		F4		E7 2B 1B	K		BB 1B		5	1	2	1	0	1	2				
Rod Carew, L (1.3) OBP: 0.531, SLG: 0.520	F8		4-3		2B SF8 BB			3B BB		3	1	1	0	2	0	1				
Don Baylor, R (1.9) OBP: 0.333, SLG: 0.500		F7 2B		F7		K		F6		5	0	2	2	0	1	4				
Joe Rudi, R (1.7) OBP: 0.258, SLG: 0.310		FC1-6-5-4-2 HR		2B 1B	K		F3			4	1	1	0	0	1	4				
Willie Aikens, L (1.10) OBP: 0.444, SLG: 1.125		HR		2B 2B	SF8		4-3			3	2	2	3	0	0	1				
Brian Downing, R (1.2) OBP: 0.464, SLG: 0.458		5-3		2B BB	L9			BB BB		2	1	0	0	2	0	1				
Bobby Grich, R (1.4) OBP: 0.214, SLG: 0.423		F9		2B	K		L5			4	0	1	1	0	1	1				
Rance Mulliniks, L (1.6) OBP: 0.269, SLG: 0.208			4-3		K		F7		BB 1B BB	3	0	0	0	1	1	2				
Inning Stats	R: 0 E: 0 K: 0 S: 3	H: 0 LOB: 0 BB: 0 P: 3	R: 2 E: 0 K: 0 S: 5	H: 2 LOB: 0 BB: 0 P: 5	R: 0 E: 0 K: 0 S: 4	H: 1 LOB: 1 BB: 0 P: 4	R: 1 E: 0 K: 1 S: 7	H: 3 LOB: 2 BB: 1 P: 11	R: 3 E: 1 K: 1 S: 7	H: 2 LOB: 1 BB: 2 P: 15	R: 0 E: 0 K: 2 S: 7	H: 0 LOB: 1 BB: 1 P: 11	R: 0 E: 0 K: 1 S: 6	H: 1 LOB: 1 BB: 0 P: 6	R: 1 E: 0 K: 0 S: 4	H: 1 LOB: 3 BB: 3 P: 16	1B: 3 2B: 5 3B: 1 HR: 1	SF: 1 SAC: 0 DP: 0 HBP: 0	WP: 1 PB: 0 CS: 0	PA: 40
PITCHER Roger Erickson, R (1.1) ERA: 2.84 Jeff Holly, L (4.1) ERA: 21.6 Pete Redfern, R (5.1) ERA: 2.25	IP: 3.2 WLS: L BF: 17 H: 6 R: 3 ER: 3 SO: 0 BB: 1 IBB: 0 HBP: 0 BLK: 0 WP: 1 HR: 1 S: 16 P: 20 ERA: 7.36 WHIP: 1.909															PITCHER				

AB	28
R	1
H	4
RBI	1
BB	5
SO	2
LOB	17



Batter	1	2	3	4	5	6	7	8	9	AB	R	H	RBI	BB	SO	LOB	TOP			
Mike Cabbage, L (1, 5) OBP: 0.296, SLG: 0.217 John Castino, R (4, PH) OBP: 0.333, SLG: 0.500 (4, 5)	4-3		HR	4-3			5-3			2	1	1	0	0	0	0	Minnesota Twins @ Seattle Mariners The Kingdome, Seattle, WA Fri Apr 13 1979, 9:05 PM EST Att: 8,125 - Dome			
Roy Smalley, S (1, 6) OBP: 0.531, SLG: 0.560	FC5-4		HR				F5	K		4	1	2	2	1	1	3				
Ken Landreaux, L (1, 7) OBP: 0.375, SLG: 0.423	K		E				FC1-6			5	2	2	2	0	2	2				
Ron Jackson, R (1, 3) OBP: 0.212, SLG: 0.290	FC5-4		F7				F9	5-3		5	0	0	0	0	0	3				
Glenn Adams, L (1, 10) OBP: 0.261, SLG: 0.286 Jose Morales, R (3, PH) OBP: 0.333, SLG: 0.200 Dave Edwards, R (8, PR)		L4	E5				F8			1	0	0	0	0	0	0				
Butch Wynegar, S (1, 2) OBP: 0.414, SLG: 0.304		1B	CS				F7			1	2	0	0	2	0	0				
Rick Sofield, L (1, 9) OBP: 0.304, SLG: 0.250		CS					K			4	0	1	0	0	3	4				
Willie Norwood, R (1, 8) OBP: 0.250, SLG: 0.370		F9					K			4	0	0	0	0	1	3				
Rob Wilfong, L (1, 4) OBP: 0.318, SLG: 0.316			1-3							3	1	1	0	1	1	0				
Inning Stats	R: 0 E: 0 K: 1 S: 6	H: 1 LOB: 1 BB: 0 P: 6	R: 1 E: 0 K: 0 S: 3	H: 1 LOB: 0 BB: 1 P: 7	R: 3 E: 1 K: 1 S: 9	H: 3 LOB: 2 BB: 1 P: 13	R: 0 E: 0 K: 1 S: 5	H: 0 LOB: 0 BB: 0 P: 5	R: 0 E: 0 K: 0 S: 3	H: 0 LOB: 1 BB: 1 P: 7	R: 2 E: 0 K: 0 S: 5	H: 2 LOB: 0 BB: 0 P: 5	R: 2 E: 0 K: 2 S: 9	H: 2 LOB: 2 BB: 1 P: 14	R: 0 E: 0 K: 2 S: 7	H: 0 LOB: 0 BB: 0 P: 7		1B: 5 2B: 2 3B: 0 HR: 2	SF: 0 SAC: 0 DP: 0 HBP: 1	WP: 0 PB: 1 SB: 0 CS: 2
PITCHER	IP	WLS	BF	H	R	ER	SO	BB	IBB	HBP	BLK	WP	HR	S	P	ERA	WHIP			
Paul Mitchell, R (1, 1) ERA: 4.82	2.2	L	13	5	4	2	1	1	0	0	0	0	1	14	18	6.75	2.250			
Rick Honeycutt, L (3, 1) ERA: 5.25	4.0		17	2	2	2	4	2	0	0	0	0	1	23	31	4.50	1.000			
Mike Parrott, R (7, 1) ERA: 13.5	2.1		11	2	2	2	4	0	1	1	0	0	0	17	22	7.71	0.857			

AB	36
R	8
H	9
RBI	6
BB	4
SO	9
LOB	17



Batter	1	2	3	4	5	6	7	8	9	AB	R	H	RBI	BB	SO	LOB	BOTTOM			
Julio Cruz, S (1, 4) OBP: 0.325, SLG: 0.242	G4-6-3		E6				L7	FC5-4		4	0	1	1	0	0	3	Minnesota Twins @ Seattle Mariners The Kingdome, Seattle, WA Fri Apr 13 1979, 9:05 PM EST Att: 8,125 - Dome			
Dan Meyer, L (1, 7) OBP: 0.250, SLG: 0.419	G4-6-3		G4-6-3				F8			4	0	0	0	0	1	3				
Bruce Bochte, L (1, 3) OBP: 0.471, SLG: 0.750	F7						F8			4	0	1	0	0	0	0				
Leon Roberts, R (1, 9) OBP: 0.474, SLG: 0.606							4-3			3	0	1	0	1	0	0				
Willie Horton, R (1, 10) OBP: 0.395, SLG: 0.515										3	1	1	1	1	0	3				
Ruppert Jones, L (1, 8) OBP: 0.447, SLG: 0.594										4	0	2	0	0	0	1				
Bill Stein, R (1, 5) OBP: 0.359, SLG: 0.490										4	0	1	0	0	0	1				
Larry Cox, R (1, 2) OBP: 0.364, SLG: 0.600										3	1	1	0	0	0	2				
Mario Mendoza, R (1, 6) OBP: 0.290, SLG: 0.333 John Hale, L (7, PH)										2	0	1	0	0	0	1				
Larry Milbourne, S (8, 6) OBP: 0.500, SLG: 0.750										0	0	0	0	0	0	0				
Inning Stats	R: 0 E: 0 K: 0 S: 3	H: 1 LOB: 0 BB: 0 P: 3	R: 0 E: 0 K: 0 S: 3	H: 1 LOB: 0 BB: 0 P: 3	R: 1 E: 1 K: 0 S: 5	H: 2 LOB: 1 BB: 0 P: 5	R: 1 E: 0 K: 0 S: 4	H: 2 LOB: 0 BB: 0 P: 4	R: 0 E: 0 K: 0 S: 3	H: 1 LOB: 0 BB: 0 P: 3	R: 0 E: 0 K: 0 S: 4	H: 1 LOB: 2 BB: 1 P: 8	R: 0 E: 0 K: 1 S: 5	H: 0 LOB: 0 BB: 0 P: 5	R: 0 E: 0 K: 0 S: 2	H: 0 LOB: 0 BB: 1 P: 6	1B: 6 2B: 2 3B: 0 HR: 1	SF: 0 SAC: 0 DP: 5 HBP: 0	WP: 0 PB: 0 SB: 0 CS: 1	PA: 35
PITCHER	IP	WLS	BF	H	R	ER	SO	BB	IBB	HBP	BLK	WP	HR	S	P	ERA	WHIP			
Geoff Zahn, L (1, 1) ERA: 1.8	6.0	W	23	8	2	2	0	1	0	0	0	0	0	11	19	3.00	1.500			
Mike Marshall, R (7, 1) ERA:	3.0	S	11	1	0	0	1	2	0	0	0	0	0	11	19	0.00	1.000			



Batter	1	2	3	4	5	6	7	8	9	AB	R	H	RBI	BB	SO	LOB	TOP							
Bob Randall, R (1,4) OBP: 0.333, SLG: 0.250 Rob Wilfong, L (9, PH) OBP: 0.348, SLG: 0.350	5-3		F5				F9		1-H 1B	3	0	0	0	1	0	2								
Roy Smalley, S (1,6) OBP: 0.547, SLG: 0.633	K						E6		3B	5	0	3	1	0	1	0								
Ron Jackson, R (1,3) OBP: 0.184, SLG: 0.250	K						FC5-4		6-3	5	0	0	0	0	2	6								
Craig Kusick, R (1,10)							P4		F3	4	0	0	0	0	0	1								
Willie Norwood, R (1,8) OBP: 0.281, SLG: 0.516	K								F8	4	2	2	1	0	1	0								
Bombo Rivera, R (1,9) OBP: 0.182, SLG: 0.182	K						F7		5-3	4	0	1	0	0	1	1								
Ken Landreaux, L (1,7) OBP: 0.389, SLG: 0.433							E9		G3	4	1	2	0	0	0	1								
John Castino, R (1,5) OBP: 0.333, SLG: 0.444							L6		F8	3	1	1	0	0	0	2								
Glenn Borgmann, R (1,2) OBP: 0.500, SLG: 0.333 Dave Edwards, R (9, PR)	F8									3	1	1	2	1	1	2								
Butch Wynegar, S (9, 2) OBP: 0.414, SLG: 0.304										0	1	0	0	0	0	0								
Inning Stats	R: 0 E: 0 K: 2 S: 7	H: 0 LOB: 0 BB: 0 P: 7	R: 0 E: 0 K: 2 S: 7	H: 0 LOB: 0 BB: 0 P: 7	R: 0 E: 0 K: 0 S: 4	H: 1 LOB: 1 BB: 0 P: 4	R: 0 E: 0 K: 0 S: 3	H: 1 LOB: 0 BB: 0 P: 3	R: 3 E: 1 K: 1 S: 9	H: 4 LOB: 2 BB: 1 P: 13	R: 1 E: 0 K: 0 S: 4	H: 1 LOB: 0 BB: 0 P: 4	R: 1 E: 1 K: 1 S: 7	H: 1 LOB: 1 BB: 0 P: 7	R: 0 E: 0 K: 0 S: 4	H: 1 LOB: 1 BB: 0 P: 4	R: 1 E: 0 K: 0 S: 4	H: 2 LOB: 2 BB: 1 P: 8	1B: 8 2B: 1 3B: 1 HR: 1	SF: 0 SAC: 1 DP: 1 HBP: 0	WP: 1 PB: 0 SB: 1 CS: 0	PA: 39		
PITCHER	IP	WLS	BF	H	R	ER	SO	BB	IBB	HBP	BLK	WP	HR	S	P	ERA	WHIP							
Floyd Bannister, L (1,1) ERA: 3.52	8.1	L	36	9	6	5	6	2	0	0	0	0	1	46	54	5.40	1.320							
John Montague, R (9,1) ERA: 3.18	0.2		3	2	0	0	0	0	0	0	0	1	0	3	3	0.00	3.000							

Minnesota Twins @ Seattle Mariners
The Kingdome, Seattle, WA
Sat Apr 14 1979, 9:05 PM EST
Att: 17,070 - Dome


AB 36
R 6
H 11
RBI 5
BB 2
SO 6
LOB 15



Batter	1	2	3	4	5	6	7	8	9	AB	R	H	RBI	BB	SO	LOB	BOTTOM							
Julio Cruz, S (1,4) OBP: 0.318, SLG: 0.243 John Hale, L (9, PH)	5-3		6-3				G5-4-3		F2	4	1	1	0	0	0	1								
Dan Meyer, L (1,7) OBP: 0.243, SLG: 0.400			F7				F7		F9	4	0	1	1	0	0	1								
Bruce Bochte, L (1,3) OBP: 0.447, SLG: 0.694	FC4-6		K						F7	4	0	1	2	0	1	1								
Leon Roberts, R (1,9) OBP: 0.500, SLG: 0.611										3	1	2	0	1	0	1								
Willie Horton, R (1,10) OBP: 0.405, SLG: 0.568 Joe Simpson, L (8, PR) OBP: 0.200, SLG: 0.200	5-3									4	0	2	1	0	0	3								
Ruppert Jones, L (1,8) OBP: 0.452, SLG: 0.588										2	0	1	1	1	0	2								
Bill Stein, R (1,5) OBP: 0.349, SLG: 0.385										4	0	1	0	0	0	4								
Bob Stinson, S (1,2) OBP: 0.357, SLG: 0.304										4	1	1	0	0	1	2								
Mario Mendoza, R (1,6) OBP: 0.281, SLG: 0.323 Larry Milbourne, S (5, PH) OBP: 0.714, SLG: 0.857	G6-3									1	0	0	0	0	0	2								
Inning Stats	R: 0 E: 0 K: 0 S: 5	H: 2 LOB: 2 BB: 0 P: 5	R: 0 E: 0 K: 1 S: 6	H: 2 LOB: 1 BB: 0 P: 6	R: 0 E: 0 K: 1 S: 5	H: 0 LOB: 0 BB: 0 P: 5	R: 0 E: 0 K: 0 S: 3	H: 1 LOB: 1 BB: 1 P: 7	R: 3 E: 0 K: 0 S: 7	H: 4 LOB: 1 BB: 0 P: 7	R: 0 E: 0 K: 0 S: 2	H: 0 LOB: 0 BB: 1 P: 6	R: 0 E: 0 K: 0 S: 3	H: 1 LOB: 0 BB: 0 P: 3	R: 2 E: 0 K: 0 S: 5	H: 2 LOB: 1 BB: 0 P: 5	R: 0 E: 0 K: 0 S: 4	H: 1 LOB: 1 BB: 0 P: 4	1B: 12 2B: 0 3B: 1 HR: 0	SF: 2 SAC: 0 DP: 4 HBP: 0	WP: 0 PB: 0 SB: 1 CS: 0	PA: 38		
PITCHER	IP	WLS	BF	H	R	ER	SO	BB	IBB	HBP	BLK	WP	HR	S	P	ERA	WHIP							
Paul Hartzell, R (1,1) ERA: 6.14	7.1		32	12	5	5	2	2	0	0	0	0	0	34	42	6.14	1.909							
Mike Marshall, R (8,1) ERA:	1.2	W	6	1	0	0	0	0	0	0	0	0	0	6	6	0.00	0.600							

Minnesota Twins @ Seattle Mariners
The Kingdome, Seattle, WA
Sat Apr 14 1979, 9:05 PM EST
Att: 17,070 - Dome


AB 34
R 5
H 13
RBI 5
BB 2
SO 2
LOB 18



Batter	1	2	3	4	5	6	7	8	9	AB	R	H	RBI	BB	SO	LOB	TOP										
Mike Cabbage, L (1, 5) <small>OBP: 0.333, SLG: 0.385</small> John Castino, R (4, 5) <small>OBP: 0.385, SLG: 0.417</small>										3	2	2	2	0	0	0											
Roy Smalley, S (1, 6) <small>OBP: 0.512, SLG: 0.571</small>										5	2	1	0	1	0	3											
Ken Landreaux, L (1, 7) <small>OBP: 0.400, SLG: 0.424</small> Dave Edwards, R (5, 7) <small>OBP: 0.333, SLG: 0.333</small>										3	1	1	0	1	0	4											
Ron Jackson, R (1, 3) <small>OBP: 0.214, SLG: 0.256</small> Craig Kusick, R (7, 3)										3	1	1	1	1	0	1											
Glenn Adams, L (1, 10) <small>OBP: 0.292, SLG: 0.318</small> Jose Morales, R (4, PH) <small>OBP: 0.400, SLG: 0.667</small>										1	0	1	1	0	0	0											
Butch Wynegar, S (1, 2) <small>OBP: 0.423, SLG: 0.370</small>										4	1	2	3	1	0	2											
Rick Sofield, L (1, 9) <small>OBP: 0.280, SLG: 0.227</small> Bombo Rivera, R (5, PH) <small>OBP: 0.333, SLG: 0.357</small>										2	0	0	0	0	1	3											
Willie Norwood, R (1, 8) <small>OBP: 0.316, SLG: 0.622</small>										6	3	3	2	0	0	2											
Rob Wilfong, L (1, 4) <small>OBP: 0.414, SLG: 0.480</small>										5	3	3	1	1	0	1											
Inning Stats	R: 3 E: 2 K: 1 S: 9	H: 2 LOB: 2 BB: 1 P: 13	R: 0 E: 0 K: 0 S: 3	H: 0 LOB: 0 BB: 0 P: 3	R: 1 E: 0 K: 0 S: 5	H: 2 LOB: 1 BB: 0 P: 5	R: 3 E: 1 K: 1 S: 7	H: 2 LOB: 1 BB: 2 P: 15	R: 5 E: 1 K: 0 S: 9	H: 7 LOB: 2 BB: 1 P: 13	R: 1 E: 0 K: 1 S: 7	H: 2 LOB: 2 BB: 1 P: 11	R: 0 E: 0 K: 0 S: 2	H: 0 LOB: 0 BB: 2 P: 10	R: 5 E: 1 K: 0 S: 8	H: 4 LOB: 0 BB: 0 P: 8	R: 0 E: 0 K: 2 S: 8	H: 1 LOB: 0 BB: 0 P: 8	1B: 12 2B: 5 3B: 0 HR: 3	SF: 1 SAC: 1 DP: 1 HBP: 0	WP: 0 PB: 0 SB: 0 CS: 1	PA: 55					
PITCHER	IP WLS BF H R ER SO BB IBB HBP BLK WP HR S P ERA WHIP	IP WLS BF H R ER SO BB IBB HBP BLK WP HR S P ERA WHIP																									
Glenn Abbott, R (1, 1) <small>ERA: 5.54</small> Shane Rawley, L (4, 1) <small>ERA: 10.9</small> Mike Parrott, R (5, 1) <small>ERA: 10.13</small> Paul Mitchell, R (7, 1) <small>ERA: 4.76</small> Rafael Vasquez, R (9, 1) <small>ERA: 8.31</small>	3.0 L 19 6 7 4 1 2 0 0 0 0 2 19 27 12.00 2.667	1.0 9 5 5 5 1 1 0 0 0 0 0 0 10 14 45.00 6.000	2.0 11 4 1 1 1 2 0 0 0 0 0 1 11 19 4.50 3.000	2.0 13 4 5 1 0 2 0 0 0 0 1 10 18 4.50 3.000	1.0 4 1 0 0 2 0 0 0 0 0 0 8 8 0.00 1.000																						
Julio Cruz, S (1, 4) <small>OBP: 0.327, SLG: 0.244</small>																				4	0	1	0	1	1	0	
Bill Stein, R (1, 5) <small>OBP: 0.354, SLG: 0.455</small>																				5	2	2	1	0	0	2	
Bruce Bochte, L (1, 3) <small>OBP: 0.452, SLG: 0.675</small>																				4	1	2	0	0	2	0	
Leon Roberts, R (1, 9) <small>OBP: 0.522, SLG: 0.725</small>																				4	2	3	3	0	0	0	
Willie Horton, R (1, 10) <small>OBP: 0.391, SLG: 0.537</small>																				4	0	1	0	0	1	3	
Ruppert Jones, L (1, 8) <small>OBP: 0.455, SLG: 0.583</small> Joe Simpson, L (6, 8) <small>OBP: 0.143, SLG: 0.143</small>																				2	0	1	1	0	0	2	
Tom Paciorek, R (1, 7) <small>OBP: 0.222, SLG: 0.222</small> Bobby Valentine, R (6, 7)																				2	0	0	0	0	0	2	
Larry Cox, R (1, 2) <small>OBP: 0.333, SLG: 0.714</small>																				4	1	1	1	0	1	1	
Larry Milbourne, S (1, 6) <small>OBP: 0.545, SLG: 0.636</small>																				4	0	1	0	0	0	0	
Inning Stats	R: 1 E: 0 K: 1 S: 7	H: 3 LOB: 1 BB: 1 P: 11	R: 1 E: 0 K: 0 S: 5	H: 3 LOB: 1 BB: 0 P: 5	R: 1 E: 1 K: 1 S: 7	H: 2 LOB: 1 BB: 0 P: 7	R: 0 E: 0 K: 1 S: 5	H: 0 LOB: 0 BB: 0 P: 5	R: 0 E: 0 K: 1 S: 4	H: 1 LOB: 1 BB: 0 P: 4	R: 3 E: 0 K: 1 S: 8	H: 3 LOB: 0 BB: 0 P: 8	R: 0 E: 0 K: 0 S: 3	H: 0 LOB: 0 BB: 0 P: 3	R: 0 E: 0 K: 0 S: 3	H: 0 LOB: 0 BB: 0 P: 3	1B: 8 2B: 1 3B: 0 HR: 3	SF: 0 SAC: 0 DP: 2 HBP: 0	WP: 0 PB: 0 SB: 0 CS: 1	PA: 38							
PITCHER	IP WLS BF H R ER SO BB IBB HBP BLK WP HR S P ERA WHIP	IP WLS BF H R ER SO BB IBB HBP BLK WP HR S P ERA WHIP																									
Jerry Kosman, L (1, 1) <small>ERA: 3.78</small>	9.0 W 38 12 6 6 5 1 0 0 0 0 3 47 51 6.00 1.444																										


Minnesota Twins @ Seattle Mariners
The Kingdome, Seattle, WA
Sun Apr 15 1979, 6:33 AM EST
Att: 5,966 - Dome

AB 45
R 18
H 20
RBI 17
BB 7
SO 5
LOB 23



Minnesota Twins @ Seattle Mariners
The Kingdome, Seattle, WA
Sun Apr 15 1979, 6:33 AM EST
Att: 5,966 - Dome

AB 37
R 6
H 12
RBI 6
BB 1
SO 5
LOB 12



Batter	1	2	3	4	5	6	7	8	9	AB	R	H	RBI	BB	SO	LOB	TOP								
Rick Miller, L OBP: 0.340, SLG: 0.489 (1, 8)										4	2	2	0	0	1	0	California Angels @ Minnesota Twins Metropolitan Stadium, Bloomington, MI Tue Apr 17 1979, 4:33 AM EST Att: 37,529 - Unknown - 63 F livebaseballscorecards.com								
Carney Lansford, R OBP: 0.440, SLG: 0.531 (1, 5)										4	0	2	0	0	1	1									
Rod Carew, L OBP: 0.471, SLG: 0.500 (1, 3)										4	0	1	0	0	1	3									
Don Baylor, R OBP: 0.346, SLG: 0.438 (1, 9)										4	0	1	1	0	0	3									
Joe Rudi, R OBP: 0.320, SLG: 0.400 (1, 7)										4	0	1	0	0	1	2									
Willie Aikens, L OBP: 0.304, SLG: 0.818 (1, 10)										4	1	1	1	0	1	2									
Brian Downing, R OBP: 0.511, SLG: 0.690 (1, 2)										4	1	1	0	0	0	0									
Bobby Grich, R OBP: 0.333, SLG: 0.690 (1, 4)										4	2	2	1	0	0	0									
Rance Mulliniks, L OBP: 0.233, SLG: 0.278 (1, 6)										2	0	0	2	0	0	0									
Inning Stats	R: 1 E: 0 K: 0 S: 4	H: 2 LOB: 0 BB: 0 P: 4	R: 0 E: 0 K: 0 S: 3	H: 1 LOB: 0 BB: 0 P: 3	R: 0 E: 0 K: 0 S: 3	H: 0 LOB: 0 BB: 0 P: 3	R: 0 E: 0 K: 0 S: 4	H: 1 LOB: 1 BB: 0 P: 4	R: 4 E: 1 K: 1 S: 10	H: 5 LOB: 1 BB: 0 P: 10	R: 0 E: 0 K: 0 S: 3	H: 0 LOB: 0 BB: 0 P: 3	R: 1 E: 1 K: 2 S: 8	H: 1 LOB: 0 BB: 0 P: 8	R: 0 E: 0 K: 2 S: 8	H: 1 LOB: 1 BB: 0 P: 8	R: 0 E: 0 K: 0 S: 3	H: 0 LOB: 0 BB: 0 P: 3	1B: 6 2B: 1 3B: 3 HR: 1	SF: 2 SAC: 0 DP: 1 HBP: 0	WP: 0 PB: 0 SB: 1 CS: 0	PA: 37			
PITCHER	IP	WLS	BF	H	R	ER	SO	BB	IBB	HBP	BLK	WP	HR	S	P	ERA	WHIP								
Dave Goltz, R ERA: 5.68 (1, 1)	4.1	L	20	9	5	4	0	0	0	0	0	0	1	20	20	8.31	2.077								
Jeff Holly, L ERA: 18.0 (5, 1)	0.1		1	0	0	0	1	0	0	0	0	0	0	3	3	0.00	0.000								
Pete Redfern, R ERA: 1.08 (5, 1)	4.1		15	2	1	0	4	0	0	0	0	0	0	23	23	0.00	0.462								

Batter	1	2	3	4	5	6	7	8	9	AB	R	H	RBI	BB	SO	LOB	BOTTOM								
Mike Cabbage, L OBP: 0.294, SLG: 0.333 (1, 5)										4	0	0	0	0	2	1	California Angels @ Minnesota Twins Metropolitan Stadium, Bloomington, MI Tue Apr 17 1979, 4:33 AM EST Att: 37,529 - Unknown - 63 F livebaseballscorecards.com								
Roy Smalley, S OBP: 0.511, SLG: 0.553 (1, 6)										3	0	1	0	1	1	0									
Ken Landreaux, L OBP: 0.364, SLG: 0.378 (1, 7)										4	0	0	0	0	2	2									
Ron Jackson, R OBP: 0.217, SLG: 0.238 (1, 3)										3	0	0	0	1	0	0									
Glenn Adams, L OBP: 0.286, SLG: 0.308 (1, 10)										4	0	1	0	0	2	2									
Butch Wynegar, S OBP: 0.421, SLG: 0.400 (1, 2)										3	0	1	0	0	0	1									
Rob Wilfong, L OBP: 0.375, SLG: 0.429 (1, 4)										3	0	0	0	0	1	2									
Willie Norwood, R OBP: 0.317, SLG: 0.600 (1, 8)										3	0	1	0	0	0	1									
Rick Sofield, L OBP: 0.286, SLG: 0.208 (1, 9)										2	0	0	0	1	2	1									
Inning Stats	R: 0 E: 0 K: 1 S: 6	H: 1 LOB: 2 BB: 1 P: 10	R: 0 E: 0 K: 1 S: 5	H: 0 LOB: 0 BB: 0 P: 5	R: 0 E: 0 K: 1 S: 4	H: 0 LOB: 1 BB: 2 P: 12	R: 0 E: 0 K: 0 S: 4	H: 1 LOB: 1 BB: 0 P: 4	R: 0 E: 0 K: 2 S: 7	H: 1 LOB: 0 BB: 0 P: 7	R: 0 E: 0 K: 1 S: 5	H: 0 LOB: 0 BB: 0 P: 5	R: 0 E: 0 K: 1 S: 6	H: 1 LOB: 1 BB: 0 P: 6	R: 0 E: 0 K: 2 S: 7	H: 0 LOB: 0 BB: 0 P: 7	R: 0 E: 0 K: 1 S: 5	H: 0 LOB: 0 BB: 0 P: 5	1B: 3 2B: 1 3B: 0 HR: 0	SF: 0 SAC: 0 DP: 0 HBP: 0	WP: 0 PB: 0 SB: 0 CS: 1	PA: 32			
PITCHER	IP	WLS	BF	H	R	ER	SO	BB	IBB	HBP	BLK	WP	HR	S	P	ERA	WHIP								
Nolan Ryan, R ERA: 4.19 (1, 1)	9.0	W	32	4	0	0	10	3	0	0	0	0	0	49	61	0.00	0.778								

Batter	1	2	3	4	5	6	7	8	9	AB	R	H	RBI	BB	SO	LOB	TOP										
Rick Miller, L OBP: 0.356, SLG: 0.471 (1, 8)	0-0 BB S 1B	4-0 BB 2B	0-0 6-3			0-0 4-3		0-0 4-3	4-0 BB	4	1	1	0	2	0	0											
Carney Lansford, R OBP: 0.429, SLG: 0.491 (1, 5)	0-3 K	4-0 2B SF8 BB	0-3 K			0-0 5-3		4-0 1B BB	0-0 F9	4	2	0	1	2	2	2											
Rod Carew, L OBP: 0.518, SLG: 0.587 (1, 3)	4-0 BB 1-2 BB	4-0 2B 2B		0-0 6-3 SF9 2B		0-0 1B 1B		0-0 1B 1-2 2B 1B		4	3	4	2	1	0	0											
Don Baylor, R OBP: 0.351, SLG: 0.442 (1, 9)	0-0 F3	0-0 SF8		0-0 6-3		0-0 1B S 1B		0-0 1-2 2H 2B 1B		4	1	2	2	0	0	3											
Joe Rudi, R OBP: 0.327, SLG: 0.417 (1, 7)	4-0 BB 1-2 2-3	0-0 2B		0-0 SF9		0-3 K		0-0 F8		3	0	1	2	1	1	4											
Willie Aikens, L OBP: 0.286, SLG: 0.741 (1, 10)	0-0 1-3	0-0 1-3		0-0 F8				0-0 G3	0-0 1-1 2-H 2B	5	0	1	2	0	0	4											
Brian Downing, R OBP: 0.481, SLG: 0.660 (1, 2)		0-0 E BB 2B	0-0 E5 1B E		0-0 F6		0-0 F9	0-0 6-3		5	2	1	0	0	0	1											
Bobby Grich, R OBP: 0.360, SLG: 0.681 (1, 4)		0-0 5-3	0-0 E7 SF7 1B		0-0 G4-6-3 1B		0-0 1B		0-0 F9	5	1	3	0	0	0	1											
Rance Mulliniks, L OBP: 0.208, SLG: 0.250 (1, 6)		0-0 E4 BB 2B	0-0 SF7		0-0 G4-6-3 1-2		0-0 F8		0-0 1-6-3	4	1	0	1	0	0	3											
Inning Stats	R: 0 E: 0 K: 1 S: 6	H: 1 LOB: 3 BB: 2 P: 14	R: 5 E: 1 K: 0 S: 7	H: 3 LOB: 1 BB: 2 P: 15	R: 2 E: 2 K: 1 S: 7	H: 1 LOB: 0 BB: 0 P: 7	R: 1 E: 0 K: 0 S: 4	H: 1 LOB: 0 BB: 0 P: 4	R: 0 E: 0 K: 1 S: 7	H: 2 LOB: 2 BB: 0 P: 7	R: 0 E: 0 K: 0 S: 4	H: 1 LOB: 1 BB: 0 P: 4	R: 3 E: 0 K: 0 S: 6	H: 3 LOB: 1 BB: 1 P: 10	R: 0 E: 0 K: 0 S: 3	H: 0 LOB: 1 BB: 1 P: 7	1B: 8 2B: 5 3B: 0 HR: 0	SF: 3 SAC: 0 DP: 1 HBP: 0	WP: 0 PB: 0 SB: 2 CS: 0	PA: 47							
PITCHER	IP	WLS	BF	H	R	ER	SO	BB	IBB	HBP	BLK	WP	HR	S	P	ERA	WHIP										
Roger Erickson, R ERA: 3.77 (1, 1)	1.2	L	14	4	5	2	1	4	0	0	0	0	0	12	28	10.80	4.800										
Jeff Holly, L ERA: 8.44 (2, 1)	3.1		13	3	3	1	1	0	0	0	0	0	0	15	15	2.70	0.900										
Gary Serun, R ERA: 18.9 (6, 1)	3.0		16	6	3	3	1	1	0	0	0	0	0	17	21	9.00	2.333										
Mike Marshall, R ERA: (9, 1)	1.0		4	0	0	0	0	1	0	0	0	0	0	3	7	0.00	1.000										

California Angels @ Minnesota Twins
Metropolitan Stadium, Bloomington, MI
Wed Apr 18 1979, 4:33 AM EST
Att. 3,776 - Unknown - 65 F

AB 38
R 11
H 13
RBI 10
BB 6
SO 3
LOB 18



Batter	1	2	3	4	5	6	7	8	9	AB	R	H	RBI	BB	SO	LOB	BOTTOM											
Rob Wilfong, L OBP: 0.368, SLG: 0.394 (1, 4)	0-0 B5-3		0-0 F9	4-0 1B L7-2 BB		0-0 1-2 2-3 1B	0-3 K		0-0 F8	5	0	1	0	1	1	4												
Roy Smalley, S OBP: 0.519, SLG: 0.619 (1, 6)	0-0 HR		4-0 E FC1 2B BB	0-0 1-3 1B		0-0 F7		0-0 4-3		4	2	2	1	1	0	3												
Ken Landreaux, L OBP: 0.367, SLG: 0.381 (1, 7)	0-0 5-3 1B		0-0 FC1 2B 1-3 1B	0-0 L7-2 3-H		0-0 F6		0-0 FC6-4 1B		5	1	2	0	0	0	6												
Ron Jackson, R OBP: 0.235, SLG: 0.277 (1, 3)	0-0 5-3		0-0 1-3 3-H 1B 2B		0-0 G3-6-3 1B	0-0 F2		0-0 F5		5	1	2	1	0	0	5												
Glenn Adams, L OBP: 0.242, SLG: 0.258 (1, 10)	0-0 F5		0-0 F7		0-0 G3-6-3 1-2		0-0 G3	0-0 FC6-4 1-2		5	0	0	0	0	0	5												
Butch Wynegar, S OBP: 0.419, SLG: 0.429 (1, 2)		0-0 F4	0-0 BB 1B		0-0 2B		0-0 F8		0-0 F8	5	0	2	2	0	0	0												
Mike Cabbage, L OBP: 0.333, SLG: 0.333 (1, 5)		0-0 1-6-3	0-0 1-2 BB		0-0 F9		4-0 BB 1B BB		0-0 1B 1B	3	1	1	0	2	0	1												
Willie Norwood, R OBP: 0.348, SLG: 0.628 (1, 8)		0-0 E6 3B	0-3 K			4-0 1B 1B BB	4-0 1B BB		0-0 F7	3	1	1	0	2	1	3												
Rick Sofield, L OBP: 0.364, SLG: 0.310 (1, 9)		0-3 K		0-0 CS 1B		0-0 1B 1B	0-0 1-3 2-H 1B		0-0 1-2 1B	5	0	4	1	0	1	0												
Inning Stats	R: 1 E: 0 K: 0 S: 5	H: 2 LOB: 1 BB: 0 P: 5	R: 1 E: 1 K: 1 S: 6	H: 1 LOB: 0 BB: 0 P: 6	R: 3 E: 1 K: 1 S: 8	H: 2 LOB: 2 BB: 2 P: 16	R: 0 E: 0 K: 0 S: 3	H: 2 LOB: 1 BB: 1 P: 7	R: 0 E: 0 K: 0 S: 4	H: 2 LOB: 3 BB: 1 P: 9	R: 1 E: 0 K: 1 S: 6	H: 1 LOB: 2 BB: 2 P: 14	R: 0 E: 0 K: 0 S: 4	H: 1 LOB: 1 BB: 0 P: 4	R: 0 E: 0 K: 0 S: 5	H: 2 LOB: 2 BB: 0 P: 5	1B: 11 2B: 3 3B: 1 HR: 1	SF: 0 SAC: 0 DP: 2 HBP: 0	WP: 0 PB: 0 SB: 0 CS: 1	PA: 46								
PITCHER	IP	WLS	BF	H	R	ER	SO	BB	IBB	HBP	BLK	WP	HR	S	P	ERA	WHIP											
Chris Knapp, R ERA: 3.18 (1, 1)	2.2		16	5	5	1	1	2	0	0	0	0	0	11	16	24	3.38	2.625										
Dyar Miller, R ERA: 0.97 (3, 1)	2.1	W	11	5	0	0	1	2	0	0	0	0	0	11	19	0.00	3.000											
Mark Clear, R ERA: 2.7 (6, 1)	4.0	S	19	5	1	1	1	2	0	0	0	0	0	19	27	2.25	1.750											

California Angels @ Minnesota Twins
Metropolitan Stadium, Bloomington, MI
Wed Apr 18 1979, 4:33 AM EST
Att. 3,776 - Unknown - 65 F


AB 40
R 6
H 15
RBI 5
BB 6
SO 3
LOB 27



Batter	1	2	3	4	5	6	7	8	9	AB	R	H	RBI	BB	SO	LOB	TOP								
Rick Miller, L OBP: 0.375, SLG: 0.473 (1, 8)	0-3 K		0-0 1B		4-0 FC1-6 BB		0-0 G4-6-3 1B		0-3 K	4	0	2	0	1	2	0	California Angels @ Minnesota Twins Metropolitan Stadium, Bloomington, MI Thu Apr 19 1979, 4:33 AM EST Att. 3,537 - Unknown - 64 F								
Carney Lansford, R OBP: 0.410, SLG: 0.517 (1, 5)	0-0 F9		0-0 1-3		0-0 FC1-6 2B		0-0 G4-6-3 1-2		0-0 HR	5	1	1	1	0	0	4									
Rod Carew, L OBP: 0.508, SLG: 0.580 (1, 3)	0-0 4-3				0-0 G3				4-0 SH1-4 HBP 1B BB	4	1	1	0	1	0	0									
Don Baylor, R OBP: 0.339, SLG: 0.411 (1, 9)		0-0 4-3			0-0 F9				1-0 SH1-4 1-2 1B HBP	4	1	0	0	0	0	2									
Joe Rudi, R OBP: 0.328, SLG: 0.471 (1, 7)		0-0 F9			0-0 HR				0-0 SH1-4	3	1	1	1	0	0	0									
Willie Aikens, L OBP: 0.281, SLG: 0.774 (1, 10)		0-0 4-3			0-0 HR				0-0 F9	4	1	1	1	0	0	2									
Brian Downing, R OBP: 0.404, SLG: 0.627 (1, 2)			0-0 F9		0-0 6-3				0-0 L7	4	0	1	2	0	0	1									
Bobby Grich, R OBP: 0.389, SLG: 0.745 (1, 4)			0-0 1B		0-0 HR				0-0 FC6-4	4	1	3	1	0	0	1									
Rance Mulliniks, L OBP: 0.192, SLG: 0.227 (1, 6)			0-3 K		0-0 4-3				0-3 K	4	0	0	0	0	2	3									
Inning Stats	R: 0 E: 0 K: 1 S: 5	H: 0 LOB: 0 BB: 0 P: 5	R: 0 E: 0 K: 0 S: 3	H: 0 LOB: 0 BB: 0 P: 3	R: 0 E: 0 K: 1 S: 7	H: 2 LOB: 2 BB: 0 P: 7	R: 2 E: 0 K: 0 S: 5	H: 2 LOB: 0 BB: 0 P: 5	R: 1 E: 0 K: 0 S: 5	H: 2 LOB: 2 BB: 1 P: 9	R: 0 E: 1 K: 0 S: 4	H: 0 LOB: 1 BB: 0 P: 4	R: 0 E: 0 K: 0 S: 3	H: 1 LOB: 0 BB: 0 P: 3	R: 2 E: 0 K: 1 S: 7	H: 2 LOB: 2 BB: 1 P: 12	R: 1 E: 0 K: 1 S: 6	H: 1 LOB: 0 BB: 0 P: 6	1B: 5 2B: 1 3B: 0 HR: 4	SF: 0 SAC: 1 DP: 1 HBP: 1	WP: 0 PB: 0 SB: 0 CS: 0	PA: 40			
PITCHER	IP	WLS	BF	H	R	ER	SO	BB	IBB	HBP	BLK	WP	HR	S	P	ERA	WHIP								
Paul Hartzell, R ERA: 5.02 (1, 1)	7.0		29	7	3	3	2	1	0	0	0	0	3	32	36	3.86	1.143								
Mike Marshall, R ERA: 2.13 (8, 1)	2.0	L	11	3	3	3	2	1	0	1	0	0	1	13	18	13.50	2.000								

Batter	1	2	3	4	5	6	7	8	9	AB	R	H	RBI	BB	SO	LOB	BOTTOM								
Mike Cabbage, L OBP: 0.349, SLG: 0.361 (1, 5)	0-0 1B				0-0 F7					3	1	1	0	1	1	0	California Angels @ Minnesota Twins Metropolitan Stadium, Bloomington, MI Thu Apr 19 1979, 4:33 AM EST Att. 3,537 - Unknown - 64 F								
John Castino, R OBP: 0.357, SLG: 0.385 (8, 5)		4-0 2B							0-0 L9	1	0	0	0	0	2										
Roy Smalley, S OBP: 0.505, SLG: 0.578 (1, 6)		0-0 6-3							4-0 F5	3	1	0	0	2	0	3									
Ken Landreaux, L OBP: 0.352, SLG: 0.362 (1, 7)			0-0 F5		4-0 1B				0-0 BB	5	0	1	0	0	2	3									
Ron Jackson, R OBP: 0.250, SLG: 0.275 (1, 3)		0-0 HR		4-0 F7					0-0 BB	4	1	1	1	1	0	3									
Glenn Adams, L OBP: 0.297, SLG: 0.400 (1, 10)		2H 1B		0-0 F7					0-0 F9	4	1	1	1	1	0	3									
Craig Kusick, R (9, PH)		1H HR		0-0 BB					0-0 F9	4	1	3	3	0	0	2									
Butch Wynegar, S OBP: 0.383, SLG: 0.385 (1, 2)		1H HR		0-0 1B					0-3 K	1	0	0	0	0	1	1									
Butch Wynegar, S OBP: 0.383, SLG: 0.385 (1, 2)		0-0 G3		0-0 F7					0-0 K	4	0	0	0	0	1	3									
Rick Sofield, L OBP: 0.354, SLG: 0.310 (1, 9)			0-3 K		0-0 F5					0	0	0	0	0	0	0									
Bombo Rivera, R OBP: 0.316, SLG: 0.333 (2, 9)			0-0 K		0-0 K				0-0 F8	4	0	1	0	0	2	2									
Willie Norwood, R OBP: 0.340, SLG: 0.587 (1, 8)			4-0 BB		0-0 F7				0-0 FC1-6	3	0	0	0	1	0	1									
Rob Wilfong, L OBP: 0.341, SLG: 0.361 (1, 4)			0-0 BB		0-0 F7				0-0 FC1-6	3	0	0	0	0	1	1									
Jose Morales, R OBP: 0.455, SLG: 0.700 (8, PH)			0-0 F6		0-3 K				0-0 F6	1	0	1	0	0	0	0									
Bob Randall, R OBP: 0.333, SLG: 0.250 (8, PR) (9, 4)			0-0 F6		0-0 K				0-0 F6	0	0	0	0	0	0	0									
Inning Stats	R: 3 E: 0 K: 1 S: 8	H: 3 LOB: 0 BB: 0 P: 8	R: 0 E: 0 K: 1 S: 5	H: 0 LOB: 2 BB: 2 P: 13	R: 0 E: 0 K: 1 S: 6	H: 1 LOB: 2 BB: 1 P: 10	R: 0 E: 0 K: 1 S: 5	H: 0 LOB: 0 BB: 0 P: 5	R: 1 E: 0 K: 1 S: 6	H: 1 LOB: 1 BB: 1 P: 10	R: 0 E: 0 K: 0 S: 3	H: 0 LOB: 0 BB: 0 P: 3	R: 0 E: 1 K: 1 S: 7	H: 1 LOB: 2 BB: 0 P: 7	R: 0 E: 0 K: 1 S: 7	H: 2 LOB: 2 BB: 0 P: 7	R: 0 E: 0 K: 1 S: 5	H: 0 LOB: 1 BB: 1 P: 9	1B: 6 2B: 1 3B: 0 HR: 1	SF: 0 SAC: 0 DP: 0 HBP: 0	WP: 0 PB: 0 SB: 0 CS: 0	PA: 41			
PITCHER	IP	WLS	BF	H	R	ER	SO	BB	IBB	HBP	BLK	WP	HR	S	P	ERA	WHIP								
Don Aase, R ERA: 3.57 (1, 1)	7.0	W	32	6	4	4	6	4	0	0	0	0	1	40	56	5.14	1.429								
Dave LaRoche, L ERA: 1.09 (8, 1)	2.0	S	9	2	0	0	2	1	0	0	0	0	0	12	16	0.00	1.500								

AB	36
R	6
H	10
RBI	6
BB	2
SO	4
LOB	13



AB	36
R	4
H	8
RBI	4
BB	5
SO	8
LOB	21



Batter	1	2	3	4	5	6	7	8	9	AB	R	H	RBI	BB	SO	LOB	TOP					
Julio Cruz, S OBP: 0.364, SLG: 0.273 (1, 4)	4-3		1B 2B		4-3		1B FC3-6	4-3		5	2	2	0	0	0	1						
Bill Stein, R OBP: 0.379, SLG: 0.467 (1, 5)	1B E		F8		6-3		1B FC3-6		1B G4-6-3	5	1	3	1	0	0	1						
Tom Paciorek, R OBP: 0.182, SLG: 0.182 (9, PR)	1B						1B			0	0	0	0	0	0	0						
Bruce Bochte, L OBP: 0.475, SLG: 0.625 (1, 3)	1B E6		2B		4-3		1B FC3-6		1B G4-6-3	5	0	2	1	0	0	2						
Leon Roberts, R OBP: 0.484, SLG: 0.618 (1, 9)	1B E6					6-3	1B		1B	5	0	3	2	0	0	1						
Willie Horton, R OBP: 0.333, SLG: 0.421 (1, 10)	K		6-3			K	1B		1B FC4-6	5	0	2	0	0	2	3						
Ruppert Jones, L OBP: 0.393, SLG: 0.510 (1, 8)		4-3		K		K	F8		1B FC4-6	5	0	0	0	0	2	5						
Bobby Valentine, R (1, 7)		F9								1	1	0	0	2	0	0						
Joe Simpson, L OBP: 0.250, SLG: 0.250 (8, PH) (8, 7)				1B BB			1B SF9		1B FC6-4	1	0	1	0	0	0	0						
Larry Cox, R OBP: 0.409, SLG: 0.667 (1, 2)										3	1	2	0	0	0	0						
Dan Meyer, L OBP: 0.217, SLG: 0.326 (8, PH)		F8								1	0	0	0	0	0	1						
Bob Stinson, S OBP: 0.314, SLG: 0.250 (8, 2)				1B			1B		1B G3	0	0	0	0	0	0	0						
Mario Mendoza, R OBP: 0.267, SLG: 0.302 (1, 6)										2	0	0	1	0	1	2						
John Hale, L (8, PH)			K		G6-4-3		1B SF9		G3	1	0	0	0	0	0	1						
Larry Milbourne, S OBP: 0.400, SLG: 0.467 (8, 6)										0	0	0	0	0	0	0						
Inning Stats	R: 1 E: 1 K: 1 S: 7	H: 2 LOB: 1 BB: 0 P: 7	R: 0 E: 0 K: 0 S: 3	H: 0 LOB: 0 BB: 0 P: 3	R: 1 E: 0 K: 1 S: 8	H: 3 LOB: 2 BB: 0 P: 8	R: 0 E: 0 K: 1 S: 5	H: 1 LOB: 1 BB: 1 P: 9	R: 0 E: 0 K: 0 S: 3	H: 0 LOB: 0 BB: 0 P: 3	R: 0 E: 0 K: 2 S: 7	H: 0 LOB: 0 BB: 0 P: 7	R: 3 E: 0 K: 0 S: 8	H: 5 LOB: 3 BB: 1 P: 12	R: 0 E: 0 K: 0 S: 4	H: 1 LOB: 1 BB: 0 P: 4	R: 0 E: 0 K: 0 S: 5	H: 3 LOB: 2 BB: 0 P: 5	1B: 14 2B: 1 3B: 0 HR: 0	SF: 1 SAC: 0 DP: 2 HBP: 0	WP: 0 PB: 1 SB: 0 CS: 0	PA: 42
PITCHER	IP	WLS	BF	H	R	ER	SO	BB	IBB	HBP	BLK	WP	HR	S	P	ERA	WHIP					
Jerry Kosman, L ERA: 4.24 (1, 1)	6.2	W	31	10	5	4	5	2	0	0	0	0	0	39	47	5.40	1.800					
Pete Redfern, R ERA: 1.04 (7, 1)	0.1		2	1	0	0	0	0	0	0	0	0	0	2	2	0.00	3.000					
Mike Marshall, R ERA: 1.84 (8, 1)	2.0	S	9	4	0	0	0	0	0	0	0	0	0	9	9	0.00	2.000					

Seattle Mariners @ Minnesota Twins
Metropolitan Stadium, Bloomington, MI
Sat Apr 21 1979, 4:33 AM EST
Att. 6,678 - Unknown - 59 F

AB 39
R 5
H 15
RBI 5
BB 2
SO 5
LOB 17



Batter	1	2	3	4	5	6	7	8	9	AB	R	H	RBI	BB	SO	LOB	BOTTOM				
Bob Randall, R OBP: 0.231, SLG: 0.167 (1, 4)	K	4-3		P3		F9				4	0	0	0	0	1	2					
Roy Smalley, S OBP: 0.506, SLG: 0.633 (1, 6)	P5	3B		HR			4-3			4	2	2	3	0	0	0					
Ron Jackson, R OBP: 0.283, SLG: 0.364 (1, 3)	1B	3B		6-3			1B			4	1	3	1	0	0	0					
Jose Morales, R OBP: 0.533, SLG: 0.714 (1, 10)	1B			F9		G3 SH1-4	1B		1B G6-4-3	4	0	3	1	0	0	0					
Willie Norwood, R OBP: 0.358, SLG: 0.612 (1, 8)	1B FC5-4					SH1-4			1B G6-4-3	3	0	2	0	0	0	2					
Butch Wynegar, S OBP: 0.353, SLG: 0.349 (1, 2)	1B FC5-4			5-3		G3			4-3	4	0	0	0	0	0	4					
Ken Landreaux, L OBP: 0.346, SLG: 0.412 (1, 7)				HR		6-3			4-3	4	1	1	1	0	0	2					
Bombo Rivera, R OBP: 0.261, SLG: 0.273 (1, 9)		K				F4			1-3	4	0	0	0	0	2	0					
John Castino, R OBP: 0.412, SLG: 0.500 (1, 5)		4-3 1B				HR	2B		P3	3	2	2	0	0	0	0					
Inning Stats	R: 1 E: 0 K: 1 S: 8	H: 3 LOB: 2 BB: 0 P: 8	R: 3 E: 0 K: 1 S: 8	H: 4 LOB: 1 BB: 0 P: 8	R: 0 E: 0 K: 0 S: 4	H: 1 LOB: 1 BB: 0 P: 4	R: 2 E: 0 K: 0 S: 5	H: 2 LOB: 0 BB: 0 P: 5	R: 0 E: 0 K: 0 S: 4	H: 1 LOB: 1 BB: 0 P: 4	R: 0 E: 0 K: 1 S: 5	H: 0 LOB: 0 BB: 0 P: 5	R: 0 E: 0 K: 0 S: 4	H: 2 LOB: 1 BB: 0 P: 4	R: 0 E: 0 K: 0 S: 3	H: 0 LOB: 0 BB: 0 P: 3	1B: 7 2B: 3 3B: 1 HR: 2	SF: 0 SAC: 1 DP: 1 HBP: 0	WP: 0 PB: 0 SB: 0 CS: 0	PA: 35	
PITCHER	IP	WLS	BF	H	R	ER	SO	BB	IBB	HBP	BLK	WP	HR	S	P	ERA	WHIP				
Floyd Bannister, L ERA: 5.68 (1, 1)	3.2	L	20	10	6	6	2	0	0	0	0	0	0	17	17	0.00	0.692				
John Montague, R ERA: 1.71 (4, 1)	4.1		15	3	0	0	1	0	0	0	0	0	0	17	17	0.00	0.692				

Seattle Mariners @ Minnesota Twins
Metropolitan Stadium, Bloomington, MI
Sat Apr 21 1979, 4:33 AM EST
Att. 6,678 - Unknown - 59 F

AB 34
R 6
H 13
RBI 6
BB 0
SO 3
LOB 10



Batter	1	2	3	4	5	6	7	8	9	AB	R	H	RBI	BB	SO	LOB	TOP					
Julio Cruz, S OBP: 0.371, SLG: 0.276 (1, 4)										3	0	1	0	1	1	1	Seattle Mariners @ Minnesota Twins Metropolitan Stadium, Bloomington, MI Sun Apr 22 1979, 4:33 AM EST Alt. 7,868 - Unknown - 67 F					
Joe Simpson, L OBP: 0.250, SLG: 0.267 (1, 7)										3	0	1	1	0	0	1						
Bruce Bochte, L OBP: 0.477, SLG: 0.603 (1, 3)										2	0	0	0	2	0	0						
Leon Roberts, R OBP: 0.456, SLG: 0.576 (1, 9)										4	0	0	0	0	0	6						
Willie Horton, R OBP: 0.328, SLG: 0.410 (1, 10)										4	0	1	0	0	0	0						
Ruppert Jones, L OBP: 0.399, SLG: 0.473 (1, 8)										4	0	0	0	0	0	0						
Bill Stein, R OBP: 0.371, SLG: 0.453 (1, 5)										4	1	1	0	0	0	0						
Bob Stinson, S OBP: 0.316, SLG: 0.233 (1, 2)										2	0	0	0	1	1	1						
Mario Mendoza, R OBP: 0.271, SLG: 0.304 (1, 6)										3	0	1	0	0	0	1						
Inning Stats	R: 0 E: 0 K: 1 S: 5	H: 0 LOB: 0 BB: 0 P: 5	R: 0 E: 0 K: 0 S: 3	H: 0 LOB: 0 BB: 0 P: 3	R: 0 E: 0 K: 1 S: 5	H: 0 LOB: 0 BB: 1 P: 6	R: 0 E: 0 K: 0 S: 2	H: 0 LOB: 0 BB: 0 P: 6	R: 0 E: 0 K: 0 S: 3	H: 0 LOB: 0 BB: 0 P: 3	R: 1 E: 0 K: 0 S: 6	H: 3 LOB: 3 BB: 1 P: 10	R: 0 E: 0 K: 0 S: 3	H: 1 LOB: 0 BB: 0 P: 3	R: 0 E: 0 K: 0 S: 4	H: 1 LOB: 3 BB: 2 P: 12	R: 0 E: 0 K: 0 S: 3	H: 0 LOB: 0 BB: 0 P: 3	1B: 5 2B: 0 3B: 0 HR: 0	SF: 1 SAC: 0 DP: 0 HBP: 0	WP: 0 PB: 0 SB: 1 CS: 1	PA: 34
PITCHER Dave Goltz, R ERA: 4.18 (1, 1)	IP: 9.0 WLS: W BF: 34 H: 5 R: 1 ER: 1 SO: 2 BB: 3 IBB: 1 HBP: 0 BLK: 0 WP: 0 HR: 0 S: 34 P: 50 ERA: 1.00 WHIP: 0.889															PITCHER	IP: WLS: BF: H: R: ER: SO: BB: IBB: HBP: BLK: WP: HR: S: P: ERA: WHIP:					

AB	29
R	1
H	5
RBI	1
BB	4
SO	2
LOB	10



Batter	1	2	3	4	5	6	7	8	9	AB	R	H	RBI	BB	SO	LOB	BOTTOM					
Mike Cabbage, L OBP: 0.319, SLG: 0.325 (1, 5)										4	0	0	0	0	1	2	Seattle Mariners @ Minnesota Twins Metropolitan Stadium, Bloomington, MI Sun Apr 22 1979, 4:33 AM EST Alt. 7,868 - Unknown - 67 F					
John Castino, R OBP: 0.412, SLG: 0.500 (8, 5)										0	0	0	0	0	0	0						
Roy Smalley, S OBP: 0.505, SLG: 0.627 (1, 6)										2	0	1	1	1	0	0						
Ken Landreaux, L OBP: 0.355, SLG: 0.436 (1, 7)										4	1	2	0	0	0	3						
Ron Jackson, R OBP: 0.281, SLG: 0.345 (1, 3)										3	1	0	0	0	0	3						
Glenn Adams, L OBP: 0.325, SLG: 0.421 (8, PR) (9, 9)										3	0	2	0	0	0	0						
Jose Morales, R OBP: 0.500, SLG: 0.667 (1, 10)										1	0	0	1	1	0	1						
Butch Wynegar, S OBP: 0.364, SLG: 0.362 (1, 2)										4	0	2	1	0	0	2						
Willie Norwood, R OBP: 0.339, SLG: 0.577 (1, 8)										3	0	0	0	0	0	4						
Rob Wilfong, L OBP: 0.364, SLG: 0.395 (1, 4)										2	1	1	0	1	0	0						
Inning Stats	R: 0 E: 0 K: 0 S: 3	H: 0 LOB: 1 BB: 1 P: 7	R: 0 E: 0 K: 0 S: 3	H: 0 LOB: 1 BB: 1 P: 7	R: 1 E: 0 K: 0 S: 5	H: 2 LOB: 1 BB: 0 P: 5	R: 0 E: 0 K: 0 S: 4	H: 2 LOB: 1 BB: 0 P: 4	R: 0 E: 0 K: 1 S: 5	H: 1 LOB: 1 BB: 1 P: 9	R: 1 E: 0 K: 0 S: 4	H: 1 LOB: 1 BB: 0 P: 5	R: 0 E: 0 K: 0 S: 3	H: 0 LOB: 0 BB: 0 P: 3	R: 1 E: 0 K: 0 S: 5	H: 2 LOB: 1 BB: 0 P: 5	R: 0 E: 0 K: 0 S: 3	H: 0 LOB: 0 BB: 0 P: 3	1B: 6 2B: 2 3B: 0 HR: 0	SF: 2 SAC: 2 DP: 2 HBP: 1	WP: 0 PB: 0 SB: 0 CS: 0	PA: 34
PITCHER Glenn Abbott, R ERA: 4.71 (1, 1)	IP: 8.0 WLS: L BF: 34 H: 8 R: 3 ER: 3 SO: 1 BB: 3 IBB: 0 HBP: 1 BLK: 0 WP: 0 HR: 0 S: 32 P: 45 ERA: 3.38 WHIP: 1.375															PITCHER	IP: WLS: BF: H: R: ER: SO: BB: IBB: HBP: BLK: WP: HR: S: P: ERA: WHIP:					

AB	26
R	3
H	8
RBI	3
BB	3
SO	1
LOB	15



Batter	1	2	3	4	5	6	7	8	9	AB	R	H	RBI	BB	SO	LOB	TOP										
Mike Cabbage, L (1, 5) OBP: 0.327, SLG: 0.333	0-0 SH1-4 1B		0-0 1B 1B	0-0 4-3		0-0 1-3		0-0 G3	0-0 G3	5	1	2	0	0	0	2											
Roy Smalley, S (1, 6) OBP: 0.597, SLG: 0.618	0-0 SH1-4 1-2		0-0 8-4 1B		0-0 FC3-6 1B		0-3 K		0-0 4-3	4	0	2	0	0	1	0											
Ken Landreaux, L (1, 7) OBP: 0.348, SLG: 0.424	0-3 K		0-0 8-4 1B		0-0 FC3-6 1B		0-0 G3			4	1	1	1	0	1	2											
Ron Jackson, R (1, 3) OBP: 0.279, SLG: 0.339	0-0 F7		0-0 8-4 1B		0-0 1-3 1B		0-0 F5			4	0	1	0	0	0	3											
Glenn Adams, L (1, 10) OBP: 0.318, SLG: 0.405		0-3 K	0-3 K		0-0 1-3			0-0 G3 1B		4	0	1	1	0	2	2											
Butch Wynegar, S (1, 2) OBP: 0.390, SLG: 0.380		0-0 1B 1B		0-0 1B 1B		0-0 BB		0-0 G3 1-2		3	0	2	0	1	0	1											
Willie Norwood, R (1, 8) OBP: 0.333, SLG: 0.554		0-0 F9		0-0 1-2 1B		0-0 4-3		0-3 K		4	0	1	0	0	1	4											
Rob Wilfong, L (1, 4) OBP: 0.354, SLG: 0.381		0-0 1-2 1B		0-0 F8		0-0 F8		0-0 4-3		4	0	1	0	0	0	3											
Bombo Rivera, R (1, 9) OBP: 0.222, SLG: 0.231		0-0 F9		0-3 K		0-0 6-3			0-0 1-3	4	0	0	0	0	1	4											
Inning Stats	R: 0 E: 0 K: 1 S: 6	H: 1 LOB: 1 P: 6	R: 0 E: 0 K: 1 S: 7	H: 2 LOB: 2 P: 7	R: 1 E: 0 K: 1 S: 7	H: 3 LOB: 1 P: 7	R: 0 E: 0 K: 1 S: 7	H: 2 LOB: 2 P: 7	R: 1 E: 0 K: 0 S: 5	H: 2 LOB: 2 P: 9	R: 0 E: 0 K: 0 S: 3	H: 0 LOB: 0 P: 3	R: 0 E: 0 K: 1 S: 5	H: 0 LOB: 0 P: 5	R: 0 E: 0 K: 1 S: 6	H: 1 LOB: 1 P: 6	R: 0 E: 0 K: 0 S: 3	H: 0 LOB: 0 P: 3	1B: 11 2B: 1 3B: 0 HR: 0	SF: 0 SAC: 1 DP: 1 HBP: 0	WP: 0 PB: 0 SB: 0 CS: 0	PA: 38					
PITCHER	IP	WLS	BF	H	R	ER	SO	BB	IBB	HBP	BLK	WP	HR	S	P	ERA	WHIP										
Rick Wise, R (1, 1) ERA: 4.81	7.0	W	32	11	2	2	5	1	0	0	0	0	0	41	45	2.57	1.714										
Dan Spillner, R (8, 1) ERA: 0.79	2.0		6	0	0	0	1	0	0	0	0	0	0	8	8	0.00	0.000										

Minnesota Twins @ Cleveland Indians
Cleveland Municipal Stadium, Cleveland, OH
Tue Apr 24 1979, 3:33 AM EST
Att. 3,902 - Unknown - 59 F

AB 36
R 2
H 11
RBI 2
BB 1
SO 6
LOB 21



Batter	1	2	3	4	5	6	7	8	9	AB	R	H	RBI	BB	SO	LOB	BOTTOM										
Toby Harrah, R (1, 5) OBP: 0.306, SLG: 0.250	4-0 BB 2B	0-0 F8		0-0 1B		0-0 G4-6-3				3	1	1	0	1	0	2											
Rick Manning, L (1, 8) OBP: 0.250, SLG: 0.195	4-0 BB 2B	0-0 4-3		0-0 F8			0-0 F7			3	1	0	0	1	0	1											
Bobby Bonds, R (1, 9) OBP: 0.367, SLG: 0.471	0-0 BB 2B	0-0 HR		0-0 L1			0-0 5-3			4	2	2	2	0	0	1											
Andre Thornton, R (1, 3) OBP: 0.246, SLG: 0.367	0-0 BB 1B	4-0 BB		0-0 F7			0-0 HR			3	2	2	3	1	0	0											
Gary Alexander, R (1, 2) OBP: 0.321, SLG: 0.333	4-0 BB 1B	0-0 F8		0-0 6-3			0-3 K			3	1	0	0	1	1	1											
Wayne Cage, L (1, 10) OBP: 0.297, SLG: 0.185	0-0 F7		0-0 4-3		0-3 K			0-0 1B		4	0	1	0	0	1	2											
Ted Cox, R (1, 7) OBP: 0.256, SLG: 0.179	0-0 1-3 1B		0-0 G3		0-0 FC3-5 1B			0-0 F9		4	0	2	1	0	0	1											
Duane Kuiper, L (1, 4) OBP: 0.370, SLG: 0.327	0-0 1-3		0-0 4-3		0-0 FC3-5 1B			0-0 F6		4	0	1	1	0	0	2											
Tom Verzyer, R (1, 6) OBP: 0.217, SLG: 0.209	0-0 F9		0-0 F7		0-0 FC3-5 G4-6-3			0-3 K		4	0	0	0	0	1	4											
Inning Stats	R: 5 E: 0 K: 0 S: 6	H: 3 LOB: 3 P: 18	R: 1 E: 0 K: 0 S: 4	H: 1 LOB: 1 P: 8	R: 0 E: 0 K: 0 S: 3	H: 0 LOB: 0 P: 3	R: 0 E: 0 K: 0 S: 4	H: 1 LOB: 1 P: 4	R: 0 E: 0 K: 1 S: 5	H: 0 LOB: 0 P: 5	R: 0 E: 0 K: 0 S: 4	H: 2 LOB: 1 P: 4	R: 1 E: 0 K: 1 S: 6	H: 1 LOB: 0 P: 6	R: 0 E: 0 K: 1 S: 6	H: 1 LOB: 1 P: 6	1B: 5 2B: 2 3B: 0 HR: 2	SF: 0 SAC: 0 DP: 1 HBP: 0	WP: 0 PB: 0 SB: 0 CS: 0	PA: 36							
PITCHER	IP	WLS	BF	H	R	ER	SO	BB	IBB	HBP	BLK	WP	HR	S	P	ERA	WHIP										
Roger Erickson, R (1, 1) ERA: 6.75	1.2	L	13	4	6	6	0	4	0	0	0	0	0	9	25	32.40	4.800										
Gary Serum, R (2, 1) ERA: 8.51	5.1		19	4	1	1	2	0	0	0	0	0	1	23	23	1.69	0.750										
Jeff Holly, L (8, 1) ERA: 7.11	1.0		4	1	0	0	1	0	0	0	0	0	0	6	6	0.00	1.000										

Minnesota Twins @ Cleveland Indians
Cleveland Municipal Stadium, Cleveland, OH
Tue Apr 24 1979, 3:33 AM EST
Att. 3,902 - Unknown - 59 F

AB 32
R 7
H 9
RBI 7
BB 4
SO 3
LOB 14



Batter	1	2	3	4	5	6	7	8	9	AB	R	H	RBI	BB	SO	LOB	TOP																
Mike Cabbage, L (1, 5) John Castino, R (7, PH) OBP: 0.333, SLG: 0.340 OBP: 0.474, SLG: 0.611										2	0	1	0	0	0	0	Minnesota Twins @ Cleveland Indians Cleveland Municipal Stadium, Cleveland, OH Wed Apr 25 1979, 3:33 AM EST Att: 5,144 - Unknown - 71 F																
Roy Smalley, S (1, 6) OBP: 0.486, SLG: 0.583										5	0	1	0	0	1	4																	
Ken Landreaux, L (1, 7) OBP: 0.343, SLG: 0.413										4	1	1	0	0	0	2																	
Ron Jackson, R (1, 3) OBP: 0.278, SLG: 0.333										4	0	1	0	0	0	1																	
Glenn Adams, L (1, 9) Bombo Rivera, R (7, 9) OBP: 0.340, SLG: 0.422 OBP: 0.214, SLG: 0.222										3	1	2	1	0	0	2																	
Butch Wynegar, S (1, 2) OBP: 0.397, SLG: 0.389										4	0	2	1	0	0	0																	
Jose Morales, R (1, 10) Dave Edwards, R (9, PR) OBP: 0.455, SLG: 0.556 OBP: 0.333, SLG: 0.333										3	0	0	0	1	3	2																	
Willie Norwood, R (1, 8) OBP: 0.328, SLG: 0.550										4	0	1	0	0	1	2																	
Rob Wilfong, L (1, 4) Bob Randall, R (7, PH) OBP: 0.360, SLG: 0.386 OBP: 0.267, SLG: 0.214										2	0	1	0	0	0	0																	
										2	1	1	0	0	0	1																	
Inning Stats	R: 0 E: 0 K: 0 S: 5	H: 3 LOB: 2 BB: 0 P: 5	R: 0 E: 0 K: 2 S: 7	H: 0 LOB: 0 BB: 0 P: 7	R: 0 E: 0 K: 0 S: 3	H: 0 LOB: 0 BB: 0 P: 3	R: 2 E: 1 K: 1 S: 8	H: 3 LOB: 1 BB: 0 P: 8	R: 0 E: 0 K: 1 S: 6	H: 2 LOB: 1 BB: 0 P: 6	R: 0 E: 0 K: 0 S: 4	H: 2 LOB: 1 BB: 0 P: 4	R: 0 E: 0 K: 0 S: 3	H: 0 LOB: 0 BB: 0 P: 3	R: 2 E: 0 K: 0 S: 5	H: 2 LOB: 2 BB: 1 P: 9	1B: 11 2B: 2 3B: 0 HR: 0	SF: 0 SAC: 1 DP: 0 HBP: 0	WP: 1 PB: 1 SB: 0 CS: 1	PA: 38													
PITCHER	IP WLS BF H R ER SO BB IBB HBP BLK WP HR S P ERA WHIP																																
Eric Wilkins, R (1, 1) ERA: 4.5	6.0	L	26	10	2	2	5	0	0	0	0	1	0	36	36	3.00	1.667																
Sid Monge, L (7, 1) ERA: 1.64	3.0	L	12	3	2	2	0	1	0	0	0	0	0	11	15	6.00	1.333																

AB	36
R	4
H	13
RBI	4
BB	1
SO	5
LOB	14



Batter	1	2	3	4	5	6	7	8	9	AB	R	H	RBI	BB	SO	LOB	BOTTOM																
Toby Harrah, R (1, 5) OBP: 0.288, SLG: 0.232										4	0	0	0	0	0	1	Minnesota Twins @ Cleveland Indians Cleveland Municipal Stadium, Cleveland, OH Wed Apr 25 1979, 3:33 AM EST Att: 5,144 - Unknown - 71 F																
Rick Manning, L (1, 8) OBP: 0.271, SLG: 0.244										4	0	2	0	0	0	1																	
Bobby Bonds, R (1, 9) OBP: 0.344, SLG: 0.436										4	0	0	0	0	2	4																	
Andre Thornton, R (1, 3) OBP: 0.246, SLG: 0.346										3	1	0	0	1	0	0																	
Gary Alexander, R (1, 2) OBP: 0.367, SLG: 0.479										3	1	3	2	1	0	0																	
Wayne Cage, L (1, 10) Ron Pruitt, R (9, PH) OBP: 0.242, SLG: 0.167 OBP: 0.286, SLG: 0.167										3	0	0	0	0	1	2																	
Ted Cox, R (1, 7) OBP: 0.234, SLG: 0.163										4	0	0	0	0	2	2																	
Duane Kuiper, L (1, 4) OBP: 0.351, SLG: 0.308										3	0	0	0	0	0	1																	
Tom Verzyer, R (1, 6) OBP: 0.224, SLG: 0.217										3	0	1	0	0	0	0																	
										3	0	1	0	0	0	0																	
Inning Stats	R: 0 E: 0 K: 1 S: 5	H: 0 LOB: 0 BB: 0 P: 5	R: 1 E: 0 K: 1 S: 6	H: 1 LOB: 1 BB: 1 P: 10	R: 0 E: 0 K: 0 S: 4	H: 1 LOB: 0 BB: 0 P: 4	R: 1 E: 0 K: 0 S: 4	H: 1 LOB: 0 BB: 0 P: 4	R: 0 E: 0 K: 0 S: 5	H: 2 LOB: 2 BB: 0 P: 5	R: 0 E: 0 K: 1 S: 4	H: 0 LOB: 0 BB: 1 P: 8	R: 0 E: 0 K: 1 S: 5	H: 0 LOB: 0 BB: 0 P: 5	R: 1 E: 0 K: 1 S: 6	H: 1 LOB: 1 BB: 0 P: 6	1B: 2 2B: 3 3B: 0 HR: 1	SF: 0 SAC: 0 DP: 0 HBP: 0	WP: 0 PB: 0 SB: 1 CS: 2	PA: 35													
PITCHER	IP WLS BF H R ER SO BB IBB HBP BLK WP HR S P ERA WHIP																																
Paul Hartzell, R (1, 1) ERA: 4.74	4.2	W	20	5	2	2	2	1	0	0	0	0	0	23	27	3.86	1.286																
Pete Redfern, R (5, 1) ERA: 0.75	3.1	W	10	0	0	0	3	1	0	0	0	0	0	15	19	0.00	0.300																
Mike Marshall, R (9, 1) ERA: 1.72	1.0	S	4	1	0	0	1	0	0	0	0	0	0	6	6	0.00	1.000																



Batter	1	2	3	4	5	6	7	8	9	AB	R	H	RBI	BB	SO	LOB	TOP			
Mike Cabbage, L (1, 5) OBP: 0.391, SLG: 0.360 John Castino, R (6, 5) OBP: 0.450, SLG: 0.579	SH1-3 SH1-4 1B	CS SF7 1B		L9			4-3			3	0	2	1	0	0	1				
Roy Smalley, S (1, 6) OBP: 0.461, SLG: 0.581	SH1-4 1-2	SF7 1-2 3-H				2-3 1B				2	0	1	1	0	0	0				
Ken Landreaux, L (1, 7) OBP: 0.329, SLG: 0.394	SH1-3 2-3	CS 2-3	1-3			2-3 1-2				3	0	0	0	0	0	1				
Ron Jackson, R (1, 3) OBP: 0.289, SLG: 0.333	L6		1-3			G1-4-3 HBP				3	0	1	0	0	0	1				
Glenn Adams, L (1, 10) OBP: 0.347, SLG: 0.426 Jose Morales, R (5, PH) OBP: 0.417, SLG: 0.500		1B G4 1B	F9			G1-4-3 1-2				2	1	1	0	0	0	0				
Butch Wynegar, S (1, 2) OBP: 0.388, SLG: 0.379		G4					F3			4	1	1	0	0	0	1				
Rob Wilfong, L (1, 4) OBP: 0.358, SLG: 0.383		1B 1B	SH3-4				K			3	1	1	0	0	1	0				
Willie Norwood, R (1, 8) OBP: 0.338, SLG: 0.547		1B 1B	F7				CS 1B			4	1	2	1	0	1	1				
Bombo Rivera, R (1, 9) OBP: 0.258, SLG: 0.267		1B SF7 1B					CS F7			3	1	2	2	0	0	0				
Inning Stats	R: 0 E: 0 K: 0 S: 4	H: 1 LOB: 1 BB: 0 P: 4	R: 4 E: 0 K: 0 S: 7	H: 5 LOB: 0 BB: 0 P: 7	R: 0 E: 0 K: 0 S: 3	H: 0 LOB: 0 BB: 0 P: 3	R: 1 E: 0 K: 0 S: 5	H: 2 LOB: 1 BB: 0 P: 5	R: 0 E: 0 K: 0 S: 3	H: 1 LOB: 1 BB: 0 P: 4	R: 0 E: 0 K: 1 S: 5	H: 0 LOB: 0 BB: 0 P: 3	R: 0 E: 0 K: 0 S: 3	H: 1 LOB: 0 BB: 0 P: 3	R: 0 E: 0 K: 1 S: 5	H: 0 LOB: 0 BB: 0 P: 5	1B: 11 2B: 0 3B: 0 HR: 0	SF: 1 SAC: 3 DP: 2 HBP: 1	WP: 0 PB: 0 SB: 0 CS: 2	PA: 37
PITCHER	IP WLS BF H R ER SO BB IBB HBP BLK WP HR S P ERA WHIP																			
Dave Rozema, R (1, 1) ERA: 4.6	4.1 L 22 9 5 5 0 0 0 0 1 0 0 0 21 22 10.38 2.077																			
Sheldon Burnside, L (5, 1) ERA: 2.57	4.2 13 2 0 0 2 0 0 0 0 0 0 0 17 17 0.00 0.429																			

Minnesota Twins @ Detroit Tigers
Tiger Stadium, Detroit, MI
Fri Apr 27 1979, 6:05 PM EST
Att: 11,262 - Unknown - 49 F

AB	30
R	5
H	11
RBI	5
BB	0
SO	2
LOB	8



Batter	1	2	3	4	5	6	7	8	9	AB	R	H	RBI	BB	SO	LOB	BOTTOM					
Ron LeFlore, R (1, 10) OBP: 0.328, SLG: 0.390	5-3		HR					K		4	1	1	2	0	1	0						
Lou Whitaker, L (1, 4) OBP: 0.426, SLG: 0.528	L5		CS 1B				K			4	0	1	0	0	1	0						
John Wockenfuss, R (1, 3) OBP: 0.333, SLG: 0.714	K		F3				FC6-4 BB			3	1	1	1	1	1	1						
Lance Parrish, R (1, 2) OBP: 0.310, SLG: 0.415		1B 1B					K			4	0	3	0	0	1	1						
Jerry Morales, R (1, 9) OBP: 0.200, SLG: 0.236		L9	G6-4-3				FC6-4			4	0	0	0	0	1	4						
Lynn Jones, R (1, 8) OBP: 0.406, SLG: 0.448 Jason Thompson, L (9, PH) OBP: 0.333, SLG: 0.286		G5-4-3 1B					K			3	0	2	0	0	1	0						
Aurelio Rodriguez, R (1, 5) OBP: 0.270, SLG: 0.306 Steve Kemp, L (9, PH) OBP: 0.469, SLG: 0.651		G5-4-3					F8			3	0	0	0	0	1	3						
Mark Wagner, R (1, 6) OBP: 0.335, SLG: 0.571			FC6-4 BB				K			2	0	0	0	1	1	0						
Dave Machemer, R (1, 7) OBP: 0.335, SLG: 0.571			FC6-4 HR				K			3	1	0	0	0	1	1						
Inning Stats	R: 0 E: 0 K: 1 S: 5	H: 0 LOB: 0 BB: 0 P: 5	R: 0 E: 0 K: 0 S: 4	H: 2 LOB: 1 BB: 0 P: 4	R: 2 E: 0 K: 0 S: 4	H: 2 LOB: 0 BB: 1 P: 8	R: 0 E: 0 K: 1 S: 6	H: 2 LOB: 1 BB: 0 P: 6	R: 0 E: 0 K: 1 S: 5	H: 0 LOB: 0 BB: 0 P: 5	R: 0 E: 0 K: 2 S: 7	H: 0 LOB: 0 BB: 1 P: 11	R: 0 E: 0 K: 2 S: 7	H: 0 LOB: 0 BB: 0 P: 7	R: 0 E: 0 K: 1 S: 5	H: 0 LOB: 0 BB: 0 P: 5	R: 1 E: 0 K: 2 S: 9	H: 2 LOB: 1 BB: 0 P: 9	1B: 6 2B: 0 3B: 0 HR: 2	SF: 0 SAC: 0 DP: 2 HBP: 0	WP: 0 PB: 0 SB: 0 CS: 1	PA: 34
PITCHER	IP WLS BF H R ER SO BB IBB HBP BLK WP HR S P ERA WHIP																					
Jerry Kosman, L (1, 1) ERA: 4.02	8.0 W 30 7 3 3 8 2 0 0 0 0 0 0 2 44 3.38 1.125																					
Mike Marshall, R (9, 1) ERA: 1.62	1.0 S 4 1 0 0 2 0 0 0 0 0 0 0 8 8 0.00 1.000																					

Minnesota Twins @ Detroit Tigers
Tiger Stadium, Detroit, MI
Fri Apr 27 1979, 6:05 PM EST
Att: 11,262 - Unknown - 49 F

AB	32
R	3
H	8
RBI	3
BB	2
SO	10
LOB	12



Batter	1	2	3	4	5	6	7	8	9	AB	R	H	RBI	BB	SO	LOB	TOP					
Rob Wilfong, L OBP: 0.338, SLG: 0.360 Bob Randall, R OBP: 0.294, SLG: 0.250	(1, 4) 0-3 K		(2) 0-0 G3		(2) 0-0 E6		(1) 0-0 5-3		(1) 0-0 5-3	3	0	0	0	0	1	1	Minnesota Twins @ Detroit Tigers Tiger Stadium, Detroit, MI Sat Apr 28 1979, 3:33 AM EST Alt. 8,818 - Unknown - 44 F					
Butch Wynegar, S OBP: 0.375, SLG: 0.413	(1, 2) 0-0 HR		(3) 0-0 F9		(2) 0-0 FC4-6		(1) 0-0 F3		(2) 0-0 L5	5	1	1	1	0	0	6						
Mike Cabbage, L OBP: 0.350, SLG: 0.358 John Castino, R OBP: 0.409, SLG: 0.524	(1, 5) 0-0 4-3			(1) 0-0 1B		(3) 0-0 4-3		(2) 0-0 5-3	(3) 0-0 6-3	3	0	1	0	0	0	1						
Roy Smalley, S OBP: 0.457, SLG: 0.545	(1, 6) 0-0 F8			(1) 0-0 F4		(1) 0-0 F8		(3) 0-3 K		4	0	0	0	0	1	2						
Glenn Adams, L OBP: 0.365, SLG: 0.440 Jose Morales, R OBP: 0.400, SLG: 0.476	(1, 10) 0-0 F7		(1) 0-0 F7		(1) 0-0 1B		(1) 0-0 1B		(1) 0-0 F9	3	1	2	0	0	0	0						
Ken Landreaux, L OBP: 0.325, SLG: 0.386	(1, 7) 0-0 F2		(2) 0-0 F7		(2) 0-0 F7		(2) 0-0 1B		(2) 0-0 F3	4	0	1	0	0	0	2						
Willie Norwood, R OBP: 0.333, SLG: 0.529	(1, 8) 0-0 F8		(3) 0-0 F8		(3) 0-0 4-3		(3) 0-0 1B		(3) 0-0 F7	4	0	1	1	0	0	2						
Bombo Rivera, R OBP: 0.229, SLG: 0.235	(1, 9) 0-0 1-3		(1) 0-0 1-3		(1) 0-0 F8		(2) 0-0 F8		(2) 0-0 E6	4	0	0	0	0	0	2						
Craig Kusick, R OBP: 0.231, SLG: 0.538 Dave Edwards, R OBP: 0.333, SLG: 0.333	(1, 3) 0-0 G3		(2) 0-0 G3		(2) 0-0 HR		(3) 0-3 K		(3) 0-0 1B	4	1	3	1	0	1	2						
Inning Stats	R: 1 E: 0 K: 1 S: 6	H: 1 LOB: 0 BB: 0 P: 6	R: 0 E: 0 K: 0 S: 3	H: 0 LOB: 0 BB: 0 P: 3	R: 0 E: 0 K: 0 S: 4	H: 1 LOB: 1 BB: 0 P: 4	R: 0 E: 0 K: 0 S: 5	H: 2 LOB: 2 BB: 0 P: 5	R: 1 E: 1 K: 0 S: 5	H: 1 LOB: 1 BB: 0 P: 5	R: 1 E: 0 K: 1 S: 8	H: 3 LOB: 2 BB: 0 P: 8	R: 0 E: 0 K: 1 S: 6	H: 1 LOB: 1 BB: 0 P: 6	R: 0 E: 0 K: 0 S: 3	H: 0 LOB: 0 BB: 0 P: 3		R: 0 E: 1 K: 0 S: 5	H: 1 LOB: 3 BB: 0 P: 5	1B: 7 2B: 1 3B: 0 HR: 2	SF: 0 SAC: 0 DP: 0 HBP: 0	WP: 0 PB: 0 SB: 2 CS: 0
PITCHER	IP WLS BF H R ER SO BB IBB HBP BLK WP HR S P ERA WHIP	IP WLS BF H R ER SO BB IBB HBP BLK WP HR S P ERA WHIP															IP WLS BF H R ER SO BB IBB HBP BLK WP HR S P ERA WHIP					
Kip Young, R ERA: 8.88 John Hiller, L ERA: 3.21	(1, 1) 5.1 W 25 8 3 3 1 0 0 0 0 0 2 27 27 5.06 1.500	(6, 1) 3.2 S 14 2 0 0 2 0 0 0 0 0 0 0 18 18 0.00 0.545																				

AB	39
R	3
H	10
RBI	3
BB	0
SO	3
LOB	24



Batter	1	2	3	4	5	6	7	8	9	AB	R	H	RBI	BB	SO	LOB	BOTTOM			
Ron LeFlore, R OBP: 0.368, SLG: 0.410	(1, 10) 4-0 CS		(1) 0-0 4-3		(1) 0-0 F8		(1) 4-0 SH5-4		(1) 0-0 5-3	2	2	2	0	2	0	0	Minnesota Twins @ Detroit Tigers Tiger Stadium, Detroit, MI Sat Apr 28 1979, 3:33 AM EST Alt. 8,818 - Unknown - 44 F			
Lou Whitaker, L OBP: 0.444, SLG: 0.556	(1, 4) 0-0 1B		(1) 4-0 4-3		(1) 0-0 SH5-3		(1) 0-0 SH5-4		(1) 0-0 SH5-4	1	1	1	0	1	0	0				
Steve Kemp, L OBP: 0.491, SLG: 0.644 Tim Corcoran, L OBP: 0.350, SLG: 0.188	(1, 7) 0-0 2B		(2) 0-0 4-3		(2) 4-0 WP		(2) 4-0 1B		(2) 4-0 1B	2	1	1	1	2	0	2				
Jason Thompson, L OBP: 0.327, SLG: 0.282 Dave Machemer, R OBP: 0.333, SLG: 0.714	(1, 3) 0-0 G3		(3) 0-0 F7		(2) 0-0 F8		(2) 0-0 F8		(2) 0-0 1B	4	0	1	1	0	0	5				
John Wockenfuss, R OBP: 0.333, SLG: 0.714	(8, 3) 1-2 G3		(3) 0-0 F7		(2) 0-0 F8		(2) 0-0 1B		(2) 0-0 CS	0	0	0	0	0	0	0				
Lance Parrish, R OBP: 0.304, SLG: 0.422	(1, 2) 0-3 K		(1) 0-0 5-3		(1) 0-0 5-3		(2) 0-0 2B		(3) 0-0 6-3	4	0	1	1	0	1	3				
Phil Mankowski, L OBP: 0.304, SLG: 0.300 Aurelio Rodriguez, R OBP: 0.263, SLG: 0.297	(1, 5) 0-0 G6-3		(2) 0-0 1-3		(2) 0-0 1-3		(3) 0-0 F9		(1) 0-0 6-3	3	0	1	0	0	0	1				
Jerry Morales, R OBP: 0.203, SLG: 0.254	(1, 9) 0-0 G6-3		(2) 0-0 G6-3		(1) 0-0 1B		(1) 0-0 F7		(2) 0-0 F7	4	1	1	0	0	0	1				
Lynn Jones, R OBP: 0.444, SLG: 0.469	(1, 8) 0-0 6-3		(3) 0-0 6-3		(2) 0-0 1B		(2) 0-0 CS		(2) 4-0 FC6-4	3	0	2	1	1	0	0				
Alan Trammell, R OBP: 0.444, SLG: 0.400	(1, 6) 0-0 5-3		(1) 0-0 5-3		(3) 0-0 F8		(2) 0-0 F9		(3) 0-0 FC6-4	4	0	0	0	0	0	3				
Inning Stats	R: 1 E: 0 K: 1 S: 6	H: 2 LOB: 1 BB: 1 P: 10	R: 0 E: 0 K: 0 S: 3	H: 1 LOB: 0 BB: 0 P: 3	R: 0 E: 0 K: 0 S: 4	H: 1 LOB: 2 BB: 1 P: 8	R: 1 E: 0 K: 0 S: 5	H: 2 LOB: 1 BB: 0 P: 5	R: 2 E: 0 K: 0 S: 5	H: 2 LOB: 1 BB: 1 P: 9	R: 0 E: 0 K: 0 S: 3	H: 1 LOB: 0 BB: 0 P: 3	R: 1 E: 0 K: 0 S: 3	H: 1 LOB: 2 BB: 2 P: 11	R: 0 E: 0 K: 0 S: 3	H: 0 LOB: 1 BB: 1 P: 7	1B: 7 2B: 3 3B: 0 HR: 0	SF: 0 SAC: 2 DP: 1 HBP: 0	WP: 1 PB: 0 SB: 0 CS: 3	PA: 36
PITCHER	IP WLS BF H R ER SO BB IBB HBP BLK WP HR S P ERA WHIP	IP WLS BF H R ER SO BB IBB HBP BLK WP HR S P ERA WHIP															IP WLS BF H R ER SO BB IBB HBP BLK WP HR S P ERA WHIP			
Dave Goltz, R ERA: 4.5 Pete Redfern, R ERA: 1.46 Jeff Holly, L ERA: 7.11 Gary Serun, R ERA: 6.97	(1, 1) 6.0 L 27 9 4 4 4 1 3 0 0 0 0 0 1 26 38 6.00 2.000	(7, 1) 0.1 2 0 1 1 0 1 0 0 0 0 0 0 1 5 27.00 3.000	(7, 1) 0.0 2 1 0 0 0 1 0 0 0 0 0 0 1 5 ∞ ∞	(7, 1) 1.2 5 0 0 0 0 1 0 0 0 0 0 0 4 8 0.00 0.600																



Batter	1	2	3	4	5	6	7	8	9	AB	R	H	RBI	BB	SO	LOB	TOP					
Mike Cabbage, L (1,5) OBP: 0.333, SLG: 0.328 John Castino, R (9, PH) OBP: 0.407, SLG: 0.458	G3		FC6 BB	1B			4-3		1B BB	3	0	1	0	1	0	0	Minnesota Twins @ Toronto Blue Jays Exhibition Stadium, Toronto, ON Mon Apr 30 1979, 7:05 PM EDT Att: 10,170 - Unknown - 44 F					
Roy Smalley, S (1,6) OBP: 0.462, SLG: 0.592	F5		FC6 FC3-6 1-2	4-1			L3		G6-4-3 1B	5	0	1	0	0	0	2						
Ken Landreaux, L (1,7) OBP: 0.356, SLG: 0.410	FC4-6 1B		FC3-6 1B 1-2						G6-4-3 1B	5	2	2	0	0	1	3						
Glenn Adams, L (1,10) OBP: 0.361, SLG: 0.431	FC4-6 1-2		1B 1B						G3 2B	4	1	1	0	0	0	2						
Butch Wynegar, S (1,2) OBP: 0.395, SLG: 0.457		G5-4-3 BB HR	1B						HR	3	2	3	1	0	0	0						
Rick Softfield, L (1,9) OBP: 0.376, SLG: 0.313		G5-4-3 BB	1B						HR	3	0	1	1	1	0	0						
Willie Norwood, R (1,8) OBP: 0.309, SLG: 0.494		G5-4-3 1-2 2-3	F4						2B	4	0	1	0	0	0	4						
Rob Wilfong, L (1,4) OBP: 0.333, SLG: 0.404 Ron Jackson, R (8, PH) OBP: 0.296, SLG: 0.329 Bob Randall, R (8,4) OBP: 0.294, SLG: 0.250		HR							4-3	3	1	1	2	0	0	0						
Craig Kusick, R (1,3) OBP: 0.190, SLG: 0.429	F9								F8	0	0	0	0	0	0	0						
Inning Stats	R: 0 E: 0 K: 0 S: 4	H: 1 LOB: 1 BB: 0 P: 4	R: 2 E: 0 K: 0 S: 3	H: 1 LOB: 0 BB: 2 P: 11	R: 2 E: 0 K: 0 S: 6	H: 3 LOB: 2 BB: 1 P: 10	R: 0 E: 0 K: 0 S: 4	H: 1 LOB: 1 BB: 0 P: 4	R: 0 E: 0 K: 1 S: 5	H: 0 LOB: 0 BB: 0 P: 5	R: 0 E: 0 K: 0 S: 3	H: 0 LOB: 0 BB: 0 P: 3	R: 0 E: 0 K: 0 S: 3	H: 0 LOB: 0 BB: 0 P: 3	R: 2 E: 0 K: 0 S: 6	H: 3 LOB: 1 BB: 0 P: 6		R: 0 E: 0 K: 0 S: 3	H: 1 LOB: 1 BB: 1 P: 7	1B: 6 2B: 2 3B: 0 HR: 2	SF: 0 SAC: 0 DP: 2 HBP: 0	WP: 0 PB: 0 SB: 0 CS: 0
PITCHER	IP WLS BF H R ER SO BB IBB HBP BLK WP HR S P ERA WHIP																					
Mark Lemongello, R (1,1) ERA: 7.02 Balor Moore, L (8,1) ERA: 6.35	7.2 L 34 9 6 6 1 3 0 0 0 0 2 33 45 7.04 1.565																					

AB	31
R	6
H	10
RBI	6
BB	4
SO	1
LOB	12



Batter	1	2	3	4	5	6	7	8	9	AB	R	H	RBI	BB	SO	LOB	BOTTOM					
Alfredo Griffin, S (1,6) OBP: 0.303, SLG: 0.211	G4-6-3 1B		L8	6-3			4-3			4	0	1	0	0	0	2	Minnesota Twins @ Toronto Blue Jays Exhibition Stadium, Toronto, ON Mon Apr 30 1979, 7:05 PM EDT Att: 10,170 - Unknown - 44 F					
Bob Bailor, R (1,9) OBP: 0.382, SLG: 0.363	G4-6-3 1B		4-3				1-3			3	0	1	0	0	0	0						
Rick Bosetti, R (1,8) OBP: 0.301, SLG: 0.433	G4-6-3 1-2 2-3						HBP		F8	4	0	0	0	0	0	3						
John Mayberry, L (1,3) OBP: 0.432, SLG: 0.514	4-3			HR			G3		F9	4	1	1	0	0	0	1						
Otto Velez, R (1,10) OBP: 0.303, SLG: 0.414		6-3		HR			1-3		F7	4	1	1	2	0	0	0						
Al Woods, L (1,7) OBP: 0.318, SLG: 0.356		1-6-3		4-3			4-3		F7	4	0	0	0	0	0	0						
Roy Howell, L (1,5) OBP: 0.305, SLG: 0.370				2B BB					L9	3	1	2	0	1	0	0						
Dave McKay, S (1,4) OBP: 0.247, SLG: 0.269		4-3		1-H 2B			4-3		G3	4	0	1	1	0	0	2						
Rick Cerone, R (1,2) OBP: 0.363, SLG: 0.420			6-3				6-3		5-3	3	0	0	0	1	0	0						
Inning Stats	R: 0 E: 0 K: 0 S: 4	H: 2 LOB: 1 BB: 0 P: 4	R: 0 E: 0 K: 0 S: 4	H: 1 LOB: 1 BB: 0 P: 4	R: 0 E: 0 K: 0 S: 3	H: 0 LOB: 0 BB: 0 P: 3	R: 3 E: 0 K: 0 S: 6	H: 3 LOB: 2 BB: 2 P: 14	R: 0 E: 0 K: 0 S: 3	H: 0 LOB: 0 BB: 0 P: 3	R: 0 E: 0 K: 0 S: 4	H: 1 LOB: 1 BB: 0 P: 4	R: 0 E: 0 K: 0 S: 3	H: 0 LOB: 0 BB: 0 P: 4	R: 0 E: 0 K: 0 S: 3	H: 0 LOB: 0 BB: 0 P: 3		R: 0 E: 0 K: 0 S: 3	H: 0 LOB: 0 BB: 0 P: 3	1B: 4 2B: 2 3B: 0 HR: 1	SF: 0 SAC: 0 DP: 1 HBP: 1	WP: 0 PB: 0 SB: 0 CS: 0
PITCHER	IP WLS BF H R ER SO BB IBB HBP BLK WP HR S P ERA WHIP																					
Paul Hartzell, R (1,1) ERA: 4.18	9.0 W 36 7 3 3 0 2 0 1 0 0 1 33 42 3.00 1.000																					

AB	33
R	3
H	7
RBI	3
BB	2
SO	0
LOB	8



Batter	1	2	3	4	5	6	7	8	9	AB	R	H	RBI	BB	SO	LOB	TOP			
Mike Cabbage, L (1,5) John Castino, R (7,5) OBP: 0.315, SLG: 0.308 OBP: 0.429, SLG: 0.458	K		L9		L7		K										4 0 0 0 0 2 2 0 0 0 0 1 0 0			
Roy Smalley, S (1,6) OBP: 0.446, SLG: 0.568	F8		G3		L3				L4								5 0 1 0 0 0 4			
Ken Landreaux, L (1,7) OBP: 0.363, SLG: 0.451	F4																4 1 2 2 0 0 3			
Glenn Adams, L (1,10) Jose Morales, R (8,PH) OBP: 0.359, SLG: 0.426 OBP: 0.395, SLG: 0.455			F7														3 0 1 0 0 0 1 1 0 0 0 0 0 1			
Butch Wynegar, S (1,2) OBP: 0.400, SLG: 0.452																	3 0 1 0 1 0 1			
Rick Sofield, L (1,9) Bombo Rivera, R (8,PH) OBP: 0.350, SLG: 0.286 OBP: 0.222, SLG: 0.229																	3 0 0 0 0 1 2 1 0 0 0 0 1 2			
Ron Jackson, R (1,3) OBP: 0.296, SLG: 0.351																	4 0 2 0 0 0 1			
Willie Norwood, R (1,8) OBP: 0.321, SLG: 0.532																	2 1 1 1 1 0 0			
Rob Wilfong, L (1,4) Bob Randall, R (7,PH) OBP: 0.338, SLG: 0.424 OBP: 0.263, SLG: 0.222																	2 1 1 0 0 0 0 2 0 0 0 0 0 3			
Inning Stats	R: 0 E: 0 K: 1 S: 5	H: 0 LOB: 0 BB: 0 P: 5	R: 0 E: 0 K: 0 S: 4	H: 1 LOB: 1 BB: 0 P: 4	R: 2 E: 0 K: 0 S: 6	H: 3 LOB: 1 BB: 0 P: 6	R: 0 E: 0 K: 0 S: 3	H: 0 LOB: 0 BB: 0 P: 3	R: 0 E: 0 K: 1 S: 7	H: 2 LOB: 1 BB: 0 P: 7	R: 0 E: 0 K: 1 S: 6	H: 1 LOB: 1 BB: 0 P: 6	R: 0 E: 0 K: 1 S: 6	H: 1 LOB: 2 BB: 1 P: 10	R: 0 E: 0 K: 0 S: 4	H: 1 LOB: 3 BB: 2 P: 12	1B: 5 2B: 2 3B: 0 HR: 2	SF: 0 SAC: 2 DP: 0 HBP: 0	WP: 1 PB: 0 SB: 0 CS: 0	PA: 39
PITCHER	IP WLS BF H R ER SO BB IBB HBP BLK WP HR S P ERA WHIP																			
Jesse Jefferson, R (1,1) ERA: 4.32	6.1 L 26 7 3 3 2 0 0 0 0 0 2 30 30 4.26 1.105																			
Mike Willis, L (7,1) ERA: 6.23	1.1 6 1 0 0 1 1 0 0 0 0 0 7 11 0.00 1.500																			
Dave Freisleben, R (8,1) ERA: 4.97	1.1 7 1 0 0 1 2 0 0 0 1 0 7 15 0.00 2.250																			

Minnesota Twins @ Toronto Blue Jays
Exhibition Stadium, Toronto, ON
Tue May 01 1979, 7:05 PM EDT
Att: 10,155 - Unknown - 47 F

AB 34
R 3
H 9
RBI 3
BB 3
SO 4
LOB 20



Batter	1	2	3	4	5	6	7	8	9	AB	R	H	RBI	BB	SO	LOB	BOTTOM					
Alfredo Griffin, S (1,6) A1 Woods, L (8,PH) Luis Gomez, R (9,6) OBP: 0.301, SLG: 0.213 OBP: 0.328, SLG: 0.356 OBP: 0.250, SLG: 0.250	G3		F9														4 0 1 1 0 0 1 0 0 0 0 1 0 0 0 0 0 0 0 0 0					
Bob Bailor, R (1,9) OBP: 0.366, SLG: 0.369																	4 1 2 0 1 0 4					
Rick Bosetti, R (1,8) OBP: 0.309, SLG: 0.447																	4 0 2 1 0 1 2					
Otto Velez, R (1,7) Ted Wilborn, S (9,PR) OBP: 0.342, SLG: 0.406	K																3 0 1 0 2 1 3 0 0 0 0 0 0 0					
John Mayberry, L (1,3) OBP: 0.430, SLG: 0.494																	3 0 0 0 1 1 4					
Bob Robertson, R (1,10) OBP: 0.300, SLG: 0.400	K																4 0 0 0 0 2 8					
Roy Howell, L (1,5) OBP: 0.314, SLG: 0.368																	3 1 1 0 1 1 1					
Dave McKay, S (1,4) OBP: 0.238, SLG: 0.259																	3 0 0 0 0 0 1					
Rick Cerone, R (1,2) OBP: 0.369, SLG: 0.425																	4 0 2 0 0 0 1					
Inning Stats	R: 0 E: 0 K: 2 S: 9	H: 2 LOB: 3 BB: 0 P: 10	R: 0 E: 0 K: 0 S: 3	H: 0 LOB: 0 BB: 0 P: 3	R: 1 E: 0 K: 1 S: 7	H: 2 LOB: 2 BB: 1 P: 11	R: 1 E: 0 K: 0 S: 6	H: 3 LOB: 2 BB: 0 P: 6	R: 0 E: 0 K: 2 S: 8	H: 1 LOB: 1 BB: 0 P: 8	R: 0 E: 0 K: 0 S: 3	H: 1 LOB: 2 BB: 0 P: 3	R: 0 E: 0 K: 0 S: 3	H: 0 LOB: 2 BB: 2 P: 11	R: 0 E: 0 K: 0 S: 3	H: 0 LOB: 2 BB: 2 P: 11	R: 0 E: 0 K: 1 S: 4	H: 0 LOB: 1 BB: 1 P: 8	1B: 8 2B: 1 3B: 0 HR: 0	SF: 0 SAC: 2 DP: 1 HBP: 1	WP: 0 PB: 0 SB: 0 CS: 1	PA: 41
PITCHER	IP WLS BF H R ER SO BB IBB HBP BLK WP HR S P ERA WHIP																					
Jerry Kosman, L (1,1) ERA: 3.86	6.0 W 29 9 2 2 5 2 0 1 1 1 0 0 10 26 0.00 1.833																					
Mike Marshall, R (7,1) ERA: 1.17	3.0 S 12 0 0 0 1 4 0 0 0 0 0 0 10 26 0.00 1.333																					

Minnesota Twins @ Toronto Blue Jays
Exhibition Stadium, Toronto, ON
Tue May 01 1979, 7:05 PM EDT
Att: 10,155 - Unknown - 47 F

AB 32
R 2
H 9
RBI 2
BB 6
SO 6
LOB 25



Batter	1	2	3	4	5	6	7	8	9	AB	R	H	RBI	BB	SO	LOB	TOP								
Mike Cabbage, L (1, 5) John Castino, R (7, PH) OBP: 0.320, SLG: 0.313 OBP: 0.414, SLG: 0.440	F4		BB 1B		SH1-4		SH SH5-4 1B	FC4-6		2	1	1	0	0	0	0									
Roy Smalley, S (1, 6) OBP: 0.455, SLG: 0.560	G3		1B BB		2B BB		SH5-4 1B	F4		3	1	1	1	2	0	2									
Ken Landreaux, L (1, 7) OBP: 0.379, SLG: 0.471	F4		1B		2B		SH5-4			3	0	2	4	1	0	0									
Glenn Adams, L (1, 10) Jose Morales, R (7, PH) OBP: 0.343, SLG: 0.406 OBP: 0.457, SLG: 0.455		4-3	F7		F7		G6-4-3 IBB	SH1-3		3	0	0	0	0	0	3									
Butch Wynegar, S (1, 2) OBP: 0.378, SLG: 0.423	G3			L3	L9		G6-4-3	F8		5	0	0	0	0	0	5									
Ron Jackson, R (1, 3) OBP: 0.291, SLG: 0.380	F6			HR			6-3	6-3	6-3	5	1	1	1	0	0	1									
Rick Sofield, L (1, 9) Bombo Rivera, R (8, PH) OBP: 0.326, SLG: 0.263 OBP: 0.243, SLG: 0.278			4-3	K			K	BB FC4-6 2B		3	0	0	0	0	2	0									
Willie Norwood, R (1, 8) OBP: 0.318, SLG: 0.512			5-3	K			6-3	FC4-6 BB BB		3	0	0	0	1	1	0									
Rob Wilfong, L (1, 4) Bob Randall, R (8, PH) OBP: 0.368, SLG: 0.452 OBP: 0.300, SLG: 0.222			BB 1B		SH1-4 2B 1B		SH 1B	FC4-6 BB		3	3	3	0	0	0	0									
Inning Stats	R: 0 E: 0 K: 0 S: 3	H: 0 LOB: 0 BB: 0 P: 3	R: 0 E: 0 K: 0 S: 3	H: 0 LOB: 0 BB: 0 P: 3	R: 2 E: 0 K: 0 S: 6	H: 3 LOB: 2 BB: 1 P: 10	R: 1 E: 0 K: 2 S: 8	H: 1 LOB: 0 BB: 0 P: 8	R: 2 E: 0 K: 0 S: 5	H: 2 LOB: 1 BB: 1 P: 9	R: 0 E: 0 K: 1 S: 5	H: 0 LOB: 0 BB: 0 P: 5	R: 1 E: 1 K: 0 S: 5	H: 2 LOB: 2 BB: 1 P: 9	R: 1 E: 0 K: 0 S: 4	H: 1 LOB: 2 BB: 2 P: 12	R: 0 E: 0 K: 0 S: 3	H: 0 LOB: 1 BB: 1 P: 7	1B: 6 2B: 2 3B: 0 HR: 1	SF: 0 SAC: 4 DP: 1 HBP: 0	WP: 0 PB: 0 SB: 0 CS: 0	PA: 42			
PITCHER	IP	WLS	BF	H	R	ER	SO	BB	IBB	HBP	BLK	WP	HR	S	P	ERA	WHIP								
Phil Huffman, R (1, 1) ERA: 6.75	6.0	L	27	7	6	6	3	2	0	0	0	0	1	31	39	9.00	1.500								
Balor Moore, L (7, 1) ERA: 6.39	1.1		8	2	1	1	0	1	1	0	0	0	0	6	14	6.75	2.250								
Mike Willis, L (8, 1) ERA: 5.52	1.2		7	0	0	0	0	2	0	0	0	0	0	5	13	0.00	1.200								

Minnesota Twins @ Toronto Blue Jays
Exhibition Stadium, Toronto, ON
Wed May 02 1979, 7:05 PM EDT
Att: 20,110 - Unknown - 50 F

AB 32
R 7
H 9
RBI 7
BB 6
SO 3
LOB 13



Batter	1	2	3	4	5	6	7	8	9	AB	R	H	RBI	BB	SO	LOB	BOTTOM								
Alfredo Griffin, S (1, 6) OBP: 0.286, SLG: 0.200	K		G1		1-3		G3		5-3	5	0	0	0	0	1	0									
Bob Bailor, R (1, 9) OBP: 0.357, SLG: 0.360	4-3		BB HR 1B		E5 2B		L7		K	5	1	1	0	0	1	0									
Rick Bosetti, R (1, 8) OBP: 0.314, SLG: 0.449	5-3		HR BB		2B		5-3		F3	4	1	1	0	1	0	0									
John Mayberry, L (1, 3) OBP: 0.443, SLG: 0.550		F7	HR		G6-4-3 IBB			1B G6-4-3 2B		3	2	2	3	1	0	0									
Otto Velez, R (1, 10) OBP: 0.357, SLG: 0.444		PB 2B 2B	K		G6-4-3			G6-4-3 1B		4	1	2	0	0	1	3									
Roy Howell, L (1, 5) OBP: 0.322, SLG: 0.388		1B 2B					L7	G6-4-3		4	0	2	1	0	0	1									
Al Woods, L (1, 7) OBP: 0.352, SLG: 0.397		2B 1B			6-3			1B		4	0	3	0	0	0	1									
Dave McKay, S (1, 4) OBP: 0.239, SLG: 0.250		4-3			F7		F7	FC4 BB		3	0	0	0	1	0	3									
Rick Cerone, R (1, 2) OBP: 0.352, SLG: 0.403			5-3		F4		1-3	FC4		4	0	0	0	0	0	4									
Inning Stats	R: 0 E: 0 K: 1 S: 5	H: 0 LOB: 0 BB: 0 P: 5	R: 1 E: 0 K: 0 S: 5	H: 3 LOB: 1 BB: 0 P: 5	R: 3 E: 0 K: 1 S: 7	H: 2 LOB: 0 BB: 1 P: 11	R: 0 E: 0 K: 0 S: 4	H: 1 LOB: 1 BB: 0 P: 4	R: 0 E: 0 K: 0 S: 4	H: 1 LOB: 2 BB: 1 P: 8	R: 0 E: 0 K: 0 S: 3	H: 0 LOB: 0 BB: 0 P: 3	R: 0 E: 0 K: 0 S: 5	H: 3 LOB: 2 BB: 1 P: 9	R: 0 E: 0 K: 1 S: 5	H: 0 LOB: 0 BB: 0 P: 5	1B: 5 2B: 5 3B: 0 HR: 1	SF: 0 SAC: 0 DP: 2 HBP: 0	WP: 0 PB: 1 SB: 0 CS: 0	PA: 39					
PITCHER	IP	WLS	BF	H	R	ER	SO	BB	IBB	HBP	BLK	WP	HR	S	P	ERA	WHIP								
Dave Goltz, R (1, 1) ERA: 4.83	7.0	W	32	10	5	5	2	1	1	0	0	0	0	8	12	6.43	1.571								
Mike Marshall, R (8, 1) ERA: 1.06	2.0	S	7	1	0	0	1	1	0	0	0	0	0	8	12	0.00	1.000								

Minnesota Twins @ Toronto Blue Jays
Exhibition Stadium, Toronto, ON
Wed May 02 1979, 7:05 PM EDT
Att: 20,110 - Unknown - 50 F


AB 36
R 5
H 11
RBI 4
BB 3
SO 3
LOB 12



Batter	1	2	3	4	5	6	7	8	9	AB	R	H	RBI	BB	SO	LOB	TOP										
Ron LeFlore, R OBP: 0.366, SLG: 0.432 Tim Corcoran, L OBP: 0.350, SLG: 0.188	0-0 E S BB 1B	0-0 1-H 3B 3B		0-0 F9			0-0 L9	0-0 FC6-4 1B		5	2	3	1	0	0	0											
Lou Whitaker, L OBP: 0.421, SLG: 0.545	0-0 4-3	0-0 CS 3B		0-0 F7			0-0 FC6-4 1B	0-0 FC6-4 1B		5	0	2	1	0	0	3											
Steve Kemp, L OBP: 0.470, SLG: 0.579	4-0 BB E BB	3-1 3-H			0-0 FC1-5 BB 1B		0-0 FC6-4 HR		0-0 F3	4	1	1	0	1	0	2											
Jason Thompson, L OBP: 0.371, SLG: 0.362 Mark Wagner, R OBP: 0.335, SLG: 0.571	4-0 BB 1-2 2-3		4-0 G1 1B BB		4-0 FC1-5 BB		0-0 HR		4-0 1B BB	1	1	1	2	4	0	0											
Rusty Staub, L OBP: 0.500, SLG: 0.667 Lynn Jones, R OBP: 0.422, SLG: 0.439	4-0 BB		0-3 K		0-0 FC1-5 G6-4-3		0-0 1B 2B		0-0 G6-4-3 1B	3	0	1	1	1	1	3											
Lance Parrish, R OBP: 0.305, SLG: 0.439	0-3 K		0-0 G1 1B		0-0 G6-4-3		0-0 1B		0-0 G6-4-3	5	0	2	1	0	1	7											
Jerry Morales, R OBP: 0.250, SLG: 0.333	0-0 F9		0-0 G1		4-3			0-0 1B SH3-4 1B		4	0	1	0	0	0	5											
Phil Mankowski, L OBP: 0.289, SLG: 0.261 Aurelio Rodriguez, R OBP: 0.283, SLG: 0.295		0-3 K	0-0 1-6-3		6-3			0-0 SH3-4 1-2		2	0	0	0	0	1	2											
Alan Trammell, R OBP: 0.432, SLG: 0.400		0-0 3B 1B		0-0 F9		0-0 L9		0-0 6-3		4	1	1	0	0	0	1											
Inning Stats	R: 1 E: 1 K: 1 S: 6	H: 1 LOB: 3 BB: 3 P: 18	R: 2 E: 0 K: 1 S: 7	H: 3 LOB: 0 BB: 0 P: 7	R: 0 E: 0 K: 1 S: 6	H: 1 LOB: 2 BB: 1 P: 10	R: 0 E: 0 K: 0 S: 3	H: 0 LOB: 0 BB: 0 P: 3	R: 0 E: 0 K: 0 S: 3	H: 0 LOB: 1 BB: 1 P: 7	R: 0 E: 0 K: 0 S: 3	H: 0 LOB: 0 BB: 0 P: 3	R: 3 E: 0 K: 0 S: 6	H: 4 LOB: 2 BB: 0 P: 6	R: 0 E: 0 K: 0 S: 5	H: 2 LOB: 2 BB: 1 P: 5	R: 0 E: 0 K: 0 S: 3	H: 1 LOB: 2 BB: 1 P: 7	1B: 9 2B: 1 3B: 2 HR: 1	SF: 0 SAC: 1 DP: 2 HBP: 0	WP: 0 PB: 0 SB: 1 CS: 1	PA: 42					
PITCHER	IP	WLS	BF	H	R	ER	SO	BB	IBB	HBP	BLK	WP	HR	S	P	ERA	WHIP										
Roger Erickson, R ERA: 7.79	1.1		11	4	3	3	2	3	0	0	0	0	0	12	24	20.25	5.250										
Ken Brett, L ERA: 5.09	5.1		21	5	3	3	1	2	0	0	0	0	1	21	29	5.06	1.312										
Mike Marshall, R ERA: 0.99	2.1	W	10	4	0	0	0	1	0	0	0	0	0	9	13	0.00	2.143										

Detroit Tigers @ Minnesota Twins
Metropolitan Stadium, Bloomington, MI
Thu May 03 1979, 8:05 PM EDT
Att. 4,581 - Unknown - 52 F


AB 35
R 6
H 13
RBI 6
BB 6
SO 3
LOB 23



Batter	1	2	3	4	5	6	7	8	9	AB	R	H	RBI	BB	SO	LOB	BOTTOM										
Mike Cabbage, L OBP: 0.312, SLG: 0.304 John Castino, R OBP: 0.419, SLG: 0.444	0-0 4-3		0-0 4-3		0-0 SH1-4	0-0 BB 1B	0-0 K			2	0	0	0	0	0	0											
Roy Smalley, S OBP: 0.472, SLG: 0.602	0-0 FC6-4 BB 1B		0-0 2B 1B		4-0 1B BB	0-0 F7		0-0 HR		4	2	3	1	1	0	2											
Ken Landreaux, L OBP: 0.410, SLG: 0.500	4-0 FC6-4 BB		0-0 4-3 2B		0-0 1-2 2-H 1B	4-0 1-2 2-3 BB		0-0 FC5-4 1B		3	0	3	2	2	0	0											
Glenn Adams, L OBP: 0.333, SLG: 0.394 Bombo Rivera, R OBP: 0.237, SLG: 0.270	0-0 FC6-4		0-0 4-3		0-3 K	0-0 F7		0-0 FC5-4 1B		2	0	0	0	0	0	3											
Jose Morales, R OBP: 0.303, SLG: 0.430 Dave Edwards, R OBP: 0.333, SLG: 0.333 Rick Snodgrass, R OBP: 0.341, SLG: 0.282	0-0 1-2 2-3		0-0 2-3		0-0 K	0-0 F7		0-0 FC5-4 1B		1	0	0	0	0	0	0											
Butch Wynegar, S OBP: 0.358, SLG: 0.398	0-0 F2		0-0 F5		0-0 F3		0-0 F8	0-0 F1		5	0	0	0	0	0	7											
Ron Jackson, R OBP: 0.286, SLG: 0.369		0-0 1-3		0-0 1-3		0-3 K	0-0 BB 1B	0-0 FC5-4 1B		5	1	1	0	0	1	2											
Craig Kusick, R OBP: 0.192, SLG: 0.385		0-0 5-3		0-0 F6		0-0 E7 1B 1B	0-0 L6	0-0 F6		5	1	1	0	0	0	3											
Willie Norwood, R OBP: 0.337, SLG: 0.518		0-3 K		0-0 CS 1B		0-0 SH 1B 1B	4-0 E BB			3	1	2	1	1	1	0											
Rob Wilfong, L OBP: 0.388, SLG: 0.508 Bob Randall, R OBP: 0.333, SLG: 0.263			0-0 HR		0-0 CS	4-0 SH1-4 1B BB	0-0 SH 1B 1B	0-0 E7 1B		1	2	1	1	1	0	0											
Inning Stats	R: 0 E: 0 K: 0 S: 4	H: 1 LOB: 2 BB: 1 P: 8	R: 0 E: 0 K: 1 S: 5	H: 0 LOB: 0 BB: 0 P: 5	R: 2 E: 0 K: 0 S: 6	H: 3 LOB: 1 BB: 0 P: 6	R: 0 E: 0 K: 0 S: 3	H: 1 LOB: 0 BB: 0 P: 3	R: 1 E: 0 K: 1 S: 6	H: 1 LOB: 2 BB: 2 P: 14	R: 2 E: 2 K: 1 S: 9	H: 3 LOB: 3 BB: 1 P: 13	R: 1 E: 1 K: 1 S: 7	H: 2 LOB: 2 BB: 1 P: 11	R: 1 E: 0 K: 0 S: 6	H: 3 LOB: 2 BB: 0 P: 6	1B: 11 2B: 1 3B: 0 HR: 2	SF: 0 SAC: 2 DP: 0 HBP: 0	WP: 0 PB: 0 SB: 0 CS: 1	PA: 44							
PITCHER	IP	WLS	BF	H	R	ER	SO	BB	IBB	HBP	BLK	WP	HR	S	P	ERA	WHIP										
Kip Young, R ERA: 3.94	1.1		20	5	3	3	1	3	0	0	0	0	0	19	31	6.23	1.846										
Sheldon Burnside, L ERA: 3.94	1.0		6	3	2	2	2	0	0	0	0	0	0	10	10	18.00	3.000										
John Hiller, L ERA: 3.55	1.1		10	3	1	1	0	2	0	0	0	0	0	8	16	6.75	3.750										
Jack Billingham, R ERA: 4.15	1.1	L	7	3	1	1	1	0	0	0	0	0	1	9	9	6.75	2.250										

Detroit Tigers @ Minnesota Twins
Metropolitan Stadium, Bloomington, MI
Thu May 03 1979, 8:05 PM EDT
Att. 4,581 - Unknown - 52 F


AB 36
R 7
H 14
RBI 7
BB 5
SO 4
LOB 24



Batter	1	2	3	4	5	6	7	8	9	AB	R	H	RBI	BB	SO	LOB	TOP			
Ron LeFlore, R OBP: 0.402, SLG: 0.482 Lynn Jones, R OBP: 0.413, SLG: 0.429	4-0 1B 2B BB	0-0 F8 2B 1B	0-0 1B			4-3 1		0-0 1B 3B	0-0 F6	4	3	3	2	1	0	0				
Jerry Morales, R OBP: 0.297, SLG: 0.354	0-0 2B 1B	0-0 F8 1-3	0-0 F9			F3		0-0 6-3		5	1	1	0	0	0	3				
Rusty Staub, L OBP: 0.643, SLG: 1.000	0-0 2B 2B	0-0 PB 2B 2B		0-0 G3		4-0 BB		0-0 F5		4	2	2	3	1	0	1				
Steve Kemp, L OBP: 0.500, SLG: 0.636	0-0 2B 2B	0-0 2B		0-0 1B 1B		0-0 G3		4-0 FC5 1B BB		4	0	3	2	1	0	1				
Jason Thompson, L OBP: 0.403, SLG: 0.377	0-0 F7	4-0 IBB		0-0 1B		4-0 SH5-3 BB		0-0 1B		3	0	2	1	2	0	1				
Lance Parrish, R OBP: 0.275, SLG: 0.394	0-3 K	0-0 F2		0-0 L9		0-0 SH5-3		0-0 FC5		4	0	0	0	0	1	6				
Phil Mankowski, L OBP: 0.299, SLG: 0.233 Aurelio Rodriguez, R OBP: 0.277, SLG: 0.289	4-0 IBB		0-0 G6-3 1B 1B			4-0 G4-6-3 IBB		0-0 E1 SH5-4		2	1	1	0	2	0	0				
Mark Wagner, R OBP: 0.307, SLG: 0.520	0-0 6-3		0-0 G6-3 1B			0-0 6-3		0-0 SH5-4		4	0	1	0	0	0	4				
Alan Trammell, R OBP: 0.356, SLG: 0.326		0-0 6-3	0-0 G6-3			0-3 K		0-0 E8 3B	0-0 F3	5	1	0	0	0	1	3				
Inning Stats	R: 3 E: 0 K: 1 S: 8	H: 3 LOB: 2 BB: 2 P: 16	R: 2 E: 0 K: 0 S: 6	H: 3 LOB: 2 BB: 1 P: 10	R: 1 E: 0 K: 0 S: 5	H: 3 LOB: 1 BB: 0 P: 5	R: 0 E: 0 K: 0 S: 4	H: 2 LOB: 1 BB: 0 P: 4	R: 0 E: 0 K: 1 S: 5	H: 0 LOB: 1 BB: 1 P: 7	R: 0 E: 0 K: 0 S: 2	H: 0 LOB: 1 BB: 2 P: 10	R: 2 E: 1 K: 0 S: 6	H: 2 LOB: 2 BB: 1 P: 10	R: 0 E: 1 K: 0 S: 4	H: 0 LOB: 1 BB: 0 P: 4	1B: 8 2B: 4 3B: 1 HR: 0	SF: 0 SAC: 2 DP: 2 HBP: 0	WP: 0 PB: 1 SB: 1 CS: 0	PA: 46
PITCHER	IP WLS BF H R ER SO	IP WLS BF H R ER SO	IP WLS BF H R ER SO	IP WLS BF H R ER SO	IP WLS BF H R ER SO	IP WLS BF H R ER SO	IP WLS BF H R ER SO	IP WLS BF H R ER SO	IP WLS BF H R ER SO	IP WLS BF H R ER SO	IP WLS BF H R ER SO	IP WLS BF H R ER SO	IP WLS BF H R ER SO	IP WLS BF H R ER SO	IP WLS BF H R ER SO	IP WLS BF H R ER SO	ERA WHIP	ERA WHIP		
Paul Hartzell, R ERA: 5.34	(1, 1) 4.0 L	(1, 1) 4.0 L	(1, 1) 4.0 L	(1, 1) 4.0 L	(1, 1) 4.0 L	(1, 1) 4.0 L	(1, 1) 4.0 L	(1, 1) 4.0 L	(1, 1) 4.0 L	(1, 1) 4.0 L	(1, 1) 4.0 L	(1, 1) 4.0 L	(1, 1) 4.0 L	(1, 1) 4.0 L	(1, 1) 4.0 L	(1, 1) 4.0 L	13.50	3.000		
Mike Bacsik, R ERA: 2.25	(5, 1) 3.1	(5, 1) 3.1	(5, 1) 3.1	(5, 1) 3.1	(5, 1) 3.1	(5, 1) 3.1	(5, 1) 3.1	(5, 1) 3.1	(5, 1) 3.1	(5, 1) 3.1	(5, 1) 3.1	(5, 1) 3.1	(5, 1) 3.1	(5, 1) 3.1	(5, 1) 3.1	(5, 1) 3.1	0.00	0.900		
Ken Brett, L ERA: 4.5	(8, 1) 0.2	(8, 1) 0.2	(8, 1) 0.2	(8, 1) 0.2	(8, 1) 0.2	(8, 1) 0.2	(8, 1) 0.2	(8, 1) 0.2	(8, 1) 0.2	(8, 1) 0.2	(8, 1) 0.2	(8, 1) 0.2	(8, 1) 0.2	(8, 1) 0.2	(8, 1) 0.2	(8, 1) 0.2	0.00	3.000		
Gary Serum, R ERA: 6.92	(9, 1) 1.0	(9, 1) 1.0	(9, 1) 1.0	(9, 1) 1.0	(9, 1) 1.0	(9, 1) 1.0	(9, 1) 1.0	(9, 1) 1.0	(9, 1) 1.0	(9, 1) 1.0	(9, 1) 1.0	(9, 1) 1.0	(9, 1) 1.0	(9, 1) 1.0	(9, 1) 1.0	(9, 1) 1.0	0.00	0.000		

Detroit Tigers @ Minnesota Twins
Metropolitan Stadium, Bloomington, MI
Sat May 05 1979, 4:33 AM EDT
Att: 15,002 - Sunny - 62 F


AB 37
R 8
H 13
RBI 8
BB 7
SO 2
LOB 20



Batter	1	2	3	4	5	6	7	8	9	AB	R	H	RBI	BB	SO	LOB	BOTTOM			
Mike Cabbage, L OBP: 0.313, SLG: 0.320 John Castino, R OBP: 0.382, SLG: 0.400	0-0 6-3		0-0 F4			0-0 F9		0-0 5-3	0-0 L8	2	0	0	0	0	0	1				
Roy Smalley, S OBP: 0.483, SLG: 0.611	0-0 6-3		0-0 K			0-3 K		4-0 1B FC4-6 BB	0-0 6-3	4	1	1	1	1	1	1				
Ken Landreaux, L OBP: 0.391, SLG: 0.469	0-3 K		0-0 L7			0-0 4-3		0-0 FC4-6 1B	0-0 1B 1B	5	0	2	0	0	1	2				
Glenn Adams, L OBP: 0.333, SLG: 0.444 Jose Morales, R OBP: 0.343, SLG: 0.367		0-0 3-1		0-0 G5-4-3 2B 2B		0-0 F9		0-0 FC4-6	0-0 1B 1B	2	1	1	0	0	0	0				
Butch Wynegar, S OBP: 0.356, SLG: 0.418		0-0 F9		4-0 G5-4-3 BB		0-0 HR		0-0 4-3	0-3 K	4	1	1	1	1	1	3				
Ron Jackson, R OBP: 0.303, SLG: 0.407		0-0 1B		0-0 G5-4-3		0-0 E 1B		0-0 F7		4	0	2	0	0	0	2				
Rob Wilfong, L OBP: 0.413, SLG: 0.537 Bob Randall, R OBP: 0.348, SLG: 0.286		0-0 L6		0-0 2B		0-0 E6		0-0 FC4-6 1B		2	0	1	1	0	0	1				
Willie Norwood, R OBP: 0.330, SLG: 0.495			0-0 F8			0-3 K		0-3 K		4	0	0	0	0	2	4				
Rick Sofield, L OBP: 0.356, SLG: 0.282 Bombo Rivera, R OBP: 0.244, SLG: 0.256			4-0 3B BB			4-0 BB		0-0 F8	0-0 FC4-6	0	1	0	0	1	0	0				
Inning Stats	R: 0 E: 0 K: 1 S: 5	H: 0 LOB: 0 BB: 0 P: 5	R: 0 E: 0 K: 0 S: 4	H: 1 LOB: 1 BB: 0 P: 4	R: 1 E: 0 K: 0 S: 4	H: 1 LOB: 1 BB: 1 P: 8	R: 1 E: 0 K: 0 S: 4	H: 2 LOB: 1 BB: 1 P: 8	R: 0 E: 0 K: 1 S: 6	H: 1 LOB: 2 BB: 0 P: 6	R: 0 E: 0 K: 1 S: 7	H: 2 LOB: 2 BB: 0 P: 7	1B: 6 2B: 2 3B: 1 HR: 1	SF: 0 SAC: 0 DP: 1 HBP: 0	WP: 0 PB: 0 SB: 0 CS: 0	PA: 41				
PITCHER	IP WLS BF H R ER SO	IP WLS BF H R ER SO	IP WLS BF H R ER SO	IP WLS BF H R ER SO	IP WLS BF H R ER SO	IP WLS BF H R ER SO	IP WLS BF H R ER SO	IP WLS BF H R ER SO	IP WLS BF H R ER SO	IP WLS BF H R ER SO	IP WLS BF H R ER SO	IP WLS BF H R ER SO	IP WLS BF H R ER SO	IP WLS BF H R ER SO	IP WLS BF H R ER SO	IP WLS BF H R ER SO	ERA WHIP	ERA WHIP		
Mark Fidrych, R ERA: 4.15	(1, 1) 4.0	(1, 1) 4.0	(1, 1) 4.0	(1, 1) 4.0	(1, 1) 4.0	(1, 1) 4.0	(1, 1) 4.0	(1, 1) 4.0	(1, 1) 4.0	(1, 1) 4.0	(1, 1) 4.0	(1, 1) 4.0	(1, 1) 4.0	(1, 1) 4.0	(1, 1) 4.0	(1, 1) 4.0	6.75	2.250		
Sheldon Burnside, L ERA: 4.15	(5, 1) 1.1	(5, 1) 1.1	(5, 1) 1.1	(5, 1) 1.1	(5, 1) 1.1	(5, 1) 1.1	(5, 1) 1.1	(5, 1) 1.1	(5, 1) 1.1	(5, 1) 1.1	(5, 1) 1.1	(5, 1) 1.1	(5, 1) 1.1	(5, 1) 1.1	(5, 1) 1.1	(5, 1) 1.1	2.46	1.364		
Jack Billingham, R ERA: 3.96	(6, 1) 3.2	(6, 1) 3.2	(6, 1) 3.2	(6, 1) 3.2	(6, 1) 3.2	(6, 1) 3.2	(6, 1) 3.2	(6, 1) 3.2	(6, 1) 3.2	(6, 1) 3.2	(6, 1) 3.2	(6, 1) 3.2	(6, 1) 3.2	(6, 1) 3.2	(6, 1) 3.2	(6, 1) 3.2	2.46	1.364		

Detroit Tigers @ Minnesota Twins
Metropolitan Stadium, Bloomington, MI
Sat May 05 1979, 4:33 AM EDT
Att: 15,002 - Sunny - 62 F

AB 37
R 4
H 10
RBI 4
BB 4
SO 5
LOB 20



Batter	1	2	3	4	5	6	7	8	9	AB	R	H	RBI	BB	SO	LOB	TOP										
Ron LeFlore, R (1, 8) OBP: 0.402, SLG: 0.506	4-0 1B G4-6-3 BB		0-0 6-3		0-0 6-3		0-0 HR		0-0 4-3	4	2	1	2	1	0	1											
Jerry Morales, R (1, 9) OBP: 0.297, SLG: 0.349	0-0 1-3 1B G4-6-3		0-3 K			0-0 6-3	0-3 K			4	0	1	0	0	2	0											
Rusty Staub, L (1, 10) OBP: 0.556, SLG: 0.786	0-0 G4-6-3 1-2 3-H			4-0 1B L9-2 BB		0-0 4-3	0-3 K			3	0	0	0	1	1	1											
Steve Kemp, L (1, 7) OBP: 0.488, SLG: 0.614	0-0 6-3			0-0 3-1 1-2		0-0 F6		0-0 SH1-4 1B		4	0	1	0	0	0	1											
Jason Thompson, L (1, 3) OBP: 0.413, SLG: 0.393		0-3 K		0-0 1B 2-3			0-0 E 2B 1B	0-0 SH1-4		3	1	2	0	0	1	0											
Lance Parrish, R (1, 2) OBP: 0.292, SLG: 0.406		0-0 F9 2B		0-0 L9-2 3-H			0-0 E4 2B 1-3	4-0 G6-4-3 BB		3	1	1	0	1	0	3											
Aurelio Rodriguez, R (1, 5) Lou Whitaker, L (8, PH) OBP: 0.415, SLG: 0.514		0-0 F9 2-3			0-0 5-3		0-0 1B 2B 2-H 3-H	0-0 G6-4-3 1-2		3	1	1	2	0	0	1											
Mark Wagner, R (1, 4) Phil Mankowski, L (8, 5) OBP: 0.367, SLG: 0.464		0-0 4-3			0-3 K		0-0 4-3		0-0 4-3	3	0	0	0	0	1	2											
Alan Trammell, R (1, 6) OBP: 0.367, SLG: 0.362			0-0 L9			0-0 2B		0-0 L3		4	1	2	1	0	0	0											
Inning Stats	R: 1 E: 0 K: 0 S: 3	H: 1 LOB: 0 BB: 1 P: 7	R: 0 E: 0 K: 1 S: 6	H: 1 LOB: 1 BB: 0 P: 6	R: 0 E: 0 K: 1 S: 5	H: 0 LOB: 0 BB: 0 P: 5	R: 0 E: 0 K: 0 S: 3	H: 1 LOB: 1 BB: 1 P: 7	R: 0 E: 0 K: 1 S: 6	H: 1 LOB: 1 BB: 0 P: 6	R: 0 E: 0 K: 0 S: 3	H: 0 LOB: 0 BB: 0 P: 3	R: 5 E: 1 K: 2 S: 12	H: 4 LOB: 0 BB: 0 P: 12	R: 0 E: 0 K: 0 S: 3	H: 1 LOB: 1 BB: 1 P: 7	R: 0 E: 0 K: 0 S: 3	H: 0 LOB: 0 BB: 0 P: 3	1B: 5 2B: 4 3B: 0 HR: 1	SF: 0 SAC: 1 DP: 3 HBP: 0	WP: 0 PB: 0 SB: 0 CS: 0	PA: 37					
PITCHER	IP	WLS	BF	H	R	ER	SO	BB	IBB	HBP	BLK	WP	HR	S	P	ERA	WHIP										
Jerry Kosman, L (1, 1) ERA: 4.23	7.1		32	9	6	5	5	2	0	0	0	0	1	40	48	6.14	1.500										
Mike Marshall, R (8, 1) ERA: 0.85	1.2	W	5	0	0	0	0	1	0	0	0	0	0	4	8	0.00	0.600										

Detroit Tigers @ Minnesota Twins
Metropolitan Stadium, Bloomington, MI
Sun May 06 1979, 4:33 AM EDT
Att: 15,235 - Unknown - 56 F

AB 33
R 6
H 9
RBI 5
BB 3
SO 5
LOB 11

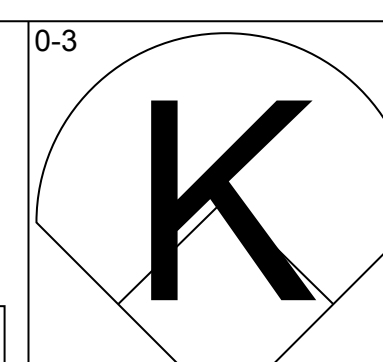
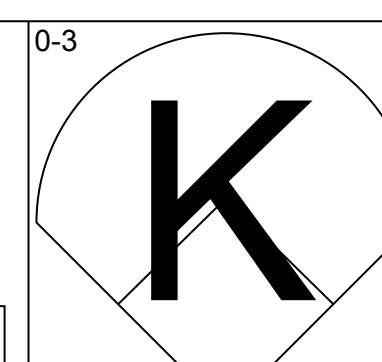
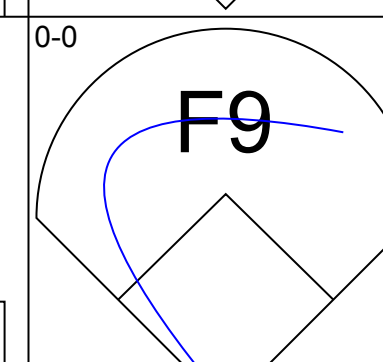
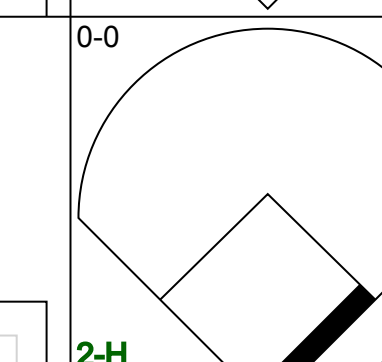
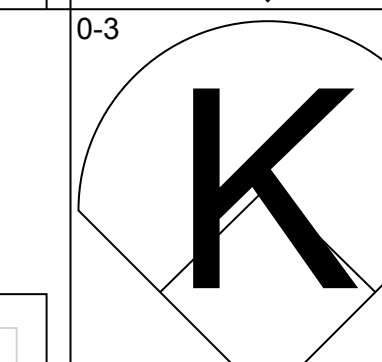
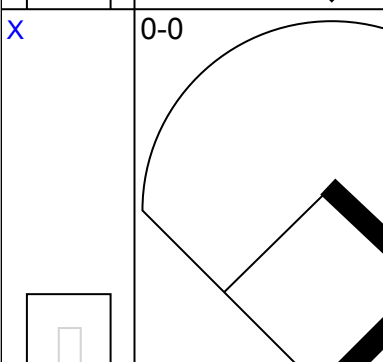
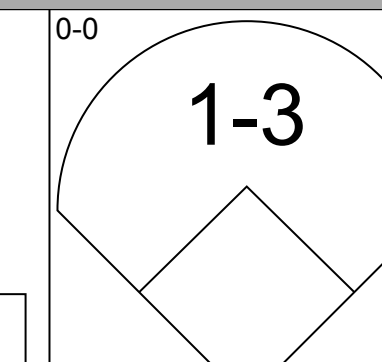
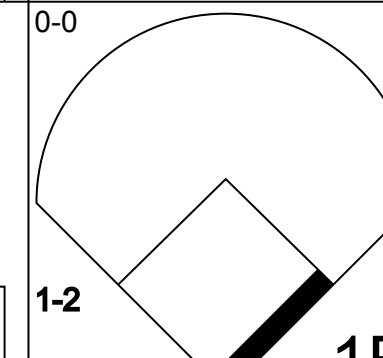

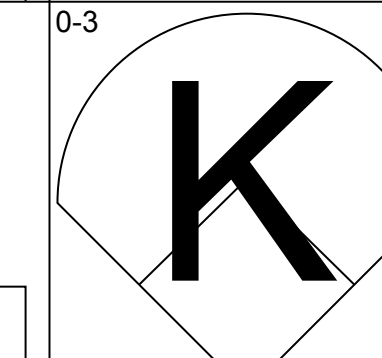


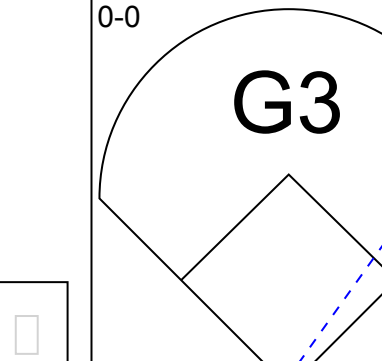






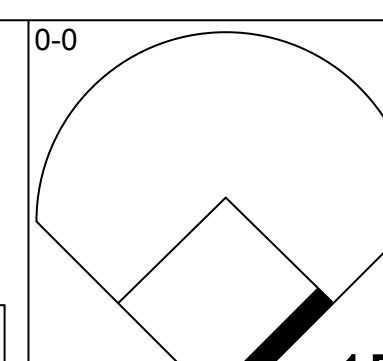
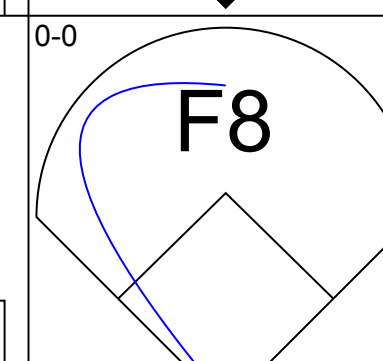
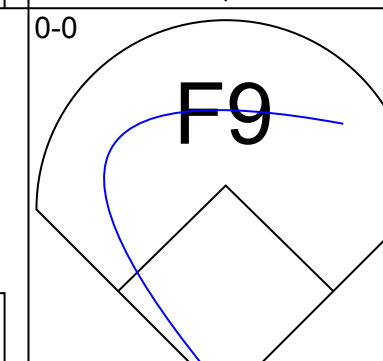


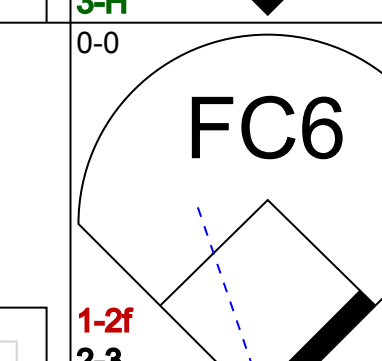
Batter	1	2	3	4	5	6	7	8	9	AB	R	H	RBI	BB	SO	LOB	BOTTOM										
Butch Wynegar, S (1, 2) OBP: 0.376, SLG: 0.457	0-0 L8		0-0 FC3-2 1B 1-3 2-H	4-0 BB		0-0 HR		4-0 HR BB		3	3	2	2	2	0	0											
Roy Smalley, S (1, 6) OBP: 0.471, SLG: 0.620	0-0 F7		0-0 FC3-2 1B 1-2 3-H	0-0 F4		0-0 3-1		0-0 HR BB 1-H 2-H		5	1	1	3	0	0	4											
Ken Landreaux, L (1, 7) OBP: 0.391, SLG: 0.466	0-3 K		0-0 1B 1-2 2-H	0-0 4-3		0-0 1B		0-0 L8		5	0	2	1	0	1	2											
Glenn Adams, L (1, 10) OBP: 0.325, SLG: 0.429		0-0 G3	0-0 G3		0-0 F9 1B	0-0 G3		0-0 L8		5	0	1	0	0	0	3											
Mike Cabbage, L (1, 5) John Castino, R (7, PH) OBP: 0.326, SLG: 0.333		0-0 G3		0-0 1B 1B	0-0 1B		0-0 F8			3	1	2	0	0	0	0											
Ron Jackson, R (1, 3) OBP: 0.301, SLG: 0.400		0-0 F7		0-0 1B 2B 1B	0-0 1B		0-0 F8			4	1	1	0	0	0	2											
Rob Wilfong, L (1, 4) Bombo Rivera, R (7, PH) OBP: 0.354, SLG: 0.543			0-0 FC6-4 1B	0-0 2B 1B 1-2 2-H	0-0 L6		0-3 K			3	1	2	1	0	0	2											
Willie Norwood, R (1, 8) OBP: 0.337, SLG: 0.500			0-0 FC6-4 1B 1-2	0-0 2B 1-H 2-H	0-0 1-3			4-0 BB HR BB		3	2	1	2	1	0	3											
Rick Sofield, L (1, 9) Bob Randall, R (8, 4) OBP: 0.354, SLG: 0.286			0-0 1B FC3-2 1B	0-0 F9		0-0 3-1		0-0 F9		3	0	1	0	0	0	1											
Inning Stats	R: 0 E: 0 K: 1 S: 5	H: 0 LOB: 0 BB: 0 P: 5	R: 0 E: 0 K: 0 S: 3	H: 0 LOB: 0 BB: 0 P: 3	R: 2 E: 0 K: 0 S: 7	H: 4 LOB: 2 BB: 0 P: 7	R: 3 E: 0 K: 0 S: 7	H: 4 LOB: 2 BB: 1 P: 11	R: 0 E: 0 K: 0 S: 5	H: 2 LOB: 2 BB: 0 P: 5	R: 1 E: 0 K: 0 S: 5	H: 2 LOB: 1 BB: 0 P: 5	R: 0 E: 0 K: 1 S: 5	H: 0 LOB: 0 BB: 0 P: 5	R: 3 E: 0 K: 0 S: 4	H: 1 LOB: 0 BB: 2 P: 12	1B: 10 2B: 1 3B: 0 HR: 2	SF: 0 SAC: 0 DP: 0 HBP: 0	WP: 0 PB: 0 SB: 0 CS: 0	PA: 40							
PITCHER	IP	WLS	BF	H	R	ER	SO	BB	IBB	HBP	BLK	WP	HR	S	P	ERA	WHIP										
Steve Baker, R (1, 1) ERA: 4.63	3.0		16	7	5	5	1	0	0	0	0	0	1	14	18	15.00	2.333										
Aurelio Lopez, R (4, 1) ERA: 2.53	3.0	L	15	5	1	1	0	1	0	0	0	0	1	9	17	3.00	2.000										
John Hiller, L (7, 1) ERA: 4.5	2.0		9	1	3	3	1	2	0	0	0	0	1	9	17	13.50	1.500										

Detroit Tigers @ Minnesota Twins
Metropolitan Stadium, Bloomington, MI
Sun May 06 1979, 4:33 AM EDT
Att: 15,235 - Unknown - 56 F

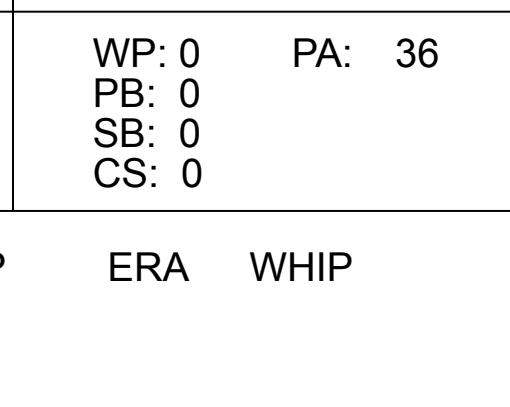
AB 37
R 9
H 13
RBI 9
BB 3
SO 2
LOB 18



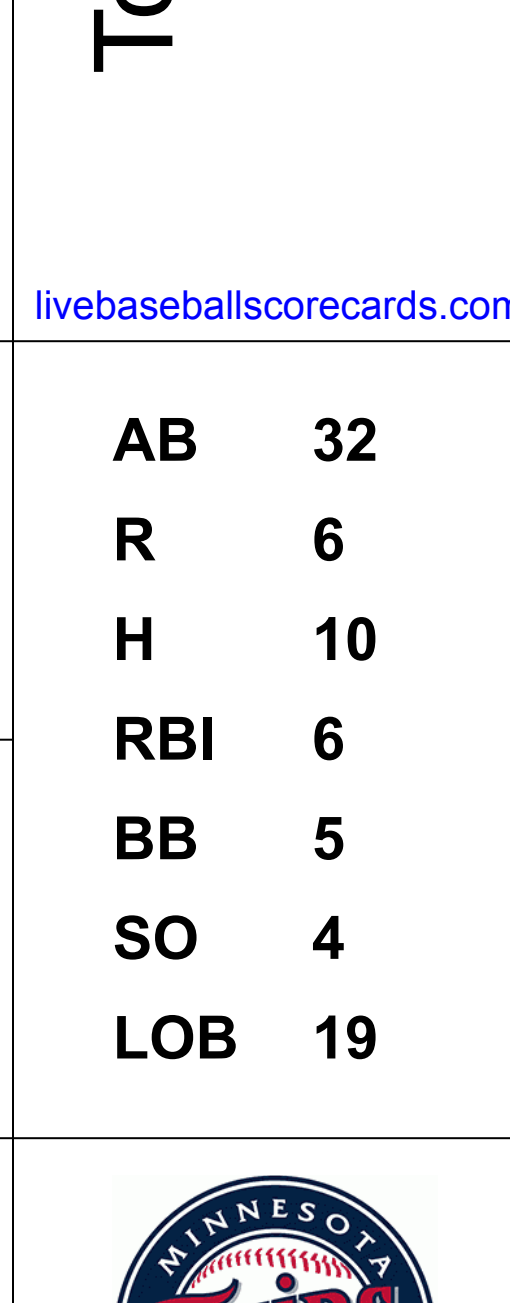
Batter	1	2	3	4	5	6	7	8	9	AB	R	H	RBI	BB	SO	LOB	TOP					
Alfredo Griffin, S OBP: 0.277, SLG: 0.200			SH3-4 1-2		1-3					3	0	0	0	0	2	2	Toronto Blue Jays @ Minnesota Twins Metropolitan Stadium, Bloomington, MI Mon May 07 1979, 8:05 PM EDT Att. 4,571 - Unknown - 63 F					
Bob Bailor, R OBP: 0.322, SLG: 0.315			1B			6-3	FC5			4	0	1	1	0	0	2						
Rick Bosetti, R OBP: 0.317, SLG: 0.429	1B					BB	1B		1-3	4	0	2	0	0	1	1						
Rico Carty, R OBP: 0.381, SLG: 0.478	1-2									4	0	1	0	0	1	2						
John Mayberry, L OBP: 0.414, SLG: 0.490						FC6	BB			3	0	0	0	1	1	2						
Otto Velez, R OBP: 0.584, SLG: 0.489				6-3		FC6	BB			4	0	0	0	0	0	2						
Al Woods, L OBP: 0.329, SLG: 0.378		4-1								4	0	1	0	0	0	0						
Tim Johnson, L OBP: 0.143, SLG: 0.143		4-3					FC5	1B		4	0	1	0	0	0	1						
Rick Cerone, R OBP: 0.327, SLG: 0.370			SH3-4 1B					1-2	1B	3	1	1	0	1	1	1						
Inning Stats	R: 0 E: 0 K: 2 S: 9	H: 2 LOB: 2 BB: 0 P: 9	R: 0 E: 0 K: 0 S: 3	H: 0 LOB: 0 BB: 0 P: 3	R: 1 E: 0 K: 1 S: 6	H: 1 LOB: 1 BB: 1 P: 10	R: 0 E: 0 K: 0 S: 3	H: 0 LOB: 0 BB: 0 P: 3	R: 0 E: 0 K: 1 S: 5	H: 0 LOB: 0 BB: 0 P: 5	R: 0 E: 0 K: 0 S: 4	H: 1 LOB: 2 BB: 1 P: 8	R: 0 E: 0 K: 1 S: 7	H: 2 LOB: 0 BB: 0 P: 7	R: 0 E: 0 K: 1 S: 5	H: 0 LOB: 0 BB: 0 P: 5	R: 0 E: 0 K: 0 S: 4	H: 1 LOB: 1 BB: 0 P: 4	1B: 6 2B: 1 3B: 0 HR: 0	SF: 0 SAC: 1 DP: 0 HBP: 0	WP: 0 PB: 0 SB: 0 CS: 0	PA: 36
PITCHER Dave Goltz, R ERA: 4.14	IP: 9.0 WLS: W BF: 36 H: 7 R: 1 ER: 1 SO: 6 BB: 2 IBB: 0 HBP: 0 BLK: 0 WP: 0 HR: 0 S: 46 P: 54 ERA: 1.00 WHIP: 1.000															PITCHER	IP: 9.0 WLS: W BF: 36 H: 7 R: 1 ER: 1 SO: 6 BB: 2 IBB: 0 HBP: 0 BLK: 0 WP: 0 HR: 0 S: 46 P: 54 ERA: 1.00 WHIP: 1.000					

Batter	1	2	3	4	5	6	7	8	9	AB	R	H	RBI	BB	SO	LOB	BOTTOM			
Butch Wynegar, S OBP: 0.404, SLG: 0.505			1B	1B	F9	1B				3	2	3	1	2	0	0	Toronto Blue Jays @ Minnesota Twins Metropolitan Stadium, Bloomington, MI Mon May 07 1979, 8:05 PM EDT Att. 4,571 - Unknown - 63 F			
Roy Smalley, S OBP: 0.486, SLG: 0.610			BB	1B	1-2	1B				5	1	2	0	0	0	2				
Ken Landreaux, L OBP: 0.387, SLG: 0.458			BB	1B	1-2	1B				4	1	1	1	0	0	3				
Glenn Adams, L OBP: 0.310, SLG: 0.407			F6	F9	2-3					4	0	0	0	0	1	5				
Mike Cubbage, L OBP: 0.322, SLG: 0.321			FC6	BB						3	1	0	0	1	0	2				
John Castino, R OBP: 0.371, SLG: 0.387			1-2	2-3	3-H	BB				0	0	0	0	0	0	0				
Ron Jackson, R OBP: 0.318, SLG: 0.402	1B	BB	FC6	1B						2	0	1	1	2	0	0				
Rob Wilfong, L OBP: 0.432, SLG: 0.548		1-3	1B	1B	1-2	2-3	3-H			3	1	2	1	0	0	0				
Willie Norwood, R OBP: 0.333, SLG: 0.490			FC6							4	0	1	2	0	1	3				
Rick Sofield, L OBP: 0.327, SLG: 0.261										4	0	0	0	0	2	4				
Inning Stats	R: 0 E: 0 K: 0 S: 4	H: 1 LOB: 1 BB: 0 P: 4	R: 1 E: 0 K: 0 S: 4	H: 2 LOB: 1 BB: 1 P: 8	R: 4 E: 0 K: 1 S: 9	H: 4 LOB: 2 BB: 2 P: 17	R: 0 E: 0 K: 0 S: 4	H: 1 LOB: 2 BB: 1 P: 8	R: 0 E: 0 K: 1 S: 6	H: 1 LOB: 1 BB: 0 P: 6	R: 1 E: 0 K: 1 S: 6	H: 1 LOB: 0 BB: 0 P: 6	R: 0 E: 0 K: 0 S: 3	H: 0 LOB: 0 BB: 0 P: 3	R: 0 E: 0 K: 1 S: 5	H: 0 LOB: 1 BB: 1 P: 9	1B: 9 2B: 0 3B: 0 HR: 1	SF: 0 SAC: 1 DP: 0 HBP: 0	WP: 0 PB: 0 SB: 0 CS: 0	PA: 38
PITCHER Phil Huffman, R ERA: 7.99	IP: 2.1 WLS: L BF: 14 H: 6 R: 5 ER: 5 SO: 5 BB: 2 IBB: 0 HBP: 0 BLK: 0 WP: 0 HR: 0 S: 12 P: 20 ERA: 19.29 WHIP: 3.429															PITCHER	IP: 2.1 WLS: L BF: 14 H: 6 R: 5 ER: 5 SO: 5 BB: 2 IBB: 0 HBP: 0 BLK: 0 WP: 0 HR: 0 S: 12 P: 20 ERA: 19.29 WHIP: 3.429			
Jesse Jefferson, R ERA: 3.98	IP: 3.2 WLS: 17 BF: 4 H: 1 R: 1 ER: 1 SO: 3 BB: 2 IBB: 0 HBP: 0 BLK: 0 WP: 0 HR: 1 S: 21 P: 29 ERA: 2.46 WHIP: 1.636															PITCHER	IP: 3.2 WLS: 17 BF: 4 H: 1 R: 1 ER: 1 SO: 3 BB: 2 IBB: 0 HBP: 0 BLK: 0 WP: 0 HR: 1 S: 21 P: 29 ERA: 2.46 WHIP: 1.636			
Tom Murphy, R ERA: 5.29	IP: 7.1 WLS: 7 BF: 0 H: 0 R: 0 ER: 0 SO: 1 BB: 1 IBB: 0 HBP: 0 BLK: 0 WP: 0 HR: 8 S: 8 P: 12 ERA: 0.00 WHIP: 0.500															PITCHER	IP: 7.1 WLS: 7 BF: 0 H: 0 R: 0 ER: 0 SO: 1 BB: 1 IBB: 0 HBP: 0 BLK: 0 WP: 0 HR: 8 S: 8 P: 12 ERA: 0.00 WHIP: 0.500			

AB	33
R	1
H	7
RBI	1
BB	2
SO	6
LOB	13



AB	32
R	6
H	10
RBI	6
BB	5
SO	4
LOB	19



Batter	1	2	3	4	5	6	7	8	9	AB	R	H	RBI	BB	SO	LOB	TOP										
Alfredo Griffin, S OBP: 0.290, SLG: 0.255 (1, 6)										5	1	3	1	0	1	0	Toronto Blue Jays @ Minnesota Twins Metropolitan Stadium, Bloomington, MI Tue May 08 1979, 8:05 PM EDT Att. 3,126 - Unknown - 57 F										
Bob Bailor, R OBP: 0.305, SLG: 0.301 (1, 5) (7, 9)										5	0	0	0	0	0	4											
Rick Bosetti, R OBP: 0.315, SLG: 0.418 (1, 8)										3	1	0	0	1	0	0											
Rico Carty, R OBP: 0.385, SLG: 0.490 (1, 10)										4	1	2	1	0	1	0											
John Mayberry, L OBP: 0.408, SLG: 0.495 (1, 3)										3	1	1	2	0	0	0											
Otto Velez, R OBP: 0.379, SLG: 0.580 Luis Gomez, R OBP: 0.200, SLG: 0.200 (1, 9) (7, 4)										3	2	2	2	0	1	1											
Al Woods, L OBP: 0.341, SLG: 0.395 (1, 7)										2	0	1	0	1	0	0											
Tim Johnson, L OBP: 0.111, SLG: 0.111 Dave McKay, S OBP: 0.250, SLG: 0.245 (6, PH) (6, 4) (7, 5)										2	0	0	0	0	0	2											
Rick Cerone, R OBP: 0.324, SLG: 0.358 (1, 2)										3	0	0	0	1	0	3											
Inning Stats	R: 0 E: 0 K: 0 S: 3	H: 1 LOB: 0 BB: 0 P: 3	R: 1 E: 1 K: 0 S: 6	H: 2 LOB: 2 BB: 0 P: 6	R: 2 E: 0 K: 1 S: 7	H: 2 LOB: 1 BB: 1 P: 11	R: 0 E: 0 K: 0 S: 2	H: 0 LOB: 0 BB: 1 P: 6	R: 0 E: 0 K: 1 S: 5	H: 0 LOB: 0 BB: 0 P: 5	R: 0 E: 0 K: 0 S: 3	H: 0 LOB: 0 BB: 0 P: 3	R: 0 E: 0 K: 0 S: 3	H: 0 LOB: 0 BB: 0 P: 3	R: 0 E: 0 K: 0 S: 3	H: 0 LOB: 0 BB: 0 P: 3		1B: 2 2B: 4 3B: 2 HR: 1	SF: 1 SAC: 1 DP: 1 HBP: 0	WP: 1 PB: 0 SB: 0 CS: 1	PA: 38						
PITCHER	IP	WLS	BF	H	R	ER	SO	BB	IBB	HBP	BLK	WP	HR	S	P	ERA	WHIP										
Roger Erickson, R ERA: 8.06 (1, 1)	5.0		23	7	5	5	2	2	0	0	0	1	1	25	33	9.00	1.800										
Pete Redfern, R ERA: 2.2 (6, 1)	0.0		1	1	0	0	0	0	0	0	0	0	0	1	1	∞	∞										
Ken Brett, L ERA: 4.26 (6, 1)	0.1		4	1	1	1	0	2	0	0	0	0	0	2	10	27.00	9.000										
Mike Bacsik, R ERA: 1.17 (6, 1)	3.2	W	10	0	0	0	1	0	0	0	0	0	0	12	12	0.00	0.000										

Batter	1	2	3	4	5	6	7	8	9	AB	R	H	RBI	BB	SO	LOB	BOTTOM										
Bob Randall, R OBP: 0.345, SLG: 0.308 (1, 4) (8, 5)										4	1	1	0	1	0	2	Toronto Blue Jays @ Minnesota Twins Metropolitan Stadium, Bloomington, MI Tue May 08 1979, 8:05 PM EDT Att. 3,126 - Unknown - 57 F										
Roy Smalley, S OBP: 0.485, SLG: 0.673 (1, 6)										5	4	4	4	1	1	0											
Ron Jackson, R OBP: 0.315, SLG: 0.390 Craig Kusick, R OBP: 0.250, SLG: 0.643 (1, 3) (6, PR) (7, 3)										3	0	0	0	0	0	3											
Jose Morales, R OBP: 0.368, SLG: 0.375 Glenn Adams, L OBP: 0.299, SLG: 0.393 (1, 10) (6, PH)										2	1	1	0	1	0	0											
Willie Norwood, R OBP: 0.333, SLG: 0.495 Butch Wynegar, S OBP: 0.405, SLG: 0.500 (1, 8) (6, PH) (7, 2)										3	0	1	0	0	1	5											
Ken Landreaux, L OBP: 0.403, SLG: 0.509 (1, 7)										5	3	4	5	0	1	0											
John Castino, R OBP: 0.425, SLG: 0.471 Rob Wilfong, L OBP: 0.432, SLG: 0.548 (1, 5) (7, PR) (8, 4)										3	2	2	1	1	0	1											
Bombo Rivera, R OBP: 0.298, SLG: 0.341 (1, 9)										4	0	3	4	1	0	1											
Glenn Borgmann, R OBP: 0.429, SLG: 0.500 Dave Edwards, R OBP: 0.200, SLG: 0.200 (1, 2) (6, PR) (7, 8)										3	0	1	0	0	1	3											
Inning Stats	R: 1 E: 0 K: 0 S: 4	H: 1 LOB: 0 BB: 0 P: 4	R: 1 E: 0 K: 1 S: 7	H: 3 LOB: 1 BB: 0 P: 7	R: 0 E: 0 K: 0 S: 2	H: 0 LOB: 2 BB: 3 P: 14	R: 0 E: 0 K: 1 S: 7	H: 2 LOB: 2 BB: 0 P: 7	R: 3 E: 0 K: 1 S: 9	H: 4 LOB: 1 BB: 0 P: 9	R: 6 E: 0 K: 0 S: 7	H: 4 LOB: 2 BB: 2 P: 16	R: 4 E: 0 K: 1 S: 9	H: 4 LOB: 2 BB: 1 P: 14	R: 1 E: 0 K: 1 S: 6	H: 1 LOB: 0 BB: 0 P: 6		1B: 7 2B: 6 3B: 1 HR: 5	SF: 0 SAC: 1 DP: 1 HBP: 2	WP: 3 PB: 0 SB: 0 CS: 0	PA: 49						
PITCHER	IP	WLS	BF	H	R	ER	SO	BB	IBB	HBP	BLK	WP	HR	S	P	ERA	WHIP										
Tom Underwood, L ERA: 6.63 (1, 1)	4.2		24	9	5	5	3	2	1	0	0	1	1	27	39	9.64	2.357										
Mike Willis, L ERA: 7.04 (5, 1)	0.2	L	6	3	3	3	0	0	0	1	0	0	0	5	6	40.50	4.500										
Dave Freisleben, R ERA: 6.43 (6, 1)	0.1		5	2	3	3	0	2	0	0	0	1	0	3	11	81.00	12.000										
Balor Moore, L ERA: 8.56 Tom Murphy, R ERA: 5.4 (6, 1) (7, 1)	1.0		8	4	4	4	1	0	0	1	0	1	2	9	10	36.00	4.000										

AB	32
R	6
H	9
RBI	6
BB	4
SO	3
LOB	10

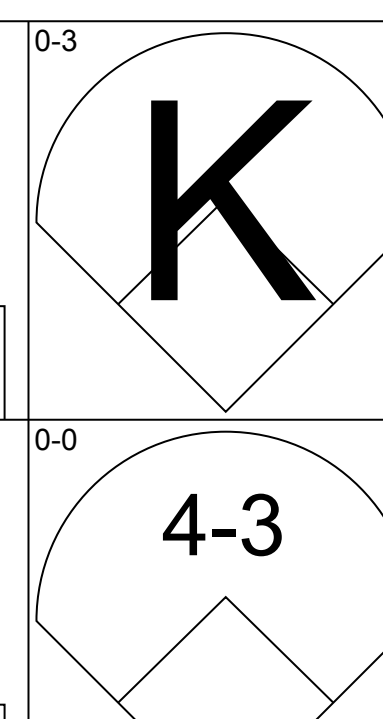
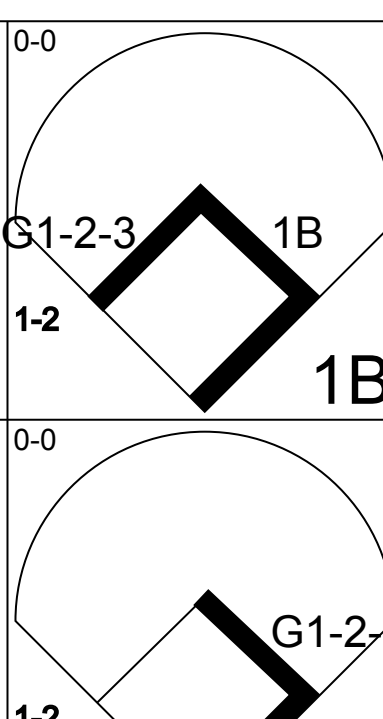
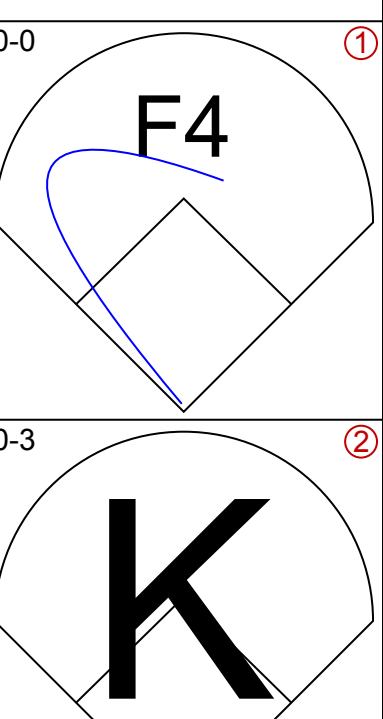
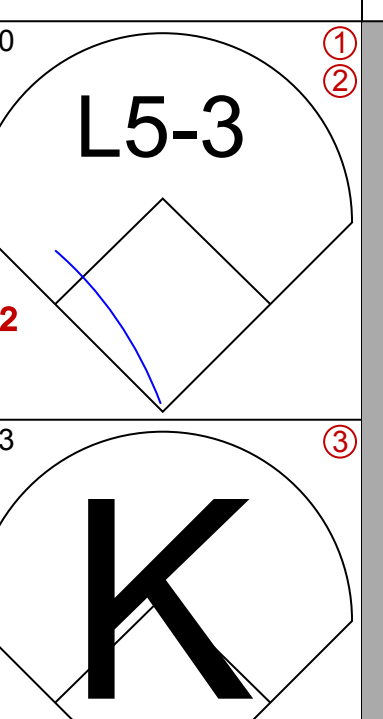
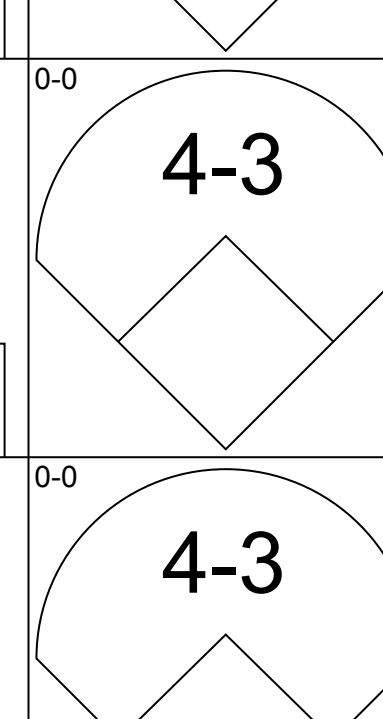
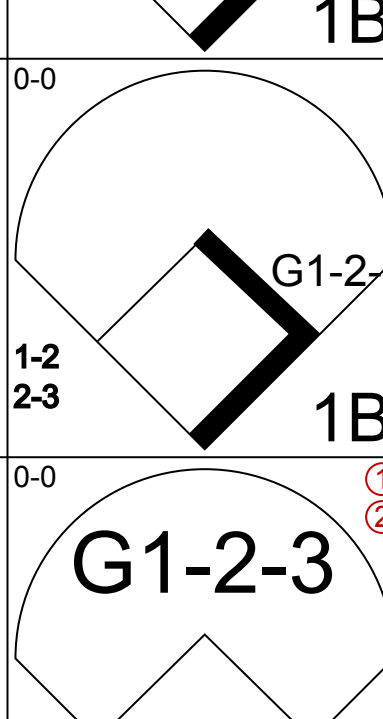
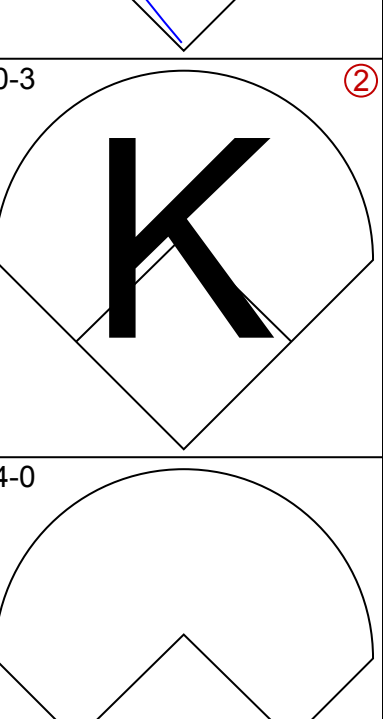

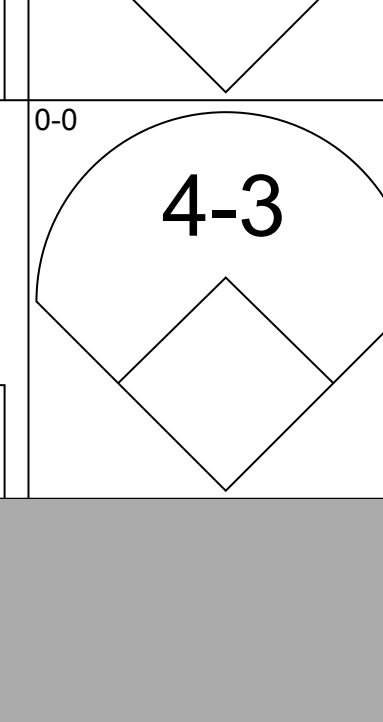
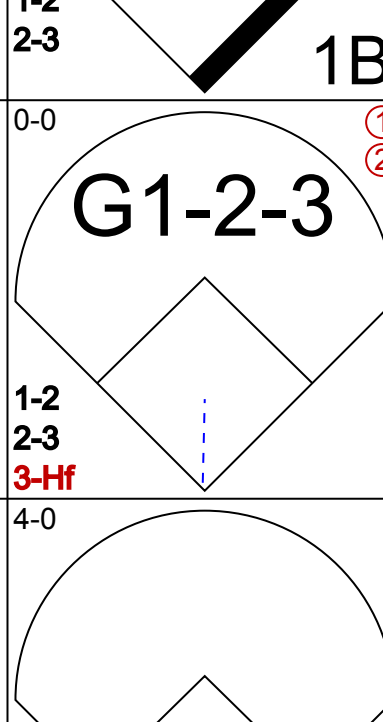
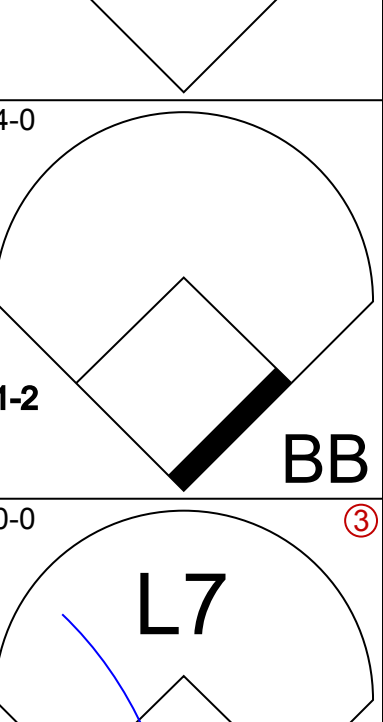

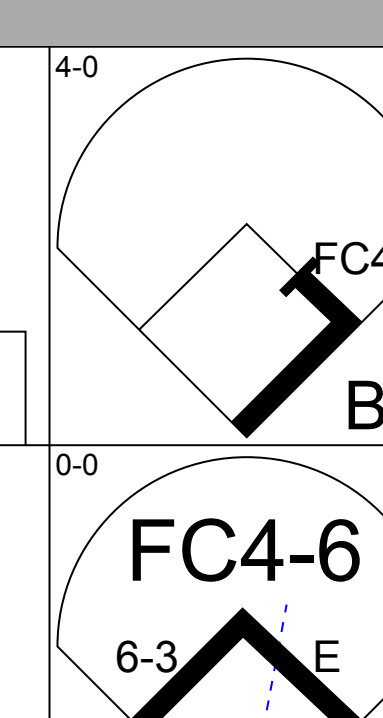
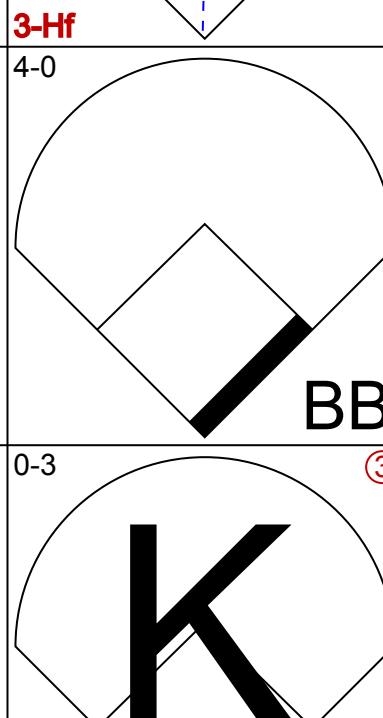
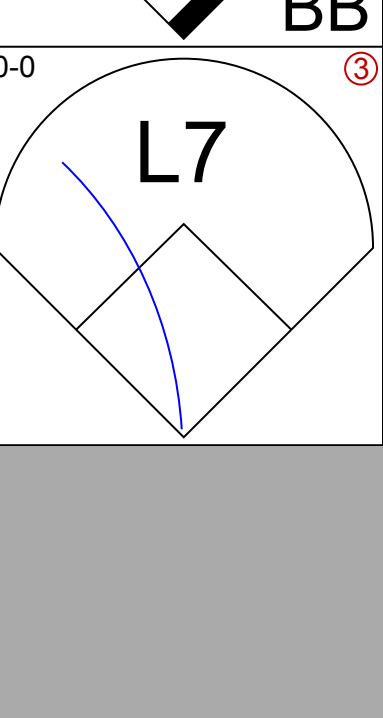

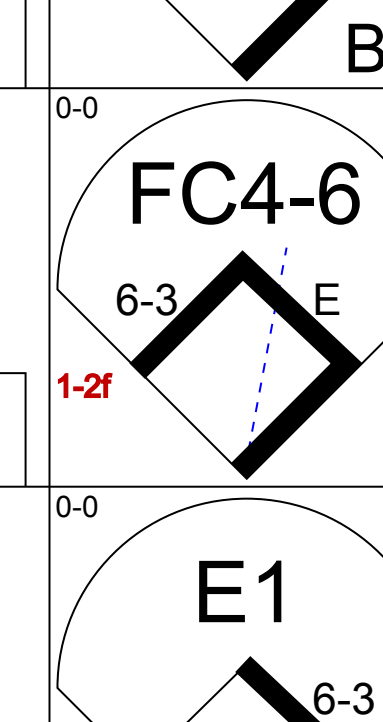
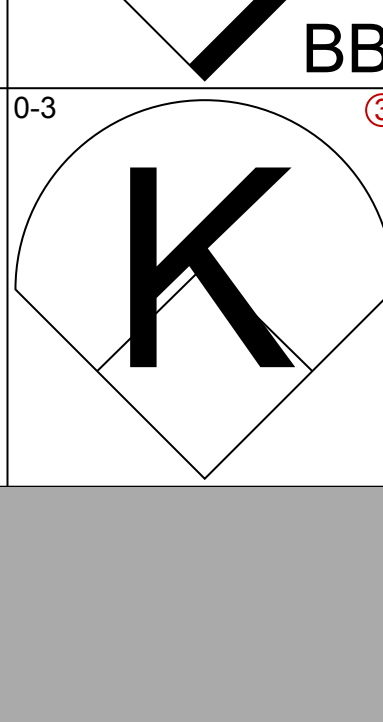


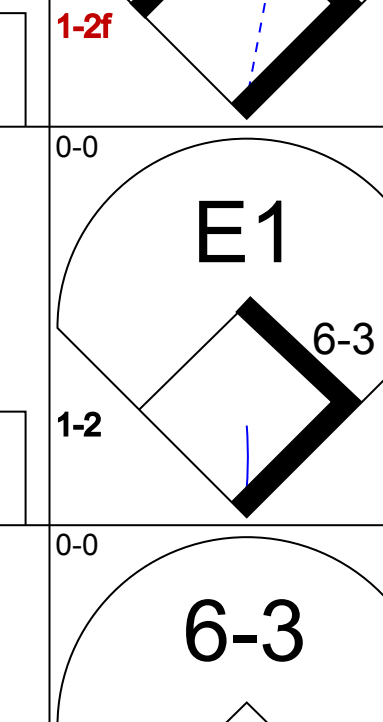
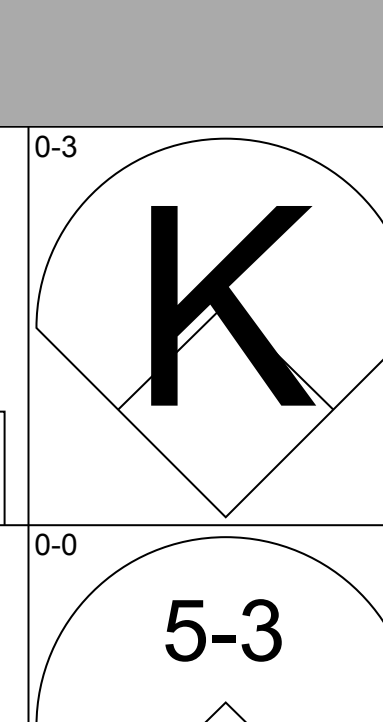


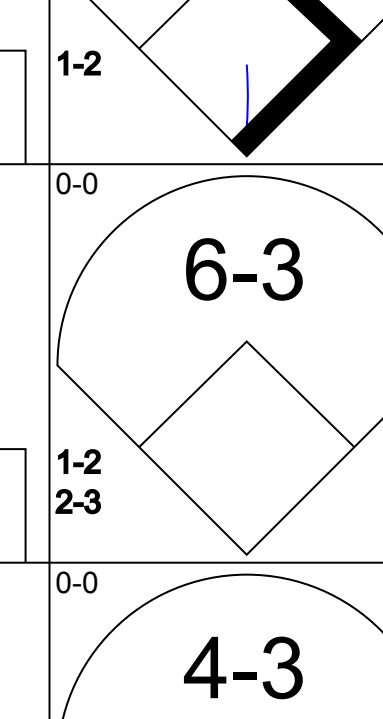
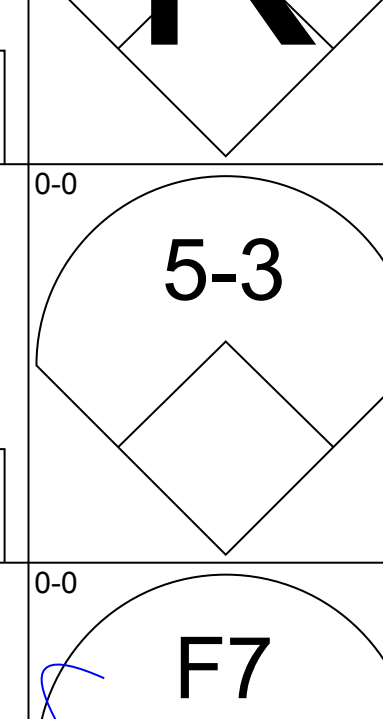


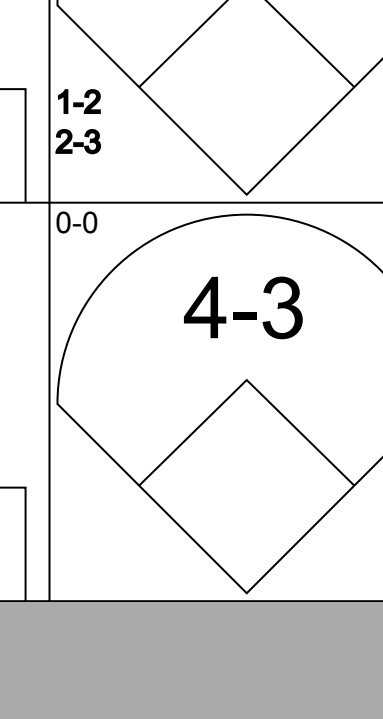
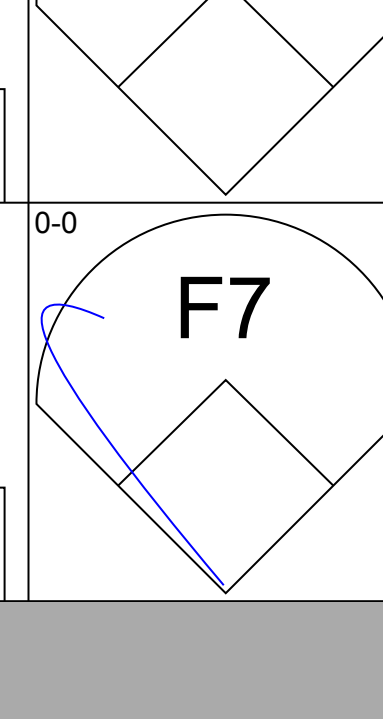


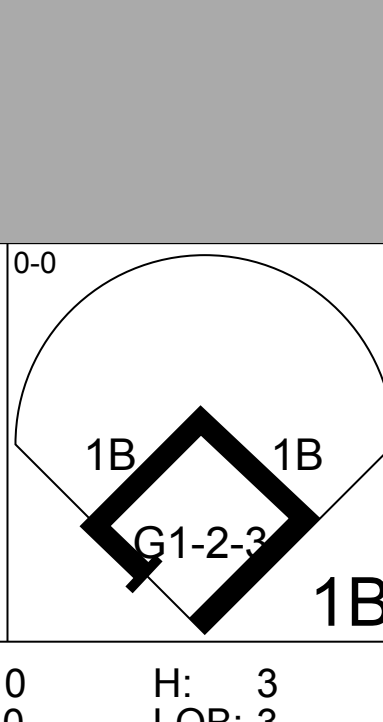
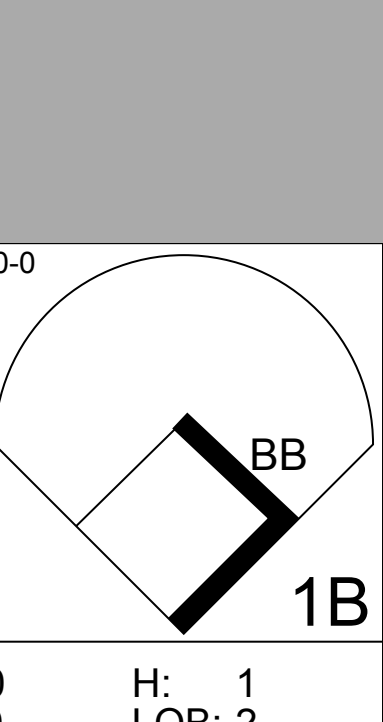
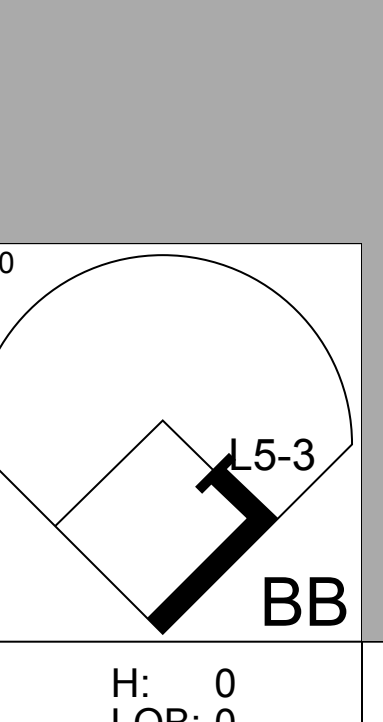


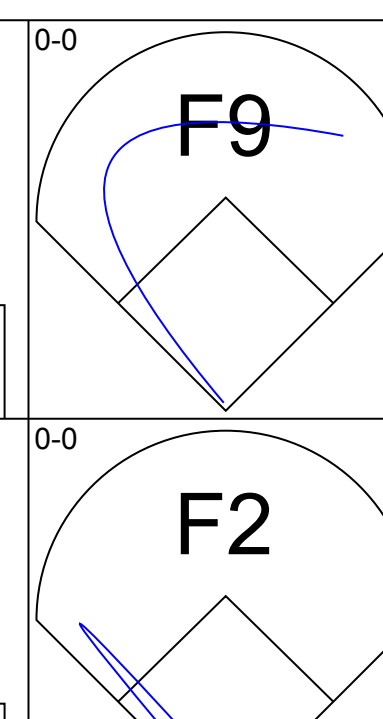
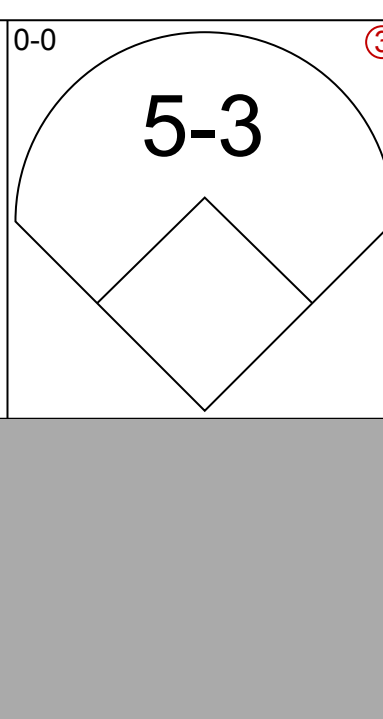
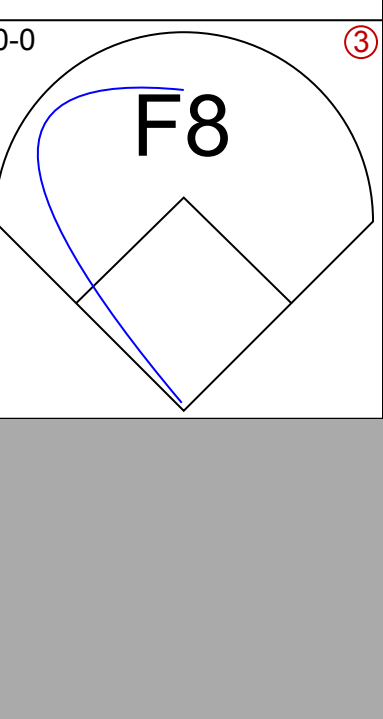

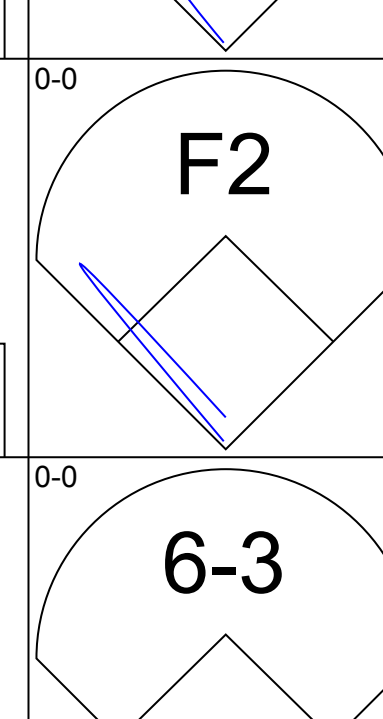
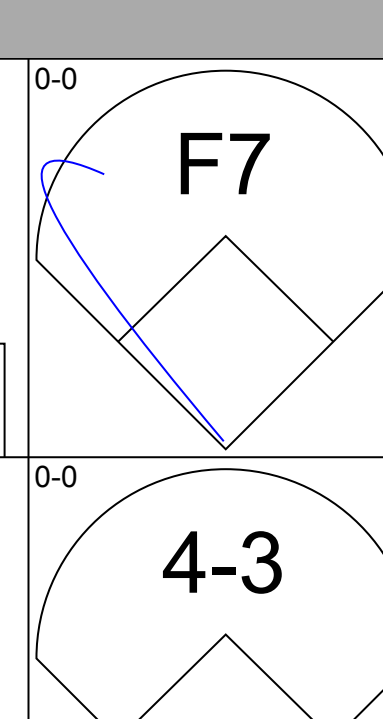

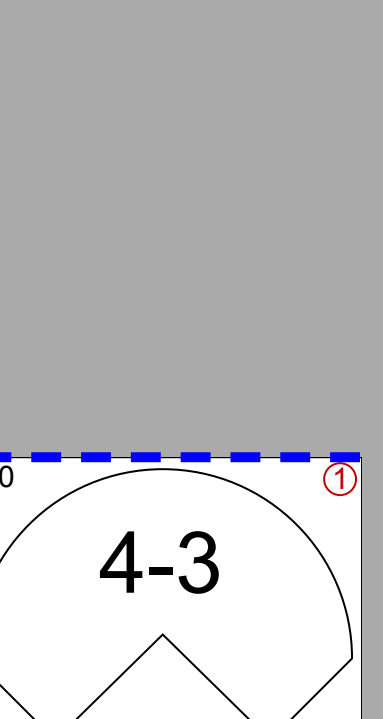
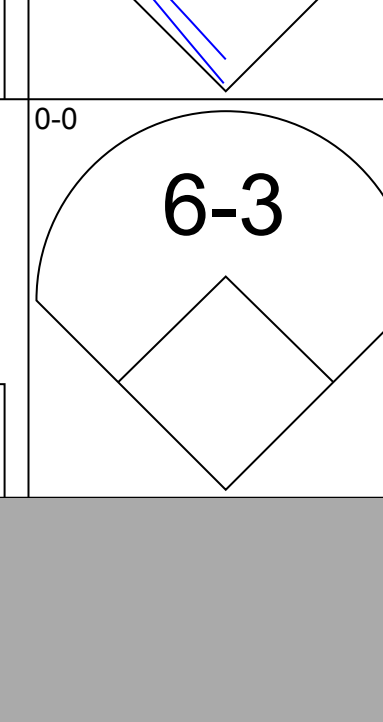
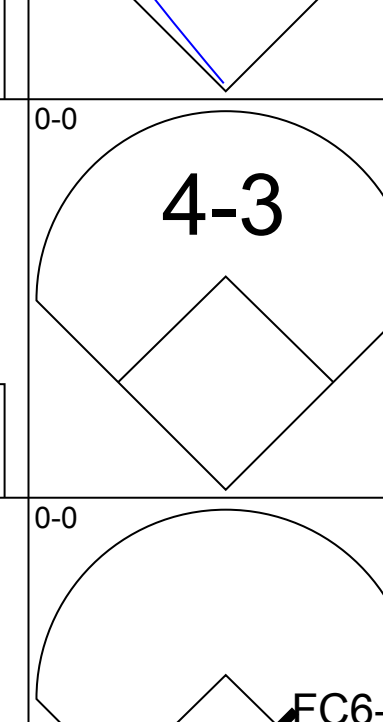

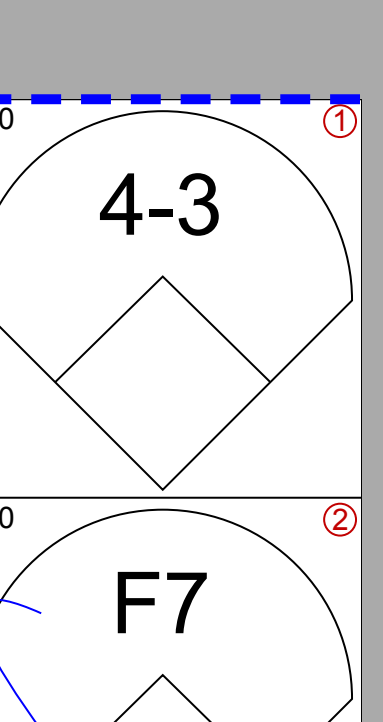
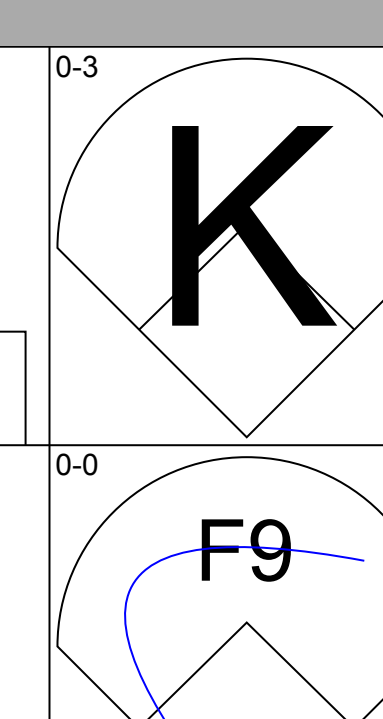
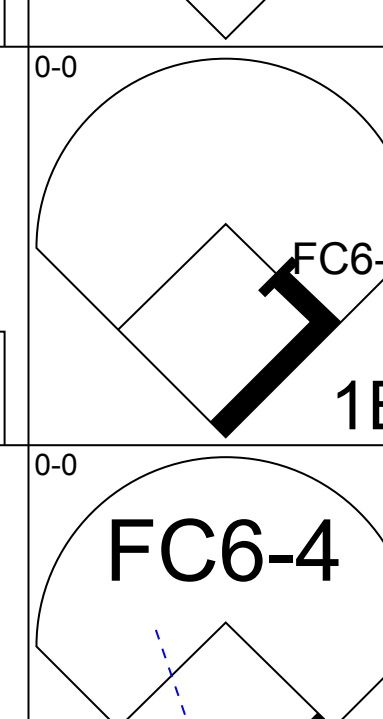

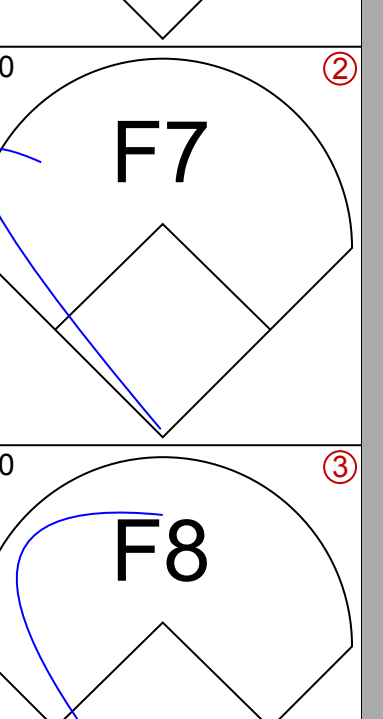

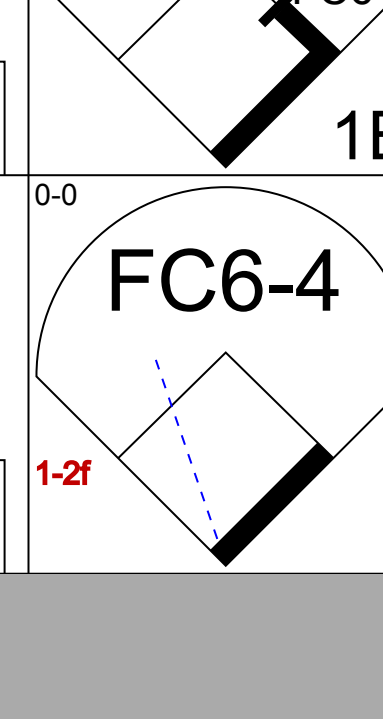

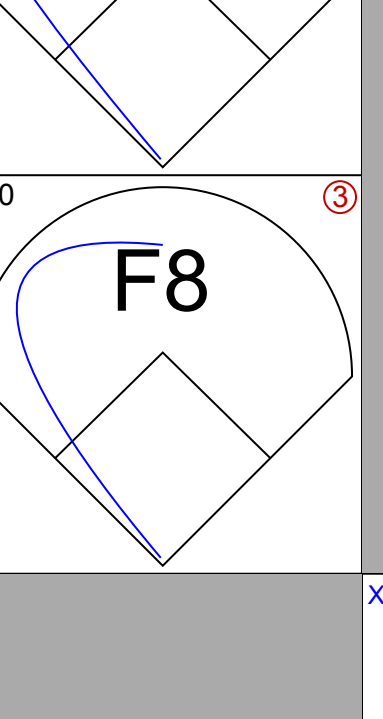
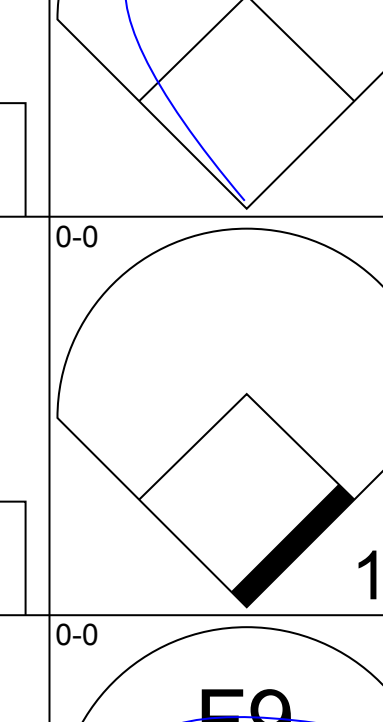
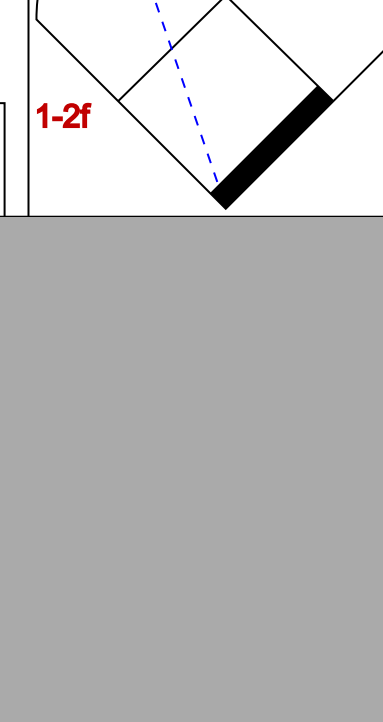
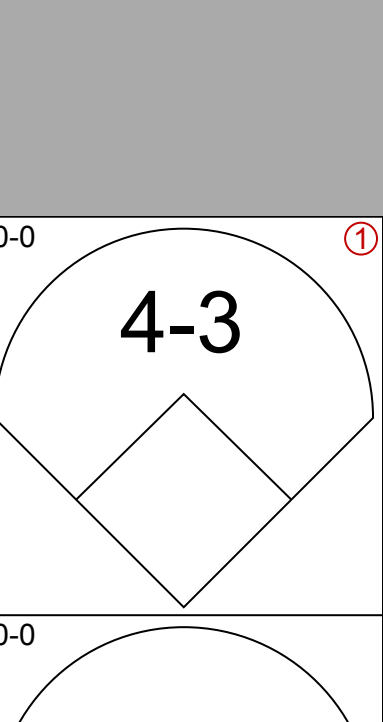
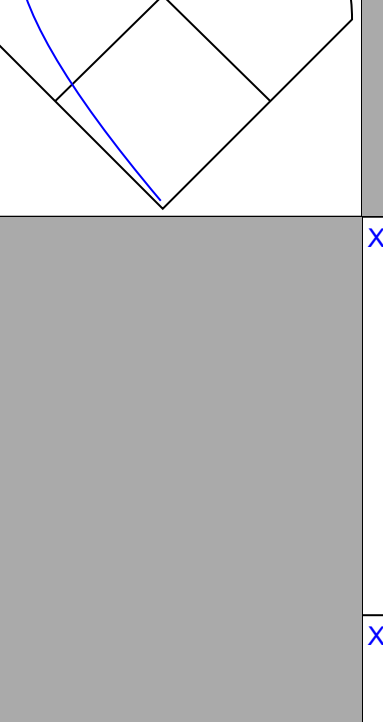


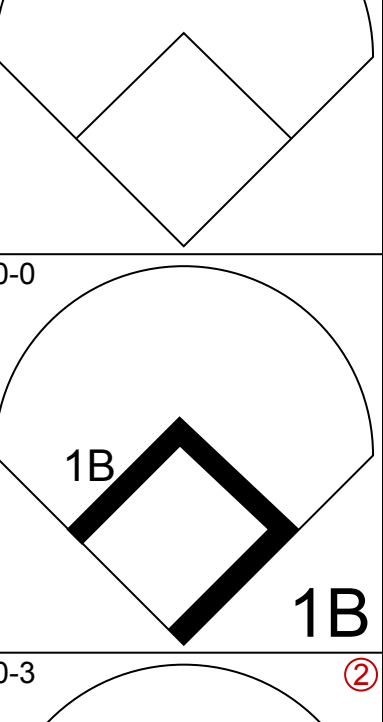

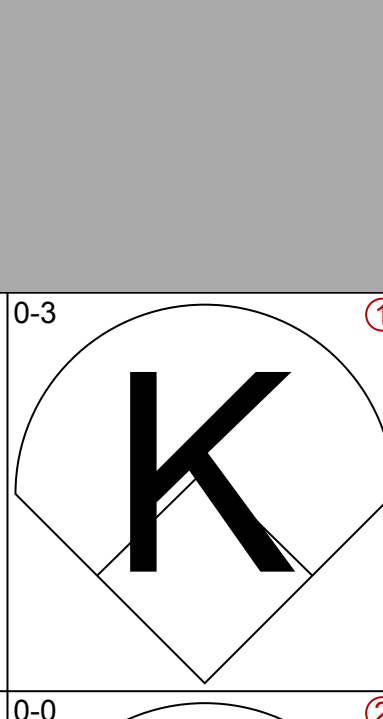
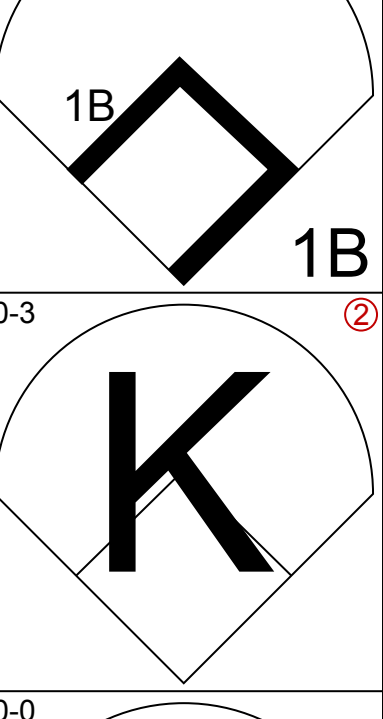
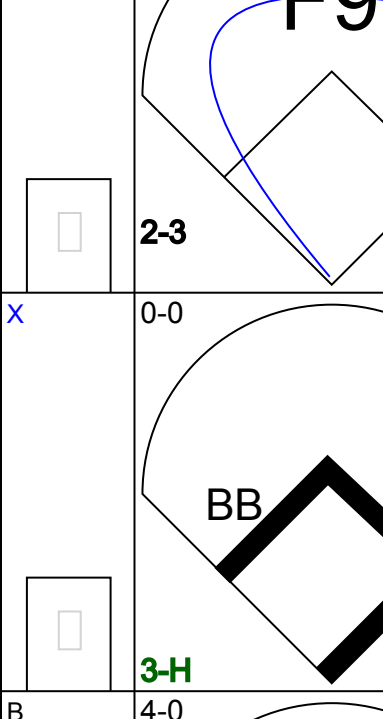

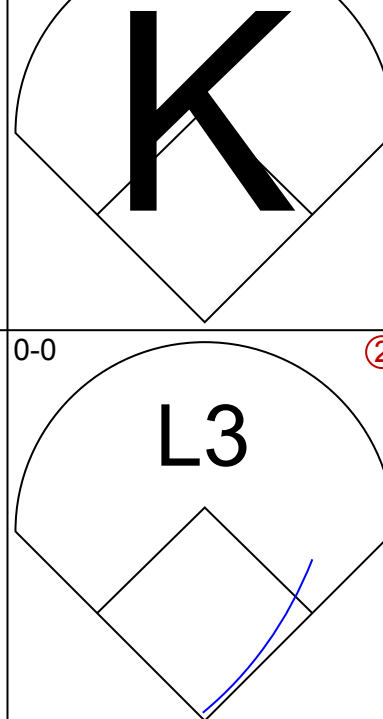
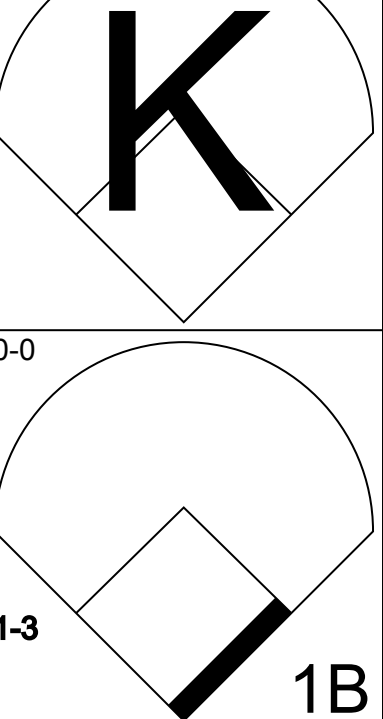
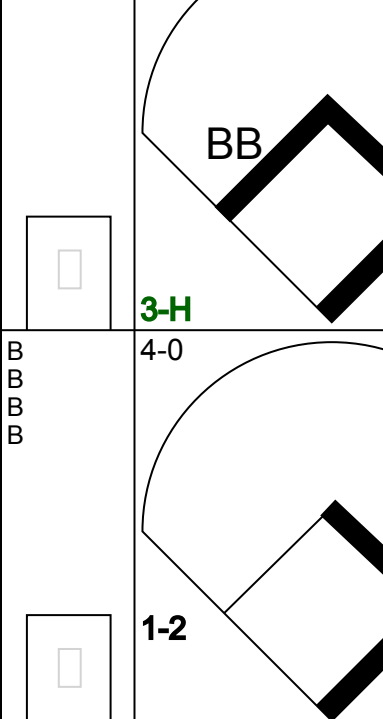

AB	40
R	13
H	19
RBI	16
BB	6
SO	5
LOB	21



Batter	1	2	3	4	5	6	7	8	9	AB	R	H	RBI	BB	SO	LOB	TOP										
Bobby Bonds, R OBP: 0.381, SLG: 0.536 (1, 9)										4	1	2	1	0	1	1	Cleveland Indians @ Minnesota Twins Metropolitan Stadium, Bloomington, MI Fri May 11 1979, 8:05 PM EDT Att. 4,121 - Unknown - 44 F										
Paul Dade, R OBP: 0.353, SLG: 0.362 (1, 7)										4	0	1	1	0	1	1											
Rick Manning, L OBP: 0.297, SLG: 0.343 (1, 8)										4	0	1	0	0	1	2											
Gary Alexander, R OBP: 0.296, SLG: 0.374 (1, 2)										4	0	0	0	0	1	2											
Toby Harrah, R OBP: 0.339, SLG: 0.305 (9, PH)										3	0	0	0	0	0	1											
Ted Cox, R OBP: 0.240, SLG: 0.174 (9, 5)										1	0	0	0	0	1	0											
Wayne Cage, L OBP: 0.304, SLG: 0.293 (1, 3)										3	1	1	1	1	0	0											
Ron Pruitt, R OBP: 0.280, SLG: 0.261 (1, 10)										3	0	0	0	0	0	1											
Duane Kuiper, L OBP: 0.309, SLG: 0.291 (1, 4)										2	0	0	0	1	0	0											
Tom Verzyer, R OBP: 0.297, SLG: 0.261 (1, 6)										3	1	2	0	0	0	1											
Inning Stats	R: 1 E: 0 K: 2 S: 9	H: 2 LOB: 1 BB: 0 P: 9	R: 0 E: 0 K: 0 S: 3	H: 0 LOB: 0 BB: 0 P: 3	R: 1 E: 0 K: 1 S: 7	H: 2 LOB: 1 BB: 0 P: 7	R: 0 E: 0 K: 0 S: 2	H: 0 LOB: 0 BB: 1 P: 6	R: 0 E: 0 K: 1 S: 5	H: 1 LOB: 1 BB: 0 P: 5	R: 0 E: 0 K: 0 S: 3	H: 0 LOB: 0 BB: 0 P: 3	R: 1 E: 0 K: 0 S: 4	H: 1 LOB: 1 BB: 1 P: 8	R: 0 E: 0 K: 0 S: 3	H: 1 LOB: 0 BB: 0 P: 3	R: 0 E: 0 K: 1 S: 5	H: 0 LOB: 0 BB: 0 P: 5	1B: 3 2B: 4 3B: 1 HR: 1	SF: 0 SAC: 0 DP: 2 HBP: 0	WP: 0 PB: 0 SB: 0 CS: 2	PA: 34					
PITCHER	IP	WLS	BF	H	R	ER	SO	BB	IBB	HBP	BLK	WP	HR	S	P	ERA	WHIP										
Paul Hartzell, R ERA: 5.08 (1, 1)	7.0		27	6	3	3	4	2	0	0	0	0	1	33	41	3.86	1.143										
Mike Marshall, R ERA: 0.6 (8, 1)	2.0	W	6	1	0	0	1	0	0	0	0	0	0	8	8	0.00	0.500										

Batter	1	2	3	4	5	6	7	8	9	AB	R	H	RBI	BB	SO	LOB	BOTTOM										
Butch Wynegar, S OBP: 0.392, SLG: 0.480 (1, 2)										4	0	0	0	0	1	2	Cleveland Indians @ Minnesota Twins Metropolitan Stadium, Bloomington, MI Fri May 11 1979, 8:05 PM EDT Att. 4,121 - Unknown - 44 F										
Roy Smalley, S OBP: 0.485, SLG: 0.664 (1, 6)										3	0	1	0	1	0	1											
Ken Landreaux, L OBP: 0.391, SLG: 0.491 (1, 7)										4	0	0	0	0	0	3											
Glenn Adams, L OBP: 0.300, SLG: 0.391 (1, 10)										3	1	1	0	0	0	0											
Craig Kusick, R OBP: 0.241, SLG: 0.621 (9, PH)										1	0	0	0	0	1	0											
Mike Cabbage, L OBP: 0.312, SLG: 0.310 (1, 5)										3	0	0	0	0	1	1											
John Castino, R OBP: 0.415, SLG: 0.457 (9, PH)										1	0	0	0	0	0	0											
Ron Jackson, R OBP: 0.330, SLG: 0.452 (1, 3)										4	3	3	1	0	0	0											
Rob Wilfong, L OBP: 0.417, SLG: 0.533 (1, 4)										2	0	0	1	0	0	0											
Bob Randall, R OBP: 0.367, SLG: 0.370 (9, PH)										1	0	1	1	0	0	0											
Willie Norwood, R OBP: 0.325, SLG: 0.481 (1, 8)										3	0	0	0	0	2	0											
Rick Sofield, L OBP: 0.345, SLG: 0.271 (1, 9)										2	0	1	0	1	0	0											
Inning Stats	R: 0 E: 0 K: 0 S: 3	H: 1 LOB: 0 BB: 0 P: 3	R: 0 E: 0 K: 0 S: 3	H: 0 LOB: 0 BB: 0 P: 3	R: 0 E: 0 K: 1 S: 6	H: 1 LOB: 1 BB: 0 P: 6	R: 0 E: 0 K: 0 S: 3	H: 0 LOB: 0 BB: 0 P: 3	R: 1 E: 0 K: 2 S: 8	H: 1 LOB: 0 BB: 0 P: 8	R: 0 E: 0 K: 1 S: 5	H: 0 LOB: 1 BB: 1 P: 9	R: 2 E: 0 K: 0 S: 5	H: 2 LOB: 0 BB: 0 P: 5	R: 0 E: 0 K: 0 S: 3	H: 0 LOB: 1 BB: 1 P: 7	R: 1 E: 0 K: 1 S: 6	H: 2 LOB: 1 BB: 0 P: 6	1B: 3 2B: 3 3B: 0 HR: 1	SF: 1 SAC: 0 DP: 0 HBP: 0	WP: 0 PB: 1 SB: 0 CS: 1	PA: 35					
PITCHER	IP	WLS	BF	H	R	ER	SO	BB	IBB	HBP	BLK	WP	HR	S	P	ERA	WHIP										
Rick Wise, R ERA: 3.67 (1, 1)	7.2		29	5	3	2	4	2	0	0	0	0	1	35	43	2.35	0.913										
Sid Monge, L ERA: 1.57 (8, 1)	1.0	L	5	2	1	1	1	0	0	0	0	0	0	7	7	9.00	2.000										

Batter	1	2	3	4	5	6	7	8	9	AB	R	H	RBI	BB	SO	LOB	TOP					
Bobby Bonds, R OBP: 0.377, SLG: 0.526 (1, 10)										4	0	1	0	0	1	2	Cleveland Indians @ Minnesota Twins Metropolitan Stadium, Bloomington, MI Sat May 12 1979, 4:33 AM EDT Att: 8,090 - Sunny - 55 F					
Paul Dade, R OBP: 0.345, SLG: 0.353 (1, 9)										4	0	1	0	0	2	1						
Rick Manning, L OBP: 0.296, SLG: 0.333 (1, 8)										3	0	0	0	1	0	3						
Andre Thornton, R OBP: 0.284, SLG: 0.330 (1, 3)										2	0	0	0	2	0	2						
Toby Harrah, R OBP: 0.336, SLG: 0.296 (1, 5)										3	0	0	0	1	1	4						
Gary Alexander, R OBP: 0.286, SLG: 0.358 (1, 2)										4	0	0	0	0	1	2						
Ted Cox, R OBP: 0.245, SLG: 0.167 Jim Norris, L OBP: 0.293, SLG: 0.265 (0, PH)										2	0	0	0	1	0	2						
Duane Kuiper, L OBP: 0.298, SLG: 0.280 (1, 4)										4	0	0	0	0	0	3						
Tom Verzyer, R OBP: 0.314, SLG: 0.274 (1, 6)										3	0	2	0	1	0	0						
Inning Stats	R: 0 E: 0 K: 1 S: 5	H: 0 LOB: 0 BB: 0 P: 5	R: 0 E: 1 K: 0 S: 4	H: 0 LOB: 2 BB: 1 P: 8	R: 0 E: 0 K: 1 S: 7	H: 3 LOB: 3 BB: 1 P: 11	R: 0 E: 0 K: 1 S: 5	H: 0 LOB: 0 BB: 0 P: 5	R: 0 E: 0 K: 1 S: 6	H: 1 LOB: 2 BB: 1 P: 10	R: 0 E: 0 K: 0 S: 3	H: 0 LOB: 0 BB: 1 P: 7	R: 0 E: 0 K: 1 S: 4	H: 0 LOB: 0 BB: 1 P: 8	R: 0 E: 0 K: 0 S: 3	H: 0 LOB: 1 BB: 1 P: 3	1B: 4 2B: 1 3B: 0 HR: 0	SF: 0 SAC: 0 DP: 2 HBP: 0	WP: 0 PB: 0 SB: 0 CS: 0	PA: 36		
PITCHER	IP	WLS	BF	H	R	ER	SO	BB	IBB	HBP	BLK	WP	HR	S	P	ERA	WHIP					
Jerry Koonsman, L ERA: 3.61	(1, 1)	7.2	W	32	4	0	0	5	6	0	0	0	0	0	36	60	0.00	1.304				
Mike Marshall, R ERA: 0.77	(8, 1)	1.1		4	0	0	0	0	0	0	0	0	0	4	4	0.00	0.000					

Batter	1	2	3	4	5	6	7	8	9	AB	R	H	RBI	BB	SO	LOB	BOTTOM					
Butch Wynegar, S OBP: 0.387, SLG: 0.467 (1, 2)										3	0	0	0	1	0	2	Cleveland Indians @ Minnesota Twins Metropolitan Stadium, Bloomington, MI Sat May 12 1979, 4:33 AM EDT Att: 8,090 - Sunny - 55 F					
Roy Smalley, S OBP: 0.475, SLG: 0.650 (1, 6)										4	1	1	0	0	1	3						
Ken Landreaux, L OBP: 0.386, SLG: 0.479 (1, 7)										3	1	0	0	1	0	0						
Glenn Adams, L OBP: 0.309, SLG: 0.429 (1, 10)										4	1	2	3	0	1	0						
Ron Jackson, R OBP: 0.328, SLG: 0.444 (1, 3)										4	1	1	0	0	0	1						
Rob Wilfong, L OBP: 0.425, SLG: 0.538 (1, 4)										3	0	2	0	0	0	0						
Willie Norwood, R OBP: 0.322, SLG: 0.473 (1, 8)										4	0	1	0	0	0	3						
Rick Sofield, L OBP: 0.339, SLG: 0.269 Bombo Rivera, R OBP: 0.238, SLG: 0.341 (9, 9)										4	0	1	1	0	3	2						
John Castino, R OBP: 0.422, SLG: 0.447 (1, 5)										3	0	1	0	1	1	1						
Inning Stats	R: 0 E: 0 K: 0 S: 3	H: 0 LOB: 0 BB: 0 P: 3	R: 0 E: 0 K: 1 S: 6	H: 1 LOB: 1 BB: 0 P: 6	R: 0 E: 0 K: 1 S: 5	H: 0 LOB: 0 BB: 0 P: 5	R: 0 E: 0 K: 0 S: 4	H: 1 LOB: 1 BB: 0 P: 4	R: 0 E: 0 K: 1 S: 7	H: 2 LOB: 2 BB: 0 P: 7	R: 4 E: 0 K: 1 S: 9	H: 4 LOB: 3 BB: 3 P: 21	R: 0 E: 0 K: 0 S: 3	H: 0 LOB: 0 BB: 0 P: 3	R: 0 E: 0 K: 2 S: 8	H: 1 LOB: 1 BB: 0 P: 8	1B: 8 2B: 0 3B: 0 HR: 1	SF: 0 SAC: 1 DP: 0 HBP: 0	WP: 1 PB: 0 SB: 0 CS: 0	PA: 36		
PITCHER	IP	WLS	BF	H	R	ER	SO	BB	IBB	HBP	BLK	WP	HR	S	P	ERA	WHIP					
Mike Paxton, R ERA: 6.17	(1, 1)	5.0	L	23	7	4	4	3	1	0	0	0	0	0	28	32	7.20	1.600				
Dan Spillner, R ERA: 3.66	(6, 1)	0.2		5	1	0	0	0	2	0	0	0	0	0	3	11	0.00	4.500				
Sid Monge, L ERA: 1.54	(6, 1)	0.1		1	0	0	0	1	0	0	0	0	0	0	3	3	0.00	0.000				
Len Barker, R ERA: 8.04	(7, 1)	2.0		7	1	0	0	2	0	0	0	1	0	0	11	11	0.00	0.500				

Batter	1	2	3	4	5	6	7	8	9	AB	R	H	RBI	BB	SO	LOB	TOP			
Bobby Bonds, R OBP: 0.381, SLG: 0.525 (1, 10) X										4	1	2	0	0	0	1				
Paul Dade, R OBP: 0.322, SLG: 0.327 (1, 9) X										4	0	0	0	0	0	4				
Rick Manning, L OBP: 0.311, SLG: 0.342 (1, 8) B B B										3	1	2	1	1	0	0				
Andre Thornton, R OBP: 0.275, SLG: 0.317 (1, 3) X										4	0	0	0	0	2	4				
Ron Pruitt, R OBP: 0.276, SLG: 0.259 (1, 7) X										4	0	1	0	0	0	1				
Gary Alexander, R OBP: 0.293, SLG: 0.364 (1, 2) S S S										4	0	2	2	0	1	0				
Toby Harrah, R OBP: 0.326, SLG: 0.286 (1, 5) S S S										4	0	0	0	0	1	3				
Duane Kuiper, L OBP: 0.288, SLG: 0.270 (1, 4) X										4	0	0	0	0	0	0				
Tom Verzyer, R OBP: 0.315, SLG: 0.276 (1, 6) X										3	1	1	0	0	0	1				
Inning Stats	R: 0 E: 1 K: 0 S: 3	H: 1 LOB: 1 BB: 1 P: 7	R: 0 E: 0 K: 2 S: 7	H: 0 LOB: 0 BB: 0 P: 7	R: 0 E: 1 K: 0 S: 4	H: 0 LOB: 1 BB: 0 P: 4	R: 0 E: 0 K: 0 S: 3	H: 0 LOB: 0 BB: 0 P: 3	R: 0 E: 0 K: 1 S: 10	H: 5 LOB: 2 BB: 0 P: 10	R: 0 E: 0 K: 0 S: 3	H: 0 LOB: 1 BB: 0 P: 6	R: 0 E: 0 K: 1 S: 6	H: 1 LOB: 1 BB: 0 P: 6	R: 0 E: 0 K: 0 S: 3	H: 0 LOB: 0 BB: 0 P: 3	1B: 8 2B: 0 3B: 0 HR: 0	SF: 0 SAC: 0 DP: 2 HBP: 0	WP: 0 PB: 0 SB: 0 CS: 0	PA: 35
PITCHER Dave Goltz, R ERA: 3.97 (1, 1)	IP: 9.0 WLS: L BF: 35 H: 8 R: 3 ER: 3 SO: 4 BB: 1 IBB: 0 HBP: 0 BLK: 0 WP: 0 HR: 0 S: 42 P: 46 ERA: 3.00 WHIP: 1.000															PITCHER				

Cleveland Indians @ Minnesota Twins
Metropolitan Stadium, Bloomington, MI
Sun May 13 1979, 4:33 AM EDT
Att: 10,172 - Unknown - 66 F

AB	34
R	3
H	8
RBI	3
BB	1
SO	4
LOB	14



Batter	1	2	3	4	5	6	7	8	9	AB	R	H	RBI	BB	SO	LOB	BOTTOM	
Butch Wynegar, S OBP: 0.388, SLG: 0.459 (1, 2) B B B										4	0	1	0	1	0	3		
Roy Smalley, S OBP: 0.476, SLG: 0.642 (1, 6) X										3	0	1	0	0	1	3		
Ken Landreaux, L OBP: 0.382, SLG: 0.496 (1, 7) X										4	1	1	1	0	0	2		
Glenn Adams, L OBP: 0.320, SLG: 0.430 (1, 10) X										2	1	1	0	1	0	1		
Jose Morales, R OBP: 0.359, SLG: 0.364 (8, PH) X										1	0	0	0	0	0	0		
Ron Jackson, R OBP: 0.325, SLG: 0.438 (1, 3) X										4	0	1	0	0	0	1		
Rob Wilfong, L OBP: 0.411, SLG: 0.519 (1, 4) X										3	0	0	0	0	0	3		
Bombo Rivera, R OBP: 0.313, SLG: 0.341 (9, PH) X										0	0	0	0	1	0	0		
Willie Norwood, R OBP: 0.322, SLG: 0.469 (1, 8) X										3	0	1	1	0	0	2		
Rick Sofield, L OBP: 0.323, SLG: 0.255 (1, 9) X										3	0	0	0	0	1	1		
Bob Randall, R OBP: 0.397, SLG: 0.370 (9, PH) X										0	0	0	0	0	0	0		
John Castino, R OBP: 0.438, SLG: 0.450 (1, 5) X										2	0	1	0	1	1	0		
Mike Cabbage, L OBP: 0.309, SLG: 0.306 (9, PH) X										1	0	0	0	0	0	2		
Inning Stats	R: 0 E: 0 K: 0 S: 3	H: 0 LOB: 0 BB: 1 P: 7	R: 0 E: 0 K: 1 S: 5	H: 1 LOB: 1 BB: 1 P: 9	R: 2 E: 0 K: 0 S: 6	H: 3 LOB: 1 BB: 0 P: 6	R: 0 E: 0 K: 1 S: 6	H: 1 LOB: 1 BB: 1 P: 7	R: 0 E: 0 K: 1 S: 6	H: 1 LOB: 1 BB: 0 P: 6	R: 0 E: 0 K: 0 S: 3	H: 0 LOB: 0 BB: 0 P: 3	R: 0 E: 0 K: 0 S: 4	H: 0 LOB: 2 BB: 1 P: 8	1B: 6 2B: 0 3B: 0 HR: 1	SF: 0 SAC: 3 DP: 2 HBP: 0	WP: 0 PB: 0 SB: 1 CS: 0	PA: 37
PITCHER Wayne Garland, R ERA: 8.02 (1, 1)	IP: 6.1 WLS: W BF: 27 H: 7 R: 2 ER: 2 SO: 2 BB: 3 IBB: 0 HBP: 0 BLK: 0 WP: 0 HR: 1 S: 28 P: 40 ERA: 2.84 WHIP: 1.579															PITCHER		
Sid Monge, L ERA: 1.42 (7, 1)	IP: 2.0 WLS: S BF: 8 H: 0 R: 0 ER: 0 SO: 1 BB: 1 IBB: 0 HBP: 0 BLK: 0 WP: 0 HR: 0 S: 9 P: 13 ERA: 0.00 WHIP: 0.500																	
Victor Cruz, R ERA: 3.63 (9, 1)	IP: 0.2 WLS: S BF: 2 H: 0 R: 0 ER: 0 SO: 0 BB: 0 IBB: 0 HBP: 0 BLK: 0 WP: 0 HR: 0 S: 2 P: 2 ERA: 0.00 WHIP: 0.000																	

Cleveland Indians @ Minnesota Twins
Metropolitan Stadium, Bloomington, MI
Sun May 13 1979, 4:33 AM EDT
Att: 10,172 - Unknown - 66 F

AB	30
R	2
H	7
RBI	2
BB	4
SO	3
LOB	18



Batter	1	2	3	4	5	6	7	8	9	AB	R	H	RBI	BB	SO	LOB	TOP			
Hosken Powell, L OBP: 0.500, SLG: 0.500 (1, 9)	F9	F9		1B 2H		SH1-3		WP 1B		4	0	2	1	0	0	0	Minnesota Twins @ Kansas City Royals Royals Stadium, Kansas City, MO Thu May 17 1979, 8:05 PM EDT Att: 21,437 - Unknown - 83 F			
Roy Smalley, S OBP: 0.494, SLG: 0.672 (1, 6)	1B 2B	3-1 BB		1B		G6-4-3 BB		F8		3	1	2	0	2	0	2				
Ken Landreaux, L OBP: 0.391, SLG: 0.496 (1, 7)	1B E	3-1		K		G6-4-3 1-2		P4		5	1	1	0	0	1	6				
Butch Wynegar, S OBP: 0.415, SLG: 0.455 (1, 2)	E 1B	G3		5-3				1-3		4	1	1	1	1	0	3				
Ron Jackson, R OBP: 0.319, SLG: 0.462 (1, 3)	E8 E 1B			5-3		F8 2B		L3		5	1	2	1	0	0	1				
Glenn Adams, L OBP: 0.315, SLG: 0.413 Jose Morales, R OBP: 0.319, SLG: 0.317 (1, 10)	E2 1B			3-1		F8		6-3		4	0	1	0	0	0	1				
Willie Norwood, R OBP: 0.312, SLG: 0.459 (1, 8)	2-3 3-H 1B			P5		F2		E5 CS		5	0	1	1	0	0	2				
Rob Wilfong, L OBP: 0.388, SLG: 0.505 (1, 4)	F7			SH5-3 1B		F9		1-2 HR		4	2	2	1	0	0	3				
John Castino, R OBP: 0.417, SLG: 0.481 (1, 5)	1-3			SH5-3 1B		SH1-3 1B		F8 1B WP 1B		3	1	2	0	0	0	2				
Inning Stats	R: 4 E: 2 K: 0 S: 9	H: 6 LOB: 2 BB: 0 P: 9	R: 0 E: 0 K: 0 S: 3	H: 0 LOB: 1 BB: 1 P: 7	R: 0 E: 0 K: 0 S: 3	H: 0 LOB: 0 BB: 0 P: 3	R: 1 E: 0 K: 1 S: 8	H: 3 LOB: 2 BB: 0 P: 8	R: 0 E: 0 K: 0 S: 4	H: 1 LOB: 1 BB: 0 P: 4	R: 0 E: 0 K: 0 S: 3	H: 0 LOB: 0 BB: 0 P: 3	R: 2 E: 1 K: 0 S: 6	H: 3 LOB: 1 BB: 0 P: 6	R: 0 E: 0 K: 0 S: 3	H: 0 LOB: 1 BB: 1 P: 7		1B: 11 2B: 2 3B: 0 HR: 1	SF: 0 SAC: 2 DP: 1 HBP: 0	WP: 1 PB: 0 CS: 0 SB: 1
PITCHER	IP WLS BF H R ER SO BB IBB HBP BLK WP HR S P ERA WHIP	IP WLS BF H R ER SO BB IBB HBP BLK WP HR S P ERA WHIP																		
Dennis Leonard, R ERA: 4.68 (1, 1)	6.0 L 30 11 5 4 1	2 0 0 0 0 0 0 0 0 0 0 0 1 0 5 9 0.00 0.600																		
Eduardo Rodriguez, R ERA: 4.68 (7, 1)	1.1 7 3 2 2 0	0 0 0 0 0 0 0 0 0 0 0 0 1 0 5 9 0.00 0.600																		
Al Hrabosky, L ERA: 3.78 (8, 1)	1.2 6 0 0 0 0	0 0 0 0 0 0 0 0 0 0 0 0 1 0 5 9 0.00 0.600																		



Batter	1	2	3	4	5	6	7	8	9	AB	R	H	RBI	BB	SO	LOB	BOTTOM			
Willie Wilson, S OBP: 0.397, SLG: 0.418 Tom Poquette, L OBP: 0.300, SLG: 0.250 Jerry Terrell, R OBP: 0.600, SLG: 1.000 (1, 7)	G1-6-3 1B			CS 1B		K		1B 2B BB		3	1	2	0	1	1	0	Minnesota Twins @ Kansas City Royals Royals Stadium, Kansas City, MO Thu May 17 1979, 8:05 PM EDT Att: 21,437 - Unknown - 83 F			
George Brett, L OBP: 0.329, SLG: 0.415 (1, 5)	G1-6-3 1-2			1-2 BB		G3		2B E 1B		4	1	2	0	1	0	1				
Amos Otis, R OBP: 0.439, SLG: 0.457 (1, 8)	S BB			1-3		F8		E7 E 1-H 2-H 2B		4	0	1	1	1	0	3				
Darrell Porter, L OBP: 0.446, SLG: 0.516 (1, 2)	G1			E SF7 HBP 1B		P6		K		3	1	0	0	0	1	2				
Hal McRae, R OBP: 0.304, SLG: 0.372 (1, 10)				F9		4-3		F8		4	0	1	0	0	0	2				
John Wathan, R OBP: 0.311, SLG: 0.393 (1, 3)	F8			E5 1B		P3		1B E 1B		4	1	2	0	0	0	1				
Clint Hurdle, L OBP: 0.377, SLG: 0.455 (1, 9)	P5			SF7		6-3		E8 1-H 2B 1B		3	1	1	1	0	0	1				
Freddie Patek, R OBP: 0.299, SLG: 0.292 Steve Braun, L OBP: 0.444, SLG: 0.533 (1, 6)	K			P4		F8		L6		3	0	0	0	0	1	2				
U.L. Washington, S OBP: 0.240, SLG: 0.319 Ralph LaCock, L OBP: 0.352, SLG: 0.408 (1, 4)				6-3		6-3		K 1B 2B		1	1	1	1	0	0	0				
Inning Stats	R: 0 E: 0 K: 0 S: 3	H: 1 LOB: 1 BB: 1 P: 7	R: 0 E: 0 K: 1 S: 6	H: 1 LOB: 0 BB: 0 P: 6	R: 0 E: 0 K: 0 S: 3	H: 1 LOB: 1 BB: 1 P: 7	R: 1 E: 1 K: 0 S: 4	H: 1 LOB: 1 BB: 0 P: 5	R: 0 E: 0 K: 1 S: 5	H: 0 LOB: 0 BB: 0 P: 5	R: 0 E: 0 K: 0 S: 3	H: 0 LOB: 0 BB: 0 P: 3	R: 0 E: 0 K: 2 S: 9	H: 2 LOB: 1 BB: 1 P: 13	R: 3 E: 1 K: 0 S: 7	H: 5 LOB: 2 BB: 0 P: 7		1B: 9 2B: 2 3B: 0 HR: 0	SF: 1 SAC: 0 DP: 2 HBP: 1	WP: 0 PB: 0 CS: 0 SB: 2
PITCHER	IP WLS BF H R ER SO BB IBB HBP BLK WP HR S P ERA WHIP	IP WLS BF H R ER SO BB IBB HBP BLK WP HR S P ERA WHIP																		
Jerry Kosman, L ERA: 3.58 (1, 1)	8.0 W 34 8 5 3 4	3 0 0 0 0 0 0 0 0 0 0 0 0 0 5 5 9.00 3.000																		
Mike Marshall, R ERA: 1.62 (9, 1)	1.0 S 5 3 1 1 0	0 0 0 0 0 0 0 0 0 0 0 0 0 0 5 5 9.00 3.000																		

AB	38
R	7
H	14
RBI	5
BB	3
SO	1
LOB	21



AB	34
R	6
H	11
RBI	4
BB	3
SO	4
LOB	13



Batter	1	2	3	4	5	6	7	8	9	10	AB	R	H	RBI	BB	SO	LOB	TOP						
Hosken Powell, L OBP: 0.600, SLG: 0.800 (1, 9)	5-3		E 1B		1B		1B		P4	1B	6	2	4	2	0	0	0	Minnesota Twins @ Kansas City Royals Royals Stadium, Kansas City, MO Fri May 18 1979, 8:05 PM EDT Att: 21,475 - Unknown - 66 F livebaseballscorecards.com AB 40 R 10 H 12 RBI 9 BB 6 SO 5 LOB 21 						
Roy Smalley, S OBP: 0.488, SLG: 0.657 (1, 6)	4-3		E1 1B		1B		G1-4-3 1B		3-1	1B	6	0	2	2	0	1	3							
Ken Landreaux, L OBP: 0.391, SLG: 0.493 (1, 7)	F5		2-3 3-H 1B		F7		G1-4-3 1B			BB SH1-4 1B	5	1	2	1	0	0	3							
Glenn Adams, L OBP: 0.315, SLG: 0.406 Jose Morales, R OBP: 0.333, SLG: 0.333 Dave Edwards, R OBP: 0.200, SLG: 0.200 Bombo Rivera, R OBP: 0.298, SLG: 0.308 (1, 10)		E BB	L3				G3		SH1-4	1B	2	0	0	0	1	0	2							
Ron Jackson, R OBP: 0.322, SLG: 0.476 (1, 3)	FC6				F7		G3		G3	BB BB BB	4	2	1	1	1	0	2							
Butch Wynegar, S OBP: 0.414, SLG: 0.448 (1, 2)	F8				F5		G3			BB BB BB	4	1	1	1	1	0	2							
Willie Norwood, R OBP: 0.301, SLG: 0.442 (1, 8)	K				6-3		5-3		P5	BB BB BB	5	0	0	0	0	2	6							
Rob Wilfong, L OBP: 0.393, SLG: 0.500 Bob Randall, R OBP: 0.361, SLG: 0.344 (1, 4)					4-3		1B		K	BB BB BB	3	2	1	0	1	1	1							
John Castino, R OBP: 0.400, SLG: 0.446 (1, 5)					6-3		1B		K	1B BB	4	0	0	1	1	1	2							
Inning Stats	R: 0 E: 0 K: 0 S: 3	H: 0 LOB: 0 BB: 0 P: 3	R: 0 E: 1 K: 1 S: 5	H: 0 LOB: 1 BB: 1 P: 9	R: 2 E: 1 K: 0 S: 5	H: 2 LOB: 1 BB: 1 P: 9	R: 0 E: 0 K: 0 S: 3	H: 0 LOB: 0 BB: 0 P: 3	R: 1 E: 0 K: 0 S: 5	H: 2 LOB: 1 BB: 0 P: 5	R: 1 E: 0 K: 0 S: 4	H: 1 LOB: 0 BB: 0 P: 4	R: 1 E: 0 K: 0 S: 5	H: 3 LOB: 1 BB: 0 P: 5	R: 1 E: 0 K: 1 S: 7	H: 2 LOB: 1 BB: 0 P: 7	R: 0 E: 0 K: 1 S: 5		H: 0 LOB: 0 BB: 0 P: 5	R: 4 E: 0 K: 2 S: 9	H: 2 LOB: 2 BB: 4 P: 25	1B: 10 2B: 1 3B: 1 HR: 1	SF: 0 SAC: 1 DP: 2 HBP: 0	WP: 0 PA: 47 PB: 0 SB: 0 CS: 0
PITCHER	IP WLS BF H R ER SO BB IBB HBP BLK WP HR S P ERA WHIP	Marty Pattin, R ERA: 3.33 Larry Gura, L ERA: 6.29 Rennie Martin, R ERA: 6.14 Al Hrabosky, L ERA: 4.67	(1, 1) (7, 1) (8, 1) (10, 1)	6.1 2 28 7 5 4 1 2 0 0 0 0 1 28 36 5.68 1.421																				
Batter	1	2	3	4	5	6	7	8	9	10	AB	R	H	RBI	BB	SO	LOB	BOTTOM						
Willie Wilson, S OBP: 0.379, SLG: 0.397 Tom Poquette, L OBP: 0.273, SLG: 0.222 Todd Cruz, R OBP: 0.300, SLG: 0.333 (1, 7)	1-3	F7		K			SH2-4		FC6-4		3	0	0	0	0	1	1	Minnesota Twins @ Kansas City Royals Royals Stadium, Kansas City, MO Fri May 18 1979, 8:05 PM EDT Att: 21,475 - Unknown - 66 F livebaseballscorecards.com AB 37 R 6 H 9 RBI 6 BB 2 SO 2 LOB 10 						
George Brett, L OBP: 0.337, SLG: 0.427 (1, 5)	L8 1B	F8			F9 SF8 2B		1B		FC4		5	2	3	1	0	0	1							
Amos Otis, R OBP: 0.431, SLG: 0.448 (1, 8)	1B				F7		F7		F7		5	1	1	0	0	0	2							
Darrell Porter, L OBP: 0.432, SLG: 0.500 (1, 2)	L8				P5		SF8		F8		4	0	0	1	0	0	3							
Ralph LaCock, L OBP: 0.354, SLG: 0.402 (1, 3)	3B				F8		F8		F7		4	1	1	1	1	0	0							
Hal McRae, R OBP: 0.302, SLG: 0.383 (1, 10)	1B				FC5-4 BB		K		P3		4	1	1	2	0	1	1							
Clint Hurdle, L OBP: 0.373, SLG: 0.447 (1, 9)	FC6-4 1B				L8		6-3		F8		4	0	1	1	0	0	0							
Freddie Patek, R OBP: 0.292, SLG: 0.285 Steve Braun, L OBP: 0.421, SLG: 0.500 (1, 6)	FC6-4				4-3		5-3		F7		3	0	0	0	0	0	1							
U L Washington, S OBP: 0.278, SLG: 0.380 (1, 4)		4-3					SH2-4 1B		FC6-4 BB		3	1	2	0	1	0	0							
Inning Stats	R: 4 E: 0 K: 0 S: 8	H: 5 LOB: 1 BB: 0 P: 8	R: 0 E: 0 K: 0 S: 3	H: 0 LOB: 0 BB: 0 P: 3	R: 0 E: 0 K: 0 S: 3	H: 0 LOB: 1 BB: 1 P: 7	R: 0 E: 0 K: 1 S: 6	H: 1 LOB: 1 BB: 0 P: 6	R: 1 E: 0 K: 0 S: 4	H: 2 LOB: 1 BB: 0 P: 5	R: 0 E: 0 K: 0 S: 3	H: 0 LOB: 0 BB: 0 P: 3	R: 0 E: 0 K: 0 S: 3	H: 0 LOB: 1 BB: 0 P: 7	R: 0 E: 0 K: 0 S: 3	H: 0 LOB: 0 BB: 0 P: 3	1B: 5 2B: 3 3B: 1 HR: 0		SF: 1 SAC: 1 DP: 0 HBP: 0	WP: 0 PA: 41 PB: 0 SB: 0 CS: 0				
PITCHER	IP WLS BF H R ER SO BB IBB HBP BLK WP HR S P ERA WHIP	Dave Goltz, R ERA: 4.26 Mike Marshall, R ERA: 1.56	(1, 1) (9, 1)	8.2 1.1 W	37 4 0	9 0 0	6 0 0	6 0 0	2 0 0	2 0 0	2 0 0	2 0 0	0 0 0	0 0 0	0 0 0	0 4 4	4 4 0	0.00 0.000						

Batter	1	2	3	4	5	6	7	8	9	AB	R	H	RBI	BB	SO	LOB	TOP					
Willie Norwood, R OBP: 0.293, SLG: 0.430	F9		L7		P6			K		4	0	0	0	0	1	0	Minnesota Twins @ Kansas City Royals Royals Stadium, Kansas City, MO Sun May 20 1979, 4:33 AM EDT Att: 39,661 - Cloudy - 74 F					
Roy Smalley, S OBP: 0.483, SLG: 0.646	P4		1B		F7			P4		4	0	1	0	0	0							
Ron Jackson, R OBP: 0.333, SLG: 0.493	F8		1B					1B		4	1	3	0	0	0							
Craig Kusick, R OBP: 0.242, SLG: 0.576	F9		K					1B		4	0	1	1	0	1	3						
Bombo Rivera, R OBP: 0.311, SLG: 0.321	1B							1B		4	0	2	0	0	0	2						
Butch Wynegar, S OBP: 0.410, SLG: 0.442	F9									4	0	1	0	0	0	4						
Ken Landreaux, L OBP: 0.388, SLG: 0.486	1B							1B		4	0	1	0	0	0	2						
Bob Randall, R OBP: 0.325, SLG: 0.306	4-3							K		4	0	0	0	0	1	3						
John Castino, R OBP: 0.382, SLG: 0.424			6-3							3	0	0	0	0	0	0						
Inning Stats	R: 0 E: 0 K: 0 S: 3	H: 0 LOB: 0 BB: 0 P: 3	R: 0 E: 0 K: 0 S: 5	H: 2 LOB: 2 BB: 0 P: 5	R: 0 E: 0 K: 1 S: 7	H: 2 LOB: 2 BB: 0 P: 7	R: 0 E: 0 K: 0 S: 4	H: 1 LOB: 1 BB: 0 P: 4	R: 0 E: 0 K: 0 S: 3	H: 0 LOB: 0 BB: 0 P: 3	R: 0 E: 1 K: 0 S: 4	H: 1 LOB: 1 BB: 0 P: 4	R: 0 E: 0 K: 0 S: 3	H: 0 LOB: 0 BB: 0 P: 3	R: 1 E: 0 K: 1 S: 7	H: 2 LOB: 1 BB: 0 P: 7		R: 0 E: 0 K: 1 S: 5	H: 1 LOB: 0 BB: 0 P: 5	1B: 8 2B: 2 3B: 0 HR: 0	SF: 0 SAC: 0 DP: 2 HBP: 0	WP: 0 PB: 0 SB: 1 CS: 0
PITCHER Paul Splittorf, L ERA: 3.5	IP: 9.0 WLS: W BF: 35 H: 9 R: 1 ER: 1 SO: 3 BB: 0 IBB: 0 HBP: 0 BLK: 0 WP: 0 HR: 0 S: 41 P: 41 ERA: 1.00 WHIP: 1.000															PITCHER						

AB	35
R	1
H	9
RBI	1
BB	0
SO	3
LOB	14



Batter	1	2	3	4	5	6	7	8	9	AB	R	H	RBI	BB	SO	LOB	BOTTOM			
Willie Wilson, S OBP: 0.371, SLG: 0.387	2B		K		L7			5-3		4	1	1	0	0	1	1	Minnesota Twins @ Kansas City Royals Royals Stadium, Kansas City, MO Sun May 20 1979, 4:33 AM EDT Att: 39,661 - Cloudy - 74 F			
George Brett, L OBP: 0.341, SLG: 0.452	E6		F8					6-3		4	2	2	1	0	0	1				
Amos Otis, R OBP: 0.433, SLG: 0.464	F9				F8			2B		4	0	2	0	0	0	0				
Darrell Porter, L OBP: 0.428, SLG: 0.508	F7							2B		4	1	1	0	0	0	2				
Ralph LaCock, L OBP: 0.353, SLG: 0.419								2B		3	1	1	1	0	1	0				
John Wathan, R OBP: 0.306, SLG: 0.386	K							2B		1	0	0	0	0	0	1				
Hal McRae, R OBP: 0.295, SLG: 0.375								2B		3	0	0	1	0	0	1				
Clint Hurdle, L OBP: 0.380, SLG: 0.442	P6							2B		1	0	0	0	2	0	0				
Freddie Patek, R OBP: 0.286, SLG: 0.278								2B		3	0	0	0	0	1	2				
U.L. Washington, S OBP: 0.281, SLG: 0.365								2B		2	0	0	0	1	0	0				
Inning Stats	R: 2 E: 1 K: 1 S: 7	H: 2 LOB: 0 BB: 0 P: 7	R: 0 E: 0 K: 1 S: 5	H: 0 LOB: 0 BB: 0 P: 5	R: 0 E: 0 K: 1 S: 4	H: 0 LOB: 1 BB: 1 P: 8	R: 2 E: 0 K: 0 S: 5	H: 2 LOB: 1 BB: 1 P: 9	R: 1 E: 0 K: 0 S: 5	H: 2 LOB: 1 BB: 0 P: 5	R: 0 E: 0 K: 0 S: 3	H: 0 LOB: 1 BB: 1 P: 7	R: 0 E: 0 K: 0 S: 3	H: 0 LOB: 0 BB: 0 P: 3	R: 0 E: 0 K: 0 S: 4	H: 1 LOB: 1 BB: 0 P: 4	1B: 1 2B: 3 3B: 2 HR: 1	SF: 1 SAC: 0 DP: 0 HBP: 0	WP: 1 PB: 0 SB: 0 CS: 1	PA: 33
PITCHER Roger Erickson, R ERA: 7.83	IP: 6.0 WLS: L BF: 26 H: 6 R: 5 ER: 5 SO: 3 BB: 3 IBB: 0 HBP: 0 BLK: 1 WP: 1 HR: 1 S: 29 P: 41 ERA: 7.50 WHIP: 1.500															PITCHER				
Ken Brett, L ERA: 4.0	IP: 7.1 WLS: L BF: 5 H: 1 R: 0 ER: 0 SO: 0 BB: 0 IBB: 0 HBP: 0 BLK: 0 WP: 0 HR: 0 S: 5 P: 5 ERA: 0.00 WHIP: 0.750															PITCHER				
Pete Redfern, R ERA: 3.27	IP: 8.1 WLS: L BF: 2 H: 0 R: 0 ER: 0 SO: 0 BB: 0 IBB: 0 HBP: 0 BLK: 0 WP: 0 HR: 0 S: 2 P: 2 ERA: 0.00 WHIP: 0.000															PITCHER				

AB	29
R	5
H	7
RBI	3
BB	3
SO	3
LOB	8



Batter	1	2	3	4	5	6	7	8	9	AB	R	H	RBI	BB	SO	LOB	TOP										
Bob Randall, R OBP: 0.295, SLG: 0.275 Hosken Powell, L OBP: 0.636, SLG: 0.909	6-3	F8			G4-3		F3			4	0	0	0	0	0	3											
Bombo Rivera, R OBP: 0.308, SLG: 0.333 Glenn Adams, L OBP: 0.313, SLG: 0.402 Glenn Borgmann, R OBP: 0.429, SLG: 0.590	G3		1B	2B	5-3			K	9-2	4	1	1	0	0	1	0											
Roy Smalley, S OBP: 0.472, SLG: 0.629	K		6-3			F8		F8		4	0	0	0	0	1	1											
Ron Jackson, R OBP: 0.338, SLG: 0.500						F7		F9		4	1	2	1	0	0	0											
Jose Morales, R OBP: 0.346, SLG: 0.348										4	2	2	0	0	0	2											
Butch Wynegar, S OBP: 0.413, SLG: 0.444 Rob Wilfong, L OBP: 0.393, SLG: 0.500										4	1	2	1	0	0	1											
Ken Landreaux, L OBP: 0.385, SLG: 0.480										4	0	1	0	0	1	2											
Dave Edwards, R OBP: 0.125, SLG: 0.125 Willie Norwood, R OBP: 0.236, SLG: 0.434										3	0	0	0	0	0	2											
John Castino, R OBP: 0.403, SLG: 0.444										4	0	3	2	0	0	0											
Inning Stats	R: 0 E: 0 K: 1 S: 5	H: 0 LOB: 0 BB: 0 P: 5	R: 3 E: 1 K: 0 S: 7	H: 4 LOB: 1 BB: 0 P: 7	R: 1 E: 0 K: 0 S: 4	H: 2 LOB: 0 BB: 0 P: 4	R: 0 E: 0 K: 1 S: 5	H: 0 LOB: 0 BB: 0 P: 5	R: 0 E: 0 K: 0 S: 3	H: 1 LOB: 0 BB: 0 P: 3	R: 0 E: 0 K: 0 S: 4	H: 1 LOB: 1 BB: 0 P: 4	R: 0 E: 1 K: 0 S: 4	H: 0 LOB: 1 BB: 0 P: 4	R: 0 E: 0 K: 1 S: 5	H: 0 LOB: 0 BB: 0 P: 5	R: 0 E: 0 K: 0 S: 3	R: 0 E: 0 K: 0 S: 4	H: 0 LOB: 0 BB: 0 P: 4	R: 0 E: 0 K: 1 S: 5	H: 0 LOB: 0 BB: 0 P: 5	R: 3 E: 0 K: 0 S: 7	H: 5 LOB: 2 BB: 0 P: 7	1B: 10 2B: 4 3B: 0 HR: 0	SF: 0 SAC: 0 DP: 4 HBP: 0	WP: 0 PB: 1 CS: 0	PA: 38
PITCHER	IP	WLS	BF	H	R	ER	SO	BB	IBB	HBP	BLK	WP	HR	S	P	ERA	WHIP										
Jon Matlack, L ERA: 4.4	8.0		32	9	5	3	3	0	0	0	0	0	0	38	38	3.38	1.125										
Sparky Lyle, L ERA: 4.55	0.1	L	4	3	1	1	0	0	0	0	0	0	0	4	4	27.00	9.000										
Jim Kern, R ERA: 1.31	0.2		2	1	1	1	0	0	0	0	0	0	0	2	2	13.50	1.500										

Minnesota Twins @ Texas Rangers
Arlington Stadium, Arlington, TX
Mon May 21 1979, 8:05 PM EDT
Att: 11,601 - Unknown - 75 F

AB 38
R 7
H 13
RBI 6
BB 0
SO 3
LOB 14



Batter	1	2	3	4	5	6	7	8	9	AB	R	H	RBI	BB	SO	LOB	BOTTOM										
Johnny Grubb, L OBP: 0.308, SLG: 0.446										5	0	1	0	0	0	6											
Buddy Bell, R OBP: 0.308, SLG: 0.359										5	0	1	0	0	0	1											
Al Oliver, L OBP: 0.341, SLG: 0.427										5	0	1	0	0	0	2											
Richie Zisk, R OBP: 0.295, SLG: 0.336										5	1	1	0	0	1	3											
Pat Putnam, L OBP: 0.329, SLG: 0.486 John Ellis, R OBP: 0.322, SLG: 0.464										4	2	2	1	0	0	1											
Mike Jorgensen, L OBP: 0.385, SLG: 0.539										3	1	1	2	0	1	0											
Jim Sundberg, R OBP: 0.272, SLG: 0.310										4	2	1	1	0	0	0											
Bump Wills, S OBP: 0.316, SLG: 0.262										3	0	2	1	1	0	0											
Larvell Blanks, R OBP: 0.385, SLG: 0.375 Nelson Norman, S OBP: 0.272, SLG: 0.274										2	0	1	1	1	0	0											
Inning Stats	R: 0 E: 0 K: 0 S: 3	H: 1 LOB: 0 BB: 0 P: 3	R: 2 E: 1 K: 0 S: 6	H: 2 LOB: 2 BB: 1 P: 10	R: 0 E: 0 K: 0 S: 4	H: 1 LOB: 1 BB: 0 P: 4	R: 0 E: 0 K: 1 S: 5	H: 0 LOB: 0 BB: 0 P: 5	R: 0 E: 0 K: 0 S: 3	H: 0 LOB: 0 BB: 0 P: 3	R: 3 E: 0 K: 0 S: 7	H: 4 LOB: 2 BB: 1 P: 11	R: 0 E: 0 K: 0 S: 3	H: 1 LOB: 0 BB: 0 P: 3	R: 1 E: 0 K: 0 S: 5	H: 2 LOB: 2 BB: 1 P: 9	R: 0 E: 1 K: 1 S: 6	H: 0 LOB: 1 BB: 0 P: 6	1B: 7 2B: 3 3B: 0 HR: 2	SF: 1 SAC: 0 DP: 2 HBP: 0	WP: 1 PB: 0 CS: 0	PA: 41					
PITCHER	IP	WLS	BF	H	R	ER	SO	BB	IBB	HBP	BLK	WP	HR	S	P	ERA	WHIP										
Paul Hartzell, R ERA: 5.9	5.2		26	8	5	4	1	1	0	0	0	1	1	9	17	6.35	1.588										
Pete Reedern, R ERA: 3.33	2.1	W	11	3	1	1	0	2	0	0	1	1	1	9	17	3.86	2.143										
Mike Marshall, R ERA: 1.52	1.0	S	4	0	0	0	1	0	0	0	0	0	0	6	6	0.00	0.000										

Minnesota Twins @ Texas Rangers
Arlington Stadium, Arlington, TX
Mon May 21 1979, 8:05 PM EDT
Att: 11,601 - Unknown - 75 F

AB 37
R 6
H 11
RBI 6
BB 3
SO 2
LOB 14



Batter	1	2	3	4	5	6	7	8	9	AB	R	H	RBI	BB	SO	LOB	TOP			
Hosken Powell, L (1, 9) OBP: 0.563, SLG: 0.813	F2		G3 2B		SH1-3 1B		G4-6-3		K	5	0	2	0	0	1	1	Minnesota Twins @ Texas Rangers Arlington Stadium, Arlington, TX Tue May 22 1979, 8:05 PM EDT Att: 11,955 - Unknown - 70 F			
Roy Smalley, S (1, 6) OBP: 0.465, SLG: 0.623	2B G3 1B		G3		SH1-3		4-3			3	1	1	0	0	0	1				
Ken Landreaux, L (1, 7) OBP: 0.382, SLG: 0.481	G3 2B		F5		K			6-3		4	0	1	0	0	1	2				
Butch Wynegar, S (1, 2) OBP: 0.409, SLG: 0.434	G3		L3		K			1B BB		3	0	0	1	1	1	3				
Ron Jackson, R (1, 3) OBP: 0.342, SLG: 0.521	1-3			2B G3 1B		HR		F4		4	2	2	1	0	0	2				
Glenn Adams, L (1, 10) OBP: 0.328, SLG: 0.418		F7		G3 2B		G4-6-3 BB		1B		3	0	2	0	1	0	0				
Rob Wilfong, L (1, 4) OBP: 0.387, SLG: 0.490		1B 1B		G3		F5		F8		4	0	1	1	0	0	4				
Willie Norwood, R (1, 8) OBP: 0.299, SLG: 0.432 (9, PH)				K		G4-6-3		6-3		3	0	1	0	0	1	2				
Mike Cabbage, L (9, PH) OBP: 0.330, SLG: 0.322				K		G4-6-3		6-3		1	0	0	0	0	0	0				
John Castino, R (1, 5) OBP: 0.395, SLG: 0.433		G6-3		F7		G4-6-3 1B		K		4	0	1	0	0	1	3				
Inning Stats	R: 1 E: 0 K: 0 S: 5	H: 2 LOB: 1 BB: 0 P: 5	R: 0 E: 0 K: 0 S: 4	H: 2 LOB: 1 BB: 0 P: 4	R: 0 E: 0 K: 0 S: 4	H: 1 LOB: 1 BB: 0 P: 4	R: 1 E: 0 K: 1 S: 7	H: 2 LOB: 1 BB: 0 P: 7	R: 0 E: 0 K: 2 S: 8	H: 1 LOB: 0 BB: 1 P: 8	R: 0 E: 0 K: 0 S: 3	H: 1 LOB: 0 BB: 0 P: 3	R: 0 E: 0 K: 0 S: 4	H: 1 LOB: 2 BB: 1 P: 8	R: 0 E: 0 K: 2 S: 7	H: 0 LOB: 0 BB: 0 P: 7	1B: 7 2B: 3 3B: 0 HR: 1	SF: 0 SAC: 1 DP: 3 HBP: 0	WP: 0 PB: 0 CS: 0	PA: 37
PITCHER	IP WLS BF H R ER SO BB IBB HBP BLK WP HR S P ERA WHIP																			
Steve Comer, R (1, 1) ERA: 4.04	7.2		33	11	3	3	3	2	0	0	0	0	0	0	1	37	45	3.52	1.696	
Jim Kern, R (8, 1) ERA: 1.27	1.1	W	4	0	0	0	2	0	0	0	0	0	0	0	0	8	8	0.00	0.000	

Batter	1	2	3	4	5	6	7	8	9	AB	R	H	RBI	BB	SO	LOB	BOTTOM			
Bill Sample, R (1, 7) OBP: 0.376, SLG: 0.330	F4		SH1-4 1B		SH1-4		F4			3	1	1	0	0	0	1	Minnesota Twins @ Texas Rangers Arlington Stadium, Arlington, TX Tue May 22 1979, 8:05 PM EDT Att: 11,955 - Unknown - 70 F			
Dave Chalk, R (1, 10) OBP: 0.400, SLG: 0.400	5-3		SH1-4		F8			5-3		3	0	0	0	0	0	1				
Buddy Bell, R (1, 5) OBP: 0.313, SLG: 0.381	F5		S 1B		F3			HR		4	1	2	3	0	0	1				
Richie Zisk, R (1, 9) OBP: 0.287, SLG: 0.326		4-3	F8		F9			K		4	0	0	0	0	1	1				
John Ellis, R (1, 3) OBP: 0.333, SLG: 0.475			5-3					F7		3	1	1	0	1	0	1				
Al Oliver, L (9, 8) OBP: 0.341, SLG: 0.427		2B 2B	5-3		G3-6-3 BB			F7		0	0	0	0	0	0	0				
Jim Sundberg, R (1, 2) OBP: 0.273, SLG: 0.318		2B			K		G3-6-3			3	0	1	1	0	1	1				
Larvell Blanks, R (1, 6) OBP: 0.345, SLG: 0.333					F5					3	0	0	0	0	0	1				
Nelson Norman, S (8, 6) OBP: 0.272, SLG: 0.274		5-3						F4		0	0	0	0	0	0	0				
Mike Jorgensen, L (1, 8) OBP: 0.364, SLG: 0.532 (9, 3)			K		K			FC4-6 1B		3	0	1	0	0	2	1				
Bump Willis, S (1, 4) OBP: 0.323, SLG: 0.271					1B 1B 1B			FC4-6		3	1	2	0	0	0	1				
Inning Stats	R: 0 E: 0 K: 0 S: 3	H: 0 LOB: 0 BB: 0 P: 3	R: 1 E: 0 K: 1 S: 7	H: 2 LOB: 1 BB: 0 P: 7	R: 2 E: 0 K: 0 S: 6	H: 3 LOB: 1 BB: 0 P: 6	R: 0 E: 0 K: 2 S: 7	H: 0 LOB: 0 BB: 0 P: 7	R: 0 E: 0 K: 0 S: 4	H: 1 LOB: 1 BB: 0 P: 4	R: 0 E: 0 K: 0 S: 2	H: 0 LOB: 0 BB: 1 P: 6	R: 0 E: 0 K: 0 S: 4	H: 1 LOB: 1 BB: 0 P: 4	R: 1 E: 0 K: 1 S: 6	H: 1 LOB: 0 BB: 0 P: 6	1B: 5 2B: 2 3B: 0 HR: 1	SF: 0 SAC: 2 DP: 1 HBP: 0	WP: 0 PB: 0 CS: 0	PA: 32
PITCHER	IP WLS BF H R ER SO BB IBB HBP BLK WP HR S P ERA WHIP																			
Jerry Kosman, L (1, 1) ERA: 3.72	7.1	L	30	8	4	4	3	1	0	0	0	0	0	0	1	35	39	4.91	1.227	
Mike Marshall, R (8, 1) ERA: 1.5	0.2		2	0	0	0	1	0	0	0	0	0	0	0	4	4	0.00	0.000		

Batter	1	2	3	4	5	6	7	8	9	AB	R	H	RBI	BB	SO	LOB	TOP					
Mike Cabbage, L (1, 10) OBP: 0.327, SLG: 0.312	1-3		4-3				4-3			3	0	0	0	1	0	1	Minnesota Twins @ Texas Rangers Arlington Stadium, Arlington, TX Wed May 23 1979, 8:05 PM EDT Att: 17,909 - Unknown - 79 F					
Roy Smalley, S (1, 6) OBP: 0.455, SLG: 0.698	F9			6-3	4-3			4-3		4	0	0	0	0	0	1						
Ken Landreaux, L (1, 8) OBP: 0.384, SLG: 0.481	4-1			FC6-4 1B 2B		4-3		G1-6-3 1B		4	1	2	0	0	0	0						
Glenn Adams, L (1, 7) OBP: 0.325, SLG: 0.412		F8		FC6-4 1B		4-3		G1-6-3 1-2		4	0	1	0	0	0	1						
Ron Jackson, R (1, 3) OBP: 0.340, SLG: 0.513				FC6-4 2B		F7			K2-3	4	0	1	0	0	1	2						
Hosken Powell, L (1, 9) OBP: 0.250, SLG: 0.789		F3					FC3-6 4-3 BB		F8	3	1	1	1	1	0	1						
Butch Wynegar, S (1, 2) OBP: 0.411, SLG: 0.432		G3		6-3			FC3-6 1-2 BB			3	0	1	0	1	0	3						
Rob Wilfong, L (1, 4) OBP: 0.374, SLG: 0.471			K		1-3		FC3-6 4-3 1-2 2-3		F7	4	0	0	0	0	1	3						
John Castino, R (1, 5) OBP: 0.380, SLG: 0.414			1-3				4-3			3	0	0	1	0	1	1						
Inning Stats	R: 0 E: 0 K: 0 S: 3	H: 0 LOB: 0 BB: 0 P: 3	R: 0 E: 0 K: 0 S: 4	H: 1 LOB: 1 BB: 0 P: 4	R: 0 E: 0 K: 1 S: 5	H: 0 LOB: 0 BB: 0 P: 5	R: 1 E: 0 K: 0 S: 6	H: 3 LOB: 2 BB: 0 P: 6	R: 0 E: 0 K: 1 S: 5	H: 0 LOB: 1 BB: 1 P: 9	R: 0 E: 0 K: 0 S: 3	H: 0 LOB: 0 BB: 0 P: 3	R: 1 E: 0 K: 0 S: 3	H: 0 LOB: 1 BB: 2 P: 11	R: 0 E: 0 K: 0 S: 3	H: 1 LOB: 0 BB: 0 P: 3	R: 0 E: 0 K: 1 S: 6	H: 1 LOB: 1 BB: 0 P: 6	1B: 5 2B: 1 3B: 0 HR: 0	SF: 0 SAC: 0 DP: 1 HBP: 0	WP: 0 PB: 0 CS: 0	PA: 35
PITCHER	IP WLS BF H R ER SO BB IBB HBP BLK WP HR S P ERA WHIP																					
Fergie Jenkins, R (1, 1) ERA: 3.52	9.0 W 35 6 2 2 3 3 0 0 0 0 0 0 0 38 50 2.00 1.000																					

Batter	1	2	3	4	5	6	7	8	9	AB	R	H	RBI	BB	SO	LOB	BOTTOM			
Johnny Grubb, L (1, 7) OBP: 0.319, SLG: 0.453										3	0	2	0	0	0	0	Minnesota Twins @ Texas Rangers Arlington Stadium, Arlington, TX Wed May 23 1979, 8:05 PM EDT Att: 17,909 - Unknown - 79 F			
Richie Zisk, R (7, PH) OBP: 0.285, SLG: 0.323										1	0	0	0	0	1	1				
Bill Sample, R (8, 7) OBP: 0.376, SLG: 0.330										0	0	0	0	0	0	0				
Buddy Bell, R (1, 5) OBP: 0.311, SLG: 0.374	CS 1B	FC5-4 1B								3	1	0	0	1	0	2				
Al Oliver, L (1, 8) OBP: 0.351, SLG: 0.491	1-2 HR BB	FC5-4 1-2								4	3	3	4	0	0	0				
John Ellis, R (1, 10) OBP: 0.328, SLG: 0.460										4	1	1	0	0	1	0				
Pat Putnam, L (1, 3) OBP: 0.337, SLG: 0.526										4	1	2	2	0	0	0				
Mike Jorgensen, L (1, 9) OBP: 0.359, SLG: 0.554										4	1	1	1	0	0	1				
Jim Sundberg, R (1, 2) OBP: 0.288, SLG: 0.311										3	0	0	0	0	1	0				
Bump Wills, S (1, 4) OBP: 0.323, SLG: 0.267										2	0	0	0	1	0	0				
Larvell Blanks, R (1, 6) OBP: 0.323, SLG: 0.310										2	0	0	0	0	1	0				
Nelson Norman, S (7, 6) OBP: 0.272, SLG: 0.274										0	0	0	0	0	0	0				
Inning Stats	R: 4 E: 0 K: 1 S: 8	H: 4 LOB: 0 BB: 1 P: 12	R: 0 E: 0 K: 0 S: 4	H: 1 LOB: 0 BB: 0 P: 4	R: 0 E: 0 K: 1 S: 5	H: 0 LOB: 0 BB: 0 P: 5	R: 1 E: 0 K: 1 S: 6	H: 1 LOB: 0 BB: 0 P: 6	R: 1 E: 0 K: 0 S: 4	H: 1 LOB: 0 BB: 0 P: 4	R: 0 E: 0 K: 0 S: 3	H: 0 LOB: 0 BB: 0 P: 3	R: 0 E: 0 K: 1 S: 5	H: 0 LOB: 1 BB: 1 P: 9	R: 1 E: 0 K: 0 S: 4	H: 2 LOB: 0 BB: 0 P: 4	1B: 4 2B: 0 3B: 0 HR: 5	SF: 0 SAC: 1 DP: 1 HBP: 0	WP: 0 PB: 0 CS: 1	PA: 33
PITCHER	IP WLS BF H R ER SO BB IBB HBP BLK WP HR S P ERA WHIP																			
Dave Goltz, R (1, 1) ERA: 4.71	5.0 L 22 7 6 6 3 1 0 0 0 0 0 4 27 31 10.80 1.600																			
Ken Brett, L (6, 1) ERA: 3.48	1.1 5 0 0 0 0 1 0 0 0 0 0 4 8 0.00 0.750																			
Mike Bacsik, R (7, 1) ERA: 4.15	1.2 6 2 1 1 1 0 0 0 0 0 1 8 8 5.40 1.200																			

AB	32
R	2
H	6
RBI	2
BB	3
SO	3
LOB	13





AB	30
R	7
H	9
RBI	7
BB	2
SO	4
LOB	4



Batter	1	2	3	4	5	6	7	8	9	AB	R	H	RBI	BB	SO	LOB	TOP																	
Willie Wilson, S OBP: 0.398, SLG: 0.487 (1, 7)										5	2	3	0	0	1	1	Kansas City Royals @ Minnesota Twins Metropolitan Stadium, Bloomington, MI Fri May 25 1979, 8:05 PM EDT Att. 9,606 - Unknown - 66 F livebaseballscorecards.com																	
George Brett, L OBP: 0.369, SLG: 0.508 (1, 5)										4	0	1	0	1	1	3																		
Amos Otis, R OBP: 0.432, SLG: 0.458 (1, 8)										5	1	3	2	0	0	3																		
Darrell Porter, L OBP: 0.428, SLG: 0.516 (1, 2)										5	1	2	1	0	2	4																		
Ralph LaCock, L OBP: 0.359, SLG: 0.412 (1, 3)										4	0	2	1	1	0	2																		
Clint Hurdle, L OBP: 0.357, SLG: 0.419 (1, 9)										4	0	0	0	0	1	4																		
Hal McRae, R OBP: 0.299, SLG: 0.398 (1, 10)										4	0	0	0	0	1	2																		
U L Washington, S OBP: 0.275, SLG: 0.359 (8, PH)										3	0	1	0	0	0	0																		
Steve Braun, L OBP: 0.455, SLG: 0.500 (8, FR)										0	0	0	0	1	0	0																		
Freddie Patek, R OBP: 0.279, SLG: 0.278 (8, 6)										0	0	0	0	0	0	0																		
Todd Cruz, R OBP: 0.353, SLG: 0.375 (8, PH)										3	0	1	0	0	0	1																		
Tom Poquette, L OBP: 0.214, SLG: 0.167 (8, 4)										1	0	0	0	0	0	3																		
Jerry Terrell, R OBP: 0.500, SLG: 0.750 (8, 4)										0	0	0	0	0	0	0																		
Inning Stats	R: 1 E: 0 K: 0 S: 6	H: 4 LOB: 2 BB: 0 P: 6	R: 0 E: 0 K: 0 S: 3	H: 1 LOB: 0 BB: 0 P: 3	R: 0 E: 0 K: 1 S: 6	H: 1 LOB: 0 BB: 1 P: 10	R: 0 E: 0 K: 1 S: 5	H: 0 LOB: 0 BB: 0 P: 5	R: 0 E: 0 K: 0 S: 4	H: 1 LOB: 1 BB: 0 P: 4	R: 1 E: 0 K: 1 S: 6	H: 1 LOB: 0 BB: 0 P: 6	R: 0 E: 0 K: 1 S: 6	H: 1 LOB: 1 BB: 0 P: 6	R: 1 E: 0 K: 0 S: 6	H: 2 LOB: 3 BB: 1 P: 10	R: 1 E: 0 K: 2 S: 8	H: 2 LOB: 1 BB: 1 P: 12	1B: 8 2B: 2 3B: 2 HR: 1	SF: 0 SAC: 0 DP: 1 HBP: 0	WP: 0 PB: 0 SB: 1 CS: 2	PA: 42												
PITCHER	IP WLS BF H R ER SO BB IBB HBP BLK WP HR S P ERA WHIP																																	
Roger Erickson, R ERA: 7.09 (1, 1)	6.0	25	8	2	2	3	1	0	0	0	0	0	0	1	30	34	3.00	1.500																
Mike Marshall, R ERA: 1.8 (7, 1)	3.0	L 16	5	2	2	3	1	1	0	0	0	0	0	0	20	28	6.00	2.000																

Batter	1	2	3	4	5	6	7	8	9	AB	R	H	RBI	BB	SO	LOB	BOTTOM																	
Bob Randall, R OBP: 0.306, SLG: 0.289 (1, 4)										5	2	2	0	0	0	1	Kansas City Royals @ Minnesota Twins Metropolitan Stadium, Bloomington, MI Fri May 25 1979, 8:05 PM EDT Att. 9,606 - Unknown - 66 F livebaseballscorecards.com																	
Roy Smalley, S OBP: 0.471, SLG: 0.621 (1, 6)										3	0	3	1	1	0	0																		
Ken Landreaux, L OBP: 0.385, SLG: 0.479 (1, 8)										5	0	2	0	0	1	4																		
Ron Jackson, R OBP: 0.337, SLG: 0.513 (1, 3)										4	0	1	1	0	0	4																		
Jose Morales, R OBP: 0.321, SLG: 0.320 (1, 10)										4	0	0	0	0	1	1																		
Bombo Rivera, R OBP: 0.304, SLG: 0.328 (1, 7)										4	1	1	0	0	0	0																		
Hosken Powell, L OBP: 0.542, SLG: 0.727 (1, 9)										3	0	1	0	0	0	0																		
John Castino, R OBP: 0.361, SLG: 0.392 (1, 5)										4	0	0	0	0	2	2																		
Glenn Borgmann, R OBP: 0.300, SLG: 0.333 (1, 2)										3	0	0	0	0	0	1																		
Butch Wynegar, S OBP: 0.414, SLG: 0.436 (9, PR)										1	0	1	0	0	0	0																		
Dave Edwards, R OBP: 0.125, SLG: 0.125 (9, PR)										0	0	0	0	0	0	0																		
Inning Stats	R: 1 E: 0 K: 1 S: 7	H: 2 LOB: 1 BB: 0 P: 7	R: 0 E: 0 K: 0 S: 3	H: 0 LOB: 0 BB: 0 P: 3	R: 1 E: 0 K: 0 S: 5	H: 2 LOB: 1 BB: 0 P: 5	R: 0 E: 0 K: 1 S: 6	H: 1 LOB: 1 BB: 0 P: 6	R: 0 E: 0 K: 1 S: 4	H: 1 LOB: 1 BB: 0 P: 7	R: 0 E: 0 K: 0 S: 3	H: 2 LOB: 1 BB: 0 P: 4	R: 0 E: 0 K: 0 S: 3	H: 0 LOB: 0 BB: 0 P: 3	R: 0 E: 0 K: 1 S: 7	H: 2 LOB: 2 BB: 0 P: 7	1B: 9 2B: 2 3B: 0 HR: 0	SF: 0 SAC: 1 DP: 0 HBP: 1	WP: 0 PB: 1 SB: 3 CS: 0	PA: 39														
PITCHER	IP WLS BF H R ER SO BB IBB HBP BLK WP HR S P ERA WHIP																																	
Paul Splitter, L ERA: 3.33 (1, 1)	8.2	W 38	11	3	2	3	1	0	0	0	0	0	0	0	42	47	2.08	1.385																
Al Hrabosky, L ERA: 4.24 (9, 1)	0.1	S 1	0	0	0	1	0	0	0	0	0	3	3	0.00	0.000																			

Batter	1	2	3	4	5	6	7	8	9	AB	R	H	RBI	BB	SO	LOB	TOP					
Willie Wilson, S OBP: 0.409, SLG: 0.494 (1, 7)	0-0 4-3 ①		0-3 K ③		0-0 S 1B		0-0 2H 1B		0-0 1-3 2H 1B	5	0	3	3	0	1	1	Kansas City Royals @ Minnesota Twins Metropolitan Stadium, Bloomington, MI Sat May 26 1979, 4:33 AM EDT Alt. 9,023 - Unknown - 67 F AB 39 R 7 H 14 RBI 7 BB 0 SO 2 LOB 14 					
George Brett, L OBP: 0.375, SLG: 0.511 (1, 5)	0-0 CS 1B			0-0 FC5-4 1B	0-0 F7 1-2		0-0 G3 ③		0-0 1-3 1B	5	0	3	1	0	0	2						
Amos Otis, R OBP: 0.421, SLG: 0.444 (1, 8)	0-0 3-1 ② ③ 1-2			0-0 FC5-4 G4-6-3 1-2		0-0 4-3 ①		0-0 3-1 ①	0-0 F9 ③	5	0	0	0	0	0	4						
Darrell Porter, L OBP: 0.424, SLG: 0.510 (1, 2)		0-0 F7 ①		0-0 G4-6-3 ② ③ 1-2		0-0 F7 ②		0-0 G4-6-3 1B		4	0	1	0	0	0	1						
Ralph LaCock, L OBP: 0.359, SLG: 0.427 Joe Zdeb, R OBP: 0.222, SLG: 0.250 John Wathan, R OBP: 0.294, SLG: 0.365 (1, 3) (8, PH) (8, 3)		0-0 5-3 ②			0-0 1B 3B	0-0 5-3 ③		0-0 G4-6-3 ② ③ 1-2		3	1	1	0	0	0	0						
Clint Hurdle, L OBP: 0.354, SLG: 0.413 (1, 9)		0-0 F7 ③			0-0 FC4-6 1B 3H		0-0 F8 ①		0-3 K ①	4	0	1	1	0	1	0						
Hal McRae, R OBP: 0.298, SLG: 0.406 (1, 10)			0-0 4-3 ①		0-0 FC4-6 2B 1-2		0-0 2B 3B		0-0 1-3 ②	4	2	1	0	0	0	1						
U L Washington, S OBP: 0.288, SLG: 0.368 (1, 4)			0-0 FC6-4 1B		0-0 F7 ②		0-0 L5 ②		0-0 FC 1B 1B	4	1	2	0	0	0	2						
Todd Cruz, R OBP: 0.381, SLG: 0.500 (1, 6)			0-0 FC6-4 1-2		0-0 1B 2B 1-H		0-0 1B 2B 3H		0-0 FC 1B 1-2	4	3	2	2	0	0	2						
Inning Stats	R: 0 E: 0 K: 0 S: 3	H: 1 LOB: 0 BB: 0 P: 3	R: 0 E: 0 K: 0 S: 3	H: 0 LOB: 0 BB: 0 P: 3	R: 0 E: 0 K: 1 S: 6	H: 1 LOB: 1 BB: 0 P: 6	R: 0 E: 0 K: 0 S: 3	H: 1 LOB: 0 BB: 0 P: 3	R: 3 E: 0 K: 0 S: 7	H: 4 LOB: 1 BB: 0 P: 7	R: 0 E: 0 K: 0 S: 3	H: 0 LOB: 0 BB: 0 P: 3	R: 2 E: 0 K: 0 S: 6	H: 3 LOB: 1 BB: 0 P: 6	R: 0 E: 0 K: 0 S: 3	H: 1 LOB: 0 BB: 0 P: 3		R: 2 E: 0 K: 1 S: 9	H: 3 LOB: 2 BB: 0 P: 9	1B: 10 2B: 2 3B: 2 HR: 0	SF: 0 SAC: 0 DP: 2 HBP: 0	WP: 0 PB: 0 SB: 1 CS: 1
PITCHER	IP WLS BF H R ER SO BB IBB HBP BLK WP HR S P ERA WHIP	IP WLS BF H R ER SO BB IBB HBP BLK WP HR S P ERA WHIP																				
Paul Hartzell, R ERA: 6.0 (1, 1)	6.2 L 27 9 5 5 1 0 0 0 0 0 0 29 29 6.75 1.350																					
Ken Brett, L ERA: 4.38 (7, 1)	2.0 9 3 2 2 1 0 0 0 0 0 0 11 11 9.00 1.500																					
Mike Marshall, R ERA: 1.79 (9, 1)	0.1 3 2 0 0 0 0 0 0 0 0 0 3 3 0.00 6.000																					

Batter	1	2	3	4	5	6	7	8	9	AB	R	H	RBI	BB	SO	LOB	BOTTOM					
Hosken Powell, L OBP: 0.517, SLG: 0.667 (1, 9)	0-0 G3 SH3-4 1B		0-0 S 1B		0-0 4-3 ③		0-3 K ①		0-0 L4 ①	5	0	2	0	0	1	1	Kansas City Royals @ Minnesota Twins Metropolitan Stadium, Bloomington, MI Sat May 26 1979, 4:33 AM EDT Alt. 9,023 - Unknown - 67 F AB 33 R 4 H 7 RBI 3 BB 4 SO 8 LOB 18 					
Roy Smalley, S OBP: 0.466, SLG: 0.610 (1, 6)	0-0 SH3-4 1-2		0-0 L7 ②			4-0 BB E BB	0-3 K ②		0-0 P6 ②	3	1	0	0	1	1	1						
Ken Landreaux, L OBP: 0.385, SLG: 0.470 (1, 8)	1-0 G3 HBP		0-3 K 1-2			4-0 E 1-2 BB	0-0 E4 ③		0-0 G3 ③	3	0	0	0	1	1	1						
Glenn Adams, L OBP: 0.317, SLG: 0.402 Craig Kusick, R OBP: 0.235, SLG: 0.559 Dave Edwards, R OBP: 0.125, SLG: 0.125 (1, 7) (7, PH) (8, 7)	0-0 G3 ②			0-0 P6 ①		0-0 E4 ①	0-3 K ③			3	0	0	0	0	0	3						
Ron Jackson, R OBP: 0.329, SLG: 0.500 (1, 3)	0-0 P5 ③			0-3 K1-3 ②		0-0 2-3 ①		0-0 P4 ①		4	0	0	0	0	1	4						
Mike Cabbage, L OBP: 0.327, SLG: 0.313 Willie Norwood, R OBP: 0.297, SLG: 0.429 (1, 10) (8, PH)		0-0 CS 1B		0-0 5-3 ③		0-0 P4 ②		0-3 K ②		3	0	1	0	0	0	2						
Butch Wynegar, S OBP: 0.410, SLG: 0.427 (1, 2)		0-3 K 1-2			0-0 P6 ①	0-0 6-3 ③		4-0 2B BB		3	1	0	0	1	1	3						
Rob Wilfong, L OBP: 0.390, SLG: 0.481 Jose Morales, R OBP: 0.333, SLG: 0.353 Bob Randall, R OBP: 0.306, SLG: 0.289 (1, 4) (8, PH) (8, FR) (9, 4)		4-0 CS BB			0-0 1B ②		0-0 HR 1B	0-0 1-H 2B		2	1	2	0	1	0	0						
John Castino, R OBP: 0.356, SLG: 0.423 (1, 5)		0-0 CS 1-2		0-0 1-3 ①		0-3 K ②		0-0 F7 ③		4	1	1	2	0	1	2						
Inning Stats	R: 0 E: 0 K: 0 S: 4	H: 1 LOB: 2 BB: 0 P: 5	R: 0 E: 0 K: 1 S: 4	H: 1 LOB: 1 BB: 1 P: 8	R: 0 E: 0 K: 1 S: 6	H: 1 LOB: 0 BB: 0 P: 6	R: 0 E: 0 K: 1 S: 5	H: 0 LOB: 0 BB: 0 P: 5	R: 0 E: 0 K: 1 S: 6	H: 1 LOB: 1 BB: 0 P: 6	R: 1 E: 1 K: 0 S: 4	H: 0 LOB: 2 BB: 2 P: 12	R: 2 E: 1 K: 3 S: 12	H: 2 LOB: 1 BB: 0 P: 12	R: 0 E: 0 K: 1 S: 6	H: 1 LOB: 1 BB: 1 P: 10		R: 0 E: 0 K: 0 S: 3	H: 0 LOB: 0 BB: 0 P: 3	1B: 5 2B: 2 3B: 0 HR: 1	SF: 0 SAC: 1 DP: 1 HBP: 1	WP: 0 PB: 0 SB: 1 CS: 2
PITCHER	IP WLS BF H R ER SO BB IBB HBP BLK WP HR S P ERA WHIP	IP WLS BF H R ER SO BB IBB HBP BLK WP HR S P ERA WHIP																				
Rich Gale, R ERA: 4.63 (1, 1)	6.0 W 27 6 3 2 4 3 0 0 0 0 0 15 19 5.40 1.200																					
Larry Gura, L ERA: 6.43 (7, 1)	1.2 8 1 1 1 4 1 0 0 0 0 0 1 1 0.00 0.000																					
Renie Martin, R ERA: 8.64 (8, 1)	0.1 S 3 0 0 0 0 0 0 0 0 0 3 3 0.00 0.000																					
Al Hrabosky, L ERA: 4.07 (9, 1)	1.0 S 3 0 0 0 0 0 0 0 0 0 3 3 0.00 0.000																					

Batter	1	2	3	4	5	6	7	8	9	AB	R	H	RBI	BB	SO	LOB	TOP					
Willie Wilson, S OBP: 0.402, SLG: 0.483 (1, 7)										4	0	1	0	0	2	0	Kansas City Royals @ Minnesota Twins Metropolitan Stadium, Bloomington, MI Sun May 27 1979, 4:33 AM EDT Att: 35,148 - Unknown - 73 F livebaseballscorecards.com					
George Brett, L OBP: 0.388, SLG: 0.500 (1, 5)										4	0	0	0	0	0	1						
Amos Otis, R OBP: 0.418, SLG: 0.436 (1, 8)										3	0	0	0	1	0	1						
Darrell Porter, L OBP: 0.421, SLG: 0.503 (1, 2)										4	0	1	0	0	2	1						
Hal McRae, R OBP: 0.292, SLG: 0.396 (1, 10)										4	0	0	0	0	1	2						
John Wathan, R OBP: 0.306, SLG: 0.388 (1, 3)										4	0	2	0	0	1	1						
Joe Zdeb, R OBP: 0.238, SLG: 0.316 (1, 9)										3	0	1	0	0	0	2						
U L Washington, S OBP: 0.289, SLG: 0.366 (1, 4)										3	1	1	0	0	0	2						
Todd Cruz, R OBP: 0.375, SLG: 0.609 (1, 6)										3	1	1	2	0	0	2						
Inning Stats	R: 0 E: 0 K: 0 S: 3	H: 1 LOB: 0 BB: 0 P: 3	R: 0 E: 0 K: 1 S: 6	H: 1 LOB: 1 BB: 0 P: 6	R: 0 E: 0 K: 1 S: 5	H: 1 LOB: 0 BB: 0 P: 5	R: 0 E: 0 K: 1 S: 5	H: 0 LOB: 1 BB: 1 P: 9	R: 0 E: 0 K: 0 S: 4	H: 1 LOB: 1 BB: 0 P: 4	R: 0 E: 0 K: 0 S: 3	H: 0 LOB: 0 BB: 0 P: 3	R: 0 E: 0 K: 0 S: 3	H: 0 LOB: 0 BB: 0 P: 3	R: 2 E: 0 K: 1 S: 7	H: 2 LOB: 0 BB: 0 P: 7	R: 0 E: 0 K: 2 S: 8	H: 1 LOB: 1 BB: 0 P: 8	1B: 4 2B: 2 3B: 0 HR: 1	SF: 0 SAC: 0 DP: 2 HBP: 0	WP: 0 PB: 0 SB: 0 CS: 0	PA: 33
PITCHER Jerry Koosman, L ERA: 3.52 (1, 1)	IP: 9.0 WLS: L BF: 33	H: 7 R: 2 ER: 2 SO: 6	BB: 1 IBB: 0 HBP: 0 BLK: 0	WP: 0 HR: 1 S: 44 P: 48	ERA: 2.00 WHIP: 0.889																	

Batter	1	2	3	4	5	6	7	8	9	AB	R	H	RBI	BB	SO	LOB	BOTTOM					
Hosken Powell, L OBP: 0.515, SLG: 0.633 (1, 9)										3	0	1	0	1	0	0	Kansas City Royals @ Minnesota Twins Metropolitan Stadium, Bloomington, MI Sun May 27 1979, 4:33 AM EDT Att: 35,148 - Unknown - 73 F livebaseballscorecards.com					
Butch Wynegar, S OBP: 0.409, SLG: 0.425 (1, 2)										3	0	1	0	0	0	0						
Roy Smalley, S OBP: 0.456, SLG: 0.595 (1, 6)										4	0	0	0	0	0	2						
Ken Landreaux, L OBP: 0.387, SLG: 0.471 (1, 8)										4	1	2	0	0	0	1						
Glenn Adams, L OBP: 0.315, SLG: 0.397 Dave Edwards, R OBP: 0.125, SLG: 0.125 (9, PR)										4	0	1	0	0	1	1						
Ron Jackson, R OBP: 0.333, SLG: 0.497 (1, 3)										3	0	1	0	1	0	2						
Mike Cabbage, L OBP: 0.324, SLG: 0.306 (1, 10)										2	0	0	1	1	0	2						
Rob Wilfong, L OBP: 0.380, SLG: 0.468 (1, 4)										3	0	0	0	0	1	3						
John Castino, R OBP: 0.344, SLG: 0.407 (1, 5)										3	0	0	0	0	1	2						
Inning Stats	R: 0 E: 0 K: 0 S: 3	H: 0 LOB: 0 BB: 0 P: 3	R: 0 E: 0 K: 1 S: 5	H: 0 LOB: 0 BB: 0 P: 5	R: 0 E: 0 K: 0 S: 2	H: 0 LOB: 2 BB: 2 P: 10	R: 0 E: 0 K: 0 S: 4	H: 1 LOB: 1 BB: 0 P: 4	R: 0 E: 0 K: 2 S: 7	H: 0 LOB: 1 BB: 1 P: 11	R: 0 E: 0 K: 0 S: 4	H: 1 LOB: 1 BB: 0 P: 4	R: 0 E: 0 K: 0 S: 4	H: 1 LOB: 1 BB: 0 P: 4	R: 0 E: 0 K: 0 S: 4	H: 1 LOB: 1 BB: 0 P: 4	R: 1 E: 0 K: 0 S: 5	H: 2 LOB: 1 BB: 0 P: 5	1B: 6 2B: 0 3B: 0 HR: 0	SF: 1 SAC: 2 DP: 0 HBP: 0	WP: 0 PB: 0 SB: 1 CS: 1	PA: 36
PITCHER Steve Busby, R ERA: 3.18 (1, 1)	IP: 9.0 WLS: W BF: 35	H: 6 R: 1 ER: 1 SO: 3	BB: 3 IBB: 0 HBP: 0 BLK: 0	WP: 0 HR: 0 S: 38 P: 50	ERA: 1.00 WHIP: 1.000																	

Batter	1	2	3	4	5	6	7	8	9	AB	R	H	RBI	BB	SO	LOB	TOP								
Dwayne Murphy, L (1, 8) OBP: 0.425, SLG: 0.415 Derek Bryant, R (8, 7) OBP: 0.196, SLG: 0.128	0-3 K		0-0 1-H 3B			0-0 4-3	0-0 BB FC6-5 1B		0-0 BB 1B	4	1	2	1	0	1	0									
Larry Murray, S (1, 9) OBP: 0.227, SLG: 0.200	0-0 L1		0-0 F7			0-0 1-3	0-0 FC6-5 BB 1B		4-0 BB 1B BB	4	0	1	0	1	0	1									
Wayne Gross, L (1, 3) OBP: 0.429, SLG: 0.519	4-0 BB		0-0 G3			0-0 HR 2B	4-0 FC6-5 BB		0-0 F7	3	1	1	0	2	0	3									
Jeff Newman, R (1, 2) OBP: 0.252, SLG: 0.453	0-0 F4			0-3 K		0-0 HR 2B	0-0 FC6-5		0-0 F7	5	1	1	3	0	1	5									
Dave Revering, L (1, 10) OBP: 0.333, SLG: 0.420		0-0 4-3		0-0 L7		0-0 1B 2B 1B	0-0 F7		0-0 1B 2B	5	1	2	1	0	0	2									
Mario Guerrero, R (1, 6) OBP: 0.266, SLG: 0.275		0-0 G6-4-3 1B		0-0 5-3		0-0 1B 2B 1B			0-0 4-3	5	1	2	0	0	0	2									
Glenn Burke, R (1, 7) OBP: 0.261, SLG: 0.288		0-0 G6-4-3 1B		0-0 L4		0-0 1B 2B			0-0 E3 1B	4	0	1	2	0	0	1	AB 39								
Mitt Ramirez, R (1, 5) OBP: 0.429, SLG: 0.429			0-0 L7		0-0 5-3	0-0 6-3			0-0 1B	4	0	1	0	0	0	1	R 7								
Mike Edwards, R (1, 4) OBP: 0.266, SLG: 0.262			0-0 3B 1B		0-0 F9				0-0 L9 F4	4	1	1	0	0	0	1	H 13								
Inning Stats	R: 0 E: 0 K: 1 S: 5	H: 0 LOB: 1 BB: 1 P: 9	R: 0 E: 0 K: 0 S: 3	H: 1 LOB: 0 BB: 3	R: 1 E: 0 K: 0 S: 5	H: 2 LOB: 1 BB: 0 P: 5	R: 0 E: 0 K: 1 S: 5	H: 0 LOB: 0 BB: 0 P: 5	R: 0 E: 0 K: 0 S: 3	H: 0 LOB: 0 BB: 3	R: 4 E: 0 K: 0 S: 8	H: 5 LOB: 1 BB: 0 P: 8	R: 1 E: 0 K: 0 S: 5	H: 2 LOB: 2 BB: 1 P: 9	R: 0 E: 1 K: 0 S: 4	H: 1 LOB: 1 BB: 0 P: 4	R: 1 E: 0 K: 0 S: 5	H: 2 LOB: 2 BB: 1 P: 9	1B: 9 2B: 2 3B: 1 HR: 1	SF: 0 SAC: 0 DP: 1 HBP: 0	WP: 0 PB: 0 SB: 0 CS: 0	PA: 42			
PITCHER	IP	WLS	BF	H	R	ER	SO	BB	IBB	HBP	BLK	WP	HR	S	P	ERA	WHIP								
Dave Goltz, R (1, 1) ERA: 4.92	6.0		26	8	5	5	2	1	0	0	0	0	1	29	33	7.50	1.500								
Mike Marshall, R (7, 1) ERA: 2.05	3.0	W	16	5	2	2	0	2	0	0	0	0	0	14	22	6.00	2.333								

Oakland Athletics @ Minnesota Twins
Metropolitan Stadium, Bloomington, MI
Mon May 28 1979, 4:33 AM EDT
Att. 9,505 - Unknown - 68 F

AB	39
R	7
H	13
RBI	7
BB	3
SO	2
LOB	16



Batter	1	2	3	4	5	6	7	8	9	AB	R	H	RBI	BB	SO	LOB	BOTTOM								
Bombo Rivera, R (1, 7) OBP: 0.292, SLG: 0.313 Glenn Adewunle, L (6, PH) OBP: 0.313, SLG: 0.393	0-3 K	0-0 F5		0-3 K		0-0 F6	4-0 BB 1B IBB			3	0	0	0	0	2	2									
Jose Morales, R (7, PH) OBP: 0.345, SLG: 0.393 Dave Edwards, R (7, PH) OBP: 0.125, SLG: 0.125										2	1	0	0	1	0	1									
Bob Randall, R (1, 4) OBP: 0.308, SLG: 0.277 Rob Wilfong, L (6, PH) OBP: 0.390, SLG: 0.473	4-0 HR BB		0-0 F7	0-0 6-3		0-0 1B 2B	4-0 1B BB			1	0	1	2	1	0	0									
Roy Smalley, S (1, 6) OBP: 0.465, SLG: 0.622	0-0 1-H HR		0-0 2B		0-3 K	4-0 IBB	0-0 1B 2B			4	2	3	4	1	1	0									
Ron Jackson, R (1, 3) OBP: 0.330, SLG: 0.494	0-0 5-3		0-0 1B 2B		0-0 G3	0-0 5-3	0-0 F8			5	1	1	1	0	0	5									
Craig Kusick, R (1, 10) OBP: 0.282, SLG: 0.541	4-0 BB		0-0 1B		0-3 K		4-0 FC1-6 BB		0-0 5-3	3	0	1	1	2	1	0									
Butch Wynegar, S (1, 2) OBP: 0.403, SLG: 0.413	0-0 F8		0-0 F3			4-0 FC3-6 BB	0-0 FC1-6 FC6-4		0-0 6-3	4	0	0	0	1	0	3									
Ken Landreaux, L (1, 8) OBP: 0.383, SLG: 0.463		0-0 1B	0-0 F9			0-0 FC3-6 1B	0-0 FC6-4 1B		0-0 4-3	5	2	1	0	0	0	3	AB 35								
Hosken Powell, L (1, 9) OBP: 0.541, SLG: 0.636		0-0 F5		0-0 WP 1B		0-0 1B 1B	4-0 1B BB BB			3	2	2	0	1	0	1	R 10								
John Castino, R (1, 5) OBP: 0.351, SLG: 0.412		0-3 K		0-3 K		0-0 1B 1B	0-0 BB WP 1B			4	1	2	2	0	2	2	H 11								
Inning Stats	R: 2 E: 0 K: 1 S: 6	H: 1 LOB: 2 BB: 2 P: 14	R: 0 E: 0 K: 1 S: 6	H: 1 LOB: 0 BB: 0 P: 6	R: 2 E: 0 K: 0 S: 6	H: 3 LOB: 1 BB: 0 P: 6	R: 0 E: 0 K: 2 S: 8	H: 1 LOB: 0 BB: 0 P: 8	R: 0 E: 0 K: 2 S: 7	H: 0 LOB: 0 BB: 0 P: 7	R: 2 E: 0 K: 0 S: 6	H: 3 LOB: 3 BB: 2 P: 14	R: 4 E: 0 K: 0 S: 5	H: 2 LOB: 2 BB: 4 P: 21	R: 0 E: 0 K: 0 S: 3	H: 0 LOB: 0 BB: 0 P: 3	R: 0 E: 0 K: 0 S: 3	H: 0 LOB: 0 BB: 0 P: 3	1B: 8 2B: 2 3B: 0 HR: 1	SF: 0 SAC: 0 DP: 0 HBP: 0	WP: 2 PB: 0 SB: 0 CS: 0	PA: 43			
PITCHER	IP	WLS	BF	H	R	ER	SO	BB	IBB	HBP	BLK	WP	HR	S	P	ERA	WHIP								
John Henry Johnson, L (1, 1) ERA: 5.16	2.1		14	5	4	4	2	2	0	0	0	0	1	16	24	15.43	3.000								
Mike Norris, R (3, 1) ERA: 4.92	3.0		12	2	2	2	4	1	0	0	0	1	0	19	23	6.00	1.000								
Dave Heaverlo, R (6, 1) ERA: 1.96	0.2	L	6	2	1	1	0	1	1	0	0	0	0	4	12	13.50	4.500								
Bob Lacey, L (7, 1) ERA: 4.83	0.2		6	1	1	1	0	2	1	0	0	1	0	3	15	13.50	4.500								
Jim Todd, R (7, 1) ERA: 9.8	1.1		5	1	2	2	0	0	0	0	0	0	0	5	5	13.50	0.750								

Oakland Athletics @ Minnesota Twins
Metropolitan Stadium, Bloomington, MI
Mon May 28 1979, 4:33 AM EDT
Att. 9,505 - Unknown - 68 F

AB	35
R	10
H	11
RBI	10
BB	8
SO	6
LOB	19



Batter	1	2	3	4	5	6	7	8	9	AB	R	H	RBI	BB	SO	LOB	TOP				
Dwayne Murphy, L (1, 8) OBP: 0.420, SLG: 0.409	F7						FC3-2 1B WP		CS	4	1	1	1	0	0	2					
Mitchell Page, L (1, 10) OBP: 0.312, SLG: 0.311	F8	L7					WP 1B			4	0	2	1	0	0	2					
Wayne Gross, L (1, 5) OBP: 0.419, SLG: 0.504	F4		4-3				F7 1-2			4	0	0	0	0	1	2					
Jeff Newman, R (1, 2) OBP: 0.252, SLG: 0.447			K				F7		4-3	4	1	1	0	0	1	0					
Dave Revering, L (1, 3) OBP: 0.325, SLG: 0.409			G3				F8		G3	4	0	0	0	0	0	1					
Mario Guerrero, R (1, 6) OBP: 0.265, SLG: 0.284					5-3		5-3		F8	4	1	1	1	0	0	0					
Glenn Burke, R (1, 7) OBP: 0.260, SLG: 0.286			K		G3				6-3	4	0	1	0	0	1	1					
Mike Edwards, R (1, 4) OBP: 0.276, SLG: 0.274							F2		F8	1	1	1	1	0	0	0					
Milt Ramirez, R (4, 4) OBP: 0.333, SLG: 0.333										2	0	0	0	0	0	1					
Larry Murray, S (1, 9) OBP: 0.244, SLG: 0.205					4-3					2	1	1	0	2	0	1					
Inning Stats	R: 0 E: 0 K: 0 S: 3	H: 0 LOB: 0 BB: 0 P: 3	R: 3 E: 0 K: 1 S: 9	H: 4 LOB: 2 BB: 1 P: 13	R: 0 E: 0 K: 1 S: 5	H: 0 LOB: 0 BB: 0 P: 5	R: 0 E: 0 K: 0 S: 3	H: 0 LOB: 1 BB: 0 P: 4	R: 0 E: 0 K: 0 S: 3	H: 0 LOB: 0 BB: 0 P: 3	R: 2 E: 0 K: 1 S: 8	H: 3 LOB: 1 BB: 0 P: 8	R: 0 E: 0 K: 0 S: 3	H: 0 LOB: 0 BB: 0 P: 3	R: 0 E: 0 K: 0 S: 2	H: 0 LOB: 0 BB: 1 P: 6	1B: 6 2B: 2 3B: 0 HR: 0	SF: 0 SAC: 0 DP: 0 HBP: 1	WP: 1 PB: 0 SB: 1 CS: 2	PA: 37	
PITCHER	IP	WLS	BF	H	R	ER	SO	BB	IBB	HBP	BLK	WP	HR	S	P	ERA	WHIP				
Roger Erickson, R (1, 1) ERA: 7.09	6.1	L	27	7	5	5	2	1	0	1	0	0	0	29	34	7.11	1.263				
Mike Marshall, R (7, 1) ERA: 1.94	2.2		9	1	0	0	1	1	0	0	0	1	0	10	14	0.00	0.750				

Oakland Athletics @ Minnesota Twins
Metropolitan Stadium, Bloomington, MI
Wed May 30 1979, 8:05 PM EDT
Att. 3,073 - Unknown - 58 F

AB	33
R	5
H	8
RBI	4
BB	2
SO	3
LOB	10



Batter	1	2	3	4	5	6	7	8	9	AB	R	H	RBI	BB	SO	LOB	BOTTOM				
Hosken Powell, L (1, 9) OBP: 0.500, SLG: 0.568	G3				L9		4-3		F7	4	0	0	0	1	0	2					
Butch Wynegar, S (1, 2) OBP: 0.403, SLG: 0.419	4-3						F9		F7	5	1	2	0	0	0	2					
Roy Smalley, S (1, 6) OBP: 0.461, SLG: 0.617	5-3								F4	3	0	1	2	0	0	0					
Ken Landreaux, L (1, 8) OBP: 0.380, SLG: 0.459		L8								4	0	1	0	0	1	2					
Glenn Adams, L (1, 7) OBP: 0.315, SLG: 0.395							F9			2	0	1	0	0	1	0					
Jose Morales, R (5, PH) OBP: 0.339, SLG: 0.346									F8	1	0	0	0	0	0	2					
Bombo Rivera, R (6, 7) OBP: 0.288, SLG: 0.309										1	0	0	0	0	0	0					
Ron Jackson, R (1, 3) OBP: 0.322, SLG: 0.482							6-3		F3	4	0	0	0	0	0	1					
Rob Wilfong, L (1, 4) OBP: 0.392, SLG: 0.500										2	1	1	1	0	0	1					
Bob Randall, R (6, PH) OBP: 0.315, SLG: 0.286										2	1	1	0	0	0	0					
John Castino, R (1, 5) OBP: 0.347, SLG: 0.398										3	0	0	0	1	0	0					
Craig Kusick, R (1, 10) OBP: 0.302, SLG: 0.561										4	1	2	1	0	0	0					
Willie Norwood, R (9, PR) OBP: 0.297, SLG: 0.429										0	0	0	0	0	0	0					
Inning Stats	R: 0 E: 0 K: 0 S: 3	H: 0 LOB: 0 BB: 0 P: 3	R: 0 E: 0 K: 0 S: 4	H: 1 LOB: 1 BB: 0 P: 4	R: 1 E: 0 K: 0 S: 5	H: 2 LOB: 2 BB: 1 P: 9	R: 1 E: 0 K: 1 S: 6	H: 1 LOB: 0 BB: 0 P: 6	R: 1 E: 0 K: 0 S: 6	H: 3 LOB: 2 BB: 0 P: 6	R: 0 E: 0 K: 0 S: 3	H: 0 LOB: 0 BB: 0 P: 3	R: 0 E: 0 K: 1 S: 5	H: 0 LOB: 0 BB: 0 P: 5	R: 1 E: 0 K: 0 S: 5	H: 2 LOB: 2 BB: 1 P: 9	1B: 6 2B: 2 3B: 0 HR: 1	SF: 1 SAC: 0 DP: 0 HBP: 0	WP: 0 PB: 0 SB: 1 CS: 0	PA: 38	
PITCHER	IP	WLS	BF	H	R	ER	SO	BB	IBB	HBP	BLK	WP	HR	S	P	ERA	WHIP				
Matt Keough, R (1, 1) ERA: 6.6	4.2		22	7	3	3	1	1	0	0	0	0	0	14	18	2.46	0.545				
John Henry Johnson, L (5, 1) ERA: 5.03	3.2	W	13	1	1	1	1	1	0	0	0	0	0	1	1						
Jim Todd, R (9, 1) ERA: 9.9	0.0		1	1	0	0	0	0	0	0	0	0	0	1	1						
Bob Lacey, L (9, 1) ERA: 4.73	0.2	S	2	0	0	0	0	0	0	0	0	0	0	2	2	0.00	0.000				

Oakland Athletics @ Minnesota Twins
Metropolitan Stadium, Bloomington, MI
Wed May 30 1979, 8:05 PM EDT
Att. 3,073 - Unknown - 58 F

AB	35
R	4
H	9
RBI	4
BB	2
SO	2
LOB	10



Batter	1	2	3	4	5	6	7	8	9	AB	R	H	RBI	BB	SO	LOB	TOP			
Dwayne Murphy, L (1, 8) OBP: 0.420, SLG: 0.417	6-3		1B 4-3	5-3			4-3		2B 4-3	5	1	2	0	0	0	1				
Mitchell Page, L (1, 10) OBP: 0.318, SLG: 0.324	1B		1B 4-3		L8		2B		4-3	5	1	3	0	0	0	1				
Wayne Gross, L (1, 5) OBP: 0.409, SLG: 0.490	F8		4-3		L4		F4			4	0	0	1	0	0	3				
Jeff Newman, R (1, 2) OBP: 0.258, SLG: 0.448	6-3		1B 2-3 3-H		1B		F9			4	0	2	1	0	0	2				
Dave Revering, L (1, 3) OBP: 0.329, SLG: 0.411		L3	K		1B		G6-3 1B			4	0	2	0	0	1	1				
Mario Guerrero, R (1, 6) OBP: 0.255, SLG: 0.273	5-3		G3		L8		G6-3 1-2			4	0	0	0	0	0	4				
Glenn Burke, R (1, 7) OBP: 0.273, SLG: 0.297	1B			6-3 S	1B		3-1		4-3	4	0	2	0	0	0	0				
Mitt Ramirez, R (1, 4) OBP: 0.308, SLG: 0.308	1B			6-3			F7		K	4	0	1	0	0	1	1				
Larry Murray, S (1, 9) OBP: 0.236, SLG: 0.198	L8			L5			F7		4-3	4	0	0	0	0	0	3				
Inning Stats	R: 0 E: 0 K: 0 S: 4	H: 1 LOB: 1 BB: 0 P: 4	R: 0 E: 0 K: 0 S: 5	H: 2 LOB: 2 BB: 0 P: 5	R: 2 E: 0 K: 1 S: 8	H: 3 LOB: 1 BB: 0 P: 8	R: 0 E: 0 K: 0 S: 4	H: 1 LOB: 2 BB: 0 P: 5	R: 0 E: 0 K: 0 S: 3	H: 0 LOB: 0 BB: 0 P: 3	R: 0 E: 0 K: 0 S: 4	H: 1 LOB: 0 BB: 0 P: 4	R: 0 E: 0 K: 0 S: 3	H: 1 LOB: 0 BB: 0 P: 3	R: 0 E: 0 K: 1 S: 6	H: 1 LOB: 1 BB: 0 P: 6	1B: 10 2B: 2 3B: 0 HR: 0	SF: 0 SAC: 0 DP: 1 HBP: 0	WP: 0 PB: 0 SB: 1 CS: 0	PA: 38
PITCHER Paul Hartzell, R (1, 1) ERA: 5.45	IP: 9.0 WLS: W BF: 38 H: 12 R: 2 ER: 2 SO: 2 BB: 0 IBB: 0 HBP: 0 BLK: 0 WP: 0 HR: 0 S: 42 P: 42 ERA: 2.00 WHIP: 1.333															PITCHER				

Oakland Athletics @ Minnesota Twins
Metropolitan Stadium, Bloomington, MI
Thu May 31 1979, 4:33 AM EDT
Att. 4,345 - Unknown - 53 F

AB 38
R 2
H 12
RBI 2
BB 0
SO 2
LOB 16



Batter	1	2	3	4	5	6	7	8	9	AB	R	H	RBI	BB	SO	LOB	BOTTOM			
Hosken Powell, L (1, 9) OBP: 0.522, SLG: 0.610	E BB E	FC5-4 1B		SH SF8 SH1 1B	F8		2B			4	2	3	1	0	0	2				
Butch Wynegar, S (1, 2) OBP: 0.405, SLG: 0.418	E FC4-6 BB	FC5-4 CS		SH1	1B		F9			3	1	1	1	1	0	2				
Roy Smalley, S (1, 6) OBP: 0.464, SLG: 0.612	E5 FC4-6	CS	WP SH5-3 BB	BB 1B IBB	G6-4-3 1B				F5	3	1	1	1	2	0	2				
Ken Landreaux, L (1, 8) OBP: 0.374, SLG: 0.454	F2		SH5-3	SF8	G6-4-3				6-3	2	0	0	1	0	0	4				
Dave Edwards, R (6, 8) OBP: 0.111, SLG: 0.111	2-3 3-H		1-2	2-3 3-H	1-2				6-3	1	0	0	0	0	0	0				
Glenn Adams, L (1, 7) OBP: 0.315, SLG: 0.395	FC4-6 CS			1B BB					4-3	0	0	0	0	0	0	0				
Bombo Rivera, R (1, PH) OBP: 0.308, SLG: 0.300	1-2 3-H		2-3 BB	1-2 BB					HR BB	2	1	0	1	3	0	1				
Ron Jackson, R (1, 3) OBP: 0.330, SLG: 0.503	CS		K	1-3 2-H 3-H	1B				6-3	5	2	3	4	0	1	2				
Rob Wilfong, L (1, 4) OBP: 0.380, SLG: 0.483		SH1-4 1B		K					K	4	0	0	0	0	2	4				
Jose Morales, R (1, 10) OBP: 0.365, SLG: 0.429		3B 1B		HR	F8 1B 1B				6-3	4	3	3	2	0	0	0				
John Castino, R (1, 5) OBP: 0.363, SLG: 0.429		1B 3B		SH1 SH SF8 BB	1B 1B				K	3	3	2	1	1	1	0				
Inning Stats	R: 2 E: 2 K: 0 S: 4	H: 1 LOB: 0 BB: 1 P: 8	R: 3 E: 0 K: 0 S: 6	H: 4 LOB: 0 BB: 0 P: 6	R: 0 E: 0 K: 1 S: 5	H: 0 LOB: 2 BB: 2 P: 13	R: 4 E: 0 K: 1 S: 8	H: 2 LOB: 2 BB: 3 P: 20	R: 2 E: 0 K: 0 S: 6	H: 4 LOB: 1 BB: 0 P: 6	R: 0 E: 0 K: 1 S: 5	H: 0 LOB: 0 BB: 0 P: 5	R: 0 E: 0 K: 1 S: 6	H: 1 LOB: 1 BB: 0 P: 6	R: 2 E: 0 K: 0 S: 4	H: 1 LOB: 0 BB: 1 P: 8	1B: 9 2B: 1 3B: 1 HR: 2	SF: 1 SAC: 4 DP: 1 HBP: 0	WP: 1 PB: 0 SB: 0 CS: 2	PA: 45
PITCHER Rick Langford, R (1, 1) ERA: 5.46 Dave Hamilton, L (1, 1) ERA: 3.22 Mike Norris, R (3, 1) ERA: 5.43 Jim Todd, R (8, 1) ERA: 9.2	IP: 2.1 WLS: L BF: 11 H: 4 R: 3 ER: 3 SO: 0 BB: 1 IBB: 0 HBP: 0 BLK: 0 WP: 0 HR: 0 S: 10 P: 14 ERA: 11.57 WHIP: 2.143															PITCHER				

Oakland Athletics @ Minnesota Twins
Metropolitan Stadium, Bloomington, MI
Thu May 31 1979, 4:33 AM EDT
Att. 4,345 - Unknown - 53 F


AB 31
R 13
H 13
RBI 12
BB 7
SO 4
LOB 17



Batter	1	2	3	4	5	6	7	8	9	AB	R	H	RBI	BB	SO	LOB	TOP			
Jerry Remy, L (1, 4) OBP: 0.372, SLG: 0.381	4-0 BB 2B BB	0-3 K		0-0 1-3			0-0 6-3			3	1	0	0	1	1	1				
Rick Burleson, R (1, 6) OBP: 0.306, SLG: 0.314	4-0 2B 1-2 1B BB	0-0 6-3		0-0 1-3			0-0 F6			3	1	0	0	1	0	1				
Fred Lynn, L (1, 8) OBP: 0.398, SLG: 0.608	0-0 1-3 2-H 1B 2B	0-0 G3				0-0 P8		0-3 K		4	1	1	1	0	1	0				
Jim Rice, R (1, 7) OBP: 0.406, SLG: 0.520	0-0 5-3			4-0 BB		4-0 CS BB		0-0 L7		2	0	0	0	2	0	2				
Carlton Fisk, R (1, 10) OBP: 0.069, SLG: 0.069	0-0 F6			0-0 F9		0-0 F5		0-3 K		4	0	0	0	0	1	4				
Carl Yastrzemski, L (1, 3) OBP: 0.371, SLG: 0.462	4-0 1B BB			0-0 F8			0-0 F7		0-0 3-1	3	1	0	0	1	0	1				
Butch Hobson, R (1, 5) OBP: 0.289, SLG: 0.476	0-0 1B 1-3 2-H 3-H 1B			0-0 1-3			0-0 4-3		0-0 HR	4	1	2	3	0	0	1				
Dwight Evans, R (1, 9) OBP: 0.322, SLG: 0.416	0-0 1-3 3-H 1B			4-0 SH3-4 BB			0-0 6-3		0-0 5-3	3	0	1	1	1	0	0				
Gary Allenson, R (1, 2) OBP: 0.286, SLG: 0.274	0-0 F4			0-0 SH3-4 1-2			0-0 F9		0-3 K	3	0	0	0	0	1	2				
Inning Stats	R: 4 E: 0 K: 0 S: 6	H: 3 LOB: 2 BB: 3 P: 18	R: 0 E: 0 K: 1 S: 5	H: 0 LOB: 0 BB: 0 P: 5	R: 0 E: 0 K: 0 S: 3	H: 0 LOB: 1 BB: 1 P: 7	R: 0 E: 0 K: 0 S: 3	H: 0 LOB: 0 BB: 0 P: 6	R: 0 E: 0 K: 0 S: 2	H: 0 LOB: 0 BB: 0 P: 3	R: 0 E: 0 K: 0 S: 3	H: 0 LOB: 0 BB: 0 P: 3	R: 0 E: 0 K: 2 S: 7	H: 0 LOB: 0 BB: 0 P: 7	R: 1 E: 0 K: 1 S: 6	H: 1 LOB: 0 BB: 0 P: 6	1B: 2 2B: 1 3B: 0 HR: 1	SF: 0 SAC: 1 DP: 0 HBP: 0	WP: 0 PB: 0 SB: 0 CS: 1	PA: 36
PITCHER Jerry Koonsman, L (1, 1) ERA: 3.68	IP: 9.0 WLS: L BF: 36 H: 4 R: 5 ER: 5 SO: 4 BB: 6 IBB: 0 HBP: 0 BLK: 0 WP: 0 HR: 1 S: 38 P: 62 ERA: 5.00 WHIP: 1.111															PITCHER				

Boston Red Sox @ Minnesota Twins
Metropolitan Stadium, Bloomington, MI
Fri Jun 01 1979, 8:05 PM EDT
Att: 15,871 - Unknown - 71 F


AB 29
R 5
H 4
RBI 5
BB 6
SO 4
LOB 12



Batter	1	2	3	4	5	6	7	8	9	AB	R	H	RBI	BB	SO	LOB	BOTTOM					
Hosken Powell, L (1, 9) OBP: 0.569, SLG: 0.651	4-0 4-3 BB			4-0 G3-6-3 BB			0-0 2B		4-0 CS BB	2	0	2	0	3	0	0						
Butch Wynegar, S (1, 2) OBP: 0.395, SLG: 0.405	0-0 4-3 1-2			0-0 G3-6-3 1-2 2-3		0-0 3-1		0-0 3-1	0-0 F6 1-2	5	0	0	0	0	0	7						
Roy Smalley, S (1, 6) OBP: 0.469, SLG: 0.613	0-3 K			4-0 BB		0-0 FC4 1B		0-0 2B 1B		3	1	2	0	1	1	1						
Ken Landreaux, L (1, 8) OBP: 0.372, SLG: 0.455	0-0 L4			0-0 4-3		0-0 FC4 F7 S 1-2		0-0 1-H 1B 2B		4	1	1	1	0	0	4						
Glenn Adams, L (1, 10) OBP: 0.321, SLG: 0.398		0-3 K		0-0 G6-4-3 1B		0-0 F7 1-3		0-0 FC4-6 1B		4	0	2	1	0	1	1						
Ron Jackson, R (1, 3) OBP: 0.328, SLG: 0.497		0-0 1B 1B		0-0 G6-4-3 1-2		0-0 5-3		0-0 FC4-6 1-2		4	0	1	0	0	0	3						
Rob Wilfong, L (1, 4) OBP: 0.376, SLG: 0.475		0-0 G6-3 1-3 1B		0-0 4-3			0-3 K	0-0 FC4-6 1-2		4	0	1	0	0	1	1						
John Castino, R (1, 5) OBP: 0.352, SLG: 0.415						0-0 F9		0-0 6-3		3	0	0	0	0	0	2						
Jose Morales, R (8, PH) OBP: 0.359, SLG: 0.421										1	0	0	0	0	0	1						
Bob Randall, R (9, 5) OBP: 0.315, SLG: 0.286										0	0	0	0	0	0	0						
Bombo Rivera, R (1, 7) OBP: 0.317, SLG: 0.311				0-0 G3-6-3 BB 1B		0-0 F4		0-0 1B 1B		4	0	2	0	0	0	0						
Inning Stats	R: 0 E: 0 K: 1 S: 5	H: 0 LOB: 1 BB: 1 P: 9	R: 0 E: 0 K: 1 S: 6	H: 2 LOB: 1 BB: 0 P: 6	R: 0 E: 0 K: 0 S: 3	H: 1 LOB: 2 BB: 2 P: 11	R: 0 E: 0 K: 0 S: 3	H: 1 LOB: 0 BB: 0 P: 3	R: 0 E: 0 K: 0 S: 4	H: 1 LOB: 1 BB: 0 P: 4	R: 0 E: 0 K: 0 S: 4	H: 1 LOB: 1 BB: 0 P: 4	R: 0 E: 0 K: 1 S: 7	H: 2 LOB: 2 BB: 0 P: 7	R: 2 E: 0 K: 0 S: 6	H: 3 LOB: 1 BB: 0 P: 6	R: 0 E: 0 K: 0 S: 2	H: 0 LOB: 0 BB: 1 P: 6	1B: 9 2B: 2 3B: 0 HR: 0	SF: 0 SAC: 0 DP: 3 HBP: 0	WP: 0 PB: 0 SB: 1 CS: 1	PA: 38
PITCHER Bob Stanley, R (1, 1) ERA: 3.36	IP: 8.1 WLS: W BF: 37 H: 11 R: 2 ER: 2 SO: 3 BB: 4 IBB: 0 HBP: 0 BLK: 0 WP: 0 HR: 0 S: 39 P: 55 ERA: 2.16 WHIP: 1.800															PITCHER						
Bill Campbell, R (9, 1) ERA: 3.0	0.2 S: 1 0 0 0 0 0 0 0 0 0 0 1 1 0.00 0.000															PITCHER						

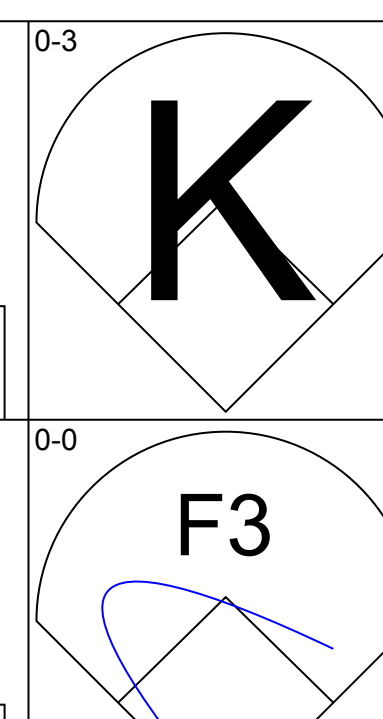
Boston Red Sox @ Minnesota Twins
Metropolitan Stadium, Bloomington, MI
Fri Jun 01 1979, 8:05 PM EDT
Att: 15,871 - Unknown - 71 F

AB 34
R 2
H 11
RBI 2
BB 4
SO 3
LOB 20




Batter	1	2	3	4	5	6	7	8	9	AB	R	H	RBI	BB	SO	LOB	TOP			
Jerry Remy, L (1,4) OBP: 0.366, SLG: 0.374	G3		FC4-6		F7		F5			4	0	0	0	0	0	1	Boston Red Sox @ Minnesota Twins Metropolitan Stadium, Bloomington, MI Sat Jun 02 1979, 4:33 AM EDT Att: 14,701 - Unknown - 74 F			
Rick Burleson, R (1,6) OBP: 0.299, SLG: 0.307	F4		F9		6-3			4-3		4	0	0	0	0	0	1				
Fred Lynn, L (1,8) OBP: 0.395, SLG: 0.600			F9		4-3			F7		4	0	1	0	0	0	1				
Jim Rice, R (1,7) OBP: 0.398, SLG: 0.508	F4			F4		K		F9		4	0	0	0	0	1	1				
Carl Yastrzemski, L (1,3)		6-3		2B	4-3			F9		4	1	1	0	0	0	0				
Carlton Fisk, R (1,10) OBP: 0.121, SLG: 0.152	K			1B				6-3		4	1	2	1	0	1	0				
Butch Hobson, R (1,5) OBP: 0.295, SLG: 0.472				FC5-4			F8			3	0	1	0	1	0	1				
Dwight Evans, R (1,9) OBP: 0.322, SLG: 0.414	K			FC5-4				F8		3	0	1	1	0	1	2				
Gary Allenson, R (1,2) OBP: 0.290, SLG: 0.271										1	0	0	0	1	0	1				
Jack Brohamer, L (7,PH) OBP: 0.347, SLG: 0.386										1	0	0	0	0	0	1				
Mike O'Berry, R (7,2) OBP: 0.143, SLG: 0.143										0	0	0	0	0	0	0				
Inning Stats	R: 0 E: 0 K: 0 S: 4	H: 1 LOB: 1 BB: 0 P: 4	R: 0 E: 0 K: 2 S: 7	H: 0 LOB: 1 BB: 1 P: 11	R: 0 E: 0 K: 0 S: 3	H: 0 LOB: 1 BB: 1 P: 7	R: 2 E: 0 K: 0 S: 6	H: 3 LOB: 1 BB: 0 P: 6	R: 0 E: 0 K: 1 S: 6	H: 1 LOB: 0 BB: 0 P: 6	R: 0 E: 0 K: 0 S: 3	H: 1 LOB: 0 BB: 0 P: 3	R: 0 E: 0 K: 0 S: 3	H: 0 LOB: 0 BB: 0 P: 3	R: 0 E: 0 K: 0 S: 3	H: 0 LOB: 0 BB: 0 P: 3	1B: 4 2B: 2 3B: 0 HR: 0	SF: 0 SAC: 0 DP: 1 HBP: 0	WP: 0 PB: 0 SB: 0 CS: 0	PA: 34
PITCHER Dave Goltz, R (1,1) ERA: 4.62	IP: 9.0 WLS: W BF: 34 H: 6 R: 2 ER: 2 SO: 3 BB: 2 IBB: 0 HBP: 0 BLK: 0 WP: 0 HR: 0 S: 38 P: 46 ERA: 2.00 WHIP: 0.889																			

Batter	1	2	3	4	5	6	7	8	9	AB	R	H	RBI	BB	SO	LOB	BOTTOM			
Hosken Powell, L (1,9) OBP: 0.554, SLG: 0.617	K			2B	F9			K		4	1	1	0	1	2	1	Boston Red Sox @ Minnesota Twins Metropolitan Stadium, Bloomington, MI Sat Jun 02 1979, 4:33 AM EDT Att: 14,701 - Unknown - 74 F			
Rob Wilfong, L (1,4) OBP: 0.370, SLG: 0.472	4-3							F8		5	0	1	2	0	2	3				
Roy Smalley, S (1,6) OBP: 0.459, SLG: 0.597	4-3				F8			K		5	0	0	0	0	1	1				
Ken Landreaux, L (1,8) OBP: 0.370, SLG: 0.450		6-3			F8					4	0	1	0	0	0	0				
Glenn Adams, L (1,10) OBP: 0.331, SLG: 0.403										1	1	1	0	1	0	0				
Jose Morales, R (5,PH) OBP: 0.364, SLG: 0.414										1	1	0	0	1	1	1				
Ron Jackson, R (1,3) OBP: 0.327, SLG: 0.492		G3								4	1	1	0	0	0	2				
Butch Wynegar, S (1,2) OBP: 0.402, SLG: 0.406										2	3	1	0	2	0	0				
John Castino, R (1,5) OBP: 0.352, SLG: 0.417										2	0	1	2	0	0	0				
Bombo Rivera, R (1,7) OBP: 0.337, SLG: 0.385										4	1	3	4	0	0	1				
Inning Stats	R: 0 E: 0 K: 1 S: 5	H: 0 LOB: 0 BB: 0 P: 5	R: 2 E: 1 K: 1 S: 8	H: 3 LOB: 2 BB: 2 P: 16	R: 0 E: 0 K: 0 S: 4	H: 1 LOB: 1 BB: 0 P: 4	R: 2 E: 0 K: 0 S: 5	H: 2 LOB: 1 BB: 1 P: 9	R: 3 E: 0 K: 0 S: 5	H: 2 LOB: 1 BB: 2 P: 13	R: 0 E: 0 K: 2 S: 8	H: 1 LOB: 1 BB: 0 P: 8	R: 0 E: 0 K: 0 S: 3	H: 0 LOB: 0 BB: 0 P: 3	R: 1 E: 0 K: 2 S: 8	H: 1 LOB: 0 BB: 0 P: 8	1B: 7 2B: 2 3B: 0 HR: 1	SF: 1 SAC: 1 DP: 0 HBP: 0	WP: 0 PB: 0 SB: 0 CS: 0	PA: 39
PITCHER Chuck Rainey, R (1,1) ERA: 4.24 Andy Hassler, L (5,1) ERA: 8.5 Tom Burgmeier, L (5,1) ERA: 1.5	IP: 4.0 WLS: L BF: 21 H: 6 R: 4 ER: 4 SO: 4 BB: 3 IBB: 0 HBP: 0 BLK: 0 WP: 0 HR: 0 S: 22 P: 34 ERA: 9.00 WHIP: 2.250																			

Batter	1	2	3	4	5	6	7	8	9	AB	R	H	RBI	BB	SO	LOB	TOP					
Jerry Remy, L OBP: 0.362, SLG: 0.367			1-3		4-3			3-1		4	1	0	0	1	1	1						
Rick Burleson, R OBP: 0.302, SLG: 0.317	F3		SF9						4-3	4	2	2	1	0	0	0						
Fred Lynn, L OBP: 0.391, SLG: 0.589	F9		F4						6-3	5	1	1	2	0	0	1						
Jim Rice, R OBP: 0.394, SLG: 0.500		E5		4-3					K	5	0	1	1	0	2	1						
Carlton Fisk, R OBP: 0.162, SLG: 0.189		G6-3		6-3					K	4	0	2	2	0	0	1						
Carl Yastrzemski, L OBP: 0.376, SLG: 0.463										2	1	1	0	2	1	2						
Butch Hobson, R OBP: 0.294, SLG: 0.489				4-3						4	1	1	2	0	0	5						
Dwight Evans, R OBP: 0.315, SLG: 0.404										4	0	0	0	0	1	0						
Gary Allenson, R OBP: 0.297, SLG: 0.310										4	2	2	0	0	1	0						
Inning Stats	R: 0 E: 0 K: 1 S: 5	H: 0 LOB: 0 BB: 0 P: 5	R: 2 E: 1 K: 0 S: 5	H: 2 LOB: 0 BB: 0 P: 5	R: 1 E: 0 K: 0 S: 4	H: 1 LOB: 0 BB: 0 P: 4	R: 0 E: 0 K: 0 S: 3	H: 0 LOB: 1 BB: 1 P: 7	R: 0 E: 0 K: 0 S: 3	H: 0 LOB: 0 BB: 0 P: 3	R: 1 E: 0 K: 1 S: 7	H: 2 LOB: 2 BB: 1 P: 11	R: 4 E: 0 K: 1 S: 10	H: 5 LOB: 2 BB: 1 P: 14	R: 0 E: 0 K: 2 S: 7	H: 0 LOB: 0 BB: 0 P: 7	R: 0 E: 0 K: 1 S: 5	H: 0 LOB: 0 BB: 0 P: 5	1B: 6 2B: 2 3B: 1 HR: 1	SF: 1 SAC: 0 DP: 1 HBP: 0	WP: 0 PB: 0 SB: 0 CS: 0	PA: 40
PITCHER	IP	WLS	BF	H	R	ER	SO	BB	IBB	HBP	BLK	WP	HR	S	P	ERA	WHIP					
Geoff Zahn, L ERA: 3.42	3.0	L	12	3	3	3	1	0	0	0	0	0	1	14	14	9.00	1.000					
Mike Bacsik, R ERA: 3.94	3.0		13	2	1	1	1	2	0	0	0	0	0	13	21	3.00	1.333					
Pete Redfern, R ERA: 4.38	0.1		4	2	3	3	0	1	0	0	0	0	0	3	7	81.00	9.000					
Ken Brett, L ERA: 4.97	0.1		4	3	1	1	1	0	0	0	0	0	0	6	6	27.00	9.000					
Gary Serum, R ERA: 5.3	2.1		7	0	0	0	3	0	0	0	0	0	0	13	13	0.00	0.000					

Boston Red Sox @ Minnesota Twins
Metropolitan Stadium, Bloomington, MI
Sun Jun 03 1979, 4:33 AM EDT
Att: 17,353 - Unknown - 81 F


AB 36
R 8
H 10
RBI 8
BB 3
SO 6
LOB 11



Batter	1	2	3	4	5	6	7	8	9	AB	R	H	RBI	BB	SO	LOB	BOTTOM					
Hosken Powell, L OBP: 0.517, SLG: 0.569	6-3		3-1		F8			K2-3		4	0	0	0	0	1	2						
Rob Wilfong, L OBP: 0.395, SLG: 0.457	F2				B5-3			3-1		4	0	0	1	0	0	0						
Roy Smalley, S OBP: 0.459, SLG: 0.595	F7				FC4-6			4-3		4	0	2	0	0	0	0						
Ken Landreaux, L OBP: 0.367, SLG: 0.446		F6		FC4-6				G3		4	0	1	0	0	0	2						
Ron Jackson, R OBP: 0.335, SLG: 0.508										2	1	1	1	2	0	1						
Butch Wynegar, S OBP: 0.404, SLG: 0.405										3	0	1	0	1	1	1						
Glenn Adams, L OBP: 0.321, SLG: 0.391					F8			K		4	0	0	0	0	1	4						
John Castino, R OBP: 0.348, SLG: 0.410					4-3					4	0	1	0	0	0	0						
Bombo Rivera, R OBP: 0.344, SLG: 0.407										3	1	1	0	1	0	1						
Inning Stats	R: 0 E: 0 K: 0 S: 3	H: 0 LOB: 0 BB: 0 P: 3	R: 0 E: 0 K: 0 S: 2	H: 0 LOB: 1 BB: 1 P: 6	R: 0 E: 0 K: 0 S: 3	H: 0 LOB: 1 BB: 1 P: 7	R: 0 E: 0 K: 0 S: 4	H: 1 LOB: 3 BB: 2 P: 12	R: 0 E: 0 K: 0 S: 3	H: 0 LOB: 0 BB: 0 P: 3	R: 0 E: 0 K: 0 S: 4	H: 1 LOB: 1 BB: 0 P: 4	R: 0 E: 0 K: 2 S: 7	H: 0 LOB: 0 BB: 0 P: 7	R: 1 E: 0 K: 1 S: 7	H: 2 LOB: 1 BB: 0 P: 7	R: 0 E: 0 K: 0 S: 5	H: 3 LOB: 1 BB: 0 P: 5	1B: 5 2B: 1 3B: 1 HR: 1	SF: 0 SAC: 0 DP: 1 HBP: 0	WP: 0 PB: 0 SB: 1 CS: 1	PA: 36
PITCHER	IP	WLS	BF	H	R	ER	SO	BB	IBB	HBP	BLK	WP	HR	S	P	ERA	WHIP					
Steve Renko, R ERA: 3.59	6.0	W	23	5	2	2	3	0	0	0	0	0	1	19	19	6.00	1.667					
Bill Campbell, R ERA: 3.36	3.0	S	13	5	2	2	3	0	0	0	0	0	0	19	19	6.00	1.667					

Boston Red Sox @ Minnesota Twins
Metropolitan Stadium, Bloomington, MI
Sun Jun 03 1979, 4:33 AM EDT
Att: 17,353 - Unknown - 81 F

AB 32
R 2
H 7
RBI 2
BB 4
SO 3
LOB 11



Batter	1	2	3	4	5	6	7	8	9	10	AB	R	H	RBI	BB	SO	LOB	TOP	
Bob Randall, R OBP: 0.373, SLG: 0.358 (1.4)	4-0 1B SH5-3 E	0-0 FC5-3 HBP 1B		0-0 2B		0-0 1B			0-0 FC2-8 1B		4	1	4	1	1	0	0	Minnesota Twins @ Baltimore Orioles Memorial Stadium, Baltimore, MD Mon Jun 04 1979, 7:05 PM EDT Atl. 11:905 - Unknown	
Ken Landreaux, L OBP: 0.365, SLG: 0.439 (1.8)	0-0 SH5-3	1-0 HBP 1B		0-0 4-3		0-0 1-3			0-0 FC2-6 FC5-4 1-2f		3	0	0	0	0	0	3		
Roy Smalley, S OBP: 0.454, SLG: 0.585 (1.6)	0-0 E 1B	0-0 FC5				0-0 F7		0-0 6-3	0-0 F9		5	0	1	0	0	0	4		
Ron Jackson, R OBP: 0.332, SLG: 0.500 (1.3)	0-0 F4		0-0 2-3		0-0 FC5-4 1B		0-3 K		0-0 FC5-4 1-2f		5	0	1	0	0	1	2		
Butch Wynegar, S OBP: 0.399, SLG: 0.399 (1.2)	0-3 K		0-0 E4		0-0 FC5-4 1B 1-2f		0-3 K				5	0	1	0	0	2	2		
Rob Wilfong, L OBP: 0.359, SLG: 0.457 (10, PR)											0	0	0	0	0	0	0		
Willie Norwood, R OBP: 0.300, SLG: 0.428 (1, 10)		0-3 K	0-0 L9		0-0 1B			0-0 2-3 SH1-3 1B		0-0 B3	5	0	2	0	0	1	2		
Bombo Rivera, R OBP: 0.340, SLG: 0.400 (8, 9)		0-0 FC3-6 1B	0-0 F8		0-0 L9			0-0 SH1-3 1B 1-2		0-0 L8	4	1	1	0	0	0	4		
John Castino, R OBP: 0.342, SLG: 0.400 Glenn Borgmann, R OBP: 0.350, SLG: 0.333 (10, 2)		0-0 FC3-6 1B		0-0 5-3		0-0 1-6-3		0-0 2-3		0-3 K	5	0	1	0	0	1	2		
Hosken Powell, L OBP: 0.492, SLG: 0.537 Jose Morales, R OBP: 0.358, SLG: 0.407 Dave Edwards, R OBP: 0.111, SLG: 0.111 (8, PH)		0-0 FC3-6 HBP 1B 1-2f 2-3		0-0 F7		0-0 F9		0-0 F3			3	0	0	0	0	0	2		
Inning Stats	R: 1 E: 1 K: 1 S: 6	H: 1 LOB: 1 BB: 1 P: 10	R: 1 E: 0 K: 1 S: 8	H: 3 LOB: 3 BB: 0 P: 9	R: 0 E: 1 K: 0 S: 4	H: 0 LOB: 1 BB: 0 P: 4	R: 0 E: 0 K: 0 S: 4	H: 1 LOB: 1 BB: 0 P: 4	R: 0 E: 0 K: 2 S: 7	H: 0 LOB: 0 BB: 0 P: 7	R: 0 E: 0 K: 0 S: 4	H: 1 LOB: 1 BB: 0 P: 4	R: 0 E: 0 K: 0 S: 4	H: 1 LOB: 1 BB: 0 P: 4	R: 0 E: 0 K: 1 S: 6	H: 1 LOB: 1 BB: 0 P: 6	1B: 10 2B: 1 3B: 0 HR: 0	SF: 0 SAC: 2 DP: 0 HBP: 1	WP: 0 PA: 44 PB: 0 SB: 0 CS: 0
PITCHER	IP 9.0	WLS 3	BF 41	H 11	R 2	ER 1	SO 4	BB 1	IBB 0	HBP 1	BLK 0	WP 0	HR 0	S 47	P 52	ERA 1.00	WHIP 1.333		
Mike Flanagan, L ERA: 3.63																			
Don Stanhouse, R ERA: 2.73																			

AB	40
R	2
H	11
RBI	1
BB	1
SO	5
LOB	22



Batter	1	2	3	4	5	6	7	8	9	10	AB	R	H	RBI	BB	SO	LOB	BOTTOM			
Al Bumbry, L OBP: 0.338, SLG: 0.374 (1.8)	0-0 F7		0-0 S 1B		0-3 K		0-0 F8		0-0 F9		5	0	1	0	0	1	2	Minnesota Twins @ Baltimore Orioles Memorial Stadium, Baltimore, MD Mon Jun 04 1979, 7:05 PM EDT Atl. 11:905 - Unknown			
Mark Belanger, R OBP: 0.248, SLG: 0.198 (1.6)	0-0 F7		0-3 K		0-0 F9		4-0 E S BB		4-0 SH5-4 1B BB		3	1	0	0	2	1	1				
Ken Singleton, S OBP: 0.439, SLG: 0.608 (1.9)	0-0 1B		4-0 1-2 BB		0-3 K		0-3 K		0-0 1B SH5-4 1B 1-2		4	0	2	0	1	2	1				
Eddie Murray, S OBP: 0.346, SLG: 0.382 (1.3)	0-3 K		0-0 F5		0-0 1B SF9 1B		0-3 K		0-0 SH5-4		4	1	1	0	0	2	3				
Gary Roenicke, R OBP: 0.419, SLG: 0.587 (1.7)		0-0 FC6-4 1B		0-0 HR		0-0 1B 1-3 1B		0-3 K		0-0 F3	5	1	3	1	0	1	2				
Lee May, R OBP: 0.328, SLG: 0.512 (1, 10)		0-0 FC6-4 1-2f FC6-4		0-0 5-3		0-0 SF9		0-0 5-3		0-0 1B 2-3 3-4	4	0	1	2	0	0	1				
Rich Dauer, R OBP: 0.324, SLG: 0.376 Larry Hartow, L OBP: 0.375, SLG: 0.293 Billy Smith, S OBP: 0.276, SLG: 0.307 (9, PR)		0-0 F2		0-0 4-3		0-0 3-4 1-2 1B			0-0 SH1-4 1B		4	0	2	0	0	0	1				
Kiko Garcia, R OBP: 0.311, SLG: 0.385 (10, 5)		0-0 FC6-4 1-2f		0-0 L4		0-0 F2			0-0 SH1-4		3	0	0	0	0	0	3				
Rick Dempsey, R OBP: 0.348, SLG: 0.348 Terry Crowley, L OBP: 0.351, SLG: 0.588 Dave Skaggs, R OBP: 0.341, SLG: 0.308 (1.2)			0-0 B1-3		0-0 F7		0-0 F8		0-3 K		3	0	0	0	0	0	0				
Inning Stats	R: 0 E: 0 K: 1 S: 6	H: 1 LOB: 1 BB: 0 P: 6	R: 0 E: 0 K: 0 S: 4	H: 1 LOB: 1 BB: 0 P: 4	R: 0 E: 0 K: 1 S: 6	H: 1 LOB: 2 BB: 1 P: 10	R: 1 E: 0 K: 0 S: 4	H: 1 LOB: 0 BB: 0 P: 4	R: 0 E: 0 K: 1 S: 5	H: 3 LOB: 2 BB: 0 P: 8	R: 0 E: 0 K: 1 S: 5	H: 0 LOB: 1 BB: 0 P: 9	R: 0 E: 0 K: 2 S: 7	H: 0 LOB: 0 BB: 0 P: 7	R: 0 E: 0 K: 1 S: 6	H: 1 LOB: 2 BB: 0 P: 6	R: 1 E: 0 K: 0 S: 4		H: 2 LOB: 2 BB: 1 P: 8	1B: 9 2B: 0 3B: 0 HR: 1	SF: 1 SAC: 2 DP: 0 HBP: 0
PITCHER	IP 6.0	WLS 3	BF 26	H 7	R 2	ER 2	SO 4	BB 1	IBB 0	HBP 0	BLK 0	WP 0	HR 1	S 33	P 37	ERA 3.00	WHIP 1.333				
Roger Erickson, R ERA: 6.62																					
Mike Marshall, R ERA: 1.98																					

AB	36
R	3
H	10
RBI	3
BB	3
SO	8
LOB	16



Batter	1	2	3	4	5	6	7	8	9	AB	R	H	RBI	BB	SO	LOB	TOP				
Hosken Powell, L OBP: 0.493, SLG: 0.552 (1, 9)	3-1		1B		F3			SH2-4		4	2	2	0	0	0	0	Minnesota Twins @ Baltimore Orioles Memorial Stadium, Baltimore, MD Tue Jun 05 1979, 7:05 PM EDT Att: 11,036 - Unknown				
Butch Wynegar, S OBP: 0.398, SLG: 0.398 (1, 2)	F7		1B		F2			SH2-4		3	0	1	1	0	0	0					
Roy Smalley, S OBP: 0.455, SLG: 0.591 (1, 6)			1B					SF8		3	0	2	2	0	0	0					
Ken Landreaux, L OBP: 0.359, SLG: 0.431 (1, 8)	3-1		G4-6-3					5-3		4	0	0	0	0	0	3					
Glenn Adams, L OBP: 0.331, SLG: 0.396 (1, 10)										1	0	1	0	1	0	0					
Craig Kuskick, R OBP: 0.295, SLG: 0.548 (6, PH)										1	0	0	0	0	0	0					
Willie Norwood, R OBP: 0.304, SLG: 0.431 (9, PH)										1	0	1	0	0	0	0					
Ron Jackson, R OBP: 0.330, SLG: 0.500 (1, 3)										4	0	1	0	0	1	2					
Rob Wilfong, L OBP: 0.349, SLG: 0.444 (1, 4)										4	0	0	0	0	1	3					
John Castino, R OBP: 0.355, SLG: 0.407 (1, 5)										3	1	2	0	1	0	1					
Bombo Rivera, R OBP: 0.330, SLG: 0.386 (1, 7)										3	0	0	0	0	0	3					
Inning Stats	R: 0 E: 0 K: 0 S: 4	H: 1 LOB: 1 BB: 0 P: 4	R: 0 E: 0 K: 0 S: 2	H: 0 LOB: 0 BB: 1 P: 6	R: 2 E: 0 K: 0 S: 5	H: 3 LOB: 1 BB: 1 P: 9	R: 0 E: 0 K: 0 S: 4	H: 2 LOB: 1 BB: 0 P: 4	R: 0 E: 0 K: 0 S: 3	H: 0 LOB: 0 BB: 0 P: 3	R: 0 E: 0 K: 0 S: 4	H: 1 LOB: 1 BB: 0 P: 4	R: 1 E: 0 K: 0 S: 4	H: 1 LOB: 0 BB: 0 P: 4	R: 0 E: 0 K: 2 S: 9	H: 2 LOB: 2 BB: 0 P: 9	1B: 7 2B: 4 3B: 0 HR: 0	SF: 1 SAC: 2 DP: 2 HBP: 0	WP: 0 PB: 0 SB: 1 CS: 1	PA: 36	
PITCHER	IP	WLS	BF	H	R	ER	SO	BB	IBB	HBP	BLK	WP	HR	S	P	ERA	WHIP				
Steve Stone, R ERA: 4.22 (1, 1)	3.1	L	15	6	2	2	0	2	0	0	0	0	0	13	21	5.40	2.400				
Scott McGregor, L ERA: 4.66 (4, 1)	5.2		21	4	1	1	2	0	0	0	0	0	0	25	25	1.59	0.706				

Batter	1	2	3	4	5	6	7	8	9	AB	R	H	RBI	BB	SO	LOB	BOTTOM				
Al Bumbry, L OBP: 0.336, SLG: 0.372 (1, 8)	6-3		1B						F7	4	0	1	0	0	0	0	Minnesota Twins @ Baltimore Orioles Memorial Stadium, Baltimore, MD Tue Jun 05 1979, 7:05 PM EDT Att: 11,036 - Unknown				
Rich Dauer, R OBP: 0.318, SLG: 0.370 (1, 4)	6-3		L7						1B	3	0	0	0	0	0	1					
Pat Kelly, L OBP: 0.435, SLG: 0.590 (9, PH)									2B	1	1	1	0	0	0	0					
Eddie Murray, S OBP: 0.349, SLG: 0.385 (1, 3)									1B	4	0	2	0	0	0	0					
Ken Singleton, S OBP: 0.431, SLG: 0.595 (1, 9)									1B	4	0	0	1	0	2	2					
Gary Roenicke, R OBP: 0.409, SLG: 0.569 (1, 7)									1B	4	0	0	0	0	1	1					
Lee May, R OBP: 0.328, SLG: 0.509 (1, 10)										3	0	1	0	0	1	0					
Doug DeCinces, R OBP: 0.329, SLG: 0.429 (1, 5)										3	0	0	0	0	0	1					
Kiko Garcia, R OBP: 0.306, SLG: 0.379 (1, 6)										2	0	0	0	0	0	1					
Terry Crowley, L OBP: 0.394, SLG: 0.556 (8, PH)										1	0	0	0	0	0	0					
Mark Belanger, R OBP: 0.248, SLG: 0.198 (9, 6)										0	0	0	0	0	0	0					
Rick Dempsey, R OBP: 0.344, SLG: 0.343 (1, 2)										2	0	0	0	0	0	1					
John Lowenstein, L OBP: 0.441, SLG: 0.564 (8, PH)										1	0	0	0	0	0	0					
Dave Skaggs, R OBP: 0.341, SLG: 0.308 (9, 2)										0	0	0	0	0	0	0					
Inning Stats	R: 0 E: 0 K: 1 S: 6	H: 1 LOB: 1 BB: 0 P: 6	R: 0 E: 0 K: 0 S: 3	H: 0 LOB: 0 BB: 0 P: 3	R: 0 E: 0 K: 0 S: 4	H: 1 LOB: 1 BB: 0 P: 4	R: 0 E: 0 K: 1 S: 5	H: 0 LOB: 0 BB: 0 P: 5	R: 0 E: 0 K: 0 S: 4	H: 1 LOB: 1 BB: 0 P: 4	R: 0 E: 0 K: 0 S: 3	H: 0 LOB: 0 BB: 0 P: 3	R: 0 E: 0 K: 1 S: 5	H: 0 LOB: 0 BB: 0 P: 5	R: 1 E: 0 K: 0 S: 3	H: 2 LOB: 1 BB: 0 P: 7	1B: 4 2B: 1 3B: 0 HR: 0	SF: 0 SAC: 0 DP: 0 HBP: 0	WP: 0 PB: 0 SB: 0 CS: 0	PA: 32	
PITCHER	IP	WLS	BF	H	R	ER	SO	BB	IBB	HBP	BLK	WP	HR	S	P	ERA	WHIP				
Paul Hartzell, R ERA: 4.96 (1, 1)	8.1	W	30	5	1	1	3	0	0	0	0	0	0	36	36	1.08	0.600				
Mike Marshall, R ERA: 1.95 (9, 1)	0.2	S	2	0	0	0	1	0	0	0	0	0	0	4	4	0.00	0.000				

AB	31
R	3
H	10
RBI	3
BB	2
SO	2
LOB	12

AB	32
R	1
H	5
RBI	1
BB	0
SO	4
LOB	7




Batter	1	2	3	4	5	6	7	8	9	AB	R	H	RBI	BB	SO	LOB	TOP			
Bob Randall, R OBP: 0.375, SLG: 0.351 (1, 4)	0-0 4-3		0-0 G3		4-0 FC6-4 BB		0-0 F8		0-0 FC5-4 1B	4	0	1	1	1	0	1	Minnesota Twins @ New York Yankees Yankee Stadium, Bronx, NY Wed Jun 06 1979, 7:05 PM EDT Att: 34,075 - Unknown - 69 F			
Roy Smalley, S OBP: 0.445, SLG: 0.579 (1, 6)	0-0 4-3		0-0 F8		0-0 FC6-4			4-0 BB	0-0 FC5-4	4	0	0	0	1	0	5				
Ron Jackson, R OBP: 0.333, SLG: 0.495 (1, 3)	4-0 1B WP BB			0-3 K		4-0 SH1-3 BB		0-3 K		2	1	0	0	2	2	1				
Jose Morales, R OBP: 0.357, SLG: 0.403 (1, 10)	0-0 F 1B		0-3 K2-3		0-0 SH1-3		0-0 F8			3	0	1	0	0	1	1				
Willie Norwood, R OBP: 0.297, SLG: 0.420 (1, 9)	0-0 F9 1-3 3-H		0-0 F4		0-0 6-3		0-0 F4			4	0	0	0	0	0	3				
Butch Wynegar, S OBP: 0.391, SLG: 0.389 (1, 2)		0-0 F3			0-0 5-3		0-0 G3		0-0 F7	4	0	0	0	0	0	1				
Ken Landreaux, L OBP: 0.361, SLG: 0.429 (1, 8)		0-3 K			0-0 WP 4-3 1B		4-0 BB		0-0 3-1	3	0	1	0	1	1	0				
John Castino, R OBP: 0.347, SLG: 0.396 (9, PH)		0-0 F8			0-0 4-3		0-0 F1		0-0 1B 1B	3	0	0	0	0	0	2				
Craig Kusick, R OBP: 0.311, SLG: 0.558 (9, PH)					1-2					1	0	1	0	0	0	0				
Rob Wilfong, L OBP: 0.348, SLG: 0.444 (9, 4)										0	1	0	0	0	0	0				
Bombo Rivera, R OBP: 0.337, SLG: 0.385 (1, 7)			0-0 F7		4-0 WP BB		0-3 K		0-0 1B 1B	3	0	1	0	1	1	1				
Inning Stats	R: 1 E: 0 K: 0 S: 4	H: 1 LOB: 1 BB: 1 P: 8	R: 0 E: 0 K: 1 S: 5	H: 0 LOB: 0 BB: 0 P: 5	R: 0 E: 0 K: 0 S: 3	H: 0 LOB: 0 BB: 0 P: 3	R: 0 E: 0 K: 2 S: 7	H: 1 LOB: 3 BB: 2 P: 7	R: 0 E: 0 K: 0 S: 3	H: 0 LOB: 1 BB: 1 P: 7	R: 0 E: 0 K: 1 S: 5	H: 0 LOB: 1 BB: 1 P: 9	R: 0 E: 0 K: 1 S: 5	H: 0 LOB: 1 BB: 1 P: 9	R: 1 E: 0 K: 0 S: 6	H: 3 LOB: 2 BB: 0 P: 6	1B: 5 2B: 0 3B: 0 HR: 0	SF: 0 SAC: 1 DP: 0 HBP: 0	WP: 2 PB: 0 SB: 0 CS: 0	PA: 38
PITCHER Ron Guidry, L ERA: 2.18 (1, 1)	IP: 9.0 WLS: W BF: 38	H: 5 R: 2 ER: 2 SO: 5	BB: 6 IBB: 0 HBP: 0 BLK: 0	WP: 2 HR: 0 S: 42 P: 66	ERA: 2.00 WHIP: 1.222	PITCHER										IP: 9.0 WLS: W BF: 38	H: 5 R: 2 ER: 2 SO: 5	BB: 6 IBB: 0 HBP: 0 BLK: 0	WP: 2 HR: 0 S: 42 P: 66	ERA: 2.00 WHIP: 1.222

AB	31
R	2
H	5
RBI	1
BB	6
SO	5
LOB	15



Batter	1	2	3	4	5	6	7	8	9	AB	R	H	RBI	BB	SO	LOB	BOTTOM			
Mickey Rivers, L OBP: 0.303, SLG: 0.401 (1, 8)	0-0 2B		0-0 FC4-6 FC6-4 1-2		0-3 K			0-0 4-3		4	0	1	0	0	1	1	Minnesota Twins @ New York Yankees Yankee Stadium, Bronx, NY Wed Jun 06 1979, 7:05 PM EDT Att: 34,075 - Unknown - 69 F			
Willie Randolph, R OBP: 0.333, SLG: 0.313 (1, 4)	0-3 K		0-0 FC6-4 1-2		0-3 K		0-0 1-3			4	0	0	0	0	2	2				
Thurman Munson, R OBP: 0.359, SLG: 0.395 (1, 2)	0-0 F9		0-0 L5		0-0 F3		0-0 1B			4	0	1	0	0	0	2				
Lou Piniella, R OBP: 0.318, SLG: 0.452 (1, 9)	4-0 IBB			0-0 FC3-6 1B		0-0 5-3		0-0 F7		3	0	1	0	1	0	1				
Graig Nettles, L OBP: 0.355, SLG: 0.441 (1, 5)	0-3 K		0-0 FC3-6 2B 1B		0-0 6-3		0-0 FC6-4 SH3-4 1B 1B			4	2	1	0	0	1	3				
Darryl Jones, R OBP: 0.333, SLG: 0.667 (1, 10)		0-0 F9		0-0 1B 2B		0-0 F8		0-0 SH3-4		3	1	1	0	0	0	0				
Chris Chambliss, L OBP: 0.275, SLG: 0.405 (1, 3)	0-0 L8		0-3 K		0-0 F8		4-0 FC6-4 BB			3	0	0	0	1	1	2				
Juan Beniquez, R OBP: 0.288, SLG: 0.366 (9, PH)		0-0 F8		0-0 1B		0-0 G5-4-3 1B		0-0 FC6-4 1B S		3	0	2	2	0	0	0				
Roy White, S OBP: 0.266, SLG: 0.260 (9, PH)				2-H 3-H				0-0 FC6-4 1B S		1	0	0	0	0	0	2				
Bucky Dent, R OBP: 0.313, SLG: 0.283 (9, PH)			4-0 FC4-6 BB		0-0 F9		0-0 G5-4-3 1B		0-0 1B	2	0	0	0	1	0	2				
Jim Spencer, L OBP: 0.336, SLG: 0.440 (9, PH)								1-3 3-H		1	0	1	1	0	0	0				
Inning Stats	R: 0 E: 0 K: 2 S: 8	H: 1 LOB: 2 BB: 1 P: 12	R: 0 E: 0 K: 0 S: 3	H: 0 LOB: 0 BB: 0 P: 3	R: 0 E: 0 K: 0 S: 3	H: 0 LOB: 1 BB: 1 P: 7	R: 2 E: 0 K: 1 S: 8	H: 3 LOB: 1 BB: 0 P: 8	R: 0 E: 0 K: 2 S: 7	H: 0 LOB: 0 BB: 0 P: 7	R: 0 E: 0 K: 0 S: 3	H: 0 LOB: 0 BB: 0 P: 3	R: 0 E: 0 K: 0 S: 4	H: 1 LOB: 1 BB: 0 P: 4	R: 1 E: 0 K: 0 S: 4	H: 2 LOB: 2 BB: 1 P: 8	1B: 6 2B: 2 3B: 0 HR: 0	SF: 0 SAC: 1 DP: 1 HBP: 0	WP: 0 PB: 0 SB: 1 CS: 0	PA: 36
PITCHER Jerry Koosman, L ERA: 3.64 Mike Marshall, R ERA: 1.94 (9, 1)	IP: 8.1 WLS: L BF: 34	H: 7 R: 3 ER: 3 SO: 3	BB: 2 IBB: 0 HBP: 0 BLK: 0	WP: 0 HR: 0 S: 41 P: 53	ERA: 3.24 WHIP: 1.080	PITCHER										IP: 8.1 WLS: L BF: 34	H: 7 R: 3 ER: 3 SO: 3	BB: 2 IBB: 0 HBP: 0 BLK: 0	WP: 0 HR: 0 S: 41 P: 53	ERA: 3.24 WHIP: 1.080

AB	32
R	3
H	8
RBI	3
BB	3
SO	5
LOB	15




Batter	1	2	3	4	5	6	7	8	9	AB	R	H	RBI	BB	SO	LOB	TOP					
Hosken Powell, L OBP: 0.486, SLG: 0.541										3	1	1	0	0	0	0	Minnesota Twins @ New York Yankees Yankee Stadium, Bronx, NY Thu Jun 07 1979, 3:33 AM EDT Att: 20,722 - Unknown - 73 F					
Butch Wynegar, S OBP: 0.388, SLG: 0.386										4	0	1	0	0	0	1						
Roy Smalley, S OBP: 0.446, SLG: 0.573										4	0	1	1	0	0	1						
Ken Landreaux, L OBP: 0.359, SLG: 0.426										4	1	1	0	0	1	1						
Glenn Adams, L OBP: 0.342, SLG: 0.406										4	0	3	0	0	0	0						
Dave Edwards, R OBP: 0.111, SLG: 0.111										2	0	0	1	0	1	1						
Ron Jackson, R OBP: 0.329, SLG: 0.490										4	0	1	0	0	0	3						
Rob Wilfong, L OBP: 0.347, SLG: 0.445										4	1	1	0	0	2	2						
John Castino, R OBP: 0.344, SLG: 0.400										4	1	1	0	0	2	2						
Bombo Rivera, R OBP: 0.337, SLG: 0.383										3	1	1	1	0	0	0						
Inning Stats	R: 1 E: 0 K: 1 S: 6	H: 2 LOB: 0 BB: 0 P: 6	R: 0 E: 0 K: 0 S: 4	H: 2 LOB: 1 BB: 0 P: 4	R: 0 E: 0 K: 0 S: 3	H: 0 LOB: 0 BB: 0 P: 3	R: 1 E: 0 K: 0 S: 5	H: 2 LOB: 1 BB: 0 P: 5	R: 2 E: 0 K: 1 S: 6	H: 3 LOB: 1 BB: 0 P: 6	R: 0 E: 0 K: 1 S: 5	H: 0 LOB: 0 BB: 0 P: 5	R: 0 E: 0 K: 1 S: 5	H: 0 LOB: 0 BB: 0 P: 5	R: 0 E: 0 K: 0 S: 3	H: 0 LOB: 0 BB: 0 P: 3	R: 0 E: 0 K: 1 S: 6	H: 1 LOB: 2 BB: 0 P: 6	1B: 8 2B: 2 3B: 0 HR: 0	SF: 1 SAC: 2 DP: 2 HBP: 0	WP: 0 PB: 1 CS: 1	PA: 35
PITCHER	IP WLS BF H R ER SO BB IBB HBP BLK WP HR S P ERA WHIP																					
Jim Beattie, R ERA: 4.23	(1, 1) 4.1 L 19 8 4 4 1 0 0 0 0 0 0 0 21 21 8.31 1.846																					
Ray Burns, R ERA: 5.34	(5, 1) 4.2 16 2 0 0 3 0 0 0 0 0 0 0 22 22 0.00 0.429																					

Batter	1	2	3	4	5	6	7	8	9	AB	R	H	RBI	BB	SO	LOB	BOTTOM					
Mickey Rivers, L OBP: 0.297, SLG: 0.392										4	0	0	0	0	0	1	Minnesota Twins @ New York Yankees Yankee Stadium, Bronx, NY Thu Jun 07 1979, 3:33 AM EDT Att: 20,722 - Unknown - 73 F					
Willie Randolph, R OBP: 0.326, SLG: 0.307										4	0	0	0	0	0	0						
Thurman Munson, R OBP: 0.362, SLG: 0.397										4	0	2	0	0	0	0						
Lou Piniella, R OBP: 0.323, SLG: 0.453										4	0	2	0	0	0	1						
Graig Nettles, L OBP: 0.362, SLG: 0.441										2	0	1	0	2	0	0						
Cliff Johnson, R OBP: 0.338, SLG: 0.452										4	0	1	0	0	0	5						
Chris Chambliss, L OBP: 0.279, SLG: 0.420										3	1	1	1	1	0	0						
Juan Beniquez, R OBP: 0.286, SLG: 0.360										4	0	1	0	0	1	3						
Fred Stanley, R OBP: 0.385, SLG: 0.273										2	0	0	0	0	0	0						
Jim Spencer, L ERA: 3.44	(7, PH)									1	0	0	0	0	0	1						
Bucky Dent, R OBP: 0.311, SLG: 0.281	(8, 6)									1	0	0	0	0	0	0						
Inning Stats	R: 0 E: 0 K: 0 S: 3	H: 0 LOB: 0 BB: 0 P: 3	R: 0 E: 0 K: 0 S: 3	H: 1 LOB: 2 BB: 2 P: 11	R: 0 E: 0 K: 0 S: 3	H: 0 LOB: 0 BB: 0 P: 3	R: 0 E: 0 K: 0 S: 3	H: 1 LOB: 0 BB: 0 P: 3	R: 1 E: 0 K: 0 S: 4	H: 1 LOB: 0 BB: 0 P: 4	R: 0 E: 0 K: 0 S: 5	H: 2 LOB: 3 BB: 1 P: 9	R: 0 E: 0 K: 0 S: 4	H: 1 LOB: 1 BB: 0 P: 4	R: 0 E: 0 K: 0 S: 5	H: 2 LOB: 2 BB: 0 P: 5	R: 0 E: 0 K: 1 S: 5	H: 0 LOB: 0 BB: 0 P: 5	1B: 7 2B: 0 3B: 0 HR: 1	SF: 0 SAC: 0 DP: 2 HBP: 0	WP: 0 PB: 0 CS: 0	PA: 36
PITCHER	IP WLS BF H R ER SO BB IBB HBP BLK WP HR S P ERA WHIP																					
Geoff Zahn, L ERA: 3.1	(1, 1) 5.1 W 19 3 1 1 0 0 2 0 0 0 0 0 1 17 25 1.69 0.938																					
Mike Bacsik, R ERA: 3.44	(6, 1) 2.1 13 5 0 0 0 1 0 0 0 0 0 0 12 16 0.00 2.571																					
Mike Marshall, R ERA: 1.89	(8, 1) 1.1 S 4 0 0 0 1 0 0 0 0 0 0 0 6 6 0.00 0.000																					

AB	32
R	4
H	10
RBI	3
BB	0
SO	4
LOB	9



AB	33
R	1
H	8
RBI	1
BB	3
SO	1
LOB	11



Batter	1	2	3	4	5	6	7	8	9	AB	R	H	RBI	BB	SO	LOB	TOP		
Willie Norwood, R (1, 9) OBP: 0.290, SLG: 0.410	F3		4-3		FC6			P8		4	0	0	0	0	0	2	Minnesota Twins @ Boston Red Sox Fenway Park, Boston, MA Fri Jun 08 1979, 7:05 PM EDT Att: 33,953 - Unknown - 75 F livebaseballscorecards.com		
Butch Wynegar, S (1, 2) OBP: 0.386, SLG: 0.383 Dave Edwards, R (8, FR) OBP: 0.111, SLG: 0.111 Glenn Borgmann, R (8, 2) OBP: 0.350, SLG: 0.533	F9				F8		E3	PB		4	0	1	0	0	0	0			
Roy Smalley, S (1, 6) OBP: 0.447, SLG: 0.574	BB				F2		F3	1B		3	0	1	0	1	0	2			
Ron Jackson, R (1, 3) OBP: 0.332, SLG: 0.485	5-3				5-3		BB	1B		2	0	0	0	2	0	2			
Ken Landreaux, L (1, 8) OBP: 0.362, SLG: 0.427					K		F8	FC4-6		4	0	2	1	0	1	3			
Glenn Adams, L (1, 10) OBP: 0.333, SLG: 0.394	F8				F6		F8	FC4-6		4	0	0	0	0	0	5			
Rob Wilfong, L (1, 4) OBP: 0.344, SLG: 0.440	F8				1B		F9			4	0	1	0	0	0	1			
John Castino, R (1, 5) OBP: 0.344, SLG: 0.398 Dan Graham, L (9, PH)	CS		K		FC6		1-3			3	0	1	0	0	1	0			
Bombo Rivera, R (1, 7) OBP: 0.327, SLG: 0.371 Hosken Powell, L (9, PH)			G3		F8		5-3			3	0	0	0	0	0	2			
Inning Stats	R: 0 E: 0 K: 0 S: 3	H: 0 LOB: 1 BB: 1 P: 7	R: 0 E: 0 K: 0 S: 3	H: 1 LOB: 0 BB: 0 P: 3	R: 0 E: 0 K: 1 S: 5	H: 0 LOB: 0 BB: 0 P: 5	R: 0 E: 0 K: 1 S: 6	H: 1 LOB: 1 BB: 0 P: 6	R: 0 E: 0 K: 0 S: 4	H: 0 LOB: 2 BB: 1 P: 8	R: 0 E: 0 K: 0 S: 3	H: 0 LOB: 0 BB: 0 P: 3	R: 0 E: 0 K: 0 S: 5	H: 2 LOB: 2 BB: 0 P: 9	R: 0 E: 0 K: 0 S: 3	H: 0 LOB: 0 BB: 0 P: 3		1B: 5 2B: 1 3B: 0 HR: 0	SF: 0 SAC: 0 DP: 0 HBP: 0
PITCHER	IP WLS BF H R ER SO BB IBB HBP BLK WP HR S P ERA WHIP																		
Steve Renko, R (1, 1) ERA: 3.31	7.2		32	6	1	1	2	3	0	0	0	0	0	0	33	45	1.17	1.174	
Bob Stanley, R (8, 1) ERA: 3.7	1.1	W	4	0	0	0	0	0	0	0	0	0	0	4	4	0.00	0.000		

Batter	1	2	3	4	5	6	7	8	9	AB	R	H	RBI	BB	SO	LOB	BOTTOM		
Jerry Remy, L (1, 4) OBP: 0.353, SLG: 0.355	1-3		F7		4-3		G2			4	0	0	0	0	0	5	Minnesota Twins @ Boston Red Sox Fenway Park, Boston, MA Fri Jun 08 1979, 7:05 PM EDT Att: 33,953 - Unknown - 75 F livebaseballscorecards.com		
Rick Burleson, R (1, 6) OBP: 0.302, SLG: 0.340	6-3				G4-6-3		4-3			4	0	2	0	0	0	0			
Fred Lynn, L (1, 8) OBP: 0.393, SLG: 0.590	K				G4-6-3		4-3			4	0	0	0	0	2	2			
Jim Rice, R (1, 7) OBP: 0.396, SLG: 0.565					6-3		5-3			3	1	1	0	1	0	1			
Carl Yastrzemski, L (1, 3) OBP: 0.383, SLG: 0.495	FC3-6				L9		1-3			4	1	2	0	0	0	2			
Carlton Fisk, R (1, 10) OBP: 0.295, SLG: 0.400	5-3				L9		G3			3	0	1	1	1	0	2			
Butch Hobson, R (1, 5) OBP: 0.294, SLG: 0.490	4-3				1B		SH3-4			3	0	1	1	0	0	3			
Dwight Evans, R (1, 9) OBP: 0.348, SLG: 0.424					CS		G3			3	0	2	0	0	0	1			
Gary Allenson, R (1, 2) OBP: 0.290, SLG: 0.306					K		F7			2	0	0	0	1	1	3			
Inning Stats	R: 0 E: 0 K: 1 S: 5	H: 0 LOB: 0 BB: 0 P: 5	R: 0 E: 0 K: 0 S: 3	H: 0 LOB: 1 BB: 1 P: 7	R: 0 E: 0 K: 1 S: 5	H: 1 LOB: 0 BB: 0 P: 5	R: 0 E: 0 K: 0 S: 3	H: 1 LOB: 0 BB: 0 P: 3	R: 1 E: 0 K: 0 S: 6	H: 3 LOB: 2 BB: 0 P: 6	R: 0 E: 0 K: 0 S: 4	H: 1 LOB: 1 BB: 0 P: 4	R: 0 E: 0 K: 0 S: 3	H: 0 LOB: 2 BB: 2 P: 11	R: 0 E: 0 K: 1 S: 8	H: 3 LOB: 3 BB: 0 P: 8		1B: 7 2B: 2 3B: 0 HR: 0	SF: 0 SAC: 1 DP: 1 HBP: 0
PITCHER	IP WLS BF H R ER SO BB IBB HBP BLK WP HR S P ERA WHIP																		
Dave Goltz, R (1, 1) ERA: 4.44	7.2	L	33	9	2	2	3	3	0	0	0	0	0	36	48	2.35	1.565		
Mike Marshall, R (8, 1) ERA: 1.99	0.1		1	0	0	0	0	0	0	0	0	1	1	0.00	0.000				

Batter	1	2	3	4	5	6	7	8	9	AB	R	H	RBI	BB	SO	LOB	TOP			
Hosken Powell, L (1,9) OBP: 0.467, SLG: 0.515 Jose Morales, R (9, PH) OBP: 0.366, SLG: 0.429	0-0 L1-6 SH1-3 1B		0-0 F8		0-3 K			0-0 4-3	0-0 1B 2B	4	0	1	0	0	1	1				
Butch Wynegar, S (1,2) OBP: 0.382, SLG: 0.379 Glenn Borgmann, R (7,2) OBP: 0.333, SLG: 0.300	0-0 SH1-3 1-2			0-0 F8		0-0 F7		4-0 BB 1B BB	0-0 F3	2	0	0	0	0	0	0				
Roy Smalley, S (1,6) OBP: 0.445, SLG: 0.569 Bob Randall, R (7,6) OBP: 0.379, SLG: 0.356	0-0 L1-6 2-3			4-0 F8 BB		0-0 F8		0-0 BB 1B	0-0 F9	2	0	0	0	1	0	1				
Ken Landreaux, L (1,8) OBP: 0.361, SLG: 0.423 Dave Edwards, R (7,8) OBP: 0.273, SLG: 0.200		0-0 F9		4-0 F8 BB		0-0 G3		4-0 BB 1B 2B BB	0-0 FC5-4 1B	2	0	0	0	1	0	0				
Glenn Adams, L (1,7) OBP: 0.331, SLG: 0.390 Willie Norwood, R (9, PH) OBP: 0.288, SLG: 0.407		0-0 G3		0-0 F8				0-0 BB 1B	0-0 FC5-4 1-2	4	1	1	2	0	0	2				
Ron Jackson, R (1,3) OBP: 0.327, SLG: 0.478 Craig Kusick, R (7,3) OBP: 0.326, SLG: 0.558		0-0 E4		0-0 L6				0-0 2B E BB		3	0	0	0	0	0	2				
Rob Wilfong, L (1,4) OBP: 0.348, SLG: 0.444		0-0 P9			0-0 F6			0-0 E 2B		3	0	1	2	1	0	1				
Dan Graham, L (1,10) OBP: 0.324, SLG: 0.367			0-0 F8		0-0 E4 FC6-4			0-0 P7 E6		3	0	0	0	0	0	1				
John Castino, R (1,5) OBP: 0.333, SLG: 0.385			0-3 K		0-0 FC6-4 1-2			1-3 2-H 3-H	1-3	4	0	0	0	0	1	3				
Inning Stats	R: 0 E: 0 K: 0 S: 3	H: 1 LOB: 0 BB: 0 P: 3	R: 0 E: 1 K: 0 S: 4	H: 0 LOB: 1 BB: 0 P: 4	R: 0 E: 0 K: 1 S: 5	H: 0 LOB: 0 BB: 2 P: 5	R: 0 E: 0 K: 0 S: 3	H: 0 LOB: 1 BB: 0 P: 11	R: 0 E: 1 K: 1 S: 6	H: 0 LOB: 1 BB: 0 P: 6	R: 0 E: 0 K: 0 S: 3	H: 0 LOB: 1 BB: 1 P: 7	R: 0 E: 0 K: 0 S: 7	H: 3 LOB: 2 BB: 3 P: 19	R: 1 E: 0 K: 0 S: 5	H: 2 LOB: 1 BB: 0 P: 5	1B: 4 2B: 3 3B: 0 HR: 0	SF: 0 SAC: 1 DP: 1 HBP: 0	WP: 0 PB: 0 SB: 0 CS: 0	PA: 41
PITCHER	IP WLS BF H R ER SO BB IBB HBP BLK WP HR S P ERA WHIP																			
Mike Torrez, R (1,1) ERA: 4.39	7.2 W 34 4 5 4 2 6 0 0 0 0 0 0 32 56 4.70 1.304																			
Tom Burgmeier, L (8,1) ERA: 2.01	1.1 7 2 1 1 0 0 0 0 0 0 0 0 7 7 6.75 1.500																			

Minnesota Twins @ Boston Red Sox
Fenway Park, Boston, MA
Sat Jun 09 1979, 3:33 AM EDT
Att: 34,324 - Unknown - 90 F

AB 34
R 6
H 6
RBI 5
BB 6
SO 2
LOB 15



Batter	1	2	3	4	5	6	7	8	9	AB	R	H	RBI	BB	SO	LOB	BOTTOM			
Jerry Remy, L (1,4) OBP: 0.356, SLG: 0.362 Larry Wolfe, R (7,4) OBP: 0.371, SLG: 0.231	0-0 2B 1B	0-0 F5		0-0 3-1		0-0 HR 2B	0-0 F4			4	2	2	0	0	0	0				
Rick Burleson, R (1,6) OBP: 0.306, SLG: 0.352 Stan Papi, R (7,6) OBP: 0.188, SLG: 0.313	0-0 BLK 1-H HR 2B	0-0		0-0 4-3		0-0 FC5-2 HR	0-0 F8			4	2	2	1	0	0	2				
Fred Lynn, L (1,8) OBP: 0.394, SLG: 0.604	0-0 F8	0-0 F7			0-0 HR 2B	0-0 HR 1-H 2-H		0-3 K		5	2	2	3	0	1	2				
Jim Rice, R (1,7) OBP: 0.400, SLG: 0.589	0-3 K 2-3		0-0 5-3		0-0 HR 2B	0-0 HR 2B		0-0 1B 2B		5	3	3	2	0	1	1				
Carl Yastrzemski, L (1,3) OBP: 0.385, SLG: 0.515 Jim Dwyer, L (6, PR) OBP: 0.273, SLG: 0.258	0-0 HR		0-0 F7		0-0 1-3	0-0 2B		0-0 F8		4	1	2	3	0	0	0				
Carlton Fisk, R (1,10) OBP: 0.333, SLG: 0.500	0-0 1B 3B		0-0	0-0 HR	4-0 BB	0-0 6-3		0-0 2B 1B		4	2	3	2	1	0	1				
Butch Hobson, R (1,5) OBP: 0.299, SLG: 0.490 Jack Brohamer, L (7,5) OBP: 0.352, SLG: 0.388	0-0 3B 1B		0-0	0-0 HR	0-3 K 2B	0-0 5-3		0-0 F9		4	0	2	1	0	1	2				
Dwight Evans, R (1,9) OBP: 0.342, SLG: 0.414	0-0 4-3		0-0 P9		0-0 P9		0-3 K			4	0	0	0	0	1	3				
Gary Allenson, R (1,2) OBP: 0.291, SLG: 0.307 Mike O'Berry, R (7,2) OBP: 0.290, SLG: 0.100		0-3 K		0-0 F9		0-0 2B FC5-2 1B				3	0	1	0	0	1	0				
Inning Stats	R: 4 E: 0 K: 1 S: 10	H: 5 LOB: 1 BB: 0 P: 10	R: 0 E: 0 K: 1 S: 6	H: 1 LOB: 1 BB: 0 P: 6	R: 1 E: 0 K: 0 S: 5	H: 2 LOB: 1 BB: 0 P: 5	R: 0 E: 0 K: 0 S: 3	H: 0 LOB: 0 BB: 0 P: 3	R: 2 E: 0 K: 1 S: 7	H: 2 LOB: 1 BB: 1 P: 11	R: 4 E: 0 K: 0 S: 8	H: 5 LOB: 1 BB: 0 P: 8	R: 0 E: 0 K: 1 S: 5	H: 0 LOB: 1 BB: 1 P: 9	R: 1 E: 0 K: 1 S: 7	H: 2 LOB: 1 BB: 0 P: 7	1B: 5 2B: 7 3B: 1 HR: 4	SF: 0 SAC: 0 DP: 0 HBP: 0	WP: 0 PB: 0 SB: 0 CS: 0	PA: 43
PITCHER	IP WLS BF H R ER SO BB IBB HBP BLK WP HR S P ERA WHIP																			
Roger Erickson, R (1,1) ERA: 7.23	10 7 7 2 10 7 7 2 1 0 0 0 0 1 10 14 36.00 6.000																			
Mike Bacsik, R (5,1) ERA: 5.12	1.0 9 5 4 4 1 1 0 0 0 0 0 0 1 10 14 36.00 6.000																			
Pete Redfern, R (6,1) ERA: 4.28	2.2 11 2 1 1 2 1 0 0 0 0 0 0 14 18 3.38 1.125																			

Minnesota Twins @ Boston Red Sox
Fenway Park, Boston, MA
Sat Jun 09 1979, 3:33 AM EDT
Att: 34,324 - Unknown - 90 F

AB 41
R 12
H 17
RBI 12
BB 2
SO 5
LOB 15



Batter	1	2	3	4	5	6	7	8	9	AB	R	H	RBI	BB	SO	LOB	TOP			
Hosken Powell, L (1,9) OBP: 0.443, SLG: 0.486	1-3		K			F6		4-3		4	0	0	0	0	1	1				
Roy Smalley, S (1,6) OBP: 0.442, SLG: 0.563	K			F4				G3		4	0	1	0	0	1	0				
Ken Landreaux, L (1,8) OBP: 0.355, SLG: 0.416	F9			F5		F8			4-3	4	0	0	0	0	0	2				
Glenn Adams, L (1,7) OBP: 0.329, SLG: 0.383		F9		F7		CS	1B	F7		3	0	0	0	1	0	0				
Ron Jackson, R (1,3) OBP: 0.326, SLG: 0.471	K			HBP		K		F6		3	0	0	0	0	2	1				
Butch Wynegar, S (1,2) OBP: 0.386, SLG: 0.383				F9						3	0	2	0	0	0	1				
Rob Wilfong, L (1,4) OBP: 0.342, SLG: 0.435		1B			F2			1B		3	0	0	0	0	0	4				
John Castino, R (1,5) OBP: 0.326, SLG: 0.376			6-3		F8			K		3	0	0	0	0	1	3				
Willie Norwood, R (1,10) OBP: 0.289, SLG: 0.406			F6			CS	1B	6-3		3	0	1	0	0	0	0				
Inning Stats	R: 0 E: 0 K: 1 S: 5	H: 0 LOB: 0 BB: 0 P: 5	R: 0 E: 0 K: 1 S: 6	H: 1 LOB: 1 BB: 0 P: 6	R: 0 E: 0 K: 1 S: 5	H: 0 LOB: 0 BB: 0 P: 5	R: 0 E: 0 K: 0 S: 3	H: 0 LOB: 0 BB: 0 P: 3	R: 0 E: 0 K: 0 S: 4	H: 2 LOB: 1 BB: 0 P: 4	R: 0 E: 0 K: 2 S: 8	H: 1 LOB: 2 BB: 1 P: 12	R: 0 E: 0 K: 0 S: 3	H: 0 LOB: 0 BB: 0 P: 3	R: 0 E: 0 K: 0 S: 3	H: 0 LOB: 0 BB: 0 P: 3	1B: 4 2B: 0 3B: 0 HR: 0	SF: 0 SAC: 0 DP: 0 HBP: 1	WP: 0 PB: 0 SB: 0 CS: 1	PA: 33
PITCHER Dennis Eckersley, R (1,1) ERA: 2.9	IP: 9.0 WLS: W BF: 32	H: 4 R: 0 ER: 0 SO: 5	BB: 1 IBB: 0 HBP: 1 BLK: 0	WP: 0 HR: 0 S: 40 P: 45	ERA: 0.00 WHIP: 0.556															

Minnesota Twins @ Boston Red Sox
Fenway Park, Boston, MA
Sun Jun 10 1979, 3:33 AM EDT
Att: 34,304 - Unknown - 88 F

AB 30
R 0
H 4
RBI 0
BB 1
SO 5
LOB 12



Batter	1	2	3	4	5	6	7	8	9	AB	R	H	RBI	BB	SO	LOB	BOTTOM			
Jerry Remy, L (1,4) OBP: 0.356, SLG: 0.362	CS		1B		4-3		E5			3	1	1	0	1	0	0				
Rick Burleson, R (1,6) OBP: 0.313, SLG: 0.357	F9		1B					1B		3	0	2	0	1	0	1				
Fred Lynn, L (1,8) OBP: 0.391, SLG: 0.597			F8		4-3		K			4	0	1	0	0	1	4				
Jim Rice, R (1,7) OBP: 0.402, SLG: 0.585	6-3			WP		K	1B			3	1	1	0	1	1	1				
Carl Yastrzemski, L (1,3) OBP: 0.387, SLG: 0.515		F8		WP		3-1				4	0	2	1	0	0	0				
Carlton Fisk, R (1,10) OBP: 0.329, SLG: 0.500	4-3			1B			L8			4	1	1	0	0	0	4				
Butch Hobson, R (1,5) OBP: 0.298, SLG: 0.506	F4			SF3		HR		F4		3	1	1	3	0	0	0				
Dwight Evans, R (1,9) OBP: 0.340, SLG: 0.427			F8		F6		HR	K		4	1	1	1	0	1	1				
Gary Allenson, R (1,2) OBP: 0.282, SLG: 0.297			K		6-3		F7	K		4	0	0	0	0	2	0				
Inning Stats	R: 0 E: 0 K: 0 S: 3	H: 1 LOB: 1 BB: 1 P: 7	R: 0 E: 0 K: 0 S: 3	H: 0 LOB: 0 BB: 0 P: 3	R: 0 E: 0 K: 1 S: 7	H: 2 LOB: 2 BB: 0 P: 7	R: 1 E: 0 K: 0 S: 5	H: 2 LOB: 1 BB: 0 P: 5	R: 0 E: 0 K: 0 S: 3	H: 0 LOB: 1 BB: 1 P: 7	R: 3 E: 0 K: 1 S: 8	H: 3 LOB: 0 BB: 0 P: 8	R: 1 E: 1 K: 1 S: 7	H: 2 LOB: 2 BB: 1 P: 11	R: 0 E: 0 K: 2 S: 7	H: 0 LOB: 0 BB: 0 P: 7	1B: 7 2B: 1 3B: 0 HR: 2	SF: 1 SAC: 0 DP: 0 HBP: 0	WP: 1 PB: 0 SB: 0 CS: 1	PA: 36
PITCHER Paul Hartzell, R (1,1) ERA: 5.04 Mike Marshall, R (7,1) ERA: 1.82	IP: 6.0 WLS: L BF: 27	H: 8 R: 4 ER: 4 SO: 2	BB: 2 IBB: 0 HBP: 0 BLK: 0	WP: 1 HR: 2 S: 29 P: 37	ERA: 6.00 WHIP: 1.667															

Minnesota Twins @ Boston Red Sox
Fenway Park, Boston, MA
Sun Jun 10 1979, 3:33 AM EDT
Att: 34,304 - Unknown - 88 F

AB 32
R 5
H 10
RBI 5
BB 3
SO 5
LOB 11



Batter	1	2	3	4	5	6	7	8	9	AB	R	H	RBI	BB	SO	LOB	TOP											
Mickey Rivers, L OBP: 0.313, SLG: 0.415	0-0 4-3		0-0 5-3			0-0 3B		0-0 4-3	0-0 1B	5	1	2	1	0	0	1												
Wille Randolph, R OBP: 0.344, SLG: 0.329	0-0 L8			0-0 F9		0-0 3B		0-0 1B	0-0 1B	5	0	3	1	0	0	0												
Thurman Munson, R OBP: 0.345, SLG: 0.374	0-0 6-3			0-0 L7		0-0 6-3		0-0 1B	0-0 4-3	5	0	1	0	0	0	2												
Lou Piniella, R OBP: 0.339, SLG: 0.462		0-0 L4		0-0 1B		4-0 IBB		4-0 BB		2	0	1	0	2	0	0												
Graig Nettles, L OBP: 0.364, SLG: 0.464		0-0 5-3		0-0 6-3		0-0 F7		0-0 G3		4	0	0	0	0	0	5												
Darryl Jones, R OBP: 0.357, SLG: 0.571		0-3 K			0-0 6-3		0-0 E6		0-0 1B	4	1	1	0	0	1	0												
Chris Chambliss, L OBP: 0.295, SLG: 0.436			0-0 F6		0-0 F5		0-0 F9		0-0 5-3	4	0	0	0	0	0	2												
Roy White, S OBP: 0.284, SLG: 0.247			0-0 F9		0-0 F9		0-0 FC5-4		0-0 1B	4	1	1	1	0	0	1												
Juan Benitez, R OBP: 0.292, SLG: 0.355			0-0 F9		0-0 F9		1-2 FC5-4		2-H 1B	0	0	0	0	0	0	0												
Bucky Dent, R OBP: 0.306, SLG: 0.286			0-0 2B		0-0 F6		1-2 FC5-4		4-0 1B	3	1	1	0	1	0	1												
Inning Stats	R: 0 E: 0 K: 0 S: 3	H: 0 LOB: 0 BB: 0 P: 3	R: 0 E: 0 K: 1 S: 5	H: 0 LOB: 0 BB: 0 P: 5	R: 0 E: 0 K: 0 S: 4	H: 1 LOB: 1 BB: 0 P: 4	R: 0 E: 0 K: 0 S: 4	H: 1 LOB: 1 BB: 0 P: 4	R: 0 E: 0 K: 0 S: 3	H: 0 LOB: 0 BB: 0 P: 3	R: 1 E: 0 K: 0 S: 5	H: 2 LOB: 2 BB: 1 P: 9	R: 0 E: 1 K: 0 S: 4	H: 0 LOB: 1 BB: 0 P: 4	R: 0 E: 0 K: 0 S: 4	H: 2 LOB: 2 BB: 1 P: 8	R: 3 E: 0 K: 0 S: 6	H: 4 LOB: 1 BB: 1 P: 10	1B: 6 2B: 2 HR: 0	SF: 0 SAC: 0 DP: 0 HBP: 0	WP: 1 PB: 0 CS: 1	PA: 39						
PITCHER	IP	WLS	BF	H	R	ER	SO	BB	IBB	HBP	BLK	WP	HR	S	P	ERA	WHIP											
Jerry Kosman, L ERA: 3.68	(1, 1)	8.2	L	37	9	4	4	1	2	1	0	0	0	36	48	4.15	1.269											
Mike Marshall, R ERA: 1.61	(9, 1)	0.1		2	1	0	0	0	0	0	0	0	1	0	2	2	0.00	3.000										

New York Yankees @ Minnesota Twins
Metropolitan Stadium, Bloomington, MI
Tue Jun 12 1979, 8:05 PM EDT
Att: 27,733 - Unknown - 76 F

AB 36
R 4
H 10
RBI 3
BB 3
SO 1
LOB 12



Batter	1	2	3	4	5	6	7	8	9	AB	R	H	RBI	BB	SO	LOB	BOTTOM										
Bob Randall, R OBP: 0.377, SLG: 0.355	0-0 CS		0-0 6-3		0-0 F9			0-0 F4		3	0	1	0	0	0	0											
Rob Wilfong, L OBP: 0.340, SLG: 0.432	0-0 1B		0-0 6-3		0-0 F9			0-0 F8		1	0	0	0	0	0	0											
Roy Smalley, S OBP: 0.443, SLG: 0.564	0-3 K		4-0 FC6-4		0-0 1B			0-0 F8		3	1	1	0	1	1	1											
Ron Jackson, R OBP: 0.329, SLG: 0.481	0-0 3B		0-3 K		0-0 G6-3			0-0 L7		4	0	2	1	0	1	1											
Jose Morales, R OBP: 0.365, SLG: 0.415	4-0 BB		0-0 FC6-4		0-0 G6-3			0-0 4-3		2	0	0	0	1	0	2											
Glenn Adams, L OBP: 0.327, SLG: 0.380	0-0 BB		1-2 BB		0-0 G6-3			0-0 4-3		1	0	0	0	0	0	0											
Bombo Rivera, R OBP: 0.315, SLG: 0.356	0-0 L4		0-0 F8		0-3 K			4-0 BB		3	0	0	0	0	1	2											
Hosken Powell, L OBP: 0.450, SLG: 0.486			0-0 F8		0-0 K			0-0 BB		0	0	0	0	1	0	0											
Butch Wynegar, S OBP: 0.394, SLG: 0.378		4-0 SH		0-0 F7		0-0 L5		0-0 F4		3	0	0	0	1	0	1											
Ken Landreaux, L OBP: 0.352, SLG: 0.412		0-0 SH		0-0 4-3		0-0 1-3				2	0	0	0	0	0	0											
Dave Edwards, R OBP: 0.214, SLG: 0.154		0-0 FC5-2		0-0 6-3		0-0 1-3				3	0	0	0	0	0	2											
John Castino, R OBP: 0.319, SLG: 0.367		3-H G6-4-3		0-0 K		0-0 L8				3	0	0	0	0	1	2											
Inning Stats	R: 0 E: 0 K: 1 S: 6	H: 2 LOB: 2 BB: 1 P: 10	R: 0 E: 1 K: 0 S: 3	H: 0 LOB: 1 BB: 1 P: 7	R: 0 E: 0 K: 1 S: 5	H: 0 LOB: 1 BB: 1 P: 9	R: 0 E: 0 K: 0 S: 3	H: 0 LOB: 0 BB: 0 P: 3	R: 0 E: 0 K: 0 S: 3	H: 0 LOB: 0 BB: 0 P: 3	R: 0 E: 0 K: 0 S: 3	H: 0 LOB: 0 BB: 0 P: 3	R: 0 E: 0 K: 0 S: 3	H: 0 LOB: 1 BB: 1 P: 7	1B: 2 2B: 2 HR: 0	SF: 0 SAC: 1 DP: 3 HBP: 0	WP: 0 PB: 0 CS: 1	PA: 33									
PITCHER	IP	WLS	BF	H	R	ER	SO	BB	IBB	HBP	BLK	WP	HR	S	P	ERA	WHIP										
Ron Guidry, L ERA: 2.12	(1, 1)	7.0		26	4	1	1	4	3	0	0	0	0	31	43	1.29	1.000										
Ron Davis, R ERA: 2.45	(8, 1)	2.0	W	7	0	0	0	0	1	0	0	0	0	6	10	0.00	0.500										

New York Yankees @ Minnesota Twins
Metropolitan Stadium, Bloomington, MI
Tue Jun 12 1979, 8:05 PM EDT
Att: 27,733 - Unknown - 76 F

AB 28
R 1
H 4
RBI 1
BB 4
SO 4
LOB 11



Batter	1	2	3	4	5	6	7	8	9	AB	R	H	RBI	BB	SO	LOB	TOP										
Mickey Rivers, L OBP: 0.318, SLG: 0.415	F8	6-3			FC3-2 1B		G6-4-3 HBP			3	0	1	0	0	0	1											
Willie Randolph, R OBP: 0.341, SLG: 0.341	2B		F8		FC3-2 G6-4-3		G6-4-3			4	0	1	0	0	0	6											
Thurman Munson, R OBP: 0.342, SLG: 0.371	K		G4-6-3 BB		G6-4-3			F9		3	0	0	0	1	1	4											
Lou Piniella, R OBP: 0.335, SLG: 0.452	4-3		G4-6-3			6-3		F7		4	0	0	0	0	2												
Graig Nettles, L OBP: 0.360, SLG: 0.452		FC6 BB		K		3-1		F8		3	0	0	0	1	1	0											
Chris Chambliss, L OBP: 0.302, SLG: 0.459	FC6 FC4-6 1-2f		E6 G6-4-3		F7			K		4	0	0	0	0	1	1											
Roy White, S OBP: 0.273, SLG: 0.237	FC4-6 HR		G6-4-3			SH1-4 1B		3-1		4	1	1	0	0	2												
Juan Beniquez, R OBP: 0.303, SLG: 0.405		HR			1B FC3-2 BB		SH1-4 1B		K	3	1	2	2	1	1	0											
Bucky Dent, R OBP: 0.307, SLG: 0.287	E 1B				FC3-2 1B		SH1-4			2	0	2	0	0	0	0											
Inning Stats	R: 0 E: 0 K: 1 S: 6	H: 1 LOB: 1 BB: 0 P: 6	R: 2 E: 1 K: 0 S: 5	H: 2 LOB: 1 BB: 1 P: 9	R: 0 E: 0 K: 0 S: 2	H: 0 LOB: 0 BB: 1 P: 6	R: 0 E: 1 K: 1 S: 5	H: 0 LOB: 0 BB: 0 P: 5	R: 0 E: 0 K: 0 S: 4	H: 2 LOB: 2 BB: 1 P: 8	R: 0 E: 0 K: 0 S: 3	H: 0 LOB: 0 BB: 0 P: 3	R: 0 E: 0 K: 0 S: 4	H: 2 LOB: 2 BB: 0 P: 5	R: 0 E: 0 K: 2 S: 7	H: 0 LOB: 0 BB: 0 P: 7	1B: 5 2B: 1 3B: 0 HR: 1	SF: 0 SAC: 1 DP: 4 HBP: 1	WP: 0 PB: 0 CS: 0	PA: 35							
PITCHER	IP	WLS	BF	H	R	ER	SO	BB	IBB	HBP	BLK	WP	HR	S	P	ERA	WHIP										
Geoff Zahn, L ERA: 3.09	6.0	W	24	5	2	2	2	3	0	0	0	0	1	25	37	3.00	1.333										
Mike Marshall, R ERA: 1.81	3.0	S	11	2	0	0	2	0	0	1	0	0	0	14	15	0.00	0.667										

New York Yankees @ Minnesota Twins
 Metropolitan Stadium, Bloomington, MI
 Thu Jun 14 1979, 8:05 PM EDT
 Att: 24,129 - Unknown - 91 F

AB 30
 R 2
 H 7
 RBI 2
 BB 3
 SO 4
 LOB 16



Batter	1	2	3	4	5	6	7	8	9	AB	R	H	RBI	BB	SO	LOB	BOTTOM										
Bob Randall, R OBP: 0.384, SLG: 0.364	G3		1-2 1B	FC5-4 1-2f			SH1-3 1B			4	0	2	0	0	0	1											
John Castino, R OBP: 0.318, SLG: 0.353	K		FC5 2-3f		5-3		SH1-3			3	0	0	0	0	1	2											
Roy Smalley, S OBP: 0.447, SLG: 0.569	K			E 1B 2B 1B	4-3		L1			4	1	1	0	0	1	1											
Ron Jackson, R OBP: 0.331, SLG: 0.486		1-3		E 2B 1B	1-3			F9		4	1	1	0	0	0	0											
Craig Kusick, R OBP: 0.300, SLG: 0.511	6-3			K			K			4	0	0	0	0	2	2											
Willie Norwood, R OBP: 0.288, SLG: 0.399	6-3			F8			1B BB		F7	3	0	0	0	1	0	2											
Bombo Rivera, R OBP: 0.310, SLG: 0.350										0	0	0	0	0	0	0											
Ken Landreaux, L OBP: 0.349, SLG: 0.410			K	E3 2B			G4-6-3 1B			3	1	1	0	0	1	2											
Butch Wynegar, S OBP: 0.392, SLG: 0.394			4-3	1-2 2-3 3-H	1B 2B		G4-6-3			3	1	1	3	0	0	2											
Dave Edwards, R OBP: 0.316, SLG: 0.444			FC5 1B	FC5-4 2H			2-3			3	0	2	1	0	0	0											
Inning Stats	R: 0 E: 0 K: 2 S: 7	H: 0 LOB: 0 BB: 0 P: 7	R: 0 E: 0 K: 0 S: 3	H: 0 LOB: 0 BB: 0 P: 3	R: 0 E: 0 K: 1 S: 7	H: 2 LOB: 2 BB: 0 P: 7	R: 4 E: 1 K: 1 S: 10	H: 4 LOB: 1 BB: 0 P: 10	R: 0 E: 0 K: 0 S: 3	H: 0 LOB: 0 BB: 0 P: 3	R: 0 E: 0 K: 1 S: 5	H: 1 LOB: 1 BB: 1 P: 9	R: 0 E: 0 K: 0 S: 4	H: 1 LOB: 1 BB: 0 P: 4	R: 0 E: 0 K: 0 S: 3	H: 0 LOB: 0 BB: 0 P: 3	1B: 7 2B: 1 3B: 0 HR: 0	SF: 0 SAC: 1 DP: 1 HBP: 0	WP: 0 PB: 0 CS: 0	PA: 33							
PITCHER	IP	WLS	BF	H	R	ER	SO	BB	IBB	HBP	BLK	WP	HR	S	P	ERA	WHIP										
Tommy John, L ERA: 2.07	8.0	L	33	8	4	0	5	1	0	0	0	0	0	42	46	0.00	1.125										

New York Yankees @ Minnesota Twins
 Metropolitan Stadium, Bloomington, MI
 Thu Jun 14 1979, 8:05 PM EDT
 Att: 24,129 - Unknown - 91 F


AB 31
 R 4
 H 8
 RBI 4
 BB 1
 SO 5
 LOB 12




Batter	1	2	3	4	5	6	7	8	9	AB	R	H	RBI	BB	SO	LOB	TOP								
Al Bumby, L OBP: 0.335, SLG: 0.377 (1, 8)	0-0 4-3		0-0 1B		0-0 P6		0-0 2B		0-0 3B	5	0	3	2	0	0	0	Baltimore Orioles @ Minnesota Twins Metropolitan Stadium, Bloomington, MI Fri Jun 15 1979, 8:05 PM EDT Att: 11,831 - Unknown								
Wayne Krenchicki, L OBP: 0.250, SLG: 0.250 (1, 4) Rich Dauer, R OBP: 0.314, SLG: 0.358 (7, 4)	0-0 4-3		0-0 1B			0-0 G3	0-0 6-3		0-0 F8	4	0	1	0	0	0	2									
Ken Singleton, S OBP: 0.424, SLG: 0.550 (1, 9) Gary Roenicke, R OBP: 0.428, SLG: 0.560 (8, 7)	0-0 3-1		0-0 5-3			4-0 G3-6 BB			0-0 F7	3	0	0	0	1	0	2									
Eddie Murray, S OBP: 0.351, SLG: 0.391 (1, 3)		0-0 F7		0-0 G3		0-0 G3-6			0-3 K	4	0	0	0	0	1	1									
John Lowenstein, L OBP: 0.432, SLG: 0.612 (1, 7) (8, 9)		0-0 HR		0-0 F7			0-0 G3 E 2B 1B		0-3 K	4	2	2	1	0	1	0									
Lee May, R OBP: 0.321, SLG: 0.475 (1, 10)		0-0 L6		0-0 F9			0-0 G3		0-3 K	4	0	0	0	0	1	1									
Doug DeCinces, R OBP: 0.319, SLG: 0.424 (1, 5)		0-3 K					0-0 HR		4-0 4-3 BB 3B BB	3	3	2	2	1	1	0									
Kiko Garcia, R OBP: 0.293, SLG: 0.357 (1, 6)			0-0 4-3		0-3 K		0-0 4-3		0-3 K	4	0	0	0	0	2	2									
Dave Skaggs, R OBP: 0.321, SLG: 0.280 (1, 2) Terry Crowley, L OBP: 0.417, SLG: 0.579 (9, PH) Rick Dempsey, R OBP: 0.352, SLG: 0.377 (9, PR) (9, 2)			0-0 F9		0-0 6-3		0-0 2B 1B		4-0 1-2 3B BB	3	0	1	1	0	0	0									
Inning Stats	R: 0 E: 0 K: 0 S: 3	H: 0 LOB: 0 BB: 0 P: 3	R: 1 E: 0 K: 1 S: 6	H: 1 LOB: 0 BB: 0 P: 6	R: 0 E: 0 K: 0 S: 5	H: 2 LOB: 2 BB: 0 P: 5	R: 0 E: 0 K: 0 S: 3	H: 0 LOB: 0 BB: 0 P: 3	R: 1 E: 0 K: 1 S: 6	H: 1 LOB: 0 BB: 0 P: 6	R: 0 E: 0 K: 0 S: 2	H: 0 LOB: 0 BB: 1 P: 6	R: 2 E: 1 K: 0 S: 7	H: 4 LOB: 0 BB: 7 P: 7	R: 0 E: 0 K: 2 S: 7	H: 0 LOB: 0 BB: 0 P: 7	R: 2 E: 0 K: 2 S: 8	H: 1 LOB: 2 BB: 2 P: 16	1B: 4 2B: 2 3B: 1 HR: 2	SF: 0 SAC: 0 DP: 1 HBP: 0	WP: 0 PB: 0 SB: 0 CS: 0	PA: 38			
PITCHER	IP	WLS	BF	H	R	ER	SO	BB	IBB	HBP	BLK	WP	HR	S	P	ERA	WHIP								
Paul Hartzell, R ERA: 5.07 (1, 1)	6.2		27	7	4	4	2	1	0	0	0	0	2	30	34	5.40	1.200								
Mike Bacsik, R ERA: 5.03 (7, 1)	0.1		2	1	0	0	0	0	0	0	0	0	0	2	2	0.00	3.000								
Mike Marshall, R ERA: 2.03 (8, 1)	2.0	L	9	1	2	2	4	2	0	0	0	0	0	15	23	9.00	1.500								

Batter	1	2	3	4	5	6	7	8	9	AB	R	H	RBI	BB	SO	LOB	BOTTOM								
Hosken Powell, L OBP: 0.467, SLG: 0.481 (1, 9)	0-0 4-3 SH1-3 1B		0-0 1-2		0-0 F7		0-0 L5-3 1B		4-0 1B BB	4	0	2	2	1	0	3	Baltimore Orioles @ Minnesota Twins Metropolitan Stadium, Bloomington, MI Fri Jun 15 1979, 8:05 PM EDT Att: 11,831 - Unknown								
Butch Wynegar, S OBP: 0.389, SLG: 0.391 (1, 2) Bombo Rivera, R OBP: 0.310, SLG: 0.350 (9, PR)	0-0 SH1-3		0-0 4-3		0-0 6-3		0-0 L5-3		0-0 1B	4	0	1	1	0	0	4									
Roy Smalley, S OBP: 0.446, SLG: 0.563 (1, 6)	0-0 4-3			0-3 K		4-0 G4-6-3 BB			0-3 K	4	1	1	0	1	2	3									
Glenn Adams, L OBP: 0.329, SLG: 0.382 (1, 7) Dave Edwards, R OBP: 0.316, SLG: 0.444 (9, PR) Jose Morales, R OBP: 0.355, SLG: 0.403 (9, PH)	0-3 K			0-0 2B		0-0 G4-6-3			0-0 K	4	0	2	0	0	1	2									
Ken Landreaux, L OBP: 0.348, SLG: 0.422 (1, 8)		0-3 K		0-3 K		0-0 HR			0-0 K	3	1	1	2	0	2	1									
Ron Jackson, R OBP: 0.325, SLG: 0.477 (1, 3)		0-3 K		0-0 L6		0-0 6-3			0-0 P5	4	0	0	0	0	1	2									
Mike Cabbage, L OBP: 0.330, SLG: 0.300 (1, 10)		0-0 F7			4-0 FC1-5 1B BB		4-0 SH3 1B BB		0-3 K	2	1	0	0	2	1	1									
Rob Wilfong, L OBP: 0.349, SLG: 0.442 (1, 4)			0-0 1-3 1B		0-0 FC1-5 1B		0-0 SH3 1B		0-0 4-3	4	1	3	0	0	0	0									
John Castino, R OBP: 0.313, SLG: 0.348 (1, 5) Willie Norwood, R OBP: 0.292, SLG: 0.402 (9, PH)			0-0 P1		0-0 FC1-5		0-0 SH3		0-0 BB 1B	2	0	0	0	0	0	3									
Inning Stats	R: 0 E: 0 K: 1 S: 6	H: 1 LOB: 1 BB: 0 P: 6	R: 0 E: 0 K: 2 S: 7	H: 0 LOB: 0 BB: 0 P: 7	R: 0 E: 0 K: 0 S: 4	H: 1 LOB: 1 BB: 0 P: 4	R: 0 E: 0 K: 2 S: 8	H: 1 LOB: 1 BB: 0 P: 8	R: 0 E: 0 K: 0 S: 4	H: 1 LOB: 2 BB: 1 P: 8	R: 1 E: 0 K: 0 S: 3	H: 1 LOB: 0 BB: 1 P: 7	R: 2 E: 0 K: 0 S: 4	H: 2 LOB: 0 BB: 1 P: 8	R: 1 E: 0 K: 1 S: 7	H: 2 LOB: 1 BB: 0 P: 7	R: 1 E: 0 K: 2 S: 9	H: 2 LOB: 2 BB: 1 P: 13	1B: 9 2B: 2 3B: 0 HR: 1	SF: 1 SAC: 2 DP: 2 HBP: 0	WP: 0 PB: 0 SB: 0 CS: 0	PA: 40			
PITCHER	IP	WLS	BF	H	R	ER	SO	BB	IBB	HBP	BLK	WP	HR	S	P	ERA	WHIP								
Dennis Martinez, R ERA: 3.16 (1, 1)	7.0		30	8	4	4	5	3	0	0	0	0	0	9	13	6.75	3.000								
Don Stanhouse, R ERA: 3.0 (8, 1)	1.1	W	8	3	1	1	1	1	0	0	0	0	0	6	6	0.00	0.000								
Tim Stoddard, R ERA: 1.77 (9, 1)	0.2	S	2	0	0	0	2	0	0	0	0	0	0	6	6	0.00	0.000								

AB 35
R 6
H 9
RBI 6
BB 3
SO 6
LOB 10



AB 33
R 5
H 11
RBI 5
BB 4
SO 8
LOB 21



Batter	1	2	3	4	5	6	7	8	9	AB	R	H	RBI	BB	SO	LOB	TOP					
Kiko Garcia, R OBP: 0.297, SLG: 0.377 (1, 6)	4-3		F9					FC6-4		5	0	2	3	0	0	1						
Benny Ayala, R OBP: 0.316, SLG: 0.842 Al Bumbry, L OBP: 0.331, SLG: 0.372 (4, FH) (4, 8)	6-3			3-1			F8		5-3	2	1	1	1	0	0	0						
Ken Singleton, S OBP: 0.416, SLG: 0.538 (1, 9)	K		5-3						4-3	5	0	0	0	0	2	0						
Eddie Murray, S OBP: 0.355, SLG: 0.393 (1, 3)		F9		F9						4	0	2	0	1	0	0						
Gary Roenicke, R OBP: 0.422, SLG: 0.548 (4, 7)	5-3								1B	5	1	1	0	0	0	3						
John Lowenstein, L OBP: 0.432, SLG: 0.612 (9, 7)				1B	BB				FC5-4	0	0	0	0	0	0	0						
Lee May, R OBP: 0.329, SLG: 0.493 (1, 10)										3	3	2	1	1	1	1						
Doug DeCinces, R OBP: 0.325, SLG: 0.437 (1, 5)										4	1	2	1	0	1	0						
Billy Smith, S OBP: 0.288, SLG: 0.330 (1, 4)										4	1	2	1	0	0	1						
Rick Dempsey, R OBP: 0.350, SLG: 0.373 (1, 2)										4	1	1	0	0	1	3						
Inning Stats	R: 0 E: 0 K: 1 S: 5	H: 0 LOB: 0 BB: 0 P: 5	R: 1 E: 0 K: 0 S: 5	H: 2 LOB: 1 BB: 0 P: 5	R: 1 E: 0 K: 0 S: 4	H: 1 LOB: 0 BB: 0 P: 4	R: 4 E: 1 K: 0 S: 7	H: 4 LOB: 1 BB: 1 P: 11	R: 0 E: 0 K: 1 S: 4	H: 0 LOB: 0 BB: 1 P: 8	R: 2 E: 0 K: 0 S: 6	H: 3 LOB: 1 BB: 0 P: 6	R: 0 E: 0 K: 1 S: 6	H: 1 LOB: 1 BB: 0 P: 6	R: 0 E: 0 K: 2 S: 8	H: 1 LOB: 1 BB: 0 P: 8	R: 0 E: 0 K: 0 S: 4	H: 1 LOB: 1 BB: 0 P: 4	1B: 8 2B: 2 3B: 1 HR: 2	SF: 0 SAC: 0 DP: 1 HBP: 0	WP: 0 PB: 0 SB: 0 CS: 0	PA: 41
PITCHER	IP	WLS	BF	H	R	ER	SO	BB	IBB	HBP	BLK	WP	HR	S	P	ERA	WHIP					
Jerry Koosman, L ERA: 4.06 (1, 1)	3.2	L	19	7	6	6	1	1	0	0	0	0	1	20	24	14.73	2.182					
Roger Erickson, R ERA: 7.25 (4, 1)	2.1		10	3	2	2	1	1	0	0	0	0	1	11	15	7.71	1.714					
Pete Redfern, R ERA: 3.51 (7, 1)	3.0		12	3	0	0	3	0	0	0	0	0	0	18	18	0.00	1.000					

Baltimore Orioles @ Minnesota Twins
Metropolitan Stadium, Bloomington, MI
Sun Jun 17 1979, 4:33 AM EDT
Att: 15,966 - Unknown

AB 39
R 8
H 13
RBI 7
BB 2
SO 5
LOB 11



Batter	1	2	3	4	5	6	7	8	9	AB	R	H	RBI	BB	SO	LOB	BOTTOM					
Bob Randall, R OBP: 0.390, SLG: 0.362 (1, 4)	5-3									3	0	1	1	1	1	0						
Rob Wilfong, L OBP: 0.347, SLG: 0.439 (9, FH)		E8							G3	1	0	0	0	0	0	0						
Willie Norwood, R OBP: 0.287, SLG: 0.395 Mike Cubbage, L OBP: 0.328, SLG: 0.297 (7, FH) (8, 5)	F7	6-3								3	0	0	0	0	1	1						
Roy Smalley, S OBP: 0.451, SLG: 0.565 (1, 6)										3	1	2	0	1	1	0						
Ron Jackson, R OBP: 0.324, SLG: 0.487 (1, 3)										4	1	1	2	0	2	3						
Dave Edwards, R OBP: 0.318, SLG: 0.400 Ken Landreaux, L OBP: 0.346, SLG: 0.421 (8, FH) (9, 8)	F7									2	1	0	0	1	0	0						
Bombo Rivera, R OBP: 0.310, SLG: 0.349 (8, 9)	4-3									3	0	1	0	0	0	0						
Hosken Powell, L OBP: 0.402, SLG: 0.474 (8, FH) (9, 9)										1	0	0	0	0	0	0						
Jose Morales, R OBP: 0.363, SLG: 0.408 (1, 10)										4	1	2	1	0	0	0						
Butch Wynegar, S OBP: 0.387, SLG: 0.389 (1, 2)										4	1	1	0	0	0	2						
John Castino, R OBP: 0.309, SLG: 0.343 Glenn Adams, L OBP: 0.325, SLG: 0.377 (7, FH) (8, 7)										2	0	0	0	0	1	2						
Inning Stats	R: 2 E: 0 K: 0 S: 5	H: 2 LOB: 0 BB: 0 P: 5	R: 2 E: 1 K: 1 S: 8	H: 3 LOB: 1 BB: 0 P: 8	R: 0 E: 0 K: 2 S: 7	H: 0 LOB: 0 BB: 0 P: 7	R: 0 E: 0 K: 0 S: 3	H: 0 LOB: 0 BB: 0 P: 3	R: 0 E: 0 K: 2 S: 7	H: 0 LOB: 0 BB: 0 P: 7	R: 1 E: 0 K: 0 S: 5	H: 3 LOB: 2 BB: 1 P: 9	R: 0 E: 0 K: 1 S: 5	H: 0 LOB: 2 BB: 2 P: 13	R: 0 E: 0 K: 1 S: 5	H: 0 LOB: 0 BB: 0 P: 5	R: 0 E: 0 K: 0 S: 3	H: 0 LOB: 0 BB: 0 P: 3	1B: 7 2B: 0 3B: 0 HR: 1	SF: 0 SAC: 0 DP: 1 HBP: 0	WP: 0 PB: 0 SB: 0 CS: 0	PA: 37
PITCHER	IP	WLS	BF	H	R	ER	SO	BB	IBB	HBP	BLK	WP	HR	S	P	ERA	WHIP					
Mike Flanagan, L ERA: 3.86 (1, 1)	5.2	W	25	8	5	4	5	1	0	0	0	0	1	34	38	6.35	1.588					
Tim Stoddard, R ERA: 1.64 (6, 1)	3.1	S	12	0	0	0	2	2	0	0	0	0	0	14	22	0.00	0.600					

Baltimore Orioles @ Minnesota Twins
Metropolitan Stadium, Bloomington, MI
Sun Jun 17 1979, 4:33 AM EDT
Att: 15,966 - Unknown

AB 34
R 5
H 8
RBI 4
BB 3
SO 7
LOB 9



Batter	1	2	3	4	5	6	7	8	9	AB	R	H	RBI	BB	SO	LOB	TOP				
Hosken Powell, L OBP: 0.469, SLG: 0.518 (1, 7)	5-3		HR	2H	1B	FC5-6		HR		5	2	3	2	0	0	1	Minnesota Twins @ Milwaukee Brewers Milwaukee County Stadium, Milwaukee, WI Tue Jun 19 1979, 8:05 PM EDT Att: 17,741 - Unknown - 69 F				
Roy Smalley, S OBP: 0.450, SLG: 0.572 (1, 6)	G3		1B	BB	K	F4		HR		4	2	1	2	1	1	2					
Ken Landreaux, L OBP: 0.344, SLG: 0.414 (1, 8)	F4		1B	BB	L3	K		L4		4	1	0	0	1	1	2					
Glenn Adams, L OBP: 0.335, SLG: 0.387 Jose Morales, R OBP: 0.356, SLG: 0.403 (9, PH)		FC3-6	BB	3B	1B	1B	FC1-6	1B	G3	3-1	4	2	3	0	0	0					
Mike Cubbage, L OBP: 0.333, SLG: 0.298 Craig Kusick, R OBP: 0.294, SLG: 0.500 (9, PH)		FC3-6	BB	1B	1B	FC1-6	1B	4-3	4-3	3	0	1	2	1	0	1					
Ron Jackson, R OBP: 0.325, SLG: 0.489 (1, 3)	F7	G6-4-3	1B	1B	1B	1B	2B		K	5	0	2	0	0	1	3					
Butch Wynegar, S OBP: 0.381, SLG: 0.381 (1, 2)	FC3-6	3B	F9	F7	F7	6-3				4	1	0	0	0	0	5					
Rob Wilfong, L OBP: 0.351, SLG: 0.459 (1, 4)				1B	2B	3-1		K		4	1	2	2	0	1	2					
Willie Norwood, R OBP: 0.286, SLG: 0.389 (1, 9)	5-3		F3	F3	FC5-6	BB		F5		3	0	0	0	1	0	2					
Inning Stats	R: 0 E: 0 K: 0 S: 3	H: 0 LOB: 0 BB: 0 P: 3	R: 2 E: 0 K: 0 S: 5	H: 2 LOB: 1 BB: 1 P: 9	R: 4 E: 1 K: 0 S: 5	H: 3 LOB: 0 BB: 2 P: 13	R: 1 E: 0 K: 1 S: 7	H: 2 LOB: 1 BB: 0 P: 7	R: 0 E: 0 K: 0 S: 5	H: 2 LOB: 2 BB: 0 P: 5	R: 0 E: 0 K: 0 S: 4	H: 1 LOB: 1 BB: 0 P: 4	R: 2 E: 0 K: 1 S: 7	H: 2 LOB: 0 BB: 0 P: 7	R: 0 E: 0 K: 1 S: 5	H: 0 LOB: 0 BB: 0 P: 5		1B: 7 2B: 2 3B: 1 HR: 2	SF: 0 SAC: 0 DP: 1 HBP: 0	WP: 0 PB: 0 SB: 0 CS: 0	PA: 42
PITCHER	IP	WLS	BF	H	R	ER	SO	BB	IBB	HBP	BLK	WP	HR	S	P	ERA	WHIP				
Moose Haas, R ERA: 6.24 (1, 1)	2.0		13	4	6	6	0	3	0	0	0	0	1	10	22	27.00	3.500				
Bob McClure, L ERA: 5.79 (3, 1)	6.0	W	26	8	3	3	3	1	0	0	0	0	1	31	35	4.50	1.500				
Jerry Augustine, L ERA: 2.41 (9, 1)	1.0	S	3	0	0	0	1	0	0	0	0	0	0	5	5	0.00	0.000				

Batter	1	2	3	4	5	6	7	8	9	AB	R	H	RBI	BB	SO	LOB	BOTTOM				
Paul Moltor, R OBP: 0.364, SLG: 0.449 (1, 4)	L9	2B	1B	1-3	1B	F4	F9			5	1	2	2	0	0	2	Minnesota Twins @ Milwaukee Brewers Milwaukee County Stadium, Milwaukee, WI Tue Jun 19 1979, 8:05 PM EDT Att: 17,741 - Unknown - 69 F				
Sal Bando, R OBP: 0.345, SLG: 0.355 (1, 5)	2B	1B	2B	1B	F9	F7	L8			5	1	2	1	0	0	4					
Cecil Cooper, L OBP: 0.385, SLG: 0.502 (1, 3)	1B	2B	BB	1B	G6-3	2B	1B	WP	1-3	3	2	3	0	2	0	0					
Gorman Thomas, R OBP: 0.378, SLG: 0.507 (1, 8)	1B	F9	F4	F4	F4	2B	2B	1-3	1-3	5	0	2	3	0	0	4					
Ben Oglivie, L OBP: 0.318, SLG: 0.444 (1, 7)	FC3-4-6	K	K	G6-3	G6-3	SH3-4	2B	2B	E	4	1	1	0	1	1	4					
Sixto Lezcano, R OBP: 0.425, SLG: 0.511 (1, 9)	1B		4-3	4-3	L6	SH3-4	SH3-4	K	K	4	0	1	0	0	1	1					
Robin Yount, R OBP: 0.289, SLG: 0.344 (1, 6)	F7		1B	1B	F3	2B	1B	K	K	4	2	1	0	1	1	3					
Dick Davis, R OBP: 0.301, SLG: 0.410 (1, 10)		6-3	1B	1B	1B	F8	1B	2B	1B	4	2	3	1	0	0	0					
Charlie Moore, R OBP: 0.432, SLG: 0.465 (1, 2)	6-3	F7	F7	F7	F7	1B	2B	1B	2B	4	1	2	2	0	0	3					
Inning Stats	R: 2 E: 0 K: 0 S: 7	H: 4 LOB: 2 BB: 0 P: 7	R: 2 E: 0 K: 1 S: 8	H: 3 LOB: 1 BB: 1 P: 12	R: 1 E: 0 K: 0 S: 6	H: 3 LOB: 0 BB: 0 P: 6	R: 0 E: 0 K: 0 S: 3	H: 1 LOB: 0 BB: 0 P: 3	R: 0 E: 0 K: 0 S: 3	H: 0 LOB: 0 BB: 0 P: 3	R: 1 E: 0 K: 0 S: 5	H: 3 LOB: 2 BB: 0 P: 5	R: 3 E: 0 K: 0 S: 6	H: 3 LOB: 1 BB: 1 P: 10	R: 1 E: 0 K: 2 S: 7	H: 0 LOB: 1 BB: 2 P: 15		1B: 12 2B: 5 3B: 0 HR: 0	SF: 0 SAC: 1 DP: 1 HBP: 0	WP: 1 PB: 0 SB: 1 CS: 0	PA: 43
PITCHER	IP	WLS	BF	H	R	ER	SO	BB	IBB	HBP	BLK	WP	HR	S	P	ERA	WHIP				
Dave Goltz, R ERA: 5.12 (1, 1)	2.2		19	10	5	5	1	0	0	0	0	0	0	4	4	0.00	0.750				
Jerry Koosman, L ERA: 4.01 (3, 1)	1.1		4	1	0	0	0	0	0	0	0	0	0	4	4	0.00	0.750				
Pete Redfern, R ERA: 3.82 (5, 1)	2.0		9	4	2	2	0	0	0	0	0	0	0	9	9	9.00	2.000				
Mike Marshall, R ERA: 2.28 (7, 1)	0.1	L	4	2	2	2	0	1	0	0	0	0	0	3	7	54.00	9.000				
Mike Bacsik, R ERA: 4.64 (7, 1)	1.2		7	0	1	0	2	1	1	0	0	1	0	9	17	0.00	0.600				

Batter	1	2	3	4	5	6	7	8	9	AB	R	H	RBI	BB	SO	LOB	TOP			
Bob Randall, R OBP: 0.383, SLG: 0.370 (1, 4)	F4		F9				F9			4	0	1	0	0	0	2	Minnesota Twins @ Milwaukee Brewers Milwaukee County Stadium, Milwaukee, WI Wed Jun 20 1979, 8:05 PM EDT Att: 21,404 - Unknown - 81 F			
Ken Landreaux, L OBP: 0.342, SLG: 0.411 (1, 8)	F7						F6			4	1	1	0	0	0	3				
Roy Smalley, S OBP: 0.443, SLG: 0.563 (1, 6)	K						F9			4	0	0	0	0	2	3				
Ron Jackson, R OBP: 0.324, SLG: 0.489 (1, 3)		F7					F8			4	1	1	0	0	0	0				
Jose Morales, R OBP: 0.365, SLG: 0.413 (1, 10)										3	0	2	1	0	0	0				
Dave Edwards, R OBP: 0.308, SLG: 0.375 (1, 7)										4	0	1	0	0	1	2				
Willie Norwood, R OBP: 0.280, SLG: 0.380 (1, 9)										4	1	0	0	0	0	2				
John Castino, R OBP: 0.314, SLG: 0.343 (1, 5)										3	0	1	0	1	1	1				
Glenn Borgmann, R OBP: 0.333, SLG: 0.308 (1, 2)										3	0	1	1	0	1	2				
Inning Stats	R: 0 E: 0 K: 1 S: 5	H: 0 LOB: 0 BB: 0 P: 5	R: 0 E: 0 K: 0 S: 3	H: 1 LOB: 0 BB: 0 P: 3	R: 0 E: 0 K: 1 S: 6	H: 1 LOB: 1 BB: 0 P: 6	R: 2 E: 0 K: 1 S: 7	H: 2 LOB: 0 BB: 0 P: 7	R: 1 E: 1 K: 1 S: 8	H: 2 LOB: 2 BB: 0 P: 8	R: 0 E: 0 K: 0 S: 3	H: 0 LOB: 0 BB: 1 P: 7	R: 0 E: 0 K: 0 S: 3	H: 0 LOB: 0 BB: 0 P: 3	R: 0 E: 0 K: 0 S: 3	H: 1 LOB: 0 BB: 0 P: 3	1B: 6 2B: 2 3B: 0 HR: 0	SF: 1 SAC: 0 DP: 2 HBP: 0	WP: 1 PB: 0 SB: 1 CS: 0	PA: 35
PITCHER Bill Travers, L ERA: 2.73 (1, 1)	IP: 9.0 WLS: W BF: 35 H: 8 R: 3 ER: 2 SO: 5 BB: 1 IBB: 0 HBP: 0 BLK: 0 WP: 1 HR: 0 S: 44 P: 48 ERA: 2.00 WHIP: 1.000															PITCHER				

Batter	1	2	3	4	5	6	7	8	9	AB	R	H	RBI	BB	SO	LOB	BOTTOM			
Jim Gantner, L OBP: 0.327, SLG: 0.318 (1, 4)	4-3						F8			5	0	1	0	0	0	1	Minnesota Twins @ Milwaukee Brewers Milwaukee County Stadium, Milwaukee, WI Wed Jun 20 1979, 8:05 PM EDT Att: 21,404 - Unknown - 81 F			
Sal Bando, R OBP: 0.350, SLG: 0.361 (1, 5)							F8			5	2	3	0	0	0	3				
Cecil Cooper, L OBP: 0.389, SLG: 0.502 (1, 3)										4	1	2	1	1	0	3				
Gorman Thomas, R OBP: 0.379, SLG: 0.509 (1, 8)										3	2	1	2	1	0	3				
Ben Oglivie, L OBP: 0.319, SLG: 0.440 (1, 7)										4	0	1	0	1	0	4				
Sixto Lezcano, R OBP: 0.421, SLG: 0.500 (1, 9)										4	1	0	0	1	1	6				
Robin Yount, R OBP: 0.293, SLG: 0.351 (1, 6)										4	1	2	1	0	0	1				
Dick Davis, R OBP: 0.299, SLG: 0.404 (1, 10)										2	0	0	1	1	0	2				
Buck Martinez, R OBP: 0.259, SLG: 0.349 (1, 2)										4	1	2	1	0	1	2				
Inning Stats	R: 0 E: 0 K: 0 S: 5	H: 2 LOB: 2 BB: 0 P: 5	R: 0 E: 0 K: 0 S: 3	H: 0 LOB: 0 BB: 0 P: 3	R: 4 E: 2 K: 1 S: 10	H: 3 LOB: 2 BB: 1 P: 14	R: 0 E: 0 K: 1 S: 6	H: 1 LOB: 1 BB: 0 P: 6	R: 1 E: 1 K: 0 S: 4	H: 1 LOB: 2 BB: 2 P: 12	R: 1 E: 0 K: 0 S: 5	H: 2 LOB: 1 BB: 0 P: 5	R: 2 E: 0 K: 0 S: 5	H: 2 LOB: 1 BB: 1 P: 9	R: 0 E: 0 K: 0 S: 3	H: 1 LOB: 1 BB: 1 P: 7	1B: 10 2B: 2 3B: 0 HR: 0	SF: 2 SAC: 0 DP: 1 HBP: 0	WP: 0 PB: 0 SB: 1 CS: 0	PA: 42
PITCHER Paul Hartzell, R ERA: 5.05 (1, 1)	IP: 5.2 WLS: L BF: 31 H: 9 R: 6 ER: 3 SO: 2 BB: 2 IBB: 0 HBP: 0 BLK: 0 WP: 0 HR: 0 S: 32 P: 44 ERA: 4.76 WHIP: 1.941															PITCHER				
Darrell Jackson, L ERA: 7.71 (6, 1)	IP: 2.1 WLS: L BF: 11 H: 3 R: 2 ER: 2 SO: 0 BB: 2 IBB: 0 HBP: 0 BLK: 0 WP: 0 HR: 0 S: 9 P: 17 ERA: 7.71 WHIP: 2.143															PITCHER				

Batter	1	2	3	4	5	6	7	8	9	AB	R	H	RBI	BB	SO	LOB	TOP					
Bob Randall, R OBP: 0.381, SLG: 0.368 (1, 4)	5-3		1B		SH1-3		F8			3	0	1	0	0	0	0						
Ken Landreaux, L OBP: 0.341, SLG: 0.406 (1, 8)	FC5-4 BB		1-3				F8			3	0	0	0	1	0	2						
Roy Smalley, S OBP: 0.437, SLG: 0.553 (1, 6)	K				E5 1B		6-3			4	1	0	0	0	1	2						
Ron Jackson, R OBP: 0.323, SLG: 0.485 (1, 3)	FC5-4 1-2				K					4	1	1	0	0	1	2						
Jose Morales, R OBP: 0.360, SLG: 0.405 (1, 10)		L4			1B		G3			4	0	1	1	0	0	1						
Butch Wynegar, S OBP: 0.383, SLG: 0.384 (1, 2)	K				1B		WP			4	0	2	1	0	1	0						
Dave Edwards, R OBP: 0.287, SLG: 0.321 (1, 9)	K				1B		1B			4	0	0	0	0	1	3						
Hosken Powell, L OBP: 0.455, SLG: 0.500 (9, PH)					L4					3	0	0	0	0	0	3						
Craig Kuskick, R OBP: 0.286, SLG: 0.490 (9, PH)			6-3		L4		F7			1	0	0	0	0	0	0						
John Castillo, R OBP: 0.314, SLG: 0.338 (1, 5)					F9					2	0	0	0	1	0	0						
Inning Stats	R: 0 E: 0 K: 1 S: 5	H: 0 LOB: 1 BB: 1 P: 9	R: 0 E: 0 K: 2 S: 7	H: 0 LOB: 0 BB: 0 P: 7	R: 0 E: 0 K: 0 S: 4	H: 1 LOB: 1 BB: 0 P: 4	R: 1 E: 1 K: 1 S: 8	H: 2 LOB: 2 BB: 0 P: 8	R: 0 E: 0 K: 0 S: 3	H: 0 LOB: 1 BB: 1 P: 7	R: 1 E: 0 K: 0 S: 5	H: 2 LOB: 1 BB: 0 P: 5	R: 0 E: 0 K: 0 S: 3	H: 0 LOB: 0 BB: 0 P: 3	R: 0 E: 0 K: 0 S: 3	H: 0 LOB: 0 BB: 0 P: 3	R: 0 E: 0 K: 0 S: 3	H: 0 LOB: 0 BB: 0 P: 3	1B: 5 2B: 0 3B: 0 HR: 0	SF: 0 SAC: 1 DP: 0 HBP: 0	WP: 1 PB: 0 SB: 1 CS: 0	PA: 35
PITCHER Mike Caldwell, L ERA: 3.02 (1, 1)	IP: 9.0 WLS: W BF: 35 H: 5 R: 2 ER: 1 SO: 4 BB: 2 IBB: 0 HBP: 0 BLK: 0 WP: 1 HR: 0 S: 41 P: 49 ERA: 1.00 WHIP: 0.778																					

Minnesota Twins @ Milwaukee Brewers
Milwaukee County Stadium, Milwaukee, WI
Thu Jun 21 1979, 4:33 AM EDT
Att: 32,339 - Unknown - 80 F


AB 32
R 2
H 5
RBI 2
BB 2
SO 4
LOB 13



Batter	1	2	3	4	5	6	7	8	9	AB	R	H	RBI	BB	SO	LOB	BOTTOM			
Paul Molitor, R OBP: 0.370, SLG: 0.458 (1, 4)	G4-6-3 1B					FC3-6 1B	E5			4	1	3	2	0	0	1				
Sal Bando, R OBP: 0.346, SLG: 0.359 (1, 5)	G4-6-3 1-2		F7			1B	1B			4	0	1	0	0	0	4				
Cecil Cooper, L OBP: 0.367, SLG: 0.498 (1, 3)	4-3				B1-3					4	0	1	1	0	0	0				
Dick Davis, R OBP: 0.291, SLG: 0.393 (1, 10)		K			5-3		F8			4	0	0	0	0	1	2				
Ben Oglivie, L OBP: 0.314, SLG: 0.432 (1, 7)		L4			L9		G3			4	0	0	0	0	0	2				
Sixto Lezcano, R OBP: 0.419, SLG: 0.497 (1, 9)		K								3	0	1	0	0	2	0				
Robin Yount, R OBP: 0.293, SLG: 0.351 (1, 6)					G6-4-3 1B		6-3			3	1	1	0	0	0	1				
Charlie Moore, R OBP: 0.430, SLG: 0.462 (1, 2)					G6-4-3 1-2		5-3			3	0	1	0	0	0	1				
Jim Wohlford, R OBP: 0.275, SLG: 0.323 (1, 8)					2B					3	1	2	0	0	0	2				
Inning Stats	R: 0 E: 0 K: 0 S: 3	H: 1 LOB: 0 BB: 0 P: 3	R: 0 E: 0 K: 2 S: 7	H: 0 LOB: 0 BB: 0 P: 7	R: 1 E: 0 K: 0 S: 5	H: 3 LOB: 1 BB: 0 P: 5	R: 0 E: 0 K: 0 S: 3	H: 0 LOB: 0 BB: 0 P: 3	R: 0 E: 0 K: 1 S: 5	H: 0 LOB: 0 BB: 0 P: 5	R: 1 E: 0 K: 0 S: 6	H: 3 LOB: 2 BB: 0 P: 6	R: 1 E: 1 K: 0 S: 6	H: 3 LOB: 2 BB: 0 P: 6	R: 0 E: 0 K: 0 S: 3	H: 0 LOB: 0 BB: 0 P: 3	1B: 8 2B: 2 3B: 0 HR: 0	SF: 0 SAC: 0 DP: 2 HBP: 0	WP: 0 PB: 0 SB: 0 CS: 0	PA: 32
PITCHER Gary Serun, R ERA: 4.91 Mike Marshall, R ERA: 2.25 (8, 1)	IP: 7.0 WLS: L BF: 29 H: 10 R: 3 ER: 3 SO: 3 BB: 0 IBB: 0 HBP: 0 BLK: 0 WP: 0 HR: 0 S: 35 P: 35 ERA: 3.86 WHIP: 1.429																			

Minnesota Twins @ Milwaukee Brewers
Milwaukee County Stadium, Milwaukee, WI
Thu Jun 21 1979, 4:33 AM EDT
Att: 32,339 - Unknown - 80 F

AB 32
R 3
H 10
RBI 3
BB 0
SO 3
LOB 13



Batter	1	2	3	4	5	6	7	8	9	AB	R	H	RBI	BB	SO	LOB	TOP										
Bob Randall, R OBP: 0.375, SLG: 0.354 (1, 4)	0-3 K		4-0 SH2-4 HR BB		0-0 5-3		0-0 SH3-4		0-0 1-3	3	1	0	0	1	1	1											
Bombo Rivera, R OBP: 0.314, SLG: 0.346 Ken Landreaux, L OBP: 0.339, SLG: 0.404 (7, PH) (7, 8)	0-0 L6		0-0 SH2-4		4-0 F8 BB CS BB		0-3 K		1-2	1	1	0	0	1	0	0											
Roy Smalley, S OBP: 0.436, SLG: 0.549 (1, 6)	0-3 K		4-0 HR BB		4-0 CS BB		0-3 K			2	1	0	0	2	2	1											
Ron Jackson, R OBP: 0.326, SLG: 0.498 (1, 3)		0-0 HBP 1B	0-0 HR		0-0 F8		0-3 K			4	2	2	3	0	1	2											
Craig Kusick, R OBP: 0.273, SLG: 0.462 Glenn Adams, L OBP: 0.333, SLG: 0.384 (8, PH)	0-0 F7		0-3 K		0-0 CS		0-0 F8		0-0 4-3	3	0	0	0	0	1	1											
Dave Edwards, R OBP: 0.285, SLG: 0.313 (7, 9)	0-0 L5		0-0 6-3		0-0 F9		0-0 S 1B			4	0	1	0	0	0	1											
Butch Wynegar, S OBP: 0.385, SLG: 0.380 (1, 2)	1-0 1B HBP				0-0 F8		4-0 FC3-6 BB		0-3 K	2	0	0	0	1	1	1											
Hosken Powell, L OBP: 0.447, SLG: 0.489 (1, 7)	0-0 1B				0-0 4-3		0-0 FC3-6		0-0 F7	4	0	1	1	0	0	1											
John Castillo, R OBP: 0.319, SLG: 0.349 (1, 5)	0-0 5-3				0-0 F9		0-0 SH3-4 2B		0-0 CS 1B	4	0	2	0	0	0	2											
Inning Stats	R: 0 E: 0 K: 2 S: 7	H: 0 LOB: 0 BB: 0 P: 7	R: 1 E: 0 K: 0 S: 5	H: 2 LOB: 2 BB: 0 P: 6	R: 3 E: 0 K: 1 S: 6	H: 1 LOB: 0 BB: 2 P: 14	R: 0 E: 0 K: 0 S: 3	H: 0 LOB: 0 BB: 0 P: 3	R: 1 E: 0 K: 0 S: 2	H: 0 LOB: 0 BB: 2 P: 10	R: 0 E: 0 K: 0 S: 3	H: 1 LOB: 1 BB: 0 P: 8	R: 0 E: 0 K: 2 S: 8	H: 1 LOB: 1 BB: 0 P: 8	R: 0 E: 0 K: 0 S: 3	H: 1 LOB: 0 BB: 3 P: 3	1B: 4 2B: 1 3B: 0 HR: 1	SF: 0 SAC: 2 DP: 0 HBP: 1	WP: 0 PB: 0 SB: 1 CS: 3	PA: 38							
PITCHER	IP	WLS	BF	H	R	ER	SO	BB	IBB	HBP	BLK	WP	HR	S	P	ERA	WHIP										
Ken Kravec, L ERA: 3.28 Fred Howard, R ERA: 4.02	(1, 1) 6.0	L 26	3	5	5	3	3	5	0	1	0	0	1	26	47	7.50	1.333										

Minnesota Twins @ Chicago White Sox
Comiskey Park, Chicago, IL
Fri Jun 22 1979, 8:05 PM EDT
Att: 28,029 - Unknown - 58 F

AB 29
R 5
H 6
RBI 4
BB 5
SO 7
LOB 11



Batter	1	2	3	4	5	6	7	8	9	AB	R	H	RBI	BB	SO	LOB	BOTTOM										
Junior Moore, R OBP: 0.330, SLG: 0.324 (1, 7)	0-0 SH2-3 1B		0-0 G5-4-3 1B		0-0 6-3				0-0 6-3	4	0	2	0	0	0	1											
Greg Pryor, R OBP: 0.338, SLG: 0.338 (1, 4)	0-0 SH2-3		0-0 G5-4-3				0-0 1-6-3		0-0 F9	3	0	0	0	0	0	2											
Chet Lemon, R OBP: 0.394, SLG: 0.494 (1, 8)	0-0 5-3				0-0 6-3		0-0 1-3		0-0 1B 3B	4	1	1	0	0	0	1											
Lamar Johnson, R OBP: 0.401, SLG: 0.482 Mike Squires, L OBP: 0.292, SLG: 0.309 (9, PR)	0-0 F9				0-0 5-3		0-0 FC5-4 1B		0-0 1B BB	4	0	2	1	0	0	1											
Alan Bannister, R OBP: 0.407, SLG: 0.447 (1, 5)		0-3 K			0-0 6-3		0-0 FC5-4		0-0 1B BB	3	0	0	0	1	1	1											
Wayne Nordhagen, R OBP: 0.293, SLG: 0.364 Jorge Orta, L OBP: 0.328, SLG: 0.329 (9, PH)	0-0 F3						0-0 4-3		0-0 F9	3	0	0	0	0	0	0											
Bill Nahorodny, R OBP: 0.306, SLG: 0.463 (1, 2)	0-0 4-3						0-0 2B 4-3 1B		0-0 K	4	1	1	0	0	1	2											
Rusty Torres, S OBP: 0.418, SLG: 0.458 Claude Washington, L OBP: 0.310, SLG: 0.435 (9, PH)			4-0 1B BB				0-0 4-3 2B		0-0 F6	2	0	1	0	1	0	0											
Don Kessinger, S OBP: 0.256, SLG: 0.278 Ralph Garr, L OBP: 0.345, SLG: 0.422 (9, PH)	0-0 F8						0-0 4-3		0-0 6-3	3	0	0	1	0	0	2											
Inning Stats	R: 0 E: 0 K: 0 S: 4	H: 1 LOB: 1 BB: 0 P: 4	R: 0 E: 0 K: 1 S: 5	H: 0 LOB: 0 BB: 0 P: 5	R: 0 E: 0 K: 0 S: 3	H: 1 LOB: 1 BB: 1 P: 7	R: 0 E: 0 K: 0 S: 3	H: 0 LOB: 0 BB: 0 P: 3	R: 1 E: 0 K: 0 S: 5	H: 2 LOB: 1 BB: 0 P: 5	R: 0 E: 0 K: 0 S: 4	H: 1 LOB: 1 BB: 0 P: 4	R: 0 E: 0 K: 0 S: 3	H: 0 LOB: 0 BB: 0 P: 3	R: 0 E: 0 K: 1 S: 8	H: 3 LOB: 2 BB: 1 P: 12	1B: 6 2B: 1 3B: 1 HR: 0	SF: 0 SAC: 1 DP: 1 HBP: 0	WP: 0 PB: 0 SB: 0 CS: 0	PA: 36							
PITCHER	IP	WLS	BF	H	R	ER	SO	BB	IBB	HBP	BLK	WP	HR	S	P	ERA	WHIP										
Geoff Zahn, L ERA: 3.14 Mike Marshall, R ERA: 2.22	(1, 1) 8.0	W 31	5	1	0	0	1	1	0	0	0	0	0	6	10	0.00	2.000										

Minnesota Twins @ Chicago White Sox
Comiskey Park, Chicago, IL
Fri Jun 22 1979, 8:05 PM EDT
Att: 28,029 - Unknown - 58 F

AB 33
R 3
H 8
RBI 3
BB 2
SO 2
LOB 14




Batter	1	2	3	4	5	6	7	8	9	AB	R	H	RBI	BB	SO	LOB	TOP				
Bob Randall, R OBP: 0.370, SLG: 0.349 (1, 4)	L5		SH1-4		SH2-4	L3-6		F8		4	0	1	0	0	0	1	Minnesota Twins @ Chicago White Sox Comiskey Park, Chicago, IL Sat Jun 23 1979, 4:33 AM EDT Att: 20,797 - Unknown - 50 F				
Bombo Rivera, R OBP: 0.328, SLG: 0.355 (1, 7) (7, 9)	F4				SH2-4		BB			3	1	2	0	1	0	0					
Roy Smalley, S OBP: 0.439, SLG: 0.548 (1, 6)			SF7				SH5-4			2	1	1	1	1	1	1					
Ron Jackson, R OBP: 0.327, SLG: 0.492 (1, 3)	5-3						SH5-4			3	1	0	0	2	0	2					
Dave Edwards, R OBP: 0.297, SLG: 0.343 (1, 9)		F8								3	1	2	1	0	0	0					
Hosken Powell, L OBP: 0.448, SLG: 0.484 (7, PH) (7, 7)										1	0	0	0	1	0	0					
Willie Norwood, R OBP: 0.283, SLG: 0.387 (1, 10)										2	0	1	0	0	0	1					
Glenn Adams, L OBP: 0.333, SLG: 0.382 (5, PH)										1	0	0	1	1	0	2					
Ken Landreaux, L OBP: 0.341, SLG: 0.408 (1, 8)	B1-3									5	1	2	1	0	0	3					
John Castino, R OBP: 0.319, SLG: 0.349 (1, 5)										3	0	1	1	0	2	3					
Glenn Borgmann, R OBP: 0.333, SLG: 0.267 (1, 2)										2	1	0	1	1	0	1					
Inning Stats	R: 0 E: 0 K: 0 S: 3	H: 0 LOB: 1 BB: 1 P: 7	R: 0 E: 0 K: 1 S: 6	H: 1 LOB: 1 BB: 0 P: 6	R: 1 E: 0 K: 0 S: 4	H: 1 LOB: 1 BB: 1 P: 8	R: 1 E: 0 K: 0 S: 5	H: 2 LOB: 1 BB: 0 P: 5	R: 1 E: 0 K: 0 S: 4	H: 3 LOB: 2 BB: 1 P: 9	R: 2 E: 0 K: 1 S: 6	H: 1 LOB: 2 BB: 3 P: 18	R: 0 E: 0 K: 1 S: 6	H: 1 LOB: 1 BB: 1 P: 7	R: 0 E: 0 K: 0 S: 3	H: 0 LOB: 1 BB: 1 P: 7	1B: 8 2B: 3 3B: 0 HR: 0	SF: 2 SAC: 5 DP: 1 HBP: 0	WP: 0 PB: 0 CS: 0	PA: 43	
PITCHER	IP	WLS	BF	H	R	ER	SO	BB	IBB	HBP	BLK	WP	HR	S	P	ERA	WHIP				
Ross Baumgarten, L ERA: 3.71 (1, 1)	4.0	L	18	4	2	2	1	2	0	0	0	0	0	18	26	4.50	1.500				
Randy Scarbery, R ERA: 4.99 (5, 1)	2.1		13	4	4	4	0	3	0	0	0	0	0	10	22	15.43	3.000				
Fred Howard, R ERA: 3.71 (7, 1)	2.2		12	2	0	0	2	2	0	0	0	0	0	14	22	0.00	1.500				

Batter	1	2	3	4	5	6	7	8	9	AB	R	H	RBI	BB	SO	LOB	BOTTOM					
Ralph Garr, L OBP: 0.343, SLG: 0.418 (1, 7)	3-1		K							4	0	1	0	0	1	0	Minnesota Twins @ Chicago White Sox Comiskey Park, Chicago, IL Sat Jun 23 1979, 4:33 AM EDT Att: 20,797 - Unknown - 50 F					
Claudell Washington, L OBP: 0.313, SLG: 0.434 (1, 9)			F7							3	0	1	0	1	1	0						
Jorge Orta, L OBP: 0.321, SLG: 0.321 (1, 10)	4-3		K							4	0	0	0	0	1	3						
Lamar Johnson, R OBP: 0.398, SLG: 0.477 (1, 3)										4	0	1	0	0	2	0						
Alan Bannister, R OBP: 0.408, SLG: 0.448 (1, 5)										4	1	2	0	0	0	0						
Chet Lemon, R OBP: 0.392, SLG: 0.490 (1, 8)										4	0	1	0	0	1	3						
Milt May, L OBP: 0.333, SLG: 0.500 (1, 2)										3	0	1	1	1	1	1						
Joe Gates, L OBP: 0.188, SLG: 0.214 (1, 4)										3	0	0	0	0	1	4						
Mike Squires, L OBP: 0.289, SLG: 0.305 (9, PH)										1	0	0	0	0	1	0						
Don Kessinger, S OBP: 0.247, SLG: 0.268 (1, 6)										3	0	0	0	0	0	3						
Inning Stats	R: 0 E: 0 K: 0 S: 3	H: 1 LOB: 0 BB: 0 P: 3	R: 0 E: 0 K: 2 S: 9	H: 2 LOB: 3 BB: 1 P: 13	R: 0 E: 0 K: 2 S: 7	H: 0 LOB: 0 BB: 0 P: 7	R: 0 E: 0 K: 2 S: 8	H: 1 LOB: 1 BB: 0 P: 8	R: 0 E: 0 K: 0 S: 4	H: 1 LOB: 2 BB: 1 P: 8	R: 1 E: 0 K: 1 S: 7	H: 2 LOB: 1 BB: 0 P: 7	R: 0 E: 0 K: 1 S: 5	H: 0 LOB: 0 BB: 0 P: 5	R: 0 E: 0 K: 0 S: 3	H: 0 LOB: 0 BB: 0 P: 3	R: 0 E: 0 K: 1 S: 5	H: 0 LOB: 0 BB: 0 P: 5	1B: 7 2B: 0 3B: 0 HR: 0	SF: 0 SAC: 0 DP: 0 HBP: 0	WP: 1 PB: 0 CS: 0	PA: 35
PITCHER	IP	WLS	BF	H	R	ER	SO	BB	IBB	HBP	BLK	WP	HR	S	P	ERA	WHIP					
Dave Goltz, R ERA: 4.78 (1, 1)	9.0	W	35	7	1	1	9	2	0	0	0	1	0	51	59	1.00	1.000					

AB	29
R	6
H	10
RBI	6
BB	7
SO	3
LOB	14



AB	33
R	1
H	7
RBI	1
BB	2
SO	9
LOB	14



Batter	1	2	3	4	5	6	7	8	9	AB	R	H	RBI	BB	SO	LOB	TOP										
Bob Randall, R OBP: 0.371, SLG: 0.352 (1, 4)										5	0	2	2	0	1	2	Minnesota Twins @ Chicago White Sox Comiskey Park, Chicago, IL Sun Jun 24 1979, 4:33 AM EDT Unknown - 55 F										
Bombo Rivera, R OBP: 0.331, SLG: 0.365 (1, 9) (9, 7)										5	0	2	0	0	2	3											
Roy Smalley, S OBP: 0.435, SLG: 0.540 (1, 6)										4	1	0	0	1	0	3											
Ron Jackson, R OBP: 0.336, SLG: 0.496 (1, 3)										4	1	3	0	1	0	0											
Dave Edwards, R OBP: 0.310, SLG: 0.350 (1, 8) (9, 9)										5	1	2	1	0	1	3											
Willie Norwood, R OBP: 0.296, SLG: 0.391 (1, 10)										3	0	2	1	2	0	0											
Hosken Powell, L OBP: 0.450, SLG: 0.473 (9, PH)										2	1	0	0	2	1	5											
Jose Morales, R OBP: 0.356, SLG: 0.400 (9, 8)										1	0	0	0	0	0	2											
Ken Landreaux, L OBP: 0.341, SLG: 0.408 (9, 8)										0	0	0	0	0	0	0											
John Castino, R OBP: 0.318, SLG: 0.346 (1, 5)										4	0	1	0	0	1	7											
Glenn Borgmann, R OBP: 0.318, SLG: 0.222 (1, 2)										3	0	0	0	1	0	4											
Inning Stats	R: 0 E: 0 K: 1 S: 5	H: 0 LOB: 2 BB: 2 P: 13	R: 0 E: 0 K: 0 S: 3	H: 1 LOB: 1 BB: 1 P: 7	R: 0 E: 0 K: 1 S: 5	H: 1 LOB: 0 BB: 0 P: 5	R: 3 E: 0 K: 2 S: 11	H: 4 LOB: 2 BB: 1 P: 15	R: 0 E: 0 K: 0 S: 3	H: 0 LOB: 0 BB: 0 P: 3	R: 0 E: 0 K: 1 S: 6	H: 1 LOB: 2 BB: 1 P: 10	R: 1 E: 0 K: 1 S: 8	H: 3 LOB: 3 BB: 1 P: 12	R: 0 E: 0 K: 0 S: 4	H: 1 LOB: 1 BB: 0 P: 4	R: 0 E: 0 K: 0 S: 3	H: 1 LOB: 1 BB: 1 P: 7	1B: 11 2B: 2 3B: 0 HR: 0	SF: 0 SAC: 0 DP: 3 HBP: 0	WP: 0 PB: 0 SB: 1 CS: 0	PA: 43					
PITCHER	IP	WLS	BF	H	R	ER	SO	BB	IBB	HBP	BLK	WP	HR	S	P	ERA	WHIP										
Rich Wortham, L ERA: 4.7 (1, 1)	6.1	L	31	9	4	4	5	5	0	0	0	0	0	36	56	5.68	2.211										
Steve Trout, L ERA: 3.93 (7, 1)	2.2		12	3	0	0	1	0	2	0	0	0	0	12	20	0.00	1.125										
Batter	1	2	3	4	5	6	7	8	9	AB	R	H	RBI	BB	SO	LOB	BOTTOM										
Junior Moore, R OBP: 0.336, SLG: 0.333 (1, 7)										3	1	1	0	1	2	0	Minnesota Twins @ Chicago White Sox Comiskey Park, Chicago, IL Sun Jun 24 1979, 4:33 AM EDT Unknown - 55 F										
Greg Pryor, R OBP: 0.336, SLG: 0.341 (1, 4) (8, 6)										4	1	1	1	0	0	1											
Chet Lemon, R OBP: 0.393, SLG: 0.492 (1, 8)										3	0	1	1	0	0	1											
Lamar Johnson, R OBP: 0.390, SLG: 0.466 (1, 3)										4	0	0	0	0	2	3											
Alan Bannister, R OBP: 0.402, SLG: 0.441 (1, 5)										4	0	0	0	0	0	0											
Wayne Nordhagen, R OBP: 0.286, SLG: 0.354 (1, 10)										2	0	0	0	0	0	0											
Jorge Orta, L OBP: 0.317, SLG: 0.317 (6, PH)										2	0	0	0	0	1	0											
Rusty Torres, S OBP: 0.421, SLG: 0.460 (1, 9)										2	1	1	0	0	0	0											
Claudell Washington, L OBP: 0.310, SLG: 0.430 (7, 9)										2	0	0	0	0	1	0											
Mitt May, L OBP: 0.333, SLG: 0.493 (1, 2)										3	0	1	1	0	0	0											
Don Kessinger, S OBP: 0.242, SLG: 0.262 (1, 6)										2	0	0	0	0	0	1											
Ralph Garr, L OBP: 0.342, SLG: 0.416 (7, PH)										1	0	0	0	0	0	0											
Joe Gates, L OBP: 0.188, SLG: 0.214 (8, 4)										0	0	0	0	0	0	0											
Inning Stats	R: 0 E: 0 K: 1 S: 5	H: 0 LOB: 1 BB: 1 P: 9	R: 1 E: 2 K: 0 S: 5	H: 2 LOB: 1 BB: 0 P: 5	R: 0 E: 0 K: 1 S: 5	H: 0 LOB: 0 BB: 0 P: 6	R: 0 E: 0 K: 0 S: 3	H: 0 LOB: 0 BB: 0 P: 3	R: 2 E: 0 K: 0 S: 6	H: 3 LOB: 1 BB: 0 P: 6	R: 0 E: 0 K: 0 S: 3	H: 0 LOB: 0 BB: 0 P: 3	R: 0 E: 0 K: 1 S: 5	H: 0 LOB: 0 BB: 0 P: 5	R: 0 E: 0 K: 1 S: 5	H: 0 LOB: 0 BB: 0 P: 5	R: 0 E: 0 K: 1 S: 5	H: 0 LOB: 0 BB: 0 P: 5	1B: 2 2B: 3 3B: 0 HR: 0	SF: 0 SAC: 0 DP: 0 HBP: 1	WP: 0 PB: 0 SB: 0 CS: 0	PA: 34					
PITCHER	IP	WLS	BF	H	R	ER	SO	BB	IBB	HBP	BLK	WP	HR	S	P	ERA	WHIP										
Darrell Jackson, L ERA: 5.14 (1, 1)	4.2		21	5	3	2	2	1	0	1	0	0	0	23	28	3.86	1.286										
Mike Bacsik, R ERA: 3.66 (5, 1)	4.1	W	13	0	0	0	3	0	0	0	0	0	0	19	19	0.00	0.000										

Batter	1	2	3	4	5	6	7	8	9	AB	R	H	RBI	BB	SO	LOB	TOP					
Hosken Powell, L OBP: 0.447, SLG: 0.480 (1, 7)	0-0 4-3	0-0 F7		0-3 K			0-0 E SH1-4 SF9 1B	0-0 2B 2B		5	2	2	2	0	1	1	Minnesota Twins @ Chicago White Sox Comiskey Park, Chicago, IL Sun Jun 24 1979, 8:05 PM EDT Att: 20,655 - Unknown					
Roy Smalley, S OBP: 0.343, SLG: 0.555 (1, 6)	0-0 1B 2B		0-0 1B 2B	0-3 K			0-0 SH1-4	0-0 2B		4	2	3	1	0	1	0						
Ken Landreaux, L OBP: 0.338, SLG: 0.404 (1, 8)	0-0 F9		0-0 BB BB FC4-6 1B		0-0 F5		0-0 E3	0-0 4-3		5	1	1	1	1	0	3						
Glenn Adams, L OBP: 0.341, SLG: 0.387 (1, 10)	0-0 2B 1B		4-0 FC4-6 BB		0-0 F7		0-0 SF9		0-0 SH1-3 1B	3	0	2	2	1	0	0						
Mike Cubbage, L OBP: 0.339, SLG: 0.308 John Castino, R OBP: 0.318, SLG: 0.346 (7, 5)	0-0 1-3 2B		4-0 FC4-6 BB		0-0 F6		0-0 3-H 3-1		0-0 SH1-3	3	0	1	0	1	0	1						
Ron Jackson, R OBP: 0.333, SLG: 0.490 (1, 3)	0-0 5-3		0-3 K			0-0 E3 FC4		0-0 E S FC5-2 1B	0-0 F7	5	0	1	0	0	1	6						
Rob Wilfong, L OBP: 0.346, SLG: 0.451 (1, 4)		0-0 1B	0-0 FC4-6			0-0 F9		0-0 F9	0-3 K	5	0	1	1	0	1	5						
Butch Wynegar, S OBP: 0.383, SLG: 0.375 (1, 2)	0-0 F7		0-3 K			0-0 FC4		4-0 FC5-2 2B BB		3	1	0	0	1	1	4						
Dave Edwards, R OBP: 0.283, SLG: 0.318 (1, 9)	0-3 K			0-0 6-3		0-3 K		0-0 FC5-2 2B		4	1	0	0	0	2	4						
Inning Stats	R: 1 E: 0 K: 0 S: 6	H: 3 LOB: 2 BB: 0 P: 6	R: 0 E: 0 K: 1 S: 6	H: 1 LOB: 1 BB: 0 P: 6	R: 2 E: 0 K: 2 S: 9	H: 2 LOB: 2 BB: 2 P: 17	R: 0 E: 0 K: 2 S: 7	H: 0 LOB: 0 BB: 0 P: 7	R: 0 E: 0 K: 0 S: 3	H: 0 LOB: 0 BB: 0 P: 3	R: 0 E: 1 K: 1 S: 6	H: 0 LOB: 1 BB: 0 P: 6	R: 1 E: 1 K: 0 S: 5	H: 1 LOB: 1 BB: 0 P: 5	R: 3 E: 0 K: 0 S: 6	H: 3 LOB: 1 BB: 1 P: 10		R: 0 E: 0 K: 1 S: 6	H: 1 LOB: 1 BB: 0 P: 6	1B: 6 2B: 5 3B: 0 HR: 0	SF: 1 SAC: 2 DP: 0 HBP: 0	WP: 0 PB: 0 SB: 1 CS: 0
PITCHER	IP WLS BF H R ER SO BB IBB HBP BLK WP HR S P ERA WHIP																					
Ed Farmer, R ERA: 5.32 (1, 1)	7.2 L 37 9 7 6 6 3 0 0 0 0 0 0 46 58 7.04 1.565																					
Rich Hinton, L ERA: 5.29 (8, 1)	0.1 2 1 0 0 0 0 0 0 0 0 0 0 2 2 0.00 3.000																					
Ron Schueler, R ERA: 6.43 (9, 1)	1.0 4 1 0 0 1 0 0 0 0 0 0 0 6 6 0.00 1.000																					
Batter	1	2	3	4	5	6	7	8	9	AB	R	H	RBI	BB	SO	LOB	BOTTOM					
Claudell Washington, L OBP: 0.310, SLG: 0.431 (1, 9)	0-0 F7		0-0 4-3			0-3 K		0-0 1B 2B		4	1	1	0	0	1	0	Minnesota Twins @ Chicago White Sox Comiskey Park, Chicago, IL Sun Jun 24 1979, 8:05 PM EDT Att: 20,655 - Unknown					
Greg Pryor, R OBP: 0.335, SLG: 0.349 (1, 6)	0-0 F8		0-0 F7			0-0 FC6-2 3B		0-3 K		4	0	1	0	0	1	1						
Chet Lemon, R OBP: 0.391, SLG: 0.486 (1, 8)	0-0 F8			4-0 G6-3 BB BB		0-0 FC6-2		0-0 F3		3	0	0	0	1	0	2						
Lamar Johnson, R OBP: 0.392, SLG: 0.464 (1, 3)		0-3 K		4-0 G6-3 1-2 BB		0-0 F7		0-0 1B 1B		3	0	1	1	1	1	1						
Alan Bannister, R OBP: 0.404, SLG: 0.439 (1, 5)		4-0 1B S BB		0-0 G6-3 1-2 BB		0-0 F9		0-0 1B		3	0	1	0	1	0	2						
Wayne Nordhagen, R OBP: 0.295, SLG: 0.361 (1, 2)		0-0 FC6-4 1-3 1B		0-0 F8		0-0 2B 1B		0-0 F6		4	0	2	0	0	0	3						
Bill Nahorodny, R OBP: 0.304, SLG: 0.465 (1, 10)		0-3 K			0-0 L4		0-0 1-3 2B		0-0 1-3	4	0	1	0	0	1	2						
Rusty Torres, S OBP: 0.393, SLG: 0.426 (1, 7)		0-0 FC6-4 1-2			0-3 K		0-3 K		0-0 F9	4	0	0	0	0	2	4						
Joe Gates, L OBP: 0.167, SLG: 0.188 Junior Moore, R OBP: 0.331, SLG: 0.327 (7, PH) (8, 4)			0-0 4-3		0-0 B1-3		0-3 K		0-0 F9	2	0	0	0	0	0	0						
Inning Stats	R: 0 E: 0 K: 0 S: 3	H: 0 LOB: 0 BB: 0 P: 3	R: 0 E: 0 K: 2 S: 8	H: 1 LOB: 2 BB: 1 P: 12	R: 0 E: 0 K: 0 S: 3	H: 0 LOB: 0 BB: 0 P: 3	R: 0 E: 0 K: 0 S: 2	H: 0 LOB: 1 BB: 2 P: 10	R: 0 E: 0 K: 1 S: 5	H: 0 LOB: 0 BB: 0 P: 5	R: 0 E: 0 K: 1 S: 6	H: 1 LOB: 1 BB: 0 P: 6	R: 0 E: 0 K: 2 S: 9	H: 2 LOB: 2 BB: 0 P: 9	R: 1 E: 0 K: 1 S: 8	H: 3 LOB: 2 BB: 0 P: 8		R: 0 E: 0 K: 0 S: 3	H: 0 LOB: 0 BB: 0 P: 3	1B: 4 2B: 2 3B: 1 HR: 0	SF: 0 SAC: 0 DP: 1 HBP: 0	WP: 0 PB: 0 SB: 1 CS: 0
PITCHER	IP WLS BF H R ER SO BB IBB HBP BLK WP HR S P ERA WHIP																					
Jerry Koosman, L ERA: 3.81 (1, 1)	8.0 W 33 7 7 1 1 0 0 3 0 0 0 0 3 3 1.12 1.250																					
Mike Marshall, R ERA: 2.19 (9, 1)	1.0 3 0 0 0 0 0 0 0 0 0 0 0 3 3 0.00 0.000																					

Batter	1	2	3	4	5	6	7	8	9	AB	R	H	RBI	BB	SO	LOB	TOP		
Paul Moltor, R OBP: 0.376, SLG: 0.452 (1, 4)	0-0 4-3	0-0 FC4-6 1B		0-0 1B 1B		0-0 5-3			0-0 SH1-4 1B	5	2	2	2	0	0	2			
Don Money, R OBP: 0.321, SLG: 0.375 (1, 10)	0-0 F8	0-0 SF8		0-0 F3		0-0 K			0-0 SH1-4	3	0	0	1	0	1	1			
Cecil Cooper, L OBP: 0.367, SLG: 0.493 (1, 3)	0-0 1B	0-0 1B		0-0 1B 1B			0-0 5-3		0-0 WP 1B	5	0	4	1	0	0	0			
Gorman Thomas, R OBP: 0.386, SLG: 0.531 (1, 8)	0-3 K	0-0 F9		0-0 1B			0-3 K		4-0 BB	4	0	1	1	1	2	3			
Ben Oglivie, L OBP: 0.320, SLG: 0.454 (1, 7) (2, 9)		0-0 BB 1B HBP	0-0 4-3	0-0 6-3			0-0 2B		0-0 F7	5	1	2	0	0	0	4			
Sixto Lezcano, R OBP: 0.421, SLG: 0.495 Jim Wohlford, R OBP: 0.274, SLG: 0.325 (1, 9) (2, 7)		1-0 1B BB HBP	0-3 K		0-0 6-3			0-3 K	0-3 K	0	1	0	0	0	0	0			
Robin Yount, R OBP: 0.301, SLG: 0.363 (1, 6)		4-0 BB 1B FC4-6 BB	0-0 6-3		0-0 F3			0-0 F7		3	1	0	0	1	0	0			
Jim Gantner, L OBP: 0.333, SLG: 0.319 (1, 5)		0-0 FC4-6 SF8 BB 1B		1-0 SH3-4 1B HBP	0-0 4-3			0-0 6-3		3	2	1	1	0	0	0			
Buck Martinez, R OBP: 0.256, SLG: 0.333 Charlie Moore, R OBP: 0.448, SLG: 0.500 (1, 2) (8, PH) (8, 2)		4-0 FC4-6 BB		0-0 SH3-4 1-2	0-0 F3			0-0 F2		1	0	0	1	1	0	0			
Inning Stats	R: 0 E: 0 K: 1 S: 6	H: 1 LOB: 1 BB: 0 P: 6	R: 4 E: 0 K: 0 S: 6	H: 3 LOB: 2 BB: 2 P: 15	R: 0 E: 0 K: 1 S: 5	H: 0 LOB: 0 BB: 0 P: 5	R: 2 E: 0 K: 0 S: 6	H: 3 LOB: 2 BB: 0 P: 7	R: 0 E: 0 K: 0 S: 3	H: 0 LOB: 0 BB: 0 P: 3	R: 0 E: 0 K: 1 S: 6	H: 1 LOB: 1 BB: 0 P: 6	R: 0 E: 0 K: 0 S: 3	H: 0 LOB: 0 BB: 0 P: 3	R: 1 E: 0 K: 1 S: 7	H: 2 LOB: 2 BB: 1 P: 11	1B: 9 2B: 1 3B: 0 HR: 0	SF: 1 SAC: 2 DP: 0 HBP: 2	WP: 1 PA: 42 PB: 0 SB: 1 CS: 0
PITCHER	IP WLS BF H R ER SO BB IBB HBP BLK WP HR S P ERA WHIP	IP WLS BF H R ER SO BB IBB HBP BLK WP HR S P ERA WHIP	IP WLS BF H R ER SO BB IBB HBP BLK WP HR S P ERA WHIP	IP WLS BF H R ER SO BB IBB HBP BLK WP HR S P ERA WHIP	IP WLS BF H R ER SO BB IBB HBP BLK WP HR S P ERA WHIP	IP WLS BF H R ER SO BB IBB HBP BLK WP HR S P ERA WHIP	IP WLS BF H R ER SO BB IBB HBP BLK WP HR S P ERA WHIP	IP WLS BF H R ER SO BB IBB HBP BLK WP HR S P ERA WHIP	IP WLS BF H R ER SO BB IBB HBP BLK WP HR S P ERA WHIP	IP WLS BF H R ER SO BB IBB HBP BLK WP HR S P ERA WHIP	IP WLS BF H R ER SO BB IBB HBP BLK WP HR S P ERA WHIP	IP WLS BF H R ER SO BB IBB HBP BLK WP HR S P ERA WHIP	IP WLS BF H R ER SO BB IBB HBP BLK WP HR S P ERA WHIP	IP WLS BF H R ER SO BB IBB HBP BLK WP HR S P ERA WHIP	IP WLS BF H R ER SO BB IBB HBP BLK WP HR S P ERA WHIP	IP WLS BF H R ER SO BB IBB HBP BLK WP HR S P ERA WHIP	IP WLS BF H R ER SO BB IBB HBP BLK WP HR S P ERA WHIP	IP WLS BF H R ER SO BB IBB HBP BLK WP HR S P ERA WHIP	IP WLS BF H R ER SO BB IBB HBP BLK WP HR S P ERA WHIP

Milwaukee Brewers @ Minnesota Twins
Metropolitan Stadium, Bloomington, MI
Tue Jun 26 1979, 8:05 PM EDT
Att: 21,711 - Unknown

AB 34
R 7
H 10
RBI 7
BB 3
SO 5
LOB 13



Batter	1	2	3	4	5	6	7	8	9	AB	R	H	RBI	BB	SO	LOB	BOTTOM		
Bob Randall, R OBP: 0.363, SLG: 0.344 (1, 4)	0-0 F4		0-0 1B		0-0 5-3		0-0 F5	0-0 F8		5	0	1	0	0	0	3			
Bombo Rivera, R OBP: 0.326, SLG: 0.353 (1, 7)	0-0 F8		0-0 L9			4-0 1B HBP BB	0-0 5-3		0-0 6-3	4	1	0	0	1	0	1			
Roy Smalley, S OBP: 0.436, SLG: 0.563 (1, 6)	0-0 1B			0-0 5-3		0-0 F8	0-0 HR		0-0 6-3	5	1	2	1	0	0	1			
Ron Jackson, R OBP: 0.335, SLG: 0.484 (1, 3)	0-0 F7			0-0 6-3		1-0 1B HR HBP	0-0 L9		4-0 1B E BB	3	2	0	0	1	0	1			
Jose Morales, R OBP: 0.358, SLG: 0.400 (1, 10)		0-0 F7		0-0 4-3		0-0 HR 1B		0-0 F9	0-0 E9	5	1	2	1	0	0	0			
Dave Edwards, R OBP: 0.320, SLG: 0.479 (1, 9)		0-0 F3			0-0 G4-6-3 1B	0-0 HR 1B		0-0 HR		4	3	3	4	0	0	0			
Ken Landreaux, L OBP: 0.344, SLG: 0.407 (1, 8)		0-0 F8			0-0 G4-6-3 1B	0-0 HR 1B		1-0 HR		3	0	2	0	0	0	0			
Butch Wynegar, S OBP: 0.377, SLG: 0.368 (1, 2)			0-0 F8		0-0 G4-6-3	0-3 K		0-3 K		4	0	0	0	0	2	4			
John Castino, R OBP: 0.328, SLG: 0.357 (1, 5)			0-0 5-3		0-0 1B	0-0 1B		0-0 1B		4	0	3	1	0	0	0			
Inning Stats	R: 0 E: 0 K: 0 S: 4	H: 1 LOB: 1 BB: 0 P: 4	R: 0 E: 0 K: 0 S: 3	H: 0 LOB: 0 BB: 0 P: 3	R: 0 E: 0 K: 0 S: 4	H: 1 LOB: 1 BB: 0 P: 4	R: 0 E: 0 K: 0 S: 3	H: 0 LOB: 0 BB: 0 P: 3	R: 1 E: 0 K: 1 S: 8	H: 4 LOB: 2 BB: 1 P: 13	R: 1 E: 0 K: 0 S: 4	H: 1 LOB: 0 BB: 0 P: 4	R: 1 E: 0 K: 1 S: 7	H: 2 LOB: 2 BB: 0 P: 8	R: 1 E: 1 K: 0 S: 3	H: 1 LOB: 1 BB: 1 P: 7	1B: 10 2B: 0 3B: 0 HR: 3	SF: 0 SAC: 0 DP: 1 HBP: 2	WP: 0 PA: 41 PB: 0 SB: 1 CS: 0
PITCHER	IP WLS BF H R ER SO BB IBB HBP BLK WP HR S P ERA WHIP	IP WLS BF H R ER SO BB IBB HBP BLK WP HR S P ERA WHIP	IP WLS BF H R ER SO BB IBB HBP BLK WP HR S P ERA WHIP	IP WLS BF H R ER SO BB IBB HBP BLK WP HR S P ERA WHIP	IP WLS BF H R ER SO BB IBB HBP BLK WP HR S P ERA WHIP	IP WLS BF H R ER SO BB IBB HBP BLK WP HR S P ERA WHIP	IP WLS BF H R ER SO BB IBB HBP BLK WP HR S P ERA WHIP	IP WLS BF H R ER SO BB IBB HBP BLK WP HR S P ERA WHIP	IP WLS BF H R ER SO BB IBB HBP BLK WP HR S P ERA WHIP	IP WLS BF H R ER SO BB IBB HBP BLK WP HR S P ERA WHIP	IP WLS BF H R ER SO BB IBB HBP BLK WP HR S P ERA WHIP	IP WLS BF H R ER SO BB IBB HBP BLK WP HR S P ERA WHIP	IP WLS BF H R ER SO BB IBB HBP BLK WP HR S P ERA WHIP	IP WLS BF H R ER SO BB IBB HBP BLK WP HR S P ERA WHIP	IP WLS BF H R ER SO BB IBB HBP BLK WP HR S P ERA WHIP	IP WLS BF H R ER SO BB IBB HBP BLK WP HR S P ERA WHIP	IP WLS BF H R ER SO BB IBB HBP BLK WP HR S P ERA WHIP	IP WLS BF H R ER SO BB IBB HBP BLK WP HR S P ERA WHIP	IP WLS BF H R ER SO BB IBB HBP BLK WP HR S P ERA WHIP

Milwaukee Brewers @ Minnesota Twins
Metropolitan Stadium, Bloomington, MI
Tue Jun 26 1979, 8:05 PM EDT
Att: 21,711 - Unknown

AB 37
R 8
H 13
RBI 7
BB 2
SO 2
LOB 10



Batter	1	2	3	4	5	6	7	8	9	AB	R	H	RBI	BB	SO	LOB	TOP									
Paul Moltzer, R OBP: 0.380, SLG: 0.453 (1, 4)										4	0	2	1	1	0	1	Milwaukee Brewers @ Minnesota Twins Metropolitan Stadium, Bloomington, MI Wed Jun 27 1979, 8:05 PM EDT Att: 18,602 - Unknown - 80 F									
Don Money, R OBP: 0.326, SLG: 0.396 (1, 10)										5	0	2	0	0	1	3										
Cecil Cooper, L OBP: 0.369, SLG: 0.495 (6, PH)										3	1	2	0	0	0	1										
Dick Davis, R OBP: 0.297, SLG: 0.397 (6, 7)										1	0	0	0	1	0	0										
Jim Wehford, R OBP: 0.274, SLG: 0.325 (9, 7)										0	0	0	0	0	0	0										
Gorman Thomas, R OBP: 0.383, SLG: 0.537 (1, 8)										5	1	1	2	0	1	4										
Ben Oglvie, L OBP: 0.322, SLG: 0.478 (6, 3)										5	2	2	2	0	1	0										
Sixto Lezcano, R OBP: 0.424, SLG: 0.502 (1, 9)										5	1	3	0	0	0	0										
Sal Bando, R OBP: 0.349, SLG: 0.351 (9, PR)									3	1	2	0	2	1	1											
Jim Gantner, L OBP: 0.333, SLG: 0.319 (9, 5)									0	0	0	0	0	0	0											
Robin Yount, R OBP: 0.301, SLG: 0.362 (1, 6)									4	1	1	0	0	0	4											
Charlie Moore, R OBP: 0.449, SLG: 0.507 (1, 2)									4	2	2	3	0	0	2											
Inning Stats	R: 0 E: 0 K: 1 S: 5	H: 0 LOB: 1 BB: 1 P: 9	R: 0 E: 0 K: 0 S: 3	H: 1 LOB: 1 BB: 1 P: 7	R: 1 E: 1 K: 1 S: 7	H: 3 LOB: 1 BB: 0 P: 7	R: 2 E: 0 K: 0 S: 5	H: 2 LOB: 1 BB: 1 P: 9	R: 6 E: 0 K: 0 S: 10	H: 8 LOB: 1 BB: 0 P: 10	R: 0 E: 0 K: 0 S: 3	H: 0 LOB: 0 BB: 0 P: 3	R: 0 E: 0 K: 1 S: 6	H: 1 LOB: 1 BB: 0 P: 6	R: 0 E: 0 K: 0 S: 3	H: 1 LOB: 1 BB: 0 P: 7	R: 0 E: 0 K: 1 S: 6	H: 1 LOB: 1 BB: 0 P: 6	R: 0 E: 0 K: 1 S: 6	H: 1 LOB: 1 BB: 0 P: 6	1B: 10 2B: 4 3B: 0 HR: 3	SF: 0 SAC: 1 DP: 3 HBP: 0	WP: 0 PB: 0 SB: 1 CS: 0	PA: 44		
PITCHER	IP	WLS	BF	H	R	ER	SO	BB	IBB	HBP	BLK	WP	HR	S	P	ERA	WHIP									
Gary Serun, R ERA: 6.53 (1, 1)	4.2	L	26	12	8	8	2	3	0	0	0	0	0	3	27	39	15.43	3.214								
Darrell Jackson, L ERA: 4.32 (5, 1)	2.1		10	3	1	1	1	0	0	0	0	0	0	0	12	12	3.86	1.286								
Mike Bacsik, R ERA: 3.71 (8, 1)	1.0		4	1	0	0	0	1	0	0	0	0	0	3	7	0.00	2.000									
Mike Marshall, R ERA: 2.25 (9, 1)	1.0		4	1	0	0	1	0	0	0	0	0	0	6	6	0.00	1.000									

Batter	1	2	3	4	5	6	7	8	9	AB	R	H	RBI	BB	SO	LOB	BOTTOM									
Bob Randall, R OBP: 0.362, SLG: 0.344 (1, 4)										3	1	1	0	0	0	1	Milwaukee Brewers @ Minnesota Twins Metropolitan Stadium, Bloomington, MI Wed Jun 27 1979, 8:05 PM EDT Att: 18,602 - Unknown - 80 F									
Ken Landreaux, L OBP: 0.343, SLG: 0.405 (8, PH)										1	0	0	0	0	1	1										
Craig Kusick, R OBP: 0.273, SLG: 0.462 (9, 3)										0	0	0	0	0	0	0										
Bombo Rivera, R OBP: 0.336, SLG: 0.363 (1, 7)										5	2	3	1	0	1	1										
Roy Smalley, S OBP: 0.441, SLG: 0.566 (9, 8)										4	1	2	2	1	0	2										
Ron Jackson, R OBP: 0.332, SLG: 0.479 (1, 3)										3	0	0	1	1	0	2										
Jose Morales, R OBP: 0.347, SLG: 0.386 (1, 10)										3	0	0	1	1	0	2										
Glenn Adams, L OBP: 0.342, SLG: 0.406 (7, PH)										2	1	1	2	0	1	1										
Dave Edwards, R OBP: 0.321, SLG: 0.490 (1, 8)										3	1	1	0	0	0	0										
Hosken Powell, L OBP: 0.448, SLG: 0.475 (7, PH)										1	0	0	0	1	0	0										
Willie Norwood, R OBP: 0.296, SLG: 0.390 (1, 9)										3	0	1	2	0	0	0										
Rob Wilfong, L OBP: 0.348, SLG: 0.452 (7, PH)										2	0	1	0	0	0	2										
Butch Wynegar, S OBP: 0.378, SLG: 0.370 (1, 2)										2	0	1	0	0	1	0										
Glenn Borgmann, R OBP: 0.320, SLG: 0.238 (6, 2)										3	0	1	0	0	0	2										
John Castino, R OBP: 0.333, SLG: 0.358 (1, 5)										2	1	1	0	1	0	1										
Mike Cabbage, L OBP: 0.336, SLG: 0.306 (8, PH)										1	0	0	0	0	0	1										
Inning Stats	R: 0 E: 0 K: 1 S: 6	H: 0 LOB: 2 BB: 1 P: 10	R: 0 E: 0 K: 1 S: 5	H: 0 LOB: 0 BB: 0 P: 5	R: 0 E: 0 K: 0 S: 3	H: 1 LOB: 1 BB: 1 P: 7	R: 0 E: 0 K: 0 S: 3	H: 0 LOB: 0 BB: 0 P: 3	R: 0 E: 0 K: 0 S: 4	H: 1 LOB: 1 BB: 0 P: 4	R: 3 E: 0 K: 0 S: 7	H: 4 LOB: 1 BB: 0 P: 7	R: 3 E: 0 K: 1 S: 9	H: 4 LOB: 2 BB: 1 P: 13	R: 0 E: 0 K: 1 S: 6	H: 1 LOB: 1 BB: 0 P: 6	R: 2 E: 0 K: 0 S: 5	H: 2 LOB: 1 BB: 1 P: 9	R: 0 E: 0 K: 1 S: 6	H: 1 LOB: 1 BB: 0 P: 6	1B: 10 2B: 2 3B: 0 HR: 1	SF: 1 SAC: 1 DP: 0 HBP: 0	WP: 0 PB: 1 SB: 1 CS: 0	PA: 44		
PITCHER	IP	WLS	BF	H	R	ER	SO	BB	IBB	HBP	BLK	WP	HR	S	P	ERA	WHIP									
Mike Caldwell, L ERA: 3.3 (1, 1)	6.0	W	30	10	6	6	2	2	0	0	0	0	0	1	13	21	7.71	1.714								
Bob Galasso, R ERA: 7.2 (7, 1)	2.1		11	2	2	2	2	2	0	0	0	0	0	3	3	0.00	1.500									
Jerry Augustine, L ERA: 2.52 (9, 1)	0.2	S	3	1	0	0	0	0	0	0	0	0	0	3	3	0.00	1.500									

Batter	1	2	3	4	5	6	7	8	9	10	AB	R	H	RBI	BB	SO	LOB	TOP				
Paul Molitor, R OBP: 0.377, SLG: 0.455 (1.4)	6-3		4-3		F3		6-3		3B		5	0	1	1	0	0	1					
Don Money, R OBP: 0.318, SLG: 0.379 (1.10)	K			1B	K			5-3	5-3		5	1	1	0	0	2	1					
Cecil Cooper, L OBP: 0.363, SLG: 0.486 (1.3)	L4			K		F5		K		5-3	5	0	0	0	0	2	1					
Gorman Thomas, R OBP: 0.386, SLG: 0.538 (1.8)		F6		BB		FC3-6			K		3	1	1	0	2	1	0					
Ben Oglivie, L OBP: 0.327, SLG: 0.496 (1.7)	4-3			E7		FC3-6					4	3	2	3	1	0	1					
Sixto Lezcano, R OBP: 0.424, SLG: 0.498 (1.9)	5-3			E6				IBB		HR	4	0	1	0	1	1	2					
Sal Bando, R OBP: 0.345, SLG: 0.347 (1.5)			6-3			F7			F7		3	0	0	0	1	0	1					
Robin Yount, R OBP: 0.300, SLG: 0.360 (1.6)				G5-3					F8		4	0	1	0	0	0	2					
Charlie Moore, R OBP: 0.444, SLG: 0.500 (1.2)			FC6-4		F7		6-3			3B	4	1	1	0	0	0	1					
Inning Stats	R: 0 E: 0 K: 1 S: 5	H: 0 LOB: 0 BB: 0 P: 3	R: 0 E: 0 K: 0 S: 3	H: 0 LOB: 0 BB: 0 P: 3	R: 0 E: 1 K: 0 S: 4	H: 1 LOB: 1 BB: 0 P: 4	R: 3 E: 2 K: 1 S: 7	H: 3 LOB: 1 BB: 2 P: 15	R: 0 E: 0 K: 1 S: 5	H: 0 LOB: 0 BB: 0 P: 5	R: 1 E: 0 K: 0 S: 3	H: 0 LOB: 1 BB: 2 P: 11	R: 0 E: 0 K: 2 S: 8	H: 1 LOB: 2 BB: 1 P: 12	R: 1 E: 0 K: 0 S: 5	H: 2 LOB: 1 BB: 0 P: 5	R: 1 E: 0 K: 1 S: 6	H: 1 LOB: 0 BB: 0 P: 6	1B: 4 2B: 2 3B: 1 HR: 1	SF: 0 SAC: 0 DP: 1 HBP: 0	WP: 0 PB: 0 SB: 1 CS: 0	PA: 42
PITCHER	IP 8.2	WLS 37	H 7	R 5	ER 4	SO 5	BB 4	IBB 1	HBP 0	BLK 0	WP 0	HR 0	S 42	P 62	ERA 4.15	WHIP 1.269						
Dave Goltz, R ERA: 4.74 (1.1)																						
Mike Marshall, R ERA: 2.33 (9.1)	1.1	L	5	1	1	1	1	0	0	0	0	0	1	7	7	6.75	0.750					

Milwaukee Brewers @ Minnesota Twins
Metropolitan Stadium, Bloomington, MI
Thu Jun 28 1979, 4:33 AM EDT
Att. 22,224 - Overcast

AB 37
R 6
H 8
RBI 4
BB 5
SO 6
LOB 10



Batter	1	2	3	4	5	6	7	8	9	10	AB	R	H	RBI	BB	SO	LOB	BOTTOM				
Hosken Powell, L OBP: 0.458, SLG: 0.490 (1.7)	1B			1B				SH1-4	L9		3	1	2	0	1	1	1					
Bob Randall, R OBP: 0.358, SLG: 0.340 (8.4)	SF7	K				BB					1	0	0	0	0	0	2					
Roy Smalley, S OBP: 0.442, SLG: 0.563 (1.6)				FC3-6		F7		K		G3	5	0	2	0	1	1	3					
Ken Landreaux, L OBP: 0.336, SLG: 0.398 (1.8)	SF7		FC3-6	FC6		F8		4-3		6-3	5	1	0	1	0	0	6					
Glenn Adams, L OBP: 0.351, SLG: 0.410 (1.10)	F7								4-3		3	0	2	0	1	0	1					
Jose Morales, R OBP: 0.350, SLG: 0.389 (9. PH)			3-1	1B		SH1-3		1B			2	0	1	0	0	0	0					
Ron Jackson, R OBP: 0.333, SLG: 0.477 (1.3)	F2					SH1-3		F7		F9	5	1	2	1	0	0	3					
Mike Cabbage, L OBP: 0.341, SLG: 0.313 (1.5)											4	1	2	0	0	0	3					
Willie Norwood, R OBP: 0.300, SLG: 0.394 (9. PH)		1B		3-1				F8		E6	1	1	1	0	0	0	0					
Butch Wynegar, S OBP: 0.378, SLG: 0.372 (1.2)		1B									4	0	2	1	0	0	3					
Rob Wilfong, L OBP: 0.348, SLG: 0.450 (1.4)																						
Dave Edwards, R OBP: 0.327, SLG: 0.481 (7. PH)																						
Rob Wilfong, L OBP: 0.348, SLG: 0.450 (8.9)																						
Dave Edwards, R OBP: 0.327, SLG: 0.481 (10.7)																						
Bombo Rivera, R OBP: 0.345, SLG: 0.372 (8.7)											5	0	3	1	0	1	2					
John Castino, R OBP: 0.333, SLG: 0.358 (10.5)											0	0	0	0	0	0	0					
Inning Stats	R: 1 E: 0 K: 0 S: 5	H: 2 LOB: 1 BB: 0 P: 5	R: 1 E: 0 K: 1 S: 7	H: 3 LOB: 1 BB: 0 P: 7	R: 1 E: 0 K: 0 S: 5	H: 2 LOB: 2 BB: 1 P: 9	R: 0 E: 0 K: 2 S: 9	H: 2 LOB: 2 BB: 0 P: 9	R: 0 E: 0 K: 0 S: 3	H: 1 LOB: 1 BB: 1 P: 7	R: 0 E: 0 K: 0 S: 4	H: 2 LOB: 2 BB: 1 P: 8	R: 0 E: 0 K: 1 S: 6	H: 1 LOB: 1 BB: 0 P: 6	R: 2 E: 1 K: 0 S: 6	H: 3 LOB: 2 BB: 1 P: 10	R: 0 E: 0 K: 0 S: 4	H: 1 LOB: 1 BB: 0 P: 4	1B: 17 2B: 1 3B: 0 HR: 0	SF: 2 SAC: 2 DP: 1 HBP: 0	WP: 0 PB: 0 SB: 0 CS: 0	PA: 50
PITCHER	IP 6.2	WLS 34	H 13	R 3	ER 3	SO 3	BB 3	IBB 0	HBP 0	BLK 0	WP 0	HR 0	S 37	P 49	ERA 4.05	WHIP 2.400						
Jim Slaton, R ERA: 2.79 (1.1)																						
Jerry Augustine, L ERA: 2.83 (7.1)	2.0	10	3	2	1	1	0	0	0	0	11	15	9.00	2.000								
Bill Castro, R ERA: 1.98 (9.1)	1.1	W	6	2	0	0	0	0	0	0	6	6	0.00	1.500								

Milwaukee Brewers @ Minnesota Twins
Metropolitan Stadium, Bloomington, MI
Thu Jun 28 1979, 4:33 AM EDT
Att. 22,224 - Overcast

AB 42
R 5
H 18
RBI 4
BB 4
SO 4
LOB 26



Batter	1	2	3	4	5	6	7	8	9	AB	R	H	RBI	BB	SO	LOB	TOP				
Junior Moore, R OBP: 0.333, SLG: 0.347	6-3		F3		5-3			HR		4	1	1	0	0	0	0	Chicago White Sox @ Minnesota Twins Metropolitan Stadium, Bloomington, MI Fri Jun 29 1979, 8:05 PM EDT Att: 12,763 - Unknown - 79 F livebaseballscorecards.com				
Claudell Washington, L OBP: 0.372, SLG: 0.430	1B		K		6-3			K		3	0	0	0	1	2	1					
Chet Lemon, R OBP: 0.392, SLG: 0.478	G4-6-3		L7				G6-4-3	5-3		4	0	2	0	0	0	1					
Lamar Johnson, R OBP: 0.389, SLG: 0.469	G4-6-3			FC5	BB		F8	HR		4	1	2	2	0	0	3					
Alan Bannister, R OBP: 0.389, SLG: 0.425		4-3		K		G6-4-3		6-3		4	0	0	0	0	1	2					
Wayne Nordhagen, R OBP: 0.323, SLG: 0.371		2B					1-3		G1-6-3	2	0	1	0	2	0	0					
Jorge Orta, L OBP: 0.327, SLG: 0.326				F2			4-3		G1-6-3	4	0	1	0	0	0	3					
Greg Pryor, R OBP: 0.325, SLG: 0.335									F9	2	0	0	0	1	1	4					
Rusty Torres, S OBP: 0.400, SLG: 0.411				FC5						1	0	0	0	0	0	0					
Milt May, L OBP: 0.319, SLG: 0.451										3	0	0	0	0	2	3					
Inning Stats	R: 0 E: 0 K: 0 S: 3	H: 1 LOB: 1 BB: 1 P: 7	R: 0 E: 0 K: 1 S: 7	H: 2 LOB: 2 BB: 0 P: 7	R: 0 E: 0 K: 1 S: 5	H: 0 LOB: 0 BB: 1 P: 5	R: 0 E: 0 K: 1 S: 6	H: 1 LOB: 1 BB: 1 P: 10	R: 0 E: 0 K: 1 S: 5	H: 0 LOB: 0 BB: 0 P: 5	R: 0 E: 0 K: 1 S: 3	R: 0 E: 0 K: 1 S: 5	H: 0 LOB: 1 BB: 1 P: 9	R: 2 E: 0 K: 1 S: 7	H: 2 LOB: 0 BB: 0 P: 7	R: 0 E: 0 K: 0 S: 2	H: 0 LOB: 0 BB: 1 P: 6	1B: 4 2B: 1 3B: 1 HR: 1	SF: 0 SAC: 0 DP: 3 HBP: 0	WP: 0 PB: 0 SB: 0 CS: 0	PA: 35
PITCHER Jerry Kosman, L ERA: 3.68	IP: 9.0 WLS: W BF: 35 H: 7 R: 2 ER: 2 SO: 6 BB: 4 IBB: 0 HBP: 0 BLK: 0 WP: 0 HR: 1 S: 43 P: 59 ERA: 2.00 WHIP: 1.222															PITCHER					

Batter	1	2	3	4	5	6	7	8	9	AB	R	H	RBI	BB	SO	LOB	BOTTOM				
Bob Randall, R OBP: 0.364, SLG: 0.356	SH1-4		F9	4-3			L8			4	2	2	0	0	0	1	Chicago White Sox @ Minnesota Twins Metropolitan Stadium, Bloomington, MI Fri Jun 29 1979, 8:05 PM EDT Att: 12,763 - Unknown - 79 F livebaseballscorecards.com				
Bombo Rivera, R OBP: 0.338, SLG: 0.364	SH1-4		F9	F8			K			3	0	0	0	0	1	2					
Roy Smalley, S OBP: 0.449, SLG: 0.579										3	1	3	3	0	0	0					
Ron Jackson, R OBP: 0.329, SLG: 0.470	FC5-4		6-3		F9		1-3			4	0	0	0	0	0	3					
Dave Edwards, R OBP: 0.333, SLG: 0.472	F7				4-3			F9		1	1	0	0	1	0	1					
Ken Landreaux, L OBP: 0.333, SLG: 0.395										2	0	0	0	0	0	1					
Willie Norwood, R OBP: 0.307, SLG: 0.405										2	1	2	1	0	0	0					
Hosken Powell, L OBP: 0.459, SLG: 0.510										2	0	1	0	0	0	1					
Jose Morales, R OBP: 0.340, SLG: 0.376										3	0	0	0	0	0	2					
Glenn Adams, L OBP: 0.351, SLG: 0.410										0	0	0	0	0	0	0					
Craig Kusick, R OBP: 0.268, SLG: 0.453										1	0	0	0	0	0	1					
John Castino, R OBP: 0.333, SLG: 0.358										3	0	1	1	0	0	1					
Glenn Borgmann, R OBP: 0.321, SLG: 0.217										2	0	0	0	1	0	1					
Inning Stats	R: 1 E: 0 K: 0 S: 5	H: 2 LOB: 1 BB: 0 P: 5	R: 1 E: 0 K: 0 S: 4	H: 1 LOB: 0 BB: 0 P: 4	R: 3 E: 1 K: 0 S: 6	H: 3 LOB: 1 BB: 1 P: 10	R: 0 E: 0 K: 0 S: 3	H: 0 LOB: 1 BB: 1 P: 7	R: 0 E: 0 K: 0 S: 3	H: 1 LOB: 0 BB: 0 P: 3	R: 0 E: 0 K: 1 S: 6	H: 1 LOB: 1 BB: 0 P: 6	R: 0 E: 0 K: 0 S: 4	H: 1 LOB: 1 BB: 0 P: 4	R: 0 E: 0 K: 0 S: 4	H: 1 LOB: 1 BB: 0 P: 4		1B: 5 2B: 2 3B: 1 HR: 1	SF: 0 SAC: 2 DP: 1 HBP: 1	WP: 0 PB: 0 SB: 0 CS: 0	PA: 35
PITCHER Rich Wortham, L ERA: 4.93	IP: 2.2 WLS: L BF: 15 H: 6 R: 5 ER: 4 SO: 4 BB: 1 IBB: 0 HBP: 0 BLK: 0 WP: 0 HR: 1 S: 14 P: 18 ERA: 13.50 WHIP: 2.625															PITCHER					
Randy Scarbery, R ERA: 4.15	IP: 4.2 WLS: L BF: 18 H: 3 R: 0 ER: 0 SO: 1 BB: 1 IBB: 0 HBP: 1 BLK: 0 WP: 0 HR: 0 S: 18 P: 23 ERA: 0.00 WHIP: 0.857															PITCHER					
Rich Hinton, L ERA: 5.18	IP: 0.2 WLS: L BF: 2 H: 0 R: 0 ER: 0 SO: 0 BB: 0 IBB: 0 HBP: 0 BLK: 0 WP: 0 HR: 0 S: 2 P: 2 ERA: 0.00 WHIP: 0.000															PITCHER					

Batter	1	2	3	4	5	6	7	8	9	AB	R	H	RBI	BB	SO	LOB	TOP								
Junior Moore, R OBP: 0.328, SLG: 0.352	4-3		5-3			E6 6-3 2B			SF9	4	1	1	1	0	0	0									
Jorge Orta, L OBP: 0.324, SLG: 0.322				K		6-3		L3	F8	5	0	1	0	0	1	4									
Chet Lemon, R OBP: 0.390, SLG: 0.478	G1-6-3			F8		6-3 2B		F4		4	0	1	1	0	0	2									
Lamar Johnson, R OBP: 0.387, SLG: 0.480		F3		1-3		6-3			HR	4	1	1	1	0	0	1									
Alan Bannister, R OBP: 0.387, SLG: 0.422		F8			F9	F9		1B 1B 1B		4	1	1	0	0	0	1									
Wayne Nordhagen, R OBP: 0.323, SLG: 0.370					F7			F7		3	0	1	0	0	0	0									
Mike Squires, L OBP: 0.284, SLG: 0.299		1B								1	0	0	0	0	0	1									
Rusty Torres, S OBP: 0.406, SLG: 0.417		5-3			1B 1B	E6 1B		1B 1B SF9 1B		4	1	2	0	0	0	1									
Greg Pryor, R OBP: 0.328, SLG: 0.338			5-3			G6-4-3		SF9 1B		4	0	2	0	0	0	1									
Kevin Bell, R OBP: 0.143, SLG: 0.143			F4		1B K			1-3		4	0	1	1	0	1	2									
Inning Stats	R: 0 E: 0 K: 0 S: 3	H: 1 LOB: 0 BB: 0 P: 3	R: 0 E: 0 K: 0 S: 4	H: 1 LOB: 1 BB: 0 P: 4	R: 0 E: 0 K: 0 S: 3	H: 0 LOB: 0 BB: 0 P: 3	R: 0 E: 0 K: 1 S: 5	H: 0 LOB: 0 BB: 0 P: 5	R: 0 E: 0 K: 1 S: 7	H: 2 LOB: 2 BB: 0 P: 7	R: 1 E: 1 K: 0 S: 5	H: 1 LOB: 1 BB: 0 P: 5	R: 0 E: 1 K: 0 S: 3	H: 0 LOB: 0 BB: 0 P: 3	R: 0 E: 0 K: 0 S: 4	H: 1 LOB: 1 BB: 0 P: 4	R: 3 E: 0 K: 0 S: 8	H: 5 LOB: 2 BB: 0 P: 8	1B: 8 2B: 2 3B: 0 HR: 1	SF: 1 SAC: 0 DP: 2 HBP: 0	WP: 0 PB: 0 SB: 0 CS: 0	PA: 38			
PITCHER	IP	WLS	BF	H	R	ER	SO	BB	IBB	HBP	BLK	WP	HR	S	P	ERA	WHIP								
Geoff Zahn, L ERA: 3.16	(1, 1)	8.1	W	36	11	4	3	2	0	0	0	0	1	40	40	3.24	1.320								
Mike Bacsik, R ERA: 3.62	(9, 1)	0.2		2	0	0	0	0	0	0	0	0	0	2	2	0.00	0.000								

Chicago White Sox @ Minnesota Twins
 Metropolitan Stadium, Bloomington, MI
 Sat Jun 30 1979, 4:33 AM EDT
 Att: 11,919 - Unknown - 79 F

AB 37
 R 4
 H 11
 RBI 4
 BB 0
 SO 2
 LOB 13



Batter	1	2	3	4	5	6	7	8	9	AB	R	H	RBI	BB	SO	LOB	BOTTOM									
Hosken Powell, L OBP: 0.469, SLG: 0.509	6-3		FC1-6 1B	2B SF9 1B			HR			4	3	2	2	1	0	1										
Roy Smalley, S OBP: 0.450, SLG: 0.591	4-3		1B	SF9 1B	L9		BB	HBP		6	3	3	5	0	0	3										
Ken Landreaux, L OBP: 0.328, SLG: 0.389	4-3		4-3	SF9	4-3		HR			4	0	0	1	0	0	2										
Glenn Adams, L OBP: 0.358, SLG: 0.414										1	1	1	0	0	0	0										
Bombo Rivera, R OBP: 0.345, SLG: 0.385		1B	1B	HBP	1B			6-3		3	1	2	1	0	0	0										
Mike Cabbage, L OBP: 0.343, SLG: 0.319					F5		SF8		F3	4	0	2	2	0	0	1										
Butch Wynegar, S OBP: 0.379, SLG: 0.370		1-3					F9			4	2	1	0	1	0	2										
Ron Jackson, R OBP: 0.334, SLG: 0.478										4	2	3	0	0	0	1										
Craig Kusick, R OBP: 0.281, SLG: 0.481		6-3		BB 1B	1B			1B 5-3 2B		1	1	1	0	0	0	0										
Rob Wilfong, L OBP: 0.354, SLG: 0.454		F7			1B BB		F9			5	2	3	3	0	0	2										
John Castino, R OBP: 0.335, SLG: 0.355										4	1	1	1	1	0	2										
Inning Stats	R: 0 E: 0 K: 0 S: 3	H: 0 LOB: 0 BB: 0 P: 3	R: 1 E: 0 K: 0 S: 5	H: 2 LOB: 1 BB: 0 P: 5	R: 2 E: 0 K: 0 S: 5	H: 3 LOB: 2 BB: 0 P: 6	R: 6 E: 0 K: 0 S: 9	H: 6 LOB: 1 BB: 1 P: 13	R: 2 E: 1 K: 0 S: 6	H: 3 LOB: 1 BB: 0 P: 6	R: 1 E: 0 K: 0 S: 5	H: 2 LOB: 1 BB: 0 P: 5	R: 2 E: 0 K: 0 S: 4	H: 1 LOB: 0 BB: 1 P: 8	R: 2 E: 0 K: 0 S: 5	H: 2 LOB: 2 BB: 1 P: 10	1B: 14 2B: 3 3B: 1 HR: 1	SF: 2 SAC: 0 DP: 0 HBP: 2	WP: 0 PB: 1 SB: 4 CS: 0	PA: 47						
PITCHER	IP	WLS	BF	H	R	ER	SO	BB	IBB	HBP	BLK	WP	HR	S	P	ERA	WHIP									
Ed Farmer, R ERA: 5.74	(1, 1)	3.0	L	16	7	5	4	0	0	0	0	0	0	15	16	12.00	2.333									
Rich Hinton, L ERA: 8.1	(4, 1)	1.1		12	7	6	5	0	1	0	0	0	0	11	15	33.75	6.000									
Ron Schueler, R ERA: 7.64	(5, 1)	3.2		19	5	5	5	0	2	0	1	0	0	1	16	25	12.27	1.909								

Chicago White Sox @ Minnesota Twins
 Metropolitan Stadium, Bloomington, MI
 Sat Jun 30 1979, 4:33 AM EDT
 Att: 11,919 - Unknown - 79 F

AB 40
 R 16
 H 19
 RBI 15
 BB 3
 SO 0
 LOB 14




Batter	1	2	3	4	5	6	7	8	9	10	AB	R	H	RBI	BB	SO	LOB	
Ralph Garr, L (1, 7) OBP: 0.333, SLG: 0.412 Rusty Torres, S (10, 7) OBP: 0.405, SLG: 0.417	4-3		F5				F8			G3	5	0	1	0	0	0	3	
Mike Squires, L (1, 3) OBP: 0.280, SLG: 0.286	G3		G3				FC4-6			L7	4	0	0	0	1	0	2	
Chet Lemon, R (1, 8) OBP: 0.389, SLG: 0.473	F8						F4			4-3	3	0	0	0	1	0	1	
Jorge Orta, L (1, 10) OBP: 0.322, SLG: 0.337	4-3		G1-6-3				F8			HR	4	1	1	1	0	0	2	
Alan Bannister, R (1, 5) OBP: 0.338, SLG: 0.423							5-3			F8	4	0	2	0	0	0	0	
Claudell Washington, L (1, 9) OBP: 0.311, SLG: 0.427	G6-4-3									F7	4	0	1	0	0	1	1	
Mitt May, L (1, 2) OBP: 0.305, SLG: 0.430	F7									F7	4	0	0	0	0	0	2	
Greg Pryor, R (1, 4) OBP: 0.331, SLG: 0.340							5-3			F9	4	0	2	0	0	0	0	
Don Kessinger, S (1, 6) OBP: 0.250, SLG: 0.293			SH3-4				L7			F7	3	0	1	0	0	0	0	
Inning Stats	R: 0 E: 0 K: 0 S: 3	H: 0 LOB: 1 BB: 1 P: 7	R: 0 E: 0 K: 0 S: 3	H: 1 LOB: 0 BB: 0 P: 3	R: 0 E: 0 K: 0 S: 4	H: 1 LOB: 1 BB: 0 P: 4	R: 0 E: 0 K: 0 S: 4	H: 2 LOB: 2 BB: 1 P: 8	R: 0 E: 0 K: 0 S: 4	H: 1 LOB: 1 BB: 0 P: 4	R: 0 E: 0 K: 0 S: 3	H: 0 LOB: 0 BB: 0 P: 3	R: 0 E: 0 K: 1 S: 5	H: 0 LOB: 0 BB: 0 P: 5	R: 0 E: 0 K: 0 S: 3	H: 0 LOB: 0 BB: 0 P: 3	1B: 7 2B: 0 3B: 0 HR: 1	SF: 0 SAC: 1 DP: 2 HBP: 0
PITCHER Paul Hartzell, R (1, 1) ERA: 4.99	IP: 10.0 W: 1 L: 0 S: 3	WLS: 38 BF: 8 R: 1 ER: 1 SO: 1	H: 8 R: 1 ER: 1 SO: 1	BB: 2 IBB: 0 HBP: 0 BLK: 0	WP: 0 HR: 1 S: 38 P: 46	ERA: 0.90 WHIP: 1.000												

TOP

Chicago White Sox @ Minnesota Twins
Metropolitan Stadium, Bloomington, MI
Sun Jul 01 1979, 4:33 AM EDT
Att: 24,904 - Unknown - 80 F

livebaseballscores.com

AB 35
R 1
H 8
RBI 1
BB 2
SO 1
LOB 11



WP: 0 PA: 38
PB: 0
SB: 1
CS: 0


Batter	1	2	3	4	5	6	7	8	9	10	AB	R	H	RBI	BB	SO	LOB	
Bob Randall, R (1, 4) OBP: 0.348, SLG: 0.340	E5		1-3				G1-6-3			K	5	0	0	0	0	2	3	
Bombo Rivera, R (1, 7) OBP: 0.349, SLG: 0.391	SH2-4						1-3			HBP	3	0	1	0	1	0	2	
Roy Smalley, S (1, 6) OBP: 0.449, SLG: 0.585	6-3		E5				5-3			HBP	3	1	0	0	2	0	2	
Ron Jackson, R (1, 3) OBP: 0.333, SLG: 0.478	5-3		K				2B			F7	4	0	1	0	0	1	5	
Dave Edwards, R (1, 8) OBP: 0.350, SLG: 0.554 Ken Landreaux, L (8, PH) OBP: 0.330, SLG: 0.389							F8			FC4-6	3	1	2	1	0	0	1	
Rob Wilfong, L (10, PH) OBP: 0.358, SLG: 0.454			HR				4-3			HBP	0	0	0	0	0	0	0	
Willie Norwood, R (1, 9) OBP: 0.302, SLG: 0.399 Hosken Powell, L (8, PH) OBP: 0.462, SLG: 0.500	F9						4-3			FC4-6	2	0	0	0	1	0	0	
Jose Morales, R (1, 10) OBP: 0.330, SLG: 0.365 Glenn Adams, L (9, PH) OBP: 0.365, SLG: 0.417	K						5-3			FC3-6	3	0	0	0	0	1	1	
John Castino, R (1, 5) OBP: 0.333, SLG: 0.353							K			L5	4	0	1	0	0	1	2	
Glenn Borgmann, R (1, 2) OBP: 0.344, SLG: 0.231	CS		5-3				G1-6-3			E7	3	0	1	0	1	0	0	
Inning Stats	R: 0 E: 1 K: 0 S: 4	H: 2 LOB: 0 BB: 0 P: 6	R: 0 E: 1 K: 1 S: 7	H: 1 LOB: 2 BB: 0 P: 7	R: 0 E: 0 K: 1 S: 6	H: 1 LOB: 1 BB: 0 P: 6	R: 0 E: 0 K: 0 S: 2	H: 0 LOB: 0 BB: 1 P: 7	R: 0 E: 0 K: 0 S: 4	H: 1 LOB: 1 BB: 0 P: 4	R: 0 E: 0 K: 1 S: 5	H: 0 LOB: 3 BB: 2 P: 14	R: 0 E: 1 K: 1 S: 6	H: 1 LOB: 2 BB: 1 P: 10	R: 1 E: 0 K: 1 S: 5	H: 1 LOB: 2 BB: 2 P: 13	1B: 3 2B: 3 3B: 0 HR: 1	SF: 0 SAC: 2 DP: 1 HBP: 1
PITCHER Steve Trout, L (1, 1) ERA: 3.72	IP: 7.1 W: 1 L: 0 S: 3	WLS: 30 BF: 30 H: 5 R: 1 ER: 1 SO: 4	H: 5 R: 1 ER: 1 SO: 4	BB: 3 IBB: 0 HBP: 0 BLK: 0	WP: 0 HR: 1 S: 35 P: 47	ERA: 1.23 WHIP: 1.091												

BOTTOM

Chicago White Sox @ Minnesota Twins
Metropolitan Stadium, Bloomington, MI
Sun Jul 01 1979, 4:33 AM EDT
Att: 24,904 - Unknown - 80 F

livebaseballscores.com

AB 34
R 2
H 7
RBI 2
BB 6
SO 6
LOB 23



WP: 0 PA: 44
PB: 0
SB: 0
CS: 1

PITCHER	IP	WLS	BF	H	R	ER	SO	BB	IBB	HBP	BLK	WP	HR	S	P	ERA	WHIP
Steve Trout, L (1, 1) ERA: 3.72	7.1	1	30	5	1	1	4	3	0	0	0	0	1	35	47	1.23	1.091
Randy Scarbery, R (8, 1) ERA: 4.12	0.1	0	1	0	0	0	0	0	0	0	0	0	0	1	1	0.00	0.000
Rich Wortham, L (8, 1) ERA: 4.93	0.0	0	1	0	0	0	0	0	0	1	0	0	0	0	1	∞	∞
Fred Howard, R (8, 1) ERA: 3.72	1.2	L	9	1	1	1	1	2	1	0	0	0	0	8	20	5.40	1.800
Rich Hinton, L (10, 1) ERA: 6.05	0.1	0	2	1	0	0	1	0	0	0	0	0	0	4	4	0.00	3.000

Batter	1	2	3	4	5	6	7	8	9	AB	R	H	RBI	BB	SO	LOB	TOP			
Leon Roberts, R OBP: 0.355, SLG: 0.427	L8		F4		FC4-6 BB		F9			3	0	0	0	1	0	1				
Ruppert Jones, L OBP: 0.346, SLG: 0.482	4-3			F8	FC4-6			G3-6-3 1B		4	0	1	0	0	0	2				
Bruce Bochte, L OBP: 0.402, SLG: 0.505	4-3			1B BB		4-3		G3-6-3 1-2 1B		3	0	0	0	1	0	1				
Willie Horton, R OBP: 0.341, SLG: 0.492		K		1-2 1B		WP 1B		F4		4	0	2	0	0	1	0				
Tom Paciorek, R OBP: 0.348, SLG: 0.457		BB		F4		K		FC4-6 1B		3	0	1	0	1	1	3				
Dan Meyer, L OBP: 0.357, SLG: 0.530		BB		F8	L8		F5		L9	4	0	0	0	0	0	5				
Bill Stein, R OBP: 0.297, SLG: 0.308				F8		G1-6-3 1B		F8		4	0	1	0	0	0	2				
Larry Cox, R OBP: 0.290, SLG: 0.335			6-3		E4 G1-6-3		F9		FC4-6	4	0	0	0	0	0	2				
Mario Mendoza, R OBP: 0.208, SLG: 0.240			6-3		G1-6-3					2	0	0	0	0	0	2				
Bobby Valentine, R OBP: 0.417, SLG: 0.385					1-2 2-3				1B	1	0	1	0	0	0	0				
Inning Stats	R: 0 E: 0 K: 0 S: 3	H: 0 LOB: 0 BB: 0 P: 3	R: 0 E: 0 K: 1 S: 5	H: 0 LOB: 1 BB: 1 P: 9	R: 0 E: 0 K: 0 S: 3	H: 0 LOB: 0 BB: 0 P: 3	R: 0 E: 0 K: 0 S: 4	H: 1 LOB: 2 BB: 1 P: 8	R: 0 E: 1 K: 0 S: 4	H: 1 LOB: 1 BB: 0 P: 6	R: 0 E: 0 K: 0 S: 6	H: 1 LOB: 1 BB: 0 P: 4	R: 0 E: 0 K: 0 S: 3	H: 1 LOB: 1 BB: 0 P: 3	R: 0 E: 0 K: 0 S: 4	H: 1 LOB: 1 BB: 0 P: 4	1B: 6 2B: 0 3B: 0 HR: 0	SF: 0 SAC: 0 DP: 2 HBP: 0	WP: 1 PB: 0 SB: 0 CS: 0	PA: 35
PITCHER	IP	WLS	BF	H	R	ER	SO	BB	IBB	HBP	BLK	WP	HR	S	P	ERA	WHIP			
Darrell Jackson, L ERA: 2.6	(1, 1)	8.0	W	31	5	0	2	3	0	0	0	1	0	32	44	0.00	1.000			
Mike Marshall, R ERA: 2.3	(9, 1)	1.0		4	1	0	0	0	0	0	0	0	0	4	4	0.00	1.000			

Seattle Mariners @ Minnesota Twins
 Metropolitan Stadium, Bloomington, MI
 Mon Jul 02 1979, 8:05 PM EDT
 Att. 6,629 - Unknown - 84 F

AB	32
R	0
H	6
RBI	0
BB	3
SO	2
LOB	18



Batter	1	2	3	4	5	6	7	8	9	AB	R	H	RBI	BB	SO	LOB	BOTTOM			
Hosken Powell, L OBP: 0.467, SLG: 0.500	F7		SF9 1B 1-2 2-H	S BB		1-3		E7 2-H 1B		4	1	2	2	1	0	0				
Roy Smalley, S OBP: 0.446, SLG: 0.580	K		E 1B 1-2 2-3	F7		F8 WP 1B BB		1-3		4	2	1	0	1	1	2				
Ken Landreaux, L OBP: 0.329, SLG: 0.388		1B	SF9	L8		F8				3	0	1	1	0	0	2				
Glenn Adams, L OBP: 0.372, SLG: 0.425	F7		E5 2B 1-3 3-H		FC3-6 1B					4	1	3	2	0	0	1				
Bombo Rivera, R OBP: 0.349, SLG: 0.391										0	0	0	0	0	0	0				
Mike Cabbage, L OBP: 0.341, SLG: 0.317		CS 1B	F6		FC3-6 CS 1-2		K			4	0	1	0	0	1	4				
Butch Wynegar, S OBP: 0.394, SLG: 0.378		G6-4-3 BB 1-2		1B 2B 1-H 3-H		1B		F8		3	0	2	2	1	0	1				
Ron Jackson, R OBP: 0.335, SLG: 0.477		G6-4-3 1-2			F8			G5-3 1B BB		3	0	1	0	1	0	2				
Rob Wilfong, L OBP: 0.361, SLG: 0.452							F3		G5-3 1-2 E 1B	3	2	1	0	1	0	2				
John Castino, R OBP: 0.328, SLG: 0.347			SH 1B 1B SF9 1-2		5-3		F8		G5-3 1-2 2-3	3	1	0	0	0	0	2				
Inning Stats	R: 0 E: 0 K: 1 S: 6	H: 1 LOB: 0 BB: 0 P: 6	R: 0 E: 0 K: 0 S: 2	H: 1 LOB: 0 BB: 1 P: 6	R: 5 E: 2 K: 0 S: 9	H: 5 LOB: 2 BB: 1 P: 13	R: 0 E: 0 K: 0 S: 3	H: 0 LOB: 1 BB: 1 P: 7	R: 0 E: 0 K: 0 S: 4	H: 2 LOB: 1 BB: 0 P: 4	R: 0 E: 0 K: 0 S: 3	H: 0 LOB: 0 BB: 0 P: 3	R: 1 E: 0 K: 1 S: 6	H: 1 LOB: 1 BB: 1 P: 10	R: 1 E: 1 K: 0 S: 4	H: 2 LOB: 1 BB: 1 P: 8	1B: 11 2B: 1 3B: 0 HR: 0	SF: 1 SAC: 1 DP: 2 HBP: 0	WP: 1 PB: 0 SB: 1 CS: 2	PA: 38
PITCHER	IP	WLS	BF	H	R	ER	SO	BB	IBB	HBP	BLK	WP	HR	S	P	ERA	WHIP			
Odell Jones, R ERA: 5.98	(1, 1)	2.2	L	15	6	5	2	1	2	0	0	1	0	15	23	6.75	3.000			
Joe Decker, R ERA: 4.56	(3, 1)	5.1		23	6	2	2	1	3	0	0	1	0	22	34	3.38	1.688			

Seattle Mariners @ Minnesota Twins
 Metropolitan Stadium, Bloomington, MI
 Mon Jul 02 1979, 8:05 PM EDT
 Att. 6,629 - Unknown - 84 F

AB	31
R	7
H	12
RBI	7
BB	5
SO	2
LOB	16



Batter	1	2	3	4	5	6	7	8	9	AB	R	H	RBI	BB	SO	LOB	TOP																			
Larry Milbourne, S OBP: 0.315, SLG: 0.347 (1, 4)	L4		4-1		4-3			1B		5	0	2	1	0	0	0	Seattle Mariners @ Minnesota Twins Metropolitan Stadium, Bloomington, MI Tue Jul 03 1979, 8:05 PM EDT Unknown - 71 F																			
Ruppert Jones, L OBP: 0.344, SLG: 0.477 (1, 8)	K		F6			4-3		1B		5	0	1	0	0	1	2																				
Bruce Bochte, L OBP: 0.403, SLG: 0.504 (1, 3)	1B			K		F7		1B		3	0	1	0	1	1	0																				
Willie Horton, R OBP: 0.340, SLG: 0.489 (1, 10)	L8			1B		F9		K		4	1	1	0	0	1	4																				
Dan Meyer, L OBP: 0.359, SLG: 0.533 (1, 5)		4-3		1B				F3		4	0	2	0	0	0	3																				
Joe Simpson, L OBP: 0.312, SLG: 0.379 (1, 9)				1B			L9	4-3		4	0	2	1	0	0	4																				
John Hale, L OBP: 0.383, SLG: 0.438 (1, 7)	K		G3-6-1			K		1B		4	0	1	0	0	2	4																				
Larry Cox, R OBP: 0.287, SLG: 0.331 (7, PH)	K				F9		L8			2	0	0	0	0	1	1																				
Bob Stinson, S OBP: 0.342, SLG: 0.339 (7, 2)	K							K		2	0	0	0	0	1	2																				
Mario Mendoza, R OBP: 0.207, SLG: 0.239 Charlie Beamon, L OBP: 0.162, SLG: 0.273 Bill Stein, R OBP: 0.300, SLG: 0.311 (1, 6)			6-3		L9			F9		1	0	0	0	0	0	0																				
Inning Stats	R: 0 E: 0 K: 1 S: 6	H: 1 LOB: 1 BB: 0 P: 6	R: 0 E: 0 K: 2 S: 8	H: 1 LOB: 1 BB: 0 P: 8	R: 0 E: 0 K: 0 S: 3	H: 0 LOB: 0 BB: 0 P: 3	R: 1 E: 0 K: 1 S: 7	H: 3 LOB: 1 BB: 0 P: 7	R: 0 E: 0 K: 0 S: 3	H: 0 LOB: 0 BB: 0 P: 3	R: 0 E: 0 K: 1 S: 6	H: 1 LOB: 1 BB: 0 P: 6	R: 1 E: 0 K: 1 S: 8	H: 3 LOB: 3 BB: 1 P: 12	R: 0 E: 0 K: 1 S: 7	H: 2 LOB: 2 BB: 0 P: 7	1B: 7 2B: 4 3B: 0 HR: 0	SF: 0 SAC: 0 DP: 1 HBP: 0	WP: 0 PB: 0 SB: 0 CS: 0	PA: 38																
PITCHER	IP	WLS	BF	H	R	ER	SO	BB	IBB	HBP	BLK	WP	HR	S	P	ERA	WHIP	PITCHER		IP	WLS	BF	H	R	ER	SO	BB	IBB	HBP	BLK	WP	HR	S	P	ERA	WHIP
Dave Goltz, R ERA: 4.71 (1, 1)	0.2		3	1	0	0	1	0	0	0	0	0	0	5	5	0.00	1.500																			
Pete Redfern, R ERA: 3.13 (1, 1)	6.1	W	23	5	1	1	4	0	0	0	0	0	0	31	31	1.42	0.789																			
Mike Marshall, R ERA: 2.36 (8, 1)	2.0		12	5	1	1	2	1	0	0	0	0	0	15	19	4.50	3.000																			

AB	37
R	2
H	11
RBI	2
BB	1
SO	7
LOB	21



Batter	1	2	3	4	5	6	7	8	9	AB	R	H	RBI	BB	SO	LOB	BOTTOM																			
Hosken Powell, L OBP: 0.464, SLG: 0.504 (1, 9)	K	5-3		2B		FC3-6				5	1	2	1	0	1	2	Seattle Mariners @ Minnesota Twins Metropolitan Stadium, Bloomington, MI Tue Jul 03 1979, 8:05 PM EDT Unknown - 71 F																			
Roy Smalley, S OBP: 0.446, SLG: 0.583 (1, 6)	G3	3-1		2B		F6		SF8		4	1	2	2	0	0	2																				
Ken Landreaux, L OBP: 0.333, SLG: 0.399 (1, 8)	G3			L9						5	2	3	1	0	0	2																				
Glenn Adams, L OBP: 0.380, SLG: 0.432 Bombo Rivera, R OBP: 0.346, SLG: 0.388 (7, PR)				SF8		F5				4	0	3	1	0	0	0																				
Rob Wilfong, L OBP: 0.362, SLG: 0.459 (1, 4)	F9			SF8		K				4	1	2	2	0	1	1																				
Mike Cabbage, L OBP: 0.338, SLG: 0.309 John Castino, R OBP: 0.326, SLG: 0.345 (7, PR)		F8		K		F8				3	0	0	0	1	1	1																				
Ron Jackson, R OBP: 0.340, SLG: 0.481 (1, 3)				4-3						4	3	2	1	0	0	1																				
Butch Wynegar, S OBP: 0.392, SLG: 0.385 (1, 10)		E9								3	2	3	2	1	0	0																				
Glenn Borgmann, R OBP: 0.333, SLG: 0.233 (1, 2)				G5-4-3						4	0	1	1	0	0	5																				
Inning Stats	R: 1 E: 0 K: 1 S: 7	H: 2 LOB: 1 BB: 0 P: 7	R: 2 E: 1 K: 0 S: 6	H: 3 LOB: 1 BB: 0 P: 6	R: 1 E: 0 K: 1 S: 7	H: 2 LOB: 1 BB: 0 P: 7	R: 1 E: 0 K: 0 S: 5	H: 3 LOB: 1 BB: 0 P: 5	R: 0 E: 0 K: 1 S: 5	H: 0 LOB: 0 BB: 0 P: 5	R: 1 E: 0 K: 0 S: 5	H: 2 LOB: 1 BB: 0 P: 5	R: 6 E: 0 K: 0 S: 8	H: 5 LOB: 3 BB: 2 P: 17	R: 0 E: 0 K: 0 S: 3	H: 1 LOB: 0 BB: 0 P: 3		1B: 12 2B: 6 3B: 0 HR: 0	SF: 2 SAC: 0 DP: 2 HBP: 1	WP: 1 PB: 0 SB: 1 CS: 0	PA: 43															
PITCHER	IP	WLS	BF	H	R	ER	SO	BB	IBB	HBP	BLK	WP	HR	S	P	ERA	WHIP	PITCHER		IP	WLS	BF	H	R	ER	SO	BB	IBB	HBP	BLK	WP	HR	S	P	ERA	WHIP
Mike Parrott, R ERA: 3.28 (1, 1)	4.0	L	21	10	5	5	2	0	0	0	0	0	0	25	25	11.25	2.500																			
John Montague, R ERA: 5.0 (5, 1)	2.2		18	7	7	7	1	1	1	1	0	1	0	17	26	23.62	3.000																			
Rob Dressler, R ERA: 6.55 (7, 1)	1.1		4	1	0	0	0	0	0	0	0	0	0	4	4	0.00	0.750																			


AB	38
R	12
H	18
RBI	11
BB	2
SO	3
LOB	18



Batter	1	2	3	4	5	6	7	8	9	AB	R	H	RBI	BB	SO	LOB	TOP								
Larry Milbourne, S OBP: 0.317, SLG: 0.359	0-0 2B	0-0 1-3		0-0 4-3	0-0 2B		0-0 4-3			5	1	2	2	0	0	0									
Ruppert Jones, L OBP: 0.345, SLG: 0.474	0-0 F5	0-0 2B		4-0 6-3	0-0 F5		0-0 F8			4	1	1	0	1	0	2									
Joe Simpson, L OBP: 0.325, SLG: 0.407	0-0 1B	0-0 2B		0-0 6-3			0-0 FC4-6		0-0 F8	5	1	3	2	0	0	1									
Willie Horton, R OBP: 0.338, SLG: 0.485	0-0 2B	0-0 2B		0-3 K			0-0 FC4-6		0-0 1-3	5	1	1	1	0	1	3									
Tom Paciorek, R OBP: 0.358, SLG: 0.473	0-3 K			0-0 1B			0-0 SH5-3		0-0 L9	5	2	3	0	0	1	1									
Leon Roberts, R OBP: 0.356, SLG: 0.436	4-0 BB			0-3 K			0-0 SH5-3		0-0 5-3	3	1	1	3	1	1	1									
Bill Stein, R OBP: 0.310, SLG: 0.321	0-0 FC6-4			0-0 K			0-0 2B		0-0 FC3-6	5	1	3	1	0	1	2									
Bob Stinson, S OBP: 0.338, SLG: 0.357		0-0 HR		0-0 L7			0-0 F7		0-0 FC3-6	5	1	1	1	0	0	4									
Mario Mendoza, R OBP: 0.207, SLG: 0.238	0-3 K			0-0 FC4-6			0-0 2B		0-0 F8	5	1	1	0	0	1	3									
Inning Stats	R: 2 E: 0 K: 1 S: 8	H: 3 LOB: 2 BB: 1 P: 12	R: 2 E: 0 K: 1 S: 8	H: 3 LOB: 1 BB: 0 P: 8	R: 0 E: 0 K: 1 S: 7	H: 2 LOB: 2 BB: 0 P: 7	R: 0 E: 0 K: 1 S: 5	H: 0 LOB: 1 BB: 1 P: 9	R: 3 E: 0 K: 0 S: 7	H: 4 LOB: 1 BB: 0 P: 7	R: 3 E: 0 K: 1 S: 8	H: 3 LOB: 0 BB: 0 P: 8	R: 0 E: 0 K: 0 S: 3	H: 0 LOB: 0 BB: 0 P: 3	R: 0 E: 0 K: 0 S: 3	H: 0 LOB: 0 BB: 0 P: 3	R: 0 E: 0 K: 0 S: 4	H: 1 LOB: 1 BB: 0 P: 4	1B: 9 2B: 5 3B: 0 HR: 2	SF: 0 SAC: 1 DP: 0 HBP: 0	WP: 0 PB: 0 SB: 1 CS: 0	PA: 45			
PITCHER	IP	WLS	BF	H	R	ER	SO	BB	IBB	HBP	BLK	WP	HR	S	P	ERA	WHIP								
Gary Serun, R ERA: 7.16	2.1	L	16	8	4	4	3	1	0	0	0	0	1	21	25	15.43	3.857								
Mike Bacsik, R ERA: 4.5	6.2		29	8	6	6	2	1	0	0	0	0	1	32	36	8.10	1.350								

Seattle Mariners @ Minnesota Twins
Metropolitan Stadium, Bloomington, MI
Tue Jul 03 1979, 8:05 PM EDT
Att: 12,422 - Unknown


AB 42
R 10
H 16
RBI 10
BB 2
SO 5
LOB 17



Batter	1	2	3	4	5	6	7	8	9	AB	R	H	RBI	BB	SO	LOB	BOTTOM								
Hosken Powell, L OBP: 0.458, SLG: 0.496	0-0 2B			0-0 4-3				0-0 F8		4	1	1	0	0	0	0									
Roy Smalley, S OBP: 0.450, SLG: 0.586	0-0 1B			4-0 K			0-0 F7		0-3 K	2	0	1	1	1	0	0									
John Castino, R OBP: 0.325, SLG: 0.343	0-0 2B			0-0 BB			0-0 K		0-0 K	1	0	0	0	0	1	0									
Ken Landreaux, L OBP: 0.332, SLG: 0.395	4-0 BB			0-3 K			0-0 6-3		0-0 G1	3	0	0	0	1	1	1									
Glenn Adams, L OBP: 0.377, SLG: 0.433	0-0 F7-6-5			0-0 L7			0-3 K		0-0 WP	4	1	1	0	0	1	3									
Rob Wilfong, L OBP: 0.360, SLG: 0.454	0-0 4-3			0-0 F7			0-0 G4-3		0-0 F2	4	0	1	0	0	0	2									
Mike Cabbage, L OBP: 0.329, SLG: 0.299				0-0 3-1			0-0 G4-3		0-0 F7	4	0	0	0	0	0	1									
Ron Jackson, R OBP: 0.340, SLG: 0.483				0-0 L6			0-0 F2			3	0	1	0	0	0	0									
Butch Wynegar, S OBP: 0.392, SLG: 0.385				0-0 WP			0-3 K			3	0	1	0	0	1	1									
Bombo Rivera, R OBP: 0.340, SLG: 0.380	0-0 F7			0-0 1B			0-0 5-3		0-3 K	3	0	0	0	0	1	1									
Inning Stats	R: 1 E: 0 K: 0 S: 4	H: 2 LOB: 1 BB: 1 P: 8	R: 0 E: 0 K: 0 S: 4	H: 1 LOB: 1 BB: 0 P: 4	R: 0 E: 0 K: 1 S: 5	H: 0 LOB: 1 BB: 1 P: 9	R: 0 E: 0 K: 0 S: 3	H: 0 LOB: 0 BB: 0 P: 3	R: 0 E: 0 K: 1 S: 5	H: 0 LOB: 0 BB: 0 P: 5	R: 0 E: 0 K: 0 S: 4	H: 2 LOB: 1 BB: 0 P: 4	R: 0 E: 0 K: 2 S: 7	H: 0 LOB: 0 BB: 0 P: 7	R: 1 E: 0 K: 0 S: 4	H: 1 LOB: 0 BB: 0 P: 4	1B: 3 2B: 4 3B: 0 HR: 0	SF: 0 SAC: 0 DP: 2 HBP: 0	WP: 3 PB: 0 SB: 0 CS: 0	PA: 33					
PITCHER	IP	WLS	BF	H	R	ER	SO	BB	IBB	HBP	BLK	WP	HR	S	P	ERA	WHIP								
Byron McLaughlin, R ERA: 5.15	9.0	W	33	6	2	2	5	2	0	0	0	2	0	41	49	2.00	0.889								

Seattle Mariners @ Minnesota Twins
Metropolitan Stadium, Bloomington, MI
Tue Jul 03 1979, 8:05 PM EDT
Att: 12,422 - Unknown

AB 31
R 2
H 6
RBI 1
BB 2
SO 5
LOB 9



Batter	1	2	3	4	5	6	7	8	9	AB	R	H	RBI	BB	SO	LOB	TOP			
Leon Roberts, R OBP: 0.352, SLG: 0.430 (1, 7)	E9 L6-3		5-3			K	F7			4	0	0	0	0	1	1				
Ruppert Jones, L OBP: 0.343, SLG: 0.471 (1, 8)	L6-3			1-3		F7 1B		G3		4	1	1	0	0	0	1				
Bruce Bochte, L OBP: 0.404, SLG: 0.500 (1, 3)	K			3-1 BB		1B 1B		F6		2	1	0	0	2	1	0				
Willie Horton, R OBP: 0.334, SLG: 0.479 (1, 10)		K		3-1		F7		F8		4	0	0	0	0	1	3				
Tom Paciorek, R OBP: 0.363, SLG: 0.469 (1, 9)		5-3		BB		1B 1B			L9	3	0	1	1	1	0	0				
Dan Meyer, L OBP: 0.358, SLG: 0.529 (1, 5)		L7		G3		1B		G3		4	0	1	1	0	0	2				
Bill Stein, R OBP: 0.302, SLG: 0.313 (1, 4)			6-3		K	3-1		E4 FC5-4		4	0	0	0	0	1	2				
Larry Cox, R OBP: 0.286, SLG: 0.329 (1, 2)			SH1-3 1B		5-3		G3	FC5-4		4	0	1	0	0	0	1				
Mario Mendoza, R OBP: 0.206, SLG: 0.237 Bobby Valentine, R OBP: 0.408, SLG: 0.375 (7, PH) (7, 6)			SH1-3		K		F6			1	0	0	0	0	1	0				
Inning Stats	R: 0 E: 1 K: 1 S: 5	H: 0 LOB: 0 BB: 0 P: 5	R: 0 E: 0 K: 1 S: 5	H: 0 LOB: 0 BB: 0 P: 5	R: 0 E: 0 K: 0 S: 4	H: 1 LOB: 1 BB: 0 P: 4	R: 0 E: 0 K: 0 S: 3	H: 0 LOB: 2 BB: 2 P: 11	R: 0 E: 0 K: 2 S: 7	H: 0 LOB: 0 BB: 0 P: 7	R: 0 E: 0 K: 1 S: 8	H: 3 LOB: 2 BB: 1 P: 12	R: 0 E: 0 K: 0 S: 3	H: 0 LOB: 0 BB: 0 P: 3	R: 0 E: 0 K: 0 S: 4	H: 0 LOB: 1 BB: 0 P: 4	1B: 4 2B: 1 3B: 0 HR: 0	SF: 0 SAC: 1 DP: 1 HBP: 0	WP: 0 PB: 0 SB: 0 CS: 0	PA: 35
PITCHER Jerry Koozman, L ERA: 3.57 (1, 1)	IP: 9.0 WLS: W BF: 35 H: 4 R: 2 ER: 2 SO: 5 BB: 3 IBB: 0 HBP: 0 BLK: 0 WP: 0 HR: 0 S: 42 P: 54 ERA: 2.00 WHIP: 0.778															PITCHER				

Seattle Mariners @ Minnesota Twins
Metropolitan Stadium, Bloomington, MI
Wed Jul 04 1979, 8:05 PM EDT
Att: 34,365 - Unknown - 77 F

AB 31
R 2
H 4
RBI 2
BB 3
SO 5
LOB 10



Batter	1	2	3	4	5	6	7	8	9	AB	R	H	RBI	BB	SO	LOB	BOTTOM	
Hosken Powell, L OBP: 0.463, SLG: 0.520 (1, 9)	F8 SH2-4 BB			E3 HR	L7		SH5-3 1B			4	2	2	2	1	0	4		
Rob Wilfong, L OBP: 0.354, SLG: 0.449 (1, 4)	SH2-4		2-3	SF8	G3		SH5-3 1B			2	0	0	1	0	0	2		
Roy Smalley, S OBP: 0.452, SLG: 0.595 (1, 6)	F8		2B	1B	HR	6-3	1B	IBB		4	1	2	3	1	0	1		
Glenn Adams, L OBP: 0.383, SLG: 0.440 Bombo Rivera, R OBP: 0.340, SLG: 0.380 (8, 7)	4-3		2B	1B	BB	1B	1B	F5		4	0	2	0	1	0	3		
Butch Wynegar, S OBP: 0.389, SLG: 0.381 (1, 2)		6-3	L3	1B		F9	4-3			5	0	1	0	0	0	5		
Ken Landreaux, L OBP: 0.333, SLG: 0.395 (1, 8)		6-3		1B		1B	1B	F7		5	1	2	0	0	0	2		
Mike Cabbage, L OBP: 0.344, SLG: 0.313 (1, 10)				E SF8 1B	1B	1B	1B	F7		4	1	3	0	1	0	0		
Ron Jackson, R OBP: 0.337, SLG: 0.479 (1, 3)			F9	SF8	FC5-4 1B	K		6-3		4	0	1	1	0	1	4		
John Castino, R OBP: 0.328, SLG: 0.358 (1, 5)			F8	HR 1B	FC5-4 1B		1B			4	2	2	0	0	0	2		
Inning Stats	R: 0 E: 0 K: 0 S: 3	H: 0 LOB: 1 BB: 1 P: 7	R: 0 E: 0 K: 0 S: 3	H: 0 LOB: 1 BB: 1 P: 7	R: 1 E: 0 K: 0 S: 6	H: 3 LOB: 2 BB: 0 P: 6	R: 5 E: 1 K: 0 S: 9	H: 5 LOB: 2 BB: 1 P: 13	R: 0 E: 0 K: 1 S: 8	H: 2 LOB: 3 BB: 0 P: 8	R: 1 E: 0 K: 0 S: 5	H: 2 LOB: 2 BB: 1 P: 9	R: 0 E: 0 K: 0 S: 3	H: 0 LOB: 0 BB: 0 P: 3	1B: 11 2B: 1 3B: 1 HR: 2	SF: 2 SAC: 2 DP: 0 HBP: 0	WP: 0 PB: 0 SB: 0 CS: 0	PA: 44
PITCHER Glenn Abbott, R ERA: 4.97 Rob Dressler, R ERA: 5.81 (1, 1) (4, 1)	IP: 3.2 WLS: L BF: 22 H: 7 R: 6 ER: 2 SO: 0 BB: 3 IBB: 0 HBP: 0 BLK: 0 WP: 0 HR: 2 S: 19 P: 31 ERA: 4.91 WHIP: 2.727															PITCHER		

Seattle Mariners @ Minnesota Twins
Metropolitan Stadium, Bloomington, MI
Wed Jul 04 1979, 8:05 PM EDT
Att: 34,365 - Unknown - 77 F

AB 36
R 7
H 15
RBI 7
BB 4
SO 1
LOB 23



Batter	1	2	3	4	5	6	7	8	9	AB	R	H	RBI	BB	SO	LOB	TOP										
Bobby Valentine, R (1, 6) OBP: 0.396, SLG: 0.364 Mario Mendoza, R (9, 6) OBP: 0.206, SLG: 0.237	5-3		SH	5-3					6-3	4	0	1	0	0	0	1											
Ruppert Jones, L (1, 8) OBP: 0.345, SLG: 0.470 Joe Simpson, L (7, FR) OBP: 0.330, SLG: 0.407			F1	1-3					1B	3	0	1	0	1	0	3											
Bruce Bochte, L (1, 3) OBP: 0.401, SLG: 0.495	F7		FC3-6						1B	5	1	1	0	0	0	5											
Willie Horton, R (1, 10) OBP: 0.335, SLG: 0.478	G3								1B	5	0	2	2	0	0	3											
Tom Paciorek, R (1, 9) OBP: 0.357, SLG: 0.462 John Hale, L (9, 9) OBP: 0.383, SLG: 0.438		4-3							SF9	4	0	1	1	0	0	0											
Dan Meyer, L (1, 5) OBP: 0.355, SLG: 0.523	4-3		F8						1B	5	0	1	0	0	1	3											
Leon Roberts, R (1, 7) OBP: 0.356, SLG: 0.434									FC5	4	1	2	0	1	0	2											
Bill Stein, R (1, 4) OBP: 0.301, SLG: 0.311	F8		E3							4	0	1	0	0	0	2											
Larry Cox, R (1, 2) OBP: 0.285, SLG: 0.323			FC3-6	1-3					F8	3	1	0	1	1	0	3											
Inning Stats	R: 0 E: 0 K: 0 S: 3	H: 0 LOB: 1 BB: 1 P: 7	R: 0 E: 0 K: 0 S: 4	H: 1 LOB: 1 BB: 0 P: 4	R: 1 E: 1 K: 0 S: 6	H: 2 LOB: 3 BB: 1 P: 10	R: 1 E: 1 K: 0 S: 5	H: 1 LOB: 1 BB: 0 P: 5	R: 0 E: 0 K: 0 S: 3	H: 0 LOB: 0 BB: 0 P: 3	R: 0 E: 0 K: 0 S: 5	H: 2 LOB: 2 BB: 0 P: 5	R: 0 E: 0 K: 0 S: 4	H: 1 LOB: 2 BB: 1 P: 8	R: 2 E: 0 K: 0 S: 6	H: 3 LOB: 3 BB: 1 P: 10	1B: 9 2B: 1 3B: 0 HR: 0	SF: 1 SAC: 1 DP: 0 HBP: 0	WP: 0 PB: 0 SB: 0 CS: 0	PA: 43							
PITCHER	IP	WLS	BF	H	R	ER	SO	BB	IBB	HBP	BLK	WP	HR	S	P	ERA	WHIP										
Geoff Zahn, L (1, 1) ERA: 3.15 Mike Marshall, R (9, 1) ERA: 2.35	8.2	L	42	10	4	3	1	4	0	0	0	0	0	40	56	3.12	1.615										

Seattle Mariners @ Minnesota Twins
Metropolitan Stadium, Bloomington, MI
Thu Jul 05 1979, 4:33 AM EDT
Att. 8,422 - Unknown - 73 F

AB 37
R 4
H 10
RBI 4
BB 4
SO 1
LOB 22



Batter	1	2	3	4	5	6	7	8	9	AB	R	H	RBI	BB	SO	LOB	BOTTOM										
Bob Randall, R (1, 4) OBP: 0.361, SLG: 0.349	SH1-3		F8						G6-4-3	3	0	2	0	1	0	1											
Bombo Rivera, R (1, 7) OBP: 0.333, SLG: 0.372	SH1-3		4-3						1B	3	0	0	0	0	1	4											
Roy Smalley, S (1, 6) OBP: 0.447, SLG: 0.587	F9								G6-4-3	4	0	0	0	0	0	3											
Ron Jackson, R (1, 3) OBP: 0.334, SLG: 0.475	L4									3	0	0	0	0	0	1											
Dave Edwards, R (1, 9) OBP: 0.333, SLG: 0.525			K							3	0	0	0	0	1	0											
Willie Norwood, R (1, 10) OBP: 0.298, SLG: 0.393			K						L8	3	0	0	0	0	1	0											
Ken Landreaux, L (1, 8) OBP: 0.330, SLG: 0.391			F5						F7	3	0	0	0	0	0	0											
Butch Wynegar, S (1, 2) OBP: 0.388, SLG: 0.378			SH1-3						L4	2	0	0	0	1	1	0											
John Castino, R (1, 5) OBP: 0.330, SLG: 0.365			SH1-3						1B	2	0	1	0	0	0	0											
Inning Stats	R: 0 E: 0 K: 0 S: 3	H: 0 LOB: 1 BB: 1 P: 7	R: 0 E: 0 K: 2 S: 7	H: 0 LOB: 0 BB: 0 P: 7	R: 0 E: 0 K: 0 S: 3	H: 0 LOB: 1 BB: 1 P: 7	R: 0 E: 0 K: 0 S: 3	H: 0 LOB: 0 BB: 0 P: 3	R: 0 E: 0 K: 1 S: 5	H: 0 LOB: 0 BB: 0 P: 5	R: 0 E: 0 K: 0 S: 3	H: 1 LOB: 0 BB: 0 P: 3	R: 0 E: 0 K: 0 S: 3	H: 0 LOB: 0 BB: 0 P: 3	R: 0 E: 0 K: 1 S: 6	H: 2 LOB: 1 BB: 0 P: 6	1B: 2 2B: 1 3B: 0 HR: 0	SF: 0 SAC: 2 DP: 2 HBP: 0	WP: 0 PB: 0 SB: 0 CS: 0	PA: 30							
PITCHER	IP	WLS	BF	H	R	ER	SO	BB	IBB	HBP	BLK	WP	HR	S	P	ERA	WHIP										
Rick Honeycutt, L (1, 1)	9.0	W	30	3	0	0	4	2	0	0	0	0	0	36	44	0.00	0.556										

Seattle Mariners @ Minnesota Twins
Metropolitan Stadium, Bloomington, MI
Thu Jul 05 1979, 4:33 AM EDT
Att. 8,422 - Unknown - 73 F

AB 26
R 0
H 3
RBI 0
BB 2
SO 4
LOB 9

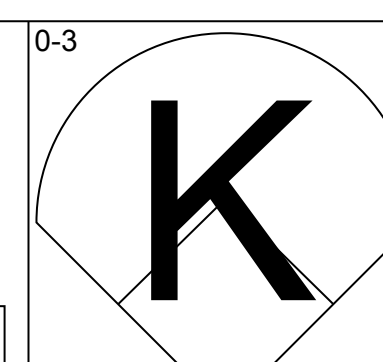
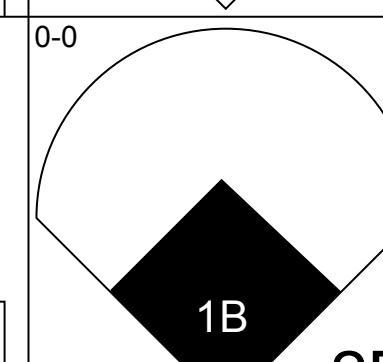
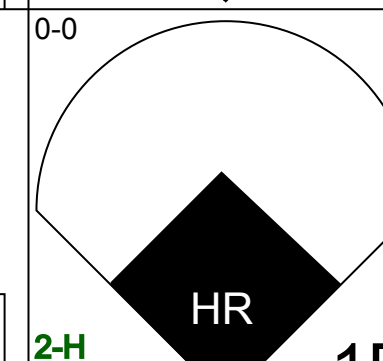
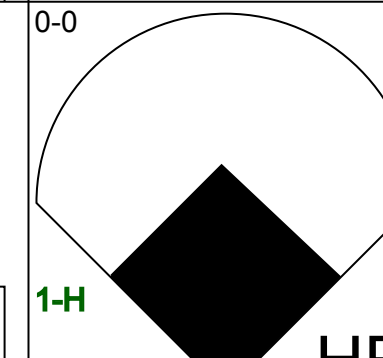


Batter	1	2	3	4	5	6	7	8	9	AB	R	H	RBI	BB	SO	LOB	TOP											
Hosken Powell, L OBP: 0.458, SLG: 0.511 Willie Norwood, R OBP: 0.297, SLG: 0.391	5-3		4-3		E8 1B		6-3	6-3		4	1	1	1	0	0	0	Minnesota Twins @ Cleveland Indians Cleveland Municipal Stadium, Cleveland, OH Fri Jul 06 1979, 7:05 PM EDT Att: 13,348 - Unknown - 69 F											
Roy Smalley, S OBP: 0.443, SLG: 0.580	4-3		F8		F9		F8	WP 1B	5	0	1	0	0	0	1													
Ken Landreaux, L OBP: 0.334, SLG: 0.392	E1			BB BB	1B SF9 1B		2B 1B	K	4	2	2	0	1	1	1													
Glenn Adams, L OBP: 0.385, SLG: 0.446 Bombo Rivera, R OBP: 0.331, SLG: 0.370	K			F7	1B		1B	K	4	0	2	2	0	1	2													
Rob Wilfong, L OBP: 0.359, SLG: 0.449 Jose Morales, R OBP: 0.327, SLG: 0.361 Bob Randall, R OBP: 0.358, SLG: 0.345		FC4-6 BB		BB BB	1B		1B	L6	0	0	0	1	2	0	0													
Butch Wynegar, S OBP: 0.383, SLG: 0.372		F9		BB BB	F9				0	0	0	0	1	2	0													
Mike Cubbage, L OBP: 0.336, SLG: 0.306 John Castino, R OBP: 0.333, SLG: 0.365		FC4-6		BB BB	F7		K	FC5-4 BB	3	0	0	0	0	1	3													
Ron Jackson, R OBP: 0.333, SLG: 0.475		F9		BB BB	1B 2B		F7	FC5-4 1B	4	1	1	0	0	0	2													
Glenn Borgmann, R OBP: 0.350, SLG: 0.242			F4		1B E BB		K	1B	3	1	1	0	1	1	0													
Inning Stats	R: 0 E: 1 K: 1 S: 6	H: 0 LOB: 1 BB: 0 P: 6	R: 0 E: 0 K: 0 S: 3	H: 0 LOB: 1 BB: 1 P: 7	R: 0 E: 0 K: 0 S: 3	H: 0 LOB: 0 BB: 0 P: 3	R: 0 E: 0 K: 0 S: 3	H: 0 LOB: 2 BB: 2 P: 11	R: 4 E: 1 K: 0 S: 7	H: 4 LOB: 1 BB: 1 P: 11	R: 0 E: 0 K: 2 S: 7	H: 0 LOB: 0 BB: 0 P: 7	R: 1 E: 0 K: 1 S: 7	H: 2 LOB: 1 BB: 0 P: 7	R: 0 E: 0 K: 0 S: 4	H: 1 LOB: 2 BB: 1 P: 8		R: 0 E: 0 K: 2 S: 8	H: 1 LOB: 1 BB: 0 P: 8	1B: 6 2B: 2 3B: 0 HR: 0	SF: 1 SAC: 0 DP: 0 HBP: 0	WP: 1 PB: 0 SB: 1 CS: 0	PA: 41					
PITCHER	IP	WLS	BF	H	R	ER	SO	BB	IBB	HBP	BLK	WP	HR	S	P	ERA	WHIP											
Len Barker, R ERA: 5.6	(1, 1)	4.0	18	1	2	2	1	4	0	0	0	0	0	16	32	4.50	1.250											
Dan Spillner, R ERA: 4.53	(5, 1)	2.2	W	13	5	3	3	2	0	0	0	0	0	17	17	10.12	1.875											
Sid Monge, L ERA: 1.76	(7, 1)	2.1	S	10	2	0	0	3	1	0	0	0	1	0	15	19	0.00	1.286										

Batter	1	2	3	4	5	6	7	8	9	AB	R	H	RBI	BB	SO	LOB	BOTTOM										
Jim Norris, L OBP: 0.311, SLG: 0.325	F7	G3		G6-3 1B		F8		CS		4	0	1	0	0	0	0	Minnesota Twins @ Cleveland Indians Cleveland Municipal Stadium, Cleveland, OH Fri Jul 06 1979, 7:05 PM EDT Att: 13,348 - Unknown - 69 F										
Rick Manning, L OBP: 0.328, SLG: 0.302	BB 1B	L5		G6-3 1B		F7			4	1	1	0	0	0	2												
Toby Harrah, R OBP: 0.403, SLG: 0.423	1B 1B BB		F7		1B 1B		4-3 BB		2	2	1	0	2	0	0												
Andre Thornton, R OBP: 0.354, SLG: 0.430	1B E 1B		G3-6-3 BB		F4		K		3	1	1	1	1	1	2												
Ron Hassey, L OBP: 0.288, SLG: 0.304	F8 E 1B		G3-6-3		1B 1B		4-3		4	0	2	1	0	0	2												
Gary Alexander, R OBP: 0.295, SLG: 0.353	E6			S 2B 1B		K		K	4	1	1	1	0	2	4												
Mike Hargrove, L OBP: 0.310, SLG: 0.260	F8			4-3 1B 2B		1B 1B		F9	4	1	2	2	0	0	2												
Duane Kuiper, L OBP: 0.308, SLG: 0.287	FC1-6-4			4-3		K		4-3	4	0	0	0	0	1	5												
Tom Verzyer, R OBP: 0.288, SLG: 0.263		F4		1B 1B		K		CS BB	3	0	1	1	1	1	0												
Inning Stats	R: 3 E: 1 K: 0 S: 7	H: 3 LOB: 2 BB: 1 P: 11	R: 0 E: 0 K: 0 S: 3	H: 0 LOB: 0 BB: 0 P: 3	R: 0 E: 0 K: 0 S: 2	H: 0 LOB: 0 BB: 1 P: 6	R: 2 E: 0 K: 0 S: 6	H: 4 LOB: 1 BB: 0 P: 6	R: 1 E: 0 K: 2 S: 10	H: 3 LOB: 2 BB: 0 P: 10	R: 0 E: 0 K: 1 S: 5	H: 0 LOB: 0 BB: 0 P: 5	R: 0 E: 0 K: 2 S: 7	H: 0 LOB: 1 BB: 1 P: 11	R: 0 E: 0 K: 0 S: 2	H: 0 LOB: 0 BB: 1 P: 6		1B: 9 2B: 1 3B: 0 HR: 0	SF: 0 SAC: 0 DP: 2 HBP: 0	WP: 0 PB: 0 SB: 2 CS: 1	PA: 37						
PITCHER	IP	WLS	BF	H	R	ER	SO	BB	IBB	HBP	BLK	WP	HR	S	P	ERA	WHIP										
Paul Hartzell, R ERA: 5.25	(1, 1)	3.1	L	18	6	5	5	0	2	0	0	0	0	16	24	13.50	2.400										
Pete Redfern, R ERA: 3.12	(4, 1)	3.0		13	4	1	1	4	1	0	0	0	0	20	24	3.00	1.667										
Mike Marshall, R ERA: 2.3	(7, 1)	1.2		5	0	0	0	1	1	0	0	0	0	6	10	0.00	0.600										

AB	35
R	5
H	8
RBI	4
BB	5
SO	6
LOB	18



Batter	1	2	3	4	5	6	7	8	9	AB	R	H	RBI	BB	SO	LOB	TOP			
Hosken Powell, L (1, 9) OBP: 0.446, SLG: 0.496		3-1					F8	F6		4	0	0	0	0	1	1				
Rob Wilfong, L (1, 4) OBP: 0.392, SLG: 0.455				G4-3			F8	F8		4	1	2	0	0	0	0				
Roy Smalley, S (1, 6) OBP: 0.441, SLG: 0.576				G4-3			4-3	F6		4	1	1	1	1	0	0				
Glenn Adams, L (1, 7) OBP: 0.392, SLG: 0.472				G3						4	1	3	2	0	0	0				
Ken Landreaux, L (1, 8) OBP: 0.333, SLG: 0.391	3-1									4	0	1	0	0	0	2				
Butch Wynegar, S (1, 2) OBP: 0.381, SLG: 0.370	4-3									4	0	1	0	0	0	1				
Mike Cubbage, L (1, 10) OBP: 0.335, SLG: 0.304										4	0	1	0	0	1	3				
Ron Jackson, R (1, 3) OBP: 0.329, SLG: 0.469										4	0	0	0	0	0	3				
John Castino, R (1, 5) OBP: 0.333, SLG: 0.375										3	0	1	0	0	0	2				
Inning Stats	R: 3 E: 0 K: 1 S: 8	H: 3 LOB: 0 BB: 0 P: 8	R: 0 E: 0 K: 0 S: 4	H: 1 LOB: 1 BB: 0 P: 4	R: 0 E: 0 K: 0 S: 3	H: 1 LOB: 0 BB: 0 P: 3	R: 0 E: 0 K: 0 S: 5	H: 2 LOB: 2 BB: 0 P: 5	R: 0 E: 0 K: 1 S: 6	H: 0 LOB: 0 BB: 0 P: 6	R: 0 E: 0 K: 0 S: 3	H: 0 LOB: 1 BB: 0 P: 3	R: 0 E: 0 K: 0 S: 4	H: 1 LOB: 1 BB: 0 P: 4	R: 0 E: 0 K: 0 S: 3	H: 1 LOB: 0 BB: 0 P: 3	1B: 6 2B: 2 3B: 1 HR: 1	SF: 0 SAC: 0 DP: 2 HBP: 0	WP: 0 PB: 0 SB: 1 CS: 0	PA: 35
PITCHER Mike Paxton, R (1, 1) ERA: 5.84	IP: 9.0 WLS: W BF: 35 H: 10 R: 3 ER: 3 SO: 2 BB: 0 IBB: 0 HBP: 0 BLK: 0 WP: 0 HR: 1 S: 39 P: 39 ERA: 3.00 WHIP: 1.111															PITCHER				

Minnesota Twins @ Cleveland Indians
Cleveland Municipal Stadium, Cleveland, OH
Sat Jul 07 1979, 3:33 AM EDT
Att: 10,589 - Unknown - 70 F

AB	35
R	3
H	10
RBI	3
BB	0
SO	2
LOB	13



Batter	1	2	3	4	5	6	7	8	9	AB	R	H	RBI	BB	SO	LOB	BOTTOM			
Rick Manning, L (1, 8) OBP: 0.327, SLG: 0.301	F8									1	0	0	0	0	0	0				
Jim Norris, L (3, 8) OBP: 0.316, SLG: 0.332										2	0	1	1	1	0	2				
Bobby Bonds, R (1, 9) OBP: 0.376, SLG: 0.472	K									5	2	3	2	0	1	1				
Toby Harrah, R (1, 6) OBP: 0.409, SLG: 0.426										3	1	2	1	2	0	2				
Andre Thornton, R (1, 3) OBP: 0.349, SLG: 0.423	F4									4	0	0	1	0	0	8				
Mike Hargrove, L (8, 3) OBP: 0.310, SLG: 0.260										0	0	0	0	0	0	0				
Cliff Johnson, R (1, 10) OBP: 0.376, SLG: 0.455										5	0	3	2	0	0	0				
Dell Alston, L (8, PR) OBP: 0.167, SLG: 0.167										0	0	0	0	0	0	0				
Gary Alexander, R (1, 2) OBP: 0.297, SLG: 0.364										4	1	1	1	1	2	2				
Ted Cox, R (1, 5) OBP: 0.308, SLG: 0.294										4	1	1	0	0	2	3				
Tom Verzyer, R (7, 6) OBP: 0.287, SLG: 0.261										1	0	0	0	0	1	1				
Ron Pruitt, R (1, 7) OBP: 0.340, SLG: 0.326										5	3	3	0	0	0	2				
Dave Rosello, R (1, 4) OBP: 0.310, SLG: 0.720										1	1	0	1	0	0	1				
Duane Kuiper, L (7, 4) OBP: 0.311, SLG: 0.287										0	0	0	0	1	0	0				
Inning Stats	R: 0 E: 0 K: 1 S: 5	H: 0 LOB: 1 BB: 1 P: 9	R: 1 E: 0 K: 0 S: 5	H: 2 LOB: 1 BB: 0 P: 5	R: 2 E: 0 K: 1 S: 7	H: 3 LOB: 1 BB: 1 P: 11	R: 2 E: 1 K: 0 S: 6	H: 2 LOB: 2 BB: 1 P: 10	R: 0 E: 0 K: 2 S: 7	H: 0 LOB: 0 BB: 0 P: 7	R: 3 E: 0 K: 1 S: 10	H: 4 LOB: 3 BB: 1 P: 14	R: 1 E: 0 K: 0 S: 5	H: 2 LOB: 2 BB: 1 P: 9	R: 0 E: 0 K: 1 S: 6	H: 1 LOB: 1 BB: 0 P: 6	1B: 11 2B: 2 3B: 0 HR: 1	SF: 2 SAC: 2 DP: 1 HBP: 0	WP: 0 PB: 0 SB: 1 CS: 0	PA: 44
PITCHER Darrell Jackson, L (1, 1) ERA: 3.48	IP: 3.1 WLS: L BF: 19 H: 7 R: 5 ER: 3 SO: 2 BB: 2 IBB: 0 HBP: 0 BLK: 0 WP: 0 HR: 1 S: 21 P: 29 ERA: 8.10 WHIP: 2.700															PITCHER				
Mike Bacsik, R (4, 1) ERA: 4.95	2.1 14 4 3 3 2 2 0 0 0 0 0 16 24 11.57 2.571																			
Pete Redfern, R (6, 1) ERA: 3.22	1.1 7 2 1 1 1 1 0 0 0 0 0 8 12 6.75 2.250																			
Mike Marshall, R (8, 1) ERA: 2.27	1.0 4 1 0 0 1 0 0 0 0 0 6 6 0.00 1.000																			

Minnesota Twins @ Cleveland Indians
Cleveland Municipal Stadium, Cleveland, OH
Sat Jul 07 1979, 3:33 AM EDT
Att: 10,589 - Unknown - 70 F

AB	35
R	9
H	14
RBI	9
BB	5
SO	6
LOB	22



Batter	1	2	3	4	5	6	7	8	9	AB	R	H	RBI	BB	SO	LOB	TOP						
Hosken Powell, L OBP: 0.438, SLG: 0.493 (1, 9)	F9		F6		FC6-4		G5-2-3		E	5	1	1	1	0	0	6	Minnesota Twins @ Cleveland Indians Cleveland Municipal Stadium, Cleveland, OH Sun Jul 08 1979, 3:33 AM EDT Unknown - 74 F						
Roy Smalley, S OBP: 0.441, SLG: 0.572 (1, 6)	K			4-3	4-3				E7	4	0	1	1	1	1	2							
Ken Landreaux, L OBP: 0.331, SLG: 0.387 (1, 8)	F9			F7			F7		F7	5	0	1	0	0	4								
Glenn Adams, L OBP: 0.386, SLG: 0.465 Willie Norwood, R OBP: 0.295, SLG: 0.389 Jose Morales, R OBP: 0.333, SLG: 0.361 (1, 10)		G3		3-1		F9		B1-3		3	0	0	0	0	1								
Rob Wilfong, L OBP: 0.356, SLG: 0.448 Bob Randall, R OBP: 0.352, SLG: 0.339 (8, PH)		3-1			4-3	F9		K	K	3	0	0	0	0	1								
Butch Wynegar, S OBP: 0.383, SLG: 0.370 (1, 2)		G3			1B	F9				3	1	1	0	1	1								
Ron Jackson, R OBP: 0.331, SLG: 0.469 (1, 3)			6-3		1B			K		4	1	2	0	0	1								
Mike Cabbage, L OBP: 0.342, SLG: 0.312 John Castino, R OBP: 0.337, SLG: 0.378 (8, 5)			G3		FC6-4		G5-2-3		E1	3	0	2	0	0	0								
Dave Edwards, R OBP: 0.358, SLG: 0.532 (1, 7)					1B				K	3	0	2	2	1	1								
Inning Stats	R: 0 E: 0 K: 1 S: 5	H: 0 LOB: 0 BB: 0 P: 5	R: 0 E: 0 K: 0 S: 3	H: 0 LOB: 0 BB: 0 P: 3	R: 0 E: 0 K: 0 S: 4	H: 1 LOB: 0 BB: 0 P: 4	R: 0 E: 0 K: 0 S: 3	H: 0 LOB: 0 BB: 0 P: 3	R: 2 E: 0 K: 0 S: 7	H: 4 LOB: 2 BB: 0 P: 7	R: 0 E: 0 K: 0 S: 4	H: 1 LOB: 1 BB: 0 P: 4	R: 0 E: 0 K: 0 S: 4	H: 2 LOB: 3 BB: 2 P: 12	R: 0 E: 0 K: 2 S: 7	H: 0 LOB: 1 BB: 1 P: 11		R: 2 E: 2 K: 2 S: 10	H: 3 LOB: 2 BB: 1 P: 14	1B: 10 2B: 1 3B: 0 HR: 0	SF: 0 SAC: 0 DP: 1 HBP: 0	WP: 0 PB: 0 SB: 1 CS: 0	PA: 41
PITCHER	IP	WLS	BF	H	R	ER	SO	BB	IBB	HBP	BLK	WP	HR	S	P	ERA		WHIP					
Rick Wise, R ERA: 3.61 Sid Monge, L ERA: 1.95 Victor Cruz, R ERA: 4.11	(1, 1)	6.0	27	8	2	2	1	1	0	0	0	0	0	28	32	3.00		1.500					
(7, 1)	2.2	13	3	2	2	3	2	1	0	0	0	0	0	16	28	6.75	1.875						
(9, 1)	0.1	W	1	0	0	0	1	0	0	0	0	0	0	3	3	0.00	0.000						

Batter	1	2	3	4	5	6	7	8	9	AB	R	H	RBI	BB	SO	LOB	BOTTOM					
Mike Hargrove, L OBP: 0.318, SLG: 0.281 (1, 3)	1-3									4	0	3	1	0	0	0	Minnesota Twins @ Cleveland Indians Cleveland Municipal Stadium, Cleveland, OH Sun Jul 08 1979, 3:33 AM EDT Unknown - 74 F					
Jim Norris, L OBP: 0.310, SLG: 0.325 (1, 8)	F9		G4-6-3		F7		F8			4	0	0	0	0	3							
Bobby Bonds, R OBP: 0.374, SLG: 0.469 (1, 9)	B1-3				E5					4	0	1	0	0	0							
Toby Harrah, R OBP: 0.410, SLG: 0.425 (1, 5)					CS		F4		FC6-4	3	1	1	0	1	1							
Cliff Johnson, R OBP: 0.364, SLG: 0.438 (1, 10)		K		F7		L4		G4-6-3		4	0	0	0	1	3							
Ron Hassey, L OBP: 0.302, SLG: 0.322 Dave Rosello, R OBP: 0.310, SLG: 0.720 (8, FR)		FC4-6								3	1	1	0	1	1							
Dell Alston, L OBP: 0.500, SLG: 0.625 (1, 7)									E	0	1	0	0	0	0							
Duane Kuiper, L OBP: 0.313, SLG: 0.290 (1, 4)		FC6								4	1	2	1	0	3							
Tom Verzyer, R OBP: 0.285, SLG: 0.259 (1, 6)			6-3		1-3					2	0	0	0	0	1							
Inning Stats	R: 0 E: 0 K: 0 S: 3	H: 0 LOB: 0 BB: 0 P: 3	R: 0 E: 0 K: 1 S: 7	H: 2 LOB: 2 BB: 0 P: 7	R: 0 E: 0 K: 0 S: 3	H: 1 LOB: 0 BB: 0 P: 3	R: 3 E: 0 K: 0 S: 5	H: 2 LOB: 1 BB: 2 P: 13	R: 0 E: 1 K: 0 S: 3	H: 0 LOB: 0 BB: 0 P: 3	R: 1 E: 0 K: 0 S: 4	H: 1 LOB: 1 BB: 1 P: 8	R: 0 E: 0 K: 0 S: 3	H: 1 LOB: 0 BB: 0 P: 3	R: 1 E: 1 K: 0 S: 2	H: 2 LOB: 2 BB: 1 P: 6		1B: 7 2B: 1 3B: 2 HR: 0	SF: 0 SAC: 1 DP: 2 HBP: 0	WP: 0 PB: 0 SB: 0 CS: 2	PA: 36	
PITCHER	IP	WLS	BF	H	R	ER	SO	BB	IBB	HBP	BLK	WP	HR	S	P	ERA		WHIP				
Gary Serun, R ERA: 7.12 Paul Hartzell, R ERA: 5.15 Mike Marshall, R ERA: 2.27	(1, 1)	4.0	18	5	3	3	1	2	0	0	0	0	0	18	26	6.75		1.750				
(5, 1)	4.0	14	3	1	1	0	1	0	0	0	0	0	0	13	17	2.25	1.000					
(9, 1)	0.0	L	3	2	1	0	0	0	1	0	0	0	0	2	6	∞	∞					

Batter	1	2	3	4	5	6	7	8	9	AB	R	H	RBI	BB	SO	LOB	TOP
Bob Randall, R OBP: 0.357, SLG: 0.339 Rob Wilfong, L OBP: 0.359, SLG: 0.451	(1, 4) 0-3 K	(1, 0) 0-0 F7 1B		(1, 0) 0-0 6-3			(1, 0) 4-0 SH2-4 1B BB		(1, 0) 0-0 WP SH1-4 2B 1B	3	1	1	0	1	1	0	Minnesota Twins @ Cleveland Indians Cleveland Municipal Stadium, Cleveland, OH Sun Jul 08 1979, 3:38 AM EDT Att: 19,592 - Unknown livebaseballscorecards.com
Bombo Rivera, R OBP: 0.331, SLG: 0.383	(1, 7) 0-0 1B 3B	(1, 0) 0-0 F7 1-2		(1, 0) 0-0 5-3		(1, 0) 0-0 SH2-4		(1, 0) 0-0 SH1-4	3	1	1	0	0	0	1		
Roy Smalley, S OBP: 0.440, SLG: 0.569	(1, 6) 0-0 FC 1B 1-3		(1, 0) 0-0 G4-6-3 1B		(1, 0) 0-3 K		(1, 0) 0-0 FC4-6 2-H 1B		(1, 0) 0-0 F5	5	1	2	1	0	1	2	
Ron Jackson, R OBP: 0.332, SLG: 0.471	(1, 3) 0-0 1-3		(1, 0) 0-0 G4-6-3 1-2		(1, 0) 0-0 1B		(1, 0) 0-0 FC4-6 1-2		(1, 0) 0-0 1B 2B	5	1	2	1	0	0	4	
Jose Morales, R OBP: 0.342, SLG: 0.364 Glenn Adams, L OBP: 0.387, SLG: 0.466	(1, 10) 0-0 BB 1B		(1, 0) 4-0 FC5 E BB		(1, 0) 0-0 F9		(1, 0) 0-3 K		(1, 0) 0-0 2-H 1B	2	1	1	1	1	0	1	
Dave Edwards, R OBP: 0.381, SLG: 0.561	(1, 8) 4-0 1B BB		(1, 0) 0-0 E4 1-2		(1, 0) 0-0 HR		(1, 0) 0-0 F3		(1, 0) 0-3 K	4	1	1	1	1	1	2	
Willie Norwood, R Ken Landreaux, L OBP: 0.333, SLG: 0.393	(1, 9) 0-0 1-3 2-H 3-H 1B		(1, 0) 0-0 FC5 2-3		(1, 0) 0-3 K		(1, 0) 0-0 6-3 2B			3	0	1	2	0	1	2	
John Castino, R OBP: 0.335, SLG: 0.376	(1, 5) 0-0 F9		(1, 0) 0-0 5-3		(1, 0) 0-0 G5-4-3 1B		(1, 0) 0-0 6-3			4	0	1	0	0	0	3	
Glenn Borgmann, R OBP: 0.318, SLG: 0.216	(1, 2) 0-0 6-3		(1, 0) 0-0 F8		(1, 0) 0-0 G5-4-3 1-2		(1, 0) 0-0 F8			4	0	0	0	0	0	2	
Inning Stats	R: 3 E: 0 K: 1 S: 9	H: 3 LOB: 2 BB: 1 P: 13	R: 0 E: 0 K: 0 S: 3	H: 1 LOB: 0 BB: 0 P: 3	R: 0 E: 1 K: 0 S: 4	H: 1 LOB: 2 BB: 1 P: 8	R: 0 E: 0 K: 0 S: 3	H: 0 LOB: 0 BB: 0 P: 3	R: 0 E: 0 K: 1 S: 6	H: 1 LOB: 1 BB: 0 P: 6	R: 0 E: 0 K: 0 S: 4	H: 1 LOB: 1 BB: 0 P: 4	R: 2 E: 0 K: 1 S: 8	H: 3 LOB: 1 BB: 0 P: 8	1B: 9 2B: 2 3B: 1 HR: 1	SF: 0 SAC: 2 DP: 2 HBP: 0	WP: 1 PA: 42 PB: 0 SB: 0 CS: 0
PITCHER	IP WLS BF H R ER SO BB IBB HBP BLK WP HR S P ERA WHIP																
Rick Waits, L ERA: 4.63	(1, 1) 6.1 L 30 9 5 5 3 3 0 0 0 0 0 1 33 45 7.11 1.895																
Dan Spillner, R ERA: 4.63	(7, 1) 2.2 12 4 2 2 2 0 0 0 0 1 0 16 16 6.75 1.500																

Batter	1	2	3	4	5	6	7	8	9	AB	R	H	RBI	BB	SO	LOB	BOTTOM		
Mike Hargrove, L OBP: 0.317, SLG: 0.296	(1, 3) 0-3 K		(1, 0) 0-0 HR		(1, 0) 0-0 F7			(1, 0) 0-0 4-3		4	1	1	2	0	1	0	Minnesota Twins @ Cleveland Indians Cleveland Municipal Stadium, Cleveland, OH Sun Jul 08 1979, 3:38 AM EDT Att: 19,592 - Unknown livebaseballscorecards.com		
Jim Norris, L OBP: 0.318, SLG: 0.338	(1, 8) 0-0 4-3		(1, 0) 0-0 S 1B			(1, 0) 0-0 FC5-4 1B		(1, 0) 0-0 2B		4	0	3	0	0	0				
Bobby Bonds, R OBP: 0.373, SLG: 0.464	(1, 9) 4-0 BB		(1, 0) 0-3 K 1-2		(1, 0) 0-0 FC5-4 1-2		(1, 0) 0-0 F7		(1, 0) 0-0 F7	3	0	0	0	1	1	3			
Toby Harrah, R OBP: 0.408, SLG: 0.422	(1, 6) 0-0 F8		(1, 0) 0-0 6-3		(1, 0) 0-0 F8			(1, 0) 0-0 1B 1B		4	0	1	0	0	0	3			
Ron Hassey, L OBP: 0.284, SLG: 0.302	(1, 10) 0-3 K		(1, 0) 0-3 K		(1, 0) 0-3 K		(1, 0) 0-0 F7		(1, 0) 0-0 F7	4	0	0	0	0	3	2			
Gary Alexander, R OBP: 0.296, SLG: 0.363	(1, 2) 0-0 F9		(1, 0) 0-0 5-3		(1, 0) 0-3 K		(1, 0) 0-0 K G3 1B		(1, 0) 0-0 G3	4	0	1	0	0	1	0			
Dell Alton, L OBP: 0.357, SLG: 0.417	(1, 7) 0-0 6-3		(1, 0) 0-0 F6		(1, 0) 0-3 K		(1, 0) 0-0 K		(1, 0) 0-0 G3 1-2	4	0	0	0	0	1	2			
Duane Kuiper, L OBP: 0.312, SLG: 0.290	(1, 4) 0-0 1-3		(1, 0) 0-0 HR 1B		(1, 0) 0-0 1-3		(1, 0) 0-0 4-3		(1, 0) 0-0 F7	4	1	1	0	0	0	2			
Ted Cox, R OBP: 0.301, SLG: 0.286	(1, 5) 0-0 F9		(1, 0) 0-0 F9		(1, 0) 0-0 B1-3		(1, 0) 0-0 5-3			3	0	0	0	0	0	1			
Inning Stats	R: 0 E: 0 K: 1 S: 5	H: 0 LOB: 1 BB: 1 P: 9	R: 0 E: 0 K: 1 S: 5	H: 0 LOB: 0 BB: 0 P: 5	R: 2 E: 0 K: 1 S: 8	H: 3 LOB: 1 BB: 0 P: 8	R: 0 E: 0 K: 1 S: 5	H: 0 LOB: 0 BB: 0 P: 5	R: 0 E: 0 K: 1 S: 3	H: 0 LOB: 0 BB: 0 P: 3	R: 0 E: 0 K: 2 S: 7	H: 1 LOB: 0 BB: 0 P: 7	R: 0 E: 0 K: 0 S: 4	H: 1 LOB: 1 BB: 0 P: 4	R: 0 E: 0 K: 0 S: 5	H: 2 LOB: 2 BB: 0 P: 5	1B: 5 2B: 1 3B: 0 HR: 1	SF: 0 SAC: 0 DP: 0 HBP: 0	WP: 0 PA: 35 PB: 0 SB: 1 CS: 0
PITCHER	IP WLS BF H R ER SO BB IBB HBP BLK WP HR S P ERA WHIP																		
Dave Goltz, R ERA: 4.52	(1, 1) 9.0 W 35 7 2 2 7 1 0 0 0 0 1 48 52 2.00 0.889																		

Batter	1	2	3	4	5	6	7	8	9	AB	R	H	RBI	BB	SO	LOB	TOP			
Butch Wynegar, S OBP: 0.380, SLG: 0.367 (1, 2)										5	0	1	0	0	0	2	Minnesota Twins @ Detroit Tigers Tiger Stadium, Detroit, MI Mon Jul 09 1979, 7:05 PM EDT Att: 15,742 - Unknown - 74 F			
Rob Wilfong, L OBP: 0.359, SLG: 0.449 (1, 4)										3	1	1	0	0	1	0				
Roy Smalley, S OBP: 0.436, SLG: 0.564 (1, 6)										3	0	0	0	0	0	2				
Glenn Adams, L OBP: 0.385, SLG: 0.476 (1, 10)										4	1	1	1	0	0	3				
Ken Landreaux, L OBP: 0.338, SLG: 0.401 (1, 8)										4	1	3	1	0	1	0				
Mike Cabbage, L OBP: 0.333, SLG: 0.303 John Castino, R OBP: 0.335, SLG: 0.376 (9, 5)										4	0	0	0	0	0	3				
Ron Jackson, R OBP: 0.334, SLG: 0.472 (1, 3)										4	1	2	1	0	0	0				
Willie Norwood, R OBP: 0.295, SLG: 0.400 Bombo Rivera, R OBP: 0.331, SLG: 0.383 (9, 9)										4	1	1	2	0	0	1				
Dave Edwards, R OBP: 0.355, SLG: 0.536 (1, 7)										0	0	0	0	0	0	0				
Inning Stats	R: 0 E: 0 K: 1 S: 5	H: 0 LOB: 1 BB: 0 P: 6	R: 2 E: 0 K: 1 S: 7	H: 2 LOB: 0 BB: 0 P: 7	R: 0 E: 0 K: 0 S: 3	H: 0 LOB: 0 BB: 0 P: 3	R: 1 E: 0 K: 0 S: 4	H: 2 LOB: 0 BB: 0 P: 4	R: 0 E: 0 K: 1 S: 5	H: 0 LOB: 1 BB: 0 P: 5	R: 1 E: 0 K: 0 S: 3	H: 0 LOB: 0 BB: 0 P: 3	R: 0 E: 0 K: 0 S: 4	H: 1 LOB: 1 BB: 0 P: 4	R: 1 E: 0 K: 0 S: 5	H: 2 LOB: 2 BB: 1 P: 9		1B: 6 2B: 1 3B: 0 HR: 2	SF: 0 SAC: 1 DP: 1 HBP: 1	WP: 0 PB: 0 SB: 2 CS: 0
PITCHER	IP WLS BF H R ER SO BB IBB HBP BLK WP HR S P ERA WHIP																			
Steve Baker, R ERA: 6.09 Dave Tobik, R ERA: 3.77 (1, 1) (9, 1)	8.0 L 32 8 5 5 3 0 0 0 0 0 0 2 37 38 5.62 1.000																			

Batter	1	2	3	4	5	6	7	8	9	AB	R	H	RBI	BB	SO	LOB	BOTTOM					
Ron LeFlore, R OBP: 0.351, SLG: 0.381 (1, 8)										4	0	2	0	0	0	1	Minnesota Twins @ Detroit Tigers Tiger Stadium, Detroit, MI Mon Jul 09 1979, 7:05 PM EDT Att: 15,742 - Unknown - 74 F					
Lou Whitaker, L OBP: 0.402, SLG: 0.398 (1, 4)										4	1	1	0	0	1	4						
Steve Kemp, L OBP: 0.412, SLG: 0.517 (1, 7)										4	0	1	0	0	1	2						
Jerry Morales, R OBP: 0.263, SLG: 0.413 (1, 9)										4	0	0	0	0	0	0						
Lance Parrish, R OBP: 0.361, SLG: 0.440 (1, 2)										4	0	1	0	0	1	0						
Jason Thompson, L OBP: 0.369, SLG: 0.401 (1, 3)										4	1	1	0	0	1	0						
Rusty Staub, L OBP: 0.331, SLG: 0.417 (1, 10)										4	1	1	2	0	1	0						
Aurelio Rodriguez, R OBP: 0.284, SLG: 0.376 (1, 5)										4	0	1	0	0	0	0						
Mark Wagner, R OBP: 0.373, SLG: 0.374 (1, 6)										2	0	1	0	1	0	1						
Inning Stats	R: 0 E: 0 K: 1 S: 5	H: 0 LOB: 0 BB: 0 P: 5	R: 0 E: 0 K: 0 S: 3	H: 1 LOB: 0 BB: 0 P: 3	R: 0 E: 0 K: 0 S: 4	H: 1 LOB: 1 BB: 0 P: 4	R: 1 E: 1 K: 0 S: 4	H: 2 LOB: 0 BB: 0 P: 4	R: 2 E: 0 K: 0 S: 7	H: 4 LOB: 2 BB: 0 P: 7	R: 0 E: 0 K: 1 S: 5	H: 0 LOB: 0 BB: 0 P: 5	R: 0 E: 0 K: 1 S: 6	H: 1 LOB: 2 BB: 1 P: 10	R: 0 E: 0 K: 2 S: 7	H: 0 LOB: 0 BB: 0 P: 7		R: 0 E: 0 K: 0 S: 3	H: 0 LOB: 0 BB: 0 P: 3	1B: 6 2B: 2 3B: 0 HR: 1	SF: 0 SAC: 0 DP: 0 HBP: 0	WP: 0 PB: 0 SB: 0 CS: 0
PITCHER	IP WLS BF H R ER SO BB IBB HBP BLK WP HR S P ERA WHIP																					
Jerry Koosman, L ERA: 3.52 Mike Marshall, R ERA: 2.21 (1, 1) (8, 1)	7.0 W 29 9 3 2 3 1 0 0 0 0 0 0 10 10 2.57 1.429																					

Batter	1	2	3	4	5	6	7	8	9	AB	R	H	RBI	BB	SO	LOB	TOP								
Butch Wynegar, S (1, 2) OBP: 0.383, SLG: 0.372										4	1	2	0	1	0	2									
Rob Wilfong, L (1, 4) OBP: 0.366, SLG: 0.460										4	0	3	2	0	0	0									
Roy Smalley, S (1, 6) OBP: 0.435, SLG: 0.557										4	0	0	0	1	2	4									
Glenn Adams, L (1, 9) OBP: 0.377, SLG: 0.467										4	0	0	1	0	0	3									
Bombo Rivera, R (9, 9) OBP: 0.331, SLG: 0.383										4	1	1	0	0	0	2									
Ken Landreaux, L (1, 8) OBP: 0.337, SLG: 0.399										3	0	1	0	1	0	2									
Mike Cabbage, L (1, 10) OBP: 0.337, SLG: 0.304										3	1	1	0	0	2	1									
Ron Jackson, R (1, 3) OBP: 0.334, SLG: 0.470										3	1	1	0	0	2	1									
Dave Edwards, R (1, 7) OBP: 0.363, SLG: 0.542										3	1	1	0	1	0	1									
John Castino, R (1, 5) OBP: 0.335, SLG: 0.375										3	1	1	2	0	1	0									
Inning Stats	R: 0 E: 0 K: 1 S: 6	H: 2 LOB: 1 BB: 0 P: 6	R: 0 E: 0 K: 1 S: 5	H: 0 LOB: 1 BB: 1 P: 9	R: 0 E: 0 K: 0 S: 4	H: 1 LOB: 0 BB: 0 P: 4	R: 0 E: 0 K: 0 S: 3	H: 0 LOB: 0 BB: 0 P: 3	R: 4 E: 0 K: 0 S: 7	H: 4 LOB: 2 BB: 2 P: 15	R: 0 E: 0 K: 2 S: 7	H: 0 LOB: 0 BB: 0 P: 7	R: 0 E: 0 K: 0 S: 4	H: 1 LOB: 1 BB: 0 P: 4	R: 0 E: 0 K: 0 S: 5	H: 2 LOB: 2 BB: 1 P: 9	R: 0 E: 0 K: 1 S: 5	H: 0 LOB: 0 BB: 0 P: 5	1B: 7 2B: 4 3B: 0 HR: 0	SF: 1 SAC: 3 DP: 1 HBP: 0	WP: 0 PB: 0 SB: 0 CS: 0	PA: 40			
PITCHER	IP	WLS	BF	H	R	ER	SO	BB	IBB	HBP	BLK	WP	HR	S	P	ERA	WHIP								
Kip Young, R (1, 1) ERA: 5.67	4.0		18	6	3	3	2	1	0	0	0	0	0	21	25	6.75	1.750								
Dave Tobik, R (5, 1) ERA: 4.08	0.0		3	1	0	0	0	2	0	0	0	0	0	1	9	∞	∞								
Aurelio Lopez, R (5, 1) ERA: 3.07	5.0	W	19	3	2	2	3	0	1	0	0	0	0	24	28	3.60	0.600								

Minnesota Twins @ Detroit Tigers
Tiger Stadium, Detroit, MI
Tue Jul 10 1979, 7:05 PM EDT
Att: 17,747 - Unknown - 78 F

AB	32
R	5
H	10
RBI	5
BB	4
SO	5
LOB	15



Batter	1	2	3	4	5	6	7	8	9	AB	R	H	RBI	BB	SO	LOB	BOTTOM								
Ron LeFlore, R (1, 8) OBP: 0.352, SLG: 0.379										4	1	1	0	1	1	0									
Lou Whitaker, L (1, 4) OBP: 0.406, SLG: 0.400										4	1	2	1	1	0	0									
Steve Kemp, L (1, 7) OBP: 0.410, SLG: 0.524										4	1	1	2	0	0	2									
Jerry Morales, R (1, 9) OBP: 0.263, SLG: 0.410										4	0	1	0	0	0	0									
Lance Parrish, R (1, 2) OBP: 0.360, SLG: 0.444										4	1	1	0	0	0	1									
Jason Thompson, L (1, 3) OBP: 0.370, SLG: 0.398										2	0	0	0	2	0	1									
John Wockenfuss, R (1, 10) OBP: 0.280, SLG: 0.426										4	0	1	1	0	0	2									
Tom Brookens, R (1, 5) OBP: 0.333, SLG: 0.333										3	0	1	0	0	0	1									
Rusty Staub, L (9, PH) OBP: 0.330, SLG: 0.415										1	0	0	0	0	0	1									
Mark Wagner, R (9, FR) OBP: 0.373, SLG: 0.374										0	1	0	0	0	0	0									
Alan Trammell, R (1, 6) OBP: 0.327, SLG: 0.338										3	0	0	0	0	0	3									
Champ Summers, L (9, PH) OBP: 0.374, SLG: 0.503										1	1	1	2	0	0	0									
Inning Stats	R: 2 E: 0 K: 1 S: 7	H: 2 LOB: 1 BB: 1 P: 11	R: 0 E: 1 K: 0 S: 3	H: 1 LOB: 0 BB: 0 P: 3	R: 0 E: 0 K: 0 S: 3	H: 0 LOB: 0 BB: 0 P: 3	R: 1 E: 1 K: 0 S: 5	H: 1 LOB: 2 BB: 1 P: 9	R: 0 E: 0 K: 0 S: 3	H: 0 LOB: 0 BB: 0 P: 3	R: 0 E: 0 K: 0 S: 3	H: 0 LOB: 1 BB: 1 P: 7	R: 0 E: 0 K: 0 S: 5	H: 2 LOB: 2 BB: 0 P: 5	R: 0 E: 0 K: 0 S: 3	H: 0 LOB: 0 BB: 0 P: 3	R: 3 E: 0 K: 0 S: 4	H: 3 LOB: 1 BB: 1 P: 8	1B: 6 2B: 0 3B: 1 HR: 2	SF: 0 SAC: 0 DP: 0 HBP: 0	WP: 0 PB: 0 SB: 1 CS: 1	PA: 38			
PITCHER	IP	WLS	BF	H	R	ER	SO	BB	IBB	HBP	BLK	WP	HR	S	P	ERA	WHIP								
Geoff Zahn, L (1, 1) ERA: 3.24	6.2		29	6	3	3	1	3	0	0	0	0	1	28	40	4.05	1.350								
Mike Marshall, R (7, 1) ERA: 2.39	1.2	L	9	3	3	2	0	1	0	0	0	0	1	8	12	10.80	2.400								

Minnesota Twins @ Detroit Tigers
Tiger Stadium, Detroit, MI
Tue Jul 10 1979, 7:05 PM EDT
Att: 17,747 - Unknown - 78 F

AB	34
R	6
H	9
RBI	6
BB	4
SO	1
LOB	11



Batter	1	2	3	4	5	6	7	8	9	AB	R	H	RBI	BB	SO	LOB	TOP							
Rob Wilfong, L (1, 4) OBP: 0.360, SLG: 0.454	F6		SF7		4-3		G3			3	0	1	0	0	2		Minnesota Twins @ Detroit Tigers Tiger Stadium, Detroit, MI Wed Jul 11 1979, 7:05 PM EDT Att: 16,180 - Unknown - 72 F							
Roy Smalley, S (1, 6) OBP: 0.430, SLG: 0.550	4-3		E5		PO	6-3	G3			4	0	0	0	0	1									
Ken Landreaux, L (1, 8) OBP: 0.333, SLG: 0.394	F5		5-3			3-1		K		4	0	0	0	0	1									
Glenn Adams, L (1, 9) OBP: 0.374, SLG: 0.472		F8	4-3					4-3		4	1	1	0	0	0	1								
Bombo Rivera, R (8, 9) OBP: 0.331, SLG: 0.383						1B	3B			0	0	0	0	0	0	0								
Butch Wynegar, S (1, 2) OBP: 0.382, SLG: 0.371	L8				G3		BB	G3		4	0	1	1	0	0	0								
Mike Cabbage, L (1, 10) OBP: 0.341, SLG: 0.300		FC5-4			4-3		BB		G3	2	0	0	0	2	0	0								
Ron Jackson, R (1, 3) OBP: 0.331, SLG: 0.464		FC5-4			F5		5-3		F9	4	0	0	0	0	0	3								
Dave Edwards, R (1, 7) OBP: 0.381, SLG: 0.554			S	SF7		PO	4-3	G3	K	2	1	1	0	2	1	0								
John Castino, R (1, 5) OBP: 0.336, SLG: 0.373								SH3-4		1	1	0	0	1	1	1								
Inning Stats	R: 0 E: 0 K: 0 S: 3	H: 0 LOB: 0 BB: 0 P: 3	R: 0 E: 0 K: 0 S: 3	H: 0 LOB: 1 BB: 1 P: 7	R: 2 E: 1 K: 0 S: 5	H: 1 LOB: 1 BB: 1 P: 9	R: 0 E: 0 K: 0 S: 3	H: 0 LOB: 0 BB: 0 P: 3	R: 0 E: 0 K: 1 S: 4	H: 0 LOB: 0 BB: 1 P: 8	R: 1 E: 0 K: 0 S: 5	H: 2 LOB: 2 BB: 1 P: 9	R: 0 E: 0 K: 0 S: 3	H: 0 LOB: 0 BB: 1 P: 7	R: 0 E: 0 K: 1 S: 5	H: 0 LOB: 0 BB: 0 P: 5	R: 0 E: 0 K: 1 S: 5	H: 0 LOB: 0 BB: 0 P: 5	R: 0 E: 0 K: 1 S: 5	H: 0 LOB: 0 BB: 0 P: 5	1B: 1 2B: 1 3B: 1 HR: 0	SF: 1 SAC: 1 DP: 0 HBP: 0	WP: 0 PB: 0 SB: 1 CS: 0	PA: 36
PITCHER Jack Morris, R (1, 1) ERA: 3.53	IP: 9.0 WLS: L BF: 35 H: 3 R: 3 ER: 2 SO: 3 BB: 5 IBB: 0 HBP: 0 BLK: 0 WP: 0 HR: 0 S: 36 P: 56 ERA: 2.00 WHIP: 0.889															PITCHER								

Batter	1	2	3	4	5	6	7	8	9	AB	R	H	RBI	BB	SO	LOB	BOTTOM						
Ron LeFlore, R (1, 8) OBP: 0.353, SLG: 0.378	1B		F3		1-3				K	4	0	1	0	1	1	2	Minnesota Twins @ Detroit Tigers Tiger Stadium, Detroit, MI Wed Jul 11 1979, 7:05 PM EDT Att: 16,180 - Unknown - 72 F						
Lou Whitaker, L (1, 4) OBP: 0.407, SLG: 0.399						1-3				3	0	1	0	1	1	3							
Steve Kemp, L (1, 7) OBP: 0.406, SLG: 0.517	K		G3						G3	4	0	0	0	0	2	3							
Jerry Morales, R (1, 9) OBP: 0.263, SLG: 0.407	K		K						F4	4	0	1	0	0	2	3							
Lance Parrish, R (1, 2) OBP: 0.355, SLG: 0.438	5-3					F3			F8	4	0	0	0	0	1	3							
Jason Thompson, L (1, 3) OBP: 0.369, SLG: 0.399			6-3						K	4	0	1	0	0	2	0							
Rusty Staub, L (1, 10) OBP: 0.325, SLG: 0.498		F8			4-3				G1	4	0	0	0	0	0	1							
Tom Brookens, R (1, 5) OBP: 0.429, SLG: 0.429						L8			K	4	0	2	0	0	1	1							
Alan Trammell, R (1, 6) OBP: 0.327, SLG: 0.335										2	0	0	0	1	0	1							
Champ Summers, L (8, PH) OBP: 0.377, SLG: 0.503										0	0	0	0	1	0	0							
Inning Stats	R: 0 E: 0 K: 2 S: 9	H: 2 LOB: 2 BB: 0 P: 9	R: 0 E: 0 K: 0 S: 4	H: 1 LOB: 1 BB: 0 P: 4	R: 0 E: 0 K: 1 S: 5	H: 0 LOB: 1 BB: 1 P: 9	R: 0 E: 0 K: 2 S: 7	H: 0 LOB: 0 BB: 0 P: 7	R: 0 E: 0 K: 0 S: 3	H: 0 LOB: 0 BB: 0 P: 3	R: 0 E: 0 K: 1 S: 6	H: 1 LOB: 1 BB: 0 P: 6	R: 0 E: 0 K: 2 S: 8	H: 1 LOB: 3 BB: 2 P: 16	R: 0 E: 0 K: 0 S: 3	R: 0 E: 0 K: 2 S: 8	H: 1 LOB: 2 BB: 1 P: 12	R: 0 E: 0 K: 2 S: 8	H: 1 LOB: 2 BB: 1 P: 12	1B: 5 2B: 1 3B: 0 HR: 0	SF: 0 SAC: 0 DP: 0 HBP: 0	WP: 1 PB: 0 SB: 2 CS: 0	PA: 37
PITCHER Darrell Jackson, L (1, 1) ERA: 2.63	IP: 6.2 WLS: W BF: 27 H: 5 R: 0 ER: 0 SO: 7 BB: 2 IBB: 0 HBP: 0 BLK: 0 WP: 1 HR: 0 S: 39 P: 47 ERA: 0.00 WHIP: 1.050															PITCHER Pete Redfern, R (7, 1) ERA: 3.09							



Batter	1	2	3	4	5	6	7	8	9	AB	R	H	RBI	BB	SO	LOB	TOP										
Rob Wilfong, L (1, 4) OBP: 0.365, SLG: 0.464										4	2	2	1	1	0	3											
Roy Smalley, S (1, 6) OBP: 0.426, SLG: 0.544										4	0	0	0	0	2	2											
Ken Landreaux, L (1, 8) OBP: 0.334, SLG: 0.397										5	1	2	2	0	0	2											
Glenn Adams, L (1, 7) OBP: 0.367, SLG: 0.462										5	0	0	0	0	0	4											
Bombo Rivera, R (9, 7) OBP: 0.331, SLG: 0.383										0	0	0	0	0	0	0											
Butch Wynegar, S (1, 2) OBP: 0.380, SLG: 0.369										4	0	1	1	0	0	1											
Mike Cabbage, L (1, 5) OBP: 0.350, SLG: 0.327										3	1	2	1	1	0	1											
John Castino, R (8, PR) OBP: 0.336, SLG: 0.373										0	1	0	0	0	0	0											
Ron Jackson, R (1, 3) OBP: 0.330, SLG: 0.462										4	0	1	0	0	0	2											
Hosken Powell, L (1, 10) OBP: 0.434, SLG: 0.486										4	0	1	0	0	0	2											
Dave Edwards, R (1, 9) OBP: 0.398, SLG: 0.558										3	1	2	1	1	0	2											
Inning Stats	R: 1 E: 0 K: 0 S: 5	H: 2 LOB: 1 BB: 0 P: 5	R: 0 E: 0 K: 1 S: 5	H: 0 LOB: 0 BB: 0 P: 5	R: 0 E: 0 K: 0 S: 3	H: 0 LOB: 1 BB: 1 P: 7	R: 3 E: 0 K: 1 S: 9	H: 4 LOB: 1 BB: 0 P: 9	R: 0 E: 0 K: 0 S: 2	H: 0 LOB: 0 BB: 1 P: 6	R: 0 E: 0 K: 0 S: 3	H: 0 LOB: 1 BB: 1 P: 7	R: 1 E: 0 K: 0 S: 6	H: 3 LOB: 2 BB: 0 P: 6	R: 0 E: 0 K: 0 S: 3	H: 0 LOB: 0 BB: 0 P: 3	1B: 7 2B: 5 3B: 0 HR: 1	SF: 0 SAC: 1 DP: 2 HBP: 0	WP: 0 PB: 0 SB: 1 CS: 1	PA: 41							
PITCHER	IP	WLS	BF	H	R	ER	SO	BB	IBB	HBP	BLK	WP	HR	S	P	ERA	WHIP										
Dave Lemanczyk, R (1, 1) ERA: 3.33	7.2	L	36	11	6	6	2	3	0	0	0	0	1	37	49	7.04	1.826										
Dyar Miller, R (8, 1) ERA: 4.66	1.1		4	0	0	0	0	0	0	0	0	0	0	4	4	0.00	0.000										

Minnesota Twins @ Toronto Blue Jays
Exhibition Stadium, Toronto, ON

AB 36
R 6
H 11
RBI 6
BB 3
SO 2
LOB 19



Fri Jul 13 1979, 7:05 PM EDT
Att: 14,095 - Unknown - 85 F

Batter	1	2	3	4	5	6	7	8	9	AB	R	H	RBI	BB	SO	LOB	BOTTOM										
Alfredo Griffin, S (1, 6) OBP: 0.318, SLG: 0.318										4	0	1	0	0	1	0											
Rick Bosetti, R (1, 8) OBP: 0.276, SLG: 0.341										5	1	2	0	0	0	3											
Roy Howell, L (1, 5) OBP: 0.331, SLG: 0.422										5	1	2	1	0	1	3											
Rico Carty, R (1, 10) OBP: 0.330, SLG: 0.370										3	0	0	0	1	1	1											
John Mayberry, L (1, 3) OBP: 0.379, SLG: 0.486										2	1	2	0	2	0	0											
Tim Johnson, L (8, PR) OBP: 0.156, SLG: 0.100										0	0	0	0	0	0	0											
Al Woods, L (1, 7) OBP: 0.332, SLG: 0.402										4	1	2	1	0	0	3											
Rick Cerone, R (1, 2) OBP: 0.297, SLG: 0.293										4	0	1	1	0	1	5											
Danny Ainge, R (1, 4) OBP: 0.298, SLG: 0.318										3	0	1	1	0	1	2											
Bob Bailor, R (1, 9) OBP: 0.291, SLG: 0.252										0	0	0	0	0	0	0											
Joe Cannon, L (2, 9) OBP: 0.179, SLG: 0.224										4	0	1	0	0	0	1											
Inning Stats	R: 0 E: 0 K: 1 S: 5	H: 0 LOB: 0 BB: 0 P: 5	R: 0 E: 0 K: 0 S: 3	H: 1 LOB: 1 BB: 1 P: 7	R: 0 E: 0 K: 1 S: 5	H: 0 LOB: 0 BB: 0 P: 5	R: 4 E: 0 K: 0 S: 7	H: 4 LOB: 1 BB: 1 P: 11	R: 0 E: 0 K: 1 S: 3	H: 2 LOB: 1 BB: 0 P: 3	R: 0 E: 0 K: 1 S: 7	H: 2 LOB: 2 BB: 0 P: 7	R: 0 E: 0 K: 2 S: 7	H: 0 LOB: 1 BB: 1 P: 11	R: 0 E: 0 K: 0 S: 5	H: 2 LOB: 2 BB: 0 P: 5	1B: 9 2B: 2 3B: 1 HR: 0	SF: 1 SAC: 1 DP: 1 HBP: 0	WP: 0 PB: 0 SB: 0 CS: 1	PA: 39							
PITCHER	IP	WLS	BF	H	R	ER	SO	BB	IBB	HBP	BLK	WP	HR	S	P	ERA	WHIP										
Dave Goltz, R (1, 1) ERA: 4.61	5.1	W	24	9	4	4	2	2	0	0	0	0	0	8	8	0.00	0.600										
Paul Hartzell, R (6, 1) ERA: 5.07	1.2		6	1	0	0	1	0	0	0	0	0	0	8	8	0.00	0.600										
Mike Marshall, R (8, 1) ERA: 2.33	2.0	S	9	2	0	0	2	1	0	0	0	0	0	12	16	0.00	1.500										

Minnesota Twins @ Toronto Blue Jays
Exhibition Stadium, Toronto, ON

AB 34
R 4
H 12
RBI 4
BB 3
SO 5
LOB 18



Fri Jul 13 1979, 7:05 PM EDT
Att: 14,095 - Unknown - 85 F

Batter	1	2	3	4	5	6	7	8	9	AB	R	H	RBI	BB	SO	LOB	TOP			
Rob Wilfong, L (1,4) OBP: 0.363, SLG: 0.460	1-3		G4-6-3 BB 1B		F6		F7			4	1	1	0	0	0	1				
Roy Smalley, S (1,6) OBP: 0.427, SLG: 0.542	1B 1B 1B		G4-6-3 BB 1-2		K			4-3		3	0	1	0	1	1	0				
Ken Landreaux, L (1,8) OBP: 0.333, SLG: 0.395	1B 1-2		G4-6-3 1-2 2-3			F9		4-3		4	0	1	0	0	0	2				
Glenn Adams, L (1,7) OBP: 0.369, SLG: 0.462	1-2 2-3		1B 1B			1-3		F8		4	0	2	1	0	0	0				
Butch Wynegar, S (1,2) OBP: 0.378, SLG: 0.367	L1		3-H 1-3			4-1			F9	4	0	1	0	0	0	3				
Mike Cabbage, L (1,5) OBP: 0.343, SLG: 0.318	4-3				4-3				F8	4	0	0	0	0	1	3				
Ron Jackson, R (1,3) OBP: 0.331, SLG: 0.461		4-0 BB	G6-4-3 BB		5-3				K	3	0	1	0	1	1	0	AB 32			
Hosken Powell, L (1,10) OBP: 0.426, SLG: 0.476			G6-4-3 1-2		5-3				FC4-6 1B								R 2			
Dave Edwards, R (1,9) OBP: 0.396, SLG: 0.550			6-3						E6 2-H 1B	3	1	0	0	0	0	2	H 8			
					1-3												RBI 1			
																	BB 2			
																	SO 3			
																	LOB 11			
Inning Stats	R: 0 E: 0 K: 0 S: 6	H: 3 LOB: 3 BB: 0 P: 6	R: 0 E: 0 K: 0 S: 2	H: 0 LOB: 0 BB: 1 P: 6	R: 1 E: 0 K: 0 S: 4	H: 3 LOB: 2 BB: 1 P: 8	R: 0 E: 0 K: 0 S: 3	H: 0 LOB: 0 BB: 0 P: 3	R: 0 E: 0 K: 0 S: 5	H: 0 LOB: 0 BB: 0 P: 5	R: 1 E: 2 K: 1 S: 7	H: 2 LOB: 1 BB: 0 P: 7	R: 0 E: 0 K: 0 S: 3	H: 0 LOB: 0 BB: 0 P: 3	R: 0 E: 0 K: 1 S: 5	H: 0 LOB: 0 BB: 0 P: 5	1B: 8 2B: 0 3B: 0 HR: 0	SF: 0 SAC: 0 DP: 2 HBP: 0	WP: 0 PB: 0 SB: 0 CS: 0	PA: 34
PITCHER Dave Stieb, R (1,1) ERA: 3.3	IP: 9.0 WLS: W BF: 34 H: 8 R: 2 ER: 1 SO: 3 BB: 2 IBB: 0 HBP: 0 BLK: 0 WP: 0 HR: 0 S: 38 P: 46 ERA: 1.00 WHIP: 1.111																			

Minnesota Twins @ Toronto Blue Jays
Exhibition Stadium, Toronto, ON
Sat Jul 14 1979, 3:33 AM EDT
Att: 19,187 - Unknown - 86 F

AB 32
R 2
H 8
RBI 1
BB 2
SO 3
LOB 11



Batter	1	2	3	4	5	6	7	8	9	AB	R	H	RBI	BB	SO	LOB	BOTTOM			
Alfredo Griffin, S (1,6) OBP: 0.314, SLG: 0.314	F9	L6-5 3-H		6-3		F8				4	0	0	0	0	0	4				
Rick Bosetti, R (1,8) OBP: 0.281, SLG: 0.352	CS 1B		HR	K			FC5-6 BB			3	1	2	1	1	1	0				
Roy Howell, L (1,5) OBP: 0.326, SLG: 0.415	F8 1-2		3-1		3-4-1		FC5-6 F3 E 1-2			4	0	0	0	0	0	2				
Rico Carty, R (1,10) OBP: 0.329, SLG: 0.372		E 2B	L9		G3		E6 FC6 1-2			4	1	1	0	0	0	1				
Otto Velez, R (1,9) OBP: 0.360, SLG: 0.496		E5 2B 2-H	1B BB		6-3		F3 2-3			3	1	0	0	1	0	2				
Rick Cerone, R (1,2) OBP: 0.303, SLG: 0.305		1B 2B 3-H	1B 1B			SH3 1B	FC6 1-2			4	1	3	1	0	0	2				
Danny Ainge, R (1,4) OBP: 0.304, SLG: 0.320		SH1-4 L6-5 1B 2-H	1B BB			SH3		F9		2	0	1	1	1	0	0	AB 30			
Al Woods, L (1,7) OBP: 0.331, SLG: 0.400		SH1-4 1B	4-3			L7		L6		4	0	1	0	0	0	4	R 4			
Tim Johnson, L (1,3) OBP: 0.171, SLG: 0.094		SH1-4 1-2 2-3		4-3				K		2	0	0	0	1	1	0	H 8			
																	RBI 3			
																	BB 4			
																	SO 2			
																	LOB 15			
Inning Stats	R: 0 E: 0 K: 0 S: 3	H: 1 LOB: 0 BB: 0 P: 3	R: 3 E: 1 K: 0 S: 7	H: 4 LOB: 1 BB: 0 P: 7	R: 1 E: 0 K: 0 S: 5	H: 2 LOB: 3 BB: 2 P: 13	R: 0 E: 0 K: 1 S: 5	H: 0 LOB: 0 BB: 0 P: 5	R: 0 E: 0 K: 0 S: 3	H: 0 LOB: 0 BB: 0 P: 3	R: 0 E: 0 K: 0 S: 4	H: 1 LOB: 2 BB: 1 P: 8	R: 0 E: 1 K: 0 S: 4	H: 0 LOB: 2 BB: 1 P: 8	R: 0 E: 0 K: 1 S: 5	H: 0 LOB: 0 BB: 0 P: 5	1B: 5 2B: 3 3B: 0 HR: 1	SF: 0 SAC: 2 DP: 1 HBP: 0	WP: 0 PB: 0 SB: 0 CS: 1	PA: 36
PITCHER Jerry Koosman, L (1,1) ERA: 3.64	IP: 2.2 WLS: L BF: 15 H: 7 R: 4 ER: 3 SO: 0 BB: 1 IBB: 0 HBP: 0 BLK: 0 WP: 0 HR: 1 S: 14 P: 18 ERA: 10.12 WHIP: 3.000																			
Mike Bacsik, R (3,1) ERA: 4.54	IP: 3.1 WLS: L BF: 14 H: 1 R: 0 ER: 0 SO: 1 BB: 3 IBB: 0 HBP: 0 BLK: 0 WP: 0 HR: 0 S: 13 P: 25 ERA: 0.00 WHIP: 1.200																			
Pete Redfern, R (7,1) ERA: 2.96	IP: 2.0 WLS: L BF: 7 H: 0 R: 0 ER: 0 SO: 1 BB: 0 IBB: 0 HBP: 0 BLK: 0 WP: 0 HR: 0 S: 9 P: 9 ERA: 0.00 WHIP: 0.000																			

Minnesota Twins @ Toronto Blue Jays
Exhibition Stadium, Toronto, ON
Sat Jul 14 1979, 3:33 AM EDT
Att: 19,187 - Unknown - 86 F

AB 30
R 4
H 8
RBI 3
BB 4
SO 2
LOB 15



Batter	1	2	3	4	5	6	7	8	9	AB	R	H	RBI	BB	SO	LOB	TOP								
Roy Smalley, S (1,6) OBP: 0.424, SLG: 0.535	4-0 1B SH3-4 1B BB	0-0 F9		0-0 F9		0-0 F8		0-0 6-3		4	1	0	0	1	0	2									
Rob Wilfong, L (1,4) OBP: 0.361, SLG: 0.456	0-0 SH3-4	0-0 F4		0-0 F9		0-0 1B		0-0 5-3		4	0	1	0	0	0	2									
Ken Landreaux, L (1,8) OBP: 0.331, SLG: 0.392	0-0 4-3 2-3 1B		0-3 K	0-0 F7		0-0 F8		0-0 G3		5	0	1	0	0	1	1									
Glenn Adams, L (1,7) OBP: 0.377, SLG: 0.467	0-0 4-3 1B		0-0 5-3 BB HR	0-0 1B		4-0 WP FC1-2 BB		0-0 L5		2	1	2	1	1	0	0									
Bombo Rivera, R (6,PH) OBP: 0.327, SLG: 0.377	1-2 3-H 1B		4-0 5-3 HR	0-0 BB		4-0 FC1-2 2B BB		0-0 HR		2	3	1	1	3	0	2									
Butch Wynegar, S (1,2) OBP: 0.385, SLG: 0.378	4-3		0-0 5-3 HR	0-0 BB		0-0 HR		0-0 1B BB		2	0	0	0	0	0	4									
Mike Cabbage, L (1,10) OBP: 0.339, SLG: 0.314	0-0 F8		0-0 5-3	0-0 1B		0-3 K		0-0 4-3		2	0	0	0	0	0	4									
Willie Norwood, R (5,PH) OBP: 0.291, SLG: 0.394			1-2 2-3	0-0 1B		1-2 2-3		0-0 K		3	0	0	0	0	2	3									
Ron Jackson, R (1,3) OBP: 0.338, SLG: 0.465			0-0 F9	4-0 HR	BB	4-0 FC1-2 2B IBB		0-0 2B		3	2	2	0	2	0	0									
Dave Edwards, R (1,9) OBP: 0.396, SLG: 0.571			4-0 1B	0-0 BB		0-0 FC1-2 2B		0-0 FC5-4-5		4	2	1	4	1	0	6									
John Castino, R (1,5) OBP: 0.339, SLG: 0.381			0-0 1B	0-0 1B		0-0 2B		0-3 K		4	0	2	3	0	2	1									
Inning Stats	R: 1 E: 0 K: 0 S: 5	H: 2 LOB: 2 BB: 1 P: 9	R: 0 E: 0 K: 0 S: 4	H: 1 LOB: 2 BB: 1 P: 8	R: 4 E: 0 K: 2 S: 9	H: 2 LOB: 0 BB: 2 P: 17	R: 0 E: 0 K: 0 S: 3	H: 0 LOB: 0 BB: 0 P: 3	R: 3 E: 0 K: 1 S: 5	H: 1 LOB: 1 BB: 3 P: 17	R: 0 E: 0 K: 0 S: 4	H: 1 LOB: 1 BB: 0 P: 4	R: 1 E: 0 K: 1 S: 7	H: 2 LOB: 1 BB: 0 P: 7	R: 0 E: 0 K: 0 S: 3	H: 0 LOB: 0 BB: 0 P: 3	R: 0 E: 0 K: 1 S: 6	H: 1 LOB: 2 BB: 1 P: 10	1B: 6 2B: 2 3B: 0 HR: 2	SF: 0 SAC: 1 DP: 0 HBP: 0	WP: 1 PB: 0 SB: 0 CS: 0	PA: 44			
PITCHER	IP	WLS	BF	H	R	ER	SO	BB	IBB	HBP	BLK	WP	HR	S	P	ERA	WHIP								
Jim Clancy, R (1,1) ERA: 5.12	4.0	L	23	5	7	7	2	6	0	0	0	0	1	21	45	15.75	2.750								
Balor Moore, L (5,1) ERA: 3.84	5.0		21	5	2	2	3	1	1	0	0	1	1	25	33	3.60	1.200								

Minnesota Twins @ Toronto Blue Jays
Exhibition Stadium, Toronto, ON
Sun Jul 15 1979, 3:33 AM EDT
Att: 19,069 - Unknown - 88 F

AB 35
R 9
H 10
RBI 9
BB 8
SO 5
LOB 22



Batter	1	2	3	4	5	6	7	8	9	AB	R	H	RBI	BB	SO	LOB	BOTTOM								
Alfredo Griffin, S (1,6) OBP: 0.316, SLG: 0.317	0-0 1B	0-0 F4		0-0 5-3		0-0 2B		0-0 1B		4	2	2	0	0	0	0									
Rick Bosetti, R (1,8) OBP: 0.286, SLG: 0.357	0-0 1B		0-0 1-3	4-0 E	BB	0-0 1B		0-0 2B		3	1	2	1	1	0	0									
Roy Howell, L (1,5) OBP: 0.325, SLG: 0.412	0-0 F9		0-0 G3	0-0 L5		0-0 F2		0-0 1B		4	0	1	1	0	0	2									
Rico Carty, R (1,10) OBP: 0.326, SLG: 0.367	0-0 L7		0-0 6-3	0-0 F9		0-0 6-3		0-0 L6		4	0	0	0	0	0	3									
Otto Velez, R (1,9) OBP: 0.364, SLG: 0.504	0-0 1B		0-0 1B	0-0 2B		0-0 6-3		0-0 L6		4	1	2	1	0	0	0									
Rick Cerone, R (1,2) OBP: 0.302, SLG: 0.304	0-0 F9		0-0 1B	0-0 1B		0-0 1-3		0-0 F8		4	0	1	0	0	0	2									
Danny Ainge, R (1,4) OBP: 0.297, SLG: 0.314	0-0 5-3		0-0 G1-4-6-3	0-0 1B		0-0 6-3		0-0 F9		4	0	0	0	0	0	3									
Al Woods, L (1,7) OBP: 0.330, SLG: 0.395		0-0 L8		0-0 BB		0-0 F8		0-0 F6		3	0	0	0	1	0	0									
Tim Johnson, L (1,3) OBP: 0.154, SLG: 0.083		0-0 G3		0-0 F6		0-0 4-3		0-0 4-3		4	0	0	0	0	0	1									
Inning Stats	R: 2 E: 0 K: 0 S: 7	H: 4 LOB: 2 BB: 0 P: 7	R: 0 E: 0 K: 0 S: 3	H: 0 LOB: 0 BB: 0 P: 3	R: 0 E: 0 K: 0 S: 3	H: 0 LOB: 0 BB: 0 P: 3	R: 1 E: 0 K: 0 S: 4	H: 2 LOB: 1 BB: 1 P: 8	R: 0 E: 0 K: 0 S: 3	H: 0 LOB: 0 BB: 0 P: 3	R: 0 E: 0 K: 0 S: 5	H: 2 LOB: 1 BB: 0 P: 5	R: 0 E: 0 K: 0 S: 3	H: 0 LOB: 0 BB: 0 P: 3	R: 0 E: 0 K: 0 S: 3	H: 0 LOB: 0 BB: 0 P: 3	1B: 6 2B: 2 3B: 0 HR: 0	SF: 0 SAC: 0 DP: 1 HBP: 0	WP: 0 PB: 0 SB: 0 CS: 0	PA: 36					
PITCHER	IP	WLS	BF	H	R	ER	SO	BB	IBB	HBP	BLK	WP	HR	S	P	ERA	WHIP								
Geoff Zahn, L (1,1) ERA: 3.38	8.0	W	33	8	4	4	0	0	0	0	0	0	0	31	39	4.50	1.250								
Mike Marshall, R (9,1) ERA: 2.3	1.0		3	0	0	0	0	0	0	0	0	0	0	3	3	0.00	0.000								

Minnesota Twins @ Toronto Blue Jays
Exhibition Stadium, Toronto, ON
Sun Jul 15 1979, 3:33 AM EDT
Att: 19,069 - Unknown - 88 F

AB 34
R 4
H 8
RBI 3
BB 2
SO 0
LOB 11



Batter	1	2	3	4	5	6	7	8	9	AB	R	H	RBI	BB	SO	LOB	TOP			
Ron LeFlore, R (1, 8) Lynn Jones, R (8, 8) OBP: 0.361, SLG: 0.384 OBP: 0.344, SLG: 0.379			6-3	5-3					G6-4-3	4	0	2	0	0	0	1				
Lou Whitaker, L (1, 4) Mark Wagner, R (7, 4) OBP: 0.405, SLG: 0.387 OBP: 0.369, SLG: 0.370					4-3					4	1	1	0	0	0	2				
Steve Kemp, L (1, 7) OBP: 0.413, SLG: 0.540										4	2	2	3	0	1	1				
Lance Parrish, R (1, 2) Ed Putman, R (8, PH) OBP: 0.359, SLG: 0.450 OBP: 0.200, SLG: 0.400										3	0	2	0	0	0	0				
Jerry Morales, R (1, 9) OBP: 0.265, SLG: 0.402										4	1	1	0	0	1	2				
Jason Thompson, L (1, 3) OBP: 0.367, SLG: 0.387										2	1	1	0	2	0	1				
John Wockenfuss, R (1, 10) OBP: 0.295, SLG: 0.491										4	1	2	3	0	0	2				
Tom Brookens, R (1, 5) OBP: 0.256, SLG: 0.367										4	0	0	0	0	1	2				
Alan Trammell, R (1, 6) OBP: 0.320, SLG: 0.340										3	0	0	0	1	0	1				
Inning Stats	R: 0 E: 0 K: 0 S: 3	H: 1 LOB: 0 BB: 0 P: 3	R: 3 E: 0 K: 0 S: 5	H: 3 LOB: 0 BB: 1 P: 9	R: 2 E: 0 K: 1 S: 8	H: 3 LOB: 1 BB: 0 P: 8	R: 0 E: 0 K: 0 S: 4	H: 1 LOB: 0 BB: 0 P: 4	R: 1 E: 0 K: 0 S: 4	H: 1 LOB: 0 BB: 0 P: 4	R: 0 E: 0 K: 0 S: 3	H: 1 LOB: 0 BB: 0 P: 3	R: 0 E: 0 K: 1 S: 6	H: 0 LOB: 1 BB: 1 P: 6	R: 0 E: 0 K: 1 S: 5	H: 0 LOB: 0 BB: 1 P: 8	1B: 7 2B: 1 3B: 0 HR: 3	SF: 0 SAC: 0 DP: 3 HBP: 0	WP: 0 PB: 0 SB: 0 CS: 2	PA: 37
PITCHER	IP WLS BF H R ER SO BB IBB HBP BLK WP HR S P ERA WHIP																			
Darrell Jackson, L (1, 1) ERA: 3.86	3.0	15	7	5	5	1	1	0	0	0	0	2	16	20	15.00	2.667				
Gary Serum, R (4, 1) ERA: 6.33	6.0	W 22	4	1	1	3	2	0	0	0	0	1	26	34	1.50	1.000				

Detroit Tigers @ Minnesota Twins
Metropolitan Stadium, Bloomington, MI
Fri Jul 20 1979, 8:05 PM EDT
Att: 14,509 - Unknown - 75 F

AB 34
R 6
H 11
RBI 6
BB 3
SO 4
LOB 13



Batter	1	2	3	4	5	6	7	8	9	AB	R	H	RBI	BB	SO	LOB	BOTTOM			
Mike Cabbage, L (1, 5) John Castino, R (5, PH) OBP: 0.344, SLG: 0.323 OBP: 0.341, SLG: 0.391										2	2	1	0	1	0	0				
Roy Smalley, S (1, 6) OBP: 0.422, SLG: 0.539										5	1	2	3	0	0	3				
Ken Landreaux, L (1, 8) OBP: 0.334, SLG: 0.404										4	2	3	4	0	0	1				
Glenn Adams, L (1, 7) Bombo Rivera, R (8, 7) OBP: 0.375, SLG: 0.476 OBP: 0.325, SLG: 0.381										5	2	2	1	0	0	2				
Danny Goodwin, L (1, 10) Jose Morales, R (5, PH) Hosken Powell, L (6, PH) OBP: 0.345, SLG: 0.365 OBP: 0.421, SLG: 0.470										2	0	0	0	0	2	2				
Rob Wilfong, L (1, 4) OBP: 0.362, SLG: 0.455										5	1	2	1	0	0	0				
Ron Jackson, R (1, 3) OBP: 0.340, SLG: 0.463										4	1	2	1	1	0	0				
Butch Wynegar, S (1, 2) OBP: 0.383, SLG: 0.377										4	1	1	2	0	0	3				
Dave Edwards, R (1, 9) OBP: 0.394, SLG: 0.560										4	1	1	1	0	1	2				
Inning Stats	R: 0 E: 0 K: 0 S: 3	H: 1 LOB: 0 BB: 0 P: 3	R: 0 E: 0 K: 1 S: 5	H: 0 LOB: 0 BB: 0 P: 5	R: 0 E: 0 K: 0 S: 3	H: 0 LOB: 0 BB: 0 P: 3	R: 4 E: 0 K: 2 S: 12	H: 5 LOB: 2 BB: 1 P: 16	R: 9 E: 0 K: 0 S: 12	H: 8 LOB: 1 BB: 1 P: 16	R: 0 E: 0 K: 0 S: 4	H: 1 LOB: 1 BB: 0 P: 4	R: 1 E: 0 K: 0 S: 5	H: 2 LOB: 1 BB: 0 P: 5	R: 0 E: 0 K: 0 S: 3	H: 0 LOB: 0 BB: 0 P: 3	1B: 12 2B: 1 3B: 1 HR: 3	SF: 1 SAC: 0 DP: 1 HBP: 0	WP: 1 PB: 0 SB: 0 CS: 0	PA: 43
PITCHER	IP WLS BF H R ER SO BB IBB HBP BLK WP HR S P ERA WHIP																			
Jack Morris, R (1, 1) ERA: 3.77	3.1	16	6	4	4	2	1	0	0	0	0	2	8	8	27.00	3.000				
Kip Young, R (4, 1) ERA: 6.2	1.0	L 6	3	3	3	1	0	0	0	0	0	2	8	8	∞	∞				
John Hiller, L (5, 1) ERA: 5.37	0.0	5	4	3	3	0	1	0	0	0	0	0	4	8	∞	∞				
Dave Tobik, R (5, 1) ERA: 4.98	3.2	16	4	4	4	0	0	0	0	1	0	0	16	16	9.82	1.091				


Detroit Tigers @ Minnesota Twins
Metropolitan Stadium, Bloomington, MI
Fri Jul 20 1979, 8:05 PM EDT
Att: 14,509 - Unknown - 75 F

AB 40
R 14
H 17
RBI 14
BB 2
SO 3
LOB 13



Batter	1	2	3	4	5	6	7	8	9	AB	R	H	RBI	BB	SO	LOB	TOP				
Alfredo Griffin, S OBP: 0.310, SLG: 0.310	G3	4-3			L4	K			FC6-4	5	0	0	0	0	1	4	Toronto Blue Jays @ Minnesota Twins Metropolitan Stadium, Bloomington, MI Sat Jul 21 1979, 4:33 AM EDT Unknown - 80 F livebaseballscorecards.com				
Rick Bosetti, R OBP: 0.276, SLG: 0.344	5-3		F9		F8		K		G6-4-3	5	0	0	0	0	1	1					
Roy Howell, L OBP: 0.323, SLG: 0.407	G1		L5		E					4	1	2	0	0	0	0					
Rico Carty, R OBP: 0.328, SLG: 0.369		6-3			E4				G6-3	4	0	1	0	0	0	1					
John Mayberry, L OBP: 0.375, SLG: 0.475			L7		FC4-6				K	3	1	0	0	1	1	2					
Otto Velez, R OBP: 0.365, SLG: 0.514						L8				2	1	1	1	2	0	0					
Al Woods, L OBP: 0.344, SLG: 0.403		E5			G6-4-3				FC4-6	4	1	1	0	0	0	2					
Rick Cerone, R OBP: 0.304, SLG: 0.309									F8	4	0	3	0	0	0	1					
Danny Ainge, R OBP: 0.300, SLG: 0.311			G1							3	0	2	0	1	0	1					
Inning Stats	R: 0 E: 0 K: 0 S: 3	H: 0 LOB: 0 BB: 0 P: 3	R: 3 E: 1 K: 0 S: 6	H: 3 LOB: 1 BB: 1 P: 10	R: 0 E: 0 K: 0 S: 4	H: 1 LOB: 1 BB: 0 P: 4	R: 0 E: 0 K: 0 S: 3	H: 1 LOB: 1 BB: 1 P: 7	R: 1 E: 1 K: 0 S: 5	H: 1 LOB: 1 BB: 0 P: 5	R: 0 E: 0 K: 1 S: 7	H: 3 LOB: 2 BB: 0 P: 7	R: 0 E: 0 K: 1 S: 5	H: 1 LOB: 0 BB: 1 P: 5	R: 0 E: 0 K: 1 S: 2	H: 0 LOB: 0 BB: 1 P: 6	1B: 8 2B: 2 3B: 0 HR: 0	SF: 0 SAC: 0 DP: 3 HBP: 0	WP: 0 PB: 0 CS: 3	PA: 38	
PITCHER	IP	WLS	BF	H	R	ER	SO	BB	IBB	HBP	BLK	WP	HR	S	P	ERA	WHIP				
Dave Goltz, R ERA: 4.51	7.0	W	31	10	4	2	2	2	0	0	0	0	0	33	41	2.57	1.714				
Mike Marshall, R ERA: 2.25	2.0	S	7	0	0	0	1	2	0	0	0	0	0	7	15	0.00	1.000				

Batter	1	2	3	4	5	6	7	8	9	AB	R	H	RBI	BB	SO	LOB	BOTTOM				
Mike Cabbage, L OBP: 0.337, SLG: 0.317	F4	SF9			L8					3	0	0	1	0	0	0	Toronto Blue Jays @ Minnesota Twins Metropolitan Stadium, Bloomington, MI Sat Jul 21 1979, 4:33 AM EDT Unknown - 80 F livebaseballscorecards.com				
Bombo Rivera, R OBP: 0.325, SLG: 0.381							F8			0	0	0	0	0	0	0					
Roy Smalley, S OBP: 0.423, SLG: 0.550		4-3			F8					4	1	2	1	0	0	0					
Ken Landreaux, L OBP: 0.336, SLG: 0.405	F6				F6					4	1	2	0	0	0	0					
Glenn Adams, L OBP: 0.374, SLG: 0.470					G3					3	0	0	0	1	1	3					
John Castino, R OBP: 0.341, SLG: 0.391						F8			K	0	0	0	0	0	0	0					
Rob Wilfong, L OBP: 0.360, SLG: 0.451	F4				F9					4	1	1	0	0	0	3					
Hosken Powell, L OBP: 0.417, SLG: 0.464					F6					4	0	1	1	0	0	0					
Ron Jackson, R OBP: 0.342, SLG: 0.462					F7					3	1	1	0	1	0	0					
Butch Wynegar, S OBP: 0.382, SLG: 0.374					K					2	1	0	1	1	1	0					
Danny Goodwin, L OBP: 0.200, SLG: 0.600										3	1	1	2	0	1	2					
Inning Stats	R: 1 E: 0 K: 0 S: 4	H: 1 LOB: 1 BB: 1 P: 8	R: 3 E: 0 K: 0 S: 5	H: 2 LOB: 0 BB: 1 P: 9	R: 0 E: 0 K: 1 S: 5	H: 0 LOB: 0 BB: 0 P: 3	R: 0 E: 0 K: 1 S: 5	H: 0 LOB: 0 BB: 0 P: 5	R: 0 E: 0 K: 0 S: 6	H: 3 LOB: 2 BB: 1 P: 10	R: 0 E: 0 K: 1 S: 7	H: 2 LOB: 2 BB: 0 P: 7	R: 0 E: 0 K: 0 S: 3	H: 0 LOB: 0 BB: 0 P: 3	1B: 5 2B: 1 3B: 1 HR: 1	SF: 2 SAC: 0 DP: 0 HBP: 0	WP: 1 PB: 0 SB: 2 CS: 0	PA: 35			
PITCHER	IP	WLS	BF	H	R	ER	SO	BB	IBB	HBP	BLK	WP	HR	S	P	ERA	WHIP				
Phil Huffman, R ERA: 6.03	5.1	L	24	6	6	6	2	2	0	0	0	0	0	26	34	10.12	1.500				
Mark Lemongello, R ERA: 6.29	2.2		11	2	0	0	1	0	1	0	0	1	0	12	16	0.00	0.750				

Batter	1	2	3	4	5	6	7	8	9	AB	R	H	RBI	BB	SO	LOB	TOP					
Rick Bosetti, R OBP: 0.278, SLG: 0.341 (1, 8)	L9		F7		F7		FC5-4			3	0	0	0	1	0	1	Toronto Blue Jays @ Minnesota Twins Metropolitan Stadium, Bloomington, MI Sat Jul 21 1979, 4:38 AM EDT Att: 12,887 - Unknown livebaseballscorecards.com					
Al Woods, L OBP: 0.339, SLG: 0.397 (1, 7)	E4		F7			4-3		1-3		4	0	0	0	0	0	1						
Roy Howell, L OBP: 0.326, SLG: 0.420 (1, 5)	F5							K		4	1	2	1	0	1	1						
Rico Carty, R OBP: 0.327, SLG: 0.368 (1, 10)	K							K		4	0	1	0	0	1	2						
John Mayberry, L OBP: 0.376, SLG: 0.475 (1, 3)								K		4	1	2	0	0	0	2						
Otto Velez, R OBP: 0.363, SLG: 0.503 (1, 9)								K		3	1	0	0	1	1	1						
Tim Johnson, L OBP: 0.186, SLG: 0.125 (1, 4)								K		3	0	1	1	0	1	0						
Luis Gomez, R OBP: 0.299, SLG: 0.301 (1, 6)								K		4	0	0	0	0	1	1						
Bob Davis, R OBP: 0.169, SLG: 0.191 (1, 2)								K		3	0	1	1	0	1	0						
Inning Stats	R: 0 E: 1 K: 1 S: 6	H: 0 LOB: 1 BB: 0 P: 6	R: 0 E: 0 K: 1 S: 5	H: 1 LOB: 0 BB: 0 P: 5	R: 0 E: 0 K: 1 S: 5	H: 0 LOB: 1 BB: 1 P: 9	R: 2 E: 0 K: 1 S: 7	H: 3 LOB: 0 BB: 0 P: 7	R: 0 E: 0 K: 0 S: 3	H: 0 LOB: 0 BB: 0 P: 3	R: 0 E: 0 K: 0 S: 4	H: 1 LOB: 1 BB: 0 P: 4	R: 1 E: 0 K: 0 S: 4	H: 1 LOB: 1 BB: 1 P: 8	R: 0 E: 0 K: 1 S: 6	H: 1 LOB: 0 BB: 0 P: 6		R: 0 E: 0 K: 1 S: 5	H: 0 LOB: 0 BB: 0 P: 5	1B: 6 2B: 0 3B: 0 HR: 1	SF: 0 SAC: 1 DP: 0 HBP: 0	WP: 0 PB: 0 SB: 2 CS: 1
PITCHER Paul Hartzell, R ERA: 4.92 (1, 1)	IP: 9.0 WLS: W BF: 35 H: 7 R: 3 ER: 3 SO: 6 BB: 2 IBB: 0 HBP: 0 BLK: 0 WP: 0 HR: 1 S: 45 P: 53 ERA: 3.00 WHIP: 1.000															PITCHER	IP: 9.0 WLS: W BF: 35 H: 7 R: 3 ER: 3 SO: 6 BB: 2 IBB: 0 HBP: 0 BLK: 0 WP: 0 HR: 1 S: 45 P: 53 ERA: 3.00 WHIP: 1.000					

Batter	1	2	3	4	5	6	7	8	9	AB	R	H	RBI	BB	SO	LOB	BOTTOM					
Bob Randall, R OBP: 0.353, SLG: 0.336 (1, 4)	5-3		6-3					SH1-4		3	0	1	0	0	0	0	Toronto Blue Jays @ Minnesota Twins Metropolitan Stadium, Bloomington, MI Sat Jul 21 1979, 4:38 AM EDT Att: 12,887 - Unknown livebaseballscorecards.com					
Butch Wynegar, S OBP: 0.382, SLG: 0.374 (9, 2)										0	0	0	0	0	0	0						
Bombo Rivera, R OBP: 0.335, SLG: 0.409 (1, 7)	E5							K		4	2	3	2	0	0	1						
Roy Smalley, S OBP: 0.423, SLG: 0.549 (1, 6)	F6							K		4	0	2	0	0	1	2						
Ron Jackson, R OBP: 0.339, SLG: 0.457 (1, 3)	6-3							4-3		4	0	0	0	0	0	5						
Jose Morales, R OBP: 0.345, SLG: 0.364 (1, 10)								4-3		3	0	1	1	0	0	1						
Dave Edwards, R OBP: 0.383, SLG: 0.543 (1, 8)										3	0	0	0	0	0	1						
Willie Norwood, R OBP: 0.295, SLG: 0.409 (1, 9)										3	1	1	1	0	0	0						
John Castino, R OBP: 0.341, SLG: 0.390 (1, 5)										3	0	1	0	0	0	0						
Glenn Borgmann, R OBP: 0.300, SLG: 0.190 (8, PR)										2	0	0	0	1	1	1						
Rob Wilfong, L OBP: 0.360, SLG: 0.451 (9, 4)										0	1	0	0	0	0	0						
Inning Stats	R: 0 E: 1 K: 0 S: 4	H: 1 LOB: 1 BB: 0 P: 4	R: 0 E: 0 K: 0 S: 3	H: 0 LOB: 0 BB: 0 P: 3	R: 0 E: 0 K: 0 S: 3	H: 1 LOB: 0 BB: 0 P: 3	R: 1 E: 0 K: 0 S: 5	H: 3 LOB: 1 BB: 0 P: 5	R: 1 E: 0 K: 1 S: 7	H: 2 LOB: 1 BB: 0 P: 7	R: 0 E: 0 K: 0 S: 3	H: 1 LOB: 0 BB: 0 P: 3	R: 0 E: 0 K: 0 S: 3	H: 0 LOB: 0 BB: 0 P: 3	R: 2 E: 0 K: 1 S: 6	H: 1 LOB: 1 BB: 1 P: 10	R: 0 E: 0 K: 1 S: 6	H: 1 LOB: 1 BB: 1 P: 10	1B: 7 2B: 1 3B: 0 HR: 2	SF: 0 SAC: 1 DP: 2 HBP: 0	WP: 0 PB: 1 SB: 1 CS: 0	PA: 31
PITCHER Balor Moore, L ERA: 3.91 (1, 1)	IP: 8.0 WLS: L BF: 31 H: 9 R: 4 ER: 4 SO: 2 BB: 1 IBB: 0 HBP: 0 BLK: 0 WP: 0 HR: 2 S: 34 P: 38 ERA: 4.50 WHIP: 1.250															PITCHER	IP: 8.0 WLS: L BF: 31 H: 9 R: 4 ER: 4 SO: 2 BB: 1 IBB: 0 HBP: 0 BLK: 0 WP: 0 HR: 2 S: 34 P: 38 ERA: 4.50 WHIP: 1.250					

Toronto Blue Jays @ Minnesota Twins
 Metropolitan Stadium, Bloomington, MI
 Sat Jul 21 1979, 4:38 AM EDT
 Att: 12,887 - Unknown
livebaseballscorecards.com

Toronto Blue Jays @ Minnesota Twins
 Metropolitan Stadium, Bloomington, MI
 Sat Jul 21 1979, 4:38 AM EDT
 Att: 12,887 - Unknown
livebaseballscorecards.com

Batter	1	2	3	4	5	6	7	8	9	AB	R	H	RBI	BB	SO	LOB	TOP								
Alfredo Griffin, S OBP: 0.310, SLG: 0.309 (1, 6)										4	0	1	0	0	2	0	Toronto Blue Jays @ Minnesota Twins Metropolitan Stadium, Bloomington, MI Sun Jul 22 1979, 4:33 AM EDT Att: 18,927 - Unknown - 83 F								
Al Woods, L OBP: 0.341, SLG: 0.396 (1, 7)										3	0	1	0	1	0	1									
Roy Howell, L OBP: 0.325, SLG: 0.417 (1, 5)										4	0	1	0	0	1	2									
Rico Carty, R OBP: 0.329, SLG: 0.369 (1, 10)										4	0	2	0	0	1	1									
John Mayberry, L OBP: 0.375, SLG: 0.472 (1, 3)										4	0	1	0	0	0	2									
Otto Velez, R OBP: 0.582, SLG: 0.520 (1, 9)										3	1	1	1	0	1	2									
Rick Bosetti, R OBP: 0.275, SLG: 0.339 (1, 8)										3	0	0	0	0	2	0									
Rick Cerone, R OBP: 0.301, SLG: 0.305 (1, 2)									3	0	0	0	0	0	0	0									
Danny Ainge, R OBP: 0.295, SLG: 0.307 (1, 4)									3	0	0	0	0	2	0	0									
Inning Stats	R: 0 E: 0 K: 3 S: 9	H: 0 LOB: 1 BB: 1 P: 13	R: 0 E: 0 K: 1 S: 5	H: 0 LOB: 0 BB: 0 P: 5	R: 0 E: 0 K: 2 S: 7	H: 0 LOB: 0 BB: 0 P: 7	R: 0 E: 0 K: 1 S: 7	H: 3 LOB: 2 BB: 0 P: 7	R: 0 E: 0 K: 2 S: 7	H: 0 LOB: 0 BB: 0 P: 7	R: 0 E: 0 K: 0 S: 3	H: 1 LOB: 0 BB: 0 P: 3	R: 1 E: 0 K: 0 S: 4	H: 1 LOB: 0 BB: 0 P: 4	R: 0 E: 0 K: 0 S: 3	H: 0 LOB: 0 BB: 0 P: 3	R: 0 E: 0 K: 0 S: 4	H: 2 LOB: 1 BB: 0 P: 4	1B: 6 2B: 1 3B: 0 HR: 1	SF: 0 SAC: 0 DP: 3 HBP: 0	WP: 0 PB: 0 SB: 0 CS: 0	PA: 32			
PITCHER	IP	WLS	BF	H	R	ER	SO	BB	IBB	HBP	BLK	WP	HR	S	P	ERA	WHIP								
Pete Redfern, R ERA: 2.77 (1, 1)	7.0	W	25	5	1	1	9	1	0	0	0	0	1	42	46	1.29	0.857								
Mike Marshall, R ERA: 2.2 (8, 1)	2.0		7	2	0	0	0	0	0	0	0	0	0	7	7	0.00	1.000								

Batter	1	2	3	4	5	6	7	8	9	AB	R	H	RBI	BB	SO	LOB	BOTTOM								
Rob Wilfong, L OBP: 0.358, SLG: 0.450 (1, 4)										3	1	1	3	0	1	3	Toronto Blue Jays @ Minnesota Twins Metropolitan Stadium, Bloomington, MI Sun Jul 22 1979, 4:33 AM EDT Att: 18,927 - Unknown - 83 F								
Roy Smalley, S OBP: 0.426, SLG: 0.554 (1, 6)										4	2	2	0	1	0	1									
Ken Landreaux, L OBP: 0.340, SLG: 0.408 (1, 8)										5	1	3	1	0	1	1									
Mike Cubbage, L OBP: 0.340, SLG: 0.317 (1, 5)										3	0	1	1	1	0	0									
John Castino, R OBP: 0.339, SLG: 0.388 (7, PR) (8, 5)										1	1	0	0	0	0	1									
Glenn Adams, L OBP: 0.378, SLG: 0.485 (1, 10)										5	3	3	2	0	0	0									
Butch Wynegar, S OBP: 0.386, SLG: 0.377 (1, 2)										3	1	2	1	1	0	0									
Hosken Powell, L OBP: 0.417, SLG: 0.462 (1, 9)										5	1	2	1	0	0	5									
Danny Goodwin, L OBP: 0.444, SLG: 0.875 (1, 3)										3	2	2	1	1	0	1									
Ron Jackson, R OBP: 0.338, SLG: 0.456 (8, 3)										1	0	0	0	0	0	1									
Dave Edwards, R OBP: 0.378, SLG: 0.531 (1, 7)										4	1	1	0	0	3	6									
Inning Stats	R: 0 E: 0 K: 1 S: 4	H: 0 LOB: 0 BB: 1 P: 8	R: 0 E: 0 K: 0 S: 3	H: 0 LOB: 1 BB: 1 P: 7	R: 2 E: 0 K: 1 S: 7	H: 3 LOB: 1 BB: 0 P: 7	R: 1 E: 0 K: 0 S: 5	H: 2 LOB: 1 BB: 0 P: 5	R: 1 E: 0 K: 1 S: 6	H: 1 LOB: 0 BB: 0 P: 6	R: 1 E: 1 K: 1 S: 8	H: 2 LOB: 3 BB: 1 P: 12	R: 8 E: 2 K: 1 S: 13	H: 8 LOB: 1 BB: 1 P: 17	R: 0 E: 0 K: 0 S: 4	H: 1 LOB: 1 BB: 0 P: 4	1B: 13 2B: 2 3B: 1 HR: 1	SF: 1 SAC: 2 DP: 0 HBP: 0	WP: 2 PB: 0 SB: 0 CS: 1	PA: 45					
PITCHER	IP	WLS	BF	H	R	ER	SO	BB	IBB	HBP	BLK	WP	HR	S	P	ERA	WHIP								
Dave Lemanczyk, R ERA: 3.54 (1, 1)	5.1	L	26	6	5	5	3	3	0	0	0	0	1	29	41	8.44	2.062								
Dyar Miller, R ERA: 5.51 (6, 1)	0.2		6	4	4	4	1	0	0	0	0	0	0	8	8	54.00	6.000								
Dave Freisleben, R ERA: 5.24 (7, 1)	0.0		3	2	0	0	0	1	0	0	0	0	0	2	6	∞	∞								
Jesse Jefferson, R ERA: 4.86 (7, 1)	2.0		9	3	4	4	1	0	0	0	0	1	0	11	11	18.00	1.500								

AB	31
R	1
H	7
RBI	1
BB	1
SO	9
LOB	8



AB	37
R	13
H	17
RBI	10
BB	4
SO	5
LOB	19



Batter	1	2	3	4	5	6	7	8	9	AB	R	H	RBI	BB	SO	LOB	TOP			
Alfredo Griffin, S OBP: 0.308, SLG: 0.308 (1, 6)										5	0	1	0	0	0	4	Toronto Blue Jays @ Minnesota Twins Metropolitan Stadium, Bloomington, MI Mon Jul 23 1979, 8:05 PM EDT Att. 7,482 - Unknown - 84 F			
Danny Ainge, R OBP: 0.296, SLG: 0.309 (1, 4)										5	3	2	0	0	0	1				
Roy Howell, L OBP: 0.329, SLG: 0.420 (1, 5)										5	1	3	0	0	1	0				
Rico Carty, R OBP: 0.327, SLG: 0.366 (1, 10)										3	0	0	1	1	1	2				
Otto Velez, R OBP: 0.376, SLG: 0.536 (1, 9)										3	1	3	2	1	0	0				
John Mayberry, L OBP: 0.374, SLG: 0.468 (1, 3)										3	1	0	0	1	2	6				
Rick Bosetti, R OBP: 0.280, SLG: 0.345 (1, 8)										4	0	3	2	0	0	3				
Rick Cerone, R OBP: 0.300, SLG: 0.302 (1, 2)										3	0	0	0	1	0	4				
AJ Woods, L OBP: 0.343, SLG: 0.396 (1, 7)										3	0	1	1	1	0	2				
Inning Stats	R: 1 E: 0 K: 1 S: 8	H: 3 LOB: 2 BB: 0 P: 8	R: 0 E: 0 K: 0 S: 4	H: 1 LOB: 1 BB: 0 P: 4	R: 1 E: 0 K: 1 S: 6	H: 2 LOB: 2 BB: 1 P: 14	R: 0 E: 0 K: 0 S: 2	H: 0 LOB: 0 BB: 1 P: 6	R: 4 E: 0 K: 1 S: 9	H: 5 LOB: 2 BB: 1 P: 13	R: 0 E: 0 K: 1 S: 5	H: 0 LOB: 0 BB: 0 P: 5	R: 0 E: 0 K: 0 S: 3	H: 1 LOB: 0 BB: 0 P: 3	R: 0 E: 0 K: 0 S: 3	H: 0 LOB: 0 BB: 0 P: 3	1B: 11 2B: 2 3B: 0 HR: 0	SF: 1 SAC: 0 DP: 4 HBP: 0	WP: 0 PB: 0 SB: 0 CS: 0	PA: 40
PITCHER	IP WLS BF H R ER SO BB IBB HBP BLK WP HR S P ERA WHIP																			
Geoff Zahn, L ERA: 3.53 (1, 1)	4.0	21	8	4	4	2	3	0	0	0	0	0	0	0	22	34	9.00	2.750		
Mike Bacsik, R ERA: 4.5 (5, 1)	1.0	6	3	2	2	1	0	1	0	0	0	0	0	7	11	18.00	3.000			
Darrell Jackson, L ERA: 3.58 (6, 1)	2.1	9	2	0	0	1	1	0	0	0	0	0	0	10	14	0.00	1.286			
Mike Marshall, R ERA: 2.16 (8, 1)	1.2	W	4	0	0	0	0	0	0	0	0	0	0	4	4	0.00	0.000			

Batter	1	2	3	4	5	6	7	8	9	AB	R	H	RBI	BB	SO	LOB	BOTTOM			
Butch Wynegar, S OBP: 0.392, SLG: 0.378 (1, 2)										2	2	1	0	3	0	2	Toronto Blue Jays @ Minnesota Twins Metropolitan Stadium, Bloomington, MI Mon Jul 23 1979, 8:05 PM EDT Att. 7,482 - Unknown - 84 F			
Roy Smalley, S OBP: 0.425, SLG: 0.551 (1, 6)										4	0	1	0	1	0	4				
Ken Landreaux, L OBP: 0.338, SLG: 0.411 (1, 8)										5	1	1	2	0	0	5				
Glenn Adams, L OBP: 0.374, SLG: 0.481 (1, 7)										2	0	0	1	0	1	1				
Bombo Rivera, R OBP: 0.337, SLG: 0.422 (7, 7)										2	1	1	0	0	0	0				
Rob Wilfong, L OBP: 0.359, SLG: 0.451 (1, 4)										4	0	1	0	1	2	0				
Hosken Powell, L OBP: 0.422, SLG: 0.463 (1, 9)										4	1	2	0	1	1	1				
Danny Goodwin, L OBP: 0.500, SLG: 1.091 (1, 10)										3	1	2	2	0	0	1				
Jose Morales, R OBP: 0.350, SLG: 0.364 (7, PH)										0	0	0	0	1	0	0				
Mike Cabbage, L OBP: 0.340, SLG: 0.317 (9, PH)										1	0	0	0	0	0	2				
Ron Jackson, R OBP: 0.339, SLG: 0.455 (1, 3)										3	0	1	0	1	1	3				
John Castino, R OBP: 0.342, SLG: 0.390 (1, 5)										4	1	2	0	0	1	2				
Inning Stats	R: 1 E: 0 K: 0 S: 3	H: 1 LOB: 1 BB: 1 P: 7	R: 0 E: 0 K: 1 S: 6	H: 1 LOB: 0 BB: 0 P: 6	R: 3 E: 0 K: 1 S: 7	H: 2 LOB: 0 BB: 1 P: 11	R: 0 E: 0 K: 1 S: 6	H: 2 LOB: 1 BB: 0 P: 6	R: 0 E: 0 K: 0 S: 5	H: 0 LOB: 3 BB: 2 P: 14	R: 0 E: 0 K: 1 S: 6	H: 1 LOB: 2 BB: 1 P: 10	R: 0 E: 0 K: 1 S: 5	H: 1 LOB: 0 BB: 0 P: 5	R: 1 E: 0 K: 0 S: 2	H: 1 LOB: 2 BB: 2 P: 10	1B: 8 2B: 1 3B: 2 HR: 1	SF: 1 SAC: 0 DP: 3 HBP: 0	WP: 2 PB: 0 SB: 1 CS: 0	PA: 43
PITCHER	IP WLS BF H R ER SO BB IBB HBP BLK WP HR S P ERA WHIP																			
Jim Clancy, R ERA: 5.59 (1, 1)	5.1	26	8	6	6	4	4	0	0	0	0	0	2	6	0.00	6.000				
Tom Buskey, R ERA: 3.03 (6, 1)	0.1	3	1	0	0	0	1	0	0	0	0	0	2	6	0.00	6.000				
Tom Underwood, L ERA: 3.61 (6, 1)	1.1	6	1	0	0	1	1	0	0	0	1	0	7	11	0.00	1.500				
Mark Lemongello, R ERA: 6.29 (8, 1)	1.1	L	8	2	1	1	0	2	0	0	1	0	7	15	6.75	1.500				

AB	34
R	6
H	13
RBI	6
BB	5
SO	4
LOB	22



AB	34
R	7
H	12
RBI	5
BB	8
SO	6
LOB	21



Batter	1	2	3	4	5	6	7	8	9	AB	R	H	RBI	BB	SO	LOB	TOP										
Toby Harrah, R OBP: 0.404, SLG: 0.418 (1, 5)	0-3 K		1-3		4-0 1B IBB			0-0 5-3		3	0	0	0	1	1	0											
Rick Manning, L OBP: 0.320, SLG: 0.294 (1, 8)	0-3 K			0-0 F6	0-0 1B 1-2 2-H			0-0 6-3		4	0	1	0	0	1	0											
Bobby Bonds, R OBP: 0.368, SLG: 0.467 (1, 9)	0-0 F9			4-0 HR BB		0-0 1B CS		0-0 F8		3	1	1	0	1	0	0											
Andre Thornton, R OBP: 0.336, SLG: 0.450 Mike Hargrove, L OBP: 0.335, SLG: 0.323 (1, 3) (7, 3)		0-0 6-3		0-0 HR	0-0 L7			0-0 HR 1B		3	1	1	2	0	0	1											
Cliff Johnson, R OBP: 0.376, SLG: 0.515 (1, 10)		4-0 2B BB		0-0 F7	0-0 F8			0-0 HR 1B		3	1	1	2	1	0	0											
Ron Pruitt, R OBP: 0.344, SLG: 0.336 Dell Alston, L OBP: 0.341, SLG: 0.417 (1, 7) (9, 7)		0-0 2B BB		0-3 K			0-0 F8	0-0 F7		4	0	1	0	0	1	0											
Gary Alexander, R OBP: 0.292, SLG: 0.358 (1, 2)		0-0 FC9-3-1-5			0-0 L4		0-0 1B CS	0-0 1-3		4	0	1	0	0	0	2											
Duane Kuiper, L OBP: 0.302, SLG: 0.277 (1, 4)				0-0 G4-6-3 1B	0-0 1-3 1B		4-0 1B BB	0-0 WP 1B		3	0	3	0	1	0	0											
Tom Verzyer, R OBP: 0.281, SLG: 0.252 (1, 6)				0-0 G4-6-3 1-2	0-0 1-3		0-0 K	0-0 F7		4	0	0	0	0	1	4											
Inning Stats	R: 0 E: 0 K: 2 S: 7	H: 0 LOB: 0 BB: 0 P: 7	R: 0 E: 0 K: 0 S: 3	H: 1 LOB: 1 BB: 1 P: 7	R: 0 E: 0 K: 0 S: 3	H: 1 LOB: 0 BB: 0 P: 3	R: 2 E: 0 K: 1 S: 6	H: 1 LOB: 0 BB: 1 P: 10	R: 0 E: 0 K: 0 S: 4	H: 2 LOB: 2 BB: 1 P: 8	R: 0 E: 0 K: 0 S: 3	H: 1 LOB: 1 BB: 1 P: 9	R: 0 E: 0 K: 0 S: 3	H: 0 LOB: 0 BB: 0 P: 3	R: 2 E: 0 K: 0 S: 6	H: 3 LOB: 1 BB: 0 P: 6	1B: 7 2B: 2 3B: 0 HR: 2	SF: 0 SAC: 0 DP: 2 HBP: 0	WP: 1 PB: 0 SB: 0 CS: 2	PA: 36							
PITCHER	IP	WLS	BF	H	R	ER	SO	BB	IBB	HBP	BLK	WP	HR	S	P	ERA	WHIP										
Jerry Kosman, L ERA: 3.95 Mike Marshall, R ERA: 2.14 (1, 1) (9, 1)	8.0	L	32	9	4	4	4	3	1	0	0	0	2	36	52	4.50	1.500										

Cleveland Indians @ Minnesota Twins
Metropolitan Stadium, Bloomington, MI
Tue Jul 24 1979, 8:05 PM EDT
Att: 10,243 - Unknown - 78 F

AB 32
R 4
H 10
RBI 4
BB 4
SO 4
LOB 7



Batter	1	2	3	4	5	6	7	8	9	AB	R	H	RBI	BB	SO	LOB	BOTTOM										
Rob Wilfong, L OBP: 0.361, SLG: 0.460 (1, 4)	0-0 HR 3B	0-0 S 1B			0-0 1-3			0-3 K		4	1	2	0	0	1	0											
Roy Smalley, S OBP: 0.426, SLG: 0.558 (1, 6)	0-0 HR 3-H	0-3 K			0-0 F2			0-0 FC6-2 1B		4	1	2	2	0	1	1											
Ken Landreaux, L OBP: 0.337, SLG: 0.409 (1, 8)	0-0 4-3		0-0 4-3		0-0 F6			0-0 E5 1B		4	0	1	0	0	0	0											
Ron Jackson, R OBP: 0.338, SLG: 0.452 (1, 3)	0-0 1B		0-0 6-3		0-0 F9			0-0 FC6-2		4	0	1	0	0	0	2											
Glenn Adams, L OBP: 0.372, SLG: 0.478 (1, 7)	0-0 1B		0-0 4-3		0-0 G3			0-0 F7		4	0	1	0	0	0	2											
Danny Goodwin, L OBP: 0.375, SLG: 0.800 (1, 10)	0-3 K			0-0 F9	0-0 F8			0-0 F7		4	0	0	0	0	1	2											
Hosken Powell, L OBP: 0.422, SLG: 0.460 Dave Edwards, R OBP: 0.372, SLG: 0.520 (1, 9) (4, PR) (5, 9)	0-0 4-3			1-0 HBP				0-0 4-3		1	0	0	0	0	0	2											
Butch Wynegar, S OBP: 0.387, SLG: 0.373 (1, 2)		0-0 F6		0-0 L8	0-0 F7			0-0 L9		4	0	0	0	0	0	1											
Mike Cabbage, L OBP: 0.335, SLG: 0.312 (1, 5)		0-0 L5		0-3 K				0-0 F9		3	0	0	0	0	1	2											
Inning Stats	R: 2 E: 0 K: 1 S: 9	H: 4 LOB: 2 BB: 0 P: 9	R: 0 E: 0 K: 1 S: 6	H: 1 LOB: 0 BB: 0 P: 6	R: 0 E: 0 K: 0 S: 3	H: 0 LOB: 0 BB: 0 P: 3	R: 0 E: 0 K: 1 S: 5	H: 0 LOB: 2 BB: 0 P: 6	R: 0 E: 0 K: 0 S: 3	H: 0 LOB: 0 BB: 0 P: 3	R: 0 E: 0 K: 0 S: 3	H: 0 LOB: 0 BB: 0 P: 3	R: 0 E: 1 K: 1 S: 7	H: 2 LOB: 2 BB: 0 P: 7	R: 0 E: 0 K: 0 S: 3	H: 0 LOB: 0 BB: 0 P: 3	1B: 5 2B: 0 3B: 1 HR: 1	SF: 0 SAC: 0 DP: 0 HBP: 1	WP: 0 PB: 0 SB: 0 CS: 0	PA: 35							
PITCHER	IP	WLS	BF	H	R	ER	SO	BB	IBB	HBP	BLK	WP	HR	S	P	ERA	WHIP										
Rick Wise, R ERA: 3.24 (1, 1)	9.0	W	35	7	2	2	4	0	0	1	0	0	1	42	43	2.00	0.778										

Cleveland Indians @ Minnesota Twins
Metropolitan Stadium, Bloomington, MI
Tue Jul 24 1979, 8:05 PM EDT
Att: 10,243 - Unknown - 78 F

AB 34
R 2
H 7
RBI 2
BB 0
SO 4
LOB 12



Batter	1	2	3	4	5	6	7	8	9	AB	R	H	RBI	BB	SO	LOB	TOP			
Jim Norris, L OBP: 0.325, SLG: 0.360 (1, 7)										4	1	2	1	0	0	0	Cleveland Indians @ Minnesota Twins Metropolitan Stadium, Bloomington, MI Wed Jul 25 1979, 8:05 PM EDT Att: 10,762 - Unknown - 84 F			
Mike Hargrove, L OBP: 0.333, SLG: 0.318 (1, 3)										3	0	0	0	1	2	1				
Bobby Bonds, R OBP: 0.372, SLG: 0.468 (1, 9)										3	1	2	0	1	0	0				
Andre Thornton, R OBP: 0.338, SLG: 0.453 (1, 10)										4	0	2	1	0	1	2				
Rick Manning, L OBP: 0.320, SLG: 0.294 (1, 8)										4	0	1	0	0	0	4				
Ron Hassey, L OBP: 0.286, SLG: 0.273 (1, 2)										3	0	0	0	0	0	2				
Ted Cox, R OBP: 0.273, SLG: 0.254 (1, 5)										3	0	0	0	0	0	1				
Duane Kuiper, L OBP: 0.299, SLG: 0.275 (1, 4)										3	0	0	0	0	0	0				
Tom Veryzer, R OBP: 0.278, SLG: 0.249 (1, 6)										3	0	0	0	0	1	0				
Inning Stats	R: 1 E: 0 K: 2 S: 8	H: 1 LOB: 0 BB: 0 P: 8	R: 0 E: 0 K: 0 S: 3	H: 1 LOB: 0 BB: 0 P: 3	R: 0 E: 0 K: 0 S: 3	H: 0 LOB: 0 BB: 0 P: 3	R: 0 E: 0 K: 1 S: 6	H: 2 LOB: 1 BB: 0 P: 6	R: 0 E: 0 K: 0 S: 3	H: 0 LOB: 0 BB: 0 P: 3	R: 0 E: 0 K: 0 S: 3	H: 1 LOB: 0 BB: 1 P: 7	R: 0 E: 0 K: 1 S: 5	H: 0 LOB: 0 BB: 0 P: 5	R: 0 E: 0 K: 0 S: 4	H: 1 LOB: 2 BB: 1 P: 8	1B: 5 2B: 3 3B: 0 HR: 1	SF: 0 SAC: 0 DP: 3 HBP: 0	WP: 0 PB: 0 SB: 1 CS: 1	PA: 32
PITCHER Dave Goltz, R ERA: 4.36 (1, 1)	IP: 9.0 WLS: L BF: 32	H: 7 R: 2 ER: 2 SO: 4	BB: 2 IBB: 0 HBP: 0 BLK: 0	WP: 0 HR: 1 S: 38 P: 46	ERA: 2.00 WHIP: 1.000	PITCHER										IP: 9.0 WLS: W BF: 29	H: 2 R: 0 ER: 0 SO: 5	BB: 3 IBB: 0 HBP: 0 BLK: 0	WP: 0 HR: 0 S: 36 P: 48	ERA: 0.00 WHIP: 0.556

AB	30
R	2
H	7
RBI	2
BB	2
SO	4
LOB	10



Batter	1	2	3	4	5	6	7	8	9	AB	R	H	RBI	BB	SO	LOB	BOTTOM			
Bob Randall, R OBP: 0.343, SLG: 0.325 (1, 4)										4	0	0	0	0	0	1	Cleveland Indians @ Minnesota Twins Metropolitan Stadium, Bloomington, MI Wed Jul 25 1979, 8:05 PM EDT Att: 10,762 - Unknown - 84 F			
Bombo Rivera, R OBP: 0.341, SLG: 0.421 (1, 7)										3	0	1	0	1	0	1				
Roy Smalley, S OBP: 0.423, SLG: 0.554 (1, 6)										3	0	0	0	0	0	2				
Ron Jackson, R OBP: 0.336, SLG: 0.448 (1, 3)										3	0	0	0	0	0	1				
Jose Morales, R OBP: 0.341, SLG: 0.355 (1, 10)										3	0	0	0	0	1	0				
Dave Edwards, R OBP: 0.371, SLG: 0.510 (1, 8)										2	0	0	0	1	2	0				
Willie Norwood, R OBP: 0.296, SLG: 0.406 (1, 9)										2	0	0	0	1	0	1				
John Castino, R OBP: 0.338, SLG: 0.385 (1, 5)										3	0	0	0	0	2	1				
Glenn Borgmann, R OBP: 0.302, SLG: 0.200 Hosken Powell, L (9, PR) OBP: 0.422, SLG: 0.460										3	0	1	0	0	0	0				
Inning Stats	R: 0 E: 0 K: 0 S: 2	H: 0 LOB: 1 BB: 1 P: 6	R: 0 E: 0 K: 1 S: 5	H: 0 LOB: 0 BB: 0 P: 5	R: 0 E: 0 K: 1 S: 5	H: 0 LOB: 0 BB: 0 P: 5	R: 0 E: 0 K: 0 S: 3	H: 0 LOB: 0 BB: 0 P: 3	R: 0 E: 0 K: 0 S: 3	H: 0 LOB: 0 BB: 0 P: 3	R: 0 E: 0 K: 2 S: 7	H: 0 LOB: 1 BB: 1 P: 11	R: 0 E: 0 K: 0 S: 3	H: 1 LOB: 1 BB: 0 P: 3	1B: 2 2B: 1 3B: 0 HR: 0	SF: 0 SAC: 0 DP: 2 HBP: 0	WP: 0 PB: 0 SB: 0 CS: 1	PA: 30		
PITCHER Rick Waits, L ERA: 4.7 (1, 1)	IP: 9.0 WLS: W BF: 29	H: 2 R: 0 ER: 0 SO: 5	BB: 3 IBB: 0 HBP: 0 BLK: 0	WP: 0 HR: 0 S: 36 P: 48	ERA: 0.00 WHIP: 0.556	PITCHER										IP: 9.0 WLS: W BF: 29	H: 2 R: 0 ER: 0 SO: 5	BB: 3 IBB: 0 HBP: 0 BLK: 0	WP: 0 HR: 0 S: 36 P: 48	ERA: 0.00 WHIP: 0.556

Batter	1	2	3	4	5	6	7	8	9	AB	R	H	RBI	BB	SO	LOB	TOP			
Jim Norris, L OBP: 0.323, SLG: 0.357 (1, 7)	5-3		G4-6-3 1-2 3-H 1B		K		F7		3-1	5	0	1	1	0	1	1	Cleveland Indians @ Minnesota Twins Metropolitan Stadium, Bloomington, MI Thu Jul 26 1979, 4:33 AM EDT Att: 18,728 - Unknown - 81 F			
Mike Hargrove, L OBP: 0.338, SLG: 0.330 (1, 3)	4-3		G4-6-3 1-2 3-H 1B				FC6-4 1B		1B BB	4	1	2	1	1	0	2				
Bobby Bonds, R Sid Monge, S (1, 9)				K	L9		FC6-4 1-2 3-H 1B		1B 1B FC3-6 1B	4	1	1	0	1	1	2				
Andre Thornton, R Dell Alston, L OBP: 0.339, SLG: 0.462 OBP: 0.357, SLG: 0.432 (8, PR)	CS	F6		HR			F7		SH5-3 2B BB	3	1	1	1	1	0	0				
Rick Manning, L OBP: 0.322, SLG: 0.296 (1, 8)		6-3					6-3		SH5-3 1-2 3-H 1B	4	0	2	0	0	0	0				
Ron Hassey, L OBP: 0.283, SLG: 0.269 (1, 2)		4-3					2B		FC3-6 1-2 2-3 3-H 1B	5	1	1	1	0	0	5				
Ted Cox, R OBP: 0.277, SLG: 0.273 (1, 5)			F8	5-3			2B		F9	5	0	2	2	0	0	3				
Duane Kuiper, L OBP: 0.301, SLG: 0.277 (1, 4)			1B 1B		E7 SH1-4 3B 1B		4-3		E4 2-3 3-H 1B	4	2	2	0	0	0	3				
Tom Verzyer, R OBP: 0.278, SLG: 0.250 (1, 6)			1B 1B		SH1-4		6-3		L8	3	0	1	0	0	0	2				
Inning Stats	R: 0 E: 0 K: 0 S: 2	H: 0 LOB: 0 BB: 1 P: 6	R: 0 E: 0 K: 0 S: 3	H: 0 LOB: 0 BB: 0 P: 3	R: 1 E: 0 K: 0 S: 5	H: 3 LOB: 1 BB: 0 P: 5	R: 1 E: 0 K: 1 S: 7	H: 2 LOB: 1 BB: 0 P: 7	R: 1 E: 1 K: 1 S: 7	H: 2 LOB: 1 BB: 0 P: 7	R: 1 E: 0 K: 0 S: 5	H: 1 LOB: 1 BB: 0 P: 4	R: 1 E: 1 K: 0 S: 5	H: 1 LOB: 2 BB: 1 P: 9	R: 2 E: 0 K: 0 S: 6	H: 3 LOB: 2 BB: 1 P: 10	1B: 10 2B: 2 3B: 1 HR: 1	SF: 0 SAC: 2 DP: 1 HBP: 0	WP: 0 PB: 0 SB: 0 CS: 1	PA: 44
PITCHER	IP WLS BF H R ER SO	IP WLS BF H R ER SO	IP WLS BF H R ER SO	IP WLS BF H R ER SO	IP WLS BF H R ER SO	IP WLS BF H R ER SO	IP WLS BF H R ER SO	IP WLS BF H R ER SO	IP WLS BF H R ER SO	IP WLS BF H R ER SO	IP WLS BF H R ER SO	IP WLS BF H R ER SO	IP WLS BF H R ER SO	IP WLS BF H R ER SO	IP WLS BF H R ER SO	IP WLS BF H R ER SO	ERA WHIP	ERA WHIP		
Paul Hartzell, R ERA: 4.93 (1, 1)	3.1	14	5	2	2	1	1	0	0	0	0	0	0	0	0	0	0	5.40	1.800	
Pete Redfern, R ERA: 3.02 (4, 1)	4.0	L	18	5	3	3	1	1	0	0	0	0	0	0	0	0	0	6.75	1.500	
Mike Marshall, R ERA: 2.29 (8, 1)	1.2	11	4	2	2	0	1	0	0	0	0	0	0	0	0	0	0	10.80	3.000	

Batter	1	2	3	4	5	6	7	8	9	AB	R	H	RBI	BB	SO	LOB	BOTTOM			
Rob Wilfong, L OBP: 0.397, SLG: 0.454 Bob Randall, R OBP: 0.341, SLG: 0.323 (8, PH)	F4		F6		F5			1-3		3	0	0	0	0	0	0	Cleveland Indians @ Minnesota Twins Metropolitan Stadium, Bloomington, MI Thu Jul 26 1979, 4:33 AM EDT Att: 18,728 - Unknown - 81 F			
Roy Smalley, S OBP: 0.416, SLG: 0.548 (1, 6)	4-3		G2		F6			F8		4	0	0	0	0	0	0				
Ken Landreaux, L OBP: 0.336, SLG: 0.407 (1, 8)	4-3		L7			6-3		BLK 1B		4	0	1	0	0	0	0				
Glenn Adams, L OBP: 0.368, SLG: 0.472 Willie Norwood, R OBP: 0.422, SLG: 0.406 (8, PH)		L4		F4		L9		4-0 1-2 BB		3	0	0	0	0	0	0				
Butch Wynegar, S OBP: 0.386, SLG: 0.371 (1, 2)		1B 1B		K		L9		6-3		4	1	1	0	0	1	2				
Mike Cabbage, L OBP: 0.340, SLG: 0.318 John Castino, R OBP: 0.336, SLG: 0.383 (9, 5)		1B FC6-4 1B		1B			L9		K	3	1	2	0	0	0	0				
Danny Goodwin, L OBP: 0.474, SLG: 0.824 Jose Morales, R OBP: 0.347, SLG: 0.360 (9, PH)		FC6-4 1-3 2-H 1B		1B			BB		G5-4-3 1B	2	0	2	1	1	0	0				
Ron Jackson, R OBP: 0.333, SLG: 0.444 (1, 3)		FC6-4 1-2 3-H 1B		4-3			F8		G5-4-3 1-2	4	0	0	1	0	0	5				
Dave Edwards, R OBP: 0.364, SLG: 0.500 Hosken Powell, L OBP: 0.422, SLG: 0.460 Bombo Rivera, R OBP: 0.338, SLG: 0.418 (8, 9)		4-3			K					2	0	0	0	0	1	1				
Inning Stats	R: 0 E: 0 K: 0 S: 3	H: 0 LOB: 0 BB: 0 P: 3	R: 2 E: 0 K: 0 S: 6	H: 3 LOB: 1 BB: 0 P: 6	R: 0 E: 0 K: 0 S: 3	H: 0 LOB: 0 BB: 0 P: 3	R: 0 E: 0 K: 1 S: 7	H: 2 LOB: 2 BB: 0 P: 7	R: 0 E: 0 K: 1 S: 5	H: 0 LOB: 0 BB: 0 P: 5	R: 0 E: 0 K: 0 S: 3	H: 0 LOB: 1 BB: 1 P: 9	R: 0 E: 0 K: 0 S: 4	H: 1 LOB: 2 BB: 1 P: 8	R: 0 E: 0 K: 1 S: 5	H: 1 LOB: 0 BB: 0 P: 5	1B: 7 2B: 0 3B: 0 HR: 0	SF: 0 SAC: 0 DP: 1 HBP: 0	WP: 0 PB: 0 SB: 0 CS: 0	PA: 35
PITCHER	IP WLS BF H R ER SO	IP WLS BF H R ER SO	IP WLS BF H R ER SO	IP WLS BF H R ER SO	IP WLS BF H R ER SO	IP WLS BF H R ER SO	IP WLS BF H R ER SO	IP WLS BF H R ER SO	IP WLS BF H R ER SO	IP WLS BF H R ER SO	IP WLS BF H R ER SO	IP WLS BF H R ER SO	IP WLS BF H R ER SO	IP WLS BF H R ER SO	IP WLS BF H R ER SO	IP WLS BF H R ER SO	ERA WHIP	ERA WHIP		
Dan Spillner, R ERA: 4.4 (7, 1)	0.1	1	0	0	0	0	0	0	0	0	0	1	1	0	0	0	0.00	0.000		
Victor Cruz, R ERA: 4.02 (7, 1)	2.1	S	9	2	0	0	2	1	0	0	12	16	0.00	1.286						
Sid Monge, L ERA: 1.97 (9, 1)	2.1	S	9	2	0	0	2	1	0	0	12	16	0.00	1.286						



Batter	1	2	3	4	5	6	7	8	9	AB	R	H	RBI	BB	SO	LOB	TOP					
Butch Wynegar, S (1, 2) OBP: 0.383, SLG: 0.368	F9		F8			F5		SH2-4		3	0	0	0	0	0	1						
Rob Wilfong, L (1, 4) OBP: 0.356, SLG: 0.463	K			F7		HR		F7		4	1	1	1	0	1	1						
Roy Smalley, S (1, 6) OBP: 0.416, SLG: 0.544	K			F4		L9		1B		3	0	0	0	1	1	0						
Ken Landreaux, L (1, 8) OBP: 0.335, SLG: 0.406		1-3		5-3			E8	1B		4	1	1	1	0	0	0						
Glenn Adams, L (1, 7) OBP: 0.367, SLG: 0.470					4-3					3	0	1	1	0	0	0						
Dave Edwards, R (9, PH) OBP: 0.361, SLG: 0.495	F3						FC1-6	1B		1	0	0	0	0	0	0						
Danny Goodwin, L (1, 10) OBP: 0.455, SLG: 0.800							FC1-6	1B		3	0	1	0	0	1	1						
Jose Morales, R (9, PH) OBP: 0.344, SLG: 0.357	K				2B		FC6-4			1	0	0	0	0	0	0						
Hosken Powell, L (1, 9) OBP: 0.416, SLG: 0.452			4-3			F9				3	0	0	0	0	0	2						
Bombo Rivera, R (9, PH) OBP: 0.337, SLG: 0.416							FC6-4			1	0	0	0	0	1	0						
Ron Jackson, R (1, 3) OBP: 0.333, SLG: 0.443						F2		F6		3	0	1	0	0	0	2						
John Castillo, R (1, 5) OBP: 0.336, SLG: 0.382			K						SH2-4	3	1	1	0	0	2	1						
Inning Stats	R: 0 E: 0 K: 2 S: 7	H: 0 LOB: 0 BB: 0 P: 7	R: 0 E: 0 K: 1 S: 5	H: 0 LOB: 0 BB: 0 P: 5	R: 0 E: 0 K: 1 S: 6	H: 1 LOB: 1 BB: 0 P: 6	R: 0 E: 0 K: 0 S: 3	H: 0 LOB: 0 BB: 0 P: 3	R: 0 E: 0 K: 0 S: 4	H: 1 LOB: 1 BB: 0 P: 4	R: 1 E: 0 K: 0 S: 6	H: 1 LOB: 0 BB: 0 P: 6	R: 1 E: 1 K: 0 S: 5	H: 1 LOB: 1 BB: 0 P: 5	R: 1 E: 0 K: 0 S: 4	H: 2 LOB: 2 BB: 1 P: 8	R: 0 E: 0 K: 1 S: 5	H: 0 LOB: 0 BB: 0 P: 5	1B: 4 2B: 1 3B: 0 HR: 1	SF: 0 SAC: 1 DP: 0 HBP: 0	WP: 0 PB: 0 CS: 0	PA: 34
PITCHER	IP	WLS	BF	H	R	ER	SO	BB	IBB	HBP	BLK	WP	HR	S	P	ERA	WHIP					
Dave Frost, R (1, 1) ERA: 3.97	8.0	L	31	6	3	2	5	0	1	0	0	0	1	40	44	2.25	0.750					
Dave LaRoche, L (9, 1) ERA: 5.76	1.0	S	3	0	0	0	1	0	0	0	0	0	0	5	5	0.00	0.000					

Minnesota Twins @ California Angels
Anaheim Stadium, Anaheim, CA
Fri Jul 27 1979, 10:05 PM EDT
Att: 38,945 - Unknown - 89 F

AB 32
R 3
H 6
RBI 3
BB 1
SO 6
LOB 8



Batter	1	2	3	4	5	6	7	8	9	AB	R	H	RBI	BB	SO	LOB	BOTTOM					
Rod Carew, L (1, 3) OBP: 0.447, SLG: 0.441	K		FC1-5			4-3		SH2-4		3	0	0	0	1	1	1						
Carney Lansford, R (1, 5) OBP: 0.341, SLG: 0.437	L8		6-3			FC5-6	E	SH2-4		3	0	1	0	0	0	1						
Dan Ford, R (1, 8) OBP: 0.345, SLG: 0.450	6-3			6-3		E6	FC5-6	1-3		4	0	0	0	0	0	3						
Don Baylor, R (1, 7) OBP: 0.369, SLG: 0.536		F8			HR	FC5-6		G3		4	1	1	1	0	0	4						
Brian Downing, R (1, 2) OBP: 0.420, SLG: 0.486				5-3		G3				3	0	0	0	1	0	2						
Joe Rudi, R (1, 9) OBP: 0.282, SLG: 0.364			K		1-3					4	0	0	0	0	1	1						
Bobby Grich, R (1, 4) OBP: 0.371, SLG: 0.560			5-3			1-4-3				4	0	1	0	0	1	1						
Merv Rettenmund, R (1, 10) OBP: 0.357, SLG: 0.344						5-3				3	0	1	0	0	0	0						
Willie Aikens, L (9, PH) OBP: 0.366, SLG: 0.500			FC1-5					FC6		1	0	0	0	0	0	1						
Jim Anderson, R (1, 6) OBP: 0.310, SLG: 0.357			SH2-4			6-3				2	0	1	0	0	0	0						
Inning Stats	R: 0 E: 0 K: 1 S: 5	H: 0 LOB: 0 BB: 0 P: 5	R: 0 E: 0 K: 1 S: 5	H: 0 LOB: 1 BB: 1 P: 9	R: 0 E: 0 K: 0 S: 4	H: 1 LOB: 1 BB: 0 P: 4	R: 1 E: 0 K: 0 S: 4	H: 1 LOB: 0 BB: 0 P: 4	R: 0 E: 0 K: 0 S: 3	H: 0 LOB: 0 BB: 0 P: 3	R: 0 E: 1 K: 0 S: 5	H: 1 LOB: 2 BB: 0 P: 5	R: 0 E: 0 K: 1 S: 5	H: 0 LOB: 0 BB: 0 P: 5	R: 0 E: 0 K: 0 S: 4	H: 1 LOB: 2 BB: 1 P: 8	R: 0 E: 0 K: 0 S: 4	H: 1 LOB: 1 BB: 0 P: 4	1B: 4 2B: 0 3B: 0 HR: 1	SF: 0 SAC: 2 DP: 0 HBP: 0	WP: 0 PB: 0 CS: 0	PA: 35
PITCHER	IP	WLS	BF	H	R	ER	SO	BB	IBB	HBP	BLK	WP	HR	S	P	ERA	WHIP					
Geoff Zahn, L (1, 1) ERA: 3.34	7.1	W	29	4	1	1	3	2	0	0	0	0	1	33	41	1.23	0.818					
Mike Marshall, R (8, 1) ERA: 2.25	1.2	S	6	1	0	0	0	0	0	0	0	0	0	6	6	0.00	0.600					

Minnesota Twins @ California Angels
Anaheim Stadium, Anaheim, CA
Fri Jul 27 1979, 10:05 PM EDT
Att: 38,945 - Unknown - 89 F

AB 31
R 1
H 5
RBI 1
BB 2
SO 3
LOB 14



Batter	1	2	3	4	5	6	7	8	9	AB	R	H	RBI	BB	SO	LOB	TOP			
Rob Wilfong, L (1,4) OBP: 0.350, SLG: 0.456	F7		F7					F5		4	0	0	0	0	0	0				
Roy Smalley, S (1,6) OBP: 0.416, SLG: 0.540	F5					FC6-4 1B		F7		4	0	1	0	0	0	0				
Glenn Adams, L (1,7) OBP: 0.362, SLG: 0.463	6-3					FC6-4 1B 1-2		F8		4	0	0	0	0	0	1				
Ken Landreaux, L (1,8) OBP: 0.337, SLG: 0.407										4	0	2	0	0	0	0				
Danny Goodwin, L (1,10) OBP: 0.480, SLG: 0.773										2	0	1	0	1	0	0				
Hosken Powell, L (1,9) OBP: 0.415, SLG: 0.450										3	0	1	0	0	0	4				
Butch Wynegar, S (1,2) OBP: 0.379, SLG: 0.364										3	0	0	0	0	0	3				
Ron Jackson, R (1,3) OBP: 0.330, SLG: 0.439										3	0	0	0	0	1	0				
John Castino, R (1,5) OBP: 0.333, SLG: 0.379										2	0	0	0	0	1	0				
Mike Cubbage, L (8,PH) OBP: 0.338, SLG: 0.316										1	0	0	0	0	0	0				
Inning Stats	R: 0 E: 0 K: 0 S: 3	H: 0 LOB: 0 BB: 0 P: 3	R: 0 E: 0 K: 0 S: 3	H: 1 LOB: 1 BB: 1 P: 7	R: 0 E: 0 K: 0 S: 3	H: 0 LOB: 0 BB: 0 P: 3	R: 0 E: 0 K: 0 S: 5	H: 3 LOB: 2 BB: 0 P: 5	R: 0 E: 0 K: 1 S: 5	H: 0 LOB: 0 BB: 0 P: 5	R: 0 E: 0 K: 0 S: 4	H: 1 LOB: 1 BB: 0 P: 4	R: 0 E: 0 K: 1 S: 5	H: 0 LOB: 0 BB: 0 P: 5	R: 0 E: 0 K: 0 S: 3	H: 0 LOB: 0 BB: 0 P: 3	1B: 5 2B: 0 3B: 0 HR: 0	SF: 0 SAC: 0 DP: 1 HBP: 0	WP: 0 PB: 0 SB: 0 CS: 0	PA: 31
PITCHER Don Aase, R (1,1) ERA: 3.8	IP: 9.0 WLS: W BF: 31 H: 5 R: 0 ER: 0 SO: 2 BB: 1 IBB: 0 HBP: 0 BLK: 0 WP: 0 HR: 0 S: 34 P: 38 ERA: 0.00 WHIP: 0.667																			

Minnesota Twins @ California Angels
 Anaheim Stadium, Anaheim, CA
 Sat Jul 28 1979, 10:05 PM EDT
 Att: 41,891 - Unknown - 82 F

AB	30
R	0
H	5
RBI	0
BB	1
SO	2
LOB	8



Batter	1	2	3	4	5	6	7	8	9	AB	R	H	RBI	BB	SO	LOB	BOTTOM			
Rod Carew, L (1,3) OBP: 0.448, SLG: 0.447	6-3 1B 2B									4	3	2	0	0	1	2				
Carney Lansford, R (1,5) OBP: 0.342, SLG: 0.436	6-3									3	1	1	1	1	1	3				
Dan Ford, R (1,9) OBP: 0.342, SLG: 0.445										4	0	0	0	0	1	3				
Don Baylor, R (1,10) OBP: 0.373, SLG: 0.540										3	0	2	3	1	0	0				
Brian Downing, R (1,2) OBP: 0.418, SLG: 0.482										3	0	0	0	1	1	2				
Joe Rudi, R (1,7) OBP: 0.279, SLG: 0.359										4	0	0	0	0	2	4				
Bobby Grich, R (1,4) OBP: 0.372, SLG: 0.561										3	1	1	0	1	1	0				
Rick Miller, L (1,8) OBP: 0.387, SLG: 0.388										3	0	2	0	0	0	1				
Jim Anderson, R (1,6) OBP: 0.308, SLG: 0.347										3	0	0	0	1	0	3				
Inning Stats	R: 1 E: 1 K: 2 S: 9	H: 2 LOB: 2 BB: 1 P: 13	R: 0 E: 0 K: 2 S: 8	H: 1 LOB: 2 BB: 1 P: 12	R: 0 E: 0 K: 0 S: 3	H: 0 LOB: 0 BB: 0 P: 3	R: 0 E: 0 K: 1 S: 6	H: 1 LOB: 1 BB: 0 P: 6	R: 2 E: 0 K: 1 S: 7	H: 2 LOB: 1 BB: 1 P: 11	R: 2 E: 1 K: 0 S: 4	H: 1 LOB: 1 BB: 1 P: 8	R: 0 E: 0 K: 1 S: 5	H: 0 LOB: 1 BB: 1 P: 9	R: 0 E: 0 K: 0 S: 3	H: 1 LOB: 0 BB: 0 P: 3	1B: 5 2B: 3 3B: 0 HR: 0	SF: 0 SAC: 1 DP: 1 HBP: 0	WP: 0 PB: 0 SB: 0 CS: 1	PA: 36
PITCHER Jerry Koosman, L (1,1) ERA: 4.01 Mike Bacsik, R (5,1) ERA: 4.24	IP: 4.1 WLS: L BF: 22 H: 6 R: 3 ER: 3 SO: 5 BB: 3 IBB: 0 HBP: 0 BLK: 0 WP: 0 HR: 0 S: 29 P: 41 ERA: 6.23 WHIP: 2.077																			

Minnesota Twins @ California Angels
 Anaheim Stadium, Anaheim, CA
 Sat Jul 28 1979, 10:05 PM EDT
 Att: 41,891 - Unknown - 82 F

AB	30
R	5
H	8
RBI	4
BB	5
SO	7
LOB	18



Batter	1	2	3	4	5	6	7	8	9	AB	R	H	RBI	BB	SO	LOB	TOP																						
Mike Cabbage, L (1, 10) OBP: 0.338, SLG: 0.313 Jose Morales, R (7, PH) OBP: 0.346, SLG: 0.360	L8	G3					K			2	0	0	0	1	0	1	Minnesota Twins @ California Angels Anaheim Stadium, Anaheim, CA Sun Jul 29 1979, 6:33 AM EDT Att: 33,510 - Unknown - 94 F livebaseballscorecards.com																						
Roy Smalley, S (1, 6) OBP: 0.414, SLG: 0.535	4-3		4-3		G4-6-3		F7		L5	4	0	0	0	1	0	3																							
Glenn Adams, L (1, 7) OBP: 0.362, SLG: 0.462 Dave Edwards, R (7, 7) OBP: 0.358, SLG: 0.491	E1				1-3				K	3	0	1	0	0	0	1																							
Ken Landreaux, L (1, 8) OBP: 0.333, SLG: 0.402	4-3		F8				F8		L9	4	0	0	0	0	0	3																							
Danny Goodwin, L (1, 3) OBP: 0.464, SLG: 0.840 Ron Jackson, R (8, PH) OBP: 0.329, SLG: 0.438	4-3		F7				HR		L9	3	1	1	1	0	0	3																							
Hosken Powell, L (1, 9) OBP: 0.413, SLG: 0.444 Bob Randall, R (9, PH) OBP: 0.338, SLG: 0.320				4-3			L8		F7	2	0	0	0	1	0	0																							
Rob Wilfong, L (1, 4) OBP: 0.379, SLG: 0.364 Willie Norwood, R (9, PH) OBP: 0.302, SLG: 0.408		FC3-6								3	1	2	0	0	0	1																							
Butch Wynegar, S (1, 2) OBP: 0.379, SLG: 0.364 Bombo Rivera, R (9, PH) OBP: 0.341, SLG: 0.419		1B			5-3				1B	1	1	1	0	0	0	0																							
John Castino, R (1, 5) OBP: 0.332, SLG: 0.381										3	0	1	0	0	0	2																							
Inning Stats	R: 0 E: 1 K: 0 S: 4	H: 0 LOB: 2 BB: 1 P: 8	R: 1 E: 0 K: 0 S: 4	H: 2 LOB: 1 BB: 1 P: 8	R: 0 E: 0 K: 0 S: 4	H: 1 LOB: 1 BB: 0 P: 4	R: 0 E: 0 K: 0 S: 4	H: 1 LOB: 1 BB: 0 P: 4	R: 0 E: 0 K: 0 S: 2	H: 0 LOB: 0 BB: 1 P: 6	R: 0 E: 0 K: 1 S: 5	H: 0 LOB: 0 BB: 0 P: 5	R: 0 E: 0 K: 1 S: 5	H: 0 LOB: 0 BB: 0 P: 5	R: 1 E: 0 K: 0 S: 6	H: 3 LOB: 2 BB: 0 P: 6		1B: 7 2B: 1 3B: 0 HR: 1	SF: 0 SAC: 0 DP: 1 HBP: 0	WP: 0 PB: 0 SB: 0 CS: 0	PA: 38																		
PITCHER	IP	WLS	BF	H	R	ER	SO	BB	IBB	HBP	BLK	WP	HR	S	P	ERA	WHIP	PITCHER				IP	WLS	BF	H	R	ER	SO	BB	IBB	HBP	BLK	WP	HR	S	P	ERA	WHIP	
Steve Eddy, R (1, 1) ERA: 4.18	6.0	W	26	6	2	2	0	3	0	0	0	0	1	23	35	3.00	1.500					3.00	1.000																
Dave LaRoche, L (7, 1) ERA: 5.62	3.0	S	12	3	1	1	2	0	0	0	0	0	0	16	16	3.00	1.000																						

Batter	1	2	3	4	5	6	7	8	9	AB	R	H	RBI	BB	SO	LOB	BOTTOM																						
Rod Carew, L (1, 3) OBP: 0.455, SLG: 0.455	HR	1B		4-3		1B		1B		5	2	4	0	0	0	1	Minnesota Twins @ California Angels Anaheim Stadium, Anaheim, CA Sun Jul 29 1979, 6:33 AM EDT Att: 33,510 - Unknown - 94 F livebaseballscorecards.com																						
Carney Lansford, R (1, 5) OBP: 0.341, SLG: 0.434	K	1B		F8		F8		K		5	0	1	1	0	2	4																							
Dan Ford, R (1, 9) OBP: 0.345, SLG: 0.455	HR	F9		F9				4-3	BB	5	2	3	2	0	0	3																							
Don Baylor, R (1, 10) OBP: 0.375, SLG: 0.547	FC9-2	3B		F7		1B		F8		4	2	2	0	1	0	2																							
Brian Downing, R (1, 2) OBP: 0.421, SLG: 0.479	BB			3B		K		4-3		2	1	0	1	3	1	3																							
Joe Rudi, R (1, 7) OBP: 0.277, SLG: 0.367	FC9-2			F7		F3		FC2-6	BB	5	1	1	3	0	0	5																							
Bobby Grich, R (1, 4) OBP: 0.375, SLG: 0.566		K		3B		FC6		1-3	BB	4	0	2	2	1	1	0																							
Rick Miller, L (1, 8) OBP: 0.380, SLG: 0.380	1-3			4-3		FC6		1-3		4	0	0	0	0	0	4																							
Jim Anderson, R (1, 6) OBP: 0.313, SLG: 0.347	1B	BB		F8	4-3	1B		K		3	1	1	0	1	1	2																							
Inning Stats	R: 2 E: 0 K: 1 S: 7	H: 3 LOB: 1 BB: 1 P: 11	R: 1 E: 0 K: 0 S: 7	H: 2 LOB: 2 BB: 1 P: 11	R: 1 E: 0 K: 0 S: 4	H: 1 LOB: 1 BB: 1 P: 8	R: 0 E: 0 K: 0 S: 4	H: 1 LOB: 1 BB: 0 P: 4	R: 1 E: 0 K: 1 S: 7	H: 2 LOB: 1 BB: 0 P: 7	R: 0 E: 0 K: 1 S: 7	H: 2 LOB: 2 BB: 0 P: 7	R: 0 E: 0 K: 0 S: 3	H: 0 LOB: 2 BB: 2 P: 11	R: 4 E: 0 K: 1 S: 8	H: 3 LOB: 0 BB: 1 P: 12		1B: 9 2B: 2 3B: 2 HR: 2	SF: 0 SAC: 0 DP: 1 HBP: 0	WP: 0 PB: 0 SB: 1 CS: 0	PA: 43																		
PITCHER	IP	WLS	BF	H	R	ER	SO	BB	IBB	HBP	BLK	WP	HR	S	P	ERA	WHIP	PITCHER				IP	WLS	BF	H	R	ER	SO	BB	IBB	HBP	BLK	WP	HR	S	P	ERA	WHIP	
Darrell Jackson, L (1, 1) ERA: 4.29	3.0	L	17	6	4	4	2	3	0	0	0	0	0	18	30	12.00	3.000																						
Pete Redfern, R (4, 1) ERA: 2.97	4.0		19	5	1	1	2	2	0	0	0	0	0	21	29	2.25	1.750																						
Mike Bacsik, R (8, 1) ERA: 4.91	1.0		7	3	4	4	1	1	0	0	0	0	1	8	12	36.00	4.000																						

Batter	1	2	3	4	5	6	7	8	9	AB	R	H	RBI	BB	SO	LOB	TOP					
Hosken Powell, L (1.9) OBP: 0.405, SLG: 0.434	4-3			F3	FC6-4 1B 2B		SH1-4		4-3	4	1	0	0	0	0	2	Minnesota Twins @ Oakland Athletics Oakland-Alameda County Coliseum, Oakland, CA Mon Jul 30 1979, 7:05 PM PDT Att: 5,857 - Unknown - 73 F livebaseballscorecards.com					
Rob Wilfong, L (1.4) OBP: 0.356, SLG: 0.459	F7			1B E	1B 2B		FC4-2			4	2	2	0	0	0	2						
Ken Landreaux, L (1.8) OBP: 0.335, SLG: 0.406	L7			BB E	1B 1B		4-1			4	0	2	2	0	0	2						
Roy Smalley, S (1.6) OBP: 0.410, SLG: 0.529			F6	E3	L9			L9		4	0	0	1	0	0	2						
Glenn Adams, L (1.7) OBP: 0.360, SLG: 0.458 Bombo Rivera, R (8, PR) OBP: 0.341, SLG: 0.419	F9			F8			4-1			4	0	1	0	0	0	2						
Danny Goodwin, L (1.10) OBP: 0.438, SLG: 0.750	F7			BB			K		G4-6-3 1B	0	0	0	0	0	0	0						
Butch Wynegar, S (1.2) OBP: 0.375, SLG: 0.359			F8	F4			F8		4-1	4	0	0	0	0	0	3						
Ron Jackson, R (1.3) OBP: 0.331, SLG: 0.441			K				K			4	0	2	0	0	2	0						
John Castino, R (1.5) OBP: 0.335, SLG: 0.381	F3						FC4-2 SH1-4 1B		5-3	3	0	1	0	1	0	1						
Inning Stats	R: 0 E: 0 K: 0 S: 3	H: 0 LOB: 0 BB: 0 P: 3	R: 0 E: 0 K: 0 S: 3	H: 0 LOB: 0 BB: 0 P: 3	R: 0 E: 0 K: 1 S: 5	H: 0 LOB: 0 BB: 0 P: 5	R: 1 E: 1 K: 0 S: 6	H: 2 LOB: 3 BB: 1 P: 10	R: 2 E: 0 K: 1 S: 8	H: 3 LOB: 1 BB: 0 P: 8	R: 0 E: 0 K: 1 S: 5	H: 0 LOB: 0 BB: 0 P: 5	R: 0 E: 0 K: 0 S: 4	H: 1 LOB: 2 BB: 1 P: 8	R: 0 E: 0 K: 0 S: 3	H: 1 LOB: 1 BB: 0 P: 3		R: 0 E: 0 K: 0 S: 4	H: 1 LOB: 1 BB: 0 P: 4	1B: 6 2B: 2 3B: 0 HR: 0	SF: 0 SAC: 1 DP: 1 HBP: 0	WP: 0 PB: 0 SB: 0 CS: 0
PITCHER Brian Kingman, R (1.1) ERA: 5.08	IP: 9.0 WLS: L BF: 37 H: 8 R: 3 ER: 3 SO: 3 BB: 2 IBB: 0 HBP: 0 BLK: 0 WP: 0 HR: 0 S: 41 P: 49 ERA: 3.00 WHIP: 1.111															PITCHER						

Batter	1	2	3	4	5	6	7	8	9	AB	R	H	RBI	BB	SO	LOB	BOTTOM					
Rickey Henderson, R (1.7) OBP: 0.316, SLG: 0.302	4-3		L9			6-3			1B 2B	4	0	1	0	0	0	1	Minnesota Twins @ Oakland Athletics Oakland-Alameda County Coliseum, Oakland, CA Mon Jul 30 1979, 7:05 PM PDT Att: 5,857 - Unknown - 73 F livebaseballscorecards.com					
Mitchell Page, L (1.10) OBP: 0.327, SLG: 0.362	F8		K			K		L7		4	0	0	0	0	2	2						
Dwayne Murphy, L (1.8) OBP: 0.398, SLG: 0.359	K			F7		4-3		6-3		4	0	0	0	0	1	1						
Mike Heath, R (1.5) OBP: 0.346, SLG: 0.381 Larry Murray, S (9, PR) OBP: 0.293, SLG: 0.268	L4			L9		K				4	0	1	0	0	1	0						
Wayne Gross, L (1.3) OBP: 0.335, SLG: 0.373	FC6-4 1B			K		3-1		G3		4	0	1	0	0	1	2						
Mike Edwards, R (1.4) OBP: 0.285, SLG: 0.304	FC6-4 PB S					G5-4-3 1B		1-3		3	0	1	0	0	0	1						
Jim Essian, R (1.2) OBP: 0.313, SLG: 0.456	F2					G5-4-3 1B		F8		3	0	0	0	0	0	2						
Tony Armas, R (1.9) OBP: 0.299, SLG: 0.402			L9 G3 1B			F9				3	0	2	0	0	0	0						
Rob Picciolo, R (1.6) OBP: 0.237, SLG: 0.298 Dave Reverting, L (8, PH) OBP: 0.317, SLG: 0.444 Milt Ramirez, R (9.6) OBP: 0.188, SLG: 0.164	G3					5-3		4-3		2	0	0	0	0	0	1						
Inning Stats	R: 0 E: 0 K: 1 S: 5	H: 0 LOB: 0 BB: 0 P: 5	R: 0 E: 0 K: 0 S: 4	H: 1 LOB: 1 BB: 0 P: 4	R: 0 E: 0 K: 1 S: 6	H: 1 LOB: 0 BB: 0 P: 6	R: 0 E: 0 K: 1 S: 5	H: 0 LOB: 0 BB: 0 P: 5	R: 0 E: 0 K: 1 S: 3	H: 1 LOB: 0 BB: 0 P: 3	R: 0 E: 0 K: 1 S: 5	H: 0 LOB: 0 BB: 0 P: 5	R: 0 E: 0 K: 1 S: 5	H: 0 LOB: 0 BB: 0 P: 5	R: 0 E: 0 K: 0 S: 4	H: 1 LOB: 2 BB: 0 P: 4		R: 0 E: 0 K: 0 S: 5	H: 2 LOB: 2 BB: 0 P: 5	1B: 5 2B: 1 3B: 0 HR: 0	SF: 0 SAC: 0 DP: 1 HBP: 0	WP: 0 PB: 1 SB: 1 CS: 0
PITCHER Dave Goltz, R (1.1) ERA: 4.11	IP: 9.0 WLS: W BF: 32 H: 6 R: 0 ER: 0 SO: 5 BB: 0 IBB: 0 HBP: 0 BLK: 0 WP: 0 HR: 0 S: 42 P: 42 ERA: 0.00 WHIP: 0.667															PITCHER						

Batter	1	2	3	4	5	6	7	8	9	AB	R	H	RBI	BB	SO	LOB	TOP			
Hosken Powell, L (1.9)	0-0 SH2-4 1B		0-0 3-1			0-0 1B 1B		0-0 L8		4	1	2	0	0	0	0	Minnesota Twins @ Oakland Athletics Oakland-Alameda County Coliseum, Oakland, CA Tue Jul 31 1979, 7:05 PM PDT Att. 1,763 - Unknown - 67 F			
Rob Wilfong, L (1.4)	0-0 SH2-4 1-2		0-0 F8			0-0 SH1-4 1-3 1B		0-0 4-3		3	0	1	0	0	0					
Ken Landreaux, L (1.8)	0-0 6-3 2-3			0-0 6-3		0-0 SH1-4 1-2 1B		0-0 1B		4	0	2	1	0	0					
Roy Smalley, S (1.6)	0-0 F7			0-0 4-3		0-0 SH1-4 1-2 2-3		0-0 4-3		3	0	0	0	0	0					
Glenn Adams, L (1.7)		0-0 G3		0-0 F5		0-0 G1-6-3 HBP		0-0 4-3		3	0	0	0	0	0					
Bob Randall, R (9.7)								0-0 4-3		0	0	0	0	0	0					
Danny Goodwin, L (1.10)		4-0 BB			0-0 F4	0-0 G1-6-3 1-2		0-0 4-3		3	0	0	0	1	0					
Butch Wynegar, S (1.2)		0-0 F7			4-0 BB		0-0 F9		0-0 F2	3	0	0	0	1	0					
Ron Jackson, R (1.3)		0-0 F7			0-3 K		0-0 F4			3	0	0	0	0	1	2				
John Castino, R (1.5)			0-3 K		0-0 F9		0-0 F9			3	0	0	0	0	1	1				
Inning Stats	R: 0 E: 0 K: 0 S: 4	H: 1 LOB: 1 BB: 0 P: 4	R: 0 E: 0 K: 0 S: 3	H: 0 LOB: 1 BB: 1 P: 7	R: 0 E: 0 K: 1 S: 5	H: 0 LOB: 0 BB: 0 P: 5	R: 0 E: 0 K: 0 S: 3	H: 0 LOB: 1 BB: 1 P: 3	R: 0 E: 0 K: 1 S: 5	H: 0 LOB: 2 BB: 0 P: 6	R: 0 E: 0 K: 0 S: 3	H: 0 LOB: 0 BB: 0 P: 3	R: 0 E: 0 K: 0 S: 4	H: 1 LOB: 1 BB: 0 P: 4	R: 0 E: 0 K: 0 S: 3	H: 0 LOB: 0 BB: 0 P: 3	1B: 5 2B: 0 3B: 0 HR: 0	SF: 0 SAC: 2 DP: 1 HBP: 1	WP: 0 PB: 0 SB: 0 CS: 0	PA: 34
PITCHER Steve McCatty, R (1.1) ERA: 3.78	IP: 9.0 WLS: W BF: 34 H: 5 R: 1 ER: 1 SO: 2 BB: 2 IBB: 0 HBP: 1 BLK: 0 WP: 0 HR: 0 S: 35 P: 44 ERA: 1.00 WHIP: 0.778															PITCHER				

Batter	1	2	3	4	5	6	7	8	9	AB	R	H	RBI	BB	SO	LOB	BOTTOM					
Rickey Henderson, R (1.8)	0-0 CS 1B			0-0 BB FC6-4 1B		0-0 S 1B		0-0 F8		4	1	3	0	0	0	1	Minnesota Twins @ Oakland Athletics Oakland-Alameda County Coliseum, Oakland, CA Tue Jul 31 1979, 7:05 PM PDT Att. 1,763 - Unknown - 67 F					
Mitchell Page, L (1.10)	0-0 G5-4-3 1-2 1B			0-0 FC6-4 1-2 1B		0-3 K		0-0 F7		4	0	2	0	0	1	2						
Mike Heath, R (1.7)	0-0 G5-4-3 1-2			4-0 FC6-4 1-2 2-3 BB		0-0 F8			0-3 K	3	0	0	0	1	1	2						
Jeff Newman, R (1.3)		0-0 L9		0-0 FC6-4		0-0 5-3			0-0 WP	4	0	1	1	0	0	3						
Larry Murray, S (9. PR)				1-2 2-3 3-H					4-0 WP	0	1	0	0	0	0	0						
Jim Essian, R (1.2)		0-0 5-3		0-0 F2					3-0 FC3-5-6-2 2B	3	0	1	0	1	0	2						
Mike Edwards, R (1.4)		0-0 5-3		0-3 K		0-0 FC3-5-6-2 L5-4 2-3			4-0 IBB WP	4	0	0	0	0	1	4						
Tony Armas, R (1.9)			0-0 F4		0-0 5-3		0-0 L5-4 2-3		3-H	3	0	0	0	0	0	1						
Wayne Gross, L (1.5)			0-3 K		0-3 K			0-0 5-3		3	0	0	0	0	2	0						
Rob Picciolo, R (1.6)			0-0 L9		0-3 K			0-0 1B		3	0	1	0	0	1	0						
Inning Stats	R: 0 E: 0 K: 0 S: 3	H: 2 LOB: 0 BB: 0 P: 3	R: 0 E: 0 K: 0 S: 3	H: 0 LOB: 0 BB: 0 P: 3	R: 0 E: 0 K: 1 S: 5	H: 0 LOB: 0 BB: 0 P: 5	R: 1 E: 0 K: 1 S: 7	H: 2 LOB: 2 BB: 1 P: 11	R: 0 E: 0 K: 2 S: 7	H: 0 LOB: 0 BB: 0 P: 7	R: 0 E: 0 K: 1 S: 6	H: 1 LOB: 1 BB: 0 P: 6	R: 0 E: 0 K: 0 S: 3	H: 1 LOB: 0 BB: 0 P: 3	R: 0 E: 0 K: 0 S: 4	H: 1 LOB: 2 BB: 0 P: 4	R: 1 E: 0 K: 1 S: 4	H: 1 LOB: 2 BB: 1 P: 8	1B: 6 2B: 2 3B: 1 HR: 0	SF: 0 SAC: 0 DP: 2 HBP: 0	WP: 1 PB: 0 SB: 1 CS: 1	PA: 33
PITCHER Geoff Zahn, L (1.1) ERA: 3.24	IP: 8.1 WLS: L BF: 33 H: 8 R: 2 ER: 2 SO: 6 BB: 1 IBB: 1 HBP: 0 BLK: 0 WP: 1 HR: 0 S: 42 P: 50 ERA: 2.16 WHIP: 1.080															PITCHER						

Batter	1	2	3	4	5	6	7	8	9	AB	R	H	RBI	BB	SO	LOB	TOP					
Roy Smalley, S (1, 6) OBP: 0.404, SLG: 0.520	0-3 K		0-0 3-1			0-0 F6		0-0 F7		4	0	0	0	0	1	0	Minnesota Twins @ Oakland Athletics Oakland-Alameda County Coliseum, Oakland, CA Wed Aug 01 1979, 3:33 AM PDT Att: 5,711 - Unknown - 66 F livebaseballscorecards.com					
Rob Wilfong, L (1, 4) OBP: 0.354, SLG: 0.454	0-3 K2-3		0-3 K			0-0 1B		0-0 4-3		4	0	1	0	0	2	0						
Ken Landreaux, L (1, 8) OBP: 0.338, SLG: 0.408	0-0 4-3			0-0 1B		0-0 1B		0-0 K		4	0	2	0	0	1	0						
Hosken Powell, L (1, 9) OBP: 0.404, SLG: 0.432		0-0 G3		0-0 F5		0-0 G6-3		0-0 FC3-6		4	0	1	0	0	0	3						
Mike Cabbage, L (1, 5) OBP: 0.337, SLG: 0.317		0-0 6-3 1B 2B		0-0 F9			0-0 F7		0-0 FC3-6	4	1	1	0	0	0	2						
Ron Jackson, R (1, 3) OBP: 0.328, SLG: 0.436		0-0 6-3		0-0 F7			0-0 FC4-6		0-0 3-1	4	0	1	0	0	0	3						
Danny Goodwin, L (1, 10) OBP: 0.410, SLG: 0.647		0-0 1B		0-0 F7			0-0 FC4-6			3	0	1	1	0	0	1						
Butch Wynegar, S (1, 2) OBP: 0.373, SLG: 0.356		0-0 F8		0-0 G1-6-3			0-0 FC4-6			3	0	1	0	0	0	2						
Bombo Rivera, R (1, 7) OBP: 0.335, SLG: 0.412			0-0 5-3		0-0 G1-6-3			0-3 K		3	0	0	0	0	1	1						
Inning Stats	R: 0 E: 0 K: 2 S: 7	H: 0 LOB: 0 BB: 0 P: 7	R: 1 E: 0 K: 0 S: 5	H: 2 LOB: 1 BB: 0 P: 5	R: 0 E: 0 K: 1 S: 5	H: 0 LOB: 0 BB: 0 P: 5	R: 0 E: 0 K: 0 S: 4	H: 1 LOB: 1 BB: 0 P: 4	R: 0 E: 0 K: 0 S: 3	H: 1 LOB: 0 BB: 0 P: 3	R: 0 E: 0 K: 0 S: 4	H: 2 LOB: 1 BB: 0 P: 4	R: 0 E: 0 K: 0 S: 4	H: 1 LOB: 1 BB: 0 P: 4	R: 0 E: 0 K: 1 S: 5	H: 0 LOB: 0 BB: 0 P: 5	R: 0 E: 0 K: 1 S: 6	H: 1 LOB: 1 BB: 0 P: 6	1B: 7 2B: 1 3B: 0 HR: 0	SF: 0 SAC: 0 DP: 2 HBP: 0	WP: 0 PB: 0 SB: 0 CS: 0	PA: 33
PITCHER Rick Langford, R (1, 1) ERA: 4.5	IP: 9.0 WLS: W BF: 33 H: 8 R: 1 ER: 1 SO: 5 BB: 0 IBB: 0 HBP: 0 BLK: 0 WP: 0 HR: 0 S: 43 P: 43 ERA: 1.00 WHIP: 0.889																					

Batter	1	2	3	4	5	6	7	8	9	AB	R	H	RBI	BB	SO	LOB	BOTTOM			
Rickey Henderson, R (1, 7) OBP: 0.325, SLG: 0.320	0-0 1B SF8 2B	0-3 K			0-3 K		0-0 4-3			4	1	1	0	0	2	1	Minnesota Twins @ Oakland Athletics Oakland-Alameda County Coliseum, Oakland, CA Wed Aug 01 1979, 3:33 AM PDT Att: 5,711 - Unknown - 66 F livebaseballscorecards.com			
Dwayne Murphy, L (1, 8) OBP: 0.406, SLG: 0.365	0-0 G4-6-3 1B		0-0 1B		4-0 BB		4-0 SH5-3 3B BB			2	1	2	0	2	0	0				
Mitchell Page, L (1, 10) OBP: 0.326, SLG: 0.361	0-0 SF8		0-3 K		0-0 F7		0-0 SH5-3		0-0 1-2	2	0	0	1	0	1	2				
Dave Revering, L (1, 3) OBP: 0.317, SLG: 0.443	0-0 G4-6-3		0-0 CS		0-0 F2		0-0 E		0-0 2H	3	0	1	0	0	0	1				
Milt Ramirez, R (7, 5) OBP: 0.200, SLG: 0.210	0-0 1-2		1-3 1B		0-0 CS		0-0 E4		0-0 3H	1	1	1	1	0	0	0				
Wayne Gross, L (1, 5) OBP: 0.334, SLG: 0.369 (7, 3)		4-0 6-3 1B BB	0-3 K		0-0 CS		0-0 E4		0-0 1B	3	2	1	0	1	1	2				
Jim Essian, R (1, 2) OBP: 0.320, SLG: 0.457	0-0 6-3		0-0 F3		4-0 BB		0-0 2B		0-0 1-2	3	1	1	0	1	0	1				
Mike Edwards, R (1, 4) OBP: 0.282, SLG: 0.303	0-0 6-3		0-0 F2		0-0 F7		0-0 1B		0-0 1H 2H	4	0	1	2	0	2	2				
Tony Armas, R (1, 9) OBP: 0.294, SLG: 0.393	0-0 1B E		0-0 F4		0-3 K		0-0 5-3		0-0 5-3	4	1	1	1	0	1	1				
Rob Picciolo, R (1, 6) OBP: 0.239, SLG: 0.297	0-0 E1		0-0 5-3		0-0 F9		0-0 5-3			4	0	1	0	0	0	1				
Inning Stats	R: 1 E: 0 K: 0 S: 4	H: 2 LOB: 0 BB: 0 P: 4	R: 2 E: 1 K: 1 S: 7	H: 2 LOB: 1 BB: 1 P: 11	R: 0 E: 0 K: 2 S: 8	H: 2 LOB: 2 BB: 0 P: 8	R: 0 E: 0 K: 0 S: 3	H: 0 LOB: 0 BB: 0 P: 3	R: 0 E: 0 K: 1 S: 5	H: 0 LOB: 1 BB: 1 P: 9	R: 0 E: 0 K: 0 S: 3	H: 1 LOB: 1 BB: 1 P: 7	R: 0 E: 0 K: 1 S: 5	H: 0 LOB: 0 BB: 0 P: 5	R: 4 E: 1 K: 0 S: 7	H: 3 LOB: 1 BB: 1 P: 11	1B: 7 2B: 3 3B: 1 HR: 0	SF: 1 SAC: 1 DP: 2 HBP: 0	WP: 0 PB: 0 SB: 0 CS: 2	PA: 36
PITCHER Paul Hartzell, R (1, 1) ERA: 5.01 Darrell Jackson, L (2, 1) ERA: 3.92 Mike Marshall, R (8, 1) ERA: 2.42	IP: 1.2 WLS: L BF: 9 H: 4 R: 3 ER: 3 SO: 4 BB: 1 IBB: 0 HBP: 0 BLK: 0 WP: 0 HR: 0 S: 12 P: 12 ERA: 10.80 WHIP: 3.000																			

Batter	1	2	3	4	5	6	7	8	9	AB	R	H	RBI	BB	SO	LOB	TOP					
Rick Miller, L OBP: 0.388, SLG: 0.383 (1, 8)										4	0	2	0	0	0	0						
Carney Lansford, R OBP: 0.337, SLG: 0.435 (1, 5)										4	1	1	0	0	3	2						
Dan Ford, R OBP: 0.340, SLG: 0.455 (1, 9)										4	0	0	1	0	0	2						
Don Baylor, R OBP: 0.378, SLG: 0.546 (1, 7)										4	0	2	0	0	1	2						
Brian Downing, R OBP: 0.425, SLG: 0.481 (1, 2)										2	0	2	0	2	0	0						
Joe Rudi, R OBP: 0.276, SLG: 0.366 (1, 3)										4	0	1	0	0	0	5						
Bobby Grich, R OBP: 0.376, SLG: 0.556 (1, 4)										4	0	1	0	0	2	6						
Merv Rettenmund, R OBP: 0.355, SLG: 0.358 (1, 10)										3	0	0	0	0	1	4						
Rod Carew, L OBP: 0.451, SLG: 0.448 (9, PH)										1	0	0	0	0	1	1						
Jim Anderson, R OBP: 0.301, SLG: 0.331 (1, 6)										3	0	0	0	0	1	3						
Willie Aikens, L OBP: 0.360, SLG: 0.486 (9, PH)										1	0	0	0	0	0	1						
Inning Stats	R: 0 E: 0 K: 1 S: 5	H: 1 LOB: 0 BB: 0 P: 5	R: 0 E: 0 K: 2 S: 9	H: 2 LOB: 3 BB: 1 P: 13	R: 0 E: 0 K: 2 S: 8	H: 1 LOB: 1 BB: 0 P: 8	R: 0 E: 0 K: 1 S: 6	H: 1 LOB: 1 BB: 0 P: 6	R: 0 E: 0 K: 1 S: 5	H: 0 LOB: 0 BB: 1 P: 5	R: 0 E: 1 K: 0 S: 4	H: 0 LOB: 2 BB: 1 P: 8	R: 0 E: 0 K: 0 S: 5	H: 0 LOB: 0 BB: 0 P: 5	R: 1 E: 0 K: 0 S: 5	H: 3 LOB: 1 BB: 0 P: 5	R: 0 E: 0 K: 1 S: 5	H: 1 LOB: 0 BB: 0 P: 5	1B: 8 2B: 0 3B: 1 HR: 0	SF: 0 SAC: 0 DP: 2 HBP: 0	WP: 0 PB: 0 SB: 0 CS: 1	PA: 36
PITCHER	IP	WLS	BF	H	R	ER	SO	BB	IBB	HBP	BLK	WP	HR	S	P	ERA	WHIP					
Jerry Kosman, L ERA: 3.89 (1, 1)	7.1	W	32	8	1	1	8	2	0	0	0	0	0	46	54	1.23	1.364					
Mike Marshall, R ERA: 2.38 (8, 1)	1.2	S	4	1	0	0	1	0	0	0	0	0	0	6	6	0.00	0.600					

California Angels @ Minnesota Twins
Metropolitan Stadium, Bloomington, MI
Fri Aug 03 1979, 8:05 PM EDT
Att: 30,653 - Unknown - 83 F

livebaseballscorecards.com

AB 34
R 1
H 9
RBI 1
BB 2
SO 9
LOB 26



Batter	1	2	3	4	5	6	7	8	9	AB	R	H	RBI	BB	SO	LOB	BOTTOM				
Hosken Powell, L OBP: 0.406, SLG: 0.444 (1, 9)										4	1	2	0	0	0	0					
Rob Wilfong, L OBP: 0.356, SLG: 0.455 (1, 4)										2	1	1	1	0	0	0					
Ken Landreaux, L OBP: 0.340, SLG: 0.409 (1, 8)										4	1	2	0	0	0	2					
Danny Goodwin, L OBP: 0.419, SLG: 0.658 (1, 10)										4	0	2	1	0	1	0					
Ron Jackson, R OBP: 0.325, SLG: 0.431 (1, 3)										4	0	0	0	0	0	3					
Glenn Adams, L OBP: 0.355, SLG: 0.448 (1, 7)										3	0	0	0	0	0	1					
Dave Edwards, R OBP: 0.355, SLG: 0.486 (8, PH) (9, 7)										1	0	0	0	0	0	2					
Roy Smalley, S OBP: 0.403, SLG: 0.526 (1, 6)										3	1	1	1	0	0	0					
Butch Wynegar, S OBP: 0.370, SLG: 0.353 (1, 2)										3	0	0	0	0	0	0					
John Castino, R OBP: 0.327, SLG: 0.371 (1, 5)										3	0	0	0	0	2	0					
Inning Stats	R: 2 E: 1 K: 0 S: 6	H: 3 LOB: 1 BB: 0 P: 6	R: 0 E: 0 K: 0 S: 3	H: 0 LOB: 0 BB: 0 P: 3	R: 1 E: 0 K: 0 S: 4	H: 1 LOB: 0 BB: 0 P: 4	R: 0 E: 0 K: 0 S: 3	H: 0 LOB: 0 BB: 0 P: 3	R: 0 E: 0 K: 1 S: 6	H: 1 LOB: 2 BB: 0 P: 7	R: 0 E: 0 K: 1 S: 5	H: 0 LOB: 0 BB: 0 P: 5	R: 1 E: 0 K: 1 S: 6	H: 1 LOB: 0 BB: 0 P: 6	R: 0 E: 0 K: 0 S: 5	H: 2 LOB: 2 BB: 0 P: 5	1B: 5 2B: 1 3B: 1 HR: 1	SF: 1 SAC: 0 DP: 0 HBP: 1	WP: 0 PB: 0 SB: 0 CS: 0	PA: 33	
PITCHER	IP	WLS	BF	H	R	ER	SO	BB	IBB	HBP	BLK	WP	HR	S	P	ERA	WHIP				
Jim Barr, R ERA: 4.08 (1, 1)	8.0	L	33	8	4	4	3	0	0	1	0	0	1	38	39	4.50	1.000				

California Angels @ Minnesota Twins
Metropolitan Stadium, Bloomington, MI
Fri Aug 03 1979, 8:05 PM EDT
Att: 30,653 - Unknown - 83 F

livebaseballscorecards.com

AB 31
R 4
H 8
RBI 3
BB 0
SO 3
LOB 8



Batter	1	2	3	4	5	6	7	8	9	AB	R	H	RBI	BB	SO	LOB	TOP										
Rick Miller, L OBP: 0.392, SLG: 0.394 (1, 8)										4	1	2	1	1	0	2											
Carney Lansford, R OBP: 0.335, SLG: 0.439 (1, 5)										5	2	1	2	0	2	2											
Dan Ford, R OBP: 0.339, SLG: 0.452 (1, 9)										5	1	1	0	0	0	1											
Don Baylor, R OBP: 0.376, SLG: 0.541 (1, 10)										4	1	0	0	1	0	1											
Willie Aikens, L OBP: 0.356, SLG: 0.479 (1, 3)										4	0	0	1	0	1	3											
Brian Downing, R OBP: 0.428, SLG: 0.483 (1, 2)										3	1	2	2	1	0	0											
Joe Rudi, R OBP: 0.278, SLG: 0.375 (1, 7)										4	0	2	1	0	1	2											
Bobby Grich, R OBP: 0.373, SLG: 0.549 (1, 4)										4	0	0	0	0	0	2											
Bert Campaneris, R OBP: 0.281, SLG: 0.258 (1, 6)										4	1	2	0	0	0	0											
Inning Stats	R: 3 E: 0 K: 1 S: 7	H: 2 LOB: 1 BB: 2 P: 15	R: 0 E: 0 K: 0 S: 3	H: 0 LOB: 0 BB: 0 P: 3	R: 0 E: 1 K: 1 S: 6	H: 0 LOB: 1 BB: 0 P: 6	R: 0 E: 0 K: 0 S: 5	H: 2 LOB: 2 BB: 0 P: 5	R: 0 E: 0 K: 1 S: 5	H: 0 LOB: 0 BB: 0 P: 5	R: 1 E: 0 K: 1 S: 7	H: 2 LOB: 1 BB: 0 P: 7	R: 1 E: 0 K: 0 S: 5	H: 2 LOB: 1 BB: 0 P: 5	R: 2 E: 0 K: 0 S: 5	H: 2 LOB: 0 BB: 0 P: 5	1B: 5 2B: 2 3B: 2 HR: 1	SF: 0 SAC: 0 DP: 1 HBP: 0	WP: 0 PB: 0 SB: 2 CS: 0	PA: 40							
PITCHER	IP	WLS	BF	H	R	ER	SO	BB	IBB	HBP	BLK	WP	HR	S	P	ERA	WHIP										
Dave Goltz, R ERA: 4.19 (1, 1)	8.0	L	35	8	5	5	4	3	0	0	0	0	0	40	52	5.62	1.375										
Mike Bacsik, R ERA: 5.18 (9, 1)	1.0		5	2	2	2	0	0	0	0	0	0	1	5	5	18.00	2.000										

California Angels @ Minnesota Twins
Metropolitan Stadium, Bloomington, MI

AB 37
R 7
H 10
RBI 7
BB 3
SO 4
LOB 13



Sat Aug 04 1979, 4:33 AM EDT
Att: 26,084 - Unknown - 80 F

Batter	1	2	3	4	5	6	7	8	9	AB	R	H	RBI	BB	SO	LOB	BOTTOM										
Hosken Powell, L OBP: 0.403, SLG: 0.445 (1, 9)										4	0	1	0	0	0	0											
Rob Wilfong, L OBP: 0.355, SLG: 0.449 (1, 4)										3	0	0	0	1	1	2											
Ken Landreaux, L OBP: 0.341, SLG: 0.410 (1, 8)										4	1	2	0	0	0	3											
Danny Goodwin, L OBP: 0.426, SLG: 0.643 (1, 10)										4	0	2	0	0	2	2											
Ron Jackson, R OBP: 0.322, SLG: 0.427 (1, 3)										4	0	0	0	0	0	4											
Glenn Adams, L OBP: 0.350, SLG: 0.443 (1, 7)										3	0	0	1	0	1	1											
Roy Smalley, S OBP: 0.406, SLG: 0.521 (1, 6)										4	0	0	0	0	0	2											
Butch Wynegar, S OBP: 0.368, SLG: 0.349 (1, 2)										3	0	0	0	0	0	0											
John Castino, R OBP: 0.325, SLG: 0.369 Mike Cabbage, L OBP: 0.338, SLG: 0.319 (6, PH) (7, 5)										1	0	0	0	0	0	0											
Inning Stats	R: 0 E: 0 K: 1 S: 5	H: 0 LOB: 1 BB: 1 P: 9	R: 0 E: 0 K: 0 S: 3	H: 0 LOB: 0 BB: 0 P: 3	R: 0 E: 0 K: 1 S: 6	H: 1 LOB: 1 BB: 0 P: 6	R: 0 E: 0 K: 1 S: 5	H: 0 LOB: 0 BB: 0 P: 5	R: 1 E: 0 K: 0 S: 5	H: 2 LOB: 1 BB: 0 P: 5	R: 0 E: 0 K: 1 S: 7	H: 2 LOB: 2 BB: 0 P: 7	R: 0 E: 0 K: 0 S: 4	H: 1 LOB: 1 BB: 0 P: 4	1B: 5 2B: 1 3B: 0 HR: 0	SF: 1 SAC: 0 DP: 0 HBP: 0	WP: 0 PB: 0 SB: 1 CS: 0	PA: 34									
PITCHER	IP	WLS	BF	H	R	ER	SO	BB	IBB	HBP	BLK	WP	HR	S	P	ERA	WHIP										
Dave Frost, R ERA: 3.88 (1, 1)	7.1		28	5	1	1	4	1	0	0	0	0	0	35	39	1.23	0.818										
Mark Clear, R ERA: 3.07 (8, 1)	1.2	S	6	1	0	0	1	0	0	0	0	0	0	8	8	0.00	0.600										

California Angels @ Minnesota Twins
Metropolitan Stadium, Bloomington, MI

AB 32
R 1
H 6
RBI 1
BB 1
SO 5
LOB 14




Sat Aug 04 1979, 4:33 AM EDT
Att: 26,084 - Unknown - 80 F

Batter	1	2	3	4	5	6	7	8	9	AB	R	H	RBI	BB	SO	LOB	TOP					
Rick Miller, L OBP: 0.396, SLG: 0.398 (1, 8)	G3			FC5-4 1B	FC4-6 1-2 SF8 1B	2-H 3-H 1B		G1		5	1	3	2	0	0	1						
Carney Lansford, R OBP: 0.334, SLG: 0.437 (1, 5)	5-3			FC5-4 HR	FC4-6 1-2 2-3 1B			1-3		5	1	1	0	0	1	3						
Dan Ford, R OBP: 0.339, SLG: 0.458 (1, 9)	6-3			HR	FC4-6 1-2 2-3 CS 1B					5	1	2	4	0	1	3						
Don Baylor, R OBP: 0.376, SLG: 0.540 (1, 10)		CS 1B		BB 1B	SF8 3-H			1-6-3		4	1	2	1	0	0	0						
Brian Downing, R OBP: 0.425, SLG: 0.478 (1, 2)	K			1B BB	CS 1-2		L6	4-3		4	0	0	0	1	1	1						
Joe Rudi, R OBP: 0.283, SLG: 0.382 (1, 7)	F8			1-2 2-H 1B			E8 1B	1B		5	2	3	1	0	0	0						
Bobby Grich, R OBP: 0.374, SLG: 0.549 (1, 4)			G3	F9			BB E 1B	2-H 1B		4	1	2	2	0	0	2						
Willie Aikens, L OBP: 0.355, SLG: 0.475 (1, 3)			K	L4			E 1B BB	L6		3	1	0	0	1	1	3						
Bert Campaneris, R OBP: 0.285, SLG: 0.275 (1, 6)			F8		1B FC4-6 1B		E6 1-3 2-H 1B	3B		4	3	2	0	0	0	1						
Inning Stats	R: 0 E: 0 K: 0 S: 3	H: 0 LOB: 0 BB: 0 P: 3	R: 0 E: 0 K: 1 S: 5	H: 1 LOB: 0 BB: 0 P: 5	R: 0 E: 0 K: 1 S: 5	H: 0 LOB: 0 BB: 0 P: 5	R: 3 E: 0 K: 0 S: 7	H: 4 LOB: 2 BB: 1 P: 11	R: 2 E: 0 K: 0 S: 5	H: 3 LOB: 0 BB: 0 P: 5	R: 4 E: 2 K: 2 S: 11	H: 3 LOB: 1 BB: 1 P: 15	R: 1 E: 0 K: 0 S: 5	H: 2 LOB: 1 BB: 0 P: 5	R: 1 E: 0 K: 0 S: 4	H: 2 LOB: 1 BB: 0 P: 4	R: 0 E: 0 K: 0 S: 3	H: 0 LOB: 0 BB: 0 P: 3	1B: 12 2B: 2 3B: 1 HR: 1	SF: 1 SAC: 0 DP: 1 HBP: 0	WP: 0 PB: 0 SB: 0 CS: 2	PA: 43
PITCHER	IP	WLS	BF	H	R	ER	SO	BB	IBB	HBP	BLK	WP	HR	S	P	ERA	WHIP					
Geoff Zahn, L ERA: 3.55 (1, 1)	4.0		20	8	5	5	2	1	0	0	0	0	1	23	27	11.25	2.250					
Roger Erickson, R ERA: 7.45 (5, 1)	3.0	L	15	5	5	4	2	1	0	0	0	0	0	18	22	12.00	2.000					
Gary Serum, R ERA: 6.25 (8, 1)	2.0		7	2	1	1	0	0	0	0	0	0	0	7	7	4.50	1.000					

California Angels @ Minnesota Twins
Metropolitan Stadium, Bloomington, MI
Sun Aug 05 1979, 4:33 AM EDT
Unknown - 80 F

AB	39
R	11
H	15
RBI	10
BB	2
SO	4
LOB	14





Batter	1	2	3	4	5	6	7	8	9	AB	R	H	RBI	BB	SO	LOB	BOTTOM						
Hosken Powell, L OBP: 0.403, SLG: 0.444 (1, 9)	SH5-3 1B	L8		B1-3		L4		2-3 1B		5	1	2	0	0	0	2							
Rob Wilfong, L OBP: 0.357, SLG: 0.461 (1, 4)	SH5-3		HR		1B		4-3	F9		4	2	2	1	0	0	2							
Ken Landreaux, L OBP: 0.347, SLG: 0.413 (1, 8)	FC6-4 2-H 1B		F6		1B		2B 1B	5-3 BB		4	1	3	1	1	0	0							
Danny Goodwin, L OBP: 0.429, SLG: 0.659 (1, 3)	FC6-4				K			5-3		2	2	1	0	0	0	1							
Ron Jackson, R OBP: 0.344, SLG: 0.429 (6, PH) (6, 3)	HR		1B	2B			1-H 2B			3	0	1	1	0	1	3							
Roy Smalley, S OBP: 0.402, SLG: 0.529 (1, 6)	HR		1B		1-3 2-H 1B		F6			5	1	3	4	0	0	2							
Glenn Adams, L OBP: 0.348, SLG: 0.442 (1, 7)			5-3		F9		4-3			1	0	0	0	0	1	0							
Dave Edwards, R OBP: 0.344, SLG: 0.468 (3, PH) (4, 7)	K							F2		4	0	0	0	0	0	4							
Mike Cabbage, L OBP: 0.336, SLG: 0.317 (1, 10)		F6		K		1-3 1B		1B S BB		1	0	0	0	0	0	0							
Willie Norwood, R OBP: 0.302, SLG: 0.405 (3, PH)										2	0	0	0	1	1	1							
Butch Wynegar, S OBP: 0.366, SLG: 0.348 (1, 2)		1B		L8		F7		K		4	0	1	0	0	1	1							
John Castino, R OBP: 0.326, SLG: 0.373 (1, 5)					F3					3	0	1	0	0	0	1							
Jose Morales, R OBP: 0.344, SLG: 0.357 (8, PH)										1	0	0	0	0	1	1							
Bob Randall, R OBP: 0.338, SLG: 0.320 (9, 5)								K		0	0	0	0	0	0	0							
Inning Stats	R: 3 E: 0 K: 1 S: 8	H: 3 LOB: 0 BB: 0 P: 8	R: 0 E: 0 K: 0 S: 4	H: 1 LOB: 1 BB: 0 P: 4	R: 2 E: 0 K: 1 S: 8	H: 3 LOB: 1 BB: 0 P: 8	R: 0 E: 0 K: 0 S: 3	H: 0 LOB: 0 BB: 0 P: 3	R: 1 E: 0 K: 1 S: 7	H: 3 LOB: 1 BB: 0 P: 7	R: 0 E: 0 K: 0 S: 4	H: 1 LOB: 1 BB: 0 P: 4	R: 1 E: 0 K: 0 S: 5	H: 2 LOB: 1 BB: 0 P: 5	R: 0 E: 0 K: 2 S: 8	H: 1 LOB: 2 BB: 1 P: 12	R: 0 E: 0 K: 0 S: 3	H: 0 LOB: 1 BB: 1 P: 7	1B: 9 2B: 3 3B: 0 HR: 2	SF: 0 SAC: 1 DP: 0 HBP: 0	WP: 0 PB: 0 SB: 1 CS: 0	PA: 42	
PITCHER	IP	WLS	BF	H	R	ER	SO	BB	IBB	HBP	BLK	WP	HR	S	P	ERA	WHIP						
Don Aase, R ERA: 4.2 (1, 1)	2.1		14	7	5	5	1	0	0	0	0	0	0	2	16	16	19.29	3.000					
Dave LaRoche, L ERA: 5.63 (3, 1)	4.0	W	17	6	2	2	2	0	0	0	0	0	0	21	21	4.50	1.500						
Mark Clear, R ERA: 2.98 (7, 1)	2.2	S	11	1	0	0	2	2	0	0	0	0	0	13	21	0.00	1.125						

California Angels @ Minnesota Twins
Metropolitan Stadium, Bloomington, MI
Sun Aug 05 1979, 4:33 AM EDT
Unknown - 80 F

AB	39
R	7
H	14
RBI	7
BB	2
SO	5
LOB	18



Batter	1	2	3	4	5	6	7	8	9	AB	R	H	RBI	BB	SO	LOB	TOP										
Rick Miller, L OBP: 0.396, SLG: 0.393 (1, 8)	G6-3 BB		6-3				F7		F7	3	0	0	0	2	0	1	California Angels @ Minnesota Twins Metropolitan Stadium, Bloomington, MI Sun Aug 05 1979, 4:38 AM EDT Att: 41,182 - Unknown AB 32 R 1 H 6 RBI 1 BB 7 SO 12 LOB 23 										
Carney Lansford, R OBP: 0.335, SLG: 0.437 (1, 5)	K		F8						FC5-4 BB	4	0	1	0	1	2	2											
Dan Ford, R OBP: 0.338, SLG: 0.454 (1, 9)	G6-3 1-2		HBP				5-3		FC5-4 FC6-4 1-2	4	0	0	0	0	1	5											
Don Baylor, R OBP: 0.376, SLG: 0.537 (1, 10)			G3	F5					FC6-4 1-2	3	0	0	0	2	0	3											
Willie Aikens, L OBP: 0.353, SLG: 0.472 (1, 3)			BB 1B				4-3			4	1	1	0	0	2	4											
Joe Rudi, R OBP: 0.286, SLG: 0.381 (1, 7)			BB 1B				BB 1B			3	0	1	0	1	2	0											
Tom Donohue, R OBP: 0.287, SLG: 0.354 (8, PH)			K				K		F9	3	0	0	0	0	3	3											
Brian Downing, R OBP: 0.424, SLG: 0.476 (8, 2)			K				K			1	0	0	0	0	0	0											
Dickie Thon, R OBP: 0.400, SLG: 0.370 (1, 4)									B1	4	0	3	1	0	0	0											
Jim Anderson, R OBP: 0.295, SLG: 0.324 (9, PH)			K				F8			3	0	0	0	0	2	5											
Rod Carew, L OBP: 0.453, SLG: 0.448 (9, PH)									BB BB	0	0	0	0	1	0	0											
Inning Stats	R: 0 E: 0 K: 1 S: 4	H: 0 LOB: 0 BB: 1 P: 8	R: 1 E: 0 K: 2 S: 9	H: 2 LOB: 2 BB: 1 P: 13	R: 0 E: 0 K: 0 S: 3	H: 0 LOB: 1 BB: 0 P: 4	R: 0 E: 0 K: 1 S: 7	H: 2 LOB: 2 BB: 0 P: 7	R: 0 E: 0 K: 3 S: 9	H: 1 LOB: 1 BB: 0 P: 10	R: 0 E: 0 K: 1 S: 6	H: 1 LOB: 2 BB: 1 P: 10	R: 0 E: 0 K: 1 S: 5	H: 0 LOB: 0 BB: 2 P: 5	R: 0 E: 0 K: 0 S: 3	H: 0 LOB: 2 BB: 2 P: 11	1B: 5 2B: 1 3B: 0 HR: 0	SF: 0 SAC: 0 DP: 1 HBP: 1	WP: 0 PB: 0 SB: 0 CS: 0	PA: 40							
PITCHER	IP	WLS	BF	H	R	ER	SO	BB	IBB	HBP	BLK	WP	HR	S	P	ERA	WHIP										
Pete Redfern, R ERA: 2.84 (1, 1)	6.1	W	29	6	1	1	10	4	0	1	0	0	0	44	61	1.42	1.579										
Mike Marshall, R ERA: 2.32 (7, 1)	2.2	S	11	0	0	0	2	3	0	0	0	0	0	12	24	0.00	1.125										

Batter	1	2	3	4	5	6	7	8	9	AB	R	H	RBI	BB	SO	LOB	BOTTOM										
Hosken Powell, L OBP: 0.407, SLG: 0.442 (1, 9)	FC3-6 SH1-3 BB			BB 1B	FC4-6 1-2 2-3 3-H			E6 SH1-4 3B		3	2	1	1	2	0	2	California Angels @ Minnesota Twins Metropolitan Stadium, Bloomington, MI Sun Aug 05 1979, 4:38 AM EDT Att: 41,182 - Unknown AB 27 R 7 H 6 RBI 6 BB 12 SO 2 LOB 20 										
Rob Wilfong, L OBP: 0.356, SLG: 0.458 (1, 4)	SH1-3 1-2		3-1	BB 1B	F4			SH1-4		2	1	0	0	1	0	4											
Ken Landreaux, L OBP: 0.352, SLG: 0.415 (1, 8)	FC3-6 BB			S 1B	1B 1-2 2-H		L8	3B IBB		3	1	2	1	2	0	0											
Danny Goodwin, L OBP: 0.444, SLG: 0.688 (1, 10)	FC3-6 1-2 2-3		F9	FC5-4 1B			6-3 BB	WP 3B		4	1	2	3	1	0	3											
Roy Smalley, S OBP: 0.401, SLG: 0.528 (1, 6)			K		FC5-4		6-3			1	0	0	0	0	1	2											
John Castino, R OBP: 0.324, SLG: 0.368 (2, 6)			K		FC5-4		6-3			3	0	0	0	1	1	4											
Glenn Adams, L OBP: 0.351, SLG: 0.438 (1, 7)							G3			2	1	0	0	2	0	1											
Dave Edwards, R OBP: 0.341, SLG: 0.464 (7, 7)			SH1-4 SF8 BB				G3			1	0	0	0	0	0	1											
Mike Cabbage, L OBP: 0.338, SLG: 0.312 (1, 5)										3	1	0	0	2	0	3											
Butch Wynegar, S OBP: 0.366, SLG: 0.346 (1, 2)			SH1-4 1-2 2-3				F9	FC4-6 1B BB		2	0	0	0	1	0	0											
Ron Jackson, R OBP: 0.321, SLG: 0.428 (1, 3)			SF8 3-H				F6	FC4-6 1B		3	0	1	1	0	0	0											
Inning Stats	R: 0 E: 0 K: 1 S: 5	H: 0 LOB: 2 BB: 2 P: 13	R: 1 E: 0 K: 0 S: 3	H: 0 LOB: 3 BB: 3 P: 15	R: 0 E: 0 K: 1 S: 6	H: 1 LOB: 2 BB: 1 P: 10	R: 2 E: 0 K: 0 S: 6	H: 3 LOB: 2 BB: 1 P: 10	R: 1 E: 0 K: 0 S: 4	H: 1 LOB: 2 BB: 2 P: 12	R: 0 E: 0 K: 0 S: 3	H: 0 LOB: 1 BB: 1 P: 7	R: 0 E: 0 K: 0 S: 3	H: 0 LOB: 0 BB: 0 P: 3	R: 3 E: 1 K: 0 S: 5	H: 1 LOB: 1 BB: 2 P: 13	1B: 5 2B: 0 3B: 1 HR: 0	SF: 1 SAC: 3 DP: 0 HBP: 0	WP: 1 PB: 0 SB: 1 CS: 0	PA: 43							
PITCHER	IP	WLS	BF	H	R	ER	SO	BB	IBB	HBP	BLK	WP	HR	S	P	ERA	WHIP										
Steve Eddy, R ERA: 4.73 (1, 1)	4.1	L	26	4	4	4	2	9	0	0	0	1	0	21	57	8.31	3.000										
Mike Barlow, R ERA: 5.01 (5, 1)	3.2		17	2	3	2	0	2	1	0	0	1	0	14	26	4.91	1.091										

Batter	1	2	3	4	5	6	7	8	9	AB	R	H	RBI	BB	SO	LOB	TOP				
Bob Randall, R OBP: 0.345, SLG: 0.328 Rob Wilfong, L OBP: 0.355, SLG: 0.453	0-0 FC2-6 1B		0-0 6-3	0-3 K			0-0 F8	0-0 F2		2	0	1	0	0	0	0					
Bombo Rivera, R OBP: 0.337, SLG: 0.417 Hosken Powell, L OBP: 0.407, SLG: 0.443	0-0 FC2-6 CS 1-2f		0-0 CS 1B	0-0 FC5 2-3f			4-0 E BB		0-0 4-3	2	0	1	0	0	0	1					
Roy Smalley, S OBP: 0.399, SLG: 0.527	0-3 K2 1-2		0-3 K		0-0 F5		0-0 FC3 1-2		4-0 1B BB	4	0	0	0	1	2	3					
Ron Jackson, R OBP: 0.323, SLG: 0.428	0-0 6 2-3	0-0 F5		0-0 E6 1B	0-0 F2		0-0 F6		0-0 G6-4-3 1B	5	1	1	0	0	0	2					
Jose Morales, R OBP: 0.338, SLG: 0.350 Danny Goodwin, L OBP: 0.407, SLG: 0.623		0-0 E4 1B		0-0 SH1-4 1B 1-3	0-3 K		0-0 F7		0-0 G6-4-3	2	1	1	0	0	0	0					
Willie Norwood, R OBP: 0.311, SLG: 0.416 Dave Edwards, R OBP: 0.338, SLG: 0.457		0-0 FC6-4 1B 1-2		0-0 SH1-4 2B 1B 1-2 3-H		0-0 E S 1B		0-0 S 2B 1B		3	1	3	1	0	0	0					
Ken Landreaux, L OBP: 0.348, SLG: 0.410		0-0 L8 1B		0-0 SH1-4 1B 1-2 2-3		0-3 K 1-2		0-0 F9 1-2		3	0	0	0	0	1	4					
Glenn Borgmann, R OBP: 0.350, SLG: 0.308		0-0 FC6-4 1-2f		0-0 FC5 2B 2-H 3-H 4-0		0-0 E5 G6-4-3 1B 2-3		0-0 2B 2B		4	0	3	3	0	0	2					
John Castino, R OBP: 0.331, SLG: 0.384				0-0 HR		0-0 G6-4-3 1-2f		0-3 K		3	1	1	1	1	1	3					
Inning Stats	R: 0 E: 0 K: 1 S: 5	H: 1 LOB: 1 BB: 0 P: 5	R: 0 E: 1 K: 0 S: 5	H: 1 LOB: 2 BB: 0 P: 5	R: 1 E: 0 K: 1 S: 6	H: 2 LOB: 0 BB: 0 P: 6	R: 3 E: 1 K: 1 S: 9	H: 3 LOB: 2 BB: 1 P: 13	R: 0 E: 0 K: 1 S: 6	H: 2 LOB: 1 BB: 0 P: 6	R: 0 E: 1 K: 0 S: 4	H: 0 LOB: 2 BB: 1 P: 8	R: 1 E: 0 K: 0 S: 7	H: 2 LOB: 1 BB: 0 P: 7	R: 0 E: 0 K: 0 S: 3	H: 1 LOB: 1 BB: 1 P: 7	1B: 9 2B: 2 3B: 0 HR: 1	SF: 0 SAC: 1 DP: 2 HBP: 0	WP: 0 PB: 0 CS: 2	PA: 41	
PITCHER	IP WLS BF H R ER SO BB IBB HBP BLK WP HR S P ERA WHIP	IP WLS BF H R ER SO BB IBB HBP BLK WP HR S P ERA WHIP	IP WLS BF H R ER SO BB IBB HBP BLK WP HR S P ERA WHIP	IP WLS BF H R ER SO BB IBB HBP BLK WP HR S P ERA WHIP	IP WLS BF H R ER SO BB IBB HBP BLK WP HR S P ERA WHIP	IP WLS BF H R ER SO BB IBB HBP BLK WP HR S P ERA WHIP	IP WLS BF H R ER SO BB IBB HBP BLK WP HR S P ERA WHIP	IP WLS BF H R ER SO BB IBB HBP BLK WP HR S P ERA WHIP	IP WLS BF H R ER SO BB IBB HBP BLK WP HR S P ERA WHIP	IP WLS BF H R ER SO BB IBB HBP BLK WP HR S P ERA WHIP	IP WLS BF H R ER SO BB IBB HBP BLK WP HR S P ERA WHIP	IP WLS BF H R ER SO BB IBB HBP BLK WP HR S P ERA WHIP	IP WLS BF H R ER SO BB IBB HBP BLK WP HR S P ERA WHIP	IP WLS BF H R ER SO BB IBB HBP BLK WP HR S P ERA WHIP	IP WLS BF H R ER SO BB IBB HBP BLK WP HR S P ERA WHIP	IP WLS BF H R ER SO BB IBB HBP BLK WP HR S P ERA WHIP	IP WLS BF H R ER SO BB IBB HBP BLK WP HR S P ERA WHIP	IP WLS BF H R ER SO BB IBB HBP BLK WP HR S P ERA WHIP	IP WLS BF H R ER SO BB IBB HBP BLK WP HR S P ERA WHIP	IP WLS BF H R ER SO BB IBB HBP BLK WP HR S P ERA WHIP	IP WLS BF H R ER SO BB IBB HBP BLK WP HR S P ERA WHIP
Rich Hinton, L ERA: 6.08 Odell Jones, R ERA: 5.76	3.1 L	19 7	4 3	2 2	1 0	0 0	0 0	0 0	0 0	29 1	21 4	25 3	37 3	1.59 1.235							

Minnesota Twins @ Seattle Mariners
The Kingdome, Seattle, WA
Tue Aug 07 1979, 10:05 PM EDT
Att: 8,288 - Dome

AB	37
R	5
H	12
RBI	5
BB	3
SO	6
LOB	24



Batter	1	2	3	4	5	6	7	8	9	AB	R	H	RBI	BB	SO	LOB	BOTTOM					
Julio Cruz, S OBP: 0.346, SLG: 0.291	0-0 E FC1 FC3-2 1B		0-0 6-3		0-0 E1 4-3 2H 1B		0-0 F9		0-0 4-3	5	0	2	1	0	0	1						
Ruppert Jones, L OBP: 0.354, SLG: 0.471	0-0 FC1 FC3-2 1-3		0-0 E5 1B		0-0 4-3 2-3			0-0 2B 1B		4	1	2	0	0	0	2						
Bruce Bochte, L OBP: 0.400, SLG: 0.598 Bobby Valentine, R OBP: 0.357, SLG: 0.317	0-0 FC3-2 1-2 3-H		0-0 4-3		0-0 L9			0-0 F5		2	0	0	0	0	0	3						
Willie Horton, R OBP: 0.319, SLG: 0.444	0-0 F8			0-3 K		0-3 K		0-0 F3		4	0	0	0	0	2	3						
Dan Meyer, L OBP: 0.342, SLG: 0.506 Bill Stein, R OBP: 0.293, SLG: 0.346	0-0 5-3			0-0 F4		0-3 K2-3		0-0 1-H 2B		2	0	0	0	0	0	2						
Tom Paciorek, R OBP: 0.380, SLG: 0.478		0-0 G5-4-3 1B		4-0 FC6-4 BB		4-0 BB		0-0 5-3		2	0	1	0	2	0	1						
Leon Roberts, R OBP: 0.350, SLG: 0.449		0-0 G5-4-3 1-2f		0-0 FC6-4 1-2f		0-0 5-3		0-0 4-3		4	0	0	0	0	0	3						
Larry Cox, R OBP: 0.286, SLG: 0.332		0-0 F7			0-0 E 2B		0-0 5-3		0-0 F8	4	1	1	0	0	0	0						
Mario Mendoza, R OBP: 0.216, SLG: 0.254 Larry Milbourne, S OBP: 0.314, SLG: 0.340			0-3 K		0-0 6-3		0-0 F7		0-0 1B	2	0	0	0	0	1	1						
Inning Stats	R: 0 E: 1 K: 0 S: 5	H: 1 LOB: 2 BB: 0 P: 5	R: 0 E: 0 K: 0 S: 3	H: 1 LOB: 0 BB: 0 P: 3	R: 0 E: 1 K: 1 S: 6	H: 1 LOB: 1 BB: 0 P: 6	R: 0 E: 0 K: 1 S: 5	H: 0 LOB: 1 BB: 1 P: 9	R: 1 E: 1 K: 0 S: 5	H: 2 LOB: 1 BB: 0 P: 5	R: 0 E: 0 K: 2 S: 7	H: 0 LOB: 0 BB: 1 P: 11	R: 0 E: 0 K: 0 S: 3	H: 0 LOB: 0 BB: 0 P: 3	R: 1 E: 0 K: 0 S: 5	H: 2 LOB: 1 BB: 0 P: 5	R: 0 E: 0 K: 0 S: 4	H: 1 LOB: 1 BB: 0 P: 4	1B: 6 2B: 2 3B: 0 HR: 0	SF: 0 SAC: 0 DP: 1 HBP: 0	WP: 0 PB: 0 CS: 0	PA: 37
PITCHER	IP WLS BF H R ER SO BB IBB HBP BLK WP HR S P ERA WHIP	IP WLS BF H R ER SO BB IBB HBP BLK WP HR S P ERA WHIP	IP WLS BF H R ER SO BB IBB HBP BLK WP HR S P ERA WHIP	IP WLS BF H R ER SO BB IBB HBP BLK WP HR S P ERA WHIP	IP WLS BF H R ER SO BB IBB HBP BLK WP HR S P ERA WHIP	IP WLS BF H R ER SO BB IBB HBP BLK WP HR S P ERA WHIP	IP WLS BF H R ER SO BB IBB HBP BLK WP HR S P ERA WHIP	IP WLS BF H R ER SO BB IBB HBP BLK WP HR S P ERA WHIP	IP WLS BF H R ER SO BB IBB HBP BLK WP HR S P ERA WHIP	IP WLS BF H R ER SO BB IBB HBP BLK WP HR S P ERA WHIP	IP WLS BF H R ER SO BB IBB HBP BLK WP HR S P ERA WHIP	IP WLS BF H R ER SO BB IBB HBP BLK WP HR S P ERA WHIP	IP WLS BF H R ER SO BB IBB HBP BLK WP HR S P ERA WHIP	IP WLS BF H R ER SO BB IBB HBP BLK WP HR S P ERA WHIP	IP WLS BF H R ER SO BB IBB HBP BLK WP HR S P ERA WHIP	IP WLS BF H R ER SO BB IBB HBP BLK WP HR S P ERA WHIP	IP WLS BF H R ER SO BB IBB HBP BLK WP HR S P ERA WHIP	IP WLS BF H R ER SO BB IBB HBP BLK WP HR S P ERA WHIP	IP WLS BF H R ER SO BB IBB HBP BLK WP HR S P ERA WHIP	IP WLS BF H R ER SO BB IBB HBP BLK WP HR S P ERA WHIP	IP WLS BF H R ER SO BB IBB HBP BLK WP HR S P ERA WHIP	
Jerry Kosman, L ERA: 3.82 Mike Marshall, R ERA: 2.33	7.2 S	32 5	2 1	2 0	2 0	0 0	0 0	0 0	0 0	5 5	0 0	5 5	0 0	0 0	0 0	0 0						

Minnesota Twins @ Seattle Mariners
The Kingdome, Seattle, WA
Tue Aug 07 1979, 10:05 PM EDT
Att: 8,288 - Dome

AB	35
R	2
H	8
RBI	2
BB	2
SO	4
LOB	18



Batter	1	2	3	4	5	6	7	8	9	AB	R	H	RBI	BB	SO	LOB	TOP					
Dave Edwards, R (1, 7) OBP: 0.341, SLG: 0.450	0-0 SH1-4 1B		0-0 F8	1-0 BB HBP		0-0 5-3			0-0 F8	4	0	1	0	0	0	1						
John Castino, R (1, 5) OBP: 0.337, SLG: 0.391	0-0 SH1-4		0-0 1B 2B	4-0 BB			0-3 K		0-0 1B 2H	3	1	2	1	1	1	0						
Roy Smalley, S (1, 6) OBP: 0.395, SLG: 0.521	0-0 F7		0-0 F7	0-0 F7			0-0 5-3		0-3 K	5	0	0	0	0	1	5						
Ron Jackson, R (1, 3) OBP: 0.324, SLG: 0.430	0-0 F9		1-0 1B HBP		0-0 F9 1B 2B				0-0 F8	3	1	1	0	0	0	1						
Jose Morales, R (1, 10) OBP: 0.336, SLG: 0.347		0-0 F7	0-0 BB 1B		0-0 F9				0-0 4-3	4	0	1	1	0	0	1						
Willie Norwood, R (1, 9) OBP: 0.310, SLG: 0.410		0-0 4-3	4-0 1-3 2-H 1B		0-3 K				0-0 6-3	3	0	0	0	1	1	1						
Ken Landreaux, L (1, 8) OBP: 0.349, SLG: 0.416			0-0 F7		0-0 CS 1B				0-0 6-3	4	0	2	1	0	0	3						
Glenn Borgmann, R (1, 2) OBP: 0.344, SLG: 0.291		4-0 BB		0-0 4-3	0-0 CS	0-0 F5			0-0 F3	3	0	0	0	1	0	0						
Butch Wynegar, S (9, 2) OBP: 0.354, SLG: 0.344					1-2 CS					0	0	0	0	0	0	0						
Rob Wilfong, L (1, 4) OBP: 0.354, SLG: 0.454		0-0 F5		0-0 4-3		0-0 4-1			0-0 1B 2B	4	1	1	0	0	0	2						
Inning Stats	R: 0 E: 0 K: 0 S: 4	H: 1 LOB: 1 BB: 0 P: 4	R: 0 E: 0 K: 0 S: 4	H: 1 LOB: 2 BB: 1 P: 8	R: 1 E: 0 K: 0 S: 5	H: 2 LOB: 3 BB: 1 P: 10	R: 0 E: 0 K: 0 S: 3	H: 0 LOB: 2 BB: 1 P: 8	R: 1 E: 0 K: 1 S: 6	H: 2 LOB: 0 BB: 0 P: 6	R: 0 E: 0 K: 0 S: 3	H: 0 LOB: 0 BB: 0 P: 3	R: 0 E: 0 K: 0 S: 3	H: 0 LOB: 0 BB: 0 P: 3	R: 0 E: 0 K: 0 S: 3	H: 0 LOB: 0 BB: 0 P: 3	R: 1 E: 0 K: 1 S: 7	H: 2 LOB: 1 BB: 0 P: 7	1B: 4 2B: 3 3B: 1 HR: 0	SF: 0 SAC: 1 DP: 0 HBP: 2	WP: 0 PB: 0 SB: 0 CS: 1	PA: 40
PITCHER Floyd Bannister, L (1, 1) ERA: 3.86	IP: 9.0 WLS: L BF: 39 H: 8 R: 3 ER: 3 SO: 3 BB: 3 IBB: 0 HBP: 2 BLK: 0 WP: 0 HR: 0 S: 40 P: 54 ERA: 3.00 WHIP: 1.222															PITCHER						

Minnesota Twins @ Seattle Mariners
The Kingdome, Seattle, WA
Wed Aug 08 1979, 10:05 PM EDT
Att: 8,222 - Dome

AB	33
R	3
H	8
RBI	3
BB	3
SO	3
LOB	14



Batter	1	2	3	4	5	6	7	8	9	AB	R	H	RBI	BB	SO	LOB	BOTTOM					
Julio Cruz, S (1, 4) OBP: 0.345, SLG: 0.291	0-3 K		0-0 1-3		0-0 4-3				0-0 G6-4-3	4	0	1	1	0	1	3						
Bill Stein, R (9, FH) OBP: 0.291, SLG: 0.344					1-2 2-3 SH				1-2 1B	1	0	0	0	0	0	2						
Ruppert Jones, L (1, 8) OBP: 0.355, SLG: 0.470	0-3 K			0-0 G1-6-3 1B	4-0 BB				0-0 F5	3	0	1	0	1	1	2						
Bruce Bochte, L (1, 3) OBP: 0.397, SLG: 0.503	0-3 K			0-0 G1-6-3	0-0 4-3				0-3 K	4	0	0	0	0	2	6						
Willie Horton, R (1, 10) OBP: 0.318, SLG: 0.442		0-0 6-3		0-0 1B		0-3 K			0-0 F9	4	0	1	0	0	1	0						
Dan Meyer, L (1, 5) OBP: 0.339, SLG: 0.501		0-0 F8		0-0 F7		0-0 6-3			0-0 F6	4	0	0	0	0	0	1						
Tom Paciorek, R (1, 9) OBP: 0.383, SLG: 0.478		0-0 6-3			0-0 1B 4-3 1B	0-0 S 1B			0-0 F7	4	1	2	0	0	0	0						
Bob Stinson, S (1, 2) OBP: 0.353, SLG: 0.359			4-0 SH2-3 BB		0-0 4-3 1B 1B	0-3 K			0-0 1B	3	0	2	0	1	1	1						
Leon Roberts, R (1, 7) OBP: 0.350, SLG: 0.448			0-0 SH2-3		0-3 K				0-0 L6	3	0	1	0	0	1	3						
Larry Milbourne, S (1, 6) OBP: 0.317, SLG: 0.342			0-0 F7		0-0 4-3 1B	0-0 FC5-6 1B			0-0 G6-4-3 1B	4	0	2	0	0	0	2						
Inning Stats	R: 0 E: 0 K: 3 S: 9	H: 0 LOB: 0 BB: 0 P: 9	R: 0 E: 0 K: 0 S: 3	H: 0 LOB: 0 BB: 0 P: 3	R: 0 E: 0 K: 0 S: 3	H: 0 LOB: 1 BB: 1 P: 7	R: 0 E: 0 K: 0 S: 4	H: 2 LOB: 1 BB: 0 P: 4	R: 1 E: 0 K: 1 S: 8	H: 3 LOB: 3 BB: 1 P: 12	R: 0 E: 0 K: 2 S: 8	H: 1 LOB: 1 BB: 0 P: 8	R: 0 E: 0 K: 1 S: 7	H: 2 LOB: 2 BB: 0 P: 7	R: 0 E: 0 K: 0 S: 3	H: 0 LOB: 0 BB: 0 P: 3	R: 0 E: 0 K: 0 S: 4	H: 2 LOB: 1 BB: 0 P: 4	1B: 10 2B: 0 3B: 0 HR: 0	SF: 0 SAC: 1 DP: 2 HBP: 0	WP: 0 PB: 0 SB: 1 CS: 0	PA: 37
PITCHER Dave Goltz, R (1, 1) ERA: 4.05	IP: 8.0 WLS: W BF: 33 H: 8 R: 1 ER: 1 SO: 7 BB: 2 IBB: 0 HBP: 0 BLK: 0 WP: 0 HR: 0 S: 45 P: 53 ERA: 1.12 WHIP: 1.250															PITCHER						
Mike Marshall, R (9, 1) ERA: 2.31	IP: 1.0 WLS: S BF: 4 H: 2 R: 0 ER: 0 SO: 0 BB: 0 IBB: 0 HBP: 0 BLK: 0 WP: 0 HR: 4 S: 4 P: 4 ERA: 0.00 WHIP: 2.000															PITCHER						

Minnesota Twins @ Seattle Mariners
The Kingdome, Seattle, WA
Wed Aug 08 1979, 10:05 PM EDT
Att: 8,222 - Dome

AB	34
R	1
H	10
RBI	1
BB	2
SO	7
LOB	20



Batter	1	2	3	4	5	6	7	8	9	10	11	AB	R	H	RBI	BB	SO	LOB	TOP			
Rickey Henderson, R OBP: 0.295, SLG: 0.290 Mike Edwards, R OBP: 0.278, SLG: 0.299	(1,7) X 0-0 F8		(1,3) X 0-0 F8			(1,1) X 0-3 K	(1,2) X 0-0 1-3		(1,2) X 0-0 F1		(1,3) X 0-0 6-3	5	0	0	0	0	1	4				
Dwayne Murphy, L OBP: 0.405, SLG: 0.384	(1,8) X 0-3 K			(1,1) X 0-0 6-3		(1,1) X 4-0 1B 1B	(1,3) X 0-0 4-3		(1,3) X 0-3 K			4	1	0	0	1	2	4				
Wayne Gross, L OBP: 0.338, SLG: 0.376	(1,5) X 0-0 4-3			(1,2) X 0-0 4-3 2B		(1,3) X 0-0 1B 2B 1B		(1,1) X 0-0 F4		(1,1) X 0-0 F2		5	1	2	0	0	0	0				
Dave Revering, L OBP: 0.323, SLG: 0.486	(1,3) X 0-0 6-3 2B			(1,2) X 0-0 4-3		(1,3) X 0-0 2B 1B		(1,2) X 0-3 K		(1,2) X 0-0 L3		5	1	2	1	0	1	1				
Jeff Newman, R OBP: 0.262, SLG: 0.420	(1,2) X 0-0 6-3			(1,3) X 0-0 L4		(1,3) X 0-0 1B 2B		(1,3) X 0-3 K		(1,3) X 0-3 K		5	1	1	2	0	2	2				
Mitchell Page, L OBP: 0.430, SLG: 0.363	(1,10) X 0-0 4-3				(1,1) X 0-0 1-3	(1,3) X 0-0 1B 2B		(1,3) X 0-3 K			(1,1) X 0-0 1B SF7	5	1	2	1	0	1	1				
Tony Armas, R OBP: 0.288, SLG: 0.425 Larry Murray, S OBP: 0.262, SLG: 0.266	(1,9) X 0-3 K				(1,2) X 0-0 L8	(1,3) X 0-0 G5-4-3 1B		(1,2) X 0-0 1B 3B			(1,1) X 0-0 F7	4	0	1	0	0	1	2				
Dave Chalk, R OBP: 0.355, SLG: 0.301	(1,4) X 0-0 G3-6 1B							(1,4) X 4-0 SH1-4 BB			(1,2) X 0-0 SF7 1B	3	0	3	0	2	0	0				
Rob Piccolo, R OBP: 0.256, SLG: 0.305 Mike Heath, R OBP: 0.331, SLG: 0.360	(1,6) X 0-0 G3-6										(1,2) X 0-0 SF7	2	0	0	0	0	0	2				
Inning Stats	R: 0 E: 0 K: 1 S: 5	H: 0 LOB: 0 BB: 0 P: 5	R: 0 E: 0 K: 1 S: 6	H: 1 LOB: 1 BB: 0 P: 6	R: 0 E: 0 K: 0 S: 3	H: 1 LOB: 0 BB: 0 P: 3	R: 0 E: 0 K: 0 S: 4	H: 1 LOB: 1 BB: 0 P: 4	R: 0 E: 0 K: 0 S: 4	H: 1 LOB: 1 BB: 0 P: 4	R: 4 E: 0 K: 1 S: 8	H: 4 LOB: 0 BB: 1 P: 12	R: 0 E: 0 K: 2 S: 7	H: 0 LOB: 0 BB: 0 P: 7	R: 0 E: 0 K: 1 S: 5	H: 0 LOB: 0 BB: 0 P: 5	R: 1 E: 0 K: 0 S: 5	H: 2 LOB: 1 BB: 1 P: 5	1B: 8 2B: 3 3B: 1 HR: 0	SF: 1 SAC: 1 DP: 2 HBP: 0	WP: 1 PB: 0 SB: 0 CS: 0	PA: 46
PITCHER	IP ERA WLS BF H R ER SO BB IBB HBP BLK WP HR S P ERA WHIP	5.1 3.1 0.0 1 1 0 0 0 0 0 0 0 1 0 1 1 ∞ ∞	6.1 4.5 1.0 3 0 0 0 0 1 0 0 0 0 0 2 6 0.00 1.000	7.1 2.37 4.2 L 19 4 2 2 5 1 0 0 0 0 0 28 32 3.86 1.071	PITCHER										IP WLS BF H R ER SO BB IBB HBP BLK WP HR S P ERA WHIP	4 0 1 0 0 0 1 2 3 7 6 7.5 1.500						

Oakland Athletics @ Minnesota Twins
Metropolitan Stadium, Bloomington, MI
Fri Aug 10 1979, 8:05 PM EDT
Unknown - 76 F

AB 41
R 6
H 12
RBI 6
BB 3
SO 8
LOB 18



Batter	1	2	3	4	5	6	7	8	9	10	11	AB	R	H	RBI	BB	SO	LOB	BOTTOM			
Hosken Powell, L OBP: 0.404, SLG: 0.440 Bombo Rivera, R OBP: 0.333, SLG: 0.412	(1,9) X 0-0 4-3			(1,2) X 0-0 1-3		(1,3) X 0-0 L6		(1,3) X 0-0 F3			(1,1) X 0-0 6-3	4	0	1	2	0	0	2				
Rob Wilfong, L OBP: 0.363, SLG: 0.449	(1,4) X 4-0 1B BB										(1,2) X 0-0 F5	5	0	1	0	1	1	2				
Ken Landreaux, L OBP: 0.352, SLG: 0.425	(1,8) X 0-0 F7 1B										(1,1) X 0-0 SH1-4 1B	5	1	3	0	0	0	2				
Danny Goodwin, L OBP: 0.381, SLG: 0.579 Jose Morales, R OBP: 0.345, SLG: 0.347	(1,10) X 0-0 F7										(1,1) X 1-0 HBP	4	0	0	0	0	0	3				
Glenn Adams, L OBP: 0.335, SLG: 0.443 Dave Edwards, R OBP: 0.336, SLG: 0.443											(1,3) X 0-3 K	3	1	2	1	1	1	0				
Roy Smalley, S OBP: 0.365, SLG: 0.524	(1,6) X 0-0 1B 2B										(1,2) X 0-0 FC4-6 2B	5	1	2	0	0	0	2				
Butch Wynegar, S OBP: 0.385, SLG: 0.346	(1,2) X 0-0 6-3										(1,2) X 4-0 FC4-6 IBB	4	1	1	1	1	0	2				
Ron Jackson, R OBP: 0.330, SLG: 0.432	(1,3) X 1-0 1B HBP										(1,2) X 0-0 FC4-6	3	1	2	1	1	0	2				
Mike Cabbage, L OBP: 0.312, SLG: 0.312 Willie Norwood, R OBP: 0.313, SLG: 0.410 John Castillo, R OBP: 0.336, SLG: 0.390	(1,5) X 0-0 1B										(1,3) X 0-0 L9	2	0	1	0	0	0	1				
Inning Stats	R: 0 E: 0 K: 0 S: 3	H: 1 LOB: 1 BB: 1 P: 7	R: 3 E: 0 K: 1 S: 8	H: 3 LOB: 2 BB: 1 P: 13	R: 0 E: 0 K: 0 S: 4	H: 1 LOB: 1 BB: 0 P: 4	R: 0 E: 0 K: 0 S: 3	H: 1 LOB: 0 BB: 0 P: 3	R: 1 E: 0 K: 0 S: 5	H: 2 LOB: 1 BB: 0 P: 5	R: 0 E: 0 K: 0 S: 3	H: 0 LOB: 0 BB: 1 P: 7	R: 1 E: 0 K: 1 S: 7	H: 2 LOB: 2 BB: 1 P: 11	R: 0 E: 0 K: 0 S: 3	H: 1 LOB: 1 BB: 1 P: 7	R: 0 E: 0 K: 0 S: 3	H: 1 LOB: 1 BB: 1 P: 7	1B: 7 2B: 5 3B: 1 HR: 0	SF: 0 SAC: 2 DP: 1 HBP: 2	WP: 0 PB: 0 SB: 0 CS: 0	PA: 50
PITCHER	IP ERA WLS BF H R ER SO BB IBB HBP BLK WP HR S P ERA WHIP	7.2 4.86 1.1 8 2 0 0 0 0 0 0 0 0 0 8 9 0.00 0.500	10 5 2 0 0 1 0 0 0 0 0 0 0 0 8 9 0.00 0.500	10 5 2 0 0 1 0 0 0 0 0 0 0 0 8 9 0.00 0.500	PITCHER										IP WLS BF H R ER SO BB IBB HBP BLK WP HR S P ERA WHIP	7.2 5.87 1.1 35 48 5.87 1.696						

Oakland Athletics @ Minnesota Twins
Metropolitan Stadium, Bloomington, MI
Fri Aug 10 1979, 8:05 PM EDT
Unknown - 76 F

AB 40
R 5
H 13
RBI 5
BB 6
SO 3
LOB 23



Batter	1	2	3	4	5	6	7	8	9	AB	R	H	RBI	BB	SO	LOB	TOP			
Rickey Henderson, R OBP: 0.305, SLG: 0.295										4	0	2	0	0	0	2				
Mike Heath, R OBP: 0.305, SLG: 0.340										4	0	0	0	0	1	2				
Jeff Newman, R OBP: 0.269, SLG: 0.434										4	0	2	0	0	0	0				
Dave Revering, L OBP: 0.325, SLG: 0.489										4	0	1	0	0	1	1				
Jim Essian, R OBP: 0.324, SLG: 0.444										4	0	2	0	0	0	2				
Larry Murray, S OBP: 0.281, SLG: 0.265										0	0	0	0	0	0	0				
Tony Armas, R OBP: 0.277, SLG: 0.406										4	0	1	0	0	1	5				
Mitchell Page, L OBP: 0.324, SLG: 0.354											4	0	0	0	0	1	2			
Dave Chalk, R OBP: 0.350, SLG: 0.294										3	0	0	0	0	0	0				
Rob Picciolo, R OBP: 0.275, SLG: 0.340										3	0	2	0	0	0	0				
Inning Stats	R: 0 E: 0 K: 0 S: 3	H: 1 LOB: 0 BB: 0 P: 3	R: 0 E: 0 K: 1 S: 6	H: 1 LOB: 1 BB: 0 P: 6	R: 0 E: 1 K: 1 S: 6	H: 1 LOB: 1 BB: 0 P: 6	R: 0 E: 0 K: 0 S: 4	H: 2 LOB: 1 BB: 0 P: 4	R: 0 E: 0 K: 0 S: 5	H: 1 LOB: 1 BB: 0 P: 5	R: 0 E: 0 K: 0 S: 4	H: 1 LOB: 0 BB: 0 P: 4	R: 0 E: 0 K: 2 S: 3	H: 0 LOB: 0 BB: 0 P: 3	R: 0 E: 0 K: 2 S: 7	H: 1 LOB: 1 BB: 0 P: 7	1B: 9 2B: 1 3B: 0 HR: 0	SF: 0 SAC: 0 DP: 1 HBP: 0	WP: 0 PB: 0 SB: 0 CS: 0	PA: 34
PITCHER Jerry Koosman, L ERA: 3.63	IP: 9.0 WLS: W BF: 34 H: 10 R: 0 ER: 0 SO: 4 BB: 0 IBB: 0 HBP: 0 BLK: 0 WP: 0 HR: 0 S: 42 P: 42 ERA: 0.00 WHIP: 1.111															PITCHER				

Oakland Athletics @ Minnesota Twins
Metropolitan Stadium, Bloomington, MI
Sun Aug 12 1979, 4:33 AM EDT
Att: 14,500 - Unknown - 75 F

AB	34
R	0
H	10
RBI	0
BB	0
SO	4
LOB	14



Batter	1	2	3	4	5	6	7	8	9	AB	R	H	RBI	BB	SO	LOB	BOTTOM	
Hosken Powell, L OBP: 0.398, SLG: 0.427										3	0	0	0	1	0	0		
Rob Wilfong, L OBP: 0.363, SLG: 0.453										3	0	1	0	1	1	0		
Ken Landreaux, L OBP: 0.359, SLG: 0.428										4	0	0	0	0	0	1		
Mike Cubbage, L OBP: 0.355, SLG: 0.328										3	1	3	0	0	0	0		
John Castino, R OBP: 0.333, SLG: 0.386										0	0	0	0	0	0	0		
Danny Goodwin, L OBP: 0.389, SLG: 0.585										2	0	1	1	0	0	1		
Glenn Adams, L OBP: 0.354, SLG: 0.440										3	0	0	0	0	1	3		
Dave Edwards, R OBP: 0.341, SLG: 0.443										0	0	0	0	0	0	0		
Roy Smalley, S OBP: 0.386, SLG: 0.512										3	0	0	0	0	1	2		
Ron Jackson, R OBP: 0.328, SLG: 0.428										3	0	0	0	0	0	1		
Butch Wynegar, S OBP: 0.362, SLG: 0.345										3	0	0	0	0	0	0		
Inning Stats	R: 0 E: 0 K: 1 S: 5	H: 0 LOB: 0 BB: 0 P: 5	R: 0 E: 0 K: 0 S: 4	H: 1 LOB: 1 BB: 0 P: 4	R: 0 E: 0 K: 0 S: 3	H: 1 LOB: 2 BB: 1 P: 7	R: 0 E: 0 K: 1 S: 6	H: 1 LOB: 1 BB: 0 P: 6	R: 0 E: 0 K: 1 S: 5	H: 0 LOB: 0 BB: 0 P: 5	R: 0 E: 0 K: 0 S: 3	H: 0 LOB: 1 BB: 1 P: 7	R: 0 E: 0 K: 0 S: 3	H: 0 LOB: 1 BB: 1 P: 7	1B: 3 2B: 2 3B: 0 HR: 0	SF: 0 SAC: 1 DP: 0 HBP: 0	WP: 0 PB: 0 SB: 0 CS: 0	PA: 30
PITCHER Rick Langford, R ERA: 4.3	IP: 8.0 WLS: L BF: 30 H: 5 R: 1 ER: 1 SO: 3 BB: 2 IBB: 0 HBP: 0 BLK: 0 WP: 0 HR: 0 S: 34 P: 42 ERA: 1.12 WHIP: 0.875															PITCHER		

Oakland Athletics @ Minnesota Twins
Metropolitan Stadium, Bloomington, MI
Sun Aug 12 1979, 4:33 AM EDT
Att: 14,500 - Unknown - 75 F

AB	27
R	1
H	5
RBI	1
BB	2
SO	3
LOB	8



Batter	1	2	3	4	5	6	7	8	9	AB	R	H	RBI	BB	SO	LOB	TOP										
Hosken Powell, L OBP: 0.399, SLG: 0.426	0-0 1B	0-0 6-3			0-0 L4		4-0 L3 BB			3	0	1	0	1	0	0											
Rob Wilfong, L OBP: 0.364, SLG: 0.452	0-0 2B	0-3 K			4-0 FC6-4 BB		0-0 L3			3	1	1	0	1	1	1											
Ken Landreaux, L OBP: 0.358, SLG: 0.425	4-0 2B 1B	0-0 F9			0-0 FC6-4 1B		0-0 4-3			3	1	0	0	1	0	1											
Danny Goodwin, L OBP: 0.395, SLG: 0.594	0-0 1B 2B			0-0 F5			0-0 G3			4	1	2	1	0	0	0											
Butch Wynegar, S OBP: 0.361, SLG: 0.343	0-0 1B			0-3 K			0-3 K			4	1	1	1	0	2	2											
Mike Cabbage, L OBP: 0.395, SLG: 0.328	0-0 1B			0-0 F7			0-0 G3			3	1	1	1	0	0	0											
Roy Smalley, S OBP: 0.387, SLG: 0.511	1-2 1B								0-0 F8	1	0	0	0	0	0	0											
Glenn Adams, L OBP: 0.354, SLG: 0.440	0-0 1B			0-0 6-3			0-0 1B		0-3 K	0	0	0	0	0	0	0											
Bombo Rivera, R OBP: 0.333, SLG: 0.410	1-3 2H 1B			0-0 4-3			0-0 5-3		0-0 F9	4	0	0	0	0	1	2											
Ron Jackson, R OBP: 0.326, SLG: 0.424	0-3 K			0-0 K			0-0 F9			3	0	1	1	0	1	0											
John Castino, R OBP: 0.333, SLG: 0.385	1-3 3H 1B																										
Inning Stats	R: 5 E: 0 K: 1 S: 10	H: 7 LOB: 2 BB: 1 P: 14	R: 0 E: 0 K: 1 S: 5	H: 0 LOB: 0 BB: 0 P: 5	R: 0 E: 0 K: 1 S: 5	H: 0 LOB: 0 BB: 0 P: 5	R: 0 E: 0 K: 1 S: 6	H: 1 LOB: 2 BB: 1 P: 10	R: 0 E: 0 K: 0 S: 3	H: 1 LOB: 0 BB: 0 P: 3	R: 0 E: 0 K: 0 S: 2	H: 0 LOB: 0 BB: 1 P: 6	R: 0 E: 0 K: 0 S: 3	H: 0 LOB: 0 BB: 0 P: 3	R: 0 E: 0 K: 1 S: 5	H: 0 LOB: 0 BB: 0 P: 5	1B: 8 2B: 2 3B: 0 HR: 0	SF: 0 SAC: 0 DP: 1 HBP: 0	WP: 0 PB: 0 SB: 1 CS: 0	PA: 35							
PITCHER	IP	WLS	BF	H	R	ER	SO	BB	IBB	HBP	BLK	WP	HR	S	P	ERA	WHIP										
Bob Stanley, R ERA: 4.41	(1, 1)	0.1	6	5	5	5	0	1	0	0	0	0	0	5	9	135.00	18.000										
Tom Burgmeier, L ERA: 2.11	(1, 1)	7.2	W	26	4	0	0	5	2	0	0	0	0	34	42	0.00	0.783										
Dick Drago, R ERA: 3.06	(9, 1)	1.0	S	3	0	0	0	1	0	0	0	0	0	5	5	0.00	0.000										

Minnesota Twins @ Boston Red Sox
Fenway Park, Boston, MA
Mon Aug 13 1979, 7:05 PM EDT
Att: 32,359 - Unknown - 70 F

AB 32
R 5
H 9
RBI 5
BB 3
SO 6
LOB 6



Batter	1	2	3	4	5	6	7	8	9	AB	R	H	RBI	BB	SO	LOB	BOTTOM										
Rick Burleson, R OBP: 0.320, SLG: 0.377	0-0 6-3		0-3 K		0-0 F4		0-0 S HR 1B			4	1	1	2	0	1	1											
Carlton Fisk, R OBP: 0.296, SLG: 0.446	0-3 K		0-0 F7		0-0 FC4-6		0-3 K			4	0	0	0	0	2	2											
Fred Lynn, L OBP: 0.424, SLG: 0.648	0-0 2B		0-0 3-1		0-0 F8		0-0 2H HR			4	1	2	2	0	0	0											
Jim Rice, R OBP: 0.387, SLG: 0.603	0-0 5-3			0-0 HR		0-0 2B	0-0 5-3			4	1	2	1	0	0	1											
Carl Yastrzemski, L OBP: 0.365, SLG: 0.482		0-0 E 2B		0-3 K		4-0 FC5-4 BB		0-0 L8		3	0	1	0	1	1	0											
Bob Watson, R OBP: 0.376, SLG: 0.457		4-0 E BB		0-0 5-3		0-0 FC5-4		0-3 K		3	0	0	0	1	1	1											
Butch Hobson, R OBP: 0.297, SLG: 0.496		0-0 E6 G6-4-3		0-0 5-3			0-0 F9		0-0 HR	4	1	1	1	0	0	2											
Jack Brohamer, L OBP: 0.307, SLG: 0.323		0-0 F8		0-3 K			0-0 2B 1B		0-0 1B	4	1	2	0	0	1	3											
Dwight Evans, R OBP: 0.366, SLG: 0.474		0-0 G6-4-3		0-0 FC4-6 1B			0-0 1B 2B		0-0 F9	4	1	2	0	0	0	4											
Inning Stats	R: 0 E: 0 K: 1 S: 6	H: 1 LOB: 1 BB: 0 P: 6	R: 0 E: 1 K: 0 S: 4	H: 1 LOB: 2 BB: 1 P: 8	R: 0 E: 0 K: 1 S: 5	H: 0 LOB: 0 BB: 0 P: 5	R: 1 E: 0 K: 1 S: 6	H: 1 LOB: 1 BB: 0 P: 6	R: 0 E: 0 K: 0 S: 3	H: 1 LOB: 1 BB: 1 P: 7	R: 4 E: 0 K: 1 S: 9	H: 4 LOB: 0 BB: 0 P: 9	R: 1 E: 0 K: 1 S: 7	H: 2 LOB: 1 BB: 0 P: 7	R: 0 E: 0 K: 1 S: 5	H: 0 LOB: 0 BB: 0 P: 5	1B: 4 2B: 4 3B: 0 HR: 3	SF: 0 SAC: 0 DP: 1 HBP: 0	WP: 0 PB: 0 SB: 1 CS: 0	PA: 36							
PITCHER	IP	WLS	BF	H	R	ER	SO	BB	IBB	HBP	BLK	WP	HR	S	P	ERA	WHIP										
Dave Goltz, R ERA: 4.15	(1, 1)	6.2	L	30	5	5	5	2	0	0	0	0	2	38	46	6.75	1.650										
Mike Marshall, R ERA: 2.46	(7, 1)	1.1	L	6	2	1	1	0	0	0	0	0	1	8	8	6.75	1.500										

Minnesota Twins @ Boston Red Sox
Fenway Park, Boston, MA
Mon Aug 13 1979, 7:05 PM EDT
Att: 32,359 - Unknown - 70 F

AB 34
R 6
H 11
RBI 6
BB 2
SO 6
LOB 14



Batter	1	2	3	4	5	6	7	8	9	AB	R	H	RBI	BB	SO	LOB	TOP										
Hosken Powell, L OBP: 0.393, SLG: 0.419	0-0 4-3		0-0 L6			0-0 1-3		0-0 G4-6-3		4	0	0	0	0	0	1	Minnesota Twins @ Boston Red Sox Fenway Park, Boston, MA Tue Aug 14 1979, 7:05 PM EDT Att: 32,962 - Unknown - 73 F										
Rob Wilfong, L OBP: 0.364, SLG: 0.450 Bob Randall, R OBP: 0.349, SLG: 0.341	0-0 1B			0-0 L9		0-0 G3			0-0 3-1 WP	3	0	1	0	0	0	0											
Ken Landreaux, L OBP: 0.386, SLG: 0.423 Jose Morales, R OBP: 0.338, SLG: 0.333	0-0 F9			0-0 F4		0-0 6-3			0-0 3-1	2	0	0	0	0	0	1											
Danny Goodwin, L OBP: 0.375, SLG: 0.562	0-0 F7			0-0 3-1			0-3 K		0-0 1-3	4	0	0	0	0	1	2											
Glenn Adams, L OBP: 0.350, SLG: 0.434		0-0 F8			0-0 G3		0-0 6-3		0-3 K	4	0	0	0	0	1	0											
Mike Cabbage, L OBP: 0.355, SLG: 0.328		0-0 F8			0-0 F6				0-0 1B	3	0	1	0	0	0	0											
Roy Smalley, S OBP: 0.362, SLG: 0.511 Dave Edwards, R OBP: 0.338, SLG: 0.439		0-3 K			0-0 1B		0-0 1-3			2	0	1	0	0	1	0											
Butch Wynegar, S OBP: 0.362, SLG: 0.344 Glenn Borgmann, R OBP: 0.336, SLG: 0.286			0-0 F3		0-0 1B			0-3 K		2	0	1	0	0	0	0											
Ron Jackson, R OBP: 0.324, SLG: 0.422 John Castino, R OBP: 0.336, SLG: 0.388			0-3 K		0-0 F7			0-0 G4-6-3 1B		2	0	0	0	0	1	2											
Inning Stats	R: 0 E: 0 K: 0 S: 4	H: 1 LOB: 1 BB: 0 P: 4	R: 0 E: 0 K: 1 S: 5	H: 0 LOB: 0 BB: 0 P: 5	R: 0 E: 0 K: 1 S: 5	H: 0 LOB: 0 BB: 0 P: 5	R: 0 E: 0 K: 0 S: 3	H: 2 LOB: 2 BB: 0 P: 5	R: 0 E: 0 K: 1 S: 6	H: 1 LOB: 1 BB: 0 P: 6	R: 0 E: 0 K: 1 S: 5	H: 1 LOB: 0 BB: 0 P: 5	R: 1 E: 0 K: 1 S: 6	H: 1 LOB: 0 BB: 0 P: 6	1B: 5 2B: 1 3B: 0 HR: 0	SF: 0 SAC: 0 DP: 1 HBP: 0		WP: 1 PB: 0 SB: 0 CS: 0	PA: 32								
PITCHER	IP	WLS	BF	H	R	ER	SO	BB	IBB	HBP	BLK	WP	HR	S	P	ERA		WHIP									
Dennis Eckersley, R ERA: 2.74	(1, 1)	6.0	W	21	3	0	2	0	0	0	0	0	0	25	25	0.00	0.500										
Bob Stanley, R ERA: 4.38	(7, 1)	2.0		7	2	0	2	0	0	0	0	0	0	11	11	0.00	1.000										
Bill Campbell, R ERA: 5.83	(9, 1)	1.0		4	1	1	1	0	0	0	0	1	0	6	6	9.00	1.000										

Batter	1	2	3	4	5	6	7	8	9	AB	R	H	RBI	BB	SO	LOB	BOTTOM										
Rick Burleson, R OBP: 0.322, SLG: 0.381 Stan Papi, R OBP: 0.203, SLG: 0.269	0-0 5-3	0-0 1B S 2B 1B		0-0 HR 2B		0-0 F9	0-3 K	0-0 F9		3	2	2	0	0	0	0	Minnesota Twins @ Boston Red Sox Fenway Park, Boston, MA Tue Aug 14 1979, 7:05 PM EDT Att: 32,962 - Unknown - 73 F										
Carlton Fisk, R OBP: 0.307, SLG: 0.465 Gary Allenson, R OBP: 0.279, SLG: 0.318	0-0 HR	0-0 1-3 2B 1B		4-0 HR BB		0-0 FC4-6 1B	0-3 K			3	3	3	1	1	0	0											
Fred Lynn, L OBP: 0.427, SLG: 0.666 Tom Poquette, L OBP: 0.345, SLG: 0.353	0-0 HR	0-0 1-H 2B 3-H 2B		0-0 1-H 2-H HR		0-0 FC4-6 1B 1-2		0-0 F8		4	3	3	6	0	0	1											
Jim Rice, R OBP: 0.389, SLG: 0.607	0-3 K	0-0 2-H 2B		0-3 K		0-0 1-3 1B		0-0 1B 2B 2B		5	1	3	1	0	2	0											
Carl Yastrzemski, L OBP: 0.365, SLG: 0.489 Jim Dwyer, L OBP: 0.400, SLG: 0.452	0-0 HR	0-0 4-3		0-3 K		0-3 K		0-0 2B 1B		3	1	1	1	0	1	1											
Bob Watson, R OBP: 0.376, SLG: 0.454	4-0 BB		0-0 6-3	0-0 L6		0-0 BB 1B	0-3 K			4	0	1	0	1	1	2											
Butch Hobson, R OBP: 0.301, SLG: 0.500	0-0 F8			0-0 FC5-4 1B		0-3 K		0-0 BB 1B	0-0 1-H 2B 3-H 2B	5	1	3	2	0	1	1											
Jack Brohamer, L OBP: 0.302, SLG: 0.317 Larry Wolffe, R OBP: 0.387, SLG: 0.432		0-0 F8	0-0 F9		0-0 4-3		0-3 K	0-0 1B 2B		3	0	0	0	0	0	1											
Dwight Evans, R OBP: 0.366, SLG: 0.471		0-0 F3	0-0 FC5-4		0-0 6-3		4-0 BB	0-0 1-2 2-3 1B		4	0	1	0	1	0	1											
Inning Stats	R: 3 E: 0 K: 1 S: 8	H: 3 LOB: 1 BB: 1 P: 12	R: 3 E: 0 K: 0 S: 7	H: 4 LOB: 1 BB: 0 P: 7	R: 0 E: 0 K: 0 S: 4	H: 1 LOB: 0 BB: 0 P: 4	R: 3 E: 0 K: 2 S: 9	H: 2 LOB: 1 BB: 1 P: 13	R: 0 E: 0 K: 1 S: 5	H: 0 LOB: 0 BB: 0 P: 5	R: 0 E: 0 K: 1 S: 7	H: 2 LOB: 2 BB: 0 P: 7	R: 0 E: 0 K: 3 S: 11	H: 2 LOB: 3 BB: 1 P: 15	R: 3 E: 0 K: 1 S: 10	H: 5 LOB: 2 BB: 0 P: 10		1B: 9 2B: 6 3B: 0 HR: 4	SF: 0 SAC: 0 DP: 0 HBP: 0	WP: 0 PB: 0 SB: 1 CS: 0	PA: 46						
PITCHER	IP	WLS	BF	H	R	ER	SO	BB	IBB	HBP	BLK	WP	HR	S	P	ERA		WHIP									
Pete Redfern, R ERA: 3.4	(1, 1)	0.2	L	5	3	3	3	0	0	0	0	0	0	7	7	40.50	4.500										
Gary Serun, R ERA: 7.11	(1, 1)	3.1		19	7	6	6	2	2	0	0	0	1	21	29	16.20	2.700										
Darrell Jackson, L ERA: 4.41	(5, 1)	4.0		22	9	3	3	6	1	0	0	0	0	33	37	6.75	2.500										

AB	32
R	1
H	6
RBI	0
BB	0
SO	5
LOB	8



Batter	1	2	3	4	5	6	7	8	9	AB	R	H	RBI	BB	SO	LOB	TOP					
Butch Wynegar, S (1, 2) OBP: 0.362, SLG: 0.345										5	0	2	0	0	1	1						
Roy Smalley, S (1, 6) OBP: 0.386, SLG: 0.509										4	1	1	0	1	1	2						
Rob Wilfong, L (1, 4) OBP: 0.370, SLG: 0.459										3	1	2	1	2	0	0						
Mike Cabbage, L (1, 5) OBP: 0.356, SLG: 0.332										4	1	2	1	0	0	4						
Ken Landreaux, L (1, 8) OBP: 0.357, SLG: 0.425										5	1	2	0	0	0	3						
Glenn Adams, L (1, 7) OBP: 0.352, SLG: 0.435										4	0	2	2	0	1	1						
Dave Edwards, R (8, PR) OBP: 0.338, SLG: 0.439										0	1	0	0	0	0	0						
Willie Norwood, R (9, PH) OBP: 0.312, SLG: 0.409										1	0	0	0	0	1	3						
Danny Goodwin, L (1, 10) OBP: 0.386, SLG: 0.560										2	0	1	0	1	0	0						
Jose Morales, R (8, PH) OBP: 0.336, SLG: 0.331										1	0	0	0	0	0	1						
Hosken Powell, L (1, 9) OBP: 0.391, SLG: 0.416										4	0	1	1	0	0	4						
Ron Jackson, R (1, 3) OBP: 0.324, SLG: 0.423										4	0	1	0	0	0	1						
Inning Stats	R: 2 E: 0 K: 0 S: 5	H: 3 LOB: 0 BB: 0 P: 5	R: 0 E: 0 K: 0 S: 3	H: 0 LOB: 0 BB: 0 P: 3	R: 0 E: 0 K: 0 S: 5	H: 2 LOB: 2 BB: 0 P: 5	R: 0 E: 0 K: 1 S: 6	H: 2 LOB: 1 BB: 0 P: 6	R: 0 E: 0 K: 1 S: 6	H: 1 LOB: 2 BB: 1 P: 10	R: 0 E: 0 K: 1 S: 5	H: 0 LOB: 0 BB: 0 P: 5	R: 0 E: 0 K: 1 S: 5	H: 4 LOB: 3 BB: 2 P: 7	R: 3 E: 0 K: 0 S: 7	H: 4 LOB: 1 BB: 0 P: 0	R: 0 E: 0 K: 1 S: 6	H: 1 LOB: 3 BB: 2 P: 14	1B: 11 2B: 2 3B: 1 HR: 0	SF: 1 SAC: 0 DP: 2 HBP: 0	WP: 0 PB: 0 SB: 0 CS: 1	PA: 42
PITCHER	IP	WLS	BF	H	R	ER	SO	BB	IBB	HBP	BLK	WP	HR	S	P	ERA	WHIP					
Mike Torrez, R (1, 1) ERA: 4.66	7.1		33	12	5	5	3	2	0	0	1	0	0	37	45	6.14	1.909					
Tom Burgmeier, L (8, 1) ERA: 2.1	0.1	W	2	1	0	0	0	0	0	0	0	0	0	2	2	0.00	3.000					
Dick Drago, R (8, 1) ERA: 3.0	1.1		7	1	0	0	1	2	0	0	0	0	0	7	15	0.00	2.250					

Minnesota Twins @ Boston Red Sox
Fenway Park, Boston, MA
Wed Aug 15 1979, 7:05 PM EDT
Att: 33,539 - Unknown - 68 F

AB 37
R 5
H 14
RBI 5
BB 4
SO 4
LOB 20



Batter	1	2	3	4	5	6	7	8	9	AB	R	H	RBI	BB	SO	LOB	BOTTOM				
Rick Burleson, R (1, 6) OBP: 0.325, SLG: 0.385										5	1	3	2	0	1	0					
Carlton Fisk, R (1, 2) OBP: 0.305, SLG: 0.464										5	2	1	0	0	1	3					
Fred Lynn, L (1, 8) OBP: 0.427, SLG: 0.664										4	1	2	2	0	0	1					
Jim Rice, R (1, 7) OBP: 0.390, SLG: 0.613										4	2	2	3	0	0	2					
Carl Yastrzemski, L (1, 3) OBP: 0.366, SLG: 0.496										4	1	2	2	0	0	0					
Bob Watson, R (1, 10) OBP: 0.377, SLG: 0.452										4	0	1	0	0	1	1					
Butch Hobson, R (1, 5) OBP: 0.300, SLG: 0.497										4	0	1	0	0	0	1					
Jack Brohamer, L (1, 4) OBP: 0.306, SLG: 0.322										4	1	2	0	0	0	2					
Dwight Evans, R (1, 9) OBP: 0.365, SLG: 0.472										4	1	1	0	0	0	1					
Inning Stats	R: 0 E: 0 K: 0 S: 4	H: 1 LOB: 1 BB: 0 P: 4	R: 0 E: 0 K: 0 S: 4	H: 2 LOB: 1 BB: 0 P: 4	R: 1 E: 0 K: 1 S: 7	H: 2 LOB: 1 BB: 0 P: 7	R: 0 E: 0 K: 1 S: 5	H: 1 LOB: 0 BB: 0 P: 5	R: 4 E: 1 K: 0 S: 7	H: 3 LOB: 0 BB: 0 P: 7	R: 0 E: 0 K: 0 S: 4	H: 1 LOB: 1 BB: 0 P: 4	R: 0 E: 0 K: 1 S: 5	H: 0 LOB: 0 BB: 0 P: 5	R: 4 E: 0 K: 0 S: 8	H: 5 LOB: 1 BB: 0 P: 8	1B: 10 2B: 3 3B: 0 HR: 2	SF: 0 SAC: 0 DP: 2 HBP: 0	WP: 0 PB: 0 SB: 0 CS: 0	PA: 38	
PITCHER	IP	WLS	BF	H	R	ER	SO	BB	IBB	HBP	BLK	WP	HR	S	P	ERA	WHIP				
Roger Erickson, R (1, 1) ERA: 6.37	6.0		27	10	5	1	2	0	0	0	2	0	1	31	31	1.50	1.667				
Mike Bacsik, R (7, 1) ERA: 5.19	1.0	L	5	2	2	2	1	0	0	0	0	0	1	7	7	18.00	2.000				
Mike Marshall, R (8, 1) ERA: 2.6	1.0		6	3	2	2	0	0	0	0	0	0	0	6	6	18.00	3.000				

Minnesota Twins @ Boston Red Sox
Fenway Park, Boston, MA
Wed Aug 15 1979, 7:05 PM EDT
Att: 33,539 - Unknown - 68 F

AB 38
R 9
H 15
RBI 9
BB 0
SO 3
LOB 11



Batter	1	2	3	4	5	6	7	8	9	AB	R	H	RBI	BB	SO	LOB	TOP				
Rob Wilfong, L (1,4) OBP: 0.372, SLG: 0.471	F8		F8				4-3			4	1	1	3	0	0	0					
Roy Smalley, S (1,6) OBP: 0.385, SLG: 0.504	6-3			4-3 SF8	F6			F7		4	1	1	0	0	0	0					
Ken Landreaux, L (1,7) OBP: 0.357, SLG: 0.424	4-3			4-3	F8			1-3		4	0	0	0	0	0	1					
Glenn Adams, L (1,10) OBP: 0.350, SLG: 0.434 Jose Morales, R (6,PH) OBP: 0.331, SLG: 0.326		4-3		SF8			F4	5-3		1	0	0	1	0	0	0					
Butch Wynegar, S (1,2) OBP: 0.364, SLG: 0.348	4-3			3-H					L9	4	0	2	0	0	0	0					
Hosken Powell, L (1,9) OBP: 0.381, SLG: 0.402	L4			6-3			4-3			4	0	0	0	0	0	2					
Danny Goodwin, L (1,3) OBP: 0.379, SLG: 0.570					F8		F7		L4	4	1	1	0	0	0	1					
Willie Norwood, R (1,8) OBP: 0.315, SLG: 0.414				SH1-3			F4			3	1	1	0	0	1	1					
John Castino, R (1,5) OBP: 0.336, SLG: 0.390				SH1-3			5-3			2	1	1	1	0	0	0					
Inning Stats	R: 0 E: 0 K: 0 S: 3	H: 0 LOB: 0 BB: 0 P: 3	R: 0 E: 0 K: 0 S: 3	H: 0 LOB: 0 BB: 0 P: 3	R: 1 E: 0 K: 1 S: 6	H: 1 LOB: 0 BB: 0 P: 6	R: 1 E: 0 K: 0 S: 5	H: 2 LOB: 1 BB: 0 P: 5	R: 3 E: 0 K: 0 S: 6	H: 3 LOB: 0 BB: 0 P: 6	R: 0 E: 0 K: 0 S: 4	H: 1 LOB: 1 BB: 0 P: 4	R: 0 E: 0 K: 0 S: 3	H: 0 LOB: 0 BB: 0 P: 3	R: 0 E: 0 K: 0 S: 3	H: 0 LOB: 0 BB: 0 P: 3	R: 0 E: 0 K: 0 S: 3	H: 0 LOB: 0 BB: 0 P: 3	1B: 3 2B: 2 3B: 1 HR: 1	SF: 1 SAC: 1 DP: 0 HBP: 0	WP: 0 PA: 34 CS: 0
PITCHER	IP	WLS	BF	H	R	ER	SO	BB	IBB	HBP	BLK	WP	HR	S	P	ERA	WHIP				
Jim Beattie, R (1,1) ERA: 5.2	5.0	L	21	6	5	5	1	0	0	0	0	0	1	23	23	9.00	1.200				
Don Hood, L (6,1) ERA: 2.74	1.0		4	1	0	0	0	0	0	0	0	0	0	4	4	0.00	1.000				
Ken Clay, R (7,1) ERA: 4.85	3.0		9	0	0	0	0	0	0	0	0	0	0	9	9	0.00	0.000				

Minnesota Twins @ New York Yankees
Yankee Stadium, Bronx, NY
Fri Aug 17 1979, 7:05 PM EDT
Att: 30,372 - Unknown - 70 F

AB	32
R	5
H	7
RBI	5
BB	0
SO	1
LOB	5



Batter	1	2	3	4	5	6	7	8	9	AB	R	H	RBI	BB	SO	LOB	BOTTOM				
Willie Randolph, R (1,4) OBP: 0.375, SLG: 0.370	CS		K				F5			4	0	2	0	0	1	0					
Lenny Randle, S (1,8) OBP: 0.100, SLG: 0.100	L9		F8		L8		5-3			4	0	0	0	0	0	2					
Lou Piniella, R (1,7) OBP: 0.333, SLG: 0.446	1-3			F9			L5			4	0	1	0	0	0	1					
Reggie Jackson, L (1,9) OBP: 0.391, SLG: 0.558								G3		4	2	2	1	0	1	2					
Chris Chambliss, L (1,3) OBP: 0.318, SLG: 0.449		5-3		2B			6-3			3	0	0	0	1	0	0					
Graig Nettles, L (1,5) OBP: 0.325, SLG: 0.384				F8				L9		4	0	2	0	0	0	2					
Roy White, S (1,10) OBP: 0.267, SLG: 0.268		F9					K			4	0	2	1	0	1	2					
Fred Stanley, R (1,6) OBP: 0.255, SLG: 0.288									G6-4-3	4	0	1	0	0	2	4					
Jerry Narron, L (1,2) OBP: 0.247, SLG: 0.288 Bobby Murcer, L (9,PH) OBP: 0.344, SLG: 0.382									4-3	3	0	0	0	0	2	2					
Inning Stats	R: 0 E: 0 K: 0 S: 3	H: 1 LOB: 0 BB: 0 P: 3	R: 1 E: 0 K: 1 S: 7	H: 2 LOB: 1 BB: 0 P: 7	R: 0 E: 0 K: 2 S: 7	H: 0 LOB: 0 BB: 0 P: 7	R: 1 E: 0 K: 1 S: 7	H: 2 LOB: 1 BB: 1 P: 11	R: 0 E: 0 K: 2 S: 9	H: 2 LOB: 2 BB: 0 P: 9	R: 0 E: 0 K: 1 S: 7	H: 2 LOB: 2 BB: 0 P: 7	R: 0 E: 0 K: 0 S: 3	H: 0 LOB: 0 BB: 0 P: 3	R: 0 E: 0 K: 0 S: 3	H: 0 LOB: 0 BB: 0 P: 3	R: 0 E: 0 K: 0 S: 3	H: 1 LOB: 0 BB: 0 P: 3	1B: 6 2B: 3 3B: 0 HR: 1	SF: 0 SAC: 0 DP: 1 HBP: 0	WP: 0 PA: 36 CS: 1
PITCHER	IP	WLS	BF	H	R	ER	SO	BB	IBB	HBP	BLK	WP	HR	S	P	ERA	WHIP				
Jerry Koosman, L (1,1) ERA: 3.56	9.0	W	36	10	2	2	7	1	0	0	0	0	1	49	53	2.00	1.222				

Minnesota Twins @ New York Yankees
Yankee Stadium, Bronx, NY
Fri Aug 17 1979, 7:05 PM EDT
Att: 30,372 - Unknown - 70 F

AB	35
R	2
H	10
RBI	2
BB	1
SO	7
LOB	15



Batter	1	2	3	4	5	6	7	8	9	AB	R	H	RBI	BB	SO	LOB	TOP																	
Bob Randall, R OBP: 0.345, SLG: 0.336 Danny Goodwin, L OBP: 0.389, SLG: 0.568 (5, 3)	F3		K		1B		F8		BB	2	0	0	0	0	1	1	Minnesota Twins @ New York Yankees Yankee Stadium, Bronx, NY Sat Aug 18 1979, 7:05 PM EDT Att: 38,695 - Unknown - 63 F																	
Bombo Rivera, R OBP: 0.335, SLG: 0.411 Glenn Adams, L OBP: 0.353, SLG: 0.435 (5, 7)	1B		L9		1B		2B		F7	2	0	1	0	0	0	1																		
Roy Smalley, S OBP: 0.383, SLG: 0.500 (1, 6)	F7			5-3	F5		F8		BB	4	0	0	0	1	0	6																		
Ron Jackson, R OBP: 0.323, SLG: 0.425 Butch Wynegar, S OBP: 0.364, SLG: 0.352 (5, 2)	L8			F8	F6		2B		4-3	3	0	1	0	0	0	4																		
Jose Morales, R OBP: 0.327, SLG: 0.321 Hosken Powell, L OBP: 0.379, SLG: 0.398 (6, PH)	G3			F8		4-3	F8			2	0	0	0	0	0	1																		
Willie Norwood, R OBP: 0.310, SLG: 0.407 (1, 8)	K			F9		F5		5-3		4	0	0	0	0	1	1																		
Dave Edwards, R OBP: 0.343, SLG: 0.437 (1, 9)	3-1				1B		L8			3	1	1	0	1	0	0																		
John Castino, R OBP: 0.338, SLG: 0.392 Mike Cubbage, L OBP: 0.355, SLG: 0.332 (5, 5)			SH5-3	1B	1B	1B	FC4		K	1	0	1	0	0	0	0																		
Glenn Borgmann, R OBP: 0.338, SLG: 0.286 Rob Wilfong, L OBP: 0.372, SLG: 0.470 (5, 4)			SH5-3		F9		BB	1B	L9	0	0	0	0	0	0	0																		
										1B: 7	SF: 0	WP: 0	PA: 40																					
Inning Stats	R: 0 E: 0 K: 0 S: 4	H: 1 LOB: 1 BB: 0 P: 4	R: 0 E: 0 K: 1 S: 5	H: 0 LOB: 0 BB: 0 P: 5	R: 0 E: 0 K: 1 S: 6	H: 1 LOB: 1 BB: 0 P: 6	R: 0 E: 0 K: 0 S: 4	H: 1 LOB: 1 BB: 0 P: 4	R: 1 E: 0 K: 0 S: 7	H: 4 LOB: 3 BB: 0 P: 7	R: 0 E: 0 K: 0 S: 3	H: 0 LOB: 1 BB: 1 P: 7	R: 2 E: 0 K: 0 S: 5	H: 2 LOB: 1 BB: 1 P: 9	R: 0 E: 0 K: 1 S: 5	H: 0 LOB: 0 BB: 0 P: 5	R: 0 E: 0 K: 0 S: 3	H: 0 LOB: 2 BB: 2 P: 11	1B: 7 2B: 2 3B: 0 HR: 0	SF: 0 SAC: 1 DP: 0 HBP: 0	WP: 0 PB: 0 CS: 0													
PITCHER	IP WLS BF H R ER SO BB IBB HBP BLK WP HR S P ERA WHIP																																	
Jim Kaat, L ERA: 3.22 Ron Davis, R ERA: 3.19 Don Hood, L ERA: 2.78 Rich Gossage, R ERA: 4.26	(1, 1) (5, 1) (7, 1) (9, 1)	4.0 2.1 2.1 0.1	WLS W S	BF 15 13 11 1	H 3 5 1 0	R 0 2 1 0	ER 0 2 1 0	SO 2 2 1 0	BB 0 1 3 0	IBB 0 0 0 0	HBP 0 0 0 0	BLK 0 0 0 0	WP 0 0 0 0	HR 0 12 10 1	S 19 12 22 1	P 19 16 26 1	ERA 0.00 7.71 3.86 0.00	WHIP 0.750 2.571 1.714 0.000																

Batter	1	2	3	4	5	6	7	8	9	AB	R	H	RBI	BB	SO	LOB	BOTTOM																	
Bobby Murcer, L OBP: 0.344, SLG: 0.391 Bobby Brown, S OBP: 0.271, SLG: 0.273 (7, 8)	HR		G3	1-3			F6			3	1	1	2	0	0	2	Minnesota Twins @ New York Yankees Yankee Stadium, Bronx, NY Sat Aug 18 1979, 7:05 PM EDT Att: 38,695 - Unknown - 63 F																	
Jim Spencer, L OBP: 0.347, SLG: 0.523 (1, 3)	K		1B	F8			G4-6-3		1B	4	0	2	0	0	1	2																		
Oscar Gamble, L OBP: 0.469, SLG: 0.552 (1, 7)	BB			BB	1B		G4-6-3		1B	3	1	1	0	1	0	1																		
Reggie Jackson, L OBP: 0.392, SLG: 0.555 (1, 9)	K			1B	BB		G4-6-3		F7	2	1	0	0	2	1	1																		
Chris Chambliss, L OBP: 0.319, SLG: 0.447 (1, 10)	G3			E	1B		G4-6-3		BB	2	1	0	0	2	0	2																		
Graig Nettles, L OBP: 0.326, SLG: 0.385 (1, 5)		6-3		1B	E		SH1-3		F7	4	1	2	1	0	0	1																		
Brad Gulden, L OBP: 0.129, SLG: 0.133 (1, 2)		6-3		E	1B		SH1-3		K	3	0	0	1	0	1	3																		
Bucky Dent, R OBP: 0.286, SLG: 0.282 (1, 6)		6-3		1-3	1B		F4			3	0	0	0	0	0	4																		
Fred Stanley, R OBP: 0.259, SLG: 0.291 (1, 4)			5-3	1-3	1B		F9			3	0	1	1	0	0	1																		
										1B: 6	SF: 0	WP: 0	PA: 34																					
Inning Stats	R: 1 E: 0 K: 2 S: 8	H: 1 LOB: 1 BB: 1 P: 12	R: 0 E: 0 K: 0 S: 3	H: 0 LOB: 0 BB: 0 P: 3	R: 0 E: 0 K: 0 S: 3	H: 1 LOB: 1 BB: 0 P: 3	R: 4 E: 1 K: 0 S: 7	H: 3 LOB: 2 BB: 2 P: 15	R: 0 E: 0 K: 0 S: 2	H: 0 LOB: 0 BB: 1 P: 6	R: 0 E: 0 K: 0 S: 4	H: 1 LOB: 1 BB: 0 P: 4	R: 0 E: 0 K: 0 S: 3	H: 1 LOB: 0 BB: 0 P: 3	R: 0 E: 0 K: 1 S: 5	H: 0 LOB: 1 BB: 1 P: 9	1B: 6 2B: 0 3B: 0 HR: 1	SF: 0 SAC: 1 DP: 2 HBP: 0	WP: 0 PB: 0 CS: 0															
PITCHER	IP WLS BF H R ER SO BB IBB HBP BLK WP HR S P ERA WHIP																																	
Mike Marshall, R ERA: 2.61 Dave Goltz, R ERA: 4.16	(1, 1) (3, 1)	2.0 6.0	L	BF 8 26	H 1 6	R 1 4	ER 1 3	SO 2 1	BB 1 4	IBB 0 0	HBP 0 0	BLK 0 0	WP 0 0	HR 1 24	S 11 40	P 15 40	ERA 4.50 4.50	WHIP 1.000 1.667																

Batter	1	2	3	4	5	6	7	8	9	AB	R	H	RBI	BB	SO	LOB	TOP											
Bob Randall, R OBP: 0.355, SLG: 0.343	4-0 BB G6-4-3		0-0 1-H FC5-4 1B			0-0 1B FC5-4 1B		0-3 K		3	1	2	1	1	1	0	Minnesota Twins @ New York Yankees Yankee Stadium, Bronx, NY Sun Aug 19 1979, 3:33 AM EDT Att: 47,723 - Unknown - 75 F											
Bombo Rivera, R OBP: 0.338, SLG: 0.418	0-0 G6-4-3 1-2f		0-0 FC5-4 1-2f			0-0 FC5-4 2B 1B		0-0 6-3 2B		4	1	2	0	0	0	2												
Roy Smalley, S OBP: 0.382, SLG: 0.497	0-0 5-3					4-0 FC5-4 BB		0-0 6-3 2-3		3	0	0	0	1	1	1												
Ron Jackson, R OBP: 0.320, SLG: 0.421		0-0 F2				0-0 FC5-4 2B 1-2f 2-3 3-H		0-0 6-3		4	0	0	1	0	0	3												
Jose Morales, R OBP: 0.327, SLG: 0.328		0-3 K				0-0 FC5-4 2B		0-3 K		3	0	1	1	0	1	0												
Hosken Powell, L (9, PH) OBP: 0.377, SLG: 0.397		0-0 K				0-0 FC5-4 2B		0-0 K		1	0	0	0	0	1	0												
Dave Edwards, R OBP: 0.336, SLG: 0.426		0-0 L7				0-0 F8		0-0 F8		3	0	0	0	0	0	2												
Ken Landreaux, L (9, PH) OBP: 0.356, SLG: 0.423		0-0 L7				0-0 L7		0-0 F8		1	0	0	0	0	0	0												
Willie Norwood, R OBP: 0.307, SLG: 0.402			0-3 K			0-0 5-3		0-3 K		3	0	0	0	0	1	0												
Glenn Adams, L (9, PH) OBP: 0.352, SLG: 0.433			0-0 K			0-0 5-3		0-0 K		1	0	0	0	0	1	0												
John Castino, R OBP: 0.338, SLG: 0.392			0-0 S 1B 1B			0-0 6-3		0-0 F8		3	1	1	0	0	0	0												
Butch Wynegar, S OBP: 0.362, SLG: 0.349			0-3 K			0-0 6-3		0-0 5-3		3	0	0	0	0	1	1												
Inning Stats	R: 0 E: 0 K: 0 S: 2	H: 0 LOB: 0 BB: 1 P: 6	R: 0 E: 0 K: 1 S: 5	H: 0 LOB: 0 BB: 0 P: 5	R: 1 E: 0 K: 2 S: 9	H: 2 LOB: 1 BB: 0 P: 9	R: 0 E: 0 K: 1 S: 5	H: 0 LOB: 0 BB: 0 P: 5	R: 0 E: 0 K: 0 S: 3	H: 0 LOB: 0 BB: 0 P: 3	R: 2 E: 0 K: 0 S: 6	H: 3 LOB: 2 BB: 1 P: 10	R: 0 E: 0 K: 0 S: 3	H: 0 LOB: 0 BB: 0 P: 3	R: 0 E: 0 K: 1 S: 6	H: 1 LOB: 1 BB: 0 P: 6	R: 0 E: 0 K: 2 S: 7	H: 0 LOB: 0 BB: 0 P: 7	1B: 4 2B: 2 3B: 0 HR: 0	SF: 0 SAC: 0 DP: 1 HBP: 0	WP: 0 PB: 0 CS: 1	PA: 34						
PITCHER	IP	WLS	BF	H	R	ER	SO	BB	IBB	HBP	BLK	WP	HR	S	P	ERA	WHIP											
Ron Guidry, L ERA: 2.64	(1, 1)	7.2	W	30	6	3	3	5	2	0	0	0	0	0	38	46	3.52	1.043										
Rich Gossage, R ERA: 4.05	(8, 1)	1.1	S	4	0	0	0	2	0	0	0	0	0	8	8	0.00	0.000											

Batter	1	2	3	4	5	6	7	8	9	AB	R	H	RBI	BB	SO	LOB	BOTTOM											
Willie Randolph, R OBP: 0.378, SLG: 0.371	4-0 BB G3-6-3		4-0 1-2 BB			0-0 2B 1B		0-0 F8		2	1	1	0	2	0	1	Minnesota Twins @ New York Yankees Yankee Stadium, Bronx, NY Sun Aug 19 1979, 3:33 AM EDT Att: 47,723 - Unknown - 75 F											
Bobby Murcer, L OBP: 0.346, SLG: 0.395	0-0 BB G3-6-3		0-3 BB			0-0 1B		0-0 F8		4	1	2	1	0	1	3												
Bobby Brown, S OBP: 0.271, SLG: 0.273	0-0 1-2f G3-6-3		0-0 K			0-0 1B 2B		0-0 1B		0	0	0	0	0	0	0												
Lou Piniella, R OBP: 0.337, SLG: 0.449	0-0 1B		0-0 F3			0-0 1B		0-0 1B		4	0	3	2	0	0	2												
Reggie Jackson, L OBP: 0.391, SLG: 0.554	0-0 4-3					0-0 F7		0-3 K		4	1	1	0	0	1	2												
Chris Chambliss, L OBP: 0.319, SLG: 0.445		0-0 CS 1B				0-0 6-3		0-3 K		4	0	1	0	0	1	1												
Roy White, S OBP: 0.263, SLG: 0.263		0-3 K				0-0 SH1-3		0-0 F4		3	0	0	1	0	1	1												
Bucky Dent, R OBP: 0.284, SLG: 0.280	0-0 F9		0-0 F9			0-0 F9		0-0 F7		3	0	0	0	0	0	0												
Jerry Narron, L OBP: 0.241, SLG: 0.280			0-0 F4			0-0 1-3		0-0 FC3-6 1B		2	0	0	0	0	0	0												
Lenny Randle, S OBP: 0.182, SLG: 0.182			0-0 F4			0-0 1-3		0-0 FC3-6 1B		1	0	1	0	0	0	0												
Brad Gulden, L OBP: 0.129, SLG: 0.133			0-0 F4			0-0 1-3		0-0 FC3-6 1B		0	0	0	0	0	0	0												
Fred Stanley, R OBP: 0.262, SLG: 0.293			0-0 WP 1B			0-0 L1		0-0 FC3-6 1B		3	1	1	0	0	0	1												
Graig Nettles, L OBP: 0.326, SLG: 0.385			0-0 WP 1B			0-0 L1		0-0 FC3-6 1B		0	0	0	0	0	0	0												
Inning Stats	R: 0 E: 0 K: 0 S: 3	H: 1 LOB: 1 BB: 1 P: 7	R: 0 E: 0 K: 1 S: 5	H: 1 LOB: 0 BB: 0 P: 5	R: 0 E: 0 K: 1 S: 6	H: 1 LOB: 2 BB: 1 P: 10	R: 1 E: 0 K: 0 S: 4	H: 1 LOB: 0 BB: 0 P: 4	R: 2 E: 0 K: 0 S: 6	H: 3 LOB: 1 BB: 0 P: 6	R: 0 E: 0 K: 0 S: 3	H: 0 LOB: 0 BB: 0 P: 3	R: 1 E: 0 K: 0 S: 5	H: 3 LOB: 2 BB: 0 P: 5	R: 0 E: 0 K: 2 S: 7	H: 0 LOB: 0 BB: 0 P: 7	1B: 8 2B: 2 3B: 0 HR: 0	SF: 0 SAC: 1 DP: 1 HBP: 0	WP: 1 PB: 0 CS: 1	PA: 33								
PITCHER	IP	WLS	BF	H	R	ER	SO	BB	IBB	HBP	BLK	WP	HR	S	P	ERA	WHIP											
Darrell Jackson, L ERA: 4.42	(1, 1)	8.0	L	33	10	4	4	4	2	0	0	0	1	0	39	47	4.50	1.500										

AB	32
R	3
H	6
RBI	3
BB	2
SO	7
LOB	9

AB	30
R	4
H	10
RBI	4
BB	2
SO	4
LOB	11



Batter	1	2	3	4	5	6	7	8	9	AB	R	H	RBI	BB	SO	LOB	TOP								
Rick Burleson, R OBP: 0.320, SLG: 0.376	5-3			6-3		1B		F9	F9	5	1	1	0	0	0	2									
Ted Sizemore, R OBP: 0.320, SLG: 0.321	F3			F6		B1		F9		4	0	0	0	0	0	2									
Fred Lynn, L OBP: 0.435, SLG: 0.676	F8			2B		1B			2B	4	1	3	1	0	0	0									
Jim Rice, R OBP: 0.393, SLG: 0.616		F9		L6		FC6		FC6-5	1B	4	0	2	1	0	0	1									
Carl Yastrzemski, L OBP: 0.360, SLG: 0.483		L8			F7	FC6		FC6-5	2B	4	1	0	1	0	0	3									
Bob Watson, R OBP: 0.374, SLG: 0.461		6-3			F9			BB	1B	4	1	2	0	0	0	0									
Butch Hobson, R OBP: 0.301, SLG: 0.506			L8		K		F9		1B	4	0	1	0	0	1	1	AB 34								
Dwight Evans, R OBP: 0.366, SLG: 0.471			5-3			F7	G5-4-3		BB	3	0	0	1	1	0	1	R 5								
Gary Allenson, R OBP: 0.278, SLG: 0.311			5-3					L6	SF9	1	1	0	0	1	0	0	H 9								
Tom Poquette, L OBP: 0.339, SLG: 0.346										1	0	0	0	0	0	0	RBI 5								
Stan Papi, R OBP: 0.203, SLG: 0.254										0	0	0	0	0	0	0	BB 2								
Jim Dwyer, L OBP: 0.390, SLG: 0.444										0	0	0	1	0	0	0	SO 1								
Inning Stats	R: 0 E: 0 K: 0 S: 3	H: 0 LOB: 0 BB: 0 P: 3	R: 0 E: 0 K: 0 S: 3	H: 0 LOB: 0 BB: 0 P: 3	R: 0 E: 0 K: 0 S: 3	H: 0 LOB: 0 BB: 0 P: 3	R: 0 E: 0 K: 0 S: 4	H: 1 LOB: 1 BB: 0 P: 4	R: 0 E: 0 K: 1 S: 5	H: 0 LOB: 0 BB: 0 P: 5	R: 2 E: 0 K: 0 S: 6	H: 3 LOB: 2 BB: 1 P: 10	R: 0 E: 0 K: 0 S: 3	H: 1 LOB: 0 BB: 0 P: 3	R: 0 E: 0 K: 0 S: 3	H: 0 LOB: 0 BB: 0 P: 3	R: 3 E: 0 K: 0 S: 7	H: 4 LOB: 2 BB: 1 P: 11	1B: 7 2B: 2 3B: 0 HR: 0	SF: 1 SAC: 0 DP: 1 HBP: 0	WP: 0 PB: 0 SB: 0 CS: 0	PA: 37			
PITCHER	IP	WLS	BF	H	R	ER	SO	BB	IBB	HBP	BLK	WP	HR	S	P	ERA	WHIP								
Roger Erickson, R ERA: 6.27	8.1	W	34	9	5	5	1	1	0	0	0	0	0	35	39	5.40	1.200								
Mike Marshall, R ERA: 2.99	0.2		3	0	0	0	0	1	0	0	0	0	0	2	6	0.00	1.500								

Boston Red Sox @ Minnesota Twins
 Metropolitan Stadium, Bloomington, MI
 Mon Aug 20 1979, 8:05 PM EDT
 Att: 13,895 - Unknown - 72 F

AB	34
R	5
H	9
RBI	5
BB	2
SO	1
LOB	10




Batter	1	2	3	4	5	6	7	8	9	AB	R	H	RBI	BB	SO	LOB	BOTTOM								
Butch Wynegar, S OBP: 0.362, SLG: 0.350	F9	L3		4-3		L8		BB		5	2	2	0	0	0	0									
Roy Smalley, S OBP: 0.386, SLG: 0.501	2B	E		1B		HR		3B		2	3	2	0	3	0	0									
Rob Wilfong, L OBP: 0.369, SLG: 0.466	4-3	K		1B		L8		F2		5	0	1	0	0	1	6									
Ken Landreaux, L OBP: 0.359, SLG: 0.438	1B	G3		F7		HR		1B	3B	5	3	3	6	0	0	3									
Glenn Adams, L OBP: 0.355, SLG: 0.434	3B			FC6-4		F7		1B		2	1	1	1	1	0	0									
Jose Morales, R OBP: 0.331, SLG: 0.333				BB						1	0	1	0	0	0	0									
Mike Cubbage, L OBP: 0.358, SLG: 0.332	3B			BB				1B		0	0	0	0	1	0	0									
Danny Goodwin, L OBP: 0.398, SLG: 0.595	1B			F7		K		K		3	1	2	1	0	0	1									
Ron Jackson, R OBP: 0.319, SLG: 0.419	1B			FC4-6		K		K		2	0	0	0	0	2	3									
Hosken Powell, L OBP: 0.378, SLG: 0.394	1B			F8		FC4-6		G1		4	0	1	1	1	0	2	AB 38								
Dave Edwards, R OBP: 0.331, SLG: 0.418	E5			FC6-4		5-3		K		5	0	1	1	0	1	4	R 10								
John Castino, R OBP: 0.333, SLG: 0.386	6-3			G3		F8		F8		4	0	0	0	0	0	2	H 14								
Inning Stats	R: 4 E: 1 K: 0 S: 8	H: 5 LOB: 2 BB: 1 P: 12	R: 0 E: 0 K: 1 S: 5	H: 0 LOB: 1 BB: 1 P: 9	R: 0 E: 0 K: 0 S: 3	H: 0 LOB: 1 BB: 1 P: 7	R: 0 E: 0 K: 0 S: 4	H: 1 LOB: 2 BB: 1 P: 8	R: 0 E: 0 K: 1 S: 4	H: 1 LOB: 1 BB: 0 P: 4	R: 3 E: 0 K: 1 S: 9	H: 4 LOB: 0 BB: 0 P: 9	R: 0 E: 0 K: 1 S: 5	H: 0 LOB: 0 BB: 0 P: 5	R: 3 E: 0 K: 1 S: 8	H: 3 LOB: 2 BB: 2 P: 16	1B: 9 2B: 2 3B: 2 HR: 1	SF: 0 SAC: 0 DP: 0 HBP: 0	WP: 0 PB: 0 SB: 1 CS: 0	PA: 44					
PITCHER	IP	WLS	BF	H	R	ER	SO	BB	IBB	HBP	BLK	WP	HR	S	P	ERA	WHIP								
Mike Torrez, R ERA: 4.84	5.2	L	31	10	7	7	1	4	0	0	0	0	0	4	4	0.00	3.000								
Tom Burgmeier, L ERA: 2.05	0.1		2	1	0	0	1	0	0	0	0	0	0	4	4	0.00	3.000								
Win Remmerswaal, R ERA: 8.68	2.0		11	3	3	3	2	2	0	0	0	0	0	13	21	13.50	2.500								

Boston Red Sox @ Minnesota Twins
 Metropolitan Stadium, Bloomington, MI
 Mon Aug 20 1979, 8:05 PM EDT
 Att: 13,895 - Unknown - 72 F

AB	38
R	10
H	14
RBI	10
BB	6
SO	4
LOB	21




Batter	1	2	3	4	5	6	7	8	9	AB	R	H	RBI	BB	SO	LOB	TOP				
Rick Burleson, R OBP: 0.325, SLG: 0.382 (1, 6)	4-0 CS BB		X 0-0 1-H 3B			X 4-0 G5-4-3 BB		X 0-0 G5-4-3 1B		2	0	2	1	2	0	0	Boston Red Sox @ Minnesota Twins Metropolitan Stadium, Bloomington, MI Tue Aug 21 1979, 8:05 PM EDT Att: 19,386 - Unknown - 71 F AB 28 R 2 H 5 RBI 1 BB 5 SO 4 LOB 9 				
Ted Sizemore, R OBP: 0.317, SLG: 0.317 (1, 4) (8, 2)	0-3 K		X 0-0 L7			X 0-0 G5-4-3 1-2		X 0-0 G5-4-3 1-2		4	0	0	0	0	1	4					
Fred Lynn, L OBP: 0.436, SLG: 0.673 (1, 8)	0-0 4-3			X 4-0 1B G6-4-3 BB		X 4-0 FC4-6 BB		X 0-0 G3		2	1	0	0	2	0	0					
Jim Rice, R OBP: 0.392, SLG: 0.613 (1, 7)		X 0-3 K		X 0-0 G6-4-3 1B		X 0-0 FC4-6 1-2		X 0-0 5-3		4	0	1	0	0	1	1					
Bob Watson, R OBP: 0.373, SLG: 0.459 (1, 3)		X 0-0 1-3		X 0-0 G6-4-3 1-2		X 0-0 F9		X 0-0 1B		4	0	1	0	0	0	1					
Carl Yastrzemski, L OBP: 0.397, SLG: 0.479 (1, 10)		X 0-0 F7		X 0-0 4-3		X 0-3 K		X 0-0 F4		4	0	0	0	0	1	1					
Butch Hobson, R OBP: 0.301, SLG: 0.505 (1, 5)			X 0-0 L8		X 0-0 6-3		X 0-0 1B			3	0	1	0	0	0	0					
Dwight Evans, R OBP: 0.368, SLG: 0.469 (1, 9)			X 4-0 3B BB		X 0-0 5-3		X 0-0 F7			2	1	0	0	1	0	1					
Gary Allenson, R OBP: 0.275, SLG: 0.308 Larry Wolfe, R OBP: 0.383, SLG: 0.427 (8, PH) (8, 4)			X 0-3 K		X 0-0 F4		X 0-0 3-1			2	0	0	0	0	1	1					
										1	0	0	0	0	0	0					
Inning Stats	R: 0 E: 0 K: 1 S: 4	H: 0 LOB: 0 BB: 1 P: 8	R: 0 E: 0 K: 1 S: 5	H: 0 LOB: 0 BB: 0 P: 5	R: 1 E: 0 K: 1 S: 6	H: 1 LOB: 1 BB: 1 P: 10	R: 1 E: 0 K: 0 S: 3	H: 1 LOB: 0 BB: 1 P: 7	R: 0 E: 0 K: 0 S: 3	H: 0 LOB: 0 BB: 0 P: 3	R: 0 E: 0 K: 1 S: 6	H: 1 LOB: 1 BB: 0 P: 6	R: 0 E: 0 K: 0 S: 3	H: 1 LOB: 0 BB: 0 P: 3	R: 0 E: 0 K: 0 S: 4	H: 1 LOB: 1 BB: 0 P: 4	1B: 4 2B: 1 3B: 1 HR: 0	SF: 0 SAC: 0 DP: 4 HBP: 0	WP: 0 PB: 0 SB: 0 CS: 1	PA: 33	
PITCHER Jerry Koonsman, L ERA: 3.49 (1, 1)	IP 9.0	WLS W	BF 33	H 5	R 2	ER 2	SO 4	BB 5	IBB 0	HBP 0	BLK 0	WP 0	HR 0	S 36	P 56	ERA 2.00	WHIP 1.111				

Batter	1	2	3	4	5	6	7	8	9	AB	R	H	RBI	BB	SO	LOB	BOTTOM				
Bob Randall, R OBP: 0.348, SLG: 0.336 (1, 4)	0-0 6-3		X 0-0 SH SH1-3 2B		X 0-0 F8		X 0-0 L4		X 0-0 SH3-4		3	1	0	0	0	0	1				
John Castino, R OBP: 0.339, SLG: 0.389 (1, 5)			X 0-0 SH1-3 1-2 2-3		X 0-0 1-3		X 0-0 E S HR 1B		X 4-0 F8-3 BB		3	1	2	0	1	0	0				
Roy Smalley, S OBP: 0.388, SLG: 0.506 (1, 6)			X 0-0 F8		X 0-0 F2		X 0-0 1B 1B		X 0-0 F8-3 1-2		5	2	2	2	0	0	5				
Ron Jackson, R OBP: 0.320, SLG: 0.422 (1, 3)			X 0-0 L4		X 0-0 1B FC4-6 1B		X 0-3 K				4	1	2	2	0	1	1				
Jose Morales, R OBP: 0.331, SLG: 0.333 Danny Goodwin, L OBP: 0.394, SLG: 0.588 (7, PH) (7, 10)			X 0-0 F3		X 0-0 K2-3		X 0-0 FC4-6 1B		X 0-0 F4		3	0	1	1	0	1	1				
Dave Edwards, R OBP: 0.340, SLG: 0.426 Hosken Powell, L OBP: 0.375, SLG: 0.391 (5, PH) (6, 9)			X 0-0 1-3 1B		X 0-0 G3 SF7 1B		X 0-0 FC4-6 1-2 1B		X 0-0 4-3		2	1	2	0	0	0	0				
Ken Landreaux, L OBP: 0.362, SLG: 0.441 (1, 8)			X 0-0 1-3		X 0-0 G3 1B		X 0-0 FC5-4 1B		X 0-0 1B		4	0	3	0	0	0	1				
Bombo Rivera, R OBP: 0.332, SLG: 0.409 (1, 7)			X 0-0 4-3		X 0-0 G3		X 0-0 FC5-4 1-2 2-3		X 0-3 K		4	0	0	0	0	1	6				
Butch Wynegar, S OBP: 0.364, SLG: 0.351 (1, 2)			X 0-0 SH1-3 2B		X 0-0 SF7		X 0-0 4-3		X 4-0 SH3-4 BB		2	1	1	1	1	0	0				
Inning Stats	R: 0 E: 0 K: 0 S: 4	H: 1 LOB: 1 BB: 0 P: 4	R: 0 E: 0 K: 0 S: 4	H: 1 LOB: 0 BB: 0 P: 4	R: 2 E: 0 K: 1 S: 8	H: 2 LOB: 1 BB: 0 P: 8	R: 1 E: 0 K: 0 S: 5	H: 2 LOB: 1 BB: 0 P: 5	R: 2 E: 0 K: 0 S: 7	H: 4 LOB: 2 BB: 0 P: 7	R: 2 E: 0 K: 1 S: 6	H: 1 LOB: 1 BB: 0 P: 6	R: 0 E: 0 K: 0 S: 2	H: 0 LOB: 1 BB: 2 P: 10	R: 0 E: 0 K: 0 S: 2	H: 0 LOB: 1 BB: 2 P: 10	1B: 11 2B: 2 3B: 0 HR: 1	SF: 1 SAC: 3 DP: 1 HBP: 0	WP: 0 PB: 0 SB: 1 CS: 0	PA: 39	
PITCHER John Tudor, L ERA: 10.29 Allen Ripley, R ERA: 3.95 (1, 1) (5, 1)	IP 4.1	WLS L	BF 23	H 9	R 5	ER 5	SO 1	BB 0	IBB 0	HBP 0	BLK 0	WP 0	HR 0	S 25	P 25	ERA 10.38	WHIP 2.077				
	3.2		16	4	2	2	2	2	0	0	0	0	1	18	26	4.91	1.636				

Batter	1	2	3	4	5	6	7	8	9	AB	R	H	RBI	BB	SO	LOB	TOP										
Rick Burleson, R OBP: 0.326, SLG: 0.384 (1, 6)										5	2	2	0	0	0	2											
Ted Sizemore, R OBP: 0.318, SLG: 0.316 (1, 4)										4	1	1	1	1	1	1											
Fred Lynn, L OBP: 0.436, SLG: 0.674 (1, 8)										5	1	2	1	0	1	2											
Jim Rice, R OBP: 0.391, SLG: 0.610 (1, 7)										4	1	1	1	0	2	2											
Carl Yastrzemski, L OBP: 0.358, SLG: 0.479 (1, 10)										4	1	2	0	0	0	1											
Bob Watson, R OBP: 0.372, SLG: 0.459 (1, 3)										4	1	1	1	0	1	3											
Butch Hobson, R OBP: 0.301, SLG: 0.503 (1, 5)										4	1	1	1	0	2	3											
Dwight Evans, R OBP: 0.367, SLG: 0.469 (1, 9)										4	1	1	1	0	0	0											
Gary Allenson, R OBP: 0.275, SLG: 0.308 (1, 2)										3	0	1	1	0	0	0											
Inning Stats	R: 3 E: 1 K: 1 S: 8	H: 2 LOB: 1 BB: 1 P: 12	R: 0 E: 0 K: 0 S: 3	H: 0 LOB: 0 BB: 0 P: 3	R: 0 E: 0 K: 1 S: 5	H: 0 LOB: 0 BB: 0 P: 5	R: 0 E: 0 K: 2 S: 7	H: 0 LOB: 0 BB: 0 P: 7	R: 0 E: 0 K: 1 S: 6	H: 1 LOB: 1 BB: 0 P: 6	R: 0 E: 0 K: 1 S: 7	H: 2 LOB: 2 BB: 0 P: 7	R: 2 E: 0 K: 1 S: 8	H: 3 LOB: 1 BB: 0 P: 8	R: 4 E: 0 K: 0 S: 7	H: 4 LOB: 0 BB: 0 P: 7	R: 0 E: 0 K: 0 S: 0	H: 0 LOB: 0 BB: 0 P: 0	1B: 8 2B: 4 3B: 0 HR: 0	SF: 1 SAC: 0 DP: 0 HBP: 0	WP: 1 PB: 0 SB: 0 CS: 0	PA: 39					
PITCHER	IP	WLS	BF	H	R	ER	SO	BB	IBB	HBP	BLK	WP	HR	S	P	ERA	WHIP										
Dave Goltz, R ERA: 4.19 (1, 1)	7.0	L	32	9	6	4	7	1	0	0	0	0	0	45	49	5.14	1.429										
Pete Redfern, R ERA: 3.69 (8, 1)	1.0		6	3	3	3	0	0	0	0	0	1	0	6	6	27.00	3.000										
Darrell Jackson, L ERA: 4.42 (9, 1)	0.0		1	0	0	0	0	0	0	0	0	0	0	0	0	∞	∞										

Boston Red Sox @ Minnesota Twins
Metropolitan Stadium, Bloomington, MI
Wed Aug 22 1979, 8:05 PM EDT
Att: 24,356 - Unknown - 79 F


AB 37
R 9
H 12
RBI 7
BB 1
SO 7
LOB 14



Batter	1	2	3	4	5	6	7	8	9	AB	R	H	RBI	BB	SO	LOB	BOTTOM										
Hosken Powell, L OBP: 0.373, SLG: 0.389 (1, 9)										4	2	1	0	0	0	2											
Rob Wilfong, L OBP: 0.372, SLG: 0.468 (1, 4)										3	0	2	1	0	0	0											
Roy Smalley, S OBP: 0.387, SLG: 0.504 (1, 6)										4	0	1	1	0	0	3											
Ken Landreaux, L OBP: 0.363, SLG: 0.448 (1, 8)										4	1	2	2	0	0	3											
Danny Goodwin, L OBP: 0.381, SLG: 0.568 (1, 10)										3	0	0	0	0	0	1											
Glenn Adams, L OBP: 0.352, SLG: 0.429 (1, 7)										3	0	0	0	0	0	0											
Butch Wynegar, S OBP: 0.361, SLG: 0.348 (1, 2)										3	0	0	0	0	0	0											
Ron Jackson, R OBP: 0.323, SLG: 0.423 (1, 3)										2	1	1	0	1	1	0											
John Castino, R OBP: 0.337, SLG: 0.386 (1, 5)										2	0	0	0	0	0	1											
Mike Cabbage, L OBP: 0.361, SLG: 0.332 (8, PH) (9, 5)										0	0	0	0	1	0	0											
Inning Stats	R: 2 E: 0 K: 0 S: 5	H: 2 LOB: 0 BB: 0 P: 5	R: 0 E: 0 K: 0 S: 3	H: 0 LOB: 1 BB: 1 P: 7	R: 0 E: 0 K: 0 S: 3	H: 1 LOB: 0 BB: 0 P: 3	R: 0 E: 0 K: 0 S: 3	H: 1 LOB: 0 BB: 0 P: 3	R: 0 E: 0 K: 0 S: 4	H: 1 LOB: 1 BB: 0 P: 4	R: 0 E: 0 K: 0 S: 3	H: 0 LOB: 0 BB: 0 P: 3	R: 0 E: 1 K: 0 S: 5	H: 2 LOB: 1 BB: 1 P: 9	R: 2 E: 0 K: 0 S: 5	H: 2 LOB: 1 BB: 1 P: 9	R: 0 E: 0 K: 0 S: 0	H: 0 LOB: 0 BB: 0 P: 0	1B: 6 2B: 0 3B: 0 HR: 1	SF: 0 SAC: 1 DP: 3 HBP: 0	WP: 0 PB: 0 SB: 0 CS: 0	PA: 31					
PITCHER	IP	WLS	BF	H	R	ER	SO	BB	IBB	HBP	BLK	WP	HR	S	P	ERA	WHIP										
Bob Stanley, R ERA: 4.28 (1, 1)	7.1	W	29	7	4	4	1	2	0	0	0	0	1	29	37	4.91	1.227										
Dick Drago, R ERA: 2.97 (8, 1)	0.2		2	0	0	0	0	0	0	0	0	0	0	2	2	0.00	0.000										

Boston Red Sox @ Minnesota Twins
Metropolitan Stadium, Bloomington, MI
Wed Aug 22 1979, 8:05 PM EDT
Att: 24,356 - Unknown - 79 F

AB 28
R 4
H 7
RBI 4
BB 2
SO 1
LOB 10



Batter	1	2	3	4	5	6	7	8	9	AB	R	H	RBI	BB	SO	LOB	TOP				
Willie Randolph, R (1, 4) OBP: 0.378, SLG: 0.377	F3		1B 2B		1B 2B	6-3		F9		5	2	2	0	0	0	1					
Lenny Randle, S (1, 8) OBP: 0.273, SLG: 0.238	5-3		2B 1B		1B 2B			2-3		4	1	2	1	1	0	0					
Lou Piniella, R (1, 7) OBP: 0.336, SLG: 0.448	1-3		2B 1B		1B 2B					5	1	2	3	0	1	2					
Reggie Jackson, L (1, 9) OBP: 0.382, SLG: 0.537		1B 2B	K		F8			6-3		5	1	1	0	0	1	2					
Chris Chambliss, L (1, 3) OBP: 0.324, SLG: 0.443		FC5-4 1B	G1		E6			4-3		5	0	2	1	0	0	1					
Graig Nettles, L (1, 5) OBP: 0.327, SLG: 0.392	F2				HR					3	1	2	2	1	0	1					
Roy White, S (1, 10) OBP: 0.259, SLG: 0.258	FC5-4 1-2				6-3			L8		4	0	0	0	0	1	5					
Jerry Narron, L (1, 2) OBP: 0.227, SLG: 0.263			K		K			5-3		4	0	0	0	0	2	3					
Bucky Dent, R (1, 6) OBP: 0.288, SLG: 0.279			1B 2B		F8			5-3		3	1	1	0	1	0	0					
Inning Stats	R: 0 E: 0 K: 0 S: 3	H: 0 LOB: 0 BB: 0 P: 3	R: 1 E: 0 K: 1 S: 7	H: 2 LOB: 1 BB: 0 P: 7	R: 3 E: 0 K: 1 S: 8	H: 4 LOB: 0 BB: 0 P: 8	R: 1 E: 0 K: 1 S: 6	H: 1 LOB: 0 BB: 0 P: 6	R: 2 E: 1 K: 1 S: 9	H: 4 LOB: 2 BB: 1 P: 9	R: 0 E: 0 K: 0 S: 4	H: 1 LOB: 2 BB: 0 P: 8	R: 0 E: 0 K: 0 S: 3	H: 0 LOB: 0 BB: 0 P: 3	R: 0 E: 0 K: 0 S: 3	H: 0 LOB: 0 BB: 0 P: 3	1B: 8 2B: 3 3B: 0 HR: 1	SF: 0 SAC: 0 DP: 0 HBP: 0	WP: 0 PB: 0 CS: 1	PA: 41	
PITCHER	IP	WLS	BF	H	R	ER	SO	BB	IBB	HBP	BLK	WP	HR	S	P	ERA	WHIP				
Geoff Zahn, L (1, 1) ERA: 3.7	5.0	L	25	11	7	6	4	0	0	0	0	0	1	33	33	10.80	2.200				
Roger Erickson, R (6, 1) ERA: 5.99	4.0		16	1	0	0	1	3	0	0	0	0	0	15	27	0.00	1.000				

New York Yankees @ Minnesota Twins
Metropolitan Stadium, Bloomington, MI

AB 38
R 7
H 12
RBI 7
BB 3
SO 5
LOB 15



WP: 0 PA: 41
PB: 0
CS: 1

New York Yankees @ Minnesota Twins
Metropolitan Stadium, Bloomington, MI

AB 34
R 5
H 7
RBI 5
BB 3
SO 6
LOB 12



WP: 0 PA: 38
PB: 0
CS: 0

Batter	1	2	3	4	5	6	7	8	9	AB	R	H	RBI	BB	SO	LOB	BOTTOM					
Bob Randall, R (1, 4) OBP: 0.346, SLG: 0.329	F6		F7		L6					3	1	0	0	1	0	0						
Glenn Adams, L (9, PH) OBP: 0.351, SLG: 0.428										1	0	0	0	0	1	0						
John Castino, R (1, 5) OBP: 0.339, SLG: 0.391	5-3				F8					4	0	2	0	0	1	0						
Butch Wynegar, S (9, PH) OBP: 0.360, SLG: 0.347					2B					1	0	0	0	0	1	0						
Roy Smalley, S (1, 6) OBP: 0.386, SLG: 0.501	5-3				F8					3	1	0	0	1	0	3						
Ron Jackson, R (1, 3) OBP: 0.326, SLG: 0.424		SH1-3 1B			F5					3	0	2	1	1	0	1						
Jose Morales, R (1, 10) OBP: 0.327, SLG: 0.329	SH1-3				FC4-6 1B					2	1	0	0	0	0	2						
Danny Goodwin, L (7, PH) OBP: 0.378, SLG: 0.562					HR					1	0	0	0	0	0	3						
Dave Edwards, R (1, 9) OBP: 0.340, SLG: 0.424	K				HR					3	1	1	1	0	1	1						
Rob Wilfong, L (8, PH) OBP: 0.371, SLG: 0.466					1B					1	0	0	0	0	1	0						
Ken Landreaux, L (1, 8) OBP: 0.362, SLG: 0.453	L9				HR					4	1	1	3	0	0	1						
Bombo Rivera, R (1, 7) OBP: 0.332, SLG: 0.408										3	0	1	0	0	0	0						
Hosken Powell, L (8, PH) OBP: 0.372, SLG: 0.387					1B					1	0	0	0	0	0	0						
Glenn Borgmann, R (1, 2) OBP: 0.324, SLG: 0.271										3	0	0	0	0	1	1						
Mike Cabbage, L (9, PH) OBP: 0.359, SLG: 0.330	F4				K					1	0	0	0	0	0	0						
Inning Stats	R: 0 E: 0 K: 0 S: 3	H: 0 LOB: 0 BB: 0 P: 3	R: 0 E: 0 K: 1 S: 6	H: 1 LOB: 0 BB: 0 P: 6	R: 0 E: 0 K: 0 S: 3	H: 0 LOB: 0 BB: 0 P: 3	R: 4 E: 0 K: 2 S: 10	H: 3 LOB: 1 BB: 2 P: 18	R: 0 E: 0 K: 0 S: 4	H: 1 LOB: 1 BB: 0 P: 4	R: 0 E: 0 K: 0 S: 3	H: 0 LOB: 0 BB: 0 P: 3	R: 1 E: 1 K: 0 S: 6	H: 2 LOB: 3 BB: 1 P: 10	R: 0 E: 0 K: 1 S: 5	H: 0 LOB: 0 BB: 0 P: 5	R: 0 E: 0 K: 2 S: 7	H: 0 LOB: 0 BB: 0 P: 7	1B: 5 2B: 1 3B: 0 HR: 1	SF: 0 SAC: 1 DP: 0 HBP: 0	WP: 0 PB: 0 CS: 0	PA: 38
PITCHER	IP	WLS	BF	H	R	ER	SO	BB	IBB	HBP	BLK	WP	HR	S	P	ERA	WHIP					
Ron Guidry, L (1, 1) ERA: 2.74	6.2	W	29	6	5	4	3	3	0	0	0	0	0	32	44	5.40	1.350					
Rich Gossage, R (7, 1) ERA: 3.46	2.1	S	9	1	0	0	3	0	0	0	0	0	0	15	15	0.00	0.429					

WP: 0 PA: 38
PB: 0
CS: 0

Batter	1	2	3	4	5	6	7	8	9	AB	R	H	RBI	BB	SO	LOB	TOP				
Willie Randolph, R OBP: 0.375, SLG: 0.373 (1, 4)	L7		E1		K		5-3		G4-6-3	5	0	0	0	0	1	1					
Lenny Randle, S OBP: 0.231, SLG: 0.200 (1, 8)	F4		F3		K		G3			4	0	0	0	0	1	1					
Lou Piniella, R OBP: 0.335, SLG: 0.446 (1, 7)	PO		5-3				5-3		6-3	4	0	1	0	0	0	1					
Reggie Jackson, L OBP: 0.383, SLG: 0.535 (1, 9)	PO	FC5-2	K				1B		F9	3	0	1	0	1	1	1					
Chris Chambliss, L OBP: 0.325, SLG: 0.444 (1, 3)		E9			F9		L7		1B	4	0	2	0	0	0	1					
Graig Nettles, L OBP: 0.329, SLG: 0.393 (1, 5)		K			L9		1B		1B	4	0	2	0	0	1	2					
Roy White, S OBP: 0.263, SLG: 0.259 (1, 10)		FC5-2					1B		F8	3	0	1	0	1	0	4					
Bucky Dent, R OBP: 0.288, SLG: 0.278 (1, 6)		4-3			F7		F8		FC4-6	4	0	1	0	0	0	6					
Brad Gulden, L OBP: 0.186, SLG: 0.150 Bobby Murcer, L OBP: 0.345, SLG: 0.396 (9, PH)			E		K		K		FC4-6	3	1	1	0	0	2	0					
Inning Stats	R: 0 E: 0 K: 3 S: 3	H: 1 LOB: 0 BB: 0 P: 3	R: 0 E: 1 K: 1 S: 6	H: 1 LOB: 2 BB: 1 P: 10	R: 1 E: 1 K: 1 S: 7	H: 1 LOB: 1 BB: 0 P: 7	R: 0 E: 0 K: 0 S: 4	H: 1 LOB: 1 BB: 0 P: 4	R: 0 E: 0 K: 3 S: 9	H: 0 LOB: 0 BB: 0 P: 9	R: 0 E: 0 K: 1 S: 5	H: 2 LOB: 3 BB: 1 P: 9	R: 0 E: 0 K: 1 S: 5	H: 0 LOB: 0 BB: 0 P: 5	R: 0 E: 0 K: 0 S: 5	H: 2 LOB: 2 BB: 0 P: 5	R: 0 E: 0 K: 0 S: 3	H: 1 LOB: 0 BB: 0 P: 3	1B: 9 2B: 0 3B: 0 HR: 0	SF: 0 SAC: 0 DP: 1 HBP: 0	WP: 0 PA: 38 CS: 0
PITCHER	IP	WLS	BF	H	R	ER	SO	BB	IBB	HBP	BLK	WP	HR	S	P	ERA	WHIP				
Jerry Koosman, L ERA: 3.35 Mike Marshall, R ERA: 2.57	(1, 1)	8.0	W	35	9	1	0	6	2	0	0	0	0	45	53	0.00	1.375				
PITCHER	IP	WLS	BF	H	R	ER	SO	BB	IBB	HBP	BLK	WP	HR	S	P	ERA	WHIP				
	(9, 1)	1.0	S	2	0	0	0	0	0	0	0	0	0	2	2	0.00	0.000				

New York Yankees @ Minnesota Twins
Metropolitan Stadium, Bloomington, MI
Sat Aug 25 1979, 8:05 PM EDT
Att: 36,363 - Unknown - 75 F

AB 35
R 1
H 9
RBI 0
BB 2
SO 6
LOB 18



Batter	1	2	3	4	5	6	7	8	9	AB	R	H	RBI	BB	SO	LOB	BOTTOM				
Butch Wynegar, S OBP: 0.362, SLG: 0.348 (1, 2)	K					K				4	1	2	1	0	2	0					
Rob Wilfong, L OBP: 0.370, SLG: 0.473 (1, 4)	6-3				K					4	1	1	2	0	1	0					
Roy Smalley, S OBP: 0.384, SLG: 0.497 (1, 6)	4-3				F9					4	0	0	0	0	1	1					
Ken Landreaux, L OBP: 0.363, SLG: 0.452 (1, 8)		F9	4-3		L7					3	0	1	0	1	0	0					
Ron Jackson, R OBP: 0.325, SLG: 0.423 (1, 3)		4-3			F4					4	0	1	0	0	0	1					
Danny Goodwin, L OBP: 0.386, SLG: 0.543 Jose Morales, R OBP: 0.325, SLG: 0.326 (8, PH)		F9			F7					3	0	0	0	0	1	1					
Glenn Adams, L OBP: 0.351, SLG: 0.428 Bombo Rivera, R OBP: 0.336, SLG: 0.409 (1, 7)					K					2	1	1	0	1	1	1					
Hosken Powell, L OBP: 0.372, SLG: 0.387 (1, 9)					F7					3	0	1	0	0	1	1					
John Castino, R OBP: 0.337, SLG: 0.389 Mike Cabbage, L OBP: 0.362, SLG: 0.343 (8, PH) Willie Norwood, R OBP: 0.307, SLG: 0.402 Bob Randall, R OBP: 0.346, SLG: 0.329 (9, 5)					K					2	0	0	0	0	2	2					
Inning Stats	R: 0 E: 0 K: 1 S: 5	H: 0 LOB: 0 BB: 0 P: 5	R: 0 E: 0 K: 1 S: 6	H: 1 LOB: 1 BB: 0 P: 6	R: 0 E: 0 K: 1 S: 5	H: 1 LOB: 1 BB: 0 P: 5	R: 0 E: 0 K: 1 S: 5	H: 0 LOB: 0 BB: 0 P: 5	R: 0 E: 0 K: 2 S: 7	H: 0 LOB: 0 BB: 0 P: 7	R: 0 E: 0 K: 1 S: 5	H: 0 LOB: 0 BB: 0 P: 5	R: 0 E: 0 K: 1 S: 9	H: 4 LOB: 2 BB: 2 P: 17	R: 4 E: 0 K: 1 S: 9	H: 4 LOB: 2 BB: 2 P: 17	1B: 6 2B: 0 3B: 1 HR: 1	SF: 0 SAC: 0 DP: 0 HBP: 0	WP: 0 PA: 33 CS: 0		
PITCHER	IP	WLS	BF	H	R	ER	SO	BB	IBB	HBP	BLK	WP	HR	S	P	ERA	WHIP				
Luis Tiant, R ERA: 3.84 Jim Kaat, L ERA: 3.1	(1, 1)	7.2	L	32	8	4	4	9	8	4	4	0	0	48	56	4.70	1.304				
PITCHER	IP	WLS	BF	H	R	ER	SO	BB	IBB	HBP	BLK	WP	HR	S	P	ERA	WHIP				
	(8, 1)	0.1		1	0	0	0	0	0	0	0	0	0	1	1	0.00	0.000				

New York Yankees @ Minnesota Twins
Metropolitan Stadium, Bloomington, MI
Sat Aug 25 1979, 8:05 PM EDT
Att: 36,363 - Unknown - 75 F

AB 31
R 4
H 8
RBI 4
BB 2
SO 9
LOB 9



Batter	1	2	3	4	5	6	7	8	9	AB	R	H	RBI	BB	SO	LOB	TOP								
Al Bumby, L OBP: 0.327, SLG: 0.357 (1, 8)										5	0	1	0	0	1	2									
Kiko Garcia, R OBP: 0.311, SLG: 0.378 (1, 6)										4	0	2	0	0	1	0									
Ken Singleton, S OBP: 0.404, SLG: 0.550 (1, 9)										3	0	1	0	1	0	1									
Eddie Murray, S OBP: 0.356, SLG: 0.448 (1, 3)										4	0	0	0	0	1	3									
Pat Kelly, L OBP: 0.381, SLG: 0.504 (1, 10)										4	1	1	0	0	1	1									
Doug DeCinces, R OBP: 0.333, SLG: 0.395 (1, 5)										4	1	1	0	0	0	1									
Gary Roenicke, R OBP: 0.395, SLG: 0.541 (1, 7)										4	1	3	3	0	0	0									
Billy Smith, S OBP: 0.294, SLG: 0.369 (1, 4)										3	0	1	0	0	0	2									
John Lowenstein, L OBP: 0.304, SLG: 0.508 (9, PH)										1	0	0	0	0	0	0									
Dave Skaggs, R OBP: 0.294, SLG: 0.250 (1, 2)										2	0	0	0	1	1	2									
Terry Crowley, L OBP: 0.386, SLG: 0.458 (9, PH)										1	0	0	0	0	0	0									
Inning Stats	R: 0 E: 0 K: 0 S: 3	H: 1 LOB: 1 BB: 1 P: 7	R: 1 E: 0 K: 0 S: 5	H: 2 LOB: 1 BB: 0 P: 5	R: 0 E: 0 K: 0 S: 4	H: 1 LOB: 1 BB: 0 P: 4	R: 1 E: 0 K: 0 S: 5	H: 2 LOB: 2 BB: 1 P: 9	R: 0 E: 0 K: 1 S: 6	H: 1 LOB: 1 BB: 0 P: 6	R: 1 E: 0 K: 1 S: 7	H: 3 LOB: 2 BB: 0 P: 7	R: 0 E: 0 K: 1 S: 5	H: 0 LOB: 0 BB: 0 P: 5	R: 0 E: 0 K: 1 S: 5	H: 0 LOB: 0 BB: 0 P: 5	R: 0 E: 0 K: 1 S: 5	H: 0 LOB: 0 BB: 0 P: 5	1B: 7 2B: 2 3B: 0 HR: 1	SF: 0 SAC: 0 DP: 0 HBP: 0	WP: 0 PB: 0 SB: 2 CS: 0	PA: 37			
PITCHER	IP	WLS	BF	H	R	ER	SO	BB	IBB	HBP	BLK	WP	HR	S	P	ERA	WHIP								
Paul Hartzell, R ERA: 4.96 (1, 1)	5.0		23	7	2	2	1	2	0	0	0	0	0	23	31	3.60	1.800								
Pete Redfern, R ERA: 3.66 (6, 1)	3.0	W	11	3	1	1	3	0	0	0	0	0	1	17	17	3.00	1.000								
Mike Marshall, R ERA: 2.55 (9, 1)	1.0	S	3	0	0	0	1	0	0	0	0	0	0	5	5	0.00	0.000								

Baltimore Orioles @ Minnesota Twins
Metropolitan Stadium, Bloomington, MI
Mon Aug 27 1979, 8:05 PM EDT
Unknown

AB 35
R 3
H 10
RBI 3
BB 2
SO 5
LOB 12



Batter	1	2	3	4	5	6	7	8	9	AB	R	H	RBI	BB	SO	LOB	BOTTOM								
Mike Cabbage, L OBP: 0.360, SLG: 0.341 (1, 5)										4	0	1	1	0	0	0									
John Castino, R OBP: 0.337, SLG: 0.389 (9, 5)										0	0	0	0	0	0	0									
Rob Wilfong, L OBP: 0.368, SLG: 0.473 (1, 4)										4	1	1	0	0	2	1									
Roy Smalley, S OBP: 0.381, SLG: 0.493 (1, 6)										4	0	0	0	0	2	1									
Ken Landreaux, L OBP: 0.364, SLG: 0.453 (1, 8)										4	1	2	1	0	0	0									
Hosken Powell, L OBP: 0.377, SLG: 0.392 (1, 9)										4	0	3	0	0	1	0									
Danny Goodwin, L OBP: 0.352, SLG: 0.521 (1, 10)										4	0	0	0	0	2	5									
Ron Jackson, R OBP: 0.325, SLG: 0.421 (1, 3)										2	1	0	1	1	0	1									
Dave Edwards, R OBP: 0.342, SLG: 0.447 (1, 7)										2	1	1	1	0	1	1									
Glenn Borgmann, R OBP: 0.310, SLG: 0.258 (1, 2)										3	0	0	0	0	0	1									
Inning Stats	R: 0 E: 0 K: 1 S: 5	H: 0 LOB: 0 BB: 0 P: 5	R: 1 E: 1 K: 2 S: 9	H: 2 LOB: 1 BB: 0 P: 9	R: 0 E: 0 K: 0 S: 3	H: 0 LOB: 0 BB: 0 P: 3	R: 0 E: 0 K: 1 S: 6	H: 1 LOB: 1 BB: 0 P: 6	R: 1 E: 0 K: 1 S: 6	H: 1 LOB: 1 BB: 1 P: 10	R: 0 E: 0 K: 2 S: 7	H: 0 LOB: 0 BB: 0 P: 7	R: 1 E: 0 K: 0 S: 4	H: 1 LOB: 0 BB: 0 P: 4	R: 1 E: 0 K: 1 S: 8	H: 3 LOB: 2 BB: 0 P: 8	R: 1 E: 0 K: 1 S: 8	H: 0 LOB: 0 BB: 0 P: 8	1B: 6 2B: 1 3B: 0 HR: 1	SF: 0 SAC: 1 DP: 0 HBP: 0	WP: 0 PB: 0 SB: 0 CS: 0	PA: 33			
PITCHER	IP	WLS	BF	H	R	ER	SO	BB	IBB	HBP	BLK	WP	HR	S	P	ERA	WHIP								
Dennis Martinez, R ERA: 3.61 (1, 1)	8.0	L	33	8	4	3	8	1	0	0	0	0	1	48	52	3.38	1.125								

Baltimore Orioles @ Minnesota Twins
Metropolitan Stadium, Bloomington, MI
Mon Aug 27 1979, 8:05 PM EDT
Unknown

AB 31
R 4
H 8
RBI 4
BB 1
SO 8
LOB 10



Batter	1	2	3	4	5	6	7	8	9	AB	R	H	RBI	BB	SO	LOB	TOP								
Al Bumbry, L OBP: 0.327, SLG: 0.356 (1, 8)	0-0 4-3 S 1B	0-0 1-3				4-0 BB 1B	0-0 6-3		0-0 F7	4	1	1	0	1	0	2									
Rich Dauer, R OBP: 0.306, SLG: 0.365 (1, 4)	0-0 4-3 1-3		0-0 F2			4-0 1B 1-2 BB	0-0 L6		4-0 1B BB	3	0	0	0	2	0	1									
Ken Singleton, S OBP: 0.402, SLG: 0.546 (1, 9)	0-3 K		0-3 K			0-3 K	0-0 3-1		0-0 1-2 2-H 1B	5	0	1	1	0	3	3									
Eddie Murray, S OBP: 0.357, SLG: 0.448 (1, 3)	0-3 K		0-0 S 1B			0-0 1-3 2-H BB 1B	0-3 K		0-0 F8	5	0	2	1	0	2	3									
Doug DeCinces, R OBP: 0.332, SLG: 0.394 (1, 5)		0-0 HR 1B	0-3 K			0-0 P3			0-3 K	4	1	1	0	0	2	3									
Lee May, R OBP: 0.303, SLG: 0.443 (1, 10)		0-0 P6				4-0 HR BB	4-0 FC6-4 1-2 BB		0-0 5-3	3	1	1	1	1	0	1									
Gary Roenicke, R OBP: 0.394, SLG: 0.547 (1, 7)		0-0 1-H HR				0-0 5-3	0-0 FC6-4 1-2		0-3 K	4	1	1	2	0	1	3									
Kiko Garcia, R OBP: 0.306, SLG: 0.373 (1, 6)		0-3 K				0-0 4-3			0-0 5-3	4	0	0	0	0	1	0									
Rick Dempsey, R OBP: 0.315, SLG: 0.359 (1, 2)		0-0 1B				0-3 K			0-0 F9	4	1	2	0	0	1	0									
Inning Stats	R: 0 E: 0 K: 2 S: 8	H: 1 LOB: 1 BB: 0 P: 8	R: 2 E: 0 K: 1 S: 8	H: 3 LOB: 1 BB: 0 P: 8	R: 0 E: 0 K: 2 S: 8	H: 1 LOB: 1 BB: 0 P: 6	R: 1 E: 0 K: 1 S: 6	H: 1 LOB: 0 BB: 0 P: 6	R: 1 E: 0 K: 1 S: 6	H: 1 LOB: 3 BB: 3 P: 18	R: 0 E: 0 K: 0 S: 3	H: 0 LOB: 0 BB: 0 P: 3	R: 0 E: 0 K: 1 S: 5	H: 0 LOB: 0 BB: 0 P: 5	R: 0 E: 0 K: 2 S: 7	H: 0 LOB: 0 BB: 0 P: 7	R: 1 E: 0 K: 0 S: 5	H: 2 LOB: 2 BB: 1 P: 9	1B: 6 2B: 1 3B: 0 HR: 2	SF: 0 SAC: 0 DP: 0 HBP: 0	WP: 0 PB: 0 SB: 2 CS: 0	PA: 40			
PITCHER	IP	WLS	BF	H	R	ER	SO	BB	IBB	HBP	BLK	WP	HR	S	P	ERA	WHIP								
Dave Goltz, R ERA: 4.24 (1, 1)	8.2	L	39	9	5	5	10	4	0	0	0	0	2	55	71	5.19	1.500								
Mike Bacsik, R ERA: 5.16 (9, 1)	0.1		1	0	0	0	0	0	0	0	0	0	0	1	1	0.00	0.000								

Baltimore Orioles @ Minnesota Twins
Metropolitan Stadium, Bloomington, MI
Mon Aug 27 1979, 8:05 PM EDT
Att: 17,207 - Unknown

AB 36
R 5
H 9
RBI 5
BB 4
SO 10
LOB 16



Batter	1	2	3	4	5	6	7	8	9	AB	R	H	RBI	BB	SO	LOB	BOTTOM								
Mike Cabbage, L OBP: 0.358, SLG: 0.344 (1, 5)	0-0 3-1		0-0 CS 1-2	0-3 K		0-0 F9			0-0 1B 2B	4	1	1	0	0	1	0									
Rob Wilfong, L OBP: 0.394, SLG: 0.467 (1, 4)	0-3 K			0-0 F8			0-0 G3		0-3 K	4	0	0	0	0	2	1									
Roy Smalley, S OBP: 0.386, SLG: 0.491 (1, 6)	0-0 P6			0-0 P6			0-0 4-3		0-0 2-H 1B	4	0	1	1	0	0	0									
Ken Landreaux, L OBP: 0.363, SLG: 0.451 (1, 8)		0-0 P6				0-0 6-3			0-0 G3	4	0	1	0	0	0	1									
Butch Wynegar, S OBP: 0.359, SLG: 0.346 (1, 2)		0-0 4-3				0-0 P6			0-0 F5	3	0	0	0	0	0	1									
Hosken Powell, L OBP: 0.376, SLG: 0.395 (1, 9)		0-0 6-3							0-0 4-3	3	0	1	0	0	0	0									
Danny Goodwin, L OBP: 0.343, SLG: 0.505 (1, 10)						0-3 6-3			0-3 K	3	0	0	0	0	2	1									
Ron Jackson, R OBP: 0.325, SLG: 0.420 (1, 3)									0-0 1-3 1B	3	0	1	0	0	0	0									
Dave Edwards, R OBP: 0.342, SLG: 0.444 (1, 7)									0-0 F8 CS 1B	3	0	1	0	0	0	0									
Inning Stats	R: 0 E: 0 K: 1 S: 5	H: 0 LOB: 0 BB: 0 P: 5	R: 0 E: 0 K: 0 S: 3	H: 0 LOB: 0 BB: 0 P: 3	R: 0 E: 0 K: 0 S: 3	H: 2 LOB: 0 BB: 0 P: 3	R: 0 E: 0 K: 1 S: 5	H: 0 LOB: 0 BB: 0 P: 5	R: 0 E: 0 K: 0 S: 3	H: 0 LOB: 0 BB: 0 P: 3	R: 0 E: 0 K: 0 S: 4	H: 1 LOB: 1 BB: 0 P: 4	R: 0 E: 0 K: 1 S: 5	H: 0 LOB: 0 BB: 0 P: 5	R: 1 E: 0 K: 1 S: 7	H: 2 LOB: 1 BB: 0 P: 7	1B: 4 2B: 2 3B: 0 HR: 0	SF: 0 SAC: 0 DP: 0 HBP: 0	WP: 0 PB: 0 SB: 0 CS: 1	PA: 32					
PITCHER	IP	WLS	BF	H	R	ER	SO	BB	IBB	HBP	BLK	WP	HR	S	P	ERA	WHIP								
Jim Palmer, R ERA: 3.04 (1, 1)	8.2	W	30	6	1	1	5	6	0	0	0	0	0	40	40	1.04	0.692								
Tippy Martinez, L ERA: 2.69 (9, 1)	0.1		1	0	0	0	0	0	0	0	0	0	0	1	1	0.00	0.000								

Baltimore Orioles @ Minnesota Twins
Metropolitan Stadium, Bloomington, MI
Mon Aug 27 1979, 8:05 PM EDT
Att: 17,207 - Unknown

AB 31
R 1
H 6
RBI 1
BB 0
SO 5
LOB 4



Batter	1	2	3	4	5	6	7	8	9	AB	R	H	RBI	BB	SO	LOB	TOP								
Al Bumby, L OBP: 0.325, SLG: 0.354 (1, 8)	0-0 4-3		0-0 SF7		0-0 SH5-3		0-0 5-3			2	0	0	1	0	0	0	Baltimore Orioles @ Minnesota Twins Metropolitan Stadium, Bloomington, MI Wed Aug 29 1979, 4:33 AM EDT Unknown livebaseballscores.com								
Kiko Garcia, R OBP: 0.307, SLG: 0.370 (1, 6)	0-3 K		0-0 P3		4-0 SF8 BB		0-3 K			3	0	0	0	1	2	0									
Ken Singleton, S OBP: 0.403, SLG: 0.544 (1, 9)	0-0 4-3			0-3 K	4-0 SF8 BB			4-0 FC3-6 BB		2	0	0	0	2	1	0									
Eddie Murray, S OBP: 0.356, SLG: 0.449 (1, 3)		0-0 2B		0-3 K	0-0 SF8			0-0 FC3-6		3	0	1	1	0	1	1									
Pat Kelly, L OBP: 0.377, SLG: 0.496 (1, 10)	0-0 F7			0-0 1B	0-0 K			0-3 K		4	1	1	0	0	2	4									
Gary Roenicke, R OBP: 0.392, SLG: 0.543 (1, 7)	0-0 F7			0-0 1B		0-0 6-3		0-0 F9		4	1	1	0	0	0	2									
Doug DeCinces, R OBP: 0.332, SLG: 0.398 (1, 5)	0-3 K			0-0 3B		0-0 5-3		0-0 F2		4	0	1	2	0	1	1									
Rich Dauer, R OBP: 0.305, SLG: 0.363 (1, 4)			0-0 E5	0-0 6-3		0-0 4-3		0-0 F8		4	1	1	0	0	0	1									
Rick Dempsey, R OBP: 0.315, SLG: 0.359 (1, 2)			0-0 SH1-3		0-0 BB SH5-3		0-0 F9		0-0 F8	3	1	1	0	0	0	0									
Inning Stats	R: 0 E: 0 K: 1 S: 5	H: 0 LOB: 0 BB: 0 P: 5	R: 0 E: 0 K: 1 S: 6	H: 1 LOB: 1 BB: 0 P: 6	R: 1 E: 1 K: 0 S: 4	H: 1 LOB: 0 BB: 0 P: 4	R: 2 E: 0 K: 2 S: 10	H: 3 LOB: 1 BB: 0 P: 10	R: 1 E: 0 K: 1 S: 6	H: 1 LOB: 2 BB: 2 P: 14	R: 0 E: 0 K: 0 S: 3	H: 0 LOB: 0 BB: 0 P: 3	R: 0 E: 0 K: 1 S: 5	H: 0 LOB: 0 BB: 0 P: 5	R: 0 E: 0 K: 0 S: 3	H: 0 LOB: 1 BB: 1 P: 9	R: 0 E: 0 K: 0 S: 3	H: 0 LOB: 0 BB: 0 P: 3	1B: 4 2B: 1 3B: 1 HR: 0	SF: 2 SAC: 2 DP: 0 HBP: 0	WP: 0 PB: 0 SB: 0 CS: 0	PA: 36			
PITCHER	IP	WLS	BF	H	R	ER	SO	BB	IBB	HBP	BLK	WP	HR	S	P	ERA	WHIP								
Roger Erickson, R ERA: 6.0 (1, 1)	4.1	L	21	6	4	3	4	2	0	0	0	0	0	27	35	6.23	1.846								
Pete Redfern, R ERA: 3.47 (5, 1)	4.2		15	0	0	0	3	1	0	0	0	0	0	20	24	0.00	0.214								

Batter	1	2	3	4	5	6	7	8	9	AB	R	H	RBI	BB	SO	LOB	BOTTOM								
Bob Randall, R OBP: 0.335, SLG: 0.318 (1, 4)	0-0 F9		0-0 L1		0-3 K		0-0 P6		0-0 F3	5	0	0	0	0	1	5	Baltimore Orioles @ Minnesota Twins Metropolitan Stadium, Bloomington, MI Wed Aug 29 1979, 4:33 AM EDT Unknown livebaseballscores.com								
John Castino, R OBP: 0.331, SLG: 0.382 (1, 5)	0-0 F7		0-0 E6			0-0 F8		0-0 F9	0-0 FC5	5	0	0	0	0	0	2									
Roy Smalley, S OBP: 0.379, SLG: 0.489 (1, 6)	0-0 F9		0-0 FC6-4			0-0 F8			0-0 1B	4	0	1	0	0	0	1									
Ron Jackson, R OBP: 0.325, SLG: 0.419 (1, 3)		0-0 P4		0-0 P4		0-3 K			0-0 1B	4	0	1	0	0	1	0									
Dave Edwards, R OBP: 0.345, SLG: 0.446 (1, 8)		0-0 1B		0-0 B1-3			0-3 K		0-0 F8	4	0	2	0	0	1	2									
Willie Norwood, R OBP: 0.302, SLG: 0.395 (1, 9)		0-3 K		0-0 B1-3			0-0 F8		0-0 P3	4	0	0	0	0	1	4									
Jose Morales, R OBP: 0.329, SLG: 0.331 (1, 10)		0-0 1B		0-0 L7			0-0 1B		0-3 K2-3	4	0	2	0	0	1	1									
Bombo Rivera, R OBP: 0.335, SLG: 0.406 (1, 7)		0-0 1-3			0-0 P3		0-0 E6		0-0 FC5	4	0	1	0	0	0	3									
Glenn Borgmann, R OBP: 0.320, SLG: 0.262 (1, 2)			0-0 F7		0-0 6-3		0-0 1B		4-0 BB	3	0	1	0	1	0	0									
Inning Stats	R: 0 E: 0 K: 0 S: 3	H: 0 LOB: 0 BB: 0 P: 3	R: 0 E: 0 K: 1 S: 7	H: 2 LOB: 2 BB: 0 P: 7	R: 0 E: 1 K: 0 S: 4	H: 0 LOB: 1 BB: 0 P: 4	R: 0 E: 0 K: 0 S: 4	H: 1 LOB: 1 BB: 0 P: 4	R: 0 E: 0 K: 1 S: 5	H: 0 LOB: 0 BB: 0 P: 5	R: 0 E: 0 K: 1 S: 5	H: 0 LOB: 0 BB: 0 P: 5	R: 0 E: 0 K: 0 S: 8	H: 2 LOB: 3 BB: 0 P: 8	R: 0 E: 0 K: 0 S: 5	H: 2 LOB: 2 BB: 0 P: 5	R: 0 E: 0 K: 1 S: 6	H: 1 LOB: 2 BB: 1 P: 10	1B: 8 2B: 0 3B: 0 HR: 0	SF: 0 SAC: 0 DP: 0 HBP: 0	WP: 0 PB: 0 SB: 0 CS: 0	PA: 38			
PITCHER	IP	WLS	BF	H	R	ER	SO	BB	IBB	HBP	BLK	WP	HR	S	P	ERA	WHIP								
Scott McGregor, L ERA: 3.55 (1, 1)	9.0	W	38	8	0	0	5	1	0	0	0	0	0	47	51	0.00	1.000								

Batter	1	2	3	4	5	6	7	8	9	AB	R	H	RBI	BB	SO	LOB	TOP					
Kiko Garcia, R OBP: 0.306, SLG: 0.373 (1,6)	F9		3B		P4	6-3		5-3		5	0	1	0	0	0	0						
Benny Ayala, R OBP: 0.286, SLG: 0.521 (1,7)	6-3		1-3		HR					4	1	2	0	0	0	1						
Al Bumbry, L OBP: 0.327, SLG: 0.356 (7, FR)					HR					1	2	1	0	0	0	0						
Ken Singleton, S OBP: 0.403, SLG: 0.540 (1,9)	FC6-4		K		HR					3	1	0	0	2	1	3						
Eddie Murray, S OBP: 0.358, SLG: 0.469 (1,3)	FC6-4		6-3		HR					5	3	3	7	0	0	2						
Doug DeCinces, R OBP: 0.335, SLG: 0.396 (1,5)		B2-3			P5					2	0	0	0	2	0	0						
Gary Roenicke, R OBP: 0.392, SLG: 0.538 (7,7)		1B			F9					3	0	0	0	2	1	2						
Lee May, R OBP: 0.302, SLG: 0.440 (1,10)		K			F7					5	0	1	0	0	2	6						
Rich Dauer, R OBP: 0.305, SLG: 0.362 (1,4)					FC5-4					4	0	1	0	0	0	1						
Dave Skaggs, R OBP: 0.285, SLG: 0.241 (1,2)		P4			6-3					4	0	0	0	0	0	2						
Inning Stats	R: 0 E: 0 K: 0 S: 3	H: 0 LOB: 1 BB: 1 P: 7	R: 0 E: 0 K: 1 S: 6	H: 1 LOB: 2 BB: 1 P: 10	R: 0 E: 0 K: 1 S: 6	H: 1 LOB: 1 BB: 0 P: 6	R: 0 E: 0 K: 0 S: 4	H: 1 LOB: 1 BB: 0 P: 4	R: 3 E: 0 K: 0 S: 5	H: 2 LOB: 2 BB: 3 P: 17	R: 0 E: 0 K: 0 S: 3	H: 0 LOB: 0 BB: 0 P: 3	R: 2 E: 0 K: 2 S: 9	H: 2 LOB: 2 BB: 1 P: 13	R: 0 E: 0 K: 0 S: 3	H: 0 LOB: 1 BB: 0 P: 3	R: 2 E: 0 K: 0 S: 5	H: 2 LOB: 1 BB: 0 P: 6	1B: 4 2B: 1 3B: 1 HR: 3	SF: 0 SAC: 0 DP: 0 HBP: 1	WP: 1 PB: 0 SB: 0 CS: 0	PA: 43
PITCHER	IP	WLS	BF	H	R	ER	SO	BB	IBB	HBP	BLK	WP	HR	S	P	ERA	WHIP					
Geoff Zahn, L ERA: 3.88 (1,1)	6.1	L	31	7	5	5	2	5	0	0	0	0	2	30	50	7.11	1.895					
Mike Marshall, R ERA: 2.64 (7,1)	2.2		12	2	2	2	2	1	0	1	0	1	1	14	19	6.75	1.125					

Baltimore Orioles @ Minnesota Twins
Metropolitan Stadium, Bloomington, MI
Wed Aug 29 1979, 4:38 AM EDT
Att: 11,470 - Unknown

AB 36
R 7
H 9
RBI 7
BB 6
SO 4
LOB 17



Batter	1	2	3	4	5	6	7	8	9	AB	R	H	RBI	BB	SO	LOB	BOTTOM					
Hosken Powell, L OBP: 0.371, SLG: 0.390 (1,9)	4-3		G6-3			4-3	FC5-6			4	0	0	0	0	0	3						
Rob Wilfong, L OBP: 0.363, SLG: 0.471 (1,4)	F2				1B					4	1	1	0	0	0	0						
Roy Smalley, S OBP: 0.386, SLG: 0.488 (1,6)					CS					3	0	1	1	1	1	1						
Ken Landreaux, L OBP: 0.364, SLG: 0.450 (1,8)					F8					3	1	1	0	1	1	2						
Mike Cabbage, L OBP: 0.359, SLG: 0.350 (1,10)										2	0	1	0	0	0	0						
Jose Morales, R OBP: 0.325, SLG: 0.327 (7, PH)										2	0	0	0	0	2	2						
Danny Goodwin, L OBP: 0.345, SLG: 0.535 (1,3)										2	1	1	1	0	0	0						
Ron Jackson, R OBP: 0.326, SLG: 0.418 (7, PH)										1	1	0	0	1	1	0						
Butch Wynegar, S OBP: 0.358, SLG: 0.343 (1,2)										3	0	0	0	1	0	0						
Dave Edwards, R OBP: 0.343, SLG: 0.441 (1,7)										4	0	1	2	0	0	0						
John Castino, R OBP: 0.331, SLG: 0.381 (1,5)										3	0	1	0	0	0	2						
Inning Stats	R: 0 E: 0 K: 1 S: 5	H: 0 LOB: 1 BB: 1 P: 9	R: 0 E: 0 K: 0 S: 3	H: 0 LOB: 0 BB: 0 P: 3	R: 0 E: 0 K: 0 S: 3	H: 1 LOB: 0 BB: 0 P: 3	R: 1 E: 0 K: 0 S: 4	H: 3 LOB: 1 BB: 0 P: 4	R: 1 E: 0 K: 0 S: 4	H: 1 LOB: 0 BB: 0 P: 4	R: 0 E: 0 K: 1 S: 5	H: 0 LOB: 0 BB: 0 P: 5	R: 2 E: 0 K: 1 S: 7	H: 2 LOB: 2 BB: 2 P: 15	R: 0 E: 1 K: 1 S: 5	H: 0 LOB: 1 BB: 1 P: 9	R: 0 E: 0 K: 1 S: 5	H: 0 LOB: 0 BB: 0 P: 5	1B: 4 2B: 1 3B: 1 HR: 1	SF: 0 SAC: 0 DP: 1 HBP: 0	WP: 1 PB: 0 SB: 0 CS: 2	PA: 35
PITCHER	IP	WLS	BF	H	R	ER	SO	BB	IBB	HBP	BLK	WP	HR	S	P	ERA	WHIP					
Dave Ford, R ERA: 2.19 (1,1)	6.0	W	21	5	2	2	2	2	0	0	0	0	1	24	28	3.00	1.000					
Tippy Martinez, L ERA: 2.95 (7,1)	0.1		4	1	2	2	1	2	0	0	0	1	0	4	12	54.00	9.000					
Dennis Martinez, R ERA: 3.6 (7,1)	0.2		3	1	0	0	0	0	0	0	0	0	0	3	3	0.00	1.500					
Don Stanhouse, R ERA: 3.15 (8,1)	2.0	S	7	0	0	0	2	1	0	0	0	0	0	10	14	0.00	0.500					

Baltimore Orioles @ Minnesota Twins
Metropolitan Stadium, Bloomington, MI
Wed Aug 29 1979, 4:38 AM EDT
Att: 11,470 - Unknown

AB 31
R 4
H 7
RBI 4
BB 4
SO 5
LOB 10



Batter	1	2	3	4	5	6	7	8	9	AB	R	H	RBI	BB	SO	LOB	TOP					
Bob Randall, R (1, 4) OBP: 0.333, SLG: 0.316 Rob Wilifong, L (9, PH) OBP: 0.362, SLG: 0.469										4	0	1	0	0	0	2						
John Castino, R (1, 5) OBP: 0.338, SLG: 0.386 Mike Cabbage, L (9, PH) OBP: 0.358, SLG: 0.348										4	1	3	0	0	1	1						
Roy Smalley, S (1, 6) OBP: 0.382, SLG: 0.489										5	1	3	0	0	1	1						
Ron Jackson, R (1, 3) OBP: 0.328, SLG: 0.419										4	1	2	1	1	0	1						
Dave Edwards, R (1, 7) OBP: 0.341, SLG: 0.436										4	1	1	0	0	1	4						
Ken Landreaux, L (1, 8) OBP: 0.384, SLG: 0.450										3	0	1	0	0	2	2						
Jose Morales, R (1, 10) Darrell Jackson, S (8, PR)										4	0	2	3	0	2	1						
Bombo Rivera, R (1, 9) Willie Norwood, R (5, 9) Hosken Powell, L (8, PH) OBP: 0.373, SLG: 0.390										2	0	0	0	0	1	0						
Butch Wynegar, S (1, 2) OBP: 0.355, SLG: 0.340										4	0	0	0	0	0	5						
Inning Stats	R: 0 E: 0 K: 1 S: 5	H: 1 LOB: 0 BB: 0 P: 5	R: 0 E: 0 K: 2 S: 8	H: 1 LOB: 1 BB: 0 P: 8	R: 0 E: 0 K: 0 S: 3	H: 0 LOB: 0 BB: 0 P: 3	R: 0 E: 0 K: 0 S: 3	H: 2 LOB: 1 BB: 1 P: 7	R: 0 E: 0 K: 3 S: 9	H: 0 LOB: 0 BB: 0 P: 9	R: 0 E: 0 K: 1 S: 6	H: 1 LOB: 1 BB: 0 P: 6	R: 2 E: 0 K: 0 S: 7	H: 4 LOB: 2 BB: 0 P: 7	R: 2 E: 0 K: 1 S: 9	H: 4 LOB: 3 BB: 1 P: 13	R: 0 E: 0 K: 0 S: 4	H: 1 LOB: 1 BB: 0 P: 4	1B: 13 2B: 1 3B: 0 HR: 0	SF: 0 SAC: 1 DP: 1 HBP: 0	WP: 0 PB: 0 SB: 0 CS: 0	PA: 40
PITCHER	IP WLS BF H R ER SO BB IBB HBP BLK WP HR S P ERA WHIP																					
Mike Flanagan, L (1, 1) ERA: 3.38	7.2 W 34 13 4 4 8 1 0 0 0 0 0 0 49 53 4.70 1.826																					
Don Stanhouse, R (8, 1) ERA: 3.05	1.1 S 6 1 0 0 0 1 0 0 0 0 0 0 5 9 0.00 1.500																					

Minnesota Twins @ Baltimore Orioles
Memorial Stadium, Baltimore, MD
Thu Aug 30 1979, 7:05 PM EDT
Att: 24,461 - Unknown

AB 37
R 4
H 14
RBI 4
BB 2
SO 8
LOB 17



Batter	1	2	3	4	5	6	7	8	9	AB	R	H	RBI	BB	SO	LOB	BOTTOM			
Kiko Garcia, R (1, 6) OBP: 0.305, SLG: 0.372 Mark Belanger, R (8, 6) OBP: 0.290, SLG: 0.242										4	1	1	0	0	1	1				
Benny Avila, R (1, 7) OBP: 0.288, SLG: 0.527 Al Bumbry, L (7, PH) OBP: 0.326, SLG: 0.355										3	1	1	0	0	0	0				
Ken Singleton, S (1, 9) OBP: 0.403, SLG: 0.542										4	0	2	2	0	0	1				
Eddie Murray, S (1, 3) OBP: 0.361, SLG: 0.473										4	0	3	1	0	0	1				
Doug DeCinces, R (1, 5) OBP: 0.332, SLG: 0.391										4	0	0	0	0	1	3				
Lee May, R (1, 10) OBP: 0.301, SLG: 0.436										3	1	0	0	1	1	0				
Gary Roenicke, R (1, 8) OBP: 0.394, SLG: 0.539										3	1	1	0	1	1	0				
Rich Dauer, R (1, 4) OBP: 0.305, SLG: 0.362										3	0	1	2	0	0	1				
Rick Dempsey, R (1, 2) OBP: 0.318, SLG: 0.365										3	1	2	0	0	0	1				
Inning Stats	R: 0 E: 0 K: 0 S: 3	H: 0 LOB: 0 BB: 0 P: 3	R: 0 E: 0 K: 2 S: 7	H: 1 LOB: 0 BB: 0 P: 7	R: 0 E: 0 K: 1 S: 6	H: 1 LOB: 1 BB: 0 P: 6	R: 0 E: 0 K: 0 S: 4	H: 2 LOB: 1 BB: 0 P: 4	R: 0 E: 0 K: 0 S: 3	H: 0 LOB: 1 BB: 1 P: 7	R: 1 E: 0 K: 0 S: 5	H: 2 LOB: 1 BB: 0 P: 5	R: 4 E: 0 K: 0 S: 7	H: 5 LOB: 1 BB: 1 P: 11	R: 0 E: 0 K: 1 S: 5	H: 0 LOB: 0 BB: 0 P: 5	1B: 6 2B: 5 3B: 0 HR: 0	SF: 0 SAC: 0 DP: 1 HBP: 0	WP: 0 PB: 0 SB: 0 CS: 0	PA: 34
PITCHER	IP WLS BF H R ER SO BB IBB HBP BLK WP HR S P ERA WHIP																			
Jerry Koosman, L (1, 1) ERA: 3.42	6.1 L 27 9 4 4 3 2 0 0 0 0 0 0 0 31 39 5.68 1.737																			
Mike Marshall, R (7, 1) ERA: 2.65	1.2 7 2 1 1 1 0 0 0 0 0 0 0 9 9 5.40 1.200																			

Minnesota Twins @ Baltimore Orioles
Memorial Stadium, Baltimore, MD
Thu Aug 30 1979, 7:05 PM EDT
Att: 24,461 - Unknown

AB 32
R 5
H 11
RBI 5
BB 2
SO 4
LOB 10



Batter	1	2	3	4	5	6	7	8	9	AB	R	H	RBI	BB	SO	LOB	TOP					
Hosken Powell, L OBP: 0.375, SLG: 0.391 Bombo Rivera, R OBP: 0.330, SLG: 0.400	0-0 6-3		0-0 G3 1B		0-0 1-3 1B		0-0 1-3		0-3 K	4	0	2	0	0	0	0	Minnesota Twins @ Baltimore Orioles Memorial Stadium, Baltimore, MD Fri Aug 31 1979, 7:05 PM EDT Att: 30,816 - Unknown					
Rob Wilfong, L OBP: 0.375, SLG: 0.466	0-3 K		0-0 G3		0-0 F7		0-0 BB 1B		0-3 K	5	0	1	0	0	2	5						
Roy Smalley, S OBP: 0.381, SLG: 0.486	0-0 F4		0-3 K			0-3 K		4-0 BB 1B		3	0	0	0	1	2	1						
Ken Landreaux, L OBP: 0.363, SLG: 0.454		0-3 K		0-0 F7		0-0 HR		0-0 1-3		4	1	1	1	0	1	2						
Dave Edwards, R OBP: 0.345, SLG: 0.440		0-0 2B		0-0 F9		4-0 1B WP BB		0-3 K		3	1	1	0	1	1	0						
Mike Cabbage, L OBP: 0.358, SLG: 0.348 John Castino, R OBP: 0.335, SLG: 0.385	0-3 K		0-0 F9			0-0 WP 1B		0-0 6-3		3	0	1	0	0	1	1						
Ron Jackson, R OBP: 0.326, SLG: 0.415	0-0 F8			0-0 1-3		0-0 F7		0-3 K		4	0	0	0	0	1	2						
Danny Goodwin, L OBP: 0.336, SLG: 0.519 Willie Norwood, R OBP: 0.303, SLG: 0.396			0-0 F8		0-0 F7	0-0 4-3		0-3 K		3	0	0	0	0	0	1						
Butch Wynegar, S OBP: 0.357, SLG: 0.340			4-0 G3 1B WP BB		0-0 E6 1B WP		0-0 F2		0-0 1B	3	1	1	0	1	0	0						
Inning Stats	R: 0 E: 0 K: 1 S: 5	H: 0 LOB: 0 BB: 0 P: 5	R: 0 E: 0 K: 2 S: 8	H: 1 LOB: 1 BB: 0 P: 8	R: 1 E: 0 K: 1 S: 6	H: 1 LOB: 1 BB: 1 P: 10	R: 0 E: 0 K: 0 S: 3	H: 0 LOB: 0 BB: 0 P: 3	R: 0 E: 1 K: 0 S: 5	H: 1 LOB: 2 BB: 0 P: 5	R: 2 E: 0 K: 1 S: 7	H: 2 LOB: 1 BB: 1 P: 11	R: 0 E: 0 K: 0 S: 4	H: 1 LOB: 2 BB: 1 P: 8	R: 0 E: 0 K: 2 S: 7	H: 0 LOB: 0 BB: 0 P: 7		R: 0 E: 0 K: 3 S: 10	H: 1 LOB: 1 BB: 0 P: 10	1B: 5 2B: 1 3B: 0 HR: 1	SF: 0 SAC: 0 DP: 0 HBP: 0	WP: 3 PB: 0 SB: 0 CS: 0
PITCHER	IP WLS BF H R ER SO BB IBB HBP BLK WP HR S P ERA WHIP	IP WLS BF H R ER SO BB IBB HBP BLK WP HR S P ERA WHIP															IP WLS BF H R ER SO BB IBB HBP BLK WP HR S P ERA WHIP					
Dennis Martinez, R ERA: 3.61 Tippy Martinez, L ERA: 2.85	(1, 1) 6.2 L 30 6 3 3 5 3 0 0 0 0 3 1 37 49 4.05 1.350	(7, 1) 2.1 8 1 0 0 5 0 0 0 0 0 0 0 18 18 0.00 0.429															(1, 1) 6.2 L 30 6 3 3 5 3 0 0 0 0 3 1 37 49 4.05 1.350					

Batter	1	2	3	4	5	6	7	8	9	AB	R	H	RBI	BB	SO	LOB	BOTTOM					
Al Bumbry, L OBP: 0.325, SLG: 0.354	0-0 4-3		0-0 4-3		0-0 G1-6-3 1B		0-0 5-3			4	0	1	0	0	0	1	Minnesota Twins @ Baltimore Orioles Memorial Stadium, Baltimore, MD Fri Aug 31 1979, 7:05 PM EDT Att: 30,816 - Unknown					
Kiko Garcia, R OBP: 0.303, SLG: 0.369 Pat Kelly, L OBP: 0.381, SLG: 0.496 Mark Belanger, R OBP: 0.290, SLG: 0.242	0-3 K		0-0 6-3		0-0 G1-6-3			4-0 CS 1B BB		3	0	0	0	0	1	1						
Ken Singleton, S OBP: 0.402, SLG: 0.539	4-0 WP BB			0-0 1-3		0-0 4-3		0-0 F7		3	0	0	0	1	0	1						
Eddie Murray, S OBP: 0.364, SLG: 0.473	4-0 BB			0-0 G3		4-0 BB		0-0 CS 1B		2	0	1	0	2	0	0						
Doug DeCinces, R OBP: 0.331, SLG: 0.389	0-3 K			0-0 1B 1B		0-3 K		0-3 K		4	1	1	0	0	3	5						
Lee May, R OBP: 0.303, SLG: 0.435		4-0 G5-4-3 BB		0-0 1B 1B		0-3 K			0-0 5-3	3	0	1	0	1	1	1						
Gary Roenicke, R OBP: 0.395, SLG: 0.537	0-0 G5-4-3		0-0 1B 1B		0-0 1B		0-3 K		4-0 BB	3	0	1	1	1	1	1						
Rich Dauer, R OBP: 0.302, SLG: 0.359	0-3 K			0-0 1B 1B		0-0 F7		0-0 F6		4	0	0	0	0	1	3						
Dave Skaggs, R OBP: 0.288, SLG: 0.243 Terry Crowley, L OBP: 0.379, SLG: 0.449			0-0 L7			0-3 K			0-3 K	3	0	1	0	0	1	0						
Inning Stats	R: 0 E: 0 K: 2 S: 7	H: 0 LOB: 2 BB: 2 P: 15	R: 0 E: 0 K: 1 S: 4	H: 0 LOB: 0 BB: 1 P: 8	R: 0 E: 0 K: 0 S: 3	H: 0 LOB: 0 BB: 0 P: 3	R: 1 E: 0 K: 0 S: 6	H: 3 LOB: 2 BB: 0 P: 6	R: 0 E: 0 K: 1 S: 5	H: 1 LOB: 0 BB: 0 P: 5	R: 0 E: 0 K: 2 S: 7	H: 0 LOB: 1 BB: 1 P: 11	R: 0 E: 0 K: 1 S: 6	H: 1 LOB: 1 BB: 0 P: 6	R: 0 E: 0 K: 1 S: 5	H: 1 LOB: 1 BB: 1 P: 9		R: 0 E: 0 K: 1 S: 5	H: 0 LOB: 1 BB: 1 P: 9	1B: 6 2B: 0 3B: 0 HR: 0	SF: 0 SAC: 0 DP: 2 HBP: 0	WP: 1 PB: 0 SB: 0 CS: 2
PITCHER	IP WLS BF H R ER SO BB IBB HBP BLK WP HR S P ERA WHIP	IP WLS BF H R ER SO BB IBB HBP BLK WP HR S P ERA WHIP															IP WLS BF H R ER SO BB IBB HBP BLK WP HR S P ERA WHIP					
Dave Goltz, R ERA: 4.14 Mike Marshall, R ERA: 2.64	(1, 1) 7.0 W 29 5 1 1 7 5 0 0 0 0 0 0 38 58 1.29 1.429	(8, 1) 2.0 S 7 1 0 0 2 1 0 0 0 0 0 10 14 0.00 1.000															(1, 1) 7.0 W 29 5 1 1 7 5 0 0 0 0 0 0 38 58 1.29 1.429					

AB	35
R	3
H	7
RBI	1
BB	3
SO	10
LOB	13



AB	30
R	1
H	6
RBI	1
BB	6
SO	9
LOB	14



Batter	1	2	3	4	5	6	7	8	9	AB	R	H	RBI	BB	SO	LOB	TOP					
Butch Wynegar, S (1, 2) OBP: 0.357, SLG: 0.341	5-3		F9				SH5-3 1B		F7	5	0	2	1	0	0	1						
Rob Wilfong, L (1, 4) OBP: 0.357, SLG: 0.462	4-3			1-3	F8		SH5-3 1-2			3	0	0	0	0	0	1						
Roy Smalley, S (1, 6) OBP: 0.386, SLG: 0.484	4-3					F8	F9			4	0	1	0	0	0	1						
Ken Landreaux, L (1, 8) OBP: 0.361, SLG: 0.450		K		K				F8		4	0	0	0	0	3	1						
Mike Cabbage, L (1, 5) OBP: 0.356, SLG: 0.346	F5								F7	4	0	1	0	0	0	1						
John Castino, R (8, 5) OBP: 0.335, SLG: 0.385				4-3			1B 1B			0	0	0	0	0	0	0						
Ron Jackson, R (1, 3) OBP: 0.327, SLG: 0.418					4-3		1-2 1B		F3	4	0	2	0	0	0	0						
Hosken Powell, L (1, 9) OBP: 0.373, SLG: 0.393							1B		F7	4	1	1	0	0	0	3						
Dave Edwards, R (1, 7) OBP: 0.343, SLG: 0.454			1-3				K HR		6-3	4	1	1	1	0	1	1						
Danny Goodwin, L (1, 10) OBP: 0.342, SLG: 0.528										4	1	2	1	0	0	0						
Willie Norwood, R (9, PR) OBP: 0.303, SLG: 0.396			F7				2H 1B 2B			0	0	0	0	0	0	0						
Inning Stats	R: 0 E: 0 K: 0 S: 3	H: 0 LOB: 0 BB: 0 P: 3	R: 0 E: 0 K: 1 S: 6	H: 1 LOB: 1 BB: 0 P: 6	R: 0 E: 0 K: 1 S: 3	H: 0 LOB: 0 BB: 0 P: 3	R: 0 E: 0 K: 1 S: 6	H: 1 LOB: 1 BB: 0 P: 6	R: 2 E: 0 K: 1 S: 8	H: 3 LOB: 1 BB: 0 P: 8	R: 0 E: 0 K: 1 S: 7	H: 2 LOB: 2 BB: 0 P: 7	R: 1 E: 0 K: 0 S: 5	H: 2 LOB: 1 BB: 0 P: 5	R: 0 E: 0 K: 0 S: 3	H: 0 LOB: 0 BB: 0 P: 3	R: 0 E: 0 K: 0 S: 4	H: 1 LOB: 1 BB: 0 P: 4	1B: 6 2B: 3 HR: 1	SF: 0 SAC: 1 DP: 0 HBP: 0	WP: 0 PB: 0 SB: 0 CS: 0	PA: 37
PITCHER Jim Palmer, R (1, 1) ERA: 3.04	IP: 9.0 WLS: L BF: 37 H: 10 R: 3 ER: 3 SO: 4 BB: 0 IBB: 0 HBP: 0 BLK: 0 WP: 0 HR: 1 S: 45 P: 45 ERA: 3.00 WHIP: 1.11															PITCHER						

Minnesota Twins @ Baltimore Orioles
Memorial Stadium, Baltimore, MD
 Sat Sep 01 1979, 7:05 PM EDT
 Att: 36,146 - Unknown

AB	36
R	3
H	10
RBI	3
BB	0
SO	4
LOB	9



Batter	1	2	3	4	5	6	7	8	9	AB	R	H	RBI	BB	SO	LOB	BOTTOM					
Al Bumbry, L (1, 8) OBP: 0.325, SLG: 0.353	B2-3		F7					E6 HBP		4	0	1	0	0	0	1						
Mark Belanger, R (1, 6) OBP: 0.285, SLG: 0.238										3	0	0	0	0	0	1						
Terry Crowley, L (8, PH) OBP: 0.390, SLG: 0.449	F9									0	0	0	0	0	0	0						
Kiko Garcia, R (8, PR) (9, 6)										0	0	0	0	0	0	0						
Ken Singleton, S (1, 9) OBP: 0.403, SLG: 0.542										1	0	1	0	0	0	0						
Mark Corey, R (3, PH) (4, 9)			4-3							2	0	0	0	0	0	1						
Bob Molinaro, L (8, PH) (9, 7)										1	0	0	0	0	0	3						
Eddie Murray, S (1, 3) OBP: 0.361, SLG: 0.469	F5									4	0	0	0	0	0	1						
Pat Kelly, L (1, 10) OBP: 0.378, SLG: 0.488										4	1	1	0	0	2	0						
Doug DeCinces, R (1, 5) OBP: 0.332, SLG: 0.399										4	1	2	1	0	0	1						
Gary Roenicke, R (1, 7) (9, 9) OBP: 0.393, SLG: 0.534										4	0	1	0	0	0	2						
Billy Smith, S (1, 4) OBP: 0.294, SLG: 0.368										3	0	1	1	0	0	1						
Rick Dempsey, R (1, 2) OBP: 0.316, SLG: 0.362										2	0	0	0	0	0	2						
John Lowenstein, L (8, PH) OBP: 0.307, SLG: 0.511										1	0	1	0	0	0	0						
Wayne Krenchicki, L (8, PR) OBP: 0.187, SLG: 0.250										0	0	0	0	0	0	0						
Dave Skaggs, R (9, 2) OBP: 0.288, SLG: 0.243										0	0	0	0	0	0	0						
Inning Stats	R: 0 E: 0 K: 0 S: 4	H: 1 LOB: 1 BB: 0 P: 4	R: 1 E: 0 K: 0 S: 5	H: 2 LOB: 1 BB: 0 P: 5	R: 0 E: 0 K: 1 S: 5	H: 0 LOB: 0 BB: 0 P: 5	R: 0 E: 0 K: 1 S: 5	H: 0 LOB: 0 BB: 0 P: 5	R: 0 E: 0 K: 0 S: 3	H: 1 LOB: 0 BB: 0 P: 3	R: 0 E: 0 K: 0 S: 3	H: 1 LOB: 0 BB: 0 P: 3	R: 1 E: 0 K: 0 S: 4	H: 1 LOB: 3 BB: 0 P: 4	R: 0 E: 1 K: 0 S: 4	H: 1 LOB: 3 BB: 0 P: 5	R: 0 E: 0 K: 1 S: 6	H: 1 LOB: 1 BB: 0 P: 6	1B: 6 2B: 1 3B: 0 HR: 1	SF: 0 SAC: 0 DP: 3 HBP: 1	WP: 0 PB: 0 SB: 1 CS: 0	PA: 34
PITCHER Paul Hartzell, R (1, 1) ERA: 4.84	IP: 7.0 WLS: W BF: 25 H: 6 R: 2 ER: 2 SO: 2 BB: 0 IBB: 0 HBP: 0 BLK: 0 WP: 0 HR: 1 S: 29 P: 29 ERA: 2.57 WHIP: 0.857															PITCHER						
Mike Marshall, R (8, 1) ERA: 2.59	IP: 2.0 WLS: S BF: 9 H: 2 R: 0 ER: 0 SO: 1 BB: 0 IBB: 0 HBP: 1 BLK: 0 WP: 0 HR: 0 S: 10 P: 11 ERA: 0.00 WHIP: 1.000															PITCHER						

Minnesota Twins @ Baltimore Orioles
Memorial Stadium, Baltimore, MD
 Sat Sep 01 1979, 7:05 PM EDT
 Att: 36,146 - Unknown

AB	33
R	2
H	8
RBI	2
BB	0
SO	3
LOB	13



Batter	1	2	3	4	5	6	7	8	9	AB	R	H	RBI	BB	SO	LOB	TOP			
Roy Smalley, S (1, 6) OBP: 0.378, SLG: 0.481	F2		SH2-3		5-3			F3		3	0	0	0	0	0	0				
John Castino, R (1, 5) OBP: 0.337, SLG: 0.387	1B		F8			K		1B	G6-4-3	4	0	2	0	0	1	1				
Ron Jackson, R (1, 3) OBP: 0.326, SLG: 0.416	F4		1B			K		G6-4-3	4	0	1	1	0	1	2					
Jose Morales, R (1, 10) OBP: 0.322, SLG: 0.329	4-3		F8			K		F8	4	0	0	0	0	1	2					
Dave Edwards, R (1, 8) OBP: 0.378, SLG: 0.446		6-3		6-3				6-3		3	0	0	0	0	0	0				
Willie Norwood, R (1, 9) OBP: 0.300, SLG: 0.391		5-3		K				F9		3	0	0	0	0	1	0				
Bombo Rivera, R (1, 7) OBP: 0.330, SLG: 0.399		1B		5-3				G3		3	0	1	0	0	0	0				
Bob Randall, R (1, 4) OBP: 0.327, SLG: 0.310		L8				K		K		3	0	0	0	0	2	1				
Butch Wynegar, S (1, 2) OBP: 0.357, SLG: 0.341			SH2-3			F7		6-3		3	1	1	0	0	0	0				
Inning Stats	R: 0 E: 0 K: 0 S: 4	H: 1 LOB: 1 BB: 0 P: 4	R: 0 E: 0 K: 0 S: 4	H: 1 LOB: 1 BB: 0 P: 4	R: 1 E: 0 K: 0 S: 5	H: 2 LOB: 1 BB: 0 P: 5	R: 0 E: 0 K: 1 S: 5	H: 0 LOB: 0 BB: 0 P: 5	R: 0 E: 0 K: 3 S: 9	H: 0 LOB: 0 BB: 0 P: 9	R: 0 E: 0 K: 0 S: 3	H: 0 LOB: 0 BB: 0 P: 3	R: 0 E: 0 K: 1 S: 5	H: 0 LOB: 0 BB: 0 P: 5	R: 0 E: 0 K: 0 S: 3	H: 1 LOB: 0 BB: 0 P: 3	1B: 5 2B: 0 3B: 0 HR: 0	SF: 0 SAC: 1 DP: 1 HBP: 0	WP: 0 PB: 0 SB: 0 CS: 0	PA: 31
PITCHER Scott McGregor, L (1, 1) ERA: 3.39	IP: 9.0 WLS: W BF: 31 H: 5 R: 1 ER: 1 SO: 6 BB: 0 IBB: 0 HBP: 0 BLK: 0 WP: 0 HR: 0 S: 43 P: 43 ERA: 1.00 WHIP: 0.556															PITCHER				

Minnesota Twins @ Baltimore Orioles
Memorial Stadium, Baltimore, MD
Sun Sep 02 1979, 3:33 AM EDT
Att: 18,074 - Unknown

AB 30
R 1
H 5
RBI 1
BB 0
SO 6
LOB 6



Batter	1	2	3	4	5	6	7	8	9	AB	R	H	RBI	BB	SO	LOB	BOTTOM			
Al Bumbry, L (1, 8) OBP: 0.324, SLG: 0.352	1B		F7		K		F7			4	0	1	0	0	1	1				
Rich Dauer, R (1, 4) OBP: 0.300, SLG: 0.355	L6		4-3		F6		K			4	0	0	0	0	1	2				
Ken Singleton, S (1, 9) OBP: 0.408, SLG: 0.544	BB			1B	G6-4-3	1B	G3	1B	WP	2	2	2	0	2	0	0				
Eddie Murray, S (1, 3) OBP: 0.364, SLG: 0.470	BB			G6-4-3	1B	G3	1B	K	BB	3	0	2	0	1	1	1				
Gary Roenicke, R (1, 7) OBP: 0.392, SLG: 0.539	F7		G6-4-3	1B	L9			HR		4	1	1	2	0	0	5				
Doug DeCinces, R (1, 5) OBP: 0.332, SLG: 0.398		1-3		1B	G3			F8		4	0	1	0	0	0	2				
Lee May, R (1, 10) OBP: 0.305, SLG: 0.435		5-3		F3		IBB		1B		3	0	1	0	1	0	1				
Kiko Garcia, R (1, 6) OBP: 0.302, SLG: 0.367					5-3			5-3		2	0	0	0	0	0	0				
John Lowenstein, L (6, PH) OBP: 0.365, SLG: 0.508										1	0	0	0	0	0	3				
Mark Belanger, R (7, 6) OBP: 0.284, SLG: 0.237										1	0	0	0	0	0	1				
Rick Dempsey, R (1, 2) OBP: 0.316, SLG: 0.360				F7		BB		F2		2	0	0	0	1	0	0				
Inning Stats	R: 0 E: 0 K: 0 S: 3	H: 1 LOB: 2 BB: 2 P: 11	R: 0 E: 0 K: 0 S: 3	H: 0 LOB: 0 BB: 0 P: 3	R: 0 E: 0 K: 0 S: 3	H: 0 LOB: 0 BB: 0 P: 3	R: 1 E: 0 K: 0 S: 5	H: 3 LOB: 1 BB: 0 P: 5	R: 0 E: 0 K: 1 S: 5	H: 0 LOB: 1 BB: 1 P: 9	R: 0 E: 0 K: 0 S: 5	H: 2 LOB: 3 BB: 1 P: 9	R: 0 E: 0 K: 1 S: 5	H: 0 LOB: 0 BB: 0 P: 5	R: 2 E: 0 K: 1 S: 7	H: 2 LOB: 1 BB: 1 P: 11	1B: 7 2B: 1 3B: 0 HR: 1	SF: 0 SAC: 0 DP: 2 HBP: 0	WP: 1 PB: 0 SB: 0 CS: 0	PA: 35
PITCHER Roger Erickson, R (1, 1) ERA: 5.83 Mike Bacsik, R (8, 1) ERA: 5.09	IP: 7.1 WLS: L BF: 32 H: 7 R: 3 ER: 3 SO: 3 BB: 4 IBB: 1 HBP: 0 BLK: 0 WP: 1 HR: 1 S: 33 P: 53 ERA: 3.68 WHIP: 1.500															PITCHER				

Minnesota Twins @ Baltimore Orioles
Memorial Stadium, Baltimore, MD
Sun Sep 02 1979, 3:33 AM EDT
Att: 18,074 - Unknown

AB 30
R 3
H 8
RBI 2
BB 5
SO 3
LOB 16



Batter	1	2	3	4	5	6	7	8	9	AB	R	H	RBI	BB	SO	LOB	TOP					
Willie Wilson, S OBP: 0.345, SLG: 0.424	0-0 6-3			0-0 1-3		0-0 4-3		0-0 5-3		4	0	0	0	0	0	1	Kansas City Royals @ Minnesota Twins Metropolitan Stadium, Bloomington, MI Mon Sep 03 1979, 8:05 PM EDT Att: 19,643 - Unknown - 73 F livebaseballscorecards.com					
Hal McRae, R OBP: 0.350, SLG: 0.475	4-0 6-3 BB			0-0 6-3		0-3 K			0-0 1B	3	0	1	0	1	1	0						
Amos Otis, R OBP: 0.373, SLG: 0.451	0-0 G6-4-3 1-2			0-0 2B			0-3 K		0-0 4-3	4	0	1	0	0	1	1						
George Brett, L OBP: 0.382, SLG: 0.556		0-0 G4-6-3 1B		0-0 5-3			0-0 2-3		0-0 1B 1B	4	0	2	0	0	0	1						
Al Cowens, R OBP: 0.391, SLG: 0.426		0-0 G4-6-3 1-2			0-0 4-3		0-3 K		0-0 1B 1B	4	0	1	0	0	1	1						
Darrell Porter, L OBP: 0.423, SLG: 0.498		0-0 F8			0-3 K			4-0 4-3 SH3-4 BB 1B	0-3 K	3	1	0	0	1	2	2						
Frank White, R OBP: 0.290, SLG: 0.392			0-0 5-3		0-0 1B					2	0	1	0	0	0	0						
John Wathan, R OBP: 0.239, SLG: 0.292			0-3 K		0-0 6-3					3	0	0	0	0	1	2						
U L Washington, S OBP: 0.295, SLG: 0.351			0-3 K			0-0 1-3				3	0	1	1	0	1	0						
Inning Stats	R: 0 E: 0 K: 0 S: 2	H: 0 LOB: 0 BB: 1 P: 6	R: 0 E: 0 K: 0 S: 3	H: 1 LOB: 0 BB: 0 P: 3	R: 0 E: 0 K: 2 S: 7	H: 0 LOB: 0 BB: 0 P: 7	R: 0 E: 0 K: 0 S: 4	H: 1 LOB: 1 BB: 0 P: 4	R: 0 E: 0 K: 1 S: 6	H: 0 LOB: 0 BB: 0 P: 5	R: 0 E: 0 K: 2 S: 7	H: 0 LOB: 0 BB: 0 P: 7	R: 0 E: 0 K: 1 S: 5	H: 0 LOB: 0 BB: 0 P: 5	R: 0 E: 0 K: 0 S: 4	H: 1 LOB: 1 BB: 1 P: 8	R: 0 E: 0 K: 1 S: 7	H: 3 LOB: 2 BB: 0 P: 7	1B: 6 2B: 1 3B: 0 HR: 0	SF: 0 SAC: 1 DP: 2 HBP: 0	WP: 0 PB: 0 SB: 0 CS: 0	PA: 33
PITCHER Geoff Zahn, L ERA: 3.68	IP: 9.0 WLS: L BF: 33 H: 7 R: 1 ER: 1 SO: 7 BB: 2 IBB: 0 HBP: 0 BLK: 0 WP: 0 HR: 0 S: 45 P: 53 ERA: 1.00 WHIP: 1.000															PITCHER	IP: 9.0 WLS: W BF: 31 H: 4 R: 0 ER: 0 SO: 9 BB: 0 IBB: 1 HBP: 0 BLK: 0 WP: 1 HR: 0 S: 48 P: 52 ERA: 0.00 WHIP: 0.444					

Batter	1	2	3	4	5	6	7	8	9	AB	R	H	RBI	BB	SO	LOB	BOTTOM				
Hosken Powell, L OBP: 0.369, SLG: 0.387	0-0 L7		0-3 K			0-3 K 1-2		0-0 G3		4	0	0	0	0	2	4	Kansas City Royals @ Minnesota Twins Metropolitan Stadium, Bloomington, MI Mon Sep 03 1979, 8:05 PM EDT Att: 19,643 - Unknown - 73 F livebaseballscorecards.com				
Glenn Borgmann, R OBP: 0.320, SLG: 0.262										0	0	0	0	0	0	0					
Rob Wilfong, L OBP: 0.354, SLG: 0.456	0-0 4-3			0-0 4-3			0-0 F7		0-0 3-1	4	0	0	0	0	0	0					
Roy Smalley, S OBP: 0.375, SLG: 0.478	0-0 4-3			0-0 L8			0-0 F7		0-0 F7	4	0	0	0	0	0	0					
Ken Landreaux, L OBP: 0.358, SLG: 0.447		0-0 4-3		0-0 P4			0-3 K		0-0 4-3	4	0	0	0	0	1	0					
Butch Wynegar, S OBP: 0.357, SLG: 0.343		0-3 K			0-0 F8					3	0	1	0	0	1	0					
Willie Norwood, R OBP: 0.300, SLG: 0.391										0	0	0	0	0	0	0					
John Castino, R OBP: 0.337, SLG: 0.387								FC4-5 2B		0	0	0	0	0	0	0					
Mike Cabbage, L OBP: 0.356, SLG: 0.346		0-0 WP 1B			0-3 K			FC4-5 2B		3	0	1	0	0	1	1					
Gary Ward, R (8, FR)								2-3 2B		0	0	0	0	0	0	0					
Ron Jackson, R OBP: 0.326, SLG: 0.418		0-0 1-3			0-3 K				0-0 2B	3	0	1	0	0	1	1					
Danny Goodwin, L OBP: 0.342, SLG: 0.518			0-3 K			0-3 K				2	0	0	0	1	2	0					
Dave Edwards, R OBP: 0.337, SLG: 0.444				0-0 F7			0-0 1B		0-3 K	3	0	1	0	0	1	3					
Inning Stats	R: 0 E: 0 K: 0 S: 3	H: 0 LOB: 0 BB: 0 P: 3	R: 0 E: 0 K: 1 S: 6	H: 1 LOB: 1 BB: 0 P: 6	R: 0 E: 0 K: 2 S: 7	H: 0 LOB: 0 BB: 0 P: 7	R: 0 E: 0 K: 0 S: 3	H: 0 LOB: 0 BB: 0 P: 3	R: 0 E: 0 K: 2 S: 7	H: 1 LOB: 0 BB: 0 P: 7	R: 0 E: 0 K: 1 S: 5	H: 0 LOB: 0 BB: 0 P: 5	R: 0 E: 0 K: 1 S: 7	H: 2 LOB: 3 BB: 1 P: 11	R: 0 E: 0 K: 0 S: 3	H: 0 LOB: 0 BB: 0 P: 3		1B: 2 2B: 2 3B: 0 HR: 0	SF: 0 SAC: 0 DP: 0 HBP: 0	WP: 1 PB: 0 SB: 0 CS: 0	PA: 31
PITCHER Dennis Leonard, R ERA: 4.4	IP: 9.0 WLS: W BF: 31 H: 4 R: 0 ER: 0 SO: 9 BB: 0 IBB: 1 HBP: 0 BLK: 0 WP: 1 HR: 0 S: 48 P: 52 ERA: 0.00 WHIP: 0.444															PITCHER		IP: 9.0 WLS: W BF: 31 H: 4 R: 0 ER: 0 SO: 9 BB: 0 IBB: 1 HBP: 0 BLK: 0 WP: 1 HR: 0 S: 48 P: 52 ERA: 0.00 WHIP: 0.444			

Batter	1	2	3	4	5	6	7	8	9	AB	R	H	RBI	BB	SO	LOB	TOP			
Willie Wilson, S OBP: 0.344, SLG: 0.422	0-3 K			0-0 5-3		0-0 F7			0-0 1B	4	0	1	0	0	1	0	Kansas City Royals @ Minnesota Twins Metropolitan Stadium, Bloomington, MI Tue Sep 04 1979, 8:05 PM EDT Att: 10,610 - Unknown - 84 F livebaseballscorecards.com			
Hal McRae, R OBP: 0.348, SLG: 0.469	0-0 F8			0-0 5-3			0-0 L6		0-0 L8	4	0	0	0	0	0	1				
Amos Otis, R OBP: 0.371, SLG: 0.449	0-3 K			0-0 F3			0-0 F8			3	0	0	0	0	1	0				
George Brett, L OBP: 0.380, SLG: 0.553		0-0 5-3			0-0 4-3			0-0 4-3		3	0	0	0	0	0	0				
Al Cowens, R OBP: 0.348, SLG: 0.423	0-3 K			0-3 K				0-0 F9		3	0	0	0	0	2	0				
Darrell Porter, L OBP: 0.421, SLG: 0.494	0-0 L4			0-0 F9				0-0 F9		3	0	0	0	0	0	0				
Frank White, R OBP: 0.288, SLG: 0.389			0-0 F5			0-0 F7		0-0 F9		3	0	0	0	0	0	0				
John Wathan, R OBP: 0.240, SLG: 0.310			0-0 F8			0-0 HR		0-0 F9		3	1	1	1	0	0	0				
U L Washington, S OBP: 0.292, SLG: 0.345			0-3 K			0-3 K			0-3 K	3	0	0	0	0	3	0				
Inning Stats	R: 0 E: 0 K: 2 S: 7	H: 0 LOB: 0 BB: 0 P: 7	R: 0 E: 0 K: 1 S: 5	H: 0 LOB: 0 BB: 0 P: 5	R: 0 E: 0 K: 1 S: 5	H: 0 LOB: 0 BB: 0 P: 5	R: 0 E: 0 K: 0 S: 3	H: 0 LOB: 0 BB: 0 P: 3	R: 0 E: 0 K: 1 S: 5	H: 0 LOB: 0 BB: 0 P: 5	R: 1 E: 0 K: 1 S: 6	H: 1 LOB: 0 BB: 0 P: 6	R: 0 E: 0 K: 0 S: 3	H: 0 LOB: 0 BB: 0 P: 3	R: 0 E: 0 K: 1 S: 6	H: 1 LOB: 1 BB: 0 P: 6	1B: 1 2B: 0 3B: 0 HR: 1	SF: 0 SAC: 0 DP: 0 HBP: 0	WP: 0 PB: 0 SB: 0 CS: 0	PA: 29
PITCHER Jerry Kosman, L ERA: 3.32	IP: 9.0 WLS: W BF: 29 H: 2 R: 1 ER: 1 SO: 7 BB: 0 IBB: 0 HBP: 0 BLK: 0 WP: 0 HR: 1 S: 43 P: 43 ERA: 1.00 WHIP: 0.222																			

Batter	1	2	3	4	5	6	7	8	9	AB	R	H	RBI	BB	SO	LOB	BOTTOM			
Bob Randall, R OBP: 0.322, SLG: 0.304	0-0 6-3	0-0 1-3			0-0 SH1-3		0-0 6-3			3	0	0	0	0	0	0	Kansas City Royals @ Minnesota Twins Metropolitan Stadium, Bloomington, MI Tue Sep 04 1979, 8:05 PM EDT Att: 10,610 - Unknown - 84 F livebaseballscorecards.com			
John Castino, R OBP: 0.336, SLG: 0.385	0-3 K		0-3 K		0-0 6-3		0-0 G4-6-3 1B			4	0	1	0	0	2	0				
Jose Morales, R OBP: 0.322, SLG: 0.335 Danny Goodwin, L OBP: 0.339, SLG: 0.514 (6, PH)	0-0 1B 2B		0-0 L8		0-0 K		0-0 G4-6-3 1B			3	1	1	0	0	1	0				
Ron Jackson, R OBP: 0.328, SLG: 0.425	0-0 HBP 1B 2B		0-0 G3			0-0 HR		0-0 F9		4	2	2	1	0	0	0				
Roy Smalley, S OBP: 0.375, SLG: 0.476	1-0 1B HBP			0-0 1-3		0-0 6-3				2	0	0	0	0	0	0				
Dave Edwards, R OBP: 0.337, SLG: 0.442	0-0 1B			0-0 5-3		0-0 F8				3	0	1	2	0	0	0				
Ken Landreaux, L OBP: 0.356, SLG: 0.444	0-0 F7			0-0 4-3		0-0 L9				3	0	0	0	0	2					
Bombo Rivera, R OBP: 0.335, SLG: 0.408		0-0 L8			0-0 2B 2B		0-0 G4-6-3 1B			3	1	2	0	0	0	0				
Butch Wynegar, S OBP: 0.357, SLG: 0.345		0-0 5-3			0-0 SH1-3 WP 2B		0-0 G4-6-3			3	1	1	1	0	0	1				
Inning Stats	R: 2 E: 0 K: 1 S: 8	H: 3 LOB: 2 BB: 0 P: 9	R: 0 E: 0 K: 0 S: 3	H: 0 LOB: 0 BB: 0 P: 3	R: 0 E: 0 K: 1 S: 5	H: 0 LOB: 0 BB: 0 P: 5	R: 0 E: 0 K: 0 S: 3	H: 0 LOB: 0 BB: 0 P: 3	R: 2 E: 0 K: 1 S: 7	H: 2 LOB: 0 BB: 0 P: 7	R: 1 E: 0 K: 0 S: 4	H: 1 LOB: 0 BB: 0 P: 4	R: 0 E: 0 K: 0 S: 3	H: 1 LOB: 0 BB: 0 P: 3	R: 0 E: 0 K: 0 S: 3	H: 1 LOB: 0 BB: 0 P: 3	1B: 4 2B: 3 3B: 0 HR: 1	SF: 0 SAC: 1 DP: 2 HBP: 1	WP: 1 PB: 0 SB: 0 CS: 0	PA: 31
PITCHER Larry Gura, L ERA: 4.54 Marty Pattin, R ERA: 4.7	IP: 6.0 WLS: L BF: 25 H: 6 R: 5 ER: 5 SO: 3 BB: 0 IBB: 0 HBP: 1 BLK: 0 WP: 1 HR: 1 S: 30 P: 31 ERA: 7.50 WHIP: 1.000																			

Batter	1	2	3	4	5	6	7	8	9	AB	R	H	RBI	BB	SO	LOB	TOP					
Willie Wilson, S OBP: 0.343, SLG: 0.421										4	0	1	0	0	1	0	Kansas City Royals @ Minnesota Twins Metropolitan Stadium, Bloomington, MI Wed Sep 05 1979, 8:05 PM EDT Att: 11,647 - Unknown - 73 F					
Hal McRae, R OBP: 0.342, SLG: 0.463										4	0	0	1	0	1	2						
Amos Otis, R OBP: 0.370, SLG: 0.449										4	0	1	0	0	1	2						
George Brett, L OBP: 0.381, SLG: 0.552										3	0	1	0	1	0	3						
Darrell Porter, L OBP: 0.422, SLG: 0.503										4	2	2	1	0	0	2						
Ralph LaCock, L OBP: 0.342, SLG: 0.382										4	0	1	0	0	0	2						
Al Cowens, R OBP: 0.350, SLG: 0.424										4	0	2	1	0	0	2						
Frank White, R OBP: 0.288, SLG: 0.389										3	1	1	0	0	0	1						
Jim Nettles, L (9, PH)										1	0	0	0	0	0	1						
U L Washington, S OBP: 0.292, SLG: 0.345										3	0	1	0	0	1	1						
Clint Hurdle, L OBP: 0.330, SLG: 0.378										1	0	0	0	0	1	1						
Inning Stats	R: 0 E: 0 K: 1 S: 5	H: 0 LOB: 0 BB: 0 P: 5	R: 0 E: 0 K: 0 S: 3	H: 0 LOB: 1 BB: 1 P: 7	R: 1 E: 0 K: 1 S: 8	H: 3 LOB: 2 BB: 0 P: 8	R: 1 E: 1 K: 1 S: 7	H: 2 LOB: 1 BB: 0 P: 7	R: 0 E: 0 K: 0 S: 4	H: 0 LOB: 0 BB: 0 P: 5	R: 1 E: 0 K: 0 S: 4	H: 3 LOB: 0 BB: 0 P: 4	R: 0 E: 0 K: 0 S: 3	H: 0 LOB: 1 BB: 0 P: 3	R: 0 E: 0 K: 0 S: 6	H: 1 LOB: 1 BB: 0 P: 6	R: 0 E: 0 K: 1 S: 6	H: 1 LOB: 1 BB: 0 P: 6	1B: 7 2B: 2 3B: 0 HR: 1	SF: 0 SAC: 0 DP: 1 HBP: 0	WP: 0 PB: 0 SB: 0 CS: 0	PA: 36
PITCHER Dave Goltz, R ERA: 4.09	IP: 9.0 WLS: W BF: 36 H: 10 R: 3 ER: 3 SO: 5 BB: 1 IBB: 0 HBP: 0 BLK: 0 WP: 0 HR: 1 S: 45 P: 49 ERA: 3.00 WHIP: 1.222															PITCHER						

Batter	1	2	3	4	5	6	7	8	9	AB	R	H	RBI	BB	SO	LOB	BOTTOM			
Bob Randall, R OBP: 0.330, SLG: 0.309										4	2	2	1	1	0	1	Kansas City Royals @ Minnesota Twins Metropolitan Stadium, Bloomington, MI Wed Sep 05 1979, 8:05 PM EDT Att: 11,647 - Unknown - 73 F			
John Castino, R OBP: 0.344, SLG: 0.399										4	2	4	2	0	0	0				
Jose Morales, R OBP: 0.324, SLG: 0.350										2	0	1	2	0	1	1				
Mike Cabbage, L OBP: 0.361, SLG: 0.346										0	0	0	0	2	0	0				
Jesus Vega, R (7, PH)										1	0	0	0	0	0	2				
Ron Jackson, R OBP: 0.328, SLG: 0.429										5	0	2	3	0	0	3				
Roy Smalley, S OBP: 0.375, SLG: 0.474										4	0	1	0	1	0	1				
Dave Edwards, R OBP: 0.335, SLG: 0.438										4	0	1	0	0	2	3				
Ken Landreaux, L OBP: 0.354, SLG: 0.441										3	0	0	0	0	1	1				
Bombo Rivera, R OBP: 0.329, SLG: 0.400										4	2	0	0	0	0	2				
Butch Wynegar, S OBP: 0.358, SLG: 0.347										3	2	2	0	0	0	0				
Inning Stats	R: 1 E: 0 K: 1 S: 6	H: 1 LOB: 1 BB: 1 P: 10	R: 4 E: 0 K: 0 S: 8	H: 5 LOB: 1 BB: 0 P: 8	R: 0 E: 0 K: 0 S: 4	H: 1 LOB: 1 BB: 0 P: 4	R: 0 E: 0 K: 0 S: 4	H: 1 LOB: 2 BB: 1 P: 8	R: 0 E: 0 K: 1 S: 5	H: 0 LOB: 0 BB: 0 P: 5	R: 2 E: 1 K: 1 S: 8	H: 2 LOB: 3 BB: 2 P: 16	R: 1 E: 0 K: 0 S: 6	H: 3 LOB: 2 BB: 0 P: 6	R: 0 E: 0 K: 1 S: 5	H: 0 LOB: 0 BB: 0 P: 5	1B: 10 2B: 0 3B: 3 HR: 0	SF: 0 SAC: 4 DP: 0 HBP: 0	WP: 0 PB: 0 SB: 0 CS: 0	PA: 42
PITCHER Paul Splitter, L ERA: 4.18	IP: 1.2 WLS: L BF: 12 H: 6 R: 5 ER: 5 SO: 1 BB: 1 IBB: 0 HBP: 0 BLK: 0 WP: 0 HR: 0 S: 13 P: 17 ERA: 27.00 WHIP: 4.200															PITCHER				
Rich Gale, R ERA: 5.47	IP: 4.0 WLS: L BF: 20 H: 4 R: 2 ER: 0 SO: 1 BB: 3 IBB: 0 HBP: 0 BLK: 0 WP: 0 HR: 0 S: 19 P: 31 ERA: 0.00 WHIP: 1.750															PITCHER				
Renie Martin, R ERA: 8.38	IP: 1.0 WLS: L BF: 6 H: 3 R: 1 ER: 1 SO: 1 BB: 0 IBB: 0 HBP: 0 BLK: 0 WP: 0 HR: 0 S: 8 P: 8 ERA: 9.00 WHIP: 3.000															PITCHER				
Al Hrabosky, L ERA: 4.21	IP: 0.1 WLS: L BF: 1 H: 0 R: 0 ER: 0 SO: 0 BB: 0 IBB: 0 HBP: 0 BLK: 0 WP: 0 HR: 0 S: 1 P: 1 ERA: 0.00 WHIP: 0.000															PITCHER				
Craig Eaton, R ERA:	IP: 1.0 WLS: L BF: 3 H: 0 R: 0 ER: 0 SO: 1 BB: 0 IBB: 0 HBP: 0 BLK: 0 WP: 0 HR: 0 S: 5 P: 5 ERA: 0.00 WHIP: 0.000															PITCHER				

AB 35
R 3
H 10
RBI 3
BB 1
SO 5
LOB 17

AB 34
R 8
H 13
RBI 8
BB 4
SO 4
LOB 14

Batter	1	2	3	4	5	6	7	8	9	AB	R	H	RBI	BB	SO	LOB	TOP				
Mickey Rivers, L OBP: 0.309, SLG: 0.409	F3		3-1		F8 FC3-2 2B		SH1-4 1B		1B 3B	5	1	3	0	0	0	0					
Bump Wills, S OBP: 0.337, SLG: 0.344	1B 1B BB		F9		FC5 FC3-2		SH1-4		1B	3	1	1	2	1	0	1					
Al Oliver, L OBP: 0.364, SLG: 0.480	1B 1-2 1B			G3 4-3 2B	F8		F5		1B	5	1	3	0	0	0	3					
Buddy Bell, R OBP: 0.327, SLG: 0.462	1B G6-3 1-2 2H 1B			G3	FC3-2		1-3		K	5	0	1	1	0	1	6					
John Ellis, R OBP: 0.317, SLG: 0.439	G6-3			4-3	L9				F7	4	0	0	1	0	0	4					
Pat Putnam, L OBP: 0.325, SLG: 0.467	1-2								F3	1	0	0	0	0	0	2					
Richie Zisk, R OBP: 0.343, SLG: 0.422		5-3		BB BB			F9		F7	3	0	0	0	1	0	0					
Willie Montanez, L OBP: 0.280, SLG: 0.344		G3		BB BB			FC6-4 1B		1B 2B	3	1	2	0	1	0	0					
Jim Sundberg, R OBP: 0.328, SLG: 0.364		5-3			4-3		K		1B	4	0	1	1	0	1	3					
Nelson Norman, S OBP: 0.244, SLG: 0.248			4-3		2B FC5 1B		FC6-4		4-3	4	1	1	0	0	0	1					
Inning Stats	R: 1 E: 0 K: 0 S: 4	H: 2 LOB: 1 BB: 1 P: 8	R: 0 E: 0 K: 0 S: 3	H: 0 LOB: 0 BB: 0 P: 3	R: 0 E: 0 K: 0 S: 3	H: 0 LOB: 0 BB: 0 P: 3	R: 1 E: 0 K: 0 S: 4	H: 1 LOB: 2 BB: 2 P: 12	R: 1 E: 0 K: 1 S: 6	H: 2 LOB: 1 BB: 0 P: 6	R: 0 E: 0 K: 0 S: 4	H: 1 LOB: 1 BB: 0 P: 4	R: 1 E: 0 K: 0 S: 4	H: 2 LOB: 1 BB: 0 P: 4	R: 1 E: 0 K: 1 S: 8	H: 3 LOB: 2 BB: 0 P: 8	1B: 8 2B: 3 3B: 1 HR: 0	SF: 0 SAC: 1 DP: 1 HBP: 0	WP: 0 PB: 0 CS: 0	PA: 41	
PITCHER	IP	WLS	BF	H	R	ER	SO	BB	IBB	HBP	BLK	WP	HR	S	P	ERA	WHIP				
Geoff Zahn, L ERA: 3.69	7.0		31	7	3	3	1	3	0	0	0	0	0	30	42	3.86	1.429				
Mike Marshall, R ERA: 2.71	1.1	L	7	4	2	2	0	0	0	0	0	0	0	7	7	13.50	3.000				
Darrell Jackson, L ERA: 4.42	0.0		1	1	0	0	0	0	0	0	0	0	0	1	1	∞	∞				
Pete Redfern, R ERA: 3.45	0.2		2	0	0	0	1	0	0	0	0	0	0	4	4	0.00	0.000				

Texas Rangers @ Minnesota Twins
Metropolitan Stadium, Bloomington, MI
Fri Sep 07 1979, 8:05 PM EDT
Att: 10,793 - Unknown - 60 F

AB 37
R 5
H 12
RBI 5
BB 3
SO 2
LOB 20



Batter	1	2	3	4	5	6	7	8	9	AB	R	H	RBI	BB	SO	LOB	BOTTOM					
Mike Cabbage, L OBP: 0.368, SLG: 0.356									L9 SH3-4 1B	2	1	2	1	1	0	0						
Bob Randall, R OBP: 0.328, SLG: 0.307	SH1-4 E 1B				FC1-6 SH1-4 BB				2H 1B	1	0	0	0	0	0	1						
Glenn Adams, L OBP: 0.353, SLG: 0.430		2H 2B							1B	0	0	0	0	0	0	0						
Gary Ward, R										1	0	1	1	0	0	0						
Rob Wilfong, L OBP: 0.353, SLG: 0.455	SH1-4				SH1-4				SH3-4	1	0	0	0	0	0	1						
John Castino, R OBP: 0.343, SLG: 0.398		G3							1-2	1	0	0	0	0	0	0						
Roy Smalley, S OBP: 0.376, SLG: 0.471	F7				FC1-6 BB				L9	3	0	0	0	2	1	3						
Ken Landreaux, L OBP: 0.352, SLG: 0.439	E9 2H 1B			4-1 BB	FC1-6 BB				2-3	5	0	1	1	0	1	5						
Butch Wynegar, S OBP: 0.358, SLG: 0.345	F4			4-1	FC5 BB				K	3	0	0	0	1	0	2						
Ron Jackson, R OBP: 0.330, SLG: 0.428									5-3	3	0	0	0	1	0	2						
Danny Goodwin, L OBP: 0.341, SLG: 0.513					FC5				FC6-4 1B	3	1	1	0	1	0	4						
Jose Morales, R OBP: 0.326, SLG: 0.348		1-3 BB BB			FC5					2	1	1	0	0	0	0						
Hosken Powell, L OBP: 0.366, SLG: 0.384		1-3 2B 1B			6-3				SH3-4 BB	1	0	0	0	1	1	1						
Bombo Rivera, R OBP: 0.328, SLG: 0.398										2	0	0	0	0	0	2						
Dave Edwards, R OBP: 0.333, SLG: 0.439									FC6-4	1	0	0	0	0	0	1						
									1-2 2-3	1	0	0	0	0	0	1						
									6-3	4	1	1	1	0	1	2						
									WP 1B 2B	4	1	1	1	0	1	2						
Inning Stats	R: 1 E: 1 K: 0 S: 5	H: 2 LOB: 1 BB: 0 P: 5	R: 2 E: 0 K: 0 S: 5	H: 2 LOB: 1 BB: 1 P: 9	R: 0 E: 0 K: 0 S: 3	H: 0 LOB: 1 BB: 1 P: 7	R: 0 E: 0 K: 0 S: 3	H: 0 LOB: 0 BB: 0 P: 3	R: 0 E: 0 K: 0 S: 3	H: 0 LOB: 3 BB: 3 P: 15	R: 0 E: 0 K: 1 S: 5	H: 0 LOB: 1 BB: 1 P: 9	R: 0 E: 0 K: 1 S: 5	H: 0 LOB: 0 BB: 0 P: 5	R: 0 E: 0 K: 1 S: 6	H: 1 LOB: 1 BB: 0 P: 6	R: 1 E: 0 K: 1 S: 7	H: 2 LOB: 2 BB: 0 P: 7	1B: 5 2B: 2 3B: 0 HR: 0	SF: 0 SAC: 4 DP: 0 HBP: 0	WP: 1 PB: 0 CS: 0	PA: 40
PITCHER	IP	WLS	BF	H	R	ER	SO	BB	IBB	HBP	BLK	WP	HR	S	P	ERA	WHIP					
Doyle Alexander, R ERA: 4.67	4.1		21	4	3	3	0	4	0	0	0	0	0	17	33	6.23	1.846					
Sparky Lyle, L ERA: 3.2	3.2	W	15	2	1	1	3	2	0	0	0	0	0	19	27	2.46	1.091					
Jim Kern, R ERA: 1.45	1.0	S	4	1	0	0	1	0	0	0	0	1	0	6	6	0.00	1.000					

Texas Rangers @ Minnesota Twins
Metropolitan Stadium, Bloomington, MI
Fri Sep 07 1979, 8:05 PM EDT
Att: 10,793 - Unknown - 60 F

AB 30
R 4
H 7
RBI 4
BB 6
SO 4
LOB 22



Batter	1	2	3	4	5	6	7	8	9	AB	R	H	RBI	BB	SO	LOB	TOP								
Mickey Rivers, L OBP: 0.308, SLG: 0.407 (1,8)	4-3		G3	1B	L9			F9		5	0	1	2	0	0	3	Texas Rangers @ Minnesota Twins Metropolitan Stadium, Bloomington, MI Sat Sep 08 1979, 8:05 PM EDT Att: 15,382 - Unknown - 71 F								
Bump Wills, S OBP: 0.335, SLG: 0.343 (1,4)	L8		FC5-2	1B	SF7		K	1-4-3		4	0	1	1	0	1	0									
Al Oliver, L OBP: 0.366, SLG: 0.481 (1,7)			FC5-2	1B						1	0	1	0	0	0	0									
Bill Sample, R OBP: 0.351, SLG: 0.401 (2,7)	1B		FC6-4	1B				1B		3	0	2	0	1	0	2									
Buddy Bell, R OBP: 0.326, SLG: 0.460 (1,5)	F7		FC6-4	1B	F9			F9		5	0	1	0	0	0	6									
John Ellis, R OBP: 0.315, SLG: 0.436 (1,10)				E4				F9		2	0	0	0	0	1	0									
Pat Putnam, L OBP: 0.325, SLG: 0.474 (5, PH)				HR						3	1	1	1	0	0	3									
Richie Zisk, R OBP: 0.343, SLG: 0.419 (1,9)	G6-3		1B	1B	K			F8		3	1	0	0	2	2	0									
Willie Montanez, L OBP: 0.279, SLG: 0.342 (1,3)	G6-3		1B	1B	F8			F7		5	1	1	0	0	0	1									
Jim Sundberg, R OBP: 0.335, SLG: 0.372 (1,2)			SH	1B	1B			FC4-6		4	2	4	1	1	0	0									
Nelson Norman, S OBP: 0.247, SLG: 0.252 (1,6)			SH	1B	1B			FC4-6		4	1	2	1	0	0	2									
Inning Stats	R: 0 E: 0 K: 0 S: 4	H: 1 LOB: 1 BB: 0 P: 4	R: 0 E: 0 K: 1 S: 4	H: 0 LOB: 0 BB: 1 P: 8	R: 1 E: 0 K: 0 S: 6	H: 2 LOB: 2 BB: 0 P: 6	R: 4 E: 1 K: 0 S: 8	H: 5 LOB: 2 BB: 1 P: 12	R: 1 E: 0 K: 1 S: 8	H: 3 LOB: 2 BB: 0 P: 8	R: 0 E: 0 K: 1 S: 5	H: 0 LOB: 1 BB: 1 P: 9	R: 0 E: 0 K: 0 S: 3	H: 0 LOB: 1 BB: 1 P: 7	R: 0 E: 0 K: 0 S: 5	H: 2 LOB: 2 BB: 0 P: 5	R: 0 E: 0 K: 1 S: 6	H: 1 LOB: 1 BB: 0 P: 6	1B: 12 2B: 1 3B: 0 HR: 1	SF: 1 SAC: 1 DP: 1 HBP: 0	WP: 0 PB: 0 SB: 0 CS: 1	PA: 45			
PITCHER	IP	WLS	BF	H	R	ER	SO	BB	IBB	HBP	BLK	WP	HR	S	P	ERA	WHIP								
Jerry Koosman, L ERA: 3.46 (1,1)	4.0	L	22	8	5	5	1	2	0	0	0	0	0	22	30	11.25	2.500								
Paul Thordogard, R ERA: 9.0 (5,1)	1.0		6	3	1	1	1	0	0	0	0	0	1	8	8	9.00	3.000								
Mike Bacsik, R ERA: 4.82 (6,1)	3.0		13	2	0	0	1	2	0	0	0	0	0	13	21	0.00	1.333								
Pete Redfern, R ERA: 3.41 (9,1)	1.0		4	1	0	0	1	0	0	0	0	0	0	6	6	0.00	1.000								

AB	39
R	6
H	14
RBI	6
BB	4
SO	4
LOB	17



Batter	1	2	3	4	5	6	7	8	9	AB	R	H	RBI	BB	SO	LOB	BOTTOM								
Mike Cabbage, L OBP: 0.368, SLG: 0.352 (1,5)	4-3		BB		F5				K	3	0	0	0	2	1	2	Texas Rangers @ Minnesota Twins Metropolitan Stadium, Bloomington, MI Sat Sep 08 1979, 8:05 PM EDT Att: 15,382 - Unknown - 71 F								
Rob Wilfong, L OBP: 0.349, SLG: 0.450 (1,4)	6-3		4-3		F9		BB	F5		4	0	0	0	0	0	4									
Roy Smalley, S OBP: 0.373, SLG: 0.468 (1,6)	F5				6-3			K	K	4	0	0	0	0	2	2									
Ken Landreaux, L OBP: 0.352, SLG: 0.437 (1,8)			G3		1B			F4		4	1	1	0	0	0	0									
Butch Wynegar, S OBP: 0.359, SLG: 0.346 (1,2)	4-3				FC6-4			1B		4	0	2	0	0	0	0									
Ron Jackson, R OBP: 0.329, SLG: 0.425 (1,3)			BB		FC6-4			F6		3	0	0	1	1	0	2									
Danny Goodwin, L OBP: 0.339, SLG: 0.504 (1,10)			K		L7			2B		4	1	1	0	0	1	2									
Hosken Powell, L OBP: 0.371, SLG: 0.393 (1,9)					1B			FC4-6		4	0	3	0	0	0	0									
Dave Edwards, R OBP: 0.332, SLG: 0.432 (1,7)			K		K			6-3		3	0	0	1	1	1	2									
Inning Stats	R: 0 E: 0 K: 0 S: 3	H: 0 LOB: 0 BB: 0 P: 3	R: 0 E: 0 K: 1 S: 5	H: 0 LOB: 1 BB: 1 P: 9	R: 0 E: 0 K: 1 S: 5	H: 1 LOB: 1 BB: 1 P: 9	R: 1 E: 0 K: 0 S: 5	H: 2 LOB: 1 BB: 0 P: 5	R: 0 E: 0 K: 0 S: 4	H: 1 LOB: 1 BB: 0 P: 4	R: 0 E: 0 K: 1 S: 6	H: 1 LOB: 1 BB: 0 P: 6	R: 1 E: 0 K: 1 S: 7	H: 2 LOB: 2 BB: 1 P: 11	R: 0 E: 0 K: 0 S: 3	H: 0 LOB: 0 BB: 0 P: 3		R: 0 E: 0 K: 1 S: 5	H: 0 LOB: 1 BB: 1 P: 9	1B: 6 2B: 1 3B: 0 HR: 0	SF: 0 SAC: 0 DP: 0 HBP: 0	WP: 0 PB: 0 SB: 0 CS: 0	PA: 37		
PITCHER	IP	WLS	BF	H	R	ER	SO	BB	IBB	HBP	BLK	WP	HR	S	P	ERA	WHIP								
Doc Medich, R ERA: 4.4 (1,1)	6.1	W	28	7	2	2	3	3	0	0	0	0	0	12	16	0.00	0.375								
Jim Kern, R ERA: 1.42 (7,1)	2.2	S	9	0	0	0	2	1	0	0	0	0	0	12	16	0.00	0.375								

AB	33
R	2
H	7
RBI	2
BB	4
SO	5
LOB	14




	1	2	3	4	5	6	7	8	9	10	11	12	13	14	AB	R	H	RBI	BB	SO	LOB	TOP								
Hosten Powell, L OBP: 0.362, SLG: 0.384 (11, PH)	4-3		FC6	SF9		G4-6-3			F8		K		WP 1B		4	0	0	1	0	0	2									
Jesus Vega, R OBP: 0.303, SLG: 0.394 (11, 9)			1-2												1	0	0	0	0	1	0									
Willie Norwood, R OBP: 0.303, SLG: 0.394 (11, 9)															1	0	1	0	0	0	0									
Roy Smalley, S OBP: 0.371, SLG: 0.466 (1, 6)	4-3		4-3	F7			P6		F8				1B		7	0	2	0	0	0	2									
Ken Landreaux, L OBP: 0.350, SLG: 0.436 (1, 9)													1B		6	1	2	0	1	0	2									
Ron Jackson, R OBP: 0.332, SLG: 0.424 (1, 3)			L7		E3		P4						L8																	
Rob Wilfong, L OBP: 0.351, SLG: 0.462 (5, PH)					4-3																									
Bonnie Rivera, R OBP: 0.329, SLG: 0.399 (5, 4)					1B																									
Bob Randall, R OBP: 0.332, SLG: 0.302 (13, PH)																														
Mike Cubbage, L OBP: 0.366, SLG: 0.349 (13, 4)																														
Butch Wynegar, S OBP: 0.359, SLG: 0.342 (1, 2)																														
Danny Goodwin, L OBP: 0.338, SLG: 0.496 (8, PH)																														
Jose Morales, R OBP: 0.330, SLG: 0.352 (8, PR)																														
Rick Softeld, L OBP: 0.329, SLG: 0.286 (6, PH)																														
Dave Edwards, R OBP: 0.329, SLG: 0.426 (8, 7)																														
John Castillo, R OBP: 0.348, SLG: 0.399 (1, 5)																														
Inning Stats	R: 0 E: 0 K: 1 S: 6	H: 1 LOB: 1 BB: 0 P: 6	R: 0 E: 0 K: 1 S: 6	H: 1 LOB: 1 BB: 0 P: 6	R: 0 E: 0 K: 0 S: 4	H: 1 LOB: 1 BB: 0 P: 4	R: 4 E: 0 K: 0 S: 7	H: 4 LOB: 1 BB: 1 P: 11	R: 1 E: 0 K: 0 S: 5	H: 1 LOB: 1 BB: 0 P: 5	R: 0 E: 0 K: 0 S: 3	H: 1 LOB: 0 BB: 0 P: 3	R: 0 E: 0 K: 0 S: 3	H: 0 LOB: 1 BB: 1 P: 7	R: 0 E: 0 K: 1 S: 6	H: 1 LOB: 1 BB: 0 P: 6	R: 0 E: 0 K: 0 S: 4	H: 2 LOB: 2 BB: 1 P: 8	R: 0 E: 0 K: 0 S: 3	H: 1 LOB: 1 BB: 1 P: 7	R: 0 E: 0 K: 1 S: 6	H: 2 LOB: 1 BB: 1 P: 10	R: 0 E: 0 K: 0 S: 3	H: 0 LOB: 0 BB: 0 P: 3	R: 0 E: 0 K: 0 S: 3	H: 0 LOB: 0 BB: 0 P: 3	1B: 14 2B: 1 3B: 1 HR: 0	SF: 1 SAC: 1 DP: 2 HBP: 0	WP: 2 PB: 0 SB: 0 CS: 0	PA: 62
PITCHER	IP	WLS	BF	H	R	ER	SO	BB	IBB	HBP	BLK	WP	HR	S	P	ERA	WHIP													
Marty Patton, R ERA: 4.36	(1, 1)	3.1	18	7	4	4	2	1	0	0	0	0	1	9	21	10.80	2.400													
Gary Christenson, L ERA: 5.68	(4, 1)	4.0	16	3	1	0	1	1	0	0	0	0	0	17	21	0.00	1.000													
Rene Martin, R ERA: 6.1	(8, 1)	0.2	2	0	0	0	0	1	0	0	0	0	0	2	2	0.00	0.000													
Al Hrabosky, L ERA: 3.9	(9, 1)	4.0	21	6	0	0	1	3	1	0	0	1	0	19	35	0.00	2.250													
Dan Quisenberry, R ERA: 2.84	(13, 1)	2.0	W	5	0	0	1	0	0	0	0	0	0	7	7	0.00	0.000													


	1	2	3	4	5	6	7	8	9	10	11	12	13	14	AB	R	H	RBI	BB	SO	LOB	BOTTOM					
Willie Wilson, S OBP: 0.346, SLG: 0.425 (6, 7)	G3	FC6-4													7	1	2	0	0	1	2						
Hal McRae, R OBP: 0.341, SLG: 0.471 (1, 10)															6	2	3	3	1	0	1						
George Brett, L OBP: 0.381, SLG: 0.551 (8, 3)															6	0	1	1	0	0	3						
Darrell Porter, L OBP: 0.418, SLG: 0.490 (1, 2)															4	0	0	0	2	2	2						
Ralph LaCock, L OBP: 0.340, SLG: 0.387 (4, PH)															2	1	1	1	0	0	2						
Steve Braun, L OBP: 0.362, SLG: 0.395 (7, PH)															1	0	0	0	0	0	1						
Gerardo Blumstein, L OBP: 0.340, SLG: 0.387 (7, PH)															0	0	0	0	0	0	0						
Jerry Terrell, R OBP: 0.340, SLG: 0.387 (8, 8)															0	0	0	0	0	0	0						
James Gaffney, R OBP: 0.340, SLG: 0.387 (12, PH)															1	0	0	0	0	0	0						
Tommy Lasorda, R OBP: 0.340, SLG: 0.387 (13, 1)															0	0	0	0	0	0	0						
Jim Nettles, L OBP: 0.667, SLG: 0.500 (1, 7)															1	0	1	0	1	0	0						
Amos Otis, R OBP: 0.373, SLG: 0.452 (6, 8)															4	1	1	1	0	2	1						
Al Cowens, R OBP: 0.350, SLG: 0.420 (1, 9)															5	0	0	0	1	1	5						
Frank White, R OBP: 0.288, SLG: 0.385 (1, 4)															6	0	0	0	0	2	4						
U L Washington, S OBP: 0.284, SLG: 0.338 (1, 6)															6	1	1	0	0	1	2						
Inning Stats	R: 0 E: 0 K: 1 S: 5	H: 0 LOB: 1 BB: 1 P: 9	R: 1 E: 0 K: 1 S: 7	H: 2 LOB: 2 BB: 1 P: 11	R: 0 E: 0 K: 0 S: 4	H: 1 LOB: 3 BB: 2 P: 12	R: 3 E: 0 K: 0 S: 6	H: 3 LOB: 3 BB: 1 P: 10	R: 1 E: 0 K: 1 S: 6	H: 1 LOB: 0 BB: 0 P: 6	R: 0 E: 0 K: 0 S: 3	H: 0 LOB: 0 BB: 0 P: 3	R: 0 E: 0 K: 0 S: 3	H: 0 LOB: 0 BB: 0 P: 3	R: 0 E: 0 K: 1 S: 6	H: 1 LOB: 1 BB: 0 P: 6	R: 0 E: 0 K: 1 S: 5	H: 0 LOB: 0 BB: 0 P: 5	R: 0 E: 0 K: 0 S: 3	H: 0 LOB: 0 BB: 0 P: 3	R: 1 E: 0 K: 1 S: 4	H: 1 LOB: 0 BB: 0 P: 4	1B: 4 2B: 2 3B: 1 HR: 3	SF: 0 SAC: 0 DP: 0 HBP: 0	WP: 0 PB: 2 SB: 2 CS: 0	PA: 56	
PITCHER	IP	WLS	BF	H	R	ER	SO	BB	IBB	HBP	BLK	WP	HR	S	P	ERA	WHIP										
Roger Erickson, R ERA: 5.99	(1, 1)	3.1	20	6	4	4	2	1	0	0	0	0	1	14	18	3.38	1.125										
Darrell Jackson, L ERA: 4.38	(4, 1)	2.2	11	2	1	1	2	1	0	0	0	0	0	16	20	0.00	0.250										
Pete Redfern, R ERA: 3.25	(7, 1)	4.0	13	0	0	0	2	1	0	0	0	0	0	18	18	2.70	0.600										
Mike Marshall, R ERA: 2.71	(11, 1)	3.1	L	12	2	1	1	3	0	0	0	0	1	18	18	2.70	0.600										

Minnesota Twins @ Kansas City Royals
Royals Stadium, Kansas City, MO
Mon Sep 10 1979, 8:05 PM EDT
Unknown

AB	54
R	5
H	16
RBI	5
BB	6
SO	5
LOB	27



AB	50
R	6
H	10
RBI	6
BB	6
SO	9
LOB	23



Batter	1	2	3	4	5	6	7	8	9	AB	R	H	RBI	BB	SO	LOB	TOP				
Bombo Rivera, R (1, 7) OBP: 0.328, SLG: 0.398 Hosken Powell, L (6, PH) OBP: 0.360, SLG: 0.381 (6, 9)	5-3		5-3			SH3 1B			6-3	3	1	1	0	0	0	0	Minnesota Twins @ Kansas City Royals Royals Stadium, Kansas City, MO Mon Sep 10 1979, 8:05 PM EDT Att: 31,337 - Unknown livebaseballscorecards.com				
John Castino, R (1, 5) OBP: 0.342, SLG: 0.394	5-3			6-3		SH3 1-2	K		F9	4	0	0	0	0	1	0					
Roy Smalley, S (1, 6) OBP: 0.371, SLG: 0.470	F7			5-3		2-H HR	F7			4	1	1	2	0	0	0					
Ron Jackson, R (1, 3) OBP: 0.335, SLG: 0.430		BB		HR		1B BB	K			2	2	1	1	2	1	0					
Jose Morales, R (1, 10) OBP: 0.335, SLG: 0.357 Danny Goodwin, L (8, PH) OBP: 0.343, SLG: 0.500	F8			1B		1B 1B			SH2-4 1B	3	1	2	0	0	0	1					
Dave Edwards, R (1, 8) OBP: 0.329, SLG: 0.424 (6, 7)	F3			1B		1B 1B			SH2-4	3	0	1	1	0	1	2					
Willie Norwood, R (1, 9) Ken Landreaux, L (6, PH) OBP: 0.352, SLG: 0.437 (6, 8)	K					1B 1B			G1-6-3 1B	2	0	0	0	0	2	1					
Bob Randall, R (1, 4) OBP: 0.319, SLG: 0.298 Rob Wilfong, L (6, PH) OBP: 0.350, SLG: 0.459 (6, 4)			6-3			1-2 2-3	6-3		G1-6-3	2	0	0	0	0	0	0					
Glenn Borgmann, R (1, 2) OBP: 0.316, SLG: 0.250	5-3					FC6-4 BB			F9	3	0	0	0	1	1	0					
Inning Stats	R: 0 E: 0 K: 0 S: 3	H: 0 LOB: 0 BB: 0 P: 3	R: 0 E: 0 K: 1 S: 5	H: 0 LOB: 1 BB: 1 P: 9	R: 0 E: 0 K: 0 S: 3	H: 0 LOB: 0 BB: 0 P: 3	R: 1 E: 0 K: 1 S: 7	H: 2 LOB: 1 BB: 0 P: 7	R: 0 E: 0 K: 2 S: 7	H: 0 LOB: 0 BB: 0 P: 7	R: 0 E: 0 K: 2 S: 7	H: 0 LOB: 0 BB: 0 P: 7	R: 0 E: 0 K: 0 S: 3	H: 1 LOB: 1 BB: 1 P: 7	R: 0 E: 0 K: 0 S: 3	H: 0 LOB: 0 BB: 0 P: 3		1B: 6 2B: 0 3B: 0 HR: 2	SF: 0 SAC: 2 DP: 1 HBP: 0	WP: 0 PB: 0 SB: 0 CS: 0	PA: 38
PITCHER	IP	WLS	BF	H	R	ER	SO	BB	IBB	HBP	BLK	WP	HR	S	P	ERA	WHIP				
Paul Spittorf, L (1, 1) ERA: 4.29	5.1	L	24	6	5	5	4	2	0	0	0	0	2	30	38	8.44	1.500				
Rich Gale, R (6, 1) ERA: 5.46	0.1		3	1	0	0	0	1	0	0	0	0	0	2	6	0.00	6.000				
Craig Eaton, R (6, 1) ERA:	3.1		11	1	0	0	2	0	1	0	0	0	0	14	18	0.00	0.300				

Batter	1	2	3	4	5	6	7	8	9	AB	R	H	RBI	BB	SO	LOB	BOTTOM				
Willie Wilson, S (1, 7) OBP: 0.347, SLG: 0.423	K		F5						4-3	4	0	1	0	0	1	3	Minnesota Twins @ Kansas City Royals Royals Stadium, Kansas City, MO Mon Sep 10 1979, 8:05 PM EDT Att: 31,337 - Unknown livebaseballscorecards.com				
Hal McRae, R (1, 10) OBP: 0.338, SLG: 0.465	5-3			1-3					HBP	4	0	0	0	0	1	5					
George Brett, L (1, 5) OBP: 0.381, SLG: 0.554	4-3			HR					G3	4	1	1	1	0	0	0					
Darrell Porter, L (1, 2) OBP: 0.417, SLG: 0.495		F7		HR					F9	4	1	1	1	0	0	0					
Ralph LaCock, L (1, 3) OBP: 0.339, SLG: 0.386		G3		G6-4-3 1B					F7	4	0	1	0	0	0	0					
Amos Otis, R (1, 8) OBP: 0.374, SLG: 0.452		1B		G6-4-3					F8	4	0	2	0	0	0	1					
Jim Nettles, L (1, 9) OBP: 0.429, SLG: 0.200		F5		1-2					L7	3	0	0	0	1	0	1					
Frank White, R (1, 4) OBP: 0.284, SLG: 0.382 Steve Braun, L (9, PH) OBP: 0.389, SLG: 0.391 Todd Cruz, R (9, FR) OBP: 0.227, SLG: 0.327			5-3						2B 1B	3	0	0	0	0	0	2					
U L Washington, S (1, 6) OBP: 0.284, SLG: 0.338 Jamie Quirk, L (9, PH) OBP: 0.333, SLG: 0.369			K						1-3 2B	3	0	1	0	0	2	2					
Inning Stats	R: 0 E: 0 K: 1 S: 5	H: 0 LOB: 0 BB: 0 P: 5	R: 0 E: 0 K: 0 S: 4	H: 1 LOB: 1 BB: 0 P: 4	R: 0 E: 0 K: 1 S: 5	H: 0 LOB: 0 BB: 0 P: 5	R: 2 E: 0 K: 0 S: 5	H: 3 LOB: 0 BB: 0 P: 5	R: 0 E: 0 K: 0 S: 5	H: 2 LOB: 2 BB: 0 P: 5	R: 0 E: 0 K: 2 S: 8	H: 1 LOB: 3 BB: 1 P: 13	R: 0 E: 0 K: 0 S: 3	H: 0 LOB: 0 BB: 0 P: 3	R: 0 E: 0 K: 0 S: 5	H: 2 LOB: 3 BB: 0 P: 5		1B: 6 2B: 1 3B: 0 HR: 2	SF: 0 SAC: 0 DP: 1 HBP: 1	WP: 0 PB: 0 SB: 0 CS: 0	PA: 37
PITCHER	IP	WLS	BF	H	R	ER	SO	BB	IBB	HBP	BLK	WP	HR	S	P	ERA	WHIP				
Dave Goltz, R (1, 1) ERA: 4.01	9.0	W	37	9	2	2	4	1	0	1	0	0	2	43	48	2.00	1.111				

Batter	1	2	3	4	5	6	7	8	9	AB	R	H	RBI	BB	SO	LOB	TOP
Hosken Powell, L (1, 9) OBP: 0.356, SLG: 0.374	F8		5-3			5-3			5-3	4	0	1	0	0	0	0	Minnesota Twins @ Kansas City Royals Royals Stadium, Kansas City, MO Wed Sep 12 1979, 8:05 PM EDT Att: 20,524 - Unknown - 83 F livebaseballscorecards.com
Rob Wilford, L (1, 4) OBP: 0.354, SLG: 0.462	4-3					5-3			5-3	4	0	2	0	0	0	1	
Roy Smalley, S (1, 6) OBP: 0.369, SLG: 0.464	E3					1B			1-2	4	0	0	0	0	2	3	
Ken Landreaux, L (1, 8) OBP: 0.349, SLG: 0.431	4-3					6-3			L9	4	0	0	0	0	2		
Butch Wynegar, S (1, 2)						6-3			L7	2	0	0	0	1	0	0	
Danny Goodwin, L (1, 10) OBP: 0.340, SLG: 0.511						SH5-3			F5	2	0	0	0	0	0	0	
Ron Jackson, R (1, 3)						6-3			F9	3	0	0	0	0	0	1	
Rick Sofield, L (1, 7) OBP: 0.338, SLG: 0.279						4-3			F7	2	0	0	0	1	0	0	
John Castino, R (1, 5) OBP: 0.336, SLG: 0.388						K			6-3	2	0	0	0	0	1	2	
Glenn Adams, L (8, PH) OBP: 0.351, SLG: 0.427						K				1	0	0	0	0	0	0	
Bob Randall, R (8, 5) OBP: 0.319, SLG: 0.298										0	0	0	0	0	0	0	
Inning Stats	R: 0 E: 1 K: 0 S: 4	H: 0 LOB: 1 BB: 0 P: 4	R: 0 E: 0 K: 0 S: 3	H: 0 LOB: 0 BB: 0 P: 3	R: 0 E: 0 K: 1 S: 5	H: 0 LOB: 0 BB: 0 P: 5	R: 0 E: 0 K: 1 S: 5	H: 1 LOB: 2 BB: 0 P: 5	R: 0 E: 0 K: 0 S: 3	H: 0 LOB: 0 BB: 0 P: 3	R: 0 E: 0 K: 0 S: 3	H: 0 LOB: 0 BB: 0 P: 3	R: 0 E: 0 K: 1 S: 6	H: 1 LOB: 1 BB: 0 P: 6	1B: 3 2B: 1 3B: 0 HR: 0	SF: 0 SAC: 1 DP: 1 HBP: 0	WP: 0 PA: 31 PB: 0 SB: 0 CS: 1
PITCHER Dennis Leonard, R (1, 1) ERA: 4.22	IP: 9.0 WLS: W BF: 31 H: 3 R: 0 ER: 0 SO: 3 BB: 2 IBB: 0 HBP: 0 BLK: 0 WP: 0 HR: 0 S: 35 P: 43 ERA: 0.00 WHIP: 0.556											PITCHER	IP: 9.0 WLS: W BF: 31 H: 3 R: 0 ER: 0 SO: 3 BB: 2 IBB: 0 HBP: 0 BLK: 0 WP: 0 HR: 0 S: 35 P: 43 ERA: 0.00 WHIP: 0.556				

Batter	1	2	3	4	5	6	7	8	9	AB	R	H	RBI	BB	SO	LOB	BOTTOM		
Willie Wilson, S (1, 7) OBP: 0.346, SLG: 0.421	K		K			K			6-3	4	0	0	0	0	3	0	Minnesota Twins @ Kansas City Royals Royals Stadium, Kansas City, MO Wed Sep 12 1979, 8:05 PM EDT Att: 20,524 - Unknown - 83 F livebaseballscorecards.com		
Hal McRae, R (1, 10) OBP: 0.344, SLG: 0.466						L7			3B	2	1	1	0	2	0	0			
George Brett, L (1, 5) OBP: 0.378, SLG: 0.552						L7			1B	4	2	1	1	0	0	2			
Amos Otis, R (1, 8) OBP: 0.374, SLG: 0.450						K			2B	4	1	2	2	0	1	2			
Al Cowens, R (1, 9) OBP: 0.348, SLG: 0.419						4-3			FC6-4	4	0	1	1	0	0	2			
Darrell Porter, L (1, 2) OBP: 0.414, SLG: 0.491						F8			K	4	0	0	0	0	1	2			
John Wathan, R (1, 3) OBP: 0.226, SLG: 0.294						L4			L8	3	0	0	0	0	0	0			
Frank White, R (1, 4) OBP: 0.287, SLG: 0.383						F9			1B	3	0	2	0	0	0	0			
U L Washington, S (1, 6) OBP: 0.286, SLG: 0.338						4-3			L6	3	0	0	0	0	0	2			
Inning Stats	R: 0 E: 0 K: 1 S: 5	H: 0 LOB: 1 BB: 1 P: 9	R: 0 E: 0 K: 0 S: 3	H: 0 LOB: 0 BB: 0 P: 3	R: 0 E: 0 K: 1 S: 5	H: 0 LOB: 0 BB: 0 P: 5	R: 0 E: 0 K: 1 S: 5	H: 0 LOB: 1 BB: 1 P: 9	R: 0 E: 0 K: 0 S: 3	H: 1 LOB: 0 BB: 0 P: 3	R: 2 E: 1 K: 1 S: 8	H: 2 LOB: 1 BB: 0 P: 8	R: 0 E: 0 K: 1 S: 3	H: 1 LOB: 0 BB: 0 P: 3	R: 2 E: 0 K: 1 S: 8	H: 3 LOB: 1 BB: 0 P: 8	1B: 5 2B: 1 3B: 1 HR: 0	SF: 0 SAC: 0 DP: 0 HBP: 0	WP: 0 PA: 33 PB: 0 SB: 0 CS: 1
PITCHER Jerry Koosman, L (1, 1) ERA: 3.43 Pete Redfern, R (8, 1) ERA: 3.23	IP: 7.1 WLS: L BF: 30 H: 6 R: 4 ER: 2 SO: 4 BB: 2 IBB: 0 HBP: 0 BLK: 0 WP: 0 HR: 0 S: 36 P: 44 ERA: 2.46 WHIP: 1.091											PITCHER	IP: 8.1 WLS: L BF: 31 H: 6 R: 4 ER: 2 SO: 4 BB: 2 IBB: 0 HBP: 0 BLK: 0 WP: 0 HR: 0 S: 36 P: 44 ERA: 2.46 WHIP: 1.091						

Batter	1	2	3	4	5	6	7	8	9	10	11	12	AB	R	H	RBI	BB	SO	LOB					
Rick Sofield, L OBP: 0.361, SLG: 0.315 (1.7)														5	0	3	2	1	0	1				
Rob Wilfong, L OBP: 0.353, SLG: 0.459 Bob Randall, R OBP: 0.317, SLG: 0.297 (7.4)														2	0	0	0	0	0	2				
Danny Goodwin, L OBP: 0.333, SLG: 0.500 Jose Morales, R OBP: 0.333, SLG: 0.355 Glenn Adams, L OBP: 0.352, SLG: 0.427 Gary Ward, R (9.4)														3	0	0	0	0	0	1				
Mike Cubbage, L OBP: 0.364, SLG: 0.347 Ken Landreaux, L OBP: 0.350, SLG: 0.439 (1.8)														6	1	3	1	0	0	3				
Roy Smalley, S OBP: 0.365, SLG: 0.459 (1.6)														6	1	0	0	0	1	2				
Butch Wynegar, S OBP: 0.360, SLG: 0.344 (1.2)														5	1	1	0	1	0	1				
Ron Jackson, R OBP: 0.339, SLG: 0.431 (1.3)														4	1	3	1	2	0	2				
Hosken Powell, L OBP: 0.356, SLG: 0.374 Bombo Rivera, R OBP: 0.329, SLG: 0.397 (9.9)														3	1	1	0	0	0	2				
John Castino, R OBP: 0.336, SLG: 0.388 (1.5)														3	1	1	1	1	0	3				
Inning Stats	R: 0 E: 0 K: 0 S: 4	H: 1 LOB: 1 BB: 0 P: 4	R: 1 E: 1 K: 0 S: 5	H: 2 LOB: 1 BB: 0 P: 5	R: 0 E: 0 K: 0 S: 3	H: 0 LOB: 0 BB: 0 P: 3	R: 0 E: 0 K: 0 S: 3	H: 2 LOB: 2 BB: 0 P: 5	R: 0 E: 0 K: 0 S: 6	H: 1 LOB: 1 BB: 0 P: 3	R: 0 E: 0 K: 1 S: 6	H: 1 LOB: 2 BB: 1 P: 10	R: 1 E: 1 K: 0 S: 5	H: 1 LOB: 2 BB: 1 P: 9	R: 0 E: 0 K: 0 S: 3	H: 0 LOB: 1 BB: 0 P: 7	R: 0 E: 0 K: 0 S: 3	H: 0 LOB: 1 BB: 0 P: 7	R: 3 E: 0 K: 1 S: 8	H: 3 LOB: 2 BB: 1 P: 16	1B: 9 2B: 4 3B: 0 HR: 1	SF: 0 SAC: 4 DP: 2 HBP: 0	WP: 1 PB: 0 SB: 0 CS: 0	PA: 56
PITCHER	IP WLS BF H R ER SO BB IBB HBP BLK WP HR S P ERA WHIP	Steve Comer, R ERA: 3.71	Sparky Lyle, L ERA: 3.11	Jim Kern, R ERA: 1.58	PITCHER																			

Minnesota Twins @ Texas Rangers
Arlington Stadium, Arlington, TX
Thu Sep 13 1979, 8:05 PM EDT
Att. 8,562 - Unknown - 80 F

TOP

AB 46
R 7
H 14
RBI 7
BB 6
SO 2
LOB 23

Batter	1	2	3	4	5	6	7	8	9	10	11	12	AB	R	H	RBI	BB	SO	LOB					
Mickey Rivers, L OBP: 0.306, SLG: 0.406 (1.8)													6	0	0	0	0	0	6					
Bump Wills, S OBP: 0.333, SLG: 0.335 (1.4)														5	0	1	0	1	1	0				
Buddy Bell, R OBP: 0.329, SLG: 0.462 (9.6)														5	0	1	0	0	0	1				
Willie Montanez, L OBP: 0.280, SLG: 0.349 (1.10)														6	1	1	0	0	1	2				
Richie Zisk, R OBP: 0.346, SLG: 0.427 Mike Jorgensen, R OBP: 0.302, SLG: 0.395 (10.3)														4	0	2	1	0	1	0				
Pat Putnam, L OBP: 0.323, SLG: 0.471 John Ellis, R OBP: 0.319, SLG: 0.440 La Rue Washington, R OBP: 0.316, SLG: 0.276 (10.9)														3	1	1	1	0	0	1				
Bill Sample, R OBP: 0.363, SLG: 0.416 (1.7)														5	0	3	1	0	1	1				
Jim Sundberg, R OBP: 0.337, SLG: 0.373 (1.2)														4	0	1	1	0	0	3				
Nelson Norman, S OBP: 0.246, SLG: 0.250 Johnny Grubb, L OBP: 0.349, SLG: 0.422 Eric Soderholm, R OBP: 0.316, SLG: 0.394 (9.5)														2	0	0	0	0	0	2				
Inning Stats	R: 0 E: 0 K: 0 S: 3	H: 0 LOB: 0 BB: 0 P: 3	R: 0 E: 0 K: 0 S: 3	H: 0 LOB: 0 BB: 0 P: 3	R: 0 E: 0 K: 0 S: 3	H: 1 LOB: 1 BB: 0 P: 4	R: 1 E: 0 K: 0 S: 4	H: 2 LOB: 1 BB: 1 P: 8	R: 0 E: 0 K: 0 S: 3	H: 1 LOB: 0 BB: 0 P: 3	R: 0 E: 0 K: 2 S: 4	H: 1 LOB: 1 BB: 0 P: 8	R: 2 E: 0 K: 0 S: 8	H: 5 LOB: 3 BB: 0 P: 8	R: 0 E: 0 K: 0 S: 6	H: 1 LOB: 1 BB: 0 P: 6	R: 0 E: 1 K: 0 S: 4	H: 1 LOB: 2 BB: 1 P: 8	R: 0 E: 0 K: 1 S: 5	H: 0 LOB: 0 BB: 0 P: 6	1B: 10 2B: 1 3B: 1 HR: 1	SF: 0 SAC: 2 DP: 3 HBP: 0	WP: 0 PB: 0 SB: 0 CS: 0	PA: 49
PITCHER	IP WLS BF H R ER SO BB IBB HBP BLK WP HR S P ERA WHIP	Paul Hartzell, R ERA: 4.83	Mike Marshall, R ERA: 2.75	Pete Redfern, R ERA: 2.21	Darrell Jackson, L ERA: 4.18	PITCHER																		

Minnesota Twins @ Texas Rangers
Arlington Stadium, Arlington, TX
Thu Sep 13 1979, 8:05 PM EDT
Att. 8,562 - Unknown - 80 F

BOTTOM

AB 45
R 4
H 13
RBI 4
BB 2
SO 4
LOB 17

Batter	1	2	3	4	5	6	7	8	9	AB	R	H	RBI	BB	SO	LOB	TOP								
Rick Sofield, L OBP: 0.356, SLG: 0.312 (1, 7)										4	0	1	0	0	1	0	Minnesota Twins @ Texas Rangers Arlington Stadium, Arlington, TX Fri Sep 14 1979, 8:05 PM EDT Att: 10,082 - Unknown - 71 F								
Rob Wilfong, L OBP: 0.356, SLG: 0.469 (1, 4)										3	1	2	1	1	0	2									
Danny Goodwin, L OBP: 0.331, SLG: 0.514 (1, 10)										4	1	1	1	0	1	2									
Ken Landreaux, L OBP: 0.351, SLG: 0.444 (1, 8)										3	1	1	1	1	0	0									
Roy Smalley, S OBP: 0.364, SLG: 0.459 (1, 6)										4	0	1	0	0	0	2									
Ron Jackson, R OBP: 0.337, SLG: 0.428 (1, 3)										4	0	0	0	0	0	1									
Hosken Powell, L OBP: 0.356, SLG: 0.371 Bombo Rivera, R OBP: 0.328, SLG: 0.396 (0, PH)										2	0	0	0	1	0	0									
Butch Wynegar, S OBP: 0.357, SLG: 0.341 (1, 2)										4	0	0	0	0	0	1									
John Castino, R OBP: 0.334, SLG: 0.383 (1, 5)										4	0	0	0	0	1	1									
Inning Stats	R: 0 E: 0 K: 1 S: 6	H: 1 LOB: 2 BB: 1 P: 10	R: 0 E: 0 K: 0 S: 3	H: 0 LOB: 0 BB: 0 P: 3	R: 0 E: 0 K: 0 S: 3	H: 0 LOB: 1 BB: 1 P: 7	R: 0 E: 0 K: 0 S: 3	H: 0 LOB: 0 BB: 0 P: 3	R: 0 E: 0 K: 0 S: 4	H: 1 LOB: 2 BB: 1 P: 8	R: 1 E: 0 K: 0 S: 4	H: 1 LOB: 0 BB: 0 P: 4	R: 0 E: 0 K: 0 S: 3	H: 0 LOB: 0 BB: 0 P: 3	R: 2 E: 0 K: 1 S: 8	H: 3 LOB: 1 BB: 0 P: 8		R: 0 E: 0 K: 1 S: 5	H: 0 LOB: 0 BB: 0 P: 5	1B: 2 2B: 1 3B: 0 HR: 3	SF: 0 SAC: 0 DP: 0 HBP: 0	WP: 1 PB: 0 SB: 1 CS: 0	PA: 36		
PITCHER	IP	WLS	BF	H	R	ER	SO	BB	IBB	HBP	BLK	WP	HR	S	P	ERA	WHIP								
Fergie Jenkins, R ERA: 4.06 Sparky Lyle, L ERA: 3.07	(1, 1)	7.2	W	32	6	3	2	3	0	0	0	1	3	33	45	3.52	1.174								
(8, 1)	1.1	S	4	0	0	0	1	0	0	0	0	0	0	6	6	0.00	0.000								

AB	33
R	3
H	6
RBI	3
BB	3
SO	3
LOB	9



Batter	1	2	3	4	5	6	7	8	9	AB	R	H	RBI	BB	SO	LOB	BOTTOM								
Mickey Rivers, L OBP: 0.313, SLG: 0.424 (1, 8)										5	3	5	2	0	0	0	Minnesota Twins @ Texas Rangers Arlington Stadium, Arlington, TX Fri Sep 14 1979, 8:05 PM EDT Att: 10,082 - Unknown - 71 F								
Bump Willis, S OBP: 0.334, SLG: 0.335 (1, 4)										4	0	1	0	1	0	1									
Buddy Bell, R OBP: 0.328, SLG: 0.462 (1, 5)										5	1	1	0	0	0	5									
Willie Montanez, L OBP: 0.283, SLG: 0.350 (1, 10)										3	1	2	1	1	0	0									
Richie Zisk, R OBP: 0.345, SLG: 0.426 (1, 9)										4	0	1	0	0	1	3									
Pat Putnam, L OBP: 0.325, SLG: 0.471 (1, 3)										4	0	2	0	0	0	2									
Bill Sample, R OBP: 0.367, SLG: 0.418 (1, 7)										3	0	2	0	1	0	1									
Jim Sundberg, R OBP: 0.336, SLG: 0.371 (1, 2)										3	0	0	1	1	0	3									
Nelson Norman, S OBP: 0.248, SLG: 0.250 (1, 6)										4	0	1	0	0	1	5									
Inning Stats	R: 3 E: 0 K: 0 S: 7	H: 4 LOB: 3 BB: 2 P: 15	R: 1 E: 0 K: 0 S: 5	H: 3 LOB: 0 BB: 0 P: 5	R: 0 E: 0 K: 1 S: 6	H: 2 LOB: 1 BB: 0 P: 6	R: 0 E: 0 K: 1 S: 6	H: 1 LOB: 2 BB: 1 P: 10	R: 0 E: 0 K: 0 S: 4	H: 1 LOB: 1 BB: 0 P: 4	R: 1 E: 0 K: 0 S: 4	H: 1 LOB: 0 BB: 0 P: 4	R: 0 E: 0 K: 0 S: 3	H: 1 LOB: 0 BB: 0 P: 3	R: 0 E: 0 K: 0 S: 4	H: 2 LOB: 2 BB: 1 P: 8		1B: 12 2B: 1 3B: 0 HR: 2	SF: 0 SAC: 0 DP: 3 HBP: 0	WP: 1 PB: 0 SB: 1 CS: 1	PA: 39				
PITCHER	IP	WLS	BF	H	R	ER	SO	BB	IBB	HBP	BLK	WP	HR	S	P	ERA	WHIP								
Dave Goltz, R ERA: 4.12 Kevin Stanfield, L ERA: 4.87 Mike Bacsik, R ERA: 4.87 Gary Serun, R ERA: 6.57	(1, 1)	0.1	L	5	4	3	3	0	0	0	0	0	0	1	5	81.00	12.000								
(1, 1)	0.1		1	0	0	0	0	0	0	0	0	0	0	1	1	0.00	0.000								
(1, 1)	1.1		8	3	1	1	0	2	0	0	0	0	0	6	14	6.75	3.750								
(3, 1)	6.0		25	8	1	1	2	2	0	0	0	1	1	27	35	1.50	1.667								

AB	35
R	5
H	15
RBI	4
BB	4
SO	2
LOB	20



Batter	1	2	3	4	5	6	7	8	9	AB	R	H	RBI	BB	SO	LOB	TOP								
Roy Smalley, S OBP: 0.363, SLG: 0.459	K	F4		2B 3B	K			K	F8	6	1	1	3	0	3	5	Minnesota Twins @ Texas Rangers Arlington Stadium, Arlington, TX Sat Sep 15 1979, 8:05 PM EDT Att: 20,619 - Unknown - 70 F								
Rob Wilfong, L OBP: 0.356, SLG: 0.470	F6		4-3	2B	1B			1-3	SF9	5	0	2	3	0	0	0									
Danny Goodwin, L OBP: 0.331, SLG: 0.507 Gary Ward, R (5, FH) Mike Cubbage, L (9, FH) OBP: 0.367, SLG: 0.347	1B BB		F7	4-3	4-3			K 1B	E	2	0	0	0	1	0	1									
Ken Landreaux, L OBP: 0.353, SLG: 0.447	1-2 1B		3-1		E 2B			BB 1B E 1B	E5	6	2	3	0	0	1	1									
Hosken Powell, L OBP: 0.355, SLG: 0.371	F7			4-3	E8 1B 1B			E BB 1B	K	6	1	2	2	0	1	4									
Butch Wynegar, S OBP: 0.360, SLG: 0.341		G3		E BB 3B 1B	SH1-4 1B IBB			E		3	2	1	0	2	1	0									
Ron Jackson, R OBP: 0.334, SLG: 0.425		F9		F7	SH1-4			E6		4	0	0	0	0	0	3									
Dave Edwards, R OBP: 0.335, SLG: 0.426		1B 1B		1-2 3B BB	1B 1B			L7	1-3	4	2	2	2	1	0	3									
John Castino, R OBP: 0.338, SLG: 0.388		1-3 1B		E6 3B	1B BB			1-3	F8 SF9 2B	4	2	2	0	1	0	2									
Inning Stats	R: 0 E: 0 K: 1 S: 6	H: 1 LOB: 2 BB: 1 P: 10	R: 0 E: 0 K: 0 S: 5	H: 2 LOB: 2 BB: 0 P: 5	R: 0 E: 0 K: 0 S: 3	H: 0 LOB: 0 BB: 0 P: 3	R: 4 E: 1 K: 0 S: 7	H: 3 LOB: 1 BB: 1 P: 11	R: 4 E: 1 K: 1 S: 9	H: 4 LOB: 2 BB: 2 P: 17	R: 0 E: 0 K: 2 S: 7	H: 0 LOB: 0 BB: 0 P: 7	R: 0 E: 0 K: 0 S: 3	H: 0 LOB: 0 BB: 0 P: 3	R: 2 E: 1 K: 2 S: 11	H: 2 LOB: 3 BB: 1 P: 15		R: 1 E: 1 K: 1 S: 7	H: 1 LOB: 2 BB: 1 P: 11	1B: 9 2B: 3 3B: 1 HR: 0	SF: 1 SAC: 1 DP: 0 HBP: 0	WP: 0 PB: 1 SB: 0 CS: 0	PA: 50		
PITCHER	IP	WLS	BF	H	R	ER	SO	BB	IBB	HBP	BLK	WP	HR	S	P	ERA	WHIP								
Doyle Alexander, R ERA: 4.46	4.0	L	23	8	6	2	1	2	0	0	0	0	0	23	31	4.50	2.500								
Danny Darwin, R ERA: 4.09	0.1		4	1	1	1	0	1	1	0	0	0	0	2	10	27.00	6.000								
Dave Rajsich, L ERA: 3.75	3.2		17	3	3	1	5	1	0	0	0	0	0	26	30	2.46	1.091								
Larry McCall, R ERA: 9.0	1.0		6	1	1	1	1	1	0	0	0	0	0	7	11	9.00	2.000								

Batter	1	2	3	4	5	6	7	8	9	AB	R	H	RBI	BB	SO	LOB	BOTTOM								
Mickey Rivers, L OBP: 0.316, SLG: 0.426	F8	F7		1B			L4-3 1B		2B 1B	5	0	3	0	0	0	2	Minnesota Twins @ Texas Rangers Arlington Stadium, Arlington, TX Sat Sep 15 1979, 8:05 PM EDT Att: 20,619 - Unknown - 70 F								
Bump Wills, S OBP: 0.335, SLG: 0.339	E6 1B		4-3 2B	4-3			L4-3 1-2		1-3 2B	5	1	2	0	0	0	2									
Buddy Bell, R OBP: 0.327, SLG: 0.460	FC6-4 1B		4-3 2-3		F8		5-3		5-3	5	0	1	0	0	0	3									
John Ellis, R OBP: 0.321, SLG: 0.444 La Rue Washington, R OBP: 0.316, SLG: 0.278 Al Oliver, L OBP: 0.367, SLG: 0.479	FC6-4		1B 2B		F7			FC3-6 E 1B	F8	4	1	2	1	0	0	1									
Richie Zisk, R OBP: 0.344, SLG: 0.431		6-3	5-3		HR			K		4	1	1	1	0	1	2									
Bill Sample, R OBP: 0.369, SLG: 0.419		G3		2H 1B				E6 FC3-6		4	0	2	1	0	0	1									
Willie Montanez, L OBP: 0.283, SLG: 0.350		1B 1B	6-3					FC3-6 1-2 2-3		4	1	1	0	0	0	3									
Jim Sundberg, R OBP: 0.335, SLG: 0.370		1B 1B		5-3				K		4	0	1	0	0	1	2									
Nelson Norman, S OBP: 0.248, SLG: 0.251 Pat Putnam, L OBP: 0.324, SLG: 0.470		1-2 2H 1B		F9					3-1	3	0	1	1	0	1	0									
Inning Stats	R: 0 E: 1 K: 0 S: 4	H: 1 LOB: 1 BB: 0 P: 4	R: 1 E: 0 K: 0 S: 6	H: 3 LOB: 2 BB: 0 P: 6	R: 2 E: 0 K: 0 S: 6	H: 3 LOB: 1 BB: 0 P: 6	R: 0 E: 0 K: 0 S: 4	H: 1 LOB: 1 BB: 0 P: 4	R: 1 E: 0 K: 0 S: 4	H: 2 LOB: 1 BB: 0 P: 4	R: 0 E: 0 K: 1 S: 5	H: 0 LOB: 0 BB: 0 P: 5	R: 0 E: 0 K: 0 S: 3	H: 1 LOB: 0 BB: 0 P: 3	R: 0 E: 1 K: 2 S: 9	H: 1 LOB: 2 BB: 0 P: 9		R: 0 E: 0 K: 0 S: 5	H: 2 LOB: 2 BB: 0 P: 5	1B: 10 2B: 4 3B: 0 HR: 1	SF: 0 SAC: 0 DP: 1 HBP: 0	WP: 0 PB: 0 SB: 0 CS: 0	PA: 40		
PITCHER	IP	WLS	BF	H	R	ER	SO	BB	IBB	HBP	BLK	WP	HR	S	P	ERA	WHIP								
Geoff Zahn, L ERA: 3.62	7.0	W	31	12	4	4	4	0	0	0	0	0	0	13	33	5.14	1.714								
Pete Redfern, R ERA: 3.15	2.0		9	2	0	0	2	0	0	0	0	0	0	13	13	0.00	1.000								

Batter	1	2	3	4	5	6	7	8	9	AB	R	H	RBI	BB	SO	LOB	TOP					
Hosken Powell, L OBP: 0.352, SLG: 0.367 Bombo Rivera, R OBP: 0.326, SLG: 0.394	0-0 4-3	0-0 FC4 1B 2B		0-3 K			0-3 K			3	1	0	0	0	1	1						
Rob Wilfong, L OBP: 0.355, SLG: 0.468	0-3 K	0-0 2B 2B 1B		0-0 4-3			0-0 F7			4	1	1	0	0	1	0						
Danny Goodwin, L OBP: 0.340, SLG: 0.521 Jesus Vega, R OBP: 0.354, SLG: 0.451	0-0 1B	0-0 2B 2B			0-0 4-3			0-0 F9		2	1	2	2	0	0	0						
Ken Landreaux, L OBP: 0.354, SLG: 0.451	0-0 F6	0-0 2B			0-0 F5			0-0 2B		4	0	2	2	0	0	1						
Roy Smalley, S OBP: 0.360, SLG: 0.456		0-0 F8			0-0 F9			0-0 F6		4	0	0	0	0	0	2						
Butch Wynegar, S OBP: 0.359, SLG: 0.342		0-0 E3 BB 1B E		0-0 L1-4 2B		0-0 F7		0-0 F7		4	1	1	0	0	0	1						
Rick Sofield, L OBP: 0.354, SLG: 0.321 Dave Edwards, R OBP: 0.330, SLG: 0.419		0-0 BB E 1B		0-0 F6		0-0 F8		0-3 K		1	1	1	0	0	0	0						
Ron Jackson, R OBP: 0.334, SLG: 0.422		4-0 1B E 2B BB		0-0 L1-4		0-0 F9		0-3 K		3	1	0	0	1	1	1						
John Castillo, R OBP: 0.334, SLG: 0.383	0-3 K			0-0 5-3			0-0 1-3		0-0 F5	4	0	0	0	0	1	3						
Inning Stats	R: 0 E: 0 K: 1 S: 6	H: 1 LOB: 1 BB: 0 P: 6	R: 6 E: 2 K: 1 S: 11	H: 4 LOB: 1 BB: 1 P: 15	R: 0 E: 0 K: 0 S: 3	H: 1 LOB: 0 BB: 0 P: 3	R: 0 E: 0 K: 1 S: 5	H: 0 LOB: 0 BB: 0 P: 5	R: 0 E: 0 K: 0 S: 3	H: 0 LOB: 0 BB: 0 P: 3	R: 0 E: 0 K: 0 S: 5	H: 0 LOB: 0 BB: 0 P: 5	R: 0 E: 0 K: 0 S: 4	H: 1 LOB: 1 BB: 0 P: 4	R: 0 E: 0 K: 2 S: 7	H: 0 LOB: 0 BB: 0 P: 7	1B: 3 2B: 5 3B: 0 HR: 0	SF: 0 SAC: 0 DP: 1 HBP: 0	WP: 0 PB: 0 CS: 0	PA: 36		
PITCHER	IP WLS BF H R ER SO BB IBB HBP BLK WP HR S P ERA WHIP	IP WLS BF H R ER SO BB IBB HBP BLK WP HR S P ERA WHIP	IP WLS BF H R ER SO BB IBB HBP BLK WP HR S P ERA WHIP	IP WLS BF H R ER SO BB IBB HBP BLK WP HR S P ERA WHIP	IP WLS BF H R ER SO BB IBB HBP BLK WP HR S P ERA WHIP	IP WLS BF H R ER SO BB IBB HBP BLK WP HR S P ERA WHIP	IP WLS BF H R ER SO BB IBB HBP BLK WP HR S P ERA WHIP	IP WLS BF H R ER SO BB IBB HBP BLK WP HR S P ERA WHIP	IP WLS BF H R ER SO BB IBB HBP BLK WP HR S P ERA WHIP	IP WLS BF H R ER SO BB IBB HBP BLK WP HR S P ERA WHIP	IP WLS BF H R ER SO BB IBB HBP BLK WP HR S P ERA WHIP	IP WLS BF H R ER SO BB IBB HBP BLK WP HR S P ERA WHIP	IP WLS BF H R ER SO BB IBB HBP BLK WP HR S P ERA WHIP	IP WLS BF H R ER SO BB IBB HBP BLK WP HR S P ERA WHIP	IP WLS BF H R ER SO BB IBB HBP BLK WP HR S P ERA WHIP	IP WLS BF H R ER SO BB IBB HBP BLK WP HR S P ERA WHIP	IP WLS BF H R ER SO BB IBB HBP BLK WP HR S P ERA WHIP	IP WLS BF H R ER SO BB IBB HBP BLK WP HR S P ERA WHIP	IP WLS BF H R ER SO BB IBB HBP BLK WP HR S P ERA WHIP	IP WLS BF H R ER SO BB IBB HBP BLK WP HR S P ERA WHIP	IP WLS BF H R ER SO BB IBB HBP BLK WP HR S P ERA WHIP	IP WLS BF H R ER SO BB IBB HBP BLK WP HR S P ERA WHIP

Minnesota Twins @ Texas Rangers
Arlington Stadium, Arlington, TX
Sun Sep 16 1979, 8:05 PM EDT
Att. 6,853 - Unknown - 70 F

AB 35
R 6
H 7
RBI 4
BB 1
SO 6
LOB 10



Batter	1	2	3	4	5	6	7	8	9	AB	R	H	RBI	BB	SO	LOB	BOTTOM					
Mickey Rivers, L OBP: 0.313, SLG: 0.423	0-0 F7		0-0 L8		0-0 FC4-6 1-2		0-0 4-3			4	0	0	0	0	0	4						
Bump Willis, S OBP: 0.336, SLG: 0.339	0-0 G3		4-0 BB		0-0 BB		0-0 G4-6-3 1B		0-0 F8	3	0	1	0	1	0	0						
Al Oliver, L OBP: 0.366, SLG: 0.476	4-0 BB		0-0 F7		0-0 F7		0-0 G4-6-3 1-2		0-0 5-3	3	0	0	0	1	0	3						
Buddy Bell, R OBP: 0.326, SLG: 0.458	0-0 F8			0-0 6-3		0-0 F3		0-0 1B WP 1B		4	1	1	0	0	0	1						
Willie Montanez, L OBP: 0.286, SLG: 0.359		0-0 G6-4-3 1B		0-0 F8		0-0 F8		0-0 HR 1-2 1B 1B		4	1	3	1	0	0	0						
Bill Sample, R OBP: 0.367, SLG: 0.417		0-0 G6-4-3 1-2		0-0 F8		0-0 F8		0-0 4-3 1B 1B		4	0	1	0	0	0	2						
Pat Putnam, L OBP: 0.348, SLG: 0.469 John Ellis, R OBP: 0.320, SLG: 0.443		0-0 F8			0-0 6-3		0-0 6-3 1-2 1B		0-0 6-3	3	0	1	0	0	0	0						
Jim Sundberg, R OBP: 0.335, SLG: 0.369			0-0 F7		0-0 FC4-6 1B		0-0 F7		0-0 F4	4	0	1	0	0	0	2						
Nelson Norman, S OBP: 0.250, SLG: 0.252 Johnny Grubb, L OBP: 0.348, SLG: 0.420 Eric Soderholm, R OBP: 0.315, SLG: 0.393			0-0 BB 1B		0-0 F8		0-0 4-3		0-3 K	2	0	1	0	0	0	1						
Inning Stats	R: 0 E: 0 K: 0 S: 3	H: 0 LOB: 1 BB: 1 P: 7	R: 0 E: 0 K: 0 S: 3	H: 1 LOB: 0 BB: 0 P: 3	R: 0 E: 0 K: 0 S: 4	H: 1 LOB: 2 BB: 1 P: 8	R: 0 E: 0 K: 0 S: 3	H: 0 LOB: 0 BB: 0 P: 3	R: 0 E: 0 K: 0 S: 3	H: 1 LOB: 0 BB: 0 P: 3	R: 1 E: 0 K: 0 S: 6	H: 3 LOB: 2 BB: 0 P: 6	R: 1 E: 0 K: 0 S: 5	H: 2 LOB: 1 BB: 0 P: 5	R: 0 E: 0 K: 1 S: 5	H: 0 LOB: 0 BB: 0 P: 5	1B: 8 2B: 0 3B: 0 HR: 1	SF: 0 SAC: 0 DP: 2 HBP: 0	WP: 2 PB: 0 CS: 0	PA: 36		
PITCHER	IP WLS BF H R ER SO BB IBB HBP BLK WP HR S P ERA WHIP	IP WLS BF H R ER SO BB IBB HBP BLK WP HR S P ERA WHIP	IP WLS BF H R ER SO BB IBB HBP BLK WP HR S P ERA WHIP	IP WLS BF H R ER SO BB IBB HBP BLK WP HR S P ERA WHIP	IP WLS BF H R ER SO BB IBB HBP BLK WP HR S P ERA WHIP	IP WLS BF H R ER SO BB IBB HBP BLK WP HR S P ERA WHIP	IP WLS BF H R ER SO BB IBB HBP BLK WP HR S P ERA WHIP	IP WLS BF H R ER SO BB IBB HBP BLK WP HR S P ERA WHIP	IP WLS BF H R ER SO BB IBB HBP BLK WP HR S P ERA WHIP	IP WLS BF H R ER SO BB IBB HBP BLK WP HR S P ERA WHIP	IP WLS BF H R ER SO BB IBB HBP BLK WP HR S P ERA WHIP	IP WLS BF H R ER SO BB IBB HBP BLK WP HR S P ERA WHIP	IP WLS BF H R ER SO BB IBB HBP BLK WP HR S P ERA WHIP	IP WLS BF H R ER SO BB IBB HBP BLK WP HR S P ERA WHIP	IP WLS BF H R ER SO BB IBB HBP BLK WP HR S P ERA WHIP	IP WLS BF H R ER SO BB IBB HBP BLK WP HR S P ERA WHIP	IP WLS BF H R ER SO BB IBB HBP BLK WP HR S P ERA WHIP	IP WLS BF H R ER SO BB IBB HBP BLK WP HR S P ERA WHIP	IP WLS BF H R ER SO BB IBB HBP BLK WP HR S P ERA WHIP	IP WLS BF H R ER SO BB IBB HBP BLK WP HR S P ERA WHIP	IP WLS BF H R ER SO BB IBB HBP BLK WP HR S P ERA WHIP	IP WLS BF H R ER SO BB IBB HBP BLK WP HR S P ERA WHIP

Minnesota Twins @ Texas Rangers
Arlington Stadium, Arlington, TX
Sun Sep 16 1979, 8:05 PM EDT
Att. 6,853 - Unknown - 70 F

AB 34
R 2
H 9
RBI 1
BB 2
SO 1
LOB 15



Batter	1	2	3	4	5	6	7	8	9	AB	R	H	RBI	BB	SO	LOB	TOP								
Bob Randall, R OBP: 0.313, SLG: 0.292 Rob Wilfong, L OBP: 0.358, SLG: 0.469	F9		F4		F9		BB FC1-5 1B		1B E BB	3	0	0	0	0	0	2									
Bombo Rivera, R OBP: 0.328, SLG: 0.403	L9		5-3		SF7 3B		FC1-5 BB		1B E 1B	5	2	2	2	0	0	2									
Roy Smalley, S OBP: 0.359, SLG: 0.454	5-3			K	SF7				E7 1B	3	1	0	1	1	1	1									
Ron Jackson, R OBP: 0.334, SLG: 0.421		BB BB		5-3	4-3		K		1B E 1B	4	1	1	1	1	1	3									
Dave Edwards, R OBP: 0.327, SLG: 0.414		K		F9		1B G3-2 1B	4-3		K	5	0	1	0	0	2	6									
Willie Norwood, R OBP: 0.305, SLG: 0.391 Danny Goodwin, L OBP: 0.346, SLG: 0.524		BB BB			BB E BB	1B G3-2 1B		4-3	1B	0	1	0	0	2	0	0									
Ken Landreaux, L OBP: 0.352, SLG: 0.455		K		E4 BB WP	G3-2		HR	SF8	1B	4	2	1	2	0	1	5									
Butch Wynegar, S OBP: 0.359, SLG: 0.341	F6			WP 3B BB	L3		F9	1B		4	1	1	0	1	0	3									
John Castino, R OBP: 0.332, SLG: 0.379			F9		WP 3B BB		E6 FC1-5 1B	5-3	6-3	4	1	0	1	1	0	2									
Inning Stats	R: 0 E: 0 K: 0 S: 3	H: 0 LOB: 0 BB: 0 P: 3	R: 0 E: 0 K: 2 S: 7	H: 0 LOB: 2 BB: 2 P: 15	R: 0 E: 0 K: 0 S: 3	H: 0 LOB: 0 BB: 0 P: 3	R: 0 E: 0 K: 1 S: 5	H: 0 LOB: 0 BB: 0 P: 5	R: 5 E: 1 K: 0 S: 5	H: 1 LOB: 0 BB: 3 P: 17	R: 0 E: 0 K: 0 S: 4	H: 2 LOB: 1 BB: 0 P: 4	R: 0 E: 1 K: 1 S: 7	H: 1 LOB: 3 BB: 1 P: 11	R: 1 E: 0 K: 0 S: 4	H: 1 LOB: 0 BB: 0 P: 4	R: 4 E: 1 K: 1 S: 10	H: 4 LOB: 2 BB: 1 P: 14	1B: 7 2B: 1 3B: 1 HR: 1	SF: 2 SAC: 0 DP: 1 HBP: 0	WP: 1 PB: 0 SB: 0 CS: 0	PA: 45			
PITCHER	IP	WLS	BF	H	R	ER	SO	BB	IBB	HBP	BLK	WP	HR	S	P	ERA	WHIP								
Rich Wortham, L ERA: 4.6	5.0	L	23	2	5	3	3	5	0	0	0	1	0	24	44	5.40	1.400								
Gilberto Rondon, R ERA: 3.35	3.0		13	3	1	1	1	1	0	0	0	0	1	14	18	3.00	1.333								
Ed Farmer, R ERA: 3.13	0.1		6	3	4	2	1	1	0	0	0	0	0	7	11	54.00	12.000								
Britt Burns, L ERA	0.1		2	1	0	0	0	0	0	0	0	0	0	2	2	0.00	3.000								
Dewey Robinson, R ERA: 6.28	0.1		1	0	0	0	0	0	0	0	0	0	0	1	1	0.00	0.000								

Minnesota Twins @ Chicago White Sox
Comiskey Park, Chicago, IL
Mon Sep 17 1979, 8:05 PM EDT
Att. 5,003 - Unknown - 70 F

AB 36
R 10
H 9
RBI 8
BB 7
SO 5
LOB 24



Batter	1	2	3	4	5	6	7	8	9	AB	R	H	RBI	BB	SO	LOB	BOTTOM								
Jim Morrison, R OBP: 0.323, SLG: 0.503	F8		G4-6-3 1B		6-3 1B		4-3			4	0	2	1	0	0	0									
Rusty Kuntz, R Claudell Washington, L OBP: 0.321, SLG: 0.458	K		G4-6-3		K			F8		2	0	0	0	0	1	1									
Alan Bannister, R OBP: 0.343, SLG: 0.383	F9		F8		6-3			5-3		4	0	0	0	0	0	1									
Lamar Johnson, R OBP: 0.360, SLG: 0.445		WP BB 1B		E9 2B 1B	K			F9		4	1	2	0	0	1	1									
Chet Lemon, R OBP: 0.387, SLG: 0.501		WP BB		1B 2B		F8		F9		3	1	1	1	1	0	0									
Wayne Nordhagen, R OBP: 0.317, SLG: 0.432 Ralph Garr, L OBP: 0.318, SLG: 0.414	F9			1B		F8		4-3		2	0	1	1	0	0	2									
Greg Pryor, R OBP: 0.324, SLG: 0.350	F8			L4		F9		F9		4	0	0	0	0	0	3									
Mike Colbern, R OBP: 0.296, SLG: 0.328 Thad Bosley, L OBP: 0.353, SLG: 0.415 Mary Foley, L OBP: 0.313, SLG: 0.338	F9			K			K			2	0	0	0	0	1	3									
Kevin Bell, R OBP: 0.322, SLG: 0.390			WP 1B 2B		F8		K			3	1	1	0	0	1	1									
Inning Stats	R: 0 E: 0 K: 1 S: 5	H: 0 LOB: 0 BB: 0 P: 5	R: 0 E: 0 K: 0 S: 4	H: 1 LOB: 2 BB: 1 P: 8	R: 1 E: 0 K: 0 S: 4	H: 2 LOB: 0 BB: 0 P: 4	R: 2 E: 1 K: 1 S: 8	H: 3 LOB: 1 BB: 0 P: 8	R: 0 E: 0 K: 2 S: 8	H: 1 LOB: 1 BB: 0 P: 8	R: 0 E: 0 K: 0 S: 3	H: 0 LOB: 0 BB: 0 P: 3	R: 0 E: 0 K: 0 S: 3	H: 0 LOB: 0 BB: 0 P: 3	R: 0 E: 0 K: 0 S: 3	H: 0 LOB: 0 BB: 0 P: 3	R: 0 E: 0 K: 0 S: 3	H: 0 LOB: 0 BB: 0 P: 3	1B: 5 2B: 2 3B: 0 HR: 0	SF: 0 SAC: 0 DP: 1 HBP: 0	WP: 2 PB: 0 SB: 0 CS: 0	PA: 34			
PITCHER	IP	WLS	BF	H	R	ER	SO	BB	IBB	HBP	BLK	WP	HR	S	P	ERA	WHIP								
Jerry Kosman, L ERA: 3.5	3.1		16	6	3	3	1	1	0	0	0	2	0	17	21	8.10	2.100								
Mike Bacsik, R ERA: 4.43	5.2	W	18	1	0	0	5	0	0	0	0	0	0	28	28	0.00	0.176								

Minnesota Twins @ Chicago White Sox
Comiskey Park, Chicago, IL
Mon Sep 17 1979, 8:05 PM EDT
Att. 5,003 - Unknown - 70 F

AB 33
R 3
H 7
RBI 3
BB 1
SO 6
LOB 13



Batter	1	2	3	4	5	6	7	8	9	10	AB	R	H	RBI	BB	SO	LOB	TOP	
Bob Randall, R OBP: 0.306, SLG: 0.286 (1.4)	F3			6-3			K		FC4-6		4	0	0	0	0	1	1	Minnesota Twins @ Chicago White Sox Comiskey Park, Chicago, IL Tue Sep 18 1979, 8:05 PM EDT Att: 5,196 - Unknown - 68 F	
Bombo Rivera, R OBP: 0.323, SLG: 0.396 Rob Wilfong, L OBP: 0.358, SLG: 0.469 (1.9)	F9			3-1			F7		K		4	0	0	0	0	1	1		
Roy Smalley, S OBP: 0.358, SLG: 0.452 (1.6)	4-3			5-3			F9				4	0	1	0	0	0	0		
Ron Jackson, R OBP: 0.334, SLG: 0.422 (1.3)		G3			6-3						4	0	1	0	0	0	1		
Jose Morales, R OBP: 0.326, SLG: 0.347 (1.10)		6-3			1-3						4	0	0	0	0	1	1		
Dave Edwards, R OBP: 0.327, SLG: 0.410 (1.8)					6-3						2	0	0	0	1	1	1		
Ken Landreaux, L OBP: 0.352, SLG: 0.453 (1.7)			CS								2	0	0	0	1	1	1		
Butch Wynegar, S OBP: 0.357, SLG: 0.339 (1.2)											3	0	0	0	0	0	1		
John Castino, R OBP: 0.332, SLG: 0.378 (1.5)											3	0	1	0	0	0	0		
Inning Stats	R: 0 E: 0 K: 0 S: 3	H: 0 LOB: 0 BB: 0 P: 3	R: 0 E: 0 K: 0 S: 2	H: 0 LOB: 0 BB: 1 P: 6	R: 0 E: 0 K: 0 S: 3	H: 0 LOB: 0 BB: 0 P: 3	R: 0 E: 0 K: 0 S: 3	H: 0 LOB: 0 BB: 1 P: 6	R: 0 E: 0 K: 1 S: 5	H: 0 LOB: 0 BB: 0 P: 5	R: 0 E: 0 K: 3 S: 10	H: 1 LOB: 1 BB: 0 P: 10	R: 0 E: 0 K: 1 S: 6	H: 1 LOB: 1 BB: 0 P: 6	R: 0 E: 0 K: 0 S: 3	H: 1 LOB: 0 BB: 0 P: 3	1B: 2 2B: 2 3B: 0 HR: 0		SF: 0 SAC: 0 DP: 2 HBP: 0
PITCHER Ken Kravec, L ERA: 3.88 (1.1)	IP: 10.0 W: 10 L: 3 S: 3	WLS: 32 BF: 3 R: 0 ER: 0 SO: 5	H: 3 R: 0 ER: 0 SO: 5	R: 0 ER: 0 SO: 5	BB: 2 IBB: 0 HBP: 0 BLK: 0	WP: 0 HR: 0 S: 40 P: 48	ERA: 0.00 WHIP: 0.500	PITCHER	IP: 10.0 W: 10 L: 3 S: 3	WLS: 32 BF: 3 R: 0 ER: 0 SO: 5	H: 3 R: 0 ER: 0 SO: 5	R: 0 ER: 0 SO: 5	BB: 2 IBB: 0 HBP: 0 BLK: 0	WP: 0 HR: 0 S: 40 P: 48	ERA: 0.00 WHIP: 0.500				

Batter	1	2	3	4	5	6	7	8	9	10	AB	R	H	RBI	BB	SO	LOB	BOTTOM	
Mike Squires, L OBP: 0.331, SLG: 0.343 (1.3)	F8				F8						5	0	2	0	0	0	1	Minnesota Twins @ Chicago White Sox Comiskey Park, Chicago, IL Tue Sep 18 1979, 8:05 PM EDT Att: 5,196 - Unknown - 68 F	
Thad Bosley, L OBP: 0.409, SLG: 0.431 (1.7)	K										5	0	3	1	0	1	0		
Claudell Washington, L OBP: 0.321, SLG: 0.456 (1.9)	K										4	0	1	0	0	1	4		
Lamar Johnson, R OBP: 0.361, SLG: 0.444 (1.10)		F4									3	0	1	0	1	0	1		
Chet Lemon, R OBP: 0.396, SLG: 0.499 (1.8)											4	0	1	0	0	2	4		
Jim Morrison, R OBP: 0.321, SLG: 0.502 (1.4)											4	0	1	0	0	1	3		
Mary Foley, L OBP: 0.298, SLG: 0.320 (1.2)											4	0	0	0	0	0	2		
Greg Pryor, R OBP: 0.323, SLG: 0.351 (1.6)											4	0	1	0	0	0	0		
Kevin Bell, R OBP: 0.326, SLG: 0.393 Alan Bannister, R OBP: 0.343, SLG: 0.383 (10, PR) (1.5)											4	0	2	0	0	1	1		
Inning Stats	R: 0 E: 0 K: 2 S: 7	H: 2 LOB: 1 BB: 0 P: 4	R: 0 E: 0 K: 0 S: 4	H: 3 LOB: 2 BB: 0 P: 5	R: 0 E: 0 K: 2 S: 8	H: 1 LOB: 1 BB: 0 P: 8	R: 0 E: 0 K: 0 S: 3	H: 0 LOB: 0 BB: 0 P: 3	R: 0 E: 0 K: 1 S: 4	H: 1 LOB: 2 BB: 1 P: 8	R: 0 E: 0 K: 1 S: 6	H: 1 LOB: 1 BB: 0 P: 6	R: 0 E: 0 K: 0 S: 3	H: 0 LOB: 0 BB: 0 P: 3	R: 1 E: 0 K: 0 S: 3	H: 3 LOB: 2 BB: 0 P: 3	1B: 10 2B: 2 3B: 0 HR: 0		SF: 0 SAC: 0 DP: 1 HBP: 0
PITCHER Dave Goltz, R ERA: 4.0 (1.1)	IP: 9.0 W: 9 L: 12 S: 1	WLS: 38 BF: 12 R: 1 ER: 1 SO: 6	H: 12 R: 1 ER: 1 SO: 6	R: 1 ER: 1 SO: 6	BB: 1 IBB: 0 HBP: 0 BLK: 0	WP: 1 HR: 0 S: 49 P: 53	ERA: 1.00 WHIP: 1.444	PITCHER	IP: 9.0 W: 9 L: 12 S: 1	WLS: 38 BF: 12 R: 1 ER: 1 SO: 6	H: 12 R: 1 ER: 1 SO: 6	R: 1 ER: 1 SO: 6	BB: 1 IBB: 0 HBP: 0 BLK: 0	WP: 1 HR: 0 S: 49 P: 53	ERA: 1.00 WHIP: 1.444				

Batter	1	2	3	4	5	6	7	8	9	AB	R	H	RBI	BB	SO	LOB	TOP		
Bob Randall, R OBP: 0.305, SLG: 0.285 (1, 4)	0-0 3-1		0-0 1B		0-0 FC6-4		0-3 K			4	0	1	0	0	1	2			
Bombo Rivera, R OBP: 0.322, SLG: 0.393 (1, 9)	0-0 1-3		0-0 4-1			0-0 BB 1B		0-0 F7		4	0	1	0	0	0	2			
Roy Smalley, S OBP: 0.356, SLG: 0.449 (1, 6)	0-0 6-3			0-0 F7		0-0 F6		0-0 F7		4	0	0	0	0	0	1			
Ron Jackson, R OBP: 0.333, SLG: 0.419 (1, 3)		0-0 F8		0-0 F3		4-0 BB 1-2		0-0 F7		3	0	0	0	1	0	0			
Dave Edwards, R OBP: 0.326, SLG: 0.407 (1, 8)		0-0 F9		0-0 1B		0-0 F5		0-0 F9		4	0	1	0	0	0	2			
Willie Norwood, R OBP: 0.301, SLG: 0.385 (1, 10)		0-0 L5		0-0 F7		0-0 F8		0-0 E5		4	0	0	0	0	0	3			
Ken Landreaux, L OBP: 0.350, SLG: 0.450 (1, 7)			0-0 E9 1B		0-0 4-3		0-0 F7		0-0 F5	4	0	0	0	0	0	1			
John Castino, R OBP: 0.332, SLG: 0.377 (1, 5)			0-0 5-3		0-0 FC6-4 1B		0-0 F2		0-0 1-3	4	0	1	0	0	0	2			
Glenn Borgmann, R OBP: 0.317, SLG: 0.243 (1, 2)			0-3 K		0-0 F7		4-0 BB			2	0	0	0	1	1	2			
Inning Stats	R: 0 E: 0 K: 0 S: 3	H: 0 LOB: 0 BB: 0 P: 3	R: 0 E: 0 K: 0 S: 3	H: 0 LOB: 0 BB: 0 P: 3	R: 0 E: 1 K: 1 S: 7	H: 1 LOB: 2 BB: 0 P: 7	R: 0 E: 0 K: 0 S: 4	H: 1 LOB: 1 BB: 0 P: 4	R: 0 E: 0 K: 0 S: 4	H: 1 LOB: 1 BB: 1 P: 8	R: 0 E: 0 K: 1 S: 5	H: 0 LOB: 1 BB: 1 P: 9	R: 0 E: 0 K: 0 S: 3	H: 0 LOB: 0 BB: 0 P: 3	R: 0 E: 1 K: 0 S: 4	H: 0 LOB: 1 BB: 0 P: 4	1B: 4 2B: 0 3B: 0 HR: 0	SF: 0 SAC: 0 DP: 0 HBP: 0	WP: 0 PA: 35
PITCHER Ross Baumgarten, L ERA: 3.5 (1, 1)	IP: 9.0 WLS: W BF: 35 H: 4 R: 0 ER: 0 SO: 2 BB: 2 IBB: 0 HBP: 0 BLK: 0 WP: 0 HR: 0 S: 37 P: 45 ERA: 0.00 WHIP: 0.667																		

Minnesota Twins @ Chicago White Sox
Comiskey Park, Chicago, IL
Wed Sep 19 1979, 4:33 AM EDT
Att. 3,751 - Unknown - 62 F

AB	33
R	0
H	4
RBI	0
BB	2
SO	2
LOB	15



Batter	1	2	3	4	5	6	7	8	9	AB	R	H	RBI	BB	SO	LOB	BOTTOM		
Mike Squires, L OBP: 0.329, SLG: 0.338 (1, 3)	4-0 SH1-3 1B BB	0-0 3-1	0-0 6-3			0-0 3-1		0-0 G1-6-3		4	1	0	0	1	0	4			
Thad Bosley, L OBP: 0.414, SLG: 0.426 (1, 7)	0-0 SH1-3 1-2 1B		4-0 BB 2B	0-3 K		0-0 F9				3	2	1	0	1	1	0			
Jorge Orta, L OBP: 0.344, SLG: 0.429 (1, 10)	0-0 SH1-3		4-0 BB 2B	0-0 4-3		0-0 6-3				1	1	0	0	1	0	0			
Wayne Nordhagen, R OBP: 0.316, SLG: 0.429 (6, PH)	1-2 2-3		1-2 BB 1B							1	0	0	0	0	0	0			
Claudell Washington, L OBP: 0.320, SLG: 0.455 (1, 9)	0-3 K		0-0 BB 1B 2B	0-0 G3			0-3 K			1	0	0	0	0	1	2			
Rusty Torres, S OBP: 0.341, SLG: 0.396 (2, 9)			1-3 2H 1B 2B							3	1	1	1	0	1	0			
Chet Lemon, R OBP: 0.390, SLG: 0.502 (1, 8)	0-0 FC6-4 2H 3H 1B		4-0 SH3-4 1B IBB		0-0 E8 1B FC1-2 1B		0-0 FC4-6 1B			3	1	3	2	1	0	0			
Jim Morrison, R OBP: 0.324, SLG: 0.502 (1, 4)	0-0 FC6-4 1-2		0-0 1B SH3-4 1B		0-0 FC1-5-2 FC5-2 1B		0-0 F9			4	0	2	2	0	0	2			
Mary Foley, L OBP: 0.287, SLG: 0.308 (1, 2)		0-0 G3	0-0 SH3-4		0-0 FC1-5-2 FC5-2		0-0 FC4-6 1-2			3	0	0	0	0	0	3			
Greg Pryor, R OBP: 0.325, SLG: 0.352 (1, 6)		0-3 K	0-0 K		0-0 FC5-2		0-0 G1-6-3 1B			4	0	2	1	0	1	2			
Kevin Bell, R OBP: 0.324, SLG: 0.386 (1, 5)		4-0 BB	0-0 L5		0-0 K		0-3 K			3	0	0	0	1	2	5			
Inning Stats	R: 2 E: 0 K: 1 S: 7	H: 2 LOB: 1 BB: 1 P: 11	R: 0 E: 0 K: 1 S: 5	H: 0 LOB: 1 BB: 1 P: 9	R: 4 E: 0 K: 0 S: 6	H: 3 LOB: 3 BB: 3 P: 18	R: 0 E: 0 K: 1 S: 5	H: 0 LOB: 0 BB: 0 P: 5	R: 0 E: 0 K: 0 S: 3	H: 0 LOB: 0 BB: 0 P: 3	R: 0 E: 0 K: 1 S: 6	H: 1 LOB: 1 BB: 0 P: 6	R: 0 E: 0 K: 1 S: 5	H: 1 LOB: 0 BB: 0 P: 5	1B: 8 2B: 1 3B: 0 HR: 0	SF: 0 SAC: 2 DP: 1 HBP: 0	WP: 0 PA: 37		
PITCHER Paul Hartzell, R ERA: 5.11 Pete Redfern, R ERA: 3.09 Kevin Stanfield, L ERA: Mike Marshall, R ERA: 2.71	IP: 2.0 WLS: L BF: 15 H: 4 R: 6 ER: 6 SO: 2 BB: 4 IBB: 0 HBP: 0 BLK: 0 WP: 0 HR: 0 S: 14 P: 34 ERA: 27.00 WHIP: 4.000	IP: 3.0 WLS: L BF: 12 H: 3 R: 0 ER: 0 SO: 2 BB: 0 IBB: 0 HBP: 0 BLK: 0 WP: 0 HR: 0 S: 16 P: 16 ERA: 0.00 WHIP: 1.000	IP: 1.0 WLS: L BF: 3 H: 0 R: 0 ER: 0 SO: 0 BB: 0 IBB: 0 HBP: 0 BLK: 0 WP: 0 HR: 0 S: 3 P: 3 ERA: 0.00 WHIP: 0.000	IP: 2.0 WLS: L BF: 7 H: 2 R: 0 ER: 0 SO: 2 BB: 0 IBB: 0 HBP: 0 BLK: 0 WP: 0 HR: 0 S: 11 P: 11 ERA: 0.00 WHIP: 1.000															

Minnesota Twins @ Chicago White Sox
Comiskey Park, Chicago, IL
Wed Sep 19 1979, 4:33 AM EDT
Att. 3,751 - Unknown - 62 F

AB	30
R	6
H	9
RBI	6
BB	5
SO	6
LOB	18



Batter	1	2	3	4	5	6	7	8	9	AB	R	H	RBI	BB	SO	LOB	TOP			
Willie Randolph, R (1,4) OBP: 0.374, SLG: 0.365										3	0	0	0	1	0	1	New York Yankees @ Minnesota Twins Metropolitan Stadium, Bloomington, MI Thu Sep 20 1979, 4:33 AM EDT Att: 5,357 - Unknown - 70 F AB 32 R 1 H 7 RBI 1 BB 3 SO 2 LOB 17 			
Bobby Murcer, L (1,8) OBP: 0.351, SLG: 0.350										3	0	2	0	1	1	0				
Juan Beniquez, R (8, FR) OBP: 0.288, SLG: 0.388										0	0	0	0	0	0	0				
Roy White, S (1,7) OBP: 0.288, SLG: 0.284										4	0	1	0	0	0	2				
Lou Piniella, R (1,9) OBP: 0.324, SLG: 0.428										4	0	0	0	0	1	4				
George Scott, R (1,10) OBP: 0.320, SLG: 0.392										3	1	1	0	1	0	0				
Chris Chambliss, L (1,3) OBP: 0.319, SLG: 0.433										4	0	2	1	0	0	3				
Graig Nettles, L (1,5) OBP: 0.321, SLG: 0.394										4	0	1	0	0	0	2				
Bucky Dent, R (1,6) OBP: 0.287, SLG: 0.285										3	0	0	0	0	0	2				
Reggie Jackson, L (9, PH) OBP: 0.375, SLG: 0.531										1	0	0	0	0	0	1				
Brad Gulden, L (1,2) OBP: 0.232, SLG: 0.186										2	0	0	0	0	0	1				
Dennis Werth, R (7, PH) OBP: 0.250, SLG: 0.250										1	0	0	0	0	0	1				
Bruce Robinson, L (7,2) OBP: 0.250, SLG: 0.250										0	0	0	0	0	0	0				
Inning Stats	R: 0 E: 0 K: 1 S: 5	H: 1 LOB: 3 BB: 3 P: 17	R: 0 E: 0 K: 0 S: 4	H: 1 LOB: 1 BB: 0 P: 4	R: 0 E: 0 K: 1 S: 5	H: 0 LOB: 0 BB: 0 P: 5	R: 0 E: 0 K: 0 S: 3	H: 0 LOB: 0 BB: 0 P: 3	R: 0 E: 0 K: 0 S: 3	H: 1 LOB: 0 BB: 0 P: 3	R: 1 E: 0 K: 0 S: 5	H: 2 LOB: 1 BB: 0 P: 5	R: 0 E: 0 K: 0 S: 4	H: 1 LOB: 1 BB: 0 P: 4	R: 0 E: 0 K: 0 S: 4	H: 1 LOB: 1 BB: 0 P: 4	1B: 6 2B: 1 3B: 0 HR: 0	SF: 0 SAC: 0 DP: 1 HBP: 0	WP: 0 PB: 0 CS: 1	PA: 35
PITCHER Geoff Zahn, L (1,1) ERA: 3.47	IP: 9.0 WLS: W BF: 35 H: 7 R: 1 ER: 1 SO: 2 BB: 3 IBB: 0 HBP: 0 BLK: 0 WP: 0 HR: 0 S: 36 P: 48 ERA: 1.00 WHIP: 1.111															PITCHER				

Batter	1	2	3	4	5	6	7	8	9	AB	R	H	RBI	BB	SO	LOB	BOTTOM	
Willie Norwood, R (1,10) OBP: 0.298, SLG: 0.380										3	0	0	0	0	2	0	New York Yankees @ Minnesota Twins Metropolitan Stadium, Bloomington, MI Thu Sep 20 1979, 4:33 AM EDT Att: 5,357 - Unknown - 70 F AB 27 R 3 H 4 RBI 3 BB 1 SO 7 LOB 6 	
Glenn Adams, L (8, PH) OBP: 0.352, SLG: 0.427										0	0	0	0	0	0	0		
Jose Morales, R (8, PH) OBP: 0.325, SLG: 0.345										1	0	0	0	0	0	1		
Ken Landreaux, L (1,7) OBP: 0.348, SLG: 0.447										4	0	0	0	0	2	2		
Ron Jackson, R (1,3) OBP: 0.332, SLG: 0.417										3	0	0	0	0	2	0		
Roy Smalley, S (1,6) OBP: 0.356, SLG: 0.450										3	1	1	0	0	0	0		
Bombo Rivera, R (1,9) OBP: 0.323, SLG: 0.392										1	1	0	0	1	0	0		
John Castino, R (1,5) OBP: 0.334, SLG: 0.388										3	1	2	3	0	0	0		
Butch Wynegar, S (1,2) OBP: 0.355, SLG: 0.337										3	0	0	0	0	0	1		
Bob Randall, R (1,4) OBP: 0.302, SLG: 0.282										2	0	0	0	0	0	1		
Rob Wilfong, L (8, PH) OBP: 0.355, SLG: 0.471										1	0	1	0	0	0	0		
Dave Edwards, R (1,8) OBP: 0.322, SLG: 0.401										3	0	0	0	0	1	1		
Inning Stats	R: 0 E: 0 K: 2 S: 7	H: 0 LOB: 0 BB: 0 P: 7	R: 1 E: 0 K: 0 S: 5	H: 2 LOB: 1 BB: 0 P: 5	R: 0 E: 0 K: 1 S: 5	H: 0 LOB: 0 BB: 0 P: 5	R: 0 E: 0 K: 1 S: 5	H: 0 LOB: 0 BB: 0 P: 5	R: 2 E: 0 K: 1 S: 6	H: 1 LOB: 0 BB: 1 P: 10	R: 0 E: 0 K: 1 S: 6	H: 1 LOB: 1 BB: 0 P: 6	R: 0 E: 0 K: 1 S: 6	H: 1 LOB: 1 BB: 0 P: 6	1B: 2 2B: 1 3B: 0 HR: 1	SF: 0 SAC: 1 DP: 0 HBP: 0	WP: 0 PB: 0 CS: 0	PA: 29
PITCHER Dave Righetti, L (1,1) ERA: 4.5	IP: 7.0 WLS: L BF: 25 H: 3 R: 3 ER: 3 SO: 6 BB: 1 IBB: 0 HBP: 0 BLK: 0 WP: 0 HR: 1 S: 36 P: 40 ERA: 3.86 WHIP: 0.571															PITCHER		
Mike Griffin, R (8,1) ERA: 13.5	0.1	2	1	0	0	1	0	0	0	0	0	4	4	0.00	3.000			
Jim Kaat, L (8,1) ERA: 3.65	0.2	2	0	0	0	0	0	0	0	0	0	2	2	0.00	0.000			

Batter	1	2	3	4	5	6	7	8	9	AB	R	H	RBI	BB	SO	LOB	TOP			
Hosken Powell, L OBP: 0.351, SLG: 0.366										4	0	1	0	0	1	0	Minnesota Twins @ Milwaukee Brewers Milwaukee County Stadium, Milwaukee, WI Fri Sep 21 1979, 8:05 PM EDT Att: 10,791 - Unknown - 58 F			
Rob Wilfong, L OBP: 0.355, SLG: 0.469										4	0	1	0	0	0	1				
Roy Smalley, S OBP: 0.356, SLG: 0.448										3	1	0	0	1	1	2				
Glenn Adams, L OBP: 0.348, SLG: 0.422										4	0	0	0	0	0	3				
Ken Landreaux, L OBP: 0.347, SLG: 0.451										4	1	1	2	0	1	0				
Butch Wynegar, S OBP: 0.356, SLG: 0.345										4	1	2	1	0	0	0				
Rick Sofield, L OBP: 0.359, SLG: 0.317										4	0	1	0	0	2	1				
Ron Jackson, R OBP: 0.331, SLG: 0.415										3	0	0	0	1	0	1				
John Castino, R OBP: 0.332, SLG: 0.384										3	0	0	0	0	0	2				
Inning Stats	R: 0 E: 1 K: 0 S: 4	H: 1 LOB: 1 BB: 0 P: 4	R: 0 E: 0 K: 1 S: 6	H: 1 LOB: 2 BB: 1 P: 10	R: 0 E: 0 K: 1 S: 5	H: 0 LOB: 0 BB: 0 P: 5	R: 0 E: 0 K: 0 S: 3	H: 0 LOB: 0 BB: 0 P: 3	R: 0 E: 0 K: 1 S: 5	H: 1 LOB: 1 BB: 0 P: 6	R: 0 E: 0 K: 1 S: 6	H: 1 LOB: 1 BB: 0 P: 6	R: 0 E: 0 K: 0 S: 3	H: 0 LOB: 0 BB: 1 P: 9	R: 3 E: 0 K: 0 S: 5	H: 2 LOB: 0 BB: 1 P: 9	1B: 4 2B: 0 3B: 0 HR: 2	SF: 0 SAC: 0 DP: 0 HBP: 0	WP: 1 PB: 1 CS: 0	PA: 35
PITCHER Moose Haas, R ERA: 4.85	IP: 9.0 WLS: L BF: 35	H: 6 R: 3 ER: 3 SO: 5	BB: 2 IBB: 0 HBP: 0 BLK: 0	WP: 1 HR: 2 S: 43 P: 51	ERA: 3.00 WHIP: 0.889	PITCHER														

Batter	1	2	3	4	5	6	7	8	9	AB	R	H	RBI	BB	SO	LOB	BOTTOM			
Paul Moltor, R OBP: 0.363, SLG: 0.463										5	0	0	0	0	1	4	Minnesota Twins @ Milwaukee Brewers Milwaukee County Stadium, Milwaukee, WI Fri Sep 21 1979, 8:05 PM EDT Att: 10,791 - Unknown - 58 F			
Sal Bando, R OBP: 0.325, SLG: 0.340										4	0	0	0	0	1	0				
Cecil Cooper, L OBP: 0.365, SLG: 0.506										4	0	0	0	0	1	0				
Gorman Thomas, R OBP: 0.348, SLG: 0.532										3	1	1	1	1	1	0				
Sixto Lezcano, R OBP: 0.418, SLG: 0.573										4	0	0	0	0	1	1				
Ben Oglivie, L OBP: 0.335, SLG: 0.518										4	1	4	0	0	0	0				
Dick Davis, R OBP: 0.297, SLG: 0.421										4	0	1	0	0	0	3				
Robin Yount, R OBP: 0.305, SLG: 0.373										3	0	2	0	1	1	2				
Charlie Moore, R OBP: 0.358, SLG: 0.409										4	0	1	1	0	0	5				
Inning Stats	R: 0 E: 0 K: 0 S: 3	H: 0 LOB: 0 BB: 0 P: 3	R: 1 E: 0 K: 2 S: 10	H: 3 LOB: 2 BB: 0 P: 10	R: 0 E: 0 K: 1 S: 5	H: 0 LOB: 0 BB: 0 P: 5	R: 0 E: 0 K: 1 S: 6	H: 1 LOB: 1 BB: 0 P: 6	R: 0 E: 0 K: 0 S: 3	H: 1 LOB: 0 BB: 0 P: 3	R: 0 E: 0 K: 1 S: 5	H: 0 LOB: 2 BB: 1 P: 11	R: 0 E: 0 K: 0 S: 3	H: 0 LOB: 1 BB: 1 P: 7	R: 0 E: 0 K: 0 S: 5	H: 2 LOB: 2 BB: 0 P: 5	1B: 8 2B: 0 3B: 0 HR: 1	SF: 0 SAC: 0 DP: 0 HBP: 0	WP: 0 PB: 0 CS: 0	PA: 37
PITCHER Jerry Koosman, L ERA: 3.46 Mike Marshall, R ERA: 2.69	IP: 8.0 WLS: W BF: 33	H: 2 R: 2 ER: 2 SO: 6	BB: 2 IBB: 0 HBP: 0 BLK: 0	WP: 0 HR: 1 S: 43 P: 51	ERA: 2.25 WHIP: 1.250	PITCHER														

Batter	1	2	3	4	5	6	7	8	9	AB	R	H	RBI	BB	SO	LOB	TOP					
Hosken Powell, L OBP: 0.352, SLG: 0.366 (1, 9)	F7	1B		2B		F6		F9		5	1	2	2	0	0	1	Minnesota Twins @ Milwaukee Brewers Milwaukee County Stadium, Milwaukee, WI Sat Sep 22 1979, 4:33 AM EDT Att: 18,263 - Unknown - 64 F					
Rob Wilfong, L OBP: 0.355, SLG: 0.470 (1, 4)	1-3	FC1-2		2B		1B		K		5	0	2	2	0	1	2						
Roy Smalley, S OBP: 0.356, SLG: 0.446 (1, 6)	FC4-6			K		K			6-3	3	0	0	0	2	2							
Ken Landreaux, L OBP: 0.347, SLG: 0.450 (1, 7)	FC4-6			1B		4-3		F6		5	0	2	0	0	0	1						
Butch Wynegar, S OBP: 0.357, SLG: 0.347 (1, 2)		1B		G3-6-3		F7		F2		5	1	2	0	0	0	2						
Danny Goodwin, L OBP: 0.342, SLG: 0.517 (5, PH)	F7			K		1-6-3		1B		2	0	0	0	0	1	2						
Jose Morales, R OBP: 0.325, SLG: 0.345 (5, PH)								1B		3	0	1	0	0	0	2						
Ron Jackson, R OBP: 0.334, SLG: 0.419 (1, 3)				K				1B		4	2	3	1	0	1	0						
Rick Sofield, L OBP: 0.375, SLG: 0.353 (1, 8)		1B		1B		1B		K		3	2	2	1	1	1	2						
John Castino, R OBP: 0.328, SLG: 0.380 (1, 5)	F7			K		K		K		4	0	0	0	0	3	4						
Inning Stats	R: 0 E: 0 K: 0 S: 3	H: 0 LOB: 1 BB: 1 P: 7	R: 2 E: 0 K: 0 S: 6	H: 3 LOB: 2 BB: 1 P: 10	R: 0 E: 0 K: 1 S: 5	H: 1 LOB: 1 BB: 1 P: 9	R: 2 E: 0 K: 3 S: 12	H: 3 LOB: 1 BB: 0 P: 12	R: 0 E: 0 K: 0 S: 3	H: 0 LOB: 0 BB: 0 P: 3	R: 2 E: 0 K: 2 S: 10	H: 3 LOB: 1 BB: 0 P: 10	R: 0 E: 0 K: 1 S: 7	H: 2 LOB: 2 BB: 0 P: 7	R: 0 E: 0 K: 2 S: 7	H: 0 LOB: 0 BB: 0 P: 7	R: 0 E: 0 K: 0 S: 4	H: 2 LOB: 1 BB: 0 P: 4	1B: 9 2B: 5 3B: 0 HR: 0	SF: 0 SAC: 0 DP: 2 HBP: 0	WP: 0 PB: 0 SB: 1 CS: 0	PA: 42
PITCHER	IP	WLS	BF	H	R	ER	SO	BB	IBB	HBP	BLK	WP	HR	S	P	ERA	WHIP					
Jim Slaton, R ERA: 3.44 (1, 1)	3.2	L	20	7	4	4	3	3	0	0	0	0	0	23	35	9.82	2.727					
Bill Travers, L ERA: 4.04 (4, 1)	5.1		22	7	2	2	6	0	0	0	0	0	0	34	34	3.38	1.312					

Batter	1	2	3	4	5	6	7	8	9	AB	R	H	RBI	BB	SO	LOB	BOTTOM				
Jim Gantner, L OBP: 0.333, SLG: 0.391 (1, 5)	K		G3		F8		G4-6-3		1B	5	0	1	0	0	1	1	Minnesota Twins @ Milwaukee Brewers Milwaukee County Stadium, Milwaukee, WI Sat Sep 22 1979, 4:33 AM EDT Att: 18,263 - Unknown - 64 F				
Robin Yount, R OBP: 0.305, SLG: 0.375 (1, 6)	2B		5-3		2B			F9	F9	5	1	2	0	0	0	2					
Cecil Cooper, L OBP: 0.362, SLG: 0.503 (1, 3)	6-3		G3		4-3			F7		4	0	0	0	0	0	2					
Gorman Thomas, R OBP: 0.348, SLG: 0.532 (1, 8)	2B			K		5-3		K		4	0	1	1	0	2	0					
Ben Oglivie, L OBP: 0.336, SLG: 0.517 (1, 7)	G3			1B		F9			HR	4	1	2	0	0	0	1					
Sixto Lezcano, R OBP: 0.420, SLG: 0.583 (1, 9)		4-0	FC6-4		F8		2B		HR	3	1	2	2	1	0	1					
Dick Davis, R OBP: 0.296, SLG: 0.419 (1, 10)	F9			1B		F8		K		4	0	1	0	0	1	2					
Charlie Moore, R OBP: 0.354, SLG: 0.404 (1, 2)	F4			F8				6-3		4	0	0	0	0	0	3					
Lenn Sakata, R OBP: 0.500, SLG: 0.500 (9, PH)	FC6-4				G3		G4-6-3		1B	3	0	1	0	0	0	1					
Sal Bando, R OBP: 0.326, SLG: 0.341 (9, PH)								1B		1	0	1	0	0	0	0					
Inning Stats	R: 1 E: 0 K: 1 S: 7	H: 2 LOB: 1 BB: 0 P: 7	R: 0 E: 0 K: 0 S: 3	H: 0 LOB: 1 BB: 1 P: 7	R: 0 E: 0 K: 1 S: 7	H: 0 LOB: 0 BB: 0 P: 3	R: 0 E: 0 K: 1 S: 7	H: 2 LOB: 2 BB: 0 P: 7	R: 0 E: 0 K: 0 S: 4	H: 1 LOB: 1 BB: 0 P: 4	R: 0 E: 0 K: 0 S: 4	H: 1 LOB: 0 BB: 0 P: 4	R: 0 E: 0 K: 1 S: 5	H: 0 LOB: 0 BB: 0 P: 5	R: 2 E: 0 K: 1 S: 9	H: 4 LOB: 2 BB: 0 P: 9	1B: 7 2B: 3 3B: 0 HR: 1	SF: 0 SAC: 0 DP: 1 HBP: 0	WP: 0 PB: 0 SB: 0 CS: 0	PA: 38	
PITCHER	IP	WLS	BF	H	R	ER	SO	BB	IBB	HBP	BLK	WP	HR	S	P	ERA	WHIP				
Roger Erickson, R ERA: 5.54 (1, 1)	8.0	W	33	9	3	3	3	1	0	0	0	0	0	38	42	3.38	1.250				
Mike Marshall, R ERA: 2.07 (9, 1)	1.0	S	5	2	0	0	1	0	0	0	0	0	0	7	7	0.00	2.000				

Batter	1	2	3	4	5	6	7	8	9	AB	R	H	RBI	BB	SO	LOB	TOP								
Bombo Rivera, R OBP: 0.327, SLG: 0.394 (1, 7)	0-0 6-3		0-0 2B 1B	0-0 F7		0-0 1B 1B	0-0 FC9-6 1B		0-0 4-3	6	2	3	1	0	0	1									
Roy Smalley, S OBP: 0.355, SLG: 0.449 (1, 6)	0-0 2B 1B		0-0 1B 2B	4-0 BB		0-0 F8 1B	0-0 FC9-6 WP 1-2		0-0 6-3	5	2	3	0	1	0	1									
Jose Morales, R OBP: 0.325, SLG: 0.344 Danny Goodwin, L OBP: 0.346, SLG: 0.520 (6, FH) Gary Ward, R OBP: 0.429, SLG: 0.200 (7, FH)	0-3 K		0-0 1B	0-0 F7		0-0 2B SF9 1B	4-0 BB		0-0 1B	3	0	1	2	0	1	3									
Ron Jackson, R OBP: 0.332, SLG: 0.418 (1, 3)	0-0 2B		0-0 F8		0-0 F9	0-0 F8	0-0 4-3		0-0 4-3	6	0	1	0	0	0	6									
Butch Wynegar, S OBP: 0.361, SLG: 0.351 (1, 2)	4-0 BB		0-0 1-2 1B		4-0 3B BB	0-0 1-3 2B		0-0 F3		3	1	2	1	2	0	0									
Dave Edwards, R OBP: 0.324, SLG: 0.395 (1, 8)	0-3 K		0-3 K		0-3 K	0-0 BB		4-0 1B BB		3	0	0	0	2	3	6									
Willie Norwood, R OBP: 0.296, SLG: 0.386 (1, 9)		0-0 2-3	0-0 F9		0-0 3B	0-0 SF9		0-3 K		4	0	1	2	0	1	3									
John Castino, R OBP: 0.329, SLG: 0.380 (1, 5)		0-0 F8		0-0 1-3 1B		0-0 F9		0-0 1-2 1B		5	0	2	0	0	0	3									
Bob Randall, R OBP: 0.300, SLG: 0.285 (1, 4)		0-0 1-3		0-0 1-3		0-0 1B 2B		0-0 F6		5	1	1	0	0	0	3									
Inning Stats	R: 0 E: 0 K: 2 S: 9	H: 2 LOB: 3 BB: 1 P: 13	R: 0 E: 0 K: 0 S: 3	H: 0 LOB: 0 BB: 0 P: 3	R: 2 E: 0 K: 1 S: 9	H: 4 LOB: 2 BB: 0 P: 9	R: 0 E: 0 K: 0 S: 4	H: 1 LOB: 1 BB: 1 P: 8	R: 1 E: 0 K: 1 S: 6	H: 1 LOB: 1 BB: 1 P: 10	R: 4 E: 0 K: 0 S: 8	H: 5 LOB: 2 BB: 1 P: 12	R: 0 E: 0 K: 0 S: 4	H: 1 LOB: 2 BB: 1 P: 8	R: 0 E: 0 K: 1 S: 6	H: 1 LOB: 2 BB: 1 P: 10	R: 0 E: 0 K: 0 S: 4	H: 1 LOB: 1 BB: 0 P: 4	1B: 11 2B: 4 3B: 1 HR: 0	SF: 1 SAC: 0 DP: 0 HBP: 0	WP: 1 PB: 0 SB: 0 CS: 0	PA: 49			
PITCHER	IP	WLS	BF	H	R	ER	SO	BB	IBB	HBP	BLK	WP	HR	S	P	ERA	WHIP								
Mike Caldwell, L ERA: 3.38 Andy Replogle, R ERA: 7.54 Jerry Augustine, L ERA: 3.23	(1, 1) 5.0		28	10	5	5	4	3	0	0	0	0	0	33	45	9.00	2.600								
	(6, 1) 0.1		3	2	0	0	0	0	0	0	0	0	0	3	3	0.00	6.000								
	(6, 1) 3.2	W	18	4	2	2	1	3	0	0	0	1	0	17	29	4.91	1.909								

Minnesota Twins @ Milwaukee Brewers
Milwaukee County Stadium, Milwaukee, WI
Sun Sep 23 1979, 4:33 AM EDT
Att: 12,097 - Unknown - 67 F

AB 42
R 7
H 16
RBI 7
BB 6
SO 5
LOB 26



Batter	1	2	3	4	5	6	7	8	9	AB	R	H	RBI	BB	SO	LOB	BOTTOM								
Paul Molitor, R OBP: 0.364, SLG: 0.462 (1, 4)	4-0 FC3-6 BB HR	0-0 G4-3		0-0 CS BB 1B		0-0 F4		0-0 B1-3		4	1	1	0	1	0	2									
Sal Bando, R OBP: 0.330, SLG: 0.345 Don Money, R OBP: 0.315, SLG: 0.351 (6, FH)	4-0 FC3-6 BB 1-2		0-0 1B 2B	4-0 FC4 BB		0-0 WP 1B		0-3 K		1	1	1	0	2	0	0									
Cecil Cooper, L OBP: 0.361, SLG: 0.499 (1, 3)	0-0 FC3-6 HR		0-0 1-3	0-0 FC4 CS		4-0 1-2 BB		0-0 F8		4	1	0	0	1	0	5									
Gorman Thomas, R OBP: 0.349, SLG: 0.537 (1, 8)	0-0 HR		0-0 1B FC6-4 1B	0-0 F7		0-0 F4		0-0 F4		4	2	2	3	0	0	4									
Ben Oglivie, L OBP: 0.339, SLG: 0.518 (1, 7)	4-0 5-3 S BB		0-0 FC6-4 1B		0-0 F6		0-0 6-3 SH3-4 1B			3	0	2	1	1	0	0									
Sixto Lezcano, R OBP: 0.418, SLG: 0.579 (1, 9)	0-0 5-3		0-0 FC6-4 3B		0-3 K		0-0 SH3-4			3	1	0	1	0	1	2									
Robin Yount, R OBP: 0.307, SLG: 0.375 (1, 6)	0-0 F7		0-0 3B BB		0-0 CS 1B		0-0 6-3			3	1	1	0	1	0	2									
Jim Gantner, L OBP: 0.337, SLG: 0.401 (1, 5)		0-0 G3	0-0 2H 3B		0-0 CS		0-0 F7		4-0 IBB	3	0	1	2	1	0	0									
Charlie Moore, R OBP: 0.356, SLG: 0.405 (1, 2)		0-0 G4-3 1B	0-0 F7		0-0 S 1B		0-3 K			4	1	2	0	0	1	3									
Inning Stats	R: 3 E: 0 K: 0 S: 4	H: 1 LOB: 1 BB: 3 P: 16	R: 0 E: 0 K: 0 S: 3	H: 1 LOB: 0 BB: 0 P: 3	R: 4 E: 1 K: 0 S: 7	H: 4 LOB: 1 BB: 1 P: 11	R: 0 E: 0 K: 0 S: 3	H: 1 LOB: 1 BB: 1 P: 7	R: 0 E: 0 K: 1 S: 5	H: 1 LOB: 0 BB: 0 P: 5	R: 1 E: 0 K: 0 S: 5	H: 2 LOB: 1 BB: 1 P: 9	R: 0 E: 0 K: 1 S: 6	H: 1 LOB: 2 BB: 1 P: 10	R: 0 E: 0 K: 1 S: 5	H: 0 LOB: 0 BB: 0 P: 5	1B: 8 2B: 1 3B: 1 HR: 1	SF: 0 SAC: 1 DP: 1 HBP: 0	WP: 1 PB: 0 SB: 0 CS: 3	PA: 40					
PITCHER	IP	WLS	BF	H	R	ER	SO	BB	IBB	HBP	BLK	WP	HR	S	P	ERA	WHIP								
Dave Goltz, R ERA: 4.19 Pete Redfern, R ERA: 3.13 Darrell Jackson, L ERA: 4.19 Mike Bacsik, R ERA: 4.27	(1, 1) 2.1		14	5	6	6	0	3	0	0	0	0	0	15	23	5.40	2.100								
	(3, 1) 3.1	L	15	5	2	2	1	2	0	0	0	0	0	15	23	5.40	2.100								
	(6, 1) 0.0		1	0	0	0	0	1	0	0	0	1	0	0	4	∞	∞								
	(6, 1) 2.1		9	1	0	0	2	0	1	0	0	0	0	12	16	0.00	0.429								

Minnesota Twins @ Milwaukee Brewers
Milwaukee County Stadium, Milwaukee, WI
Sun Sep 23 1979, 4:33 AM EDT
Att: 12,097 - Unknown - 67 F

AB 31
R 8
H 11
RBI 8
BB 7
SO 3
LOB 18



Batter	1	2	3	4	5	6	7	8	9	AB	R	H	RBI	BB	SO	LOB	TOP					
Jim Morrison, R OBP: 0.324, SLG: 0.495 (1, 4)										4	1	1	0	0	0	1	Chicago White Sox @ Minnesota Twins Metropolitan Stadium, Bloomington, MI Tue Sep 25 1979, 8:05 PM EDT Att: 5,275 - Unknown - 77 F					
Alan Bannister, R OBP: 0.343, SLG: 0.387 (1, 7)										5	2	2	1	0	0	2						
Claudell Washington, L OBP: 0.329, SLG: 0.465 (1, 9)										5	2	3	2	0	1	2						
Lamar Johnson, R OBP: 0.362, SLG: 0.447 Mike Squires, L OBP: 0.323, SLG: 0.331 (7, PR) (7, 3)										4	0	1	0	0	0	2						
Chet Lemon, R OBP: 0.392, SLG: 0.499 Rusty Torres, S OBP: 0.346, SLG: 0.415 (9, 8) (9, 8)										4	2	2	1	1	0	1						
Wayne Nordhagen, R OBP: 0.315, SLG: 0.429 Jorge Orta, L OBP: 0.348, SLG: 0.439 Junior Moore, R OBP: 0.301, SLG: 0.330 (9, PH) (9, PH)										2	0	1	0	0	0	0						
Kevin Bell, R OBP: 0.312, SLG: 0.372 (1, 5)										5	0	2	2	0	0	3						
Mary Foley, L OBP: 0.281, SLG: 0.299 (1, 2)										5	0	1	0	0	0	4						
Greg Pryor, R OBP: 0.326, SLG: 0.357 (1, 6)										4	1	1	0	0	0	3						
Inning Stats	R: 1 E: 1 K: 1 S: 7	H: 1 LOB: 1 BB: 0 P: 7	R: 0 E: 0 K: 0 S: 3	H: 0 LOB: 0 BB: 0 P: 3	R: 1 E: 1 K: 0 S: 5	H: 1 LOB: 1 BB: 0 P: 5	R: 0 E: 0 K: 0 S: 5	H: 3 LOB: 2 BB: 0 P: 5	R: 4 E: 0 K: 0 S: 7	H: 5 LOB: 1 BB: 1 P: 11	R: 0 E: 0 K: 0 S: 3	H: 0 LOB: 0 BB: 0 P: 3	R: 2 E: 0 K: 1 S: 8	H: 3 LOB: 2 BB: 0 P: 8	R: 0 E: 0 K: 0 S: 4	H: 1 LOB: 1 BB: 0 P: 4		R: 1 E: 0 K: 0 S: 5	H: 2 LOB: 1 BB: 0 P: 5	1B: 14 2B: 2 3B: 0 HR: 0	SF: 0 SAC: 1 DP: 2 HBP: 0	WP: 2 PB: 0 CS: 0
PITCHER	IP	WLS	BF	H	R	ER	SO	BB	IBB	HBP	BLK	WP	HR	S	P	ERA	WHIP					
Geoff Zahn, L ERA: 3.55	4.0	L	21	8	5	3	1	0	0	0	0	0	0	23	23	6.75	2.000					
Mike Bacsik, R ERA: 4.39	0.1		4	2	1	1	0	1	0	0	0	0	0	3	7	27.00	9.000					
Kevin Stanfield, L ERA: 6.0	1.2		6	2	2	2	0	0	0	0	0	0	0	6	6	10.80	1.200					
Mike Marshall, R ERA: 2.65	1.0		4	1	0	0	1	0	0	0	0	1	0	6	6	0.00	1.000					
Darrell Jackson, L ERA: 4.19	2.0		9	3	1	1	0	0	0	0	0	1	0	9	9	4.50	1.500					

Batter	1	2	3	4	5	6	7	8	9	AB	R	H	RBI	BB	SO	LOB	BOTTOM					
Bombo Rivera, R OBP: 0.326, SLG: 0.392 Hosken Powell, L OBP: 0.354, SLG: 0.371 (9, PH) (9, PH)										4	1	1	1	0	0	2	Chicago White Sox @ Minnesota Twins Metropolitan Stadium, Bloomington, MI Tue Sep 25 1979, 8:05 PM EDT Att: 5,275 - Unknown - 77 F					
John Castino, R OBP: 0.326, SLG: 0.376 Mike Cabbage, L OBP: 0.369, SLG: 0.347 (9, PH) (9, PH)										4	0	0	0	0	1	3						
Roy Smalley, S OBP: 0.366, SLG: 0.448 (1, 6)										3	0	1	0	2	0	0						
Ron Jackson, R OBP: 0.333, SLG: 0.417 (1, 3)										4	0	1	0	1	0	3						
Jose Morales, R OBP: 0.320, SLG: 0.341 Danny Goodwin, L OBP: 0.342, SLG: 0.513 (8, PH) (8, PH)										2	0	0	1	0	0	2						
Butch Wynegar, S OBP: 0.382, SLG: 0.351 (1, 2)										3	0	1	0	1	0	1						
Dave Edwards, R OBP: 0.328, SLG: 0.401 Rick Sofield, L OBP: 0.371, SLG: 0.349 (9, PH) (9, 8)										2	1	1	0	1	0	3						
Willie Norwood, R OBP: 0.300, SLG: 0.387 Glenn Adams, L OBP: 0.347, SLG: 0.421 (9, PH) (9, PH)										2	0	1	0	1	1	1						
Bob Randall, R OBP: 0.297, SLG: 0.282 Rob Wilfong, L OBP: 0.358, SLG: 0.469 (9, PH) (9, PH)										2	0	0	0	0	0	2						
Inning Stats	R: 1 E: 0 K: 1 S: 7	H: 2 LOB: 3 BB: 2 P: 15	R: 0 E: 0 K: 0 S: 3	H: 0 LOB: 1 BB: 1 P: 7	R: 0 E: 1 K: 0 S: 4	H: 0 LOB: 1 BB: 0 P: 4	R: 1 E: 0 K: 0 S: 4	H: 1 LOB: 1 BB: 1 P: 8	R: 0 E: 0 K: 0 S: 3	H: 1 LOB: 0 BB: 0 P: 3	R: 0 E: 0 K: 1 S: 6	H: 1 LOB: 1 BB: 0 P: 6	R: 0 E: 0 K: 0 S: 3	H: 0 LOB: 1 BB: 1 P: 7	R: 0 E: 0 K: 0 S: 3	H: 1 LOB: 0 BB: 0 P: 3		R: 1 E: 1 K: 0 S: 5	H: 1 LOB: 3 BB: 2 P: 13	1B: 5 2B: 3 3B: 0 HR: 0	SF: 1 SAC: 1 DP: 2 HBP: 0	WP: 0 PB: 0 CS: 0
PITCHER	IP	WLS	BF	H	R	ER	SO	BB	IBB	HBP	BLK	WP	HR	S	P	ERA	WHIP					
Ken Kravec, L ERA: 3.85	7.0	W	31	5	2	2	2	5	0	0	0	0	0	30	50	2.57	1.429					
Mike Proly, R ERA: 3.95	2.0		10	2	1	0	0	2	0	0	0	0	0	8	16	0.00	2.000					



Batter	1	2	3	4	5	6	7	8	9	10	AB	R	H	RBI	BB	SO	LOB	TOP		
Alan Bannister, R OBP: 0.344, SLG: 0.386 (1, 7)	L7		HR		F9		F4		BB		4	1	1	1	1	0	1	Chicago White Sox @ Minnesota Twins Metropolitan Stadium, Bloomington, MI Wed Sep 26 1979, 8:05 PM EDT Att: 4,458 - Unknown - 76 F		
Rusty Torres, S OBP: 0.348, SLG: 0.429 (1, 9)	F8		HR		BB		K		K		4	1	1	2	1	2	1			
Jim Morrison, R OBP: 0.321, SLG: 0.487 (1, 4) (8, 5)	F7		E3		L7		4-3		F9	BB	4	1	0	0	1	0	2			
Lamar Johnson, R OBP: 0.300, SLG: 0.446 Mike Squires, L OBP: 0.323, SLG: 0.331 (1, 3) (10, 3)	4-3		F8		F3		E		F9	BB	5	1	1	0	0	0	4			
Chet Lemon, R OBP: 0.302, SLG: 0.496 (1, 8)	K		F9		6-3		E5		K		5	1	1	0	0	2	1			
Wayne Nordhagen, R OBP: 0.330, SLG: 0.439 Claudell Washington, L OBP: 0.331, SLG: 0.467 (1, 10) (8, PH)	1B		F7		2B		6-3		1B		3	0	2	0	0	0	0			
Kevin Bell, R OBP: 0.307, SLG: 0.366 Jorge Orta, L OBP: 0.347, SLG: 0.438 (1, 5) (8, PH) (8, 4)	K		K		F9		6-3		1B		3	0	0	0	0	2	2			
Mike Colbern, R OBP: 0.293, SLG: 0.346 Mary Foley, L OBP: 0.278, SLG: 0.295 (1, 2) (8, PH) (8, 2)			SH1-3		5-3		5-3		4-3		3	1	1	0	0	0	1			
Greg Pryor, R OBP: 0.324, SLG: 0.355 (1, 6)	SH1-3		E5		6-3		6-3		F8		3	0	0	0	0	0	0			
Inning Stats	R: 0 E: 0 K: 0 S: 3	H: 0 LOB: 0 BB: 0 P: 3	R: 0 E: 0 K: 2 S: 8	H: 1 LOB: 1 BB: 0 P: 8	R: 3 E: 1 K: 0 S: 7	H: 3 LOB: 1 BB: 0 P: 7	R: 0 E: 0 K: 1 S: 5	H: 0 LOB: 0 BB: 0 P: 4	R: 0 E: 0 K: 0 S: 4	H: 0 LOB: 0 BB: 0 P: 5	R: 2 E: 1 K: 0 S: 6	H: 3 LOB: 1 BB: 0 P: 6	R: 0 E: 0 K: 1 S: 4	H: 0 LOB: 0 BB: 1 P: 8	R: 1 E: 0 K: 1 S: 5	H: 1 LOB: 0 BB: 1 P: 9	1B: 5 2B: 3 3B: 0 HR: 1		SF: 0 SAC: 1 DP: 0 HBP: 0	WP: 0 PB: 0 SB: 1 CS: 1
PITCHER	IP WLS BF H R ER SO BB IBB HBP BLK WP HR S P ERA WHIP	IP WLS BF H R ER SO BB IBB HBP BLK WP HR S P ERA WHIP	IP WLS BF H R ER SO BB IBB HBP BLK WP HR S P ERA WHIP	IP WLS BF H R ER SO BB IBB HBP BLK WP HR S P ERA WHIP	IP WLS BF H R ER SO BB IBB HBP BLK WP HR S P ERA WHIP	IP WLS BF H R ER SO BB IBB HBP BLK WP HR S P ERA WHIP	IP WLS BF H R ER SO BB IBB HBP BLK WP HR S P ERA WHIP	IP WLS BF H R ER SO BB IBB HBP BLK WP HR S P ERA WHIP	IP WLS BF H R ER SO BB IBB HBP BLK WP HR S P ERA WHIP	IP WLS BF H R ER SO BB IBB HBP BLK WP HR S P ERA WHIP	IP WLS BF H R ER SO BB IBB HBP BLK WP HR S P ERA WHIP	IP WLS BF H R ER SO BB IBB HBP BLK WP HR S P ERA WHIP	IP WLS BF H R ER SO BB IBB HBP BLK WP HR S P ERA WHIP	IP WLS BF H R ER SO BB IBB HBP BLK WP HR S P ERA WHIP	IP WLS BF H R ER SO BB IBB HBP BLK WP HR S P ERA WHIP	IP WLS BF H R ER SO BB IBB HBP BLK WP HR S P ERA WHIP	IP WLS BF H R ER SO BB IBB HBP BLK WP HR S P ERA WHIP	IP WLS BF H R ER SO BB IBB HBP BLK WP HR S P ERA WHIP		
Jerry Kosman, L ERA: 3.5 Mike Marshall, R ERA: 2.67 (1, 1) (8, 1)	7.1 L	31 11	6 3	4 2	4 1	4 2	2 2	0 0	1 1	0 0	13 21	3.38 1.875								

Batter	1	2	3	4	5	6	7	8	9	10	AB	R	H	RBI	BB	SO	LOB	BOTTOM		
Bombo Rivera, R OBP: 0.327, SLG: 0.394 (1, 7)	1B		6-3		SF8		G6-4-3		WP		4	0	2	1	0	0	1	Chicago White Sox @ Minnesota Twins Metropolitan Stadium, Bloomington, MI Wed Sep 26 1979, 8:05 PM EDT Att: 4,458 - Unknown - 76 F		
John Castino, R OBP: 0.329, SLG: 0.387 (1, 5)	1B		HR		1B		F9		K		5	1	3	1	0	1	1			
Roy Smalley, S OBP: 0.358, SLG: 0.444 (1, 6)	F3		L7		F6		F7		K		5	0	0	0	0	1	4			
Ron Jackson, R OBP: 0.335, SLG: 0.425 (1, 3) BB	1B		2B		HR		F7		F2		4	2	2	1	1	0	1			
Dave Edwards, R OBP: 0.331, SLG: 0.403 Rob Wilfong, L OBP: 0.357, SLG: 0.468 (1, 8) (10, PH)	1B		1B		F6		F8		5-3		4	0	2	1	0	0	0			
Jesus Vega, R OBP: 0.323, SLG: 0.344 Willie Norwood, R OBP: 0.300, SLG: 0.387 Danny Goodwin, L OBP: 0.340, SLG: 0.510 (1, 10) (8, PH) (8, PR) (10, PH)	K		F5		F2		1B		F7		3	0	0	0	0	1	4			
Gary Ward, R OBP: 0.364, SLG: 0.222 Hosken Powell, L OBP: 0.353, SLG: 0.370 (1, 9) (10, PH)	5-3		2B		K		F9		K		4	1	1	0	0	1	1			
Butch Wynegar, S OBP: 0.383, SLG: 0.353 (1, 2)	6-3		1B		F7		F7		BB		3	1	1	1	1	0	0			
Bob Randall, R OBP: 0.300, SLG: 0.283 (1, 4)	F6		1B		1B		G6-4-3		F4		3	0	1	0	1	0	2			
Inning Stats	R: 0 E: 0 K: 1 S: 7	H: 3 LOB: 3 BB: 1 P: 11	R: 0 E: 0 K: 0 S: 3	H: 0 LOB: 0 BB: 0 P: 3	R: 2 E: 0 K: 0 S: 6	H: 4 LOB: 1 BB: 0 P: 6	R: 1 E: 0 K: 1 S: 6	H: 0 LOB: 0 BB: 1 P: 6	R: 0 E: 0 K: 0 S: 3	H: 0 LOB: 0 BB: 0 P: 3	R: 0 E: 0 K: 0 S: 4	H: 1 LOB: 2 BB: 1 P: 8	R: 0 E: 0 K: 2 S: 8	H: 1 LOB: 1 BB: 0 P: 8	R: 0 E: 0 K: 1 S: 5	H: 0 LOB: 0 BB: 0 P: 5	1B: 9 2B: 2 3B: 0 HR: 2		SF: 1 SAC: 0 DP: 1 HBP: 0	WP: 1 PB: 0 SB: 1 CS: 1
PITCHER	IP WLS BF H R ER SO BB IBB HBP BLK WP HR S P ERA WHIP	IP WLS BF H R ER SO BB IBB HBP BLK WP HR S P ERA WHIP	IP WLS BF H R ER SO BB IBB HBP BLK WP HR S P ERA WHIP	IP WLS BF H R ER SO BB IBB HBP BLK WP HR S P ERA WHIP	IP WLS BF H R ER SO BB IBB HBP BLK WP HR S P ERA WHIP	IP WLS BF H R ER SO BB IBB HBP BLK WP HR S P ERA WHIP	IP WLS BF H R ER SO BB IBB HBP BLK WP HR S P ERA WHIP	IP WLS BF H R ER SO BB IBB HBP BLK WP HR S P ERA WHIP	IP WLS BF H R ER SO BB IBB HBP BLK WP HR S P ERA WHIP	IP WLS BF H R ER SO BB IBB HBP BLK WP HR S P ERA WHIP	IP WLS BF H R ER SO BB IBB HBP BLK WP HR S P ERA WHIP	IP WLS BF H R ER SO BB IBB HBP BLK WP HR S P ERA WHIP	IP WLS BF H R ER SO BB IBB HBP BLK WP HR S P ERA WHIP	IP WLS BF H R ER SO BB IBB HBP BLK WP HR S P ERA WHIP	IP WLS BF H R ER SO BB IBB HBP BLK WP HR S P ERA WHIP	IP WLS BF H R ER SO BB IBB HBP BLK WP HR S P ERA WHIP	IP WLS BF H R ER SO BB IBB HBP BLK WP HR S P ERA WHIP	IP WLS BF H R ER SO BB IBB HBP BLK WP HR S P ERA WHIP		
Ross Baumgarten, L ERA: 3.54 Ed Farmer, R ERA: 3.01 (1, 1) (9, 1)	8.0 W	37 6	13 0	4 0	2 3	0 0	0 1	0 0	12 12	4.50 0.000										



Batter	1	2	3	4	5	6	7	8	9	AB	R	H	RBI	BB	SO	LOB	TOP				
Paul Moltzer, R OBP: 0.371, SLG: 0.469 (1, 4)										5	1	3	1	0	1	2	Milwaukee Brewers @ Minnesota Twins Metropolitan Stadium, Bloomington, MI Fri Sep 28 1979, 8:05 PM EDT Att: 14,376 - Unknown - 60 F				
Robin Yount, R OBP: 0.309, SLG: 0.372 (1, 6)										4	2	0	1	1	0	4					
Cecil Cooper, L OBP: 0.364, SLG: 0.508 (1, 3)										5	2	3	5	0	1	1					
Gorman Thomas, R OBP: 0.352, SLG: 0.531 (1, 8)										5	1	1	0	0	1	3					
Ben Oglivie, L OBP: 0.341, SLG: 0.523 (1, 9)										4	0	2	1	0	0	1					
Dick Davis, R OBP: 0.297, SLG: 0.417 (1, 10)										5	1	2	0	0	0	2					
Jim Wohlford, R OBP: 0.303, SLG: 0.381 (1, 7)										4	0	2	1	1	1	2					
Jim Gantner, L OBP: 0.336, SLG: 0.393 (1, 5)										5	1	2	1	0	0	2					
Ray Fosse, R OBP: 0.292, SLG: 0.295 (1, 2)										5	2	2	0	0	0	2					
Inning Stats	R: 0 E: 0 K: 1 S: 6	H: 1 LOB: 1 BB: 0 P: 6	R: 0 E: 0 K: 0 S: 4	H: 1 LOB: 1 BB: 0 P: 4	R: 0 E: 0 K: 0 S: 3	H: 0 LOB: 0 BB: 0 P: 3	R: 2 E: 0 K: 0 S: 6	H: 4 LOB: 1 BB: 0 P: 6	R: 2 E: 0 K: 0 S: 6	H: 3 LOB: 1 BB: 0 P: 6	R: 1 E: 0 K: 1 S: 7	H: 2 LOB: 2 BB: 1 P: 11	R: 0 E: 0 K: 1 S: 7	H: 2 LOB: 2 BB: 0 P: 7	R: 5 E: 0 K: 0 S: 7	H: 4 LOB: 0 BB: 1 P: 11	R: 0 E: 0 K: 1 S: 5	H: 0 LOB: 0 BB: 0 P: 5	1B: 12 2B: 4 3B: 0 HR: 1	SF: 1 SAC: 0 DP: 1 HBP: 0	WP: 2 PA: 45
PITCHER	IP WLS BF H R ER SO BB IBB HBP BLK WP HR S P ERA WHIP																				
Roger Erickson, R ERA: 5.63 (1, 1)	4.1 L 20 8 4 4 1 0 0 0 0 0 0 1 22 22 8.31 1.846																				
Darrell Jackson, L ERA: 4.29 (5, 1)	0.2 6 3 1 1 0 1 0 0 0 0 2 0 5 9 13.50 6.000																				
Pete Redfern, R ERA: 3.49 (6, 1)	2.0 13 6 5 5 2 1 0 0 0 0 0 0 16 20 22.50 3.500																				
Terry Felton, R ERA: (8, 1)	2.0 6 0 0 0 1 0 0 0 0 0 0 0 8 8 0.00 0.000																				

Batter	1	2	3	4	5	6	7	8	9	AB	R	H	RBI	BB	SO	LOB	BOTTOM				
Bombo Rivera, R OBP: 0.321, SLG: 0.386 (1, 7)										4	0	0	0	0	0	1	Milwaukee Brewers @ Minnesota Twins Metropolitan Stadium, Bloomington, MI Fri Sep 28 1979, 8:05 PM EDT Att: 14,376 - Unknown - 60 F				
John Castino, R OBP: 0.333, SLG: 0.395 (1, 5)										4	0	1	0	0	0	0					
Roy Smalley, S OBP: 0.355, SLG: 0.444 (1, 6)										4	0	0	0	0	0	1					
Butch Wynegar, S OBP: 0.361, SLG: 0.349 (1, 2)											2	1	0	0	2	0					
Ron Jackson, R OBP: 0.337, SLG: 0.431 (1, 3)										4	0	3	1	0	0	1					
Jose Morales, R OBP: 0.318, SLG: 0.339 (1, 10)										4	0	0	0	0	0	4					
Gary Ward, R OBP: 0.375, SLG: 0.231 (1, 9)										3	0	1	0	1	1	1					
Dave Edwards, R OBP: 0.325, SLG: 0.392 (1, 8)										2	0	0	0	1	0	2					
Rob Wilfong, L OBP: 0.358, SLG: 0.465 Bob Randall, R OBP: 0.299, SLG: 0.281 (8, PH) (9, 4)										2	0	0	0	0	1	1					
Inning Stats	R: 0 E: 0 K: 0 S: 3	H: 0 LOB: 0 BB: 1 P: 3	R: 0 E: 0 K: 0 S: 2	H: 0 LOB: 0 BB: 1 P: 6	R: 0 E: 0 K: 1 S: 4	H: 0 LOB: 2 BB: 2 P: 12	R: 1 E: 0 K: 0 S: 4	H: 1 LOB: 1 BB: 1 P: 8	R: 0 E: 0 K: 1 S: 5	H: 0 LOB: 0 BB: 0 P: 5	R: 0 E: 0 K: 0 S: 3	H: 0 LOB: 0 BB: 0 P: 3	R: 0 E: 0 K: 0 S: 5	H: 2 LOB: 2 BB: 0 P: 5	R: 0 E: 0 K: 0 S: 4	H: 1 LOB: 1 BB: 0 P: 4	R: 0 E: 0 K: 0 S: 4	H: 1 LOB: 1 BB: 0 P: 4	1B: 3 2B: 1 3B: 1 HR: 0	SF: 0 SAC: 0 DP: 1 HBP: 0	WP: 0 PA: 34
PITCHER	IP WLS BF H R ER SO BB IBB HBP BLK WP HR S P ERA WHIP																				
Mike Caldwell, L ERA: 3.29 (1, 1)	9.0 W 34 5 1 1 2 4 0 0 0 0 0 0 34 50 1.00 1.000																				

AB	42
R	10
H	17
RBI	10
BB	2
SO	4
LOB	19



Batter	1	2	3	4	5	6	7	8	9	AB	R	H	RBI	BB	SO	LOB	TOP					
Paul Moltzer, R OBP: 0.372, SLG: 0.469	E8 SF7 1B		FC3-6 BB	K		FC6-4		1B		4	1	2	1	1	1	1	Milwaukee Brewers @ Minnesota Twins Metropolitan Stadium, Bloomington, MI Sat Sep 29 1979, 4:33 AM EDT Alt. 8,658 - Unknown - 58 F					
Jim Gantner, L OBP: 0.333, SLG: 0.390	SF7 2H		FC3-6 FC6-4		G3		F5	1B		4	0	1	1	0	0	1						
Dick Davis, R OBP: 0.299, SLG: 0.420	HR		FC6-4 2B		F8		1B 1B	F5		5	3	2	0	0	0	2						
Gorman Thomas, R OBP: 0.355, SLG: 0.537	HR 2H		2B BB		CS BB		K	G5-4-3 1B		3	2	2	2	2	1	1						
Ben Oglvie, L OBP: 0.343, SLG: 0.525	F5		1B 2B		CS	E1 SF7 1B	1B 1B	K		5	3	3	2	0	1	1						
Don Money, R OBP: 0.316, SLG: 0.355	F6		1B		E6 SF7 1B		1B	G5-4-3 1B		5	1	2	3	0	0	2						
Ray Fosse, R OBP: 0.269, SLG: 0.271		6-3	5-3		K		F8			4	0	0	0	0	1	4						
Jim Wohlford, R OBP: 0.297, SLG: 0.374		K			F7		SF7	K		3	0	0	1	0	2	0						
Lenn Sakata, R OBP: 0.500, SLG: 0.600	F3		4-3		FC6-4 1B			1B 2B		4	1	2	1	0	0	0						
Inning Stats	R: 3 E: 1 K: 0 S: 6	H: 3 LOB: 0 BB: 0 P: 6	R: 0 E: 0 K: 1 S: 5	H: 0 LOB: 0 BB: 5	R: 3 E: 0 K: 0 S: 5	H: 2 LOB: 1 BB: 2 P: 13	R: 0 E: 0 K: 1 S: 5	H: 0 LOB: 0 BB: 0 P: 5	R: 0 E: 0 K: 0 S: 2	H: 0 LOB: 0 BB: 1 P: 6	R: 0 E: 2 K: 1 S: 8	H: 2 LOB: 1 BB: 0 P: 8	R: 2 E: 0 K: 1 S: 8	H: 3 LOB: 1 BB: 0 P: 8	R: 1 E: 0 K: 1 S: 7	H: 3 LOB: 1 BB: 0 P: 7	R: 0 E: 0 K: 1 S: 5	H: 1 LOB: 0 BB: 0 P: 5	1B: 10 2B: 3 3B: 0 HR: 1	SF: 2 SAC: 0 DP: 1 HBP: 0	WP: 0 PB: 0 SB: 1 CS: 1	PA: 43
PITCHER	IP WLS BF H R ER SO BB IBB HBP BLK WP HR S P ERA WHIP	IP WLS BF H R ER SO BB IBB HBP BLK WP HR S P ERA WHIP																				
Paul Hartzell, R ERA: 5.36	2.2	L	15	5	6	6	1	2	0	0	0	0	0	0	0	0	20.25	2.625				
Geoff Zahn, L ERA: 3.57	4.1		19	5	4	2	3	1	0	0	0	0	0	0	24	28	4.15	1.385				
Gary Serun, R ERA: 6.61	1.0		5	3	1	1	1	0	0	0	0	0	0	0	7	7	9.00	3.000				
Mike Marshall, R ERA: 2.85	1.0		3	1	0	0	1	0	0	0	0	0	0	5	5	0.00	1.000					

Batter	1	2	3	4	5	6	7	8	9	AB	R	H	RBI	BB	SO	LOB	BOTTOM					
Hosken Powell, L OBP: 0.358, SLG: 0.379		FC6-4								3	1	1	0	0	0	1	Milwaukee Brewers @ Minnesota Twins Metropolitan Stadium, Bloomington, MI Sat Sep 29 1979, 4:33 AM EDT Alt. 8,658 - Unknown - 58 F					
Gary Ward, R OBP: 0.412, SLG: 0.286	1B	G6-4-3			G3					1	0	1	1	0	0	0						
Mike Cubbage, L OBP: 0.370, SLG: 0.349	1B					FC6-4				1	0	1	1	0	0	0						
Bob Randall, R OBP: 0.299, SLG: 0.281	1B					1B		1-3		0	0	0	0	0	0	0						
Rob Wilford, L OBP: 0.383, SLG: 0.460	F6	G6-4-3			F9		F8	1-3		4	0	0	0	0	0	3						
Willie Norwood, R OBP: 0.299, SLG: 0.385								1-3		1	0	0	0	0	0	2						
Roy Smalley, S OBP: 0.354, SLG: 0.442	1B 1B		4-3		F4		FC6-4			5	1	1	0	0	0	1						
Danny Goodwin, L OBP: 0.337, SLG: 0.503	K		F9		F7			2B BB		2	0	0	0	0	1	2						
Jose Morales, R OBP: 0.319, SLG: 0.335										2	1	0	0	1	0	0						
Glenn Adams, L OBP: 0.347, SLG: 0.420	1B		F6			K		1B 2B		2	1	1	1	0	0	0						
Bombo Rivera, R OBP: 0.321, SLG: 0.389	1B 1B					K				3	1	1	1	0	2	0						
Rick Sofield, L OBP: 0.376, SLG: 0.356				4-3						2	0	1	1	0	0	0						
Dave Edwards, R OBP: 0.323, SLG: 0.389	1B					K		K		2	0	0	0	0	2	1						
Butch Wynegar, S OBP: 0.366, SLG: 0.354										4	2	4	2	0	0	0						
Ron Jackson, R OBP: 0.336, SLG: 0.430	F5							1B 1B		4	0	1	0	0	1	4						
John Castino, R OBP: 0.332, SLG: 0.398		E5 FC6-4			FC6-4			F6		4	1	1	1	0	0	3						
Inning Stats	R: 3 E: 0 K: 1 S: 10	H: 5 LOB: 2 BB: 0 P: 10	R: 0 E: 1 K: 0 S: 3	H: 0 LOB: 0 BB: 0 P: 3	R: 0 E: 0 K: 0 S: 3	H: 0 LOB: 0 BB: 0 P: 3	R: 0 E: 0 K: 1 S: 6	H: 1 LOB: 1 BB: 0 P: 6	R: 0 E: 0 K: 0 S: 3	H: 0 LOB: 0 BB: 0 P: 3	R: 0 E: 0 K: 2 S: 7	H: 0 LOB: 0 BB: 0 P: 7	R: 2 E: 0 K: 0 S: 6	H: 3 LOB: 1 BB: 0 P: 6	R: 3 E: 0 K: 1 S: 9	H: 4 LOB: 2 BB: 1 P: 13	R: 0 E: 0 K: 1 S: 5	H: 0 LOB: 0 BB: 0 P: 5	1B: 11 2B: 1 3B: 1 HR: 0	SF: 0 SAC: 0 DP: 1 HBP: 0	WP: 0 PB: 0 SB: 0 CS: 0	PA: 41
PITCHER	IP WLS BF H R ER SO BB IBB HBP BLK WP HR S P ERA WHIP	IP WLS BF H R ER SO BB IBB HBP BLK WP HR S P ERA WHIP																				
Paul Mitchell, R ERA: 5.32	5.0	W	21	6	3	3	2	0	0	0	0	0	0	0	25	25	5.40	1.200				
Jerry Augustine, L ERA: 3.47	2.1		13	5	5	5	3	1	0	0	0	0	0	18	22	19.29	2.571					
Dan Boitano, R ERA: 1.8	0.1		3	2	0	0	0	0	0	0	0	0	0	3	3	0.00	6.000					
Bob McClure, L ERA: 3.88	1.1	S	4	0	0	0	1	0	0	0	0	0	0	6	6	0.00	0.000					

Batter	1	2	3	4	5	6	7	8	9	AB	R	H	RBI	BB	SO	LOB	TOP			
Jim Gantner, L (1, 5) OBP: 0.336, SLG: 0.389	0-0 9-5 1B		4-0 G6-4-3 BB		0-0 4-3			0-0 5-3		3	0	1	0	1	0	1	Milwaukee Brewers @ Minnesota Twins Metropolitan Stadium, Bloomington, MI Sun Sep 30 1979, 4:33 AM EDT Att: 10,277 - Unknown - 70 F livebaseballscorecards.com			
Robin Yount, R (1, 6) OBP: 0.305, SLG: 0.371	0-0 1B		0-0 F9		0-0 F9			0-0 6-3		4	0	1	0	0	0	2				
Dick Davis, R (1, 7) OBP: 0.298, SLG: 0.418	0-0 9-5		0-0 G6-4-3		0-0 F7			0-0 1B		4	0	1	0	0	0	3				
Gorman Thomas, R (1, 8) OBP: 0.356, SLG: 0.539 Ben Oglivie, L (8, 9) OBP: 0.343, SLG: 0.525	0-0 1B			0-0 2B		0-0 F8		0-3 K		4	0	2	0	0	1	1				
Don Money, R (1, 10) OBP: 0.316, SLG: 0.351	0-0 F8			0-0 1-3		0-0 4-3			0-0 5-3	4	0	0	0	0	0	3				
Ray Fosse, R (1, 3) OBP: 0.286, SLG: 0.327		0-0 G3		0-3 K				0-0 1B	0-0 FC5 3B	4	0	2	0	0	1	1				
Jim Wohlford, R (1, 9) OBP: 0.290, SLG: 0.366		0-0 E6		0-0 5-3			0-0 F8		0-0 FC5	4	0	0	0	0	0	3				
Lenn Sakata, R (1, 4) OBP: 0.500, SLG: 0.643		0-0		0-0 SH1-4 1B			0-3 K		0-0 F9	4	0	2	0	0	1	2				
Buck Martinez, R (1, 2) OBP: 0.296, SLG: 0.372		0-0 F7		0-0 SH1-4			0-0 G3			2	0	0	0	0	0	2				
Inning Stats	R: 0 E: 0 K: 0 S: 5	H: 3 LOB: 2 BB: 0 P: 5	R: 0 E: 1 K: 0 S: 4	H: 1 LOB: 1 BB: 0 P: 4	R: 0 E: 0 K: 1 S: 2	H: 0 LOB: 0 BB: 1 P: 6	R: 0 E: 0 K: 1 S: 6	H: 1 LOB: 1 BB: 0 P: 6	R: 0 E: 0 K: 0 S: 3	H: 0 LOB: 0 BB: 0 P: 3	R: 0 E: 0 K: 1 S: 6	H: 1 LOB: 1 BB: 0 P: 6	R: 0 E: 0 K: 0 S: 6	H: 1 LOB: 1 BB: 0 P: 6	R: 0 E: 0 K: 0 S: 4	H: 1 LOB: 1 BB: 0 P: 4	1B: 6 2B: 3 3B: 1 HR: 0	SF: 0 SAC: 1 DP: 2 HBP: 0	WP: 0 PB: 0 SB: 0 CS: 1	PA: 35
PITCHER Jerry Koosman, L (1, 1) ERA: 3.38	IP: 9.0 WLS: W BF: 35 H: 9 R: 0 ER: 0 SO: 3 BB: 1 IBB: 0 HBP: 0 BLK: 0 WP: 0 HR: 0 S: 40 P: 44 ERA: 0.00 WHIP: 1.111															PITCHER				

Batter	1	2	3	4	5	6	7	8	9	AB	R	H	RBI	BB	SO	LOB	BOTTOM			
Hosken Powell, L (1, 9) OBP: 0.360, SLG: 0.379	0-0 6-3			0-0 L8	4-0 G3 1B BB			0-0 CS		3	1	1	0	1	0	0	Milwaukee Brewers @ Minnesota Twins Metropolitan Stadium, Bloomington, MI Sun Sep 30 1979, 4:33 AM EDT Att: 10,277 - Unknown - 70 F livebaseballscorecards.com			
Rob Wilfong, L (1, 4) OBP: 0.352, SLG: 0.458	0-0 F7			0-0 BB 1B	0-0 G3			0-0 F5		4	0	1	1	0	0	3				
Roy Smalley, S (1, 6) OBP: 0.353, SLG: 0.441	0-0 4-3			0-0 F8	0-0 1B 1B			0-0 F8		4	1	1	2	0	0	2				
Glenn Adams, L (1, 7) OBP: 0.350, SLG: 0.420 Bombo Rivera, R (6, PR) OBP: 0.324, SLG: 0.392		0-0 F7		4-0 BB 1B	0-0 1B 1B			0-0 1B		2	0	1	0	1	0	0				
Danny Goodwin, L (1, 10) OBP: 0.335, SLG: 0.497		0-0 4-3		0-0 4-3	0-0 1B			0-0 G3		1	0	1	0	0	0	0				
Butch Wynegar, S (1, 2) OBP: 0.363, SLG: 0.351		0-3 K			0-0 F7			0-0 F8		4	0	0	0	0	1	2				
Rick Sofield, L (1, 8) OBP: 0.381, SLG: 0.355			0-3 K		0-0 HBP 1B 1B			4-0 1B CS BB		3	1	1	0	1	1	0				
Ron Jackson, R (1, 3) OBP: 0.337, SLG: 0.429 Mike Cubbage, L (6, PH) OBP: 0.371, SLG: 0.350			0-0 F5		1-0 1B G3 HBP			0-0 1B		1	1	0	0	0	0	0				
John Castino, R (1, 5) OBP: 0.331, SLG: 0.397			0-0 6-3		0-0 G3 1B 1B			0-3 K		4	1	1	1	0	1	2				
Inning Stats	R: 0 E: 0 K: 0 S: 3	H: 0 LOB: 0 BB: 0 P: 3	R: 0 E: 0 K: 1 S: 5	H: 0 LOB: 0 BB: 0 P: 5	R: 0 E: 0 K: 1 S: 5	H: 0 LOB: 0 BB: 0 P: 5	R: 0 E: 0 K: 0 S: 4	H: 1 LOB: 2 BB: 1 P: 8	R: 5 E: 0 K: 0 S: 8	H: 5 LOB: 2 BB: 1 P: 13	R: 0 E: 0 K: 1 S: 5	H: 0 LOB: 0 BB: 0 P: 5	R: 0 E: 0 K: 0 S: 5	H: 2 LOB: 2 BB: 0 P: 5	R: 0 E: 0 K: 1 S: 5	H: 1 LOB: 1 BB: 1 P: 9	1B: 9 2B: 0 3B: 0 HR: 0	SF: 0 SAC: 0 DP: 0 HBP: 1	WP: 0 PB: 0 SB: 0 CS: 1	PA: 37
PITCHER Lary Sorensen, R (1, 1) ERA: 3.98 Andy Reppogle, R (5, 1) ERA: 5.63 Dan Boitano, R (8, 1) ERA: 1.5	IP: 4.2 WLS: L BF: 23 H: 6 R: 5 ER: 5 SO: 2 BB: 2 IBB: 0 HBP: 0 BLK: 0 WP: 0 HR: 0 S: 24 P: 33 ERA: 9.64 WHIP: 1.714															PITCHER				