

Minnesota Twins - 1980

Batter	1	2	3	4	5	6	7	8	9	AB	R	H	RBI	BB	SO	LOB	TOP			
Mike Cabbage, L (1,3) OBP: 0.286, SLG: 0.286	F8		1B		1-3			3-1		4	0	1	0	0	0	1	Minnesota Twins @ Oakland Athletics Oakland-Alameda County Coliseum, Oakland, CA Fri Apr 11 1980, 6:05 PM PST Att: 5,729 - Unknown - 65 F			
Rob Wilfong, L (1,4)	K		K		3-1			K		4	0	0	0	0	3	2				
Roy Smalley, S (1,6) OBP: 0.300, SLG: 0.600	1B		1B					K		4	0	2	0	0	1	0				
Ken Landreaux, L (1,7) OBP: 0.200, SLG: 0.111	F5		5-3					K		4	0	0	0	0	0	3				
Butch Wynegar, S (1,2) OBP: 0.375, SLG: 0.375		G1						F8		4	0	1	0	0	0	0				
Danny Goodwin, L (1,10)		E3						K		4	0	0	0	0	2	1				
Rick Sofield, L (1,8) OBP: 0.300, SLG: 0.600		FC4						G3		4	0	0	0	0	0	2				
Hosken Powell, L (1,9) OBP: 0.667, SLG: 0.500		F5						4-3		2	0	0	0	1	0	1				
John Castino, R (1,5) OBP: 0.429, SLG: 0.833			6-3					4-3		2	0	0	0	1	0	1				
Inning Stats	R: 0 E: 0 K: 1 S: 6	H: 1 LOB: 1 BB: 0 P: 6	R: 0 E: 1 K: 0 S: 4	H: 0 LOB: 1 BB: 0 P: 4	R: 0 E: 0 K: 1 S: 7	H: 2 LOB: 2 BB: 0 P: 7	R: 0 E: 0 K: 1 S: 5	H: 0 LOB: 0 BB: 0 P: 5	R: 0 E: 0 K: 0 S: 3	H: 0 LOB: 1 BB: 1 P: 7	R: 0 E: 0 K: 0 S: 3	H: 0 LOB: 0 BB: 0 P: 3	R: 0 E: 0 K: 0 S: 3	H: 0 LOB: 1 BB: 1 P: 7	R: 0 E: 0 K: 1 S: 6	H: 1 LOB: 1 BB: 0 P: 6		1B: 4 2B: 0 3B: 0 HR: 0	SF: 0 SAC: 0 DP: 0 HBP: 0	WP: 0 PB: 1 SB: 1 CS: 0
PITCHER Matt Keough, R (1,1) ERA: 0.00	IP: 9.0 WLS: W BF: 34 H: 4 R: 0 ER: 0 SO: 6 BB: 2 IBB: 0 HBP: 0 BLK: 0 WP: 0 HR: 0 S: 44 P: 52 ERA: 0.00 WHIP: 0.667																			

livebaseballscores.com

AB 32
R 0
H 4
RBI 0
BB 2
SO 6
LOB 11



Batter	1	2	3	4	5	6	7	8	9	AB	R	H	RBI	BB	SO	LOB	BOTTOM			
Rickey Henderson, R (1,7) OBP: 0.222, SLG: 0.778	4-3				F8			F3		4	0	1	1	0	0	0	Minnesota Twins @ Oakland Athletics Oakland-Alameda County Coliseum, Oakland, CA Fri Apr 11 1980, 6:05 PM PST Att: 5,729 - Unknown - 65 F			
Dwayne Murphy, L (1,8) OBP: 0.250, SLG: 0.250	F8				1-3			K		3	0	0	0	0	1	0				
Mitchell Page, L (1,10)	K				CS			4-3		3	0	1	0	0	1	0				
Dave Revering, L (1,3)		L8			CS			F8		3	0	0	0	0	0	0				
Wayne Gross, L (1,5) OBP: 0.500, SLG: 0.333		L3						3-1		3	0	1	0	0	0	0				
Mike Edwards, R (8, PR)										0	0	0	0	0	0	0				
Mickey Klutts, R (9, 5)								SH1-3		0	0	0	0	0	0	0				
Mike Davis, L (1,9)		L5			E6			SH1-3		2	0	0	0	0	0	0				
Jeff Newman, R (1,2)					6-3			K		3	0	0	0	0	1	3				
Mario Guerrero, R (1,6) OBP: 0.125, SLG: 0.125					F3			K		3	0	0	0	0	1	2				
Rob Picciolo, R (1,4) OBP: 0.200, SLG: 0.200					6-3			K		3	1	1	0	0	1	0				
Inning Stats	R: 0 E: 0 K: 1 S: 5	H: 0 LOB: 0 BB: 0 P: 5	R: 0 E: 0 K: 0 S: 3	H: 0 LOB: 0 BB: 0 P: 3	R: 0 E: 0 K: 0 S: 3	H: 0 LOB: 0 BB: 0 P: 3	R: 0 E: 0 K: 0 S: 3	H: 1 LOB: 0 BB: 0 P: 3	R: 0 E: 0 K: 0 S: 4	H: 0 LOB: 1 BB: 0 P: 4	R: 0 E: 0 K: 1 S: 5	H: 0 LOB: 0 BB: 0 P: 5	R: 0 E: 0 K: 2 S: 8	H: 1 LOB: 2 BB: 0 P: 8	R: 1 E: 0 K: 0 S: 2	H: 2 LOB: 1 BB: 0 P: 2	1B: 3 2B: 0 3B: 1 HR: 0	SF: 0 SAC: 1 DP: 0 HBP: 0	WP: 0 PB: 0 SB: 0 CS: 1	PA: 29
PITCHER Pete Redfern, R (1,1) ERA: 1.13	IP: 8.0 WLS: L BF: 28 H: 4 R: 1 ER: 1 SO: 5 BB: 0 IBB: 0 HBP: 0 BLK: 0 WP: 0 HR: 0 S: 38 P: 38 ERA: 1.12 WHIP: 0.500																			

livebaseballscores.com

AB 27
R 1
H 4
RBI 1
BB 0
SO 5
LOB 5



Batter	1	2	3	4	5	6	7	8	9	AB	R	H	RBI	BB	SO	LOB	TOP					
Ron Jackson, R (1.3)	F5		6-3		L6-4		FC5-4		F2	5	0	0	0	0	0	3						
Ken Landreaux, L (1.7) OBP: 0.490, SLG: 0.714	F9			1B		F9				5	3	4	1	0	0	0						
Roy Smalley, S (1.6) OBP: 0.267, SLG: 0.429	K			SH4-1		F9		F9	F7	4	1	0	0	1	1	2						
Glenn Adams, L (1.10) OBP: 0.500, SLG: 0.500 Jose Morales, R (8, PH) OBP: 0.333, SLG: 0.333 Bombo Rivera, R (8, FR)		4-3		G3		FC6-4		G3		3	0	2	2	0	0	0						
Rick Sofield, L (1.8) OBP: 0.308, SLG: 0.538	K			SH4-1		F9		G3		1	0	1	0	0	0	0						
Butch Wynegar, S (1.2) OBP: 0.250, SLG: 0.250	4-3			G3		FC6-4		G3		0	1	0	0	0	4							
Hosken Powell, L (1.9) OBP: 0.500, SLG: 0.625			F8		6-3			G3		4	0	1	2	0	0	1						
Rob Wilfong, L (1.4) OBP: 0.250, SLG: 0.100			4-3			L6-4		F8		2	0	1	0	1	0	2						
John Castino, R (1.5) OBP: 0.300, SLG: 0.556			4-3		SH1-4		F8		1-3	3	0	0	0	0	2							
Inning Stats	R: 0 E: 0 K: 1 S: 5	H: 0 LOB: 0 BB: 0 P: 5	R: 0 E: 0 K: 1 S: 5	H: 0 LOB: 0 BB: 0 P: 5	R: 0 E: 0 K: 0 S: 3	H: 0 LOB: 1 BB: 1 P: 7	R: 2 E: 0 K: 0 S: 5	H: 2 LOB: 1 BB: 1 P: 9	R: 0 E: 0 K: 0 S: 3	H: 1 LOB: 0 BB: 0 P: 3	R: 1 E: 0 K: 0 S: 5	H: 2 LOB: 1 BB: 0 P: 5	R: 0 E: 0 K: 0 S: 3	H: 0 LOB: 1 BB: 0 P: 4	R: 3 E: 0 K: 0 S: 7	H: 4 LOB: 2 BB: 0 P: 7	R: 0 E: 0 K: 0 S: 4	H: 1 LOB: 1 BB: 0 P: 4	1B: 6 2B: 3 3B: 1 HR: 1	SF: 0 SAC: 2 DP: 1 HBP: 1	WP: 0 PB: 0 SB: 1 CS: 0	PA: 39
PITCHER	IP	WLS	BF	H	R	ER	SO	BB	IBB	HBP	BLK	WP	HR	S	P	ERA	WHIP					
Brian Kingman, R (1.1) ERA: 5.06	5.1	L	22	5	3	3	2	2	0	0	0	0	0	24	32	5.06	1.312					
Bob Lacey, L (6.1) ERA: 6.75	2.0		10	3	3	3	0	0	0	1	0	0	1	9	10	13.50	1.500					
Rick Lysander, R (8.1) ERA:	1.2		7	2	0	0	0	0	0	0	0	0	0	7	7	0.00	1.200					

Minnesota Twins @ Oakland Athletics
Oakland-Alameda County Coliseum, Oakland, CA
Sat Apr 12 1980, 3:33 AM PST
Att: 5,783 - Sunny - 72 F

AB	34
R	6
H	10
RBI	6
BB	2
SO	2
LOB	15



Batter	1	2	3	4	5	6	7	8	9	AB	R	H	RBI	BB	SO	LOB	BOTTOM					
Rickey Henderson, R (1.7) OBP: 0.154, SLG: 0.538	5-3		5-3			L1			F3	4	0	0	0	0	0	0						
Dwayne Murphy, L (1.8) OBP: 0.250, SLG: 0.250				G3		6-3			L4	4	0	1	0	0	0	0						
Jim Essian, R (1.10) OBP: 0.444, SLG: 0.556	F8					F3				4	0	2	0	0	0	1						
Jeff Newman, R (1.2) OBP: 0.444, SLG: 0.556	L8			L8					F9	4	0	0	0	0	3							
Mike Heath, R (1.9) OBP: 0.444, SLG: 0.556		6-3		G2						3	0	0	0	0	1							
Dave Revering, L (1.3) OBP: 0.444, SLG: 0.556		F7				E5				3	0	0	0	0	0							
Mickey Klutts, R (1.5) OBP: 0.200, SLG: 0.200		1-3				6-3			K	3	0	0	0	0	1							
Mario Guerrero, R (1.6) OBP: 0.091, SLG: 0.091			L7			F7			1-3	3	0	0	0	0	1							
Rob Picciolo, R (1.4) OBP: 0.125, SLG: 0.125			L9			5-3			6-3	3	0	0	0	0	1							
Inning Stats	R: 0 E: 0 K: 0 S: 4	H: 1 LOB: 1 BB: 0 P: 4	R: 0 E: 0 K: 0 S: 3	H: 0 LOB: 0 BB: 0 P: 3	R: 0 E: 0 K: 0 S: 3	H: 0 LOB: 0 BB: 0 P: 3	R: 0 E: 0 K: 0 S: 4	H: 1 LOB: 1 BB: 0 P: 4	R: 0 E: 0 K: 0 S: 4	H: 0 LOB: 0 BB: 0 P: 4	R: 0 E: 0 K: 0 S: 3	H: 0 LOB: 0 BB: 0 P: 3	R: 0 E: 0 K: 0 S: 3	H: 0 LOB: 0 BB: 0 P: 3	R: 0 E: 0 K: 1 S: 5	H: 0 LOB: 0 BB: 0 P: 5	R: 0 E: 0 K: 0 S: 4	H: 1 LOB: 1 BB: 0 P: 4	1B: 3 2B: 0 3B: 0 HR: 0	SF: 0 SAC: 0 DP: 0 HBP: 0	WP: 0 PB: 0 SB: 0 CS: 0	PA: 31
PITCHER	IP	WLS	BF	H	R	ER	SO	BB	IBB	HBP	BLK	WP	HR	S	P	ERA	WHIP					
Geoff Zahn, L (1.1) ERA:	9.0	W	31	3	0	0	1	0	0	0	0	0	0	33	33	0.00	0.333					

Minnesota Twins @ Oakland Athletics
Oakland-Alameda County Coliseum, Oakland, CA
Sat Apr 12 1980, 3:33 AM PST
Att: 5,783 - Sunny - 72 F

AB	31
R	0
H	3
RBI	0
BB	0
SO	1
LOB	8




Batter	1	2	3	4	5	6	7	8	9	AB	R	H	RBI	BB	SO	LOB	TOP										
Mike Cabbage, L (1, 3) OBP: 0.182, SLG: 0.182	0-3 K	0-0 CS	0-0 3-1		0-0 4-3			0-0 FC3-6		4	0	0	0	0	1	2											
Ken Landreaux, L (1, 7) OBP: 0.421, SLG: 0.706	4-0 HBP BB		0-0 3-1			0-0 4-3 2B		0-0 F8		3	0	1	0	1	0	1											
Roy Smalley, S (1, 6) OBP: 0.263, SLG: 0.353	1-0 HBP		0-3 K			0-3 K		0-0 F5		3	0	0	0	0	2	2											
Glenn Adams, L (1, 10) OBP: 0.250, SLG: 0.250	0-3 K			0-0 3-1		0-0 4-3			0-0 3-1	4	0	0	0	0	1	3											
Rick Sofield, L (1, 8) OBP: 0.235, SLG: 0.412	0-3 K			0-0 L8		0-3 K			0-3 K	4	0	0	0	0	3	3											
Butch Wynegar, S (1, 2) OBP: 0.188, SLG: 0.188		0-0 E6 G3 E		0-0 4-3			0-3 K		0-0 F5	4	1	0	0	0	1	0											
Hosken Powell, L (1, 9) OBP: 0.385, SLG: 0.455		0-0 G3			0-0 L9		0-3 K			3	0	0	0	0	1	1	AB 31										
Rob Wilfong, L (1, 4) OBP: 0.200, SLG: 0.077		0-0 E3 CS			0-3 K		0-0 4-3			3	0	0	1	0	1	0	R 1										
John Castino, R (1, 5) OBP: 0.385, SLG: 0.750		0-3 K						0-0 FC3-6 1B		3	0	2	0	0	1	1	H 3										
Inning Stats	R: 0 E: 0 K: 3 S: 9	H: 0 LOB: 2 BB: 1 P: 14	R: 1 E: 2 K: 1 S: 6	H: 0 LOB: 0 BB: 0 P: 6	R: 0 E: 0 K: 1 S: 5	H: 0 LOB: 0 BB: 0 P: 5	R: 0 E: 0 K: 0 S: 3	H: 1 LOB: 0 BB: 0 P: 3	R: 0 E: 0 K: 1 S: 6	H: 1 LOB: 1 BB: 0 P: 6	R: 0 E: 0 K: 2 S: 8	H: 0 LOB: 0 BB: 0 P: 8	R: 0 E: 0 K: 0 S: 7	H: 0 LOB: 0 BB: 0 P: 7	R: 0 E: 0 K: 0 S: 4	H: 1 LOB: 1 BB: 4 P: 4	R: 0 E: 0 K: 1 S: 5	H: 0 LOB: 0 BB: 0 P: 5	1B: 1 2B: 1 3B: 1 HR: 0	SF: 0 SAC: 0 DP: 0 HBP: 1	WP: 0 PB: 0 SB: 0 CS: 1	PA: 34					
PITCHER	IP	WLS	BF	H	R	ER	SO	BB	IBB	HBP	BLK	WP	HR	S	P	ERA	WHIP	PITCHER									
Mike Norris, R (1, 1) ERA:	9.0	W	33	3	1	0	11	1	0	1	0	0	0	53	58	0.00	0.444										

Minnesota Twins @ Oakland Athletics
Oakland-Alameda County Coliseum, Oakland, CA
Sun Apr 13 1980, 3:33 AM PST
Att: 6,300 - Sunny - 70 F

livebaseballscores.com

AB 31
R 1
H 3
RBI 1
BB 1
SO 11
LOB 13




Batter	1	2	3	4	5	6	7	8	9	AB	R	H	RBI	BB	SO	LOB	BOTTOM										
Rickey Henderson, R (1, 7) OBP: 0.235, SLG: 0.500	0-0 1B 2B 1B		4-0 CS S BB		0-0 6-3			0-0 1-3		3	1	1	0	1	0	0											
Dwayne Murphy, L (1, 8) OBP: 0.313, SLG: 0.267	0-0 L7		4-0 CS BB		0-0 6-3			0-0 1B 1B		3	1	1	0	1	0	1											
Mitchell Page, L (1, 10) OBP: 0.500, SLG: 0.333	4-0 1B 2B BB		0-3 K			4-0 SH1-3 BB		0-0 F7		2	1	0	0	2	1	3											
Dave Revering, L (1, 3) OBP: 0.300, SLG: 0.222	0-0 2B SHS-3-2 1B		4-0 1-2 2-3 BB			0-0 SH1-3		0-0 1B 1B		2	1	2	0	1	0	0											
Wayne Gross, L (1, 5) OBP: 0.500, SLG: 0.571 Mickey Klutts, R (8, PR) OBP: 0.200, SLG: 0.200	0-0 1-3 2-H 3-H 2B		0-0 F7			0-0 F9		0-0 1B 1B		4	0	2	3	0	0	3											
Mike Davis, L (1, 9) OBP: 0.167, SLG: 0.167 Tony Armas, R (7, 9) OBP: 0.500, SLG: 0.500	0-0 SH5-3-2 2-H 3-H 1B			0-0 CS 1B		0-3 K		0-3 1B K		2	0	1	1	0	1	1											
Jim Essian, R (1, 2) OBP: 0.333, SLG: 0.417		0-0 F4		0-0 5-3			0-0 F8			3	0	0	0	0	0	1	AB 26										
Mario Guerrero, R (1, 6) OBP: 0.071, SLG: 0.071		0-0 6-3		0-0 6-3			0-0 F9			3	0	0	0	0	0	0	R 4										
Rob Picciolo, R (1, 4) OBP: 0.091, SLG: 0.091		0-0 6-3			0-0 6-3		0-0 F4			3	0	0	0	0	0	0	H 7										
Inning Stats	R: 3 E: 0 K: 0 S: 5	H: 3 LOB: 0 BB: 1 P: 9	R: 0 E: 0 K: 0 S: 3	H: 0 LOB: 0 BB: 0 P: 3	R: 0 E: 0 K: 1 S: 4	H: 0 LOB: 2 BB: 3 P: 16	R: 0 E: 0 K: 0 S: 3	H: 1 LOB: 0 BB: 0 P: 3	R: 0 E: 0 K: 0 S: 3	H: 0 LOB: 0 BB: 0 P: 3	R: 0 E: 0 K: 1 S: 5	H: 0 LOB: 1 BB: 1 P: 9	R: 0 E: 0 K: 0 S: 3	H: 0 LOB: 0 BB: 0 P: 3	R: 1 E: 0 K: 1 S: 8	H: 3 LOB: 2 BB: 0 P: 8	1B: 6 2B: 2 3B: 0 HR: 0	SF: 0 SAC: 2 DP: 1 HBP: 0	WP: 0 PB: 0 SB: 1 CS: 3	PA: 33							
PITCHER	IP	WLS	BF	H	R	ER	SO	BB	IBB	HBP	BLK	WP	HR	S	P	ERA	WHIP	PITCHER									
Roger Erickson, R (1, 1) ERA: 13.5	2.0	L	11	3	3	3	0	3	0	0	0	0	0	23	31	1.59	1.059										
Darrell Jackson, L (3, 1) ERA: 1.59	5.2		21	4	1	1	2	2	0	0	0	0	0	3	3	0.00	0.000										
John Verhoeven, R (8, 1) ERA:	0.1		1	0	0	0	1	0	0	0	0	0	0	3	3	0.00	0.000										

Minnesota Twins @ Oakland Athletics
Oakland-Alameda County Coliseum, Oakland, CA
Sun Apr 13 1980, 3:33 AM PST
Att: 6,300 - Sunny - 70 F

livebaseballscores.com

AB 26
R 4
H 7
RBI 4
BB 5
SO 3
LOB 11



Batter	1	2	3	4	5	6	7	8	9	AB	R	H	RBI	BB	SO	LOB	TOP			
Mike Cabbage, L (1, 3) OBP: 0.188, SLG: 0.188 Willie Norwood, R (9, FR) OBP: 1.000, SLG: 1.000 Ron Jackson, R (9, 3)	F8		4-3			P6		4-3	HR	5	0	1	1	0	0	1				
Rob Wilfong, L (1, 4) OBP: 0.200, SLG: 0.167	K				P5	K		1B	K	5	1	1	0	0	3	3				
Roy Smalley, S (1, 6) OBP: 0.375, SLG: 0.526	BB				F9	1B	BB	1B	BB	2	1	1	3	3	0	0				
Ken Landreaux, L (1, 7) OBP: 0.375, SLG: 0.591	P4				L7	1B		K	K	5	0	1	0	0	2	4				
Butch Wynegar, S (1, 2) OBP: 0.200, SLG: 0.200		G3			P5	F8		1B		4	0	1	1	0	0	3				
Rick Sofield, L (1, 8) OBP: 0.190, SLG: 0.333	K				F7			F8	F8	4	0	0	0	0	1	2				
Danny Goodwin, L (1, 10) OBP: 0.182, SLG: 0.100	4-3				1B			K	BB	3	0	1	0	1	1	0				
Hosken Powell, L (1, 9) OBP: 0.412, SLG: 0.429			B2		K			BB	BB	3	1	1	0	1	1	1				
John Castino, R (1, 5) OBP: 0.353, SLG: 0.600	F2					1B	BB	F8	FC1-5	3	1	0	0	1	0	3				
Inning Stats	R: 0 E: 0 K: 1 S: 5	H: 0 LOB: 1 BB: 1 P: 9	R: 0 E: 0 K: 1 S: 5	H: 0 LOB: 0 BB: 0 P: 5	R: 0 E: 0 K: 0 S: 3	H: 0 LOB: 0 BB: 0 P: 3	R: 0 E: 0 K: 0 S: 3	H: 1 LOB: 1 BB: 0 P: 6	R: 0 E: 0 K: 1 S: 6	H: 1 LOB: 3 BB: 2 P: 14	R: 0 E: 0 K: 1 S: 5	H: 0 LOB: 1 BB: 1 P: 9	R: 1 E: 0 K: 2 S: 7	H: 2 LOB: 2 BB: 1 P: 11	R: 4 E: 0 K: 2 S: 10	H: 3 LOB: 1 BB: 1 P: 14	1B: 5 2B: 1 3B: 0 HR: 1	SF: 0 SAC: 0 DP: 0 HBP: 0	WP: 0 PB: 0 CS: 0	PA: 40
PITCHER	IP	WLS	BF	H	R	ER	SO	BB	IBB	HBP	BLK	WP	HR	S	P	ERA	WHIP			
Chris Knapp, R (1, 1) ERA: 0.00	7.0		27	2	0	0	5	4	0	0	0	0	0	33	49	0.00	0.857			
Mark Clear, R (8, 1) ERA: 18.0	1.1	L	10	4	4	4	1	2	0	0	0	0	0	10	18	27.00	4.500			
Dave LaRoche, L (9, 1) ERA: 3.38	0.2		3	1	1	1	2	0	0	0	0	0	1	7	7	13.50	1.500			

Minnesota Twins @ California Angels
Anaheim Stadium, Anaheim, CA
Mon Apr 14 1980, 9:05 PM EST
Att: 24,944 - Unknown - 64 F

AB	34
R	5
H	7
RBI	5
BB	6
SO	8
LOB	17



Batter	1	2	3	4	5	6	7	8	9	AB	R	H	RBI	BB	SO	LOB	BOTTOM			
Al Cowens, R (1, 8) OBP: 0.222, SLG: 0.125	K		P5			CS		K		4	0	1	0	0	2	0				
Carney Lansford, R (1, 5) OBP: 0.389, SLG: 0.412	P4		K		CS	6-3		K		4	0	0	0	0	2	0				
Dan Ford, R (1, 9) OBP: 0.417, SLG: 0.800 Rick Miller, L (9, 8) OBP: 0.500, SLG: 0.400	1B	BB			1B	2B		L7		3	1	1	0	1	0	0				
Don Baylor, R (1, 10) OBP: 0.529, SLG: 0.533	1B				1B	1B		6-3		4	0	3	1	0	0	0				
Rod Carew, L (1, 3) OBP: 0.471, SLG: 0.429	F7				F7			F7		3	0	0	0	1	0	3				
Brian Downing, R (1, 2) OBP: 0.231, SLG: 0.091		P3			L9			P6		4	0	0	0	0	0	3				
Joe Rudi, R (1, 7) OBP: 0.353, SLG: 0.875	K				5-3			HR	1B	4	1	1	0	0	2	2				
Bobby Grich, R (1, 4) OBP: 0.438, SLG: 0.643	F8				6-3			HR		3	1	1	2	0	0	0				
Freddie Patek, R (1, 6) OBP: 0.214, SLG: 0.333			L7			6-3		6-3		3	0	0	0	0	0	0				
Inning Stats	R: 0 E: 0 K: 1 S: 6	H: 1 LOB: 2 BB: 1 P: 10	R: 0 E: 0 K: 1 S: 5	H: 0 LOB: 0 BB: 0 P: 5	R: 0 E: 0 K: 1 S: 5	H: 0 LOB: 0 BB: 0 P: 5	R: 1 E: 0 K: 0 S: 5	H: 2 LOB: 1 BB: 0 P: 5	R: 0 E: 0 K: 0 S: 3	H: 0 LOB: 0 BB: 0 P: 3	R: 2 E: 0 K: 0 S: 5	H: 2 LOB: 2 BB: 0 P: 5	R: 0 E: 0 K: 2 S: 7	H: 0 LOB: 0 BB: 0 P: 7	R: 0 E: 0 K: 1 S: 5	H: 1 LOB: 1 BB: 1 P: 9	1B: 5 2B: 1 3B: 0 HR: 1	SF: 0 SAC: 0 DP: 1 HBP: 0	WP: 0 PB: 0 CS: 1	PA: 35
PITCHER	IP	WLS	BF	H	R	ER	SO	BB	IBB	HBP	BLK	WP	HR	S	P	ERA	WHIP			
Terry Felton, R (1, 1) ERA: 3.86	7.0		27	6	3	3	3	1	0	0	0	0	0	32	36	3.86	1.000			
Doug Corbett, R (8, 1) ERA:	2.0	W	7	1	0	0	3	1	0	0	0	0	0	12	16	0.00	1.000			

Minnesota Twins @ California Angels
Anaheim Stadium, Anaheim, CA
Mon Apr 14 1980, 9:05 PM EST
Att: 24,944 - Unknown - 64 F


AB	32
R	3
H	7
RBI	3
BB	2
SO	6
LOB	8



Batter	1	2	3	4	5	6	7	8	9	AB	R	H	RBI	BB	SO	LOB	TOP		
Ron Jackson, R (1,3)	0-0 6-3		0-0 5-3		0-3 K		4-0 BB		0-0 L7	4	0	0	0	1	1	2			
Pete Mackanin, R (1,4) OBP: 0.333, SLG: 0.333	0-0 G4-6-3 1B		0-0 L6		0-0 F2		0-0 P4			4	0	1	0	0	0	2			
Roy Smalley, S (1,6) OBP: 0.321, SLG: 0.435	0-0 G4-6-3 1-2			0-0 P6		0-0 5-3			0-0 F7	4	0	0	0	0	0	1			
Bombo Rivera, R (1,9) OBP: 0.333, SLG: 0.333		0-0 F9		0-0 1B 1B		0-0 BLK 1B			0-0 L9	4	0	2	0	0	0	0			
John Castino, R (1,5) OBP: 0.333, SLG: 0.579		0-0 S 2B		0-0 P3		0-0 F8 1-2			0-0 5-3	4	0	1	0	0	0	2			
Jose Morales, R (1,10) OBP: 0.571, SLG: 0.500		4-0 BB 2-3		0-0 1B					0-0 L8	3	0	2	0	1	0	0			
Ken Landreaux, L (1,7) OBP: 0.357, SLG: 0.577		0-0 F4		0-0 F2					0-0 P5	4	1	1	0	0	0	5			
Willie Norwood, R (1,8) OBP: 0.200, SLG: 0.200		0-0 P4			0-0 P4		0-3 K		0-0 FC5-4 BB	4	0	0	0	0	1	4			
Butch Wynegar, S (1,2) OBP: 0.250, SLG: 0.217			0-0 5-3		0-0 6-3				4-0 BB	3	0	1	1	1	0	0			
Rob Wilfong, L (9, PR) OBP: 0.200, SLG: 0.167							2-H BB 1B		1-2 BB	0	0	0	0	0	0	0			
Inning Stats	R: 0 E: 0 K: 0 S: 3	H: 1 LOB: 0 BB: 0 P: 3	R: 0 E: 0 K: 0 S: 4	H: 1 LOB: 2 BB: 1 P: 8	R: 0 E: 0 K: 0 S: 3	H: 0 LOB: 0 BB: 0 P: 3	R: 0 E: 0 K: 0 S: 5	H: 2 LOB: 2 BB: 0 P: 5	R: 0 E: 0 K: 1 S: 4	H: 1 LOB: 1 BB: 0 P: 4	R: 1 E: 0 K: 1 S: 7	H: 2 LOB: 2 BB: 1 P: 11	R: 0 E: 0 K: 0 S: 3	H: 0 LOB: 0 BB: 0 P: 3	R: 0 E: 0 K: 0 S: 4	H: 1 LOB: 2 BB: 1 P: 8	1B: 6 2B: 2 3B: 0 HR: 0	SF: 0 SAC: 0 DP: 1 HBP: 0	WP: 0 PA: 37 PB: 0 CS: 1
PITCHER Frank Tanana, L (1,1) ERA: 1.0	IP: 9.0 WLS: W BF: 37 H: 8 R: 1 ER: 1 SO: 2 BB: 3 IBB: 0 HBP: 0 BLK: 1 WP: 0 HR: 0 S: 38 P: 50 ERA: 1.00 WHIP: 1.222															PITCHER			

Minnesota Twins @ California Angels
Anaheim Stadium, Anaheim, CA
Tue Apr 15 1980, 9:05 PM EST
Att: 26,105 - Unknown - 63 F


AB 34
R 1
H 8
RBI 1
BB 3
SO 2
LOB 16



Batter	1	2	3	4	5	6	7	8	9	AB	R	H	RBI	BB	SO	LOB	BOTTOM		
Al Cowens, R (1,8) OBP: 0.227, SLG: 0.105	0-0 F3		4-0 CS BB		0-0 E6 FC3-2		0-0 F8			3	0	0	0	1	0	1			
Rod Carew, L (1,3) OBP: 0.428, SLG: 0.389	0-0 4-3		0-0 6-3 1-2		0-0 E9 FC3-2 1-3 2-H 1B		0-0 L4			4	0	1	1	0	0	1			
Dan Ford, R (1,9) OBP: 0.375, SLG: 0.714	0-0 1B 2B		0-0 4-3		0-0 FC3-2		0-3 K			4	0	1	0	0	1	2			
Rick Miller, L (9, PR) OBP: 0.500, SLG: 0.400					2-3 3-H 0-3 K					0	0	0	0	0	0	0			
Don Baylor, R (1,10) OBP: 0.476, SLG: 0.474	0-0 2-H 1B			0-0 P4		0-0 K			0-0 F8	4	0	1	0	0	1	2			
Carney Lansford, R (1,5) OBP: 0.409, SLG: 0.429		0-0 HR 1B		0-0 E3 1B		0-0 5-3			0-0 F9	4	1	2	0	0	0	0			
Brian Downing, R (1,2) OBP: 0.313, SLG: 0.385		0-0 1-H HR		0-3 K		4-0 FC6-4 BB				2	1	1	2	1	1	1			
Joe Rudi, R (1,7) OBP: 0.300, SLG: 0.737		0-0 1-3		0-0 F3		0-3 K				3	0	0	0	0	1	2			
Bobby Grich, R (1,4) OBP: 0.368, SLG: 0.529		0-0 6-3			0-3 K		0-0 FC6-4 1-2			3	0	0	0	0	1	1			
Freddie Patek, R (1,6) OBP: 0.235, SLG: 0.333		0-0 F9			0-0 E 1B		0-3 K			3	1	1	0	0	1	0			
Inning Stats	R: 0 E: 0 K: 0 S: 4	H: 2 LOB: 2 BB: 0 P: 4	R: 2 E: 0 K: 0 S: 5	H: 2 LOB: 0 BB: 0 P: 5	R: 0 E: 0 K: 0 S: 2	H: 0 LOB: 0 BB: 1 P: 6	R: 0 E: 1 K: 1 S: 6	H: 1 LOB: 1 BB: 0 P: 6	R: 1 E: 2 K: 2 S: 10	H: 2 LOB: 2 BB: 0 P: 10	R: 0 E: 0 K: 1 S: 5	H: 0 LOB: 1 BB: 1 P: 9	R: 0 E: 0 K: 1 S: 5	H: 0 LOB: 0 BB: 0 P: 5	R: 0 E: 0 K: 1 S: 5	H: 0 LOB: 0 BB: 0 P: 5	1B: 5 2B: 1 3B: 0 HR: 1	SF: 0 SAC: 0 DP: 0 HBP: 0	WP: 0 PA: 32 PB: 0 CS: 1
PITCHER Jerry Koosman, L (1,1) ERA: 4.91	IP: 4.1 WLS: L BF: 20 H: 7 R: 3 ER: 2 SO: 2 BB: 1 IBB: 0 HBP: 0 BLK: 0 WP: 0 HR: 1 S: 23 P: 27 ERA: 4.15 WHIP: 1.846															PITCHER			
John Verhoeven, R (5,1) ERA:	IP: 3.2 WLS: L BF: 12 H: 0 R: 0 ER: 0 SO: 4 BB: 1 IBB: 0 HBP: 0 BLK: 0 WP: 0 HR: 0 S: 19 P: 23 ERA: 0.00 WHIP: 0.273															PITCHER			

Minnesota Twins @ California Angels
Anaheim Stadium, Anaheim, CA
Tue Apr 15 1980, 9:05 PM EST
Att: 26,105 - Unknown - 63 F

AB 30
R 3
H 7
RBI 3
BB 2
SO 6
LOB 10



Batter	1	2	3	4	5	6	7	8	9	10	AB	R	H	RBI	BB	SO	LOB	TOP
Rob Wilfong, L OBP: 0.250, SLG: 0.227 (1, 4)	0-0 1-3		0-0 1B			0-0 F9			0-0 G3 1B		4	0	2	0	0	0	0	Minnesota Twins @ California Angels Anaheim Stadium, Anaheim, CA Wed Apr 16 1980, 9:05 PM EST Att: 27,575 - Unknown
Roy Smalley, S OBP: 0.281, SLG: 0.385 (1, 6)	0-0 4-3		0-0 SF7			0-0 F8			0-0 F8		3	0	0	1	0	0	1	
Ken Landreaux, L OBP: 0.344, SLG: 0.533 (1, 7)	0-0 1B		0-0 F8			0-0 F8			0-0 G3		4	0	1	0	0	0	2	
Danny Goodwin, L OBP: 0.133, SLG: 0.071 (1, 10)	0-3 K					0-0 F7			0-0 G3		4	0	0	0	0	1	2	
Mike Cabbage, L OBP: 0.200, SLG: 0.200 Bombo Rivera, R OBP: 0.333, SLG: 0.333 Ron Jackson, R (10, 3) (10, 8)		0-0 4-3				0-0 4-3			0-0 4-3		4	0	1	0	0	0	0	livebaseballscores.com AB 31 R 1 H 4 RBI 1 BB 2 SO 2 LOB 7
Butch Wynegar, S OBP: 0.222, SLG: 0.192 (1, 2)		0-0 G3				0-0 G3			0-0 P6		3	0	0	0	0	0	0	
Hosken Powell, L OBP: 0.381, SLG: 0.353 (1, 9)		0-0 F9				0-0 5-3			0-0 L9		3	0	0	0	1	0	0	
Rick Sofield, L OBP: 0.160, SLG: 0.280 Pete Mackanin, R OBP: 0.333, SLG: 0.333 (10, 3)			0-3 K			0-0 F8			0-0 6-3		4	0	0	0	0	1	2	
John Castino, R OBP: 0.333, SLG: 0.524 (1, 5)			4-0 1B SF7 BB			0-0 6-3			0-0 5-3		2	1	0	0	1	0	0	
Inning Stats	R: 0 E: 0 K: 1 S: 6	H: 1 LOB: 1 BB: 0 P: 6	R: 0 E: 0 K: 0 S: 3	H: 0 LOB: 0 BB: 0 P: 3	R: 1 E: 0 K: 1 S: 6	H: 1 LOB: 1 BB: 1 P: 10	R: 0 E: 0 K: 0 S: 3	H: 0 LOB: 0 BB: 0 P: 3	R: 0 E: 0 K: 0 S: 3	H: 0 LOB: 0 BB: 0 P: 3	R: 0 E: 0 K: 0 S: 4	H: 1 LOB: 1 BB: 0 P: 4	R: 0 E: 0 K: 0 S: 3	H: 1 LOB: 1 BB: 1 P: 7	1B: 4 2B: 1 3B: 0 HR: 0	SF: 1 SAC: 1 DP: 1 HBP: 0	WP: 0 PA: 35 PB: 0 SB: 1 CS: 0	
PITCHER Dave Frost, R ERA: 1.47 (1, 1)	IP: 10.0 WLS: 10 BF: 35 H: 4 R: 1 ER: 1 SO: 2 BB: 1 IBB: 0 HBP: 0 BLK: 0 WP: 0 HR: 0 S: 37 P: 45 ERA: 0.90 WHIP: 0.500	PITCHER																

Batter	1	2	3	4	5	6	7	8	9	10	AB	R	H	RBI	BB	SO	LOB	BOTTOM
Al Cowens, R OBP: 0.259, SLG: 0.167 (1, 8)	0-0 E 1B	0-0 L7				0-0 F9			0-3 K		5	1	2	0	0	1	1	Minnesota Twins @ California Angels Anaheim Stadium, Anaheim, CA Wed Apr 16 1980, 9:05 PM EST Att: 27,575 - Unknown
Carney Lansford, R OBP: 0.385, SLG: 0.400 (1, 5)	0-0 E 1B		0-0 6-3			0-0 1-3			0-3 K		4	0	1	0	0	1	0	
Dan Ford, R OBP: 0.333, SLG: 0.579 Rick Miller, L OBP: 0.500, SLG: 0.400 (10, PR)	0-3 K		0-3 K			0-0 P5			0-0 F9		5	0	1	0	0	2	2	
Don Baylor, R OBP: 0.423, SLG: 0.435 (1, 10)	0-0 L9		0-0 E7			0-0 F9			0-0 SH3-4 1B SF9		4	1	1	1	0	0	2	
Rod Carew, L OBP: 0.400, SLG: 0.364 (1, 3)	0-0 E4		0-0 G3			0-0 F8			0-0 SF9 SH3-4 1B		4	0	1	0	0	0	3	
Brian Downing, R OBP: 0.263, SLG: 0.313 (1, 2)	0-0 P6					0-0 F8			0-0 SH3-4		3	0	0	0	0	0	3	
Joe Rudi, R OBP: 0.292, SLG: 0.636 Larry Harlow, L (9, PR) (10, 7)		0-3 K				0-0 F7			0-3 K		3	0	0	0	1	2	0	livebaseballscores.com AB 35 R 2 H 8 RBI 2 BB 1 SO 7 LOB 14
Bobby Grich, R OBP: 0.348, SLG: 0.500 (1, 4)		0-0 6-3				0-0 G1			0-0 SF9		3	0	1	1	0	0	0	
Freddie Patek, R OBP: 0.250, SLG: 0.333 Ralph Garr, L (9, PH) Todd Cruz, R (10, 6)		0-0 1B				0-3 K			0-0 2-3		3	0	1	0	0	1	1	
Inning Stats	R: 0 E: 1 K: 1 S: 8	H: 2 LOB: 3 BB: 0 P: 8	R: 0 E: 0 K: 1 S: 6	H: 1 LOB: 1 BB: 0 P: 6	R: 0 E: 1 K: 1 S: 6	H: 0 LOB: 1 BB: 0 P: 6	R: 0 E: 0 K: 0 S: 3	H: 0 LOB: 0 BB: 0 P: 3	R: 0 E: 0 K: 2 S: 7	H: 0 LOB: 0 BB: 0 P: 7	R: 1 E: 0 K: 0 S: 5	H: 2 LOB: 2 BB: 1 P: 9	R: 1 E: 0 K: 0 S: 4	H: 2 LOB: 1 BB: 0 P: 4	1B: 8 2B: 0 3B: 0 HR: 0	SF: 2 SAC: 2 DP: 0 HBP: 0	WP: 0 PA: 40 PB: 0 SB: 0 CS: 0	
PITCHER Pete Redfern, R ERA: 1.13 Mike Marshall, R ERA: 16.0 (9, 1)	IP: 8.0 WLS: 1.2 BF: 32 H: 6 R: 1 ER: 1 SO: 7 BB: 0 IBB: 0 HBP: 0 BLK: 0 WP: 0 HR: 0 S: 46 P: 46 ERA: 1.12 WHIP: 0.750	PITCHER																

Batter	1	2	3	4	5	6	7	8	9	AB	R	H	RBI	BB	SO	LOB	TOP					
Willie Norwood, R OBP: 0.222, SLG: 0.222 (1, 8)	0-0 4-3		0-0 1B		0-0 6-3			0-0 5-3		4	0	1	0	0	0	0	Minnesota Twins @ Seattle Mariners The Kingdome, Seattle, WA Thu Apr 17 1980, 9:05 PM EST Att: 5,466 - Dome					
Ken Landreaux, L OBP: 0.361, SLG: 0.559 (1, 7)	0-0 1B WP 2B		0-0 1-2 1B		0-0 L8			0-0 F7		4	1	2	0	0	0	0						
Roy Smalley, S OBP: 0.306, SLG: 0.379 (1, 6)	0-0 1B WP 2-3 1B		0-0 F3		0-0 E5 FC1-6			4-0 BB		3	1	1	0	1	0	2						
Jose Morales, R OBP: 0.364, SLG: 0.300 (1, 10)	0-0 G3		0-0 G3-6-3		0-0 FC1-6 FC5-4			0-0 F9		4	0	0	0	0	0	5						
Bombo Rivera, R OBP: 0.300, SLG: 0.300 (1, 9)	0-0 2H 1B		0-3 K		0-0 FC5-4			0-0 5-3		4	0	1	1	0	1	1						
John Castino, R OBP: 0.286, SLG: 0.440 (1, 5)		0-0 4-3		0-0 L6				0-0 F9		4	0	0	0	0	0	1						
Ron Jackson, R (1, 3)		0-0 L7		0-0 5-3				0-0 F6		4	0	0	0	0	0	0						
Butch Wynegar, S OBP: 0.233, SLG: 0.241 (1, 2)		0-0 2B		0-0 6-3				0-0 1-3		3	0	1	0	0	0	0						
Rob Wilfong, L OBP: 0.259, SLG: 0.360 (1, 4)		0-0 3-1		0-0 HR				0-0 L6		3	1	1	1	0	0	1						
Inning Stats	R: 2 E: 0 K: 0 S: 5	H: 3 LOB: 1 BB: 0 P: 5	R: 0 E: 0 K: 0 S: 4	H: 1 LOB: 1 BB: 0 P: 4	R: 0 E: 0 K: 1 S: 4	H: 2 LOB: 1 BB: 0 P: 4	R: 0 E: 0 K: 1 S: 5	H: 0 LOB: 0 BB: 0 P: 5	R: 1 E: 0 K: 0 S: 4	H: 1 LOB: 0 BB: 0 P: 4	R: 0 E: 1 K: 0 S: 4	H: 0 LOB: 1 BB: 0 P: 4	R: 0 E: 0 K: 0 S: 3	H: 0 LOB: 0 BB: 0 P: 3	R: 0 E: 0 K: 0 S: 3	H: 0 LOB: 1 BB: 1 P: 7	R: 0 E: 0 K: 0 S: 3	H: 0 LOB: 0 BB: 0 P: 3	1B: 4 2B: 2 3B: 0 HR: 1	SF: 0 SAC: 0 DP: 1 HBP: 0	WP: 1 PB: 0 CS: 0	PA: 34
PITCHER Rick Honeycutt, L ERA: 2.37 (1, 1)	IP: 9.0 WLS: W BF: 34 H: 7 R: 3 ER: 3 SO: 1 BB: 1 IBB: 0 HBP: 0 BLK: 0 WP: 1 HR: 1 S: 35 P: 39 ERA: 3.00 WHIP: 0.889																					

Batter	1	2	3	4	5	6	7	8	9	AB	R	H	RBI	BB	SO	LOB	BOTTOM			
Julio Cruz, S OBP: 0.306, SLG: 0.250 (1, 4)	0-0 2B SF8 1B		0-0 1-4-3			0-0 6-3		0-0 6-3		4	1	1	0	0	0	0	Minnesota Twins @ Seattle Mariners The Kingdome, Seattle, WA Thu Apr 17 1980, 9:05 PM EST Att: 5,466 - Dome			
Rod Craig, S OBP: 0.351, SLG: 0.559 (1, 8)	0-0 L9		0-0 F7			4-0 BB		0-0 L8		3	0	0	0	1	0	1				
Dan Meyer, L OBP: 0.400, SLG: 0.448 (1, 7)	0-0 1-3 2B		0-0 G3			0-0 F9		0-0 F8		4	0	1	0	0	0	1				
Willie Horton, R OBP: 0.324, SLG: 0.185 (1, 10)	0-0 SF8			0-0 1-3		0-0 F9		0-0 F9		3	0	1	1	0	0	1				
Larry Milbourne, S (9, PR)	0-0 3H			0-3 K				0-0 E9 1B		0	1	0	0	0	0	0				
Bruce Bochte, L OBP: 0.484, SLG: 0.607 (1, 3)	0-0 F5			0-0 K				0-0 E9 2B		4	1	2	0	0	1	1				
Leon Roberts, R OBP: 0.333, SLG: 0.889 (1, 9)		0-0 5-3		0-0 F4				0-0 F8 2-3		3	0	0	0	0	0	1				
Ted Cox, R OBP: 0.200, SLG: 0.125 (1, 5)		0-3 K			0-0 4-3			0-0 SF8 3H		2	0	0	1	0	1	0				
Larry Cox, R OBP: 0.313, SLG: 0.083 (1, 2)		0-0 1-3			0-0 4-3			0-0 L1		3	0	0	0	0	0	0				
Mario Mendoza, R OBP: 0.250, SLG: 0.455 (1, 6)			0-0 HR		0-0 F2			0-3 K		2	1	1	1	0	0	0				
Bill Stein, R OBP: 0.296, SLG: 0.308 (8, PH)										1	0	0	0	0	1	0				
Jim Anderson, R OBP: 0.357, SLG: 0.308 (9, 6)										0	0	0	0	0	0	0				
Inning Stats	R: 1 E: 0 K: 0 S: 5	H: 2 LOB: 1 BB: 0 P: 5	R: 0 E: 0 K: 1 S: 5	H: 0 LOB: 0 BB: 0 P: 5	R: 1 E: 0 K: 0 S: 4	H: 1 LOB: 0 BB: 0 P: 4	R: 0 E: 0 K: 1 S: 5	H: 0 LOB: 0 BB: 0 P: 5	R: 0 E: 0 K: 0 S: 3	H: 0 LOB: 1 BB: 1 P: 7	R: 1 E: 0 K: 0 S: 4	H: 1 LOB: 0 BB: 0 P: 4	R: 0 E: 0 K: 1 S: 5	H: 0 LOB: 0 BB: 0 P: 5	R: 1 E: 1 K: 0 S: 3	H: 2 LOB: 2 BB: 0 P: 3	1B: 2 2B: 3 3B: 0 HR: 1	SF: 2 SAC: 0 DP: 0 HBP: 0	WP: 0 PB: 0 CS: 0	PA: 32
PITCHER Geoff Zahn, L ERA: 1.56 (1, 1)	IP: 8.1 WLS: L BF: 32 H: 6 R: 4 ER: 3 SO: 3 BB: 1 IBB: 0 HBP: 0 BLK: 0 WP: 0 HR: 1 S: 37 P: 41 ERA: 3.24 WHIP: 0.840																			

AB	33
R	3
H	7
RBI	2
BB	1
SO	1
LOB	10



Batter	1	2	3	4	5	6	7	8	9	AB	R	H	RBI	BB	SO	LOB	TOP					
Willie Norwood, R (1, 8) OBP: 0.231, SLG: 0.231										4	0	1	0	0	2	0	Minnesota Twins @ Seattle Mariners The Kingdome, Seattle, WA Fri Apr 18 1980, 9:05 PM EST Dome					
Ken Landreaux, L (1, 7) OBP: 0.375, SLG: 0.553										4	0	2	0	0	1	0						
Roy Smalley, S (1, 6) OBP: 0.275, SLG: 0.333										4	0	0	0	0	2	3						
Pete Mackanin, R (1, 4) OBP: 0.300, SLG: 0.222										3	0	0	0	1	1	1						
Ron Jackson, R (1, 3)										4	0	0	0	0	0	1						
John Castino, R (1, 5) OBP: 0.250, SLG: 0.379										4	0	0	0	0	1	0						
Jose Morales, R (1, 10) OBP: 0.357, SLG: 0.308										3	0	1	0	0	0	0						
Bombo Rivera, R (1, 9) OBP: 0.385, SLG: 0.615										3	1	2	1	0	1	1						
Sal Butera, R (1, 2) OBP: 0.357, SLG: 0.308										3	0	0	0	0	0	2						
Inning Stats	R: 0 E: 0 K: 3 S: 10	H: 1 LOB: 1 BB: 0 P: 10	R: 0 E: 0 K: 0 S: 3	H: 0 LOB: 0 BB: 0 P: 3	R: 0 E: 0 K: 1 S: 5	H: 1 LOB: 0 BB: 0 P: 5	R: 0 E: 0 K: 1 S: 5	H: 0 LOB: 1 BB: 1 P: 9	R: 0 E: 0 K: 1 S: 6	H: 1 LOB: 1 BB: 0 P: 6	R: 0 E: 0 K: 1 S: 5	H: 0 LOB: 0 BB: 0 P: 5	R: 0 E: 0 K: 1 S: 5	H: 0 LOB: 0 BB: 0 P: 5	R: 1 E: 0 K: 0 S: 6	H: 3 LOB: 2 BB: 0 P: 6	R: 0 E: 0 K: 0 S: 3	H: 0 LOB: 0 BB: 0 P: 3	1B: 5 2B: 0 3B: 0 HR: 1	SF: 0 SAC: 0 DP: 1 HBP: 0	WP: 0 PB: 0 CS: 0	PA: 33
PITCHER Floyd Bannister, L (1, 1) ERA: 1.0	IP: 9.0 WLS: W BF: 33 H: 6 R: 1 ER: 1 SO: 8 BB: 1 IBB: 0 HBP: 0 BLK: 0 WP: 0 HR: 1 S: 48 P: 52 ERA: 1.00 WHIP: 0.778															PITCHER						

AB	32
R	1
H	6
RBI	1
BB	1
SO	8
LOB	8



Batter	1	2	3	4	5	6	7	8	9	AB	R	H	RBI	BB	SO	LOB	BOTTOM			
Julio Cruz, S (1, 4) OBP: 0.324, SLG: 0.250										0	0	0	0	0	0	0	Minnesota Twins @ Seattle Mariners The Kingdome, Seattle, WA Fri Apr 18 1980, 9:05 PM EST Dome			
Larry Milbourne, S (2, 4)										3	0	0	0	0	0	1				
Rod Craig, S (1, 8) OBP: 0.317, SLG: 0.500										4	0	0	0	0	0	1				
Dan Meyer, L (1, 7) OBP: 0.424, SLG: 0.469										3	0	2	0	0	1	0				
Bruce Bochte, L (1, 3) OBP: 0.471, SLG: 0.581										3	1	1	0	0	0	2				
Willie Horton, R (1, 10) OBP: 0.324, SLG: 0.200										3	1	1	0	0	0	0				
Joe Simpson, L (1, 9) OBP: 0.440, SLG: 0.571										3	1	1	1	0	2	0				
Ted Cox, R (1, 5) OBP: 0.217, SLG: 0.111										2	0	0	0	1	0	2				
Larry Cox, R (1, 2) OBP: 0.316, SLG: 0.133										3	0	1	1	0	0	1				
Mario Mendoza, R (1, 6) OBP: 0.200, SLG: 0.357										3	0	0	0	0	1	1				
Inning Stats	R: 0 E: 0 K: 1 S: 4	H: 0 LOB: 0 BB: 0 P: 5	R: 3 E: 0 K: 0 S: 7	H: 4 LOB: 1 BB: 0 P: 7	R: 0 E: 0 K: 0 S: 3	H: 1 LOB: 0 BB: 0 P: 3	R: 0 E: 0 K: 1 S: 5	H: 0 LOB: 0 BB: 0 P: 5	R: 0 E: 0 K: 1 S: 3	H: 1 LOB: 0 BB: 0 P: 3	R: 0 E: 0 K: 1 S: 5	H: 0 LOB: 0 BB: 1 P: 9	R: 0 E: 0 K: 0 S: 3	H: 0 LOB: 0 BB: 0 P: 3	R: 0 E: 0 K: 0 S: 3	H: 0 LOB: 0 BB: 0 P: 3	1B: 6 2B: 0 3B: 0 HR: 0	SF: 0 SAC: 0 DP: 2 HBP: 1	WP: 0 PB: 0 CS: 2	PA: 29
PITCHER Roger Erickson, R (1, 1) ERA: 4.5	IP: 8.0 WLS: L BF: 29 H: 6 R: 3 ER: 2 SO: 4 BB: 1 IBB: 0 HBP: 1 BLK: 0 WP: 0 HR: 0 S: 35 P: 40 ERA: 2.25 WHIP: 0.875															PITCHER				

AB	27
R	3
H	6
RBI	2
BB	1
SO	4
LOB	8



Batter	1	2	3	4	5	6	7	8	9	AB	R	H	RBI	BB	SO	LOB	TOP					
Rob Wilfong, L (1,4) OBP: 0.290, SLG: 0.414	L3		1B		K			G1-2-3		4	1	2	0	0	1	0	Minnesota Twins @ Seattle Mariners The Kingdome, Seattle, WA Fri Apr 18 1980, 9:05 PM EST Att: 7,006 - Dome					
Roy Smalley, S (1,6) OBP: 0.295, SLG: 0.351	K		G4-6-3			F8		1B		4	0	2	2	0	1	0						
Ken Landreaux, L (1,7) OBP: 0.341, SLG: 0.500	G3		G4-6-3			K		1-3		4	0	0	0	0	1	3						
Glenn Adams, L (1,10) OBP: 0.273, SLG: 0.273 Jose Morales, R (8, PH) OBP: 0.400, SLG: 0.308		4-3	1-4-3					1B		3	0	1	0	0	0	0						
Rick Sofield, L (1,8) OBP: 0.143, SLG: 0.250 Pete Mackanin, R (8, PH) OBP: 0.273, SLG: 0.200 Willie Norwood, R (8,8) OBP: 0.231, SLG: 0.231		F8			G3			G1-2-3		3	0	0	0	0	0	1						
Butch Wynegar, S (1,2) OBP: 0.285, SLG: 0.273 Roger Erickson, R (9, PR)		WP	1B		1-3			F7		4	0	2	0	0	0	0						
Hosken Powell, L (1,9) OBP: 0.375, SLG: 0.316 Bombo Rivera, R (9, PH) OBP: 0.357, SLG: 0.571					F2			6-3		2	0	0	0	1	0	0						
Mike Cabbage, L (1,3) OBP: 0.217, SLG: 0.217 Ron Jackson, R (9, PH)					L9			F3		3	0	1	0	0	0	2						
John Castillo, R (1,5) OBP: 0.257, SLG: 0.375								L3		3	1	1	0	0	1	1						
Inning Stats	R: 0 E: 0 K: 1 S: 5	H: 0 LOB: 0 BB: 0 P: 5	R: 0 E: 0 K: 0 S: 4	H: 1 LOB: 2 BB: 1 P: 8	R: 2 E: 0 K: 0 S: 5	H: 3 LOB: 0 BB: 0 P: 5	R: 0 E: 0 K: 0 S: 3	H: 0 LOB: 0 BB: 0 P: 3	R: 0 E: 0 K: 1 S: 5	H: 0 LOB: 0 BB: 0 P: 5	R: 0 E: 0 K: 1 S: 6	H: 1 LOB: 1 BB: 0 P: 6	R: 0 E: 0 K: 1 S: 6	H: 1 LOB: 1 BB: 0 P: 6	R: 0 E: 0 K: 0 S: 4	H: 2 LOB: 2 BB: 1 P: 8	R: 0 E: 0 K: 0 S: 3	H: 1 LOB: 1 BB: 0 P: 3	1B: 8 2B: 2 3B: 0 HR: 0	SF: 0 SAC: 0 DP: 3 HBP: 0	WP: 1 PB: 0 CS: 0	PA: 35
PITCHER	IP	WLS	BF	H	R	ER	SO	BB	IBB	HBP	BLK	WP	HR	S	P	ERA	WHIP					
Gary Wheelock, R (1,1) ERA: 6.0	3.0		13	4	2	2	1	1	0	0	1	1	0	14	18	6.00	1.667					
Byron McLaughlin, R (4,1) ERA: 7.27	4.0	W	16	4	0	0	3	0	0	0	0	0	0	22	22	0.00	1.000					
Shane Rawley, L (8,1) ERA: 6.75	2.0	S	6	1	0	0	0	0	1	0	0	0	0	5	9	0.00	0.500					

Batter	1	2	3	4	5	6	7	8	9	AB	R	H	RBI	BB	SO	LOB	BOTTOM				
Larry Milbourne, S (1,4)	6-3			K	4-3			F8		4	0	0	0	0	1	3	Minnesota Twins @ Seattle Mariners The Kingdome, Seattle, WA Fri Apr 18 1980, 9:05 PM EST Att: 7,006 - Dome				
Rod Craig, S (1,8)	F7			K				4-3		4	1	1	0	0	1	0					
Dan Meyer, L (1,7)	K			F8				SH3-4		3	0	1	0	0	1	0					
Bruce Bochte, L (1,3) OBP: 0.474, SLG: 0.600		K			BB			3-4-3		4	1	2	1	0	1	1					
Willie Horton, R (1,10) OBP: 0.317, SLG: 0.182		L5			1B			K		3	1	0	0	1	2	2					
Leon Roberts, R (1,9) OBP: 0.287, SLG: 0.667 Joe Simpson, L (9,9) OBP: 0.440, SLG: 0.571					1B			K		3	0	0	0	0	2	3					
Bill Stein, R (1,5) OBP: 0.294, SLG: 0.313								K		3	0	1	1	0	1	0					
Bob Stinson, S (1,2) OBP: 0.118, SLG: 0.118										3	0	0	0	0	1	2					
Jim Anderson, R (1,6) OBP: 0.412, SLG: 0.375 Mario Mendoza, R (8,6) OBP: 0.200, SLG: 0.357										3	0	2	1	0	0	0					
Inning Stats	R: 0 E: 0 K: 1 S: 5	H: 0 LOB: 0 BB: 0 P: 5	R: 0 E: 0 K: 2 S: 7	H: 0 LOB: 0 BB: 0 P: 7	R: 0 E: 0 K: 2 S: 7	H: 0 LOB: 0 BB: 0 P: 7	R: 0 E: 0 K: 2 S: 7	H: 0 LOB: 0 BB: 0 P: 7	R: 2 E: 0 K: 0 S: 6	H: 3 LOB: 2 BB: 1 P: 10	R: 1 E: 0 K: 2 S: 9	H: 2 LOB: 1 BB: 0 P: 9	R: 0 E: 0 K: 0 S: 4	H: 1 LOB: 1 BB: 0 P: 4	R: 0 E: 0 K: 1 S: 6	H: 1 LOB: 1 BB: 0 P: 6	1B: 6 2B: 1 3B: 0 HR: 0	SF: 0 SAC: 1 DP: 0 HBP: 0	WP: 1 PB: 0 CS: 0	PA: 32	
PITCHER	IP	WLS	BF	H	R	ER	SO	BB	IBB	HBP	BLK	WP	HR	S	P	ERA	WHIP				
Terry Felton, R (1,1) ERA: 4.38	5.1	L	22	5	3	3	7	1	0	0	0	1	0	35	39	5.06	1.125				
Doug Corbett, R (6,1) ERA:	2.2		10	2	0	0	3	0	0	0	0	1	0	16	16	0.00	0.750				

Batter	1	2	3	4	5	6	7	8	9	AB	R	H	RBI	BB	SO	LOB	TOP																					
Hosken Powell, L OBP: 0.448, SLG: 0.583 (1, 9)										5	2	4	1	0	0	1	Minnesota Twins @ Seattle Mariners The Kingdome, Seattle, WA Sat Apr 19 1980, 9:05 PM EST Att: 11,151 - Dome																					
Rob Wilfong, L OBP: 0.305, SLG: 0.500 (1, 4)										5	2	2	2	0	1	3																						
Roy Smalley, S OBP: 0.306, SLG: 0.415 (1, 6)										4	2	1	2	1	2	0																						
Ken Landreaux, L OBP: 0.354, SLG: 0.489 (1, 7)										3	0	1	1	0	0	0																						
Butch Wynegar, S OBP: 0.289, SLG: 0.278 (1, 2)										3	0	1	0	0	0	1																						
Rick Softfield, L OBP: 0.325, SLG: 0.219 (1, 8)										4	0	0	1	0	2	3																						
Glenn Adams, L OBP: 0.267, SLG: 0.267 (1, 10)										4	1	1	0	0	0	4																						
Mike Cubbage, L OBP: 0.222, SLG: 0.222 (1, 3)										4	1	1	0	0	0	0																						
John Castino, R OBP: 0.256, SLG: 0.353 (1, 5)										2	0	0	1	1	1	0																						
Inning Stats	R: 2 E: 1 K: 1 S: 7	H: 2 LOB: 2 BB: 1 P: 12	R: 3 E: 0 K: 0 S: 6	H: 3 LOB: 0 BB: 0 P: 6	R: 0 E: 0 K: 1 S: 5	H: 1 LOB: 0 BB: 0 P: 5	R: 0 E: 0 K: 1 S: 6	H: 1 LOB: 1 BB: 0 P: 6	R: 0 E: 0 K: 0 S: 3	H: 0 LOB: 0 BB: 0 P: 3	R: 2 E: 0 K: 0 S: 6	H: 3 LOB: 1 BB: 0 P: 6	R: 0 E: 0 K: 1 S: 4	H: 0 LOB: 0 BB: 0 P: 5	R: 0 E: 0 K: 1 S: 5	H: 0 LOB: 0 BB: 0 P: 5	R: 1 E: 0 K: 1 S: 5	H: 1 LOB: 0 BB: 1 P: 9	1B: 7 2B: 0 3B: 2 HR: 2	SF: 1 SAC: 0 DP: 4 HBP: 2	WP: 0 PB: 0 CS: 0	PA: 39																
PITCHER	IP	WLS	BF	H	R	ER	SO	BB	IBB	HBP	BLK	WP	HR	S	P	ERA	WHIP	PITCHER				IP	WLS	BF	H	R	ER	SO	BB	IBB	HBP	BLK	WP	HR	S	P	ERA	WHIP
Glenn Abbott, R ERA: 4.91 (1, 1)	2.0	L	13	5	5	5	1	1	0	1	0	0	1	13	18	22.50	3.000																					
Rob Dressler, R ERA: 6.97 (3, 1)	6.0		22	5	2	2	4	0	0	1	0	0	0	29	30	3.00	0.833																					
Dave Heaverlo, R ERA: 5.4 (9, 1)	1.0		4	1	1	1	1	1	0	0	0	0	1	5	9	9.00	2.000																					

AB	34
R	8
H	11
RBI	8
BB	2
SO	6
LOB	12



Batter	1	2	3	4	5	6	7	8	9	AB	R	H	RBI	BB	SO	LOB	BOTTOM																					
Rod Craig, S OBP: 0.286, SLG: 0.435 (1, 8)										4	0	0	0	0	1	1	Minnesota Twins @ Seattle Mariners The Kingdome, Seattle, WA Sat Apr 19 1980, 9:05 PM EST Att: 11,151 - Dome																					
Jim Anderson, R OBP: 0.333, SLG: 0.300 (1, 6)										4	0	0	0	0	0	0																						
Dan Meyer, L OBP: 0.425, SLG: 0.462 (1, 7)										4	1	2	0	0	0	0																						
Willie Horton, R OBP: 0.333, SLG: 0.194 (1, 10)										3	1	1	0	1	1	1																						
Bruce Bochte, L OBP: 0.500, SLG: 0.684 (1, 3)										3	1	2	1	1	0	1																						
Leon Roberts, R OBP: 0.316, SLG: 0.688 (1, 9)										4	0	2	2	0	0	3																						
Ted Cox, R OBP: 0.222, SLG: 0.182 (1, 5)										4	0	1	0	0	2	4																						
Larry Milbourne, S (1, 4)										4	0	0	0	0	0	3																						
Larry Cox, R OBP: 0.286, SLG: 0.118 Tom Paciorek, R (8, PH)										2	0	0	0	0	1	0																						
Bob Stinson, S OBP: 0.118, SLG: 0.118 (9, 2)										0	0	0	0	0	0	0																						
Inning Stats	R: 0 E: 0 K: 0 S: 3	H: 0 LOB: 0 BB: 0 P: 3	R: 0 E: 0 K: 1 S: 6	H: 2 LOB: 1 BB: 0 P: 6	R: 0 E: 0 K: 0 S: 3	H: 0 LOB: 0 BB: 0 P: 3	R: 0 E: 0 K: 0 S: 3	H: 0 LOB: 0 BB: 0 P: 3	R: 1 E: 0 K: 0 S: 4	H: 2 LOB: 0 BB: 0 P: 4	R: 0 E: 0 K: 2 S: 7	H: 0 LOB: 0 BB: 0 P: 7	R: 0 E: 0 K: 1 S: 6	H: 1 LOB: 1 BB: 0 P: 6	R: 0 E: 0 K: 0 S: 4	H: 1 LOB: 1 BB: 0 P: 4	R: 0 E: 0 K: 1 S: 7	H: 2 LOB: 2 BB: 2 P: 15	1B: 5 2B: 2 3B: 0 HR: 1	SF: 0 SAC: 0 DP: 2 HBP: 0	WP: 0 PB: 0 CS: 0	PA: 35																
PITCHER	IP	WLS	BF	H	R	ER	SO	BB	IBB	HBP	BLK	WP	HR	S	P	ERA	WHIP	PITCHER				IP	WLS	BF	H	R	ER	SO	BB	IBB	HBP	BLK	WP	HR	S	P	ERA	WHIP
Jerry Kosman, L ERA: 4.19 (1, 1)	8.1	W	32	7	3	3	4	2	0	0	0	0	0	38	46	0.00	1.080																					
Doug Corbett, R ERA: (9, 1)	0.2		3	1	0	0	1	0	0	0	0	0	0	5	5	0.00	1.500																					

AB	33
R	3
H	8
RBI	3
BB	2
SO	5
LOB	14



Batter	1	2	3	4	5	6	7	8	9	AB	R	H	RBI	BB	SO	LOB	TOP			
Hosken Powell, L OBP: 0.424, SLG: 0.536 (1, 9)										4	1	1	0	0	0	3				
Rob Wilfong, L OBP: 0.275, SLG: 0.447 (1, 4)										4	0	0	0	0	1	1				
Roy Smalley, S OBP: 0.321, SLG: 0.511 (1, 6)										4	1	2	2	0	2	0				
Ken Landreaux, L OBP: 0.346, SLG: 0.458 (1, 7)										3	0	0	0	1	0	0				
Butch Wynegar, S OBP: 0.286, SLG: 0.256 (1, 2)										3	0	0	0	1	0	0				
Rick Soffield, L OBP: 0.311, SLG: 0.194 (1, 8)										4	0	0	0	0	2					
Glenn Adams, L OBP: 0.263, SLG: 0.263 (1, 10)										4	1	1	0	0	2	0				
Mike Cabbage, L OBP: 0.323, SLG: 0.400 (9, PR)										3	1	3	2	1	0	0				
Ron Jackson, R (9, 3)										0	0	0	0	0	0	0				
John Castino, R OBP: 0.256, SLG: 0.342 (1, 5)										4	0	1	0	0	2					
Inning Stats	R: 1 E: 0 K: 0 S: 4	H: 2 LOB: 2 BB: 2 P: 12	R: 0 E: 0 K: 0 S: 3	H: 0 LOB: 1 BB: 1 P: 7	R: 0 E: 0 K: 1 S: 5	H: 0 LOB: 0 BB: 0 P: 5	R: 2 E: 0 K: 0 S: 5	H: 2 LOB: 0 BB: 0 P: 5	R: 0 E: 0 K: 2 S: 7	H: 0 LOB: 0 BB: 0 P: 3	R: 0 E: 0 K: 1 S: 6	H: 2 LOB: 1 BB: 0 P: 6	R: 1 E: 0 K: 0 S: 4	H: 1 LOB: 0 BB: 0 P: 4	R: 0 E: 0 K: 1 S: 6	H: 1 LOB: 1 BB: 0 P: 6	1B: 5 2B: 1 3B: 0 HR: 2	SF: 0 SAC: 0 DP: 1 HBP: 0	WP: 0 PB: 0 S: 2 CS: 3	PA: 36
PITCHER Mike Parrott, R ERA: 5.03 (1, 1)	IP: 9.0 WLS: L BF: 36 H: 8 R: 4 ER: 2 SO: 5 BB: 3 IBB: 0 HBP: 0 BLK: 0 WP: 0 HR: 2 S: 43 P: 55 ERA: 2.00 WHIP: 1.222															PITCHER				

Minnesota Twins @ Seattle Mariners
The Kingdome, Seattle, WA
Sun Apr 20 1980, 6:33 AM EST
Att: 8,225 - Dome

AB 33
R 4
H 8
RBI 4
BB 3
SO 5
LOB 8



Batter	1	2	3	4	5	6	7	8	9	AB	R	H	RBI	BB	SO	LOB	BOTTOM					
Larry Milbourne, S OBP: 0.056, SLG: 0.056 (1, 4)										4	0	1	0	0	0	1						
Rod Craig, S OBP: 0.283, SLG: 0.420 (1, 8)										4	1	1	0	0	1	2						
Dan Meyer, L OBP: 0.386, SLG: 0.419 (1, 7)										4	0	0	0	0	0	3						
Bruce Bochte, L OBP: 0.522, SLG: 0.756 (1, 3)										3	2	2	1	1	1	0						
Willie Horton, R OBP: 0.327, SLG: 0.179 (1, 10)										3	0	0	0	1	2	2						
Joe Simpson, L OBP: 0.448, SLG: 0.542 (1, 9)										3	0	1	1	1	1	0						
Bill Stein, R OBP: 0.300, SLG: 0.368 (1, 5)										3	0	1	0	0	1	2						
Bob Stinson, S OBP: 0.095, SLG: 0.095 (1, 2)										4	0	0	0	0	2	5						
Jim Anderson, R OBP: 0.333, SLG: 0.304 (9, PH)										3	0	1	0	0	0	1						
Leon Roberts, R OBP: 0.350, SLG: 0.706 (9, PH)										1	0	1	0	0	0	0						
Inning Stats	R: 2 E: 1 K: 0 S: 6	H: 2 LOB: 3 BB: 2 P: 14	R: 0 E: 0 K: 1 S: 6	H: 1 LOB: 1 BB: 0 P: 6	R: 0 E: 0 K: 3 S: 9	H: 0 LOB: 0 BB: 0 P: 9	R: 0 E: 0 K: 2 S: 7	H: 0 LOB: 0 BB: 0 P: 7	R: 0 E: 0 K: 0 S: 4	H: 1 LOB: 2 BB: 1 P: 8	R: 0 E: 0 K: 1 S: 6	H: 1 LOB: 1 BB: 0 P: 6	R: 0 E: 0 K: 0 S: 3	H: 0 LOB: 0 BB: 0 P: 3	R: 1 E: 0 K: 1 S: 7	H: 2 LOB: 1 BB: 0 P: 7	R: 0 E: 0 K: 0 S: 3	H: 1 LOB: 0 BB: 0 P: 3	1B: 6 2B: 1 3B: 0 HR: 1	SF: 0 SAC: 3 DP: 1 HBP: 0	WP: 0 PB: 0 S: 0 CS: 0	PA: 38
PITCHER Pete Redfern, R ERA: 1.29 John Verhoeven, R ERA: 1.35 Mike Marshall, R ERA: 10.8	IP: 5.0 WLS: W BF: 23 H: 4 R: 2 ER: 1 SO: 6 BB: 3 IBB: 0 HBP: 0 BLK: 0 WP: 0 HR: 0 S: 32 P: 44 ERA: 1.80 WHIP: 1.400															PITCHER						

Minnesota Twins @ Seattle Mariners
The Kingdome, Seattle, WA
Sun Apr 20 1980, 6:33 AM EST
Att: 8,225 - Dome

AB 32
R 3
H 8
RBI 2
BB 3
SO 8
LOB 16



Batter	1	2	3	4	5	6	7	8	9	AB	R	H	RBI	BB	SO	LOB	TOP			
Freddie Patek, R OBP: 0.303, SLG: 0.387 (1, 6)	0-0 SH5-3 6-3 2B		0-0 5-3			0-0 1B		0-0 G4-6-3 1-2		4	1	2	0	0	0	1				
Rod Carew, L OBP: 0.341, SLG: 0.316 (1, 3)	0-0 SH5-3 2-3		0-0 1-3			0-0 F7		0-0 4-3		3	0	0	0	0	0	1				
Dan Ford, R OBP: 0.286, SLG: 0.462 (1, 9)	0-0 6-3			0-0 6-3		0-0 1B			0-0 F2	4	0	1	1	0	0	0				
Don Baylor, R OBP: 0.370, SLG: 0.325 (1, 10)	0-0 FC5-4 1B			0-0 L6		0-0 P5			0-0 F9	4	0	1	0	0	0	2				
Al Cowens, R OBP: 0.234, SLG: 0.167 (1, 8)	0-0 FC5-4 1-2			0-0 6-3				0-0 6-3		4	0	0	0	0	0	1				
Joe Rudi, R OBP: 0.256, SLG: 0.429 (1, 7)		0-0 F9			0-0 4-3			0-0 F9		3	0	0	0	0	0	0				
Bobby Grich, R OBP: 0.316, SLG: 0.344 (1, 4)		0-0 6-3			0-3 K			0-0 FC4-6 1B		3	0	1	0	0	1	0				
Tom Donohue, R OBP: 0.091, SLG: 0.091 (1, 2)		0-0 F8			0-0 F8			0-0 FC4-6 1-2		3	0	0	0	0	0	1				
Todd Cruz, R OBP: 0.333, SLG: 0.333 (1, 5)			0-3 K			0-3 K		0-0 G4-6-3 1B		3	0	1	0	0	2	0				
Inning Stats	R: 1 E: 0 K: 0 S: 5	H: 2 LOB: 1 BB: 0 P: 5	R: 0 E: 0 K: 0 S: 3	H: 0 LOB: 0 BB: 0 P: 3	R: 0 E: 0 K: 1 S: 5	H: 0 LOB: 0 BB: 0 P: 5	R: 0 E: 0 K: 0 S: 3	H: 0 LOB: 0 BB: 0 P: 3	R: 0 E: 0 K: 1 S: 7	H: 2 LOB: 2 BB: 0 P: 7	R: 0 E: 0 K: 0 S: 4	H: 1 LOB: 1 BB: 0 P: 4	R: 0 E: 0 K: 0 S: 3	H: 1 LOB: 0 BB: 0 P: 3	R: 0 E: 0 K: 0 S: 3	H: 0 LOB: 0 BB: 0 P: 3	1B: 5 2B: 1 3B: 0 HR: 0	SF: 0 SAC: 1 DP: 1 HBP: 0	WP: 0 PB: 0 SB: 0 CS: 0	PA: 32
PITCHER Geoff Zahn, L ERA: 1.37 (1, 1)	IP: 9.0 WLS: W BF: 32	H: 6 R: 1 ER: 1 SO: 3	BB: 0 IBB: 0 HBP: 0 BLK: 0	WP: 0 HR: 0 S: 38 P: 38	ERA: 1.00 WHIP: 0.667											PITCHER IP: 9.0 WLS: W BF: 32	H: 6 R: 1 ER: 1 SO: 3	BB: 0 IBB: 0 HBP: 0 BLK: 0	WP: 0 HR: 0 S: 38 P: 38	ERA: 1.00 WHIP: 0.667

California Angels @ Minnesota Twins
Metropolitan Stadium, Bloomington, MI
Tue Apr 22 1980, 4:33 AM EST
Att: 36,268 - Unknown - 89 F

AB	31
R	1
H	6
RBI	1
BB	0
SO	3
LOB	6



Batter	1	2	3	4	5	6	7	8	9	AB	R	H	RBI	BB	SO	LOB	BOTTOM				
Hosken Powell, L OBP: 0.474, SLG: 0.656 (1, 9)	0-0 FC3-6 1B	0-0 4-3			0-0 HR	4-0 2B 1-2 2-3 BB		0-0 FC5-4 1B		4	1	3	2	1	0	1					
Rob Wilfong, L OBP: 0.297, SLG: 0.442 (1, 4)	0-0 FC3-6 1-2 HR	0-0 F8			0-0 F9	0-0 2B		0-0 F2		5	1	1	2	0	0	3					
Roy Smalley, S OBP: 0.345, SLG: 0.563 (1, 6)	0-0 HR		0-3 K		4-0 BB	4-0 IBB		0-0 FC5-4 1-2		3	1	1	2	2	1	1					
Ken Landreaux, L OBP: 0.321, SLG: 0.423 (1, 7)	0-3 K		0-0 F2		0-0 F9	0-0 F2				4	0	0	0	0	1	4					
Rick Sofield, L OBP: 0.150, SLG: 0.250 (1, 8)	0-0 1B		0-0 L7			0-0 1B 2B		0-0 F9		4	1	2	0	0	0	0					
Butch Wynegar, S OBP: 0.304, SLG: 0.279 (1, 2)	0-0 4-3			0-0 G3-6 1B		0-0 1B 2B		0-0 1-3		4	0	2	1	0	0	1					
Glenn Adams, L OBP: 0.286, SLG: 0.286 (1, 10)		0-0 1B 4-3 1B		0-0 G3-6		0-0 E6 BB 1B 2B		0-0 G3		2	1	1	0	0	0	1					
Jose Morales, R OBP: 0.353, SLG: 0.267 (6, PH)				0-0 G3-6		0-0 E6 BB 1B 2B		0-0 G3		2	1	0	0	0	0	1					
Mike Cubbage, L OBP: 0.333, SLG: 0.406 (1, 3)		0-0 4-3 1B		0-0 P6		0-0 P6		0-0 HR		2	0	1	0	0	0	0					
Ron Jackson, R OBP: 0.125, SLG: 0.182 (7, 3)		0-0 1-3 1B								2	1	1	1	0	0	2					
John Castino, R OBP: 0.255, SLG: 0.333 (1, 5)		0-3 K		0-3 K		0-0 BB 2B 1B		0-3 K		4	1	1	0	0	3	2					
Inning Stats	R: 2 E: 0 K: 1 S: 8	H: 3 LOB: 1 BB: 0 P: 8	R: 1 E: 0 K: 1 S: 7	H: 2 LOB: 1 BB: 0 P: 7	R: 0 E: 0 K: 1 S: 5	H: 0 LOB: 0 BB: 0 P: 5	R: 0 E: 0 K: 0 S: 3	H: 1 LOB: 0 BB: 0 P: 3	R: 1 E: 0 K: 1 S: 6	H: 1 LOB: 1 BB: 1 P: 10	R: 3 E: 1 K: 0 S: 7	H: 4 LOB: 3 BB: 2 P: 15	R: 0 E: 0 K: 0 S: 3	H: 0 LOB: 0 BB: 0 P: 3	R: 1 E: 0 K: 1 S: 7	H: 2 LOB: 1 BB: 0 P: 7	1B: 8 2B: 2 3B: 0 HR: 3	SF: 0 SAC: 0 DP: 1 HBP: 0	WP: 0 PB: 0 SB: 0 CS: 0	PA: 39	
PITCHER Dave Frost, R ERA: 3.09 (1, 1)	IP: 5.0 WLS: L BF: 24	H: 9 R: 6 ER: 5 SO: 4	BB: 1 IBB: 0 HBP: 0 BLK: 0	WP: 0 HR: 2 S: 31 P: 35	ERA: 9.00 WHIP: 2.000											PITCHER Dave LaRoche, L ERA: 2.35 (6, 1)	IP: 3.0 WLS: 15 BF: 4	H: 2 R: 2 ER: 1 SO: 1	BB: 1 IBB: 0 HBP: 0 BLK: 0	WP: 0 HR: 1 S: 15 P: 23	ERA: 3.00 WHIP: 1.667

California Angels @ Minnesota Twins
Metropolitan Stadium, Bloomington, MI
Tue Apr 22 1980, 4:33 AM EST
Att: 36,268 - Unknown - 89 F

AB	36
R	8
H	13
RBI	8
BB	3
SO	5
LOB	16



Batter	1	2	3	4	5	6	7	8	9	AB	R	H	RBI	BB	SO	LOB	TOP										
Rick Miller, L OBP: 0.455, SLG: 0.368 (1, 8)	0-0 1B 2B BB	0-3 K		0-0 2B 1B		0-0 FC3-6 FC6-4	0-0 1-3		4-0 WP 1B BB	5	3	2	0	1	1	3											
Freddie Patek, R OBP: 0.359, SLG: 0.444 (1, 6)	4-0 1B 2B BB	0-0 4-3 E		0-0 1B 2B		0-0 FC6-4	0-0 5-3		0-0 HBP 1B 2B	5	4	3	3	1	0	3											
Al Cowens, R OBP: 0.264, SLG: 0.208 (1, 9)	0-0 2B 1B	0-0 4-3		0-0 G5-4-3 1B		0-0 6-3		0-3 K	0-0 HBP 2B 1B	6	2	3	1	0	1	2											
Don Baylor, R OBP: 0.385, SLG: 0.341 (1, 10)	0-0 SF7 2B	0-0 E5 BB		0-0 G5-4-3 1B		0-0 2B 1B BB	4-0 5-3	0-0 5-3	1-0 2B HBP	4	3	1	3	1	0	1											
Rod Carew, L OBP: 0.360, SLG: 0.372 (1, 3)	0-3 K	4-0 FC4-6 BB		0-0 F7		0-0 1B 2B	0-0 4-3	0-0 4-3	0-0 1B 2B	5	2	2	3	1	1	1											
Bobby Grich, R OBP: 0.318, SLG: 0.351 (1, 4)	0-0 SF7	0-0 FC4-6		0-3 K		0-0 1B 1B E	0-0 1B 1B E		0-0 F8	5	1	2	3	0	1	2											
Joe Rudi, R OBP: 0.273, SLG: 0.410 (1, 7)	1-0 FC5 BB HBP		0-0 5-3	0-3 K		0-0 1B 1B E	0-0 1B 1B E	0-0 E6 2B	0-0 E6 2B	4	1	1	1	0	1	0	AB 42										
Tom Donohue, R OBP: 0.250, SLG: 0.200 (1, 2)	4-0 1B 2B BB	0-0 CS 1B		0-0 L6		0-0 1B 1B E	0-0 E7	0-3 K	0-3 K	4	0	2	0	1	1	1	R 17										
Todd Cruz, R OBP: 0.455, SLG: 0.500 (1, 5)	0-0 FC5	0-0 1-4-3		0-0 1-4-3		4-0 FC3-6 BB	0-0 1-3 2-H	0-0 WP 1B 2B	0-0 WP 1B 2B	4	1	2	1	1	0	3	H 18										
Inning Stats	R: 4 E: 0 K: 1 S: 8	H: 3 LOB: 2 BB: 2 P: 17	R: 1 E: 1 K: 1 S: 7	H: 1 LOB: 2 BB: 1 P: 11	R: 0 E: 0 K: 0 S: 3	H: 1 LOB: 0 BB: 0 P: 3	R: 2 E: 0 K: 0 S: 5	H: 3 LOB: 0 BB: 0 P: 5	R: 0 E: 0 K: 2 S: 7	H: 0 LOB: 0 BB: 0 P: 7	R: 0 E: 0 K: 0 S: 3	H: 0 LOB: 1 BB: 1 P: 7	R: 3 E: 1 K: 0 S: 7	H: 5 LOB: 2 BB: 1 P: 11	R: 0 E: 0 K: 1 S: 5	H: 0 LOB: 0 BB: 0 P: 5	R: 7 E: 1 K: 1 S: 10	H: 5 LOB: 1 BB: 1 P: 15	1B: 13 2B: 5 3B: 0 HR: 0	SF: 1 SAC: 0 DP: 1 HBP: 2	WP: 1 PB: 0 SB: 0 CS: 1	PA: 51					
PITCHER	IP	WLS	BF	H	R	ER	SO	BB	IBB	HBP	BLK	WP	HR	S	P	ERA	WHIP										
Terry Felton, R ERA: 6.92 (1, 1)	0.2	L	8	3	4	4	1	2	0	1	0	0	0	7	16	54.00	7.500										
John Verhoeven, R ERA: 2.7 (1, 1)	3.1		15	5	3	2	1	1	0	0	0	0	0	16	20	5.40	1.800										
Mike Marshall, R ERA: 9.95 (5, 1)	3.0		15	5	3	3	2	2	0	0	0	0	0	17	25	9.00	2.333										
Roger Erickson, R ERA: 3.86 (8, 1)	1.2		12	4	7	0	2	1	0	1	0	1	0	14	19	0.00	3.000										
Doug Corbett, R ERA: (9, 1)	0.1		1	1	0	0	0	0	0	0	0	0	0	1	1	0.00	3.000										
Batter	1	2	3	4	5	6	7	8	9	AB	R	H	RBI	BB	SO	LOB	BOTTOM										
Hosken Powell, L OBP: 0.429, SLG: 0.583 (1, 9)	0-0 4-3		0-0 E5			0-0 1-3		0-0 4-3		4	0	0	0	0	0	1											
Rob Wilfong, L OBP: 0.245, SLG: 0.404 (1, 4)	0-0 G3		0-0 3-1			0-0 4-3		0-0 F9		4	0	0	0	0	0	2											
Roy Smalley, S OBP: 0.355, SLG: 0.540 (1, 6)	4-0 S BB		0-0 F8			4-0 BB		0-0 P3		2	0	0	0	2	0	0											
Ken Landreaux, L OBP: 0.317, SLG: 0.429 (1, 7)	0-0 F8		0-0 F8			0-0 4-3		0-0 2B		4	0	1	0	0	0	2											
Rick Sofield, L OBP: 0.136, SLG: 0.227 (1, 8)		0-0 6-3		0-0 F2		0-0 F7		0-0 L9		4	0	0	0	0	0	1											
Butch Wynegar, S OBP: 0.280, SLG: 0.255 (1, 2)		0-0 F9		0-0 G3		0-0 P4		0-0 F9		4	0	0	0	0	0	1											
Glenn Adams, L OBP: 0.250, SLG: 0.250 (1, 10)		0-3 K		0-0 4-3		0-0 G3				3	0	0	0	0	1	0	AB 29										
Mike Cubbage, L OBP: 0.361, SLG: 0.394 (1, 3)			0-0 F7		4-0 BB		4-0 4-3 BB			1	0	0	0	2	0	0	RBI 0										
John Castino, R OBP: 0.240, SLG: 0.311 (1, 5)			0-0 5-3		0-0 F9		0-0 F8			3	0	0	0	0	0	2	SO 1										
Inning Stats	R: 0 E: 0 K: 0 S: 3	H: 0 LOB: 1 BB: 1 P: 7	R: 0 E: 0 K: 1 S: 5	H: 0 LOB: 0 BB: 0 P: 5	R: 0 E: 1 K: 0 S: 4	H: 0 LOB: 1 BB: 0 P: 4	R: 0 E: 0 K: 0 S: 3	H: 0 LOB: 0 BB: 0 P: 3	R: 0 E: 0 K: 0 S: 3	H: 0 LOB: 1 BB: 1 P: 7	R: 0 E: 0 K: 0 S: 3	H: 0 LOB: 0 BB: 0 P: 3	R: 0 E: 0 K: 0 S: 3	H: 0 LOB: 1 BB: 1 P: 7	R: 0 E: 0 K: 0 S: 4	H: 1 LOB: 0 BB: 0 P: 4	1B: 0 2B: 1 3B: 0 HR: 0	SF: 0 SAC: 0 DP: 0 HBP: 0	WP: 0 PB: 0 SB: 1 CS: 0	PA: 33							
PITCHER	IP	WLS	BF	H	R	ER	SO	BB	IBB	HBP	BLK	WP	HR	S	P	ERA	WHIP										
Bruce Kison, R ERA: 2.21 (1, 1)	9.0	W	33	1	0	0	1	4	0	0	0	0	0	31	47	0.00	0.556										

California Angels @ Minnesota Twins
Metropolitan Stadium, Bloomington, MI
Wed Apr 23 1980, 4:33 AM EST
Att. 4,772 - Unknown - 60 F

AB 42
R 17
H 18
RBI 15
BB 6
SO 6
LOB 16



California Angels @ Minnesota Twins
Metropolitan Stadium, Bloomington, MI
Wed Apr 23 1980, 4:33 AM EST
Att. 4,772 - Unknown - 60 F

AB 29
R 0
H 1
RBI 0
BB 4
SO 1
LOB 9



Batter	1	2	3	4	5	6	7	8	9	AB	R	H	RBI	BB	SO	LOB	TOP										
Rickey Henderson, R OBP: 0.425, SLG: 0.411 (1, 7)	0-0 FC3-6 WP 6-3 1B		0-0 5-3		0-3 K			0-3 K		4	1	1	0	0	2	1											
Dwayne Murphy, L OBP: 0.386, SLG: 0.379 (1, 8)	4-0 FC3-6 1-2 BB		4-0 BB		0-0 L4-3 1B			0-0 1B		2	0	2	0	2	0	0											
Mitchell Page, L OBP: 0.408, SLG: 0.270 (1, 10)	0-0 FC3-6 6-3 1-2 2-3		0-3 K		0-3 K			0-0 F8		4	0	0	0	0	2	5											
Dave Revering, L OBP: 0.396, SLG: 0.565 (1, 3)	0-0 6-3 1-2 3-H		0-0 F9		0-0 L4-3			0-0 F9		4	0	0	1	0	0	3											
Wayne Gross, L OBP: 0.419, SLG: 0.629 (1, 5)	0-3 K		0-0 6-3		0-0 L4			0-0 L1		4	0	0	0	0	1	2											
Jeff Newman, R OBP: 0.229, SLG: 0.349 (1, 2)		0-0 F7		0-0 6-3				0-0 F7		3	0	0	0	0	0	0											
Tony Armas, R OBP: 0.383, SLG: 0.390 (1, 9)		0-0 5-3		0-0 F9				0-3 K		3	0	0	0	0	1	0											
Mario Guerrero, R OBP: 0.291, SLG: 0.370 (1, 6)		0-0 5-3		0-0 1B				0-0 F9		3	0	1	0	0	0	0											
Rob Picciolo, R OBP: 0.240, SLG: 0.340 (1, 4)			0-3 K		0-0 F8			0-0 4-3		2	0	0	0	0	1	1											
Ray Cooney, L OBP: 0.333, SLG: 0.333 (8, PH)										1	0	0	0	0	0	0											
Dave McKay, S OBP: 0.286, SLG: 0.167 (8, 4)										0	0	0	0	0	0	0											
Inning Stats	R: 1 E: 0 K: 1 S: 6	H: 1 LOB: 1 BB: 1 P: 10	R: 0 E: 0 K: 0 S: 3	H: 0 LOB: 0 BB: 0 P: 3	R: 0 E: 0 K: 2 S: 7	H: 0 LOB: 1 BB: 1 P: 11	R: 0 E: 0 K: 0 S: 3	H: 0 LOB: 0 BB: 0 P: 3	R: 0 E: 0 K: 1 S: 6	H: 1 LOB: 1 BB: 0 P: 6	R: 0 E: 0 K: 1 S: 5	H: 1 LOB: 0 BB: 0 P: 5	R: 0 E: 0 K: 1 S: 5	H: 0 LOB: 0 BB: 0 P: 5	R: 0 E: 0 K: 1 S: 5	H: 0 LOB: 0 BB: 0 P: 5	R: 0 E: 0 K: 0 S: 4	H: 1 LOB: 1 BB: 0 P: 4	1B: 4 2B: 1 3B: 0 HR: 0	SF: 0 SAC: 0 DP: 1 HBP: 0	WP: 1 PB: 0 SB: 0 CS: 0	PA: 32					
PITCHER	IP	WLS	BF	H	R	ER	SO	BB	IBB	HBP	BLK	WP	HR	S	P	ERA	WHIP										
Pete Redfern, R ERA: 1.29 (1, 1)	7.0	W	25	3	1	1	6	2	0	0	0	1	0	35	43	1.29	0.714										
John Verhoeven, R ERA: 2.45 (8, 1)	1.0		3	0	0	0	1	0	0	0	0	0	0	5	5	0.00	0.000										
Mike Marshall, R ERA: 8.59 (9, 1)	1.0		4	1	0	0	0	0	0	0	0	0	0	4	4	0.00	1.000										

Oakland Athletics @ Minnesota Twins
Metropolitan Stadium, Bloomington, MI
Sat Apr 26 1980, 4:33 AM EST
Att: 6,325 - Cloudy - 55 F

AB	30
R	1
H	4
RBI	1
BB	2
SO	7
LOB	12



Batter	1	2	3	4	5	6	7	8	9	AB	R	H	RBI	BB	SO	LOB	BOTTOM										
Hosken Powell, L OBP: 0.431, SLG: 0.535 (1, 9)	0-0 F8 S 1B		0-0 G4-6-3 1-2		0-0 4-3	0-0 FC6-4 1-2 2-3 3-H				4	0	1	1	0	0	4											
Rob Wilfong, L OBP: 0.276, SLG: 0.418 (1, 4)	0-0 F9 1-2		0-0 E 2B		0-0 1B 2-H	0-3 K				4	1	2	1	0	1	3											
Roy Smalley, S OBP: 0.366, SLG: 0.491 (1, 6)	4-0 BB		4-0 WP BB		0-0 6-3			0-0 5-3		2	0	0	0	2	0	1											
Ken Landreaux, L OBP: 0.319, SLG: 0.406 (1, 7)	0-0 F8 2-3		0-0 F9 1-3 2-H		0-0 F9	0-0 1B SH1-4 1B		0-0 F8		4	1	1	0	0	0	3											
Glenn Adams, L OBP: 0.222, SLG: 0.222 (1, 10)	0-0 F9		0-0 F9		0-0 F9	0-0 SH1-4		0-0 F9		2	0	0	0	0	0	2											
Jose Morales, R OBP: 0.350, SLG: 0.444 (7, PH)						1-2 1B				1	0	0	0	0	0	0											
Butch Wynegar, S OBP: 0.288, SLG: 0.286 (1, 2)		0-3 K		0-0 L4		0-0 1B 2-3 1B		0-0 6-3		4	1	1	0	0	1	0											
Mike Cabbage, L OBP: 0.389 (1, 3)		0-0 G3		0-0 1-3		4-0 1B FC6-4 1B		0-0 F8		2	1	0	0	1	0	0											
Ron Jackson, R OBP: 0.143, SLG: 0.231 (8, PH)						1B FC6-4 1B				1	0	0	0	0	0	0											
Rick Sofield, L OBP: 0.154, SLG: 0.288 (1, 8)		0-0 F7			0-0 F9	0-0 FC6-4 1B 1-2 2-3 3-H		0-0 F7		4	0	1	1	0	0	0											
John Castillo, R OBP: 0.281, SLG: 0.333 (1, 5)			0-0 G4-6-3 1B		4-0 1B BB	0-0 FC6-4 1B				2	1	2	1	1	0	0											
Inning Stats	R: 0 E: 0 K: 0 S: 4	H: 1 LOB: 2 BB: 1 P: 8	R: 0 E: 0 K: 1 S: 5	H: 0 LOB: 0 BB: 0 P: 5	R: 1 E: 0 K: 0 S: 4	H: 2 LOB: 1 BB: 1 P: 8	R: 0 E: 0 K: 0 S: 3	H: 0 LOB: 0 BB: 0 P: 3	R: 1 E: 0 K: 0 S: 4	H: 1 LOB: 1 BB: 1 P: 8	R: 3 E: 0 K: 1 S: 9	H: 4 LOB: 2 BB: 1 P: 13	R: 0 E: 0 K: 0 S: 3	H: 0 LOB: 0 BB: 0 P: 3	R: 0 E: 0 K: 0 S: 3	H: 0 LOB: 0 BB: 0 P: 3	R: 0 E: 0 K: 0 S: 3	H: 0 LOB: 0 BB: 0 P: 3	1B: 7 2B: 1 3B: 0 HR: 0	SF: 0 SAC: 1 DP: 1 HBP: 0	WP: 2 PB: 0 SB: 1 CS: 0	PA: 35					
PITCHER	IP	WLS	BF	H	R	ER	SO	BB	IBB	HBP	BLK	WP	HR	S	P	ERA	WHIP										
Steve McCatty, R ERA: 5.61 (1, 1)	5.1	L	27	5	4	4	1	3	0	0	0	0	0	25	41	6.75	2.062										
Bob Lacey, L ERA: 3.12 (6, 1)	2.2		8	0	0	0	1	0	0	0	0	0	0	10	10	0.00	0.000										

Oakland Athletics @ Minnesota Twins
Metropolitan Stadium, Bloomington, MI
Sat Apr 26 1980, 4:33 AM EST
Att: 6,325 - Cloudy - 55 F

AB	30
R	5
H	8
RBI	4
BB	4
SO	2
LOB	13



Batter	1	2	3	4	5	6	7	8	9	AB	R	H	RBI	BB	SO	LOB	TOP										
Rod Craig, S (1, 8) OBP: 0.261, SLG: 0.385										4	0	0	0	0	2	0											
Jim Anderson, R (1, 6) OBP: 0.358, SLG: 0.480										4	0	1	0	0	0	0											
Leon Roberts, R (1, 9) OBP: 0.347, SLG: 0.568										4	1	1	0	0	0	1											
Willie Horton, R (1, 10) OBP: 0.325, SLG: 0.239										4	0	0	0	0	1	1											
Bruce Bochte, L (1, 3) OBP: 0.444, SLG: 0.620										2	1	1	0	2	0	0											
Larry Milbourne, S (9, PR) OBP: 0.033, SLG: 0.034										0	1	0	0	0	0	0											
Bill Stein, R (1, 4) OBP: 0.412, SLG: 0.522										4	2	4	3	0	0	0											
Tom Paciorek, R (1, 7) Joe Simpson, L (7, 7) OBP: 0.439, SLG: 0.479										3	0	0	0	0	0	3											
Ted Cox, R (1, 5) OBP: 0.205, SLG: 0.182										3	0	0	1	0	0	1											
Larry Cox, R (1, 2) OBP: 0.302, SLG: 0.216										4	0	0	0	0	0	2											
Inning Stats	R: 0 E: 0 K: 1 S: 5	H: 0 LOB: 0 BB: 0 P: 5	R: 0 E: 0 K: 0 S: 3	H: 1 LOB: 1 BB: 1 P: 7	R: 0 E: 0 K: 0 S: 3	H: 0 LOB: 0 BB: 0 P: 3	R: 0 E: 0 K: 0 S: 3	H: 0 LOB: 0 BB: 0 P: 3	R: 0 E: 0 K: 0 S: 4	H: 1 LOB: 1 BB: 0 P: 4	R: 2 E: 0 K: 1 S: 7	H: 2 LOB: 0 BB: 0 P: 7	R: 0 E: 0 K: 0 S: 3	H: 0 LOB: 0 BB: 0 P: 3	R: 3 E: 0 K: 0 S: 6	H: 3 LOB: 2 BB: 1 P: 10	1B: 4 2B: 3 HR: 1	SF: 1 SAC: 0 DP: 1 HBP: 0	WP: 0 PB: 0 SB: 0 CS: 0	PA: 36							
PITCHER	IP	WLS	BF	H	R	ER	SO	BB	IBB	HBP	BLK	WP	HR	S	P	ERA	WHIP										
Jerry Koonsman, L (1, 1) ERA: 3.44	7.0		26	5	2	2	3	1	0	0	0	0	1	31	35	2.57	0.857										
Mike Marshall, R (8, 1) ERA: 10.38	1.1	L	8	3	3	3	0	1	0	0	0	0	0	7	11	20.25	3.000										
Doug Corbett, R (9, 1) ERA: 2.08	0.2		2	0	0	0	0	0	0	0	0	0	0	2	2	0.00	0.000										

Seattle Mariners @ Minnesota Twins
Metropolitan Stadium, Bloomington, MI
Tue Apr 29 1980, 4:33 AM EDT
Att: 2,580 - Cloudy - 67 F

AB 33
R 5
H 8
RBI 5
BB 2
SO 3
LOB 8



Batter	1	2	3	4	5	6	7	8	9	AB	R	H	RBI	BB	SO	LOB	BOTTOM										
Pete Mackanin, R (1, 4) OBP: 0.316, SLG: 0.235										3	0	1	0	0	0	0											
Rob Wilfong, L (8, PH) OBP: 0.304, SLG: 0.406										4	1	3	1	0	0	0											
Ken Landreaux, L (1, 7) OBP: 0.381, SLG: 0.494										3	0	1	1	0	0	3											
Roy Smalley, S (1, 6) OBP: 0.384, SLG: 0.485										4	0	1	1	0	0	2											
John Castino, R (1, 5) OBP: 0.314, SLG: 0.406										4	0	1	1	0	0	2											
Ron Jackson, R (1, 3) OBP: 0.171, SLG: 0.211										4	0	0	0	0	1	1											
Willie Norwood, R (1, 10) OBP: 0.200, SLG: 0.250										4	0	0	0	0	1	0											
Butch Wynegar, S (1, 2) OBP: 0.286, SLG: 0.266										4	0	1	0	0	0	0											
Hosken Powell, L (1, 9) OBP: 0.431, SLG: 0.500										4	0	1	0	0	1	1											
Dave Edwards, R (1, 8) Rick Sofield, L (8, PH) OBP: 0.150, SLG: 0.259										2	0	0	0	0	0	1											
Inning Stats	R: 0 E: 0 K: 0 S: 4	H: 1 LOB: 1 BB: 0 P: 4	R: 0 E: 0 K: 0 S: 3	H: 0 LOB: 0 BB: 0 P: 3	R: 0 E: 0 K: 1 S: 7	H: 2 LOB: 2 BB: 0 P: 7	R: 0 E: 0 K: 1 S: 5	H: 0 LOB: 0 BB: 0 P: 5	R: 0 E: 0 K: 0 S: 3	H: 1 LOB: 1 BB: 0 P: 3	R: 0 E: 0 K: 0 S: 4	H: 0 LOB: 0 BB: 0 P: 4	R: 0 E: 0 K: 0 S: 3	H: 0 LOB: 0 BB: 0 P: 3	R: 3 E: 0 K: 1 S: 8	H: 3 LOB: 1 BB: 1 P: 12	R: 0 E: 0 K: 0 S: 4	H: 1 LOB: 1 BB: 0 P: 4	1B: 8 2B: 2 3B: 0 HR: 0	SF: 1 SAC: 0 DP: 1 HBP: 0	WP: 0 PB: 0 SB: 3 CS: 0	PA: 36					
PITCHER	IP	WLS	BF	H	R	ER	SO	BB	IBB	HBP	BLK	WP	HR	S	P	ERA	WHIP										
Floyd Bannister, L (1, 1) ERA: 1.21	7.0		25	5	0	0	2	0	0	0	0	0	0	29	29	0.00	0.714										
Byron McLaughlin, R (8, 1) ERA: 8.36	0.1		4	2	3	3	0	1	0	0	0	0	0	3	7	81.00	9.000										
Shane Rawley, L (8, 1) ERA: 5.63	1.2	W	7	2	0	0	1	0	0	0	0	0	0	9	9	0.00	1.200										

Seattle Mariners @ Minnesota Twins
Metropolitan Stadium, Bloomington, MI
Tue Apr 29 1980, 4:33 AM EDT
Att: 2,580 - Cloudy - 67 F

AB 34
R 3
H 9
RBI 3
BB 1
SO 3
LOB 9



Batter	1	2	3	4	5	6	7	8	9	AB	R	H	RBI	BB	SO	LOB	TOP			
Joe Simpson, L (1.8) OBP: 0.426, SLG: 0.471	SH3-4 1B		SF7 1B	4-3			F9			3	0	1	1	0	0	1				
Jim Anderson, R (1.6) OBP: 0.357, SLG: 0.472	SH3-4 1-2		F 3-1 1B				F9	6-3		3	1	1	0	0	0	0				
Dan Meyer, L (1.7) OBP: 0.365, SLG: 0.426	K		E3 3-1 1-3				CS 1B	F8		4	0	1	0	0	1	2				
Bruce Bochte, L (1.3) OBP: 0.447, SLG: 0.608 Tom Paciorek, R (8. PR) (8.3)	6-3		3-1 IBB				K	FC5-4 1B		3	0	1	0	1	1	2				
Willie Horton, R (1.10) OBP: 0.310, SLG: 0.225		K	3-1 1-2 2-3 3-H				K	FC5-4 1-2 1B		4	0	0	1	0	2	3				
Leon Roberts, R (1.9) OBP: 0.340, SLG: 0.542	6-3		1-3				G6-4-3 1B	G1		4	0	1	0	0	0	2				
Bill Stein, R (1.4) OBP: 0.382, SLG: 0.480	6-3						F9 1-2	K		4	0	0	0	0	1	1				
Ted Cox, R (1.5) OBP: 0.256, SLG: 0.270			E8 3B 2B				L9	1B		4	1	3	0	0	0	0				
Larry Cox, R (1.2) OBP: 0.311, SLG: 0.282 Jerry Narron, L (7. PH) (7.2)			G3 SF7 3B				4-3	F5		2	1	1	1	0	0	1				
Inning Stats	R: 0 E: 0 K: 1 S: 6	H: 1 LOB: 1 BB: 0 P: 6	R: 0 E: 0 K: 1 S: 5	H: 0 LOB: 0 BB: 0 P: 5	R: 3 E: 1 K: 0 S: 7	H: 3 LOB: 2 BB: 1 P: 11	R: 0 E: 1 K: 0 S: 4	H: 1 LOB: 1 BB: 0 P: 4	R: 0 E: 0 K: 1 S: 5	H: 1 LOB: 0 BB: 0 P: 5	R: 0 E: 0 K: 0 S: 3	H: 0 LOB: 0 BB: 0 P: 3	R: 0 E: 0 K: 0 S: 4	H: 1 LOB: 1 BB: 0 P: 4	R: 0 E: 0 K: 1 S: 6	H: 1 LOB: 1 BB: 0 P: 6	1B: 7 2B: 1 3B: 1 HR: 0	SF: 1 SAC: 1 DP: 1 HBP: 0	WP: 0 PB: 0 SB: 0 CS: 1	PA: 36
PITCHER Pete Redfern, R (1.1) ERA: 1.46	IP: 9.0 WLS: W BF: 36 H: 9 R: 3 ER: 2 SO: 5 BB: 0 IBB: 1 HBP: 0 BLK: 0 WP: 0 HR: 0 S: 45 P: 49 ERA: 2.00 WHIP: 1.000															PITCHER				

Seattle Mariners @ Minnesota Twins
 Metropolitan Stadium, Bloomington, MI
 Wed Apr 30 1980, 4:33 AM EDT
 Alt. 2,891 - Unknown - 74 F

AB 33
 R 3
 H 9
 RBI 3
 BB 1
 SO 5
 LOB 13



Batter	1	2	3	4	5	6	7	8	9	AB	R	H	RBI	BB	SO	LOB	BOTTOM			
Hosken Powell, L (1.9) OBP: 0.414, SLG: 0.475	1-3	G6-4-3 1-2		7-3 1B	FC6-4 1-2		K			5	0	1	0	0	1	3				
Rob Wilfong, L (1.4) OBP: 0.297, SLG: 0.435	F5		3-1	7-3 1-2		G3		HR		5	1	1	1	0	0	1				
Roy Smalley, S (1.6) OBP: 0.418, SLG: 0.551	1B BB		FC3-6 1B		FC3-6 1B	HR		G5-4-3 BB		3	2	3	1	2	0	0				
Ken Landreaux, L (1.7) OBP: 0.352, SLG: 0.476	1B 1-2		FC3-6 1B		FC3-6 1B	K		F9		5	2	1	0	0	1	3				
Mike Cabbage, L (1.3) OBP: 0.419, SLG: 0.421 Ron Jackson, R (5. PH) OBP: 0.182, SLG: 0.220 (6.3)	1B 1-3 2-H		1B 1B BB		1B 1B	K		G5-4-3 1-2		1	1	1	1	1	0	0				
Glenn Adams, L (1.10) OBP: 0.290, SLG: 0.276 Pete Mackanin, R (5. PH) OBP: 0.350, SLG: 0.278 Danny Goodwin, L (7. PH) OBP: 0.250, SLG: 0.316	BB		1B 1-2 2-H		1B 1B			6-3 SF8 2B		1	0	1	1	1	0	0				
Butch Wynegar, S (1.2) OBP: 0.297, SLG: 0.279	F5		1B 1-3 2-H		1B SF9 1B		6-3			4	1	2	2	0	0	4				
Rick Sofield, L (1.8) OBP: 0.172, SLG: 0.279			G6-4-3 1B		5-3		SF8			3	0	2	2	0	0	2				
John Castino, R (1.5) OBP: 0.311, SLG: 0.403	F3		4-3		SF9 3-H		3-H			3	0	1	1	0	0	1				
Inning Stats	R: 1 E: 0 K: 0 S: 5	H: 2 LOB: 3 BB: 2 P: 13	R: 0 E: 0 K: 0 S: 3	H: 1 LOB: 0 BB: 0 P: 3	R: 2 E: 0 K: 0 S: 6	H: 3 LOB: 2 BB: 1 P: 10	R: 0 E: 0 K: 0 S: 3	H: 1 LOB: 0 BB: 0 P: 3	R: 4 E: 0 K: 0 S: 8	H: 5 LOB: 1 BB: 0 P: 8	R: 1 E: 0 K: 2 S: 8	H: 1 LOB: 0 BB: 0 P: 8	R: 1 E: 0 K: 1 S: 7	H: 2 LOB: 1 BB: 0 P: 7	R: 1 E: 0 K: 0 S: 3	H: 1 LOB: 0 BB: 1 P: 7	1B: 13 2B: 2 3B: 0 HR: 2	SF: 2 SAC: 0 DP: 3 HBP: 0	WP: 0 PB: 0 SB: 1 CS: 0	PA: 41
PITCHER Mike Parrott, R (1.1) ERA: 5.64 Dave Roberts, L (5.1) ERA: 10.98 Rob Dressler, R (7.1) ERA: 5.49	IP: 4.0 WLS: L BF: 21 H: 8 R: 4 ER: 4 SO: 4 BB: 0 IBB: 0 HBP: 0 BLK: 0 WP: 0 HR: 0 S: 18 P: 30 ERA: 9.00 WHIP: 2.750															PITCHER				

Seattle Mariners @ Minnesota Twins
 Metropolitan Stadium, Bloomington, MI
 Wed Apr 30 1980, 4:33 AM EDT
 Alt. 2,891 - Unknown - 74 F

AB 35
 R 10
 H 16
 RBI 10
 BB 4
 SO 3
 LOB 15



Batter	1	2	3	4	5	6	7	8	9	AB	R	H	RBI	BB	SO	LOB	TOP										
Willie Randolph, R (1,4) Fred Stanley, R (8,4) OBP: 0.402, SLG: 0.461 OBP: 0.290, SLG: 0.375	4-3		F8			K		SF7 HBP		4	1	1	0	0	1	1	New York Yankees @ Minnesota Twins Metropolitan Stadium, Bloomington, MI Fri May 02 1980, 8:05 PM EDT Att: 17,067 - Unknown - 78 F										
Ruppert Jones, L (1,8) OBP: 0.303, SLG: 0.342	6-3		K		L7		F8	SF7		4	0	0	1	0	1	2											
Bob Watson, R (1,3) OBP: 0.400, SLG: 0.416	HR		F9		L8		2B	1B	2B	5	2	3	0	0	0	2											
Reggie Jackson, L (1,9) OBP: 0.314, SLG: 0.461	1B			2B	1B		HR	2B	4-3	5	3	3	3	0	0	3											
Eric Soderholm, R (1,10) Jim Spencer, L (7,PH) OBP: 0.364, SLG: 0.405 OBP: 0.289, SLG: 0.486	K			L9	2B	F8	1B	HR	K	3	1	2	1	0	1	0											
Lou Piniella, R (1,7) Bobby Brown, S (7,PH) OBP: 0.229, SLG: 0.163 OBP: 0.714, SLG: 0.600		FC4-6 BB		L9		F8	1B		S	2	1	1	0	1	0	1											
Graig Nettles, L (1,5) OBP: 0.329, SLG: 0.322	F7			4-3		F8	G3		F8	5	0	0	0	0	0	6											
Rick Cerone, R (1,2) OBP: 0.239, SLG: 0.318	FC4-6 FC6			L4		FC2	K		F9	5	0	0	0	0	1	4											
Bucky Dent, R (1,6) OBP: 0.323, SLG: 0.383	FC6				1B	6-3			F7	4	0	1	0	0	0	2											
Inning Stats	R: 2 E: 0 K: 1 S: 7	H: 2 LOB: 0 BB: 0 P: 7	R: 0 E: 0 K: 0 S: 3	H: 0 LOB: 1 BB: 1 P: 7	R: 0 E: 0 K: 1 S: 5	H: 0 LOB: 0 BB: 0 P: 5	R: 1 E: 0 K: 0 S: 5	H: 2 LOB: 1 BB: 0 P: 5	R: 0 E: 0 K: 0 S: 5	H: 2 LOB: 2 BB: 0 P: 5	R: 2 E: 1 K: 1 S: 8	H: 2 LOB: 1 BB: 0 P: 8	R: 3 E: 0 K: 1 S: 8	H: 3 LOB: 1 BB: 1 P: 12	R: 1 E: 1 K: 0 S: 4	H: 1 LOB: 1 BB: 0 P: 5		R: 0 E: 0 K: 1 S: 6	H: 1 LOB: 1 BB: 0 P: 6	1B: 8 2B: 3 3B: 0 HR: 2	SF: 1 SAC: 0 DP: 0 HBP: 1	WP: 0 PA: 44 SB: 0 CS: 1					
PITCHER	IP	WLS	BF	H	R	ER	SO	BB	IBB	HBP	BLK	WP	HR	S	P	ERA	WHIP										
Geoff Zahn, L (1,1) ERA: 3.75	5.1	L	25	8	5	3	2	1	0	0	0	0	1	28	32	5.06	1.688										
John Verhoeven, R (6,1) ERA: 2.31	0.2		3	0	0	0	1	0	0	0	0	0	0	5	5	0.00	0.000										
Terry Felton, R (7,1) ERA: 7.13	1.0		3	3	3	3	1	1	0	0	0	0	1	8	12	27.00	4.000										
Roger Erickson, R (8,1) ERA: 3.55	1.0		5	1	1	0	0	0	0	1	0	0	0	4	5	0.00	1.000										
Mike Marshall, R (9,1) ERA: 9.31	1.0		4	1	0	0	1	0	0	0	0	0	0	6	6	0.00	1.000										

Batter	1	2	3	4	5	6	7	8	9	AB	R	H	RBI	BB	SO	LOB	BOTTOM										
Pete Mackanin, R (1,4) OBP: 0.320, SLG: 0.227	L7			F8	1B		F7		6-3	4	0	0	0	1	0	2	New York Yankees @ Minnesota Twins Metropolitan Stadium, Bloomington, MI Fri May 02 1980, 8:05 PM EDT Att: 17,067 - Unknown - 78 F										
Ken Landreaux, L (1,7) OBP: 0.376, SLG: 0.494	F7			1B					E4	5	0	4	4	0	0	0											
Roy Smalley, S (1,6) OBP: 0.406, SLG: 0.527	F7			F7	K		K		G6-4-3	5	0	1	0	0	2	4											
John Castino, R (1,5) OBP: 0.316, SLG: 0.403		K		FC5-4	1B	1-3	1-3		G6-4-3	5	1	2	0	0	1	2											
Ron Jackson, R (1,3) OBP: 0.208, SLG: 0.267	F8			FC5-4			G5-4-3			4	1	2	1	0	0	2											
Jesus Vega, R (1,10) OBP: 0.500, SLG: 0.333	K				E	1B	G5-4-3			3	1	1	1	1	1	1											
Dave Edwards, R (1,8) OBP: 0.167, SLG: 0.167			F8		F9				K	4	1	1	0	0	1	2											
Willie Norwood, R (1,9) OBP: 0.250, SLG: 0.261					L9				K	3	1	1	0	1	1	2											
Butch Wynegar, S (1,2) OBP: 0.282, SLG: 0.264			K		E5		F7		F7	4	1	0	0	0	1	5											
Inning Stats	R: 0 E: 0 K: 0 S: 3	H: 0 LOB: 0 BB: 0 P: 3	R: 0 E: 0 K: 2 S: 7	H: 0 LOB: 0 BB: 0 P: 7	R: 0 E: 0 K: 1 S: 5	H: 1 LOB: 0 BB: 0 P: 5	R: 0 E: 0 K: 0 S: 5	H: 2 LOB: 2 BB: 0 P: 5	R: 2 E: 1 K: 1 S: 7	H: 1 LOB: 2 BB: 2 P: 15	R: 0 E: 0 K: 0 S: 3	H: 1 LOB: 0 BB: 0 P: 3	R: 2 E: 0 K: 1 S: 7	H: 2 LOB: 1 BB: 1 P: 11	R: 2 E: 0 K: 2 S: 10	H: 3 LOB: 1 BB: 0 P: 10		R: 0 E: 1 K: 0 S: 4	H: 2 LOB: 1 BB: 0 P: 4	1B: 11 2B: 1 3B: 0 HR: 0	SF: 0 SAC: 0 DP: 2 HBP: 0	WP: 0 PA: 40 SB: 0 CS: 1					
PITCHER	IP	WLS	BF	H	R	ER	SO	BB	IBB	HBP	BLK	WP	HR	S	P	ERA	WHIP										
Ron Guidry, L (1,1) ERA: 3.62	7.0	W	33	10	6	4	5	3	0	0	0	0	0	11	11	0.00	1.857										
Rudy May, L (8,1) ERA: 3.0	2.0	S	7	2	0	0	2	0	0	0	0	0	0	11	11	0.00	1.000										

Batter	1	2	3	4	5	6	7	8	9	AB	R	H	RBI	BB	SO	LOB	TOP								
Willie Randolph, R OBP: 0.392, SLG: 0.438 (1, 4)	0-0 6-3		0-0 6-3		4-0 BB		0-3 K	0-0 4-3		4	0	0	0	1	1	1									
Ruppert Jones, L OBP: 0.298, SLG: 0.325 (1, 8)	0-0 4-3		0-0 F7		0-0 L8		0-0 6-3		4-0 F S BB	4	0	0	0	1	0	1									
Bob Watson, R OBP: 0.389, SLG: 0.402 (1, 3)	0-0 L4			0-0 1B	0-0 F3		0-3 K		0-3 K	5	1	1	0	0	2	2									
Reggie Jackson, L OBP: 0.322, SLG: 0.475 Bobby Brown, S OBP: 0.625, SLG: 0.500 (8, 9)		0-0 HR		0-0 F7		0-0 F6		0-0 1B	0-3 K	4	1	2	0	0	0	1									
Eric Soderholm, R OBP: 0.383, SLG: 0.487 Jim Spencer, L OBP: 0.325, SLG: 0.486 (8, PH)		0-0 HR		0-0 F8		4-0 1B BB		4-0 1B IBB	4-0	2	2	1	2	1	0	1									
Lou Piniella, R OBP: 0.255, SLG: 0.196 Oscar Gamble, L OBP: 0.485, SLG: 0.875 (8, 7)		0-0 HR		0-0 F8		0-0 1B BB		0-0 1B IBB	0-0	0	1	0	0	2	0	0									
Lou Piniella, R OBP: 0.255, SLG: 0.196 Oscar Gamble, L OBP: 0.485, SLG: 0.875 (8, 7)		0-0 5-3		0-0 1B		0-0 1B		0-0 F8	0-0 F6	3	0	2	0	0	0	0									
Graig Nettles, L OBP: 0.351, SLG: 0.349 (1, 5)		0-0 F7		0-0 1B		0-0 1B		0-0 F8	0-0 F6	2	0	0	0	0	0	4									
Rick Cerone, R OBP: 0.227, SLG: 0.300 (1, 2)		0-0 5-3		0-0 L8		0-0 K		0-0 G3		4	0	0	0	0	1	6									
Bucky Dent, R OBP: 0.319, SLG: 0.375 (1, 6)			0-0 F8		0-0 F9		0-0 5-3		0-0 1B	4	0	1	2	0	0	2									
Inning Stats	R: 0 E: 0 K: 0 S: 3	H: 0 LOB: 0 BB: 0 P: 3	R: 2 E: 0 K: 0 S: 5	H: 2 LOB: 0 BB: 0 P: 5	R: 0 E: 0 K: 0 S: 3	H: 0 LOB: 0 BB: 0 P: 3	R: 1 E: 0 K: 0 S: 6	H: 3 LOB: 2 BB: 0 P: 6	R: 0 E: 0 K: 0 S: 3	H: 0 LOB: 1 BB: 1 P: 7	R: 1 E: 0 K: 1 S: 7	H: 2 LOB: 2 BB: 1 P: 11	R: 0 E: 0 K: 2 S: 7	H: 0 LOB: 0 BB: 0 P: 7	R: 3 E: 0 K: 0 S: 6	H: 3 LOB: 1 BB: 1 P: 10	R: 0 E: 0 K: 2 S: 7	H: 0 LOB: 2 BB: 2 P: 15	1B: 8 2B: 1 3B: 0 HR: 1	SF: 0 SAC: 0 DP: 0 HBP: 0	WP: 0 PB: 0 SB: 1 CS: 0	PA: 42			
PITCHER	IP	WLS	BF	H	R	ER	SO	BB	IBB	HBP	BLK	WP	HR	S	P	ERA	WHIP								
Darrell Jackson, L ERA: 2.76 (1, 1)	5.1	L	25	7	4	4	0	2	0	0	0	0	1	23	31	6.75	1.688								
Doug Corbett, R ERA: 3.15 (6, 1)	2.2		12	3	3	3	3	0	1	0	0	0	0	17	21	10.12	1.125								
Mike Marshall, R ERA: 8.44 (9, 1)	1.0		5	0	0	0	2	2	0	0	0	0	0	7	15	0.00	2.000								

New York Yankees @ Minnesota Twins
Metropolitan Stadium, Bloomington, MI
Sat May 03 1980, 4:33 AM EDT
Att: 12,054 - Unknown - 80 F

AB 37
R 7
H 10
RBI 7
BB 5
SO 5
LOB 19



Batter	1	2	3	4	5	6	7	8	9	AB	R	H	RBI	BB	SO	LOB	BOTTOM								
Pete Mackanin, R OBP: 0.310, SLG: 0.269 Rob Wilfong, L OBP: 0.293, SLG: 0.429 (9, PH)	0-0 L8		0-0 F9		0-0 6-3		0-0 L9		0-0 F4	4	0	1	0	0	0	1									
Ken Landreaux, L OBP: 0.378, SLG: 0.484 (1, 7)	0-0 L8		4-0 G6-4-3 BB		0-0 F8		0-0 1B		0-0 6-3	4	0	1	0	1	0	1									
Roy Smalley, S OBP: 0.406, SLG: 0.519 (1, 6)	0-0 5-3		0-0 G6-4-3		0-0 1B		0-0 SF7			3	0	1	1	0	0	2									
John Castino, R OBP: 0.313, SLG: 0.395 (1, 5)	0-0 1-3			0-0 5-3 1B	0-0 4-1		0-0 L3			4	1	1	0	0	0	3									
Ron Jackson, R OBP: 0.212, SLG: 0.286 (1, 3)		0-0 1-3 2B		0-0 5-3		0-0 F8		0-0 F9		4	0	1	0	0	0	1									
Jesus Vega, R OBP: 0.429, SLG: 0.333 Danny Goodwin, L OBP: 0.238, SLG: 0.300 (8, PH)		0-0 1-3		0-0 1B FC4-6 1B		0-0 6-3		0-0 F7		3	1	1	1	0	0	1									
Dave Edwards, R OBP: 0.333, SLG: 0.333 Rick Sofield, L OBP: 0.185, SLG: 0.306 (9, 8)		0-0 1-3		0-0 1B FC4-6 1B		0-0 1B		0-0 2B		3	0	2	0	0	0	1									
Willie Norwood, R OBP: 0.259, SLG: 0.240 Hosken Powell, L OBP: 0.409, SLG: 0.468 (9, 9)		0-0 BB		0-0 FC4-6		0-0 4-3		0-3 K		2	0	0	1	1	0	2									
Butch Wynegar, S OBP: 0.280, SLG: 0.263 (1, 2)		0-0 5-3		0-0 F8		0-0 1B SF7 1B		0-0 F9		4	1	1	0	0	0	3									
Inning Stats	R: 0 E: 0 K: 0 S: 4	H: 1 LOB: 1 BB: 0 P: 4	R: 0 E: 0 K: 0 S: 4	H: 1 LOB: 2 BB: 1 P: 8	R: 0 E: 0 K: 0 S: 2	H: 0 LOB: 0 BB: 1 P: 6	R: 2 E: 0 K: 0 S: 6	H: 3 LOB: 1 BB: 0 P: 6	R: 0 E: 0 K: 0 S: 4	H: 1 LOB: 1 BB: 0 P: 4	R: 1 E: 0 K: 0 S: 5	H: 2 LOB: 1 BB: 0 P: 5	R: 0 E: 0 K: 1 S: 6	H: 1 LOB: 1 BB: 0 P: 6	R: 0 E: 0 K: 0 S: 3	H: 0 LOB: 0 BB: 0 P: 3	1B: 7 2B: 3 3B: 0 HR: 0	SF: 1 SAC: 0 DP: 1 HBP: 0	WP: 0 PB: 0 SB: 0 CS: 0	PA: 38					
PITCHER	IP	WLS	BF	H	R	ER	SO	BB	IBB	HBP	BLK	WP	HR	S	P	ERA	WHIP								
Tommy John, L ERA: 2.37 (1, 1)	7.0	W	31	9	3	3	0	2	0	0	0	0	0	29	37	3.86	1.571								
Rich Gossage, R ERA: 2.19 (8, 1)	2.0		7	1	0	0	1	0	0	0	0	0	0	9	9	0.00	0.500								

New York Yankees @ Minnesota Twins
Metropolitan Stadium, Bloomington, MI
Sat May 03 1980, 4:33 AM EDT
Att: 12,054 - Unknown - 80 F

AB 35
R 3
H 10
RBI 3
BB 2
SO 1
LOB 16



Batter	1	2	3	4	5	6	7	8	9	AB	R	H	RBI	BB	SO	LOB	TOP											
Willie Randolph, R OBP: 0.402, SLG: 0.432 (1, 4)	F9		G5-4-3 BB	SF9	BB		BB			1	0	0	1	3	0	0	New York Yankees @ Minnesota Twins Metropolitan Stadium, Bloomington, MI Sun May 04, 1980, 4:33 AM EDT Att: 13,085 - Unknown - 87 F livebaseballscorecards.com											
Ruppert Jones, L OBP: 0.303, SLG: 0.322 (1, 8)	E5		F9	E 1B	BB		L7			4	0	1	1	1	0	2												
Bob Watson, R OBP: 0.379, SLG: 0.391 (1, 3)	L8		G5-4-3	E1 L3 1B	F7			K		5	0	1	1	0	1	4												
Reggie Jackson, L OBP: 0.330, SLG: 0.512 Dennis Werth, R OBP: 0.600, SLG: 0.625 (6, 9)		HR			6-3			F8 2B		4	2	2	1	0	0	2												
Eric Soderholm, R OBP: 0.388, SLG: 0.488 Jim Spencer, L OBP: 0.349, SLG: 0.500 (5, PH)	F9			1B E 1B	IHR 1B			F8		2	1	1	0	0	0	0												
Lou Piniella, R OBP: 0.283, SLG: 0.229 Bobby Brown, S OBP: 0.455, SLG: 0.333 (5, 7)				1B 1B	K		F7	G3		3	1	2	0	0	0	1												
Graig Nettles, L OBP: 0.354, SLG: 0.353 (1, 5)				1B 1B	K					2	1	2	1	0	0	0												
Rick Cerone, R OBP: 0.253, SLG: 0.365 Johnny Oates, L (7, 2)				SF9 1B BB	IHR 1B		K			4	2	3	4	0	1	0												
Bucky Dent, R OBP: 0.311, SLG: 0.353 (1, 6)				1B 1B BB	F8		L9	F8		4	1	0	0	1	1	2												
Inning Stats	R: 0 E: 1 K: 0 S: 3	H: 0 LOB: 0 BB: 0 P: 3	R: 1 E: 0 K: 2 S: 10	H: 3 LOB: 2 BB: 0 P: 10	R: 0 E: 0 K: 0 S: 2	H: 0 LOB: 0 BB: 1 P: 6	R: 6 E: 2 K: 0 S: 9	H: 7 LOB: 1 BB: 1 P: 13	R: 3 E: 0 K: 1 S: 8	H: 3 LOB: 2 BB: 2 P: 16	R: 0 E: 0 K: 0 S: 4	H: 1 LOB: 1 BB: 0 P: 4	R: 0 E: 0 K: 1 S: 5	H: 0 LOB: 1 BB: 1 P: 9	R: 0 E: 0 K: 1 S: 6	H: 1 LOB: 1 BB: 0 P: 6		R: 0 E: 0 K: 0 S: 3	H: 0 LOB: 0 BB: 0 P: 3	1B: 12 2B: 2 3B: 0 HR: 2	SF: 1 SAC: 0 DP: 2 HBP: 0	WP: 0 PB: 0 SB: 0 CS: 1	PA: 45					
PITCHER	IP	WLS	BF	H	R	ER	SO	BB	IBB	HBP	BLK	WP	HR	S	P	ERA		WHIP										
Jerry Kosman, L ERA: 4.82 (1, 1)	3.1	L	20	9	7	7	2	2	0	0	0	0	1	22	30	18.90		3.300										
John Verhoeven, R ERA: 4.05 (4, 1)	1.2		10	4	3	3	1	2	0	0	0	0	0	10	18	16.20	3.600											
Roger Erickson, R ERA: 2.7 (6, 1)	4.0		15	2	0	0	2	1	0	0	0	0	0	18	22	0.00	0.750											

Batter	1	2	3	4	5	6	7	8	9	AB	R	H	RBI	BB	SO	LOB	BOTTOM										
Pete Mackanin, R OBP: 0.294, SLG: 0.258 (9, 6)	K		FC4-6 FC5-4 1B		1B		G5-4-3		5-3	5	0	1	0	0	1	2	New York Yankees @ Minnesota Twins Metropolitan Stadium, Bloomington, MI Sun May 04, 1980, 4:33 AM EDT Att: 13,085 - Unknown - 87 F livebaseballscorecards.com										
Ken Landreaux, L OBP: 0.386, SLG: 0.495 Rick Sofield, L OBP: 0.182, SLG: 0.302 (6, 8)			FC5-4 1B		FC6-4 1B			4-3		2	0	2	0	1	0	0											
Roy Smalley, S OBP: 0.386, SLG: 0.500 Mike Cubbage, L OBP: 0.409, SLG: 0.410 (6, 3)	F7		FC5-4 FC4		F3			4-3		3	0	0	0	0	0	5											
John Castino, R OBP: 0.302, SLG: 0.380 (6, 6)	6-3		FC4		FC6-4					3	0	0	0	0	0	5											
Rob Wilfong, L OBP: 0.303, SLG: 0.451 (8, PH)								E 2B		1	0	1	0	0	0	0											
Ron Jackson, R OBP: 0.214, SLG: 0.283 (6, 5)				K			F4	E5 BB		4	0	1	0	0	1	1											
Jesus Vega, R OBP: 0.300, SLG: 0.222 Danny Goodwin, L OBP: 0.273, SLG: 0.300 (8, PH)				F7			6-3			3	0	0	0	0	1	1											
Dave Edwards, R OBP: 0.250, SLG: 0.250 (6, 7)				6-3			F9			0	0	0	0	1	0	0											
Glenn Adams, L OBP: 0.281, SLG: 0.267 (8, PH)								1-6-3		1	0	0	0	0	0	3											
Willie Norwood, R OBP: 0.233, SLG: 0.214 Hosken Powell, L OBP: 0.403, SLG: 0.460 (9, PH)	F9				F6		F8		4-3	3	0	0	0	0	0	1											
Butch Wynegar, S OBP: 0.298, SLG: 0.312 Sal Butera, R OBP: 0.333, SLG: 0.250 (6, 2)				FC4-6 HBP			G5-4-3 1B		6-3	2	0	1	0	0	0	0											
Inning Stats	R: 0 E: 0 K: 1 S: 5	H: 0 LOB: 1 BB: 1 P: 9	R: 0 E: 0 K: 2 S: 8	H: 1 LOB: 1 BB: 0 P: 8	R: 0 E: 0 K: 0 S: 4	H: 1 LOB: 2 BB: 0 P: 5	R: 0 E: 0 K: 1 S: 5	H: 0 LOB: 0 BB: 0 P: 5	R: 1 E: 0 K: 0 S: 6	H: 3 LOB: 2 BB: 0 P: 6	R: 0 E: 0 K: 0 S: 3	H: 0 LOB: 0 BB: 0 P: 3	R: 0 E: 0 K: 0 S: 3	H: 1 LOB: 3 BB: 1 P: 9	R: 0 E: 0 K: 0 S: 3	H: 0 LOB: 0 BB: 0 P: 3		1B: 5 2B: 1 3B: 0 HR: 1	SF: 0 SAC: 0 DP: 1 HBP: 1	WP: 0 PB: 1 SB: 0 CS: 0	PA: 37						
PITCHER	IP	WLS	BF	H	R	ER	SO	BB	IBB	HBP	BLK	WP	HR	S	P	ERA	WHIP										
Tom Underwood, L ERA: 3.45 (1, 1)	7.0	W	28	6	1	1	4	1	0	0	0	0	0	34	39	1.29	1.000										
Ron Davis, R ERA: 2.37 (8, 1)	2.0		9	1	0	0	0	1	0	0	0	0	0	8	12	0.00	1.000										

Batter	1	2	3	4	5	6	7	8	9	AB	R	H	RBI	BB	SO	LOB	TOP										
Dave Edwards, R (1, 7) OBP: 0.313, SLG: 0.313 Danny Goodwin, L (9, FH) OBP: 0.261, SLG: 0.286										4	0	2	1	0	1	0	Minnesota Twins @ Baltimore Orioles Memorial Stadium, Baltimore, MD Tue May 06 1980, 7:05 PM EDT Att: 10,720 - Unknown - 76 F										
John Castino, R (1, 5) OBP: 0.298, SLG: 0.360										4	1	1	0	0	0	2											
Roy Smalley, S (1, 6) OBP: 0.384, SLG: 0.471										4	1	1	0	0	0	3											
Ron Jackson, R (1, 3) OBP: 0.230, SLG: 0.328										4	0	1	1	0	0	0											
Pete Mackanin, R (1, 4) OBP: 0.289, SLG: 0.257										4	0	1	0	0	0	2											
Jesus Vega, R (1, 10) OBP: 0.313, SLG: 0.214										3	0	1	1	1	0	2											
Butch Wynegar, S (1, 2) OBP: 0.286, SLG: 0.289										4	0	0	0	0	0	4											
Willie Norwood, R (1, 9) OBP: 0.212, SLG: 0.194 Hosken Powell, L (9, FH) OBP: 0.372, SLG: 0.420										3	0	0	0	0	1	0											
Rick Sofield, L (1, 8) OBP: 0.178, SLG: 0.304										4	1	1	0	0	1	0											
Inning Stats	R: 0 E: 0 K: 1 S: 5	H: 0 LOB: 0 BB: 0 P: 5	R: 0 E: 0 K: 0 S: 4	H: 1 LOB: 1 BB: 0 P: 4	R: 1 E: 0 K: 1 S: 7	H: 2 LOB: 1 BB: 0 P: 7	R: 0 E: 0 K: 0 S: 4	H: 1 LOB: 1 BB: 0 P: 4	R: 0 E: 1 K: 0 S: 5	H: 0 LOB: 1 BB: 1 P: 7	R: 0 E: 0 K: 1 S: 5	H: 0 LOB: 0 BB: 0 P: 5	R: 2 E: 0 K: 0 S: 6	H: 3 LOB: 1 BB: 0 P: 6	R: 0 E: 0 K: 1 S: 5	H: 0 LOB: 0 BB: 0 P: 5		1B: 6 2B: 2 3B: 0 HR: 0	SF: 0 SAC: 0 DP: 0 HBP: 0	WP: 0 PB: 0 SB: 0 CS: 0	PA: 37						
PITCHER	IP	WLS	BF	H	R	ER	SO	BB	IBB	HBP	BLK	WP	HR	S	P	ERA	WHIP										
Scott McGregor, L (1, 1) ERA: 4.41	8.0	W	34	8	3	3	3	1	0	0	0	0	0	39	43	3.38	1.125										
Tim Stoddard, R (9, 1) ERA: 2.57	1.0		3	0	0	0	1	0	0	0	0	0	0	5	5	0.00	0.000										

AB	36
R	3
H	8
RBI	3
BB	1
SO	4
LOB	13



Batter	1	2	3	4	5	6	7	8	9	AB	R	H	RBI	BB	SO	LOB	BOTTOM										
Al Bumby, L (1, 8) OBP: 0.304, SLG: 0.529										4	2	3	1	0	0	1	Minnesota Twins @ Baltimore Orioles Memorial Stadium, Baltimore, MD Tue May 06 1980, 7:05 PM EDT Att: 10,720 - Unknown - 76 F										
Rich Dauer, R (1, 4) OBP: 0.257, SLG: 0.172										4	2	1	1	0	0	3											
Ken Singleton, S (1, 9) OBP: 0.319, SLG: 0.415 John Lowenstein, L (9, 7) OBP: 0.257, SLG: 0.161										4	0	1	0	1	0	3											
Eddie Murray, S (1, 3) OBP: 0.394, SLG: 0.512										4	1	0	0	1	1	5											
Gary Roenicke, R (1, 7) OBP: 0.347, SLG: 0.333										5	1	2	1	0	1	4											
Doug DeCinces, R (1, 5) OBP: 0.345, SLG: 0.506										3	1	3	2	1	0	0											
Benny Ayala, R (1, 10) OBP: 0.389, SLG: 0.600										4	1	2	3	0	1	4											
Rick Dempsey, R (1, 2) OBP: 0.296, SLG: 0.486										4	1	1	0	0	1	2											
Kiko Garcia, R (1, 6) OBP: 0.255, SLG: 0.182 Mark Belanger, R (8, 6) OBP: 0.217, SLG: 0.205										3	1	2	0	1	0	2											
Inning Stats	R: 1 E: 2 K: 2 S: 10	H: 2 LOB: 3 BB: 1 P: 14	R: 7 E: 1 K: 1 S: 11	H: 5 LOB: 0 BB: 1 P: 15	R: 0 E: 0 K: 0 S: 2	H: 0 LOB: 0 BB: 1 P: 6	R: 0 E: 0 K: 0 S: 3	H: 1 LOB: 0 BB: 0 P: 3	R: 0 E: 1 K: 0 S: 4	H: 3 LOB: 1 BB: 0 P: 4	R: 1 E: 0 K: 0 S: 6	H: 3 LOB: 2 BB: 0 P: 6	R: 1 E: 0 K: 1 S: 4	H: 0 LOB: 1 BB: 1 P: 10	1B: 9 2B: 5 3B: 0 HR: 1	SF: 0 SAC: 0 DP: 4 HBP: 2		WP: 0 PB: 0 SB: 3 CS: 0	PA: 41								
PITCHER	IP	WLS	BF	H	R	ER	SO	BB	IBB	HBP	BLK	WP	HR	S	P	ERA	WHIP										
Geoff Zahn, L (1, 1) ERA: 3.64	6.0	L	30	12	8	2	3	3	0	0	0	0	1	33	45	3.00	2.500										
Mike Marshall, R (7, 1) ERA: 8.53	2.0		11	3	2	2	1	1	0	2	0	0	0	10	16	9.00	2.000										



Batter	1	2	3	4	5	6	7	8	9	AB	R	H	RBI	BB	SO	LOB	TOP				
Dave Edwards, R OBP: 0.350, SLG: 0.400 Ken Landreaux, L OBP: 0.396, SLG: 0.485 (8, PH)	6-3		K				WP FC5-2 2B	FC6-5 WP BB		4	0	2	1	0	1	1	Minnesota Twins @ Baltimore Orioles Memorial Stadium, Baltimore, MD Wed May 07 1980, 7:05 PM EDT Att: 11,357 - Unknown - 70 F				
John Castino, R OBP: 0.283, SLG: 0.341	L4		L9				F3	FC6-5		5	0	0	0	0	1	3					
Roy Smalley, S OBP: 0.376, SLG: 0.457	F4						FC5-2 1B WP 2B	F6		5	1	1	0	0	0	3					
Ron Jackson, R OBP: 0.246, SLG: 0.328 Mike Cabbage, L OBP: 0.417, SLG: 0.442 (9, PH)		K					FC6-4 1B 1-2			3	2	1	0	1	1	1					
Pete Mackanin, R OBP: 0.310, SLG: 0.308 Rob Wilfong, L OBP: 0.317, SLG: 0.480 (9, PH)		K					BB 1B 1-2	F7		1	0	0	0	0	0	0					
Jesus Vega, R OBP: 0.316, SLG: 0.235 Glenn Adams, L OBP: 0.314, SLG: 0.375 Sal Butera, R OBP: 0.300, SLG: 0.222 (9, PH)							F6			3	0	1	0	0	0	2					
Willie Norwood, R OBP: 0.222, SLG: 0.206 Hosken Powell, L OBP: 0.380, SLG: 0.429 (8, PH)							F6			1	0	0	0	0	0	1					
Butch Wynegar, S OBP: 0.295, SLG: 0.326							F9			3	0	1	2	1	0	2					
Rick Sofield, L OBP: 0.195, SLG: 0.329							5-3			4	1	2	0	0	0	3					
							F5			4	1	2	0	0	0	3					
Inning Stats	R: 0 E: 0 K: 0 S: 3	H: 0 LOB: 0 BB: 0 P: 3	R: 0 E: 1 K: 2 S: 9	H: 1 LOB: 2 BB: 0 P: 9	R: 0 E: 0 K: 1 S: 5	H: 1 LOB: 0 BB: 0 P: 5	R: 1 E: 0 K: 0 S: 6	H: 3 LOB: 3 BB: 1 P: 10	R: 0 E: 0 K: 1 S: 6	H: 0 LOB: 0 BB: 0 P: 3	R: 3 E: 0 K: 0 S: 7	H: 4 LOB: 1 BB: 0 P: 7	R: 2 E: 0 K: 0 S: 5	H: 2 LOB: 1 BB: 1 P: 9	R: 0 E: 0 K: 0 S: 2	H: 0 LOB: 0 BB: 0 P: 3	1B: 8 2B: 3 3B: 0 HR: 1	SF: 0 SAC: 0 DP: 1 HBP: 1	WP: 3 PB: 0 SB: 0 CS: 1	PA: 42	
PITCHER	IP WLS BF H R ER SO	IP WLS BF H R ER SO	IP WLS BF H R ER SO	IP WLS BF H R ER SO	IP WLS BF H R ER SO	IP WLS BF H R ER SO	IP WLS BF H R ER SO	IP WLS BF H R ER SO	IP WLS BF H R ER SO	IP WLS BF H R ER SO	IP WLS BF H R ER SO	IP WLS BF H R ER SO	IP WLS BF H R ER SO	IP WLS BF H R ER SO	IP WLS BF H R ER SO	IP WLS BF H R ER SO	ERA WHIP	ERA WHIP			
Mike Flanagan, L ERA: 3.94	6.2	32	10	4	4	4	2	0	0	0	0	2	0	38	46	5.40	1.800				
Sammy Stewart, R ERA: 3.19	1.2	W	9	2	2	2	0	1	0	1	0	1	1	7	12	10.80	1.800				
Tippy Martinez, L ERA: 3.55	0.2	S	1	0	0	0	0	0	0	0	0	0	0	1	1	0.00	0.000				

Batter	1	2	3	4	5	6	7	8	9	AB	R	H	RBI	BB	SO	LOB	BOTTOM				
Al Bumby, L OBP: 0.423, SLG: 0.528 (1, 8)	L3		S 2B					E 1B FC5		2	2	1	0	3	0	0	Minnesota Twins @ Baltimore Orioles Memorial Stadium, Baltimore, MD Wed May 07 1980, 7:05 PM EDT Att: 11,357 - Unknown - 70 F				
Mark Belanger, R OBP: 0.255, SLG: 0.265	1-3 WP 1B		1-2 2B				F5	E5 WP FC5 SF8 1B		5	2	3	1	0	0	3					
Ken Singleton, S OBP: 0.333, SLG: 0.424 Gary Roenicke, R OBP: 0.347, SLG: 0.333 (9, 9)	1-3		2-2 2B				CS BB	FC5 WP		3	0	1	2	2	0	2					
Eddie Murray, S OBP: 0.375, SLG: 0.484	6-3		F7				1-2 K	F4		5	0	0	0	0	1	7					
Terry Crowley, L OBP: 0.550, SLG: 0.750			K				HR	SF8		3	2	1	2	1	1	2					
John Lowenstein, L OBP: 0.325, SLG: 0.206	L4						6-3 2B 1B	S 1B		3	2	2	0	2	0	0					
Doug DeCinces, R OBP: 0.337, SLG: 0.481							6-3	F8		4	0	0	0	1	2	4					
Rick Dempsey, R OBP: 0.306, SLG: 0.500			L7					F7		4	0	2	3	0	0	1					
Kiko Garcia, R OBP: 0.255, SLG: 0.188			CS 1B				5-3	6-3		4	0	1	0	0	1	4					
										1	0	0	0	0	0	1					
Inning Stats	R: 0 E: 0 K: 0 S: 4	H: 1 LOB: 1 BB: 0 P: 4	R: 0 E: 0 K: 2 S: 7	H: 0 LOB: 0 BB: 0 P: 7	R: 2 E: 0 K: 0 S: 6	H: 4 LOB: 1 BB: 0 P: 6	R: 2 E: 0 K: 0 S: 6	H: 3 LOB: 2 BB: 1 P: 10	R: 2 E: 0 K: 2 S: 7	H: 1 LOB: 2 BB: 4 P: 23	R: 0 E: 0 K: 0 S: 3	H: 0 LOB: 2 BB: 2 P: 11	R: 0 E: 0 K: 1 S: 7	H: 1 LOB: 2 BB: 2 P: 15	R: 2 E: 1 K: 1 S: 7	H: 1 LOB: 2 BB: 2 P: 15	1B: 7 2B: 4 3B: 0 HR: 1	SF: 1 SAC: 0 DP: 1 HBP: 0	WP: 2 PB: 0 SB: 2 CS: 2	PA: 43	
PITCHER	IP WLS BF H R ER SO	IP WLS BF H R ER SO	IP WLS BF H R ER SO	IP WLS BF H R ER SO	IP WLS BF H R ER SO	IP WLS BF H R ER SO	IP WLS BF H R ER SO	IP WLS BF H R ER SO	IP WLS BF H R ER SO	IP WLS BF H R ER SO	IP WLS BF H R ER SO	IP WLS BF H R ER SO	IP WLS BF H R ER SO	IP WLS BF H R ER SO	IP WLS BF H R ER SO	IP WLS BF H R ER SO	ERA WHIP	ERA WHIP			
Albert Williams, R ERA: 12.0	3.0	15	7	4	4	2	0	1	0	0	0	0	0	4	8	0.00	1.000				
John Verhoeven, R ERA: 3.77	1.0	5	1	0	0	0	0	1	0	0	0	0	0	10	34	9.00	3.500				
Roger Erickson, R ERA: 3.38	2.0	12	1	2	2	2	6	0	0	0	0	0	0	8	12	5.40	1.800				
Mike Marshall, R ERA: 8.16	1.2	L	9	2	2	1	1	0	0	0	1	0	0	8	12	5.40	1.800				
Darrell Jackson, L ERA: 2.76	0.0	1	0	0	0	0	1	0	0	0	0	0	0	4	∞	∞					

AB	38
R	6
H	12
RBI	6
BB	3
SO	4
LOB	20



AB	33
R	8
H	11
RBI	8
BB	9
SO	5
LOB	23



Batter	1	2	3	4	5	6	7	8	9	AB	R	H	RBI	BB	SO	LOB	TOP											
Jesus Vega, R OBP: 0.261, SLG: 0.190 Rick Sofield, L OBP: 0.192, SLG: 0.324	L9	K			K		F9		K	4	0	0	0	0	2	1												
Ken Landreaux, L OBP: 0.391, SLG: 0.475	5-3			5-3 1B		F8		4-3		4	0	1	0	0	0	0												
Roy Smalley, S OBP: 0.372, SLG: 0.448	1B	1B	5-3 1-2		1-3			1-3		4	0	1	0	0	0	1												
Ron Jackson, R OBP: 0.261, SLG: 0.338	BB	1B	K		K	G4-6-3 1B		F3		4	0	2	0	0	1	1												
John Castino, R OBP: 0.282, SLG: 0.330	1-2	BB	K		G4-6-3 1-2			6-3		3	0	0	0	1	1	2												
Pete Mackanin, R OBP: 0.304, SLG: 0.302	K			L4		1B		F9		4	0	1	0	0	1	3												
Dave Edwards, R OBP: 0.417, SLG: 0.500		1B				K			HR	4	1	3	0	0	1	1												
Willie Norwood, R OBP: 0.225, SLG: 0.289	K				K		4-3		HR	4	1	1	2	0	2	2												
Butch Wynegar, S OBP: 0.293, SLG: 0.315	L8				6-3		F8		BB	3	0	0	0	1	0	2												
Inning Stats	R: 0 E: 0 K: 1 S: 7	H: 2 LOB: 3 BB: 1 P: 11	R: 0 E: 0 K: 2 S: 8	H: 1 LOB: 1 BB: 0 P: 8	R: 0 E: 0 K: 2 S: 8	H: 1 LOB: 1 BB: 0 P: 8	R: 0 E: 0 K: 1 S: 6	H: 1 LOB: 1 BB: 0 P: 6	R: 0 E: 0 K: 1 S: 5	H: 0 LOB: 0 BB: 0 P: 5	R: 0 E: 0 K: 0 S: 3	H: 0 LOB: 0 BB: 0 P: 3	R: 0 E: 0 K: 0 S: 3	H: 0 LOB: 0 BB: 0 P: 3	R: 2 E: 0 K: 1 S: 7	H: 2 LOB: 1 BB: 1 P: 11	1B: 7 2B: 1 3B: 0 HR: 1	SF: 0 SAC: 0 DP: 1 HBP: 0	WP: 0 PB: 0 CS: 0	PA: 37								
PITCHER	IP	WLS	BF	H	R	ER	SO	BB	IBB	HBP	BLK	WP	HR	S	P	ERA	WHIP											
Ron Guidry, L ERA: 3.33	(1, 1)	8.2	W	36	9	2	2	8	2	0	0	0	0	1	50	58	2.08	1.269										
Ron Guidry, L ERA: 3.33	(9, 1)	8.2	W	36	9	2	2	8	2	0	0	0	0	1	50	58	2.08	1.269										
Rich Gossage, R ERA: 2.13	(9, 1)	0.1	S	1	0	0	0	1	0	0	0	0	0	0	3	3	0.00	0.000										

Minnesota Twins @ New York Yankees
Yankee Stadium, Bronx, NY
Fri May 09 1980, 7:05 PM EDT
Att: 27,225 - Unknown - 57 F

AB 35
R 2
H 9
RBI 2
BB 2
SO 9
LOB 14



Batter	1	2	3	4	5	6	7	8	9	AB	R	H	RBI	BB	SO	LOB	BOTTOM										
Willie Randolph, R OBP: 0.395, SLG: 0.419	SH		K		F9			SH1-3 2B		4	2	2	0	0	1	1											
Ruppert Jones, L OBP: 0.291, SLG: 0.309	SH		F7			G3		SH1-3		2	1	0	0	0	0	0											
Bob Watson, R OBP: 0.374, SLG: 0.455	HR		4-3			5-3		G3		4	1	2	5	0	0	0											
Eric Soderholm, R OBP: 0.414, SLG: 0.551 Oscar Gamble, L OBP: 0.496, SLG: 0.840	G6-4-3 1B			E5 G5-4-3		FC5-4 1B		G3	IBB	3	0	2	0	0	0	0											
Lou Piniella, R OBP: 0.286, SLG: 0.228 Jim Spencer, L OBP: 0.348, SLG: 0.475 Ron Guidry, L Rich Gossage, R	G6-4-3			G5-4-3		FC5-4		G3		3	0	0	0	0	0	3											
Rick Cerone, R OBP: 0.253, SLG: 0.365	F8			L9				F5	BB	1	0	0	0	0	0	0											
Graig Nettles, L OBP: 0.341, SLG: 0.321			4-3			G3		G3	F6	4	0	0	0	0	0	3											
Bucky Dent, R OBP: 0.306, SLG: 0.390			F3					F6		3	0	1	0	0	0	0											
Bobby Brown, S OBP: 0.316, SLG: 0.235			K			5-3 1B			SH1-3 2B	3	1	1	0	0	1	1											
Inning Stats	R: 3 E: 1 K: 0 S: 6	H: 3 LOB: 0 BB: 0 P: 6	R: 0 E: 0 K: 1 S: 5	H: 0 LOB: 0 BB: 0 P: 5	R: 0 E: 0 K: 1 S: 5	H: 0 LOB: 0 BB: 0 P: 5	R: 0 E: 1 K: 0 S: 3	H: 0 LOB: 0 BB: 0 P: 3	R: 0 E: 0 K: 0 S: 4	H: 1 LOB: 1 BB: 0 P: 4	R: 0 E: 0 K: 0 S: 3	H: 0 LOB: 0 BB: 0 P: 3	R: 0 E: 0 K: 0 S: 6	H: 3 LOB: 3 BB: 2 P: 14	R: 2 E: 0 K: 0 S: 6	H: 3 LOB: 2 BB: 2 P: 14	1B: 6 2B: 1 3B: 0 HR: 1	SF: 0 SAC: 2 DP: 2 HBP: 0	WP: 0 PB: 0 CS: 0	PA: 34							
PITCHER	IP	WLS	BF	H	R	ER	SO	BB	IBB	HBP	BLK	WP	HR	S	P	ERA	WHIP										
Jerry Koosman, L ERA: 4.84	(1, 1)	7.1	L	29	7	5	4	2	0	0	0	0	0	33	33	4.91	0.955										
John Verhoeven, R ERA: 3.6	(8, 1)	0.2		5	1	0	0	0	1	1	0	0	0	3	11	0.00	3.000										

Minnesota Twins @ New York Yankees
Yankee Stadium, Bronx, NY
Fri May 09 1980, 7:05 PM EDT
Att: 27,225 - Unknown - 57 F

AB 30
R 5
H 8
RBI 5
BB 2
SO 2
LOB 10



Batter	1	2	3	4	5	6	7	8	9	10	11	AB	R	H	RBI	BB	SO	LOB	TOP	
Jesus Vega, R OBP: 0.259, SLG: 0.167	K			K		6-3			WP S BB		SH1-4	3	0	0	0	1	2	1		
Ken Landreaux, L OBP: 0.391, SLG: 0.472	K			F7					L8			5	0	2	1	0	1	1		
Roy Smalley, S OBP: 0.365, SLG: 0.430	K			F7								4	0	0	0	1	2	2		
Ron Jackson, R OBP: 0.274, SLG: 0.338																				
Dave Edwards, R OBP: 0.357, SLG: 0.429																				
Pete Mackanin, R OBP: 0.280, SLG: 0.277																				
John Castino, R OBP: 0.280, SLG: 0.327																				
Willie Norwood, R OBP: 0.205, SLG: 0.262																				
Butch Wynegar, S OBP: 0.301, SLG: 0.333																				
Inning Stats	R: 0 E: 0 K: 3 S: 9	H: 0 LOB: 0 BB: 0 P: 9	R: 0 E: 0 K: 0 S: 2	H: 0 LOB: 0 BB: 0 P: 3	R: 0 E: 0 K: 1 S: 5	H: 0 LOB: 0 BB: 0 P: 5	R: 0 E: 0 K: 1 S: 5	H: 1 LOB: 0 BB: 0 P: 5	R: 0 E: 0 K: 0 S: 3	H: 1 LOB: 1 BB: 0 P: 4	R: 0 E: 0 K: 0 S: 3	H: 0 LOB: 0 BB: 0 P: 3	R: 0 E: 0 K: 2 S: 8	H: 1 LOB: 1 BB: 0 P: 8	R: 1 E: 0 K: 0 S: 5	H: 2 LOB: 1 BB: 0 P: 5	1B: 5 2B: 1 3B: 0 HR: 0	SF: 0 SAC: 2 DP: 2 HBP: 1	WP: 1 PB: 0 SB: 1 CS: 0	PA: 40
PITCHER	IP: 8.2 ERA: 2.65	WLS: 29 L: 1	BF: 11 S: 3	H: 3 R: 1 ER: 1 SO: 2	R: 0 ER: 0 S: 14	R: 0 ER: 0 S: 18	R: 0 ER: 0 S: 14	R: 0 ER: 0 S: 18	R: 0 ER: 0 S: 18	R: 0 ER: 0 S: 18	R: 0 ER: 0 S: 18	R: 0 ER: 0 S: 18	R: 0 ER: 0 S: 18	R: 0 ER: 0 S: 18	R: 0 ER: 0 S: 18	R: 0 ER: 0 S: 18	ERA: 3.86	WHIP: 1.714		

Minnesota Twins @ New York Yankees
Yankee Stadium, Bronx, NY
Sat May 10 1980, 7:05 PM EDT
Att: 28,015 - Unknown - 62 F

AB 35
R 1
H 6
RBI 1
BB 2
SO 8
LOB 11



Batter	1	2	3	4	5	6	7	8	9	10	11	AB	R	H	RBI	BB	SO	LOB	BOTTOM					
Willie Randolph, R OBP: 0.378, SLG: 0.398	F9																							
Ruppert Jones, L OBP: 0.279, SLG: 0.294	4-3																							
Bob Watson, R OBP: 0.396, SLG: 0.485																								
Reggie Jackson, L OBP: 0.330, SLG: 0.533																								
Bobby Brown, S OBP: 0.300, SLG: 0.222																								
Eric Soderholm, R OBP: 0.387, SLG: 0.509																								
Lou Piniella, R OBP: 0.289, SLG: 0.213																								
Graig Nettles, L OBP: 0.337, SLG: 0.309																								
Rick Cerone, R OBP: 0.242, SLG: 0.348																								
Bucky Dent, R OBP: 0.307, SLG: 0.400																								
Oscar Gamble, L OBP: 0.472, SLG: 0.808																								
Inning Stats	R: 0 E: 0 K: 0 S: 4	H: 1 LOB: 1 BB: 0 P: 4	R: 0 E: 0 K: 0 S: 3	H: 0 LOB: 0 BB: 0 P: 3	R: 0 E: 0 K: 0 S: 4	H: 1 LOB: 1 BB: 0 P: 4	R: 0 E: 0 K: 1 S: 5	H: 1 LOB: 0 BB: 0 P: 5	R: 0 E: 0 K: 0 S: 3	H: 0 LOB: 0 BB: 0 P: 3	R: 0 E: 1 K: 0 S: 4	H: 1 LOB: 1 BB: 0 P: 4	R: 0 E: 0 K: 1 S: 5	H: 0 LOB: 0 BB: 0 P: 5	R: 0 E: 0 K: 0 S: 3	H: 1 LOB: 1 BB: 0 P: 4	R: 0 E: 0 K: 0 S: 3	H: 0 LOB: 1 BB: 0 P: 7	R: 0 E: 0 K: 0 S: 3	H: 0 LOB: 0 BB: 0 P: 3	1B: 3 2B: 2 3B: 0 HR: 0	SF: 0 SAC: 0 DP: 1 HBP: 0	WP: 0 PB: 0 SB: 0 CS: 0	PA: 38
PITCHER	IP: 10.0 ERA: 1.71	WLS: 35 S: 3	BF: 35 S: 3	H: 5 R: 0 ER: 0 SO: 2	R: 0 ER: 0 S: 0	R: 0 ER: 0 S: 0	R: 0 ER: 0 S: 0	R: 0 ER: 0 S: 3	R: 0 ER: 0 S: 3	R: 0 ER: 0 S: 3	R: 0 ER: 0 S: 3	R: 0 ER: 0 S: 3	R: 0 ER: 0 S: 3	R: 0 ER: 0 S: 3	R: 0 ER: 0 S: 3	R: 0 ER: 0 S: 3	ERA: 0.00	WHIP: 0.000						

Minnesota Twins @ New York Yankees
Yankee Stadium, Bronx, NY
Sat May 10 1980, 7:05 PM EDT
Att: 28,015 - Unknown - 62 F

AB 37
R 0
H 5
RBI 0
BB 1
SO 2
LOB 9



Batter	1	2	3	4	5	6	7	8	9	AB	R	H	RBI	BB	SO	LOB	TOP
Jesus Vega, R OBP: 0.258, SLG: 0.179 (1, 10)	0-0 6-3		0-0 1-2 1B		0-0 6-3			0-0 F4		4	0	1	0	0	0	0	Minnesota Twins @ New York Yankees Yankee Stadium, Bronx, NY Sun May 11 1980, 3:33 AM EDT Att: 30,680 - Overcast - 67 F
Ken Landreaux, L OBP: 0.387, SLG: 0.464 (1, 7)	0-0 4-3 1B		0-0 G4-6-3			0-0 4-3		0-0 F8		4	0	1	0	0	0	2	
Roy Smalley, S OBP: 0.362, SLG: 0.417 (1, 6)	0-0 4-3		4-0 BB			0-0 F9			0-0 F9	3	0	0	0	1	0	1	
Ron Jackson, R OBP: 0.260, SLG: 0.319 (1, 3)	0-0 5-3		0-0 1-3			0-0 6-3			0-0 F9	4	0	0	0	0	0	3	
Dave Edwards, R OBP: 0.344, SLG: 0.406 (1, 8)		0-0 SH1-4 1B		0-0 6-3				0-0 F9		4	0	1	0	0	0	0	
Pete Mackanin, R OBP: 0.288, SLG: 0.286 (1, 4)	0-0 SH1-4		0-0 F8					0-0 1B		2	0	1	0	0	0	0	
John Castino, R OBP: 0.291, SLG: 0.340 (1, 5)		4-0 BB	0-0 G4-3 BB		0-0 6-3			0-0 1B 2B		2	0	1	0	1	0	0	
Willie Norwood, R OBP: 0.213, SLG: 0.267 (1, 9)	0-0 G4-3					0-0 F4			0-0 F4	3	0	1	0	0	0	2	
Butch Wynegar, S OBP: 0.302, SLG: 0.326 (1, 2)			4-0 G4-6-3 1B BB		0-0 5-3			0-0 1B		2	0	0	0	1	0	0	
Inning Stats	R: 0 E: 0 K: 0 S: 4	H: 1 LOB: 1 BB: 0 P: 4	R: 0 E: 0 K: 0 S: 3	H: 1 LOB: 2 BB: 2 P: 7	R: 0 E: 0 K: 0 S: 3	H: 0 LOB: 0 BB: 0 P: 3	R: 0 E: 0 K: 0 S: 3	H: 0 LOB: 0 BB: 0 P: 3	R: 0 E: 0 K: 0 S: 4	H: 3 LOB: 0 BB: 0 P: 4	R: 0 E: 0 K: 0 S: 3	H: 0 LOB: 0 BB: 0 P: 3	R: 0 E: 0 K: 0 S: 3	H: 0 LOB: 0 BB: 0 P: 3	1B: 5 2B: 1 3B: 0 HR: 0	SF: 0 SAC: 1 DP: 2 HBP: 0	
PITCHER Tommy John, L ERA: 1.77 (1, 1)	IP: 9.0 WLS: W BF: 32 H: 6 R: 0 ER: 0 SO: 0 BB: 3 IBB: 0 HBP: 0 BLK: 0 WP: 0 HR: 0 S: 29 P: 41 ERA: 0.00 WHIP: 1.000															PITCHER Tommy John, L ERA: 1.77 (1, 1)	

Batter	1	2	3	4	5	6	7	8	9	AB	R	H	RBI	BB	SO	LOB	BOTTOM
Willie Randolph, R OBP: 0.374, SLG: 0.392 (1, 4)	0-0 4-3	0-0 F9			0-0 6-3			0-0 S 1B		4	1	1	1	0	0	3	Minnesota Twins @ New York Yankees Yankee Stadium, Bronx, NY Sun May 11 1980, 3:33 AM EDT Att: 30,680 - Overcast - 67 F
Ruppert Jones, L OBP: 0.286, SLG: 0.324 (1, 8)	0-0 3B	0-3 K			0-0 SF7		0-0 1B	0-0 1B		3	0	2	3	0	1	2	
Oscar Gamble, L OBP: 0.425, SLG: 0.700 (1, 7)	0-0 G3		0-0 4-3		0-0 4-3		0-0 K			4	0	0	0	0	1	2	
Bob Watson, R OBP: 0.391, SLG: 0.472 (1, 3)	4-0 BB		0-0 F4			0-0 6-3		0-0 F9		3	0	0	0	1	0	1	
Eric Soderholm, R OBP: 0.364, SLG: 0.474 (1, 10)	0-0 G3		0-0 6-3			0-0 6-3		0-0 F7		4	0	0	0	0	0	2	
Rick Cerone, R OBP: 0.242, SLG: 0.344 (1, 2)		0-0 WP 1B		0-0 F7		0-0 1-3		0-0 F8		4	1	1	0	0	0	0	
Graig Nettles, L OBP: 0.340, SLG: 0.313 Fred Stanley, R OBP: 0.300, SLG: 0.333 (5, 5)		0-0 F9 SH5-3 1B		0-0 4-3			4-0 1B SH3-4 BB	0-3 K		2	0	1	1	0	0	0	
Bucky Dent, R OBP: 0.303, SLG: 0.395 (1, 6)		0-0 SH5-3		0-3 K			0-0 SH3-4			1	0	0	0	0	1	0	
Bobby Brown, S OBP: 0.391, SLG: 0.400 (1, 9)		4-0 BB			0-0 SF7 3B		0-0 1B 1B			2	2	2	0	1	0	0	
Inning Stats	R: 0 E: 0 K: 0 S: 4	H: 1 LOB: 2 BB: 1 P: 8	R: 1 E: 0 K: 1 S: 7	H: 2 LOB: 1 BB: 1 P: 11	R: 0 E: 0 K: 1 S: 5	H: 0 LOB: 0 BB: 0 P: 5	R: 0 E: 0 K: 0 S: 3	H: 0 LOB: 0 BB: 0 P: 3	R: 3 E: 0 K: 1 S: 8	H: 3 LOB: 1 BB: 1 P: 12	R: 0 E: 0 K: 1 S: 5	H: 0 LOB: 0 BB: 0 P: 5	R: 0 E: 0 K: 1 S: 5	H: 0 LOB: 0 BB: 0 P: 5	1B: 5 2B: 0 3B: 2 HR: 0	SF: 1 SAC: 2 DP: 0 HBP: 0	
PITCHER Geoff Zahn, L ERA: 4.07 Mike Marshall, R ERA: 7.47 (7, 1)	IP: 1.1 WLS: L BF: 4 H: 0 R: 0 ER: 0 SO: 1 BB: 0 IBB: 0 HBP: 0 BLK: 0 WP: 0 HR: 0 S: 6 P: 6 ERA: 0.00 WHIP: 0.000															PITCHER Geoff Zahn, L ERA: 4.07 Mike Marshall, R ERA: 7.47 (7, 1)	

Batter	1	2	3	4	5	6	7	8	9	AB	R	H	RBI	BB	SO	LOB	TOP										
Butch Wynegar, S OBP: 0.306, SLG: 0.340 (1, 2)	G3			F7			F8										5 0 2 2 0 0 1										
Roy Smalley, S OBP: 0.363, SLG: 0.426 (1, 6)	1B FC5-4	F5			K				K								5 1 2 0 0 2 2										
Rob Wilfong, L OBP: 0.310, SLG: 0.463 (1, 4)			F5		3-1		F8		K								5 0 1 0 0 1 2										
Ken Landreaux, L OBP: 0.390, SLG: 0.500 (1, 7)	FC5-4 1B				F8												4 1 2 2 0 0 1										
Glenn Adams, L OBP: 0.333, SLG: 0.389 (1, 10)			F6						F8								4 0 2 0 0 0 1										
Mike Cabbage, L OBP: 0.385, SLG: 0.404 (1, 3)	F8			K													4 0 0 0 0 1 4										
Hosken Powell, L OBP: 0.373, SLG: 0.432 (1, 9)					6-3												4 1 1 0 0 0 2										
Rick Sofield, L OBP: 0.195, SLG: 0.321 (1, 8)		5-3		F8													4 1 1 0 0 0 2										
John Castino, R OBP: 0.292, SLG: 0.350 (1, 5)		F3					K										3 0 1 0 0 1 1										
Inning Stats	R: 1 E: 0 K: 0 S: 6	H: 3 LOB: 2 BB: 0 P: 6	R: 1 E: 0 K: 0 S: 5	H: 2 LOB: 1 BB: 0 P: 5	R: 1 E: 0 K: 1 S: 6	H: 1 LOB: 0 BB: 0 P: 6	R: 0 E: 0 K: 0 S: 4	H: 1 LOB: 1 BB: 0 P: 4	R: 0 E: 0 K: 0 S: 5	H: 0 LOB: 0 BB: 0 P: 5	R: 0 E: 0 K: 0 S: 4	H: 1 LOB: 1 BB: 0 P: 4	R: 0 E: 0 K: 1 S: 6	H: 1 LOB: 1 BB: 0 P: 6	R: 0 E: 0 K: 0 S: 4	H: 1 LOB: 1 BB: 0 P: 4	R: 1 E: 0 K: 2 S: 9	H: 2 LOB: 1 BB: 0 P: 9	1B: 6 2B: 5 3B: 0 HR: 1	SF: 0 SAC: 1 DP: 0 HBP: 0	WP: 0 PB: 0 SB: 0 CS: 0	PA: 39					
PITCHER	IP	WLS	BF	H	R	ER	SO	BB	IBB	HBP	BLK	WP	HR	S	P	ERA	WHIP										
Mike Torrez, R ERA: 5.1 (1, 1)	8.1	L	37	12	4	4	3	0	0	0	0	0	1	43	43	4.32	1.440										
Tom Burgmeier, L ERA: 2.92 (9, 1)	0.2	S	2	0	0	0	2	0	0	0	0	0	0	6	6	0.00	0.000										

Minnesota Twins @ Boston Red Sox
Fenway Park, Boston, MA
Mon May 12 1980, 3:33 AM EDT
Att: 18,486 - Cloudy - 70 F

AB	38
R	4
H	12
RBI	4
BB	0
SO	5
LOB	16



Batter	1	2	3	4	5	6	7	8	9	AB	R	H	RBI	BB	SO	LOB	BOTTOM										
Jerry Remy, L OBP: 0.352, SLG: 0.433 (1, 4)	4-3				K												4 0 0 0 0 1 4										
Rick Burleson, R OBP: 0.280, SLG: 0.286 (1, 6)			6-3		3-1												4 1 1 0 0 0 1										
Fred Lynn, L OBP: 0.377, SLG: 0.470 (1, 8)			5-3														4 1 3 3 0 0 0										
Jim Rice, R OBP: 0.270, SLG: 0.373 (1, 10)	F9			K	F5												4 0 0 0 0 1 2										
Carl Yastrzemski, L OBP: 0.327, SLG: 0.388 (1, 7)	4-3																2 0 0 0 2 0 1										
Tony Perez, R OBP: 0.344, SLG: 0.452 (1, 3)				F4													4 0 1 0 0 1 3										
Carlton Fisk, R OBP: 0.378, SLG: 0.645 (1, 2)		F8		F4			F7										4 0 0 0 0 1 2										
Butch Hobson, R OBP: 0.321, SLG: 0.380 (1, 5)																	2 0 0 0 2 0 1										
Jim Dwyer, L OBP: 0.500, SLG: 0.412 (9, PR)																	0 0 0 0 0 0 0										
Dwight Evans, R OBP: 0.323, SLG: 0.452 (1, 9)		F7															4 1 2 0 0 1 3										
Inning Stats	R: 1 E: 0 K: 0 S: 5	H: 2 LOB: 1 BB: 0 P: 5	R: 0 E: 0 K: 0 S: 4	H: 1 LOB: 2 BB: 1 P: 8	R: 0 E: 0 K: 1 S: 5	H: 0 LOB: 0 BB: 0 P: 5	R: 0 E: 0 K: 0 S: 3	H: 0 LOB: 1 BB: 1 P: 7	R: 2 E: 0 K: 1 S: 7	H: 2 LOB: 0 BB: 0 P: 7	R: 0 E: 0 K: 0 S: 3	H: 0 LOB: 0 BB: 0 P: 3	R: 0 E: 0 K: 0 S: 3	H: 1 LOB: 0 BB: 0 P: 3	R: 0 E: 0 K: 1 S: 6	H: 1 LOB: 2 BB: 1 P: 10	R: 0 E: 0 K: 2 S: 6	H: 0 LOB: 1 BB: 1 P: 10	1B: 2 2B: 5 3B: 0 HR: 1	SF: 0 SAC: 0 DP: 1 HBP: 0	WP: 1 PB: 0 SB: 0 CS: 2	PA: 37					
PITCHER	IP	WLS	BF	H	R	ER	SO	BB	IBB	HBP	BLK	WP	HR	S	P	ERA	WHIP										
Pete Redfern, R ERA: 1.95 (1, 1)	8.0	W	33	7	3	3	3	2	1	0	0	0	1	36	48	3.38	1.125										
Doug Corbett, R ERA: 2.45 (9, 1)	1.0	S	3	0	0	0	2	1	0	0	0	0	0	6	10	0.00	1.000										

Minnesota Twins @ Boston Red Sox
Fenway Park, Boston, MA
Mon May 12 1980, 3:33 AM EDT
Att: 18,486 - Cloudy - 70 F

AB	32
R	3
H	7
RBI	3
BB	4
SO	5
LOB	17



Batter	1	2	3	4	5	6	7	8	9	AB	R	H	RBI	BB	SO	LOB	TOP	
Willie Norwood, R (1, 10) <small>OBP: 0.208, SLG: 0.261</small> Danny Goodwin, L (2, PH) <small>OBP: 0.231, SLG: 0.250</small> Sal Butera, R (9, PH) <small>OBP: 0.273, SLG: 0.200</small>	F9	FC6-4-5 1B		K		3-1			L3	1	0	0	0	0	0	0		
Ken Landreaux, L (1, 7) <small>OBP: 0.398, SLG: 0.496</small>	G5-4-3 BB	1B		BB			F6		F3	3	0	1	0	2	0	0		
Roy Smalley, S (1, 6) <small>OBP: 0.360, SLG: 0.414</small>	G5-4-3	K					1-3			3	0	0	1	1	1	3		
Ron Jackson, R (1, 3) <small>OBP: 0.272, SLG: 0.342</small> (8, 5)		2B		K						4	1	2	0	0	1	3		
Dave Edwards, R (1, 8) <small>OBP: 0.343, SLG: 0.429</small> Rick Sofield, L (7, PH) <small>OBP: 0.193, SLG: 0.316</small> (7, 8)	2B	2B		K		F8			F6	3	1	1	1	0	1	0		
Pete Mackanin, R (1, 4) <small>OBP: 0.304, SLG: 0.321</small> (4, 5) (8, 4)	3B	2B		CS		K			K	4	1	2	1	0	2	0		
John Castino, R (1, 5) <small>OBP: 0.307, SLG: 0.381</small> Rob Wilfong, L (4, PR) <small>OBP: 0.307, SLG: 0.457</small> (4, 4)	1B	3B		CS		1B			F9	2	1	2	1	0	0	0		
Jesus Vega, R (8, PH) <small>OBP: 0.250, SLG: 0.172</small> (8, 3)	1B	3B		1B		1B			F9	1	0	0	0	0	0	0		
Butch Wynegar, S (1, 2) <small>OBP: 0.304, SLG: 0.337</small>	F6			BB		BB			6-3	4	0	1	0	0	0	1		
Hosken Powell, L (1, 9) <small>OBP: 0.368, SLG: 0.423</small>	FC6-4 BLK 3H	1B		K					4-3	4	0	1	1	0	1	2		
Inning Stats	R: 0 E: 0 K: 0 S: 2	H: 0 LOB: 0 BB: 1 P: 6	R: 4 E: 0 K: 1 S: 11	H: 6 LOB: 2 BB: 0 P: 11	R: 0 E: 0 K: 1 S: 5	H: 1 LOB: 0 BB: 0 P: 5	R: 1 E: 0 K: 3 S: 11	H: 2 LOB: 3 BB: 2 P: 19	R: 0 E: 0 K: 1 S: 5	H: 0 LOB: 0 BB: 0 P: 5	R: 0 E: 0 K: 0 S: 4	H: 1 LOB: 1 BB: 0 P: 4	R: 0 E: 0 K: 1 S: 5	H: 0 LOB: 0 BB: 0 P: 5	R: 0 E: 0 K: 0 S: 3	H: 0 LOB: 0 BB: 0 P: 3		
PITCHER	IP	WLS	BF	H	R	ER	SO	BB	IBB	HBP	BLK	WP	HR	S	P	ERA	WHIP	
Bruce Hurst, L (1, 1) <small>ERA: 10.57</small>	1.1		9	5	4	4	0	1	0	0	0	0	0	8	12	27.00	4.500	
Steve Renko, R (2, 1) <small>ERA: 3.34</small>	5.2	W	23	5	1	1	6	2	0	0	1	0	0	33	41	1.59	1.235	
Tom Burgmeier, L (8, 1) <small>ERA: 2.7</small>	2.0	S	6	0	0	0	1	0	0	0	0	0	0	8	8	0.00	0.000	

Minnesota Twins @ Boston Red Sox
Fenway Park, Boston, MA
Tue May 13 1980, 7:05 PM EDT
Att: 19,032 - Unknown - 70 F


AB 35
R 5
H 10
RBI 5
BB 3
SO 7
LOB 13



Batter	1	2	3	4	5	6	7	8	9	AB	R	H	RBI	BB	SO	LOB	BOTTOM	
Jerry Remy, L (1, 4) <small>OBP: 0.354, SLG: 0.426</small>	4-3			F7		WP SH1-4 1B			3-1	4	1	1	0	1	0	0		
Rick Burleson, R (1, 6) <small>OBP: 0.287, SLG: 0.301</small>	E4 2B 1B	6-3		HR		SH1-4			3B 1B	4	3	2	0	0	0	2		
Fred Lynn, L (1, 8) <small>OBP: 0.395, SLG: 0.543</small>	1B FC1-2 2B		6-3	HR		WP 1B			1B 3B	5	2	4	4	0	0	0		
Jim Rice, R (1, 7) <small>OBP: 0.282, SLG: 0.382</small>	FC1-2 1B		HR	1B		K			1B FC6-2 1B	5	1	3	2	0	2	1		
Carl Yastrzemski, L (1, 10) <small>OBP: 0.340, SLG: 0.427</small>	FC1-2		HR	1B		1-3			FC6-2 WP 1B	4	2	2	2	1	0	3		
Tony Perez, R (1, 3) <small>OBP: 0.331, SLG: 0.433</small>	K		K	FC6-4		F8			FC6-2 WP 1B	5	0	0	0	0	2	5		
Carlton Fisk, R (1, 2) <small>OBP: 0.391, SLG: 0.650</small>		2B	2B	BB		5-6-3			F6	4	1	2	0	1	0	1		
Butch Hobson, R (1, 5) <small>OBP: 0.318, SLG: 0.387</small> Glenn Hoffman, R (8, 5) <small>OBP: 0.227, SLG: 0.350</small>	6-3		1H	2B		F8			K	4	0	1	1	0	1	2		
Dwight Evans, R (1, 9) <small>OBP: 0.311, SLG: 0.432</small>	K		K			6-3			6-3	4	0	0	0	0	2	3		
Inning Stats	R: 1 E: 1 K: 1 S: 8	H: 2 LOB: 2 BB: 0 P: 8	R: 0 E: 0 K: 1 S: 6	H: 1 LOB: 2 BB: 1 P: 10	R: 3 E: 0 K: 2 S: 10	H: 3 LOB: 1 BB: 1 P: 14	R: 2 E: 0 K: 1 S: 7	H: 2 LOB: 1 BB: 1 P: 11	R: 0 E: 0 K: 0 S: 3	H: 0 LOB: 0 BB: 0 P: 3	R: 1 E: 0 K: 1 S: 7	H: 2 LOB: 1 BB: 0 P: 7	R: 0 E: 0 K: 1 S: 6	H: 1 LOB: 1 BB: 0 P: 6	R: 3 E: 0 K: 0 S: 7	H: 4 LOB: 1 BB: 0 P: 7		
PITCHER	IP	WLS	BF	H	R	ER	SO	BB	IBB	HBP	BLK	WP	HR	S	P	ERA	WHIP	
Albert Williams, R (1, 1) <small>ERA: 11.12</small>	2.2		17	6	4	3	3	2	0	0	0	0	1	21	29	10.12	3.000	
John Verhoeven, R (3, 1) <small>ERA: 4.41</small>	1.1	L	7	2	2	2	2	1	0	0	0	0	1	10	14	13.50	2.250	
Mike Marshall, R (5, 1) <small>ERA: 7.78</small>	4.0		19	7	4	4	2	0	0	0	0	3	0	23	23	9.00	1.750	

Minnesota Twins @ Boston Red Sox
Fenway Park, Boston, MA
Tue May 13 1980, 7:05 PM EDT
Att: 19,032 - Unknown - 70 F

AB 39
R 10
H 15
RBI 9
BB 3
SO 7
LOB 17



Batter	1	2	3	4	5	6	7	8	9	AB	R	H	RBI	BB	SO	LOB	TOP										
Hosken Powell, L OBP: 0.370, SLG: 0.415 (1, 9)	L3	4-3		L3		CS BB		1-2 1B		4	0	1	0	1	0	1	Minnesota Twins @ Boston Red Sox Fenway Park, Boston, MA Wed May 14 1980, 7:05 PM EDT Att: 24,590 - Unknown - 65 F										
Rob Wilfong, L OBP: 0.315, SLG: 0.452 Pete Mackanin, R OBP: 0.298, SLG: 0.315 (8, PH) (8, 4)	1-3		L3		HR	1B		F8		3	1	1	0	1	0	0											
Roy Smalley, S OBP: 0.361, SLG: 0.440 (1, 6)	1B		K		HR			F6		5	2	2	2	0	2	1											
Ken Landreaux, L OBP: 0.398, SLG: 0.488 (1, 7)	1B				F6			L3		4	1	1	0	1	1	0											
Danny Goodwin, L OBP: 0.258, SLG: 0.276 (1, 3)	E9		4-3		BB	1B		3-1		5	1	2	1	0	1	1											
Glenn Adams, L OBP: 0.349, SLG: 0.385 (1, 10)	1B				4-3			L8		3	0	1	1	1	0	0											
Rick Sofield, L OBP: 0.195, SLG: 0.337 (1, 8)	F9				1B	3B		F7		4	1	1	0	0	1	3											
Mike Cabbage, L OBP: 0.411, SLG: 0.420 (1, 5)					1-3			1B		3	0	2	1	1	0	2											
Butch Wynegar, S OBP: 0.294, SLG: 0.324 (1, 2)	G6-4-3		L9		G3			F9		4	0	0	0	0	0	3											
Inning Stats	R: 3 E: 1 K: 0 S: 7	H: 4 LOB: 1 BB: 0 P: 7	R: 0 E: 0 K: 0 S: 3	H: 1 LOB: 0 BB: 0 P: 3	R: 0 E: 0 K: 1 S: 5	H: 0 LOB: 1 BB: 1 P: 9	R: 1 E: 0 K: 0 S: 5	H: 2 LOB: 1 BB: 0 P: 5	R: 2 E: 0 K: 1 S: 8	H: 3 LOB: 2 BB: 1 P: 12	R: 0 E: 0 K: 0 S: 2	H: 0 LOB: 0 BB: 0 P: 10	R: 0 E: 0 K: 0 S: 3	H: 0 LOB: 0 BB: 0 P: 3	R: 0 E: 0 K: 0 S: 4	H: 1 LOB: 2 BB: 1 P: 8		R: 0 E: 0 K: 3 S: 9	H: 0 LOB: 0 BB: 0 P: 9	1B: 9 2B: 0 3B: 1 HR: 1	SF: 0 SAC: 0 DP: 1 HBP: 0	WP: 0 PB: 0 SB: 0 CS: 1	PA: 41				
PITCHER	IP	WLS	BF	H	R	ER	SO	BB	IBB	HBP	BLK	WP	HR	S	P	ERA	WHIP										
Bob Stanley, R ERA: 5.17 (1, 1)	4.1		23	10	6	5	1	1	0	0	0	0	1	24	28	10.38	2.538										
Keith MacWhorter, R ERA: 9.64 (5, 1)	3.1		14	1	0	0	1	4	0	0	0	0	0	12	28	0.00	1.500										
Tom Burgmeier, L ERA: 2.57 (8, 1)	1.1	W	4	0	0	0	3	0	0	0	0	0	0	10	10	0.00	0.000										

AB	36
R	6
H	11
RBI	5
BB	5
SO	5
LOB	13



Batter	1	2	3	4	5	6	7	8	9	AB	R	H	RBI	BB	SO	LOB	BOTTOM										
Dwight Evans, R OBP: 0.299, SLG: 0.413 Jim Dwyer, L OBP: 0.522, SLG: 0.412 (9, PH)	4-3			K	G4-6-3				BB	4	0	0	0	0	2	2	Minnesota Twins @ Boston Red Sox Fenway Park, Boston, MA Wed May 14 1980, 7:05 PM EDT Att: 24,590 - Unknown - 65 F										
Rick Burleson, R OBP: 0.273, SLG: 0.323 (1, 6)	6-3			1B	HR	2B		1-3		4	2	2	0	0	0	0											
Fred Lynn, L OBP: 0.390, SLG: 0.532 (1, 8)	K			HR	1B			F3		4	1	1	0	0	1	1											
Jim Rice, R OBP: 0.289, SLG: 0.409 (1, 7)				HR	HR			K		4	2	2	4	0	2	0											
Tony Perez, R OBP: 0.328, SLG: 0.427 (1, 3)	L3			F9				6-3		4	1	1	0	0	0	0											
Carlton Fisk, R OBP: 0.385, SLG: 0.643 (1, 2)	K			K				2B		4	0	1	1	0	3	0											
Butch Hobson, R OBP: 0.326, SLG: 0.392 (1, 10)				F7				6-3		4	1	2	1	0	0	1											
Ted Sizemore, R OBP: 0.294, SLG: 0.353 Jerry Remy, L OBP: 0.357, SLG: 0.427 (6, PH) (7, 4)				F4				F9		2	0	1	0	0	0	0											
Glenn Hoffman, R OBP: 0.200, SLG: 0.304 Carl Yastrzemski, L OBP: 0.346, SLG: 0.427 (9, PH)				K				5-3		3	0	0	0	0	2	2											
Inning Stats	R: 0 E: 0 K: 1 S: 5	H: 0 LOB: 0 BB: 0 P: 5	R: 0 E: 0 K: 2 S: 7	H: 0 LOB: 0 BB: 0 P: 7	R: 0 E: 0 K: 1 S: 5	H: 0 LOB: 0 BB: 0 P: 5	R: 3 E: 0 K: 2 S: 10	H: 3 LOB: 0 BB: 0 P: 10	R: 0 E: 0 K: 1 S: 6	H: 2 LOB: 1 BB: 0 P: 6	R: 3 E: 0 K: 0 S: 7	H: 4 LOB: 1 BB: 0 P: 7	R: 0 E: 0 K: 1 S: 5	H: 0 LOB: 0 BB: 0 P: 5	R: 0 E: 0 K: 1 S: 5	H: 0 LOB: 0 BB: 0 P: 5		R: 1 E: 0 K: 1 S: 5	H: 2 LOB: 2 BB: 2 P: 13	1B: 7 2B: 3 3B: 0 HR: 1	SF: 0 SAC: 0 DP: 1 HBP: 0	WP: 0 PB: 1 SB: 0 CS: 0	PA: 37				
PITCHER	IP	WLS	BF	H	R	ER	SO	BB	IBB	HBP	BLK	WP	HR	S	P	ERA	WHIP										
Jerry Koosman, L ERA: 5.4 (1, 1)	5.1		23	8	6	6	7	0	0	0	0	0	1	37	37	10.12	1.500										
Doug Corbett, R ERA: 2.51 (6, 1)	3.0	L	14	3	1	1	3	2	0	0	0	0	0	18	26	3.00	1.667										



Batter	1	2	3	4	5	6	7	8	9	AB	R	H	RBI	BB	SO	LOB	TOP								
Paul Moltzer, R OBP: 0.444, SLG: 0.478 (1, 4)										4	1	2	0	0	1	1	Milwaukee Brewers @ Minnesota Twins Metropolitan Stadium, Bloomington, MI Fri May 16 1980, 8:05 PM EDT Att: 12,331 - Unknown - 62 F								
Robin Yount, R OBP: 0.360, SLG: 0.571 (1, 6)										3	0	0	0	0	1	2									
Cecil Cooper, L OBP: 0.378, SLG: 0.485 (1, 3)										4	0	2	0	0	0	2									
Larry Hisle, R OBP: 0.419, SLG: 0.469 (1, 10)										3	1	1	1	1	0	2									
Ben Oglivie, L OBP: 0.434, SLG: 0.615 (1, 7)										4	1	1	2	0	2	3									
Sixto Lezcano, R OBP: 0.280, SLG: 0.408 (1, 9)										3	0	1	0	1	1	1									
Sal Bando, R OBP: 0.310, SLG: 0.361 (1, 5)										4	0	0	0	0	1	2									
Gorman Thomas, R OBP: 0.298, SLG: 0.374 (1, 8)										4	0	1	0	0	1	1									
Charlie Moore, R OBP: 0.343, SLG: 0.311 (1, 2)										4	0	1	0	0	0	1									
Inning Stats	R: 3 E: 0 K: 1 S: 9	H: 4 LOB: 1 BB: 0 P: 9	R: 0 E: 0 K: 0 S: 4	H: 1 LOB: 1 BB: 0 P: 4	R: 0 E: 0 K: 1 S: 5	H: 1 LOB: 0 BB: 0 P: 5	R: 0 E: 0 K: 1 S: 5	H: 0 LOB: 0 BB: 0 P: 5	R: 0 E: 0 K: 0 S: 4	H: 1 LOB: 1 BB: 0 P: 4	R: 0 E: 0 K: 1 S: 5	H: 0 LOB: 0 BB: 0 P: 5	R: 0 E: 0 K: 1 S: 6	H: 1 LOB: 2 BB: 1 P: 10	R: 0 E: 0 K: 1 S: 5	H: 1 LOB: 2 BB: 1 P: 9	1B: 5 2B: 3 3B: 0 HR: 1	SF: 0 SAC: 1 DP: 1 HBP: 0	WP: 0 PB: 0 SB: 0 CS: 0	PA: 36					
PITCHER	IP	WLS	BF	H	R	ER	SO	BB	IBB	HBP	BLK	WP	HR	S	P	ERA	WHIP								
Darrell Jackson, L ERA: 2.63 (1, 1)	1.0		8	5	3	3	1	0	0	0	0	0	1	10	10	27.00	5.000								
Roger Erickson, R ERA: 2.52 (2, 1)	6.1		21	3	0	0	4	0	0	0	0	0	0	29	29	0.00	0.474								
Jerry Koosman, L ERA: 5.33 (8, 1)	0.2	W	3	0	0	0	1	0	1	0	0	0	0	4	8	0.00	0.000								
Doug Corbett, R ERA: 2.43 (9, 1)	1.0	S	4	1	0	0	1	1	0	0	0	0	0	5	9	0.00	2.000								

Batter	1	2	3	4	5	6	7	8	9	AB	R	H	RBI	BB	SO	LOB	BOTTOM								
Butch Wynegar, S OBP: 0.301, SLG: 0.318 (1, 2)										2	1	0	0	2	0	1	Milwaukee Brewers @ Minnesota Twins Metropolitan Stadium, Bloomington, MI Fri May 16 1980, 8:05 PM EDT Att: 12,331 - Unknown - 62 F								
Ken Landreaux, L OBP: 0.409, SLG: 0.492 (1, 7)										3	1	2	0	1	0	2									
Roy Smalley, S OBP: 0.358, SLG: 0.442 (1, 6)										4	1	1	1	0	0	2									
Willie Norwood, R OBP: 0.216, SLG: 0.265 (8, PH) (9, 9)										3	0	1	1	0	0	0									
Pete Mackanin, R OBP: 0.295, SLG: 0.310 (8, PH) (9, 3)										1	0	0	0	0	1	1									
Jose Morales, R OBP: 0.375, SLG: 0.455 Glenn Adams, L OBP: 0.341, SLG: 0.375 (8, PH) (1, 10)										3	1	1	0	0	0	1									
Bob Randall, R OBP: 0.500, SLG: 0.500 (1, 5)										4	0	2	0	0	0	2									
Dave Edwards, R OBP: 0.316, SLG: 0.395 (1, 8)										3	0	0	0	0	0	4									
Rob Wilfong, L OBP: 0.305, SLG: 0.442 (1, 4)										2	0	0	1	0	1	1									
Inning Stats	R: 1 E: 0 K: 0 S: 4	H: 2 LOB: 1 BB: 1 P: 8	R: 0 E: 0 K: 0 S: 3	H: 1 LOB: 0 BB: 0 P: 3	R: 0 E: 0 K: 1 S: 5	H: 1 LOB: 1 BB: 0 P: 5	R: 0 E: 0 K: 0 S: 4	H: 1 LOB: 1 BB: 0 P: 4	R: 0 E: 0 K: 0 S: 3	H: 0 LOB: 0 BB: 0 P: 3	R: 1 E: 1 K: 0 S: 5	H: 1 LOB: 1 BB: 0 P: 5	R: 2 E: 0 K: 1 S: 7	H: 2 LOB: 1 BB: 1 P: 11	R: 0 E: 0 K: 1 S: 5	H: 1 LOB: 1 BB: 1 P: 11	1B: 8 2B: 1 3B: 0 HR: 0	SF: 1 SAC: 0 DP: 2 HBP: 0	WP: 0 PB: 0 SB: 0 CS: 0	PA: 34					
PITCHER	IP	WLS	BF	H	R	ER	SO	BB	IBB	HBP	BLK	WP	HR	S	P	ERA	WHIP								
Mike Caldwell, L ERA: 2.86 (1, 1)	7.0		28	7	2	1	1	2	0	0	0	0	0	28	36	1.29	1.286								
Bob McClure, L ERA: 2.7 (8, 1)	0.0	L	2	1	2	2	0	1	0	0	1	0	0	1	5	∞	∞								
Bill Castro, R ERA: 0.47 (8, 1)	1.0		4	1	0	0	1	0	0	0	0	0	0	6	6	0.00	1.000								

Batter	1	2	3	4	5	6	7	8	9	AB	R	H	RBI	BB	SO	LOB	TOP																		
Hosken Powell, L OBP: 0.347, SLG: 0.396 Willie Norwood, R OBP: 0.211, SLG: 0.241 (7, PH) (7, 9)	G3		L9		K				G1-6-3	3	0	0	0	0	1	1																			
Rob Wilfong, L OBP: 0.302, SLG: 0.417 Pete Mackanin, R OBP: 0.324, SLG: 0.349 (7, PH) (7, 4)	K		SH5-3			1-3	F4			2	0	0	0	0	1	0																			
Roy Smalley, S OBP: 0.355, SLG: 0.453 (1, 6)	1B		F8			2B	F6			3	1	1	0	1	0	2																			
Ken Landreaux, L OBP: 0.419, SLG: 0.507 (1, 7)	1B				K				G3	4	1	2	1	0	1	0																			
Rick Sofield, L OBP: 0.255, SLG: 0.427 Dave Edwards, R OBP: 0.319, SLG: 0.383 (8, PH) (8, 8)	1-3				FC5-2	3B			F3	3	0	2	0	0	0	2																			
Glenn Adams, L OBP: 0.346, SLG: 0.375 Ron Jackson, R OBP: 0.271, SLG: 0.375 (8, PH) (1, 10)			K		FC5-2	1B			1-3	3	0	1	0	0	1	1																			
Danny Goodwin, L OBP: 0.242, SLG: 0.242 John Castino, R OBP: 0.302, SLG: 0.377 (9, PH) (1, 3)	F8				G3				6-3	3	0	0	0	0	0	3																			
Mike Cubbage, L OBP: 0.397, SLG: 0.411 Jose Morales, R OBP: 0.397, SLG: 0.464 (9, PH) (1, 5)	K				F8	4-3				3	0	0	0	0	1	2																			
Butch Wynegar, S OBP: 0.326, SLG: 0.364 (1, 2)					G3					2	0	0	0	2	1	0																			
Inning Stats	R: 0 E: 0 K: 1 S: 7	H: 2 LOB: 2 BB: 7 P: 7	R: 0 E: 0 K: 2 S: 7	H: 0 LOB: 0 BB: 0 P: 7	R: 0 E: 0 K: 0 S: 3	H: 0 LOB: 1 BB: 1 P: 7	R: 0 E: 0 K: 1 S: 6	H: 1 LOB: 1 BB: 0 P: 6	R: 0 E: 0 K: 1 S: 5	H: 0 LOB: 0 BB: 0 P: 5	R: 2 E: 1 K: 0 S: 6	H: 3 LOB: 2 BB: 1 P: 10	R: 0 E: 0 K: 1 S: 5	H: 0 LOB: 1 BB: 1 P: 9	R: 0 E: 0 K: 0 S: 3	H: 0 LOB: 0 BB: 0 P: 3	R: 0 E: 0 K: 0 S: 3	H: 1 LOB: 1 BB: 1 P: 7	1B: 5 2B: 1 3B: 1 HR: 0	SF: 0 SAC: 1 DP: 1 HBP: 0	WP: 1 PA: 37 PB: 0 CS: 0														
PITCHER	IP	WLS	BF	H	R	ER	SO	BB	IBB	HBP	BLK	WP	HR	S	P	ERA	WHIP	PITCHER	IP	WLS	BF	H	R	ER	SO	BB	IBB	HBP	BLK	WP	HR	S	P	ERA	WHIP
Richard Dotson, R ERA: 3.86 (1, 1)	6.0	W	26	6	2	2	5	2	0	0	0	1	0	34	42	3.00	1.333																		
Rich Wortham, L ERA: 4.54 (7, 1)	2.1		10	1	0	0	1	2	0	0	0	0	0	10	18	0.00	1.286																		
Ed Farmer, R ERA: 2.32 (9, 1)	0.2	S	1	0	0	0	0	0	0	0	0	0	0	1	1	0.00	0.000																		

Minnesota Twins @ Chicago White Sox
Comiskey Park, Chicago, IL
Tue May 20 1980, 8:05 PM EDT
Att: 12,864 - Unknown - 58 F

AB 32
R 2
H 7
RBI 1
BB 4
SO 6
LOB 14



Batter	1	2	3	4	5	6	7	8	9	AB	R	H	RBI	BB	SO	LOB	BOTTOM																			
Alan Bannister, R OBP: 0.259, SLG: 0.226 Thad Bosley, L OBP: 0.400, SLG: 0.357 (7, PH) (8, 7)	4-3		6-3		F7		G3			3	0	0	0	0	0	0																				
Junior Moore, R OBP: 0.277, SLG: 0.381 (1, 5)	2B		6-3			K			6-3	3	1	0	0	1	1	0																				
Chet Lemon, R OBP: 0.370, SLG: 0.437 (1, 8)	1B		K			1B	1B		HR	3	3	2	1	1	1	0																				
Lamar Johnson, R OBP: 0.345, SLG: 0.461 (1, 10)	5-3				K		G5-3		4-3	4	0	1	0	0	1	1																				
Wayne Nordhagen, R OBP: 0.376, SLG: 0.588 Harold Baines, L OBP: 0.328, SLG: 0.465 (6, PR) (7, 9)	1B				L7		1B		4-3	3	0	2	2	0	0	0																				
Jim Morrison, R OBP: 0.307, SLG: 0.434 (1, 4)	K					BB	G5-3			2	0	0	0	1	1	3																				
Bruce Kimm, R OBP: 0.357, SLG: 0.360 Bob Molinaro, L OBP: 0.443, SLG: 0.538 Mary Foley, L OBP: 0.286, SLG: 0.344 (8, 2)			G3-6-1		5-3		G3			1	0	0	0	1	0	1																				
Mike Squires, L OBP: 0.395, SLG: 0.438 (1, 3)	G3-6-1					F8	F8			3	0	0	0	0	0	1																				
Greg Pryor, R OBP: 0.254, SLG: 0.264 (1, 6)	5-3					F4	1B			3	0	1	0	0	0	0																				
Inning Stats	R: 2 E: 0 K: 1 S: 7	H: 2 LOB: 1 BB: 1 P: 11	R: 0 E: 0 K: 0 S: 2	H: 0 LOB: 0 BB: 1 P: 6	R: 0 E: 0 K: 1 S: 5	H: 0 LOB: 0 BB: 0 P: 5	R: 0 E: 0 K: 1 S: 5	H: 0 LOB: 1 BB: 1 P: 9	R: 0 E: 0 K: 0 S: 3	H: 0 LOB: 0 BB: 0 P: 3	R: 1 E: 0 K: 1 S: 6	H: 2 LOB: 1 BB: 1 P: 10	R: 0 E: 0 K: 0 S: 4	H: 1 LOB: 1 BB: 0 P: 4	R: 1 E: 0 K: 0 S: 4	H: 1 LOB: 0 BB: 0 P: 4	R: 0 E: 0 K: 0 S: 4	H: 1 LOB: 0 BB: 0 P: 4	1B: 4 2B: 1 3B: 0 HR: 1	SF: 0 SAC: 0 DP: 2 HBP: 0	WP: 1 PA: 32 PB: 0 CS: 0															
PITCHER	IP	WLS	BF	H	R	ER	SO	BB	IBB	HBP	BLK	WP	HR	S	P	ERA	WHIP	PITCHER	IP	WLS	BF	H	R	ER	SO	BB	IBB	HBP	BLK	WP	HR	S	P	ERA	WHIP	
Darrell Jackson, L ERA: 3.12 (1, 1)	5.1	L	23	4	3	3	4	4	0	0	0	0	0	27	43	5.06	1.500																			
Doug Corbett, R ERA: 2.36 (6, 1)	2.2		9	2	1	1	0	0	0	0	0	0	1	9	9	3.38	0.750																			

Minnesota Twins @ Chicago White Sox
Comiskey Park, Chicago, IL
Tue May 20 1980, 8:05 PM EDT
Att: 12,864 - Unknown - 58 F

AB 28
R 4
H 6
RBI 3
BB 4
SO 4
LOB 7



Batter	1	2	3	4	5	6	7	8	9	AB	R	H	RBI	BB	SO	LOB	TOP								
John Castino, R OBP: 0.325, SLG: 0.400 (1, 5)										4	0	4	0	0	0	0	Minnesota Twins @ Chicago White Sox Comiskey Park, Chicago, IL Wed May 21 1980, 8:05 PM EDT Att: 33,967 - Unknown - 65 F								
Ken Landreaux, L OBP: 0.421, SLG: 0.503 (1, 7)										3	0	1	0	1	0	2									
Roy Smalley, S OBP: 0.351, SLG: 0.444 (1, 6)										5	0	1	1	0	1	5									
Dave Edwards, R OBP: 0.300, SLG: 0.360 Hosken Powell, L OBP: 0.343, SLG: 0.391 (7, PH) (7, 9)										3	0	0	0	0	2	2									
Pete Mackanin, R OBP: 0.324, SLG: 0.348 Rob Wilfong, L OBP: 0.299, SLG: 0.412 (7, PH) (7, 4)										3	1	1	0	0	0	0									
Jose Morales, R OBP: 0.382, SLG: 0.563 (1, 10)										4	1	2	1	0	1	0									
Ron Jackson, R OBP: 0.324, SLG: 0.390 Mike Cabbage, L OBP: 0.391, SLG: 0.404 (6, PR) (6, 3)										2	0	1	1	1	0	1									
Butch Wynegar, S OBP: 0.324, SLG: 0.355 (1, 2)										3	0	0	0	1	1	2									
Rick Sofield, L OBP: 0.264, SLG: 0.424 (7, 8)										3	1	1	0	1	0	3									
Inning Stats	R: 0 E: 0 K: 1 S: 6	H: 2 LOB: 1 BB: 0 P: 6	R: 0 E: 0 K: 1 S: 6	H: 1 LOB: 2 BB: 1 P: 10	R: 0 E: 0 K: 1 S: 5	H: 1 LOB: 0 BB: 0 P: 5	R: 1 E: 0 K: 2 S: 8	H: 1 LOB: 1 BB: 1 P: 12	R: 1 E: 0 K: 0 S: 4	H: 1 LOB: 1 BB: 1 P: 8	R: 1 E: 0 K: 0 S: 5	H: 2 LOB: 1 BB: 0 P: 5	R: 0 E: 0 K: 2 S: 9	H: 2 LOB: 2 BB: 0 P: 9	R: 0 E: 0 K: 1 S: 5	H: 0 LOB: 0 BB: 1 P: 5		R: 0 E: 0 K: 0 S: 3	H: 1 LOB: 2 BB: 1 P: 7	1B: 9 2B: 1 3B: 0 HR: 1	SF: 0 SAC: 2 DP: 2 HBP: 0	WP: 0 PB: 0 SB: 0 CS: 0	PA: 39		
PITCHER	IP	WLS	BF	H	R	ER	SO	BB	IBB	HBP	BLK	WP	HR	S	P	ERA	WHIP								
Steve Trout, L ERA: 3.83 (1, 1)	6.1	L	30	10	3	3	5	3	0	0	0	0	1	37	49	4.26	2.053								
Randy Scarbery, R ERA: 3.91 (7, 1)	2.0		7	1	0	0	3	0	0	0	0	0	0	13	13	0.00	0.500								
Rich Wortham, L ERA: 4.54 (9, 1)	0.2		3	0	0	0	0	1	0	0	0	0	0	1	5	0.00	1.500								

Batter	1	2	3	4	5	6	7	8	9	AB	R	H	RBI	BB	SO	LOB	BOTTOM								
Bob Molinaro, L OBP: 0.419, SLG: 0.506 (1, 7)										5	0	0	0	0	1	4	Minnesota Twins @ Chicago White Sox Comiskey Park, Chicago, IL Wed May 21 1980, 8:05 PM EDT Att: 33,967 - Unknown - 65 F								
Junior Moore, R OBP: 0.275, SLG: 0.373 (1, 5)										4	0	1	0	0	0	0									
Chet Lemon, R OBP: 0.367, SLG: 0.428 (1, 8)										3	0	0	0	1	0	1									
Lamar Johnson, R OBP: 0.349, SLG: 0.458 (1, 3)										3	0	1	0	1	0	1									
Wayne Nordhagen, R OBP: 0.360, SLG: 0.560 (1, 10)										4	0	0	0	0	0	2									
Jim Morrison, R OBP: 0.318, SLG: 0.442 (1, 4)										2	2	1	0	2	0	0									
Harold Baines, L OBP: 0.317, SLG: 0.449 (1, 9)										4	0	0	0	0	1	3									
Bruce Kimm, R OBP: 0.363, SLG: 0.366 Alan Bannister, R OBP: 0.259, SLG: 0.226 (9, PR)										4	0	2	0	0	0	1									
Greg Pryor, R OBP: 0.262, SLG: 0.281 (1, 6)										4	0	2	2	0	0	1									
Inning Stats	R: 0 E: 0 K: 0 S: 3	H: 0 LOB: 1 BB: 1 P: 7	R: 1 E: 0 K: 1 S: 7	H: 2 LOB: 2 BB: 1 P: 11	R: 0 E: 0 K: 0 S: 4	H: 1 LOB: 1 BB: 0 P: 4	R: 0 E: 0 K: 0 S: 2	H: 0 LOB: 0 BB: 1 P: 6	R: 0 E: 0 K: 0 S: 4	H: 1 LOB: 1 BB: 0 P: 4	R: 0 E: 0 K: 0 S: 3	H: 0 LOB: 0 BB: 0 P: 3	R: 0 E: 0 K: 0 S: 4	H: 1 LOB: 1 BB: 0 P: 4	R: 0 E: 0 K: 0 S: 3	H: 0 LOB: 1 BB: 1 P: 7		R: 1 E: 0 K: 1 S: 7	H: 2 LOB: 1 BB: 0 P: 7	1B: 5 2B: 2 3B: 0 HR: 0	SF: 0 SAC: 0 DP: 1 HBP: 0	WP: 0 PB: 0 SB: 0 CS: 0	PA: 37		
PITCHER	IP	WLS	BF	H	R	ER	SO	BB	IBB	HBP	BLK	WP	HR	S	P	ERA	WHIP								
Geoff Zahn, L ERA: 4.47 (1, 1)	9.0	W	37	7	2	2	2	4	0	0	0	0	0	37	53	2.00	1.222								

Batter	1	2	3	4	5	6	7	8	9	AB	R	H	RBI	BB	SO	LOB	TOP			
John Castino, R OBP: 0.331, SLG: 0.398 (1, 5)										3	0	1	0	1	0	1	Minnesota Twins @ Milwaukee Brewers Milwaukee County Stadium, Milwaukee, WI Fri May 23 1980, 8:05 PM EDT Att: 14,322 - Unknown - 61 F			
Ken Landreaux, L OBP: 0.417, SLG: 0.497 (1, 7)										4	0	1	0	0	0	4				
Roy Smalley, S OBP: 0.343, SLG: 0.432 (1, 6)										4	0	0	0	0	1	2				
Dave Edwards, R OBP: 0.296, SLG: 0.340 (1, 8)										3	0	0	0	1	1	1				
Pete Mackanin, R OBP: 0.320, SLG: 0.343 (1, 4)										4	0	1	0	0	0	2				
Ron Jackson, R OBP: 0.275, SLG: 0.376 (1, 3)										3	0	0	0	0	0	2				
Jose Morales, R OBP: 0.351, SLG: 0.514 (1, 10)										3	0	0	0	0	0	0				
Butch Wynegar, S OBP: 0.331, SLG: 0.366 (1, 2)										2	0	1	0	1	0	0				
Rick Sofield, L OBP: 0.266, SLG: 0.416 (1, 9)										2	0	0	0	1	1	1				
Inning Stats	R: 0 E: 0 K: 0 S: 3	H: 1 LOB: 0 BB: 0 P: 3	R: 0 E: 0 K: 0 S: 3	H: 0 LOB: 0 BB: 0 P: 3	R: 0 E: 0 K: 0 S: 3	H: 0 LOB: 0 BB: 0 P: 3	R: 0 E: 0 K: 1 S: 5	H: 1 LOB: 0 BB: 0 P: 5	R: 0 E: 0 K: 0 S: 3	H: 1 LOB: 2 BB: 2 P: 11	R: 0 E: 0 K: 0 S: 3	H: 0 LOB: 1 BB: 1 P: 7	R: 0 E: 0 K: 1 S: 5	H: 0 LOB: 1 BB: 1 P: 9	R: 0 E: 0 K: 1 S: 6	H: 1 LOB: 1 BB: 0 P: 6	1B: 3 2B: 1 3B: 0 HR: 0	SF: 0 SAC: 0 DP: 2 HBP: 0	WP: 1 PB: 0 SB: 0 CS: 1	PA: 33
PITCHER Bill Travers, L ERA: 3.99 (1, 1)	IP: 9.0 WLS: W BF: 32 H: 4 R: 0 ER: 0 SO: 3 BB: 4 IBB: 0 HBP: 0 BLK: 0 WP: 1 HR: 0 S: 34 P: 50 ERA: 0.00 WHIP: 0.889															PITCHER				

Batter	1	2	3	4	5	6	7	8	9	AB	R	H	RBI	BB	SO	LOB	BOTTOM			
Paul Molitor, R OBP: 0.422, SLG: 0.448 (1, 4)										3	1	0	0	1	1	0	Minnesota Twins @ Milwaukee Brewers Milwaukee County Stadium, Milwaukee, WI Fri May 23 1980, 8:05 PM EDT Att: 14,322 - Unknown - 61 F			
Robin Yount, R OBP: 0.380, SLG: 0.621 (1, 6)										4	1	1	2	0	1	0				
Cecil Cooper, L OBP: 0.386, SLG: 0.508 (1, 3)										4	1	1	0	0	0	0				
Dick Davis, R OBP: 0.288, SLG: 0.342 (1, 10)										4	0	0	0	0	1	1				
Ben Oglivie, L OBP: 0.418, SLG: 0.684 (1, 7)										3	1	1	2	0	0	0				
Sixto Lezcano, R OBP: 0.290, SLG: 0.394 (1, 9)										3	0	2	0	0	1	0				
Jim Gantner, L OBP: 0.275, SLG: 0.313 (1, 5)										2	1	1	0	1	1	1				
Gorman Thomas, R OBP: 0.304, SLG: 0.419 (1, 8)										3	0	0	0	0	1	4				
Charlie Moore, R OBP: 0.321, SLG: 0.306 (1, 2)										2	0	0	1	0	1	0				
Inning Stats	R: 3 E: 0 K: 1 S: 9	H: 4 LOB: 2 BB: 1 P: 13	R: 0 E: 0 K: 2 S: 7	H: 0 LOB: 0 BB: 0 P: 7	R: 1 E: 0 K: 2 S: 8	H: 1 LOB: 0 BB: 1 P: 8	R: 1 E: 0 K: 0 S: 3	H: 0 LOB: 0 BB: 1 P: 7	R: 0 E: 0 K: 0 S: 3	H: 0 LOB: 0 BB: 0 P: 3	R: 0 E: 0 K: 1 S: 6	H: 1 LOB: 1 BB: 0 P: 6	R: 0 E: 0 K: 1 S: 5	H: 0 LOB: 0 BB: 0 P: 5	R: 0 E: 0 K: 0 S: 3	H: 0 LOB: 0 BB: 0 P: 3	1B: 3 2B: 1 3B: 0 HR: 2	SF: 1 SAC: 1 DP: 0 HBP: 0	WP: 0 PB: 0 SB: 1 CS: 0	PA: 32
PITCHER Pete Redfern, R ERA: 2.79 (1, 1)	IP: 3.2 WLS: L BF: 18 H: 5 R: 1 ER: 0 SO: 5 BB: 2 IBB: 0 HBP: 0 BLK: 0 WP: 0 HR: 2 S: 26 P: 34 ERA: 12.27 WHIP: 1.909															PITCHER				
John Verhoeven, R ERA: 4.19 (4, 1)	IP: 2.1 WLS: 8 BF: 1 H: 0 R: 0 ER: 0 SO: 1 BB: 0 IBB: 0 HBP: 0 BLK: 0 WP: 0 HR: 10 S: 10 P: 10 ERA: 0.00 WHIP: 0.429																			
Mike Marshall, R ERA: 8.22 (7, 1)	IP: 2.0 WLS: 6 BF: 0 H: 0 R: 0 ER: 0 SO: 1 BB: 0 IBB: 0 HBP: 0 BLK: 0 WP: 0 HR: 8 S: 8 P: 8 ERA: 0.00 WHIP: 0.000																			

Batter	1	2	3	4	5	6	7	8	9	AB	R	H	RBI	BB	SO	LOB	TOP		
Butch Wynegar, S OBP: 0.322, SLG: 0.354 (1, 2)	0-0 4-3			0-0 F8		0-0 F5		0-0 F8		4	0	0	0	0	0	2			
Rob Wilfong, L OBP: 0.288, SLG: 0.396 (1, 4)	0-0 F9			0-0 F8		0-0 G3			0-3 K	4	0	0	0	0	1	1			
Roy Smalley, S OBP: 0.335, SLG: 0.420 (1, 6)	0-3 K			0-0 4-3			0-0 F8		0-0 4-3	4	0	0	0	0	1	0			
Ken Landreaux, L OBP: 0.413, SLG: 0.490 (1, 7)		0-0 F7			0-0 1B		0-0 F7		0-0 4-3	4	0	1	0	0	0	0			
Glenn Adams, L OBP: 0.345, SLG: 0.373 (1, 10)		0-0 L4			0-0 F9		0-0 1B			3	0	1	0	0	0	1			
Rick Sofield, L OBP: 0.256, SLG: 0.404 (1, 8)		0-0 F7			0-0 F9		0-0 F9			3	0	0	0	0	0	2			
Mike Cubbage, L OBP: 0.373, SLG: 0.383 (1, 5)			0-3 K		0-0 1-3			0-0 F6		3	0	0	0	0	1	1			
Hosken Powell, L OBP: 0.343, SLG: 0.389 (1, 9)			0-0 G3			0-0 L9		0-0 1B		3	0	1	0	0	0	0			
Danny Goodwin, L OBP: 0.256, SLG: 0.250 (1, 3)			0-0 1-3			0-0 1B		0-0 F7		3	0	1	0	0	0	1			
Inning Stats	R: 0 E: 0 K: 1 S: 5	H: 0 LOB: 0 BB: 0 P: 5	R: 0 E: 0 K: 0 S: 3	H: 0 LOB: 0 BB: 0 P: 3	R: 0 E: 0 K: 1 S: 5	H: 0 LOB: 0 BB: 0 P: 5	R: 0 E: 0 K: 0 S: 3	H: 0 LOB: 0 BB: 0 P: 3	R: 0 E: 0 K: 0 S: 4	H: 1 LOB: 1 BB: 0 P: 4	R: 0 E: 0 K: 0 S: 4	H: 1 LOB: 1 BB: 0 P: 4	R: 0 E: 0 K: 0 S: 4	H: 1 LOB: 1 BB: 0 P: 4	R: 0 E: 0 K: 1 S: 5	H: 0 LOB: 0 BB: 0 P: 5	1B: 4 2B: 0 3B: 0 HR: 0	SF: 0 SAC: 0 DP: 0 HBP: 0	WP: 0 PA: 31 CS: 0
PITCHER Moose Haas, R ERA: 2.98 (1, 1)	IP 9.0	WLS W	BF 31	H 4	R 0	ER 0	SO 3	BB 0	IBB 0	HBP 0	BLK 0	WP 0	HR 0	S 37	P 37	ERA 0.00	WHIP 0.444		

Minnesota Twins @ Milwaukee Brewers
Milwaukee County Stadium, Milwaukee, WI
Sat May 24 1980, 8:05 PM EDT
Att: 22,241 - Unknown - 61 F


AB 31
R 0
H 4
RBI 0
BB 0
SO 3
LOB 8



Batter	1	2	3	4	5	6	7	8	9	AB	R	H	RBI	BB	SO	LOB	BOTTOM		
Paul Moltor, R OBP: 0.424, SLG: 0.476 (1, 4)	0-0 HR		0-0 4-3		0-0 F8		0-0 2H 2B			4	1	2	2	0	0	0			
Robin Yount, R OBP: 0.377, SLG: 0.611 (1, 6)	0-0 6-3		0-0 F8		0-0 S 1B		0-3 K			4	0	1	0	0	1	1			
Sal Bando, R OBP: 0.319, SLG: 0.329 Jim Gantner, L OBP: 0.275, SLG: 0.313 (1, 5) (8, 5)	0-0 F4		0-0 F8		0-0 F9 1-2		0-3 K			4	0	0	0	0	1	2			
Gorman Thomas, R OBP: 0.309, SLG: 0.424 (1, 8)	4-0 BB			0-0 2B 2B	0-0 5-3		0-3 K			3	1	1	0	1	1	1			
Ben Oglivie, L OBP: 0.406, SLG: 0.661 (1, 7)	0-0 G3			0-0 F5		0-3 K		0-0 F9		4	0	0	0	0	1	2			
Sixto Lezcano, R OBP: 0.288, SLG: 0.391 Mark Brouhard, R OBP: 0.222, SLG: 0.250 (1, 9) (3, 9)		0-3 K		0-0 4-3 1B 2B		0-0 F9		0-3 K2-3		1	0	0	0	0	1	0			
Cecil Cooper, L OBP: 0.385, SLG: 0.504 (1, 3)		0-0 1B		0-0 4-3		0-0 F8				3	0	1	0	0	0	1			
Dick Davis, R OBP: 0.301, SLG: 0.354 (1, 10)		0-0 F8		0-0 1B		0-0 SH3-4 2B 1B				3	1	2	1	0	0	1			
Buck Martinez, R OBP: 0.296, SLG: 0.308 (1, 2)		0-3 K		0-3 K		0-0 SH3-4 1B		0-0 SH3-4		2	0	0	0	0	2	2			
Inning Stats	R: 1 E: 0 K: 0 S: 4	H: 1 LOB: 1 BB: 1 P: 8	R: 0 E: 0 K: 2 S: 8	H: 1 LOB: 1 BB: 0 P: 8	R: 0 E: 0 K: 1 S: 8	H: 3 LOB: 1 BB: 0 P: 8	R: 0 E: 0 K: 0 S: 4	H: 1 LOB: 1 BB: 0 P: 4	R: 0 E: 0 K: 1 S: 5	H: 0 LOB: 0 BB: 0 P: 5	R: 1 E: 0 K: 2 S: 9	H: 2 LOB: 1 BB: 0 P: 9	R: 0 E: 0 K: 2 S: 7	H: 0 LOB: 0 BB: 0 P: 7	1B: 4 2B: 3 3B: 0 HR: 1	SF: 0 SAC: 1 DP: 0 HBP: 0	WP: 0 PA: 33 CS: 0		
PITCHER Jerry Kosman, L ERA: 4.85 Doug Corbett, R ERA: 2.25 (1, 1) (7, 1)	IP 6.1 1.2	WLS L	BF 28 5	H 8 0	R 4 0	ER 4 0	SO 4 4	BB 1 0	IBB 0 0	HBP 0 0	BLK 0 0	WP 0 0	HR 1 0	S 35 13	P 39 13	ERA 5.68 0.00	WHIP 1.421 0.000		

Minnesota Twins @ Milwaukee Brewers
Milwaukee County Stadium, Milwaukee, WI
Sat May 24 1980, 8:05 PM EDT
Att: 22,241 - Unknown - 61 F

AB 31
R 4
H 8
RBI 4
BB 1
SO 8
LOB 10




Batter	1	2	3	4	5	6	7	8	9	AB	R	H	RBI	BB	SO	LOB	TOP			
Hosken Powell, L (1,9) OBP: 0.339, SLG: 0.384	0-0 SH1-3 1B		0-0 F8		0-0 1-3			0-0 L6		4	1	1	0	0	0	0	Minnesota Twins @ Milwaukee Brewers Milwaukee County Stadium, Milwaukee, WI Sun May 25 1980, 4:33 AM EDT Att: 31,895 - Unknown - 65 F livebaseballscorecards.com			
Rick Sofield, L (1,8) OBP: 0.261, SLG: 0.402	0-0 SH1-3		0-0 E5			0-0 F8		0-3 K		3	0	1	0	0	1	0				
Roy Smalley, S (1,6) OBP: 0.326, SLG: 0.409	0-3 K		0-0 F8			0-0 F7			0-0 F7	4	0	0	0	0	1	2				
Ken Landreaux, L (1,7) OBP: 0.409, SLG: 0.484	0-0 2H 1B			0-0 G3		0-0 4-3			0-0 4-3	4	0	1	1	0	0	0				
Danny Goodwin, L (1,3) OBP: 0.256, SLG: 0.250	0-0 F5			0-0 1B 1B			0-0 F8		0-0 F7	4	0	1	0	0	0	1				
Glenn Adams, L (1,10) OBP: 0.345, SLG: 0.370		0-0 6-3		0-0 G5-4-3 1B			0-0 F7			3	0	1	0	0	0	0				
Mike Cabbage, L (1,5) OBP: 0.397, SLG: 0.365		0-0 L9		0-0 G5-4-3			0-3 K			3	0	0	0	0	1	2				
Rob Wilfong, L (1,4) OBP: 0.281, SLG: 0.385		0-0 G3			0-0 L4			0-0 F5		3	0	0	0	0	0	0				
Butch Wynegar, S (1,2) OBP: 0.322, SLG: 0.377			0-0 4-3			0-0 G3			0-0 HR	3	1	1	1	0	0	0				
Inning Stats	R: 1 E: 0 K: 1 S: 7	H: 2 LOB: 1 BB: 0 P: 7	R: 0 E: 0 K: 0 S: 3	H: 0 LOB: 0 BB: 0 P: 3	R: 0 E: 1 K: 0 S: 4	H: 1 LOB: 1 BB: 0 P: 4	R: 0 E: 0 K: 0 S: 4	H: 2 LOB: 1 BB: 0 P: 4	R: 0 E: 0 K: 0 S: 3	H: 0 LOB: 0 BB: 0 P: 3	R: 0 E: 0 K: 1 S: 5	H: 0 LOB: 0 BB: 0 P: 5	R: 0 E: 0 K: 1 S: 6	H: 1 LOB: 0 BB: 0 P: 6	R: 0 E: 0 K: 0 S: 3	H: 0 LOB: 0 BB: 0 P: 3	1B: 5 2B: 0 3B: 0 HR: 1	SF: 0 SAC: 1 DP: 1 HBP: 0	WP: 0 PB: 0 SB: 0 CS: 0	PA: 32
PITCHER Lary Sorensen, R (1,1) ERA: 3.99	IP: 9.0 WLS: W BF: 32 H: 6 R: 2 ER: 2 SO: 3 BB: 0 IBB: 0 HBP: 0 BLK: 0 WP: 0 HR: 1 S: 38 P: 38 ERA: 2.00 WHIP: 0.667															PITCHER				

Batter	1	2	3	4	5	6	7	8	9	AB	R	H	RBI	BB	SO	LOB	BOTTOM			
Paul Moltitor, R (1,4) OBP: 0.425, SLG: 0.473	0-0 F8		4-0 BB		0-0 CS 1B			0-0 F9		3	0	1	0	1	0	0	Minnesota Twins @ Milwaukee Brewers Milwaukee County Stadium, Milwaukee, WI Sun May 25 1980, 4:33 AM EDT Att: 31,895 - Unknown - 65 F livebaseballscorecards.com			
Robin Yount, R (1,6) OBP: 0.367, SLG: 0.595	0-3 K		0-0 F3		0-0 F4			0-3 K		4	0	0	0	0	2	2				
Cecil Cooper, L (1,3) OBP: 0.361, SLG: 0.496	0-0 L4		0-0 1-3		0-0 F6			0-0 1B		4	0	1	0	0	0	2				
Gorman Thomas, R (1,8) OBP: 0.308, SLG: 0.419		0-0 1B 1B		0-0 F5		0-0 F8		0-3 K		4	0	1	0	0	1	1				
Ben Oglivie, L (1,7) OBP: 0.404, SLG: 0.653		0-3 K		0-0 1B HR 1B		0-0 L9				3	1	1	0	0	1	1				
Dick Davis, R (1,10) OBP: 0.314, SLG: 0.366		0-0 1-2 1B		0-0 1-2 HR 1B		0-0 F8				3	1	2	0	0	0	0				
Mark Brouhard, R (1,9) OBP: 0.250, SLG: 0.545		0-3 K		0-0 1-1H 2H HR			0-0 6-3			3	1	1	3	0	1	2				
Jim Gantner, L (1,5) OBP: 0.259, SLG: 0.294		0-0 F7		0-0 B1-3			0-0 F8			3	0	0	0	0	0	2				
Buck Martinez, R (1,2) OBP: 0.281, SLG: 0.291			0-0 5-3		0-0 F5			0-0 5-3		3	0	0	0	0	0	0				
Inning Stats	R: 0 E: 0 K: 1 S: 5	H: 0 LOB: 0 BB: 0 P: 5	R: 0 E: 0 K: 2 S: 9	H: 2 LOB: 2 BB: 0 P: 9	R: 0 E: 0 K: 0 S: 3	H: 0 LOB: 1 BB: 1 P: 7	R: 3 E: 0 K: 0 S: 6	H: 3 LOB: 0 BB: 0 P: 6	R: 0 E: 0 K: 0 S: 3	H: 1 LOB: 0 BB: 0 P: 3	R: 0 E: 0 K: 0 S: 3	H: 0 LOB: 0 BB: 0 P: 3	R: 0 E: 0 K: 2 S: 8	H: 1 LOB: 1 BB: 0 P: 8	R: 0 E: 0 K: 2 S: 8	H: 0 LOB: 0 BB: 0 P: 8	1B: 6 2B: 0 3B: 0 HR: 1	SF: 0 SAC: 0 DP: 0 HBP: 0	WP: 0 PB: 0 SB: 0 CS: 1	PA: 31
PITCHER Roger Erickson, R (1,1) ERA: 2.73	IP: 8.0 WLS: L BF: 31 H: 7 R: 3 ER: 3 SO: 5 BB: 1 IBB: 0 HBP: 0 BLK: 0 WP: 0 HR: 1 S: 40 P: 44 ERA: 3.38 WHIP: 1.000															PITCHER				

Batter	1	2	3	4	5	6	7	8	9	AB	R	H	RBI	BB	SO	LOB	TOP								
Mike Squires, L (1, 3) OBP: 0.372, SLG: 0.405	G3		F8		K		E		4-3	5	1	1	0	0	1	2									
Alan Bannister, R (1, 7) OBP: 0.286, SLG: 0.241	FC4-6 BB		2B				E8			3	1	3	2	1	0	0									
Chet Lemon, R (1, 8) OBP: 0.368, SLG: 0.434	FC4-6 FC6-4		2B				F7		5-3	4	0	1	1	0	0	3									
Lamar Johnson, R (1, 10) OBP: 0.333, SLG: 0.428	FC6-4		5-3				F8		6-3	4	0	0	0	0	0	2									
Jim Morrison, R (1, 4) OBP: 0.308, SLG: 0.441		6-3		5-3			5-3		1-3	4	0	0	0	0	0	0									
Wayne Nordhagen, R (1, 9) OBP: 0.347, SLG: 0.531	6-3			F6						3	0	1	0	0	0	0									
Harold Baines, L (7, PR) (7, 9)							2B		2B	1	1	1	0	0	0	0									
Junior Moore, R (1, 5) Kevin Bell, R (7, 5) OBP: 0.111, SLG: 0.077				4-3			1B		F2	3	1	2	1	0	0	0									
Mary Foley, L (1, 2) OBP: 0.262, SLG: 0.297	CS		K		F8		SF8		F9	3	0	0	1	0	1	0									
Greg Pryor, R (1, 6) OBP: 0.289, SLG: 0.323				1B			1B		L7	4	2	3	0	0	0	0									
Inning Stats	R: 0 E: 0 K: 0 S: 3	H: 0 LOB: 1 BB: 1 P: 7	R: 0 E: 0 K: 0 S: 3	H: 1 LOB: 0 BB: 3 P: 3	R: 2 E: 0 K: 1 S: 8	H: 3 LOB: 1 BB: 0 P: 8	R: 0 E: 0 K: 0 S: 3	H: 0 LOB: 0 BB: 0 P: 3	R: 0 E: 0 K: 1 S: 5	H: 1 LOB: 0 BB: 0 P: 5	R: 0 E: 0 K: 0 S: 3	H: 1 LOB: 0 BB: 0 P: 3	R: 4 E: 1 K: 0 S: 8	H: 5 LOB: 2 BB: 0 P: 8	R: 0 E: 0 K: 0 S: 4	H: 1 LOB: 1 BB: 0 P: 4	R: 0 E: 0 K: 0 S: 3	H: 0 LOB: 0 BB: 3 P: 3	1B: 7 2B: 5 3B: 0 HR: 0	SF: 1 SAC: 0 DP: 0 HBP: 0	WP: 0 PB: 0 SB: 0 CS: 2	PA: 38			
PITCHER	IP	WLS	BF	H	R	ER	SO	BB	IBB	HBP	BLK	WP	HR	S	P	ERA	WHIP								
Geoff Zahn, L (1, 1) ERA: 4.71	6.2	L	28	10	6	5	2	1	0	0	0	0	0	31	35	6.75	1.650								
Mike Marshall, R (7, 1) ERA: 7.46	2.1		9	2	0	0	0	0	0	0	0	0	0	9	9	0.00	0.857								
Mike Marshall, R (9, 1) ERA: 7.46	2.1		9	2	0	0	0	0	0	0	0	0	0	9	9	0.00	0.857								

Chicago White Sox @ Minnesota Twins
Metropolitan Stadium, Bloomington, MI
Mon May 26 1980, 8:05 PM EDT
Att. 5,436 - Unknown - 80 F

AB 35
R 6
H 12
RBI 5
BB 1
SO 2
LOB 8



Batter	1	2	3	4	5	6	7	8	9	AB	R	H	RBI	BB	SO	LOB	BOTTOM								
John Castino, R (1, 5) OBP: 0.323, SLG: 0.388	1-3				G3		FC3-2			3	0	0	0	0	0	2									
Rob Wilfong, L (7, PH) OBP: 0.284, SLG: 0.381							1B		1B	1	0	0	0	1	0	3									
Ken Landreaux, L (1, 7) OBP: 0.409, SLG: 0.481	4-3				5-3		1B		BB	5	0	2	2	0	0	0									
Roy Smalley, S (1, 6) OBP: 0.324, SLG: 0.403	FC5-4 1B				6-3		1B		FC3-6	5	0	1	0	0	0	4									
Jose Morales, R (1, 10) OBP: 0.350, SLG: 0.526	FC5-4						3-1			3	0	1	0	0	1	1									
Danny Goodwin, L (7, PH) OBP: 0.250, SLG: 0.244							1B			1	0	0	0	0	0	2									
Pete Mackanin, R (1, 4) OBP: 0.308, SLG: 0.329					4-3					3	0	0	0	0	1	1									
Mike Cabbage, L (8, PH) OBP: 0.366, SLG: 0.375							1-6-3		G4-6-3 1B	1	0	1	0	0	0	0									
Ron Jackson, R (1, 3) OBP: 0.287, SLG: 0.386							3-1		G4-6-3	3	1	2	0	0	0	0									
Glenn Adams, L (8, PH) OBP: 0.339, SLG: 0.364										1	0	0	0	0	0	1									
Mike Marshall, R (9, 1)										0	0	0	0	0	0	0									
Butch Wynegar, S (1, 2) OBP: 0.322, SLG: 0.376					SH1-4 1B				4-3	3	0	1	0	0	0	1									
Dave Edwards, R (1, 8) OBP: 0.316, SLG: 0.357							FC6 FC3-2 1B			3	1	2	1	0	1	1									
Hosken Powell, L (9, PH) OBP: 0.336, SLG: 0.380									4-3	1	0	0	0	0	0	0									
Rick Sofield, L (1, 9) OBP: 0.261, SLG: 0.396							FC6 FC3-2 1B		K	4	1	1	0	0	2	3									
Inning Stats	R: 0 E: 0 K: 0 S: 4	H: 1 LOB: 1 BB: 0 P: 4	R: 1 E: 0 K: 1 S: 8	H: 3 LOB: 2 BB: 0 P: 8	R: 0 E: 0 K: 2 S: 8	H: 1 LOB: 1 BB: 0 P: 8	R: 0 E: 0 K: 0 S: 3	H: 0 LOB: 0 BB: 0 P: 3	R: 0 E: 0 K: 1 S: 5	H: 0 LOB: 0 BB: 0 P: 5	R: 2 E: 1 K: 0 S: 7	H: 3 LOB: 2 BB: 0 P: 7	R: 0 E: 0 K: 0 S: 3	H: 1 LOB: 2 BB: 0 P: 3	R: 0 E: 0 K: 1 S: 6	H: 1 LOB: 2 BB: 1 P: 10	1B: 10 2B: 1 3B: 0 HR: 0	SF: 0 SAC: 1 DP: 1 HBP: 0	WP: 0 PB: 0 SB: 0 CS: 0	PA: 39					
PITCHER	IP	WLS	BF	H	R	ER	SO	BB	IBB	HBP	BLK	WP	HR	S	P	ERA	WHIP								
Steve Trout, L (1, 1) ERA: 3.74	6.0	W	27	8	3	2	4	0	0	0	0	0	0	35	35	3.00	1.333								
Ed Farmer, R (7, 1) ERA: 2.06	3.0	S	12	3	0	0	1	1	0	0	0	0	0	13	17	0.00	1.333								

Chicago White Sox @ Minnesota Twins
Metropolitan Stadium, Bloomington, MI
Mon May 26 1980, 8:05 PM EDT
Att. 5,436 - Unknown - 80 F

AB 37
R 3
H 11
RBI 3
BB 1
SO 5
LOB 19



Batter	1	2	3	4	5	6	7	8	9	AB	R	H	RBI	BB	SO	LOB	TOP			
Mike Squires, L (1, 3) OBP: 0.383, SLG: 0.415										4	0	2	0	0	0	0				
Alan Bannister, R (1, 7) OBP: 0.258, SLG: 0.233										4	0	0	0	0	0	2				
Chet Lemon, R (1, 8) OBP: 0.360, SLG: 0.423										4	0	0	0	0	0	1				
Lamar Johnson, R (1, 10) OBP: 0.343, SLG: 0.439										3	1	2	0	1	0	1				
Jim Morrison, R (1, 4) OBP: 0.303, SLG: 0.432										3	0	0	0	0	1	2				
Wayne Nordhagen, R (1, 9) OBP: 0.356, SLG: 0.566										3	1	2	2	0	0	0				
Harold Baines, L (7, 9) OBP: 0.313, SLG: 0.447										0	0	0	0	0	0	0				
Junior Moore, R (1, 5) OBP: 0.282, SLG: 0.373										3	0	1	0	0	0	1				
Kevin Bell, R (7, 5) OBP: 0.111, SLG: 0.077										0	0	0	0	0	0	0				
Mary Foley, L (1, 2) OBP: 0.244, SLG: 0.275										3	0	0	0	0	0	1				
Greg Pryor, R (1, 6) OBP: 0.283, SLG: 0.315										3	0	0	0	0	0	1				
Inning Stats	R: 0 E: 0 K: 0 S: 4	H: 1 LOB: 1 BB: 0 P: 4	R: 0 E: 0 K: 0 S: 3	H: 1 LOB: 0 BB: 0 P: 3	R: 0 E: 0 K: 1 S: 6	H: 1 LOB: 1 BB: 0 P: 6	R: 0 E: 0 K: 0 S: 4	H: 0 LOB: 0 BB: 1 P: 3	R: 2 E: 0 K: 0 S: 4	H: 1 LOB: 0 BB: 1 P: 8	R: 0 E: 0 K: 0 S: 3	H: 1 LOB: 0 BB: 0 P: 3	R: 0 E: 0 K: 0 S: 3	H: 1 LOB: 0 BB: 0 P: 3	R: 0 E: 0 K: 0 S: 3	H: 1 LOB: 0 BB: 0 P: 3	1B: 5 2B: 2 3B: 0 HR: 1	SF: 0 SAC: 1 DP: 3 HBP: 0	WP: 0 PB: 0 SB: 1 CS: 0	PA: 32
PITCHER	IP WLS BF H R ER SO BB IBB HBP BLK WP HR S P ERA WHIP																			
Darrell Jackson, L (1, 1) ERA: 3.02	7.0 L 26 5 2 2 1 1 0 0 0 0 0 1 27 31 2.57 0.857																			
Doug Corbett, R (8, 1) ERA: 2.13	2.0 6 2 0 0 0 0 0 0 0 0 0 0 6 6 0.00 1.000																			

Chicago White Sox @ Minnesota Twins
Metropolitan Stadium, Bloomington, MI
Tue May 27 1980, 8:05 PM EDT
Att. 4,362 - Unknown - 86 F

AB 30
R 2
H 7
RBI 2
BB 1
SO 1
LOB 9



Batter	1	2	3	4	5	6	7	8	9	AB	R	H	RBI	BB	SO	LOB	BOTTOM			
Roy Smalley, S (1, 6) OBP: 0.332, SLG: 0.405										4	0	2	0	1	0	2				
Ken Landreaux, L (1, 7) OBP: 0.411, SLG: 0.479										3	0	1	0	1	0	1				
Ron Jackson, R (1, 3) OBP: 0.286, SLG: 0.380										4	0	1	0	0	0	4				
Jose Morales, R (1, 10) OBP: 0.341, SLG: 0.500										4	0	1	0	0	0	3				
John Castino, R (1, 5) OBP: 0.321, SLG: 0.383										4	0	1	0	0	1	1				
Pete Mackanin, R (1, 4) OBP: 0.305, SLG: 0.325										4	0	1	0	0	0	2				
Dave Edwards, R (1, 8) OBP: 0.311, SLG: 0.339										3	0	0	0	1	1	2				
Hosken Powell, L (1, 9) OBP: 0.333, SLG: 0.375										4	0	1	0	0	1	1				
Butch Wynegar, S (1, 2) OBP: 0.323, SLG: 0.375										3	0	1	0	0	2	0				
Willie Norwood, R (8, PH) OBP: 0.224, SLG: 0.255										1	0	1	0	0	0	0				
Inning Stats	R: 0 E: 0 K: 0 S: 4	H: 1 LOB: 2 BB: 0 P: 4	R: 0 E: 0 K: 1 S: 5	H: 0 LOB: 2 BB: 2 P: 13	R: 0 E: 0 K: 1 S: 5	H: 1 LOB: 0 BB: 0 P: 5	R: 0 E: 0 K: 0 S: 5	H: 3 LOB: 2 BB: 0 P: 5	R: 0 E: 0 K: 1 S: 6	H: 1 LOB: 1 BB: 0 P: 6	R: 0 E: 0 K: 1 S: 6	H: 1 LOB: 1 BB: 0 P: 6	R: 0 E: 0 K: 0 S: 3	H: 0 LOB: 0 BB: 0 P: 3	R: 0 E: 0 K: 1 S: 6	H: 1 LOB: 2 BB: 1 P: 10	1B: 10 2B: 0 3B: 0 HR: 0	SF: 0 SAC: 0 DP: 1 HBP: 0	WP: 0 PB: 1 SB: 1 CS: 0	PA: 37
PITCHER	IP WLS BF H R ER SO BB IBB HBP BLK WP HR S P ERA WHIP																			
Britt Burns, L (1, 1) ERA: 1.63	8.2 W 36 10 0 0 5 3 0 0 0 0 0 0 43 55 0.00 1.500																			
Mike Proly, R (8, 1) ERA: 2.13	0.1 S 1 0 0 0 0 0 0 0 0 0 0 0 1 1 0.00 0.000																			

Chicago White Sox @ Minnesota Twins
Metropolitan Stadium, Bloomington, MI
Tue May 27 1980, 8:05 PM EDT
Att. 4,362 - Unknown - 86 F


AB 34
R 0
H 10
RBI 0
BB 3
SO 5
LOB 16



Batter	1	2	3	4	5	6	7	8	9	AB	R	H	RBI	BB	SO	LOB	TOP															
Mike Squires, L (1, 3) OBP: 0.365, SLG: 0.391	E4 G4-6-3			6-3	6-3		1B		F7	5	0	1	0	0	0	4	Chicago White Sox @ Minnesota Twins Metropolitan Stadium, Bloomington, MI Wed May 28 1980, 8:05 PM EDT Alt. 4,256 - Unknown - 83 F															
Bob Molinaro, L (1, 7) OBP: 0.490, SLG: 0.511	G4-6-3			F9					F9	3	0	0	0	0	0	1																
Bruce Kimm, R (6, 2) OBP: 0.351, SLG: 0.353										1	0	1	0	0	0	0																
Lamar Johnson, R (9, PH) OBP: 0.341, SLG: 0.436										1	0	0	0	0	0	2																
Thad Bosley, L (1, 8) OBP: 0.361, SLG: 0.324	F8			F9					L7	5	0	1	0	0	1	4																
Wayne Nordhagen, R (1, 10) OBP: 0.352, SLG: 0.553		5-3								4	2	1	0	0	0	3																
Harold Baines, L (1, 9) OBP: 0.319, SLG: 0.472	4-3								G3	4	2	2	2	0	0	0																
Jim Morrison, R (1, 4) OBP: 0.307, SLG: 0.434	F6								K	4	0	2	0	0	1	0																
Mary Foley, L (1, 2) OBP: 0.287, SLG: 0.268										1	0	0	1	0	1	0																
Chet Lemon, R (6, PH) OBP: 0.361, SLG: 0.420				K					5-3	1	0	0	0	1	0	0																
Junior Moore, R (1, 5) OBP: 0.292, SLG: 0.379				K						4	0	2	1	0	1	2																
Greg Pryor, R (1, 6) OBP: 0.277, SLG: 0.308										3	0	0	0	0	1	2																
Claudell Washington, L (9, PH) OBP: 0.346, SLG: 0.430				6-3						1	0	1	0	0	0	0																
Inning Stats	R: 0 E: 1 K: 0 S: 3	H: 0 LOB: 0 BB: 0 P: 3	R: 0 E: 0 K: 0 S: 3	H: 0 LOB: 0 BB: 0 P: 3	R: 0 E: 0 K: 2 S: 7	H: 0 LOB: 0 BB: 0 P: 7	R: 0 E: 0 K: 0 S: 3	H: 0 LOB: 0 BB: 0 P: 3	R: 2 E: 0 K: 1 S: 9	H: 4 LOB: 2 BB: 1 P: 9	R: 2 E: 1 K: 0 S: 6	H: 3 LOB: 2 BB: 1 P: 10	R: 0 E: 0 K: 1 S: 7	H: 2 LOB: 2 BB: 0 P: 7	R: 0 E: 0 K: 1 S: 5	H: 0 LOB: 0 BB: 0 P: 5	R: 0 E: 0 K: 0 S: 5	H: 2 LOB: 2 BB: 0 P: 5	1B: 10 2B: 0 3B: 0 HR: 1	SF: 1 SAC: 0 DP: 1 HBP: 0	WP: 0 PB: 0 SB: 0 CS: 0	PA: 39										
PITCHER	IP WLS BF H R ER SO BB IBB HBP BLK WP HR S P ERA WHIP																															
Pete Redfern, R (1, 1) ERA: 3.09	5.2	24	7	4	4	3	0	0	0	0	0	1	30	30	6.35	1.235																
Geoff Zahn, L (6, 1) ERA: 4.71	0.0	1	0	0	0	0	0	1	0	0	0	0	4	∞	∞																	
Mike Marshall, R (6, 1) ERA: 6.59	3.1	W	14	4	0	0	2	0	0	0	0	0	18	18	0.00	1.200																

Batter	1	2	3	4	5	6	7	8	9	AB	R	H	RBI	BB	SO	LOB	BOTTOM														
Roy Smalley, S (1, 6) OBP: 0.333, SLG: 0.401	F3	F7								4	1	1	0	0	1	1	Chicago White Sox @ Minnesota Twins Metropolitan Stadium, Bloomington, MI Wed May 28 1980, 8:05 PM EDT Alt. 4,256 - Unknown - 83 F														
Ken Landreaux, L (1, 7) OBP: 0.413, SLG: 0.476										3	1	1	0	1	0	1															
Ron Jackson, R (1, 3) OBP: 0.379, SLG: 0.379										3	1	1	0	0	0	1															
Mike Cabbage, L (7, PH) OBP: 0.370, SLG: 0.369										1	1	0	0	1	0	2															
Jose Morales, R (1, 10) OBP: 0.362, SLG: 0.511										3	0	2	1	0	0	0															
Willie Norwood, R (6, PR) OBP: 0.224, SLG: 0.255										0	0	0	0	0	0	0															
Danny Goodwin, L (7, PH) OBP: 0.267, SLG: 0.262										1	0	1	2	0	0	0															
Pete Mackanin, R (1, 4) OBP: 0.298, SLG: 0.321										1	0	0	1	0	0	0															
Rob Wilfong, L (6, PH) OBP: 0.288, SLG: 0.377										1	0	0	0	1	0	1															
John Castino, R (1, 5) OBP: 0.333, SLG: 0.415										3	1	2	2	1	0	2															
Dave Edwards, R (1, 8) OBP: 0.302, SLG: 0.328										2	0	0	0	0	0	2															
Rick Sofield, L (6, PH) OBP: 0.264, SLG: 0.398										2	0	1	0	0	0	2															
Hosken Powell, L (1, 9) OBP: 0.331, SLG: 0.364										3	0	0	0	1	1	2															
Sal Butera, R (1, 2) OBP: 0.235, SLG: 0.188										3	1	1	0	0	0	0															
Inning Stats	R: 2 E: 0 K: 0 S: 6	H: 3 LOB: 2 BB: 1 P: 10	R: 0 E: 0 K: 0 S: 3	H: 0 LOB: 0 BB: 0 P: 3	R: 0 E: 0 K: 1 S: 6	H: 1 LOB: 0 BB: 0 P: 6	R: 0 E: 0 K: 0 S: 3	H: 0 LOB: 1 BB: 0 P: 4	R: 0 E: 0 K: 0 S: 5	H: 3 LOB: 2 BB: 2 P: 5	R: 3 E: 0 K: 0 S: 6	H: 3 LOB: 2 BB: 2 P: 14	R: 0 E: 0 K: 1 S: 5	H: 0 LOB: 2 BB: 2 P: 13	1B: 9 2B: 0 3B: 0 HR: 1	SF: 1 SAC: 2 DP: 1 HBP: 1	WP: 1 PB: 0 SB: 0 CS: 0	PA: 39													
PITCHER	IP WLS BF H R ER SO BB IBB HBP BLK WP HR S P ERA WHIP																														
Ken Kravec, L (1, 1) ERA: 7.05	5.0	22	5	3	3	1	0	1	0	0	1	22	27	5.40	1.200																
Mike Proby, R (6, 1) ERA: 2.68	1.1	L	10	5	3	3	0	1	1	0	0	8	16	20.25	4.500																
Ed Farmer, R (7, 1) ERA: 1.96	1.2		7	0	0	0	1	1	1	0	0	7	15	0.00	0.600																

AB 37
R 4
H 11
RBI 4
BB 1
SO 5
LOB 18



AB 30
R 6
H 10
RBI 6
BB 5
SO 2
LOB 14



Batter	1	2	3	4	5	6	7	8	9	AB	R	H	RBI	BB	SO	LOB	TOP					
Mike Squires, L (1, 3) OBP: 0.393, SLG: 0.417	1-6-3		CS BB			3B BB		2B		2	1	1	0	2	0	0	Chicago White Sox @ Minnesota Twins Metropolitan Stadium, Bloomington, MI Thu May 29 1980, 4:33 AM EDT Alt. 5,204 - Unknown - 80 F					
Alan Bannister, R (1, 7) OBP: 0.250, SLG: 0.226	K		CS	F7		F6		6-3		4	0	0	0	0	1	3						
Chet Lemon, R (1, 8) OBP: 0.359, SLG: 0.429	F4			F4		3B		F9		4	0	1	2	0	0	0						
Lamar Johnson, R (1, 10) OBP: 0.333, SLG: 0.425		E5		F4		F8		F5		4	0	0	0	0	0	1						
Jim Morrison, R (1, 4) OBP: 0.311, SLG: 0.432	K				K			FC6-4 1B		3	0	1	0	1	2	0						
Wayne Nordhagen, R (1, 9) OBP: 0.348, SLG: 0.551					F9			FC6-4 G6-3 1-2		4	0	1	0	0	0	2						
Junior Moore, R (1, 5) OBP: 0.283, SLG: 0.367					K			G6-3		3	0	0	0	0	2	2						
Bruce Kimm, R (1, 2) OBP: 0.360, SLG: 0.356			5-3			SH5-4 3B BB		G6-4-3 1B		2	1	1	0	1	0	0						
Greg Pryor, R (1, 6) OBP: 0.273, SLG: 0.304			6-3			SH5-4		G6-4-3		2	0	0	0	0	0	1						
Inning Stats	R: 0 E: 0 K: 1 S: 5	H: 0 LOB: 0 BB: 0 P: 5	R: 0 E: 1 K: 2 S: 8	H: 1 LOB: 1 BB: 0 P: 8	R: 0 E: 0 K: 0 S: 2	H: 0 LOB: 0 BB: 1 P: 6	R: 0 E: 0 K: 0 S: 3	H: 0 LOB: 0 BB: 0 P: 3	R: 0 E: 0 K: 2 S: 7	H: 0 LOB: 0 BB: 0 P: 7	R: 2 E: 0 K: 0 S: 4	H: 1 LOB: 1 BB: 2 P: 12	R: 0 E: 0 K: 0 S: 3	H: 1 LOB: 0 BB: 0 P: 3	R: 0 E: 0 K: 0 S: 4	H: 2 LOB: 1 BB: 0 P: 4	R: 0 E: 0 K: 0 S: 3	H: 0 LOB: 1 BB: 1 P: 7	1B: 2 2B: 2 3B: 1 HR: 0	SF: 0 SAC: 1 DP: 2 HBP: 0	WP: 0 PB: 0 SB: 0 CS: 1	PA: 34
PITCHER Jerry Kosman, L (1, 1) ERA: 4.5	IP: 9.0 WLS: W BF: 33 H: 5 R: 2 ER: 2 SO: 5 BB: 4 IBB: 0 HBP: 0 BLK: 0 WP: 0 HR: 0 S: 39 P: 55 ERA: 2.00 WHIP: 1.000															PITCHER						

Batter	1	2	3	4	5	6	7	8	9	AB	R	H	RBI	BB	SO	LOB	BOTTOM				
Mike Cabbage, L (1, 3) OBP: 0.382, SLG: 0.388	SH1-4 BB									2	0	1	0	1	0	0	Chicago White Sox @ Minnesota Twins Metropolitan Stadium, Bloomington, MI Thu May 29 1980, 4:33 AM EDT Alt. 5,204 - Unknown - 80 F				
Ron Jackson, R (7, PH) OBP: 0.282, SLG: 0.371								K		2	0	0	0	0	1	3					
Rick Sofield, L (1, 8) OBP: 0.266, SLG: 0.422	SH1-4 1-2		F9			4-3		HR		3	1	1	1	0	0	1					
Roy Smalley, S (1, 6) OBP: 0.342, SLG: 0.402	F7			1B SF8 BB		1B 2B BB		G4-6-3 1B		2	2	1	0	2	0	1					
Ken Landreaux, L (1, 7) OBP: 0.415, SLG: 0.477	G3			SF8 1B		2B 1B		G4-6-3		4	0	2	0	0	0	2					
Glenn Adams, L (1, 10) OBP: 0.339, SLG: 0.386		F6		SF8		1B 2B		1B SH5-4		2	1	1	2	0	0	0					
Jose Morales, R (8, PH) OBP: 0.375, SLG: 0.522				1-2 3-H		1B 2B		1B		1	0	1	0	0	0	0					
Willie Norwood, R (8, PR) OBP: 0.224, SLG: 0.255						1B 2B		1B		0	0	0	0	0	0	0					
Hosken Powell, L (1, 9) OBP: 0.331, SLG: 0.364	L7			F8		S 1B		SH5-4		3	1	1	1	0	0	1					
Rob Wilfong, L (1, 4) OBP: 0.289, SLG: 0.370						1B 2B				2	0	0	0	1	0	1					
Pete Mackanin, R (7, 4) OBP: 0.294, SLG: 0.316	L4			3-1		1B BB		6-3		1	0	0	0	0	0	2					
John Castino, R (1, 5) OBP: 0.338, SLG: 0.413			K			L9		1B IBB		3	0	1	1	1	1	0					
Sal Butera, R (1, 2) OBP: 0.238, SLG: 0.200	F8					F4		F3		4	0	1	0	0	0	2					
Inning Stats	R: 0 E: 0 K: 0 S: 3	H: 0 LOB: 1 BB: 1 P: 7	R: 0 E: 0 K: 0 S: 3	H: 0 LOB: 0 BB: 0 P: 3	R: 0 E: 0 K: 1 S: 6	H: 1 LOB: 1 BB: 0 P: 6	R: 1 E: 0 K: 0 S: 4	H: 1 LOB: 1 BB: 1 P: 8	R: 0 E: 0 K: 0 S: 3	H: 0 LOB: 0 BB: 0 P: 3	R: 3 E: 0 K: 0 S: 6	H: 4 LOB: 2 BB: 2 P: 14	R: 1 E: 0 K: 0 S: 4	H: 2 LOB: 0 BB: 0 P: 4	R: 0 E: 0 K: 1 S: 7	H: 2 LOB: 3 BB: 1 P: 11		1B: 7 2B: 2 3B: 0 HR: 1	SF: 1 SAC: 2 DP: 1 HBP: 0	WP: 0 PB: 0 SB: 1 CS: 0	PA: 37
PITCHER Richard Dotson, R (1, 1) ERA: 4.31	IP: 5.2 WLS: L BF: 26 H: 6 R: 4 ER: 4 SO: 1 BB: 4 IBB: 0 HBP: 0 BLK: 0 WP: 0 HR: 0 S: 24 P: 40 ERA: 6.35 WHIP: 1.765															PITCHER					
Randy Scarbery, R (6, 1) ERA: 4.09	0.1	1	0	0	0	0	0	0	0	0	0	1	1	0.00	0.000						
Ross Baumgarten, L (7, 1) ERA: 4.55	1.1	6	3	1	1	0	0	0	0	0	1	6	6	6.75	2.250						
Nardi Contreras, R (8, 1) ERA: 7.94	0.2	4	1	0	0	1	0	1	0	0	0	5	9	0.00	1.500						

AB 28
R 2
H 5
RBI 2
BB 4
SO 5
LOB 9



AB 29
R 5
H 10
RBI 5
BB 5
SO 2
LOB 13



Batter	1	2	3	4	5	6	7	8	9	10	AB	R	H	RBI	BB	SO	LOB	TOP			
Al Bumbry, L OBP: 0.445, SLG: 0.481 (1, 8)											5	0	1	0	0	0	2	Baltimore Orioles @ Minnesota Twins Metropolitan Stadium, Bloomington, MI Fri May 30 1980, 8:05 PM EDT Att: 4,889 - Unknown			
Rich Dauer, R OBP: 0.320, SLG: 0.260 (1, 4)											5	0	1	0	0	0	0				
Ken Singleton, S OBP: 0.323, SLG: 0.429 (1, 9)											3	0	0	0	2	0	0				
Eddie Murray, S OBP: 0.337, SLG: 0.457 (1, 3)											4	0	0	0	0	0	3				
Pat Kelly, L OBP: 0.354, SLG: 0.457 (1, 10)											3	1	0	0	1	1	0				
Dan Graham, L OBP: 0.357, SLG: 0.480 (1, 2)											4	0	1	0	0	1	1				
Doug DeCinces, R OBP: 0.322, SLG: 0.420 (1, 5)											4	0	1	0	0	2	3				
Gary Roenicke, R OBP: 0.336, SLG: 0.345 (1, 7)											4	1	2	2	0	1	2				
Mark Belanger, R OBP: 0.186, SLG: 0.189 (10, PH)											3	0	0	0	0	1	2				
Terry Crowley, L OBP: 0.408, SLG: 0.605 (10, 6)											1	1	1	1	0	0	0				
Wayne Krenchicki, L OBP: 0.182, SLG: 0.100 (10, 6)											0	0	0	0	0	0	0				
Inning Stats	R: 0 E: 0 K: 0 S: 3	H: 0 LOB: 1 BB: 1 P: 7	R: 0 E: 0 K: 2 S: 8	H: 1 LOB: 1 BB: 0 P: 8	R: 0 E: 0 K: 0 S: 3	H: 0 LOB: 0 BB: 0 P: 3	R: 0 E: 0 K: 0 S: 3	H: 2 LOB: 1 BB: 1 P: 7	R: 1 E: 0 K: 1 S: 6	H: 1 LOB: 0 BB: 0 P: 6	R: 0 E: 0 K: 0 S: 3	H: 2 LOB: 2 BB: 0 P: 8	R: 0 E: 0 K: 0 S: 3	H: 0 LOB: 0 BB: 0 P: 3	R: 0 E: 0 K: 2 S: 7	H: 0 LOB: 1 BB: 1 P: 11	R: 0 E: 0 K: 0 S: 4	H: 1 LOB: 0 BB: 0 P: 4	1B: 5 2B: 0 3B: 0 HR: 2	SF: 0 SAC: 0 DP: 1 HBP: 0	WP: 0 PA: 39
PITCHER	IP WLS BF H R ER SO BB IBB HBP BLK WP HR S P ERA WHIP																				
Roger Erickson, R ERA: 2.54 (1, 1)	6.0																				
Doug Corbett, R ERA: 2.14 (7, 1)	4.0	L	15	2	1	1	3	1	0	0	0	0	0	1	20	24	2.25	0.750			

Batter	1	2	3	4	5	6	7	8	9	10	AB	R	H	RBI	BB	SO	LOB	BOTTOM					
Roy Smalley, S OBP: 0.343, SLG: 0.408 (1, 6)											5	1	2	0	0	0	2	Baltimore Orioles @ Minnesota Twins Metropolitan Stadium, Bloomington, MI Fri May 30 1980, 8:05 PM EDT Att: 4,889 - Unknown					
Ken Landreaux, L OBP: 0.409, SLG: 0.475 (1, 7)											5	0	1	0	0	0	3						
Ron Jackson, R OBP: 0.278, SLG: 0.356 (1, 3)											4	0	0	0	1	0	4						
Jose Morales, R OBP: 0.377, SLG: 0.500 (1, 10)											4	0	1	1	1	1	1						
Pete Mackanin, R OBP: 0.289, SLG: 0.310 (1, 4)											5	1	1	0	0	0	3						
John Castillo, R OBP: 0.347, SLG: 0.423 (1, 5)											4	0	2	1	1	0	0						
Dave Edwards, R OBP: 0.324, SLG: 0.328 (1, 8)											3	0	1	0	2	1	1						
Hosken Powell, L OBP: 0.328, SLG: 0.360 (1, 9)											4	0	1	0	0	0	4						
Sal Butera, R OBP: 0.240, SLG: 0.208 (1, 2)											4	0	1	0	0	0	6						
Inning Stats	R: 0 E: 0 K: 0 S: 3	H: 0 LOB: 0 BB: 0 P: 3	R: 0 E: 0 K: 1 S: 5	H: 0 LOB: 1 BB: 1 P: 9	R: 0 E: 0 K: 0 S: 5	H: 2 LOB: 2 BB: 0 P: 5	R: 1 E: 0 K: 0 S: 5	H: 2 LOB: 2 BB: 1 P: 9	R: 1 E: 0 K: 0 S: 5	H: 2 LOB: 1 BB: 0 P: 5	R: 0 E: 0 K: 0 S: 3	H: 1 LOB: 1 BB: 1 P: 7	R: 0 E: 0 K: 0 S: 4	H: 1 LOB: 2 BB: 1 P: 8	R: 0 E: 0 K: 0 S: 5	H: 2 LOB: 2 BB: 0 P: 5	R: 0 E: 0 K: 1 S: 4		H: 0 LOB: 0 BB: 1 P: 8	R: 0 E: 0 K: 0 S: 3	H: 0 LOB: 0 BB: 0 P: 3	1B: 7 2B: 3 3B: 0 HR: 0	SF: 0 SAC: 0 DP: 1 HBP: 0
PITCHER	IP WLS BF H R ER SO BB IBB HBP BLK WP HR S P ERA WHIP																						
Mike Flanagan, L ERA: 3.78 (1, 1)	9.0	W	40	10	2	2	2	4	1	0	0	0	0	0	39	59	2.00	1.556					
Tippy Martinez, L ERA: 2.51 (10, 1)	1.0	S	3	0	0	0	0	0	0	0	0	0	0	0	3	3	0.00	0.000					

Batter	1	2	3	4	5	6	7	8	9	AB	R	H	RBI	BB	SO	LOB	TOP								
Rick Burleson, R OBP: 0.321, SLG: 0.370 (1, 6)										4	1	3	0	1	0	1									
Dave Stapleton, R OBP: 0.316, SLG: 0.737 (1, 4)										5	2	2	0	0	0	3									
Fred Lynn, L OBP: 0.371, SLG: 0.463 (1, 8)										4	1	1	1	1	0	3									
Tony Perez, R OBP: 0.328, SLG: 0.476 (1, 3)										5	1	3	1	0	0	3									
Carl Yastrzemski, L OBP: 0.349, SLG: 0.444 (1, 10)										5	0	2	1	0	1	4									
Jim Rice, R OBP: 0.283, SLG: 0.391 (1, 7)										3	0	1	0	2	0	1									
Jim Dwyer, L OBP: 0.427, SLG: 0.625 (7, PH)										3	1	1	2	0	0	3									
Dwight Evans, R OBP: 0.303, SLG: 0.358 (7, 9)										2	0	0	0	0	1	2									
Butch Hobson, R OBP: 0.285, SLG: 0.405 (1, 5)										4	0	0	0	0	2	2									
Dave Rader, L OBP: 0.371, SLG: 0.471 (1, 2)										4	0	2	0	0	0	0									
Inning Stats	R: 0 E: 0 K: 0 S: 2	H: 0 LOB: 0 BB: 1 P: 6	R: 0 E: 0 K: 0 S: 4	H: 2 LOB: 1 BB: 0 P: 4	R: 2 E: 1 K: 1 S: 9	H: 3 LOB: 2 BB: 0 P: 9	R: 1 E: 0 K: 1 S: 7	H: 2 LOB: 1 BB: 0 P: 7	R: 2 E: 0 K: 1 S: 7	H: 2 LOB: 2 BB: 2 P: 15	R: 0 E: 0 K: 0 S: 5	H: 2 LOB: 0 BB: 0 P: 5	R: 0 E: 0 K: 0 S: 3	H: 1 LOB: 0 BB: 0 P: 3	R: 0 E: 0 K: 0 S: 3	H: 1 LOB: 0 BB: 1 P: 3	R: 1 E: 0 K: 1 S: 7	H: 2 LOB: 2 BB: 1 P: 11	1B: 12 2B: 2 3B: 0 HR: 1	SF: 0 SAC: 0 DP: 3 HBP: 0	WP: 0 PB: 0 SB: 0 CS: 1	PA: 44			
PITCHER	IP	WLS	BF	H	R	ER	SO	BB	IBB	HBP	BLK	WP	HR	S	P	ERA	WHIP								
Pete Redfern, R ERA: 3.41 (1, 1)	4.1	L	22	8	5	4	2	2	0	0	0	0	1	24	32	8.31	2.308								
Mike Marshall, R ERA: 8.12 (5, 1)	1.2		9	3	0	0	1	1	0	0	0	0	0	10	14	0.00	2.400								
Geoff Zahn, L ERA: 5.09 (7, 1)	2.2		10	4	1	1	0	0	0	0	0	0	0	10	10	3.38	1.500								
John Verhoeven, R ERA: 3.86 (9, 1)	0.1		2	0	0	0	1	1	0	0	0	0	0	3	7	0.00	3.000								

Boston Red Sox @ Minnesota Twins
Metropolitan Stadium, Bloomington, MI
Mon Jun 02 1980, 8:05 PM EDT
Att: 6,322 - Unknown - 71 F

AB 39
R 6
H 15
RBI 5
BB 4
SO 4
LOB 22



Batter	1	2	3	4	5	6	7	8	9	AB	R	H	RBI	BB	SO	LOB	BOTTOM								
Rob Wilfong, L OBP: 0.288, SLG: 0.366 (1, 4)										4	1	1	1	0	0	1									
Rick Sofield, L OBP: 0.273, SLG: 0.425 (1, 8)										4	0	2	0	0	1	0									
Roy Smalley, S OBP: 0.351, SLG: 0.409 (1, 6)										0	0	0	0	1	0	0									
Pete Mackanin, R OBP: 0.287, SLG: 0.307 (2, 6)										0	0	0	0	0	0	0									
Danny Goodwin, L OBP: 0.271, SLG: 0.267 (3, PH)										3	0	1	1	0	0	1									
Ken Landreaux, L OBP: 0.393, SLG: 0.454 (1, 7)										4	0	0	0	0	0	2									
Glenn Adams, L OBP: 0.318, SLG: 0.361 (1, 10)										4	0	0	0	0	0	0									
Mike Cabbage, L OBP: 0.363, SLG: 0.366 (1, 3)										4	0	0	0	0	0	0									
Hosken Powell, L OBP: 0.326, SLG: 0.364 (1, 9)										4	0	0	0	0	0	0									
Butch Wynegar, S OBP: 0.323, SLG: 0.370 (1, 2)										2	1	0	0	1	0	1									
John Castino, R OBP: 0.351, SLG: 0.423 (1, 5)										3	0	2	0	0	0	0									
Inning Stats	R: 0 E: 0 K: 1 S: 5	H: 0 LOB: 1 BB: 1 P: 9	R: 0 E: 0 K: 0 S: 3	H: 0 LOB: 0 BB: 0 P: 3	R: 2 E: 0 K: 0 S: 5	H: 4 LOB: 1 BB: 1 P: 9	R: 0 E: 1 K: 0 S: 4	H: 0 LOB: 1 BB: 0 P: 4	R: 0 E: 0 K: 0 S: 3	H: 0 LOB: 0 BB: 0 P: 3	R: 0 E: 0 K: 0 S: 4	H: 1 LOB: 0 BB: 0 P: 4	R: 0 E: 0 K: 0 S: 3	H: 1 LOB: 1 BB: 0 P: 4	R: 0 E: 0 K: 0 S: 3	H: 0 LOB: 0 BB: 0 P: 3	R: 0 E: 0 K: 0 S: 3	H: 0 LOB: 0 BB: 0 P: 3	1B: 6 2B: 0 3B: 0 HR: 0	SF: 0 SAC: 0 DP: 0 HBP: 0	WP: 0 PB: 0 SB: 0 CS: 0	PA: 34			
PITCHER	IP	WLS	BF	H	R	ER	SO	BB	IBB	HBP	BLK	WP	HR	S	P	ERA	WHIP								
Bob Stanley, R ERA: 4.16 (1, 1)	9.0	W	34	6	2	2	1	2	0	0	0	0	0	34	42	2.00	0.889								

Boston Red Sox @ Minnesota Twins
Metropolitan Stadium, Bloomington, MI
Mon Jun 02 1980, 8:05 PM EDT
Att: 6,322 - Unknown - 71 F

AB 32
R 2
H 6
RBI 2
BB 2
SO 1
LOB 5



Batter	1	2	3	4	5	6	7	8	9	AB	R	H	RBI	BB	SO	LOB	TOP					
Rick Burleson, R OBP: 0.319, SLG: 0.364 (1, 6)	4-0 CS BB		0-0 1-3			0-0 L5		0-0 F6		3	0	0	0	1	0	0						
Dave Stapleton, R OBP: 0.261, SLG: 0.609 (1, 4)	0-0 L5 1-2		0-0 L7			0-0 5-3		0-0 6-3		4	0	0	0	0	0	1						
Fred Lynn, L OBP: 0.374, SLG: 0.470 (1, 8)	0-0 2-3		0-0 2B			0-0 F8		0-0 1B		4	0	2	0	0	0	0						
Tony Perez, R OBP: 0.327, SLG: 0.468 (1, 3)		0-0 E6 F8 HBP 2B	4-0 BB			0-0 L6		0-0 F8		3	1	0	0	1	0	1						
Carlton Fisk, R OBP: 0.382, SLG: 0.575 (1, 2)		1-0 2B HBP	0-0 L7			0-0 F7		0-0 F8		3	1	0	0	0	0	3						
Jim Rice, R OBP: 0.276, SLG: 0.383 (1, 7)		0-0 F8 2-3				0-0 E6 CS		0-0 E6 HR		4	1	0	0	0	0	2						
Butch Hobson, R OBP: 0.277, SLG: 0.393 (1, 10)		0-3 K				0-0 F9		0-0 F2		4	0	0	0	0	1	4						
Dwight Evans, R OBP: 0.315, SLG: 0.403 (1, 9)		0-0 1-H 3-H 2B				0-3 K		0-0 1-H HR		4	1	3	4	0	1	1						
Glenn Hoffman, R OBP: 0.214, SLG: 0.325 (1, 5)		0-0 6-3				0-0 F9		0-0 5-3		4	0	0	0	0	1	2						
Inning Stats	R: 0 E: 0 K: 0 S: 2	H: 0 LOB: 0 BB: 1 P: 6	R: 2 E: 1 K: 1 S: 7	H: 1 LOB: 1 BB: 0 P: 8	R: 0 E: 0 K: 0 S: 4	H: 1 LOB: 2 BB: 1 P: 8	R: 0 E: 1 K: 1 S: 5	H: 0 LOB: 1 BB: 0 P: 5	R: 0 E: 0 K: 0 S: 3	H: 0 LOB: 0 BB: 0 P: 3	R: 0 E: 0 K: 0 S: 3	H: 0 LOB: 0 BB: 0 P: 3	R: 2 E: 1 K: 0 S: 5	H: 1 LOB: 0 BB: 0 P: 5	R: 0 E: 0 K: 0 S: 4	H: 1 LOB: 1 BB: 0 P: 4	R: 0 E: 0 K: 1 S: 6	H: 1 LOB: 1 BB: 0 P: 6	1B: 2 2B: 3 3B: 0 HR: 1	SF: 0 SAC: 0 DP: 1 HBP: 1	WP: 0 PB: 0 SB: 0 CS: 2	PA: 36
PITCHER Jerry Koonsman, L ERA: 4.12 (1, 1)	IP: 9.0 WLS: W BF: 36 H: 5 R: 4 ER: 1 SO: 3 BB: 2 IBB: 0 HBP: 1 BLK: 0 WP: 0 HR: 1 S: 39 P: 48 ERA: 1.00 WHIP: 0.778															PITCHER						

Boston Red Sox @ Minnesota Twins
Metropolitan Stadium, Bloomington, MI
Tue Jun 03 1980, 8:05 PM EDT
Att: 8,346 - Unknown - 73 F

AB 33
R 4
H 5
RBI 4
BB 2
SO 3
LOB 14





Batter	1	2	3	4	5	6	7	8	9	AB	R	H	RBI	BB	SO	LOB	BOTTOM			
Butch Wynegar, S OBP: 0.331, SLG: 0.394 (1, 2)	0-0 HR		4-0 FC4-6 1B 1-2 BB			0-0 4-3		0-0 3-1		4	2	2	2	1	0	1				
Rick Sofield, L OBP: 0.286, SLG: 0.464 (1, 8)	0-0 4-3		0-0 FC4-6 1B 1-2 2-3			0-0 1B 3-H 2B		0-0 F5		5	2	3	4	0	0	0				
Ken Landreaux, L OBP: 0.393, SLG: 0.453 (1, 7)	0-0 G4-6-3 1B		0-0 FC4-6 CS 1-2 2-3 3-H			0-0 1B 2-H		0-0 F8		5	0	2	2	0	1	2				
Danny Goodwin, L OBP: 0.250, SLG: 0.245 Pete Mackanin, R OBP: 0.297, SLG: 0.307 (8, 6)	0-0 G4-6-3		0-0 CS	0-0 G3		0-3 K		0-0 F2		4	0	0	0	0	1	2				
Glenn Adams, L OBP: 0.343, SLG: 0.365 (1, 10)		0-0 G3		4-0 FC3-6 BB		0-0 WP SH2-4 1B 1B		4-0 2B BB		2	1	1	0	2	0	0				
Mike Cabbage, L OBP: 0.348, SLG: 0.351 (8, 3)		0-0 4-3		0-0 F7		0-0 SH2-4		0-0 F4		3	0	0	0	0	0	2				
Hosken Powell, L OBP: 0.324, SLG: 0.368 (1, 9)		0-0 4-3		0-0 FC3-6		0-3 K		0-0 2B		4	0	1	0	0	1	2				
Rob Wilfong, L OBP: 0.310, SLG: 0.372 (1, 4)			0-0 FC2-6 1B			4-0 4-3 SH3-4 2B BB		4-0 1B 1B IBB		1	2	1	0	3	0	0				
John Castino, R OBP: 0.351, SLG: 0.421 (8, 5)			0-0 FC2-6 1B BB FC4-6			0-0 SH3-4		0-0 1B HR 1B		3	2	1	1	0	0	4				
Inning Stats	R: 1 E: 0 K: 0 S: 4	H: 2 LOB: 0 BB: 0 P: 4	R: 0 E: 0 K: 0 S: 3	H: 0 LOB: 0 BB: 0 P: 3	R: 1 E: 0 K: 0 S: 4	H: 2 LOB: 1 BB: 1 P: 8	R: 0 E: 0 K: 0 S: 3	H: 0 LOB: 1 BB: 1 P: 7	R: 2 E: 0 K: 1 S: 7	H: 2 LOB: 1 BB: 1 P: 11	R: 5 E: 0 K: 2 S: 11	H: 4 LOB: 0 BB: 1 P: 15	R: 0 E: 0 K: 0 S: 4	H: 1 LOB: 3 BB: 2 P: 12	R: 0 E: 0 K: 0 S: 3	H: 0 LOB: 0 BB: 0 P: 3	1B: 7 2B: 2 3B: 0 HR: 2	SF: 0 SAC: 2 DP: 1 HBP: 0	WP: 1 PB: 0 SB: 0 CS: 1	PA: 40
PITCHER Jack Billingham, R ERA: 7.62 Keith MacWhorter, R ERA: 11.45 Skip Lockwood, R ERA: 6.68 (1, 1) (5, 1) (7, 1)	IP: 4.2 WLS: L BF: 21 H: 6 R: 4 ER: 4 SO: 4 BB: 4 IBB: 4 HBP: 0 BLK: 0 WP: 1 HR: 1 S: 18 P: 30 ERA: 7.71 WHIP: 1.929															PITCHER				

Boston Red Sox @ Minnesota Twins
Metropolitan Stadium, Bloomington, MI
Tue Jun 03 1980, 8:05 PM EDT
Att: 8,346 - Unknown - 73 F

AB 31
R 9
H 11
RBI 9
BB 6
SO 3
LOB 13



Batter	1	2	3	4	5	6	7	8	9	AB	R	H	RBI	BB	SO	LOB	TOP			
Alfredo Griffin, S OBP: 0.289, SLG: 0.386 (1, 6)	5-3		K			4-3		K		4	0	0	0	0	2	1	<p>Toronto Blue Jays @ Minnesota Twins Metropolitan Stadium, Bloomington, MI</p> <p>Fri Jun 06 1980, 8:05 PM EDT Att: 5,495 - Unknown - 78 F</p> <p>livebaseballscorecards.com</p> <p>AB 28 R 0 H 1 RBI 0 BB 3 SO 6 LOB 9</p> 			
Bob Bailor, R OBP: 0.326, SLG: 0.250 (1, 7)	G6-4-3 BB			1-3		E6		FC6-4		3	0	0	0	1	0	1				
Roy Howell, L OBP: 0.333, SLG: 0.411 (1, 5)	G6-4-3			FC6-4 BB		4-3			L9	3	0	0	0	1	0	2				
Otto Velez, R OBP: 0.414, SLG: 0.618 (1, 10)		4-3		P6			K		5-3	4	0	0	0	0	1	1				
Barry Bonnell, R OBP: 0.277, SLG: 0.386 (1, 8)		L7		FC6-4			G3		L6	4	0	0	0	0	0	1				
John Mayberry, L OBP: 0.358, SLG: 0.478 (1, 3)				FC5-4 BB		P4				2	0	1	0	1	0	0				
Damaso Garcia, R OBP: 0.279, SLG: 0.404 (1, 4)				FC5-4		5-3		1-3		3	0	0	0	0	0	2				
Lloyd Moseby, L OBP: 0.341, SLG: 0.500 (1, 9)			K			K			FC6-4 HBP	2	0	0	0	0	2	0				
Bob Davis, R OBP: 0.265, SLG: 0.342 (1, 2)			F7			6-3		K		3	0	0	0	0	1	1				
Inning Stats	R: 0 E: 0 K: 0 S: 2	H: 0 LOB: 0 BB: 1 P: 6	R: 0 E: 0 K: 0 S: 3	H: 0 LOB: 1 BB: 1 P: 7	R: 0 E: 0 K: 2 S: 7	H: 0 LOB: 0 BB: 0 P: 7	R: 0 E: 0 K: 0 S: 3	H: 0 LOB: 1 BB: 1 P: 7	R: 0 E: 1 K: 1 S: 5	H: 0 LOB: 0 BB: 0 P: 5	R: 0 E: 0 K: 1 S: 6	H: 1 LOB: 1 BB: 0 P: 6	R: 0 E: 0 K: 2 S: 7	H: 0 LOB: 1 BB: 0 P: 8	R: 0 E: 0 K: 0 S: 3	H: 0 LOB: 0 BB: 0 P: 3	1B: 1 2B: 0 3B: 0 HR: 0	SF: 0 SAC: 0 DP: 1 HBP: 1	WP: 0 PB: 0 SB: 0 CS: 0	PA: 32
PITCHER Geoff Zahn, L ERA: 4.52 (1, 1)	IP: 9.0 WLS: W BF: 32 H: 1 R: 0 ER: 0 SO: 6 BB: 3 IBB: 0 HBP: 1 BLK: 0 WP: 0 HR: 0 S: 40 P: 53 ERA: 0.00 WHIP: 0.444															PITCHER				

Batter	1	2	3	4	5	6	7	8	9	AB	R	H	RBI	BB	SO	LOB	BOTTOM				
Butch Wynegar, S OBP: 0.333, SLG: 0.397 (1, 2)	6-3			1B BB	F7			L8		4	0	1	0	1	0	1	<p>Toronto Blue Jays @ Minnesota Twins Metropolitan Stadium, Bloomington, MI</p> <p>Fri Jun 06 1980, 8:05 PM EDT Att: 5,495 - Unknown - 78 F</p> <p>livebaseballscorecards.com</p> <p>AB 34 R 5 H 12 RBI 5 BB 4 SO 1 LOB 14</p> 				
Ken Landreaux, L OBP: 0.398, SLG: 0.454 (1, 8)	3-1		4-3	HBP 1B		G6-4-3 BB				4	0	2	1	1	0	0					
Ron Jackson, R OBP: 0.282, SLG: 0.349 (1, 3)			FC6-4 1B	1-2 HBP		G6-4-3		5-3		4	0	2	0	0	0	2					
Jose Morales, R OBP: 0.407, SLG: 0.500 (1, 10)			F8	6-3		6-3				1	0	0	0	1	0	1					
Danny Goodwin, L OBP: 0.245, SLG: 0.240 (4, PH)			F8	6-3		6-3				1	0	0	0	0	0	3					
Willie Norwood, R OBP: 0.220, SLG: 0.250 (6, PH)						6-3				1	0	0	0	0	0	0					
John Castino, R OBP: 0.342, SLG: 0.410 (1, 5)	FC6		FC6-4		F8			F9		4	0	0	0	0	0	3					
Pete Mackanin, R OBP: 0.286, SLG: 0.315 (1, 6)		P3		1-6-3 2B 2B	F9			K		4	1	1	0	0	1	0					
Rick Sofield, L OBP: 0.299, SLG: 0.477 (1, 7)				1-6-3 2B 2B						3	2	2	0	1	0	1					
Hosken Powell, L OBP: 0.329, SLG: 0.388 (1, 9)		P5		4-3 1B 2B				4-3		4	2	2	2	0	0	2					
Rob Wilfong, L OBP: 0.316, SLG: 0.376 (1, 4)				4-3 2B 1B				4-3		4	0	2	2	0	0	1					
Inning Stats	R: 0 E: 0 K: 0 S: 4	H: 1 LOB: 2 BB: 1 P: 8	R: 1 E: 0 K: 0 S: 4	H: 2 LOB: 2 BB: 1 P: 8	R: 0 E: 0 K: 0 S: 4	H: 1 LOB: 1 BB: 0 P: 4	R: 2 E: 0 K: 0 S: 6	H: 3 LOB: 3 BB: 1 P: 11	R: 2 E: 0 K: 0 S: 6	H: 3 LOB: 1 BB: 0 P: 6	R: 0 E: 0 K: 0 S: 2	H: 0 LOB: 0 BB: 1 P: 6	R: 0 E: 0 K: 1 S: 6	H: 1 LOB: 1 BB: 0 P: 6	R: 0 E: 0 K: 0 S: 4	H: 1 LOB: 1 BB: 0 P: 4		1B: 7 2B: 5 3B: 0 HR: 0	SF: 0 SAC: 0 DP: 1 HBP: 1	WP: 0 PB: 0 SB: 1 CS: 0	PA: 39
PITCHER Paul Mirabella, L ERA: 3.63 (1, 1)	IP: 3.2 WLS: L BF: 20 H: 7 R: 3 ER: 3 SO: 3 BB: 3 IBB: 0 HBP: 0 BLK: 0 WP: 0 HR: 0 S: 17 P: 29 ERA: 7.36 WHIP: 2.727															PITCHER					
Mike Barlow, R ERA: 13.5 (4, 1)	1.1	8	3	2	2	0	0	0	1	0	0	0	7	8	13.50	2.250					
Balor Moore, L ERA: 5.58 (6, 1)	3.0	11	2	0	0	1	1	0	0	0	0	0	12	16	0.00	1.000					

Batter	1	2	3	4	5	6	7	8	9	AB	R	H	RBI	BB	SO	LOB	TOP										
Alfredo Griffin, S OBP: 0.288, SLG: 0.398 (1, 6)										4	1	1	1	0	0	3	Toronto Blue Jays @ Minnesota Twins Metropolitan Stadium, Bloomington, MI Sat Jun 07 1980, 4:33 AM EDT Att: 5,375 - Cloudy - 70 F livebaseballscorecards.com										
Bob Bailor, R OBP: 0.317, SLG: 0.240 (1, 7)										4	0	0	0	0	0	0											
Roy Howell, L OBP: 0.332, SLG: 0.407 (1, 5)										4	0	1	0	0	0	0											
Otto Velez, R OBP: 0.404, SLG: 0.600 (1, 10)										4	0	0	0	0	1	1											
Barry Bonnell, R OBP: 0.272, SLG: 0.378 (1, 8)										3	0	0	0	0	0	1											
John Mayberry, L OBP: 0.328, SLG: 0.494 (1, 3)										3	1	1	1	0	0	0											
Damaso Garcia, R OBP: 0.280, SLG: 0.402 (1, 4)										3	0	1	0	0	0	0											
Lloyd Moseby, L OBP: 0.341, SLG: 0.512 (1, 9)										3	0	1	0	0	0	1											
Ernie Whitt, L OBP: 0.315, SLG: 0.246 (1, 2)										2	0	1	0	1	1	0											
Joe Cannon, L (8, PR)										0	0	0	0	0	0	0											
Bob Davis, R OBP: 0.265, SLG: 0.342 (8, 2)										0	0	0	0	0	0	0											
Inning Stats	R: 0 E: 0 K: 0 S: 3	H: 0 LOB: 0 BB: 0 P: 3	R: 0 E: 0 K: 0 S: 3	H: 0 LOB: 0 BB: 0 P: 3	R: 0 E: 0 K: 0 S: 4	H: 2 LOB: 1 BB: 0 P: 4	R: 0 E: 0 K: 0 S: 4	H: 1 LOB: 1 BB: 0 P: 4	R: 0 E: 0 K: 0 S: 3	H: 1 LOB: 0 BB: 0 P: 3	R: 1 E: 0 K: 1 S: 6	H: 1 LOB: 0 BB: 0 P: 6	R: 1 E: 0 K: 1 S: 6	H: 1 LOB: 0 BB: 0 P: 6	R: 0 E: 0 K: 0 S: 2	H: 0 LOB: 1 BB: 1 P: 6	R: 0 E: 0 K: 0 S: 3	H: 0 LOB: 0 BB: 0 P: 3	1B: 3 2B: 3 3B: 0 HR: 2	SF: 0 SAC: 0 DP: 2 HBP: 0	WP: 0 PB: 0 SB: 0 CS: 1	PA: 32					
PITCHER	IP	WLS	BF	H	R	ER	SO	BB	IBB	HBP	BLK	WP	HR	S	P	ERA	WHIP										
Darrell Jackson, L ERA: 2.94 (1, 1)	7.1	W	27	6	2	2	2	1	0	0	0	0	2	30	34	2.46	0.955										
Doug Corbett, R ERA: 2.06 (8, 1)	1.2	S	4	0	0	0	0	0	0	0	0	0	0	4	4	0.00	0.000										

Batter	1	2	3	4	5	6	7	8	9	AB	R	H	RBI	BB	SO	LOB	BOTTOM										
Butch Wynegar, S OBP: 0.337, SLG: 0.396 (1, 2)										3	0	1	0	1	1	0	Toronto Blue Jays @ Minnesota Twins Metropolitan Stadium, Bloomington, MI Sat Jun 07 1980, 4:33 AM EDT Att: 5,375 - Cloudy - 70 F livebaseballscorecards.com										
Rick Sofield, L OBP: 0.291, SLG: 0.462 (1, 7)										4	0	0	0	0	2	2											
Ken Landreaux, L OBP: 0.395, SLG: 0.455 (1, 8)										4	1	1	0	0	0	0											
Glenn Adams, L OBP: 0.342, SLG: 0.364 (1, 10)										3	0	1	1	0	0	0											
Rob Wilfong, L OBP: 0.316, SLG: 0.375 (1, 4)										3	1	1	0	0	0	0											
Hosken Powell, L OBP: 0.329, SLG: 0.386 (1, 9)										3	0	1	0	0	0	0											
Danny Goodwin, L OBP: 0.286, SLG: 0.289 (1, 3)										2	1	1	0	1	0	2											
Ron Jackson, R OBP: 0.282, SLG: 0.349 (8, 3)										0	0	0	0	0	0	0											
Mike Cabbage, L OBP: 0.349, SLG: 0.351 (1, 5)										3	0	1	1	0	0	2											
John Castino, R OBP: 0.338, SLG: 0.404 (1, 6)										2	0	0	1	0	0	2											
Inning Stats	R: 0 E: 0 K: 1 S: 5	H: 0 LOB: 0 BB: 0 P: 5	R: 0 E: 0 K: 0 S: 3	H: 0 LOB: 0 BB: 0 P: 3	R: 1 E: 0 K: 0 S: 4	H: 1 LOB: 1 BB: 1 P: 8	R: 0 E: 0 K: 0 S: 3	H: 0 LOB: 0 BB: 0 P: 3	R: 0 E: 0 K: 0 S: 3	H: 0 LOB: 1 BB: 1 P: 7	R: 1 E: 0 K: 0 S: 4	H: 2 LOB: 1 BB: 0 P: 4	R: 1 E: 0 K: 0 S: 5	H: 3 LOB: 1 BB: 0 P: 5	R: 0 E: 0 K: 0 S: 3	H: 1 LOB: 0 BB: 0 P: 3	1B: 5 2B: 3 3B: 0 HR: 0	SF: 0 SAC: 1 DP: 2 HBP: 0	WP: 0 PB: 0 SB: 0 CS: 0	PA: 30							
PITCHER	IP	WLS	BF	H	R	ER	SO	BB	IBB	HBP	BLK	WP	HR	S	P	ERA	WHIP										
Dave Stieb, R ERA: 3.0 (1, 1)	8.0	L	30	7	3	3	3	1	2	0	0	0	0	30	38	3.38	1.125										

Batter	1	2	3	4	5	6	7	8	9	AB	R	H	RBI	BB	SO	LOB	TOP										
Alfredo Griffin, S OBP: 0.288, SLG: 0.395	F7			F8		F8		F4		4	0	1	0	0	0	0	Toronto Blue Jays @ Minnesota Twins Metropolitan Stadium, Bloomington, MI Sun Jun 08 1980, 4:33 AM EDT Unknown - 69 F										
Al Woods, L OBP: 0.355, SLG: 0.496	G3			BLK BB		1B			F8	3	0	1	0	1	0	0											
John Mayberry, L OBP: 0.355, SLG: 0.506	F9			L8		F7			HR	4	1	1	1	0	0	3											
Otto Velez, R OBP: 0.394, SLG: 0.583 Garth Iorg, R OBP: 0.358, SLG: 0.444		F7		K			4-3		E5	4	0	0	0	0	1	1											
Roy Howell, L OBP: 0.324, SLG: 0.398		K			4-3		F8		E6	4	0	0	0	0	1	1											
Lloyd Moseby, L OBP: 0.333, SLG: 0.489		K			L6		FC6-4 1B		3-1	4	0	1	0	0	1	2											
Damaso Garcia, R OBP: 0.273, SLG: 0.393				F4		L9		FC6-4 1B	3-1	4	0	0	0	0	0	3											
Joe Cannon, L OBP: 0.303, SLG: 0.235				B2-3		F7		F8		3	0	0	0	0	0	0											
Ernie Whitt, L OBP: 0.303, SLG: 0.235				L1		F4		G3		3	0	0	0	0	0	0											
Inning Stats	R: 0 E: 0 K: 0 S: 3	H: 0 LOB: 0 BB: 0 P: 3	R: 0 E: 0 K: 2 S: 7	H: 0 LOB: 0 BB: 0 P: 7	R: 0 E: 0 K: 0 S: 3	H: 0 LOB: 0 BB: 0 P: 3	R: 0 E: 0 K: 1 S: 5	H: 0 LOB: 1 BB: 1 P: 9	R: 0 E: 0 K: 0 S: 3	H: 0 LOB: 0 BB: 0 P: 3	R: 0 E: 0 K: 0 S: 4	H: 1 LOB: 1 BB: 0 P: 4	R: 0 E: 0 K: 0 S: 3	H: 0 LOB: 0 BB: 0 P: 3	R: 1 E: 2 K: 0 S: 6	H: 1 LOB: 2 BB: 0 P: 6	1B: 3 2B: 0 3B: 0 HR: 1	SF: 0 SAC: 0 DP: 0 HBP: 0	WP: 0 PB: 0 SB: 0 CS: 0	PA: 34							
PITCHER	IP	WLS	BF	H	R	ER	SO	BB	IBB	HBP	BLK	WP	HR	S	P	ERA	WHIP										
Roger Erickson, R ERA: 2.28	8.1	W	32	4	1	1	3	1	0	0	1	0	1	37	41	1.08	0.600										
Doug Corbett, R ERA: 2.03	0.2	S	2	0	0	0	0	0	0	0	0	0	0	2	2	0.00	0.000										

Batter	1	2	3	4	5	6	7	8	9	AB	R	H	RBI	BB	SO	LOB	BOTTOM										
Butch Wynegar, S OBP: 0.335, SLG: 0.399	G3	3-1		SH2-3		F8		L7		4	0	1	0	0	0	3	Toronto Blue Jays @ Minnesota Twins Metropolitan Stadium, Bloomington, MI Sun Jun 08 1980, 4:33 AM EDT Unknown - 69 F										
Rick Softfield, L OBP: 0.301, SLG: 0.474	4-3		SH4-3 BB	L9		F6		G6-3 1B		5	0	3	0	0	0	2											
Ken Landreaux, L OBP: 0.400, SLG: 0.450	4-3		SH4-3 BB	1B		F8		G6-3		2	1	0	0	3	0	3											
Glenn Adams, L OBP: 0.338, SLG: 0.358 Jose Morales, R OBP: 0.407, SLG: 0.500 Roy Smalley, S OBP: 0.354, SLG: 0.412 Dave Edwards, R OBP: 0.306, SLG: 0.309 Danny Goodwin, L OBP: 0.263, SLG: 0.264	6-3		SH4-3	1B		F8				1	0	0	0	0	0	1											
Rob Wilfong, L OBP: 0.321, SLG: 0.387		2B		F7		4-3				0	0	0	0	0	0	0											
Mike Cabbage, L OBP: 0.344, SLG: 0.358		1-3		F5		G3				4	0	1	1	0	1	4											
Hosken Powell, L OBP: 0.333, SLG: 0.385		1-3		1B		K				3	1	1	0	1	1	0											
Ron Jackson, R OBP: 0.281, SLG: 0.345		1-3		1B		5-3				4	1	1	0	0	0	2											
John Castino, R OBP: 0.329, SLG: 0.393	F3			E1		6-3		E6		4	1	0	1	0	0	2											
Inning Stats	R: 0 E: 0 K: 0 S: 4	H: 1 LOB: 1 BB: 0 P: 4	R: 1 E: 0 K: 0 S: 5	H: 2 LOB: 2 BB: 1 P: 9	R: 0 E: 0 K: 0 S: 4	H: 1 LOB: 2 BB: 1 P: 8	R: 4 E: 1 K: 0 S: 8	H: 4 LOB: 2 BB: 1 P: 12	R: 0 E: 0 K: 1 S: 5	H: 0 LOB: 0 BB: 0 P: 5	R: 0 E: 0 K: 0 S: 4	H: 1 LOB: 2 BB: 1 P: 8	R: 0 E: 1 K: 0 S: 4	H: 1 LOB: 1 BB: 0 P: 4	R: 0 E: 2 K: 0 S: 6	H: 1 LOB: 2 BB: 0 P: 6	1B: 6 2B: 4 3B: 0 HR: 0	SF: 0 SAC: 2 DP: 1 HBP: 0	WP: 1 PB: 0 SB: 0 CS: 0	PA: 39							
PITCHER	IP	WLS	BF	H	R	ER	SO	BB	IBB	HBP	BLK	WP	HR	S	P	ERA	WHIP										
Jesse Jefferson, R ERA: 4.74	3.0	L	18	6	4	4	0	2	0	0	0	1	0	16	24	12.00	2.667										
Balor Moore, L ERA: 5.74	0.2		3	0	0	0	0	1	0	0	0	1	0	2	6	0.00	1.500										
Tom Buskey, R ERA: 3.48	3.1		14	3	1	0	2	1	0	0	0	0	0	17	21	0.00	1.200										
Mike Barlow, R ERA: 7.71	1.0		4	1	0	0	0	0	0	0	0	0	0	4	4	0.00	1.000										

AB 33
R 1
H 4
RBI 1
BB 1
SO 3
LOB 10



AB 33
R 5
H 10
RBI 4
BB 4
SO 2
LOB 23



Batter	1	2	3	4	5	6	7	8	9	10	11	12	13	AB	R	H	RBI	BB	SO	LOB	TOP						
Alfredo Griffin, S OBP: 0.260, SLG: 0.386 (1, 6)	4-3		SF9		5-3		5-3			1-3		G3		5	0	0	1	0	0	2							
Damaso Garcia, R OBP: 0.270, SLG: 0.385 (1, 4)	5-3		F7		4-3					G3		F7		6	0	1	0	0	0	1							
John Mayberry, L OBP: 0.350, SLG: 0.494 (1, 3)	4-3									1B				6	0	1	0	0	3	1							
Otto Velez, R OBP: 0.392, SLG: 0.600 (13, PR)														6	1	2	1	0	2	2							
Roy Howell, L OBP: 0.325, SLG: 0.392 (1, 5)														0	1	0	0	0	0	0							
Barry Bonnell, R OBP: 0.286, SLG: 0.392 (1, 8)														5	1	1	0	1	0	0							
Lloyd Moseby, L OBP: 0.315, SLG: 0.440 (1, 9)														5	1	3	2	1	0	1							
Bob Bailor, R OBP: 0.326, SLG: 0.264 (1, 7)														5	0	0	0	1	1	4							
Bob Davis, R OBP: 0.282, SLG: 0.383 (9, PH)														5	0	0	0	1	1	4							
Al Woods, L OBP: 0.253, SLG: 0.492 (9, 2)														5	0	0	0	1	1	4							
Ernie Whitt, L OBP: 0.299, SLG: 0.232 (9, 2)														5	0	0	0	1	1	4							
Inning Stats	R: 0 E: 0 K: 0 S: 3	H: 0 LOB: 0 BB: 0 P: 3	R: 0 E: 0 K: 1 S: 5	H: 0 LOB: 1 BB: 1 P: 9	R: 1 E: 0 K: 0 S: 4	H: 1 LOB: 0 BB: 0 P: 4	R: 0 E: 0 K: 0 S: 3	H: 1 LOB: 0 BB: 0 P: 3	R: 2 E: 1 K: 1 S: 6	H: 3 LOB: 1 BB: 0 P: 6	ERA: 4.15 WHIP: 1.154	PITCHER										WIP: 0 PB: 0 SB: 0 CS: 0	PA: 53				
PITCHER	IP	WLS	BF	H	R	ER	SO	BB	IBB	HBP	BLK	WP	HR	S	P	ERA	WHIP										
Jerry Koosman, L ERA: 4.12 (1, 1)	8.2		35	9	4	4	5	1	0	0	1	0	1	44	48	4.15	1.154										
Doug Corbett, R ERA: 1.93 (9, 1)	2.1		9	2	0	0	1	0	0	0	0	0	0	11	11	0.00	0.857										
Fernando Arroyo, R ERA: 9.0 (12, 1)	2.0	L	9	2	2	2	1	0	2	0	0	0	0	9	17	9.00	1.000										

Toronto Blue Jays @ Minnesota Twins
Metropolitan Stadium, Bloomington, MI
Sun Jun 08 1980, 4:38 AM EDT
Att. 17,869 - Unknown

AB 48
R 6
H 13
RBI 6
BB 3
SO 7
LOB 16



Batter	1	2	3	4	5	6	7	8	9	10	11	12	13	AB	R	H	RBI	BB	SO	LOB	BOTTOM						
Butch Wynegar, S OBP: 0.351, SLG: 0.405 (1, 2)	1B 2B				4-3					P6		K		5	1	2	1	1	1	2							
Rick Sofield, L OBP: 0.302, SLG: 0.471 (7, PH)														3	0	1	1	0	2	2							
Jose Morales, R OBP: 0.417, SLG: 0.509 (8, 7)														1	0	1	1	0	0	0							
Dave Edwards, R OBP: 0.297, SLG: 0.300 (1, 8)														2	0	0	0	0	1	1							
Ken Landreaux, L OBP: 0.394, SLG: 0.442 (1, 8)	L9													6	0	1	0	0	2	5							
Danny Gooden, L OBP: 0.297, SLG: 0.321 (1, 3)														3	1	1	1	0	1	1							
John Castino, R OBP: 0.329, SLG: 0.392 (8, 6)	L7-6-4-3													3	0	1	0	0	1	1							
Rob Wilfong, L OBP: 0.315, SLG: 0.372 (1, 4)														3	0	1	0	0	1	1							
Glenn Adams, L OBP: 0.338, SLG: 0.367 (8, PH)														5	0	0	0	1	2	1							
Willie Norwood, R OBP: 0.210, SLG: 0.237 (8, 3)														3	0	1	0	0	0	1							
Mike Cubbage, L OBP: 0.337, SLG: 0.349 (1, 5)														5	1	1	0	0	1	1							
Hosken Powell, L OBP: 0.336, SLG: 0.386 (1, 9)														5	1	2	0	0	1	1							
Pete Mackanin, R OBP: 0.283, SLG: 0.312 (7, PH)														1	0	0	0	0	0	0							
Roy Smalley, S OBP: 0.355, SLG: 0.410 (8, 3)														1	0	0	0	1	1	2							
Darrell Jackson, S (9, PR)														0	0	0	0	0	0	0							
Ron Jackson, R OBP: 0.287, SLG: 0.345 (10, 3)														0	0	0	0	1	0	0							
Inning Stats	R: 1 E: 0 K: 0 S: 4	H: 2 LOB: 0 BB: 0 P: 4	R: 0 E: 0 K: 0 S: 2	H: 0 LOB: 0 BB: 1 P: 6	R: 0 E: 0 K: 2 S: 9	H: 1 LOB: 2 BB: 1 P: 12	R: 1 E: 0 K: 2 S: 9	H: 2 LOB: 1 BB: 0 P: 9	R: 0 E: 0 K: 1 S: 5	H: 0 LOB: 0 BB: 0 P: 5	ERA: 5.40 WHIP: 1.500	PITCHER										WIP: 0 PB: 0 SB: 0 CS: 2	PA: 51				
PITCHER	IP	WLS	BF	H	R	ER	SO	BB	IBB	HBP	BLK	WP	HR	S	P	ERA	WHIP										
Luis Leal, R ERA: 6.14 (1, 1)	6.2		28	8	4	4	8	2	0	0	0	0	1	42	50	5.40	1.500										
Jerry Garvin, L ERA: 1.93 (7, 1)	4.2		16	2	0	0	4	1	0	0	0	0	0	23	27	0.00	0.643										
Joey McLaughlin, R ERA: 4.35 (12, 1)	1.2	W	7	1	0	0	2	1	0	0	0	0	0	10	14	0.00	1.200										

Toronto Blue Jays @ Minnesota Twins
Metropolitan Stadium, Bloomington, MI
Sun Jun 08 1980, 4:38 AM EDT
Att. 17,869 - Unknown

AB 46
R 4
H 11
RBI 4
BB 4
SO 14
LOB 19



Batter	1	2	3	4	5	6	7	8	9	AB	R	H	RBI	BB	SO	LOB	TOP			
Butch Wynegar, S OBP: 0.339, SLG: 0.407 (1, 2)										4	0	1	2	0	0	0	Minnesota Twins @ Detroit Tigers Tiger Stadium, Detroit, MI Tue Jun 10 1980, 7:05 PM EDT Att: 12,399 - Unknown - 57 F			
Rick Sofield, L OBP: 0.294, SLG: 0.458 (1, 7)										4	0	0	0	0	0	1				
Ken Landreaux, L OBP: 0.387, SLG: 0.433 (1, 8)										4	0	0	0	0	1	1				
Glenn Adams, L OBP: 0.333, SLG: 0.351 (1, 10)										4	0	1	0	0	0	0				
Rob Wilfong, L OBP: 0.313, SLG: 0.368 (1, 4)										4	0	1	0	0	2	1				
Hosken Powell, L OBP: 0.333, SLG: 0.382 (1, 9)										4	0	1	0	0	2	2				
Mike Cabbage, L OBP: 0.337, SLG: 0.348 (1, 3) (5, 5)										3	1	1	0	0	0	1				
Pete Mackanin, R OBP: 0.280, SLG: 0.309 Danny Goodwin, L OBP: 0.274, SLG: 0.345 (5, FH) (5, 3)										1	0	0	0	0	1	0				
John Castino, R OBP: 0.329, SLG: 0.387 (5, 6)				BB						2	1	0	0	1	0	1				
Inning Stats	R: 0 E: 0 K: 1 S: 5	H: 0 LOB: 0 BB: 0 P: 5	R: 0 E: 0 K: 1 S: 6	H: 1 LOB: 1 BB: 0 P: 6	R: 1 E: 0 K: 1 S: 6	H: 1 LOB: 1 BB: 1 P: 10	R: 0 E: 0 K: 2 S: 7	H: 0 LOB: 0 BB: 0 P: 7	R: 0 E: 0 K: 0 S: 3	H: 0 LOB: 0 BB: 0 P: 3	R: 0 E: 0 K: 0 S: 3	H: 1 LOB: 0 BB: 0 P: 3	R: 2 E: 0 K: 0 S: 5	H: 2 LOB: 0 BB: 0 P: 5	R: 0 E: 0 K: 1 S: 6	H: 1 LOB: 1 BB: 0 P: 6		1B: 4 2B: 2 3B: 0 HR: 0	SF: 0 SAC: 0 DP: 1 HBP: 0	WP: 1 PB: 0 SB: 0 CS: 0
PITCHER Mitt Wilcox, R ERA: 3.71 (1, 1)	IP: 9.0 WLS: W BF: 33	H: 6 R: 3 ER: 3 SO: 6	BB: 1 IBB: 0 HBP: 0 BLK: 0	WP: 1 HR: 0 S: 44 P: 48	ERA: 3.00 WHIP: 0.778											AB: 32 R: 3 H: 6 RBI: 3 BB: 1 SO: 6 LOB: 7				

Batter	1	2	3	4	5	6	7	8	9	AB	R	H	RBI	BB	SO	LOB	BOTTOM
Jim Lentine, R OBP: 0.333, SLG: 0.394 (1, 7)										5	0	2	1	0	0	1	Minnesota Twins @ Detroit Tigers Tiger Stadium, Detroit, MI Tue Jun 10 1980, 7:05 PM EDT Att: 12,399 - Unknown - 57 F
Alan Trammell, R OBP: 0.413, SLG: 0.406 (1, 6)										3	2	1	0	1	2	1	
Steve Kemp, L OBP: 0.387, SLG: 0.473 (1, 10)										3	2	2	1	0	0	0	
Lance Parrish, R OBP: 0.310, SLG: 0.468 (1, 2)										4	2	3	3	0	0	1	
Al Cowens, R OBP: 0.314, SLG: 0.312 (1, 9)										4	0	1	2	0	1	3	
John Wockenfuss, R OBP: 0.407, SLG: 0.494 Tim Corcoran, L OBP: 0.300, SLG: 0.190 (8, 3)										4	0	1	0	0	1	3	
Tom Brookens, R OBP: 0.320, SLG: 0.321 (1, 5)									BB	2	0	0	1	1	1	1	
Dave Stegman, R OBP: 0.291, SLG: 0.307 (1, 8)										4	1	0	0	0	0	2	
Stan Papi, R OBP: 0.429, SLG: 0.857 (1, 4)										4	1	1	0	0	0	1	
Inning Stats	R: 0 E: 0 K: 1 S: 5	H: 2 LOB: 1 BB: 0 P: 5	R: 4 E: 0 K: 1 S: 8	H: 3 LOB: 1 BB: 1 P: 13	R: 0 E: 0 K: 1 S: 6	H: 1 LOB: 1 BB: 0 P: 6	R: 0 E: 0 K: 0 S: 3	H: 0 LOB: 0 BB: 0 P: 3	R: 2 E: 0 K: 1 S: 8	H: 3 LOB: 1 BB: 0 P: 8	R: 1 E: 0 K: 0 S: 3	H: 1 LOB: 1 BB: 1 P: 7	1B: 7 2B: 4 3B: 0 HR: 0	SF: 1 SAC: 0 DP: 0 HBP: 1	WP: 0 PB: 0 SB: 0 CS: 0	PA: 37	
PITCHER Geoff Zahn, L ERA: 4.94 John Verhoeven, R ERA: 4.13 Fernando Arroyo, R ERA: 6.0 (3, 1) (8, 1)	IP: 2.1 WLS: L BF: 14	H: 5 R: 5 ER: 5 SO: 4	BB: 1 IBB: 0 HBP: 0 BLK: 0	WP: 0 HR: 0 S: 27 P: 31	ERA: 19.29 WHIP: 2.571											AB: 33 R: 8 H: 11 RBI: 8 BB: 2 SO: 5 LOB: 13	

Batter	1	2	3	4	5	6	7	8	9	AB	R	H	RBI	BB	SO	LOB	TOP							
Roy Smalley, S OBP: 0.358, SLG: 0.418 Pete Mackanin, R OBP: 0.277, SLG: 0.305	0-0 SH2-3 3-4-1 1B	0-3 K			0-0 WP SH 2B	0-3 K		0-0 1-3		4	2	2	0	0	2	0								
Rick Sofield, L OBP: 0.286, SLG: 0.449	0-0 SH2-3 1-2		0-0 5-3		0-0 SH HR 2H	0-0 5-3		0-0 4-3		3	1	0	1	0	0	0								
Mike Cabbage, L OBP: 0.340, SLG: 0.383	0-0 E4 3-4-1 2-3 1B		0-0 4-3		0-0 HR 1H			0-0 F9		5	2	2	2	0	0	1								
Ken Landreaux, L OBP: 0.383, SLG: 0.433	0-0 3-4-1 1-2 3-H		0-0 4-3		0-0 1B 2B			0-0 F8		5	1	1	1	0	0	2								
Butch Wynegar, S OBP: 0.340, SLG: 0.404	4-0 1B BB				0-0 F8 2H	0-0 5-3 1B 1B		0-0 6-3		4	1	1	1	1	0	0								
Glenn Adams, L OBP: 0.337, SLG: 0.355 Jose Morales, R OBP: 0.435, SLG: 0.518 Danny Goodwin, L OBP: 0.270, SLG: 0.339	0-0 1-2 2-H 1B		0-0 3-1		0-0 5-3 1B 1B		4-0 FC6-4 BB	0-3 K		2	0	1	1	0	0	0								
Hosken Powell, L OBP: 0.331, SLG: 0.378	0-0 L7		0-0 5-3		0-0 5-3 1-2 2-3 1B		0-0 FC6-4 1-2			4	0	1	0	0	0	5								
Rob Wilfong, L OBP: 0.312, SLG: 0.365		0-0 6-3		0-0 5-3		0-0 S 1B 2-H 3-H		0-3 K		4	0	1	2	0	1	2								
John Castino, R OBP: 0.328, SLG: 0.403		0-0 L6			0-0 5-3 K			0-0 HR		4	1	1	1	0	1	1								
Inning Stats	R: 2 E: 1 K: 0 S: 6	H: 2 LOB: 2 BB: 1 P: 10	R: 0 E: 0 K: 1 S: 5	H: 0 LOB: 0 BB: 0 P: 5	R: 0 E: 0 K: 0 S: 3	H: 0 LOB: 0 BB: 0 P: 3	R: 0 E: 0 K: 0 S: 4	H: 1 LOB: 1 BB: 0 P: 4	R: 6 E: 1 K: 1 S: 12	H: 6 LOB: 1 BB: 0 P: 12	R: 0 E: 0 K: 1 S: 6	H: 1 LOB: 1 BB: 0 P: 6	R: 0 E: 0 K: 1 S: 5	H: 0 LOB: 1 BB: 1 P: 9	R: 1 E: 0 K: 0 S: 4	H: 1 LOB: 0 BB: 0 P: 4	R: 0 E: 0 K: 1 S: 5	H: 0 LOB: 0 BB: 0 P: 5	1B: 7 2B: 2 3B: 0 HR: 2	SF: 0 SAC: 2 DP: 0 HBP: 0	WP: 1 PB: 0 SB: 1 CS: 0	PA: 42		
PITCHER	IP WLS BF H R ER SO BB IBB HBP BLK WP HR S P ERA WHIP	4.1 L 23 7 7 4 1 1 0 0 0 1 1 24 28 8.31 1.846	5.1 L 16 4 2 1 3 1 0 0 0 0 1 21 25 2.46 1.364	9.1 S 3 0 0 0 1 0 0 0 0 0 0 5 5 0.00 0.000																				

Minnesota Twins @ Detroit Tigers
Tiger Stadium, Detroit, MI
Wed Jun 11, 1980, 7:05 PM EDT
Att: 16,017 - Unknown - 68 F

AB 38
R 9
H 11
RBI 9
BB 2
SO 5
LOB 11



Batter	1	2	3	4	5	6	7	8	9	AB	R	H	RBI	BB	SO	LOB	BOTTOM							
Jim Lentine, R OBP: 0.333, SLG: 0.371 Rick Peters, S OBP: 0.325, SLG: 0.324	0-0 5-3		4-0 G4-6-3 BB		0-0 1-3		0-0 L6		0-0 1B F8 1B	2	0	0	0	1	0	0								
Alan Trammell, R OBP: 0.412, SLG: 0.406	0-0 S 1B		0-0 L5		0-0 G3-6-3 1B		0-0 5-3		0-0 F8 1-2	5	0	2	0	0	0	2								
Steve Kemp, L OBP: 0.388, SLG: 0.467	4-0 G5-4-3 BB		0-0 G4-6-3 1-2		0-0 G3-6-3 1-2			0-0 4-3		4	0	1	0	1	0	2								
Lance Parrish, R OBP: 0.321, SLG: 0.493	0-0 G5-4-3 1-2			4-0 1B BB		0-0 HR		0-0 6-3 1B 2B		4	3	3	2	1	0	2								
Al Cowens, R OBP: 0.316, SLG: 0.321		0-0 5-3		0-0 1B FC1-2 1B		0-0 E G4-6-3 2B		0-0 6-3		5	1	2	0	0	0	3								
John Wockenfuss, R OBP: 0.414, SLG: 0.500 Champ Summers, L OBP: 0.391, SLG: 0.475		0-0 1B		0-0 FC6-4 FC1-2 1-3 2-H 1B		0-0 E5 G4-6-3		4-0 1B 1B BB		3	0	2	1	0	0	1								
Richie Hebner, L OBP: 0.333, SLG: 0.445		0-0 L9		0-0 FC1-2 FC6-4 1-2		0-0 G4-6-3 1-2		0-0 1B 1B		4	0	1	1	0	0	4								
Tom Brookens, R OBP: 0.320, SLG: 0.321 Tim Corcoran, L OBP: 0.314, SLG: 0.209		0-0 FC6-4 1B		0-0 FC6-4 FC1-2 1-2 2-3		0-0 F9		0-0 1B 1B		3	0	1	0	0	0	2								
Stan Papi, R OBP: 0.375, SLG: 0.750 Lou Whitaker, L OBP: 0.330, SLG: 0.220		0-0 FC6-4 1-2		0-0 F3			0-0 2-3		0-0 1-3	2	0	0	0	0	0	3								
Inning Stats	R: 0 E: 0 K: 0 S: 3	H: 1 LOB: 1 BB: 1 P: 7	R: 0 E: 0 K: 0 S: 5	H: 2 LOB: 2 BB: 0 P: 5	R: 0 E: 0 K: 0 S: 2	H: 0 LOB: 0 BB: 1 P: 6	R: 1 E: 0 K: 0 S: 5	H: 2 LOB: 2 BB: 1 P: 9	R: 0 E: 0 K: 0 S: 3	H: 2 LOB: 0 BB: 0 P: 3	R: 2 E: 1 K: 0 S: 5	H: 2 LOB: 0 BB: 0 P: 5	R: 0 E: 0 K: 0 S: 3	H: 0 LOB: 0 BB: 0 P: 3	R: 1 E: 0 K: 0 S: 6	H: 3 LOB: 3 BB: 1 P: 10	R: 1 E: 0 K: 0 S: 6	H: 3 LOB: 2 BB: 0 P: 6	1B: 11 2B: 2 3B: 0 HR: 1	SF: 0 SAC: 0 DP: 4 HBP: 0	WP: 0 PB: 0 SB: 1 CS: 0	PA: 42		
PITCHER	IP WLS BF H R ER SO BB IBB HBP BLK WP HR S P ERA WHIP	6.0 W 26 8 3 2 0 3 0 0 0 0 0 14 18 6.75 1.833	7.1 L 15 6 2 2 0 1 0 0 0 0 0 14 18 6.75 2.625	9.1 S 1 0 0 0 0 0 0 0 0 0 0 1 1 0.00 0.000																				

Minnesota Twins @ Detroit Tigers
Tiger Stadium, Detroit, MI
Wed Jun 11, 1980, 7:05 PM EDT
Att: 16,017 - Unknown - 68 F

AB 38
R 5
H 14
RBI 4
BB 4
SO 0
LOB 25



Batter	1	2	3	4	5	6	7	8	9	AB	R	H	RBI	BB	SO	LOB	TOP											
John Castino, R OBP: 0.330, SLG: 0.417 (1, 5)	0-0 HR		0-0 L9	4-0 BB		0-0 F8		0-0 4-3	4 1 1 1 1 0 2																			
Rick Sofield, L OBP: 0.281, SLG: 0.437 Butch Wynegar, S OBP: 0.344, SLG: 0.407 (1, 7)	0-3 K		0-0 F4	0-0 5-3			0-3 K	0-0 BB 1B 1B	4 0 0 0 0 2 2 1 0 1 0 0 0 0																			
Ron Jackson, R OBP: 0.291, SLG: 0.347 (1, 3)	0-0 1-3 1B		0-0 1-3		0-0 L3		0-3 K	0-0 BB 1B	5 0 2 0 0 1 0																			
Jose Morales, R OBP: 0.424, SLG: 0.492 Glenn Adams, L OBP: 0.345, SLG: 0.355 (9, PH)	0-0 1-3			4-0 1B 2B BB	0-0 G3-4-1		0-0 F9	4-0 BB 1B	3 1 0 0 1 0 1 0 0 0 0 1 0 0																			
Willie Norwood, R OBP: 0.212, SLG: 0.238 Hosken Powell, L OBP: 0.329, SLG: 0.376 (9, PH)	0-0 F8			0-0 2B E 1B	0-0 6-3		0-0 F8	0-0 L4	4 1 1 0 0 0 1 1 0 0 0 0 0 3																			
Dave Edwards, R OBP: 0.282, SLG: 0.284 (1, 8)		0-3 K		0-3 K		0-0 L7		0-0 L7	4 0 0 0 0 2 2																			
Pete Mackanin, R OBP: 0.295, SLG: 0.343 (1, 6)		0-0 1-3		0-0 E 1-3 2H 2B		0-0 1B 1B		0-0 2B	4 1 3 1 0 0 0																			
Sal Butera, R OBP: 0.281, SLG: 0.258 (1, 2)		0-0 1B		0-0 E5 4-3		0-0 1B		0-0 F8	4 0 2 0 0 0 2																			
Rob Wilfong, L OBP: 0.304, SLG: 0.355 (1, 4)		0-0 P4		0-0 4-3		0-3 K		0-3 K	4 0 0 1 0 2 4																			
Inning Stats	R: 1 E: 0 K: 1 S: 7	H: 2 LOB: 1 BB: 0 P: 7	R: 0 E: 0 K: 1 S: 6	H: 1 LOB: 1 BB: 0 P: 6	R: 0 E: 0 K: 0 S: 3	H: 0 LOB: 0 BB: 0 P: 3	R: 3 E: 1 K: 1 S: 8	H: 2 LOB: 2 BB: 2 P: 16	R: 0 E: 0 K: 0 S: 3	H: 0 LOB: 0 BB: 0 P: 3	R: 0 E: 0 K: 1 S: 7	H: 2 LOB: 2 BB: 0 P: 7	R: 0 E: 0 K: 0 S: 4	H: 1 LOB: 1 BB: 0 P: 4	R: 0 E: 0 K: 1 S: 7	H: 2 LOB: 3 BB: 1 P: 11	1B: 7 2B: 2 3B: 0 HR: 1	SF: 0 SAC: 0 DP: 0 HBP: 0	WP: 0 PB: 0 SB: 0 CS: 0	PA: 41								
PITCHER	IP	WLS	BF	H	R	ER	SO	BB	IBB	HBP	BLK	WP	HR	S	P	ERA	WHIP											
Pat Underwood, L ERA: 4.91 Aurelio Lopez, R ERA: 5.02	(1, 1)	8.2	W	39	10	4	2	7	2	0	0	0	0	1	51	59	2.08	1.385										
	(9, 1)	0.1	S	2	0	0	0	0	1	0	0	0	0	0	1	5	0.00	3.000										

Minnesota Twins @ Detroit Tigers
Tiger Stadium, Detroit, MI
Thu Jun 12 1980, 7:05 PM EDT
Att: 15,630 - Unknown - 74 F

AB	38
R	4
H	10
RBI	3
BB	3
SO	7
LOB	17



Batter	1	2	3	4	5	6	7	8	9	AB	R	H	RBI	BB	SO	LOB	BOTTOM										
Kirk Gibson, L OBP: 0.297, SLG: 0.438 Jim Lentine, R OBP: 0.341, SLG: 0.361 (6, PH)	0-0 G3		0-0 CS 1B	0-3 K		4-0 2B 1-2 2-3 BB		0-0 F8	3 0 1 0 0 1 1 1 0 0 0 1 0 0																		
Alan Trammell, R OBP: 0.417, SLG: 0.422 (1, 6)	0-0 6-3		0-0 1B 2B		0-0 4-3	0-0 1B 2B		0-0 FC3-6 1B	5 1 3 3 0 0 0																		
Steve Kemp, L OBP: 0.383, SLG: 0.459 (1, 7)	0-0 L7		0-0 1B		0-0 3-1	0-0 L8		0-0 FC3-6	5 0 1 1 0 0 3																		
Richie Hebner, L OBP: 0.331, SLG: 0.436 Tim Corcoran, L OBP: 0.308, SLG: 0.205 (9, PH)		0-0 G3	0-3 K		4-0 PB BB		0-3 K	0-0 4-3	3 0 0 0 1 2 1 1 0 0 0 0 0 1																		
Al Cowens, R OBP: 0.320, SLG: 0.327 (1, 9)		0-0 F8		0-0 HR 2B	0-0 6-3		4-0 HR BB		3 2 1 0 1 0 1																		
Champ Summers, L OBP: 0.401, SLG: 0.528 (1, 10)		4-0 BB		0-0 HR 2H	0-0 6-3	0-0 3-1	0-0 HR		3 2 2 4 1 0 0																		
Lance Parrish, R OBP: 0.315, SLG: 0.483 (1, 2)		0-0 F3		0-3 K		0-0 F5		0-3 K	4 0 0 0 0 2 1																		
Tom Brookens, R OBP: 0.326, SLG: 0.345 (1, 5)			0-0 P3	0-0 F9		0-0 BB 2B 1B		0-0 3B	4 1 2 0 0 0 0																		
Lou Whitaker, L OBP: 0.339, SLG: 0.224 (1, 4)			4-0 1B 2B BB		0-0 1B	4-0 BB 2B		0-0 G1	2 2 1 0 2 0 1																		
Inning Stats	R: 0 E: 0 K: 0 S: 3	H: 0 LOB: 0 BB: 0 P: 3	R: 0 E: 0 K: 0 S: 3	H: 0 LOB: 1 BB: 1 P: 7	R: 2 E: 0 K: 1 S: 7	H: 3 LOB: 1 BB: 1 P: 11	R: 2 E: 0 K: 2 S: 10	H: 3 LOB: 1 BB: 0 P: 10	R: 0 E: 0 K: 0 S: 3	H: 0 LOB: 1 BB: 1 P: 7	R: 2 E: 0 K: 2 S: 5	H: 2 LOB: 2 BB: 2 P: 13	R: 2 E: 0 K: 2 S: 9	H: 2 LOB: 1 BB: 1 P: 13	R: 0 E: 0 K: 0 S: 4	H: 1 LOB: 1 BB: 0 P: 4	1B: 5 2B: 3 3B: 1 HR: 2	SF: 0 SAC: 0 DP: 0 HBP: 0	WP: 0 PB: 1 SB: 0 CS: 1	PA: 40							
PITCHER	IP	WLS	BF	H	R	ER	SO	BB	IBB	HBP	BLK	WP	HR	S	P	ERA	WHIP										
Pete Redfern, R ERA: 3.72 Geoff Zahn, L ERA: 5.04 Mike Kinnunen, L ERA: 7.71	(1, 1)	3.2	L	18	6	4	4	2	2	0	0	0	0	10	28	9.82	2.182										
	(4, 1)	2.0	L	11	2	2	2	1	3	0	0	0	0	10	22	9.00	2.500										
	(6, 1)	2.1		3	2	2	2	1	1	0	0	0	0	14	18	7.71	1.714										

Minnesota Twins @ Detroit Tigers
Tiger Stadium, Detroit, MI
Thu Jun 12 1980, 7:05 PM EDT
Att: 15,630 - Unknown - 74 F

AB	34
R	8
H	11
RBI	8
BB	6
SO	5
LOB	9



Batter	1	2	3	4	5	6	7	8	9	AB	R	H	RBI	BB	SO	LOB	TOP				
Hosken Powell, L OBP: 0.333, SLG: 0.379	0-0 FC4-6 1B	0-0 1-3 2-3 3-H 1B			0-0 4-1			0-0 4-3		4	0	2	1	0	0	0					
Rob Wilfong, L OBP: 0.296, SLG: 0.345	0-0 FC4-6 1-2	0-0 2-3			0-0 G3			0-3 K		4	0	0	0	0	1	3					
Rick Sofield, L OBP: 0.287, SLG: 0.435	0-3 K		4-0 G3-6-3 BB		0-0 F7			0-0 1B 1B		3	0	1	0	1	1	1					
Glenn Adams, L OBP: 0.341, SLG: 0.350	0-0 F8		0-0 G3-6-3 1-2		0-0 L3			0-0 1B		4	0	1	0	0	0	2					
Mike Cabbage, L OBP: 0.346, SLG: 0.381		0-0 G3 1B 1B	4-0 CS BB		0-0 4-3			0-3 K		3	1	1	0	1	1	2					
Butch Wynegar, S OBP: 0.342, SLG: 0.404		0-0 G3 1-2	0-0 CS 1-2	0-0 5-3			0-0 G1-4-3 1B	0-0 F8		4	0	1	0	0	0	3					
Danny Goodwin, L OBP: 0.284, SLG: 0.339		4-0 1B 1B BB		0-0 G1-4-3 1B			0-0 F7	0-3 K		3	1	1	0	1	1	3					
Pete Mackanin, R OBP: 0.296, SLG: 0.343		0-0 1B 1B 1B		0-0 G1-4-3 1-2			0-0 G1-4-3 1-2			3	0	1	1	0	0	2					
John Castino, R OBP: 0.330, SLG: 0.416		0-0 1B 1-2 2-3		0-0 6-3			0-3 K			3	0	1	0	0	1	0					
Inning Stats	R: 0 E: 0 K: 1 S: 6	H: 1 LOB: 1 BB: 0 P: 6	R: 2 E: 0 K: 0 S: 6	H: 4 LOB: 2 BB: 1 P: 10	R: 0 E: 0 K: 0 S: 1	H: 0 LOB: 0 BB: 2 P: 9	R: 0 E: 0 K: 0 S: 3	H: 1 LOB: 0 BB: 0 P: 3	R: 0 E: 0 K: 0 S: 3	H: 0 LOB: 0 BB: 0 P: 3	R: 0 E: 0 K: 0 S: 3	H: 1 LOB: 0 BB: 0 P: 3	R: 0 E: 0 K: 2 S: 7	H: 0 LOB: 0 BB: 0 P: 7	R: 0 E: 0 K: 2 S: 9	H: 2 LOB: 2 BB: 0 P: 9	1B: 9 2B: 0 3B: 0 HR: 0	SF: 0 SAC: 0 DP: 3 HBP: 0	WP: 0 PB: 0 SB: 0 CS: 1	PA: 35	
PITCHER	IP WLS BF H R ER SO BB IBB HBP BLK WP HR S P ERA WHIP	IP WLS BF H R ER SO BB IBB HBP BLK WP HR S P ERA WHIP	IP WLS BF H R ER SO BB IBB HBP BLK WP HR S P ERA WHIP	IP WLS BF H R ER SO BB IBB HBP BLK WP HR S P ERA WHIP	IP WLS BF H R ER SO BB IBB HBP BLK WP HR S P ERA WHIP	IP WLS BF H R ER SO BB IBB HBP BLK WP HR S P ERA WHIP	IP WLS BF H R ER SO BB IBB HBP BLK WP HR S P ERA WHIP	IP WLS BF H R ER SO BB IBB HBP BLK WP HR S P ERA WHIP	IP WLS BF H R ER SO BB IBB HBP BLK WP HR S P ERA WHIP	IP WLS BF H R ER SO BB IBB HBP BLK WP HR S P ERA WHIP	IP WLS BF H R ER SO BB IBB HBP BLK WP HR S P ERA WHIP	IP WLS BF H R ER SO BB IBB HBP BLK WP HR S P ERA WHIP	IP WLS BF H R ER SO BB IBB HBP BLK WP HR S P ERA WHIP	IP WLS BF H R ER SO BB IBB HBP BLK WP HR S P ERA WHIP	IP WLS BF H R ER SO BB IBB HBP BLK WP HR S P ERA WHIP	IP WLS BF H R ER SO BB IBB HBP BLK WP HR S P ERA WHIP	IP WLS BF H R ER SO BB IBB HBP BLK WP HR S P ERA WHIP	IP WLS BF H R ER SO BB IBB HBP BLK WP HR S P ERA WHIP	IP WLS BF H R ER SO BB IBB HBP BLK WP HR S P ERA WHIP	IP WLS BF H R ER SO BB IBB HBP BLK WP HR S P ERA WHIP	IP WLS BF H R ER SO BB IBB HBP BLK WP HR S P ERA WHIP

Minnesota Twins @ Cleveland Indians
Cleveland Municipal Stadium, Cleveland, OH

AB 31
R 2
H 9
RBI 2
BB 3
SO 5
LOB 16



WP: 0 PA: 35
PB: 0
SB: 0
CS: 1

Minnesota Twins @ Cleveland Indians
Cleveland Municipal Stadium, Cleveland, OH

AB 28
R 6
H 10
RBI 6
BB 7
SO 4
LOB 13



WP: 0 PA: 39
PB: 0
SB: 0
CS: 1

Batter	1	2	3	4	5	6	7	8	9	AB	R	H	RBI	BB	SO	LOB	BOTTOM				
Jerry Dybzinski, R OBP: 0.303, SLG: 0.387	0-0 F8	0-0 6-3		0-0 1B 2B		4-0 1B SF9 BB		0-0 G3		4	2	1	2	1	0	1					
Jorge Orta, L OBP: 0.404, SLG: 0.427	0-3 K		0-0 6-3	0-0 1B 2B		0-0 SF9 1B		0-0 F8		5	0	2	1	0	1	1					
Mike Hargrove, L OBP: 0.315, SLG: 0.405	0-0 BB 1B		0-0 5-3	0-0 1B		0-0 SF9		0-0 F8		3	1	2	1	0	0	0					
Cliff Johnson, R OBP: 0.328, SLG: 0.406	4-0 1B BB		0-0 F8	0-3 K		0-0 5-3				3	0	0	0	1	1	3					
Toby Harrah, R OBP: 0.339, SLG: 0.335	4-0 1B BB			4-0 SH2-4 FC6-4 BB		0-0 F7		0-0 5-3		2	1	0	0	2	0	0					
Joe Charboneau, R OBP: 0.348, SLG: 0.479	0-0 1B			0-0 FC6-4 SH2-4 2B 1B		0-0 K		0-3 K		4	1	3	1	0	1	0					
Rick Manning, L OBP: 0.346, SLG: 0.260	0-3 K			0-0 SH2-4 1-2 2-3		4-0 G6-4-3 IBB		4-0 CS BB		1	0	0	0	2	1	3					
Bo Diaz, R OBP: 0.325, SLG: 0.351		0-0 G4-6-3 1B		4-0 FC6-4 IBB		0-0 G6-4-3		0-0 CS		3	0	2	0	1	0	2					
Tom Verzyer, R OBP: 0.323, SLG: 0.361		0-0 G4-6-3 1-2		0-0 FC6-4 2B		0-0 1-3		0-0 SH1-4		3	1	0	1	0	0	3					
Inning Stats	R: 1 E: 0 K: 2 S: 9	H: 2 LOB: 3 BB: 2 P: 17	R: 0 E: 0 K: 0 S: 3	H: 1 LOB: 0 BB: 0 P: 3	R: 0 E: 0 K: 0 S: 3	H: 0 LOB: 0 BB: 0 P: 3	R: 4 E: 0 K: 1 S: 9	H: 4 LOB: 2 BB: 2 P: 17	R: 0 E: 0 K: 0 S: 3	H: 1 LOB: 1 BB: 1 P: 7	R: 1 E: 0 K: 0 S: 4	H: 1 LOB: 1 BB: 1 P: 8	R: 0 E: 0 K: 1 S: 4	H: 0 LOB: 0 BB: 1 P: 8	R: 0 E: 0 K: 0 S: 4	H: 1 LOB: 1 BB: 0 P: 4	1B: 8 2B: 2 3B: 0 HR: 0	SF: 1 SAC: 2 DP: 2 HBP: 0	WP: 0 PB: 0 SB: 0 CS: 1	PA: 39	
PITCHER	IP WLS BF H R ER SO BB IBB HBP BLK WP HR S P ERA WHIP	IP WLS BF H R ER SO BB IBB HBP BLK WP HR S P ERA WHIP	IP WLS BF H R ER SO BB IBB HBP BLK WP HR S P ERA WHIP	IP WLS BF H R ER SO BB IBB HBP BLK WP HR S P ERA WHIP	IP WLS BF H R ER SO BB IBB HBP BLK WP HR S P ERA WHIP	IP WLS BF H R ER SO BB IBB HBP BLK WP HR S P ERA WHIP	IP WLS BF H R ER SO BB IBB HBP BLK WP HR S P ERA WHIP	IP WLS BF H R ER SO BB IBB HBP BLK WP HR S P ERA WHIP	IP WLS BF H R ER SO BB IBB HBP BLK WP HR S P ERA WHIP	IP WLS BF H R ER SO BB IBB HBP BLK WP HR S P ERA WHIP	IP WLS BF H R ER SO BB IBB HBP BLK WP HR S P ERA WHIP	IP WLS BF H R ER SO BB IBB HBP BLK WP HR S P ERA WHIP	IP WLS BF H R ER SO BB IBB HBP BLK WP HR S P ERA WHIP	IP WLS BF H R ER SO BB IBB HBP BLK WP HR S P ERA WHIP	IP WLS BF H R ER SO BB IBB HBP BLK WP HR S P ERA WHIP	IP WLS BF H R ER SO BB IBB HBP BLK WP HR S P ERA WHIP	IP WLS BF H R ER SO BB IBB HBP BLK WP HR S P ERA WHIP	IP WLS BF H R ER SO BB IBB HBP BLK WP HR S P ERA WHIP	IP WLS BF H R ER SO BB IBB HBP BLK WP HR S P ERA WHIP	IP WLS BF H R ER SO BB IBB HBP BLK WP HR S P ERA WHIP	IP WLS BF H R ER SO BB IBB HBP BLK WP HR S P ERA WHIP

WP: 0 PA: 39
PB: 0
SB: 0
CS: 1

Batter	1	2	3	4	5	6	7	8	9	AB	R	H	RBI	BB	SO	LOB	TOP			
Hosken Powell, L (1, 9) OBP: 0.331, SLG: 0.376										4	1	1	0	0	0	1	Minnesota Twins @ Cleveland Indians Cleveland Municipal Stadium, Cleveland, OH Sat Jun 14 1980, 7:05 PM EDT Att: 12,948 - Unknown - 70 F			
Rob Wilfong, L (1, 4) OBP: 0.295, SLG: 0.336										4	0	0	0	0	1	1				
Rick Sofield, L (1, 8) OBP: 0.286, SLG: 0.430										4	0	1	0	0	3	1				
Glenn Adams, L (1, 7) OBP: 0.337, SLG: 0.345										4	0	1	1	0	0	1				
Mike Cabbage, L (1, 3) OBP: 0.351, SLG: 0.380										3	1	1	0	0	1	1				
Danny Goodwin, L (1, 10) OBP: 0.296, SLG: 0.328										2	0	0	0	2	2	2				
Pete Mackanin, R (1, 6) OBP: 0.288, SLG: 0.333										3	0	0	0	0	0	1				
Roy Smalley, S (9, PH) OBP: 0.356, SLG: 0.415										1	0	0	0	0	0	1				
Willie Norwood, R (9, PR) OBP: 0.212, SLG: 0.238										0	0	0	0	0	0	0				
John Castino, R (1, 5) OBP: 0.323, SLG: 0.406										4	0	0	0	0	1	2				
Sal Butera, R (1, 2) OBP: 0.265, SLG: 0.242										2	0	0	0	0	1	1				
Ken Landreaux, L (7, PH) OBP: 0.381, SLG: 0.431										1	0	0	0	0	0	1				
Butch Wynegar, S (7, 2) OBP: 0.342, SLG: 0.404										0	0	0	0	0	0	0				
Inning Stats	R: 1 E: 0 K: 3 S: 11	H: 2 LOB: 2 BB: 0 P: 12	R: 0 E: 0 K: 2 S: 7	H: 0 LOB: 0 BB: 0 P: 7	R: 0 E: 0 K: 1 S: 5	H: 0 LOB: 0 BB: 0 P: 5	R: 0 E: 0 K: 1 S: 5	H: 0 LOB: 1 BB: 0 P: 4	R: 0 E: 0 K: 0 S: 4	H: 1 LOB: 1 BB: 0 P: 6	R: 0 E: 0 K: 0 S: 3	H: 0 LOB: 1 BB: 1 P: 7	R: 0 E: 0 K: 1 S: 5	H: 0 LOB: 0 BB: 0 P: 5	R: 1 E: 1 K: 0 S: 4	H: 1 LOB: 1 BB: 1 P: 8	1B: 4 2B: 0 3B: 0 HR: 0	SF: 0 SAC: 0 DP: 0 HBP: 1	WP: 0 PB: 0 SB: 2 CS: 0	PA: 35
PITCHER Len Barker, R (1, 1) ERA: 4.15	IP: 9.0 WLS: W BF: 35 H: 4 R: 2 ER: 1 SO: 9 BB: 2 IBB: 0 HBP: 1 BLK: 0 WP: 0 HR: 0 S: 50 P: 59 ERA: 1.00 WHIP: 0.667															PITCHER				

Batter	1	2	3	4	5	6	7	8	9	AB	R	H	RBI	BB	SO	LOB	BOTTOM			
Rick Manning, L (1, 8) OBP: 0.350, SLG: 0.276										3	2	1	0	1	0	1	Minnesota Twins @ Cleveland Indians Cleveland Municipal Stadium, Cleveland, OH Sat Jun 14 1980, 7:05 PM EDT Att: 12,948 - Unknown - 70 F			
Jorge Orta, L (1, 9) OBP: 0.406, SLG: 0.428										2	0	1	1	1	0	0				
Mike Hargrove, L (1, 3) OBP: 0.316, SLG: 0.406										2	0	1	1	1	0	0				
Joe Charboneau, R (1, 7) OBP: 0.346, SLG: 0.473										4	0	1	0	0	0	4				
Miguel Dilone, S (8, 7) OBP: 0.396, SLG: 0.421										0	0	0	0	0	0	0				
Ron Hassey, L (1, 2) OBP: 0.357, SLG: 0.412										2	1	0	0	2	1	0				
Toby Harrah, R (1, 5) OBP: 0.346, SLG: 0.353										4	0	3	1	0	0	1				
Cliff Johnson, R (1, 10) OBP: 0.321, SLG: 0.396										4	0	0	0	0	1	4				
Dell Alston, L (8, PR) OBP: 0.265, SLG: 0.300										0	0	0	0	0	0	0				
Jerry Dybzinski, R (1, 4) OBP: 0.290, SLG: 0.369										3	0	0	0	0	0	3				
Tom Verzyer, R (1, 6) OBP: 0.331, SLG: 0.363										2	0	1	0	0	0	0				
Inning Stats	R: 0 E: 0 K: 0 S: 4	H: 2 LOB: 2 BB: 0 P: 4	R: 0 E: 0 K: 0 S: 4	H: 1 LOB: 1 BB: 0 P: 4	R: 1 E: 0 K: 0 S: 4	H: 2 LOB: 1 BB: 1 P: 8	R: 0 E: 0 K: 2 S: 8	H: 1 LOB: 1 BB: 0 P: 8	R: 1 E: 0 K: 0 S: 3	H: 1 LOB: 2 BB: 1 P: 7	R: 0 E: 0 K: 0 S: 4	H: 1 LOB: 1 BB: 1 P: 8	R: 0 E: 0 K: 0 S: 3	H: 1 LOB: 2 BB: 1 P: 8	R: 0 E: 0 K: 0 S: 2	H: 0 LOB: 1 BB: 1 P: 6	1B: 5 2B: 2 3B: 1 HR: 0	SF: 2 SAC: 0 DP: 1 HBP: 1	WP: 0 PB: 0 SB: 1 CS: 1	PA: 35
PITCHER Roger Erickson, R (1, 1) ERA: 2.35	IP: 6.1 WLS: L BF: 29 H: 8 R: 3 ER: 2 SO: 2 BB: 3 IBB: 0 HBP: 1 BLK: 0 WP: 0 HR: 0 S: 29 P: 42 ERA: 2.84 WHIP: 1.737															PITCHER				
Mike Kinnunen, L (7, 1) ERA: 8.75	IP: 0.0 WLS: 1 BF: 0 H: 0 R: 0 ER: 0 SO: 0 BB: 1 IBB: 0 HBP: 0 BLK: 0 WP: 0 HR: 0 S: 0 P: 4 ERA: 0.00 WHIP: 0.600															PITCHER				
Doug Corbett, R (7, 1) ERA: 2.12	IP: 1.2 WLS: 4 BF: 0 H: 0 R: 0 ER: 0 SO: 0 BB: 1 IBB: 0 HBP: 0 BLK: 0 WP: 0 HR: 0 S: 3 P: 7 ERA: 0.00 WHIP: 0.600															PITCHER				

AB	32
R	2
H	4
RBI	1
BB	2
SO	9
LOB	13



Batter	1	2	3	4	5	6	7	8	9	AB	R	H	RBI	BB	SO	LOB	TOP								
Hosken Powell, L OBP: 0.328, SLG: 0.366 (1, 9)	4-3		F9		5-3		1B FC6-4 BB		5-3	4	1	0	0	1	0	1									
Rick Sofield, L OBP: 0.289, SLG: 0.426 (1, 7)	E BB		K			4-3	1B FC6-4		F5	4	1	1	0	1	1	0									
Ken Landreaux, L OBP: 0.381, SLG: 0.429 Dave Edwards, R OBP: 0.278, SLG: 0.280 (6, PR) (6, 8)	F8			G3		1B 1B	1B FC6-4 2B			3	0	1	0	0	0	1									
Glenn Adams, L OBP: 0.365, SLG: 0.391 (1, 10)	E4 1-H 2B					BB 1B	1B FC6-4 2B			3	1	3	2	1	0	0									
Mike Cabbage, L OBP: 0.351, SLG: 0.379 Ron Jackson, R OBP: 0.289, SLG: 0.345 (7, PH) (7, 3)	1-3			F7		BB 1B	F3			3	0	1	1	0	0	1									
Butch Wynegar, S OBP: 0.337, SLG: 0.397 Jose Morales, R OBP: 0.418, SLG: 0.483 (1, 2) (7, 2)		K		G3		F7		L5		3	0	0	0	0	1	3									
Rob Wilfong, L OBP: 0.288, SLG: 0.329 (1, 4)		F6			F2	1-2 2-3 BB		F4		3	0	0	0	1	0	0									
Pete Mackanin, R OBP: 0.278, SLG: 0.321 (1, 6)		4-3			K	K		F6		4	0	0	0	0	2	3									
John Castino, R OBP: 0.321, SLG: 0.402 (1, 5)			F9		E6 1B		L8		F9	4	0	1	0	0	0	0									
Inning Stats	R: 2 E: 1 K: 0 S: 4	H: 1 LOB: 0 BB: 1 P: 8	R: 0 E: 0 K: 1 S: 5	H: 0 LOB: 0 BB: 0 P: 5	R: 0 E: 0 K: 1 S: 5	H: 0 LOB: 0 BB: 0 P: 5	R: 0 E: 0 K: 0 S: 3	H: 0 LOB: 1 BB: 1 P: 7	R: 0 E: 1 K: 1 S: 6	H: 1 LOB: 1 BB: 0 P: 6	R: 1 E: 0 K: 1 S: 8	H: 3 LOB: 3 BB: 1 P: 12	R: 2 E: 0 K: 0 S: 5	H: 2 LOB: 1 BB: 1 P: 9	R: 0 E: 0 K: 0 S: 3	H: 0 LOB: 0 BB: 0 P: 3	R: 0 E: 0 K: 0 S: 3	H: 0 LOB: 0 BB: 0 P: 3	1B: 5 2B: 2 3B: 0 HR: 0	SF: 0 SAC: 0 DP: 0 HBP: 0	WP: 0 PB: 0 SB: 0 CS: 0	PA: 38			
PITCHER	IP	WLS	BF	H	R	ER	SO	BB	IBB	HBP	BLK	WP	HR	S	P	ERA	WHIP								
Dan Spillner, R ERA: 4.76 Sid Monge, L ERA: 3.77	(1, 1) (7, 1)	6.2 2.1	W 7	31 0	7 0	5 0	4 0	4 0	4 0	0 0	0 0	0 0	0 0	0 7	35 7	5.40 0.00	1.650 0.000								

Minnesota Twins @ Cleveland Indians
Cleveland Municipal Stadium, Cleveland, OH
Sun Jun 15 1980, 3:33 AM EDT
Att: 25,182 - Unknown - 69 F

AB 34
R 5
H 7
RBI 4
BB 4
SO 4
LOB 11



Batter	1	2	3	4	5	6	7	8	9	AB	R	H	RBI	BB	SO	LOB	BOTTOM								
Jerry Dybzinski, R OBP: 0.267, SLG: 0.338 (1, 4)	6-3	K		K	FC6-4	F8		K		6	0	0	0	0	3	4									
Jorge Orta, L OBP: 0.422, SLG: 0.452 (1, 9)	1B HR	BB 1B		2B		2B 1B	1B FC6-4 BB	2B 1B		6	4	6	1	0	0	0									
Mike Hargrove, L OBP: 0.326, SLG: 0.428 (1, 3)	F9	1-2 BB		1B 2B		1B 2B	1B FC6-4 BB	2B		4	2	3	1	2	0	1									
Joe Charboneau, R OBP: 0.352, SLG: 0.474 Miguel Dilone, S OBP: 0.393, SLG: 0.417 (7, PR) (8, 7)	1-2 HR 1B	K		3B 1B		1B HBP	1B FC5-6-4 1B WP	F3		4	3	2	1	0	1	4									
Toby Harrah, R OBP: 0.355, SLG: 0.388 (1, 5)	1-H 2-H HR		F7	PO 3B		1B 1B	E9 FC6-5 WP 1B			5	2	4	7	0	0	0									
Cliff Johnson, R OBP: 0.323, SLG: 0.393 (1, 10)	BB		F8	PO	6-3	1B 1B	FC6-5-4 FC5 1B			4	1	1	1	1	0	1									
Rick Manning, L OBP: 0.357, SLG: 0.283 (1, 8)	K		HBP		F5	G4-3 1B	1-2 1B			4	0	2	2	0	1	1									
Bo Diaz, R OBP: 0.311, SLG: 0.357 (1, 2)		F8	6-3			G4-3 2B	FC5			5	0	1	0	0	0	4									
Tom Veryzer, R OBP: 0.341, SLG: 0.367 (1, 6)	WP 1B			K	FC6-4 BB			K		4	1	2	0	1	2	0									
Inning Stats	R: 3 E: 0 K: 1 S: 8	H: 3 LOB: 1 BB: 1 P: 12	R: 1 E: 0 K: 2 S: 9	H: 2 LOB: 2 BB: 1 P: 13	R: 0 E: 0 K: 0 S: 3	H: 0 LOB: 1 BB: 0 P: 4	R: 3 E: 0 K: 2 S: 10	H: 4 LOB: 0 BB: 0 P: 10	R: 0 E: 0 K: 0 S: 4	H: 1 LOB: 2 BB: 1 P: 8	R: 5 E: 0 K: 0 S: 8	H: 6 LOB: 1 BB: 0 P: 9	R: 2 E: 1 K: 0 S: 6	H: 3 LOB: 2 BB: 1 P: 10	R: 0 E: 0 K: 2 S: 9	H: 2 LOB: 2 BB: 0 P: 9	1B: 14 2B: 5 3B: 1 HR: 1	SF: 0 SAC: 0 DP: 1 HBP: 2	WP: 2 PB: 0 SB: 1 CS: 0	PA: 50					
PITCHER	IP	WLS	BF	H	R	ER	SO	BB	IBB	HBP	BLK	WP	HR	S	P	ERA	WHIP								
Darrell Jackson, L ERA: 3.68 John Verhoeven, R ERA: 4.21 Fernando Arroyo, R ERA: 11.12 Mike Kinnunen, L ERA: 7.71	(1, 1) (4, 1) (6, 1) (7, 1)	3.2 1.1 1.0 2.0	L 7	21 3	6 1	6 1	5 0	6 0	0 0	0 1	0 0	0 0	0 0	0 8	28 10	14.73 6.75	2.455 3.000								

Minnesota Twins @ Cleveland Indians
Cleveland Municipal Stadium, Cleveland, OH
Sun Jun 15 1980, 3:33 AM EDT
Att: 25,182 - Unknown - 69 F

AB 43
R 14
H 21
RBI 13
BB 4
SO 7
LOB 17



Batter	1	2	3	4	5	6	7	8	9	AB	R	H	RBI	BB	SO	LOB	TOP								
Butch Wynegar, S (1, 2) OBP: 0.345, SLG: 0.410	FC1-6 1B		2B		4-3		2B			4	2	3	0	0	0	0	Minnesota Twins @ Toronto Blue Jays Exhibition Stadium, Toronto, ON Mon Jun 16 1980, 7:05 PM EDT Att: 14,691 - Unknown - 60 F								
Rick Sofield, L (1, 7) OBP: 0.286, SLG: 0.428	FC1-6 BLK		K		F7		2B			4	0	1	1	0	1	2									
Ken Landreaux, L (1, 8) OBP: 0.374, SLG: 0.422	L7		6-3		F9		K			4	0	0	0	0	1	3									
Glenn Adams, L (1, 10) OBP: 0.374, SLG: 0.411 Willie Norwood, R (8, PH) OBP: 0.209, SLG: 0.234	4-3		2B		G4-6-3 1B		K			3	0	2	1	0	0	1									
Hosken Powell, L (1, 9) OBP: 0.320, SLG: 0.358		F7	F5		G4-6-3 1-2		K			4	0	0	0	0	1	2									
Rob Wilfong, L (1, 4) OBP: 0.287, SLG: 0.323		4-0 S 1B BB			F8		1-3			3	1	0	0	1	0	0									
Mike Cabbage, L (1, 3) OBP: 0.347, SLG: 0.374		0-3 K			4-3		B2-6-4 1B			4	0	1	0	0	2	1									
Pete Mackanin, R (1, 6) OBP: 0.286, SLG: 0.327							B2-6-4 1-2			4	0	2	1	0	0	1									
John Castino, R (1, 5) OBP: 0.320, SLG: 0.399		2H 1B			F8		1B S 1B			4	1	1	0	0	0	2									
Inning Stats	R: 0 E: 0 K: 0 S: 4	H: 1 LOB: 1 BB: 0 P: 4	R: 1 E: 0 K: 1 S: 6	H: 1 LOB: 1 BB: 1 P: 10	R: 1 E: 0 K: 1 S: 7	H: 2 LOB: 1 BB: 0 P: 7	R: 0 E: 0 K: 0 S: 4	H: 1 LOB: 1 BB: 0 P: 4	R: 0 E: 0 K: 0 S: 3	H: 0 LOB: 0 BB: 0 P: 3	R: 0 E: 0 K: 0 S: 3	H: 1 LOB: 0 BB: 0 P: 3	R: 2 E: 0 K: 1 S: 8	H: 4 LOB: 1 BB: 0 P: 8	R: 0 E: 0 K: 2 S: 7	H: 0 LOB: 0 BB: 0 P: 7	R: 0 E: 0 K: 1 S: 5	H: 0 LOB: 0 BB: 0 P: 5	1B: 7 2B: 3 3B: 0 HR: 0	SF: 0 SAC: 0 DP: 2 HBP: 0	WP: 0 PB: 0 SB: 3 CS: 0	PA: 36			
PITCHER	IP	WLS	BF	H	R	ER	SO	BB	IBB	HBP	BLK	WP	HR	S	P	ERA	WHIP								
Jesse Jefferson, R (1, 1) ERA: 4.82	6.2	L	29	10	4	4	2	1	0	0	1	0	0	32	36	5.40	1.650								
Jerry Garvin, L (7, 1) ERA: 2.12	1.1		4	0	0	0	3	0	0	0	0	0	0	10	10	0.00	0.000								
Joey McLaughlin, R (9, 1) ERA: 4.15	1.0		3	0	0	0	1	0	0	0	0	0	0	5	5	0.00	0.000								

Batter	1	2	3	4	5	6	7	8	9	AB	R	H	RBI	BB	SO	LOB	BOTTOM								
Alfredo Griffin, S (1, 6) OBP: 0.276, SLG: 0.369	5-3	P6			FC5 BB 1B		K		L6	5	0	1	0	0	1	3	Minnesota Twins @ Toronto Blue Jays Exhibition Stadium, Toronto, ON Mon Jun 16 1980, 7:05 PM EDT Att: 14,691 - Unknown - 60 F								
Damaso Garcia, R (1, 4) OBP: 0.293, SLG: 0.420	1B		4-3		K		K			4	0	2	0	0	2	1									
John Mayberry, L (1, 3) OBP: 0.366, SLG: 0.497	1B		P4		FC5 FC5 BB		G3			3	0	1	0	1	0	1									
Otto Velez, R (1, 10) OBP: 0.381, SLG: 0.551	P4		4-3		FC5 1-2 2-3		1B BB			3	0	0	0	1	0	5									
Roy Howell, L (1, 5) OBP: 0.312, SLG: 0.375	K		F8		FC5 2-3		F9			4	0	0	0	0	1	6									
Barry Bonnell, R (1, 9) OBP: 0.312, SLG: 0.414		1B FC5-2-6 1B			G3		1B			4	0	3	0	0	0	0									
Al Woods, L (1, 7) OBP: 0.367, SLG: 0.482		FC5-2-6 5-3 1B			K		G6-4-3 1B			4	0	2	0	0	1	3									
Rick Bosetti, R (1, 8) OBP: 0.262, SLG: 0.281 Doug Ault, R (9, PH) Joe Cannon, L (9, FR)	5-3		F7		G6-4-3 1-2		G6-4-3 BB			3	0	0	0	0	0	4									
Bob Davis, R (1, 2) OBP: 0.288, SLG: 0.394	FC5-2-6 2-3 3H		5-3		P4		G6-4-3			4	0	0	0	0	0	4									
Inning Stats	R: 0 E: 0 K: 1 S: 7	H: 2 LOB: 2 BB: 0 P: 7	R: 0 E: 0 K: 0 S: 5	H: 2 LOB: 0 BB: 0 P: 5	R: 0 E: 0 K: 0 S: 4	H: 1 LOB: 1 BB: 0 P: 4	R: 0 E: 0 K: 1 S: 6	H: 1 LOB: 1 BB: 0 P: 6	R: 0 E: 0 K: 0 S: 3	H: 1 LOB: 0 BB: 0 P: 3	R: 0 E: 0 K: 2 S: 7	H: 0 LOB: 0 BB: 0 P: 7	R: 0 E: 0 K: 0 S: 4	H: 1 LOB: 1 BB: 1 P: 8	R: 0 E: 0 K: 0 S: 2	H: 0 LOB: 1 BB: 1 P: 6	1B: 8 2B: 1 3B: 0 HR: 0	SF: 0 SAC: 0 DP: 2 HBP: 0	WP: 0 PB: 0 SB: 0 CS: 0	PA: 37					
PITCHER	IP	WLS	BF	H	R	ER	SO	BB	IBB	HBP	BLK	WP	HR	S	P	ERA	WHIP								
Geoff Zahn, L (1, 1) ERA: 4.55	9.0	W	37	9	0	0	5	3	0	0	0	0	0	44	56	0.00	1.333								

Batter	1	2	3	4	5	6	7	8	9	AB	R	H	RBI	BB	SO	LOB	TOP								
Butch Wynegar, S OBP: 0.391, SLG: 0.412										4	2	2	1	1	0	2	Minnesota Twins @ Toronto Blue Jays Exhibition Stadium, Toronto, ON Tue Jun 17 1980, 7:05 PM EDT Att: 15,229 - Unknown - 65 F								
Ken Landreau, L OBP: 0.383, SLG: 0.434										5	2	4	1	0	0	0									
Ron Jackson, R OBP: 0.301, SLG: 0.366										4	2	2	1	1	0	1									
Jose Morales, R OBP: 0.412, SLG: 0.475										1	0	0	0	0	0	1									
Glenn Adams, L OBP: 0.370, SLG: 0.411										0	0	0	1	0	0	0									
Willie Norwood, R OBP: 0.200, SLG: 0.224										3	0	0	0	0	0	1									
John Castino, R OBP: 0.328, SLG: 0.412										4	1	3	3	0	0	0									
Pete Mackanin, R OBP: 0.290, SLG: 0.325										4	0	1	0	1	0	2									
Rick Sofield, L OBP: 0.280, SLG: 0.415										5	0	0	0	0	4	4									
Hosken Powell, L OBP: 0.313, SLG: 0.349										4	0	0	0	0	0	3									
Rob Wilfong, L OBP: 0.298, SLG: 0.335										3	1	2	0	1	0	0									
Inning Stats	R: 3 E: 0 K: 1 S: 9	H: 4 LOB: 2 BB: 1 P: 13	R: 3 E: 0 K: 0 S: 6	H: 3 LOB: 1 BB: 1 P: 10	R: 0 E: 1 K: 0 S: 3	H: 0 LOB: 1 BB: 1 P: 7	R: 1 E: 0 K: 1 S: 7	H: 2 LOB: 2 BB: 1 P: 11	R: 0 E: 0 K: 0 S: 4	H: 0 LOB: 0 BB: 0 P: 3	R: 0 E: 0 K: 1 S: 5	H: 0 LOB: 0 BB: 0 P: 5	R: 0 E: 0 K: 0 S: 4	H: 2 LOB: 1 BB: 0 P: 4	R: 1 E: 1 K: 1 S: 6	H: 1 LOB: 0 BB: 0 P: 6	1B: 9 2B: 6 3B: 0 HR: 0	SF: 1 SAC: 1 DP: 1 HBP: 0	WP: 1 PB: 0 SB: 1 CS: 1	PA: 43					
PITCHER	IP	WLS	BF	H	R	ER	SO	BB	IBB	HBP	BLK	WP	HR	S	P	ERA	WHIP								
Paul Mirabella, L ERA: 4.4	(1, 1)	0.1	L	5	3	3	0	1	0	0	0	0	0	4	8	81.00	12.000								
Tom Buskey, R ERA: 3.93	(1, 1)	1.2		10	4	3	1	1	0	0	0	0	0	11	15	16.20	3.000								
Balor Moore, L ERA: 5.02	(3, 1)	6.1		26	7	2	1	2	1	0	0	0	0	28	36	1.42	1.263								
Joey McLaughlin, R ERA: 4.09	(9, 1)	0.2		2	0	0	1	0	0	0	0	1	0	4	4	0.00	0.000								

Batter	1	2	3	4	5	6	7	8	9	AB	R	H	RBI	BB	SO	LOB	BOTTOM								
Alfredo Griffin, S OBP: 0.278, SLG: 0.367										4	0	1	0	1	0	1	Minnesota Twins @ Toronto Blue Jays Exhibition Stadium, Toronto, ON Tue Jun 17 1980, 7:05 PM EDT Att: 15,229 - Unknown - 65 F								
Damaso Garcia, R OBP: 0.295, SLG: 0.420										5	0	2	1	0	1	1									
Roy Howell, L OBP: 0.310, SLG: 0.368										4	1	0	0	1	0	3									
John Mayberry, L OBP: 0.366, SLG: 0.510										5	1	2	2	0	0	0									
Garth Iorg, R OBP: 1.000, SLG: 0.444										0	0	0	0	0	0	0									
Otto Velez, R OBP: 0.386, SLG: 0.556										4	1	2	0	1	1	1									
Al Woods, L OBP: 0.370, SLG: 0.503										4	1	2	1	0	0	2									
Lloyd Moseby, L OBP: 0.300, SLG: 0.415										4	1	1	1	0	0	1									
Joe Cannon, L OBP: 0.059, SLG: 0.059										4	0	1	1	0	1	1									
Ernie Whitt, L OBP: 0.293, SLG: 0.230										3	1	1	0	0	0	0									
Doug Ault, R OBP: 1.000, SLG: 1.000										1	0	1	0	0	0	0									
Rick Bosetti, R OBP: 0.262, SLG: 0.281										0	0	0	0	0	0	0									
Bob Davis, R OBP: 0.288, SLG: 0.394										0	0	0	0	0	0	0									
Inning Stats	R: 2 E: 0 K: 0 S: 4	H: 2 LOB: 1 BB: 2 P: 12	R: 1 E: 0 K: 0 S: 6	H: 3 LOB: 2 BB: 0 P: 6	R: 2 E: 0 K: 0 S: 5	H: 3 LOB: 1 BB: 0 P: 5	R: 0 E: 0 K: 0 S: 4	H: 1 LOB: 1 BB: 0 P: 4	R: 1 E: 0 K: 0 S: 5	H: 2 LOB: 1 BB: 0 P: 5	R: 0 E: 0 K: 1 S: 5	H: 0 LOB: 0 BB: 0 P: 5	R: 0 E: 0 K: 0 S: 3	H: 0 LOB: 1 BB: 1 P: 7	R: 0 E: 0 K: 1 S: 6	H: 1 LOB: 1 BB: 0 P: 6	R: 0 E: 0 K: 1 S: 6	H: 1 LOB: 1 BB: 0 P: 6	1B: 9 2B: 2 3B: 0 HR: 2	SF: 0 SAC: 0 DP: 1 HBP: 0	WP: 0 PB: 0 SB: 0 CS: 0	PA: 41			
PITCHER	IP	WLS	BF	H	R	ER	SO	BB	IBB	HBP	BLK	WP	HR	S	P	ERA	WHIP								
Pete Redfern, R ERA: 4.07	(1, 1)	4.2		25	11	6	5	0	2	0	0	0	0	23	31	9.64	2.786								
Doug Corbett, R ERA: 1.95	(5, 1)	4.1	W	16	2	0	0	3	1	0	0	0	0	21	25	0.00	0.692								

AB	37
R	8
H	14
RBI	7
BB	4
SO	4
LOB	14



Batter	1	2	3	4	5	6	7	8	9	AB	R	H	RBI	BB	SO	LOB	TOP				
Rick Peters, S OBP: 0.319, SLG: 0.308 (1, 8)	5-3		F9		FC6-4			1B 1B		4	0	1	0	0	0	2					
Alan Trammell, R OBP: 0.412, SLG: 0.444 (1, 6)	F8		1B			1B 1B		K		4	0	2	0	0	1	1					
Steve Kemp, L OBP: 0.377, SLG: 0.463 (1, 10)	K		4-3			K		1B		4	0	1	0	0	2	3					
Lance Parrish, R OBP: 0.311, SLG: 0.467 (1, 2)		F7		K		1B		K		4	0	1	0	0	2	2					
Al Cowens, R OBP: 0.317, SLG: 0.324 (1, 9)		1B		F7		G3-6-3		3B BB		3	1	1	0	1	0	2					
John Wockenfuss, R OBP: 0.378, SLG: 0.467 (1, 3)	K		L7					K		4	0	0	0	0	2	2					
Jim Lentine, R OBP: 0.310, SLG: 0.314 (1, 7)	K				F4			K		4	0	0	0	0	2	2					
Tom Brookens, R OBP: 0.333, SLG: 0.368 (1, 5)			K		K			F7		4	0	1	1	0	2	0					
Lou Whitaker, L OBP: 0.350, SLG: 0.227 (1, 4)			1B BB		FC6-4 BB			6-3		2	0	0	0	2	0	1					
Inning Stats	R: 0 E: 0 K: 1 S: 5	H: 0 LOB: 0 BB: 0 P: 5	R: 0 E: 0 K: 2 S: 8	H: 1 LOB: 1 BB: 0 P: 8	R: 0 E: 0 K: 1 S: 6	H: 1 LOB: 2 BB: 1 P: 10	R: 0 E: 0 K: 1 S: 5	H: 0 LOB: 0 BB: 0 P: 5	R: 0 E: 0 K: 1 S: 5	H: 2 LOB: 1 BB: 0 P: 6	R: 0 E: 0 K: 0 S: 3	H: 0 LOB: 0 BB: 0 P: 3	R: 0 E: 0 K: 2 S: 9	H: 2 LOB: 2 BB: 0 P: 9	R: 1 E: 0 K: 2 S: 8	H: 1 LOB: 1 BB: 1 P: 12	1B: 6 2B: 0 3B: 1 HR: 0	SF: 0 SAC: 0 DP: 1 HBP: 0	WP: 0 PB: 0 SB: 0 CS: 0	PA: 36	
PITCHER	IP	WLS	BF	H	R	ER	SO	BB	IBB	HBP	BLK	WP	HR	S	P	ERA	WHIP				
Darrell Jackson, L ERA: 3.26 (1, 1)	7.2	W	30	6	0	0	8	2	0	0	0	0	0	44	52	0.00	1.043				
Doug Corbett, R ERA: 2.06 (8, 1)	1.1		6	1	1	1	3	1	0	0	0	0	0	11	15	6.75	1.500				

Detroit Tigers @ Minnesota Twins
Metropolitan Stadium, Bloomington, MI
Thu Jun 19 1980, 4:33 AM EDT
Att: 14,704 - Unknown - 68 F

AB 33
R 1
H 7
RBI 1
BB 3
SO 11
LOB 15



Batter	1	2	3	4	5	6	7	8	9	AB	R	H	RBI	BB	SO	LOB	BOTTOM				
Butch Wynegar, S OBP: 0.366, SLG: 0.427 (1, 2)	BB		E 1B HR	1B	1B	1-2 BB		1-2 1B		3	1	3	0	2	0	0					
Ken Landreaux, L OBP: 0.379, SLG: 0.429 (1, 8)	F5		E 1B HR	F8	6-3		K2-3			5	1	1	0	0	1	6					
Ron Jackson, R OBP: 0.297, SLG: 0.359 (1, 3)	K		FC5 HR	1B	1B		F8		F8	5	2	1	0	0	1	3					
Jose Morales, R OBP: 0.417, SLG: 0.516 (1, 10)	F9		HR	1B	BB		G3		F7	3	1	1	4	1	0	1					
Glenn Adams, L OBP: 0.366, SLG: 0.407 (8, PH)			HR	BB			F7			1	0	0	0	0	0	0					
John Castino, R OBP: 0.335, SLG: 0.414 (1, 5)		6-3	BB S 1B	1B	1-2 2-H 1B		BB		F9	4	0	2	1	1	0	0					
Pete Mackanin, R OBP: 0.289, SLG: 0.322 (1, 6)		1B	F5	L6			F9			4	0	1	0	0	0	4					
Dave Edwards, R OBP: 0.277, SLG: 0.269 (1, 7)	K		BB IBB				F3			3	0	0	0	1	2	1					
Rob Wilfong, L OBP: 0.297, SLG: 0.329 (1, 4)	F4		BB	1B	1-3		G3			3	0	0	0	1	0	1					
Hosken Powell, L OBP: 0.317, SLG: 0.353 (1, 9)			K	5-3	1B		1B			4	0	2	0	0	1	3					
Inning Stats	R: 0 E: 0 K: 1 S: 5	H: 0 LOB: 1 BB: 1 P: 9	R: 0 E: 0 K: 1 S: 6	H: 1 LOB: 0 BB: 0 P: 6	R: 4 E: 1 K: 1 S: 10	H: 4 LOB: 3 BB: 2 P: 18	R: 1 E: 0 K: 0 S: 5	H: 3 LOB: 2 BB: 1 P: 9	R: 0 E: 0 K: 1 S: 6	H: 1 LOB: 2 BB: 1 P: 10	R: 0 E: 0 K: 0 S: 3	H: 2 LOB: 2 BB: 0 P: 7	R: 0 E: 0 K: 1 S: 7	H: 2 LOB: 2 BB: 0 P: 7	R: 0 E: 0 K: 0 S: 3	H: 0 LOB: 0 BB: 0 P: 3	1B: 9 2B: 1 3B: 0 HR: 1	SF: 0 SAC: 0 DP: 0 HBP: 0	WP: 0 PB: 0 SB: 1 CS: 0	PA: 41	
PITCHER	IP	WLS	BF	H	R	ER	SO	BB	IBB	HBP	BLK	WP	HR	S	P	ERA	WHIP				
Dan Schatzeder, L ERA: 6.36 (1, 1)	4.0	L	24	8	5	4	3	3	1	0	0	0	0	16	24	9.00	2.750				
Bruce Robbins, L ERA: 2.7 (5, 1)	3.0		14	3	0	0	2	2	0	0	0	0	0	3	3	0.00	1.667				
Aurelio Lopez, R ERA: 4.89 (8, 1)	1.0		3	0	0	0	0	0	0	0	0	0	0	3	3	0.00	0.000				

Detroit Tigers @ Minnesota Twins
Metropolitan Stadium, Bloomington, MI
Thu Jun 19 1980, 4:33 AM EDT
Att: 14,704 - Unknown - 68 F

AB 35
R 5
H 11
RBI 5
BB 6
SO 5
LOB 19



Batter	1	2	3	4	5	6	7	8	9	10	11	12	13	14	15	AB	R	H	RBI	BB	SO	LOB	TOP													
Miguel Dilone, S OBP: 0.395, SLG: 0.459 (1, 7)																6	1	2	0	1	1	0														
Jorge Orta, L OBP: 0.422, SLG: 0.444 (1, 9)																6	0	1	2	1	0	1														
Mike Hargrove, L OBP: 0.316, SLG: 0.430 (1, 3)																7	1	3	1	0	1	2														
Joe Charboneau, R OBP: 0.365, SLG: 0.447 (13, PR)																6	0	1	0	0	0	2														
Alan Bannister, R OBP: 0.253, SLG: 0.241 (15, PH)																0	0	0	0	0	0															
Gary Alexander, R OBP: 0.286, SLG: 0.306 (1, 10)																6	0	3	1	1	0	0														
Toby Harrah, R OBP: 0.367, SLG: 0.395 (1, 5)																6	0	3	1	1	0	0														
Ron Hassey, L OBP: 0.319, SLG: 0.429 (11, PR)																4	0	3	0	1	0	1														
Deji Akinlo, L OBP: 0.257, SLG: 0.290 (11, 2)																0	0	0	0	0	0															
Bo Diaz, R OBP: 0.328, SLG: 0.382 (1, 8)																4	0	0	0	3	1	4														
Rick Manning, L OBP: 0.349, SLG: 0.266 (1, 4)																4	0	0	0	3	1	4														
Jerry Dvornicki, R OBP: 0.233, SLG: 0.302 (11, PH)																4	0	0	0	0	0	4														
Cliff Johnson, R OBP: 0.317, SLG: 0.379 (11, 4)																1	0	0	0	0	2															
Dave Rosello, R OBP: 0.240, SLG: 0.326 (1, 6)																2	0	0	0	0	1	2														
Tom Verzyer, R OBP: 0.327, SLG: 0.344 (1, 8)																7	1	1	0	0	1	2														
Inning Stats	R: 0 E: 0 K: 0 S: 2	H: 0 LOB: 0 BB: 1 P: 6	R: 0 E: 0 K: 1 S: 8	H: 1 LOB: 1 BB: 0 P: 6	R: 0 E: 0 K: 0 S: 3	H: 0 LOB: 0 BB: 0 P: 3	R: 0 E: 0 K: 0 S: 3	H: 0 LOB: 0 BB: 0 P: 3	R: 0 E: 0 K: 0 S: 4	H: 1 LOB: 1 BB: 0 P: 4	R: 3 E: 0 K: 0 S: 7	H: 5 LOB: 3 BB: 2 P: 15	R: 0 E: 0 K: 1 S: 5	H: 0 LOB: 0 BB: 0 P: 5	R: 0 E: 0 K: 0 S: 4	H: 2 LOB: 1 BB: 0 P: 4	R: 0 E: 0 K: 0 S: 3	H: 0 LOB: 0 BB: 0 P: 3	R: 0 E: 0 K: 0 S: 4	H: 1 LOB: 1 BB: 0 P: 4	R: 0 E: 0 K: 1 S: 5	H: 0 LOB: 2 BB: 2 P: 10	R: 0 E: 0 K: 1 S: 5	H: 0 LOB: 0 BB: 0 P: 5	R: 0 E: 0 K: 2 S: 9	H: 2 LOB: 2 BB: 0 P: 9	R: 0 E: 0 K: 1 S: 4	H: 1 LOB: 2 BB: 1 P: 8	R: 1 E: 0 K: 1 S: 6	H: 1 LOB: 2 BB: 2 P: 14	1B: 11 2B: 2 3B: 0 HR: 1	SF: 0 SAC: 0 DP: 3 HBP: 0	WP: 1 PB: 0 CS: 0	PA: 63		
PITCHER	IP: 5.2 WLS: 2 ERA: 2.58	WLS: 3 ERA: 3.79	WLS: 3 ERA: 1.95	WLS: 14.1 ERA: 0.95	WLS: 14.1 ERA: 4.41	IP: 15.1 WLS: 1 ERA: 4.13	IP: 1.0 WLS: 0 ERA: 9.00	IP: 1.0 WLS: 0 ERA: 2.000	IP: 1.0 WLS: 0 ERA: 9.00	IP: 1.0 WLS: 0 ERA: 2.000	IP: 1.0 WLS: 0 ERA: 9.00	IP: 1.0 WLS: 0 ERA: 2.000	IP: 1.0 WLS: 0 ERA: 9.00	IP: 1.0 WLS: 0 ERA: 2.000	IP: 1.0 WLS: 0 ERA: 9.00	IP: 1.0 WLS: 0 ERA: 2.000	IP: 1.0 WLS: 0 ERA: 9.00	IP: 1.0 WLS: 0 ERA: 2.000	IP: 1.0 WLS: 0 ERA: 9.00	IP: 1.0 WLS: 0 ERA: 2.000	IP: 1.0 WLS: 0 ERA: 9.00	IP: 1.0 WLS: 0 ERA: 2.000	IP: 1.0 WLS: 0 ERA: 9.00	IP: 1.0 WLS: 0 ERA: 2.000	IP: 1.0 WLS: 0 ERA: 9.00	IP: 1.0 WLS: 0 ERA: 2.000	IP: 1.0 WLS: 0 ERA: 9.00	IP: 1.0 WLS: 0 ERA: 2.000	IP: 1.0 WLS: 0 ERA: 9.00	IP: 1.0 WLS: 0 ERA: 2.000	IP: 1.0 WLS: 0 ERA: 9.00	IP: 1.0 WLS: 0 ERA: 2.000	IP: 1.0 WLS: 0 ERA: 9.00	IP: 1.0 WLS: 0 ERA: 2.000	IP: 1.0 WLS: 0 ERA: 9.00	IP: 1.0 WLS: 0 ERA: 2.000

Cleveland Indians @ Minnesota Twins
Metropolitan Stadium, Bloomington, MI
Fri Jun 20 1980, 8:05 PM EDT
Att: 7,668 - Unknown - 70 F

AB 55
R 4
H 14
RBI 4
BB 8
SO 6
LOB 23



Batter	1	2	3	4	5	6	7	8	9	10	11	12	13	14	15	AB	R	H	RBI	BB	SO	LOB	BOTTOM											
Butch Wynegar, S OBP: 0.364, SLG: 0.424 (1, 2)																6	1	1	0	1	0	2												
Ken Landreaux, L OBP: 0.381, SLG: 0.424 (1, 8)																5	0	1	1	2	0	3												
Roy Smalley, S OBP: 0.356, SLG: 0.413 (1, 6)																6	0	2	1	1	0	4												
Glenn Adams, L OBP: 0.362, SLG: 0.400 (9, PH)																4	0	1	1	0	0	4												
Willie Norwood, R OBP: 0.197, SLG: 0.221 (12, PH)																1	0	0	0	0	1	0												
Danny Goodwin, L OBP: 0.288, SLG: 0.318 (7, PH)																3	0	2	0	0	0	0												
Mike Cubbage, L OBP: 0.355, SLG: 0.400 (8, 3)																4	0	0	0	0	0	2												
Hosken Powell, L OBP: 0.311, SLG: 0.344 (1, 9)																7	0	1	0	0	1	1												
Rick Softeld, L OBP: 0.291, SLG: 0.410 (8, PH)																2	0	0	0	0	2	3												
Ron Jackson, R OBP: 0.291, SLG: 0.351 (8, 7)																3	0	0	0	0	2	0												
Rob Wilfong, L OBP: 0.292, SLG: 0.323 (8, PH)																3	0	0	0	0	0	4												
Pete Mackanin, R OBP: 0.290, SLG: 0.323 (9, 4)																3	0	1	0	0	2	0												
John Castillo, R OBP: 0.337, SLG: 0.419 (1, 5)																5	2	2	0	0	1	0												
Inning Stats	R: 0 E: 0 K: 0 S: 3	H: 0 LOB: 0 BB: 0 P: 3	R: 0 E: 0 K: 1 S: 7	H: 2 LOB: 2 BB: 0 P: 7	R: 0 E: 0 K: 0 S: 3	H: 0 LOB: 1 BB: 0 P: 4	R: 0 E: 0 K: 0 S: 6	H: 1 LOB: 1 BB: 0 P: 6	R: 1 E: 0 K: 1 S: 7	H: 3 LOB: 1 BB: 0 P: 7	R: 0 E: 0 K: 0 S: 5	H: 1 LOB: 1 BB: 0 P: 6	R: 0 E: 0 K: 0 S: 5	H: 0 LOB: 0 BB: 0 P: 5	R: 0 E: 0 K: 1 S: 5	H: 0 LOB: 0 BB: 0 P: 5	R: 0 E: 0 K: 1 S: 5	H: 0 LOB: 0 BB: 0 P: 5	R: 0 E: 0 K: 2 S: 7	H: 0 LOB: 0 BB: 0 P: 7	R: 0 E: 0 K: 0 S: 3	H: 0 LOB: 0 BB: 0 P: 3	R: 0 E: 0 K: 1 S: 5	H: 0 LOB: 0 BB: 0 P: 5	R: 0 E: 0 K: 1 S: 5	H: 0 LOB: 0 BB: 0 P: 5	R: 0 E: 0 K: 1 S: 5	H: 0 LOB: 0 BB: 0 P: 5	1B: 7 2B: 4 3B: 0 HR: 0	SF: 0 SAC: 1 DP: 1 HBP: 1	WP: 0 PB: 0 CS: 0	PA: 60		
PITCHER	IP: 6.2 WLS: 2 ERA: 4.6	WLS: 9 ERA: 3.62	WLS: 2 ERA: 3.44	WLS: 5.0 ERA: 3.77	WLS: 1.0 ERA: 3.76	IP: 1.0 WLS: 0 ERA: 2.70	IP: 1.0 WLS: 0 ERA: 2.70	IP: 1.0 WLS: 0 ERA: 2.70	IP: 1.0 WLS: 0 ERA: 2.70	IP: 1.0 WLS: 0 ERA: 2.70	IP: 1.0 WLS: 0 ERA: 2.70	IP: 1.0 WLS: 0 ERA: 2.70	IP: 1.0 WLS: 0 ERA: 2.70	IP: 1.0 WLS: 0 ERA: 2.70	IP: 1.0 WLS: 0 ERA: 2.70	IP: 1.0 WLS: 0 ERA: 2.70	IP: 1.0 WLS: 0 ERA: 2.70	IP: 1.0 WLS: 0 ERA: 2.70	IP: 1.0 WLS: 0 ERA: 2.70	IP: 1.0 WLS: 0 ERA: 2.70	IP: 1.0 WLS: 0 ERA: 2.70	IP: 1.0 WLS: 0 ERA: 2.70	IP: 1.0 WLS: 0 ERA: 2.70	IP: 1.0 WLS: 0 ERA: 2.70	IP: 1.0 WLS: 0 ERA: 2.70	IP: 1.0 WLS: 0 ERA: 2.70	IP: 1.0 WLS: 0 ERA: 2.70	IP: 1.0 WLS: 0 ERA: 2.70	IP: 1.0 WLS: 0 ERA: 2.70	IP: 1.0 WLS: 0 ERA: 2.70	IP: 1.0 WLS: 0 ERA: 2.70	IP: 1.0 WLS: 0 ERA: 2.70	IP: 1.0 WLS: 0 ERA: 2.70	IP: 1.0 WLS: 0 ERA: 2.70

Cleveland Indians @ Minnesota Twins
Metropolitan Stadium, Bloomington, MI
Fri Jun 20 1980, 8:05 PM EDT
Att: 7,668 - Unknown - 70 F

AB 54
R 3
H 11
RBI 3
BB 4
SO 9
LOB 24



Batter	1	2	3	4	5	6	7	8	9	AB	R	H	RBI	BB	SO	LOB	TOP			
Jerry Dybzinski, R OBP: 0.245, SLG: 0.311 (1,4)										4	0	2	0	0	1	2				
Jorge Orta, L OBP: 0.423, SLG: 0.445 (1,9)										4	0	2	0	0	0	1				
Mike Hargrove, L OBP: 0.311, SLG: 0.423 (1,3)										4	0	0	0	0	1	3				
Joe Charboneau, R OBP: 0.357, SLG: 0.454 (9, PR)										4	0	2	0	0	2	0				
Toby Harrah, R OBP: 0.369, SLG: 0.396 (1,5)										4	0	2	0	0	0	1				
Gary Alexander, R OBP: 0.271, SLG: 0.288 (9, PH)										3	0	0	0	0	0	1				
Ron Hassey, L OBP: 0.383, SLG: 0.432 (9, PH)										1	0	1	1	0	0	0				
Bo Diaz, R OBP: 0.328, SLG: 0.379 (9, PH)										3	1	1	0	0	1	0				
Miguel Dilone, S OBP: 0.392, SLG: 0.455 (9, PR)										2	0	0	0	0	0	0				
Rick Manning, L OBP: 0.345, SLG: 0.263 (9, PH)										4	0	2	1	0	0	3				
Cliff Johnson, R OBP: 0.320, SLG: 0.379 (9, PR)																				
Alan Bannister, R OBP: 0.253, SLG: 0.241 (9, PR)																				
Tom Verzyer, R OBP: 0.331, SLG: 0.348 (1,6)																				
Inning Stats	R: 0 E: 0 K: 0 S: 3	H: 2 LOB: 0 BB: 0 P: 3	R: 0 E: 0 K: 1 S: 5	H: 1 LOB: 0 BB: 0 P: 5	R: 0 E: 0 K: 1 S: 6	H: 1 LOB: 0 BB: 0 P: 6	R: 0 E: 0 K: 0 S: 4	H: 1 LOB: 1 BB: 0 P: 4	R: 1 E: 0 K: 1 S: 7	H: 2 LOB: 1 BB: 0 P: 7	R: 0 E: 0 K: 0 S: 3	H: 0 LOB: 0 BB: 0 P: 3	R: 0 E: 0 K: 0 S: 4	H: 1 LOB: 1 BB: 1 P: 4	R: 1 E: 0 K: 0 S: 6	H: 3 LOB: 3 BB: 1 P: 10	1B: 11 2B: 2 3B: 0 HR: 0	SF: 0 SAC: 1 DP: 3 HBP: 0	WP: 0 PB: 0 SB: 0 CS: 1	PA: 36
PITCHER	IP	WLS	BF	H	R	ER	SO	BB	IBB	HBP	BLK	WP	HR	S	P	ERA	WHIP			
Geoff Zahn, L ERA: 4.35 (1,1)	8.1	W	31	10	2	2	5	0	0	0	0	0	0	41	41	2.16	1.200			
John Verhoeven, R ERA: 3.75 (9,1)	0.1		3	2	0	0	0	0	0	0	0	0	0	3	3	0.00	6.000			
Darrell Jackson, L ERA: 3.24 (9,1)	0.1	S	2	0	0	0	0	1	0	0	0	0	0	1	5	0.00	3.000			

Cleveland Indians @ Minnesota Twins
Metropolitan Stadium, Bloomington, MI
Sat Jun 21 1980, 4:33 AM EDT
Att. 7,665 - Unknown - 80 F

AB 34
R 2
H 12
RBI 2
BB 1
SO 5
LOB 13



Batter	1	2	3	4	5	6	7	8	9	AB	R	H	RBI	BB	SO	LOB	BOTTOM			
Butch Wynegar, S OBP: 0.371, SLG: 0.436 (1,2)										4	0	3	3	0	0	0				
Ken Landreaux, L OBP: 0.375, SLG: 0.417 (1,8)										4	0	0	0	0	0	4				
Roy Smalley, S OBP: 0.352, SLG: 0.404 (1,6)										4	0	0	0	0	0	2				
Glenn Adams, L OBP: 0.349, SLG: 0.384 (1,10)										4	0	0	0	0	0	0				
Mike Cabbage, L OBP: 0.352, SLG: 0.395 (1,3)										4	0	1	0	0	0	0				
Hosken Powell, L OBP: 0.306, SLG: 0.339 (1,9)										3	0	0	0	0	0	1				
John Castino, R OBP: 0.336, SLG: 0.418 (1,5)										3	1	1	0	0	0	0				
Ron Jackson, R OBP: 0.294, SLG: 0.353 (1,7)										2	1	1	0	0	0	0				
Dave Edwards, R OBP: 0.277, SLG: 0.269 (8,7)										0	0	0	0	0	0	0				
Rob Wilfong, L OBP: 0.298, SLG: 0.329 (1,4)										3	1	2	0	0	1	1				
Inning Stats	R: 0 E: 0 K: 0 S: 3	H: 0 LOB: 0 BB: 0 P: 3	R: 0 E: 0 K: 0 S: 3	H: 0 LOB: 0 BB: 0 P: 3	R: 1 E: 0 K: 0 S: 6	H: 3 LOB: 2 BB: 0 P: 6	R: 0 E: 0 K: 0 S: 3	H: 0 LOB: 0 BB: 0 P: 3	R: 1 E: 0 K: 0 S: 5	H: 2 LOB: 1 BB: 0 P: 5	R: 0 E: 0 K: 0 S: 4	H: 1 LOB: 1 BB: 0 P: 4	R: 1 E: 0 K: 1 S: 7	H: 2 LOB: 1 BB: 0 P: 7	R: 0 E: 0 K: 0 S: 3	H: 0 LOB: 0 BB: 0 P: 3	1B: 7 2B: 1 3B: 0 HR: 0	SF: 0 SAC: 1 DP: 0 HBP: 0	WP: 0 PB: 0 SB: 0 CS: 0	PA: 32
PITCHER	IP	WLS	BF	H	R	ER	SO	BB	IBB	HBP	BLK	WP	HR	S	P	ERA	WHIP			
Wayne Garland, R ERA: 3.48 (1,1)	8.0	L	32	8	3	3	1	0	0	0	0	0	0	34	34	3.38	1.000			

Cleveland Indians @ Minnesota Twins
Metropolitan Stadium, Bloomington, MI
Sat Jun 21 1980, 4:33 AM EDT
Att. 7,665 - Unknown - 80 F

AB 31
R 3
H 8
RBI 3
BB 0
SO 1
LOB 8




Batter	1	2	3	4	5	6	7	8	9	AB	R	H	RBI	BB	SO	LOB	TOP			
Miguel Dilone, S OBP: 0.400, SLG: 0.462 (1, 7)	F7	1B		FC6-4 1B		3B 1B	1B			5	2	3	1	0	0	1	Cleveland Indians @ Minnesota Twins Metropolitan Stadium, Bloomington, MI Sun Jun 22 1980, 4:33 AM EDT Att: 9,676 - Cloudy - 80 F			
Jorge Orta, L OBP: 0.428, SLG: 0.445 Dell Alston, L OBP: 0.289, SLG: 0.382 (1, 9) (4, FH) (4, 9)	BB		1B 1B	FC5-6 1B		1B 3B	F5			0	1	0	0	2	0	0				
Mike Hargrove, L OBP: 0.310, SLG: 0.422 (1, 3)	F8		1B 2B	1B		HR 1B	G3			5	2	2	1	0	0	3				
Joe Charboneau, R OBP: 0.363, SLG: 0.472 (1, 10)	F9		2B 1B	1B		HR		6-3		5	2	3	2	0	0	1				
Toby Harrah, R OBP: 0.370, SLG: 0.397 Dave Rosello, R OBP: 0.240, SLG: 0.326 (1, 5) (8, 5)	K		F9	FC5-6		G3 1B		G5-4-3 1B		5	0	2	0	0	1	5				
Jack Brohamer, L OBP: 0.379, SLG: 0.426 (1, 4)	1B 2B		1B 2B			F9		G5-4-3 1B		4	1	2	2	1	0	2				
Rick Manning, L OBP: 0.347, SLG: 0.267 (1, 8)	2B 1B		1B			K		G3		5	1	2	1	0	1	2				
Bo Diaz, R OBP: 0.318, SLG: 0.381 (1, 2)	1B 2B		K			6-3		6-3		5	0	1	1	0	1	3				
Tom Verzyer, R OBP: 0.333, SLG: 0.356 (1, 6)	6-3					FC6-4 1B		L3		5	1	2	0	0	0	2				
Inning Stats	R: 0 E: 0 K: 0 S: 3	H: 0 LOB: 1 BB: 1 P: 7	R: 2 E: 0 K: 1 S: 7	H: 3 LOB: 2 BB: 1 P: 11	R: 3 E: 0 K: 1 S: 8	H: 4 LOB: 1 BB: 1 P: 12	R: 1 E: 1 K: 0 S: 6	H: 3 LOB: 2 BB: 0 P: 6	R: 0 E: 0 K: 1 S: 5	H: 1 LOB: 0 BB: 0 P: 5	R: 5 E: 0 K: 0 S: 9	H: 6 LOB: 1 BB: 0 P: 9	R: 0 E: 0 K: 0 S: 4	H: 1 LOB: 0 BB: 0 P: 4	R: 0 E: 0 K: 0 S: 3	H: 0 LOB: 0 BB: 0 P: 3	1B: 14 2B: 4 3B: 1 HR: 1	SF: 0 SAC: 0 DP: 3 HBP: 0	WP: 0 PB: 0 SB: 1 CS: 1	PA: 45
PITCHER	IP WLS BF H R ER SO BB IBB HBP BLK WP HR S P ERA WHIP	IP WLS BF H R ER SO BB IBB HBP BLK WP HR S P ERA WHIP	IP WLS BF H R ER SO BB IBB HBP BLK WP HR S P ERA WHIP	IP WLS BF H R ER SO BB IBB HBP BLK WP HR S P ERA WHIP	IP WLS BF H R ER SO BB IBB HBP BLK WP HR S P ERA WHIP	IP WLS BF H R ER SO BB IBB HBP BLK WP HR S P ERA WHIP	IP WLS BF H R ER SO BB IBB HBP BLK WP HR S P ERA WHIP	IP WLS BF H R ER SO BB IBB HBP BLK WP HR S P ERA WHIP	IP WLS BF H R ER SO BB IBB HBP BLK WP HR S P ERA WHIP	IP WLS BF H R ER SO BB IBB HBP BLK WP HR S P ERA WHIP	IP WLS BF H R ER SO BB IBB HBP BLK WP HR S P ERA WHIP	IP WLS BF H R ER SO BB IBB HBP BLK WP HR S P ERA WHIP	IP WLS BF H R ER SO BB IBB HBP BLK WP HR S P ERA WHIP	IP WLS BF H R ER SO BB IBB HBP BLK WP HR S P ERA WHIP	IP WLS BF H R ER SO BB IBB HBP BLK WP HR S P ERA WHIP	IP WLS BF H R ER SO BB IBB HBP BLK WP HR S P ERA WHIP	IP WLS BF H R ER SO BB IBB HBP BLK WP HR S P ERA WHIP			
Pete Redfern, R ERA: 4.61 (1, 1)	3.1 L	19 8	6 6	2 2	3 3	0 0	0 0	0 0	0 0	0 0	20 32	16.20	3.300							
Mike Kinnunen, L ERA: 11.37 (4, 1)	1.2	11 7	4 4	1 1	0 0	0 0	0 0	0 0	0 0	13 13	21.60	4.200								
Fernando Arroyo, R ERA: 6.97 (6, 1)	4.0	15 4	1 1	0 0	0 0	0 0	0 0	0 0	0 0	1 15	2.25	1.000								

AB	42
R	11
H	19
RBI	11
BB	3
SO	3
LOB	20



Batter	1	2	3	4	5	6	7	8	9	AB	R	H	RBI	BB	SO	LOB	BOTTOM					
Butch Wynegar, S OBP: 0.373, SLG: 0.437 (1, 2)	6-3		G4-6-3 1B		K			F9 1B SF9 1B		4	1	2	0	0	1	0	Cleveland Indians @ Minnesota Twins Metropolitan Stadium, Bloomington, MI Sun Jun 22 1980, 4:33 AM EDT Att: 9,676 - Cloudy - 80 F					
Roy Smalley, S OBP: 0.350, SLG: 0.401 (1, 6)	K		G4-6-3		F8			1B		4	0	1	0	0	1	1						
Ken Landreaux, L OBP: 0.372, SLG: 0.414 Rick Sofield, L OBP: 0.278, SLG: 0.406 (1, 8) (4, 7)	F9		K			F8		F9		2	0	0	0	0	1	0						
Ron Jackson, R OBP: 0.286, SLG: 0.346 (1, 3)		6-3			5-3		L3	SF9		3	0	0	1	0	0	0						
Jose Morales, R OBP: 0.400, SLG: 0.493 (1, 10)		5-3 E 1B BB			1B 2B		6-3	L7		3	2	1	0	1	0	1						
John Castino, R OBP: 0.344, SLG: 0.437 (1, 5)		E6 1B 5-3			FC6-4 1B		BB	HR		3	2	2	2	1	0	1						
Pete Mackanin, R OBP: 0.281, SLG: 0.313 (1, 4)		5-3			F8		F3	4-1		4	0	0	0	0	0	4						
Dave Edwards, R OBP: 0.276, SLG: 0.268 (1, 7) (4, 8)					FC6-4		L8	F6		4	0	1	2	0	0	2						
Willie Norwood, R OBP: 0.200, SLG: 0.236 (1, 9)	CS				F7		F7	F2		4	1	1	0	0	0	1						
Inning Stats	R: 0 E: 0 K: 1 S: 5	H: 0 LOB: 0 BB: 0 P: 5	R: 2 E: 1 K: 0 S: 4	H: 1 LOB: 0 BB: 1 P: 8	R: 1 E: 0 K: 1 S: 6	H: 2 LOB: 0 BB: 0 P: 6	R: 1 E: 0 K: 0 S: 5	H: 2 LOB: 1 BB: 0 P: 5	R: 0 E: 0 K: 1 S: 5	H: 0 LOB: 0 BB: 0 P: 5	R: 0 E: 0 K: 0 S: 3	H: 0 LOB: 0 BB: 0 P: 3	R: 0 E: 0 K: 0 S: 3	H: 0 LOB: 1 BB: 1 P: 7	R: 1 E: 0 K: 0 S: 5	H: 2 LOB: 0 BB: 0 P: 5	R: 1 E: 0 K: 0 S: 4	H: 1 LOB: 0 BB: 0 P: 4	1B: 5 2B: 2 3B: 0 HR: 1	SF: 1 SAC: 0 DP: 1 HBP: 0	WP: 0 PB: 0 SB: 0 CS: 1	PA: 37
PITCHER	IP WLS BF H R ER SO BB IBB HBP BLK WP HR S P ERA WHIP	IP WLS BF H R ER SO BB IBB HBP BLK WP HR S P ERA WHIP	IP WLS BF H R ER SO BB IBB HBP BLK WP HR S P ERA WHIP	IP WLS BF H R ER SO BB IBB HBP BLK WP HR S P ERA WHIP	IP WLS BF H R ER SO BB IBB HBP BLK WP HR S P ERA WHIP	IP WLS BF H R ER SO BB IBB HBP BLK WP HR S P ERA WHIP	IP WLS BF H R ER SO BB IBB HBP BLK WP HR S P ERA WHIP	IP WLS BF H R ER SO BB IBB HBP BLK WP HR S P ERA WHIP	IP WLS BF H R ER SO BB IBB HBP BLK WP HR S P ERA WHIP	IP WLS BF H R ER SO BB IBB HBP BLK WP HR S P ERA WHIP	IP WLS BF H R ER SO BB IBB HBP BLK WP HR S P ERA WHIP	IP WLS BF H R ER SO BB IBB HBP BLK WP HR S P ERA WHIP	IP WLS BF H R ER SO BB IBB HBP BLK WP HR S P ERA WHIP	IP WLS BF H R ER SO BB IBB HBP BLK WP HR S P ERA WHIP	IP WLS BF H R ER SO BB IBB HBP BLK WP HR S P ERA WHIP	IP WLS BF H R ER SO BB IBB HBP BLK WP HR S P ERA WHIP	IP WLS BF H R ER SO BB IBB HBP BLK WP HR S P ERA WHIP					
Rick Waits, L ERA: 5.18 (1, 1)	8.0	32 W	3 3	0 0	0 0	0 0	0 0	0 0	0 0	36 44	3.38	1.125										
Sid Monge, L ERA: 3.97 (9, 1)	1.0	4 1	1 1	0 0	0 0	0 0	0 0	0 0	0 0	1 4	9.00	1.000										

AB	33
R	6
H	8
RBI	5
BB	2
SO	3
LOB	12



Batter	1	2	3	4	5	6	7	8	9	AB	R	H	RBI	BB	SO	LOB	TOP			
Willie Wilson, S (1, 7) OBP: 0.346, SLG: 0.417	0-0 CS 1B		0-0 S SH1-3 1B		0-0 6-3		0-0 F8		0-0 3B	5	0	3	0	0	0	0	Kansas City Royals @ Minnesota Twins Metropolitan Stadium, Bloomington, MI Mon Jun 23 1980, 8:05 PM EDT Att. 7,525 - Unknown - 85 F			
U L Washington, S (1, 6) OBP: 0.321, SLG: 0.366	0-3 K		0-0 SH1-3		0-3 K		0-3 K		0-3 K	4	0	0	0	0	4	2				
Hal McRae, R (1, 10) OBP: 0.331, SLG: 0.440	0-3 K		0-3 K		0-3 K		0-3 K			4	0	0	0	0	4	1				
Amos Otis, R (1, 8) OBP: 0.303, SLG: 0.390		0-3 K	0-3 K			0-3 K			0-0 F9	4	0	0	0	0	3	1				
Willie Aikens, L (1, 3) OBP: 0.374, SLG: 0.455		0-0 L1		0-3 K		0-0 E		0-0 2B	0-0 2B	4	1	2	0	0	1	0				
Rusty Torres, S (8, PR) OBP: 0.333, SLG: 0.161										0	0	0	0	0	0	0				
Ralph LaCook, L (8, 3) OBP: 0.216, SLG: 0.190										0	0	0	0	0	0	0				
John Wathan, R (1, 2) OBP: 0.381, SLG: 0.413		0-0 BB 1B		0-0 4-3		0-0 E7 2B 1B		0-0 F7		4	0	2	0	0	0	1				
Clint Hurdle, L (1, 9) OBP: 0.411, SLG: 0.585		0-0 BB 1B		0-0 BB 1B		0-0 1-3 2B		0-3 K		4	0	3	0	0	1	1				
Dave Chalk, R (1, 5) OBP: 0.309, SLG: 0.313		4-0 1-2 2-3 BB		4-0 1-2 BB		0-3 K			0-0 6-3	2	0	0	0	2	1	2				
Frank White, R (1, 4) OBP: 0.284, SLG: 0.337		0-3 K		0-0 5-3		0-0 F8			0-0 6-3	4	0	0	0	0	1	7				
Inning Stats	R: 0 E: 0 K: 2 S: 7	H: 1 LOB: 0 BB: 0 P: 7	R: 0 E: 0 K: 2 S: 9	H: 2 LOB: 3 BB: 1 P: 13	R: 0 E: 0 K: 2 S: 8	H: 1 LOB: 1 BB: 0 P: 8	R: 0 E: 0 K: 1 S: 6	H: 1 LOB: 2 BB: 1 P: 10	R: 0 E: 0 K: 2 S: 7	H: 0 LOB: 0 BB: 0 P: 7	R: 1 E: 1 K: 2 S: 10	H: 3 LOB: 2 BB: 0 P: 10	R: 0 E: 0 K: 1 S: 6	H: 1 LOB: 1 BB: 0 P: 6	R: 0 E: 0 K: 1 S: 6	H: 1 LOB: 1 BB: 0 P: 6	1B: 6 2B: 3 3B: 1 HR: 0	SF: 0 SAC: 1 DP: 0 HBP: 0	WP: 0 PB: 0 SB: 1 CS: 1	PA: 38
PITCHER Jerry Koonsman, L (1, 1) ERA: 4.11	IP: 9.0 WLS: W BF: 38	H: 10 R: 1 ER: 1 SO: 15	BB: 2 IBB: 0 HBP: 0 BLK: 0	WP: 0 HR: 0 S: 66 P: 74	ERA: 1.00 WHIP: 1.333	PITCHER														


AB 35
R 1
H 10
RBI 0
BB 2
SO 15
LOB 15




Batter	1	2	3	4	5	6	7	8	9	AB	R	H	RBI	BB	SO	LOB	BOTTOM			
Butch Wynegar, S (1, 2) OBP: 0.371, SLG: 0.433	0-0 F9		0-0 HR 1B		0-0 F7			0-0 4-3		4	1	1	1	0	0	0	Kansas City Royals @ Minnesota Twins Metropolitan Stadium, Bloomington, MI Mon Jun 23 1980, 8:05 PM EDT Att. 7,525 - Unknown - 85 F			
Roy Smalley, S (1, 6) OBP: 0.353, SLG: 0.415	0-0 P5		0-0 HR 1B		0-0 P3			4-0 E 1B BB		3	2	1	2	1	0	0				
Ron Jackson, R (1, 3) OBP: 0.278, SLG: 0.336	0-0 6-3		0-0 L8			0-3 K		0-0 E5 1B E4		4	0	0	0	0	1	1				
Jose Morales, R (1, 10) OBP: 0.405, SLG: 0.507		0-0 5-3	0-0 2B			0-0 1B		0-0 F7		4	0	2	0	0	0	2				
John Castino, R (1, 5) OBP: 0.342, SLG: 0.433		0-0 E9	0-0 6-3			0-3 K		0-0 E4 1B		4	0	1	1	0	1	2				
Dave Edwards, R (1, 8) OBP: 0.284, SLG: 0.256		0-3 K		0-0 4-3		0-0 F9		0-0 E4		4	0	0	0	0	1	4				
Hosken Powell, L (1, 9) OBP: 0.302, SLG: 0.333		0-0 4-3		0-0 B1-3			0-0 F8			3	0	0	0	0	0	1				
Rob Wilfong, L (1, 4) OBP: 0.293, SLG: 0.324			0-0 F8	0-0 G3			0-0 F2			3	0	0	0	0	0	0				
Rick Sofield, L (1, 7) OBP: 0.279, SLG: 0.410			0-0 1B 2B		0-0 3-1		0-0 F9			3	1	1	0	0	0	0				
Inning Stats	R: 0 E: 0 K: 0 S: 3	H: 0 LOB: 0 BB: 0 P: 3	R: 0 E: 1 K: 1 S: 6	H: 0 LOB: 1 BB: 0 P: 6	R: 3 E: 0 K: 0 S: 7	H: 4 LOB: 1 BB: 0 P: 7	R: 0 E: 0 K: 0 S: 3	H: 0 LOB: 0 BB: 0 P: 3	R: 0 E: 0 K: 2 S: 8	H: 1 LOB: 1 BB: 0 P: 8	R: 0 E: 0 K: 0 S: 3	H: 0 LOB: 0 BB: 0 P: 3	R: 1 E: 2 K: 0 S: 5	H: 1 LOB: 2 BB: 1 P: 9	R: 0 E: 0 K: 1 S: 5	H: 1 LOB: 2 BB: 0 P: 9		1B: 3 2B: 2 3B: 0 HR: 1	SF: 0 SAC: 0 DP: 0 HBP: 0	WP: 0 PB: 0 SB: 0 CS: 0
PITCHER Larry Gura, L (1, 1) ERA: 2.23	IP: 8.0 WLS: L BF: 33	H: 6 R: 4 ER: 3 SO: 3	BB: 1 IBB: 0 HBP: 0 BLK: 0	WP: 0 HR: 1 S: 38 P: 42	ERA: 3.38 WHIP: 0.875	PITCHER														

AB 32
R 4
H 6
RBI 4
BB 1
SO 3
LOB 10



Batter	1	2	3	4	5	6	7	8	9	AB	R	H	RBI	BB	SO	LOB	TOP					
Willie Wilson, S (1, 7) OBP: 0.343, SLG: 0.413	0-3 K		0-0 4-3		0-0 P4			0-0 SH1-4		3	0	0	0	0	1	0	Kansas City Royals @ Minnesota Twins Metropolitan Stadium, Bloomington, MI Tue Jun 24 1980, 8:05 PM EDT Unknown - 78 F livebaseballscores.com AB 30 R 1 H 5 RBI 1 BB 2 SO 7 LOB 12 					
U L Washington, S (1, 6) OBP: 0.316, SLG: 0.359	0-0 4-3		0-0 F9			0-0 B5-3		0-0 6-3		4	0	0	0	0	0	2						
Hal McRae, R (1, 10) OBP: 0.330, SLG: 0.432	0-3 K			0-3 K		4-0 1B BB		0-0 L8		3	0	0	0	1	2	2						
Amos Otis, R (1, 8) OBP: 0.317, SLG: 0.404		0-0 4-3 WP 1B 1B		0-0 S 1B		0-0 G1-6-3 1B		0-0 F8		4	1	3	0	0	0	0						
Willie Aikens, L (1, 3) OBP: 0.369, SLG: 0.447	0-0 4-3		0-0 F9		0-0 K		0-0 G1-6-3		0-0 4-3		4	0	0	0	1	4						
John Wathan, R (1, 2) OBP: 0.383, SLG: 0.412	0-0 1B		0-0 1B		4-0 IBB		0-0 6-3		0-0 5-3		3	0	1	1	1	0						
Clint Hurdle, L (1, 9) OBP: 0.304, SLG: 0.574	0-3 K		0-0 F8		0-0 F9		0-0 F9				3	0	0	0	0	1						
Frank White, R (1, 4) OBP: 0.280, SLG: 0.333	0-0 F7				0-0 F7		0-3 K				3	0	0	0	0	1						
Dave Chalk, R (1, 5) OBP: 0.309, SLG: 0.314			0-0 5-3		0-3 K			0-0 6-3 SH1-4 1B		3	0	1	0	0	1	0						
German Barranca, L (8, PR) Jamie Quirk, L (8, 5) OBP: 0.259, SLG: 0.333										0	0	0	0	0	0	0						
Inning Stats	R: 0 E: 0 K: 2 S: 7	H: 0 LOB: 0 BB: 0 P: 7	R: 1 E: 0 K: 1 S: 7	H: 2 LOB: 1 BB: 0 P: 7	R: 0 E: 0 K: 0 S: 3	H: 0 LOB: 0 BB: 0 P: 3	R: 0 E: 0 K: 2 S: 8	H: 1 LOB: 2 BB: 1 P: 12	R: 0 E: 0 K: 1 S: 5	H: 0 LOB: 0 BB: 0 P: 5	R: 0 E: 0 K: 0 S: 3	H: 1 LOB: 1 BB: 0 P: 7	R: 0 E: 0 K: 1 S: 5	H: 0 LOB: 0 BB: 0 P: 5	R: 0 E: 0 K: 0 S: 4	H: 1 LOB: 2 BB: 0 P: 4	R: 0 E: 0 K: 0 S: 3	H: 0 LOB: 0 BB: 0 P: 3	1B: 5 2B: 0 3B: 0 HR: 0	SF: 0 SAC: 1 DP: 1 HBP: 0	WP: 1 PB: 0 SB: 1 CS: 0	PA: 33
PITCHER Darrell Jackson, L (1, 1) ERA: 2.97	IP: 9.0 WLS: W BF: 33 H: 5 R: 1 ER: 1 SO: 7 BB: 1 IBB: 1 HBP: 0 BLK: 0 WP: 1 HR: 0 S: 45 P: 53 ERA: 1.00 WHIP: 0.667															PITCHER						


Batter	1	2	3	4	5	6	7	8	9	AB	R	H	RBI	BB	SO	LOB	BOTTOM					
Butch Wynegar, S (1, 2) OBP: 0.371, SLG: 0.435	0-0 P6		4-0 1B BB		0-0 3-1			0-0 1B 2B	0-0 4-3	4	1	1	0	1	0	1	Kansas City Royals @ Minnesota Twins Metropolitan Stadium, Bloomington, MI Tue Jun 24 1980, 8:05 PM EDT Unknown - 78 F livebaseballscores.com AB 31 R 2 H 8 RBI 2 BB 5 SO 1 LOB 21 					
Roy Smalley, S (1, 6) OBP: 0.366, SLG: 0.424	0-0 1B		0-0 1B		4-0 BB		4-0 BB	4-0 SH1-4 1B FC6-2 BB	0-0 1B	3	0	3	1	2	0	0						
Ken Landreaux, L (1, 8) OBP: 0.370, SLG: 0.411	0-0 F5		0-0 P6		0-0 L8			0-0 FC6-2 SH1-4 1B		4	0	1	1	0	0	4						
Glenn Adams, L (1, 10) OBP: 0.348, SLG: 0.382	0-0 F7		0-0 F7			0-0 FC3-6 1B		0-0 SH1-4		3	0	1	0	0	0	3						
Rob Wilfong, L (1, 4) OBP: 0.297, SLG: 0.324		0-0 4-3		0-0 FC3-6 1B		0-0 FC3-6 L6-3		4-0 FC6-2 IBB		3	0	1	0	1	0	1						
Mike Cabbage, L (1, 3) OBP: 0.349, SLG: 0.385		4-0 FC4 BB		0-0 FC3-6		0-0 L6-3		0-0 FC6-2		3	0	0	0	1	0	5						
Rick Sofield, L (1, 7) OBP: 0.275, SLG: 0.403	0-0 F7		0-3 K		0-0 3-1		0-0 3-1			3	0	0	0	0	1	2						
Danny Goodwin, L (6, PH) Dave Edwards, R (9, 7) OBP: 0.264, SLG: 0.256										1	0	0	0	0	0	3						
Hosken Powell, L (1, 9) OBP: 0.300, SLG: 0.332	0-0 FC4		0-0 F5		0-0 F8			0-0 4-3 SH3-4 1B 1B		4	1	1	0	0	0	2						
John Castino, R (1, 5) OBP: 0.338, SLG: 0.426			0-0 F7		0-0 1-3		0-0 F9		0-0 SH3-4	3	0	0	0	0	0	0						
Inning Stats	R: 0 E: 0 K: 0 S: 4	H: 1 LOB: 1 BB: 0 P: 4	R: 0 E: 0 K: 0 S: 3	H: 0 LOB: 1 BB: 1 P: 7	R: 0 E: 0 K: 0 S: 4	H: 1 LOB: 2 BB: 1 P: 8	R: 0 E: 0 K: 1 S: 6	H: 1 LOB: 1 BB: 0 P: 6	R: 0 E: 0 K: 0 S: 3	H: 0 LOB: 0 BB: 1 P: 7	R: 0 E: 0 K: 0 S: 3	H: 1 LOB: 0 BB: 0 P: 3	R: 0 E: 0 K: 0 S: 3	H: 0 LOB: 0 BB: 0 P: 3	R: 1 E: 0 K: 0 S: 5	H: 2 LOB: 3 BB: 2 P: 13	R: 1 E: 0 K: 0 S: 4	H: 2 LOB: 1 BB: 0 P: 4	1B: 7 2B: 2 3B: 0 HR: 0	SF: 0 SAC: 2 DP: 1 HBP: 0	WP: 0 PB: 0 SB: 0 CS: 0	PA: 38
PITCHER Dennis Leonard, R (1, 1) Dan Quisenberry, R (8, 1) ERA: 3.53	IP: 7.1 WLS: L BF: 7 H: 2 R: 1 ER: 1 SO: 0 BB: 0 IBB: 1 HBP: 0 BLK: 0 WP: 0 HR: 0 S: 29 P: 45 ERA: 1.23 WHIP: 1.364															PITCHER						

Batter	1	2	3	4	5	6	7	8	9	AB	R	H	RBI	BB	SO	LOB	TOP										
Willie Wilson, S (1, 7) OBP: 0.341, SLG: 0.409	4-3		1B	5-3		K			4-3	5	1	1	0	0	1	3											
Frank White, R (1, 4) OBP: 0.283, SLG: 0.335	5-3		1B		5-3		F	S	K	5	2	2	1	0	1	0											
Darrell Porter, L (1, 2) OBP: 0.383, SLG: 0.405	F7		K		1B		K		BB	5	0	2	0	0	2	3											
Willie Aikens, L (1, 10) OBP: 0.373, SLG: 0.448		K	1B		G6-4-3		K		BB	4	0	2	1	1	2	1											
Amos Otis, R (1, 8) OBP: 0.336, SLG: 0.426		FC6-5	1B		G6-4-3				IBB	4	0	3	2	1	0	2											
Clint Hurdle, L (1, 9) OBP: 0.399, SLG: 0.563		FC6-5	1B						BB	5	0	1	0	0	1	7											
Rusty Torres, S (9, 9) OBP: 0.333, SLG: 0.161		FC6-5	6-3			FC1-6	1B		4-3	0	0	0	0	0	0	0											
Jamie Quirk, L (1, 5) OBP: 0.258, SLG: 0.329		F9		G3		FC1-6	1B			4	0	1	0	0	0	1	AB 40										
Ralph LaCock, L (1, 3) OBP: 0.225, SLG: 0.211						FC1-6	FC5-2		5-3	4	0	2	0	0	0	2	R 4										
U L Washington, S (1, 6) OBP: 0.312, SLG: 0.353			FC1-6-5	L6		FC5-2			K	4	1	0	0	0	1	4	H 14										
Inning Stats	R: 0 E: 0 K: 0 S: 3	H: 0 LOB: 0 BB: 0 P: 3	R: 0 E: 0 K: 1 S: 6	H: 1 LOB: 1 BB: 0 P: 6	R: 3 E: 0 K: 1 S: 10	H: 5 LOB: 2 BB: 0 P: 10	R: 0 E: 0 K: 0 S: 4	H: 1 LOB: 1 BB: 0 P: 4	R: 0 E: 0 K: 0 S: 4	H: 2 LOB: 1 BB: 0 P: 4	R: 1 E: 0 K: 3 S: 11	H: 2 LOB: 1 BB: 0 P: 11	R: 0 E: 0 K: 1 S: 5	H: 0 LOB: 0 BB: 0 P: 5	R: 0 E: 0 K: 1 S: 6	H: 1 LOB: 3 BB: 2 P: 14	1B: 11 2B: 3 3B: 0 HR: 0	SF: 0 SAC: 0 DP: 1 HBP: 0	WP: 0 PB: 0 SB: 1 CS: 0	PA: 42							
PITCHER	IP	WLS	BF	H	R	ER	SO	BB	IBB	HBP	BLK	WP	HR	S	P	ERA	WHIP										
Roger Erickson, R (1, 1) ERA: 2.8	5.0	L	25	11	3	3	2	0	0	0	0	0	0	29	29	5.40	2.200										
Pete Redfern, R (6, 1) ERA: 4.55	3.0		11	2	1	1	5	0	0	0	0	0	0	21	21	3.00	0.667										
Doug Corbett, R (9, 1) ERA: 1.92	1.0		6	1	0	0	1	1	1	0	0	0	0	6	14	0.00	2.000										

Kansas City Royals @ Minnesota Twins
 Metropolitan Stadium, Bloomington, MI
 Tue Jun 24 1980, 8:05 PM EDT
 Att: 11,556 - Unknown

livebaseballscorecards.com

AB 40
R 4
H 14
RBI 4
BB 2
SO 8
LOB 23




Batter	1	2	3	4	5	6	7	8	9	AB	R	H	RBI	BB	SO	LOB	BOTTOM										
Butch Wynegar, S (1, 2) OBP: 0.369, SLG: 0.431	F8		6-3			F8				4	0	1	0	0	0	1											
Roy Smalley, S (1, 6) OBP: 0.380, SLG: 0.415	G3			K		F8		FC4-6		4	0	0	1	0	1	1											
Ken Landreaux, L (1, 8) OBP: 0.365, SLG: 0.405	6-3			G3		P3		1-3		4	0	0	0	0	0	1											
Glenn Adams, L (1, 10) OBP: 0.336, SLG: 0.368		F7		P4		F8			1-3	4	0	0	0	0	0	0											
Mike Cabbage, L (1, 3) OBP: 0.353, SLG: 0.388						F9			F7	4	0	2	0	0	0	0											
Rick Sofield, L (1, 7) OBP: 0.274, SLG: 0.397			G1-6-3			K			4-3	3	0	0	0	1	1	1											
Hosken Powell, L (1, 9) OBP: 0.301, SLG: 0.337			F8			F8				3	1	1	0	0	0	2	AB 31										
Rob Wilfong, L (1, 4) OBP: 0.303, SLG: 0.335						FC3-6		1B	SF8	3	1	2	0	0	0	2	R 2										
John Castino, R (1, 5) OBP: 0.335, SLG: 0.422									1B	2	0	0	0	0	0	3	H 6										
Danny Goodwin, L (8, PH) OBP: 0.280, SLG: 0.313									FC4-6	0	0	0	1	0	0	0	RBI 2										
Ron Jackson, R (9, 3) OBP: 0.278, SLG: 0.336									SF8	0	0	0	0	0	0	0	BB 1										
Inning Stats	R: 0 E: 0 K: 0 S: 3	H: 0 LOB: 0 BB: 0 P: 3	R: 0 E: 0 K: 0 S: 3	H: 1 LOB: 0 BB: 0 P: 3	R: 0 E: 0 K: 1 S: 5	H: 0 LOB: 0 BB: 0 P: 5	R: 0 E: 0 K: 0 S: 4	H: 1 LOB: 2 BB: 1 P: 8	R: 0 E: 0 K: 0 S: 3	H: 0 LOB: 0 BB: 0 P: 3	R: 2 E: 0 K: 0 S: 6	H: 3 LOB: 1 BB: 0 P: 6	R: 0 E: 0 K: 0 S: 3	H: 0 LOB: 0 BB: 0 P: 3	1B: 4 2B: 2 3B: 0 HR: 0	SF: 1 SAC: 0 DP: 1 HBP: 0	WP: 0 PB: 0 SB: 1 CS: 0	PA: 33									
PITCHER	IP	WLS	BF	H	R	ER	SO	BB	IBB	HBP	BLK	WP	HR	S	P	ERA	WHIP										
Renie Martin, R (1, 1) ERA: 4.03	7.0	W	26	5	2	2	2	1	0	0	0	0	0	29	33	2.57	0.857										
Dan Quisenberry, R (8, 1) ERA: 3.4	2.0	S	7	1	0	0	0	0	0	0	0	0	0	7	7	0.00	0.500										

Kansas City Royals @ Minnesota Twins
 Metropolitan Stadium, Bloomington, MI
 Tue Jun 24 1980, 8:05 PM EDT
 Att: 11,556 - Unknown

livebaseballscorecards.com

AB 31
R 2
H 6
RBI 2
BB 1
SO 2
LOB 11



Batter	1	2	3	4	5	6	7	8	9	AB	R	H	RBI	BB	SO	LOB	TOP					
Willie Wilson, S OBP: 0.336, SLG: 0.404 (1, 7)										4	0	0	0	0	0	0						
U L Washington, S OBP: 0.314, SLG: 0.356 (1, 6)										4	1	2	0	0	1	0						
Hal McRae, R OBP: 0.328, SLG: 0.446 (1, 10)										4	1	1	2	0	0	1						
Amos Otis, R OBP: 0.341, SLG: 0.429 (1, 8)										4	1	2	0	0	0	0						
Willie Aikens, L OBP: 0.371, SLG: 0.442 Ralph LaCock, L OBP: 0.225, SLG: 0.211 (8, 3)										3	1	0	0	1	1	2						
John Wathan, R OBP: 0.385, SLG: 0.413 (1, 9)										4	0	2	0	0	0	0						
Darrell Porter, L OBP: 0.375, SLG: 0.395 (1, 2)										4	0	0	0	0	2	4						
Frank White, R OBP: 0.286, SLG: 0.337 (1, 4)										4	0	2	1	0	0	0						
Dave Chalk, R OBP: 0.307, SLG: 0.311 (1, 5)										4	0	1	0	0	1	2						
Inning Stats	R: 0 E: 0 K: 0 S: 3	H: 0 LOB: 0 BB: 0 P: 3	R: 2 E: 0 K: 1 S: 7	H: 3 LOB: 1 BB: 1 P: 11	R: 0 E: 0 K: 1 S: 5	H: 0 LOB: 0 BB: 0 P: 5	R: 0 E: 0 K: 0 S: 4	H: 1 LOB: 1 BB: 0 P: 4	R: 0 E: 0 K: 0 S: 3	H: 0 LOB: 0 BB: 0 P: 3	R: 2 E: 0 K: 0 S: 5	H: 2 LOB: 0 BB: 0 P: 5	R: 0 E: 0 K: 1 S: 5	H: 1 LOB: 0 BB: 0 P: 5	R: 0 E: 0 K: 1 S: 7	H: 2 LOB: 2 BB: 0 P: 7	R: 0 E: 1 K: 1 S: 6	H: 1 LOB: 1 BB: 0 P: 6	1B: 9 2B: 1 3B: 0 HR: 1	SF: 0 SAC: 0 DP: 2 HBP: 0	WP: 0 PB: 0 SB: 1 CS: 2	PA: 37
PITCHER Geoff Zahn, L ERA: 4.32 (1, 1)	IP: 9.0 WLS: L BF: 36 H: 10 R: 4 ER: 4 SO: 5 BB: 1 IBB: 0 HBP: 0 BLK: 0 WP: 0 HR: 1 S: 45 P: 49 ERA: 4.00 WHIP: 1.222															PITCHER						

Kansas City Royals @ Minnesota Twins
Metropolitan Stadium, Bloomington, MI
Wed Jun 25 1980, 8:05 PM EDT
Att. 9,150 - Unknown - 91 F

AB	35
R	4
H	10
RBI	3
BB	1
SO	5
LOB	9

Batter	1	2	3	4	5	6	7	8	9	AB	R	H	RBI	BB	SO	LOB	BOTTOM
Butch Wynegar, S OBP: 0.363, SLG: 0.423 (1, 2)										4	0	0	0	0	0	2	
Ken Landreaux, L OBP: 0.380, SLG: 0.398 (1, 8)										4	0	0	0	0	0	0	
Roy Smalley, S OBP: 0.363, SLG: 0.422 (1, 6)										4	1	2	0	0	0	0	
Jose Morales, R OBP: 0.409, SLG: 0.513 (1, 10)										3	0	1	1	1	0	0	
Ron Jackson, R OBP: 0.279, SLG: 0.336 Danny Goodwin, L (9, PH) OBP: 0.276, SLG: 0.309 (9, PH)										3	0	1	0	0	0	2	
Dave Edwards, R OBP: 0.285, SLG: 0.247 (1, 7)										3	0	0	0	0	0	1	
John Castino, R OBP: 0.335, SLG: 0.421 (1, 5)										3	0	1	0	0	0	1	
Pete Mackanin, R OBP: 0.283, SLG: 0.308 (1, 4)										2	0	0	0	1	0	1	
Hosken Powell, L OBP: 0.301, SLG: 0.337 (1, 9)										3	0	1	0	0	0	2	
Inning Stats	R: 0 E: 0 K: 0 S: 3	H: 0 LOB: 0 BB: 0 P: 3	R: 0 E: 0 K: 0 S: 4	H: 1 LOB: 1 BB: 0 P: 4	R: 0 E: 0 K: 0 S: 3	H: 0 LOB: 0 BB: 0 P: 3	R: 0 E: 0 K: 0 S: 3	H: 0 LOB: 0 BB: 1 P: 3	R: 0 E: 0 K: 0 S: 4	H: 1 LOB: 1 BB: 0 P: 4	R: 1 E: 0 K: 0 S: 5	H: 2 LOB: 1 BB: 0 P: 5	1B: 4 2B: 2 3B: 0 HR: 0	SF: 0 SAC: 0 DP: 3 HBP: 0	WP: 0 PB: 0 SB: 0 CS: 0	PA: 32	
PITCHER Paul Spittorff, L ERA: 4.13 Dan Quisenberry, R ERA: 3.35 (9, 1)	IP: 8.2 WLS: W BF: 31 H: 6 R: 1 ER: 1 SO: 0 BB: 0 IBB: 0 HBP: 0 BLK: 0 WP: 0 HR: 0 S: 29 P: 37 ERA: 1.04 WHIP: 0.923															PITCHER	

Kansas City Royals @ Minnesota Twins
Metropolitan Stadium, Bloomington, MI
Wed Jun 25 1980, 8:05 PM EDT
Att. 9,150 - Unknown - 91 F

AB	30
R	1
H	6
RBI	1
BB	2
SO	0
LOB	10

Batter	1	2	3	4	5	6	7	8	9	AB	R	H	RBI	BB	SO	LOB	TOP			
Butch Wynegar, S OBP: 0.397, SLG: 0.416 (1, 2)										4	0	0	0	0	0	1				
Roy Smalley, S OBP: 0.365, SLG: 0.433 (1, 6)										4	0	3	0	0	0	0				
Ken Landreaux, L OBP: 0.355, SLG: 0.392 (1, 8)										4	0	0	0	0	0	3				
Danny Goodwin, L OBP: 0.266, SLG: 0.296 (1, 10)										3	0	0	0	0	1	1				
Hosken Powell, L OBP: 0.297, SLG: 0.332 (1, 9)										3	0	0	0	0	0	1				
Mike Cabbage, L OBP: 0.346, SLG: 0.379 (1, 3)										3	0	0	0	0	0	0				
Rob Wilfong, L OBP: 0.299, SLG: 0.330 (1, 4)										3	0	0	0	0	0	0				
Rick Sofield, L OBP: 0.270, SLG: 0.390 (1, 7)										3	0	0	0	0	0	0				
John Castino, R OBP: 0.335, SLG: 0.420 (1, 5)										3	0	1	0	0	1	0				
Inning Stats	R: 0 E: 0 K: 0 S: 3	H: 0 LOB: 0 BB: 0 P: 3	R: 0 E: 0 K: 1 S: 5	H: 0 LOB: 0 BB: 0 P: 5	R: 0 E: 0 K: 0 S: 4	H: 1 LOB: 1 BB: 0 P: 4	R: 0 E: 0 K: 0 S: 4	H: 1 LOB: 0 BB: 0 P: 4	R: 0 E: 0 K: 1 S: 6	H: 1 LOB: 1 BB: 0 P: 6	R: 0 E: 0 K: 0 S: 3	H: 0 LOB: 0 BB: 0 P: 3	R: 0 E: 0 K: 0 S: 3	H: 0 LOB: 0 BB: 0 P: 3	R: 0 E: 0 K: 0 S: 3	H: 1 LOB: 0 BB: 0 P: 3	1B: 3 2B: 1 3B: 0 HR: 0	SF: 0 SAC: 0 DP: 1 HBP: 0	WP: 0 PB: 0 SB: 0 CS: 0	PA: 30
PITCHER Gaylord Perry, R ERA: 3.28 (1, 1)	IP: 9.0 WLS: W BF: 30 H: 4 R: 0 ER: 0 SO: 2 BB: 0 IBB: 0 HBP: 0 BLK: 0 WP: 0 HR: 0 S: 34 P: 34 ERA: 0.00 WHIP: 0.444																			

Minnesota Twins @ Texas Rangers
Arlington Stadium, Arlington, TX
Fri Jun 27 1980, 8:05 PM EDT
Att: 10,818 - Unknown - 109 F

AB	30
R	0
H	4
RBI	0
BB	0
SO	2
LOB	6



Batter	1	2	3	4	5	6	7	8	9	AB	R	H	RBI	BB	SO	LOB	BOTTOM			
Mickey Rivers, L OBP: 0.315, SLG: 0.375 (1, 8)										4	1	2	0	0	0	0				
Bump Wills, S OBP: 0.309, SLG: 0.325 (1, 4)										4	1	1	0	0	0	2				
Al Oliver, L OBP: 0.365, SLG: 0.460 (1, 7)										3	1	1	2	0	0	0				
Buddy Bell, R OBP: 0.373, SLG: 0.477 (1, 5)										4	0	1	0	0	1	1				
Rusty Staub, L OBP: 0.417, SLG: 0.531 (1, 10)										4	1	1	1	0	0	3				
Pat Putnam, L OBP: 0.315, SLG: 0.383 (1, 3)										4	1	1	2	0	1	1				
Johnny Grubb, L OBP: 0.354, SLG: 0.337 (1, 9)										3	0	1	0	0	0	0				
Jim Sundberg, R OBP: 0.327, SLG: 0.372 (1, 2)										3	0	0	0	0	0	1				
Bud Harrelson, S OBP: 0.350, SLG: 0.273 (1, 6)										3	0	1	0	0	0	0				
Inning Stats	R: 4 E: 0 K: 1 S: 10	H: 5 LOB: 1 BB: 0 P: 10	R: 0 E: 0 K: 0 S: 3	H: 0 LOB: 0 BB: 0 P: 3	R: 1 E: 1 K: 0 S: 4	H: 1 LOB: 0 BB: 0 P: 4	R: 0 E: 0 K: 0 S: 5	H: 2 LOB: 2 BB: 0 P: 5	R: 0 E: 0 K: 0 S: 3	H: 0 LOB: 0 BB: 0 P: 3	R: 0 E: 0 K: 1 S: 5	H: 0 LOB: 0 BB: 0 P: 5	R: 0 E: 0 K: 0 S: 3	H: 0 LOB: 0 BB: 0 P: 3	R: 0 E: 1 K: 1 S: 5	H: 0 LOB: 0 BB: 0 P: 5	1B: 7 2B: 0 3B: 0 HR: 2	SF: 1 SAC: 0 DP: 2 HBP: 0	WP: 0 PB: 0 SB: 1 CS: 0	PA: 33
PITCHER Pete Redfern, R ERA: 4.91 Fernando Arroyo, R ERA: 6.09 Mike Kinnunen, L ERA: 7.71 Mike Bacsik, R ERA: (1, 1) (2, 1) (5, 1) (8, 1)	IP: 1.0 WLS: L BF: 8 H: 5 R: 4 ER: 4 SO: 1 BB: 0 IBB: 0 HBP: 0 BLK: 0 WP: 0 HR: 1 S: 10 P: 10 ERA: 36.00 WHIP: 5.000																			

Minnesota Twins @ Texas Rangers
Arlington Stadium, Arlington, TX
Fri Jun 27 1980, 8:05 PM EDT
Att: 10,818 - Unknown - 109 F

AB	32
R	5
H	9
RBI	5
BB	0
SO	2
LOB	8



Batter	1	2	3	4	5	6	7	8	9	AB	R	H	RBI	BB	SO	LOB	TOP								
Rob Wilfong, L OBP: 0.296, SLG: 0.322 (1, 4)	F7		E7		B5-3		PB 1B BB		4-3	4	1	0	0	1	0	1	Minnesota Twins @ Texas Rangers Arlington Stadium, Arlington, TX Sat Jun 28 1980, 8:05 PM EDT Att: 14,336 - Unknown - 107 F								
Rick Sofield, L OBP: 0.273, SLG: 0.387 (1, 7)	4-3		4-3				F8			4	0	1	1	1	0	2									
Roy Smalley, S OBP: 0.365, SLG: 0.425 (1, 6)	4-3						K		F7	4	0	0	0	1	1	3									
Butch Wynegar, S OBP: 0.360, SLG: 0.414 Mike Cabbage, L OBP: 0.343, SLG: 0.376 (9, PH)		BB 1B	L7				K2-3		F5	3	0	1	0	1	1	2									
Glenn Adams, L OBP: 0.331, SLG: 0.361 Jose Morales, R OBP: 0.422, SLG: 0.525 (6, PH)		F7					G3 1B			2	0	0	0	0	0	1									
Ken Landreaux, L OBP: 0.350, SLG: 0.386 (1, 8)		F4					G3		F7	4	0	0	0	0	0	4									
Ron Jackson, R OBP: 0.285, SLG: 0.331 (1, 3)									4-3	2	0	0	0	2	0	0									
Hosken Powell, L OBP: 0.296, SLG: 0.330 (1, 9)									4-3	4	0	1	1	0	1	2									
John Castino, R OBP: 0.333, SLG: 0.414 (1, 5)			1-3				F9		6-3	3	1	0	0	1	0	2									
Inning Stats	R: 0 E: 0 K: 0 S: 3	H: 0 LOB: 0 BB: 0 P: 3	R: 0 E: 0 K: 1 S: 6	H: 1 LOB: 2 BB: 1 P: 10	R: 0 E: 1 K: 0 S: 4	H: 0 LOB: 2 BB: 1 P: 8	R: 0 E: 0 K: 0 S: 3	H: 0 LOB: 0 BB: 0 P: 3	R: 1 E: 0 K: 0 S: 4	H: 1 LOB: 1 BB: 1 P: 8	R: 1 E: 0 K: 1 S: 7	H: 2 LOB: 2 BB: 1 P: 11	R: 1 E: 0 K: 1 S: 6	H: 1 LOB: 2 BB: 2 P: 14	R: 0 E: 0 K: 0 S: 3	H: 0 LOB: 1 BB: 0 P: 3		R: 0 E: 0 K: 0 S: 3	H: 0 LOB: 1 BB: 1 P: 7	1B: 5 2B: 0 3B: 0 HR: 0	SF: 0 SAC: 0 DP: 0 HBP: 0	WP: 0 PB: 1 SB: 0 CS: 0	PA: 40		
PITCHER	IP	WLS	BF	H	R	ER	SO	BB	IBB	HBP	BLK	WP	HR	S	P	ERA	WHIP								
Steve Comer, R ERA: 8.04 (1, 1)	5.0	W	21	2	1	1	1	3	0	0	0	0	0	20	32	1.80	1.000								
Dave Rajsich, L ERA: 6.21 (6, 1)	1.2		10	2	2	2	2	3	0	0	0	0	0	11	23	10.80	3.000								
Danny Darwin, R ERA: 1.97 (7, 1)	2.1	S	9	1	0	0	0	1	0	0	0	0	0	8	12	0.00	0.857								

Batter	1	2	3	4	5	6	7	8	9	AB	R	H	RBI	BB	SO	LOB	BOTTOM								
Mickey Rivers, L OBP: 0.323, SLG: 0.385 (1, 8)	SH1-3 6-3 2B		1B 2B 1B							5	3	4	2	0	0	0	Minnesota Twins @ Texas Rangers Arlington Stadium, Arlington, TX Sat Jun 28 1980, 8:05 PM EDT Att: 14,336 - Unknown - 107 F								
Dave Roberts, R OBP: 0.296, SLG: 0.357 (9, 9)										0	0	0	0	0	0	0									
Bump Willis, S OBP: 0.314, SLG: 0.331 (1, 4)	SH1-3		2B							4	1	3	2	0	1	2									
Al Oliver, L OBP: 0.363, SLG: 0.459 Johnny Grubb, L OBP: 0.350, SLG: 0.345 (3, 7)	6-3		2B							1	0	0	1	0	0	0									
Buddy Bell, R OBP: 0.374, SLG: 0.505 (1, 5)	6-3		L5							5	2	2	2	0	0	2									
Richie Zisk, R OBP: 0.337, SLG: 0.486 (1, 10)										4	1	3	1	0	1	0									
Rusty Staub, L OBP: 0.412, SLG: 0.521 Pat Putnam, L OBP: 0.315, SLG: 0.383 (8, FR) (9, 3)	L7		F7							4	0	1	0	0	0	3									
Bill Sample, R OBP: 0.314, SLG: 0.297 Jim Norris, L OBP: 0.321, SLG: 0.268 (8, 9) (9, 8)			F9							0	1	1	0	0	0	0									
Jim Sundberg, R OBP: 0.322, SLG: 0.366 (1, 2)	G6-4-3									4	0	0	0	0	0	3									
Bud Harrelson, S OBP: 0.357, SLG: 0.286 (1, 6)			1B 1B							4	2	2	0	0	0	1									
Inning Stats	R: 1 E: 0 K: 0 S: 4	H: 1 LOB: 0 BB: 0 P: 4	R: 3 E: 0 K: 0 S: 8	H: 5 LOB: 0 BB: 0 P: 8	R: 0 E: 0 K: 1 S: 7	H: 2 LOB: 2 BB: 0 P: 7	R: 1 E: 0 K: 0 S: 4	H: 2 LOB: 0 BB: 0 P: 4	R: 0 E: 0 K: 0 S: 3	H: 0 LOB: 0 BB: 0 P: 3	R: 1 E: 0 K: 1 S: 6	H: 2 LOB: 0 BB: 0 P: 6	R: 4 E: 1 K: 0 S: 8	H: 4 LOB: 1 BB: 0 P: 8	R: 0 E: 0 K: 0 S: 3	H: 0 LOB: 0 BB: 0 P: 8	1B: 13 2B: 2 3B: 0 HR: 3	SF: 0 SAC: 1 DP: 2 HBP: 0	WP: 0 PB: 1 SB: 0 CS: 0	PA: 40					
PITCHER	IP	WLS	BF	H	R	ER	SO	BB	IBB	HBP	BLK	WP	HR	S	P	ERA	WHIP								
Jerry Koosman, L ERA: 4.46 (1, 1)	2.0	L	12	7	5	5	0	0	0	0	0	0	0	1	12	22.50	3.500								
John Verhoeven, R ERA: 3.77 (3, 1)	4.2		19	7	2	2	1	0	0	0	0	0	2	21	21	3.86	1.500								
Doug Corbett, R ERA: 2.31 (7, 1)	1.1		9	4	4	3	1	0	0	0	0	0	0	11	11	20.25	3.000								

Batter	1	2	3	4	5	6	7	8	9	AB	R	H	RBI	BB	SO	LOB	TOP									
Hosken Powell, L OBP: 0.303, SLG: 0.333	4-0 1B 6-3 BB	0-0 1-3 1B		0-0 FC1-6-5-4-1 1B 2-3		0-0 4-3		0-0 SH2-4 1B		4	3	2	0	1	0	1										
Rick Sofield, L OBP: 0.276, SLG: 0.390	0-0 6-3 2B 1B	0-3 K		0-0 1B 2-H		0-0 4-3		0-0 SH2-4		4	1	2	1	0	1	2										
Roy Smalley, S OBP: 0.366, SLG: 0.424	0-0 6-3		0-0 F7	0-0 F5		0-0 FC4-6 1B		0-0 FC4-6 1B 2-H		5	0	2	2	0	0	2										
Ken Landreaux, L OBP: 0.347, SLG: 0.387	0-0 4-3 2B 3-H		0-0 F9		0-0 E1 L8 1B 1B	0-0 FC4-6 1B 1-2		0-0 FC4-6 1B 1-2		5	1	1	1	0	0	2										
Butch Wynegar, S OBP: 0.360, SLG: 0.414	0-0 4-3		0-0 BB 1B		0-0 WP 1B 1-2 1B		0-0 6-3	0-3 K		5	0	2	0	0	1	2										
Danny Goodwin, L OBP: 0.277, SLG: 0.288	0-3 K		4-0 1-2 BB		0-3 K		4-0 1B BB		0-0 4-3	2	0	0	0	2	2	3										
Jose Morales, R OBP: 0.418, SLG: 0.519			1-2 BB		0-0 K		0-0 K		0-0 4-3	1	0	0	0	0	0	0										
Mike Cubbage, L OBP: 0.345, SLG: 0.377		0-0 1B	0-0 F7		0-0 L8		0-0 F8		0-0 SH1-4 1B	5	0	2	0	0	0	5										
Rob Wilfong, L OBP: 0.310, SLG: 0.337		0-0 FC5-4 1B		0-0 SH3 1B	0-0 WP 1B		0-0 1B		0-0 SH1-4	4	0	4	1	0	0	0										
John Castino, R OBP: 0.328, SLG: 0.406		0-0 FC5-4 1B S 1-2		0-0 SH3 1-2	0-0 5-3		0-0 F9		0-0 F8	4	0	0	0	0	0	6										
Inning Stats	R: 2 E: 0 K: 1 S: 7	H: 2 LOB: 1 BB: 1 P: 11	R: 0 E: 0 K: 1 S: 7	H: 3 LOB: 2 BB: 0 P: 7	R: 0 E: 0 K: 0 S: 4	H: 1 LOB: 1 BB: 1 P: 8	R: 1 E: 0 K: 0 S: 5	H: 2 LOB: 1 BB: 0 P: 5	R: 1 E: 1 K: 1 S: 8	H: 2 LOB: 2 BB: 0 P: 8	R: 0 E: 0 K: 0 S: 4	H: 1 LOB: 1 BB: 0 P: 4	R: 0 E: 0 K: 0 S: 4	H: 1 LOB: 2 BB: 1 P: 8	R: 1 E: 0 K: 1 S: 7	H: 2 LOB: 1 BB: 0 P: 7	R: 0 E: 0 K: 0 S: 4	H: 1 LOB: 1 BB: 0 P: 4	1B: 14 2B: 1 3B: 0 HR: 0	SF: 0 SAC: 3 DP: 0 HBP: 0	WP: 1 PB: 0 SB: 1 CS: 0	PA: 45				
PITCHER	IP	WLS	BF	H	R	ER	SO	BB	IBB	HBP	BLK	WP	HR	S	P	ERA	WHIP									
Doc Medich, R ERA: 4.09	(1, 1)	4.0	L	23	9	4	3	2	2	0	0	0	0	25	33	6.75	2.750									
Jim Kern, R ERA: 5.39	(5, 1)	3.1		16	5	1	1	1	1	0	0	0	1	0	17	21	2.70	1.800								
Sparky Lyle, L ERA: 3.72	(8, 1)	1.2		6	1	0	0	1	0	0	0	0	0	0	8	8	0.00	0.600								

Minnesota Twins @ Texas Rangers
Arlington Stadium, Arlington, TX
Sun Jun 29 1980, 8:05 PM EDT
Att: 22,342 - Unknown - 105 F

AB 39
R 5
H 15
RBI 5
BB 3
SO 4
LOB 23



Batter	1	2	3	4	5	6	7	8	9	AB	R	H	RBI	BB	SO	LOB	BOTTOM								
Mickey Rivers, L OBP: 0.321, SLG: 0.382	0-0 F9		0-0 6-3		0-0 F2		0-0 1B 1B	0-0 FC4-6 1-2 2-3		5	1	1	0	0	0	2									
Bump Willis, S OBP: 0.319, SLG: 0.339	0-0 2B		0-0 4-3		0-0 HR 1B		0-0 FC5-4 1B	0-0 L9		5	1	3	0	0	0	2									
Buddy Bell, R OBP: 0.374, SLG: 0.517	0-0 L5		0-0 1B		0-0 HR		0-0 FC5-4 1B 1-2		0-3 K	5	1	2	2	0	1	3									
Rusty Staub, L OBP: 0.412, SLG: 0.512	4-0 BB		0-3 K		0-0 G3		0-0 1B 3-H		0-0 1-3	4	0	1	1	1	1	1									
Richie Zisk, R OBP: 0.335, SLG: 0.480	0-0 F9			0-0 6-3		0-0 1B 1B	0-0 K		0-0 F7	5	0	1	0	0	1	4									
Pat Putnam, L OBP: 0.309, SLG: 0.374		0-0 5-3		0-0 6-3		0-0 F8	0-3 K			4	0	0	0	0	1	3									
Johnny Grubb, L OBP: 0.369, SLG: 0.360					4-0 BB			0-0 F8		2	0	2	0	1	0	0									
Tucker Ashford, R OBP: 0.200, SLG: 0.125								0-0 F8		0	0	0	0	0	0	0									
Bill Sample, R OBP: 0.310, SLG: 0.293								0-0 F8		1	0	0	0	0	0	0									
Dave Roberts, R OBP: 0.296, SLG: 0.357								0-0 1B		0	0	0	0	0	0	0									
Jim Sundberg, R OBP: 0.320, SLG: 0.361		0-3 K		0-3 K		0-0 F9		4-0 FC4-6 1B BB		3	0	0	0	1	2	4									
Bud Harrelson, S OBP: 0.353, SLG: 0.282		0-3 K						0-0 FC4-6 1B BB		1	0	0	0	0	1	1									
Jim Norris, L OBP: 0.319, SLG: 0.265								0-0 F8		1	0	0	0	0	0	0									
Pepe Frias, R OBP: 0.291, SLG: 0.325								0-0 FC4-6 1B		0	0	0	0	0	0	0									
Al Oliver, L OBP: 0.364, SLG: 0.459								1-2 1B		2	0	1	0	0	0	2									
Inning Stats	R: 0 E: 0 K: 0 S: 4	H: 1 LOB: 2 BB: 1 P: 8	R: 0 E: 0 K: 2 S: 8	H: 1 LOB: 0 BB: 0 P: 8	R: 0 E: 0 K: 1 S: 6	H: 1 LOB: 1 BB: 0 P: 6	R: 0 E: 0 K: 1 S: 5	H: 0 LOB: 1 BB: 1 P: 9	R: 2 E: 0 K: 0 S: 5	H: 2 LOB: 2 BB: 0 P: 5	R: 0 E: 0 K: 0 S: 5	H: 2 LOB: 2 BB: 0 P: 5	R: 1 E: 0 K: 2 S: 10	H: 3 LOB: 2 BB: 0 P: 10	R: 0 E: 0 K: 0 S: 4	H: 1 LOB: 2 BB: 1 P: 8	R: 0 E: 0 K: 1 S: 5	H: 0 LOB: 0 BB: 0 P: 5	1B: 9 2B: 1 3B: 0 HR: 1	SF: 0 SAC: 0 DP: 0 HBP: 0	WP: 0 PB: 0 SB: 0 CS: 0	PA: 41			
PITCHER	IP	WLS	BF	H	R	ER	SO	BB	IBB	HBP	BLK	WP	HR	S	P	ERA	WHIP								
Roger Erickson, R ERA: 2.82	(1, 1)	6.0	W	27	7	2	2	4	2	0	0	0	0	33	41	3.00	1.500								
Doug Corbett, R ERA: 2.34	(7, 1)	3.0	S	14	4	1	1	3	1	0	0	0	0	19	23	3.00	1.667								

Minnesota Twins @ Texas Rangers
Arlington Stadium, Arlington, TX
Sun Jun 29 1980, 8:05 PM EDT
Att: 22,342 - Unknown - 105 F

AB 38
R 3
H 11
RBI 3
BB 3
SO 7
LOB 22



Batter	1	2	3	4	5	6	7	8	9	AB	R	H	RBI	BB	SO	LOB	TOP					
Hosken Powell, L (1, 9) OBP: 0.304, SLG: 0.327										4	0	0	0	2	0	5	Minnesota Twins @ Kansas City Royals Royals Stadium, Kansas City, MO Mon Jun 30 1980, 8:05 PM EDT Att: 33,540 - Unknown - 95 F livebaseballscorecards.com					
Rob Wilfong, L (1, 4) OBP: 0.295, SLG: 0.332										6	1	1	0	0	1	5						
Roy Smalley, S (1, 6) OBP: 0.363, SLG: 0.419										5	2	1	0	0	1	1						
Ken Landreaux, L (1, 8) OBP: 0.347, SLG: 0.384 Dave Edwards, R (6, PH) OBP: 0.290, SLG: 0.286										2	1	0	0	1	0	0						
Mike Cabbage, L (1, 3) OBP: 0.340, SLG: 0.393										5	2	1	1	0	0	2						
Butch Wynegar, S (1, 2) OBP: 0.357, SLG: 0.409										5	0	1	0	0	0	3						
Glenn Adams, L (1, 10) OBP: 0.339, SLG: 0.364 Jose Morales, R (6, PH) OBP: 0.419, SLG: 0.530										2	1	1	2	1	0	0						
Rick Sofield, L (1, 7) OBP: 0.286, SLG: 0.402 Ron Jackson, R (7, 7) OBP: 0.289, SLG: 0.336										4	1	3	0	0	0	0						
John Castillo, R (1, 5) OBP: 0.337, SLG: 0.429										5	1	4	5	0	0	1						
Inning Stats	R: 4 E: 3 K: 0 S: 9	H: 4 LOB: 3 BB: 1 P: 13	R: 0 E: 0 K: 0 S: 3	H: 0 LOB: 0 BB: 0 P: 3	R: 0 E: 0 K: 0 S: 3	H: 0 LOB: 0 BB: 0 P: 3	R: 1 E: 0 K: 1 S: 6	H: 1 LOB: 1 BB: 1 P: 10	R: 3 E: 0 K: 1 S: 8	H: 4 LOB: 2 BB: 2 P: 16	R: 2 E: 0 K: 0 S: 5	H: 2 LOB: 0 BB: 0 P: 5	R: 0 E: 0 K: 0 S: 4	H: 1 LOB: 1 BB: 0 P: 4	R: 0 E: 0 K: 0 S: 3	H: 0 LOB: 0 BB: 0 P: 3		R: 2 E: 0 K: 0 S: 6	H: 3 LOB: 1 BB: 0 P: 6	1B: 10 2B: 2 3B: 0 HR: 3	SF: 0 SAC: 0 DP: 0 HBP: 0	WP: 1 PB: 0 SB: 0 CS: 0
PITCHER	IP WLS BF H R ER SO BB IBB HBP BLK WP HR S P ERA WHIP																					
Renie Martin, R (1, 1) ERA: 4.24	4.2 L 27 9 8 4 1 3 0 0 0 0 0 2 26 38 7.71 2.571																					
Gary Christenson, L (5, 1) ERA: 5.1	3.1 14 3 2 2 2 1 0 0 0 0 0 1 15 19 5.40 1.200																					
Rawly Eastwick, R (9, 1) ERA: 2.25	1.0 6 3 2 2 0 0 0 0 0 0 1 0 6 6 18.00 3.000																					

Batter	1	2	3	4	5	6	7	8	9	AB	R	H	RBI	BB	SO	LOB	BOTTOM					
Willie Wilson, S (1, 7) OBP: 0.339, SLG: 0.404										3	1	1	0	1	1	1	Minnesota Twins @ Kansas City Royals Royals Stadium, Kansas City, MO Mon Jun 30 1980, 8:05 PM EDT Att: 33,540 - Unknown - 95 F livebaseballscorecards.com					
U L Washington, S (1, 6) OBP: 0.324, SLG: 0.374										2	0	1	1	2	0	0						
John Wathan, R (1, 9) OBP: 0.381, SLG: 0.416										4	0	0	1	0	0	4						
Amos Otis, R (1, 8) OBP: 0.336, SLG: 0.438										4	1	1	1	0	1	3						
Hal McRae, R (1, 10) OBP: 0.313, SLG: 0.417										4	0	0	0	0	1	1						
Darrell Porter, L (1, 2) OBP: 0.376, SLG: 0.396										3	0	1	0	1	0	0						
Willie Aikens, L (1, 3) OBP: 0.367, SLG: 0.435										3	0	0	0	1	2	1						
Frank White, R (1, 4) OBP: 0.276, SLG: 0.335 Clint Hurdle, L (9, PH) OBP: 0.393, SLG: 0.542										3	0	0	0	0	1	3						
Dave Chalk, R (1, 5) OBP: 0.313, SLG: 0.330 Jamie Quirk, L (9, PH) OBP: 0.266, SLG: 0.337										2	1	0	0	1	1	1						
Inning Stats	R: 1 E: 0 K: 1 S: 5	H: 0 LOB: 1 BB: 2 P: 13	R: 0 E: 0 K: 2 S: 8	H: 1 LOB: 0 BB: 0 P: 8	R: 0 E: 0 K: 1 S: 5	H: 0 LOB: 0 BB: 0 P: 5	R: 1 E: 0 K: 0 S: 3	H: 1 LOB: 1 BB: 2 P: 11	R: 0 E: 0 K: 2 S: 8	H: 1 LOB: 2 BB: 1 P: 12	R: 0 E: 0 K: 1 S: 5	H: 0 LOB: 0 BB: 0 P: 5	R: 1 E: 0 K: 0 S: 4	H: 1 LOB: 1 BB: 1 P: 8	R: 0 E: 0 K: 0 S: 3	H: 0 LOB: 0 BB: 0 P: 3		R: 0 E: 0 K: 0 S: 3	H: 0 LOB: 0 BB: 0 P: 3	1B: 1 2B: 1 3B: 1 HR: 1	SF: 0 SAC: 0 DP: 1 HBP: 0	WP: 0 PB: 0 SB: 1 CS: 0
PITCHER	IP WLS BF H R ER SO BB IBB HBP BLK WP HR S P ERA WHIP																					
Darrell Jackson, L (1, 1) ERA: 3.05	7.0 W 30 4 3 3 7 6 0 0 0 0 0 1 38 62 3.86 1.429																					
Mike Bacsik, R (8, 1) ERA:	2.0 6 0 0 0 0 0 0 0 0 0 0 0 6 6 0.00 0.000																					

Batter	1	2	3	4	5	6	7	8	9	AB	R	H	RBI	BB	SO	LOB	TOP					
Roy Smalley, S OBP: 0.358, SLG: 0.412 (1, 6)	6-3		5-3		FC6-4			E6		4	0	0	0	0	0	1	Minnesota Twins @ Kansas City Royals Royals Stadium, Kansas City, MO Tue Jul 01 1980, 8:05 PM EDT Att: 20,224 - Unknown - 97 F livebaseballscores.com					
John Castino, R OBP: 0.336, SLG: 0.430 (1, 5)	1B		5-3			F8		K		4	1	1	0	0	1	1						
Ron Jackson, R OBP: 0.288, SLG: 0.333 (1, 3)	2B		F9			L9			4-3	4	0	1	1	0	0	0						
Jose Morales, R OBP: 0.412, SLG: 0.529 (1, 10) Ken Landreaux, L OBP: 0.347, SLG: 0.384 (9, PR)	FC6-4				K	F8		1B	1B	4	0	1	0	0	1	1						
Pete Mackanin, R OBP: 0.275, SLG: 0.299 (1, 4)	6-3							2B	4-3	4	0	0	0	0	0	2						
Dave Edwards, R OBP: 0.280, SLG: 0.284 (1, 8)			F9		6-3				4-3	4	0	1	0	0	0	0						
Rick Sofield, L OBP: 0.295, SLG: 0.406 (1, 7)			1-3			1-3		1B	1B	3	0	2	1	1	0	0						
Hosken Powell, L OBP: 0.299, SLG: 0.321 (1, 9)			1-3			1-3		1B	1B	4	0	0	0	0	1	4						
Sal Butera, R OBP: 0.270, SLG: 0.250 (1, 2) Butch Wynegar, S OBP: 0.357, SLG: 0.409 (9, 2)	6-3					FC6-4			K	3	0	1	0	0	0	1						
Inning Stats	R: 1 E: 0 K: 0 S: 5	H: 2 LOB: 1 BB: 0 P: 5	R: 0 E: 0 K: 0 S: 3	H: 0 LOB: 1 BB: 1 P: 7	R: 0 E: 0 K: 0 S: 3	H: 0 LOB: 0 BB: 0 P: 3	R: 0 E: 0 K: 1 S: 5	H: 0 LOB: 0 BB: 0 P: 5	R: 0 E: 0 K: 0 S: 4	H: 1 LOB: 1 BB: 0 P: 4	R: 0 E: 0 K: 0 S: 3	H: 0 LOB: 1 BB: 0 P: 3	R: 0 E: 1 K: 0 S: 4	H: 1 LOB: 1 BB: 0 P: 4	R: 0 E: 1 K: 1 S: 5	H: 0 LOB: 1 BB: 0 P: 5	R: 1 E: 0 K: 1 S: 8	H: 3 LOB: 2 BB: 0 P: 8	1B: 5 2B: 3 3B: 0 HR: 0	SF: 0 SAC: 0 DP: 1 HBP: 0	WP: 0 PB: 0 SB: 0 CS: 1	PA: 35
PITCHER Paul Spittorf, L ERA: 3.89 (1, 1)	IP: 9.0 WLS: L BF: 35 H: 7 R: 2 ER: 2 SO: 3 BB: 1 IBB: 0 HBP: 0 BLK: 0 WP: 0 HR: 0 S: 40 P: 44 ERA: 2.00 WHIP: 0.889															PITCHER						

Batter	1	2	3	4	5	6	7	8	9	AB	R	H	RBI	BB	SO	LOB	BOTTOM						
Willie Wilson, S OBP: 0.341, SLG: 0.405 (1, 8)	G3-6		1-3			4-3		6-3		4	1	2	0	0	0	1	Minnesota Twins @ Kansas City Royals Royals Stadium, Kansas City, MO Tue Jul 01 1980, 8:05 PM EDT Att: 20,224 - Unknown - 97 F livebaseballscores.com						
U L Washington, S OBP: 0.324, SLG: 0.374 (1, 6)	1B		F7			SH1-3		1B		3	0	1	0	0	0	2							
John Wathan, R OBP: 0.379, SLG: 0.413 (1, 7)	G3				6-3			1B		4	0	1	0	0	0	1							
Hal McRae, R OBP: 0.322, SLG: 0.432 (1, 10)								1B		3	0	2	1	1	0	2							
Darrell Porter, L OBP: 0.377, SLG: 0.392 (1, 2) German Barranca, L (9, PR)	2B		4-3		1-6-3			2B		4	0	1	0	0	0	3							
Clint Hurdle, L OBP: 0.385, SLG: 0.530 (1, 9)			K		F7			1B		0	0	0	0	0	0	0							
Willie Aikens, L OBP: 0.362, SLG: 0.429 (1, 3)			K			B1-3		1B		4	0	0	0	0	1	3							
Frank White, R OBP: 0.276, SLG: 0.334 (1, 4) Jamie Quirk, L (9, PH)			4-3			1-3				3	0	1	0	0	0	0							
Dave Chalk, R OBP: 0.313, SLG: 0.330 (1, 5)					F9			K		1	0	0	0	0	1	2							
Inning Stats	R: 0 E: 0 K: 0 S: 3	H: 1 LOB: 0 BB: 0 P: 3	R: 0 E: 0 K: 2 S: 8	H: 1 LOB: 1 BB: 0 P: 8	R: 0 E: 0 K: 0 S: 4	H: 1 LOB: 1 BB: 0 P: 4	R: 0 E: 1 K: 0 S: 3	H: 0 LOB: 1 BB: 1 P: 7	R: 0 E: 0 K: 0 S: 3	H: 0 LOB: 0 BB: 0 P: 3	R: 1 E: 0 K: 0 S: 5	H: 2 LOB: 1 BB: 0 P: 5	R: 0 E: 0 K: 0 S: 4	H: 1 LOB: 1 BB: 0 P: 4	R: 0 E: 0 K: 0 S: 4	H: 2 LOB: 1 BB: 0 P: 4		R: 0 E: 1 K: 1 S: 6	H: 1 LOB: 2 BB: 0 P: 6	1B: 7 2B: 2 3B: 0 HR: 0	SF: 0 SAC: 1 DP: 2 HBP: 0	WP: 0 PB: 1 SB: 0 CS: 0	PA: 35
PITCHER Geoff Zahn, L ERA: 4.13 (1, 1) Doug Corbett, R ERA: 2.29 (8, 1)	IP: 7.1 WLS: W BF: 5 H: 1 R: 0 ER: 0 SO: 1 BB: 0 IBB: 0 HBP: 0 BLK: 0 WP: 0 HR: 0 S: 7 P: 7 ERA: 0.00 WHIP: 0.600															PITCHER							

Batter	1	2	3	4	5	6	7	8	9	10	AB	R	H	RBI	BB	SO	LOB		
Rob Wilfong, L OBP: 0.303, SLG: 0.328 (1, 4)											5	0	1	0	0	0	1		
Rick Sofield, L OBP: 0.293, SLG: 0.401 (1, 8)											5	0	1	0	0	2	1		
Roy Smalley, S OBP: 0.351, SLG: 0.403 (1, 6)											5	0	0	0	0	1	3		
Mike Cabbage, L OBP: 0.331, SLG: 0.381 (1, 3)											4	0	0	0	0	0	2		
Glenn Adams, L OBP: 0.344, SLG: 0.377 Dave Edwards, R OBP: 0.260, SLG: 0.284 (9, PR)											4	1	2	0	0	0	0		
Butch Wynegar, S OBP: 0.299, SLG: 0.409 (1, 2)											3	0	1	1	1	0	1		
Hosken Powell, L OBP: 0.294, SLG: 0.315 (1, 9)											4	0	0	0	0	0	4		
John Castino, R OBP: 0.335, SLG: 0.424 (1, 5)											3	1	0	0	1	2	4		
Ron Jackson, R OBP: 0.287, SLG: 0.338 (1, 7)											4	1	1	1	0	0	1		
Inning Stats	R: 0 E: 0 K: 1 S: 5	H: 0 LOB: 0 BB: 0 P: 5	R: 1 E: 0 K: 1 S: 7	H: 2 LOB: 1 BB: 0 P: 7	R: 0 E: 0 K: 1 S: 5	H: 0 LOB: 0 BB: 0 P: 5	R: 0 E: 0 K: 1 S: 5	H: 1 LOB: 1 BB: 0 P: 4	R: 0 E: 0 K: 0 S: 3	H: 0 LOB: 0 BB: 0 P: 3	R: 2 E: 1 K: 0 S: 5	H: 1 LOB: 1 BB: 1 P: 9	R: 0 E: 0 K: 0 S: 4	H: 1 LOB: 2 BB: 0 P: 4	R: 0 E: 0 K: 0 S: 4	H: 1 LOB: 1 BB: 0 P: 4	1B: 4 2B: 2 3B: 0 HR: 0	SF: 0 SAC: 0 DP: 0 HBP: 0	
PITCHER	IP WLS BF H R ER SO BB IBB HBP BLK WP HR S P ERA WHIP	IP WLS BF H R ER SO BB IBB HBP BLK WP HR S P ERA WHIP	IP WLS BF H R ER SO BB IBB HBP BLK WP HR S P ERA WHIP	IP WLS BF H R ER SO BB IBB HBP BLK WP HR S P ERA WHIP	IP WLS BF H R ER SO BB IBB HBP BLK WP HR S P ERA WHIP	IP WLS BF H R ER SO BB IBB HBP BLK WP HR S P ERA WHIP	IP WLS BF H R ER SO BB IBB HBP BLK WP HR S P ERA WHIP	IP WLS BF H R ER SO BB IBB HBP BLK WP HR S P ERA WHIP	IP WLS BF H R ER SO BB IBB HBP BLK WP HR S P ERA WHIP	IP WLS BF H R ER SO BB IBB HBP BLK WP HR S P ERA WHIP	IP WLS BF H R ER SO BB IBB HBP BLK WP HR S P ERA WHIP	IP WLS BF H R ER SO BB IBB HBP BLK WP HR S P ERA WHIP	IP WLS BF H R ER SO BB IBB HBP BLK WP HR S P ERA WHIP	IP WLS BF H R ER SO BB IBB HBP BLK WP HR S P ERA WHIP	IP WLS BF H R ER SO BB IBB HBP BLK WP HR S P ERA WHIP	IP WLS BF H R ER SO BB IBB HBP BLK WP HR S P ERA WHIP	IP WLS BF H R ER SO BB IBB HBP BLK WP HR S P ERA WHIP	IP WLS BF H R ER SO BB IBB HBP BLK WP HR S P ERA WHIP	
Rich Gale, R ERA: 4.14 (1, 1)	5.0	2.1	2.2	2.1	2.2	2.1	2.2	2.1	2.2	2.1	2.2	2.1	2.2	2.1	2.2	2.1	2.2	2.1	2.2
Rawly Eastwick, R ERA: 2.61 (6, 1)	2.1	2.2	2.1	2.2	2.1	2.2	2.1	2.2	2.1	2.2	2.1	2.2	2.1	2.2	2.1	2.2	2.1	2.2	2.1
Dan Quisenberry, R ERA: 3.26 (8, 1)	2.2	2.1	2.2	2.1	2.2	2.1	2.2	2.1	2.2	2.1	2.2	2.1	2.2	2.1	2.2	2.1	2.2	2.1	2.2

TOP

Minnesota Twins @ Kansas City Royals
Royals Stadium, Kansas City, MO

Wed Jul 02, 1980, 8:05 PM EDT
Att: 26,225 - Unknown - 74 F

livebaseballscores.com

AB 37
R 3
H 6
RBI 2
BB 2
SO 5
LOB 17

WP: 0 PA: 39
PB: 0
SB: 1
CS: 0

Batter	1	2	3	4	5	6	7	8	9	10	AB	R	H	RBI	BB	SO	LOB		
Willie Wilson, S OBP: 0.342, SLG: 0.405 (1, 8)											5	1	2	0	0	0	2		
U.L. Washington, S OBP: 0.323, SLG: 0.372 (1, 6)											4	1	1	1	0	1	0		
John Wathan, R OBP: 0.367, SLG: 0.430 (1, 7)											5	0	4	3	0	0	0		
Darrell Porter, L OBP: 0.374, SLG: 0.386 (1, 2)											3	0	0	0	1	2	2		
Hal McRae, R OBP: 0.316, SLG: 0.422 (1, 10)										4	0	0	0	0	0	2	2		
Clint Hurdle, L OBP: 0.383, SLG: 0.522 (1, 9)										3	0	0	0	1	1	1	1		
Willie Aikens, L OBP: 0.358, SLG: 0.424 Ralph LaCock, L OBP: 0.230, SLG: 0.216 German Barranca, L OBP: 0.091, SLG: 0.091 (10, PR)										3	0	0	0	0	1	1	1		
Jerry Terrell, R OBP: 0.091, SLG: 0.091 (10, 3)											4	1	1	0	0	0	2		
Frank White, R OBP: 0.276, SLG: 0.333 (1, 4)											4	1	1	0	0	0	2		
Dave Chalk, R OBP: 0.319, SLG: 0.336 Rusty Torres, S OBP: 0.333, SLG: 0.161 (10, PR)											4	0	2	0	0	0	0		
Inning Stats	R: 0 E: 0 K: 0 S: 4	H: 1 LOB: 1 BB: 0 P: 4	R: 0 E: 0 K: 0 S: 3	H: 0 LOB: 1 BB: 1 P: 7	R: 0 E: 0 K: 0 S: 3	H: 0 LOB: 0 BB: 0 P: 3	R: 0 E: 0 K: 1 S: 5	H: 0 LOB: 0 BB: 0 P: 5	R: 0 E: 0 K: 2 S: 7	H: 1 LOB: 0 BB: 0 P: 3	R: 0 E: 0 K: 1 S: 6	H: 1 LOB: 1 BB: 0 P: 6	R: 1 E: 0 K: 0 S: 4	H: 3 LOB: 2 BB: 0 P: 4	1B: 10 2B: 0 3B: 1 HR: 0	SF: 0 SAC: 1 DP: 1 HBP: 0			
PITCHER	IP WLS BF H R ER SO BB IBB HBP BLK WP HR S P ERA WHIP	IP WLS BF H R ER SO BB IBB HBP BLK WP HR S P ERA WHIP	IP WLS BF H R ER SO BB IBB HBP BLK WP HR S P ERA WHIP	IP WLS BF H R ER SO BB IBB HBP BLK WP HR S P ERA WHIP	IP WLS BF H R ER SO BB IBB HBP BLK WP HR S P ERA WHIP	IP WLS BF H R ER SO BB IBB HBP BLK WP HR S P ERA WHIP	IP WLS BF H R ER SO BB IBB HBP BLK WP HR S P ERA WHIP	IP WLS BF H R ER SO BB IBB HBP BLK WP HR S P ERA WHIP	IP WLS BF H R ER SO BB IBB HBP BLK WP HR S P ERA WHIP	IP WLS BF H R ER SO BB IBB HBP BLK WP HR S P ERA WHIP	IP WLS BF H R ER SO BB IBB HBP BLK WP HR S P ERA WHIP	IP WLS BF H R ER SO BB IBB HBP BLK WP HR S P ERA WHIP	IP WLS BF H R ER SO BB IBB HBP BLK WP HR S P ERA WHIP	IP WLS BF H R ER SO BB IBB HBP BLK WP HR S P ERA WHIP	IP WLS BF H R ER SO BB IBB HBP BLK WP HR S P ERA WHIP	IP WLS BF H R ER SO BB IBB HBP BLK WP HR S P ERA WHIP	IP WLS BF H R ER SO BB IBB HBP BLK WP HR S P ERA WHIP		
Jerry Koosman, L ERA: 4.41 (1, 1)	9.1	0.0	0.0	0.0	0.0	0.0	0.0	0.0	0.0	0.0	0.0	0.0	0.0	0.0	0.0	0.0	0.0	0.0	0.0
Mike Bacsik, R ERA: (10, 1)	0.0	0.0	0.0	0.0	0.0	0.0	0.0	0.0	0.0	0.0	0.0	0.0	0.0	0.0	0.0	0.0	0.0	0.0	0.0

BOTTOM

Minnesota Twins @ Kansas City Royals
Royals Stadium, Kansas City, MO

Wed Jul 02, 1980, 8:05 PM EDT
Att: 26,225 - Unknown - 74 F

livebaseballscores.com

AB 36
R 4
H 11
RBI 4
BB 2
SO 5
LOB 10

WP: 0 PA: 40
PB: 0
SB: 1
CS: 1

Batter	1	2	3	4	5	6	7	8	9	AB	R	H	RBI	BB	SO	LOB	TOP		
Mickey Rivers, L OBP: 0.325, SLG: 0.392	0-0 S 1B		0-0 5-3		0-0 FC6-4		0-0 B1-3		0-0 1-3	5	0	1	0	0	0	2	Texas Rangers @ Minnesota Twins Metropolitan Stadium, Bloomington, MI Thu Jul 03 1980, 8:05 PM EDT Att. 7,612 - Unknown - 80 F		
Bump Wills, S OBP: 0.316, SLG: 0.336	0-3 K		0-0		0-0 G3		0-0 G3			4	0	1	0	0	1	2			
Al Oliver, L OBP: 0.353, SLG: 0.441	0-0 6-3		0-0 F7							4	1	1	0	0	0	2			
Buddy Bell, R OBP: 0.384, SLG: 0.527	0-0 4-3				0-0 F9					4	1	2	0	0	0	1			
Rusty Staub, L OBP: 0.409, SLG: 0.511					0-0 F6					3	0	1	0	1	0	1			
Richie Zisk, R OBP: 0.337, SLG: 0.481					0-0 F9					4	0	1	2	0	0	2			
Pat Putnam, L OBP: 0.319, SLG: 0.387										3	1	1	0	1	0	3			
Jim Sundberg, R OBP: 0.322, SLG: 0.363	0-3 K				0-0 F9					4	0	0	0	0	1	4			
Bud Harrelson, S OBP: 0.354, SLG: 0.284					0-0 4-3					1	0	0	0	0	0	0			
Johnny Grubb, L OBP: 0.375, SLG: 0.367										1	0	1	1	0	0	0			
Pepe Frias, R OBP: 0.281, SLG: 0.314										1	0	0	0	0	0	0			
Jim Norris, L OBP: 0.322, SLG: 0.263										1	0	0	0	0	0	1			
Inning Stats	R: 0 E: 0 K: 1 S: 6	H: 1 LOB: 1 BB: 0 P: 6	R: 0 E: 0 K: 1 S: 6	H: 1 LOB: 1 BB: 0 P: 6	R: 0 E: 0 K: 0 S: 4	H: 1 LOB: 1 BB: 0 P: 4	R: 0 E: 0 K: 0 S: 3	H: 0 LOB: 0 BB: 0 P: 3	R: 2 E: 0 K: 0 S: 5	H: 3 LOB: 1 BB: 1 P: 9	R: 0 E: 0 K: 0 S: 3	H: 0 LOB: 0 BB: 0 P: 3	R: 0 E: 0 K: 0 S: 4	H: 1 LOB: 1 BB: 0 P: 4	R: 0 E: 0 K: 0 S: 3	H: 0 LOB: 1 BB: 1 P: 7	1B: 6 2B: 3 3B: 0 HR: 0	SF: 0 SAC: 0 DP: 1 HBP: 0	WP: 0 PA: 37 PB: 0 SB: 1 CS: 0
PITCHER	IP WLS BF H R ER SO BB IBB HBP BLK WP HR S P ERA WHIP	IP WLS BF H R ER SO BB IBB HBP BLK WP HR S P ERA WHIP																	
Roger Erickson, R ERA: 2.95	(1, 1) 6.0 W 26 8 3 3 2 1 0 0 0 0 0 29 33 4.50 1.500	(7, 1) 3.0 S 11 1 0 0 0 1 0 0 0 0 0 10 14 0.00 0.667																	
Doug Corbett, R ERA: 2.19	(7, 1) 3.0 S 11 1 0 0 0 1 0 0 0 0 0 10 14 0.00 0.667																		

Batter	1	2	3	4	5	6	7	8	9	AB	R	H	RBI	BB	SO	LOB	BOTTOM		
Ron Jackson, R OBP: 0.285, SLG: 0.333	0-0 F9				0-0 4-3					5	0	1	1	0	0	2	Texas Rangers @ Minnesota Twins Metropolitan Stadium, Bloomington, MI Thu Jul 03 1980, 8:05 PM EDT Att. 7,612 - Unknown - 80 F		
Rick Softfield, L OBP: 0.300, SLG: 0.417	0-0 L8-4-3 1B				0-0 4-3					4	1	2	1	0	0	2			
Roy Smalley, S OBP: 0.349, SLG: 0.403	0-0 L8-4-3				0-0 3B					5	1	1	0	0	1	3			
Ken Landreaux, L OBP: 0.351, SLG: 0.409					0-0 G3					5	2	3	1	0	0	0			
Glenn Adams, L OBP: 0.352, SLG: 0.388					0-0 SF8					2	2	2	1	0	0	0			
Jose Morales, R OBP: 0.408, SLG: 0.523					0-0 SF8					1	0	0	0	0	1	1			
Danny Gooden, L OBP: 0.274, SLG: 0.284					0-0 1B					1	0	0	0	0	0	1			
Butch Wynegar, S OBP: 0.398, SLG: 0.409					0-0 2B					2	2	1	0	3	0	1			
Mike Cabbage, L OBP: 0.339, SLG: 0.390					0-0 2B					2	1	1	1	1	0	1			
Dave Edwards, R OBP: 0.255, SLG: 0.278					0-0 2B					2	0	0	0	0	2	3			
Rob Wilfong, L OBP: 0.298, SLG: 0.322					0-0 F6					4	1	0	1	0	0	4			
John Castino, R OBP: 0.337, SLG: 0.430					0-0 2B					4	0	2	2	0	0	1			
Inning Stats	R: 0 E: 0 K: 0 S: 3	H: 1 LOB: 0 BB: 0 P: 3	R: 3 E: 0 K: 0 S: 7	H: 4 LOB: 1 BB: 0 P: 7	R: 2 E: 0 K: 0 S: 5	H: 2 LOB: 1 BB: 1 P: 9	R: 0 E: 0 K: 0 S: 3	H: 0 LOB: 0 BB: 0 P: 3	R: 5 E: 2 K: 0 S: 8	H: 3 LOB: 2 BB: 2 P: 16	R: 0 E: 0 K: 2 S: 8	H: 1 LOB: 2 BB: 1 P: 12	R: 0 E: 0 K: 1 S: 6	H: 1 LOB: 2 BB: 0 P: 7	R: 0 E: 0 K: 1 S: 6	H: 1 LOB: 1 BB: 0 P: 6	1B: 6 2B: 4 3B: 3 HR: 1	SF: 1 SAC: 0 DP: 1 HBP: 1	WP: 1 PA: 43 PB: 0 SB: 0 CS: 0
PITCHER	IP WLS BF H R ER SO BB IBB HBP BLK WP HR S P ERA WHIP	IP WLS BF H R ER SO BB IBB HBP BLK WP HR S P ERA WHIP																	
Steve Comer, R ERA: 8.9	(1, 1) 2.1 L 13 7 5 5 0 0 0 0 0 0 1 9 13 4.50 1.500	(3, 1) 2.0 10 2 3 1 0 1 0 0 0 0 1 9 13 4.50 1.500																	
Adrian Devine, R ERA: 4.82	(3, 1) 2.0 10 2 3 1 0 1 0 0 0 0 1 9 13 4.50 1.500																		
Sparkey Lytle, L ERA: 4.02	(5, 1) 0.2 6 1 2 0 0 2 0 0 0 1 0 4 12 0.00 4.500																		
John Henry Johnson, L ERA: 4.02	(6, 1) 2.0 10 2 0 0 3 1 0 0 0 0 0 14 19 0.00 1.500																		
Jim Kern, R ERA: 5.4	(8, 1) 1.0 4 1 0 0 1 0 0 0 0 0 0 6 6 0.00 1.000																		

AB	35
R	3
H	9
RBI	3
BB	2
SO	2
LOB	18




Batter	1	2	3	4	5	6	7	8	9	10	11	12	AB	R	H	RBI	BB	SO	LOB			
Mickey Rivers, L OBP: 0.322, SLG: 0.388 (1.8)	6-3		4-3		K		4-3		4-3			SF8	6	1	1	0	0	1	4			
Bump Wills, S OBP: 0.313, SLG: 0.331 (1.4)	F3			4-3		5-3		2B		K		SF8	4	1	0	1	1	1	0			
Al Oliver, L OBP: 0.353, SLG: 0.446 (1.7)	F6			F8		G3		2B		4-3		2B	6	0	2	1	0	0	0			
Buddy Bell, R OBP: 0.387, SLG: 0.551 (1.5)		5-3		HR		HR		5-3		F9		2B	5	2	2	2	1	0	1			
Richie Zisk, R OBP: 0.337, SLG: 0.477 (8. PH)	K			F9				4-3					2	0	0	0	1	1	0			
Pat Putnam, L OBP: 0.316, SLG: 0.385 (8.9)													1	0	0	0	0	0	1			
Jim Norris, L OBP: 0.325, SLG: 0.260 (8.9)													1	0	0	0	1	0	0			
John Ellis, R OBP: 0.412, SLG: 0.301 (8. PH)													3	0	1	0	0	1	1			
Johnny Grubb, L OBP: 0.374, SLG: 0.366 (8. PH)													3	0	1	0	0	2	4			
Rusty Staub, L OBP: 0.412, SLG: 0.507 (9. PR)	4-3												3	0	1	0	1	0	1			
Dave Roberts, R OBP: 0.330, SLG: 0.418 (9.3)													1	0	1	0	0	0	0			
Jim Sundberg, R OBP: 0.320, SLG: 0.357 (1.2)			L8										4	0	0	0	1	1	2			
Bud Harrelson, S OBP: 0.391, SLG: 0.280 (5. PH)													1	0	0	0	0	1	0			
Bill Sample, R OBP: 0.304, SLG: 0.278 (5. PH)													1	0	0	0	0	0	2			
Pepe Frias, R OBP: 0.293, SLG: 0.326 (5.6)													3	0	2	0	0	0	0			
Inning Stats	R: 0 E: 0 K: 3 S: 3	H: 0 LOB: 1 BB: 0 P: 3	R: 0 E: 0 K: 1 S: 6	H: 1 LOB: 1 BB: 0 P: 6	R: 0 E: 0 K: 1 S: 5	H: 0 LOB: 0 BB: 0 P: 5	R: 1 E: 0 K: 0 S: 4	H: 1 LOB: 0 BB: 0 P: 4	R: 0 E: 0 K: 1 S: 5	H: 0 LOB: 0 BB: 13 P: 13	R: 1 E: 0 K: 1 S: 6	H: 1 LOB: 1 BB: 1 P: 10	R: 0 E: 0 K: 0 S: 4	H: 1 LOB: 1 BB: 0 P: 4	R: 1 E: 0 K: 1 S: 6	H: 2 LOB: 1 BB: 0 P: 6	R: 0 E: 1 K: 1 S: 7	H: 2 LOB: 3 BB: 2 P: 15	1B: 7 2B: 2 3B: 0 HR: 2	SF: 1 SAC: 0 DP: 1 HBP: 0	WP: 0 PB: 0 SB: 0 CS: 1	PA: 51
PITCHER	IP	WLS	BF	H	R	ER	SO	BB	IBB	HBP	BLK	WP	HR	S	P	ERA	WHIP					
Darrell Jackson, L ERA: 3.11 (1.1)	7.0		30	5	3	3	4	4	0	0	0	0	0	2	34	50	3.86	1.286				
Doug Corbett, R ERA: 2.15 (8.1)	1.0		3	0	0	0	1	0	0	0	0	0	0	5	5	0.00	0.000					
John Verhoeven, R ERA: 3.67 (9.1)	3.2	L	15	6	1	1	2	0	0	0	0	0	0	19	19	2.46	1.636					
Mike Kinnunen, L ERA: 7.45 (12.1)	0.1		3	0	0	0	1	1	1	0	0	0	0	3	11	0.00	3.000					

Texas Rangers @ Minnesota Twins
Metropolitan Stadium, Bloomington, MI

Fri Jul 04 1980, 8:05 PM EDT
Att: 32,948 - Unknown - 85 F

AB 44
R 4
H 11
RBI 4
BB 6
SO 8
LOB 16




Batter	1	2	3	4	5	6	7	8	9	10	11	12	AB	R	H	RBI	BB	SO	LOB					
Hosken Powell, L OBP: 0.295, SLG: 0.316 (1.9)	SH2-4 2B 1B	F5		4-3			1-2 1B			G3		K	6	1	2	0	0	1	0					
Rick Sofield, L OBP: 0.301, SLG: 0.427 (7. PH)	SH2-4			F8			F8			K			2	0	1	0	0	0	0					
Ron Jackson, R OBP: 0.283, SLG: 0.331 (7. PH)													1	0	0	0	0	0	2					
Dave Edwards, R OBP: 0.252, SLG: 0.276 (8.7)	1-2												1	0	0	0	0	1	0					
Roy Smalley, S OBP: 0.343, SLG: 0.395 (1.6)	5-3			F4			5-3			K			5	0	0	0	0	1	2					
Ken Landreaux, L OBP: 0.355, SLG: 0.414 (1.8)	2H 2B						L8					K	4	0	2	1	1	1	0					
Butch Wynegar, S OBP: 0.361, SLG: 0.401 (1.2)	F4			4-3			L9			F8		4-3	5	0	0	0	0	0	3					
Glenn Adams, L OBP: 0.351, SLG: 0.387 (8. PH)													3	1	1	0	0	0	0					
Jose Morales, R OBP: 0.410, SLG: 0.522 (8. PH)							F7						2	0	1	0	0	1	1					
Pete Mackanin, R OBP: 0.275, SLG: 0.299 (11. PR)													0	0	0	0	0	0	0					
Mike Cubbage, L OBP: 0.329, SLG: 0.379 (1.3)													4	0	0	0	0	2	1					
Rob Wilfong, L OBP: 0.291, SLG: 0.314 (1.4)													5	0	0	0	0	1	1					
John Castino, R OBP: 0.336, SLG: 0.439 (1.5)													4	1	1	2	1	0	0					
Inning Stats	R: 1 E: 0 K: 0 S: 5	H: 2 LOB: 1 BB: 0 P: 3	R: 2 E: 0 K: 0 S: 5	H: 2 LOB: 0 BB: 0 P: 5	R: 0 E: 0 K: 0 S: 5	H: 1 LOB: 1 BB: 0 P: 4	R: 0 E: 0 K: 1 S: 5	H: 0 LOB: 0 BB: 0 P: 6	R: 0 E: 0 K: 0 S: 4	H: 0 LOB: 0 BB: 0 P: 4	R: 0 E: 0 K: 1 S: 5	H: 1 LOB: 2 BB: 1 P: 8	R: 0 E: 0 K: 1 S: 5	H: 0 LOB: 1 BB: 1 P: 9	R: 0 E: 0 K: 2 S: 7	H: 0 LOB: 0 BB: 0 P: 7	R: 0 E: 0 K: 1 S: 6	H: 1 LOB: 1 BB: 0 P: 6	R: 0 E: 0 K: 1 S: 5	H: 0 LOB: 0 BB: 0 P: 6	1B: 5 2B: 1 3B: 1 HR: 1	SF: 0 SAC: 2 DP: 0 HBP: 0	WP: 0 PB: 0 SB: 0 CS: 0	PA: 46
PITCHER	IP	WLS	BF	H	R	ER	SO	BB	IBB	HBP	BLK	WP	HR	S	P	ERA	WHIP							
Doc Medich, R ERA: 4.09 (1.1)	28		7	3	3	1	1	0	0	0	0	0	1	29	33	4.05	1.200							
John Henry Johnson, L ERA: 1.71 (7.1)	1.0		4	0	0	0	0	1	0	0	0	0	0	3	7	0.00	1.000							
Danny Darwin, R ERA: 1.71 (8.1)	4.1	W	14	1	0	0	7	0	0	0	0	0	0	28	28	0.00	0.231							


Texas Rangers @ Minnesota Twins
Metropolitan Stadium, Bloomington, MI

Fri Jul 04 1980, 8:05 PM EDT
Att: 32,948 - Unknown - 85 F

AB 42
R 3
H 8
RBI 3
BB 2
SO 8
LOB 10



Batter	1	2	3	4	5	6	7	8	9	AB	R	H	RBI	BB	SO	LOB	TOP			
Mickey Rivers, L OBP: 0.321, SLG: 0.387 (1, 8)	0-0 4-3		0-0 L3			0-0 E6 SH5-4		0-0 1B		4	0	1	0	0	0	0	Texas Rangers @ Minnesota Twins Metropolitan Stadium, Bloomington, MI Sat Jul 05 1980, 4:33 AM EDT Att. 9,398 - Unknown - 79 F AB 30 R 1 H 6 RBI 1 BB 2 SO 1 LOB 11 			
Bump Willis, S OBP: 0.313, SLG: 0.331 (1, 4)	0-0 6-3		0-0 G3			0-0 SH5-4		0-0 1B		3	0	1	0	0	0	0				
Al Oliver, L OBP: 0.355, SLG: 0.443 (1, 7)	4-0 1B BB		0-0 F4			4-0 E BB		0-0 F6		2	1	0	0	2	0	2				
Buddy Bell, R OBP: 0.385, SLG: 0.546 (1, 5)	0-0 1B			0-0 5-3		0-0 E5 G5-4-3		0-0 F9		4	0	1	0	0	0	2				
Richie Zisk, R OBP: 0.339, SLG: 0.478 Jim Norris, L OBP: 0.325, SLG: 0.260 (9, PR)	0-0 1B		0-0 F3			0-0 G5-4-3		0-0 1B		4	0	2	1	0	0	3				
John Ellis, R OBP: 0.306, SLG: 0.287 (1, 10)	0-0 5-3		0-0 4-3			0-3 K		0-0 G3-6-3		4	0	0	0	0	1	3				
Rusty Staub, L OBP: 0.404, SLG: 0.496 (1, 3)		0-0 4-3			0-0 G3		0-0 F8			3	0	0	0	0	0	0				
Jim Sundberg, R OBP: 0.320, SLG: 0.357 (1, 2)		0-0 5-3			0-0 1B		0-0 4-3			3	0	1	0	0	0	0				
Bud Harrelson, S OBP: 0.343, SLG: 0.274 Pepe Frias, R OBP: 0.290, SLG: 0.322 (8, PH)		0-0 6-3			0-0 G6-4-3			0-0 6-3		2	0	0	0	0	0	1				
Inning Stats	R: 1 E: 0 K: 0 S: 5	H: 2 LOB: 2 BB: 1 P: 9	R: 0 E: 0 K: 0 S: 3	H: 0 LOB: 0 BB: 0 P: 3	R: 0 E: 0 K: 0 S: 3	H: 0 LOB: 0 BB: 0 P: 3	R: 0 E: 0 K: 0 S: 3	H: 1 LOB: 0 BB: 0 P: 3	R: 0 E: 2 K: 1 S: 4	H: 0 LOB: 2 BB: 1 P: 8	R: 0 E: 0 K: 1 S: 5	H: 0 LOB: 0 BB: 0 P: 5	R: 0 E: 0 K: 0 S: 4	H: 2 LOB: 1 BB: 0 P: 4	R: 0 E: 0 K: 0 S: 3	H: 1 LOB: 1 BB: 0 P: 3		1B: 6 2B: 0 3B: 0 HR: 0	SF: 0 SAC: 1 DP: 3 HBP: 0	WP: 0 PB: 0 SB: 0 CS: 0
PITCHER Geoff Zahn, L ERA: 3.91 (1, 1)	IP: 9.0 WLS: W BF: 33 H: 6 R: 1 ER: 1 SO: 1 BB: 2 IBB: 0 HBP: 0 BLK: 0 WP: 0 HR: 0 S: 33 P: 41 ERA: 1.00 WHIP: 0.889															PITCHER				

Batter	1	2	3	4	5	6	7	8	9	AB	R	H	RBI	BB	SO	LOB	BOTTOM			
Mike Cabbage, L OBP: 0.321, SLG: 0.369 (1, 3)	0-3 K			0-0 G3		0-0 F8		0-3 K		4	0	0	0	0	2	2	Texas Rangers @ Minnesota Twins Metropolitan Stadium, Bloomington, MI Sat Jul 05 1980, 4:33 AM EDT Att. 9,398 - Unknown - 79 F AB 27 R 2 H 5 RBI 2 BB 1 SO 9 LOB 7 			
Rick Sofield, L OBP: 0.306, SLG: 0.431 (1, 7)	0-0 CS 1B			0-0 HR 1B		0-0 F9				3	1	2	0	0	0	0				
Roy Smalley, S OBP: 0.342, SLG: 0.406 (1, 6)	0-0 F7			0-0 HR		0-0 G3				3	1	1	2	0	0	1				
Ken Landreaux, L OBP: 0.352, SLG: 0.410 (1, 8)		0-3 K		0-0 F8		0-3 K				3	0	0	0	0	2	0				
Glenn Adams, L OBP: 0.343, SLG: 0.377 (1, 10)		0-3 K		0-0 F8		0-3 K				3	0	0	0	0	2	0				
Butch Wynegar, S OBP: 0.361, SLG: 0.400 (1, 2)		0-0 G3			0-0 4-3			0-0 BB 1B		3	0	1	0	0	0	0				
Rob Wilfong, L OBP: 0.288, SLG: 0.310 (1, 4)			0-0 F8		0-0 F9			0-0 P3		3	0	0	0	0	0	1				
Hosken Powell, L OBP: 0.299, SLG: 0.326 (1, 9)			0-0 CS 3B		0-3 K			4-0 BB		2	0	1	0	1	1	0				
John Castino, R OBP: 0.335, SLG: 0.434 (1, 5)			0-3 K			0-0 5-3		0-3 K		3	0	0	0	0	2	3				
Inning Stats	R: 0 E: 0 K: 1 S: 5	H: 1 LOB: 0 BB: 0 P: 5	R: 0 E: 0 K: 2 S: 7	H: 0 LOB: 0 BB: 0 P: 7	R: 0 E: 0 K: 1 S: 5	H: 1 LOB: 0 BB: 0 P: 5	R: 2 E: 0 K: 0 S: 5	H: 2 LOB: 0 BB: 0 P: 5	R: 0 E: 0 K: 0 S: 3	H: 0 LOB: 0 BB: 0 P: 3	R: 0 E: 0 K: 2 S: 7	H: 0 LOB: 0 BB: 0 P: 7	R: 0 E: 0 K: 2 S: 8	H: 1 LOB: 2 BB: 1 P: 12	R: 0 E: 0 K: 2 S: 8	H: 0 LOB: 0 BB: 0 P: 7		1B: 3 2B: 0 3B: 1 HR: 1	SF: 0 SAC: 0 DP: 0 HBP: 0	WP: 0 PB: 0 SB: 0 CS: 2
PITCHER Fergie Jenkins, R ERA: 3.08 (1, 1)	IP: 8.0 WLS: L BF: 28 H: 5 R: 2 ER: 2 SO: 9 BB: 1 IBB: 0 HBP: 0 BLK: 0 WP: 0 HR: 1 S: 45 P: 49 ERA: 2.25 WHIP: 0.750															PITCHER				

Batter	1	2	3	4	5	6	7	8	9	AB	R	H	RBI	BB	SO	LOB	TOP			
Mickey Rivers, L (1,8) OBP: 0.320, SLG: 0.385	L5		4-3			1B		E3		4	0	1	0	0	0	1	Texas Rangers @ Minnesota Twins Metropolitan Stadium, Bloomington, MI Sun Jul 06 1980, 4:33 AM EDT Att: 9,614 - Sunny - 83 F			
Bump Willis, S (1,4) OBP: 0.310, SLG: 0.327	E5			4-3		1-3		6-3		4	0	0	0	0	0	3				
Al Oliver, L (1,7) OBP: 0.351, SLG: 0.437	L9			K				F7		4	0	0	0	0	2	1				
Buddy Bell, R (1,5) OBP: 0.382, SLG: 0.541	F8			5-3				4-3		4	0	1	0	0	0	1				
Rusty Staub, L (1,10) OBP: 0.394, SLG: 0.482		G3				F5		F2		4	0	0	0	0	0	1				
Richie Zisk, R (1,9) OBP: 0.336, SLG: 0.472		L9				5-3		4-3		3	0	0	0	0	0	0				
Pat Putnam, L (1,3) OBP: 0.318, SLG: 0.384						4-3				3	1	1	0	0	0	0				
Jim Sundberg, R (1,2) OBP: 0.320, SLG: 0.356			K2-3			5-3				3	0	1	0	0	1	0				
Bud Harrelson, S (1,6) OBP: 0.340, SLG: 0.271										1	0	0	0	0	0	0				
Johnny Grubb, L (6,PH) OBP: 0.370, SLG: 0.362			4-3			F9		L7		1	0	0	0	0	0	0				
Pepe Frias, R (6,6) OBP: 0.290, SLG: 0.322										0	0	0	0	0	0	0				
Jim Norris, L (8,PH) OBP: 0.322, SLG: 0.257										1	0	0	0	0	0	2				
Dave Roberts, R (8,6) OBP: 0.330, SLG: 0.418										0	0	0	0	0	0	0				
Inning Stats	R: 0 E: 1 K: 0 S: 4	H: 0 LOB: 1 BB: 0 P: 4	R: 0 E: 0 K: 0 S: 3	H: 0 LOB: 0 BB: 0 P: 3	R: 0 E: 0 K: 1 S: 5	H: 0 LOB: 0 BB: 0 P: 5	R: 0 E: 0 K: 0 S: 5	H: 0 LOB: 0 BB: 0 P: 5	R: 0 E: 0 K: 0 S: 4	H: 1 LOB: 1 BB: 0 P: 4	R: 0 E: 0 K: 0 S: 3	H: 0 LOB: 0 BB: 0 P: 3	R: 1 E: 1 K: 0 S: 6	H: 2 LOB: 2 BB: 0 P: 6	R: 0 E: 0 K: 1 S: 5	H: 1 LOB: 0 BB: 0 P: 5	1B: 4 2B: 0 3B: 0 HR: 0	SF: 0 SAC: 0 DP: 1 HBP: 0	WP: 0 PB: 0 SB: 1 CS: 0	PA: 32
PITCHER	IP WLS BF H R ER SO BB IBB HBP BLK WP HR S P ERA WHIP																			
Fernando Arroyo, R (1,1) ERA: 3.86	7.2 W 28 3 1 0 2 0 0 0 0 0 0 0 32 32 0.00 0.391																			
Jerry Koosman, L (8,1) ERA: 4.36	1.1 S 4 1 0 0 1 0 0 0 0 0 0 0 6 6 0.00 0.750																			

Batter	1	2	3	4	5	6	7	8	9	AB	R	H	RBI	BB	SO	LOB	BOTTOM			
Ron Jackson, R (1,3) OBP: 0.277, SLG: 0.323	L7		F4			F7		F8		4	0	0	0	0	0	1	Texas Rangers @ Minnesota Twins Metropolitan Stadium, Bloomington, MI Sun Jul 06 1980, 4:33 AM EDT Att: 9,614 - Sunny - 83 F			
Ken Landreaux, L (1,8) OBP: 0.350, SLG: 0.408	F8					K		K		4	0	1	0	0	2	0				
Roy Smalley, S (1,6) OBP: 0.345, SLG: 0.408	K		CS					L8		4	1	2	0	0	1	0				
Jose Morales, R (1,10) OBP: 0.404, SLG: 0.511						B5-4-6		1-3		4	1	1	0	0	1	2				
John Castino, R (1,5) OBP: 0.335, SLG: 0.433			SH1-4			F9		4-3		3	1	1	1	0	0	0				
Pete Mackanin, R (1,4) OBP: 0.290, SLG: 0.316										2	1	2	1	1	0	0				
Butch Wynegar, S (1,2) OBP: 0.360, SLG: 0.399										3	0	1	1	0	0	2				
Rick Sofield, L (1,7) OBP: 0.302, SLG: 0.425										3	0	0	0	0	3	4				
Hosken Powell, L (1,9) OBP: 0.300, SLG: 0.330										3	0	1	1	0	1	0				
Inning Stats	R: 0 E: 0 K: 1 S: 5	H: 2 LOB: 1 BB: 0 P: 7	R: 1 E: 0 K: 1 S: 7	H: 2 LOB: 1 BB: 0 P: 7	R: 0 E: 0 K: 0 S: 3	H: 1 LOB: 0 BB: 0 P: 3	R: 0 E: 0 K: 0 S: 3	H: 1 LOB: 0 BB: 0 P: 3	R: 1 E: 0 K: 1 S: 7	H: 2 LOB: 1 BB: 0 P: 7	R: 2 E: 0 K: 2 S: 10	H: 3 LOB: 2 BB: 1 P: 14	R: 0 E: 0 K: 2 S: 7	H: 0 LOB: 0 BB: 0 P: 7	R: 0 E: 0 K: 1 S: 5	H: 0 LOB: 0 BB: 0 P: 5		1B: 7 2B: 2 3B: 0 HR: 0	SF: 0 SAC: 1 DP: 1 HBP: 0	WP: 1 PB: 0 SB: 1 CS: 1
PITCHER	IP WLS BF H R ER SO BB IBB HBP BLK WP HR S P ERA WHIP																			
Jon Matlack, L (1,1) ERA: 3.65	5.2 L 25 9 4 4 4 0 0 1 0 0 32 36 6.35 1.588																			
John Henry Johnson, L (6,1) ERA:	2.1 7 0 0 0 4 0 0 0 0 0 0 0 15 15 0.00 0.000																			

Batter	1	2	3	4	5	6	7	8	9	AB	R	H	RBI	BB	SO	LOB	TOP																
Ron Jackson, R OBP: 0.290, SLG: 0.347 (1, 3)										6	2	4	2	0	0	1	Minnesota Twins @ Seattle Mariners The Kingdome, Seattle, WA Thu Jul 10 1980, 10:05 PM EDT Att: 9,051 - Dome																
Ken Landreaux, L OBP: 0.350, SLG: 0.413 (1, 8)										6	1	2	1	0	0	6																	
Roy Smalley, S OBP: 0.351, SLG: 0.411 (1, 6)										3	2	1	0	3	0	0																	
Jose Morales, R OBP: 0.409, SLG: 0.570 (1, 10)										6	2	3	6	0	0	5																	
Pete Mackanin, R OBP: 0.311, SLG: 0.340 (1, 4)										5	1	4	0	1	0	0																	
Butch Wynegar, S OBP: 0.356, SLG: 0.394 (1, 2)										6	1	1	0	0	0	5																	
John Castino, R OBP: 0.332, SLG: 0.428 (1, 5)										5	0	1	0	0	1	4																	
Dave Edwards, R OBP: 0.269, SLG: 0.284 (1, 7)										4	2	2	0	0	0	3																	
Hosken Powell, L OBP: 0.302, SLG: 0.332 (1, 9)										5	1	2	1	0	1	2																	
Inning Stats	R: 6 E: 1 K: 0 S: 10	H: 6 LOB: 2 BB: 1 P: 14	R: 0 E: 0 K: 1 S: 7	H: 2 LOB: 2 BB: 0 P: 7	R: 0 E: 0 K: 0 S: 4	H: 1 LOB: 3 BB: 1 P: 9	R: 0 E: 0 K: 0 S: 4	H: 2 LOB: 1 BB: 0 P: 4	R: 3 E: 0 K: 0 S: 7	H: 4 LOB: 1 BB: 0 P: 7	R: 0 E: 0 K: 0 S: 3	H: 0 LOB: 0 BB: 0 P: 3	R: 0 E: 0 K: 1 S: 6	H: 1 LOB: 1 BB: 0 P: 6	R: 0 E: 0 K: 0 S: 3	H: 0 LOB: 1 BB: 1 P: 7		1B: 14 2B: 2 3B: 2 HR: 2	SF: 0 SAC: 0 DP: 2 HBP: 1	WP: 1 PB: 0 CS: 0	PA: 51												
PITCHER	IP WLS BF H R ER SO BB IBB HBP BLK WP HR S P ERA WHIP	IP WLS BF H R ER SO BB IBB HBP BLK WP HR S P ERA WHIP																															
Rick Honeycutt, L ERA: 3.22 (1, 1)	0.2	L	9	5	6	3	0	1	0	0	0	1	1	8	12	40.50	9.000																
Byron McLaughlin, R ERA: 6.57 (1, 1)	4.1		24	10	3	3	1	0	1	1	0	0	0	1	24	6.23	2.308																
Rob Dressler, R ERA: 5.04 (6, 1)	4.0		18	5	3	3	1	2	0	0	0	0	0	0	18	6.75	1.750																

Batter	1	2	3	4	5	6	7	8	9	AB	R	H	RBI	BB	SO	LOB	BOTTOM																
Julio Cruz, S OBP: 0.312, SLG: 0.272 (1, 4)										4	1	0	0	0	1	3	Minnesota Twins @ Seattle Mariners The Kingdome, Seattle, WA Thu Jul 10 1980, 10:05 PM EDT Att: 9,051 - Dome																
Mario Mendoza, R OBP: 0.320, SLG: 0.368 (1, 6)										1	0	0	0	0	1	0																	
Ted Cox, R OBP: 0.292, SLG: 0.301 (2, 5)										3	1	2	3	0	0	0																	
Bruce Bochte, L OBP: 0.361, SLG: 0.435 (1, 3)										4	0	1	1	0	2	1																	
Tom Paciorek, R OBP: 0.370, SLG: 0.561 (1, 10)										4	0	0	0	0	1	1																	
Dan Meyer, L OBP: 0.338, SLG: 0.415 (1, 7)										4	0	0	0	0	2	0																	
Juan Beniquez, R OBP: 0.280, SLG: 0.363 (1, 8)										4	0	1	0	0	0	0																	
Jim Anderson, R OBP: 0.313, SLG: 0.357 (2, 6)										4	0	1	0	0	0	0																	
Leon Roberts, R OBP: 0.311, SLG: 0.425 (1, 9)										4	2	2	0	0	1	2																	
Larry Cox, R OBP: 0.250, SLG: 0.302 (1, 2)										3	0	1	0	0	0	1																	
Inning Stats	R: 0 E: 0 K: 2 S: 7	H: 0 LOB: 0 BB: 0 P: 7	R: 0 E: 0 K: 1 S: 5	H: 0 LOB: 0 BB: 0 P: 5	R: 3 E: 0 K: 1 S: 9	H: 4 LOB: 1 BB: 0 P: 9	R: 0 E: 0 K: 0 S: 3	H: 0 LOB: 0 BB: 0 P: 3	R: 0 E: 0 K: 1 S: 5	H: 0 LOB: 0 BB: 0 P: 5	R: 0 E: 0 K: 0 S: 3	H: 0 LOB: 0 BB: 0 P: 3	R: 1 E: 0 K: 0 S: 5	H: 2 LOB: 1 BB: 0 P: 5	R: 0 E: 0 K: 2 S: 9	H: 2 LOB: 2 BB: 0 P: 9	1B: 7 2B: 1 3B: 0 HR: 0	SF: 0 SAC: 0 DP: 0 HBP: 0	WP: 0 PB: 0 CS: 0	PA: 35													
PITCHER	IP WLS BF H R ER SO BB IBB HBP BLK WP HR S P ERA WHIP	IP WLS BF H R ER SO BB IBB HBP BLK WP HR S P ERA WHIP																															
Jerry Koosman, L ERA: 4.33 (1, 1)	9.0	W	35	8	4	4	8	0	0	0	0	0	0	51	51	4.00	0.889																

Batter	1	2	3	4	5	6	7	8	9	AB	R	H	RBI	BB	SO	LOB	TOP				
Hosken Powell, L (1, 9) OBP: 0.300, SLG: 0.326	0-0 4-3		0-0 3-1		0-0 4-3		0-0 6-3		4-0 1B	4	0	0	0	1	0	1					
Rob Wilfong, L (1, 4) OBP: 0.298, SLG: 0.327	0-0 1B		0-0 4-3		0-0 4-3			4-0 HR	4	2	3	1	1	0	0	1					
Ken Landreaux, L (1, 8) OBP: 0.351, SLG: 0.423	0-0 1B		0-0 4-3		0-0 1-4-3			0-0 HR	5	1	2	3	0	0	4						
Butch Wynegar, S (1, 2) OBP: 0.355, SLG: 0.389	0-0 G6-4-3		0-0 4-3			0-0 G3		4-0 FC3-6	3	0	0	0	1	0	2						
Glenn Adams, L (1, 10) OBP: 0.350, SLG: 0.379		0-0 SH1-4		4-0 CS		0-0 1-3		0-0 FC3-6	2	1	1	0	1	0	0	0					
Jose Morales, R (8, PH) OBP: 0.405, SLG: 0.564		0-0 SH1-4		0-0 3-1		0-0 F8		0-0 G6-4-3	1	0	0	0	0	0	0	1					
Dave Edwards, R (8, PR) OBP: 0.269, SLG: 0.284		0-0 SH1-3		0-0 1B				0-0 F8	0	0	0	0	0	0	0	0					
Mike Cabbage, L (1, 3) OBP: 0.317, SLG: 0.364		0-0 SH1-4		0-0 3-1				0-0 G6-4-3	2	0	0	0	0	0	1						
Ron Jackson, R (8, PH) OBP: 0.288, SLG: 0.345		0-0 SH1-3		0-0 F8				0-0 F8	1	0	0	0	0	0	1						
Rick Sofield, L (1, 7) OBP: 0.310, SLG: 0.444		0-0 E1		0-0 1B				0-0 IHR	3	0	0	1	0	0	2						
John Castino, R (1, 5) OBP: 0.328, SLG: 0.423		0-0 SH1-3		0-0 F8				0-0 F9	4	0	1	0	0	0	2						
Pete Mackanin, R (1, 6) OBP: 0.310, SLG: 0.345		0-0 F8		0-0 4-3				0-0 F3	4	0	1	0	0	0	2						
Inning Stats	R: 1 E: 0 K: 0 S: 4	H: 2 LOB: 0 BB: 0 P: 4	R: 1 E: 1 K: 0 S: 5	H: 1 LOB: 1 BB: 0 P: 5	R: 0 E: 0 K: 0 S: 4	H: 1 LOB: 1 BB: 0 P: 4	R: 0 E: 0 K: 0 S: 3	H: 1 LOB: 1 BB: 0 P: 7	R: 0 E: 0 K: 0 S: 4	H: 0 LOB: 0 BB: 0 P: 3	R: 1 E: 0 K: 0 S: 4	H: 1 LOB: 0 BB: 0 P: 4	R: 2 E: 0 K: 0 S: 3	H: 1 LOB: 1 BB: 2 P: 11	R: 1 E: 0 K: 0 S: 5	H: 2 LOB: 2 BB: 1 P: 9	1B: 6 2B: 1 3B: 1 HR: 2	SF: 0 SAC: 2 DP: 2 HBP: 0	WP: 0 PB: 0 SB: 0 CS: 1	PA: 39	
PITCHER	IP	WLS	BF	H	R	ER	SO	BB	IBB	HBP	BLK	WP	HR	S	P	ERA	WHIP				
Glenn Abbott, R (1, 1) ERA: 3.25	7.0	L	30	8	5	4	0	2	0	0	0	0	1	28	36	5.14	1.429				
Shane Rawley, L (8, 1) ERA: 2.79	2.0	S	9	2	1	1	0	2	0	0	0	0	0	7	15	4.50	2.000				

Minnesota Twins @ Seattle Mariners
The Kingdome, Seattle, WA
Fri Jul 11 1980, 10:05 PM EDT
Att: 7,688 - Dome

AB 33
R 6
H 10
RBI 6
BB 4
SO 0
LOB 16



Batter	1	2	3	4	5	6	7	8	9	AB	R	H	RBI	BB	SO	LOB	BOTTOM					
Julio Cruz, S (1, 4) OBP: 0.311, SLG: 0.272	0-3 K		0-0 BB		0-0 F8		0-0 5-3			4	0	1	0	0	1	0						
Larry Milbourne, S (1, 6) OBP: 0.294, SLG: 0.316	0-0 F8		4-0 BB			0-0 2B		0-0 F9	3	1	1	0	1	0	0							
Bruce Bochte, L (1, 3) OBP: 0.360, SLG: 0.436	0-0 4-3		0-3 K			0-0 HR		0-0 4-1	4	1	1	1	0	1	3							
Tom Paciorek, R (1, 7) OBP: 0.368, SLG: 0.554		0-0 G6-4-3		0-3 K		0-0 F8		0-0 G1	4	0	1	0	0	1	1							
Leon Roberts, R (1, 9) OBP: 0.314, SLG: 0.437		0-0 G6-4-3		4-0 S		0-0 HR		0-0 6-3	3	1	1	2	1	0	1							
Juan Beniquez, R (1, 8) OBP: 0.276, SLG: 0.357		0-0 F9		0-3 K		0-3 K		0-0 G3	2	0	0	0	0	1	1							
Joe Simpson, L (5, 8) OBP: 0.343, SLG: 0.369				1-2 K					2	0	0	0	0	1	0							
Jim Anderson, R (1, 10) OBP: 0.312, SLG: 0.360				5-3 K		6-3 K		0-3 K	4	0	1	0	0	1	1							
Ted Cox, R (1, 5) OBP: 0.287, SLG: 0.296				5-3 K				0-0 G3	3	0	0	0	0	1	0							
Dan Meyer, L (9, PH) OBP: 0.337, SLG: 0.413									1	0	0	0	0	0	1							
Larry Cox, R (1, 2) OBP: 0.251, SLG: 0.303				BB		5-3 K		1-3 K	3	0	1	0	0	1	0							
Inning Stats	R: 0 E: 0 K: 1 S: 5	H: 0 LOB: 0 BB: 0 P: 5	R: 0 E: 0 K: 0 S: 3	H: 1 LOB: 0 BB: 0 P: 3	R: 0 E: 0 K: 1 S: 7	H: 2 LOB: 3 BB: 1 P: 11	R: 0 E: 0 K: 2 S: 7	H: 0 LOB: 1 BB: 1 P: 11	R: 0 E: 0 K: 2 S: 5	H: 0 LOB: 0 BB: 0 P: 5	R: 3 E: 0 K: 2 S: 10	H: 3 LOB: 0 BB: 0 P: 10	R: 0 E: 0 K: 1 S: 5	H: 0 LOB: 0 BB: 0 P: 5	R: 0 E: 0 K: 0 S: 3	H: 0 LOB: 0 BB: 0 P: 3	R: 0 E: 0 K: 0 S: 4	H: 1 LOB: 1 BB: 0 P: 4	1B: 4 2B: 2 3B: 0 HR: 1	SF: 0 SAC: 0 DP: 1 HBP: 0	WP: 0 PB: 0 SB: 1 CS: 0	PA: 35
PITCHER	IP	WLS	BF	H	R	ER	SO	BB	IBB	HBP	BLK	WP	HR	S	P	ERA	WHIP					
Darrell Jackson, L (1, 1) ERA: 3.14	7.2	W	30	6	3	3	0	2	0	0	0	0	1	44	52	3.52	1.043					
Doug Corbett, R (8, 1) ERA: 2.12	1.1	S	5	1	0	0	0	0	0	0	0	0	0	5	5	0.00	0.750					

Minnesota Twins @ Seattle Mariners
The Kingdome, Seattle, WA
Fri Jul 11 1980, 10:05 PM EDT
Att: 7,688 - Dome

AB 33
R 3
H 7
RBI 3
BB 2
SO 8
LOB 8



Batter	1	2	3	4	5	6	7	8	9	AB	R	H	RBI	BB	SO	LOB	TOP								
Julio Cruz, S OBP: 0.318, SLG: 0.274 (1,4)	0-0 6-3		0-0 1B			4-0 1B BB			4-0 1B 2B BB	2	1	1	0	2	0	0									
Larry Milbourne, S OBP: 0.310, SLG: 0.333 (1,6)	0-0 1B		0-0 G6-4-3 1B			0-0 1B			0-0 2B 1B	4	1	3	0	0	0	2									
Bruce Bochte, L OBP: 0.358, SLG: 0.437 (1,3)	0-0 G6-4-3			0-0 3-1		0-0 G6-4-3			0-0 2B	4	1	1	1	1	0	3									
Tom Paciorek, R OBP: 0.370, SLG: 0.558 (1,7)		0-0 L1-6 1B		0-0 5-3			0-0 5-3		0-0 2B	4	0	2	2	0	0	0									
Leon Roberts, R OBP: 0.309, SLG: 0.429 (1,9)		0-0 F4		0-0 4-3			0-0 L5		0-0 K	4	0	0	0	0	1	2									
Juan Beniquez, R OBP: 0.288, SLG: 0.346 (1,8)		0-0 E5			0-0 1-3		0-0 G3		0-0 5-3	4	0	0	0	0	0	2									
Jim Anderson, R OBP: 0.311, SLG: 0.355 (1,10)		0-0 L1-6			0-0 5-3			0-0 6-3	4-0 2B BB	3	0	0	0	1	0	2									
Ted Cox, R OBP: 0.287, SLG: 0.294 (1,5)			0-0 F9		0-0 4-3			0-0 G5-4-3 1B	0-0 F7	4	0	1	0	0	0	2									
Larry Cox, R OBP: 0.253, SLG: 0.304 (1,2)			0-0 1B			0-0 F9		0-0 G5-4-3		3	0	1	0	0	0	1									
Inning Stats	R: 0 E: 0 K: 0 S: 3	H: 1 LOB: 0 BB: 0 P: 3	R: 0 E: 1 K: 0 S: 4	H: 1 LOB: 1 BB: 0 P: 4	R: 0 E: 0 K: 0 S: 4	H: 2 LOB: 1 BB: 0 P: 4	R: 0 E: 0 K: 0 S: 3	H: 0 LOB: 0 BB: 0 P: 3	R: 0 E: 0 K: 0 S: 3	H: 0 LOB: 0 BB: 0 P: 3	R: 0 E: 0 K: 0 S: 3	H: 1 LOB: 1 BB: 1 P: 7	R: 0 E: 0 K: 0 S: 3	H: 0 LOB: 0 BB: 0 P: 3	R: 0 E: 0 K: 0 S: 3	H: 1 LOB: 0 BB: 0 P: 3	R: 3 E: 0 K: 1 S: 8	H: 3 LOB: 2 BB: 2 P: 16	1B: 7 2B: 3 3B: 0 HR: 0	SF: 0 SAC: 0 DP: 5 HBP: 0	WP: 0 PB: 0 CS: 0	PA: 35			
PITCHER	IP	WLS	BF	H	R	ER	SO	BB	IBB	HBP	BLK	WP	HR	S	P	ERA	WHIP								
Geoff Zahn, L ERA: 3.88 (1,1)	8.0	W	30	8	3	3	0	2	0	0	0	0	0	28	36	3.38	1.250								
Doug Corbett, R ERA: 2.09 (9,1)	1.0		5	1	0	0	1	1	0	0	0	0	0	6	10	0.00	2.000								

Seattle Mariners @ Minnesota Twins
Metropolitan Stadium, Bloomington, MI
Sat Jul 12 1980, 8:05 PM EDT
Att: 14,963 - Unknown - 87 F

AB 32
R 3
H 9
RBI 3
BB 3
SO 1
LOB 14



Batter	1	2	3	4	5	6	7	8	9	AB	R	H	RBI	BB	SO	LOB	BOTTOM								
Ron Jackson, R OBP: 0.282, SLG: 0.337 (1,3)	0-0 E9 2B		0-0 6-3		0-0 F7		0-0 F8			4	1	0	0	0	0	1									
Ken Landreaux, L OBP: 0.350, SLG: 0.424 (1,8)	0-0 4-3 SF9 2B		0-0 F7		0-0 1-4-3		0-0 F6			4	1	1	1	0	0	1									
John Castino, R OBP: 0.327, SLG: 0.420 (1,5)	0-0 4-3		0-0 1-3		0-0		0-3 K			4	0	1	1	0	1	1									
Mike Cabbage, L OBP: 0.317, SLG: 0.364 (9,5)					0-0 1B					0	0	0	0	0	0	0									
Jose Morales, R OBP: 0.409, SLG: 0.567 (1,10)	0-0 SF9			0-0 SH3-4 1B	0-0 F8			0-0 2B WP SF8 1B		3	1	2	1	0	0	1									
Pete Mackanin, R OBP: 0.316, SLG: 0.358 (1,6)	0-3 K			0-0 SH3-4		0-0 HR 1B		0-0 SF8 1B 2B		3	2	2	0	0	1	0									
Dave Edwards, R OBP: 0.279, SLG: 0.333 (1,7)		0-0 S SH1-3 2B				0-0 HR 1B		0-0 SF8		3	2	2	2	0	1	1									
Rick Sofield, L OBP: 0.308, SLG: 0.444 (8, FH) (9,7)				0-3 K		0-0 HR 1B		0-0 SF8		0	0	0	1	0	0	0									
Butch Wynegar, S OBP: 0.360, SLG: 0.390 (1,2)		0-3 K		4-0 IBB		4-0 G4-6-3 BB		0-0 G5-3 BB 1B		2	0	1	1	2	1	1									
Rob Wilfong, L OBP: 0.299, SLG: 0.324 (1,4)		0-0 SH1-3		0-0 F9		0-0 G4-6-3		0-0 BB		2	0	0	1	1	0	3									
Hosken Powell, L OBP: 0.299, SLG: 0.325 (1,9)		0-3 K			0-0 1B	0-0 F7		0-0 G5-3		4	1	1	0	0	1	2									
Inning Stats	R: 2 E: 1 K: 1 S: 7	H: 1 LOB: 0 BB: 0 P: 7	R: 1 E: 0 K: 2 S: 8	H: 1 LOB: 0 BB: 0 P: 8	R: 0 E: 0 K: 0 S: 3	H: 0 LOB: 0 BB: 0 P: 3	R: 0 E: 0 K: 1 S: 6	H: 1 LOB: 2 BB: 1 P: 10	R: 1 E: 0 K: 0 S: 5	H: 2 LOB: 1 BB: 0 P: 5	R: 2 E: 0 K: 0 S: 4	H: 2 LOB: 1 BB: 1 P: 8	R: 0 E: 0 K: 1 S: 5	H: 0 LOB: 0 BB: 0 P: 5	R: 2 E: 0 K: 0 S: 5	H: 3 LOB: 1 BB: 1 P: 9	R: 1 E: 0 K: 3 S: 8	H: 3 LOB: 2 BB: 2 P: 16	1B: 6 2B: 3 3B: 0 HR: 1	SF: 2 SAC: 2 DP: 2 HBP: 0	WP: 1 PB: 0 CS: 0	PA: 36			
PITCHER	IP	WLS	BF	H	R	ER	SO	BB	IBB	HBP	BLK	WP	HR	S	P	ERA	WHIP								
Floyd Bannister, L ERA: 3.97 (1,1)	5.0	L	24	7	6	4	4	0	1	0	0	0	0	2	6	0.00	1.000								
Dave Heaverlo, R ERA: 3.57 (6,1)	1.0		3	0	0	0	0	1	0	0	0	0	0	2	6	0.00	1.000								
Byron McLaughlin, R ERA: 6.45 (7,1)	1.0		3	0	0	0	1	0	0	0	0	0	0	5	5	0.00	0.000								
Mike Parrott, R ERA: 7.71 (8,1)	1.0		6	3	2	2	0	1	0	0	0	1	0	5	9	18.00	4.000								

Seattle Mariners @ Minnesota Twins
Metropolitan Stadium, Bloomington, MI
Sat Jul 12 1980, 8:05 PM EDT
Att: 14,963 - Unknown - 87 F

AB 29
R 8
H 10
RBI 8
BB 3
SO 5
LOB 11



Batter	1	2	3	4	5	6	7	8	9	AB	R	H	RBI	BB	SO	LOB	TOP									
Julio Cruz, S OBP: 0.331, SLG: 0.284 (1, 4)	F7	BB			F1	E6			SH3-4 1B	4	0	1	0	1	0	2	Seattle Mariners @ Minnesota Twins Metropolitan Stadium, Bloomington, MI Mon Jul 14 1980, 4:33 AM EDT Att: 11,060 - Unknown - 92 F livebaseballscorecards.com									
Larry Milbourne, S OBP: 0.303, SLG: 0.327 (1, 6)	6-3	4-3			E	SF9			SH3-4	3	1	1	1	0	0	3										
Bruce Bochte, L OBP: 0.363, SLG: 0.438 (1, 3)	G3		6-3		E7	4-3			4-3	5	1	1	2	0	0	2										
Dan Meyer, L OBP: 0.344, SLG: 0.437 (1, 7)		BB	3-1		HR		F6		F8	4	2	1	2	1	0	1										
Tom Paciorek, R OBP: 0.361, SLG: 0.537 (1, 10)	F4	F3			L7		G6-4-3 1B			4	0	1	0	0	0	1										
Juan Beniquez, R OBP: 0.277, SLG: 0.367 (1, 8)	E			F6	HR		G6-4-3 1B			4	2	2	1	0	0	1										
Joe Simpson, L OBP: 0.328, SLG: 0.351 (1, 9)	E4			6-3	G3			6-3		4	0	0	0	0	0	1										
Jim Anderson, R OBP: 0.310, SLG: 0.355 Ted Cox, R OBP: 0.288, SLG: 0.292 (8, 5)	SF7			6-3			E	F2		3	1	1	1	0	0	0										
Bob Stinson, S OBP: 0.276, SLG: 0.263 (1, 2)	BB				1B	E		F9		3	1	1	0	1	1	1										
Inning Stats	R: 0 E: 0 K: 0 S: 3	H: 0 LOB: 0 BB: 0 P: 3	R: 2 E: 1 K: 0 S: 6	H: 2 LOB: 3 BB: 2 P: 14	R: 0 E: 0 K: 0 S: 3	H: 0 LOB: 0 BB: 0 P: 3	R: 0 E: 0 K: 0 S: 3	H: 0 LOB: 0 BB: 0 P: 3	R: 5 E: 2 K: 0 S: 7	H: 4 LOB: 0 BB: 1 P: 11	R: 1 E: 1 K: 1 S: 7	H: 1 LOB: 1 BB: 0 P: 7	R: 0 E: 0 K: 0 S: 3	H: 1 LOB: 0 BB: 0 P: 3	R: 0 E: 0 K: 0 S: 4	H: 0 LOB: 0 BB: 0 P: 3		R: 0 E: 0 K: 0 S: 4	H: 1 LOB: 1 BB: 0 P: 4	1B: 6 2B: 1 3B: 0 HR: 2	SF: 2 SAC: 1 DP: 1 HBP: 0	WP: 0 PB: 0 SB: 1 CS: 0	PA: 40			
PITCHER	IP	WLS	BF	H	R	ER	SO	BB	IBB	HBP	BLK	WP	HR	S	P	ERA	WHIP									
Fernando Arroyo, R ERA: 4.62 John Verhoeven, R ERA: 3.6	(1, 1)	4.1	L	22	5	6	4	0	3	0	0	0	0	1	19	31	8.31	1.846								
John Verhoeven, R ERA: 3.6	(5, 1)	4.2		18	4	2	1	1	0	0	0	0	0	1	20	20	1.93	0.857								

Batter	1	2	3	4	5	6	7	8	9	AB	R	H	RBI	BB	SO	LOB	BOTTOM									
Ron Jackson, R OBP: 0.278, SLG: 0.339 (7, 7)	F4		SF9		FC5-4		SH1-3		6-3	3	0	0	1	0	0	2	Seattle Mariners @ Minnesota Twins Metropolitan Stadium, Bloomington, MI Mon Jul 14 1980, 4:33 AM EDT Att: 11,060 - Unknown - 92 F livebaseballscorecards.com									
Ken Landreaux, L OBP: 0.350, SLG: 0.420 (1, 8)	4-3		F7		3-1		1-3			4	0	0	0	0	0	3										
Jose Morales, R OBP: 0.393, SLG: 0.536 (1, 10)	5-3			5-3		E5		BB		3	1	0	0	1	0	0										
Pete Mackanin, R OBP: 0.321, SLG: 0.353 (1, 6)	F8			6-3		FC3-6		F8		4	0	1	0	0	0	1										
Dave Edwards, R OBP: 0.287, SLG: 0.339 (7, 9)	G4-6-3 1B			F6		FC3-6		K		4	0	2	0	0	1	1										
Butch Wynegar, S OBP: 0.353, SLG: 0.378 (1, 2)	G4-6-3				HBP	BB		G3		3	1	0	1	1	0	4										
John Castino, R OBP: 0.333, SLG: 0.435 (1, 5)			SH3-4 1B		1B	HBP		HR		3	3	2	1	1	0	2										
Hosken Powell, L OBP: 0.307, SLG: 0.328 Mike Cubbage, L OBP: 0.310, SLG: 0.373 Bombo Rivera, R OBP: 0.353, SLG: 0.588 (9, PH)			SH3-4 1B		FC5-4 1B		6-3		6-3	1	0	1	0	0	0	0										
Rob Wilfong, L OBP: 0.299, SLG: 0.320 (1, 4)			SH3-4		FC5-4 1B		SH1-3 1B		G3	3	0	2	1	0	0	0										
Inning Stats	R: 0 E: 0 K: 0 S: 3	H: 0 LOB: 0 BB: 0 P: 3	R: 0 E: 0 K: 0 S: 3	H: 1 LOB: 0 BB: 0 P: 3	R: 1 E: 0 K: 0 S: 5	H: 2 LOB: 1 BB: 0 P: 5	R: 0 E: 0 K: 0 S: 3	H: 0 LOB: 0 BB: 0 P: 3	R: 0 E: 0 K: 0 S: 3	H: 1 LOB: 1 BB: 0 P: 12	R: 1 E: 1 K: 0 S: 5	H: 2 LOB: 1 BB: 0 P: 5	R: 0 E: 0 K: 1 S: 5	H: 1 LOB: 1 BB: 1 P: 9	R: 0 E: 0 K: 0 S: 4	H: 0 LOB: 0 BB: 0 P: 4		R: 1 E: 0 K: 0 S: 4	H: 1 LOB: 0 BB: 0 P: 4	1B: 7 2B: 0 3B: 0 HR: 1	SF: 1 SAC: 2 DP: 3 HBP: 1	WP: 0 PB: 0 SB: 0 CS: 0	PA: 37			
PITCHER	IP	WLS	BF	H	R	ER	SO	BB	IBB	HBP	BLK	WP	HR	S	P	ERA	WHIP									
Rick Honeycutt, L ERA: 3.91 Byron McLoughlin, R ERA: 6.22 Dave Roberts, L ERA: 4.77	(1, 1)	5.0	W	23	6	4	3	0	2	0	0	0	0	20	29	5.40	1.600									
Byron McLoughlin, R ERA: 6.22	(6, 1)	3.0		11	2	1	1	1	1	0	0	0	0	1	12	16	3.00	1.000								
Dave Roberts, L ERA: 4.77	(9, 1)	1.0	S	3	0	0	0	0	0	0	0	0	0	3	3	0.00	0.000									

Batter	1	2	3	4	5	6	7	8	9	AB	R	H	RBI	BB	SO	LOB	TOP						
Bombo Rivera, R OBP: 0.286, SLG: 0.476 Hosken Powell, L OBP: 0.306, SLG: 0.327	0-3 K		0-3 K		0-3 K		5-3		0-3 K	4	0	0	0	0	3	2	Minnesota Twins @ New York Yankees Yankee Stadium, Bronx, NY Tue Jul 15 1980, 7:05 PM EDT Att: 30,747 - Unknown - 87 F livebaseballscores.com						
John Castino, R OBP: 0.339, SLG: 0.439	0-0 1B		0-0 1B		F7		0-0 1B		0-0 1B	4	0	3	1	0	0	0							
Ken Landreaux, L OBP: 0.346, SLG: 0.415	0-0 G3-6-1		0-0 F3		4-3		0-3 K			4	0	0	0	0	1	4							
Ron Jackson, R OBP: 0.282, SLG: 0.348		0-0 E7 1B	0-0 F7		F2			0-0 6-3 SH1 2B		4	2	2	0	0	0	1							
Jose Morales, R OBP: 0.397, SLG: 0.535		0-0 5-3		0-0 1B		0-0 1B		0-0 6-3		4	0	2	0	0	0	2							
Dave Edwards, R OBP: 0.297, SLG: 0.348 Mike Cubbage, L OBP: 0.310, SLG: 0.373		0-0 1B		0-0 1B		0-3 K		0-0 SH1		3	0	2	1	0	1	1							
Pete Mackanin, R OBP: 0.320, SLG: 0.356		0-0 F7		0-0 F9			0-0 E 2B	0-0 5-3		4	1	1	0	0	0	3							
Sal Butera, R OBP: 0.275, SLG: 0.256 Rick Sofield, L OBP: 0.313, SLG: 0.452 Butch Wynegar, S OBP: 0.352, SLG: 0.377		0-3 K		0-0 G5-4-3			0-0 E9 SH5-3 1B 2B		0-0 L6	3	0	1	1	0	1	3							
Rob Wilfong, L OBP: 0.299, SLG: 0.333			0-0 HR		0-3 K		0-0 SH5-3		0-0 F7	3	1	1	1	0	1	0							
Inning Stats	R: 0 E: 0 K: 1 S: 5	H: 1 LOB: 0 BB: 0 P: 5	R: 1 E: 1 K: 1 S: 7	H: 2 LOB: 1 BB: 0 P: 7	R: 1 E: 0 K: 1 S: 7	H: 2 LOB: 1 BB: 0 P: 7	R: 0 E: 0 K: 0 S: 4	H: 2 LOB: 1 BB: 0 P: 4	R: 0 E: 0 K: 2 S: 7	H: 1 LOB: 1 BB: 0 P: 6	R: 2 E: 1 K: 1 S: 8	H: 3 LOB: 2 BB: 0 P: 8	R: 1 E: 0 K: 0 S: 4	H: 1 LOB: 0 BB: 0 P: 4	R: 0 E: 0 K: 1 S: 5	H: 0 LOB: 0 BB: 0 P: 5		1B: 9 2B: 2 3B: 0 HR: 1	SF: 0 SAC: 2 DP: 2 HBP: 0	WP: 0 PB: 0 CS: 0	PA: 37		
PITCHER	IP	WLS	BF	H	R	ER	SO	BB	IBB	HBP	BLK	WP	HR	S	P	ERA		WHIP					
Ron Guidry, L ERA: 3.46	(1, 1)	7.1	L	32	12	5	5	7	0	0	0	0	0	1	46	46		6.14	1.636				
Rich Gossage, R ERA: 2.94	(8, 1)	0.2		2	0	0	0	0	0	0	0	0	0	2	2	0.00		0.000					
Ron Davis, R ERA: 3.42	(9, 1)	1.0	S	3	0	0	0	1	0	0	0	0	0	5	5	0.00	0.000						

Batter	1	2	3	4	5	6	7	8	9	AB	R	H	RBI	BB	SO	LOB	BOTTOM						
Willie Randolph, R OBP: 0.429, SLG: 0.425	0-0 1B HR		0-0 F8		4-0 FC6-4 BB		0-0 HR		0-0 6-3	4	2	2	1	1	0	1	Minnesota Twins @ New York Yankees Yankee Stadium, Bronx, NY Tue Jul 15 1980, 7:05 PM EDT Att: 30,747 - Unknown - 87 F livebaseballscores.com						
Lou Piniella, R OBP: 0.308, SLG: 0.310	0-0 1B HR		0-0 F8		0-0 FC6-4		0-0 4-3			4	1	1	0	0	0	2							
Bob Watson, R OBP: 0.358, SLG: 0.420	0-3 K		0-0 5-3			0-0 1B		0-0 4-3 2B		4	0	2	0	0	1	2							
Reggie Jackson, L OBP: 0.375, SLG: 0.612	0-0 HR			4-0 FC6-4 BB		0-3 K		0-0 4-3		3	1	1	3	1	1	2							
Graig Nettles, L OBP: 0.332, SLG: 0.440	0-0 F9			0-0 FC6-4		0-0 1B		0-0 F6		4	0	1	0	0	0	2							
Dennis Werth, R OBP: 0.400, SLG: 0.444	0-3 K			0-0 G6-4-3		0-3 K		0-3 K		4	0	0	0	0	3	4							
Ruppert Jones, L OBP: 0.295, SLG: 0.351		0-0 3-1			0-3 K		0-0 F8		0-0 SH3-4 1B	4	0	1	0	0	1	2							
Rick Cerone, R OBP: 0.301, SLG: 0.429		0-0 F7			0-0 L7		0-0 4-3		0-0 SH3-4	3	0	0	0	0	0	0							
Bucky Dent, R OBP: 0.320, SLG: 0.364 Oscar Gamble, L OBP: 0.358, SLG: 0.605		0-0 F3			0-0 BB 1B		0-0 5-3		0-0 G3	3	0	1	0	0	0	0							
Inning Stats	R: 3 E: 0 K: 2 S: 10	H: 3 LOB: 0 BB: 0 P: 10	R: 0 E: 0 K: 0 S: 3	H: 0 LOB: 0 BB: 0 P: 3	R: 0 E: 0 K: 0 S: 2	H: 0 LOB: 0 BB: 1 P: 6	R: 0 E: 0 K: 1 S: 6	H: 1 LOB: 2 BB: 1 P: 10	R: 0 E: 0 K: 2 S: 9	H: 2 LOB: 2 BB: 0 P: 9	R: 1 E: 0 K: 0 S: 4	H: 1 LOB: 0 BB: 0 P: 4	R: 0 E: 0 K: 1 S: 6	H: 1 LOB: 1 BB: 0 P: 6	R: 0 E: 0 K: 0 S: 4	H: 1 LOB: 1 BB: 0 P: 4		1B: 6 2B: 1 3B: 0 HR: 2	SF: 0 SAC: 1 DP: 1 HBP: 0	WP: 0 PB: 0 CS: 0	PA: 37		
PITCHER	IP	WLS	BF	H	R	ER	SO	BB	IBB	HBP	BLK	WP	HR	S	P	ERA		WHIP					
Jerry Koosman, L ERA: 4.34	(1, 1)	8.0	W	34	9	4	4	6	2	0	0	0	0	2	44	52		4.50	1.375				
Doug Corbett, R ERA: 2.04	(9, 1)	1.0	S	3	0	0	0	0	0	0	0	0	0	3	3	0.00		0.000					

Batter	1	2	3	4	5	6	7	8	9	AB	R	H	RBI	BB	SO	LOB	TOP
Bombo Rivera, R OBP: 0.292, SLG: 0.458 Hosken Powell, L OBP: 0.305, SLG: 0.325										3	0	1	0	0	0	1	
John Castino, R OBP: 0.338, SLG: 0.434 Mike Cabbage, L OBP: 0.314, SLG: 0.377										3	0	0	0	0	1	1	
Ken Landreaux, L OBP: 0.347, SLG: 0.413 Rick Sofield, L OBP: 0.310, SLG: 0.448										1	0	0	0	1	0	0	
Ron Jackson, R OBP: 0.277, SLG: 0.340										4	0	0	0	0	0	3	
Jose Morales, R OBP: 0.400, SLG: 0.538										3	1	1	0	1	1	0	
Butch Wynegar, S OBP: 0.350, SLG: 0.374 Sal Butera, R OBP: 0.262, SLG: 0.244										2	0	0	0	0	0	1	
Dave Edwards, R OBP: 0.298, SLG: 0.345										1	0	0	1	1	0	0	
Pete Mackanin, R OBP: 0.320, SLG: 0.356										3	0	1	0	0	0	0	
Rob Wilfong, L OBP: 0.300, SLG: 0.333										3	0	1	0	0	0	2	
Inning Stats	R: 0 E: 0 K: 1 S: 5	H: 1 LOB: 1 BB: 1 P: 9	R: 0 E: 0 K: 0 S: 3	H: 0 LOB: 0 BB: 0 P: 3	R: 0 E: 0 K: 0 S: 3	H: 1 LOB: 0 BB: 0 P: 3	R: 1 E: 0 K: 0 S: 4	H: 1 LOB: 0 BB: 0 P: 4	R: 0 E: 0 K: 2 S: 7	H: 0 LOB: 0 BB: 0 P: 7	R: 0 E: 0 K: 0 S: 4	H: 1 LOB: 2 BB: 1 P: 8	R: 0 E: 0 K: 0 S: 4	H: 1 LOB: 2 BB: 1 P: 8	1B: 4 2B: 1 3B: 0 HR: 0	SF: 1 SAC: 0 DP: 1 HBP: 0	WP: 0 PA: 33
PITCHER	IP WLS BF H R ER SO BB IBB HBP BLK WP HR S P ERA WHIP																
Tom Underwood, L ERA: 4.15	(1, 1) 7.0 W 23 3 1 1 3 1 0 0 0 0 0 0 28 32 1.29 0.571																
Tim Lollar, L ERA: 2.77	(8, 1) 2.0 10 2 0 0 0 2 0 0 0 0 0 0 8 16 0.00 2.000																

Minnesota Twins @ New York Yankees
Yankee Stadium, Bronx, NY
Wed Jul 16 1980, 7:05 PM EDT
Att: 28,005 - Unknown - 86 F

AB	29
R	1
H	5
RBI	1
BB	3
SO	3
LOB	13



Batter	1	2	3	4	5	6	7	8	9	AB	R	H	RBI	BB	SO	LOB	BOTTOM
Ruppert Jones, L OBP: 0.298, SLG: 0.353										5	2	2	1	0	0	0	
Lou Piniella, R OBP: 0.316, SLG: 0.314 Bobby Murcer, L OBP: 0.373, SLG: 0.530										1	0	1	0	1	0	0	
Bob Watson, R OBP: 0.358, SLG: 0.427 Jim Spencer, L OBP: 0.324, SLG: 0.430										3	0	1	3	0	0	2	
Reggie Jackson, L OBP: 0.374, SLG: 0.605 Bobby Brown, S OBP: 0.314, SLG: 0.414										3	1	0	0	1	1	1	
Graig Nettles, L OBP: 0.333, SLG: 0.437										4	1	1	0	1	0	2	
Rick Cerone, R OBP: 0.304, SLG: 0.439 Johnny Oates, L OBP: 0.167, SLG: 0.241										3	2	2	1	0	0	1	
Dennis Werth, R OBP: 0.403, SLG: 0.446 Oscar Gamble, L OBP: 0.364, SLG: 0.591										2	1	1	0	0	0	2	
Bucky Dent, R OBP: 0.323, SLG: 0.364										3	1	1	2	0	0	2	
Fred Stanley, R OBP: 0.279, SLG: 0.308										3	1	1	2	0	0	0	
Inning Stats	R: 0 E: 0 K: 0 S: 2	H: 0 LOB: 1 BB: 1 P: 6	R: 0 E: 1 K: 0 S: 4	H: 0 LOB: 2 BB: 1 P: 8	R: 0 E: 0 K: 0 S: 4	H: 1 LOB: 1 BB: 0 P: 4	R: 7 E: 0 K: 0 S: 10	H: 7 LOB: 1 BB: 1 P: 14	R: 3 E: 0 K: 1 S: 5	H: 2 LOB: 1 BB: 0 P: 7	R: 0 E: 0 K: 1 S: 5	H: 0 LOB: 0 BB: 0 P: 5	R: 0 E: 1 K: 0 S: 4	H: 0 LOB: 1 BB: 1 P: 8	1B: 8 2B: 1 3B: 2 HR: 0	SF: 3 SAC: 0 DP: 1 HBP: 2	WP: 0 PA: 41
PITCHER	IP WLS BF H R ER SO BB IBB HBP BLK WP HR S P ERA WHIP																
Darrell Jackson, L ERA: 3.68	(1, 1) 3.0 L 19 7 7 7 0 0 0 0 0 0 0 0 9 11 13.50 1.500																
John Verhoeven, R ERA: 3.95	(4, 1) 2.0 11 3 3 3 0 0 0 2 0 0 0 0 9 11 13.50 1.500																
Mike Kinnunen, L ERA: 5.68	(6, 1) 3.0 11 0 1 0 1 1 0 0 0 0 0 0 12 16 0.00 0.333																

Minnesota Twins @ New York Yankees
Yankee Stadium, Bronx, NY
Wed Jul 16 1980, 7:05 PM EDT
Att: 28,005 - Unknown - 86 F

AB	32
R	11
H	10
RBI	11
BB	4
SO	1
LOB	16



Batter	1	2	3	4	5	6	7	8	9	AB	R	H	RBI	BB	SO	LOB	TOP
Dave Edwards, R OBP: 0.294, SLG: 0.347 (1, 7)	0-0 6-3 1B 2B		0-0 5-3		0-0 6-3		0-0 5-3		0-0 5-3	5	1	1	0	0	0	1	Minnesota Twins @ New York Yankees Yankee Stadium, Bronx, NY Thu Jul 17 1980, 7:05 PM EDT Att: 25,035 - Unknown - 89 F livebaseballscorecards.com
John Castino, R OBP: 0.334, SLG: 0.439 (1, 5)	0-0 6-3		0-0 F8		0-0 6-3			0-0 3-1 3B		4	1	1	0	0	0	1	
Pete Mackanin, R OBP: 0.324, SLG: 0.359 (1, 6)	0-0 G3 E 1B		0-0 1B 1B		0-0 F8			0-0 3-1		4	0	2	2	0	0	0	
Ron Jackson, R OBP: 0.276, SLG: 0.338 (1, 3)	0-0 FC6 G3		0-0 1B 1B		0-0 F8			0-0 L6		4	0	1	0	0	0	1	
Jose Morales, R OBP: 0.396, SLG: 0.529 (1, 10)	0-0 G3		0-0 1-3		0-0 1B			0-0 1-3		4	0	1	0	0	0	4	
Butch Wynegar, S OBP: 0.348, SLG: 0.374 (1, 2)	0-0 F9			0-0 FC4-6 1B		0-0 F8			0-0 6-3	3	0	1	0	0	0	3	
Sal Butera, R OBP: 0.256, SLG: 0.238 (8, 2)						0-0 F8				1	0	0	0	0	0	0	
Ken Landreaux, L OBP: 0.343, SLG: 0.408 (1, 8)		0-0 1-3		0-0 F7		0-0 F8			0-0 F8	4	0	0	0	0	0	2	
Rob Wilfong, L OBP: 0.299, SLG: 0.332 (1, 4)		0-0 1-3		0-0 FC4-6 FC6-4 1-2		0-3 K			0-0 E 1B	4	1	1	0	0	1	1	
Hosken Powell, L OBP: 0.301, SLG: 0.320 (1, 9)		0-0 1-3		0-0 FC6-4 1-2		0-0 5-3			0-0 E7 1-H	4	0	0	0	0	0	1	
Inning Stats	R: 1 E: 1 K: 0 S: 6	H: 2 LOB: 2 BB: 0 P: 6	R: 0 E: 0 K: 0 S: 3	H: 0 LOB: 0 BB: 0 P: 3	R: 0 E: 0 K: 0 S: 5	H: 2 LOB: 2 BB: 0 P: 5	R: 0 E: 0 K: 0 S: 4	H: 1 LOB: 0 BB: 0 P: 4	R: 0 E: 0 K: 1 S: 5	H: 0 LOB: 0 BB: 0 P: 5	R: 1 E: 0 K: 0 S: 4	H: 1 LOB: 0 BB: 0 P: 4	R: 1 E: 0 K: 0 S: 5	H: 1 LOB: 1 BB: 0 P: 5	1B: 6 2B: 1 3B: 1 HR: 0	SF: 0 SAC: 0 DP: 0 HBP: 0	WP: 0 PA: 37 SB: 0 CS: 0
PITCHER Tommy John, L ERA: 2.83 (1, 1)	IP: 9.0 WLS: W BF: 37 H: 8 R: 3 ER: 2 SO: 1 BB: 0 IBB: 0 HBP: 0 BLK: 0 WP: 0 HR: 0 S: 39 P: 39 ERA: 2.00 WHIP: 0.889											PITCHER	IP: WLS: BF: H: R: ER: SO: BB: IBB: HBP: BLK: WP: HR: S: P: ERA: WHIP:				

Batter	1	2	3	4	5	6	7	8	9	AB	R	H	RBI	BB	SO	LOB	BOTTOM		
Ruppert Jones, L OBP: 0.300, SLG: 0.369 (1, 8)	0-3 K	0-0 1B 1B		0-0 HR		0-0 F6 F6				5	1	2	1	0	1	4	Minnesota Twins @ New York Yankees Yankee Stadium, Bronx, NY Thu Jul 17 1980, 7:05 PM EDT Att: 25,035 - Unknown - 89 F livebaseballscorecards.com		
Lou Piniella, R OBP: 0.316, SLG: 0.316 (1, 7)	0-0 3-1	0-0 1B 1B		0-0 F7		0-0 SF7		0-0 F7		2	0	1	2	0	0	0			
Bobby Murcer, L OBP: 0.366, SLG: 0.522 (4, 7)		0-0 1B 1B				0-0 SF7		0-0 F7		2	0	0	1	0	0	0			
Bob Watson, R OBP: 0.355, SLG: 0.420 (1, 3)	0-3 K	0-0 4-3		0-0 6-3		0-0 BB 1B BB		0-3 K		4	1	0	0	1	2	2			
Reggie Jackson, L OBP: 0.375, SLG: 0.614 (6, PR)		0-3 K		0-0 HR		0-0 L7		0-0 1B BB		3	1	1	2	1	1	0			
Bobby Brown, S OBP: 0.317, SLG: 0.421 (7, 9)		0-0 K		0-0 HR		0-0 L7		0-0 1B BB		1	0	1	0	0	0	0			
Eric Soderholm, R OBP: 0.415, SLG: 0.533 (1, 10)		0-0 4-3		0-0 6-3		0-0 4-3		0-0 F7		2	0	0	0	0	0	0			
Oscar Gamble, L OBP: 0.362, SLG: 0.574 (5, PH)		0-0 4-3		0-0 6-3		0-0 4-3		0-0 F7		3	0	1	2	0	0	1			
Graig Nettles, L OBP: 0.332, SLG: 0.433 (1, 5)		0-0 BB 1B BB		0-0 G3		0-0 4-3		0-0 6-3		3	1	0	0	1	0	2			
Rick Cerone, R OBP: 0.311, SLG: 0.443 (1, 2)		0-0 1B BB		0-0 1B		0-0 1B 1B		0-0 1B		2	2	2	0	1	0	0			
Johnny Gates, L OBP: 0.194, SLG: 0.267 (7, 2)		0-0 1B BB		0-0 1B		0-0 1B 1B		0-0 1B		1	0	1	0	0	0	0			
Bucky Dent, R OBP: 0.326, SLG: 0.366 (1, 6)		0-0 1B 1B		0-0 F8		0-0 BB 1B		0-0 F7		4	2	2	1	0	0	2			
Fred Stanley, R OBP: 0.298, SLG: 0.326 (1, 4)		0-0 1B 1B		0-0 F9		0-0 BB 1B		0-0 F9		4	2	2	1	0	0	1			
Inning Stats	R: 0 E: 0 K: 2 S: 7	H: 0 LOB: 0 BB: 0 P: 7	R: 4 E: 0 K: 1 S: 9	H: 4 LOB: 2 BB: 2 P: 17	R: 1 E: 0 K: 0 S: 5	H: 2 LOB: 1 BB: 0 P: 5	R: 1 E: 0 K: 0 S: 4	H: 1 LOB: 0 BB: 0 P: 4	R: 0 E: 0 K: 0 S: 3	H: 0 LOB: 0 BB: 0 P: 3	R: 4 E: 0 K: 0 S: 7	H: 4 LOB: 2 BB: 2 P: 15	R: 0 E: 0 K: 0 S: 4	H: 1 LOB: 1 BB: 0 P: 4	R: 0 E: 0 K: 1 S: 6	H: 1 LOB: 1 BB: 0 P: 6	1B: 10 2B: 1 3B: 0 HR: 2	SF: 1 SAC: 0 DP: 0 HBP: 0	WP: 0 PA: 41 SB: 0 CS: 0
PITCHER Geoff Zahn, L ERA: 4.15 (1, 1)	IP: 4.0 WLS: L BF: 21 H: 7 R: 6 ER: 4 SO: 1 BB: 2 IBB: 0 HBP: 0 BLK: 0 WP: 0 HR: 2 S: 25 P: 33 ERA: 13.50 WHIP: 2.250											PITCHER	IP: WLS: BF: H: R: ER: SO: BB: IBB: HBP: BLK: WP: HR: S: P: ERA: WHIP:						
Mike Bacsik, R ERA: 4.15 (5, 1)	IP: 4.0 WLS: L BF: 20 H: 6 R: 4 ER: 4 SO: 1 BB: 2 IBB: 0 HBP: 0 BLK: 0 WP: 0 HR: 0 S: 20 P: 28 ERA: 9.00 WHIP: 2.000											PITCHER	IP: WLS: BF: H: R: ER: SO: BB: IBB: HBP: BLK: WP: HR: S: P: ERA: WHIP:						

Batter	1	2	3	4	5	6	7	8	9	10	AB	R	H	RBI	BB	SO	LOB	TOP
Butch Wynegar, S OBP: 0.348, SLG: 0.372 (1, 2)	F7		1B			L6			6-3		4	0	1	0	0	0	0	Minnesota Twins @ Boston Red Sox Fenway Park, Boston, MA Fri Jul 18 1980, 7:05 PM EDT Att: 28,116 - Unknown - 87 F
Roy Smalley, S OBP: 0.353, SLG: 0.412 (1, 10)	1B		K			F9			1B		4	0	2	0	0	1	1	
Dave Edwards, R OBP: 0.294, SLG: 0.347 (9, PR)	1B								1B		0	0	0	0	0	0	0	
Rob Wilfong, L OBP: 0.302, SLG: 0.335 (1, 4)	G3-6-1					K		F5			4	0	2	0	0	1	0	
Ken Landreaux, L OBP: 0.339, SLG: 0.403 (1, 8)	G3-6-1					F8		G3			4	0	0	0	0	0	4	
Rick Sofield, L OBP: 0.340, SLG: 0.440 (1, 7)		L4		L5				1-3		F5	4	0	0	0	0	0	0	
Mike Cuybage, L OBP: 0.313, SLG: 0.374 (1, 3)		K				G4-6-3		F8		L5	4	0	1	0	0	1	0	
Hosken Powell, L OBP: 0.300, SLG: 0.323 (1, 9)		4-3				G4-6-3		6-3			4	0	1	0	0	0	1	
Pete Mackanin, R OBP: 0.317, SLG: 0.351 (1, 6)						F8		6-3		F3	4	0	0	0	0	0	1	
John Castino, R OBP: 0.331, SLG: 0.434 (1, 5)						F8		F3		K	3	0	0	0	0	1	0	
Inning Stats	R: 0 E: 0 K: 0 S: 4	H: 2 LOB: 1 BB: 0 P: 4	R: 0 E: 0 K: 1 S: 5	H: 0 LOB: 0 BB: 0 P: 5	R: 0 E: 0 K: 1 S: 6	H: 1 LOB: 1 BB: 0 P: 6	R: 0 E: 0 K: 0 S: 3	H: 0 LOB: 0 BB: 0 P: 3	R: 0 E: 0 K: 0 S: 3	H: 0 LOB: 0 BB: 0 P: 3	R: 0 E: 0 K: 1 S: 7	H: 2 LOB: 2 BB: 0 P: 7	R: 0 E: 0 K: 0 S: 4	H: 1 LOB: 1 BB: 0 P: 4	1B: 6 2B: 1 3B: 0 HR: 0	SF: 0 SAC: 0 DP: 2 HBP: 0	WP: 0 PB: 0 SB: 0 CS: 0	PA: 35
PITCHER Mike Torrez, R ERA: 4.42 (1, 1)	IP: 10.0 W: 7 L: 0 S: 43	WLS: 35 BF: 7 R: 0 ER: 0 SO: 4	H: 7 R: 0 ER: 0 BB: 0	H: 0 LOB: 0 BB: 0 IBB: 0 HBP: 0 BLK: 0	H: 1 LOB: 1 BB: 0 IBB: 0 HBP: 0 BLK: 0	H: 0 LOB: 0 BB: 0 IBB: 0 HBP: 0 BLK: 0	H: 0 LOB: 0 BB: 0 IBB: 0 HBP: 0 BLK: 0	H: 0 LOB: 0 BB: 0 IBB: 0 HBP: 0 BLK: 0	H: 0 LOB: 0 BB: 0 IBB: 0 HBP: 0 BLK: 0	H: 0 LOB: 0 BB: 0 IBB: 0 HBP: 0 BLK: 0	H: 2 LOB: 2 BB: 0 IBB: 0 HBP: 0 BLK: 0	H: 1 LOB: 1 BB: 0 IBB: 0 HBP: 0 BLK: 0	H: 1 LOB: 1 BB: 0 IBB: 0 HBP: 0 BLK: 0	H: 0 LOB: 0 BB: 0 IBB: 0 HBP: 0 BLK: 0	ERA: 4.42 WHIP: 0.700	ERA: 4.42 WHIP: 0.700		


Batter	1	2	3	4	5	6	7	8	9	10	AB	R	H	RBI	BB	SO	LOB	BOTTOM				
Rick Burleson, R OBP: 0.350, SLG: 0.404 (1, 6)	F7		F9			F7		4-3		6-3	5	0	0	0	0	0	3	Minnesota Twins @ Boston Red Sox Fenway Park, Boston, MA Fri Jul 18 1980, 7:05 PM EDT Att: 28,116 - Unknown - 87 F				
Dave Stapleton, R OBP: 0.303, SLG: 0.512 (1, 4)	F2			L5		1B		F8			5	1	2	1	0	0	0					
Fred Lynn, L OBP: 0.389, SLG: 0.511 (1, 8)	1-3					F9					4	0	2	0	0	0	1					
Tony Perez, R OBP: 0.321, SLG: 0.474 (1, 10)		K				F9		F9			4	0	0	0	0	1	3					
Carlton Fisk, R OBP: 0.371, SLG: 0.506 (1, 2)		F6				F3					4	0	2	0	0	0	1					
Cari Yastrzemski, L OBP: 0.337, SLG: 0.444 (1, 3)		F8				F7		F8		FC3-5	4	0	1	0	0	0	2					
Dwight Evans, R OBP: 0.295, SLG: 0.378 (1, 9)				K						FC3-5	4	0	0	0	0	2	2					
Jim Dwyer, L OBP: 0.376, SLG: 0.470 (1, 7)					6-3			F8		F8	4	0	1	0	0	0	2					
Butch Hobson, R OBP: 0.288, SLG: 0.375 (1, 5)								F9		F9	2	0	0	0	2	0	2					
Inning Stats	R: 0 E: 0 K: 0 S: 3	H: 0 LOB: 0 BB: 0 P: 3	R: 0 E: 0 K: 1 S: 5	H: 0 LOB: 0 BB: 0 P: 5	R: 0 E: 0 K: 1 S: 5	H: 0 LOB: 1 BB: 1 P: 9	R: 0 E: 0 K: 0 S: 4	H: 1 LOB: 1 BB: 0 P: 4	R: 0 E: 0 K: 1 S: 6	H: 1 LOB: 2 BB: 0 P: 10	R: 0 E: 0 K: 0 S: 5	H: 2 LOB: 2 BB: 0 P: 5	R: 0 E: 0 K: 0 S: 4	H: 0 LOB: 1 BB: 0 P: 4	R: 0 E: 0 K: 0 S: 5	H: 2 LOB: 2 BB: 0 P: 5	R: 1 E: 0 K: 0 S: 2		H: 1 LOB: 0 BB: 0 P: 2	1B: 5 2B: 2 3B: 0 HR: 1	SF: 0 SAC: 0 DP: 0 HBP: 0	WP: 0 PB: 0 SB: 0 CS: 0
PITCHER Roger Erickson, R ERA: 2.98 (1, 1)	IP: 9.1 W: 8 L: 1 S: 42	WLS: 38 BF: 8 R: 1 ER: 1 SO: 3	H: 8 R: 1 ER: 1 BB: 2	H: 0 LOB: 1 BB: 0 IBB: 0 HBP: 0 BLK: 0	H: 0 LOB: 1 BB: 0 IBB: 0 HBP: 0 BLK: 0	H: 1 LOB: 2 BB: 1 P: 10	H: 1 LOB: 1 BB: 0 P: 4	H: 0 LOB: 0 BB: 0 P: 3	H: 0 LOB: 1 BB: 0 P: 4	H: 1 LOB: 1 BB: 0 P: 4	H: 2 LOB: 2 BB: 0 P: 5	H: 1 LOB: 1 BB: 0 P: 4	H: 2 LOB: 2 BB: 0 P: 5	H: 1 LOB: 0 BB: 0 P: 2	ERA: 2.98 WHIP: 1.071	ERA: 2.98 WHIP: 1.071						

Batter	1	2	3	4	5	6	7	8	9	AB	R	H	RBI	BB	SO	LOB	TOP					
Roy Smalley, S OBP: 0.352, SLG: 0.411 Rick Sofield, L OBP: 0.305, SLG: 0.437	1-3			F9		3-1	G6-4-3 1B		6-3	1	0	0	0	0	0	0						
Ken Landreaux, L OBP: 0.335, SLG: 0.399	F9			K		F9	SF7			3	0	0	1	0	1	0						
John Castino, R OBP: 0.333, SLG: 0.435	F8			2B 1B		WP 1B	G6-4-3			4	1	2	0	0	0	1						
Ron Jackson, R OBP: 0.285, SLG: 0.354		G3 9-2 2B				1B 1B BB			6-3	3	1	2	0	1	0	0						
Jose Morales, R OBP: 0.401, SLG: 0.528 Danny Goodwin, L (8, PH) OBP: 0.295, SLG: 0.289	G3					1B 1B 1B			4-3	2	1	1	1	1	0	1						
Pete Mackanin, R OBP: 0.316, SLG: 0.349	9-2					1B 1B			K	4	0	1	1	0	1	4						
Dave Edwards, R OBP: 0.292, SLG: 0.344				L7					F9	4	0	1	1	0	0	0						
Butch Wynegar, S OBP: 0.347, SLG: 0.368				5-3					4-3	3	0	0	0	1	0	2						
Rob Wilfong, L OBP: 0.301, SLG: 0.333				G3		G4-6-3			E4	4	1	1	0	0	0	1						
Inning Stats	R: 0 E: 0 K: 0 S: 3	H: 0 LOB: 0 BB: 0 P: 3	R: 0 E: 0 K: 0 S: 3	H: 1 LOB: 0 BB: 0 P: 3	R: 0 E: 0 K: 1 S: 3	H: 0 LOB: 0 BB: 0 P: 3	R: 0 E: 0 K: 1 S: 7	H: 2 LOB: 3 BB: 1 P: 11	R: 0 E: 0 K: 0 S: 2	H: 0 LOB: 0 BB: 1 P: 6	R: 3 E: 0 K: 0 S: 7	H: 4 LOB: 2 BB: 1 P: 11	R: 1 E: 1 K: 0 S: 4	H: 1 LOB: 0 BB: 0 P: 4	R: 0 E: 0 K: 1 S: 5	H: 0 LOB: 0 BB: 0 P: 5	R: 0 E: 0 K: 0 S: 4	H: 1 LOB: 1 BB: 0 P: 4	1B: 7 2B: 3 3B: 0 HR: 0	SF: 1 SAC: 0 DP: 3 HBP: 0	WP: 1 PB: 0 SB: 0 CS: 0	PA: 37
PITCHER	IP	WLS	BF	H	R	ER	SO	BB	IBB	HBP	BLK	WP	HR	S	P	ERA	WHIP					
Bob Ojeda, L ERA: 5.56	(1, 1)	5.2	L	25	7	3	3	1	2	1	0	0	0	24	36	4.76	1.588					
Bob Stanley, R ERA: 4.01	(6, 1)	3.1		12	2	1	0	1	0	0	0	0	0	14	14	0.00	0.600					

Minnesota Twins @ Boston Red Sox
Fenway Park, Boston, MA
Sat Jul 19 1980, 3:33 AM EDT
Att: 32,820 - Unknown - 93 F

livebaseballscores.com

AB	33
R	4
H	9
RBI	4
BB	3
SO	2
LOB	10




Batter	1	2	3	4	5	6	7	8	9	AB	R	H	RBI	BB	SO	LOB	BOTTOM				
Rick Burleson, R OBP: 0.347, SLG: 0.399	5-3		G4-6-3			G6-4-3			F3	4	0	0	0	0	0	2					
Dave Stapleton, R OBP: 0.301, SLG: 0.504	K			G6-4-3 1B		5-3			K	4	0	1	0	0	2	0					
Fred Lynn, L OBP: 0.391, SLG: 0.509				G6-4-3 1B					6-3	1	0	0	0	2	0	0					
Tony Perez, R OBP: 0.318, SLG: 0.469	5-3			G6-4-3		F8				3	0	0	0	0	0	3					
Carlton Fisk, R OBP: 0.367, SLG: 0.500				F7		5-3				3	0	0	0	0	0	1					
Carl Yastrzemski, L OBP: 0.341, SLG: 0.451				FC6-4 1B		L4-6 2B			F8	3	0	2	0	0	0	0					
Jim Dwyer, L OBP: 0.370, SLG: 0.462				FC6-4 CS		L4-6			F7	3	0	0	0	0	0	2					
Dwight Evans, R OBP: 0.296, SLG: 0.377				CS		F7			F7	3	0	1	0	0	0	0					
Butch Hobson, R OBP: 0.287, SLG: 0.374				K					F9	3	0	1	0	0	1	1					
Inning Stats	R: 0 E: 0 K: 1 S: 5	H: 0 LOB: 1 BB: 1 P: 9	R: 0 E: 0 K: 0 S: 3	H: 1 LOB: 0 BB: 0 P: 3	R: 0 E: 0 K: 1 S: 5	H: 1 LOB: 0 BB: 0 P: 5	R: 0 E: 0 K: 0 S: 3	H: 1 LOB: 1 BB: 1 P: 7	R: 0 E: 0 K: 0 S: 3	H: 1 LOB: 1 BB: 1 P: 3	R: 0 E: 0 K: 0 S: 3	H: 0 LOB: 0 BB: 0 P: 3	R: 0 E: 0 K: 0 S: 3	H: 0 LOB: 0 BB: 0 P: 3	R: 0 E: 0 K: 1 S: 5	H: 0 LOB: 0 BB: 0 P: 5	1B: 4 2B: 2 3B: 0 HR: 0	SF: 0 SAC: 0 DP: 4 HBP: 0	WP: 0 PB: 0 SB: 1 CS: 1	PA: 30	
PITCHER	IP	WLS	BF	H	R	ER	SO	BB	IBB	HBP	BLK	WP	HR	S	P	ERA	WHIP				
Fernando Arroyo, R ERA: 3.41	(1, 1)	9.0	W	29	5	0	3	2	0	0	0	0	0	33	41	0.00	0.778				

Minnesota Twins @ Boston Red Sox
Fenway Park, Boston, MA
Sat Jul 19 1980, 3:33 AM EDT
Att: 32,820 - Unknown - 93 F

livebaseballscores.com

AB	27
R	0
H	5
RBI	0
BB	2
SO	3
LOB	9



Batter	1	2	3	4	5	6	7	8	9	AB	R	H	RBI	BB	SO	LOB	TOP								
Ron Jackson, R (1, 7) OBP: 0.280, SLG: 0.348 Dave Edwards, R (7, 8) OBP: 0.292, SLG: 0.344	F3		G6-4-3		SF8		6-3			3	0	0	1	0	0	2									
Ken Landreaux, L (1, 10) OBP: 0.334, SLG: 0.398	F7				F2			FC9-6 SH3-4		4	0	1	0	0	0	1									
Rob Wilfong, L (1, 4) OBP: 0.298, SLG: 0.329	F3				4-3			SH3-4		3	0	0	0	0	0	0									
Rick Sofield, L (1, 8) OBP: 0.304, SLG: 0.446		F7			F8			FC9-6		4	1	1	1	0	0	1									
Hosken Powell, L (1, 9) OBP: 0.299, SLG: 0.326		1-3								4	1	1	0	0	0	0									
Mike Cubbage, L (1, 3) OBP: 0.311, SLG: 0.389										4	1	1	2	0	1	0									
Butch Wynegar, S (1, 2) OBP: 0.343, SLG: 0.363					F5					4	0	0	0	0	0	0									
John Castino, R (1, 5) OBP: 0.340, SLG: 0.456					1B					3	2	3	1	0	0	0									
Pete Mackanin, R (1, 6) OBP: 0.321, SLG: 0.354										3	0	2	0	0	0	0									
Inning Stats	R: 0 E: 0 K: 0 S: 3	H: 0 LOB: 0 BB: 0 P: 3	R: 0 E: 0 K: 0 S: 3	H: 0 LOB: 0 BB: 0 P: 3	R: 0 E: 0 K: 0 S: 4	H: 2 LOB: 1 BB: 0 P: 4	R: 0 E: 0 K: 0 S: 3	H: 0 LOB: 0 BB: 0 P: 3	R: 3 E: 0 K: 0 S: 7	H: 4 LOB: 1 BB: 0 P: 7	R: 1 E: 0 K: 0 S: 6	H: 1 LOB: 0 BB: 0 P: 6	R: 1 E: 0 K: 0 S: 4	H: 1 LOB: 0 BB: 0 P: 4	R: 0 E: 0 K: 0 S: 3	H: 1 LOB: 0 BB: 0 P: 3	R: 0 E: 0 K: 0 S: 3	H: 0 LOB: 0 BB: 0 P: 3	1B: 4 2B: 3 3B: 0 HR: 3	SF: 1 SAC: 1 DP: 2 HBP: 0	WP: 0 PB: 0 SB: 0 CS: 0	PA: 34			
PITCHER	IP	WLS	BF	H	R	ER	SO	BB	IBB	HBP	BLK	WP	HR	S	P	ERA	WHIP								
Steve Renko, R (1, 1) ERA: 3.87	5.0		20	6	3	3	0	0	0	0	0	0	1	20	20	5.40	1.200								
Dick Drago, R (6, 1) ERA: 4.54	2.0	L	8	2	2	2	1	0	0	0	0	0	2	10	10	9.00	1.000								
Win Remmerswaal, R (8, 1) ERA: 3.32	2.0		6	1	0	0	0	0	0	0	0	0	0	6	6	0.00	0.500								

Minnesota Twins @ Boston Red Sox
Fenway Park, Boston, MA
Sun Jul 20 1980, 3:33 AM EDT
Att: 28,493 - Unknown - 97 F

AB	32
R	5
H	9
RBI	5
BB	0
SO	1
LOB	4





Batter	1	2	3	4	5	6	7	8	9	AB	R	H	RBI	BB	SO	LOB	BOTTOM								
Rick Burleson, R (1, 6) OBP: 0.346, SLG: 0.398	4-3		4-3		F9				SH3-4	4	0	1	0	0	0	1									
Dave Stapleton, R (1, 4) OBP: 0.298, SLG: 0.500	6-3				F8				5-3	5	1	1	0	0	0	4									
Fred Lynn, L (1, 8) OBP: 0.394, SLG: 0.505	L3									2	1	0	0	3	0	0									
Tony Perez, R (1, 3) OBP: 0.316, SLG: 0.468									FC5	5	0	1	2	0	1	4									
Carlton Fisk, R (1, 7) OBP: 0.361, SLG: 0.492										4	0	0	0	0	0	3									
Butch Hobson, R (1, 10) OBP: 0.289, SLG: 0.376										4	1	2	0	0	0	0									
Dwight Evans, R (1, 9) OBP: 0.303, SLG: 0.397										4	1	3	1	0	0	0									
Gary Allenson, R (1, 2) OBP: 0.409, SLG: 0.432										3	0	1	1	0	1	3									
Carl Yastrzemski, L (8, PH) OBP: 0.339, SLG: 0.449										1	0	0	0	0	0	0									
Larry Wolfe, R (1, 5) OBP: 0.222, SLG: 0.222										3	0	0	0	0	0	2									
Dave Rader, L (9, 2) OBP: 0.419, SLG: 0.544										1	0	1	0	0	0	0									
Garry Hancock, L (9, PR) OBP: 0.222, SLG: 0.222										0	0	0	0	0	0	0									
Inning Stats	R: 0 E: 0 K: 0 S: 3	H: 0 LOB: 0 BB: 0 P: 3	R: 0 E: 0 K: 1 S: 7	H: 2 LOB: 2 BB: 0 P: 7	R: 2 E: 0 K: 0 S: 5	H: 2 LOB: 1 BB: 1 P: 9	R: 2 E: 0 K: 0 S: 6	H: 3 LOB: 1 BB: 0 P: 6	R: 0 E: 0 K: 1 S: 5	H: 0 LOB: 0 BB: 0 P: 5	R: 0 E: 0 K: 0 S: 4	H: 1 LOB: 1 BB: 0 P: 4	R: 0 E: 0 K: 0 S: 4	H: 1 LOB: 2 BB: 1 P: 8	R: 0 E: 0 K: 0 S: 3	H: 0 LOB: 0 BB: 0 P: 3	R: 0 E: 0 K: 0 S: 4	H: 1 LOB: 2 BB: 1 P: 8	1B: 4 2B: 6 3B: 0 HR: 0	SF: 0 SAC: 1 DP: 0 HBP: 0	WP: 0 PB: 0 SB: 1 CS: 0	PA: 40			
PITCHER	IP	WLS	BF	H	R	ER	SO	BB	IBB	HBP	BLK	WP	HR	S	P	ERA	WHIP								
Jerry Koosman, L (1, 1) ERA: 4.51	3.0		17	7	4	4	1	0	0	0	0	0	0	8	8	0.00	0.000								
Pete Redfern, R (4, 1) ERA: 4.5	2.0		6	0	0	0	1	0	0	0	0	0	0	8	8	0.00	0.000								
Doug Corbett, R (6, 1) ERA: 1.94	4.0	W	17	3	0	0	0	2	0	0	0	0	0	15	23	0.00	1.250								

Minnesota Twins @ Boston Red Sox
Fenway Park, Boston, MA
Sun Jul 20 1980, 3:33 AM EDT
Att: 28,493 - Unknown - 97 F

AB	36
R	4
H	10
RBI	4
BB	3
SO	2
LOB	17



Batter	1	2	3	4	5	6	7	8	9	AB	R	H	RBI	BB	SO	LOB	TOP										
Al Bumby, L OBP: 0.306, SLG: 0.433 (1, 8)	6-3		1B BB	5-3		HR BB		5-3		4	1	0	0	2	1	4	Baltimore Orioles @ Minnesota Twins Metropolitan Stadium, Bloomington, MI Mon Jul 21 1980, 8:05 PM EDT Att: 15,373 - Unknown AB 41 R 12 H 16 RBI 12 BB 10 SO 4 LOB 24 										
Kiko Garcia, R OBP: 0.297, SLG: 0.279 (1, 6) (6, 4)	F7		1B BB	K		F7	P6		BB 1B	6	0	2	0	0	1												
Benny Ayala, R OBP: 0.381, SLG: 0.621 John Lowenstein, L OBP: 0.359, SLG: 0.337 (1, 7) (6, 7)	6-3		F9			HR 1B			F7	4	1	2	0	0	0	3											
Eddie Murray, S OBP: 0.343, SLG: 0.491 (1, 3)		F8	F9	L6		HR			L9	5	1	1	3	1	0	5											
Gary Roenicke, R OBP: 0.354, SLG: 0.370 (1, 9)				BB 2B 1B	6-3	BB BB 1B				5	2	3	0	1	0	2											
Lee May, R OBP: 0.292, SLG: 0.420 (1, 10)				HR BB		HR BB				4	3	2	1	2	2	3											
Doug DeCinces, R OBP: 0.326, SLG: 0.383 Mark Belanger, R OBP: 0.234, SLG: 0.252 (1, 5) (6, PR) (6, 6)	F8			HR 2B		HR 1B			F9	3	1	2	1	1	0	1											
Rich Dauer, R OBP: 0.329, SLG: 0.304 (1, 4) (6, 5)			L4	HR IBB		G5-4-3				3	1	1	1	2	0	1											
Dan Graham, L OBP: 0.291, SLG: 0.398 (1, 2)			1B BB	HR		G3			F8	4	1	2	6	1	0	2											
Inning Stats	R: 0 E: 0 K: 0 S: 3	H: 0 LOB: 0 BB: 0 P: 3	R: 0 E: 0 K: 1 S: 6	H: 1 LOB: 1 BB: 0 P: 6	R: 0 E: 0 K: 0 S: 4	H: 1 LOB: 3 BB: 2 P: 12	R: 5 E: 0 K: 1 S: 9	H: 4 LOB: 1 BB: 2 P: 17	R: 1 E: 0 K: 0 S: 4	H: 2 LOB: 0 BB: 0 P: 4	R: 6 E: 0 K: 1 S: 10	H: 5 LOB: 2 BB: 3 P: 22	R: 0 E: 0 K: 0 S: 4	H: 1 LOB: 1 BB: 1 P: 7	R: 0 E: 0 K: 0 S: 4	H: 1 LOB: 2 BB: 1 P: 8		R: 0 E: 0 K: 1 S: 6	H: 1 LOB: 2 BB: 1 P: 10	1B: 11 2B: 2 3B: 0 HR: 3	SF: 0 SAC: 0 DP: 2 HBP: 0	WP: 0 PB: 0 SB: 0 CS: 0	PA: 51				
PITCHER	IP	WLS	BF	H	R	ER	SO	BB	IBB	HBP	BLK	WP	HR	S	P	ERA	WHIP										
Geoff Zahn, L ERA: 4.61 (1, 1)	5.2	L	32	11	10	10	2	4	1	0	0	0	3	31	51	15.88	2.647										
Mike Bacsik, R ERA: 4.5 (6, 1)	3.1		19	5	2	2	2	5	0	0	0	0	0	18	38	5.40	3.000										

Batter	1	2	3	4	5	6	7	8	9	AB	R	H	RBI	BB	SO	LOB	BOTTOM										
Hosken Powell, L OBP: 0.303, SLG: 0.335 (1, 9)	4-3			4-3	K					4	0	1	1	1	1	2	Baltimore Orioles @ Minnesota Twins Metropolitan Stadium, Bloomington, MI Mon Jul 21 1980, 8:05 PM EDT Att: 15,373 - Unknown AB 34 R 5 H 9 RBI 5 BB 7 SO 9 LOB 18 										
Rob Wilfong, L OBP: 0.300, SLG: 0.328 (1, 4)	CS			F9		1B BB				3	0	2	1	1	0	0											
Ken Landreaux, L OBP: 0.333, SLG: 0.404 (1, 10)	F8			BB 1B		1B				5	0	2	0	0	1	3											
Roy Smalley, S OBP: 0.350, SLG: 0.413 (1, 3)		F9		BB		P5			K	3	1	0	0	2	1	2											
Rick Sofield, L OBP: 0.302, SLG: 0.438 (1, 8)		K		K		K			4-3	4	0	0	0	1	3	4											
John Castino, R OBP: 0.337, SLG: 0.448 (1, 5)		F8				4-3			F9	5	1	1	0	0	0	4											
Pete Mackanin, R OBP: 0.323, SLG: 0.357 (1, 6)			K			F7				3	1	0	0	1	1	1											
Ron Jackson, R OBP: 0.281, SLG: 0.353 (1, 7)			K							4	1	2	3	0	1	0											
Sal Butera, R OBP: 0.250, SLG: 0.233 Jose Morales, R OBP: 0.404, SLG: 0.524 (1, 2) (5, PH) (6, 2)			K							1	0	0	0	0	1	0											
Inning Stats	R: 0 E: 1 K: 0 S: 3	H: 0 LOB: 0 BB: 0 P: 3	R: 0 E: 0 K: 1 S: 5	H: 0 LOB: 0 BB: 0 P: 5	R: 0 E: 0 K: 3 S: 9	H: 0 LOB: 0 BB: 0 P: 9	R: 0 E: 0 K: 1 S: 6	H: 1 LOB: 2 BB: 1 P: 10	R: 0 E: 0 K: 1 S: 7	H: 2 LOB: 2 BB: 0 P: 7	R: 0 E: 0 K: 1 S: 6	H: 1 LOB: 2 BB: 1 P: 10	R: 0 E: 0 K: 0 S: 4	H: 2 LOB: 2 BB: 1 P: 8	R: 5 E: 0 K: 1 S: 8	H: 3 LOB: 4 BB: 4 P: 24		R: 0 E: 0 K: 1 S: 5	H: 0 LOB: 0 BB: 0 P: 5	1B: 8 2B: 1 3B: 0 HR: 0	SF: 0 SAC: 0 DP: 0 HBP: 0	WP: 0 PB: 0 SB: 0 CS: 1	PA: 42				
PITCHER	IP	WLS	BF	H	R	ER	SO	BB	IBB	HBP	BLK	WP	HR	S	P	ERA	WHIP										
Steve Stone, R ERA: 3.19 (1, 1)	7.2	W	35	7	4	4	7	6	0	0	0	0	0	43	67	4.70	1.696										
Tim Stoddard, R ERA: 2.91 (8, 1)	1.1		7	2	1	1	2	1	0	0	0	0	0	10	14	6.75	2.250										

Batter	1	2	3	4	5	6	7	8	9	AB	R	H	RBI	BB	SO	LOB	TOP					
Al Bumby, L OBP: 0.306, SLG: 0.435 (1, 8)										5	2	2	0	0	1	1	Baltimore Orioles @ Minnesota Twins Metropolitan Stadium, Bloomington, MI Tue Jul 22 1980, 8:05 PM EDT Att: 11,554 - Unknown livebaseballscorecards.com					
John Lowenstein, L OBP: 0.369, SLG: 0.346 (1, 7)										3	2	1	0	2	0	1						
Ken Singleton, S OBP: 0.404, SLG: 0.470 (7, PR) Lee May, R OBP: 0.291, SLG: 0.418										4	1	3	2	0	0	0						
Eddie Murray, S OBP: 0.342, SLG: 0.487 (1, 3)										3	1	0	1	1	0	3						
Dan Graham, L OBP: 0.303, SLG: 0.438 (1, 2)										4	1	3	4	0	0	1						
Gary Roenicke, R OBP: 0.346, SLG: 0.361 (1, 9)										4	0	0	0	0	0	2						
Doug DeCinces, R OBP: 0.321, SLG: 0.377 (1, 5)									4	0	0	0	0	0	3	1						
Kiko Garcia, R OBP: 0.291, SLG: 0.273 (1, 6)									4	0	0	0	0	0	3	1						
Rich Dauer, R OBP: 0.331, SLG: 0.304 (1, 4)										3	1	1	0	1	1	0						
Inning Stats	R: 4 E: 0 K: 1 S: 8	H: 3 LOB: 0 BB: 1 P: 12	R: 0 E: 0 K: 2 S: 7	H: 0 LOB: 0 BB: 0 P: 7	R: 0 E: 0 K: 0 S: 3	H: 0 LOB: 0 BB: 0 P: 3	R: 0 E: 0 K: 1 S: 6	H: 1 LOB: 1 BB: 0 P: 6	R: 3 E: 0 K: 0 S: 6	H: 4 LOB: 1 BB: 1 P: 10	R: 0 E: 0 K: 1 S: 5	H: 0 LOB: 0 BB: 0 P: 5	R: 1 E: 0 K: 0 S: 5	H: 2 LOB: 1 BB: 0 P: 5	R: 0 E: 0 K: 2 S: 7	H: 0 LOB: 0 BB: 0 P: 7	R: 0 E: 0 K: 1 S: 4	H: 0 LOB: 1 BB: 2 P: 12	1B: 6 2B: 3 3B: 0 HR: 1	SF: 0 SAC: 0 DP: 2 HBP: 0	WP: 0 PB: 0 SB: 0 CS: 0	PA: 39
PITCHER	IP	WLS	BF	H	R	ER	SO	BB	IBB	HBP	BLK	WP	HR	S	P	ERA	WHIP					
Roger Erickson, R ERA: 3.49 (1, 1)	4.2	L	23	8	7	7	4	2	0	0	0	0	1	29	37	13.50	2.143					
Doug Corbett, R ERA: 1.91 (5, 1)	1.1		4	0	0	0	1	0	0	0	0	0	0	6	6	0.00	0.000					
Darrell Jackson, L ERA: 4.0 (7, 1)	3.0		12	2	1	1	3	2	0	0	0	0	0	16	24	3.00	1.333					

Batter	1	2	3	4	5	6	7	8	9	AB	R	H	RBI	BB	SO	LOB	BOTTOM					
Bombo Rivera, R OBP: 0.321, SLG: 0.464 (1, 7)										4	0	2	0	0	1	0	Baltimore Orioles @ Minnesota Twins Metropolitan Stadium, Bloomington, MI Tue Jul 22 1980, 8:05 PM EDT Att: 11,554 - Unknown livebaseballscorecards.com					
John Castino, R OBP: 0.335, SLG: 0.446 (1, 5)										4	1	1	0	0	0	3						
Roy Smalley, S OBP: 0.349, SLG: 0.412 (1, 6)										3	0	1	1	0	2	1						
Jose Morales, R OBP: 0.393, SLG: 0.508 (1, 10)										4	1	0	0	0	0	4						
Ron Jackson, R OBP: 0.281, SLG: 0.348 (1, 3)										3	0	0	0	1	0	2						
Pete Mackanin, R OBP: 0.322, SLG: 0.370 (1, 4)										4	1	1	3	0	0	1						
Dave Edwards, R OBP: 0.295, SLG: 0.351 (1, 8)										4	0	1	0	0	1	1						
Butch Wynegar, S OBP: 0.340, SLG: 0.359 (1, 2)										3	0	0	0	0	0	1						
Hosken Powell, L OBP: 0.303, SLG: 0.335 (1, 9)										3	1	1	0	0	1	0						
Inning Stats	R: 0 E: 0 K: 1 S: 6	H: 1 LOB: 0 BB: 0 P: 6	R: 0 E: 0 K: 1 S: 4	H: 0 LOB: 0 BB: 1 P: 8	R: 0 E: 0 K: 0 S: 3	H: 0 LOB: 0 BB: 0 P: 3	R: 3 E: 0 K: 0 S: 6	H: 3 LOB: 0 BB: 0 P: 6	R: 0 E: 0 K: 2 S: 7	H: 0 LOB: 0 BB: 0 P: 7	R: 0 E: 0 K: 1 S: 5	H: 0 LOB: 0 BB: 0 P: 5	R: 0 E: 0 K: 0 S: 4	H: 1 LOB: 1 BB: 0 P: 4	R: 1 E: 0 K: 0 S: 5	H: 2 LOB: 1 BB: 0 P: 5	R: 0 E: 0 K: 0 S: 3	H: 0 LOB: 0 BB: 0 P: 3	1B: 6 2B: 0 3B: 0 HR: 1	SF: 1 SAC: 0 DP: 0 HBP: 0	WP: 0 PB: 0 SB: 0 CS: 1	PA: 34
PITCHER	IP	WLS	BF	H	R	ER	SO	BB	IBB	HBP	BLK	WP	HR	S	P	ERA	WHIP					
Mike Flanagan, L ERA: 3.99 (1, 1)	9.0	W	34	7	4	4	5	1	0	0	0	0	1	43	47	4.00	0.889					

Batter	1	2	3	4	5	6	7	8	9	AB	R	H	RBI	BB	SO	LOB	TOP																					
Rick Burleson, R OBP: 0.346, SLG: 0.396 (1, 6)										5	0	1	0	0	0	2																						
Dave Stapleton, R OBP: 0.292, SLG: 0.475 (1, 4)										5	0	0	0	0	1	1																						
Fred Lynn, L OBP: 0.394, SLG: 0.498 (1, 8)										2	1	0	0	2	0	1																						
Tony Perez, R OBP: 0.320, SLG: 0.488 (1, 3)										3	3	3	2	1	0	0																						
Carlton Fisk, R OBP: 0.361, SLG: 0.496 (1, 2)										4	0	1	0	0	0	3																						
Carl Yastrzemski, L OBP: 0.360, SLG: 0.647 (1, 7)										4	1	1	1	0	0	2																						
Dwight Evans, R OBP: 0.321, SLG: 0.443 (1, 9)										3	2	2	3	1	0	0																						
Glenn Hoffman, R OBP: 0.257, SLG: 0.344 (1, 5)										4	0	1	0	0	0	0																						
Larry Wolfe, R OBP: 0.143, SLG: 0.231 (1, 10)										3	0	0	1	0	0	0																						
Inning Stats	R: 0 E: 0 K: 0 S: 3	H: 1 LOB: 0 BB: 0 P: 3	R: 2 E: 0 K: 0 S: 5	H: 3 LOB: 0 BB: 0 P: 5	R: 0 E: 0 K: 0 S: 3	H: 0 LOB: 0 BB: 0 P: 3	R: 3 E: 0 K: 0 S: 6	H: 3 LOB: 2 BB: 2 P: 14	R: 1 E: 0 K: 0 S: 4	H: 1 LOB: 0 BB: 0 P: 4	R: 0 E: 0 K: 1 S: 5	H: 0 LOB: 2 BB: 2 P: 13	R: 0 E: 0 K: 0 S: 3	H: 0 LOB: 0 BB: 0 P: 3	R: 0 E: 0 K: 0 S: 3	H: 0 LOB: 0 BB: 0 P: 3	1B: 4 2B: 2 3B: 0 HR: 3	SF: 1 SAC: 0 DP: 1 HBP: 0	WP: 0 PB: 0 SB: 1 CS: 1	PA: 39																		
PITCHER	IP	WLS	BF	H	R	ER	SO	BB	IBB	HBP	BLK	WP	HR	S	P	ERA	WHIP	PITCHER				IP	WLS	BF	H	R	ER	SO	BB	IBB	HBP	BLK	WP	HR	S	P	ERA	WHIP
Jerry Koosman, L ERA: 4.73 (1, 1)	5.0	L	23	8	6	6	0	1	1	0	0	0	2	21	29	10.80	1.800																					
John Verhoeven, R ERA: 3.92 (6, 1)	1.0		4	1	1	1	0	0	0	0	0	0	1	4	4	9.00	1.000																					
Albert Williams, R ERA: 6.75 (7, 1)	3.0		11	0	0	0	1	2	0	0	0	0	0	11	19	0.00	0.667																					

Boston Red Sox @ Minnesota Twins
Metropolitan Stadium, Bloomington, MI
Fri Jul 25 1980, 8:05 PM EDT
Unknown - 80 F

AB 33
R 7
H 9
RBI 7
BB 4
SO 1
LOB 9



Batter	1	2	3	4	5	6	7	8	9	AB	R	H	RBI	BB	SO	LOB	BOTTOM																					
Roy Smalley, S OBP: 0.344, SLG: 0.404 (1, 6)										4	0	1	0	1	0	2																						
John Castino, R OBP: 0.337, SLG: 0.447 (1, 5)										5	0	1	1	0	1	5																						
Ron Jackson, R OBP: 0.278, SLG: 0.352 (1, 3)										5	0	0	0	0	1	2																						
Jose Morales, R OBP: 0.408, SLG: 0.537 (1, 10)										4	2	3	0	0	0	0																						
Dave Edwards, R OBP: 0.301, SLG: 0.351 (1, 8)										1	1	1	0	0	0	0																						
Ken Landreaux, L OBP: 0.334, SLG: 0.406 (3, PH) (4, 8)										3	1	1	1	0	0	1																						
Pete Mackanin, R OBP: 0.325, SLG: 0.373 (1, 4)										1	0	1	1	0	0	0																						
Rob Wilfong, L OBP: 0.299, SLG: 0.331 (3, PH) (4, 4)										3	0	1	1	0	0	1																						
Bombo Rivera, R OBP: 0.303, SLG: 0.455 (1, 7)										1	0	0	0	0	0	1																						
Rick Sofield, L OBP: 0.301, SLG: 0.439 (3, PH) (4, 7)										3	0	1	0	0	0	2																						
Sal Butera, R OBP: 0.261, SLG: 0.244 (1, 2)										2	0	1	0	0	0	1																						
Butch Wynegar, S OBP: 0.334, SLG: 0.351 (6, PH) (7, 2)										2	0	0	0	0	0	0																						
Hosken Powell, L OBP: 0.308, SLG: 0.353 (1, 9)										4	1	2	0	0	0	2																						
Inning Stats	R: 0 E: 0 K: 0 S: 3	H: 1 LOB: 0 BB: 0 P: 3	R: 2 E: 1 K: 0 S: 7	H: 4 LOB: 3 BB: 1 P: 11	R: 2 E: 0 K: 0 S: 6	H: 3 LOB: 1 BB: 0 P: 6	R: 0 E: 0 K: 2 S: 8	H: 1 LOB: 1 BB: 0 P: 8	R: 0 E: 0 K: 0 S: 3	H: 0 LOB: 0 BB: 0 P: 3	R: 0 E: 0 K: 0 S: 3	H: 0 LOB: 0 BB: 0 P: 3	R: 0 E: 0 K: 0 S: 4	H: 1 LOB: 1 BB: 0 P: 4	R: 0 E: 0 K: 0 S: 5	H: 2 LOB: 1 BB: 0 P: 5	1B: 6 2B: 7 3B: 0 HR: 0	SF: 0 SAC: 0 DP: 1 HBP: 0	WP: 0 PB: 0 SB: 1 CS: 0	PA: 39																		
PITCHER	IP	WLS	BF	H	R	ER	SO	BB	IBB	HBP	BLK	WP	HR	S	P	ERA	WHIP	PITCHER				IP	WLS	BF	H	R	ER	SO	BB	IBB	HBP	BLK	WP	HR	S	P	ERA	WHIP
Bob Ojeda, L ERA: 6.23 (1, 1)	1.2		10	5	2	2	0	1	0	0	0	0	0	9	13	10.80	3.600																					
Win Remmerswaal, R ERA: 3.53 (2, 1)	5.1	W	21	6	2	2	2	0	0	0	0	0	0	25	25	3.38	1.125																					
Tom Burgmeier, L ERA: 2.21 (8, 1)	2.0	S	8	2	1	1	0	0	0	0	0	0	0	8	8	4.50	1.000																					

Boston Red Sox @ Minnesota Twins
Metropolitan Stadium, Bloomington, MI
Fri Jul 25 1980, 8:05 PM EDT
Unknown - 80 F


AB 38
R 5
H 13
RBI 4
BB 1
SO 2
LOB 17



Batter	1	2	3	4	5	6	7	8	9	AB	R	H	RBI	BB	SO	LOB	TOP					
Rick Burleson, R OBP: 0.345, SLG: 0.394 (1, 6)	F9		5-3			6-3		FC3-6 1B		4	0	1	0	0	0	0	Boston Red Sox @ Minnesota Twins Metropolitan Stadium, Bloomington, MI Fri Jul 25 1980, 8:05 PM EDT Att: 23,998 - Unknown					
Dave Stapleton, R OBP: 0.291, SLG: 0.469 (1, 4) (8, 7)	1B		6-3			F8		L9		4	0	1	0	0	0	2						
Fred Lynn, L OBP: 0.393, SLG: 0.495 (1, 8)	K					1B		FC3-6 1-2 2-3		4	0	1	0	0	2	3						
Tony Perez, R OBP: 0.317, SLG: 0.482 (1, 10)	K					F8		6-3		4	0	0	0	0	1	4						
Carlton Fisk, R OBP: 0.359, SLG: 0.500 (1, 3)		K						F8		4	0	1	0	0	1	0						
Dwight Evans, R OBP: 0.324, SLG: 0.448 (1, 9)		5-3						1B		4	0	2	0	0	1	1						
Gary Allenson, R OBP: 0.440, SLG: 0.439 (1, 2)								1B		3	0	2	0	1	1	1						
Larry Wolfe, R OBP: 0.111, SLG: 0.176 (1, 5)								K		4	0	0	0	0	2	5						
Garry Hancock, L OBP: 0.212, SLG: 0.242 (1, 7)										2	0	0	0	0	0	0						
Glenn Hoffman, R OBP: 0.262, SLG: 0.347 (8, PH) (8, 4)								FC3-6 1B		2	0	1	0	0	0	2						
Inning Stats	R: 0 E: 0 K: 2 S: 8	H: 1 LOB: 1 BB: 0 P: 8	R: 0 E: 0 K: 2 S: 7	H: 0 LOB: 1 BB: 1 P: 11	R: 0 E: 0 K: 0 S: 3	H: 0 LOB: 0 BB: 0 P: 3	R: 0 E: 0 K: 2 S: 8	H: 1 LOB: 1 BB: 0 P: 8	R: 0 E: 0 K: 0 S: 3	H: 1 LOB: 0 BB: 0 P: 3	R: 0 E: 0 K: 0 S: 4	H: 1 LOB: 1 BB: 0 P: 4	R: 0 E: 0 K: 1 S: 6	H: 1 LOB: 0 BB: 0 P: 6	R: 0 E: 0 K: 0 S: 5	H: 2 LOB: 2 BB: 0 P: 5	R: 0 E: 0 K: 1 S: 7	H: 2 LOB: 2 BB: 0 P: 7	1B: 7 2B: 1 3B: 1 HR: 0	SF: 0 SAC: 0 DP: 1 HBP: 0	WP: 0 PB: 0 SB: 0 CS: 0	PA: 36
PITCHER Geoff Zahn, L ERA: 4.34 (1, 1)	IP: 9.0 WLS: W BF: 36 H: 9 R: 0 ER: 0 SO: 8 BB: 1 IBB: 0 HBP: 0 BLK: 0 WP: 0 HR: 0 S: 51 P: 55 ERA: 0.00 WHIP: 1.111															PITCHER						

Batter	1	2	3	4	5	6	7	8	9	AB	R	H	RBI	BB	SO	LOB	BOTTOM			
Roy Smalley, S OBP: 0.343, SLG: 0.402 (1, 6)	F8 1B 1B	K				SH1-3		F8		4	1	1	0	0	2	5	Boston Red Sox @ Minnesota Twins Metropolitan Stadium, Bloomington, MI Fri Jul 25 1980, 8:05 PM EDT Att: 23,998 - Unknown			
Ken Landreaux, L OBP: 0.333, SLG: 0.406 (1, 8)	1B 1-2 1B					1-3		SF7		3	1	1	1	0	1	1				
Hosken Powell, L OBP: 0.307, SLG: 0.352 (1, 9)	F8					F9		1B		4	0	1	0	0	1	3				
Rick Sofield, L OBP: 0.304, SLG: 0.438 (1, 7)	1B SF9 1-2 3-H					K		CS BB		3	1	1	1	1	1	0				
Rob Wilfong, L OBP: 0.302, SLG: 0.341 (1, 4)	F9					F9		1B		4	1	2	1	0	1	1				
Butch Wynegar, S OBP: 0.336, SLG: 0.352 (1, 2)	1-3 2-H					1B		FC6 3B		2	1	1	1	1	0	0				
Jose Morales, R OBP: 0.406, SLG: 0.532 (1, 10)	SF9					F8		FC6 2B BB		3	0	1	0	0	1	2				
Dave Edwards, R OBP: 0.301, SLG: 0.351 (7, PR)	K					F9		1B BB SF7		0	1	0	0	0	0	0				
Danny Goodwin, L OBP: 0.311, SLG: 0.289 (8, PH)								FC6 BB		0	0	0	0	1	0	0				
John Castino, R OBP: 0.336, SLG: 0.443 (1, 5)						6-3		FC6 2B		3	0	0	1	1	0	3				
Ron Jackson, R OBP: 0.286, SLG: 0.363 (1, 3)						4-3		FC6 2B		4	0	3	1	0	0	0				
Inning Stats	R: 3 E: 0 K: 1 S: 9	H: 4 LOB: 1 BB: 0 P: 9	R: 0 E: 0 K: 1 S: 5	H: 0 LOB: 0 BB: 0 P: 5	R: 0 E: 0 K: 3 S: 9	H: 0 LOB: 0 BB: 0 P: 9	R: 0 E: 0 K: 0 S: 4	H: 1 LOB: 1 BB: 0 P: 4	R: 0 E: 0 K: 0 S: 4	H: 1 LOB: 1 BB: 0 P: 4	R: 0 E: 0 K: 1 S: 4	H: 0 LOB: 0 BB: 1 P: 8	R: 1 E: 0 K: 1 S: 7	H: 3 LOB: 3 BB: 1 P: 11	R: 2 E: 0 K: 0 S: 5	H: 2 LOB: 2 BB: 2 P: 13	1B: 9 2B: 1 3B: 1 HR: 0	SF: 2 SAC: 1 DP: 0 HBP: 0	WP: 0 PB: 0 SB: 1 CS: 1	PA: 37
PITCHER Steve Renko, R ERA: 4.0 (1, 1)	IP: 6.0 WLS: L BF: 27 H: 8 R: 4 ER: 4 SO: 6 BB: 2 IBB: 0 HBP: 0 BLK: 0 WP: 0 HR: 0 S: 37 P: 45 ERA: 6.00 WHIP: 1.667															PITCHER				
Skip Lockwood, R ERA: 6.09 (7, 1)	IP: 2.0 WLS: L BF: 10 H: 3 R: 2 ER: 2 SO: 1 BB: 2 IBB: 0 HBP: 0 BLK: 0 WP: 0 HR: 0 S: 10 P: 18 ERA: 9.00 WHIP: 2.500															PITCHER				

AB 35
R 0
H 9
RBI 0
BB 1
SO 8
LOB 18



AB 30
R 6
H 11
RBI 6
BB 4
SO 7
LOB 15



Batter	1	2	3	4	5	6	7	8	9	AB	R	H	RBI	BB	SO	LOB	TOP										
Rick Burleson, R OBP: 0.346, SLG: 0.394 (1, 6)	0-0 5-3		0-0 CS 1B		0-0 F3		0-0 1B 1B	0-0 FC6-4		5	0	2	0	0	0	1											
Dave Stapleton, R OBP: 0.294, SLG: 0.470 (1, 4)	0-0 4-3		4-0 2B BB		0-0 1B 2B		0-3 K		0-0 F9	4	2	1	0	1	1	1											
Fred Lynn, L OBP: 0.393, SLG: 0.497 (1, 8)	0-0 F7		0-0 1-H 2B		0-0 F5		0-0 BB 1B		0-0 F7	5	0	2	1	0	0	1											
Tony Perez, R OBP: 0.318, SLG: 0.480 (1, 3)		0-0 F7	0-0 F9		0-0 2-H 1B		4-0 FC5-4 BB		0-0 F9	4	0	1	1	1	0	1											
Carlton Fisk, R OBP: 0.358, SLG: 0.504 (1, 2)		0-0 SF8 3B	0-0 F2		0-3 K		0-0 FC5-4			4	1	1	0	0	1	5											
Gary Hancock, L OBP: 0.189, SLG: 0.222 (1, 7)		0-0 SF8			0-0 F8		0-0 4-3		0-0 F9	3	0	0	1	0	0	0											
Carl Yastrzemski, L OBP: 0.342, SLG: 0.462 (1, 10)		0-0 1B 2B			0-0 F6		0-0 4-3		0-0 HR	4	2	2	1	0	0	0											
Dwight Evans, R OBP: 0.326, SLG: 0.452 (1, 9)		0-0 2-H 1B			0-0 2B		0-0 G1		0-0 4-3	4	0	2	1	0	0	0											
Glenn Hoffman, R OBP: 0.262, SLG: 0.337 (1, 5)		0-0 F9			0-0 F8		0-0 6-3		4-0 FC6-4 BB	3	0	0	0	1	0	2											
Inning Stats	R: 0 E: 0 K: 0 S: 3	H: 0 LOB: 0 BB: 0 P: 3	R: 2 E: 0 K: 0 S: 6	H: 3 LOB: 1 BB: 0 P: 6	R: 1 E: 0 K: 0 S: 4	H: 2 LOB: 1 BB: 1 P: 8	R: 0 E: 0 K: 0 S: 4	H: 1 LOB: 0 BB: 0 P: 4	R: 1 E: 0 K: 1 S: 7	H: 2 LOB: 1 BB: 0 P: 7	R: 0 E: 0 K: 0 S: 3	H: 0 LOB: 0 BB: 0 P: 3	R: 0 E: 0 K: 1 S: 7	H: 2 LOB: 3 BB: 1 P: 11	R: 1 E: 0 K: 0 S: 4	H: 1 LOB: 1 BB: 1 P: 8	R: 0 E: 0 K: 0 S: 3	H: 0 LOB: 0 BB: 0 P: 3	1B: 5 2B: 4 3B: 1 HR: 1	SF: 1 SAC: 0 DP: 0 HBP: 0	WP: 0 PB: 0 SB: 0 CS: 1	PA: 40					
PITCHER	IP	WLS	BF	H	R	ER	SO	BB	IBB	HBP	BLK	WP	HR	S	P	ERA	WHIP										
Roger Erickson, R ERA: 3.66 (1, 1)	8.0	L	37	11	5	5	2	3	0	0	0	0	1	38	50	5.62	1.750										
Mike Bacsik, R ERA: 4.15 (9, 1)	1.0		3	0	0	0	0	0	0	0	0	0	0	3	3	0.00	0.000										

Boston Red Sox @ Minnesota Twins
Metropolitan Stadium, Bloomington, MI

AB 36
R 5
H 11
RBI 5
BB 3
SO 2
LOB 11



WP: 0 PA: 40
PB: 0
SB: 0
CS: 1

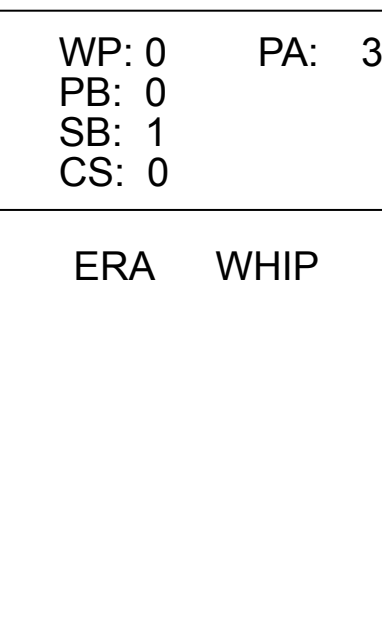
Boston Red Sox @ Minnesota Twins
Metropolitan Stadium, Bloomington, MI

AB 31
R 1
H 4
RBI 1
BB 0
SO 6
LOB 9



WP: 0 PA: 31
PB: 0
SB: 1
CS: 0

Batter	1	2	3	4	5	6	7	8	9	AB	R	H	RBI	BB	SO	LOB	BOTTOM										
Roy Smalley, S OBP: 0.342, SLG: 0.400 (1, 6)	0-0 4-3		0-3 K			0-0 F8			0-0 FC6-4 1B	4	0	1	0	0	1	1											
Ken Landreaux, L OBP: 0.330, SLG: 0.401 (1, 8)	0-0 F6				0-0 1-3				0-0 FC6-4 5-3	4	0	0	0	0	0	3											
Rick Sofield, L OBP: 0.300, SLG: 0.431 (1, 7)	0-3 K				0-0 F9				0-0 5-3	4	0	0	1	0	1	1											
Butch Wynegar, S OBP: 0.332, SLG: 0.348 (1, 2)		0-0 3-1			0-0 P7				0-3 K	4	0	0	0	0	1	1											
Hosken Powell, L OBP: 0.308, SLG: 0.352 (1, 9)		0-0 S 1B			0-0 5-3				0-0 F7	3	0	1	0	0	0	0											
Rob Wilfong, L OBP: 0.295, SLG: 0.337 (1, 4)		0-0 F7			0-0 4-3				0-0 F9	3	0	0	0	0	0	1											
Danny Goodwin, L OBP: 0.301, SLG: 0.278 (1, 10)		0-3 K			0-3 K				0-0 4-3	3	0	0	0	0	2	1											
John Castino, R OBP: 0.336, SLG: 0.442 (1, 5)			0-3 K			0-0 1B			0-0 F7	3	0	1	0	0	1	0											
Ron Jackson, R OBP: 0.287, SLG: 0.363 (1, 3)			0-0 F8			0-0 L7			0-0 FC6-4 1B 5-3 1B	3	1	1	0	0	0	1											
Inning Stats	R: 0 E: 0 K: 1 S: 5	H: 0 LOB: 0 BB: 0 P: 5	R: 0 E: 0 K: 1 S: 6	H: 1 LOB: 0 BB: 0 P: 6	R: 0 E: 0 K: 2 S: 7	H: 0 LOB: 0 BB: 0 P: 7	R: 0 E: 0 K: 0 S: 3	H: 0 LOB: 0 BB: 0 P: 3	R: 0 E: 0 K: 0 S: 3	H: 0 LOB: 0 BB: 0 P: 3	R: 0 E: 0 K: 0 S: 3	H: 0 LOB: 0 BB: 0 P: 3	R: 0 E: 0 K: 0 S: 3	H: 0 LOB: 1 BB: 0 P: 3	R: 1 E: 0 K: 1 S: 7	H: 2 LOB: 1 BB: 0 P: 7	1B: 4 2B: 0 3B: 0 HR: 0	SF: 0 SAC: 0 DP: 0 HBP: 0	WP: 0 PB: 0 SB: 1 CS: 0	PA: 31							
PITCHER	IP	WLS	BF	H	R	ER	SO	BB	IBB	HBP	BLK	WP	HR	S	P	ERA	WHIP										
Dennis Eckerley, R ERA: 4.99 (1, 1)	9.0	W	31	4	1	1	6	0	0	0	0	0	0	43	43	1.00	0.444										



Batter	1	2	3	4	5	6	7	8	9	AB	R	H	RBI	BB	SO	LOB	TOP										
Rick Burleson, R OBP: 0.345, SLG: 0.393	0-0 4-3	0-0 1B			0-0 4-3		0-0 F9			4	0	1	1	0	0	0											
Dave Stapleton, R OBP: 0.305, SLG: 0.476	0-0	0-0 3-H			0-0 L7		0-0			4	0	3	0	0	0	0											
Fred Lynn, L OBP: 0.388, SLG: 0.490	0-0 L9	0-0 FC6-4			0-0 1-3		0-0 F7			4	0	0	0	0	0	4											
Tony Perez, R OBP: 0.314, SLG: 0.475	0-0 F3				0-0 F8				0-0 L8	4	0	0	0	0	0	1											
Carlton Fisk, R OBP: 0.356, SLG: 0.504		0-0 1B 3B 2B			0-0 F7		0-0 5-3		0-0 2-3	4	1	1	0	0	0	0											
Carl Yastrzemski, L OBP: 0.344, SLG: 0.461		0-0 3B 1B			0-0 4-3		0-0 1B E BB		0-3 K	3	2	1	0	1	1	0											
Jim Rice, R OBP: 0.310, SLG: 0.470		0-0 1B 3B			0-0 F8		0-0 E9 1B		0-0 5-3	4	1	2	2	0	0	0											
Dwight Evans, R OBP: 0.325, SLG: 0.449		0-0 5-3			0-0 F7		0-3 K		0-0 G4-6-3 1B	4	0	1	0	0	1	2											
Glenn Hoffman, R OBP: 0.255, SLG: 0.327		0-0 5-3			0-0 6-3				0-0 G4-6-3	3	0	0	0	0	0	1											
Garry Hancock, L OBP: 0.184, SLG: 0.216									0-0 1-3	1	0	0	0	0	0	1											
Inning Stats	R: 0 E: 0 K: 0 S: 4	H: 1 LOB: 1 BB: 0 P: 4	R: 3 E: 0 K: 0 S: 8	H: 5 LOB: 2 BB: 0 P: 8	R: 0 E: 0 K: 0 S: 3	H: 0 LOB: 0 BB: 0 P: 3	R: 0 E: 0 K: 0 S: 3	H: 0 LOB: 0 BB: 0 P: 3	R: 0 E: 0 K: 0 S: 4	H: 1 LOB: 1 BB: 0 P: 4	R: 0 E: 0 K: 1 S: 5	H: 0 LOB: 0 BB: 0 P: 5	R: 0 E: 0 K: 0 S: 3	H: 1 LOB: 0 BB: 0 P: 3	1B: 7 2B: 1 3B: 1 HR: 0	SF: 0 SAC: 0 DP: 1 HBP: 0	WP: 0 PB: 0 SB: 0 CS: 0	PA: 36									
PITCHER	IP	WLS	BF	H	R	ER	SO	BB	IBB	HBP	BLK	WP	HR	S	P	ERA	WHIP										
Fernando Arroyo, R ERA: 4.89	1.2		11	6	3	3	0	0	0	0	0	0	0	11	11	16.20	3.600										
Mike Kinnunen, L ERA: 5.4	0.1		1	0	0	0	0	0	0	0	0	0	0	1	1	0.00	0.000										
Albert Williams, R ERA: 4.11	6.0	W	21	2	1	0	2	1	0	0	0	0	0	24	28	0.00	0.500										
Doug Corbett, R ERA: 1.89	1.0	S	3	1	0	0	0	0	0	0	0	0	0	3	3	0.00	1.000										

Boston Red Sox @ Minnesota Twins
Metropolitan Stadium, Bloomington, MI

AB 35
R 4
H 9
RBI 3
BB 1
SO 2
LOB 9



WP: 0 PA: 36
PB: 0
SB: 0
CS: 0

Batter	1	2	3	4	5	6	7	8	9	AB	R	H	RBI	BB	SO	LOB	BOTTOM										
Butch Wynegar, S OBP: 0.331, SLG: 0.346	0-0 4-3 SH1-3 3B 1B		0-0 F6		0-0 4-3		0-0 5-3			4	1	1	0	0	0	2											
Roy Smalley, S OBP: 0.345, SLG: 0.403	0-0 SH1-3		0-0 2B 1B		0-0 G3-6-1 1B				0-0 3-1	3	1	2	0	0	0	0											
Rob Wilfong, L OBP: 0.302, SLG: 0.347	0-0 4-3		0-0 1-3 2-H		0-0 G3-6-1 1-2				0-0 1B 2B	4	2	2	1	0	0	2											
Ken Landreaux, L OBP: 0.334, SLG: 0.409	0-0 3-H		0-0 G1 S		0-0 F7		0-0 1B IBB		0-0 1B IBB	3	0	2	3	1	0	0											
Danny Goodwin, L OBP: 0.299, SLG: 0.277	0-3 K		0-0 G1		0-0 1-3		0-0 1-3		0-0 G4-6-3 1B	4	0	1	1	0	1	2											
Hosken Powell, L OBP: 0.304, SLG: 0.347		0-0 F7		0-0 4-3		0-0 6-3		0-0 G4-6-3		4	0	0	0	0	0	3											
Rick Sofield, L OBP: 0.300, SLG: 0.430		0-0 G3		0-0 F6		0-0 WP 6-3 1B				3	0	1	0	0	0	0											
John Castino, R OBP: 0.333, SLG: 0.438		0-0 F4		0-3 K		0-0 6-3				3	0	0	0	0	1	1											
Ron Jackson, R OBP: 0.287, SLG: 0.362			0-0 1B 2B 1B		0-0 F7		0-0 L7			3	1	1	0	0	0	1											
Inning Stats	R: 1 E: 0 K: 1 S: 7	H: 2 LOB: 1 BB: 0 P: 7	R: 0 E: 0 K: 0 S: 3	H: 0 LOB: 0 BB: 0 P: 3	R: 3 E: 0 K: 0 S: 7	H: 4 LOB: 1 BB: 0 P: 7	R: 0 E: 0 K: 1 S: 5	H: 0 LOB: 0 BB: 0 P: 5	R: 0 E: 0 K: 0 S: 3	H: 1 LOB: 1 BB: 0 P: 3	R: 0 E: 0 K: 0 S: 4	H: 2 LOB: 1 BB: 1 P: 8	R: 1 E: 0 K: 0 S: 4	H: 2 LOB: 1 BB: 1 P: 8	1B: 7 2B: 2 3B: 1 HR: 0	SF: 0 SAC: 1 DP: 2 HBP: 0	WP: 1 PB: 0 SB: 1 CS: 0	PA: 33									
PITCHER	IP	WLS	BF	H	R	ER	SO	BB	IBB	HBP	BLK	WP	HR	S	P	ERA	WHIP										
Mike Torrez, R ERA: 4.48	7.1	L	32	10	5	5	2	0	0	0	0	0	0	1	1	6.14	1.364										
Tom Burgmeier, L ERA: 2.19	0.2		1	0	0	0	0	0	0	0	0	0	0	1	1	0.00	0.000										

Boston Red Sox @ Minnesota Twins
Metropolitan Stadium, Bloomington, MI

AB 31
R 5
H 10
RBI 5
BB 1
SO 2
LOB 11



WP: 1 PA: 33
PB: 0
SB: 1
CS: 0

Batter	1	2	3	4	5	6	7	8	9	10	AB	R	H	RBI	BB	SO	LOB	TOP				
Willie Randolph, R OBP: 0.420, SLG: 0.412 (1.4)			4-3		FC6-5-4		1-2 1B	F8		1-3	6	0	2	1	0	0	4	New York Yankees @ Minnesota Twins Metropolitan Stadium, Bloomington, MI Mon Jul 28 1980, 8:05 PM EDT Att. 23,182 - Sunny - 81 F				
Ruppert Jones, L OBP: 0.311, SLG: 0.389 (1.8)	P5		1-3		F5		1-3		6-3 1B	BB	5	0	1	1	1	0	4					
Bob Watson, R OBP: 0.359, SLG: 0.429 (1.3)	6-3		6-3		6-3		6-3	1B G3 1B	6-3	1-3	6	1	1	0	0	0	4					
Reggie Jackson, L OBP: 0.367, SLG: 0.626 (1.9)	K				K		4-0 BB	G3	4-0 IBB		3	0	0	0	2	2	2					
Eric Soderholm, R OBP: 0.383, SLG: 0.483 Fred Stanley, R OBP: 0.268, SLG: 0.288 (8.5)		L8		6-3		F8		1B HR 1B	FC5-2-6	1-2	4	1	1	0	0	0	1					
Lou Piniella, R OBP: 0.323, SLG: 0.320 Oscar Gamble, L OBP: 0.318, SLG: 0.444 (8. PH)		4-3		F8		F9		1B HR 1B	P6	3-H	3	0	0	0	0	0	1					
Rick Cerone, R OBP: 0.310, SLG: 0.453 (1.2)					F3		5-3	HR			5	2	3	4	0	0	0					
Bucky Dent, R OBP: 0.321, SLG: 0.359 (1.6)		F9			1B BB FC6-4		1B	BB		F8	3	1	1	0	2	0	1					
Bobby Brown, S OBP: 0.321, SLG: 0.423 (1.7)			4-3 1-3 1B		E4 1B		K	F7		S	5	1	3	0	0	1	2					
Inning Stats	R: 0 E: 0 K: 1 S: 6	H: 1 LOB: 1 BB: 0 P: 6	R: 0 E: 0 K: 0 S: 4	H: 1 LOB: 1 BB: 0 P: 4	R: 1 E: 0 K: 1 S: 5	H: 1 LOB: 0 BB: 0 P: 5	R: 1 E: 1 K: 0 S: 4	H: 1 LOB: 1 BB: 1 P: 8	R: 0 E: 0 K: 1 S: 7	H: 2 LOB: 2 BB: 0 P: 7	R: 4 E: 0 K: 0 S: 7	H: 4 LOB: 1 BB: 1 P: 11	R: 0 E: 0 K: 0 S: 4	H: 1 LOB: 2 BB: 1 P: 8	R: 1 E: 0 K: 0 S: 5	H: 2 LOB: 2 BB: 1 P: 9	1B: 10 2B: 1 3B: 0 HR: 2		SF: 0 SAC: 0 DP: 0 HBP: 0	WP: 0 PA: 48		
PITCHER	IP WLS BF H R ER SO BB IBB HBP BLK WP HR S P ERA WHIP	Darrell Jackson, L ERA: 3.98 Doug Corbett, R ERA: 2.07 Mike Kinnunen, L ERA: 5.27 John Verhoeven, R ERA: 3.89	(1.1) (8.1) (9.1) (10.1)	7.1 1.1 0.1 1.0	L 6	32 9 1 2	8 3 0 2	4 2 0 1	3 2 0 1	3 0 0 0	2 1 0 0	0 0 0 0	0 0 0 0	0 0 0 0	0 0 0 0	0 0 0 0	0 0 0 0	0 0 0 0	36 7 1 5	44 15 1 9	3.68 13.50 0.00 9.00	1.364 3.000 0.000 3.000

Batter	1	2	3	4	5	6	7	8	9	10	AB	R	H	RBI	BB	SO	LOB	BOTTOM					
Roy Smalley, S OBP: 0.348, SLG: 0.411 (1.6)	1-3		E 2B		HR 2B	1-2 1B		L4-3		L5	6	2	3	0	0	0	2	New York Yankees @ Minnesota Twins Metropolitan Stadium, Bloomington, MI Mon Jul 28 1980, 8:05 PM EDT Att. 23,182 - Sunny - 81 F					
Ken Landreaux, L OBP: 0.337, SLG: 0.424 (1.8)			FC6-4 1B		HR	3-1		F8		G6-3	6	1	3	3	0	0	3						
John Castino, R OBP: 0.334, SLG: 0.437 (1.5)	6-3		FC6-4		K		SH2-4 1B		SH1-4 HBP 1B		5	2	2	0	0	1	2						
Jose Morales, R OBP: 0.403, SLG: 0.521 (1.10)	5-3		K		F9		SH2-4		SH1-4 HBP 1B		3	0	0	0	0	1	2						
Ron Jackson, R OBP: 0.297, SLG: 0.361 (1.3)		L8		F8	E8 1B		K		SH1-4		4	0	1	0	0	1	1						
Butch Wynegar, S OBP: 0.336, SLG: 0.348 (1.2)		6-3			K		WP 1B		1B IBB		4	0	2	1	1	1	1						
Pete Mackanin, R OBP: 0.325, SLG: 0.369 Rob Wilfong, L OBP: 0.306, SLG: 0.349 (8.4)		6-3			K		F7	FC4 BB		1B	2	0	0	0	1	0	0						
Bombo Rivera, R OBP: 0.278, SLG: 0.417 Hosken Powell, L OBP: 0.302, SLG: 0.345 (8.9)			E5 FC1-6		F7		F8	FC4		4-3	3	0	0	0	0	0	2						
Dave Edwards, R OBP: 0.301, SLG: 0.350 Rick Sofield, L OBP: 0.305, SLG: 0.434 (9.7)			2B 1B		K		1B	1-4-3 1B		G6-3 1B	3	1	1	0	0	1	3						
Inning Stats	R: 0 E: 0 K: 0 S: 4	H: 1 LOB: 1 BB: 0 P: 4	R: 0 E: 0 K: 0 S: 3	H: 0 LOB: 0 BB: 0 P: 3	R: 2 E: 2 K: 1 S: 8	H: 2 LOB: 1 BB: 0 P: 8	R: 0 E: 0 K: 1 S: 6	H: 1 LOB: 2 BB: 1 P: 10	R: 2 E: 1 K: 2 S: 10	H: 3 LOB: 1 BB: 0 P: 10	R: 0 E: 0 K: 0 S: 5	H: 2 LOB: 2 BB: 0 P: 5	R: 1 E: 0 K: 1 S: 7	H: 2 LOB: 2 BB: 1 P: 11	R: 0 E: 0 K: 0 S: 3	H: 1 LOB: 0 BB: 0 P: 3	R: 1 E: 0 K: 0 S: 4		H: 2 LOB: 2 BB: 1 P: 9	R: 0 E: 0 K: 0 S: 3	H: 1 LOB: 0 BB: 0 P: 3	1B: 11 2B: 3 3B: 1 HR: 1	SF: 0 SAC: 2 DP: 2 HBP: 1
PITCHER	IP WLS BF H R ER SO BB IBB HBP BLK WP HR S P ERA WHIP	Rudy May, L ERA: 2.72 Ron Davis, R ERA: 3.47 Tim Lollar, L ERA: 3.18 Doug Bird, R ERA: 2.81	(1.1) (7.1) (9.1) (9.1)	6.0 2.0 0.1 1.2	W 5	29 11 2 5	9 4 0 2	4 2 0 0	2 2 0 0	1 1 0 0	0 0 0 0	0 0 0 0	0 0 0 0	0 0 0 0	0 0 0 0	0 0 0 0	0 0 0 0	0 0 0 0	1 11 7 5	36 16 5 5	3.00 9.00 0.00 0.00	1.667 2.500 0.000 1.200	

Batter	1	2	3	4	5	6	7	8	9	AB	R	H	RBI	BB	SO	LOB	TOP
Willie Randolph, R (1.4) OBP: 0.416, SLG: 0.407	6-3		5-3			K		6-3		4	0	0	0	0	1	1	<p>New York Yankees @ Minnesota Twins Metropolitan Stadium, Bloomington, MI</p> <p>Tue Jul 29 1980, 8:05 PM EDT Att: 26,501 - Unknown - 83 F</p> <p>livebaseballscores.com</p>
Ruppert Jones, L (1.8) OBP: 0.310, SLG: 0.387	1B		1-3			4-3		P4		4	0	1	0	0	0	1	
Bob Watson, R (1.3) OBP: 0.364, SLG: 0.433	1B			6-3					1B	4	1	3	0	0	0	0	
Reggie Jackson, L (1.9) OBP: 0.389, SLG: 0.624	G1-6-3					K			1B	4	0	2	0	0	1	3	
Eric Soderholm, R (1.5) OBP: 0.380, SLG: 0.483									1B	4	1	1	0	0	0	3	
Lou Piniella, R (1.10) OBP: 0.322, SLG: 0.318									1B	4	0	1	0	0	1	1	
Rick Cerone, R (1.2) OBP: 0.306, SLG: 0.450									1B	2	0	0	2	0	0	0	
Bucky Dent, R (1.6) OBP: 0.320, SLG: 0.357									1B	4	0	1	0	0	0	2	
Bobby Brown, S (1.7) OBP: 0.321, SLG: 0.422									1B	3	0	1	0	0	0	1	
Inning Stats	R: 0 E: 0 K: 0 S: 4	H: 2 LOB: 1 BB: 0 P: 4	R: 1 E: 0 K: 0 S: 4	H: 1 LOB: 0 BB: 0 P: 4	R: 0 E: 0 K: 0 S: 3	H: 0 LOB: 0 BB: 0 P: 3	R: 0 E: 0 K: 0 S: 3	H: 1 LOB: 1 BB: 0 P: 3	R: 0 E: 0 K: 1 S: 5	H: 0 LOB: 0 BB: 0 P: 5	R: 0 E: 0 K: 0 S: 4	H: 1 LOB: 2 BB: 0 P: 6	R: 1 E: 0 K: 0 S: 6	H: 3 LOB: 2 BB: 0 P: 6	1B: 9 2B: 1 3B: 0 HR: 0	SF: 2 SAC: 0 DP: 2 HBP: 0	WP: 0 PA: 35 CS: 0
PITCHER Geoff Zahn, L (1.1) ERA: 4.21	IP: 9.0 WLS: W BF: 35 H: 10 R: 2 ER: 2 SO: 3 BB: 0 IBB: 0 HBP: 0 BLK: 0 WP: 0 HR: 0 S: 41 P: 41 ERA: 2.00 WHIP: 1.111											PITCHER	IP: 9.0 WLS: W BF: 35 H: 10 R: 2 ER: 2 SO: 3 BB: 0 IBB: 0 HBP: 0 BLK: 0 WP: 0 HR: 0 S: 41 P: 41 ERA: 2.00 WHIP: 1.111				

Batter	1	2	3	4	5	6	7	8	9	AB	R	H	RBI	BB	SO	LOB	BOTTOM
Roy Smalley, S (1.6) OBP: 0.344, SLG: 0.407	F8		SF8			3-1		2-3		3	0	0	1	0	0	2	<p>New York Yankees @ Minnesota Twins Metropolitan Stadium, Bloomington, MI</p> <p>Tue Jul 29 1980, 8:05 PM EDT Att: 26,501 - Unknown - 83 F</p> <p>livebaseballscores.com</p>
Ken Landreaux, L (1.8) OBP: 0.336, SLG: 0.421	1-3		G6-3			F9		1B	IBB	3	0	0	0	1	0	2	
Rob Wilfong, L (1.4) OBP: 0.306, SLG: 0.348	3-1			4-3		P6			1B	4	0	1	2	0	0	0	
Rick Sofield, L (1.7) OBP: 0.301, SLG: 0.428								F7	F7	4	0	0	0	0	1	2	
Butch Wynegar, S (1.2) OBP: 0.335, SLG: 0.348									1B	3	0	1	0	0	0	0	
Glenn Adams, L (1.10) OBP: 0.340, SLG: 0.367									G4-6-3	3	0	0	0	0	0	1	
John Castino, R (1.5) OBP: 0.334, SLG: 0.436									F9	3	1	1	0	0	1	1	
Ron Jackson, R (1.3) OBP: 0.291, SLG: 0.369									1B	3	1	2	0	0	0	1	
Hosken Powell, L (1.9) OBP: 0.305, SLG: 0.346									1B	2	1	1	0	1	0	1	
Inning Stats	R: 0 E: 0 K: 0 S: 3	H: 0 LOB: 0 BB: 0 P: 3	R: 0 E: 0 K: 0 S: 3	H: 0 LOB: 0 BB: 0 P: 3	R: 1 E: 0 K: 0 S: 4	H: 2 LOB: 1 BB: 1 P: 8	R: 0 E: 0 K: 1 S: 5	H: 0 LOB: 0 BB: 0 P: 5	R: 0 E: 0 K: 0 S: 4	H: 0 LOB: 1 BB: 0 P: 4	R: 0 E: 0 K: 0 S: 3	H: 0 LOB: 0 BB: 0 P: 3	R: 2 E: 0 K: 1 S: 8	H: 3 LOB: 2 BB: 1 P: 12	1B: 5 2B: 1 3B: 0 HR: 0	SF: 1 SAC: 0 DP: 2 HBP: 0	WP: 0 PA: 31 CS: 0
PITCHER Luis Tiant, R (1.1) ERA: 5.3	IP: 8.0 WLS: L BF: 31 H: 6 R: 3 ER: 3 SO: 2 BB: 1 IBB: 1 HBP: 0 BLK: 0 WP: 0 HR: 0 S: 33 P: 41 ERA: 3.38 WHIP: 0.875											PITCHER	IP: 8.0 WLS: L BF: 31 H: 6 R: 3 ER: 3 SO: 2 BB: 1 IBB: 1 HBP: 0 BLK: 0 WP: 0 HR: 0 S: 33 P: 41 ERA: 3.38 WHIP: 0.875				

Batter	1	2	3	4	5	6	7	8	9	10	AB	R	H	RBI	BB	SO	LOB	TOP	
Willie Randolph, R OBP: 0.414, SLG: 0.402 (1.4)											4	0	0	0	1	0	2		
Ruppert Jones, L OBP: 0.304, SLG: 0.379 (1.8)											5	0	0	0	0	0	1		
Bob Watson, R OBP: 0.366, SLG: 0.435 (1.3)											3	1	1	0	1	1	1		
Reggie Jackson, L OBP: 0.367, SLG: 0.618 (1.9)											3	0	0	0	1	0	2		
Eric Soderholm, R OBP: 0.392, SLG: 0.480 Fred Stanley, R OBP: 0.268, SLG: 0.288 (9.5)											3	0	1	1	1	1	0		
Lou Piniella, R OBP: 0.315, SLG: 0.311 (1.10)											4	0	0	0	0	0	4		
Rick Cerone, R OBP: 0.311, SLG: 0.454 (1.2)											2	0	1	0	1	0	0		
Bucky Dent, R OBP: 0.317, SLG: 0.354 (1.6)											3	0	0	0	0	0	2		
Bobby Brown, S OBP: 0.316, SLG: 0.415 (1.7)											4	0	0	0	0	2	2		
Inning Stats	R: 0 E: 0 K: 1 S: 5	H: 0 LOB: 3 BB: 3 P: 17	R: 0 E: 0 K: 1 S: 6	H: 1 LOB: 1 BB: 0 P: 6	R: 1 E: 0 K: 0 S: 5	H: 2 LOB: 1 BB: 0 P: 3	R: 0 E: 0 K: 0 S: 3	H: 0 LOB: 0 BB: 0 P: 3	R: 0 E: 0 K: 0 S: 3	H: 0 LOB: 1 BB: 0 P: 4	R: 0 E: 0 K: 0 S: 2	H: 0 LOB: 0 BB: 1 P: 6	R: 0 E: 0 K: 1 S: 5	H: 0 LOB: 1 BB: 1 P: 9	R: 0 E: 0 K: 1 S: 5	H: 0 LOB: 0 BB: 0 P: 5	1B: 1 2B: 2 3B: 0 HR: 0	SF: 0 SAC: 1 DP: 1 HBP: 1	WP: 1 PA: 38
PITCHER Jerry Koosman, L ERA: 4.48 (1.1)	IP: 10.0 W: 10 L: 3 S: 38	H: 3 R: 1 ER: 1 SO: 4	BB: 5 IBB: 0 HBP: 1 BLK: 0	WP: 1 HR: 0 S: 40 P: 61	ERA: 0.90 WHIP: 0.800														

New York Yankees @ Minnesota Twins
Metropolitan Stadium, Bloomington, MI
Wed Jul 30 1980, 8:05 PM EDT
Att: 27,020 - Unknown - 80 F

AB 31
R 1
H 3
RBI 1
BB 5
SO 4
LOB 14

Batter	1	2	3	4	5	6	7	8	9	10	AB	R	H	RBI	BB	SO	LOB	BOTTOM		
Roy Smalley, S OBP: 0.342, SLG: 0.404 (1.6)											5	1	1	0	0	0	1			
Ken Landreaux, L OBP: 0.334, SLG: 0.418 (1.8)											5	1	1	0	0	0	1			
John Castino, R OBP: 0.341, SLG: 0.445 (1.5)											5	0	4	1	0	0	0			
Jose Morales, R OBP: 0.407, SLG: 0.521 Danny Goodwin, L OBP: 0.296, SLG: 0.274 (8, PH)											2	0	1	0	1	1	2			
Ron Jackson, R OBP: 0.295, SLG: 0.371 (1.3)											4	0	2	1	0	0	1			
Pete Mackanin, R OBP: 0.325, SLG: 0.369 Rob Wilfong, L OBP: 0.305, SLG: 0.347 (10.4)											3	0	1	0	0	0	2			
Butch Wynegar, S OBP: 0.334, SLG: 0.350 (1.2)											4	0	1	0	0	1	3			
Bombo Rivera, R OBP: 0.263, SLG: 0.395 Hosken Powell, L OBP: 0.303, SLG: 0.343 (8.9)											2	0	0	0	0	0	0			
Dave Edwards, R OBP: 0.304, SLG: 0.380 Rick Sofield, L OBP: 0.299, SLG: 0.424 (8.7)											2	0	1	0	0	0	0			
Inning Stats	R: 1 E: 0 K: 1 S: 8	H: 3 LOB: 2 BB: 0 P: 8	R: 0 E: 0 K: 1 S: 6	H: 1 LOB: 1 BB: 0 P: 6	R: 0 E: 0 K: 0 S: 4	H: 2 LOB: 1 BB: 0 P: 4	R: 0 E: 0 K: 0 S: 3	H: 0 LOB: 0 BB: 0 P: 3	R: 0 E: 0 K: 0 S: 4	H: 2 LOB: 2 BB: 1 P: 8	R: 0 E: 0 K: 0 S: 3	H: 1 LOB: 0 BB: 0 P: 3	R: 0 E: 0 K: 0 S: 4	H: 1 LOB: 1 BB: 0 P: 4	R: 1 E: 0 K: 1 S: 6	H: 2 LOB: 1 BB: 0 P: 6	1B: 9 2B: 3 3B: 0 HR: 0	SF: 0 SAC: 0 DP: 2 HBP: 0	WP: 0 PA: 39	
PITCHER Tom Underwood, L ERA: 4.35 (1.1)	IP: 6.0 W: 2.2 L: 1.0	BF: 25 R: 2 ER: 1	H: 8 R: 1 ER: 1	SO: 2 BB: 1 IBB: 0 HBP: 0 BLK: 0	WP: 0 HR: 0 S: 28 P: 32	ERA: 1.50 WHIP: 1.500														
Ron Davis, R ERA: 3.98 (7.1)	2.2	9	2	0	0	0	0	0	0	0	9	0	0	0	0	0	0			
Rich Gossage, R ERA: 2.65 (9.1)	1.0	L	5	2	1	1	1	0	0	0	0	0	0	0	0	0	0			

New York Yankees @ Minnesota Twins
Metropolitan Stadium, Bloomington, MI
Wed Jul 30 1980, 8:05 PM EDT
Att: 27,020 - Unknown - 80 F

AB 38
R 2
H 12
RBI 2
BB 1
SO 3
LOB 12

Batter	1	2	3	4	5	6	7	8	9	AB	R	H	RBI	BB	SO	LOB	TOP					
Roy Smalley, S OBP: 0.341, SLG: 0.405 (1, 6)	4-3		G6-4-3				F9			4	0	1	0	0	0	3	Minnesota Twins @ Baltimore Orioles Memorial Stadium, Baltimore, MD Fri Aug 01 1980, 7:05 PM EDT Att: 21,839 - Unknown - 83 F					
Ken Landreaux, L OBP: 0.333, SLG: 0.419 (1, 8)	K		1B 2B				F8		6-3	4	1	1	1	0	1	1						
Pete Mackanin, R OBP: 0.324, SLG: 0.366 (1, 5)	4-3		1B 2B				5-3		F5	4	0	1	1	0	0	1						
Jose Morales, R OBP: 0.398, SLG: 0.507 (1, 10)		6-3	4-3				F8		G3	4	0	0	0	0	0	1						
Ron Jackson, R OBP: 0.302, SLG: 0.379 (1, 3)	4-3			WP 1B			G6-4-3 BB		2B	3	0	2	0	1	0	0						
Bombo Rivera, R OBP: 0.262, SLG: 0.366 (1, 9)		BB		K			G6-4-3		L8	3	0	0	0	1	1	3						
Dave Edwards, R OBP: 0.296, SLG: 0.350 (1, 7)				K					K	4	0	0	0	0	4	3						
Butch Wynegar, S OBP: 0.333, SLG: 0.347 (1, 2)			G6-4-3 BB 2B BB	6-3			1-3		6-3	3	1	0	0	1	0	2						
Rob Wilfong, L OBP: 0.308, SLG: 0.345 (1, 4)			1-2 BB	5-3						1	0	0	0	2	0	0						
Inning Stats	R: 0 E: 0 K: 1 S: 5	H: 0 LOB: 0 BB: 0 P: 5	R: 0 E: 0 K: 1 S: 5	H: 0 LOB: 1 BB: 1 P: 9	R: 2 E: 0 K: 0 S: 4	H: 2 LOB: 1 BB: 2 P: 12	R: 0 E: 0 K: 2 S: 8	H: 1 LOB: 1 BB: 0 P: 8	R: 0 E: 0 K: 0 S: 4	H: 1 LOB: 1 BB: 0 P: 4	R: 0 E: 0 K: 0 S: 2	H: 0 LOB: 0 BB: 1 P: 6	R: 0 E: 0 K: 1 S: 5	H: 0 LOB: 1 BB: 1 P: 9	R: 0 E: 0 K: 0 S: 3	H: 0 LOB: 0 BB: 0 P: 3		R: 0 E: 0 K: 1 S: 6	H: 1 LOB: 1 BB: 0 P: 6	1B: 2 2B: 3 3B: 0 HR: 0	SF: 0 SAC: 0 DP: 2 HBP: 0	WP: 2 PB: 0 SB: 0 CS: 0
PITCHER Mike Flanagan, L ERA: 3.92 (1, 1)	IP: 9.0 WLS: W BF: 35 H: 5 R: 2 ER: 2 SO: 6 BB: 5 IBB: 0 HBP: 0 BLK: 0 WP: 2 HR: 0 S: 42 P: 62 ERA: 2.00 WHIP: 1.111															PITCHER						

Batter	1	2	3	4	5	6	7	8	9	AB	R	H	RBI	BB	SO	LOB	BOTTOM					
Al Bumby, L OBP: 0.308, SLG: 0.427 (1, 8)	F7		BB BB				F9		G3	3	0	0	0	1	0	0	Minnesota Twins @ Baltimore Orioles Memorial Stadium, Baltimore, MD Fri Aug 01 1980, 7:05 PM EDT Att: 21,839 - Unknown - 83 F					
Pat Kelly, L OBP: 0.374, SLG: 0.356 (1, 10)	1B		BB BB BB	G3-6-1 BB			K		K	3	0	1	0	1	2	0						
Ken Singleton, S OBP: 0.313, SLG: 0.456 (6, PR)				G3-6-1 BB			K			3	0	1	0	1	1	2						
Kiko Garcia, R OBP: 0.272, SLG: 0.259 (9, 6)			1-2						L6-4 1B BB	0	0	0	0	0	0	0						
Eddie Murray, S OBP: 0.347, SLG: 0.488 (1, 3)	G4-6-3			L3			FC5-4 1B		BB BB 1B 1B	4	1	2	0	0	0	2						
Dan Graham, L OBP: 0.287, SLG: 0.410 (1, 2)				E3 FC5-4 1B 1B			F8		L6-4	4	1	0	0	0	0	3						
Gary Roenicke, R OBP: 0.354, SLG: 0.403 (1, 7)				FC5-4 1B			FC5-4 1B		BB BB 1B BB	3	1	1	0	1	0	1						
Doug DeCinces, R OBP: 0.233, SLG: 0.371 (1, 5)				FC5-4 1B					1B BB BB	3	0	1	0	0	0	2						
Terry Crowley, L OBP: 0.383, SLG: 0.431 (8, PH)	E5			FC5-4 1B					1B BB	0	0	0	0	1	0	0						
Lenn Sakata, R OBP: 0.222, SLG: 0.340 (9, 4)				1-2 2-3					1B BB	0	0	0	0	0	0	0						
Mark Belanger, R OBP: 0.233, SLG: 0.250 (8, PH)				1B					1B	3	0	1	1	0	0	3						
John Lowenstein, L OBP: 0.377, SLG: 0.381 (9, 7)				1-3 3-H					1B	1	0	1	2	0	0	0						
Rich Dauer, R OBP: 0.328, SLG: 0.303 (1, 4)				5-3					F7	4	0	1	0	0	1	2						
Inning Stats	R: 0 E: 0 K: 0 S: 4	H: 2 LOB: 1 BB: 0 P: 4	R: 0 E: 1 K: 0 S: 4	H: 0 LOB: 1 BB: 0 P: 4	R: 0 E: 0 K: 0 S: 2	H: 0 LOB: 2 BB: 2 P: 10	R: 1 E: 1 K: 0 S: 6	H: 3 LOB: 2 BB: 0 P: 6	R: 0 E: 0 K: 2 S: 7	H: 0 LOB: 0 BB: 0 P: 7	R: 0 E: 0 K: 0 S: 5	H: 2 LOB: 2 BB: 0 P: 5	R: 0 E: 0 K: 1 S: 5	H: 0 LOB: 0 BB: 0 P: 5	R: 2 E: 0 K: 1 S: 6	H: 2 LOB: 2 BB: 3 P: 18	R: 0 E: 0 K: 1 S: 6	H: 0 LOB: 0 BB: 0 P: 18	1B: 9 2B: 1 3B: 0 HR: 0	SF: 0 SAC: 0 DP: 3 HBP: 0	WP: 0 PB: 0 SB: 0 CS: 0	PA: 36
PITCHER Roger Erickson, R ERA: 3.51 (1, 1)	IP: 7.0 WLS: L BF: 31 H: 8 R: 3 ER: 2 SO: 3 BB: 3 IBB: 0 HBP: 0 BLK: 0 WP: 0 HR: 0 S: 34 P: 46 ERA: 2.57 WHIP: 1.571															PITCHER						
Doug Corbett, R ERA: 2.15 (8, 1)	IP: 1.0 WLS: L BF: 5 H: 1 R: 0 ER: 0 SO: 1 BB: 2 IBB: 0 HBP: 0 BLK: 0 WP: 0 HR: 0 S: 5 P: 13 ERA: 0.00 WHIP: 3.000															PITCHER						


AB	30
R	2
H	5
RBI	2
BB	5
SO	6
LOB	14




Batter	1	2	3	4	5	6	7	8	9	AB	R	H	RBI	BB	SO	LOB	TOP					
Roy Smalley, S OBP: 0.337, SLG: 0.400	F9		K		G6-4-3			G4-6-3		4	0	0	0	0	1	3	Minnesota Twins @ Baltimore Orioles Memorial Stadium, Baltimore, MD Sat Aug 02 1980, 7:05 PM EDT Att: 21,981 - Unknown - 89 F					
Ken Landreaux, L OBP: 0.330, SLG: 0.414	F2		4-3		K			F7		4	0	0	1	0	1	0						
John Castino, R OBP: 0.343, SLG: 0.448	F8		2B					F9		4	0	2	0	0	0	0						
Jose Morales, R OBP: 0.388, SLG: 0.493		1-3	4-3					F9		4	0	0	0	0	0	2						
Ron Jackson, R OBP: 0.297, SLG: 0.372	F3				F8			F8		4	0	0	0	0	0	1						
Pete Mackanin, R OBP: 0.323, SLG: 0.364	1B				K			F9		4	0	1	0	0	1	1						
Hosken Powell, L OBP: 0.304, SLG: 0.343	1B				F8			4-3		3	0	1	0	0	0	0						
Rick Sofield, L OBP: 0.299, SLG: 0.423	K							P4		3	1	1	0	0	1	2						
Sal Butera, R OBP: 0.306, SLG: 0.277			E9					BB		2	1	2	0	1	0	0						
Inning Stats	R: 0 E: 0 K: 0 S: 3	H: 0 LOB: 0 BB: 0 P: 3	R: 0 E: 0 K: 1 S: 7	H: 2 LOB: 2 BB: 0 P: 7	R: 1 E: 1 K: 1 S: 7	H: 2 LOB: 1 BB: 0 P: 7	R: 0 E: 0 K: 1 S: 5	H: 0 LOB: 0 BB: 0 P: 5	R: 1 E: 0 K: 1 S: 6	H: 2 LOB: 0 BB: 0 P: 6	R: 0 E: 0 K: 0 S: 3	H: 0 LOB: 0 BB: 0 P: 3	R: 0 E: 0 K: 0 S: 3	H: 0 LOB: 0 BB: 0 P: 3	R: 0 E: 0 K: 0 S: 2	H: 0 LOB: 0 BB: 1 P: 6	R: 0 E: 0 K: 0 S: 4	H: 1 LOB: 1 BB: 0 P: 4	1B: 6 2B: 1 3B: 0 HR: 0	SF: 0 SAC: 0 DP: 2 HBP: 0	WP: 0 PB: 0 SB: 0 CS: 0	PA: 33
PITCHER Scott McGregor, L ERA: 3.61	IP: 9.0 WLS: W BF: 33 H: 7 R: 2 ER: 2 SO: 4 BB: 1 IBB: 0 HBP: 0 BLK: 0 WP: 0 HR: 0 S: 40 P: 44 ERA: 2.00 WHIP: 0.889																					

Batter	1	2	3	4	5	6	7	8	9	AB	R	H	RBI	BB	SO	LOB	BOTTOM			
Al Bumbry, L OBP: 0.306, SLG: 0.422	F7		6-3		BB	FC6-4		6-3		4	2	0	0	1	0	2	Minnesota Twins @ Baltimore Orioles Memorial Stadium, Baltimore, MD Sat Aug 02 1980, 7:05 PM EDT Att: 21,981 - Unknown - 89 F			
John Lowenstein, L OBP: 0.376, SLG: 0.355	K		G3		BB	E		5-3		2	0	0	0	1	1	1				
Gary Roenicke, R OBP: 0.355, SLG: 0.401					BB	E				1	1	0	0	1	0	0				
Ken Singleton, S OBP: 0.402, SLG: 0.458	F7				BB	E7		4-3		5	1	2	1	0	0	0				
Eddie Murray, S OBP: 0.346, SLG: 0.484		F9			BB	F9				3	1	0	0	1	0	2				
Pat Kelly, L OBP: 0.373, SLG: 0.362		6-3			BB					3	1	1	1	0	1	1				
Lee May, R OBP: 0.288, SLG: 0.412					BB					1	0	1	0	0	0	0				
Dan Graham, L OBP: 0.292, SLG: 0.419	K					FC3				4	1	2	0	0	1	1				
Doug DeCinces, R OBP: 0.310, SLG: 0.368			F7		SF7	FC3		K		3	1	0	1	0	1	3				
Mark Belanger, R OBP: 0.246, SLG: 0.269			2B			FC6-4		6-3		4	1	3	0	0	0	2				
Rich Dauer, R OBP: 0.327, SLG: 0.307			2B		5-3	SF8		6-3		3	0	1	2	0	0	3				
Inning Stats	R: 0 E: 0 K: 1 S: 5	H: 0 LOB: 0 BB: 0 P: 5	R: 0 E: 0 K: 1 S: 5	H: 0 LOB: 0 BB: 0 P: 5	R: 1 E: 0 K: 0 S: 5	H: 2 LOB: 1 BB: 0 P: 5	R: 3 E: 0 K: 0 S: 6	H: 3 LOB: 1 BB: 1 P: 10	R: 1 E: 0 K: 1 S: 5	H: 1 LOB: 1 BB: 2 P: 13	R: 4 E: 2 K: 0 S: 7	H: 2 LOB: 1 BB: 1 P: 11	R: 0 E: 0 K: 1 S: 7	H: 2 LOB: 2 BB: 0 P: 7	R: 0 E: 0 K: 0 S: 3	H: 0 LOB: 0 BB: 0 P: 3	1B: 5 2B: 5 3B: 0 HR: 0	SF: 2 SAC: 0 DP: 0 HBP: 0	WP: 1 PB: 0 SB: 1 CS: 0	PA: 39
PITCHER Fernando Arroyo, R ERA: 5.44	IP: 4.0 WLS: L BF: 20 H: 5 R: 5 ER: 5 SO: 2 BB: 3 IBB: 0 HBP: 0 BLK: 0 WP: 1 HR: 0 S: 21 P: 33 ERA: 11.25 WHIP: 2.000																			
John Verhoeven, R ERA: 3.95	IP: 1.1 WLS: L BF: 7 H: 3 R: 3 ER: 1 SO: 1 BB: 0 IBB: 0 HBP: 0 BLK: 0 WP: 0 HR: 0 S: 9 P: 9 ERA: 6.75 WHIP: 2.250																			
Mike Kinnunen, L ERA: 5.02	IP: 0.2 WLS: L BF: 4 H: 0 R: 1 ER: 0 SO: 0 BB: 1 IBB: 0 HBP: 0 BLK: 0 WP: 0 HR: 0 S: 3 P: 7 ERA: 0.00 WHIP: 1.500																			
Mike Bacsik, R ERA: 3.6	IP: 2.0 WLS: L BF: 8 H: 2 R: 0 ER: 0 SO: 1 BB: 0 IBB: 0 HBP: 0 BLK: 0 WP: 0 HR: 0 S: 10 P: 10 ERA: 0.00 WHIP: 1.000																			

AB 32
R 2
H 7
RBI 1
BB 1
SO 4
LOB 9



AB 33
R 9
H 10
RBI 5
BB 4
SO 4
LOB 15




Batter	1	2	3	4	5	6	7	8	9	AB	R	H	RBI	BB	SO	LOB	TOP		
Butch Wynegar, S OBP: 0.332, SLG: 0.346 (1, 2)										4	0	1	0	0	0	3	Minnesota Twins @ Baltimore Orioles Memorial Stadium, Baltimore, MD Sun Aug 03 1980, 3:33 AM EDT Att: 16,526 - Unknown - 91 F		
Roy Smalley, S OBP: 0.344, SLG: 0.406 (1, 6)										3	0	3	0	1	0	0			
Rob Wilfong, L OBP: 0.307, SLG: 0.344 (1, 4)										4	0	1	0	0	1	4			
Rick Sofield, L OBP: 0.295, SLG: 0.417 (1, 7)										4	0	0	0	0	1	4			
Hosken Powell, L OBP: 0.309, SLG: 0.362 (1, 9)										4	2	3	1	0	0	0			
Danny Gooden, L OBP: 0.294, SLG: 0.273 (1, 10)										4	0	1	1	0	1	1			
Ron Jackson, R OBP: 0.296, SLG: 0.371 (1, 3)										4	0	1	0	0	1	1			
John Castino, R OBP: 0.342, SLG: 0.444 (1, 5)										3	0	0	0	1	0	1			
Dave Edwards, R OBP: 0.292, SLG: 0.345 (1, 8)										2	0	0	0	0	1	0			
Ken Landreaux, L OBP: 0.332, SLG: 0.414 (7, PH)										0	0	0	0	1	0	0			
Inning Stats	R: 0 E: 0 K: 2 S: 8	H: 2 LOB: 1 BB: 0 P: 8	R: 1 E: 0 K: 1 S: 6	H: 1 LOB: 0 BB: 0 P: 6	R: 0 E: 0 K: 1 S: 6	H: 1 LOB: 2 BB: 1 P: 10	R: 0 E: 0 K: 0 S: 3	H: 0 LOB: 0 BB: 0 P: 3	R: 0 E: 0 K: 0 S: 3	H: 1 LOB: 0 BB: 0 P: 3	R: 1 E: 0 K: 1 S: 6	H: 2 LOB: 2 BB: 2 P: 14	R: 0 E: 0 K: 0 S: 3	H: 1 LOB: 0 BB: 0 P: 3	R: 0 E: 0 K: 0 S: 4	H: 2 LOB: 1 BB: 0 P: 4	1B: 8 2B: 1 3B: 0 HR: 1	SF: 0 SAC: 0 DP: 4 HBP: 0	WP: 0 PA: 35 PB: 0 SB: 0 CS: 1
PITCHER	IP WLS BF H R ER SO BB IBB HBP BLK WP HR S P ERA WHIP																		
Jim Palmer, R ERA: 3.5 (1, 1)	6.0 W 24 7 2 2 4 1 0 0 0 0 1 31 35 3.00 1.333																		
Tim Stoddard, R ERA: 2.43 (7, 1)	3.0 S 11 3 0 0 1 2 0 0 0 0 0 0 11 19 0.00 1.667																		

Batter	1	2	3	4	5	6	7	8	9	AB	R	H	RBI	BB	SO	LOB	BOTTOM		
Mark Belanger, R OBP: 0.244, SLG: 0.267 (1, 6)										5	1	1	0	0	0	1	Minnesota Twins @ Baltimore Orioles Memorial Stadium, Baltimore, MD Sun Aug 03 1980, 3:33 AM EDT Att: 16,526 - Unknown - 91 F		
Rick Dempsey, R OBP: 0.327, SLG: 0.420 (1, 2)										3	2	2	0	1	0	0			
Ken Singleton, S OBP: 0.403, SLG: 0.457 (1, 9)										3	2	1	0	1	0	2			
John Lowenstein, L OBP: 0.376, SLG: 0.355 (7, PR)										0	0	0	0	0	0	0			
Eddie Murray, S OBP: 0.350, SLG: 0.495 (1, 3)										4	1	3	4	0	1	3			
Benny Ayala, R OBP: 0.380, SLG: 0.653 (1, 7)										1	0	0	1	0	0	0			
Al Bumbry, L OBP: 0.406, SLG: 0.423 (5, PH)										2	0	1	2	0	0	2			
Gary Roenicke, R OBP: 0.353, SLG: 0.394 (6, 7)										3	0	0	0	1	0	1			
Lee May, R OBP: 0.288, SLG: 0.406 (1, 10)										3	0	0	0	1	1	3			
Doug DeCinces, R OBP: 0.306, SLG: 0.363 (1, 5)										4	0	0	0	0	1	1			
Rich Dauer, R OBP: 0.326, SLG: 0.309 (1, 4)										4	1	1	0	0	0	1			
Inning Stats	R: 2 E: 1 K: 0 S: 5	H: 1 LOB: 0 BB: 0 P: 5	R: 0 E: 0 K: 1 S: 5	H: 0 LOB: 1 BB: 1 P: 9	R: 2 E: 0 K: 0 S: 5	H: 2 LOB: 1 BB: 1 P: 9	R: 0 E: 0 K: 0 S: 3	H: 0 LOB: 0 BB: 0 P: 3	R: 1 E: 0 K: 0 S: 5	H: 3 LOB: 1 BB: 0 P: 5	R: 0 E: 0 K: 0 S: 3	H: 0 LOB: 0 BB: 0 P: 3	R: 2 E: 0 K: 2 S: 10	H: 3 LOB: 3 BB: 2 P: 18	R: 0 E: 0 K: 0 S: 3	H: 0 LOB: 0 BB: 0 P: 3	1B: 7 2B: 1 3B: 0 HR: 1	SF: 1 SAC: 0 DP: 1 HBP: 0	WP: 0 PA: 37 PB: 0 SB: 0 CS: 0
PITCHER	IP WLS BF H R ER SO BB IBB HBP BLK WP HR S P ERA WHIP																		
Darrell Jackson, L ERA: 4.07 (1, 1)	4.1 L 22 6 5 3 1 2 0 0 0 0 0 1 22 30 6.23 1.846																		
Albert Williams, R ERA: 4.5 (5, 1)	2.2 12 3 2 2 2 2 0 0 0 0 0 0 14 22 6.75 1.875																		
Doug Corbett, R ERA: 2.12 (8, 1)	1.0 3 0 0 0 0 0 0 0 0 0 0 0 3 3 0.00 0.000																		

Batter	1	2	3	4	5	6	7	8	9	AB	R	H	RBI	BB	SO	LOB	TOP					
Roy Smalley, S OBP: 0.348, SLG: 0.405 (1, 6)	L7	BB				BB			F7	3	0	1	1	2	0	0	Minnesota Twins @ Oakland Athletics Oakland-Alameda County Coliseum, Oakland, CA Mon Aug 04 1980, 7:05 PM PDT Att: 16,741 - Unknown - 64 F					
Rob Wilfong, L OBP: 0.305, SLG: 0.343 (1, 4)	HBP	F5				BB			K	4	0	1	0	1	1	4						
Hosken Powell, L OBP: 0.310, SLG: 0.360 (1, 9)	HBP								1B	4	0	1	0	0	1	2						
Ken Landreaux, L OBP: 0.328, SLG: 0.409 (1, 8)	F8								F8	5	0	0	0	0	5							
Rick Sofield, L OBP: 0.291, SLG: 0.411 (1, 7)	K								F8	4	0	0	0	0	1	4						
Danny Goodwin, L OBP: 0.302, SLG: 0.275 (1, 10)		F5								3	0	1	0	1	0	0						
Butch Wynegar, S OBP: 0.329, SLG: 0.341 (1, 2)	F7									4	1	0	0	0	2							
John Castino, R OBP: 0.349, SLG: 0.451 (1, 5)		2B								4	1	4	0	0	0	0						
Ron Jackson, R OBP: 0.296, SLG: 0.373 (1, 3)	1-H	2B							G4-6-3	4	0	1	1	0	5							
Inning Stats	R: 0 E: 0 K: 1 S: 6	H: 1 LOB: 2 BB: 0 P: 7	R: 1 E: 0 K: 0 S: 5	H: 2 LOB: 2 BB: 1 P: 9	R: 0 E: 0 K: 0 S: 3	H: 0 LOB: 0 BB: 0 P: 3	R: 0 E: 0 K: 0 S: 4	H: 1 LOB: 1 BB: 0 P: 4	R: 0 E: 0 K: 1 S: 5	H: 0 LOB: 2 BB: 2 P: 13	R: 1 E: 0 K: 0 S: 5	H: 2 LOB: 2 BB: 1 P: 9	R: 0 E: 0 K: 0 S: 3	H: 0 LOB: 0 BB: 0 P: 3	R: 0 E: 0 K: 0 S: 4	H: 2 LOB: 1 BB: 0 P: 4	R: 0 E: 0 K: 1 S: 6	H: 1 LOB: 1 BB: 0 P: 6	1B: 8 2B: 1 3B: 0 HR: 0	SF: 0 SAC: 0 DP: 1 HBP: 1	WP: 0 PB: 0 SB: 0 CS: 0	PA: 40
PITCHER Steve McCatty, R ERA: 4.42 (1, 1)	IP: 9.0 WLS: W BF: 40 H: 9 R: 2 ER: 2 SO: 3 BB: 4 IBB: 0 HBP: 1 BLK: 0 WP: 0 HR: 0 S: 41 P: 58 ERA: 2.00 WHIP: 1.444															PITCHER	IP: WLS: BF: H: R: ER: SO: BB: IBB: HBP: BLK: WP: HR: S: P: ERA: WHIP:					


Batter	1	2	3	4	5	6	7	8	9	AB	R	H	RBI	BB	SO	LOB	BOTTOM			
Rickey Henderson, R OBP: 0.414, SLG: 0.430 Mike Davis, L OBP: 0.239, SLG: 0.256 (7, 7)			6-3			L9			L7	4	2	2	2	0	0	1	Minnesota Twins @ Oakland Athletics Oakland-Alameda County Coliseum, Oakland, CA Mon Aug 04 1980, 7:05 PM PDT Att: 16,741 - Unknown - 64 F			
Jim Essian, R OBP: 0.275, SLG: 0.347 (1, 2)						6-3				5	1	3	1	0	0	0				
Tony Armas, R OBP: 0.289, SLG: 0.460 Dwayne Murphy, L OBP: 0.386, SLG: 0.400 (8, 8)	F8	1-6-3	F9						K	5	0	1	0	0	1	4				
Jeff Newman, R OBP: 0.278, SLG: 0.433 (1, 3)	FC4-6					F9			4-3	4	2	1	1	1	0	2				
Mike Heath, R OBP: 0.247, SLG: 0.275 (1, 9)	FC4-6	K				F3			1-3	4	0	1	2	0	1	0				
Mike Edwards, R OBP: 0.234, SLG: 0.234 Dave Revering, L OBP: 0.361, SLG: 0.518 (2, FH)	FC4-6					P3			3-1	1	1	0	0	0	2					
Mario Guerrero, R OBP: 0.266, SLG: 0.290 (1, 6)	2B					P4			2B	3	2	1	0	1	0	1				
Dave McKay, S OBP: 0.258, SLG: 0.293 (1, 5)						K				4	2	3	3	0	1	0				
Jeff Cox, R OBP: 0.345, SLG: 0.304 (1, 4)	HR		5-3			1-3			K	4	1	1	2	0	1	2				
Inning Stats	R: 8 E: 0 K: 0 S: 9	H: 6 LOB: 0 BB: 2 P: 17	R: 1 E: 0 K: 1 S: 6	H: 1 LOB: 1 BB: 1 P: 10	R: 1 E: 0 K: 0 S: 5	H: 2 LOB: 1 BB: 0 P: 5	R: 0 E: 0 K: 0 S: 3	H: 0 LOB: 0 BB: 0 P: 3	R: 0 E: 0 K: 1 S: 5	H: 0 LOB: 0 BB: 0 P: 5	R: 0 E: 0 K: 0 S: 4	H: 1 LOB: 1 BB: 0 P: 4	R: 1 E: 0 K: 1 S: 7	H: 2 LOB: 1 BB: 0 P: 7	R: 0 E: 0 K: 1 S: 6	H: 1 LOB: 1 BB: 0 P: 6	1B: 8 2B: 3 3B: 0 HR: 2	SF: 0 SAC: 0 DP: 0 HBP: 0	WP: 0 PB: 0 SB: 2 CS: 0	PA: 40
PITCHER Geoff Zahn, L ERA: 4.64 John Verhoeven, R ERA: 3.91 Mike Bacsik, R ERA: 3.74 (1, 1) (1, 1) (2, 1)	IP: 0.2 WLS: L BF: 10 H: 6 R: 0 ER: 0 SO: 0 BB: 1 IBB: 1 HBP: 0 BLK: 0 WP: 0 HR: 1 S: 8 P: 16 ERA: 108.00 WHIP: 10.500															PITCHER	IP: WLS: BF: H: R: ER: SO: BB: IBB: HBP: BLK: WP: HR: S: P: ERA: WHIP:			


AB 35
R 2
H 9
RBI 2
BB 4
SO 3
LOB 22



AB 37
R 11
H 13
RBI 11
BB 3
SO 4
LOB 12



Batter	1	2	3	4	5	6	7	8	9	AB	R	H	RBI	BB	SO	LOB	TOP					
Roy Smalley, S OBP: 0.344, SLG: 0.400 (1, 6)	1-6-3			L4	CS	K			G3	4	0	0	0	0	1	0	Minnesota Twins @ Oakland Athletics Oakland-Alameda County Coliseum, Oakland, CA Tue Aug 05 1980, 7:05 PM PDT Att. 4,651 - Unknown - 65 F AB 29 R 2 H 3 RBI 2 BB 1 SO 3 LOB 3 					
John Castino, R OBP: 0.345, SLG: 0.446 (1, 5)	F9			1-3		L9			1-3	4	0	0	0	0	0	0						
Hosken Powell, L OBP: 0.310, SLG: 0.359 (1, 9)	F5					4-3			G3	4	0	1	0	0	0	0						
Ken Landreaux, L OBP: 0.325, SLG: 0.406 (1, 8)		L8		L8					F8	3	0	0	0	0	0	1						
Rick Sofield, L OBP: 0.292, SLG: 0.408 (1, 7)		G3				2B 3-1 BB			4-3	2	1	0	0	1	0	0						
Rob Wilfong, L OBP: 0.306, SLG: 0.339 (1, 4)		F9				F8			P5	3	0	0	0	0	0	1						
Danny Goodwin, L OBP: 0.303, SLG: 0.287 (1, 10)				4-3		3-1 1B 2B			K	3	1	1	0	0	1	0						
Butch Wynegar, S OBP: 0.326, SLG: 0.338 (1, 2)				L4		3-1			L8	3	0	0	1	0	0	1						
Ron Jackson, R OBP: 0.296, SLG: 0.372 (1, 3)				F8					K	3	0	1	1	0	1	0						
Inning Stats	R: 0 E: 0 K: 0 S: 3	H: 0 LOB: 0 BB: 0 P: 3	R: 0 E: 0 K: 0 S: 3	H: 0 LOB: 0 BB: 0 P: 3	R: 0 E: 0 K: 0 S: 3	H: 0 LOB: 0 BB: 0 P: 3	R: 0 E: 0 K: 0 S: 4	H: 1 LOB: 1 BB: 0 P: 4	R: 2 E: 0 K: 0 S: 4	H: 2 LOB: 0 BB: 1 P: 8	R: 0 E: 0 K: 1 S: 5	H: 0 LOB: 0 BB: 0 P: 5	R: 0 E: 0 K: 0 S: 3	H: 0 LOB: 0 BB: 0 P: 3	R: 0 E: 0 K: 2 S: 7	H: 0 LOB: 0 BB: 0 P: 7	R: 0 E: 0 K: 0 S: 3	H: 0 LOB: 0 BB: 0 P: 3	1B: 2 2B: 1 3B: 0 HR: 0	SF: 0 SAC: 0 DP: 0 HBP: 0	WP: 0 PB: 0 SB: 0 CS: 1	PA: 31
PITCHER Rick Langford, R ERA: 3.14 (1, 1)	IP: 9.0 WLS: W BF: 30 H: 3 R: 2 ER: 2 SO: 3 BB: 1 IBB: 0 HBP: 0 BLK: 0 WP: 0 HR: 0 S: 35 P: 39 ERA: 2.00 WHIP: 0.444															PITCHER						

Batter	1	2	3	4	5	6	7	8	9	AB	R	H	RBI	BB	SO	LOB	BOTTOM						
Rickey Henderson, R OBP: 0.415, SLG: 0.429 (1, 7)	6-3 1B	FC4-6				L9				3	0	1	0	0	0	2	Minnesota Twins @ Oakland Athletics Oakland-Alameda County Coliseum, Oakland, CA Tue Aug 05 1980, 7:05 PM PDT Att. 4,651 - Unknown - 65 F AB 25 R 3 H 8 RBI 3 BB 4 SO 4 LOB 13 						
Jim Essian, R OBP: 0.287, SLG: 0.357 (1, 2)	6-3 1-3			G6-4-3 1B		4-3 1B				4	0	3	1	0	0	1							
Tony Armas, R OBP: 0.286, SLG: 0.455 (1, 8) (8, 9)	K			G6-4-3 1-2		F9	1-3			4	0	0	0	0	1	5							
Jeff Newman, R OBP: 0.275, SLG: 0.427 (1, 3)	F7			4-3		4-3			6-3	4	0	0	0	0	0	2							
Mike Heath, R OBP: 0.248, SLG: 0.276 Dwayne Murphy, L OBP: 0.385, SLG: 0.399 (1, 9) (8, 8)		E5 SH1-3 1B			K				1-3	3	1	1	0	0	1	1							
Mario Guerrero, R OBP: 0.270, SLG: 0.289 (1, 6)		SH1-3			G4-6-3 BB				1B SH1-4 BB	1	1	0	0	2	1	0							
Mike Edwards, R OBP: 0.245, SLG: 0.229 (1, 10)		1B BB			G4-6-3 1-2				SH1-4	1	0	0	0	1	0	1							
Dave McKay, S OBP: 0.272, SLG: 0.302 (1, 5)		1B 1-3							SH1-4 1B	2	1	2	1	1	0	0							
Jeff Cox, R OBP: 0.348, SLG: 0.308 (1, 4)		FC4-6 2-3							SH1-4	2	0	1	1	0	1	1							
Inning Stats	R: 0 E: 0 K: 1 S: 6	H: 1 LOB: 1 BB: 0 P: 6	R: 1 E: 1 K: 0 S: 5	H: 3 LOB: 2 BB: 1 P: 9	R: 0 E: 0 K: 0 S: 3	H: 1 LOB: 0 BB: 0 P: 3	R: 0 E: 0 K: 1 S: 4	H: 0 LOB: 0 BB: 1 P: 8	R: 0 E: 0 K: 0 S: 4	H: 0 LOB: 0 BB: 1 P: 8	R: 0 E: 0 K: 0 S: 4	H: 1 LOB: 1 BB: 0 P: 4	R: 0 E: 0 K: 0 S: 3	H: 0 LOB: 0 BB: 0 P: 3	R: 2 E: 0 K: 0 S: 5	H: 2 LOB: 2 BB: 1 P: 10		R: 0 E: 0 K: 1 S: 5	H: 0 LOB: 0 BB: 0 P: 5	1B: 8 2B: 0 3B: 0 HR: 0	SF: 0 SAC: 3 DP: 2 HBP: 1	WP: 0 PB: 0 SB: 1 CS: 1	PA: 33
PITCHER Jerry Koosman, L ERA: 4.46 Doug Corbett, R ERA: 2.09 (1, 1) (7, 1)	IP: 6.2 WLS: L BF: 29 H: 8 R: 3 ER: 3 SO: 3 BB: 4 IBB: 0 HBP: 1 BLK: 0 WP: 0 HR: 0 S: 30 P: 47 ERA: 4.05 WHIP: 1.800															PITCHER							

Batter	1	2	3	4	5	6	7	8	9	AB	R	H	RBI	BB	SO	LOB	TOP			
Butch Wynegar, S (1, 2) OBP: 0.328, SLG: 0.338										3	0	1	0	1	0	2	Minnesota Twins @ Oakland Athletics Oakland-Alameda County Coliseum, Oakland, CA Wed Aug 06 1980, 3:33 AM PDT Att: 6,697 - Unknown - 66 F			
Roy Smalley, S (1, 6) OBP: 0.343, SLG: 0.398										4	0	1	0	0	0	1				
Ken Landreaux, L (1, 8) OBP: 0.322, SLG: 0.402										4	0	0	0	0	0	2				
Glenn Adams, L (1, 7) OBP: 0.338, SLG: 0.364										4	0	1	0	0	0	0				
Rob Wilfong, L (1, 4) OBP: 0.305, SLG: 0.338										4	0	1	0	0	0	1				
Hosken Powell, L (1, 9) OBP: 0.312, SLG: 0.361										4	0	2	0	0	1	1				
Danny Goodwin, L (1, 10) OBP: 0.292, SLG: 0.276										4	0	0	0	0	2	2				
John Castino, R (1, 5) OBP: 0.347, SLG: 0.445										3	0	1	0	1	2	0				
Ron Jackson, R (1, 3) OBP: 0.293, SLG: 0.368										3	1	0	0	0	1	3				
Inning Stats	R: 0 E: 0 K: 0 S: 3	H: 0 LOB: 0 BB: 0 P: 3	R: 0 E: 0 K: 1 S: 5	H: 1 LOB: 0 BB: 0 P: 5	R: 1 E: 0 K: 0 S: 5	H: 2 LOB: 2 BB: 1 P: 9	R: 0 E: 0 K: 1 S: 6	H: 1 LOB: 1 BB: 0 P: 6	R: 0 E: 0 K: 2 S: 8	H: 0 LOB: 0 BB: 0 P: 3	R: 0 E: 0 K: 1 S: 6	H: 1 LOB: 2 BB: 1 P: 10	R: 0 E: 0 K: 0 S: 4	H: 1 LOB: 1 BB: 0 P: 4	R: 0 E: 0 K: 1 S: 5	H: 0 LOB: 0 BB: 0 P: 5		1B: 7 2B: 0 3B: 0 HR: 0	SF: 0 SAC: 0 DP: 0 HBP: 0	WP: 1 PB: 1 SB: 1 CS: 1
PITCHER Brian Kingman, R (1, 1) ERA: 3.34	IP: 9.0 WLS: W BF: 35 H: 7 R: 1 ER: 1 SO: 6 BB: 2 IBB: 0 HBP: 0 BLK: 0 WP: 1 HR: 0 S: 45 P: 53 ERA: 1.00 WHIP: 1.000																			

AB	33
R	1
H	7
RBI	0
BB	2
SO	6
LOB	12



Batter	1	2	3	4	5	6	7	8	9	AB	R	H	RBI	BB	SO	LOB	BOTTOM			
Rickey Henderson, R (1, 7) OBP: 0.414, SLG: 0.428										4	0	1	0	0	0	3	Minnesota Twins @ Oakland Athletics Oakland-Alameda County Coliseum, Oakland, CA Wed Aug 06 1980, 3:33 AM PDT Att: 6,697 - Unknown - 66 F			
Dwayne Murphy, L (1, 8) OBP: 0.384, SLG: 0.396										3	0	0	0	1	1	1				
Dave Revering, L (1, 3) OBP: 0.356, SLG: 0.510										4	0	0	0	0	1	4				
Wayne Gross, L (1, 5) OBP: 0.363, SLG: 0.470										3	1	1	0	1	1	0				
Dave McKay, S (9, 5) OBP: 0.272, SLG: 0.302										0	0	0	0	0	0	0				
Orlando Gonzalez, L (1, 10) OBP: 0.357, SLG: 0.280										3	0	0	0	0	1	2				
Tony Armas, R (1, 9) OBP: 0.286, SLG: 0.452										3	1	0	0	1	1	0				
Jim Essian, R (1, 2) OBP: 0.293, SLG: 0.363										3	0	2	1	0	0	0				
Mario Guerrero, R (1, 6) OBP: 0.274, SLG: 0.293										3	1	2	1	0	0	0				
Jeff Cox, R (1, 4) OBP: 0.347, SLG: 0.302										2	0	0	0	1	0	1				
Inning Stats	R: 0 E: 0 K: 3 S: 10	H: 1 LOB: 2 BB: 1 P: 14	R: 0 E: 0 K: 0 S: 3	H: 0 LOB: 0 BB: 0 P: 3	R: 0 E: 0 K: 0 S: 3	H: 0 LOB: 0 BB: 0 P: 3	R: 0 E: 0 K: 1 S: 5	H: 0 LOB: 0 BB: 0 P: 5	R: 0 E: 0 K: 0 S: 4	H: 2 LOB: 1 BB: 0 P: 4	R: 0 E: 0 K: 0 S: 3	H: 0 LOB: 0 BB: 0 P: 3	R: 0 E: 1 K: 0 S: 6	H: 3 LOB: 3 BB: 3 P: 18	R: 0 E: 0 K: 1 S: 5	H: 0 LOB: 0 BB: 0 P: 5	1B: 6 2B: 0 3B: 0 HR: 0	SF: 0 SAC: 1 DP: 0 HBP: 0	WP: 0 PB: 0 SB: 2 CS: 0	PA: 33
PITCHER Roger Erickson, R (1, 1) ERA: 3.55 Doug Corbett, R (7, 1) ERA: 2.05	IP: 6.1 WLS: L BF: 27 H: 6 R: 3 ER: 3 SO: 4 BB: 3 IBB: 0 HBP: 0 BLK: 0 WP: 0 HR: 0 S: 32 P: 44 ERA: 4.26 WHIP: 1.421																			



Batter	1	2	3	4	5	6	7	8	9	10	11	12	13	14	15	AB	R	H	RBI	BB	SO	LOB	TOP											
Bombr Rivera, R OBP: 0.283, SLG: 0.378 Hosken Powell, L OBP: 0.309, SLG: 0.357	1B	1B			G6-3		K		F3		G3			5-3		4	0	2	0	0	1	2												
John Castino, R OBP: 0.343, SLG: 0.439	L4				G6-3		F2		K			CS	1B	K		7	0	1	0	0	3	4												
Roy Smalley, S OBP: 0.350, SLG: 0.404	P4															5	1	3	0	2	0	1												
Jose Morales, R OBP: 0.397, SLG: 0.513 Glenn Adams, L OBP: 0.331, SLG: 0.356			6-3			2B	2B				1B					4	1	3	1	0	0	0												
Ron Jackson, R OBP: 0.289, SLG: 0.362	G3					6-3	4-3				P4			K		7	0	1	0	0	2	8												
Pete Mackanin, R OBP: 0.323, SLG: 0.364 Rob Wilton, L OBP: 0.302, SLG: 0.334		5-3			F8				K		F4			K		3	0	1	0	0	0	0												
Ken Landreaux, L OBP: 0.317, SLG: 0.394			F2						F5					4-3		7	0	0	0	0	3	2												
Dave Edwards, R OBP: 0.297, SLG: 0.345 Butch Wynegar, S OBP: 0.331, SLG: 0.339																3	0	1	0	1	1	0												
Sal Butera, R OBP: 0.327, SLG: 0.300 Rick Sofield, L OBP: 0.291, SLG: 0.410																3	0	2	0	0	0	2												
Inning Stats	R: 0 E: 0 K: 0 S: 5	H: 2 LOB: 2 BB: 0 P: 5	R: 0 E: 0 K: 1 S: 4	H: 1 LOB: 2 BB: 1 P: 8	R: 0 E: 0 K: 1 S: 5	H: 0 LOB: 0 BB: 0 P: 5	R: 0 E: 0 K: 2 S: 7	H: 0 LOB: 0 BB: 0 P: 7	R: 0 E: 0 K: 1 S: 6	H: 2 LOB: 1 BB: 0 P: 6	R: 2 E: 0 K: 0 S: 7	H: 4 LOB: 2 BB: 0 P: 7	R: 0 E: 0 K: 1 S: 6	H: 1 LOB: 2 BB: 1 P: 10	R: 0 E: 0 K: 1 S: 5	H: 0 LOB: 0 BB: 0 P: 5	R: 0 E: 0 K: 1 S: 5	H: 0 LOB: 0 BB: 0 P: 5	R: 0 E: 0 K: 0 S: 4	H: 1 LOB: 1 BB: 0 P: 4	R: 0 E: 0 K: 1 S: 6	H: 1 LOB: 1 BB: 0 P: 6	R: 0 E: 0 K: 2 S: 8	H: 2 LOB: 2 BB: 0 P: 8	R: 0 E: 0 K: 2 S: 7	H: 0 LOB: 0 BB: 0 P: 7	R: 0 E: 0 K: 2 S: 6	H: 1 LOB: 2 BB: 1 P: 12	R: 0 E: 0 K: 1 S: 6	H: 1 LOB: 2 BB: 1 P: 10	1B: 12 2B: 5 3B: 0 HR: 0	SF: 0 SAC: 1 DP: 2 HBP: 0	WP: 0 PB: 0 SH: 0 CS: 1	PA: 63
PITCHER	IP: 7.0 WLS: 7 BF: 32 H: 10 R: 2 ER: 2 SO: 5 BB: 2 IBB: 0 HBP: 0 BLK: 0 WP: 0 HR: 0 S: 40 P: 48 ERA: 2.57 WHIP: 1.714																																	
Dave LaRoche, L ERA: 3.7 Mark Clear, R ERA: 3.53 Andy Hassler, L ERA: 3.05	(1, 1)	(8, 1)	(11, 1)																															

Minnesota Twins @ California Angels
Anaheim Stadium, Anaheim, CA
Thu Aug 07 1980, 10:05 PM EDT
Att. 24,195 - Unknown - 78 F

AB 58
R 2
H 16
RBI 2
BB 4
SO 15
LOB 30



Batter	1	2	3	4	5	6	7	8	9	10	11	12	13	14	15	AB	R	H	RBI	BB	SO	LOB	BOTTOM											
Larry Harlow, L OBP: 0.378, SLG: 0.405	6-3		4-3			1-3			FC5-4						B1-4	6	1	0	0	1	0	2												
Rod Carew, L OBP: 0.396, SLG: 0.422	E4													4-3		5	1	3	2	2	0	0												
Carney Lansford, R OBP: 0.330, SLG: 0.437	G6-3		L7													6	0	1	2	0	1	4												
Don Baylor, R OBP: 0.330, SLG: 0.340 Stan Cliburn, R OBP: 0.200, SLG: 0.289		F8														4	0	1	0	0	1	4												
Jason Thompson, L OBP: 0.401, SLG: 0.473																4	0	1	0	2	0	0												
Bobby Grich, R OBP: 0.384, SLG: 0.429																6	0	2	0	0	0	4												
Bobby Clark, R OBP: 0.286, SLG: 0.339																6	0	1	0	0	1	2												
Bert Campaneris, R OBP: 0.297, SLG: 0.330 Rick Miller, L OBP: 0.351, SLG: 0.321																2	0	0	0	0	1	2												
Dan Whitmer, R OBP: 0.275, SLG: 0.281 Joe Rudi, R OBP: 0.285, SLG: 0.420 Freddie Patek, R OBP: 0.307, SLG: 0.395																0	0	0	0	0	0	0												
Inning Stats	R: 0 E: 1 K: 0 S: 3	H: 0 LOB: 0 BB: 0 P: 3	R: 0 E: 0 K: 1 S: 7	H: 2 LOB: 2 BB: 0 P: 7	R: 0 E: 0 K: 0 S: 4	H: 1 LOB: 1 BB: 0 P: 4	R: 0 E: 0 K: 0 S: 3	H: 2 LOB: 1 BB: 0 P: 3	R: 0 E: 0 K: 0 S: 3	H: 0 LOB: 0 BB: 0 P: 3	R: 0 E: 0 K: 1 S: 6	H: 0 LOB: 0 BB: 0 P: 7	R: 0 E: 0 K: 0 S: 2	H: 0 LOB: 0 BB: 1 P: 6	R: 2 E: 1 K: 1 S: 6	H: 1 LOB: 3 BB: 3 P: 19	R: 0 E: 0 K: 1 S: 6	H: 1 LOB: 1 BB: 0 P: 6	R: 0 E: 0 K: 0 S: 3	H: 0 LOB: 0 BB: 0 P: 3	R: 0 E: 0 K: 1 S: 3	H: 0 LOB: 0 BB: 0 P: 3	R: 0 E: 0 K: 0 S: 3	H: 0 LOB: 0 BB: 0 P: 3	R: 0 E: 0 K: 1 S: 5	H: 0 LOB: 0 BB: 0 P: 5	R: 0 E: 0 K: 1 S: 5	H: 0 LOB: 0 BB: 0 P: 5	R: 2 E: 0 K: 0 S: 4	H: 2 LOB: 0 BB: 0 P: 4	1B: 8 2B: 2 3B: 0 HR: 1	SF: 0 SAC: 0 DP: 2 HBP: 1	WP: 1 PB: 0 SH: 0 CS: 1	PA: 56
PITCHER	IP: 7.1 WLS: 6 BF: 28 H: 5 R: 2 ER: 2 SO: 4 BB: 3 IBB: 1 HBP: 0 BLK: 0 WP: 1 HR: 0 S: 26 P: 39 ERA: 2.46 WHIP: 1.091																																	
Fernando Arroyo, R ERA: 5.03 Doug Corbett, R ERA: 1.92 Albert Williams, R ERA: 5.3	(1, 1)	(8, 1)	(15, 1)																															

Minnesota Twins @ California Angels
Anaheim Stadium, Anaheim, CA
Thu Aug 07 1980, 10:05 PM EDT
Att. 24,195 - Unknown - 78 F

AB 50
R 4
H 10
RBI 4
BB 5
SO 5
LOB 21




Batter	1	2	3	4	5	6	7	8	9	AB	R	H	RBI	BB	SO	LOB	TOP																					
Butch Wynegar, S OBP: 0.329, SLG: 0.337	6-3	F7		F8				4-3		5	0	1	0	0	0	2	Minnesota Twins @ California Angels Anaheim Stadium, Anaheim, CA Fri Aug 08, 1980, 10:05 PM EDT Att: 25,373 - Unknown - 77 F																					
Roy Smalley, S OBP: 0.350, SLG: 0.402	4-3 1B BB		2B	G3			G4-6-3 1B		F9	4	2	1	0	1	0	1																						
Ken Landreaux, L OBP: 0.323, SLG: 0.404	4-3 1B		2B		F3		1B			5	2	4	0	0	0	0																						
Glenn Adams, L OBP: 0.340, SLG: 0.367	4-3		4-3 2B		1B		FC6 1B		F8	4	0	2	2	1	0	3																						
Rick Sofield, L OBP: 0.293, SLG: 0.410	2-H 3-H 1B		4-3		1B		FC6 1B		F7	5	0	2	2	0	0	4																						
Rob Wilfong, L OBP: 0.302, SLG: 0.331	F3		FC BB		G4-6-3				3-1	3	0	0	0	1	0	3																						
Hosken Powell, L OBP: 0.309, SLG: 0.365		F8	FC				6-3			4	1	1	1	0	0	2																						
John Castino, R OBP: 0.339, SLG: 0.434		F8	G6-4-3				6-3		6-3	4	0	0	0	0	0	3																						
Ron Jackson, R OBP: 0.292, SLG: 0.362				F2			K			3	0	1	0	1	1	0																						
Inning Stats	R: 2 E: 0 K: 0 S: 5	H: 2 LOB: 1 BB: 1 P: 9	R: 0 E: 0 K: 0 S: 4	H: 1 LOB: 1 BB: 0 P: 4	R: 2 E: 0 K: 0 S: 6	H: 3 LOB: 2 BB: 1 P: 10	R: 0 E: 0 K: 0 S: 3	H: 0 LOB: 0 BB: 0 P: 3	R: 0 E: 0 K: 1 S: 5	H: 1 LOB: 1 BB: 0 P: 7	R: 0 E: 0 K: 1 S: 5	H: 0 LOB: 0 BB: 0 P: 5	R: 0 E: 0 K: 0 S: 5	H: 3 LOB: 2 BB: 0 P: 5	R: 1 E: 0 K: 0 S: 4	H: 1 LOB: 1 BB: 1 P: 8	R: 0 E: 0 K: 0 S: 4	H: 1 LOB: 1 BB: 0 P: 4	1B: 8 2B: 3 3B: 0 HR: 1	SF: 0 SAC: 0 DP: 3 HBP: 0	WP: 0 PB: 0 CS: 0	PA: 41																
PITCHER	IP	WLS	BF	H	R	ER	SO	BB	IBB	HBP	BLK	WP	HR	S	P	ERA	WHIP	PITCHER				IP	WLS	BF	H	R	ER	SO	BB	IBB	HBP	BLK	WP	HR	S	P	ERA	WHIP
Freddie Martinez, R ERA: 5.67	(1, 1)	2.0	13	6	4	4	0	1	0	0	0	0	0	12	16	18.00	3.500																					
Dave Lemanczyk, R ERA: 5.17	(3, 1)	4.2	W	18	4	0	1	2	0	0	0	0	0	18	26	0.00	1.286																					
John Montague, R ERA: 4.13	(7, 1)	2.1	S	10	2	1	0	1	0	0	0	0	1	9	13	3.86	1.286																					

AB	37
R	5
H	12
RBI	5
BB	4
SO	1
LOB	18



Batter	1	2	3	4	5	6	7	8	9	AB	R	H	RBI	BB	SO	LOB	BOTTOM																					
Rod Carew, L OBP: 0.400, SLG: 0.428	K		HR		4-3 2B		E S 1B			4	2	3	3	0	1	0	Minnesota Twins @ California Angels Anaheim Stadium, Anaheim, CA Fri Aug 08, 1980, 10:05 PM EDT Att: 25,373 - Unknown - 77 F																					
Dan Ford, R OBP: 0.304, SLG: 0.361					2-H 3-H 2B		2-H 1B			4	1	3	3	0	1	1																						
Larry Harlow, L OBP: 0.378, SLG: 0.405	G5-4-3 1B		HR		K		1-H 1B			0	1	0	0	0	0	0																						
Carney Lansford, R OBP: 0.330, SLG: 0.435	G5-4-3		6-3		4-3		1B WP 1B			4	1	1	0	0	0	2																						
Don Baylor, R OBP: 0.329, SLG: 0.339		4-3		F9	5-3					4	0	1	1	0	0	1																						
Bobby Grich, R OBP: 0.386, SLG: 0.426		BB		F9		6-3	WP BB			2	0	0	0	2	0	0																						
Joe Rudi, R OBP: 0.281, SLG: 0.415		F9		K		K	F8			4	0	0	0	0	2	2																						
Bobby Clark, R OBP: 0.266, SLG: 0.336	K				SH 1B	6-3		6-3		4	1	1	0	0	1	1																						
Bert Campaneris, R OBP: 0.313, SLG: 0.346			G1-6-3 1B		SH 2B 1B		BLK SH3-4 1B 1B	F9		4	2	3	0	0	0	0																						
Dan Whitmer, R OBP: 0.264, SLG: 0.250			G1-6-3		SH 2B		SH3-4	F7		2	1	0	0	0	0	1																						
Inning Stats	R: 0 E: 0 K: 1 S: 5	H: 1 LOB: 0 BB: 0 P: 5	R: 0 E: 0 K: 1 S: 5	H: 0 LOB: 1 BB: 1 P: 9	R: 2 E: 0 K: 0 S: 5	H: 3 LOB: 0 BB: 0 P: 5	R: 0 E: 0 K: 1 S: 5	H: 0 LOB: 0 BB: 0 P: 5	R: 3 E: 1 K: 1 S: 9	H: 3 LOB: 1 BB: 0 P: 9	R: 0 E: 0 K: 1 S: 5	H: 0 LOB: 0 BB: 0 P: 5	R: 4 E: 0 K: 0 S: 7	H: 5 LOB: 2 BB: 1 P: 11	R: 0 E: 0 K: 0 S: 3	H: 0 LOB: 0 BB: 0 P: 3	1B: 10 2B: 1 3B: 0 HR: 1	SF: 0 SAC: 2 DP: 2 HBP: 0	WP: 1 PB: 0 CS: 0	PA: 36																		
PITCHER	IP	WLS	BF	H	R	ER	SO	BB	IBB	HBP	BLK	WP	HR	S	P	ERA	WHIP	PITCHER				IP	WLS	BF	H	R	ER	SO	BB	IBB	HBP	BLK	WP	HR	S	P	ERA	WHIP
Darrell Jackson, L ERA: 4.3	(1, 1)	4.0	L	19	7	5	3	1	0	0	0	0	0	15	24	28	11.25	2.000																				
John Verhoeven, R ERA: 4.29	(5, 1)	2.1		11	4	4	2	0	0	0	1	0	0	15	15	15.43	1.714																					
Albert Williams, R ERA: 4.87	(7, 1)	1.2		6	1	0	0	1	0	0	0	1	0	5	9	0.00	1.200																					

AB	32
R	9
H	12
RBI	7
BB	2
SO	5
LOB	8



Batter	1	2	3	4	5	6	7	8	9	AB	R	H	RBI	BB	SO	LOB	TOP														
Ron Jackson, R (1, 3) OBP: 0.295, SLG: 0.364										4	0	2	0	0	0	0															
Roy Smalley, S (1, 6) OBP: 0.347, SLG: 0.398										4	0	0	0	0	0	2															
Ken Landreaux, L (1, 8) OBP: 0.320, SLG: 0.400										4	0	0	0	0	0	2															
Jose Morales, R (1, 10) OBP: 0.404, SLG: 0.519										2	1	1	0	2	0	1															
John Castino, R (1, 5) OBP: 0.339, SLG: 0.432										4	1	1	0	0	0	2															
Pete Mackanin, R (1, 4) OBP: 0.323, SLG: 0.368										3	0	1	1	0	0	0															
Bombo Rivera, R (1, 9) OBP: 0.265, SLG: 0.354										3	0	0	0	0	0	2															
Sal Butera, R (1, 2) OBP: 0.309, SLG: 0.288										2	0	0	1	0	1	0															
Dave Edwards, R (1, 7) OBP: 0.292, SLG: 0.338										3	0	0	0	0	0	1															
Inning Stats	R: 0 E: 0 K: 0 S: 3	H: 1 LOB: 0 BB: 0 P: 3	R: 2 E: 0 K: 0 S: 6	H: 3 LOB: 1 BB: 0 P: 6	R: 0 E: 0 K: 0 S: 3	H: 0 LOB: 0 BB: 0 P: 3	R: 0 E: 0 K: 0 S: 2	H: 0 LOB: 0 BB: 1 P: 6	R: 0 E: 0 K: 0 S: 3	H: 0 LOB: 0 BB: 0 P: 3	R: 0 E: 0 K: 0 S: 4	H: 1 LOB: 1 BB: 0 P: 4	R: 0 E: 0 K: 0 S: 3	H: 0 LOB: 0 BB: 0 P: 3	R: 0 E: 0 K: 1 S: 5	H: 0 LOB: 0 BB: 0 P: 5	R: 0 E: 0 K: 0 S: 3	H: 0 LOB: 1 BB: 1 P: 7	1B: 3 2B: 2 3B: 0 HR: 0	SF: 1 SAC: 0 DP: 1 HBP: 0	WP: 0 PB: 0 CS: 1	PA: 33									
PITCHER Frank Tanana, L (1, 1) ERA: 4.26	IP: 9.0 WLS: W BF: 32	H: 5 R: 2 ER: 2 SO: 1	BB: 2 IBB: 0 HBP: 0 BLK: 0	WP: 0 HR: 0 S: 32 P: 40	ERA: 2.00 WHIP: 0.778											PITCHER	IP: 9.0 WLS: W BF: 32	H: 5 R: 2 ER: 2 SO: 1	BB: 2 IBB: 0 HBP: 0 BLK: 0	WP: 0 HR: 0 S: 32 P: 40	ERA: 2.00 WHIP: 0.778										

Minnesota Twins @ California Angels
Anaheim Stadium, Anaheim, CA
Sat: Aug 09 1980, 10:05 PM EDT
Att: 32,560 - Unknown - 73 F

AB 29
R 2
H 5
RBI 2
BB 2
SO 1
LOB 10



Batter	1	2	3	4	5	6	7	8	9	AB	R	H	RBI	BB	SO	LOB	BOTTOM														
Rod Carew, L (1, 3) OBP: 0.397, SLG: 0.425										5	0	1	1	0	0	2															
Dan Ford, R (1, 9) OBP: 0.309, SLG: 0.373										4	1	2	1	0	0	0															
Larry Harlow, L (7, PR) OBP: 0.378, SLG: 0.405 (8, 9)										0	0	0	0	0	0	0															
Carney Lansford, R (1, 5) OBP: 0.327, SLG: 0.430										4	0	0	0	0	0	2															
Don Baylor, R (1, 10) OBP: 0.327, SLG: 0.337										4	1	1	1	0	0	0															
Bobby Grich, R (1, 4) OBP: 0.389, SLG: 0.427										2	1	1	0	2	0	1															
Joe Rudi, R (1, 7) OBP: 0.284, SLG: 0.425										4	1	2	2	0	0	2															
Bobby Clark, R (1, 8) OBP: 0.262, SLG: 0.331										2	0	0	0	0	1	1															
Dickie Thon, R (6, PH) OBP: 0.275, SLG: 0.308										1	0	0	0	0	0	2															
Rick Miller, L (7, 8) OBP: 0.353, SLG: 0.324										1	1	1	0	0	0	0															
Bert Campaneris, R (1, 6) OBP: 0.328, SLG: 0.355										3	3	2	0	1	0	0															
Dan Whitmer, R (1, 2) OBP: 0.273, SLG: 0.260										2	0	1	2	0	0	0															
Inning Stats	R: 0 E: 0 K: 0 S: 3	H: 0 LOB: 0 BB: 0 P: 3	R: 0 E: 0 K: 1 S: 5	H: 0 LOB: 1 BB: 1 P: 9	R: 0 E: 0 K: 0 S: 3	H: 0 LOB: 0 BB: 0 P: 3	R: 3 E: 0 K: 0 S: 6	H: 3 LOB: 0 BB: 0 P: 6	R: 1 E: 0 K: 0 S: 4	H: 2 LOB: 0 BB: 0 P: 4	R: 0 E: 0 K: 0 S: 4	H: 1 LOB: 2 BB: 1 P: 8	R: 1 E: 0 K: 0 S: 5	H: 2 LOB: 1 BB: 0 P: 5	R: 3 E: 1 K: 0 S: 6	H: 3 LOB: 1 BB: 1 P: 10	R: 0 E: 0 K: 0 S: 3	H: 0 LOB: 0 BB: 0 P: 3	1B: 9 2B: 1 3B: 0 HR: 1	SF: 0 SAC: 2 DP: 0 HBP: 0	WP: 0 PB: 0 CS: 0	PA: 37									
PITCHER Geoff Zahn, L (1, 1) ERA: 4.72	IP: 6.2 WLS: L BF: 29	H: 8 R: 5 ER: 5 SO: 1	BB: 2 IBB: 0 HBP: 0 BLK: 0	WP: 0 HR: 1 S: 29 P: 37	ERA: 6.75 WHIP: 1.500											PITCHER	IP: 1.1 WLS: L BF: 8	H: 3 R: 3 ER: 2 SO: 0	BB: 1 IBB: 0 HBP: 0 BLK: 0	WP: 0 HR: 0 S: 7 P: 11	ERA: 13.50 WHIP: 3.000										

Minnesota Twins @ California Angels
Anaheim Stadium, Anaheim, CA
Sat: Aug 09 1980, 10:05 PM EDT
Att: 32,560 - Unknown - 73 F


AB 32
R 8
H 11
RBI 7
BB 3
SO 1
LOB 10



Batter	1	2	3	4	5	6	7	8	9	AB	R	H	RBI	BB	SO	LOB	TOP											
Hosken Powell, L OBP: 0.313, SLG: 0.367	F7	G4-6-3 1B			F8		1B		FC6 BB	4	0	2	0	1	0	0	Minnesota Twins @ California Angels Anaheim Stadium, Anaheim, CA Sun Aug 10 1980, 10:05 PM EDT Att: 23,007 - Unknown - 92 F											
Rob Wilfong, L OBP: 0.300, SLG: 0.329	K	F7			F5		1B		FC6 G6-4-3	5	0	1	0	0	1	4												
Ken Landreaux, L OBP: 0.320, SLG: 0.400 Dave Edwards, R OBP: 0.287, SLG: 0.331	HR BB	G4-6-3			K		K		G6-4-3	1	1	0	0	1	0	2												
Roy Smalley, S OBP: 0.351, SLG: 0.410	HR				K		FC4-6 1B		HR 1B	4	2	3	2	0	1	0												
Glenn Adams, L OBP: 0.340, SLG: 0.387 Jose Morales, R OBP: 0.408, SLG: 0.541	HR				F7		FC4-6		HR	3	1	1	1	0	0	1												
Rick Sofield, L OBP: 0.292, SLG: 0.405	1B BB				K		K		K	3	0	0	0	1	3	1												
Butch Wynegar, S OBP: 0.328, SLG: 0.336	1B				L9		4-3		6-3	4	0	1	0	0	0	1												
John Castino, R OBP: 0.335, SLG: 0.427	K				4-3		F8		6-3	4	0	0	0	0	1	2												
Ron Jackson, R OBP: 0.298, SLG: 0.363		1B BB			F8		6-3		FC6 BB 1B	3	0	1	0	1	0	0												
Inning Stats	R: 3 E: 0 K: 2 S: 10	H: 3 LOB: 2 BB: 2 P: 18	R: 0 E: 0 K: 0 S: 3	H: 1 LOB: 1 BB: 1 P: 7	R: 0 E: 0 K: 2 S: 7	H: 0 LOB: 0 BB: 0 P: 7	R: 0 E: 0 K: 0 S: 3	H: 0 LOB: 0 BB: 0 P: 3	R: 0 E: 0 K: 1 S: 5	H: 1 LOB: 1 BB: 0 P: 6	R: 0 E: 0 K: 1 S: 7	H: 2 LOB: 2 BB: 0 P: 7	R: 2 E: 0 K: 1 S: 7	H: 2 LOB: 2 BB: 1 P: 7	R: 0 E: 0 K: 0 S: 3	H: 1 LOB: 1 BB: 1 P: 7		1B: 7 2B: 0 3B: 0 HR: 3	SF: 0 SAC: 0 DP: 2 HBP: 0	WP: 0 PB: 0 CS: 1	PA: 39							
PITCHER	IP	WLS	BF	H	R	ER	SO	BB	IBB	HBP	BLK	WP	HR	S	P	ERA	WHIP											
Jim Barr, R ERA: 5.51	(1, 1)	0.2	L	7	3	3	3	1	2	0	0	0	0	2	7	15	40.50	7.500										
Don Aase, R ERA: 4.56	(1, 1)	6.0		21	3	0	0	5	1	0	0	0	0	30	34	0.00	0.667											
Andy Hassler, L ERA: 3.22	(7, 1)	2.1		11	4	2	2	2	1	0	0	0	0	1	14	18	7.71	2.143										

Batter	1	2	3	4	5	6	7	8	9	AB	R	H	RBI	BB	SO	LOB	BOTTOM										
Dickie Thon, R OBP: 0.275, SLG: 0.307	L8		G6-3 1-2		1B			B1-3		4	0	1	0	0	0	1	Minnesota Twins @ California Angels Anaheim Stadium, Anaheim, CA Sun Aug 10 1980, 10:05 PM EDT Att: 23,007 - Unknown - 92 F										
Rod Carew, L OBP: 0.403, SLG: 0.429	PB 1B				1B			FC4-6 1B		3	0	3	1	1	0	0											
Dan Ford, R OBP: 0.301, SLG: 0.362	K		K		G4-6-3 1B			FC4-6 FC5 1B		4	0	0	0	0	2	5											
Don Baylor, R OBP: 0.326, SLG: 0.336	F9				F7		P4			4	0	1	0	0	0	1											
Carney Lansford, R OBP: 0.324, SLG: 0.426		K			5-3		P4		FC5	4	0	0	0	0	1	2											
Joe Rudi, R OBP: 0.286, SLG: 0.427					K		F8		G4-6-3 BB	3	0	1	0	1	1	0											
Freddie Patek, R OBP: 0.307, SLG: 0.406 Larry Harlow, L OBP: 0.377, SLG: 0.404		6-3 2B							G4-6-3	3	1	1	1	0	0	1											
Rick Miller, L OBP: 0.351, SLG: 0.320					HR		F7			1	0	0	0	0	0	1											
Dan Whitmer, R OBP: 0.293, SLG: 0.283 Jason Thompson, L OBP: 0.399, SLG: 0.472		6-3							G4-6-3	3	1	2	0	0	1	0											
					1B 1B 1B				1-3	1	0	0	0	0	0	1											
Inning Stats	R: 0 E: 0 K: 1 S: 6	H: 1 LOB: 1 BB: 0 P: 6	R: 0 E: 0 K: 2 S: 8	H: 1 LOB: 0 BB: 0 P: 8	R: 0 E: 0 K: 1 S: 5	H: 1 LOB: 1 BB: 1 P: 9	R: 0 E: 0 K: 1 S: 5	H: 0 LOB: 0 BB: 0 P: 5	R: 2 E: 1 K: 0 S: 6	H: 4 LOB: 1 BB: 0 P: 6	R: 0 E: 0 K: 0 S: 3	H: 0 LOB: 0 BB: 0 P: 3	R: 0 E: 0 K: 1 S: 5	H: 0 LOB: 0 BB: 0 P: 5	R: 0 E: 0 K: 0 S: 5	H: 2 LOB: 2 BB: 0 P: 5	R: 0 E: 0 K: 0 S: 2	H: 0 LOB: 1 BB: 2 P: 10	1B: 7 2B: 1 3B: 0 HR: 1	SF: 0 SAC: 0 DP: 3 HBP: 0	WP: 0 PB: 1 CS: 0	PA: 36					
PITCHER	IP	WLS	BF	H	R	ER	SO	BB	IBB	HBP	BLK	WP	HR	S	P	ERA	WHIP										
Jerry Kosman, L ERA: 4.31	(1, 1)	7.2	W	31	9	2	1	6	1	0	0	0	0	42	46	1.17	1.304										
Doug Corbett, R ERA: 1.89	(8, 1)	1.1	S	5	0	0	0	0	2	0	0	0	0	3	11	0.00	1.500										

AB	35
R	5
H	10
RBI	5
BB	4
SO	8
LOB	15



Batter	1	2	3	4	5	6	7	8	9	AB	R	H	RBI	BB	SO	LOB	TOP								
Rickey Henderson, R OBP: 0.416, SLG: 0.424 (1, 7)	6-3		5-3			1B				4	1	2	1	1	0	0									
Dwayne Murphy, L OBP: 0.380, SLG: 0.385 (1, 8)	4-3		5-3			1B				4	1	1	1	0	0	1									
Mitchell Page, L OBP: 0.329, SLG: 0.362 (1, 10)						1B				3	1	2	0	1	0	1									
Wayne Gross, L OBP: 0.365, SLG: 0.484 (1, 5)										3	1	1	3	1	0	1									
Dave McKay, S OBP: 0.276, SLG: 0.312 (8, 5)	CS	6-3		FC4-6		1B				0	0	0	0	0	0	0									
Tony Armas, R OBP: 0.283, SLG: 0.446 (1, 9)		1-3		F9		K				4	0	0	0	0	1	3									
Jim Essian, R OBP: 0.303, SLG: 0.375 (1, 2)				CS	5-3	L1				4	0	1	0	0	0	0									
Orlando Gonzalez, L OBP: 0.320, SLG: 0.190 (1, 3)										2	1	0	0	2	0	0									
Mario Guerrero, R OBP: 0.284, SLG: 0.302 (1, 6)										4	0	1	0	0	0	2									
Rob Picciolo, R OBP: 0.253, SLG: 0.333 (9, 6)	6-3			6-3		L9				0	0	0	0	0	0	0									
Jeff Cox, R OBP: 0.319, SLG: 0.278 (1, 4)			5-3			K				4	1	0	0	0	1	1									
Inning Stats	R: 0 E: 0 K: 0 S: 3	H: 1 LOB: 0 BB: 0 P: 3	R: 0 E: 0 K: 0 S: 4	H: 1 LOB: 2 BB: 1 P: 8	R: 0 E: 0 K: 0 S: 3	H: 0 LOB: 0 BB: 0 P: 3	R: 0 E: 1 K: 0 S: 2	H: 0 LOB: 0 BB: 1 P: 6	R: 0 E: 0 K: 0 S: 3	H: 0 LOB: 0 BB: 0 P: 3	R: 4 E: 0 K: 2 S: 11	H: 4 LOB: 0 BB: 0 P: 11	R: 0 E: 0 K: 0 S: 3	H: 0 LOB: 0 BB: 0 P: 3	R: 0 E: 0 K: 0 S: 3	H: 0 LOB: 2 BB: 2 P: 11	R: 2 E: 1 K: 0 S: 4	H: 2 LOB: 0 BB: 1 P: 8	1B: 6 2B: 1 3B: 0 HR: 1	SF: 0 SAC: 0 DP: 0 HBP: 0	WP: 0 PB: 0 SB: 2 CS: 2	PA: 40			
PITCHER	IP	WLS	BF	H	R	ER	SO	BB	IBB	HBP	BLK	WP	HR	S	P	ERA	WHIP								
Fernando Arroyo, R ERA: 5.19 (1, 1)	5.1	L	22	6	4	4	1	2	0	0	0	0	1	22	30	6.75	1.500								
John Verhoeven, R ERA: 4.21 (6, 1)	3.1		15	2	2	1	1	2	1	0	0	0	0	14	26	2.70	1.200								
Mike Kinnunen, L ERA: 4.91 (9, 1)	0.1		0	0	0	0	0	0	0	0	0	0	0	0	0	0.00	0.000								

Oakland Athletics @ Minnesota Twins
Metropolitan Stadium, Bloomington, MI
Wed Aug 13 1980, 8:05 PM EDT
Att: 11,615 - Unknown - 76 F

AB 32
R 6
H 8
RBI 5
BB 5
SO 2
LOB 9



Batter	1	2	3	4	5	6	7	8	9	AB	R	H	RBI	BB	SO	LOB	BOTTOM								
Hosken Powell, L OBP: 0.305, SLG: 0.357 (1, 9)	F9		K		6-3				1-3	5	0	0	0	0	1	6									
Rob Wilfong, L OBP: 0.295, SLG: 0.327 (1, 8)	F9		G3			F9				4	0	1	0	0	0	1									
Roy Smalley, S OBP: 0.349, SLG: 0.407 (1, 6)			F7			F8				4	0	1	0	0	0	2									
Glenn Adams, L OBP: 0.335, SLG: 0.400 (1, 10)						F8				4	0	0	0	0	1	2									
Ken Landreaux, L OBP: 0.320, SLG: 0.400 (8, PR)	F8					F8				0	0	0	0	0	0	0									
John Castino, R OBP: 0.335, SLG: 0.434 (1, 5)			K			F9				4	0	1	0	0	1	1									
Butch Wynegar, S OBP: 0.325, SLG: 0.332 (1, 2)						F9				4	0	1	0	0	0	1									
Pete Mackanin, R OBP: 0.326, SLG: 0.384 (1, 4)										4	2	3	1	0	0	1									
Rick Sofield, L OBP: 0.295, SLG: 0.409 (1, 7)			K			K				4	0	2	0	0	2	1									
Ron Jackson, R OBP: 0.301, SLG: 0.360 (1, 3)										2	0	0	0	2	0	3									
Inning Stats	R: 0 E: 0 K: 0 S: 4	H: 1 LOB: 1 BB: 0 P: 4	R: 1 E: 0 K: 2 S: 8	H: 1 LOB: 0 BB: 0 P: 8	R: 0 E: 0 K: 1 S: 5	H: 0 LOB: 1 BB: 1 P: 9	R: 0 E: 0 K: 1 S: 5	H: 1 LOB: 0 BB: 0 P: 5	R: 0 E: 0 K: 1 S: 6	H: 1 LOB: 1 BB: 0 P: 6	R: 0 E: 0 K: 0 S: 3	H: 0 LOB: 0 BB: 0 P: 3	R: 1 E: 1 K: 0 S: 5	H: 2 LOB: 2 BB: 1 P: 9	R: 0 E: 0 K: 0 S: 4	H: 1 LOB: 1 BB: 0 P: 4	R: 0 E: 0 K: 0 S: 5	H: 2 LOB: 2 BB: 0 P: 5	1B: 8 2B: 0 3B: 0 HR: 1	SF: 0 SAC: 0 DP: 0 HBP: 0	WP: 0 PB: 1 SB: 0 CS: 1	PA: 37			
PITCHER	IP	WLS	BF	H	R	ER	SO	BB	IBB	HBP	BLK	WP	HR	S	P	ERA	WHIP								
Matt Keough, R ERA: 2.95 (1, 1)	9.0	W	37	9	2	1	5	2	0	0	0	0	1	45	53	1.00	1.222								

Oakland Athletics @ Minnesota Twins
Metropolitan Stadium, Bloomington, MI
Wed Aug 13 1980, 8:05 PM EDT
Att: 11,615 - Unknown - 76 F

AB 35
R 2
H 9
RBI 1
BB 2
SO 5
LOB 18



Batter	1	2	3	4	5	6	7	8	9	10	11	AB	R	H	RBI	BB	SO	LOB	TOP			
Rickey Henderson, R OBP: 0.411, SLG: 0.419	F7		F4		6-3			F9		5-3		5	0	0	0	0	0	0				
Dwayne Murphy, L OBP: 0.379, SLG: 0.382	6-3		BB			F7		K		F8		4	0	0	0	1	1	0				
Jim Essian, R OBP: 0.311, SLG: 0.378	FC5-4 1B		F8			FC5 1B BB		3B 1B			F9	4	1	2	0	1	0	1				
Tony Armas, R OBP: 0.284, SLG: 0.450	FC5-4 1-2f				5-3			1B			K	5	0	2	1	0	1	1				
Jeff Newman, R OBP: 0.272, SLG: 0.415																						
Dave Revering, L OBP: 0.362, SLG: 0.520																						
Orlando Gonzalez, L OBP: 0.320, SLG: 0.190																						
Mike Heath, R OBP: 0.247, SLG: 0.275																						
Mario Guerrero, R OBP: 0.283, SLG: 0.302																						
Dave McKay, S OBP: 0.289, SLG: 0.304																						
Jeff Cox, R OBP: 0.310, SLG: 0.289																						
Inning Stats	R: 0 E: 0 K: 4 S: 4	H: 1 LOB: 1 BB: 0 P: 4	R: 0 E: 0 K: 1 S: 6	H: 1 LOB: 1 BB: 0 P: 6	R: 0 E: 0 K: 0 S: 3	H: 0 LOB: 1 BB: 1 P: 7	R: 0 E: 0 K: 0 S: 3	H: 1 LOB: 1 BB: 1 P: 7	R: 0 E: 0 K: 0 S: 3	H: 0 LOB: 0 BB: 0 P: 3	R: 1 E: 0 K: 1 S: 7	H: 2 LOB: 1 BB: 0 P: 7	R: 0 E: 0 K: 1 S: 5	H: 0 LOB: 0 BB: 0 P: 5	R: 0 E: 0 K: 0 S: 3	H: 0 LOB: 0 BB: 0 P: 3	R: 1 E: 0 K: 1 S: 6	H: 1 LOB: 0 BB: 0 P: 6	1B: 4 2B: 1 3B: 1 HR: 1	SF: 0 SAC: 0 DP: 1 HBP: 0	WP: 0 PB: 0 SB: 1 CS: 1	PA: 43
PITCHER	IP 10.0	WLS 10	BF 38	H 6	R 1	ER 1	SO 4	BB 3	IBB 0	HBP 0	BLK 0	WP 0	HR 0	S 43	P 55	ERA 0.90	WHIP 0.90					
Darrell Jackson, L ERA: 4.04	(1, 1)																					
Doug Corbett, R ERA: 1.95	(11, 1)	1.0	L	4	1	1	1	1	0	0	0	0	0	1	6	6	9.00	1.000				

Oakland Athletics @ Minnesota Twins
Metropolitan Stadium, Bloomington, MI
Thu Aug 14 1980, 4:33 AM EDT
Att: 13,077 - Sunny - 78 F

AB 39
R 2
H 7
RBI 2
BB 3
SO 5
LOB 10



Batter	1	2	3	4	5	6	7	8	9	10	11	AB	R	H	RBI	BB	SO	LOB	BOTTOM			
Rob Wilfong, L OBP: 0.300, SLG: 0.328	K											2	0	1	0	0	1	0				
Mike Cabbage, L OBP: 0.310, SLG: 0.382												3	0	0	0	0	1	0				
John Castino, R OBP: 0.333, SLG: 0.430												5	0	1	0	0	1	2				
Roy Smalley, S OBP: 0.349, SLG: 0.407												5	0	2	0	0	0	1				
Jose Morales, R OBP: 0.399, SLG: 0.528												4	0	0	0	0	1	3				
Dave Edwards, R OBP: 0.297, SLG: 0.331												0	1	0	0	0	0	0				
Danny Goodwin, L OBP: 0.289, SLG: 0.273												1	0	0	0	0	1	0				
Pete Mackanin, R OBP: 0.325, SLG: 0.381												4	0	1	0	0	0	3				
Rick Soffield, L OBP: 0.292, SLG: 0.405												3	0	0	1	0	0	1				
Ron Jackson, R OBP: 0.303, SLG: 0.360												3	0	1	0	1	1	1				
Hosken Powell, L OBP: 0.302, SLG: 0.353												4	0	0	0	0	0	2				
Sal Butera, R OBP: 0.316, SLG: 0.283												1	0	0	0	0	0	0				
Glenn Adams, L OBP: 0.333, SLG: 0.397												1	0	0	0	0	0	0				
Butch Wynegar, S OBP: 0.324, SLG: 0.331												1	0	0	0	0	0	0				
Inning Stats	R: 0 E: 0 K: 2 S: 9	H: 2 LOB: 2 BB: 0 P: 9	R: 0 E: 0 K: 0 S: 3	H: 1 LOB: 0 BB: 0 P: 3	R: 0 E: 0 K: 0 S: 3	H: 1 LOB: 1 BB: 0 P: 4	R: 0 E: 0 K: 0 S: 3	H: 0 LOB: 0 BB: 0 P: 3	R: 0 E: 0 K: 0 S: 3	H: 0 LOB: 0 BB: 0 P: 3	R: 0 E: 0 K: 1 S: 5	H: 0 LOB: 0 BB: 0 P: 5	R: 1 E: 1 K: 1 S: 7	H: 1 LOB: 1 BB: 0 P: 7	R: 0 E: 0 K: 0 S: 3	H: 0 LOB: 0 BB: 0 P: 3	R: 0 E: 0 K: 2 S: 7	H: 0 LOB: 0 BB: 0 P: 7	1B: 6 2B: 0 3B: 0 HR: 0	SF: 1 SAC: 0 DP: 1 HBP: 1	WP: 0 PB: 0 SB: 0 CS: 0	PA: 40
PITCHER	IP 11.0	WLS W	BF 40	H 6	R 1	ER 0	SO 6	BB 1	IBB 0	HBP 1	BLK 0	WP 0	HR 0	S 50	P 55	ERA 0.00	WHIP 0.636					
Mike Norris, R ERA: 2.32	(1, 1)																					

Oakland Athletics @ Minnesota Twins
Metropolitan Stadium, Bloomington, MI
Thu Aug 14 1980, 4:33 AM EDT
Att: 13,077 - Sunny - 78 F

AB 37
R 1
H 6
RBI 1
BB 1
SO 6
LOB 13



Batter	1	2	3	4	5	6	7	8	9	AB	R	H	RBI	BB	SO	LOB	TOP										
Rod Carew, L (1,3) OBP: 0.403, SLG: 0.430	G3	F8			G6-4-3 1B		F7		F1	5	0	1	0	0	0	3											
Dan Ford, R (1,9) OBP: 0.299, SLG: 0.355	2B 1B		G5-4-3 1B		G6-4-3 1-2f			5-3	F8	5	1	2	0	0	0	2											
Carney Lansford, R (1,5) OBP: 0.330, SLG: 0.448	1B 2B		G5-4-3 1-2f		F9			HR 1B	6-3	5	2	2	0	0	0	3											
Don Baylor, R (1,10) OBP: 0.323, SLG: 0.352	F3					P3		HR 1-H		4	1	2	2	0	0	2											
Bobby Grich, R (1,4) OBP: 0.397, SLG: 0.455	FC6-4 2-H 3-H 1B		F8			F8		FC6-4 BB		3	0	1	2	1	0	1											
Joe Rudi, R (1,7) OBP: 0.278, SLG: 0.420	FC6-4 1-2f			K		1-3		FC6-4 1-2f		4	0	0	0	0	1	2											
Bobby Clark, R (1,8) OBP: 0.266, SLG: 0.331		K		6-3			5-3	F9		4	0	0	0	0	1	1											
Bert Campaneris, R (1,6) OBP: 0.316, SLG: 0.386		5-3			FC5-4 1B				1B 3B	4	1	3	0	0	0	0											
Dan Whitmer, R (1,2) OBP: 0.264, SLG: 0.258					FC5-4 1-2f		1-3		F8 S 3-H 1B	3	0	0	0	0	0	2											
Jason Thompson, L (9, PH) OBP: 0.398, SLG: 0.465		E6								1	0	1	1	0	0	0											
Freddie Patek, R (9, PR) OBP: 0.307, SLG: 0.406										0	0	0	0	0	0	0											
Stan Cliburn, R (9, 2) OBP: 0.200, SLG: 0.269										0	0	0	0	0	0	0											
Inning Stats	R: 2 E: 0 K: 0 S: 6	H: 3 LOB: 1 BB: 0 P: 6	R: 0 E: 1 K: 1 S: 6	H: 0 LOB: 1 BB: 0 P: 6	R: 0 E: 0 K: 1 S: 4	H: 2 LOB: 1 BB: 0 P: 4	R: 0 E: 0 K: 1 S: 6	H: 1 LOB: 0 BB: 0 P: 6	R: 0 E: 0 K: 0 S: 3	H: 0 LOB: 1 BB: 0 P: 3	R: 0 E: 0 K: 0 S: 4	H: 1 LOB: 1 BB: 0 P: 4	R: 2 E: 0 K: 0 S: 5	H: 2 LOB: 1 BB: 1 P: 9	R: 1 E: 0 K: 0 S: 5	H: 2 LOB: 2 BB: 0 P: 5	1B: 8 2B: 2 3B: 1 HR: 1	SF: 0 SAC: 0 DP: 2 HBP: 0	WP: 0 PB: 0 SB: 1 CS: 0	PA: 39							
PITCHER	IP	WLS	BF	H	R	ER	SO	BB	IBB	HBP	BLK	WP	HR	S	P	ERA	WHIP										
Geoff Zahn, L (1,1) ERA: 4.76	8.0	L	35	11	5	5	2	1	0	0	0	0	1	38	42	5.62	1.500										
John Verhoeven, R (9,1) ERA: 4.21	0.0		1	1	0	0	0	0	0	0	0	0	0	1	1	∞	∞										
Mike Kinnunen, L (9,1) ERA: 4.8	0.1		1	0	0	0	0	0	0	0	0	0	0	1	1	0.00	0.000										
Doug Corbett, R (9,1) ERA: 1.93	0.2		2	0	0	0	0	0	0	0	0	0	0	2	2	0.00	0.000										

California Angels @ Minnesota Twins
Metropolitan Stadium, Bloomington, MI
Fri Aug 15 1980, 8:05 PM EDT
Att: 14,686 - Unknown - 73 F

AB 38
R 5
H 12
RBI 5
BB 1
SO 2
LOB 16



Batter	1	2	3	4	5	6	7	8	9	AB	R	H	RBI	BB	SO	LOB	BOTTOM										
Roy Smalley, S (1,6) OBP: 0.349, SLG: 0.406	6-3					F8				1	0	0	0	0	0	0											
Mike Cabbage, L (2,4) OBP: 0.310, SLG: 0.399			6-3					HR 1-H 2-H		3	1	1	3	0	0	2											
John Castino, R (1,5) OBP: 0.330, SLG: 0.426	K			4-3		FC6-4 1-2f		L4		4	0	0	0	0	1	1											
Ron Jackson, R (1,3) OBP: 0.306, SLG: 0.360	F8			G6-4-3 BB				P5		3	0	1	0	1	0	0											
Jose Morales, R (1,10) OBP: 0.390, SLG: 0.515		F9		G6-4-3 1-2f		F8			6-3	4	0	0	0	0	0	2											
Pete Mackanin, R (1,4) OBP: 0.324, SLG: 0.376		G6-4-3 BB			K		L7		E6 1B	3	1	0	0	1	1	1											
Bombo Rivera, R (1,9) OBP: 0.250, SLG: 0.333						F7				3	0	0	0	0	0	2											
Hosken Powell, L (9, PH) OBP: 0.301, SLG: 0.352		G6-4-3 1-2f				F7			K	1	0	0	0	0	1	1											
Sal Butera, R (1,2) OBP: 0.333, SLG: 0.321						F8				3	1	2	0	0	0	0											
Glenn Adams, L (9, PH) OBP: 0.337, SLG: 0.401										1	0	1	1	0	0	0											
Rob Wilfong, L (9, PR) OBP: 0.300, SLG: 0.328								HR 1B	FC6-4 1-H 1B	0	0	0	0	0	0	0											
Dave Edwards, R (1,8) OBP: 0.281, SLG: 0.325						F8				3	0	0	0	0	2	2											
Butch Wynegar, S (9, PH) OBP: 0.323, SLG: 0.331									FC6-4 1-2f	1	0	0	0	0	0	1											
Rick Sofield, L (1,7) OBP: 0.295, SLG: 0.408										3	1	2	0	0	1	1											
Inning Stats	R: 0 E: 0 K: 1 S: 5	H: 0 LOB: 0 BB: 0 P: 5	R: 0 E: 0 K: 0 S: 2	H: 0 LOB: 0 BB: 1 P: 6	R: 0 E: 0 K: 2 S: 8	H: 1 LOB: 1 BB: 0 P: 8	R: 0 E: 0 K: 0 S: 2	H: 0 LOB: 0 BB: 1 P: 6	R: 0 E: 0 K: 1 S: 5	H: 0 LOB: 0 BB: 0 P: 5	R: 0 E: 0 K: 0 S: 4	H: 1 LOB: 1 BB: 0 P: 4	R: 0 E: 0 K: 0 S: 4	H: 1 LOB: 1 BB: 0 P: 4	R: 3 E: 0 K: 1 S: 8	H: 3 LOB: 0 BB: 0 P: 8	R: 1 E: 1 K: 1 S: 7	H: 1 LOB: 1 BB: 0 P: 7	1B: 5 2B: 1 3B: 0 HR: 1	SF: 0 SAC: 0 DP: 2 HBP: 0	WP: 0 PB: 0 SB: 0 CS: 0	PA: 35					
PITCHER	IP	WLS	BF	H	R	ER	SO	BB	IBB	HBP	BLK	WP	HR	S	P	ERA	WHIP										
Frank Tanana, L (1,1) ERA: 4.22	7.1	W	28	6	3	3	3	2	0	0	0	0	1	36	44	3.68	1.091										
Mark Clear, R (8,1) ERA: 3.4	1.1		6	1	1	0	1	0	0	0	0	0	0	8	8	0.00	0.750										
Andy Hassler, L (9,1) ERA: 3.09	0.1	S	1	0	0	0	0	0	0	0	0	0	0	1	1	0.00	0.000										

California Angels @ Minnesota Twins
Metropolitan Stadium, Bloomington, MI
Fri Aug 15 1980, 8:05 PM EDT
Att: 14,686 - Unknown - 73 F


AB 33
R 4
H 7
RBI 4
BB 2
SO 6
LOB 13



Batter	1	2	3	4	5	6	7	8	9	AB	R	H	RBI	BB	SO	LOB	TOP			
Rick Miller, L OBP: 0.350, SLG: 0.319 (1, 8)	0-0 G5-4-3 BB 1B		0-0 F7			0-0 F7		0-0 F7		4	0	1	0	0	0	1				
Larry Harlow, L OBP: 0.381, SLG: 0.399 (1, 9)	4-0 G5-4-3 BB		0-0 F8			0-0 B5-3			0-0 BB BB 1B	3	1	1	0	1	0	0				
Carney Lansford, R OBP: 0.329, SLG: 0.446 (1, 5)	0-0 G5-4-3 1-2 2-3			0-3 K		0-3 K			0-0 BB BB 1B	4	0	1	0	0	2	2				
Don Baylor, R OBP: 0.322, SLG: 0.351 (1, 10)	0-0 F9			0-0 L6-4 BB 1B			0-0 4-3		0-0 F2	4	0	1	0	0	0	3				
Jason Thompson, L OBP: 0.399, SLG: 0.462 (1, 3)		0-0 F8		4-0 BB 1B		4-0 G3			4-0 BB BB	2	0	0	0	2	0	0				
Bobby Grich, R OBP: 0.395, SLG: 0.451 (1, 4)		0-0 F3		0-0 L6-4 2-3		0-0 1-6-3			4-0 BB BB	3	0	0	1	1	0	2				
Joe Rudi, R OBP: 0.278, SLG: 0.418 (1, 7)		0-0 1B			0-0 5-3			0-0 F7	0-0 F9	4	0	1	0	0	0	3				
Bert Campaneris, R OBP: 0.312, SLG: 0.380 (8, PH)		0-3 K			0-3 K			0-0 F8	0-3 K	2	0	0	0	0	2	1				
Rod Carew, L OBP: 0.402, SLG: 0.429 (8, 6)					0-3 K					1	0	0	0	0	0	0				
Freddie Patek, R OBP: 0.306, SLG: 0.405 (8, 6)										1	0	0	0	0	1	3				
Dan Whitmer, R OBP: 0.257, SLG: 0.250 (1, 2)			0-3 K		0-3 K			0-0 1B		2	0	0	0	0	2	0				
Dan Ford, R OBP: 0.303, SLG: 0.359 (8, PH)										1	0	1	0	0	0	0				
Stan Cliburn, R OBP: 0.200, SLG: 0.269 (8, 2)										0	0	0	0	0	0	0				
Inning Stats	R: 0 E: 0 K: 0 S: 3	H: 1 LOB: 1 BB: 1 P: 7	R: 0 E: 0 K: 1 S: 6	H: 1 LOB: 1 BB: 0 P: 6	R: 0 E: 0 K: 1 S: 5	H: 0 LOB: 0 BB: 1 P: 5	R: 0 E: 0 K: 1 S: 5	H: 1 LOB: 1 BB: 1 P: 9	R: 0 E: 0 K: 2 S: 7	H: 0 LOB: 0 BB: 0 P: 7	R: 0 E: 0 K: 0 S: 3	H: 0 LOB: 0 BB: 0 P: 3	R: 0 E: 0 K: 0 S: 4	H: 1 LOB: 2 BB: 0 P: 4	R: 1 E: 0 K: 1 S: 7	H: 2 LOB: 3 BB: 2 P: 15	1B: 6 2B: 1 3B: 0 HR: 0	SF: 0 SAC: 0 DP: 2 HBP: 0	WP: 0 PB: 0 SB: 0 CS: 0	PA: 35
PITCHER Roger Erickson, R ERA: 3.29 (1, 1)	IP: 9.0 WLS: W BF: 35 H: 6 R: 1 ER: 1 SO: 7 BB: 4 IBB: 0 HBP: 0 BLK: 0 WP: 0 HR: 0 S: 45 P: 61 ERA: 1.00 WHIP: 1.111															PITCHER				

California Angels @ Minnesota Twins
Metropolitan Stadium, Bloomington, MI
Sun Aug 17 1980, 4:33 AM EDT
Unknown - 69 F


AB 31
R 1
H 6
RBI 1
BB 4
SO 7
LOB 15



Batter	1	2	3	4	5	6	7	8	9	AB	R	H	RBI	BB	SO	LOB	BOTTOM			
Hosken Powell, L OBP: 0.302, SLG: 0.355 (1, 9)	0-0 4-3			0-0 FC4-6 1B		0-0 4-3		0-0 F9		5	0	2	0	0	0	1				
Rick Softfield, L OBP: 0.300, SLG: 0.407 (1, 8)	4-0 1B SF8 BB		0-0 FC4-6 S	0-0 L8			0-0 1B G3	4-0 BB		3	2	1	0	2	0	2				
Glenn Adams, L OBP: 0.341, SLG: 0.404 (7, PR)	0-0 1B		0-3 K		0-0 4-3		0-0 1B G3	0-0 4-3		4	1	2	0	0	1	1				
Dave Edwards, R OBP: 0.280, SLG: 0.323 (8, 7)	1-3 1B		1-2 K				1-3 1B G3			1	1	0	0	0	0	1				
Mike Cubbage, L OBP: 0.304, SLG: 0.392 (1, 5)	0-0 SF8		0-0 F8		0-0 F8		0-0 G3			3	0	0	2	0	0	1				
Danny Goodwin, L OBP: 0.297, SLG: 0.275 (1, 10)	4-0 1B E BB		0-0 F8		0-0 4-3		0-0 1B 6-3			3	2	1	1	1	0	0				
Butch Wynegar, S OBP: 0.328, SLG: 0.335 (1, 2)	0-0 E4 1B			0-0 1B		0-0 SH3-4 2B 1B	0-0 6-3			4	2	3	1	0	0	1				
John Castino, R OBP: 0.333, SLG: 0.428 (1, 6)	0-0 FC6-4 1B		0-0 1-3			0-0 SH3-4	0-0 1B			3	0	2	2	0	0	1				
Ron Jackson, R OBP: 0.305, SLG: 0.362 (1, 3)	0-0 FC6-4			0-0 P6		0-0 F9 2B	0-0 P4			4	0	1	1	0	0	2				
Pete Mackanin, R OBP: 0.318, SLG: 0.370 (1, 4)		0-0 F9		0-0 F7		0-0 F9		0-0 5-3		4	0	0	0	0	0	1				
Inning Stats	R: 4 E: 1 K: 0 S: 6	H: 3 LOB: 1 BB: 2 P: 14	R: 0 E: 0 K: 1 S: 6	H: 1 LOB: 1 BB: 0 P: 6	R: 0 E: 0 K: 0 S: 4	H: 1 LOB: 1 BB: 0 P: 4	R: 0 E: 0 K: 0 S: 4	H: 1 LOB: 1 BB: 0 P: 4	R: 0 E: 0 K: 0 S: 3	H: 0 LOB: 0 BB: 0 P: 3	R: 1 E: 0 K: 0 S: 5	H: 2 LOB: 1 BB: 0 P: 5	R: 3 E: 0 K: 0 S: 7	H: 4 LOB: 1 BB: 0 P: 7	R: 0 E: 0 K: 0 S: 3	H: 0 LOB: 1 BB: 1 P: 7	1B: 10 2B: 2 3B: 0 HR: 0	SF: 1 SAC: 1 DP: 0 HBP: 0	WP: 0 PB: 0 SB: 1 CS: 0	PA: 39
PITCHER Jim Barr, R ERA: 5.6 (1, 1)	IP: 4.0 WLS: L BF: 20 H: 6 R: 4 ER: 3 SO: 3 BB: 2 IBB: 0 HBP: 0 BLK: 0 WP: 0 HR: 0 S: 20 P: 28 ERA: 6.75 WHIP: 2.000															PITCHER				
Dave Lemanczyk, R ERA: 5.36 (5, 1)	IP: 4.0 WLS: 19 BF: 6 H: 4 R: 4 ER: 4 SO: 0 BB: 1 IBB: 0 HBP: 0 BLK: 0 WP: 0 HR: 0 S: 18 P: 22 ERA: 9.00 WHIP: 1.750															PITCHER				

California Angels @ Minnesota Twins
Metropolitan Stadium, Bloomington, MI
Sun Aug 17 1980, 4:33 AM EDT
Unknown - 69 F

AB 34
R 8
H 12
RBI 7
BB 3
SO 1
LOB 11



Batter	1	2	3	4	5	6	7	8	9	AB	R	H	RBI	BB	SO	LOB	TOP																					
Dickie Thon, R OBP: 0.274, SLG: 0.305 Rod Carew, L OBP: 0.401, SLG: 0.428	F9			F8	F8		F8		G6-4-3	4	0	1	0	0	0	0																						
Carney Lansford, R OBP: 0.328, SLG: 0.446	P4			2B	F9		F8		K	5	1	1	0	0	1	2																						
Dan Ford, R OBP: 0.308, SLG: 0.366	K			1B			F9		1B	3	1	1	1	0	1	0																						
Don Baylor, R OBP: 0.325, SLG: 0.353				P5			5-3		HR	4	1	2	0	0	0	1																						
Bobby Grich, R OBP: 0.396, SLG: 0.451	K						BB		K	4	0	2	0	0	2	3																						
Joe Rudi, R OBP: 0.277, SLG: 0.417 Jason Thompson, L OBP: 0.401, SLG: 0.471	G6-4-3			K					HR	1	0	0	0	0	0	1																						
Bobby Clark, R OBP: 0.259, SLG: 0.321				K			6-3		F7	4	0	0	0	0	1	2																						
Freddie Patek, R OBP: 0.305, SLG: 0.400				6-3			1B		F8	3	0	0	0	1	0	0																						
Stan Cibum, R OBP: 0.207, SLG: 0.327 Rick Miller, L OBP: 0.352, SLG: 0.321				5-3			P7		HR	3	1	1	1	0	0	1																						
Inning Stats	R: 0 E: 0 K: 1 S: 5	H: 0 LOB: 0 BB: 0 P: 5	R: 0 E: 0 K: 1 S: 5	H: 1 LOB: 0 BB: 0 P: 5	R: 0 E: 0 K: 1 S: 5	H: 0 LOB: 0 BB: 0 P: 5	R: 1 E: 0 K: 1 S: 8	H: 3 LOB: 2 BB: 0 P: 8	R: 0 E: 0 K: 0 S: 4	H: 1 LOB: 2 BB: 1 P: 8	R: 1 E: 0 K: 0 S: 4	H: 1 LOB: 0 BB: 0 P: 4	R: 3 E: 0 K: 1 S: 7	H: 2 LOB: 0 BB: 0 P: 8	R: 0 E: 0 K: 1 S: 5	H: 1 LOB: 0 BB: 0 P: 5	1B: 6 2B: 2 3B: 0 HR: 2	SF: 0 SAC: 0 DP: 2 HBP: 1	WP: 0 PB: 0 SB: 0 CS: 0	PA: 38																		
PITCHER	IP	WLS	BF	H	R	ER	SO	BB	IBB	HBP	BLK	WP	HR	S	P	ERA	WHIP	PITCHER				IP	WLS	BF	H	R	ER	SO	BB	IBB	HBP	BLK	WP	HR	S	P	ERA	WHIP
Jerry Koosman, L ERA: 4.39 Doug Corbett, R ERA: 1.9	7.1	W	33	9	5	5	5	2	0	1	0	0	2	40	49	6.14	1.500																					

California Angels @ Minnesota Twins
Metropolitan Stadium, Bloomington, MI
Sun Aug 17 1980, 4:38 AM EDT
Att: 16,400 - Unknown - 77 F

AB 35
R 5
H 10
RBI 5
BB 2
SO 6
LOB 13



Batter	1	2	3	4	5	6	7	8	9	AB	R	H	RBI	BB	SO	LOB	BOTTOM																					
Hosken Powell, L OBP: 0.302, SLG: 0.355	1B	L1			SH5-4	4-3				3	1	1	0	0	0	1																						
Rick Sofield, L OBP: 0.303, SLG: 0.408	SH			CS					K	2	2	1	1	1	1	0																						
Glenn Adams, L OBP: 0.347, SLG: 0.421 Dave Edwards, R OBP: 0.278, SLG: 0.321	SH			F7					6-3	3	1	2	1	0	0	1																						
Mike Cabbage, L OBP: 0.303, SLG: 0.389	SH3			P6					1-3	4	0	1	2	0	1	2																						
Danny Goodwin, L OBP: 0.303, SLG: 0.282 Jose Morales, R OBP: 0.386, SLG: 0.509	SH3			FC1-6					F3	1	0	1	0	0	0	0																						
Butch Wynegar, S OBP: 0.329, SLG: 0.338	SF9			F2					1B	3	1	2	1	0	0	1																						
John Castino, R OBP: 0.329, SLG: 0.423	K			FC1-6					K	4	0	0	0	0	3	4																						
Ron Jackson, R OBP: 0.304, SLG: 0.367				FC6-4					K	4	0	1	1	0	2	2																						
Pete Mackanin, R OBP: 0.319, SLG: 0.369	F8								K	3	1	1	0	0	1	1																						
Inning Stats	R: 3 E: 0 K: 1 S: 9	H: 3 LOB: 1 BB: 0 P: 9	R: 0 E: 0 K: 1 S: 5	H: 0 LOB: 0 BB: 0 P: 5	R: 0 E: 0 K: 0 S: 2	H: 0 LOB: 0 BB: 1 P: 6	R: 0 E: 0 K: 0 S: 4	H: 1 LOB: 1 BB: 0 P: 4	R: 2 E: 0 K: 2 S: 10	H: 3 LOB: 1 BB: 0 P: 10	R: 1 E: 0 K: 2 S: 9	H: 2 LOB: 1 BB: 0 P: 9	R: 0 E: 0 K: 1 S: 5	H: 0 LOB: 0 BB: 0 P: 5	R: 0 E: 0 K: 2 S: 8	H: 1 LOB: 1 BB: 0 P: 8	1B: 8 2B: 0 3B: 2 HR: 0	SF: 1 SAC: 3 DP: 0 HBP: 0	WP: 0 PB: 0 SB: 0 CS: 1	PA: 35																		
PITCHER	IP	WLS	BF	H	R	ER	SO	BB	IBB	HBP	BLK	WP	HR	S	P	ERA	WHIP	PITCHER				IP	WLS	BF	H	R	ER	SO	BB	IBB	HBP	BLK	WP	HR	S	P	ERA	WHIP
Chris Knapp, R ERA: 6.61 Don Asase, R ERA: 4.52 Andy Hassler, L ERA: 3.1 Mark Clear, R ERA: 3.36	0.0	L	4	4	2	2	2	1	0	0	0	0	0	20	24	4.15	1.154																					

California Angels @ Minnesota Twins
Metropolitan Stadium, Bloomington, MI
Sun Aug 17 1980, 4:38 AM EDT
Att: 16,400 - Unknown - 77 F

AB 30
R 6
H 10
RBI 6
BB 1
SO 9
LOB 13



Batter	1	2	3	4	5	6	7	8	9	AB	R	H	RBI	BB	SO	LOB	TOP										
Rod Carew, L (1, 10) OBP: 0.401, SLG: 0.428										5	1	2	0	0	0	4											
Carney Lansford, R (1, 5) OBP: 0.325, SLG: 0.442										4	0	0	0	0	0	3											
Dan Ford, R (1, 9) OBP: 0.319, SLG: 0.392										3	1	2	2	1	0	0											
Don Baylor, R (1, 7) OBP: 0.321, SLG: 0.348										4	0	0	0	0	0	2											
Jason Thompson, L (1, 3) OBP: 0.400, SLG: 0.469										4	1	1	0	0	1	0											
Bobby Grich, R (1, 4) OBP: 0.395, SLG: 0.452										4	0	1	1	0	0	0											
Larry Harlow, L (1, 8) OBP: 0.379, SLG: 0.397										4	0	1	0	0	0	1											
Bert Campaneris, R (1, 6) OBP: 0.310, SLG: 0.371										3	0	0	0	1	1	1											
Dan Whitmer, R (1, 2) OBP: 0.250, SLG: 0.243										2	0	0	0	0	0	0											
Rick Miller, L (8, PH) OBP: 0.354, SLG: 0.327										1	0	1	0	0	0	0											
Stan Cliburn, R (8, 2) OBP: 0.220, SLG: 0.327										0	0	0	0	1	0	0											
Inning Stats	R: 0 E: 0 K: 0 S: 3	H: 1 LOB: 0 BB: 0 P: 3	R: 0 E: 0 K: 0 S: 3	H: 0 LOB: 0 BB: 0 P: 3	R: 0 E: 0 K: 0 S: 3	H: 0 LOB: 1 BB: 1 P: 7	R: 0 E: 0 K: 0 S: 4	H: 1 LOB: 1 BB: 0 P: 4	R: 1 E: 0 K: 1 S: 5	H: 2 LOB: 1 BB: 0 P: 5	R: 0 E: 0 K: 1 S: 5	H: 0 LOB: 0 BB: 0 P: 5	R: 0 E: 0 K: 1 S: 6	H: 1 LOB: 1 BB: 0 P: 6	R: 2 E: 0 K: 0 S: 6	H: 3 LOB: 3 BB: 2 P: 14	1B: 5 2B: 2 3B: 0 HR: 1	SF: 0 SAC: 0 DP: 0 HBP: 0	WP: 0 PB: 0 SB: 0 CS: 1	PA: 37							
PITCHER	IP	WLS	BF	H	R	ER	SO	BB	IBB	HBP	BLK	WP	HR	S	P	ERA	WHIP										
Fernando Arroyo, R (1, 1) ERA: 4.92	8.2	W	35	8	3	3	2	2	0	0	1	0	1	37	45	3.12	1.154										
Doug Corbett, R (9, 1) ERA: 1.9	0.1		2	0	0	0	0	1	0	0	0	0	0	1	5	0.00	3.000										

California Angels @ Minnesota Twins
Metropolitan Stadium, Bloomington, MI
Mon Aug 18 1980, 4:33 AM EDT
Att: 2,508 - Sunny - 82 F

AB 34
R 3
H 8
RBI 3
BB 3
SO 2
LOB 11



Batter	1	2	3	4	5	6	7	8	9	AB	R	H	RBI	BB	SO	LOB	BOTTOM										
Ron Jackson, R (1, 3) OBP: 0.309, SLG: 0.374										5	1	3	0	0	1	2											
John Castino, R (1, 6) OBP: 0.331, SLG: 0.437										4	2	2	2	0	0	2											
Jose Morales, R (1, 10) OBP: 0.399, SLG: 0.535										3	2	3	1	1	0	0											
Pete Mackanin, R (1, 4) OBP: 0.313, SLG: 0.363										4	0	0	1	0	0	3											
Bombo Rivera, R (1, 9) OBP: 0.268, SLG: 0.400										4	2	2	2	0	1	0											
Sal Butera, R (1, 2) OBP: 0.326, SLG: 0.317										4	0	1	0	0	0	1											
Dave Edwards, R (1, 8) OBP: 0.283, SLG: 0.325										4	1	2	1	0	1	1											
Mike Cabbage, L (1, 5) OBP: 0.307, SLG: 0.397										4	0	2	1	0	0	0											
Rick Sofield, L (1, 7) OBP: 0.299, SLG: 0.403										4	0	0	0	0	2	3											
Inning Stats	R: 2 E: 0 K: 1 S: 7	H: 2 LOB: 0 BB: 0 P: 7	R: 0 E: 0 K: 0 S: 3	H: 1 LOB: 0 BB: 0 P: 3	R: 0 E: 0 K: 1 S: 5	H: 1 LOB: 1 BB: 0 P: 5	R: 3 E: 0 K: 0 S: 7	H: 4 LOB: 1 BB: 0 P: 7	R: 0 E: 0 K: 0 S: 4	H: 2 LOB: 1 BB: 0 P: 4	R: 0 E: 0 K: 1 S: 5	H: 0 LOB: 0 BB: 0 P: 5	R: 2 E: 0 K: 0 S: 5	H: 2 LOB: 1 BB: 1 P: 9	R: 1 E: 0 K: 2 S: 10	H: 3 LOB: 2 BB: 0 P: 10	1B: 8 2B: 4 3B: 2 HR: 2	SF: 0 SAC: 0 DP: 3 HBP: 0	WP: 0 PB: 1 SB: 0 CS: 0	PA: 37							
PITCHER	IP	WLS	BF	H	R	ER	SO	BB	IBB	HBP	BLK	WP	HR	S	P	ERA	WHIP										
Dave LaRoche, L (1, 1) ERA: 4.01	4.0	L	18	8	5	5	2	0	0	0	0	0	1	22	22	11.25	2.000										
Don Asase, R (5, 1) ERA: 4.55	3.0		13	4	2	2	1	1	0	0	0	0	1	14	18	6.00	1.667										
Dave Lemanczyk, R (8, 1) ERA: 5.4	1.0		6	3	1	1	2	0	0	0	0	0	1	10	10	9.00	3.000										

California Angels @ Minnesota Twins
Metropolitan Stadium, Bloomington, MI
Mon Aug 18 1980, 4:33 AM EDT
Att: 2,508 - Sunny - 82 F

AB 36
R 8
H 15
RBI 8
BB 1
SO 5
LOB 12



Batter	1	2	3	4	5	6	7	8	9	AB	R	H	RBI	BB	SO	LOB	TOP																		
Alfredo Griffin, S OBP: 0.278, SLG: 0.346 (1, 6)										4	1	1	0	1	1	1	Toronto Blue Jays @ Minnesota Twins Metropolitan Stadium, Bloomington, MI Tue Aug 19 1980, 8:05 PM EDT Att: 6,902 - Unknown - 87 F																		
Bob Bailor, R OBP: 0.291, SLG: 0.279 (1, 9)										4	0	2	0	0	0	0																			
John Mayberry, L OBP: 0.345, SLG: 0.442 Doug Ault, R OBP: 0.333, SLG: 0.415 (1, PR) (1, 3)										1	0	0	0	0	2	3																			
Otto Velez, R OBP: 0.378, SLG: 0.506 (1, 10)										3	1	0	0	1	1	3																			
Damaso Garcia, R OBP: 0.304, SLG: 0.407 (1, 4)										4	1	2	0	0	1	2																			
Roy Howell, L OBP: 0.329, SLG: 0.396 (1, 5)										3	0	2	2	1	0	0																			
Al Woods, L OBP: 0.366, SLG: 0.496 (1, 7)										3	1	0	0	1	0	3																			
Danny Ainge, R OBP: 0.306, SLG: 0.350 Steve Braun, L OBP: 0.279, SLG: 0.256 Joe Cannon, L OBP: 0.086, SLG: 0.059 (9, PH) (9, PR) (9, 8)										3	0	0	0	0	0	4																			
Bob Davis, R OBP: 0.277, SLG: 0.339 (1, 2)										4	0	0	0	0	2	1																			
Inning Stats	R: 0 E: 0 K: 1 S: 7	H: 2 LOB: 2 BB: 0 P: 7	R: 0 E: 0 K: 0 S: 3	H: 0 LOB: 0 BB: 0 P: 3	R: 1 E: 1 K: 0 S: 4	H: 1 LOB: 1 BB: 1 P: 8	R: 0 E: 0 K: 0 S: 3	H: 1 LOB: 1 BB: 1 P: 7	R: 0 E: 0 K: 1 S: 5	H: 0 LOB: 0 BB: 0 P: 5	R: 2 E: 0 K: 0 S: 4	H: 2 LOB: 1 BB: 2 P: 12	R: 0 E: 1 K: 1 S: 5	H: 0 LOB: 0 BB: 0 P: 5	R: 0 E: 0 K: 1 S: 7	H: 0 LOB: 0 BB: 0 P: 5		R: 1 E: 0 K: 1 S: 7	H: 2 LOB: 1 BB: 0 P: 7	1B: 5 2B: 3 3B: 0 HR: 0	SF: 0 SAC: 0 DP: 1 HBP: 0	WP: 0 PB: 0 SB: 0 CS: 2	PA: 39												
PITCHER	IP WLS BF H R ER SO BB IBB HBP BLK WP HR S P ERA WHIP																																		
Darrell Jackson, L ERA: 3.97 (1, 1)	7.0	L	29	6	3	2	3	4	0	0	0	0	0	0	0	31	47	2.57	1.429																
Doug Corbett, R ERA: 1.95 (8, 1)	2.0	L	8	2	1	1	2	0	0	0	0	0	0	0	0	12	12	4.50	1.000																

Batter	1	2	3	4	5	6	7	8	9	AB	R	H	RBI	BB	SO	LOB	BOTTOM																		
Hosken Powell, L OBP: 0.304, SLG: 0.360 Jose Morales, R OBP: 0.402, SLG: 0.535 (9, PH)										4	1	2	0	0	1	0	Toronto Blue Jays @ Minnesota Twins Metropolitan Stadium, Bloomington, MI Tue Aug 19 1980, 8:05 PM EDT Att: 6,902 - Unknown - 87 F																		
Rick Sofield, L OBP: 0.296, SLG: 0.401 (1, 8)										4	0	1	1	0	2	3																			
Glenn Adams, L OBP: 0.356, SLG: 0.448 Bombo Rivera, R OBP: 0.268, SLG: 0.400 Roy Smalley, S OBP: 0.348, SLG: 0.404 (9, PH)										4	1	3	2	0	0	1																			
Mike Cabbage, L OBP: 0.305, SLG: 0.394 (1, 5)										4	0	1	0	0	0	2																			
Danny Goodwin, L OBP: 0.301, SLG: 0.274 (1, 10)										3	0	0	0	1	0	0																			
Butch Wynegar, S OBP: 0.329, SLG: 0.337 (1, 2)										4	0	1	0	0	0	2																			
John Castino, R OBP: 0.333, SLG: 0.436 (1, 6)										3	0	1	0	1	0	2																			
Ron Jackson, R OBP: 0.311, SLG: 0.376 (1, 3)										4	1	2	0	0	1	2																			
Pete Mackanin, R OBP: 0.310, SLG: 0.358 (1, 4)										3	0	0	0	0	1	3																			
Inning Stats	R: 0 E: 0 K: 0 S: 4	H: 1 LOB: 1 BB: 0 P: 4	R: 0 E: 0 K: 0 S: 3	H: 0 LOB: 0 BB: 0 P: 3	R: 0 E: 0 K: 2 S: 7	H: 0 LOB: 0 BB: 0 P: 7	R: 1 E: 0 K: 1 S: 7	H: 2 LOB: 2 BB: 1 P: 11	R: 2 E: 0 K: 1 S: 8	H: 3 LOB: 1 BB: 0 P: 8	R: 0 E: 0 K: 0 S: 4	H: 1 LOB: 2 BB: 1 P: 8	R: 0 E: 0 K: 0 S: 3	H: 2 LOB: 0 BB: 0 P: 3	R: 0 E: 0 K: 0 S: 3	H: 0 LOB: 0 BB: 0 P: 3		R: 0 E: 0 K: 1 S: 7	H: 2 LOB: 3 BB: 1 P: 11	1B: 9 2B: 1 3B: 0 HR: 1	SF: 1 SAC: 1 DP: 1 HBP: 0	WP: 1 PB: 0 SB: 0 CS: 0	PA: 39												
PITCHER	IP WLS BF H R ER SO BB IBB HBP BLK WP HR S P ERA WHIP																																		
Dave Stieb, R ERA: 3.21 (1, 1)	5.1		25	7	3	3	4	2	0	0	0	0	0	0	0	31	39	5.06	1.688																
Mike Barlow, R ERA: 3.23 (6, 1)	3.0	W	11	4	0	0	0	0	0	0	0	0	0	0	11	11	0.00	1.333																	
Mike Willis, L ERA: 3.18 (9, 1)	0.1		2	0	0	0	1	0	1	0	0	0	0	0	3	7	0.00	0.000																	
Ken Schrom, R ERA: 5.79 (9, 1)	0.1	S	1	0	0	0	0	0	0	0	0	0	0	0	1	1	0.00	0.000																	


AB 33
R 4
H 8
RBI 3
BB 4
SO 5
LOB 17




AB 34
R 3
H 11
RBI 3
BB 3
SO 5
LOB 18



WP: 1
PB: 0
SB: 0
CS: 0

Batter	1	2	3	4	5	6	7	8	9	AB	R	H	RBI	BB	SO	LOB	TOP								
Alfredo Griffin, S OBP: 0.277, SLG: 0.347 (1, 6)	1-3			1B	SF7		F9		4-3	4	0	1	1	0	0	2	Toronto Blue Jays @ Minnesota Twins Metropolitan Stadium, Bloomington, MI Wed Aug 20 1980, 8:05 PM EDT Att. 4,198 - Unknown - 78 F AB 34 R 10 H 11 RBI 9 BB 4 SO 4 LOB 11 								
Bob Bailor, R OBP: 0.294, SLG: 0.282 (1, 9) (6, 7)	G3			1B	6-3		E7		6-3	5	1	2	1	0	0	0									
Damaso Garcia, R OBP: 0.307, SLG: 0.409 (1, 4)	6-3			1B	6-3			HBP	3B	5	2	3	0	0	0	0									
Otto Velez, R OBP: 0.376, SLG: 0.508 (1, 10)		K		4-3				6-3	3B	5	0	1	2	0	2	2									
Doug Ault, R OBP: 0.350, SLG: 0.403 (1, 3)	F3			BB				FC6-4	5-3	2	1	0	0	3	0	1									
Roy Howell, L OBP: 0.328, SLG: 0.393 (1, 5)	K			FC6				FC6-4		3	0	0	0	0	1	3									
Al Woods, L OBP: 0.367, SLG: 0.496 Lloyd Moseby, L OBP: 0.272, SLG: 0.347 (1, 7) (6, 9)	G3			3B	6-3		E1	FC6-4	2B	2	1	1	0	0	0	0									
Danny Ainge, R OBP: 0.308, SLG: 0.349 (1, 8)	5-3			6-3			SH1-4	2B	1B	3	1	1	1	0	0	1									
Ernie Whitt, L OBP: 0.287, SLG: 0.367 (1, 2)	K			SF7			E		2B	3	2	2	3	1	1	0									
Inning Stats	R: 0 E: 0 K: 0 S: 3	H: 0 LOB: 0 BB: 0 P: 3	R: 0 E: 0 K: 2 S: 7	H: 0 LOB: 0 BB: 0 P: 7	R: 0 E: 0 K: 1 S: 5	H: 0 LOB: 0 BB: 1 P: 5	R: 1 E: 0 K: 0 S: 5	H: 3 LOB: 2 BB: 1 P: 9	R: 2 E: 0 K: 0 S: 5	H: 2 LOB: 0 BB: 0 P: 5	R: 0 E: 0 K: 1 S: 5	H: 0 LOB: 1 BB: 1 P: 9	R: 2 E: 2 K: 0 S: 4	H: 1 LOB: 1 BB: 1 P: 8	R: 4 E: 0 K: 0 S: 5	H: 3 LOB: 1 BB: 1 P: 10		R: 1 E: 0 K: 0 S: 5	H: 2 LOB: 1 BB: 0 P: 5	1B: 7 2B: 2 3B: 2 HR: 0	SF: 1 SAC: 1 DP: 0 HBP: 1	WP: 0 PB: 0 SB: 0 CS: 0	PA: 41		
PITCHER	IP	WLS	BF	H	R	ER	SO	BB	IBB	HBP	BLK	WP	HR	S	P	ERA	WHIP								
Geoff Zahn, L ERA: 4.73 (1, 1)	7.0	L	29	6	5	3	4	3	0	0	0	0	0	34	46	3.86	1.286								
John Verhoeven, R ERA: 4.42 (8, 1)	0.1		3	1	2	2	0	1	0	0	0	0	0	2	6	54.00	6.000								
Mike Kinnunen, L ERA: 5.74 (8, 1)	0.2		4	2	2	2	0	0	0	1	0	0	0	3	4	27.00	3.000								
Doug Corbett, R ERA: 2.01 (9, 1)	1.0		5	2	1	1	0	0	0	0	0	0	0	5	5	9.00	2.000								

Batter	1	2	3	4	5	6	7	8	9	AB	R	H	RBI	BB	SO	LOB	BOTTOM								
Hosken Powell, L OBP: 0.303, SLG: 0.356 (1, 9)	4-3			BB	L9		6-3		G1-6-3	4	0	0	0	1	0	2	Toronto Blue Jays @ Minnesota Twins Metropolitan Stadium, Bloomington, MI Wed Aug 20 1980, 8:05 PM EDT Att. 4,198 - Unknown - 78 F AB 33 R 4 H 10 RBI 4 BB 4 SO 6 LOB 16 								
Rick Sofield, L OBP: 0.297, SLG: 0.399 (1, 8)	4-3			K			F8			4	1	1	0	0	1	1									
Glenn Adams, L OBP: 0.354, SLG: 0.443 (1, 7)	K			CS	BB		5-3			4	0	1	0	0	2	1									
Mike Cubbage, L OBP: 0.309, SLG: 0.408 (1, 5)	G3			G3	CS		IHR		3-1	3	1	1	2	1	0	0									
Danny Goodwin, L OBP: 0.315, SLG: 0.284 (1, 10)	G5-4-3			G3	BB		1B	BB	1B	3	1	2	0	1	0	2									
Butch Wynegar, S OBP: 0.330, SLG: 0.337 (1, 2)	G5-4-3			L9			FC6-4	1B	BB	3	0	1	0	1	0	2									
John Castino, R OBP: 0.334, SLG: 0.437 (1, 6)	6-3			1B			FC6-4	1B	G6-4-3	4	0	2	0	0	0	2									
Ron Jackson, R OBP: 0.310, SLG: 0.384 (1, 3)				HR	F7		FC6-4		1-3	4	1	1	2	0	0	3									
Pete Mackanin, R OBP: 0.309, SLG: 0.357 (1, 4)	K			K			K		G1-6-3	4	0	1	0	0	3	3									
Inning Stats	R: 0 E: 0 K: 1 S: 5	H: 0 LOB: 0 BB: 0 P: 5	R: 0 E: 0 K: 0 S: 2	H: 0 LOB: 1 BB: 1 P: 6	R: 1 E: 0 K: 2 S: 8	H: 1 LOB: 1 BB: 1 P: 12	R: 0 E: 0 K: 0 S: 3	H: 1 LOB: 1 BB: 1 P: 7	R: 0 E: 0 K: 1 S: 6	H: 1 LOB: 0 BB: 0 P: 6	R: 3 E: 0 K: 2 S: 11	H: 4 LOB: 2 BB: 1 P: 15	R: 0 E: 0 K: 0 S: 3	H: 0 LOB: 0 BB: 0 P: 3	R: 0 E: 0 K: 0 S: 4	H: 2 LOB: 1 BB: 0 P: 4		R: 0 E: 0 K: 0 S: 3	H: 1 LOB: 0 BB: 0 P: 3	1B: 8 2B: 0 3B: 0 HR: 2	SF: 0 SAC: 0 DP: 3 HBP: 0	WP: 0 PB: 0 SB: 0 CS: 2	PA: 37		
PITCHER	IP	WLS	BF	H	R	ER	SO	BB	IBB	HBP	BLK	WP	HR	S	P	ERA	WHIP								
Jackson Todd, R ERA: 4.24 (1, 1)	9.0	W	37	10	4	4	6	4	0	0	0	0	1	45	61	4.00	1.556								

Batter	1	2	3	4	5	6	7	8	9	AB	R	H	RBI	BB	SO	LOB	TOP				
Rick Peters, S OBP: 0.384, SLG: 0.386 (1, 8)	G4-6-3 BB		1B 1-3 2-H	L1-3					K	3	0	1	2	2	1	1					
Alan Trammell, R OBP: 0.381, SLG: 0.413 (1, 6)	K		K			6-3	L9			4	0	0	0	0	2	6					
Steve Kemp, L OBP: 0.397, SLG: 0.472 (1, 7)	G4-6-3		1B			G3			5-3 BB	3	0	1	1	1	0	1					
Richie Hebner, L OBP: 0.356, SLG: 0.462 (1, 3)		F6	F8			F5			5-3 BB	3	0	0	0	1	0	2					
Champ Summers, L OBP: 0.383, SLG: 0.492 John Wockenfuss, R (8, PH) OBP: 0.380, SLG: 0.460 (1, 10)	K			F8			FC6-4 1B		5-3	3	0	1	0	0	1	0					
Lance Parrish, R OBP: 0.321, SLG: 0.515 (1, 2)	K			6-3			F8		K	4	0	0	0	0	2	3					
Al Cowens, R OBP: 0.337, SLG: 0.342 (1, 9)			CS BB	K			FC6-4 BB 1B		L8	3	1	0	0	1	1	3					
Tom Brookens, R OBP: 0.313, SLG: 0.392 (1, 5)			1B 1-2	K			BB BB 1B		6-3	4	1	2	0	0	1	0					
Lou Whitaker, L OBP: 0.339, SLG: 0.277 (1, 4)			1B 1-2	L1-3 1B			BB BB		F7	3	1	2	0	1	0	0					
Inning Stats	R: 0 E: 0 K: 1 S: 4	H: 0 LOB: 0 BB: 1 P: 8	R: 0 E: 0 K: 2 S: 7	H: 0 LOB: 0 BB: 0 P: 7	R: 2 E: 0 K: 1 S: 8	H: 4 LOB: 2 BB: 1 P: 12	R: 0 E: 0 K: 1 S: 5	H: 0 LOB: 0 BB: 0 P: 5	R: 0 E: 0 K: 0 S: 3	H: 0 LOB: 0 BB: 0 P: 3	R: 1 E: 0 K: 0 S: 5	H: 2 LOB: 2 BB: 2 P: 13	R: 0 E: 0 K: 1 S: 5	H: 0 LOB: 2 BB: 2 P: 13	R: 0 E: 0 K: 1 S: 5	H: 0 LOB: 0 BB: 0 P: 5	1B: 7 2B: 1 3B: 0 HR: 0	SF: 0 SAC: 0 DP: 2 HBP: 0	WP: 0 PB: 0 SB: 0 CS: 1	PA: 37	
PITCHER	IP	WLS	BF	H	R	ER	SO	BB	IBB	HBP	BLK	WP	HR	S	P	ERA	WHIP				
Albert Williams, R ERA: 4.61 (1, 1)	7.0	W	29	7	3	3	6	4	0	0	0	0	0	37	53	3.86	1.571				
Darrell Jackson, L ERA: 3.97 (8, 1)	0.0		2	0	0	0	0	2	0	0	0	0	0	0	8	∞	∞				
Doug Corbett, R ERA: 1.98 (8, 1)	2.0	S	6	0	0	0	2	0	0	0	0	0	0	10	10	0.00	0.000				

Detroit Tigers @ Minnesota Twins
Metropolitan Stadium, Bloomington, MI
Thu Aug 21 1980, 8:05 PM EDT
Unknown - 79 F

AB 31
R 3
H 7
RBI 3
BB 6
SO 8
LOB 18



Batter	1	2	3	4	5	6	7	8	9	AB	R	H	RBI	BB	SO	LOB	BOTTOM				
Butch Wynegar, S OBP: 0.333, SLG: 0.338 (1, 2)	1B SF8		4-1			SH1	1B			2	1	1	0	1	0	0					
Rick Sofield, L OBP: 0.300, SLG: 0.400 (1, 8)	F5 E 1B		1-3			1-3				4	0	2	0	0	0	1					
Roy Smalley, S OBP: 0.347, SLG: 0.407 (1, 6)	SF8			L8		L8				3	0	1	2	0	0	2					
Glenn Adams, L OBP: 0.348, SLG: 0.435 Jose Morales, R (8, PH) OBP: 0.400, SLG: 0.532 (1, 10)	F5			4-3		K			6-3	3	0	0	0	0	1	2					
Mike Cabbage, L OBP: 0.303, SLG: 0.400 (1, 3)		F5		3-1			K		F7	4	0	0	0	0	1	0					
Hosken Powell, L OBP: 0.305, SLG: 0.360 (1, 9)				4-3			1B 2B		F7	4	1	2	0	0	0	0					
John Castino, R OBP: 0.332, SLG: 0.434 (1, 5)		K		1-5-3			6-3			3	0	0	0	0	1	2					
Ron Jackson, R OBP: 0.311, SLG: 0.383 (1, 7)		F2		F3			HR 1B			3	1	1	1	0	0	1					
Pete Mackanin, R OBP: 0.313, SLG: 0.372 (1, 4)			F5			SH1 2B	HR			3	2	2	2	0	0	0					
Inning Stats	R: 1 E: 1 K: 0 S: 4	H: 2 LOB: 1 BB: 0 P: 4	R: 0 E: 0 K: 1 S: 6	H: 1 LOB: 1 BB: 0 P: 6	R: 0 E: 0 K: 0 S: 3	H: 0 LOB: 0 BB: 0 P: 3	R: 0 E: 0 K: 0 S: 3	H: 0 LOB: 0 BB: 0 P: 3	R: 1 E: 0 K: 1 S: 7	H: 2 LOB: 1 BB: 0 P: 7	R: 3 E: 0 K: 1 S: 9	H: 4 LOB: 2 BB: 1 P: 13	R: 0 E: 0 K: 0 S: 3	H: 0 LOB: 0 BB: 0 P: 3	1B: 6 2B: 2 3B: 0 HR: 1	SF: 1 SAC: 1 DP: 0 HBP: 0	WP: 0 PB: 0 SB: 0 CS: 0	PA: 33			
PITCHER	IP	WLS	BF	H	R	ER	SO	BB	IBB	HBP	BLK	WP	HR	S	P	ERA	WHIP				
Milt Wilcox, R ERA: 4.25 (1, 1)	6.2	L	28	8	5	5	3	1	0	0	0	0	0	33	37	6.75	1.350				
Pat Underwood, L ERA: 4.0 (7, 1)	1.1		5	1	0	0	0	0	0	0	0	0	0	5	5	0.00	0.750				

Detroit Tigers @ Minnesota Twins
Metropolitan Stadium, Bloomington, MI
Thu Aug 21 1980, 8:05 PM EDT
Unknown - 79 F

AB 30
R 5
H 9
RBI 5
BB 1
SO 3
LOB 8



Batter	1	2	3	4	5	6	7	8	9	AB	R	H	RBI	BB	SO	LOB	TOP					
Rick Peters, S OBP: 0.381, SLG: 0.383 (1, 8)	G3	L7		FC6-4 1-2 1B		4-3		G3-6-1 1-2		5	0	1	0	0	0	2						
Alan Trammell, R OBP: 0.381, SLG: 0.413 (1, 6)	6-3			FC6-4 1-2			5-3		G3-6 1B	5	0	2	0	0	0	2						
Steve Kemp, L OBP: 0.397, SLG: 0.478 (1, 7)	E8 2B			BB 1-2			F8		G3-6 1-2	4	2	1	1	1	0	1						
Richie Hebner, L OBP: 0.357, SLG: 0.473 (1, 3)	2B			F5			K		F7	5	1	2	2	0	1	2						
Champ Summers, L OBP: 0.382, SLG: 0.489 (1, 10)	F7			F7			F5		1B	4	0	1	0	0	0	3						
John Wockenfuss, R OBP: 0.385, SLG: 0.465 (1, 2)				6-3					1B	4	1	3	0	0	0	2						
Tim Corcoran, L OBP: 0.284, SLG: 0.208 (1, 9)				1-3 1B			4-3		1-3	4	0	0	0	0	0	4						
Tom Brookens, R OBP: 0.312, SLG: 0.390 (1, 5)				F5 2H 1B			K		F2	4	0	1	1	0	1	0						
Lou Whitaker, L OBP: 0.341, SLG: 0.279 (1, 4)				F7 1B			F7		G3-6-1 1B	4	0	2	0	0	0	1						
Inning Stats	R: 1 E: 1 K: 0 S: 5	H: 1 LOB: 1 BB: 0 P: 5	R: 1 E: 0 K: 0 S: 5	H: 2 LOB: 1 BB: 0 P: 5	R: 0 E: 0 K: 0 S: 4	H: 1 LOB: 2 BB: 1 P: 8	R: 0 E: 0 K: 0 S: 5	H: 2 LOB: 2 BB: 0 P: 5	R: 1 E: 0 K: 1 S: 7	H: 2 LOB: 1 BB: 0 P: 7	R: 0 E: 0 K: 0 S: 5	H: 0 LOB: 0 BB: 0 P: 5	R: 1 E: 0 K: 0 S: 6	H: 3 LOB: 2 BB: 0 P: 6	R: 0 E: 0 K: 0 S: 3	H: 1 LOB: 0 BB: 0 P: 3	R: 0 E: 0 K: 0 S: 3	H: 1 LOB: 0 BB: 0 P: 3	1B: 10 2B: 1 3B: 0 HR: 2	SF: 0 SAC: 0 DP: 2 HBP: 0	WP: 0 PB: 0 SB: 0 CS: 0	PA: 40
PITCHER	IP	WLS	BF	H	R	ER	SO	BB	IBB	HBP	BLK	WP	HR	S	P	ERA	WHIP					
Roger Erickson, R ERA: 3.32 (1, 1)	7.0	L	34	11	4	3	2	1	0	0	0	0	2	37	41	3.86	1.714					
John Verhoeven, R ERA: 4.31 (8, 1)	2.0		6	2	0	0	0	0	0	0	0	0	0	6	6	0.00	1.000					

Detroit Tigers @ Minnesota Twins
Metropolitan Stadium, Bloomington, MI
Thu Aug 21 1980, 8:05 PM EDT
Att: 8,687 - Unknown - 79 F

AB 39
R 4
H 13
RBI 4
BB 1
SO 2
LOB 17



Batter	1	2	3	4	5	6	7	8	9	AB	R	H	RBI	BB	SO	LOB	BOTTOM				
Butch Wynegar, S OBP: 0.329, SLG: 0.334 (1, 2)	4-3					4-3			K	4	0	0	0	0	1	0					
Rob Wilfong, L OBP: 0.303, SLG: 0.328 (1, 8)	E 4-3 1B			K					WP PB 4-3 BB	3	2	1	0	1	1	0					
Roy Smalley, S OBP: 0.344, SLG: 0.402 (1, 6)	4-3 1-H			4-3			F7		4-3 1-H	4	0	0	2	0	0	0					
Glenn Adams, L OBP: 0.340, SLG: 0.425 (1, 10)	G3			L7			F6		K	4	0	0	0	0	1	0					
Mike Cabbage, L OBP: 0.304, SLG: 0.396 (1, 5)				L8			L5		FC6-4 BB	2	0	0	0	1	0	0					
Hosken Powell, L OBP: 0.305, SLG: 0.358 (1, 9)				S BB			4-3		FC6-4 1-2	2	0	0	0	1	0	1					
Rick Sofield, L OBP: 0.297, SLG: 0.396 (1, 7)				K			F9		K	3	0	0	0	0	2	1					
Ron Jackson, R OBP: 0.308, SLG: 0.380 (1, 3)				K			6-3		1-3	3	0	0	0	0	1	1					
Pete Mackanin, R OBP: 0.309, SLG: 0.368 (1, 4)				6-3			6-3		F4	3	0	0	0	0	0	0					
Inning Stats	R: 1 E: 1 K: 0 S: 4	H: 1 LOB: 0 BB: 0 P: 4	R: 0 E: 0 K: 2 S: 7	H: 0 LOB: 1 BB: 1 P: 11	R: 0 E: 0 K: 1 S: 5	H: 0 LOB: 0 BB: 0 P: 5	R: 0 E: 0 K: 0 S: 3	H: 0 LOB: 0 BB: 0 P: 3	R: 0 E: 0 K: 0 S: 3	H: 0 LOB: 0 BB: 0 P: 3	R: 0 E: 0 K: 0 S: 3	H: 0 LOB: 1 BB: 1 P: 7	R: 0 E: 0 K: 1 S: 5	H: 0 LOB: 0 BB: 0 P: 5	R: 1 E: 0 K: 2 S: 7	H: 0 LOB: 0 BB: 1 P: 11	1B: 1 2B: 0 3B: 0 HR: 0	SF: 0 SAC: 0 DP: 0 HBP: 0	WP: 1 PB: 1 SB: 1 CS: 0	PA: 31	
PITCHER	IP	WLS	BF	H	R	ER	SO	BB	IBB	HBP	BLK	WP	HR	S	P	ERA	WHIP				
Jack Morris, R ERA: 4.45 (1, 1)	9.0	W	31	1	2	0	6	3	0	0	0	1	0	40	52	0.00	0.444				

Detroit Tigers @ Minnesota Twins
Metropolitan Stadium, Bloomington, MI
Thu Aug 21 1980, 8:05 PM EDT
Att: 8,687 - Unknown - 79 F

AB 28
R 2
H 1
RBI 2
BB 3
SO 6
LOB 3



Batter	1	2	3	4	5	6	7	8	9	10	11	12	13	AB R H RBI BB SO LOB	TOP										
Rick Peters, S OBP: 0.373, SLG: 0.377 (1, 8)	K		4-3		F9		5-3		1B		F7		F7	7 0 1 0 0 1 1	Detroit Tigers @ Minnesota Twins Metropolitan Stadium, Bloomington, MI Fri Aug 22 1980, 8:05 PM EDT Att: 12,473 - Unknown - 81 F										
Alan Trammell, R OBP: 0.375, SLG: 0.409 (1, 6)	F9		F9		K			L8			F7			6 0 1 0 0 1 0											
Tom Brookens, R OBP: 0.317, SLG: 0.357 (9, PH)				6-3										4 2 3 0 0 0 0											
Steve Kemp, L OBP: 0.395, SLG: 0.476 (9, S)						1B FC6-4		E S 2B		K				1 0 0 0 0 1 2											
Mark Wagner, R OBP: 0.328, SLG: 0.288 (9, S)											4-3			1 0 0 0 0 0 0											
John Wockenfuss, R OBP: 0.384, SLG: 0.462 (1, 3)	F8			HR				K		4-3				6 1 2 0 0 2 4											
Lance Parrish, R OBP: 0.326, SLG: 0.529 (1, 2)		5-3											K	6 2 4 3 0 1 2											
Al Cowens, R OBP: 0.341, SLG: 0.351 (1, 9)				HR				1B					6-3	5 0 3 2 0 0 2											
Duffy Dyer, R OBP: 0.221, SLG: 0.356 (10, PH)													6-3	5 0 3 2 0 0 2											
Richie Hebner, L OBP: 0.357, SLG: 0.471 (10, PH)														4 0 1 0 0 1 3											
Jim Lentine, R OBP: 0.340, SLG: 0.338 (8, PH)														1 0 0 0 1 0 0											
Champ Summers, L OBP: 0.381, SLG: 0.461 (8, 7)														3 0 0 0 0 1 2											
Lou Whitaker, L OBP: 0.336, SLG: 0.275 (1, 4)														3 0 1 0 0 0 4											
Inning Stats	R: 0 E: 0 K: 1 S: 6	H: 1 LOB: 1 BB: 0 P: 6	R: 0 E: 0 K: 1 S: 6	H: 1 LOB: 1 BB: 0 P: 6	R: 0 E: 0 K: 0 S: 3	H: 0 LOB: 0 BB: 0 P: 3	R: 2 E: 0 K: 1 S: 8	H: 3 LOB: 1 BB: 0 P: 8	R: 0 E: 0 K: 0 S: 5	H: 0 LOB: 0 BB: 0 P: 5	R: 1 E: 0 K: 1 S: 7	H: 2 LOB: 1 BB: 0 P: 7	R: 0 E: 0 K: 0 S: 3	H: 0 LOB: 0 BB: 0 P: 3	R: 0 E: 0 K: 0 S: 5	H: 1 LOB: 1 BB: 0 P: 5	R: 0 E: 0 K: 1 S: 6	H: 1 LOB: 1 BB: 0 P: 6	1B: 11 2B: 3 3B: 1 HR: 1	SF: 0 SAC: 1 DP: 0 HBP: 0	WP: 0 PB: 0 SB: 1 CS: 0	PA: 55			
PITCHER	IP 7.2	WLS 34	BF 11	H 5	R 5	ER 5	SO 6	BB 0	IBB 0	HBP 0	BLK 0	WP 0	HR 1	S 46	P 46	ERA 5.87	WHIP 1.435								
Jerry Koosman, L ERA: 4.45 (1, 1)	2.1	11	3	0	0	1	0	1	0	0	0	0	0	12	16	0.00	1.286								
Doug Corbett, R ERA: 1.93 (8, 1)	3.0	W	10	2	0	0	2	0	0	0	0	0	0	14	14	0.00	0.667								
Fernando Arroyo, R ERA: 4.71 (11, 1)																									

Batter	1	2	3	4	5	6	7	8	9	10	11	12	13	AB R H RBI BB SO LOB	BOTTOM											
Butch Wynegar, S OBP: 0.331, SLG: 0.338 (1, 2)		F7		K		F8		BB E 1B				L7		7 2 3 0 0 1 2	Detroit Tigers @ Minnesota Twins Metropolitan Stadium, Bloomington, MI Fri Aug 22 1980, 8:05 PM EDT Att: 12,473 - Unknown - 81 F											
Rick Sofield, L OBP: 0.301, SLG: 0.398 (10, 9)	6-3							E6 BB 1B						4 2 1 0 2 1 3												
Bombo Rivera, R OBP: 0.281, SLG: 0.429 (12, 9)			4-3					1-2 BB 1B					SH3-4 5-3 2B	1 1 1 0 0 0 0												
Roy Smalley, S OBP: 0.345, SLG: 0.399 (1, 6)			F7		G3			1-2 BB 1B					5-3 SH3-4 IBB	5 0 1 1 2 1 5												
Glenn Adams, L OBP: 0.342, SLG: 0.425 (1, 10)								1-2 2H 3H 1B					SH3	5 0 2 2 0 0 1												
Jose Morales, R OBP: 0.403, SLG: 0.534 (11, PH)			4-3		F7			1-2 2H 3H 1B					SH3-4	1 0 1 0 0 0 0												
Ken Landreaux, L OBP: 0.350, SLG: 0.400 (11, PR)								1-2 2H 3H 1B					5-3 IBB	0 0 0 0 0 0 0												
Mike Cubbage, L OBP: 0.309, SLG: 0.393 (1, 3)								1-2 2H 3H 1B					5-3 IBB	4 0 1 0 2 1 4												
Hosken Powell, L OBP: 0.307, SLG: 0.359 (9, PH)								1-2 2H 3H 1B					5-3 IBB	4 1 2 1 0 0 3												
Ron Jackson, R OBP: 0.308, SLG: 0.377 (10, 7)								1-2 2H 3H 1B					5-3	2 0 0 1 1 1 2												
Rob Wilfong, L OBP: 0.305, SLG: 0.330 (1, 8)								1-2 2H 3H 1B					G6-4-3 IBB	4 0 2 1 0 0 3												
Dave Edwards, R OBP: 0.280, SLG: 0.321 (10, 8)								1-2 2H 3H 1B					G6-4-3	2 0 0 0 0 1 2												
John Castino, R OBP: 0.335, SLG: 0.438 (1, 5)								1-2 2H 3H 1B					5-3	5 0 3 0 0 1 0												
Pete Mackanin, R OBP: 0.304, SLG: 0.361 (1, 4)								1-2 2H 3H 1B					L8	5 0 0 0 0 0 4												
Inning Stats	R: 1 E: 0 K: 1 S: 8	H: 3 LOB: 2 BB: 0 P: 8	R: 0 E: 0 K: 0 S: 4	H: 1 LOB: 1 BB: 0 P: 4	R: 1 E: 0 K: 0 S: 9	H: 2 LOB: 2 BB: 1 P: 9	R: 0 E: 0 K: 0 S: 2	H: 0 LOB: 0 BB: 1 P: 6	R: 0 E: 0 K: 0 S: 4	H: 1 LOB: 1 BB: 0 P: 4	R: 2 E: 1 K: 1 S: 8	H: 2 LOB: 2 BB: 1 P: 12	R: 0 E: 0 K: 2 S: 7	H: 0 LOB: 0 BB: 0 P: 7	R: 0 E: 0 K: 2 S: 8	H: 1 LOB: 1 BB: 1 P: 8	R: 0 E: 0 K: 0 S: 3	H: 1 LOB: 2 BB: 1 P: 7	R: 0 E: 0 K: 0 S: 3	H: 1 LOB: 0 BB: 0 P: 3	R: 1 E: 0 K: 0 S: 3	H: 1 LOB: 3 BB: 2 P: 11	1B: 15 2B: 2 3B: 0 HR: 0	SF: 0 SAC: 4 DP: 1 HBP: 0	WP: 1 PB: 0 SB: 1 CS: 2	PA: 60
PITCHER	IP 7.2	WLS 38	BF 12	H 5	R 3	ER 3	SO 3	BB 3	IBB 0	HBP 0	BLK 0	WP 1	HR 0	S 41	P 53	ERA 3.52	WHIP 1.957									
Mark Fidrych, R ERA: 5.31 (1, 1)	0.1	3	1	0	0	0	1	0	0	0	0	0	0	2	6	0.00	6.000									
Aurelio Lopez, R ERA: 3.74 (8, 1)	4.0	14	3	0	0	4	0	1	0	0	0	0	0	21	25	0.00	0.750									
Pat Underwood, L ERA: 3.81 (9, 1)	0.2	L	5	1	1	1	0	0	2	0	0	0	0	3	11	13.50	1.500									
Dave Rozema, R ERA: 4.4 (13, 1)																										

AB	53
R	5
H	16
RBI	5
BB	1
SO	9
LOB	23



Batter	1	2	3	4	5	6	7	8	9	AB	R	H	RBI	BB	SO	LOB	TOP										
Rick Peters, S OBP: 0.377, SLG: 0.378 (1, 8)										5	1	2	0	0	0	4											
Alan Trammell, R OBP: 0.376, SLG: 0.412 (1, 6)										5	1	1	3	0	0	4											
Tom Brookens, R OBP: 0.321, SLG: 0.404 (1, 5)										4	0	3	0	0	0	0											
John Wockenfuss, R OBP: 0.383, SLG: 0.458 (1, 3)										4	0	1	0	0	1	2											
Lance Parrish, R OBP: 0.323, SLG: 0.524 (1, 2)										4	0	0	0	0	0	3											
Al Cowens, R OBP: 0.342, SLG: 0.349 (1, 9)										2	0	0	0	1	0	0											
Duffy Dyer, R Champ Summers, L (8, PH) OBP: 0.380, SLG: 0.485 (1, 10)										2	0	0	0	1	0	2											
Jim Lentine, R OBP: 0.351, SLG: 0.343 (1, 7)										3	1	2	0	1	0	0											
Lou Whitaker, L OBP: 0.337, SLG: 0.277 (1, 4)										4	1	2	0	0	0	3											
Inning Stats	R: 0 E: 0 K: 0 S: 3	H: 1 LOB: 0 BB: 0 P: 3	R: 0 E: 0 K: 1 S: 5	H: 0 LOB: 0 BB: 0 P: 5	R: 0 E: 0 K: 0 S: 3	H: 0 LOB: 2 BB: 0 P: 11	R: 0 E: 0 K: 0 S: 4	H: 1 LOB: 0 BB: 0 P: 5	R: 0 E: 0 K: 0 S: 3	H: 1 LOB: 0 BB: 0 P: 3	R: 0 E: 0 K: 0 S: 3	H: 0 LOB: 0 BB: 0 P: 3	R: 0 E: 0 K: 0 S: 8	H: 6 LOB: 2 BB: 1 P: 12	R: 0 E: 0 K: 0 S: 4	H: 1 LOB: 1 BB: 0 P: 4	1B: 9 2B: 2 3B: 1 HR: 0	SF: 0 SAC: 0 DP: 4 HBP: 1	WP: 1 PB: 0 SB: 0 CS: 0	PA: 38							
PITCHER	IP	WLS	BF	H	R	ER	SO	BB	IBB	HBP	BLK	WP	HR	S	P	ERA	WHIP										
Darrell Jackson, L ERA: 4.03 (1, 1)	7.0	L	29	8	4	4	1	2	0	0	0	0	0	28	37	5.14	1.429										
Albert Williams, R ERA: 4.45 (8, 1)	1.0		5	2	0	0	0	1	0	0	0	1	0	4	8	0.00	3.000										
John Verhoeven, R ERA: 4.26 (9, 1)	1.0		4	1	0	0	0	0	0	0	0	0	0	4	4	0.00	1.000										

Detroit Tigers @ Minnesota Twins
Metropolitan Stadium, Bloomington, MI
Sat Aug 23 1980, 4:33 AM EDT
Alt. 7,062 - Unknown - 70 F

AB 34
R 4
H 11
RBI 3
BB 3
SO 1
LOB 20



Batter	1	2	3	4	5	6	7	8	9	AB	R	H	RBI	BB	SO	LOB	BOTTOM										
Butch Wynegar, S OBP: 0.330, SLG: 0.333 (1, 2)										3	1	0	0	1	0	0											
Rick Softfield, L OBP: 0.297, SLG: 0.393 (1, 7)										4	0	0	0	0	0	2											
Roy Smalley, S OBP: 0.346, SLG: 0.403 (1, 6)										4	0	2	2	0	0	0											
Glenn Adams, L OBP: 0.335, SLG: 0.415 (1, 10)										4	0	0	0	0	2	2											
Mike Cabbage, L OBP: 0.305, SLG: 0.387 (1, 3)										3	0	0	0	0	0	0											
Hosken Powell, L OBP: 0.307, SLG: 0.358 (1, 9)										4	1	1	0	0	0	1											
Rob Wilfong, L OBP: 0.303, SLG: 0.328 (1, 8)										2	0	0	0	0	1	1											
Jose Morales, R OBP: 0.401, SLG: 0.531 (7, PH)										1	0	0	0	0	0	1											
Dave Edwards, R OBP: 0.280, SLG: 0.321 (8, 8)										0	0	0	0	0	0	0											
Bombo Rivera, R OBP: 0.276, SLG: 0.421 (9, PH)										1	0	0	0	1	0	0											
John Castino, R OBP: 0.335, SLG: 0.435 (1, 5)										3	0	1	1	0	1	0											
Pete Mackanin, R OBP: 0.304, SLG: 0.360 (1, 4)										3	1	1	0	0	0	1											
Inning Stats	R: 0 E: 0 K: 0 S: 3	H: 0 LOB: 0 BB: 0 P: 3	R: 0 E: 1 K: 1 S: 6	H: 0 LOB: 0 BB: 0 P: 6	R: 2 E: 0 K: 0 S: 5	H: 2 LOB: 1 BB: 1 P: 9	R: 0 E: 0 K: 0 S: 3	H: 0 LOB: 0 BB: 0 P: 3	R: 0 E: 0 K: 1 S: 5	H: 0 LOB: 0 BB: 0 P: 5	R: 1 E: 1 K: 0 S: 5	H: 2 LOB: 1 BB: 0 P: 5	R: 0 E: 0 K: 1 S: 6	H: 1 LOB: 1 BB: 0 P: 6	R: 0 E: 0 K: 1 S: 5	H: 0 LOB: 0 BB: 0 P: 5	1B: 4 2B: 1 3B: 0 HR: 0	SF: 0 SAC: 1 DP: 0 HBP: 0	WP: 0 PB: 0 SB: 0 CS: 0	PA: 34							
PITCHER	IP	WLS	BF	H	R	ER	SO	BB	IBB	HBP	BLK	WP	HR	S	P	ERA	WHIP										
Dan Petry, R ERA: 3.66 (1, 1)	6.1		24	3	3	2	3	3	0	0	0	0	0	29	33	2.84	0.632										
Bruce Robbins, L ERA: 5.63 (7, 1)	0.2	W	3	1	0	0	0	0	0	0	0	0	0	3	3	0.00	1.500										
Dave Rozema, R ERA: 4.32 (8, 1)	2.0	S	7	1	0	0	2	0	0	0	0	0	0	11	11	0.00	0.500										

Detroit Tigers @ Minnesota Twins
Metropolitan Stadium, Bloomington, MI
Sat Aug 23 1980, 4:33 AM EDT
Alt. 7,062 - Unknown - 70 F

AB 32
R 3
H 5
RBI 3
BB 1
SO 5
LOB 8



Batter	1	2	3	4	5	6	7	8	9	AB	R	H	RBI	BB	SO	LOB	TOP			
Rick Peters, S OBP: 0.377, SLG: 0.374 (1, 8)	4-0 SH2-4 BB		0-0 6-3	0-0 FC5 2-3f			4-0 1B WP BB		0-0 G5-4-3 1-2f	3	1	0	0	2	0	3				
Alan Trammell, R OBP: 0.376, SLG: 0.411 (1, 6)	0-0 SH2-4 1-2		0-0 1-3		0-0 F8		0-0 WP 1B			3	0	1	0	0	0	0				
Tom Brookens, R OBP: 0.323, SLG: 0.403 (1, 5)	4-0 G6-4-3 BB		0-0 F8		0-0 S 1B		0-3 K			3	0	1	0	1	1	2				
John Wockenfuss, R OBP: 0.384, SLG: 0.469 (1, 3)	0-0 G6-4-3 1-2f			0-0 HR	4-0 G5-4-3 BB		0-3 K			3	1	1	1	1	1	3				
Lance Parrish, R OBP: 0.322, SLG: 0.522 (1, 10)		0-0 5-3		0-0 5-3	0-0 G5-4-3 1-2f			0-0 FC1-6 1B		4	0	1	0	0	0	2				
Al Cowens, R OBP: 0.344, SLG: 0.349 (1, 9)		0-0 4-3 BB 1B		4-0 S 1B BB		0-0 F8		0-0 FC1-6 G6-4-3 1-2f		3	1	1	0	1	0	1				
Duffy Dyer, R OBP: 0.238, SLG: 0.346 (1, 2)		4-0 4-3 BB		0-0 FC5 1B 1B		0-0 F6		0-0 G6-4-3 1-2f		3	0	1	1	1	0	1				
Jim Lentine, R OBP: 0.346, SLG: 0.336 (1, 7)		0-0 4-3		4-0 1-2 BB		0-0 5-3			0-0 L8	3	0	0	0	1	0	2				
Lou Whitaker, L OBP: 0.337, SLG: 0.277 (1, 4)		0-3 K		0-3 K			0-0 3-1		0-0 G5-4-3 1B	4	0	1	0	0	2	4				
Inning Stats	R: 0 E: 0 K: 0 S: 2	H: 0 LOB: 1 BB: 2 P: 10	R: 0 E: 0 K: 1 S: 6	H: 1 LOB: 2 BB: 1 P: 10	R: 0 E: 0 K: 0 S: 3	H: 0 LOB: 0 BB: 0 P: 3	R: 2 E: 0 K: 1 S: 7	H: 2 LOB: 2 BB: 2 P: 15	R: 0 E: 0 K: 0 S: 3	H: 0 LOB: 0 BB: 0 P: 3	R: 1 E: 0 K: 2 S: 8	H: 1 LOB: 1 BB: 1 P: 12	R: 0 E: 0 K: 0 S: 3	H: 1 LOB: 0 BB: 0 P: 3	R: 0 E: 0 K: 0 S: 3	H: 1 LOB: 0 BB: 0 P: 3	1B: 6 2B: 0 3B: 0 HR: 1	SF: 0 SAC: 1 DP: 4 HBP: 0	WP: 1 PB: 0 SB: 2 CS: 0	PA: 37
PITCHER Geoff Zahn, L ERA: 4.65 (1, 1)	IP: 9.0 WLS: L BF: 37 H: 7 R: 3 ER: 3 SO: 4 BB: 7 IBB: 0 HBP: 0 BLK: 0 WP: 1 HR: 1 S: 38 P: 66 ERA: 3.00 WHIP: 1.556																			

Detroit Tigers @ Minnesota Twins
Metropolitan Stadium, Bloomington, MI
Sun Aug 24 1980, 4:33 AM EDT
Att: 11,859 - Unknown - 78 F

AB 29
R 3
H 7
RBI 2
BB 7
SO 4
LOB 18



Batter	1	2	3	4	5	6	7	8	9	AB	R	H	RBI	BB	SO	LOB	BOTTOM			
Roy Smalley, S OBP: 0.345, SLG: 0.404 (1, 6)	0-0 FC3-5 2B		0-0 F6			0-0 L8		0-0 F3		4	0	1	0	0	0	2				
Rick Sofield, L OBP: 0.295, SLG: 0.390 (1, 7)	0-0 FC3-5		0-0 F6			0-3 K		0-3 K		3	0	0	0	0	1	2				
Butch Wynegar, S OBP: 0.330, SLG: 0.332 (8, PH)										1	0	0	0	0	1	1				
Mike Cabbage, L OBP: 0.305, SLG: 0.387 (9, 3)										0	0	0	0	0	0	0				
John Castino, R OBP: 0.334, SLG: 0.433 (1, 5)	0-0 FC5-4 1-2f			0-0 5-3		0-0 1B		0-0 FC5-4 1-2f		4	0	1	0	0	0	2				
Jose Morales, R OBP: 0.393, SLG: 0.520 (1, 10)	0-0 FC5-4 1-2f			0-0 5-3		0-0 F8			0-0 F9	4	0	0	0	0	0	2				
Ron Jackson, R OBP: 0.307, SLG: 0.379 (9, 7)		0-0 F3		0-0 L9			0-0 F7		0-0 WP HR 2B	4	1	1	0	0	0	0				
Pete Mackanin, R OBP: 0.307, SLG: 0.360 (1, 4)		0-0 L7			4-0 G5-4-3 BB		0-0 1B		0-0 F7 2-3	3	0	1	0	1	0	1				
Bombo Rivera, R OBP: 0.274, SLG: 0.459 (1, 9)		0-0 6-3			0-0 G5-4-3 1-2f		0-0 F8		0-0 HR	4	1	1	2	0	0	2				
Dave Edwards, R OBP: 0.285, SLG: 0.327 (1, 8)			0-0 5-3 2B		4-0 BB		0-0 L8		0-0 F9 3-H	3	0	1	0	1	0	1				
Sal Butera, R OBP: 0.328, SLG: 0.317 (1, 2)			0-0 5-3		0-3 K			0-0 FC5-4 1B		3	0	1	0	0	1	2				
Inning Stats	R: 0 E: 0 K: 0 S: 4	H: 1 LOB: 0 BB: 0 P: 4	R: 0 E: 0 K: 0 S: 3	H: 0 LOB: 0 BB: 0 P: 3	R: 0 E: 0 K: 0 S: 3	H: 0 LOB: 0 BB: 0 P: 3	R: 0 E: 0 K: 1 S: 4	H: 0 LOB: 1 BB: 2 P: 12	R: 0 E: 0 K: 1 S: 6	H: 1 LOB: 1 BB: 0 P: 6	R: 0 E: 0 K: 0 S: 4	H: 1 LOB: 1 BB: 0 P: 4	R: 0 E: 0 K: 1 S: 6	H: 1 LOB: 0 BB: 0 P: 6	R: 2 E: 0 K: 0 S: 5	H: 2 LOB: 0 BB: 0 P: 5	1B: 3 2B: 3 3B: 0 HR: 1	SF: 0 SAC: 0 DP: 1 HBP: 0	WP: 1 PB: 0 SB: 0 CS: 0	PA: 35
PITCHER Dan Schatzeder, L ERA: 4.01 (1, 1)	IP: 9.0 WLS: W BF: 35 H: 7 R: 2 ER: 2 SO: 3 BB: 2 IBB: 0 HBP: 0 BLK: 0 WP: 1 HR: 1 S: 39 P: 47 ERA: 2.00 WHIP: 1.000																			

Detroit Tigers @ Minnesota Twins
Metropolitan Stadium, Bloomington, MI
Sun Aug 24 1980, 4:33 AM EDT
Att: 11,859 - Unknown - 78 F

AB 33
R 2
H 7
RBI 2
BB 2
SO 3
LOB 15



Batter	1	2	3	4	5	6	7	8	9	AB	R	H	RBI	BB	SO	LOB	TOP
Hosken Powell, L (1, 9) OBP: 0.310, SLG: 0.361	0-0 G4-6-3 1B		0-0 1-3 1B		0-0 4-3		0-0 F6		0-0 1B	5	0	3	0	0	0	1	Minnesota Twins @ Cleveland Indians Cleveland Municipal Stadium, Cleveland, OH Mon Aug 25 1980, 7:05 PM EDT Att: 14,211 - Unknown - 75 F
John Castino, R (1, 5) OBP: 0.337, SLG: 0.435	0-0 G4-6-3 1-2		0-3 K			0-0 F8 1B	0-0 FC4-6 1B		0-0 1-2 1B	5	1	3	0	0	1	3	
Roy Smalley, S (1, 6) OBP: 0.346, SLG: 0.403	0-0 4-3			0-0 1B		4-0 1B	0-0 F5		0-0 L5	4	1	1	0	1	0	4	
Glenn Adams, L (1, 10) OBP: 0.335, SLG: 0.414		0-0 G3		0-0 1B		0-0 F8	0-0 FC4-6			3	0	1	0	0	0	2	
Jose Morales, R (7, PH) OBP: 0.391, SLG: 0.517				1-2 1B		2-3	1-2 1B			1	0	0	0	0	0	2	
Mike Cabbage, L (1, 3) OBP: 0.305, SLG: 0.386		0-0 1-3			0-0 F7		0-0 F8		0-0 F8	3	1	1	1	0	0	2	
Ron Jackson, R (8, PH) OBP: 0.307, SLG: 0.378					0-0 F7		1-2 2B			1	0	0	0	0	0	0	
Butch Wynegar, S (1, 2) OBP: 0.327, SLG: 0.329		0-0 F8			0-0 F7		0-3 K		0-0 F8	4	0	0	0	0	1	4	
Rick Sofield, L (1, 8) OBP: 0.294, SLG: 0.391			0-0 F8		0-0 F8		0-0 K		0-3 K	4	0	1	2	0	1	2	
Rob Wilfong, L (1, 4) OBP: 0.304, SLG: 0.329					0-0 F7		0-0 F6		0-3 K	2	0	1	0	0	0	0	
Pete Mackanin, R (6, PH) OBP: 0.305, SLG: 0.357					FC4-6 1B					2	0	0	0	0	1	1	
Bombo Rivera, R (1, 7) OBP: 0.273, SLG: 0.462					FC4-6 1B		L5		0-0 F7	4	0	1	0	0	0	1	
Inning Stats	R: 0 E: 0 K: 0 S: 3	H: 1 LOB: 0 BB: 0 P: 3	R: 0 E: 0 K: 0 S: 3	H: 0 LOB: 0 BB: 0 P: 3	R: 0 E: 0 K: 1 S: 7	H: 2 LOB: 2 BB: 0 P: 7	R: 0 E: 0 K: 0 S: 5	H: 2 LOB: 2 BB: 0 P: 5	R: 0 E: 0 K: 0 S: 3	H: 0 LOB: 0 BB: 0 P: 3	R: 0 E: 0 K: 1 S: 5	H: 0 LOB: 0 BB: 0 P: 5	R: 0 E: 0 K: 1 S: 7	H: 2 LOB: 2 BB: 0 P: 7	1B: 10 2B: 2 3B: 0 HR: 0	SF: 0 SAC: 0 DP: 1 HBP: 0	WP: 0 PA: 39 PB: 0 SB: 0 CS: 0
PITCHER	IP WLS BF H R ER SO BB IBB HBP BLK WP HR S P ERA WHIP	IP WLS BF H R ER SO BB IBB HBP BLK WP HR S P ERA WHIP															IP WLS BF H R ER SO BB IBB HBP BLK WP HR S P ERA WHIP
Dan Spillner, R (1, 1) ERA: 5.1	5.2 W 25 8 3 3 2 1 0 0 0 0 0 28 32 4.76 1.588	3.1 S 14 4 0 0 2 0 0 0 0 0 0 18 18 0.00 1.200															
Sid Monge, L (6, 1) ERA: 2.76																	

AB	38
R	3
H	12
RBI	3
BB	1
SO	4
LOB	22



Batter	1	2	3	4	5	6	7	8	9	AB	R	H	RBI	BB	SO	LOB	BOTTOM
Miguel Dilone, S (1, 7) OBP: 0.378, SLG: 0.429	0-0 F8		0-0 4-3		0-0 6-3		0-0 F8 1B			4	0	1	0	0	0	1	Minnesota Twins @ Cleveland Indians Cleveland Municipal Stadium, Cleveland, OH Mon Aug 25 1980, 7:05 PM EDT Att: 14,211 - Unknown - 75 F
Jorge Orta, L (1, 9) OBP: 0.392, SLG: 0.398	0-0 4-3		0-0 2B		0-0 F6		4-0 1-2 BB			3	0	1	1	1	0	0	
Mike Hargrove, L (1, 3) OBP: 0.315, SLG: 0.416	0-0 1B		0-0 F7		0-0 1B		0-0 F8		2-3	4	0	2	0	0	0	3	
Ron Hassey, L (1, 2) OBP: 0.372, SLG: 0.431	0-0 G3			4-0 WP HR BB	0-0 2-3		0-3 K			3	1	0	0	1	1	4	
Bo Diaz, R (8, 2) OBP: 0.288, SLG: 0.378	0-0 G3				0-0 2-3		0-3 K			0	0	0	0	0	0	0	
Toby Harrah, R (1, 5) OBP: 0.377, SLG: 0.373		0-0 6-3		4-0 HR BB		0-0 K		0-3 K		1	1	0	0	1	0	0	
Jack Brohamer, L (6, PH) OBP: 0.311, SLG: 0.313				1-2 HR BB		0-0 1B		0-3 K		2	0	1	0	0	1	2	
Joe Charboneau, R (1, 10) OBP: 0.355, SLG: 0.475		0-0 6-3			0-0 HR		0-0 F8		0-0 6-3	4	1	1	3	0	0	1	
Alan Bannister, R (1, 4) OBP: 0.321, SLG: 0.343		0-0 G2		1-2 HR	0-0 5-3		0-0 F9		0-3 K	4	0	0	0	0	1	1	
Rick Manning, L (1, 8) OBP: 0.338, SLG: 0.299			0-0 4-3 2B		0-0 4-3		4-0 1-2 BB		0-0 4-3	3	1	1	0	1	0	0	
Tom Verzer, R (1, 6) OBP: 0.310, SLG: 0.347			0-0 F7		0-0 6-3		0-3 K			3	0	0	0	0	1	3	
Inning Stats	R: 0 E: 0 K: 0 S: 4	H: 1 LOB: 1 BB: 0 P: 4	R: 0 E: 0 K: 0 S: 3	H: 0 LOB: 0 BB: 0 P: 3	R: 1 E: 0 K: 0 S: 5	H: 2 LOB: 1 BB: 0 P: 5	R: 3 E: 0 K: 0 S: 4	H: 1 LOB: 0 BB: 2 P: 12	R: 0 E: 0 K: 1 S: 6	H: 1 LOB: 2 BB: 1 P: 10	R: 0 E: 0 K: 2 S: 8	H: 1 LOB: 2 BB: 1 P: 12	R: 0 E: 0 K: 1 S: 5	H: 0 LOB: 0 BB: 0 P: 5	1B: 5 2B: 1 3B: 0 HR: 1	SF: 0 SAC: 0 DP: 0 HBP: 0	WP: 1 PA: 35 PB: 0 SB: 3 CS: 0
PITCHER	IP WLS BF H R ER SO BB IBB HBP BLK WP HR S P ERA WHIP	IP WLS BF H R ER SO BB IBB HBP BLK WP HR S P ERA WHIP															IP WLS BF H R ER SO BB IBB HBP BLK WP HR S P ERA WHIP
Fernando Arroyo, R (1, 1) ERA: 4.88	5.0 L 23 6 4 4 0 2 0 0 0 0 0 21 29 7.20 1.600	3.0 12 1 0 0 4 2 0 0 0 0 0 0 18 26 0.00 1.000															
Albert Williams, R (6, 1) ERA: 4.02																	

AB	31
R	4
H	7
RBI	4
BB	4
SO	4
LOB	15



Batter	1	2	3	4	5	6	7	8	9	AB R H RBI BB SO LOB	TOP											
Hosken Powell, L (1,9) OBP: 0.314, SLG: 0.365	0-0 5-3		0-0 4-3		0-0 1B		0-0 SH3-4 1B		0-0 FC5-4 1B	5 1 3 0 0 0 0	Minnesota Twins @ Cleveland Indians Cleveland Municipal Stadium, Cleveland, OH Tue Aug 26 1980, 7:05 PM EDT Alt. 6,483 - Unknown - 82 F livebaseballscores.com AB 35 R 5 H 10 RBI 5 BB 2 SO 3 LOB 12											
John Castino, R (1,5) OBP: 0.336, SLG: 0.433	0-0 1-3		0-0 6-3		0-0 1B 2B		0-0 SH3-4		0-0 FC5-4 1B	4 1 1 1 0 0 1												
Roy Smalley, S (1,6) OBP: 0.347, SLG: 0.402	0-0 6-3			0-0 F8	0-0 2B 1B		0-0 G5-4-3 BB			3 0 1 2 1 0 0												
Jose Morales, R (1,10) OBP: 0.393, SLG: 0.519		0-0 FC6-4 BB		0-0 1-3	0-0 2B		0-0 G5-4-3			3 0 1 1 1 0 2												
Bombo Rivera, R (1,7) OBP: 0.257, SLG: 0.435		0-0 FC6-4 1B		0-0 6-3	0-0 F2				0-0 F9	4 0 0 0 0 0 3												
Ron Jackson, R (1,3) OBP: 0.306, SLG: 0.376		0-0 F8			E9 1B				0-0 F7	4 1 1 0 0 1 3												
Pete Mackanin, R (1,4) OBP: 0.305, SLG: 0.357 Rob Wilfong, L (8, PH) OBP: 0.303, SLG: 0.328		0-0 1B		0-0 6-3	0-3 K				0-0 F7	3 0 1 0 0 1 1 1 0 0 0 0 0 0												
Butch Wynegar, S (1,2) OBP: 0.326, SLG: 0.328		0-0 F9		0-0 1B 1B	0-0 F7				0-3 K	4 1 1 1 0 1 2												
Dave Edwards, R (1,8) OBP: 0.284, SLG: 0.326			0-0 F9		0-0 1B 1B		0-0 5-3		0-0 F4	4 1 1 0 0 0 0												
Inning Stats	R: 0 E: 0 K: 0 S: 3	H: 0 LOB: 0 BB: 0 P: 3	R: 0 E: 0 K: 0 S: 4	H: 1 LOB: 2 BB: 1 P: 8	R: 0 E: 0 K: 0 S: 3	H: 0 LOB: 0 BB: 0 P: 3	R: 0 E: 0 K: 0 S: 3	H: 0 LOB: 0 BB: 0 P: 3	R: 5 E: 1 K: 1 S: 12	H: 7 LOB: 2 BB: 0 P: 12		R: 0 E: 0 K: 1 S: 5	H: 0 LOB: 1 BB: 0 P: 5	R: 0 E: 0 K: 0 S: 3	H: 1 LOB: 1 BB: 1 P: 7	R: 0 E: 0 K: 0 S: 3	H: 0 LOB: 0 BB: 0 P: 3	R: 0 E: 0 K: 1 S: 6	H: 1 LOB: 1 BB: 0 P: 6	1B: 9 2B: 1 3B: 0 HR: 0	SF: 0 SAC: 1 DP: 1 HBP: 0	WP: 0 PB: 0 SB: 0 CS: 0
PITCHER	IP WLS BF H R ER SO BB IBB HBP BLK WP HR S P ERA WHIP											IP WLS BF H R ER SO BB IBB HBP BLK WP HR S P ERA WHIP										
Rick Waits, L (1,1) ERA: 4.59	4.1 L 21 7 5 5 0 1 0 0 0 0 0 0 20 24 10.38 1.846																					
Sandy Whitol, R (5,1) ERA: 3.5	4.2 17 3 0 0 3 1 0 0 0 0 0 0 22 26 0.00 0.857																					

Batter	1	2	3	4	5	6	7	8	9	AB R H RBI BB SO LOB	BOTTOM											
Miguel Dilone, S (1,7) OBP: 0.379, SLG: 0.430	0-0 6-3		0-0 CS 1B		0-0 1-3			0-0 FC6-4 1B		4 0 2 0 0 0 1	Minnesota Twins @ Cleveland Indians Cleveland Municipal Stadium, Cleveland, OH Tue Aug 26 1980, 7:05 PM EDT Alt. 6,483 - Unknown - 82 F livebaseballscores.com AB 32 R 1 H 8 RBI 1 BB 3 SO 2 LOB 10											
Jorge Orta, L (1,9) OBP: 0.391, SLG: 0.395	4-0 G4-6-3 BB		0-0 4-3			0-0 F9		0-0 FC6-4 FC4-6		3 0 0 0 1 0 2												
Mike Hargrove, L (1,3) OBP: 0.313, SLG: 0.416	0-0 G4-6-3			0-0 1B 2B		0-0 G3		0-0 FC4-6		4 1 1 0 0 0 2												
Ron Hassey, L (1,2) OBP: 0.374, SLG: 0.430		0-0 F7		0-0 2H 1B		0-0 FC6-4 BB		0-0 4-3		3 0 1 1 1 0 0												
Toby Harrah, R (1,5) OBP: 0.375, SLG: 0.371 Dave Rosello, R (7,5) OBP: 0.247, SLG: 0.279 Jack Brohamer, L (8, PH) OBP: 0.309, SLG: 0.311		0-3 K		0-0 F8		0-0 FC6-4		0-0 L3		3 0 0 0 0 1 1 0 0 0 0 0 0 0 1 0 0 0 0 0 0												
Joe Charboneau, R (1,10) OBP: 0.356, SLG: 0.474 Jerry Dybzinski, R (8, FR) OBP: 0.275, SLG: 0.295		0-0 WP 1B		0-0 1-3		0-0 5-3		4-0 1B BB		3 0 1 0 1 0 0 0 0 0 0 0 0 0												
Alan Bannister, R (1,4) OBP: 0.324, SLG: 0.345		0-0 WP 1B			0-0 F8		0-0 F9		0-0 1B	4 0 2 0 0 0 0												
Rick Manning, L (1,8) OBP: 0.335, SLG: 0.296		0-0 1-5-3			0-0 4-3		0-0 4-3		0-3 K	4 0 0 0 0 1 4												
Tom Veryzer, R (1,6) OBP: 0.310, SLG: 0.347			0-0 6-3					0-0 F5		3 0 1 0 0 0 0												
Inning Stats	R: 0 E: 0 K: 0 S: 2	H: 0 LOB: 1 BB: 1 P: 6	R: 0 E: 0 K: 1 S: 7	H: 2 LOB: 2 BB: 0 P: 7	R: 0 E: 0 K: 0 S: 3	H: 1 LOB: 0 BB: 0 P: 3	R: 1 E: 0 K: 0 S: 4	H: 2 LOB: 0 BB: 0 P: 4	R: 0 E: 0 K: 0 S: 4	H: 1 LOB: 1 BB: 0 P: 4		R: 0 E: 0 K: 0 S: 3	H: 0 LOB: 1 BB: 1 P: 7	R: 0 E: 0 K: 0 S: 3	H: 0 LOB: 0 BB: 0 P: 3	R: 0 E: 0 K: 0 S: 4	H: 1 LOB: 1 BB: 0 P: 4	R: 0 E: 0 K: 1 S: 6	H: 1 LOB: 2 BB: 1 P: 10	1B: 7 2B: 1 3B: 0 HR: 0	SF: 0 SAC: 0 DP: 1 HBP: 0	WP: 1 PB: 0 SB: 0 CS: 1
PITCHER	IP WLS BF H R ER SO BB IBB HBP BLK WP HR S P ERA WHIP											IP WLS BF H R ER SO BB IBB HBP BLK WP HR S P ERA WHIP										
Roger Erickson, R (1,1) ERA: 3.2	8.0 W 30 7 1 1 1 1 2 0 0 0 0 0 30 38 1.12 1.125																					
Doug Corbett, R (9,1) ERA: 1.92	1.0 5 1 0 0 1 1 0 0 0 0 0 0 6 10 0.00 2.000																					

Batter	1	2	3	4	5	6	7	8	9	AB	R	H	RBI	BB	SO	LOB	TOP										
Hosken Powell, L OBP: 0.313, SLG: 0.362 (1, 9)	F7		K						K								5	0	1	0	0	3	5				
John Castino, R OBP: 0.335, SLG: 0.429 (1, 5)	5-3		K						4-3								4	1	0	0	1	2	4				
Roy Smalley, S OBP: 0.351, SLG: 0.406 (1, 6)																	4	0	3	0	0	0	0				
Glenn Adams, L OBP: 0.333, SLG: 0.407 (1, 7)	4-3																3	0	0	0	1	0	2				
Mike Cabbage, L OBP: 0.300, SLG: 0.381 (1, 3)																	3	0	0	1	0	0	1				
Danny Goodwin, L OBP: 0.308, SLG: 0.277 (1, 10)																	3	0	0	0	0	3	1				
Butch Wynegar, S OBP: 0.325, SLG: 0.327 (8, PH)																	1	0	0	0	0	1	2				
Rick Sofield, L OBP: 0.294, SLG: 0.389 (1, 8)																	4	0	1	0	0	2	2				
Rob Wilfong, L OBP: 0.306, SLG: 0.330 (1, 4)																	4	0	2	0	0	0	1				
Sal Butera, R OBP: 0.357, SLG: 0.348 (1, 2)																	3	0	3	0	0	0	0				
Jose Morales, R OBP: 0.391, SLG: 0.516 (9, PH)																	1	0	0	0	0	0	1				
Inning Stats	R: 0 E: 0 K: 0 S: 4	H: 1 LOB: 1 BB: 0 P: 4	R: 0 E: 0 K: 2 S: 7	H: 0 LOB: 0 BB: 0 P: 7	R: 0 E: 0 K: 2 S: 8	H: 2 LOB: 1 BB: 0 P: 8	R: 0 E: 0 K: 1 S: 6	H: 1 LOB: 1 BB: 0 P: 6	R: 0 E: 0 K: 1 S: 7	H: 2 LOB: 2 BB: 0 P: 7	R: 0 E: 0 K: 0 S: 3	H: 0 LOB: 0 BB: 0 P: 3	R: 0 E: 0 K: 2 S: 9	H: 2 LOB: 2 BB: 0 P: 9	R: 1 E: 0 K: 2 S: 8	H: 1 LOB: 2 BB: 2 P: 16	R: 0 E: 0 K: 1 S: 6	H: 1 LOB: 1 BB: 0 P: 6	1B: 10 2B: 0 3B: 0 HR: 0	SF: 1 SAC: 0 DP: 0 HBP: 0	WP: 1 PB: 0 SB: 1 CS: 2	PA: 38					
PITCHER	IP	WLS	BF	H	R	ER	SO	BB	IBB	HBP	BLK	WP	HR	S	P	ERA	WHIP										
Len Barker, R ERA: 3.8 (1, 1)	7.0	W	31	9	1	1	8	2	0	0	0	1	0	45	53	1.29	1.571										
Victor Cruz, R ERA: 3.34 (8, 1)	2.0	S	7	1	0	0	3	0	0	0	0	0	0	13	13	0.00	0.500										

Minnesota Twins @ Cleveland Indians
Cleveland Municipal Stadium, Cleveland, OH
Wed Aug 27 1980, 7:05 PM EDT
Att: 7,572 - Unknown - 86 F

AB 35
R 1
H 10
RBI 1
BB 2
SO 11
LOB 19



Batter	1	2	3	4	5	6	7	8	9	AB	R	H	RBI	BB	SO	LOB	BOTTOM										
Miguel Dilone, S OBP: 0.377, SLG: 0.427 (1, 7)	F8	F9		G4-6-3		F8		4-3		5	0	1	0	0	0	2											
Jorge Orta, L OBP: 0.390, SLG: 0.396 (1, 9)	4-3			G4-6-3		K				4	0	1	1	0	1	1											
Mike Hargrove, L OBP: 0.314, SLG: 0.416 (1, 3)										3	1	1	0	1	0	2											
Joe Charboneau, R OBP: 0.360, SLG: 0.476 (1, 10)										3	0	2	0	1	0	1											
Ron Hassey, L OBP: 0.374, SLG: 0.430 (7, PR)										0	1	0	0	0	0	0											
Alan Bannister, R OBP: 0.330, SLG: 0.353 (1, 4)										3	1	2	2	1	1	0											
Bo Diaz, R OBP: 0.287, SLG: 0.381 (1, 2)										4	0	1	0	0	1	6											
Rick Manning, L OBP: 0.334, SLG: 0.295 (1, 8)										4	0	1	0	0	1	3											
Dave Rosello, R OBP: 0.250, SLG: 0.286 (1, 5)										2	1	1	1	0	0	1											
Toby Harrah, R OBP: 0.375, SLG: 0.370 (8, PH)										1	0	0	0	0	0	0											
Jerry Dybzinski, R OBP: 0.275, SLG: 0.295 (9, 5)										0	0	0	0	0	0	0											
Tom Verzyer, R OBP: 0.309, SLG: 0.345 (1, 6)										4	0	1	0	0	0	2											
Inning Stats	R: 1 E: 0 K: 1 S: 7	H: 2 LOB: 2 BB: 1 P: 11	R: 1 E: 0 K: 1 S: 8	H: 3 LOB: 2 BB: 0 P: 8	R: 1 E: 0 K: 0 S: 5	H: 2 LOB: 2 BB: 1 P: 9	R: 0 E: 0 K: 0 S: 4	H: 2 LOB: 1 BB: 0 P: 4	R: 0 E: 0 K: 1 S: 6	H: 1 LOB: 1 BB: 0 P: 6	R: 0 E: 0 K: 1 S: 5	H: 0 LOB: 0 BB: 0 P: 5	R: 1 E: 0 K: 0 S: 4	H: 1 LOB: 2 BB: 1 P: 8	R: 0 E: 0 K: 0 S: 3	H: 0 LOB: 0 BB: 0 P: 3	1B: 8 2B: 3 3B: 0 HR: 0	SF: 1 SAC: 0 DP: 1 HBP: 0	WP: 0 PB: 0 SB: 0 CS: 0	PA: 37							
PITCHER	IP	WLS	BF	H	R	ER	SO	BB	IBB	HBP	BLK	WP	HR	S	P	ERA	WHIP										
Jerry Kosman, L ERA: 4.49 (1, 1)	6.1	L	32	11	4	4	4	0	0	0	0	0	0	37	49	5.68	2.211										
John Verhoeven, R ERA: 4.17 (7, 1)	1.2		5	0	0	0	0	0	0	0	0	0	0	5	5	0.00	0.000										

Minnesota Twins @ Cleveland Indians
Cleveland Municipal Stadium, Cleveland, OH
Wed Aug 27 1980, 7:05 PM EDT
Att: 7,572 - Unknown - 86 F

AB 33
R 4
H 11
RBI 4
BB 3
SO 4
LOB 18



Batter	1	2	3	4	5	6	7	8	9	10	11	12	13	14	15	AB	R	H	RBI	BB	SO	LOB	TOP			
Hosken Powell, L OBP: 0.309, SLG: 0.358 (1, 9)	P2		4-3		P6		FC6-4 1B	5-3			6-3			F8	G4-6-3	8	0	1	1	0	0	4				
John Castino, R OBP: 0.334, SLG: 0.432 (1, 9)	3B				6-3		FC6-4 WP		F8			4-3		F8		7	0	2	0	0	0	2				
Roy Smalley, S OBP: 0.347, SLG: 0.401 Ron Jackson, R OBP: 0.307, SLG: 0.375 (1, 6)	P6		F7		G3		F9		F8			L7				5	0	0	0	0	0	3				
Glenn Adams, L OBP: 0.332, SLG: 0.404 Bombo Rivera, R OBP: 0.280, SLG: 0.423 (1, 10)	4-3			K		E3			L4					BB		4	1	1	0	0	1	1				
Butch Wynegar, S OBP: 0.327, SLG: 0.326 (1, 2)		4-3		4-3		F7					6-3					5	1	1	0	2	0	3				
Mike Cabbage, L OBP: 0.295, SLG: 0.373 (1, 3)	4-3			1-3					F7		G4-6-3					7	1	1	0	0	1	4				
Ken Landreaux, L OBP: 0.323, SLG: 0.400 (1, 8)	4-3					2B								SH1-4		5	2	2	0	1	0	3				
Rick Sofield, L OBP: 0.297, SLG: 0.397 Jose Morales, R OBP: 0.394, SLG: 0.535 Dave Edwards, R OBP: 0.286, SLG: 0.328 (1, 7)	P6					SF9					5-3			SH1-3		3	1	2	0	0	0	1				
Rob Wilfong, L OBP: 0.304, SLG: 0.329 Pete Mackanin, R OBP: 0.304, SLG: 0.356 (1, 4)	1-3					SF9					P6			P2		1	0	0	1	0	0	0				
Inning Stats	R: 0 E: 0 K: 0 S: 4	H: 1 LOB: 1 BB: 0 P: 4	R: 0 E: 0 K: 0 S: 3	H: 0 LOB: 1 BB: 1 P: 7	R: 0 E: 0 K: 1 S: 4	H: 1 LOB: 1 BB: 0 P: 4	R: 0 E: 0 K: 1 S: 5	H: 0 LOB: 0 BB: 0 P: 5	R: 1 E: 0 K: 0 S: 5	H: 2 LOB: 1 BB: 0 P: 5	R: 0 E: 0 K: 0 S: 3	H: 0 LOB: 0 BB: 0 P: 3	R: 0 E: 0 K: 0 S: 3	H: 1 LOB: 0 BB: 0 P: 3	R: 0 E: 0 K: 0 S: 3	H: 0 LOB: 1 BB: 1 P: 7	R: 0 E: 0 K: 0 S: 3	H: 1 LOB: 1 BB: 0 P: 6	R: 0 E: 0 K: 0 S: 3	H: 0 LOB: 1 BB: 1 P: 7	R: 2 E: 1 K: 0 S: 5	H: 1 LOB: 1 BB: 1 P: 9	1B: 9 2B: 2 3B: 1 HR: 1	SF: 1 SAC: 3 DP: 2 HBP: 0	WP: 1 PB: 0 SB: 2 CS: 0	PA: 64
PITCHER	IP: 6.0 ERA: 4.19	WLS: 2 LOB: 1 BB: 0 P: 4	BF: 26 R: 2 ER: 2 SO: 1	H: 0 R: 2 ER: 2 SO: 1	BB: 1 IBB: 0 HBP: 0 BLK: 0	WP: 0 HR: 0 S: 27	P: 31 ERA: 3.00 WHIP: 1.167	Ken Schrom, R ERA: 7.45	IP: 14.1 WLS: 3.2	BF: 14 H: 1 R: 0 ER: 0 SO: 1	BB: 2 IBB: 0 HBP: 0 BLK: 0	WP: 0 HR: 0 S: 14	P: 22 ERA: 0.00 WHIP: 0.818	Jesse Jefferson, R ERA: 5.27	IP: 15.1 WLS: 1.0	BF: 6 H: 1 R: 2 ER: 1 SO: 0	BB: 1 IBB: 0 HBP: 0 BLK: 0	WP: 0 HR: 0 S: 5	P: 9 ERA: 9.00 WHIP: 2.000							

Minnesota Twins @ Toronto Blue Jays
Exhibition Stadium, Toronto, ON
Fri Aug 29 1980, 3:33 AM EDT
Att. 14,035 - Cloudy - 62 F

AB 55
R 7
H 13
RBI 7
BB 5
SO 3
LOB 24



Batter	1	2	3	4	5	6	7	8	9	10	11	12	13	14	15	AB	R	H	RBI	BB	SO	LOB	BOTTOM			
Alfredo Griffin, S OBP: 0.282, SLG: 0.358 (1, 6)	FC4-2 1B						F7			4-3				G3		7	1	3	0	0	0	1				
Bob Bailor, R OBP: 0.279, SLG: 0.279 Steve Braun, L OBP: 0.278, SLG: 0.229 Joe Cannon, L OBP: 0.071, SLG: 0.049 (1, 7)	G5-4-3		E8		F9					G3				F8		3	1	1	0	0	0	2				
Damaso Garcia, R OBP: 0.308, SLG: 0.407 (1, 4)	BB															4	1	2	1	2	2	1				
Otto Velez, R OBP: 0.365, SLG: 0.487 Dave Stieb, R (1, 3)	5-3															5	2	2	1	2	2	1				
Doug Ault, R OBP: 0.330, SLG: 0.366 John Mayberry, L OBP: 0.347, SLG: 0.445 Garth Iorg, R OBP: 0.384, SLG: 0.380 (1, 10)																2	0	1	0	1	0	0				
Roy Howell, L OBP: 0.322, SLG: 0.389 (1, 5)																1	0	1	0	0	0	0				
Lloyd Moseby, L OBP: 0.278, SLG: 0.339 (1, 9)	G3-6															6	0	0	0	0	2	7				
Danny Alingo, R OBP: 0.285, SLG: 0.315 Ernie Whit, L OBP: 0.293, SLG: 0.365 Ken Schrom, R OBP: 0.304, SLG: 0.380 (1, 8)																5	0	1	0	0	1	2				
Bob Davis, R OBP: 0.273, SLG: 0.342 (1, 2)																6	0	0	0	0	1	1				
Inning Stats	R: 0 E: 0 K: 0 S: 3	H: 1 LOB: 1 BB: 1 P: 7	R: 0 E: 0 K: 1 S: 5	H: 1 LOB: 0 BB: 0 P: 5	R: 4 E: 1 K: 1 S: 9	H: 4 LOB: 0 BB: 0 P: 9	R: 0 E: 0 K: 1 S: 5	H: 0 LOB: 0 BB: 0 P: 5	R: 0 E: 0 K: 0 S: 3	H: 1 LOB: 0 BB: 0 P: 3	R: 0 E: 0 K: 0 S: 3	H: 0 LOB: 0 BB: 0 P: 3	R: 0 E: 0 K: 0 S: 5	H: 1 LOB: 2 BB: 1 P: 12	R: 0 E: 0 K: 0 S: 8	H: 1 LOB: 1 BB: 0 P: 6	R: 0 E: 0 K: 0 S: 3	H: 0 LOB: 2 BB: 2 P: 11	R: 0 E: 0 K: 0 S: 3	H: 0 LOB: 0 BB: 0 P: 3	R: 0 E: 0 K: 0 S: 3	H: 1 LOB: 1 BB: 1 P: 7	1B: 11 2B: 1 3B: 0 HR: 1	SF: 0 SAC: 2 DP: 3 HBP: 0	WP: 1 PB: 0 SB: 1 CS: 1	PA: 60
PITCHER	IP: 7.0 ERA: 4.08	WLS: 16 LOB: 3 BB: 1 P: 7	BF: 28 R: 4 ER: 4 SO: 5	H: 4 R: 4 ER: 4 SO: 5	BB: 2 IBB: 0 HBP: 0 BLK: 0	WP: 0 HR: 1 S: 36	P: 44 ERA: 5.14 WHIP: 1.429		IP: 28.0 ERA: 1.429	WLS: 12 LOB: 1 BB: 1 P: 12	BF: 12 H: 1 R: 0 ER: 0 SO: 3	BB: 0 IBB: 0 HBP: 0 BLK: 0	WP: 0 HR: 0 S: 7	P: 12 ERA: 0.00 WHIP: 0.667	IP: 15.1 WLS: 1.0	BF: 4 H: 1 R: 0 ER: 0 SO: 3	BB: 0 IBB: 0 HBP: 0 BLK: 0	WP: 0 HR: 0 S: 7	P: 7 ERA: 0.00 WHIP: 2.000							

Minnesota Twins @ Toronto Blue Jays
Exhibition Stadium, Toronto, ON
Fri Aug 29 1980, 3:33 AM EDT
Att. 14,035 - Cloudy - 62 F

AB 51
R 5
H 13
RBI 4
BB 7
SO 9
LOB 26



Batter	1	2	3	4	5	6	7	8	9	AB	R	H	RBI	BB	SO	LOB	TOP					
Hosken Powell, L OBP: 0.310, SLG: 0.358 (1, 9)	5-3		F9														4 0 2 0 0 0 0					
Rob Wilfong, L OBP: 0.303, SLG: 0.336 (1, 4)	P3		G3														4 0 0 0 0 0 3					
Ken Landreaux, L OBP: 0.323, SLG: 0.401 (1, 8)																	4 1 2 0 0 0 0					
Glenn Adams, L OBP: 0.332, SLG: 0.406 (1, 10)	G3																4 1 1 1 0 1 1					
Butch Wynegar, S OBP: 0.329, SLG: 0.332 (1, 2)																	3 0 1 1 1 0 0					
Rick Sofield, L OBP: 0.293, SLG: 0.399 (1, 7)	E4																4 0 0 0 0 0 2					
Mike Cubbage, L OBP: 0.290, SLG: 0.364 (1, 5)																	4 0 1 0 0 0 1					
John Castino, R OBP: 0.337, SLG: 0.433 (1, 6)																	4 0 2 0 0 0 3					
Ron Jackson, R OBP: 0.306, SLG: 0.381 (1, 3)																	4 0 0 0 0 0 4					
Inning Stats	R: 0 E: 0 K: 1 S: 4	H: 1 LOB: 1 BB: 0 P: 4	R: 0 E: 1 K: 0 S: 4	H: 0 LOB: 1 BB: 0 P: 4	R: 0 E: 0 K: 1 S: 3	H: 0 LOB: 0 BB: 0 P: 3	R: 0 E: 0 K: 1 S: 5	H: 0 LOB: 1 BB: 1 P: 9	R: 0 E: 0 K: 0 S: 5	H: 2 LOB: 2 BB: 0 P: 5	R: 2 E: 0 K: 0 S: 7	H: 4 LOB: 0 BB: 0 P: 7	R: 0 E: 0 K: 0 S: 3	H: 1 LOB: 0 BB: 0 P: 3	R: 0 E: 0 K: 0 S: 3	H: 0 LOB: 0 BB: 0 P: 3	R: 0 E: 0 K: 0 S: 3	H: 1 LOB: 0 BB: 0 P: 3	1B: 7 2B: 3 3B: 0 HR: 0	SF: 0 SAC: 0 DP: 1 HBP: 0	WP: 2 PB: 0 SB: 0 CS: 0	PA: 36
PITCHER Jackson Todd, R ERA: 3.86 (1, 1)	IP: 9.0 WLS: W BF: 36 H: 9 R: 2 ER: 2 SO: 1 BB: 1 IBB: 0 HBP: 0 BLK: 0 WP: 2 HR: 0 S: 37 P: 41 ERA: 2.00 WHIP: 1.111											PITCHER	IP: 9.0 WLS: W BF: 36 H: 9 R: 2 ER: 2 SO: 1 BB: 1 IBB: 0 HBP: 0 BLK: 0 WP: 2 HR: 0 S: 37 P: 41 ERA: 2.00 WHIP: 1.111									

Minnesota Twins @ Toronto Blue Jays
Exhibition Stadium, Toronto, ON
Sat Aug 30 1980, 3:33 AM EDT
Att: 18,376 - Overcast - 72 F

AB 35
R 2
H 9
RBI 2
BB 1
SO 1
LOB 14



Batter	1	2	3	4	5	6	7	8	9	AB	R	H	RBI	BB	SO	LOB	BOTTOM					
Alfredo Griffin, S OBP: 0.283, SLG: 0.362 (1, 6)	K		K														4 0 1 0 0 2 1					
Bob Bailor, R OBP: 0.310, SLG: 0.283 (1, 7)	6-3		F9														4 0 1 0 0 0 1					
John Mayberry, L OBP: 0.344, SLG: 0.440 (1, 10)	F7																4 0 0 0 0 1 1					
Roy Howell, L OBP: 0.326, SLG: 0.399 (1, 5)																	4 1 2 1 0 0 0					
Doug Ault, R OBP: 0.305, SLG: 0.333 (1, 3)																	4 0 0 0 0 2 1					
Lloyd Moseby, L OBP: 0.282, SLG: 0.345 (1, 9)																	4 2 2 0 0 0 1					
Garth Iorg, R OBP: 0.298, SLG: 0.364 (1, 4)																	3 0 2 1 1 0 0					
Danny Ainge, R OBP: 0.257, SLG: 0.306 (9, PH)																	3 0 0 0 0 1 2					
Steve Braun, L OBP: 0.276, SLG: 0.231 (9, PH)																	1 0 1 1 0 0 0					
Ernie Whitt, L OBP: 0.289, SLG: 0.360 (1, 2)																	3 0 0 0 0 0 1					
Inning Stats	R: 0 E: 0 K: 1 S: 5	H: 0 LOB: 0 BB: 0 P: 5	R: 1 E: 0 K: 2 S: 9	H: 2 LOB: 1 BB: 0 P: 9	R: 0 E: 0 K: 1 S: 5	H: 0 LOB: 0 BB: 0 P: 5	R: 0 E: 0 K: 1 S: 6	H: 1 LOB: 1 BB: 0 P: 6	R: 0 E: 0 K: 0 S: 4	H: 1 LOB: 0 BB: 0 P: 4	R: 0 E: 0 K: 0 S: 3	H: 1 LOB: 0 BB: 0 P: 3	R: 0 E: 0 K: 0 S: 3	H: 0 LOB: 0 BB: 0 P: 3	R: 0 E: 0 K: 0 S: 4	H: 1 LOB: 1 BB: 0 P: 4	R: 2 E: 0 K: 1 S: 7	H: 3 LOB: 2 BB: 1 P: 11	1B: 6 2B: 1 3B: 1 HR: 1	SF: 0 SAC: 0 DP: 1 HBP: 0	WP: 0 PB: 0 SB: 0 CS: 0	PA: 35
PITCHER Roger Erickson, R ERA: 3.15 John Verhoeven, R ERA: 4.11 (9, 1)	IP: 8.1 WLS: L BF: 4 H: 2 R: 1 ER: 1 SO: 1 BB: 1 IBB: 0 HBP: 0 BLK: 0 WP: 0 HR: 1 S: 41 P: 41 ERA: 2.16 WHIP: 0.840											PITCHER	IP: 8.1 WLS: L BF: 4 H: 2 R: 1 ER: 1 SO: 1 BB: 1 IBB: 0 HBP: 0 BLK: 0 WP: 0 HR: 1 S: 41 P: 41 ERA: 2.16 WHIP: 0.840									

Minnesota Twins @ Toronto Blue Jays
Exhibition Stadium, Toronto, ON
Sat Aug 30 1980, 3:33 AM EDT
Att: 18,376 - Overcast - 72 F

AB 34
R 3
H 9
RBI 3
BB 1
SO 6
LOB 8



Batter	1	2	3	4	5	6	7	8	9	AB	R	H	RBI	BB	SO	LOB	TOP								
Miguel Dilone, S OBP: 0.382, SLG: 0.432 (1, 7)	0-0 3-1		4-0 S 1B BB		0-0 4-3	0-0 BLK 1B			0-0 3-1	4	1	0	1	0	0	0	Cleveland Indians @ Minnesota Twins Metropolitan Stadium, Bloomington, MI Mon Sep 01 1980, 8:05 PM EDT Att. 4,304 - Unknown - 69 F								
Jorge Orta, L OBP: 0.386, SLG: 0.408 (1, 9)	0-3 K		0-0 F4 1-2		0-0 4-3 HR				0-0 BB FC4-6 1B	5	2	2	1	0	1	2									
Mike Hargrove, L OBP: 0.312, SLG: 0.406 (1, 3)	0-0 4-3		4-0 1B BB		0-0 E 1B				4-0 FC4-6 1-2 BB	3	0	1	0	2	0	0									
Joe Charboneau, R OBP: 0.361, SLG: 0.493 Dell Alston, L OBP: 0.256, SLG: 0.333 (9, PR)		0-0 6-3	0-0 FC6-4 1-2 2H 1B		0-0 F9				4-0 FC4-6 1-2 3H BB	4	0	1	1	1	0	1									
Toby Harrah, R OBP: 0.375, SLG: 0.372 (1, 5)		4-0 HR BB	4-0 FC6-4 1-2		0-0 E9 1B				0-0 FC4-6 1-2 2-3 3H	4	1	1	1	1	0	4									
Ron Hassey, L OBP: 0.374, SLG: 0.433 (1, 2)	0-0 1-H HR			0-0 F7	4-0 FC4-6 IBB				0-0 4-3	4	1	1	2	1	0	2									
Alan Bannister, R OBP: 0.342, SLG: 0.356 (1, 4)	0-3 K			4-0 4-3 BB	0-0 FC4-6 1-2				4-0 E BB	2	0	0	0	2	1	3									
Rick Manning, L OBP: 0.338, SLG: 0.306 (1, 8)	0-0 G3			0-0 4-3					0-3 K 1-2	4	0	0	0	0	1	2									
Tom Verzyer, R OBP: 0.311, SLG: 0.348 (1, 6)			0-0 5-3	0-0 F3					0-3 K	4	0	0	0	0	1	2									
Inning Stats	R: 0 E: 0 K: 1 S: 5	H: 0 LOB: 0 BB: 0 P: 5	R: 2 E: 0 K: 1 S: 6	H: 1 LOB: 0 BB: 1 P: 10	R: 1 E: 0 K: 0 S: 4	H: 1 LOB: 2 BB: 2 P: 12	R: 0 E: 0 K: 0 S: 3	H: 0 LOB: 1 BB: 1 P: 7	R: 1 E: 1 K: 0 S: 6	H: 3 LOB: 3 BB: 1 P: 10	R: 0 E: 0 K: 0 S: 4	H: 1 LOB: 1 BB: 0 P: 4	R: 0 E: 0 K: 0 S: 3	H: 0 LOB: 0 BB: 0 P: 3	R: 0 E: 1 K: 2 S: 7	H: 0 LOB: 1 BB: 1 P: 11	R: 1 E: 0 K: 0 S: 4	H: 1 LOB: 2 BB: 2 P: 12	1B: 5 2B: 0 3B: 0 HR: 2	SF: 0 SAC: 0 DP: 0 HBP: 0	WP: 0 PB: 0 SB: 1 CS: 0	PA: 42			
PITCHER	IP WLS BF H R ER SO BB IBB HBP BLK WP HR S P ERA WHIP	8.1 L 39 7 5 5 4 6 1 0 0 0 0 2 40 68 5.40 1.560	0.2 3 0 0 0 0 1 0 0 0 0 0 0 2 6 0.00 1.500																						

AB 34
R 5
H 7
RBI 5
BB 8
SO 4
LOB 16



Batter	1	2	3	4	5	6	7	8	9	AB	R	H	RBI	BB	SO	LOB	BOTTOM								
Hosken Powell, L OBP: 0.311, SLG: 0.354 (1, 9)	0-0 6-3		4-0 BB		0-0 1-3				0-0 6-3	3	0	0	0	1	0	1	Cleveland Indians @ Minnesota Twins Metropolitan Stadium, Bloomington, MI Mon Sep 01 1980, 8:05 PM EDT Att. 4,304 - Unknown - 69 F								
Rob Wilfong, L OBP: 0.307, SLG: 0.350 (1, 4)	0-0 2B		0-0 F9		0-0 2H HR				0-0 F9	4	1	2	2	0	0	1									
Roy Smalley, S OBP: 0.346, SLG: 0.399 (1, 6)	0-3 K			0-0 F6	0-0 F8				0-0 1B	4	0	1	0	0	1	1									
Glenn Adams, L OBP: 0.320, SLG: 0.390 (1, 7)	0-0 4-3			0-3 K					0-3 K	4	0	0	0	0	2	2									
Butch Wynegar, S OBP: 0.330, SLG: 0.329 (1, 2)		0-0 3-1		0-0 1B 1B					0-0 F7	4	0	1	0	0	0	0									
Jose Morales, R OBP: 0.392, SLG: 0.529 (1, 10)		0-3 K		0-0 1-2 1B					0-0 G3	4	0	1	0	0	1	0									
Mike Cabbage, L OBP: 0.292, SLG: 0.362 (1, 3)		0-3 K		0-3 K					0-0 F7	4	0	1	0	0	2	2									
Rick Sofield, L OBP: 0.290, SLG: 0.392 (1, 8)			0-3 K		0-3 K				0-3 1B	4	0	0	0	0	4	1									
John Castino, R OBP: 0.338, SLG: 0.431 (1, 5)			0-3 K		0-0 1-3 HR 1B				0-0 4-3	3	1	1	0	0	1	0									
Inning Stats	R: 0 E: 0 K: 1 S: 6	H: 1 LOB: 1 BB: 0 P: 6	R: 0 E: 0 K: 2 S: 7	H: 0 LOB: 0 BB: 0 P: 7	R: 0 E: 0 K: 2 S: 7	H: 0 LOB: 1 BB: 1 P: 11	R: 0 E: 0 K: 2 S: 9	H: 2 LOB: 2 BB: 0 P: 9	R: 2 E: 0 K: 1 S: 7	H: 2 LOB: 0 BB: 0 P: 7	R: 0 E: 0 K: 0 S: 3	H: 0 LOB: 0 BB: 0 P: 3	R: 0 E: 0 K: 1 S: 5	H: 0 LOB: 0 BB: 0 P: 5	R: 0 E: 0 K: 1 S: 6	H: 1 LOB: 1 BB: 0 P: 6	R: 0 E: 0 K: 1 S: 6	H: 1 LOB: 1 BB: 0 P: 6	1B: 5 2B: 1 3B: 0 HR: 1	SF: 0 SAC: 0 DP: 0 HBP: 0	WP: 0 PB: 0 SB: 0 CS: 0	PA: 35			
PITCHER	IP WLS BF H R ER SO BB IBB HBP BLK WP HR S P ERA WHIP	9.0 W 35 7 2 2 11 1 0 0 0 0 1 56 60 2.00 0.889																							

AB 34
R 2
H 7
RBI 2
BB 1
SO 11
LOB 8



Batter	1	2	3	4	5	6	7	8	9	AB	R	H	RBI	BB	SO	LOB	TOP					
Miguel Dilone, S OBP: 0.382, SLG: 0.434 (1, 7)	0-0 6-3		0-0 6-3			0-0 4-3 1B 2B		0-0 G3 FC1-5 1-2 1B	0-0 4-3	5	1	2	0	0	0	3						
Jorge Orta, L OBP: 0.383, SLG: 0.405 (1, 9)	0-0 F8		0-0 G3			0-0 4-3		0-0 FC1-5 G3 1-2 2-3		4	0	0	0	0	0	3						
Mike Hargrove, L OBP: 0.311, SLG: 0.405 (1, 3)	0-0 G3			0-0 F9		0-0 S 1B		0-0 G3 1-2 2-3		4	0	1	1	0	0	2						
Joe Charboneau, R OBP: 0.363, SLG: 0.492 (1, 10)		0-0 2B SF8 1B		4-0 FC5-4 BB		0-3 K		0-3 K		3	1	1	0	1	2	3						
Toby Harrah, R OBP: 0.376, SLG: 0.375 (1, 5)		0-0 SF8 SF9 2B		0-0 FC5-4 1-2		0-3 K			0-0 FC4-6 1B	4	1	2	0	0	1	2						
Alan Bannister, R OBP: 0.338, SLG: 0.352 (1, 4)		0-0 SF8		0-3 K			0-0 F9		0-0 FC4-6 3-1 S 1-2	3	0	0	1	0	1	2						
Bo Diaz, R OBP: 0.268, SLG: 0.359 (9, PH)		2-3 3-H SF9		0-3 K			0-0 4-3		4-0 3-1 BB	2	0	0	1	0	1	0						
Ron Hassey, L OBP: 0.376, SLG: 0.433 (9, FR)		3-H SF9							1-2	0	0	0	0	1	0	0						
Dell Alston, L OBP: 0.256, SLG: 0.333 (9, FR)										0	0	0	0	0	0	0						
Rick Manning, L OBP: 0.335, SLG: 0.303 (1, 8)		0-0 4-3					0-3 K		0-0 3-1	4	0	0	0	0	2	2						
Tom Verzyer, R OBP: 0.313, SLG: 0.348 (1, 6)			0-0 F9				0-0 6-3		0-0 FC1-5 1B 1B	3	0	1	0	0	0	0						
Inning Stats	R: 0 E: 0 K: 0 S: 3	H: 0 LOB: 0 BB: 0 P: 3	R: 2 E: 0 K: 0 S: 5	H: 2 LOB: 0 BB: 0 P: 5	R: 0 E: 0 K: 0 S: 3	H: 0 LOB: 0 BB: 0 P: 3	R: 0 E: 0 K: 1 S: 5	H: 0 LOB: 1 BB: 1 P: 9	R: 0 E: 0 K: 2 S: 7	H: 0 LOB: 0 BB: 0 P: 7	R: 1 E: 0 K: 2 S: 9	H: 2 LOB: 1 BB: 0 P: 9	R: 0 E: 0 K: 1 S: 5	H: 0 LOB: 0 BB: 0 P: 5	R: 0 E: 0 K: 1 S: 7	H: 2 LOB: 2 BB: 0 P: 7	R: 0 E: 0 K: 0 S: 4	H: 1 LOB: 3 BB: 1 P: 9	1B: 5 2B: 2 HR: 0	SF: 2 SAC: 0 DP: 0 HBP: 1	WP: 0 PB: 0 CS: 0	PA: 37
PITCHER	IP WLS BF H R ER SO BB IBB HBP BLK WP HR S P ERA WHIP																					
Darrell Jackson, L ERA: 4.05 (1, 1)	7.2 W 30 6 3 3 6 1 0 0 0 0 0 41 45 3.52 0.913																					
Doug Corbett, R ERA: 1.9 (8, 1)	1.1 S 7 1 0 0 1 1 0 1 0 0 0 7 12 0.00 1.500																					

Cleveland Indians @ Minnesota Twins
Metropolitan Stadium, Bloomington, MI
Tue Sep 02 1980, 8:05 PM EDT
Att. 2,934 - Unknown - 71 F

AB 32
R 3
H 7
RBI 3
BB 2
SO 7
LOB 17



Batter	1	2	3	4	5	6	7	8	9	AB	R	H	RBI	BB	SO	LOB	BOTTOM			
Hosken Powell, L OBP: 0.309, SLG: 0.353 (1, 9)	0-0 4-3		0-0 S 1B 1B		0-0 5-3	0-0 3-1		0-0 1-3		5	1	1	0	0	0	2				
Rob Wilfong, L OBP: 0.305, SLG: 0.347 (1, 4)	0-0 4-3		0-3 K		4-0 2B BB	0-0 F6				3	1	0	0	1	1	2				
Roy Smalley, S OBP: 0.348, SLG: 0.402 (1, 6)	0-0 F7		0-3 K		0-0 1-H 2B		0-0 FC2-6 1B			4	0	2	1	0	1	1				
Jose Morales, R OBP: 0.389, SLG: 0.523 (1, 10)		0-0 E4 F9 WP 1B	0-0 FC4 1B		0-0 F7		0-0 FC2-6 1-2			4	1	1	1	0	0	2				
Butch Wynegar, S OBP: 0.329, SLG: 0.327 (1, 2)		4-0 1B BB BB	0-0 FC4 1-2		0-0 G3		0-0 F4			3	0	0	0	1	0	3				
Glenn Adams, L OBP: 0.319, SLG: 0.388 (1, 7)		0-0 F9		0-0 S 1B		0-0 4-3		0-0 F3		4	0	1	0	0	0	3				
Dave Edwards, R OBP: 0.286, SLG: 0.328 (8, 8)		2-3 F9								0	0	0	0	0	0	0				
Mike Cabbage, L OBP: 0.300, SLG: 0.369 (1, 3)		0-0 1-3 1B		0-0 F5		0-0 1B 2B		0-0 3-1 SH2-4 1B		4	1	3	1	0	0	1				
John Castino, R OBP: 0.338, SLG: 0.431 (1, 5)		0-3 K		0-0 F9		0-0 2B 1B		0-0 SH2-4		3	1	1	0	0	1	3				
Rick Sofield, L OBP: 0.290, SLG: 0.393 (8, 7)		0-0 L3		0-0 F9		0-0 3-1 2B		0-0 3-1		4	0	1	2	0	0	4				
Inning Stats	R: 0 E: 0 K: 0 S: 3	H: 0 LOB: 0 BB: 0 P: 3	R: 1 E: 1 K: 1 S: 7	H: 1 LOB: 2 BB: 1 P: 11	R: 1 E: 0 K: 2 S: 9	H: 2 LOB: 1 BB: 0 P: 9	R: 0 E: 0 K: 0 S: 4	H: 1 LOB: 1 BB: 0 P: 4	R: 1 E: 0 K: 0 S: 4	H: 1 LOB: 1 BB: 0 P: 8	R: 2 E: 0 K: 0 S: 6	H: 3 LOB: 1 BB: 0 P: 6	R: 0 E: 0 K: 0 S: 4	H: 1 LOB: 1 BB: 0 P: 4	R: 0 E: 0 K: 0 S: 4	H: 1 LOB: 1 BB: 0 P: 4	1B: 8 2B: 2 3B: 0 HR: 0	SF: 0 SAC: 1 DP: 0 HBP: 0	WP: 1 PB: 0 SB: 2 CS: 0	PA: 37
PITCHER	IP WLS BF H R ER SO BB IBB HBP BLK WP HR S P ERA WHIP																			
Wayne Garland, R ERA: 4.35 (1, 1)	7.1 L 35 10 5 4 3 2 0 0 0 0 1 0 39 47 4.91 1.636																			
Bob Ovwchinko, L ERA: 6.12 (8, 1)	0.2 2 0 0 0 0 0 0 0 0 0 0 2 2 0.00 0.000																			

Cleveland Indians @ Minnesota Twins
Metropolitan Stadium, Bloomington, MI
Tue Sep 02 1980, 8:05 PM EDT
Att. 2,934 - Unknown - 71 F

AB 34
R 5
H 10
RBI 5
BB 2
SO 3
LOB 21



Batter	1	2	3	4	5	6	7	8	9	AB	R	H	RBI	BB	SO	LOB	TOP
Miguel Dilone, S OBP: 0.385, SLG: 0.438 (1, 7)										4	3	3	0	0	0	1	Cleveland Indians @ Minnesota Twins Metropolitan Stadium, Bloomington, MI Wed Sep.03 1980, 8:05 PM EDT Att. 2,877 - Unknown - 83 F
Jorge Orta, L OBP: 0.386, SLG: 0.407 (1, 9)										3	1	2	0	1	0	1	
Mike Hargrove, L OBP: 0.314, SLG: 0.408 (1, 3)										4	1	3	2	0	0	2	
Joe Charboneau, R OBP: 0.360, SLG: 0.488 (1, 10)										3	0	0	1	0	0	5	
Toby Harrah, R OBP: 0.375, SLG: 0.373 (1, 5)										3	1	0	0	1	0	0	
Alan Bannister, R OBP: 0.343, SLG: 0.361 (1, 8)										4	1	3	1	0	0	2	
Bo Diaz, R OBP: 0.282, SLG: 0.351 (1, 2)										4	0	0	1	0	0	5	
Dave Rosello, R OBP: 0.250, SLG: 0.297 (1, 4)										4	0	1	2	0	0	2	
Tom Verzyer, R OBP: 0.314, SLG: 0.346 (1, 6)										2	0	0	0	0	0	1	
Inning Stats	R: 5 E: 1 K: 0 S: 8	H: 4 LOB: 1 BB: 1 P: 12	R: 1 E: 0 K: 0 S: 4	H: 2 LOB: 0 BB: 0 P: 4	R: 0 E: 0 K: 0 S: 3	H: 1 LOB: 0 BB: 0 P: 3	R: 1 E: 0 K: 0 S: 6	H: 3 LOB: 2 BB: 0 P: 6	R: 0 E: 0 K: 0 S: 4	H: 1 LOB: 1 BB: 0 P: 4	R: 0 E: 0 K: 0 S: 3	H: 0 LOB: 2 BB: 1 P: 8	R: 0 E: 0 K: 0 S: 4	H: 1 LOB: 1 BB: 0 P: 4			
PITCHER	IP WLS BF H R ER SO BB IBB HBP BLK WP HR S P ERA WHIP																
Geoff Zahn, L ERA: 4.6 (1, 1)	0.2 L 8 4 5 2 0 1 0 0 0 0 0 0 7 11 27.00 7.500																
John Verhoeven, R ERA: 4.1 (1, 1)	4.2 20 7 2 2 0 0 0 1 0 0 0 0 19 20 3.86 1.500																
Mike Kinnunen, L ERA: 4.58 (6, 1)	1.2 7 1 0 0 0 0 1 0 0 0 0 0 6 10 0.00 1.200																

AB	31
R	7
H	12
RBI	7
BB	2
SO	0
LOB	19



Batter	1	2	3	4	5	6	7	8	9	AB	R	H	RBI	BB	SO	LOB	BOTTOM
Hosken Powell, L OBP: 0.309, SLG: 0.356 (1, 9)										4	0	1	0	0	0	1	Cleveland Indians @ Minnesota Twins Metropolitan Stadium, Bloomington, MI Wed Sep.03 1980, 8:05 PM EDT Att. 2,877 - Unknown - 83 F
Rob Wilfong, L OBP: 0.308, SLG: 0.349 (1, 4)										4	0	2	0	0	0	1	
Roy Smalley, S OBP: 0.348, SLG: 0.402 (1, 6)										3	0	1	0	0	0	3	
Jose Morales, R OBP: 0.384, SLG: 0.515 (1, 10)										3	0	0	0	0	0	2	
Butch Wynegar, S OBP: 0.331, SLG: 0.328 (1, 2)										2	1	1	0	1	0	0	
Glenn Adams, L OBP: 0.323, SLG: 0.392 (1, 7)										3	0	2	0	0	1	0	
Mike Cabbage, L OBP: 0.300, SLG: 0.368 (1, 3)										3	0	1	1	0	1	2	
John Castino, R OBP: 0.336, SLG: 0.428 (1, 5)										3	0	0	0	0	1	3	
Rick Sofield, L OBP: 0.290, SLG: 0.393 (1, 8)										3	0	1	0	0	0	2	
Inning Stats	R: 0 E: 0 K: 0 S: 4	H: 1 LOB: 1 BB: 0 P: 4	R: 0 E: 0 K: 2 S: 7	H: 0 LOB: 0 BB: 0 P: 7	R: 0 E: 0 K: 1 S: 7	H: 2 LOB: 2 BB: 0 P: 7	R: 1 E: 0 K: 0 S: 5	H: 2 LOB: 2 BB: 1 P: 9	R: 0 E: 0 K: 0 S: 4	H: 1 LOB: 1 BB: 0 P: 4	R: 0 E: 0 K: 0 S: 4	H: 2 LOB: 1 BB: 0 P: 4	R: 0 E: 0 K: 0 S: 3	H: 1 LOB: 1 BB: 0 P: 3			
PITCHER	IP WLS BF H R ER SO BB IBB HBP BLK WP HR S P ERA WHIP																
Dan Spillner, R ERA: 4.86 (1, 1)	6.2 W 29 9 1 1 3 1 0 0 0 0 0 0 34 38 1.35 1.500																

AB	28
R	1
H	9
RBI	1
BB	1
SO	3
LOB	14



Batter	1	2	3	4	5	6	7	8	9	AB	R	H	RBI	BB	SO	LOB	TOP			
Ron Jackson, R (1, 3) OBP: 0.302, SLG: 0.378	F7		4-3			5-3		5-3		4	0	0	0	0	0	1				
John Castino, R (1, 5) OBP: 0.335, SLG: 0.426	F8				F4			F8		4	0	1	0	0	0	0				
Ken Landreaux, L (1, 10) OBP: 0.323, SLG: 0.400	F2							L8		4	0	1	0	0	0	1				
Roy Smalley, S (1, 6) OBP: 0.347, SLG: 0.399		L8						F9		3	0	0	0	1	0	0				
Pete Mackanin, R (1, 4) OBP: 0.303, SLG: 0.354		6-3						6-3		4	0	1	0	0	1	2				
Butch Wynegar, S (1, 2) OBP: 0.331, SLG: 0.325		5-3						F9		3	0	0	0	1	0	3				
Bombo Rivera, R (1, 7) OBP: 0.260, SLG: 0.413			4-3							4	0	1	0	0	2	1				
Dave Edwards, R (1, 8) OBP: 0.293, SLG: 0.330										2	0	1	0	1	1	0				
Hosken Powell, L (1, 9) OBP: 0.307, SLG: 0.354			4-3							3	0	0	0	0	0	4				
Inning Stats	R: 0 E: 0 K: 0 S: 3	H: 0 LOB: 0 BB: 0 P: 3	R: 0 E: 0 K: 0 S: 3	H: 0 LOB: 0 BB: 0 P: 3	R: 0 E: 0 K: 0 S: 4	H: 1 LOB: 1 BB: 0 P: 4	R: 0 E: 0 K: 1 S: 6	H: 1 LOB: 2 BB: 1 P: 10	R: 0 E: 0 K: 2 S: 7	H: 0 LOB: 0 BB: 0 P: 7	R: 0 E: 0 K: 0 S: 3	H: 1 LOB: 3 BB: 2 P: 12	R: 0 E: 0 K: 0 S: 3	H: 0 LOB: 0 BB: 0 P: 3	R: 0 E: 0 K: 1 S: 6	H: 1 LOB: 1 BB: 0 P: 6	1B: 4 2B: 2 3B: 0 HR: 0	SF: 0 SAC: 0 DP: 1 HBP: 0	WP: 0 PB: 0 SB: 1 CS: 0	PA: 34
PITCHER Dan Schatzeder, L (1, 1) ERA: 4.04	IP: 9.0 WLS: W BF: 34 H: 5 R: 0 ER: 0 SO: 4 BB: 3 IBB: 0 HBP: 0 BLK: 0 WP: 0 HR: 0 S: 39 P: 51 ERA: 0.00 WHIP: 0.889															PITCHER				

Minnesota Twins @ Detroit Tigers
Tiger Stadium, Detroit, MI
Fri Sep 05 1980, 7:05 PM EDT
Att: 16,980 - Unknown - 75 F

AB	31
R	0
H	5
RBI	0
BB	3
SO	4
LOB	12



Batter	1	2	3	4	5	6	7	8	9	AB	R	H	RBI	BB	SO	LOB	BOTTOM			
Rick Peters, S (1, 8) OBP: 0.377, SLG: 0.377	1B		5-3					F3		4	0	3	0	0	0	1				
Alan Trammell, R (1, 6) OBP: 0.371, SLG: 0.398	1B		5-3					FC9-6		3	1	1	0	0	0	2				
Steve Kemp, L (1, 7) OBP: 0.389, SLG: 0.478	FC3-2-5							F8		4	0	0	0	0	1	4				
Champ Summers, L (1, 10) OBP: 0.383, SLG: 0.497	FC6-4-5							F4		3	0	0	1	0	1	2				
Lance Parrish, R (1, 2) OBP: 0.325, SLG: 0.511	K									3	0	0	0	0	2	1				
Tim Corcoran, L (1, 3) OBP: 0.333, SLG: 0.356			G3					F8		3	0	0	0	0	0	0				
Al Cowens, R (1, 9) OBP: 0.336, SLG: 0.348			6-3					E8		3	0	0	0	0	0	0				
Tom Brookens, R (1, 5) OBP: 0.335, SLG: 0.423			K					FC6-4		3	0	1	0	0	1	1				
Lou Whitaker, L (1, 4) OBP: 0.333, SLG: 0.271			L7					FC9-6		2	0	0	0	1	0	1				
Inning Stats	R: 1 E: 0 K: 1 S: 7	H: 2 LOB: 1 BB: 0 P: 7	R: 0 E: 0 K: 1 S: 5	H: 0 LOB: 0 BB: 0 P: 5	R: 0 E: 0 K: 0 S: 3	H: 1 LOB: 0 BB: 0 P: 3	R: 0 E: 0 K: 1 S: 5	H: 0 LOB: 0 BB: 0 P: 5	R: 0 E: 0 K: 0 S: 4	H: 1 LOB: 1 BB: 0 P: 4	R: 0 E: 0 K: 1 S: 6	H: 1 LOB: 1 BB: 0 P: 6	R: 0 E: 0 K: 1 S: 6	H: 0 LOB: 1 BB: 0 P: 6	R: 0 E: 0 K: 0 S: 3	H: 0 LOB: 1 BB: 1 P: 7	1B: 5 2B: 0 3B: 0 HR: 0	SF: 0 SAC: 1 DP: 0 HBP: 0	WP: 0 PB: 0 SB: 0 CS: 0	PA: 30
PITCHER Roger Erickson, R (1, 1) ERA: 3.05	IP: 8.0 WLS: L BF: 30 H: 5 R: 1 ER: 1 SO: 5 BB: 1 IBB: 0 HBP: 0 BLK: 0 WP: 0 HR: 0 S: 39 P: 43 ERA: 1.12 WHIP: 0.750															PITCHER				

Minnesota Twins @ Detroit Tigers
Tiger Stadium, Detroit, MI
Fri Sep 05 1980, 7:05 PM EDT
Att: 16,980 - Unknown - 75 F

AB	28
R	1
H	5
RBI	1
BB	1
SO	5
LOB	12



Batter	1	2	3	4	5	6	7	8	9	AB	R	H	RBI	BB	SO	LOB	TOP								
Hosken Powell, L OBP: 0.306, SLG: 0.350 (1, 9)	L5		1-3		4-3		3-1		FC6-4 1B BB	4	0	0	0	1	0	1									
Rob Wilfong, L OBP: 0.305, SLG: 0.349 (1, 4)	G1		E S E 1B		E5		3-1		FC6-4 1B	5	1	2	0	0	0	1									
Ken Landreaux, L OBP: 0.321, SLG: 0.403 (1, 8)	E8		E5 G3 1-H		F7				FC6-4 BB	5	0	1	1	0	0	3									
Glenn Adams, L OBP: 0.326, SLG: 0.395 (1, 10)	4-3		G3						FC6-4 BB	3	1	1	0	1	0	2									
Roy Smalley, S OBP: 0.345, SLG: 0.399 (9, PH)									G4-3 BB	0	0	0	0	1	0	0									
Dave Edwards, R OBP: 0.293, SLG: 0.330 (9, PR)									G4-3 BB	0	0	0	0	0	0	0									
Mike Cabbage, L OBP: 0.299, SLG: 0.364 (1, 3)		G3 1B BB							G4-3 BB	3	1	0	0	1	0	4									
Ron Jackson, R OBP: 0.301, SLG: 0.377 (9, PH)			1-3						G4-3 BB	1	0	0	0	0	0	3									
John Castino, R OBP: 0.333, SLG: 0.424 (1, 5)		G3 1-2		K		SH1			F3	3	0	0	1	0	1	3									
Rick Sofield, L OBP: 0.292, SLG: 0.392 (1, 7)				F7		F5			FC6-4 IBB	3	0	1	1	1	0	0									
Sal Butera, R OBP: 0.338, SLG: 0.329 (1, 2)		F6 2-H		F8					FC6-4 IBB	4	0	0	0	0	0	4									
Lenny Faedo, R OBP: 0.333, SLG: 0.333 (1, 6)		5-3							FC6-4 1B	3	1	1	0	0	0	1									
Inning Stats	R: 0 E: 1 K: 0 S: 4	H: 0 LOB: 1 BB: 0 P: 4	R: 1 E: 0 K: 0 S: 4	H: 1 LOB: 1 BB: 1 P: 8	R: 1 E: 1 K: 0 S: 5	H: 1 LOB: 1 BB: 0 P: 5	R: 0 E: 0 K: 1 S: 5	H: 0 LOB: 0 BB: 0 P: 5	R: 0 E: 1 K: 0 S: 4	H: 0 LOB: 1 BB: 0 P: 4	R: 1 E: 0 K: 0 S: 4	H: 1 LOB: 1 BB: 0 P: 4	R: 0 E: 1 K: 0 S: 4	H: 0 LOB: 1 BB: 0 P: 4	R: 0 E: 0 K: 0 S: 4	H: 1 LOB: 3 BB: 2 P: 12	R: 1 E: 0 K: 0 S: 4	H: 2 LOB: 3 BB: 2 P: 12	1B: 4 2B: 1 3B: 1 HR: 0	SF: 0 SAC: 2 DP: 1 HBP: 0	WP: 0 PB: 0 SB: 1 CS: 0	PA: 41			
PITCHER	IP	WLS	BF	H	R	ER	SO	BB	IBB	HBP	BLK	WP	HR	S	P	ERA	WHIP								
Jack Morris, R ERA: 4.34 (1, 1)	8.0	L	38	6	4	3	1	3	1	0	0	0	0	36	52	3.38	1.125								
Pat Underwood, L ERA: 3.79 (9, 1)	1.0	S	3	0	0	0	0	1	0	0	0	0	0	2	6	0.00	1.000								

Minnesota Twins @ Detroit Tigers
Tiger Stadium, Detroit, MI
Sat Sep 06 1980, 3:33 AM EDT
Att: 18,249 - Unknown - 80 F

AB 34
R 4
H 6
RBI 3
BB 5
SO 1
LOB 22



Batter	1	2	3	4	5	6	7	8	9	AB	R	H	RBI	BB	SO	LOB	BOTTOM								
Rick Peters, S OBP: 0.376, SLG: 0.375 (1, 8)	6-3		F8		K					4	0	1	0	0	1	1									
Alan Trammell, R OBP: 0.370, SLG: 0.396 (1, 6)	K			FC6-5 BB 1B		F8				4	0	1	0	0	1	1									
Steve Kemp, L OBP: 0.386, SLG: 0.473 (1, 7)	F5			F3		G3				4	0	0	0	0	0	2									
John Wockenfuss, R OBP: 0.385, SLG: 0.453 (1, 3)				FC6-5 BB		F8				1	0	0	0	3	0	0									
Tom Brookens, R OBP: 0.332, SLG: 0.419 (1, 5)		F3		FC6-5 1-2 2-3F		F3				4	0	0	0	0	0	4									
Al Cowens, R OBP: 0.337, SLG: 0.345 (1, 9)		F7		F8		5-3				3	0	0	0	1	0	3									
Lynn Jones, R OBP: 0.348, SLG: 0.381 (1, 10)					5-3					3	0	1	0	0	0	1									
Tim Corcoran, L OBP: 0.330, SLG: 0.353 (9, PH)		L5								1	0	0	0	0	0	2									
Duffy Dyer, R OBP: 0.271, SLG: 0.337 (1, 2)				F8		K				3	0	0	0	1	2	3									
Lou Whitaker, L OBP: 0.331, SLG: 0.270 (1, 4)						FC4-6 BB				2	0	0	0	0	0	1									
Jim Lentine, R OBP: 0.329, SLG: 0.311 (8, PH)					4-3					1	0	0	0	0	0	0									
Mark Wagner, R OBP: 0.309, SLG: 0.270 (9, 4)						FC4-6 1-2				0	0	0	0	0	0	0									
Inning Stats	R: 0 E: 0 K: 1 S: 5	H: 0 LOB: 0 BB: 0 P: 5	R: 0 E: 0 K: 0 S: 3	H: 0 LOB: 1 BB: 1 P: 7	R: 0 E: 0 K: 0 S: 3	H: 0 LOB: 0 BB: 0 P: 3	R: 0 E: 0 K: 0 S: 4	H: 1 LOB: 2 BB: 1 P: 8	R: 0 E: 0 K: 1 S: 5	H: 0 LOB: 1 BB: 1 P: 9	R: 0 E: 0 K: 0 S: 3	H: 0 LOB: 0 BB: 0 P: 3	R: 0 E: 0 K: 1 S: 6	H: 1 LOB: 1 BB: 0 P: 6	R: 0 E: 0 K: 0 S: 4	H: 1 LOB: 1 BB: 0 P: 4	R: 0 E: 0 K: 1 S: 5	H: 0 LOB: 2 BB: 2 P: 13	1B: 3 2B: 0 3B: 0 HR: 0	SF: 0 SAC: 0 DP: 0 HBP: 0	WP: 0 PB: 0 SB: 0 CS: 0	PA: 35			
PITCHER	IP	WLS	BF	H	R	ER	SO	BB	IBB	HBP	BLK	WP	HR	S	P	ERA	WHIP								
Jerry Koosman, L ERA: 4.36 (1, 1)	8.1	W	33	3	0	0	3	5	0	0	0	0	0	34	54	0.00	0.960								
Doug Corbett, R ERA: 1.89 (9, 1)	0.2	S	2	0	0	0	1	0	0	0	0	0	0	4	4	0.00	0.000								

Minnesota Twins @ Detroit Tigers
Tiger Stadium, Detroit, MI
Sat Sep 06 1980, 3:33 AM EDT
Att: 18,249 - Unknown - 80 F

AB 30
R 0
H 3
RBI 0
BB 5
SO 4
LOB 18



Batter	1	2	3	4	5	6	7	8	9	AB	R	H	RBI	BB	SO	LOB	TOP											
Hosken Powell, L OBP: 0.307, SLG: 0.350	4-3	BB			4-3			SH5-3 1B	K	4	1	0	1	1	1	1												
Rob Wilfong, L OBP: 0.305, SLG: 0.348	BB	4-3			5-3			SH5-3 1B	K	4	0	1	0	0	1	4												
Ken Landreaux, L OBP: 0.323, SLG: 0.402	BB		1-3		F8			HR		3	1	1	1	1	0	0												
Roy Smalley, S OBP: 0.347, SLG: 0.405	F7		F7		L4			HR		4	1	1	2	0	0	2												
Glenn Adams, L OBP: 0.322, SLG: 0.390	F8		F5		G3					3	0	0	0	0	0	2												
Pete Mackanin, R OBP: 0.306, SLG: 0.360										1	0	1	0	0	0	0												
Butch Wynegar, S OBP: 0.332, SLG: 0.325		BB 1B			F7			G5-4-3 IBB		3	0	1	0	1	0	0												
Mike Cabbage, L OBP: 0.322, SLG: 0.359	F8		K					4-3		3	0	0	0	0	1	1												
Ron Jackson, R OBP: 0.300, SLG: 0.376										1	0	0	0	0	0	2												
Rick Sofield, L OBP: 0.292, SLG: 0.391	F8							6-3		4	0	1	0	0	1	1												
John Castillo, R OBP: 0.335, SLG: 0.424	BB 1B							4-3		4	0	2	0	0	1	1												
Inning Stats	R: 0 E: 0 K: 0 S: 4	H: 1 LOB: 2 BB: 1 P: 8	R: 0 E: 0 K: 0 S: 5	H: 2 LOB: 3 BB: 1 P: 9	R: 0 E: 0 K: 0 S: 3	H: 0 LOB: 0 BB: 0 P: 3	R: 0 E: 0 K: 2 S: 8	H: 1 LOB: 1 BB: 0 P: 8	R: 0 E: 0 K: 0 S: 3	H: 0 LOB: 0 BB: 0 P: 3	R: 0 E: 0 K: 0 S: 3	H: 0 LOB: 0 BB: 0 P: 3	R: 0 E: 0 K: 0 S: 6	H: 4 LOB: 1 BB: 1 P: 10	R: 0 E: 0 K: 3 S: 10	H: 1 LOB: 1 BB: 0 P: 10	1B: 7 2B: 1 3B: 0 HR: 1	SF: 0 SAC: 1 DP: 1 HBP: 0	WP: 0 PB: 0 SB: 1 CS: 0	PA: 38								
PITCHER	IP	WLS	BF	H	R	ER	SO	BB	IBB	HBP	BLK	WP	HR	S	P	ERA	WHIP											
Mark Fidrych, R ERA: 4.42	(1, 1)	7.1	L	31	7	3	3	2	2	0	0	0	0	1	33	41	3.68	1.227										
Pat Underwood, L ERA: 3.72	(8, 1)	1.2		7	2	0	0	3	0	1	0	0	0	0	12	16	0.00	1.200										

Minnesota Twins @ Detroit Tigers
Tiger Stadium, Detroit, MI
Sun Sep 07 1980, 3:33 AM EDT
Att: 20,009 - Unknown - 71 F

AB 34
R 3
H 9
RBI 3
BB 3
SO 5
LOB 14



Batter	1	2	3	4	5	6	7	8	9	AB	R	H	RBI	BB	SO	LOB	BOTTOM										
Rick Peters, S OBP: 0.376, SLG: 0.378	1-4-3 E 2B		SH1-3		L6			6-3		3	1	1	0	0	0	0											
Alan Trammell, R OBP: 0.371, SLG: 0.396	1-4-3							K		3	0	1	0	1	1	1											
Tom Brookens, R OBP: 0.329, SLG: 0.414	2-3 FC6		F7		F4			6-3		4	0	0	0	0	0	3											
John Wockenfuss, R OBP: 0.383, SLG: 0.450	3-H 6-3		K2-3					G5-4-3 1B		4	0	1	0	0	1	3											
Lance Parrish, R OBP: 0.322, SLG: 0.506	6-3							G5-4-3		4	0	0	0	0	1	2											
Al Cowens, R OBP: 0.334, SLG: 0.342			F8		1-3			5-3		4	0	0	0	0	0	0											
Lynn Jones, R OBP: 0.346, SLG: 0.375			K							3	0	1	0	0	1	0											
Duffy Dyer, R OBP: 0.263, SLG: 0.326			5-3		FC6-4 1B			6-3		3	0	0	0	0	0	1											
Lou Whitaker, L OBP: 0.331, SLG: 0.268			SH1-3 BB							2	0	0	0	1	0	0											
Inning Stats	R: 1 E: 1 K: 0 S: 5	H: 1 LOB: 1 BB: 0 P: 5	R: 0 E: 0 K: 1 S: 5	H: 0 LOB: 0 BB: 0 P: 5	R: 0 E: 0 K: 1 S: 5	H: 0 LOB: 2 BB: 2 P: 13	R: 0 E: 0 K: 0 S: 4	H: 1 LOB: 1 BB: 0 P: 4	R: 0 E: 0 K: 0 S: 4	H: 1 LOB: 0 BB: 0 P: 4	R: 0 E: 0 K: 0 S: 3	H: 1 LOB: 0 BB: 0 P: 3	R: 0 E: 0 K: 1 S: 5	H: 0 LOB: 0 BB: 0 P: 5	R: 0 E: 0 K: 1 S: 5	H: 0 LOB: 0 BB: 0 P: 5	1B: 3 2B: 1 3B: 0 HR: 0	SF: 0 SAC: 1 DP: 1 HBP: 0	WP: 0 PB: 0 SB: 0 CS: 0	PA: 33							
PITCHER	IP	WLS	BF	H	R	ER	SO	BB	IBB	HBP	BLK	WP	HR	S	P	ERA	WHIP										
Darrell Jackson, L ERA: 3.88	(1, 1)	7.0	W	27	4	1	0	2	2	0	0	0	0	29	37	0.00	0.857										
Doug Corbett, R ERA: 1.85	(8, 1)	2.0	S	6	0	0	0	2	0	0	0	0	0	10	10	0.00	0.000										

Minnesota Twins @ Detroit Tigers
Tiger Stadium, Detroit, MI
Sun Sep 07 1980, 3:33 AM EDT
Att: 20,009 - Unknown - 71 F


AB 30
R 1
H 4
RBI 0
BB 2
SO 4
LOB 10




Batter	1	2	3	4	5	6	7	8	9	AB	R	H	RBI	BB	SO	LOB	TOP
Paul Moltzer, R OBP: 0.365, SLG: 0.414 (1, 6)	F9			5-3		4-3		1-3 2-H 2B		4	0	1	1	0	0	0	Milwaukee Brewers @ Minnesota Twins Metropolitan Stadium, Bloomington, MI Tue Sep 09 1980, 8:05 PM EDT Att. 6,348 - Unknown - 65 F
Jim Gantner, L OBP: 0.316, SLG: 0.363 (1, 4) (7, 5)	4-3			B1-3		F9		F6		4	0	0	0	0	0	2	
Cecil Cooper, L OBP: 0.366, SLG: 0.543 Ed Romero, R OBP: 0.337, SLG: 0.364 (1, 3) (7, 4)	L9			6-3		G3		K		3	0	0	0	0	0	0	
Ben Oglivie, L OBP: 0.359, SLG: 0.539 (1, 7)		L7				FC4-6 3B		4-3		4	1	2	0	0	0	2	
Gorman Thomas, R OBP: 0.314, SLG: 0.489 Vic Harris, S OBP: 0.235, SLG: 0.244 (1, 8) (7, 8)		G5-4-3 BB				F4		F6		2	0	0	0	1	0	2	
Don Money, R OBP: 0.346, SLG: 0.507 (1, 5) (7, 3)		G5-4-3 1-2				FC4-6 BB		F7		3	0	0	0	1	0	2	
John Poff, L OBP: 0.294, SLG: 0.294 (1, 9)				F7		FC4-6 1B 1-2 3-H		4-3		4	0	0	1	0	0	2	
Dick Davis, R OBP: 0.307, SLG: 0.399 (1, 10)				F9		1-2 1B		1B 2B 1B		3	1	2	0	0	0	0	
Buck Martinez, R OBP: 0.274, SLG: 0.322 Ned Yost, R OBP: 0.333, SLG: 0.333 (1, 2) (7, 2)				F9		5-3		2B 1-2 1B		2	0	0	0	0	0	2	
										1	0	1	0	0	0	0	
Inning Stats	R: 0 E: 0 K: 0 S: 3	H: 0 LOB: 0 BB: 0 P: 3	R: 0 E: 0 K: 0 S: 2	H: 0 LOB: 0 BB: 1 P: 6	R: 0 E: 0 K: 0 S: 3	H: 0 LOB: 0 BB: 0 P: 3	R: 0 E: 0 K: 0 S: 3	H: 2 LOB: 2 BB: 1 P: 9	R: 0 E: 0 K: 0 S: 4	H: 1 LOB: 1 BB: 0 P: 4	R: 1 E: 0 K: 1 S: 8	H: 3 LOB: 2 BB: 0 P: 8	R: 0 E: 0 K: 0 S: 3	H: 0 LOB: 0 BB: 0 P: 3	1B: 4 2B: 1 3B: 1 HR: 0	SF: 0 SAC: 0 DP: 1 HBP: 0	WP: 0 PA: 34 PB: 0 CS: 0
PITCHER Albert Williams, R ERA: 3.81 (1, 1)	IP: 9.0 WLS: W BF: 34 H: 6 R: 2 ER: 2 SO: 1 BB: 2 IBB: 0 HBP: 0 BLK: 0 WP: 0 HR: 0 S: 34 P: 42 ERA: 2.00 WHIP: 0.889											PITCHER	IP: 9.0 WLS: W BF: 34 H: 6 R: 2 ER: 2 SO: 1 BB: 2 IBB: 0 HBP: 0 BLK: 0 WP: 0 HR: 0 S: 34 P: 42 ERA: 2.00 WHIP: 0.889				

Batter	1	2	3	4	5	6	7	8	9	AB	R	H	RBI	BB	SO	LOB	BOTTOM		
Hosken Powell, L OBP: 0.307, SLG: 0.349 (1, 9)	6-3 1B G3-1			5-3		4-3		4-3		6	1	2	1	0	0	2	Milwaukee Brewers @ Minnesota Twins Metropolitan Stadium, Bloomington, MI Tue Sep 09 1980, 8:05 PM EDT Att. 6,348 - Unknown - 65 F		
Rob Wilfong, L OBP: 0.305, SLG: 0.351 (1, 4)	G3-1 1-2			1-2 3-H 1B				K		6	2	2	1	0	2	4			
Ken Landreaux, L OBP: 0.328, SLG: 0.404 Dave Edwards, R OBP: 0.293, SLG: 0.330 (1, 8) (8, 8)	6-3 2-3			3-1 1B		1-3 1B 1B		1B SF8 BB		3	3	2	0	2	0	1			
Roy Smalley, S OBP: 0.352, SLG: 0.410 Lenny Faedo, R OBP: 0.333, SLG: 0.333 (1, 6) (8, 6)	FC6 3-H 1B			3-1 1B		1-2 3-H 1B 1B		1B 1B 1B WP		5	2	4	2	0	0	1			
Glenn Adams, L OBP: 0.320, SLG: 0.387 Jose Morales, R OBP: 0.387, SLG: 0.518 (1, 10) (4, PH)	FC6 1-2			4-3 1B		1-2 2-3 3-H 1B 1B		1B 1B E 1B		2	0	0	0	0	0	1			
Butch Wynegar, S OBP: 0.333, SLG: 0.327 (1, 2)		F7		SH1-3 1B		1-2 2-H 1B		SF8 K		4	1	2	2	0	1	1			
John Castino, R OBP: 0.338, SLG: 0.429 (1, 5)				1B 2B		SH1-3 FC4-6 1B		1-2 2-H 1B 1B		4	2	3	1	0	0	2			
Rick Sofield, L OBP: 0.295, SLG: 0.393 (1, 7)				1B 2B		1B 5-3 1B		F9 E 1B		5	2	3	2	0	0	2			
Mike Cabbage, L OBP: 0.296, SLG: 0.359 Ron Jackson, R OBP: 0.302, SLG: 0.380 Danny Goodwin, L OBP: 0.305, SLG: 0.274 (1, 3) (6, PH) (7, 3)		L8		1-3 1B 1B		4-3		E3 2B		3	1	1	0	0	0	1			
										1	0	1	3	0	0	0			
										1	0	0	0	0	1	0			
Inning Stats	R: 1 E: 0 K: 0 S: 5	H: 2 LOB: 1 BB: 0 P: 5	R: 1 E: 0 K: 0 S: 6	H: 3 LOB: 2 BB: 0 P: 6	R: 0 E: 0 K: 0 S: 3	H: 1 LOB: 0 BB: 0 P: 3	R: 6 E: 0 K: 0 S: 11	H: 8 LOB: 2 BB: 0 P: 11	R: 0 E: 0 K: 0 S: 3	H: 0 LOB: 0 BB: 0 P: 3	R: 6 E: 1 K: 1 S: 11	H: 6 LOB: 1 BB: 1 P: 15	R: 1 E: 0 K: 1 S: 7	H: 2 LOB: 2 BB: 1 P: 11	R: 0 E: 0 K: 2 S: 7	H: 0 LOB: 0 BB: 0 P: 7	1B: 19 2B: 3 3B: 0 HR: 0	SF: 1 SAC: 1 DP: 0 HBP: 0	WP: 1 PA: 47 PB: 0 CS: 0
PITCHER Lary Sorenson, R ERA: 4.08 Jerry Augustine, L ERA: 4.59 Reggie Cleveland, R ERA: 3.98 Bill Travers, L ERA: 3.79 John Flynn, R ERA: 4.59 (1, 1) (4, 1) (4, 1) (6, 1) (8, 1)	IP: 3.1 WLS: L BF: 18 H: 5 R: 2 ER: 5 SO: 0 BB: 0 IBB: 0 HBP: 0 BLK: 0 WP: 0 HR: 0 S: 18 P: 18 ERA: 13.50 WHIP: 2.700											PITCHER	IP: 3.1 WLS: L BF: 18 H: 5 R: 2 ER: 5 SO: 0 BB: 0 IBB: 0 HBP: 0 BLK: 0 WP: 0 HR: 0 S: 18 P: 18 ERA: 13.50 WHIP: 2.700						

AB 32
R 2
H 6
RBI 2
BB 2
SO 1
LOB 14



AB 43
R 15
H 22
RBI 14
BB 2
SO 4
LOB 17



Batter	1	2	3	4	5	6	7	8	9	AB	R	H	RBI	BB	SO	LOB	TOP			
Paul Moltis, R OBP: 0.364, SLG: 0.413 (1, 6)	5-3		WP SF7 1B		F4			6-3		4	1	1	0	0	0	0	Milwaukee Brewers @ Minnesota Twins Metropolitan Stadium, Bloomington, MI Wed Sep 10 1980, 8:05 PM EDT Att: 6,722 - Unknown - 70 F			
Don Money, R OBP: 0.344, SLG: 0.500 (1, 5)	K		F4		F9			F3		4	0	0	0	0	1	1				
Cecil Cooper, L OBP: 0.399, SLG: 0.547 (1, 3)	HR		WP 1-2 1B					G3		4	1	3	0	0	0	0				
Ben Oglivie, L OBP: 0.359, SLG: 0.544 (1, 10)	2B HR		SF7		L1-3			6-3		3	1	1	3	0	0	1				
Gorman Thomas, R OBP: 0.312, SLG: 0.485 (1, 8)	F3		5-3		K			K		4	0	0	0	0	2	1				
John Poff, L OBP: 0.286, SLG: 0.381 (1, 9)					6-3			F8		4	0	1	0	0	0	0				
Dick Davis, R OBP: 0.304, SLG: 0.395 Vic Harris, S OBP: 0.235, SLG: 0.244 (1, 7) (8, 7)	K		L7		L7			F9		3	0	0	0	0	1	1				
Jim Gantner, L OBP: 0.316, SLG: 0.363 (1, 4)	L7		L7		L7			1B		3	0	1	0	0	0	1				
Ned Yost, R OBP: 0.167, SLG: 0.167 (1, 2)	5-3		5-3		5-3			K		3	0	0	0	0	1	2				
Inning Stats	R: 2 E: 0 K: 1 S: 7	H: 2 LOB: 0 BB: 0 P: 7	R: 0 E: 0 K: 1 S: 6	H: 1 LOB: 1 BB: 0 P: 6	R: 1 E: 0 K: 0 S: 5	H: 2 LOB: 1 BB: 0 P: 5	R: 0 E: 0 K: 0 S: 3	H: 0 LOB: 0 BB: 0 P: 3	R: 0 E: 0 K: 1 S: 5	H: 1 LOB: 1 BB: 0 P: 5	R: 0 E: 0 K: 1 S: 6	H: 1 LOB: 1 BB: 0 P: 6	R: 0 E: 0 K: 0 S: 3	H: 0 LOB: 0 BB: 0 P: 5	R: 0 E: 0 K: 1 S: 5	H: 0 LOB: 0 BB: 0 P: 5		1B: 4 2B: 2 3B: 1 HR: 1	SF: 1 SAC: 0 DP: 1 HBP: 0	WP: 1 PB: 0 SB: 0 CS: 0
PITCHER Roger Erickson, R ERA: 3.05 (1, 1)	IP: 9.0 WLS: L BF: 33	H: 7 R: 3 ER: 3 SO: 5	BB: 0 IBB: 0 HBP: 0 BLK: 0	WP: 1 HR: 1 S: 43 P: 43	ERA: 3.00 WHIP: 0.778	PITCHER										IP: 9.0 WLS: L BF: 33	H: 7 R: 3 ER: 3 SO: 5	BB: 0 IBB: 0 HBP: 0 BLK: 0	WP: 1 HR: 1 S: 43 P: 43	ERA: 3.00 WHIP: 0.778

Batter	1	2	3	4	5	6	7	8	9	AB	R	H	RBI	BB	SO	LOB	BOTTOM			
Hosken Powell, L OBP: 0.309, SLG: 0.353 (1, 9)	L8		L4			G4-6-3 1B		4-3 2B		4	0	2	0	0	0	0	Milwaukee Brewers @ Minnesota Twins Metropolitan Stadium, Bloomington, MI Wed Sep 10 1980, 8:05 PM EDT Att: 6,722 - Unknown - 70 F			
Rob Wilfong, L OBP: 0.307, SLG: 0.348 Pete Mackanin, R OBP: 0.305, SLG: 0.359 (1, 4) (8, PH) (9, 4)	F7		B4-3		G4-6-3 1-2	4-3 2-3		4-3		3	0	0	0	0	0	1				
Ken Landreaux, L OBP: 0.329, SLG: 0.410 (1, 8)	1B		F8		1B 3B			4-3		4	1	2	0	0	0	1				
Roy Smalley, S OBP: 0.353, SLG: 0.410 (1, 6)	F8		1B		1B			F8		4	0	2	1	0	0	1				
Glenn Adams, L OBP: 0.316, SLG: 0.382 Jose Morales, R OBP: 0.386, SLG: 0.515 (1, 10) (9, PH)	F7		F7		F7			F8		3	0	0	0	0	0	2				
Butch Wynegar, S OBP: 0.334, SLG: 0.326 (1, 2)	4-3		3-1		3-1		G6-4-3 BB	FC6-4 BB		2	0	0	0	2	0	0				
John Castino, R OBP: 0.335, SLG: 0.426 (1, 5)	1-3		E6 4-3		E6 4-3		G6-4-3 1-2	FC6-4 1-2		4	0	0	0	0	2					
Rick Sofield, L OBP: 0.294, SLG: 0.391 Bombo Rivera, R OBP: 0.256, SLG: 0.408 (1, 7) (7, PH) (8, 7)	G3		G3		4-3		6-3			2	0	0	0	0	0	1				
Mike Cabbage, L OBP: 0.294, SLG: 0.356 Ron Jackson, R OBP: 0.301, SLG: 0.379 (1, 3) (8, PH) (9, 3)	F7		F7		F8			F8		2	0	0	0	0	0	1				
Inning Stats	R: 0 E: 0 K: 0 S: 4	H: 1 LOB: 0 BB: 0 P: 4	R: 0 E: 0 K: 0 S: 3	H: 0 LOB: 0 BB: 0 P: 3	R: 0 E: 0 K: 0 S: 4	H: 1 LOB: 1 BB: 0 P: 4	R: 0 E: 0 K: 0 S: 4	H: 0 LOB: 0 BB: 0 P: 4	R: 1 E: 0 K: 0 S: 5	H: 3 LOB: 1 BB: 0 P: 5	R: 0 E: 0 K: 0 S: 2	H: 0 LOB: 0 BB: 1 P: 6	R: 0 E: 0 K: 0 S: 4	H: 1 LOB: 1 BB: 0 P: 4	R: 0 E: 0 K: 0 S: 3	H: 0 LOB: 1 BB: 1 P: 7		1B: 4 2B: 1 3B: 1 HR: 0	SF: 0 SAC: 0 DP: 2 HBP: 0	WP: 0 PB: 0 SB: 0 CS: 0
PITCHER Paul Mitchell, R ERA: 2.96 Dave LaPoint, L ERA: (1, 1) (7, 1)	IP: 6.0 WLS: W BF: 23	H: 5 R: 1 ER: 1 SO: 1	BB: 0 IBB: 0 HBP: 0 BLK: 0	WP: 0 HR: 0 S: 23 P: 23	ERA: 1.50 WHIP: 0.833	PITCHER										IP: 3.0 WLS: S BF: 11	H: 1 R: 0 ER: 0 SO: 0	BB: 2 IBB: 0 HBP: 0 BLK: 0	WP: 0 HR: 0 S: 9 P: 17	ERA: 0.00 WHIP: 1.000

Batter	1	2	3	4	5	6	7	8	9	AB	R	H	RBI	BB	SO	LOB	TOP											
Gary Ward, R OBP: 0.375, SLG: 0.750 (1, 7)										4	2	3	0	0	0	0	Minnesota Twins @ Chicago White Sox Comiskey Park, Chicago, IL Sun Sep 14 1980, 4:33 AM EDT Att: 11,288 - Cloudy - 70 F											
John Castino, R OBP: 0.336, SLG: 0.431 (1, 5)										3	1	1	1	1	0	2												
Roy Smalley, S OBP: 0.356, SLG: 0.410 (1, 6)										4	0	1	0	0	2	5												
Jose Morales, R OBP: 0.375, SLG: 0.495 Glenn Adams, L OBP: 0.313, SLG: 0.378 (8, PH)										2	0	0	0	0	1	0												
Ron Jackson, R OBP: 0.309, SLG: 0.386 Mike Cabbage, L OBP: 0.299, SLG: 0.359 (8, PH)										3	0	1	0	0	1	1												
Butch Wynegar, S OBP: 0.335, SLG: 0.326 (1, 2)										1	0	1	2	0	0	0												
Pete Mackanin, R OBP: 0.306, SLG: 0.358 Rob Wilfong, L OBP: 0.307, SLG: 0.348 (9, PH)										3	0	2	0	0	1	0												
Dave Edwards, R OBP: 0.285, SLG: 0.319 (1, 8)										4	0	0	0	0	1	3												
Bombo Rivera, R OBP: 0.247, SLG: 0.391 (1, 9)										4	0	1	0	0	0	1												
Inning Stats	R: 1 E: 0 K: 0 S: 4	H: 2 LOB: 0 BB: 0 P: 4	R: 0 E: 0 K: 2 S: 7	H: 0 LOB: 0 BB: 0 P: 7	R: 0 E: 0 K: 2 S: 9	H: 2 LOB: 2 BB: 0 P: 9	R: 0 E: 0 K: 1 S: 7	H: 3 LOB: 2 BB: 0 P: 7	R: 0 E: 0 K: 1 S: 3	H: 1 LOB: 1 BB: 0 P: 6	R: 0 E: 0 K: 0 S: 3	H: 1 LOB: 1 BB: 0 P: 3	R: 0 E: 0 K: 3 S: 11	H: 2 LOB: 1 BB: 1 P: 15	R: 0 E: 0 K: 0 S: 3	H: 0 LOB: 0 BB: 0 P: 3		1B: 9 2B: 1 3B: 1 HR: 0	SF: 0 SAC: 1 DP: 2 HBP: 0	WP: 1 PB: 0 SB: 0 CS: 1	PA: 36							
PITCHER	IP	WLS	BF	H	R	ER	SO	BB	IBB	HBP	BLK	WP	HR	S	P	ERA	WHIP											
Ross Baumgarten, L ERA: 3.34 Ed Farmer, R ERA: 3.22	(1, 1) (8, 1)	7.0 2.0	L 7	29 1	10 0	3 0	3 0	6 3	1 0	0 0	0 0	0 0	0 1	0 0	40 13	44 13	3.86 0.00	1.571 0.500										

Batter	1	2	3	4	5	6	7	8	9	AB	R	H	RBI	BB	SO	LOB	BOTTOM										
Chet Lemon, R OBP: 0.379, SLG: 0.435 (1, 8)											5	0	2	1	0	1	Minnesota Twins @ Chicago White Sox Comiskey Park, Chicago, IL Sun Sep 14 1980, 4:33 AM EDT Att: 11,288 - Cloudy - 70 F										
Mike Squires, L OBP: 0.348, SLG: 0.352 (1, 3)										5	0	0	0	0	1	3											
Bob Molinaro, L OBP: 0.348, SLG: 0.409 Rusty Kuntz, R OBP: 0.316, SLG: 0.343 Leo Sutherland, L OBP: 0.284, SLG: 0.306 (9, 7)										3	0	0	0	0	0	1											
Lamar Johnson, R OBP: 0.330, SLG: 0.414 (1, 10)										4	0	2	0	0	1	1											
Jim Morrison, R OBP: 0.321, SLG: 0.417 (1, 4)										4	0	1	0	0	0	2											
Harold Baines, L OBP: 0.280, SLG: 0.408 (1, 9)										4	1	2	0	0	0	4											
Fran Mullins, R OBP: 0.417, SLG: 0.556 Mary Foley, L OBP: 0.250, SLG: 0.315 (8, PH)										2	0	0	1	0	0	3											
Bruce Kimm, R OBP: 0.288, SLG: 0.289 Kevin Bell, R OBP: 0.288, SLG: 0.246 Ron Pruitt, R OBP: 0.373, SLG: 0.390 (9, PH)										3	0	1	0	0	0	1											
Todd Cruz, R OBP: 0.272, SLG: 0.311 Wayne Nordhagen, R OBP: 0.298, SLG: 0.475 (9, PH)										1	0	0	0	0	1	0											
Inning Stats	R: 0 E: 1 K: 1 S: 6	H: 0 LOB: 1 BB: 0 P: 6	R: 1 E: 2 K: 1 S: 7	H: 1 LOB: 1 BB: 0 P: 7	R: 0 E: 0 K: 1 S: 5	H: 0 LOB: 0 BB: 0 P: 5	R: 0 E: 0 K: 1 S: 6	H: 1 LOB: 1 BB: 0 P: 6	R: 1 E: 0 K: 0 S: 5	H: 2 LOB: 1 BB: 0 P: 5	R: 0 E: 0 K: 0 S: 4	H: 2 LOB: 1 BB: 0 P: 4	R: 0 E: 0 K: 0 S: 4	H: 1 LOB: 1 BB: 0 P: 4	R: 0 E: 0 K: 0 S: 5	H: 2 LOB: 2 BB: 0 P: 5		R: 0 E: 0 K: 2 S: 8	H: 1 LOB: 1 BB: 0 P: 8	1B: 9 2B: 1 3B: 0 HR: 0	SF: 1 SAC: 0 DP: 1 HBP: 0	WP: 0 PB: 0 SB: 0 CS: 0	PA: 38				
PITCHER	IP	WLS	BF	H	R	ER	SO	BB	IBB	HBP	BLK	WP	HR	S	P	ERA	WHIP										
Albert Williams, R ERA: 3.71 Fernando Arroyo, R ERA: 4.65 Doug Corbett, R ERA: 1.99	(1, 1) (2, 1) (8, 1)	1.1 5.2 2.0	W S	23 9	6 3	1 0	1 0	3 2	0 0	0 0	0 0	0 0	0 0	29 13	29 13	1.59 0.00	1.059 1.500										

Batter	1	2	3	4	5	6	7	8	9	AB	R	H	RBI	BB	SO	LOB	TOP					
Hosken Powell, L OBP: 0.309, SLG: 0.353 (1, 9)	F7		F9				F8			4	1	1	1	0	0	0	Minnesota Twins @ Milwaukee Brewers Milwaukee County Stadium, Milwaukee, WI Wed Sep 17 1980, 8:05 PM EDT Unknown - 55 F					
Rob Wilfong, L OBP: 0.307, SLG: 0.352 (1, 4)	F9		4-3				L1			4	1	1	1	0	0							
Roy Smalley, S OBP: 0.353, SLG: 0.407 (1, 6)	F7			K	SF7		F7			3	0	0	1	0	1							
Glenn Adams, L OBP: 0.312, SLG: 0.376 (1, 10)		G4-6-3 BB 1B		F7	F7		F8			4	0	1	0	0	0							
Butch Wynegar, S OBP: 0.338, SLG: 0.329 (1, 2)		G4-6-3 BB 1-2		1B	1B		1-3		FC1-6 1B	3	0	2	0	1	0							
Rick Softfield, L OBP: 0.293, SLG: 0.389 (1, 7)		G4-6-3 1-2 2-3		1B	1B		K		FC1-6 L9-3	4	0	1	0	0	1	3						
Mike Cabbage, L OBP: 0.299, SLG: 0.354 (1, 3)		BB BB BB		L4			F8		L9-3 1-2	3	0	0	0	1	0	3						
John Castino, R OBP: 0.334, SLG: 0.428 (1, 5)		4-3			F9		K			3	0	0	0	0	1	2						
Greg Johnston, L OBP: 0.333, SLG: 0.667 (1, 8)			F8				F7			3	1	1	0	0	0	0						
Inning Stats	R: 0 E: 0 K: 0 S: 3	H: 0 LOB: 0 BB: 0 P: 3	R: 0 E: 0 K: 0 S: 3	H: 1 LOB: 2 BB: 2 P: 11	R: 0 E: 0 K: 1 S: 3	H: 0 LOB: 0 BB: 0 P: 3	R: 0 E: 0 K: 1 S: 7	H: 2 LOB: 2 BB: 0 P: 7	R: 3 E: 0 K: 0 S: 6	H: 3 LOB: 0 BB: 0 P: 6	R: 0 E: 0 K: 1 S: 5	H: 0 LOB: 0 BB: 0 P: 5	R: 0 E: 0 K: 1 S: 5	H: 0 LOB: 0 BB: 0 P: 5	R: 0 E: 0 K: 0 S: 3	H: 0 LOB: 0 BB: 0 P: 3	R: 0 E: 0 K: 0 S: 3	H: 1 LOB: 0 BB: 0 P: 3	1B: 5 2B: 2 3B: 1 HR: 0	SF: 1 SAC: 0 DP: 2 HBP: 0	WP: 0 PB: 0 SB: 1 CS: 0	PA: 34
PITCHER Moose Haas, R ERA: 2.97 (1, 1)	IP: 9.0 WLS: L BF: 34 H: 7 R: 3 ER: 3 SO: 3 BB: 2 IBB: 0 HBP: 0 BLK: 0 WP: 0 HR: 0 S: 38 P: 46 ERA: 3.00 WHIP: 1.000																					

Batter	1	2	3	4	5	6	7	8	9	AB	R	H	RBI	BB	SO	LOB	BOTTOM			
Paul Moltor, R OBP: 0.369, SLG: 0.419 (1, 4)	F8		1B SF7 1B				6-3			3	1	1	0	1	0	0	Minnesota Twins @ Milwaukee Brewers Milwaukee County Stadium, Milwaukee, WI Wed Sep 17 1980, 8:05 PM EDT Unknown - 55 F			
Robin Yount, R OBP: 0.324, SLG: 0.535 (1, 6)	F3		SF7 1-3 1B				F9		K	4	0	1	0	0	1	1				
Cecil Cooper, L OBP: 0.393, SLG: 0.538 (1, 3)	K		SF7 1-2 3-H				1B			3	0	1	1	0	1	0				
Gorman Thomas, R OBP: 0.308, SLG: 0.480 (1, 8)		K	F7				K		F9	4	0	0	0	0	2	2				
Ben Oglivie, L OBP: 0.363, SLG: 0.551 (1, 7)		2B FC1-2 1B	K2-3				K		1B	4	0	2	0	0	2	1				
Dick Davis, R OBP: 0.303, SLG: 0.393 (1, 9)		FC1-2 1-3 1B 2B					6-3		L8	4	1	2	0	0	0	1				
Sal Bando, R OBP: 0.272, SLG: 0.317 (1, 10)		FC1-2 1B IBB					F7		F7	3	0	0	0	1	1	1				
Jim Gantner, L OBP: 0.313, SLG: 0.368 Mark Brouhard, R OBP: 0.280, SLG: 0.403 (9, PH)		FC1-2 1B					F7		6-3	3	0	0	0	0	0	4				
Buck Martinez, R OBP: 0.271, SLG: 0.317 Charlie Moore, R OBP: 0.337, SLG: 0.341 (8, 2)		1-2 2-3 3-H					F9		6-3	1	0	0	0	0	0	0				
Inning Stats	R: 0 E: 0 K: 1 S: 5	H: 3 LOB: 3 BB: 1 P: 11	R: 1 E: 0 K: 1 S: 7	H: 2 LOB: 1 BB: 0 P: 7	R: 0 E: 0 K: 2 S: 8	H: 1 LOB: 1 BB: 0 P: 8	R: 0 E: 0 K: 1 S: 6	H: 1 LOB: 1 BB: 0 P: 6	R: 0 E: 0 K: 1 S: 5	H: 0 LOB: 0 BB: 0 P: 5	R: 0 E: 0 K: 1 S: 5	H: 0 LOB: 1 BB: 1 P: 9	R: 0 E: 0 K: 0 S: 4	H: 1 LOB: 1 BB: 0 P: 4	R: 0 E: 0 K: 0 S: 3	H: 0 LOB: 0 BB: 0 P: 3	1B: 7 2B: 1 3B: 0 HR: 0	SF: 1 SAC: 0 DP: 0 HBP: 0	WP: 0 PB: 0 SB: 1 CS: 0	PA: 36
PITCHER Jerry Koosman, L ERA: 4.29 (1, 1)	IP: 9.0 WLS: W BF: 36 H: 8 R: 2 ER: 2 SO: 8 BB: 1 IBB: 1 HBP: 0 BLK: 0 WP: 0 HR: 0 S: 50 P: 58 ERA: 2.00 WHIP: 1.000																			

Batter	1	2	3	4	5	6	7	8	9	AB	R	H	RBI	BB	SO	LOB	TOP			
Hosken Powell, L OBP: 0.312, SLG: 0.353 (1, 9)										3	1	1	0	2	1	1	Minnesota Twins @ Milwaukee Brewers Milwaukee County Stadium, Milwaukee, WI Wed Sep 17 1980, 8:05 PM EDT Alt: 6,980 - Unknown - 48 F			
Rob Wilfong, L OBP: 0.305, SLG: 0.358 (1, 4)										5	1	1	4	0	1	5				
Roy Smalley, S OBP: 0.354, SLG: 0.407 (1, 6)										5	0	2	0	0	0	1				
Glenn Adams, L OBP: 0.312, SLG: 0.388 Jose Morales, R OBP: 0.373, SLG: 0.493 (1, 10) (9, PH)										3	1	1	1	0	0	1				
Mike Cabbage, L OBP: 0.295, SLG: 0.350 Ron Jackson, R OBP: 0.313, SLG: 0.396 (7, 3) (7, 3)										3	0	0	0	0	1	1				
Rick Sofield, L OBP: 0.290, SLG: 0.385 Gary Ward, R OBP: 0.333, SLG: 0.667 (1, 7) (9, PH) (9, 7)										4	0	0	0	0	0	1				
John Castino, R OBP: 0.331, SLG: 0.424 (1, 5)										4	0	0	0	0	0	0				
Greg Johnston, L OBP: 0.429, SLG: 0.714 (1, 8)										4	1	2	0	0	1	1				
Sal Butera, R OBP: 0.329, SLG: 0.320 Butch Wynegar, S OBP: 0.339, SLG: 0.330 (1, 2) (7, PH) (7, 2)										2	0	1	0	0	0	1				
										2	1	1	0	0	0	0				
Inning Stats	R: 0 E: 0 K: 1 S: 6	H: 1 LOB: 1 BB: 0 P: 6	R: 0 E: 0 K: 0 S: 3	H: 0 LOB: 0 BB: 0 P: 3	R: 0 E: 0 K: 0 S: 4	H: 1 LOB: 1 BB: 0 P: 4	R: 0 E: 0 K: 1 S: 5	H: 0 LOB: 0 BB: 0 P: 5	R: 0 E: 1 K: 0 S: 5	H: 1 LOB: 3 BB: 1 P: 9	R: 6 E: 0 K: 0 S: 8	H: 5 LOB: 0 BB: 1 P: 12	R: 0 E: 0 K: 1 S: 5	H: 0 LOB: 0 BB: 0 P: 5	R: 0 E: 1 K: 1 S: 7	H: 1 LOB: 3 BB: 1 P: 11	1B: 6 2B: 1 3B: 0 HR: 3	SF: 0 SAC: 1 DP: 0 HBP: 0	WP: 0 PB: 0 SB: 1 CS: 0	PA: 42
PITCHER	IP WLS BF H R ER SO BB IBB HBP BLK WP HR S P ERA WHIP																			
Paul Mitchell, R ERA: 3.26 (1, 1)	6.2 L 31 8 5 5 2 1 1 0 0 0 2 33 41 6.75 1.350																			
Dave LaPoint, L ERA: 2.08 (7, 1)	1.1 5 1 1 1 1 0 0 0 0 0 1 7 7 6.75 0.750																			
Jerry Augustine, L ERA: 4.52 (9, 1)	1.0 6 1 0 0 0 1 0 1 0 0 0 0 7 11 0.00 1.000																			

Batter	1	2	3	4	5	6	7	8	9	AB	R	H	RBI	BB	SO	LOB	BOTTOM					
Paul Moltor, R OBP: 0.366, SLG: 0.415 (1, 4)										4	0	0	0	0	0	1	Minnesota Twins @ Milwaukee Brewers Milwaukee County Stadium, Milwaukee, WI Wed Sep 17 1980, 8:05 PM EDT Alt: 6,980 - Unknown - 48 F					
Jim Gantner, L OBP: 0.315, SLG: 0.369 (1, 5)										4	0	2	0	0	0	0						
Cecil Cooper, L OBP: 0.392, SLG: 0.535 (1, 10)										3	0	0	0	1	2	2						
Ben Oglivie, L OBP: 0.361, SLG: 0.547 (1, 7)										4	0	0	0	1	2							
Gorman Thomas, R OBP: 0.306, SLG: 0.476 (1, 8)										4	0	0	0	0	2	2						
John Poff, L OBP: 0.276, SLG: 0.379 (1, 3)										4	1	1	0	0	0	1						
Vic Harris, S OBP: 0.259, SLG: 0.275 (1, 9)										3	0	2	1	0	0	0						
Ed Romero, R OBP: 0.327, SLG: 0.352 (1, 6)										3	0	0	0	0	1	2						
Ned Yost, R OBP: 0.125, SLG: 0.125 Charlie Moore, R OBP: 0.336, SLG: 0.340 (1, 2) (8, PH) (9, 2)										2	0	0	0	0	0	1						
										1	0	0	0	0	0	0						
Inning Stats	R: 0 E: 0 K: 0 S: 3	H: 0 LOB: 0 BB: 0 P: 3	R: 0 E: 0 K: 0 S: 3	H: 0 LOB: 0 BB: 0 P: 3	R: 0 E: 0 K: 1 S: 6	H: 1 LOB: 1 BB: 0 P: 6	R: 0 E: 0 K: 3 S: 10	H: 1 LOB: 1 BB: 0 P: 10	R: 0 E: 0 K: 0 S: 3	H: 0 LOB: 0 BB: 0 P: 3	R: 0 E: 0 K: 1 S: 6	H: 1 LOB: 1 BB: 0 P: 6	R: 1 E: 0 K: 1 S: 7	H: 2 LOB: 1 BB: 0 P: 7	R: 0 E: 0 K: 0 S: 3	H: 0 LOB: 0 BB: 0 P: 3	R: 0 E: 0 K: 0 S: 3	H: 0 LOB: 1 BB: 1 P: 7	1B: 3 2B: 2 3B: 0 HR: 0	SF: 0 SAC: 0 DP: 0 HBP: 0	WP: 1 PB: 1 SB: 1 CS: 0	PA: 33
PITCHER	IP WLS BF H R ER SO BB IBB HBP BLK WP HR S P ERA WHIP																					
Roger Erickson, R ERA: 2.95 (1, 1)	9.0 W 33 5 1 1 1 6 1 0 0 0 1 0 44 48 1.00 0.667																					

Batter	1	2	3	4	5	6	7	8	9	AB	R	H	RBI	BB	SO	LOB	TOP										
Gary Ward, R OBP: 0.500, SLG: 1.143 Rick Sofield, L OBP: 0.290, SLG: 0.385	0-0 4-3 2B		0-0 FC5-4 1B		0-0 HR		0-0 SF8 3B	0-0 L6		5	2	4	2	0	0	0											
John Castino, R OBP: 0.328, SLG: 0.421	0-0 4-3 2-3		0-0 FC5-4 G1-4-3 1-2		0-0 4-3		0-0 SF8 3H	0-0 F4		4	0	0	1	0	0	2											
Ron Jackson, R OBP: 0.310, SLG: 0.393 Mike Cubbage, L OBP: 0.297, SLG: 0.351	0-0 F4		0-0 G1-4-3 1-2		0-0 4-3		0-0 2B 1B	0-3 K		3	0	0	0	0	0	2											
Roy Smalley, S OBP: 0.354, SLG: 0.412	0-0 6-3			0-0 6-3 2B		0-0 6-3	0-0 F8 FC 2B	0-0 G3		5	1	2	1	0	0	1											
Jose Morales, R OBP: 0.370, SLG: 0.491		0-0 4-3		0-0 6-3		0-0 2B 2B	0-0 F8	0-0 F7		5	1	1	0	0	0	2											
Pete Mackanin, R OBP: 0.309, SLG: 0.365 Rob Wilfong, L OBP: 0.307, SLG: 0.358		0-0 E9 1B		0-0 F8		0-0 1B 2B	0-0 FC BB			3	2	2	1	0	0	1											
Butch Wynegar, S OBP: 0.338, SLG: 0.329		0-0 4-3		0-0 6-3		0-0 1B	0-0 FC			4	0	1	2	0	0	3											
Bombo Rivera, R OBP: 0.247, SLG: 0.385		0-0 1B 3H		0-3 K		0-0 F5	0-0 4-3			4	0	1	1	0	1	3											
Dave Edwards, R OBP: 0.287, SLG: 0.321 Greg Johnston, L OBP: 0.444, SLG: 0.667		0-0 1B 1-3		0-3 K		0-0 3B 1B	0-0 F7			2	0	1	0	0	1	0											
Inning Stats	R: 0 E: 0 K: 0 S: 4	H: 1 LOB: 1 BB: 0 P: 4	R: 1 E: 1 K: 0 S: 5	H: 3 LOB: 2 BB: 0 P: 5	R: 0 E: 0 K: 0 S: 3	H: 1 LOB: 0 BB: 0 P: 3	R: 0 E: 0 K: 0 S: 4	H: 1 LOB: 1 BB: 0 P: 4	R: 1 E: 0 K: 2 S: 8	H: 1 LOB: 0 BB: 0 P: 8	R: 2 E: 0 K: 0 S: 6	H: 3 LOB: 1 BB: 0 P: 6	R: 4 E: 0 K: 0 S: 8	H: 4 LOB: 2 BB: 1 P: 12	R: 0 E: 0 K: 1 S: 3	H: 0 LOB: 0 BB: 0 P: 3	R: 0 E: 0 K: 1 S: 5	H: 0 LOB: 0 BB: 0 P: 5	1B: 7 2B: 5 3B: 1 HR: 1	SF: 1 SAC: 0 DP: 1 HBP: 0	WP: 0 PB: 0 CS: 0	PA: 41					
PITCHER	IP	WLS	BF	H	R	ER	SO	BB	IBB	HBP	BLK	WP	HR	S	P	ERA	WHIP										
Mike Caldwell, L ERA: 4.18	(1, 1)	6.0	26	10	4	4	2	0	0	0	0	0	1	30	30	6.00	1.667										
Reggie Cleveland, R ERA: 4.06	(7, 1)	0.1	4	3	3	3	0	0	0	0	0	0	0	4	4	81.00	9.000										
John Flinn, R ERA: 4.04	(7, 1)	2.2	W	11	1	1	1	1	0	0	0	0	0	12	16	3.38	0.750										

Minnesota Twins @ Milwaukee Brewers
Milwaukee County Stadium, Milwaukee, WI
Thu Sep 18 1980, 8:05 PM EDT
Unknown - 72 F


AB 39
R 8
H 14
RBI 8
BB 1
SO 3
LOB 14





Batter	1	2	3	4	5	6	7	8	9	AB	R	H	RBI	BB	SO	LOB	BOTTOM										
Paul Molitor, R OBP: 0.364, SLG: 0.412	0-0 5-3		0-0 1B 1B		0-0 F3		0-3 K		0-0 6-3	5	1	1	1	0	1	0											
Robin Yount, R OBP: 0.323, SLG: 0.532	0-0 L8		0-0 E8 HR 1B		0-0 F2		0-3 K		0-3 K	5	1	1	2	0	2	0											
Cecil Cooper, L OBP: 0.394, SLG: 0.541	0-0 6-3		0-0 HR		0-0 1B		0-0 4-3		0-0 HR 1B	5	2	3	2	0	0	0											
Gorman Thomas, R OBP: 0.307, SLG: 0.480		0-0 F9 F7		0-0 F4		0-0 BB		0-0 HR		4	1	1	2	1	0	1											
Ben Oglivie, L OBP: 0.360, SLG: 0.544		0-0 E 1B 1B		0-0 F7		0-0 F7		0-3 K		4	1	1	0	0	1	1											
Dick Davis, R OBP: 0.300, SLG: 0.390 Vic Harris, S OBP: 0.254, SLG: 0.269		0-0 E6 BB 1B SF9		0-0 F8		0-0 5-3		0-3 K		3	1	0	0	0	0	1											
Sal Bando, R OBP: 0.279, SLG: 0.322		0-0 BB 1B 1B		0-0 1B BB		0-0 S 1B		0-0 F6		3	1	2	1	1	0	0											
Jim Gantner, L OBP: 0.320, SLG: 0.372		0-0 1B 1B BB		0-0 1B 1B		0-3 K		0-0 S6-4-3 1B		3	1	2	0	1	1	1											
Charlie Moore, R OBP: 0.332, SLG: 0.337		0-0 SF9		0-0 6-3		0-3 K		0-0 G6-4-3		3	0	0	1	0	1	3											
Inning Stats	R: 0 E: 0 K: 0 S: 3	H: 0 LOB: 0 BB: 0 P: 3	R: 7 E: 2 K: 0 S: 9	H: 5 LOB: 0 BB: 1 P: 13	R: 0 E: 0 K: 0 S: 4	H: 1 LOB: 2 BB: 1 P: 8	R: 0 E: 0 K: 0 S: 4	H: 1 LOB: 1 BB: 0 P: 4	R: 0 E: 0 K: 1 S: 6	H: 1 LOB: 1 BB: 0 P: 6	R: 0 E: 0 K: 3 S: 9	H: 0 LOB: 0 BB: 0 P: 9	R: 0 E: 0 K: 2 S: 7	H: 0 LOB: 1 BB: 1 P: 11	R: 0 E: 0 K: 0 S: 3	H: 1 LOB: 0 BB: 0 P: 3	R: 2 E: 0 K: 1 S: 6	H: 2 LOB: 0 BB: 0 P: 6	1B: 9 2B: 0 3B: 0 HR: 2	SF: 1 SAC: 0 DP: 1 HBP: 0	WP: 0 PB: 0 CS: 0	PA: 40					
PITCHER	IP	WLS	BF	H	R	ER	SO	BB	IBB	HBP	BLK	WP	HR	S	P	ERA	WHIP										
Geoff Zahn, L ERA: 4.54	(1, 1)	1.2	12	5	7	0	0	1	0	0	0	0	1	11	15	0.00	3.600										
John Verhoeven, R ERA: 3.91	(2, 1)	4.1	17	3	0	0	4	1	0	0	0	0	0	24	28	0.00	0.923										
Doug Corbett, R ERA: 2.09	(7, 1)	2.2	L	11	3	2	3	1	0	0	0	0	1	16	20	6.75	1.500										

Minnesota Twins @ Milwaukee Brewers
Milwaukee County Stadium, Milwaukee, WI
Thu Sep 18 1980, 8:05 PM EDT
Unknown - 72 F

AB 36
R 9
H 11
RBI 9
BB 3
SO 7
LOB 8



Batter	1	2	3	4	5	6	7	8	9	AB	R	H	RBI	BB	SO	LOB	TOP			
Hosken Powell, L OBP: 0.311, SLG: 0.352 (1, 9)	0-0 6-3		0-0 G3			0-0 4-3 1B		0-0 6-3		4	0	1	0	0	0	0	Minnesota Twins @ Milwaukee Brewers Milwaukee County Stadium, Milwaukee, WI Thu Sep 18 1980, 8:05 PM EDT Att. 6,039 - Unknown - 60 F AB 31 R 0 H 6 RBI 0 BB 1 SO 1 LOB 11 			
Rob Wilfong, L OBP: 0.304, SLG: 0.354 (1, 4)	0-0 4-3			0-0 4-3		0-0 4-3 1B		0-0 F8		4	0	0	0	0	0	2				
Roy Smalley, S OBP: 0.355, SLG: 0.413 (1, 6)	4-0 BB			0-0 F8		0-0 F9		0-0 3-1 2B		3	0	1	0	1	0	2				
Glenn Adams, L OBP: 0.307, SLG: 0.382 (1, 10)	0-0 G3			0-0 F5			0-0 F8		0-0 3-1	4	0	0	0	0	0	2				
Rick Sofield, L OBP: 0.287, SLG: 0.381 (1, 7)		0-3 K			0-0 F7		0-0 6-3		0-0 F8	4	0	0	0	0	1	1				
Mike Cabbage, L OBP: 0.301, SLG: 0.355 (1, 3)		0-0 G6-4-3 1B			0-0 6-3		0-0 1B			3	0	2	0	0	0	0				
Greg Johnston, L OBP: 0.333, SLG: 0.500 (1, 8)		0-0 G6-4-3 1B			0-0 F8		0-0 5-3			3	0	0	0	0	0	2				
John Castino, R OBP: 0.330, SLG: 0.423 (1, 5)			0-0 5-3			0-0 4-3 1B		0-0 L3 1B		3	0	2	0	0	0	0				
Sal Butera, R OBP: 0.321, SLG: 0.312 Butch Wynegar, S (8, PH) OBP: 0.337, SLG: 0.328 (8, 2)			0-0 5-3			0-0 F7		0-0 L3 1-2		2	0	0	0	0	0	1				
Inning Stats	R: 0 E: 0 K: 0 S: 3	H: 0 LOB: 1 BB: 1 P: 7	R: 0 E: 0 K: 1 S: 5	H: 1 LOB: 0 BB: 0 P: 5	R: 0 E: 0 K: 0 S: 3	H: 0 LOB: 0 BB: 0 P: 3	R: 0 E: 0 K: 0 S: 3	H: 0 LOB: 0 BB: 0 P: 3	R: 0 E: 0 K: 0 S: 5	H: 2 LOB: 2 BB: 0 P: 5	R: 0 E: 0 K: 0 S: 4	H: 1 LOB: 1 BB: 0 P: 4	R: 0 E: 0 K: 0 S: 3	H: 1 LOB: 0 BB: 0 P: 3	R: 0 E: 0 K: 0 S: 4	H: 1 LOB: 1 BB: 0 P: 4		1B: 5 2B: 2 3B: 0 HR: 0	SF: 0 SAC: 0 DP: 2 HBP: 0	WP: 0 PB: 0 SB: 0 CS: 0
PITCHER Lary Sorensen, R ERA: 3.87 (1, 1)	IP: 9.0 WLS: W BF: 32 H: 6 R: 0 ER: 0 SO: 1 BB: 1 IBB: 0 HBP: 0 BLK: 0 WP: 0 HR: 0 S: 33 P: 37 ERA: 0.00 WHIP: 0.778															PITCHER IP: 9.0 WLS: W BF: 32 H: 6 R: 0 ER: 0 SO: 1 BB: 1 IBB: 0 HBP: 0 BLK: 0 WP: 0 HR: 0 S: 33 P: 37 ERA: 0.00 WHIP: 0.778				

Batter	1	2	3	4	5	6	7	8	9	AB	R	H	RBI	BB	SO	LOB	BOTTOM			
Paul Moltor, R OBP: 0.365, SLG: 0.411 (1, 4)	0-0 S 1B	4-0 BB 1B BB		0-0 F8		0-0 6-3				3	0	1	0	1	0	1	Minnesota Twins @ Milwaukee Brewers Milwaukee County Stadium, Milwaukee, WI Thu Sep 18 1980, 8:05 PM EDT Att. 6,039 - Unknown - 60 F AB 31 R 5 H 8 RBI 5 BB 3 SO 5 LOB 11 			
Robin Yount, R OBP: 0.324, SLG: 0.532 (1, 6)	0-0 F3	0-0 BB 1B			0-0 HR 1B		0-0 5-3			4	1	2	1	0	0	1				
Cecil Cooper, L OBP: 0.393, SLG: 0.538 (1, 3)	0-3 K 1-2	0-0 BB 1B			0-0 F7		0-0 F8			3	0	0	1	1	1	2				
Ben Oglivie, L OBP: 0.360, SLG: 0.548 (1, 7)	0-0 F6	0-0 F9			0-0 HR		0-3 K			4	1	1	2	0	1	4				
Gorman Thomas, R OBP: 0.305, SLG: 0.476 (1, 10)		0-3 K	0-0 5-3		0-3 K		0-0 F3			4	0	0	0	0	2	0				
John Poff, L OBP: 0.273, SLG: 0.364 (1, 9)		0-0 E7 1B	0-0 F7		0-0 4-3		0-0 4-3			4	1	1	0	0	0	0				
Jim Gantner, L OBP: 0.322, SLG: 0.371 (1, 5)		0-0 E 1B 2H	0-0 F7			4-0 F5-4 BB		0-0 4-3		3	1	1	1	1	0	0				
Vic Harris, S OBP: 0.258, SLG: 0.273 (1, 8)		0-0 E6 1B BB 1B		0-0 F8		0-0 F5-4				3	1	1	0	0	0	1				
Ned Yost, R OBP: 0.182, SLG: 0.182 (1, 2)		0-3 K		0-0 6-3		0-0 1B				3	0	1	0	0	1	2				
Inning Stats	R: 0 E: 0 K: 1 S: 6	H: 1 LOB: 1 BB: 0 P: 6	R: 3 E: 2 K: 2 S: 11	H: 4 LOB: 3 BB: 2 P: 19	R: 0 E: 0 K: 0 S: 3	H: 0 LOB: 0 BB: 0 P: 3	R: 0 E: 0 K: 0 S: 3	H: 0 LOB: 0 BB: 0 P: 3	R: 2 E: 0 K: 1 S: 7	H: 2 LOB: 0 BB: 0 P: 7	R: 0 E: 0 K: 0 S: 3	H: 1 LOB: 1 BB: 1 P: 7	R: 0 E: 0 K: 0 S: 3	H: 0 LOB: 0 BB: 0 P: 3	R: 0 E: 0 K: 0 S: 3	H: 0 LOB: 0 BB: 0 P: 3		1B: 7 2B: 1 3B: 0 HR: 1	SF: 0 SAC: 0 DP: 1 HBP: 0	WP: 0 PB: 0 SB: 1 CS: 0
PITCHER Pete Redfern, R ERA: 4.94 Bob Veselic, R ERA: 4.5 Mike Kinnunen, L ERA: 4.35 (1, 1) (4, 1) (8, 1)	IP: 3.0 WLS: L BF: 16 H: 3 R: 3 ER: 3 SO: 3 BB: 2 IBB: 0 HBP: 0 BLK: 0 WP: 0 HR: 0 S: 20 P: 28 ERA: 9.00 WHIP: 2.333															PITCHER IP: 4.0 WLS: L BF: 15 H: 3 R: 2 ER: 2 SO: 2 BB: 1 IBB: 0 HBP: 0 BLK: 0 WP: 0 HR: 1 S: 18 P: 22 ERA: 4.50 WHIP: 1.000				

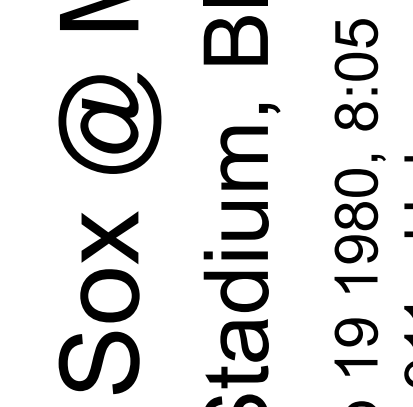
Batter	1	2	3	4	5	6	7	8	9	AB	R	H	RBI	BB	SO	LOB	TOP								
Leo Sutherland, L (1, 7) OBP: 0.274, SLG: 0.293	6-3			G4-6-3 1B	L7		CS 1B			4	0	2	1	0	0	2	Chicago White Sox @ Minnesota Twins Metropolitan Stadium, Bloomington, MI Fri Sep 19 1980, 8:05 PM EDT Att. 2,911 - Unknown - 67 F livebaseballscorecards.com								
Rusty Kuntz, R (1, 8) OBP: 0.277, SLG: 0.318	6-3		G4-6-3 1-2f			4-3	6-3 1-2 2-3 3-H			4	0	0	0	0	0	4									
Harold Baines, L (1, 9) OBP: 0.280, SLG: 0.411	6-3			1B		HR		G3		4	1	2	1	0	0	0									
Lamar Johnson, R (1, 3) OBP: 0.333, SLG: 0.413		4-3		F8		5-3		G3		4	0	0	0	0	0	1									
Mike Squires, L (8, 3) OBP: 0.340, SLG: 0.343										0	0	0	0	0	0	0									
Bob Molinaro, L (1, 10) OBP: 0.346, SLG: 0.408	4-3					4-3		4-3		4	0	1	0	0	0	0									
Jim Morrison, R (1, 4) OBP: 0.319, SLG: 0.412	F4				FC6-4 1B			L9	G4-6-3 1B	4	1	1	0	0	0	1									
Mary Foley, L (1, 2) OBP: 0.256, SLG: 0.333			F5		F8					3	0	1	0	0	0	1									
Chet Lemon, R (7, PR) OBP: 0.387, SLG: 0.447									K	0	1	0	0	0	0	0									
Bruce Kimm, R (7, 2) OBP: 0.290, SLG: 0.291										0	0	0	0	0	0	0									
Glenn Borgmann, R (7, 2) OBP: 0.333, SLG: 0.352										1	0	0	0	0	1	1									
Fran Mullins, R (1, 5) OBP: 0.300, SLG: 0.320			K		1B		1B	1B	G4-6-3	3	0	1	0	1	1										
Todd Cruz, R (1, 6) OBP: 0.274, SLG: 0.312			L9				CS 1B			3	0	2	1	0	0	0									
Inning Stats	R: 0 E: 0 K: 0 S: 3	H: 0 LOB: 0 BB: 0 P: 3	R: 0 E: 0 K: 0 S: 3	H: 0 LOB: 0 BB: 0 P: 3	R: 0 E: 0 K: 1 S: 5	H: 0 LOB: 0 BB: 0 P: 5	R: 0 E: 0 K: 0 S: 4	H: 2 LOB: 1 BB: 0 P: 4	R: 1 E: 0 K: 0 S: 5	H: 2 LOB: 2 BB: 1 P: 9	R: 1 E: 0 K: 0 S: 4	H: 1 LOB: 0 BB: 0 P: 4	R: 1 E: 0 K: 0 S: 6	H: 4 LOB: 3 BB: 0 P: 6	R: 0 E: 0 K: 0 S: 3	H: 0 LOB: 0 BB: 0 P: 3	R: 0 E: 0 K: 1 S: 5	H: 1 LOB: 0 BB: 0 P: 5	1B: 9 2B: 0 3B: 0 HR: 1	SF: 0 SAC: 0 DP: 2 HBP: 0	WP: 0 PB: 0 CS: 3	PA: 35			
PITCHER	IP	WLS	BF	H	R	ER	SO	BB	IBB	HBP	BLK	WP	HR	S	P	ERA	WHIP								
Albert Williams, R (1, 1) ERA: 3.66	8.0	W	32	9	3	3	1	1	0	0	0	0	1	33	37	3.38	1.250								
Doug Corbett, R (9, 1) ERA: 2.09	1.0	S	3	1	0	0	1	0	0	0	0	0	0	5	5	0.00	1.000								

Batter	1	2	3	4	5	6	7	8	9	AB	R	H	RBI	BB	SO	LOB	BOTTOM								
Gary Ward, R (1, 7) OBP: 0.500, SLG: 1.000	1B			K			1-3	SF8		3	0	1	1	1	1	1	Chicago White Sox @ Minnesota Twins Metropolitan Stadium, Bloomington, MI Fri Sep 19 1980, 8:05 PM EDT Att. 2,911 - Unknown - 67 F livebaseballscorecards.com								
Greg Johnston, L (8, PH) OBP: 0.308, SLG: 0.500	BB	E7 1-1H 2-H								0	0	0	1	0	0	0									
John Castino, R (1, 5) OBP: 0.329, SLG: 0.420	K	G3			6-3		1-3	1B		5	0	1	1	0	1	2									
Ron Jackson, R (1, 3) OBP: 0.307, SLG: 0.388	F9		L8		F7		L9	F8		5	0	0	0	0	0	3									
Roy Smalley, S (1, 6) OBP: 0.358, SLG: 0.415	FC6-4 1-3		F8					SH1-4 1B		3	1	2	0	1	0	0									
Jose Morales, R (1, 10) OBP: 0.365, SLG: 0.484	FC6-4 1-2f		K		1-4-3			SH1-4		3	0	0	0	0	1	3									
Glenn Adams, L (8, PH) OBP: 0.307, SLG: 0.382										0	0	0	0	0	0	0									
Pete Mackanin, R (1, 4) OBP: 0.306, SLG: 0.361		F6		F9			F9			3	0	0	0	0	0	1									
Rob Wilfong, L (8, PH) OBP: 0.306, SLG: 0.354								1B	FC	0	1	0	0	1	0	0									
Butch Wynegar, S (1, 2) OBP: 0.338, SLG: 0.330		5-3			F9		FC6-4 1B	BB	FC	4	1	2	1	0	0	0									
Bombo Rivera, R (1, 9) OBP: 0.250, SLG: 0.376										2	1	0	0	1	1	1									
Hosken Powell, L (8, PH) OBP: 0.311, SLG: 0.352								FC		0	0	0	0	0	0	0									
Jesus Vega, R (8, PH) OBP: 0.242, SLG: 0.167								SF8	BB	1	1	0	1	0	0	1									
Rick Sofield, L (9, 9) OBP: 0.287, SLG: 0.381								1B		0	0	0	0	0	0	0									
Dave Edwards, R (1, 8) OBP: 0.296, SLG: 0.328							FC6-4 1-2f			2	1	1	0	2	0	1									
Inning Stats	R: 0 E: 0 K: 1 S: 6	H: 1 LOB: 2 BB: 1 P: 10	R: 2 E: 1 K: 0 S: 4	H: 1 LOB: 1 BB: 2 P: 12	R: 0 E: 0 K: 1 S: 6	H: 0 LOB: 1 BB: 0 P: 6	R: 0 E: 0 K: 2 S: 8	H: 1 LOB: 1 BB: 0 P: 8	R: 0 E: 0 K: 0 S: 4	H: 1 LOB: 1 BB: 0 P: 4	R: 0 E: 0 K: 0 S: 4	H: 1 LOB: 0 BB: 0 P: 4	R: 0 E: 0 K: 0 S: 3	H: 0 LOB: 0 BB: 0 P: 3	R: 4 E: 0 K: 0 S: 6	H: 2 LOB: 2 BB: 3 P: 18	R: 6 2B: 1 3B: 0 HR: 0	SF: 1 SAC: 1 DP: 0 HBP: 0	WP: 1 PB: 0 SB: 0 CS: 0	PA: 39					
PITCHER	IP	WLS	BF	H	R	ER	SO	BB	IBB	HBP	BLK	WP	HR	S	P	ERA	WHIP								
Ross Baumgarten, L (1, 1) ERA: 3.23	7.0	L	30	5	2	1	4	3	0	0	0	1	0	35	47	1.29	1.143								
Ed Farmer, R (8, 1) ERA: 3.47	0.1		4	1	3	3	0	2	0	0	0	0	0	2	10	81.00	9.000								
Rich Wortham, L (8, 1) ERA: 5.92	0.0		2	0	0	0	0	1	0	0	0	0	0	1	5	∞	∞								
Mike Proly, R (8, 1) ERA: 3.17	0.2		3	1	1	1	0	0	0	0	0	0	0	3	3	13.50	1.500								

AB 34
R 3
H 10
RBI 3
BB 1
SO 2
LOB 11




AB 31
R 6
H 7
RBI 5
BB 6
SO 4
LOB 13



Batter	1	2	3	4	5	6	7	8	9	AB	R	H	RBI	BB	SO	LOB	TOP								
Chet Lemon, R (1, 8) OBP: 0.392, SLG: 0.448	4-0 BB		4-0 BB														1 0 1 1 3 0 0								
Rusty Kuntz, R (1, 7) OBP: 0.280, SLG: 0.298	0-0 F8		0-0 FC4-6														3 0 0 0 0 0 3								
Leo Sutherland, L (7, PH) OBP: 0.271, SLG: 0.289	0-0 F8		0-0 FC4-6														1 0 0 0 0 0 1								
Harold Baines, L (1, 9) OBP: 0.277, SLG: 0.407	0-0 4-3																4 0 0 0 0 1 3								
Lamar Johnson, R (1, 10) OBP: 0.333, SLG: 0.414	0-0 4-3																4 1 1 0 0 0 1								
Jim Morrison, R (1, 4) OBP: 0.322, SLG: 0.414																	4 0 3 0 0 1 0								
Glenn Borgmann, R (1, 2) OBP: 0.330, SLG: 0.347																	4 1 1 0 0 1 4								
Fran Mullins, R (1, 5) OBP: 0.313, SLG: 0.333																	2 1 1 0 0 1 0								
Bob Molinaro, L (6, PH) OBP: 0.345, SLG: 0.408																	0 0 0 1 0 0 0								
Kevin Bell, R (6, 5) OBP: 0.288, SLG: 0.245																	0 0 0 0 0 0 0								
Many Foley, L (9, PH) OBP: 0.254, SLG: 0.330																	1 0 0 0 0 0 0								
Mike Squires, L (1, 3) OBP: 0.340, SLG: 0.342																	3 0 1 0 0 0 1								
Todd Cruz, R (1, 6) OBP: 0.275, SLG: 0.315																	3 1 1 2 0 1 0								
Ron Pruitt, R (9, PH) OBP: 0.370, SLG: 0.387																	1 0 0 0 0 0 1								
Inning Stats	R: 0 E: 0 K: 0 S: 3	H: 0 LOB: 1 BB: 1 P: 7	R: 0 E: 0 K: 2 S: 7	H: 1 LOB: 0 BB: 0 P: 7	R: 0 E: 0 K: 0 S: 3	H: 0 LOB: 1 BB: 1 P: 7	R: 0 E: 0 K: 1 S: 5	H: 0 LOB: 0 BB: 0 P: 5	R: 3 E: 0 K: 1 S: 9	H: 4 LOB: 1 BB: 0 P: 9	R: 1 E: 0 K: 0 S: 5	H: 2 LOB: 1 BB: 1 P: 5	R: 0 E: 0 K: 1 S: 5	H: 0 LOB: 1 BB: 1 P: 9	R: 0 E: 0 K: 0 S: 3	H: 1 LOB: 0 BB: 0 P: 3	R: 0 E: 0 K: 0 S: 3	H: 1 LOB: 0 BB: 0 P: 3	1B: 7 2B: 3 3B: 0 HR: 0	SF: 1 SAC: 1 DP: 3 HBP: 0	WP: 0 PB: 0 SB: 0 CS: 1	PA: 36			
PITCHER	IP WLS BF H R ER SO BB IBB HBP BLK WP HR S P ERA WHIP																								
Geoff Zahn, L (1, 1) ERA: 4.6	5.1		24	7	4	4	4	2	0	0	0	0	0	0	0	30	38	6.75	1.688						
John Verhoeven, R (6, 1) ERA: 3.77	3.2	W	12	2	0	0	1	1	0	0	0	0	0	0	0	13	17	0.00	0.818						

Chicago White Sox @ Minnesota Twins
Metropolitan Stadium, Bloomington, MI
Sun Sep 21 1980, 4:33 AM EDT
Unknown - 56 F

AB 31
R 4
H 9
RBI 4
BB 3
SO 5
LOB 14



Batter	1	2	3	4	5	6	7	8	9	AB	R	H	RBI	BB	SO	LOB	BOTTOM									
Hosken Powell, L (1, 9) OBP: 0.312, SLG: 0.351	0-0 F7		0-3 K														4 1 1 0 1 1 1									
Rob Wilfong, L (1, 4) OBP: 0.308, SLG: 0.354	0-0 F7																3 0 1 0 0 0 1									
Pete Mackanin, R (6, PH) OBP: 0.304, SLG: 0.358	0-0 FC4-6		0-0 4-3														2 0 0 1 0 0 3									
Ken Landreaux, L (1, 8) OBP: 0.331, SLG: 0.411	0-0 FC4-6																4 0 1 1 0 0 1									
Roy Smalley, S (1, 6) OBP: 0.361, SLG: 0.417	0-0 F7																5 0 3 0 0 0 3									
Glenn Adams, L (1, 10) OBP: 0.312, SLG: 0.383																	2 1 1 0 1 0 1									
Jose Morales, R (7, PH) OBP: 0.308, SLG: 0.486																	1 0 1 0 0 0 0									
Dave Edwards, R (7, PH) OBP: 0.296, SLG: 0.328																	0 0 0 0 0 0 0									
Danny Goodwin, L (8, PH) OBP: 0.303, SLG: 0.272																	1 0 0 0 0 1 1									
Butch Wynegar, S (1, 2) OBP: 0.338, SLG: 0.329																	4 0 1 0 0 1 6									
Mike Cabbage, L (1, 3) OBP: 0.298, SLG: 0.351																	3 0 0 0 0 1 2									
Ron Jackson, R (7, PH) OBP: 0.308, SLG: 0.388																	0 0 0 0 1 0 0									
Rick Sofield, L (1, 7) OBP: 0.288, SLG: 0.379																	2 1 0 0 1 0 3									
Gary Ward, R (7, PH) OBP: 0.474, SLG: 0.944																	1 0 0 0 0 1 3									
John Castino, R (1, 5) OBP: 0.330, SLG: 0.429																	4 2 2 1 0 0 1									
Inning Stats	R: 0 E: 0 K: 0 S: 4	H: 1 LOB: 1 BB: 0 P: 4	R: 0 E: 0 K: 1 S: 6	H: 1 LOB: 0 BB: 0 P: 6	R: 0 E: 0 K: 1 S: 5	H: 0 LOB: 0 BB: 0 P: 5	R: 1 E: 1 K: 0 S: 6	H: 2 LOB: 2 BB: 0 P: 6	R: 1 E: 0 K: 1 S: 7	H: 2 LOB: 3 BB: 2 P: 15	R: 1 E: 2 K: 0 S: 4	H: 0 LOB: 1 BB: 1 P: 8	R: 0 E: 0 K: 1 S: 7	H: 2 LOB: 3 BB: 1 P: 11	R: 2 E: 0 K: 1 S: 8	H: 3 LOB: 1 BB: 0 P: 8	1B: 9 2B: 2 3B: 0 HR: 1	SF: 1 SAC: 0 DP: 1 HBP: 0	WP: 1 PB: 0 SB: 0 CS: 0	PA: 41						
PITCHER	IP WLS BF H R ER SO BB IBB HBP BLK WP HR S P ERA WHIP																									
LaMarr Hoyt, R (1, 1) ERA: 4.65	5.1		28	6	3	1	3	3	0	0	0	0	0	0	1	0	5	9	0.00	1.500						
Guy Hoffman, L (6, 1) ERA: 3.13	1.1	L	6	2	0	0	0	0	1	0	0	0	0	0	0	6	6	27.00	3.000							
Dewey Robinson, R (7, 1) ERA: 4.01	0.2	L	4	2	2	2	1	0	0	0	0	0	0	0	0	0	2	2	0.00	3.000						
Rich Wortham, L (8, 1) ERA: 5.5	0.1		2	1	0	0	0	0	0	0	0	0	0	0	0	0	2	2	0.00	3.000						
Mike Proby, R (8, 1) ERA: 3.16	0.1		1	0	0	0	1	0	0	0	0	0	0	0	0	0	3	3	0.00	0.000						

Chicago White Sox @ Minnesota Twins
Metropolitan Stadium, Bloomington, MI
Sun Sep 21 1980, 4:33 AM EDT
Unknown - 56 F

AB 36
R 5
H 11
RBI 3
BB 4
SO 5
LOB 26



Batter	1	2	3	4	5	6	7	8	9	AB	R	H	RBI	BB	SO	LOB	TOP									
Bump Wills, S OBP: 0.318, SLG: 0.355 (1, 4)	0-0 SH5-3 1B	0-0 F4		0-0 1-2 1B		0-3 K		0-0 4-3		5	0	2	0	0	1	3										
Johnny Grubb, L OBP: 0.397, SLG: 0.420 (1, 9)	0-0 SH5-3 1-2		4-0 1B BB	0-0 F7		0-0 F8		0-0 2B		3	0	1	0	1	0	2										
Al Oliver, L OBP: 0.353, SLG: 0.472 (1, 7)	0-0 6-3		0-0 F6		0-0 2B 1B	0-0 4-3		0-0 F9		5	1	1	0	0	0	3										
Buddy Bell, R OBP: 0.382, SLG: 0.492 (1, 5)	0-0 F9		0-0 F8		0-0 4-3 1-H SF7 2B		0-0 1B 1B		0-0 F8	5	1	2	1	0	0	2										
Rusty Staub, L OBP: 0.371, SLG: 0.459 (1, 10)		0-0 BB BB 1B	0-0 1-2 1B		0-0 4-3		0-0 F8		0-0 F9	5	0	2	0	0	0	2										
Pat Putnam, L OBP: 0.317, SLG: 0.400 (1, 3)	0-0 F8		0-0 F8		0-0 SF7		0-0 F9		0-0 1B	4	0	1	1	0	0	4										
Jim Norris, L OBP: 0.337, SLG: 0.276 (1, 8)		0-3 K		4-0 FC3-6 BB 1B	0-0 1B 1B		0-0 1-2 1B		0-0 4-3	4	0	2	0	1	1	2										
Jim Sundberg, R OBP: 0.352, SLG: 0.383 (1, 2)		4-0 BB 1-2 BB		0-3 K	0-0 1-2 1B		0-3 K			3	0	1	0	1	2	3										
Bud Harrelson, S OBP: 0.363, SLG: 0.305 Richie Zisk, R OBP: 0.340, SLG: 0.461 Odie Davis, R OBP: 0.200, SLG: 0.200 Dave Roberts, R OBP: 0.296, SLG: 0.381 (1, 6)		4-0 1-2 2-3 BB		0-0 FC3-6 1B	0-0 F2		0-3 K			1	0	0	0	1	0	1										
Inning Stats	R: 0 E: 0 K: 0 S: 4	H: 1 LOB: 1 BB: 0 P: 4	R: 0 E: 0 K: 1 S: 6	H: 1 LOB: 3 BB: 2 P: 14	R: 0 E: 0 K: 1 S: 4	H: 1 LOB: 2 BB: 1 P: 8	R: 0 E: 0 K: 1 S: 6	H: 1 LOB: 2 BB: 1 P: 10	R: 2 E: 0 K: 0 S: 7	H: 4 LOB: 0 BB: 0 P: 7	R: 0 E: 0 K: 1 S: 5	H: 0 LOB: 0 BB: 0 P: 5	R: 0 E: 0 K: 1 S: 7	H: 2 LOB: 0 BB: 0 P: 7	R: 0 E: 0 K: 1 S: 6	H: 1 LOB: 1 BB: 0 P: 6	R: 0 E: 0 K: 0 S: 4	H: 1 LOB: 1 BB: 0 P: 4	1B: 10 2B: 2 3B: 0 HR: 0	SF: 1 SAC: 1 DP: 0 HBP: 0	WP: 0 PB: 0 SB: 0 CS: 0	PA: 43				
PITCHER	IP	WLS	BF	H	R	ER	SO	BB	IBB	HBP	BLK	WP	HR	S	P	ERA	WHIP									
Roger Erickson, R ERA: 2.96 Pete Redfern, R ERA: 4.61	(1, 1)	5.0	W	27	8	2	2	2	4	0	0	0	0	0	27	43	3.60	2.400								
(6, 1)	4.0	S	16	4	0	0	3	0	0	0	0	0	0	22	22	0.00	1.000									

Texas Rangers @ Minnesota Twins
Metropolitan Stadium, Bloomington, MI
Tue Sep 23 1980, 8:05 PM EDT
Att. 2,427 - Unknown - 55 F

AB 37
R 2
H 12
RBI 2
BB 4
SO 5
LOB 24



Batter	1	2	3	4	5	6	7	8	9	AB	R	H	RBI	BB	SO	LOB	BOTTOM								
Hosken Powell, L OBP: 0.311, SLG: 0.350 (1, 9)	0-0 F7	0-0 4-3			0-0 1-5-3		0-0 4-3	0-0 1-1 2B		5	0	1	1	0	0	1									
Rob Wilfong, L OBP: 0.309, SLG: 0.364 (1, 4)	4-0 BB BB E BB		0-3 K		0-0 F8		0-0 1B 2B	0-0 3-1		4	2	1	1	1	1	1									
Ken Landreaux, L OBP: 0.331, SLG: 0.420 (1, 7)	4-0 1-2 BB BB		0-0 G3		0-3 K		0-0 1B 1B			3	1	1	1	1	1	0									
Roy Smalley, S OBP: 0.364, SLG: 0.416 (1, 6)	4-0 1-2 2-3 E 1B BB		0-0 F7			4-0 F9 SH1-4 BB	0-0 1-3 1B			2	1	1	0	2	0	0									
Glenn Adams, L OBP: 0.310, SLG: 0.386 (1, 10)	0-0 E4 1B			0-0 1B 3B		0-0 SH1-4	0-0 F5			3	2	1	1	0	0	4									
Butch Wynegar, S OBP: 0.339, SLG: 0.329 (1, 2)	0-0 G4-6-3 1B			0-0 1B		4-0 FC4 IBB	0-0 F7			3	0	2	3	1	0	3									
Greg Johnston, L OBP: 0.300, SLG: 0.353 (1, 8)	0-0 G4-6-3 1-2			0-0 F8		0-0 F9		0-3 K		4	0	0	0	0	1	4									
John Castino, R OBP: 0.331, SLG: 0.428 (1, 5)		0-0 F3		0-0 F8		0-0 FC4		0-0 2B 1B		4	1	1	0	0	0	3									
Mike Cabbage, L OBP: 0.303, SLG: 0.354 Ron Jackson, R OBP: 0.304, SLG: 0.382 (1, 3)		0-0 F7		0-3 K			0-0 4-3 2B 2B	0-3 K		3	0	1	0	0	1	1									
Inning Stats	R: 4 E: 1 K: 0 S: 4	H: 1 LOB: 0 BB: 3 P: 16	R: 0 E: 0 K: 0 S: 3	H: 0 LOB: 0 BB: 0 P: 3	R: 0 E: 0 K: 1 S: 5	H: 0 LOB: 0 BB: 0 P: 5	R: 1 E: 0 K: 1 S: 7	H: 2 LOB: 1 BB: 0 P: 7	R: 0 E: 0 K: 1 S: 5	H: 0 LOB: 0 BB: 0 P: 5	R: 0 E: 0 K: 0 S: 3	H: 0 LOB: 2 BB: 2 P: 11	R: 2 E: 0 K: 0 S: 7	H: 4 LOB: 3 BB: 0 P: 7	R: 1 E: 0 K: 2 S: 9	H: 2 LOB: 1 BB: 0 P: 9	R: 0 E: 0 K: 0 S: 4	H: 1 LOB: 1 BB: 0 P: 4	1B: 5 2B: 3 3B: 1 HR: 0	SF: 0 SAC: 1 DP: 1 HBP: 0	WP: 0 PB: 0 SB: 0 CS: 0	PA: 38			
PITCHER	IP	WLS	BF	H	R	ER	SO	BB	IBB	HBP	BLK	WP	HR	S	P	ERA	WHIP								
Ken Clay, R ERA: 4.6 Danny Darwin, R ERA: 2.55	(1, 1)	6.1	L	29	5	7	5	3	4	1	0	0	0	30	50	7.11	1.421								
(7, 1)	1.2		9	4	1	1	2	0	0	0	0	0	0	13	13	5.40	2.400								

Texas Rangers @ Minnesota Twins
Metropolitan Stadium, Bloomington, MI
Tue Sep 23 1980, 8:05 PM EDT
Att. 2,427 - Unknown - 55 F

AB 32
R 8
H 9
RBI 7
BB 5
SO 5
LOB 18



Batter	1	2	3	4	5	6	7	8	9	AB	R	H	RBI	BB	SO	LOB	TOP					
Willie Wilson, S (1, 7) OBP: 0.356, SLG: 0.423										4	0	2	0	0	0	1	Kansas City Royals @ Minnesota Twins Metropolitan Stadium, Bloomington, MI Fri Sep 26 1980, 8:05 PM EDT Alt. 9,837 - Unknown - 54 F livebaseballscorecards.com					
U L Washington, S (1, 6) OBP: 0.325, SLG: 0.373										2	0	0	0	0	1	1						
Onix Concepcion, R (7, PH) OBP: 0.222, SLG: 0.222										1	0	0	0	0	1	0						
John Wathan, R (9, PH) OBP: 0.380, SLG: 0.415										1	0	0	0	0	0	1						
George Brett, L (1, 5) OBP: 0.453, SLG: 0.650										4	0	1	0	0	1	1						
Hal McRae, R (1, 10) OBP: 0.337, SLG: 0.465										3	0	1	0	1	0	1						
Amos Otis, R (1, 8) OBP: 0.321, SLG: 0.386										3	0	0	0	0	2	2						
Willie Aikens, L (1, 3) OBP: 0.384, SLG: 0.446										3	0	0	0	0	1	1						
Darrell Porter, L (1, 2) OBP: 0.356, SLG: 0.349										3	0	0	0	0	2	0						
Jose Cardenal, R (1, 9) OBP: 0.343, SLG: 0.306										3	0	1	0	0	0	0						
Frank White, R (1, 4) OBP: 0.290, SLG: 0.352										3	0	1	0	0	0	1						
Inning Stats	R: 0 E: 0 K: 0 S: 3	H: 1 LOB: 0 BB: 0 P: 3	R: 0 E: 0 K: 1 S: 4	H: 0 LOB: 0 BB: 1 P: 8	R: 0 E: 0 K: 1 S: 6	H: 1 LOB: 0 BB: 0 P: 6	R: 0 E: 0 K: 2 S: 7	H: 0 LOB: 0 BB: 0 P: 7	R: 0 E: 0 K: 3 S: 9	H: 0 LOB: 0 BB: 0 P: 9	R: 0 E: 0 K: 0 S: 3	H: 0 LOB: 0 BB: 0 P: 3	R: 0 E: 0 K: 1 S: 6	H: 1 LOB: 1 BB: 0 P: 6	R: 0 E: 0 K: 0 S: 4	H: 1 LOB: 1 BB: 0 P: 4	R: 0 E: 0 K: 0 S: 4	H: 2 LOB: 1 BB: 0 P: 4	1B: 6 2B: 0 3B: 0 HR: 0	SF: 0 SAC: 0 DP: 2 HBP: 0	WP: 0 PB: 0 SB: 0 CS: 1	PA: 31
PITCHER Geoff Zahn, L (1, 1) ERA: 4.41	IP: 9.0 WLS: W BF: 31 H: 6 R: 0 ER: 0 SO: 8 BB: 1 IBB: 0 HBP: 0 BLK: 0 WP: 0 HR: 0 S: 46 P: 50 ERA: 0.00 WHIP: 0.778															PITCHER	IP: WLS: BF: H: R: ER: SO: BB: IBB: HBP: BLK: WP: HR: S: P: ERA: WHIP:					

Batter	1	2	3	4	5	6	7	8	9	AB	R	H	RBI	BB	SO	LOB	BOTTOM					
Hosken Powell, L (1, 9) OBP: 0.310, SLG: 0.356										4	1	1	2	0	1	0	Kansas City Royals @ Minnesota Twins Metropolitan Stadium, Bloomington, MI Fri Sep 26 1980, 8:05 PM EDT Alt. 9,837 - Unknown - 54 F livebaseballscorecards.com					
Rob Wilfong, L (1, 4) OBP: 0.308, SLG: 0.363										4	0	1	0	0	0	0						
Ken Landreaux, L (1, 8) OBP: 0.333, SLG: 0.420										4	0	2	0	0	0	0						
Roy Smalley, S (1, 6) OBP: 0.361, SLG: 0.410										4	0	0	0	0	2	3						
Glenn Adams, L (1, 10) OBP: 0.315, SLG: 0.392										2	1	2	0	1	0	0						
Willie Norwood, R (6, PR) OBP: 0.197, SLG: 0.233										1	0	0	0	0	0	0						
Butch Wynegar, S (1, 2) OBP: 0.340, SLG: 0.330										4	0	1	1	0	0	2						
Mike Cabbage, L (1, 3) OBP: 0.302, SLG: 0.353										4	0	1	0	0	1	2						
Ron Jackson, R (6, PR) OBP: 0.306, SLG: 0.386										0	0	0	0	0	0	0						
Rick Sofield, L (1, 7) OBP: 0.286, SLG: 0.375										2	0	0	0	1	1	1						
Greg Johnston, L (7, 8) OBP: 0.286, SLG: 0.333										1	0	0	0	0	0	1						
John Castino, R (1, 5) OBP: 0.332, SLG: 0.427										3	1	1	0	0	2	2						
Inning Stats	R: 0 E: 0 K: 1 S: 5	H: 0 LOB: 0 BB: 0 P: 5	R: 1 E: 0 K: 1 S: 7	H: 2 LOB: 1 BB: 0 P: 7	R: 0 E: 0 K: 1 S: 5	H: 0 LOB: 0 BB: 0 P: 5	R: 0 E: 0 K: 0 S: 4	H: 1 LOB: 1 BB: 0 P: 4	R: 2 E: 0 K: 1 S: 9	H: 4 LOB: 2 BB: 0 P: 9	R: 0 E: 0 K: 2 S: 7	H: 0 LOB: 2 BB: 2 P: 15	R: 0 E: 0 K: 1 S: 6	H: 1 LOB: 1 BB: 0 P: 6	R: 0 E: 0 K: 0 S: 4	H: 1 LOB: 1 BB: 0 P: 4	R: 0 E: 0 K: 0 S: 4	H: 1 LOB: 1 BB: 0 P: 4	1B: 7 2B: 1 3B: 0 HR: 1	SF: 0 SAC: 0 DP: 0 HBP: 0	WP: 0 PB: 0 SB: 1 CS: 0	PA: 35
PITCHER Dennis Leonard, R (1, 1) ERA: 3.88	IP: 8.0 WLS: L BF: 35 H: 9 R: 3 ER: 3 SO: 7 BB: 1 IBB: 1 HBP: 0 BLK: 0 WP: 0 HR: 1 S: 47 P: 55 ERA: 3.38 WHIP: 1.250															PITCHER	IP: WLS: BF: H: R: ER: SO: BB: IBB: HBP: BLK: WP: HR: S: P: ERA: WHIP:					

Batter	1	2	3	4	5	6	7	8	9	AB	R	H	RBI	BB	SO	LOB	TOP					
Willie Wilson, S OBP: 0.357, SLG: 0.422	1-3		5-3			E6 L9 5-3 1B		HR BB		3	2	1	0	1	0	0	Kansas City Royals @ Minnesota Twins Metropolitan Stadium, Bloomington, MI Sat Sep 27 1980, 4:33 AM EDT Att: 6,848 - Unknown - 50 F					
Frank White, R OBP: 0.290, SLG: 0.357	5-3			L7		L9		HR		4	1	1	2	0	0	1						
George Brett, L Manny Castillo, S OBP: 0.449, SLG: 0.644 OBP: 0.500, SLG: 0.500	F7			F8		5-3		K		4	0	0	1	0	1	0						
Hal McRae, R OBP: 0.336, SLG: 0.462		K			BB BB	K		F9		3	0	0	0	1	2	0						
John Wathan, R OBP: 0.381, SLG: 0.413		F9			BB BB				4-0	2	0	0	0	2	0	0						
Willie Aikens, L OBP: 0.363, SLG: 0.444					BB				0-0	3	0	0	0	0	1	3						
Jose Cardenal, R OBP: 0.340, SLG: 0.303									0-0	4	0	1	0	0	0	1						
Jerry Terrell, R OBP: 0.063, SLG: 0.063			4-3			F9		L4		3	0	0	0	0	0	1						
Onix Concepcion, R OBP: 0.167, SLG: 0.167			K			F9		6-3		3	0	0	0	0	1	0						
Inning Stats	R: 0 E: 0 K: 0 S: 3	H: 0 LOB: 0 BB: 0 P: 3	R: 0 E: 0 K: 1 S: 5	H: 0 LOB: 1 BB: 0 P: 6	R: 0 E: 0 K: 1 S: 5	H: 0 LOB: 0 BB: 2 P: 5	R: 0 E: 0 K: 1 S: 5	H: 0 LOB: 2 BB: 2 P: 13	R: 0 E: 0 K: 0 S: 3	H: 0 LOB: 0 BB: 0 P: 3	R: 1 E: 1 K: 1 S: 6	H: 1 LOB: 0 BB: 0 P: 6	R: 0 E: 0 K: 0 S: 4	H: 1 LOB: 1 BB: 0 P: 4	R: 2 E: 0 K: 1 S: 6	H: 1 LOB: 0 BB: 1 P: 10	R: 0 E: 0 K: 0 S: 2	H: 0 LOB: 0 BB: 1 P: 6	1B: 2 2B: 0 3B: 0 HR: 1	SF: 0 SAC: 0 DP: 1 HBP: 1	WP: 0 PB: 0 SB: 0 CS: 0	PA: 34
PITCHER Jerry Kosman, L ERA: 4.05	IP: 9.0 WLS: W BF: 34 H: 3 R: 3 ER: 2 SO: 5 BB: 4 IBB: 0 HBP: 1 BLK: 0 WP: 0 HR: 1 S: 39 P: 56 ERA: 2.00 WHIP: 0.778															PITCHER						

Batter	1	2	3	4	5	6	7	8	9	AB	R	H	RBI	BB	SO	LOB	BOTTOM			
Gary Ward, R OBP: 0.464, SLG: 0.808	5-3		E3 SF8 1B	K		5-3		5-3		4	1	1	1	0	1	0	Kansas City Royals @ Minnesota Twins Metropolitan Stadium, Bloomington, MI Sat Sep 27 1980, 4:33 AM EDT Att: 6,848 - Unknown - 50 F			
Greg Johnston, L OBP: 0.273, SLG: 0.316										1	0	0	0	0	0	0				
John Castino, R OBP: 0.333, SLG: 0.427	5-3		E6 SF8 1B	6-3		BB 1B		1B 1B		5	1	2	0	0	0	1				
Roy Smalley, S OBP: 0.361, SLG: 0.409	F7		E5 SF8 1B			G3		G6-4-3 1B		4	1	1	0	1	0	2				
Jose Morales, R OBP: 0.360, SLG: 0.489		4-3	SF8					G6-4-3		3	1	1	2	0	0	2				
Glenn Adams, L OBP: 0.314, SLG: 0.391										1	0	0	0	0	0	2				
Butch Wynegar, S OBP: 0.343, SLG: 0.341		P4		1B IBB						3	1	2	1	1	0	0				
Pete Mackanin, R OBP: 0.302, SLG: 0.368		F7		K				E5 FC3-6		4	0	0	0	0	1	4				
Ron Jackson, R OBP: 0.311, SLG: 0.388								F7		3	1	2	2	1	0	2				
Bombo Rivera, R OBP: 0.250, SLG: 0.376								FC3-6		4	1	1	0	0	1	5				
Dave Edwards, R OBP: 0.294, SLG: 0.335								4-3		4	1	1	2	0	1	2				
Inning Stats	R: 0 E: 0 K: 0 S: 3	H: 0 LOB: 0 BB: 0 P: 3	R: 0 E: 0 K: 1 S: 12	H: 0 LOB: 5 BB: 1 P: 16	R: 0 E: 0 K: 1 S: 5	H: 0 LOB: 0 BB: 0 P: 5	R: 2 E: 0 K: 1 S: 7	H: 2 LOB: 1 BB: 1 P: 11	R: 0 E: 0 K: 1 S: 6	H: 1 LOB: 2 BB: 1 P: 10	R: 0 E: 1 K: 0 S: 5	H: 1 LOB: 2 BB: 0 P: 5	R: 0 E: 0 K: 0 S: 4	H: 2 LOB: 1 BB: 0 P: 4	R: 0 E: 0 K: 0 S: 2	H: 0 LOB: 0 BB: 0 P: 4	1B: 6 2B: 2 3B: 1 HR: 2	SF: 1 SAC: 0 DP: 1 HBP: 0	WP: 0 PB: 0 SB: 0 CS: 0	PA: 40
PITCHER Larry Gura, L ERA: 2.89 Marty Pattin, R ERA: 3.71 Ken Brett, L ERA: Dan Quisenberry, R ERA: 3.2	IP: 2.2 WLS: L BF: 16 H: 5 R: 6 ER: 3 SO: 1 BB: 0 IBB: 0 HBP: 0 BLK: 0 WP: 0 HR: 0 S: 17 P: 21 ERA: 10.12 WHIP: 1.875															PITCHER				

AB 29
R 3
H 3
RBI 3
BB 4
SO 5
LOB 6



AB 36
R 8
H 11
RBI 8
BB 3
SO 4
LOB 20



Batter	1	2	3	4	5	6	7	8	9	AB	R	H	RBI	BB	SO	LOB	TOP			
Gary Ward, R OBP: 0.512, SLG: 0.842										4	1	4	1	0	0	0	Minnesota Twins @ Kansas City Royals Royals Stadium, Kansas City, MO Fri Oct 03 1980, 8:05 PM EDT Att: 20,714 - Unknown - 60 F			
John Castino, R OBP: 0.336, SLG: 0.432										5	1	1	2	0	0	4				
Ken Landreaux, L OBP: 0.336, SLG: 0.422 Greg Johnston, L OBP: 0.299, SLG: 0.333										5	1	1	0	0	0	2				
Jose Morales, R OBP: 0.364, SLG: 0.494 Willie Norwood, R OBP: 0.197, SLG: 0.233										0	0	0	0	0	0	0				
Ron Jackson, R OBP: 0.319, SLG: 0.395										4	0	2	1	1	0	3				
Butch Wynegar, S OBP: 0.339, SLG: 0.335										3	0	0	1	1	0	2				
Pete Mackanin, R OBP: 0.298, SLG: 0.364										5	0	1	0	0	0	6				
Bombo Rivera, R OBP: 0.254, SLG: 0.373										4	0	0	0	0	0	1				
Rob Wilfong, L OBP: 0.310, SLG: 0.371										4	1	1	0	0	0	1				
Inning Stats	R: 1 E: 0 K: 0 S: 6	H: 3 LOB: 3 BB: 1 P: 10	R: 2 E: 0 K: 0 S: 7	H: 4 LOB: 2 BB: 0 P: 7	R: 0 E: 0 K: 0 S: 3	H: 0 LOB: 0 BB: 0 P: 3	R: 0 E: 0 K: 0 S: 4	H: 1 LOB: 1 BB: 0 P: 4	R: 0 E: 0 K: 0 S: 4	H: 1 LOB: 1 BB: 0 P: 4	R: 0 E: 0 K: 0 S: 4	H: 1 LOB: 1 BB: 0 P: 4	R: 0 E: 0 K: 0 S: 5	H: 2 LOB: 2 BB: 0 P: 5	R: 1 E: 0 K: 0 S: 4	H: 1 LOB: 2 BB: 1 P: 8		1B: 6 2B: 5 3B: 2 HR: 1	SF: 1 SAC: 1 DP: 0 HBP: 0	WP: 0 PB: 0 SB: 0 CS: 0
PITCHER Larry Gura, L ERA: 2.95	IP: 9.0 WLS: L BF: 43 H: 14 R: 5 ER: 5 SO: 0 BB: 1 IBB: 1 HBP: 0 BLK: 0 WP: 0 HR: 1 S: 41 P: 49 ERA: 5.00 WHIP: 1.667																			

Batter	1	2	3	4	5	6	7	8	9	AB	R	H	RBI	BB	SO	LOB	BOTTOM					
Willie Wilson, S OBP: 0.356, SLG: 0.422										4	1	1	0	0	1	2	Minnesota Twins @ Kansas City Royals Royals Stadium, Kansas City, MO Fri Oct 03 1980, 8:05 PM EDT Att: 20,714 - Unknown - 60 F					
U L Washington, S OBP: 0.337, SLG: 0.377										3	0	1	0	1	0	1						
George Brett, L OBP: 0.453, SLG: 0.665										3	0	1	1	0	0	1						
Hal McRae, R OBP: 0.337, SLG: 0.466										4	1	2	1	0	0	2						
Amos Otis, R OBP: 0.317, SLG: 0.385										4	0	0	0	0	1	3						
Willie Aikens, L OBP: 0.356, SLG: 0.435 Onix Concepcion, R OBP: 0.133, SLG: 0.133										4	0	1	0	0	1	1						
Darrell Porter, L OBP: 0.352, SLG: 0.343 John Wathan, R OBP: 0.378, SLG: 0.409										2	1	0	0	1	0	0						
Jose Cardenal, R OBP: 0.327, SLG: 0.295 Ralph LaCock, L OBP: 0.266, SLG: 0.265										3	0	0	0	0	1	1						
Frank White, R OBP: 0.289, SLG: 0.357										3	0	2	1	0	0	0						
Inning Stats	R: 0 E: 0 K: 1 S: 4	H: 0 LOB: 0 BB: 1 P: 8	R: 1 E: 0 K: 1 S: 6	H: 1 LOB: 0 BB: 0 P: 6	R: 0 E: 0 K: 0 S: 4	H: 1 LOB: 1 BB: 0 P: 4	R: 0 E: 0 K: 1 S: 6	H: 1 LOB: 1 BB: 0 P: 6	R: 0 E: 0 K: 0 S: 5	H: 0 LOB: 0 BB: 0 P: 5	R: 1 E: 0 K: 0 S: 5	H: 2 LOB: 1 BB: 0 P: 5	R: 1 E: 0 K: 0 S: 4	H: 1 LOB: 1 BB: 1 P: 8	R: 0 E: 0 K: 0 S: 4	H: 1 LOB: 1 BB: 0 P: 4		R: 0 E: 0 K: 0 S: 3	H: 1 LOB: 1 BB: 0 P: 3	1B: 5 2B: 2 3B: 0 HR: 1	SF: 1 SAC: 0 DP: 2 HBP: 0	WP: 0 PB: 0 SB: 0 CS: 0
PITCHER Jerry Koosman, L ERA: 4.03 Doug Corbett, R ERA: 2.0	IP: 8.0 WLS: W BF: 33 H: 8 R: 3 ER: 3 SO: 4 BB: 2 IBB: 0 HBP: 0 BLK: 0 WP: 0 HR: 1 S: 39 P: 47 ERA: 3.38 WHIP: 1.250																					



Batter	1	2	3	4	5	6	7	8	9	AB	R	H	RBI	BB	SO	LOB	TOP										
Gary Ward, R OBP: 0.489, SLG: 0.780 (1, 7)	4-0 SH1-3 1B BB		0-0 P4			0-0 6-3		0-0 F9		3	0	0	0	1	0	1											
John Castino, R OBP: 0.336, SLG: 0.430 (1, 5) (8, 6)	0-0 SH1-3 1B		0-0 4-3			0-0 F8		0-0 FC6-4		4	0	1	0	0	0	1											
Ken Landreaux, L OBP: 0.334, SLG: 0.417 (1, 8)	0-0 SH1-3 1-2 2-3		0-0 F7			4-0 BB				2	0	0	0	1	0	0											
Jose Morales, R OBP: 0.361, SLG: 0.490 Rick Sofield, L OBP: 0.297, SLG: 0.374 (6, PH)	0-0 5-3			0-0 F2		0-3 K			0-3 K	2	0	0	0	0	0	2											
Ron Jackson, R OBP: 0.316, SLG: 0.391 Mike Cubbage, L OBP: 0.301, SLG: 0.361 (7, PH)	0-0 4-3			0-0 5-3			0-0 F5		0-0 F8	2	0	0	0	0	0	2											
Pete Mackanin, R OBP: 0.296, SLG: 0.361 (1, 4)		0-0 F8		0-0 4-3			0-0 F8			3	0	0	0	0	0	0											
Bombo Rivera, R OBP: 0.248, SLG: 0.363 (1, 9)		0-0 E6			0-0 F7		0-0 G3			3	0	0	0	0	0	0											
Sal Butera, R OBP: 0.300, SLG: 0.282 (1, 2)		0-0 F9			0-0 1-3			4-0 FC6-4 BB		2	0	0	0	1	0	1											
Lenny Faedo, R OBP: 0.250, SLG: 0.375 Glenn Adams, L OBP: 0.320, SLG: 0.412 Jesus Vega, R OBP: 0.242, SLG: 0.167 (8, PH)	0-0 F7		0-0 F7		0-0 F7			0-0 L9		2	0	0	0	0	0	1											
Inning Stats	R: 0 E: 0 K: 0 S: 4	H: 1 LOB: 2 BB: 1 P: 8	R: 0 E: 1 K: 0 S: 4	H: 0 LOB: 1 BB: 0 P: 4	R: 0 E: 0 K: 0 S: 3	H: 0 LOB: 0 BB: 0 P: 3	R: 0 E: 0 K: 0 S: 3	H: 0 LOB: 0 BB: 0 P: 3	R: 0 E: 0 K: 1 S: 5	H: 0 LOB: 1 BB: 1 P: 9	R: 0 E: 0 K: 0 S: 3	H: 0 LOB: 0 BB: 0 P: 3	R: 0 E: 0 K: 0 S: 3	H: 0 LOB: 1 BB: 1 P: 7	R: 0 E: 0 K: 1 S: 5	H: 0 LOB: 0 BB: 0 P: 5	1B: 1 2B: 0 3B: 0 HR: 0	SF: 0 SAC: 1 DP: 0 HBP: 0	WP: 0 PB: 0 SB: 0 CS: 0	PA: 32							
PITCHER	IP	WLS	BF	H	R	ER	SO	BB	IBB	HBP	BLK	WP	HR	S	P	ERA	WHIP										
Paul Spittorff, L ERA: 4.15	(1, 1)	5.0	W	18	1	0	0	1	0	0	0	0	0	17	21	0.00	0.400										
Rich Gale, R ERA: 3.92	(6, 1)	4.0	S	14	0	0	2	2	0	0	0	0	0	16	24	0.00	0.500										

Minnesota Twins @ Kansas City Royals
Royals Stadium, Kansas City, MO
Sun Oct 05 1980, 4:33 AM EDT
Att: 25,603 - Unknown - 68 F

AB 28
R 0
H 1
RBI 0
BB 3
SO 2
LOB 10



Batter	1	2	3	4	5	6	7	8	9	AB	R	H	RBI	BB	SO	LOB	BOTTOM											
Willie Wilson, S OBP: 0.397, SLG: 0.421 (1, 7) (7, 8)	0-0 L3		0-0 4-3		0-0 CS 1B		0-0 FC6 S			4	0	1	1	0	0	3												
U L Washington, S OBP: 0.336, SLG: 0.375 (1, 6)	0-0 5-3		4-0 HR BB		0-0 F8 1-2		0-0 F8 1-2			3	1	0	0	1	0	2												
Hal McRae, R OBP: 0.342, SLG: 0.483 (1, 10)	0-0 5-3		0-0 HR		0-0 E 1B		0-0 6-3			4	1	2	3	0	0	0												
Amos Otis, R OBP: 0.316, SLG: 0.383 Clint Hurdle, L OBP: 0.349, SLG: 0.458 (7, 9)	0-0 5-3		0-0 F8		0-3 K		0-3 K		0-3 K	3	0	0	0	0	1	1												
John Wathan, R OBP: 0.377, SLG: 0.406 (7, 7) (8, 2)	4-0 E FC5-2 BB		0-3 K		0-0 F9		0-3 K			3	0	0	0	1	2	1												
Willie Aikens, L OBP: 0.356, SLG: 0.433 Ralph LaCock, L OBP: 0.284, SLG: 0.263 (9, 3)	0-0 FC5-2 BB 1-H		0-3 K		0-0 G3					3	0	0	0	0	1	2												
Darrell Porter, L OBP: 0.354, SLG: 0.342 Jerry Terrell, R OBP: 0.063, SLG: 0.063 Jamie Quirk, L OBP: 0.305, SLG: 0.399 (7, PR)	4-0 BB 1-2 BB		0-0 F8		4-0 2B FC6 BB					1	0	0	0	2	0	0												
Dave Chalk, R OBP: 0.326, SLG: 0.341 (1, 4)	0-0 F7		0-0 P6		0-0 FC6 2B					3	0	1	0	0	2													
Manny Castillo, S OBP: 0.200, SLG: 0.200 (1, 5)		0-0 E6 4-3 HR		0-0 5-3		0-0 6-3				3	1	0	0	0	3													
Inning Stats	R: 0 E: 0 K: 0 S: 3	H: 0 LOB: 2 BB: 2 P: 11	R: 3 E: 1 K: 1 S: 7	H: 1 LOB: 0 BB: 1 P: 11	R: 0 E: 0 K: 1 S: 5	H: 0 LOB: 0 BB: 0 P: 5	R: 0 E: 0 K: 1 S: 6	H: 1 LOB: 1 BB: 0 P: 6	R: 1 E: 0 K: 0 S: 4	H: 1 LOB: 2 BB: 1 P: 8	R: 0 E: 0 K: 2 S: 7	H: 0 LOB: 0 BB: 0 P: 7	1B: 2 2B: 1 3B: 0 HR: 1	SF: 0 SAC: 0 DP: 0 HBP: 0	WP: 0 PB: 0 SB: 2 CS: 1	PA: 32												
PITCHER	IP	WLS	BF	H	R	ER	SO	BB	IBB	HBP	BLK	WP	HR	S	P	ERA	WHIP											
Darrell Jackson, L ERA: 3.87	(1, 1)	5.0	L	20	2	2	2	3	0	0	0	0	0	1	21	33	3.60	1.000										
Pete Reedfern, R ERA: 4.59	(6, 1)	2.0		9	2	1	1	1	0	0	0	0	0	10	14	4.50	1.500											
Doug Corbett, R ERA: 1.98	(8, 1)	1.0		3	0	0	0	2	0	0	0	0	0	7	7	0.00	0.000											

Minnesota Twins @ Kansas City Royals
Royals Stadium, Kansas City, MO
Sun Oct 05 1980, 4:33 AM EDT
Att: 25,603 - Unknown - 68 F

AB 28
R 4
H 4
RBI 4
BB 4
SO 5
LOB 14

