

# Minnesota Twins - 1981

Batter	1	2	3	4	5	6	7	8	9	AB	R	H	RBI	BB	SO	LOB	TOP										
Rickey Henderson, R (1,7)	K			6-3	SH5-3 BB		6-3			3	0	0	0	2	1	0	<b>Oakland Athletics @ Minnesota Twins</b> Metropolitan Stadium, Bloomington, MI Thu Apr 09 1981, 4:33 AM EST Att: 42,658 - Unknown - 65 F										
Dwayne Murphy, L (1,8)	6-3			1-3	SH5-3		K	3-1		4	0	0	0	0	1	3											
Cliff Johnson, R (1,10) OBP: 0.400, SLG: 0.250	K			E 1B	F7				5-3	4	1	1	0	1	1	2											
Tony Armas, R (1,9) OBP: 0.600, SLG: 1.200		F8		BB 2B	1B	SH1-3 1B	L1		HR	5	3	3	2	0	0	1											
Mike Heath, R (1,2) OBP: 0.500, SLG: 1.333	1-3			2B BB		SH1-3		HR	F8	3	1	1	1	1	0	0											
Jeff Newman, R (1,3) OBP: 0.400, SLG: 0.500	4-3			1-3 2B		L6		L7	FC6-4 BB	4	0	1	1	1	0	1											
Shoofy Babitt, R (1,4) OBP: 0.400, SLG: 0.250			P3	6-3		1B 2H	1B	BB S	FC6-4 BB	4	0	1	1	1	0	3											
Dave McKay, S (1,5) OBP: 0.250, SLG: 0.250			F9		6-3			F9		4	0	1	0	0	0	1											
Rob Picciolo, R (1,6) OBP: 0.500, SLG: 0.333			F9		SH5-3 BB	1B	1-3		BB	3	0	1	0	1	0	2											
<b>Inning Stats</b>	R: 0 E: 0 K: 2 S: 7	H: 0 LOB: 0 BB: 0 P: 7	R: 0 E: 0 K: 0 S: 3	H: 0 LOB: 0 BB: 0 P: 3	R: 0 E: 0 K: 0 S: 3	H: 3 LOB: 0 BB: 0 P: 3	R: 2 E: 1 K: 0 S: 6	H: 3 LOB: 2 BB: 1 P: 10	R: 0 E: 0 K: 0 S: 4	H: 1 LOB: 2 BB: 1 P: 8	R: 1 E: 0 K: 0 S: 6	H: 3 LOB: 2 BB: 0 P: 6	R: 0 E: 0 K: 1 S: 5	H: 0 LOB: 1 BB: 1 P: 9	R: 1 E: 0 K: 0 S: 4	H: 1 LOB: 3 BB: 3 P: 16		R: 1 E: 0 K: 0 S: 4	H: 1 LOB: 1 BB: 1 P: 8	1B: 6 2B: 1 3B: 0 HR: 2	SF: 0 SAC: 2 DP: 0 HBP: 0	WP: 0 PB: 0 SB: 1 CS: 0	PA: 43				
<b>PITCHER</b>	IP	WLS	BF	H	R	ER	SO	BB	IBB	HBP	BLK	WP	HR	S	P	ERA	WHIP										
Jerry Koosman, L (1,1) ERA: 4.91	7.1	L	34	8	4	4	3	4	0	0	0	0	1	36	52	4.91	1.636										
Don Cooper, R (8,1) ERA:	0.1		3	0	0	0	0	2	0	0	0	0	0	1	9	0.00	6.000										
Jack O'Connor, L (8,1) ERA: 6.75	1.1		6	1	1	1	0	1	0	0	0	0	1	5	9	6.75	1.500										

AB	34
R	5
H	9
RBI	5
BB	7
SO	3
LOB	13



Batter	1	2	3	4	5	6	7	8	9	AB	R	H	RBI	BB	SO	LOB	BOTTOM										
Hosken Powell, L (1,9) OBP: 0.400, SLG: 0.250	6-3		G3						K	4	0	1	1	1	1	0	<b>Oakland Athletics @ Minnesota Twins</b> Metropolitan Stadium, Bloomington, MI Thu Apr 09 1981, 4:33 AM EST Att: 42,658 - Unknown - 65 F										
Rob Wilfong, L (1,4)	FC1-6 BB			F8	F9		4-3			3	0	0	0	1	0	5											
John Castino, R (1,5) OBP: 0.250, SLG: 0.250	FC1-6 FC6			F8		F8		WP BB	1B	4	0	1	0	0	0	1											
Roy Smalley, S (1,6)	FC6			WP BB		F8		F8		3	0	0	0	1	0	2											
Glenn Adams, L (1,10)	K			G3		F7		WP BB		3	0	0	0	1	1	1											
Gary Ward, R (1,7)	F9				5-3		L7	K		4	0	0	0	0	1	2											
Mickey Hatcher, R (1,3) OBP: 0.500, SLG: 0.500	5-3					FC5-4 1B		1B FC1-2 1B	F9	4	0	2	0	0	0	2											
Greg Johnston, L (1,8) OBP: 0.250, SLG: 0.250			4-3		FC5-4 1B			FC1-2 1B	1-3	4	1	1	0	0	0	1											
Ray Smith, R (1,2) OBP: 0.500, SLG: 0.500			5-3					FC1-2 BB		2	0	1	0	0	0	0											
Danny Goodwin, L (7,PH)									F8	1	0	0	0	0	0	2											
Sal Butera, R (8,2)										0	0	0	0	0	0	0											
Rick Sofield, L (8,PH)										1	0	0	0	0	0	0											
<b>Inning Stats</b>	R: 0 E: 0 K: 0 S: 3	H: 0 LOB: 1 BB: 1 P: 7	R: 0 E: 0 K: 1 S: 5	H: 0 LOB: 0 BB: 0 P: 5	R: 0 E: 0 K: 0 S: 3	H: 0 LOB: 0 BB: 0 P: 3	R: 0 E: 0 K: 0 S: 3	H: 0 LOB: 1 BB: 1 P: 7	R: 1 E: 0 K: 0 S: 6	H: 3 LOB: 2 BB: 0 P: 6	R: 0 E: 0 K: 0 S: 3	H: 0 LOB: 0 BB: 0 P: 3	R: 0 E: 0 K: 1 S: 5	H: 2 LOB: 3 BB: 1 P: 9	R: 0 E: 0 K: 1 S: 6	H: 1 LOB: 2 BB: 1 P: 10	R: 0 E: 0 K: 1 S: 5	H: 0 LOB: 0 BB: 0 P: 5	1B: 6 2B: 0 3B: 0 HR: 0	SF: 0 SAC: 0 DP: 0 HBP: 0	WP: 2 PB: 0 SB: 0 CS: 0	PA: 37					
<b>PITCHER</b>	IP	WLS	BF	H	R	ER	SO	BB	IBB	HBP	BLK	WP	HR	S	P	ERA	WHIP										
Mike Norris, R (1,1) ERA: 1.0	9.0	W	37	6	1	1	3	4	0	0	0	2	0	39	55	1.00	1.111										



Batter	1	2	3	4	5	6	7	8	9	AB	R	H	RBI	BB	SO	LOB	TOP					
Rickey Henderson, R OBP: 0.500, SLG: 0.571	0-0 BLK E 1B	0-0 SH1-3 3B		4-0 3B BB		0-0 P3		0-0 L8-3		4	3	2	1	1	0	2						
Dwayne Murphy, L OBP: 0.250, SLG: 0.500	0-0 F7	0-0 SH1-3		0-0 3B		0-0 3-1			0-0 G4-6-3 1B	4	0	2	2	0	0	2						
Dave Revering, L OBP: 0.200, SLG: 0.200	0-0 E3 BB 1B			0-0 F7			0-0 P6		0-0 P4	5	0	1	0	0	0	2						
Wayne Gross, L	0-0 F8	0-3 K			0-0 3-1		0-0 3-1		0-0 G4-6-3 1B	5	0	0	0	0	1	3						
Tony Armas, R OBP: 0.667, SLG: 1.375	0-0 BB 1B		0-0 6-3		0-0 HR		4-0 BB E BB			3	2	2	1	1	0	0						
Mitchell Page, L	4-0 BB		0-0 F8		0-0 F5		4-0 E CS BB			2	0	0	0	2	0	0						
Mike Heath, R OBP: 0.375, SLG: 0.714	0-3 K		0-0 F9		0-0 F7		0-0 E7 1B			4	0	1	1	0	1	3						
Brian Doyle, L		0-0 F7		0-0 1-3		0-0 4-3	0-0 CS	0-0 3-1		4	0	0	0	0	0	0						
Fred Stanley, R OBP: 0.750, SLG: 0.750		0-0 3B 1B		0-0 F9		0-0 1B		0-0 L8-3 1B		4	1	3	0	0	0	0						
<b>Inning Stats</b>	R: 1 E: 1 K: 1 S: 8	H: 2 LOB: 3 BB: 1 P: 12	R: 2 E: 0 K: 1 S: 8	H: 3 LOB: 1 BB: 0 P: 8	R: 0 E: 0 K: 0 S: 3	H: 0 LOB: 0 BB: 0 P: 3	R: 1 E: 0 K: 0 S: 4	H: 1 LOB: 1 BB: 1 P: 8	R: 1 E: 0 K: 0 S: 4	H: 1 LOB: 0 BB: 0 P: 4	R: 0 E: 0 K: 0 S: 4	H: 1 LOB: 1 BB: 0 P: 4	R: 1 E: 1 K: 0 S: 3	H: 1 LOB: 1 BB: 2 P: 11	R: 0 E: 0 K: 0 S: 3	H: 1 LOB: 0 BB: 0 P: 3	R: 0 E: 0 K: 0 S: 3	H: 1 LOB: 0 BB: 0 P: 3	1B: 8 2B: 1 3B: 2 HR: 1	SF: 0 SAC: 1 DP: 2 HBP: 0	WP: 0 PB: 0 SB: 0 CS: 1	PA: 41
<b>PITCHER</b>	IP WLS BF H R ER SO BB IBB HBP BLK WP HR S P ERA WHIP	6.2 L 33 8 6 5 2 4 0 0 0 0 1 1 33 49 6.75 1.800	2.1 7 3 0 0 0 0 0 0 0 0 0 0 0 7 7 0.00 1.286	<b>PITCHER</b>																		
Roger Erickson, R ERA: 6.75																						
Fernando Arroyo, R ERA:																						

Oakland Athletics @ Minnesota Twins  
Metropolitan Stadium, Bloomington, MI

AB 35  
R 6  
H 11  
RBI 5  
BB 4  
SO 2  
LOB 12



Fri Apr 10 1981, 4:33 AM EST  
Att. 4,552 - Unknown - 70 F

Batter	1	2	3	4	5	6	7	8	9	AB	R	H	RBI	BB	SO	LOB	BOTTOM					
Hosken Powell, L OBP: 0.333, SLG: 0.250	0-0 1B 1B	0-0 6-3			0-0 P5		0-0 1-3			4	1	1	0	0	0	0						
Rob Wilfong, L	0-0 F9		0-0 4-3		0-0 F9		0-0 F9			4	0	0	0	0	0	1						
John Castino, R OBP: 0.375, SLG: 0.375	0-0 2B 1B		0-0 L8		0-0 E 1B		0-0 1-3			4	1	2	0	0	0	0						
Roy Smalley, S OBP: 0.375, SLG: 0.167	0-0 2B 6-3 1B		4-0 BB		0-0 F7		0-0 3-1			3	1	1	1	1	0	1						
Glenn Adams, L OBP: 0.375, SLG: 0.333	0-0 2B		0-0 4-3		4-0 G6-3 E BB		0-3 K			3	0	1	1	1	1	1						
Gary Ward, R	0-0 6-3		0-3 K		0-0 E5 G6-3		0-0 6-3			4	0	0	1	0	1	2						
Mickey Hatcher, R OBP: 0.250, SLG: 0.250	0-0 6-3		0-0 5-3		0-0 G6-3		0-0 F9			4	0	0	0	0	0	3						
Greg Johnston, L OBP: 0.286, SLG: 0.167		0-3 K		4-0 BB		0-3 K				2	0	0	0	1	2	0						
Ray Smith, R OBP: 0.200, SLG: 0.200	0-0 F7		0-0 F8		0-0 5-3					3	0	0	0	0	0	1						
<b>Inning Stats</b>	R: 3 E: 0 K: 0 S: 7	H: 4 LOB: 1 BB: 0 P: 7	R: 0 E: 0 K: 1 S: 5	H: 0 LOB: 0 BB: 0 P: 5	R: 0 E: 0 K: 1 S: 5	H: 0 LOB: 1 BB: 1 P: 7	R: 0 E: 0 K: 1 S: 5	H: 0 LOB: 1 BB: 1 P: 9	R: 0 E: 1 K: 0 S: 4	H: 1 LOB: 1 BB: 0 P: 4	R: 0 E: 0 K: 0 S: 2	H: 0 LOB: 2 BB: 1 P: 6	R: 0 E: 0 K: 1 S: 5	H: 0 LOB: 0 BB: 0 P: 5	R: 0 E: 0 K: 0 S: 3	H: 0 LOB: 0 BB: 0 P: 3	R: 0 E: 0 K: 1 S: 5	H: 0 LOB: 0 BB: 0 P: 5	1B: 4 2B: 1 3B: 0 HR: 0	SF: 0 SAC: 0 DP: 1 HBP: 0	WP: 0 PB: 0 SB: 0 CS: 0	PA: 34
<b>PITCHER</b>	IP WLS BF H R ER SO BB IBB HBP BLK WP HR S P ERA WHIP	9.0 W 34 5 3 3 4 3 0 0 0 0 0 0 39 51 3.00 0.889	<b>PITCHER</b>																			
Rick Langford, R ERA: 3.0																						

Oakland Athletics @ Minnesota Twins  
Metropolitan Stadium, Bloomington, MI

AB 31  
R 3  
H 5  
RBI 3  
BB 3  
SO 4  
LOB 9



Fri Apr 10 1981, 4:33 AM EST  
Att. 4,552 - Unknown - 70 F

Batter	1	2	3	4	5	6	7	8	9	AB	R	H	RBI	BB	SO	LOB	TOP								
Rickey Henderson, R OBP: 0.467, SLG: 0.400 (1, 7)										3	1	0	0	2	0	1									
Dwayne Murphy, L OBP: 0.333, SLG: 0.455 (1, 8)										3	1	1	0	1	1	2									
Dave Revering, L OBP: 0.222, SLG: 0.222 (1, 3)										4	0	1	1	0	2	3									
Wayne Gross, L OBP: 0.222, SLG: 0.222 Dave McKay, S OBP: 0.250, SLG: 0.250 (8, 5)										4	0	2	2	0	0	0									
Tony Armas, R OBP: 0.615, SLG: 1.083 (1, 9)										4	0	2	0	0	0	3									
Mitchell Page, L OBP: 0.428, SLG: 0.200 Cliff Johnson, R OBP: 0.333, SLG: 0.200 (8, PH)										3	0	1	0	0	0	1									
Jeff Newman, R OBP: 0.222, SLG: 0.250 (1, 2)										4	0	0	0	0	0	2									
Brian Doyle, L (1, 4)										4	0	0	0	0	0	1									
Rob Picciolo, R OBP: 0.500, SLG: 0.429 (1, 6)										4	1	2	0	0	0	1									
<b>Inning Stats</b>	R: 0 E: 0 K: 1 S: 7	H: 2 LOB: 2 BB: 0 P: 7	R: 0 E: 0 K: 0 S: 3	H: 0 LOB: 0 BB: 0 P: 3	R: 2 E: 0 K: 0 S: 4	H: 1 LOB: 1 BB: 2 P: 12	R: 0 E: 0 K: 0 S: 4	H: 1 LOB: 1 BB: 0 P: 4	R: 0 E: 0 K: 0 S: 7	H: 0 LOB: 0 BB: 0 P: 7	R: 0 E: 0 K: 0 S: 4	H: 1 LOB: 1 BB: 0 P: 4	R: 1 E: 0 K: 0 S: 4	H: 2 LOB: 1 BB: 1 P: 8	R: 0 E: 0 K: 0 S: 3	H: 1 LOB: 0 BB: 0 P: 3	R: 0 E: 0 K: 0 S: 4	H: 1 LOB: 1 BB: 0 P: 4	1B: 9 2B: 0 3B: 0 HR: 0	SF: 0 SAC: 0 DP: 1 HBP: 0	WP: 0 PB: 0 SB: 1 CS: 0	PA: 38			
<b>PITCHER</b>	IP	WLS	BF	H	R	ER	SO	BB	IBB	HBP	BLK	WP	HR	S	P	ERA	WHIP								
Albert Williams, R ERA: 4.05 (1, 1)	6.2	L	30	7	3	3	3	3	0	0	0	0	0	33	45	4.05	1.500								
Jack O'Connor, L ERA: 3.39 (7, 1)	1.1		3	1	0	0	0	0	0	0	0	0	0	3	3	0.00	0.750								
Doug Corbett, R ERA: (9, 1)	1.0		4	1	0	0	0	0	0	0	0	0	0	4	4	0.00	1.000								

Oakland Athletics @ Minnesota Twins  
Metropolitan Stadium, Bloomington, MI  
Sat Apr 11 1981, 4:33 AM EST  
Att. 5,536 - Unknown - 52 F

AB 34  
R 3  
H 9  
RBI 3  
BB 3  
SO 3  
LOB 15



Batter	1	2	3	4	5	6	7	8	9	AB	R	H	RBI	BB	SO	LOB	BOTTOM								
Hosken Powell, L OBP: 0.231, SLG: 0.167 (1, 9)										4	0	0	0	0	0	2									
Rob Wilfong, L OBP: 0.250, SLG: 0.100 (1, 4)										3	0	1	0	1	0	2									
Roy Smalley, S OBP: 0.333, SLG: 0.111 (1, 6)										3	0	0	0	1	0	1									
Glenn Adams, L OBP: 0.417, SLG: 0.333 (1, 10)										3	0	1	0	1	0	2									
John Castino, R OBP: 0.333, SLG: 0.500 (1, 5)										4	0	1	0	0	0	2									
Rick Sofield, L OBP: 0.200, SLG: 0.200 (1, 7)										4	0	1	0	0	3	2									
Ron Jackson, R OBP: 0.250, SLG: 0.250 (1, 3)										4	0	1	0	0	0	3									
Greg Johnston, L OBP: 0.300, SLG: 0.125 Pete Mackanin, R (9, PH)										2	0	0	0	1	2	3									
Ray Smith, R OBP: 0.250, SLG: 0.250 Danny Goodwin, L (9, PH)										3	0	1	0	0	0	2									
<b>Inning Stats</b>	R: 0 E: 0 K: 0 S: 2	H: 0 LOB: 1 BB: 2 P: 10	R: 0 E: 0 K: 1 S: 6	H: 1 LOB: 2 BB: 1 P: 10	R: 0 E: 0 K: 0 S: 3	H: 0 LOB: 0 BB: 0 P: 3	R: 0 E: 0 K: 1 S: 6	H: 1 LOB: 2 BB: 1 P: 10	R: 0 E: 0 K: 0 S: 4	H: 1 LOB: 1 BB: 0 P: 4	R: 0 E: 0 K: 0 S: 5	H: 0 LOB: 0 BB: 0 P: 5	R: 0 E: 0 K: 1 S: 7	H: 2 LOB: 2 BB: 0 P: 7	R: 0 E: 0 K: 1 S: 6	H: 1 LOB: 1 BB: 0 P: 6	R: 0 E: 0 K: 1 S: 5	H: 0 LOB: 0 BB: 0 P: 5	1B: 5 2B: 0 3B: 1 HR: 0	SF: 0 SAC: 0 DP: 1 HBP: 0	WP: 1 PB: 0 SB: 0 CS: 0	PA: 36			
<b>PITCHER</b>	IP	WLS	BF	H	R	ER	SO	BB	IBB	HBP	BLK	WP	HR	S	P	ERA	WHIP								
Matt Keough, R ERA: (1, 1)	9.0	W	36	6	0	0	6	4	0	0	0	1	0	44	60	0.00	1.111								

Oakland Athletics @ Minnesota Twins  
Metropolitan Stadium, Bloomington, MI  
Sat Apr 11 1981, 4:33 AM EST  
Att. 5,536 - Unknown - 52 F

AB 32  
R 0  
H 6  
RBI 0  
BB 4  
SO 6  
LOB 19



Batter	1	2	3	4	5	6	7	8	9	AB	R	H	RBI	BB	SO	LOB	TOP										
Rickey Henderson, R OBP: 0.450, SLG: 0.467	SH3 1B 2B	FC6-4 1B		5-3		F3			5-3	5	1	2	0	0	0	2											
Dwayne Murphy, L OBP: 0.333, SLG: 0.429	SH3 2-3	FC6-4 1-2			E3 4-3 1B		6-3			3	0	1	0	0	0	3											
Dave Revering, L OBP: 0.231, SLG: 0.231	1B 3-H		1-3		4-3 2-3		F8			4	0	1	1	0	0	1											
Wayne Gross, L OBP: 0.308, SLG: 0.250	P6						G3			3	0	1	0	1	0	1											
Tony Armas, R OBP: 0.471, SLG: 0.813	K								K	4	0	0	0	0	3	4											
Mitchell Page, L OBP: 0.273, SLG: 0.111			K		4-3				K	4	0	0	0	0	2	3											
Mike Heath, R OBP: 0.333, SLG: 0.545		P4				1-3 WP SH3-4 1B			5-3	4	0	1	0	0	0	0											
Brian Doyle, L OBP: 0.091, SLG: 0.091		1B BB 1B			SH3-4 1-2		4-3		K	3	0	1	0	0	1	0											
Fred Stanley, R OBP: 0.625, SLG: 0.500		4-0 1-2 1B BB			5-3 2-3				K	2	0	0	0	2	1	1											
<b>Inning Stats</b>	R: 1 E: 0 K: 1 S: 7	H: 2 LOB: 1 BB: 0 P: 7	R: 0 E: 0 K: 1 S: 7	H: 2 LOB: 3 BB: 1 P: 11	R: 0 E: 0 K: 0 S: 4	H: 1 LOB: 1 BB: 0 P: 4	R: 0 E: 0 K: 0 S: 4	H: 1 LOB: 1 BB: 0 P: 4	R: 0 E: 1 K: 1 S: 6	H: 0 LOB: 1 BB: 1 P: 7	R: 0 E: 0 K: 0 S: 3	H: 0 LOB: 0 BB: 0 P: 3	R: 0 E: 0 K: 2 S: 7	H: 0 LOB: 0 BB: 0 P: 7	R: 0 E: 0 K: 0 S: 7	H: 0 LOB: 0 BB: 0 P: 7	1B: 6 2B: 1 3B: 0 HR: 0	SF: 0 SAC: 2 DP: 0 HBP: 0	WP: 1 PA: 37 PB: 0 SB: 0 CS: 0								
<b>PITCHER</b>	IP	WLS	BF	H	R	ER	SO	BB	IBB	HBP	BLK	WP	HR	S	P	ERA	WHIP										
Pete Redfern, R ERA: 1.29	7.0	L	31	7	1	1	3	3	0	0	0	1	0	34	46	1.29	1.429										
Doug Corbett, R ERA:	2.0		6	0	0	0	4	0	0	0	0	0	0	14	14	0.00	0.000										

Oakland Athletics @ Minnesota Twins  
Metropolitan Stadium, Bloomington, MI  
Sun Apr 12 1981, 4:33 AM EST  
Att: 5,699 - Sunny - 62 F

AB 32  
R 1  
H 7  
RBI 1  
BB 3  
SO 7  
LOB 15



Batter	1	2	3	4	5	6	7	8	9	AB	R	H	RBI	BB	SO	LOB	BOTTOM										
Hosken Powell, L OBP: 0.176, SLG: 0.125	G3		F8			L7			G3	4	0	0	0	0	0	0											
Rob Wilfong, L OBP: 0.250, SLG: 0.143	1-3				P6				G1-6-3 1B	4	0	1	0	0	0	0											
Roy Smalley, S OBP: 0.250, SLG: 0.077	L7				F9				G1-6-3 1-2	4	0	0	0	0	0	1											
Glenn Adams, L OBP: 0.467, SLG: 0.364						K				2	0	1	0	1	1	0											
John Castino, R OBP: 0.267, SLG: 0.400										3	0	0	0	0	1	2											
Rick Sofield, L OBP: 0.125, SLG: 0.125										3	0	0	0	0	0	1											
Ron Jackson, R OBP: 0.143, SLG: 0.143										3	0	0	0	0	0	1											
Mickey Hatcher, R OBP: 0.273, SLG: 0.273										3	0	1	0	0	0	0											
Ray Smith, R OBP: 0.200, SLG: 0.200										2	0	0	0	0	1	0											
Danny Goodwin, L (8, PH)										1	0	0	0	0	0	1											
Sal Butera, R (9, 2)										0	0	0	0	0	0	0											
<b>Inning Stats</b>	R: 0 E: 0 K: 0 S: 3	H: 0 LOB: 0 BB: 0 P: 3	R: 0 E: 0 K: 1 S: 5	H: 0 LOB: 1 BB: 1 P: 9	R: 0 E: 0 K: 0 S: 3	H: 0 LOB: 0 BB: 0 P: 3	R: 0 E: 0 K: 1 S: 5	H: 0 LOB: 0 BB: 0 P: 5	R: 0 E: 0 K: 0 S: 3	H: 0 LOB: 0 BB: 0 P: 3	R: 0 E: 0 K: 1 S: 5	H: 0 LOB: 0 BB: 0 P: 5	R: 0 E: 0 K: 0 S: 4	H: 1 LOB: 1 BB: 0 P: 4	R: 0 E: 0 K: 0 S: 4	H: 1 LOB: 1 BB: 0 P: 4	R: 0 E: 0 K: 0 S: 3	H: 1 LOB: 0 BB: 0 P: 3	1B: 3 2B: 0 3B: 0 HR: 0	SF: 0 SAC: 0 DP: 1 HBP: 0	WP: 0 PA: 30 PB: 0 SB: 0 CS: 0						
<b>PITCHER</b>	IP	WLS	BF	H	R	ER	SO	BB	IBB	HBP	BLK	WP	HR	S	P	ERA	WHIP										
Steve McCatty, R ERA:	9.0	W	30	3	0	0	3	1	0	0	0	0	0	35	39	0.00	0.444										

Oakland Athletics @ Minnesota Twins  
Metropolitan Stadium, Bloomington, MI  
Sun Apr 12 1981, 4:33 AM EST  
Att: 5,699 - Sunny - 62 F

AB 29  
R 0  
H 3  
RBI 0  
BB 1  
SO 3  
LOB 6



Batter	1	2	3	4	5	6	7	8	9	AB	R	H	RBI	BB	SO	LOB	TOP				
Hosken Powell, L OBP: 0.143, SLG: 0.100 Dave Engle, R (9, PH)	K		G2		L9		4-3		BB	4	0	0	0	0	1	0					
Rob Wilfong, L OBP: 0.100, SLG: 0.105	G3		4-3		K			L7	1-2	5	0	0	0	0	1	3					
John Castino, R OBP: 0.368, SLG: 0.526	E7 2B			G3 1B		L6				4	2	3	0	0	0	0					
Roy Smalley, S OBP: 0.300, SLG: 0.412				G3				F7		4	1	2	2	0	0	2					
Glenn Adams, L OBP: 0.444, SLG: 0.357 Pete Mackanin, R (8, PH)	F9			FC6-4 1B		2-3		4-3		3	0	1	1	0	0	1					
Rick Sofield, L OBP: 0.091, SLG: 0.091 Gary Ward, R OBP: 0.111, SLG: 0.111 (9, 7)		F7		F8		F7			SH1-3 FC6-2 1B	3	0	0	0	0	0	1					
Mickey Hatcher, R OBP: 0.267, SLG: 0.267	K			FC6-4 1-2			6-3		FC6-2 SH1-3 1-2 1B	4	0	1	0	0	1	1					
Ron Jackson, R OBP: 0.300, SLG: 0.900		6-3				HR			SH1-3 1-2 2-3	3	2	2	2	0	0	0					
Ray Smith, R OBP: 0.143, SLG: 0.143			6-3		5-3			F5	FC6-2 2-3 3-H BB	4	0	0	0	0	0	2					
<b>Inning Stats</b>	R: 1 E: 1 K: 1 S: 7	H: 2 LOB: 1 BB: 0 P: 7	R: 0 E: 0 K: 1 S: 5	H: 0 LOB: 0 BB: 0 P: 5	R: 0 E: 0 K: 0 S: 3	H: 2 LOB: 1 BB: 0 P: 5	R: 1 E: 0 K: 1 S: 6	H: 1 LOB: 0 BB: 0 P: 6	R: 1 E: 0 K: 0 S: 4	H: 1 LOB: 0 BB: 0 P: 4	R: 1 E: 0 K: 0 S: 4	H: 1 LOB: 1 BB: 0 P: 4	R: 0 E: 0 K: 0 S: 4	H: 1 LOB: 3 BB: 1 P: 9	R: 0 E: 0 K: 0 S: 5	H: 2 LOB: 3 BB: 1 P: 9	1B: 5 2B: 2 3B: 0 HR: 3	SF: 0 SAC: 1 DP: 0 HBP: 0	WP: 0 PB: 0 CS: 0	PA: 38	
<b>PITCHER</b>	IP	WLS	BF	H	R	ER	SO	BB	IBB	HBP	BLK	WP	HR	S	P	ERA	WHIP				
Glenn Abbott, R ERA: 6.32	(1, 1)	7.2	L	31	8	5	3	0	0	0	0	0	3	37	37	5.87	1.043				
Bryan Clark, L ERA:	(8, 1)	1.1		7	2	0	0	1	0	0	0	0	0	6	10	0.00	2.250				

Minnesota Twins @ Seattle Mariners  
The Kingdome, Seattle, WA  
Tue Apr 14 1981, 9:05 PM EST  
Att: 6,443 - Dome

AB 36  
R 5  
H 10  
RBI 5  
BB 1  
SO 3  
LOB 11



Batter	1	2	3	4	5	6	7	8	9	AB	R	H	RBI	BB	SO	LOB	BOTTOM					
Julio Cruz, S OBP: 0.348, SLG: 0.476	F7		F3			HR		4-3		4	1	1	1	0	0	1						
Dave Henderson, R Joe Simpson, L OBP: 0.385, SLG: 0.545 (9, 8)	F9			F5		F8		F7		3	0	0	0	0	0	0						
Bruce Bochte, L OBP: 0.261, SLG: 0.429	4-3			G3		1B		K		4	1	1	0	0	1	0						
Richie Zisk, R OBP: 0.350, SLG: 0.500		4-3		5-6-3		G5-4-3 2H 1B		F8		4	0	1	1	0	0	0						
Jeff Burroughs, R OBP: 0.476, SLG: 0.632					F8	G5-4-3 1-2		F3		4	0	1	0	0	0	1						
Tom Paciorek, R OBP: 0.381, SLG: 0.550 Kim Allen, R (9, FR)					F8	1B PB 2B		5-3		4	1	2	0	0	0	1						
Dave Adler, R OBP: 0.300, SLG: 0.222 Gary Gray, R OBP: 0.500, SLG: 1.750 (9, PH)					K	2-3 1B		1-3		3	0	1	0	0	2	1						
Jim Anderson, R OBP: 0.500, SLG: 1.000						K				2	1	1	1	1	1	1						
Bud Bulling, R Brad Gulden, L (7, PH) (8, 2)					F8			F5		2	0	0	0	0	0	2						
<b>Inning Stats</b>	R: 0 E: 0 K: 0 S: 3	H: 0 LOB: 0 BB: 0 P: 3	R: 0 E: 0 K: 1 S: 6	H: 1 LOB: 1 BB: 0 P: 6	R: 0 E: 0 K: 0 S: 2	H: 0 LOB: 0 BB: 1 P: 6	R: 0 E: 0 K: 0 S: 3	H: 0 LOB: 0 BB: 0 P: 3	R: 1 E: 0 K: 1 S: 7	H: 2 LOB: 1 BB: 0 P: 7	R: 2 E: 0 K: 0 S: 5	H: 3 LOB: 0 BB: 0 P: 5	R: 1 E: 0 K: 1 S: 6	H: 1 LOB: 0 BB: 0 P: 6	R: 0 E: 0 K: 1 S: 5	H: 0 LOB: 0 BB: 0 P: 5	R: 0 E: 0 K: 0 S: 4	H: 1 LOB: 1 BB: 0 P: 4	1B: 3 2B: 3 3B: 0 HR: 2	SF: 0 SAC: 0 DP: 1 HBP: 0	WP: 0 PB: 1 CS: 1	PA: 34
<b>PITCHER</b>	IP	WLS	BF	H	R	ER	SO	BB	IBB	HBP	BLK	WP	HR	S	P	ERA	WHIP					
Jerry Koosman, L ERA: 4.26	(1, 1)	5.1	W	22	6	3	2	2	1	0	0	0	1	25	29	3.38	1.312					
Doug Corbett, R ERA: 1.35	(6, 1)	3.2	S	12	2	1	1	2	0	0	0	0	1	16	16	2.46	0.545					


Minnesota Twins @ Seattle Mariners  
The Kingdome, Seattle, WA  
Tue Apr 14 1981, 9:05 PM EST  
Att: 6,443 - Dome


AB 33  
R 4  
H 8  
RBI 3  
BB 1  
SO 4  
LOB 8



Batter	1	2	3	4	5	6	7	8	9	AB	R	H	RBI	BB	SO	LOB	TOP									
Gary Ward, R OBP: 0.093, SLG: 0.083 Hosken Powell, L OBP: 0.182, SLG: 0.143 Sal Butera, R (8, 2)	L9		F8			F9		5-3 1B		3	0	0	0	0	0	0	<b>Minnesota Twins @ Seattle Mariners</b> The Kingdome, Seattle, WA Wed Apr 15 1981, 9:05 PM EST Att: 6,203 - Dome									
Ron Jackson, R OBP: 0.286, SLG: 0.692	HR BB		F7			3-1		5-3		3	1	0	1	1	0	1										
John Castino, R OBP: 0.304, SLG: 0.435	F8				5-3			1-3		4	0	0	0	0	1	2										
Roy Smalley, S OBP: 0.292, SLG: 0.524	HR				F3			F7		4	1	1	2	0	0	0										
Pete Mackanin, R Glenn Adams, L OBP: 0.421, SLG: 0.333	1-3				L8			6-3		3	0	0	0	0	0	0										
Mickey Hatcher, R OBP: 0.263, SLG: 0.263								F9		4	0	1	0	0	0	0										
Dave Engle, R Danny Goodwin, L OBP: 0.250, SLG: 0.250								F9		3	1	1	0	0	0	0										
Rob Wilfong, L OBP: 0.200, SLG: 0.130								K		4	1	1	0	0	3	2										
Ray Smith, R Rick Sofield, L OBP: 0.093, SLG: 0.083								K		2	1	1	1	0	1	0										
								HR		1	0	0	0	0	1	2										
<b>Inning Stats</b>	R: 2 E: 0 K: 0 S: 4	H: 1 LOB: 0 BB: 1 P: 8	R: 0 E: 0 K: 1 S: 5	H: 0 LOB: 0 BB: 0 P: 5	R: 0 E: 0 K: 1 S: 5	H: 0 LOB: 0 BB: 0 P: 5	R: 0 E: 0 K: 0 S: 3	H: 0 LOB: 0 BB: 0 P: 3	R: 0 E: 0 K: 1 S: 5	H: 0 LOB: 0 BB: 0 P: 5	R: 1 E: 0 K: 0 S: 4	H: 1 LOB: 0 BB: 0 P: 4	R: 0 E: 0 K: 0 S: 3	H: 0 LOB: 0 BB: 0 P: 3	R: 2 E: 0 K: 2 S: 10	H: 3 LOB: 1 BB: 0 P: 10	R: 0 E: 0 K: 1 S: 7	H: 2 LOB: 2 BB: 0 P: 7	1B: 4 2B: 1 3B: 0 HR: 2	SF: 0 SAC: 0 DP: 0 HBP: 0	WP: 0 PB: 0 CS: 0	PA: 35				
<b>PITCHER</b>	IP	WLS	BF	H	R	ER	SO	BB	IBB	HBP	BLK	WP	HR	S	P	ERA	WHIP									
Jerry Don Gleaton, L ERA: 3.29	(1, 1)	7.0	W	26	4	5	5	3	1	0	0	0	0	2	31	35	6.43	0.714								
Mike Parrott, R ERA: 5.4	(8, 1)	1.2		8	3	0	0	2	0	0	0	0	0	0	12	12	0.00	1.800								
Bryan Clark, L ERA:	(9, 1)	0.1	S	1	0	0	0	1	0	0	0	0	0	0	3	3	0.00	0.000								

Batter	1	2	3	4	5	6	7	8	9	AB	R	H	RBI	BB	SO	LOB	BOTTOM									
Julio Cruz, S OBP: 0.321, SLG: 0.400	4-3		F9	F8		1-3		9-2 BB		4	0	0	0	1	0	2	<b>Minnesota Twins @ Seattle Mariners</b> The Kingdome, Seattle, WA Wed Apr 15 1981, 9:05 PM EST Att: 6,203 - Dome									
Joe Simpson, L OBP: 0.412, SLG: 0.600	F9		2B 1B	1B 2B		1-3		9-2		4	2	2	2	0	0	0										
Bruce Bochte, L OBP: 0.296, SLG: 0.391	4-3		2B 1B BB	1B BB		G3				2	1	0	0	2	0	0										
Richie Zisk, R OBP: 0.417, SLG: 0.565			6-3	1B 2B				G6-4-3 HBP		3	1	2	2	0	0	0										
Jeff Burroughs, R OBP: 0.500, SLG: 0.636 Dave Henderson, R (5, 9)			2B 1B	1B K				G6-4-3		3	0	2	1	0	1	2										
Brad Gulden, L OBP: 0.429, SLG: 0.714			2B 1B	1B K				1-2 2B		4	0	3	1	0	0	0										
Tom Paciorek, R OBP: 0.360, SLG: 0.500			K 1-3	1-3 1B				4-3		4	0	1	0	0	1	4										
Lenny Randle, S OBP: 0.083, SLG: 0.083			K					B2-3		4	0	0	0	0	1	3										
Rick Auerbach, R OBP: 0.357, SLG: 0.417			E5 1B	2B 2B				F7		4	2	1	0	0	0	1										
										1B: 6 2B: 5 3B: 0 HR: 0	SF: 0 SAC: 0 DP: 1 HBP: 1	WP: 0 PB: 0 CS: 0	PA: 37													
<b>Inning Stats</b>	R: 0 E: 0 K: 0 S: 3	H: 0 LOB: 0 BB: 0 P: 3	R: 0 E: 0 K: 2 S: 9	H: 2 LOB: 2 BB: 0 P: 9	R: 4 E: 1 K: 0 S: 7	H: 4 LOB: 1 BB: 1 P: 11	R: 2 E: 0 K: 1 S: 8	H: 3 LOB: 2 BB: 1 P: 12	R: 0 E: 0 K: 0 S: 4	H: 1 LOB: 1 BB: 0 P: 4	R: 0 E: 0 K: 0 S: 3	H: 0 LOB: 0 BB: 0 P: 3	R: 0 E: 0 K: 0 S: 3	H: 1 LOB: 1 BB: 0 P: 4	R: 0 E: 1 K: 0 S: 2	H: 0 LOB: 1 BB: 1 P: 6										
<b>PITCHER</b>	IP	WLS	BF	H	R	ER	SO	BB	IBB	HBP	BLK	WP	HR	S	P	ERA	WHIP									
Fernando Arroyo, R ERA: 7.5	(1, 1)	3.2	L	20	8	6	5	2	1	0	0	0	0	0	23	27	12.27	2.455								
Don Cooper, R ERA:	(4, 1)	4.0		17	3	0	0	1	2	0	1	0	0	0	16	25	0.00	1.250								
Jack O'Connor, L ERA: 3.0	(8, 1)	0.1		1	0	0	0	0	0	0	0	0	0	0	0	0	0.00	0.000								

Batter	1	2	3	4	5	6	7	8	9	AB	R	H	RBI	BB	SO	LOB	TOP			
Hosken Powell, L (1,9) OBP: 0.269, SLG: 0.250	4-0 E BB		0-0 L8-6 1B			0-0 P6		0-0 2B		3	0	2	0	1	0	0	<b>Minnesota Twins @ California Angels</b> Anaheim Stadium, Anaheim, CA Fri Apr 17 1981, 9:05 PM EST Att: 25,713 - Unknown - 59 F 			
Rob Wilfong, L (1,4) OBP: 0.207, SLG: 0.148	0-0 E9 G3-6-3		0-0 1B			0-3 K		0-0 F8		4	0	1	0	0	1	1				
John Castino, R (1,5) OBP: 0.296, SLG: 0.407	0-0 F3		0-0 L8-6			0-0 1B			0-0 L3	4	0	1	0	0	0	4				
Roy Smalley, S (1,6) OBP: 0.250, SLG: 0.440	0-0 G3-6-3				0-0 G3			0-0 F8		4	0	0	0	0	0	3				
Glenn Adams, L (1,10) OBP: 0.348, SLG: 0.263		0-0 F8			0-0 F9			0-0 G3		4	0	0	0	0	0	0				
Rick Sofield, L (1,7) OBP: 0.133, SLG: 0.133					0-0 L6			0-0 4-3		3	0	1	0	0	0	0				
Mickey Hatcher, R (1,8) OBP: 0.273, SLG: 0.273		0-3 K				0-0 6-3		0-0 1B		3	0	1	0	0	1	1				
Ron Jackson, R (1,3) OBP: 0.235, SLG: 0.563					0-0 6-3			0-0 P6		3	0	0	0	0	0	2				
Ray Smith, R (1,2) OBP: 0.167, SLG: 0.333					0-0 6-3				0-0 L6	2	0	0	0	0	1	0				
Danny Goodwin, L (8,PH) OBP: 0.200, SLG: 0.200						0-3 K				1	0	0	0	0	0	0				
Sal Butera, R (8,2)										0	0	0	0	0	0	0				
<b>Inning Stats</b>	R: 0 E: 1 K: 0 S: 3	H: 0 LOB: 1 BB: 1 P: 7	R: 0 E: 0 K: 1 S: 6	H: 1 LOB: 1 BB: 0 P: 6	R: 0 E: 0 K: 0 S: 4	H: 2 LOB: 1 BB: 0 P: 4	R: 0 E: 0 K: 0 S: 3	H: 0 LOB: 0 BB: 0 P: 3	R: 0 E: 0 K: 1 S: 5	H: 0 LOB: 0 BB: 0 P: 5	R: 0 E: 0 K: 0 S: 6	H: 1 LOB: 1 BB: 0 P: 6	R: 0 E: 0 K: 0 S: 4	H: 1 LOB: 1 BB: 0 P: 4	R: 0 E: 0 K: 0 S: 3	H: 1 LOB: 0 BB: 0 P: 3	1B: 5 2B: 2 3B: 0 HR: 0	SF: 0 SAC: 0 DP: 2 HBP: 0	WP: 0 PB: 0 CS: 0	PA: 32
<b>PITCHER</b> Ken Forsch, R (1,1) ERA: 2.87	IP: 9.0 WLS: W BF: 32 H: 6 R: 0 ER: 0 SO: 3 BB: 1 IBB: 0 HBP: 0 BLK: 0 WP: 0 HR: 0 S: 37 P: 41 ERA: 0.00 WHIP: 0.778															<b>PITCHER</b>				

Batter	1	2	3	4	5	6	7	8	9	AB	R	H	RBI	BB	SO	LOB	BOTTOM	
Rod Carew, L (1,3) OBP: 0.310, SLG: 0.297	0-0 4-3		0-0 G3			0-0 L8		0-0 2B		4	0	1	0	0	0	0	<b>Minnesota Twins @ California Angels</b> Anaheim Stadium, Anaheim, CA Fri Apr 17 1981, 9:05 PM EST Att: 25,713 - Unknown - 59 F 	
Rick Burleson, R (1,6) OBP: 0.439, SLG: 0.429	0-3 K		0-0 F9			0-0 F8		0-0 6-3		4	0	0	0	0	1	1		
Dan Ford, R (1,9) OBP: 0.355, SLG: 0.519	0-0 HR				0-0 F8		0-0 1B	0-0 5-3		4	2	2	1	0	0	1		
Fred Lynn, L (1,8) OBP: 0.308, SLG: 0.441	0-0 4-3				0-0 G5-4-3		0-0 E		0-0 E	3	1	2	0	0	0	0		
Brian Downing, R (1,10) OBP: 0.419, SLG: 0.391		4-0 BB			0-0 G5-4-3		0-0 E6	0-0 G5-3		2	0	0	0	1	0	3		
Ed Ott, L (1,2) OBP: 0.231, SLG: 0.231		0-0 G4-6-3				0-3 K		0-3 K		3	0	0	0	0	2	4		
Tom Brunansky, R (1,7) OBP: 0.382, SLG: 0.538					0-0 6-3		0-0 E6	1-2 2-H 3-H		3	1	1	2	0	0	1		
Bobby Grich, R (1,4) OBP: 0.212, SLG: 0.379		0-0 F7			0-0 4-3		0-0 G5-3			3	0	0	0	0	0	2		
Butch Hobson, R (1,5) OBP: 0.281, SLG: 0.154						0-0 4-3				3	0	0	0	0	1	0		
Bert Campaneris, R (9,5)								0-3 K		0	0	0	0	0	0	0		
<b>Inning Stats</b>	R: 1 E: 0 K: 1 S: 6	H: 1 LOB: 0 BB: 0 P: 6	R: 1 E: 0 K: 0 S: 3	H: 1 LOB: 0 BB: 1 P: 7	R: 0 E: 0 K: 0 S: 3	H: 0 LOB: 0 BB: 0 P: 3	R: 0 E: 0 K: 0 S: 3	H: 1 LOB: 0 BB: 0 P: 3	R: 0 E: 0 K: 1 S: 8	H: 0 LOB: 0 BB: 0 P: 8	R: 2 E: 2 K: 1 S: 6	H: 2 LOB: 1 BB: 0 P: 6	R: 0 E: 0 K: 1 S: 6	H: 1 LOB: 1 BB: 0 P: 6	1B: 3 2B: 1 3B: 0 HR: 2	SF: 0 SAC: 0 DP: 3 HBP: 0	WP: 0 PB: 0 CS: 0	PA: 30
<b>PITCHER</b> Albert Williams, R (1,1) ERA: 3.55	IP: 6.0 WLS: L BF: 22 H: 5 R: 4 ER: 2 SO: 2 BB: 1 IBB: 0 HBP: 0 BLK: 0 WP: 0 HR: 2 S: 25 P: 29 ERA: 3.00 WHIP: 1.000															<b>PITCHER</b> Doug Corbett, R (7,1) ERA: 1.04		



Batter	1	2	3	4	5	6	7	8	9	AB R H RBI BB SO LOB	TOP									
Gary Ward, R OBP: 0.176, SLG: 0.125										4 2 1 0 1 0 3	<b>Minnesota Twins @ California Angels</b> Anaheim Stadium, Anaheim, CA Sat Apr 18 1981, 9:05 PM EST Att: 51,325 - Unknown - 56 F 									
Mickey Hatcher, R OBP: 0.308, SLG: 0.280										3 0 1 0 1 0 2										
John Castino, R OBP: 0.290, SLG: 0.367										3 1 0 0 1 0 3										
Roy Smalley, S OBP: 0.281, SLG: 0.586										4 1 2 4 0 1 0										
Pete Mackanin, R (1, 10)										4 0 0 0 0 0 1										
Ron Jackson, R OBP: 0.190, SLG: 0.450										4 0 0 0 0 0 0										
Dave Engle, R OBP: 0.300, SLG: 0.857										4 1 2 0 0 0 0										
Rob Wilfong, L OBP: 0.242, SLG: 0.194										4 0 2 0 0 0 1										
Ray Smith, R OBP: 0.227, SLG: 0.409										4 1 2 0 0 0 1										
<b>Inning Stats</b>	R: 1 E: 0 K: 0 S: 5	H: 3 LOB: 1 BB: 0 P: 5	R: 0 E: 0 K: 0 S: 3	H: 0 LOB: 0 BB: 0 P: 3	R: 4 E: 0 K: 0 S: 5	H: 2 LOB: 2 BB: 2 P: 13	R: 0 E: 0 K: 0 S: 3	H: 1 LOB: 0 BB: 0 P: 3	R: 0 E: 0 K: 0 S: 3	H: 0 LOB: 0 BB: 0 P: 3	R: 0 E: 1 K: 0 S: 5	H: 1 LOB: 2 BB: 1 P: 9	R: 0 E: 0 K: 1 S: 5	H: 0 LOB: 0 BB: 0 P: 5	R: 0 E: 1 K: 0 S: 4	H: 3 LOB: 1 BB: 0 P: 4	1B: 6 2B: 2 3B: 1 HR: 1	SF: 0 SAC: 0 DP: 2 HBP: 0	WP: 0 PB: 0 CS: 1	PA: 38
<b>PITCHER</b>	IP WLS BF H R ER SO BB IBB HBP BLK WP HR S P ERA WHIP																			
Bill Travers, L ERA: 7.04	(1, 1) 2.1 L 13 5 5 5 0 2 0 0 0 0 0 1 11 19 19.29 3.000																			
Steve Renko, R ERA: 1.29	(3, 1) 3.2 11 1 0 0 0 0 0 0 0 0 0 0 11 11 0.00 0.273																			
Luis Sanchez, R ERA: 2.0	(7, 1) 3.0 13 4 1 0 1 1 0 0 0 0 0 0 14 18 0.00 1.667																			

Batter	1	2	3	4	5	6	7	8	9	AB R H RBI BB SO LOB	BOTTOM									
Rod Carew, L OBP: 0.326, SLG: 0.300										3 0 1 1 1 1 0	<b>Minnesota Twins @ California Angels</b> Anaheim Stadium, Anaheim, CA Sat Apr 18 1981, 9:05 PM EST Att: 51,325 - Unknown - 56 F 									
Rick Burleson, R OBP: 0.400, SLG: 0.385										4 0 0 0 0 0 3										
Dan Ford, R OBP: 0.314, SLG: 0.452										4 0 0 0 0 0 3										
Fred Lynn, L OBP: 0.302, SLG: 0.421										4 0 1 0 0 0 3										
Brian Downing, R OBP: 0.400, SLG: 0.370										4 1 1 0 0 0 1										
Ed Ott, L OBP: 0.176, SLG: 0.176										4 0 0 0 0 0 1										
Tom Brunansky, R OBP: 0.342, SLG: 0.467										4 0 0 0 0 4 1										
Bobby Grich, R OBP: 0.243, SLG: 0.375										3 2 1 0 1 1 0										
Butch Hobson, R OBP: 0.314, SLG: 0.286										2 1 1 3 1 0 0										
<b>Inning Stats</b>	R: 0 E: 0 K: 0 S: 3	H: 0 LOB: 0 BB: 0 P: 7	R: 0 E: 0 K: 1 S: 5	H: 0 LOB: 0 BB: 0 P: 5	R: 1 E: 0 K: 0 S: 5	H: 2 LOB: 2 BB: 1 P: 9	R: 0 E: 0 K: 1 S: 5	H: 0 LOB: 0 BB: 0 P: 5	R: 0 E: 0 K: 0 S: 3	H: 0 LOB: 0 BB: 0 P: 3	R: 3 E: 0 K: 2 S: 9	H: 2 LOB: 0 BB: 1 P: 13	R: 0 E: 0 K: 0 S: 4	H: 1 LOB: 1 BB: 0 P: 4	R: 0 E: 0 K: 2 S: 7	H: 0 LOB: 0 BB: 0 P: 7	1B: 4 2B: 0 3B: 0 HR: 1	SF: 0 SAC: 0 DP: 0 HBP: 0	WP: 0 PB: 0 CS: 0	PA: 35
<b>PITCHER</b>	IP WLS BF H R ER SO BB IBB HBP BLK WP HR S P ERA WHIP																			
Pete Redfern, R ERA: 3.29	(1, 1) 6.2 W 27 4 4 4 3 3 0 0 0 0 0 0 1 30 42 5.40 1.050																			
Don Cooper, R ERA: 0.93	(7, 1) 1.1 S 3 0 0 0 1 0 0 0 0 0 0 0 7 7 0.00 0.750																			
Doug Corbett, R ERA: 0.93	(9, 1) 1.0 S 3 0 0 0 2 0 0 0 0 0 0 0 7 7 0.00 0.000																			

Batter	1	2	3	4	5	6	7	8	9	AB	R	H	RBI	BB	SO	LOB	TOP						
Hosken Powell, L (1, 9) OBP: 0.300, SLG: 0.321	0-0 4-3		0-0 2B			0-0 G3			0-0 1B	4	0	2	0	0	0	0	<b>Minnesota Twins @ Oakland Athletics</b> Oakland-Alameda County Coliseum, Oakland, CA Mon Apr 20 1981, 6:05 PM PST Att: 22,141 - Unknown <a href="http://livebaseballscores.com">livebaseballscores.com</a>						
Rob Wilfong, L (1, 4) OBP: 0.243, SLG: 0.200	0-0 WP 1B				0-0 G3				0-3 K	4	0	1	0	0	1	2							
Roy Smalley, S (1, 6) OBP: 0.276, SLG: 0.531	0-3 K				4-0 FC6-4 BB				0-3 K	3	0	0	0	1	2	3							
Glenn Adams, L (1, 10) Garry Ward, R (9, PR) OBP: 0.333, SLG: 0.261 OBP: 0.176, SLG: 0.125	0-0 L4				0-0 FC6-4 1-2				0-0 F8	4	0	1	0	0	0	2							
Danny Goodwin, L (1, 3) OBP: 0.111, SLG: 0.111					0-0 FC6-4 1-2				0-3 K	0	0	0	0	0	0	0							
John Castino, R (1, 5) OBP: 0.285, SLG: 0.333									0-0 L7	4	0	0	0	0	2	4							
Mickey Hatcher, R (1, 8) OBP: 0.276, SLG: 0.250									0-0 K	3	0	0	0	0	0	0							
Rick Sofield, L (1, 7) OBP: 0.111, SLG: 0.111									0-0 6-3	3	0	0	0	0	1	0							
Ray Smith, R (1, 2) OBP: 0.240, SLG: 0.400									0-0 F8	3	0	0	0	0	0	0							
									0-0 L8	3	0	1	0	0	0	0							
									0-0 F3														
									1B 1B 1B														
<b>Inning Stats</b>	R: 0 E: 0 S: 6	H: 1 LOB: 1 BB: 0 P: 6	R: 0 E: 0 S: 5	H: 0 LOB: 0 BB: 0 P: 5	R: 0 E: 0 S: 3	H: 1 LOB: 1 BB: 0 P: 3	R: 0 E: 0 S: 3	H: 0 LOB: 0 BB: 1 P: 7	R: 0 E: 0 S: 3	H: 0 LOB: 0 BB: 0 P: 3	R: 0 E: 0 S: 5	H: 0 LOB: 0 BB: 0 P: 5	R: 0 E: 0 S: 3	H: 0 LOB: 0 BB: 0 P: 3	R: 0 E: 0 S: 12	H: 3 LOB: 3 BB: 0 P: 12	1B: 4 2B: 1 3B: 0 HR: 0	SF: 0 SAC: 0 DP: 0 HBP: 0	WP: 1 PB: 0 SB: 0 CS: 0	PA: 32			
<b>PITCHER</b> Matt Keough, R (1, 1) ERA: 0.33	IP: 9.0 WLS: W BF: 32 H: 5 R: 0 ER: 0 SO: 6 BB: 1 IBB: 0 HBP: 0 BLK: 0 WP: 1 HR: 0 S: 43 P: 47 ERA: 0.00 WHIP: 0.667											<b>PITCHER</b>	IP: 9.0 WLS: W BF: 32 H: 5 R: 0 ER: 0 SO: 6 BB: 1 IBB: 0 HBP: 0 BLK: 0 WP: 1 HR: 0 S: 43 P: 47 ERA: 0.00 WHIP: 0.667										

Batter	1	2	3	4	5	6	7	8	9	AB	R	H	RBI	BB	SO	LOB	BOTTOM						
Rickey Henderson, R (1, 7) OBP: 0.460, SLG: 0.558	0-3 K		0-0 CS 1B						0-0 S 2B	4	0	2	0	0	1	1	<b>Minnesota Twins @ Oakland Athletics</b> Oakland-Alameda County Coliseum, Oakland, CA Mon Apr 20 1981, 6:05 PM PST Att: 22,141 - Unknown <a href="http://livebaseballscores.com">livebaseballscores.com</a>						
Dwayne Murphy, L (1, 8) OBP: 0.385, SLG: 0.447	0-3 K		0-0 CS 1-2						0-0 4-3	4	0	0	0	0	2	1							
Cliff Johnson, R (1, 10) OBP: 0.429, SLG: 0.458	0-3 K								4-0 HR BB	2	1	1	0	2	1	0							
Tony Armas, R (1, 9) OBP: 0.400, SLG: 0.788									0-0 4-3	4	0	0	0	0	2	4							
Mike Heath, R (1, 2) OBP: 0.256, SLG: 0.395									0-0 F9	3	1	1	2	0	0	1							
Shogty Babitt, R (1, 4) OBP: 0.395, SLG: 0.303									0-0 F4	3	0	0	0	0	0	0							
Jeff Newman, R (1, 3) OBP: 0.200, SLG: 0.185									0-0 5-3	3	0	0	0	0	0	0							
Dave McKay, S (1, 5) OBP: 0.300, SLG: 0.316									0-0 L9	3	0	1	0	0	0	0							
Rob Picciolo, R (1, 6) OBP: 0.346, SLG: 0.458									0-0 HR F8	3	1	1	1	0	0	1							
									0-0 L8														
<b>Inning Stats</b>	R: 0 E: 0 S: 9	H: 0 LOB: 0 BB: 0 P: 9	R: 0 E: 0 S: 3	H: 0 LOB: 0 BB: 0 P: 3	R: 1 E: 0 S: 4	H: 2 LOB: 0 BB: 0 P: 4	R: 2 E: 0 S: 8	H: 1 LOB: 0 BB: 1 P: 12	R: 0 E: 0 S: 4	H: 1 LOB: 1 BB: 0 P: 4	R: 0 E: 0 S: 3	H: 0 LOB: 0 BB: 0 P: 3	R: 0 E: 0 S: 6	H: 1 LOB: 2 BB: 1 P: 10	1B: 3 2B: 1 3B: 0 HR: 2	SF: 0 SAC: 0 DP: 0 HBP: 0	WP: 0 PB: 0 SB: 1 CS: 1	PA: 32					
<b>PITCHER</b> Jerry Koosman, L (1, 1) ERA: 3.92	IP: 8.0 WLS: L BF: 31 H: 6 R: 3 ER: 3 SO: 6 BB: 2 IBB: 0 HBP: 0 BLK: 0 WP: 0 HR: 2 S: 41 P: 49 ERA: 3.38 WHIP: 1.000											<b>PITCHER</b>	IP: 8.0 WLS: L BF: 31 H: 6 R: 3 ER: 3 SO: 6 BB: 2 IBB: 0 HBP: 0 BLK: 0 WP: 0 HR: 2 S: 41 P: 49 ERA: 3.38 WHIP: 1.000										



Batter	1	2	3	4	5	6	7	8	9	10	AB	R	H	RBI	BB	SO	LOB	TOP				
Hosken Powell, L (1, 9) OBP: 0.286, SLG: 0.281	F6		L8		6-3		F7			F8	4	0	0	0	1	0	0	<b>Minnesota Twins @ Oakland Athletics</b> Oakland-Alameda County Coliseum, Oakland, CA Tue Apr 21 1981, 6:05 PM PST Att: 10,939 - Unknown - 59 F  <b>AB 35</b> <b>R 3</b> <b>H 6</b> <b>RBI 3</b> <b>BB 3</b> <b>SO 4</b> <b>LOB 6</b>				
Rob Wilfong, L (1, 4) OBP: 0.214, SLG: 0.175	F8		6-3		G3		F8			F8	5	0	0	0	0	0	1					
John Castino, R (1, 5) OBP: 0.263, SLG: 0.324	1B		F7		4-3		4-3			K	4	0	1	0	0	1	0					
Roy Smalley, S (1, 6) OBP: 0.275, SLG: 0.583	4-3				HR		K			2-3	4	1	1	1	0	1	1					
Glenn Adams, L (1, 10) OBP: 0.355, SLG: 0.407		HR			F2		E			3-1	4	2	2	1	0	0	0					
Danny Goodwin, L (1, 3) OBP: 0.231, SLG: 0.250 Ron Jackson, R (9, 3) OBP: 0.190, SLG: 0.450		CS BB			F8		E4 2B			K	3	0	1	1	1	1	0					
Rick Sofield, L (1, 7) OBP: 0.136, SLG: 0.136		CS BB			K		6-3			F8	4	0	1	0	0	1	2					
Mickey Hatcher, R (1, 8) OBP: 0.273, SLG: 0.226		BB			5-3		6-3			F9	3	0	0	0	1	0	1					
Ray Smith, R (1, 2) OBP: 0.207, SLG: 0.345		BB			F7		L6			1-3	4	0	0	0	0	0	1					
<b>Inning Stats</b>	R: 0 E: 0 K: 0 S: 4	H: 1 LOB: 1 BB: 0 P: 4	R: 1 E: 0 K: 1 S: 5	H: 1 LOB: 1 BB: 2 P: 13	R: 0 E: 0 K: 0 S: 3	H: 0 LOB: 0 BB: 0 P: 3	R: 1 E: 0 K: 0 S: 5	H: 2 LOB: 1 BB: 0 P: 5	R: 0 E: 0 K: 0 S: 3	H: 0 LOB: 0 BB: 0 P: 3	R: 1 E: 1 K: 1 S: 7	H: 2 LOB: 1 BB: 0 P: 7	R: 0 E: 0 K: 0 S: 5	H: 0 LOB: 0 BB: 0 P: 5	R: 0 E: 0 K: 1 S: 5	H: 0 LOB: 0 BB: 0 P: 5	R: 0 E: 0 K: 0 S: 3		H: 0 LOB: 1 BB: 1 P: 7	1B: 3 2B: 1 3B: 0 HR: 2	SF: 0 SAC: 0 DP: 0 HBP: 0	WP: 0 PB: 0 SB: 0 CS: 1
<b>PITCHER</b> Steve McCatty, R ERA: 1.29	IP 10.0	WLS W 38	BF H 6	R R 3	ER ER 3	SO SO 4	BB BB 3	IBB IBB 0	HBP HBP 0	BLK BLK 0	WP WP 0	HR HR 2	S S 43	P P 55	ERA 2.70	WHIP 0.900						

Batter	1	2	3	4	5	6	7	8	9	10	AB	R	H	RBI	BB	SO	LOB	BOTTOM						
Rickey Henderson, R (1, 7) OBP: 0.456, SLG: 0.544	4-3		E6		SH5-3		L8			BB S 1B	5	2	2	0	0	0	0	<b>Minnesota Twins @ Oakland Athletics</b> Oakland-Alameda County Coliseum, Oakland, CA Tue Apr 21 1981, 6:05 PM PST Att: 10,939 - Unknown - 59 F  <b>AB 35</b> <b>R 4</b> <b>H 9</b> <b>RBI 4</b> <b>BB 4</b> <b>SO 8</b> <b>LOB 12</b>						
Dwayne Murphy, L (1, 8) OBP: 0.379, SLG: 0.420	F9 1B BB		F8		SH5-3		K			K	3	0	0	0	1	2	2							
Dave Revering, L (1, 3) OBP: 0.350, SLG: 0.314	1-2 1B				SF7		4-3			1B BB IBB	3	1	2	1	1	0	0							
Wayne Gross, L (1, 5) OBP: 0.333, SLG: 0.258	F9				F8		F2			1B BB	3	0	0	0	2	0	3							
Tony Armas, R (1, 9) OBP: 0.353, SLG: 0.737	L8				K		1-3			1-2 2-3 BB	5	0	1	1	0	2	4							
Mitchell Page, L (1, 10) OBP: 0.259, SLG: 0.259			K		HR		4-3			1-2 2-3 3-4 1B	4	1	1	2	0	2	0							
Mike Heath, R (1, 2) OBP: 0.256, SLG: 0.381		5-3			BLK 1B		E4			K	4	0	1	0	0	1	0							
Shoody Babitt, R (1, 4) OBP: 0.405, SLG: 0.324			F9		BLK 1B		4-3			4-3	4	0	2	0	0	0	0							
Fred Stanley, R (1, 6) OBP: 0.259, SLG: 0.130			F7		6-3		6-3			K	4	0	0	0	0	1	3							
<b>Inning Stats</b>	R: 0 E: 0 K: 0 S: 4	H: 1 LOB: 2 BB: 1 P: 8	R: 0 E: 0 K: 1 S: 5	H: 0 LOB: 0 BB: 0 P: 5	R: 0 E: 1 K: 0 S: 3	H: 0 LOB: 0 BB: 0 P: 3	R: 2 E: 0 K: 1 S: 9	H: 4 LOB: 2 BB: 0 P: 9	R: 1 E: 0 K: 1 S: 6	H: 1 LOB: 1 BB: 0 P: 10	R: 0 E: 1 K: 0 S: 4	H: 1 LOB: 1 BB: 0 P: 4	R: 0 E: 0 K: 1 S: 5	H: 0 LOB: 0 BB: 0 P: 5	R: 0 E: 0 K: 1 S: 5	H: 0 LOB: 0 BB: 0 P: 5	R: 0 E: 0 K: 2 S: 7		H: 0 LOB: 0 BB: 0 P: 7	R: 1 E: 0 K: 1 S: 5	H: 2 LOB: 3 BB: 2 P: 13	1B: 8 2B: 0 3B: 0 HR: 1	SF: 1 SAC: 1 DP: 0 HBP: 0	WP: 0 PB: 0 SB: 2 CS: 0
<b>PITCHER</b> Roger Erickson, R ERA: 4.91 Doug Corbett, R ERA: 1.64	IP 8.0	WLS L 3	BF H 7	R R 3	ER ER 3	SO SO 5	BB BB 2	IBB IBB 0	HBP HBP 0	BLK BLK 1	WP WP 0	HR HR 1	S S 41	P P 49	ERA 3.38	WHIP 1.125								



livebaseballscores.com

livebaseballscores.com

Batter	1	2	3	4	5	6	7	8	9	AB	R	H	RBI	BB	SO	LOB	TOP		
Hosken Powell, L (1, 9) OBP: 0.282, SLG: 0.278	F9			2B		1-3		K		4	1	1	0	0	1	0	<b>Minnesota Twins @ Oakland Athletics</b> Oakland-Alameda County Coliseum, Oakland, CA Wed Apr 22 1981, 3:33 AM PST Att: 16,573 - Sunny - 78 F		
Rob Wilfong, L (1, 4) OBP: 0.217, SLG: 0.182	F7			F8		FC5-4		4-3		4	0	1	0	0	0	1			
John Castino, R (1, 5) OBP: 0.262, SLG: 0.341	K			1-H		FC5-4		F9		4	0	1	1	0	1	1			
Roy Smalley, S (1, 6) OBP: 0.295, SLG: 0.564 Chuck Baker, R (9, PR)		G4-6-3		K		F7				3	0	1	0	1	1	2			
Glenn Adams, L (1, 10) OBP: 0.324, SLG: 0.367 Dave Engle, R (9, PH) OBP: 0.444, SLG: 0.750		G4-6-3		F5				F7		3	0	0	0	0	0	2			
Danny Goodwin, L (1, 3) OBP: 0.313, SLG: 0.333 Greg Johnston, L (7, PR) OBP: 0.300, SLG: 0.125 Ron Jackson, R (7, 3) OBP: 0.182, SLG: 0.429		3-1						4-3		3	0	2	0	0	0	0			
Rick Sofield, L (1, 7) OBP: 0.160, SLG: 0.160				K		SH5-3		1B		3	0	1	0	0	1	2			
Mickey Hatcher, R (1, 8) OBP: 0.250, SLG: 0.206				F9		F8		F8		3	0	0	0	0	0	3			
Sal Butera, R (1, 2) Pete Mackanin, R (7, PH) Ray Smith, R (7, 2) OBP: 0.207, SLG: 0.345				F7		K		5-3		2	0	0	0	0	1	1			
										1	0	0	0	0	0	2			
										0	0	0	0	0	0	0			
<b>Inning Stats</b>	R: 0 E: 0 K: 1 S: 5	H: 0 LOB: 0 BB: 0 P: 5	R: 0 E: 0 K: 0 S: 2	H: 0 LOB: 0 BB: 1 P: 6	R: 0 E: 0 K: 1 S: 5	H: 0 LOB: 0 BB: 0 P: 5	R: 1 E: 0 K: 1 S: 7	H: 2 LOB: 1 BB: 0 P: 7	R: 0 E: 0 K: 0 S: 4	H: 1 LOB: 1 BB: 0 P: 4	R: 0 E: 0 K: 0 S: 5	H: 2 LOB: 2 BB: 0 P: 5	R: 0 E: 0 K: 1 S: 5	H: 0 LOB: 0 BB: 0 P: 5	R: 0 E: 0 K: 0 S: 4	H: 1 LOB: 2 BB: 0 P: 4	1B: 6 2B: 1 3B: 0 HR: 0	SF: 0 SAC: 1 DP: 1 HBP: 0	WP: 0 PA: 34 PB: 0 SB: 0 CS: 0
<b>PITCHER</b>	IP WLS BF H R ER SO BB IBB HBP BLK WP HR S P ERA WHIP																		
Brian Kingman, R (1, 1) ERA: 0.81	8.0 W 31 7 1 1 5 1 0 0 0 0 0 0 40 44 1.12 1.000																		
Craig Minetto, L (9, 1) ERA:	0.1 1 0 0 0 0 0 0 0 0 0 0 0 1 1 0.00 0.000																		
Jeff Jones, R (9, 1) ERA:	0.2 S 2 0 0 0 0 0 0 0 0 0 0 0 2 2 0.00 0.000																		

Batter	1	2	3	4	5	6	7	8	9	AB	R	H	RBI	BB	SO	LOB	BOTTOM		
Rickey Henderson, R (1, 7) OBP: 0.431, SLG: 0.508	K	2-3		F3			K			4	0	0	0	0	2	3	<b>Minnesota Twins @ Oakland Athletics</b> Oakland-Alameda County Coliseum, Oakland, CA Wed Apr 22 1981, 3:33 AM PST Att: 16,573 - Sunny - 78 F		
Dwayne Murphy, L (1, 8) OBP: 0.387, SLG: 0.404	E		F8	L3		K				2	1	0	0	2	1	2			
Dave Revering, L (1, 3) OBP: 0.386, SLG: 0.395	1-H		1-2	FC6		K				3	1	2	1	1	1	0			
Wayne Gross, L (1, 5) OBP: 0.302, SLG: 0.229 Dave McKay, S (9, 5) OBP: 0.300, SLG: 0.316	F3		F5	F4		F9				4	0	0	0	0	4	0			
Tony Armas, R (1, 9) OBP: 0.375, SLG: 0.721			F8	K		6-3				4	0	1	1	0	1	3			
Mitchell Page, L (1, 10) OBP: 0.222, SLG: 0.226	3-H		L9	FC6		K				4	0	0	0	1	4	0			
Mike Heath, R (1, 2) OBP: 0.239, SLG: 0.356		F5		5-3		6-3				3	0	0	0	0	0	0			
Shooty Babitt, R (1, 4) OBP: 0.422, SLG: 0.375		F9		S		E5				3	0	2	0	0	0	0			
Rob Picciolo, R (1, 6) OBP: 0.345, SLG: 0.423		F9		1-2		3-1				2	0	0	0	1	0	2			
										0	0	0	0	0	0	0			
<b>Inning Stats</b>	R: 2 E: 1 K: 1 S: 7	H: 2 LOB: 1 BB: 1 P: 11	R: 0 E: 0 K: 0 S: 4	H: 1 LOB: 1 BB: 0 P: 4	R: 0 E: 0 K: 0 S: 3	H: 0 LOB: 2 BB: 2 P: 11	R: 0 E: 0 K: 0 S: 4	H: 1 LOB: 2 BB: 1 P: 8	R: 0 E: 0 K: 1 S: 6	H: 1 LOB: 1 BB: 0 P: 6	R: 0 E: 1 K: 0 S: 3	H: 0 LOB: 0 BB: 0 P: 3	R: 0 E: 0 K: 3 S: 9	H: 0 LOB: 0 BB: 0 P: 9	R: 0 E: 0 K: 1 S: 5	H: 0 LOB: 0 BB: 0 P: 5	1B: 2 2B: 2 3B: 1 HR: 0	SF: 0 SAC: 0 DP: 0 HBP: 0	WP: 0 PA: 33 PB: 0 SB: 2 CS: 1
<b>PITCHER</b>	IP WLS BF H R ER SO BB IBB HBP BLK WP HR S P ERA WHIP																		
Albert Williams, R (1, 1) ERA: 3.05	8.0 L 33 5 2 2 6 4 0 0 0 0 0 0 41 57 2.25 1.125																		

AB 32  
R 1  
H 7  
RBI 1  
BB 1  
SO 5  
LOB 16



AB 29  
R 2  
H 5  
RBI 2  
BB 4  
SO 6  
LOB 18





Batter	1	2	3	4	5	6	7	8	9	AB	R	H	RBI	BB	SO	LOB	TOP			
Rod Carew, L OBP: 0.357, SLG: 0.333	G3 0-0		E 1B 0-0		K 0-3		SF HR 0-0		4-3 0-0	4	1	1	1	0	1	0				
Rick Burleson, R OBP: 0.382, SLG: 0.377	5-3 0-0		E6 1-3			1-3 0-0	HR 2H 3H 0-0		2-3 0-0	5	1	1	3	0	0	1				
Dan Ford, R OBP: 0.358, SLG: 0.583	K 0-3		K 0-3			HR 0-0	F8 0-0			4	1	1	1	0	2	2				
Fred Lynn, L OBP: 0.375, SLG: 0.536		K 0-3				4-3 0-0	BB BB BB BB BB BB BB BB BB BB 0-0	BB 0-0		3	0	1	0	1	1	0				
Don Baylor, R OBP: 0.192, SLG: 0.089		BB BB 0-0			F9 0-0		F6 0-0			3	0	0	0	1	0	2				
Brian Downing, R OBP: 0.370, SLG: 0.351		BB BB 0-0			6-3 0-0		BB SF9 1B 0-0		5-3 0-0	3	1	1	0	1	0	1				
Juan Beniquez, R OBP: 0.167, SLG: 0.167			G4-6-3 BB 0-0		F7 0-0		SF9 BB SF 1B 1-2		4-3 0-0	4	1	1	0	0	0	3				
Bobby Grich, R OBP: 0.298, SLG: 0.438			6-3 0-0		K 0-3		SF HR BB 1-2 2-3 3H		K 0-3	3	1	0	0	1	2	0				
Bert Campaneris, R OBP: 0.298, SLG: 0.438			F4 0-0		F7 0-0		SF9 2-3 3H		K 0-3	3	0	0	1	0	1	0				
<b>Inning Stats</b>	R: 0 H: 0 E: 0 K: 1 S: 5	H: 0 LOB: 0 BB: 0 P: 5	R: 0 H: 0 E: 0 K: 1 S: 4	H: 0 LOB: 1 BB: 2 P: 12	R: 0 H: 1 E: 1 K: 1 S: 7	H: 1 LOB: 2 BB: 0 P: 7	R: 0 H: 0 E: 0 K: 2 S: 4	H: 0 LOB: 0 BB: 0 P: 7	R: 1 H: 1 E: 0 K: 0 S: 4	H: 1 LOB: 0 BB: 0 P: 4	R: 5 H: 3 E: 1 K: 0 S: 7	H: 3 LOB: 1 BB: 2 P: 15	R: 0 H: 0 E: 0 K: 1 S: 5	H: 0 LOB: 0 BB: 0 P: 5	R: 0 H: 0 E: 0 K: 1 S: 5	H: 0 LOB: 0 BB: 0 P: 5	1B: 4 2B: 0 3B: 0 HR: 2	SF: 2 SAC: 0 DP: 1 HBP: 0	WP: 0 PB: 0 SB: 0 CS: 0	PA: 38
<b>PITCHER</b>	IP WLS BF H R ER SO BB IBB HBP BLK WP HR S P ERA WHIP																			
Jerry Koosman, L ERA: 4.33	(1, 1) 6.1 L 28 5 5 5 5 3 0 0 0 0 1 35 47 7.11 1.263																			
Pete Redfern, R ERA: 6.14	(7, 1) 0.2 4 1 1 0 0 1 0 0 0 0 1 3 7 0.00 3.000																			
John Verhoeven, R ERA:	(8, 1) 2.0 6 0 0 0 2 0 0 0 0 0 0 10 10 0.00 0.000																			

Batter	1	2	3	4	5	6	7	8	9	AB	R	H	RBI	BB	SO	LOB	BOTTOM			
Gary Ward, R OBP: 0.296, SLG: 0.360	6-3 4-3 1B 0-0		6-3 1B 0-0	2B 1-2 3H 1B 0-0		F8 0-0			L6 0-0	5	0	3	1	0	0	1				
Mickey Hatcher, R OBP: 0.311, SLG: 0.357	4-3 1-2 0-0		6-3 1-2 0-0	2B 1-3 2H 0-0		K 0-3				4	0	1	1	0	1	2				
John Castino, R OBP: 0.255, SLG: 0.320	6-3 2-3 0-0		5-3 0-0	F7 0-0			G5-4-3 1B 0-0			4	0	1	0	0	0	4				
Roy Smalley, S OBP: 0.327, SLG: 0.533	4-0 BB 0-0		4-3 0-0		4-3 0-0		G5-4-3 1-2 0-0			3	0	0	0	1	0	2				
Pete Mackanin, R OBP: 0.056, SLG: 0.056	F8 0-0			K 0-3	K 0-3			2-3 0-0		4	0	0	0	0	2	2				
Dave Engle, R OBP: 0.353, SLG: 0.563		CS 1B 0-0		E5 1B 1B 0-0	5-3 0-0			2-3 0-0		4	1	1	0	0	0	0				
Ron Jackson, R OBP: 0.172, SLG: 0.357		K 1-2 0-3		FC6-4 1B 1B 1-3 0-0		F8 0-0		5-3 0-0		4	1	1	0	0	1	1				
Rob Wilfong, L OBP: 0.241, SLG: 0.288		HR 0-0		FC6-4 1B 1-2 3H 0-0		F7 0-0			6-3 0-0	4	1	2	2	0	0	0				
Ray Smith, R OBP: 0.216, SLG: 0.324		5-3 0-0		FC6-4 1B 1-2 2-3 0-0					F4 0-0	4	1	1	0	0	0	2				
<b>Inning Stats</b>	R: 0 H: 1 E: 0 K: 0 S: 4	H: 2 LOB: 0 BB: 0 P: 6	R: 0 H: 1 E: 0 K: 0 S: 4	H: 1 LOB: 1 BB: 0 P: 4	R: 3 H: 4 E: 1 K: 1 S: 10	H: 4 LOB: 2 BB: 0 P: 10	R: 0 H: 0 E: 0 K: 1 S: 5	H: 0 LOB: 0 BB: 0 P: 5	R: 0 H: 1 E: 0 K: 0 S: 4	H: 1 LOB: 1 BB: 0 P: 4	R: 0 H: 1 E: 0 K: 1 S: 5	H: 1 LOB: 0 BB: 0 P: 5	R: 0 H: 0 E: 0 K: 0 S: 3	H: 0 LOB: 0 BB: 0 P: 3	R: 0 H: 0 E: 0 K: 0 S: 3	H: 0 LOB: 0 BB: 0 P: 3	1B: 8 2B: 2 3B: 0 HR: 1	SF: 0 SAC: 0 DP: 2 HBP: 0	WP: 0 PB: 0 SB: 0 CS: 1	PA: 37
<b>PITCHER</b>	IP WLS BF H R ER SO BB IBB HBP BLK WP HR S P ERA WHIP																			
Geoff Zahn, L ERA: 2.14	(1, 1) 9.0 W 37 10 4 1 4 1 0 0 0 0 1 44 48 1.00 1.222																			

California Angels @ Minnesota Twins  
Metropolitan Stadium, Bloomington, MI

Sat Apr 25 1981, 4:33 AM EST  
Att. 5,467 - Unknown - 55 F

AB 32  
R 6  
H 6  
RBI 6  
BB 4  
SO 7  
LOB 9



BOTTOM

California Angels @ Minnesota Twins  
Metropolitan Stadium, Bloomington, MI

Sat Apr 25 1981, 4:33 AM EST  
Att. 5,467 - Unknown - 55 F

AB 36  
R 4  
H 10  
RBI 4  
BB 1  
SO 4  
LOB 14



Batter	1	2	3	4	5	6	7	8	9	AB	R	H	RBI	BB	SO	LOB	TOP					
Rod Carew, L OBP: 0.373, SLG: 0.344 (1, 3)										4	2	2	1	1	0	1	<b>California Angels @ Minnesota Twins</b> Metropolitan Stadium, Bloomington, MI Sun Apr 26 1981, 4:33 AM EDT Unknown - 63 F  <b>AB 34</b> <b>R 7</b> <b>H 8</b> <b>RBI 5</b> <b>BB 7</b> <b>SO 4</b> <b>LOB 19</b> 					
Rick Burleson, R OBP: 0.376, SLG: 0.385 (1, 6)										4	0	2	1	1	0	0						
Dan Ford, R OBP: 0.328, SLG: 0.528 (1, 9)										5	0	0	0	0	3	6						
Fred Lynn, L OBP: 0.362, SLG: 0.500 (1, 8)										4	0	0	0	1	0	1						
Don Baylor, R OBP: 0.193, SLG: 0.082 (1, 10)										4	1	0	0	1	0	4						
Ed Ott, L OBP: 0.290, SLG: 0.241 (1, 2)										4	0	2	1	1	0	0						
Juan Beniquez, R OBP: 0.207, SLG: 0.214 (1, 7)										4	1	1	0	1	0	4						
Bobby Grich, R OBP: 0.311, SLG: 0.420 (1, 4)										2	2	0	1	1	0	0						
Bert Campaneris, R OBP: 0.143, SLG: 0.167 (1, 5)										3	1	1	1	0	1	3						
<b>Inning Stats</b>	R: 0 E: 0 K: 1 S: 5	H: 0 LOB: 0 BB: 0 P: 5	R: 0 E: 0 K: 0 S: 4	H: 1 LOB: 1 BB: 0 P: 4	R: 0 E: 0 K: 2 S: 8	H: 1 LOB: 2 BB: 1 P: 12	R: 0 E: 0 K: 0 S: 3	H: 0 LOB: 0 BB: 0 P: 3	R: 4 E: 1 K: 1 S: 10	H: 3 LOB: 3 BB: 2 P: 18	R: 1 E: 0 K: 0 S: 3	H: 1 LOB: 0 BB: 1 P: 7	R: 1 E: 0 K: 0 S: 4	H: 1 LOB: 3 BB: 2 P: 13	R: 1 E: 0 K: 0 S: 4	H: 1 LOB: 1 BB: 1 P: 8	R: 0 E: 0 K: 0 S: 3	H: 0 LOB: 0 BB: 0 P: 3	1B: 7 2B: 1 3B: 0 HR: 0	SF: 0 SAC: 2 DP: 0 HBP: 1	WP: 1 PB: 0 SB: 0 CS: 0	PA: 44
<b>PITCHER</b>	IP WLS BF H R ER SO BB IBB HBP BLK WP HR S P ERA WHIP	4.2 L 24 5 4 2 4 3 0 0 0 0 0 29 41 3.86 1.714	(1, 1) ERA: 4.66	<b>PITCHER</b>	IP WLS BF H R ER SO BB IBB HBP BLK WP HR S P ERA WHIP	4.1 20 3 3 3 0 4 0 1 0 1 0 15 32 6.23 1.615	(5, 1) ERA: 4.26															

Batter	1	2	3	4	5	6	7	8	9	AB	R	H	RBI	BB	SO	LOB	BOTTOM			
Gary Ward, R OBP: 0.258, SLG: 0.310 (1, 7)										4	0	0	0	0	2	0	<b>California Angels @ Minnesota Twins</b> Metropolitan Stadium, Bloomington, MI Sun Apr 26 1981, 4:33 AM EDT Unknown - 63 F  <b>AB 29</b> <b>R 1</b> <b>H 2</b> <b>RBI 1</b> <b>BB 2</b> <b>SO 6</b> <b>LOB 3</b> 			
Rob Wilfong, L OBP: 0.224, SLG: 0.268 (1, 4)										4	0	0	0	0	0	0				
John Castino, R OBP: 0.255, SLG: 0.370 (1, 5)										4	1	1	1	0	1	0				
Roy Smalley, S OBP: 0.321, SLG: 0.551 (1, 6)										4	0	1	0	0	0	0				
Glenn Adams, L OBP: 0.316, SLG: 0.382 (1, 10)										3	0	0	0	0	2	1				
Danny Goodwin, L OBP: 0.316, SLG: 0.294 (1, 3)										2	0	0	0	1	0	0				
Mickey Hatcher, R OBP: 0.292, SLG: 0.333 (1, 8)										3	0	0	0	0	0	1				
Greg Johnston, L OBP: 0.300, SLG: 0.125 (9, 8)										0	0	0	0	0	0	0				
Dave Engle, R OBP: 0.350, SLG: 0.500 (1, 9)										2	0	0	0	1	1	0				
Ray Smith, R OBP: 0.200, SLG: 0.300 (1, 2)										3	0	0	0	0	0	1				
<b>Inning Stats</b>	R: 0 E: 0 K: 0 S: 3	H: 0 LOB: 0 BB: 0 P: 3	R: 0 E: 0 K: 1 S: 5	H: 0 LOB: 1 BB: 1 P: 9	R: 0 E: 0 K: 0 S: 3	H: 0 LOB: 0 BB: 0 P: 3	R: 0 E: 0 K: 1 S: 6	H: 1 LOB: 1 BB: 0 P: 6	R: 0 E: 0 K: 1 S: 5	H: 0 LOB: 0 BB: 0 P: 5	R: 0 E: 0 K: 1 S: 5	H: 0 LOB: 0 BB: 0 P: 5	R: 0 E: 0 K: 0 S: 3	H: 0 LOB: 1 BB: 1 P: 7	R: 1 E: 0 K: 1 S: 6	H: 1 LOB: 0 BB: 0 P: 6	1B: 0 2B: 0 3B: 1 HR: 1	SF: 0 SAC: 0 DP: 0 HBP: 0	WP: 0 PB: 0 SB: 0 CS: 0	PA: 31
<b>PITCHER</b>	IP WLS BF H R ER SO BB IBB HBP BLK WP HR S P ERA WHIP	9.0 W 31 2 1 1 6 2 0 0 0 0 1 41 49 1.00 0.444	(1, 1) ERA: 3.26	<b>PITCHER</b>	IP WLS BF H R ER SO BB IBB HBP BLK WP HR S P ERA WHIP	9.0 W 31 2 1 1 6 2 0 0 0 0 1 41 49 1.00 0.444	(1, 1) ERA: 3.26													

Batter	1	2	3	4	5	6	7	8	9	AB	R	H	RBI	BB	SO	LOB	TOP					
Rod Carew, L <small>OBP: 0.380, SLG: 0.382</small>	4-3		K		5-3 1-H			4-3 6-3		4	1	2	1	0	1	1	California Angels @ Minnesota Twins Metropolitan Stadium, Bloomington, MI Sun Apr 26 1981, 4:38 AM EDT Att: 18,702 - Unknown - 63 F					
Rick Burleson, R <small>OBP: 0.372, SLG: 0.391</small>	6-3			F9	5-3			4-3		4	0	1	0	0	0	2						
Dan Ford, R <small>OBP: 0.323, SLG: 0.509</small>	F9			K				6-3		4	0	1	1	0	1	1						
Brian Downing, R <small>OBP: 0.340, SLG: 0.317</small>		6-3		F9				1-3		4	0	0	0	0	0	2						
Don Baylor, R <small>OBP: 0.197, SLG: 0.077</small>	F7			FC5 HBP						3	0	0	0	0	2	1						
Juan Beniquez, R <small>OBP: 0.212, SLG: 0.194</small>	6-3							F7		3	0	0	0	0	0	0						
Bobby Grich, R <small>OBP: 0.308, SLG: 0.407</small>			F9	FC5						4	0	1	0	0	1	3						
Larry Harlow, L <small>OBP: 1.000, SLG: 1.000</small>										1	0	1	0	2	0	0						
Bert Campaneris, R <small>OBP: 0.111, SLG: 0.125</small>										2	1	0	0	0	0	2						
Fred Lynn, L <small>OBP: 0.357, SLG: 0.492</small>	6-3			FC5-4				G4-6-3		1	0	0	0	0	0	2						
Freddie Patek, R <small>OBP: 0.212, SLG: 0.194</small>										0	0	0	0	0	0	0						
<b>Inning Stats</b>	R: 0 E: 0 K: 0 S: 3	H: 0 LOB: 0 BB: 0 P: 3	R: 0 E: 0 K: 0 S: 3	H: 0 LOB: 0 BB: 0 P: 3	R: 0 E: 0 K: 1 S: 5	H: 0 LOB: 1 BB: 1 P: 9	R: 0 E: 0 K: 1 S: 6	H: 1 LOB: 1 BB: 0 P: 8	R: 1 E: 0 K: 0 S: 4	H: 2 LOB: 1 BB: 0 P: 4	R: 0 E: 0 K: 1 S: 5	H: 1 LOB: 1 BB: 0 P: 5	R: 0 E: 0 K: 0 S: 3	H: 1 LOB: 1 BB: 1 P: 7	R: 1 E: 0 K: 2 S: 4	H: 1 LOB: 0 BB: 0 P: 4	R: 0 E: 0 K: 2 S: 7	H: 0 LOB: 0 BB: 0 P: 7	1B: 3 2B: 3 3B: 0 HR: 0	SF: 0 SAC: 0 DP: 1 HBP: 2	WP: 0 PB: 0 SB: 0 CS: 1	PA: 34
<b>PITCHER</b>	IP WLS BF H R ER SO BB IBB HBP BLK WP HR S P ERA WHIP																					
Fernando Arroyo, R <small>ERA: 4.15</small>	(1, 1)	7.0 W 27 5 1 1 3 2 0 0 2 0 0 0 29 39 1.29 1.000																				
Doug Corbett, R <small>ERA: 1.72</small>	(8, 1)	2.0 S 7 1 1 1 2 0 0 0 0 0 0 0 11 11 4.50 0.500																				

AB 30  
R 2  
H 6  
RBI 2  
BB 2  
SO 5  
LOB 14



Batter	1	2	3	4	5	6	7	8	9	AB	R	H	RBI	BB	SO	LOB	BOTTOM					
Hosken Powell, L <small>OBP: 0.256, SLG: 0.250</small>	6-3			4-3	G3			E6 3B		4	1	0	0	0	0	1	California Angels @ Minnesota Twins Metropolitan Stadium, Bloomington, MI Sun Apr 26 1981, 4:38 AM EDT Att: 18,702 - Unknown - 63 F					
Dave Engle, R <small>OBP: 0.350, SLG: 0.500</small>										0	0	0	0	0	0	0						
Rick Sofield, L <small>OBP: 0.138, SLG: 0.138</small>	L8			F7				F4		4	0	0	0	0	0	1						
John Castino, R <small>OBP: 0.254, SLG: 0.397</small>	F8			E5 HR				F7		4	2	1	1	0	0	0						
Roy Smalley, S <small>OBP: 0.350, SLG: 0.615</small>		4-3								3	2	2	2	1	0	0						
Glenn Adams, L <small>OBP: 0.333, SLG: 0.432</small>		G3								3	0	2	2	0	0	0						
Danny Goodwin, L <small>OBP: 0.273, SLG: 0.250</small>										3	0	0	0	0	1	2						
Ron Jackson, R <small>OBP: 0.200, SLG: 0.379</small>	F7			FC6				SF8		1	0	1	0	0	0	0						
Rob Wilfong, L <small>OBP: 0.210, SLG: 0.250</small>			K							4	0	0	0	0	1	2						
Greg Johnston, L <small>OBP: 0.231, SLG: 0.091</small>				4-3				G3		3	0	0	0	0	0	0						
Sal Butera, R <small>OBP: 0.210, SLG: 0.250</small>				5-3						2	0	0	0	1	0	0						
<b>Inning Stats</b>	R: 0 E: 0 K: 0 S: 3	H: 0 LOB: 0 BB: 0 P: 3	R: 0 E: 0 K: 0 S: 3	H: 0 LOB: 0 BB: 0 P: 3	R: 0 E: 0 K: 1 S: 5	H: 0 LOB: 0 BB: 0 P: 5	R: 2 E: 1 K: 0 S: 6	H: 2 LOB: 1 BB: 0 P: 6	R: 0 E: 0 K: 0 S: 3	H: 0 LOB: 1 BB: 1 P: 7	R: 1 E: 0 K: 1 S: 7	H: 2 LOB: 1 BB: 0 P: 7	R: 0 E: 0 K: 0 S: 3	H: 0 LOB: 0 BB: 0 P: 3	R: 2 E: 1 K: 0 S: 6	H: 2 LOB: 2 BB: 1 P: 10	R: 2 E: 1 K: 0 S: 6	H: 2 LOB: 2 BB: 1 P: 10	1B: 3 2B: 1 3B: 1 HR: 1	SF: 1 SAC: 0 DP: 0 HBP: 0	WP: 0 PB: 0 SB: 0 CS: 0	PA: 34
<b>PITCHER</b>	IP WLS BF H R ER SO BB IBB HBP BLK WP HR S P ERA WHIP																					
Jesse Jefferson, R <small>ERA: 3.8</small>	(1, 1)	7.1 L 30 5 5 1 2 1 0 0 0 0 0 0 33 37 1.23 0.818																				
Andy Hassler, L <small>ERA: 6.45</small>	(8, 1)	0.2 4 1 0 0 0 0 1 0 0 0 0 0 3 7 0.00 1.500																				

AB 31  
R 5  
H 6  
RBI 5  
BB 2  
SO 2  
LOB 6






Batter	1	2	3	4	5	6	7	8	9	10	AB	R	H	RBI	BB	SO	LOB					
<b>Lenny Randle, S</b> OBP: 0.263, SLG: 0.324 (8, 5)	K		G3		F7		E 1B 1B		CS 1B	1-H 2-H 3-H HR	6	1	3	4	0	1	1					
<b>Joe Simpson, L</b> OBP: 0.276, SLG: 0.333 (1, 8)	BB		5-3			4-3	E4 1B		E1 FC6-4	F7	5	0	1	1	1	0	2					
<b>Tom Paclerek, R</b> OBP: 0.338, SLG: 0.424 (1, 9)	F4		1-3				F9 1B		FC6-4		5	0	1	0	0	0	4					
<b>Richie Zisk, R</b> OBP: 0.414, SLG: 0.697 (1, 10)	K				F7						5	1	2	1	0	2	2					
<b>Kim Allen, R</b> (10, PR)	K				F7		K		HR	1B 1B	0	1	0	0	0	0	0					
<b>Bruce Bochte, L</b> OBP: 0.249, SLG: 0.286 (1, 3)		F8		4-3					1-3	SH2-4 1B HR	5	1	1	0	0	1	1					
<b>Dan Meyer, L</b> OBP: 0.333, SLG: 0.375 (1, 7)		F8									4	2	1	1	1	0	0					
<b>Dave Henderson, R</b> OBP: 0.313, SLG: 0.296 (10, 7)		F8			F5					SH2-4 HR	0	0	0	0	0	0	0					
<b>Jerry Naron, L</b> OBP: 0.241, SLG: 0.455 (1, 2)						4-3					4	0	3	0	0	0	0					
<b>Julio Cruz, S</b> OBP: 0.243, SLG: 0.281 (8, 4)		BB 1B								SH2-4 1B	0	0	0	0	0	0	0					
<b>Dave Adler, R</b> OBP: 0.241, SLG: 0.174 (1, 5)		BB 1B									2	0	0	1	1	0	1					
<b>Bud Bulling, R</b> OBP: 0.294, SLG: 0.143 (8, 2)		BB			6-3					F3	1	0	0	0	0	0	3					
<b>Jim Anderson, R</b> OBP: 0.288, SLG: 0.388 (1, 6)											2	0	1	0	0	0	2					
<b>Gary Gray, R</b> OBP: 0.288, SLG: 0.524 (7, PH)											1	1	0	0	0	0	1					
<b>Rick Auerbach, R</b> OBP: 0.212, SLG: 0.200 (7, 6)										HR BB	1	1	0	0	1	1	0					
<b>Inning Stats</b>	R: 0 E: 0 K: 2 S: 7	H: 0 LOB: 1 BB: 1 P: 11	R: 0 E: 0 K: 0 S: 4	H: 1 LOB: 2 BB: 1 P: 8	R: 0 E: 0 K: 0 S: 3	H: 0 LOB: 0 BB: 0 P: 3	R: 0 E: 0 K: 0 S: 3	H: 0 LOB: 0 BB: 0 P: 3	R: 0 E: 0 K: 0 S: 4	H: 1 LOB: 1 BB: 0 P: 4	R: 2 E: 1 K: 0 S: 6	H: 3 LOB: 2 BB: 1 P: 10	R: 1 E: 0 K: 0 S: 5	H: 2 LOB: 2 BB: 0 P: 5	R: 0 E: 1 K: 1 S: 6	H: 1 LOB: 1 BB: 0 P: 6	R: 5 E: 0 K: 0 S: 7	H: 4 LOB: 1 BB: 1 P: 11	1B: 11 2B: 0 3B: 0 HR: 2	SF: 1 SAC: 1 DP: 0 HBP: 0	WP: 0 PA: 47	
<b>PITCHER</b>	IP 9.0	WLS L	BF 39	H 9	R 3	ER 3	SO 5	BB 3	IBB 0	HBP 0	BLK 0	WP 0	HR 1	S 46	P 58	ERA 3.00	WHIP 1.333					
<b>Albert Williams, R</b> ERA: 3.03	(1, 1)																					
<b>Don Cooper, R</b> ERA: 4.26	(10, 1)	1.0	L	8	4	5	5	0	1	0	0	0	0	1	7	11	45.00	5.000				

**Seattle Mariners @ Minnesota Twins**  
 Metropolitan Stadium, Bloomington, MI  
 Mon Apr 27 1981, 4:33 AM EDT  
 Att: 1,874 - Overcast - 64 F


**AB 41**  
**R 8**  
**H 13**  
**RBI 8**  
**BB 4**  
**SO 5**  
**LOB 17**



Batter	1	2	3	4	5	6	7	8	9	10	AB	R	H	RBI	BB	SO	LOB				
<b>Gary Ward, R</b> OBP: 0.257, SLG: 0.281 (1, 7)	F9					6-3					3	0	0	0	1	0	2				
<b>Rick Sofield, L</b> OBP: 0.167, SLG: 0.167 (8, PH)		BB									1	0	1	0	0	0	0				
<b>Ron Jackson, R</b> OBP: 0.229, SLG: 0.364 (1, 3)	1B BB										4	0	1	2	1	1	4				
<b>John Castino, R</b> OBP: 0.234, SLG: 0.365 (1, 5)	K				5-3						5	0	0	0	0	2	2				
<b>Roy Smalley, S</b> OBP: 0.354, SLG: 0.589 (1, 6)											4	0	1	0	1	0	0				
<b>Pete Mackanin, R</b> OBP: 0.091, SLG: 0.091 (1, 4)											4	0	1	0	0	1	5				
<b>Rob Wilfong, L</b> OBP: 0.208, SLG: 0.246 (9, PH)	K				FC5-4						1	0	0	0	0	0	0				
<b>Dave Engle, R</b> OBP: 0.360, SLG: 0.478 (1, 9)											5	0	2	0	0	0	1				
<b>Glenn Adams, L</b> OBP: 0.340, SLG: 0.429 (1, 10)											5	1	2	0	0	0	2				
<b>Sal Butera, R</b> OBP: 0.400, SLG: 0.556 (1, 2)											5	1	3	1	0	0	0				
<b>Greg Johnston, L</b> OBP: 0.222, SLG: 0.125 (1, 8)											5	1	1	0	0	1	3				
<b>Inning Stats</b>	R: 0 E: 0 K: 2 S: 8	H: 1 LOB: 2 BB: 1 P: 12	R: 0 E: 0 K: 2 S: 9	H: 2 LOB: 3 BB: 1 P: 13	R: 0 E: 1 K: 0 S: 4	H: 0 LOB: 1 BB: 0 P: 4	R: 3 E: 1 K: 1 S: 9	H: 4 LOB: 2 BB: 1 P: 13	R: 0 E: 0 K: 0 S: 3	H: 0 LOB: 0 BB: 0 P: 3	R: 0 E: 0 K: 0 S: 5	H: 2 LOB: 2 BB: 0 P: 5	R: 0 E: 0 K: 0 S: 4	H: 1 LOB: 1 BB: 0 P: 4	R: 0 E: 0 K: 0 S: 3	H: 0 LOB: 0 BB: 0 P: 3	R: 0 E: 0 K: 0 S: 4	H: 1 LOB: 1 BB: 0 P: 4	1B: 10 2B: 2 3B: 0 HR: 0	SF: 0 SAC: 0 DP: 0 HBP: 0	WP: 0 PA: 45
<b>PITCHER</b>	IP 7.0	WLS W	BF 34	H 10	R 3	ER 2	SO 5	BB 3	IBB 0	HBP 0	BLK 0	WP 0	HR 0	S 41	P 53	ERA 2.57	WHIP 1.857				
<b>Floyd Bannister, L</b> ERA: 5.33	(1, 1)																				
<b>Larry Andersen, R</b> ERA: 3.55	(8, 1)	3.0	W	11	2	0	0	0	0	0	0	0	0	11	11	0.00	0.667				

**Seattle Mariners @ Minnesota Twins**  
 Metropolitan Stadium, Bloomington, MI  
 Mon Apr 27 1981, 4:33 AM EDT  
 Att: 1,874 - Overcast - 64 F

**AB 42**  
**R 3**  
**H 12**  
**RBI 3**  
**BB 3**  
**SO 5**  
**LOB 19**



Batter	1	2	3	4	5	6	7	8	9	AB	R	H	RBI	BB	SO	LOB	TOP					
Lenny Randle, S OBP: 0.262, SLG: 0.317 (1, 4) (8, 6)	G3			6-3		FC4-6 1B		5-3		4	0	1	0	0	0	0						
Joe Simson, L OBP: 0.256, SLG: 0.310 (1, 8)	5-3			1-3		FC4-6 1-2			F8	4	0	0	0	0	0	1						
Tom Paciorek, R OBP: 0.333, SLG: 0.414 (1, 7)	K			K		F8			G6-4-3 1B	4	0	1	0	0	2	1						
Richie Zisk, R OBP: 0.405, SLG: 0.714 (1, 10)		K			HR			F8	G6-4-3 1-2	4	1	1	1	0	1	1						
Bruce Bochte, L OBP: 0.250, SLG: 0.288 (1, 3)		K			F7				4-3 1B	3	0	1	0	0	1	0						
Dan Meyer, L OBP: 0.333, SLG: 0.364 (1, 5)		F7							4-3 1-2 1B	3	0	1	0	0	0	1						
Dave Henderson, R OBP: 0.286, SLG: 0.267 (1, 9)			F8		F3				K	3	0	0	0	0	1	2						
Jerry Narron, L OBP: 0.376, SLG: 0.417 (1, 2)			K		G3				L3	3	0	0	0	0	1	1						
Rick Auerbach, R OBP: 0.200, SLG: 0.188 (1, 6)				F6						2	0	0	0	0	0	0						
Julio Cruz, S OBP: 0.239, SLG: 0.277 (8, PH) (8, 4)					1-3				K	1	0	0	0	0	1	0						
<b>Inning Stats</b>	R: 0 E: 0 K: 1 S: 5	H: 0 LOB: 0 BB: 0 P: 5	R: 0 E: 0 K: 2 S: 7	H: 0 LOB: 0 BB: 0 P: 7	R: 0 E: 0 K: 1 S: 5	H: 0 LOB: 0 BB: 0 P: 5	R: 0 E: 0 K: 1 S: 5	H: 0 LOB: 0 BB: 0 P: 5	R: 1 E: 0 K: 0 S: 5	H: 2 LOB: 1 BB: 0 P: 5	R: 0 E: 0 K: 0 S: 4	H: 1 LOB: 1 BB: 0 P: 4	R: 0 E: 0 K: 1 S: 6	H: 1 LOB: 1 BB: 0 P: 6	R: 0 E: 0 K: 1 S: 5	H: 0 LOB: 0 BB: 0 P: 5	R: 0 E: 0 K: 0 S: 3	H: 1 LOB: 0 BB: 0 P: 3	1B: 4 2B: 0 3B: 0 HR: 1	SF: 0 SAC: 0 DP: 1 HBP: 0	WP: 0 PB: 0 SB: 0 CS: 0	PA: 31
<b>PITCHER</b> Pete Redfern, R ERA: 4.18 (1, 1)	IP: 9.0 WLS: W BF: 31 H: 5 R: 1 ER: 1 SO: 7 BB: 0 IBB: 0 HBP: 0 BLK: 0 WP: 0 HR: 1 S: 45 P: 45 ERA: 1.00 WHIP: 0.556															<b>PITCHER</b>						

Seattle Mariners @ Minnesota Twins  
Metropolitan Stadium, Bloomington, MI  
Tue Apr 28 1981, 4:33 AM EDT  
Att: 2,046 - Cloudy - 50 F

livebaseballscores.com

AB 31  
R 1  
H 5  
RBI 1  
BB 0  
SO 7  
LOB 7



Batter	1	2	3	4	5	6	7	8	9	AB	R	H	RBI	BB	SO	LOB	BOTTOM			
Hosken Powell, L OBP: 0.261, SLG: 0.238 (1, 9)	4-3					4-3				2	0	0	0	1	0	1				
Dave Engle, R OBP: 0.333, SLG: 0.440 (6, PH) (7, 9)		G6-4-3 1-2			BB				L3	2	0	0	0	0	0	2				
John Castino, R OBP: 0.250, SLG: 0.433 (1, 5)	K				L5					4	1	2	0	0	1	2				
Mickey Hatcher, R OBP: 0.308, SLG: 0.367 (1, 8)				4-3		5-3				4	1	2	1	0	0	1				
Roy Smalley, S OBP: 0.377, SLG: 0.593 (1, 6)					F8					3	1	2	1	1	0	0				
Glenn Adams, L OBP: 0.340, SLG: 0.422 (1, 10)				G6-3					F9	3	0	1	0	0	0	4				
Rick Softfield, L OBP: 0.212, SLG: 0.212 (1, 7)						F8				3	1	2	1	0	0	0				
Gary Ward, R OBP: 0.250, SLG: 0.273 (7, PH) (8, 7)					CS				K	1	0	0	0	0	1	2				
Rob Wilfong, L OBP: 0.212, SLG: 0.250 (1, 4)						F7				3	0	1	1	0	0	2				
Pete Mackanin, R OBP: 0.087, SLG: 0.087 (7, PH) (8, 4)					BLK 1B				4-3	1	0	0	0	0	0	2				
Ron Jackson, R OBP: 0.231, SLG: 0.378 (1, 3)		6-3			F2				F8	4	0	1	0	0	0	1				
Sal Butera, R OBP: 0.429, SLG: 0.500 (1, 2)					K				5-3	3	0	1	0	1	1	1				
<b>Inning Stats</b>	R: 2 E: 1 K: 1 S: 9	H: 3 LOB: 2 BB: 0 P: 9	R: 0 E: 0 K: 0 S: 3	H: 1 LOB: 0 BB: 0 P: 3	R: 0 E: 0 K: 0 S: 3	H: 1 LOB: 1 BB: 1 P: 7	R: 1 E: 0 K: 1 S: 7	H: 2 LOB: 2 BB: 1 P: 11	R: 0 E: 0 K: 0 S: 3	H: 1 LOB: 0 BB: 0 P: 3	R: 0 E: 0 K: 0 S: 4	H: 1 LOB: 2 BB: 1 P: 8	R: 1 E: 0 K: 1 S: 8	H: 3 LOB: 2 BB: 0 P: 8	R: 0 E: 0 K: 0 S: 3	H: 0 LOB: 0 BB: 0 P: 3	1B: 8 2B: 2 3B: 2 HR: 0	SF: 0 SAC: 0 DP: 2 HBP: 0	WP: 2 PB: 0 SB: 0 CS: 1	PA: 38
<b>PITCHER</b> Ken Clay, R ERA: 7.03 Shane Rawley, L ERA: 9.82 (1, 1) (6, 1)	IP: 5.2 WLS: L BF: 27 H: 9 R: 3 ER: 2 SO: 2 BB: 3 IBB: 0 HBP: 0 BLK: 1 WP: 1 HR: 0 S: 28 P: 40 ERA: 3.18 WHIP: 2.118															<b>PITCHER</b>				

Seattle Mariners @ Minnesota Twins  
Metropolitan Stadium, Bloomington, MI  
Tue Apr 28 1981, 4:33 AM EDT  
Att: 2,046 - Cloudy - 50 F

livebaseballscores.com

AB 33  
R 4  
H 12  
RBI 4  
BB 3  
SO 3  
LOB 18



Batter	1	2	3	4	5	6	7	8	9	AB	R	H	RBI	BB	SO	LOB	TOP	
<b>Julio Cruz, S</b> OBP: 0.250, SLG: 0.290 (1,4)	F9		BLK 1B BB	F9		1-3 2B		E4 CS		4	1	1	0	1	0	1	<b>Seattle Mariners @ Minnesota Twins</b> Metropolitan Stadium, Bloomington, MI Wed Apr 29 1981, 4:33 AM EDT Att: 2,171 - Cloudy - 61 F	
<b>Lenny Randle, S</b> OBP: 0.277, SLG: 0.326 (1,7)	F8		BLK 1B 1B		CS 1B 1B	F4		L7		5	2	2	0	0	0	4		
<b>Tom Paciorek, R</b> OBP: 0.329, SLG: 0.405 (1,9)	K		1B 1B		F9		6-3			4	1	1	2	0	1	1		
<b>Richie Zisk, R</b> OBP: 0.423, SLG: 0.716 (1,10)		F3	1B 1B		G5-3 1B					4	0	3	1	0	0	0		
<b>Gary Gray, R</b> OBP: 0.360, SLG: 0.680 (1,3)			1B 1B		3-H 1B					4	1	3	2	0	1	1		
<b>Dave Henderson, R</b> OBP: 0.296, SLG: 0.235 (1,8)		HR	1-2 1B		1-2 1B					4	0	0	0	0	0	5		
<b>Dave Edler, R</b> OBP: 0.273, SLG: 0.231 (1,5)			CS BB		SH2-3 SH2-3 2B					3	1	1	0	1	1	0		
<b>Bud Bulling, R</b> OBP: 0.300, SLG: 0.176 (1,2)		CS	6-3		SH2-3					3	1	1	0	0	0	0		
<b>Rick Auerbach, R</b> OBP: 0.237, SLG: 0.206 (1,6)			F8		SH2-3					2	0	1	1	1	0	0		
<b>Inning Stats</b>	R: 0 E: 0 K: 1 S: 5	H: 0 LOB: 0 BB: 0 P: 5	R: 1 E: 0 K: 0 S: 3	H: 1 LOB: 0 BB: 1 P: 7	R: 3 E: 0 K: 0 S: 7	H: 4 LOB: 2 BB: 1 P: 11	R: 1 E: 0 K: 0 S: 4	H: 1 LOB: 0 BB: 0 P: 4	R: 1 E: 0 K: 0 S: 5	H: 3 LOB: 1 BB: 0 P: 5	R: 0 E: 0 K: 0 S: 4	H: 1 LOB: 2 BB: 1 P: 8	R: 0 E: 0 K: 1 S: 6	H: 1 LOB: 1 BB: 0 P: 6	R: 1 E: 1 K: 1 S: 7	H: 2 LOB: 1 BB: 0 P: 7		
<b>PITCHER</b>	IP	WLS	BF	H	R	ER	SO	BB	IBB	HBP	BLK	WP	HR	S	P	ERA	WHIP	
<b>Jerry Koosman, L</b> ERA: 5.16 (1,1)	2.2		14	5	4	4	1	2	0	0	1	0	1	14	22	13.50	2.625	
<b>John Verhoeven, R</b> ERA: 4.5 (3,1)	1.2		9	4	2	1	0	0	0	0	0	0	0	9	9	5.40	2.400	
<b>Jack O'Connor, L</b> ERA: 1.5 (5,1)	3.0		14	4	1	0	2	1	0	0	0	0	0	17	21	0.00	1.667	
<b>Doug Corbett, R</b> ERA: 1.65 (8,1)	0.2		1	0	0	0	0	0	0	0	0	0	0	1	1	0.00	0.000	

Batter	1	2	3	4	5	6	7	8	9	AB	R	H	RBI	BB	SO	LOB	BOTTOM	
<b>Hosken Powell, L</b> OBP: 0.271, SLG: 0.250 (1,9)						G5-3				2	1	1	0	0	0	2	<b>Seattle Mariners @ Minnesota Twins</b> Metropolitan Stadium, Bloomington, MI Wed Apr 29 1981, 4:33 AM EDT Att: 2,171 - Cloudy - 61 F	
<b>Dave Engle, R</b> OBP: 0.367, SLG: 0.519 (5,PH) (6,9)	SH1-3 1B	L3			FC4-6 BB					2	0	1	1	1	0	3		
<b>John Castino, R</b> OBP: 0.254, SLG: 0.429 (1,5)	SH1-3		5-3		FC4-6 1B					3	0	1	0	0	0	1		
<b>Mickey Hatcher, R</b> OBP: 0.304, SLG: 0.358 (1,8)	G4-3 1B		L4		F7			FC5-4 1B		4	0	1	1	0	0	2		
<b>Roy Smalley, S</b> OBP: 0.370, SLG: 0.571 (1,6)	G4-3		F7					K		4	0	1	0	0	1	2		
<b>Glenn Adams, L</b> OBP: 0.352, SLG: 0.449 (1,10)					SH2-4 E 2B			G3		4	2	2	0	0	0	3		
<b>Rick Sofield, L</b> OBP: 0.206, SLG: 0.206 (1,7)					E SH2-4 BB					1	0	0	0	0	0	1		
<b>Gary Ward, R</b> OBP: 0.308, SLG: 0.314 (4,PH) (5,7)	F7				E SH2-4 BB			5-3 1B 2B 1B		2	1	2	0	1	0	0		
<b>Rob Wilfong, L</b> OBP: 0.229, SLG: 0.308 (1,4)					SH2-4					1	1	1	2	0	0	0		
<b>Pete Mackanin, R</b> OBP: 0.160, SLG: 0.160 (4,PH) (5,4)					SH2-4			5-3 2B 1B		2	1	2	0	0	0	0		
<b>Ron Jackson, R</b> OBP: 0.256, SLG: 0.375 (1,3)					E5			5-3		3	0	1	0	1	0	3		
<b>Sal Butera, R</b> OBP: 0.412, SLG: 0.467 (1,2)					G5-4-3					3	0	1	0	0	0	5		
<b>Danny Goodwin, L</b> OBP: 0.304, SLG: 0.333 (8,PH)					G5-4-3					1	1	1	2	0	0	0		
<b>Inning Stats</b>	R: 1 E: 0 K: 0 S: 4	H: 2 LOB: 0 BB: 0 P: 4	R: 2 E: 0 K: 0 S: 5	H: 3 LOB: 1 BB: 1 P: 9	R: 0 E: 0 K: 0 S: 3	H: 0 LOB: 0 BB: 0 P: 3	R: 1 E: 1 K: 0 S: 4	H: 1 LOB: 1 BB: 1 P: 8	R: 0 E: 0 K: 0 S: 4	H: 1 LOB: 2 BB: 1 P: 8	R: 0 E: 0 K: 0 S: 5	H: 3 LOB: 2 BB: 0 P: 5	R: 0 E: 0 K: 1 S: 6	H: 1 LOB: 1 BB: 0 P: 6	R: 3 E: 0 K: 0 S: 5	H: 4 LOB: 1 BB: 0 P: 5		
<b>PITCHER</b>	IP	WLS	BF	H	R	ER	SO	BB	IBB	HBP	BLK	WP	HR	S	P	ERA	WHIP	
<b>Glenn Abbott, R</b> ERA: 7.09 (1,1)	2.0		10	5	3	3	0	1	0	0	0	0	0	14	22	0.00	2.333	
<b>Bryan Clark, L</b> ERA: 1.5 (3,1)	3.0		16	5	1	0	0	2	0	0	0	0	0	14	22	0.00	2.333	
<b>Dick Drago, R</b> ERA: 4.82 (6,1)	2.2		11	5	3	3	1	0	0	0	0	0	0	13	13	10.12	1.875	

AB	33
R	7
H	13
RBI	6
BB	3
SO	3
LOB	12



Batter	1	2	3	4	5	6	7	8	9	AB	R	H	RBI	BB	SO	LOB	TOP			
<b>Gary Ward, R</b> OBP: 0.295, SLG: 0.300 (1,7)	0-3 K	0-0 1B		0-0 G6-4-3		0-3 K		0-0 4-3		5	0	1	2	0	2	1	<b>Minnesota Twins @ Boston Red Sox</b> Fenway Park, Boston, MA Thu Apr 30 1981, 3:33 AM EDT Att: 15,506 - Cloudy - 61 F			
<b>John Castino, R</b> OBP: 0.250, SLG: 0.405 (1,5)	0-0 L8	0-0 F7				0-0 F9	4-0 BB	0-0 F8		4	0	0	0	1	0	1				
<b>Mickey Hatcher, R</b> OBP: 0.311, SLG: 0.362 (1,8)	0-0 HR	0-0 F1				0-0 BB	0-3 K	0-0 5-3		5	2	2	0	0	1	2				
<b>Roy Smalley, S</b> OBP: 0.397, SLG: 0.621 (1,6)	0-0 HR		0-0 FC1-8			4-0 BB	4-0 1B	0-0 1-3		3	3	2	2	2	0	0				
<b>Dave Engle, R</b> OBP: 0.343, SLG: 0.469 (1,9)	0-0 F9		0-0 FC1-6			0-3 K	0-0 BB	0-0 F8		5	0	1	0	0	1	3				
<b>Pete Mackanin, R</b> OBP: 0.185, SLG: 0.222 (5, PH)		0-0 2B	0-0 L7			4-0 1B	0-0 BB	0-0 L3		2	1	1	0	0	0	1				
<b>Rob Wilfong, L</b> OBP: 0.243, SLG: 0.313 (5, 4)		0-0 2B	0-0 L9			1-2 BB	0-0 1B			2	0	1	1	1	0	0				
<b>Glenn Adams, L</b> OBP: 0.345, SLG: 0.434 (1, 10)		0-0 F9	0-0 L9			1-3 BB	0-0 G3			4	0	1	2	0	0	4				
<b>Ron Jackson, R</b> OBP: 0.255, SLG: 0.349 (1, 3)		1-0 HBP	0-0 6-3			0-0 F7	0-0 FC5-2			3	1	0	0	0	0	4				
<b>Sal Butera, R</b> OBP: 0.429, SLG: 0.526 (1, 2)		0-0 2B	0-0 G6-4-3			0-3 K	0-0 F5			4	1	2	1	0	1	2				
<b>Inning Stats</b>	R: 2 E: 0 K: 1 S: 7	H: 2 LOB: 0 BB: 0 P: 7	R: 3 E: 0 K: 0 S: 6	H: 3 LOB: 1 BB: 0 P: 7	R: 0 E: 0 K: 0 S: 4	H: 1 LOB: 1 BB: 0 P: 4	R: 0 E: 0 K: 0 S: 3	H: 1 LOB: 0 BB: 0 P: 3	R: 2 E: 0 K: 3 S: 9	H: 2 LOB: 2 BB: 1 P: 13	R: 1 E: 0 K: 0 S: 5	H: 2 LOB: 2 BB: 1 P: 9	R: 0 E: 0 K: 0 S: 3	H: 0 LOB: 0 BB: 0 P: 3	R: 0 E: 0 K: 0 S: 3	H: 0 LOB: 0 BB: 0 P: 3	1B: 8 2B: 2 3B: 0 HR: 1	SF: 0 SAC: 0 DP: 1 HBP: 1	WP: 0 PB: 0 SB: 1 CS: 0	PA: 42
<b>PITCHER</b>	IP WLS BF H R ER SO	IP WLS BF H R ER SO	IP WLS BF H R ER SO	IP WLS BF H R ER SO	IP WLS BF H R ER SO	IP WLS BF H R ER SO	IP WLS BF H R ER SO	IP WLS BF H R ER SO	IP WLS BF H R ER SO	IP WLS BF H R ER SO	IP WLS BF H R ER SO	IP WLS BF H R ER SO	IP WLS BF H R ER SO	IP WLS BF H R ER SO	IP WLS BF H R ER SO	IP WLS BF H R ER SO	ERA WHIP	ERA WHIP		
<b>Frank Tanana, L</b> ERA: 7.08 (1, 1)	1.1 L	10 5	5 5	5 5	1 1	0 0	0 0	0 0	0 0	16 24	4.91	1.636								
<b>Bob Stanley, R</b> ERA: 3.53 (2, 1)	3.2	16 4	2 2	2 1	3 3	2 0	0 0	0 0	0 0	14 22	4.50	2.000								
<b>Mark Clear, R</b> ERA: 5.4 (6, 1)	2.0	10 2	1 1	1 0	0 0	0 0	0 0	0 0	0 6	6 6	0.00	0.000								
<b>Chuck Rainey, R</b> ERA: 4.26 (8, 1)	2.0	6 0	0 0	0 0	0 0	0 0	0 0	0 0	0 0	0 0	0.00	0.000								

Batter	1	2	3	4	5	6	7	8	9	AB	R	H	RBI	BB	SO	LOB	BOTTOM			
<b>Dwight Evans, R</b> OBP: 0.465, SLG: 0.589 (1,9)	0-0 1B		0-3 K			0-0 F8		0-3 K		4	1	1	0	0	2	1	<b>Minnesota Twins @ Boston Red Sox</b> Fenway Park, Boston, MA Thu Apr 30 1981, 3:33 AM EDT Att: 15,506 - Cloudy - 61 F			
<b>Dave Stapleton, R</b> OBP: 0.279, SLG: 0.231 (1, 4)	0-0 BLK		0-0 F3			0-0 F8		0-0 1B		4	0	2	2	0	0	0				
<b>Carl Yastrzemski, L</b> OBP: 0.235, SLG: 0.178 (1, 10)	0-0 F6		0-0 6-3			0-0 4-3		0-0 G3		4	0	0	0	0	0	2				
<b>Jim Rice, R</b> OBP: 0.275, SLG: 0.400 (1, 7)	0-3 K		0-0 F3			0-0 L7		0-0 HR		4	1	1	1	0	1	1				
<b>Tony Perez, R</b> OBP: 0.270, SLG: 0.357 (1, 3)	0-0 F9		0-0 L8			0-0 FC5-4		0-0 HR		4	1	2	1	0	0	1				
<b>Camey Lansford, R</b> OBP: 0.385, SLG: 0.467 (1, 5)		0-0 F8		0-0 F8		0-0 FC5-4		0-3 K		4	0	0	0	0	1	1				
<b>Gary Allenson, R</b> OBP: 0.339, SLG: 0.481 (1, 2)		0-3 K		0-0 F7		0-0 5-3		0-0 5-3		4	0	0	0	0	1	1				
<b>Glenn Hoffman, R</b> OBP: 0.207, SLG: 0.179 (9, PH)		0-0 L7		0-0 1B		0-0 E6		0-0 4-3		3	1	1	0	0	0	0				
<b>Rick Miller, L</b> OBP: 0.377, SLG: 0.383 (1, 8)			0-0 G3			0-0 L8		0-0 F9		3	0	0	0	0	0	2				
<b>Inning Stats</b>	R: 1 E: 0 K: 1 S: 7	H: 2 LOB: 1 BB: 0 P: 7	R: 0 E: 0 K: 1 S: 5	H: 0 LOB: 0 BB: 0 P: 5	R: 0 E: 0 K: 1 S: 5	H: 0 LOB: 0 BB: 0 P: 5	R: 0 E: 0 K: 0 S: 3	H: 0 LOB: 0 BB: 0 P: 3	R: 0 E: 0 K: 0 S: 4	H: 1 LOB: 1 BB: 0 P: 4	R: 0 E: 0 K: 0 S: 4	H: 1 LOB: 1 BB: 0 P: 4	R: 1 E: 1 K: 1 S: 7	H: 1 LOB: 1 BB: 0 P: 7	R: 2 E: 0 K: 1 S: 7	H: 2 LOB: 2 BB: 0 P: 7		1B: 4 2B: 1 3B: 0 HR: 2	SF: 0 SAC: 0 DP: 0 HBP: 0	WP: 0 PB: 0 SB: 0 CS: 0
<b>PITCHER</b>	IP WLS BF H R ER SO	IP WLS BF H R ER SO	IP WLS BF H R ER SO	IP WLS BF H R ER SO	IP WLS BF H R ER SO	IP WLS BF H R ER SO	IP WLS BF H R ER SO	IP WLS BF H R ER SO	IP WLS BF H R ER SO	IP WLS BF H R ER SO	IP WLS BF H R ER SO	IP WLS BF H R ER SO	IP WLS BF H R ER SO	IP WLS BF H R ER SO	IP WLS BF H R ER SO	IP WLS BF H R ER SO	ERA WHIP	ERA WHIP		
<b>Roger Erickson, R</b> ERA: 4.28 (9, 1)	8.0	32 7	4 4	3 4	1 1	0 0	0 0	0 0	0 0	5 5	0.00	0.000								
<b>Doug Corbett, R</b> ERA: 1.56 (9, 1)	1.0	3 0	0 0	0 0	1 1	0 0	0 0	0 0	0 0	0 0	0.00	0.000								



Batter	1	2	3	4	5	6	7	8	9	AB	R	H	RBI	BB	SO	LOB	TOP											
Hosken Powell, L OBP: 0.288, SLG: 0.292 Dave Engle, R OBP: 0.333, SLG: 0.455										4	2	2	0	0	0	1	<b>Minnesota Twins @ Boston Red Sox</b> Fenway Park, Boston, MA Fri May 01 1981, 3:33 AM EDT Att: 15,715 - Unknown - 47 F											
John Castino, R OBP: 0.283, SLG: 0.423										4	1	2	0	0	1	3												
Mickey Hatcher, R OBP: 0.308, SLG: 0.355										4	1	1	1	1	0	3												
Roy Smalley, S OBP: 0.402, SLG: 0.618										2	0	1	3	1	0	0												
Glenn Adams, L OBP: 0.339, SLG: 0.421										4	0	1	0	0	1	2												
Rob Wilfong, L OBP: 0.230, SLG: 0.296										4	0	0	0	0	1	2												
Rick Sofield, L OBP: 0.211, SLG: 0.189										3	1	0	0	1	0	0												
Ron Jackson, R OBP: 0.275, SLG: 0.383										4	1	2	0	0	0	0												
Sal Butera, R OBP: 0.440, SLG: 0.565										4	0	2	2	0	0	0												
<b>Inning Stats</b>	R: 2 E: 0 K: 0 S: 6	H: 3 LOB: 1 BB: 0 P: 6	R: 1 E: 0 K: 1 S: 7	H: 2 LOB: 1 BB: 0 P: 7	R: 0 E: 0 K: 0 S: 3	H: 0 LOB: 0 BB: 1 P: 7	R: 0 E: 0 K: 0 S: 3	H: 0 LOB: 0 BB: 0 P: 3	R: 0 E: 0 K: 1 S: 5	H: 0 LOB: 0 BB: 0 P: 5	R: 0 E: 0 K: 0 S: 3	H: 0 LOB: 0 BB: 0 P: 3	R: 0 E: 0 K: 0 S: 5	H: 0 LOB: 1 BB: 0 P: 5	R: 2 E: 0 K: 0 S: 5	H: 3 LOB: 1 BB: 0 P: 5		R: 1 E: 0 K: 1 S: 7	H: 2 LOB: 2 BB: 1 P: 11	1B: 7 2B: 4 3B: 0 HR: 0	SF: 1 SAC: 1 DP: 1 HBP: 0	WP: 0 PB: 0 SB: 2 CS: 0	PA: 38					
<b>PITCHER</b>	IP	WLS	BF	H	R	ER	SO	BB	IBB	HBP	BLK	WP	HR	S	P	ERA	WHIP											
Dennis Eckersley, R ERA: 6.07	(1, 1)	8.0	L	32	9	5	5	2	1	0	0	0	0	0	35	39	5.62	1.250										
Tom Burgmeier, L ERA: 3.68	(9, 1)	1.0		6	2	1	1	1	1	0	0	0	0	0	7	11	9.00	3.000										

AB	34
R	6
H	11
RBI	6
BB	2
SO	3
LOB	13



Batter	1	2	3	4	5	6	7	8	9	AB	R	H	RBI	BB	SO	LOB	BOTTOM											
Dwight Evans, R OBP: 0.467, SLG: 0.600										4	0	2	0	0	1	1	<b>Minnesota Twins @ Boston Red Sox</b> Fenway Park, Boston, MA Fri May 01 1981, 3:33 AM EDT Att: 15,715 - Unknown - 47 F											
Dave Stapleton, R OBP: 0.298, SLG: 0.326										4	1	2	1	0	0	2												
Carl Yastrzemski, L OBP: 0.236, SLG: 0.294										4	0	1	0	0	0	0												
Jim Rice, R OBP: 0.274, SLG: 0.391										4	0	1	0	0	2	2												
Tony Perez, R OBP: 0.254, SLG: 0.333										4	0	0	0	0	1	3												
Camey Lansford, R OBP: 0.362, SLG: 0.438										4	0	0	0	0	0	3												
Gary Allenson, R OBP: 0.323, SLG: 0.456										3	0	0	0	0	1	0												
Glenn Hoffman, R OBP: 0.213, SLG: 0.186										3	0	1	0	0	0	0												
Rick Miller, L OBP: 0.375, SLG: 0.367										2	0	0	0	1	0	1												
<b>Inning Stats</b>	R: 1 E: 0 K: 0 S: 4	H: 1 LOB: 0 BB: 0 P: 4	R: 0 E: 0 K: 0 S: 3	H: 0 LOB: 0 BB: 0 P: 3	R: 0 E: 0 K: 0 S: 4	H: 2 LOB: 1 BB: 0 P: 4	R: 0 E: 0 K: 1 S: 5	H: 0 LOB: 0 BB: 0 P: 5	R: 0 E: 0 K: 0 S: 3	H: 0 LOB: 0 BB: 0 P: 3	R: 0 E: 0 K: 0 S: 4	H: 1 LOB: 1 BB: 0 P: 4	R: 0 E: 0 K: 2 S: 7	H: 0 LOB: 1 BB: 1 P: 11	R: 0 E: 0 K: 2 S: 9	H: 2 LOB: 2 BB: 0 P: 9		1B: 4 2B: 2 3B: 0 HR: 1	SF: 0 SAC: 0 DP: 2 HBP: 0	WP: 0 PB: 0 SB: 0 CS: 0	PA: 33							
<b>PITCHER</b>	IP	WLS	BF	H	R	ER	SO	BB	IBB	HBP	BLK	WP	HR	S	P	ERA	WHIP											
Fernando Arroyo, R ERA: 3.15	(1, 1)	7.0	W	24	5	1	1	1	0	0	0	0	0	1	26	26	1.29	0.714										
Doug Corbett, R ERA: 1.4	(8, 1)	2.0		9	2	0	0	4	1	0	0	0	0	16	20	0.00	1.500											



Batter	1	2	3	4	5	6	7	8	9	AB	R	H	RBI	BB	SO	LOB	TOP			
Hosken Powell, L (1, 9) OBP: 0.328, SLG: 0.333										3	1	1	0	2	1	0	<b>Minnesota Twins @ Boston Red Sox</b> Fenway Park, Boston, MA Sat May 02 1981, 3:33 AM EDT Att: 16,940 - Unknown - 53 F			
John Castino, R (1, 5) OBP: 0.291, SLG: 0.446										5	1	3	2	1	1	1				
Mickey Hatcher, R (1, 8) OBP: 0.286, SLG: 0.328										5	1	0	0	0	0	8				
Roy Smalley, S (1, 6) OBP: 0.425, SLG: 0.634 Chuck Baker, R (8, PR) (8, 6)										3	2	2	0	2	0	0				
Glenn Adams, L (1, 10) OBP: 0.358, SLG: 0.443										4	2	2	2	1	0	2				
Rob Wilfong, L (1, 4) OBP: 0.241, SLG: 0.293										4	1	1	0	1	0	3				
Rick Sofield, L (1, 7) OBP: 0.209, SLG: 0.214										5	1	1	2	0	1	5				
Ron Jackson, R (1, 3) OBP: 0.304, SLG: 0.423										5	1	3	3	0	1	1				
Sal Butera, R (1, 2) OBP: 0.433, SLG: 0.571										5	0	2	1	0	0	3				
<b>Inning Stats</b>	R: 6 E: 0 K: 0 S: 9	H: 6 LOB: 3 BB: 3 P: 21	R: 3 E: 0 K: 0 S: 6	H: 3 LOB: 3 BB: 2 P: 15	R: 0 E: 0 K: 2 S: 4	H: 1 LOB: 1 BB: 0 P: 4	R: 0 E: 0 K: 2 S: 7	H: 0 LOB: 0 BB: 0 P: 7	R: 0 E: 0 K: 0 S: 4	H: 1 LOB: 1 BB: 0 P: 4	R: 0 E: 0 K: 1 S: 4	H: 0 LOB: 0 BB: 1 P: 8	R: 2 E: 0 K: 1 S: 7	H: 2 LOB: 2 BB: 1 P: 11	R: 0 E: 0 K: 0 S: 3	H: 1 LOB: 0 BB: 0 P: 3		1B: 8 2B: 6 3B: 1 HR: 0	SF: 0 SAC: 1 DP: 3 HBP: 1	WP: 0 PB: 0 SB: 0 CS: 0
<b>PITCHER</b>	IP WLS BF H R ER SO BB IBB HBP BLK WP HR S P ERA WHIP	IP WLS BF H R ER SO BB IBB HBP BLK WP HR S P ERA WHIP																		
Mike Torrez, R (1, 1) ERA: 6.5	0.2	L	8	4	6	6	0	2	0	0	0	0	0	0	6	14	81.00	9.000		
Bob Stanley, R (1, 1) ERA: 5.03	1.1		13	5	3	3	0	3	0	1	0	0	0	0	9	22	20.25	6.000		
Chuck Rainey, R (3, 1) ERA: 2.38	5.0		18	3	0	0	3	1	0	0	0	0	0	0	23	27	0.00	0.800		
Bill Campbell, R (8, 1) ERA: 6.0	2.0		9	3	2	2	1	1	0	0	0	0	0	0	10	14	9.00	2.000		

Batter	1	2	3	4	5	6	7	8	9	AB	R	H	RBI	BB	SO	LOB	BOTTOM			
Dwight Evans, R (1, 9) OBP: 0.468, SLG: 0.635										3	2	1	1	1	1	0	<b>Minnesota Twins @ Boston Red Sox</b> Fenway Park, Boston, MA Sat May 02 1981, 3:33 AM EDT Att: 16,940 - Unknown - 53 F			
Dave Stapleton, R (1, 4) OBP: 0.314, SLG: 0.340										4	0	2	0	0	0	1				
Carl Yastrzemski, L (1, 10) OBP: 0.294, SLG: 0.226										4	0	2	0	0	0	1				
Jim Rice, R (1, 7) OBP: 0.273, SLG: 0.389										3	0	1	1	0	1	2				
Tony Perez, R (1, 3) OBP: 0.239, SLG: 0.313										4	0	0	0	0	0	5				
Carney Lansford, R (1, 5) OBP: 0.356, SLG: 0.441										4	0	1	0	0	0	2				
Gary Allenson, R (1, 2) OBP: 0.319, SLG: 0.433										3	0	0	0	1	0	1				
Glenn Hoffman, R (1, 6) OBP: 0.203, SLG: 0.177 Tom Poquette, L (9, PH)										3	0	0	0	0	0	2				
Rick Miller, L (1, 8) OBP: 0.356, SLG: 0.346 Reid Nichols, R (8, 8)										3	0	0	0	0	1	2				
<b>Inning Stats</b>	R: 1 E: 0 K: 0 S: 4	H: 1 LOB: 1 BB: 1 P: 8	R: 0 E: 0 K: 0 S: 4	H: 1 LOB: 1 BB: 0 P: 4	R: 0 E: 0 K: 0 S: 5	H: 2 LOB: 2 BB: 0 P: 5	R: 0 E: 0 K: 0 S: 3	H: 0 LOB: 0 BB: 0 P: 3	R: 0 E: 0 K: 1 S: 5	H: 0 LOB: 0 BB: 0 P: 5	R: 0 E: 0 K: 1 S: 5	H: 0 LOB: 1 BB: 1 P: 9	R: 1 E: 0 K: 0 S: 6	H: 3 LOB: 2 BB: 0 P: 6	R: 0 E: 0 K: 0 S: 3	H: 0 LOB: 0 BB: 0 P: 3		1B: 5 2B: 1 3B: 0 HR: 1	SF: 1 SAC: 0 DP: 0 HBP: 0	WP: 0 PB: 0 SB: 0 CS: 0
<b>PITCHER</b>	IP WLS BF H R ER SO BB IBB HBP BLK WP HR S P ERA WHIP	IP WLS BF H R ER SO BB IBB HBP BLK WP HR S P ERA WHIP																		
Albert Williams, R (1, 1) ERA: 2.87	8.0	W	33	7	2	2	3	2	0	0	0	0	0	0	37	45	2.25	1.125		
John Verhoeven, R (9, 1) ERA: 4.0	1.0		3	0	0	0	0	0	0	0	0	0	0	3	3	0.00	0.000			



Batter	1	2	3	4	5	6	7	8	9	AB	R	H	RBI	BB	SO	LOB	TOP																			
Hosken Powell, L (1,9) OBP: 0.311, SLG: 0.315 Dave Engle, R (9, PH) OBP: 0.351, SLG: 0.471	K		F8	K			SH2-4		SH1-4 1B	3	0	0	0	0	2	3																				
John Castino, R (1,5) OBP: 0.289, SLG: 0.437	K		3-1	FC6-4					SH1-4	4	0	1	0	0	1	3																				
Mickey Hatcher, R (1,8) OBP: 0.293, SLG: 0.347			E2 1B		K		FC6-4 1B		L9	5	1	2	1	0	1	2																				
Roy Smalley, S (1,6) OBP: 0.446, SLG: 0.630				1B	L8					2	0	1	0	3	0	0																				
Glenn Adams, L (1,10) OBP: 0.347, SLG: 0.424				BB					IBB	5	0	1	2	0	0	6																				
Rob Wilfong, L (1,4) Pete Mackanin, R (8, PH) OBP: 0.179, SLG: 0.214		G3	F8				6-3		4-3	3	0	0	0	0	0	2																				
Rick Sofield, L (1,7) Gary Ward, R (8, PH) OBP: 0.289, SLG: 0.293		G3		G3			K		6-3	3	0	0	0	0	1	0																				
Ron Jackson, R (1,3) OBP: 0.300, SLG: 0.400							5-3		E6	3	0	0	0	1	0	0																				
Sal Butera, R (1,2) OBP: 0.471, SLG: 0.552									K	1	2	0	0	3	1	1																				
<b>Inning Stats</b>	R: 0 E: 0 K: 2 S: 8	H: 1 LOB: 2 BB: 1 P: 12	R: 0 E: 0 K: 0 S: 3	H: 0 LOB: 0 BB: 0 P: 3	R: 2 E: 1 K: 0 S: 5	H: 2 LOB: 2 BB: 2 P: 13	R: 0 E: 0 K: 1 S: 5	H: 0 LOB: 2 BB: 2 P: 13	R: 0 E: 0 K: 1 S: 5	H: 0 LOB: 0 BB: 0 P: 5	R: 1 E: 0 K: 0 S: 5	H: 2 LOB: 2 BB: 1 P: 9	R: 0 E: 1 K: 1 S: 6	H: 0 LOB: 1 BB: 0 P: 6	R: 0 E: 0 K: 0 S: 4	H: 1 LOB: 2 BB: 1 P: 8	1B: 5 2B: 1 3B: 0 HR: 0	SF: 0 SAC: 2 DP: 0 HBP: 0	WP: 0 PA: 41 PB: 0 SB: 1 CS: 0																	
<b>PITCHER</b>	IP	WLS	BF	H	R	ER	SO	BB	IBB	HBP	BLK	WP	HR	S	P	ERA	WHIP	<b>PITCHER</b>		IP	WLS	BF	H	R	ER	SO	BB	IBB	HBP	BLK	WP	HR	S	P	ERA	WHIP
Steve Crawford, R (1,1) ERA: 3.68	6.2	L	31	5	3	1	5	6	0	0	0	0	0	35	59	1.35	1.650																			
Tom Burgmeier, L (7,1) ERA: 2.79	2.1		10	1	0	0	1	0	1	0	0	0	0	11	15	0.00	0.429																			

**Minnesota Twins @ Boston Red Sox**  
Fenway Park, Boston, MA  
Sun May 03 1981, 3:33 AM EDT  
Att: 15,608 - Unknown - 57 F

AB 32  
R 3  
H 6  
RBI 3  
BB 7  
SO 6  
LOB 17



Batter	1	2	3	4	5	6	7	8	9	AB	R	H	RBI	BB	SO	LOB	BOTTOM																			
Dwight Evans, R (1,9) OBP: 0.446, SLG: 0.597	5-3		FC6-4		K			K		4	0	0	0	0	2	2																				
Dave Stapleton, R (1,4) OBP: 0.309, SLG: 0.320	P4		FC6-4		F9					3	0	0	1	1	0	1																				
Carl Yastrzemski, L (1,3) OBP: 0.294, SLG: 0.228			F8			G3		K		4	0	1	0	0	1	2																				
Jim Rice, R (1,7) OBP: 0.284, SLG: 0.387	K			1B				K		3	0	1	0	1	2	2																				
Tony Perez, R (1,10) OBP: 0.240, SLG: 0.309		F7				FC3-6 FC4-6			4-3	4	0	1	0	0	0	1																				
Carney Lansford, R (1,5) OBP: 0.351, SLG: 0.431						FC4-6			5-3	4	0	1	0	0	0	3																				
Gary Allenson, R (1,2) Pete Redfern, R (9, PH) OBP: 0.366, SLG: 0.235							F7		6-3	3	0	0	0	0	2	3																				
Glenn Hoffman, R (1,6) OBP: 0.209, SLG: 0.172								L7		2	1	0	0	1	0	2																				
Rick Miller, L (1,8) OBP: 0.355, SLG: 0.333								F8		2	0	0	0	1	1	0																				
<b>Inning Stats</b>	R: 0 E: 0 K: 1 S: 6	H: 1 LOB: 1 BB: 0 P: 6	R: 0 E: 0 K: 1 S: 5	H: 1 LOB: 0 BB: 0 P: 5	R: 1 E: 0 K: 0 S: 3	H: 0 LOB: 1 BB: 2 P: 11	R: 0 E: 0 K: 1 S: 7	H: 2 LOB: 2 BB: 0 P: 7	R: 0 E: 0 K: 2 S: 7	H: 0 LOB: 0 BB: 0 P: 7	R: 0 E: 0 K: 0 S: 3	H: 0 LOB: 1 BB: 1 P: 7	R: 0 E: 0 K: 3 S: 9	H: 0 LOB: 1 BB: 1 P: 13	R: 0 E: 0 K: 0 S: 3	H: 0 LOB: 0 BB: 0 P: 3	1B: 4 2B: 0 3B: 0 HR: 0	SF: 0 SAC: 0 DP: 0 HBP: 0	WP: 0 PA: 34 PB: 0 SB: 0 CS: 1																	
<b>PITCHER</b>	IP	WLS	BF	H	R	ER	SO	BB	IBB	HBP	BLK	WP	HR	S	P	ERA	WHIP	<b>PITCHER</b>		IP	WLS	BF	H	R	ER	SO	BB	IBB	HBP	BLK	WP	HR	S	P	ERA	WHIP
Pete Redfern, R (1,1) ERA: 3.52	7.0	W	27	4	1	1	5	3	0	0	0	0	0	34	46	1.29	1.000																			
Doug Corbett, R (8,1) ERA: 1.27	2.0	S	7	0	0	0	3	1	0	0	0	0	0	12	16	0.00	0.500																			

**Minnesota Twins @ Boston Red Sox**  
Fenway Park, Boston, MA  
Sun May 03 1981, 3:33 AM EDT  
Att: 15,608 - Unknown - 57 F

AB 30  
R 1  
H 4  
RBI 1  
BB 4  
SO 8  
LOB 16



Batter	1	2	3	4	5	6	7	8	9	10	AB	R	H	RBI	BB	SO	LOB	TOP		
Hosken Powell, L OBP: 0.308, SLG: 0.310	1-3		G3			E6 1B		CS 1B			4	1	1	0	0	0	1	<b>Minnesota Twins @ Baltimore Orioles</b> Memorial Stadium, Baltimore, MD Mon May 04 1981, 7:05 PM EDT Att: 9,717 - Unknown		
John Castino, R OBP: 0.287, SLG: 0.429	6-3		G3			1B G4-6-3		1-2 K			4	1	1	0	0	1	2			
Mickey Hatcher, R OBP: 0.291, SLG: 0.342	F9				F9				4-3		4	0	1	1	0	0	0			
Roy Smalley, S OBP: 0.436, SLG: 0.610		F4				1-3 1B				K	4	1	1	0	0	1	1			
Glenn Adams, L OBP: 0.342, SLG: 0.414				1-3 1B						L9	4	0	1	0	0	0	1			
Rob Wilfong, L OBP: 0.233, SLG: 0.280		FC1-6 1B									4	0	1	1	0	0	1			
Rick Sofield, L OBP: 0.180, SLG: 0.184											4	0	0	0	0	1	1			
Ron Jackson, R OBP: 0.297, SLG: 0.407				4-3							4	0	1	0	0	0	0			
Sal Butera, R OBP: 0.459, SLG: 0.531											3	0	1	0	0	0	0			
Danny Goodwin, L OBP: 0.292, SLG: 0.318											1	0	0	0	0	0	1			
Ray Smith, R OBP: 0.200, SLG: 0.300											0	0	0	0	0	0	0			
<b>Inning Stats</b>	R: 0 E: 0 K: 0 S: 3	H: 0 LOB: 0 BB: 0 P: 3	R: 0 E: 0 K: 0 S: 4	H: 1 LOB: 1 BB: 0 P: 4	R: 0 E: 0 K: 0 S: 4	H: 1 LOB: 1 BB: 0 P: 4	R: 1 E: 0 K: 0 S: 5	H: 2 LOB: 1 BB: 0 P: 4	R: 0 E: 0 K: 1 S: 5	H: 0 LOB: 0 BB: 0 P: 5	R: 0 E: 0 K: 1 S: 5	H: 1 LOB: 0 BB: 0 P: 5	R: 0 E: 0 K: 1 S: 5	H: 0 LOB: 0 BB: 0 P: 5	R: 0 E: 0 K: 0 S: 4	H: 1 LOB: 1 BB: 0 P: 4	1B: 7 2B: 1 3B: 0 HR: 0	SF: 0 SAC: 0 DP: 1 HBP: 0	WP: 0 PA: 36 PB: 0 SB: 0 CS: 1	
<b>PITCHER</b> Dennis Martinez, R ERA: 4.09	IP: 10.0 W: 10 L: 0 S: 5	WLS: 36 BF: 8 H: 3 ER: 1 SO: 3	H: 3 R: 3 ER: 1 SO: 3	BB: 0 IBB: 0 HBP: 0 BLK: 0	WP: 0 HR: 0 S: 42 P: 42	ERA: 0.90 WHIP: 0.800	<b>PITCHER</b>													

Batter	1	2	3	4	5	6	7	8	9	10	AB	R	H	RBI	BB	SO	LOB	BOTTOM			
Al Bumbry, L OBP: 0.333, SLG: 0.338	K		K	G3			FC5-6 CS 1-2				5	0	1	0	0	2	5	<b>Minnesota Twins @ Baltimore Orioles</b> Memorial Stadium, Baltimore, MD Mon May 04 1981, 7:05 PM EDT Att: 9,717 - Unknown			
Rich Dauer, R OBP: 0.333, SLG: 0.343	F7		K				1B 1-2				5	0	1	0	0	1	3				
Ken Singleton, S OBP: 0.453, SLG: 0.631	6-3										5	0	1	0	0	1	1				
Eddie Murray, S OBP: 0.186, SLG: 0.182		F8									5	2	2	0	0	1	2				
Benny Ayala, R OBP: 0.309, SLG: 0.467		5-3									4	1	1	0	0	0	0				
Gary Roenicke, R OBP: 0.383, SLG: 0.375											5	1	2	0	0	0	1				
Doug DeCinces, R OBP: 0.279, SLG: 0.262				E4 1B							3	0	1	2	2	1	2				
Rick Dempsey, R OBP: 0.271, SLG: 0.262											3	0	0	0	1	0	4				
Terry Crowley, L OBP: 0.462, SLG: 0.310											1	0	1	1	0	0	0				
Lenn Sakata, R OBP: 0.308, SLG: 0.111											2	0	1	1	1	1	0				
<b>Inning Stats</b>	R: 0 E: 0 K: 1 S: 5	H: 0 LOB: 0 BB: 0 P: 5	R: 0 E: 0 K: 0 S: 3	H: 0 LOB: 0 BB: 0 P: 3	R: 0 E: 1 K: 2 S: 9	H: 1 LOB: 2 BB: 0 P: 9	R: 3 E: 0 K: 1 S: 9	H: 4 LOB: 2 BB: 1 P: 13	R: 0 E: 0 K: 1 S: 5	H: 0 LOB: 0 BB: 0 P: 5	R: 0 E: 0 K: 0 S: 3	H: 2 LOB: 2 BB: 1 P: 8	R: 0 E: 0 K: 0 S: 3	H: 1 LOB: 1 BB: 1 P: 7	R: 0 E: 0 K: 1 S: 6	H: 1 LOB: 1 BB: 0 P: 6	R: 1 E: 1 K: 1 S: 7	H: 2 LOB: 2 BB: 0 P: 7	1B: 9 2B: 2 3B: 0 HR: 0	SF: 1 SAC: 1 DP: 1 HBP: 0	WP: 0 PA: 44 PB: 0 SB: 0 CS: 1
<b>PITCHER</b> Jerry Kosman, L ERA: 4.62	IP: 9.1 W: 1 L: 0 S: 10	WLS: 41 BF: 10 H: 4 ER: 3 SO: 6	H: 4 R: 4 ER: 3 SO: 6	BB: 2 IBB: 2 HBP: 0 BLK: 0	WP: 0 HR: 0 S: 49 P: 65	ERA: 2.89 WHIP: 1.286	<b>PITCHER</b>														
Doug Corbett, R ERA: 1.25	IP: 10.1 W: 1 L: 0 S: 3	WLS: 1 BF: 0 H: 0 ER: 0 SO: 1	H: 0 R: 0 ER: 0 SO: 1	BB: 0 IBB: 0 HBP: 0 BLK: 0	WP: 0 HR: 0 S: 5 P: 5	ERA: 0.00 WHIP: 3.000	<b>PITCHER</b>														





Batter	1	2	3	4	5	6	7	8	9	AB	R	H	RBI	BB	SO	LOB	TOP
Gary Ward, R OBP: 0.327, SLG: 0.422 (1.7)										4	1	3	1	0	0	0	<b>Minnesota Twins @ Baltimore Orioles</b> Memorial Stadium, Baltimore, MD Tue May 05 1981, 7:05 PM EDT Att: 11,096 - Unknown - 68 F
John Castino, R OBP: 0.276, SLG: 0.411 (1.5)										4	0	0	0	0	0	3	
Mickey Hatcher, R OBP: 0.289, SLG: 0.350 (1.8)										4	1	1	0	0	0	2	
Roy Smalley, S OBP: 0.430, SLG: 0.588 (1.6)										3	0	0	0	1	1	1	
Pete Mackanin, R OBP: 0.188, SLG: 0.219 (1.4)										4	0	1	1	0	0	1	
Ron Jackson, R OBP: 0.294, SLG: 0.397 (1.3)									4	0	1	0	0	0	0	1	
Dave Engle, R Hosken Powell, L (9, PH) Chuck Baker, R (9, PH) (1.9)									3	0	0	0	0	0	1	1	
Glenn Adams, L OBP: 0.325, SLG: 0.392 (1.10)									4	0	0	0	0	0	2	2	
Sal Butera, R OBP: 0.450, SLG: 0.514 (1.2)									3	0	1	0	0	0	0	0	
<b>Inning Stats</b>	R: 1 E: 0 K: 0 S: 4	H: 1 LOB: 0 BB: 0 P: 4	R: 0 E: 0 K: 1 S: 5	H: 0 LOB: 0 BB: 0 P: 5	R: 0 E: 0 K: 0 S: 3	H: 0 LOB: 0 BB: 0 P: 3	R: 0 E: 0 K: 1 S: 5	H: 2 LOB: 2 BB: 0 P: 7	R: 0 E: 0 K: 0 S: 3	H: 0 LOB: 1 BB: 1 P: 7	R: 0 E: 0 K: 1 S: 6	H: 1 LOB: 1 BB: 0 P: 6	R: 1 E: 0 K: 1 S: 8	H: 3 LOB: 2 BB: 0 P: 8	1B: 4 2B: 2 3B: 0 HR: 1	SF: 0 SAC: 0 DP: 0 HBP: 0	
<b>PITCHER</b>	IP WLS BF H R ER SO BB IBB HBP BLK WP HR S P ERA WHIP																
Mike Flanagan, L ERA: 2.58 (1.1)	8.1 W 32 6 2 2 4 1 0 0 0 1 1 39 43 2.16 0.840																
Tim Stoddard, R ERA: 5.23 (9.1)	0.0 1 1 0 0 0 0 0 0 0 0 0 1 1 ∞ ∞																
Tippy Martinez, L ERA: 1.74 (9.1)	0.2 S 2 0 0 0 1 0 0 0 0 0 0 4 4 0.00 0.000																

Batter	1	2	3	4	5	6	7	8	9	AB	R	H	RBI	BB	SO	LOB	BOTTOM
Al Bumbry, L OBP: 0.341, SLG: 0.338 (1.8)										3	1	1	0	1	1	2	<b>Minnesota Twins @ Baltimore Orioles</b> Memorial Stadium, Baltimore, MD Tue May 05 1981, 7:05 PM EDT Att: 11,096 - Unknown - 68 F
Rich Dauer, R OBP: 0.333, SLG: 0.361 (1.4)										2	1	1	2	0	0	2	
Lenn Sakata, R OBP: 0.286, SLG: 0.100 (6.4)										1	0	0	0	0	0	0	
Ken Singleton, S OBP: 0.494, SLG: 0.809 (1.10)										3	0	1	0	1	0	1	
Eddie Murray, S OBP: 0.175, SLG: 0.169 (1.3)										4	0	0	0	0	0	3	
Dan Graham, L OBP: 0.318, SLG: 0.289 (1.2)										3	0	0	0	1	0	1	
Rick Dempsey, R OBP: 0.271, SLG: 0.262 (8, PR) (9.2)										0	0	0	0	0	0	0	
Jim Dwyer, L OBP: 0.270, SLG: 0.353 (1.7)										3	0	0	1	0	0	1	
Doug DeCinces, R OBP: 0.268, SLG: 0.250 (1.5)										3	0	0	0	0	1	2	
Gary Roenicke, R OBP: 0.400, SLG: 0.419 (1.9)										3	1	2	0	0	0	0	
Wayne Krenchicki, L OBP: 0.316, SLG: 0.353 (1.6)										2	0	0	0	1	0	1	
<b>Inning Stats</b>	R: 2 E: 0 K: 0 S: 5	H: 2 LOB: 2 BB: 2 P: 13	R: 1 E: 0 K: 0 S: 4	H: 1 LOB: 1 BB: 1 P: 8	R: 0 E: 0 K: 0 S: 3	H: 0 LOB: 0 BB: 0 P: 3	R: 0 E: 0 K: 1 S: 6	H: 1 LOB: 2 BB: 1 P: 10	R: 0 E: 0 K: 0 S: 3	H: 0 LOB: 0 BB: 0 P: 3	R: 0 E: 0 K: 1 S: 5	H: 0 LOB: 0 BB: 0 P: 5	R: 0 E: 0 K: 0 S: 4	H: 1 LOB: 1 BB: 0 P: 4	1B: 3 2B: 2 3B: 0 HR: 0	SF: 2 SAC: 0 DP: 0 HBP: 0	WP: 0 PA: 33 PB: 0 SB: 0 CS: 0
<b>PITCHER</b>	IP WLS BF H R ER SO BB IBB HBP BLK WP HR S P ERA WHIP																
Roger Erickson, R ERA: 4.08 (1.1)	8.0 L 33 5 3 3 2 4 0 0 0 0 0 33 49 3.38 1.125																

AB 34  
R 2  
H 7  
RBI 2  
BB 1  
SO 5  
LOB 13



AB 27  
R 3  
H 5  
RBI 3  
BB 4  
SO 2  
LOB 13



livebaseballscores.com

livebaseballscores.com

Batter	1	2	3	4	5	6	7	8	9	AB	R	H	RBI	BB	SO	LOB	TOP	
Hosken Powell, L OBP: 0.329, SLG: 0.349	0-0 2B		0-0 2B 1-3 1B	4-3		0-0 1B		0-3 K		5	1	3	1	0	1	4	<b>Minnesota Twins @ Baltimore Orioles</b> Memorial Stadium, Baltimore, MD Wed May 06 1981, 7:05 PM EDT Att. 9,085 - Unknown - 59 F	
John Castino, R OBP: 0.419, SLG: 0.414	4-0 BB		0-0 F4		0-0 G1-6-3 1B	0-0 1B		0-0 F7		4	0	2	1	1	0	2		
Mickey Hatcher, R OBP: 0.295, SLG: 0.365	0-0 F2		0-0 1-3 PO 2B		0-0 G1-6-3 1B	0-3 K		0-0 F4		5	0	2	0	0	1	4		
Roy Smalley, S OBP: 0.419, SLG: 0.565	0-3 K		0-0 1-3		0-0 G1-6-3			0-0 F7		5	0	1	1	0	1	5		
Glenn Adams, L OBP: 0.318, SLG: 0.380	0-0 L6		0-0 PO		0-0 F9	0-0 G3		0-0 4-3		5	0	1	0	0	0	3		
Gary Ward, R OBP: 0.352, SLG: 0.440		0-0 FC5-4 1B		0-0 1B 1B		0-0 F9	0-0 FC6 1B	0-3 K		5	0	3	0	0	1	2		
Rob Wilfong, L OBP: 0.242, SLG: 0.287		0-0 FC5-4 1B		0-0 1B 1B		0-0 1-3	0-0 FC6 1B	0-0 1B		5	1	2	0	0	0	2		
Ron Jackson, R OBP: 0.329, SLG: 0.418		0-0 G5-4-3 1B		0-0 1-2 2-3 1B		4-0 BB 1B BB		0-0 SH2-4 1B	0-0 F8	4	1	3	1	1	0	3		
Sal Butera, R OBP: 0.442, SLG: 0.486		0-0 G5-4-3		0-0 F6		4-0 1B BB		0-0 SH2-4		2	1	0	0	1	0	4		
<b>Inning Stats</b>	R: 0 E: 0 K: 1 S: 6	H: 1 LOB: 2 BB: 1 P: 10	R: 1 E: 1 K: 0 S: 4	H: 2 LOB: 0 BB: 0 P: 4	R: 1 E: 0 K: 0 S: 4	H: 2 LOB: 0 BB: 0 P: 4	R: 0 E: 0 K: 0 S: 6	H: 3 LOB: 3 BB: 0 P: 6	R: 0 E: 0 K: 0 S: 4	H: 1 LOB: 1 BB: 0 P: 4	R: 0 E: 0 K: 1 S: 6	H: 1 LOB: 1 BB: 0 P: 6	R: 0 E: 0 K: 1 S: 8	H: 3 LOB: 3 BB: 0 P: 8	1B: 15 2B: 2 3B: 0 HR: 0	SF: 0 SAC: 1 DP: 2 HBP: 0	WP: 0 PA: 45 PB: 0 SB: 0 CS: 0	
<b>PITCHER</b>	IP WLS BF H R ER SO BB IBB HBP BLK WP HR S P ERA WHIP																	
Jim Palmer, R ERA: 2.78	(1, 1) 4.0	W 21	10	2	1	1	1	1	0	0	0	0	0	0	22	26	2.25	2.750
Sammy Stewart, R ERA: 0.95	(5, 1) 5.0	W 23	7	2	2	3	2	0	0	0	0	0	0	0	27	35	3.60	1.800

AB	40
R	4
H	17
RBI	4
BB	3
SO	4
LOB	29



Batter	1	2	3	4	5	6	7	8	9	AB	R	H	RBI	BB	SO	LOB	BOTTOM		
Al Bumbry, L OBP: 0.354, SLG: 0.357	0-0 G3 2B		4-0 FC1-6 BB	4-3			0-0 6-3		0-0 E 1B	4	1	2	1	1	0	3	<b>Minnesota Twins @ Baltimore Orioles</b> Memorial Stadium, Baltimore, MD Wed May 06 1981, 7:05 PM EDT Att. 9,085 - Unknown - 59 F		
Wayne Krenchicki, L OBP: 0.273, SLG: 0.300	0-0 G3		0-0 FC1-6		0-0 4-3		0-3 K		0-0 FC5-2-6-3 1B	3	0	0	0	0	0	2			
Jose Morales, R OBP: 0.583, SLG: 0.636	(7, PH)		0-0 FC1-6		0-0 4-3		0-0 K		0-0 FC5-2-6-3 1B	1	0	0	0	0	1	1			
Mark Belanger, R OBP: 0.100, SLG: 0.077	(8, 6)		0-0 FC1-6		0-0 4-3		0-0 K		0-0 FC5-2-6-3 1B	1	0	0	0	0	0	1			
Ken Singleton, S OBP: 0.482, SLG: 0.775	4-0 G4-6-3 BB		0-0 4-3		0-0 L9		0-0 F8			3	0	0	0	1	0	2			
Eddie Murray, S OBP: 0.164, SLG: 0.159	0-0 G4-6-3		0-0 F7		0-0 1-3			0-0 5-3		4	0	0	0	0	0	2			
Terry Crowley, L OBP: 0.476, SLG: 0.344	(1, 10)		0-0 4-3		0-0 FC5-4 BB 1B		0-0 1B		0-0 L5	3	1	2	0	0	0	0			
Benny Ayala, R OBP: 0.368, SLG: 0.438	(8, PH)		0-0 4-3		0-0 FC5-4 BB 1B		0-0 1B		0-0 F8	1	0	0	0	0	0	0			
John Lowenstein, L OBP: 0.275, SLG: 0.200	(1, 7)		0-0 F8		4-0 FC5-4 BB		0-3 K		0-0 F8	2	0	0	0	1	1	1			
Gary Roenicke, R OBP: 0.392, SLG: 0.409	(8, PH) (9, 7)		0-0 F8		1-2 FC5-4 BB		0-0 K		0-0 F8	1	0	0	0	0	0	0			
Doug DeCinces, R OBP: 0.253, SLG: 0.235	(1, 5)		0-0 5-3		0-0 FC5-4 1B		0-0 F7		0-0 F7	4	1	0	0	0	0	3			
Rick Dempsey, R OBP: 0.288, SLG: 0.267	(1, 2)		0-3 K		0-0 1B 1B		0-0 F8		4-0 1B BB	3	1	1	1	1	1	1			
Lenn Sakata, R OBP: 0.444, SLG: 0.385	(1, 4)		1-0 BB HBP		0-0 1B		0-0 2B		0-0 1B 1B	3	1	3	1	0	0	0			
<b>Inning Stats</b>	R: 0 E: 0 K: 0 S: 3	H: 1 LOB: 1 BB: 1 P: 7	R: 0 E: 0 K: 0 S: 3	H: 0 LOB: 0 BB: 0 P: 3	R: 1 E: 1 K: 1 S: 5	H: 0 LOB: 1 BB: 1 P: 10	R: 2 E: 0 K: 0 S: 6	H: 3 LOB: 2 BB: 1 P: 10	R: 0 E: 0 K: 1 S: 6	H: 1 LOB: 1 BB: 0 P: 6	R: 0 E: 0 K: 1 S: 6	H: 1 LOB: 1 BB: 0 P: 6	R: 0 E: 0 K: 0 S: 3	H: 0 LOB: 0 BB: 0 P: 3	R: 2 E: 1 K: 0 S: 4	H: 2 LOB: 2 BB: 1 P: 8	1B: 6 2B: 2 3B: 0 HR: 0	SF: 0 SAC: 0 DP: 1 HBP: 1	WP: 0 PA: 38 PB: 0 SB: 0 CS: 0
<b>PITCHER</b>	IP WLS BF H R ER SO BB IBB HBP BLK WP HR S P ERA WHIP																		
Fernando Arroyo, R ERA: 3.12	(1, 1) 6.0	L 10	2	2	1	1	1	0	0	0	0	0	0	0	11	15	3.86	1.286	
Jack O'Connor, L ERA: 2.16	(7, 1)		2	2	1	1	1	0	0	0	0	0	0	0	0	0			
Doug Corbett, R ERA: 1.23	(9, 1)		0	0	0	0	0	0	0	0	0	0	0	0	1	1	0.00	0.000	


AB	33
R	5
H	8
RBI	3
BB	4
SO	3
LOB	16



Batter	1	2	3	4	5	6	7	8	9	AB	R	H	RBI	BB	SO	LOB	TOP								
Miguel Dilone, S OBP: 0.213, SLG: 0.178 (1, 7)	F2		F5		F7					5	1	2	2	0	0	1									
Rick Manning, L OBP: 0.279, SLG: 0.186 (1, 8)	L5-4 BB		K							2	0	0	0	2	1	0									
Alan Bannister, R OBP: 0.246, SLG: 0.254 (9, PH)	L5-4 BB									1	1	1	0	0	0	0									
Mike Hargrove, L OBP: 0.312, SLG: 0.269 (1, 3)										1	1	0	0	3	0	1									
Andre Thornton, R OBP: 0.350, SLG: 0.457 (1, 10)	L5-4									4	1	1	0	1	2	5									
Joe Charboneau, R OBP: 0.241, SLG: 0.220 (1, 9)			L8							4	1	1	1	0	0	3									
Larry Lintford, R (9, PH)										0	0	0	0	0	0	0									
Jorge Orta, L (9, PH)										0	0	0	0	0	0	0									
Bo Diaz, L (9, PH)										1	0	1	2	0	0	0									
Jerry Dybzinski, R (9, PH)										0	0	0	0	0	0	0									
Pat Kelly, L (9, 9)										0	0	0	0	0	0	0									
Toby Harrah, R OBP: 0.338, SLG: 0.355 (1, 5)	F8									4	0	1	1	1	0	1									
Ron Hassey, L OBP: 0.308, SLG: 0.286 (1, 2)										2	1	1	1	2	0	2									
Duane Kuiper, L OBP: 0.286, SLG: 0.286 (1, 4)										4	1	2	0	0	1	2									
Tom Verzyer, R OBP: 0.345, SLG: 0.339 (1, 6)										4	0	0	0	0	0	5									
<b>Inning Stats</b>	R: 0 E: 0 K: 0 S: 2	H: 0 LOB: 1 BB: 2 P: 10	R: 0 E: 0 K: 1 S: 5	H: 0 LOB: 1 BB: 1 P: 9	R: 0 E: 0 K: 1 S: 5	H: 0 LOB: 0 BB: 0 P: 5	R: 0 E: 0 K: 0 S: 3	H: 1 LOB: 1 BB: 1 P: 7	R: 0 E: 0 K: 0 S: 4	H: 1 LOB: 1 BB: 0 P: 4	R: 0 E: 0 K: 1 S: 5	H: 0 LOB: 1 BB: 1 P: 9	R: 2 E: 0 K: 0 S: 4	H: 2 LOB: 0 BB: 1 P: 8	R: 3 E: 0 K: 0 S: 6	H: 3 LOB: 2 BB: 2 P: 14	R: 2 E: 0 K: 1 S: 8	H: 3 LOB: 2 BB: 1 P: 12	1B: 9 2B: 2 3B: 0 HR: 0	SF: 1 SAC: 1 DP: 2 HBP: 0	WP: 0 PB: 0 SB: 1 CS: 1	PA: 44			
<b>PITCHER</b>	IP	WLS	BF	H	R	ER	SO	BB	IBB	HBP	BLK	WP	HR	S	P	ERA	WHIP								
Albert Williams, R ERA: 3.0 (1, 1)	7.1		30	4	3	3	3	7	0	0	1	0	0	29	57	3.68	1.500								
Doug Corbett, R ERA: 2.01 (8, 1)	0.1		5	3	2	2	0	1	0	0	0	0	0	4	8	54.00	12.000								
John Verhoeven, R ERA: 4.82 (8, 1)	0.1		2	1	1	1	0	0	0	0	0	0	0	2	2	27.00	3.000								
Darrell Jackson, L ERA: 27.0 (9, 1)	0.1		2	1	0	0	0	0	0	0	0	0	0	2	2	0.00	3.000								
Don Cooper, R ERA: 4.15 (9, 1)	0.1		1	0	0	0	1	0	0	0	0	0	0	3	3	0.00	0.000								

Cleveland Indians @ Minnesota Twins  
Metropolitan Stadium, Bloomington, MI  
Fri May 08 1981, 8:05 PM EDT  
Att: 4,664 - Cloudy - 60 F


AB 32  
R 7  
H 10  
RBI 7  
BB 9  
SO 4  
LOB 20



Batter	1	2	3	4	5	6	7	8	9	AB	R	H	RBI	BB	SO	LOB	BOTTOM								
Hosken Powell, L OBP: 0.333, SLG: 0.353 (1, 9)	4-3									5	0	2	1	0	1	1									
Dave Engle, R OBP: 0.317, SLG: 0.421 (9, PH)										1	0	0	0	0	0	1									
John Castino, R OBP: 0.303, SLG: 0.413 (1, 5)	K									5	1	2	1	1	1	3									
Mickey Hatcher, R OBP: 0.301, SLG: 0.371 (1, 8)	K									4	1	1	1	1	1	2									
Roy Smalley, S OBP: 0.421, SLG: 0.563 (1, 6)										2	0	1	0	0	1	0									
Chuck Baker, R (4, 6)										2	0	0	0	0	0	3									
Danny Goodwin, L (8, PH)										1	0	1	2	0	0	0									
Pete Mackanin, R OBP: 0.188, SLG: 0.219 (9, 6)										0	0	0	0	0	0	0									
Glenn Adams, L OBP: 0.322, SLG: 0.373 (1, 10)										4	1	1	0	1	1	1									
Gary Ward, R OBP: 0.373, SLG: 0.434 (1, 7)										3	2	1	0	2	1	1									
Rob Wilfong, L OBP: 0.260, SLG: 0.304 (1, 4)										5	1	3	0	0	1	3									
Ron Jackson, R OBP: 0.321, SLG: 0.403 (1, 3)										5	0	1	2	0	0	3									
Sal Butera, R OBP: 0.458, SLG: 0.475 (1, 2)										3	2	1	1	2	0	2									
<b>Inning Stats</b>	R: 0 E: 0 K: 2 S: 7	H: 3 LOB: 3 BB: 1 P: 15	R: 2 E: 0 K: 2 S: 11	H: 3 LOB: 2 BB: 1 P: 10	R: 0 E: 0 K: 0 S: 3	H: 0 LOB: 1 BB: 1 P: 7	R: 0 E: 0 K: 0 S: 6	H: 1 LOB: 2 BB: 1 P: 8	R: 0 E: 0 K: 0 S: 3	H: 1 LOB: 0 BB: 0 P: 3	R: 3 E: 1 K: 2 S: 10	H: 3 LOB: 3 BB: 3 P: 22	R: 1 E: 0 K: 0 S: 4	H: 2 LOB: 1 BB: 0 P: 4	1B: 13 2B: 2 3B: 0 HR: 0	SF: 0 SAC: 0 DP: 1 HBP: 0	WP: 0 PB: 1 SB: 1 CS: 0	PA: 47							
<b>PITCHER</b>	IP	WLS	BF	H	R	ER	SO	BB	IBB	HBP	BLK	WP	HR	S	P	ERA	WHIP								
John Denny, R ERA: 3.06 (1, 1)	7.2		42	12	7	5	6	6	1	0	0	0	0	7	7	5.87	2.348								
Sid Monge, L ERA: 1.5 (8, 1)	1.0		5	2	1	0	1	0	0	0	0	0	0	7	7	0.00	2.000								

Cleveland Indians @ Minnesota Twins  
Metropolitan Stadium, Bloomington, MI  
Fri May 08 1981, 8:05 PM EDT  
Att: 4,664 - Cloudy - 60 F

AB 40  
R 8  
H 14  
RBI 8  
BB 7  
SO 7  
LOB 20



Batter	1	2	3	4	5	6	7	8	9	10	AB	R	H	RBI	BB	SO	LOB	TOP	
<b>Rick Manning, L</b> OBP: 0.274, SLG: 0.188 (1, 8)	0-0 1-3		0-0 FC4-6			0-3 K		0-0 BB 1B	0-3 K		5	1	1	0	0	2	2	<b>Cleveland Indians @ Minnesota Twins</b> Metropolitan Stadium, Bloomington, MI Sat May 09 1981, 8:05 PM EDT Att: 4,187 - Unknown - 51 F <a href="http://livebaseballscorecards.com">livebaseballscorecards.com</a>	
<b>Jorge Orta, L</b> OBP: 0.250, SLG: 0.279 (1, 9)	0-0 CS 1B		0-0 F6			0-0 G4-6-3 1B		0-0 L7		0-0 SH3-4 1B	5	1	3	0	0	0	2		
<b>Mike Hargrove, L</b> OBP: 0.333, SLG: 0.275 (1, 3)	4-0 FC6-4 BB					0-0 G4-6-3 1-2f		4-0 1B BB		0-0 SH3-4	2	0	1	0	2	0	1		
<b>Andre Thornton, R</b> OBP: 0.356, SLG: 0.450 (1, 10)	0-0 FC6-4					0-0 F6		0-0 1B BB		0-3 K	5	0	2	1	0	1	3		
<b>Joe Charboneau, R</b> OBP: 0.228, SLG: 0.208 (1, 7)		0-3 K				0-3 K		0-3 K		0-0 E6	3	0	0	0	0	3	2		
<b>Pat Kelly, L</b> OBP: 0.462, SLG: 0.300 (8, PH)								4-0 K		0-0 E6	0	0	0	0	1	0	0		
<b>Larry Littleton, R</b> OBP: 0.229, SLG: 0.196 (10, PH)								1-2 BB		2-H 1B	1	0	1	0	0	0	0		
<b>Miguel Dilone, S</b> OBP: 0.229, SLG: 0.196 (10, 7)								0-0 BB		0-0 F7	5	0	0	0	0	1	6		
<b>Toby Harrah, R</b> OBP: 0.316, SLG: 0.328 (1, 5)	0-0 5-3					0-0 F9		0-3 K		0-0 F5									
<b>Ron Hassey, L</b> OBP: 0.348, SLG: 0.278 (1, 2)	0-3 K					0-0 F5		0-0 FC4-6 1B		0-0 F8	4	0	1	0	0	1	0		
<b>Duane Kuiper, L</b> OBP: 0.333, SLG: 0.333 (1, 4)						0-0 G3		0-0 FC4-6 1B		0-0 1B	4	0	2	0	0	0	2		
<b>Tom Veryzer, R</b> OBP: 0.323, SLG: 0.317 (1, 6)						0-0 F2		0-0 F9		0-0 F9	4	0	0	0	0	0	2		
<b>Inning Stats</b>	R: 0 E: 0 K: 0 S: 3	H: 1 LOB: 1 BB: 1 P: 7	R: 0 E: 0 K: 2 S: 7	H: 0 LOB: 0 BB: 0 P: 7	R: 0 E: 0 K: 0 S: 4	H: 1 LOB: 1 BB: 0 P: 4	R: 0 E: 0 K: 1 S: 6	H: 1 LOB: 1 BB: 0 P: 6	R: 0 E: 0 K: 0 S: 5	H: 2 LOB: 2 BB: 0 P: 9	R: 1 E: 0 K: 0 S: 5	H: 2 LOB: 3 BB: 2 P: 13	R: 0 E: 0 K: 1 S: 6	H: 1 LOB: 1 BB: 0 P: 6	R: 1 E: 1 K: 1 S: 7	H: 2 LOB: 1 BB: 0 P: 7	1B: 11 2B: 0 3B: 0 HR: 0	SF: 0 SAC: 1 DP: 1 HBP: 0	WP: 0 PA: 42 PB: 0 SB: 0 CS: 1
<b>PITCHER</b>	IP 9.1	WLS L	BF 39	H 10	R 2	ER 1	SO 7	BB 3	IBB 0	HBP 0	BLK 0	WP 0	HR 0	S 50	P 62	ERA 0.96	WHIP 1.393		
<b>Don Cooper, R</b> ERA: 3.95 (10, 1)	0.2		3	1	0	0	1	0	0	0	0	0	0	0	5	5	0.00	1.500	

Batter	1	2	3	4	5	6	7	8	9	10	AB	R	H	RBI	BB	SO	LOB	BOTTOM	
<b>Hosken Powell, L</b> OBP: 0.338, SLG: 0.356 (1, 9)	0-0 S 1B		0-0 5-3			0-0 FC6-4 1B		0-0 F8		0-0 F4	5	0	2	0	0	0	0	<b>Cleveland Indians @ Minnesota Twins</b> Metropolitan Stadium, Bloomington, MI Sat May 09 1981, 8:05 PM EDT Att: 4,187 - Unknown - 51 F <a href="http://livebaseballscorecards.com">livebaseballscorecards.com</a>	
<b>John Castino, R</b> OBP: 0.298, SLG: 0.422 (1, 5) (10, 4)	0-0 F8					0-0 FC6-4 1-2f		0-0 FC6-4		0-0 E4	5	1	1	0	0	0	2		
<b>Mickey Hatcher, R</b> OBP: 0.306, SLG: 0.394 (1, 8)	0-3 K					0-0 5-3		0-0 4-3 G3 1B		0-0 3B 3B	5	0	2	1	0	1	2		
<b>Glenn Adams, L</b> OBP: 0.309, SLG: 0.356 (1, 10)	0-0 F7					0-0 3-1		0-0 G3		0-3 K	4	0	0	0	0	1	3		
<b>Gary Ward, R</b> OBP: 0.365, SLG: 0.411 (1, 7)		0-0 4-3				0-0 F9		0-0 4-3		4-0 IBB IBB	3	0	0	0	1	0	1		
<b>Rob Wilfong, L</b> OBP: 0.273, SLG: 0.309 (1, 4)		0-0 1B				0-0 F6		4-0 BB BB		4-0 1-2 IBB	2	0	1	0	1	0	0		
<b>Dave Engle, R</b> OBP: 0.333, SLG: 0.421 (9, PH) (10, 5)						0-0 F6		0-0 BB		1-2 IBB	0	0	0	0	1	0	0		
<b>Ron Jackson, R</b> OBP: 0.305, SLG: 0.382 (1, 3)	0-0 4-3					0-3 K		0-3 K		0-0 F5	4	0	0	0	0	2	5		
<b>Pete Mackanin, R</b> OBP: 0.176, SLG: 0.206 (1, 6)						0-3 K		0-0 F5		0-0 F8	2	0	0	0	0	2	0		
<b>Roy Smalley, S</b> OBP: 0.417, SLG: 0.557 (8, PH)						0-0 K		0-0 F8			1	0	0	0	0	0	0		
<b>Chuck Baker, R</b> (9, 6)						0-0 K		0-3 K			1	0	0	0	0	0	3		
<b>Sal Butera, R</b> OBP: 0.423, SLG: 0.432 (1, 2)	0-0 6-3					0-0 F8		0-3 K		0-0 F2	4	0	0	0	0	1	0		
<b>Inning Stats</b>	R: 0 E: 0 K: 1 S: 6	H: 1 LOB: 1 BB: 0 P: 6	R: 0 E: 0 K: 0 S: 3	H: 1 LOB: 0 BB: 0 P: 3	R: 0 E: 0 K: 1 S: 5	H: 0 LOB: 0 BB: 0 P: 5	R: 0 E: 0 K: 0 S: 3	H: 0 LOB: 0 BB: 0 P: 3	R: 0 E: 0 K: 1 S: 6	H: 1 LOB: 2 BB: 1 P: 10	R: 0 E: 0 K: 1 S: 5	H: 0 LOB: 0 BB: 0 P: 5	R: 1 E: 0 K: 1 S: 7	H: 2 LOB: 3 BB: 0 P: 15	R: 0 E: 1 K: 0 S: 4	H: 0 LOB: 1 BB: 0 P: 4	1B: 4 2B: 0 3B: 2 HR: 0	SF: 0 SAC: 0 DP: 0 HBP: 0	WP: 0 PA: 39 PB: 0 SB: 1 CS: 0
<b>PITCHER</b>	IP 8.0	WLS W	BF 30	H 6	R 1	ER 1	SO 6	BB 1	IBB 0	HBP 0	BLK 0	WP 0	HR 0	S 41	P 45	ERA 1.12	WHIP 0.875		
<b>Sid Monge, L</b> ERA: 1.13 (9, 1)	2.0		9	0	0	0	1	0	2	0	0	0	0	0	9	17	0.00	0.000	



Batter	1	2	3	4	5	6	7	8	9	AB	R	H	RBI	BB	SO	LOB	TOP											
<b>Alan Bannister, R</b> OBP: 0.271, SLG: 0.299 (1, 9)	0-3 K		0-0 3B		0-0 1B	4-0 BB		0-0 F6		4	1	2	0	1	1	2	<b>Cleveland Indians @ Minnesota Twins</b> Metropolitan Stadium, Bloomington, MI Sun May 10 1981, 4:33 AM EDT Att: 3,609 - Unknown											
<b>Larry Littleton, R</b> (1, 8) (8, 7)	0-0 4-3		0-0 F3		0-0 SF8	0-0 F8			0-0 6-3	4	0	0	1	0	0	3												
<b>Mike Hargrove, L</b> OBP: 0.337, SLG: 0.274 (1, 3)	4-0 BB			0-0 1-4-3	3-1 3-1		0-0 4-3		0-0 G5-4-3 1B	4	0	1	0	1	0	2												
<b>Andre Thornton, R</b> OBP: 0.340, SLG: 0.422 (1, 10)	0-3 K		0-3 K		0-0 1B	2-3 3H	0-0 F8		0-0 G5-4-3 1B	5	0	1	2	0	2	2												
<b>Toby Harrah, R</b> OBP: 0.313, SLG: 0.324 (1, 5)		0-0 3-1		0-0 1B	4-3 4-3		0-0 6-3			4	0	1	0	0	0	1												
<b>Joe Charboneau, R</b> OBP: 0.213, SLG: 0.193 <b>Rick Manning, L</b> OBP: 0.274, SLG: 0.188 (1, 7) (8, 8)	0-0 6-3		0-3 K		0-0 6-3		0-0 6-3		0-0 F5	4	0	0	0	0	1	1												
<b>Bo Diaz, R</b> OBP: 0.389, SLG: 0.540 (1, 2)	0-0 F7				0-0 1B	0-0 E	0-0 4-3		0-0 E6 FC6-4 1B	4	2	2	0	0	0	0												
<b>Dave Rosello, R</b> OBP: 0.500, SLG: 0.500 (1, 4)			0-0 F3		0-0 1B	0-0 SF8	0-0 4-3		0-0 FC6-4 1B	4	1	2	0	0	0	1												
<b>Tom Verzyer, R</b> OBP: 0.328, SLG: 0.323 <b>Jerry Dybzinski, R</b> (1, 6) (5, 6)			0-0 5-3		0-0 1B	3-1 1B	0-0 E6		0-0 FC6-4	2	1	1	1	0	0	0												
<b>Inning Stats</b>	R: 0 E: 0 K: 2 S: 7	H: 0 LOB: 1 BB: 1 P: 11	R: 0 E: 0 K: 0 S: 3	H: 0 LOB: 0 BB: 0 P: 3	R: 0 E: 0 K: 0 S: 4	H: 1 LOB: 1 BB: 0 P: 4	R: 0 E: 0 K: 2 S: 8	H: 1 LOB: 1 BB: 0 P: 8	R: 4 E: 0 K: 0 S: 8	H: 5 LOB: 1 BB: 0 P: 8	R: 1 E: 0 K: 0 S: 5	H: 1 LOB: 2 BB: 1 P: 9	R: 0 E: 0 K: 0 S: 3	H: 0 LOB: 0 BB: 0 P: 3	R: 0 E: 1 K: 0 S: 5	H: 1 LOB: 2 BB: 0 P: 5	R: 0 E: 0 K: 0 S: 3	H: 1 LOB: 0 BB: 0 P: 3	1B: 8 2B: 1 3B: 1 HR: 0	SF: 1 SAC: 0 DP: 1 HBP: 0	WP: 0 PB: 0 SB: 2 CS: 0	PA: 40						
<b>PITCHER</b>	IP	WLS	BF	H	R	ER	SO	BB	IBB	HBP	BLK	WP	HR	S	P	ERA	WHIP	<b>PITCHER</b>										
<b>Jerry Koosman, L</b> ERA: 4.95 (1, 1)	4.2	L	22	7	4	4	4	1	0	0	0	0	0	29	33	7.71	1.714											
<b>John Verhoeven, R</b> ERA: 3.29 (5, 1)	4.1		18	3	1	0	0	1	0	0	0	0	0	17	21	0.00	0.923											

Batter	1	2	3	4	5	6	7	8	9	AB	R	H	RBI	BB	SO	LOB	BOTTOM											
<b>Hosken Powell, L</b> OBP: 0.333, SLG: 0.364 (1, 9)	0-0 4-3		0-0 2B		0-0 6-3		0-0 G3			4	0	1	0	0	0	1	<b>Cleveland Indians @ Minnesota Twins</b> Metropolitan Stadium, Bloomington, MI Sun May 10 1981, 4:33 AM EDT Att: 3,609 - Unknown											
<b>John Castino, R</b> OBP: 0.297, SLG: 0.416 (1, 5)	0-0 1B		0-0 F9		0-0 1-3		0-0 F4			4	0	1	0	0	0	1												
<b>Mickey Hatcher, R</b> OBP: 0.304, SLG: 0.388 (1, 8)	0-0 1B		0-0 F4		0-0 4-3		0-0 5-3			4	0	1	0	0	0	1												
<b>Glenn Adams, L</b> OBP: 0.316, SLG: 0.356 (1, 10)	0-0 F6		0-0 6-3		0-0 1B		0-0 BB			3	0	1	0	1	0	3												
<b>Gary Ward, R</b> OBP: 0.398, SLG: 0.390 (1, 7)	4-0 BB		0-0 1-3		0-0 F9		0-0 4-3			3	0	0	0	1	0	2												
<b>Rob Wilfong, L</b> OBP: 0.282, SLG: 0.320 (1, 4)	0-0 3-1		0-0 F2		0-0 1B	0-0 SF7	2B		4-0 BB	3	1	1	0	1	0	3												
<b>Pete Mackanin, R</b> OBP: 0.211, SLG: 0.237 (1, 6)		0-0 G5-4-3 1B		0-0 F2		0-0 1B		0-0 F6		4	0	2	0	0	0	1												
<b>Ron Jackson, R</b> OBP: 0.294, SLG: 0.367 <b>Danny Goodwin, L</b> (9, PH) OBP: 0.309, SLG: 0.333 (1, 3)	0-0 F8		0-0 6-3		0-0 K		0-3 K		0-3 K	3	0	0	0	0	1	3												
<b>Sal Butera, R</b> OBP: 0.400, SLG: 0.413 <b>Roy Smalley, S</b> (9, PH) OBP: 0.413, SLG: 0.551 (1, 2)	0-0 G5-4-3		0-3 K		0-0 SF7		0-0 F9			2	0	0	1	0	1	1												
<b>Inning Stats</b>	R: 0 E: 0 K: 0 S: 5	H: 2 LOB: 3 BB: 1 P: 9	R: 0 E: 0 K: 0 S: 3	H: 1 LOB: 0 BB: 0 P: 3	R: 0 E: 0 K: 0 S: 4	H: 1 LOB: 1 BB: 0 P: 4	R: 0 E: 0 K: 0 S: 3	H: 0 LOB: 0 BB: 0 P: 3	R: 0 E: 0 K: 1 S: 5	H: 0 LOB: 0 BB: 0 P: 5	R: 0 E: 0 K: 0 S: 4	H: 1 LOB: 1 BB: 0 P: 4	R: 1 E: 0 K: 1 S: 7	H: 2 LOB: 1 BB: 0 P: 7	R: 0 E: 0 K: 0 S: 3	H: 0 LOB: 1 BB: 1 P: 7	R: 0 E: 0 K: 1 S: 5	H: 0 LOB: 1 BB: 1 P: 9	1B: 5 2B: 2 3B: 0 HR: 0	SF: 1 SAC: 0 DP: 1 HBP: 0	WP: 0 PB: 0 SB: 0 CS: 0	PA: 36						
<b>PITCHER</b>	IP	WLS	BF	H	R	ER	SO	BB	IBB	HBP	BLK	WP	HR	S	P	ERA	WHIP	<b>PITCHER</b>										
<b>Wayne Garland, R</b> ERA: 3.24 (1, 1)	9.0	W	36	7	1	1	3	3	0	0	0	0	0	39	51	1.00	1.111											

Batter	1	2	3	4	5	6	7	8	9	10	AB	R	H	RBI	BB	SO	LOB	TOP	
Jerry Remy, L OBP: 0.400, SLG: 0.304 (1.4)	L7		F8			1B		FC3-6		SF9	5	2	3	0	0	0	0		
Dwight Evans, R OBP: 0.492, SLG: 0.657 (1.9)	K					1B		FC3-6		1B	4	1	2	0	1	1	1		
Carl Yastrzemski, L OBP: 0.255, SLG: 0.205 (1.10)	L8		G3			1B		1-2		SF9	3	0	1	2	1	0	1		
Jim Rice, R OBP: 0.263, SLG: 0.398 (1.7)		K			F7			K			4	0	1	1	0	2	2		
Tony Perez, R OBP: 0.278, SLG: 0.323 (1.3)		1B			F9			F9			5	0	1	0	0	1	5		
Camey Lansford, R OBP: 0.363, SLG: 0.453 (1.5)		1B			F9			6-3			4	0	1	0	0	0	0		
Rick Miller, L OBP: 0.284, SLG: 0.408 (1.8)		1B			F8			6-3			3	0	0	0	1	0	2		
Glenn Hoffman, R OBP: 0.248, SLG: 0.229 (1.6)		K			F9			6-3			4	0	0	0	0	1	3		
Dave Schmidt, R OBP: 0.308, SLG: 0.333 (1.2)			F8		1-3			5-3		K	4	0	0	0	0	1	1		
<b>Inning Stats</b>	R: 0 E: 0 K: 1 S: 5	H: 0 LOB: 0 BB: 0 P: 5	R: 0 E: 0 K: 2 S: 9	H: 2 LOB: 2 BB: 0 P: 9	R: 0 E: 0 K: 0 S: 3	H: 0 LOB: 1 BB: 1 P: 7	R: 0 E: 0 K: 0 S: 3	H: 0 LOB: 0 BB: 0 P: 3	R: 2 E: 0 K: 0 S: 5	H: 3 LOB: 0 BB: 0 P: 5	R: 0 E: 0 K: 1 S: 6	H: 1 LOB: 2 BB: 1 P: 10	R: 0 E: 0 K: 0 S: 3	H: 0 LOB: 0 BB: 0 P: 3	R: 1 E: 0 K: 2 S: 10	H: 3 LOB: 2 BB: 0 P: 10	1B: 9 2B: 0 3B: 0 HR: 0	SF: 2 SAC: 0 DP: 0 HBP: 0	WP: 0 PA: 41
<b>PITCHER</b>	IP WLS BF H R ER SO ERA WHIP	IP WLS BF H R ER SO ERA WHIP	IP WLS BF H R ER SO ERA WHIP	IP WLS BF H R ER SO ERA WHIP	IP WLS BF H R ER SO ERA WHIP	IP WLS BF H R ER SO ERA WHIP	IP WLS BF H R ER SO ERA WHIP	IP WLS BF H R ER SO ERA WHIP	IP WLS BF H R ER SO ERA WHIP	IP WLS BF H R ER SO ERA WHIP	IP WLS BF H R ER SO ERA WHIP	IP WLS BF H R ER SO ERA WHIP	IP WLS BF H R ER SO ERA WHIP	IP WLS BF H R ER SO ERA WHIP	IP WLS BF H R ER SO ERA WHIP	IP WLS BF H R ER SO ERA WHIP	IP WLS BF H R ER SO ERA WHIP	IP WLS BF H R ER SO ERA WHIP	
Roger Erickson, R ERA: 3.8 (1.1)	7.1	30	6	2	2	3	3	0	0	0	0	0	0	0	0	0	0	0	0
Doug Corbett, R ERA: 2.16 (8.1)	2.2	11	3	1	1	3	0	0	0	0	0	0	0	0	0	0	0	0	0

**Boston Red Sox @ Minnesota Twins**  
Metropolitan Stadium, Bloomington, MI  
Tue May 12 1981, 8:05 PM EDT  
Att. 3,572 - Unknown - 58 F

AB 36  
R 3  
H 9  
RBI 3  
BB 3  
SO 6  
LOB 15



Batter	1	2	3	4	5	6	7	8	9	10	AB	R	H	RBI	BB	SO	LOB	BOTTOM			
Gary Ward, R OBP: 0.333, SLG: 0.359 (1.7)	K		F9			K		1-3		4-3	5	0	0	0	0	2	1				
John Castino, R OBP: 0.293, SLG: 0.407 (1.5)	1B				K	6-3		F9		P3	5	0	1	0	0	1	0				
Mickey Hatcher, R OBP: 0.303, SLG: 0.427 (1.8)	G6-4-3				2B	1-3		4-3		HR	5	1	2	1	0	0	1				
Roy Smalley, S OBP: 0.430, SLG: 0.587 (1.10)		BB			BB	HR		F7		HR	3	2	2	1	2	0	0				
Pete Mackanin, R OBP: 0.214, SLG: 0.238 (1.6)	G4-6-3				F9	F9		FC5		1B	4	0	1	0	0	0	4				
Dave Engle, R OBP: 0.311, SLG: 0.390 (1.9)	6-3				6-3	L7		BB		FC5	3	0	0	0	0	0	3				
Hosken Powell, L OBP: 0.341, SLG: 0.372 (9, PH) (10, 9)					6-3			1-2		1B	1	0	1	0	0	0	0				
Ron Jackson, R OBP: 0.303, SLG: 0.402 (1.3)					F9	HR		FC5		BB	3	1	1	2	1	0	2				
Sal Butera, R OBP: 0.407, SLG: 0.408 (1.2)					5-3	E5		1-2		BB	3	0	1	0	1	0	0				
Rob Wilfong, L OBP: 0.271, SLG: 0.307 (1.4)			P6		G3	K		F9			4	0	0	0	0	1	5				
<b>Inning Stats</b>	R: 0 E: 0 K: 1 S: 5	H: 1 LOB: 0 BB: 0 P: 5	R: 0 E: 0 K: 0 S: 2	H: 0 LOB: 0 BB: 1 P: 6	R: 0 E: 0 K: 0 S: 3	H: 1 LOB: 1 BB: 1 P: 7	R: 0 E: 0 K: 1 S: 6	H: 1 LOB: 2 BB: 1 P: 10	R: 0 E: 0 K: 0 S: 3	H: 0 LOB: 0 BB: 0 P: 3	R: 2 E: 1 K: 1 S: 8	H: 2 LOB: 1 BB: 0 P: 8	R: 0 E: 0 K: 0 S: 3	H: 0 LOB: 0 BB: 0 P: 3	R: 0 E: 0 K: 0 S: 5	H: 2 LOB: 3 BB: 1 P: 9	R: 2 E: 0 K: 0 S: 4	H: 2 LOB: 0 BB: 0 P: 4	1B: 5 2B: 1 3B: 0 HR: 3	SF: 0 SAC: 0 DP: 2 HBP: 0	WP: 0 PA: 40
<b>PITCHER</b>	IP WLS BF H R ER SO ERA WHIP	IP WLS BF H R ER SO ERA WHIP	IP WLS BF H R ER SO ERA WHIP	IP WLS BF H R ER SO ERA WHIP	IP WLS BF H R ER SO ERA WHIP	IP WLS BF H R ER SO ERA WHIP	IP WLS BF H R ER SO ERA WHIP	IP WLS BF H R ER SO ERA WHIP	IP WLS BF H R ER SO ERA WHIP	IP WLS BF H R ER SO ERA WHIP	IP WLS BF H R ER SO ERA WHIP	IP WLS BF H R ER SO ERA WHIP	IP WLS BF H R ER SO ERA WHIP	IP WLS BF H R ER SO ERA WHIP	IP WLS BF H R ER SO ERA WHIP	IP WLS BF H R ER SO ERA WHIP	IP WLS BF H R ER SO ERA WHIP	IP WLS BF H R ER SO ERA WHIP			
John Tudor, L ERA: 4.3 (1.1)	7.0	27	5	2	2	4	3	0	0	0	0	0	0	0	0	0	0	0			
Bob Stanley, R ERA: 3.77 (8.1)	1.2	8	2	0	0	0	1	0	0	0	0	0	0	0	0	0	0	0			
Tom Burgmeier, L ERA: 3.38 (9.1)	1.0	5	2	2	2	0	0	0	0	0	0	0	2	5	5	18.00	2.000				

**Boston Red Sox @ Minnesota Twins**  
Metropolitan Stadium, Bloomington, MI  
Tue May 12 1981, 8:05 PM EDT  
Att. 3,572 - Unknown - 58 F

AB 36  
R 4  
H 9  
RBI 4  
BB 4  
SO 4  
LOB 16



Batter	1	2	3	4	5	6	7	8	9	AB	R	H	RBI	BB	SO	LOB	TOP								
Jerry Remy, L OBP: 0.406, SLG: 0.311 (1,4)	1-3		1B HR	FC5		1B 1-2 2-H			F7	5	1	2	0	0	0	2									
Dwight Evans, R OBP: 0.491, SLG: 0.635 (1,9)	6-3		1B HR	K					F8	5	1	1	0	0	1	2									
Carl Yastrzemski, L OBP: 0.273, SLG: 0.244 (1,10)	FC5 1B BB		1B HR		4-3				F7	3	2	1	3	2	0	0									
Jim Rice, R OBP: 0.290, SLG: 0.410 (1,7)	1B		1B FC4-6	2B	5-3				P3	4	1	2	0	0	0	1									
Tony Perez, R OBP: 0.286, SLG: 0.340 (1,3)	FC5		1B FC4-6	1B	4-3				FC5 1-H	4	0	2	1	0	0	2									
Carney Lansford, R OBP: 0.350, SLG: 0.436 (1,5)		F7	FC4-6 CS		4-3				FC5	4	0	0	1	0	0	2									
Rick Miller, L OBP: 0.378, SLG: 0.400 (1,8)	K		CS	FC5 SH1-4 1B		6-3			G3	4	0	1	0	0	1	0									
Glenn Hoffman, R OBP: 0.250, SLG: 0.232 (1,6)	6-3			SH1-4		1B 1B			P4	3	0	1	0	0	0	0									
Dave Schmidt, R OBP: 0.353, SLG: 0.333 (1,2)			K	FC5 BB		1B			K	3	0	1	0	1	2	0									
<b>Inning Stats</b>	R: 0 E: 0 K: 0 S: 4	H: 1 LOB: 2 BB: 1 P: 8	R: 0 E: 0 K: 1 S: 5	H: 0 LOB: 0 BB: 0 P: 5	R: 4 E: 0 K: 1 S: 9	H: 5 LOB: 0 BB: 0 P: 9	R: 0 E: 0 K: 1 S: 6	H: 1 LOB: 2 BB: 1 P: 10	R: 0 E: 0 K: 0 S: 3	H: 0 LOB: 0 BB: 0 P: 3	R: 0 E: 0 K: 0 S: 5	H: 3 LOB: 2 BB: 0 P: 5	R: 1 E: 0 K: 0 S: 4	H: 1 LOB: 1 BB: 1 P: 8	R: 0 E: 0 K: 1 S: 5	H: 0 LOB: 0 BB: 0 P: 5	R: 0 E: 0 K: 0 S: 3	H: 0 LOB: 0 BB: 0 P: 3	1B: 8 2B: 2 3B: 0 HR: 1	SF: 0 SAC: 1 DP: 0 HBP: 0	WP: 0 PB: 0 SB: 0 CS: 1	PA: 40			
<b>PITCHER</b>	IP	WLS	BF	H	R	ER	SO	BB	IBB	HBP	BLK	WP	HR	S	P	ERA	WHIP								
Fernando Arroyo, R ERA: 3.86 (1,1)	6.2	L	32	11	5	5	3	3	0	0	0	0	1	35	47	6.75	2.100								
Don Cooper, R ERA: 3.35 (7,1)	2.1	S	7	0	0	0	1	0	0	0	0	0	0	9	9	0.00	0.000								

**Boston Red Sox @ Minnesota Twins**  
Metropolitan Stadium, Bloomington, MI  
Wed May 13 1981, 8:05 PM EDT  
Att: 4,077 - Unknown

AB 35  
R 5  
H 11  
RBI 5  
BB 3  
SO 4  
LOB 9



Batter	1	2	3	4	5	6	7	8	9	AB	R	H	RBI	BB	SO	LOB	BOTTOM								
Hosken Powell, L OBP: 0.344, SLG: 0.390 (1,9)	L6		F9			1B 3B	BB		F7	4	1	1	1	1	0	1									
John Castino, R OBP: 0.297, SLG: 0.407 (1,5)	G4-6-3 1B			6-3		S 1B	F8		F7	5	0	2	1	0	0	4									
Mickey Hatcher, R OBP: 0.306, SLG: 0.421 (1,8)	G4-6-3 1-2			4-3 1B		F9	F8		F8	4	0	1	0	0	0	2									
Roy Smalley, S OBP: 0.415, SLG: 0.563 (1,3)		K		4-3		F9	K		K	4	0	0	0	0	2	2									
Glenn Adams, L OBP: 0.324, SLG: 0.372 (1,10)				F7			5-3		BB 1B	4	0	2	0	0	0	1									
Rob Wilfong, L OBP: 0.275, SLG: 0.301 (1,4)		P6		B4-3		BB BB BB	BB BB		BB	2	1	0	0	2	0	1									
Rick Sofield, L OBP: 0.167, SLG: 0.170 (1,7)	F7			F8		K	P6		P6	4	0	0	0	0	1	4									
Sal Butera, R OBP: 0.397, SLG: 0.385 (1,2)				4-3		F7	BB BB		K	3	0	0	0	1	1	0									
Chuck Baker, R (1,6)				6-3		F8	BB BB			2	0	0	0	0	0	0									
Danny Goodwin, L (7,PH)										0	0	0	0	1	0	0									
Pete Mackanin, R (8,6)										1	0	1	0	0	0	0									
<b>Inning Stats</b>	R: 0 E: 0 K: 0 S: 3	H: 1 LOB: 0 BB: 0 P: 3	R: 0 E: 0 K: 1 S: 6	H: 1 LOB: 1 BB: 0 P: 6	R: 0 E: 0 K: 0 S: 3	H: 0 LOB: 0 BB: 0 P: 3	R: 0 E: 0 K: 0 S: 4	H: 1 LOB: 1 BB: 0 P: 4	R: 0 E: 0 K: 0 S: 3	H: 0 LOB: 0 BB: 0 P: 3	R: 1 E: 0 K: 0 S: 5	H: 2 LOB: 1 BB: 0 P: 5	R: 1 E: 0 K: 1 S: 5	H: 0 LOB: 3 BB: 4 P: 21	R: 0 E: 0 K: 1 S: 6	H: 1 LOB: 2 BB: 1 P: 10	R: 0 E: 0 K: 1 S: 6	H: 1 LOB: 1 BB: 0 P: 6	1B: 4 2B: 2 3B: 1 HR: 0	SF: 0 SAC: 0 DP: 1 HBP: 0	WP: 0 PB: 1 SB: 1 CS: 0	PA: 38			
<b>PITCHER</b>	IP	WLS	BF	H	R	ER	SO	BB	IBB	HBP	BLK	WP	HR	S	P	ERA	WHIP								
Mike Torrez, R ERA: 5.04 (1,1)	6.2	W	26	5	2	2	2	2	0	0	0	0	0	28	36	2.70	1.050								
Mark Clear, R ERA: 3.86 (7,1)	2.1	S	12	2	0	0	2	3	0	0	0	0	0	13	25	0.00	2.143								

**Boston Red Sox @ Minnesota Twins**  
Metropolitan Stadium, Bloomington, MI  
Wed May 13 1981, 8:05 PM EDT  
Att: 4,077 - Unknown

AB 33  
R 2  
H 7  
RBI 2  
BB 5  
SO 4  
LOB 15



Batter	1	2	3	4	5	6	7	8	9	10	11	AB	R	H	RBI	BB	SO	LOB	TOP								
Jerry Remy, L OBP: 0.408, SLG: 0.328 (1, 4)	5-3			F7	1B				E		L8	6	0	3	0	0	0	0									
Dwight Evans, R OBP: 0.467, SLG: 0.609 (1, 9)	F9			FC1-6 1B	F7				L7		F9	6	0	1	0	0	1	3									
Carl Yastrzemski, L OBP: 0.276, SLG: 0.242 (1, 10)	4-3			FC1-6 1B HR					4-3		E3	5	2	1	0	1	0	3									
Jim Rice, R OBP: 0.292, SLG: 0.402 (1, 7)		6-3										5	1	1	0	1	2	5									
Tony Perez, R OBP: 0.288, SLG: 0.367 (1, 3)		K							F3		F8	6	1	2	4	0	1	2									
Carney Lansford, R OBP: 0.374, SLG: 0.491 (1, 5)	F9											4	3	3	1	2	0	0									
Rick Miller, L OBP: 0.385, SLG: 0.384 (1, 8)				F8					L9		FC3-6 CS	6	0	1	1	0	1	5									
Dave Stapleton, R OBP: 0.267, SLG: 0.319 (1, 6)				F4					L8			5	1	2	2	0	0	2									
Dave Schmidt, R OBP: 0.318, SLG: 0.450 (1, 2)				K	2-3				FC6-4			5	1	1	1	0	2	2									
<b>Inning Stats</b>	R: 0 E: 0 K: 0 S: 3	H: 0 LOB: 0 BB: 0 P: 3	R: 0 E: 0 K: 1 S: 5	H: 0 LOB: 0 BB: 0 P: 5	R: 0 E: 0 K: 1 S: 5	H: 0 LOB: 0 BB: 0 P: 5	R: 4 E: 0 K: 1 S: 9	H: 4 LOB: 0 BB: 0 P: 9	R: 1 E: 0 K: 1 S: 8	H: 3 LOB: 2 BB: 0 P: 8	R: 1 E: 0 K: 0 S: 5	H: 2 LOB: 1 BB: 0 P: 5	R: 0 E: 0 K: 0 S: 4	H: 1 LOB: 1 BB: 0 P: 4	R: 1 E: 0 K: 1 S: 7	H: 2 LOB: 1 BB: 0 P: 7	R: 0 E: 1 K: 2 S: 9	H: 1 LOB: 2 BB: 0 P: 9	R: 0 E: 0 K: 0 S: 2	H: 0 LOB: 0 BB: 1 P: 6	R: 2 E: 0 K: 0 S: 5	H: 2 LOB: 3 BB: 3 P: 17	1B: 9 2B: 1 3B: 1 HR: 4	SF: 0 SAC: 0 DP: 0 HBP: 0	WP: 0 PB: 0 SB: 1 CS: 1	PA: 53	
<b>PITCHER</b>	IP 4.1	WLS 19	BF 6	H 4	R 5	ER 5	SO 3	BB 0	IBB 0	HBP 0	BLK 0	WP 0	HR 3	S 25	P 25	ERA 10.38	WHIP 1.385										
Albert Williams, R ERA: 3.65 (1, 1)											IP 5.1	WLS 2.0	BF 10	H 4	R 1	ER 1	SO 1	BB 0	IBB 0	HBP 0	BLK 0	WP 0	HR 0	S 12	P 12	ERA 4.50	WHIP 2.000
John Verhoeven, R ERA: 3.45 (5, 1)											IP 7.1	WLS 2.2	BF 12	H 3	R 1	ER 1	SO 3	BB 0	IBB 0	HBP 0	BLK 0	WP 0	HR 0	S 18	P 18	ERA 3.38	WHIP 1.125
Doug Corbett, R ERA: 2.25 (10, 1)											IP 1.2	WLS L	BF 8	H 1	R 2	ER 2	SO 0	BB 3	IBB 0	HBP 0	BLK 0	WP 0	HR 1	S 5	P 17	ERA 10.80	WHIP 2.400
Don Cooper, R ERA: 4.08 (11, 1)											IP 0.1	WLS 3	BF 1	H 0	R 0	ER 0	SO 0	BB 1	IBB 0	HBP 0	BLK 0	WP 0	HR 0	S 2	P 6	ERA 0.00	WHIP 6.000
Jack O'Connor, L ERA: 2.0																											

**Boston Red Sox @ Minnesota Twins**  
Metropolitan Stadium, Bloomington, MI  
Thu May 14 1981, 4:33 AM EDT  
Att: 4,864 - Unknown - 70 F

AB 48  
R 9  
H 15  
RBI 9  
BB 4  
SO 7  
LOB 22



Batter	1	2	3	4	5	6	7	8	9	10	11	AB	R	H	RBI	BB	SO	LOB	BOTTOM								
Gary Ward, R OBP: 0.342, SLG: 0.358 (1, 7)	L9											3	2	1	0	1	1	1									
Glenn Adams, L OBP: 0.330, SLG: 0.372 (9, PH)												0	0	0	0	1	0	0									
Rick Sofield, L OBP: 0.182, SLG: 0.185 (10, 7)			K									1	0	1	0	0	0	0									
John Castino, R OBP: 0.306, SLG: 0.411 (1, 5)	L7											6	1	3	1	0	1	2									
Mickey Hatcher, R OBP: 0.302, SLG: 0.414 (1, 8)	F9											4	0	1	2	0	0	3									
Roy Smalley, S OBP: 0.407, SLG: 0.545 (1, 10)												5	1	1	0	0	1	0									
Pete Mackanin, R OBP: 0.271, SLG: 0.298 (8, 6)												4	1	2	1	1	1	0									
Dave Engle, R OBP: 0.313, SLG: 0.409 (1, 9)												3	1	1	2	0	0	0									
Hosken Powell, L OBP: 0.348, SLG: 0.386 (8, PH)												1	0	0	0	1	0	1									
Ron Jackson, R OBP: 0.298, SLG: 0.391 (1, 3)												5	0	1	1	0	1	3									
Sal Butera, R OBP: 0.382, SLG: 0.368 (1, 2)												5	0	1	0	0	0	1									
Chuck Baker, R OBP: 0.123, SLG: 0.125 (1, 6)												2	1	1	0	0	0	1									
Rob Wilfong, L OBP: 0.281, SLG: 0.295 (7, PH)												2	0	0	0	1	1	0									
<b>Inning Stats</b>	R: 0 E: 0 K: 0 S: 3	H: 0 LOB: 0 BB: 0 P: 3	R: 0 E: 0 K: 1 S: 5	H: 0 LOB: 0 BB: 0 P: 5	R: 0 E: 0 K: 1 S: 6	H: 1 LOB: 1 BB: 0 P: 6	R: 0 E: 0 K: 0 S: 3	H: 1 LOB: 0 BB: 0 P: 3	R: 0 E: 0 K: 0 S: 3	H: 0 LOB: 0 BB: 0 P: 3	R: 6 E: 0 K: 10 S: 10	H: 7 LOB: 1 BB: 0 P: 10	R: 1 E: 0 K: 0 S: 3	H: 1 LOB: 0 BB: 1 P: 7	R: 0 E: 0 K: 1 S: 5	H: 1 LOB: 1 BB: 0 P: 9	R: 0 E: 0 K: 0 S: 3	H: 2 LOB: 2 BB: 2 P: 11	R: 0 E: 0 K: 1 S: 5	H: 0 LOB: 1 BB: 1 P: 9	R: 0 E: 0 K: 2 S: 8	H: 1 LOB: 1 BB: 0 P: 8	1B: 12 2B: 2 3B: 0 HR: 0	SF: 1 SAC: 0 DP: 2 HBP: 0	WP: 0 PB: 1 SB: 0 CS: 1	PA: 48	
<b>PITCHER</b>	IP 5.2	WLS 24	BF 8	H 4	R 6	ER 6	SO 2	BB 0	IBB 0	HBP 0	BLK 0	WP 0	HR 0	S 28	P 28	ERA 9.53	WHIP 1.412										
Frank Tanana, L ERA: 6.69 (6, 1)											IP 6.1	WLS 3.1	BF 15	H 4	R 1	ER 1	SO 1	BB 4	IBB 0	HBP 0	BLK 0	WP 0	HR 0	S 13	P 29	ERA 2.70	WHIP 2.400
Bill Campbell, R ERA: 4.15 (10, 1)											IP 2.0	WLS W	BF 8	H 1	R 0	ER 0	SO 3	BB 1	IBB 0	HBP 0	BLK 0	WP 0	HR 0	S 13	P 17	ERA 0.00	WHIP 1.000

**Boston Red Sox @ Minnesota Twins**  
Metropolitan Stadium, Bloomington, MI  
Thu May 14 1981, 4:33 AM EDT  
Att: 4,864 - Unknown - 70 F

AB 41  
R 7  
H 13  
RBI 7  
BB 5  
SO 6  
LOB 12





Batter	1	2	3	4	5	6	7	8	9	AB	R	H	RBI	BB	SO	LOB	TOP								
<b>Al Bumby, L</b> OBP: 0.354, SLG: 0.351 (1, 8)										3	3	2	1	3	0	1									
<b>Rich Dauer, R</b> OBP: 0.310, SLG: 0.333 (1, 4)										5	1	1	1	0	0	5									
<b>Ken Singleton, S</b> OBP: 0.461, SLG: 0.694 <b>John Lowenstein, L</b> OBP: 0.309, SLG: 0.333 (8, PR) (8, 7)										4	1	3	4	1	1	0									
<b>Eddie Murray, S</b> OBP: 0.232, SLG: 0.319 (1, 3)										6	1	3	0	0	1	6									
<b>Terry Crowley, L</b> OBP: 0.414, SLG: 0.375 <b>Benny Ayala, R</b> OBP: 0.333, SLG: 0.389 (7, PH)										3	0	1	1	0	0	1									
<b>Dan Graham, L</b> OBP: 0.328, SLG: 0.385 <b>Doug DeCinces, R</b> OBP: 0.267, SLG: 0.278 (5, PH)										2	0	1	0	0	1	0									
<b>Jim Dwyer, L</b> OBP: 0.295 <b>Gary Roenicke, R</b> OBP: 0.403, SLG: 0.419 (5, PH) (5, 7) (8, 9)										2	0	1	0	0	1	1									
<b>Rick Dempsey, R</b> OBP: 0.329, SLG: 0.367 (1, 2)										4	1	1	0	1	0	1									
<b>Bobby Bonner, R</b> OBP: 0.500, SLG: 0.538 (1, 6)										5	2	4	0	0	1	3									
<b>Inning Stats</b>	R: 3 E: 0 K: 1 S: 8	H: 4 LOB: 1 BB: 1 P: 12	R: 0 E: 0 K: 0 S: 5	H: 2 LOB: 3 BB: 1 P: 9	R: 0 E: 0 K: 1 S: 5	H: 1 LOB: 0 BB: 0 P: 5	R: 1 E: 0 K: 0 S: 4	H: 2 LOB: 0 BB: 0 P: 4	R: 1 E: 0 K: 2 S: 9	H: 2 LOB: 3 BB: 2 P: 17	R: 0 E: 0 K: 0 S: 3	H: 1 LOB: 1 BB: 1 P: 7	R: 0 E: 0 K: 0 S: 4	H: 1 LOB: 0 BB: 0 P: 4	R: 2 E: 0 K: 0 S: 7	H: 4 LOB: 2 BB: 0 P: 7	R: 2 E: 1 K: 1 S: 8	H: 2 LOB: 2 BB: 1 P: 12	1B: 14 2B: 4 3B: 0 HR: 1	SF: 0 SAC: 1 DP: 2 HBP: 0	WP: 0 PB: 0 SB: 2 CS: 2	PA: 50			
<b>PITCHER</b>	IP	WLS	BF	H	R	ER	SO	BB	IBB	HBP	BLK	WP	HR	S	P	ERA	WHIP								
<b>Pete Redfern, R</b> ERA: 3.65 (1, 1)	4.1	L	23	11	5	5	3	2	0	0	0	0	1	27	35	10.38	3.000								
<b>Jack O'Connor, L</b> ERA: 3.0 (5, 1)	3.0		17	6	2	2	1	3	0	0	0	0	0	16	28	6.00	3.000								
<b>John Verhoeven, R</b> ERA: 3.12 (8, 1)	1.2		9	2	2	0	1	0	1	0	0	0	0	10	14	0.00	1.200								

Baltimore Orioles @ Minnesota Twins  
Metropolitan Stadium, Bloomington, MI  
Fri May 15 1981, 8:05 PM EDT  
Att: 6,268 - Unknown

AB 42  
R 9  
H 19  
RBI 8  
BB 6  
SO 5  
LOB 23



Batter	1	2	3	4	5	6	7	8	9	AB	R	H	RBI	BB	SO	LOB	BOTTOM								
<b>Hosken Powell, L</b> OBP: 0.351, SLG: 0.379 (1, 9)										4	0	1	0	1	1	2									
<b>John Castino, R</b> OBP: 0.302, SLG: 0.403 (1, 5)										5	0	1	0	0	2	3									
<b>Mickey Hatcher, R</b> OBP: 0.306, SLG: 0.431 (1, 8)										5	0	2	0	0	1	2									
<b>Roy Smalley, S</b> OBP: 0.402, SLG: 0.529 (1, 6)										3	0	0	0	1	1										
<b>Glenn Adams, L</b> OBP: 0.336, SLG: 0.371 (1, 10)										3	1	1	0	1	0	4									
<b>Gary Ward, R</b> OBP: 0.363, SLG: 0.414 (1, 7)										3	3	2	2	1	0	1									
<b>Rob Wilfong, L</b> OBP: 0.280, SLG: 0.294 (1, 4)										4	0	1	0	0	1	2									
<b>Ron Jackson, R</b> OBP: 0.296, SLG: 0.385 (1, 3)										4	0	1	1	0	1										
<b>Sal Butera, R</b> OBP: 0.389, SLG: 0.367 (1, 2)										3	0	1	1	1	0	2									
<b>Inning Stats</b>	R: 0 E: 0 K: 0 S: 4	H: 2 LOB: 2 BB: 1 P: 8	R: 0 E: 0 K: 1 S: 6	H: 1 LOB: 1 BB: 1 P: 10	R: 0 E: 0 K: 0 S: 4	H: 1 LOB: 1 BB: 0 P: 4	R: 1 E: 0 K: 1 S: 7	H: 3 LOB: 1 BB: 0 P: 7	R: 0 E: 0 K: 1 S: 5	H: 0 LOB: 0 BB: 0 P: 5	R: 2 E: 0 K: 0 S: 5	H: 2 LOB: 0 BB: 0 P: 5	R: 0 E: 0 K: 1 S: 5	H: 1 LOB: 0 BB: 0 P: 5	R: 0 E: 0 K: 1 S: 5	H: 0 LOB: 1 BB: 1 P: 9	R: 0 E: 0 K: 2 S: 7	H: 0 LOB: 2 BB: 2 P: 15	1B: 7 2B: 2 3B: 0 HR: 1	SF: 0 SAC: 0 DP: 2 HBP: 0	WP: 0 PB: 0 SB: 1 CS: 0	PA: 39			
<b>PITCHER</b>	IP	WLS	BF	H	R	ER	SO	BB	IBB	HBP	BLK	WP	HR	S	P	ERA	WHIP								
<b>Dennis Martinez, R</b> ERA: 4.33 (1, 1)	5.0	W	24	9	4	4	3	2	0	0	0	0	1	28	36	7.20	2.200								
<b>Sammy Stewart, R</b> ERA: 1.59 (6, 1)	4.0	S	15	1	0	0	4	3	0	0	0	0	0	20	32	0.00	1.000								

Baltimore Orioles @ Minnesota Twins  
Metropolitan Stadium, Bloomington, MI  
Fri May 15 1981, 8:05 PM EDT  
Att: 6,268 - Unknown

AB 34  
R 4  
H 10  
RBI 4  
BB 5  
SO 7  
LOB 18



Batter	1	2	3	4	5	6	7	8	9	AB	R	H	RBI	BB	SO	LOB	TOP								
<b>Bobby Bonner, R</b> OBP: 0.421, SLG: 0.529 (1, 6)	F9		SF9			F8		K		4	1	1	1	0	1	1	<b>Baltimore Orioles @ Minnesota Twins</b> Metropolitan Stadium, Bloomington, MI Sat May 16 1981, 4:33 AM EDT Att: 6,302 - Unknown <a href="http://livebaseballscorecards.com">livebaseballscorecards.com</a>								
<b>Rich Dauer, R</b> OBP: 0.326, SLG: 0.353 (1, 4)	5-3		2B					F7		4	1	2	1	1	0	1									
<b>Ken Singleton, S</b> OBP: 0.458, SLG: 0.676 <b>John Lowenstein, L</b> OBP: 0.309, SLG: 0.333 (8, 7)	FC5-4 1B		2B			4-3		6-3		4	0	1	0	1	0	3									
<b>Eddie Murray, S</b> OBP: 0.250, SLG: 0.343 (1, 3)	FC5-4 1-2		2B			4-3		G3		5	1	3	2	0	0	1									
<b>Jose Morales, R</b> OBP: 0.444, SLG: 0.471 (1, 10)		4-3	K			F9		4-3		5	0	1	0	0	1	3									
<b>Benny Ayala, R</b> OBP: 0.304, SLG: 0.350 <b>Al Bumbry, L</b> OBP: 0.353, SLG: 0.345 (5, PH) (5, 8)	6-3		F4			4-3		FC6-4 G5-4-3		2	0	0	0	0	0	2									
<b>Gary Roenicke, R</b> OBP: 0.403, SLG: 0.418 (5, 7) (8, 9)	6-3					FC5-4 1B		F6		5	1	2	1	0	0	3									
<b>Doug DeCinces, R</b> OBP: 0.267, SLG: 0.277 (1, 5)			F7			FC5-4 1-2		2B		4	1	1	0	0	0	2									
<b>Rick Dempsey, R</b> OBP: 0.351, SLG: 0.469 (1, 2)			HR			2B		F7		4	2	3	2	0	0	0									
<b>Inning Stats</b>	R: 0 E: 0 K: 0 S: 4	H: 1 LOB: 1 BB: 0 P: 4	R: 0 E: 0 K: 0 S: 3	H: 0 LOB: 0 BB: 0 P: 3	R: 3 E: 0 K: 1 S: 8	H: 3 LOB: 2 BB: 2 P: 16	R: 2 E: 0 K: 0 S: 6	H: 3 LOB: 1 BB: 0 P: 6	R: 1 E: 0 K: 0 S: 5	H: 2 LOB: 1 BB: 0 P: 5	R: 0 E: 0 K: 0 S: 4	H: 1 LOB: 1 BB: 0 P: 4	R: 0 E: 0 K: 0 S: 3	H: 0 LOB: 1 BB: 1 P: 7	R: 1 E: 0 K: 1 S: 7	H: 2 LOB: 1 BB: 0 P: 7		R: 0 E: 0 K: 0 S: 4	H: 2 LOB: 1 BB: 0 P: 4	1B: 8 2B: 5 3B: 0 HR: 1	SF: 1 SAC: 0 DP: 1 HBP: 0	WP: 0 PB: 0 SB: 0 CS: 0	PA: 43		
<b>PITCHER</b>	IP	WLS	BF	H	R	ER	SO	BB	IBB	HBP	BLK	WP	HR	S	P	ERA	WHIP								
<b>Jerry Koonsman, L</b> ERA: 5.55 (1, 1)	3.1	L	18	6	5	5	1	2	0	0	0	0	1	18	26	13.50	2.400								
<b>Don Cooper, R</b> ERA: 3.99 (4, 1)	2.2		12	4	1	1	0	0	0	0	1	0	0	12	12	3.38	1.500								
<b>Darrell Jackson, L</b> ERA: 5.4 (7, 1)	3.0		13	4	1	1	1	1	0	0	0	0	0	14	18	3.00	1.667								

Batter	1	2	3	4	5	6	7	8	9	AB	R	H	RBI	BB	SO	LOB	BOTTOM								
<b>Hosken Powell, L</b> OBP: 0.337, SLG: 0.363 <b>Dave Engle, R</b> OBP: 0.313, SLG: 0.409 (9, 9)	F4		L9			F8		6-3		4	0	0	0	0	0	1	<b>Baltimore Orioles @ Minnesota Twins</b> Metropolitan Stadium, Bloomington, MI Sat May 16 1981, 4:33 AM EDT Att: 6,302 - Unknown <a href="http://livebaseballscorecards.com">livebaseballscorecards.com</a>								
<b>John Castino, R</b> OBP: 0.294, SLG: 0.391 (1, 5)	G3		4-3			K		F7		4	0	0	0	0	1	0									
<b>Mickey Hatcher, R</b> OBP: 0.296, SLG: 0.417 (1, 8)	5-3		F9			F7		F8		4	0	0	0	0	0	0									
<b>Roy Smalley, S</b> OBP: 0.420, SLG: 0.538 (1, 6)		BB 1B BB				G6-3 BB		1B		2	0	2	0	2	0	0									
<b>Glenn Adams, L</b> OBP: 0.342, SLG: 0.370 (1, 10)		BB 1B BB				G6-3 1-2		F8		3	0	1	0	1	0	2									
<b>Gary Ward, R</b> OBP: 0.369, SLG: 0.419 (1, 7)			BB 1B			K		FC4-6 1B		4	0	2	0	0	2	2									
<b>Rob Wilfong, L</b> OBP: 0.279, SLG: 0.286 (1, 4)			BB BB			F3		P6		3	0	0	0	1	0	3									
<b>Ron Jackson, R</b> OBP: 0.284, SLG: 0.368 (1, 3)			K			F7		F7		4	0	0	0	0	1	6									
<b>Sal Butera, R</b> OBP: 0.387, SLG: 0.355 (1, 2)			F5			BB		FC4-6		2	0	0	0	1	0	4									
<b>Inning Stats</b>	R: 0 E: 0 K: 0 S: 3	H: 0 LOB: 0 BB: 0 P: 3	R: 0 E: 0 K: 1 S: 5	H: 1 LOB: 3 BB: 3 P: 17	R: 0 E: 0 K: 0 S: 3	H: 0 LOB: 0 BB: 0 P: 3	R: 0 E: 0 K: 1 S: 4	H: 0 LOB: 0 BB: 1 P: 8	R: 0 E: 0 K: 0 S: 3	H: 0 LOB: 1 BB: 1 P: 7	R: 0 E: 0 K: 1 S: 6	H: 1 LOB: 1 BB: 0 P: 6	R: 0 E: 0 K: 0 S: 4	H: 1 LOB: 1 BB: 0 P: 4	R: 0 E: 0 K: 0 S: 3	H: 0 LOB: 0 BB: 0 P: 3		R: 0 E: 0 K: 1 S: 7	H: 2 LOB: 2 BB: 0 P: 7	1B: 5 2B: 0 3B: 0 HR: 0	SF: 0 SAC: 0 DP: 1 HBP: 0	WP: 0 PB: 0 SB: 0 CS: 0	PA: 35		
<b>PITCHER</b>	IP	WLS	BF	H	R	ER	SO	BB	IBB	HBP	BLK	WP	HR	S	P	ERA	WHIP								
<b>Steve Stone, R</b> ERA: 4.72 (1, 1)	2.0		9	4	0	0	3	2	0	0	0	0	0	30	38	0.00	0.857								
<b>Dave Ford, R</b> ERA: 4.95 (3, 1)	7.0	W	26	4	0	0	3	2	0	0	0	0	0	30	38	0.00	0.857								

Batter	1	2	3	4	5	6	7	8	9	AB	R	H	RBI	BB	SO	LOB	TOP								
<b>Al Bumbry, L</b> OBP: 0.362, SLG: 0.350 (1, 8)	0-0 6-3		0-0 F9	WP 1B WP 1B		0-0 1B 5-3 1B		1-0 CS HBP		4	2	2	0	0	0	0									
<b>Rich Dauer, R</b> OBP: 0.351, SLG: 0.371 (1, 4)	0-0 2B 1B		0-0 F9	WP WP 1B		0-0 1B 5-3 1B		4-0 FC4-6 BB		4	2	3	0	1	0	0									
<b>Ken Singleton, S</b> OBP: 0.456, SLG: 0.660 (8, PR)	0-3 K		0-0 2B 1B	WP BB		0-0 5-3		0-0 FC4-6		4	1	1	1	1	1	3									
<b>John Lowenstein, L</b> OBP: 0.309, SLG: 0.333 (8, 7)			0-0 1B	1-2 2-3 BB		1-2 3-H		1-2 F7		0	0	0	0	0	0	0									
<b>Eddie Murray, S</b> OBP: 0.275, SLG: 0.379 (1, 3)	0-0 1-H 2B		0-0 1B	1-2 2-3 3-H BB		0-0 2-H 3-H 1B		0-0 F8		4	1	3	2	1	0	1									
<b>Dan Graham, L</b> OBP: 0.333, SLG: 0.396 (8, PR)	0-3 K		0-0 FC5 1B	2-H 3-H 1B		0-3 K		0-0 L5 SH5-3 1B		5	0	2	2	0	1	5									
<b>Wayne Krenchicki, L</b> OBP: 0.317, SLG: 0.368 (8, PR)			0-0 4-3			0-0 K		0-0 SH5-3 1B		0	0	0	0	0	0	0									
<b>Gary Roenicke, R</b> OBP: 0.407, SLG: 0.423 (8, 9)		0-0 F8	0-0 1B			0-3 K		0-0 SH5-3 1B		4	0	2	0	0	1	0									
<b>Doug DeCinces, R</b> OBP: 0.266, SLG: 0.268 (1, 5)		0-0 F8	0-0 FC5			0-0 5-3		0-0 SH5-3		3	0	0	0	1	0	2									
<b>Rick Dempsey, R</b> OBP: 0.354, SLG: 0.448 (1, 2)		4-0 BB				0-0 F9		4-0 BB		3	0	0	0	2	1	2									
<b>Bobby Bonner, R</b> OBP: 0.348, SLG: 0.429 (1, 6)		0-0 F3				0-0 F9		0-0 L5		4	0	0	0	0	0	3									
<b>Inning Stats</b>	R: 1 E: 0 K: 2 S: 9	H: 2 LOB: 1 BB: 0 P: 9	R: 0 E: 0 K: 0 S: 3	H: 0 LOB: 1 BB: 1 P: 7	R: 2 E: 0 K: 0 S: 7	H: 4 LOB: 2 BB: 0 P: 7	R: 1 E: 0 K: 0 S: 5	H: 2 LOB: 3 BB: 2 P: 13	R: 0 E: 0 K: 2 S: 6	H: 0 LOB: 0 BB: 0 P: 7	R: 2 E: 0 K: 0 S: 6	H: 3 LOB: 1 BB: 0 P: 6	R: 0 E: 0 K: 0 S: 3	H: 1 LOB: 1 BB: 1 P: 7	R: 0 E: 0 K: 0 S: 2	H: 0 LOB: 1 BB: 1 P: 7	R: 0 E: 0 K: 0 S: 3	H: 1 LOB: 1 BB: 1 P: 7	1B: 11 2B: 3 3B: 0 HR: 0	SF: 0 SAC: 2 DP: 2 HBP: 1	WP: 2 PB: 0 SB: 0 CS: 1	PA: 44			
<b>PITCHER</b>	IP	WLS	BF	H	R	ER	SO	BB	IBB	HBP	BLK	WP	HR	S	P	ERA	WHIP								
<b>Roger Erickson, R</b> ERA: 4.47 (1, 1)	5.2	L	31	11	6	6	4	3	0	0	0	2	0	36	48	9.53	2.471								
<b>John Verhoeven, R</b> ERA: 2.75 (6, 1)	2.1		9	1	0	0	0	2	0	1	0	0	0	6	15	0.00	1.286								
<b>Doug Corbett, R</b> ERA: 2.2 (9, 1)	1.0		4	1	0	0	0	1	0	0	0	0	0	3	7	0.00	2.000								

Baltimore Orioles @ Minnesota Twins  
Metropolitan Stadium, Bloomington, MI  
Sun May 17 1981, 4:33 AM EDT  
Att: 9,313 - Unknown

AB 35  
R 6  
H 13  
RBI 5  
BB 6  
SO 4  
LOB 16



Batter	1	2	3	4	5	6	7	8	9	AB	R	H	RBI	BB	SO	LOB	BOTTOM								
<b>Hosken Powell, L</b> OBP: 0.333, SLG: 0.358 (1, 9)	0-0 F8		0-0 F5			0-0 E 4-3 1B		0-0 6-3		4	1	1	0	0	0	1									
<b>John Castino, R</b> OBP: 0.299, SLG: 0.394 (1, 5)	0-0 6-3					0-0 E7 4-3 1B		0-0 2-3 1B		4	0	2	1	0	0	0									
<b>Mickey Hatcher, R</b> OBP: 0.295, SLG: 0.419 (1, 8)	0-0 2B					0-0 F8		0-0 4-3		4	0	1	1	0	0	2									
<b>Roy Smalley, S</b> OBP: 0.415, SLG: 0.523 (1, 6)	0-0 3-1					0-0 P3		0-0 L3		3	0	0	0	1	0	2									
<b>Butch Wynegar, S</b> OBP: 0.500, SLG: 0.500 (1, 10)		0-0 F9				0-0 G6-4-3 1B		0-0 G6-3 1B		4	0	2	0	0	1	1									
<b>Gary Ward, R</b> OBP: 0.352, SLG: 0.397 (1, 7)		0-0 5-3				0-0 G6-4-3		0-0 G6-3		4	0	0	0	0	1	3									
<b>Pete Mackanin, R</b> OBP: 0.250, SLG: 0.275 (1, 4)		0-0 F7				0-0 F9		0-0 4-3		4	0	0	0	0	1	1									
<b>Ron Jackson, R</b> OBP: 0.286, SLG: 0.378 (1, 3)			0-0 F9			0-0 F8		0-0 6-3 1B 2B		3	1	1	0	0	0	0									
<b>Sal Butera, R</b> OBP: 0.385, SLG: 0.344 (1, 2)			0-0 F7			0-0 F7		0-0 6-3		2	1	0	0	1	0	1									
<b>Inning Stats</b>	R: 0 E: 0 K: 0 S: 4	H: 1 LOB: 1 BB: 0 P: 4	R: 0 E: 0 K: 0 S: 3	H: 0 LOB: 0 BB: 0 P: 3	R: 0 E: 0 K: 0 S: 3	H: 0 LOB: 0 BB: 0 P: 3	R: 0 E: 0 K: 0 S: 3	H: 0 LOB: 0 BB: 0 P: 3	R: 2 E: 1 K: 0 S: 5	H: 2 LOB: 1 BB: 1 P: 9	R: 0 E: 0 K: 0 S: 3	H: 1 LOB: 0 BB: 0 P: 3	R: 1 E: 0 K: 0 S: 5	H: 2 LOB: 1 BB: 0 P: 5	R: 0 E: 0 K: 3 S: 9	H: 0 LOB: 1 BB: 1 P: 13	R: 0 E: 0 K: 0 S: 0	H: 0 LOB: 1 BB: 1 P: 13	1B: 5 2B: 2 3B: 0 HR: 0	SF: 0 SAC: 0 DP: 2 HBP: 0	WP: 0 PB: 0 SB: 0 CS: 0	PA: 34			
<b>PITCHER</b>	IP	WLS	BF	H	R	ER	SO	BB	IBB	HBP	BLK	WP	HR	S	P	ERA	WHIP								
<b>Jim Palmer, R</b> ERA: 3.25 (1, 1)	7.2	W	29	7	3	2	0	1	0	0	0	0	0	28	32	2.35	1.043								
<b>Tim Stoddard, R</b> ERA: 4.91 (8, 1)	1.1	S	5	0	0	0	3	1	0	0	0	0	0	10	14	0.00	0.750								

Baltimore Orioles @ Minnesota Twins  
Metropolitan Stadium, Bloomington, MI  
Sun May 17 1981, 4:33 AM EDT  
Att: 9,313 - Unknown

AB 32  
R 3  
H 7  
RBI 2  
BB 2  
SO 3  
LOB 11



Batter	1	2	3	4	5	6	7	8	9	AB	R	H	RBI	BB	SO	LOB	TOP		
<b>Gary Ward, R</b> OBP: 0.344, SLG: 0.386 (1,7)	0-0 6-3	0-0 4-3			0-0 L8		0-0 1B 1B		0-0 4-3	5	0	1	0	0	0	3	<b>Minnesota Twins @ Milwaukee Brewers</b> Milwaukee County Stadium, Milwaukee, WI Tue May 19 1981, 8:05 PM EDT Att: 8,979 - Unknown - 54 F <a href="http://livebaseballscores.com">livebaseballscores.com</a>		
<b>John Castino, R</b> OBP: 0.303, SLG: 0.415 (1,5)	0-0 F8		0-0 L9		0-0 5-3		0-0 1B 1B		0-0 1-2 HR	5	1	2	2	0	0	0			
<b>Mickey Hatcher, R</b> OBP: 0.306, SLG: 0.434 (1,8)	0-0 FC6-4 1B		0-0 FC6-4 1B		0-0 4-3		0-0 F7		0-0 2B	5	0	3	0	0	0	2			
<b>Roy Smalley, S</b> OBP: 0.400, SLG: 0.500 (1,6)	0-0 FC6-4 1-2		0-0 FC6-4 1-2		0-0 6-3		0-0 L7		0-0 F7	5	0	0	0	0	0	3			
<b>Pete Mackanin, R</b> OBP: 0.268, SLG: 0.309 (1,4)		0-0 1B 1B	0-0 F2		0-0 1B 2B		0-0 F6			4	1	2	0	0	0	1			
<b>Butch Wynegar, S</b> OBP: 0.625, SLG: 0.571 (1,10)		0-0 FC5-4 1B 1-2		0-0 F3		0-0 2-3 1B		0-0 BB		3	0	2	0	1	0	0			
<b>Ron Jackson, R</b> OBP: 0.284, SLG: 0.373 (1,3)		0-0 FC5-4 1B 1-2 2-H		0-0 6-3		0-0 F8		0-0 L9		4	0	1	1	0	0	3			
<b>Dave Engle, R</b> OBP: 0.308, SLG: 0.396 (1,9)		0-0 FC5-4 1B 1-2 2-3		0-0 5-3		0-0 1-3		0-0 HR 1B		4	1	1	0	0	0	2			
<b>Sal Butera, R</b> OBP: 0.378, SLG: 0.338 (1,2)		0-0 1-3 1B		0-0 F8		0-0 5-3		0-0 F9		4	0	1	0	0	0	1			
<b>Inning Stats</b>	R: 0 E: 0 K: 0 S: 4	H: 1 LOB: 1 BB: 0 P: 4	R: 1 E: 0 K: 0 S: 6	H: 4 LOB: 2 BB: 0 P: 6	R: 0 E: 0 K: 0 S: 4	H: 1 LOB: 1 BB: 0 P: 4	R: 0 E: 0 K: 0 S: 3	H: 0 LOB: 0 BB: 0 P: 3	R: 0 E: 0 K: 0 S: 5	H: 2 LOB: 2 BB: 0 P: 5	R: 0 E: 0 K: 0 S: 5	H: 2 LOB: 2 BB: 0 P: 5	R: 0 E: 0 K: 0 S: 3	H: 0 LOB: 1 BB: 1 P: 7	R: 2 E: 0 K: 0 S: 6	H: 3 LOB: 1 BB: 0 P: 6		1B: 10 2B: 2 3B: 0 HR: 1	SF: 0 SAC: 0 DP: 1 HBP: 0
<b>PITCHER</b>	IP	WLS	BF	H	R	ER	SO	BB	IBB	HBP	BLK	WP	HR	S	P	ERA	WHIP		
<b>Mike Caldwell, L</b> ERA: 3.75 (1,1)	8.2	W	38	12	3	3	0	1	0	0	0	0	1	37	41	3.12	1.500		
<b>Rollie Fingers, R</b> ERA: 1.09 (9,1)	0.1	S	2	1	0	0	0	0	0	0	0	0	0	2	2	0.00	3.000		

Batter	1	2	3	4	5	6	7	8	9	AB	R	H	RBI	BB	SO	LOB	BOTTOM		
<b>Jim Gantner, L</b> OBP: 0.328, SLG: 0.345 (1,4)	0-0 S 1B		0-0 4-3		0-0 5-3		0-0 1-3			4	0	1	0	0	0	1	<b>Minnesota Twins @ Milwaukee Brewers</b> Milwaukee County Stadium, Milwaukee, WI Tue May 19 1981, 8:05 PM EDT Att: 8,979 - Unknown - 54 F <a href="http://livebaseballscores.com">livebaseballscores.com</a>		
<b>Roy Howell, L</b> OBP: 0.348, SLG: 0.368 (1,5)	0-3 K 1-2		0-0 HR 2B		0-0 4-3			0-0 F6		4	1	1	0	0	1	1			
<b>Cecil Cooper, L</b> OBP: 0.295, SLG: 0.361 (1,3)	0-0 F7		0-0 2-H HR		0-0 G5-4-3 1B		0-0 FC6-4 BB			3	1	2	2	1	0	1			
<b>Gorman Thomas, R</b> OBP: 0.384, SLG: 0.583 (1,8)	0-0 F8		0-0 E S BB		0-0 G5-4-3 1-2		0-0 FC6-4 1-2			3	0	0	0	1	0	3			
<b>Ben Oglivie, L</b> OBP: 0.310, SLG: 0.400 (1,7)		0-0 4-3	0-0 G3 1-3		0-0 L4		0-0 F4			4	0	0	0	0	0	2			
<b>Ted Simmons, S</b> OBP: 0.284, SLG: 0.377 (1,2)		0-0 HR		0-0 F4		0-0 3-1				3	1	1	1	0	0	0			
<b>Charlie Moore, R</b> OBP: 0.385, SLG: 0.460 (1,10)		0-0 6-3		0-0 5-3		0-0 CS 1B 1B				3	0	1	0	0	0	0			
<b>Mark Brouhard, R</b> OBP: 0.348, SLG: 0.419 (1,9)		0-3 K		0-3 K		0-0 CS 2B 1B				3	1	1	0	0	2	0			
<b>Ed Romero, R</b> OBP: 0.208, SLG: 0.178 (1,6)			0-0 F6		0-0 6-3		0-0 1-H 2-3 2B			3	0	1	1	0	0	0			
<b>Inning Stats</b>	R: 0 E: 0 K: 1 S: 6	H: 1 LOB: 1 BB: 0 P: 6	R: 1 E: 0 K: 1 S: 6	H: 1 LOB: 0 BB: 0 P: 6	R: 2 E: 0 K: 0 S: 5	H: 2 LOB: 1 BB: 1 P: 9	R: 0 E: 0 K: 1 S: 5	H: 0 LOB: 0 BB: 0 P: 5	R: 0 E: 0 K: 0 S: 3	H: 1 LOB: 0 BB: 0 P: 3	R: 1 E: 0 K: 0 S: 5	H: 3 LOB: 1 BB: 0 P: 5	R: 0 E: 0 K: 0 S: 3	H: 0 LOB: 1 BB: 1 P: 7	R: 0 E: 0 K: 0 S: 6	H: 0 LOB: 1 BB: 1 P: 7		1B: 4 2B: 2 3B: 0 HR: 2	SF: 0 SAC: 0 DP: 1 HBP: 0
<b>PITCHER</b>	IP	WLS	BF	H	R	ER	SO	BB	IBB	HBP	BLK	WP	HR	S	P	ERA	WHIP		
<b>Fernando Arroyo, R</b> ERA: 4.12 (1,1)	6.2	L	27	8	4	4	3	1	0	0	0	0	2	32	36	5.40	1.350		
<b>Jack O'Connor, L</b> ERA: 2.7 (7,1)	1.1		5	0	0	0	0	1	0	0	0	0	0	4	8	0.00	0.750		


Batter	1	2	3	4	5	6	7	8	9	AB	R	H	RBI	BB	SO	LOB	TOP
Gary Ward, R OBP: 0.340, SLG: 0.379 (1, 7)										4	1	1	0	0	0	1	<b>Minnesota Twins @ Milwaukee Brewers</b> Milwaukee County Stadium, Milwaukee, WI Wed May 20 1981, 8:05 PM EDT Att: 10,463 - Unknown - 66 F <a href="http://livebaseballscorecards.com">livebaseballscorecards.com</a>
Rob Wilfong, L OBP: 0.286, SLG: 0.293 (1, 4)										4	0	2	0	0	0	1	
Mickey Hatcher, R OBP: 0.304, SLG: 0.432 (1, 8)										3	0	1	1	0	0	2	
Roy Smalley, S OBP: 0.277, SLG: 0.504 (1, 6)										3	0	1	0	1	0	1	
Chuck Baker, R OBP: 0.125, SLG: 0.125 (8, 6)										0	0	0	0	0	0	0	
John Castino, R OBP: 0.301, SLG: 0.417 (1, 5)										4	0	1	0	0	1	2	
Butch Wynegar, S OBP: 0.583, SLG: 0.545 (1, 10)										4	0	2	0	0	0	4	
Ron Jackson, R OBP: 0.376, SLG: 0.362 (1, 3)										3	0	0	0	0	1	4	
Hosken Powell, L OBP: 0.330, SLG: 0.354 (9, PH)										1	0	0	0	0	0	0	
Dave Engle, R OBP: 0.291, SLG: 0.373 (1, 9)										3	0	0	0	0	0	3	
Glenn Adams, L OBP: 0.346, SLG: 0.376 (9, PH)										1	0	1	0	0	0	0	
Sal Butera, R OBP: 0.376, SLG: 0.338 (1, 2)										3	0	1	0	0	0	0	
Danny Goodwin, L OBP: 0.321, SLG: 0.320 (9, PH)										1	0	0	0	0	0	1	
<b>Inning Stats</b>	R: 1 E: 0 K: 0 S: 4	H: 2 LOB: 0 BB: 0 P: 4	R: 0 E: 0 K: 0 S: 4	H: 1 LOB: 1 BB: 0 P: 4	R: 0 E: 0 K: 0 S: 4	H: 1 LOB: 2 BB: 0 P: 8	R: 0 E: 0 K: 0 S: 6	H: 1 LOB: 1 BB: 0 P: 6	R: 0 E: 0 K: 0 S: 3	H: 2 LOB: 2 BB: 0 P: 7	R: 0 E: 0 K: 0 S: 3	H: 1 LOB: 0 BB: 0 P: 3	R: 0 E: 0 K: 0 S: 7	H: 1 LOB: 0 BB: 0 P: 3	1B: 8 2B: 3 3B: 0 HR: 0	SF: 1 SAC: 0 DP: 2 HBP: 0	WP: 1 PA: 36 CS: 0
<b>PITCHER</b>	IP WLS BF H R ER SO BB IBB HBP BLK WP HR S P ERA WHIP																
Jim Slaton, R ERA: 3.8 (1, 1)	7.0 W 28	7 1 1 1	1 1 1 1	1 0 0 0	1 0 0 0	1 0 0 0	1 0 0 0	1 0 0 0	1 0 0 0	1 0 0 0	1 0 0 0	1 0 0 0	1 0 0 0	1 0 0 0	1 0 0 0	1 0 0 0	1.29 1.143
Rollie Fingers, R ERA: 1.01 (8, 1)	2.0 S 8	3 0 0 1	0 0 0 1	0 0 0 0	0 0 0 0	0 0 0 0	0 0 0 0	0 0 0 0	0 0 0 0	0 0 0 0	0 0 0 0	0 0 0 0	0 0 0 0	0 0 0 0	0 0 0 0	0 0 0 0	0.00 1.500

Batter	1	2	3	4	5	6	7	8	9	AB	R	H	RBI	BB	SO	LOB	BOTTOM			
Jim Gantner, L OBP: 0.346, SLG: 0.373 (1, 4)										5	0	4	1	0	0	0	<b>Minnesota Twins @ Milwaukee Brewers</b> Milwaukee County Stadium, Milwaukee, WI Wed May 20 1981, 8:05 PM EDT Att: 10,463 - Unknown - 66 F <a href="http://livebaseballscorecards.com">livebaseballscorecards.com</a>			
Robin Yount, R OBP: 0.292, SLG: 0.429 (1, 10)										5	0	1	0	0	0	7				
Cecil Cooper, L OBP: 0.286, SLG: 0.352 (1, 3)										3	0	0	1	0	2	4				
Gorman Thomas, R OBP: 0.388, SLG: 0.575 (1, 8)										3	0	1	0	1	1	1				
Marshall Edwards, L OBP: 0.154, SLG: 0.154 (8, PR)										0	1	0	0	0	0	0				
Ben Oglivie, L OBP: 0.302, SLG: 0.388 (1, 7)										4	0	0	0	0	0	3				
Ted Simmons, S OBP: 0.283, SLG: 0.381 (1, 2)										4	1	1	1	0	0	0				
Roy Howell, L OBP: 0.357, SLG: 0.367 (1, 5)										3	2	1	0	1	1	0				
Mark Brouhard, R OBP: 0.340, SLG: 0.404 (1, 9)										4	1	1	0	0	1	2				
Ed Romero, R OBP: 0.250, SLG: 0.213 (1, 6)										2	1	2	2	1	0	0				
<b>Inning Stats</b>	R: 0 E: 0 K: 1 S: 6	H: 1 LOB: 2 BB: 1 P: 10	R: 0 E: 0 K: 1 S: 5	H: 0 LOB: 0 BB: 0 P: 5	R: 1 E: 0 K: 1 S: 7	H: 2 LOB: 1 BB: 0 P: 7	R: 0 E: 0 K: 0 S: 5	H: 0 LOB: 0 BB: 0 P: 5	R: 0 E: 0 K: 0 S: 4	H: 1 LOB: 2 BB: 1 P: 8	R: 0 E: 0 K: 0 S: 3	H: 0 LOB: 0 BB: 0 P: 3	R: 2 E: 0 K: 1 S: 8	H: 3 LOB: 1 BB: 0 P: 8	R: 3 E: 0 K: 0 S: 7	H: 4 LOB: 2 BB: 1 P: 11		1B: 9 2B: 2 3B: 0 HR: 0	SF: 2 SAC: 0 DP: 0 HBP: 0	WP: 1 PA: 38 CS: 0
<b>PITCHER</b>	IP WLS BF H R ER SO BB IBB HBP BLK WP HR S P ERA WHIP																			
Albert Williams, R ERA: 3.72 (1, 1)	6.1 L 28	7 3 3 4	3 3 4	0 0 0 0	0 0 0 0	0 0 0 0	0 0 0 0	0 0 0 0	0 0 0 0	0 0 0 0	0 0 0 0	0 0 0 0	0 0 0 0	0 0 0 0	0 0 0 0	0 0 0 0	4.26 1.421			
Doug Corbett, R ERA: 2.97 (7, 1)	1.2 10	4 3 3 1	0 1 0 0	0 1 0 0	1 0 11	15	16.20 2.400													


Batter	1	2	3	4	5	6	7	8	9	AB	R	H	RBI	BB	SO	LOB	TOP				
<b>Gary Ward, R</b> OBP: 0.363, SLG: 0.422 (1, 7)										3	0	3	1	1	0	0	<b>Minnesota Twins @ Milwaukee Brewers</b> Milwaukee County Stadium, Milwaukee, WI Thu May 21 1981, 4:33 AM EDT Att: 16,120 - Unknown				
<b>Rob Wilfong, L</b> OBP: 0.285, SLG: 0.292 (1, 4)										4	0	1	0	0	1	3					
<b>Pete Mackanin, R</b> OBP: 0.263, SLG: 0.304 (9, PH)										1	0	0	0	0	0	2					
<b>Mickey Hatcher, R</b> OBP: 0.310, SLG: 0.437 (1, 8)										3	0	1	0	1	0	2					
<b>Roy Smalley, S</b> OBP: 0.399, SLG: 0.504 (1, 6)										4	1	1	0	0	3	5					
<b>Chuck Baker, R</b> OBP: 0.125, SLG: 0.125 (8, 6)										0	0	0	0	0	0	0					
<b>Butch Wynegar, S</b> OBP: 0.500, SLG: 0.467 (1, 10)										4	0	1	0	0	0	3					
<b>John Castino, R</b> OBP: 0.290, SLG: 0.409 (1, 5)										3	0	0	1	1	1	1					
<b>Danny Goodwin, L</b> OBP: 0.290, SLG: 0.288 (1, 3)										3	0	0	0	0	0	1					
<b>Ron Jackson, R</b> OBP: 0.274, SLG: 0.358 (9, PH)										1	1	0	0	0	0	1					
<b>Sal Butera, R</b> OBP: 0.371, SLG: 0.333 (1, 2)										4	0	1	0	0	1	1					
<b>Dave Engle, R</b> OBP: 0.288, SLG: 0.364 (1, 9)										4	0	1	0	0	0	1					
<b>Inning Stats</b>	R: 0 E: 0 K: 1 S: 7	H: 2 LOB: 2 BB: 0 P: 7	R: 0 E: 0 K: 1 S: 5	H: 0 LOB: 0 BB: 0 P: 5	R: 0 E: 0 K: 2 S: 8	H: 1 LOB: 2 BB: 1 P: 12	R: 0 E: 0 K: 1 S: 5	H: 0 LOB: 0 BB: 0 P: 5	R: 0 E: 0 K: 0 S: 4	H: 2 LOB: 1 BB: 0 P: 4	R: 0 E: 0 K: 0 S: 5	H: 0 LOB: 1 BB: 0 P: 5	R: 0 E: 0 K: 0 S: 3	H: 0 LOB: 0 BB: 0 P: 7	R: 0 E: 0 K: 1 S: 5	H: 1 LOB: 2 BB: 1 P: 9	1B: 6 2B: 3 3B: 1 HR: 0	SF: 1 SAC: 0 DP: 2 HBP: 0	WP: 0 PB: 0 SB: 0 CS: 0	PA: 38	
<b>PITCHER</b>	IP	WLS	BF	H	R	ER	SO	BB	IBB	HBP	BLK	WP	HR	S	P	ERA	WHIP				
<b>Pete Vuckovich, R</b> ERA: 3.8 (1, 1)	8.0	W	32	8	1	1	6	2	0	0	0	0	0	42	50	1.12	1.250				
<b>Jamie Easterly, L</b> ERA: 1.46 (9, 1)	1.0		6	1	1	0	0	1	0	0	0	0	0	5	9	0.00	2.000				

Batter	1	2	3	4	5	6	7	8	9	AB	R	H	RBI	BB	SO	LOB	BOTTOM					
<b>Jim Gantner, L</b> OBP: 0.344, SLG: 0.364 (1, 4)										3	1	0	0	1	0	2	<b>Minnesota Twins @ Milwaukee Brewers</b> Milwaukee County Stadium, Milwaukee, WI Thu May 21 1981, 4:33 AM EDT Att: 16,120 - Unknown					
<b>Robin Yount, R</b> OBP: 0.282, SLG: 0.412 (1, 10)										4	0	0	0	0	1	1						
<b>Cecil Cooper, L</b> OBP: 0.292, SLG: 0.357 (1, 3)										4	2	2	0	0	0	0						
<b>Gorman Thomas, R</b> OBP: 0.398, SLG: 0.633 (1, 8)										3	3	2	5	1	0	0						
<b>Ben Oglivie, L</b> OBP: 0.307, SLG: 0.391 (1, 7)										4	1	2	0	0	0	0						
<b>Ted Simmons, S</b> OBP: 0.283, SLG: 0.375 (1, 2)										2	1	0	1	1	1	0						
<b>Roy Howell, L</b> OBP: 0.351, SLG: 0.349 (1, 5)										3	0	0	0	1	1	1						
<b>Mark Brouhard, R</b> OBP: 0.352, SLG: 0.400 (1, 9)										3	0	1	1	1	0	0						
<b>Ed Romero, R</b> OBP: 0.232, SLG: 0.200 (1, 6)										3	0	0	1	0	0	2						
<b>Inning Stats</b>	R: 0 E: 0 K: 1 S: 5	H: 0 LOB: 0 BB: 0 P: 5	R: 1 E: 0 K: 0 S: 4	H: 1 LOB: 2 BB: 2 P: 12	R: 5 E: 0 K: 0 S: 7	H: 4 LOB: 2 BB: 3 P: 19	R: 0 E: 0 K: 0 S: 3	H: 0 LOB: 0 BB: 0 P: 3	R: 0 E: 0 K: 2 S: 7	H: 0 LOB: 0 BB: 0 P: 7	R: 0 E: 0 K: 0 S: 3	H: 0 LOB: 0 BB: 0 P: 3	R: 2 E: 0 K: 0 S: 5	H: 2 LOB: 0 BB: 0 P: 5	R: 0 E: 0 K: 0 S: 3	H: 0 LOB: 0 BB: 0 P: 3		1B: 5 2B: 0 3B: 0 HR: 2	SF: 2 SAC: 0 DP: 0 HBP: 0	WP: 0 PB: 0 SB: 0 CS: 0	PA: 36	
<b>PITCHER</b>	IP	WLS	BF	H	R	ER	SO	BB	IBB	HBP	BLK	WP	HR	S	P	ERA	WHIP					
<b>Pete Redfern, R</b> ERA: 4.44 (1, 1)	2.1	L	14	4	5	5	1	3	0	0	0	0	0	1	13	25	19.29	3.000				
<b>Darrell Jackson, L</b> ERA: 8.1 (3, 1)	0.0		3	1	0	0	0	2	0	0	0	0	0	1	9							
<b>John Verhoeven, R</b> ERA: 2.84 (3, 1)	5.2		19	2	3	3	2	0	0	0	0	0	1	23	23	4.76	0.353					

**AB 34**  
**R 2**  
**H 9**  
**RBI 2**  
**BB 3**  
**SO 6**  
**LOB 20**



**AB 29**  
**R 8**  
**H 7**  
**RBI 8**  
**BB 5**  
**SO 3**  
**LOB 6**




Batter	1	2	3	4	5	6	7	8	9	AB	R	H	RBI	BB	SO	LOB	TOP								
Gary Ward, R OBP: 0.346, SLG: 0.400 (1, 7)	L9	K			6-3		K		1-3	5	0	0	0	0	2	1									
Rob Wilfong, L OBP: 0.291, SLG: 0.288 (1, 4)	2B SF8	F5			F8			F8	4-3	5	1	1	0	0	0	1									
Mickey Hatcher, R OBP: 0.308, SLG: 0.439 (1, 8)	SF8 2B		F7			E3 HR		F9		4	2	1	0	0	0	0									
Roy Smalley, S OBP: 0.400, SLG: 0.500 Pete Mackanin, R OBP: 0.254, SLG: 0.293 (1, 6) (4, 6)	2B IBB		K			K		F2		1	0	0	0	1	1	0									
John Castino, R OBP: 0.305, SLG: 0.439 (1, 5)	SF8		P3			HR			1B 3B 2B	3	2	2	3	0	0	0									
Butch Wynegar, S OBP: 0.500, SLG: 0.500 (1, 10)	2B			6-3		4-3			1B 3B BB	3	1	1	1	1	0	0									
Danny Goodwin, L OBP: 0.314, SLG: 0.290 (1, 3)	IBB		1-3			K			3B 1B	3	1	1	0	1	1	0									
Sal Butera, R OBP: 0.366, SLG: 0.354 (1, 2)	F4		5-3			F5			3B	4	0	1	3	0	0	3									
Dave Engle, R OBP: 0.270, SLG: 0.339 (1, 9)		5-3			6-3		1-3		K	4	0	0	0	0	1	1									
<b>Inning Stats</b>	R: 2 E: 0 K: 0 S: 6	H: 3 LOB: 3 BB: 2 P: 14	R: 0 E: 0 K: 1 S: 5	H: 0 LOB: 0 BB: 0 P: 5	R: 0 E: 0 K: 1 S: 5	H: 0 LOB: 0 BB: 0 P: 5	R: 0 E: 0 K: 0 S: 3	H: 0 LOB: 0 BB: 0 P: 3	R: 0 E: 0 K: 0 S: 3	H: 0 LOB: 0 BB: 0 P: 3	R: 2 E: 1 K: 2 S: 9	H: 1 LOB: 0 BB: 0 P: 9	R: 0 E: 0 K: 1 S: 5	H: 0 LOB: 0 BB: 0 P: 5	R: 0 E: 0 K: 0 S: 3	H: 0 LOB: 0 BB: 0 P: 3	R: 3 E: 0 K: 1 S: 8	H: 3 LOB: 1 BB: 1 P: 12	1B: 2 2B: 3 3B: 1 HR: 1	SF: 1 SAC: 0 DP: 0 HBP: 0	WP: 0 PB: 0 CS: 0	PA: 38			
<b>PITCHER</b>	IP	WLS	BF	H	R	ER	SO	BB	IBB	HBP	BLK	WP	HR	S	P	ERA	WHIP								
Dennis Leonard, R ERA: 3.38 (1, 1)	8.0	L	34	6	7	6	5	1	2	0	0	0	1	41	53	6.75	0.875								
Dan Quisenberry, R ERA: 4.24 (9, 1)	1.0		4	1	0	0	1	0	0	0	0	0	0	6	6	0.00	1.000								

Minnesota Twins @ Kansas City Royals  
 Royals Stadium, Kansas City, MO  
 Fri May 22 1981, 8:05 PM EDT  
 Att: 34,052 - Unknown - 82 F

livebaseballscores.com

AB 34  
 R 7  
 H 7  
 RBI 7  
 BB 3  
 SO 6  
 LOB 7



Batter	1	2	3	4	5	6	7	8	9	AB	R	H	RBI	BB	SO	LOB	BOTTOM								
Willie Wilson, S OBP: 0.321, SLG: 0.348 (1, 7)	K		6-3		L9		L8			4	0	0	0	0	1	4									
John Wathan, R OBP: 0.338, SLG: 0.368 (1, 9) (8, 2)	BB		5-3		L8			F9		3	0	0	0	1	0	2									
Frank White, R OBP: 0.253, SLG: 0.321 (1, 4)	F9		K			4-3		F8		4	0	0	0	0	1	1									
Hal McRae, R OBP: 0.267, SLG: 0.325 (1, 10)	F8			F7		K		F4		4	0	0	0	0	1	1									
Amos Otis, R OBP: 0.262, SLG: 0.282 (1, 8)		F7		F8		F4			5-3	4	0	0	0	0	0	0									
Willie Aikens, L OBP: 0.417, SLG: 0.574 (1, 3)				4-1			4-1		FC5-4 1B	4	0	2	0	0	0	0									
U L Washington, S OBP: 0.311, SLG: 0.231 (1, 6)		FC6-4 1B			1B		F9		FC5-4 1B	4	0	1	0	0	0	2									
Dave Chalk, R OBP: 0.357, SLG: 0.385 (1, 5)					F7			F8		3	0	1	0	1	0	2									
Jerry Grote, R OBP: 0.258, SLG: 0.250 Lee May, R OBP: 0.369, SLG: 0.444 Cesar Geronimo, L OBP: 0.250, SLG: 0.271 (1, 2) (7, PH) (7, PR) (8, 9)		6-3								2	0	1	0	0	0	2									
<b>Inning Stats</b>	R: 0 E: 0 K: 1 S: 5	H: 0 LOB: 1 BB: 1 P: 9	R: 0 E: 0 K: 0 S: 5	H: 2 LOB: 2 BB: 0 P: 5	R: 0 E: 0 K: 1 S: 5	H: 0 LOB: 0 BB: 0 P: 5	R: 0 E: 0 K: 0 S: 3	H: 0 LOB: 0 BB: 0 P: 3	R: 0 E: 0 K: 0 S: 5	H: 2 LOB: 2 BB: 0 P: 5	R: 0 E: 0 K: 1 S: 5	H: 0 LOB: 0 BB: 0 P: 5	R: 0 E: 0 K: 0 S: 4	H: 1 LOB: 2 BB: 1 P: 8	R: 0 E: 0 K: 0 S: 3	H: 0 LOB: 0 BB: 0 P: 3	R: 0 E: 0 K: 0 S: 4	H: 1 LOB: 1 BB: 0 P: 4	1B: 6 2B: 0 3B: 0 HR: 0	SF: 0 SAC: 0 DP: 0 HBP: 0	WP: 0 PB: 0 CS: 0	PA: 35			
<b>PITCHER</b>	IP	WLS	BF	H	R	ER	SO	BB	IBB	HBP	BLK	WP	HR	S	P	ERA	WHIP								
Jerry Koosman, L ERA: 4.66 (1, 1)	9.0	W	35	6	0	0	3	2	0	0	0	0	0	39	47	0.00	0.889								

Minnesota Twins @ Kansas City Royals  
 Royals Stadium, Kansas City, MO  
 Fri May 22 1981, 8:05 PM EDT  
 Att: 34,052 - Unknown - 82 F

livebaseballscores.com

AB 33  
 R 0  
 H 6  
 RBI 0  
 BB 2  
 SO 3  
 LOB 14




Table showing baseball play-by-play for the top half of the game. Columns include Batter, Inning (1-15), and Pitcher. Data includes player statistics, hit types (e.g., K, F8, F9), and scores. Bottom right includes Minnesota Twins logo and game statistics: AB 50, R 0, H 8, RBI 0, BB 3, SO 9, LOB 15.

Minnesota Twins @ Kansas City Royals
Royals Stadium, Kansas City, MO
Sat May 23 1981, 8:05 PM EDT
Att. 27,580 - Unknown - 72 F


PITCHER statistics table with columns for IP, WLS, BF, H, R, ER, SO, BB, IBB, HBP, BLK, WP, HR, S, P, ERA, WHIP for Paul Splittorf and Rene Martin.


Table showing baseball play-by-play for the bottom half of the game. Columns include Batter, Inning (1-15), and Pitcher. Data includes player statistics, hit types, and scores. Bottom right includes Minnesota Royals logo and game statistics: AB 50, R 1, H 11, RBI 1, BB 3, SO 11, LOB 22.

Minnesota Twins @ Kansas City Royals
Royals Stadium, Kansas City, MO
Sat May 23 1981, 8:05 PM EDT
Att. 27,580 - Unknown - 72 F

PITCHER statistics table for the bottom half, including Roger Erickson, Doug Corbett, and Don Cooper.



Batter	1	2	3	4	5	6	7	8	9	AB	R	H	RBI	BB	SO	LOB	TOP					
Gary Ward, R OBP: 0.339, SLG: 0.381 (1, 7)	4-0 2B 1B BB		0-3 K			0-0 F8	0-0 1B			3	1	1	0	1	1	0	<b>Minnesota Twins @ Kansas City Royals</b> Royals Stadium, Kansas City, MO Sun May 24 1981, 4:33 AM EDT Att: 37,207 - Unknown - 69 F  <b>AB 35</b> <b>R 4</b> <b>H 8</b> <b>RBI 4</b> <b>BB 1</b> <b>SO 9</b> <b>LOB 8</b> 					
Rob Wilfong, L OBP: 0.275, SLG: 0.292 (1, 4)	0-0 1B 2B		0-0 F6			0-0 F9	0-0 P3			4	1	1	0	0	0	2						
Mickey Hatcher, R OBP: 0.321, SLG: 0.446 (1, 8)	0-0 1B		0-0 F9			0-0 1B		0-0 F9		4	0	2	2	0	0	0						
Glenn Adams, L OBP: 0.336, SLG: 0.362 (1, 10)	0-3 K			0-0 4-3		0-0 4-3		0-0 F8		4	0	0	0	0	1	2						
John Castino, R OBP: 0.305, SLG: 0.428 (1, 5)	0-3 K			0-0 6-3		0-0 4-3		0-0 1B		4	0	1	0	0	1	1						
Danny Goodwin, L OBP: 0.308, SLG: 0.286 (1, 3)	0-0 F8			0-0 F7		0-0 HR		0-0 G3		4	1	1	0	0	0	2						
Pete Mackanin, R OBP: 0.232, SLG: 0.309 (1, 6)		0-3 K		0-3 K		0-0 HR		0-3 K		4	1	1	2	0	3	0						
Sal Butera, R OBP: 0.343, SLG: 0.330 Butch Wynegar, S OBP: 0.365, SLG: 0.375 (1, 2) (7, 2)	0-0 F9			0-0 4-3		0-0 1B		0-3 K		3	0	1	0	0	0	0						
Dave Engle, R OBP: 0.257, SLG: 0.333 Hosken Powell, L OBP: 0.330, SLG: 0.364 (1, 9) (9, PH)	0-3 K			0-0 F9		0-0 F9		0-3 K		3	0	0	0	0	1	1						
<b>Inning Stats</b>	R: 2 E: 0 K: 2 S: 9	H: 2 LOB: 1 BB: 1 P: 13	R: 0 E: 0 K: 2 S: 7	H: 0 LOB: 0 BB: 0 P: 7	R: 0 E: 0 K: 1 S: 5	H: 0 LOB: 0 BB: 0 P: 5	R: 0 E: 0 K: 0 S: 3	H: 0 LOB: 0 BB: 0 P: 3	R: 0 E: 0 K: 1 S: 5	H: 0 LOB: 0 BB: 0 P: 5	R: 0 E: 0 K: 0 S: 4	H: 1 LOB: 1 BB: 0 P: 4	R: 2 E: 0 K: 0 S: 7	H: 4 LOB: 2 BB: 0 P: 7	R: 0 E: 0 K: 0 S: 4	H: 1 LOB: 1 BB: 0 P: 4		R: 0 E: 0 K: 3 S: 9	H: 0 LOB: 0 BB: 0 P: 9	1B: 6 2B: 1 3B: 0 HR: 1	SF: 0 SAC: 0 DP: 0 HBP: 0	WP: 0 PB: 0 SB: 0 CS: 0
<b>PITCHER</b>	IP WLS BF H R ER SO BB IBB HBP BLK WP HR S P ERA WHIP	9.0 W 36 8 4 4 9 1 0 0 0 0 1 53 57 4.00 1.000	9.0 W 36 8 4 4 9 1 0 0 0 0 1 53 57 4.00 1.000	<b>PITCHER</b>														IP WLS BF H R ER SO BB IBB HBP BLK WP HR S P ERA WHIP				

Batter	1	2	3	4	5	6	7	8	9	AB	R	H	RBI	BB	SO	LOB	BOTTOM		
Willie Wilson, S OBP: 0.302, SLG: 0.326 (1, 8) (9, 7)	0-0 5-3		0-0 6-3		0-0 4-3		0-0 FC5-2 1B	0-3 K		5	1	0	0	0	1	6	<b>Minnesota Twins @ Kansas City Royals</b> Royals Stadium, Kansas City, MO Sun May 24 1981, 4:33 AM EDT Att: 37,207 - Unknown - 69 F  <b>AB 33</b> <b>R 6</b> <b>H 10</b> <b>RBI 6</b> <b>BB 4</b> <b>SO 4</b> <b>LOB 11</b> 		
Hal McRae, R OBP: 0.276, SLG: 0.368 Rich Gale, R (1, 7) (9, 1)	0-0 HR			0-3 K		0-0 F7	0-0 1B			4	2	2	2	0	1	0			
George Brett, L OBP: 0.348, SLG: 0.369 (1, 5)	0-0 F7			0-0 F7		1-3 1B	0-0 1B BB			3	1	0	0	1	0	0			
Willie Aikens, L OBP: 0.423, SLG: 0.553 (1, 3)	0-0 4-3			4-0 BB		4-0 BB	0-0 FC5 1B			2	0	1	2	2	0	0			
Ken Phelps, L OBP: 0.133, SLG: 0.214 Amos Otis, R OBP: 0.263, SLG: 0.282 (1, 10) (7, PH) (9, 8)	0-0 F9			0-0 F7		0-0 4-3	0-0 1B			3	0	0	0	0	0	2			
John Wathan, R OBP: 0.320, SLG: 0.345 (1, 2)	0-0 F4			0-0 F9		0-0 1B	0-0 FC5 1B			4	1	1	0	0	0	2			
Frank White, R OBP: 0.250, SLG: 0.312 (1, 4)	0-0 5-3			0-0 F4		0-0 F4	0-0 1B BB FC5-2 1B	0-3 K		4	0	1	0	0	1	0			
Cesar Geronimo, L OBP: 0.288, SLG: 0.333 (1, 9)			0-0 F9		0-0 1B S 1B		4-0 FC5-2 1B BB	0-0 1B 3B		3	1	2	0	1	0	0			
U L Washington, S OBP: 0.310, SLG: 0.243 Jame O'Connor, L OBP: 0.350, SLG: 0.432 Lee May, R OBP: 0.421, SLG: 0.474 Dave Chalk, R OBP: 0.355, SLG: 0.379 (1, 6) (7, PH) (7, PH) (7, PR) (8, 6)	0-3 K			0-0 K		1-3 1B	0-0 FC5-2 1B 1B	0-0 F4		2	0	1	0	0	1	0			
<b>Inning Stats</b>	R: 1 E: 0 K: 0 S: 4	H: 1 LOB: 0 BB: 0 P: 4	R: 0 E: 0 K: 0 S: 3	H: 0 LOB: 0 BB: 0 P: 3	R: 0 E: 0 K: 1 S: 5	H: 0 LOB: 0 BB: 0 P: 5	R: 0 E: 0 K: 1 S: 5	H: 0 LOB: 2 BB: 0 P: 5	R: 0 E: 0 K: 0 S: 3	H: 0 LOB: 1 BB: 1 P: 7	R: 5 E: 0 K: 0 S: 8	H: 6 LOB: 2 BB: 2 P: 16	R: 0 E: 0 K: 2 S: 8	H: 1 LOB: 1 BB: 0 P: 8	1B: 8 2B: 0 3B: 1 HR: 1	SF: 0 SAC: 0 DP: 0 HBP: 0		WP: 0 PB: 0 SB: 1 CS: 0	PA: 37
<b>PITCHER</b>	IP WLS BF H R ER SO BB IBB HBP BLK WP HR S P ERA WHIP	6.0 L 5 3 1 1 0 1 0 0 0 0 0 4 8 13.50 6.000	0.2 L 5 3 1 1 0 0 0 0 0 0 0 2 2 27.00 3.000	1.0 L 4 1 0 0 2 0 0 0 0 0 0 8 8 0.00 1.000	<b>PITCHER</b>														IP WLS BF H R ER SO BB IBB HBP BLK WP HR S P ERA WHIP

Batter	1	2	3	4	5	6	7	8	9	AB	R	H	RBI	BB	SO	LOB	TOP										
Hosken Powell, L (1, 9) OBP: 0.327, SLG: 0.359 John Castino, R (9, PH) OBP: 0.309, SLG: 0.428 (9, 5)	0-0 1B 6-3 1B		0-0 E4 1B FC4-6		0-0 1-3			0-0 F5 1B	4-0 IBB	4	2	1	0	0	0	1											
Rob Wilfong, L (1, 4) OBP: 0.290, SLG: 0.304	0-0 6-3 1-3 1B		0-0 FC4-6 1-3 1B		0-0 1-3			0-0 1B 1-2 1B	0-0 F7	5	0	3	0	0	0	2											
Mickey Hatcher, R (1, 8) OBP: 0.319, SLG: 0.441	0-0 6-3 1-2 3-H		0-0 FC4-6 1-2 3-H		0-0 1-3			0-0 1B 1-2 2-3		4	0	1	2	0	0	2											
Glenn Adams, L (1, 10) OBP: 0.325, SLG: 0.349	0-0 F9 3-H		0-0 4-3		0-0 4-3			0-0 F6 1B		4	0	0	0	0	0	5											
Gary Ward, R (1, 7) OBP: 0.328, SLG: 0.367	0-0 F9			0-0 6-3				0-0 F8 1B		4	0	0	0	0	0	4											
Danny Goodwin, L (1, 3) OBP: 0.326, SLG: 0.333 Dave Engle, R (9, 9) OBP: 0.257, SLG: 0.333		0-0 3-1		0-0 2B				0-0 1B SH2-4		4	1	2	0	0	0	0											
Pete Mackanin, R (1, 6) OBP: 0.236, SLG: 0.300		0-0 1-3		1-0 G5-4-3 HBP			0-3 K	0-0 SH2-4 1B		2	0	0	0	0	1	0											
Ron Jackson, R (1, 5) OBP: 0.285, SLG: 0.365 (9, 3)		0-0 1-3		0-0 G5-4-3 1-2			0-0 F8	0-0 SH2-4 1B		4	0	1	1	0	0	2											
Sal Butera, R (1, 2) OBP: 0.343, SLG: 0.330			0-0 F4		0-0 6-3			0-0 1B 1B 1B	0-0 SH2-4	3	0	1	0	0	0	0											
<b>Inning Stats</b>	R: 1 E: 0 K: 0 S: 5	H: 2 LOB: 1 BB: 0 P: 5	R: 0 E: 0 K: 0 S: 3	H: 0 LOB: 0 BB: 0 P: 3	R: 1 E: 1 K: 0 S: 5	H: 1 LOB: 1 BB: 0 P: 5	R: 0 E: 0 K: 0 S: 3	H: 1 LOB: 0 BB: 0 P: 4	R: 0 E: 0 K: 0 S: 3	H: 0 LOB: 0 BB: 0 P: 3	R: 0 E: 0 K: 0 S: 5	H: 0 LOB: 0 BB: 0 P: 5	R: 0 E: 0 K: 1 S: 5	H: 0 LOB: 0 BB: 0 P: 5	R: 0 E: 0 K: 0 S: 6	H: 3 LOB: 3 BB: 0 P: 6	R: 1 E: 0 K: 0 S: 5	H: 2 LOB: 2 BB: 1 P: 9	1B: 8 2B: 1 3B: 0 HR: 0	SF: 0 SAC: 2 DP: 1 HBP: 1	WP: 0 PB: 0 SB: 0 CS: 0	PA: 38					
<b>PITCHER</b>	IP	WLS	BF	H	R	ER	SO	BB	IBB	HBP	BLK	WP	HR	S	P	ERA	WHIP										
Doc Medich, R (1, 1) ERA: 3.7	8.2		36	9	3	2	1	0	0	1	0	0	0	37	38	2.08	1.038										
John Henry Johnson, L (9, 1) ERA: 3.86	0.1	W	2	0	0	0	0	0	1	0	0	0	0	1	5	0.00	0.000										

Minnesota Twins @ Texas Rangers  
Arlington Stadium, Arlington, TX  
Mon May 25 1981, 8:05 PM EDT  
Att: 21,558 - Unknown - 84 F

AB 34  
R 3  
H 9  
RBI 3  
BB 1  
SO 1  
LOB 16

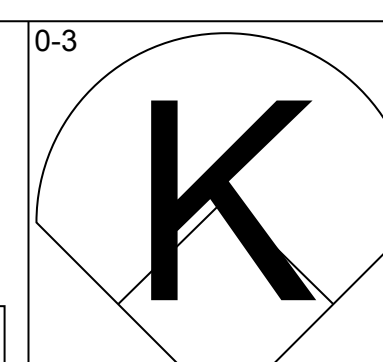
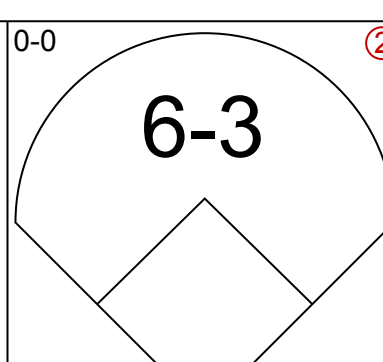
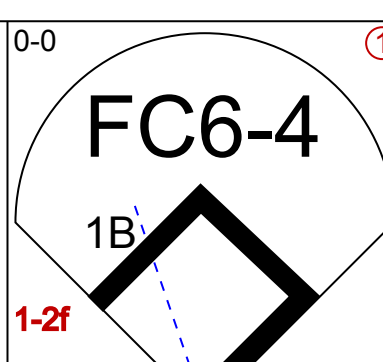
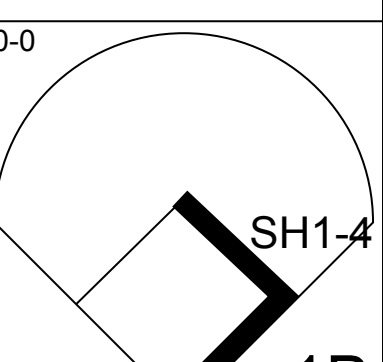
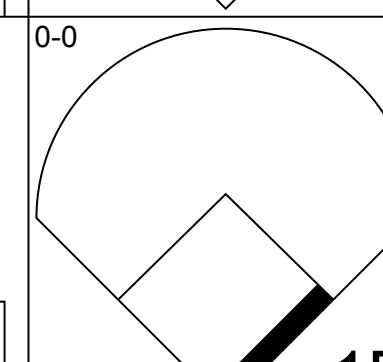
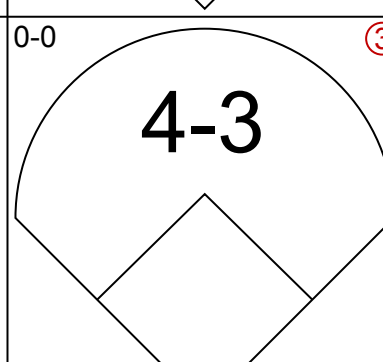
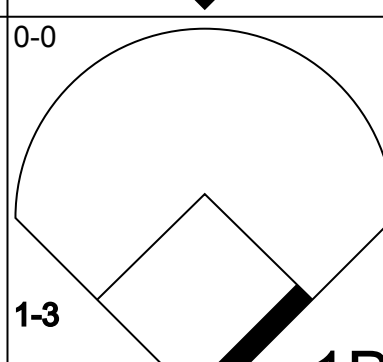
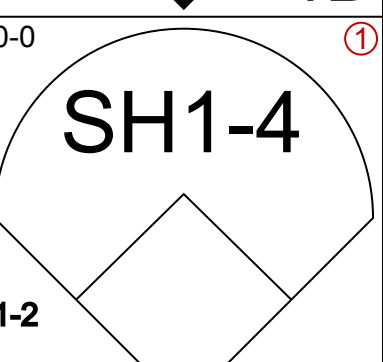
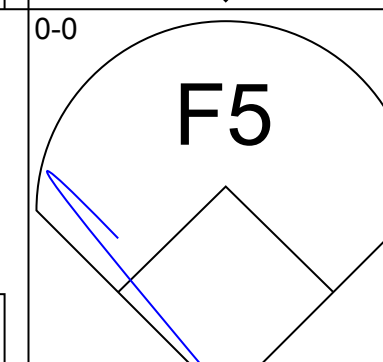
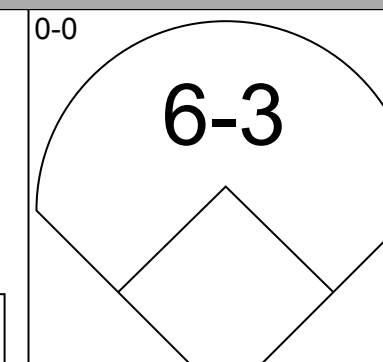
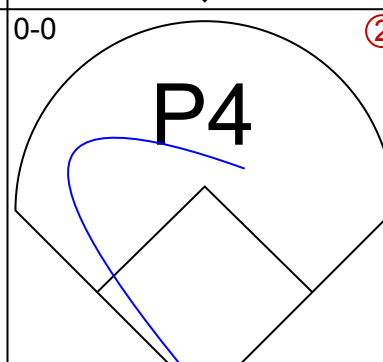
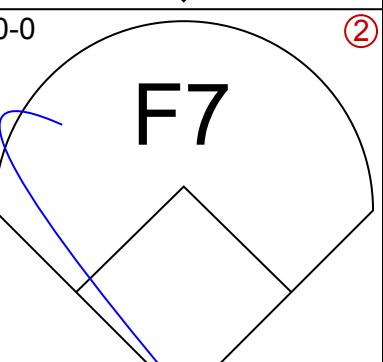
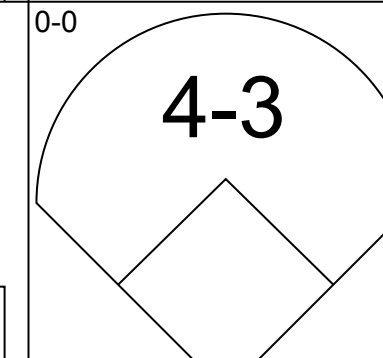
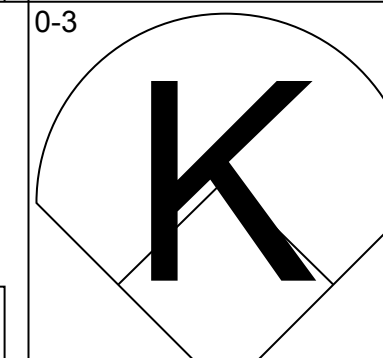
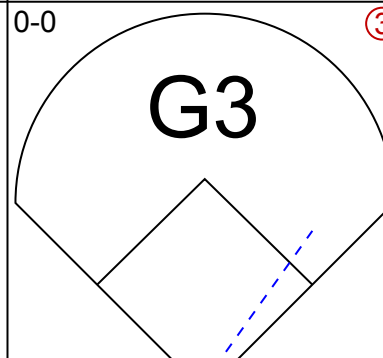
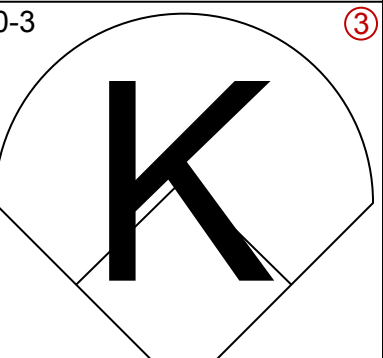
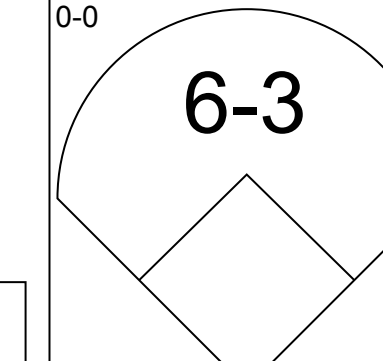
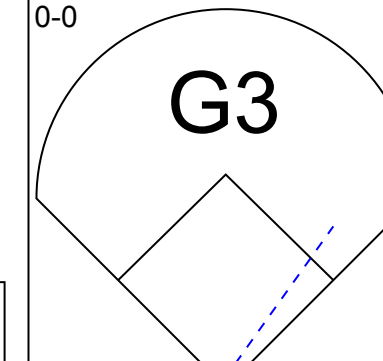
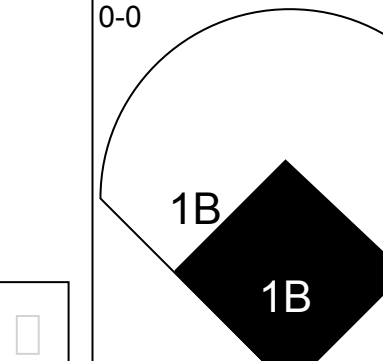
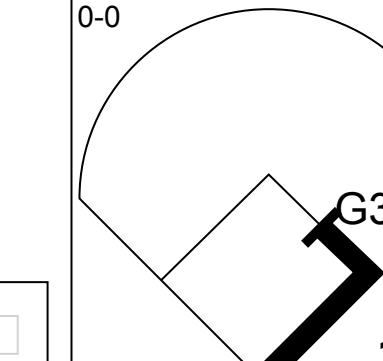
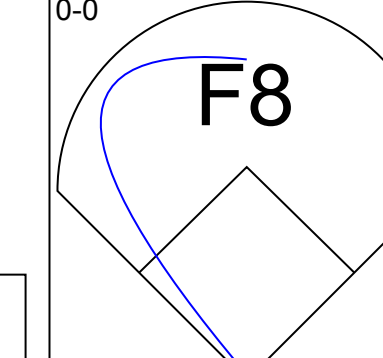
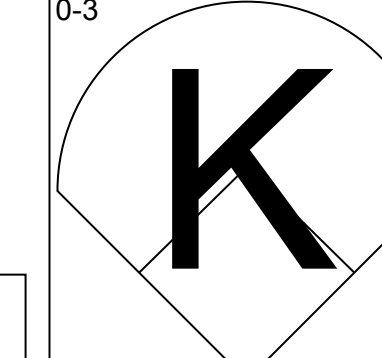
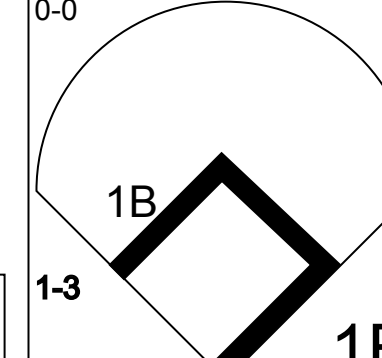
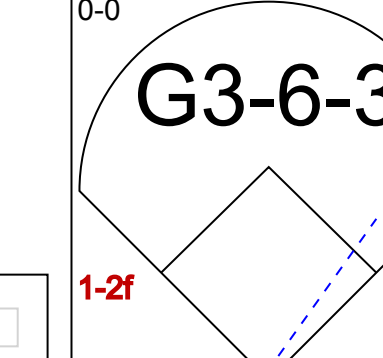
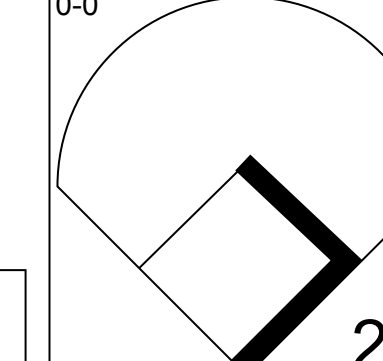
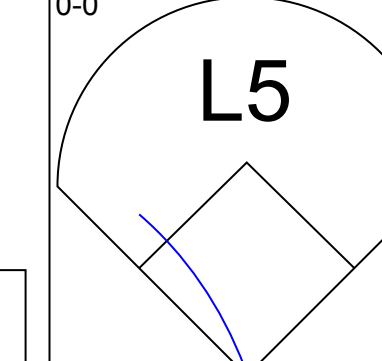
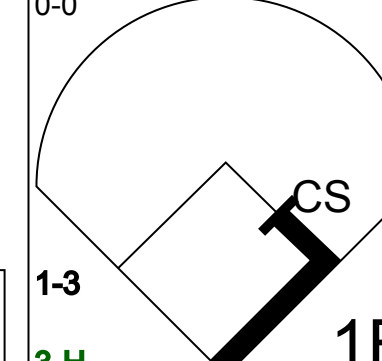
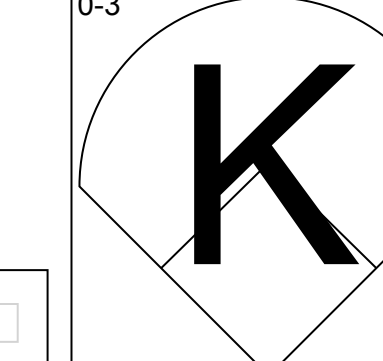
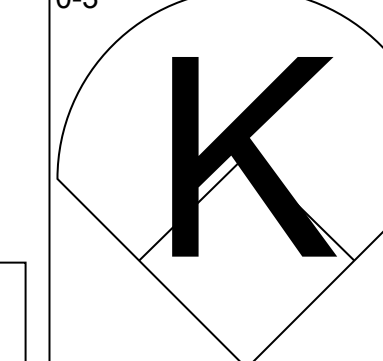
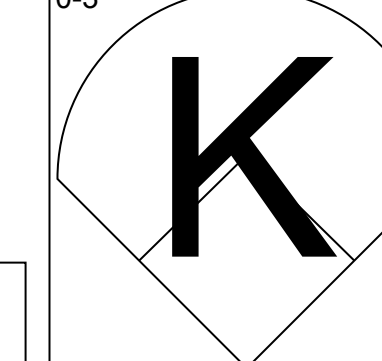
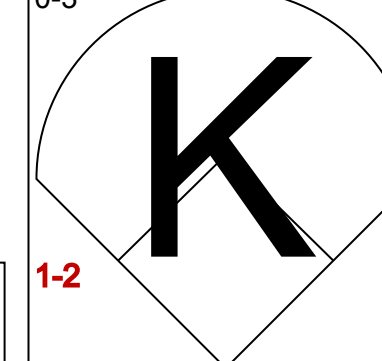
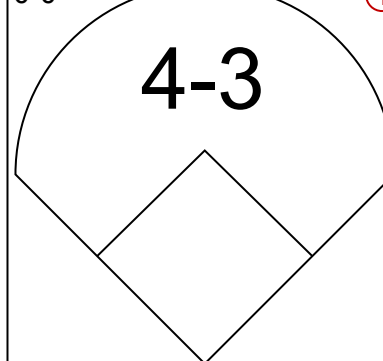
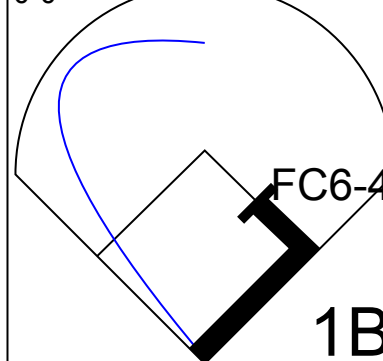



Batter	1	2	3	4	5	6	7	8	9	AB	R	H	RBI	BB	SO	LOB	BOTTOM										
Bump Willis, S (1, 4) OBP: 0.328, SLG: 0.365	0-3 K		0-0 L4			0-0 F5		0-0 4-3		4	0	0	0	0	1	1											
Mickey Rivers, L (1, 8) OBP: 0.317, SLG: 0.325	0-0 4-3			0-3 K		0-0 G4-6-3 1-2			0-0 1B 1B	4	1	1	0	0	1	1											
Al Oliver, L (1, 10) OBP: 0.324, SLG: 0.394	0-0 4-3			0-0 E9 6-3 2B			0-0 E S 1B		0-0 1B FC3-2 1B	4	2	3	0	0	0	0											
Buddy Bell, R (1, 5) OBP: 0.356, SLG: 0.474		0-0 FC1-6 1B		0-0 6-3 3-H			0-0 G1-6-3 1-H 1B		0-0 FC3-2 1B 1B	4	1	3	3	0	0	0											
Pat Putnam, L (1, 3) OBP: 0.346, SLG: 0.484		0-0 FC1-6 1B 1-2		0-0 4-3			0-0 G1-6-3 1-2 1B		4-0 1B FC3-2 IBB	3	0	1	0	1	0	1											
Johnny Grubb, L (1, 9) OBP: 0.358, SLG: 0.419		0-0 G6-4-3 1B			0-3 K		0-0 G1-6-3 1-2 2-3		0-0 FC3-2 1B	4	0	1	0	0	1	5											
Leon Roberts, R (1, 7) OBP: 0.360, SLG: 0.410 Bill Stein, R (9, PH) OBP: 0.550, SLG: 0.641		0-0 G6-4-3 1-2			0-3 K		0-0 K		0-0 1B 1-2 3-H	3	0	0	0	0	1	3											
Jim Sundberg, R (1, 2) OBP: 0.345, SLG: 0.336			0-0 L1			0-0 F9		0-0 4-3		3	0	0	0	0	0	0											
Mario Mendoza, R (1, 6) OBP: 0.288, SLG: 0.288			0-0 5-3			0-0 G4-6-3 1B		0-3 K		3	0	1	0	0	1	0											
<b>Inning Stats</b>	R: 0 E: 0 K: 1 S: 5	H: 0 LOB: 0 BB: 0 P: 5	R: 0 E: 0 K: 0 S: 4	H: 2 LOB: 1 BB: 0 P: 4	R: 0 E: 0 K: 0 S: 3	H: 0 LOB: 0 BB: 0 P: 3	R: 1 E: 1 K: 1 S: 6	H: 1 LOB: 0 BB: 0 P: 6	R: 0 E: 0 K: 2 S: 7	H: 0 LOB: 0 BB: 0 P: 7	R: 0 E: 0 K: 0 S: 3	H: 1 LOB: 0 BB: 0 P: 3	R: 1 E: 0 K: 0 S: 5	H: 3 LOB: 1 BB: 0 P: 5	R: 0 E: 0 K: 1 S: 5	H: 0 LOB: 0 BB: 0 P: 5	R: 2 E: 0 K: 0 S: 5	H: 4 LOB: 3 BB: 1 P: 9	1B: 10 2B: 1 3B: 0 HR: 0	SF: 0 SAC: 0 DP: 3 HBP: 0	WP: 0 PB: 0 SB: 1 CS: 0	PA: 34					
<b>PITCHER</b>	IP	WLS	BF	H	R	ER	SO	BB	IBB	HBP	BLK	WP	HR	S	P	ERA	WHIP										
Albert Williams, R (1, 1) ERA: 3.45	7.0		25	7	2	1	4	0	0	0	0	0	0	33	33	1.29	1.000										
Don Cooper, R (8, 1) ERA: 4.13	1.0	L	4	1	1	1	1	0	0	0	0	0	0	6	6	9.00	1.000										
Darrell Jackson, L (9, 1) ERA: 8.31	0.0	L	1	1	0	0	0	0	0	0	0	0	0	1	1	∞	∞										
Doug Corbett, R (9, 1) ERA: 2.7	0.1		4	2	1	1	0	0	1	0	0	0	0	3	7	27.00	6.000										

Minnesota Twins @ Texas Rangers  
Arlington Stadium, Arlington, TX  
Mon May 25 1981, 8:05 PM EDT  
Att: 21,558 - Unknown - 84 F

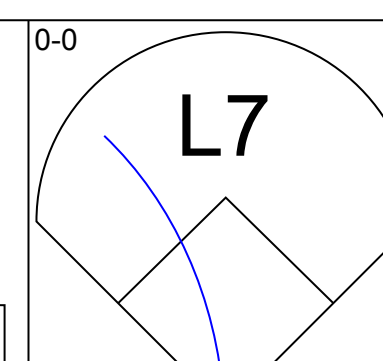
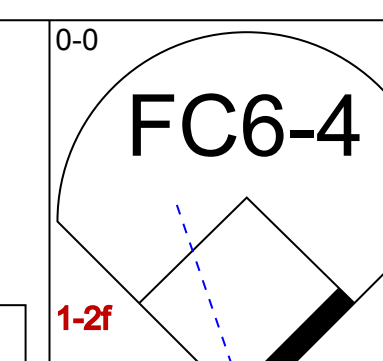
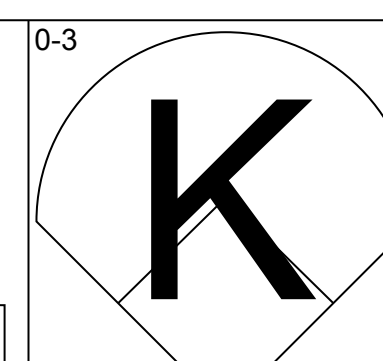
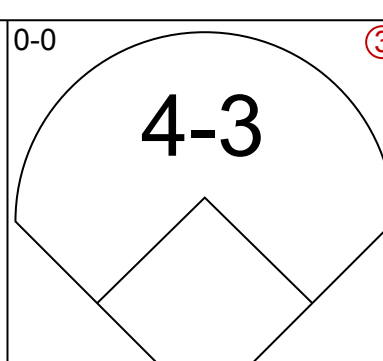
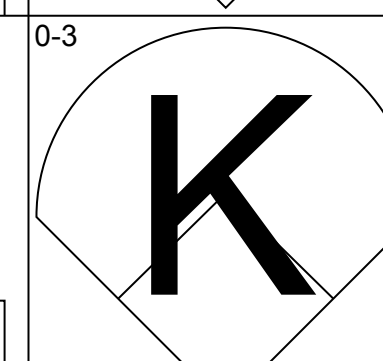
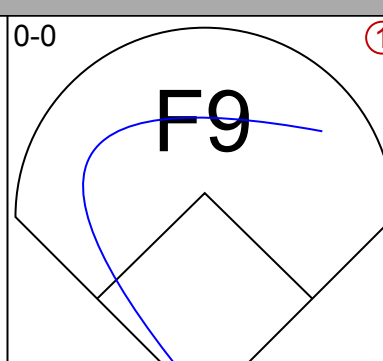
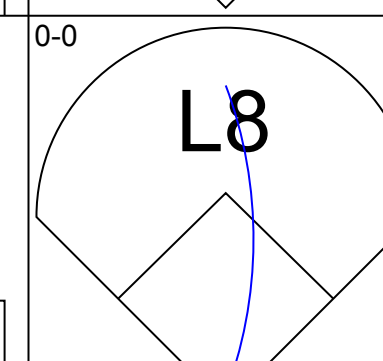
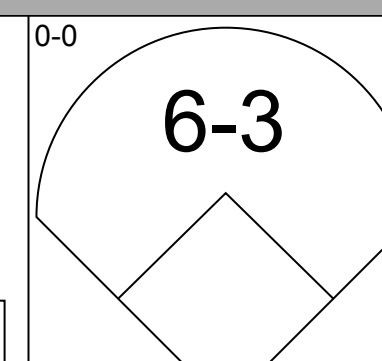
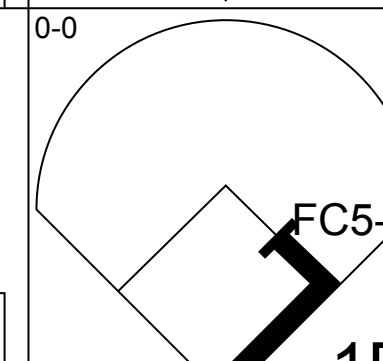
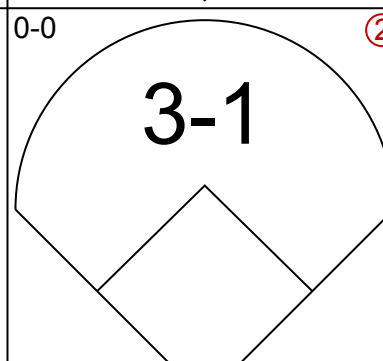
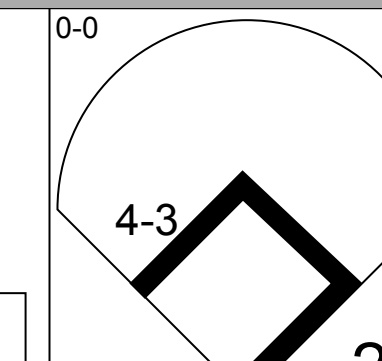
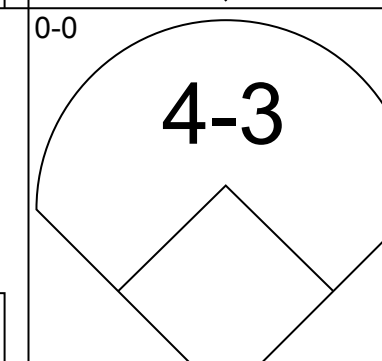
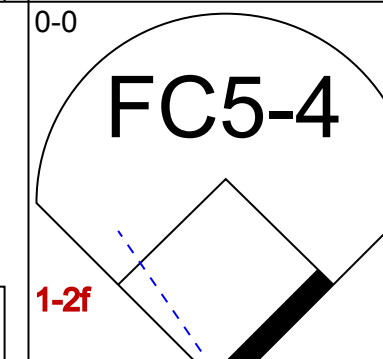

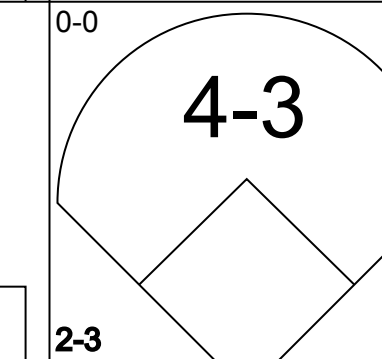
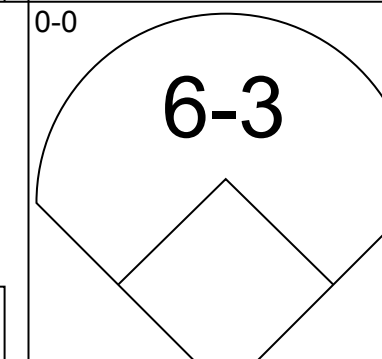
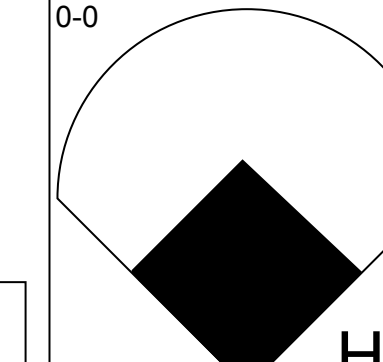
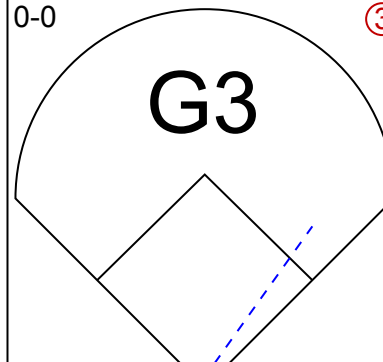
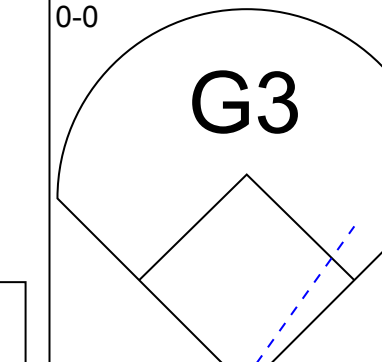
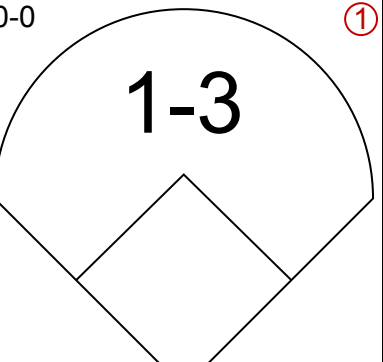
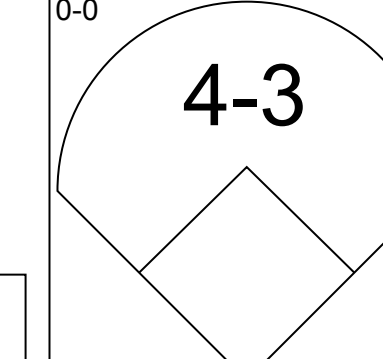
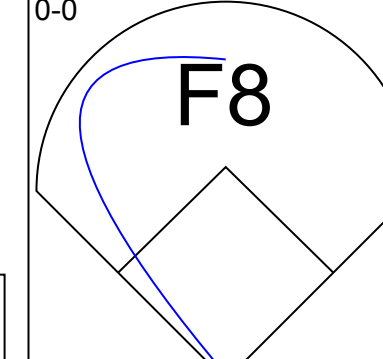
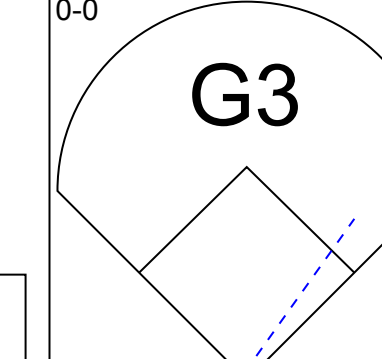
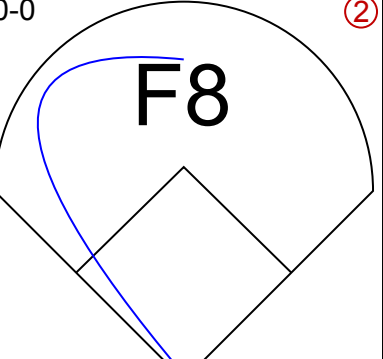
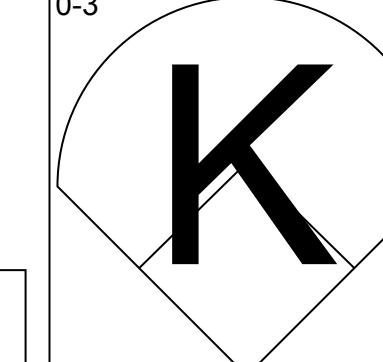
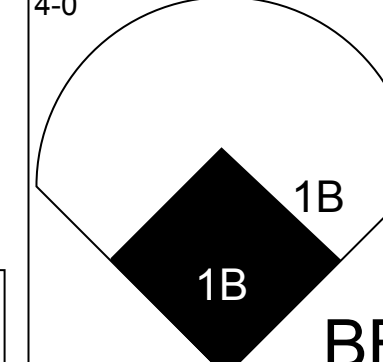
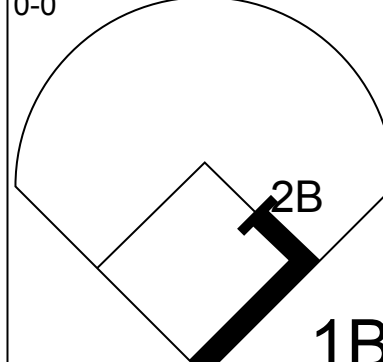
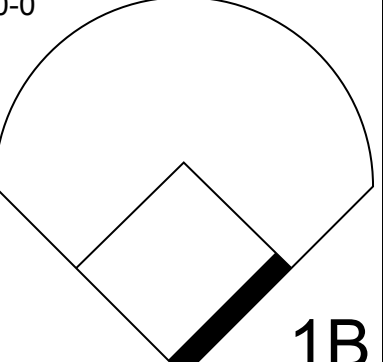
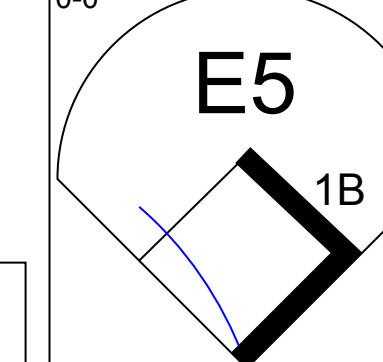
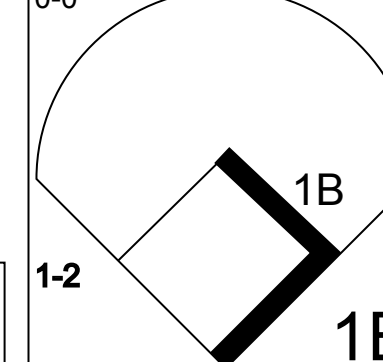
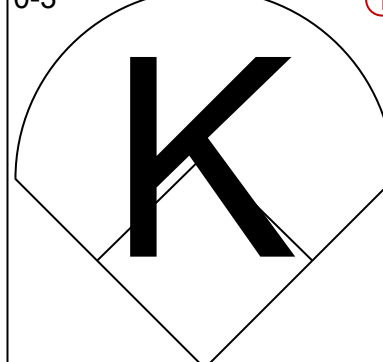
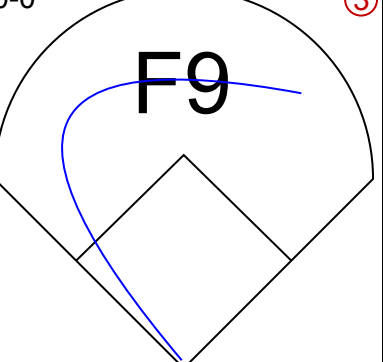
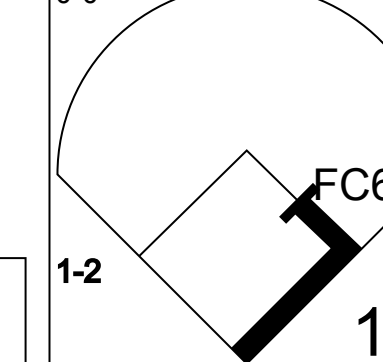
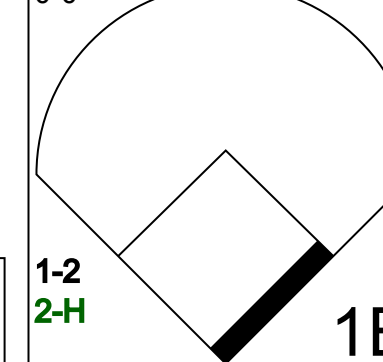
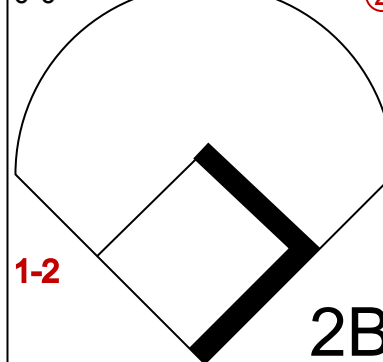
AB 33  
R 4  
H 11  
RBI 4  
BB 1  
SO 5  
LOB 11



Batter	1	2	3	4	5	6	7	8	9	AB	R	H	RBI	BB	SO	LOB	TOP					
Gary Ward, R OBP: 0.325, SLG: 0.363 (1, 7)										4	0	1	0	0	1	1	<b>Minnesota Twins @ Texas Rangers</b> Arlington Stadium, Arlington, TX Tue May 26 1981, 8:05 PM EDT Att: 12,932 - Unknown - 88 F					
Rob Wilfong, L OBP: 0.297, SLG: 0.312 (1, 4)										3	0	2	0	0	0	0						
Mickey Hatcher, R OBP: 0.311, SLG: 0.429 (1, 8)										4	0	0	0	0	0	4						
Glenn Adams, L OBP: 0.315, SLG: 0.336 (1, 10)										4	0	0	0	0	2	4						
John Castino, R OBP: 0.313, SLG: 0.429 (1, 5)										4	1	2	0	0	0	0						
Danny Goodwin, L OBP: 0.319, SLG: 0.326 (1, 3)										4	0	1	0	0	1	1						
Pete Mackanin, R OBP: 0.250, SLG: 0.324 (1, 6)										4	0	2	1	0	1	0						
Dave Engle, R OBP: 0.250, SLG: 0.324 Hosken Powell, L OBP: 0.325, SLG: 0.356 (1, 9)										2	0	0	0	0	2	1						
Sal Butera, R OBP: 0.343, SLG: 0.330 (1, 2)										3	0	1	0	0	1	1						
<b>Inning Stats</b>	R: 0 E: 0 K: 1 S: 6	H: 1 LOB: 1 BB: 0 P: 6	R: 0 E: 0 K: 1 S: 6	H: 1 LOB: 1 BB: 0 P: 6	R: 0 E: 0 K: 0 S: 3	H: 0 LOB: 0 BB: 0 P: 3	R: 0 E: 0 K: 2 S: 5	H: 0 LOB: 0 BB: 0 P: 5	R: 0 E: 0 K: 0 S: 7	H: 0 LOB: 0 BB: 0 P: 7	R: 0 E: 0 K: 0 S: 5	H: 2 LOB: 2 BB: 0 P: 5	R: 1 E: 0 K: 2 S: 9	H: 3 LOB: 1 BB: 0 P: 9	R: 0 E: 0 K: 1 S: 6	H: 1 LOB: 1 BB: 0 P: 6		R: 0 E: 0 K: 1 S: 5	H: 1 LOB: 0 BB: 0 P: 5	1B: 8 2B: 2 3B: 0 HR: 0	SF: 0 SAC: 1 DP: 2 HBP: 0	WP: 0 PB: 0 CS: 1
<b>PITCHER</b>	IP WLS BF H R ER SO BB IBB HBP BLK WP HR S P ERA WHIP																					
Fergie Jenkins, R ERA: 5.59 Charlie Hough, R ERA: 5.49 (1, 1)	8.0 W 32 9 1 1 8 0 0 0 0 0 0 0 4 4 1.12 1.125																					
(9, 1)	1.0 S 2 0 0 0 1 0 0 0 0 0 0 0 4 4 0.00 0.000																					

AB	33
R	1
H	9
RBI	1
BB	0
SO	9
LOB	14



Batter	1	2	3	4	5	6	7	8	9	AB	R	H	RBI	BB	SO	LOB	BOTTOM			
Bump Willis, S OBP: 0.320, SLG: 0.356 (1, 4)										4	0	0	0	0	1	5	<b>Minnesota Twins @ Texas Rangers</b> Arlington Stadium, Arlington, TX Tue May 26 1981, 8:05 PM EDT Att: 12,932 - Unknown - 88 F			
Mickey Rivers, L OBP: 0.310, SLG: 0.317 (1, 8)										4	0	0	0	0	1	2				
Al Oliver, L OBP: 0.328, SLG: 0.402 (1, 10)										4	0	2	0	0	0	0				
Buddy Bell, R OBP: 0.353, SLG: 0.467 (1, 5)										4	0	1	0	0	0	2				
Pat Putnam, L OBP: 0.343, SLG: 0.500 (1, 3)										4	1	1	1	0	0	2				
Johnny Grubb, L OBP: 0.348, SLG: 0.405 (1, 9)										4	0	0	0	0	0	1				
Leon Roberts, R OBP: 0.376, SLG: 0.420 (1, 7)										3	1	2	0	1	1	0				
Jim Sundberg, R OBP: 0.342, SLG: 0.333 (1, 2)										4	0	1	0	0	1	2				
Mario Mendoza, R OBP: 0.306, SLG: 0.316 (1, 6)										3	0	3	1	0	0	0				
<b>Inning Stats</b>	R: 0 E: 0 K: 1 S: 6	H: 1 LOB: 2 BB: 0 P: 6	R: 1 E: 1 K: 1 S: 8	H: 2 LOB: 2 BB: 0 P: 8	R: 0 E: 0 K: 0 S: 4	H: 1 LOB: 1 BB: 0 P: 4	R: 1 E: 0 K: 1 S: 7	H: 2 LOB: 2 BB: 1 P: 11	R: 0 E: 0 K: 0 S: 4	H: 1 LOB: 1 BB: 0 P: 4	R: 0 E: 0 K: 1 S: 6	H: 2 LOB: 0 BB: 0 P: 6	R: 0 E: 0 K: 0 S: 3	H: 0 LOB: 0 BB: 0 P: 3	R: 0 E: 0 K: 0 S: 4	H: 1 LOB: 1 BB: 0 P: 4		1B: 7 2B: 2 3B: 0 HR: 1	SF: 0 SAC: 0 DP: 0 HBP: 0	WP: 0 PB: 0 CS: 0
<b>PITCHER</b>	IP WLS BF H R ER SO BB IBB HBP BLK WP HR S P ERA WHIP																			
Pete Redfern, R ERA: 4.12 (1, 1)	8.0 L 35 10 2 2 4 1 0 0 0 0 0 1 42 46 2.25 1.375																			

AB	34
R	2
H	10
RBI	2
BB	1
SO	4
LOB	14



Batter	1	2	3	4	5	6	7	8	9	AB	R	H	RBI	BB	SO	LOB	TOP			
Rick Sofield, L OBP: 0.186, SLG: 0.175 (1, 7)										3	1	0	0	1	2	1				
Rob Wilfong, L OBP: 0.291, SLG: 0.305 (1, 4)										3	0	0	0	0	0	0				
Mickey Hatcher, R OBP: 0.315, SLG: 0.431 (1, 8)										4	0	2	1	0	0	0				
Glenn Adams, L OBP: 0.313, SLG: 0.333 (1, 10)										4	0	1	0	0	0	1				
John Castino, R OBP: 0.306, SLG: 0.420 (1, 5)										4	0	0	0	0	2	2				
Danny Goodwin, L OBP: 0.340, SLG: 0.400 (1, 3)										2	1	1	1	1	1	0				
Pete Mackanin, R OBP: 0.241, SLG: 0.312 (1, 6)										3	0	0	0	0	1	1				
Dave Engle, R OBP: 0.253, SLG: 0.324 (1, 9)										3	0	1	0	0	0	0				
Sal Butera, R OBP: 0.333, SLG: 0.320 (1, 2)										3	0	0	0	0	0	2				
<b>Inning Stats</b>	R: 0 E: 0 K: 1 S: 5	H: 0 LOB: 0 BB: 0 P: 5	R: 0 E: 0 K: 2 S: 7	H: 0 LOB: 1 BB: 1 P: 11	R: 0 E: 1 K: 1 S: 5	H: 0 LOB: 0 BB: 0 P: 5	R: 0 E: 0 K: 0 S: 3	H: 0 LOB: 0 BB: 0 P: 3	R: 0 E: 0 K: 1 S: 5	H: 1 LOB: 0 BB: 0 P: 3	R: 0 E: 0 K: 0 S: 6	H: 1 LOB: 1 BB: 0 P: 6	R: 1 E: 0 K: 0 S: 4	H: 1 LOB: 0 BB: 0 P: 4	R: 1 E: 0 K: 0 S: 4	H: 2 LOB: 1 BB: 1 P: 8	1B: 4 2B: 0 3B: 0 HR: 1	SF: 0 SAC: 1 DP: 2 HBP: 0	WP: 0 PB: 0 CS: 0	PA: 32
<b>PITCHER</b> Danny Darwin, R ERA: 3.99 (1, 1)	IP: 9.0 WLS: L BF: 32	H: 5 R: 2 ER: 2 SO: 6	BB: 2 IBB: 0 HBP: 0 BLK: 0	WP: 0 HR: 1 S: 42 P: 50	ERA: 2.00 WHIP: 0.778	<b>PITCHER</b>														

**Minnesota Twins @ Texas Rangers**  
Arlington Stadium, Arlington, TX  
Wed May 27 1981, 8:05 PM EDT  
Att: 13,961 - Unknown - 78 F

AB 29  
R 2  
H 5  
RBI 2  
BB 2  
SO 6  
LOB 7

Batter	1	2	3	4	5	6	7	8	9	AB	R	H	RBI	BB	SO	LOB	BOTTOM			
Bump Wills, S OBP: 0.328, SLG: 0.360 (1, 4)										4	1	2	0	1	1	0				
Mickey Rivers, L OBP: 0.308, SLG: 0.315 (1, 8)										4	0	1	0	0	1	3				
Al Oliver, L OBP: 0.331, SLG: 0.416 (1, 10)										4	0	2	1	0	0	1				
Buddy Bell, R OBP: 0.350, SLG: 0.461 (1, 5)										4	0	1	0	0	0	4				
Bill Stein, R OBP: 0.535, SLG: 0.619 (6, PR) Rick Lisi, R OBP: 0.471, SLG: 0.357 (7, 9)										3	0	1	0	0	0	1				
John Ellis, R OBP: 0.208, SLG: 0.261 (1, 3)										3	0	1	0	1	0	1				
Leon Roberts, R OBP: 0.371, SLG: 0.424 (7, 7)										4	0	1	0	0	0	3				
Jim Sundberg, R OBP: 0.340, SLG: 0.326 (1, 2)										3	0	0	0	1	1	0				
Mario Mendoza, R OBP: 0.298, SLG: 0.308 Pat Putnam, L OBP: 0.340, SLG: 0.496 (9, PH)										3	0	0	0	0	2	2				
<b>Inning Stats</b>	R: 1 E: 0 K: 1 S: 7	H: 2 LOB: 1 BB: 0 P: 7	R: 0 E: 0 K: 1 S: 5	H: 0 LOB: 0 BB: 0 P: 5	R: 0 E: 0 K: 1 S: 6	H: 1 LOB: 2 BB: 1 P: 10	R: 0 E: 0 K: 0 S: 3	H: 2 LOB: 2 BB: 0 P: 3	R: 0 E: 0 K: 0 S: 3	H: 0 LOB: 1 BB: 1 P: 7	R: 0 E: 0 K: 0 S: 4	H: 2 LOB: 2 BB: 1 P: 8	R: 0 E: 0 K: 0 S: 3	H: 0 LOB: 0 BB: 0 P: 3	R: 0 E: 0 K: 0 S: 3	H: 0 LOB: 0 BB: 0 P: 3	1B: 7 2B: 2 3B: 1 HR: 0	SF: 0 SAC: 0 DP: 0 HBP: 0	WP: 0 PB: 0 CS: 1	PA: 37
<b>PITCHER</b> Jerry Koosman, L ERA: 4.22 Doug Corbett, R ERA: 2.62 (9, 1)	IP: 8.0 WLS: W BF: 34	H: 10 R: 1 ER: 1 SO: 5	BB: 1 IBB: 2 HBP: 0 BLK: 0	WP: 0 HR: 0 S: 41 P: 53	ERA: 1.12 WHIP: 1.375	<b>PITCHER</b>														

**Minnesota Twins @ Texas Rangers**  
Arlington Stadium, Arlington, TX  
Wed May 27 1981, 8:05 PM EDT  
Att: 13,961 - Unknown - 78 F

AB 34  
R 1  
H 10  
RBI 1  
BB 3  
SO 5  
LOB 15

Batter	1	2	3	4	5	6	7	8	9	AB	R	H	RBI	BB	SO	LOB	TOP			
Gary Ward, R OBP: 0.315, SLG: 0.350 (1, 7)	6-3			1-3	4-3			5-3		4	0	0	0	0	0	1	<b>Minnesota Twins @ Texas Rangers</b> Arlington Stadium, Arlington, TX Thu May 28 1981, 8:05 PM EDT Att: 15,604 - Unknown - 92 F			
Ron Jackson, R OBP: 0.299, SLG: 0.387 (1, 3)	4-3			FC6-4 1B				FC5-4 1B		4	0	3	0	0	0	0				
Mickey Hatcher, R OBP: 0.308, SLG: 0.421 (1, 8)	6-3			F8				FC5-4 1-2		4	0	0	0	0	0	3				
Butch Wynegar, S OBP: 0.333, SLG: 0.321 (1, 10)				FC6-4 1-2				F9		4	0	0	0	0	0	2				
John Castino, R OBP: 0.305, SLG: 0.416 (1, 5)	6-3							F7		4	1	1	0	0	0	1				
Pete Mackanin, R OBP: 0.241, SLG: 0.309 (1, 4)	6-3							5-3		4	1	1	0	0	0	0				
Dave Engle, R OBP: 0.256, SLG: 0.324 (1, 9)								L8		3	0	1	1	0	1	0				
Chuck Baker, R OBP: 0.067, SLG: 0.067 (1, 6)				6-3				4-3		3	0	0	0	0	0	1				
Sal Butera, R OBP: 0.333, SLG: 0.330 (1, 2)				F7				L8		3	0	1	0	0	0	0				
<b>Inning Stats</b>	R: 0 E: 0 K: 0 S: 3	H: 0 LOB: 0 BB: 0 P: 3	R: 0 E: 0 K: 0 S: 3	H: 0 LOB: 0 BB: 0 P: 3	R: 0 E: 0 K: 1 S: 5	H: 0 LOB: 2 BB: 0 P: 5	R: 0 E: 0 K: 0 S: 4	H: 1 LOB: 1 BB: 0 P: 4	R: 2 E: 0 K: 0 S: 6	H: 4 LOB: 1 BB: 0 P: 6	R: 0 E: 0 K: 0 S: 4	H: 0 LOB: 0 BB: 0 P: 3	R: 0 E: 0 K: 0 S: 4	H: 1 LOB: 1 BB: 0 P: 4	R: 0 E: 0 K: 0 S: 3	H: 0 LOB: 0 BB: 0 P: 3	1B: 5 2B: 2 HR: 0	SF: 0 SAC: 0 DP: 1 HBP: 0	WP: 0 PB: 0 SB: 0 CS: 0	PA: 33
<b>PITCHER</b> Rick Honeycutt, L ERA: 3.64 (1, 1)	IP: 9.0 WLS: W BF: 33 H: 7 R: 2 ER: 2 SO: 1 BB: 0 IBB: 0 HBP: 0 BLK: 0 WP: 0 HR: 0 S: 35 P: 35 ERA: 2.00 WHIP: 0.778																			

Batter	1	2	3	4	5	6	7	8	9	AB	R	H	RBI	BB	SO	LOB	BOTTOM			
Bump Wills, S OBP: 0.330, SLG: 0.361 (1, 4)	FC6-4 1B		SF8 SH1-3 1-2	F7			1-3	K		5	0	2	0	0	1	2	<b>Minnesota Twins @ Texas Rangers</b> Arlington Stadium, Arlington, TX Thu May 28 1981, 8:05 PM EDT Att: 15,604 - Unknown - 92 F			
Mickey Rivers, L OBP: 0.303, SLG: 0.310 (1, 8)	F7		SH1-3 1-2 2-3				6-3			3	0	0	0	0	0	1				
Al Oliver, L OBP: 0.341, SLG: 0.426 (1, 10)	F7		IBB				2B	1B		3	1	2	0	1	0	1				
Buddy Bell, R OBP: 0.348, SLG: 0.458 (1, 5)	FC6-4 1-2		SF8 2-3 3-H				6-3	1B HR		3	1	1	1	0	0	2				
Pat Putnam, L OBP: 0.331, SLG: 0.481 (1, 3)			6-3	F7			F8	F7		4	0	0	0	0	0	5				
Johnny Grubb, L OBP: 0.352, SLG: 0.403 (1, 9)	6-3			SH1-3 E BB			F9	HR		3	2	1	1	1	0	0				
Leon Roberts, R OBP: 0.380, SLG: 0.466 (1, 7)				SH1-3 1-2			F5	HR		3	1	2	3	0	0	0				
Jim Sundberg, R OBP: 0.338, SLG: 0.323 (1, 2)	P6			F7			5-3	BLK 1B		4	0	1	0	0	0	2				
Mario Mendoza, R OBP: 0.297, SLG: 0.306 (1, 6)			SH1-3 SF8 1B	E6 2-H			F7	F7		4	1	1	0	0	0	1				
<b>Inning Stats</b>	R: 0 E: 0 K: 0 S: 4	H: 1 LOB: 1 BB: 0 P: 4	R: 0 E: 0 K: 0 S: 4	H: 1 LOB: 1 BB: 0 P: 4	R: 1 E: 0 K: 0 S: 5	H: 2 LOB: 2 BB: 1 P: 9	R: 1 E: 1 K: 0 S: 4	H: 0 LOB: 1 BB: 1 P: 8	R: 0 E: 0 K: 0 S: 3	H: 0 LOB: 0 BB: 0 P: 3	R: 0 E: 0 K: 0 S: 3	H: 0 LOB: 0 BB: 0 P: 3	R: 0 E: 0 K: 1 S: 10	H: 5 LOB: 1 BB: 0 P: 10	R: 4 E: 0 K: 1 S: 10	H: 5 LOB: 1 BB: 0 P: 10	1B: 8 2B: 1 3B: 0 HR: 1	SF: 1 SAC: 2 DP: 0 HBP: 0	WP: 0 PB: 0 SB: 0 CS: 0	PA: 37
<b>PITCHER</b> Roger Erickson, R ERA: 3.88 Don Cooper, R ERA: 4.38 (8, 1)	IP: 7.1 WLS: L BF: 33 H: 8 R: 5 ER: 4 SO: 1 BB: 1 IBB: 1 HBP: 0 BLK: 0 WP: 0 HR: 0 S: 31 P: 39 ERA: 4.91 WHIP: 1.227																			

AB	33
R	2
H	7
RBI	1
BB	0
SO	1
LOB	8



AB	32
R	6
H	10
RBI	5
BB	2
SO	1
LOB	14



Batter	1	2	3	4	5	6	7	8	9	AB	R	H	RBI	BB	SO	LOB	TOP		
Willie Wilson, S OBP: 0.308, SLG: 0.340	G3			1B		1-3		G3 SH1-4	G3	4	1	1	0	1	0	2			
Amos Otis, R OBP: 0.270, SLG: 0.317	5-3			F9		WP		SH1-4	F3	4	0	1	0	0	0	3			
George Brett, L OBP: 0.351, SLG: 0.371	F9			F9		G3		G3		3	0	0	0	1	0	2			
Willie Aikens, L OBP: 0.409, SLG: 0.541		L7		FC6-4				G3		3	0	1	2	1	0	2			
Hal McRae, R OBP: 0.274, SLG: 0.351	F8			FC6-4		K		K		4	0	0	0	0	2	4			
Frank White, R OBP: 0.269, SLG: 0.357	F7				F9					4	1	1	1	0	0	1			
John Wathan, R OBP: 0.312, SLG: 0.336			4-3		1-3				HR	4	0	0	0	0	0	2			
Cesar Geronimo, L OBP: 0.282, SLG: 0.308			4-3		5-3					3	0	0	0	1	0	2			
U L Washington, S OBP: 0.320, SLG: 0.299			F9			4-3		SH1-4	G3	3	1	1	0	1	0	0			
<b>Inning Stats</b>	R: 0 E: 0 K: 0 S: 3	H: 0 LOB: 0 BB: 0 P: 3	R: 0 E: 0 K: 0 S: 3	H: 0 LOB: 0 BB: 0 P: 3	R: 0 E: 0 K: 0 S: 3	H: 0 LOB: 0 BB: 0 P: 3	R: 1 E: 0 K: 0 S: 5	H: 2 LOB: 1 BB: 0 P: 5	R: 0 E: 0 K: 0 S: 4	H: 1 LOB: 1 BB: 0 P: 4	R: 0 E: 1 K: 1 S: 6	H: 0 LOB: 2 BB: 1 P: 10	R: 1 E: 0 K: 0 S: 6	H: 1 LOB: 2 BB: 2 P: 14	R: 1 E: 0 K: 0 S: 4	H: 1 LOB: 2 BB: 2 P: 12	1B: 2 2B: 2 3B: 0 HR: 1	SF: 0 SAC: 1 DP: 0 HBP: 0	WP: 1 PA: 38
<b>PITCHER</b>	IP	WLS	BF	H	R	ER	SO	BB	IBB	HBP	BLK	WP	HR	S	P	ERA	WHIP		
Fernando Arroyo, R ERA: 3.96	7.0	L	27	4	2	2	1	1	0	0	0	1	0	28	32	2.57	0.714		
Doug Corbett, R ERA: 2.72	2.0		11	1	1	1	1	3	1	0	0	0	1	9	25	4.50	2.000		

**Kansas City Royals @ Minnesota Twins**  
 Metropolitan Stadium, Bloomington, MI  
 Fri May 29 1981, 8:05 PM EDT  
 Att. 6,734 - Unknown - 70 F

AB	32
R	3
H	5
RBI	3
BB	5
SO	2
LOB	18



Batter	1	2	3	4	5	6	7	8	9	AB	R	H	RBI	BB	SO	LOB	BOTTOM		
Hosken Powell, L OBP: 0.314, SLG: 0.343	K		6-3			L7		F7		4	0	0	0	0	1	2			
Rob Wilfong, L OBP: 0.294, SLG: 0.297	4-3			F6		3-1		FC4-6		4	0	0	0	0	0	1			
Mickey Hatcher, R OBP: 0.307, SLG: 0.417	6-3			4-3		F7				4	0	1	0	0	0	0			
Glenn Adams, L OBP: 0.311, SLG: 0.325		6-3				3-1		1-3		3	0	0	0	1	0	2			
John Castino, R OBP: 0.304, SLG: 0.429		6-3		F9			HR		6-3	4	1	1	1	0	0	1			
Butch Wynegar, S OBP: 0.353, SLG: 0.344		F7				F7				4	0	2	0	0	0	0			
Danny Goodwin, L OBP: 0.389, SLG: 0.426										2	0	2	0	2	0	0			
Pete Mackanin, R OBP: 0.230, SLG: 0.294				F9		P2			FC1-4	4	0	0	0	0	0	6			
Rick Sofield, L OBP: 0.190, SLG: 0.180				6-3		G6-4-3			FC6-4	4	0	1	0	0	0	5			
<b>Inning Stats</b>	R: 0 E: 0 K: 1 S: 5	H: 0 LOB: 0 BB: 0 P: 5	R: 0 E: 0 K: 0 S: 3	H: 0 LOB: 0 BB: 0 P: 3	R: 0 E: 0 K: 0 S: 4	H: 1 LOB: 1 BB: 0 P: 4	R: 0 E: 0 K: 0 S: 3	H: 0 LOB: 1 BB: 1 P: 7	R: 0 E: 0 K: 0 S: 3	H: 1 LOB: 1 BB: 1 P: 7	R: 0 E: 0 K: 0 S: 4	H: 1 LOB: 1 BB: 1 P: 8	R: 0 E: 0 K: 0 S: 5	H: 2 LOB: 2 BB: 0 P: 5	R: 0 E: 0 K: 0 S: 5	H: 2 LOB: 2 BB: 0 P: 5	1B: 6 2B: 0 3B: 0 HR: 1	SF: 0 SAC: 0 DP: 1 HBP: 0	WP: 0 PA: 36
<b>PITCHER</b>	IP	WLS	BF	H	R	ER	SO	BB	IBB	HBP	BLK	WP	HR	S	P	ERA	WHIP		
Rich Gale, R ERA: 4.5	7.0	W	27	4	1	1	1	3	0	0	0	0	0	26	38	1.29	1.000		
Dan Quisenberry, R ERA: 3.6	2.0	S	9	3	0	0	0	0	0	0	0	0	0	9	9	0.00	1.500		

**Kansas City Royals @ Minnesota Twins**  
 Metropolitan Stadium, Bloomington, MI  
 Fri May 29 1981, 8:05 PM EDT  
 Att. 6,734 - Unknown - 70 F

AB	33
R	1
H	7
RBI	1
BB	3
SO	1
LOB	17



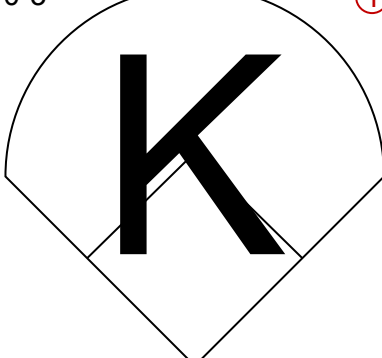
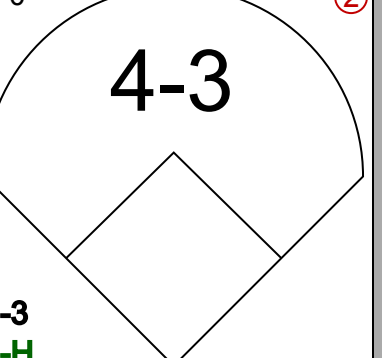
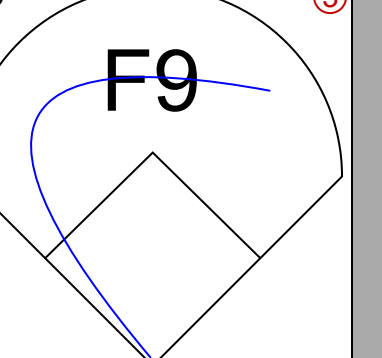
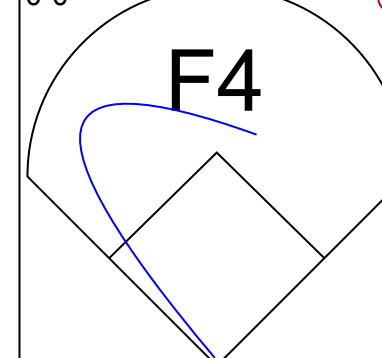
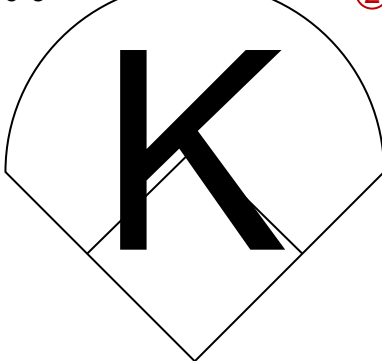
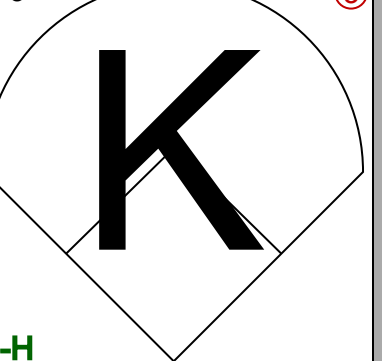
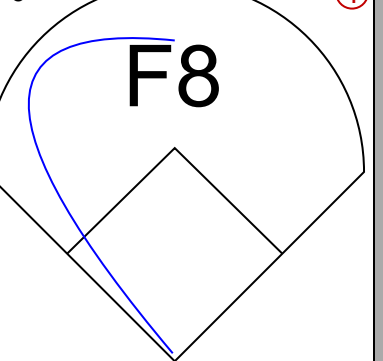
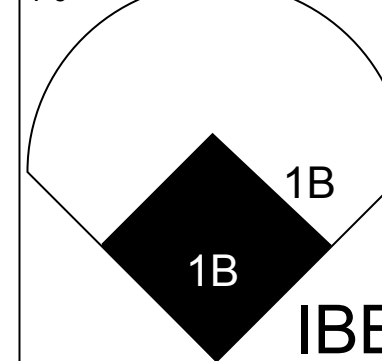
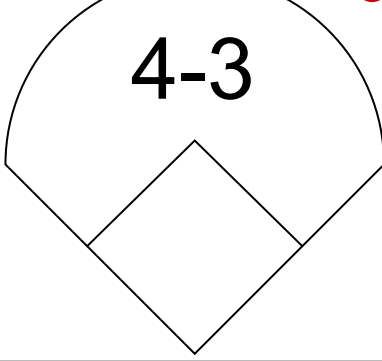
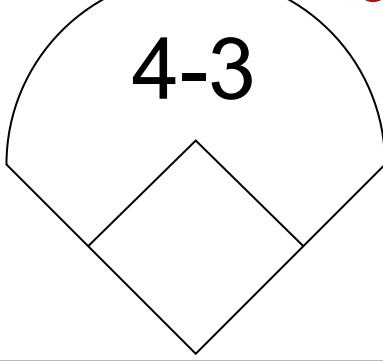
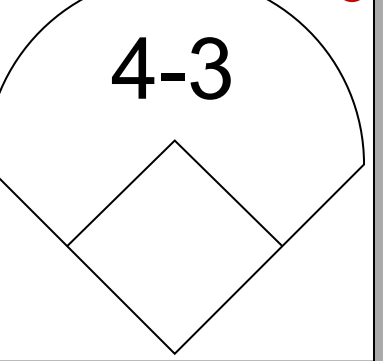
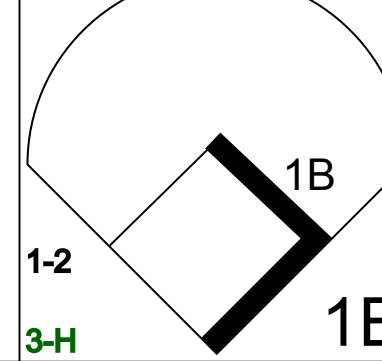
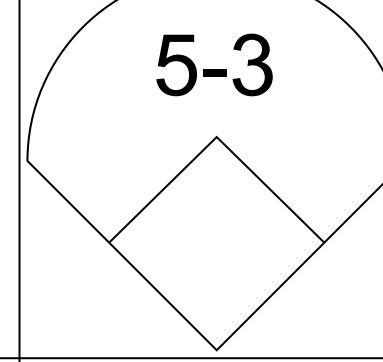
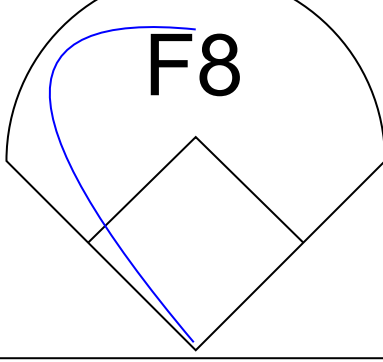
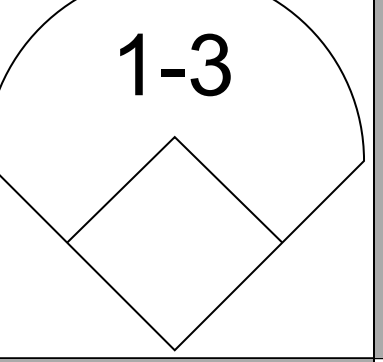
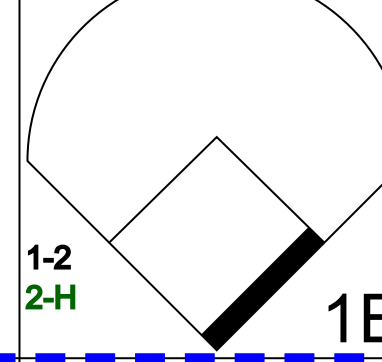
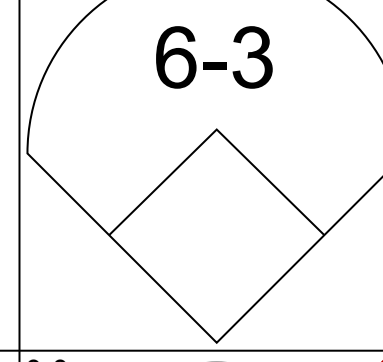
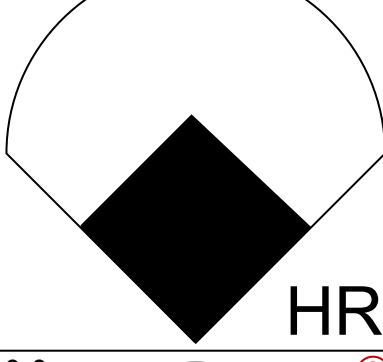
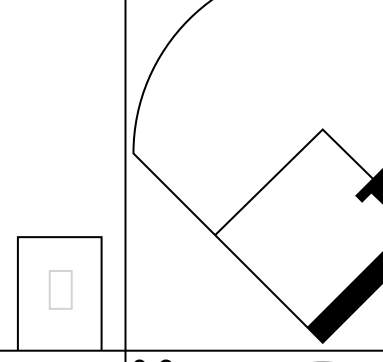
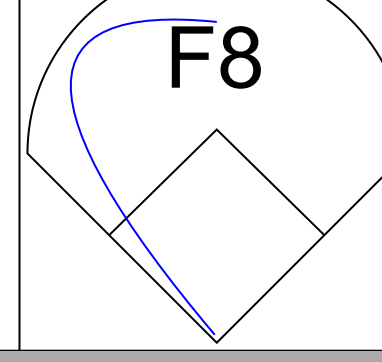
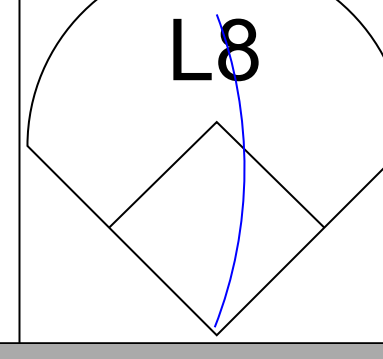
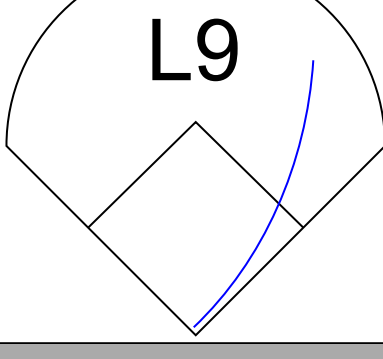
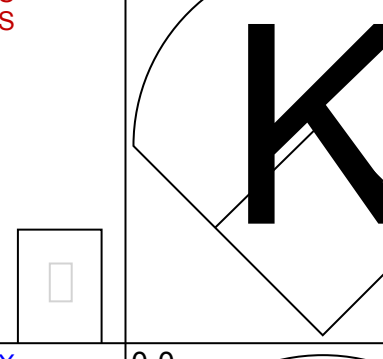

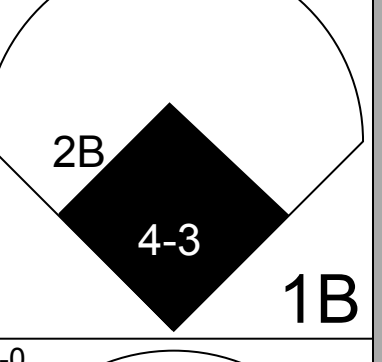
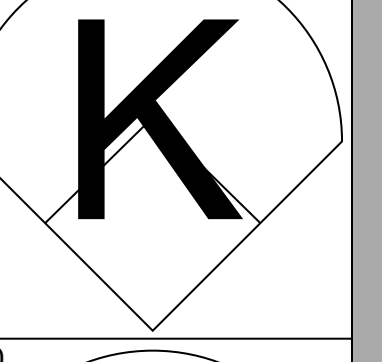
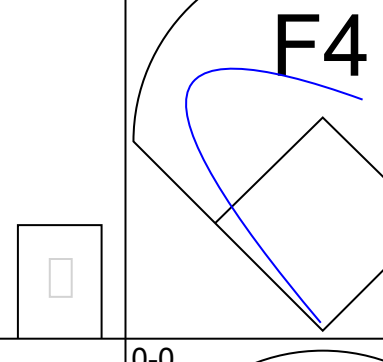

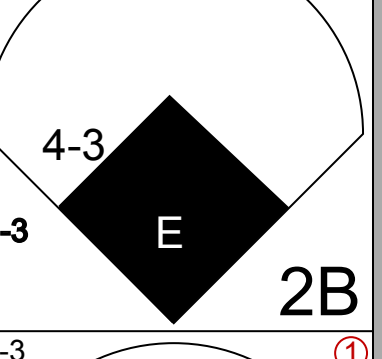
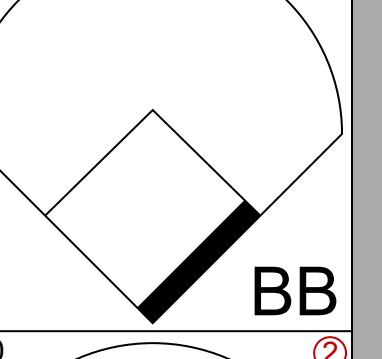
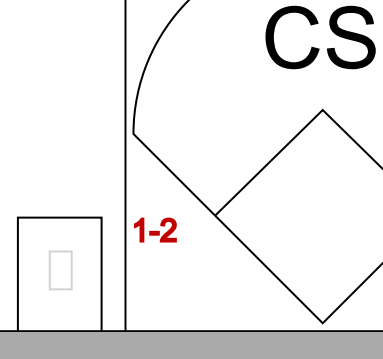
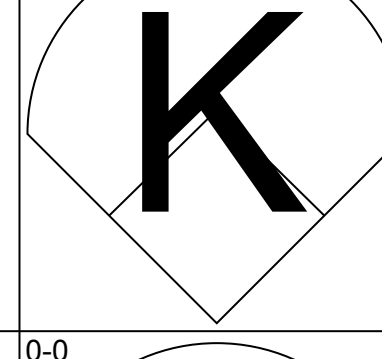

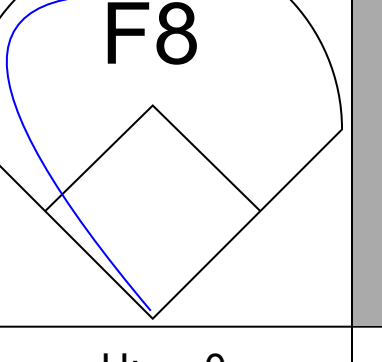
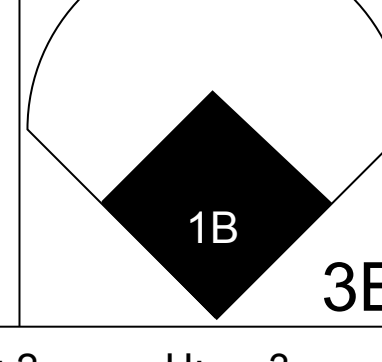
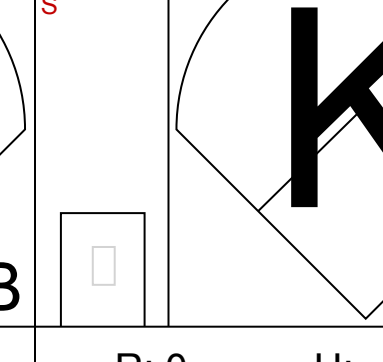
Batter	1	2	3	4	5	6	7	8	9	AB	R	H	RBI	BB	SO	LOB	TOP	
Willie Wilson, S OBP: 0.306, SLG: 0.337 (1, 7)										4	1	1	0	0	1	0	<b>Kansas City Royals @ Minnesota Twins</b> Metropolitan Stadium, Bloomington, MI Sat May 30 1981, 8:05 PM EDT Alt: 8,673 - Unknown - 66 F	
Amos Otis, R OBP: 0.276, SLG: 0.329 (1, 8)										4	1	2	1	0	2	0		
George Brett, L OBP: 0.347, SLG: 0.376 (1, 5)										4	1	1	1	0	2	1		
Willie Aikens, L OBP: 0.405, SLG: 0.529 (1, 3)										3	1	0	0	1	0	1		
Hal McRae, R OBP: 0.274, SLG: 0.346 (1, 10)										2	0	0	1	1	0	0		
Frank White, R OBP: 0.288, SLG: 0.353 (1, 4)										4	0	1	1	0	1	1		
Clint Hurdle, L OBP: 0.500, SLG: 1.053 (1, 9)										4	1	2	2	0	0	0		
John Wathan, R OBP: 0.306, SLG: 0.328 (1, 2)										3	0	0	0	0	1	2		
Jerry Grote, R OBP: 0.235, SLG: 0.226 (6, 2)										1	0	0	0	0	0	0		
U L Washington, S OBP: 0.318, SLG: 0.298 (1, 6)										4	1	1	0	0	1	0		
<b>Inning Stats</b>	R: 0 E: 0 K: 2 S: 8	H: 1 LOB: 1 BB: 0 P: 8	R: 0 E: 0 K: 0 S: 2	H: 0 LOB: 0 BB: 1 P: 6	R: 0 E: 0 K: 1 S: 5	H: 0 LOB: 0 BB: 0 P: 5	R: 0 E: 0 K: 2 S: 7	H: 0 LOB: 0 BB: 0 P: 7	R: 0 E: 0 K: 1 S: 5	H: 0 LOB: 0 BB: 0 P: 5	R: 0 E: 0 K: 0 S: 3	H: 0 LOB: 0 BB: 0 P: 3	R: 1 E: 0 K: 0 S: 4	H: 1 LOB: 0 BB: 0 P: 4	1B: 4 2B: 4 3B: 0 HR: 1	SF: 1 SAC: 0 DP: 1 HBP: 0	WP: 0 PB: 0 SB: 0 CS: 0	PA: 36
<b>PITCHER</b>	IP WLS BF H R ER SO BB IBB HBP BLK WP HR S P ERA WHIP																	
Albert Williams, R ERA: 3.57 (1, 1)	5.1	20	4	3	3	6	1	0	0	0	0	0	0	0	31	35	5.06	0.938
Darrell Jackson, L ERA: 12.46 (6, 1)	0.0	2	1	0	0	0	1	0	0	0	0	0	0	1	5			
John Verhoeven, R ERA: 2.54 (6, 1)	2.2	10	2	2	2	2	0	0	0	0	0	0	0	14	14	6.75	0.750	
Doug Corbett, R ERA: 2.89 (9, 1)	1.0	L	4	1	1	1	0	0	0	0	0	1	4	4	9.00	1.000		

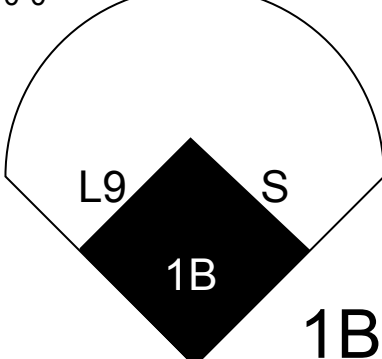
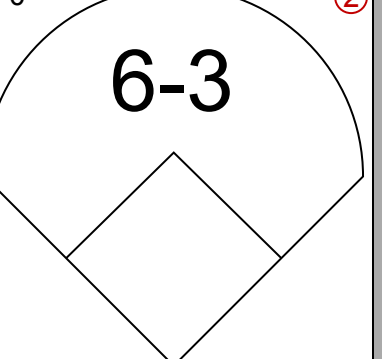
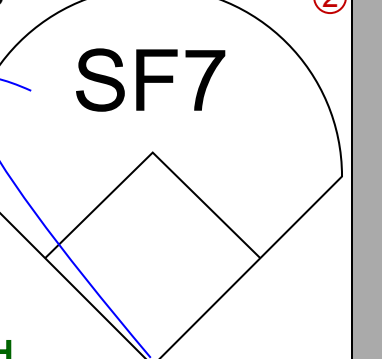
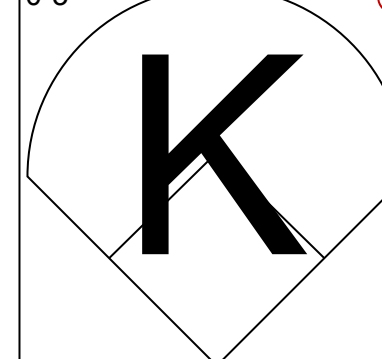
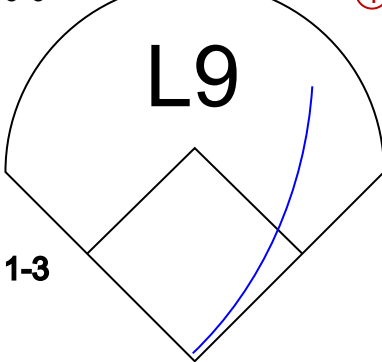

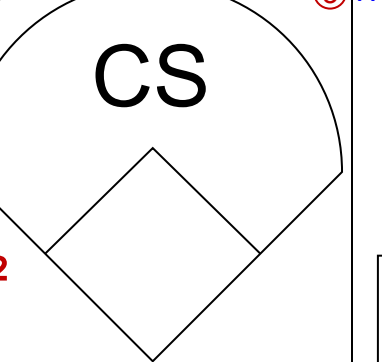
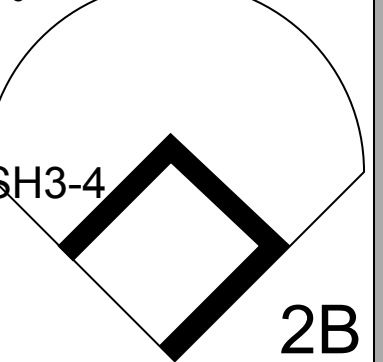
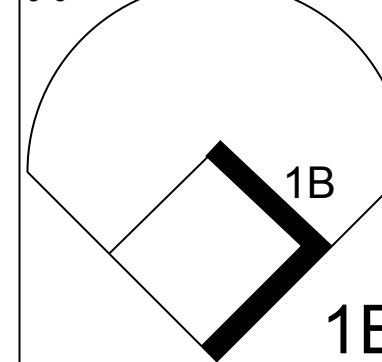
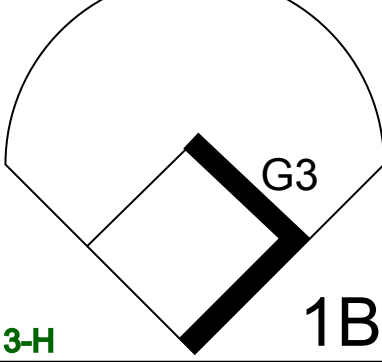
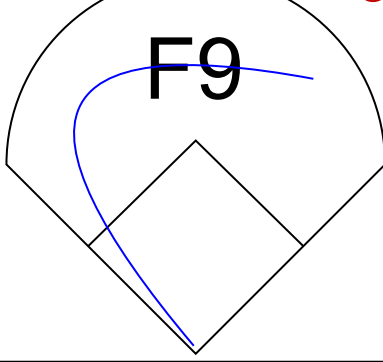
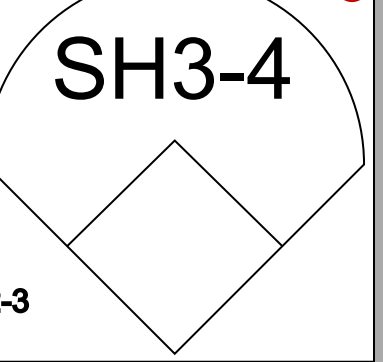
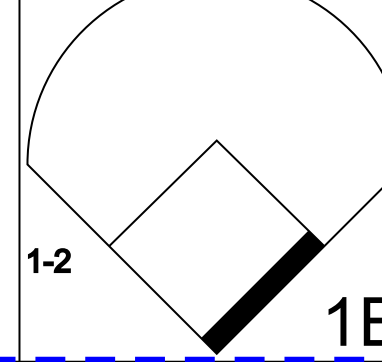
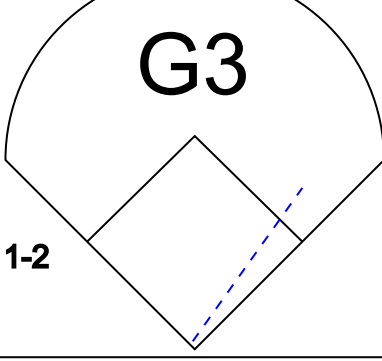
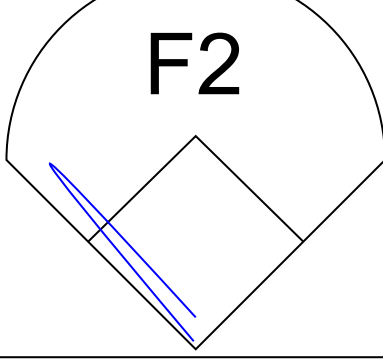
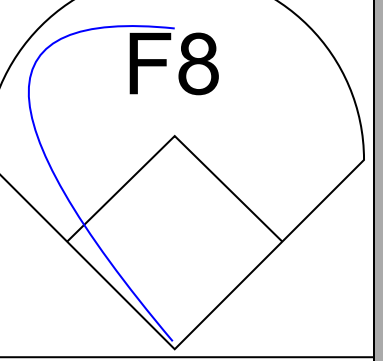
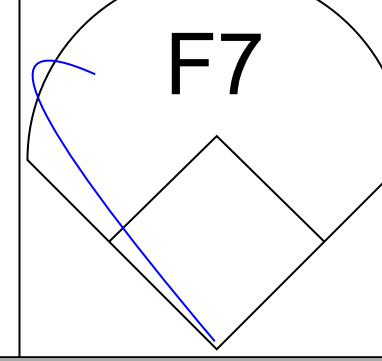
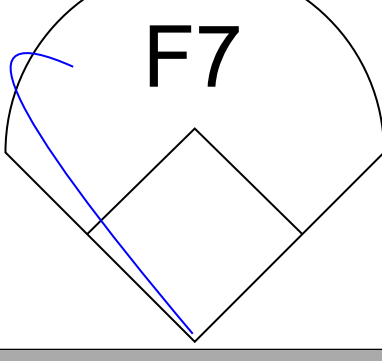
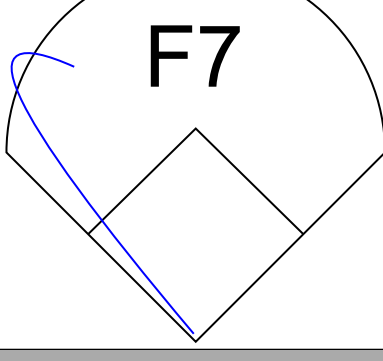
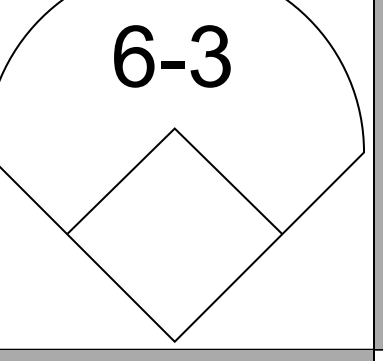

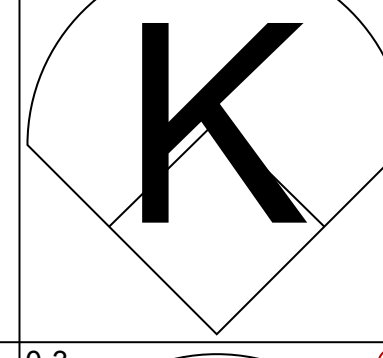
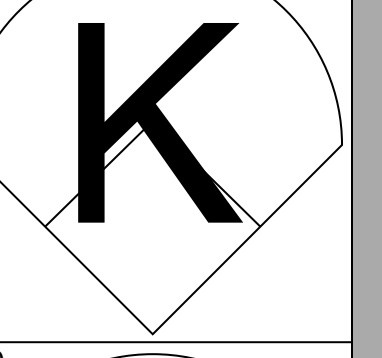
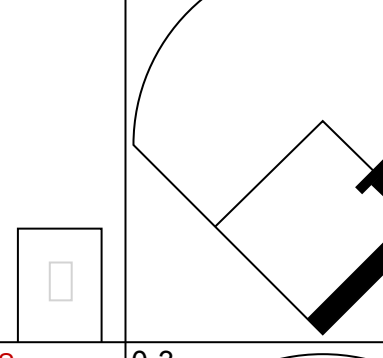

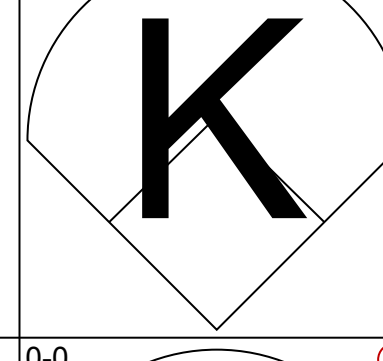
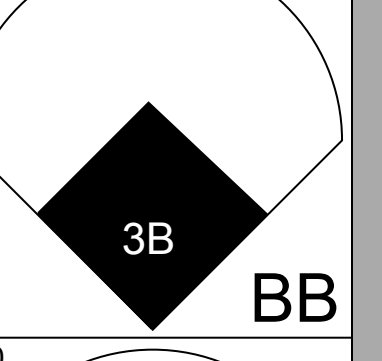
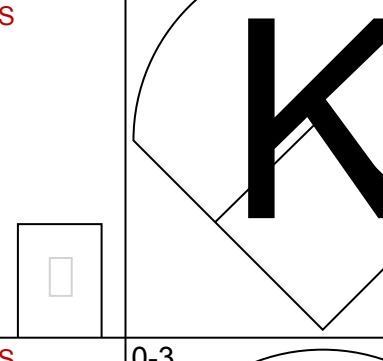

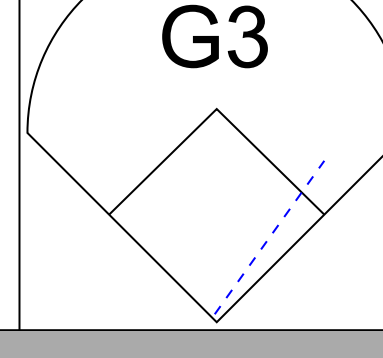
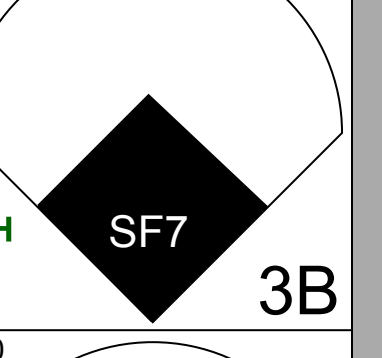
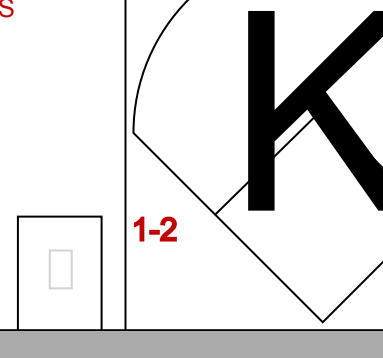
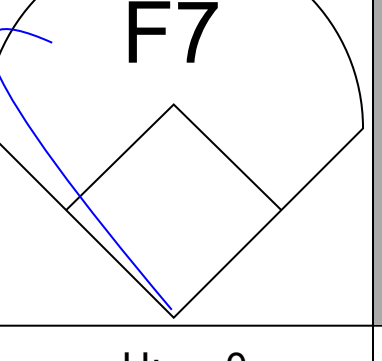
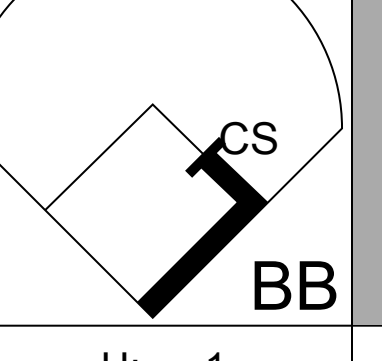
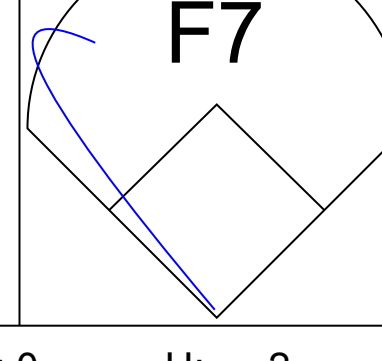
Batter	1	2	3	4	5	6	7	8	9	AB	R	H	RBI	BB	SO	LOB	BOTTOM			
Gary Ward, R OBP: 0.306, SLG: 0.339 (1, 7)										4	0	0	0	0	2	1	<b>Kansas City Royals @ Minnesota Twins</b> Metropolitan Stadium, Bloomington, MI Sat May 30 1981, 8:05 PM EDT Alt: 8,673 - Unknown - 66 F			
Dave Engle, R OBP: 0.247, SLG: 0.312 (1, 9)										3	0	0	0	0	1	0				
Hosken Powell, L OBP: 0.311, SLG: 0.339 (8, PH) (9, 9)										4	0	1	0	0	0	0				
Mickey Hatcher, R OBP: 0.306, SLG: 0.413 (1, 8)										4	0	1	0	0	0	0				
Butch Wynegar, S OBP: 0.316, SLG: 0.306 (1, 2)										4	0	0	0	0	0	1				
John Castino, R OBP: 0.303, SLG: 0.425 (1, 5)										4	0	1	0	0	0	0				
Ron Jackson, R OBP: 0.308, SLG: 0.402 (1, 3)										3	2	2	0	0	0	0				
Pete Mackanin, R OBP: 0.242, SLG: 0.303 (8, 6)										4	2	2	1	0	0	1				
Danny Goodwin, L OBP: 0.379, SLG: 0.471 (1, 10)										4	1	1	3	0	0	2				
Chuck Baker, R OBP: 0.118, SLG: 0.118 (7, PH) (8, 4)										2	0	1	1	0	0	0				
<b>Inning Stats</b>	R: 0 E: 0 K: 2 S: 8	H: 1 LOB: 1 BB: 0 P: 8	R: 2 E: 0 K: 0 S: 6	H: 3 LOB: 1 BB: 0 P: 6	R: 0 E: 0 K: 0 S: 3	H: 0 LOB: 0 BB: 0 P: 3	R: 3 E: 0 K: 0 S: 6	H: 3 LOB: 0 BB: 0 P: 6	R: 0 E: 0 K: 0 S: 3	H: 0 LOB: 0 BB: 0 P: 3	R: 0 E: 0 K: 1 S: 5	H: 0 LOB: 0 BB: 0 P: 5	R: 0 E: 0 K: 0 S: 3	H: 0 LOB: 0 BB: 0 P: 3	R: 0 E: 0 K: 0 S: 4	H: 1 LOB: 1 BB: 0 P: 4	1B: 6 2B: 1 3B: 0 HR: 1	SF: 0 SAC: 1 DP: 0 HBP: 0	WP: 0 PB: 0 SB: 0 CS: 0	PA: 35
<b>PITCHER</b>	IP WLS BF H R ER SO BB IBB HBP BLK WP HR S P ERA WHIP																			
Larry Gura, L ERA: 4.11 (5, 1)	4.0	W	13	1	0	0	1	0	0	0	0	0	15	15	0.00	0.250				
Jim Wright, R ERA: 2.5 (9, 1)	1.0	S	3	0	0	0	0	0	0	0	0	0	3	3	0.00	0.000				

Batter	1	2	3	4	5	6	7	8	9	AB	R	H	RBI	BB	SO	LOB	TOP																
Willie Wilson, S (1, 7) OBP: 0.303, SLG: 0.335										4	0	1	1	0	0	2	<b>Kansas City Royals @ Minnesota Twins</b> Metropolitan Stadium, Bloomington, MI Sun May 31 1981, 4:33 AM EDT Att: 6,718 - Sunny - 65 F																
Amos Otis, R (1, 8) OBP: 0.274, SLG: 0.320										4	0	0	0	1	2	3																	
George Brett, L (1, 5) OBP: 0.341, SLG: 0.368										5	0	1	1	0	1	0																	
Willie Aikens, L (1, 3) OBP: 0.401, SLG: 0.521										4	0	1	0	0	1	2																	
Hal McRae, R (1, 10) OBP: 0.279, SLG: 0.346										3	0	1	0	1	0	0																	
Frank White, R (1, 4) OBP: 0.288, SLG: 0.345										3	0	0	0	1	1	3																	
Clint Hurdle, L (1, 9) OBP: 0.500, SLG: 0.955										3	2	1	0	1	0	2																	
Jerry Grote, R (1, 2) OBP: 0.257, SLG: 0.250										1	0	1	0	0	0	0																	
Jamie Quirk, L (7, PH) OBP: 0.340, SLG: 0.395										1	1	0	0	1	0	2																	
U L Washington, S (1, 6) OBP: 0.323, SLG: 0.311										4	1	2	2	0	1	3																	
<b>Inning Stats</b>	R: 0 E: 0 K: 0 S: 3	H: 1 LOB: 0 BB: 0 P: 3	R: 0 E: 0 K: 1 S: 5	H: 0 LOB: 0 BB: 0 P: 5	R: 1 E: 1 K: 1 S: 7	H: 1 LOB: 0 BB: 0 P: 7	R: 0 E: 1 K: 0 S: 5	H: 2 LOB: 2 BB: 0 P: 5	R: 0 E: 0 K: 1 S: 6	H: 0 LOB: 1 BB: 1 P: 9	R: 3 E: 0 K: 0 S: 5	H: 3 LOB: 1 BB: 2 P: 13	R: 0 E: 0 K: 1 S: 5	H: 0 LOB: 2 BB: 2 P: 13	R: 0 E: 0 K: 1 S: 5	H: 0 LOB: 0 BB: 0 P: 5		1B: 7 2B: 1 3B: 0 HR: 0	SF: 1 SAC: 1 DP: 1 HBP: 0	WP: 0 PB: 0 SB: 0 CS: 1	PA: 39												
<b>PITCHER</b>	IP WLS BF H R ER SO BB IBB HBP BLK WP HR S P ERA WHIP	6.0 0.1 2.2	26 4 9	6 2 0	3 1 0	2 1 0	4 0 2	2 1 2	0 0 0	0 0 0	0 0 0	0 0 0	32 3 11	40 7 19	3.00 27.00 0.00	1.333 9.000 0.750	<b>PITCHER</b>	IP WLS BF H R ER SO BB IBB HBP BLK WP HR S P ERA WHIP	6.0 0.1 2.2	26 4 9	6 2 0	3 1 0	2 1 0	4 0 2	2 1 2	0 0 0	0 0 0	0 0 0	0 0 0	32 3 11	40 7 19	3.00 27.00 0.00	1.333 9.000 0.750

Batter	1	2	3	4	5	6	7	8	9	AB	R	H	RBI	BB	SO	LOB	BOTTOM											
Hosken Powell, L (1, 9) OBP: 0.309, SLG: 0.336										4	1	1	2	0	1	0	<b>Kansas City Royals @ Minnesota Twins</b> Metropolitan Stadium, Bloomington, MI Sun May 31 1981, 4:33 AM EDT Att: 6,718 - Sunny - 65 F											
Ron Jackson, R (8, PH) OBP: 0.305, SLG: 0.398										1	0	0	0	0	0	2												
Dave Engle, R (9, 9) OBP: 0.247, SLG: 0.312										0	0	0	0	0	0	0												
Rob Wilfong, L (1, 4) OBP: 0.288, SLG: 0.313										4	0	2	1	0	1	0												
Mickey Hatcher, R (1, 8) OBP: 0.310, SLG: 0.411										3	0	1	0	1	1	1												
Glenn Adams, L (1, 10) OBP: 0.301, SLG: 0.315										4	0	0	0	0	1	4												
Butch Wynegar, S (1, 2) OBP: 0.381, SLG: 0.359										3	0	3	0	1	0	0												
Gary Ward, R (8, PR) OBP: 0.306, SLG: 0.339										0	1	0	0	0	0	0												
Sal Butera, R (9, 2) OBP: 0.333, SLG: 0.330										0	0	0	0	0	0	0												
John Castino, R (1, 5) OBP: 0.298, SLG: 0.418										3	0	0	0	0	1	4												
Pete Mackanin, R (1, 6) OBP: 0.242, SLG: 0.301										4	1	1	0	0	0	3												
Danny Goodwin, L (1, 3) OBP: 0.387, SLG: 0.473										4	1	2	1	0	1	1												
Rick Sofield, L (1, 7) OBP: 0.209, SLG: 0.200										4	1	2	1	0	1	0												
<b>Inning Stats</b>	R: 0 E: 0 K: 1 S: 6	H: 1 LOB: 1 BB: 0 P: 6	R: 0 E: 0 K: 2 S: 8	H: 1 LOB: 0 BB: 0 P: 8	R: 0 E: 0 K: 0 S: 3	H: 0 LOB: 0 BB: 0 P: 3	R: 0 E: 0 K: 0 S: 4	H: 1 LOB: 1 BB: 0 P: 4	R: 4 E: 1 K: 2 S: 12	H: 5 LOB: 2 BB: 1 P: 16	R: 0 E: 0 K: 1 S: 5	H: 0 LOB: 0 BB: 0 P: 5	R: 0 E: 0 K: 1 S: 5	H: 1 LOB: 1 BB: 1 P: 9	R: 1 E: 0 K: 0 S: 6	H: 3 LOB: 2 BB: 0 P: 6	1B: 11 2B: 1 3B: 1 HR: 0	SF: 0 SAC: 1 DP: 1 HBP: 0	WP: 0 PB: 0 SB: 2 CS: 0	PA: 37								
<b>PITCHER</b>	IP WLS BF H R ER SO BB IBB HBP BLK WP HR S P ERA WHIP	7.2 L 1	36 5 0	12 5 0	7 7 0	1 5 0	0 0 0	0 0 0	0 0 1	1 1 1	56 48 56	5.87 1.696 0.000	<b>PITCHER</b>	IP WLS BF H R ER SO BB IBB HBP BLK WP HR S P ERA WHIP	6.0 0.1 2.2	26 4 9	6 2 0	3 1 0	2 1 0	4 0 2	2 1 2	0 0 0	0 0 0	0 0 0	32 3 11	40 7 19	3.00 27.00 0.00	1.333 9.000 0.750



Batter	1	2	3	4	5	6	7	8	9	AB	R	H	RBI	BB	SO	LOB	TOP										
Bump Wills, S OBP: 0.314, SLG: 0.337 (1, 4)										4	0	0	1	0	1	3	<b>Texas Rangers @ Minnesota Twins</b> Metropolitan Stadium, Bloomington, MI Tue Jun 02 1981, 8:05 PM EDT Att: 3,655 - Unknown <a href="http://livebaseballscorecards.com">livebaseballscorecards.com</a>										
Bill Stein, R OBP: 0.509, SLG: 0.615 Pat Putnam, L OBP: 0.323, SLG: 0.458 (1, 7) (8, 3)										3	1	0	0	1	2	0											
Al Oliver, L OBP: 0.350, SLG: 0.454 (1, 10)										4	0	1	1	0	0	0											
Buddy Bell, R OBP: 0.346, SLG: 0.438 (1, 5)										4	0	1	1	0	0	0											
John Ellis, R OBP: 0.226, SLG: 0.367 Mickey Rivers, L OBP: 0.306, SLG: 0.318 (8, PH) (8, 8)										3	1	2	1	0	0	0											
Leon Roberts, R OBP: 0.385, SLG: 0.490 (1, 9)										3	0	0	0	1	1	1											
Bill Sample, R OBP: 0.357, SLG: 0.453 (8, 7)										4	1	1	0	0	1	2											
Jim Sundberg, R OBP: 0.335, SLG: 0.324 (1, 2)										3	1	1	0	1	2	1											
Mark Wagner, R OBP: 0.263, SLG: 0.421 (1, 6)										4	1	1	0	0	2	4											
<b>Inning Stats</b>	R: 0 E: 0 K: 2 S: 7	H: 0 LOB: 0 BB: 0 P: 7	R: 0 E: 0 K: 0 S: 3	H: 0 LOB: 0 BB: 0 P: 3	R: 2 E: 1 K: 2 S: 9	H: 2 LOB: 0 BB: 0 P: 9	R: 1 E: 0 K: 0 S: 4	H: 1 LOB: 0 BB: 0 P: 4	R: 0 E: 0 K: 1 S: 5	H: 0 LOB: 1 BB: 1 P: 9	R: 0 E: 0 K: 0 S: 3	H: 0 LOB: 0 BB: 0 P: 3	R: 0 E: 0 K: 1 S: 5	H: 1 LOB: 0 BB: 0 P: 5	R: 2 E: 0 K: 1 S: 8	H: 3 LOB: 2 BB: 1 P: 12		R: 0 E: 0 K: 2 S: 7	H: 0 LOB: 1 BB: 1 P: 11	1B: 4 2B: 1 3B: 1 HR: 1	SF: 0 SAC: 0 DP: 0 HBP: 0	WP: 0 PB: 0 SB: 0 CS: 1	PA: 37				
<b>PITCHER</b>	IP	WLS	BF	H	R	ER	SO	BB	IBB	HBP	BLK	WP	HR	S	P	ERA		WHIP	<b>PITCHER</b>								
Jerry Koosman, L ERA: 4.27 Don Cooper, R ERA: 4.15 (1, 1) (8, 1)	7.2	L	31	7	5	4	7	1	1	0	0	0	0	1	43	51		4.70	1.043								

Batter	1	2	3	4	5	6	7	8	9	AB	R	H	RBI	BB	SO	LOB	BOTTOM										
Hosken Powell, L OBP: 0.307, SLG: 0.336 (1, 9)										3	1	1	1	0	1	0	<b>Texas Rangers @ Minnesota Twins</b> Metropolitan Stadium, Bloomington, MI Tue Jun 02 1981, 8:05 PM EDT Att: 3,655 - Unknown <a href="http://livebaseballscorecards.com">livebaseballscorecards.com</a>										
Rob Wilfong, L OBP: 0.293, SLG: 0.325 (1, 4)										4	0	2	0	0	1	1											
Mickey Hatcher, R OBP: 0.316, SLG: 0.416 (1, 8)										3	0	2	1	0	0	0											
Glenn Adams, L OBP: 0.293, SLG: 0.305 (1, 10)										4	0	0	0	0	0	4											
Butch Wynegar, S OBP: 0.348, SLG: 0.326 (1, 2)										4	0	0	0	0	0	2											
John Castino, R OBP: 0.297, SLG: 0.415 (1, 5)										4	0	1	0	0	2	0											
Danny Goodwin, L OBP: 0.379, SLG: 0.448 (1, 3)										3	1	0	0	1	2	1											
Pete Mackanin, R OBP: 0.245, SLG: 0.323 (1, 6)										3	1	1	1	0	1	1											
Rick Sofield, L OBP: 0.214, SLG: 0.194 (1, 7)										2	0	0	0	1	0	0											
<b>Inning Stats</b>	R: 1 E: 0 K: 0 S: 5	H: 2 LOB: 1 BB: 0 P: 5	R: 0 E: 0 K: 2 S: 7	H: 0 LOB: 0 BB: 0 P: 7	R: 0 E: 0 K: 1 S: 5	H: 0 LOB: 0 BB: 0 P: 5	R: 0 E: 0 K: 0 S: 3	H: 0 LOB: 0 BB: 0 P: 3	R: 2 E: 0 K: 1 S: 5	H: 1 LOB: 2 BB: 2 P: 13	R: 0 E: 0 K: 0 S: 4	H: 1 LOB: 1 BB: 0 P: 4	R: 0 E: 0 K: 0 S: 7	H: 1 LOB: 1 BB: 0 P: 7	R: 0 E: 0 K: 1 S: 7	H: 2 LOB: 2 BB: 0 P: 7		R: 0 E: 0 K: 0 S: 3	H: 0 LOB: 0 BB: 0 P: 3	1B: 5 2B: 2 3B: 1 HR: 0	SF: 1 SAC: 1 DP: 1 HBP: 0	WP: 0 PB: 0 SB: 1 CS: 2	PA: 35				
<b>PITCHER</b>	IP	WLS	BF	H	R	ER	SO	BB	IBB	HBP	BLK	WP	HR	S	P	ERA		WHIP	<b>PITCHER</b>								
Danny Darwin, R ERA: 3.93 Steve Comer, R ERA: 3.43 (1, 1) (8, 1)	7.2	W	30	7	3	3	7	2	0	0	0	0	0	4	4	0.00		0.000									

Batter	1	2	3	4	5	6	7	8	9	AB	R	H	RBI	BB	SO	LOB	TOP		
<b>Bump Wills, S</b> OBP: 0.318, SLG: 0.351 (1,4)	F7		FC3 1B		SH 2B					4	1	2	3	0	0	1			
<b>Mickey Rivers, L</b> OBP: 0.309, SLG: 0.322 (1,8)	F9		1B			G3		L3		4	0	1	1	1	0	3			
<b>Al Oliver, L</b> OBP: 0.351, SLG: 0.449 (1,10)	6-3							F7	F7	4	0	1	1	1	0	1			
<b>Buddy Bell, R</b> OBP: 0.348, SLG: 0.461 (1,5)		HR	K			F9			E5	5	1	2	1	0	1	5			
<b>Pat Putnam, L</b> OBP: 0.319, SLG: 0.456 (1,3)		K			F8 2B	F7		1-3	F6	5	0	1	0	0	1	5			
<b>Johnny Grubb, L</b> OBP: 0.338, SLG: 0.377 (1,9)		K			6-3	4-3		6-3	F9	5	0	0	0	0	1	6			
<b>Bill Sample, R</b> OBP: 0.347, SLG: 0.435 (1,7)					F8		F7		F7	5	1	1	0	0	0	2			
<b>Jim Sundberg, R</b> OBP: 0.333, SLG: 0.329 (1,2)			F9		5-3		5-3			4	1	1	0	0	0	1			
<b>Mark Wagner, R</b> OBP: 0.391, SLG: 0.500 (1,6)						SH 2B				3	2	3	0	1	0	0			
<b>Inning Stats</b>	R: 0 E: 0 K: 0 S: 3	H: 0 LOB: 0 BB: 0 P: 3	R: 1 E: 0 K: 2 S: 8	H: 1 LOB: 0 BB: 0 P: 8	R: 1 E: 0 K: 1 S: 7	H: 2 LOB: 2 BB: 1 P: 11	R: 0 E: 0 K: 0 S: 4	H: 1 LOB: 1 BB: 0 P: 4	R: 1 E: 0 K: 0 S: 6	H: 2 LOB: 3 BB: 1 P: 10	R: 0 E: 0 K: 0 S: 4	H: 1 LOB: 1 BB: 0 P: 4	R: 2 E: 0 K: 0 S: 5	H: 3 LOB: 1 BB: 1 P: 9	R: 0 E: 1 K: 0 S: 4	H: 0 LOB: 1 BB: 0 P: 4	1B: 6 2B: 4 3B: 1 HR: 1	SF: 0 SAC: 1 DP: 0 HBP: 0	WP: 0 PA: 43
<b>PITCHER</b>	IP	WLS	BF	H	R	ER	SO	BB	IBB	HBP	BLK	WP	HR	S	P	ERA	WHIP		
<b>Roger Erickson, R</b> ERA: 4.04 (1,1)	6.1	L	31	9	4	4	3	1	1	0	1	0	1	35	43	5.68	1.579		
<b>Jack O'Connor, L</b> ERA: 4.57 (7,1)	0.2		4	2	2	2	0	0	0	0	0	0	0	4	4	27.00	3.000		
<b>John Verhoeven, R</b> ERA: 2.37 (8,1)	2.0		8	1	0	0	0	1	0	0	0	0	0	7	11	0.00	1.000		

Texas Rangers @ Minnesota Twins  
Metropolitan Stadium, Bloomington, MI  
Wed Jun 03 1981, 8:05 PM EDT  
Att: 3,789 - Unknown - 74 F

AB 39  
R 6  
H 12  
RBI 6  
BB 3  
SO 3  
LOB 24



Batter	1	2	3	4	5	6	7	8	9	AB	R	H	RBI	BB	SO	LOB	BOTTOM		
<b>Gary Ward, R</b> OBP: 0.297, SLG: 0.328 (1,7)	F7		G6-3 1B			K		1-3		4	0	0	0	0	1	1			
<b>Dave Engle, R</b> OBP: 0.259, SLG: 0.325 (1,9)			5-3			G3			G5-4-3 1B	3	1	1	0	1	0	0			
<b>Mickey Hatcher, R</b> OBP: 0.319, SLG: 0.418 (1,8)					5-3				G5-4-3 1B	4	1	2	0	0	0	1			
<b>Butch Wynegar, S</b> OBP: 0.320, SLG: 0.298 (1,2)					6-3				G5-4-3 1B	4	0	0	0	0	0	4			
<b>Ron Jackson, R</b> OBP: 0.319, SLG: 0.409 (1,10)					4-3				G5-4-3 1B	4	0	3	2	0	0	0			
<b>John Castino, R</b> OBP: 0.291, SLG: 0.406 (1,5)			G6-4-3 1B			F8		F4	5-3	4	0	0	0	0	0	3			
<b>Pete Mackanin, R</b> OBP: 0.238, SLG: 0.313 (1,4)			6-3			6-3		FC5-4		3	0	0	0	0	0	1			
<b>Danny Goodwin, L</b> OBP: 0.377, SLG: 0.443 (1,3)						F7		F9		3	1	1	0	0	0	0			
<b>Chuck Baker, R</b> OBP: 0.150, SLG: 0.150 (1,6)								F7	6-3	3	0	1	0	0	0	0			
<b>Inning Stats</b>	R: 0 E: 0 K: 0 S: 4	H: 1 LOB: 1 BB: 0 P: 4	R: 0 E: 0 K: 0 S: 3	H: 1 LOB: 0 BB: 0 P: 3	R: 1 E: 0 K: 0 S: 4	H: 2 LOB: 0 BB: 0 P: 4	R: 0 E: 0 K: 0 S: 3	H: 0 LOB: 0 BB: 0 P: 3	R: 0 E: 0 K: 1 S: 5	H: 0 LOB: 0 BB: 0 P: 5	R: 1 E: 0 K: 0 S: 5	H: 2 LOB: 1 BB: 0 P: 5	R: 0 E: 0 K: 0 S: 3	H: 0 LOB: 0 BB: 0 P: 3	R: 1 E: 0 K: 0 S: 4	H: 2 LOB: 1 BB: 1 P: 8	1B: 7 2B: 1 3B: 0 HR: 0	SF: 0 SAC: 0 DP: 3 HBP: 0	WP: 1 PA: 33
<b>PITCHER</b>	IP	WLS	BF	H	R	ER	SO	BB	IBB	HBP	BLK	WP	HR	S	P	ERA	WHIP		
<b>Rick Honeycutt, L</b> ERA: 3.54 (1,1)	9.0	W	33	8	3	3	1	1	0	0	0	1	0	34	38	3.00	1.000		

Texas Rangers @ Minnesota Twins  
Metropolitan Stadium, Bloomington, MI  
Wed Jun 03 1981, 8:05 PM EDT  
Att: 3,789 - Unknown - 74 F

AB 32  
R 3  
H 8  
RBI 2  
BB 1  
SO 1  
LOB 10



Batter	1	2	3	4	5	6	7	8	9	AB	R	H	RBI	BB	SO	LOB	TOP			
<b>Bump Willis, S</b> (1, 4) OBP: 0.321, SLG: 0.354										4	1	2	1	0	0	1				
<b>Mickey Rivers, L</b> (1, 8) OBP: 0.308, SLG: 0.321										4	0	1	0	0	0	3				
<b>Al Oliver, L</b> (1, 10) OBP: 0.349, SLG: 0.446										4	0	1	0	0	0	1				
<b>Buddy Bell, R</b> (1, 5) OBP: 0.346, SLG: 0.456										4	0	1	0	0	0	1				
<b>Pat Putnam, L</b> (1, 3) OBP: 0.317, SLG: 0.450										4	0	1	0	0	0	2				
<b>Johnny Grubb, L</b> (1, 9) OBP: 0.335, SLG: 0.373										4	1	1	0	0	0	2				
<b>Bill Sample, R</b> (1, 7) OBP: 0.342, SLG: 0.425										4	1	1	0	0	0	0				
<b>Jim Sundberg, R</b> (1, 2) OBP: 0.331, SLG: 0.327										4	0	1	1	0	0	0				
<b>Mark Wagner, R</b> (1, 6) OBP: 0.375, SLG: 0.478										1	0	0	0	0	1	0				
<b>Dan Duran, L</b> (7, PH) OBP: 0.250, SLG: 0.200										1	0	1	0	0	0	0				
<b>Mario Mendoza, R</b> (7, 6) OBP: 0.288, SLG: 0.296										0	0	0	0	0	0	0				
<b>Bill Stein, R</b> (9, PH) OBP: 0.500, SLG: 0.604										1	0	0	0	0	0	0				
<b>Inning Stats</b>	R: 1 E: 0 K: 0 S: 5	H: 3 LOB: 1 BB: 0 P: 5	R: 2 E: 0 K: 0 S: 6	H: 3 LOB: 1 BB: 0 P: 6	R: 0 E: 0 K: 0 S: 3	H: 0 LOB: 0 BB: 0 P: 3	R: 0 E: 0 K: 0 S: 3	H: 0 LOB: 0 BB: 0 P: 3	R: 0 E: 0 K: 1 S: 4	H: 1 LOB: 1 BB: 0 P: 4	R: 0 E: 0 K: 0 S: 5	H: 2 LOB: 2 BB: 0 P: 5	R: 0 E: 0 K: 0 S: 4	H: 1 LOB: 1 BB: 0 P: 4	R: 0 E: 0 K: 0 S: 3	H: 0 LOB: 0 BB: 0 P: 3	1B: 10 2B: 0 3B: 0 HR: 0	SF: 0 SAC: 1 DP: 1 HBP: 0	WP: 0 PB: 0 SB: 0 CS: 0	PA: 36
<b>PITCHER</b> <b>Fernando Arroyo, R</b> (1, 1) ERA: 3.82	IP: 9.0 WLS: W BF: 36 H: 10 R: 3 ER: 3 SO: 1 BB: 0 IBB: 0 HBP: 0 BLK: 0 WP: 0 HR: 0 S: 38 P: 38 ERA: 3.00 WHIP: 1.111																			

Texas Rangers @ Minnesota Twins  
Metropolitan Stadium, Bloomington, MI  
Thu Jun 04 1981, 4:33 AM EDT  
Att: 4,793 - Unknown - 74 F

AB 35  
R 3  
H 10  
RBI 2  
BB 0  
SO 1  
LOB 10



Batter	1	2	3	4	5	6	7	8	9	AB	R	H	RBI	BB	SO	LOB	BOTTOM	
<b>Gary Ward, R</b> (1, 7) OBP: 0.301, SLG: 0.326										4	1	1	0	1	2	1		
<b>Dave Engle, R</b> (1, 9) OBP: 0.267, SLG: 0.329										5	1	2	0	0	2	3		
<b>Mickey Hatcher, R</b> (1, 8) OBP: 0.321, SLG: 0.417										5	2	2	0	0	1	3		
<b>Ron Jackson, R</b> (1, 10) OBP: 0.331, SLG: 0.420										4	1	3	2	0	0	0		
<b>Butch Wynegar, S</b> (1, 2) OBP: 0.315, SLG: 0.286										2	0	0	1	1	0	2		
<b>John Castino, R</b> (1, 5) OBP: 0.292, SLG: 0.402										2	1	0	1	1	0	3		
<b>Pete Mackanin, R</b> (1, 4) OBP: 0.240, SLG: 0.317										2	1	1	1	0	0	2		
<b>Danny Goodwin, L</b> (1, 3) OBP: 0.370, SLG: 0.431										4	0	1	2	0	1	4		
<b>Chuck Baker, R</b> (1, 6) OBP: 0.125, SLG: 0.125										4	0	0	0	0	0	2		
<b>Inning Stats</b>	R: 2 E: 0 K: 1 S: 7	H: 2 LOB: 1 BB: 1 P: 11	R: 0 E: 0 K: 2 S: 8	H: 1 LOB: 1 BB: 0 P: 8	R: 3 E: 0 K: 0 S: 7	H: 3 LOB: 1 BB: 0 P: 7	R: 0 E: 0 K: 0 S: 3	H: 0 LOB: 0 BB: 0 P: 3	R: 0 E: 0 K: 2 S: 10	H: 2 LOB: 2 BB: 1 P: 14	R: 0 E: 0 K: 0 S: 4	H: 1 LOB: 2 BB: 1 P: 8	R: 0 E: 0 K: 1 S: 6	H: 1 LOB: 1 BB: 0 P: 6	1B: 10 2B: 0 3B: 0 HR: 0	SF: 2 SAC: 2 DP: 0 HBP: 0	WP: 0 PB: 0 SB: 0 CS: 0	PA: 39
<b>PITCHER</b> <b>Jon Matlack, L</b> (1, 1) ERA: 4.04	IP: 5.0 WLS: L BF: 26 H: 7 R: 7 ER: 6 SO: 3 BB: 2 IBB: 0 HBP: 0 BLK: 0 WP: 0 HR: 0 S: 30 P: 38 ERA: 10.80 WHIP: 1.800																	
<b>Charlie Hough, R</b> (6, 1) ERA: 4.76	IP: 2.0 WLS: L BF: 9 H: 2 R: 0 ER: 0 SO: 2 BB: 1 IBB: 0 HBP: 0 BLK: 0 WP: 0 HR: 0 S: 12 P: 16 ERA: 0.00 WHIP: 1.500																	
<b>Jim Kern, R</b> (8, 1) ERA: 3.0	IP: 1.0 WLS: L BF: 4 H: 1 R: 0 ER: 0 SO: 1 BB: 0 IBB: 0 HBP: 0 BLK: 0 WP: 0 HR: 0 S: 6 P: 6 ERA: 0.00 WHIP: 1.000																	

Texas Rangers @ Minnesota Twins  
Metropolitan Stadium, Bloomington, MI  
Thu Jun 04 1981, 4:33 AM EDT  
Att: 4,793 - Unknown - 74 F

AB 32  
R 7  
H 10  
RBI 7  
BB 3  
SO 6  
LOB 20



Batter	1	2	3	4	5	6	7	8	9	AB	R	H	RBI	BB	SO	LOB	TOP					
Hosken Powell, L (1, 10) OBP: 0.305, SLG: 0.342	F7			2B		5-3		L3		4	0	1	0	0	0	1						
Rob Wilfong, L (1, 4) OBP: 0.286, SLG: 0.316	K			F8		G1		F4		4	0	0	0	0	1	1						
Mickey Hatcher, R (1, 8) OBP: 0.315, SLG: 0.408	K			E5		F4		F7		4	0	0	0	0	1	1						
Butch Wynegar, S (1, 2) OBP: 0.310, SLG: 0.283		F5		K				L5-3 1B		4	0	1	0	0	1	2						
Ron Jackson, R (1, 7) OBP: 0.324, SLG: 0.410		5-3		4-3				L5-3 1-2		3	0	0	0	0	0	3						
Danny Goodwin, L (1, 3) OBP: 0.355, SLG: 0.412		K				4-3		K		3	0	0	0	0	2	0						
John Castino, R (1, 5) OBP: 0.288, SLG: 0.396				5-3		5-3		F8		3	0	0	0	0	0	0						
Pete Mackanin, R (1, 6) OBP: 0.252, SLG: 0.320				5-3		BB		BB		2	0	1	0	1	0	0						
Dave Engle, R (1, 9) OBP: 0.261, SLG: 0.322				K		F4		K		2	0	0	0	0	1	1						
Rick Sofield, L (8, PH) OBP: 0.211, SLG: 0.191										1	0	0	0	0	1	1						
<b>Inning Stats</b>	R: 0 E: 0 K: 2 S: 7	H: 0 LOB: 0 BB: 0 P: 7	R: 0 E: 0 K: 1 S: 5	H: 0 LOB: 0 BB: 0 P: 5	R: 0 E: 0 K: 1 S: 5	H: 0 LOB: 0 BB: 0 P: 5	R: 0 E: 1 K: 1 S: 7	H: 1 LOB: 2 BB: 0 P: 7	R: 0 E: 0 K: 0 S: 3	H: 0 LOB: 1 BB: 1 P: 7	R: 0 E: 0 K: 0 S: 3	H: 0 LOB: 0 BB: 0 P: 3	R: 0 E: 0 K: 1 S: 5	H: 1 LOB: 0 BB: 0 P: 5	R: 0 E: 0 K: 1 S: 6	H: 1 LOB: 1 BB: 0 P: 6	R: 0 E: 0 K: 0 S: 3	H: 0 LOB: 0 BB: 0 P: 3	1B: 2 2B: 2 3B: 0 HR: 0	SF: 0 SAC: 0 DP: 1 HBP: 0	WP: 0 PB: 0 SB: 0 CS: 0	PA: 31
<b>PITCHER</b> Jack Morris, R (1, 1) ERA: 2.61	IP: 9.0 WLS: W BF: 31 H: 3 R: 0 ER: 0 SO: 7 BB: 1 IBB: 0 HBP: 0 BLK: 0 WP: 0 HR: 0 S: 44 P: 48 ERA: 0.00 WHIP: 0.444															<b>PITCHER</b>						

Minnesota Twins @ Detroit Tigers  
Tiger Stadium, Detroit, MI  
Fri Jun 05 1981, 7:05 PM EDT  
Att: 23,133 - Unknown - 76 F

AB	30
R	0
H	3
RBI	0
BB	1
SO	7
LOB	10





Batter	1	2	3	4	5	6	7	8	9	AB	R	H	RBI	BB	SO	LOB	BOTTOM			
Lynn Jones, R (1, 9) OBP: 0.337, SLG: 0.373	F7			F9		6-3		3-1		4	0	0	0	0	0	0				
Alan Trammell, R (1, 6) OBP: 0.332, SLG: 0.350	CS 1B			F8		HR		5-3		4	1	2	1	0	0	0				
Steve Kemp, L (1, 7) OBP: 0.372, SLG: 0.454	K			F8		F8		4-3		4	0	0	0	0	1	1				
Tom Brookens, R (1, 5) OBP: 0.306, SLG: 0.363		K				K		F6		3	0	0	0	0	2	0				
Lance Parrish, R (1, 2) OBP: 0.295, SLG: 0.406		F8				6-3 BB		6-3 1B BB		1	1	0	0	2	0	0				
John Wockenfuss, R (1, 3) OBP: 0.312, SLG: 0.347						6-3		6-3		3	0	0	0	0	0	2				
Rick Leach, L (8, 3) OBP: 0.371, SLG: 0.250		5-3				1-2		1-2		0	0	0	0	0	0	0				
Al Cowens, R (1, 8) OBP: 0.323, SLG: 0.370				F7				1B BB		1	0	0	0	2	0	0				
Kirk Gibson, L (1, 10) OBP: 0.311, SLG: 0.398				K		L3		1-3 2H 1B		3	0	1	1	0	1	2				
Lou Whitaker, L (1, 4) OBP: 0.359, SLG: 0.384				F9				F8		3	0	0	0	0	2					
<b>Inning Stats</b>	R: 0 E: 0 K: 1 S: 5	H: 1 LOB: 0 BB: 0 P: 5	R: 0 E: 0 K: 1 S: 5	H: 0 LOB: 0 BB: 0 P: 5	R: 0 E: 0 K: 1 S: 5	H: 0 LOB: 0 BB: 0 P: 5	R: 0 E: 0 K: 0 S: 3	H: 0 LOB: 0 BB: 0 P: 3	R: 1 E: 0 K: 0 S: 4	H: 1 LOB: 0 BB: 0 P: 4	R: 1 E: 0 K: 0 S: 4	H: 1 LOB: 2 BB: 2 P: 12	R: 0 E: 0 K: 0 S: 3	H: 0 LOB: 0 BB: 0 P: 3	R: 0 E: 0 K: 0 S: 3	H: 0 LOB: 0 BB: 0 P: 3	1B: 2 2B: 0 3B: 0 HR: 1	SF: 0 SAC: 0 DP: 0 HBP: 0	WP: 0 PB: 0 SB: 0 CS: 1	PA: 30
<b>PITCHER</b> Brad Havens, L (1, 1) ERA: 1.5	IP: 6.0 WLS: L BF: 21 H: 2 R: 1 ER: 1 SO: 4 BB: 1 IBB: 1 HBP: 0 BLK: 0 WP: 0 HR: 1 S: 27 P: 35 ERA: 1.50 WHIP: 0.500															<b>PITCHER</b>				
Don Cooper, R (7, 1) ERA: 4.39	0.2	4	0	1	1	0	2	0	0	0	0	0	2	10	13.50	3.000				
Doug Corbett, R (7, 1) ERA: 3.0	1.1	5	1	0	0	0	0	0	0	0	0	5	5	0.00	0.750					

Minnesota Twins @ Detroit Tigers  
Tiger Stadium, Detroit, MI  
Fri Jun 05 1981, 7:05 PM EDT  
Att: 23,133 - Unknown - 76 F

AB	26
R	2
H	3
RBI	2
BB	4
SO	4
LOB	7



Batter	1	2	3	4	5	6	7	8	9	AB	R	H	RBI	BB	SO	LOB	TOP								
Hosken Powell, L (1, 10) OBP: 0.296, SLG: 0.331	0-0 4-3		0-3 K			0-0 6-3		0-3 K		4	0	0	0	0	2	2	<p>Minnesota Twins @ Detroit Tigers Tiger Stadium, Detroit, MI Sat Jun 06 1981, 7:05 PM EDT Att: 15,218 - Unknown - 78 F</p> <p>livebaseballscores.com</p> <p>AB 30 R 1 H 6 RBI 1 BB 4 SO 5 LOB 14</p> 								
Rob Wilfong, L (1, 4) OBP: 0.297, SLG: 0.319	0-0 CS 1B		0-3 K			4-0 BB		4-0 FC6-4 BB		2	0	1	0	2	1	2									
Mickey Hatcher, R (1, 8) OBP: 0.314, SLG: 0.402	0-0 5-3 1-2			4-0 G3-6-1 BB		0-0 F9		0-0 FC6-4 1-2		3	0	0	0	1	0	3									
Butch Wynegar, S (1, 2) OBP: 0.323, SLG: 0.298		0-0 F5		0-0 G3-6-1 1-2			0-0 1B 1B		0-0 1B	4	1	2	0	0	0	1									
Danny Goodwin, L (1, 3) OBP: 0.338, SLG: 0.389	0-0 L3		0-0 F5			0-3 K		0-0 F8		4	0	0	0	0	1	2									
Ron Jackson, R (1, 5) OBP: 0.322, SLG: 0.406	0-0 1-3				0-0 F6		0-0 1B 1-3		0-0 L6	4	0	1	0	0	0	1									
Pete Mackanin, R (1, 6) OBP: 0.292, SLG: 0.318			0-0 F7		0-3 K		0-0 1B G3-6-3		0-0 F6	4	0	1	1	0	1	1									
Rick Sofield, L (1, 7) OBP: 0.216, SLG: 0.186			4-0 1B BB		0-0 1-3		0-0 G3-6-3 1-2			2	0	0	0	1	0	2									
Dave Engle, R (1, 9) OBP: 0.266, SLG: 0.326			0-0 1B			0-0 6-3		0-0 6-3		2	0	1	0	0	0	0									
Glenn Adams, L (8, PH) OBP: 0.291, SLG: 0.302										1	0	0	0	0	0	0									
Gary Ward, R (8, 9) OBP: 0.301, SLG: 0.326			1-2 1B							0	0	0	0	0	0	0									
<b>Inning Stats</b>	R: 0 E: 0 K: 0 S: 3	H: 1 LOB: 0 BB: 0 P: 3	R: 0 E: 0 K: 0 S: 3	H: 0 LOB: 0 BB: 0 P: 3	R: 0 E: 0 K: 2 S: 8	H: 1 LOB: 2 BB: 1 P: 12	R: 0 E: 0 K: 0 S: 2	H: 0 LOB: 0 BB: 1 P: 6	R: 0 E: 0 K: 1 S: 5	H: 0 LOB: 0 BB: 0 P: 5	R: 0 E: 0 K: 0 S: 3	H: 0 LOB: 1 BB: 1 P: 7	R: 1 E: 0 K: 1 S: 7	H: 3 LOB: 1 BB: 0 P: 7	R: 0 E: 0 K: 1 S: 5	H: 0 LOB: 1 BB: 1 P: 9	R: 0 E: 0 K: 0 S: 4	H: 1 LOB: 1 BB: 0 P: 4	1B: 6 2B: 0 3B: 0 HR: 0	SF: 0 SAC: 0 DP: 2 HBP: 0	WP: 0 PB: 0 SB: 0 CS: 1	PA: 34			
<b>PITCHER</b>	IP	WLS	BF	H	R	ER	SO	BB	IBB	HBP	BLK	WP	HR	S	P	ERA	WHIP								
Dan Petry, R (1, 1) ERA: 4.47	6.1	W	25	5	1	1	4	3	0	0	0	0	0	30	42	1.42	1.263								
Dave Tobik, R (7, 1) ERA: 2.27	1.2		6	1	0	0	1	1	0	0	0	0	0	7	11	0.00	1.200								
Kevin Saucier, L (9, 1) ERA: 1.42	1.0		3	0	0	0	0	0	0	0	0	0	0	3	3	0.00	0.000								

Batter	1	2	3	4	5	6	7	8	9	AB	R	H	RBI	BB	SO	LOB	BOTTOM								
Kirk Gibson, L (1, 8) OBP: 0.296, SLG: 0.379	0-3 K		0-0 E9 SH3 SF8	0-3 K			0-3 K			4	1	0	0	0	3	1	<p>Minnesota Twins @ Detroit Tigers Tiger Stadium, Detroit, MI Sat Jun 06 1981, 7:05 PM EDT Att: 15,218 - Unknown - 78 F</p> <p>livebaseballscores.com</p> <p>AB 29 R 5 H 7 RBI 5 BB 4 SO 6 LOB 14</p> 								
Alan Trammell, R (1, 6) OBP: 0.337, SLG: 0.348	4-0 1B HR BB		0-0 SH3 2-3		0-0 F2			4-0 S 1B BB		1	2	0	0	2	0	0									
Steve Kemp, L (1, 7) OBP: 0.374, SLG: 0.457	0-0 1-2 HR 1B		0-0 SF8 3-H		0-0 F4			0-0 1B S 1B		3	1	2	1	0	0	0									
Champ Summers, L (1, 9) OBP: 0.380, SLG: 0.404	0-0 1-H 2-H HR		0-0 BB 1B		0-0 F8			0-0 L3		3	1	2	3	0	0	0									
Lynn Jones, R (8, PH) OBP: 0.353, SLG: 0.369										1	0	0	0	0	0	2									
Lance Parrish, R (1, 10) OBP: 0.305, SLG: 0.407	0-0 F3		4-0 1-2 BB			0-0 CS 1B		4-0 1B 1-2 2-3 1B		2	0	1	0	2	0	0									
Rick Leach, L (1, 3) OBP: 0.342, SLG: 0.226	0-0 F8		0-0 F7			0-0 F5		0-0 1-2 2-3 3-H 1B		3	0	0	0	0	0	3									
John Wockenfuss, R (8, PH) OBP: 0.318, SLG: 0.354										1	0	1	1	0	0	0									
Tom Brookens, R (1, 5) OBP: 0.294, SLG: 0.347		0-3 K		0-0 F7		0-3 K 1-2		0-3 K		4	0	0	0	0	3	4									
Bill Fahey, L (1, 2) OBP: 0.240, SLG: 0.240	0-0 4-3			0-0 4-3			0-0 G6-3 1B		0-0 F9	4	0	1	0	0	0	3									
Lou Whitaker, L (1, 4) OBP: 0.353, SLG: 0.377		0-0 F8		0-0 E4			0-0 G6-3 1-2			3	0	0	0	0	0	1									
<b>Inning Stats</b>	R: 3 E: 0 K: 1 S: 7	H: 2 LOB: 0 BB: 1 P: 11	R: 0 E: 0 K: 1 S: 5	H: 0 LOB: 0 BB: 0 P: 5	R: 1 E: 1 K: 0 S: 5	H: 1 LOB: 2 BB: 1 P: 9	R: 0 E: 0 K: 1 S: 6	H: 0 LOB: 0 BB: 0 P: 6	R: 0 E: 0 K: 0 S: 3	H: 0 LOB: 0 BB: 0 P: 3	R: 0 E: 0 K: 1 S: 5	H: 1 LOB: 0 BB: 0 P: 5	R: 0 E: 0 K: 1 S: 5	H: 1 LOB: 0 BB: 0 P: 5	R: 1 E: 0 K: 1 S: 7	H: 2 LOB: 2 BB: 2 P: 15	R: 0 E: 0 K: 0 S: 4	H: 1 LOB: 1 BB: 0 P: 4	1B: 6 2B: 0 3B: 0 HR: 1	SF: 1 SAC: 1 DP: 1 HBP: 0	WP: 0 PB: 0 SB: 2 CS: 1	PA: 35			
<b>PITCHER</b>	IP	WLS	BF	H	R	ER	SO	BB	IBB	HBP	BLK	WP	HR	S	P	ERA	WHIP								
Pete Redfern, R (1, 1) ERA: 4.12	7.0	L	30	6	5	4	5	3	0	0	0	0	1	37	49	5.14	1.286								
Jack O'Connor, L (8, 1) ERA: 4.59	0.1		2	0	0	0	0	0	1	0	0	0	0	1	5	0.00	0.000								
John Verhoeven, R (8, 1) ERA: 2.32	0.2		3	1	0	0	1	0	0	0	0	0	0	5	5	0.00	1.500								

Batter	1	2	3	4	5	6	7	8	9	AB	R	H	RBI	BB	SO	LOB	TOP			
Rob Wilfong, L (1,4) OBP: 0.297, SLG: 0.315	4-0 SH1-3 BB		0-0 F9			0-0 SH5-4		0-0 F8		2	0	0	0	1	0	1				
Butch Wynegar, S (1,2) OBP: 0.318, SLG: 0.295	0-3 K			0-0 5-3		0-0 4-3		0-0 1B		4	0	1	0	0	1	2				
Mickey Hatcher, R (1,8) OBP: 0.314, SLG: 0.398	0-0 SH1-3			0-0 6-3		4-0 BB		0-0 F8		2	0	0	0	1	0	2				
Glenn Adams, L (1,10) OBP: 0.283, SLG: 0.293	0-0 4-3			0-0 4-3		0-0 L4			0-0 4-3	4	0	0	0	0	0	3				
Ron Jackson, R (1,9) OBP: 0.313, SLG: 0.394		0-3 K			0-0 F7		0-0 5-3		0-0 1-3	4	0	0	0	0	1	0				
Danny Goodwin, L (1,3) OBP: 0.333, SLG: 0.382		0-0 F9			0-0 FC6-5 1B		0-0 4-3		0-0 F9	4	0	1	0	0	0	0				
John Castino, R (1,5) OBP: 0.288, SLG: 0.395		0-0 CS 1B			0-0 FC6-5 FC6 1-3		0-3 K			3	0	1	0	0	1	1				
Pete Mackanin, R (1,6) OBP: 0.254, SLG: 0.318		0-0 CS 1-2	0-0 1-3		0-0 FC6 1-2			0-0 FC3-6 1B		3	0	1	0	0	0	1				
Rick Sofield, L (1,7) OBP: 0.221, SLG: 0.192			0-0 4-3			0-0 4-3 SH5-4 1B			0-0 FC3-6 1B 1-2	3	0	1	0	0	0	1				
<b>Inning Stats</b>	R: 0 E: 0 K: 1 S: 5	H: 0 LOB: 1 BB: 1 P: 9	R: 0 E: 0 K: 1 S: 5	H: 1 LOB: 0 BB: 0 P: 5	R: 0 E: 0 K: 0 S: 3	H: 0 LOB: 0 BB: 0 P: 3	R: 0 E: 0 K: 0 S: 3	H: 0 LOB: 0 BB: 0 P: 3	R: 0 E: 0 K: 0 S: 4	H: 1 LOB: 1 BB: 0 P: 4	R: 0 E: 0 K: 0 S: 4	H: 1 LOB: 2 BB: 1 P: 8	R: 0 E: 0 K: 1 S: 5	H: 0 LOB: 0 BB: 0 P: 5	R: 0 E: 0 K: 0 S: 3	H: 0 LOB: 0 BB: 0 P: 3	1B: 5 2B: 0 3B: 0 HR: 0	SF: 0 SAC: 2 DP: 0 HBP: 0	WP: 0 PB: 0 SB: 1 CS: 1	PA: 34
<b>PITCHER</b> Milt Wilcox, R (1,1) ERA: 3.57	IP: 9.0 WLS: W BF: 33 H: 5 R: 0 ER: 0 SO: 3 BB: 2 IBB: 0 HBP: 0 BLK: 0 WP: 0 HR: 0 S: 37 P: 45 ERA: 0.00 WHIP: 0.778															<b>PITCHER</b>				

Minnesota Twins @ Detroit Tigers  
Tiger Stadium, Detroit, MI  
Sun Jun 07 1981, 3:33 AM EDT  
Att: 21,857 - Unknown

AB 29  
R 0  
H 5  
RBI 0  
BB 2  
SO 3  
LOB 11



Batter	1	2	3	4	5	6	7	8	9	AB	R	H	RBI	BB	SO	LOB	BOTTOM			
Lynn Jones, R (1,9) OBP: 0.340, SLG: 0.368	4-0 CS BB			0-0 F9		0-0 1B	0-0 F4			3	0	1	0	1	0	1				
Alan Trammell, R (1,6) OBP: 0.340, SLG: 0.348	0-0 4-3			0-0 FC3-6 1B		4-0 IBB		0-0 5-3		3	0	1	0	1	0	1				
Steve Kemp, L (1,7) OBP: 0.368, SLG: 0.448	0-0 F7			0-0 FC3-6 1-2		0-3 K		0-0 4-3		4	0	0	0	0	1	3				
Tom Brookens, R (1,5) OBP: 0.302, SLG: 0.354		0-0 1B		0-0 L6			0-0 SH5-4 1B	0-0 F7		4	1	2	0	0	0	1				
Lance Parrish, R (1,10) OBP: 0.302, SLG: 0.402		0-0 4-3			0-0 F4		0-0 SH5-4			2	0	0	0	0	0	0				
John Wockenfuss, R (1,3) OBP: 0.318, SLG: 0.347		0-0 6-3			0-0 5-3		4-0 E 1B 3-4 IBB			2	1	0	0	1	0	0				
Rick Leach, L (8,3) OBP: 0.342, SLG: 0.226										0	0	0	0	0	0	0				
Al Cowens, R (1,8) OBP: 0.324, SLG: 0.369			0-3 K		0-0 F8		0-0 E7 3-4 3B 1B			3	1	1	1	0	1	0				
Bill Fahey, L (1,2) OBP: 0.250, SLG: 0.250			0-3 K			0-0 SH2-4 1B 1B	0-0 3-4			3	0	1	1	0	1	1				
Mick Kelleher, R (1,4) OBP: 0.294, SLG: 0.295			0-3 K			0-0 SH2-4 1B 1B	0-0 3B			1	0	0	0	0	1	0				
Lou Whitaker, L (7, PH) OBP: 0.357, SLG: 0.393			0-3 K			0-0 SH2-4				1	0	1	1	0	0	0				
<b>Inning Stats</b>	R: 0 E: 0 K: 0 S: 2	H: 0 LOB: 0 BB: 1 P: 6	R: 0 E: 0 K: 0 S: 3	H: 1 LOB: 0 BB: 0 P: 3	R: 0 E: 0 K: 3 S: 9	H: 0 LOB: 0 BB: 0 P: 9	R: 0 E: 0 K: 0 S: 4	H: 1 LOB: 1 BB: 0 P: 4	R: 0 E: 0 K: 0 S: 3	H: 0 LOB: 0 BB: 0 P: 3	R: 0 E: 0 K: 1 S: 6	H: 2 LOB: 2 BB: 1 P: 10	R: 3 E: 1 K: 0 S: 6	H: 3 LOB: 1 BB: 1 P: 10	R: 0 E: 0 K: 0 S: 3	H: 0 LOB: 0 BB: 0 P: 3	1B: 6 2B: 0 3B: 1 HR: 0	SF: 0 SAC: 2 DP: 0 HBP: 0	WP: 0 PB: 0 SB: 0 CS: 1	PA: 31
<b>PITCHER</b> Jerry Koosman, L (1,1) ERA: 4.27	IP: 6.1 WLS: L BF: 25 H: 6 R: 3 ER: 3 SO: 4 BB: 1 IBB: 2 HBP: 0 BLK: 0 WP: 0 HR: 0 S: 30 P: 42 ERA: 4.26 WHIP: 1.105															<b>PITCHER</b> Doug Corbett, R (7,1) ERA: 2.86				

Minnesota Twins @ Detroit Tigers  
Tiger Stadium, Detroit, MI  
Sun Jun 07 1981, 3:33 AM EDT  
Att: 21,857 - Unknown

AB 26  
R 3  
H 7  
RBI 3  
BB 3  
SO 4  
LOB 7



Batter	1	2	3	4	5	6	7	8	9	AB	R	H	RBI	BB	SO	LOB	TOP		
<b>Thad Bosley, L</b> (1, 8) OBP: 0.700, SLG: 0.714										3	0	1	0	1	0	2	<b>Milwaukee Brewers @ Minnesota Twins</b> Metropolitan Stadium, Bloomington, MI Mon Jun 08 1981, 8:05 PM EDT Att: 11,978 - Unknown - 68 F		
<b>Robin Yount, R</b> (1, 6) OBP: 0.296, SLG: 0.415										4	0	0	0	0	1	5			
<b>Cecil Cooper, L</b> (1, 3) OBP: 0.314, SLG: 0.377										4	0	0	0	0	1	0			
<b>Ben Oglivie, L</b> (1, 7) OBP: 0.305, SLG: 0.357										4	0	0	0	0	1	0			
<b>Ted Simmons, S</b> (1, 2) OBP: 0.277, SLG: 0.387										4	0	1	0	0	0	0			
<b>Gorman Thomas, R</b> (1, 10) OBP: 0.394, SLG: 0.572										3	0	0	0	0	2	1			
<b>Roy Howell, L</b> (1, 5) OBP: 0.336, SLG: 0.400										3	0	0	0	0	1	0			
<b>Mark Brouhard, R</b> (1, 9) OBP: 0.328, SLG: 0.386										3	0	2	0	0	1	0			
<b>Jim Gantner, L</b> (1, 4) OBP: 0.335, SLG: 0.353										3	0	0	0	0	1	2			
<b>Inning Stats</b>	R: 0 E: 0 K: 1 S: 5	H: 1 LOB: 0 BB: 0 P: 5	R: 0 E: 0 K: 1 S: 5	H: 0 LOB: 0 BB: 0 P: 5	R: 0 E: 0 K: 2 S: 7	H: 0 LOB: 0 BB: 0 P: 7	R: 0 E: 0 K: 0 S: 3	H: 0 LOB: 0 BB: 0 P: 3	R: 0 E: 1 K: 1 S: 7	H: 1 LOB: 2 BB: 0 P: 7	R: 0 E: 0 K: 2 S: 8	H: 1 LOB: 1 BB: 0 P: 8	R: 0 E: 0 K: 1 S: 6	H: 1 LOB: 2 BB: 1 P: 10	R: 0 E: 0 K: 0 S: 3	H: 0 LOB: 0 BB: 0 P: 3	1B: 3 2B: 1 3B: 0 HR: 0	SF: 0 SAC: 0 DP: 1 HBP: 0	WP: 0 PA: 32 PB: 0 SB: 0 CS: 0
<b>PITCHER</b>	IP	WLS	BF	H	R	ER	SO	BB	IBB	HBP	BLK	WP	HR	S	P	ERA	WHIP		
<b>Roger Erickson, R</b> (1, 1) ERA: 3.65	7.2	W	28	4	0	0	7	1	0	0	0	0	0	41	45	0.00	0.652		
<b>Doug Corbett, R</b> (8, 1) ERA: 2.79	1.1	S	4	0	0	0	1	0	0	0	0	0	0	6	6	0.00	0.000		

Batter	1	2	3	4	5	6	7	8	9	AB	R	H	RBI	BB	SO	LOB	BOTTOM		
<b>Gary Ward, R</b> (1, 7) OBP: 0.299, SLG: 0.323										4	0	1	0	0	1	1	<b>Milwaukee Brewers @ Minnesota Twins</b> Metropolitan Stadium, Bloomington, MI Mon Jun 08 1981, 8:05 PM EDT Att: 11,978 - Unknown - 68 F		
<b>Butch Wynegar, S</b> (1, 2) OBP: 0.314, SLG: 0.292										4	1	1	0	0	0	3			
<b>Mickey Hatcher, R</b> (1, 8) OBP: 0.313, SLG: 0.392										3	0	0	0	1	0	1			
<b>Roy Smalley, S</b> (1, 10) OBP: 0.399, SLG: 0.492										2	0	0	0	1	0	0			
<b>Danny Gooden, L</b> (7, PR) OBP: 0.329, SLG: 0.377										1	0	0	0	0	0	3			
<b>Ron Jackson, R</b> (1, 3) OBP: 0.314, SLG: 0.393										3	0	1	1	0	0	0			
<b>John Castino, R</b> (1, 5) OBP: 0.284, SLG: 0.389										3	0	0	0	0	0	2			
<b>Pete Mackanin, R</b> (1, 4) OBP: 0.248, SLG: 0.310										3	0	0	0	0	0	2			
<b>Dave Engle, R</b> (1, 9) OBP: 0.278, SLG: 0.348										3	0	2	0	0	0	0			
<b>Chuck Baker, R</b> (1, 6) OBP: 0.115, SLG: 0.115										2	0	0	0	0	1	1			
<b>Inning Stats</b>	R: 0 E: 0 K: 1 S: 5	H: 0 LOB: 0 BB: 0 P: 5	R: 0 E: 0 K: 0 S: 3	H: 0 LOB: 0 BB: 0 P: 3	R: 0 E: 0 K: 1 S: 5	H: 0 LOB: 0 BB: 0 P: 5	R: 0 E: 0 K: 0 S: 3	H: 0 LOB: 0 BB: 0 P: 3	R: 0 E: 0 K: 0 S: 4	H: 1 LOB: 1 BB: 0 P: 4	R: 1 E: 0 K: 0 S: 5	H: 2 LOB: 2 BB: 1 P: 9	R: 0 E: 0 K: 0 S: 5	H: 2 LOB: 3 BB: 1 P: 9	R: 0 E: 0 K: 0 S: 3	H: 0 LOB: 0 BB: 0 P: 3	1B: 4 2B: 1 3B: 0 HR: 0	SF: 0 SAC: 1 DP: 1 HBP: 0	WP: 0 PA: 31 PB: 0 SB: 0 CS: 0
<b>PITCHER</b>	IP	WLS	BF	H	R	ER	SO	BB	IBB	HBP	BLK	WP	HR	S	P	ERA	WHIP		
<b>Mike Caldwell, L</b> (1, 1) ERA: 2.85	8.0	L	31	5	1	1	2	0	2	0	0	0	0	33	41	1.12	0.625		

Batter	1	2	3	4	5	6	7	8	9	AB	R	H	RBI	BB	SO	LOB	TOP				
<b>Thad Bosley, L</b> (1, 8) OBP: 0.571, SLG: 0.545										4	0	1	0	0	0	2					
<b>Robin Yount, R</b> (1, 6) OBP: 0.295, SLG: 0.407										3	0	0	0	1	1	1					
<b>Cecil Cooper, L</b> (1, 3) OBP: 0.313, SLG: 0.374										4	1	1	0	0	0	2					
<b>Ben Oglivie, L</b> (1, 7) OBP: 0.309, SLG: 0.360										4	0	2	0	0	0	1					
<b>Ted Simmons, S</b> (1, 2) OBP: 0.276, SLG: 0.384										4	0	1	1	0	0	2					
<b>Gorman Thomas, R</b> (1, 9) OBP: 0.396, SLG: 0.568										3	0	1	0	1	0	3					
<b>Roy Howell, L</b> (1, 10) OBP: 0.325, SLG: 0.385										4	0	0	0	0	0	3					
<b>Don Money, R</b> (1, 5) OBP: 0.303, SLG: 0.316										2	0	0	0	1	0	1					
<b>Jim Gantner, L</b> (1, 4) OBP: 0.335, SLG: 0.349										2	0	0	0	1	0	2					
<b>Inning Stats</b>	R: 0 E: 0 K: 0 S: 3	H: 1 LOB: 0 BB: 0 P: 3	R: 0 E: 0 K: 0 S: 4	H: 1 LOB: 1 BB: 0 P: 4	R: 0 E: 0 K: 0 S: 2	H: 0 LOB: 0 BB: 1 P: 6	R: 1 E: 0 K: 0 S: 5	H: 3 LOB: 1 BB: 0 P: 5	R: 0 E: 1 K: 0 S: 4	H: 0 LOB: 1 BB: 0 P: 4	R: 0 E: 1 K: 0 S: 3	H: 1 LOB: 1 BB: 1 P: 7	R: 0 E: 0 K: 1 S: 5	H: 0 LOB: 0 BB: 0 P: 5	R: 0 E: 0 K: 0 S: 3	H: 0 LOB: 1 BB: 1 P: 7	1B: 6 2B: 0 3B: 0 HR: 0	SF: 0 SAC: 0 DP: 3 HBP: 0	WP: 0 PB: 0 SB: 0 CS: 1	PA: 34	
<b>PITCHER</b>	IP	WLS	BF	H	R	ER	SO	BB	IBB	HBP	BLK	WP	HR	S	P	ERA	WHIP				
<b>Fernando Arroyo, R</b> (1, 1) ERA: 3.47	8.2	W	33	6	1	1	1	4	0	0	0	0	0	31	47	1.04	1.154				
<b>Doug Corbett, R</b> (9, 1) ERA: 2.76	0.1	S	1	0	0	0	0	0	0	0	0	0	0	1	1	0.00	0.000				

**Milwaukee Brewers @ Minnesota Twins**  
 Metropolitan Stadium, Bloomington, MI  
 Tue Jun 09 1981, 8:05 PM EDT  
 Att: 9,731 - Unknown - 70 F

livebaseballscores.com

AB 30  
R 1  
H 6  
RBI 1  
BB 4  
SO 1  
LOB 17

Batter	1	2	3	4	5	6	7	8	9	AB	R	H	RBI	BB	SO	LOB	BOTTOM				
<b>Rob Wilfong, L</b> (1, 4) OBP: 0.296, SLG: 0.309										3	0	0	0	1	0	1					
<b>Butch Wynegar, S</b> (1, 2) OBP: 0.324, SLG: 0.304										4	1	2	1	0	0	1					
<b>Mickey Hatcher, R</b> (1, 8) OBP: 0.316, SLG: 0.391										3	1	1	0	1	0	1					
<b>Roy Smalley, S</b> (1, 10) OBP: 0.389, SLG: 0.477										4	0	0	0	0	1	4					
<b>Ron Jackson, R</b> (1, 7) OBP: 0.312, SLG: 0.396										4	0	1	2	0	0	0					
<b>John Castino, R</b> (1, 5) OBP: 0.288, SLG: 0.389										3	0	1	0	1	0	1					
<b>Danny Goodwin, L</b> (1, 3) OBP: 0.330, SLG: 0.367										2	0	0	0	1	1	2					
<b>Dave Engle, R</b> (1, 9) OBP: 0.280, SLG: 0.340										2	1	0	0	1	0	2					
<b>Chuck Baker, R</b> (1, 6) OBP: 0.107, SLG: 0.107										2	0	0	0	0	0	0					
<b>Inning Stats</b>	R: 0 E: 0 K: 0 S: 3	H: 0 LOB: 0 BB: 0 P: 3	R: 0 E: 0 K: 1 S: 6	H: 1 LOB: 1 BB: 0 P: 6	R: 0 E: 0 K: 0 S: 3	H: 0 LOB: 0 BB: 0 P: 3	R: 2 E: 0 K: 0 S: 6	H: 3 LOB: 2 BB: 1 P: 10	R: 0 E: 0 K: 1 S: 4	H: 0 LOB: 1 BB: 1 P: 8	R: 1 E: 0 K: 0 S: 4	H: 1 LOB: 1 BB: 1 P: 8	R: 0 E: 0 K: 0 S: 3	H: 0 LOB: 0 BB: 0 P: 3	R: 0 E: 0 K: 0 S: 3	H: 0 LOB: 0 BB: 0 P: 3	1B: 4 2B: 2 3B: 0 HR: 0	SF: 0 SAC: 1 DP: 1 HBP: 0	WP: 0 PB: 0 SB: 0 CS: 1	PA: 33	
<b>PITCHER</b>	IP	WLS	BF	H	R	ER	SO	BB	IBB	HBP	BLK	WP	HR	S	P	ERA	WHIP				
<b>Jim Slaton, R</b> (1, 1) ERA: 4.01	6.1	L	27	4	3	3	2	4	1	0	0	0	0	26	46	4.26	1.263				
<b>Jamie Easterly, L</b> (7, 1) ERA: 3.63	1.2		6	1	0	0	0	0	0	0	0	0	0	6	6	0.00	0.600				

**Milwaukee Brewers @ Minnesota Twins**  
 Metropolitan Stadium, Bloomington, MI  
 Tue Jun 09 1981, 8:05 PM EDT  
 Att: 9,731 - Unknown - 70 F

livebaseballscores.com


AB 27  
R 3  
H 5  
RBI 3  
BB 5  
SO 2  
LOB 12



Batter	1	2	3	4	5	6	7	8	9	AB	R	H	RBI	BB	SO	LOB	TOP			
Lynn Jones, R OBP: 0.352, SLG: 0.380 (1, 9)	0-0 4-3	0-0 4-3			0-0 6-3		0-0 FC5-4 1B		0-0 BB 1B	5	0	2	0	0	0	1				
Alan Trammell, R OBP: 0.338, SLG: 0.353 (1, 6)	0-3 K		0-0 5-3		0-0 E 2B		0-3 K		0-0 F9	5	1	1	0	0	2	2				
Steve Kemp, L OBP: 0.381, SLG: 0.468 (1, 7)	0-0 E4 1B 2B		0-0 HR		0-0 E8 1B		0-0 L7		0-3 K	5	2	3	2	0	1	2				
Lance Parrish, R OBP: 0.297, SLG: 0.384 (1, 10)	4-0 1B BB		0-0 6-3		0-0 5-3		0-0 FC5-4 1-2		4-0 FC6-4 BB	3	0	0	0	2	0	2				
Tom Brookens, R OBP: 0.305, SLG: 0.358 (1, 5)	0-0 1B BB		0-0 2B		0-0 F9				0-0 E5 1B S	4	0	2	1	0	0	1				
Mick Kelleher, R OBP: 0.294, SLG: 0.295 (9, PH)	0-0 1B		0-0 2B		0-0 F9				0-0 FC6-4 1-2	0	0	0	0	0	0	0				
Champ Summers, L OBP: 0.376, SLG: 0.400 (9, PH)	1-2 3-H 1B		0-0 2B		0-0 F9				0-0 FC6-4 1-2	1	0	0	0	0	0	2				
Stan Papi, R OBP: 0.275, SLG: 0.333 (9, 5)	0-0 1B		0-0 2B		0-0 F9				0-0 FC6-4 1-2	0	0	0	0	0	0	0				
John Wockenfuss, R OBP: 0.304, SLG: 0.349 (1, 3)	0-3 K		0-0 6-3		0-0 HR				0-3 K	4	1	1	1	0	2	4				
Rick Leach, L OBP: 0.342, SLG: 0.226 (8, 3)	0-0 K		0-0 6-3		0-0 HR				0-0 K	0	0	0	0	0	0	0				
Al Cowens, R OBP: 0.326, SLG: 0.365 (1, 8)		0-0 F7		0-3 K		0-0 CS 1B		0-0 2-3 1B		4	0	2	0	0	1	0				
Bill Fahey, L OBP: 0.250, SLG: 0.281 (1, 2)		0-0 2B		0-0 F9		0-0 4-3 1-2		0-0 L4		4	0	1	0	0	0	3				
Lou Whitaker, L OBP: 0.342, SLG: 0.374 (1, 4)		0-0 5-3		0-0 4-3		0-3 K		0-0 L9		4	0	0	0	0	1	3				
<b>Inning Stats</b>	R: 1 E: 1 K: 2 S: 9	H: 2 LOB: 2 BB: 1 P: 13	R: 0 E: 0 K: 0 S: 4	H: 1 LOB: 1 BB: 0 P: 4	R: 1 E: 0 K: 0 S: 5	H: 2 LOB: 1 BB: 0 P: 5	R: 0 E: 0 K: 1 S: 5	H: 0 LOB: 0 BB: 0 P: 5	R: 1 E: 1 K: 0 S: 5	H: 2 LOB: 1 BB: 0 P: 5	R: 0 E: 0 K: 1 S: 6	H: 1 LOB: 1 BB: 0 P: 6	R: 0 E: 1 K: 1 S: 7	H: 1 LOB: 2 BB: 1 P: 7	R: 0 E: 0 K: 1 S: 6	H: 1 LOB: 2 BB: 1 P: 10	1B: 6 2B: 4 3B: 0 HR: 2	SF: 0 SAC: 0 DP: 0 HBP: 0	WP: 0 PB: 0 SB: 1 CS: 1	PA: 41
<b>PITCHER</b>	IP	WLS	BF	H	R	ER	SO	BB	IBB	HBP	BLK	WP	HR	S	P	ERA	WHIP			
Brad Havens, L ERA: 4.09 (1, 1)	5.0	L	24	8	4	4	3	1	0	0	0	0	2	29	33	7.20	1.800			
Albert Williams, R ERA: 3.35 (6, 1)	4.0		17	4	0	0	4	1	0	0	0	0	0	24	28	0.00	1.250			

Detroit Tigers @ Minnesota Twins  
Metropolitan Stadium, Bloomington, MI  
Wed Jun 10 1981, 8:05 PM EDT  
Alt. 5,495 - Unknown - 76 F


AB 39  
R 4  
H 12  
RBI 4  
BB 2  
SO 7  
LOB 20



Batter	1	2	3	4	5	6	7	8	9	AB	R	H	RBI	BB	SO	LOB	BOTTOM					
Rob Wilfong, L OBP: 0.295, SLG: 0.308 (1, 4)	0-0 F1		0-0 L4-3 1B		0-0 F7			0-0 3-1		4	0	1	0	0	0	0						
Butch Wynegar, S OBP: 0.333, SLG: 0.315 (1, 2)	0-0 F8 1B		0-0 L4-3 1-2 1B		0-0 FC5-4 1B			0-0 F7		4	0	2	0	0	0	1						
Mickey Hatcher, R OBP: 0.315, SLG: 0.388 (1, 8)	0-0 F8 1-2 1B		0-0 F7		0-0 FC5-4 1-2 1B			0-0 F9		4	0	1	0	0	0	1						
Glenn Adams, L OBP: 0.275, SLG: 0.285 (1, 10)	0-0 F8 1-2 2-3 1B			0-0 F9		0-0 6-3			0-0 F8	4	0	0	0	0	0	2						
Ron Jackson, R OBP: 0.317, SLG: 0.395 (1, 7)	0-3 K			0-0 1B SF8 1B		0-0 CS BB			0-0 F3	3	1	1	0	1	1	2						
John Castino, R OBP: 0.292, SLG: 0.400 (1, 5)		0-0 FC 3B		0-0 SF8 1B		0-3 K			0-0 6-3	4	1	2	0	0	1	1						
Danny Goodwin, L OBP: 0.330, SLG: 0.370 (1, 3)		0-0 FC G5-4-3		0-0 SF8 1-2 3-H		0-0 CS 1-2	0-0 G6-4-3 1B			2	0	1	2	0	0	0						
Dave Engle, R OBP: 0.272, SLG: 0.330 (1, 9)		3-H L9		0-0 K			0-0 G6-4-3 1-2			3	0	0	0	0	1	3						
Chuck Baker, R OBP: 0.100, SLG: 0.100 (1, 6)		0-0 G5-4-3			0-0 1-3					2	0	0	0	0	0	1						
Hosken Powell, L OBP: 0.294, SLG: 0.328 (7, PH)										1	0	0	0	0	0	0						
Pete Mackanin, R OBP: 0.248, SLG: 0.310 (8, 6)			1-2							0	0	0	0	0	0	0						
<b>Inning Stats</b>	R: 0 E: 0 K: 1 S: 7	H: 2 LOB: 2 BB: 0 P: 7	R: 1 E: 0 K: 0 S: 4	H: 1 LOB: 0 BB: 0 P: 4	R: 0 E: 0 K: 0 S: 3	H: 1 LOB: 0 BB: 0 P: 3	R: 1 E: 0 K: 1 S: 7	H: 2 LOB: 1 BB: 0 P: 7	R: 0 E: 0 K: 0 S: 4	H: 1 LOB: 1 BB: 0 P: 4	R: 0 E: 0 K: 1 S: 4	H: 0 LOB: 0 BB: 1 P: 8	R: 0 E: 0 K: 0 S: 3	H: 1 LOB: 0 BB: 0 P: 3	R: 0 E: 0 K: 0 S: 3	H: 0 LOB: 0 BB: 0 P: 3	R: 0 E: 0 K: 0 S: 3	H: 0 LOB: 0 BB: 0 P: 3	1B: 7 2B: 1 3B: 1 HR: 0	SF: 1 SAC: 0 DP: 3 HBP: 0	WP: 0 PB: 0 SB: 0 CS: 1	PA: 34
<b>PITCHER</b>	IP	WLS	BF	H	R	ER	SO	BB	IBB	HBP	BLK	WP	HR	S	P	ERA	WHIP					
Jack Morris, R ERA: 2.56 (1, 1)	9.0	W	33	8	2	2	3	1	0	0	0	0	0	38	42	2.00	1.000					

Detroit Tigers @ Minnesota Twins  
Metropolitan Stadium, Bloomington, MI  
Wed Jun 10 1981, 8:05 PM EDT  
Alt. 5,495 - Unknown - 76 F

AB 31  
R 2  
H 8  
RBI 2  
BB 1  
SO 3  
LOB 11



Batter	1	2	3	4	5	6	7	8	9	AB	R	H	RBI	BB	SO	LOB	TOP					
Kirk Gibson, L OBP: 0.276, SLG: 0.347 (1, 8)	G3		K		K		SH1-3	K		4	0	0	0	0	3	2						
Alan Trammell, R OBP: 0.344, SLG: 0.356 (1, 6)	6-3		1B			1B	K		HBP	4	1	2	0	0	1	1						
Steve Kemp, L OBP: 0.382, SLG: 0.463 (1, 7)	BB		FC3-6			F3	1B		F5	4	1	1	2	1	0	3						
Richie Hebner, L OBP: 0.291, SLG: 0.321 (1, 10)	K		K			F5	1B			4	0	1	0	0	2	3						
Champ Summers, L OBP: 0.389, SLG: 0.415 Lynn Jones, R OBP: 0.349, SLG: 0.376 (7, 9)			FC5-4		K				F8	4	1	3	1	0	1	0						
Tom Brookens, R OBP: 0.301, SLG: 0.377 (1, 5)	FC5-4				F9					1	0	0	0	0	2							
Rick Leach, L OBP: 0.333, SLG: 0.257 (1, 3)	F7				G3					4	1	1	0	0	0	1						
Bill Fahey, L OBP: 0.278, SLG: 0.286 (1, 2)	F9				F2					3	0	1	1	1	0	1						
Lou Whitaker, L OBP: 0.343, SLG: 0.371 Mick Kelleher, R OBP: 0.300, SLG: 0.302 (7, PH) (7, 4)			1B		4-3				F9	1	1	0	0	1	0	0						
			FC3-6							2	1	1	0	0	0	1						
<b>Inning Stats</b>	R: 0 E: 0 K: 1 S: 5	H: 0 LOB: 1 BB: 1 P: 9	R: 0 E: 0 K: 0 S: 4	H: 1 LOB: 0 BB: 0 P: 4	R: 1 E: 0 K: 2 S: 8	H: 1 LOB: 1 BB: 1 P: 12	R: 0 E: 0 K: 1 S: 5	H: 0 LOB: 0 BB: 0 P: 5	R: 0 E: 0 K: 1 S: 5	H: 0 LOB: 0 BB: 0 P: 5	R: 4 E: 0 K: 0 S: 7	H: 5 LOB: 1 BB: 0 P: 7	R: 2 E: 0 K: 2 S: 11	H: 4 LOB: 2 BB: 0 P: 11	R: 0 E: 0 K: 1 S: 5	H: 0 LOB: 1 BB: 1 P: 9	R: 0 E: 0 K: 1 S: 5	H: 0 LOB: 2 BB: 0 P: 7	1B: 9 2B: 1 HR: 1	SF: 0 SAC: 1 DP: 0 HBP: 2	WP: 0 PB: 0 SB: 0 CS: 0	PA: 42
<b>PITCHER</b>	IP	WLS	BF	H	R	ER	SO	BB	IBB	HBP	BLK	WP	HR	S	P	ERA	WHIP					
Pete Redfern, R ERA: 4.4 (1, 1)	6.0	L	26	7	5	5	5	2	0	0	0	0	1	34	42	7.50	1.500					
Jack O'Connor, L ERA: 4.95 (7, 1)	2.1		14	4	2	2	3	1	0	2	0	0	0	17	23	7.71	2.143					
Don Cooper, R ERA: 4.28 (9, 1)	0.2		2	0	0	0	1	0	0	0	0	0	0	4	4	0.00	0.000					

Detroit Tigers @ Minnesota Twins  
Metropolitan Stadium, Bloomington, MI  
Thu Jun 11 1981, 8:05 PM EDT  
Alt. 4,623 - Unknown - 65 F

AB 36  
R 7  
H 11  
RBI 7  
BB 3  
SO 9  
LOB 19



Batter	1	2	3	4	5	6	7	8	9	AB	R	H	RBI	BB	SO	LOB	BOTTOM					
Hosken Powell, L OBP: 0.302, SLG: 0.336 Gary Ward, R OBP: 0.297, SLG: 0.321 (7, PH) (1, 10)	1B				F6		K			3	1	2	0	0	0	0						
Rob Wilfong, L OBP: 0.294, SLG: 0.306 (1, 4)	1B				F7		K			4	1	1	0	0	2	4						
Mickey Hatcher, R OBP: 0.314, SLG: 0.386 (1, 8)	1B		6-3		4-3		5-3			4	0	1	1	0	0	2						
Butch Wynegar, S OBP: 0.329, SLG: 0.307 (1, 2)	SF7		F9						L6	2	0	0	1	1	0	0						
Ron Jackson, R OBP: 0.311, SLG: 0.387 (1, 7)	F8		L4						4-3	3	0	0	0	0	0	1						
John Castino, R OBP: 0.287, SLG: 0.393 (1, 5)	F9				F8		K		K	4	0	0	0	0	2	2						
Danny Goodwin, L OBP: 0.316, SLG: 0.353 (1, 3)			3-1		3-1		F6		4-3	4	0	0	0	0	0	1						
Pete Mackanin, R OBP: 0.256, SLG: 0.316 (1, 6)	L8				FC6-4				6-3	4	0	2	0	0	0	0						
Dave Engle, R OBP: 0.280, SLG: 0.330 (1, 9)	1B				FC6-4				K	3	0	1	0	1	1	1						
<b>Inning Stats</b>	R: 2 E: 0 K: 0 S: 6	H: 3 LOB: 1 BB: 0 P: 6	R: 0 E: 0 K: 1 S: 7	H: 2 LOB: 2 BB: 0 P: 7	R: 0 E: 0 K: 0 S: 3	H: 0 LOB: 0 BB: 0 P: 3	R: 0 E: 0 K: 0 S: 4	H: 1 LOB: 1 BB: 0 P: 4	R: 0 E: 0 K: 0 S: 3	H: 0 LOB: 0 BB: 0 P: 3	R: 0 E: 0 K: 1 S: 5	H: 0 LOB: 2 BB: 1 P: 9	R: 0 E: 0 K: 2 S: 8	H: 1 LOB: 2 BB: 1 P: 12	R: 0 E: 0 K: 1 S: 5	H: 0 LOB: 0 BB: 0 P: 5	R: 0 E: 0 K: 1 S: 5	H: 0 LOB: 0 BB: 0 P: 5	1B: 7 2B: 0 HR: 0	SF: 1 SAC: 1 DP: 0 HBP: 0	WP: 1 PB: 0 SB: 0 CS: 0	PA: 36
<b>PITCHER</b>	IP	WLS	BF	H	R	ER	SO	BB	IBB	HBP	BLK	WP	HR	S	P	ERA	WHIP					
Dan Petry, R ERA: 4.31 (1, 1)	6.0	W	27	7	2	2	2	2	0	0	0	0	0	29	37	3.00	1.500					
George Cappuzzello, L ERA: 8.31 (7, 1)	0.2		2	0	0	0	2	0	0	0	0	0	0	6	6	0.00	0.000					
Dave Rozema, R ERA: 4.16 (7, 1)	2.1		7	0	0	0	2	0	0	0	0	0	0	11	11	0.00	0.000					

Detroit Tigers @ Minnesota Twins  
Metropolitan Stadium, Bloomington, MI  
Thu Jun 11 1981, 8:05 PM EDT  
Alt. 4,623 - Unknown - 65 F

AB 32  
R 2  
H 7  
RBI 2  
BB 2  
SO 6  
LOB 13



Batter	1	2	3	4	5	6	7	8	9	AB	R	H	RBI	BB	SO	LOB	TOP										
Rickey Henderson, R OBP: 0.420, SLG: 0.443 (1, 7)	0-0 3-1 S 1B		4-0 CS BB		0-0 5-3			0-0 F8		3	0	1	0	1	0	0											
Dwayne Murphy, L OBP: 0.386, SLG: 0.419 (1, 8)	0-0 3-1 1-3		0-0 L7 1-2			0-0 G4-6-3 1B		4-0 BB		3	0	1	0	1	0	2											
Wayne Gross, L OBP: 0.299, SLG: 0.353 (1, 5)	4-0 BB			0-0 SF8 3B		0-0 G4-6-3 1-2		0-0 1-3		3	1	1	0	1	0	2											
Tony Armas, R OBP: 0.319, SLG: 0.520 (1, 9)	0-3 K			0-0 F5		0-0 1B		0-0 F7		4	0	1	0	0	1	3											
Jim Spencer, L OBP: 0.221, SLG: 0.222 Cliff Johnson, R OBP: 0.325, SLG: 0.445 (1, 3) (6, PH) (6, 3)	0-0 F7			0-0 SF8		0-0 F7		0-0 F5		1	0	0	1	0	0	2											
Mike Heath, R OBP: 0.276, SLG: 0.349 (1, 2)		0-0 F3		0-0 1-3			0-0 F3		0-0 1B		4	0	1	0	0	0											
Mark Budaska, S OBP: 0.250, SLG: 0.286 (1, 10)		0-0 F5			0-0 1B G1-6-3 2B		0-0 6-3		0-0 L7		4	1	1	0	0	1											
Keith Drumright, L OBP: 0.395, SLG: 0.343 Shoety Babitt, R OBP: 0.311, SLG: 0.290 (1, 4) (7, PH) (7, 4)	0-0 F7				0-0 G1-6-3 1B		0-3 K			2	0	1	0	0	0	0											
Rob Picciolo, R OBP: 0.263, SLG: 0.333 (1, 6)			0-3 K		0-0 G1-6-3 1-2 3-H			0-0 6-3		3	0	0	0	0	1	1											
<b>Inning Stats</b>	R: 0 E: 0 K: 1 S: 6	H: 1 LOB: 2 BB: 1 P: 10	R: 0 E: 0 K: 0 S: 3	H: 0 LOB: 0 BB: 0 P: 3	R: 0 E: 0 K: 1 S: 4	H: 0 LOB: 0 BB: 1 P: 8	R: 1 E: 0 K: 0 S: 4	H: 1 LOB: 0 BB: 0 P: 4	R: 0 E: 0 K: 0 S: 4	H: 2 LOB: 0 BB: 0 P: 4	R: 0 E: 0 K: 1 S: 5	H: 0 LOB: 0 BB: 0 P: 5	R: 0 E: 0 K: 0 S: 3	H: 0 LOB: 1 BB: 1 P: 7	R: 0 E: 0 K: 0 S: 4	H: 1 LOB: 1 BB: 0 P: 4	1B: 5 2B: 1 3B: 1 HR: 0	SF: 1 SAC: 0 DP: 2 HBP: 0	WP: 0 PB: 0 SB: 1 CS: 1	PA: 34							
<b>PITCHER</b>	IP	WLS	BF	H	R	ER	SO	BB	IBB	HBP	BLK	WP	HR	S	P	ERA	WHIP										
Roger Erickson, R ERA: 3.64 Jery Koosman, L ERA: 4.06	(1, 1) (6, 1)	5.0 S	19 15	4 3	2 0	2 0	2 1	2 1	0 0	0 0	0 0	0 0	0 0	21 16	29 20	3.60 0.00	1.200 1.000										

Oakland Athletics @ Minnesota Twins  
 Metropolitan Stadium, Bloomington, MI  
 Mon Aug 10 1981, 8:05 PM EDT  
 Att: 15,414 - Unknown - 73 F

AB	30
R	2
H	7
RBI	1
BB	3
SO	3
LOB	12



Batter	1	2	3	4	5	6	7	8	9	AB	R	H	RBI	BB	SO	LOB	BOTTOM										
Hosken Powell, L OBP: 0.301, SLG: 0.333 Dave Engle, R OBP: 0.278, SLG: 0.327 (1, 9) (9, 9)	0-0 4-3		0-0 F7		0-0 1B E	0-0 4-3		0-0 F9		4	1	1	2	0	0	0											
Rob Wilfong, L OBP: 0.298, SLG: 0.311 (1, 4)	0-0 6-3 1B		0-0 F4		0-0 2-H 3-H 1B	0-3 K				4	1	2	0	0	1	0											
Mickey Hatcher, R OBP: 0.308, SLG: 0.379 (1, 8)	0-0 6-3 1-2			0-0 F9	0-0 1-2 3-H 1B		0-0 5-3			4	1	0	1	0	0	2											
Roy Smalley, S OBP: 0.391, SLG: 0.473 (1, 6)	0-3 K			0-0 1B	4-0 1-2 2-3 2B		0-0 L9			3	1	1	0	1	1	1											
Glenn Adams, L OBP: 0.275, SLG: 0.284 (1, 10)		0-0 F9		0-0 F7	0-0 1-2 2-H 3-H 1B		0-0 4-3			4	0	1	2	0	0	1											
John Castino, R OBP: 0.286, SLG: 0.395 (1, 5)		0-0 F8		0-0 F7	0-0 1-3 2-H		0-0 6-3			4	0	1	1	0	0	1											
Danny Goodwin, L OBP: 0.323, SLG: 0.360 (1, 3)		0-0 1B			0-0 SH2-4 1B		0-0 L4			4	1	2	0	0	1	2											
Butch Wynegar, S OBP: 0.337, SLG: 0.316 (1, 2)		0-3 K			0-0 SH2-4 1B		0-0 1B			4	1	2	0	0	1	3											
Ron Jackson, R OBP: 0.311, SLG: 0.386 (1, 7)			0-0 F7		0-0 SH2-4 1-2 2-3		0-0 1-3		0-0 1-2 1B	3	0	1	0	0	0	0											
<b>Inning Stats</b>	R: 0 E: 0 K: 1 S: 6	H: 1 LOB: 0 BB: 0 P: 6	R: 0 E: 0 K: 1 S: 6	H: 1 LOB: 0 BB: 0 P: 6	R: 0 E: 0 K: 0 S: 3	H: 0 LOB: 0 BB: 0 P: 3	R: 0 E: 0 K: 0 S: 4	H: 1 LOB: 0 BB: 0 P: 4	R: 0 E: 0 K: 1 S: 12	H: 6 LOB: 2 BB: 1 P: 16	R: 0 E: 0 K: 1 S: 5	H: 0 LOB: 0 BB: 0 P: 5	R: 0 E: 0 K: 0 S: 3	H: 0 LOB: 0 BB: 0 P: 3	R: 0 E: 0 K: 0 S: 5	H: 2 LOB: 2 BB: 0 P: 5	1B: 10 2B: 1 3B: 0 HR: 0	SF: 0 SAC: 1 DP: 0 HBP: 0	WP: 0 PB: 0 SB: 0 CS: 0	PA: 37							
<b>PITCHER</b>	IP	WLS	BF	H	R	ER	SO	BB	IBB	HBP	BLK	WP	HR	S	P	ERA	WHIP										
Rick Langford, R ERA: 3.19 Jeff Jones, R ERA: 2.31 Tom Underwood, L ERA: 4.08 Dave Heaverlo, R ERA: Bob Ovwchinko, L ERA: 1.11	(1, 1) (5, 1) (5, 1) (8, 1) (8, 1)	4.1 0.0 2.2 0.2 0.1	23 1 8 4 1	8 1 0 2 0	6 0 0 0 0	5 0 0 0 0	2 0 2 0 0	0 0 0 0 0	1 0 0 0 0	0 0 0 0 0	0 0 0 0 0	0 0 0 0 0	0 0 0 0 0	0 0 0 4 1	12 12 4 4 1	12 12 0.00 0.00 0.00	10.38 2.077 0.000 3.000 0.000										

Oakland Athletics @ Minnesota Twins  
 Metropolitan Stadium, Bloomington, MI  
 Mon Aug 10 1981, 8:05 PM EDT  
 Att: 15,414 - Unknown - 73 F

AB	35
R	6
H	11
RBI	6
BB	1
SO	4
LOB	12



Batter	1	2	3	4	5	6	7	8	9	AB	R	H	RBI	BB	SO	LOB	TOP										
Rickey Henderson, R OBP: 0.420, SLG: 0.442 (1, 7)										5	2	2	1	0	1	2											
Dwayne Murphy, L OBP: 0.395, SLG: 0.418 (1, 8)										5	2	2	1	0	1	1											
Wayne Gross, L OBP: 0.300, SLG: 0.348 (1, 5)										2	0	0	1	1	0	1											
Tony Armas, R OBP: 0.318, SLG: 0.520 (1, 9)										4	0	1	1	0	0	1											
Jim Spencer, L OBP: 0.222, SLG: 0.223 (1, 3)										4	0	1	0	0	1	1											
Mark Budaska, S OBP: 0.250, SLG: 0.273 (1, 10)										4	0	1	0	0	1	1											
Jeff Newman, R OBP: 0.275, SLG: 0.328 (1, 2)										3	1	1	0	1	0	2											
Keith Drumright, L OBP: 0.390, SLG: 0.368 Shoety Babitt, R OBP: 0.309, SLG: 0.288 (7, 4)										3	1	1	0	0	0	1											
Fred Stanley, R OBP: 0.306, SLG: 0.240 (1, 6)										3	0	2	1	1	0	0											
<b>Inning Stats</b>	R: 2 E: 1 K: 2 S: 10	H: 3 LOB: 1 BB: 0 P: 10	R: 4 E: 0 K: 0 S: 7	H: 5 LOB: 0 BB: 0 P: 7	R: 0 E: 0 K: 0 S: 3	H: 0 LOB: 1 BB: 1 P: 7	R: 0 E: 0 K: 1 S: 5	H: 0 LOB: 0 BB: 0 P: 5	R: 0 E: 0 K: 0 S: 3	H: 0 LOB: 0 BB: 0 P: 3	R: 0 E: 0 K: 1 S: 5	H: 1 LOB: 0 BB: 0 P: 5	R: 0 E: 0 K: 0 S: 4	H: 2 LOB: 2 BB: 1 P: 8	R: 0 E: 0 K: 0 S: 3	H: 0 LOB: 1 BB: 1 P: 7	1B: 9 2B: 2 3B: 0 HR: 0	SF: 0 SAC: 1 DP: 2 HBP: 0	WP: 0 PB: 0 SB: 0 CS: 0	PA: 38							
<b>PITCHER</b>	IP	WLS	BF	H	R	ER	SO	BB	IBB	HBP	BLK	WP	HR	S	P	ERA	WHIP										
Albert Williams, R ERA: 3.82 (1, 1)	1.0	L	9	6	5	5	2	0	0	0	0	0	0	13	13	45.00	6.000										
Brad Havens, L ERA: 3.71 (2, 1)	6.0		20	3	1	1	2	1	0	0	1	0	0	23	27	1.50	0.667										
Doug Corbett, R ERA: 2.64 (8, 1)	2.0		9	2	0	0	0	2	0	0	0	0	0	7	15	0.00	2.000										

Oakland Athletics @ Minnesota Twins  
Metropolitan Stadium, Bloomington, MI  
Tue Aug 11 1981, 8:05 PM EDT  
Att: 8,836 - Unknown - 75 F

AB 34  
R 6  
H 11  
RBI 5  
BB 3  
SO 4  
LOB 10



Batter	1	2	3	4	5	6	7	8	9	AB	R	H	RBI	BB	SO	LOB	BOTTOM										
Hosken Powell, L OBP: 0.295, SLG: 0.326 Dave Engle, R OBP: 0.275, SLG: 0.324 (7, PH) (8, 9)										3	0	0	1	0	1	1											
Rob Wilfong, L OBP: 0.295, SLG: 0.307 Pete Mackanin, R OBP: 0.260, SLG: 0.345 (6, PH) (7, 4)										2	0	0	0	0	1	1											
Mickey Hatcher, R OBP: 0.307, SLG: 0.381 (1, 8)										4	1	1	0	0	0	0											
Roy Smalley, S OBP: 0.388, SLG: 0.467 (1, 6)										4	0	1	0	0	0	1											
Glenn Adams, L OBP: 0.268, SLG: 0.276 (1, 10)										4	0	0	1	0	0	1											
John Castino, R OBP: 0.286, SLG: 0.392 (1, 5)										4	0	1	0	0	0	1											
Danny Goodwin, L OBP: 0.330, SLG: 0.387 (1, 3)										4	3	2	0	0	0	1											
Butch Wynegar, S OBP: 0.333, SLG: 0.325 (1, 2)										4	0	1	1	0	0	2											
Ron Jackson, R OBP: 0.316, SLG: 0.388 (1, 7)										2	0	1	1	1	0	0											
<b>Inning Stats</b>	R: 0 E: 0 K: 1 S: 5	H: 0 LOB: 0 BB: 0 P: 5	R: 0 E: 0 K: 0 S: 3	H: 0 LOB: 0 BB: 0 P: 3	R: 1 E: 0 K: 0 S: 4	H: 1 LOB: 1 BB: 1 P: 8	R: 1 E: 0 K: 0 S: 4	H: 1 LOB: 0 BB: 0 P: 4	R: 1 E: 0 K: 1 S: 8	H: 3 LOB: 2 BB: 0 P: 8	R: 0 E: 0 K: 0 S: 4	H: 1 LOB: 1 BB: 0 P: 4	R: 0 E: 0 K: 0 S: 3	H: 0 LOB: 0 BB: 0 P: 3	1B: 3 2B: 4 3B: 0 HR: 1	SF: 1 SAC: 0 DP: 0 HBP: 0	WP: 1 PB: 0 SB: 0 CS: 0	PA: 36									
<b>PITCHER</b>	IP	WLS	BF	H	R	ER	SO	BB	IBB	HBP	BLK	WP	HR	S	P	ERA	WHIP										
Mike Norris, R ERA: 3.36 (1, 1)	5.0	W	19	3	3	3	2	1	0	0	0	0	0	22	26	5.40	0.800										
Tom Underwood, L ERA: 4.31 (6, 1)	1.1		8	4	2	2	0	0	0	0	0	0	1	8	8	13.50	3.000										
Jeff Jones, R ERA: 2.15 (7, 1)	2.2	S	9	1	0	0	1	0	0	0	0	1	0	11	11	0.00	0.375										

Oakland Athletics @ Minnesota Twins  
Metropolitan Stadium, Bloomington, MI  
Tue Aug 11 1981, 8:05 PM EDT  
Att: 8,836 - Unknown - 75 F

AB 34  
R 5  
H 8  
RBI 5  
BB 1  
SO 3  
LOB 12



Batter	1	2	3	4	5	6	7	8	9	AB	R	H	RBI	BB	SO	LOB	TOP										
Rickey Henderson, R OBP: 0.417, SLG: 0.439 (1, 7)	6-3	G3					K			4	0	1	0	0	1	3											
Dwayne Murphy, L OBP: 0.393, SLG: 0.411 (1, 8)	F8		4-3				K			4	0	0	0	0	2	1											
Wayne Gross, L OBP: 0.305, SLG: 0.374 (1, 5)	G3		F8				HR			4	1	2	1	0	0	0											
Tony Armas, R OBP: 0.317, SLG: 0.514 (1, 9)		E6					K			3	1	0	0	1	1	1											
Jim Spencer, L OBP: 0.225, SLG: 0.226 Cliff Johnson, R OBP: 0.323, SLG: 0.442 (9, PH)		BB	6-3				P6			3	1	1	0	0	0	1											
Mark Budaska, S OBP: 0.250, SLG: 0.267 (1, 10)		SF9					L7			4	0	1	1	0	0	0											
Mike Heath, R OBP: 0.273, SLG: 0.342 (1, 2)		K					4-3			4	0	0	0	0	2	2											
Keith Drumright, L OBP: 0.409, SLG: 0.375 (1, 4)							6-3			2	0	1	0	1	0	0											
Rob Picciolo, R OBP: 0.265, SLG: 0.345 (1, 6)		SF9					1-3			2	0	1	1	0	0	1											
<b>Inning Stats</b>	R: 0 E: 0 K: 0 S: 3	H: 0 LOB: 0 BB: 0 P: 3	R: 2 E: 1 K: 1 S: 8	H: 2 LOB: 2 BB: 1 P: 12	R: 0 E: 0 K: 0 S: 3	H: 0 LOB: 1 BB: 1 P: 7	R: 0 E: 0 K: 0 S: 4	H: 1 LOB: 1 BB: 0 P: 4	R: 1 E: 0 K: 2 S: 8	H: 2 LOB: 0 BB: 0 P: 8	R: 0 E: 0 K: 0 S: 3	H: 0 LOB: 0 BB: 0 P: 3	R: 0 E: 0 K: 1 S: 5	H: 1 LOB: 0 BB: 0 P: 5	R: 0 E: 0 K: 1 S: 5	H: 1 LOB: 0 BB: 0 P: 5	R: 0 E: 0 K: 1 S: 5	H: 0 LOB: 0 BB: 0 P: 5	1B: 5 2B: 3 3B: 0 HR: 1	SF: 1 SAC: 0 DP: 3 HBP: 0	WP: 0 PB: 0 SB: 1 CS: 2	PA: 34					
<b>PITCHER</b>	IP	WLS	BF	H	R	ER	SO	BB	IBB	HBP	BLK	WP	HR	S	P	ERA	WHIP										
Pete Redfern, R ERA: 4.23 (1, 1)	5.0		22	5	3	1	3	2	0	0	0	0	1	26	34	1.80	1.400										
Darrell Jackson, L ERA: 7.39 (6, 1)	3.0	W	9	2	0	0	2	0	0	0	0	0	0	13	13	0.00	0.667										
Doug Corbett, R ERA: 2.58 (9, 1)	1.0	S	3	0	0	0	1	0	0	0	0	0	0	5	5	0.00	0.000										

Oakland Athletics @ Minnesota Twins  
Metropolitan Stadium, Bloomington, MI  
Wed Aug 12 1981, 8:05 PM EDT  
Alt. 9,624 - Unknown - 83 F

AB 31  
R 3  
H 7  
RBI 3  
BB 2  
SO 6  
LOB 9



Batter	1	2	3	4	5	6	7	8	9	AB	R	H	RBI	BB	SO	LOB	BOTTOM										
Hosken Powell, L OBP: 0.293, SLG: 0.324 (1, 9)	G3		F8		4-3		L3			4	0	1	2	0	0	0											
Rob Wilfong, L OBP: 0.294, SLG: 0.306 (1, 4)				3-1	F2		L3			4	0	1	0	0	0	2											
Mickey Hatcher, R OBP: 0.311, SLG: 0.383 (1, 8)		F8		BB	1B		F8			4	0	2	1	0	0	1											
Roy Smalley, S OBP: 0.391, SLG: 0.475 (1, 6)		L9			F9		F7			4	1	2	0	0	0	2											
Glenn Adams, L OBP: 0.267, SLG: 0.275 (1, 10)			F9		BB		F7			4	0	1	0	0	1	3											
John Castino, R OBP: 0.289, SLG: 0.391 (1, 5)		6-3			BB					3	0	1	1	1	1	0											
Danny Goodwin, L OBP: 0.327, SLG: 0.375 (1, 3)		P4			F7		P5			3	0	0	0	1	0	4											
Butch Wynegar, S OBP: 0.333, SLG: 0.326 Ron Jackson, R OBP: 0.316, SLG: 0.388 Sal Butera, R OBP: 0.330, SLG: 0.327 (8, 2)			4-3				F9			3	0	1	0	0	0	0											
Gary Ward, R OBP: 0.305, SLG: 0.343 (1, 7)			L6				4-3			3	2	2	0	0	0	0											
<b>Inning Stats</b>	R: 0 E: 0 K: 0 S: 4	H: 1 LOB: 1 BB: 0 P: 4	R: 0 E: 0 K: 0 S: 3	H: 0 LOB: 0 BB: 0 P: 3	R: 0 E: 0 K: 0 S: 3	H: 0 LOB: 0 BB: 0 P: 3	R: 0 E: 0 K: 0 S: 5	H: 2 LOB: 3 BB: 1 P: 9	R: 1 E: 0 K: 0 S: 4	H: 1 LOB: 0 BB: 0 P: 4	R: 1 E: 0 K: 0 S: 5	H: 2 LOB: 1 BB: 0 P: 5	R: 2 E: 0 K: 1 S: 9	H: 5 LOB: 2 BB: 0 P: 9	R: 0 E: 0 K: 1 S: 4	H: 0 LOB: 0 BB: 1 P: 8	1B: 9 2B: 2 3B: 1 HR: 0	SF: 0 SAC: 0 DP: 2 HBP: 0	WP: 0 PB: 0 SB: 0 CS: 0	PA: 35							
<b>PITCHER</b>	IP	WLS	BF	H	R	ER	SO	BB	IBB	HBP	BLK	WP	HR	S	P	ERA	WHIP										
Matt Keough, R ERA: 2.99 (1, 1)	5.2		24	6	2	2	2	1	0	0	0	0	0	23	27	7.71	2.571										
Bob Ovwchinko, L ERA: 1.69 (6, 1)	2.1	L	11	5	2	2	2	1	0	0	0	0	0	14	18	7.71	2.571										

Oakland Athletics @ Minnesota Twins  
Metropolitan Stadium, Bloomington, MI  
Wed Aug 12 1981, 8:05 PM EDT  
Alt. 9,624 - Unknown - 83 F

AB 33  
R 4  
H 11  
RBI 4  
BB 2  
SO 2  
LOB 13



Batter	1	2	3	4	5	6	7	8	9	AB	R	H	RBI	BB	SO	LOB	TOP								
Lenny Randle, S OBP: 0.282, SLG: 0.316 (1, 4)	6-3		K	CS	1B	1B	F8		F8	5	1	1	0	1	1	3									
Bruce Bochte, L OBP: 0.333, SLG: 0.340 (1, 3)	F9		G5-4-3		1B	1B	FC3-6			5	3	3	0	0	0	1									
Tom Paciorek, R OBP: 0.374, SLG: 0.509 (1, 7)	K		G5-4-3		HR	1B				5	2	3	2	0	1	1									
Richie Zisk, R OBP: 0.353, SLG: 0.551 (1, 10)		BB		2B	1B	HR	K		K	4	3	2	3	0	2	3									
Dan Meyer, L OBP: 0.265, SLG: 0.344 Vance McHenry, R OBP: 1.000, SLG: 1.000 (8, PH) (8, 6)	F7			1B	2B	4-3				4	2	2	0	0	0	1									
Jeff Burroughs, R OBP: 0.365, SLG: 0.406 Casey Parsons, L OBP: 0.250, SLG: 0.167 (8, PH) (8, 9)	2B	BB		SH2-3	1B		F7	1B	SF9-2-6	3	0	2	2	1	0	1									
Joe Simpson, L OBP: 0.238, SLG: 0.289 (1, 8)	F8			FC5-2	SH2-3	K	1B		F9	5	0	2	1	0	1	3									
Jerry Narron, L OBP: 0.284, SLG: 0.303 (1, 2)				SH2-3	1-3	1-3	L8			4	0	2	1	0	0	2									
Jim Anderson, R OBP: 0.264, SLG: 0.250 (8, 5)	5-3			FC5-2			F9		F9	5	0	1	0	0	0	5									
<b>Inning Stats</b>	R: 0 E: 0 K: 1 S: 5	H: 0 LOB: 0 BB: 0 P: 5	R: 1 E: 0 K: 0 S: 5	H: 2 LOB: 2 BB: 1 P: 9	R: 0 E: 0 K: 1 S: 5	H: 1 LOB: 0 BB: 0 P: 5	R: 2 E: 0 K: 0 S: 5	H: 3 LOB: 1 BB: 0 P: 6	R: 4 E: 0 K: 1 S: 10	H: 5 LOB: 1 BB: 0 P: 10	R: 1 E: 0 K: 1 S: 6	H: 1 LOB: 1 BB: 1 P: 10	R: 1 E: 0 K: 0 S: 6	H: 3 LOB: 2 BB: 0 P: 6	R: 2 E: 0 K: 1 S: 7	H: 3 LOB: 0 BB: 0 P: 7	R: 0 E: 0 K: 0 S: 4	H: 1 LOB: 1 BB: 0 P: 4	1B: 12 2B: 6 3B: 1 HR: 1	SF: 1 SAC: 1 DP: 2 HBP: 1	WP: 0 PB: 0 SB: 0 CS: 1	PA: 47			
<b>PITCHER</b>	IP	WLS	BF	H	R	ER	SO	BB	IBB	HBP	BLK	WP	HR	S	P	ERA	WHIP								
Fernando Arroyo, R ERA: 4.01 (1, 1)	4.0	L	21	9	6	6	2	1	0	1	0	0	0	23	28	13.50	2.500								
Jack O'Connor, L ERA: 5.56 (5, 1)	2.2		15	6	3	3	2	1	0	0	0	0	1	18	22	10.12	2.625								
John Verhoeven, R ERA: 2.7 (7, 1)	2.1		10	4	2	2	1	0	0	0	0	0	0	12	12	7.71	1.714								

Seattle Mariners @ Minnesota Twins  
Metropolitan Stadium, Bloomington, MI  
Thu Aug 13 1981, 8:05 PM EDT  
Alt: 5,673 - Unknown - 78 F

AB 41  
R 11  
H 19  
RBI 11  
BB 2  
SO 5  
LOB 20



Batter	1	2	3	4	5	6	7	8	9	AB	R	H	RBI	BB	SO	LOB	BOTTOM								
Hosken Powell, L OBP: 0.286, SLG: 0.315 (1, 9)	F8		4-3		L6			3-1		4	0	0	0	0	0	1									
Rob Wilfong, L OBP: 0.285, SLG: 0.299 (1, 4)	1-3		G3			F9		F9		4	0	0	0	0	0	1									
Mickey Hatcher, R OBP: 0.310, SLG: 0.381 (1, 8)	F7		3-1			1B		5-3		4	0	1	0	0	0	1									
Roy Smalley, S OBP: 0.390, SLG: 0.472 Chuck Baker, R OBP: 0.129, SLG: 0.129 (7, 6)		K			1B	L9			G5-4-3	3	0	1	0	0	1	1									
Glenn Adams, L OBP: 0.267, SLG: 0.270 (1, 10)		1B		L7		F7		G5-4-3		3	1	0	0	1	0	3									
John Castino, R OBP: 0.290, SLG: 0.391 Pete Mackanin, R OBP: 0.258, SLG: 0.342 (8, 5)		1B	BB		F8		5-3		K	3	0	1	0	0	0	1									
Danny Goodwin, L OBP: 0.327, SLG: 0.374 (1, 3)		1B			F7		K			3	0	1	1	0	1	1									
Butch Wynegar, S OBP: 0.323, SLG: 0.315 (1, 2)	F8				L3		K			3	0	0	0	0	1	2									
Gary Ward, R OBP: 0.305, SLG: 0.343 (1, 7)	F3				4-3			F9	3-1	3	0	1	0	0	0	2									
<b>Inning Stats</b>	R: 0 E: 0 K: 0 S: 3	H: 0 LOB: 0 BB: 0 P: 3	R: 1 E: 0 K: 1 S: 7	H: 2 LOB: 2 BB: 1 P: 11	R: 0 E: 0 K: 0 S: 3	H: 0 LOB: 0 BB: 0 P: 3	R: 0 E: 0 K: 0 S: 4	H: 1 LOB: 1 BB: 0 P: 4	R: 0 E: 0 K: 2 S: 7	H: 0 LOB: 0 BB: 0 P: 7	R: 0 E: 0 K: 0 S: 4	H: 1 LOB: 1 BB: 0 P: 4	R: 0 E: 0 K: 1 S: 5	H: 1 LOB: 0 BB: 0 P: 5	1B: 6 2B: 0 3B: 0 HR: 0	SF: 0 SAC: 0 DP: 1 HBP: 0	WP: 0 PB: 0 SB: 0 CS: 0	PA: 33							
<b>PITCHER</b>	IP	WLS	BF	H	R	ER	SO	BB	IBB	HBP	BLK	WP	HR	S	P	ERA	WHIP								
Mike Parrott, R ERA: 4.43 (1, 1)	5.0	W	19	3	1	1	1	1	0	0	0	0	0	20	24	1.80	0.800								
Larry Andersen, R ERA: 2.76 (6, 1)	4.0	S	14	3	0	0	3	0	0	0	0	0	0	20	20	0.00	0.750								

Seattle Mariners @ Minnesota Twins  
Metropolitan Stadium, Bloomington, MI  
Thu Aug 13 1981, 8:05 PM EDT  
Alt: 5,673 - Unknown - 78 F

AB 32  
R 1  
H 6  
RBI 1  
BB 1  
SO 4  
LOB 13



Batter	1	2	3	4	5	6	7	8	9	AB	R	H	RBI	BB	SO	LOB	TOP			
Lenny Randle, S (1.4)	L5			5-3		5-3		F8		4	0	0	0	0	0	0				
Bruce Bochte, L (1.7)	4-3			K		2B 1B		1-3		4	0	1	0	0	1	0				
Tom Paciorek, R (1.8)	K			F5		1-3 2B		2B		4	0	2	0	0	1	0				
Richie Zisk, R (1.10)		2-3			6-3	6-3		L7		4	0	0	0	0	0	3				
Gary Gray, R (1.3)	F8				1B 1B		K		K	4	0	1	0	0	2	0				
Jeff Burroughs, R (1.9)	5-3				F9		E6 FC1-5		L9	4	0	0	0	0	0	1				
Dan Meyer, L (1.5)			L7		1-2 1B		FC1-5 1B		1B	4	1	2	0	0	0	1				
Jerry Narron, L (1.2)			G5-4-3 BB		F9		2-3 1B		F8	3	0	1	1	1	0	3				
Jim Anderson, R (1.6)			G5-4-3 1-2			K	F4			3	0	0	0	0	1	2				
<b>Inning Stats</b>	R: 0 E: 0 K: 1 S: 5	H: 0 LOB: 0 BB: 0 P: 5	R: 0 E: 0 K: 0 S: 3	H: 0 LOB: 0 BB: 0 P: 3	R: 0 E: 0 K: 0 S: 2	H: 0 LOB: 0 BB: 1 P: 6	R: 0 E: 0 K: 1 S: 5	H: 2 LOB: 2 BB: 0 P: 5	R: 0 E: 0 K: 1 S: 7	H: 2 LOB: 2 BB: 0 P: 7	R: 1 E: 1 K: 1 S: 7	H: 1 LOB: 1 BB: 0 P: 7	R: 0 E: 0 K: 0 S: 4	H: 1 LOB: 1 BB: 0 P: 4	R: 0 E: 0 K: 1 S: 6	H: 1 LOB: 1 BB: 0 P: 6	1B: 5 2B: 2 3B: 0 HR: 0	SF: 0 SAC: 0 DP: 1 HBP: 0	WP: 0 PB: 0 SB: 0 CS: 0	PA: 35
<b>PITCHER</b>	IP	WLS	BF	H	R	ER	SO	BB	IBB	HBP	BLK	WP	HR	S	P	ERA	WHIP			
Albert Williams, R (1.1)	6.0	W	22	4	0	0	3	1	0	0	0	0	0	27	31	0.00	0.833			
Jerry Koosman, L (7.1)	3.0	S	13	3	1	0	2	0	0	0	0	0	0	17	17	0.00	1.000			

Seattle Mariners @ Minnesota Twins  
Metropolitan Stadium, Bloomington, MI  
Fri Aug 14 1981, 8:05 PM EDT  
Unknown - 75 F

AB	34
R	1
H	7
RBI	1
BB	1
SO	5
LOB	10



Batter	1	2	3	4	5	6	7	8	9	AB	R	H	RBI	BB	SO	LOB	BOTTOM			
Hosken Powell, L (1.10)	6-3	FC4-6		K		F9				4	0	0	1	0	1	2				
Rob Wilfong, L (1.4)	HR	F6			F2		K			4	1	1	1	0	1	1				
Mickey Hatcher, R (1.8)	F8		F6		K		5-3			4	0	0	0	0	1	0				
Danny Goodwin, L (1.3)	2B BB		G4-6-3 BB		F8		K			2	0	0	0	2	1	0				
Butch Wynegar, S (1.2)	1-3 2B		G4-6-3 1-2			F8 1B		F9		4	1	2	0	0	0	1				
John Castino, R (1.5)	F9			1B 1B		F8 1-2		5-3		4	1	1	0	0	0	3				
Pete Mackanin, R (1.6)		FC4-6 BB		1B G6-4-3 1B		5-3		4-3		3	1	1	0	1	0	1				
Gary Ward, R (1.7)		FC4-6 1B		G6-4-3 1-3 1B		S 3B 1B				3	2	2	2	0	0	1				
Dave Engle, R (1.9)		FC4-6 1B		G6-4-3 1-2 3-H		1-H 3B				3	0	2	1	0	0	1				
<b>Inning Stats</b>	R: 1 E: 0 K: 0 S: 5	H: 2 LOB: 2 BB: 1 P: 9	R: 1 E: 0 K: 0 S: 4	H: 1 LOB: 1 BB: 1 P: 8	R: 0 E: 0 K: 0 S: 2	H: 0 LOB: 0 BB: 1 P: 6	R: 2 E: 0 K: 1 S: 7	H: 3 LOB: 0 BB: 0 P: 7	R: 0 E: 0 K: 0 S: 6	H: 3 LOB: 1 BB: 0 P: 6	R: 0 E: 0 K: 2 S: 7	H: 0 LOB: 0 BB: 0 P: 7	R: 0 E: 0 K: 0 S: 3	H: 0 LOB: 0 BB: 0 P: 3	R: 0 E: 0 K: 1 S: 6	H: 0 LOB: 0 BB: 0 P: 6	1B: 6 2B: 1 3B: 1 HR: 1	SF: 0 SAC: 0 DP: 2 HBP: 0	WP: 0 PB: 0 SB: 1 CS: 0	PA: 34
<b>PITCHER</b>	IP	WLS	BF	H	R	ER	SO	BB	IBB	HBP	BLK	WP	HR	S	P	ERA	WHIP			
Bob Galasso, R (1.1)	5.2	L	26	8	6	6	2	3	0	0	0	0	0	27	39	9.53	1.941			
Randy Stein, R (6.1)	2.1		8	1	0	0	2	0	0	0	0	0	0	12	12	0.00	0.429			

Seattle Mariners @ Minnesota Twins  
Metropolitan Stadium, Bloomington, MI  
Fri Aug 14 1981, 8:05 PM EDT  
Unknown - 75 F

AB	31
R	6
H	9
RBI	5
BB	3
SO	4
LOB	10



Batter	1	2	3	4	5	6	7	8	9	AB	R	H	RBI	BB	SO	LOB	TOP										
<b>Julio Cruz, S</b> OBP: 0.322, SLG: 0.306 (1, 4)	0-0 6-3	0-0 E8 F8 1B 1B		0-0 4-3		0-0 1B	0-0 FC6-4		0-0 G1-6-3 1B	6	1	3	0	0	0	1											
<b>Bruce Bochte, L</b> OBP: 0.332, SLG: 0.335 (1, 3)	0-0 F5	4-0 1B BB		0-0 F8		0-0 F7		0-0 F8 1B 1B	0-0 G1-6-3 1B	5	1	1	0	1	0	3											
<b>Tom Paciorek, R</b> OBP: 0.374, SLG: 0.527 <b>Casey Parsons, L</b> OBP: 0.333, SLG: 0.286 (7, 7)	0-0 E9 1B	0-0 F8 2-3			0-0 HR	0-0 L7		0-0 F8 1B 1B		4	2	1	1	0	0	4											
<b>Richie Zisk, R</b> OBP: 0.354, SLG: 0.543 <b>Vance McHenry, R</b> OBP: 0.500, SLG: 0.500 (8, PH)	0-0 HR 1B	0-0 1-3 1B			0-0 HR 1B	0-0 F8		0-0 F8 1-2 2-3		4	2	3	2	0	0	2											
<b>Dan Meyer, L</b> OBP: 0.270, SLG: 0.343 (1, 5)	0-0 1-2 HR 1B	0-0 F6 3-H			0-0 F8		0-0 F9	0-0 F2		5	1	1	0	0	0	5											
<b>Jeff Burroughs, R</b> OBP: 0.395, SLG: 0.460 (1, 9)	0-0 1-H 2-H HR		0-0 6-3		0-0 HR		0-0 HR	4-0 1B BB		4	3	3	6	1	0	0											
<b>Joe Simpson, L</b> OBP: 0.243, SLG: 0.300 (1, 8)	0-0 F9		0-0 1-3		0-0 L9		0-0 1B 2B	0-0 FC6-4 1B		5	1	2	2	0	0	0											
<b>Bud Bulling, R</b> OBP: 0.341, SLG: 0.243 (1, 2)		0-0 F7	0-0 F3		0-0 5-3		0-3 K	0-0 FC6-4 1-2		5	0	0	0	0	1	3											
<b>Jim Anderson, R</b> OBP: 0.272, SLG: 0.260 (1, 6)		0-0 1B E 1B		0-0 4-3		0-0 1B 1B	0-0 FC6-4 2-H 1B		0-0 5-3	5	1	3	1	0	0	0											
<b>Inning Stats</b>	R: 4 E: 1 K: 0 S: 7	H: 3 LOB: 0 BB: 7	R: 2 E: 1 K: 0 S: 6	H: 3 LOB: 2 BB: 1 P: 10	R: 0 E: 0 K: 0 S: 3	H: 0 LOB: 0 BB: 0 P: 3	R: 0 E: 0 K: 0 S: 3	H: 2 LOB: 2 BB: 0 P: 5	R: 2 E: 0 K: 1 S: 8	H: 3 LOB: 1 BB: 0 P: 8	R: 2 E: 0 K: 0 S: 6	H: 3 LOB: 2 BB: 1 P: 10	R: 0 E: 0 K: 0 S: 3	H: 1 LOB: 0 BB: 0 P: 3	1B: 13 2B: 1 3B: 0 HR: 4	SF: 0 SAC: 0 DP: 1 HBP: 0	WP: 0 PB: 0 SB: 0 CS: 0	PA: 47									
<b>PITCHER</b>	IP	WLS	BF	H	R	ER	SO	BB	IBB	HBP	BLK	WP	HR	S	P	ERA	WHIP										
<b>Roger Erickson, R</b> ERA: 3.78 (1, 1)	1.2	L	13	6	6	2	0	1	0	0	0	0	1	12	16	10.80	4.200										
<b>Don Cooper, R</b> ERA: 4.7 (2, 1)	3.1		13	3	3	3	0	0	0	0	0	0	2	13	13	8.10	0.900										
<b>John Verhoeven, R</b> ERA: 3.5 (6, 1)	2.2		16	7	4	4	1	1	0	0	0	0	1	17	21	13.50	3.000										
<b>Jack O'Connor, L</b> ERA: 5.25 (8, 1)	1.1		5	2	0	0	0	0	0	0	0	0	0	5	5	0.00	1.500										

Seattle Mariners @ Minnesota Twins  
Metropolitan Stadium, Bloomington, MI  
Fri Aug 14 1981, 8:05 PM EDT  
Alt. 5,630 - Unknown - 75 F

AB 45  
R 13  
H 18  
RBI 12  
BB 2  
SO 1  
LOB 20



Batter	1	2	3	4	5	6	7	8	9	AB	R	H	RBI	BB	SO	LOB	BOTTOM										
<b>Gary Ward, R</b> OBP: 0.317, SLG: 0.356 (1, 7)	0-0 BB 1B	0-0 FC5-4 1-2			0-0 1B		0-0 SF7			3	0	2	1	0	0	1											
<b>Dave Engle, R</b> OBP: 0.284, SLG: 0.367 (1, 9)	0-0 F9		0-0 6-3 3B		0-0 F7		0-0 6-3			4	1	1	0	0	0	2											
<b>Mickey Hatcher, R</b> OBP: 0.304, SLG: 0.372 (1, 8)	0-0 1-2 1B		0-0 6-3		0-0 L9			0-0 F9		4	0	1	1	0	0	1											
<b>Ron Jackson, R</b> OBP: 0.316, SLG: 0.383 <b>Butch Wynegar, S</b> OBP: 0.327, SLG: 0.330 (8, PH)	4-0 1-2 2-3 BB		0-3 K		0-3 K		0-3 K	0-0 F7		2	0	0	0	1	2	0											
<b>John Castino, R</b> OBP: 0.285, SLG: 0.382 (1, 5)	0-0 F4		0-0 F7		0-0 F8		0-0 F8	0-0 F8		4	0	0	0	0	0	3											
<b>Pete Mackanin, R</b> OBP: 0.265, SLG: 0.339 (1, 4)	0-3 K			0-0 4-3		0-0 F2			0-0 G4-6-3 1B	4	0	1	0	0	1	3											
<b>Danny Goodwin, L</b> OBP: 0.339, SLG: 0.381 (1, 3)		0-0 FC5-4 1B		0-0 L8		0-0 3B 2B		0-0 G4-6-3 1B		4	1	2	0	0	0	1											
<b>Sal Butera, R</b> OBP: 0.319, SLG: 0.314 (1, 2)		0-0 F4		0-0 L7		0-0 3-1		0-0 E6 FC5-4		4	0	0	0	0	0	2											
<b>Chuck Baker, R</b> OBP: 0.143, SLG: 0.200 (1, 6)			0-3 K		0-0 1-3		0-0 SF7 3B		0-0 FC5-4	4	1	1	1	0	1	2											
<b>Inning Stats</b>	R: 0 E: 0 K: 1 S: 7	H: 2 LOB: 3 BB: 1 P: 11	R: 0 E: 0 K: 1 S: 6	H: 1 LOB: 1 BB: 0 P: 6	R: 1 E: 0 K: 1 S: 6	H: 1 LOB: 0 BB: 0 P: 6	R: 0 E: 0 K: 0 S: 3	H: 0 LOB: 0 BB: 0 P: 3	R: 0 E: 0 K: 1 S: 5	H: 0 LOB: 0 BB: 0 P: 5	R: 2 E: 0 K: 0 S: 5	H: 2 LOB: 0 BB: 0 P: 5	R: 0 E: 0 K: 0 S: 3	H: 0 LOB: 0 BB: 0 P: 3	R: 0 E: 1 K: 0 S: 4	H: 1 LOB: 1 BB: 0 P: 4	1B: 5 2B: 1 3B: 2 HR: 0	SF: 1 SAC: 0 DP: 1 HBP: 0	WP: 0 PB: 0 SB: 0 CS: 0	PA: 36							
<b>PITCHER</b>	IP	WLS	BF	H	R	ER	SO	BB	IBB	HBP	BLK	WP	HR	S	P	ERA	WHIP										
<b>Jerry Don Gleaton, L</b> ERA: 5.25 (1, 1)	8.0	W	32	7	3	3	4	1	0	0	0	0	0	39	43	3.38	1.000										
<b>Shane Rawley, L</b> ERA: 4.08 (8, 1)	1.0		4	1	0	0	0	0	0	0	0	0	0	4	4	0.00	1.000										

Seattle Mariners @ Minnesota Twins  
Metropolitan Stadium, Bloomington, MI  
Fri Aug 14 1981, 8:05 PM EDT  
Alt. 5,630 - Unknown - 75 F

AB 34  
R 3  
H 8  
RBI 3  
BB 1  
SO 4  
LOB 15





Batter	1	2	3	4	5	6	7	8	9	AB	R	H	RBI	BB	SO	LOB	TOP					
<b>Julio Cruz, S</b> OBP: 0.314, SLG: 0.297 (1, 4)	F8		5-3		4-3		E5		4-3	5	0	0	0	0	0	3						
<b>Lenny Randle, S</b> OBP: 0.289, SLG: 0.301 (1, 5)	F9		F7		L7-2		F7		F4	5	0	0	0	0	0	4						
<b>Tom Paciorek, R</b> OBP: 0.371, SLG: 0.519 (1, 7)	K				F8		1-3		F8	5	1	1	0	0	1	2						
<b>Richie Zisk, R</b> OBP: 0.362, SLG: 0.553 (1, 10)										4	0	3	0	0	0	0						
<b>Gary Gray, R</b> OBP: 0.288, SLG: 0.584 (1, 3)										4	1	0	0	0	1	3						
<b>Jeff Burroughs, R</b> OBP: 0.372, SLG: 0.455 (8, PR)										2	0	0	0	2	0	0						
<b>Casey Parsons, L</b> OBP: 0.333, SLG: 0.286 (8, 9)										0	1	0	0	0	0	0						
<b>Bud Bulling, R</b> OBP: 0.337, SLG: 0.243 (1, 2)										4	0	1	1	0	0	2						
<b>Joe Simpson, L</b> OBP: 0.257, SLG: 0.313 (1, 8)										4	3	3	1	0	0	1						
<b>Jim Anderson, R</b> OBP: 0.288, SLG: 0.296 (1, 6)										4	0	3	2	0	0	1						
<b>Inning Stats</b>	R: 0 E: 0 K: 1 S: 5	H: 0 LOB: 0 BB: 0 P: 5	R: 0 E: 0 K: 0 S: 3	H: 0 LOB: 0 BB: 0 P: 3	R: 1 E: 0 K: 0 S: 5	H: 2 LOB: 1 BB: 0 P: 5	R: 0 E: 0 K: 1 S: 6	H: 1 LOB: 2 BB: 1 P: 10	R: 1 E: 0 K: 0 S: 4	H: 2 LOB: 0 BB: 0 P: 4	R: 1 E: 0 K: 0 S: 4	H: 2 LOB: 0 BB: 0 P: 4	R: 1 E: 1 K: 0 S: 6	H: 2 LOB: 2 BB: 0 P: 6	R: 2 E: 0 K: 0 S: 5	H: 2 LOB: 1 BB: 1 P: 9	R: 0 E: 0 K: 0 S: 3	H: 0 LOB: 0 BB: 0 P: 3	1B: 8 2B: 4 3B: 0 HR: 0	SF: 0 SAC: 0 DP: 2 HBP: 0	WP: 0 PB: 0 SB: 2 CS: 0	PA: 39
<b>PITCHER</b>	IP	WLS	BF	H	R	ER	SO	BB	IBB	HBP	BLK	WP	HR	S	P	ERA	WHIP					
<b>Brad Havens, L</b> ERA: 4.09 (1, 1)	5.0	L	22	7	3	3	2	0	0	0	0	0	0	25	29	5.40	1.400					
<b>Fernando Arroyo, R</b> ERA: 4.13 (6, 1)	2.1		12	4	3	2	0	1	0	0	0	0	0	11	15	7.71	2.143					
<b>Darrell Jackson, L</b> ERA: 6.0 (8, 1)	1.2		5	0	0	0	0	0	0	0	0	0	0	5	5	0.00	0.000					

**Seattle Mariners @ Minnesota Twins**  
Metropolitan Stadium, Bloomington, MI  
Sat Aug 15 1981, 8:05 PM EDT  
Att: 17,831 - Unknown - 71 F

**AB 37**  
**R 6**  
**H 11**  
**RBI 4**  
**BB 2**  
**SO 2**  
**LOB 16**



Batter	1	2	3	4	5	6	7	8	9	AB	R	H	RBI	BB	SO	LOB	BOTTOM				
<b>Gary Ward, R</b> OBP: 0.309, SLG: 0.347 (1, 7)	F4		1-3							4	0	0	0	0	0	2					
<b>Rob Wilfong, L</b> OBP: 0.293, SLG: 0.316 (1, 4)										2	0	1	0	1	0	0					
<b>Chuck Baker, R</b> OBP: 0.139, SLG: 0.194 (9, PH)										1	0	0	0	0	0	0					
<b>Mickey Hatcher, R</b> OBP: 0.299, SLG: 0.366 (1, 8)										4	0	0	0	0	0	4					
<b>Danny Goodwin, L</b> OBP: 0.328, SLG: 0.367 (1, 3)										4	0	0	0	0	0	1					
<b>Butch Wynegar, S</b> OBP: 0.327, SLG: 0.330 (1, 2)										3	0	1	0	0	0	0					
<b>John Castino, R</b> OBP: 0.285, SLG: 0.381 (1, 5)										3	0	1	0	0	0	1					
<b>Hosken Powell, L</b> OBP: 0.273, SLG: 0.300 (1, 10)										3	0	0	0	0	1	2					
<b>Pete Mackanin, R</b> OBP: 0.267, SLG: 0.338 (1, 6)										3	0	1	0	0	2	0					
<b>Dave Engle, R</b> OBP: 0.286, SLG: 0.360 (1, 9)										2	0	0	0	1	0	0					
<b>Inning Stats</b>	R: 0 E: 0 K: 0 S: 4	H: 1 LOB: 1 BB: 0 P: 4	R: 0 E: 0 K: 1 S: 5	H: 0 LOB: 0 BB: 0 P: 5	R: 0 E: 0 K: 1 S: 5	H: 0 LOB: 0 BB: 0 P: 5	R: 0 E: 0 K: 0 S: 3	H: 0 LOB: 0 BB: 0 P: 3	R: 0 E: 0 K: 0 S: 3	H: 1 LOB: 2 BB: 0 P: 11	R: 0 E: 0 K: 0 S: 4	H: 1 LOB: 1 BB: 0 P: 4	R: 0 E: 0 K: 1 S: 5	H: 0 LOB: 0 BB: 0 P: 5	R: 0 E: 0 K: 0 S: 3	H: 0 LOB: 0 BB: 0 P: 3	1B: 4 2B: 1 3B: 0 HR: 0	SF: 0 SAC: 0 DP: 2 HBP: 0	WP: 1 PB: 0 SB: 0 CS: 0	PA: 31	
<b>PITCHER</b>	IP	WLS	BF	H	R	ER	SO	BB	IBB	HBP	BLK	WP	HR	S	P	ERA	WHIP				
<b>Glenn Abbott, R</b> ERA: 4.02 (1, 1)	5.1	W	20	3	0	0	2	2	0	0	0	0	0	22	30	0.00	0.938				
<b>Bryan Clark, L</b> ERA: 3.16 (6, 1)	3.2	S	11	1	0	0	1	0	0	0	0	0	0	13	13	0.00	0.273				

**Seattle Mariners @ Minnesota Twins**  
Metropolitan Stadium, Bloomington, MI  
Sat Aug 15 1981, 8:05 PM EDT  
Att: 17,831 - Unknown - 71 F

**AB 29**  
**R 0**  
**H 4**  
**RBI 0**  
**BB 2**  
**SO 3**  
**LOB 10**



Batter	1	2	3	4	5	6	7	8	9	AB	R	H	RBI	BB	SO	LOB	TOP								
<b>Julio Cruz, S</b> OBP: 0.316, SLG: 0.300 (1, 4)	F7		6-3			2B	E		E5	5	3	2	0	0	0	0									
<b>Bruce Bochte, L</b> OBP: 0.338, SLG: 0.343 (1, 3)	BB		F7			2B	E1		1B	4	2	2	0	1	0	0									
<b>Tom Paciorek, R</b> OBP: 0.379, SLG: 0.534 (1, 7)	F8			CS		BB			SH1-3	5	1	4	2	0	0	1									
<b>Richie Zisk, R</b> OBP: 0.368, SLG: 0.549 (1, 10)	BB		F7			BB	G3		G3	3	0	1	1	2	0	3									
<b>Jeff Burroughs, R</b> OBP: 0.369, SLG: 0.456 (8, PR)	K					K			SH1-3	4	0	1	0	0	3	6									
<b>Casey Parsons, L</b> OBP: 0.333, SLG: 0.286 (8, 9)	K					K			SH1-3	0	1	0	0	0	0	0									
<b>Dan Meyer, L</b> OBP: 0.288, SLG: 0.350 (1, 5)		CS				4-3			G3	3	0	2	2	2	0	0									
<b>Joe Simpson, L</b> OBP: 0.248, SLG: 0.302 (1, 8)	F7					G3			G3	5	0	0	1	0	0	8									
<b>Jerry Narron, L</b> OBP: 0.293, SLG: 0.297 (1, 2)	F9					4-3			G3	3	0	0	0	2	0	1									
<b>Jim Anderson, R</b> OBP: 0.276, SLG: 0.283 (1, 6)	F4					K			F9	5	0	0	0	0	1	5									
<b>Inning Stats</b>	R: 0 E: 0 K: 1 S: 6	H: 1 LOB: 2 BB: 1 P: 10	R: 0 E: 0 K: 0 S: 3	H: 1 LOB: 0 BB: 0 P: 3	R: 0 E: 0 K: 0 S: 3	H: 0 LOB: 0 BB: 0 P: 3	R: 0 E: 0 K: 1 S: 5	H: 1 LOB: 0 BB: 0 P: 5	R: 0 E: 0 K: 0 S: 3	H: 0 LOB: 0 BB: 0 P: 3	R: 2 E: 0 K: 2 S: 10	H: 3 LOB: 3 BB: 2 P: 18	R: 1 E: 1 K: 0 S: 6	H: 2 LOB: 2 BB: 0 P: 6	R: 1 E: 0 K: 0 S: 4	H: 2 LOB: 2 BB: 1 P: 8	R: 3 E: 1 K: 0 S: 6	H: 2 LOB: 3 BB: 3 P: 18	1B: 8 2B: 4 3B: 0 HR: 0	SF: 0 SAC: 1 DP: 1 HBP: 0	WP: 0 PB: 0 SB: 2 CS: 2	PA: 45			
<b>PITCHER</b>	IP	WLS	BF	H	R	ER	SO	BB	IBB	HBP	BLK	WP	HR	S	P	ERA	WHIP								
<b>Pete Redfern, R</b> ERA: 4.16 (1, 1)	5.2		24	6	2	2	4	2	1	0	0	0	0	29	41	3.18	1.412								
<b>Jack O'Connor, L</b> ERA: 5.04 (6, 1)	1.0		5	1	1	0	0	0	0	0	0	0	0	5	5	0.00	1.000								
<b>Doug Corbett, R</b> ERA: 2.83 (7, 1)	2.1	L	16	5	4	2	0	1	3	0	0	0	0	12	28	7.71	2.571								

Seattle Mariners @ Minnesota Twins  
Metropolitan Stadium, Bloomington, MI  
Sun Aug 16 1981, 4:33 AM EDT  
Alt. 6,274 - Unknown - 66 F

AB 37  
R 7  
H 12  
RBI 6  
BB 7  
SO 4  
LOB 24



Batter	1	2	3	4	5	6	7	8	9	AB	R	H	RBI	BB	SO	LOB	BOTTOM								
<b>Gary Ward, R</b> OBP: 0.302, SLG: 0.338 (1, 7)	K			E4		L8			F9	4	0	0	0	0	1	0									
<b>Rob Wilfong, L</b> OBP: 0.292, SLG: 0.315 (1, 4)	3-1			FC4-5		4-3			2B	4	1	1	0	0	0	1									
<b>Mickey Hatcher, R</b> OBP: 0.298, SLG: 0.368 (1, 8)	5-3			4-3		5-3			SF9	4	1	1	0	0	0	1									
<b>Danny Goodwin, L</b> OBP: 0.328, SLG: 0.360 (8, PH)	F7			BB					SF9	2	0	0	0	1	1	0									
<b>Sal Butera, R</b> OBP: 0.317, SLG: 0.314 (9, 3)	F7			BB					SF9	0	0	0	1	0	0	0									
<b>Butch Wynegar, S</b> OBP: 0.343, SLG: 0.340 (1, 2)	6-3			BB					2B	3	1	2	1	1	0	0									
<b>John Castino, R</b> OBP: 0.285, SLG: 0.383 (1, 5)	6-3			L9					P1	4	1	1	0	0	0	4									
<b>Ron Jackson, R</b> OBP: 0.309, SLG: 0.373 (1, 10)	6-3			6-3					F8	4	0	0	0	0	1	2									
<b>Pete Mackanin, R</b> OBP: 0.263, SLG: 0.333 (7, PH)	5-3			5-3					6-3	2	0	0	0	0	1	0									
<b>Glenn Adams, L</b> OBP: 0.271, SLG: 0.281 (7, PR)	5-3			K					6-3	1	0	1	2	0	0	0									
<b>Chuck Baker, R</b> OBP: 0.135, SLG: 0.189 (8, 6)	5-3			K					6-3	1	0	0	0	0	0	0									
<b>Dave Engle, R</b> OBP: 0.276, SLG: 0.348 (1, 9)	3-1			F6					4-3	4	0	0	0	0	0	1									
<b>Inning Stats</b>	R: 0 E: 0 K: 1 S: 5	H: 0 LOB: 0 BB: 0 P: 5	R: 0 E: 0 K: 0 S: 3	H: 0 LOB: 0 BB: 0 P: 3	R: 0 E: 1 K: 0 S: 4	H: 0 LOB: 3 BB: 2 P: 12	R: 0 E: 0 K: 0 S: 3	H: 0 LOB: 0 BB: 0 P: 3	R: 2 E: 0 K: 2 S: 10	H: 3 LOB: 1 BB: 0 P: 10	R: 2 E: 0 K: 0 S: 6	H: 3 LOB: 1 BB: 0 P: 6	R: 0 E: 0 K: 0 S: 3	H: 0 LOB: 0 BB: 0 P: 3	1B: 3 2B: 3 3B: 0 HR: 0	SF: 1 SAC: 0 DP: 0 HBP: 0	WP: 0 PB: 0 SB: 0 CS: 0	PA: 36							
<b>PITCHER</b>	IP	WLS	BF	H	R	ER	SO	BB	IBB	HBP	BLK	WP	HR	S	P	ERA	WHIP								
<b>Jim Beattie, R</b> ERA: 5.21 (1, 1)	6.2		26	3	2	2	4	2	0	0	0	0	0	32	40	2.70	0.750								
<b>Dick Drago, R</b> ERA: 5.29 (7, 1)	0.2		4	2	2	2	0	0	0	0	0	0	0	4	4	27.00	3.000								
<b>Shane Rawley, L</b> ERA: 3.89 (8, 1)	1.2	W	6	1	0	0	0	0	0	0	0	0	0	6	6	0.00	0.600								

Seattle Mariners @ Minnesota Twins  
Metropolitan Stadium, Bloomington, MI  
Sun Aug 16 1981, 4:33 AM EDT  
Alt. 6,274 - Unknown - 66 F

AB 33  
R 4  
H 6  
RBI 4  
BB 2  
SO 4  
LOB 9



Batter	1	2	3	4	5	6	7	8	9	AB	R	H	RBI	BB	SO	LOB	TOP				
<b>Gary Ward, R</b> OBP: 0.301, SLG: 0.331 (1, 7)	0-0 5-3		4-0 FC6-4 BB		0-0 1-3		0-0 6-3			3	0	0	0	1	0	0					
<b>Rob Wilfong, L</b> OBP: 0.292, SLG: 0.318 (1, 4)	0-0 4-3		0-3 K			0-0 4-3 1B 2B				4	1	1	0	0	1	3					
<b>Mickey Hatcher, R</b> OBP: 0.293, SLG: 0.362 (1, 8)	0-0 F3		0-0 FC6-4			0-0 4-3		0-0 6-3		4	0	0	0	0	0	4					
<b>Danny Goodwin, L</b> OBP: 0.326, SLG: 0.351 (1, 3)		4-0 G1-6-3 BB		0-0 4-3		0-0 E5 1B BB		0-0 F8		3	1	0	0	1	0	1					
<b>Butch Wynegar, S</b> OBP: 0.348, SLG: 0.333 (1, 2)		0-0 G1-6-3		4-0 BB		4-0 1B BB		0-3 K		2	0	0	0	2	1	1					
<b>John Castino, R</b> OBP: 0.282, SLG: 0.380 <b>Chuck Baker, R</b> OBP: 0.179, SLG: 0.231 (6, PH) (6, 6)		0-0 6-3		0-0 F9		0-0 1B				2	0	0	0	0	0	1					
<b>Glenn Adams, L</b> OBP: 0.265, SLG: 0.274 (1, 10)			0-3 K		0-0 F3		0-3 K		0-0 4-3	4	0	0	0	0	2	4					
<b>Pete Mackanin, R</b> OBP: 0.262, SLG: 0.338 (6, 5)			0-0 1B 2B		0-3 K		0-3 K		0-0 5-3	4	0	1	0	0	2	3					
<b>Hosken Powell, L</b> OBP: 0.273, SLG: 0.299 (1, 9)			0-0 BB 1B		0-0 G3		0-3 K		0-0 1-3	4	0	1	0	0	1	1					
<b>Inning Stats</b>	R: 0 E: 0 K: 0 S: 3	H: 0 LOB: 0 BB: 0 P: 3	R: 0 E: 0 K: 0 S: 2	H: 0 LOB: 0 BB: 1 P: 6	R: 0 E: 0 K: 2 S: 9	H: 2 LOB: 3 BB: 1 P: 13	R: 0 E: 0 K: 0 S: 3	H: 0 LOB: 1 BB: 1 P: 7	R: 0 E: 0 K: 1 S: 5	H: 0 LOB: 0 BB: 0 P: 5	R: 2 E: 1 K: 2 S: 10	H: 2 LOB: 2 BB: 1 P: 14	R: 0 E: 0 K: 1 S: 5	H: 0 LOB: 0 BB: 0 P: 5	R: 0 E: 0 K: 0 S: 4	H: 1 LOB: 1 BB: 0 P: 4	1B: 3 2B: 2 3B: 0 HR: 0	SF: 0 SAC: 0 DP: 1 HBP: 0	WP: 0 PB: 0 SB: 0 CS: 0	PA: 36	
<b>PITCHER</b>	IP	WLS	BF	H	R	ER	SO	BB	IBB	HBP	BLK	WP	HR	S	P	ERA	WHIP				
<b>Dan Petry, R</b> ERA: 4.11 (1, 1)	6.0	W	26	4	2	1	5	4	0	0	0	0	0	32	48	1.50	1.333				
<b>Dave Rozema, R</b> ERA: 3.73 (7, 1)	3.0	S	10	1	0	0	2	0	0	0	0	0	0	14	14	0.00	0.333				

Minnesota Twins @ Detroit Tigers  
Tiger Stadium, Detroit, MI  
Mon Aug 17 1981, 7:05 PM EDT  
Att: 11,484 - Unknown - 73 F

AB	32
R	2
H	5
RBI	2
BB	4
SO	7
LOB	18



Batter	1	2	3	4	5	6	7	8	9	AB	R	H	RBI	BB	SO	LOB	BOTTOM				
<b>Rick Peters, S</b> OBP: 0.340, SLG: 0.331 (1, 10)	0-0 6-3		0-0 F7		0-0 E4		0-0 4-3			4	1	0	0	1	0	1					
<b>Alan Trammell, R</b> OBP: 0.374, SLG: 0.381 <b>Mick Kelleher, R</b> OBP: 0.310, SLG: 0.313 (6, 6)					0-0 G6-4-3 1B		0-0 G6-4-3			3	1	2	3	1	0	2					
<b>Lynn Jones, R</b> OBP: 0.359, SLG: 0.378 (1, 9)					0-0 G6-4-3		0-0 F4			3	2	0	0	2	0	3					
<b>Lance Parrish, R</b> OBP: 0.301, SLG: 0.383 <b>Bill Fahey, L</b> OBP: 0.275, SLG: 0.282 (8, 2)	0-0 BB 1B		0-3 K		0-0 1B		0-0 2-3			5	1	3	1	0	1	1					
<b>Al Cowens, R</b> OBP: 0.329, SLG: 0.380 (1, 8)	0-0 SF8		0-0 2B		0-0 5-3		0-3 K		0-0 F9	4	0	1	1	0	1	3					
<b>John Wockenfuss, R</b> OBP: 0.286, SLG: 0.323 <b>Rick Leach, L</b> OBP: 0.340, SLG: 0.237 (2, PH) (3, 3)	0-0 1B BB		0-0 1-3		0-0 4-3		0-0 FC4-6 1B		4-0 G5-4-3 BB	1	1	1	0	0	0	0					
<b>Stan Papi, R</b> OBP: 0.270, SLG: 0.345 (1, 5)	4-0 1B BB		0-0 6-3		0-0 1B 3B		0-0 E4 1B		0-0 G5-4-3	4	2	2	1	1	0	2					
<b>Kirk Gibson, L</b> OBP: 0.317, SLG: 0.395 (1, 7)	0-0 1B 2B		0-0 4-3		0-0 1B 1B		0-0 1B 1B		0-0 F7	4	2	3	2	0	0	0					
<b>Lou Whitaker, L</b> OBP: 0.346, SLG: 0.388 (1, 4)	0-0 1B S		0-0 4-3		0-0 1B E		0-0 F7			4	1	2	3	0	0	2					
<b>Inning Stats</b>	R: 8 E: 0 K: 0 S: 8	H: 5 LOB: 1 BB: 4 P: 24	R: 0 E: 0 K: 1 S: 6	H: 1 LOB: 1 BB: 0 P: 6	R: 0 E: 0 K: 0 S: 3	H: 0 LOB: 0 BB: 0 P: 3	R: 0 E: 0 K: 0 S: 4	H: 2 LOB: 1 BB: 0 P: 4	R: 2 E: 1 K: 1 S: 8	H: 3 LOB: 2 BB: 1 P: 12	R: 0 E: 0 K: 0 S: 4	H: 1 LOB: 1 BB: 0 P: 4	R: 0 E: 0 K: 0 S: 2	H: 0 LOB: 0 BB: 1 P: 6	1B: 12 2B: 2 3B: 1 HR: 0	SF: 1 SAC: 0 DP: 3 HBP: 0	WP: 0 PB: 0 SB: 1 CS: 0	PA: 43			
<b>PITCHER</b>	IP	WLS	BF	H	R	ER	SO	BB	IBB	HBP	BLK	WP	HR	S	P	ERA	WHIP				
<b>Jerry Koosman, L</b> ERA: 4.62 (1, 1)	0.2	L	9	4	7	7	0	3	0	0	0	0	0	6	18	94.50	10.500				
<b>Fernando Arroyo, R</b> ERA: 4.24 (1, 1)	4.1		20	7	3	3	1	0	1	0	0	0	0	21	25	6.23	1.615				
<b>Don Cooper, R</b> ERA: 4.54 (6, 1)	3.0		14	4	2	1	1	2	0	0	0	0	0	14	22	3.00	2.000				

Minnesota Twins @ Detroit Tigers  
Tiger Stadium, Detroit, MI  
Mon Aug 17 1981, 7:05 PM EDT  
Att: 11,484 - Unknown - 73 F

AB	36
R	12
H	15
RBI	11
BB	6
SO	2
LOB	17



Batter	1	2	3	4	5	6	7	8	9	AB	R	H	RBI	BB	SO	LOB	TOP									
Hosken Powell, L OBP: 0.266, SLG: 0.291 (1, 9)	4-3		5-3		F8		2-3			4	0	0	0	0	0	3	<b>Minnesota Twins @ Detroit Tigers</b> Tiger Stadium, Detroit, MI Tue Aug 18 1981, 7:05 PM EDT Att: 15,163 - Unknown - 73 F									
Rob Wilfong, L OBP: 0.291, SLG: 0.317 (1, 4)	4-3 1B		K		K		K			4	0	1	0	0	3	2										
Mickey Hatcher, R OBP: 0.289, SLG: 0.356 (1, 8)	4-3 1-2		K		4-3		4-3			4	0	0	0	0	1	3										
Butch Wynegar, S OBP: 0.345, SLG: 0.324 (1, 2)	4-3 BB			4-3		4-3		3-1		3	0	0	0	1	0	0										
Danny Goodwin, L OBP: 0.323, SLG: 0.347 (1, 3)	4-3			F8		F8			4-3 1B	4	0	1	0	0	0	2										
John Castino, R OBP: 0.286, SLG: 0.382 (1, 5)		4-3			5-3				4-3 1B	4	0	2	0	0	0	0										
Glenn Adams, L OBP: 0.260, SLG: 0.269 Ron Jackson, R OBP: 0.307, SLG: 0.371 (9, PH)		K		4-3			F7		G6-4-3 1B	3	0	0	0	0	1	1										
Gary Ward, R OBP: 0.305, SLG: 0.331 (1, 7)						E6 1B		6-3		3	0	1	0	1	0	1										
Chuck Baker, R OBP: 0.190, SLG: 0.238 (1, 6)						1-3 1B				3	0	1	0	0	0	2										
<b>Inning Stats</b>	R: 0 E: 0 K: 0 S: 4	H: 1 LOB: 2 BB: 1 P: 8	R: 0 E: 0 K: 1 S: 6	H: 1 LOB: 1 BB: 0 P: 6	R: 0 E: 0 K: 2 S: 7	H: 0 LOB: 0 BB: 0 P: 7	R: 0 E: 0 K: 0 S: 4	H: 1 LOB: 1 BB: 0 P: 4	R: 0 E: 0 K: 1 S: 6	H: 1 LOB: 2 BB: 1 P: 10	R: 0 E: 0 K: 0 S: 3	H: 0 LOB: 0 BB: 0 P: 3	R: 0 E: 1 K: 0 S: 4	H: 0 LOB: 1 BB: 0 P: 4	R: 0 E: 0 K: 0 S: 5	H: 0 LOB: 0 BB: 0 P: 5		R: 0 E: 0 K: 0 S: 4	H: 2 LOB: 1 BB: 0 P: 4	1B: 6 2B: 0 3B: 0 HR: 0	SF: 0 SAC: 0 DP: 1 HBP: 0	WP: 0 PB: 0 SB: 0 CS: 0	PA: 35			
<b>PITCHER</b>	IP	WLS	BF	H	R	ER	SO	BB	IBB	HBP	BLK	WP	HR	S	P	ERA	WHIP									
Milt Wilcox, R ERA: 2.93 Kevin Saucier, L ERA: 1.09	(1, 1)	8.0	W	33	6	0	0	5	2	0	0	0	0	0	41	49	0.00	1.000								
(9, 1)	1.0	S	2	0	0	0	0	0	0	0	0	0	0	2	2	0.00	0.000									

Batter	1	2	3	4	5	6	7	8	9	AB	R	H	RBI	BB	SO	LOB	BOTTOM								
Rick Peters, S OBP: 0.331, SLG: 0.321 Al Cowens, R OBP: 0.329, SLG: 0.380 (8, 8)	F9		6-3		FC4-6 1-2		K			4	0	0	0	0	1	1	<b>Minnesota Twins @ Detroit Tigers</b> Tiger Stadium, Detroit, MI Tue Aug 18 1981, 7:05 PM EDT Att: 15,163 - Unknown - 73 F								
Alan Trammell, R OBP: 0.372, SLG: 0.376 (1, 6)	F2			FC6-4 BB		F5	L7			3	0	0	0	1	0	0									
Steve Kemp, L OBP: 0.376, SLG: 0.451 (1, 10)				FC6-4 1B		2B HR		F8		3	1	1	0	1	0	1									
Richie Hebner, L OBP: 0.287, SLG: 0.312 Lynn Jones, R OBP: 0.356, SLG: 0.375 (8, 9)	F9			F5		F9		K		3	0	0	0	0	3	3									
Kirk Gibson, L OBP: 0.323, SLG: 0.407 (1, 7)		L1		S 1B		HR 2B		F6		4	1	2	0	0	0	0									
Rick Leach, L OBP: 0.360, SLG: 0.325 (8, 3)	F8			1-2 IBB		HR				2	1	1	3	1	0	0									
Bill Fahey, L OBP: 0.279, SLG: 0.286 (1, 2)	F9			3-1				1B		3	0	1	0	0	0	3									
Stan Papi, R OBP: 0.273, SLG: 0.344 Mick Kelleher, R OBP: 0.310, SLG: 0.313 (7, 5)			F8		FC4-6 1B		F9			3	0	1	0	0	0	1									
Lou Whitaker, L OBP: 0.342, SLG: 0.382 (1, 4)	F7				K		F9			3	0	0	0	0	1	1									
<b>Inning Stats</b>	R: 0 E: 0 K: 0 S: 4	H: 1 LOB: 1 BB: 0 P: 4	R: 0 E: 0 K: 0 S: 3	H: 0 LOB: 0 BB: 0 P: 3	R: 0 E: 0 K: 0 S: 3	H: 0 LOB: 0 BB: 0 P: 3	R: 0 E: 0 K: 0 S: 4	H: 1 LOB: 3 BB: 2 P: 12	R: 0 E: 0 K: 1 S: 5	H: 1 LOB: 1 BB: 0 P: 5	R: 3 E: 0 K: 0 S: 6	H: 3 LOB: 1 BB: 1 P: 10	R: 0 E: 0 K: 1 S: 5	H: 0 LOB: 0 BB: 0 P: 5	R: 0 E: 0 K: 1 S: 5	H: 0 LOB: 0 BB: 0 P: 5		R: 0 E: 0 K: 1 S: 5	H: 0 LOB: 0 BB: 0 P: 5	1B: 4 2B: 1 3B: 0 HR: 1	SF: 0 SAC: 0 DP: 0 HBP: 0	WP: 0 PB: 0 SB: 1 CS: 0	PA: 32		
<b>PITCHER</b>	IP	WLS	BF	H	R	ER	SO	BB	IBB	HBP	BLK	WP	HR	S	P	ERA	WHIP								
Roger Erickson, R ERA: 3.84 Brad Havens, L ERA: 3.7	(1, 1)	5.2	L	25	6	3	3	1	2	0	0	0	0	24	36	4.76	1.412								
(6, 1)	2.1		7	0	0	0	2	0	0	0	0	0	0	11	11	0.00	0.000								



Batter	1	2	3	4	5	6	7	8	9	AB	R	H	RBI	BB	SO	LOB	TOP										
<b>Gary Ward, R</b> OBP: 0.302, SLG: 0.327 (1, 7)										5	0	1	0	0	1	6											
<b>Dave Engle, R</b> OBP: 0.273, SLG: 0.336 (1, 9)										4	0	0	0	1	0	3											
<b>Mickey Hatcher, R</b> OBP: 0.295, SLG: 0.365 (1, 8)										5	0	3	0	0	0	2											
<b>Butch Wynegar, S</b> OBP: 0.350, SLG: 0.318 (1, 2)										2	0	0	0	1	0	3											
<b>Ron Jackson, R</b> OBP: 0.301, SLG: 0.363 (1, 5)										4	0	0	0	0	0	4											
<b>Pete Mackanin, R</b> OBP: 0.255, SLG: 0.329 (1, 4)										4	0	0	0	0	0	0											
<b>Danny Goodwin, L</b> OBP: 0.328, SLG: 0.347 (1, 3)										3	0	1	0	1	1	0											
<b>Chuck Baker, R</b> OBP: 0.178, SLG: 0.222 (9, PH)										3	0	0	0	0	0	2											
<b>Glenn Adams, L</b> OBP: 0.254, SLG: 0.273 (9, PH)										1	0	1	0	0	0	0											
<b>Hosken Powell, L</b> OBP: 0.272, SLG: 0.292 (1, 10)										3	0	1	0	1	0	1											
<b>Inning Stats</b>	R: 0 E: 0 K: 0 S: 4	H: 2 LOB: 2 BB: 1 P: 8	R: 0 E: 1 K: 0 S: 5	H: 1 LOB: 2 BB: 0 P: 5	R: 0 E: 0 K: 0 S: 3	H: 0 LOB: 1 BB: 0 P: 4	R: 0 E: 0 K: 1 S: 5	H: 0 LOB: 2 BB: 2 P: 13	R: 0 E: 0 K: 0 S: 4	H: 1 LOB: 1 BB: 0 P: 4	R: 0 E: 0 K: 0 S: 3	H: 0 LOB: 0 BB: 0 P: 3	R: 0 E: 0 K: 0 S: 4	H: 1 LOB: 2 BB: 1 P: 8	R: 0 E: 0 K: 1 S: 5	H: 0 LOB: 0 BB: 0 P: 5	R: 0 E: 0 K: 0 S: 5	H: 2 LOB: 2 BB: 0 P: 5	1B: 6 2B: 2 3B: 0 HR: 0	SF: 0 SAC: 0 DP: 1 HBP: 1	WP: 0 PB: 0 SB: 0 CS: 0	PA: 39					
<b>PITCHER</b>	IP	WLS	BF	H	R	ER	SO	BB	IBB	HBP	BLK	WP	HR	S	P	ERA	WHIP										
<b>Dan Schatzeder, L</b> ERA: 5.92 (1, 1)	6.2	W	30	5	0	0	1	4	0	1	0	0	0	27	44	0.00	1.350										
<b>Dave Tobik, R</b> ERA: 1.85 (7, 1)	2.1	S	9	2	0	0	1	0	0	0	0	0	0	11	11	0.00	0.857										

Minnesota Twins @ Detroit Tigers  
Tiger Stadium, Detroit, MI  
Wed Aug 19 1981, 7:05 PM EDT  
Att: 16,960 - Unknown

AB 34  
R 0  
H 7  
RBI 0  
BB 4  
SO 2  
LOB 21



Batter	1	2	3	4	5	6	7	8	9	AB	R	H	RBI	BB	SO	LOB	BOTTOM										
<b>Al Cowens, R</b> OBP: 0.327, SLG: 0.377 (1, 8)										4	0	1	0	0	0	0											
<b>Alan Trammell, R</b> OBP: 0.370, SLG: 0.374 (1, 6)										4	1	1	0	0	0	1											
<b>Steve Kemp, L</b> OBP: 0.371, SLG: 0.443 (1, 7)										4	0	0	0	0	0	2											
<b>Lance Parrish, R</b> OBP: 0.300, SLG: 0.381 (1, 2)										4	0	1	0	0	1	1											
<b>Lynn Jones, R</b> OBP: 0.360, SLG: 0.374 (1, 9)										3	1	1	1	1	1	1											
<b>John Wockenfuss, R</b> OBP: 0.296, SLG: 0.336 (1, 3)										1	1	1	1	1	0	0											
<b>Rick Leach, L</b> OBP: 0.365, SLG: 0.333 (6, PH) (7, 3)										2	0	1	0	0	1	2											
<b>Stan Papi, R</b> OBP: 0.391, SLG: 0.391 (1, 10)										3	1	1	2	0	1	3											
<b>Richie Hebner, L</b> OBP: 0.291, SLG: 0.312 (6, PH)										0	0	0	0	1	0	0											
<b>Marty Castillo, R</b> (1, 5)										4	0	0	0	0	2	5											
<b>Lou Whitaker, L</b> OBP: 0.338, SLG: 0.377 (1, 4)										3	0	0	0	0	1	0											
<b>Inning Stats</b>	R: 0 E: 0 K: 0 S: 3	H: 0 LOB: 0 BB: 0 P: 3	R: 0 E: 0 K: 1 S: 6	H: 1 LOB: 2 BB: 1 P: 10	R: 0 E: 0 K: 1 S: 6	H: 1 LOB: 1 BB: 0 P: 6	R: 3 E: 0 K: 2 S: 9	H: 2 LOB: 0 BB: 1 P: 13	R: 0 E: 0 K: 0 S: 3	H: 0 LOB: 0 BB: 0 P: 3	R: 0 E: 0 K: 1 S: 6	H: 1 LOB: 1 BB: 0 P: 6	R: 0 E: 0 K: 0 S: 3	H: 0 LOB: 0 BB: 0 P: 3	R: 1 E: 1 K: 2 S: 10	H: 2 LOB: 3 BB: 1 P: 14	1B: 5 2B: 1 3B: 0 HR: 1	SF: 0 SAC: 0 DP: 0 HBP: 0	WP: 0 PB: 0 SB: 1 CS: 0	PA: 35							
<b>PITCHER</b>	IP	WLS	BF	H	R	ER	SO	BB	IBB	HBP	BLK	WP	HR	S	P	ERA	WHIP										
<b>Darrell Jackson, L</b> ERA: 6.23 (1, 1)	4.0	L	18	4	3	3	4	2	0	0	0	0	0	9	9	0.00	0.500										
<b>Fernando Arroyo, R</b> ERA: 4.14 (5, 1)	2.0		7	1	0	0	1	0	0	0	0	0	0	9	9	0.00	0.500										
<b>Doug Corbett, R</b> ERA: 2.74 (7, 1)	1.2		8	2	1	0	1	0	0	0	0	0	0	10	10	0.00	1.200										
<b>Jack O'Connor, L</b> ERA: 4.97 (8, 1)	0.1		2	0	0	0	1	1	0	0	0	0	0	3	7	0.00	3.000										

Minnesota Twins @ Detroit Tigers  
Tiger Stadium, Detroit, MI  
Wed Aug 19 1981, 7:05 PM EDT  
Att: 16,960 - Unknown

AB 32  
R 4  
H 7  
RBI 4  
BB 3  
SO 7  
LOB 15



Batter	1	2	3	4	5	6	7	8	9	AB	R	H	RBI	BB	SO	LOB	TOP						
Gary Ward, R OBP: 0.305, SLG: 0.329 (1, 7)										5	1	2	2	0	1	0	<b>Minnesota Twins @ Milwaukee Brewers</b> Milwaukee County Stadium, Milwaukee, WI Fri Aug 21 1981, 8:05 PM EDT Att: 30,123 - Unknown - 71 F						
Dave Engle, R OBP: 0.276, SLG: 0.347 (1, 9)										5	1	2	0	0	0	2							
Mickey Hatcher, R OBP: 0.290, SLG: 0.359 (1, 8)										4	1	0	0	0	0	2							
Butch Wynegar, S OBP: 0.355, SLG: 0.318 (1, 2)										3	1	1	0	1	0	2							
Ron Jackson, R OBP: 0.305, SLG: 0.383 (1, 10)										4	1	2	3	0	0	1							
John Castino, R OBP: 0.283, SLG: 0.377 (1, 5)										3	0	0	0	0	2	0							
Danny Goodwin, L OBP: 0.326, SLG: 0.344 (1, 3)										4	1	1	1	0	0	0							
Pete Mackanin, R OBP: 0.262, SLG: 0.329 (6, 6)										3	1	1	0	1	0	0							
Chuck Baker, R OBP: 0.170, SLG: 0.213 Rob Wilfong, L OBP: 0.288, SLG: 0.314 (6, PH) (6, 4)										2	0	0	0	0	0	2	2						
<b>Inning Stats</b>	R: 1 E: 0 K: 0 S: 4	H: 2 LOB: 1 BB: 1 P: 8	R: 0 E: 1 K: 0 S: 4	H: 1 LOB: 1 BB: 0 P: 4	R: 3 E: 1 K: 1 S: 8	H: 2 LOB: 0 BB: 0 P: 8	R: 0 E: 0 K: 0 S: 3	H: 0 LOB: 0 BB: 0 P: 3	R: 0 E: 0 K: 1 S: 5	H: 0 LOB: 0 BB: 0 P: 5	R: 0 E: 0 K: 0 S: 3	H: 0 LOB: 0 BB: 0 P: 3	R: 0 E: 0 K: 1 S: 5	H: 0 LOB: 0 BB: 0 P: 5	R: 0 E: 0 K: 0 S: 3	H: 0 LOB: 0 BB: 0 P: 3	1B: 7 2B: 1 3B: 0 HR: 1	SF: 0 SAC: 1 DP: 2 HBP: 0	WP: 0 PB: 0 SB: 1 CS: 0	PA: 38			
<b>PITCHER</b>	IP WLS BF H R ER SO BB IBB HBP BLK WP HR S P ERA WHIP	5.1 L 25 8 7 4 2 1 0 0 0 0 1 28 32 6.75 1.688	3.2 L 13 1 0 0 1 0 1 0 0 0 0 14 18 0.00 0.273																				


AB	35
R	7
H	9
RBI	6
BB	2
SO	3
LOB	12






Batter	1	2	3	4	5	6	7	8	9	AB	R	H	RBI	BB	SO	LOB	BOTTOM					
Paul Moltitor, R OBP: 0.325, SLG: 0.336 (1, 8)										4	1	0	0	0	0	1	<b>Minnesota Twins @ Milwaukee Brewers</b> Milwaukee County Stadium, Milwaukee, WI Fri Aug 21 1981, 8:05 PM EDT Att: 30,123 - Unknown - 71 F					
Roy Howell, L OBP: 0.326, SLG: 0.445 (1, 10)										4	2	2	1	0	0	0						
Cecil Cooper, L OBP: 0.345, SLG: 0.458 (1, 3)										4	1	2	2	0	0	1						
Ben Oglivie, L OBP: 0.316, SLG: 0.380 Thad Bosley, L OBP: 0.292, SLG: 0.258 (8, PR) (9, 7)										4	0	2	2	0	0	1						
Gorman Thomas, R OBP: 0.346, SLG: 0.527 (1, 9)										4	0	0	0	0	2	2						
Ted Simmons, S OBP: 0.272, SLG: 0.388 (1, 2)											4	1	1	1	0	0		0				
Robin Yount, R OBP: 0.309, SLG: 0.408 (1, 6)											4	0	0	0	0	1		0				
Don Money, R OBP: 0.293, SLG: 0.307 Ed Romero, R OBP: 0.216, SLG: 0.256 (9, PR)											3	0	0	0	1	1		0				
Jim Gantner, L OBP: 0.333, SLG: 0.336 Sal Bando, R OBP: 0.344, SLG: 0.571 (9, PH)										3	1	1	0	0	0	0	1					
<b>Inning Stats</b>	R: 0 E: 0 K: 0 S: 4	H: 1 LOB: 1 BB: 0 P: 4	R: 1 E: 0 K: 0 S: 4	H: 1 LOB: 0 BB: 0 P: 4	R: 0 E: 0 K: 1 S: 5	H: 0 LOB: 0 BB: 0 P: 5	R: 0 E: 0 K: 0 S: 3	H: 0 LOB: 0 BB: 0 P: 3	R: 2 E: 0 K: 1 S: 8	H: 3 LOB: 1 BB: 0 P: 8	R: 0 E: 0 K: 1 S: 5	H: 0 LOB: 0 BB: 0 P: 5	R: 3 E: 1 K: 0 S: 6	H: 3 LOB: 1 BB: 0 P: 6	R: 0 E: 0 K: 2 S: 7	H: 0 LOB: 1 BB: 1 P: 11	1B: 5 2B: 2 3B: 0 HR: 1	SF: 0 SAC: 0 DP: 1 HBP: 0	WP: 1 PB: 0 SB: 0 CS: 0	PA: 36		
<b>PITCHER</b>	IP WLS BF H R ER SO BB IBB HBP BLK WP HR S P ERA WHIP	5.2 W 22 5 3 3 1 0 0 0 0 0 0 11 24 24 13.50 1.500	1.1 S 7 2 3 2 2 0 0 0 0 0 0 11 11 13.50 1.500	2.0 S 7 1 0 0 2 1 0 0 0 1 0 10 14 0.00 1.000																		

AB	35
R	6
H	8
RBI	6
BB	1
SO	5
LOB	6



Batter	1	2	3	4	5	6	7	8	9	10	AB	R	H	RBI	BB	SO	LOB	TOP	
Gary Ward, R OBP: 0.302, SLG: 0.326 (1, 7)	L9		FC9-6 1B	G4-6-3			F9			F9	5	0	1	0	0	0	2	<b>Minnesota Twins @ Milwaukee Brewers</b> Milwaukee County Stadium, Milwaukee, WI Sat Aug 22 1981, 8:05 PM EDT Att: 15,292 - Unknown - 69 F  <b>AB 36</b> <b>R 3</b> <b>H 6</b> <b>RBI 3</b> <b>BB 2</b> <b>SO 7</b> <b>LOB 9</b>  	
Dave Engle, R OBP: 0.268, SLG: 0.333 (1, 9)	6-3		FC9-6 1B		F8		F8			F9	5	0	0	1	0	0	1		
Mickey Hatcher, R OBP: 0.293, SLG: 0.361 (1, 8)	FC6-4 1B				5-3					E3	4	0	2	0	0	0	0		
Pete Mackanin, R OBP: 0.267, SLG: 0.322 (8, PH)	FC6-4									F8	3	0	0	0	0	1	3		
Rob Wilfong, L OBP: 0.287, SLG: 0.313 (8, 4)	FC6-4		K		F7						1	0	0	0	0	0	1		
John Castino, R OBP: 0.292, SLG: 0.373 (1, 5)		6-3				E S FC6-4 BB				K	3	1	0	0	1	1	1		
Danny Goodwin, L OBP: 0.324, SLG: 0.336 (1, 3)		K2-3								K	3	0	0	0	1	3	0		
Sal Butera, R OBP: 0.306, SLG: 0.303 (1, 2)	6-3					FC6-4 BB				F7	4	1	0	1	0	0	1		
Chuck Baker, R OBP: 0.176, SLG: 0.216 (1, 6)										F7	4	0	1	0	0	1	0		
Hosken Powell, L OBP: 0.277, SLG: 0.297 (1, 10)										L7	4	1	2	1	0	1	0		
<b>Inning Stats</b>	R: 0 E: 0 K: 0 S: 4	H: 1 LOB: 1 BB: 0 P: 4	R: 0 E: 0 K: 1 S: 5	H: 0 LOB: 0 BB: 0 P: 5	R: 1 E: 0 K: 2 S: 10	H: 3 LOB: 2 BB: 0 P: 10	R: 2 E: 0 K: 0 S: 4	H: 2 LOB: 1 BB: 2 P: 12	R: 0 E: 0 K: 1 S: 5	H: 0 LOB: 0 BB: 0 P: 5	R: 0 E: 0 K: 1 S: 6	H: 0 LOB: 1 BB: 0 P: 6	R: 0 E: 0 K: 1 S: 5	H: 0 LOB: 0 BB: 0 P: 5	R: 0 E: 0 K: 0 S: 3	H: 0 LOB: 0 BB: 0 P: 3	1B: 6 2B: 0 3B: 0 HR: 0	SF: 0 SAC: 0 DP: 1 HBP: 0	WP: 0 PA: 38 PB: 0 SB: 1 CS: 0
<b>PITCHER</b>	IP WLS BF H R ER SO BB IBB HBP BLK WP HR S P ERA WHIP	3.1 18 6 3 3 3 2 0 0 0 0 0 22 30 8.10 2.400	4.1 14 0 0 0 3 0 0 0 0 0 0 20 20 0.00 0.000	9.1 6 0 0 0 1 0 0 0 0 0 0 8 8 0.00 0.000	10.1 6 0 0 0 1 0 0 0 0 0 0 8 8 0.00 0.000	<b>PITCHER</b>													

Batter	1	2	3	4	5	6	7	8	9	10	AB	R	H	RBI	BB	SO	LOB	BOTTOM			
Paul Molitor, R OBP: 0.320, SLG: 0.330 (1, 8)	F8 BB 1B	G4-3			K				E3	FC9-6	5	1	1	0	0	1	3	<b>Minnesota Twins @ Milwaukee Brewers</b> Milwaukee County Stadium, Milwaukee, WI Sat Aug 22 1981, 8:05 PM EDT Att: 15,292 - Unknown - 69 F  <b>AB 32</b> <b>R 4</b> <b>H 8</b> <b>RBI 4</b> <b>BB 8</b> <b>SO 3</b> <b>LOB 19</b>  			
Roy Howell, L OBP: 0.332, SLG: 0.440 ERA: 3.91 (1, 5)			F2							F5	2	1	0	0	2	0	1				
Don Money, R OBP: 0.291, SLG: 0.305 (9, PH) (10, 5)	1B F8 BB					WP 1B BB					1	0	0	0	0	0	2				
Cecil Cooper, L OBP: 0.346, SLG: 0.455 (1, 3)	F8		F8								4	1	1	0	1	1	3				
Ben Oglivie, L OBP: 0.322, SLG: 0.381 (1, 7)			F6								2	0	1	1	2	0	0				
Gorman Thomas, R OBP: 0.351, SLG: 0.524 (1, 9)	F4				K						3	0	1	1	2	1	2				
Ted Simmons, S OBP: 0.271, SLG: 0.385 (1, 10) (10, 2)	6-3										5	0	1	1	0	0	6				
Robin Yount, R OBP: 0.308, SLG: 0.405 (1, 6)			L7		F9					FC5-4	4	0	1	0	0	0	2				
Jim Gantner, L OBP: 0.333, SLG: 0.336 (1, 4)					L8					G3	3	1	1	0	0	0	0				
Charlie Moore, R OBP: 0.355, SLG: 0.383 ERA: 4.22 (1, 2)											2	0	1	1	0	0	0				
Thad Bosley, L OBP: 0.276, SLG: 0.254 ERA: 6.23 (7, PH)											1	0	0	0	0	0	0				
Ned Yost, R OBP: 0.333, SLG: 0.625 (8, 2)											0	0	0	0	0	0	0				
Sal Bando, R OBP: 0.354, SLG: 0.571 (9, PH)											0	0	0	0	1	0	0				
Rollie Fingers, R ERA: 3.47 (10, 1)											0	0	0	0	0	0	0				
<b>Inning Stats</b>	R: 1 E: 0 K: 0 S: 5	H: 2 LOB: 2 BB: 1 P: 9	R: 1 E: 0 K: 0 S: 4	H: 2 LOB: 0 BB: 0 P: 4	R: 0 E: 0 K: 0 S: 3	H: 0 LOB: 0 BB: 0 P: 3	R: 0 E: 0 K: 1 S: 5	H: 0 LOB: 0 BB: 0 P: 5	R: 0 E: 0 K: 1 S: 6	H: 1 LOB: 2 BB: 2 P: 14	R: 0 E: 1 K: 0 S: 4	H: 0 LOB: 1 BB: 0 P: 4	R: 0 E: 0 K: 0 S: 2	H: 0 LOB: 1 BB: 2 P: 10	R: 0 E: 0 K: 0 S: 4	H: 1 LOB: 2 BB: 1 P: 8	R: 1 E: 0 K: 0 S: 2	H: 2 LOB: 3 BB: 2 P: 10	1B: 8 2B: 0 3B: 0 HR: 0	SF: 0 SAC: 2 DP: 2 HBP: 0	WP: 1 PA: 42 PB: 0 SB: 2 CS: 0
<b>PITCHER</b>	IP WLS BF H R ER SO BB IBB HBP BLK WP HR S P ERA WHIP	5.1 21 4 3 3 3 2 0 0 0 0 1 1 25 33 5.06 1.125	6.1 0 0 0 0 0 0 0 0 0 0 0 0 7 7 0.00 0.600	6.1 7 1 0 0 0 0 0 0 0 0 0 4 16 0.00 1.500	9.1 1 0 0 0 0 0 0 0 0 0 0 1 1 0.00 0.000	<b>PITCHER</b>															

Batter	1	2	3	4	5	6	7	8	9	AB	R	H	RBI	BB	SO	LOB	TOP										
<b>Hosken Powell, L</b> (1, 9) OBP: 0.282, SLG: 0.308	0-0 4-3	0-0 2B		0-0 F8			0-0 FC3-6 1B	0-0 G4-3		4	0	2	1	0	0	1	<b>Minnesota Twins @ Milwaukee Brewers</b> Milwaukee County Stadium, Milwaukee, WI Sun Aug 23 1981, 4:33 AM EDT Att: 18,724 - Unknown - 78 F  <b>AB</b> 41 <b>R</b> 5 <b>H</b> 16 <b>RBI</b> 4 <b>BB</b> 1 <b>SO</b> 2 <b>LOB</b> 17 										
<b>Dave Engle, R</b> (8, 9) OBP: 0.266, SLG: 0.331		1-3 3-H 2B						1-2 2-3 3-H		1	0	0	0	0	0	2											
<b>Rob Wilfong, L</b> (1, 4) OBP: 0.286, SLG: 0.316	0-0 2B									4	2	1	0	0	0	3											
<b>Chuck Baker, R</b> (8, 6) OBP: 0.173, SLG: 0.212		0-0 F9					0-0 FC3-6 1B	0-0 4-3		1	0	0	0	0	0	1											
<b>Mickey Hatcher, R</b> (1, 8) OBP: 0.299, SLG: 0.369	0-0 1-3 2-H 2B			0-0 G1-6-3 1B			0-0 F8		0-0 5-3	5	0	3	1	0	0	0											
<b>Glenn Adams, L</b> (1, 10) OBP: 0.263, SLG: 0.271	0-0 1-3			0-0 G1-6-3			0-0 4-3		0-0 F4	5	0	1	1	0	0	2											
<b>Danny Goodwin, L</b> (1, 3) OBP: 0.327, SLG: 0.353	0-3 K			0-0 1B			0-0 F9		0-0 K	5	0	2	0	0	2	3											
<b>John Castino, R</b> (1, 5) OBP: 0.284, SLG: 0.374		0-0 F9		0-0 F4			0-0 1B	0-0 1B 1B	0-0 1-3	5	1	2	0	0	0	2											
<b>Pete Mackanin, R</b> (1, 6) OBP: 0.292, SLG: 0.320		0-0 F2		0-0 F8			0-0 F2	0-0 1B 1B G4-3 1B		4	1	1	0	0	0	1											
<b>Gary Ward, R</b> (1, 7) OBP: 0.311, SLG: 0.335		0-0 E S 2B 1B		0-0 1B			0-0 F8	0-0 G4-3 1B 1-2 2-3 1B		4	1	3	0	0	0	1											
<b>Butch Wynegar, S</b> (1, 2) OBP: 0.354, SLG: 0.313	4-0 2B			0-0 F8			0-0 F9	0-0 G4-3 1B		2	0	0	0	1	0	1											
<b>Sal Butera, R</b> (7, 2) OBP: 0.312, SLG: 0.309	1-3 BB							1-2 2-3 3-H		1	0	1	1	0	0	0											
<b>Inning Stats</b>	R: 1 E: 0 K: 1 S: 7	H: 2 LOB: 1 BB: 0 P: 7	R: 1 E: 0 K: 0 S: 5	H: 2 LOB: 2 BB: 1 P: 9	R: 0 E: 0 K: 0 S: 4	H: 2 LOB: 1 BB: 0 P: 4	R: 0 E: 0 K: 0 S: 4	H: 1 LOB: 1 BB: 0 P: 4	R: 0 E: 0 K: 0 S: 3	H: 0 LOB: 0 BB: 0 P: 3	R: 0 E: 0 K: 0 S: 4	H: 1 LOB: 2 BB: 0 P: 8	R: 1 E: 0 K: 1 S: 8	H: 3 LOB: 2 BB: 0 P: 8	R: 2 E: 0 K: 0 S: 6	H: 4 LOB: 1 BB: 0 P: 6	R: 0 E: 0 K: 0 S: 4	H: 1 LOB: 1 BB: 0 P: 4	1B: 12 2B: 3 3B: 1 HR: 0	SF: 0 SAC: 0 DP: 2 HBP: 0	WP: 0 PB: 0 SB: 1 CS: 0	PA: 42					
<b>PITCHER</b>	IP	WLS	BF	H	R	ER	SO	BB	IBB	HBP	BLK	WP	HR	S	P	ERA	WHIP										
<b>Moose Haas, R</b> (1, 1) ERA: 4.34	1.2		9	3	2	2	1	1	0	0	0	0	0	10	14	10.80	2.400										
<b>Jerry Augustine, L</b> (2, 1) ERA: 3.91	5.1	W	23	8	1	1	1	0	0	0	0	0	0	25	25	1.69	1.500										
<b>Rickey Keeton, R</b> (8, 1) ERA: 4.41	0.0		4	4	2	2	0	0	0	0	0	0	0	4	4	∞	∞										
<b>Jamie Easterly, L</b> (8, 1) ERA: 3.89	0.2		1	0	0	0	0	0	0	0	0	0	0	1	1	0.00	0.000										
<b>Rolie Fingers, R</b> (8, 1) ERA: 1.24	1.1	S	5	1	0	0	0	0	0	0	0	0	0	5	5	0.00	0.750										
Batter	1	2	3	4	5	6	7	8	9	AB	R	H	RBI	BB	SO	LOB	BOTTOM										
<b>Thad Bosley, L</b> (1, 9) OBP: 0.273, SLG: 0.239	0-0 4-3			0-0 F7	0-0 F7			4-0 CS BB		4	0	0	0	1	0	3	<b>Minnesota Twins @ Milwaukee Brewers</b> Milwaukee County Stadium, Milwaukee, WI Sun Aug 23 1981, 4:33 AM EDT Att: 18,724 - Unknown - 78 F  <b>AB</b> 34 <b>R</b> 8 <b>H</b> 12 <b>RBI</b> 8 <b>BB</b> 4 <b>SO</b> 2 <b>LOB</b> 14 										
<b>Paul Molitor, R</b> (1, 10) OBP: 0.331, SLG: 0.361	0-0 HR			0-0 6-3			0-0 E SF9 1B	4-0 G6-4-3 IBB		4	2	2	1	1	0	0											
<b>Cecil Cooper, L</b> (1, 3) OBP: 0.347, SLG: 0.454	0-0 3-1			0-0 BB 1B			0-0 E S HR	0-0 G6-4-3		5	2	2	0	0	0	3											
<b>Ben Oglivie, L</b> (1, 7) OBP: 0.321, SLG: 0.378	0-0 4-3			4-0 1B BB			0-0 SF9	0-0 F7		2	0	0	1	1	0	1											
<b>Gorman Thomas, R</b> (1, 8) OBP: 0.350, SLG: 0.520		0-0 6-3		0-0 FC6 1B			0-0 E3 HR		0-3 K	4	1	1	1	0	1	1											
<b>Ted Simmons, S</b> (1, 2) OBP: 0.274, SLG: 0.402		0-0 1B 2B		0-0 FC6			0-0 1-3 HR		0-0 4-3	4	2	2	3	0	0	2											
<b>Roy Howell, L</b> (1, 5) OBP: 0.335, SLG: 0.441	0-0 FC4-6 1B			0-0 F8			0-0 1B 1B		0-0 G3	4	0	2	1	0	0	0											
<b>Robin Yount, R</b> (1, 6) OBP: 0.311, SLG: 0.417	0-0 FC4-6			4-0 6-3 BB			0-3 K		0-0 HR	3	1	1	1	1	1	2											
<b>Jim Gantner, L</b> (1, 4) OBP: 0.336, SLG: 0.339	0-0 4-3			0-0 6-3			0-0 1-3 1B		0-0 CS BB 1B	4	0	2	0	0	0	2											
<b>Inning Stats</b>	R: 1 E: 0 K: 0 S: 4	H: 1 LOB: 0 BB: 0 P: 4	R: 1 E: 0 K: 0 S: 5	H: 2 LOB: 1 BB: 0 P: 5	R: 1 E: 0 K: 0 S: 5	H: 2 LOB: 2 BB: 1 P: 9	R: 0 E: 0 K: 0 S: 3	H: 0 LOB: 1 BB: 1 P: 7	R: 4 E: 2 K: 1 S: 11	H: 4 LOB: 2 BB: 0 P: 11	R: 0 E: 0 K: 0 S: 3	H: 1 LOB: 0 BB: 0 P: 3	R: 0 E: 0 K: 1 S: 5	H: 0 LOB: 0 BB: 0 P: 5	R: 1 E: 0 K: 0 S: 3	H: 2 LOB: 1 BB: 2 P: 11	1B: 8 2B: 1 3B: 0 HR: 3	SF: 1 SAC: 0 DP: 1 HBP: 0	WP: 0 PB: 0 SB: 1 CS: 3	PA: 39							
<b>PITCHER</b>	IP	WLS	BF	H	R	ER	SO	BB	IBB	HBP	BLK	WP	HR	S	P	ERA	WHIP										
<b>Fernando Arroyo, R</b> (1, 1) ERA: 4.24	4.1	L	24	7	7	3	0	2	0	0	0	0	0	22	30	6.23	2.077										
<b>John Verhoeven, R</b> (5, 1) ERA: 3.49	2.2		12	5	1	1	2	0	0	0	0	0	1	16	16	3.38	1.875										
<b>Jack O'Connor, L</b> (8, 1) ERA: 4.55	1.0		3	0	0	0	0	1	1	0	0	0	0	1	9	0.00	1.000										





Batter	1	2	3	4	5	6	7	8	9	AB	R	H	RBI	BB	SO	LOB	TOP										
Gary Ward, R OBP: 0.311, SLG: 0.333 (1, 7)										4	1	2	0	0	1	0	<b>Minnesota Twins @ New York Yankees</b> Yankee Stadium, Bronx, NY Tue Aug 25 1981, 7:05 PM EDT Att: 26,110 - Unknown - 72 F										
Dave Engle, R OBP: 0.265, SLG: 0.326 (1, 9)										4	0	1	0	0	1	1											
Mickey Hatcher, R OBP: 0.290, SLG: 0.357 (1, 8)										4	0	0	1	0	1	2											
Pete Mackanin, R OBP: 0.267, SLG: 0.333 (1, 4)										4	1	2	0	0	0	1											
Danny Goodwin, L OBP: 0.316, SLG: 0.340 (1, 10)										4	0	0	0	0	2	2											
John Castino, R OBP: 0.289, SLG: 0.383 (1, 5)										4	1	2	1	0	0	0											
Sal Butera, R OBP: 0.308, SLG: 0.305 (1, 2)										3	0	2	1	0	0	0											
Kent Hrbek, L OBP: 0.250, SLG: 0.625 (1, 3)										3	0	0	0	0	1	2											
Lenny Faedo, R OBP: 0.250, SLG: 0.250 (1, 6)										3	0	0	0	0	1	1											
<b>Inning Stats</b>	R: 0 E: 0 K: 0 S: 3	H: 1 LOB: 0 BB: 0 P: 3	R: 2 E: 0 K: 2 S: 10	H: 3 LOB: 1 BB: 0 P: 10	R: 1 E: 0 K: 0 S: 4	H: 2 LOB: 0 BB: 0 P: 4	R: 0 E: 0 K: 1 S: 6	H: 1 LOB: 1 BB: 0 P: 6	R: 0 E: 0 K: 1 S: 5	H: 0 LOB: 0 BB: 0 P: 5	R: 0 E: 0 K: 0 S: 4	H: 2 LOB: 1 BB: 0 P: 4	R: 0 E: 0 K: 1 S: 5	H: 0 LOB: 0 BB: 0 P: 5	R: 0 E: 0 K: 2 S: 7	H: 0 LOB: 0 BB: 0 P: 7	R: 0 E: 0 K: 0 S: 3	H: 0 LOB: 0 BB: 0 P: 3	1B: 7 2B: 1 3B: 1 HR: 0	SF: 0 SAC: 0 DP: 2 HBP: 0	WP: 0 PB: 0 CS: 1	PA: 34					
<b>PITCHER</b>	IP	WLS	BF	H	R	ER	SO	BB	IBB	HBP	BLK	WP	HR	S	P	ERA	WHIP										
Rudy May, L ERA: 4.6 (1, 1)	6.2	L	26	9	3	3	4	0	0	0	0	0	0	34	34	4.05	1.350										
Ron Davis, R ERA: 2.14 (7, 1)	1.1		4	0	0	0	3	0	0	0	0	0	0	10	10	0.00	0.000										
Dave LaRoche, L ERA: 1.56 (9, 1)	1.0		3	0	0	0	0	0	0	0	0	0	0	3	3	0.00	0.000										

AB	33
R	3
H	9
RBI	3
BB	0
SO	7
LOB	9



Batter	1	2	3	4	5	6	7	8	9	AB	R	H	RBI	BB	SO	LOB	BOTTOM										
Jerry Mumphrey, S OBP: 0.375, SLG: 0.430 (1, 8)										4	0	1	0	1	0	0	<b>Minnesota Twins @ New York Yankees</b> Yankee Stadium, Bronx, NY Tue Aug 25 1981, 7:05 PM EDT Att: 26,110 - Unknown - 72 F										
Larry Milbourne, S OBP: 0.382, SLG: 0.451 (1, 4)										4	0	2	0	0	0	1											
Dave Winfield, R OBP: 0.352, SLG: 0.433 (1, 7)										4	0	1	0	0	1	3											
Bob Watson, R OBP: 0.301, SLG: 0.349 (1, 3)										4	0	1	0	0	0	3											
Reggie Jackson, L OBP: 0.325, SLG: 0.358 (1, 10)										2	0	0	0	1	1	3											
Aurelio Rodriguez, R OBP: 0.333, SLG: 0.500 (8, PH)										1	0	1	0	0	0	0											
Barry Foote, R OBP: 0.254, SLG: 0.360 (1, 2)										4	0	1	0	0	0	2											
Graig Nettles, L OBP: 0.311, SLG: 0.372 (1, 5)										2	0	0	0	2	0	3											
Bucky Dent, R OBP: 0.292, SLG: 0.374 (1, 6)										3	0	0	0	1	0	4											
Bobby Brown, S OBP: 0.217, SLG: 0.261 (1, 9)										4	0	0	0	0	2	4											
<b>Inning Stats</b>	R: 0 E: 0 K: 0 S: 4	H: 1 LOB: 1 BB: 0 P: 4	R: 0 E: 0 K: 1 S: 5	H: 0 LOB: 2 BB: 2 P: 13	R: 0 E: 0 K: 0 S: 4	H: 1 LOB: 2 BB: 1 P: 8	R: 0 E: 0 K: 0 S: 2	H: 0 LOB: 1 BB: 2 P: 10	R: 0 E: 0 K: 1 S: 5	H: 1 LOB: 0 BB: 0 P: 5	R: 0 E: 0 K: 1 S: 7	H: 2 LOB: 2 BB: 0 P: 7	R: 0 E: 0 K: 0 S: 4	H: 1 LOB: 1 BB: 0 P: 4	R: 0 E: 0 K: 0 S: 4	H: 1 LOB: 1 BB: 0 P: 4	R: 0 E: 0 K: 1 S: 5	H: 0 LOB: 0 BB: 0 P: 5	1B: 6 2B: 1 3B: 0 HR: 0	SF: 0 SAC: 0 DP: 2 HBP: 0	WP: 1 PB: 0 CS: 0	PA: 37					
<b>PITCHER</b>	IP	WLS	BF	H	R	ER	SO	BB	IBB	HBP	BLK	WP	HR	S	P	ERA	WHIP										
Darrell Jackson, L ERA: 4.42 (1, 1)	5.1	W	24	5	0	0	3	5	0	0	0	0	0	25	45	0.00	1.875										
Jerry Koosman, L ERA: 4.32 (6, 1)	3.2	S	13	2	0	0	1	0	0	0	0	0	0	15	15	0.00	0.545										

AB	32
R	0
H	7
RBI	0
BB	5
SO	4
LOB	23



Batter	1	2	3	4	5	6	7	8	9	AB	R	H	RBI	BB	SO	LOB	TOP																			
Gary Ward, R OBP: 0.310, SLG: 0.328 (1, 7)										3	1	0	0	1	1	1	<b>Minnesota Twins @ New York Yankees</b> Yankee Stadium, Bronx, NY Wed Aug 26 1981, 7:05 PM EDT Att: 30,271 - Overcast - 69 F																			
Dave Engle, R OBP: 0.265, SLG: 0.324 (1, 9)										4	1	1	0	0	0	3																				
Mickey Hatcher, R OBP: 0.287, SLG: 0.354 Hosken Powell, L OBP: 0.283, SLG: 0.308 Danny Goodwin, L OBP: 0.316, SLG: 0.340 (1, 8)										3	0	0	0	0	2	3																				
Pete Mackanin, R OBP: 0.268, SLG: 0.340 Rob Wilfong, L OBP: 0.295, SLG: 0.315 (8, PH)										3	0	1	1	0	0	0																				
John Castino, R OBP: 0.292, SLG: 0.385 (1, 5)										4	0	2	0	0	1	0																				
Sal Butera, R OBP: 0.307, SLG: 0.298 (1, 2)										3	0	0	0	1	0	4																				
Chuck Baker, R OBP: 0.164, SLG: 0.200 Glenn Adams, L OBP: 0.261, SLG: 0.269 (9, PH)										3	0	0	0	0	1	1																				
Kent Hrbek, L OBP: 0.455 (1, 3)										3	0	0	0	1	2	0																				
Lenny Faedo, R OBP: 0.167, SLG: 0.167 (1, 6)										4	0	0	0	0	0	1																				
<b>Inning Stats</b>	R: 0 E: 0 K: 2 S: 7	H: 0 LOB: 0 BB: 0 P: 7	R: 0 E: 0 K: 1 S: 5	H: 0 LOB: 1 BB: 1 P: 9	R: 0 E: 1 K: 1 S: 6	H: 0 LOB: 2 BB: 1 P: 10	R: 0 E: 0 K: 1 S: 5	H: 0 LOB: 0 BB: 0 P: 5	R: 1 E: 0 K: 0 S: 5	H: 2 LOB: 2 BB: 1 P: 9	R: 0 E: 0 K: 1 S: 5	H: 0 LOB: 0 BB: 0 P: 5	R: 1 E: 0 K: 0 S: 6	H: 3 LOB: 2 BB: 0 P: 6	R: 0 E: 0 K: 0 S: 3	H: 0 LOB: 0 BB: 0 P: 3		1B: 4 2B: 1 3B: 0 HR: 0	SF: 0 SAC: 0 DP: 0 HBP: 0	WP: 0 PB: 0 CS: 0	PA: 36															
<b>PITCHER</b>	IP WLS BF H R ER SO BB IBB HBP BLK WP HR S P ERA WHIP																																			
Dave Righetti, L ERA: 1.92 Rich Gossage, R ERA: 0.76 (1, 1)	7.0	27	2	1	1	7	3	0	0	0	0	0	0	0	0	38	50	1.29	0.714	(8, 1)	2.0	W	9	3	1	1	0	0	0	0	0	0	9	9	4.50	1.500

AB 33  
R 2  
H 5  
RBI 2  
BB 3  
SO 7  
LOB 14



Batter	1	2	3	4	5	6	7	8	9	AB	R	H	RBI	BB	SO	LOB	BOTTOM			
Jerry Mumphrey, S OBP: 0.369, SLG: 0.423 (1, 8)										4	0	0	0	0	1	3	<b>Minnesota Twins @ New York Yankees</b> Yankee Stadium, Bronx, NY Wed Aug 26 1981, 7:05 PM EDT Att: 30,271 - Overcast - 69 F			
Larry Milbourne, S OBP: 0.373, SLG: 0.436 (1, 4)										4	1	1	0	0	0	1				
Oscar Gamble, L OBP: 0.399, SLG: 0.539 (1, 10)										3	1	1	0	1	1	2				
Graig Nettles, L OBP: 0.314, SLG: 0.371 (1, 5)										3	0	1	0	1	0	1				
Dave Revering, L OBP: 0.318, SLG: 0.342 (1, 3)										3	0	2	1	1	0	0				
Dave Winfield, R OBP: 0.350, SLG: 0.429 (1, 7)										3	1	0	1	1	0	5				
Bobby Brown, S OBP: 0.222, SLG: 0.259 (1, 9)										4	0	1	0	0	2	3				
Barry Foote, R OBP: 0.248, SLG: 0.350 Bobby Murcer, L OBP: 0.330, SLG: 0.432 Rick Cerone, R OBP: 0.273, SLG: 0.324 (1, 2)										3	0	0	0	0	0	3				
Bucky Dent, R OBP: 0.295, SLG: 0.381 (1, 6)										4	0	2	0	0	0	2				
<b>Inning Stats</b>	R: 1 E: 0 K: 0 S: 5	H: 2 LOB: 2 BB: 1 P: 9	R: 0 E: 0 K: 1 S: 6	H: 1 LOB: 0 BB: 0 P: 6	R: 1 E: 2 K: 1 S: 7	H: 1 LOB: 3 BB: 2 P: 15	R: 0 E: 0 K: 1 S: 6	H: 1 LOB: 1 BB: 0 P: 6	R: 0 E: 0 K: 0 S: 3	H: 0 LOB: 0 BB: 0 P: 3	R: 0 E: 0 K: 1 S: 5	H: 0 LOB: 0 BB: 0 P: 5	R: 0 E: 0 K: 0 S: 4	H: 1 LOB: 1 BB: 0 P: 4	R: 1 E: 1 K: 0 S: 5	H: 2 LOB: 2 BB: 1 P: 9		1B: 7 2B: 2 3B: 0 HR: 0	SF: 0 SAC: 1 DP: 1 HBP: 0	WP: 0 PB: 0 CS: 0
<b>PITCHER</b>	IP WLS BF H R ER SO BB IBB HBP BLK WP HR S P ERA WHIP																			
Albert Williams, R ERA: 3.59 (1, 1)	8.0	L	37	9	3	3	4	3	1	0	0	0	0	0	41	57	3.38	1.500		

AB 32  
R 3  
H 9  
RBI 3  
BB 4  
SO 4  
LOB 20



Batter	1	2	3	4	5	6	7	8	9	AB	R	H	RBI	BB	SO	LOB	TOP			
<b>Rick Peters, S</b> OBP: 0.337, SLG: 0.315 (1, 10)										3	0	0	0	1	1	2				
<b>Alan Trammell, R</b> OBP: 0.370, SLG: 0.361 (1, 6)										4	0	1	0	0	0	1				
<b>Steve Kemp, L</b> OBP: 0.374, SLG: 0.444 (1, 7)										4	0	0	0	0	0	2				
<b>Richie Hebner, L</b> OBP: 0.303, SLG: 0.343 <b>Al Cowens, R</b> OBP: 0.326, SLG: 0.378 (1, 3) (8, 8)										4	0	1	0	0	0	1				
<b>Kirk Gibson, L</b> OBP: 0.350, SLG: 0.466 (1, 8) (8, 9)										4	2	1	0	0	1					
<b>Rick Leach, L</b> OBP: 0.344, SLG: 0.275 (1, 9) (8, 3)										2	1	0	0	2	1	0				
<b>Tom Brookens, R</b> OBP: 0.292, SLG: 0.371 (1, 5)										3	0	1	0	0	0	1				
<b>Bill Fahey, L</b> OBP: 0.255, SLG: 0.265 (1, 2)										3	0	0	1	0	1	1				
<b>Lou Whitaker, L</b> OBP: 0.336, SLG: 0.389 (1, 4)										4	0	1	1	0	0	2				
<b>Inning Stats</b>	R: 0 E: 0 K: 0 S: 3	H: 1 LOB: 1 BB: 1 P: 7	R: 2 E: 0 K: 0 S: 5	H: 2 LOB: 1 BB: 1 P: 9	R: 0 E: 0 K: 1 S: 3	H: 0 LOB: 0 BB: 0 P: 3	R: 0 E: 0 K: 1 S: 5	H: 0 LOB: 0 BB: 0 P: 5	R: 0 E: 1 K: 1 S: 6	H: 0 LOB: 1 BB: 1 P: 6	R: 0 E: 0 K: 0 S: 4	H: 0 LOB: 0 BB: 0 P: 5	R: 0 E: 0 K: 0 S: 4	H: 1 LOB: 1 BB: 0 P: 4	R: 0 E: 0 K: 0 S: 4	H: 1 LOB: 1 BB: 0 P: 4	1B: 3 2B: 2 3B: 0 HR: 1	SF: 1 SAC: 1 DP: 1 HBP: 0	WP: 0 PB: 0 SB: 0 CS: 0	PA: 36
<b>PITCHER</b> <b>Pete Redfern, R</b> ERA: 4.1 (1, 1)	IP: 9.0 WLS: W BF: 36 H: 6 R: 3 ER: 3 SO: 3 BB: 3 IBB: 0 HBP: 0 BLK: 0 WP: 0 HR: 1 S: 39 P: 51 ERA: 3.00 WHIP: 1.000															<b>PITCHER</b> <b>Pete Redfern, R</b> ERA: 4.1 (1, 1)	IP: 9.0 WLS: W BF: 36 H: 6 R: 3 ER: 3 SO: 3 BB: 3 IBB: 0 HBP: 0 BLK: 0 WP: 0 HR: 1 S: 39 P: 51 ERA: 3.00 WHIP: 1.000			

**Detroit Tigers @ Minnesota Twins**  
Metropolitan Stadium, Bloomington, MI  
Thu Aug 27 1981, 8:05 PM EDT  
Att. 4,625 - Unknown - 70 F

AB 31  
R 3  
H 6  
RBI 3  
BB 3  
SO 3  
LOB 11



Batter	1	2	3	4	5	6	7	8	9	AB	R	H	RBI	BB	SO	LOB	BOTTOM			
<b>Hosken Powell, L</b> OBP: 0.282, SLG: 0.307 <b>Mickey Hatcher, R</b> OBP: 0.286, SLG: 0.352 (1, 7) (9, FH)										4	0	1	0	0	1	0				
<b>Dave Engle, R</b> OBP: 0.276, SLG: 0.336 (1, 9)										4	1	2	1	1	1	2				
<b>Kent Hrbek, L</b> OBP: 0.231, SLG: 0.417 <b>Pete Mackanin, R</b> OBP: 0.267, SLG: 0.337 (1, 3) (3, FH) (4, 3)										1	0	0	0	0	0	1				
<b>Glenn Adams, L</b> OBP: 0.261, SLG: 0.265 (1, 10)										3	0	0	0	1	1	3				
<b>John Castino, R</b> OBP: 0.288, SLG: 0.379 (1, 5)										4	0	0	0	0	1	4				
<b>Rob Wilfong, L</b> OBP: 0.285, SLG: 0.312 (1, 4)										2	1	0	0	2	2	2				
<b>Gary Ward, R</b> OBP: 0.308, SLG: 0.327 (1, 8)										4	1	1	0	0	0	2				
<b>Sal Butera, R</b> OBP: 0.312, SLG: 0.298 (1, 2)										3	0	1	0	1	0	0				
<b>Lenny Faedo, R</b> OBP: 0.188, SLG: 0.133 (1, 6)										3	1	0	1	1	0	2				
<b>Inning Stats</b>	R: 0 E: 0 K: 1 S: 6	H: 1 LOB: 1 BB: 0 P: 6	R: 0 E: 0 K: 1 S: 7	H: 2 LOB: 2 BB: 0 P: 7	R: 0 E: 0 K: 2 S: 7	H: 0 LOB: 0 BB: 0 P: 7	R: 0 E: 0 K: 0 S: 3	H: 0 LOB: 1 BB: 1 P: 7	R: 0 E: 0 K: 2 S: 8	H: 1 LOB: 2 BB: 1 P: 12	R: 0 E: 0 K: 0 S: 3	H: 0 LOB: 0 BB: 0 P: 3	R: 0 E: 0 K: 1 S: 6	H: 1 LOB: 2 BB: 1 P: 10	R: 4 E: 1 K: 1 S: 6	H: 1 LOB: 3 BB: 3 P: 18	1B: 5 2B: 1 3B: 0 HR: 0	SF: 0 SAC: 0 DP: 0 HBP: 0	WP: 0 PB: 0 SB: 0 CS: 0	PA: 39
<b>PITCHER</b> <b>Dan Petry, R</b> ERA: 3.39 <b>Kevin Saucier, L</b> ERA: 1.64 <b>Dave Tobik, R</b> ERA: 1.93 (1, 1) (9, 1) (9, 1)	IP: 8.0 WLS: L BF: 35 H: 5 R: 3 ER: 1 SO: 7 BB: 5 IBB: 0 HBP: 0 BLK: 0 WP: 0 HR: 0 S: 44 P: 64 ERA: 1.12 WHIP: 1.250															<b>PITCHER</b> <b>Dan Petry, R</b> ERA: 3.39 <b>Kevin Saucier, L</b> ERA: 1.64 <b>Dave Tobik, R</b> ERA: 1.93 (1, 1) (9, 1) (9, 1)	IP: 8.0 WLS: L BF: 35 H: 5 R: 3 ER: 1 SO: 7 BB: 5 IBB: 0 HBP: 0 BLK: 0 WP: 0 HR: 0 S: 44 P: 64 ERA: 1.12 WHIP: 1.250			

**Detroit Tigers @ Minnesota Twins**  
Metropolitan Stadium, Bloomington, MI  
Thu Aug 27 1981, 8:05 PM EDT  
Att. 4,625 - Unknown - 70 F

AB 33  
R 4  
H 6  
RBI 4  
BB 6  
SO 8  
LOB 22



Batter	1	2	3	4	5	6	7	8	9	AB	R	H	RBI	BB	SO	LOB	TOP				
<b>Rick Peters, S</b> OBP: 0.336, SLG: 0.313 (1, 10)	0-0 1-3		0-0 6-3			0-0 F7		0-0 FC4-6 1B		4	0	1	0	0	0	0	<b>Detroit Tigers @ Minnesota Twins</b> Metropolitan Stadium, Bloomington, MI Fri Aug 28 1981, 8:05 PM EDT Alt. 5,415 - Unknown - 66 F				
<b>Alan Trammell, R</b> OBP: 0.369, SLG: 0.357 (1, 6)	0-0 L7			4-0 FC4 BB		0-0 5-3		0-0 FC4-6 1-2 2-3		3	0	0	0	1	0	2					
<b>Steve Kemp, L</b> OBP: 0.372, SLG: 0.439 (1, 7)	0-0 6-3			0-0 FC4 BB 1-2			4-0 BB BB	0-3 K		3	0	0	0	1	1	3					
<b>Richie Hebner, L</b> OBP: 0.309, SLG: 0.345 <b>Ron Jackson, R</b> OBP: 0.302, SLG: 0.390 (7, 3)		0-0 1B		4-0 G4-6-3 BB 1-2		0-0 F8		0-3 K		2	0	1	0	1	0	1					
<b>Kirk Gibson, L</b> OBP: 0.360, SLG: 0.470 (7, 9)	0-0 1B		0-0 FC6-4 1B 1-3	0-0 G4-6-3 BB 1-2		4-0 BB BB	1-2 BB	0-0 1B		3	0	2	0	1	0	2					
<b>Lance Parrish, R</b> OBP: 0.294, SLG: 0.368 (1, 2)	0-0 FC6-4 1B 1-2				0-0 G4-3 1B		0-0 L9		0-0 F4		4	0	1	0	0	4					
<b>Rick Leach, L</b> OBP: 0.333, SLG: 0.264 <b>Al Cowens, R</b> OBP: 0.325, SLG: 0.374 (7, PH)	0-0 1-3				0-0 G4-3 1B 1-2		0-0 4-3		0-0 F9		2	0	0	0	0	2					
<b>Tom Brookens, R</b> OBP: 0.287, SLG: 0.364 (1, 5)			0-0 5-3		0-3 K			0-0 5-3		3	0	0	0	0	1	0					
<b>Lou Whitaker, L</b> OBP: 0.336, SLG: 0.388 (1, 4)			0-0 F8			0-0 G3		0-0 FC4-6 1B 1B		3	0	1	0	0	0	0					
<b>Inning Stats</b>	R: 0 E: 0 K: 0 S: 3	H: 0 LOB: 0 BB: 0 P: 3	R: 0 E: 0 K: 0 S: 4	H: 2 LOB: 1 BB: 0 P: 4	R: 0 E: 0 K: 0 S: 3	H: 0 LOB: 0 BB: 0 P: 3	R: 0 E: 0 K: 0 S: 2	H: 0 LOB: 1 BB: 2 P: 10	R: 0 E: 0 K: 1 S: 5	H: 1 LOB: 0 BB: 0 P: 5	R: 0 E: 0 K: 0 S: 3	H: 0 LOB: 0 BB: 2 P: 11	R: 0 E: 0 K: 1 S: 7	H: 2 LOB: 2 BB: 0 P: 7	R: 0 E: 0 K: 1 S: 6	H: 1 LOB: 1 BB: 0 P: 6		1B: 6 2B: 0 3B: 0 HR: 0	SF: 0 SAC: 0 DP: 2 HBP: 0	WP: 0 PB: 0 SB: 0 CS: 0	PA: 34
<b>PITCHER</b>	IP	WLS	BF	H	R	ER	SO	BB	IBB	HBP	BLK	WP	HR	S	P	ERA	WHIP				
<b>Fernando Arroyo, R</b> ERA: 3.95 <b>Jery Koosman, L</b> ERA: 4.2	(1, 1)	6.1	W	23	3	0	1	4	0	0	0	0	0	21	37	0.00	1.105				

Batter	1	2	3	4	5	6	7	8	9	AB	R	H	RBI	BB	SO	LOB	BOTTOM				
<b>Hosken Powell, L</b> OBP: 0.281, SLG: 0.311 (1, 7)	0-0 4-3		0-0 F8		0-0 4-3		0-0 2B			4	1	1	0	0	0	1	<b>Detroit Tigers @ Minnesota Twins</b> Metropolitan Stadium, Bloomington, MI Fri Aug 28 1981, 8:05 PM EDT Alt. 5,415 - Unknown - 66 F				
<b>Dave Engle, R</b> OBP: 0.275, SLG: 0.340 (1, 9)	0-0 6-3		0-0 FC5-4 1-2		0-0 4-3		0-0 2B 2H			4	0	1	1	0	0	1					
<b>Pete Mackanin, R</b> OBP: 0.261, SLG: 0.329 (1, 3)	0-0 6-3			0-0 L5		0-3 K		0-0 F3		4	0	0	0	0	1	1					
<b>Glenn Adams, L</b> OBP: 0.261, SLG: 0.264 (1, 10)		0-0 G3		0-0 3-1 2B 1B		0-0 F8		0-0 L6		4	1	1	0	0	0	1					
<b>John Castino, R</b> OBP: 0.288, SLG: 0.378 (1, 5)		0-0 CS 1B		0-0 3-1		0-0 5-3		0-0 F9		4	0	1	0	0	0	1					
<b>Rob Wilfong, L</b> OBP: 0.297, SLG: 0.318 (1, 4)		4-0 BB 1-2		4-0 2B IBB		0-0 G3		0-0 1B 2B		2	2	1	0	2	0	0					
<b>Gary Ward, R</b> OBP: 0.317, SLG: 0.340 (1, 8)	0-0 4-3			0-0 PB 2B			0-0 HR 1B	0-0 2H 1B		4	1	3	3	0	0	1					
<b>Tim Laudner, R</b> OBP: 0.750, SLG: 1.667 (1, 2)			0-0 FC6-4 1B	4-0 2-3 BB		0-0 HR		0-0 F2		3	1	2	2	1	0	1					
<b>Lenny Faedo, R</b> OBP: 0.150, SLG: 0.105 (1, 6)			0-0 FC6-4 FC5-4 1-2	0-0 L9		0-0 6-3		0-0 F2		4	0	0	0	0	0	4					
<b>Inning Stats</b>	R: 0 E: 0 K: 0 S: 3	H: 0 LOB: 0 BB: 0 P: 3	R: 0 E: 0 K: 0 S: 3	H: 1 LOB: 1 BB: 1 P: 7	R: 0 E: 0 K: 0 S: 4	H: 1 LOB: 1 BB: 0 P: 4	R: 2 E: 0 K: 0 S: 5	H: 2 LOB: 2 BB: 2 P: 13	R: 0 E: 0 K: 1 S: 5	H: 0 LOB: 0 BB: 0 P: 5	R: 0 E: 0 K: 0 S: 3	H: 0 LOB: 0 BB: 0 P: 3	R: 3 E: 0 K: 0 S: 7	H: 4 LOB: 1 BB: 0 P: 7	R: 1 E: 0 K: 0 S: 5	H: 2 LOB: 1 BB: 0 P: 5		1B: 5 2B: 4 3B: 0 HR: 1	SF: 0 SAC: 0 DP: 0 HBP: 0	WP: 0 PB: 1 SB: 0 CS: 1	PA: 36
<b>PITCHER</b>	IP	WLS	BF	H	R	ER	SO	BB	IBB	HBP	BLK	WP	HR	S	P	ERA	WHIP				
<b>Dave Rozema, R</b> ERA: 3.8 <b>Aurelio Lopez, R</b> ERA: 3.41	(1, 1)	6.1	L	28	7	5	5	1	2	1	0	0	0	8	39	5.40	1.800				


AB	30
R	0
H	6
RBI	0
BB	4
SO	3
LOB	17



Batter	1	2	3	4	5	6	7	8	9	AB	R	H	RBI	BB	SO	LOB	TOP										
<b>Al Cowens, R</b> OBP: 0.326, SLG: 0.372 (1, 8)	4-0 FC6 BB		0-0 F9		0-0 5-3		0-3 K		0-0 BB 1B	4	0	1	0	1	1	0											
<b>Alan Trammell, R</b> OBP: 0.372, SLG: 0.363 (1, 6)	0-0 F9		0-0 FC4-6 1B		0-0 2B		0-0 L5		4-0 BB 1-2 BB	4	0	2	0	1	0	1											
<b>Kirk Gibson, L</b> OBP: 0.355, SLG: 0.461 (1, 7)	0-3 K		0-0 FC4-6 2B 1-2		0-0 6-3		0-0 FC5-4 1B		0-0 3-1	5	1	1	0	0	1	6											
<b>Ron Jackson, R</b> OBP: 0.300, SLG: 0.393 (1, 3)	0-0 FC6 1-2		0-0 2B 1-H		0-0 L9		0-0 F3			4	0	1	1	0	0	3											
<b>Lynn Jones, R</b> OBP: 0.353, SLG: 0.373 (1, 9)		0-3 K	4-0 BB		0-3 K		0-3 K			3	0	0	0	1	3	1											
<b>Lance Parrish, R</b> OBP: 0.297, SLG: 0.374 (1, 2)		0-0 1B	0-0 F7		0-0 2B		0-0 FC5-4 1-2			4	0	2	0	0	0	3											
<b>John Wockenfuss, R</b> OBP: 0.291, SLG: 0.312 (1, 10)		0-0 F8		0-0 F4		0-0 F8		4-0 BB 1B BB	3	0	0	0	0	0	2												
<b>Rick Leach, L</b> OBP: 0.343, SLG: 0.264 (9, PH)										0	0	0	0	1	0	0											
<b>Tom Brookens, R</b> OBP: 0.293, SLG: 0.365 (1, 5)		0-0 1B	4-0 BB		0-0 P3		0-0 F6			2	0	1	0	1	0	1											
<b>Rick Peters, S</b> OBP: 0.333, SLG: 0.311 (9, PH)		1-3 1B	0-0 BB G1-6-3		0-0 F6		0-0 F6			1	0	0	0	0	0	1											
<b>Mick Kelleher, R</b> OBP: 0.293, SLG: 0.294 (1, 4)		0-0 F8		0-0 G1-6-3 1-2						3	0	0	0	0	0	3											
<b>Lou Whitaker, L</b> OBP: 0.335, SLG: 0.386 (9, PH)										1	0	0	0	0	0	1											
<b>Inning Stats</b>	R: 0 E: 0 K: 1 S: 5	H: 0 LOB: 1 BB: 1 P: 9	R: 0 E: 0 K: 1 S: 7	H: 2 LOB: 2 BB: 0 P: 7	R: 1 E: 0 K: 0 S: 5	H: 2 LOB: 2 BB: 1 P: 9	R: 0 E: 0 K: 0 S: 2	H: 0 LOB: 1 BB: 0 P: 6	R: 0 E: 0 K: 0 S: 4	H: 1 LOB: 1 BB: 0 P: 4	R: 0 E: 0 K: 1 S: 6	H: 1 LOB: 0 BB: 0 P: 5	R: 0 E: 0 K: 1 S: 6	H: 1 LOB: 1 BB: 0 P: 6	R: 0 E: 0 K: 0 S: 4	H: 1 LOB: 3 BB: 2 P: 12	1B: 5 2B: 3 3B: 0 HR: 0	SF: 0 SAC: 0 DP: 1 HBP: 0	WP: 0 PB: 0 SB: 0 CS: 0	PA: 39							
<b>PITCHER</b>	IP	WLS	BF	H	R	ER	SO	BB	IBB	HBP	BLK	WP	HR	S	P	ERA	WHIP										
<b>Brad Havens, L</b> ERA: 3.03 (1, 1)	8.0	W	33	7	1	1	5	3	0	0	0	0	0	40	52	1.12	1.250										
<b>Doug Corbett, R</b> ERA: 2.66 (9, 1)	1.0		6	1	0	0	0	2	0	0	0	0	0	4	12	0.00	3.000										

**Detroit Tigers @ Minnesota Twins**  
Metropolitan Stadium, Bloomington, MI  
Sat Aug 29 1981, 8:05 PM EDT  
Att: 10,296 - Cloudy - 72 F


**AB 34**  
**R 1**  
**H 8**  
**RBI 1**  
**BB 5**  
**SO 5**  
**LOB 22**



Batter	1	2	3	4	5	6	7	8	9	AB	R	H	RBI	BB	SO	LOB	BOTTOM										
<b>Gary Ward, R</b> OBP: 0.315, SLG: 0.338 (1, 7)	0-3 K	0-0 F8 1-2		0-0 1B 1-2		0-3 K				4	0	1	0	0	2	1											
<b>Dave Engle, R</b> OBP: 0.274, SLG: 0.338 (1, 9)	0-0 F8		0-0 6-3	0-0 FC6-4 1B 1-2 2-H		0-0 L8				4	0	1	1	0	0	0											
<b>Mickey Hatcher, R</b> OBP: 0.292, SLG: 0.361 (1, 8)	0-0 E1 1B		0-0 HR 5-3 1B	0-0 FC6-4 1-2		0-0 6-3 2B				4	1	3	0	0	0	2											
<b>Pete Mackanin, R</b> OBP: 0.261, SLG: 0.345 (1, 3)	0-0 F7		0-0 5-3 1-2		0-0 HR		0-0 6-3 2-3			4	1	1	1	0	0	3											
<b>Tim Laudner, R</b> OBP: 0.625, SLG: 1.429 (1, 2)		0-0 1B 1B	0-0 HR 2-H	0-0 F8		0-0 5-3				4	2	2	2	0	0	1											
<b>John Castino, R</b> OBP: 0.290, SLG: 0.390 (1, 5)		0-0 1B SF8 1-2	0-0 F8	0-0 HR		0-0 5-3				4	2	2	1	0	0	1											
<b>Sal Butera, R</b> OBP: 0.324, SLG: 0.313 (1, 10)		0-0 WP 1-3 2-H 1B		0-0 1B 1B	0-0 G3-6-3 1B		0-0 6-3			4	1	3	1	0	0	0											
<b>Rob Wilfong, L</b> OBP: 0.292, SLG: 0.312 (1, 4)		0-3 K		0-0 L9	0-0 G3-6-3 1-2		0-3 K			4	0	0	0	0	2	4											
<b>Lenny Faedo, R</b> OBP: 0.125, SLG: 0.091 (1, 6)		0-0 SF8 3-H		0-0 F8		0-3 K		0-0 4-3		3	0	0	1	0	1	1											
<b>Inning Stats</b>	R: 0 E: 1 K: 1 S: 6	H: 1 LOB: 1 BB: 0 P: 6	R: 2 E: 0 K: 1 S: 8	H: 3 LOB: 1 BB: 0 P: 8	R: 2 E: 0 K: 0 S: 5	H: 2 LOB: 0 BB: 0 P: 5	R: 1 E: 0 K: 0 S: 6	H: 3 LOB: 2 BB: 0 P: 6	R: 2 E: 0 K: 0 S: 5	H: 3 LOB: 0 BB: 0 P: 5	R: 0 E: 0 K: 2 S: 7	H: 0 LOB: 0 BB: 0 P: 7	R: 0 E: 0 K: 0 S: 4	H: 1 LOB: 1 BB: 0 P: 4	R: 0 E: 0 K: 1 S: 5	H: 0 LOB: 0 BB: 0 P: 5	1B: 9 2B: 1 3B: 0 HR: 3	SF: 1 SAC: 0 DP: 1 HBP: 0	WP: 1 PB: 0 SB: 0 CS: 0	PA: 36							
<b>PITCHER</b>	IP	WLS	BF	H	R	ER	SO	BB	IBB	HBP	BLK	WP	HR	S	P	ERA	WHIP										
<b>Dan Schatzeder, L</b> ERA: 6.03 (1, 1)	3.2	L	19	8	5	5	2	0	0	0	0	0	0	0	23	12.27	2.182										
<b>Dave Tobik, R</b> ERA: 2.2 (4, 1)	2.1		10	4	2	2	2	0	0	0	0	0	2	14	14	7.71	1.714										
<b>George Cappuzzello, L</b> ERA: 2.56 (7, 1)	2.0		7	1	0	0	1	0	0	0	0	0	0	9	9	0.00	0.500										

**Detroit Tigers @ Minnesota Twins**  
Metropolitan Stadium, Bloomington, MI  
Sat Aug 29 1981, 8:05 PM EDT  
Att: 10,296 - Cloudy - 72 F

**AB 35**  
**R 7**  
**H 13**  
**RBI 7**  
**BB 0**  
**SO 5**  
**LOB 13**



Batter	1	2	3	4	5	6	7	8	9	AB R H RBI BB SO LOB	TOP										
Rick Peters, S OBP: 0.330, SLG: 0.307 (1,8)	F8		F7		L1-6	F7			F8 WP SF8 1B	5 1 1 0 0 0 3	<b>Detroit Tigers @ Minnesota Twins</b> Metropolitan Stadium, Bloomington, MI Sun Aug 30 1981, 4:33 AM EDT Att. 8,217 - Unknown - 75 F										
Alan Trammell, R OBP: 0.370, SLG: 0.360 (1,6)	F9		F7				F7		F8 1B	5 0 1 1 0 0 1											
Steve Kemp, L OBP: 0.380, SLG: 0.440 (1,7)							F7			2 0 1 0 3 0 0											
Richie Hebner, L OBP: 0.306, SLG: 0.341 (1,3)										2 0 0 0 0 1 2											
Ron Jackson, R OBP: 0.301, SLG: 0.394 (5, PH)	G3								SF8 IBB	2 0 1 1 0 1 3											
Kirk Gibson, L OBP: 0.363, SLG: 0.478 (1,9)										5 2 3 0 0 2 2											
Lance Parrish, R OBP: 0.297, SLG: 0.373 (1,2)										3 1 1 1 0 0 2											
Rick Leach, L OBP: 0.348, SLG: 0.259 (1,10)										1 1 0 0 1 0 0											
John Wockenuss, R OBP: 0.288, SLG: 0.307 (6, PH)										2 0 0 0 0 0 2											
Tom Brookens, R OBP: 0.292, SLG: 0.363 (1,5)										4 0 1 0 0 1 1											
Lou Whitaker, L OBP: 0.341, SLG: 0.392 (1,4)										4 1 3 2 0 0 0											
Inning Stats	R: 0 H: 0 E: 0 K: 0 S: 3	H: 0 LOB: 1 BB: 1 P: 7	R: 1 H: 1 E: 0 K: 1 S: 6	LOB: 0 BB: 0 P: 6	R: 0 H: 0 E: 0 K: 0 S: 3	LOB: 0 BB: 0 P: 3	R: 0 H: 2 E: 0 K: 1 S: 6	LOB: 1 BB: 0 P: 6	R: 1 H: 2 E: 0 K: 0 S: 7	LOB: 3 BB: 2 P: 15	R: 2 H: 4 E: 0 K: 0 S: 6	LOB: 1 BB: 0 P: 6	R: 0 H: 1 E: 0 K: 1 S: 6	LOB: 1 BB: 0 P: 6	R: 0 H: 0 E: 0 K: 0 S: 3	LOB: 0 BB: 0 P: 3	R: 2 H: 2 E: 0 K: 1 S: 7	LOB: 1 BB: 1 P: 11	1B: 11 2B: 0 3B: 1 HR: 0	SF: 2 SAC: 0 DP: 1 HBP: 0	WP: 1 PA: 41 PB: 0 SB: 0 CS: 0
PITCHER	IP WLS BF H R ER SO BB IBB HBP BLK WP HR S P ERA WHIP											PITCHER	IP WLS BF H R ER SO BB IBB HBP BLK WP HR S P ERA WHIP								
Don Cooper, R ERA: 4.7 (1,1)	4.2 L 19 4 2 2 2 2 2 0 0 0 0 0 21 29 3.86 1.286																				
Jack O'Connor, L ERA: 4.5 (5,1)	0.1 5 3 2 2 1 0 1 0 0 0 0 6 10 54.00 9.000																				
John Verhoeven, R ERA: 3.56 (6,1)	4.0 17 5 2 2 2 0 1 0 0 1 0 20 24 4.50 1.250																				

Batter	1	2	3	4	5	6	7	8	9	AB R H RBI BB SO LOB	BOTTOM										
Hosken Powell, L OBP: 0.281, SLG: 0.306 (1,10)			F5			G3-6-3			4-3	3 0 0 0 1 0 1	<b>Detroit Tigers @ Minnesota Twins</b> Metropolitan Stadium, Bloomington, MI Sun Aug 30 1981, 4:33 AM EDT Att. 8,217 - Unknown - 75 F										
Dave Engle, R OBP: 0.288, SLG: 0.329 (1,9)									6-3	4 0 0 0 0 1 1											
Mickey Hatcher, R OBP: 0.288, SLG: 0.356 (1,8)									F9	4 0 0 0 0 0 1											
Pete Mackanin, R OBP: 0.257, SLG: 0.339 (1,3)										3 0 0 0 0 2 1											
Tim Laudner, R OBP: 0.455, SLG: 1.000 (1,2)										3 0 0 0 0 2 0											
John Castino, R OBP: 0.291, SLG: 0.389 (1,5)										3 0 1 0 0 2 0											
Gary Ward, R OBP: 0.311, SLG: 0.333 (1,7)										3 0 0 0 0 0 1											
Rob Wilfong, L OBP: 0.292, SLG: 0.321 (1,4)										3 1 1 0 0 0 1											
Lenny Faedo, R OBP: 0.154, SLG: 0.125 (1,6)										2 0 1 1 0 0 0											
Glenn Adams, L OBP: 0.259, SLG: 0.263 (8, PH)										1 0 0 0 0 0 1											
Chuck Baker, R OBP: 0.164, SLG: 0.200 (9,6)										0 0 0 0 0 0 0											
Inning Stats	R: 0 H: 0 E: 0 K: 0 S: 3	H: 0 LOB: 1 BB: 1 P: 7	R: 0 H: 0 E: 0 K: 2 S: 7	LOB: 0 BB: 0 P: 7	R: 1 H: 1 E: 0 K: 0 S: 4	LOB: 0 BB: 0 P: 4	R: 0 H: 0 E: 0 K: 1 S: 5	LOB: 0 BB: 0 P: 5	R: 0 H: 0 E: 0 K: 1 S: 5	LOB: 0 BB: 0 P: 5	R: 0 H: 1 E: 0 K: 0 S: 5	LOB: 0 BB: 0 P: 5	R: 0 H: 0 E: 0 K: 2 S: 7	LOB: 0 BB: 0 P: 7	R: 0 H: 1 E: 0 K: 0 S: 4	LOB: 1 BB: 0 P: 4	R: 0 H: 0 E: 0 K: 0 S: 3	LOB: 0 BB: 0 P: 3	1B: 2 2B: 0 3B: 1 HR: 0	SF: 0 SAC: 0 DP: 1 HBP: 0	WP: 0 PA: 30 PB: 0 SB: 1 CS: 0
PITCHER	IP WLS BF H R ER SO BB IBB HBP BLK WP HR S P ERA WHIP											PITCHER	IP WLS BF H R ER SO BB IBB HBP BLK WP HR S P ERA WHIP								
Jack Morris, R ERA: 2.85 (1,1)	9.0 W 30 3 1 1 7 1 0 0 0 0 0 43 47 1.00 0.444																				

AB	35
R	6
H	12
RBI	5
BB	4
SO	5
LOB	16



AB	29
R	1
H	3
RBI	1
BB	1
SO	7
LOB	7



Batter	1	2	3	4	5	6	7	8	9	AB	R	H	RBI	BB	SO	LOB	TOP				
Willie Randolph, R OBP: 0.352, SLG: 0.314										4	1	1	1	0	0	4	<b>New York Yankees @ Minnesota Twins</b> Metropolitan Stadium, Bloomington, MI Mon Aug 31 1981, 8:05 PM EDT Att: 12,774 - Overcast - 69 F				
Jerry Mumphrey, S OBP: 0.356, SLG: 0.440										5	0	0	0	0	1	2					
Oscar Gamble, L OBP: 0.389, SLG: 0.533 Bob Watson, R OBP: 0.298, SLG: 0.319										3	1	1	1	0	1	1					
Reggie Jackson, L OBP: 0.333, SLG: 0.382										4	1	2	1	1	1	0					
Graig Nettles, L OBP: 0.312, SLG: 0.379										4	1	1	0	1	0	1					
Dave Winfield, R OBP: 0.396, SLG: 0.452										4	1	3	1	0	0	2					
Dave Revering, L OBP: 0.325, SLG: 0.343 Dennis Werth, R OBP: 0.256, SLG: 0.139										2	1	0	0	1	1	2					
Barry Foote, R OBP: 0.248, SLG: 0.347										4	0	1	2	0	0	2					
Larry Milbourne, S OBP: 0.366, SLG: 0.416										4	0	3	1	0	0	0					
<b>Inning Stats</b>	R: 1 E: 0 K: 1 S: 7	H: 2 LOB: 1 BB: 0 P: 7	R: 0 E: 0 K: 1 S: 7	H: 2 LOB: 2 BB: 0 P: 7	R: 1 E: 0 K: 0 S: 4	H: 1 LOB: 0 BB: 0 P: 4	R: 0 E: 0 K: 0 S: 3	H: 1 LOB: 0 BB: 0 P: 3	R: 0 E: 0 K: 0 S: 3	H: 0 LOB: 0 BB: 0 P: 3	R: 4 E: 0 K: 1 S: 8	H: 4 LOB: 1 BB: 2 P: 16	R: 0 E: 0 K: 0 S: 4	H: 1 LOB: 2 BB: 1 P: 8	R: 1 E: 0 K: 0 S: 4	H: 1 LOB: 1 BB: 1 P: 8		R: 0 E: 0 K: 1 S: 5	H: 0 LOB: 0 BB: 0 P: 5	1B: 6 2B: 5 3B: 0 HR: 1	SF: 1 SAC: 0 DP: 2 HBP: 0
<b>PITCHER</b>	IP WLS BF H R ER SO BB IBB HBP BLK WP HR S P ERA WHIP																				
Albert Williams, R ERA: 3.95	(1, 1) 5.1 L 27 10 6 6 3 1 1 0 0 0 1 31 39 10.12 2.062																				
John Hobbs, L ERA: 4.5	(6, 1) 2.0 9 2 1 1 0 2 0 0 0 0 0 7 15 4.50 2.000																				
Doug Corbett, R ERA: 2.61	(8, 1) 1.2 5 0 0 0 0 1 0 0 0 0 0 7 7 0.00 0.000																				

Batter	1	2	3	4	5	6	7	8	9	AB	R	H	RBI	BB	SO	LOB	BOTTOM				
Gary Ward, R OBP: 0.306, SLG: 0.327										4	0	0	0	0	0	2	<b>New York Yankees @ Minnesota Twins</b> Metropolitan Stadium, Bloomington, MI Mon Aug 31 1981, 8:05 PM EDT Att: 12,774 - Overcast - 69 F				
Dave Engle, R OBP: 0.282, SLG: 0.321										4	0	0	0	0	1	0					
Mickey Hatcher, R OBP: 0.284, SLG: 0.352										4	0	0	0	0	1	0					
Pete Mackanin, R OBP: 0.251, SLG: 0.331										4	0	0	0	0	1	0					
Tim Laudner, R OBP: 0.429, SLG: 0.833										2	0	0	0	1	1	0					
John Castino, R OBP: 0.291, SLG: 0.392										3	0	1	0	0	1	1					
Sal Butera, R OBP: 0.331, SLG: 0.321										3	0	2	0	0	0	1					
Chuck Baker, R OBP: 0.155, SLG: 0.190										3	0	0	0	0	1	3					
Lenny Faedo, R OBP: 0.138, SLG: 0.111										3	0	0	0	0	0	2					
<b>Inning Stats</b>	R: 0 E: 0 K: 0 S: 3	H: 0 LOB: 0 BB: 1 P: 3	R: 0 E: 0 K: 1 S: 5	H: 0 LOB: 1 BB: 1 P: 9	R: 0 E: 0 K: 0 S: 3	H: 0 LOB: 0 BB: 0 P: 3	R: 0 E: 0 K: 1 S: 5	H: 0 LOB: 0 BB: 0 P: 5	R: 0 E: 0 K: 1 S: 6	H: 1 LOB: 1 BB: 0 P: 6	R: 0 E: 0 K: 0 S: 3	H: 0 LOB: 0 BB: 0 P: 3	R: 0 E: 0 K: 0 S: 3	H: 0 LOB: 0 BB: 0 P: 3	R: 0 E: 0 K: 1 S: 7	H: 2 LOB: 2 BB: 0 P: 7		R: 0 E: 0 K: 2 S: 7	H: 0 LOB: 0 BB: 0 P: 7	1B: 2 2B: 1 3B: 0 HR: 0	SF: 0 SAC: 0 DP: 0 HBP: 0
<b>PITCHER</b>	IP WLS BF H R ER SO BB IBB HBP BLK WP HR S P ERA WHIP																				
Dave Righetti, L ERA: 1.68	(1, 1) 8.0 W 28 3 0 0 4 1 0 0 0 0 0 35 39 0.00 0.500																				
Rich Gossage, R ERA: 0.72	(9, 1) 1.0 3 0 0 0 2 0 0 0 0 0 0 7 7 0.00 0.000																				




Batter	1	2	3	4	5	6	7	8	9	AB R H RBI BB SO LOB												
Willie Randolph, R (1,4) OBP: 0.352, SLG: 0.320	F8		FC6-4		2B	2B			4-3	5 1 2 2 0 0 2												
Jerry Mumphy, S (1,8) OBP: 0.359, SLG: 0.443	6-3			6-3	1B	1-3			HR	5 2 2 3 0 0 2												
Oscar Gamble, L (1,10) OBP: 0.321, SLG: 0.526	4-3			5-3	1B				HR	2 0 0 0 0 0 0												
Bob Watson, R (5, FH) OBP: 0.302, SLG: 0.323										2 0 1 1 0 0 0												
Bobby Murcer, L (9, FH) OBP: 0.344, SLG: 0.476										0 1 0 0 1 0 0												
Reggie Jackson, L (1,9) OBP: 0.335, SLG: 0.395		F7		E9	G1-6-3				HR	5 2 2 3 0 0 1												
Graig Nettles, L (1,5) OBP: 0.313, SLG: 0.377	F7			E						4 2 1 0 1 0 0												
Aurelio Rodriguez, R (9,5) OBP: 0.317, SLG: 0.462						SH1-4			L4	0 0 0 0 0 0 0												
Dave Winfield, R (1,7) OBP: 0.367, SLG: 0.451	6-3			E7					F3	5 1 2 2 0 0 0												
Bobby Brown, S (9,7) OBP: 0.222, SLG: 0.259										0 0 0 0 0 0 0												
Dave Revering, L (1,3) OBP: 0.311, SLG: 0.339			F9	4-3		SH1-4			F9	2 0 0 0 0 0 1												
Dennis Werth, R (6, FH) OBP: 0.250, SLG: 0.135										1 0 0 0 0 0 0												
Barry Foote, R (1,2) OBP: 0.241, SLG: 0.336			K		F8	5-3			5-3	4 0 0 0 0 1 2												
Larry Milbourne, S (1,6) OBP: 0.395, SLG: 0.456										2 2 2 0 2 0 0												
Inning Stats	R: 0 E: 0 K: 0 S: 3	H: 0 LOB: 0 BB: 0 P: 3	R: 0 E: 0 K: 0 S: 3	H: 0 LOB: 0 BB: 0 P: 3	R: 0 E: 0 K: 1 S: 6	H: 1 LOB: 1 BB: 0 P: 6	R: 2 E: 2 K: 0 S: 6	H: 3 LOB: 1 BB: 0 P: 6	R: 3 E: 0 K: 0 S: 5	H: 3 LOB: 0 BB: 1 P: 9	R: 2 E: 0 K: 0 S: 5	H: 2 LOB: 2 BB: 2 P: 13	R: 0 E: 0 K: 0 S: 3	H: 0 LOB: 0 BB: 0 P: 3	R: 0 E: 0 K: 0 S: 3	H: 0 LOB: 0 BB: 0 P: 3	R: 4 E: 0 K: 0 S: 6	H: 3 LOB: 0 BB: 1 P: 10	1B: 8 2B: 2 3B: 1 HR: 1	SF: 0 SAC: 1 DP: 1 HBP: 0	WP: 0 PB: 0 CS: 0	PA: 42
PITCHER	IP WLS BF H R ER SO BB IBB HBP BLK WP HR S P ERA WHIP																					
Pete Redfern, R (1,1) ERA: 4.28	4.1 L 20 6 5 4 1 1 0 0 0 0 0 21 25 8.31 1.615																					
Jack O'Connor, L (5,1) ERA: 5.29	0.2 4 2 2 2 0 1 0 0 0 0 0 3 7 27.00 4.500																					
John Verhoeven, R (6,1) ERA: 4.02	4.0 18 4 4 4 0 1 1 0 0 0 1 16 24 9.00 1.250																					

**TOP**

**New York Yankees @ Minnesota Twins**  
Metropolitan Stadium, Bloomington, MI

Tue Sep 01 1981, 8:05 PM EDT  
Att: 14,075 - Unknown - 63 F

AB 37  
R 11  
H 12  
RBI 11  
BB 4  
SO 1  
LOB 8




Batter	1	2	3	4	5	6	7	8	9	AB R H RBI BB SO LOB										
Hosken Powell, L (1,7) OBP: 0.284, SLG: 0.314	1-6-3				2B			F2	P4	5 0 2 0 0 0 1										
Gary Ward, R (1,8) OBP: 0.305, SLG: 0.335	G3		1-3			6-3			K	4 1 1 0 0 1 1										
Danny Goodwin, L (1,3) OBP: 0.311, SLG: 0.333	G3			L4						3 0 0 1 0 1 0										
Pete Mackanin, R (9, FH) OBP: 0.255, SLG: 0.331										0 1 0 0 1 0 0										
Glenn Adams, L (1,10) OBP: 0.255, SLG: 0.258	4-3			3-1		3-1				3 0 0 0 0 0 0										
Mickey Hatcher, R (9, FH) OBP: 0.297, SLG: 0.354										1 1 1 0 0 0 0										
Tim Laudner, R (1,2) OBP: 0.389, SLG: 0.688		F9		5-3						4 1 1 0 0 0 0										
John Castino, R (1,5) OBP: 0.288, SLG: 0.387	6-3				4-3	6-3			L4	4 0 0 0 0 0 3										
Rob Wilfong, L (1,4) OBP: 0.293, SLG: 0.319	4-3				F7					2 0 0 0 1 0 0										
Sal Butera, R (9, FH) OBP: 0.329, SLG: 0.318										1 1 0 1 0 0 1										
Dave Engle, R (1,9) OBP: 0.261, SLG: 0.327			K		1B	4-3			SF8	3 1 1 1 0 1 1										
Lenny Faedo, R (1,6) OBP: 0.182, SLG: 0.161			K		2B					4 0 2 2 0 2 0										
Inning Stats	R: 1 E: 0 K: 0 S: 4	H: 1 LOB: 0 BB: 0 P: 4	R: 0 E: 0 K: 2 S: 8	H: 0 LOB: 0 BB: 0 P: 8	R: 0 E: 0 K: 0 S: 3	H: 0 LOB: 0 BB: 0 P: 3	R: 1 E: 0 K: 0 S: 5	H: 3 LOB: 2 BB: 0 P: 5	R: 0 E: 0 K: 1 S: 5	H: 0 LOB: 1 BB: 1 P: 7	R: 0 E: 0 K: 2 S: 7	H: 0 LOB: 0 BB: 0 P: 7	R: 0 E: 0 K: 0 S: 7	H: 0 LOB: 0 BB: 0 P: 7	R: 4 E: 1 K: 0 S: 7	H: 3 LOB: 1 BB: 1 P: 11	1B: 5 2B: 2 3B: 1 HR: 0	SF: 1 SAC: 0 DP: 0 HBP: 0	WP: 0 PB: 0 CS: 0	PA: 37
PITCHER	IP WLS BF H R ER SO BB IBB HBP BLK WP HR S P ERA WHIP																			
Rick Reuschel, R (1,1) ERA: 3.12	7.0 W 26 5 2 2 3 1 0 0 0 0 0 31 35 2.57 0.857																			
Ron Davis, R (8,1) ERA: 2.53	1.0 3 0 0 0 2 0 0 0 0 0 0 7 7 0.00 0.000																			
Dave LaRoche, L (9,1) ERA: 1.77	1.0 8 3 4 1 0 1 0 0 0 0 0 7 11 9.00 4.000																			

**BOTTOM**

**New York Yankees @ Minnesota Twins**  
Metropolitan Stadium, Bloomington, MI

Tue Sep 01 1981, 8:05 PM EDT  
Att: 14,075 - Unknown - 63 F

AB 34  
R 6  
H 8  
RBI 5  
BB 2  
SO 5  
LOB 7





Batter	1	2	3	4	5	6	7	8	9	AB	R	H	RBI	BB	SO	LOB	TOP			
Paul Moltzer, R OBP: 0.333, SLG: 0.352										5	0	0	0	0	0	1	<b>Milwaukee Brewers @ Minnesota Twins</b> Metropolitan Stadium, Bloomington, MI Thu Sep 03 1981, 4:33 AM EDT Att: 5,257 - Cloudy - 69 F			
Robin Yount, R OBP: 0.302, SLG: 0.392										4	1	2	0	1	0	0				
Cecil Cooper, L OBP: 0.355, SLG: 0.487										4	0	1	0	0	0	4				
Ted Simmons, S OBP: 0.263, SLG: 0.395										4	1	1	2	0	0	2				
Gorman Thomas, R OBP: 0.338, SLG: 0.489										4	1	2	0	0	1	0				
Ben Oglivie, L OBP: 0.324, SLG: 0.377										4	1	1	1	0	0	1				
Don Money, R OBP: 0.306, SLG: 0.310										4	0	1	0	0	0	1				
Mark Brouhard, R OBP: 0.333, SLG: 0.398										4	0	1	1	0	1	1				
Thad Bosley, L OBP: 0.270, SLG: 0.241										0	0	0	0	0	0	0				
Jim Gantner, L OBP: 0.332, SLG: 0.336										4	0	1	0	0	0	1				
<b>Inning Stats</b>	R: 0 E: 0 K: 0 S: 4	H: 1 LOB: 1 BB: 0 P: 4	R: 0 E: 0 K: 0 S: 3	H: 0 LOB: 0 BB: 0 P: 3	R: 0 E: 0 K: 0 S: 5	H: 2 LOB: 2 BB: 0 P: 5	R: 2 E: 0 K: 0 S: 6	H: 3 LOB: 1 BB: 0 P: 6	R: 2 E: 0 K: 0 S: 6	H: 3 LOB: 1 BB: 0 P: 6	R: 0 E: 0 K: 0 S: 3	H: 0 LOB: 0 BB: 1 P: 7	R: 0 E: 0 K: 2 S: 8	H: 1 LOB: 1 BB: 0 P: 8	R: 0 E: 0 K: 0 S: 3	H: 0 LOB: 0 BB: 0 P: 3	1B: 5 2B: 4 3B: 0 HR: 1	SF: 0 SAC: 0 DP: 0 HBP: 0	WP: 0 PB: 0 SB: 0 CS: 0	PA: 38
<b>PITCHER</b>	IP WLS BF H R ER SO BB IBB HBP BLK WP HR S P ERA WHIP																			
Brad Havens, L ERA: 3.5	(1, 1) 5.0 L 24 9 4 4 0 0 0 0 0 0 0 1 24 24 7.20 1.800																			
Don Cooper, R ERA: 4.29	(6, 1) 2.0 7 0 0 0 0 1 0 0 0 0 0 0 6 10 0.00 0.500																			
Doug Corbett, R ERA: 2.77	(8, 1) 2.0 7 1 0 0 0 2 0 0 0 0 0 0 0 11 11 0.00 0.500																			

Batter	1	2	3	4	5	6	7	8	9	AB	R	H	RBI	BB	SO	LOB	BOTTOM					
Hosken Powell, L OBP: 0.283, SLG: 0.313										3	1	1	0	0	0	0	<b>Milwaukee Brewers @ Minnesota Twins</b> Metropolitan Stadium, Bloomington, MI Thu Sep 03 1981, 4:33 AM EDT Att: 5,257 - Cloudy - 69 F					
Dave Engle, R OBP: 0.256, SLG: 0.320										1	0	0	0	0	0	1						
Rob Wilfong, L OBP: 0.295, SLG: 0.319										3	0	1	0	1	0	1						
Mickey Hatcher, R OBP: 0.295, SLG: 0.379										4	1	2	1	0	0	1						
Glenn Adams, L OBP: 0.265, SLG: 0.287										3	1	2	2	1	0	0						
Tim Laudner, R OBP: 0.308, SLG: 0.542										4	0	1	0	0	2	5						
Danny Goodwin, L OBP: 0.305, SLG: 0.327										0	0	0	0	0	0	0						
Sal Butera, R OBP: 0.328, SLG: 0.326										0	0	0	0	0	0	0						
John Castino, R OBP: 0.291, SLG: 0.388										4	0	2	0	0	0	1						
Gary Ward, R OBP: 0.307, SLG: 0.333										3	0	0	0	1	0	1						
Pete Mackanin, R OBP: 0.246, SLG: 0.319										4	0	0	0	0	1	1						
Lenny Faedo, R OBP: 0.179, SLG: 0.162										3	0	1	0	0	1	0						
Rick Sofield, L OBP: 0.218, SLG: 0.189										1	0	0	0	0	1	0						
<b>Inning Stats</b>	R: 3 E: 0 K: 1 S: 8	H: 4 LOB: 0 BB: 0 P: 8	R: 0 E: 0 K: 1 S: 5	H: 0 LOB: 0 BB: 0 P: 5	R: 0 E: 0 K: 0 S: 5	H: 2 LOB: 2 BB: 0 P: 5	R: 0 E: 0 K: 0 S: 3	H: 1 LOB: 0 BB: 0 P: 3	R: 0 E: 0 K: 1 S: 6	H: 1 LOB: 3 BB: 2 P: 14	R: 0 E: 0 K: 0 S: 2	H: 0 LOB: 0 BB: 1 P: 6	R: 0 E: 0 K: 0 S: 3	H: 1 LOB: 0 BB: 0 P: 3	R: 0 E: 0 K: 0 S: 4	H: 1 LOB: 1 BB: 0 P: 4	R: 0 E: 0 K: 2 S: 7	H: 0 LOB: 0 BB: 0 P: 7	1B: 6 2B: 4 3B: 0 HR: 1	SF: 0 SAC: 0 DP: 3 HBP: 0	WP: 0 PB: 0 SB: 1 CS: 1	PA: 37
<b>PITCHER</b>	IP WLS BF H R ER SO BB IBB HBP BLK WP HR S P ERA WHIP																					
Pete Vuckovich, R ERA: 3.6	(1, 1) 6.0 W 26 8 3 3 3 2 1 0 0 0 0 1 29 41 4.50 1.667																					
Jamie Easterly, L ERA: 3.4	(7, 1) 1.2 6 2 0 0 0 0 0 0 0 0 0 0 6 6 0.00 1.200																					
Rollie Fingers, R ERA: 1.26	(8, 1) 1.1 S 4 0 0 0 0 2 0 0 0 0 0 0 0 8 8 0.00 0.000																					




Batter	1	2	3	4	5	6	7	8	9	AB	R	H	RBI	BB	SO	LOB	TOP					
<b>Paul Mollitor, R</b> OBP: 0.341, SLG: 0.353 (1, 8)										5	1	2	1	0	0	1	<b>Milwaukee Brewers @ Minnesota Twins</b> Metropolitan Stadium, Bloomington, MI Sat Sep 05 1981, 4:33 AM EDT Att: 9,952 - Cloudy - 64 F					
<b>Robin Yount, R</b> OBP: 0.299, SLG: 0.396 (1, 6)										5	1	1	0	0	0	3						
<b>Cecil Cooper, L</b> OBP: 0.362, SLG: 0.494 (1, 3)										3	1	1	1	2	0	2						
<b>Ted Simmons, S</b> OBP: 0.265, SLG: 0.393 (1, 2)										4	0	1	2	0	0	3						
<b>Ben Oglivie, L</b> OBP: 0.323, SLG: 0.377 (1, 7)										4	0	0	0	0	2	1						
<b>Gorman Thomas, R</b> OBP: 0.347, SLG: 0.505 (1, 9)										4	1	2	0	0	2	0						
<b>Roy Howell, L</b> OBP: 0.330, SLG: 0.419 (1, 5)										3	0	1	1	1	0	0						
<b>Mark Brouhard, R</b> OBP: 0.333, SLG: 0.404 (1, 10)										4	1	2	0	0	1	1						
<b>Jim Gantner, L</b> OBP: 0.337, SLG: 0.347 (1, 4)										2	0	0	0	1	0	3						
<b>Inning Stats</b>	R: 1 E: 0 K: 1 S: 6	H: 1 LOB: 1 BB: 1 P: 10	R: 0 E: 0 K: 1 S: 5	H: 0 LOB: 0 BB: 0 P: 5	R: 2 E: 0 K: 0 S: 4	H: 2 LOB: 1 BB: 1 P: 8	R: 0 E: 0 K: 0 S: 4	H: 2 LOB: 2 BB: 0 P: 8	R: 0 E: 0 K: 1 S: 7	H: 1 LOB: 1 BB: 0 P: 4	R: 1 E: 0 K: 1 S: 7	H: 2 LOB: 1 BB: 0 P: 7	R: 0 E: 0 K: 2 S: 3	H: 0 LOB: 1 BB: 1 P: 7	R: 0 E: 0 K: 2 S: 7	H: 0 LOB: 0 BB: 0 P: 7		R: 1 E: 0 K: 0 S: 5	H: 2 LOB: 1 BB: 0 P: 5	1B: 6 2B: 4 3B: 0 HR: 0	SF: 0 SAC: 1 DP: 0 HBP: 0	WP: 0 PB: 0 SB: 2 CS: 1
<b>PITCHER</b> <b>Albert Williams, R</b> ERA: 4.04 (1, 1)	IP: 9.0 WLS: L BF: 39	H: 10 R: 5 ER: 5 SO: 5	BB: 4 IBB: 0 HBP: 0 BLK: 1	WP: 0 HR: 0 S: 45 P: 61	ERA: 5.00 WHIP: 1.556																	


Batter	1	2	3	4	5	6	7	8	9	AB	R	H	RBI	BB	SO	LOB	BOTTOM			
<b>Hosken Powell, L</b> OBP: 0.287, SLG: 0.328 (1, 9)										3	1	1	3	1	0	1	<b>Milwaukee Brewers @ Minnesota Twins</b> Metropolitan Stadium, Bloomington, MI Sat Sep 05 1981, 4:33 AM EDT Att: 9,952 - Cloudy - 64 F			
<b>Ron Washington, R</b> OBP: 0.125, SLG: 0.125 (1, 8)										4	0	0	0	0	1	2				
<b>Mickey Hatcher, R</b> OBP: 0.289, SLG: 0.370 (1, 7)										4	0	0	0	0	2	1				
<b>Glenn Adams, L</b> OBP: 0.265, SLG: 0.283 (1, 10)										3	0	0	0	1	0	1				
<b>Tim Corcoran, L</b> (1, 3)										3	0	0	0	0	0	1				
<b>John Castino, R</b> OBP: 0.291, SLG: 0.385 (1, 5)										3	0	0	0	0	0	0				
<b>Rob Wilfong, L</b> OBP: 0.290, SLG: 0.312 (1, 4)										3	0	0	0	0	1	0				
<b>Sal Butera, R</b> OBP: 0.340, SLG: 0.329 (1, 2)										2	1	1	0	1	0	0				
<b>Pete Mackanin, R</b> OBP: 0.244, SLG: 0.314 (1, 6)										2	0	0	0	0	0	1				
<b>Kent Hrbek, L</b> OBP: 0.286, SLG: 0.462 (9, PH)										1	0	1	0	0	0	0				
<b>Dave Engle, R</b> OBP: 0.261, SLG: 0.324 (9, PR)										0	1	0	0	0	0	0				
<b>Inning Stats</b>	R: 0 E: 0 K: 0 S: 2	H: 0 LOB: 0 BB: 1 P: 6	R: 0 E: 0 K: 0 S: 2	H: 0 LOB: 0 BB: 1 P: 6	R: 0 E: 0 K: 2 S: 7	H: 0 LOB: 0 BB: 0 P: 7	R: 0 E: 0 K: 1 S: 5	H: 0 LOB: 1 BB: 1 P: 9	R: 0 E: 0 K: 0 S: 3	H: 0 LOB: 0 BB: 0 P: 3	R: 0 E: 0 K: 0 S: 3	H: 0 LOB: 0 BB: 0 P: 3	R: 0 E: 0 K: 0 S: 3	H: 0 LOB: 0 BB: 0 P: 3	R: 3 E: 0 K: 1 S: 8	H: 3 LOB: 1 BB: 0 P: 8	1B: 2 2B: 1 3B: 0 HR: 1	SF: 0 SAC: 0 DP: 1 HBP: 0	WP: 0 PB: 0 SB: 0 CS: 1	PA: 31
<b>PITCHER</b> <b>Jim Slaton, R</b> ERA: 3.74 (1, 1)	IP: 8.0 WLS: W BF: 28	H: 3 R: 3 ER: 3 SO: 3	BB: 3 IBB: 0 HBP: 0 BLK: 0	WP: 0 HR: 1 S: 31 P: 43	ERA: 3.38 WHIP: 0.750															
<b>Rolie Fingers, R</b> ERA: 1.23 (9, 1)	IP: 1.0 WLS: S BF: 3	H: 0 R: 0 ER: 0 SO: 1	BB: 0 IBB: 0 HBP: 0 BLK: 0	WP: 0 HR: 0 S: 5 P: 5	ERA: 0.00 WHIP: 0.000															



Batter	1	2	3	4	5	6	7	8	9	AB	R	H	RBI	BB	SO	LOB	TOP				
<b>Fred Manrique, R</b> (1, 6) OBP: 0.286, SLG: 0.231 <b>Alfredo Griffin, S</b> (8, PH) OBP: 0.244, SLG: 0.294 (8, 6)										3	0	0	0	0	3	2	<b>Toronto Blue Jays @ Minnesota Twins</b> Metropolitan Stadium, Bloomington, MI Mon Sep 07 1981, 8:05 PM EDT Att: 5,024 - Unknown - 79 F  <b>livebaseballscorecards.com</b>				
<b>Danny Ainge, R</b> (1, 5) OBP: 0.261, SLG: 0.232										4	0	1	0	0	0	0					
<b>Lloyd Moseby, L</b> (1, 8) OBP: 0.295, SLG: 0.389										4	0	1	0	0	2	1					
<b>George Bell, R</b> (1, 7) OBP: 0.284, SLG: 0.401										4	0	1	0	0	1	2					
<b>Garth Iorg, R</b> (1, 4) OBP: 0.294, SLG: 0.338										4	0	2	0	0	0	1					
<b>John Mayberry, L</b> (1, 10) OBP: 0.336, SLG: 0.387										4	0	0	0	0	2	3					
<b>Greg Wells, R</b> (1, 3) OBP: 0.262, SLG: 0.281										4	0	1	0	0	1	0					
<b>Jesse Barfield, R</b> (1, 9) OBP: 0.350, SLG: 0.526										4	0	2	0	0	2	2					
<b>Buck Martinez, R</b> (1, 2) OBP: 0.268, SLG: 0.395 <b>Al Woods, L</b> (7, PH) OBP: 0.276, SLG: 0.282 <b>Ernie Whitt, L</b> (7, 2) OBP: 0.290, SLG: 0.265										0	0	0	0	2	0	0					
<b>Inning Stats</b>	R: 0 E: 0 K: 2 S: 7	H: 0 LOB: 0 BB: 0 P: 7	R: 0 E: 0 K: 0 S: 3	H: 0 LOB: 0 BB: 0 P: 3	R: 0 E: 0 K: 2 S: 7	H: 1 LOB: 1 BB: 1 P: 11	R: 0 E: 0 K: 1 S: 7	H: 2 LOB: 2 BB: 0 P: 7	R: 0 E: 0 K: 2 S: 6	H: 0 LOB: 1 BB: 1 P: 11	R: 0 E: 0 K: 1 S: 6	H: 1 LOB: 1 BB: 0 P: 6	R: 0 E: 0 K: 0 S: 4	H: 1 LOB: 1 BB: 0 P: 4	R: 0 E: 0 K: 2 S: 9	H: 2 LOB: 2 BB: 0 P: 9	1B: 8 2B: 0 3B: 0 HR: 0	SF: 0 SAC: 0 DP: 0 HBP: 0	WP: 0 PB: 0 SB: 0 CS: 1	PA: 36	
<b>PITCHER</b>	IP	WLS	BF	H	R	ER	SO	BB	IBB	HBP	BLK	WP	HR	S	P	ERA	WHIP				
<b>Darrell Jackson, L</b> (1, 1) ERA: 2.87 <b>Doug Corbett, R</b> (7, 1) ERA: 2.85	6.2	W	26	5	0	0	9	2	0	0	0	0	0	42	50	0.00	1.050				

Batter	1	2	3	4	5	6	7	8	9	AB	R	H	RBI	BB	SO	LOB	BOTTOM				
<b>Hosken Powell, L</b> (1, 9) OBP: 0.283, SLG: 0.322										4	0	0	0	0	2	1	<b>Toronto Blue Jays @ Minnesota Twins</b> Metropolitan Stadium, Bloomington, MI Mon Sep 07 1981, 8:05 PM EDT Att: 5,024 - Unknown - 79 F  <b>livebaseballscorecards.com</b>				
<b>Rob Wilfong, L</b> (1, 4) OBP: 0.295, SLG: 0.329										4	1	0	0	0	0	0					
<b>Mickey Hatcher, R</b> (1, 8) OBP: 0.296, SLG: 0.380										3	2	1	0	0	0	0					
<b>Tim Corcoran, L</b> (1, 3) OBP: 0.300, SLG: 0.333										3	1	2	2	1	0	0					
<b>Danny Goodwin, L</b> (1, 10) OBP: 0.298, SLG: 0.318 <b>Mark Funderburk, R</b> (8, PH)										3	0	0	0	0	0	3					
<b>John Castino, R</b> (1, 5) OBP: 0.292, SLG: 0.384										3	0	1	2	1	0	1					
<b>Rick Sofield, L</b> (1, 7) OBP: 0.184 <b>Gary Ward, R</b> (8, PH) OBP: 0.310, SLG: 0.330 (9, 7)										2	0	0	0	1	0	2					
<b>Sal Butera, R</b> (1, 2) OBP: 0.343, SLG: 0.319										2	0	0	0	1	0	0					
<b>Ron Washington, R</b> (1, 6) OBP: 0.200, SLG: 0.200										3	0	1	0	0	0	2					
<b>Inning Stats</b>	R: 0 E: 0 K: 0 S: 3	H: 0 LOB: 0 BB: 0 P: 3	R: 0 E: 0 K: 0 S: 4	H: 1 LOB: 1 BB: 0 P: 4	R: 0 E: 0 K: 0 S: 3	H: 1 LOB: 0 BB: 0 P: 3	R: 2 E: 0 K: 0 S: 5	H: 2 LOB: 1 BB: 1 P: 9	R: 0 E: 0 K: 1 S: 5	H: 0 LOB: 0 BB: 0 P: 5	R: 0 E: 0 K: 0 S: 3	H: 0 LOB: 2 BB: 2 P: 3	R: 0 E: 2 K: 2 S: 9	H: 1 LOB: 2 BB: 1 P: 14	R: 2 E: 2 K: 2 S: 9	H: 1 LOB: 2 BB: 1 P: 14	1B: 2 2B: 3 3B: 0 HR: 0	SF: 0 SAC: 0 DP: 0 HBP: 1	WP: 0 PB: 0 SB: 1 CS: 1	PA: 34	
<b>PITCHER</b>	IP	WLS	BF	H	R	ER	SO	BB	IBB	HBP	BLK	WP	HR	S	P	ERA	WHIP				
<b>Juan Berenguer, R</b> (1, 1) ERA: 4.35 <b>Jerry Garvin, L</b> (8, 1) ERA: 3.57 <b>Dale Murray, R</b> (8, 1) ERA:	7.1	L	31	5	4	3	2	3	0	1	0	0	0	31	44	3.68	1.091				
	0.1		2	0	0	0	0	0	1	0	0	0	0	1	5	0.00	0.000				
	0.1		1	0	0	0	1	0	0	0	0	0	0	3	3	0.00	0.000				

Batter	1	2	3	4	5	6	7	8	9	AB	R	H	RBI	BB	SO	LOB	TOP					
<b>Alfredo Griffin, S</b> OBP: 0.241, SLG: 0.291 (1, 6)	0-0 1-3		0-3 K			0-3 K		0-0 F1		4	0	0	0	0	2	1	<b>Toronto Blue Jays @ Minnesota Twins</b> Metropolitan Stadium, Bloomington, MI Tue Sep 08 1981, 8:05 PM EDT Att: 2,839 - Unknown - 71 F  <b>AB</b> 30 <b>R</b> 0 <b>H</b> 4 <b>RBI</b> 0 <b>BB</b> 3 <b>SO</b> 6 <b>LOB</b> 9 					
<b>Danny Aings, R</b> OBP: 0.295, SLG: 0.229 (1, 5) <b>Otto Velez, R</b> OBP: 0.375, SLG: 0.429 (8, PH) <b>Ernie Whitt, L</b> OBP: 0.290, SLG: 0.265 (8, PR)	0-3 K			0-0 6-3		0-0 F2		4-0 1-2 IBB		3	0	0	0	0	1	0						
<b>Lloyd Moseby, L</b> OBP: 0.298, SLG: 0.388 (1, 8)	4-0 BB			0-0 1B		0-0 F8		0-0 G3		3	0	1	0	1	0	2						
<b>George Bell, R</b> OBP: 0.276, SLG: 0.390 (1, 10)	0-0 L8			0-0 L8				0-0 F7		4	0	0	0	0	0	2						
<b>Garth Iorg, R</b> OBP: 0.286, SLG: 0.328 (1, 4)			0-0 L8			0-3 K		0-0 F8		4	0	0	0	0	2	1						
<b>Greg Wells, R</b> OBP: 0.277, SLG: 0.283 (1, 3)			0-3 K					4-0 BB		3	0	1	0	1	1	0						
<b>Al Woods, L</b> OBP: 0.272, SLG: 0.279 (1, 7)			0-0 F8			0-0 G4-6-3 1B		0-0 BB		3	0	0	0	0	0	2						
<b>Jesse Barfield, R</b> OBP: 0.348, SLG: 0.500 (1, 9)						0-0 F7				3	0	1	0	0	0	0						
<b>Buck Martinez, R</b> OBP: 0.270, SLG: 0.393 (1, 2) <b>Willie Upshaw, L</b> OBP: 0.268, SLG: 0.320 (8, PR) <b>Ken Macha, R</b> OBP: 0.272, SLG: 0.229 (8, 5)						0-0 F6		4-3 4-3		3	0	1	0	0	0	1						
<b>Inning Stats</b>	R: 0 E: 0 K: 1 S: 5	H: 0 LOB: 1 BB: 1 P: 9	R: 0 E: 0 K: 1 S: 5	H: 0 LOB: 0 BB: 0 P: 5	R: 0 E: 0 K: 1 S: 5	H: 0 LOB: 0 BB: 0 P: 5	R: 0 E: 0 K: 1 S: 6	H: 1 LOB: 1 BB: 0 P: 6	R: 0 E: 0 K: 0 S: 4	H: 2 LOB: 1 BB: 0 P: 4	R: 0 E: 0 K: 1 S: 5	H: 0 LOB: 0 BB: 0 P: 5	R: 0 E: 0 K: 0 S: 3	H: 0 LOB: 1 BB: 1 P: 7	R: 0 E: 0 K: 0 S: 4	H: 1 LOB: 2 BB: 1 P: 8		R: 0 E: 0 K: 1 S: 5	H: 0 LOB: 0 BB: 0 P: 5	1B: 4 2B: 0 3B: 0 HR: 0	SF: 0 SAC: 0 DP: 1 HBP: 0	WP: 1 PB: 0 SB: 1 CS: 0
<b>PITCHER</b> <b>Brad Havens, L</b> ERA: 2.91 (1, 1)	IP: 9.0 WLS: W BF: 33 H: 4 R: 0 ER: 0 SO: 6 BB: 2 IBB: 1 HBP: 0 BLK: 0 WP: 1 HR: 0 S: 42 P: 54 ERA: 0.00 WHIP: 0.667																<b>PITCHER</b>					


Batter	1	2	3	4	5	6	7	8	9	AB	R	H	RBI	BB	SO	LOB	BOTTOM					
<b>Hosken Powell, L</b> OBP: 0.283, SLG: 0.317 (1, 9)	0-0 6-3		0-0 4-3			0-3 K			4-0 2B 1-2 BB	3	0	0	0	1	1	1	<b>Toronto Blue Jays @ Minnesota Twins</b> Metropolitan Stadium, Bloomington, MI Tue Sep 08 1981, 8:05 PM EDT Att: 2,839 - Unknown - 71 F  <b>AB</b> 28 <b>R</b> 1 <b>H</b> 5 <b>RBI</b> 1 <b>BB</b> 1 <b>SO</b> 6 <b>LOB</b> 4 					
<b>Rob Wilfong, L</b> OBP: 0.295, SLG: 0.332 (1, 4)	0-0 L8				0-0 F7			0-0 L9		4	0	1	1	0	0	0						
<b>Mickey Hatcher, R</b> OBP: 0.275, SLG: 0.377 (1, 8) <b>Gary Ward, R</b> OBP: 0.308, SLG: 0.329 (5, 8)	0-3 K				0-0 F3			0-0 F9		2	0	0	0	0	1	0						
<b>Tim Corcoran, L</b> OBP: 0.308, SLG: 0.417 (1, 3)					0-0 F9			0-0 3-1		3	0	1	0	0	0	0						
<b>Kent Hrbek, L</b> OBP: 0.222, SLG: 0.353 (1, 10)					0-3 K			0-0 F7		3	0	0	0	0	1	1						
<b>John Castino, R</b> OBP: 0.292, SLG: 0.384 (1, 5)					0-3 K					3	0	1	0	0	2	0						
<b>Rick Sofield, L</b> OBP: 0.214, SLG: 0.177 (1, 7)					0-0 6-3			0-0 G4-6-3 1B		3	0	0	0	0	1	1						
<b>Sal Butera, R</b> OBP: 0.343, SLG: 0.320 (1, 2)					0-0 E6 FC1-6-5 1B			0-0 F8		3	0	1	0	0	0	0						
<b>Ron Washington, R</b> OBP: 0.176, SLG: 0.176 (1, 6) <b>Glenn Adams, L</b> OBP: 0.275, SLG: 0.289 (8, PH) <b>Chuck Baker, R</b> OBP: 0.150, SLG: 0.183 (8, PR)					0-0 FC1-6-5 2-3			0-0 F9		2	0	0	0	0	0	1						
<b>Inning Stats</b>	R: 0 E: 0 K: 1 S: 5	H: 0 LOB: 0 BB: 0 P: 5	R: 0 E: 0 K: 2 S: 7	H: 0 LOB: 0 BB: 0 P: 7	R: 0 E: 1 K: 0 S: 4	H: 1 LOB: 1 BB: 0 P: 4	R: 0 E: 0 K: 0 S: 4	H: 1 LOB: 1 BB: 0 P: 4	R: 0 E: 0 K: 0 S: 3	H: 1 LOB: 0 BB: 0 P: 3	R: 0 E: 0 K: 1 S: 5	H: 0 LOB: 0 BB: 0 P: 5	R: 0 E: 0 K: 0 S: 3	H: 0 LOB: 0 BB: 0 P: 3	R: 0 E: 0 K: 2 S: 7	H: 0 LOB: 3 BB: 1 P: 7		R: 1 E: 0 K: 0 S: 2	H: 2 LOB: 2 BB: 1 P: 6	1B: 3 2B: 2 3B: 0 HR: 0	SF: 0 SAC: 0 DP: 1 HBP: 0	WP: 0 PB: 0 SB: 0 CS: 0
<b>PITCHER</b> <b>Dave Stieb, R</b> ERA: 3.38 (1, 1)	IP: 8.0 WLS: L BF: 29 H: 5 R: 1 ER: 1 SO: 6 BB: 1 IBB: 0 HBP: 0 BLK: 0 WP: 0 HR: 0 S: 40 P: 44 ERA: 1.12 WHIP: 0.750																<b>PITCHER</b>					



Batter	1	2	3	4	5	6	7	8	9	AB	R	H	RBI	BB	SO	LOB	TOP																				
Alfredo Griffin, S (1, 6) Greg Wells, R (9, PH) OBP: 0.241, SLG: 0.288 OBP: 0.273, SLG: 0.279	L8		F8		F6			1B BB	FC5-4	3	0	0	0	1	0	1																					
Ernie Whitt, L (1, 2) Al Woods, L (8, PH) Buck Martinez, R (8, 2) OBP: 0.286, SLG: 0.260 OBP: 0.275, SLG: 0.282 OBP: 0.267, SLG: 0.389	3-1		6-3		F2			1-2 1B	5-3	3	0	0	0	0	0	1																					
Lloyd Moseby, L (1, 8) OBP: 0.294, SLG: 0.383	4-3			K		K		L9		4	0	0	0	0	2	2																					
John Mayberry, L (1, 3) OBP: 0.338, SLG: 0.386		4-3			1B 1B			F7		3	0	1	0	1	0	2																					
George Bell, R (1, 7) OBP: 0.268, SLG: 0.379		K			F1			FC6-4 BB	4-3	4	0	0	0	0	1	4																					
Charlie Beamon, L (1, 10) Ted Cox, R (9, PH) OBP: 0.687, SLG: 1.000								G3		3	0	2	0	0	0	0																					
Garth Iorg, R (1, 4) OBP: 0.285, SLG: 0.333		2B			1B			F2		4	0	1	0	0	0	3																					
Jesse Barfield, R (1, 9) OBP: 0.370, SLG: 0.500										4	0	2	0	0	1	2																					
Danny Ainge, R (1, 5) Otto Velez, R (9, PH) Willie Upshaw, L (9, PR) OBP: 0.256, SLG: 0.227 OBP: 0.378, SLG: 0.432 OBP: 0.268, SLG: 0.320										2	0	0	0	0	1	1																					
<b>Inning Stats</b>	R: 0 E: 0 K: 0 S: 3	H: 0 LOB: 0 BB: 0 P: 3	R: 0 E: 0 K: 1 S: 6	H: 1 LOB: 1 BB: 0 P: 6	R: 0 E: 0 K: 0 S: 4	H: 1 LOB: 1 BB: 0 P: 4	R: 0 E: 0 K: 1 S: 7	H: 2 LOB: 2 BB: 0 P: 7	R: 0 E: 0 K: 1 S: 5	H: 0 LOB: 0 BB: 0 P: 5	R: 0 E: 0 K: 1 S: 5	H: 0 LOB: 1 BB: 1 P: 9	R: 0 E: 0 K: 1 S: 6	H: 1 LOB: 1 BB: 0 P: 6	R: 0 E: 0 K: 0 S: 4	H: 1 LOB: 2 BB: 1 P: 8	R: 1 E: 0 K: 0 S: 5	H: 2 LOB: 2 BB: 1 P: 9	1B: 6 2B: 2 3B: 0 HR: 0	SF: 0 SAC: 1 DP: 0 HBP: 0	WP: 0 PB: 0 SB: 0 CS: 0	PA: 38															
<b>PITCHER</b>	IP	WLS	BF	H	R	ER	SO	BB	IBB	HBP	BLK	WP	HR	S	P	ERA	WHIP	<b>PITCHER</b>	IP	WLS	BF	H	R	ER	SO	BB	IBB	HBP	BLK	WP	HR	S	P	ERA	WHIP		
Fernando Arroyo, R (1, 1) ERA: 3.69	7.0	W	29	6	0	0	5	2	0	0	0	0	0	37	45	0.00	1.143																				
Jack O'Connor, L (8, 1) ERA: 6.61	1.0		4	0	1	1	0	1	0	0	0	0	0	3	7	9.00	1.000																				
Doug Corbett, R (9, 1) ERA: 2.81	1.0	S	5	2	0	0	0	0	0	0	0	0	0	5	5	0.00	2.000																				

Toronto Blue Jays @ Minnesota Twins  
Metropolitan Stadium, Bloomington, MI  
Wed Sep 09 1981, 8:05 PM EDT  
Att: 3,381 - Unknown - 81 F


AB 34  
R 1  
H 8  
RBI 1  
BB 3  
SO 5  
LOB 20



Batter	1	2	3	4	5	6	7	8	9	AB	R	H	RBI	BB	SO	LOB	BOTTOM																				
Hosken Powell, L (1, 9) OBP: 0.282, SLG: 0.316	6-3				F7			L8		4	1	1	0	0	0	1																					
Rob Wilfong, L (1, 4) OBP: 0.298, SLG: 0.335	L8				WP 6-3 1B			L9		4	1	2	0	0	0	1																					
Gary Ward, R (1, 8) OBP: 0.307, SLG: 0.328	L9				6-3 1-2 1B			4-3 1-2 1B		4	0	1	0	0	0	2																					
Tim Corcoran, L (1, 3) OBP: 0.235, SLG: 0.333		4-3			F8 2-3 1B			L9		3	0	0	1	0	0	3																					
Kent Hrbek, L (1, 10) OBP: 0.286, SLG: 0.368								L9		2	1	1	0	1	0	0																					
Pete Mackanin, R (1, 5) OBP: 0.248, SLG: 0.313								L9		3	0	1	0	0	1	1																					
Sal Butera, R (1, 2) OBP: 0.337, SLG: 0.313								L9		3	0	0	1	0	1	1																					
Rick Sofield, L (1, 7) OBP: 0.218, SLG: 0.183								L9		3	0	1	0	0	1	0																					
Ron Washington, R (1, 6) OBP: 0.200, SLG: 0.158								L9		2	0	0	0	1	0	2																					
<b>Inning Stats</b>	R: 0 E: 0 K: 0 S: 3	H: 0 LOB: 0 BB: 0 P: 3	R: 0 E: 0 K: 0 S: 3	H: 1 LOB: 0 BB: 0 P: 3	R: 0 E: 0 K: 1 S: 5	H: 0 LOB: 0 BB: 0 P: 5	R: 0 E: 0 K: 0 S: 4	H: 1 LOB: 1 BB: 0 P: 4	R: 1 E: 1 K: 0 S: 4	H: 2 LOB: 1 BB: 1 P: 8	R: 2 E: 1 K: 0 S: 5	H: 2 LOB: 0 BB: 0 P: 5	R: 0 E: 0 K: 2 S: 7	H: 0 LOB: 0 BB: 0 P: 7	R: 0 E: 0 K: 0 S: 4	H: 1 LOB: 2 BB: 1 P: 8	R: 0 E: 0 K: 0 S: 4	H: 1 LOB: 2 BB: 1 P: 8	1B: 7 2B: 0 3B: 0 HR: 0	SF: 1 SAC: 0 DP: 2 HBP: 0	WP: 1 PB: 0 SB: 0 CS: 0	PA: 31															
<b>PITCHER</b>	IP	WLS	BF	H	R	ER	SO	BB	IBB	HBP	BLK	WP	HR	S	P	ERA	WHIP	<b>PITCHER</b>	IP	WLS	BF	H	R	ER	SO	BB	IBB	HBP	BLK	WP	HR	S	P	ERA	WHIP		
Jim Clancy, R (1, 1) ERA: 4.88	7.0	L	26	6	3	2	3	1	0	0	0	0	0	31	35	2.57	1.000																				
Roy Lee Jackson, R (8, 1) ERA: 2.96	1.0		5	1	0	0	0	1	0	0	0	0	0	4	8	0.00	2.000																				

Toronto Blue Jays @ Minnesota Twins  
Metropolitan Stadium, Bloomington, MI  
Wed Sep 09 1981, 8:05 PM EDT  
Att: 3,381 - Unknown - 81 F

AB 28  
R 3  
H 7  
RBI 2  
BB 2  
SO 3  
LOB 11



Batter	1	2	3	4	5	6	7	8	9	AB	R	H	RBI	BB	SO	LOB	TOP								
<b>Ron LeFlore, R</b> (1, 7) OBP: 0.306, SLG: 0.313										3	1	1	0	2	1	1									
<b>Tony Bernazard, S</b> (1, 4) OBP: 0.340, SLG: 0.376									3	2	1	0	1	1	2										
<b>Lamar Johnson, R</b> (1, 3) OBP: 0.351, SLG: 0.366 <b>Mike Squires, L</b> (8, PH) OBP: 0.319, SLG: 0.301 (8, 3)									3	0	1	1	0	0	1										
<b>Greg Luzinski, R</b> (1, 10) OBP: 0.379, SLG: 0.493 <b>Leo Sutherland, L</b> (8, PR) OBP: 0.353, SLG: 0.200									4	0	2	1	0	0	0										
<b>Carlton Fisk, R</b> (1, 2) OBP: 0.351, SLG: 0.354									4	0	1	1	0	1	2										
<b>Chet Lemon, R</b> (1, 8) OBP: 0.396, SLG: 0.470									4	0	1	0	0	0	4										
<b>Wayne Nordhagen, R</b> (1, 9) OBP: 0.400, SLG: 0.467 <b>Bob Molinaro, L</b> (8, PH) OBP: 0.352, SLG: 0.298 <b>Rusty Kuntz, R</b> (8, 9)									3	0	0	0	0	0	3										
<b>Jim Morrison, R</b> (1, 5) OBP: 0.250, SLG: 0.335 <b>Jerry Turner, L</b> (9, PH) OBP: 0.237, SLG: 0.394									3	0	1	0	0	0	0										
<b>Bill Almon, R</b> (1, 6) OBP: 0.350, SLG: 0.399									4	0	0	0	0	1	1										
<b>Inning Stats</b>	R: 2 E: 0 K: 1 S: 8	H: 3 LOB: 2 BB: 1 P: 12	R: 0 E: 0 K: 1 S: 5	H: 0 LOB: 1 BB: 1 P: 9	R: 0 E: 0 K: 0 S: 3	H: 0 LOB: 0 BB: 0 P: 3	R: 0 E: 0 K: 0 S: 3	H: 1 LOB: 0 BB: 0 P: 3	R: 0 E: 0 K: 0 S: 4	H: 0 LOB: 0 BB: 0 P: 3	R: 0 E: 0 K: 0 S: 4	H: 1 LOB: 1 BB: 0 P: 4	R: 1 E: 0 K: 0 S: 5	H: 2 LOB: 2 BB: 1 P: 9	R: 0 E: 0 K: 2 S: 7	H: 0 LOB: 0 BB: 0 P: 7	1B: 7 2B: 1 3B: 0 HR: 0	SF: 0 SAC: 0 DP: 1 HBP: 0	WP: 1 PB: 0 SB: 2 CS: 0	PA: 37					
<b>PITCHER</b>	IP	WLS	BF	H	R	ER	SO	BB	IBB	HBP	BLK	WP	HR	S	P	ERA	WHIP								
<b>Albert Williams, R</b> (1, 1) ERA: 4.03 <b>Doug Corbett, R</b> (8, 1) ERA: 2.73	7.0	W	29	6	3	3	2	3	0	0	0	1	0	30	42	3.86	1.286								

Chicago White Sox @ Minnesota Twins  
Metropolitan Stadium, Bloomington, MI  
Fri Sep 11 1981, 8:05 PM EDT  
Alt. 6,954 - Unknown - 76 F



AB 34  
R 3  
H 8  
RBI 3  
BB 3  
SO 4  
LOB 17

Batter	1	2	3	4	5	6	7	8	9	AB	R	H	RBI	BB	SO	LOB	BOTTOM								
<b>Gary Ward, R</b> (1, 8) OBP: 0.310, SLG: 0.331										4	1	2	0	0	0	0									
<b>Dave Engle, R</b> (1, 9) OBP: 0.271, SLG: 0.350										4	2	3	2	0	0	0									
<b>Mickey Hatcher, R</b> (1, 3) OBP: 0.294, SLG: 0.374 (8, 7)										3	1	0	0	1	1	1									
<b>Roy Smalley, S</b> (1, 10) OBP: 0.392, SLG: 0.479 <b>Rick Sofield, L</b> (8, PR) OBP: 0.216, SLG: 0.183										4	0	2	1	0	1	1									
<b>John Castino, R</b> (1, 5) OBP: 0.292, SLG: 0.383										3	0	1	1	0	0	1									
<b>Pete Mackanin, R</b> (1, 4) OBP: 0.254, SLG: 0.315 <b>Rob Wilfong, L</b> (8, PH) OBP: 0.297, SLG: 0.333 (9, 4)										2	0	1	0	1	0	2									
<b>Sal Butera, R</b> (1, 2) OBP: 0.330, SLG: 0.305										4	0	0	0	0	0	6									
<b>Mark Funderburk, R</b> (1, 7) <b>Tim Corcoran, L</b> (8, 3) OBP: 0.235, SLG: 0.333										3	0	0	0	0	0	1									
<b>Ron Washington, R</b> (1, 6) OBP: 0.217, SLG: 0.182										3	0	1	0	0	0	1									
<b>Inning Stats</b>	R: 2 E: 0 K: 0 S: 6	H: 3 LOB: 2 BB: 1 P: 10	R: 0 E: 0 K: 0 S: 3	H: 1 LOB: 0 BB: 0 P: 3	R: 0 E: 0 K: 0 S: 4	H: 1 LOB: 1 BB: 0 P: 4	R: 0 E: 0 K: 0 S: 4	H: 1 LOB: 0 BB: 0 P: 4	R: 0 E: 0 K: 1 S: 5	H: 0 LOB: 1 BB: 1 P: 9	R: 2 E: 0 K: 0 S: 5	H: 3 LOB: 0 BB: 0 P: 5	R: 0 E: 0 K: 1 S: 6	H: 1 LOB: 2 BB: 0 P: 6	1B: 8 2B: 1 3B: 0 HR: 1	SF: 0 SAC: 1 DP: 0 HBP: 0	WP: 0 PB: 0 SB: 1 CS: 1	PA: 35							
<b>PITCHER</b>	IP	WLS	BF	H	R	ER	SO	BB	IBB	HBP	BLK	WP	HR	S	P	ERA	WHIP								
<b>Britt Burns, L</b> (1, 1) ERA: 2.61 <b>Ed Farmer, R</b> (8, 1) ERA: 3.92 <b>Kevin Hickey, L</b> (8, 1) ERA: 3.08 <b>Lynn McGlothen, R</b> (8, 1) ERA: 4.78	0.1		1	0	0	0	0	0	0	0	0	0	0	1	1	0.00	0.000								

Chicago White Sox @ Minnesota Twins  
Metropolitan Stadium, Bloomington, MI  
Fri Sep 11 1981, 8:05 PM EDT  
Alt. 6,954 - Unknown - 76 F



AB 31  
R 4  
H 10  
RBI 4  
BB 2  
SO 3  
LOB 15

Batter	1	2	3	4	5	6	7	8	9	AB	R	H	RBI	BB	SO	LOB	TOP										
Ron LeFlore, R OBP: 0.303, SLG: 0.309 (1, 7)	0-0 4-3		0-3 K			0-0 FC1-4-6		0-0 6-3		4	0	0	0	0	1	2											
Mike Squires, L OBP: 0.318, SLG: 0.297 (1, 3)	0-0 3-1			0-0 1-3		0-0 F7		4-0 4-3 BB		3	0	0	0	1	0	1											
Jerry Turner, L OBP: 0.293, SLG: 0.378 (1, 9)	0-0 F7			0-0 1B		0-0 F8		0-0 4-3		4	0	1	0	0	0	2											
Greg Luzinski, R OBP: 0.381, SLG: 0.493 (1, 10)		0-0 F9		0-0 G6-4-3 1B			0-0 1B	0-0 6-3		4	1	2	0	0	0	1											
Carlton Fisk, R OBP: 0.347, SLG: 0.349 (1, 2)		0-0 P4		0-0 G6-4-3			0-0 F8		0-3 K	4	0	0	0	0	1	3											
Chet Lemon, R OBP: 0.395, SLG: 0.468 Leo Sutherland, L OBP: 0.222, SLG: 0.125 (2, 8)		0-0 E6			0-0 6-3		0-3 K		0-0 F8	1	0	0	0	0	0	0											
Tony Bernazard, S OBP: 0.342, SLG: 0.381 (1, 4)	0-0 CS	0-0 CS	0-0 2B		0-0 F7		0-0 1B		0-3 K	4	0	2	0	0	1	0											
Jim Morrison, R OBP: 0.248, SLG: 0.332 Bob Molinaro, L OBP: 0.415, SLG: 0.484 Greg Pryor, R OBP: 0.295, SLG: 0.239 (7, PH)			0-3 K		0-0 F6		0-0 FC5-4			2	0	0	0	0	1	1											
Bill Almon, R OBP: 0.350, SLG: 0.398 (1, 6)			0-3 K			0-0 1B	0-0 FC5-4			3	0	1	0	0	1	3											
<b>Inning Stats</b>	R: 0 E: 0 K: 0 S: 3	H: 0 LOB: 0 BB: 0 P: 3	R: 0 E: 1 K: 0 S: 3	H: 0 LOB: 0 BB: 0 P: 3	R: 0 E: 0 K: 3 S: 10	H: 1 LOB: 1 BB: 0 P: 10	R: 0 E: 0 K: 0 S: 4	H: 2 LOB: 1 BB: 0 P: 4	R: 0 E: 0 K: 0 S: 3	H: 0 LOB: 0 BB: 0 P: 3	R: 0 E: 0 K: 1 S: 8	H: 1 LOB: 1 BB: 0 P: 8	R: 1 E: 0 K: 1 S: 8	H: 3 LOB: 2 BB: 0 P: 8	R: 0 E: 0 K: 0 S: 3	H: 0 LOB: 1 BB: 1 P: 7	R: 0 E: 0 K: 2 S: 7	H: 0 LOB: 0 BB: 0 P: 7	1B: 6 2B: 1 3B: 0 HR: 0	SF: 0 SAC: 0 DP: 1 HBP: 0	WP: 0 PB: 0 SB: 0 CS: 1	PA: 35					
<b>PITCHER</b>	IP	WLS	BF	H	R	ER	SO	BB	IBB	HBP	BLK	WP	HR	S	P	ERA	WHIP										
Pete Redfern, R ERA: 4.35 Doug Corbett, R ERA: 2.64	(1, 1) (7, 1)	6.2 S	26 8	7 0	1 0	1 0	4 2	0 1	0 0	0 0	0 0	0 0	0 0	34 11	34 15	1.35 0.00	1.050 0.429										

Chicago White Sox @ Minnesota Twins  
Metropolitan Stadium, Bloomington, MI  
Sat Sep 12 1981, 8:05 PM EDT  
Att. 7,967 - Unknown - 71 F

AB	33
R	1
H	7
RBI	1
BB	1
SO	6
LOB	14



Batter	1	2	3	4	5	6	7	8	9	AB	R	H	RBI	BB	SO	LOB	BOTTOM										
Hosken Powell, L OBP: 0.286, SLG: 0.329 (1, 7)	0-0 F7		0-0 4-3 S 1B		0-0 F3		0-0 1B			4	1	2	0	0	0	1											
Rob Wilfong, L OBP: 0.295, SLG: 0.332 (1, 4)	0-0 F8		0-0 4-3		0-0 3-1		0-0 FC6-4 1B			4	0	1	1	0	0	2											
Mickey Hatcher, R OBP: 0.290, SLG: 0.369 (1, 8)	0-0 4-3		0-0 L6		0-0 5-3		0-0 FC6-4 1-2			4	0	0	0	0	0	2											
Tim Corcoran, L OBP: 0.238, SLG: 0.278 (1, 3)		0-0 4-3		0-0 F7		4-0 2B WP BB		0-3 K		3	1	0	0	1	1	0											
Kent Hrbek, L OBP: 0.292, SLG: 0.409 Roy Smalley, S OBP: 0.390, SLG: 0.476 (8, PH)		0-0 6-3		0-3 K		0-0 1-3 2B		0-0 F8		3	0	1	0	0	1	0											
John Castino, R OBP: 0.295, SLG: 0.383 (1, 5)		4-0 2B BB		0-0 S 1B		0-0 L9		0-0 F9		3	1	1	0	1	0	1											
Dave Engle, R OBP: 0.272, SLG: 0.356 (1, 9)		0-0 1-H 2B		0-0 5-3		0-3 K				3	0	1	1	0	1	2											
Sal Butera, R OBP: 0.330, SLG: 0.301 (1, 2)		0-0 G3			4-0 1B BB		0-0 P4			2	0	0	0	1	0	1											
Ron Washington, R OBP: 0.231, SLG: 0.200 (1, 6)			0-0 F8		0-0 1-3 1B		0-0 4-3			3	0	1	0	0	0	0											
<b>Inning Stats</b>	R: 0 E: 0 K: 0 S: 3	H: 0 LOB: 0 BB: 0 P: 3	R: 1 E: 0 K: 0 S: 4	H: 1 LOB: 1 BB: 1 P: 8	R: 0 E: 0 K: 1 S: 6	H: 1 LOB: 1 BB: 0 P: 6	R: 0 E: 0 K: 1 S: 6	H: 1 LOB: 1 BB: 1 P: 7	R: 1 E: 0 K: 0 S: 5	H: 2 LOB: 1 BB: 0 P: 5	R: 0 E: 0 K: 1 S: 5	H: 0 LOB: 0 BB: 0 P: 5	R: 0 E: 0 K: 1 S: 5	H: 0 LOB: 0 BB: 0 P: 5	1B: 4 2B: 2 3B: 1 HR: 0	SF: 0 SAC: 0 DP: 0 HBP: 0	WP: 1 PB: 0 SB: 2 CS: 0	PA: 33									
<b>PITCHER</b>	IP	WLS	BF	H	R	ER	SO	BB	IBB	HBP	BLK	WP	HR	S	P	ERA	WHIP										
Richard Dotson, R ERA: 3.54 LaMarr Hoyt, R ERA: 3.91 Jerry Koonsman, L ERA: 4.15	(1, 1) (6, 1) (8, 1)	5.1 L	23 7	5 2	2 1	2 1	2 1	3 0	0 0	0 0	0 0	0 1	0 0	22 9	34 9	3.38 5.40	1.500 1.200										

Chicago White Sox @ Minnesota Twins  
Metropolitan Stadium, Bloomington, MI  
Sat Sep 12 1981, 8:05 PM EDT  
Att. 7,967 - Unknown - 71 F


AB	30
R	3
H	7
RBI	2
BB	3
SO	3
LOB	9










Batter	1	2	3	4	5	6	7	8	9	AB	R	H	RBI	BB	SO	LOB	TOP									
<b>Hosken Powell, L</b> OBP: 0.294, SLG: 0.344 (1.9)	4-3			F8			4-3			4	0	1	3	0	0	0	<p>Minnesota Twins @ Toronto Blue Jays Exhibition Stadium, Toronto, ON Wed Sep 16 1981, 7:05 PM EDT Att: 11,733 - Cloudy - 60 F</p> <p>AB 31 R 5 H 5 RBI 5 BB 3 SO 4 LOB 8</p> 									
<b>Rob Wilfong, L</b> OBP: 0.308, SLG: 0.337 (1.4)	G5-4-3 BB			1B			5-3			3	0	1	0	1	0	1										
<b>Mickey Hatcher, R</b> OBP: 0.293, SLG: 0.367 (1.8)	G5-4-3 1-2			1B						4	1	1	0	0	0	1										
<b>Butch Wynegar, S</b> OBP: 0.353, SLG: 0.302 (1.2)		F8		6-3						3	0	0	0	1	0	1										
<b>Tim Corcoran, L</b> OBP: 0.286, SLG: 0.267 (1.3)		K								4	1	1	0	0	1	2										
<b>John Castino, R</b> OBP: 0.294, SLG: 0.389 (1.5)		P4								4	1	1	2	0	1	1										
<b>Kent Hrbek, L</b> OBP: 0.278, SLG: 0.364 (1.10)				1-3						4	0	0	0	0	0	1										
<b>Rick Sofield, L</b> OBP: 0.210, SLG: 0.172 (1.7)				K						3	1	0	0	1	1	1										
<b>Ron Washington, R</b> OBP: 0.270, SLG: 0.314 (1.6)				K						2	1	0	0	0	1	0										
<b>Inning Stats</b>	R: 0 E: 0 K: 0 S: 2	H: 0 LOB: 0 BB: 1 P: 6	R: 0 E: 0 K: 1 S: 5	H: 0 LOB: 0 BB: 0 P: 5	R: 0 E: 0 K: 2 S: 7	H: 0 LOB: 0 BB: 0 P: 7	R: 0 E: 0 K: 0 S: 4	H: 2 LOB: 1 BB: 0 P: 4	R: 3 E: 0 K: 1 S: 7	H: 2 LOB: 1 BB: 1 P: 12	R: 2 E: 2 K: 0 S: 5	H: 1 LOB: 1 BB: 0 P: 9	R: 0 E: 0 K: 0 S: 3	H: 0 LOB: 0 BB: 0 P: 3	R: 0 E: 0 K: 0 S: 3	H: 0 LOB: 0 BB: 0 P: 3	R: 0 E: 0 K: 0 S: 3	H: 0 LOB: 0 BB: 0 P: 3	1B: 3 2B: 1 3B: 0 HR: 1	SF: 0 SAC: 0 DP: 2 HBP: 1	WP: 0 PB: 0 SB: 0 CS: 0	PA: 35				
<b>PITCHER</b>	IP	WLS	BF	H	R	ER	SO	BB	IBB	HBP	BLK	WP	HR	S	P	ERA	WHIP									
<b>Juan Berenguer, R</b> ERA: 4.81 (1.1)	5.2	L	24	5	5	3	4	3	0	1	0	0	1	28	41	4.76	1.412									
<b>Dale Murray, R</b> ERA: (6.1)	1.1		5	0	0	0	0	0	0	0	0	0	0	5	5	0.00	0.000									
<b>Jackson Todd, R</b> ERA: 4.31 (8.1)	1.0		3	0	0	0	0	0	0	0	0	0	0	3	3	0.00	0.000									
<b>Mark Bomback, R</b> ERA: 4.17 (9.1)	1.0		3	0	0	0	0	0	0	0	0	0	0	3	3	0.00	0.000									

Batter	1	2	3	4	5	6	7	8	9	AB	R	H	RBI	BB	SO	LOB	BOTTOM									
<b>Garth Iorg, R</b> OBP: 0.275, SLG: 0.323 (1.4)	4-3		G6-4-3							4	0	2	0	0	0	1	<p>Minnesota Twins @ Toronto Blue Jays Exhibition Stadium, Toronto, ON Wed Sep 16 1981, 7:05 PM EDT Att: 11,733 - Cloudy - 60 F</p> <p>AB 35 R 2 H 12 RBI 2 BB 0 SO 2 LOB 14</p> 									
<b>Al Woods, L</b> OBP: 0.288, SLG: 0.311 (1.7)	4-3 2B			5-3						4	0	2	0	0	0	2										
<b>Jesse Barfield, R</b> OBP: 0.360, SLG: 0.478 (1.9)	4-3									4	1	2	0	0	0	3										
<b>John Mayberry, L</b> OBP: 0.339, SLG: 0.388 (1.3)										4	0	1	0	0	0	2										
<b>Willie Upshaw, L</b> OBP: 0.298, SLG: 0.320 (9, PR)	4-3			G4-6-3						0	1	0	0	0	0	0										
<b>Otto Velez, R</b> OBP: 0.367, SLG: 0.415 (1.10)										3	0	0	1	0	0	0										
<b>Lloyd Moseby, L</b> OBP: 0.280, SLG: 0.362 (1.8)										4	0	1	0	0	0	1										
<b>Buck Martinez, R</b> OBP: 0.274, SLG: 0.434 (1.2)										4	0	2	0	0	0	1										
<b>Alfredo Griffin, S</b> OBP: 0.243, SLG: 0.286 (1.6)										3	0	0	0	0	1	1										
<b>Greg Welts, R</b> OBP: 0.286, SLG: 0.292 (9, PH)				K						1	0	1	1	0	0	0										
<b>Danny Ainge, R</b> OBP: 0.260, SLG: 0.230 (1.5)										2	0	1	0	0	1	0										
<b>Fred Manrique, R</b> OBP: 0.267, SLG: 0.214 (8, PH)										1	0	0	0	0	0	1										
<b>Charlie Beamon, L</b> OBP: 0.308, SLG: 0.333 (9, PH)										1	0	0	0	0	0	2										
<b>Inning Stats</b>	R: 0 E: 0 K: 0 S: 4	H: 1 LOB: 1 BB: 0 P: 4	R: 0 E: 0 K: 0 S: 3	H: 1 LOB: 0 BB: 0 P: 3	R: 0 E: 0 K: 1 S: 5	H: 1 LOB: 0 BB: 0 P: 5	R: 0 E: 0 K: 0 S: 3	H: 1 LOB: 0 BB: 0 P: 3	R: 0 E: 0 K: 0 S: 3	H: 2 LOB: 2 BB: 0 P: 7	R: 0 E: 0 K: 0 S: 3	H: 0 LOB: 0 BB: 0 P: 3	R: 0 E: 0 K: 0 S: 5	H: 2 LOB: 2 BB: 0 P: 5	R: 2 E: 0 K: 0 S: 7	H: 4 LOB: 2 BB: 0 P: 7	1B: 9 2B: 3 3B: 0 HR: 0	SF: 1 SAC: 0 DP: 3 HBP: 0	WP: 0 PB: 0 SB: 0 CS: 0	PA: 36						
<b>PITCHER</b>	IP	WLS	BF	H	R	ER	SO	BB	IBB	HBP	BLK	WP	HR	S	P	ERA	WHIP									
<b>Albert Williams, R</b> ERA: 3.91 (1.1)	8.0	W	31	10	2	2	2	2	0	0	0	0	0	35	35	2.25	1.250									
<b>Doug Corbett, R</b> ERA: 2.53 (9.1)	1.0		5	2	0	0	0	0	0	0	0	0	0	5	5	0.00	2.000									





Batter	1	2	3	4	5	6	7	8	9	AB	R	H	RBI	BB	SO	LOB	TOP	
Hosken Powell, L (1,9) OBP: 0.293, SLG: 0.342	0-0 5-3			0-0 4-3		0-3 K		0-0 1B	4 0 1 0 0 1 1									
Rob Wilfong, L (1,4) OBP: 0.304, SLG: 0.332	0-0 F9			0-0 F7			0-0 4-3	0-0 P5	4 0 0 0 0 0 1									
Tim Corcoran, L (1,3) OBP: 0.256, SLG: 0.235	0-0 4-3			0-0 L9			0-0 3-1	0-0 F9	4 0 0 0 0 0 1									
Glenn Adams, L (1,10) OBP: 0.270, SLG: 0.280		0-0 4-3			0-0 F9		0-0 6-3	0-0 F7	4 0 0 0 0 0 1									
John Castino, R (1,5) OBP: 0.293, SLG: 0.384		0-0 5-3			0-0 F9			0-0 E5 1B	3 0 0 0 0 0 0									
Gary Ward, R (1,8) OBP: 0.320, SLG: 0.337		0-0 6-3			0-0 6-3			0-3 K	3 0 0 0 0 1 1									
Rick Sofield, L (1,7) OBP: 0.214, SLG: 0.168			0-0 3-1			4-0 5-3 BB		0-3 K	2 0 0 0 1 1 1								AB 30	
Sal Butera, R (1,2) OBP: 0.330, SLG: 0.299			0-0 6-3			0-0 5-3		0-0 1-3 1B	3 0 1 0 0 0 1								R 0	
Ron Washington, R (1,6) OBP: 0.250, SLG: 0.286			0-0 5-3			0-0 F9		0-3 K	3 0 0 0 0 1 3								H 2	
<b>Inning Stats</b>	R: 0 E: 0 K: 0 S: 3	H: 0 LOB: 0 BB: 0 P: 3	R: 0 E: 0 K: 0 S: 3	H: 0 LOB: 0 BB: 0 P: 3	R: 0 E: 0 K: 0 S: 3	H: 0 LOB: 0 BB: 0 P: 3	R: 0 E: 0 K: 1 S: 5	H: 0 LOB: 1 BB: 1 P: 9	R: 0 E: 0 K: 0 S: 3	H: 0 LOB: 0 BB: 0 P: 3	R: 0 E: 1 K: 3 S: 11	H: 1 LOB: 2 BB: 0 P: 11	R: 0 E: 0 K: 0 S: 4	H: 1 LOB: 1 BB: 0 P: 4	1B: 2 2B: 0 3B: 0 HR: 0	SF: 0 SAC: 0 DP: 0 HBP: 0	WP: 0 PB: 0 CS: 0	PA: 31
<b>PITCHER</b> Doc Medich, R (1,1) ERA: 3.22	IP: 9.0 WLS: W BF: 31 H: 2 R: 0 ER: 0 SO: 4 BB: 1 IBB: 0 HBP: 0 BLK: 0 WP: 0 HR: 0 S: 38 P: 42 ERA: 0.00 WHIP: 0.333																	

Minnesota Twins @ Texas Rangers  
Arlington Stadium, Arlington, TX  
Sat Sep 19 1981, 8:05 PM EDT  
Att: 13,065 - Sunny - 77 F

AB 30  
R 0  
H 2  
RBI 0  
BB 1  
SO 4  
LOB 10



Batter	1	2	3	4	5	6	7	8	9	AB	R	H	RBI	BB	SO	LOB	BOTTOM
Bump Willis, S (1,4) OBP: 0.301, SLG: 0.306	0-0 F8	0-0 1B 1-3 2-H 3-H	0-3 K			0-0 F7		0-0 FC3-6	5 1 1 2 0 1 1								
Mickey Rivers, L (1,8) OBP: 0.317, SLG: 0.345	0-0 FC5-4 1B	0-0 1B 1-3 3-H		0-0 G3		0-0 1B		0-0 F7	5 1 3 1 0 0 1								
Al Oliver, L (1,10) OBP: 0.346, SLG: 0.417	0-0 F9	0-0 2B 1-2 3-H		0-0 F9		0-0 FC4-6 1B			4 0 2 1 0 0 1								
Buddy Bell, R (1,5) OBP: 0.363, SLG: 0.435	0-0 FC5-4 1-2	0-0 F8		4-0 FC6-4 BB		0-0 FC4-6 1-2			3 0 0 0 1 0 5								
Leon Roberts, R (1,9) OBP: 0.351, SLG: 0.457		0-0 K		0-0 FC6-4 1-2		0-3 K			4 0 1 1 0 2 1								
Jim Sundberg, R (1,2) OBP: 0.369, SLG: 0.358		0-0 1B			0-0 4-3		0-0 5-3		3 1 1 0 1 0 0								
Bill Stein, R (1,3) OBP: 0.365, SLG: 0.449		0-0 1B			0-0 G3		0-3 K		4 1 1 0 0 1 3								AB 35
Pat Putnam, L (8,3) OBP: 0.296, SLG: 0.409		0-0 1B							0 0 0 0 0 0 0								R 6
Bill Sample, R (1,7) OBP: 0.330, SLG: 0.366		4-0 1B 1B IBB		0-3 K		0-0 4-3		0-0 FC3-6 1B	3 1 1 0 1 1 0								H 11
Mark Wagner, R (1,6) OBP: 0.411, SLG: 0.408		0-0 1B 1-2 3-H		0-0 6-3		0-0 6-3		0-0 L4	4 1 1 1 0 0 1								RBI 6
<b>Inning Stats</b>	R: 6 E: 0 K: 0 S: 4	H: 7 LOB: 3 BB: 2 P: 20	R: 0 E: 0 K: 2 S: 7	H: 0 LOB: 0 BB: 0 P: 7	R: 0 E: 0 K: 0 S: 3	H: 0 LOB: 0 BB: 1 P: 7	R: 0 E: 0 K: 0 S: 5	H: 2 LOB: 2 BB: 0 P: 5	R: 0 E: 0 K: 2 S: 7	H: 0 LOB: 0 BB: 0 P: 7	R: 0 E: 1 K: 0 S: 4	H: 1 LOB: 1 BB: 0 P: 4	1B: 10 2B: 1 3B: 0 HR: 0	SF: 0 SAC: 0 DP: 0 HBP: 0	WP: 0 PB: 0 CS: 0	PA: 38	
<b>PITCHER</b> Darrell Jackson, L (1,1) ERA: 4.41	IP: 1.1 WLS: L BF: 12 H: 7 R: 6 ER: 6 SO: 1 BB: 0 IBB: 0 HBP: 0 BLK: 0 WP: 0 HR: 0 S: 13 P: 17 ERA: 40.50 WHIP: 5.250																
<b>PITCHER</b> Bob Veselic, R (2,1) ERA: 0.87	IP: 6.2 WLS: L BF: 26 H: 4 R: 0 ER: 0 SO: 4 BB: 2 IBB: 0 HBP: 0 BLK: 0 WP: 0 HR: 0 S: 32 P: 40 ERA: 0.00 WHIP: 0.900																

Minnesota Twins @ Texas Rangers  
Arlington Stadium, Arlington, TX  
Sat Sep 19 1981, 8:05 PM EDT  
Att: 13,065 - Sunny - 77 F

AB 35  
R 6  
H 11  
RBI 6  
BB 3  
SO 5  
LOB 13



Batter	1	2	3	4	5	6	7	8	9	AB	R	H	RBI	BB	SO	LOB	TOP					
<b>Hosken Powell, L</b> (1, 7) OBP: 0.289, SLG: 0.336	L3		G4-3		F8			G3		4	0	0	0	0	0	1	<b>Minnesota Twins @ Texas Rangers</b> Arlington Stadium, Arlington, TX Sun Sep 20 1981, 4:33 AM EDT Att: 7,441 - Sunny - 87 F					
<b>Rob Wilfong, L</b> (1, 4) OBP: 0.310, SLG: 0.336							L8			3	0	2	0	1	0	0						
<b>Mickey Hatcher, R</b> (1, 8) OBP: 0.292, SLG: 0.366	5-3		CS		E7		6-3			4	1	1	0	0	0	2						
<b>Glenn Adams, L</b> (1, 10) OBP: 0.270, SLG: 0.276		K								3	0	0	0	1	1	0						
<b>Tim Corcoran, L</b> (1, 3) OBP: 0.233, SLG: 0.211										4	0	0	1	0	1	1						
<b>Dave Engle, R</b> (1, 9) OBP: 0.283, SLG: 0.380										3	1	1	0	1	1	1						
<b>Gary Gaetti, R</b> (1, 5) OBP: 0.333, SLG: 1.333										3	1	1	2	0	1	2						
<b>Sal Butera, R</b> (1, 2) OBP: 0.325, SLG: 0.293										3	0	0	0	0	2	1						
<b>Ron Washington, R</b> (1, 6) OBP: 0.255, SLG: 0.273										2	0	0	0	1	0	0						
<b>Inning Stats</b>	R: 0 E: 0 K: 0 S: 2	H: 0 LOB: 0 BB: 1 P: 6	R: 2 E: 0 K: 2 S: 8	H: 1 LOB: 0 BB: 1 P: 12	R: 0 E: 0 K: 0 S: 2	H: 1 LOB: 0 BB: 1 P: 6	R: 1 E: 1 K: 2 S: 8	H: 1 LOB: 1 BB: 0 P: 12	R: 0 E: 0 K: 1 S: 5	H: 0 LOB: 0 BB: 0 P: 5	R: 0 E: 0 K: 0 S: 3	H: 0 LOB: 0 BB: 0 P: 3	R: 0 E: 0 K: 1 S: 6	H: 1 LOB: 1 BB: 0 P: 6	R: 0 E: 0 K: 0 S: 4	H: 1 LOB: 1 BB: 0 P: 4	R: 0 E: 0 K: 0 S: 3	H: 0 LOB: 0 BB: 0 P: 3	1B: 2 2B: 2 3B: 0 HR: 1	SF: 0 SAC: 0 DP: 1 HBP: 0	WP: 0 PB: 1 CS: 2	PA: 34
<b>PITCHER</b> <b>Charlie Hough, R</b> (1, 1) ERA: 3.24	IP: 9.0 WLS: W BF: 33 H: 5 R: 3 ER: 2 SO: 6 BB: 4 IBB: 0 HBP: 0 BLK: 0 WP: 0 HR: 1 S: 41 P: 57 ERA: 2.00 WHIP: 1.000																					

Batter	1	2	3	4	5	6	7	8	9	AB	R	H	RBI	BB	SO	LOB	BOTTOM					
<b>Bump Willis, S</b> (1, 4) OBP: 0.307, SLG: 0.313	6-3									4	1	3	0	1	0	0	<b>Minnesota Twins @ Texas Rangers</b> Arlington Stadium, Arlington, TX Sun Sep 20 1981, 4:33 AM EDT Att: 7,441 - Sunny - 87 F					
<b>Bill Stein, R</b> (1, 7) OBP: 0.358, SLG: 0.441										4	0	1	1	0	0	4						
<b>Al Oliver, L</b> (1, 10) Wayne Tolleson, S (9, PR)										3	0	1	0	2	0	1						
<b>Buddy Bell, R</b> (1, 5) OBP: 0.363, SLG: 0.433										4	0	1	0	1	1	6						
<b>Leon Roberts, R</b> (1, 9) OBP: 0.352, SLG: 0.453										4	0	1	1	1	1	3						
<b>Jim Sundberg, R</b> (1, 2) OBP: 0.367, SLG: 0.355										5	0	1	1	0	0	2						
<b>John Ellis, R</b> (1, 3) Nelson Norman, S (7, PR)										2	0	0	0	0	0	1						
<b>Pat Putnam, L</b> (8, 3) OBP: 0.299, SLG: 0.412										1	0	1	0	0	0	0						
<b>Bill Sample, R</b> (1, 8) Tom Poquette, L (8, PH)										3	1	1	0	0	1	0						
<b>Mark Wagner, R</b> (1, 6) Mickey Rivers, L (8, PH)										1	0	0	0	0	0	2						
<b>Mario Mendoza, R</b> (9, 6) OBP: 0.264, SLG: 0.277										0	0	0	0	0	0	0						
<b>Inning Stats</b>	R: 0 E: 0 K: 1 S: 6	H: 1 LOB: 2 BB: 1 P: 10	R: 0 E: 0 K: 2 S: 7	H: 0 LOB: 0 BB: 0 P: 7	R: 1 E: 0 K: 0 S: 5	H: 3 LOB: 1 BB: 0 P: 5	R: 0 E: 0 K: 0 S: 2	H: 0 LOB: 0 BB: 1 P: 6	R: 0 E: 0 K: 0 S: 4	H: 1 LOB: 1 BB: 0 P: 4	R: 0 E: 0 K: 0 S: 4	H: 1 LOB: 1 BB: 0 P: 4	R: 1 E: 1 K: 1 S: 6	H: 1 LOB: 3 BB: 2 P: 15	R: 0 E: 0 K: 0 S: 5	H: 2 LOB: 2 BB: 0 P: 5	R: 2 E: 0 K: 0 S: 5	H: 3 LOB: 2 BB: 1 P: 9	1B: 9 2B: 4 3B: 0 HR: 0	SF: 1 SAC: 0 DP: 2 HBP: 1	WP: 0 PB: 0 CS: 0	PA: 42
<b>PITCHER</b> <b>Brad Havens, L</b> (1, 1) ERA: 2.74 <b>Doug Corbett, R</b> (7, 1) ERA: 2.56	IP: 6.0 WLS: L BF: 26 H: 7 R: 2 ER: 2 SO: 3 BB: 2 IBB: 1 HBP: 0 BLK: 0 WP: 0 HR: 0 S: 29 P: 38 ERA: 1.50 WHIP: 1.500																					

AB	29
R	3
H	5
RBI	3
BB	4
SO	6
LOB	8



AB	35
R	4
H	12
RBI	3
BB	5
SO	4
LOB	20





Batter	1	2	3	4	5	6	7	8	9	AB	R	H	RBI	BB	SO	LOB	TOP			
Gary Ward, R OBP: 0.324, SLG: 0.344 (1, 7)										4	0	2	1	0	0	0	<b>Minnesota Twins @ Kansas City Royals</b> Royals Stadium, Kansas City, MO Tue Sep 22 1981, 8:05 PM EDT Att: 19,580 - Unknown - 71 F <a href="http://livebaseballscorecards.com">livebaseballscorecards.com</a>			
Dave Engle, R OBP: 0.285, SLG: 0.380 (1, 9)										4	0	1	0	0	1	2				
Mickey Hatcher, R OBP: 0.295, SLG: 0.364 (1, 8)										4	0	0	0	0	0	1				
Roy Smalley, S OBP: 0.383, SLG: 0.462 Rick Sofield, L OBP: 0.214, SLG: 0.168 Mark Funderburk, R OBP: 0.250, SLG: 0.300 (1, 10)										3	0	1	0	0	0	0				
John Castino, R OBP: 0.296, SLG: 0.387 (1, 4)										3	0	0	0	0	0	1				
Gary Gaetti, R OBP: 0.182, SLG: 0.455 (1, 5)										3	0	0	0	0	1	1				
Butch Wynegar, S OBP: 0.338, SLG: 0.297 (1, 2)										3	0	0	0	0	0	1				
Pete Mackanin, R OBP: 0.249, SLG: 0.307 (1, 3)										3	0	0	0	0	0	0				
Ron Washington, R OBP: 0.291, SLG: 0.314 (1, 6)										3	1	0	0	0	0	0				
<b>Inning Stats</b>	R: 0 E: 0 K: 1 S: 5	H: 1 LOB: 0 BB: 0 P: 5	R: 0 E: 0 K: 0 S: 3	H: 0 LOB: 0 BB: 0 P: 3	R: 1 E: 1 K: 0 S: 5	H: 1 LOB: 1 BB: 0 P: 5	R: 0 E: 0 K: 0 S: 3	H: 0 LOB: 0 BB: 0 P: 3	R: 0 E: 0 K: 0 S: 4	H: 1 LOB: 1 BB: 0 P: 4	R: 0 E: 0 K: 1 S: 6	H: 1 LOB: 1 BB: 0 P: 6	R: 0 E: 0 K: 0 S: 3	H: 0 LOB: 0 BB: 0 P: 3	R: 0 E: 0 K: 0 S: 3	H: 0 LOB: 0 BB: 0 P: 3		1B: 3 2B: 1 3B: 0 HR: 0	SF: 0 SAC: 0 DP: 0 HBP: 0	WP: 0 PB: 0 SB: 0 CS: 1
<b>PITCHER</b> Larry Gura, L ERA: 2.81 (1, 1)	IP: 9.0 WLS: W BF: 31 H: 4 R: 1 ER: 0 SO: 2 BB: 0 IBB: 0 HBP: 0 BLK: 0 WP: 0 HR: 0 S: 35 P: 35 ERA: 0.00 WHIP: 0.444															<b>PITCHER</b>				

Batter	1	2	3	4	5	6	7	8	9	AB	R	H	RBI	BB	SO	LOB	BOTTOM			
Willie Wilson, S OBP: 0.326, SLG: 0.347 (1, 7)										4	0	2	1	0	0	0	<b>Minnesota Twins @ Kansas City Royals</b> Royals Stadium, Kansas City, MO Tue Sep 22 1981, 8:05 PM EDT Att: 19,580 - Unknown - 71 F <a href="http://livebaseballscorecards.com">livebaseballscorecards.com</a>			
Frank White, R OBP: 0.289, SLG: 0.378 (1, 4)										4	0	0	0	0	0	2				
George Brett, L OBP: 0.342, SLG: 0.442 (1, 5)										4	0	1	0	0	1	2				
Willie Aikens, L OBP: 0.372, SLG: 0.454 (1, 3)										2	0	0	0	2	0	1				
Amos Otis, R OBP: 0.323, SLG: 0.410 (1, 8)										4	0	1	0	0	1	4				
Hal McRae, R OBP: 0.312, SLG: 0.372 (1, 10)										3	1	1	0	0	0	1				
John Wathan, R OBP: 0.297, SLG: 0.309 (1, 2)										2	1	1	0	1	1	0				
Clint Hurdle, L OBP: 0.410, SLG: 0.547 Cesar Geronimo, L OBP: 0.294, SLG: 0.319 (1, 9)										3	0	1	1	0	0	1				
U L Washington, S OBP: 0.315, SLG: 0.302 (1, 6)										3	0	0	0	0	0	2				
<b>Inning Stats</b>	R: 0 E: 0 K: 0 S: 4	H: 1 LOB: 1 BB: 0 P: 4	R: 0 E: 0 K: 1 S: 5	H: 1 LOB: 0 BB: 0 P: 5	R: 0 E: 0 K: 0 S: 3	H: 0 LOB: 0 BB: 0 P: 3	R: 0 E: 0 K: 0 S: 3	H: 0 LOB: 1 BB: 1 P: 7	R: 2 E: 0 K: 0 S: 6	H: 4 LOB: 1 BB: 0 P: 6	R: 0 E: 0 K: 1 S: 5	H: 0 LOB: 0 BB: 0 P: 5	R: 0 E: 0 K: 0 S: 2	H: 0 LOB: 0 BB: 1 P: 6	R: 0 E: 1 K: 1 S: 7	H: 1 LOB: 3 BB: 1 P: 11		1B: 5 2B: 2 3B: 0 HR: 0	SF: 0 SAC: 0 DP: 3 HBP: 0	WP: 0 PB: 0 SB: 2 CS: 0
<b>PITCHER</b> Fernando Arroyo, R ERA: 3.65 Jack O'Connor, L ERA: 6.23 John Verhoeven, R ERA: 3.83 (1, 1)	IP: 7.1 WLS: L BF: 29 H: 7 R: 2 ER: 2 SO: 2 BB: 2 IBB: 0 HBP: 0 BLK: 0 WP: 0 HR: 0 S: 31 P: 39 ERA: 2.46 WHIP: 1.227															<b>PITCHER</b>				











Batter	1	2	3	4	5	6	7	8	9	AB	R	H	RBI	BB	SO	LOB	TOP					
<b>Bump Wills, S</b> (1, 4) OBP: 0.304, SLG: 0.310	K			K		FC6 1B			G3	4	0	1	0	0	2	0	<b>Texas Rangers @ Minnesota Twins</b> Metropolitan Stadium, Bloomington, MI Sun Sep 27 1981, 4:33 AM EDT Att: 4,428 - Cloudy - 56 F <a href="http://livebaseballscorecards.com">livebaseballscorecards.com</a>					
<b>Tom Poquette, L</b> (1, 8) OBP: 0.193, SLG: 0.170	F7			FC4-6 HBP		FC6 1-2			F8	3	0	0	0	0	0	1						
<b>Al Oliver, L</b> (1, 10) OBP: 0.341, SLG: 0.407	6-3			FC4-6 1-2		F6			2B 1B	4	1	1	0	0	0	2						
<b>Buddy Bell, R</b> (1, 5) OBP: 0.361, SLG: 0.427		5-3		K			L7		2B 1B	4	1	1	1	0	1	1						
<b>Pat Putnam, L</b> (1, 3) OBP: 0.301, SLG: 0.420		4-3				CS 1B		G5-4-3 BB	2B	3	0	2	1	1	0	0						
<b>Jim Sundberg, R</b> (1, 2) OBP: 0.370, SLG: 0.369		1-6-3				4-3 CS 1B		G5-4-3 1-2	5-3	4	0	1	0	0	0	2						
<b>Johnny Grubb, L</b> (1, 7) OBP: 0.316, SLG: 0.332			4-3			4-3 1-3 2-3			L7	3	0	0	0	0	0	2						
<b>Leon Roberts, R</b> (1, 9) OBP: 0.332, SLG: 0.420			6-3			F3			5-3	3	0	0	0	0	0	1						
<b>Mark Wagner, R</b> (1, 6) OBP: 0.348, SLG: 0.355									6-3	2	0	0	0	0	0	0						
<b>Mickey Rivers, L</b> (8, PH) OBP: 0.325, SLG: 0.367										1	0	0	0	0	0	0						
<b>Mario Mendoza, R</b> (8, 6) OBP: 0.254, SLG: 0.266										0	0	0	0	0	0	0						
<b>Inning Stats</b>	R: 0 E: 0 K: 1 S: 5	H: 0 LOB: 0 BB: 0 P: 5	R: 0 E: 0 K: 0 S: 3	H: 0 LOB: 0 BB: 0 P: 3	R: 0 E: 0 K: 0 S: 3	H: 0 LOB: 0 BB: 0 P: 3	R: 0 E: 0 K: 2 S: 7	H: 0 LOB: 1 BB: 0 P: 8	R: 0 E: 0 K: 0 S: 4	H: 2 LOB: 1 BB: 0 P: 4	R: 0 E: 0 K: 0 S: 4	H: 1 LOB: 1 BB: 0 P: 4	R: 0 E: 0 K: 0 S: 2	H: 0 LOB: 0 BB: 1 P: 6	R: 0 E: 0 K: 0 S: 3	H: 0 LOB: 0 BB: 0 P: 3	R: 2 E: 0 K: 0 S: 6	H: 3 LOB: 1 BB: 0 P: 6	1B: 4 2B: 2 3B: 0 HR: 0	SF: 0 SAC: 0 DP: 1 HBP: 1	WP: 0 PB: 0 SB: 0 CS: 2	PA: 33
<b>PITCHER</b>	IP WLS BF H R ER SO BB IBB HBP BLK WP HR S P ERA WHIP																	ERA WHIP				
<b>Pete Redfern, R</b> (1, 1) ERA: 4.12	8.2 W 32 6 2 2 3 1 0 1 0 0 0 36 41 2.08 0.808																					
<b>Doug Corbett, R</b> (9, 1) ERA: 2.5	0.1 S 1 0 0 0 0 0 0 0 0 0 0 1 1 0.00 0.000																					

Batter	1	2	3	4	5	6	7	8	9	AB	R	H	RBI	BB	SO	LOB	BOTTOM			
<b>Hosken Powell, L</b> (1, 7) OBP: 0.289, SLG: 0.333	1B E G4-6-3 1B									4	1	2	1	0	0	0	<b>Texas Rangers @ Minnesota Twins</b> Metropolitan Stadium, Bloomington, MI Sun Sep 27 1981, 4:33 AM EDT Att: 4,428 - Cloudy - 56 F <a href="http://livebaseballscorecards.com">livebaseballscorecards.com</a>			
<b>Rob Wilfong, L</b> (1, 4) OBP: 0.309, SLG: 0.331	E3 G4-6-3 1B 1-2		K				3-H 4-0 FC5-4 BB 1-2			3	0	0	0	1	1	1				
<b>Dave Engle, R</b> (1, 9) OBP: 0.284, SLG: 0.398	G4-6-3 1B 1-2 2-3			K			FC5-4 1-2			4	0	1	0	0	1	1				
<b>Glenn Adams, L</b> (1, 10) OBP: 0.277, SLG: 0.287	G4-6-3 1-2 2-3 3-H			K					K	4	0	0	0	0	2	2				
<b>John Castino, R</b> (1, 5) OBP: 0.303, SLG: 0.399	K			BB 2B					4-3 WP 2B	4	1	2	0	0	1	1				
<b>Butch Wynegar, S</b> (1, 2) OBP: 0.335, SLG: 0.294		K			BB IBB				4-3	2	1	0	0	2	1	1				
<b>Gary Ward, R</b> (1, 8) OBP: 0.332, SLG: 0.365		K								3	1	2	1	1	1	0				
<b>Kent Hrbek, L</b> (1, 3) OBP: 0.246, SLG: 0.302										2	0	0	0	0	0	3				
<b>Pete Mackanin, R</b> (7, PH) OBP: 0.253, SLG: 0.310										1	1	1	1	0	0	0				
<b>Tim Corcoran, L</b> (8, 3) OBP: 0.229, SLG: 0.190										1	0	0	0	0	0	1				
<b>Ron Washington, R</b> (1, 6) OBP: 0.279, SLG: 0.286										3	0	0	0	0	0	1				
<b>Inning Stats</b>	R: 1 E: 1 K: 1 S: 7	H: 2 LOB: 1 BB: 0 P: 7	R: 0 E: 0 K: 2 S: 7	H: 0 LOB: 0 BB: 0 P: 7	R: 0 E: 0 K: 1 S: 5	H: 0 LOB: 0 BB: 0 P: 5	R: 0 E: 0 K: 2 S: 8	H: 1 LOB: 3 BB: 2 P: 16	R: 0 E: 0 K: 0 S: 3	H: 0 LOB: 0 BB: 0 P: 3	R: 0 E: 0 K: 0 S: 3	H: 0 LOB: 0 BB: 0 P: 3	R: 3 E: 0 K: 0 S: 5	H: 3 LOB: 1 BB: 2 P: 13	R: 1 E: 0 K: 1 S: 7	H: 2 LOB: 1 BB: 0 P: 7	1B: 4 2B: 4 3B: 0 HR: 0	SF: 0 SAC: 0 DP: 1 HBP: 0	WP: 1 PB: 0 SB: 1 CS: 1	PA: 35
<b>PITCHER</b>	IP WLS BF H R ER SO BB IBB HBP BLK WP HR S P ERA WHIP																	ERA WHIP		
<b>John Butcher, R</b> (1, 1) ERA: 2.41	6.0 L 25 4 3 3 2 6 2 1 0 0 0 0 34 46 3.00 1.000																			
<b>Mark Mercer, L</b> (7, 1) ERA: 4.7	0.2 4 2 1 1 0 1 0 0 0 0 0 0 3 7 13.50 4.500																			
<b>Dave Schmidt, R</b> (7, 1) ERA: 3.07	1.1 6 2 1 1 1 0 0 0 0 0 1 0 8 8 6.75 1.500																			



Batter	1	2	3	4	5	6	7	8	9	AB R H RBI BB SO LOB	TOP								
Willie Wilson, S OBP: 0.334, SLG: 0.362 (1.7)	0-0 6-3		0-3 K		0-0 4-3	0-0 1B		4-0 IBB		4 0 1 1 1 1 0	<b>Kansas City Royals @ Minnesota Twins</b> Metropolitan Stadium, Bloomington, MI Mon Sep 28 1981, 4:33 AM EDT Att. 3,654 - Overcast - 57 F								
Frank White, R OBP: 0.277, SLG: 0.369 (1.4)	0-3 K		0-0 1-3		0-0 F6	0-0 1B		0-3 K		5 0 1 0 0 2 2									
George Brett, L OBP: 0.352, SLG: 0.450 (1.5)	0-0 F7		4-0 FC6 BB		0-0 E6			0-0 F4		4 0 0 0 1 0 0									
Amos Otis, R OBP: 0.325, SLG: 0.424 (1.8)			0-0 F4 FC6		0-0 E8			0-0 F9		5 1 2 0 0 0 1									
Hal McRae, R OBP: 0.329, SLG: 0.399 (1.10)			0-0 HR		0-0 F8			4-0 S BB		3 2 2 2 2 0 0									
Willie Aikens, L OBP: 0.374, SLG: 0.465 (1.3)			0-0 HR		0-3 K			0-0 5-3		5 1 2 2 0 1 4									
John Wathan, R OBP: 0.301, SLG: 0.315 (1.2)			4-0 FC1-4 BB		0-0 S 1B			0-0 SH2-3 1B		4 1 2 0 1 1 1									
Darryl Motley, R OBP: 0.273, SLG: 0.317 (1.9)			0-0 FC1-4		0-0 F8			0-0 SH2-3		3 0 1 1 0 0 1									
Cesar Geronimo, L OBP: 0.302, SLG: 0.328 (8, PH)			0-0 FC5-4		0-0 FC5-4 1B			0-0 L7		1 0 0 0 0 0 1									
U L Washington, S OBP: 0.315, SLG: 0.309 (1.6)			0-0 FC5-4		0-0 F4			0-0 6-3		4 1 1 0 0 0 3									
<b>Inning Stats</b>	R: 0 H: 0 E: 0 K: 1 S: 5	H: 0 LOB: 0 BB: 0 P: 5	R: 2 H: 2 E: 0 K: 0 S: 5	H: 2 LOB: 1 BB: 1 P: 9	R: 0 H: 0 E: 0 K: 1 S: 5	H: 0 LOB: 1 BB: 1 P: 9	R: 1 H: 2 E: 0 K: 1 S: 7	H: 2 LOB: 3 BB: 1 P: 7	R: 0 H: 1 E: 0 K: 0 S: 5	H: 0 LOB: 1 BB: 1 P: 7	R: 0 H: 1 E: 0 K: 1 S: 6	H: 1 LOB: 2 BB: 1 P: 10	R: 2 H: 3 E: 0 K: 0 S: 6	H: 3 LOB: 3 BB: 0 P: 6	1B: 10 2B: 0 3B: 0 HR: 2	SF: 0 SAC: 1 DP: 0 HBP: 0	WP: 0 PA: 44 PB: 0 SB: 3 CS: 0		
<b>PITCHER</b>	IP WLS BF H R ER SO BB IBB HBP BLK WP HR S P ERA WHIP																		
Brad Havens, L ERA: 3.45 (1.1)	6.1 L 30 8 4 4 4																		
Don Cooper, R ERA: 4.55 (7.1)	2.2 14 4 2 2 1																		

AB 38  
 R 6  
 H 12  
 RBI 6  
 BB 5  
 SO 5  
 LOB 13



Batter	1	2	3	4	5	6	7	8	9	AB R H RBI BB SO LOB	BOTTOM									
Hosken Powell, L OBP: 0.288, SLG: 0.329 (1.7)	4-0 CS BB		0-3 K			0-0 F5			0-0 F7	3 0 0 0 1 1 0	<b>Kansas City Royals @ Minnesota Twins</b> Metropolitan Stadium, Bloomington, MI Mon Sep 28 1981, 4:33 AM EDT Att. 3,654 - Overcast - 57 F									
Rob Wilfong, L OBP: 0.308, SLG: 0.330 (1.4)	0-3 K				0-0 B1			0-0 3-1		4 0 1 0 0 1 1										
Dave Engle, R OBP: 0.292, SLG: 0.418 (1.9)	0-0 1B				0-0 HR			0-0 L9 1B		4 1 3 1 0 1 1										
Glenn Adams, L OBP: 0.277, SLG: 0.296 (1.10)	0-3 K				0-3 K			0-0 F5		4 0 1 0 0 2 2										
John Castino, R OBP: 0.301, SLG: 0.396 (1.5)			0-3 K		0-0 6-3			0-0 L9		3 0 0 0 0 1 2										
Butch Wynegar, S OBP: 0.329, SLG: 0.288 (1.2)			0-0 F8		0-0 F8			0-0 G3-6-3		3 0 0 0 0 0 2										
Gary Ward, R OBP: 0.329, SLG: 0.361 (1.8)			0-3 K		0-0 F8			0-0 4-3		3 0 0 0 0 1 0										
Kent Hrbek, L OBP: 0.233, SLG: 0.286 (1.3)			0-0 4-3		0-0 6-3			0-0 4-3		3 0 0 0 0 0 0										
Ron Washington, R OBP: 0.271, SLG: 0.277 (1.6)			0-0 5-3			0-3 K		0-0 4-3		2 0 0 0 0 1 0										
Tim Corcoran, L OBP: 0.224, SLG: 0.186 (8, PH)										1 0 0 0 0 0 0										
Chuck Baker, R OBP: 0.161, SLG: 0.194 (9, 6)										0 0 0 0 0 0 0										
<b>Inning Stats</b>	R: 0 H: 1 E: 0 K: 2 S: 7	H: 0 LOB: 0 BB: 0 P: 11	R: 0 H: 0 E: 0 K: 2 S: 7	H: 0 LOB: 0 BB: 0 P: 7	R: 0 H: 0 E: 0 K: 1 S: 5	H: 0 LOB: 0 BB: 0 P: 5	R: 1 H: 1 E: 0 K: 1 S: 6	H: 1 LOB: 0 BB: 0 P: 6	R: 0 H: 0 E: 0 K: 0 S: 3	H: 0 LOB: 1 BB: 0 P: 3	R: 0 H: 2 E: 0 K: 0 S: 4	H: 2 LOB: 1 BB: 0 P: 4	R: 0 H: 0 E: 0 K: 0 S: 3	H: 0 LOB: 1 BB: 0 P: 3	R: 0 H: 1 E: 0 K: 1 S: 6	H: 1 LOB: 0 BB: 0 P: 6	1B: 4 2B: 1 3B: 0 HR: 1	SF: 0 SAC: 0 DP: 2 HBP: 0	WP: 0 PA: 31 PB: 0 SB: 0 CS: 1	
<b>PITCHER</b>	IP WLS BF H R ER SO BB IBB HBP BLK WP HR S P ERA WHIP																			
Dennis Leonard, R ERA: 3.13 (1.1)	9.0 W 31 5																			

AB 30  
 R 1  
 H 5  
 RBI 1  
 BB 1  
 SO 8  
 LOB 8



Batter	1	2	3	4	5	6	7	8	9	AB	R	H	RBI	BB	SO	LOB	TOP						
<b>Willie Wilson, S</b> (1, 7) OBP: 0.335, SLG: 0.365	0-0 4-3		0-0 S 2B		0-0 L8		0-0 3B 1B		0-0 4-3	5	1	2	1	0	0	0	Kansas City Royals @ Minnesota Twins Metropolitan Stadium, Bloomington, MI						
<b>Frank White, R</b> (1, 4) OBP: 0.275, SLG: 0.367	0-0 6-3		0-3 K		0-0 F9		0-0 F8		0-0 G4-6-3 1B	5	0	1	0	0	1	2	Tue Sep 29 1981, 4:33 AM EDT Att: 3,676 - Cloudy - 64 F						
<b>George Brett, L</b> (1, 5) OBP: 0.356, SLG: 0.466	0-0 HR		4-0 CS BB		0-0 4-3		0-0 3B		0-0 G4-6-3 1-2	4	1	2	2	1	0	1	livebaseballscorecards.com						
<b>Willie Aikens, L</b> (1, 3) OBP: 0.375, SLG: 0.463	0-0 F8		0-0 4-3 1-2		0-0 FC6-4 1B		0-0 FC6-4 1B			3	0	1	0	1	0	2	AB 35						
<b>Amos Otis, R</b> (1, 8) OBP: 0.321, SLG: 0.419		0-0 5-3		0-0 6-3		0-0 FC6-4 2B 1-2		0-0 FC6-4 1B 1-2		4	1	0	0	0	0	3	R 4						
<b>Hal McRae, R</b> (1, 10) OBP: 0.331, SLG: 0.405		0-0 F5		0-0 2B		0-0 2B 1-H		0-0 6-3		4	0	2	1	0	0	0	H 11						
<b>Clint Hurdle, L</b> (1, 9) OBP: 0.419, SLG: 0.598 <b>Cesar Geronimo, L</b> (8, PH) OBP: 0.308, SLG: 0.333		0-0 FC4-6 1B		4-0 G1-6-3 1B		4-0 1B		0-0 1-3 S 1B		1	0	1	0	2	0	0	RBI 4						
<b>John Wathan, R</b> (1, 2) OBP: 0.297, SLG: 0.311		0-0 FC4-6 1-2		0-0 G1-6-3 1-2		0-0 G3		0-0 1-3		4	0	0	0	0	0	6	BB 4						
<b>U L Washington, S</b> (1, 6) OBP: 0.314, SLG: 0.308			0-0 S 2B 1B		0-0 4-3		0-0 1-3		0-0 F6	4	1	1	0	0	0	1	SO 1						
<b>Inning Stats</b>	R: 1 E: 0 K: 0 S: 4	H: 1 LOB: 0 BB: 0 P: 4	R: 0 E: 0 K: 0 S: 4	H: 1 LOB: 1 BB: 0 P: 4	R: 1 E: 0 K: 1 S: 6	H: 2 LOB: 1 BB: 1 P: 10	R: 0 E: 0 K: 0 S: 3	H: 1 LOB: 1 BB: 1 P: 7	R: 0 E: 0 K: 0 S: 3	H: 0 LOB: 0 BB: 0 P: 3	R: 1 E: 0 K: 0 S: 5	H: 2 LOB: 2 BB: 1 P: 9	R: 1 E: 0 K: 0 S: 5	H: 2 LOB: 2 BB: 1 P: 9	R: 0 E: 0 K: 0 S: 4	H: 1 LOB: 1 BB: 0 P: 4	R: 0 E: 0 K: 0 S: 3	H: 1 LOB: 0 BB: 0 P: 3	1B: 6 2B: 3 3B: 1 HR: 1	SF: 0 SAC: 0 DP: 2 HBP: 0	WP: 0 PB: 0 SB: 3 CS: 1	PA: 39	
<b>PITCHER</b>	IP WLS BF H R ER SO BB IBB HBP BLK WP HR S P ERA WHIP	6.2 L 30 9 4 4 1 1 2 0 0 0 1 29 41 5.40 1.500	2.1 9 2 0 0 0 0 1 0 0 0 0 0 8 12 0.00 0.857																AB 35				

Batter	1	2	3	4	5	6	7	8	9	AB	R	H	RBI	BB	SO	LOB	BOTTOM						
<b>Hosken Powell, L</b> (1, 7) OBP: 0.291, SLG: 0.332	0-0 1B 1B		0-0 6-3		0-0 L6			0-0 FC5-4 1B		4	1	2	0	0	0	0	Kansas City Royals @ Minnesota Twins Metropolitan Stadium, Bloomington, MI						
<b>Rob Wilfong, L</b> (1, 4) OBP: 0.308, SLG: 0.329	0-0 1-3 1B		0-3 K		0-3 K			0-0 F7		4	0	1	0	0	2	1	Tue Sep 29 1981, 4:33 AM EDT Att: 3,676 - Cloudy - 64 F						
<b>Dave Engle, R</b> (1, 9) OBP: 0.299, SLG: 0.424	0-0 1-2 3-H 1B		0-0 1B		0-0 1B		0-0 G3-6-3 1B		0-0 FC5-4 1-2	4	0	3	1	0	0	1	livebaseballscorecards.com						
<b>Butch Wynegar, S</b> (1, 2) OBP: 0.322, SLG: 0.280	0-0 F7		0-0 F6		0-0 G3-6-3 1-2		0-0 G3-6-3 1-2		0-0 6-3	4	0	0	0	0	0	4	AB 33						
<b>Glenn Adams, L</b> (1, 10) OBP: 0.272, SLG: 0.281 <b>Rick Sofield, L</b> (9, PR) OBP: 0.219, SLG: 0.167	0-0 F5		0-0 F9		0-3 K		0-3 K		0-0 E3 G6-4-3	4	0	0	0	0	1	2	R 2						
<b>Gary Ward, R</b> (1, 8) OBP: 0.325, SLG: 0.356	0-0 F9		0-0 L9		0-0 L9		0-0 F8		0-0 G6-4-3 1-2	4	0	0	0	0	0	3	H 8						
<b>Kent Hrbek, L</b> (1, 3) OBP: 0.238, SLG: 0.288		0-0 G5-4-3 1B		0-0 4-3		0-0 L8		0-0 L8		3	0	1	0	0	0	0	RBI 2						
<b>Gary Gaetti, R</b> (1, 5) OBP: 0.190, SLG: 0.476		0-0 G5-4-3 1-2		0-0 HR		0-0 5-3		0-0 5-3		3	1	1	1	0	0	1	BB 0						
<b>Ron Washington, R</b> (1, 6) OBP: 0.264, SLG: 0.269 <b>Tim Corcoran, L</b> (8, PH) <b>Chuck Baker, R</b> (9, 6) OBP: 0.161, SLG: 0.194		0-0 6-3		0-0 5-3		0-0 4-3		0-0 4-3		2	0	0	0	0	0	0	SO 3						
<b>Inning Stats</b>	R: 1 E: 0 K: 0 S: 6	H: 3 LOB: 2 BB: 0 P: 6	R: 0 E: 0 K: 0 S: 3	H: 1 LOB: 0 BB: 0 P: 3	R: 0 E: 0 K: 1 S: 6	H: 1 LOB: 1 BB: 0 P: 6	R: 0 E: 0 K: 0 S: 3	H: 0 LOB: 0 BB: 0 P: 3	R: 1 E: 0 K: 1 S: 6	H: 1 LOB: 0 BB: 0 P: 6	R: 0 E: 0 K: 1 S: 5	H: 1 LOB: 0 BB: 0 P: 5	R: 0 E: 0 K: 0 S: 3	H: 0 LOB: 0 BB: 0 P: 3	R: 0 E: 0 K: 0 S: 4	H: 1 LOB: 1 BB: 0 P: 4	R: 0 E: 1 K: 0 S: 3	H: 0 LOB: 1 BB: 0 P: 3	1B: 7 2B: 0 3B: 0 HR: 1	SF: 0 SAC: 0 DP: 3 HBP: 0	WP: 0 PB: 0 SB: 0 CS: 0	PA: 33	
<b>PITCHER</b>	IP WLS BF H R ER SO BB IBB HBP BLK WP HR S P ERA WHIP	6.2 W 25 7 2 2 3 0 0 0 0 0 0 8 8 0.00 0.429																AB 33					

Batter	1	2	3	4	5	6	7	8	9	AB	R	H	RBI	BB	SO	LOB	TOP								
Willie Wilson, S (1,7) OBP: 0.338, SLG: 0.367										5	0	3	2	0	0	0	<p>Kansas City Royals @ Minnesota Twins Metropolitan Stadium, Bloomington, MI Wed Sep 30 1981, 4:33 AM EDT Att: 15,900 - Cloudy - 56 F</p> <p>livebaseballscores.com</p> <p>AB 41 R 5 H 16 RBI 5 BB 4 SO 5 LOB 22</p>								
Frank White, R (1,4) OBP: 0.277, SLG: 0.367										5	0	2	0	0	1	3									
George Brett, L (1,5) OBP: 0.356, SLG: 0.465										5	0	2	0	0	0	3									
Willie Aikens, L (1,3) OBP: 0.376, SLG: 0.462										5	0	2	0	0	0	4									
Amos Otis, R (1,8) OBP: 0.317, SLG: 0.413										5	0	0	0	0	3	3									
Hal McRae, R (1,10) OBP: 0.334, SLG: 0.406										4	2	2	0	1	0	1									
Clint Hurdle, L (1,9) Darryl Motley, R (9,9) OBP: 0.423, SLG: 0.545 OBP: 0.279, SLG: 0.317										3	1	1	2	1	0	1									
John Wathan, R (1,2) OBP: 0.302, SLG: 0.314										4	1	2	0	1	0	2									
U L Washington, S (1,6) OBP: 0.315, SLG: 0.313										5	1	2	1	0	1	5									
<b>Inning Stats</b>	R: 0 E: 0 K: 0 S: 4	H: 2 LOB: 1 BB: 0 P: 4	R: 2 E: 0 K: 0 S: 7	H: 4 LOB: 2 BB: 0 P: 7	R: 0 E: 0 K: 1 S: 5	H: 0 LOB: 0 BB: 0 P: 5	R: 3 E: 0 K: 1 S: 9	H: 5 LOB: 1 BB: 0 P: 9	R: 0 E: 0 K: 2 S: 8	H: 1 LOB: 3 BB: 2 P: 16	R: 0 E: 0 K: 1 S: 7	H: 2 LOB: 0 BB: 0 P: 7	R: 0 E: 0 K: 0 S: 3	H: 0 LOB: 0 BB: 0 P: 3	R: 0 E: 0 K: 0 S: 5	H: 2 LOB: 2 BB: 0 P: 5		R: 0 E: 0 K: 0 S: 3	H: 0 LOB: 11 BB: 11 P: 11	1B: 14 2B: 1 3B: 0 HR: 1	SF: 0 SAC: 0 DP: 1 HBP: 0	WP: 1 PB: 0 SB: 0 CS: 0	PA: 45		
<b>PITCHER</b>	IP	WLS	BF	H	R	ER	SO	BB	IBB	HBP	BLK	WP	HR	S	P	ERA	WHIP								
Fernando Arroyo, R (1,1) ERA: 3.86	3.1	L	18	10	5	5	1	0	0	0	0	0	1	20	20	13.50	3.000								
Bob Veselic, R (4,1) ERA: 2.94	4.1		21	6	0	0	4	2	0	0	0	1	0	27	35	0.00	1.846								
Jack O'Connor, L (8,1) ERA: 6.11	0.2		4	0	0	0	0	2	0	0	0	0	0	2	10	0.00	3.000								
John Verhoeven, R (9,1) ERA: 3.71	0.2		2	0	0	0	0	0	0	0	0	0	0	2	2	0.00	0.000								

Batter	1	2	3	4	5	6	7	8	9	AB	R	H	RBI	BB	SO	LOB	BOTTOM								
Gary Ward, R (1,8) OBP: 0.324, SLG: 0.355										4	0	1	0	0	2	0	<p>Kansas City Royals @ Minnesota Twins Metropolitan Stadium, Bloomington, MI Wed Sep 30 1981, 4:33 AM EDT Att: 15,900 - Cloudy - 56 F</p> <p>livebaseballscores.com</p> <p>AB 31 R 2 H 4 RBI 2 BB 0 SO 3 LOB 4</p>								
Ron Washington, R (1,6) OBP: 0.283, SLG: 0.288										4	0	1	0	0	0	1									
Dave Engle, R (1,9) OBP: 0.294, SLG: 0.416										4	0	0	0	0	0	2									
Roy Smalley, S (1,10) OBP: 0.374, SLG: 0.444										4	0	0	0	0	0	1									
Mickey Hatcher, R (1,3) OBP: 0.286, SLG: 0.353										3	0	0	0	0	0	0									
Gary Gaetti, R (1,5) OBP: 0.208, SLG: 0.458										3	1	1	0	0	0	0									
Pete Mackanin, R (1,4) OBP: 0.254, SLG: 0.324										3	1	1	2	0	0	0									
Tim Laudner, R (1,2) OBP: 0.265, SLG: 0.419										3	0	0	0	0	0	0									
Mark Funderburk, R (1,7) OBP: 0.200, SLG: 0.231										3	0	0	0	0	1	0									
<b>Inning Stats</b>	R: 0 E: 0 K: 1 S: 5	H: 0 LOB: 0 BB: 0 P: 5	R: 2 E: 0 K: 0 S: 5	H: 2 LOB: 0 BB: 0 P: 5	R: 0 E: 0 K: 0 S: 4	H: 1 LOB: 1 BB: 0 P: 4	R: 0 E: 0 K: 0 S: 3	H: 0 LOB: 0 BB: 0 P: 3	R: 0 E: 0 K: 1 S: 5	H: 0 LOB: 0 BB: 0 P: 5	R: 0 E: 0 K: 1 S: 5	H: 0 LOB: 0 BB: 0 P: 5	R: 0 E: 0 K: 0 S: 3	H: 0 LOB: 0 BB: 0 P: 3	R: 0 E: 0 K: 0 S: 3	H: 0 LOB: 0 BB: 0 P: 3		R: 0 E: 0 K: 0 S: 4	H: 1 LOB: 1 BB: 0 P: 4	1B: 3 2B: 0 3B: 0 HR: 1	SF: 0 SAC: 0 DP: 0 HBP: 0	WP: 0 PB: 0 SB: 1 CS: 0	PA: 31		
<b>PITCHER</b>	IP	WLS	BF	H	R	ER	SO	BB	IBB	HBP	BLK	WP	HR	S	P	ERA	WHIP								
Larry Gura, L (1,1) ERA: 2.61	9.0	W	31	4	2	2	3	0	0	0	0	0	1	37	37	2.00	0.444								





