

Minnesota Twins - 1982

Batter	1	2	3	4	5	6	7	8	9	AB	R	H	RBI	BB	SO	LOB	TOP			
Julio Cruz, S OBP: 0.400, SLG: 0.400 (1.4)										5	2	2	2	0	1	0	Seattle Mariners @ Minnesota Twins Hubert H. Humphrey Metrodome, Minneapolis, MN Tue Apr 06 1982, 7:05 PM EST Att: 52,279 - Unknown			
Manny Castillo, S OBP: 0.400, SLG: 0.500 (1.5)										4	0	1	1	1	0	0				
Bruce Bochte, L (1.7)										3	1	0	1	1	1	2				
Richie Zisk, R (1.10)										5	2	2	0	0	0	1				
Al Cowens, R (1.9)										5	2	2	2	0	0	1				
Joe Simpson, L (1.8)										4	1	2	0	1	1	0				
Jim Maler, R (1.3)										4	2	3	5	0	0	1				
Jim Essian, R (1.2)										5	1	2	0	0	0	2				
Todd Cruz, R (1.6)										4	0	0	0	0	1	4				
Inning Stats	R: 0 E: 0 K: 1 S: 5	H: 0 LOB: 0 BB: 0 P: 5	R: 0 E: 0 K: 0 S: 3	H: 0 LOB: 0 BB: 0 P: 3	R: 3 E: 0 K: 0 S: 7	H: 4 LOB: 1 BB: 0 P: 7	R: 1 E: 0 K: 1 S: 6	H: 1 LOB: 0 BB: 0 P: 6	R: 1 E: 0 K: 0 S: 3	H: 3 LOB: 2 BB: 1 P: 6	R: 4 E: 0 K: 0 S: 6	H: 3 LOB: 1 BB: 2 P: 14	R: 0 E: 1 K: 2 S: 8	H: 0 LOB: 1 BB: 0 P: 8	R: 1 E: 0 K: 0 S: 5	H: 2 LOB: 1 BB: 0 P: 5	1B: 8 2B: 5 3B: 0 HR: 2	SF: 2 SAC: 0 DP: 1 HBP: 0	WP: 2 PB: 1 CS: 1	PA: 44
PITCHER	IP WLS BF H R ER SO BB IBB HBP BLK WP HR S P ERA WHIP																			
Pete Redfern, R (1.1)	5.0 L 21 6 5 5 2 1 0 0 0 0 1 1 24 28 9.00 1.400																			
Bobby Castillo, R (6.1)	2.0 14 6 5 4 0 1 1 0 0 0 0 0 12 20 18.00 3.500																			
Fernando Arroyo, R (8.1)	2.0 9 2 1 1 2 0 0 0 0 0 1 1 13 13 4.50 1.000																			

AB	39
R	11
H	14
RBI	11
BB	3
SO	4
LOB	11



Batter	1	2	3	4	5	6	7	8	9	AB	R	H	RBI	BB	SO	LOB	BOTTOM			
Jim Eisenreich, L (1.8)										3	0	0	0	0	1	1	Seattle Mariners @ Minnesota Twins Hubert H. Humphrey Metrodome, Minneapolis, MN Tue Apr 06 1982, 7:05 PM EST Att: 52,279 - Unknown			
Jesus Vega, R (8. FH)										1	0	0	0	0	1	0				
Bobby Mitchell, L (9.8)										1	0	0	0	0	0	1				
Gary Ward, R (1.10)										5	0	0	0	0	2	2				
Dave Engle, R (1.9)										3	3	2	1	1	0	0				
Roy Smalley, S (1.6)										4	1	1	0	0	2	1				
Kent Hrbek, L (1.3)										4	1	2	2	0	1	0				
Gary Gaetti, R (1.5)										4	2	4	4	0	0	0				
Butch Wynegar, S (1.2)										4	0	0	0	0	2	2				
Rob Wilfong, L (1.4)										4	0	0	0	0	2	0				
Mickey Hatcher, R (1.7)										3	0	2	0	1	0	0				
Inning Stats	R: 1 E: 0 K: 1 S: 6	H: 1 LOB: 0 BB: 0 P: 6	R: 0 E: 0 K: 2 S: 7	H: 1 LOB: 0 BB: 0 P: 7	R: 0 E: 0 K: 1 S: 6	H: 1 LOB: 1 BB: 0 P: 6	R: 3 E: 0 K: 2 S: 10	H: 3 LOB: 0 BB: 0 P: 10	R: 0 E: 0 K: 1 S: 5	H: 0 LOB: 0 BB: 0 P: 5	R: 1 E: 0 K: 1 S: 6	H: 1 LOB: 0 BB: 0 P: 6	R: 2 E: 0 K: 1 S: 8	H: 3 LOB: 2 BB: 1 P: 12	R: 0 E: 0 K: 1 S: 5	H: 0 LOB: 1 BB: 1 P: 9	1B: 6 2B: 1 3B: 1 HR: 3	SF: 0 SAC: 0 DP: 0 HBP: 0	WP: 0 PB: 0 CS: 0	PA: 38
PITCHER	IP WLS BF H R ER SO BB IBB HBP BLK WP HR S P ERA WHIP																			
Floyd Bannister, L (1.1)	7.2 W 32 10 7 7 10 1 0 0 0 0 0 3 51 55 8.22 1.435																			
Mike Stanton, R (8.1)	1.1 S 6 1 0 0 1 1 0 0 0 0 0 0 7 11 0.00 1.500																			

AB	36
R	7
H	11
RBI	7
BB	2
SO	11
LOB	7



Batter	1	2	3	4	5	6	7	8	9	AB	R	H	RBI	BB	SO	LOB	TOP								
Julio Cruz, S OBP: 0.400, SLG: 0.333 (1,4)										4	0	1	0	0	0	3	Seattle Mariners @ Minnesota Twins Hubert H. Humphrey Metrodome, Minneapolis, MN Wed Apr 07 1982, 7:05 PM EST Att: 5,213 - Dome								
Manny Castillo, S OBP: 0.400, SLG: 0.556 (1,5)										5	1	2	1	0	0	3									
Bruce Bochte, L OBP: 0.300, SLG: 0.500 (1,7) Paul Serna, R (8,6)										5	0	2	1	0	0	4									
Richie Zisk, R OBP: 0.500, SLG: 0.778 (1,10) Lenny Randle, S (9, PR)										4	1	2	1	1	1	1									
Al Cowens, R OBP: 0.400, SLG: 0.778 (1,9)										4	0	1	0	1	1	1									
Joe Simpson, L OBP: 0.300, SLG: 0.333 (1,8)										5	0	0	0	0	0	2									
Jim Maler, R OBP: 0.700, SLG: 1.714 (1,3)										3	1	2	1	2	0	0									
Jim Essian, R OBP: 0.550, SLG: 0.500 (1,2) Steve Strouther, L (9, PH)										3	2	2	0	1	0	2									
Todd Cruz, R (1,6) Thad Bosley, L (8, PH)										3	0	0	0	0	1	3									
Inning Stats	R: 0 E: 0 K: 0 S: 4	H: 3 LOB: 2 BB: 1 P: 8	R: 0 E: 0 K: 1 S: 6	H: 1 LOB: 2 BB: 1 P: 10	R: 1 E: 0 K: 0 S: 4	H: 1 LOB: 0 BB: 0 P: 4	R: 1 E: 2 K: 0 S: 5	H: 0 LOB: 1 BB: 1 P: 10	R: 0 E: 0 K: 1 S: 5	H: 0 LOB: 0 BB: 0 P: 5	R: 3 E: 0 K: 0 S: 7	H: 4 LOB: 1 BB: 0 P: 7	R: 0 E: 0 K: 0 S: 2	H: 0 LOB: 1 BB: 2 P: 10	R: 0 E: 0 K: 0 S: 4	H: 1 LOB: 1 BB: 0 P: 4		R: 0 E: 0 K: 2 S: 9	H: 2 LOB: 2 BB: 0 P: 9	1B: 7 2B: 3 3B: 0 HR: 2	SF: 0 SAC: 0 DP: 1 HBP: 1	WP: 0 PB: 0 SB: 0 CS: 2	PA: 44		
PITCHER	IP	WLS	BF	H	R	ER	SO	BB	IBB	HBP	BLK	WP	HR	S	P	ERA	WHIP								
Roger Erickson, R ERA: 5.4 (1,1)	5.0	W	26	7	4	3	2	3	0	1	0	0	2	26	39	5.40	2.000								
Fernando Arroyo, R ERA: 6.75 (6,1)	0.2		4	2	1	1	0	0	0	0	0	0	0	4	4	13.50	3.000								
Bobby Castillo, R ERA: 13.5 (6,1)	0.2		4	0	0	0	0	2	0	0	0	0	0	2	10	0.00	3.000								
Doug Corbett, R ERA: (7,1)	2.2	S	10	3	0	0	2	0	0	0	0	0	0	14	14	0.00	1.125								

Batter	1	2	3	4	5	6	7	8	9	AB	R	H	RBI	BB	SO	LOB	BOTTOM								
Jim Eisenreich, L OBP: 0.143, SLG: 0.143 (1,8)										4	0	1	2	0	0	3	Seattle Mariners @ Minnesota Twins Hubert H. Humphrey Metrodome, Minneapolis, MN Wed Apr 07 1982, 7:05 PM EST Att: 5,213 - Dome								
Jesus Vega, R OBP: 0.300, SLG: 0.500 (8, PH) Mickey Hatcher, R OBP: 0.750, SLG: 0.667 (9,9)										5	0	1	2	0	1	5									
Rob Wilfong, L OBP: 0.111, SLG: 0.111 (1,4)										3	0	0	0	1	0	3									
Dave Engle, R OBP: 0.300, SLG: 0.833 (1,9) Bobby Mitchell, L (8,9)										0	0	0	0	0	0	0									
Roy Smalley, S OBP: 0.250, SLG: 0.286 (1,6)										3	1	0	0	1	0	1									
Kent Hrbek, L OBP: 0.500, SLG: 0.857 (1,3)										3	2	1	1	1	0	1									
Gary Gaetti, R OBP: 0.625, SLG: 1.625 (1,5)										4	0	1	0	0	1	2									
Randy Johnson, L OBP: 0.750, SLG: 1.250 (1,10)										4	1	3	0	0	0	0									
Gary Ward, R OBP: 0.333, SLG: 0.250 (1,7)										3	2	2	1	1	0	1									
Sal Butera, R (1,2)										3	1	0	1	1	0	5									
Inning Stats	R: 0 E: 0 K: 0 S: 3	H: 0 LOB: 0 BB: 0 P: 3	R: 0 E: 0 K: 0 S: 3	H: 0 LOB: 0 BB: 0 P: 3	R: 1 E: 0 K: 0 S: 5	H: 2 LOB: 1 BB: 1 P: 9	R: 1 E: 1 K: 1 S: 9	H: 3 LOB: 1 BB: 2 P: 17	R: 1 E: 0 K: 0 S: 4	H: 1 LOB: 0 BB: 0 P: 4	R: 0 E: 0 K: 1 S: 5	H: 0 LOB: 1 BB: 1 P: 9	R: 0 E: 0 K: 0 S: 2	H: 0 LOB: 0 BB: 1 P: 6	R: 0 E: 0 K: 0 S: 6	H: 4 LOB: 3 BB: 0 P: 6	1B: 7 2B: 2 3B: 0 HR: 1	SF: 0 SAC: 0 DP: 1 HBP: 0	WP: 0 PB: 0 SB: 0 CS: 0	PA: 38					
PITCHER	IP	WLS	BF	H	R	ER	SO	BB	IBB	HBP	BLK	WP	HR	S	P	ERA	WHIP								
Jim Beattie, R ERA: 11.25 (1,1)	4.0	L	21	5	6	5	1	3	0	0	0	0	1	14	22	11.25	2.000								
Ed Nunez, R ERA: 2.7 (5,1)	3.1		14	4	1	1	1	2	0	0	0	0	0	1	14	2.70	1.800								
Larry Andersen, R ERA: (8,1)	0.1		1	0	0	0	0	0	0	0	0	0	0	1	1	0.00	0.000								
Ed Vande Berg, L ERA: (8,1)	0.1		2	1	0	0	0	0	0	0	0	0	0	2	2	0.00	3.000								

Batter	1	2	3	4	5	6	7	8	9	AB	R	H	RBI	BB	SO	LOB	TOP			
Julio Cruz, S OBP: 0.333, SLG: 0.231 (1, 4)	5-3		4-3						1-3	4	0	0	0	1	0	1	Seattle Mariners @ Minnesota Twins Hubert H. Humphrey Metrodome, Minneapolis, MN Thu Apr 08 1982, 4:33 AM EST Att: 10,412 - Dome livebaseballscorecards.com			
Manny Castillo, S OBP: 0.357, SLG: 0.417 (1, 5)			6-3							3	0	0	0	1	1					
Bruce Bochte, L OBP: 0.357, SLG: 0.455 (8, PR) Thad Bosley, L (8, 7)	G4-6-3									3	0	1	0	1	0	2				
Richie Zisk, R OBP: 0.643, SLG: 0.846 (8, PR) Lenny Randle, S (8, PR)										4	0	4	0	0	0	0				
Al Cowens, R OBP: 0.357, SLG: 0.583 (1, 9)										3	0	0	0	1	2	5				
Jim Maler, R OBP: 0.500, SLG: 1.091 (1, 3)										4	0	0	0	0	3	5				
Jim Essian, R OBP: 0.462, SLG: 0.667 (1, 2)										4	1	1	1	0	1	2				
Dave Henderson, R OBP: 0.667, SLG: 0.667 (9, PH) Joe Simpson, L OBP: 0.364, SLG: 0.400 (9, PH)										3	0	2	0	0	0	0				
Todd Cruz, R Steve Stroughter, L (9, PH)										1	0	0	0	0	1	1				
Inning Stats	R: 0 E: 0 K: 0 S: 2	H: 0 LOB: 0 BB: 1 P: 6	R: 0 E: 0 K: 1 S: 7	H: 2 LOB: 3 BB: 1 P: 11	R: 0 E: 0 K: 1 S: 6	H: 1 LOB: 2 BB: 1 P: 10	R: 0 E: 0 K: 1 S: 6	H: 1 LOB: 1 BB: 0 P: 6	R: 0 E: 0 K: 1 S: 4	H: 0 LOB: 0 BB: 1 P: 8	R: 1 E: 0 K: 0 S: 4	H: 1 LOB: 0 BB: 0 P: 4	R: 0 E: 0 K: 1 S: 7	H: 2 LOB: 2 BB: 0 P: 7	R: 0 E: 0 K: 2 S: 8	H: 1 LOB: 1 BB: 0 P: 8		1B: 8 2B: 1 3B: 0 HR: 1	SF: 0 SAC: 0 DP: 3 HBP: 0	WP: 0 PB: 0 SB: 0 CS: 0
PITCHER	IP WLS BF H R ER SO BB IBB HBP BLK WP HR S P ERA WHIP																			
Brad Havens, L ERA: 1.23 (1, 1)	7.1 W 30 7 1 1 5 4 0 0 0 0 0 1 36 52 1.23 1.500																			
Doug Corbett, R ERA: (8, 1)	1.2 S 7 2 0 0 3 0 0 0 0 0 0 0 13 13 0.00 1.200																			

Batter	1	2	3	4	5	6	7	8	9	AB	R	H	RBI	BB	SO	LOB	BOTTOM			
Jim Eisenreich, L OBP: 0.200, SLG: 0.111 (1, 8) Mickey Hatcher, R OBP: 0.600, SLG: 0.500 (6, PH) (7, 9)	6-4-3		K							2	0	0	0	1	1	0	Seattle Mariners @ Minnesota Twins Hubert H. Humphrey Metrodome, Minneapolis, MN Thu Apr 08 1982, 4:33 AM EST Att: 10,412 - Dome livebaseballscorecards.com			
Rob Wilfong, L OBP: 0.154, SLG: 0.083 (1, 4)	6-4-3		L9							3	0	0	0	1	0	1				
Roy Smalley, S OBP: 0.250, SLG: 0.200 (1, 6)										3	0	0	0	1	2	2				
Kent Hrbek, L OBP: 0.417, SLG: 0.727 (1, 3)	F9		G3							4	1	1	0	0	1	2				
Gary Gaetti, R OBP: 0.750, SLG: 1.800 (1, 5)										2	3	2	2	2	0	0				
Gary Ward, R OBP: 0.308, SLG: 0.250 (1, 7)										4	0	1	0	0	2	3				
Bobby Mitchell, L (7, 8)										3	0	0	0	1	1	2				
Jesus Vega, R OBP: 0.500, SLG: 0.500 (1, 10)										4	0	2	2	0	0	1				
Butch Wynegar, S (1, 2)										3	0	0	0	1	1	1				
Inning Stats	R: 0 E: 0 K: 1 S: 5	H: 0 LOB: 1 BB: 1 P: 9	R: 1 E: 0 K: 1 S: 7	H: 2 LOB: 0 BB: 0 P: 7	R: 0 E: 0 K: 1 S: 5	H: 0 LOB: 1 BB: 1 P: 9	R: 1 E: 0 K: 0 S: 3	H: 1 LOB: 0 BB: 1 P: 7	R: 0 E: 0 K: 1 S: 5	H: 0 LOB: 1 BB: 1 P: 9	R: 1 E: 0 K: 3 S: 10	H: 1 LOB: 3 BB: 3 P: 22	R: 1 E: 0 K: 2 S: 9	H: 2 LOB: 1 BB: 0 P: 9	R: 0 E: 0 K: 0 S: 3	H: 0 LOB: 0 BB: 0 P: 3		1B: 4 2B: 1 3B: 0 HR: 1	SF: 0 SAC: 0 DP: 0 HBP: 0	WP: 1 PB: 0 SB: 1 CS: 1
PITCHER	IP WLS BF H R ER SO BB IBB HBP BLK WP HR S P ERA WHIP																			
Gene Nelson, R ERA: 4.76 (1, 1)	5.2 L 26 4 3 3 6 6 0 0 0 0 0 0 1 32 56 4.76 1.765																			
Ed Varela Berg, L ERA: 6.75 (6, 1)	1.0 5 1 1 1 2 1 0 0 0 0 0 0 8 12 9.00 2.000																			
Bill Caudill, R ERA: (7, 1)	1.1 5 1 0 0 1 0 0 0 0 0 0 0 7 7 0.00 0.750																			

Batter	1	2	3	4	5	6	7	8	9	AB	R	H	RBI	BB	SO	LOB	TOP					
Rick Burleson, R OBP: 0.227, SLG: 0.150 (1, 6)	5-3	1-3															4 0 0 0 0 0 2					
Fred Lynn, L OBP: 0.409, SLG: 0.500 (1, 8)	BB																3 0 0 0 1 1 0					
Rod Carew, L OBP: 0.524, SLG: 0.556 (1, 3)	F7																4 0 1 0 0 0 1					
Reggie Jackson, L OBP: 0.273, SLG: 0.200 (1, 9)	6-3																4 0 0 0 0 2 2					
Don Baylor, R (1, 10)																	4 0 0 0 0 0 1					
Doug DeCinces, R OBP: 0.350, SLG: 0.857 (1, 5)																	3 1 2 0 1 1 0					
Brian Downing, R OBP: 0.375, SLG: 0.769 (1, 7)																	3 0 0 0 1 1 3					
Tim Foli, R OBP: 0.235, SLG: 0.294 (1, 4)																	3 0 1 1 0 0 1					
Joe Ferguson, R OBP: 0.400, SLG: 0.400 (1, 2)																	3 0 0 0 0 1 2					
Inning Stats	R: 0 E: 0 K: 0 S: 3	H: 0 LOB: 1 BB: 1 P: 7	R: 1 E: 0 K: 0 S: 5	H: 2 LOB: 2 BB: 1 P: 9	R: 0 E: 0 K: 1 S: 5	H: 0 LOB: 0 BB: 0 P: 5	R: 0 E: 0 K: 1 S: 6	H: 1 LOB: 1 BB: 0 P: 6	R: 0 E: 0 K: 0 S: 3	H: 0 LOB: 0 BB: 0 P: 3	R: 0 E: 0 K: 1 S: 6	H: 1 LOB: 2 BB: 1 P: 10	R: 0 E: 0 K: 1 S: 5	H: 0 LOB: 0 BB: 0 P: 5	R: 0 E: 0 K: 1 S: 5	H: 0 LOB: 0 BB: 0 P: 5	R: 0 E: 0 K: 1 S: 5	H: 0 LOB: 0 BB: 0 P: 5	1B: 2 2B: 2 3B: 0 HR: 0	SF: 0 SAC: 0 DP: 0 HBP: 0	WP: 0 PB: 0 SB: 2 CS: 0	PA: 34
PITCHER Albert Williams, R ERA: 1.0 (1, 1)	IP: 9.0 WLS: W BF: 34 H: 4 R: 1 ER: 1 SO: 6 BB: 3 IBB: 0 HBP: 0 BLK: 0 WP: 0 HR: 0 S: 43 P: 55 ERA: 1.00 WHIP: 0.778															PITCHER Albert Williams, R ERA: 1.0 (1, 1)	IP: 9.0 WLS: W BF: 34 H: 4 R: 1 ER: 1 SO: 6 BB: 3 IBB: 0 HBP: 0 BLK: 0 WP: 0 HR: 0 S: 43 P: 55 ERA: 1.00 WHIP: 0.778					

California Angels @ Minnesota Twins
Hubert H. Humphrey Metrodome, Minneapolis, MN
Fri Apr 09 1982, 7:05 PM EST
Att: 19,105 - Dome - 70 F

AB 31
R 1
H 4
RBI 1
BB 3
SO 6
LOB 12



Batter	1	2	3	4	5	6	7	8	9	AB	R	H	RBI	BB	SO	LOB	BOTTOM					
Jim Eisenreich, L OBP: 0.214, SLG: 0.231 (1, 8)	6-3																4 0 1 0 0 0 2					
Gary Ward, R OBP: 0.294, SLG: 0.250 (1, 7)	K																4 0 1 0 0 1 3					
Dave Engle, R OBP: 0.417, SLG: 0.600 (1, 9)	L8																4 0 1 0 0 0 1					
Roy Smalley, S OBP: 0.313, SLG: 0.231 (1, 6)																	3 0 1 0 1 0 2					
Kent Hrbek, L OBP: 0.375, SLG: 0.800 (1, 3)	K																4 1 1 1 0 2 3					
Gary Gaetti, R OBP: 0.733, SLG: 1.615 (1, 5)	G5-4-3																3 0 2 0 0 0 1					
Jesus Vega, R OBP: 0.356, SLG: 0.875 (1, 10)																	2 1 1 1 1 0 1					
Rob Wilfong, L OBP: 0.188, SLG: 0.071 (1, 4)																	2 0 0 0 1 0 2					
Butch Wynegar, S OBP: 0.182, SLG: 0.100 (1, 2)																	3 0 1 0 0 0 1					
Inning Stats	R: 0 E: 0 K: 1 S: 5	H: 0 LOB: 0 BB: 0 P: 5	R: 0 E: 0 K: 1 S: 5	H: 1 LOB: 0 BB: 0 P: 5	R: 1 E: 0 K: 0 S: 4	H: 2 LOB: 1 BB: 1 P: 8	R: 0 E: 0 K: 1 S: 5	H: 0 LOB: 0 BB: 0 P: 5	R: 0 E: 0 K: 0 S: 2	H: 1 LOB: 0 BB: 1 P: 6	R: 0 E: 0 K: 0 S: 5	H: 2 LOB: 2 BB: 0 P: 5	R: 1 E: 0 K: 0 S: 5	H: 2 LOB: 1 BB: 0 P: 5	R: 0 E: 0 K: 0 S: 4	H: 1 LOB: 2 BB: 1 P: 8	R: 0 E: 0 K: 0 S: 4	H: 1 LOB: 2 BB: 1 P: 8	1B: 5 2B: 2 3B: 0 HR: 2	SF: 0 SAC: 0 DP: 3 HBP: 0	WP: 0 PB: 1 SB: 0 CS: 1	PA: 32
PITCHER Angel Moreno, L ERA: 3.0 (1, 1)	IP: 6.0 WLS: L BF: 24 H: 8 R: 2 ER: 2 SO: 3 BB: 2 IBB: 0 HBP: 0 BLK: 0 WP: 0 HR: 2 S: 28 P: 36 ERA: 3.00 WHIP: 1.667															PITCHER Angel Moreno, L ERA: 3.0 (1, 1)	IP: 6.0 WLS: L BF: 24 H: 8 R: 2 ER: 2 SO: 3 BB: 2 IBB: 0 HBP: 0 BLK: 0 WP: 0 HR: 2 S: 28 P: 36 ERA: 3.00 WHIP: 1.667					
Stan Bahnsen, R ERA: (7, 1)	1.2 7 1 0 0 0 0 1 0 0 0 0 0 6 10 0.00 0.600															Stan Bahnsen, R ERA: (7, 1)	1.2 7 1 0 0 0 0 1 0 0 0 0 6 10 0.00 0.600					
Andy Hassler, L ERA: (8, 1)	0.1 1 0 0 0 0 0 0 0 0 0 0 1 1 0.00 0.000															Andy Hassler, L ERA: (8, 1)	0.1 1 0 0 0 0 0 0 0 0 0 1 1 0.00 0.000					

California Angels @ Minnesota Twins
Hubert H. Humphrey Metrodome, Minneapolis, MN
Fri Apr 09 1982, 7:05 PM EST
Att: 19,105 - Dome - 70 F

AB 29
R 2
H 9
RBI 2
BB 3
SO 3
LOB 16



Batter	1	2	3	4	5	6	7	8	9	AB	R	H	RBI	BB	SO	LOB	TOP										
Brian Downing, R OBP: 0.333, SLG: 0.667 (1, 7)	L8		2B		F8	5-3		F7		5	0	1	0	0	0	2											
Rod Carew, L OBP: 0.538, SLG: 0.500 (1, 3)	1-3		1-3		2B	1B	BB	BB	BB	2	2	0	0	3	0	1											
Doug DeCinces, R OBP: 0.360, SLG: 0.789 (1, 5)	5-3				F3	1B	2B	1B	L8	5	1	2	2	0	0	1											
Don Baylor, R OBP: 0.125, SLG: 0.095 Daryl Sconiers, L (7, PH)		5-3			WP	1B	2B	1B	G4-6-3	2	2	1	0	1	0	0											
Jose Moreno, S (9, PH)					1B	SF8	IBB		G6-4-3	0	0	0	0	1	0	0											
Juan Beniquez, R OBP: 0.222, SLG: 0.125 (1, 9)	F8				L9	SF8	S		BB	5	0	1	2	0	0	3											
Bobby Clark, R OBP: 1.000, SLG: 1.000 Fred Lynn, L OBP: 0.417, SLG: 0.526 (5, PH)					2B	1B	1B		G6-4-3	2	1	2	1	0	0	0											
Rick Burleson, R OBP: 0.240, SLG: 0.217 (1, 6)	F8				2B	1B	1B		BB	1	1	1	1	0	0	0											
Tim Foli, R OBP: 0.190, SLG: 0.238 (1, 4)			F8		6-3				SH1-3	3	0	1	1	0	0	2											
Bob Boone, R OBP: 0.353, SLG: 0.333 (1, 2)			6-3			BB	2B		2B	3	1	1	1	1	0	0											
Inning Stats	R: 0 E: 0 K: 0 S: 3	H: 0 LOB: 0 BB: 0 P: 3	R: 0 E: 0 K: 0 S: 4	H: 1 LOB: 1 BB: 0 P: 4	R: 0 E: 0 K: 0 S: 4	H: 1 LOB: 1 BB: 0 P: 4	R: 2 E: 0 K: 0 S: 6	H: 3 LOB: 1 BB: 0 P: 6	R: 4 E: 0 K: 0 S: 5	H: 2 LOB: 1 BB: 3 P: 17	R: 0 E: 0 K: 0 S: 3	H: 0 LOB: 0 BB: 0 P: 3	R: 1 E: 0 K: 0 S: 3	H: 1 LOB: 0 BB: 1 P: 7	R: 1 E: 0 K: 0 S: 5	H: 2 LOB: 1 BB: 0 P: 5	R: 0 E: 0 K: 0 S: 2	H: 0 LOB: 1 BB: 2 P: 10	1B: 5 2B: 5 3B: 0 HR: 0	SF: 1 SAC: 1 DP: 2 HBP: 0	WP: 1 PA: 41 PB: 0 SB: 3 CS: 0						
PITCHER	IP	WLS	BF	H	R	ER	SO	BB	IBB	HBP	BLK	WP	HR	S	P	ERA	WHIP										
Darrell Jackson, L ERA: 12.46 (1, 1)	4.1	L	23	7	6	6	0	2	1	0	0	1	0	20	32	12.46	2.077										
Fernando Arroyo, R ERA: 5.89 (5, 1)	3.2		14	3	2	2	0	1	0	0	0	0	0	13	17	4.91	1.091										
Jack O'Connor, L ERA: (9, 1)	1.0		4	0	0	0	0	2	0	0	0	0	0	2	10	0.00	2.000										

California Angels @ Minnesota Twins
Hubert H. Humphrey Metrodome, Minneapolis, MN
Sat Apr 10 1982, 4:33 AM EST
Att: 23,769 - Dome - 70 F

AB 33
R 8
H 10
RBI 8
BB 6
SO 0
LOB 12



Batter	1	2	3	4	5	6	7	8	9	AB	R	H	RBI	BB	SO	LOB	BOTTOM										
Jim Eisenreich, L OBP: 0.278, SLG: 0.353 (1, 8)	FC3-5		1B		F8		FC4-6			4	0	2	0	0	0	1											
Rob Wilfong, L OBP: 0.200, SLG: 0.111 (1, 4)	FC3-5		1B		F6			F9		4	0	1	0	0	0	1											
Dave Engle, R OBP: 0.313, SLG: 0.429 (1, 9)	K		FC1-4-2		F7			F8		4	0	0	0	0	1	3											
Kent Hrbek, L OBP: 0.350, SLG: 0.842 (1, 3)	3-4-3					G3		F3		4	1	1	1	0	0	1											
Gary Gaetti, R OBP: 0.632, SLG: 1.353 (1, 5)		3-1			5-3			K		4	0	1	0	0	1	0											
Randy Johnson, L OBP: 0.625, SLG: 0.875 (1, 10)		3-1			1-3			1B		4	0	2	0	0	1	1											
Gary Ward, R OBP: 0.286, SLG: 0.250 (1, 7)		5-3			1-3			F3		4	0	1	0	0	0	2											
Butch Wynegar, S OBP: 0.133, SLG: 0.071 (1, 2)		K			1-3			G3		4	0	0	0	0	1	4											
Lenny Faedo, R OBP: 0.667, SLG: 0.667 (1, 6)					5-3			FC4-6		3	0	2	0	0	0	2											
Inning Stats	R: 0 E: 0 K: 1 S: 6	H: 1 LOB: 1 BB: 0 P: 6	R: 0 E: 0 K: 1 S: 6	H: 1 LOB: 1 BB: 0 P: 6	R: 0 E: 0 K: 0 S: 4	H: 3 LOB: 1 BB: 0 P: 4	R: 1 E: 0 K: 0 S: 6	H: 3 LOB: 2 BB: 0 P: 6	R: 0 E: 0 K: 0 S: 3	H: 0 LOB: 0 BB: 0 P: 3	R: 0 E: 0 K: 1 S: 5	H: 0 LOB: 0 BB: 0 P: 5	R: 0 E: 0 K: 0 S: 4	H: 1 LOB: 1 BB: 0 P: 4	R: 0 E: 0 K: 0 S: 3	H: 0 LOB: 0 BB: 0 P: 3	R: 0 E: 0 K: 1 S: 6	H: 1 LOB: 1 BB: 0 P: 6	1B: 7 2B: 2 3B: 0 HR: 1	SF: 0 SAC: 0 DP: 1 HBP: 0	WP: 0 PA: 35 PB: 0 SB: 1 CS: 0						
PITCHER	IP	WLS	BF	H	R	ER	SO	BB	IBB	HBP	BLK	WP	HR	S	P	ERA	WHIP										
Bruce Kison, R ERA: 2.25 (1, 1)	4.0		18	8	1	1	2	0	0	0	0	0	0	22	22	2.25	2.000										
Steve Renko, R ERA: 1.0 (5, 1)	5.0	W	17	2	0	0	2	0	0	0	0	0	0	21	21	0.00	0.400										

California Angels @ Minnesota Twins
Hubert H. Humphrey Metrodome, Minneapolis, MN
Sat Apr 10 1982, 4:33 AM EST
Att: 23,769 - Dome - 70 F

AB 35
R 1
H 10
RBI 1
BB 0
SO 4
LOB 15



Batter	1	2	3	4	5	6	7	8	9	AB	R	H	RBI	BB	SO	LOB	TOP	
Rick Burleson, R OBP: 0.207, SLG: 0.185 (1, 6)	F9		G1-6-3			4-3		5-3		4	0	0	0	0	0	1		
Fred Lynn, L OBP: 0.393, SLG: 0.478 (1, 8)	F9				L7	4-3				4	0	1	0	0	0	0		
Rod Carew, L OBP: 0.567, SLG: 0.522 (1, 3)										3	0	2	0	1	1	1		
Reggie Jackson, L OBP: 0.231, SLG: 0.167 (1, 9)	K				FC6-4					4	0	0	0	0	1	3		
Don Baylor, R OBP: 0.179, SLG: 0.125 (1, 10)										3	0	1	0	1	0	0		
Doug DeCinces, R OBP: 0.345, SLG: 0.696 (1, 5)										4	1	1	0	0	2	3		
Brian Downing, R OBP: 0.333, SLG: 0.667 (1, 7)										3	0	1	1	0	0	0		
Tim Foli, R OBP: 0.167, SLG: 0.208 (1, 4)										3	0	0	0	0	0	1		
Bob Boone, R OBP: 0.350, SLG: 0.333 (1, 2)										3	0	1	0	0	0	1		
Inning Stats	R: 0 E: 0 K: 1 S: 6	H: 1 LOB: 1 BB: 0 P: 6	R: 0 E: 0 K: 0 S: 3	H: 1 LOB: 0 BB: 0 P: 3	R: 0 E: 0 K: 0 S: 3	H: 1 LOB: 2 BB: 1 P: 10	R: 0 E: 0 K: 0 S: 3	H: 0 LOB: 0 BB: 0 P: 3	R: 1 E: 0 K: 0 S: 5	H: 2 LOB: 1 BB: 0 P: 5	R: 0 E: 0 K: 1 S: 5	H: 1 LOB: 0 BB: 0 P: 5	R: 0 E: 0 K: 1 S: 5	H: 0 LOB: 0 BB: 0 P: 5	1B: 6 2B: 2 3B: 0 HR: 0	SF: 0 SAC: 0 DP: 3 HBP: 0	WP: 0 PB: 0 SB: 0 CS: 1	PA: 33
PITCHER Pete Redfern, R ERA: 3.86 (1, 1)	IP: 9.0 WLS: W BF: 33 H: 7 R: 1 ER: 1 SO: 4 BB: 2 IBB: 0 HBP: 0 BLK: 0 WP: 0 HR: 0 S: 39 P: 47 ERA: 1.00 WHIP: 1.000																	

California Angels @ Minnesota Twins
Hubert H. Humphrey Metrodome, Minneapolis, MN
Sun Apr 11 1982, 4:33 AM EST
Att: 12,710 - Dome - 70 F

AB 31
R 1
H 7
RBI 1
BB 2
SO 4
LOB 10



Batter	1	2	3	4	5	6	7	8	9	AB	R	H	RBI	BB	SO	LOB	BOTTOM			
Jim Eisenreich, L OBP: 0.273, SLG: 0.333 (1, 8)	SH1-3		1-3			F5		F8		4	0	1	0	0	0	0				
Rob Wilfong, L OBP: 0.174, SLG: 0.095 (1, 4)	SH1-3					4-3		F9		3	0	0	0	0	0	0				
Dave Engle, R OBP: 0.368, SLG: 0.400 (1, 9)	6-3									1	0	0	0	1	0	1				
Kent Hrbek, L OBP: 0.348, SLG: 0.762 (1, 3)	F6									2	1	0	0	1	0	2				
Gary Gaetti, R OBP: 0.545, SLG: 1.150 (1, 5)										3	1	0	0	0	0	2				
Randy Johnson, L OBP: 0.636, SLG: 1.182 (1, 10)										3	1	2	2	0	0	0				
Gary Ward, R OBP: 0.250, SLG: 0.227 (1, 7)										2	0	0	1	0	1	0				
Butch Wynegar, S OBP: 0.111, SLG: 0.059 (1, 2)										3	0	0	0	0	0	1				
Lenny Faedo, R OBP: 0.333, SLG: 0.333 (1, 6)										3	0	0	0	0	0	0				
Inning Stats	R: 0 E: 0 K: 0 S: 4	H: 0 LOB: 0 BB: 0 P: 4	R: 0 E: 0 K: 1 S: 5	H: 0 LOB: 0 BB: 0 P: 5	R: 0 E: 0 K: 0 S: 3	H: 0 LOB: 0 BB: 1 P: 6	R: 0 E: 0 K: 0 S: 2	H: 0 LOB: 0 BB: 1 P: 6	R: 1 E: 0 K: 0 S: 4	H: 1 LOB: 1 BB: 1 P: 4	R: 0 E: 0 K: 0 S: 3	H: 0 LOB: 0 BB: 0 P: 3	R: 2 E: 0 K: 0 S: 4	H: 1 LOB: 1 BB: 1 P: 9	R: 0 E: 0 K: 0 S: 3	H: 0 LOB: 0 BB: 0 P: 3	1B: 1 2B: 1 3B: 0 HR: 1	SF: 1 SAC: 1 DP: 1 HBP: 1	WP: 0 PB: 0 SB: 0 CS: 0	PA: 29
PITCHER Ken Forsch, R ERA: 2.76 (1, 1)	IP: 8.0 WLS: L BF: 29 H: 3 R: 3 ER: 3 SO: 1 BB: 2 IBB: 0 HBP: 1 BLK: 0 WP: 0 HR: 1 S: 28 P: 37 ERA: 3.38 WHIP: 0.625																			

California Angels @ Minnesota Twins
Hubert H. Humphrey Metrodome, Minneapolis, MN
Sun Apr 11 1982, 4:33 AM EST
Att: 12,710 - Dome - 70 F

AB 24
R 3
H 3
RBI 3
BB 2
SO 1
LOB 6



Batter	1	2	3	4	5	6	7	8	9	AB	R	H	RBI	BB	SO	LOB	TOP										
Rickey Henderson, R OBP: 0.541, SLG: 0.440	4-0 CS BB	4-0 1-2 BB		0-0 L5		4-0 BB		4-0 1B BB		1	1	0	0	4	0	0											
Dwayne Murphy, L OBP: 0.162, SLG: 0.206	0-0 1-3	0-3 K		0-0 F7		0-3 K		0-0 1B		5	0	1	1	0	2	6											
Dan Meyer, L OBP: 0.304, SLG: 0.619	0-0 6-3				0-0 1-3			0-0 F7		5	2	2	2	0	0	1											
Tony Armas, R OBP: 0.278, SLG: 0.314		0-0 1B 1B		0-0 1-3 HR		4-0 G4-6-3 BB		0-0 F8		4	2	2	0	1	0	0											
Wayne Gross, L OBP: 0.321, SLG: 0.240		0-0 1B 1B SF8		0-0 1-3		0-0 G4-6-3		4-0 BB		4	1	1	0	1	0	2											
Jim Spencer, L OBP: 0.235, SLG: 0.333		0-0 SF8 FC1-2 1B		0-3 K		0-0 HR		0-3 K		5	1	2	2	0	3	2											
Davey Lopes, R OBP: 0.273, SLG: 0.350		0-0 FC1-2 SF8 1B		0-0 2-H HR		0-0 1-3		0-0 L8		4	1	2	2	0	0	1											
Jeff Newman, R OBP: 0.267, SLG: 0.643		0-0 SF8		0-0 F3		0-0 2B		0-0 6-3		3	0	1	1	0	0	0											
Fred Stanley, R OBP: 0.214, SLG: 0.083		0-0 FC1-2 BB		0-0 G3		0-0 F9		0-0 4-3		4	0	0	0	0	0	3											
Inning Stats	R: 0 E: 0 K: 0 S: 2	H: 0 LOB: 0 BB: 1 P: 6	R: 2 E: 0 K: 1 S: 9	H: 4 LOB: 3 BB: 1 P: 13	R: 3 E: 0 K: 1 S: 8	H: 3 LOB: 0 BB: 0 P: 8	R: 0 E: 0 K: 0 S: 3	H: 0 LOB: 0 BB: 0 P: 3	R: 0 E: 0 K: 0 S: 2	H: 0 LOB: 0 BB: 1 P: 6	R: 1 E: 0 K: 1 S: 7	H: 2 LOB: 2 BB: 1 P: 11	R: 1 E: 0 K: 1 S: 6	H: 1 LOB: 1 BB: 1 P: 10	R: 1 E: 0 K: 0 S: 4	H: 1 LOB: 1 BB: 1 P: 8	R: 0 E: 0 K: 1 S: 5	H: 0 LOB: 0 BB: 0 P: 5	1B: 6 2B: 1 3B: 0 HR: 4	SF: 1 SAC: 0 DP: 1 HBP: 0	WP: 0 PB: 0 SB: 1 CS: 1	PA: 42					
PITCHER	IP	WLS	BF	H	R	ER	SO	BB	IBB	HBP	BLK	WP	HR	S	P	ERA	WHIP										
Roger Erickson, R ERA: 6.75	1.2	L	10	4	2	2	0	2	0	0	0	0	0	8	16	10.80	3.600										
Bobby Castillo, R ERA: 11.37	3.2		16	5	4	4	2	1	0	0	0	0	3	19	23	9.82	1.636										
Terry Felton, R ERA: 6.75	2.2		13	2	2	2	2	3	0	0	0	0	1	14	26	6.75	1.875										
Jack O'Connor, L ERA:	1.0		3	0	0	0	1	0	0	0	0	0	0	5	5	0.00	0.000										

Oakland Athletics @ Minnesota Twins
Hubert H. Humphrey Metrodome, Minneapolis, MN
Tue Apr 13 1982, 7:05 PM EST
Att: 10,594 - Dome - 70 F

AB 35
R 8
H 11
RBI 8
BB 6
SO 5
LOB 15





Batter	1	2	3	4	5	6	7	8	9	AB	R	H	RBI	BB	SO	LOB	BOTTOM										
Jim Eisenreich, L OBP: 0.308, SLG: 0.333	4-0 C5-4-3 BB	0-0 FC4-6		0-0 FC4-6 1B		0-0 F8		0-0 FC4-6 1B		3	0	1	1	1	0	2											
Mickey Hatcher, R OBP: 0.667, SLG: 0.600		0-0 1-2		0-0 3-H		0-0 G3		0-0 FC4-6 BB		1	0	1	0	0	0	0											
Rob Wilfong, L OBP: 0.185, SLG: 0.083	4-0 G5-4-3 BB			0-0 F6		0-0 FC4-6		0-0 FC5 BB		3	0	0	0	1	0	2											
Ron Washington, R OBP: 0.667, SLG: 0.600		0-0 1-2		0-0 2-3		0-0 G3		0-0 1-2		1	0	0	0	0	0	1											
Dave Engle, R OBP: 0.375, SLG: 0.333	0-0 G5-4-3			0-0 F7		0-0 G5-4-3		4-0 BB		3	0	0	0	2	0	4											
Kent Hrbek, L OBP: 0.393, SLG: 0.840	4-0 BB			0-0 BB 1B		0-0 HR		0-0 F2		4	1	2	1	1	1	3											
Gary Gaetti, R OBP: 0.481, SLG: 0.960	0-3 K			0-0 FC5 BB 1B		0-0 5-3		0-0 FC5		5	0	1	0	0	2	5											
Randy Johnson, L OBP: 0.697, SLG: 1.357		0-0 F8 2B		4-0 1-2 2-3 BB		0-0 HR		0-0 K		3	1	2	1	1	1	1											
Gary Ward, R OBP: 0.214, SLG: 0.192		0-0 1-3		0-0 FC5		0-0 F1		0-0 5-3		4	0	0	0	0	0	4											
Butch Wynegar, S OBP: 0.136, SLG: 0.143		0-0 F8		0-0 1B 2B		0-0 F7		0-0 F7		4	1	1	0	0	0	1											
Lenny Faedo, R OBP: 0.400, SLG: 0.333		4-0 FC4-6 BB		0-0 FC4-6 1B		0-0 F9		0-0 6-3		3	0	1	0	1	0	0											
Inning Stats	R: 0 E: 0 K: 1 S: 4	H: 0 LOB: 2 BB: 3 P: 16	R: 0 E: 0 K: 0 S: 4	H: 1 LOB: 2 BB: 1 P: 8	R: 0 E: 0 K: 0 S: 5	H: 2 LOB: 3 BB: 1 P: 9	R: 1 E: 0 K: 0 S: 5	H: 3 LOB: 1 BB: 0 P: 5	R: 2 E: 0 K: 0 S: 5	H: 2 LOB: 0 BB: 0 P: 5	R: 0 E: 0 K: 3 S: 9	H: 0 LOB: 0 BB: 1 P: 13	R: 0 E: 0 K: 0 S: 3	H: 0 LOB: 0 BB: 0 P: 3	R: 0 E: 0 K: 0 S: 4	H: 1 LOB: 2 BB: 1 P: 8	1B: 5 2B: 2 3B: 0 HR: 2	SF: 0 SAC: 0 DP: 2 HBP: 0	WP: 0 PB: 0 SB: 0 CS: 0	PA: 41							
PITCHER	IP	WLS	BF	H	R	ER	SO	BB	IBB	HBP	BLK	WP	HR	S	P	ERA	WHIP										
Matt Keough, R ERA: 3.07	6.0	W	30	8	3	3	1	6	0	0	0	0	2	26	50	4.50	2.333										
Tom Underwood, L ERA:	3.0	S	11	1	0	0	3	1	0	0	0	0	0	16	20	0.00	0.667										

Oakland Athletics @ Minnesota Twins
Hubert H. Humphrey Metrodome, Minneapolis, MN
Tue Apr 13 1982, 7:05 PM EST
Att: 10,594 - Dome - 70 F

AB 34
R 3
H 9
RBI 3
BB 7
SO 4
LOB 23



Batter	1	2	3	4	5	6	7	8	9	10	AB	R	H	RBI	BB	SO	LOB	TOP	
Jim Eisenreich, L OBP: 0.359, SLG: 0.444	FC4-6 BB BB		F9		F7		3-1		F7		4	0	0	0	1	0	0	Minnesota Twins @ California Angels Anaheim Stadium, Anaheim, CA Fri Apr 16 1982, 9:05 PM EST Att: 24,723 - Unknown - 57 F livebaseballscores.com AB 34 R 2 H 4 RBI 1 BB 6 SO 8 LOB 20 	
Rob Wilfong, L OBP: 0.220, SLG: 0.086	FC4-6 BB 1-2		6-3		K		4-3		1-3		4	0	0	0	1	1	0		
Dave Engle, R OBP: 0.300, SLG: 0.265	K		F8		5-3				5-3	WP SH5-3 1B	5	0	1	0	0	1	2		
Kent Hrbek, L OBP: 0.419, SLG: 0.784	FC4-6 1-2 2-3			E 1B BB		F2		E4 1B WP WP		SH5-3	3	1	0	0	1	0	2		
Gary Gaetti, R OBP: 0.351, SLG: 0.667	K			K		G1 HBP		WP 1B		K	4	1	1	0	0	3	4		
Randy Johnson, L OBP: 0.571, SLG: 1.038		F9		BB 1B		G1		K		K	5	0	1	0	0	2	3		
Butch Wynegar, S OBP: 0.257, SLG: 0.290		F9		L9		FC6-4 BB		3H 2H 1B			3	0	1	1	1	0	2		
Bobby Mitchell, L OBP: 0.421, SLG: 0.357						FC6-4 1-2 2-3		F7			2	0	0	0	2	0	3		
Lenny Faedo, R OBP: 0.318, SLG: 0.286		BB		BB				1-3		L8	4	0	0	0	0	1	4		
Inning Stats	R: 0 E: 0 K: 2 S: 7	H: 0 LOB: 2 BB: 2 P: 15	R: 0 E: 0 K: 0 S: 3	H: 0 LOB: 1 BB: 1 P: 7	R: 0 E: 0 K: 0 S: 3	H: 1 LOB: 3 BB: 2 P: 16	R: 0 E: 1 K: 2 S: 8	H: 0 LOB: 2 BB: 1 P: 8	R: 0 E: 0 K: 0 S: 3	H: 0 LOB: 0 BB: 0 P: 3	R: 2 E: 1 K: 1 S: 8	H: 2 LOB: 1 BB: 0 P: 8	R: 0 E: 0 K: 2 S: 8	H: 0 LOB: 0 BB: 0 P: 3	R: 0 E: 0 K: 2 S: 8	H: 1 LOB: 1 BB: 0 P: 8	1B: 4 2B: 0 3B: 0 HR: 0		SF: 0 SAC: 1 DP: 0 HBP: 1
PITCHER	IP WLS BF H R ER SO BB IBB HBP BLK WP HR S P ERA WHIP																		
Bruce Kison, R ERA: 0.79	(1.1) 7.1	WLS 32	H 2	R 2	ER 0	SO 5	BB 6	IBB 0	HBP 1	BLK 0	WP 1	HR 0	S 35	P 60	ERA 0.00	WHIP 1.091			
Don Aase, R ERA: 1.15	(8.1) 2.2	W 10	H 2	R 0	ER 0	SO 3	BB 0	IBB 0	HBP 0	BLK 0	WP 2	HR 0	S 16	P 16	ERA 0.00	WHIP 0.750			

Batter	1	2	3	4	5	6	7	8	9	10	AB	R	H	RBI	BB	SO	LOB	BOTTOM	
Brian Downing, R OBP: 0.268, SLG: 0.447	SH5-3 1B		FC5-4 1B		K			1-3		FC1-6 1B	5	1	3	0	0	1	1	Minnesota Twins @ California Angels Anaheim Stadium, Anaheim, CA Fri Apr 16 1982, 9:05 PM EST Att: 24,723 - Unknown - 57 F livebaseballscores.com AB 34 R 4 H 7 RBI 4 BB 4 SO 3 LOB 12 	
Rod Carew, L OBP: 0.519, SLG: 0.436	SH5-3 1-2		K			CS BB			2B 1B	FC1-6 HR	3	2	1	0	1	1	2		
Doug DeCinces, R OBP: 0.341, SLG: 0.639	L8		FC5-4 1-2			K			F9	HR	5	1	1	2	0	1	4		
Bobby Grich, R OBP: 0.471, SLG: 0.533					6-3						3	0	1	1	0	0	0		
Tim Foli, R OBP: 0.188, SLG: 0.194						1-3					0	0	0	0	0	0	0		
Fred Lynn, L OBP: 0.383, SLG: 0.425									BB 1H	2B	1	0	1	1	0	0	0		
Don Baylor, R OBP: 0.271, SLG: 0.273	F8				F8			L8		5-3	4	0	0	0	0	0	2		
Reggie Jackson, L OBP: 0.214, SLG: 0.132		G3			F7			L9		BB IBB	3	0	0	0	1	0	0		
Bobby Clark, R OBP: 0.273, SLG: 0.273		5-3			F8			F8			3	0	0	0	0	0	0		
Daryl Sconiers, L OBP: 0.229, SLG: 0.143									BB 1-2 2-3	BB	0	0	0	0	1	0	0		
Rick Burleson, R OBP: 0.229, SLG: 0.143					L9			4-3		F3	4	0	0	0	0	0	3		
Bob Boone, R OBP: 0.395, SLG: 0.394					F9			4-3		5-3	3	0	0	0	1	0	0		
Inning Stats	R: 1 E: 0 K: 0 S: 5	H: 2 LOB: 1 BB: 5 P: 5	R: 0 E: 0 K: 0 S: 3	H: 0 LOB: 0 BB: 0 P: 3	R: 0 E: 0 K: 1 S: 6	H: 1 LOB: 1 BB: 0 P: 6	R: 0 E: 0 K: 0 S: 3	H: 0 LOB: 0 BB: 0 P: 3	R: 0 E: 0 K: 0 S: 4	H: 0 LOB: 0 BB: 0 P: 8	R: 0 E: 0 K: 0 S: 3	H: 0 LOB: 0 BB: 0 P: 3	R: 0 E: 0 K: 0 S: 5	H: 2 LOB: 3 BB: 2 P: 13	R: 1 E: 0 K: 0 S: 4	H: 2 LOB: 0 BB: 0 P: 4	1B: 5 2B: 2 3B: 0 HR: 1	SF: 0 SAC: 1 DP: 1 HBP: 0	WP: 0 PA: 39
PITCHER	IP WLS BF H R ER SO BB IBB HBP BLK WP HR S P ERA WHIP																		
Darrell Jackson, L ERA: 5.56	(1.1) 7.0	WLS 25	H 3	R 1	ER 1	SO 3	BB 2	IBB 0	HBP 0	BLK 0	WP 0	HR 0	S 29	P 37	ERA 1.29	WHIP 0.714			
Doug Corbett, R ERA: 3.27	(8.1) 2.2	L 14	H 4	R 3	ER 3	SO 0	BB 1	IBB 0	HBP 0	BLK 0	WP 0	HR 1	S 12	P 20	ERA 10.12	WHIP 1.875			

Batter	1	2	3	4	5	6	7	8	9	AB	R	H	RBI	BB	SO	LOB	TOP					
Jim Eisenreich, L (1.8) OBP: 0.419, SLG: 0.553	G4-6-3 1B		G6-4-3 BB			HR		FC5-4 BB		2	1	2	1	2	0	0	Minnesota Twins @ California Angels Anaheim Stadium, Anaheim, CA Sat Apr 17 1982, 9:05 PM EST Att: 61,640 - Unknown - 57 F					
Gary Ward, R (1.7) OBP: 0.229, SLG: 0.212	G4-6-3 1B		G6-4-3			6-3		FC5-4 1B 1-2 1B		4	1	1	0	0	0	3						
Mickey Hatcher, R (1.9) OBP: 0.636, SLG: 0.600	G4-6-3 1-2 2-3					FC4-6 1B		1B 1-3 1B		4	0	3	0	0	0	2						
Kent Hrbek, L (1.3) OBP: 0.426, SLG: 0.750	6-3					FC4-6 1-2		1-2 3-H 1B		3	0	1	1	1	0	2						
Randy Johnson, L (1.10) OBP: 0.500, SLG: 0.900		3-1				G3		K		4	0	0	0	0	1	5						
Gary Gaetti, R (1.5) OBP: 0.346, SLG: 0.605	F7					G1-4-3 1-2		L7		4	0	0	0	0	0	2						
Butch Wynegar, S (1.2) OBP: 0.256, SLG: 0.286	G3					4-3		1B 1B		4	0	1	0	0	1	0						
Lenny Faedo, R (1.6) OBP: 0.308, SLG: 0.280			F8			6-3		F8 G6-4-3 1B		4	0	1	0	0	0	0						
Ron Washington, R (1.4) OBP: 0.167, SLG: 0.167			BB 1B			4-3		5-3 G6-4-3 1-2		4	0	1	0	0	0	2						
Inning Stats	R: 0 E: 0 K: 0 S: 4	H: 2 LOB: 1 BB: 0 P: 4	R: 0 E: 0 K: 0 S: 3	H: 0 LOB: 0 BB: 0 P: 3	R: 0 E: 0 K: 0 S: 3	H: 1 LOB: 1 BB: 1 P: 7	R: 0 E: 0 K: 0 S: 3	H: 1 LOB: 1 BB: 0 P: 7	R: 0 E: 0 K: 0 S: 3	H: 0 LOB: 0 BB: 0 P: 3	R: 1 E: 0 K: 1 S: 5	H: 2 LOB: 1 BB: 0 P: 5	R: 0 E: 0 K: 1 S: 5	H: 0 LOB: 0 BB: 0 P: 5	R: 1 E: 0 K: 0 S: 7	H: 2 LOB: 2 BB: 1 P: 11	R: 0 E: 0 K: 0 S: 4	H: 2 LOB: 1 BB: 0 P: 4	1B: 9 2B: 0 3B: 0 HR: 1	SF: 0 SAC: 0 DP: 4 HBP: 0	WP: 0 PB: 0 CS: 0	PA: 36
PITCHER Ken Forsch, R (1.1) ERA: 2.49	IP: 9.0 WLS: W BF: 36 H: 10 R: 2 ER: 2 SO: 2 BB: 3 IBB: 0 HBP: 0 BLK: 0 WP: 0 HR: 1 S: 37 P: 49 ERA: 2.00 WHIP: 1.444															PITCHER	IP: 9.0 WLS: W BF: 36 H: 10 R: 2 ER: 2 SO: 2 BB: 3 IBB: 0 HBP: 0 BLK: 0 WP: 0 HR: 1 S: 37 P: 49 ERA: 2.00 WHIP: 1.444					

Batter	1	2	3	4	5	6	7	8	9	AB	R	H	RBI	BB	SO	LOB	BOTTOM			
Brian Downing, R (1.7) OBP: 0.304, SLG: 0.605	HR							L9		5	3	3	2	0	0	0	Minnesota Twins @ California Angels Anaheim Stadium, Anaheim, CA Sat Apr 17 1982, 9:05 PM EST Att: 61,640 - Unknown - 57 F			
Bobby Clark, R (9.7) OBP: 0.273, SLG: 0.273	BB 1B									0	0	0	0	0	0	0				
Fred Lynn, L (1.8) OBP: 0.404, SLG: 0.419	F7							1B BB		3	1	1	0	2	0	0				
Rod Carew, L (1.3) OBP: 0.509, SLG: 0.419	BB BB							1B BB		4	0	1	2	1	0	2				
Reggie Jackson, L (1.9) OBP: 0.255, SLG: 0.146	BB BB							1B BB		3	1	1	0	2	0	3				
Juan Benitez, R (9.9) OBP: 0.231, SLG: 0.091	BB							1B 1B		0	0	0	0	0	0	0				
Bobby Grich, R (1.4) OBP: 0.476, SLG: 0.500	F9							1B BB		3	0	1	1	1	0	2				
Don Baylor, R (1.10) OBP: 0.269, SLG: 0.271	K							1B		4	0	1	1	0	1	3				
Doug DeCinces, R (1.5) OBP: 0.375, SLG: 0.632										2	0	1	0	2	0	0				
Rick Burleson, R (1.6) OBP: 0.255, SLG: 0.178										3	1	2	0	0	0	2				
Tim Foli, R (6.6) OBP: 0.182, SLG: 0.188	1B 1B									1	0	0	0	0	0	2				
Bob Boone, R (1.2) OBP: 0.381, SLG: 0.378	F9							1B		4	0	1	0	0	0	5				
Inning Stats	R: 1 E: 0 K: 1 S: 6	H: 1 LOB: 2 BB: 2 P: 14	R: 2 E: 0 K: 0 S: 6	H: 3 LOB: 2 BB: 1 P: 10	R: 0 E: 0 K: 0 S: 5	H: 2 LOB: 2 BB: 0 P: 5	R: 0 E: 0 K: 0 S: 3	H: 0 LOB: 0 BB: 0 P: 3	R: 1 E: 0 K: 0 S: 3	H: 3 LOB: 1 BB: 2 P: 11	R: 1 E: 0 K: 0 S: 3	H: 0 LOB: 2 BB: 2 P: 11	R: 0 E: 0 K: 0 S: 4	H: 2 LOB: 2 BB: 1 P: 8	R: 1 E: 0 K: 0 S: 4	H: 2 LOB: 2 BB: 1 P: 8	1B: 10 2B: 0 3B: 0 HR: 2	SF: 0 SAC: 1 DP: 1 HBP: 0	WP: 0 PB: 0 CS: 0	PA: 41
PITCHER Terry Felton, R (1.1) ERA: 5.68	IP: 5.1 WLS: L BF: 29 H: 10 R: 5 ER: 5 SO: 1 BB: 4 IBB: 1 HBP: 0 BLK: 0 WP: 0 HR: 2 S: 26 P: 46 ERA: 8.44 WHIP: 2.625															PITCHER Bobby Castillo, R (6.1) ERA: 9.0	IP: 6.1 WLS: L BF: 12 H: 2 R: 1 ER: 1 SO: 0 BB: 3 IBB: 0 HBP: 0 BLK: 0 WP: 0 HR: 0 S: 9 P: 21 ERA: 3.38 WHIP: 1.875			

Batter	1	2	3	4	5	6	7	8	9	AB	R	H	RBI	BB	SO	LOB	TOP			
Jim Eisenreich, L OBP: 0.426, SLG: 0.548 (1, 8)	0-0 4-3		0-0 G5-4-3 1B		0-3 K			0-0 FC5-4 1B		4	0	2	0	0	1	0	Minnesota Twins @ California Angels Anaheim Stadium, Anaheim, CA Sun Apr 18 1982, 6:33 AM EST Att: 26,935 - Unknown - 74 F livebaseballscores.com			
Gary Ward, R OBP: 0.205, SLG: 0.189 (1, 7)	0-0 F9		0-0 G5-4-3 1-2			0-0 2-3		0-0 FC5-4 1-2		4	0	0	0	0	0	2				
Mickey Hatcher, R OBP: 0.467, SLG: 0.429 (1, 9)	0-0 F6		0-0 6-3			0-0 L7			0-0 5-3	4	0	0	0	0	0	0				
Kent Hrbek, L OBP: 0.431, SLG: 0.791 (1, 3)		4-0 1B FC5-4 BB		0-0 HR		0-3 K			0-0 F7	3	2	1	1	1	1	0				
Jesus Vega, R OBP: 0.467, SLG: 0.643 (1, 10)		0-0 FC5-4 1-2 1B		0-0 4-3				0-0 G5-4-3 1B		4	0	2	0	0	0	0				
Gary Gaetti, R OBP: 0.327, SLG: 0.565 (1, 5)		0-3 K		0-0 E5 G5-4-3				0-0 G5-4-3 1-2		3	0	0	0	0	1	3				
Sal Butera, R OBP: 0.286, SLG: 0.167 (1, 2)		0-0 FC5-4 1-2 2-3 1B		0-0 G5-4-3 1-2				0-0 1-3		3	0	1	0	0	0	1				
Lenny Faedo, R OBP: 0.276, SLG: 0.250 (1, 6)		0-0 FC5-4 FC6-4 1-2 2-3 3-H				0-0 L8		0-0 1-3		3	0	0	1	0	0	2				
Ron Washington, R OBP: 0.111, SLG: 0.111 (1, 4)		0-0 FC6-4 1-2		0-0 6-3				0-0 6-3		3	0	0	0	0	0	2				
Inning Stats	R: 0 E: 0 K: 0 S: 3	H: 0 LOB: 0 BB: 0 P: 3	R: 1 E: 0 K: 1 S: 7	H: 2 LOB: 2 BB: 1 P: 11	R: 0 E: 0 K: 0 S: 3	H: 1 LOB: 0 BB: 0 P: 3	R: 1 E: 1 K: 0 S: 4	H: 1 LOB: 0 BB: 0 P: 4	R: 0 E: 0 K: 1 S: 5	H: 0 LOB: 0 BB: 0 P: 5	R: 0 E: 0 K: 0 S: 5	H: 1 LOB: 0 BB: 0 P: 3	R: 0 E: 0 K: 0 S: 4	H: 1 LOB: 1 BB: 0 P: 4	R: 0 E: 0 K: 0 S: 3	H: 0 LOB: 0 BB: 0 P: 3	1B: 5 2B: 0 3B: 0 HR: 1	SF: 0 SAC: 0 DP: 3 HBP: 0	WP: 0 PB: 0 CS: 0	PA: 32
PITCHER Geoff Zahn, L ERA: 1.04 (1, 1)	IP: 9.0 WLS: W BF: 32 H: 6 R: 2 ER: 2 SO: 3 BB: 1 IBB: 0 HBP: 0 BLK: 0 WP: 0 HR: 1 S: 37 P: 41 ERA: 2.00 WHIP: 0.778															PITCHER				

Batter	1	2	3	4	5	6	7	8	9	AB	R	H	RBI	BB	SO	LOB	BOTTOM				
Brian Downing, R OBP: 0.280, SLG: 0.553 Bobby Clark, R OBP: 0.273, SLG: 0.273 (1, 7)	0-0 E6 2B WP	0-0 6-3			0-0 6-3		0-3 K			4	1	0	0	0	1	2	Minnesota Twins @ California Angels Anaheim Stadium, Anaheim, CA Sun Apr 18 1982, 6:33 AM EST Att: 26,935 - Unknown - 74 F livebaseballscores.com				
Fred Lynn, L OBP: 0.411, SLG: 0.447 (1, 8)	0-0 WP SF8 2B	0-0 4-3			0-0 4-3		0-0 FC6-4 1-2 1B			4	1	2	0	0	0	1					
Daryl Sconiers, L (1, 3)	0-3 K		0-0 1-3		0-0 4-3		0-0 FC6-4 FC5-4 BB 1-2 2-3			4	0	0	0	0	1	3					
Reggie Jackson, L OBP: 0.275, SLG: 0.163 Juan Beniquez, R OBP: 0.231, SLG: 0.091 (1, 9)	0-0 SF8		0-0 5-3 1B		0-0 F7		4-0 BB			2	0	1	1	1	0	0					
Bobby Grich, R OBP: 0.440, SLG: 0.545 (1, 4)	0-0 HR 3B		0-0 5-3 1-2		0-0 F8		0-0 FC5 2-3			4	1	1	0	0	0	4					
Don Baylor, R OBP: 0.286, SLG: 0.404 (1, 10)	0-0 HR		0-0 F1		0-0 HR			0-3 K		4	2	2	3	0	1	1					
Doug DeCinces, R OBP: 0.385, SLG: 0.610 (1, 5)	0-0 6-3			0-0 F2		0-0 1B		4-0 FC5-4 BB		3	0	1	0	1	0	0					
Tim Foli, R OBP: 0.189, SLG: 0.194 (1, 6)		0-0 6-3 SH1-3 1B		0-0 F7		0-0 G3		0-0 FC5-4 1-2		4	0	1	0	0	0	2					
Bob Boone, R OBP: 0.378, SLG: 0.375 (1, 2)		0-0 SH1-3 1-2		0-0 F9			0-0 FC6-4 1B	0-0 F8		3	0	1	0	0	0	1					
Inning Stats	R: 4 E: 1 K: 1 S: 9	H: 3 LOB: 0 BB: 0 P: 9	R: 0 E: 0 K: 0 S: 4	H: 1 LOB: 1 BB: 0 P: 4	R: 0 E: 0 K: 0 S: 4	H: 1 LOB: 0 BB: 0 P: 4	R: 0 E: 0 K: 0 S: 3	H: 0 LOB: 0 BB: 0 P: 3	R: 0 E: 0 K: 0 S: 5	H: 2 LOB: 1 BB: 0 P: 5	R: 0 E: 0 K: 1 S: 7	H: 2 LOB: 3 BB: 1 P: 11	R: 0 E: 0 K: 1 S: 5	H: 0 LOB: 1 BB: 1 P: 9	R: 0 E: 0 K: 1 S: 5	H: 0 LOB: 1 BB: 1 P: 9		1B: 5 2B: 1 3B: 1 HR: 2	SF: 1 SAC: 1 DP: 0 HBP: 0	WP: 1 PB: 0 CS: 0	PA: 36
PITCHER Roger Erickson, R ERA: 3.88 (1, 1)	IP: 8.0 WLS: L BF: 36 H: 9 R: 5 ER: 1 SO: 3 BB: 2 IBB: 0 HBP: 0 BLK: 0 WP: 1 HR: 2 S: 40 P: 48 ERA: 1.12 WHIP: 1.375															PITCHER					

Batter	1	2	3	4	5	6	7	8	9	AB	R	H	RBI	BB	SO	LOB	TOP			
Jim Eisenreich, L (1.8) OBP: 0.412, SLG: 0.511	1-3		G3			G3			1B 2B BB	3	1	0	0	1	0	1	Minnesota Twins @ Oakland Athletics Oakland-Alameda County Coliseum, Oakland, CA Mon Apr 19 1982, 6:05 PM PST Att: 25,415 - Unknown - 72 F			
Bobby Mitchell, L (1.7) OBP: 0.348, SLG: 0.278	1-3			4-3			K		F8	4	0	0	0	0	1	2				
Mickey Hatcher, R (1.9) OBP: 0.421, SLG: 0.389	1-3			F8			5-3		2B 1B	4	1	1	0	0	0	0				
Kent Hrbek, L (1.3) OBP: 0.418, SLG: 0.766		K		F8			F5		1B 1B 2B	4	1	1	3	0	1	0				
Gary Gaetti, R (1.5) OBP: 0.321, SLG: 0.540		6-3			6-3			6-3	1B 1B	4	1	1	0	0	0	0				
Randy Johnson, L (1.10) OBP: 0.472, SLG: 0.824			K			K			1B 1B	4	0	1	1	0	3	0				
Butch Wynegar, S (1.2) OBP: 0.279, SLG: 0.333				6-3 2B		K			1B FC6-4	4	0	2	1	0	1	0				
John Castino, R (1.4) OBP: 0.250, SLG: 0.250				6-3			6-3		1B FC6-4	4	1	1	0	0	0	3				
Ron Washington, R (9.6) OBP: 0.111, SLG: 0.111				2-3					1B FC6-4	0	0	0	0	0	0	0				
Lenny Faedo, R (1.6) OBP: 0.258, SLG: 0.233				6-3			F8		L8	2	0	0	0	0	0	1				
Rob Wilfong, L (9. PH) OBP: 0.214, SLG: 0.083										1	0	0	0	0	0	1				
Inning Stats	R: 0 E: 0 K: 0 S: 3	H: 0 LOB: 0 BB: 0 P: 3	R: 0 E: 0 K: 2 S: 7	H: 0 LOB: 0 BB: 0 P: 7	R: 0 E: 0 K: 0 S: 4	H: 1 LOB: 1 BB: 1 P: 4	R: 0 E: 0 K: 0 S: 3	H: 0 LOB: 0 BB: 0 P: 3	R: 0 E: 0 K: 2 S: 7	H: 0 LOB: 0 BB: 0 P: 7	R: 0 E: 0 K: 1 S: 5	H: 0 LOB: 0 BB: 0 P: 5	R: 0 E: 0 K: 1 S: 5	H: 0 LOB: 0 BB: 0 P: 5	R: 5 E: 0 K: 0 S: 9	H: 6 LOB: 2 BB: 1 P: 13	1B: 5 2B: 2 3B: 0 HR: 0	SF: 0 SAC: 0 DP: 0 HBP: 0	WP: 0 PB: 0 SB: 0 CS: 0	PA: 35
PITCHER Rick Langford, R (1.1) ERA: 3.82	IP: 9.0 WLS: L BF: 35	H: 7 R: 5 ER: 5 SO: 6	BB: 1 IBB: 0 HBP: 0 BLK: 0	WP: 0 HR: 0 S: 46 P: 50	ERA: 5.00 WHIP: 0.889	PITCHER														

AB 34
R 5
H 7
RBI 5
BB 1
SO 6
LOB 8



Batter	1	2	3	4	5	6	7	8	9	AB	R	H	RBI	BB	SO	LOB	BOTTOM					
Rickey Henderson, R (1.7) OBP: 0.515, SLG: 0.422	5-3		F8		1-3				1-2 BB	4	0	0	0	1	1	1	Minnesota Twins @ Oakland Athletics Oakland-Alameda County Coliseum, Oakland, CA Mon Apr 19 1982, 6:05 PM PST Att: 25,415 - Unknown - 72 F					
Dwayne Murphy, L (1.8) OBP: 0.220, SLG: 0.255	F8				3-1		S BB		K	3	0	0	0	2	1	2						
Cliff Johnson, R (1.10) OBP: 0.233, SLG: 0.296	K				F5				F6	5	0	0	0	0	3	5						
Tony Armas, R (1.9) OBP: 0.315, SLG: 0.510		HR		6-3		6-3			K	4	1	1	1	0	1	1						
Joe Rudi, R (1.3) OBP: 0.333, SLG: 0.240				F3					3-1	3	0	2	0	0	0	0						
Jimmy Sexton, R (6. PR)										0	1	0	0	0	0	0						
Jim Spencer, L (7.3) OBP: 0.323, SLG: 0.517		G5-4-3 1B				S 1B				1	0	0	0	0	0	0						
Davey Lopes, R (1.4) OBP: 0.295, SLG: 0.395		G5-4-3 1-2		1B BB		CS 1B			F9	3	0	1	1	1	0	1						
Dave McKay, S (1.5) OBP: 0.261, SLG: 0.190		6-3		S 1B		1-2 1B			K	4	0	2	0	0	1	0						
Jeff Newman, R (1.2) OBP: 0.269, SLG: 0.458									F9	2	0	1	0	1	1	0						
Wayne Cross, L (9. PH) ERA: 6.52 OBP: 0.289, SLG: 0.220				K		FC5-4 1B				1	0	0	0	0	0	0						
Fred Stanley, R (1.6) OBP: 0.208, SLG: 0.050										3	0	0	0	0	0	5						
Dan Meyer, L (9. PH) OBP: 0.333, SLG: 0.611				E8	4-3	FC5-4 1-2			BB BB	0	0	0	0	1	0	0						
Inning Stats	R: 0 E: 0 K: 1 S: 5	H: 2 LOB: 0 BB: 0 P: 4	R: 1 E: 0 K: 0 S: 4	H: 2 LOB: 0 BB: 0 P: 4	R: 0 E: 1 K: 2 S: 8	H: 0 LOB: 2 BB: 1 P: 12	R: 0 E: 0 K: 0 S: 4	H: 1 LOB: 3 BB: 2 P: 12	R: 0 E: 0 K: 0 S: 3	H: 0 LOB: 0 BB: 0 P: 3	R: 1 E: 0 K: 0 S: 6	H: 4 LOB: 2 BB: 0 P: 6	R: 0 E: 0 K: 3 S: 9	H: 0 LOB: 1 BB: 1 P: 13	R: 0 E: 0 K: 1 S: 5	H: 0 LOB: 0 BB: 0 P: 5	R: 0 E: 0 K: 1 S: 5	H: 0 LOB: 2 BB: 2 P: 13	1B: 6 2B: 0 3B: 0 HR: 1	SF: 0 SAC: 0 DP: 1 HBP: 0	WP: 0 PB: 0 SB: 0 CS: 1	PA: 39
PITCHER Brad Havens, L (1.1) ERA: 2.31	IP: 4.0 WLS: 18 BF: 18	H: 3 R: 1 ER: 1 SO: 3	BB: 2 IBB: 1 HBP: 0 BLK: 0	WP: 0 HR: 1 S: 21 P: 33	ERA: 2.25 WHIP: 1.250	PITCHER																
Fernando Arroyo, R (5.1) ERA: 6.52	2.1 WLS: 11 BF: 4	H: 4 R: 1 ER: 1 SO: 1	BB: 1 IBB: 0 HBP: 0 BLK: 0	WP: 0 HR: 0 S: 12 P: 16	3.86 2.143																	
Ron Davis, R (7.1) ERA: 2.35	2.2 WLS: 10 BF: 0	H: 0 R: 0 ER: 0 SO: 4	BB: 2 IBB: 0 HBP: 0 BLK: 0	WP: 0 HR: 0 S: 16 P: 24	0.00 0.750																	

AB 33
R 2
H 7
RBI 2
BB 6
SO 8
LOB 15



Batter	1	2	3	4	5	6	7	8	9	10	11	12	13	14	15	16	AB	R	H	RBI	BB	SO	LOB	TOP						
Jim Eisenreich, L OBP: 0.407, SLG: 0.471 (1, 8)																	6	1	1	0	2	2	5							
Bobby Mitchell, L OBP: 0.346, SLG: 0.250 Gary Ward, R OBP: 0.250, SLG: 0.220 (7, PH)																	2	0	0	0	0	0	1							
Mickey Hatcher, R OBP: 0.407, SLG: 0.360 (1, 9)																	7	1	2	1	1	1	7							
Kent Hrbek, L OBP: 0.413, SLG: 0.727 (1, 3)																	8	0	3	2	0	0	6							
Randy Johnson, L OBP: 0.436, SLG: 0.757 Jesus Vega, R OBP: 0.368, SLG: 0.500 (8, PH)																	3	0	0	0	0	2	4							
John Castillo, R OBP: 0.333, SLG: 0.111 (10, 4)																	5	0	0	0	3	2	2							
Rob Wilfong, L OBP: 0.196, SLG: 0.075 Gary Gaetti, R OBP: 0.316, SLG: 0.509 (10, PH)																	4	0	0	0	0	2								
Sal Butera, R OBP: 0.400, SLG: 0.250 Bluch Wynegar, S OBP: 0.295, SLG: 0.302 (9, 2)																	2	0	1	0	1	0	0							
Lenny Faedo, R OBP: 0.294, SLG: 0.226 Dave Engle, R OBP: 0.317, SLG: 0.296 Ron Washington, R OBP: 0.250, SLG: 0.182 (9, PH)																		1	0	0	2	0	1							
Inning Stats	R: 1 E: 0 K: 0 S: 4	H: 1 LOB: 1 BB: 1 P: 6	R: 0 E: 0 K: 1 S: 4	H: 0 LOB: 2 BB: 3 P: 16	R: 1 E: 0 K: 1 S: 7	H: 2 LOB: 1 BB: 0 P: 7	R: 0 E: 0 K: 0 S: 3	H: 1 LOB: 0 BB: 0 P: 3	R: 0 E: 1 K: 1 S: 6	H: 1 LOB: 2 BB: 0 P: 7	R: 0 E: 0 K: 0 S: 3	H: 0 LOB: 0 BB: 0 P: 3	R: 0 E: 0 K: 0 S: 3	H: 0 LOB: 1 BB: 1 P: 7	R: 0 E: 0 K: 1 S: 6	H: 1 LOB: 2 BB: 1 P: 10	R: 0 E: 0 K: 2 S: 7	H: 0 LOB: 0 BB: 0 P: 7	R: 0 E: 0 K: 1 S: 6	H: 1 LOB: 2 BB: 1 P: 10	R: 0 E: 0 K: 1 S: 6	H: 1 LOB: 2 BB: 1 P: 10	R: 0 E: 0 K: 1 S: 6	H: 0 LOB: 0 BB: 0 P: 7	R: 0 E: 1 K: 1 S: 6	H: 0 LOB: 1 BB: 0 P: 6	1B: 10 2B: 1 3B: 0 HR: 0	SF: 0 SAC: 1 DP: 2 HBP: 1	WP: 2 PB: 0 SB: 0 CS: 0	PA: 70
PITCHER	IP 8.0	WLS 3	BF 34	H 5	R 2	ER 2	SO 3	BB 6	IBB 0	HBP 1	BLK 0	WP 0	HR 0	S 33	P 58	ERA 2.25	WHIP 1.375													
Mike Norris, R ERA: 3.92	(1, 1)	0.1	5	2	1	1	1	2	0	0	0	1	0	5	13	27.00	12.000													
Jeff Jones, R ERA: 5.19	(9, 1)	3.0	12	2	0	0	2	1	1	0	0	1	0	14	22	0.00	1.000													
Bob Ovwchinko, L ERA: 2.45	(9, 1)	4.2	W	19	2	0	0	6	2	0	0	0	0	29	37	0.00	0.857													
Dave Beard, R ERA:	(12, 1)																													

Minnesota Twins @ Oakland Athletics
Oakland-Alameda County Coliseum, Oakland, CA
Tue Apr 20 1982, 6:05 PM PST
Alt. 12,488 - Unknown - 73 F

AB 56
R 11
H 33
RBI 3
BB 12
SO 12
LOB 40



Batter	1	2	3	4	5	6	7	8	9	10	11	12	13	14	15	16	AB	R	H	RBI	BB	SO	LOB	BOTTOM						
Rickey Henderson, R OBP: 0.508, SLG: 0.464 (1, 7)																	7	1	2	0	1	0	3							
Dwayne Murphy, L OBP: 0.227, SLG: 0.259 (1, 8)																	7	0	2	0	0	3	4							
Dan Meyer, L OBP: 0.362, SLG: 0.585 (1, 10)																	5	0	2	2	2	0	2							
Tony Armas, R OBP: 0.328, SLG: 0.509 (1, 9)																	6	1	2	0	1	1	4							
Wayne Gross, L OBP: 0.269, SLG: 0.208 (1, 5)																	7	1	1	0	0	2	9							
Jim Spencer, L OBP: 0.289, SLG: 0.444 (1, 3)																	7	0	1	0	0	2	2							
Davey Lopes, R OBP: 0.256, SLG: 0.409 (1, 4)																	6	1	2	2	0	1	0							
Mike Heath, R OBP: 0.286, SLG: 0.167 (1, 2)																	6	0	1	0	1	1	2							
Rob Piccolo, R OBP: 0.172, SLG: 0.143 Jeff Burroughs, R OBP: 0.306, SLG: 0.500 Jimmy Sexton, R OBP: 0.297, SLG: 0.500 Fred Stanley, R OBP: 0.237, SLG: 0.048 (13, 6)																4	0	0	0	0	0	1								
Inning Stats	R: 0 E: 0 K: 0 S: 3	H: 1 LOB: 0 BB: 0 P: 3	R: 1 E: 0 K: 1 S: 7	H: 2 LOB: 1 BB: 0 P: 7	R: 1 E: 0 K: 0 S: 5	H: 2 LOB: 1 BB: 1 P: 9	R: 0 E: 0 K: 0 S: 3	H: 0 LOB: 0 BB: 0 P: 3	R: 0 E: 0 K: 0 S: 3	H: 1 LOB: 1 BB: 0 P: 4	R: 0 E: 0 K: 0 S: 4	H: 2 LOB: 2 BB: 0 P: 7	R: 0 E: 0 K: 1 S: 5	H: 0 LOB: 0 BB: 0 P: 5	R: 0 E: 0 K: 1 S: 5	H: 0 LOB: 0 BB: 0 P: 5	R: 0 E: 0 K: 1 S: 7	H: 0 LOB: 0 BB: 0 P: 5	R: 0 E: 0 K: 2 S: 7	H: 0 LOB: 0 BB: 0 P: 11	R: 0 E: 0 K: 1 S: 5	H: 0 LOB: 0 BB: 0 P: 5	R: 0 E: 0 K: 2 S: 7	H: 0 LOB: 1 BB: 1 P: 11	R: 1 E: 0 K: 1 S: 6	H: 2 LOB: 3 BB: 1 P: 14	1B: 12 2B: 2 3B: 0 HR: 0	SF: 2 SAC: 1 DP: 1 HBP: 0	WP: 1 PB: 0 SB: 0 CS: 0	PA: 66
PITCHER	IP 8.0	WLS 3	BF 32	H 7	R 3	ER 3	SO 2	BB 2	IBB 0	HBP 0	BLK 0	WP 1	HR 0	S 34	P 42	ERA 3.38	WHIP 1.125													
Albert Williams, R ERA: 2.74	(1, 1)	3.0	12	3	0	0	2	0	0	0	0	0	0	16	16	0.00	1.000													
Doug Corbett, R ERA: 2.97	(9, 1)	4.2	L	22	4	1	1	6	2	2	0	0	0	30	46	1.93	1.286													
Bobby Castillo, R ERA: 6.59	(12, 1)																													

Minnesota Twins @ Oakland Athletics
Oakland-Alameda County Coliseum, Oakland, CA
Tue Apr 20 1982, 6:05 PM PST
Alt. 12,488 - Unknown - 73 F

AB 57
R 14
H 44
RBI 4
BB 6
SO 10
LOB 27



Batter	1	2	3	4	5	6	7	8	9	AB	R	H	RBI	BB	SO	LOB	TOP					
Gary Ward, R OBP: 0.224, SLG: 0.200 (1, 7)	1-3		4-3		SF9		6-3		4-3	4	0	0	1	0	0	1	Minnesota Twins @ Oakland Athletics Oakland-Alameda County Coliseum, Oakland, CA Wed Apr 21 1982, 3:33 AM PST Att: 18,118 - Unknown - 73 F					
Mickey Hatcher, R OBP: 0.387, SLG: 0.379 (1, 8)	5-3		F8		2B		L7			4	0	1	1	0	0	0						
Dave Engle, R OBP: 0.311, SLG: 0.282 (1, 9)	1B			G3	K			5-3		4	0	1	0	0	1	2						
Kent Hrbek, L OBP: 0.403, SLG: 0.695 (1, 3)	L5			1B	6-3			F9		4	0	1	0	0	0	3						
Jesus Vega, R OBP: 0.391, SLG: 0.500 (1, 10)		6-3		G4-3	L7			FC6-4		4	0	2	0	0	0	0						
Gary Gaetti, R OBP: 0.326, SLG: 0.500 (1, 5)		1B		G4-3	FC6-4			FC6-4		3	0	1	0	1	0	3						
John Castino, R OBP: 0.313, SLG: 0.154 (1, 4)		K			1B	BB	FC4-6		4-3	4	1	1	0	0	1	2						
Sal Butera, R OBP: 0.429, SLG: 0.200 (1, 2)		K2-3			1B	BB	F8			2	1	0	0	2	1	2						
Lenny Faedo, R OBP: 0.289, SLG: 0.229 (1, 6)			F9		2B	1B		5-3	F5	4	0	1	0	0	0	1						
Inning Stats	R: 0 E: 0 K: 0 S: 4	H: 1 LOB: 1 BB: 0 P: 4	R: 0 E: 0 K: 2 S: 8	H: 1 LOB: 1 BB: 0 P: 8	R: 0 E: 0 K: 0 S: 3	H: 0 LOB: 0 BB: 0 P: 3	R: 0 E: 0 K: 0 S: 4	H: 2 LOB: 1 BB: 0 P: 4	R: 2 E: 0 K: 1 S: 8	H: 3 LOB: 2 BB: 1 P: 12	R: 0 E: 0 K: 0 S: 3	H: 0 LOB: 1 BB: 1 P: 7	R: 0 E: 0 K: 0 S: 3	H: 0 LOB: 0 BB: 0 P: 3	R: 0 E: 0 K: 0 S: 4	H: 1 LOB: 1 BB: 0 P: 4		R: 0 E: 0 K: 0 S: 3	H: 0 LOB: 1 BB: 1 P: 7	1B: 7 2B: 1 3B: 0 HR: 0	SF: 1 SAC: 0 DP: 1 HBP: 0	WP: 0 PB: 0 SB: 0 CS: 0
PITCHER Tom Underwood, L ERA: 1.37 (1, 1)	IP: 9.0 WLS: W BF: 37 H: 8 R: 2 ER: 2 SO: 3 BB: 3 IBB: 0 HBP: 0 BLK: 0 WP: 0 HR: 0 S: 40 P: 52 ERA: 2.00 WHIP: 1.222															PITCHER						

Batter	1	2	3	4	5	6	7	8	9	AB	R	H	RBI	BB	SO	LOB	BOTTOM			
Rickey Henderson, R OBP: 0.487, SLG: 0.382 (1, 7)	SH1-3		K	5-3			F9			3	0	0	0	1	1	1	Minnesota Twins @ Oakland Athletics Oakland-Alameda County Coliseum, Oakland, CA Wed Apr 21 1982, 3:33 AM PST Att: 18,118 - Unknown - 73 F			
Dwayne Murphy, L OBP: 0.232, SLG: 0.250 (1, 8)	SH1-3		F8		K			BB		2	0	0	0	1	1	0				
Cliff Johnson, R OBP: 0.206, SLG: 0.258 (1, 10)	K			F9	6-3			K		4	0	0	0	0	2	3				
Tony Armas, R OBP: 0.323, SLG: 0.508 (1, 9)	CS	6-3		HR	F4			K		4	1	1	0	0	1	0				
Mickey Klutts, R OBP: 0.267, SLG: 0.286 (1, 5)		1B		HR	BB		K	5-3		3	1	1	0	1	1	0				
Joe Rudi, R OBP: 0.353, SLG: 0.379 (1, 3)		1B		HR	HR		K	F6		4	1	2	3	0	1	0				
Dave McKay, S OBP: 0.269, SLG: 0.208 (1, 4)		F2		HR	1B		4-3			3	1	1	0	0	0	2				
Jeff Newman, R OBP: 0.276, SLG: 0.556 (1, 2)		F3		HR	HR		6-3			3	1	1	2	0	0	2				
Fred Stanley, R OBP: 0.241, SLG: 0.043 (1, 6)			5-3	L5				BB		2	0	0	0	1	0	0				
Inning Stats	R: 0 E: 0 K: 1 S: 4	H: 0 LOB: 0 BB: 1 P: 8	R: 0 E: 0 K: 0 S: 5	H: 2 LOB: 2 BB: 0 P: 5	R: 0 E: 0 K: 1 S: 5	H: 0 LOB: 0 BB: 0 P: 5	R: 5 E: 0 K: 0 S: 7	H: 4 LOB: 0 BB: 1 P: 11	R: 0 E: 0 K: 1 S: 5	H: 0 LOB: 0 BB: 0 P: 5	R: 0 E: 0 K: 2 S: 7	H: 0 LOB: 0 BB: 0 P: 7	R: 0 E: 0 K: 1 S: 5	H: 0 LOB: 2 BB: 2 P: 13	R: 0 E: 0 K: 1 S: 5	H: 0 LOB: 0 BB: 0 P: 5		1B: 3 2B: 1 3B: 0 HR: 2	SF: 0 SAC: 1 DP: 0 HBP: 0	WP: 0 PB: 0 SB: 1 CS: 1
PITCHER Darrell Jackson, L ERA: 7.04 Terry Felton, R ERA: 4.32 (1, 1) (5, 1)	IP: 4.0 WLS: L BF: 19 H: 6 R: 5 ER: 5 SO: 2 BB: 2 IBB: 0 HBP: 0 BLK: 0 WP: 0 HR: 2 S: 21 P: 29 ERA: 11.25 WHIP: 2.000															PITCHER				

AB 33
R 2
H 8
RBI 2
BB 3
SO 3
LOB 14



AB 28
R 5
H 6
RBI 5
BB 4
SO 7
LOB 8



Batter	1	2	3	4	5	6	7	8	9	AB	R	H	RBI	BB	SO	LOB	TOP					
Jim Eisenreich, L (1, 8) OBP: 0.406, SLG: 0.500	4-3		F8			2B		4-3		5	0	2	1	0	0	0	Minnesota Twins @ Seattle Mariners The Kingdome, Seattle, WA Thu Apr 22 1982, 9:05 PM EST Att. 4,601 - Dome - 70 F					
Bobby Mitchell, L (1, 9) OBP: 0.323, SLG: 0.280	K		1B			F7		4-3		5	1	1	0	0	1	3						
Gary Ward, R (1, 7) OBP: 0.278, SLG: 0.265	1B		1B			2B			1-3	4	2	3	1	1	0	0						
Kent Hrbek, L (1, 3) OBP: 0.417, SLG: 0.677	1B		1B			F8		4-3		3	0	1	1	2	0	2						
Randy Johnson, L (1, 10) OBP: 0.432, SLG: 0.738	F7		F8			F4				5	0	2	1	0	0	5						
Butch Wynegar, S (1, 2) OBP: 0.231, SLG: 0.271		F7				F9		F6		5	0	0	0	0	0	3						
Gary Gaetti, R (1, 5) OBP: 0.308, SLG: 0.467	K					5-3		F3		4	0	0	0	0	2	2						
John Castino, R (1, 4) OBP: 0.350, SLG: 0.235	5-3					1B		FC5		4	1	2	0	0	0	2						
Lenny Faedo, R (1, 6) OBP: 0.293, SLG: 0.216			6-3			F6				2	0	0	0	1	0	1						
Rob Wilfong, L (8, PH) OBP: 0.191, SLG: 0.073										1	0	0	0	0	1	0						
Ron Washington, R (8, 6) OBP: 0.250, SLG: 0.182						2B		K		0	0	0	0	0	0	0						
Inning Stats	R: 0 E: 0 K: 1 S: 6	H: 1 LOB: 2 BB: 1 P: 10	R: 0 E: 0 K: 1 S: 5	H: 0 LOB: 0 BB: 0 P: 5	R: 2 E: 0 K: 0 S: 6	H: 3 LOB: 1 BB: 0 P: 6	R: 0 E: 0 K: 1 S: 6	H: 1 LOB: 1 BB: 0 P: 6	R: 0 E: 0 K: 0 S: 5	H: 2 LOB: 2 BB: 0 P: 5	R: 1 E: 0 K: 0 S: 5	H: 2 LOB: 2 BB: 1 P: 9	R: 1 E: 0 K: 0 S: 4	H: 1 LOB: 2 BB: 2 P: 12	R: 0 E: 0 K: 1 S: 5	H: 0 LOB: 0 BB: 0 P: 5	R: 0 E: 0 K: 0 S: 4	H: 1 LOB: 1 BB: 0 P: 4	1B: 6 2B: 5 3B: 0 HR: 0	SF: 0 SAC: 0 DP: 0 HBP: 0	WP: 0 PB: 0 SB: 0 CS: 0	PA: 42
PITCHER	IP	WLS	BF	H	R	ER	SO	BB	IBB	HBP	BLK	WP	HR	S	P	ERA	WHIP					
Mike Moore, R (1, 1) ERA: 6.59	5.2	W	28	9	3	3	3	2	0	0	0	0	0	32	40	4.76	1.941					
Larry Andersen, R (6, 1) ERA: 3.55	0.1		4	1	1	1	0	2	0	0	0	0	0	2	10	27.00	9.000					
Mike Stanton, R (7, 1) ERA: 1.93	3.0	S	10	1	0	0	1	0	0	0	0	0	0	12	12	0.00	0.333					

Batter	1	2	3	4	5	6	7	8	9	AB	R	H	RBI	BB	SO	LOB	BOTTOM					
Julio Cruz, S (1, 4) OBP: 0.346, SLG: 0.231	FC4-6		1B			4-3		L9		4	1	1	0	1	0	3	Minnesota Twins @ Seattle Mariners The Kingdome, Seattle, WA Thu Apr 22 1982, 9:05 PM EST Att. 4,601 - Dome - 70 F					
Manny Castillo, S (1, 5) OBP: 0.304, SLG: 0.328	L9		2B		6-3	F8		4-3		5	1	2	0	0	0	1						
Bruce Bochte, L (1, 7) OBP: 0.406, SLG: 0.382	FC4-6		1B		6-3	F7		4-3		3	1	0	1	2	0	1						
Richie Zisk, R (1, 10) OBP: 0.429, SLG: 0.492	F9		1B		6-3					4	2	2	2	0	0	3						
Jim Malar, R (1, 3) OBP: 0.347, SLG: 0.476		F8		1B		1B		FC1-6		1	1	0	0	3	0	0						
Al Cowens, R (1, 9) OBP: 0.297, SLG: 0.394		F9		1B		G6-4-3		FC1-6		4	1	1	1	0	0	5						
Joe Simpson, L (1, 8) OBP: 0.411, SLG: 0.449		F4		1B		6-3		1B		3	0	1	2	1	0	0						
Jim Essian, R (1, 2) OBP: 0.400, SLG: 0.480			1B		4-3			F4		4	1	2	2	0	0	2						
Todd Cruz, R (1, 6) OBP: 0.278, SLG: 0.308			F8		6-3			6-3		3	0	0	0	1	0	3						
Inning Stats	R: 0 E: 0 K: 0 S: 3	H: 0 LOB: 1 BB: 1 P: 7	R: 0 E: 0 K: 0 S: 3	H: 0 LOB: 0 BB: 0 P: 3	R: 7 E: 0 K: 0 S: 8	H: 6 LOB: 2 BB: 4 P: 24	R: 0 E: 0 K: 0 S: 3	H: 1 LOB: 2 BB: 2 P: 11	R: 0 E: 0 K: 0 S: 3	H: 0 LOB: 0 BB: 0 P: 3	R: 0 E: 0 K: 0 S: 3	H: 0 LOB: 0 BB: 0 P: 3	R: 1 E: 0 K: 0 S: 5	H: 2 LOB: 2 BB: 1 P: 9	R: 0 E: 0 K: 0 S: 3	H: 0 LOB: 0 BB: 0 P: 3	R: 0 E: 0 K: 0 S: 3	H: 0 LOB: 0 BB: 0 P: 3	1B: 8 2B: 1 3B: 0 HR: 0	SF: 0 SAC: 0 DP: 2 HBP: 0	WP: 0 PB: 0 SB: 0 CS: 0	PA: 39
PITCHER	IP	WLS	BF	H	R	ER	SO	BB	IBB	HBP	BLK	WP	HR	S	P	ERA	WHIP					
Pete Redfern, R (1, 1) ERA: 7.16	2.1	L	16	5	7	7	0	3	1	0	0	0	0	12	28	27.00	3.429					
Fernando Arroyo, R (3, 1) ERA: 5.27	4.0		18	4	1	1	0	3	1	0	0	0	0	14	30	2.25	1.750					
Bobby Castillo, R (7, 1) ERA: 5.87	1.2		5	0	0	0	0	0	0	0	0	0	0	5	5	0.00	0.000					

Batter	1	2	3	4	5	6	7	8	9	AB	R	H	RBI	BB	SO	LOB	TOP			
Jim Eisenreich, L (1, 8) <small>OBP: 0.400, SLG: 0.467</small> Mickey Hatcher, R (8, 9) <small>OBP: 0.387, SLG: 0.379</small>	4-0 1B 6-3 BB	0-0 F7	0-0 6-3	0-0 F7			0-0 G3	1-0 HBP		4	0	0	0	1	0	6				
Rob Wilfong, L (1, 4) <small>OBP: 0.208, SLG: 0.106</small>	0-0 6-3	0-0 G3 BLK 1B	0-0 F4		0-3 K		0-0 1B E	0-3 K		6	2	2	3	0	2	4				
Gary Ward, R (1, 7) <small>OBP: 0.317, SLG: 0.315</small>	0-0 BB 1B	0-0 G3		0-0 3-1 2B	0-0 1B		0-0 E 1B BB	0-3 K		5	2	3	0	1	1	2				
Kent Hrbek, L (1, 3) <small>OBP: 0.410, SLG: 0.642</small>	0-0 F4	4-0 1B BB		0-0 3-1 2B	0-0 F7		0-0 E 1B	0-3 K		5	1	1	0	1	1	4				
Randy Johnson, L (1, 10) <small>OBP: 0.440, SLG: 0.696</small>	4-0 1-2 BB	0-0 1-3 1B		4-0 2B E BB	0-0 F9		0-0 E1 1B FC5-2	0-0 3-1		4	1	1	1	2	0	3				
Butch Wynegar, S (1, 2) <small>OBP: 0.241, SLG: 0.296</small>	0-0 4-3	0-0 L7		0-0 E9 1B 2B		0-0 4-3	0-0 FC5-2 1B	0-0 6-3		6	1	2	3	0	0	5				
John Castino, R (1, 5) <small>OBP: 0.438, SLG: 0.429</small> Gary Gaetti, R (7, 5) <small>OBP: 0.308, SLG: 0.467</small>		0-0 HR	0-3 K	0-0 CS 1B		4-0 G6-3 BB	0-0 FC5-2			4	1	2	2	1	1	2	AB 44			
Bobby Mitchell, L (1, 9) <small>OBP: 0.361, SLG: 0.467</small>		0-0 1B 2B	0-0 6-3 1B	0-0 1-2 HR		0-0 G6-3	0-0 3-1			5	2	3	1	0	0	3	R 12			
Ron Washington, R (1, 6) <small>OBP: 0.412, SLG: 0.438</small>		0-0 F7 1B	0-0 6-3 1B	0-0 1B			0-0 G3 1B 2B	0-3 K		5	2	4	0	0	1	0	H 18			
Inning Stats	R: 0 E: 0 K: 0 S: 4	H: 1 LOB: 3 BB: 2 P: 12	R: 4 E: 0 K: 0 S: 8	H: 5 LOB: 2 BB: 1 P: 12	R: 0 E: 0 K: 1 S: 7	H: 2 LOB: 2 BB: 0 P: 7	R: 4 E: 1 K: 0 S: 7	H: 5 LOB: 1 BB: 1 P: 11	R: 0 E: 0 K: 0 S: 2	H: 0 LOB: 0 BB: 1 P: 6	R: 4 E: 1 K: 0 S: 8	H: 4 LOB: 2 BB: 1 P: 12	R: 0 E: 0 K: 3 S: 9	H: 0 LOB: 1 BB: 0 P: 10	R: 0 E: 0 K: 1 S: 5	H: 0 LOB: 0 BB: 0 P: 5	1B: 12 2B: 4 3B: 0 HR: 2	SF: 0 SAC: 0 DP: 1 HBP: 1	WP: 0 PB: 0 SB: 0 CS: 1	PA: 51
PITCHER	IP WLS BF H R ER SO BB IBB HBP BLK WP HR S P ERA WHIP																			
Ed Nunez, R (1, 1) <small>ERA: 4.86</small> Larry Andersen, L (2, 1) <small>ERA: 6.75</small> Ed Vande Berg, L (7, 1) <small>ERA: 2.61</small> Bill Caudill, R (9, 1) <small>ERA: 0.61</small>	1.2 L 14 6 4 4 0 3 0 0 0 0 0 1 11 23 21.60 5.400																			

Minnesota Twins @ Seattle Mariners
The Kingdome, Seattle, WA
Fri Apr 23, 1982, 9:05 PM EST
Att. 5,665 - Dome - 70 F

AB	44
R	12
H	18
RBI	10
BB	6
SO	6
LOB	29

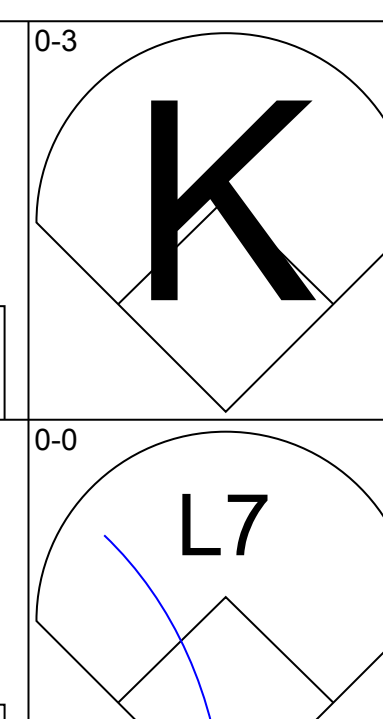
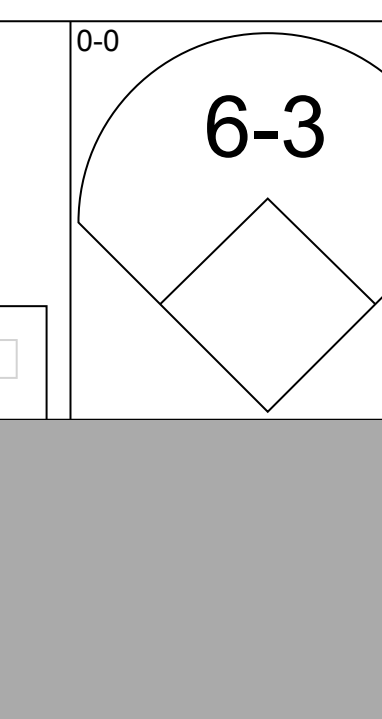
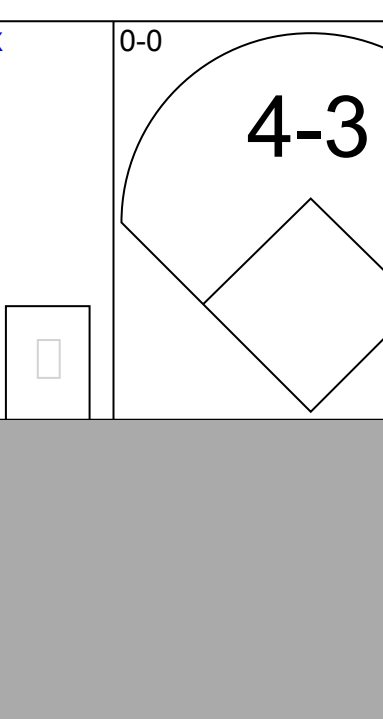
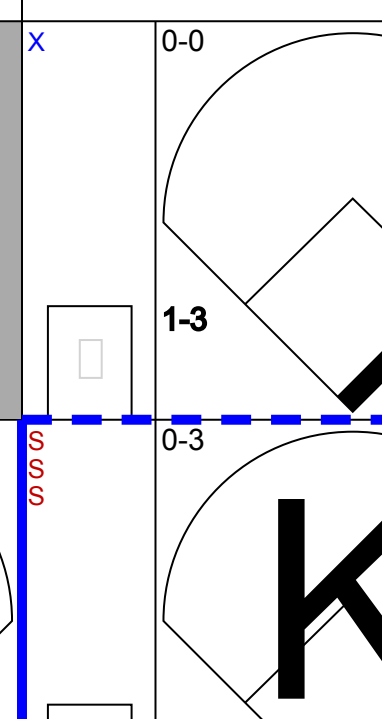
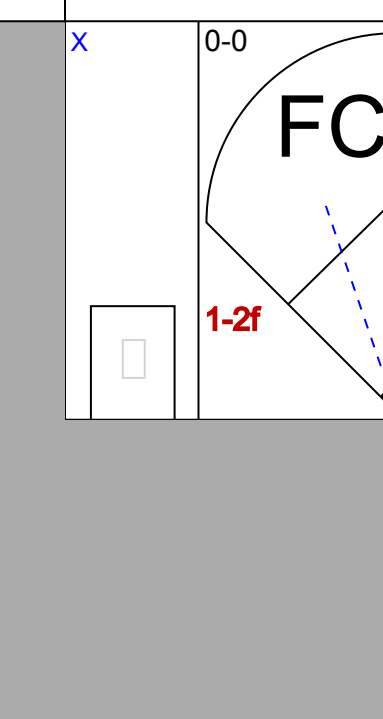
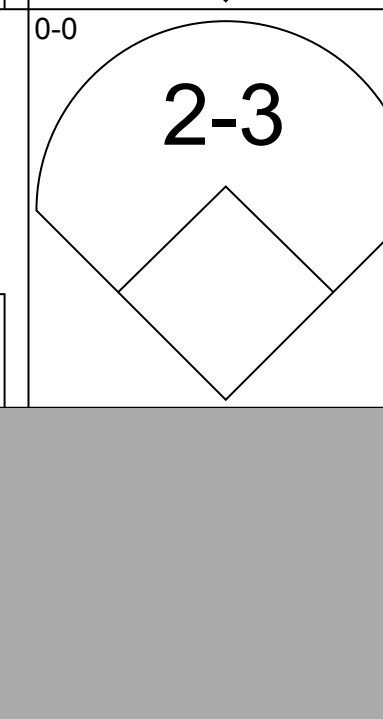
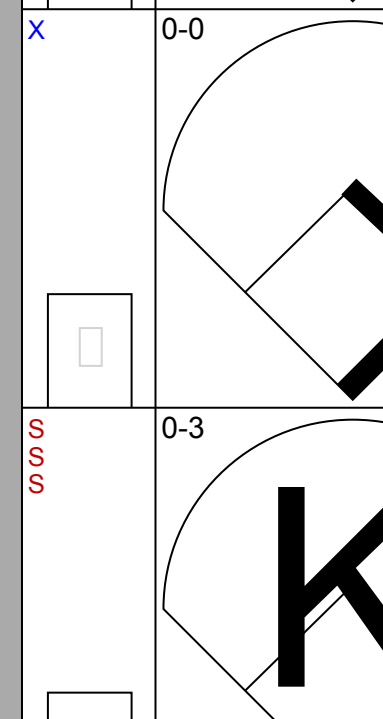
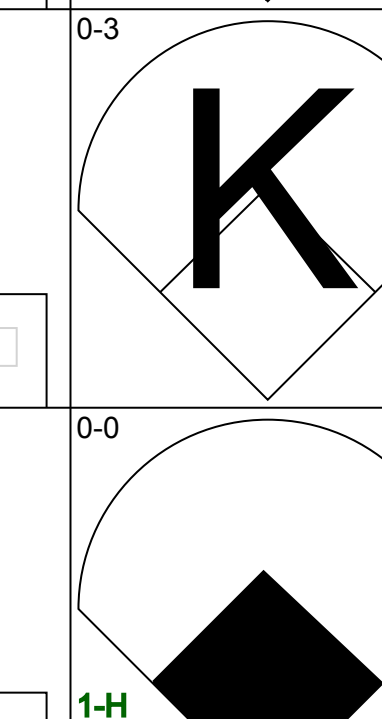


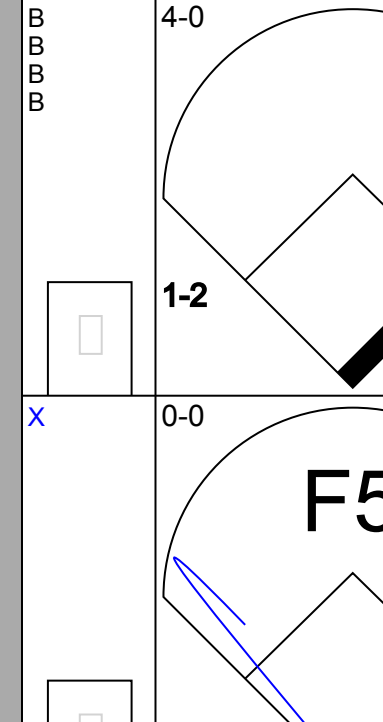
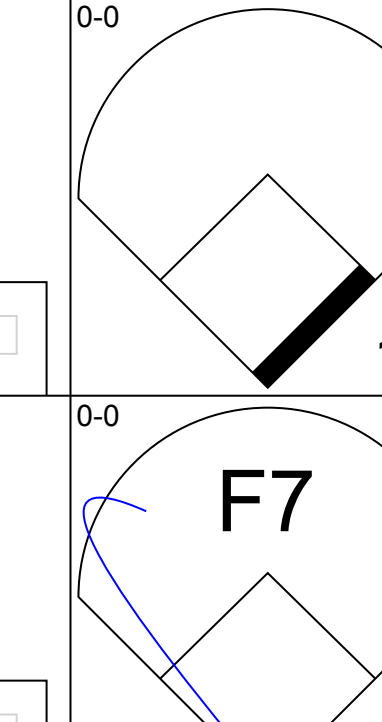
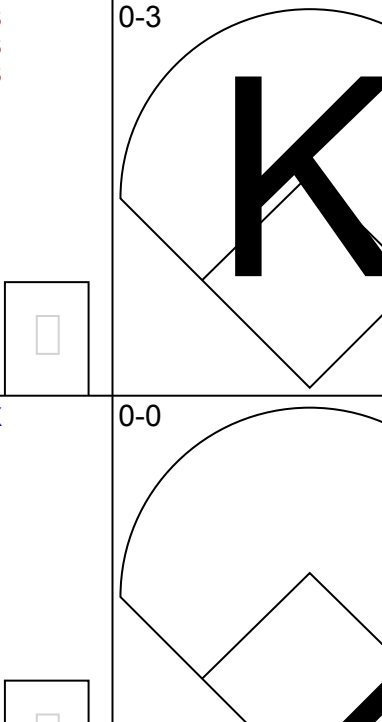
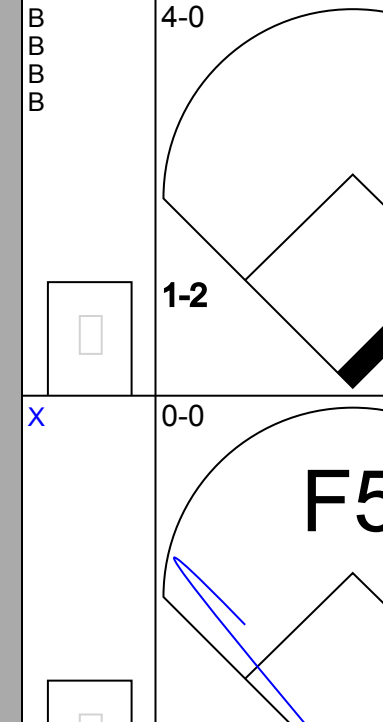
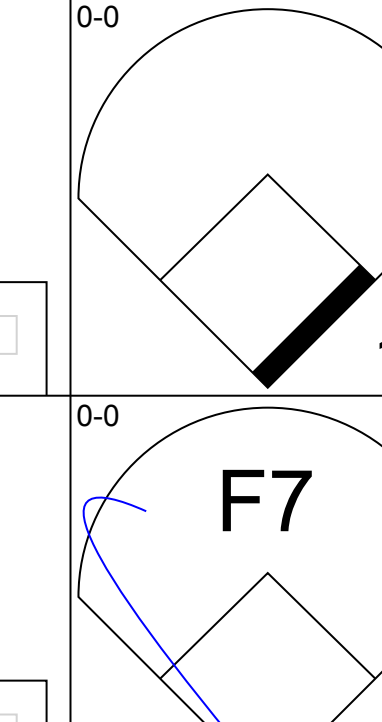



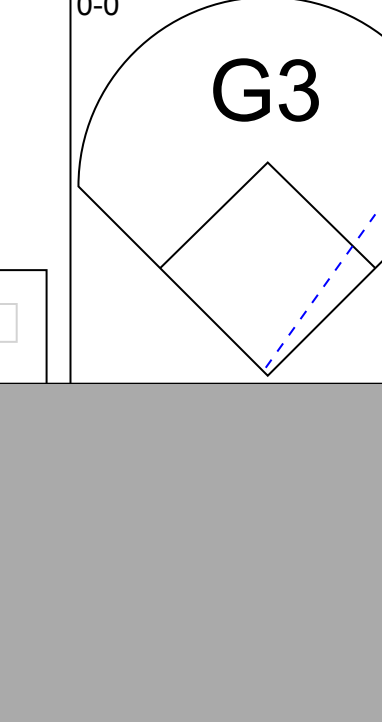
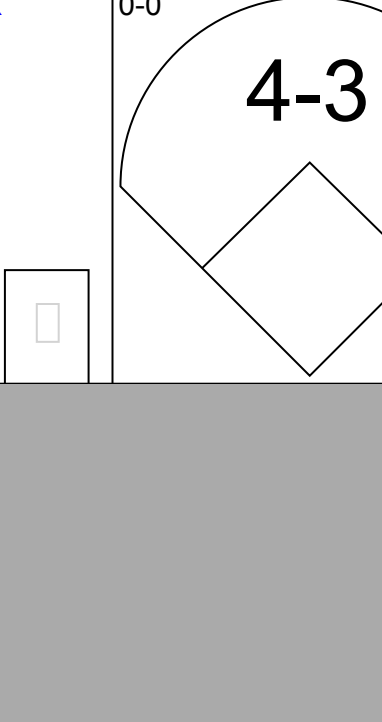

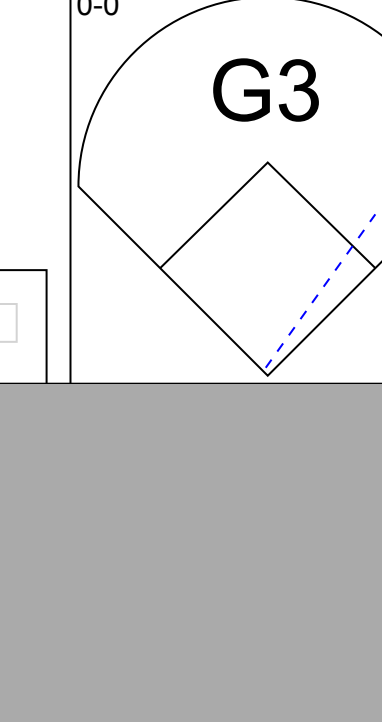

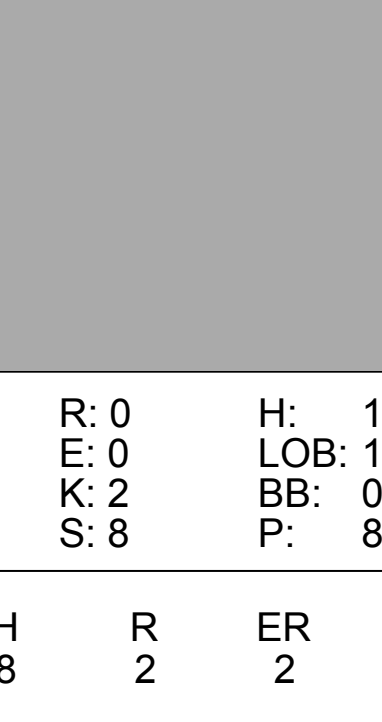
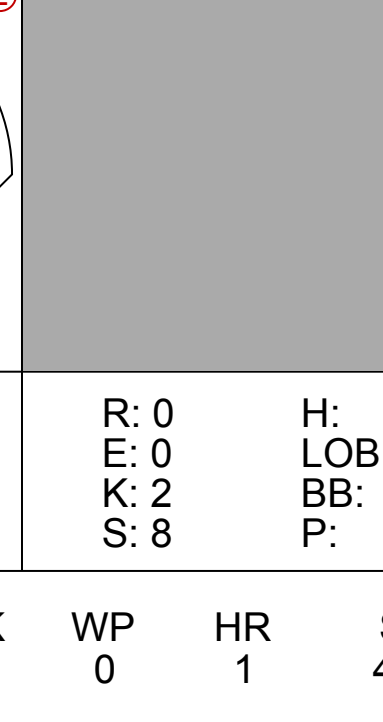
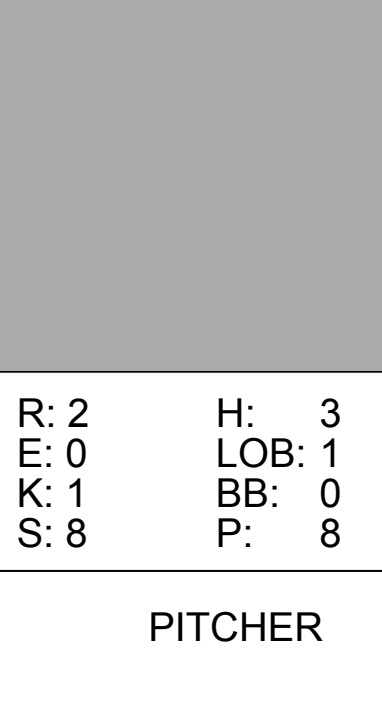
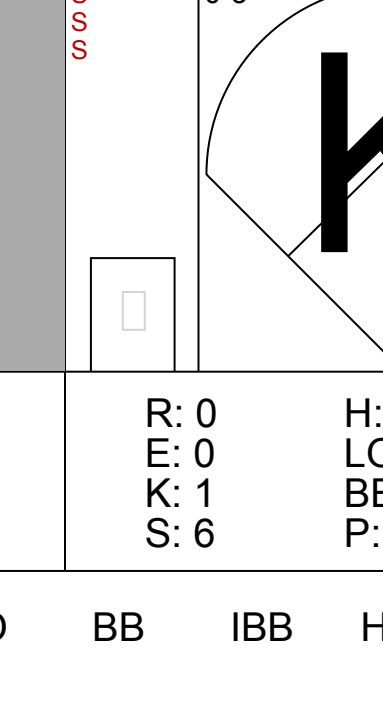
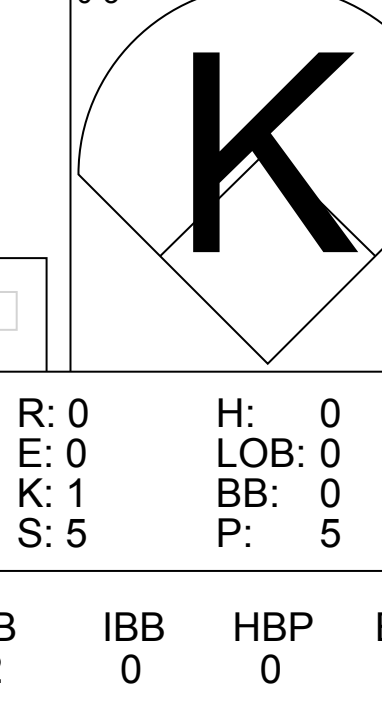
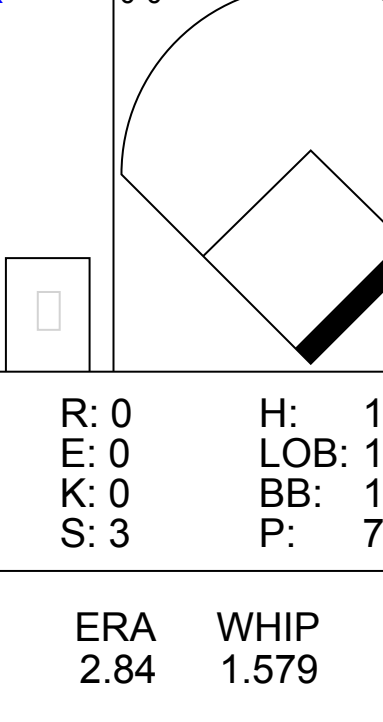
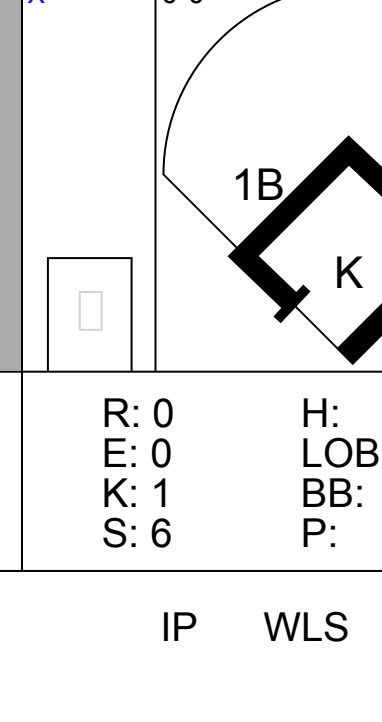
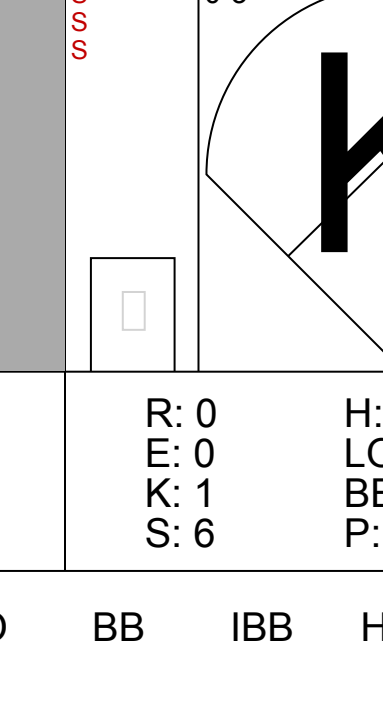
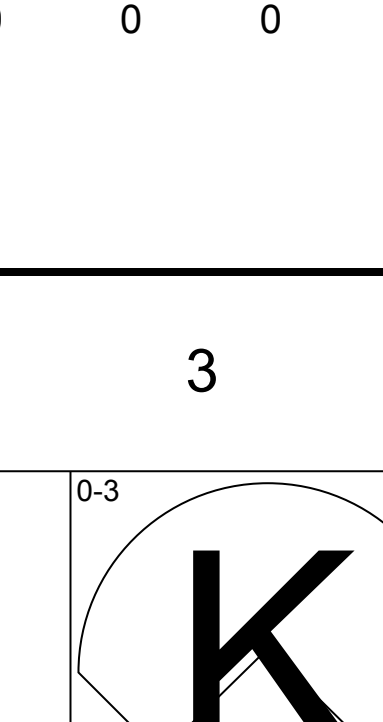
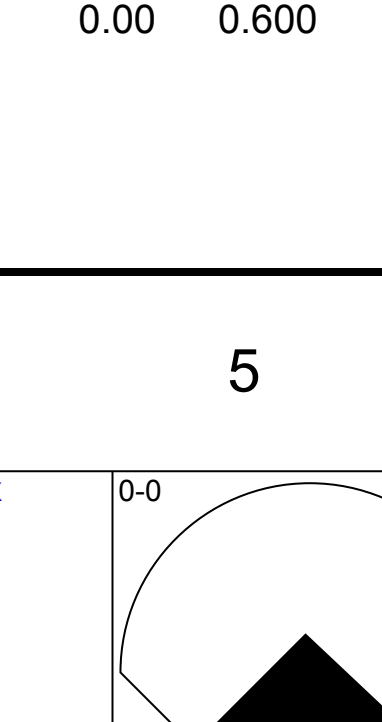
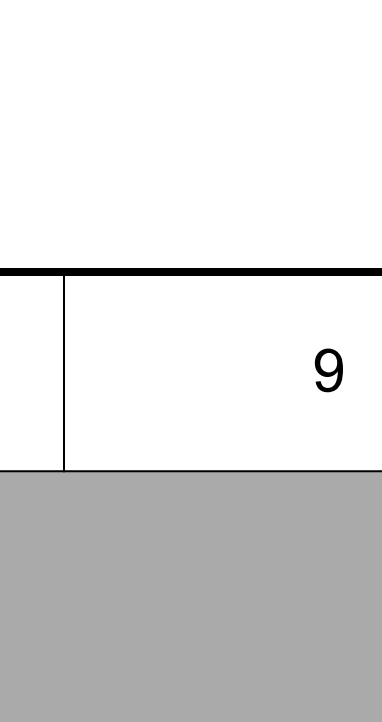


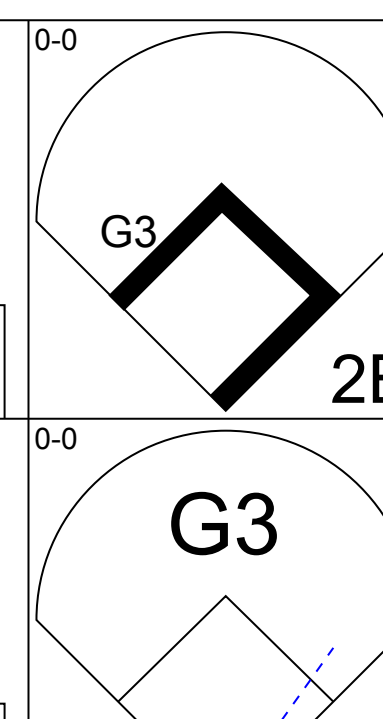
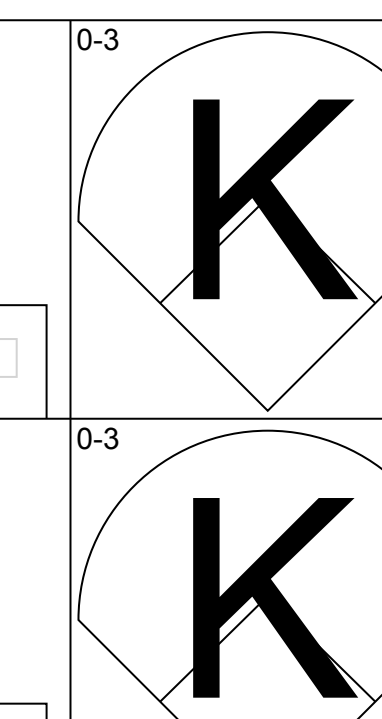
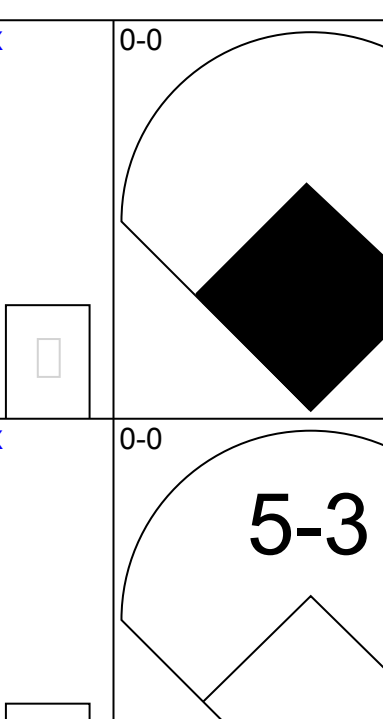
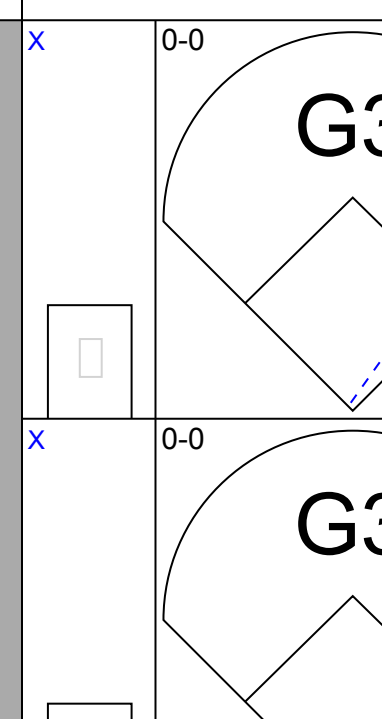
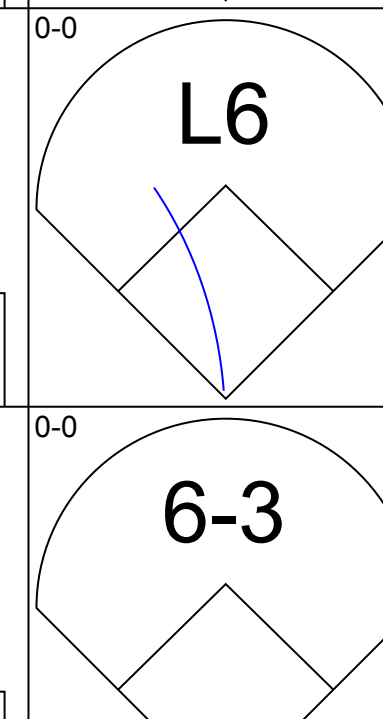


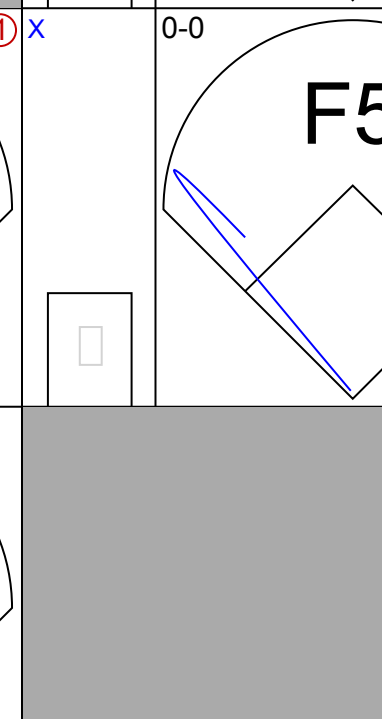

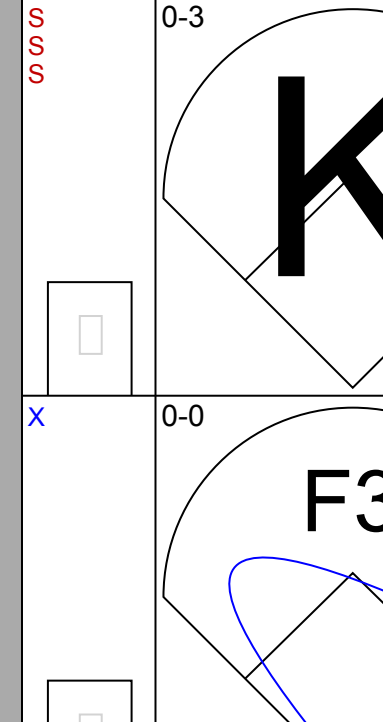



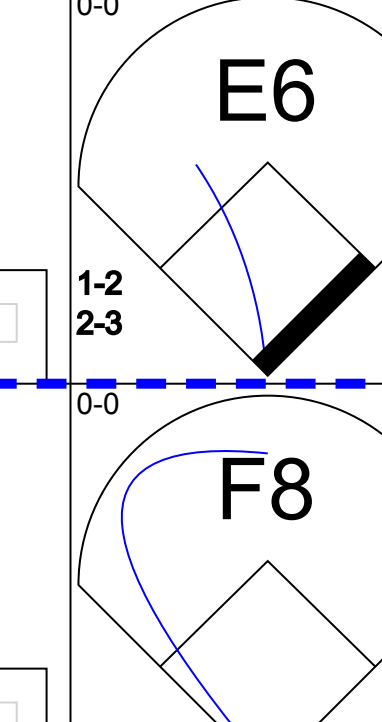

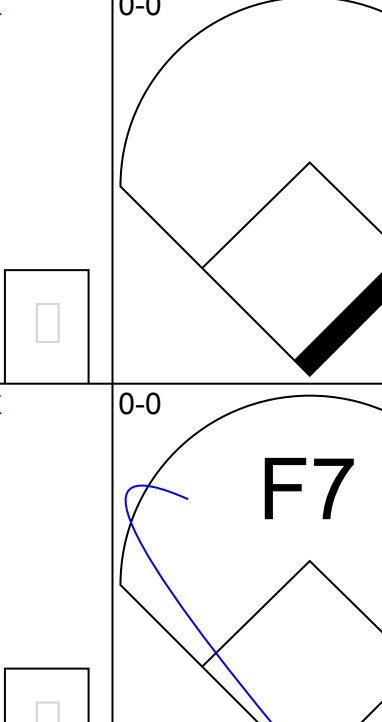

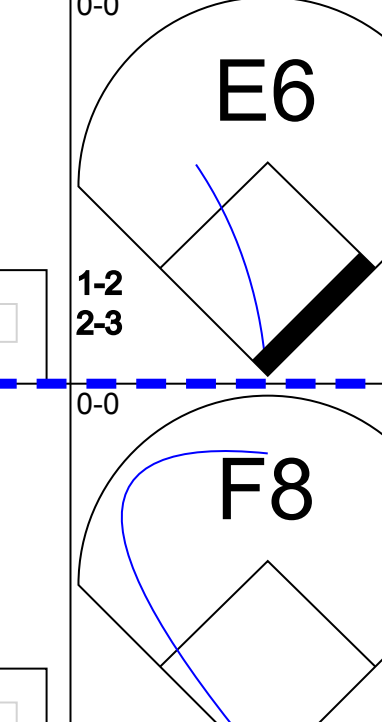

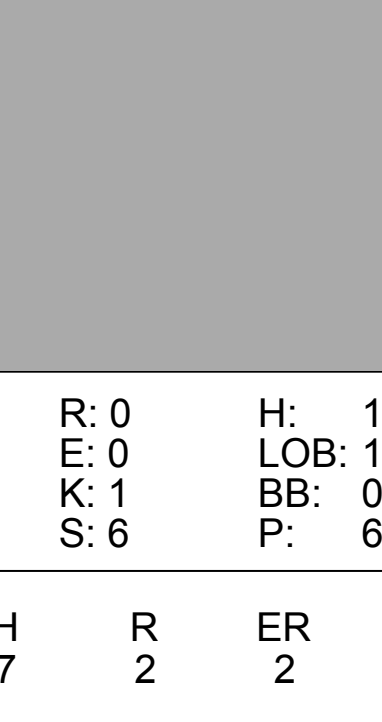
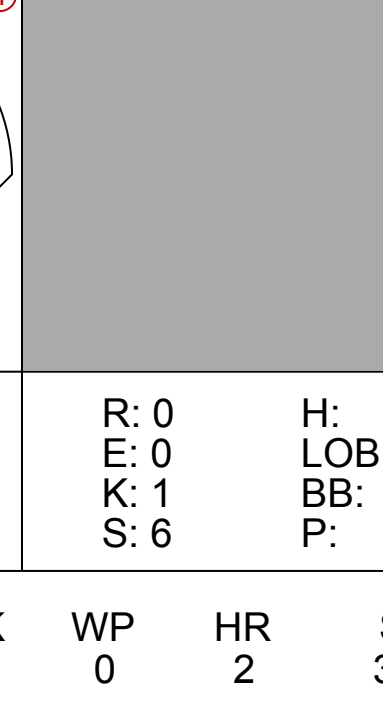
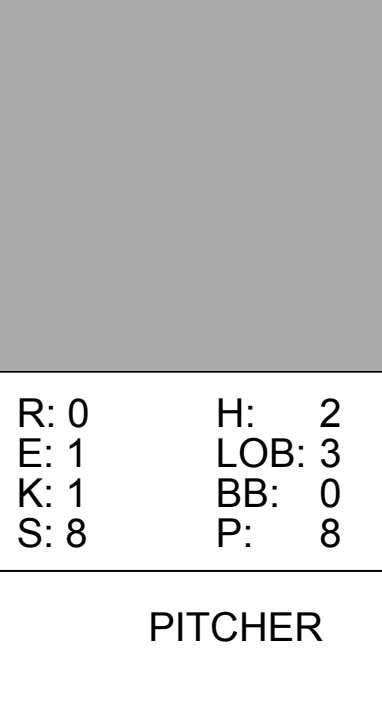
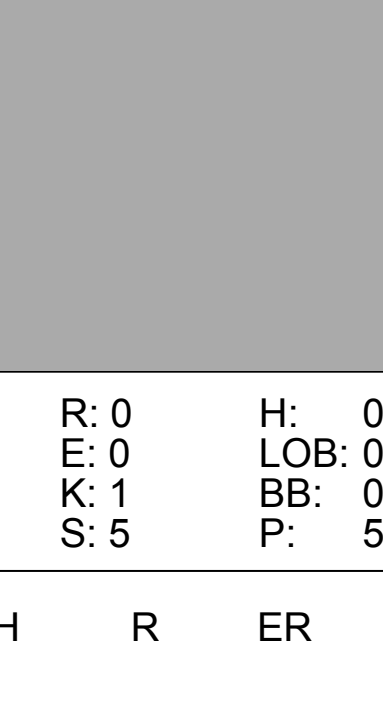



Batter	1	2	3	4	5	6	7	8	9	AB	R	H	RBI	BB	SO	LOB	BOTTOM					
Julio Cruz, S (1, 4) <small>OBP: 0.354, SLG: 0.235</small> Lenny Randle, S (9, 4) <small>OBP: 0.188, SLG: 0.188</small>	0-0 1B 1B 1B	4-0 G4-6-3 BB		0-0 F7		0-0 F5			0-0 1B	3	1	1	0	1	0	1						
Manny Castillo, S (1, 5) <small>OBP: 0.297, SLG: 0.319</small>	0-0 1-2 1B	0-0 G4-6-3		0-0 4-3			0-0 6-3		0-0 F8	5	1	1	0	0	0	4						
Bruce Bochte, L (1, 7) <small>OBP: 0.438, SLG: 0.424</small> Dave Henderson, R (7, 7) <small>OBP: 0.471, SLG: 0.500</small>	0-0 1B G4-6-3 1B		0-0 BB 1B		0-0 1B		0-0 1B		0-0 F8	4	2	4	0	0	0	0						
Richie Zisk, R (1, 10) <small>OBP: 0.432, SLG: 0.492</small>	0-0 G4-6-3 1B		0-0 F9		0-0 1B		0-0 L8			4	0	2	2	0	0	2						
Jim Mauer, R (1, 3) <small>OBP: 0.355, SLG: 0.478</small>	0-0 G4-6-3 1B		0-0 F3		0-0 G4-6-3 1B		0-0 L4			4	0	2	1	0	0	2						
Al Cowens, R (1, 9) <small>OBP: 0.299, SLG: 0.382</small> Thad Bosley, L (8, 7) <small>OBP: 0.276, SLG: 0.235</small>	0-0 G4-6-3		0-0 F2		0-0 F2		0-0 L8			2	0	0	0	1	0	4						
Joe Simpson, L (1, 8) <small>OBP: 0.383, SLG: 0.415</small>	0-0 4-3		0-0 1-3 BB		0-0 G4-6-3		0-0 1-3			4	0	0	0	0	0	5						
Jim Essian, R (1, 2) <small>OBP: 0.379, SLG: 0.453</small> Steve Stroutr, L (8, 7) <small>OBP: 0.273, SLG: 0.111</small> Bud Bulling, R (9, 2) <small>OBP: 0.376, SLG: 0.231</small>		0-0 F8		0-0 6-3		0-0 5-3		0-0 F8		3	0	0	0	0	0	0						
Todd Cruz, R (1, 6) <small>OBP: 0.298, SLG: 0.345</small> Paul Serna, R (9, 6) <small>OBP: 0.298, SLG: 0.345</small>		0-0 2B		0-0 1B		0-0 6-3		0-0 L3		3	0	2	0	0	0	0						
Inning Stats	R: 3 E: 0 K: 0 S: 7	H: 5 LOB: 1 BB: 0 P: 7	R: 0 E: 0 K: 0 S: 3	H: 1 LOB: 1 BB: 1 P: 7	R: 0 E: 0 K: 0 S: 4	H: 1 LOB: 2 BB: 1 P: 8	R: 0 E: 0 K: 0 S: 4	H: 1 LOB: 1 BB: 0 P: 4	R: 1 E: 0 K: 0 S: 5	H: 3 LOB: 1 BB: 0 P: 5	R: 0 E: 0 K: 0 S: 3	H: 0 LOB: 0 BB: 0 P: 3	R: 0 E: 0 K: 0 S: 4	H: 1 LOB: 1 BB: 0 P: 4	R: 0 E: 0 K: 0 S: 3	H: 0 LOB: 0 BB: 0 P: 3	R: 0 E: 0 K: 0 S: 4	H: 1 LOB: 1 BB: 0 P: 4	1B: 12 2B: 1 3B: 0 HR: 0	SF: 0 SAC: 0 DP: 3 HBP: 0	WP: 0 PB: 0 SB: 0 CS: 0	PA: 39
PITCHER	IP WLS BF H R ER SO BB IBB HBP BLK WP HR S P ERA WHIP																					
Roger Erickson, R (1, 1) <small>ERA: 3.8</small>	9.0 W 39 13 4 4 0 2 0 0 0 0 0 0 37 45 4.00 1.667																					

Minnesota Twins @ Seattle Mariners
The Kingdome, Seattle, WA
Fri Apr 23, 1982, 9:05 PM EST
Att. 5,665 - Dome - 70 F

AB	37
R	4
H	13
RBI	3
BB	2
SO	0
LOB	19



Batter	1	2	3	4	5	6	7	8	9	AB	R	H	RBI	BB	SO	LOB	TOP					
Bobby Mitchell, L (1, 8) OBP: 0.341, SLG: 0.429										5	0	1	0	0	1	2	Minnesota Twins @ Seattle Mariners The Kingdome, Seattle, WA Sat Apr 24 1982, 10:05 PM EST Att: 18,651 - Dome - 70 F					
Rob Wilfong, L (1, 4) OBP: 0.214, SLG: 0.120										3	1	1	0	0	1	0						
Gary Gaetti, R (7, PH) OBP: 0.303, SLG: 0.459										1	0	0	0	0	1	2						
Gary Ward, R (1, 7) OBP: 0.328, SLG: 0.345										4	0	2	0	0	1	1						
Kent Hrbek, L (1, 3) OBP: 0.402, SLG: 0.662										4	1	1	2	0	2	2						
Randy Johnson, L (1, 10) OBP: 0.453, SLG: 0.688										2	0	1	0	1	1	0						
Jesus Vega, R (8, PH) OBP: 0.375, SLG: 0.478										1	0	0	0	0	0	1						
John Castino, R (1, 5) OBP: 0.379, SLG: 0.400										4	0	1	0	0	1	4						
Butch Wynegar, S (1, 2) OBP: 0.242, SLG: 0.281										3	0	0	0	1	0	2						
Mickey Hatcher, R (1, 9) OBP: 0.364, SLG: 0.355										2	0	0	0	0	0	1						
Dave Engle, R (7, PH) OBP: 0.319, SLG: 0.293										2	0	1	0	0	0	0						
Ron Washington, R (1, 6) OBP: 0.429, SLG: 0.450										4	0	2	0	0	2	1						
Inning Stats	R: 0 E: 0 K: 1 S: 5	H: 0 LOB: 0 BB: 0 P: 5	R: 0 E: 0 K: 2 S: 8	H: 1 LOB: 1 BB: 0 P: 8	R: 0 E: 0 K: 1 S: 5	H: 0 LOB: 0 BB: 0 P: 5	R: 0 E: 0 K: 2 S: 8	H: 1 LOB: 2 BB: 1 P: 12	R: 0 E: 0 K: 0 S: 3	H: 1 LOB: 1 BB: 1 P: 7	R: 2 E: 0 K: 1 S: 8	H: 3 LOB: 1 BB: 0 P: 8	R: 0 E: 0 K: 1 S: 6	H: 2 LOB: 1 BB: 0 P: 6	R: 0 E: 0 K: 1 S: 6	H: 1 LOB: 1 BB: 0 P: 6	R: 0 E: 0 K: 1 S: 6	H: 1 LOB: 1 BB: 0 P: 6	1B: 8 2B: 1 3B: 0 HR: 1	SF: 0 SAC: 0 DP: 1 HBP: 0	WP: 0 PB: 0 CS: 1	PA: 37
PITCHER	IP	WLS	BF	H	R	ER	SO	BB	IBB	HBP	BLK	WP	HR	S	P	ERA	WHIP					
Gene Nelson, R (1, 1) ERA: 2.7	6.1		28	8	2	2	7	2	0	0	0	0	1	40	48	2.84	1.579					
Ed Vande Berg, L (7, 1) ERA: 2.38	1.0	W	3	1	0	0	1	0	0	0	0	0	0	5	5	0.00	1.000					
Bill Caudill, R (8, 1) ERA: 0.55	1.2	S	6	1	0	0	2	0	0	0	0	0	0	10	10	0.00	0.600					

Batter	1	2	3	4	5	6	7	8	9	AB	R	H	RBI	BB	SO	LOB	BOTTOM				
Julio Cruz, S (1, 4) OBP: 0.360, SLG: 0.306										4	1	2	1	0	1	0	Minnesota Twins @ Seattle Mariners The Kingdome, Seattle, WA Sat Apr 24 1982, 10:05 PM EST Att: 18,651 - Dome - 70 F				
Manny Castillo, S (1, 5) OBP: 0.282, SLG: 0.301										4	0	0	0	0	1	1					
Bruce Bochte, L (1, 7) OBP: 0.429, SLG: 0.413										4	0	1	0	0	1	1					
Thad Bosley, L (8, 7) OBP: 0.278, SLG: 0.235										0	0	0	0	0	0	0					
Richie Zisk, R (1, 10) OBP: 0.423, SLG: 0.478										4	0	1	0	0	1	2					
Jim Maier, R (1, 3) OBP: 0.350, SLG: 0.465										4	0	1	0	0	2	1					
Al Cowens, R (1, 9) OBP: 0.284, SLG: 0.361										4	0	0	0	0	0	3					
Jim Essian, R (1, 2) OBP: 0.377, SLG: 0.446										3	0	1	0	0	0	2					
Dave Henderson, R (1, 8) OBP: 0.450, SLG: 0.632										3	1	1	1	0	0	4					
Todd Cruz, R (1, 6) OBP: 0.300, SLG: 0.397										3	1	1	1	0	1	0					
Inning Stats	R: 0 E: 0 K: 0 S: 4	H: 1 LOB: 1 BB: 0 P: 4	R: 0 E: 0 K: 1 S: 6	H: 1 LOB: 0 BB: 0 P: 6	R: 0 E: 0 K: 3 S: 9	H: 0 LOB: 0 BB: 0 P: 9	R: 0 E: 0 K: 1 S: 6	H: 1 LOB: 1 BB: 0 P: 6	R: 2 E: 0 K: 0 S: 5	H: 2 LOB: 0 BB: 0 P: 5	R: 0 E: 1 K: 1 S: 8	H: 2 LOB: 3 BB: 0 P: 8	R: 1 E: 0 K: 0 S: 4	H: 1 LOB: 0 BB: 0 P: 4	R: 0 E: 0 K: 1 S: 5	H: 0 LOB: 0 BB: 0 P: 5	1B: 4 2B: 1 3B: 0 HR: 3	SF: 0 SAC: 0 DP: 0 HBP: 0	WP: 0 PB: 0 CS: 0	PA: 33	
PITCHER	IP	WLS	BF	H	R	ER	SO	BB	IBB	HBP	BLK	WP	HR	S	P	ERA	WHIP				
Brad Havens, L (1, 1) ERA: 2.6	5.2		25	7	2	2	6	0	0	0	0	0	2	37	37	3.18	1.235				
Ron Davis, R (6, 1) ERA: 2.7	2.1	L	8	1	1	1	1	0	0	0	0	0	1	10	10	3.86	0.429				

Batter	1	2	3	4	5	6	7	8	9	10	11	AB	R	H	RBI	BB	SO	LOB	TOP						
Jim Eisenreich, L OBP: 0.413, SLG: 0.492	G4-6-3 1B		K				4-3					5	0	3	0	0	1	2							
Rob Wilong, L OBP: 0.213, SLG: 0.111	G4-6-3 1-2			HBP		F4		F2		1-3		4	0	0	0	0	0	3							
Gary Ward, R OBP: 0.304, SLG: 0.317	K			K		6-3		5-3			5-3	5	0	0	0	0	2	2							
Kent Hrbek, L OBP: 0.414, SLG: 0.689		G3-6-3 BB		G3-6-3 1-2			HR	4-3				3	1	1	1	2	0	1							
Randy Johnson, L OBP: 0.439, SLG: 0.654	G3-6-3 1-2				1-3			FC3-6 1B		F7		4	0	1	0	0	0	1							
Jesus Vega, R OBP: 0.360, SLG: 0.458								FC3-6 1B			L8	1	0	0	0	0	0	1							
John Castillo, R OBP: 0.392, SLG: 0.500	6-3				HR			FC3-6 1B		5-3		5	2	2	1	0	0	1							
Bobby Mitchell, L OBP: 0.386, SLG: 0.421			6-3					1B				3	1	1	0	1	1	0							
Dave Engle, R OBP: 0.313, SLG: 0.286				CS 1B				1B		K		1	0	0	0	0	1	2							
Ron Washington, R OBP: 0.400, SLG: 0.417			5-3					CS 1B				4	0	1	1	0	1	1							
Sal Butera, R OBP: 0.444, SLG: 0.286					CS		5-3			K		4	0	2	1	0	1	0							
										K															
Inning Stats	R: 0 E: 0 K: 1 S: 5	H: 1 LOB: 0 BB: 0 P: 5	R: 0 E: 0 K: 0 S: 2	H: 0 LOB: 0 BB: 1 P: 6	R: 0 E: 0 K: 1 S: 6	H: 1 LOB: 1 BB: 0 P: 6	R: 0 E: 0 K: 1 S: 4	H: 0 LOB: 0 BB: 0 P: 5	R: 1 E: 0 K: 0 S: 4	H: 2 LOB: 0 BB: 0 P: 4	R: 0 E: 0 K: 0 S: 4	H: 1 LOB: 1 BB: 0 P: 4	R: 3 E: 0 K: 0 S: 6	H: 4 LOB: 1 BB: 1 P: 10	R: 0 E: 0 K: 0 S: 3	H: 0 LOB: 0 BB: 0 P: 3	R: 0 E: 0 K: 2 S: 8	H: 1 LOB: 1 BB: 0 P: 8	R: 0 E: 0 K: 1 S: 6	H: 1 LOB: 2 BB: 1 P: 10	1B: 8 2B: 1 3B: 0 HR: 2	SF: 0 SAC: 0 DP: 3 HBP: 1	WP: 0 PB: 0 SB: 0 CS: 2	PA: 44	
PITCHER	IP ERA	WLS 27	BF 27	H 9	R 4	ER 4	SO 3	BB 2	IBB 0	HBP 0	BLK 0	WP 0	HR 0	S 30	P 39	ERA 5.40	WHIP 1.650								
Gaylord Perry, R ERA: 3.9																									
Mike Moore, R ERA: 6.0																									
Jim Beattie, R ERA: 6.0																									
Ed Vande Berg, L ERA: 6.3																									
Bill Caudill, R ERA: 0.54																									

Minnesota Twins @ Seattle Mariners
The Kingdome, Seattle, WA
Sun Apr 25 1982, 6:33 AM EDT
Att. 7,203 - Dome - 70 F

AB 39
R 4
H 11
RBI 4
BB 3
SO 7
LOB 14



Batter	1	2	3	4	5	6	7	8	9	10	11	AB	R	H	RBI	BB	SO	LOB	BOTTOM							
Julio Cruz, S OBP: 0.396, SLG: 0.303	4-3											4	1	1	0	0	0	3								
Bruce Bochte, L OBP: 0.436, SLG: 0.422			F7									1	0	1	1	0	0	0								
Lenny Randle, S OBP: 0.188, SLG: 0.188												0	0	0	0	0	0	0								
Manny Castillo, S OBP: 0.277, SLG: 0.286	F7		G3									4	0	0	1	1	0	4								
Thad Bosley, L OBP: 0.217, SLG: 0.182	K											5	0	0	0	0	2	4								
Richie Zisk, R OBP: 0.398, SLG: 0.446		F8										5	0	0	0	0	1	4								
Jim Maler, R OBP: 0.341, SLG: 0.447		F9										5	0	1	0	0	1	0								
Al Cowens, R OBP: 0.302, SLG: 0.408		3-1										4	1	2	1	1	0	0								
Joe Simpson, L OBP: 0.389, SLG: 0.397			G3									5	1	1	0	0	1	3								
Bud Bulling, R OBP: 0.466, SLG: 0.250												3	1	1	0	1	1	1								
Steve Strouther, L OBP: 0.297, SLG: 0.100												1	0	0	0	0	0	1								
Jim Essian, R OBP: 0.377, SLG: 0.446												0	0	0	0	0	0	0								
Todd Cruz, R OBP: 0.344, SLG: 0.484												4	1	4	1	0	0	0								
Inning Stats	R: 0 E: 0 K: 1 S: 5	H: 0 LOB: 0 BB: 0 P: 5	R: 0 E: 0 K: 0 S: 3	H: 0 LOB: 0 BB: 0 P: 3	R: 0 E: 0 K: 0 S: 4	H: 1 LOB: 2 BB: 1 P: 8	R: 0 E: 0 K: 1 S: 7	H: 2 LOB: 2 BB: 0 P: 7	R: 2 E: 2 K: 1 S: 8	H: 2 LOB: 1 BB: 0 P: 8	R: 0 E: 0 K: 0 S: 3	H: 0 LOB: 0 BB: 0 P: 3	R: 0 E: 0 K: 0 S: 4	H: 1 LOB: 1 BB: 1 P: 4	R: 0 E: 0 K: 0 S: 3	H: 0 LOB: 0 BB: 0 P: 3	R: 2 E: 0 K: 2 S: 11	H: 4 LOB: 3 BB: 1 P: 15	R: 0 E: 0 K: 1 S: 5	H: 0 LOB: 1 BB: 1 P: 9	R: 1 E: 0 K: 0 S: 1	H: 1 LOB: 0 BB: 0 P: 1	1B: 9 2B: 0 3B: 0 HR: 2	SF: 0 SAC: 1 DP: 0 HBP: 0	WP: 1 PB: 0 SB: 0 CS: 1	PA: 45
PITCHER	IP ERA	WLS 25	BF 25	H 5	R 2	ER 1	SO 3	BB 1	IBB 0	HBP 0	BLK 0	WP 1	HR 0	S 30	P 34	ERA 1.50	WHIP 1.000									
Albert Williams, R ERA: 2.48																										
Bobby Castillo, R ERA: 6.71																										
Ron Davis, R ERA: 3.27																										
Terry Felton, R ERA: 4.58																										

Minnesota Twins @ Seattle Mariners
The Kingdome, Seattle, WA
Sun Apr 25 1982, 6:33 AM EDT
Att. 7,203 - Dome - 70 F

AB 41
R 5
H 11
RBI 4
BB 3
SO 6
LOB 20





Batter	1	2	3	4	5	6	7	8	9	AB	R	H	RBI	BB	SO	LOB	TOP								
Chet Lemon, R OBP: 0.373, SLG: 0.360 (1, 9)	L1		4-3			K		K		4	0	0	0	0	2	1	Detroit Tigers @ Minnesota Twins Hubert H. Humphrey Metrodome, Minneapolis, MN Wed Apr 28 1982, 8:05 PM EDT Att. 7,747 - Dome - 70 F								
Howard Johnson, S OBP: 0.200, SLG: 0.292 (1, 5)	K		K			HR		G3		4	1	1	1	0	2	1									
Kirk Gibson, L OBP: 0.279, SLG: 0.377 (1, 8)	BB			1-3		1B		K		3	0	1	0	1	1	0									
Richie Hebner, L OBP: 0.321, SLG: 0.357 (1, 3)	G3			1B		1B			1B	4	1	3	0	0	0	1									
Larry Herndon, R OBP: 0.338, SLG: 0.406 (1, 7)		K		K		1B		F5		4	0	1	0	0	2	2									
Jerry Turner, L OBP: 0.304, SLG: 0.435 (1, 10)	4-3			L8		K				4	0	1	1	0	1	3									
Lou Whitaker, L OBP: 0.286, SLG: 0.328 (1, 4)	4-3				F7			F8		4	0	1	0	0	0	1									
Lance Parrish, R OBP: 0.214, SLG: 0.385 (1, 2)			F4		6-3			K		4	0	0	0	0	1	2									
Mark DeJohn, S OBP: 0.333, SLG: 0.667 (1, 6)				F4		F8				3	0	1	0	0	0	0									
Inning Stats	R: 0 E: 0 K: 1 S: 5	H: 0 LOB: 1 BB: 1 P: 9	R: 0 E: 0 K: 1 S: 5	H: 0 LOB: 0 BB: 0 P: 5	R: 0 E: 0 K: 1 S: 6	H: 1 LOB: 1 BB: 0 P: 6	R: 0 E: 0 K: 1 S: 6	H: 1 LOB: 1 BB: 0 P: 6	R: 0 E: 0 K: 0 S: 3	H: 0 LOB: 0 BB: 0 P: 3	R: 1 E: 0 K: 2 S: 10	H: 4 LOB: 2 BB: 0 P: 10	R: 0 E: 0 K: 0 S: 3	H: 1 LOB: 0 BB: 0 P: 3	R: 0 E: 0 K: 2 S: 7	H: 0 LOB: 0 BB: 0 P: 7	R: 1 E: 0 K: 1 S: 7	H: 2 LOB: 1 BB: 0 P: 7	1B: 6 2B: 2 3B: 0 HR: 1	SF: 0 SAC: 0 DP: 1 HBP: 0	WP: 0 PB: 0 SB: 0 CS: 0	PA: 35			
PITCHER	IP	WLS	BF	H	R	ER	SO	BB	IBB	HBP	BLK	WP	HR	S	P	ERA	WHIP								
Pete Redfern, R ERA: 5.64 (1, 1)	6.0	W	25	7	1	1	6	1	0	0	0	0	1	36	40	1.50	1.333								
Ron Davis, R ERA: 3.21 (7, 1)	3.0	S	10	2	1	1	3	0	0	0	0	0	0	16	16	3.00	0.667								

Batter	1	2	3	4	5	6	7	8	9	AB	R	H	RBI	BB	SO	LOB	BOTTOM								
Jim Eisenreich, L OBP: 0.381, SLG: 0.446 (1, 8)	3-1	F5		F7		3-1				4	0	0	0	0	0	5	Detroit Tigers @ Minnesota Twins Hubert H. Humphrey Metrodome, Minneapolis, MN Wed Apr 28 1982, 8:05 PM EDT Att. 7,747 - Dome - 70 F								
Mickey Hatcher, R OBP: 0.351, SLG: 0.343 (1, 9)	4-3			F8		5-3				4	0	1	0	0	0	2									
Gary Ward, R OBP: 0.286, SLG: 0.296 (1, 7)				1B		F9				4	0	1	0	0	0	3									
Kent Hrbek, L OBP: 0.400, SLG: 0.671 (1, 3)	6-3			F8		1B				4	0	1	0	0	0	1									
Randy Johnson, L OBP: 0.462, SLG: 0.741 (1, 10)		E BB G6-4-3 BB		HR		1B				3	2	2	1	1	0	0									
John Castino, R OBP: 0.381, SLG: 0.429 (1, 4)		G6-4-3 E BB		HR BB		1B				2	1	0	0	2	0	2									
Gary Gaetti, R OBP: 0.314, SLG: 0.500 (1, 5)		E4 G6-4-3		HR		SH1-3 BB				3	1	1	2	1	1	2									
Sal Butera, R OBP: 0.429, SLG: 0.250 (1, 2)		G6-4-3		FC5 1B BB		SH1-3				2	0	0	0	1	0	2									
Ron Washington, R OBP: 0.424, SLG: 0.452 (1, 6)				1B		5-3				3	0	1	0	1	1	1									
Inning Stats	R: 0 E: 0 K: 0 S: 4	H: 1 LOB: 1 BB: 0 P: 4	R: 1 E: 1 K: 0 S: 3	H: 0 LOB: 2 BB: 3 P: 15	R: 0 E: 0 K: 0 S: 3	H: 1 LOB: 0 BB: 0 P: 3	R: 3 E: 0 K: 0 S: 6	H: 3 LOB: 2 BB: 2 P: 14	R: 0 E: 0 K: 0 S: 3	H: 0 LOB: 0 BB: 0 P: 3	R: 0 E: 0 K: 0 S: 3	H: 0 LOB: 1 BB: 1 P: 7	R: 0 E: 0 K: 0 S: 5	H: 2 LOB: 2 BB: 0 P: 5	R: 0 E: 0 K: 2 S: 7	H: 0 LOB: 0 BB: 0 P: 7	R: 0 E: 0 K: 2 S: 7	H: 0 LOB: 0 BB: 0 P: 7	1B: 5 2B: 1 3B: 0 HR: 2	SF: 0 SAC: 1 DP: 2 HBP: 0	WP: 0 PB: 0 SB: 0 CS: 0	PA: 36			
PITCHER	IP	WLS	BF	H	R	ER	SO	BB	IBB	HBP	BLK	WP	HR	S	P	ERA	WHIP								
Dan Petry, R ERA: 3.56 (1, 1)	3.0	L	16	4	4	3	0	4	0	0	0	0	0	10	18	9.00	2.667								
Dave Rozema, R ERA: 1.98 (4, 1)	3.0		12	1	0	0	0	2	0	0	0	0	0	10	18	0.00	1.000								
Elias Sosa, R ERA: 2.25 (7, 1)	2.0		8	2	0	0	2	0	0	0	0	0	0	12	12	0.00	1.000								

Batter	1	2	3	4	5	6	7	8	9	AB	R	H	RBI	BB	SO	LOB	TOP								
Paul Moltzer, R OBP: 0.392, SLG: 0.356 (1, 5)	6-3			F8		L3		K		4	0	0	0	0	1	3	Milwaukee Brewers @ Minnesota Twins Hubert H. Humphrey Metrodome, Minneapolis, MN Fri Apr 30 1982, 8:05 PM EDT Att: 23,547 - Dome - 70 F								
Robin Yount, R OBP: 0.409, SLG: 0.575 (1, 6)	K			L6		6-3				4	0	1	2	0	1	0									
Cecil Cooper, L OBP: 0.421, SLG: 0.549 (1, 3)	L8			F6				L7		4	0	0	0	0	0	1									
Ben Oglivie, L OBP: 0.286, SLG: 0.486 (1, 7)		K			F8					4	0	0	0	0	1	0									
Ted Simmons, S OBP: 0.245, SLG: 0.260 (1, 2)		G3			E3					4	1	0	0	0	1	0									
Gorman Thomas, R OBP: 0.389, SLG: 0.317 (1, 8)		F7			6-3					4	0	2	0	0	0	0									
Roy Howell, L OBP: 0.265, SLG: 0.333 (1, 10)				1-3				FC6-4 1B		3	1	0	0	1	0	2									
Charlie Moore, R OBP: 0.328, SLG: 0.367 (1, 9)				6-3				E 2B 1B		3	1	1	0	0	1	1									
Jim Gantner, L OBP: 0.367, SLG: 0.377 (1, 4)				F8				E3 2B 1B		3	1	2	1	0	0	0									
Inning Stats	R: 0 E: 0 K: 1 S: 5	H: 0 LOB: 0 BB: 0 P: 5	R: 0 E: 0 K: 1 S: 5	H: 0 LOB: 0 BB: 0 P: 5	R: 0 E: 0 K: 0 S: 3	H: 0 LOB: 0 BB: 0 P: 3	R: 0 E: 0 K: 0 S: 3	H: 0 LOB: 0 BB: 0 P: 3	R: 1 E: 2 K: 1 S: 6	H: 0 LOB: 1 BB: 1 P: 10	R: 0 E: 0 K: 0 S: 3	H: 0 LOB: 0 BB: 0 P: 3	R: 0 E: 0 K: 0 S: 3	H: 0 LOB: 0 BB: 0 P: 3	R: 3 E: 1 K: 1 S: 9	H: 4 LOB: 1 BB: 0 P: 9	R: 0 E: 0 K: 1 S: 6	H: 1 LOB: 1 BB: 0 P: 6	1B: 5 2B: 2 3B: 0 HR: 0	SF: 0 SAC: 0 DP: 1 HBP: 0	WP: 0 PB: 0 CS: 0	PA: 34			
PITCHER	IP	WLS	BF	H	R	ER	SO	BB	IBB	HBP	BLK	WP	HR	S	P	ERA	WHIP								
Roger Erickson, R ERA: 3.48 (1, 1)	7.1	W	27	4	4	2	3	1	0	0	0	0	0	32	36	2.46	0.682								
Ron Davis, R ERA: 2.67 (8, 1)	1.2		7	2	0	0	2	0	0	0	0	0	0	11	11	0.00	1.200								

Batter	1	2	3	4	5	6	7	8	9	AB	R	H	RBI	BB	SO	LOB	BOTTOM									
Jim Eisenreich, L OBP: 0.379, SLG: 0.442 (1, 8)	F8 1B 3B 1B				F6			1-3		3	1	1	0	0	0	0	Milwaukee Brewers @ Minnesota Twins Hubert H. Humphrey Metrodome, Minneapolis, MN Fri Apr 30 1982, 8:05 PM EDT Att: 23,547 - Dome - 70 F									
Bobby Mitchell, L OBP: 0.360, SLG: 0.390 (6, 8)		F7								1	0	0	0	0	0	0										
Mickey Hatcher, R OBP: 0.341, SLG: 0.333 (1, 9)				5-3		F9		5-3		4	1	1	0	0	0	0										
Gary Ward, R OBP: 0.284, SLG: 0.293 (1, 7)						F9		6-3		4	0	1	0	0	0	2										
Kent Hrbek, L OBP: 0.404, SLG: 0.698 (1, 3)				G4-6-3 1B						4	1	2	2	0	0	1										
Randy Johnson, L OBP: 0.449, SLG: 0.738 (1, 10)					L3			G3		3	1	1	1	0	0	1										
John Castino, R OBP: 0.378, SLG: 0.447 (1, 4)					F8			2B 2B		3	0	1	1	0	1	0										
Gary Gaetti, R OBP: 0.315, SLG: 0.537 (1, 5)								FC6-5 2B 2B		3	1	1	1	0	2	1										
Butch Wynegar, S OBP: 0.232, SLG: 0.254 (1, 2)					1-3			FC6-5 HR		3	1	0	0	0	1	1										
Ron Washington, R OBP: 0.417, SLG: 0.529 (1, 6)					6-3			HR		3	1	1	2	0	1	0										
Inning Stats	R: 3 E: 0 K: 1 S: 8	H: 3 LOB: 0 BB: 0 P: 8	R: 1 E: 0 K: 2 S: 8	H: 1 LOB: 0 BB: 0 P: 8	R: 0 E: 0 K: 0 S: 3	H: 1 LOB: 0 BB: 0 P: 3	R: 0 E: 0 K: 1 S: 5	H: 0 LOB: 0 BB: 0 P: 5	R: 0 E: 0 K: 0 S: 3	H: 0 LOB: 0 BB: 0 P: 3	R: 0 E: 0 K: 0 S: 3	H: 0 LOB: 0 BB: 0 P: 3	R: 3 E: 0 K: 1 S: 8	H: 3 LOB: 0 BB: 0 P: 8	R: 0 E: 0 K: 0 S: 4	H: 1 LOB: 1 BB: 0 P: 4	1B: 3 2B: 3 3B: 1 HR: 2	SF: 1 SAC: 0 DP: 1 HBP: 0	WP: 0 PB: 0 CS: 0	PA: 32						
PITCHER	IP	WLS	BF	H	R	ER	SO	BB	IBB	HBP	BLK	WP	HR	S	P	ERA	WHIP									
Moose Haas, R ERA: 4.1 (1, 1)	6.0	L	24	7	6	6	4	0	0	0	0	0	1	8	8	5.40	0.600									
Dwight Bernard, R ERA: 4.63 (7, 1)	1.2		6	1	1	1	1	0	0	0	0	0	0	1	8	8	5.40	0.600								
Jamie Easterly, L ERA: 2.25 (8, 1)	0.1		2	1	0	0	0	0	0	0	0	0	0	2	2	0.00	3.000									

Batter	1	2	3	4	5	6	7	8	9	AB	R	H	RBI	BB	SO	LOB	TOP										
Paul Moltor, R OBP: 0.385, SLG: 0.339 (1, 5)	F8		SH2-3		FC4-6 1B			E5 2B		3	1	0	0	1	0	1	Milwaukee Brewers @ Minnesota Twins Hubert H. Humphrey Metrodome, Minneapolis, MN Sat May 01 1982, 4:33 AM EDT Att: 25,587 - Dome - 70 F AB 33 R 6 H 6 RBI 6 BB 7 SO 2 LOB 16 										
Robin Yount, R OBP: 0.429, SLG: 0.568 (1, 6)	F7								5-3	4	1	2	0	1	0	1											
Cecil Cooper, L OBP: 0.432, SLG: 0.554 (1, 3)			FC6-4 1B							3	1	1	2	2	0	4											
Ben Oglivie, L OBP: 0.268, SLG: 0.453 (1, 7)	K		F5							5	0	0	0	0	1	6											
Ted Simmons, S OBP: 0.246, SLG: 0.259 Kevin Bass, S (8, PR)		5-3		6-3						4	0	1	1	0	0	0											
Ned Yost, R OBP: 0.333, SLG: 0.357 (8, 2)									F2	0	1	0	0	0	0	0											
Gorman Thomas, R OBP: 0.382, SLG: 0.359 (1, 8)		5-3		K						1	0	0	0	0	0	2											
Don Money, R OBP: 0.393, SLG: 0.692 (1, 10)										4	1	1	2	0	1	0											
Charlie Moore, R OBP: 0.324, SLG: 0.349 (1, 9)										4	1	1	1	0	0	1											
Jim Gantner, L OBP: 0.375, SLG: 0.364 (1, 4)										3	0	0	0	1	0	0											
Inning Stats	R: 0 E: 0 K: 1 S: 5	H: 0 LOB: 1 BB: 1 P: 9	R: 1 E: 0 K: 0 S: 4	H: 1 LOB: 0 BB: 0 P: 4	R: 0 E: 0 K: 0 S: 4	H: 1 LOB: 2 BB: 1 P: 8	R: 0 E: 0 K: 1 S: 5	H: 0 LOB: 0 BB: 0 P: 5	R: 0 E: 0 K: 0 S: 3	H: 0 LOB: 0 BB: 0 P: 3	R: 0 E: 0 K: 0 S: 3	H: 0 LOB: 0 BB: 0 P: 3	R: 5 E: 1 K: 0 S: 7	H: 3 LOB: 1 BB: 2 P: 15	R: 0 E: 0 K: 0 S: 3	H: 0 LOB: 2 BB: 2 P: 11	1B: 3 2B: 1 3B: 0 HR: 2	SF: 0 SAC: 1 DP: 0 HBP: 0	WP: 1 PB: 0 SB: 2 CS: 0	PA: 41							
PITCHER	IP	WLS	BF	H	R	ER	SO	BB	IBB	HBP	BLK	WP	HR	S	P	ERA	WHIP										
Brad Havens, L ERA: 2.59 (1, 1)	7.0		29	3	3	3	2	4	0	0	0	1	1	29	45	3.86	1.000										
Doug Corbett, R ERA: 4.11 (8, 1)	1.1	L	9	3	3	2	0	2	0	0	0	0	1	7	15	13.50	3.750										
Darrell Jackson, L ERA: 7.52 (9, 1)	0.2		3	0	0	0	0	0	1	0	0	0	0	2	6	0.00	0.000										

Batter	1	2	3	4	5	6	7	8	9	AB	R	H	RBI	BB	SO	LOB	BOTTOM										
Jim Eisenreich, L OBP: 0.382, SLG: 0.443 Bobby Mitchell, L OBP: 0.340, SLG: 0.364 (1, 8)	G3		FC1-5 1B							2	0	1	0	0	0	0	Milwaukee Brewers @ Minnesota Twins Hubert H. Humphrey Metrodome, Minneapolis, MN Sat May 01 1982, 4:33 AM EDT Att: 25,587 - Dome - 70 F AB 35 R 5 H 9 RBI 3 BB 2 SO 6 LOB 10 										
Mickey Hatcher, R OBP: 0.333, SLG: 0.326 (1, 9)	6-3									4	1	1	0	0	0	0											
Gary Ward, R OBP: 0.282, SLG: 0.291 (1, 7)	L9		FC1-5 1B							4	1	1	0	0	0	1											
Randy Johnson, L OBP: 0.438, SLG: 0.708 (1, 10)										4	1	1	0	0	3	2											
Jesus Vega, R OBP: 0.348, SLG: 0.643 (1, 3)										4	2	4	2	0	0	0											
John Castino, R OBP: 0.367, SLG: 0.429 (1, 4)										4	0	1	1	0	1	2											
Gary Gaetti, R OBP: 0.299, SLG: 0.507 (1, 5)										4	0	0	0	0	0	2											
Sal Butera, R OBP: 0.458, SLG: 0.235 Randy Bush, L (9, PH)										1	0	0	0	2	0	0											
Ron Washington, R OBP: 0.385, SLG: 0.486 Rob Wilfong, L OBP: 0.212, SLG: 0.119 (9, PH)										1	0	0	0	0	0	0											
Inning Stats	R: 0 E: 0 K: 0 S: 3	H: 0 LOB: 0 BB: 0 P: 3	R: 2 E: 0 K: 0 S: 5	H: 3 LOB: 1 BB: 1 P: 9	R: 2 E: 1 K: 1 S: 8	H: 3 LOB: 1 BB: 0 P: 8	R: 0 E: 0 K: 0 S: 3	H: 0 LOB: 0 BB: 0 P: 3	R: 0 E: 0 K: 1 S: 6	H: 1 LOB: 1 BB: 0 P: 6	R: 0 E: 0 K: 1 S: 6	H: 1 LOB: 2 BB: 1 P: 10	R: 0 E: 0 K: 0 S: 3	H: 0 LOB: 0 BB: 0 P: 3	R: 1 E: 0 K: 2 S: 8	H: 1 LOB: 0 BB: 0 P: 8		R: 0 E: 0 K: 1 S: 5	H: 0 LOB: 0 BB: 0 P: 5	1B: 8 2B: 1 3B: 0 HR: 1	SF: 0 SAC: 0 DP: 1 HBP: 0	WP: 0 PB: 0 SB: 3 CS: 0	PA: 37				
PITCHER	IP	WLS	BF	H	R	ER	SO	BB	IBB	HBP	BLK	WP	HR	S	P	ERA	WHIP										
Pete Vuckovich, R ERA: 3.9 (1, 1)	7.0		30	8	4	3	3	2	0	0	0	0	0	34	42	3.86	1.429										
Rollie Fingers, R ERA: 2.7 (8, 1)	2.0	S	7	1	1	1	3	0	0	0	0	0	1	13	13	4.50	0.500										

Batter	1	2	3	4	5	6	7	8	9	AB R H RBI BB SO LOB	TOP									
Paul Moltitor, R OBP: 0.405, SLG: 0.358 (1, 5)										5 1 3 1 1 1 1	Milwaukee Brewers @ Minnesota Twins Hubert H. Humphrey Metrodome, Minneapolis, MN Sun May 02 1982, 4:33 AM EDT Att: 24,605 - Dome - 70 F									
Robin Yount, R OBP: 0.418, SLG: 0.531 (1, 6)										5 0 1 0 1 0 6										
Cecil Cooper, L OBP: 0.430, SLG: 0.538 (1, 3)										4 2 1 0 1 0 4										
Ben Oglivie, L OBP: 0.287, SLG: 0.456 (1, 7)										4 2 2 1 1 2 2										
Ted Simmons, S OBP: 0.258, SLG: 0.373 (1, 10)										5 2 2 6 0 0 4										
Gorman Thomas, R OBP: 0.383, SLG: 0.397 (1, 8)										4 1 1 1 1 2 2										
Mark Brouhard, R OBP: 0.333, SLG: 0.286 Kevin Bass, S (9, PR)										4 1 2 0 1 1 1 0 1 0 0 0 0 0										
Charlie Moore, R OBP: 0.315, SLG: 0.368 (1, 2)										5 1 1 1 0 0 2										
Jim Gantner, L OBP: 0.377, SLG: 0.356 (1, 4)										4 0 1 0 1 1 2										
Inning Stats	R: 4 E: 0 K: 1 S: 7	H: 3 LOB: 1 BB: 2 P: 15	R: 1 E: 1 K: 0 S: 5	H: 2 LOB: 1 BB: 0 P: 5	R: 1 E: 0 K: 1 S: 6	H: 1 LOB: 0 BB: 0 P: 6	R: 0 E: 0 K: 0 S: 2	H: 0 LOB: 0 BB: 1 P: 6	R: 0 E: 1 K: 1 S: 6	H: 0 LOB: 2 BB: 1 P: 10		R: 3 E: 0 K: 1 S: 9	H: 4 LOB: 1 BB: 0 P: 9	R: 0 E: 0 K: 1 S: 6	H: 1 LOB: 2 BB: 1 P: 10	R: 1 E: 0 K: 1 S: 7	H: 2 LOB: 3 BB: 1 P: 11	1B: 9 2B: 2 3B: 1 HR: 3	SF: 0 SAC: 0 DP: 2 HBP: 0	WP: 1 PB: 0 CS: 2
PITCHER	IP WLS BF H R ER SO BB IBB HBP BLK WP HR S P ERA WHIP																			
Albert Williams, R ERA: 3.6 (1, 1)	1.0 L 10 5 5 4 1 2 2 0 0 0 0 1 10 18 36.00 7.000																			
Bobby Castillo, L ERA: 5.24 (2, 1)	5.0 19 2 2 2 3 3 0 0 0 0 0 1 22 34 3.60 1.000																			
Darrell Jackson, L ERA: 8.44 (7, 1)	1.0 7 4 3 3 1 2 0 0 0 0 0 1 9 9 27.00 4.000																			
Doug Corbett, R ERA: 4.15 (8, 1)	2.0 11 3 1 1 2 2 0 0 0 1 0 13 21 4.50 2.500																			

Batter	1	2	3	4	5	6	7	8	9	AB R H RBI BB SO LOB	BOTTOM											
Jim Eisenreich, L OBP: 0.385, SLG: 0.438 Bobby Mitchell, L OBP: 0.321, SLG: 0.340 (1, 8)										1 0 0 0 1 0 0 3 0 0 0 0 1 1	Milwaukee Brewers @ Minnesota Twins Hubert H. Humphrey Metrodome, Minneapolis, MN Sun May 02 1982, 4:33 AM EDT Att: 24,605 - Dome - 70 F											
Mickey Hatcher, R OBP: 0.305, SLG: 0.298 Randy Bush, L (9, PH)										4 0 0 0 0 2 1 0 0 0 0 1 0 0												
Gary Ward, R OBP: 0.311, SLG: 0.373 (1, 7)										4 1 3 1 1 0 0												
Jesus Vega, R OBP: 0.412, SLG: 0.576 (1, 3)										5 1 1 0 0 1 5												
Randy Johnson, L OBP: 0.436, SLG: 0.681 (1, 10)										4 0 1 0 1 1 2												
Gary Gaetti, R OBP: 0.296, SLG: 0.507 (1, 5)										4 1 1 0 0 1 4												
John Castino, R OBP: 0.377, SLG: 0.444 (1, 4)										3 1 1 1 1 0 0												
Sal Butera, R OBP: 0.464, SLG: 0.300 (1, 2)										3 0 1 1 1 0 0												
Ron Washington, R OBP: 0.349, SLG: 0.439 (1, 6)										4 0 0 0 0 1 3												
Inning Stats	R: 1 E: 0 K: 0 S: 4	H: 1 LOB: 0 BB: 0 P: 4	R: 0 E: 0 K: 0 S: 3	H: 0 LOB: 2 BB: 2 P: 11	R: 0 E: 0 K: 0 S: 3	H: 0 LOB: 3 BB: 3 P: 15	R: 0 E: 0 K: 0 S: 3	H: 0 LOB: 0 BB: 0 P: 3	R: 0 E: 0 K: 1 S: 6	H: 1 LOB: 1 BB: 0 P: 6		R: 2 E: 0 K: 0 S: 6	H: 3 LOB: 1 BB: 0 P: 6	R: 1 E: 1 K: 2 S: 9	H: 2 LOB: 1 BB: 0 P: 9	R: 0 E: 0 K: 1 S: 5	H: 0 LOB: 0 BB: 0 P: 5	R: 0 E: 0 K: 3 S: 10	H: 1 LOB: 2 BB: 1 P: 14	1B: 2 2B: 5 3B: 0 HR: 1	SF: 0 SAC: 0 DP: 0 HBP: 0	WP: 2 PB: 0 CS: 0
PITCHER	IP WLS BF H R ER SO BB IBB HBP BLK WP HR S P ERA WHIP																					
Randy Lerch, L ERA: 6.63 Dwight Bernard, R ERA: 3.66 (7, 1)	3.0 S 13 3 1 0 6 1 0 0 0 0 0 0 24 28 0.00 1.333																					

Batter	1	2	3	4	5	6	7	8	9	AB	R	H	RBI	BB	SO	LOB	TOP				
Jim Eisenreich, L (1, 8) OBP: 0.387, SLG: 0.451 Bobby Mitchell, L (4, 8) OBP: 0.328, SLG: 0.333	0-0 1B FC4-6 2B		0-0 3-1		4-0 BB		0-0 5-3			2	1	1	0	0	0	0					
Mickey Hatcher, R (1, 9) OBP: 0.302, SLG: 0.294	0-0 FC4-6 2-3 SF9 1B		0-0 F8		0-3 K		0-0 6-3			4	1	1	0	0	1	1					
Kent Hrbek, L (1, 3) OBP: 0.408, SLG: 0.685	4-0 FC4-6 1-2 BB		0-0 BB BB 1B		0-3 K		0-0 3-1			3	0	1	0	1	1	1					
Randy Johnson, L (1, 10) OBP: 0.427, SLG: 0.653	0-0 FC4-6 1-2 2-3 3-H		4-0 BB 1-2 BB		0-0 G3		0-0 F8			3	0	0	1	1	0	3					
Gary Ward, R (1, 7) OBP: 0.309, SLG: 0.365	0-0 SF9		4-0 FC5-4 1-2 2-3 BB		0-0 1-6-3		0-3 K			2	0	0	1	1	1	0					
Gary Gaetti, R (1, 5) OBP: 0.294, SLG: 0.494	0-0 L6		0-0 FC5-4 1-2		0-0 6-3		0-0 1B 1B			4	0	1	0	0	0	4					
Butch Wynegar, S (1, 2) OBP: 0.233, SLG: 0.254		0-0 4-3		0-0 F6		0-0 4-3		0-0 1B 1B G6-4-3		4	0	1	0	0	0	0					
Rob Wilfong, L (1, 4) OBP: 0.200, SLG: 0.111		0-0 4-3		0-0 F7		0-0 4-3		0-0 1B 1B G6-4-3		4	0	0	0	0	0	2					
Ron Washington, R (1, 6) OBP: 0.326, SLG: 0.409		0-3 K		0-0 6-3		0-3 K				3	0	0	0	0	2	0					
Inning Stats	R: 2 E: 0 K: 0 S: 5	H: 2 LOB: 1 BB: 1 P: 9	R: 0 E: 0 K: 1 S: 5	H: 0 LOB: 0 BB: 0 P: 5	R: 0 E: 0 K: 0 S: 4	H: 1 LOB: 3 BB: 2 P: 12	R: 0 E: 0 K: 0 S: 3	H: 0 LOB: 0 BB: 0 P: 3	R: 0 E: 0 K: 2 S: 7	H: 0 LOB: 1 BB: 1 P: 11	R: 0 E: 0 K: 1 S: 5	H: 0 LOB: 0 BB: 0 P: 5	R: 0 E: 0 K: 0 S: 3	H: 2 LOB: 1 BB: 0 P: 6	R: 0 E: 0 K: 1 S: 6	H: 2 LOB: 1 BB: 0 P: 6	1B: 4 2B: 1 3B: 0 HR: 0	SF: 1 SAC: 0 DP: 1 HBP: 0	WP: 0 PB: 0 SB: 0 CS: 0	PA: 35	
PITCHER	IP WLS BF H R ER SO BB IBB HBP BLK WP HR S P ERA WHIP	5.0 W 22 3 2 2 3 4 0 0 0 0 0 24 40 3.60 1.400	4.0 S 13 2 0 0 2 0 0 0 0 0 0 17 17 0.00 0.500																		

Minnesota Twins @ Boston Red Sox
Fenway Park, Boston, MA
Mon May 03 1982, 7:05 PM EDT
Att: 12,065 - Unknown - 66 F

AB 30
R 2
H 5
RBI 2
BB 4
SO 5
LOB 11



Batter	1	2	3	4	5	6	7	8	9	AB	R	H	RBI	BB	SO	LOB	BOTTOM				
Jerry Remy, L (1, 4) OBP: 0.330, SLG: 0.333	4-0 BB 2B		0-0 4-3		0-0 6-3		0-0 2B			3	1	1	0	1	0	0					
Dwight Evans, R (1, 9) OBP: 0.350, SLG: 0.310	4-0 1-2 2B BB		0-0 5-3		0-0 G5-4-3 1B		0-0 5-3			3	1	1	0	1	0	2					
Jim Rice, R (1, 7) OBP: 0.390, SLG: 0.345	0-0 F7		0-3 K		0-0 G5-4-3 1-2		0-3 K			4	0	0	0	0	2	5					
Carl Yastrzemski, L (1, 10) OBP: 0.417, SLG: 0.608	0-0 BLK 1-H 2-H HR 2B		0-3 K		0-0 1B 2B		0-0 G6-4-3 1B			4	1	3	2	0	1	0					
Carney Lansford, R (1, 5) OBP: 0.341, SLG: 0.351	0-3 K 2-3		0-0 5-3		0-3 K		0-0 F8			4	0	0	0	0	2	3					
Dave Stapleton, R (1, 3) OBP: 0.277, SLG: 0.356	0-0 HR		0-0 F7		0-0 1B		0-0 G6-4-3 1-2			4	1	2	2	0	0	1					
Glenn Hoffman, R (1, 6) OBP: 0.368, SLG: 0.528	0-3 K		0-0 F7		0-0 F7					3	0	0	0	0	1	1					
Rich Gedman, L (1, 2) OBP: 0.340, SLG: 0.451		0-0 G3		0-0 HR 2B		0-0 2B 1B				3	1	2	0	0	0	0					
Rick Miller, L (1, 8) OBP: 0.346, SLG: 0.365		0-0 6-3		0-0 HR		0-0 F8				3	1	1	2	0	0	1					
Inning Stats	R: 4 E: 0 K: 2 S: 9	H: 2 LOB: 0 BB: 2 P: 17	R: 0 E: 0 K: 0 S: 3	H: 0 LOB: 0 BB: 0 P: 3	R: 0 E: 0 K: 2 S: 7	H: 0 LOB: 0 BB: 0 P: 7	R: 0 E: 0 K: 0 S: 3	H: 0 LOB: 0 BB: 0 P: 3	R: 2 E: 0 K: 1 S: 6	H: 3 LOB: 0 BB: 0 P: 6	R: 0 E: 0 K: 1 S: 7	H: 2 LOB: 2 BB: 0 P: 7	R: 0 E: 0 K: 0 S: 3	H: 1 LOB: 0 BB: 0 P: 3	R: 0 E: 0 K: 0 S: 3	H: 1 LOB: 0 BB: 0 P: 3	1B: 4 2B: 4 3B: 0 HR: 2	SF: 0 SAC: 0 DP: 2 HBP: 0	WP: 0 PB: 0 SB: 0 CS: 0	PA: 33	
PITCHER	IP WLS BF H R ER SO BB IBB HBP BLK WP HR S P ERA WHIP	6.0 L 25 7 6 6 5 2 0 0 0 0 2 33 41 9.00 1.500	0.1 3 2 0 0 0 0 0 0 0 0 0 0 3 3 0.00 6.000	0.2 2 0 0 0 1 0 0 0 0 0 0 0 4 4 0.00 0.000	1.0 3 1 0 0 0 0 0 0 0 0 0 0 3 3 0.00 1.000																

Minnesota Twins @ Boston Red Sox
Fenway Park, Boston, MA
Mon May 03 1982, 7:05 PM EDT
Att: 12,065 - Unknown - 66 F

AB 31
R 6
H 10
RBI 6
BB 2
SO 6
LOB 13



Batter	1	2	3	4	5	6	7	8	9	AB	R	H	RBI	BB	SO	LOB	TOP			
Jim Eisenreich, L (1, 8) <small>OBP: 0.389, SLG: 0.452</small> Bobby Mitchell, L (3, 8) <small>OBP: 0.344, SLG: 0.327</small>	0-0 1-6-3	0-0 1B		0-3 K			4-0 FC4-6 BB		4-0 BB	2	0	1	1	0	0	0	Minnesota Twins @ Boston Red Sox Fenway Park, Boston, MA Tue May 04 1982, 7:05 PM EDT Att: 13,726 - Unknown - 60 F			
John Castino, R (1, 10) <small>OBP: 0.345, SLG: 0.400</small>	0-0 F8	0-0 6-3			0-3 K		0-0 FC4-6 1-2		0-0 F8	5	0	0	0	0	1	4				
Gary Ward, R (1, 9) <small>OBP: 0.296, SLG: 0.348</small>	0-0 F9			0-0 F9		0-0 L8		0-0 G3		4	0	0	0	0	0	1				
Kent Hrbek, L (1, 3) <small>OBP: 0.402, SLG: 0.667</small>		0-0 PB 1B SF8 1B		0-0 F9		0-0 G3		0-3 K		4	1	1	0	0	1	0				
Jesus Vega, R (1, 7) <small>OBP: 0.321, SLG: 0.568</small>		0-0 PB 1B E 1-2		0-3 K		0-0 L8		0-0 FC4-6 1B		4	1	2	0	0	1	0				
Gary Gaetti, R (1, 5) <small>OBP: 0.292, SLG: 0.488</small>		0-0 SF8 1-2 2-H		0-0 6-3		0-0 E5 1B		0-0 FC4-6 1-2		3	0	1	1	0	0	1				
Sal Butera, R (1, 2) <small>OBP: 0.406, SLG: 0.250</small>		0-0 L8		0-0 F9		0-0 F9		0-0 F9		4	0	0	0	0	0	3				
Ron Washington, R (1, 4) <small>OBP: 0.327, SLG: 0.404</small> Randy Bush, L (9, PH)		0-0 E4 1B 2-H		0-0 2B 1B		0-0 5-3		0-0 3-1		3	1	1	0	0	0	1				
Lenny Faedo, R (1, 6) <small>OBP: 0.318, SLG: 0.275</small> Rob Wilfong, L (9, PH) <small>OBP: 0.197, SLG: 0.109</small>		0-0 1B 1-2 1B		0-0 1-3 2B		0-0 6-3		0-0 F6		3	0	2	0	0	0	0				
Inning Stats	R: 0 E: 0 K: 0 S: 3	H: 0 LOB: 0 BB: 0 P: 3	R: 3 E: 1 K: 0 S: 8	H: 4 LOB: 2 BB: 0 P: 8	R: 0 E: 0 K: 1 S: 5	H: 0 LOB: 0 BB: 0 P: 5	R: 0 E: 0 K: 1 S: 7	H: 2 LOB: 2 BB: 0 P: 7	R: 0 E: 0 K: 0 S: 4	H: 1 LOB: 1 BB: 0 P: 4	R: 0 E: 0 K: 0 S: 3	H: 0 LOB: 1 BB: 1 P: 7	R: 0 E: 0 K: 1 S: 6	H: 1 LOB: 1 BB: 0 P: 6	R: 0 E: 0 K: 0 S: 3	H: 0 LOB: 1 BB: 1 P: 7		1B: 7 2B: 1 3B: 0 HR: 0	SF: 1 SAC: 0 DP: 0 HBP: 0	WP: 0 PB: 1 SB: 0 CS: 0
PITCHER	IP WLS BF H R ER SO BB IBB HBP BLK WP HR S P ERA WHIP	IP WLS BF H R ER SO BB IBB HBP BLK WP HR S P ERA WHIP																		
Bruce Hurst, L (1, 1) <small>ERA: 2.66</small> Luis Aponte, R (8, 1) <small>ERA: 0.71</small>	7.0 W 30 7 3 0 3 1 0 0 0 0 0 0 35 39 0.00 1.143	2.0 S 8 1 0 0 1 1 0 0 0 0 0 0 9 13 0.00 1.000																		

Batter	1	2	3	4	5	6	7	8	9	AB	R	H	RBI	BB	SO	LOB	BOTTOM			
Jerry Remy, L (1, 4) <small>OBP: 0.316, SLG: 0.318</small>	0-0 1-3	0-3 K		0-3 K			0-0 G3			4	0	0	0	0	2	2	Minnesota Twins @ Boston Red Sox Fenway Park, Boston, MA Tue May 04 1982, 7:05 PM EDT Att: 13,726 - Unknown - 60 F			
Dwight Evans, R (1, 9) <small>OBP: 0.394, SLG: 0.315</small>	4-0 E 1B WP BB		0-0 4-3 E 1B	0-0 F8		4-0 5-3 BB				2	2	1	0	2	0	0				
Jim Rice, R (1, 7) <small>OBP: 0.385, SLG: 0.341</small>	0-0 E9 WP 1-3 1B		0-0 E4 1B 4-3 2B		0-0 4-3		0-0 5-3 1-2			4	1	1	0	0	0	2				
Carl Yastrzemski, L (1, 10) <small>OBP: 0.420, SLG: 0.592</small>	4-0 L4-3 BB 2-3 3-H		0-0 4-3		4-0 FC6-4 BB		0-0 G3			2	0	0	0	2	0	3				
Carney Lansford, R (1, 5) <small>OBP: 0.337, SLG: 0.346</small>	0-0 L4-3 1-2		0-0 2B 1B 1B		0-0 FC6-4 CS 1-2		0-0 F9			4	1	1	1	0	0	3				
Dave Stapleton, R (1, 3) <small>OBP: 0.286, SLG: 0.383</small>		0-0 6-3	0-0 1B 2B		0-0 CS		0-0 F5			4	1	2	1	0	0	0				
Glenn Hoffman, R (1, 6) <small>OBP: 0.364, SLG: 0.516</small>		0-3 K	0-0 G4-6-3 1B		0-0 F9		0-0 L4			4	0	1	2	0	1	1				
Rich Gedman, L (1, 2) <small>OBP: 0.339, SLG: 0.463</small>		0-0 1B 2B	0-0 G4-6-3 1-2		0-0 3-1 2B		0-0 F9			3	0	1	0	0	0	2				
Rick Miller, L (1, 8) <small>OBP: 0.345, SLG: 0.364</small>		0-0 1B 2-3		0-0 1-3		0-0 G3				3	0	1	0	0	0	1				
Inning Stats	R: 1 E: 1 K: 0 S: 3	H: 1 LOB: 1 BB: 2 P: 11	R: 0 E: 0 K: 2 S: 9	H: 2 LOB: 2 BB: 0 P: 9	R: 4 E: 1 K: 0 S: 7	H: 4 LOB: 0 BB: 0 P: 7	R: 0 E: 0 K: 1 S: 5	H: 0 LOB: 0 BB: 0 P: 5	R: 0 E: 0 K: 0 S: 2	H: 0 LOB: 0 BB: 1 P: 6	R: 0 E: 0 K: 0 S: 4	H: 1 LOB: 1 BB: 0 P: 4	R: 0 E: 0 K: 0 S: 3	H: 0 LOB: 1 BB: 1 P: 7	R: 0 E: 0 K: 0 S: 3	H: 0 LOB: 0 BB: 0 P: 3		1B: 5 2B: 4 3B: 0 HR: 0	SF: 0 SAC: 0 DP: 2 HBP: 0	WP: 1 PB: 0 SB: 0 CS: 1
PITCHER	IP WLS BF H R ER SO BB IBB HBP BLK WP HR S P ERA WHIP	IP WLS BF H R ER SO BB IBB HBP BLK WP HR S P ERA WHIP																		
Pete Redfern, R (1, 1) <small>ERA: 5.28</small> Ron Davis, R (7, 1) <small>ERA: 2.65</small>	6.2 L 30 8 5 3 3 0 0 0 0 0 0 4 4 4.05 1.800	1.1 4 0 0 0 0 0 0 0 0 0 0 0 4 4 0.00 0.000																		

Batter	1	2	3	4	5	6	7	8	9	AB	R	H	RBI	BB	SO	LOB	TOP				
Bobby Mitchell, L OBP: 0.318, SLG: 0.296 (1, 8)	F9		F8	F2		L7			3-1	5	0	0	0	0	0	5					
Gary Ward, R OBP: 0.301, SLG: 0.351 (1, 9)	F7			5-3					L7	5	0	2	0	0	0	3					
Kent Hrbek, L OBP: 0.393, SLG: 0.643 (1, 3)	F5		F7		K				4-3	5	0	1	0	0	1	2					
Jesus Vega, R OBP: 0.381, SLG: 0.512 (1, 10)		F7		6-3	L5					4	0	0	0	0	0	2					
Randy Bush, L OBP: 0.429, SLG: 0.200 (1, 7)	F6			HR						3	1	1	0	1	1	1					
Gary Gaetti, R OBP: 0.290, SLG: 0.512 (1, 5)	F7			HR	K				K	4	1	1	2	0	2	1					
Butch Wynegar, S OBP: 0.247, SLG: 0.257 (1, 2)			1B SF8	1B		K			5-3	3	1	1	0	1	1	0	AB 36				
Rob Wilfong, L OBP: 0.240, SLG: 0.162 (1, 4)			1B	FC						4	0	4	0	0	0	0	R 3				
Lenny Faedo, R OBP: 0.292, SLG: 0.256 (1, 6)			SF8	FC		L9			1-3	3	0	0	1	0	0	4	H 10				
Inning Stats	R: 0 E: 0 K: 0 S: 3	H: 0 LOB: 0 BB: 0 P: 3	R: 0 E: 0 K: 0 S: 3	H: 0 LOB: 0 BB: 0 P: 3	R: 1 E: 0 K: 0 S: 5	H: 2 LOB: 2 BB: 1 P: 9	R: 2 E: 0 K: 0 S: 8	H: 4 LOB: 3 BB: 0 P: 8	R: 0 E: 0 K: 1 S: 6	H: 1 LOB: 1 BB: 0 P: 6	R: 0 E: 0 K: 1 S: 6	H: 2 LOB: 1 BB: 0 P: 6	R: 0 E: 0 K: 1 S: 6	H: 1 LOB: 1 BB: 0 P: 6	R: 0 E: 0 K: 0 S: 3	H: 0 LOB: 0 BB: 0 P: 3	1B: 9 2B: 0 3B: 0 HR: 1	SF: 1 SAC: 0 DP: 1 HBP: 0	WP: 0 PB: 0 SB: 0 CS: 0	PA: 39	
PITCHER	IP	WLS	BF	H	R	ER	SO	BB	IBB	HBP	BLK	WP	HR	S	P	ERA	WHIP				
Mike Torrez, R ERA: 3.86 (1, 1)	3.1	L	18	6	3	3	0	1	0	0	0	0	1	17	21	8.10	2.100				
Tom Burgmeier, L ERA: 1.13 (4, 1)	5.2		21	4	0	0	5	1	0	0	0	0	0	30	34	0.00	0.882				

Minnesota Twins @ Boston Red Sox
Fenway Park, Boston, MA
Wed May 05 1982, 7:05 PM EDT
Att: 14,685 - Unknown - 61 F

AB	36
R	3
H	10
RBI	3
BB	2
SO	5
LOB	18



Batter	1	2	3	4	5	6	7	8	9	AB	R	H	RBI	BB	SO	LOB	BOTTOM					
Jerry Remy, L OBP: 0.320, SLG: 0.315 (1, 4)	1-3	4-3		S			4-3		4-3	4	0	1	0	1	0	1						
Dwight Evans, R OBP: 0.386, SLG: 0.319 (1, 9)	5-3		1B WP	F9			4-3		L8	5	1	2	0	0	0	1						
Jim Rice, R OBP: 0.385, SLG: 0.344 (1, 7)	1B		FC4-6	1B		F9	K		K	5	1	2	0	0	2	2						
Carl Yastrzemski, L OBP: 0.413, SLG: 0.575 (1, 10)	1B		FC4-6	K			4-3			4	0	1	1	0	1	3						
Carney Lansford, R OBP: 0.355, SLG: 0.358 (1, 5)	1B		1B	F3						3	0	2	1	1	0	0						
Dave Stapleton, R OBP: 0.275, SLG: 0.367 (1, 3)	F1		K			6-3	F9			4	0	0	0	0	1	7						
Glenn Hoffman, R OBP: 0.350, SLG: 0.495 (1, 6)		4-3	K			6-3			5-3	4	0	0	0	0	1	2	AB 37					
Rich Gedman, L OBP: 0.333, SLG: 0.448 (1, 2)		L8		F9					4-1	4	0	1	0	0	0	0	R 2					
Rick Miller, L OBP: 0.341, SLG: 0.358 (1, 8)				6-3		4-3			6-3	4	0	1	0	0	0	1	H 10					
Inning Stats	R: 1 E: 0 K: 0 S: 6	H: 3 LOB: 2 BB: 0 P: 6	R: 0 E: 0 K: 0 S: 4	H: 1 LOB: 1 BB: 0 P: 4	R: 1 E: 0 K: 2 S: 10	H: 3 LOB: 2 BB: 0 P: 10	R: 0 E: 0 K: 0 S: 3	H: 0 LOB: 1 BB: 1 P: 7	R: 0 E: 0 K: 1 S: 5	H: 0 LOB: 0 BB: 0 P: 5	R: 0 E: 0 K: 0 S: 4	H: 1 LOB: 1 BB: 0 P: 4	R: 0 E: 0 K: 1 S: 7	H: 2 LOB: 3 BB: 1 P: 11	R: 0 E: 0 K: 0 S: 3	H: 0 LOB: 0 BB: 0 P: 3	R: 0 E: 0 K: 1 S: 5	H: 0 LOB: 0 BB: 0 P: 5	1B: 10 2B: 0 3B: 0 HR: 0	SF: 0 SAC: 0 DP: 0 HBP: 0	WP: 1 PB: 0 SB: 1 CS: 0	PA: 39
PITCHER	IP	WLS	BF	H	R	ER	SO	BB	IBB	HBP	BLK	WP	HR	S	P	ERA	WHIP					
Roger Erickson, R ERA: 3.41 (1, 1)	6.0	W	28	9	2	2	3	1	0	0	0	0	0	33	37	3.00	1.667					
Doug Corbett, R ERA: 3.43 (7, 1)	3.0	S	11	1	0	0	2	1	0	0	0	0	0	14	18	0.00	0.667					

Minnesota Twins @ Boston Red Sox
Fenway Park, Boston, MA
Wed May 05 1982, 7:05 PM EDT
Att: 14,685 - Unknown - 61 F

AB	37
R	2
H	10
RBI	2
BB	2
SO	5
LOB	17




Batter	1	2	3	4	5	6	7	8	9	AB	R	H	RBI	BB	SO	LOB	TOP					
Bobby Mitchell, L OBP: 0.314, SLG: 0.281 (1, 8)										3	0	0	0	1	1	0	Minnesota Twins @ Milwaukee Brewers Milwaukee County Stadium, Milwaukee, WI Thu May 06 1982, 8:05 PM EDT Att. 6,303 - Unknown - 70 F					
Gary Ward, R OBP: 0.299, SLG: 0.347 (1, 9)										4	1	1	0	0	0	1						
Kent Hrbek, L OBP: 0.397, SLG: 0.647 (1, 3)										4	0	2	0	0	0	0						
Jesus Vega, R OBP: 0.348, SLG: 0.477 (1, 10)										3	0	0	1	0	0	1						
Randy Bush, L OBP: 0.455, SLG: 0.444 (1, 7)										4	1	2	0	0	1	0						
Gary Gaetti, R OBP: 0.276, SLG: 0.489 (1, 5)										4	0	0	0	0	0	3						
Rob Wilfong, L OBP: 0.244, SLG: 0.157 (1, 4)										2	1	0	0	1	0	1						
Butch Wynegar, S OBP: 0.263, SLG: 0.274 (1, 2)										3	0	2	1	0	0	0						
Lenny Faedo, R OBP: 0.275, SLG: 0.239 (1, 6)										3	0	0	0	0	0	2						
Inning Stats	R: 0 E: 0 K: 0 S: 2	H: 0 LOB: 0 BB: 1 P: 6	R: 0 E: 0 K: 1 S: 5	H: 0 LOB: 0 BB: 0 P: 5	R: 1 E: 0 K: 1 S: 5	H: 1 LOB: 0 BB: 1 P: 9	R: 0 E: 0 K: 0 S: 3	H: 0 LOB: 0 BB: 0 P: 3	R: 1 E: 0 K: 0 S: 5	H: 2 LOB: 1 BB: 0 P: 5	R: 0 E: 0 K: 0 S: 4	H: 1 LOB: 1 BB: 0 P: 4	R: 0 E: 0 K: 0 S: 3	H: 0 LOB: 0 BB: 0 P: 3	R: 0 E: 0 K: 0 S: 3	H: 0 LOB: 0 BB: 0 P: 3	R: 1 E: 0 K: 0 S: 5	H: 3 LOB: 1 BB: 0 P: 5	1B: 5 2B: 2 3B: 0 HR: 0	SF: 1 SAC: 0 DP: 2 HBP: 0	WP: 0 PB: 0 CS: 1	PA: 33
PITCHER	IP	WLS	BF	H	R	ER	SO	BB	IBB	HBP	BLK	WP	HR	S	P	ERA	WHIP					
Pete Vuckovich, R ERA: 3.79 (1, 1)	8.0	W	30	6	3	3	2	2	0	0	0	0	0	32	40	3.38	1.000					
Rollie Fingers, R ERA: 2.7 (9, 1)	1.0	S	3	1	0	0	0	0	0	0	0	0	0	3	3	0.00	1.000					

AB	30
R	3
H	7
RBI	2
BB	2
SO	2
LOB	8



Batter	1	2	3	4	5	6	7	8	9	AB	R	H	RBI	BB	SO	LOB	BOTTOM				
Paul Moltzer, R OBP: 0.402, SLG: 0.372 (1, 5)										3	0	1	1	0	1	0	Minnesota Twins @ Milwaukee Brewers Milwaukee County Stadium, Milwaukee, WI Thu May 06 1982, 8:05 PM EDT Att. 6,303 - Unknown - 70 F				
Robin Yount, R OBP: 0.384, SLG: 0.500 (1, 6)										4	2	1	0	0	0	2					
Cecil Cooper, L OBP: 0.408, SLG: 0.484 (1, 3)										3	1	1	1	1	0	0					
Ben Oglivie, L OBP: 0.294, SLG: 0.479 (1, 7)										4	0	1	3	0	0	1					
Ted Simmons, S OBP: 0.257, SLG: 0.343 (1, 2)										4	0	0	0	0	2	2					
Gorman Thomas, R OBP: 0.375, SLG: 0.363 (1, 8)										3	0	0	0	0	2	0					
Larry Hisle, R OBP: 0.250, SLG: 0.323 (1, 10)										2	1	0	0	1	2	0					
Mark Brouhard, R OBP: 0.379, SLG: 0.538 (8, PR)										3	1	2	1	0	0	0					
Kevin Bass, S (9, 9)										0	1	0	0	0	0	0					
Jim Gantner, L OBP: 0.354, SLG: 0.324 (1, 4)										3	0	0	0	0	1	2					
Inning Stats	R: 0 E: 0 K: 0 S: 3	H: 0 LOB: 0 BB: 0 P: 3	R: 0 E: 0 K: 2 S: 7	H: 0 LOB: 0 BB: 0 P: 7	R: 2 E: 0 K: 1 S: 6	H: 1 LOB: 0 BB: 1 P: 10	R: 0 E: 0 K: 1 S: 5	H: 0 LOB: 0 BB: 0 P: 5	R: 0 E: 0 K: 1 S: 5	H: 0 LOB: 0 BB: 0 P: 5	R: 0 E: 0 K: 2 S: 7	H: 0 LOB: 0 BB: 0 P: 7	R: 0 E: 0 K: 0 S: 6	H: 3 LOB: 2 BB: 1 P: 10	R: 3 E: 0 K: 0 S: 6	H: 3 LOB: 2 BB: 1 P: 10	1B: 3 2B: 1 3B: 2 HR: 0	SF: 1 SAC: 0 DP: 0 HBP: 0	WP: 0 PB: 0 CS: 0	PA: 32	
PITCHER	IP	WLS	BF	H	R	ER	SO	BB	IBB	HBP	BLK	WP	HR	S	P	ERA	WHIP				
Brad Havens, L ERA: 3.82 (1, 1)	8.0	L	32	6	6	6	8	2	0	0	0	0	0	46	54	6.75	1.000				

AB	29
R	6
H	6
RBI	6
BB	2
SO	8
LOB	7



Batter	1	2	3	4	5	6	7	8	9	AB	R	H	RBI	BB	SO	LOB	TOP																					
Bobby Mitchell, L (1, 8) OBP: 0.311, SLG: 0.267	G3		4-3		F9		FC3-6 BB			3	0	0	0	1	0	2	Minnesota Twins @ Milwaukee Brewers Milwaukee County Stadium, Milwaukee, WI Fri May 07 1982, 8:05 PM EDT Att: 12,284 - Unknown - 65 F																					
John Castino, R (1, 7) OBP: 0.323, SLG: 0.370	5-3		F8		F8		FC3-6 1-2			4	0	0	0	0	0	3																						
Gary Ward, R (1, 9) OBP: 0.288, SLG: 0.333	F8			F8	F9		F8			4	0	0	0	0	0	3																						
Kent Hrbek, L (1, 3) OBP: 0.392, SLG: 0.632		6-3		G3		BB 1B		K		4	0	1	0	0	1	0																						
Jesus Vega, R (1, 10) OBP: 0.380, SLG: 0.489		1B 1B		S 2B 1B		1-2 BB		1-3		3	1	2	0	1	0	0																						
Gary Gaetti, R (1, 5) OBP: 0.287, SLG: 0.500		1-2 1B		1-H 2B		K		K		4	0	2	1	0	2	2																						
Butch Wynegar, S (1, 2) OBP: 0.262, SLG: 0.273		K		K		F7		FC3-6 1B		4	0	1	0	0	2	5																						
Rob Wilfong, L (1, 4) OBP: 0.244, SLG: 0.176		K				F3		FC3-6 L3		4	0	1	0	0	1	5																						
Lenny Faedo, R (1, 6) OBP: 0.278, SLG: 0.229			4-3							2	0	0	0	1	0	0																						
Randy Bush, L (9, PH) OBP: 0.417, SLG: 0.400						BB		F9		1	0	0	0	0	0	1																						
Inning Stats	R: 0 E: 0 K: 0 S: 3	H: 0 LOB: 0 BB: 0 P: 3	R: 0 E: 0 K: 2 S: 9	H: 2 LOB: 2 BB: 0 P: 9	R: 0 E: 0 K: 1 S: 3	H: 0 LOB: 0 BB: 0 P: 3	R: 1 E: 0 K: 1 S: 7	H: 2 LOB: 1 BB: 0 P: 7	R: 0 E: 0 K: 0 S: 4	H: 1 LOB: 2 BB: 1 P: 8	R: 0 E: 0 K: 1 S: 6	H: 1 LOB: 2 BB: 1 P: 10	R: 0 E: 0 K: 0 S: 3	H: 0 LOB: 1 BB: 1 P: 7	R: 0 E: 0 K: 2 S: 7	H: 0 LOB: 0 BB: 0 P: 7	R: 0 E: 0 K: 0 S: 3	H: 1 LOB: 0 BB: 0 P: 3	1B: 5 2B: 3 3B: 0 HR: 0	SF: 0 SAC: 0 DP: 1 HBP: 0	WP: 0 PB: 0 SB: 1 CS: 0	PA: 36																
PITCHER	IP	WLS	BF	H	R	ER	SO	BB	IBB	HBP	BLK	WP	HR	S	P	ERA	WHIP	PITCHER				IP	WLS	BF	H	R	ER	SO	BB	IBB	HBP	BLK	WP	HR	S	P	ERA	WHIP
Randy Lerch, L (1, 1) ERA: 5.33	6.1	W	28	6	1	1	4	3	0	0	0	0	0	33	45	1.42	1.421																					
Jim Slaton, R (7, 1) ERA: 0.62	2.2	S	8	1	0	0	2	0	0	0	0	0	0	12	12	0.00	0.375																					

AB	33
R	1
H	7
RBI	1
BB	3
SO	6
LOB	21



Batter	1	2	3	4	5	6	7	8	9	AB	R	H	RBI	BB	SO	LOB	BOTTOM																					
Paul Moltzer, R (1, 5) OBP: 0.396, SLG: 0.366	F9				5-3		F7			4	0	1	0	0	0	0	Minnesota Twins @ Milwaukee Brewers Milwaukee County Stadium, Milwaukee, WI Fri May 07 1982, 8:05 PM EDT Att: 12,284 - Unknown - 65 F																					
Robin Yount, R (1, 6) OBP: 0.364, SLG: 0.471	F7		1B		5-3			F8		4	0	0	0	0	0	1																						
Cecil Cooper, L (1, 3) OBP: 0.421, SLG: 0.526	4-3			HR 1B		HR		CS 1B		4	2	3	1	0	0	0																						
Ben Oglivie, L (1, 7) OBP: 0.302, SLG: 0.474		G4-6-3 1B		F8		4-3 BB		K		3	0	1	0	1	1	2																						
Ted Simmons, S (1, 10) OBP: 0.260, SLG: 0.384		G4-6-3 1-2		1-H HR		4-3		1-2		3	1	1	2	0	0	2																						
Gorman Thomas, R (1, 8) OBP: 0.374, SLG: 0.398		HR		K		K		K		3	1	1	1	0	2	1																						
Charlie Moore, R (1, 2) OBP: 0.326, SLG: 0.402		5-3				K		K		3	0	1	0	0	1	1																						
Mark Brouhard, R (1, 9) OBP: 0.344, SLG: 0.483			F9		6-3			5-3		3	0	0	0	0	0	1																						
Jim Gantner, L (1, 4) OBP: 0.341, SLG: 0.311			K			K2-3		F8		3	0	0	0	0	2	0																						
Inning Stats	R: 0 E: 0 K: 0 S: 3	H: 0 LOB: 0 BB: 0 P: 3	R: 1 E: 0 K: 0 S: 4	H: 2 LOB: 0 BB: 0 P: 4	R: 0 E: 0 K: 1 S: 6	H: 1 LOB: 1 BB: 0 P: 6	R: 2 E: 0 K: 1 S: 8	H: 3 LOB: 1 BB: 0 P: 8	R: 0 E: 0 K: 1 S: 5	H: 0 LOB: 0 BB: 0 P: 5	R: 1 E: 0 K: 2 S: 8	H: 1 LOB: 1 BB: 1 P: 12	R: 0 E: 0 K: 0 S: 3	H: 0 LOB: 0 BB: 0 P: 3	R: 0 E: 0 K: 1 S: 5	H: 1 LOB: 1 BB: 0 P: 5	1B: 4 2B: 2 3B: 0 HR: 3	SF: 0 SAC: 0 DP: 2 HBP: 0	WP: 0 PB: 0 SB: 0 CS: 1	PA: 31																		
PITCHER	IP	WLS	BF	H	R	ER	SO	BB	IBB	HBP	BLK	WP	HR	S	P	ERA	WHIP	PITCHER				IP	WLS	BF	H	R	ER	SO	BB	IBB	HBP	BLK	WP	HR	S	P	ERA	WHIP
Albert Williams, R (1, 1) ERA: 4.08	5.1	L	23	7	4	4	3	1	0	0	0	0	0	28	32	6.75	1.500																					
Bobby Castillo, R (6, 1) ERA: 4.62	2.2		8	1	0	0	3	0	0	0	0	0	0	14	14	0.00	0.375																					




Batter	1	2	3	4	5	6	7	8	9	AB	R	H	RBI	BB	SO	LOB	TOP					
Bobby Mitchell, L OBP: 0.295, SLG: 0.250 (1, 8)	G3		1-3			G3		F6		4	0	0	0	0	0	1	Minnesota Twins @ Milwaukee Brewers Milwaukee County Stadium, Milwaukee, WI Sat May 08 1982, 4:33 AM EDT Att: 18,081 - Unknown - 74 F					
John Castino, R OBP: 0.318, SLG: 0.351 (1, 7)	F7							4-3		3	0	0	0	1	0	0						
Gary Ward, R OBP: 0.278, SLG: 0.321 (1, 9)	F9							F4		4	0	0	0	0	2	1						
Kent Hrbek, L OBP: 0.395, SLG: 0.636 (1, 3)		5-3								4	1	2	0	0	0	0						
Jesus Vega, R OBP: 0.370, SLG: 0.471 (1, 10)	5-3									4	0	1	1	0	0	1						
Gary Gaetti, R OBP: 0.276, SLG: 0.480 (1, 5)										4	0	0	0	0	1	1						
Rob Wilfong, L OBP: 0.235, SLG: 0.169 (1, 4)										3	0	0	0	0	2	1						
Sal Butera, R OBP: 0.400, SLG: 0.259 (1, 2)										3	0	1	0	0	0	0						
Lenny Faedo, R OBP: 0.281, SLG: 0.235 (1, 6)										3	0	1	0	0	0	2						
Inning Stats	R: 0 E: 0 K: 0 S: 3	H: 0 LOB: 0 BB: 0 P: 3	R: 0 E: 0 K: 1 S: 5	H: 0 LOB: 0 BB: 0 P: 5	R: 0 E: 0 K: 1 S: 6	H: 1 LOB: 1 BB: 0 P: 6	R: 0 E: 0 K: 1 S: 6	H: 1 LOB: 1 BB: 0 P: 6	R: 0 E: 0 K: 0 S: 3	H: 0 LOB: 0 BB: 0 P: 3	R: 0 E: 0 K: 1 S: 5	H: 0 LOB: 1 BB: 1 P: 9	R: 1 E: 0 K: 1 S: 8	H: 3 LOB: 2 BB: 0 P: 8	R: 0 E: 0 K: 0 S: 3	H: 0 LOB: 0 BB: 0 P: 3	R: 0 E: 0 K: 0 S: 3	H: 0 LOB: 0 BB: 0 P: 3	1B: 4 2B: 1 3B: 0 HR: 0	SF: 0 SAC: 0 DP: 0 HBP: 0	WP: 0 PB: 0 CS: 0	PA: 33
PITCHER Mike Caldwell, L ERA: 2.72 (1, 1)	IP: 9.0 WLS: W BF: 33 H: 5 R: 1 ER: 1 SO: 5 BB: 1 IBB: 0 HBP: 0 BLK: 1 WP: 0 HR: 0 S: 42 P: 46 ERA: 1.00 WHIP: 0.667											PITCHER	IP: 9.0 WLS: W BF: 33 H: 5 R: 1 ER: 1 SO: 5 BB: 1 IBB: 0 HBP: 0 BLK: 1 WP: 0 HR: 0 S: 42 P: 46 ERA: 1.00 WHIP: 0.667									

Batter	1	2	3	4	5	6	7	8	9	AB	R	H	RBI	BB	SO	LOB	BOTTOM					
Paul Molitor, R OBP: 0.406, SLG: 0.388 (1, 5)	6-3									3	3	1	2	2	0	1	Minnesota Twins @ Milwaukee Brewers Milwaukee County Stadium, Milwaukee, WI Sat May 08 1982, 4:33 AM EDT Att: 18,081 - Unknown - 74 F					
Don Money, R OBP: 0.333, SLG: 0.559 (8, 5)										0	0	0	0	0	0	0						
Robin Yount, R OBP: 0.378, SLG: 0.514 (1, 6)										4	0	3	2	0	0	1						
Ed Romero, R OBP: 0.263, SLG: 0.278 (8, 6)										0	0	0	0	0	0	0						
Cecil Cooper, L OBP: 0.462, SLG: 0.500 (1, 3)										5	1	0	0	0	0	4						
Roy Howell, L OBP: 0.257, SLG: 0.323 (8, 3)										0	0	0	0	0	0	0						
Ben Oglivie, L OBP: 0.315, SLG: 0.470 (1, 7)										3	1	1	1	1	0	1						
Ted Simmons, S OBP: 0.280, SLG: 0.395 (1, 10)										3	2	1	0	1	1	3						
Gorman Thomas, R OBP: 0.388, SLG: 0.442 (7, FR) Kevin Bass, S (8, 8)										3	1	2	4	1	0	1						
Charlie Moore, R OBP: 0.319, SLG: 0.391 (1, 2)										5	1	1	0	0	1	3						
Mark Brouhard, R OBP: 0.361, SLG: 0.469 (1, 9)										3	2	1	0	1	1	1						
Jim Gantner, L OBP: 0.348, SLG: 0.321 (1, 4)										4	1	2	0	0	1	1						
Inning Stats	R: 0 E: 0 K: 0 S: 4	H: 1 LOB: 2 BB: 0 P: 5	R: 0 E: 0 K: 3 S: 9	H: 0 LOB: 1 BB: 1 P: 13	R: 4 E: 0 K: 0 S: 5	H: 2 LOB: 0 BB: 2 P: 13	R: 0 E: 0 K: 0 S: 3	H: 0 LOB: 1 BB: 1 P: 7	R: 0 E: 0 K: 0 S: 3	H: 0 LOB: 1 BB: 0 P: 4	R: 3 E: 1 K: 0 S: 6	H: 3 LOB: 0 BB: 0 P: 6	R: 5 E: 0 K: 0 S: 7	H: 5 LOB: 1 BB: 2 P: 15	R: 0 E: 0 K: 1 S: 6	H: 1 LOB: 1 BB: 0 P: 6	R: 0 E: 0 K: 1 S: 6	H: 1 LOB: 1 BB: 0 P: 6	1B: 8 2B: 1 3B: 2 HR: 1	SF: 1 SAC: 0 DP: 1 HBP: 2	WP: 1 PB: 1 CS: 0	PA: 43
PITCHER Terry Felton, R ERA: 5.29 Darrell Jackson, L ERA: 7.77 Doug Corbett, R ERA: 5.32 Ron Davis, R ERA: 2.5 (8, 1)	IP: 4.0 WLS: L BF: 20 H: 3 R: 4 ER: 4 SO: 3 BB: 3 IBB: 1 HBP: 1 BLK: 0 WP: 0 HR: 1 S: 21 P: 38 ERA: 9.00 WHIP: 1.500											PITCHER	IP: 4.0 WLS: L BF: 20 H: 3 R: 4 ER: 4 SO: 3 BB: 3 IBB: 1 HBP: 1 BLK: 0 WP: 0 HR: 1 S: 21 P: 38 ERA: 9.00 WHIP: 1.500									

Batter	1	2	3	4	5	6	7	8	9	AB	R	H	RBI	BB	SO	LOB	TOP	
Ron Washington, R OBP: 0.340, SLG: 0.412 (1, 4) (7, 6)										4	1	2	0	0	0	1	Minnesota Twins @ Milwaukee Brewers Milwaukee County Stadium, Milwaukee, WI Sun May 09 1982, 4:33 AM EDT Att: 18,389 - Cloudy - 58 F	
John Castino, R OBP: 0.314, SLG: 0.344 (1, 7) (7, 4)										4	1	1	0	0	0	1		
Gary Ward, R OBP: 0.289, SLG: 0.309 (1, 9)										4	0	0	0	0	2	3		
Kent Hrbek, L OBP: 0.391, SLG: 0.628 (1, 3)										3	0	1	1	0	1	0		
Jesus Vega, R OBP: 0.397, SLG: 0.491 (1, 10)										4	0	3	1	0	0	0		
Gary Gaetti, R OBP: 0.275, SLG: 0.465 (1, 5)										3	0	0	0	1	1	3		
Butch Wynegar, S OBP: 0.261, SLG: 0.263 (1, 2)										3	0	0	0	1	0	2		
Lenny Faedo, R OBP: 0.271, SLG: 0.226 (7, PH) Randy Bush, L OBP: 0.357, SLG: 0.333 (7, 7)										2	0	0	0	0	0	2		
Bobby Mitchell, L OBP: 0.284, SLG: 0.239 (1, 8)										2	0	0	0	0	1	1		
Inning Stats	R: 2 E: 0 K: 0 S: 6	H: 3 LOB: 1 BB: 0 P: 6	R: 0 E: 0 K: 0 S: 3	H: 0 LOB: 0 BB: 0 P: 3	R: 0 E: 0 K: 1 S: 5	H: 2 LOB: 2 BB: 1 P: 10	R: 0 E: 0 K: 1 S: 6	H: 1 LOB: 1 BB: 0 P: 6	R: 0 E: 1 K: 1 S: 6	H: 0 LOB: 1 BB: 0 P: 6	R: 0 E: 0 K: 1 S: 5	H: 0 LOB: 0 BB: 1 P: 7	R: 0 E: 0 K: 0 S: 3	H: 1 LOB: 1 BB: 1 P: 7	1B: 7 2B: 1 3B: 0 HR: 0	SF: 1 SAC: 0 DP: 2 HBP: 0	WP: 0 PA: 35 SB: 0 CS: 2	
PITCHER	IP WLS BF H R ER SO BB IBB HBP BLK WP HR S P ERA WHIP																	
Bob McClure, L ERA: 6.33 Jim Slaton, R ERA: 1.13 Dwight Bernard, R ERA: 3.06 Rollie Fingers, R ERA: 2.57	(1, 1) (1, 1) (6, 1) (9, 1)	0.0 5.0 3.0 1.0	WLS W L S	BF 20 12 2	H 5 1 0	R 1 0 0	ER 1 0 0	SO 3 2 0	BB 0 1 0	IBB 0 0 0	HBP 0 0 0	BLK 0 1 0	WP 0 0 0	HR 0 25 15	S 1 19 2	P 1 29 2	ERA ∞ 1.80 0.00 0.00	WHIP ∞ 1.000 0.667 0.000

Batter	1	2	3	4	5	6	7	8	9	AB	R	H	RBI	BB	SO	LOB	BOTTOM	
Paul Moltzer, R OBP: 0.396, SLG: 0.371 (1, 5)										4	0	0	0	1	1	2	Minnesota Twins @ Milwaukee Brewers Milwaukee County Stadium, Milwaukee, WI Sun May 09 1982, 4:33 AM EDT Att: 18,389 - Cloudy - 58 F	
Robin Yount, R OBP: 0.360, SLG: 0.487 (1, 6)										4	0	0	0	0	0	2		
Cecil Cooper, L OBP: 0.405, SLG: 0.500 (1, 3)										4	1	2	0	0	1	0		
Ben Oglivie, L OBP: 0.330, SLG: 0.505 (1, 7)										3	2	2	2	1	1	0		
Ted Simmons, S OBP: 0.291, SLG: 0.392 (1, 10)										3	0	1	0	1	0	1		
Gorman Thomas, R OBP: 0.383, SLG: 0.433 Marshall Edwards, L (7, PR) (8, 8)										4	0	1	1	0	0	4		
Charlie Moore, R OBP: 0.316, SLG: 0.385 (1, 2)										4	1	1	0	0	1	1		
Mark Brouhard, R OBP: 0.385, SLG: 0.471 Kevin Bass, S (7, 9)										2	1	1	0	1	0	0		
Jim Gantner, L OBP: 0.366, SLG: 0.402 (1, 4)										1	0	0	0	0	0	0		
Inning Stats	R: 0 E: 0 K: 0 S: 5	H: 2 LOB: 3 BB: 1 P: 9	R: 0 E: 0 K: 0 S: 3	H: 1 LOB: 1 BB: 1 P: 7	R: 0 E: 0 K: 1 S: 5	H: 0 LOB: 0 BB: 0 P: 5	R: 2 E: 0 K: 0 S: 6	H: 2 LOB: 0 BB: 1 P: 10	R: 1 E: 0 K: 2 S: 8	H: 1 LOB: 1 BB: 1 P: 12	R: 0 E: 0 K: 1 S: 5	H: 0 LOB: 0 BB: 0 P: 5	R: 0 E: 0 K: 0 S: 3	H: 0 LOB: 0 BB: 1 P: 7	1B: 8 2B: 0 3B: 1 HR: 2	SF: 0 SAC: 0 DP: 2 HBP: 0	WP: 0 PA: 37 SB: 1 CS: 0	
PITCHER	IP WLS BF H R ER SO BB IBB HBP BLK WP HR S P ERA WHIP																	
Pete Redfern, R ERA: 5.77 Bobby Castillo, R ERA: 4.5	(1, 1) (6, 1)	5.1 2.2	L 10	BF 27	H 10	R 5	ER 5	SO 1	BB 3	IBB 0	HBP 0	BLK 0	WP 0	HR 0	S 26	P 38	ERA 8.44	WHIP 2.438

Batter	1	2	3	4	5	6	7	8	9	AB	R	H	RBI	BB	SO	LOB	TOP										
Jerry Remy, L OBP: 0.325, SLG: 0.324 (1, 4)	F7		F8	F8		FC6-4		F4		5	1	1	0	0	0	2	Boston Red Sox @ Minnesota Twins Hubert H. Humphrey Metrodome, Minneapolis, MN Mon May 10 1982, 8:05 PM EDT Att. 7,790 - Dome - 70 F										
Dwight Evans, R OBP: 0.358, SLG: 0.325 (1, 9)	F8		F8	5-3		F8		K		5	1	1	0	0	1	2											
Jim Rice, R OBP: 0.382, SLG: 0.404 (1, 7)			F8						5-3	4	2	3	3	1	0	0											
Carl Yastrzemski, L OBP: 0.412, SLG: 0.576 (1, 10)	F5		F8			F6			F7	5	1	2	1	0	0	3											
Carney Lansford, R OBP: 0.348, SLG: 0.360 (1, 5)		F9	F8	F5				F8		4	2	1	0	1	0	1											
Dave Stapleton, R OBP: 0.280, SLG: 0.353 (1, 3)	K		5-3			F4		L7		5	0	1	2	0	1	2											
Glenn Hoffman, R OBP: 0.341, SLG: 0.474 (1, 6)	F7					K			1B	4	0	1	2	1	2	1											
Rich Gedman, L OBP: 0.338, SLG: 0.477 (1, 2)						F7			K	4	1	1	1	0	0	2											
Rick Miller, L OBP: 0.337, SLG: 0.363 (1, 8)			G3						K	4	1	2	0	0	1	0											
Inning Stats	R: 0 E: 0 K: 0 S: 4	H: 1 LOB: 1 BB: 0 P: 4	R: 0 E: 0 K: 1 S: 5	H: 0 LOB: 0 BB: 0 P: 5	R: 6 E: 0 K: 0 S: 9	H: 6 LOB: 1 BB: 1 P: 13	R: 2 E: 0 K: 0 S: 6	H: 3 LOB: 1 BB: 0 P: 6	R: 0 E: 0 K: 1 S: 5	H: 0 LOB: 0 BB: 0 P: 5	R: 0 E: 0 K: 0 S: 3	H: 0 LOB: 1 BB: 1 P: 7	R: 0 E: 0 K: 2 S: 7	H: 0 LOB: 0 BB: 0 P: 7	R: 1 E: 0 K: 1 S: 7	H: 2 LOB: 1 BB: 0 P: 7		1B: 6 2B: 4 3B: 1 HR: 2	SF: 0 SAC: 0 DP: 0 HBP: 0	WP: 0 PB: 0 SB: 0 CS: 0	PA: 43						
PITCHER	IP	WLS	BF	H	R	ER	SO	BB	IBB	HBP	BLK	WP	HR	S	P	ERA	WHIP										
Roger Erickson, R ERA: 4.87 (1, 1)	3.2	L	22	10	8	8	1	0	1	0	0	0	2	23	27	19.64	2.727										
Terry Felton, R ERA: 4.66 (4, 1)	4.1		16	1	0	0	3	2	0	0	0	0	0	20	28	0.00	0.692										
Ron Davis, R ERA: 2.84 (9, 1)	1.0		5	2	1	1	1	0	0	0	0	0	0	7	7	9.00	2.000										

Batter	1	2	3	4	5	6	7	8	9	AB	R	H	RBI	BB	SO	LOB	BOTTOM										
Ron Washington, R OBP: 0.345, SLG: 0.400 (1, 6)	G3		F9						F9	4	0	1	0	1	0	0	Boston Red Sox @ Minnesota Twins Hubert H. Humphrey Metrodome, Minneapolis, MN Mon May 10 1982, 8:05 PM EDT Att. 7,790 - Dome - 70 F										
Rob Wilfong, L OBP: 0.236, SLG: 0.173 (1, 4)	G3		F5							4	1	1	0	0	0	2											
Jesus Vega, R OBP: 0.387, SLG: 0.475 (1, 10)	F9		F4							4	0	1	1	0	0	1											
Kent Hrbek, L OBP: 0.386, SLG: 0.624 (1, 3)	F6									4	1	1	0	0	0	2											
Randy Johnson, L OBP: 0.407, SLG: 0.618 (1, 9)		F9								4	0	0	0	0	2	1											
John Castino, R OBP: 0.311, SLG: 0.328 (1, 5)		F8								3	1	0	0	1	0	0											
Butch Wynegar, S OBP: 0.272, SLG: 0.265 (1, 2)										3	1	1	0	1	0	0											
Gary Ward, R OBP: 0.276, SLG: 0.342 (1, 7)										4	1	2	4	0	0	0											
Bobby Mitchell, L OBP: 0.277, SLG: 0.232 Lenny Faedo, R OBP: 0.262, SLG: 0.218 (7, PH) (8, 6)	F7									2	0	0	0	0	0	2											
Inning Stats	R: 0 E: 0 K: 0 S: 4	H: 1 LOB: 1 BB: 0 P: 4	R: 0 E: 0 K: 0 S: 5	H: 2 LOB: 2 BB: 0 P: 5	R: 0 E: 0 K: 0 S: 3	H: 0 LOB: 0 BB: 0 P: 3	R: 4 E: 0 K: 0 S: 5	H: 2 LOB: 1 BB: 3 P: 17	R: 0 E: 0 K: 1 S: 5	H: 0 LOB: 0 BB: 0 P: 5	R: 0 E: 0 K: 0 S: 3	H: 0 LOB: 0 BB: 0 P: 3	R: 1 E: 0 K: 1 S: 7	H: 2 LOB: 1 BB: 0 P: 7	R: 0 E: 0 K: 1 S: 5	H: 0 LOB: 0 BB: 0 P: 5	R: 0 E: 0 K: 1 S: 5	H: 0 LOB: 0 BB: 0 P: 5	1B: 5 2B: 1 3B: 0 HR: 1	SF: 0 SAC: 0 DP: 0 HBP: 0	WP: 1 PB: 0 SB: 0 CS: 0	PA: 37					
PITCHER	IP	WLS	BF	H	R	ER	SO	BB	IBB	HBP	BLK	WP	HR	S	P	ERA	WHIP										
Mike Torrez, R ERA: 4.5 (1, 1)	3.2		19	5	4	4	0	3	0	0	0	1	0	16	28	9.82	2.182										
Tom Burgmeier, L ERA: 1.27 (4, 1)	5.1	W	18	2	1	1	4	0	0	0	0	1	0	26	26	1.69	0.375										



Batter	1	2	3	4	5	6	7	8	9	AB	R	H	RBI	BB	SO	LOB	TOP																
Jerry Remy, L OBP: 0.326, SLG: 0.322 (1, 4)										4	2	1	0	1	1	1	Boston Red Sox @ Minnesota Twins Hubert H. Humphrey Metrodome, Minneapolis, MN Tue May 11, 1982, 8:05 PM EDT Att. 8,321 - Dome - 72 F																
Dwight Evans, R OBP: 0.397, SLG: 0.370 (1, 9)										5	0	3	2	0	0	2																	
Jim Rice, R OBP: 0.375, SLG: 0.390 (1, 7)										4	2	0	0	1	0	3																	
Tony Perez, R OBP: 0.380, SLG: 0.523 (1, 10)										5	1	2	1	0	1	1																	
Carney Lansford, R OBP: 0.350, SLG: 0.362 (1, 5)										5	0	2	0	0	1	2																	
Dave Stapleton, R OBP: 0.266, SLG: 0.355 (1, 3)										5	0	2	3	0	0	1																	
Glenn Hoffman, R OBP: 0.339, SLG: 0.462 (1, 6)										3	0	0	0	1	2	3																	
Gary Allenson, R OBP: 0.300, SLG: 0.348 (1, 2)										4	0	0	0	0	1	5																	
Reid Nichols, R OBP: 0.316, SLG: 0.235 (1, 8)										3	0	1	0	0	1	3																	
Rick Miller, L OBP: 0.343, SLG: 0.363 (8, PH)									0	1	0	0	1	0	0	0																	
Inning Stats	R: 0 E: 0 K: 1 S: 6	H: 1 LOB: 1 BB: 0 P: 6	R: 0 E: 0 K: 1 S: 5	H: 0 LOB: 0 BB: 0 P: 5	R: 0 E: 0 K: 0 S: 4	H: 1 LOB: 1 BB: 0 P: 4	R: 1 E: 1 K: 1 S: 9	H: 3 LOB: 3 BB: 0 P: 9	R: 3 E: 0 K: 1 S: 8	H: 3 LOB: 2 BB: 2 P: 16	R: 0 E: 0 K: 0 S: 4	H: 1 LOB: 1 BB: 0 P: 4	R: 0 E: 0 K: 1 S: 5	H: 0 LOB: 0 BB: 0 P: 5	R: 2 E: 0 K: 2 S: 8	H: 1 LOB: 1 BB: 2 P: 16	R: 0 E: 0 K: 0 S: 3	H: 1 LOB: 0 BB: 0 P: 3	1B: 8 2B: 1 3B: 2 HR: 0	SF: 0 SAC: 0 DP: 1 HBP: 0	WP: 0 PB: 0 SB: 0 CS: 0	PA: 42											
PITCHER	IP WLS BF H R ER SO BB IBB HBP BLK WP HR S P ERA WHIP																																
Brad Havens, L ERA: 3.79 (1, 1)	5.2		29	9	4	3	4	1	0	0	0	0	0	35	43	4.76	1.765																
Bobby Castillo, R ERA: 4.6 (6, 1)	3.1	W	13	2	2	2	3	2	0	0	0	0	0	17	25	5.40	1.200																

Batter	1	2	3	4	5	6	7	8	9	AB	R	H	RBI	BB	SO	LOB	BOTTOM																
Ron Washington, R OBP: 0.333, SLG: 0.383 (7, 6)										5	1	1	1	0	2	2	Boston Red Sox @ Minnesota Twins Hubert H. Humphrey Metrodome, Minneapolis, MN Tue May 11, 1982, 8:05 PM EDT Att. 8,321 - Dome - 72 F																
John Castino, R OBP: 0.316, SLG: 0.348 (7, 4)										5	0	2	3	0	1	1																	
Jesus Vega, R OBP: 0.364, SLG: 0.444 (1, 10)										4	0	0	0	0	0	2																	
Kent Hrbek, L OBP: 0.382, SLG: 0.612 (1, 3)										4	1	1	0	0	0	0																	
Gary Gaetti, R OBP: 0.265, SLG: 0.448 (1, 5)										4	0	0	0	0	1	1																	
Gary Ward, R OBP: 0.291, SLG: 0.381 (1, 9)										4	3	3	1	0	1	0																	
Butch Wynegar, S OBP: 0.292, SLG: 0.291 (1, 2)										3	2	2	0	1	0	0																	
Lenny Faedo, R OBP: 0.254, SLG: 0.214 (6, PH)										1	0	0	1	0	0	1																	
Randy Bush, L OBP: 0.375, SLG: 0.357 (7, 7)										2	1	1	1	0	1	0																	
Bobby Mitchell, L OBP: 0.299, SLG: 0.260 (1, 8)										4	2	3	2	0	1	1																	
Inning Stats	R: 0 E: 0 K: 1 S: 5	H: 0 LOB: 0 BB: 0 P: 5	R: 2 E: 1 K: 2 S: 9	H: 2 LOB: 1 BB: 1 P: 13	R: 0 E: 0 K: 1 S: 5	H: 0 LOB: 0 BB: 0 P: 5	R: 0 E: 0 K: 1 S: 5	H: 0 LOB: 0 BB: 0 P: 5	R: 2 E: 0 K: 0 S: 6	H: 3 LOB: 1 BB: 0 P: 6	R: 5 E: 0 K: 0 S: 9	H: 6 LOB: 1 BB: 0 P: 9	R: 1 E: 0 K: 0 S: 4	H: 1 LOB: 0 BB: 0 P: 4	R: 0 E: 0 K: 2 S: 8	H: 1 LOB: 1 BB: 0 P: 8	R: 0 E: 0 K: 0 S: 3	H: 1 LOB: 0 BB: 0 P: 3	1B: 10 2B: 2 3B: 0 HR: 1	SF: 1 SAC: 0 DP: 0 HBP: 0	WP: 1 PB: 0 SB: 0 CS: 0	PA: 38											
PITCHER	IP WLS BF H R ER SO BB IBB HBP BLK WP HR S P ERA WHIP																																
Bob Ojeda, L ERA: 5.86 (1, 1)	5.2	L	25	7	6	6	5	1	0	0	0	0	0	34	38	9.53	1.412																
Luis Aponte, R ERA: 2.77 (6, 1)	0.1		5	4	3	3	0	0	0	0	0	5	5	81.00	12.000																		
Bruce Hurst, L ERA: 2.82 (7, 1)	2.0		8	2	1	1	2	0	0	0	0	1	12	12	4.50	1.000																	

AB 38
R 6
H 11
RBI 6
BB 4
SO 7
LOB 21



AB 36
R 10
H 13
RBI 9
BB 1
SO 7
LOB 8



Batter	1	2	3	4	5	6	7	8	9	AB	R	H	RBI	BB	SO	LOB	TOP			
Bobby Mitchell, L OBP: 0.305, SLG: 0.284 (1, 8)										4	1	1	0	0	1	0	Minnesota Twins @ Detroit Tigers Tiger Stadium, Detroit, MI Thu May 13 1982, 7:05 PM EDT Att: 11,945 - Unknown - 77 F			
Ron Washington, R OBP: 0.348, SLG: 0.385 (1, 4)										4	0	2	0	0	1	1				
Kent Hrbek, L OBP: 0.382, SLG: 0.641 (1, 3)										4	1	1	2	0	0	2				
Tom Brunansky, R OBP: 0.500, SLG: 0.667 (1, 9)										3	0	1	0	1	0	0				
Randy Johnson, L OBP: 0.394, SLG: 0.583 (1, 10)										4	0	0	0	0	1	3				
Gary Ward, R OBP: 0.276, SLG: 0.360 (1, 7)										3	0	0	0	0	2	0				
John Castino, R OBP: 0.302, SLG: 0.329 (1, 5)										3	0	1	0	0	1	0				
Sal Butera, R OBP: 0.341, SLG: 0.212 (1, 2)										3	0	0	0	0	0	1				
Lenny Faedo, R OBP: 0.246, SLG: 0.207 (1, 6)										2	0	0	0	0	1	0				
Randy Bush, L OBP: 0.286, SLG: 0.263 (9, PH)										1	0	0	0	0	0	0				
Inning Stats	R: 0 E: 0 K: 0 S: 3	H: 1 LOB: 0 BB: 0 P: 3	R: 0 E: 0 K: 0 S: 3	H: 0 LOB: 0 BB: 0 P: 3	R: 0 E: 0 K: 2 S: 7	H: 0 LOB: 0 BB: 0 P: 7	R: 0 E: 0 K: 2 S: 8	H: 1 LOB: 2 BB: 1 P: 12	R: 0 E: 0 K: 1 S: 5	H: 0 LOB: 0 BB: 0 P: 5	R: 0 E: 0 K: 0 S: 3	H: 0 LOB: 0 BB: 0 P: 3	R: 0 E: 0 K: 1 S: 5	H: 1 LOB: 0 BB: 0 P: 5	R: 2 E: 0 K: 0 S: 6	H: 3 LOB: 1 BB: 0 P: 6	1B: 3 2B: 2 3B: 0 HR: 1	SF: 0 SAC: 0 DP: 2 HBP: 0	WP: 0 PB: 0 SB: 0 CS: 0	PA: 32
PITCHER Jack Morris, R ERA: 3.45 (1, 1)	IP: 9.0 WLS: W BF: 32 H: 6 R: 2 ER: 2 SO: 7 BB: 1 IBB: 0 HBP: 0 BLK: 0 WP: 0 HR: 1 S: 45 P: 49 ERA: 2.00 WHIP: 0.778															PITCHER Jack Morris, R ERA: 3.45 (1, 1)	IP: 9.0 WLS: W BF: 32 H: 6 R: 2 ER: 2 SO: 7 BB: 1 IBB: 0 HBP: 0 BLK: 0 WP: 0 HR: 1 S: 45 P: 49 ERA: 2.00 WHIP: 0.778			

livebaseballscores.com

AB 31
R 2
H 6
RBI 2
BB 1
SO 7
LOB 7

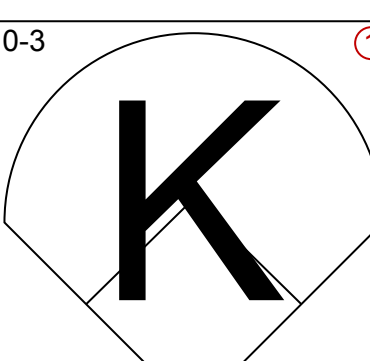
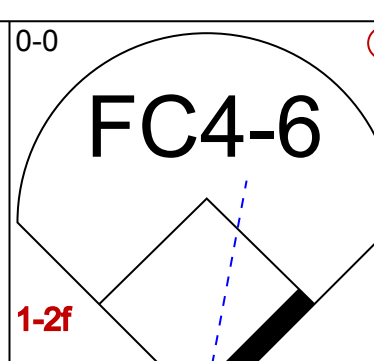
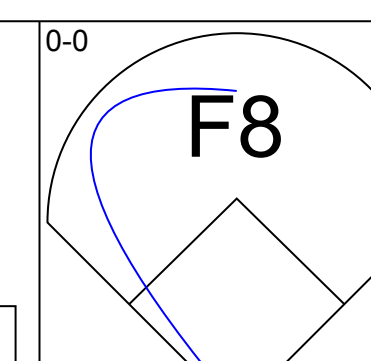
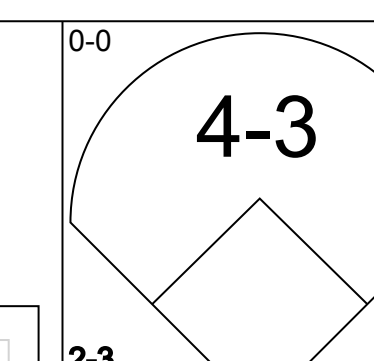
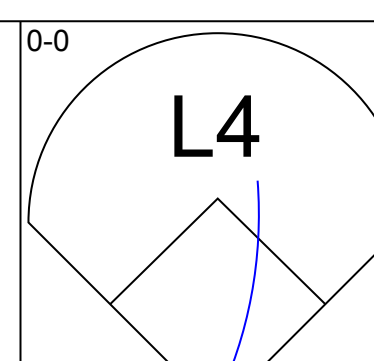
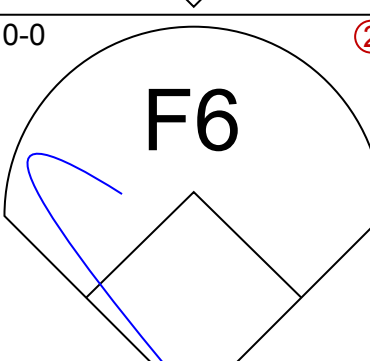
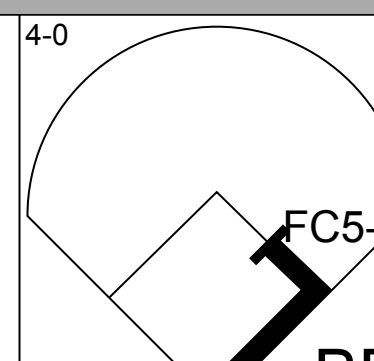
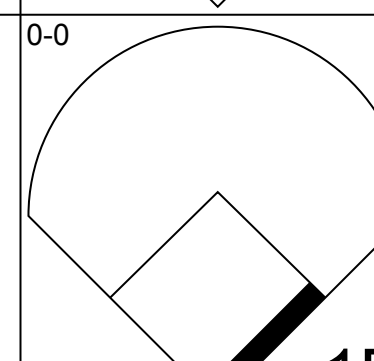
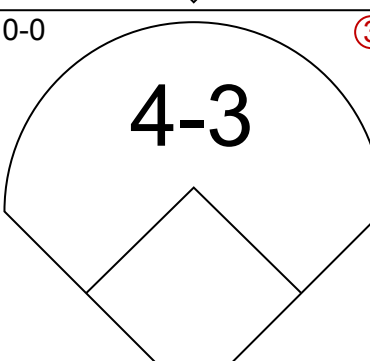
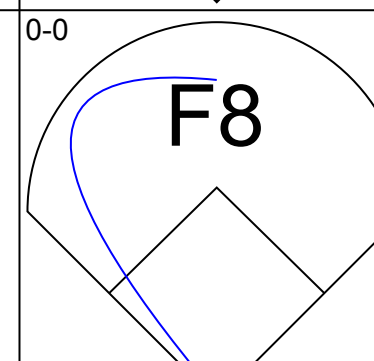
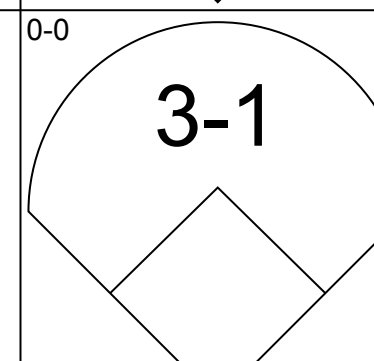
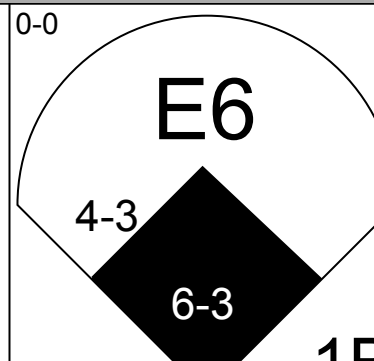
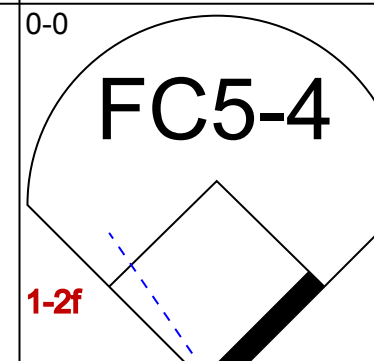
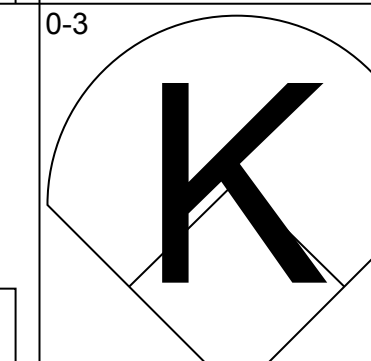
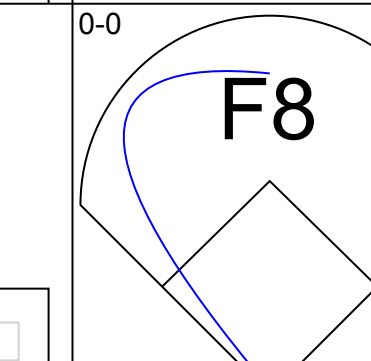
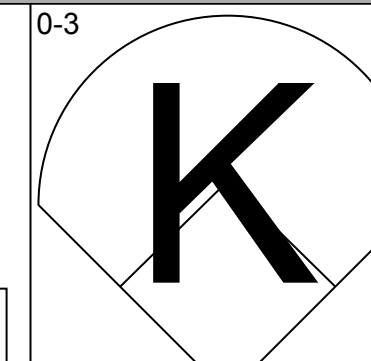
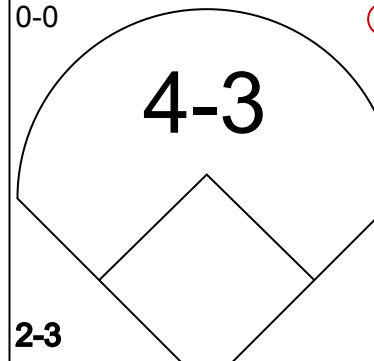
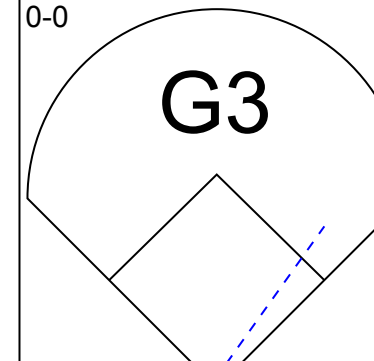
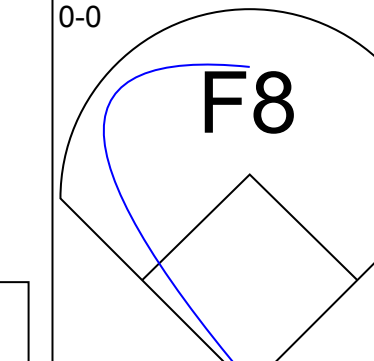
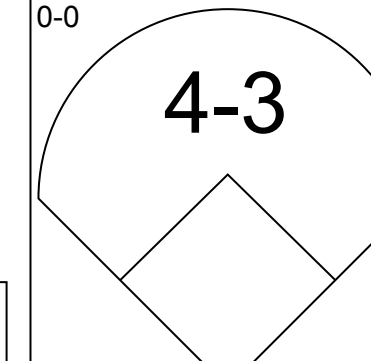
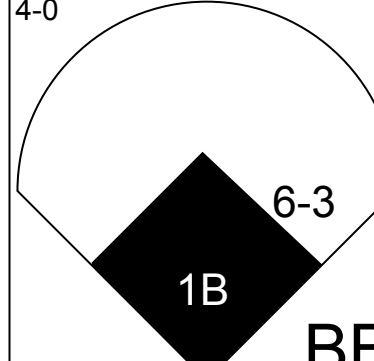
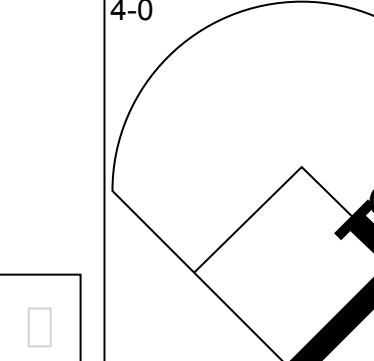
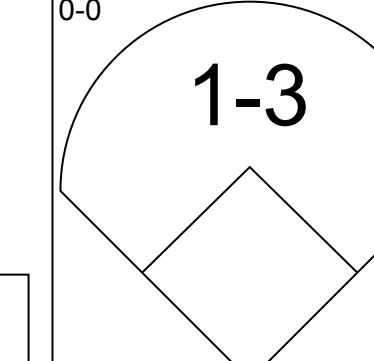
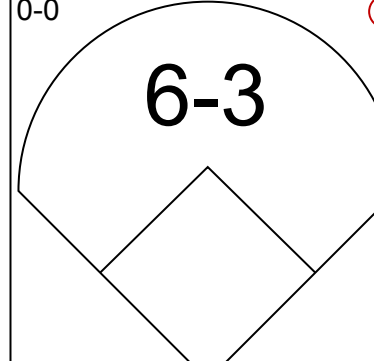
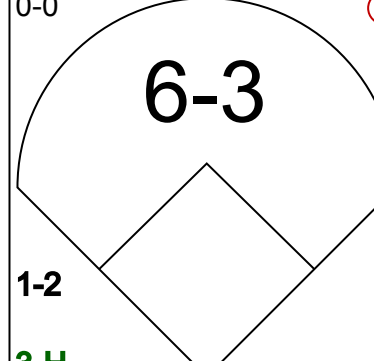
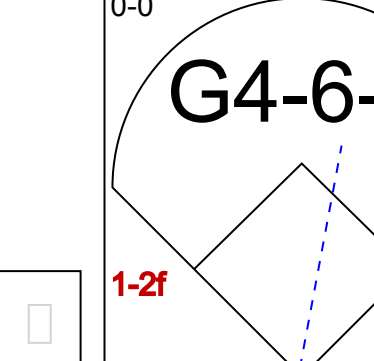
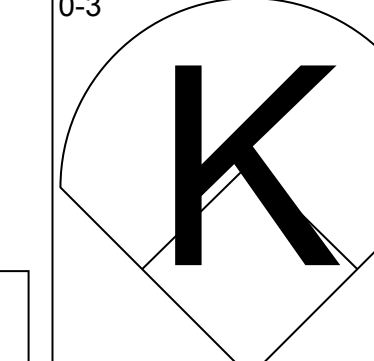
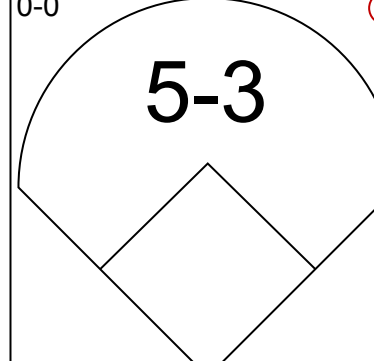
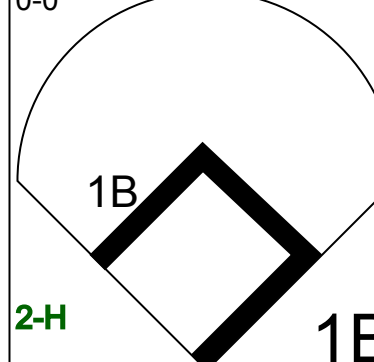
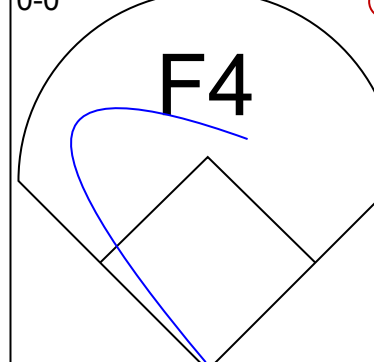
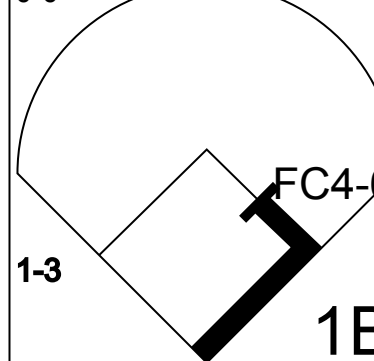
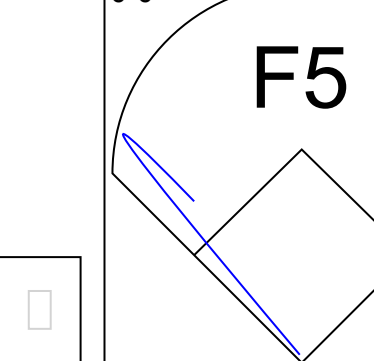
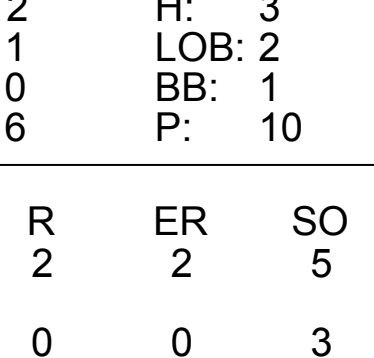
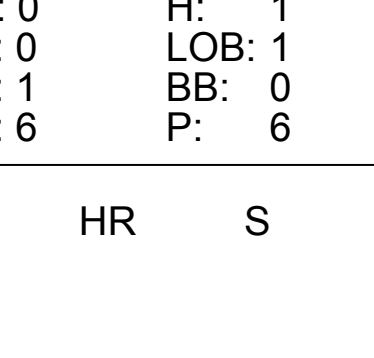


Batter	1	2	3	4	5	6	7	8	9	AB	R	H	RBI	BB	SO	LOB	BOTTOM			
Chet Lemon, R OBP: 0.412, SLG: 0.388 (1, 9)										5	1	3	1	0	0	1	Minnesota Twins @ Detroit Tigers Tiger Stadium, Detroit, MI Thu May 13 1982, 7:05 PM EDT Att: 11,945 - Unknown - 77 F			
Enos Cabell, R OBP: 0.331, SLG: 0.463 (8, 3)										5	1	1	0	0	0	5				
Kirk Gibson, L OBP: 0.360, SLG: 0.443 (1, 8)										4	1	1	0	0	1	2				
Mike Ivie, R OBP: 0.357, SLG: 0.400 (1, 10)										4	0	1	2	0	0	1				
Richie Hebner, L OBP: 0.347, SLG: 0.333 (7, PH)										2	1	1	1	1	0	0				
Tom Brookens, R OBP: 0.321, SLG: 0.353 (8, 5)										0	0	0	0	1	0	0				
Larry Hemdon, R OBP: 0.344, SLG: 0.441 (1, 7)										4	1	2	2	0	1	2				
John Wockenfuss, R OBP: 0.333, SLG: 0.246 (1, 2)										3	0	0	0	1	1	1				
Alan Trammell, R OBP: 0.260, SLG: 0.258 (1, 6)										2	1	0	0	2	1	0				
Lou Whitaker, L OBP: 0.318, SLG: 0.347 (1, 4)										3	0	0	0	1	0	3				
Inning Stats	R: 2 E: 0 K: 1 S: 7	H: 3 LOB: 0 BB: 0 P: 7	R: 1 E: 0 K: 1 S: 6	H: 1 LOB: 1 BB: 1 P: 10	R: 1 E: 0 K: 0 S: 5	H: 2 LOB: 1 BB: 0 P: 5	R: 1 E: 0 K: 0 S: 3	H: 1 LOB: 1 BB: 2 P: 11	R: 1 E: 0 K: 0 S: 4	H: 1 LOB: 1 BB: 1 P: 8	R: 0 E: 1 K: 0 S: 4	H: 0 LOB: 1 BB: 0 P: 4	R: 0 E: 0 K: 1 S: 5	H: 0 LOB: 1 BB: 1 P: 9	R: 0 E: 0 K: 1 S: 6	H: 1 LOB: 2 BB: 1 P: 10	1B: 6 2B: 1 3B: 1 HR: 1	SF: 0 SAC: 0 DP: 1 HBP: 0	WP: 0 PB: 1 SB: 2 CS: 0	PA: 38
PITCHER John Pacella, R ERA: 8.25 Darrell Jackson, L ERA: 7.12 (3, 1)	IP: 2.0 WLS: L BF: 10 H: 4 R: 3 ER: 3 SO: 2 BB: 1 IBB: 0 HBP: 0 BLK: 0 WP: 0 HR: 1 S: 13 P: 17 ERA: 13.50 WHIP: 2.500															PITCHER John Pacella, R ERA: 8.25 Darrell Jackson, L ERA: 7.12 (3, 1)	IP: 6.0 WLS: L BF: 28 H: 5 R: 3 ER: 3 SO: 2 BB: 5 IBB: 0 HBP: 0 BLK: 1 WP: 0 HR: 0 S: 27 P: 47 ERA: 4.50 WHIP: 1.667			

livebaseballscores.com

AB 32
R 6
H 9
RBI 6
BB 6
SO 4
LOB 15

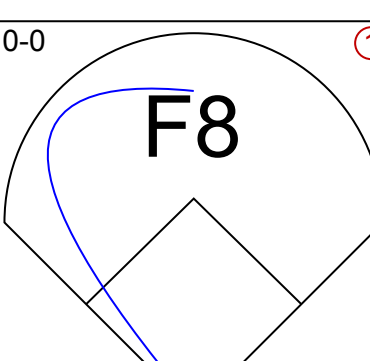
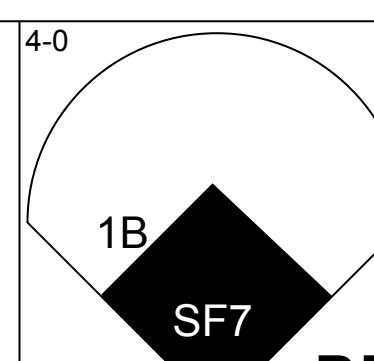
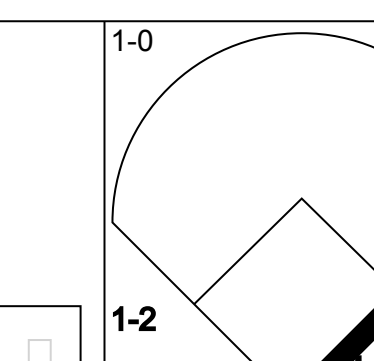
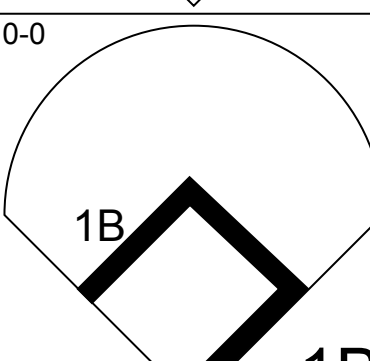
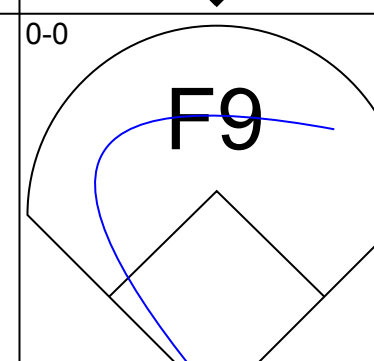
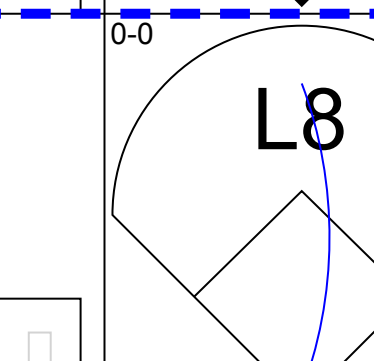
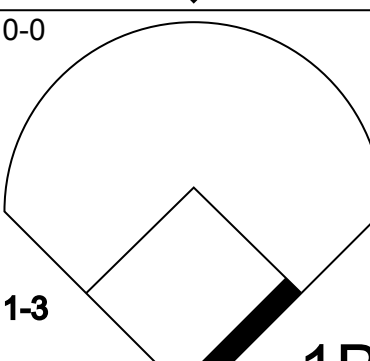
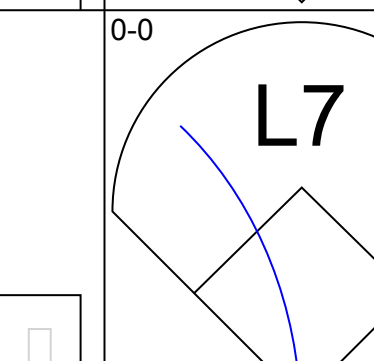
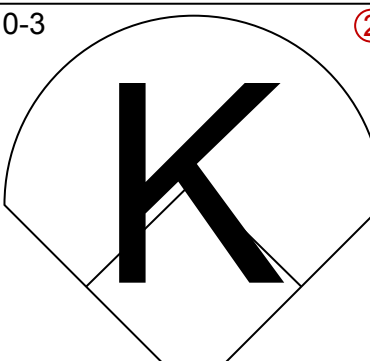
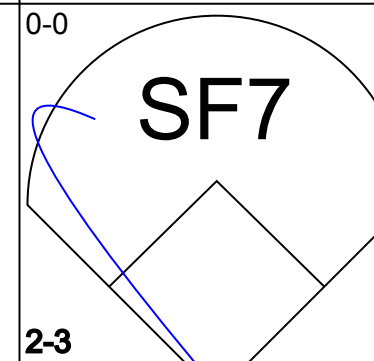
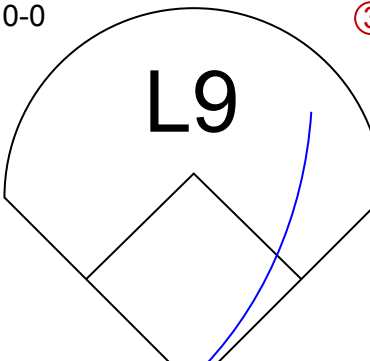
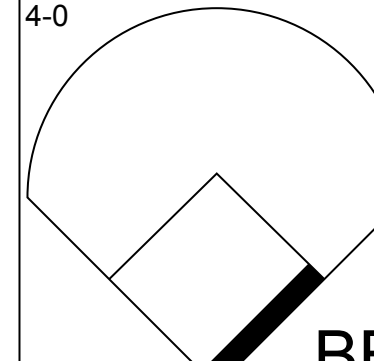
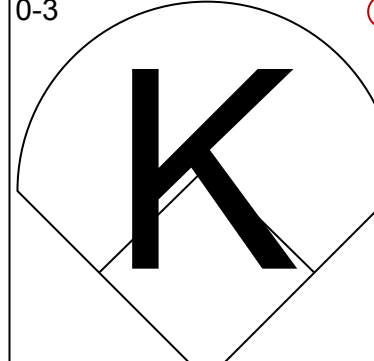
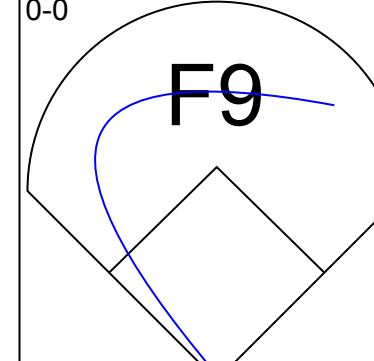
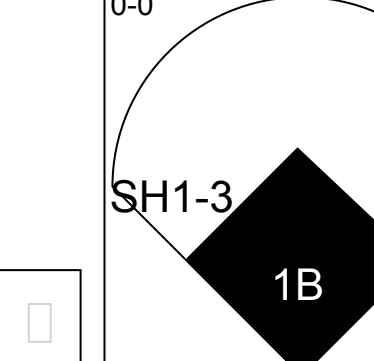
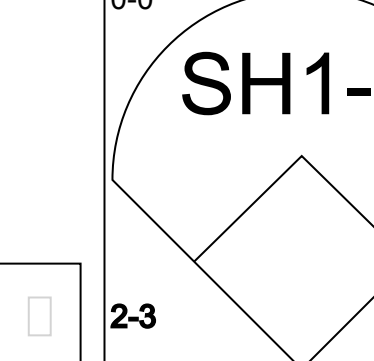
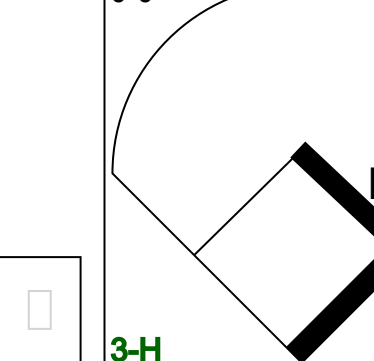
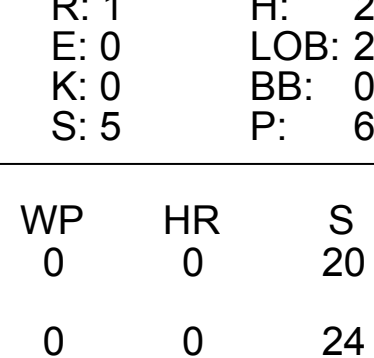


Batter	1	2	3	4	5	6	7	8	9	10	11	AB	R	H	RBI	BB	SO	LOB	TOP									
Bobby Mitchell, L OBP: 0.290, SLG: 0.267 (1, 8)												5	0	0	0	0	1	3										
Larry Milbourne, S OBP: 0.242, SLG: 0.226 (1, 4)												4	0	2	0	1	0	1										
Kent Hrbek, L OBP: 0.389, SLG: 0.617 (1, 3)												5	0	0	0	0	2	3										
Tom Brunansky, R OBP: 0.333, SLG: 0.375 (1, 9)												5	1	1	0	0	2	2										
Randy Johnson, L OBP: 0.374, SLG: 0.551 (1, 10)												5	0	0	0	0	0	2										
Gary Ward, R OBP: 0.291, SLG: 0.352 (1, 7)												3	1	0	0	2	1	0										
John Castino, R OBP: 0.289, SLG: 0.313 (1, 5)												4	0	0	1	0	1	2										
Ron Washington, R OBP: 0.370, SLG: 0.397 (1, 6)												3	0	2	1	1	0	0										
Tim Laudner, R OBP: 0.500, SLG: 0.500 (1, 2)												2	0	1	0	0	0	1										
Randy Bush, L OBP: 0.273, SLG: 0.250 (10, PH)												1	0	0	0	0	1	0										
Sal Butera, R OBP: 0.341, SLG: 0.212 (10, 2)												0	0	0	0	0	0	0										
Inning Stats	R: 0 E: 0 K: 1 S: 5	H: 0 LOB: 0 BB: 0 P: 5	R: 2 E: 1 K: 0 S: 6	H: 3 LOB: 2 BB: 1 P: 10	R: 0 E: 0 K: 0 S: 3	H: 0 LOB: 1 BB: 1 P: 7	R: 0 E: 0 K: 0 S: 3	H: 1 LOB: 1 BB: 1 P: 7	R: 0 E: 0 K: 2 S: 8	H: 0 LOB: 0 BB: 0 P: 5	R: 0 E: 0 K: 1 S: 5	H: 0 LOB: 0 BB: 0 P: 3	R: 0 E: 0 K: 1 S: 6	H: 1 LOB: 1 BB: 0 P: 6	R: 0 E: 0 K: 2 S: 7	H: 0 LOB: 0 BB: 0 P: 7	1B: 6 2B: 0 3B: 0 HR: 0	SF: 0 SAC: 1 DP: 1 HBP: 0	WP: 0 PB: 0 SB: 0 CS: 0	PA: 42								
PITCHER	IP WLS BF H R ER SO BB IBB HBP BLK WP HR S P ERA WHIP											IP WLS BF H R ER SO BB IBB HBP BLK WP HR S P ERA WHIP																
Dan Petry, R ERA: 3.33 (1, 1)	8.0	3	10	1	0	0	3	0	0	0	0	0	0	0	16	16	0.00	0.333										
Dave Rozema, R ERA: 1.63 (9, 1)	3.0	W	10	1	0	0	3	0	0	0	0	0	0	0	16	16	0.00	0.333										

Minnesota Twins @ Detroit Tigers
Tiger Stadium, Detroit, MI
Fri May 14 1982, 7:05 PM EDT
Att: 21,459 - Unknown - 76 F

AB 37
R 2
H 6
RBI 2
BB 4
SO 8
LOB 14



Batter	1	2	3	4	5	6	7	8	9	10	11	AB	R	H	RBI	BB	SO	LOB	BOTTOM								
Chet Lemon, R OBP: 0.420, SLG: 0.383 (1, 9)												1	1	0	0	1	0	0									
Lynn Jones, R OBP: 0.235, SLG: 0.200 (4, PR) (5, 9)												3	1	1	0	0	0	1									
Enos Cabell, R OBP: 0.395, SLG: 0.452 (1, 5)												5	0	1	0	0	0	4									
Tom Brookens, R OBP: 0.316, SLG: 0.346 (11, PH)												1	0	0	0	0	0	1									
Kirk Gibson, L OBP: 0.385, SLG: 0.495 (1, 8)												6	1	5	2	0	0	2									
Mike Ivie, R OBP: 0.333, SLG: 0.379 (1, 10)												4	0	1	1	0	2	3									
Richie Hebner, L OBP: 0.333, SLG: 0.306 (1, 3)												4	0	0	0	1	1	5									
Larry Hemdon, R OBP: 0.346, SLG: 0.440 (1, 7)												5	0	2	0	0	2	2									
Lance Parrish, R OBP: 0.286, SLG: 0.472 (1, 2)												5	1	3	0	0	0	2									
Eddie Miller, S OBP: 0.295, SLG: 0.050 (10, PR)												0	0	0	0	0	0	0									
John Wockenfuss, R OBP: 0.333, SLG: 0.246 (11, 2)												0	0	0	0	0	0	0									
Lou Whitaker, L OBP: 0.315, SLG: 0.337 (1, 4)												3	0	0	0	1	0	3									
Mark DeJohn, S OBP: 0.400, SLG: 0.600 (1, 6)												2	0	1	1	0	0	1									
Jerry Turner, L OBP: 0.295, SLG: 0.405 (8, PH)												1	0	0	0	0	0	1									
Alan Trammell, R OBP: 0.237, SLG: 0.255 (9, 6)												1	0	0	0	0	0	0									
Inning Stats	R: 0 E: 0 K: 1 S: 7	H: 2 LOB: 2 BB: 0 P: 7	R: 0 E: 0 K: 1 S: 6	H: 1 LOB: 1 BB: 0 P: 6	R: 1 E: 0 K: 0 S: 4	H: 1 LOB: 1 BB: 2 P: 12	R: 1 E: 0 K: 0 S: 5	H: 2 LOB: 2 BB: 0 P: 6	R: 0 E: 0 K: 1 S: 6	H: 0 LOB: 0 BB: 1 P: 7	R: 0 E: 0 K: 1 S: 5	H: 1 LOB: 0 BB: 0 P: 5	R: 0 E: 0 K: 0 S: 4	H: 2 LOB: 1 BB: 0 P: 4	R: 0 E: 0 K: 1 S: 5	H: 1 LOB: 1 BB: 0 P: 5	R: 2 E: 0 K: 0 S: 4	H: 2 LOB: 0 BB: 0 P: 4	1B: 12 2B: 1 3B: 0 HR: 1	SF: 1 SAC: 2 DP: 0 HBP: 1	WP: 0 PB: 0 SB: 0 CS: 1	PA: 48					
PITCHER	IP WLS BF H R ER SO BB IBB HBP BLK WP HR S P ERA WHIP											IP WLS BF H R ER SO BB IBB HBP BLK WP HR S P ERA WHIP															
Pete Redfern, R ERA: 5.73 (4, 1)	3.1	5	21	5	0	0	2	1	0	0	0	0	0	24	28	0.00	1.125										
Bobby Castillo, R ERA: 3.93 (9, 1)	1.2	L	6	2	1	1	1	0	0	0	0	0	0	8	8	5.40	1.200										
Ron Davis, R ERA: 3.85 (11, 1)	0.1		2	1	1	1	0	0	0	0	0	0	1	2	2	27.00	3.000										

Minnesota Twins @ Detroit Tigers
Tiger Stadium, Detroit, MI
Fri May 14 1982, 7:05 PM EDT
Att: 21,459 - Unknown - 76 F

AB 41
R 4
H 14
RBI 4
BB 3
SO 5
LOB 25




Batter	1	2	3	4	5	6	7	8	9	10	AB	R	H	RBI	BB	SO	LOB	TOP								
Bobby Mitchell, L OBP: 0.286, SLG: 0.286 (1, 8)	0-0 4-3	0-0 4-3				0-3 K			0-0 HR 3B	0-0 FC1-6 G3 1-2f		5	1	1	0	0	1	3								
Larry Milbourne, S OBP: 0.237, SLG: 0.222 (1, 4)	0-3 K		0-0 L9			0-0 FC4-6 1B			0-0 L5	0-0 G3 1-2		5	0	1	0	0	1	2								
Randy Johnson, L OBP: 0.385, SLG: 0.581 (1, 10)	0-0 FC6-4 1B		0-0 F8			0-0 FC4-6 1-2f			0-0 HR 3H	4-0 IBB		4	1	2	2	1	0	1								
Tom Brunansky, R OBP: 0.286, SLG: 0.538 (1, 9)	0-0 FC6-4 1-2f		0-0 HR			0-3 K			0-0 5-3	0-0 1-3		5	1	1	1	0	1	4								
Jesus Vega, R OBP: 0.352, SLG: 0.441 (1, 3)		0-0 F7	0-0 F8			0-3 K			0-0 4-3	0-0 8-5-4 2B		5	0	1	0	0	1	0								
Gary Ward, R OBP: 0.278, SLG: 0.346 (1, 7)		0-0 1-3				0-0 6-3			0-0 1B 1B	0-0 F9		5	0	1	0	0	0	1								
John Castino, R OBP: 0.284, SLG: 0.306 (1, 5)		0-0 1B WP				0-0 4-3			0-0 F9	0-0 6-3		5	1	1	0	0	0	1								
Ron Washington, R OBP: 0.390, SLG: 0.417 (1, 6)		0-0 1B WP				0-0 1B			0-0 1B	0-0 5-3		4	0	3	0	0	0	0								
Tim Laudner, R OBP: 0.400, SLG: 0.250 Randy Bush, L OBP: 0.304, SLG: 0.286 Sal Butera, R OBP: 0.341, SLG: 0.212 (1, 2) (9, PH) (9, 2)		4-0 1B 3H				0-3 K			0-0 F3	0-0 FC1-6 1B		2	0	0	0	1	1	3								
Inning Stats	R: 0 E: 0 K: 1 S: 6	H: 1 LOB: 1 BB: 0 P: 6	R: 1 E: 0 K: 0 S: 5	H: 2 LOB: 2 BB: 1 P: 9	R: 1 E: 0 K: 0 S: 4	H: 1 LOB: 0 BB: 0 P: 4	R: 0 E: 0 K: 1 S: 6	H: 1 LOB: 1 BB: 0 P: 6	R: 0 E: 0 K: 2 S: 8	H: 1 LOB: 1 BB: 0 P: 8	R: 0 E: 0 K: 1 S: 7	H: 2 LOB: 2 BB: 0 P: 7	R: 2 E: 0 K: 0 S: 5	H: 2 LOB: 0 BB: 0 P: 5	R: 0 E: 0 K: 0 S: 3	H: 0 LOB: 0 BB: 0 P: 3	R: 0 E: 0 K: 0 S: 4	H: 1 LOB: 2 BB: 1 P: 8	R: 0 E: 0 K: 0 S: 3	H: 1 LOB: 0 BB: 0 P: 3	1B: 8 2B: 2 3B: 1 HR: 2	SF: 0 SAC: 0 DP: 1 HBP: 0	WP: 1 PA: 43			
PITCHER	IP 9.0	WLS 40	H 11	R 4	ER 4	SO 5	BB 1	IBB 1	HBP 0	BLK 0	WP 1	HR 2	S 48	P 56	ERA 4.00	WHIP 1.333										
Mitt Wilcox, R ERA: 3.62 Elias Sosa, R ERA: 2.87 (1, 1) (10, 1)	1.0	W	3	1	0	0	0	0	0	0	0	0	3	3	0.00	1.000										

Minnesota Twins @ Detroit Tigers
Tiger Stadium, Detroit, MI
Sat May 15 1982, 3:33 AM EDT
Att: 16,092 - Unknown - 75 F

livebaseballscores.com

AB 41
R 4
H 12
RBI 3
BB 2
SO 5
LOB 15




Batter	1	2	3	4	5	6	7	8	9	10	AB	R	H	RBI	BB	SO	LOB	BOTTOM								
Chet Lemon, R OBP: 0.419, SLG: 0.376 (1, 9)	0-3 K	0-0 F6		0-0 4-3 1B 1B		4-0 CS BB		0-3 K			4	1	1	0	1	2	4									
Enos Cabell, R OBP: 0.323, SLG: 0.442 Lou Whitaker, L OBP: 0.313, SLG: 0.333 (1, 5) (7, 4)	4-0 BB	0-3 K		0-0 4-3 1-2		0-3 K 1-2			0-0 F9		3	0	0	0	1	2	4									
Kirk Gibson, L OBP: 0.385, SLG: 0.486 (1, 8)	0-3 K		4-0 S BLK E BB	0-0 1B 2H		0-3 K 2H			0-3 K		4	1	1	1	1	3	1									
Mike Ivie, R OBP: 0.289, SLG: 0.324 (1, 10)	0-0 F3		0-0 F5	0-0 5-3		0-3 K			0-0 1-3		5	0	0	0	0	1	3									
Larry Herndon, R OBP: 0.355, SLG: 0.442 (1, 7)		0-0 1B BB 1B	0-0 CS S 1B	4-0 G6-4-3 1B BB		0-3 K			0-0 F6		4	1	2	0	1	1	0									
Lance Parrish, R OBP: 0.311, SLG: 0.526 (1, 2)		4-0 BB SF9 BB	0-0 E5 BB 1-2 2-H	0-0 G6-4-3 1B		0-0 5-3			0-0 HR		4	2	2	2	1	0	1									
John Wockenfuss, R OBP: 0.345, SLG: 0.254 Richie Hebner, L OBP: 0.345, SLG: 0.320 (1, 3) (8, PH) (9, 3)		0-0 BB 1B	4-0 BB BB BB	0-0 G6-4-3 1B		0-0 5-3			0-0 1B 1B		2	0	1	0	1	0	2									
Tom Brookens, R OBP: 0.317, SLG: 0.333 (1, 4) (7, 5)		4-0 BB 1B	0-3 K	0-0 F9		0-0 F5			0-0 1B		2	0	0	1	1	1	3									
Jerry Turner, L OBP: 0.289, SLG: 0.395 Mark DeJohn, S OBP: 0.400, SLG: 0.600 (8, PH) (9, 5)		1-2 2-3 3-H	0-0 BB	0-0 K		0-0 F9			0-0 1B		1	0	0	0	0	0	1									
Alan Trammell, R OBP: 0.257, SLG: 0.258 (1, 6)		0-0 SF9 3H		0-0 L9		0-0 F7			0-0 1B		3	0	1	1	0	0	0									
Inning Stats	R: 0 E: 0 K: 2 S: 7	H: 0 LOB: 1 BB: 1 P: 11	R: 2 E: 0 K: 1 S: 7	H: 2 LOB: 2 BB: 2 P: 15	R: 1 E: 1 K: 1 S: 6	H: 1 LOB: 2 BB: 2 P: 14	R: 1 E: 0 K: 0 S: 5	H: 2 LOB: 1 BB: 0 P: 5	R: 0 E: 0 K: 0 S: 3	H: 1 LOB: 1 BB: 1 P: 7	R: 0 E: 0 K: 1 S: 4	H: 0 LOB: 0 BB: 1 P: 8	R: 0 E: 0 K: 3 S: 9	H: 0 LOB: 0 BB: 0 P: 9	R: 0 E: 0 K: 1 S: 7	H: 2 LOB: 2 BB: 0 P: 7	R: 0 E: 0 K: 1 S: 5	H: 0 LOB: 0 BB: 0 P: 5	R: 1 E: 0 K: 0 S: 2	H: 1 LOB: 0 BB: 0 P: 2	1B: 8 2B: 0 3B: 0 HR: 1	SF: 1 SAC: 0 DP: 1 HBP: 0	WP: 0 PA: 42			
PITCHER	IP 2.1	WLS 14	H 3	R 3	ER 3	SO 3	BB 4	IBB 0	HBP 0	BLK 1	WP 0	HR 0	S 16	P 32	ERA 11.57	WHIP 3.000										
Pete Filson, L ERA: 11.57 Terry Felton, R ERA: 4.5 Ron Davis, R ERA: 3.75 Darrell Jackson, L ERA: 7.11 (1, 1) (3, 1) (8, 1) (9, 1)	5.0	20	4	1	1	5	3	0	0	0	0	0	5	5	0.00	1.500										

Minnesota Twins @ Detroit Tigers
Tiger Stadium, Detroit, MI
Sat May 15 1982, 3:33 AM EDT
Att: 16,092 - Unknown - 75 F

livebaseballscores.com

AB 34
R 5
H 9
RBI 5
BB 7
SO 10
LOB 19



Batter	1	2	3	4	5	6	7	8	9	AB	R	H	RBI	BB	SO	LOB	TOP										
Ron Washington, R OBP: 0.378, SLG: 0.429	L6			K					6-3	5	0	1	0	0	1	2											
Larry Milbourne, S OBP: 0.233, SLG: 0.220	F8			F7					6-3	5	1	1	0	0	1	1											
Randy Johnson, L OBP: 0.389, SLG: 0.604	HR				F4				K	3	1	1	2	1	1	0											
Tom Brunansky, R OBP: 0.333, SLG: 0.688	HR				F8				5-3	3	1	1	1	1	0	1											
Jesus Vega, R OBP: 0.333, SLG: 0.417	F7				F8				K	4	0	0	0	0	1	2											
John Castino, R OBP: 0.293, SLG: 0.348	HR				F8				F4	4	1	2	1	0	0	1											
Dave Engle, R OBP: 0.321, SLG: 0.383	WP				F7				F7	4	2	2	1	0	0	1											
Bobby Mitchell, L OBP: 0.284, SLG: 0.277	1B				L6-3				F7	3	0	0	0	1	1	1											
Tim Laudner, R OBP: 0.375, SLG: 0.286	1B				K				F7	3	0	1	1	0	1	0											
Randy Bush, L OBP: 0.292, SLG: 0.273	1B				K				F7	1	0	0	0	0	0	0											
Inning Stats	R: 5 E: 0 K: 0 S: 9	H: 6 LOB: 2 BB: 1 P: 13	R: 0 E: 0 K: 1 S: 5	H: 0 LOB: 1 BB: 1 P: 9	R: 0 E: 0 K: 0 S: 3	H: 1 LOB: 0 BB: 0 P: 3	R: 0 E: 0 K: 2 S: 7	H: 0 LOB: 0 BB: 0 P: 7	R: 0 E: 0 K: 0 S: 3	H: 0 LOB: 1 BB: 1 P: 7	R: 1 E: 0 K: 1 S: 7	H: 2 LOB: 1 BB: 0 P: 7	R: 0 E: 0 K: 2 S: 7	H: 0 LOB: 0 BB: 0 P: 7	R: 0 E: 0 K: 0 S: 3	H: 0 LOB: 0 BB: 0 P: 3	R: 0 E: 0 K: 0 S: 3	H: 0 LOB: 0 BB: 0 P: 3	1B: 3 2B: 2 3B: 1 HR: 4	SF: 0 SAC: 0 DP: 1 HBP: 0	WP: 1 PB: 0 SB: 0 CS: 0	PA: 38					
PITCHER	IP	WLS	BF	H	R	ER	SO	BB	IBB	HBP	BLK	WP	HR	S	P	ERA	WHIP										
Larry Pashnick, R ERA: 4.5	(1, 1)	0.2	6	4	4	4	0	0	0	0	0	0	3	6	6	54.00	6.000										
Aurelio Lopez, R ERA: 2.09	(1, 1)	4.1	18	3	1	1	3	3	0	0	0	1	0	21	33	2.08	1.385										
Dave Tobik, R ERA: 4.98	(6, 1)	4.0	W	14	2	1	1	3	0	0	0	0	1	20	20	2.25	0.500										

Minnesota Twins @ Detroit Tigers
Tiger Stadium, Detroit, MI
Sun May 16 1982, 3:33 AM EDT
Att: 19,392 - Unknown - 77 F

AB 35
R 6
H 9
RBI 6
BB 3
SO 6
LOB 9

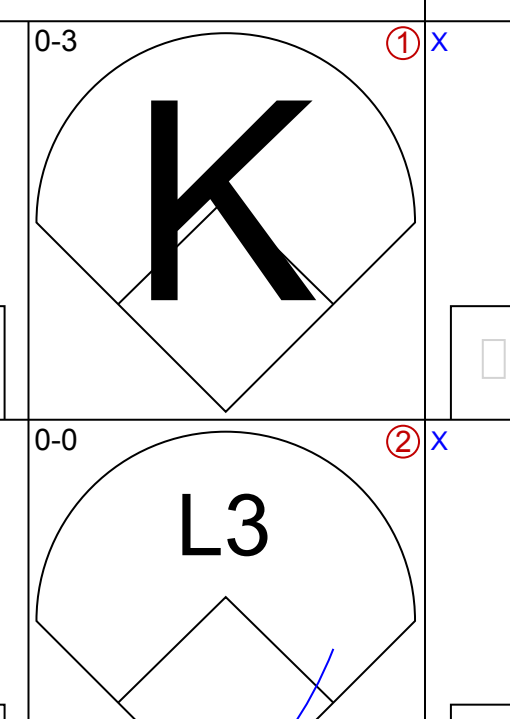
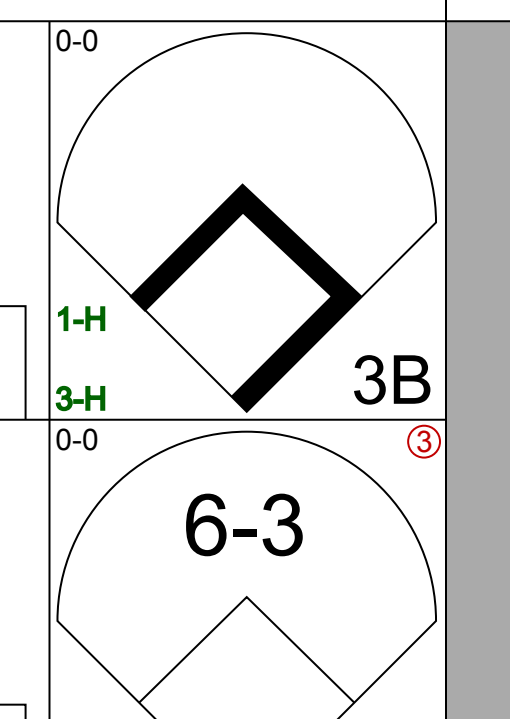
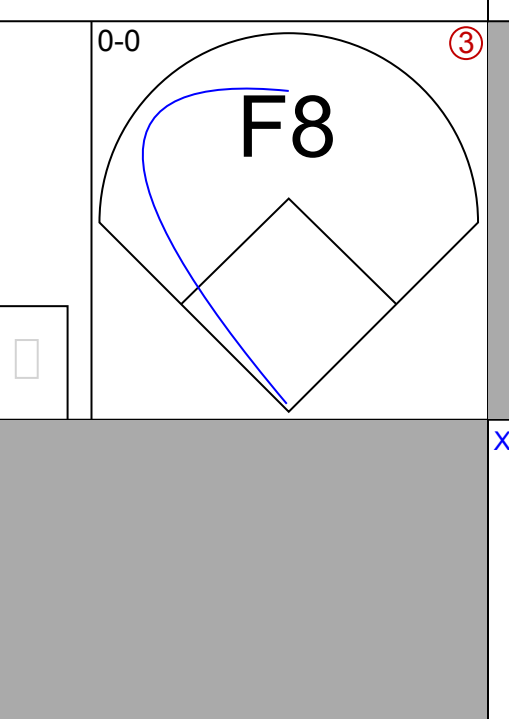
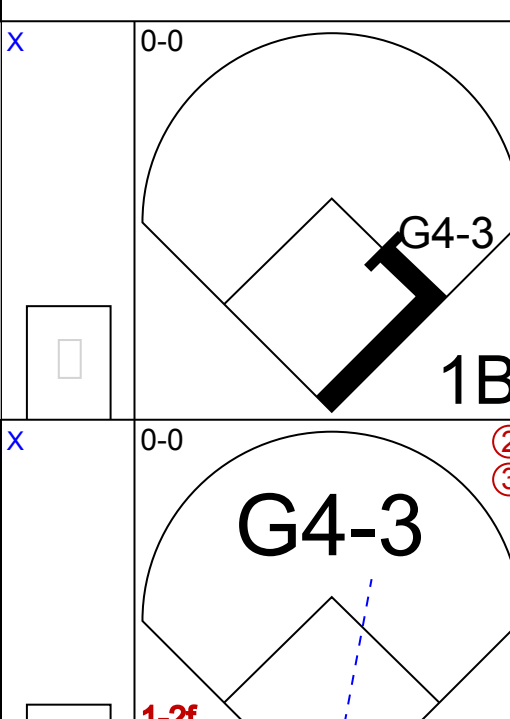
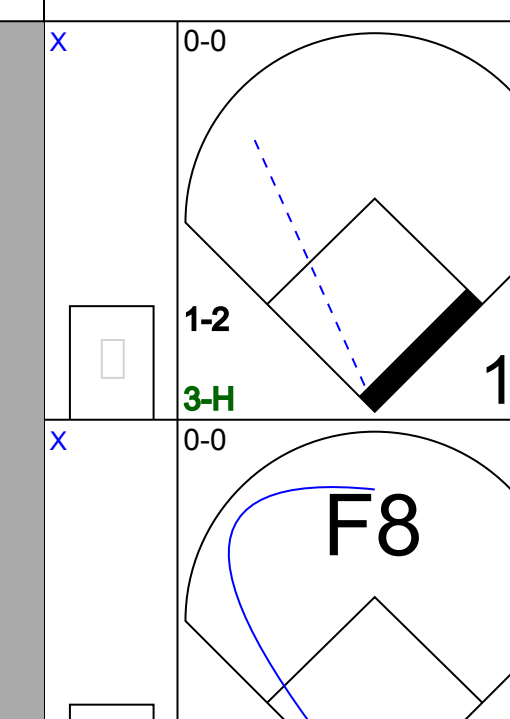
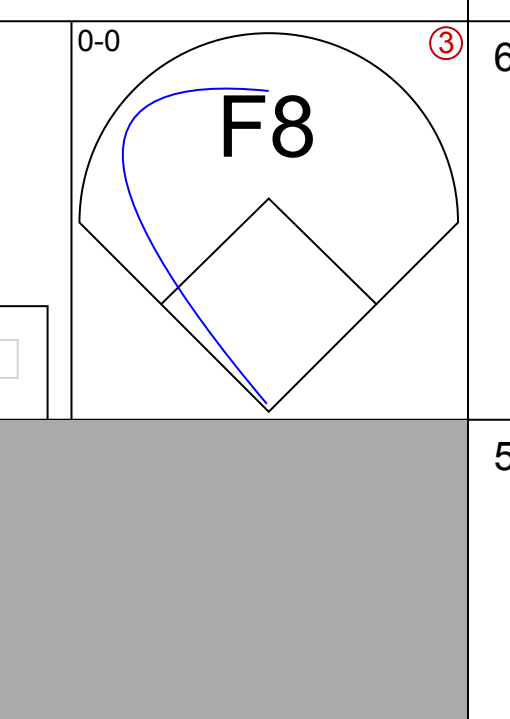
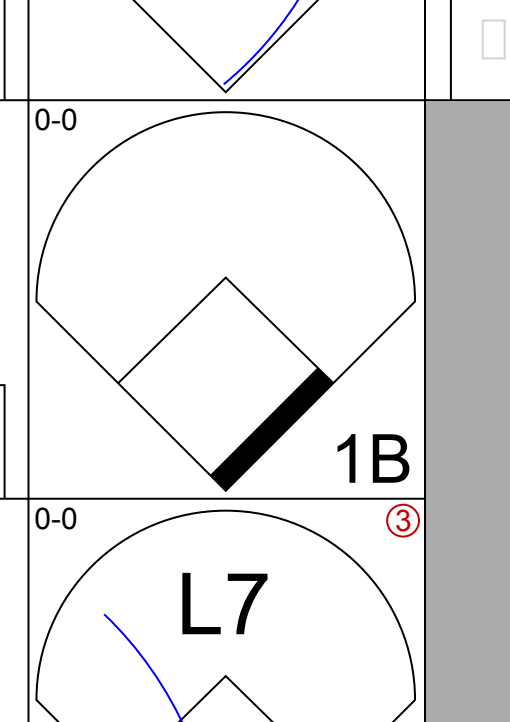
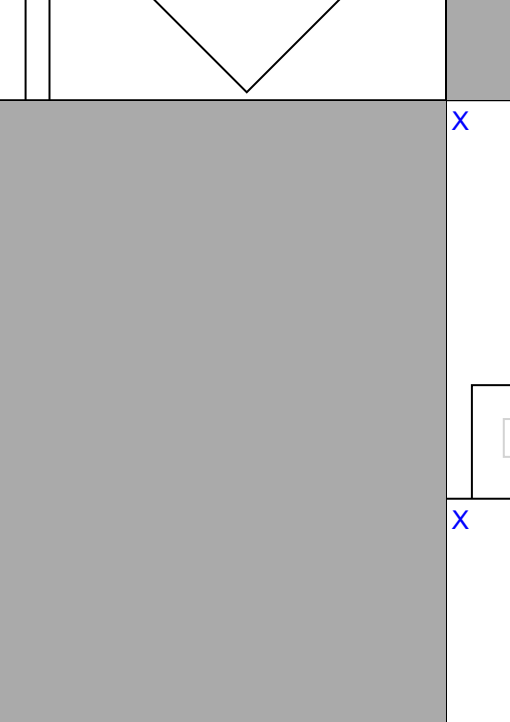
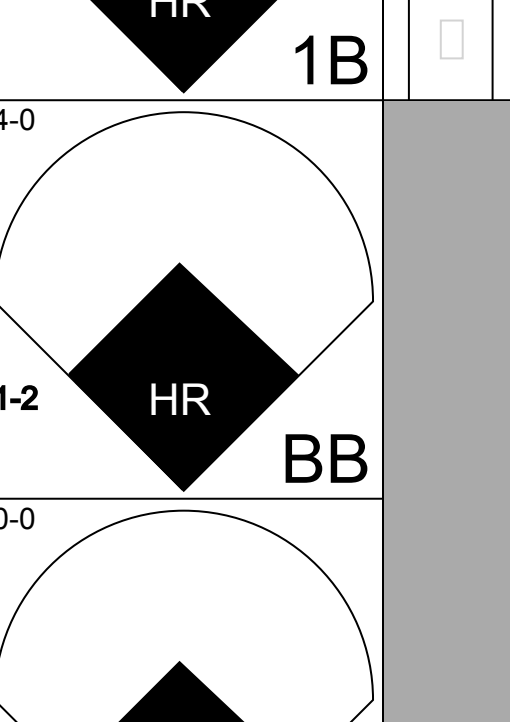

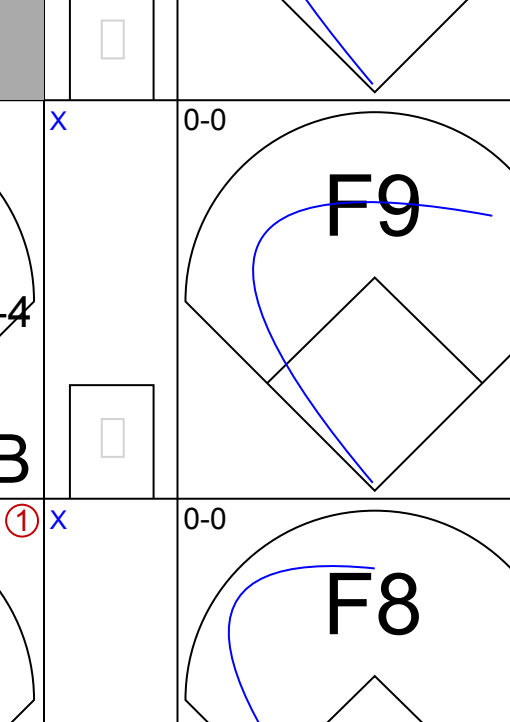
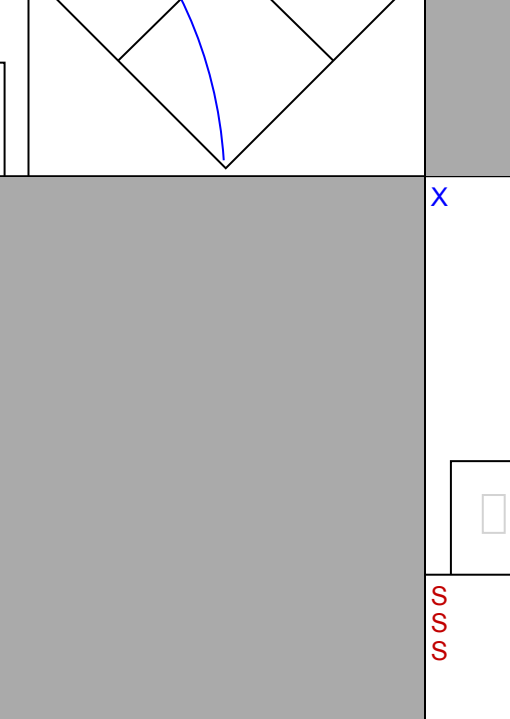
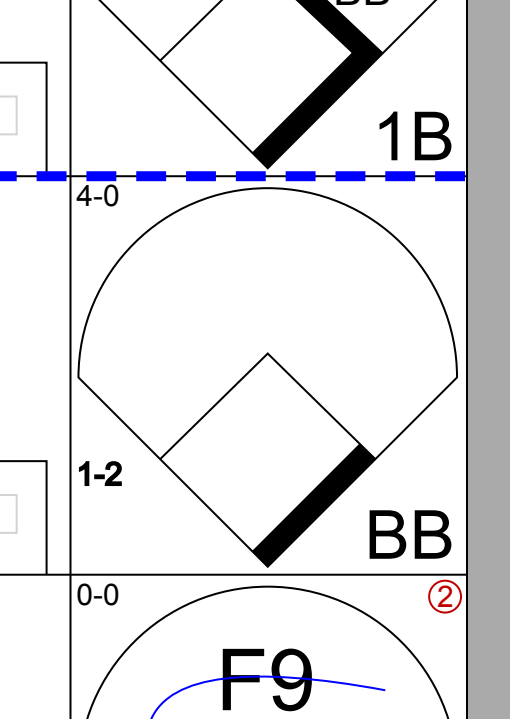
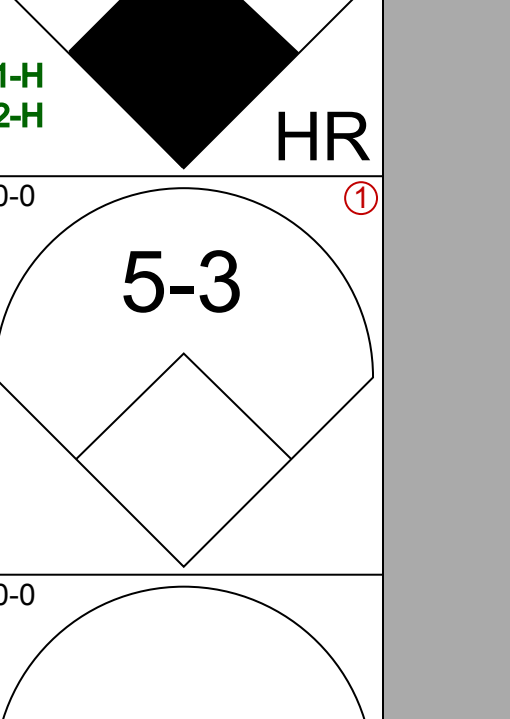
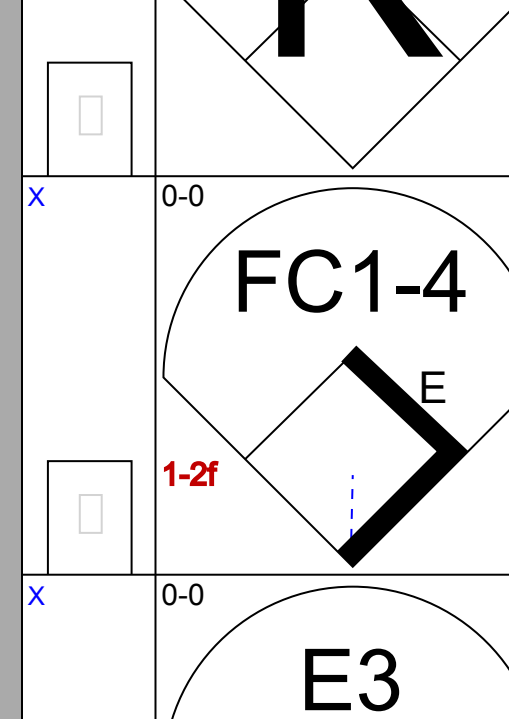
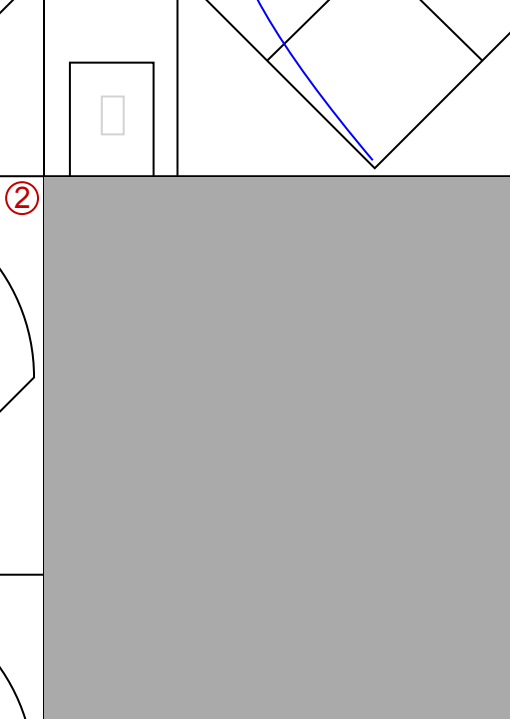
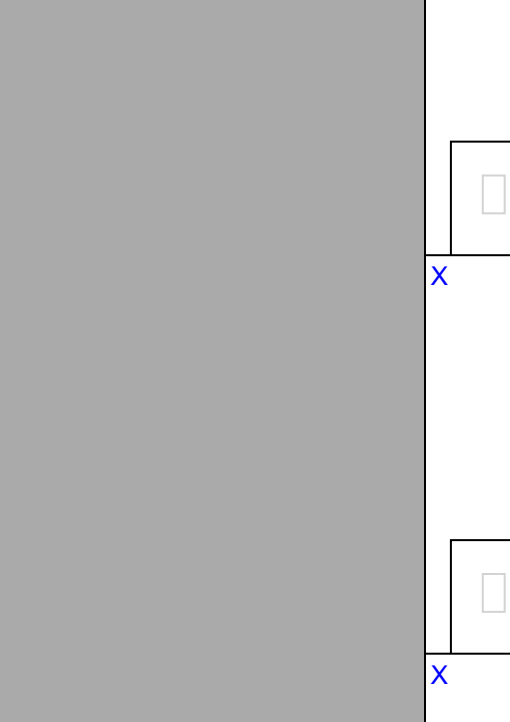
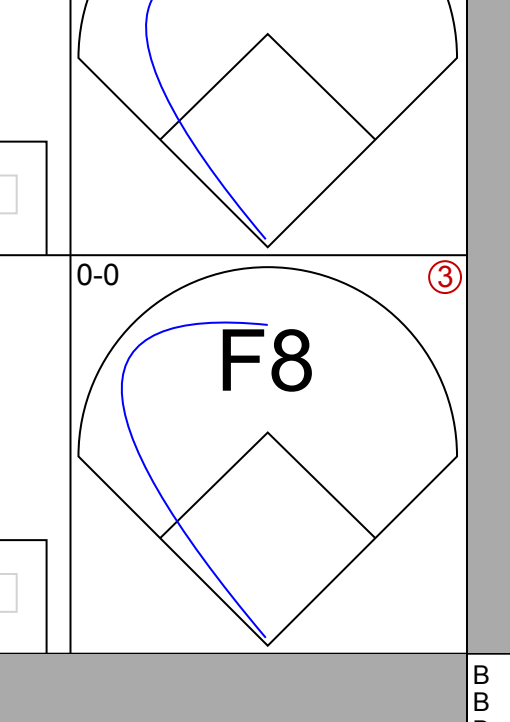

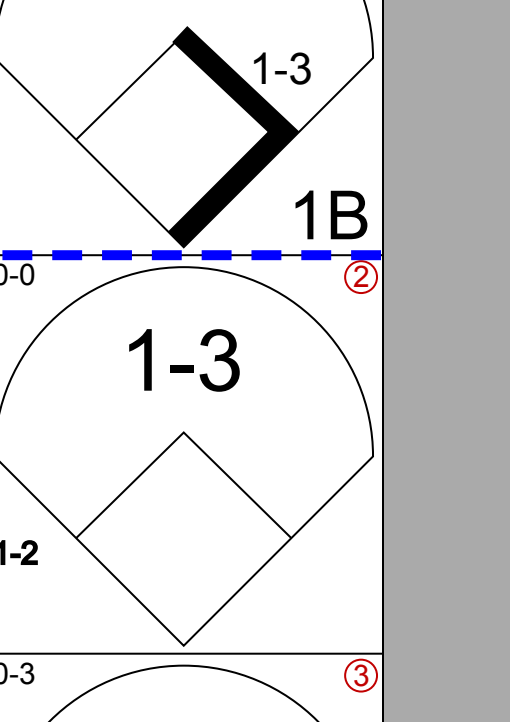
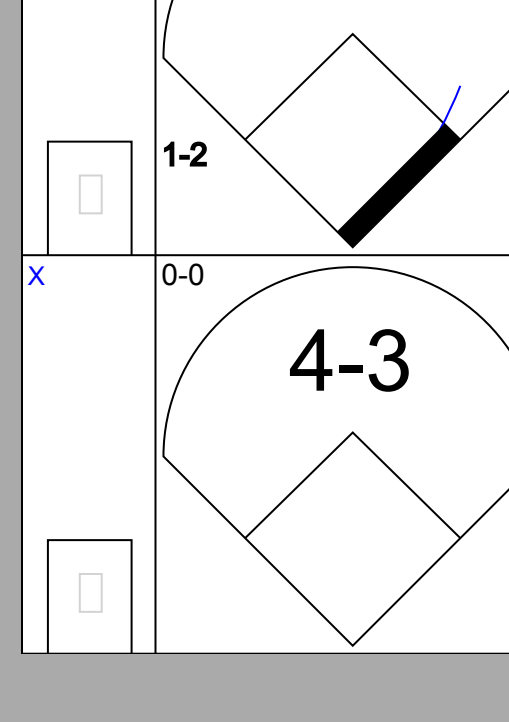
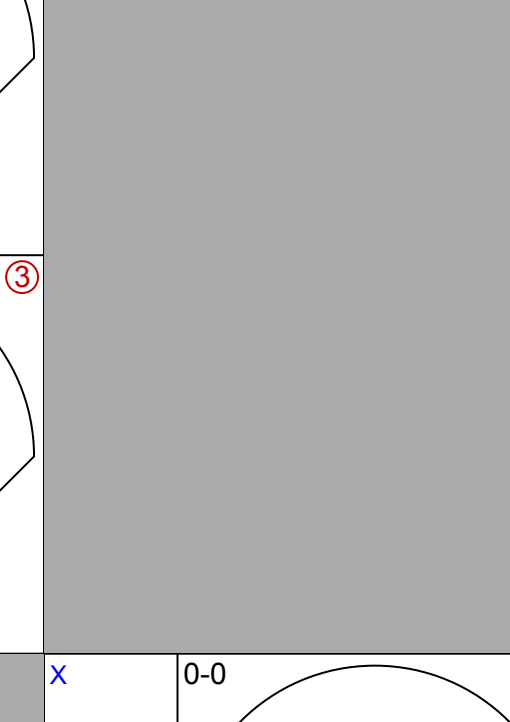
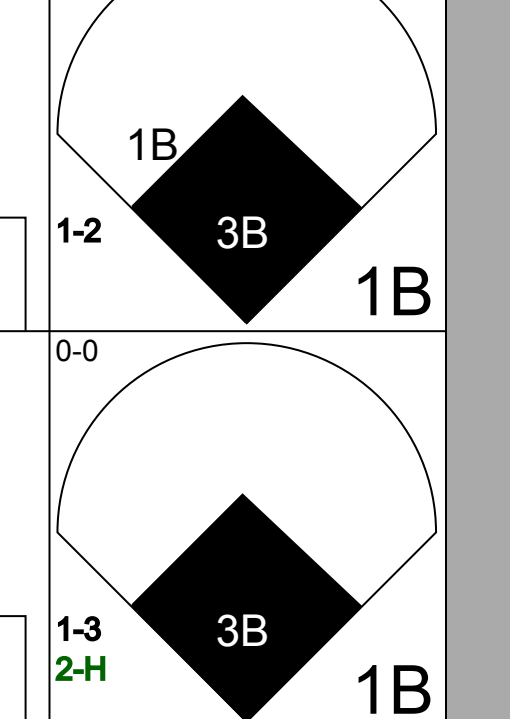
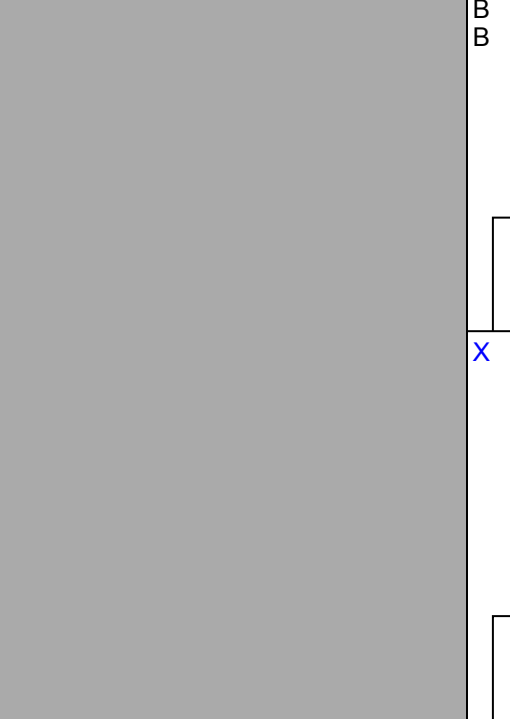
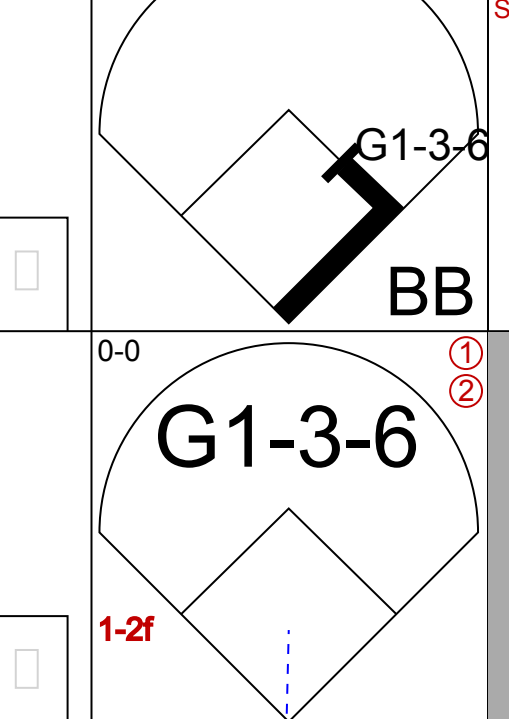

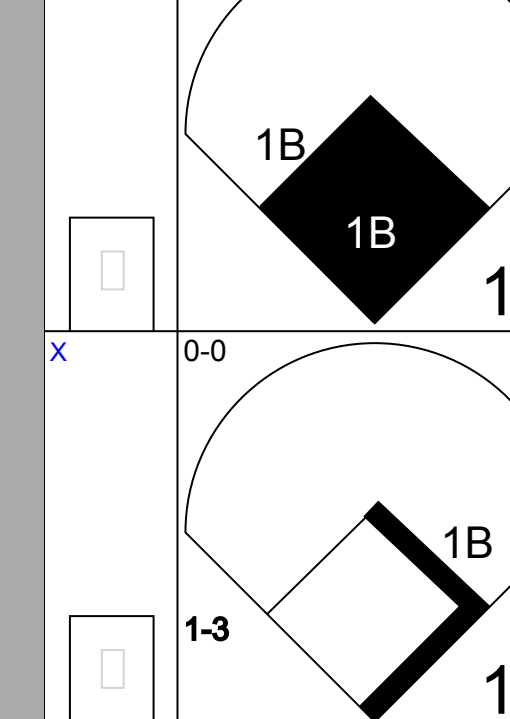
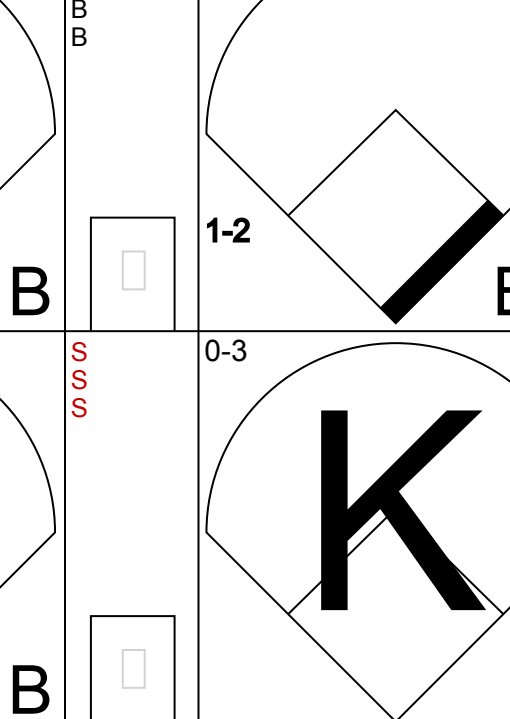
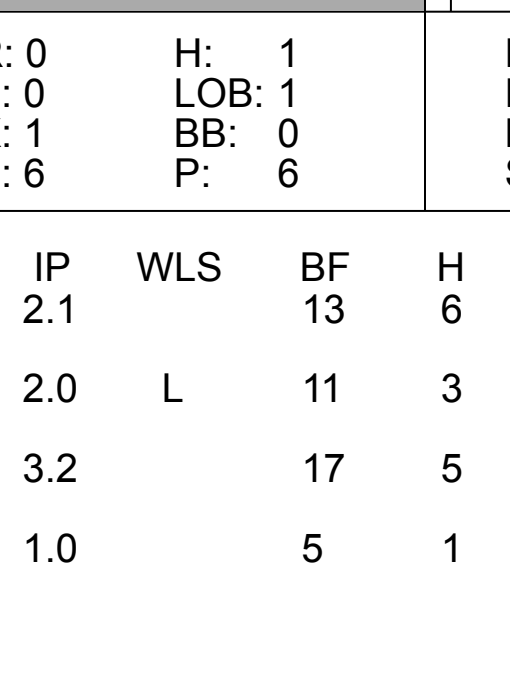
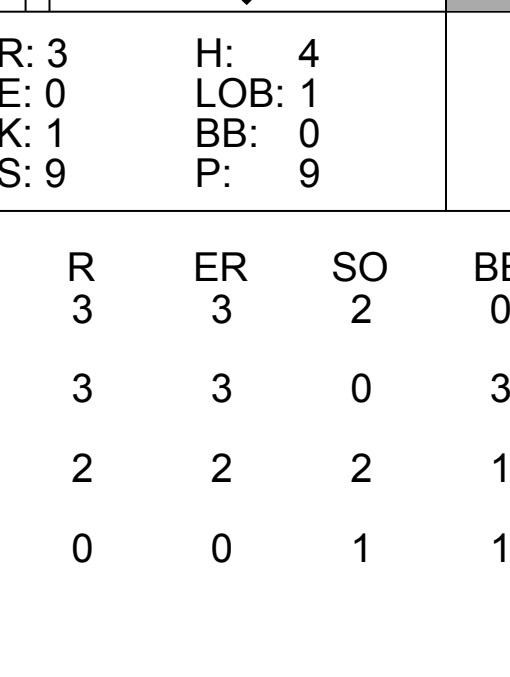
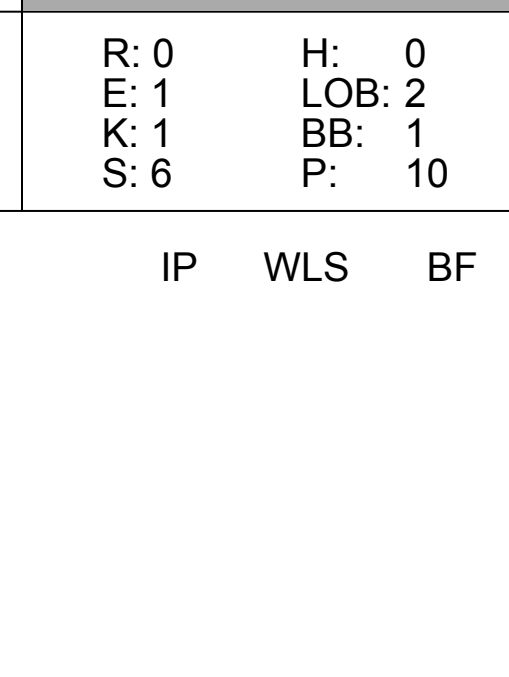
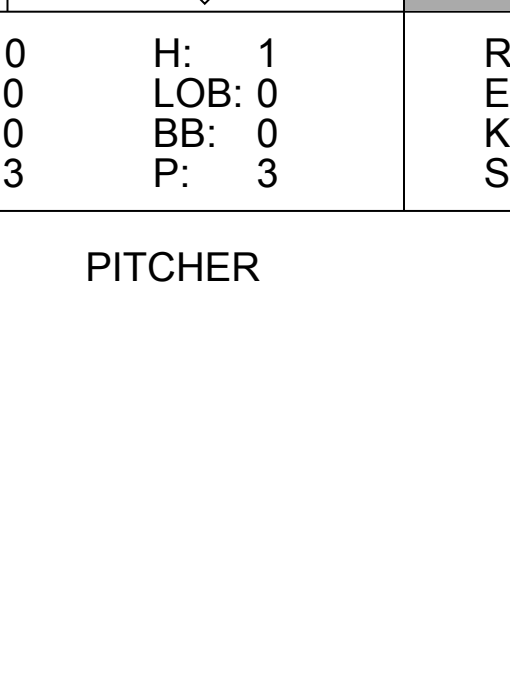
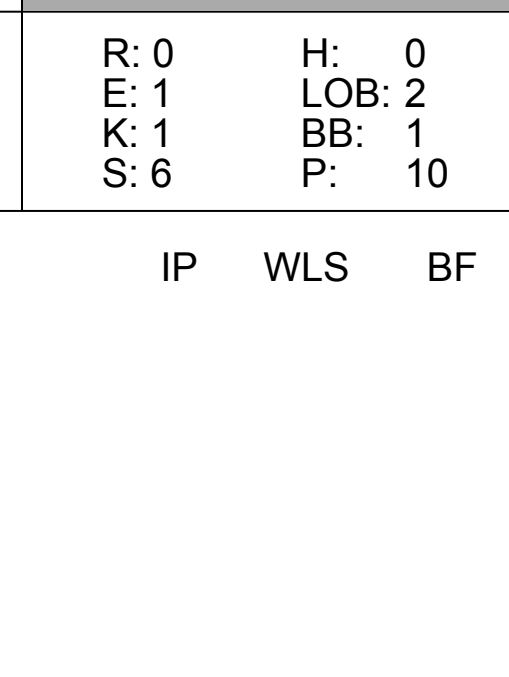
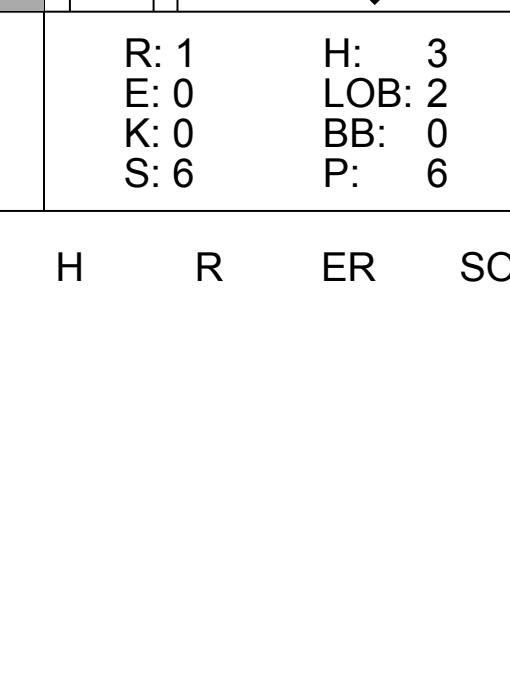
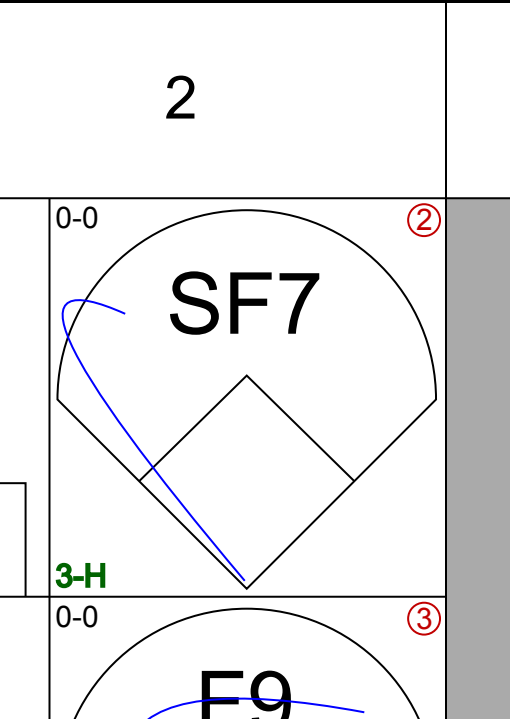
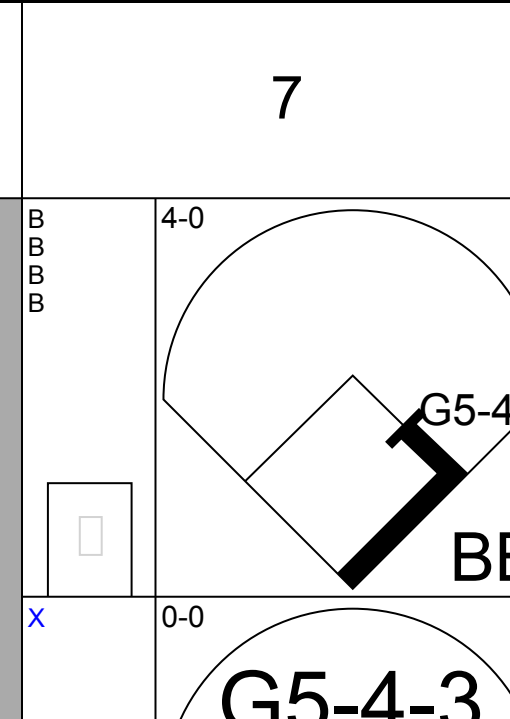
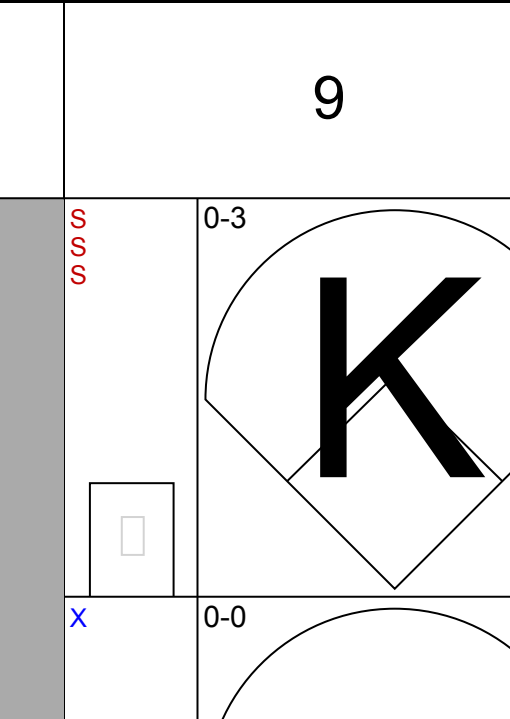
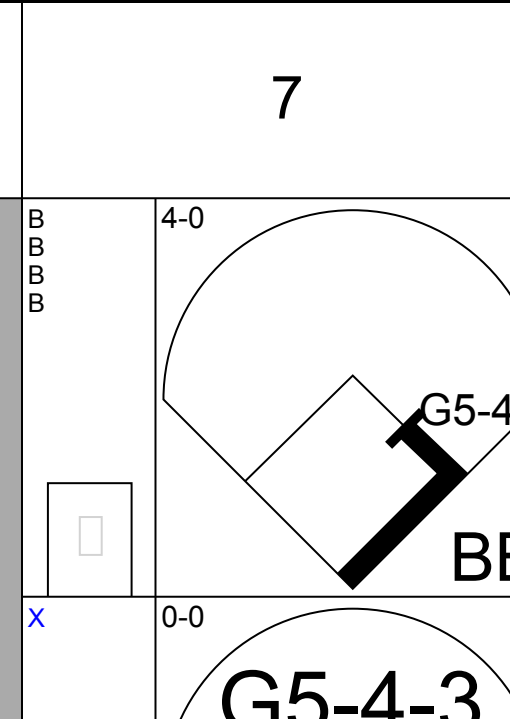
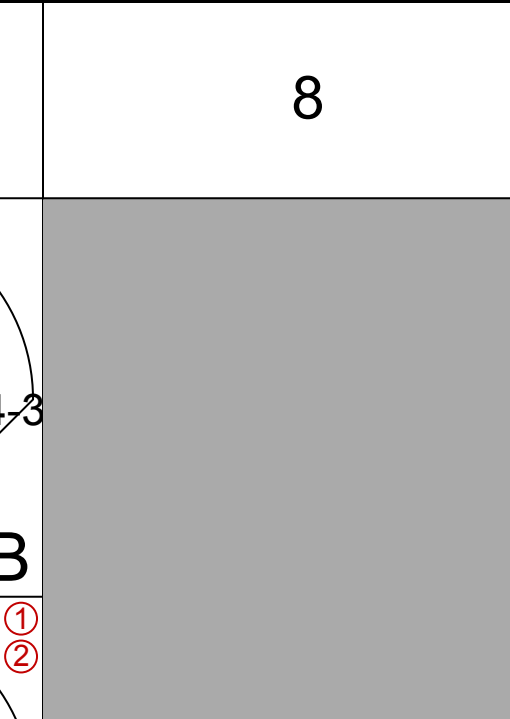
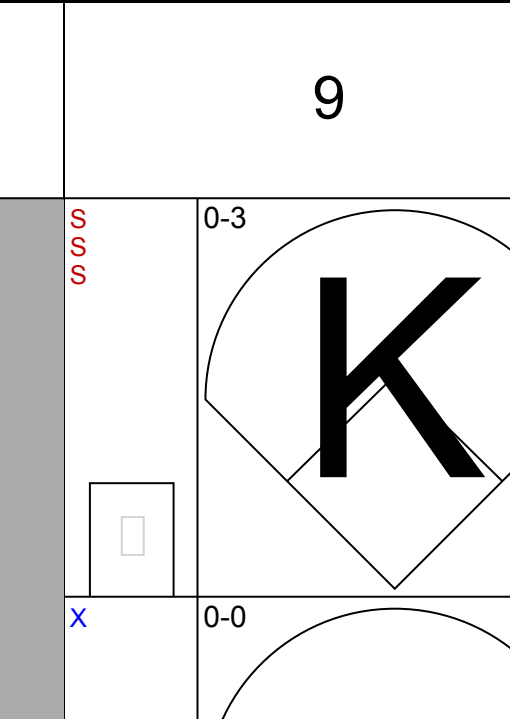
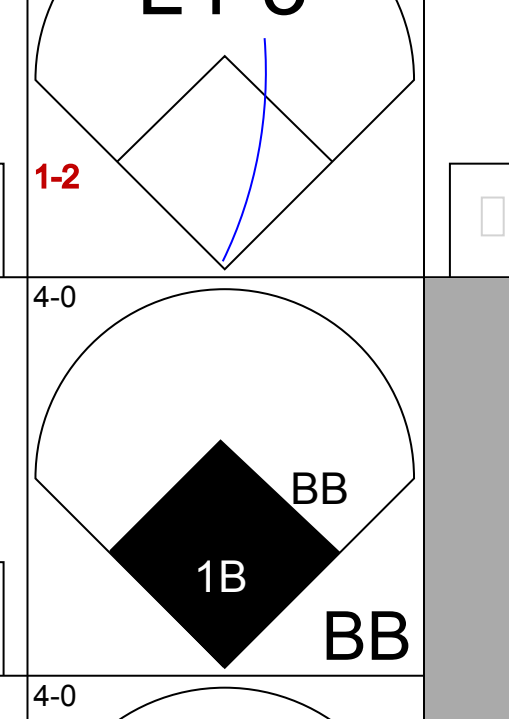
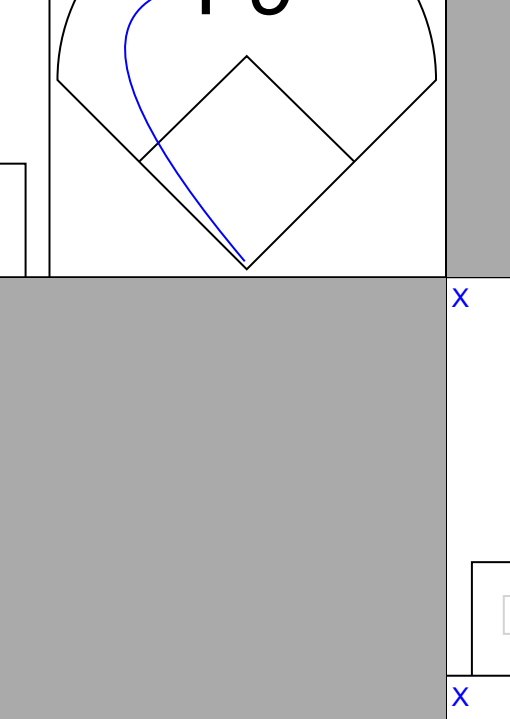
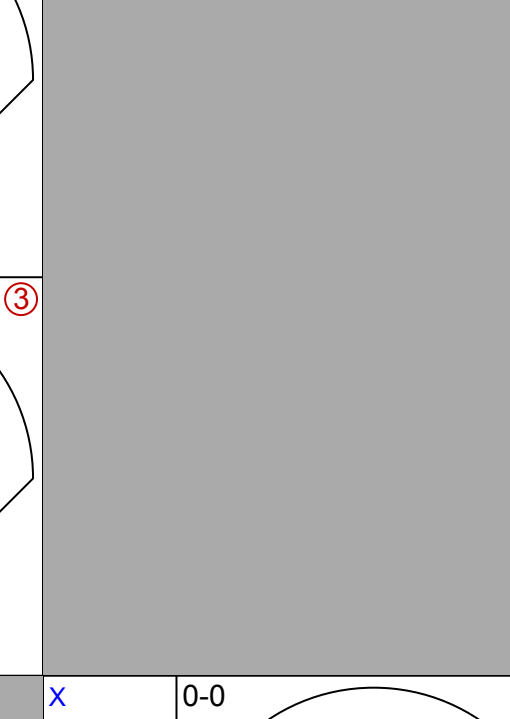
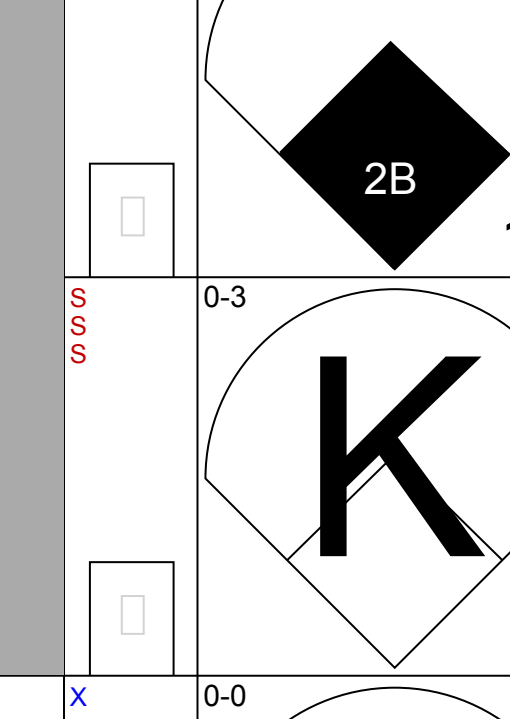
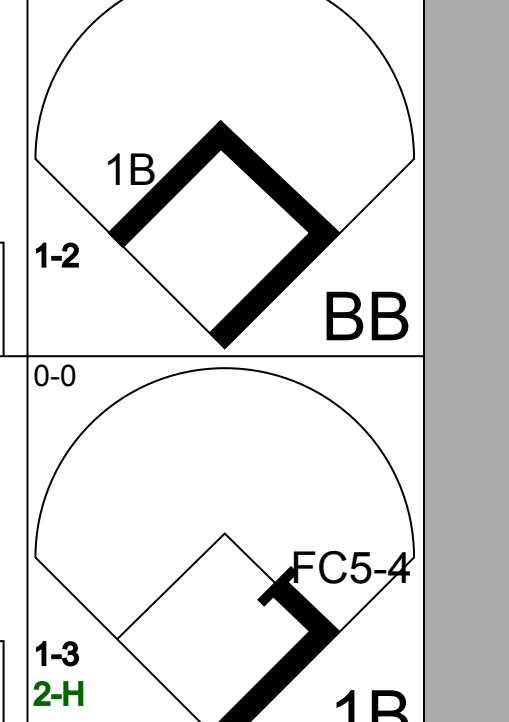
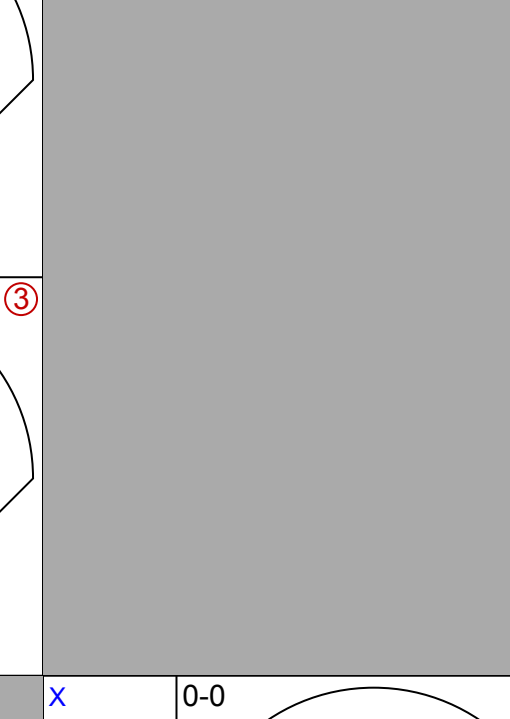
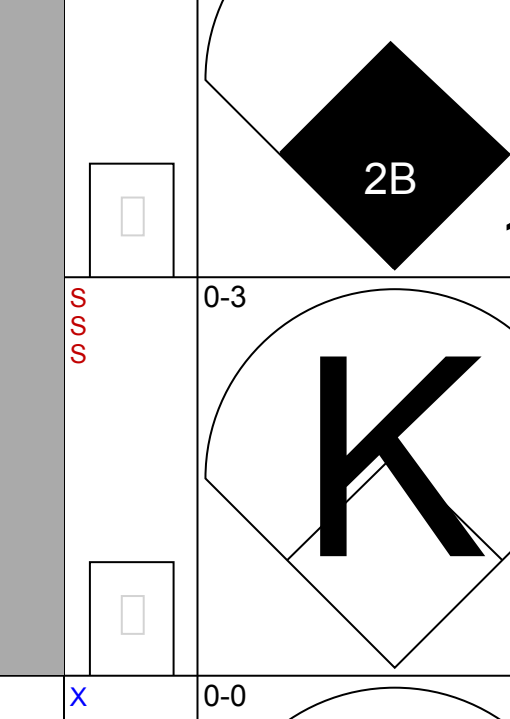

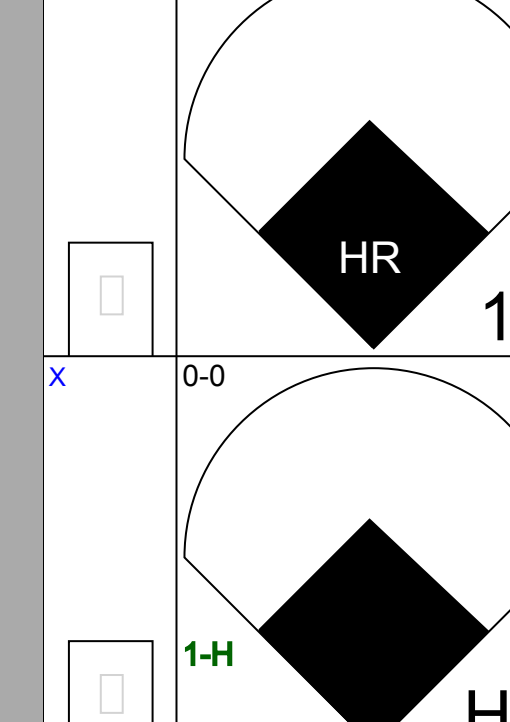
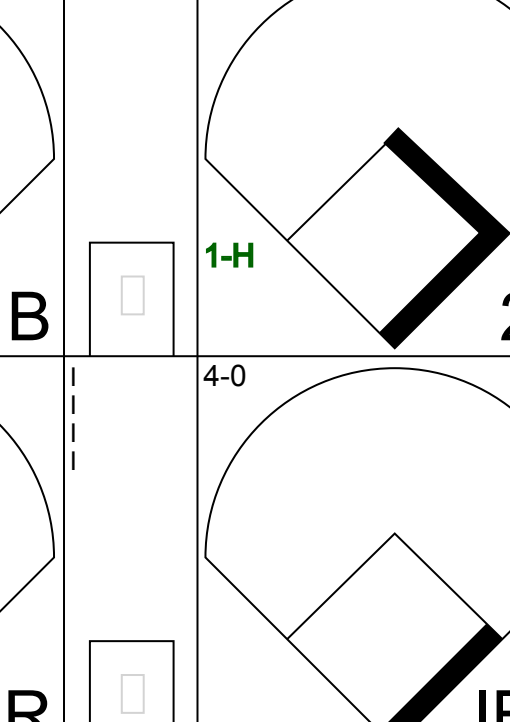

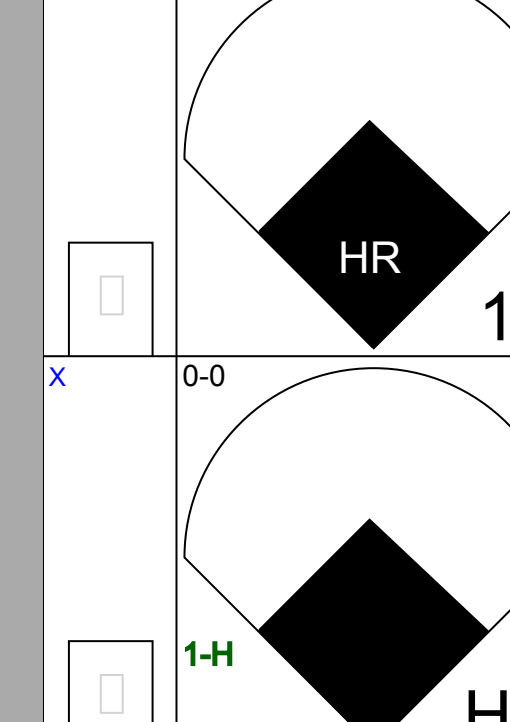
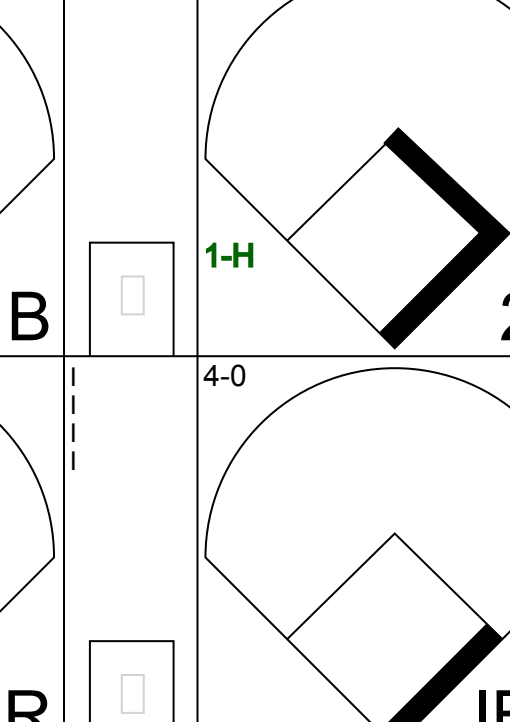


Batter	1	2	3	4	5	6	7	8	9	AB	R	H	RBI	BB	SO	LOB	BOTTOM										
Chet Lemon, R OBP: 0.418, SLG: 0.404	5-3					K				4	1	1	1	1	1	2											
Tom Brookens, R OBP: 0.328, SLG: 0.321	F9					F4				2	0	0	0	2	0	2											
Jerry Turner, L OBP: 0.283, SLG: 0.386										1	0	0	0	0	0	2											
Mark DeJohn, S OBP: 0.400, SLG: 0.600										0	0	0	0	0	0	0											
Larry Hemdon, R OBP: 0.353, SLG: 0.460	E7									4	1	1	1	0	0	2											
Mike Ivie, R OBP: 0.286, SLG: 0.395	F6									4	1	1	1	0	1	1											
Lance Parrish, R OBP: 0.308, SLG: 0.500										3	1	0	0	1	0	0											
John Wockenfuss, R OBP: 0.341, SLG: 0.243										3	1	0	0	1	1	0											
Lynn Jones, R OBP: 0.238, SLG: 0.211										4	1	1	0	0	1	0											
Alan Trammell, R OBP: 0.274, SLG: 0.300										3	1	2	4	1	0	0											
Lou Whitaker, L OBP: 0.310, SLG: 0.330										4	0	1	0	0	1	1											
Inning Stats	R: 0 E: 1 K: 0 S: 4	H: 0 LOB: 1 BB: 0 P: 4	R: 4 E: 0 K: 1 S: 7	H: 2 LOB: 1 BB: 3 P: 19	R: 1 E: 0 K: 1 S: 6	H: 1 LOB: 0 BB: 0 P: 6	R: 1 E: 0 K: 0 S: 4	H: 1 LOB: 1 BB: 1 P: 8	R: 0 E: 0 K: 0 S: 3	H: 0 LOB: 0 BB: 0 P: 3	R: 0 E: 0 K: 1 S: 7	H: 2 LOB: 2 BB: 0 P: 7	R: 1 E: 0 K: 2 S: 8	H: 1 LOB: 0 BB: 0 P: 8	R: 0 E: 0 K: 0 S: 3	H: 0 LOB: 2 BB: 2 P: 11	R: 0 E: 0 K: 0 S: 3	H: 0 LOB: 2 BB: 2 P: 11	1B: 3 2B: 0 3B: 0 HR: 4	SF: 0 SAC: 0 DP: 0 HBP: 0	WP: 0 PB: 0 SB: 0 CS: 0	PA: 38					
PITCHER	IP	WLS	BF	H	R	ER	SO	BB	IBB	HBP	BLK	WP	HR	S	P	ERA	WHIP										
Brad Havens, L ERA: 4.75	(1, 1)	3.2	20	4	6	6	2	4	0	0	0	0	0	11	11	0.00	0.857										
Bobby Castillo, R ERA: 3.69	(4, 1)	2.1	9	2	0	0	1	0	0	0	0	0	0	11	11	0.00	0.857										
Terry Felton, R ERA: 4.6	(7, 1)	1.0	L	4	1	1	1	2	0	0	0	0	1	8	8	9.00	1.000										
Ron Davis, R ERA: 3.6	(8, 1)	1.0	5	0	0	0	0	2	0	0	0	0	0	3	11	0.00	2.000										

Minnesota Twins @ Detroit Tigers
Tiger Stadium, Detroit, MI
Sun May 16 1982, 3:33 AM EDT
Att: 19,392 - Unknown - 77 F

AB 32
R 7
H 7
RBI 7
BB 6
SO 5
LOB 10

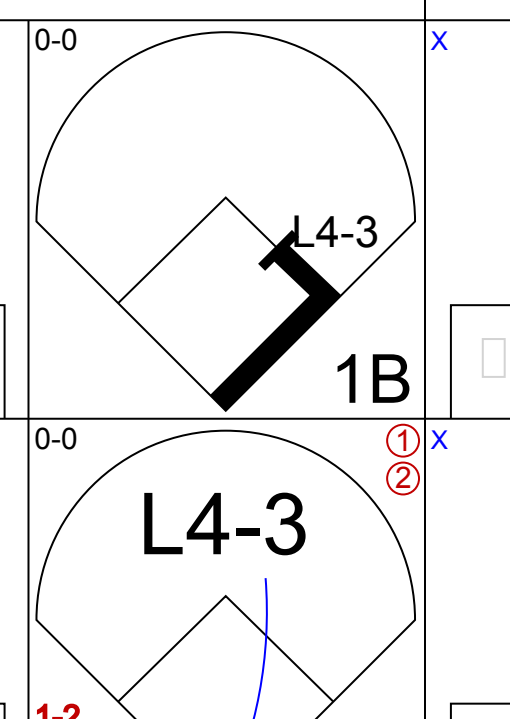
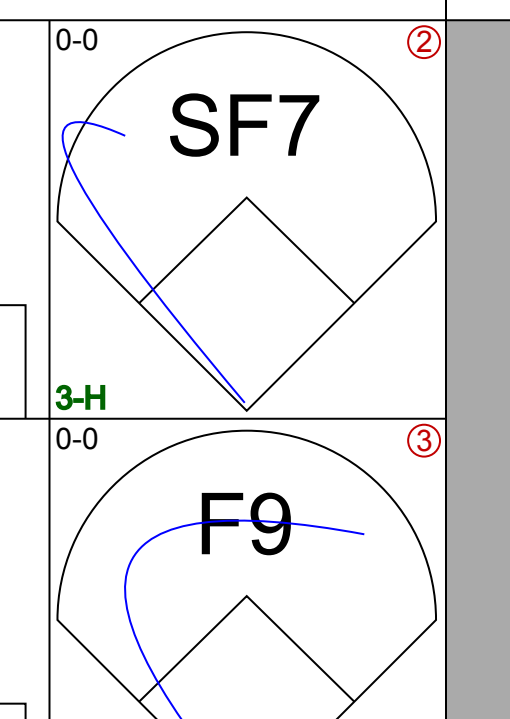
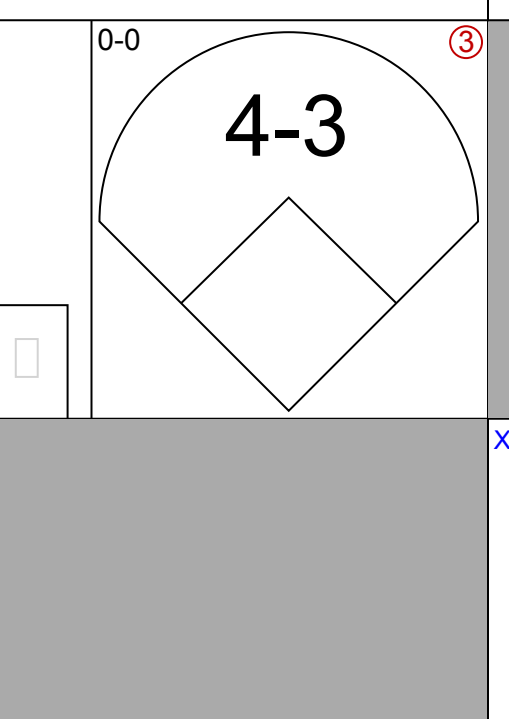
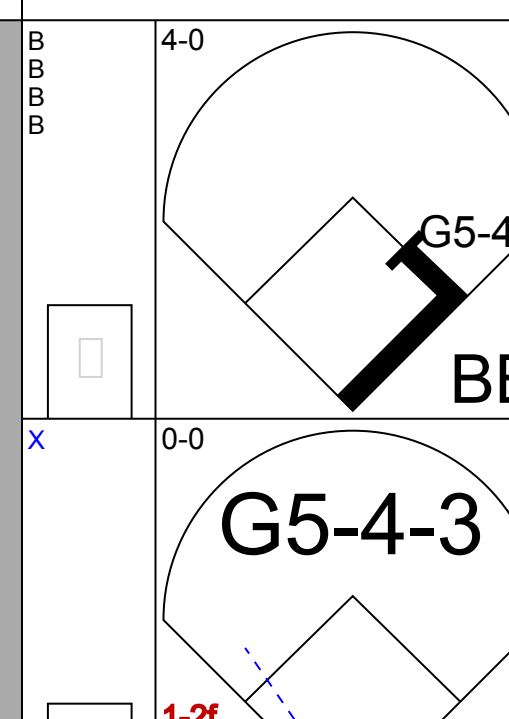
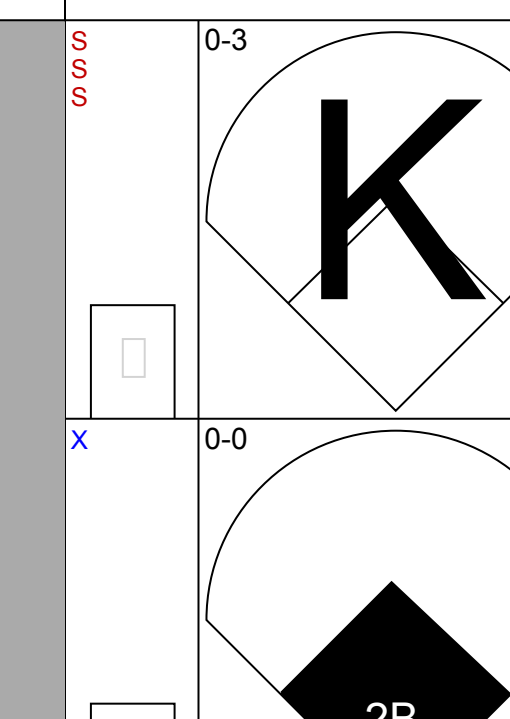
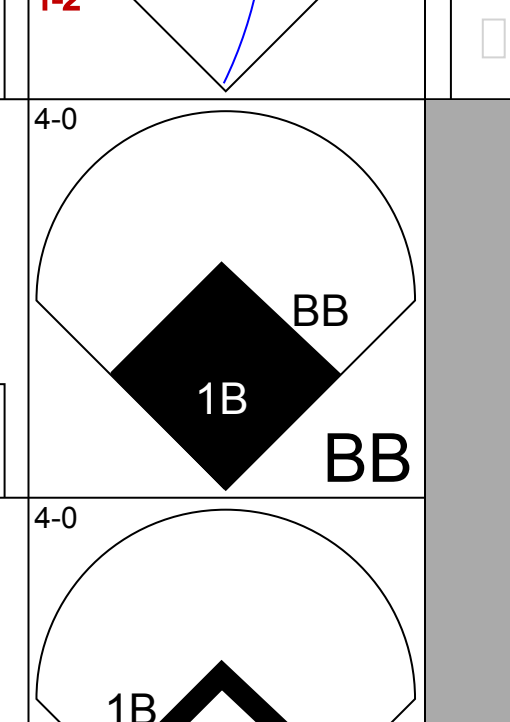
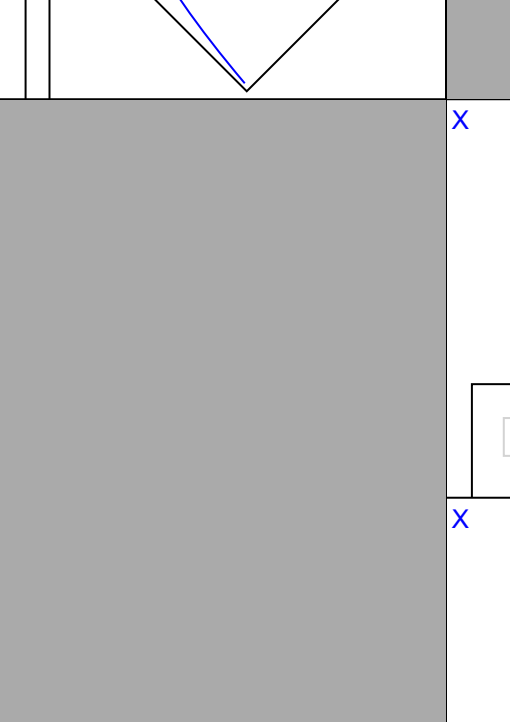
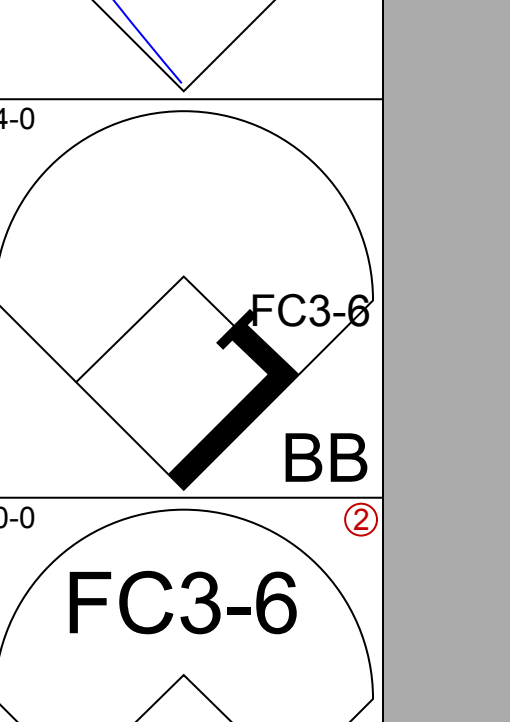
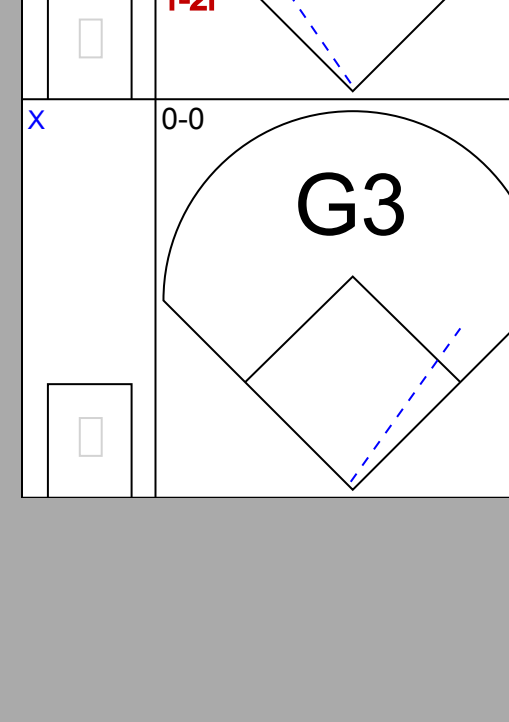
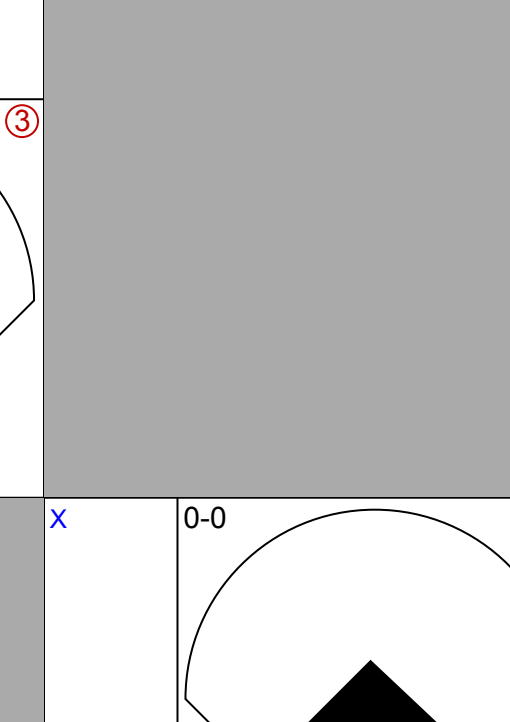
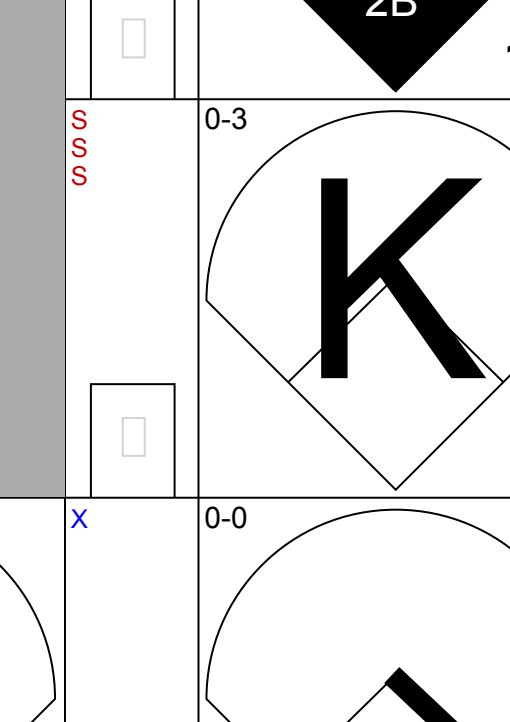
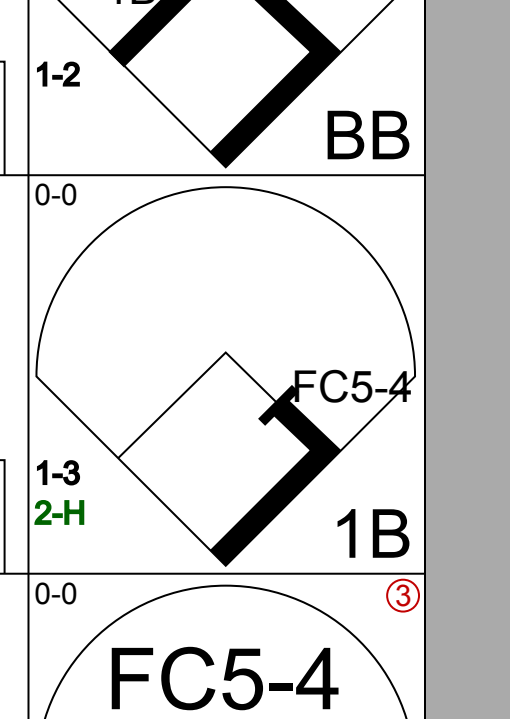
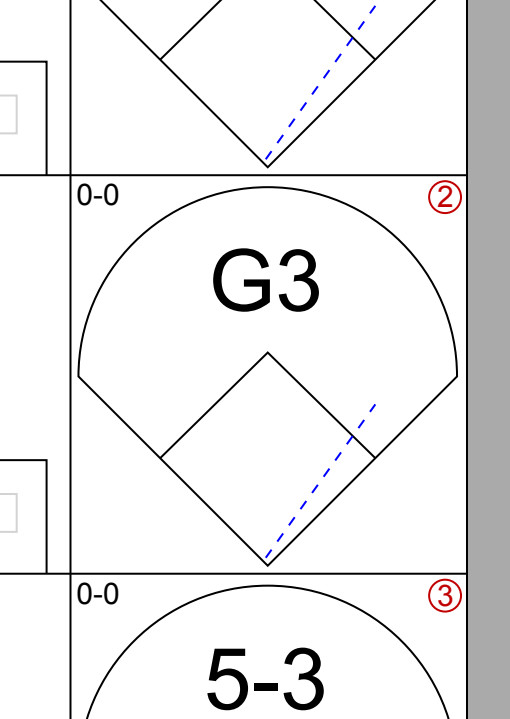
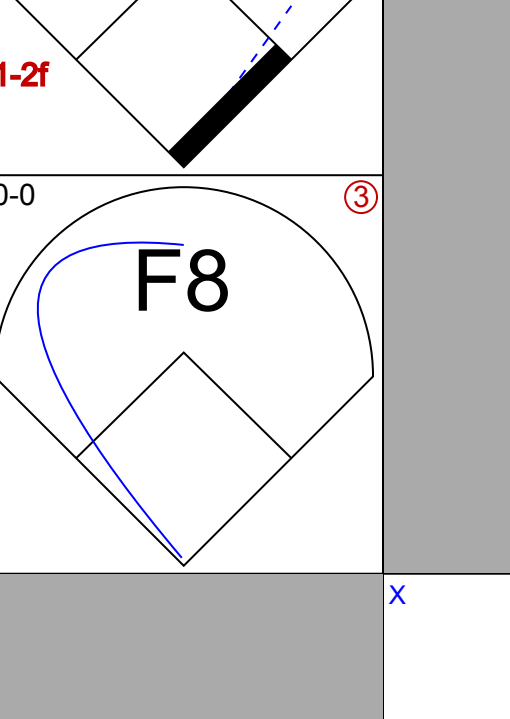

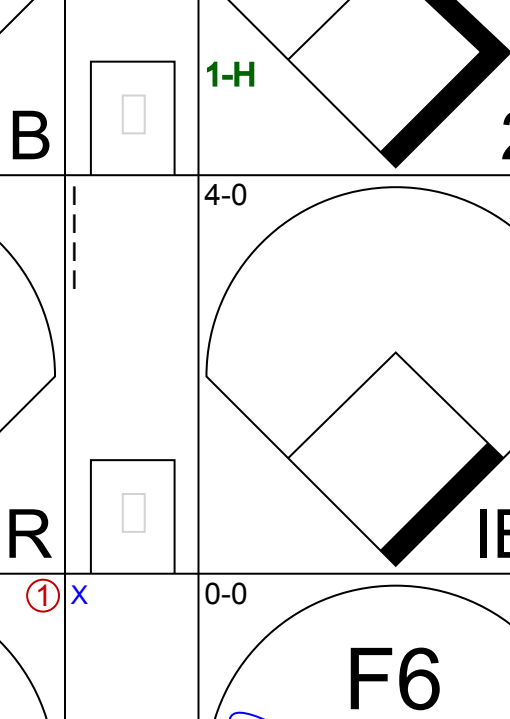
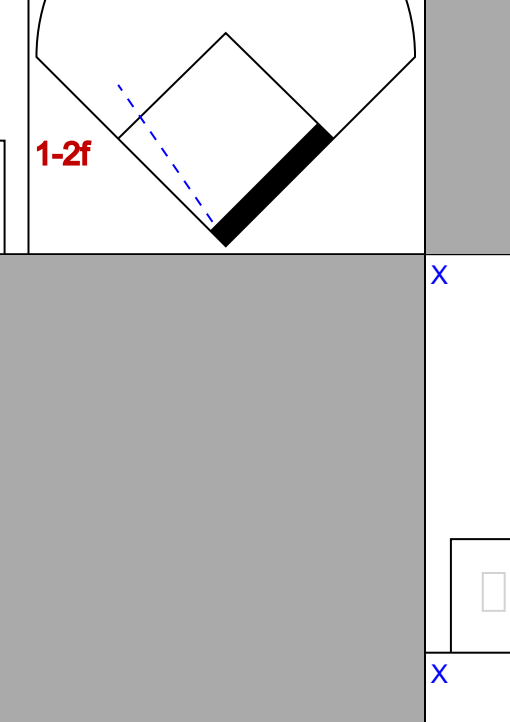
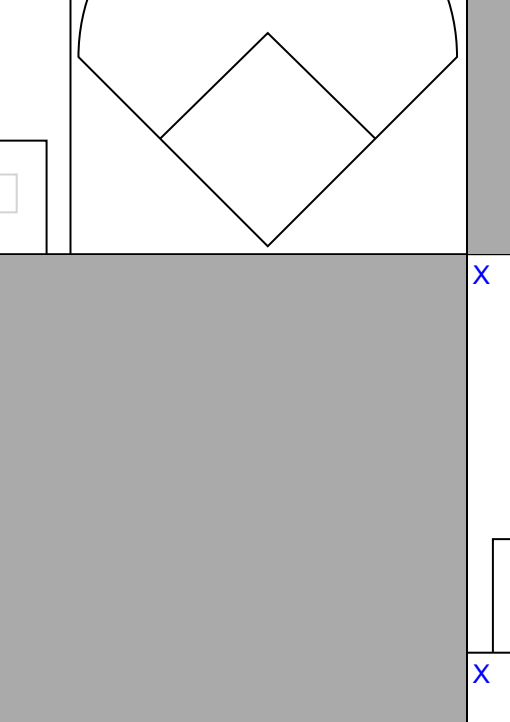
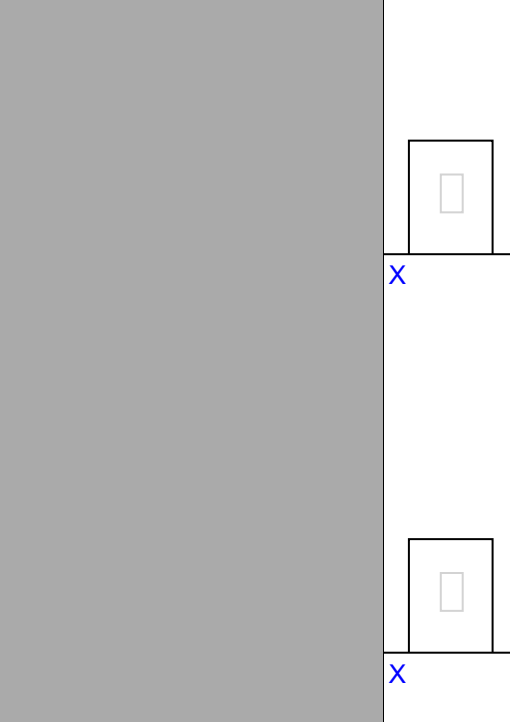
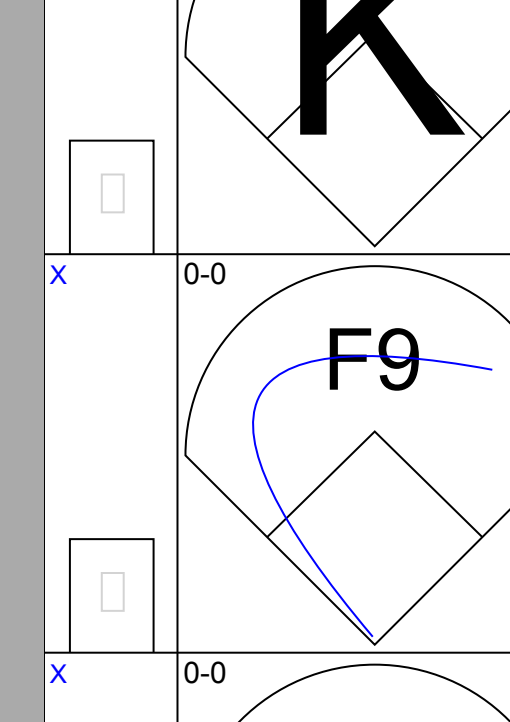
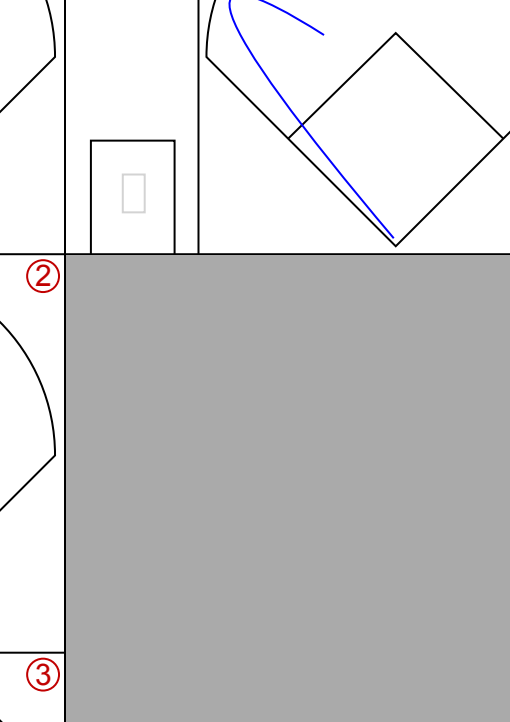
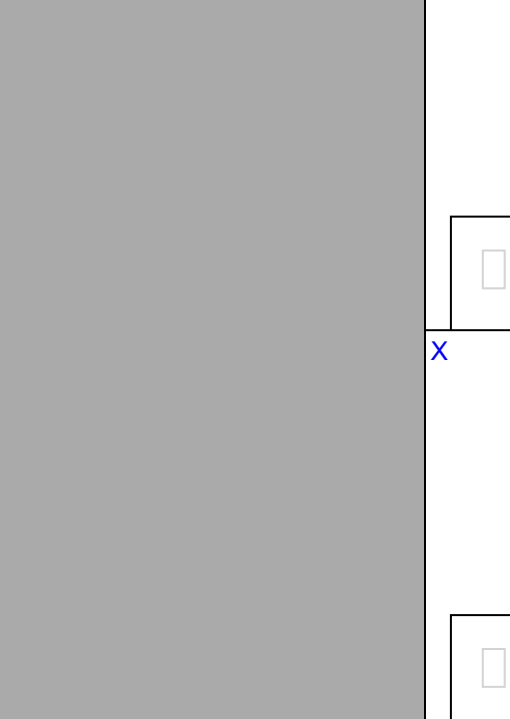
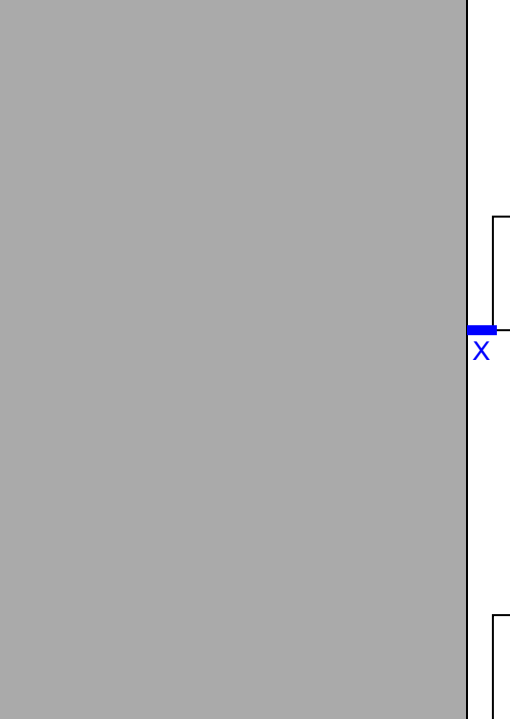
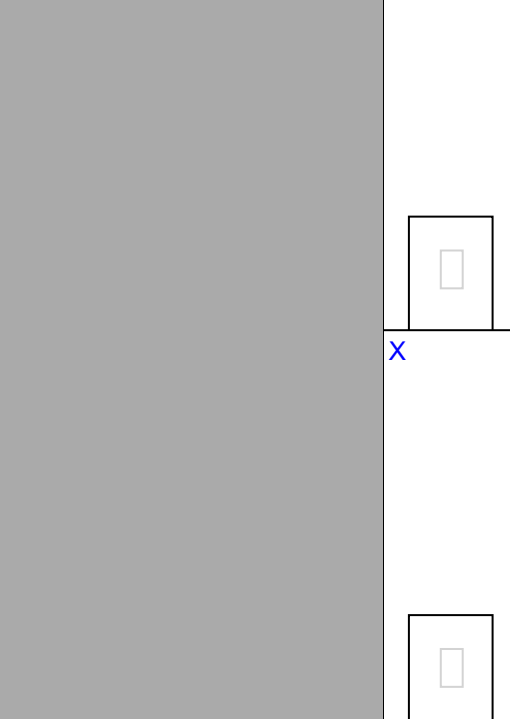
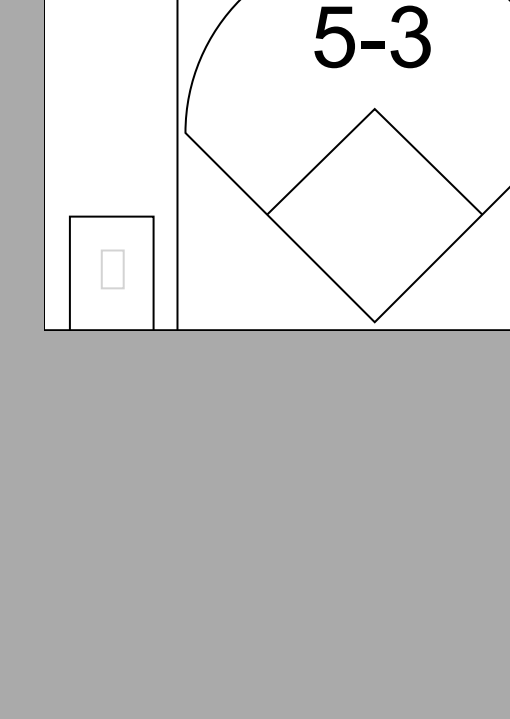
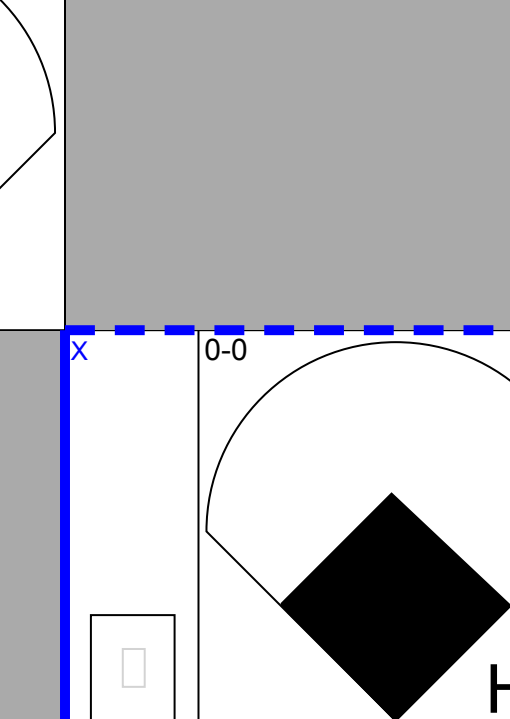
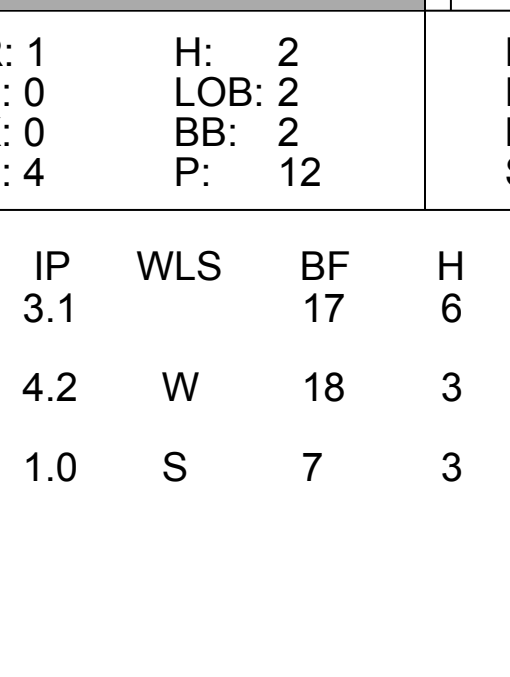
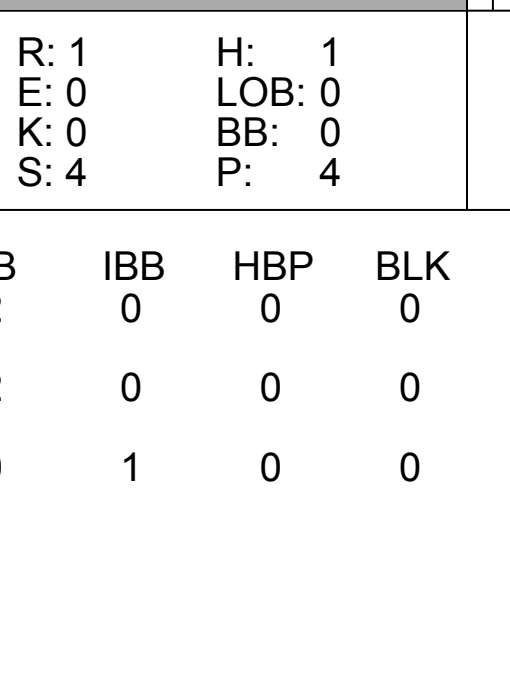
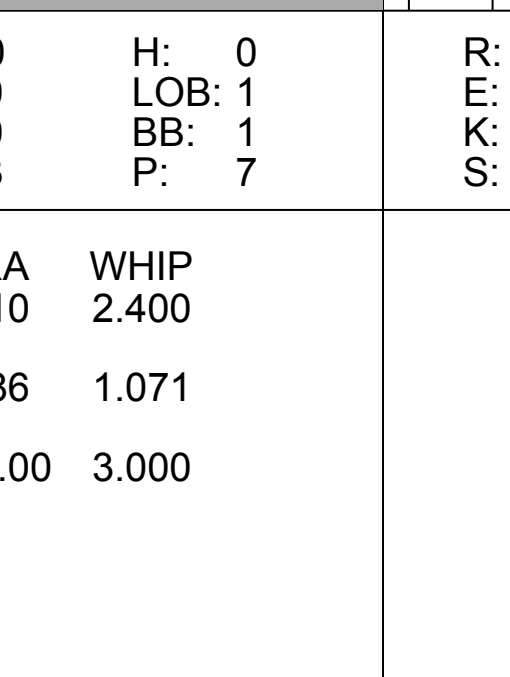
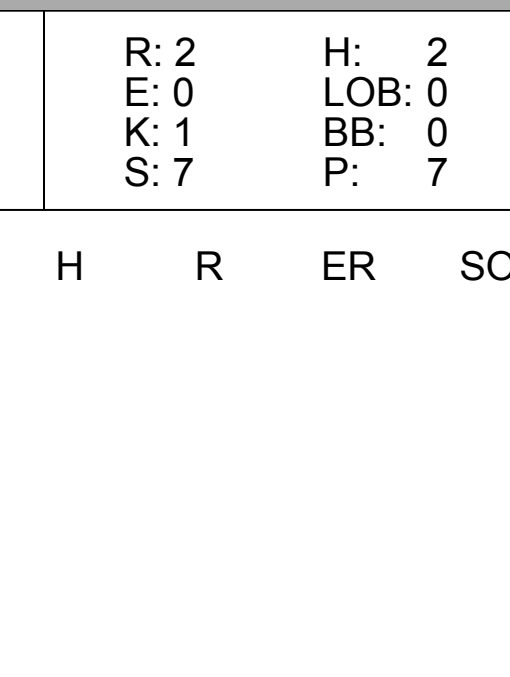
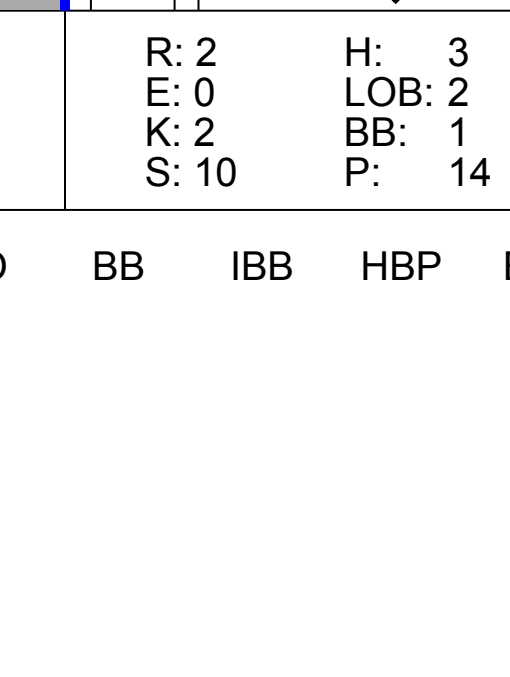


Batter	1	2	3	4	5	6	7	8	9	AB	R	H	RBI	BB	SO	LOB	TOP					
Ron Washington, R OBP: 0.386, SLG: 0.458										6	0	3	3	0	1	2						
Lary Milbourne, S OBP: 0.229, SLG: 0.217										5	1	1	0	0	0	4						
Randy Johnson, L OBP: 0.398, SLG: 0.596										3	1	1	0	2	0	2						
Tom Brunansky, R OBP: 0.348, SLG: 0.762										5	1	2	3	0	1	4						
Jesus Vega, R OBP: 0.350, SLG: 0.434										4	1	2	0	1	0	1						
Dave Engle, R OBP: 0.310, SLG: 0.365										5	0	1	0	0	1	5						
John Castino, R OBP: 0.288, SLG: 0.340										5	1	1	1	0	0	6						
Bobby Mitchell, L OBP: 0.307, SLG: 0.289										3	2	2	0	2	1	1						
Sal Butera, R OBP: 0.348, SLG: 0.237										5	1	2	1	0	1	3						
Inning Stats	R: 0 E: 0 K: 1 S: 6	H: 1 LOB: 1 BB: 0 P: 6	R: 3 E: 0 K: 1 S: 9	H: 4 LOB: 1 BB: 0 P: 9	R: 0 E: 0 K: 0 S: 4	H: 1 LOB: 2 BB: 1 P: 8	R: 0 E: 0 K: 0 S: 2	H: 0 LOB: 0 BB: 1 P: 6	R: 3 E: 0 K: 1 S: 8	H: 3 LOB: 1 BB: 1 P: 12	R: 0 E: 0 K: 0 S: 3	H: 1 LOB: 0 BB: 0 P: 3	R: 0 E: 1 K: 1 S: 6	H: 0 LOB: 2 BB: 1 P: 10	R: 1 E: 0 K: 0 S: 6	H: 3 LOB: 2 BB: 0 P: 6	R: 1 E: 0 K: 1 S: 7	H: 2 LOB: 2 BB: 1 P: 11	1B: 12 2B: 1 3B: 1 HR: 1	SF: 0 SAC: 0 DP: 2 HBP: 0	WP: 0 PB: 0 SB: 0 CS: 0	PA: 46
PITCHER	IP	WLS	BF	H	R	ER	SO	BB	IBB	HBP	BLK	WP	HR	S	P	ERA	WHIP					
Dennis Martinez, R ERA: 4.81	(1, 1)	2.1	13	6	3	3	2	0	0	0	0	0	0	17	17	11.57	2.571					
Jim Palmer, R ERA: 7.44	(3, 1)	2.0	L	11	3	3	3	0	0	0	0	0	1	8	20	13.50	3.000					
Ross Grimsley, L ERA: 1.64	(5, 1)	3.2		17	5	2	2	1	0	0	0	0	0	20	24	4.91	1.636					
Tim Stoddard, R ERA: 4.7	(9, 1)	1.0	S	5	1	0	0	1	0	0	0	0	0	6	10	0.00	2.000					

Minnesota Twins @ Baltimore Orioles
Memorial Stadium, Baltimore, MD
Tue May 18 1982, 7:05 PM EDT
Att: 10,998 - Unknown - 79 F

AB 41
R 8
H 15
RBI 8
BB 5
SO 5
LOB 28





Batter	1	2	3	4	5	6	7	8	9	AB	R	H	RBI	BB	SO	LOB	BOTTOM					
Al Bumbry, L OBP: 0.321, SLG: 0.328										3	0	1	1	1	1	1						
Rich Dauer, R OBP: 0.371, SLG: 0.446										5	1	1	0	0	0	3						
John Lowenstein, L OBP: 0.464, SLG: 0.797										3	2	1	1	2	1	1						
Ken Singleton, S OBP: 0.369, SLG: 0.328										4	1	2	1	1	0	1						
Eddie Murray, S OBP: 0.454, SLG: 0.610										0	0	0	0	0	0	0						
Terry Crowley, L OBP: 0.406, SLG: 0.360										4	1	2	3	1	0	1						
Gary Roenicke, R OBP: 0.381, SLG: 0.557										5	0	1	0	0	1	4						
Cal Ripken Jr., R OBP: 0.281, SLG: 0.385										4	1	2	0	0	0	1						
Rick Dempsey, R OBP: 0.360, SLG: 0.301										4	0	1	0	0	0	2						
Bobby Bonner, R OBP: 0.263, SLG: 0.250										2	0	0	0	0	0	2						
Jim Dwyer, L OBP: 0.250, SLG: 0.550										1	1	1	1	0	0	0						
Inning Stats	R: 1 E: 0 K: 0 S: 4	H: 2 LOB: 2 BB: 2 P: 12	R: 1 E: 0 K: 0 S: 5	H: 2 LOB: 1 BB: 0 P: 5	R: 1 E: 0 K: 0 S: 4	H: 1 LOB: 0 BB: 0 P: 4	R: 0 E: 0 K: 0 S: 4	H: 1 LOB: 1 BB: 0 P: 4	R: 0 E: 0 K: 0 S: 3	H: 0 LOB: 1 BB: 1 P: 7	R: 0 E: 0 K: 0 S: 4	H: 1 LOB: 0 BB: 0 P: 4	R: 0 E: 0 K: 1 S: 7	H: 0 LOB: 0 BB: 1 P: 6	R: 2 E: 0 K: 1 S: 7	H: 2 LOB: 2 BB: 0 P: 7	R: 2 E: 0 K: 2 S: 10	H: 3 LOB: 2 BB: 1 P: 14	1B: 8 2B: 2 3B: 0 HR: 3	SF: 1 SAC: 1 DP: 2 HBP: 0	WP: 0 PB: 0 SB: 0 CS: 0	PA: 42
PITCHER	IP	WLS	BF	H	R	ER	SO	BB	IBB	HBP	BLK	WP	HR	S	P	ERA	WHIP					
Albert Williams, R ERA: 4.0	(1, 1)	3.1		17	6	3	3	0	0	0	0	0	0	15	23	8.10	2.400					
Bobby Castillo, R ERA: 3.71	(4, 1)	4.2	W	18	3	2	2	1	2	0	0	0	0	18	26	3.86	1.071					
Ron Davis, R ERA: 4.15	(9, 1)	1.0	S	7	3	2	2	2	0	1	0	0	0	10	14	18.00	3.000					

Minnesota Twins @ Baltimore Orioles
Memorial Stadium, Baltimore, MD
Tue May 18 1982, 7:05 PM EDT
Att: 10,998 - Unknown - 79 F

AB 35
R 7
H 12
RBI 7
BB 5
SO 3
LOB 16



Batter	1	2	3	4	5	6	7	8	9	AB	R	H	RBI	BB	SO	LOB	TOP				
Ron Washington, R (1, 6) OBP: 0.391, SLG: 0.460	F9		SF9 1B				L7			4	1	2	0	0	0	1	Minnesota Twins @ Baltimore Orioles Memorial Stadium, Baltimore, MD Wed May 19 1982, 7:05 PM EDT Att: 8,088 - Unknown - 65 F				
Lary Milbourne, S (1, 4) OBP: 0.250, SLG: 0.224	BB		1B				F9			3	0	1	0	1	1	2					
Randy Johnson, L (1, 10) OBP: 0.385, SLG: 0.578	F9		SF9				L8		F9	3	0	0	1	0	0	2					
Tom Brunansky, R (1, 7) OBP: 0.370, SLG: 0.727	BB		SF9				HBP		6-3	1	0	0	1	1	0	0					
Jesus Vega, R (1, 3) OBP: 0.333, SLG: 0.413	F5		L5				K		F9	4	0	0	0	0	1	4					
Dave Engle, R (1, 9) OBP: 0.306, SLG: 0.357		K			5-3		F4			4	0	1	0	0	1	1					
John Castino, R (1, 5) OBP: 0.278, SLG: 0.327		5-3			L8		5-3		F9	4	0	0	0	0	0	2					
Bobby Mitchell, L (1, 8) OBP: 0.297, SLG: 0.277		4-3			K		F7		K	4	0	0	0	0	2	1					
Sal Butera, R (1, 2) OBP: 0.367, SLG: 0.293										3	1	2	0	0	0	0					
Randy Bush, L (9, PH) OBP: 0.280, SLG: 0.261			1B				F5		K	1	0	0	0	0	1	1					
Inning Stats	R: 0 E: 0 K: 0 S: 3	H: 0 LOB: 2 BB: 2 P: 11	R: 0 E: 0 K: 1 S: 5	H: 0 LOB: 0 BB: 0 P: 5	R: 2 E: 0 K: 0 S: 6	H: 3 LOB: 1 BB: 0 P: 6	R: 0 E: 0 K: 1 S: 5	H: 0 LOB: 0 BB: 0 P: 5	R: 0 E: 0 K: 1 S: 6	H: 1 LOB: 1 BB: 0 P: 6	R: 0 E: 0 K: 0 S: 4	H: 0 LOB: 1 BB: 0 P: 4	R: 0 E: 0 K: 0 S: 3	H: 0 LOB: 0 BB: 0 P: 3	R: 0 E: 0 K: 2 S: 8	H: 1 LOB: 1 BB: 0 P: 8	1B: 5 2B: 1 3B: 0 HR: 0	SF: 2 SAC: 0 DP: 0 HBP: 1	WP: 0 PB: 0 SB: 0 CS: 0	PA: 36	
PITCHER	IP	WLS	BF	H	R	ER	SO	BB	IBB	HBP	BLK	WP	HR	S	P	ERA	WHIP				
Sammy Stewart, R (1, 1) ERA: 3.77	8.0	W	33	6	2	2	4	2	0	1	0	0	0	38	47	2.25	1.000				
Tim Stoddard, R (9, 1) ERA: 4.15	1.0	S	3	0	0	0	2	0	0	0	0	0	0	7	7	0.00	0.000				

Batter	1	2	3	4	5	6	7	8	9	AB	R	H	RBI	BB	SO	LOB	BOTTOM				
Al Bumbry, L (1, 8) OBP: 0.313, SLG: 0.318	K	K		3-1			4-3			4	0	0	0	0	2	1	Minnesota Twins @ Baltimore Orioles Memorial Stadium, Baltimore, MD Wed May 19 1982, 7:05 PM EDT Att: 8,088 - Unknown - 65 F				
Rich Dauer, R (1, 4) OBP: 0.367, SLG: 0.448	F7		1B			F7	F5			4	1	1	0	0	0	0					
Dan Ford, R (1, 9) OBP: 0.246, SLG: 0.382	L5		2B			1-3			5-3	4	0	0	0	0	1	1					
Ken Singleton, S (1, 10) OBP: 0.379, SLG: 0.325		1B	BB			K			HBP	1	1	0	0	3	1	0					
Gary Roenicke, R (1, 3) OBP: 0.393, SLG: 0.560		HR				F8			BB	3	1	2	1	0	0	0					
Benny Avila, R (1, 7) OBP: 0.400, SLG: 0.714		HR	1B						HBP	1	1	1	3	0	0	0					
John Lowenstein, L (3, PH) OBP: 0.444, SLG: 0.758		HR				F4			K	3	0	0	0	0	2	4					
Cal Ripken Jr., R (1, 5) OBP: 0.281, SLG: 0.381		L9							F7	4	0	1	0	0	1	4					
Rick Dempsey, R (1, 2) OBP: 0.348, SLG: 0.289		F9					1B		F9	3	0	0	0	0	0	1					
Lenn Sakata, R (1, 6) OBP: 0.301, SLG: 0.321							6-3			3	0	1	0	0	0	0					
Inning Stats	R: 0 E: 0 K: 1 S: 5	H: 0 LOB: 0 BB: 0 P: 5	R: 3 E: 0 K: 1 S: 8	H: 3 LOB: 1 BB: 1 P: 12	R: 1 E: 0 K: 3 S: 11	H: 2 LOB: 2 BB: 1 P: 15	R: 0 E: 0 K: 0 S: 3	H: 0 LOB: 0 BB: 0 P: 3	R: 0 E: 0 K: 0 S: 4	H: 1 LOB: 1 BB: 0 P: 4	R: 0 E: 0 K: 0 S: 3	H: 0 LOB: 0 BB: 0 P: 3	R: 0 E: 0 K: 1 S: 5	H: 0 LOB: 2 BB: 1 P: 10	1B: 4 2B: 1 3B: 0 HR: 1	SF: 0 SAC: 0 DP: 0 HBP: 1		WP: 0 PB: 0 SB: 0 CS: 0	PA: 34		
PITCHER	IP	WLS	BF	H	R	ER	SO	BB	IBB	HBP	BLK	WP	HR	S	P	ERA	WHIP				
Pete Filson, L (1, 1) ERA: 13.5		L	14	5	4	4	3	2	0	0	0	0	0	18	26	15.43	3.000				
Terry Felton, R (3, 1) ERA: 4.07	5.2		20	1	0	0	4	1	0	1	0	0	0	26	31	0.00	0.353				

Batter	1	2	3	4	5	6	7	8	9	AB	R	H	RBI	BB	SO	LOB	TOP					
Ron Washington, R OBP: 0.385, SLG: 0.451	F8		K			F9			FC5 1B	4	0	1	0	0	1	1						
Lary Milbourne, S OBP: 0.250, SLG: 0.226	6-3			5-3		4-3			FC5 1B	4	0	1	0	0	0	1						
Jesus Vega, R OBP: 0.330, SLG: 0.405	6-3			P3					FC5 1B	4	0	1	0	0	0	2						
Tom Brunansky, R OBP: 0.323, SLG: 0.615		K		F9					F8	4	0	0	0	0	1	3						
Gary Ward, R OBP: 0.277, SLG: 0.343		FC1-4 1B			K				F5	4	0	1	0	0	2	3						
Dave Engle, R OBP: 0.292, SLG: 0.339		FC1-4 1-2			F5				L6	3	0	0	0	0	0	2						
John Castino, R OBP: 0.270, SLG: 0.317					F8				F7	3	0	0	0	0	0	1						
Gary Gaetti, R OBP: 0.258, SLG: 0.429			F2						F8	3	0	1	0	0	0	0						
Tim Laudner, R OBP: 0.273, SLG: 0.200			K			F9			F7	3	0	0	0	0	1	1						
Inning Stats	R: 0 E: 0 K: 0 S: 3	H: 0 LOB: 0 BB: 0 P: 3	R: 0 E: 0 K: 1 S: 6	H: 1 LOB: 1 BB: 0 P: 6	R: 0 E: 0 K: 2 S: 7	H: 0 LOB: 0 BB: 0 P: 7	R: 0 E: 0 K: 0 S: 3	H: 0 LOB: 0 BB: 0 P: 3	R: 0 E: 0 K: 1 S: 5	H: 0 LOB: 0 BB: 0 P: 5	R: 0 E: 0 K: 0 S: 4	H: 1 LOB: 1 BB: 0 P: 4	R: 0 E: 0 K: 1 S: 6	H: 1 LOB: 1 BB: 0 P: 6	R: 0 E: 0 K: 0 S: 3	H: 0 LOB: 0 BB: 0 P: 3	R: 0 E: 0 K: 0 S: 5	H: 2 LOB: 2 BB: 0 P: 5	1B: 5 2B: 0 3B: 0 HR: 0	SF: 0 SAC: 0 DP: 0 HBP: 0	WP: 0 PB: 0 SB: 0 CS: 0	PA: 32
PITCHER Scott McGregor, L ERA: 2.86	IP: 9.0 WLS: W BF: 32 H: 5 R: 0 ER: 0 SO: 5 BB: 0 IBB: 0 HBP: 0 BLK: 0 WP: 0 HR: 0 S: 42 P: 42 ERA: 0.00 WHIP: 0.556															PITCHER	IP: 9.0 WLS: W BF: 32 H: 5 R: 0 ER: 0 SO: 5 BB: 0 IBB: 0 HBP: 0 BLK: 0 WP: 0 HR: 0 S: 42 P: 42 ERA: 0.00 WHIP: 0.556					

Minnesota Twins @ Baltimore Orioles
Memorial Stadium, Baltimore, MD
Thu May 20 1982, 7:05 PM EDT
Att: 12,598 - Unknown

AB 32
R 0
H 5
RBI 0
BB 0
SO 5
LOB 14



Batter	1	2	3	4	5	6	7	8	9	AB	R	H	RBI	BB	SO	LOB	BOTTOM					
Al Bumbry, L OBP: 0.311, SLG: 0.311	F7	F7		S BB			3-4-1			3	0	0	0	1	0	1						
Rich Dauer, R OBP: 0.358, SLG: 0.435	F8		F9	F6			F6			4	0	0	0	0	0	1						
John Lowenstein, L OBP: 0.434, SLG: 0.723	F7		G3		K		BB			3	0	0	0	1	1	0						
Ken Singleton, S OBP: 0.376, SLG: 0.346		HR	F9		F8		K			4	1	1	1	0	1	1						
Terry Crowley, L OBP: 0.417, SLG: 0.414		K		2B				F8		4	1	2	0	0	1	0						
Jim Dwyer, L OBP: 0.292, SLG: 0.500		1B 2B BB		2B 1B BB			F8			2	2	0	0	2	0	1						
Joe Nolan, L OBP: 0.285, SLG: 0.244		2B SF9 1B		1B 2B BB		F3		G3		4	2	2	1	0	0	0						
Cal Ripken Jr., R OBP: 0.270, SLG: 0.397		SF9 1-3 2H		1B 2B		F3				3	0	2	3	0	0	0						
Lenn Sakata, R OBP: 0.292, SLG: 0.314		SF9 2-3 3H		G5-4-3 1-2		F9				2	0	0	1	0	0	1						
Inning Stats	R: 0 E: 0 K: 0 S: 3	H: 3 LOB: 1 BB: 1 P: 12	R: 0 E: 0 K: 0 S: 3	H: 0 LOB: 0 BB: 0 P: 3	R: 3 E: 0 K: 0 S: 5	H: 3 LOB: 1 BB: 2 P: 13	R: 0 E: 0 K: 0 S: 3	H: 0 LOB: 0 BB: 0 P: 3	R: 0 E: 0 K: 1 S: 5	H: 0 LOB: 1 BB: 1 P: 9	R: 0 E: 0 K: 0 S: 3	H: 0 LOB: 0 BB: 0 P: 3	R: 0 E: 0 K: 0 S: 3	H: 0 LOB: 0 BB: 0 P: 3	R: 0 E: 0 K: 0 S: 5	H: 0 LOB: 0 BB: 0 P: 3	R: 0 E: 0 K: 0 S: 3	H: 0 LOB: 0 BB: 0 P: 3	1B: 3 2B: 3 3B: 0 HR: 1	SF: 1 SAC: 0 DP: 1 HBP: 0	WP: 0 PB: 0 SB: 1 CS: 0	PA: 34
PITCHER Pete Redfern, R ERA: 5.91	IP: 8.0 WLS: L BF: 34 H: 7 R: 6 ER: 6 SO: 3 BB: 4 IBB: 0 HBP: 0 BLK: 0 WP: 0 HR: 1 S: 36 P: 52 ERA: 6.75 WHIP: 1.375															PITCHER	IP: 8.0 WLS: L BF: 34 H: 7 R: 6 ER: 6 SO: 3 BB: 4 IBB: 0 HBP: 0 BLK: 0 WP: 0 HR: 1 S: 36 P: 52 ERA: 6.75 WHIP: 1.375					

Minnesota Twins @ Baltimore Orioles
Memorial Stadium, Baltimore, MD
Thu May 20 1982, 7:05 PM EDT
Att: 12,598 - Unknown

AB 29
R 6
H 7
RBI 6
BB 4
SO 3
LOB 5



Batter	1	2	3	4	5	6	7	8	9	AB	R	H	RBI	BB	SO	LOB	TOP								
Ron Washington, R OBP: 0.380, SLG: 0.442	L9		6-3		L1-3 1B		K			4	0	1	0	0	1	0	Minnesota Twins @ New York Yankees Yankee Stadium, Bronx, NY Fri May 21 1982, 7:05 PM EDT Att: 25,106 - Cloudy - 67 F								
Larry Milbourne, S OBP: 0.250, SLG: 0.228	6-3		5-3		L1-3 1B			BB 1B		4	0	1	0	0	0	2									
Jesus Vega, R OBP: 0.326, SLG: 0.398	F9				F9		F8 1B	F8 1B		4	0	1	0	0	0	1									
Tom Brunansky, R OBP: 0.371, SLG: 0.633		2B FC5-2 1B			FC5-4 1B			F9		4	0	3	0	0	0	1									
Gary Ward, R OBP: 0.283, SLG: 0.350		FC5-2 1-3 2B			L9		F8	FC6-4 BB		3	0	1	0	1	0	3									
Dave Engle, R OBP: 0.290, SLG: 0.333		FC5-2 1B			FC5-4 1-2		F6	FC6-4 1-2		4	0	1	0	0	0	5									
Gary Gaetti, R OBP: 0.258, SLG: 0.417		FC5-2 1-2 2-3 3-H			2B BB		K			3	1	0	0	1	1	5									
Mickey Hatcher, R OBP: 0.298, SLG: 0.309		L3			1B 1-H 2B		5-3			4	0	1	1	0	0	3									
Tim Laudner, R OBP: 0.200, SLG: 0.143					K		6-3			4	0	0	0	0	2	1									
Inning Stats	R: 0 E: 0 K: 0 S: 3	H: 0 LOB: 0 BB: 0 P: 3	R: 0 E: 0 K: 0 S: 5	H: 3 LOB: 2 BB: 0 P: 5	R: 0 E: 0 K: 1 S: 5	H: 0 LOB: 0 BB: 0 P: 5	R: 0 E: 0 K: 0 S: 4	H: 1 LOB: 1 BB: 0 P: 4	R: 1 E: 0 K: 1 S: 6	H: 2 LOB: 1 BB: 1 P: 10	R: 0 E: 0 K: 1 S: 7	H: 2 LOB: 2 BB: 0 P: 7	R: 0 E: 0 K: 1 S: 5	H: 0 LOB: 0 BB: 0 P: 5	R: 0 E: 0 K: 0 S: 4	H: 1 LOB: 2 BB: 1 P: 8	R: 0 E: 0 K: 0 S: 3	H: 0 LOB: 0 BB: 0 P: 3	1B: 7 2B: 4 3B: 0 HR: 0	SF: 0 SAC: 0 DP: 2 HBP: 0	WP: 0 PB: 0 CS: 0	PA: 36			
PITCHER	IP	WLS	BF	H	R	ER	SO	BB	IBB	HBP	BLK	WP	HR	S	P	ERA	WHIP								
Rudy May, L ERA: 3.49	7.0	W	28	8	1	1	4	1	0	0	0	0	0	35	39	1.29	1.286								
Roger Erickson, R ERA: 4.95	0.0		0	0	0	0	0	0	0	0	0	0	0	0	0	∞	∞								
Shane Rawley, L ERA: 2.74	1.0		3	0	0	0	0	0	0	0	0	0	0	3	3	0.00	0.000								

Batter	1	2	3	4	5	6	7	8	9	AB	R	H	RBI	BB	SO	LOB	BOTTOM								
Willie Randolph, R OBP: 0.417, SLG: 0.451	1B E				F3	HBP 1B BB	G4-6-3			2	2	0	0	2	0	0	Minnesota Twins @ New York Yankees Yankee Stadium, Bronx, NY Fri May 21 1982, 7:05 PM EDT Att: 25,106 - Cloudy - 67 F								
Andre Robertson, R OBP: 0.250, SLG: 0.455	BB	F4			BB	1B HR HBP	4-3			1	0	0	0	0	0	2									
Dave Collins, S OBP: 0.286, SLG: 0.306	1-3 E	F9			BB	1B HR HBP				4	2	2	1	0	0	1									
Lou Piniella, R OBP: 0.423, SLG: 0.548	E3	F8			BB	K				3	1	1	2	1	1	3									
Mike Patterson, L OBP: 1.000, SLG: 4.000	1-H 3-H 3B				IBB	K				1	1	1	1	0	0	0									
John Mayberry, L OBP: 0.368, SLG: 0.371	K				1-2 2-3 BB	HR 1B				4	1	1	2	1	2	0									
Butch Hobson, R OBP: 0.273, SLG: 0.381	6-3				K	HR				3	0	0	0	0	1	3									
Bobby Murcer, L OBP: 0.340, SLG: 0.447					K	HR				2	1	1	3	0	0	0									
Roy Smalley, S OBP: 0.343, SLG: 0.316	BB				F3					4	0	2	0	1	0	3									
Graig Nettles, L OBP: 0.305, SLG: 0.296	L7				F7	G3 K				4	0	0	0	1	1	2									
Butch Wynegar, S OBP: 0.353, SLG: 0.359					F4	E6				3	0	1	0	2	0	0									
Oscar Gamble, L OBP: 0.320, SLG: 0.355					F5	HBP BB 1B	G4-6-3 BB			4	2	2	2	1	1	3									
Inning Stats	R: 3 E: 1 K: 1 S: 7	H: 2 LOB: 1 BB: 2 P: 15	R: 2 E: 0 K: 0 S: 4	H: 1 LOB: 0 BB: 1 P: 8	R: 0 E: 0 K: 1 S: 5	H: 0 LOB: 0 BB: 0 P: 5	R: 0 E: 0 K: 0 S: 3	H: 0 LOB: 0 BB: 0 P: 3	R: 0 E: 0 K: 2 S: 12	H: 4 LOB: 1 BB: 1 P: 17	R: 0 E: 0 K: 0 S: 2	H: 0 LOB: 1 BB: 2 P: 10	R: 1 E: 0 K: 1 S: 8	H: 3 LOB: 3 BB: 1 P: 12	1B: 5 2B: 2 3B: 1 HR: 3	SF: 0 SAC: 0 DP: 1 HBP: 1	WP: 0 PB: 0 CS: 0	PA: 45							
PITCHER	IP	WLS	BF	H	R	ER	SO	BB	IBB	HBP	BLK	WP	HR	S	P	ERA	WHIP								
Brad Havens, L ERA: 4.98	5.1	L	27	5	7	6	3	4	1	0	0	0	1	28	48	10.12	1.688								
Paul Boris, R ERA: 54.0	0.2		7	3	4	2	2	1	0	1	0	0	1	9	14	27.00	6.000								
John Pacella, R ERA: 7.71	2.0		11	3	1	1	1	3	0	0	0	0	1	10	22	4.50	3.000								

AB	34
R	1
H	9
RBI	1
BB	2
SO	4
LOB	21

AB	35
R	10
H	11
RBI	11
BB	9
SO	6
LOB	17

Batter	1	2	3	4	5	6	7	8	9	AB	R	H	RBI	BB	SO	LOB	TOP			
Ron Washington, R (1, 6) OBP: 0.375, SLG: 0.429	0-3 K ①		4-0 BB		0-0 F4 ②		0-3 K ③			3	0	0	0	1	2	2	Minnesota Twins @ New York Yankees Yankee Stadium, Bronx, NY Sat May 22 1982, 7:05 PM EDT Att: 20,206 - Overcast - 51 F			
Lary Milbourne, S (1, 4) OBP: 0.290, SLG: 0.217	0-3 K ②		0-0 L8 ②		4-0 BB		0-0 4-3 ①			3	0	0	0	1	1					
Jesus Vega, R (1, 3) OBP: 0.313, SLG: 0.380	0-0 L9 ③		0-3 K ③		0-0 F9 ③		0-0 F9 ②			4	0	0	0	0	1	3				
Tom Brunansky, R (1, 8) OBP: 0.359, SLG: 0.588		0-0 L9 1B 1B		0-0 5-3 ①		0-0 5-3 ①		0-3 K ③		4	0	1	0	0	1	0				
Mickey Hatcher, R (1, 10) OBP: 0.295, SLG: 0.293	0-3 K ①		0-0 F7 ②		0-0 F9 ②		4-0 2B BB			3	0	0	0	1	1	1				
Dave Engle, R (1, 9) OBP: 0.315, SLG: 0.388	0-0 1-2 BB		0-0 2B		0-0 F8 ③		0-0 1-3 2B			4	0	3	0	0	0	0				
Gary Ward, R (1, 7) OBP: 0.276, SLG: 0.340	0-0 L9 ②		0-3 K ③		0-0 6-3 ①		0-3 K ①			4	0	0	0	0	2	5				
Gary Gaetti, R (1, 5) OBP: 0.260, SLG: 0.410	0-0 6-3 ③		0-3 K ①		4-0 BB		0-3 K ②			2	0	0	0	1	1	2				
Randy Johnson, L (9, PH) OBP: 0.381, SLG: 0.573					0-0 BB		0-0 FC9-5-6 ②		0-0 L4 ③	1	0	0	0	0	1	2				
Sal Butera, R (1, 2) OBP: 0.358, SLG: 0.289			0-0 L7 ①		0-0 BB 1B					4	0	1	0	0	0	3				
Inning Stats	R: 0 E: 0 K: 2 S: 7	H: 0 LOB: 0 BB: 0 P: 7	R: 0 E: 0 K: 1 S: 7	H: 2 LOB: 2 BB: 0 P: 7	R: 0 E: 0 K: 1 S: 5	H: 0 LOB: 1 BB: 1 P: 9	R: 0 E: 0 K: 1 S: 6	H: 1 LOB: 1 BB: 0 P: 6	R: 0 E: 0 K: 1 S: 6	H: 1 LOB: 2 BB: 1 P: 10	R: 0 E: 0 K: 0 S: 3	H: 0 LOB: 0 BB: 0 P: 3	R: 0 E: 0 K: 1 S: 5	H: 0 LOB: 1 BB: 1 P: 9	R: 0 E: 0 K: 1 S: 8	H: 1 LOB: 2 BB: 1 P: 12	1B: 3 2B: 2 3B: 0 HR: 0	SF: 0 SAC: 0 DP: 0 HBP: 0	WP: 0 PB: 0 CS: 0	PA: 36
PITCHER	IP WLS BF H R ER SO BB IBB HBP BLK WP HR S P ERA WHIP																			
Dave Righetti, L (1, 1) ERA: 4.37	8.0 W 32 4 0 0 8 4 0 0 0 0 0 0 44 60 0.00 1.000																			
Rich Gossage, R (9, 1) ERA: 2.77	1.0 S 4 1 0 0 2 0 0 0 0 0 0 0 8 8 0.00 1.000																			

AB	32
R	0
H	5
RBI	0
BB	4
SO	10
LOB	19



Batter	1	2	3	4	5	6	7	8	9	AB	R	H	RBI	BB	SO	LOB	BOTTOM			
Willie Randolph, R (1, 4) OBP: 0.429, SLG: 0.460	4-0 FC5-4 BB		0-0 L4-6 SH5-4 1B		0-0 SH WP		0-0 1-3 S 1B			2	0	2	0	1	0	0	Minnesota Twins @ New York Yankees Yankee Stadium, Bronx, NY Sat May 22 1982, 7:05 PM EDT Att: 20,206 - Overcast - 51 F			
Dave Collins, S (1, 8) OBP: 0.277, SLG: 0.299	0-0 FC5-4 1B		0-0 SH5-4 1-2 2-3		0-0 SF9		0-0 F9 ①			2	0	0	1	0	0	2				
Lou Piniella, R (1, 7) OBP: 0.427, SLG: 0.538	0-0 1-3 1B		4-0 IBB		0-0 FC6-2 1-2 2-H		0-0 1-3			3	0	1	0	1	0	3				
John Mayberry, L (1, 3) OBP: 0.352, SLG: 0.351	0-3 K ②		0-0 L4-6 ② ③		0-0 F9 ③		0-0 F5 ③			4	0	0	0	0	1	8				
Butch Hobson, R (1, 10) OBP: 0.250, SLG: 0.348	0-0 F7 ③				0-0 F7 ①		0-0 L3 ①			2	0	0	0	0	0	2				
Bobby Murcer, L (6, PH) OBP: 0.327, SLG: 0.429								0-0 F8 ①		2	0	0	0	0	0	0				
Roy Smalley, S (1, 6) OBP: 0.333, SLG: 0.306		0-0 5-3 ①		0-0 5-3 ②		0-0 F7 ②		0-3 K ②		4	0	0	0	0	1	0				
Graig Nettles, L (1, 5) OBP: 0.302, SLG: 0.281		0-3 K ②		0-0 F7 ③		4-0 BB BB		0-0 F7 ③		3	0	0	0	1	1	0				
Barry Foote, R (1, 2) OBP: 0.156, SLG: 0.226		0-0 F5 ③				4-0 SH BB SF9 BB				1	1	0	0	1	0	0				
Butch Wynegar, S (6, PH) OBP: 0.358, SLG: 0.359						4-0 SH BB FC6-2 BB		1-2 BB		0	0	0	0	1	0	0				
Oscar Gamble, L (1, 9) OBP: 0.333, SLG: 0.359			0-0 SH5-4 1B 1B		4-0 WP SH FC6-2 BB		0-3 K ③			2	0	1	0	1	1	2				
Inning Stats	R: 0 E: 0 K: 1 S: 6	H: 1 LOB: 2 BB: 1 P: 10	R: 0 E: 0 K: 1 S: 5	H: 0 LOB: 0 BB: 0 P: 5	R: 0 E: 0 K: 0 S: 4	H: 2 LOB: 2 BB: 1 P: 8	R: 0 E: 0 K: 0 S: 3	H: 0 LOB: 0 BB: 0 P: 3	R: 1 E: 1 K: 0 S: 4	H: 0 LOB: 2 BB: 2 P: 12	R: 0 E: 0 K: 1 S: 5	H: 0 LOB: 2 BB: 2 P: 13	R: 0 E: 0 K: 0 S: 4	H: 1 LOB: 1 BB: 0 P: 4	R: 0 E: 0 K: 1 S: 5	H: 0 LOB: 0 BB: 0 P: 5	1B: 4 2B: 1 3B: 0 HR: 0	SF: 1 SAC: 2 DP: 1 HBP: 0	WP: 1 PB: 0 CS: 0	PA: 34
PITCHER	IP WLS BF H R ER SO BB IBB HBP BLK WP HR S P ERA WHIP																			
Darrell Jackson, L (1, 1) ERA: 6.56	4.0 L 19 3 1 1 2 3 1 0 0 0 1 0 19 35 2.25 1.500																			
Terry Felton, R (5, 1) ERA: 3.89	2.1 10 1 0 0 1 2 0 0 0 0 1 0 10 18 0.00 1.286																			
Ron Davis, R (7, 1) ERA: 3.9	1.2 5 0 0 0 1 0 0 0 0 0 0 0 7 7 0.00 0.000																			

AB	25
R	1
H	4
RBI	1
BB	6
SO	4
LOB	17



Batter	1	2	3	4	5	6	7	8	9	AB	R	H	RBI	BB	SO	LOB	TOP									
Miguel Dilone, S OBP: 0.264, SLG: 0.281	0-0 HR 1B	0-0 2B 2B	0-0 6-3			0-0 5-3		0-0 5-3		5	2	2	1	0	0	1	Cleveland Indians @ Minnesota Twins Hubert H. Humphrey Metrodome, Minneapolis, MN Mon May 24 1982, 8:05 PM EDT Att. 5,515 - Dome - 70 F									
Toby Harrah, R OBP: 0.478, SLG: 0.624 Mike Fischlin, R OBP: 0.421, SLG: 0.412	0-0 F5	0-0 4-3 2B		0-0 L6		0-0 F9		0-3 K		4	0	1	1	0	0	1										
Mike Hargrove, L OBP: 0.388, SLG: 0.365	4-0 HR BB	0-0 4-3		0-0 L6		0-0 1B			0-0 E3 BB	4	1	1	0	1	0	1										
Andre Thornton, R OBP: 0.431, SLG: 0.601	0-0 HR	0-0 F3		0-0 F3		0-0 F7			4-0 BB	4	1	1	3	1	0	2										
Von Hayes, L OBP: 0.298, SLG: 0.337	0-3 K		4-0 S 2B BB		0-0 F9		0-3 K		0-3 K	4	1	0	0	1	3	2										
Ron Hassey, L OBP: 0.270, SLG: 0.284	0-0 3-1		0-0 L8		0-0 1B SF8		0-0 4-3		0-0 L8	5	1	1	0	0	0	3										
Rick Manning, L OBP: 0.344, SLG: 0.369		0-0 HR	4-0 2B BB		0-0 1B		0-0 1B		0-0 4-3	4	2	3	1	1	0	2										
Jack Perconte, L OBP: 0.270, SLG: 0.298		0-0 L6	0-0 F6		0-0 SF8		0-0 4-3			3	0	0	1	0	0	3										
Jerry Dybzinski, R OBP: 0.353, SLG: 0.339		0-0 2B 3B	0-0 1B 2B		0-0 5-3			0-0 F9		4	1	2	2	0	0	1										
Inning Stats	R: 3 E: 0 K: 1 S: 7	H: 2 LOB: 0 BB: 1 P: 11	R: 3 E: 0 K: 0 S: 7	H: 4 LOB: 1 BB: 0 P: 7	R: 2 E: 0 K: 0 S: 4	H: 1 LOB: 0 BB: 2 P: 12	R: 0 E: 0 K: 0 S: 3	H: 0 LOB: 0 BB: 0 P: 3	R: 1 E: 0 K: 0 S: 5	H: 2 LOB: 1 BB: 0 P: 5	R: 0 E: 0 K: 1 S: 6	H: 1 LOB: 1 BB: 0 P: 6	R: 0 E: 0 K: 1 S: 5	H: 0 LOB: 0 BB: 0 P: 5	R: 0 E: 1 K: 1 S: 6	H: 0 LOB: 2 BB: 1 P: 10	1B: 5 2B: 3 3B: 1 HR: 2	SF: 1 SAC: 0 DP: 0 HBP: 0	WP: 0 PB: 0 CS: 0	PA: 43						
PITCHER	IP	WLS	BF	H	R	ER	SO	BB	IBB	HBP	BLK	WP	HR	S	P	ERA	WHIP									
Pete Redfern, R ERA: 6.89	(1, 1)	1.1	L	10	5	6	6	1	1	0	0	0	0	2	11	15	40.50	4.500								
Terry Felton, R ERA: 4.13	(2, 1)	1.1		8	2	2	2	0	2	0	0	0	0	6	14	13.50	3.000									
Pete Filson, L ERA: 6.55	(3, 1)	6.1		25	4	1	1	3	1	0	0	0	0	30	34	1.42	0.789									

Batter	1	2	3	4	5	6	7	8	9	AB	R	H	RBI	BB	SO	LOB	BOTTOM									
Ron Washington, R OBP: 0.363, SLG: 0.411	0-3 K		0-0 F9		0-0 6-3			0-0 4-3		4	0	0	0	0	1	1	Cleveland Indians @ Minnesota Twins Hubert H. Humphrey Metrodome, Minneapolis, MN Mon May 24 1982, 8:05 PM EDT Att. 5,515 - Dome - 70 F									
Larry Milbourne, S OBP: 0.250, SLG: 0.250	0-0 1-3		0-0 4-3 3B		0-0 L6		0-3 K		4	1	1	0	0	1	1											
Randy Johnson, L OBP: 0.374, SLG: 0.565	0-0 2B		0-0 4-3		0-0 F4		0-3 K		4	0	1	1	0	1	1											
Tom Brunansky, R OBP: 0.340, SLG: 0.585	0-0 6-3		0-0 6-3		0-0 F9			0-3 K		4	0	0	0	0	1											
Jesus Vega, R OBP: 0.308, SLG: 0.370		0-0 5-3		0-0 F6		0-0 F7 S WP 1B		0-0 6-3		4	1	1	0	0	0											
Dave Engle, R OBP: 0.284, SLG: 0.347		0-0 6-3		0-0 G3		0-0 F7		0-0 6-3		4	0	0	0	0	1											
Mickey Hatcher, R OBP: 0.294, SLG: 0.308		0-0 BB 1B		0-0 F4		0-3 K				3	0	1	0	0	1	0										
Gary Gaetti, R OBP: 0.271, SLG: 0.405		4-0 BB		0-0 5-3		0-0 K				2	0	0	0	1	1	0										
Sal Butera, R OBP: 0.357, SLG: 0.277		0-3 K		0-0 6-3		4-0 BB				2	0	0	0	1	1	2										
Inning Stats	R: 0 E: 0 K: 1 S: 6	H: 1 LOB: 1 BB: 0 P: 6	R: 0 E: 0 K: 1 S: 6	H: 1 LOB: 2 BB: 1 P: 10	R: 1 E: 0 K: 0 S: 4	H: 1 LOB: 0 BB: 0 P: 4	R: 0 E: 0 K: 0 S: 3	H: 0 LOB: 0 BB: 0 P: 3	R: 0 E: 0 K: 0 S: 3	H: 0 LOB: 0 BB: 0 P: 3	R: 1 E: 0 K: 2 S: 8	H: 1 LOB: 0 BB: 0 P: 8	R: 0 E: 0 K: 2 S: 7	H: 0 LOB: 1 BB: 1 P: 11	R: 0 E: 0 K: 1 S: 5	H: 0 LOB: 0 BB: 0 P: 5	1B: 2 2B: 1 3B: 1 HR: 0	SF: 0 SAC: 0 DP: 0 HBP: 0	WP: 1 PB: 0 SB: 1 CS: 0	PA: 33						
PITCHER	IP	WLS	BF	H	R	ER	SO	BB	IBB	HBP	BLK	WP	HR	S	P	ERA	WHIP									
Len Barker, R ERA: 2.77	(1, 1)	9.0	W	33	4	2	2	7	2	0	0	0	1	0	45	53	2.00	0.667								



Batter	1	2	3	4	5	6	7	8	9	AB	R	H	RBI	BB	SO	LOB	TOP			
Alan Bannister, R OBP: 0.336, SLG: 0.351 (1,4)	F9	F3		F8			HR	E6		5	1	1	1	0	0	2	Cleveland Indians @ Minnesota Twins Hubert H. Humphrey Metrodome, Minneapolis, MN Tue May 25 1982, 8:05 PM EDT Att. 5,665 - Dome - 70 F livebaseballscorecards.com			
Toby Harrah, R OBP: 0.471, SLG: 0.611 (1,5)	L7		K				F7	6-3		5	0	1	0	0	1	1				
Mike Hargrove, L OBP: 0.394, SLG: 0.365 (1,3)			F9	1B	F8				BB	3	1	1	0	2	0	1				
Andre Thornton, R OBP: 0.432, SLG: 0.599 (1,10)	5-3			HR					BB	4	2	2	0	0	1	1				
Rod Craig, S OBP: 0.377, SLG: 0.077 (9, PH)			1-2	HR			3B	1B		1	0	0	0	0	0	1				
Joe Charboneau, R OBP: 0.300, SLG: 0.444 (1,7)		L6	F9		5-3					5	0	1	1	0	0	3				
Von Hayes, L OBP: 0.303, SLG: 0.361 (1,9)		E3								4	2	1	3	1	1	1				
Rick Manning, L OBP: 0.335, SLG: 0.359 (1,8)		4-3	3-1							4	0	0	0	0	1	3				
Ron Hassey, L OBP: 0.278, SLG: 0.314 (1,2)								F5		3	1	1	1	1	0	0				
Jerry Dybzinski, R OBP: 0.343, SLG: 0.328 (1,6)		E4						F9		4	0	0	0	0	1	1				
Inning Stats	R: 0 E: 0 K: 0 S: 3	H: 0 LOB: 1 BB: 1 P: 7	R: 1 E: 2 K: 0 S: 5	H: 0 LOB: 2 BB: 1 P: 9	R: 3 E: 0 K: 1 S: 8	H: 3 LOB: 0 BB: 0 P: 8	R: 1 E: 0 K: 0 S: 5	H: 2 LOB: 1 BB: 0 P: 5	R: 0 E: 0 K: 2 S: 7	H: 0 LOB: 0 BB: 0 P: 7	R: 2 E: 0 K: 0 S: 6	H: 3 LOB: 2 BB: 1 P: 10	R: 0 E: 1 K: 0 S: 4	H: 0 LOB: 1 BB: 0 P: 4	R: 0 E: 0 K: 0 S: 3	H: 0 LOB: 1 BB: 1 P: 7	1B: 4 2B: 0 3B: 1 HR: 3	SF: 0 SAC: 0 DP: 0 HBP: 0	WP: 0 PB: 0 CS: 1	PA: 42
PITCHER	IP	WLS	BF	H	R	ER	SO	BB	IBB	HBP	BLK	WP	HR	S	P	ERA	WHIP			
Brad Havens, L ERA: 5.37 (1,1)	6.2	L	31	7	7	6	5	2	0	0	0	0	3	39	47	8.10	1.350			
Paul Boris, R ERA: 12.0 (7,1)	2.1		11	1	0	0	0	2	0	0	0	0	0	9	17	0.00	1.286			

Batter	1	2	3	4	5	6	7	8	9	AB	R	H	RBI	BB	SO	LOB	BOTTOM			
Ron Washington, R OBP: 0.359, SLG: 0.414 (1,6)	F9		K					L9		4	0	1	0	0	1	2	Cleveland Indians @ Minnesota Twins Hubert H. Humphrey Metrodome, Minneapolis, MN Tue May 25 1982, 8:05 PM EDT Att. 5,665 - Dome - 70 F livebaseballscorecards.com			
Larry Milbourne, S OBP: 0.283, SLG: 0.254 (1,4)				4-3			F8		BB	3	0	1	0	1	0	1				
Randy Johnson, L OBP: 0.362, SLG: 0.545 (1,10)				4-3						4	0	0	0	0	2	3				
Kent Hrbek, L OBP: 0.373, SLG: 0.613 (1,3)		F8					4-3			4	0	2	0	0	0	0				
Tom Brunansky, R OBP: 0.314, SLG: 0.533 (1,8)		G3					K			4	0	0	0	0	1	3				
Mickey Hatcher, R OBP: 0.296, SLG: 0.309 (1,7)		F4								3	0	1	0	0	0	0				
Gary Ward, R OBP: 0.270, SLG: 0.331 (1,9)				4-3						3	0	0	0	0	1	1				
Gary Gaetti, R OBP: 0.272, SLG: 0.411 (1,5)								6-3		3	0	1	0	0	1	0				
Tim Laudner, R OBP: 0.190, SLG: 0.200 (1,2)				4-3						3	0	1	0	0	0	1				
Inning Stats	R: 0 E: 0 K: 0 S: 3	H: 1 LOB: 0 BB: 0 P: 3	R: 0 E: 0 K: 0 S: 3	H: 0 LOB: 0 BB: 0 P: 3	R: 0 E: 0 K: 1 S: 6	H: 1 LOB: 1 BB: 0 P: 6	R: 0 E: 0 K: 0 S: 4	H: 1 LOB: 1 BB: 0 P: 4	R: 0 E: 0 K: 1 S: 5	H: 1 LOB: 0 BB: 0 P: 5	R: 0 E: 0 K: 1 S: 6	H: 0 LOB: 0 BB: 0 P: 5	R: 0 E: 0 K: 1 S: 6	H: 1 LOB: 1 BB: 0 P: 6	R: 0 E: 0 K: 1 S: 5	H: 1 LOB: 1 BB: 1 P: 9		1B: 4 2B: 3 3B: 0 HR: 0	SF: 0 SAC: 0 DP: 3 HBP: 0	WP: 0 PB: 0 CS: 0
PITCHER	IP	WLS	BF	H	R	ER	SO	BB	IBB	HBP	BLK	WP	HR	S	P	ERA	WHIP			
Lary Sorensen, R ERA: 3.88 (1,1)	9.0	W	32	7	0	0	6	1	0	0	0	0	0	43	47	0.00	0.889			

Batter	1	2	3	4	5	6	7	8	9	AB	R	H	RBI	BB	SO	LOB	TOP		
Alan Bannister, R (1,4) OBP: 0.342, SLG: 0.344										2	0	0	0	2	0	0	Cleveland Indians @ Minnesota Twins Hubert H. Humphrey Metrodome, Minneapolis, MN Wed May 26 1982, 8:05 PM EDT Att. 5,188 - Dome - 68 F		
Toby Harrah, R (1,5) OBP: 0.477, SLG: 0.612										3	1	2	0	1	0	2			
Mike Hargrove, L (1,3) OBP: 0.391, SLG: 0.362										4	0	1	0	0	0	5			
Andre Thornton, R (1,10) OBP: 0.434, SLG: 0.596										4	0	2	0	0	1	3			
Joe Charboneau, R (1,7) OBP: 0.283, SLG: 0.417										3	0	0	0	0	0	4			
Miguel Dilone, S (8,7) OBP: 0.262, SLG: 0.278										1	0	0	0	0	1	0			
Von Hayes, L (1,9) OBP: 0.309, SLG: 0.393										4	1	2	1	0	0	1			
Rick Manning, L (1,8) OBP: 0.340, SLG: 0.376										4	0	2	0	0	0	2			
Bill Nahorodny, R (1,2) OBP: 0.286, SLG: 0.500										4	0	0	0	0	1	2			
Jerry Dybzinski, R (1,6) OBP: 0.340, SLG: 0.320										3	0	0	0	1	1	1			
Inning Stats	R: 0 E: 0 K: 0 S: 3	H: 1 LOB: 0 BB: 0 P: 3	R: 0 E: 0 K: 0 S: 4	H: 1 LOB: 1 BB: 0 P: 4	R: 0 E: 0 K: 0 S: 3	H: 0 LOB: 0 BB: 0 P: 3	R: 1 E: 0 K: 0 S: 3	H: 1 LOB: 0 BB: 1 P: 7	R: 0 E: 0 K: 0 S: 5	H: 2 LOB: 3 BB: 1 P: 9	R: 0 E: 0 K: 0 S: 3	H: 1 LOB: 0 BB: 0 P: 3	R: 0 E: 0 K: 1 S: 5	H: 0 LOB: 2 BB: 2 P: 13	R: 1 E: 0 K: 3 S: 11	H: 2 LOB: 1 BB: 0 P: 11	1B: 7 2B: 0 3B: 1 HR: 1	SF: 0 SAC: 0 DP: 2 HBP: 0	WP: 0 PA: 37
PITCHER	IP WLS BF H R ER SO BB IBB HBP BLK WP HR S P ERA WHIP																		
Darrell Jackson, L (1,1) ERA: 5.88	5.2	22	6	1	1	0	2	0	0	0	0	0	0	0	20	28	1.59	1.412	
Terry Felton, R (6,1) ERA: 4.02	1.1	6	1	0	0	0	2	0	0	0	0	0	0	4	12	0.00	2.250		
Ron Davis, R (8,1) ERA: 4.02	2.0	L 8	2	1	1	4	0	0	0	0	0	0	1	16	16	4.50	1.000		

Batter	1	2	3	4	5	6	7	8	9	AB	R	H	RBI	BB	SO	LOB	BOTTOM		
Ron Washington, R (1,6) OBP: 0.347, SLG: 0.400										4	1	0	0	0	1	2	Cleveland Indians @ Minnesota Twins Hubert H. Humphrey Metrodome, Minneapolis, MN Wed May 26 1982, 8:05 PM EDT Att. 5,188 - Dome - 68 F		
Larry Milbourne, S (1,4) OBP: 0.283, SLG: 0.253										4	0	1	0	0	0	2			
Tom Brunansky, R (1,8) OBP: 0.309, SLG: 0.510										4	0	1	0	0	1	1			
Kent Hrbek, L (1,3) OBP: 0.369, SLG: 0.603										4	0	1	1	0	0	1			
Jesus Vega, R (1,10) OBP: 0.299, SLG: 0.359										3	0	0	0	0	0	2			
Randy Johnson, L (9,PH) OBP: 0.359, SLG: 0.540										1	0	0	0	0	0	0			
Mickey Hatcher, R (1,7) OBP: 0.284, SLG: 0.296										3	0	0	0	0	0	0			
Gary Ward, R (1,9) OBP: 0.265, SLG: 0.325										3	0	0	0	0	0	0			
Gary Gaetti, R (1,5) OBP: 0.266, SLG: 0.402										3	0	0	0	0	1	0			
Tim Laudner, R (1,2) OBP: 0.250, SLG: 0.273										2	0	1	0	1	0	0			
Inning Stats	R: 0 E: 0 K: 2 S: 8	H: 1 LOB: 1 BB: 0 P: 8	R: 0 E: 0 K: 0 S: 3	H: 0 LOB: 0 BB: 0 P: 3	R: 0 E: 0 K: 1 S: 6	H: 1 LOB: 1 BB: 0 P: 6	R: 0 E: 0 K: 0 S: 3	H: 0 LOB: 0 BB: 0 P: 3	R: 0 E: 0 K: 0 S: 5	H: 0 LOB: 2 BB: 1 P: 9	R: 0 E: 0 K: 0 S: 3	H: 0 LOB: 0 BB: 0 P: 3	R: 0 E: 0 K: 0 S: 3	H: 0 LOB: 0 BB: 0 P: 3	R: 0 E: 0 K: 0 S: 3	H: 0 LOB: 0 BB: 0 P: 3	1B: 3 2B: 1 3B: 0 HR: 0	SF: 0 SAC: 0 DP: 0 HBP: 0	WP: 0 PA: 32
PITCHER	IP WLS BF H R ER SO BB IBB HBP BLK WP HR S P ERA WHIP																		
Rick Waits, L (1,1) ERA: 6.54	7.0	26	4	1	1	3	1	0	0	0	0	0	0	0	31	35	1.29	0.714	
Dan Spillner, R (8,1) ERA: 2.15	2.0	W 6	0	0	0	0	0	0	0	0	0	0	0	6	6	0.00	0.000		



Batter	1	2	3	4	5	6	7	8	9	AB	R	H	RBI	BB	SO	LOB	TOP								
Willie Randolph, R OBP: 0.422, SLG: 0.449 (1, 4)	0-0 4-3		0-3 K		4-0 BB		0-0 F7		0-0 S 1B 1B	4	1	1	0	1	1	2									
Dave Collins, S OBP: 0.282, SLG: 0.294 (1, 8) (8, 7)	0-0 3-1		0-3 K		0-0 F7		0-0 L8		0-0 1B HR 1B	5	1	1	0	0	0	1									
Oscar Gamble, L OBP: 0.379, SLG: 0.513 (1, 9)	4-0 BB			0-0 3-1		0-0 HR		0-0 1B 3B	4	3	3	2	1	0	0										
John Mayberry, L OBP: 0.343, SLG: 0.337 (1, 3)	0-3 K			0-0 3-1		4-0 L4-3 BB		0-3 K	4	0	0	0	1	2	4										
Bobby Murcer, L OBP: 0.292, SLG: 0.359 (1, 10)		0-0 5-3		0-3 K		0-0 L4-3 BB		0-0 BB S 1B	4	1	1	1	1	1	1										
Graig Nettles, L OBP: 0.342, SLG: 0.368 (1, 5)	4-0 FC5-4 BB			4-0 HR BB		0-0 F8		4-0 BB IBB	2	2	1	4	3	0	0										
Lou Piniella, R OBP: 0.415, SLG: 0.556 (8, PH) Ken Griffey, L OBP: 0.307, SLG: 0.327 (8, 8)	0-0 FC5-4 CS			0-0 HR		0-0 1-H HR		0-0 F3	3	1	1	2	0	0	1										
Roy Smalley, S OBP: 0.333, SLG: 0.356 (1, 6)	0-0 CS		0-0 HR		0-0 4-3		0-0 F5	4	1	1	1	0	0	3											
Butch Wynegar, S OBP: 0.366, SLG: 0.374 (1, 2)				0-0 F7				0-0 BB	0	0	0	0	0	0	0										
Inning Stats	R: 0 E: 0 K: 1 S: 5	H: 0 LOB: 1 BB: 1 P: 9	R: 0 E: 0 K: 0 S: 2	H: 0 LOB: 0 BB: 1 P: 6	R: 1 E: 0 K: 2 S: 8	H: 2 LOB: 0 BB: 0 P: 8	R: 0 E: 0 K: 1 S: 5	H: 0 LOB: 0 BB: 0 P: 5	R: 2 E: 0 K: 0 S: 4	H: 1 LOB: 1 BB: 2 P: 12	R: 1 E: 0 K: 0 S: 3	H: 1 LOB: 0 BB: 1 P: 7	R: 0 E: 0 K: 0 S: 3	H: 0 LOB: 1 BB: 1 P: 7	R: 1 E: 0 K: 1 S: 7	H: 2 LOB: 3 BB: 2 P: 15	R: 5 E: 0 K: 1 S: 9	H: 4 LOB: 0 BB: 1 P: 13	1B: 4 2B: 2 3B: 1 HR: 4	SF: 0 SAC: 0 DP: 1 HBP: 0	WP: 0 PB: 0 CS: 2	PA: 44			
PITCHER	IP	WLS	BF	H	R	ER	SO	BB	IBB	HBP	BLK	WP	HR	S	P	ERA	WHIP								
Bobby Castillo, R ERA: 4.08 (1, 1)	7.1		30	5	5	5	4	6	0	0	0	0	3	32	56	6.14	1.500								
Pete Filson, L ERA: 6.35 (8, 1)	0.1		3	1	0	0	1	0	1	0	0	0	0	4	8	0.00	3.000								
Ron Davis, R ERA: 5.23 (8, 1)	1.1	L	10	4	5	5	1	2	0	0	0	0	1	10	18	33.75	4.500								

New York Yankees @ Minnesota Twins
Hubert H. Humphrey Metrodome, Minneapolis, MN
Fri May 28 1982, 8:05 PM EDT
Att: 18,854 - Unknown - 73 F

AB 31
R 10
H 9
RBI 10
BB 8
SO 5
LOB 12



Batter	1	2	3	4	5	6	7	8	9	AB	R	H	RBI	BB	SO	LOB	BOTTOM								
Ron Washington, R OBP: 0.336, SLG: 0.387 (1, 6)	0-0 5-3		0-0 L8		0-3 K		0-0 6-3			4	0	0	0	0	1	3									
Larry Milbourne, S OBP: 0.282, SLG: 0.244 (1, 4)	0-0 F8		0-0 G5-4-3			0-0 L8		4-0 1B SF8 BB	3	1	0	0	1	0	1										
Tom Brunansky, R OBP: 0.339, SLG: 0.642 (1, 9) (4, 8)	0-0 6-3			0-0 HR		0-0 HR		0-0 1B	4	2	3	2	0	0	0										
Kent Hrbek, L OBP: 0.366, SLG: 0.593 (1, 3)		0-0 L4		0-0 F5		0-0 1B		0-3 K	4	0	1	0	0	1	2										
Dave Engle, R OBP: 0.274, SLG: 0.333 Randy Johnson, L OBP: 0.357, SLG: 0.540 (1, 10) (8, PH)		0-0 5-3		0-0 L7		0-0 F9		0-0 SF8	3	0	0	0	0	0	1										
Mickey Hatcher, R OBP: 0.269, SLG: 0.280 (1, 7)	0-0 F9			0-0 5-3		0-0 F9		0-3 K	4	0	0	0	0	1	2										
Gary Gaetti, R OBP: 0.280, SLG: 0.443 (1, 5)			0-0 HR		0-0 CS 1B		0-0 4-3 2B		0-0 6-3	4	1	3	1	0	0										
Jim Eisenreich, L OBP: 0.389, SLG: 0.452 Gary Ward, R OBP: 0.271, SLG: 0.354 (1, 8) (3, PH) (4, 9)			0-0 HR		0-0 2B		0-3 K		0-0 6-3	0	0	0	0	0	0										
Tim Laudner, R OBP: 0.250, SLG: 0.269 (1, 2)			0-0 G5-4-3 1B		0-3 K		0-0 4-3		0-3 K	4	0	1	0	0	2										
Inning Stats	R: 0 E: 0 K: 0 S: 3	H: 0 LOB: 0 BB: 0 P: 3	R: 0 E: 0 K: 0 S: 3	H: 0 LOB: 0 BB: 0 P: 3	R: 2 E: 0 K: 0 S: 5	H: 3 LOB: 0 BB: 0 P: 5	R: 1 E: 0 K: 0 S: 4	H: 1 LOB: 0 BB: 0 P: 4	R: 0 E: 0 K: 2 S: 8	H: 2 LOB: 1 BB: 0 P: 8	R: 1 E: 0 K: 0 S: 5	H: 2 LOB: 1 BB: 0 P: 5	R: 0 E: 0 K: 1 S: 6	H: 1 LOB: 1 BB: 0 P: 6	R: 1 E: 0 K: 2 S: 8	H: 1 LOB: 1 BB: 1 P: 12	R: 0 E: 0 K: 1 S: 5	H: 0 LOB: 0 BB: 0 P: 5	1B: 4 2B: 2 3B: 0 HR: 4	SF: 1 SAC: 0 DP: 1 HBP: 0	WP: 0 PB: 0 CS: 1	PA: 36			
PITCHER	IP	WLS	BF	H	R	ER	SO	BB	IBB	HBP	BLK	WP	HR	S	P	ERA	WHIP								
Ron Guidry, L ERA: 3.04 (1, 1)	6.0		25	9	4	4	2	0	0	0	0	0	4	29	29	6.00	1.500								
George Frazier, R ERA: 2.35 (7, 1)	1.0		3	0	0	0	1	0	0	0	0	0	0	5	5	0.00	0.000								
Rich Gossage, R ERA: 2.9 (8, 1)	2.0	W	8	1	1	1	3	1	0	0	0	0	0	13	17	4.50	1.000								

New York Yankees @ Minnesota Twins
Hubert H. Humphrey Metrodome, Minneapolis, MN
Fri May 28 1982, 8:05 PM EDT
Att: 18,854 - Unknown - 73 F

AB 34
R 5
H 10
RBI 5
BB 1
SO 6
LOB 12





Batter	1	2	3	4	5	6	7	8	9	AB	R	H	RBI	BB	SO	LOB	TOP																					
Willie Randolph, R (1, 4) OBP: 0.422, SLG: 0.447	0-0 1B		0-0 E5		0-0 F3		0-0 F9		0-0 2B	5	1	2	0	0	0	1	New York Yankees @ Minnesota Twins Hubert H. Humphrey Metrodome, Minneapolis, MN Sat May 29 1982, 4:33 AM EDT Att: 18,109 - Dome - 75 F livebaseballscorecards.com																					
Ken Griffey, L (1, 8) OBP: 0.319, SLG: 0.348	0-0 CS		0-0 CS	0-0 S		0-0 F8	0-3 K		0-0 1B	5	1	3	1	0	1	0																						
Oscar Gamble, L (1, 9) OBP: 0.390, SLG: 0.506	0-0 L5			0-0 F8		4-0 1B	4-0 BB		0-0 1B	3	1	1	1	2	0	3																						
John Mayberry, L (1, 3) OBP: 0.336, SLG: 0.330	0-3 K			0-0 F8		0-0 1B	0-3 K		0-0 4-3	5	1	1	0	0	2	5																						
Bobby Murcer, L (1, 10) OBP: 0.297, SLG: 0.364		0-0 CS				4-0 1B			0-0 F9	2	0	1	0	0	1	1																						
Lou Piniella, R (6, PH) OBP: 0.417, SLG: 0.548						1-2 FC3-6				1	1	0	0	1	0	0																						
Graig Nettles, L (1, 5) OBP: 0.361, SLG: 0.380	0-0 CS				4-0 2B	0-0 FC3-6			0-0 L9	3	1	2	2	1	0	0																						
Roy Smalley, S (1, 6) OBP: 0.331, SLG: 0.360	0-3 K				0-0 1B	0-0 FC3-6			0-0 F6	4	0	1	2	0	1	3																						
Dave Collins, S (1, 7) OBP: 0.281, SLG: 0.286			0-0 5-3		0-0 F1				0-0 4-3	3	0	0	0	1	0	1																						
Butch Wynegar, S (1, 2) OBP: 0.355, SLG: 0.361			0-0 F9		0-0 F8		0-0 F4		0-0 F7	0	0	0	0	0	0	0																						
Inning Stats	R: 0 E: 0 K: 1 S: 6	H: 2 LOB: 2 BB: 0 P: 6	R: 0 E: 0 K: 1 S: 5	H: 2 LOB: 2 BB: 0 P: 5	R: 0 E: 1 K: 0 S: 3	H: 0 LOB: 0 BB: 0 P: 3	R: 0 E: 0 K: 1 S: 6	H: 1 LOB: 1 BB: 0 P: 6	R: 1 E: 0 K: 0 S: 4	H: 1 LOB: 1 BB: 1 P: 8	R: 3 E: 0 K: 0 S: 5	H: 2 LOB: 2 BB: 3 P: 17	R: 0 E: 0 K: 2 S: 7	H: 0 LOB: 1 BB: 1 P: 11	R: 0 E: 0 K: 0 S: 3	H: 0 LOB: 0 BB: 0 P: 3	R: 2 E: 0 K: 0 S: 6	H: 3 LOB: 1 BB: 0 P: 6	1B: 9 2B: 3 3B: 1 HR: 0	SF: 0 SAC: 0 DP: 1 HBP: 0	WP: 0 PA: 41 SB: 0 CS: 1																	
PITCHER	IP	WLS	BF	H	R	ER	SO	BB	IBB	HBP	BLK	WP	HR	S	P	ERA	WHIP	PITCHER				IP	WLS	BF	H	R	ER	SO	BB	IBB	HBP	BLK	WP	HR	S	P	ERA	WHIP
Terry Felton, R (1, 1) ERA: 3.97	5.1		21	6	2	2	3	2	0	0	0	0	0	25	33	3.38	1.500																					
Brad Havens, L (6, 1) ERA: 5.65	3.2	L	19	5	4	4	2	3	0	0	0	0	0	20	32	9.82	2.182																					



Batter	1	2	3	4	5	6	7	8	9	AB	R	H	RBI	BB	SO	LOB	BOTTOM																					
Gary Ward, R (1, 9) OBP: 0.270, SLG: 0.348	4-0 FC6-4		0-0 L9		0-0 5-3		0-0 FC6-4		0-0 FC6-4	3	0	0	0	1	0	1	New York Yankees @ Minnesota Twins Hubert H. Humphrey Metrodome, Minneapolis, MN Sat May 29 1982, 4:33 AM EDT Att: 18,109 - Dome - 75 F livebaseballscorecards.com																					
Ron Washington, R (1, 4) OBP: 0.341, SLG: 0.390	0-0 FC6-4		0-0 FC6-4		0-0 F8		0-0 6-3			4	0	2	0	0	0	1																						
Tom Brunansky, R (1, 8) OBP: 0.333, SLG: 0.614	0-0 FC6-4		0-0 FC6-4			0-0 3B			0-3 K	4	1	1	0	0	1	3																						
Kent Hrbek, L (1, 3) OBP: 0.376, SLG: 0.611	0-0 G4-6-3			0-0 3B		0-0 SF8-6			0-0 1B	4	2	3	1	0	0	2																						
Dave Engle, R (1, 10) OBP: 0.287, SLG: 0.370		0-0		0-0		0-0			0-0 L6	3	1	2	1	0	0	1																						
Randy Johnson, L (8, PH) OBP: 0.357, SLG: 0.540				0-0 4-3		0-0 6-3				0	0	0	0	0	0	0																						
Jesus Vega, R (8, PH) OBP: 0.296, SLG: 0.356				0-0 3B					0-0 G3	1	0	0	0	0	0	1																						
Mickey Hatcher, R (1, 7) OBP: 0.268, SLG: 0.269		0-3 K		0-0 4-3		4-0 SF8-6			0-0 G3	3	0	0	1	1	1	2																						
Gary Gaetti, R (1, 5) OBP: 0.272, SLG: 0.433		0-0 F8		0-0 F8		0-0 SF8-6			0-0 F8	3	0	0	1	0	0	1																						
Sal Butera, R (1, 2) OBP: 0.356, SLG: 0.280		0-0 1-3		0-0 F5					4-0 FC6-4	3	0	1	0	0	0	1																						
Jim Eisenreich, L (7, PR) ERA: 2.22									0-0 G6-4-3	0	0	0	0	0	0	0																						
Tim Laudner, R (8, 2) OBP: 0.276, SLG: 0.269									0-0 BB	0	0	0	0	1	0	0																						
Lenny Faedo, R (1, 6) OBP: 0.232, SLG: 0.194			0-3 K		0-0 5-3		0-0 F3		0-0 G6-4-3	4	0	0	0	0	1	2																						
Inning Stats	R: 0 E: 0 K: 0 S: 3	H: 1 LOB: 1 BB: 1 P: 7	R: 0 E: 0 K: 1 S: 6	H: 1 LOB: 1 BB: 0 P: 6	R: 0 E: 0 K: 1 S: 6	H: 1 LOB: 1 BB: 0 P: 6	R: 2 E: 0 K: 0 S: 5	H: 2 LOB: 0 BB: 0 P: 5	R: 0 E: 0 K: 0 S: 3	H: 0 LOB: 0 BB: 0 P: 3	R: 2 E: 0 K: 0 S: 4	H: 2 LOB: 0 BB: 1 P: 8	R: 0 E: 0 K: 0 S: 4	H: 1 LOB: 1 BB: 0 P: 4	R: 0 E: 0 K: 1 S: 6	H: 1 LOB: 1 BB: 0 P: 6	R: 0 E: 0 K: 0 S: 2	H: 0 LOB: 0 BB: 1 P: 6	1B: 7 2B: 1 3B: 2 HR: 0	SF: 1 SAC: 0 DP: 3 HBP: 0	WP: 0 PA: 36 SB: 0 CS: 0																	
PITCHER	IP	WLS	BF	H	R	ER	SO	BB	IBB	HBP	BLK	WP	HR	S	P	ERA	WHIP	PITCHER				IP	WLS	BF	H	R	ER	SO	BB	IBB	HBP	BLK	WP	HR	S	P	ERA	WHIP
Tommy John, L (1, 1) ERA: 2.55	6.0		26	8	4	4	2	2	0	0	0	0	0	28	36	6.00	1.667																					
George Frazier, R (7, 1) ERA: 2.22	1.1		5	1	0	0	1	0	0	0	0	0	0	7	7	0.00	0.750																					
Shane Rawley, L (8, 1) ERA: 2.45	1.2	W	5	0	0	0	0	1	0	0	0	0	0	4	8	0.00	0.600																					



Batter	1	2	3	4	5	6	7	8	9	10	AB	R	H	RBI	BB	SO	LOB	TOP					
Willie Randolph, R OBP: 0.419, SLG: 0.442	K	1-3		FC3-6 4-3 1B	G6-3			BLK 1B		2B 1B	6	2	2	1	0	1	4	New York Yankees @ Minnesota Twins Hubert H. Humphrey Metrodome, Minneapolis, MN Sun May 30 1982, 4:33 AM EDT Att. 16,352 - Dome - 76 F AB 37 R 8 H 11 RBI 8 BB 7 SO 7 LOB 18 					
Ken Griffey, L OBP: 0.320, SLG: 0.347	4-3			WP HR 1B	4-3 1B		K	K		F5	6	2	2	0	0	2	2						
Oscar Gamble, L OBP: 0.396, SLG: 0.547	1B S BB			HR	4-3		K	F8			5	2	2	3	1	1	3						
John Mayberry, L OBP: 0.353, SLG: 0.367	1B			HR	1B		G3			3-1	4	1	2	1	1	0	0						
Bobby Murcer, L OBP: 0.300, SLG: 0.361	1B			HR	IBB			F4		K	6	0	2	3	0	1	2						
Graig Nettles, L OBP: 0.352, SLG: 0.360	L1			HR	1B			4-3			4	0	0	0	1	0	4						
Roy Smalley, S OBP: 0.333, SLG: 0.352								4-3		BB	3	0	0	0	2	1	1						
Dave Collins, S OBP: 0.294, SLG: 0.287				4-3 BB	1-6-2			K			3	1	1	0	2	1	2						
Butch Wynegar, S OBP: 0.359, SLG: 0.361	4-3							F6		SH1-3 1B	0	0	0	0	0	0	0						
Inning Stats	R: 1 E: 0 K: 1 S: 7	H: 2 LOB: 2 BB: 1 P: 11	R: 0 E: 0 K: 0 S: 3	H: 0 LOB: 1 BB: 1 P: 7	R: 3 E: 0 K: 0 S: 6	H: 3 LOB: 1 BB: 1 P: 10	R: 2 E: 0 K: 0 S: 6	H: 3 LOB: 2 BB: 1 P: 10	R: 0 E: 0 K: 1 S: 5	H: 0 LOB: 1 BB: 1 P: 9	R: 0 E: 0 K: 1 S: 6	H: 1 LOB: 1 BB: 0 P: 6	R: 0 E: 0 K: 2 S: 7	H: 0 LOB: 1 BB: 1 P: 11	R: 2 E: 0 K: 0 S: 6	H: 3 LOB: 2 BB: 0 P: 7	1B: 9 2B: 1 3B: 0 HR: 2		SF: 0 SAC: 1 DP: 1 HBP: 1	WP: 1 PA: 50			
PITCHER	IP	WLS	BF	H	R	ER	SO	BB	IBB	HBP	BLK	WP	HR	S	P	ERA	WHIP						
Albert Williams, R ERA: 4.81	3.2		23	8	6	6	1	3	1	0	0	1	2	21	37	14.73	3.000						
John Pacella, R ERA: 6.11	4.1		14	1	0	0	3	3	0	0	0	0	0	17	29	0.00	1.091						
Ron Davis, R ERA: 5.13	8.1	0.2	2	0	0	0	1	0	0	0	1	0	0	4	4	0.00	0.000						
Paul Boris, R ERA: 10.8	9.1	2.0	L	11	3	2	2	2	1	0	1	0	0	13	18	9.00	2.000						
Batter	1	2	3	4	5	6	7	8	9	10	AB	R	H	RBI	BB	SO	LOB	BOTTOM					
Gary Ward, R OBP: 0.278, SLG: 0.352	K			K		E 1B BB	2B BB	1-3 2-H 2B		K	4	1	1	1	2	3	0	New York Yankees @ Minnesota Twins Hubert H. Humphrey Metrodome, Minneapolis, MN Sun May 30 1982, 4:33 AM EDT Att. 16,352 - Dome - 76 F AB 38 R 6 H 7 RBI 6 BB 8 SO 15 LOB 23 					
Ron Washington, R OBP: 0.336, SLG: 0.383	K			BB 1B		F3	K	K			5	0	1	0	0	3	5						
Tom Brunansky, R OBP: 0.338, SLG: 0.607	K			F4		E5 1B HR	1-3 2-H 2B			BB BB	4	1	1	1	1	1	2						
Kent Hrbek, L OBP: 0.362, SLG: 0.605				BB BB BB BB		HR 1B	1-3 2-H 2B			F8	3	1	1	1	2	1	1						
Dave Engle, R OBP: 0.278, SLG: 0.357				BB		HR 1B	1-3 2-H 2B			F8	3	0	0	0	0	1	4						
Randy Johnson, L OBP: 0.359, SLG: 0.535				F8		F7	3-1			BB	1	0	0	0	1	0	3						
Mickey Hatcher, R OBP: 0.279, SLG: 0.317										BB	4	1	2	3	0	1	0						
Sal Butera, R OBP: 0.350, SLG: 0.275										F8	1	0	0	0	0	2							
Gary Gaetti, R OBP: 0.270, SLG: 0.420						1B	1-H 2-H HR			K	4	1	0	0	1	2	3						
Tim Laudner, R OBP: 0.250, SLG: 0.241						K				BB BB	4	1	0	0	1	2							
Jim Eisenreich, L OBP: 0.385, SLG: 0.447										K	3	0	0	0	0	1	1						
John Castino, R OBP: 0.268, SLG: 0.314										K	1	0	0	0	0	1	0						
Lenny Faedo, R OBP: 0.236, SLG: 0.188											2	1	0	0	1	0	1						
Larry Milbourne, S OBP: 0.267, SLG: 0.250										L8	2	0	1	0	0	0	0						
Inning Stats	R: 0 E: 0 K: 3 S: 9	H: 0 LOB: 0 BB: 0 P: 9	R: 0 E: 0 K: 2 S: 7	H: 0 LOB: 0 BB: 0 P: 7	R: 0 E: 0 K: 1 S: 5	H: 0 LOB: 0 BB: 0 P: 5	R: 0 E: 0 K: 1 S: 6	H: 1 LOB: 2 BB: 1 P: 10	R: 0 E: 0 K: 1 S: 6	H: 1 LOB: 1 BB: 0 P: 6	R: 4 E: 1 K: 0 S: 6	H: 2 LOB: 0 BB: 0 P: 10	R: 1 E: 0 K: 1 S: 6	H: 1 LOB: 3 BB: 3 P: 18	R: 1 E: 0 K: 3 S: 11	H: 2 LOB: 2 BB: 1 P: 15	R: 0 E: 0 K: 1 S: 5	H: 0 LOB: 2 BB: 0 P: 13	R: 0 E: 0 K: 2 S: 7	H: 0 LOB: 0 BB: 0 P: 7	1B: 4 2B: 2 3B: 0 HR: 1	SF: 0 SAC: 0 DP: 0 HBP: 0	WP: 0 PA: 46
PITCHER	IP	WLS	BF	H	R	ER	SO	BB	IBB	HBP	BLK	WP	HR	S	P	ERA	WHIP						
Dave Righetti, L ERA: 4.03	6.1		28	4	5	1	8	4	1	0	0	0	1	40	56	1.42	1.263						
George Frazier, R ERA: 2.49	7.1	1.0	6	1	1	1	2	1	1	0	0	0	0	8	16	9.00	2.000						
Rich Gossage, R ERA: 2.76	8.1	1.2	W	9	2	0	3	2	0	0	0	0	0	13	21	0.00	2.400						
Shane Rawley, L ERA: 2.36	10.1	1.0	S	3	0	0	2	0	0	0	0	0	0	7	7	0.00	0.000						

Batter	1	2	3	4	5	6	7	8	9	AB	R	H	RBI	BB	SO	LOB	TOP			
Jim Eisenreich, L (1,8) OBP: 0.388, SLG: 0.448 Dave Engle, R (2,9) OBP: 0.272, SLG: 0.349	0-0 E 1B	0-0 G1-3-6		0-3 K			0-0 5-3			2	1	1	0	0	0	2				
Larry Milbourne, S (1,4) OBP: 0.297, SLG: 0.250	0-0 L6		0-0 HR			0-0 G6-4-3				4	1	1	0	0	0	3				
Tom Brunansky, R (1,9) OBP: 0.319, SLG: 0.569	0-0 6-3		0-0 F9			0-0 F8				4	0	0	0	0	0	2				
Kent Hrbek, L (1,3) OBP: 0.385, SLG: 0.622	0-0 E 1B		0-0 HR			0-0 6-3				4	1	2	3	0	0	0				
Randy Johnson, L (1,10) OBP: 0.356, SLG: 0.525	0-0 E4		0-0 F2			0-0 F9				4	0	1	0	0	0	1				
Mickey Hatcher, R (1,7) OBP: 0.278, SLG: 0.326	0-0 5-3		0-0 F7			0-0 2B				4	0	1	0	0	0	3				
John Castino, R (1,5) OBP: 0.276, SLG: 0.321		0-0 F8		0-0 2B		0-0 1-3				4	1	2	0	0	0	1				
Ron Washington, R (1,6) OBP: 0.341, SLG: 0.402		0-0 2B		0-0 2B		0-0 FC6-5-4				4	0	2	1	0	0	2				
Sal Butera, R (1,2) OBP: 0.365, SLG: 0.269 Jesus Vega, R (9,PH) OBP: 0.294, SLG: 0.352		4-0 BB		4-0 BB		0-0 FC6-4				1	0	0	0	2	0	1				
						0-0 G4-6-3				1	0	0	0	0	0	1				
Inning Stats	R: 1 E: 2 K: 0 S: 6	H: 2 LOB: 2 BB: 0 P: 6	R: 0 E: 0 K: 0 S: 3	H: 1 LOB: 1 BB: 1 P: 7	R: 2 E: 0 K: 0 S: 5	H: 2 LOB: 0 BB: 0 P: 5	R: 1 E: 0 K: 1 S: 6	H: 2 LOB: 1 BB: 1 P: 10	R: 0 E: 0 K: 0 S: 3	H: 0 LOB: 0 BB: 0 P: 3	R: 0 E: 0 K: 0 S: 3	H: 0 LOB: 0 BB: 0 P: 3	R: 0 E: 0 K: 0 S: 3	H: 1 LOB: 0 BB: 0 P: 3	R: 0 E: 0 K: 0 S: 3	H: 1 LOB: 0 BB: 0 P: 3	1B: 6 2B: 3 3B: 0 HR: 1	SF: 0 SAC: 0 DP: 4 HBP: 0	WP: 0 PB: 0 SB: 0 CS: 0	PA: 36
PITCHER Lary Sorensen, R (1,1) ERA: 3.9	IP: 9.0 WLS: W BF: 36 H: 10 R: 4 ER: 4 SO: 1 BB: 2 IBB: 0 HBP: 0 BLK: 0 WP: 0 HR: 1 S: 36 P: 44 ERA: 4.00 WHIP: 1.333											PITCHER	IP: 9.0 WLS: W BF: 36 H: 10 R: 4 ER: 4 SO: 1 BB: 2 IBB: 0 HBP: 0 BLK: 0 WP: 0 HR: 1 S: 36 P: 44 ERA: 4.00 WHIP: 1.333							

Minnesota Twins @ Cleveland Indians
Cleveland Municipal Stadium, Cleveland, OH
Mon May 31 1982, 7:05 PM EDT
Att: 14,690 - Unknown - 73 F

AB 34
R 4
H 10
RBI 4
BB 2
SO 1
LOB 18



Batter	1	2	3	4	5	6	7	8	9	AB	R	H	RBI	BB	SO	LOB	BOTTOM			
Miguel Dilone, S (1,7) OBP: 0.283, SLG: 0.328	0-0 1B BLK	0-0 G3		0-0 4-3		0-0 6-3		0-0 1B		5	1	2	0	0	0	0				
Toby Harrah, R (1,5) OBP: 0.481, SLG: 0.612	0-0 HR		4-0 2B		4-0 BB	0-0 F2		0-3 K2-3		3	3	1	0	2	1	1				
Mike Hargrove, L (1,3) OBP: 0.399, SLG: 0.371	0-0 HR		0-0 HR		4-0 BB	0-0 F6				3	2	2	2	1	0	0				
Andre Thornton, R (1,10) OBP: 0.429, SLG: 0.612	0-0 F3		0-0 HR		4-0 BB	0-0 F3				3	1	1	2	1	0	2				
Joe Charboneau, R (1,9) OBP: 0.288, SLG: 0.415	0-0 F4		1-0 HBP		0-0 F4		0-0 2B			3	1	1	0	0	0	5				
Von Hayes, L (1,8) OBP: 0.326, SLG: 0.424	0-0 HR		0-0 L3		4-0 BB	0-0 2B		0-0 2B		3	1	2	5	1	0	1				
Bill Nahorodny, R (1,2) OBP: 0.259, SLG: 0.462	0-0 5-3		0-0 F4		0-0 F6		0-0 F6			4	0	0	0	0	0	4				
Jack Perconte, L (1,4) OBP: 0.269, SLG: 0.287		0-0 G3		0-0 G3		0-0 F7		0-0 F4		4	0	0	0	0	0	3				
Jerry Dybzinski, R (1,6) OBP: 0.321, SLG: 0.289		0-0 F8		0-0 4-3		0-0 F6		0-0 F8		4	0	0	0	0	0	0				
Inning Stats	R: 4 E: 0 K: 0 S: 7	H: 4 LOB: 0 BB: 0 P: 7	R: 0 E: 0 K: 0 S: 3	H: 0 LOB: 0 BB: 0 P: 3	R: 3 E: 0 K: 0 S: 4	H: 2 LOB: 0 BB: 1 P: 9	R: 0 E: 0 K: 0 S: 3	H: 0 LOB: 0 BB: 0 P: 3	R: 1 E: 0 K: 0 S: 3	H: 0 LOB: 3 BB: 4 P: 19	R: 0 E: 0 K: 0 S: 3	H: 0 LOB: 0 BB: 0 P: 3	R: 1 E: 0 K: 0 S: 5	H: 2 LOB: 1 BB: 0 P: 5	R: 0 E: 0 K: 1 S: 6	H: 1 LOB: 1 BB: 0 P: 6	1B: 4 2B: 4 3B: 0 HR: 2	SF: 0 SAC: 0 DP: 1 HBP: 1	WP: 0 PB: 0 SB: 0 CS: 0	PA: 38
PITCHER Pete Filson, L (1,1) ERA: 8.76 Terry Felton, R (2,1) ERA: 4.35 Paul Boris, R (5,1) ERA: 7.0	IP: 1.0 WLS: L BF: 7 H: 4 R: 4 ER: 4 SO: 0 BB: 4 IBB: 0 HBP: 1 BLK: 0 WP: 0 HR: 1 S: 7 P: 7 ERA: 36.00 WHIP: 4.000											PITCHER	IP: 1.0 WLS: L BF: 7 H: 4 R: 4 ER: 4 SO: 0 BB: 4 IBB: 0 HBP: 1 BLK: 0 WP: 0 HR: 1 S: 7 P: 7 ERA: 36.00 WHIP: 4.000							

Minnesota Twins @ Cleveland Indians
Cleveland Municipal Stadium, Cleveland, OH
Mon May 31 1982, 7:05 PM EDT
Att: 14,690 - Unknown - 73 F

AB 32
R 9
H 9
RBI 9
BB 5
SO 1
LOB 16



Batter	1	2	3	4	5	6	7	8	9	AB	R	H	RBI	BB	SO	LOB	TOP										
Ron Washington, R (1, 6) OBP: 0.340, SLG: 0.400	F4			5-3 2B	L7			SH3-4		3	1	1	0	0	0	1	Minnesota Twins @ Cleveland Indians Cleveland Municipal Stadium, Cleveland, OH Tue Jun 01 1982, 7:05 PM EDT Att. 4,045 - Unknown - 59 F										
Lary Milbourne, S (1, 4) OBP: 0.266, SLG: 0.250	L5			5-3 1-2	6-3			1B 2-3 1B		4	0	1	0	0	0	2											
Tom Brunansky, R (1, 8) OBP: 0.316, SLG: 0.544	K			2B BB		5-3		K		3	1	0	0	1	2	2											
Kent Hrbek, L (1, 3) OBP: 0.388, SLG: 0.625		F9		2B 1-2 2H		K		1-2 1B		4	0	2	3	0	1	0											
Jesus Vega, R (1, 10) OBP: 0.292, SLG: 0.349		5-3 1B		5-3		6-3		F5		4	0	1	0	0	0	3											
Mickey Hatcher, R (1, 7) OBP: 0.266, SLG: 0.311	5-3 1-2			F8			5-3		F8	4	0	0	0	0	0	2											
Gary Ward, R (1, 9) OBP: 0.277, SLG: 0.349			5-3			5-3		5-3		4	1	1	0	0	0	0											
John Castino, R (1, 5) OBP: 0.269, SLG: 0.312			6-3		SH5-3 1-2	4-3		K		3	0	0	0	0	1	0											
Tim Laudner, R (1, 2) OBP: 0.286, SLG: 0.290			6-3					1B SH3-4 1B BB		2	0	1	1	1	0	0											
Jim Eisenreich, L (8, PR) OBP: 0.389, SLG: 0.448										0	1	0	0	0	0	0											
Sal Butera, R (8, 2) OBP: 0.365, SLG: 0.269										0	0	0	0	0	0	0											
Inning Stats	R: 0 E: 0 K: 1 S: 5	H: 0 LOB: 0 BB: 0 P: 5	R: 0 E: 0 K: 0 S: 3	H: 1 LOB: 1 BB: 0 P: 3	R: 0 E: 0 K: 0 S: 3	H: 0 LOB: 0 BB: 0 P: 3	R: 2 E: 0 K: 0 S: 5	H: 2 LOB: 1 BB: 1 P: 9	R: 1 E: 0 K: 0 S: 5	H: 2 LOB: 1 BB: 0 P: 5	R: 0 E: 0 K: 1 S: 5	H: 0 LOB: 0 BB: 0 P: 5	R: 0 E: 0 K: 0 S: 3	H: 0 LOB: 0 BB: 0 P: 3	R: 1 E: 0 K: 1 S: 7	H: 2 LOB: 2 BB: 1 P: 11	R: 0 E: 0 K: 1 S: 5	H: 0 LOB: 0 BB: 0 P: 5	1B: 5 2B: 2 3B: 0 HR: 0	SF: 0 SAC: 2 DP: 0 HBP: 0	WP: 0 PB: 0 SB: 0 CS: 0	PA: 35					
PITCHER	IP	WLS	BF	H	R	ER	SO	BB	IBB	HBP	BLK	WP	HR	S	P	ERA	WHIP										
Rick Waits, L (1, 1) ERA: 6.28	7.0		27	5	4	4	2	2	0	0	0	0	0	29	37	5.14	1.000										
Ed Whitson, R (8, 1) ERA: 4.07	0.2		3	1	0	0	1	0	0	0	0	0	0	5	5	0.00	1.500										
Ed Glynn, L (8, 1) ERA: 1.69	0.1	W	2	1	0	0	0	0	0	0	0	0	0	2	2	0.00	3.000										
Dan Spillner, R (9, 1) ERA: 1.96	1.0	S	3	0	0	0	1	0	0	0	0	0	0	5	5	0.00	0.000										

AB 31
R 4
H 7
RBI 4
BB 2
SO 4
LOB 10



Batter	1	2	3	4	5	6	7	8	9	AB	R	H	RBI	BB	SO	LOB	BOTTOM											
Miguel Dilone, S (1, 7) OBP: 0.294, SLG: 0.328	L5		K		G5-4-3 BB		FC6-4 1B	1-2 2-3 3-H BB		3	0	1	1	2	1	0	Minnesota Twins @ Cleveland Indians Cleveland Municipal Stadium, Cleveland, OH Tue Jun 01 1982, 7:05 PM EDT Att. 4,045 - Unknown - 59 F											
Toby Harrah, R (1, 5) OBP: 0.479, SLG: 0.607	FC5-4 1B			HR 1B	G5-4-3 1-2		FC6-4 1-2	K		5	1	2	0	0	1	5												
Mike Hargrove, L (1, 3) OBP: 0.396, SLG: 0.365	F9			HR BB	L7		F7			3	1	0	0	1	0	2												
Andre Thornton, R (1, 10) OBP: 0.431, SLG: 0.624	FC5-4 1-2			HR 1-2 2H		9-6 BB		F8		3	1	1	3	1	0	1												
Joe Charboneau, R (1, 9) OBP: 0.286, SLG: 0.393		6-3		F9		9-6 BB		4-3		3	0	0	0	1	0	0												
Von Hayes, L (1, 8) OBP: 0.331, SLG: 0.442		3-1		1B 3B		9-6 1-2 2-3		BB S BB 1B		4	2	2	0	0	0	2												
Bill Nahorodny, R (1, 2) OBP: 0.276, SLG: 0.464								BB BB 1B		2	0	1	1	0	0	0												
Ron Hassey, L (6, PH) OBP: 0.280, SLG: 0.301								BB BB IBB		0	1	0	0	2	0	0												
Jack Perconte, L (1, 4) OBP: 0.277, SLG: 0.282			1-3		G6-3 BB		F7	BB BB BB		2	0	0	0	2	0	2												
Jerry Dybzinski, R (1, 6) OBP: 0.314, SLG: 0.283								BB BB		3	0	0	0	0	0	2												
Karl Pagel, L (8, PH) OBP: 0.421, SLG: 0.412								1-2 2-3 3-H BB		0	0	0	1	1	0	0												
Mike Fischlin, R (8, PR) OBP: 0.421, SLG: 0.412								1-2 2-3 3-H BB		0	0	0	0	0	0	0												
Inning Stats	R: 0 E: 0 K: 0 S: 4	H: 1 LOB: 1 BB: 0 P: 4	R: 0 E: 0 K: 0 S: 3	H: 0 LOB: 0 BB: 0 P: 3	R: 0 E: 0 K: 1 S: 5	H: 0 LOB: 0 BB: 0 P: 5	R: 4 E: 0 K: 0 S: 6	H: 4 LOB: 1 BB: 2 P: 14	R: 0 E: 0 K: 0 S: 2	H: 0 LOB: 2 BB: 3 P: 14	R: 0 E: 0 K: 0 S: 4	H: 1 LOB: 1 BB: 0 P: 4	R: 2 E: 0 K: 1 S: 6	H: 1 LOB: 3 BB: 4 P: 22	R: 0 E: 0 K: 1 S: 5	H: 0 LOB: 0 BB: 0 P: 5	1B: 5 2B: 1 3B: 1 HR: 1	SF: 0 SAC: 0 DP: 3 HBP: 0	WP: 0 PB: 0 SB: 1 CS: 0	PA: 38								
PITCHER	IP	WLS	BF	H	R	ER	SO	BB	IBB	HBP	BLK	WP	HR	S	P	ERA	WHIP											
Darrell Jackson, L (1, 1) ERA: 6.25	3.1		17	5	4	4	1	2	0	0	0	0	0	1	17	25	10.80	2.100										
John Pacella, R (4, 1) ERA: 5.59	1.2		6	0	0	0	0	3	0	0	0	0	0	3	15	0.00	1.800											
Ron Davis, R (6, 1) ERA: 5.25	2.2	L	13	2	2	2	0	2	2	0	0	0	0	9	25	6.75	1.500											
Paul Boris, R (8, 1) ERA: 6.75	0.1		2	0	0	0	1	1	0	0	0	0	0	3	7	0.00	3.000											

AB 28
R 6
H 7
RBI 6
BB 10
SO 2
LOB 14



Batter	1	2	3	4	5	6	7	8	9	AB	R	H	RBI	BB	SO	LOB	TOP																					
Ron Washington, R OBP: 0.331, SLG: 0.388	F4		F4		FC6			F8		4	0	0	0	0	0	2	Minnesota Twins @ Cleveland Indians Cleveland Municipal Stadium, Cleveland, OH Wed Jun 02 1982, 7:05 PM EDT Att: 11,495 - Unknown - 68 F																					
Larry Milbourne, S OBP: 0.295, SLG: 0.250	K		K			1B SF8 1B		F9		4	1	1	0	0	2	1																						
Tom Brunansky, R OBP: 0.325, SLG: 0.542								F5		4	0	2	0	0	1	1																						
Kent Hrbek, L OBP: 0.390, SLG: 0.622	K									4	0	2	0	0	1	2																						
Randy Johnson, L OBP: 0.348, SLG: 0.517 Jesus Vega, R (9, PH) OBP: 0.289, SLG: 0.345		L9								2	0	0	1	0	0	1																						
Mickey Hatcher, R OBP: 0.258, SLG: 0.301 Jim Eisenreich, L (9, PH) OBP: 0.384, SLG: 0.443		5-3								3	0	0	0	0	0	1																						
Gary Ward, R OBP: 0.282, SLG: 0.370										4	1	2	1	0	1	1																						
John Castino, R OBP: 0.270, SLG: 0.306										2	0	0	0	1	0	1																						
Tim Laudner, R OBP: 0.289, SLG: 0.294										3	0	1	0	0	1	1																						
Inning Stats	R: 0 E: 0 K: 2 S: 8	H: 1 LOB: 1 BB: 0 P: 8	R: 0 E: 0 K: 0 S: 3	H: 0 LOB: 0 BB: 0 P: 3	R: 0 E: 0 K: 1 S: 5	H: 0 LOB: 1 BB: 1 P: 9	R: 0 E: 0 K: 0 S: 3	H: 1 LOB: 0 BB: 0 P: 3	R: 1 E: 0 K: 0 S: 5	H: 2 LOB: 1 BB: 0 P: 5	R: 1 E: 0 K: 1 S: 7	H: 2 LOB: 1 BB: 0 P: 7	R: 0 E: 0 K: 1 S: 5	H: 1 LOB: 0 BB: 0 P: 5	R: 0 E: 0 K: 3 S: 10	H: 0 LOB: 0 BB: 0 P: 10		1B: 7 2B: 0 3B: 0 HR: 1	SF: 1 SAC: 0 DP: 1 HBP: 0	WP: 0 PB: 0 SB: 1 CS: 1	PA: 34																	
PITCHER	IP	WLS	BF	H	R	ER	SO	BB	IBB	HBP	BLK	WP	HR	S	P	ERA	WHIP	PITCHER				IP	WLS	BF	H	R	ER	SO	BB	IBB	HBP	BLK	WP	HR	S	P	ERA	WHIP
Rick Sutcliffe, R ERA: 2.98	(1, 1)	8.0	W	30	7	2	2	5	1	0	0	0	0	1	39	43	2.25	1.000																				
Ed Glynn, L ERA: 1.59	(9, 1)	0.0		1	1	0	0	0	0	0	0	0	0	0	1	1	∞	∞																				
Ed Whitson, R ERA: 3.91	(9, 1)	1.0	S	3	0	0	0	3	0	0	0	0	0	0	9	9	0.00	0.000																				

AB	32
R	2
H	8
RBI	2
BB	1
SO	8
LOB	13



Batter	1	2	3	4	5	6	7	8	9	AB	R	H	RBI	BB	SO	LOB	BOTTOM																					
Miguel Dilone, S OBP: 0.293, SLG: 0.321	E S 1B BB	6-3		F5				4-3		3	1	0	0	1	0	1	Minnesota Twins @ Cleveland Indians Cleveland Municipal Stadium, Cleveland, OH Wed Jun 02 1982, 7:05 PM EDT Att: 11,495 - Unknown - 68 F																					
Toby Harrah, R OBP: 0.484, SLG: 0.608										3	2	2	1	1	0	0																						
Mike Hargrove, L OBP: 0.398, SLG: 0.365										3	0	1	0	1	1	2																						
Andre Thornton, R OBP: 0.437, SLG: 0.642										3	1	2	2	1	0	1																						
Von Hayes, L OBP: 0.329, SLG: 0.444										4	0	1	1	0	1	4																						
Ron Hassey, L OBP: 0.291, SLG: 0.301 Bill Nahorodny, R (6, PH) OBP: 0.258, SLG: 0.433										0	0	0	0	2	0	0																						
Bill Nahorodny, R (6, PH) OBP: 0.258, SLG: 0.433										2	0	0	0	0	1	3																						
Rod Craig, S OBP: 0.118, SLG: 0.118										4	0	1	0	0	0	4																						
Jack Perconte, L OBP: 0.276, SLG: 0.280										4	0	1	0	0	1	1																						
Jerry Dybzinski, R OBP: 0.313, SLG: 0.277										3	0	0	0	1	1	2																						
Inning Stats	R: 3 E: 0 K: 1 S: 7	H: 2 LOB: 1 BB: 2 P: 15	R: 0 E: 0 K: 1 S: 5	H: 0 LOB: 0 BB: 0 P: 5	R: 1 E: 1 K: 0 S: 4	H: 2 LOB: 2 BB: 2 P: 12	R: 0 E: 0 K: 0 S: 2	H: 0 LOB: 0 BB: 1 P: 6	R: 0 E: 0 K: 1 S: 3	H: 1 LOB: 1 BB: 0 P: 7	R: 0 E: 0 K: 1 S: 6	H: 1 LOB: 3 BB: 1 P: 11	R: 0 E: 0 K: 1 S: 5	H: 1 LOB: 0 BB: 0 P: 5	1B: 6 2B: 2 3B: 0 HR: 1	SF: 0 SAC: 0 DP: 1 HBP: 0	WP: 0 PB: 0 SB: 1 CS: 2	PA: 36																				
PITCHER	IP	WLS	BF	H	R	ER	SO	BB	IBB	HBP	BLK	WP	HR	S	P	ERA	WHIP	PITCHER				IP	WLS	BF	H	R	ER	SO	BB	IBB	HBP	BLK	WP	HR	S	P	ERA	WHIP
Bobby Castillo, R ERA: 4.24	(1, 1)	6.1	L	30	7	4	4	3	5	1	0	0	0	1	30	54	5.68	1.895																				
Terry Felton, R ERA: 4.24	(7, 1)	1.2		6	1	0	0	2	0	1	0	0	0	9	13	0.00	0.600																					



Batter	1	2	3	4	5	6	7	8	9	AB R H RBI BB SO LOB	TOP											
Al Bumbry, L OBP: 0.312, SLG: 0.309 (1, 8)	4-0 1B SF7 BB		0-0 5-3		0-0 4-3		0-0 4-3		0-0 5-3	4 1 0 0 1 0 2	Baltimore Orioles @ Minnesota Twins Hubert H. Humphrey Metrodome, Minneapolis, MN Sat Jun 05 1982, 8:05 PM EDT Att: 11,151 - Unknown livebaseballscorecards.com											
Rich Dauer, R OBP: 0.348, SLG: 0.399 (1, 4)	0-0 1-3 1B		0-0 1B		0-0 F8			0-0 2B SF9 1B	5 1 3 0 0 0 1													
Ken Singleton, S OBP: 0.372, SLG: 0.356 (1, 10)	0-3 K		0-0 1-2 1B		0-0 1-3			0-0 1-3 2B	4 0 2 0 0 1 2													
Eddie Murray, S OBP: 0.404, SLG: 0.556 (1, 3)	0-0 SF7		0-3 K		0-3 K			0-3 K	3 0 0 1 0 3 4													
John Lowenstein, L OBP: 0.427, SLG: 0.724 (1, 7)	0-0 3-H 6-3			0-0 HR	0-0 4-3			4-0 IBB	3 1 1 1 1 0 1													
Dan Ford, R OBP: 0.261, SLG: 0.385 (1, 9)		0-0 6-3		0-0 L3	0-0 F8			0-0 SF9	3 0 0 1 0 0 0													
Joe Nolan, L OBP: 0.210, SLG: 0.185 (1, 2)		0-3 K		0-3 K		0-0 4-3		0-0 3-H 4-3	4 0 0 0 0 2 2													
Cal Ripken Jr., R OBP: 0.270, SLG: 0.376 (1, 5)		0-0 F9		0-0 1B		0-0 G3		0-0 SH3-4	4 0 1 0 0 0 0													
Bobby Bonner, R OBP: 0.228, SLG: 0.236 (1, 6)			0-0 F8	0-0 1-3		0-0 1B		0-0 SH3-4	3 0 1 0 0 0 1													
Inning Stats	R: 1 E: 0 K: 1 S: 6	H: 1 LOB: 1 BB: 1 P: 10	R: 0 E: 0 K: 1 S: 5	H: 0 LOB: 0 BB: 0 P: 5	R: 0 E: 0 K: 1 S: 7	H: 2 LOB: 2 BB: 0 P: 7	R: 1 E: 0 K: 1 S: 7	H: 2 LOB: 1 BB: 0 P: 7	R: 0 E: 0 K: 0 S: 3	H: 0 LOB: 0 BB: 0 P: 3	R: 0 E: 0 K: 0 S: 5	H: 0 LOB: 0 BB: 0 P: 5	R: 0 E: 0 K: 0 S: 4	H: 1 LOB: 1 BB: 0 P: 4	R: 1 E: 0 K: 0 S: 7	H: 2 LOB: 2 BB: 1 P: 11	R: 0 E: 1 K: 0 S: 4	H: 0 LOB: 1 BB: 0 P: 4	1B: 6 2B: 1 3B: 0 HR: 1	SF: 2 SAC: 1 DP: 0 HBP: 0	WP: 0 PB: 0 SB: 0 CS: 0	PA: 38
PITCHER	IP WLS BF H R ER SO BB IBB HBP BLK WP HR S P ERA WHIP											PITCHER	IP WLS BF H R ER SO BB IBB HBP BLK WP HR S P ERA WHIP									
Albert Williams, R ERA: 4.69 (1, 1)	7.0 L 29 7 3 3 5 1 0 0 0 0 0 1 38 42 3.86 1.143																					
Ron Davis, R ERA: 4.97 (8, 1)	2.0 9 1 0 0 1 0 1 0 0 0 0 0 10 14 0.00 0.500																					

Batter	1	2	3	4	5	6	7	8	9	AB R H RBI BB SO LOB	BOTTOM									
Larry Milbourne, S OBP: 0.245, SLG: 0.230 (1, 4)	0-0 5-3		0-0 G5-4-3 1-2			0-0 6-3		0-0 6-3		4 0 0 0 0 0 1	Baltimore Orioles @ Minnesota Twins Hubert H. Humphrey Metrodome, Minneapolis, MN Sat Jun 05 1982, 8:05 PM EDT Att: 11,151 - Unknown livebaseballscorecards.com									
Ron Washington, R OBP: 0.340, SLG: 0.415 (1, 6)	0-0 1B		0-0 6-3			0-0 L5		0-3 K		4 0 1 0 0 1 0										
Tom Brunansky, R OBP: 0.318, SLG: 0.532 (1, 8)	0-0 F7			0-3 K			0-0 1B 3B	0-0 6-3		4 1 1 0 0 1 1										
Kent Hrbek, L OBP: 0.389, SLG: 0.610 (1, 3)	0-0 1-2 1B			0-0 6-3			0-3 K		0-0 G6-4-3 1B	4 0 2 0 0 1 1										
Jesus Vega, R OBP: 0.287, SLG: 0.350 (1, 10)	0-0 F3			0-3 K			0-0 BB 1B	0-0 G6-4-3	0-0 1-2	4 0 1 1 0 1 3										
Gary Ward, R OBP: 0.276, SLG: 0.376 (1, 9)		0-0 6-3			0-3 K		0-0 3-H P3		0-0 1-2	4 0 0 0 0 1 1										
Mickey Hatcher, R OBP: 0.262, SLG: 0.303 (1, 7)		0-0 F9			0-0 4-3			0-0 BB 1B		3 0 1 0 0 0 0										
Gary Gaetti, R OBP: 0.272, SLG: 0.420 (1, 5)		0-0 P4			0-3 K		4-0 FC5-4 BB			2 0 0 0 1 1 0										
Sal Butera, R OBP: 0.377, SLG: 0.281 (1, 2)			0-0 G5-4-3 1B			0-0 5-3		0-0 FC5-4		3 0 1 0 0 0 3										
Inning Stats	R: 0 E: 0 K: 0 S: 5	H: 2 LOB: 2 BB: 0 P: 5	R: 0 E: 0 K: 0 S: 3	H: 0 LOB: 0 BB: 0 P: 3	R: 0 E: 0 K: 2 S: 7	H: 1 LOB: 0 BB: 0 P: 3	R: 0 E: 0 K: 2 S: 7	H: 0 LOB: 0 BB: 0 P: 7	R: 0 E: 0 K: 0 S: 3	H: 0 LOB: 0 BB: 0 P: 3	R: 1 E: 0 K: 1 S: 8	H: 3 LOB: 3 BB: 1 P: 12	R: 0 E: 0 K: 1 S: 5	H: 0 LOB: 0 BB: 0 P: 5	R: 0 E: 0 K: 0 S: 3	H: 1 LOB: 0 BB: 0 P: 3	1B: 6 2B: 0 3B: 1 HR: 0	SF: 0 SAC: 0 DP: 2 HBP: 0	WP: 0 PB: 0 SB: 0 CS: 0	PA: 33
PITCHER	IP WLS BF H R ER SO BB IBB HBP BLK WP HR S P ERA WHIP											PITCHER	IP WLS BF H R ER SO BB IBB HBP BLK WP HR S P ERA WHIP							
Mike Flanagan, L ERA: 3.25 (1, 1)	9.0 W 33 7 1 1 6 1 0 0 0 0 0 0 44 48 1.00 0.889																			



Batter	1	2	3	4	5	6	7	8	9	10	AB	R	H	RBI	BB	SO	LOB	TOP						
Willie Wilson, S OBP: 0.368, SLG: 0.483 (1, 7)	3-1		F7 1B 1B		F8 2B		1B		1-6-3		5	1	3	0	0	0	0							
John Wathan, R OBP: 0.347, SLG: 0.322 (1, 2)	2B BB		F7 1B		L4		SF9		K		3	1	1	1	1	1	1							
George Brett, L OBP: 0.354, SLG: 0.470 (1, 5)	F8		F7		F8		F8		4-3		5	0	0	0	0	0	5							
Amos Otis, R OBP: 0.364, SLG: 0.473 (1, 8)	2B		F4		F9		F9		F9		5	0	2	0	0	0	3							
Hal McRae, R OBP: 0.432, SLG: 0.585 (1, 10)	5-3		1B		F8		F8		FC4 1B		4	2	1	2	1	0	3							
Willie Aikens, L OBP: 0.322, SLG: 0.349 Dennis Werth, R OBP: 0.333, SLG: 0.143 (10, 3)		4-3	G3		K		K		F5		5	0	1	0	0	1	2							
Jerry Martin, R OBP: 0.364, SLG: 0.446 (1, 9)		WP 1B			F9		K		E8 1B		5	0	2	0	0	1	2							
Frank White, R OBP: 0.322, SLG: 0.446 (1, 4)		F3			6-3				FC6-4 1B		4	1	2	1	1	0	1							
Onix Concepcion, R OBP: 0.307, SLG: 0.355 (1, 6)		F4			F9		5-3		FC6-4 K		5	0	0	0	0	1	6							
Inning Stats	R: 0 E: 0 K: 0 S: 4	H: 1 LOB: 2 BB: 1 P: 8	R: 0 E: 0 K: 0 S: 4	H: 1 LOB: 1 BB: 0 P: 4	R: 2 E: 0 K: 0 S: 6	H: 3 LOB: 1 BB: 0 P: 6	R: 0 E: 0 K: 0 S: 3	H: 0 LOB: 0 BB: 0 P: 3	R: 0 E: 0 K: 2 S: 7	H: 0 LOB: 0 BB: 0 P: 7	R: 1 E: 0 K: 0 S: 5	H: 2 LOB: 1 BB: 0 P: 5	R: 1 E: 0 K: 1 S: 5	H: 2 LOB: 2 BB: 1 P: 9	R: 0 E: 0 K: 1 S: 5	H: 0 LOB: 0 BB: 0 P: 5	R: 1 E: 1 K: 1 S: 7	H: 2 LOB: 2 BB: 1 P: 11	1B: 8 2B: 3 3B: 1 HR: 0	SF: 1 SAC: 0 DP: 0 HBP: 0	WP: 1 PB: 0 SB: 0 CS: 0	PA: 45		
PITCHER	IP	WLS	BF	H	R	ER	SO	BB	IBB	HBP	BLK	WP	HR	S	P	ERA	WHIP							
Bobby Castillo, R ERA: 4.2 (1, 1)	7.0		30	8	3	3	2	1	0	0	0	1	0	33	37	3.86	1.286							
Pete Redfern, R ERA: 6.66 (8, 1)	3.0	L	15	4	2	1	2	2	0	0	0	0	0	17	25	3.00	2.000							

Kansas City Royals @ Minnesota Twins
Hubert H. Humphrey Metrodome, Minneapolis, MN
Mon Jun 07 1982, 8:05 PM EDT
Att. 6,274 - Dome

AB 41
R 5
H 12
RBI 4
BB 3
SO 4
LOB 23



Batter	1	2	3	4	5	6	7	8	9	10	AB	R	H	RBI	BB	SO	LOB	BOTTOM					
Jim Eisenreich, L OBP: 0.383, SLG: 0.432 Gary Ward, R OBP: 0.276, SLG: 0.375 (10, 9)	1B		4-3			K		K	5-3		5	0	1	0	0	2	2						
Ron Washington, R OBP: 0.323, SLG: 0.411 (10, 4)	F9				F9		6-3				5	1	1	1	0	1	2						
Tom Brunansky, R OBP: 0.323, SLG: 0.529 (10, 8)	F4				5-3		6-3		HR		5	1	1	1	0	1	2						
Kent Hrbek, L OBP: 0.368, SLG: 0.621 (1, 3)	1-3				F9				4-3		5	1	1	1	0	0	1						
Randy Johnson, L OBP: 0.349, SLG: 0.516 (1, 10)		1-3			F7		FC6-4 1B		4-3		4	0	1	0	0	0	0						
Mickey Hatcher, R OBP: 0.286, SLG: 0.333 (1, 7)	L6				1B		FC6-4 1B				4	1	3	0	0	0	0						
John Castillo, R OBP: 0.262, SLG: 0.296 (10, 5)	6-3				F9		FC6-4		F8		4	0	0	0	0	0	4						
Gary Gaetti, R OBP: 0.265, SLG: 0.404 Jesus Vega, R OBP: 0.288, SLG: 0.353 Lenny Faedo, R OBP: 0.236, SLG: 0.188 (10, 6)			4-3		K		F9				3	0	0	0	0	1	3						
Tim Laudner, R OBP: 0.310, SLG: 0.297 Larry Milbourne, S OBP: 0.248, SLG: 0.226 Sal Butera, R OBP: 0.375, SLG: 0.271 (9, 2)					F4				L8		1	0	0	0	1	0	0						
Inning Stats	R: 0 E: 0 K: 0 S: 4	H: 1 LOB: 1 BB: 0 P: 4	R: 0 E: 0 K: 0 S: 3	H: 0 LOB: 0 BB: 0 P: 3	R: 0 E: 0 K: 0 S: 3	H: 0 LOB: 0 BB: 0 P: 3	R: 0 E: 0 K: 0 S: 3	H: 0 LOB: 0 BB: 0 P: 3	R: 0 E: 0 K: 1 S: 6	H: 1 LOB: 1 BB: 0 P: 6	R: 0 E: 0 K: 0 S: 5	H: 2 LOB: 2 BB: 0 P: 5	R: 3 E: 0 K: 1 S: 8	H: 3 LOB: 0 BB: 0 P: 8	R: 1 E: 0 K: 1 S: 7	H: 2 LOB: 1 BB: 0 P: 7	R: 0 E: 0 K: 2 S: 7	H: 0 LOB: 0 BB: 0 P: 7	1B: 5 2B: 1 3B: 0 HR: 3	SF: 0 SAC: 0 DP: 0 HBP: 0	WP: 0 PB: 0 SB: 1 CS: 0	PA: 40	
PITCHER	IP	WLS	BF	H	R	ER	SO	BB	IBB	HBP	BLK	WP	HR	S	P	ERA	WHIP						
Keith Creel, R ERA: 4.57 (1, 1)	7.2		30	6	2	2	3	1	0	0	0	0	1	35	39	2.35	0.913						
Dan Quisenberry, R ERA: 2.05 (8, 1)	2.1	W	10	3	2	2	3	0	0	0	0	0	1	16	16	7.71	1.286						

Kansas City Royals @ Minnesota Twins
Hubert H. Humphrey Metrodome, Minneapolis, MN
Mon Jun 07 1982, 8:05 PM EDT
Att. 6,274 - Dome

AB 39
R 4
H 9
RBI 4
BB 1
SO 6
LOB 15



Batter	1	2	3	4	5	6	7	8	9	AB	R	H	RBI	BB	SO	LOB	TOP								
Willie Wilson, S OBP: 0.369, SLG: 0.476 (1, 7)										4	1	1	0	1	1	1	Kansas City Royals @ Minnesota Twins Hubert H. Humphrey Metrodome, Minneapolis, MN Tue Jun 08 1982, 8:05 PM EDT Att: 6,543 - Dome livebaseballscorecards.com								
John Wathan, R OBP: 0.337, SLG: 0.333 (1, 2)										5	2	4	1	0	1	1									
George Brett, L OBP: 0.355, SLG: 0.471 (1, 5)										4	2	1	0	1	1	4									
Amos Otis, R OBP: 0.370, SLG: 0.489 (1, 8)										4	2	2	4	1	0	3									
Hal McRae, R OBP: 0.431, SLG: 0.579 (1, 10)										4	0	1	1	1	0	4									
Jerry Martin, R OBP: 0.360, SLG: 0.440 (1, 9)										5	0	1	2	0	1	2									
Lee May, R OBP: 0.404, SLG: 0.585 (6, PH)										1	0	0	0	1	0	0									
Willie Aikens, L OBP: 0.322, SLG: 0.371 (6, 3)										3	1	1	1	0	1	1									
Frank White, R OBP: 0.321, SLG: 0.441 (1, 4)										4	1	1	0	0	1	1									
Onix Conception, R OBP: 0.314, SLG: 0.360 (1, 6)										4	0	2	0	0	1	1									
Inning Stats	R: 2 E: 1 K: 2 S: 10	H: 3 LOB: 1 BB: 0 P: 10	R: 0 E: 0 K: 1 S: 5	H: 0 LOB: 0 BB: 0 P: 5	R: 0 E: 0 K: 0 S: 4	H: 1 LOB: 2 BB: 1 P: 8	R: 0 E: 0 K: 1 S: 5	H: 0 LOB: 1 BB: 1 P: 9	R: 3 E: 1 K: 1 S: 7	H: 3 LOB: 1 BB: 1 P: 11	R: 0 E: 0 K: 1 S: 6	H: 1 LOB: 1 BB: 0 P: 6	R: 2 E: 0 K: 1 S: 7	H: 2 LOB: 0 BB: 0 P: 7	R: 2 E: 0 K: 0 S: 6	H: 4 LOB: 2 BB: 1 P: 10	R: 0 E: 0 K: 0 S: 2	H: 0 LOB: 0 BB: 1 P: 6	1B: 11 2B: 1 3B: 0 HR: 2	SF: 0 SAC: 0 DP: 1 HBP: 0	WP: 0 PB: 0 SB: 2 CS: 0	PA: 43			
PITCHER	IP	WLS	BF	H	R	ER	SO	BB	IBB	HBP	BLK	WP	HR	S	P	ERA	WHIP								
Jack O'Connor, L ERA: 5.14 (1, 1)	5.0	L	24	7	5	4	5	3	0	0	0	0	0	31	43	7.20	2.000								
Terry Felton, R ERA: 4.33 (6, 1)	2.0		13	6	4	4	2	1	0	0	0	0	2	16	20	18.00	3.500								
John Pacella, R ERA: 5.06 (8, 1)	2.0		6	1	0	0	0	1	0	0	0	0	0	5	9	0.00	1.000								

Batter	1	2	3	4	5	6	7	8	9	AB	R	H	RBI	BB	SO	LOB	BOTTOM								
Ron Washington, R OBP: 0.315, SLG: 0.401 (1, 6)										4	0	0	0	0	0	3	Kansas City Royals @ Minnesota Twins Hubert H. Humphrey Metrodome, Minneapolis, MN Tue Jun 08 1982, 8:05 PM EDT Att: 6,543 - Dome livebaseballscorecards.com								
Gary Ward, R OBP: 0.276, SLG: 0.372 (1, 9)										4	0	1	0	0	1	0									
Tom Brunansky, R OBP: 0.311, SLG: 0.505 (1, 8)										4	0	0	0	0	0	1									
Kent Hrbek, L OBP: 0.390, SLG: 0.634 (1, 3)										4	2	2	1	0	2	0									
Jesus Vega, R OBP: 0.295, SLG: 0.382 (1, 10)										4	1	2	2	0	0	0									
Mickey Hatcher, R OBP: 0.284, SLG: 0.330 (1, 7)										4	0	1	0	0	1	1									
Gary Gaetti, R OBP: 0.265, SLG: 0.419 (1, 5)										4	1	1	1	0	3	2									
John Castino, R OBP: 0.262, SLG: 0.294 (1, 4)										4	0	1	0	0	1	0									
Tim Laudner, R OBP: 0.311, SLG: 0.282 (1, 2)										2	0	0	0	1	1	0									
Inning Stats	R: 0 E: 0 K: 0 S: 3	H: 0 LOB: 0 BB: 0 P: 3	R: 3 E: 0 K: 2 S: 10	H: 3 LOB: 0 BB: 0 P: 10	R: 0 E: 0 K: 0 S: 3	H: 1 LOB: 1 BB: 0 P: 3	R: 0 E: 0 K: 2 S: 8	H: 1 LOB: 1 BB: 0 P: 8	R: 0 E: 0 K: 0 S: 3	H: 0 LOB: 0 BB: 0 P: 3	R: 0 E: 0 K: 1 S: 5	H: 0 LOB: 0 BB: 0 P: 5	R: 0 E: 0 K: 1 S: 7	H: 2 LOB: 3 BB: 1 P: 11	R: 1 E: 0 K: 1 S: 6	H: 1 LOB: 0 BB: 0 P: 6	R: 0 E: 0 K: 2 S: 7	H: 0 LOB: 0 BB: 0 P: 7	1B: 5 2B: 0 3B: 0 HR: 3	SF: 0 SAC: 0 DP: 1 HBP: 0	WP: 0 PB: 0 SB: 0 CS: 0	PA: 35			
PITCHER	IP	WLS	BF	H	R	ER	SO	BB	IBB	HBP	BLK	WP	HR	S	P	ERA	WHIP								
Larry Gura, L ERA: 4.32 (1, 1)	8.0	W	32	8	4	4	7	1	0	0	0	0	3	45	49	4.50	1.125								
Mike Armstrong, R ERA: 0.69 (9, 1)	1.0		3	0	0	0	2	0	0	0	0	0	0	7	7	0.00	0.000								

Batter	1	2	3	4	5	6	7	8	9	AB	R	H	RBI	BB	SO	LOB	TOP										
Gary Ward, R OBP: 0.269, SLG: 0.358 (1, 9)										5	0	1	0	0	2	1	Minnesota Twins @ Texas Rangers Arlington Stadium, Arlington, TX Sun Jun 13 1982, 4:33 AM EDT Att: 15,973 - Unknown										
Ron Washington, R OBP: 0.324, SLG: 0.410 (1, 6)										3	1	1	0	1	0	1											
Tom Brunansky, R OBP: 0.367, SLG: 0.563 (1, 8)										3	1	2	0	0	0	1											
Kent Hrbek, L OBP: 0.387, SLG: 0.644 (1, 3)										4	1	2	0	0	0	4											
Randy Johnson, L OBP: 0.355, SLG: 0.519 (1, 10)										3	1	2	2	0	0	0											
Mickey Hatcher, R OBP: 0.280, SLG: 0.336 (1, 7)										4	0	1	1	0	0	2											
Gary Gaetti, R OBP: 0.260, SLG: 0.421 (1, 5)										3	0	0	1	0	0	0											
John Castino, R OBP: 0.263, SLG: 0.282 (1, 4)										3	0	0	0	1	0	1											
Tim Laudner, R OBP: 0.286, SLG: 0.245 (1, 2)										4	0	0	0	0	0	1											
Inning Stats	R: 0 E: 0 K: 0 S: 4	H: 2 LOB: 1 BB: 0 P: 4	R: 0 E: 0 K: 0 S: 3	H: 1 LOB: 0 BB: 0 P: 3	R: 0 E: 0 K: 0 S: 3	H: 0 LOB: 0 BB: 0 P: 3	R: 1 E: 0 K: 0 S: 5	H: 2 LOB: 1 BB: 0 P: 5	R: 0 E: 0 K: 1 S: 5	H: 0 LOB: 1 BB: 1 P: 9	R: 3 E: 0 K: 0 S: 6	H: 3 LOB: 1 BB: 0 P: 7	R: 0 E: 0 K: 1 S: 6	H: 1 LOB: 2 BB: 1 P: 10	R: 0 E: 0 K: 0 S: 3	H: 0 LOB: 0 BB: 0 P: 3	R: 0 E: 0 K: 0 S: 3	H: 0 LOB: 0 BB: 0 P: 3	1B: 6 2B: 4 3B: 0 HR: 0	SF: 2 SAC: 0 DP: 2 HBP: 1	WP: 1 PA: 37 CS: 0						
PITCHER	IP	WLS	BF	H	R	ER	SO	BB	IBB	HBP	BLK	WP	HR	S	P	ERA	WHIP										
Doc Medich, R ERA: 5.79 (1, 1)	6.2	W	30	9	4	4	2	2	0	1	0	1	0	31	40	5.40	1.650										
Paul Mirabella, L ERA: 3.24 (7, 1)	0.1		1	0	0	0	0	0	0	0	0	0	0	1	1	0.00	0.000										
Steve Comer, R ERA: 3.72 (8, 1)	2.0		6	0	0	0	0	0	0	0	0	0	0	6	6	0.00	0.000										

Batter	1	2	3	4	5	6	7	8	9	AB	R	H	RBI	BB	SO	LOB	BOTTOM										
George Wright, S OBP: 0.288, SLG: 0.397 (1, 8)										4	2	3	2	0	0	0	Minnesota Twins @ Texas Rangers Arlington Stadium, Arlington, TX Sun Jun 13 1982, 4:33 AM EDT Att: 15,973 - Unknown										
Doug Flynn, R OBP: 0.241, SLG: 0.257 (1, 4)										5	0	2	2	0	0	3											
Buddy Bell, R OBP: 0.356, SLG: 0.383 (1, 5)										2	0	0	0	1	0	2											
Bill Stein, R OBP: 0.283, SLG: 0.250 (5, 5)										2	0	1	0	0	0	0											
Lamar Johnson, R OBP: 0.342, SLG: 0.411 (1, 10)										5	2	3	1	0	0	2											
Dave Hostetler, R OBP: 0.435, SLG: 0.769 (1, 3)										4	1	2	2	0	1	1											
Leon Roberts, R OBP: 0.297, SLG: 0.338 (1, 7)										4	2	2	0	0	0	1											
Larry Parrish, R OBP: 0.216, SLG: 0.222 (1, 9)										4	1	1	0	0	1	1											
Don Werner, R OBP: 0.364, SLG: 0.222 (1, 2)										3	1	1	0	1	0	0											
Mark Wagner, R OBP: 0.274, SLG: 0.282 (1, 6)										3	1	1	2	1	0	0											
Inning Stats	R: 7 E: 0 K: 0 S: 10	H: 8 LOB: 2 BB: 2 P: 18	R: 1 E: 0 K: 0 S: 4	H: 2 LOB: 0 BB: 0 P: 4	R: 0 E: 0 K: 0 S: 3	H: 0 LOB: 0 BB: 0 P: 3	R: 0 E: 0 K: 1 S: 6	H: 1 LOB: 1 BB: 0 P: 6	R: 1 E: 0 K: 0 S: 5	H: 2 LOB: 2 BB: 1 P: 9	R: 0 E: 0 K: 0 S: 3	H: 0 LOB: 0 BB: 0 P: 3	R: 0 E: 0 K: 1 S: 5	H: 0 LOB: 1 BB: 0 P: 5	R: 1 E: 0 K: 0 S: 5	H: 3 LOB: 1 BB: 0 P: 5	1B: 13 2B: 1 3B: 1 HR: 1	SF: 1 SAC: 0 DP: 2 HBP: 0	WP: 0 PA: 40 CS: 0								
PITCHER	IP	WLS	BF	H	R	ER	SO	BB	IBB	HBP	BLK	WP	HR	S	P	ERA	WHIP										
Jack O'Connor, L ERA: 12.91 (1, 1)	0.2	L	9	6	7	7	0	2	0	0	0	0	0	7	15	94.50	12.000										
John Pacella, R ERA: 4.91 (1, 1)	4.1		20	7	2	2	1	1	0	0	0	0	0	21	25	4.15	1.846										
Paul Boris, R ERA: 5.74 (6, 1)	3.0		11	3	1	1	1	0	0	0	0	0	0	13	13	3.00	1.000										

Batter	1	2	3	4	5	6	7	8	9	AB	R	H	RBI	BB	SO	LOB	TOP				
Ron Washington, R OBP: 0.317, SLG: 0.401 (1, 6)	5-3	F9			FC6-4		K			4	0	0	0	0	1	5	Minnesota Twins @ Kansas City Royals Royals Stadium, Kansas City, MO Mon Jun 14 1982, 8:05 PM EDT Att: 28,448 - Unknown - 79 F livebaseballscorecards.com				
Mickey Hatcher, R OBP: 0.272, SLG: 0.326 (1, 7)	4-3		F3		F4		K			4	0	0	0	0	1	3					
Tom Brunansky, R OBP: 0.363, SLG: 0.561 (1, 8)			5-3		CS	K		5-3		4	0	1	0	0	1	0					
Kent Hrbek, L OBP: 0.394, SLG: 0.640 (1, 3)								3-1		1	0	0	0	3	0	0					
Jesus Vega, R OBP: 0.287, SLG: 0.375 (1, 10)	K		L7					5-3		4	0	0	0	0	1	4					
Dave Engle, R OBP: 0.266, SLG: 0.341 (1, 9)																					
Gary Gaetti, R OBP: 0.254, SLG: 0.411 (1, 5)																					
John Castino, R OBP: 0.255, SLG: 0.273 (1, 4)																					
Sal Butera, R OBP: 0.385, SLG: 0.292 (1, 2)																					
Inning Stats	R: 0 E: 0 K: 1 S: 6	H: 1 LOB: 2 BB: 1 P: 10	R: 0 E: 0 K: 0 S: 5	H: 2 LOB: 2 BB: 0 P: 5	R: 0 E: 0 K: 0 S: 3	H: 0 LOB: 1 BB: 1 P: 7	R: 0 E: 0 K: 1 S: 5	H: 0 LOB: 0 BB: 0 P: 5	R: 0 E: 0 K: 0 S: 3	H: 1 LOB: 1 BB: 1 P: 9	R: 0 E: 0 K: 1 S: 9	H: 1 LOB: 2 BB: 0 P: 9	R: 0 E: 0 K: 0 S: 3	H: 0 LOB: 0 BB: 0 P: 3	R: 0 E: 0 K: 0 S: 3	H: 0 LOB: 0 BB: 0 P: 3	1B: 4 2B: 1 3B: 0 HR: 0	SF: 0 SAC: 0 DP: 0 HBP: 0	WP: 0 PB: 0 SB: 1 CS: 0	PA: 36	
PITCHER	IP	WLS	BF	H	R	ER	SO	BB	IBB	HBP	BLK	WP	HR	S	P	ERA	WHIP				
Paul Splittorf, L ERA: 2.95 (1, 1)	8.0	W	32	5	0	0	5	3	0	0	0	0	0	39	51	0.00	1.000				
Dan Quisenberry, R ERA: 2.0 (9, 1)	1.0	S	3	0	0	0	0	0	0	0	0	0	0	3	3	0.00	0.000				

Batter	1	2	3	4	5	6	7	8	9	AB	R	H	RBI	BB	SO	LOB	BOTTOM				
Willie Wilson, S OBP: 0.373, SLG: 0.480 (1, 7)	F9		4-3		4-3		4-3			4	0	0	0	0	0	1	Minnesota Twins @ Kansas City Royals Royals Stadium, Kansas City, MO Mon Jun 14 1982, 8:05 PM EDT Att: 28,448 - Unknown - 79 F livebaseballscorecards.com				
Cesar Geronimo, L OBP: 0.412, SLG: 0.667 (8, 7)										0	0	0	0	0	0	0					
John Wathan, R OBP: 0.346, SLG: 0.323 (1, 2)	F9									3	1	0	0	1	2	0					
George Brett, L OBP: 0.366, SLG: 0.516 (1, 5)										4	1	2	1	0	0	1					
Amos Otis, R OBP: 0.360, SLG: 0.474 (1, 8)	F3									4	0	1	1	0	0	1					
Hal McRae, R OBP: 0.424, SLG: 0.566 (1, 10)										3	0	0	0	0	1	1					
Jerry Martin, R OBP: 0.348, SLG: 0.417 (1, 9)										3	1	2	0	0	1	0					
Willie Aikens, L OBP: 0.307, SLG: 0.362 (1, 3)										3	0	1	1	0	0	1					
Frank White, R OBP: 0.329, SLG: 0.470 (1, 4)										3	0	1	0	0	1	1					
Onix Concepcion, R OBP: 0.293, SLG: 0.331 (1, 6)										3	0	0	0	0	0	3					
Inning Stats	R: 1 E: 0 K: 0 S: 4	H: 1 LOB: 0 BB: 0 P: 4	R: 0 E: 0 K: 0 S: 5	H: 2 LOB: 2 BB: 0 P: 5	R: 1 E: 0 K: 0 S: 4	H: 1 LOB: 1 BB: 1 P: 8	R: 0 E: 0 K: 1 S: 5	H: 0 LOB: 0 BB: 0 P: 5	R: 0 E: 0 K: 0 S: 5	H: 0 LOB: 0 BB: 0 P: 5	R: 1 E: 0 K: 1 S: 7	H: 2 LOB: 1 BB: 0 P: 7	R: 0 E: 0 K: 1 S: 5	H: 1 LOB: 0 BB: 0 P: 5	R: 0 E: 0 K: 1 S: 5	H: 1 LOB: 0 BB: 0 P: 5	1B: 4 2B: 2 3B: 0 HR: 1	SF: 0 SAC: 0 DP: 1 HBP: 0	WP: 0 PB: 0 SB: 1 CS: 0	PA: 31	
PITCHER	IP	WLS	BF	H	R	ER	SO	BB	IBB	HBP	BLK	WP	HR	S	P	ERA	WHIP				
Brad Havens, L ERA: 5.09 (1, 1)	6.0	L	25	6	3	3	3	1	0	0	0	0	0	30	34	4.50	1.167				
Ron Davis, R ERA: 4.84 (7, 1)	2.0		6	1	0	0	2	0	0	0	0	0	0	10	10	0.00	0.500				

Batter	1	2	3	4	5	6	7	8	9	AB	R	H	RBI	BB	SO	LOB	TOP					
Ron Washington, R OBP: 0.320, SLG: 0.401										5	0	2	0	0	0	0	Minnesota Twins @ Kansas City Royals Royals Stadium, Kansas City, MO Tue Jun 15 1982, 8:05 PM EDT Att: 21,633 - Unknown - 72 F					
Mickey Hatcher, R OBP: 0.282, SLG: 0.314										5	0	0	0	0	0	2						
Tom Brunansky, R OBP: 0.367, SLG: 0.550										2	1	0	0	2	0	1						
Kent Hrbek, L OBP: 0.396, SLG: 0.641										3	1	1	0	1	1	1						
Jesus Vega, R OBP: 0.293, SLG: 0.400										4	2	2	3	0	0	1						
Dave Engle, R OBP: 0.277, SLG: 0.340										3	0	1	0	1	0	2						
Gary Gaetti, R OBP: 0.265, SLG: 0.427										3	0	2	0	1	0	1						
John Castino, R OBP: 0.250, SLG: 0.267										3	0	0	1	0	1	4						
Randy Johnson, L OBP: 0.353, SLG: 0.515										1	0	0	0	0	0	2						
Lenny Faedo, R OBP: 0.236, SLG: 0.188										0	0	0	0	0	0	0						
Sal Butera, R OBP: 0.370, SLG: 0.279										3	0	0	0	0	0	1						
Larry Milbourne, S OBP: 0.242, SLG: 0.233										1	0	0	0	0	0	0						
Inning Stats	R: 0 E: 0 K: 0 S: 3	H: 1 LOB: 0 BB: 0 P: 3	R: 0 E: 1 K: 1 S: 7	H: 1 LOB: 2 BB: 0 P: 7	R: 0 E: 0 K: 0 S: 3	H: 0 LOB: 0 BB: 0 P: 3	R: 0 E: 0 K: 0 S: 4	H: 1 LOB: 1 BB: 0 P: 4	R: 0 E: 0 K: 0 S: 2	H: 0 LOB: 0 BB: 1 P: 6	R: 0 E: 0 K: 1 S: 5	H: 0 LOB: 1 BB: 1 P: 9	R: 1 E: 0 K: 0 S: 5	H: 2 LOB: 1 BB: 0 P: 5	R: 3 E: 0 K: 0 S: 5	H: 3 LOB: 2 BB: 3 P: 17	R: 0 E: 0 K: 0 S: 3	H: 0 LOB: 0 BB: 0 P: 3	1B: 4 2B: 3 3B: 0 HR: 1	SF: 0 SAC: 0 DP: 3 HBP: 0	WP: 0 PB: 0 SB: 0 CS: 0	PA: 38
PITCHER	IP WLS BF H R ER SO BB IBB HBP BLK WP HR S P ERA WHIP																					
Bud Black, L ERA: 5.82	7.0 W 27 5 1 1 2 2 0 0 0 0 0 0 29 37 1.29 1.000																					
Don Hood, L ERA: 4.7	0.2 6 2 3 3 0 3 0 0 0 0 1 3 15 40.50 7.500																					
Dan Quisenberry, R ERA: 1.95	1.1 S 5 1 0 0 0 0 0 0 0 0 0 0 5 5 0.00 0.750																					

AB	33
R	4
H	8
RBI	4
BB	5
SO	2
LOB	15



Batter	1	2	3	4	5	6	7	8	9	AB	R	H	RBI	BB	SO	LOB	BOTTOM			
Willie Wilson, S OBP: 0.368, SLG: 0.471										5	1	1	2	0	0	1	Minnesota Twins @ Kansas City Royals Royals Stadium, Kansas City, MO Tue Jun 15 1982, 8:05 PM EDT Att: 21,633 - Unknown - 72 F			
John Wathan, R OBP: 0.355, SLG: 0.328										3	3	2	0	2	0	0				
George Brett, L OBP: 0.366, SLG: 0.518										5	0	2	1	0	0	4				
Willie Aikens, L OBP: 0.316, SLG: 0.370										5	1	3	3	0	0	1				
Dennis Werth, R OBP: 0.333, SLG: 0.143										0	0	0	0	0	0	0				
Hal McRae, R OBP: 0.421, SLG: 0.564										4	0	1	1	0	0	3				
Cesar Geronimo, L OBP: 0.400, SLG: 0.627										3	0	0	0	1	0	2				
Jerry Martin, R OBP: 0.342, SLG: 0.410										4	0	0	0	0	0	2				
Frank White, R OBP: 0.336, SLG: 0.475										4	1	3	0	0	1	0				
Onix Concepcion, R OBP: 0.292, SLG: 0.336										4	1	1	0	0	0	2				
Inning Stats	R: 2 E: 1 K: 0 S: 5	H: 2 LOB: 2 BB: 2 P: 13	R: 0 E: 0 K: 0 S: 5	H: 2 LOB: 2 BB: 0 P: 5	R: 0 E: 0 K: 0 S: 3	H: 0 LOB: 0 BB: 0 P: 3	R: 4 E: 0 K: 0 S: 8	H: 5 LOB: 2 BB: 1 P: 12	R: 0 E: 0 K: 1 S: 5	H: 0 LOB: 0 BB: 0 P: 5	R: 1 E: 0 K: 0 S: 5	H: 2 LOB: 1 BB: 0 P: 5	R: 0 E: 0 K: 0 S: 4	H: 1 LOB: 1 BB: 0 P: 4	R: 0 E: 0 K: 0 S: 4	H: 1 LOB: 1 BB: 0 P: 4	1B: 10 2B: 3 3B: 0 HR: 0	SF: 0 SAC: 0 DP: 0 HBP: 0	WP: 0 PB: 0 SB: 1 CS: 0	PA: 40
PITCHER	IP WLS BF H R ER SO BB IBB HBP BLK WP HR S P ERA WHIP																			
Albert Williams, R ERA: 5.76	3.1 L 21 8 6 6 0 1 0 0 0 0 0 0 8 8 0.00 0.600																			
Terry Felton, R ERA: 4.23	1.2 6 1 0 0 1 0 0 0 0 0 0 0 8 8 0.00 0.600																			
John Pacella, R ERA: 4.76	2.2 12 4 1 1 0 0 0 0 0 0 0 0 12 12 3.38 1.500																			
Jack O'Connor, L ERA: 12.38	0.1 1 0 0 0 0 0 0 0 0 0 0 0 1 1 0.00 0.000																			

AB	37
R	7
H	13
RBI	7
BB	3
SO	1
LOB	15



Batter	1	2	3	4	5	6	7	8	9	AB	R	H	RBI	BB	SO	LOB	TOP											
Terry Bogener, L OBP: 0.200, SLG: 0.308 George Wright, S OBP: 0.279, SLG: 0.384	F9		HR			K	4-3			4	1	1	1	0	1	0	Texas Rangers @ Minnesota Twins Hubert H. Humphrey Metrodome, Minneapolis, MN Fri Jun 18 1982, 8:05 PM EDT Att: 9,614 - Dome											
Johnny Grubb, L OBP: 0.351, SLG: 0.371	F7		K			2B	1B	F6		4	1	1	0	0	1	0												
Buddy Bell, R OBP: 0.360, SLG: 0.396	K				F4	1B	2B	K		4	1	1	1	0	2	0												
Lamar Johnson, R OBP: 0.331, SLG: 0.379		F9				F8	1B	F3		4	0	2	1	0	0	0												
Dave Hostetler, R OBP: 0.394, SLG: 0.696		BB			F4	1B	IBB	F8		2	0	0	0	2	0	1												
Mike Richardt, R OBP: 0.288, SLG: 0.288 Leon Roberts, R OBP: 0.286, SLG: 0.324	F8				F9	F8	F8	K		4	0	0	0	0	1	4												
Mark Wagner, R OBP: 0.298, SLG: 0.295	K				6-3	F4		K		4	0	0	0	0	2	3												
Doug Flynn, R OBP: 0.244, SLG: 0.271			F9			CS	3B	F9		3	0	1	0	0	0	0												
Don Werner, R OBP: 0.286, SLG: 0.167	F9				6-3		F4			3	0	0	0	0	0	1												
Inning Stats	R: 0 E: 0 K: 1 S: 5	H: 0 LOB: 0 BB: 0 P: 5	R: 0 E: 0 K: 1 S: 5	H: 0 LOB: 1 BB: 1 P: 9	R: 1 E: 0 K: 1 S: 6	H: 1 LOB: 0 BB: 0 P: 6	R: 0 E: 0 K: 0 S: 4	H: 1 LOB: 1 BB: 0 P: 4	R: 0 E: 0 K: 0 S: 3	H: 1 LOB: 0 BB: 0 P: 3	R: 2 E: 0 K: 1 S: 8	H: 3 LOB: 2 BB: 1 P: 12	R: 0 E: 0 K: 0 S: 3	H: 0 LOB: 0 BB: 0 P: 3	R: 0 E: 0 K: 1 S: 5	H: 0 LOB: 0 BB: 0 P: 5		R: 0 E: 0 K: 2 S: 7	H: 0 LOB: 0 BB: 0 P: 7	R: 0 E: 0 K: 1 S: 7	H: 0 LOB: 0 BB: 0 P: 7	1B: 3 2B: 1 3B: 1 HR: 1	SF: 0 SAC: 0 DP: 0 HBP: 0	WP: 0 PB: 0 SB: 0 CS: 1	PA: 34			
PITCHER	IP	WLS	BF	H	R	ER	SO	BB	IBB	HBP	BLK	WP	HR	S	P	ERA	WHIP											
Bobby Castillo, R ERA: 4.24 Terry Felton, R ERA: 4.12	(1, 1)	7.0	L	28	6	3	3	4	1	1	0	0	0	1	34	42	3.86	1.000										

Batter	1	2	3	4	5	6	7	8	9	AB	R	H	RBI	BB	SO	LOB	BOTTOM											
Ron Washington, R OBP: 0.310, SLG: 0.393	5-3	F6-4-3			FC4-6		FC6	L5		5	0	0	0	0	0	6	Texas Rangers @ Minnesota Twins Hubert H. Humphrey Metrodome, Minneapolis, MN Fri Jun 18 1982, 8:05 PM EDT Att: 9,614 - Dome											
Bobby Mitchell, L OBP: 0.290, SLG: 0.271	FC4-6 1B		G3		L9		FC4-5 1B	F4-3		5	0	1	0	0	0	2												
Tom Brunansky, R OBP: 0.372, SLG: 0.564	FC4-6 1B		F9			F4-3 HBP	FC6-4 1B	F9		4	0	1	0	0	0	1												
Kent Hrbek, L OBP: 0.397, SLG: 0.636	1B		F9			F4-3	L7	IBB		4	0	1	0	1	0	3												
Randy Johnson, L OBP: 0.352, SLG: 0.507 Jesus Vega, R OBP: 0.294, SLG: 0.393	K				F4-3		FC6-4	5-3		2	0	0	0	1	1	2												
Gary Ward, R OBP: 0.269, SLG: 0.351		BB			F7	K		SH3-4 BB		3	0	1	0	1	1	2												
Gary Gaetti, R OBP: 0.260, SLG: 0.415	F2				5-3		F8	SH3-4		3	0	0	0	0	0	3												
John Castino, R OBP: 0.257, SLG: 0.268		BB			5-3		FC6 1B	5-3		3	1	1	0	1	0	1												
Tim Laudner, R OBP: 0.302, SLG: 0.255 Larry Milbourne, S OBP: 0.249, SLG: 0.233 Sal Butera, R OBP: 0.370, SLG: 0.279		BB				FC4-6 1B	FC6 1B	SH3-4 BB		2	1	2	0	1	0	0												
Inning Stats	R: 0 E: 0 K: 1 S: 7	H: 2 LOB: 2 BB: 0 P: 7	R: 0 E: 0 K: 0 S: 3	H: 1 LOB: 2 BB: 2 P: 11	R: 0 E: 0 K: 0 S: 3	H: 0 LOB: 0 BB: 0 P: 3	R: 0 E: 0 K: 0 S: 3	H: 0 LOB: 0 BB: 0 P: 3	R: 0 E: 0 K: 0 S: 4	H: 1 LOB: 1 BB: 0 P: 4	R: 0 E: 0 K: 1 S: 5	H: 0 LOB: 2 BB: 1 P: 10	R: 2 E: 1 K: 0 S: 7	H: 3 LOB: 2 BB: 0 P: 7	R: 0 E: 0 K: 0 S: 3	H: 0 LOB: 2 BB: 2 P: 11		R: 0 E: 0 K: 0 S: 3	H: 0 LOB: 1 BB: 1 P: 7	R: 0 E: 0 K: 0 S: 3	H: 0 LOB: 1 BB: 1 P: 7	1B: 7 2B: 0 3B: 0 HR: 0	SF: 0 SAC: 1 DP: 1 HBP: 1	WP: 0 PB: 0 SB: 1 CS: 0	PA: 41			
PITCHER	IP	WLS	BF	H	R	ER	SO	BB	IBB	HBP	BLK	WP	HR	S	P	ERA	WHIP											
Doc Medich, R ERA: 5.34 Paul Mirabella, L ERA: 3.57 Steve Comer, R ERA: 3.53	(1, 1)	6.1	W	30	7	2	1	2	3	0	1	0	0	0	30	43	1.42	1.579										


Batter	1	2	3	4	5	6	7	8	9	AB	R	H	RBI	BB	SO	LOB	TOP					
Terry Bogener, L (1, 8) OBP: 0.211, SLG: 0.294 George Wright, S (7, 8) OBP: 0.278, SLG: 0.382	0-0 1B		0-0 3-1		0-0 L7		0-3 K		0-0 F2	4	0	1	0	0	1	1	Texas Rangers @ Minnesota Twins Hubert H. Humphrey Metrodome, Minneapolis, MN Sat Jun 19 1982, 8:05 PM EDT Att: 8,486 - Dome					
Johnny Grubb, L (1, 9) OBP: 0.348, SLG: 0.367	0-3 K		0-0 1-3		0-0 L8		0-0 HR			4	1	1	0	0	1	2						
Buddy Bell, R (1, 5) OBP: 0.367, SLG: 0.429	0-0 1B		0-0 F9			0-0 HR		0-0 HR		4	2	3	3	0	0	0						
Lamar Johnson, R (1, 10) OBP: 0.329, SLG: 0.397	0-0 G5-4-3			0-0 HR		0-0 F9		0-0 F8		4	1	1	1	0	0	2						
Dave Hostetler, R (1, 3) OBP: 0.400, SLG: 0.767		0-0 3B		0-0 F8		0-0 HR		0-3 K		4	2	2	1	0	1	0						
Jim Sundberg, R (1, 2) OBP: 0.332, SLG: 0.378		0-0 6-3		0-0 F8		0-0 3B		0-0 F9		4	0	1	1	0	0	0						
Mike Richardt, R (1, 7) OBP: 0.259, SLG: 0.278		0-0 F8		0-0 F3		0-0 L5		0-0 4-3		4	0	0	0	0	0	1						
Mark Wagner, R (1, 6) OBP: 0.297, SLG: 0.294		0-0 1B			0-0 F3		0-0 F3		0-0 4-3	4	0	1	0	0	0	1						
Doug Flynn, R (1, 4) OBP: 0.244, SLG: 0.270		0-0 F9			0-0 1B		0-0 F9		0-0 F6-3	4	0	1	0	0	0	1						
Inning Stats	R: 0 E: 0 K: 1 S: 6	H: 2 LOB: 1 BB: 0 P: 6	R: 1 E: 0 K: 0 S: 5	H: 2 LOB: 1 BB: 0 P: 5	R: 0 E: 0 K: 0 S: 3	H: 0 LOB: 0 BB: 0 P: 3	R: 1 E: 0 K: 0 S: 4	H: 1 LOB: 0 BB: 0 P: 4	R: 0 E: 0 K: 0 S: 4	H: 1 LOB: 1 BB: 0 P: 4	R: 2 E: 0 K: 0 S: 6	H: 3 LOB: 1 BB: 0 P: 6	R: 2 E: 0 K: 1 S: 7	H: 2 LOB: 0 BB: 0 P: 7	R: 0 E: 0 K: 1 S: 5	H: 0 LOB: 0 BB: 0 P: 5		R: 0 E: 0 K: 0 S: 3	H: 0 LOB: 0 BB: 0 P: 3	1B: 5 2B: 0 3B: 2 HR: 4	SF: 0 SAC: 0 DP: 1 HBP: 0	WP: 0 PB: 0 SB: 0 CS: 0
PITCHER	IP WLS BF H R ER SO BB IBB HBP BLK WP HR S P ERA WHIP																					
Pete Redfern, R (1, 1) ERA: 6.6	5.1 L 24 9 4 4 1 0 0 0 0 0 3 26 26 6.75 1.688																					
John Pacella, R (6, 1) ERA: 4.78	3.2 13 2 2 2 2 0 0 0 0 0 1 17 17 4.91 0.545																					


AB	37
R	6
H	11
RBI	6
BB	0
SO	3
LOB	8

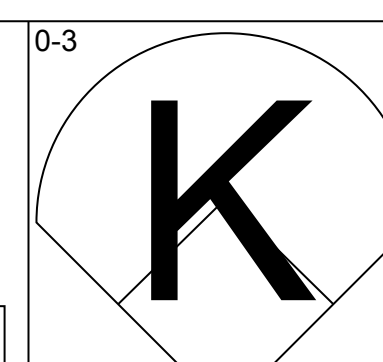
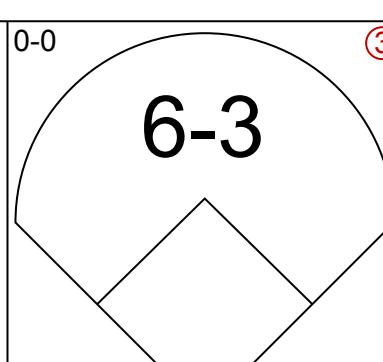
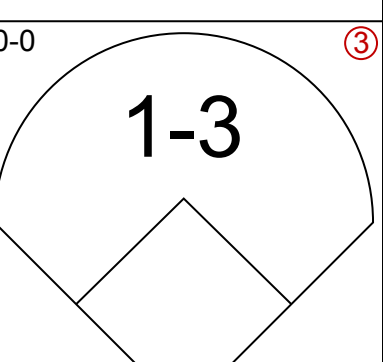
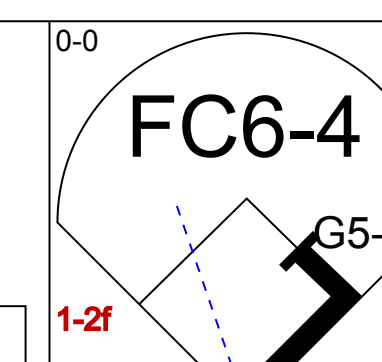
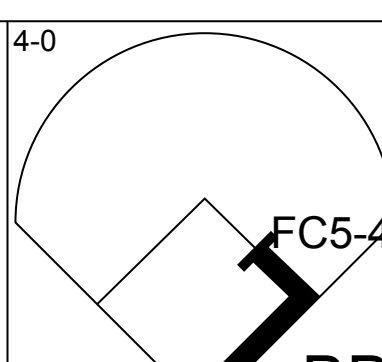
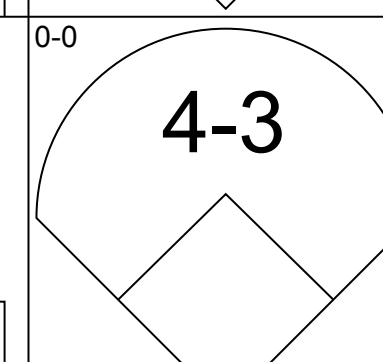
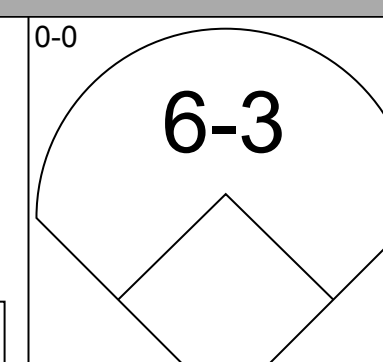
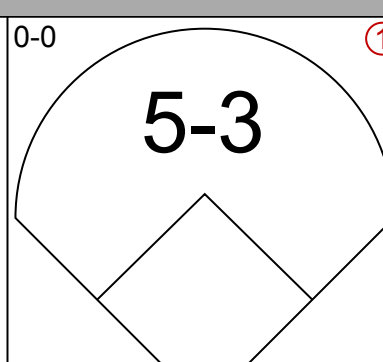
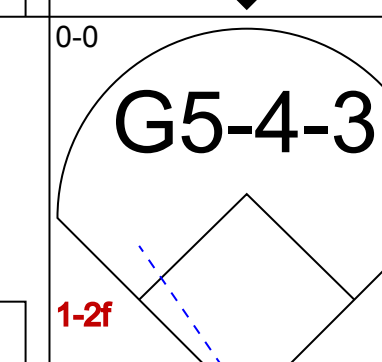
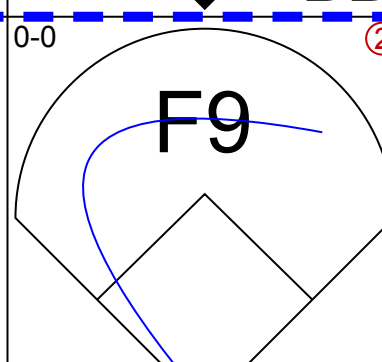
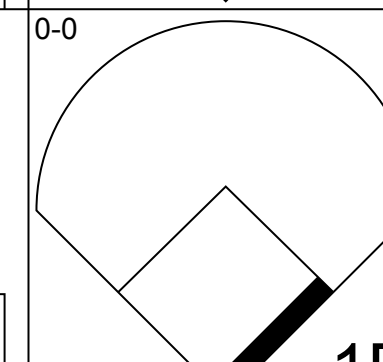
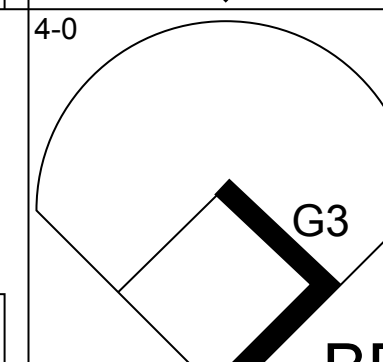
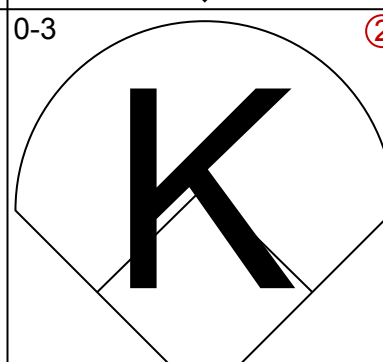
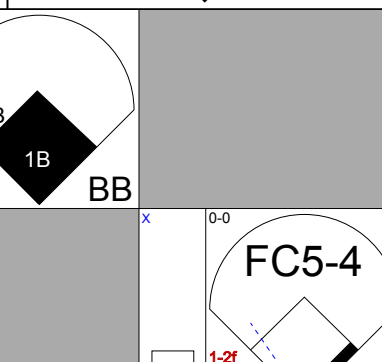
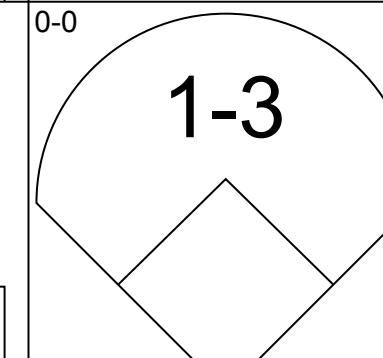
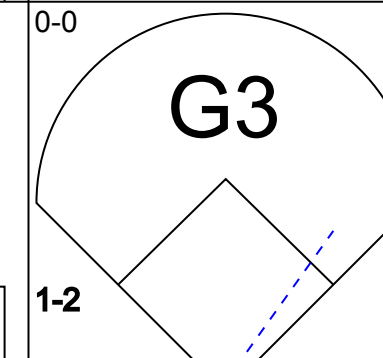
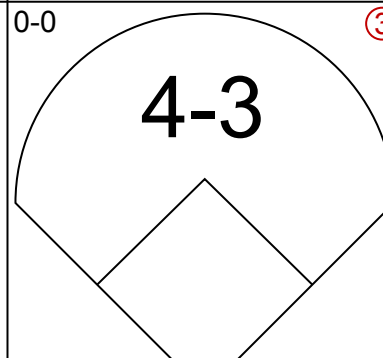
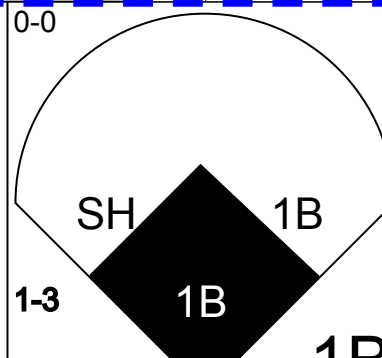
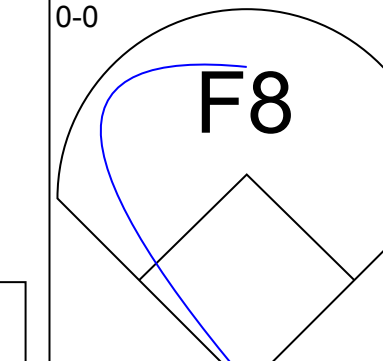
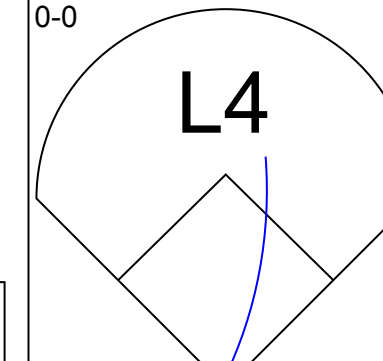
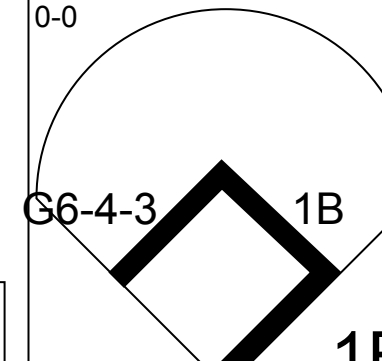
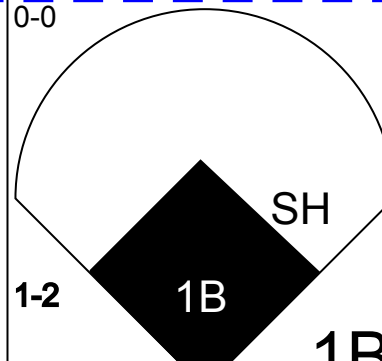
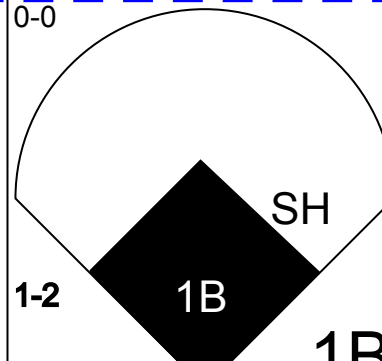
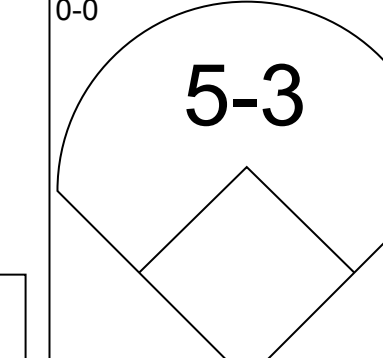
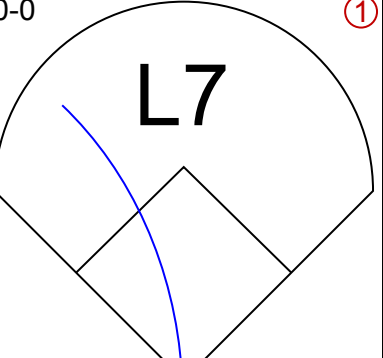
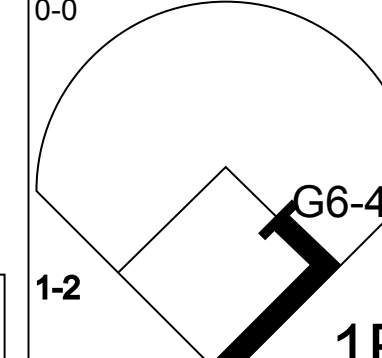
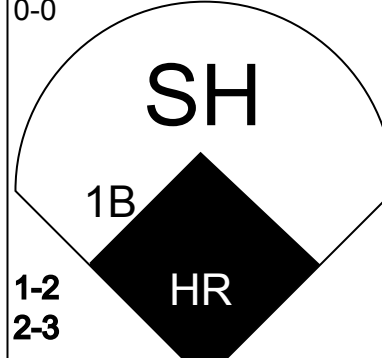
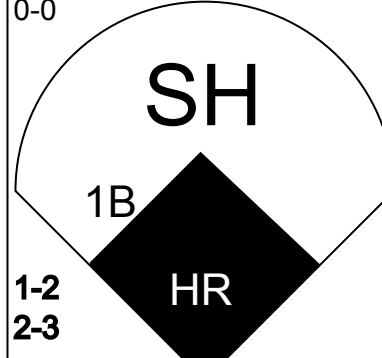
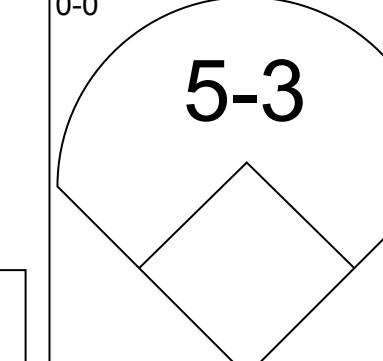
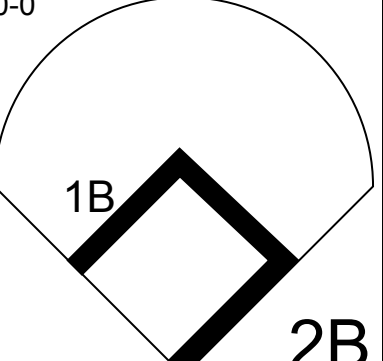
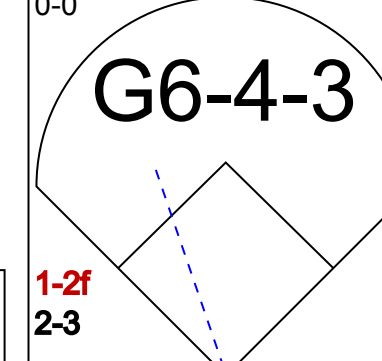
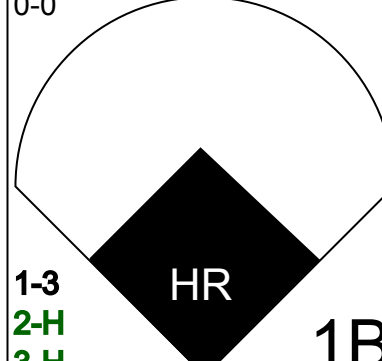
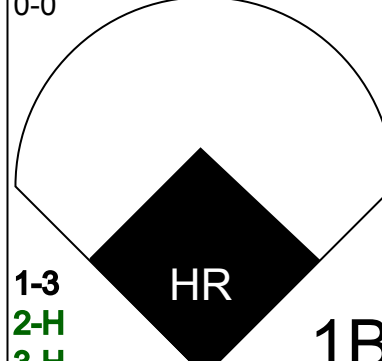
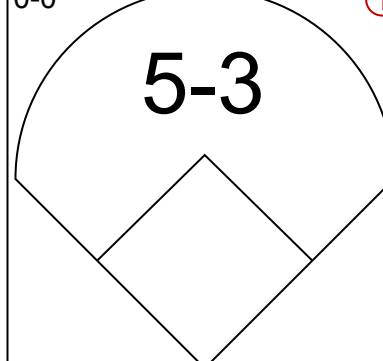
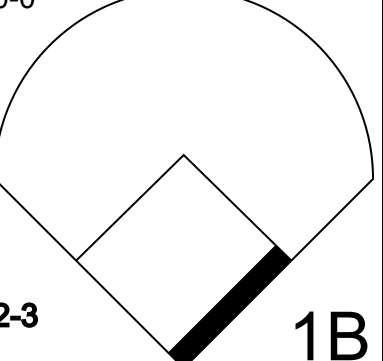
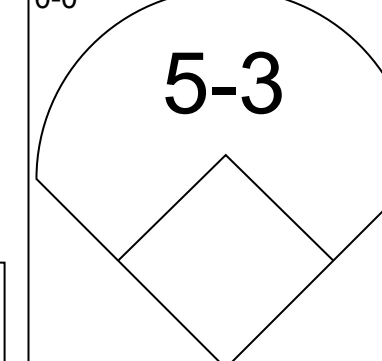
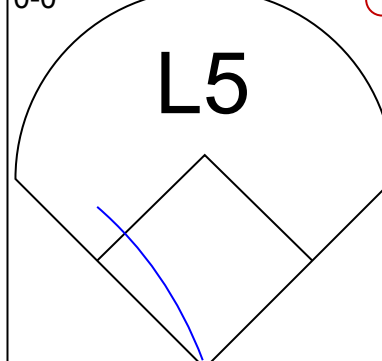
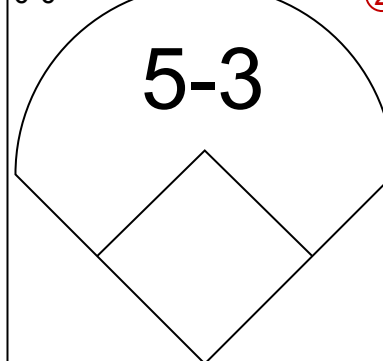
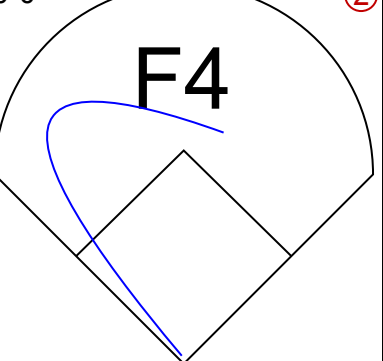
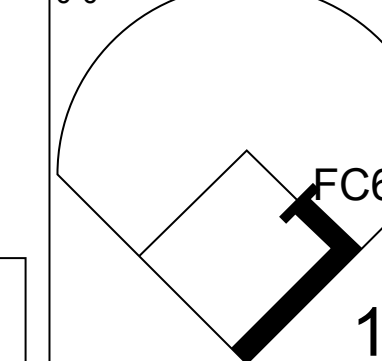
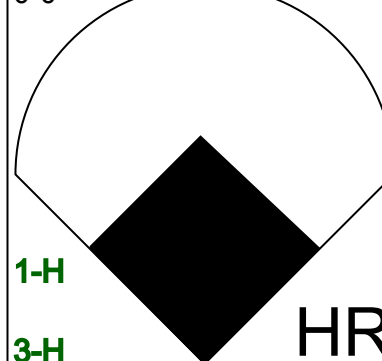


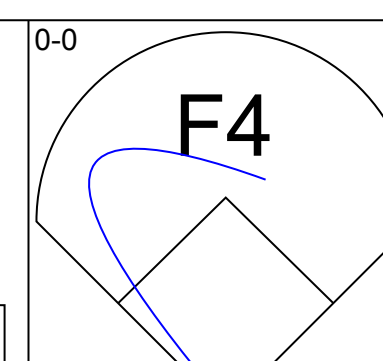
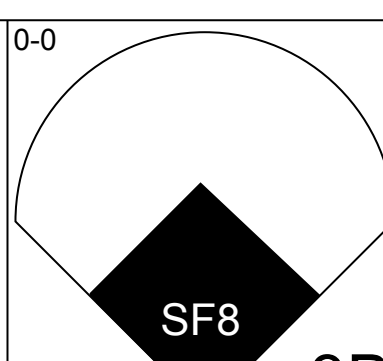
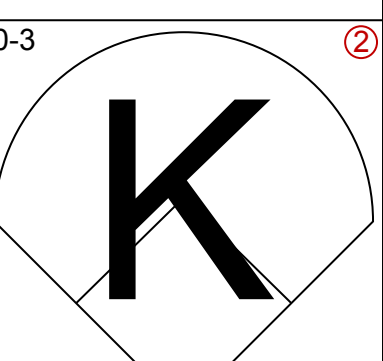
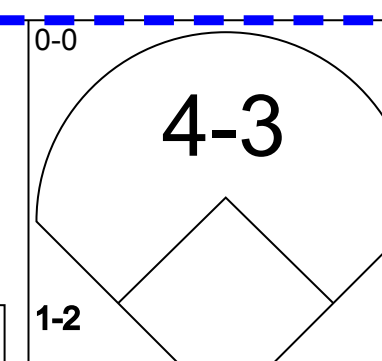
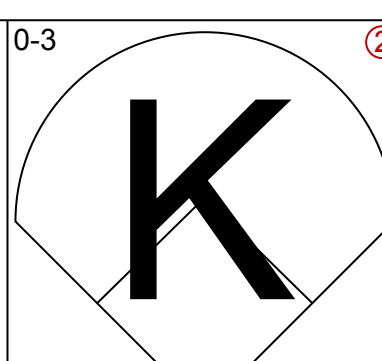
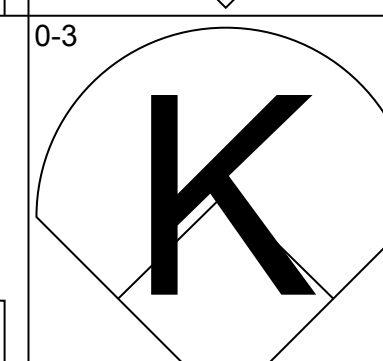
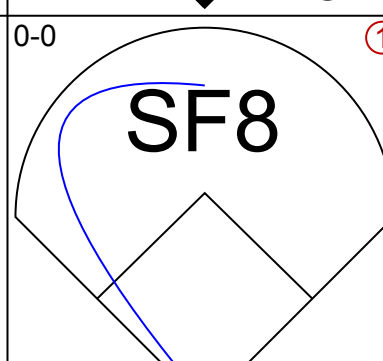
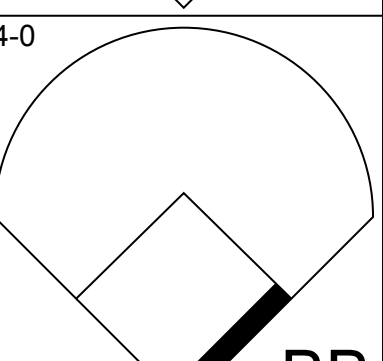
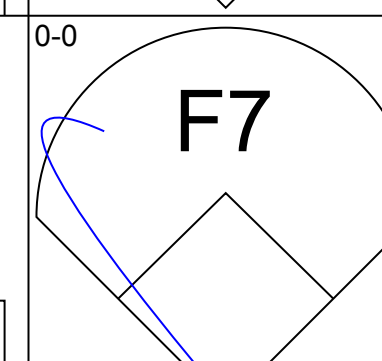
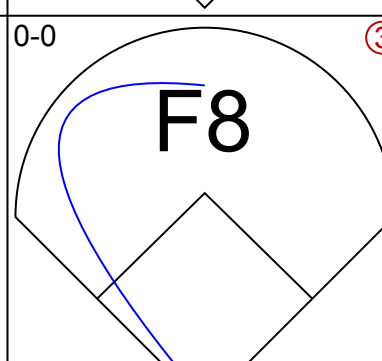
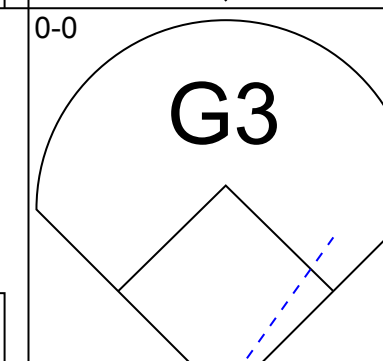
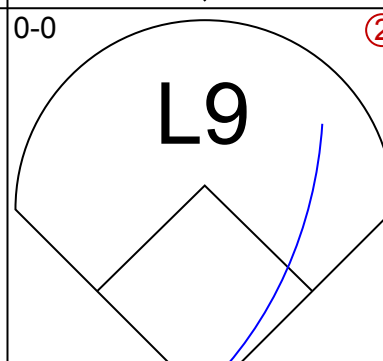
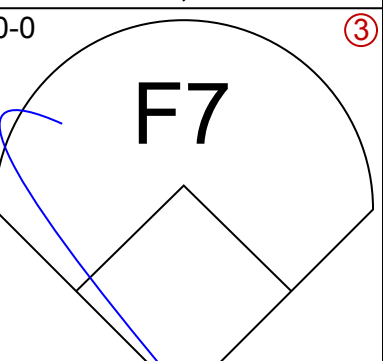
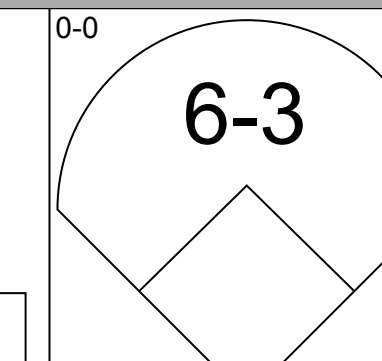
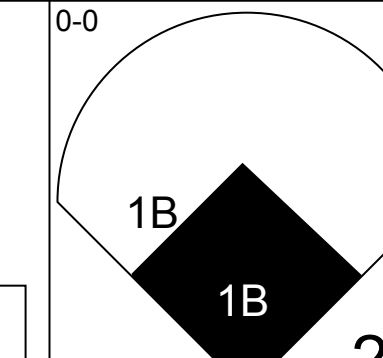
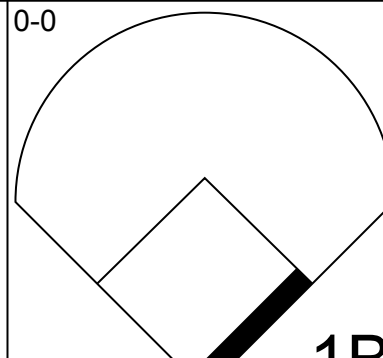




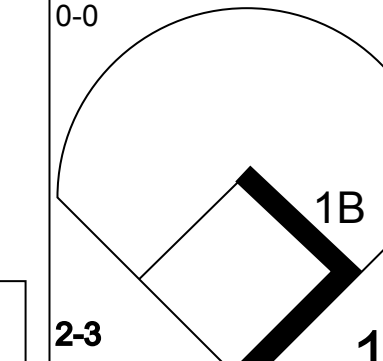
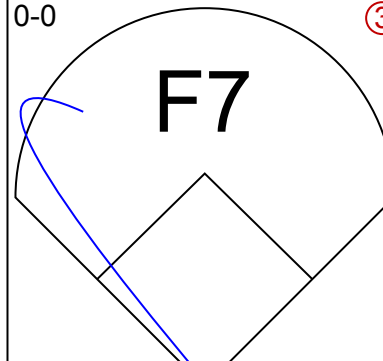




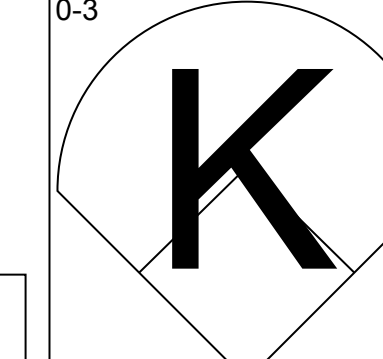
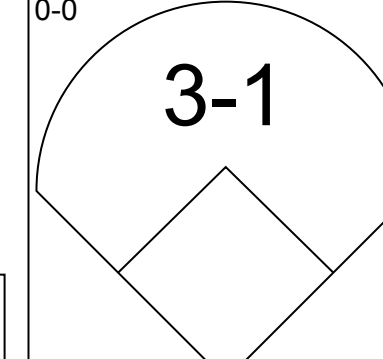
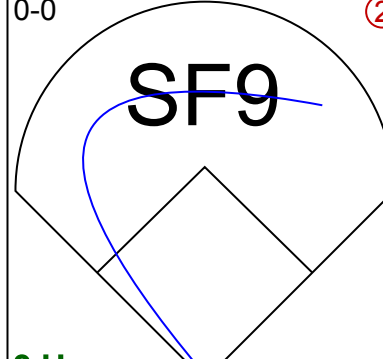

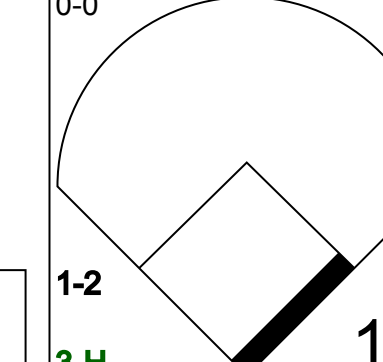
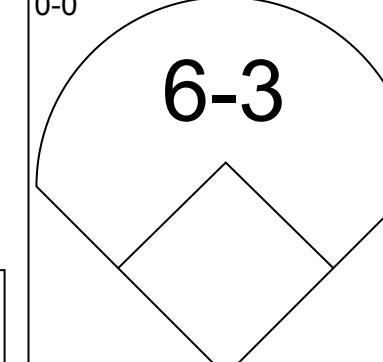
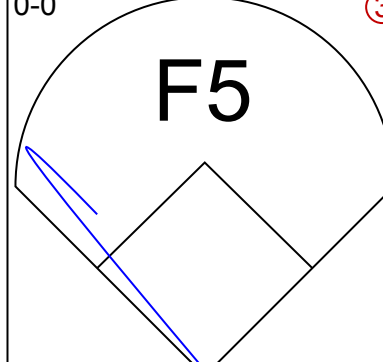
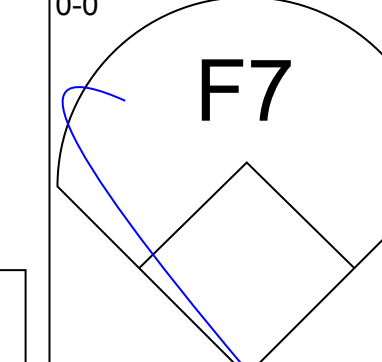

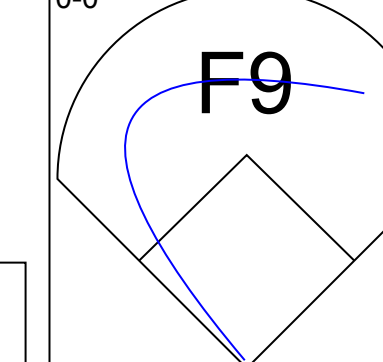
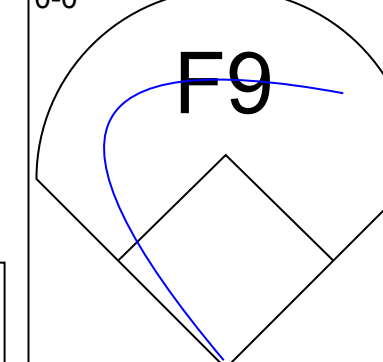
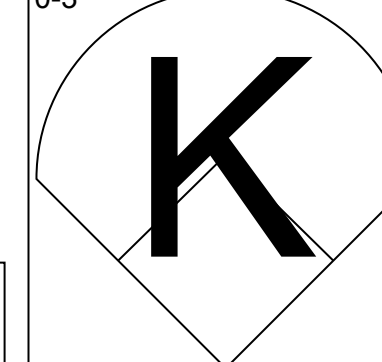
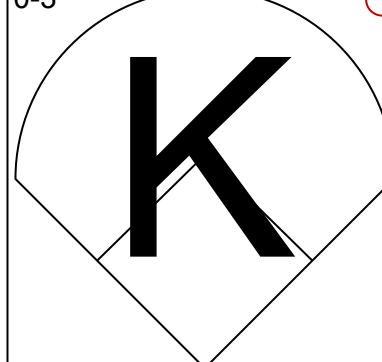
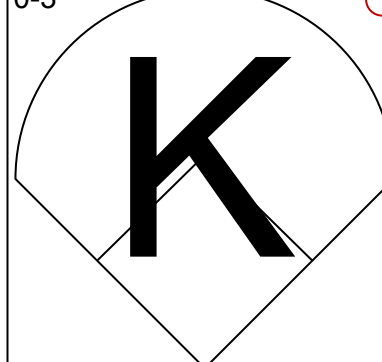
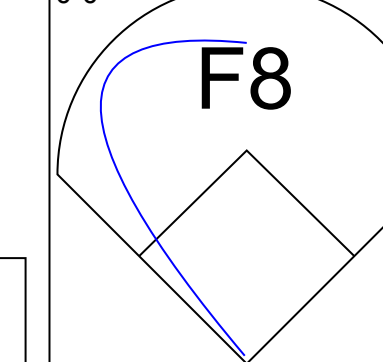
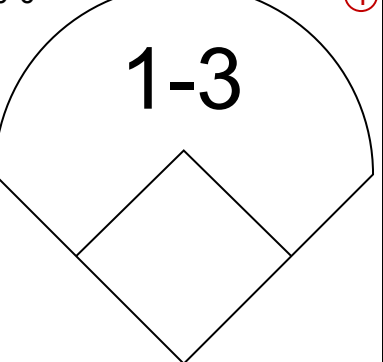
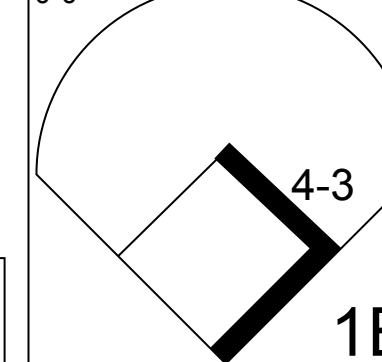
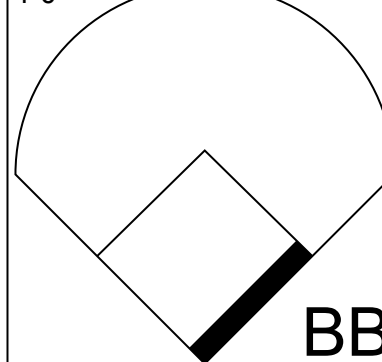
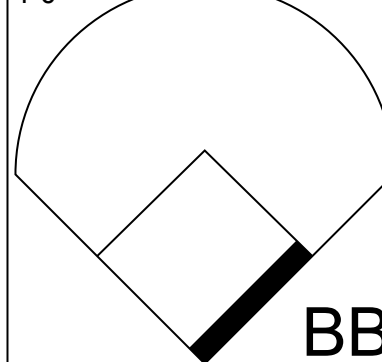
Batter	1	2	3	4	5	6	7	8	9	AB	R	H	RBI	BB	SO	LOB	BOTTOM			
Ron Washington, R (1, 4) OBP: 0.313, SLG: 0.398	0-0 1B		0-3 K		0-3 K		0-0 2B		0-0 F2	5	0	2	1	0	2	2	Texas Rangers @ Minnesota Twins Hubert H. Humphrey Metrodome, Minneapolis, MN Sat Jun 19 1982, 8:05 PM EDT Att: 8,486 - Dome			
Dave Engle, R (1, 10) OBP: 0.289, SLG: 0.327 Randy Johnson, L (7, PH) OBP: 0.350, SLG: 0.504	0-0 F7		0-0 F7		0-0 F8		0-0 F5			3	0	0	0	0	0	1				
Jesus Vega, R (1, 3) OBP: 0.287, SLG: 0.383	0-0 L7		0-0 5-3		0-0 F8		0-0 F7			4	0	0	0	0	0	2				
Tom Brunansky, R (1, 8) OBP: 0.369, SLG: 0.554	0-3 K			0-0 L7		0-0 HR		0-3 K		4	1	1	0	0	2	1				
Gary Ward, R (1, 7) OBP: 0.273, SLG: 0.364		0-0 5-3		4-0 BB		0-0 HR		0-3 K		3	1	1	2	1	1	0				
Mickey Hatcher, R (1, 9) OBP: 0.282, SLG: 0.312		0-0 5-3		0-0 BB		0-0 WP		0-0 F4		4	0	1	0	0	0	1				
Gary Gaetti, R (1, 5) OBP: 0.260, SLG: 0.417		0-0 2B			0-0 F9		0-0 F7		0-0 F4	4	0	1	0	0	0	1				
Tim Laudner, R (1, 2) OBP: 0.343, SLG: 0.298		4-0 BB		4-0 BB			0-0 2B		0-0 1B	2	1	2	0	2	0	0				
Lenny Faedo, R (1, 6) OBP: 0.227, SLG: 0.179 Bobby Mitchell, L (8, PH) OBP: 0.288, SLG: 0.269	0-0 FC6-4		0-0 FC6-4		0-0 F4		0-3 K		0-0 F8	3	0	0	0	0	1	4				
Inning Stats	R: 0 E: 0 K: 1 S: 6	H: 1 LOB: 2 BB: 1 P: 8	R: 0 E: 0 K: 1 S: 5	H: 0 LOB: 0 BB: 0 P: 5	R: 0 E: 0 K: 0 S: 2	H: 0 LOB: 1 BB: 1 P: 6	R: 0 E: 0 K: 1 S: 5	H: 0 LOB: 1 BB: 1 P: 9	R: 2 E: 0 K: 0 S: 6	H: 3 LOB: 1 BB: 0 P: 6	R: 1 E: 0 K: 1 S: 7	H: 2 LOB: 1 BB: 0 P: 7	R: 0 E: 0 K: 2 S: 7	H: 0 LOB: 0 BB: 0 P: 7	R: 0 E: 0 K: 0 S: 4	H: 1 LOB: 1 BB: 0 P: 4		1B: 4 2B: 3 3B: 0 HR: 1	SF: 0 SAC: 0 DP: 1 HBP: 0	WP: 1 PB: 0 SB: 0 CS: 0
PITCHER	IP WLS BF H R ER SO BB IBB HBP BLK WP HR S P ERA WHIP																			
Jon Matlack, L (1, 1) ERA: 3.54	6.1 W 28 7 3 3 4 3 0 0 0 0 1 33 45 4.26 1.579																			
Danny Darwin, R (7, 1) ERA: 3.41	2.2 S 9 1 0 0 2 0 0 0 0 0 0 13 13 0.00 0.375																			



Batter	1	2	3	4	5	6	7	8	9	AB	R	H	RBI	BB	SO	LOB	TOP										
Ron Washington, R OBP: 0.315, SLG: 0.405	1-3		F9	5-3			FC1-5 1B		4-3	5	0	1	0	0	0	0	Minnesota Twins @ Chicago White Sox Comiskey Park, Chicago, IL Tue Jun 22 1982, 8:05 PM EDT Att: 22,934 - Unknown - 54 F livebaseballscorecards.com AB 36 R 5 H 14 RBI 4 BB 2 SO 0 LOB 16 										
Dave Engle, R OBP: 0.281, SLG: 0.363 Randy Johnson, L OBP: 0.352, SLG: 0.500	5-3		4-3		5-3		FC1-5 FC5 1B		G3	4	0	0	0	0	0	2											
Tom Brunansky, R OBP: 0.377, SLG: 0.557			1B WP BB		FC1-6 1B		F3		6-3	3	0	1	0	2	0												
Kent Hrbek, L OBP: 0.397, SLG: 0.626	F6				FC1-6 1-2					4	0	2	0	0	0	2											
Gary Ward, R OBP: 0.276, SLG: 0.378		1B 1B		1B HR HBP	1-3		FC5 2-3f			3	2	1	0	0	0	4											
John Castino, R OBP: 0.258, SLG: 0.269		1B 1-3		F8			F9		FC2-6 1B	4	0	2	0	0	0	1											
Bobby Mitchell, L OBP: 0.301, SLG: 0.286		1B 1-3 3-H		HR 1B			G1-6-3 1B		FC2-6 1B E	4	2	3	1	0	0	1											
Gary Gaetti, R OBP: 0.267, SLG: 0.410		1-3 1B		F2			G1-6-3 1-2		E8 1B	4	0	2	0	0	0	3											
Tim Laudner, R OBP: 0.333, SLG: 0.328	F7			1-H 2-H HR			FC1-5 1B		L4	4	1	2	3	0	0	1											
Inning Stats	R: 0 E: 0 K: 0 S: 3	H: 0 LOB: 1 BB: 1 P: 7	R: 1 E: 0 K: 0 S: 5	H: 4 LOB: 1 BB: 0 P: 5	R: 0 E: 0 K: 0 S: 3	H: 1 LOB: 2 BB: 1 P: 7	R: 3 E: 0 K: 0 S: 5	H: 2 LOB: 0 BB: 0 P: 6	R: 0 E: 0 K: 0 S: 4	H: 1 LOB: 1 BB: 0 P: 4	R: 0 E: 0 K: 0 S: 3	H: 1 LOB: 0 BB: 0 P: 3	R: 0 E: 0 K: 0 S: 6	H: 3 LOB: 3 BB: 0 P: 6	R: 1 E: 1 K: 0 S: 4	H: 2 LOB: 0 BB: 0 P: 4		R: 0 E: 0 K: 0 S: 3	H: 0 LOB: 0 BB: 0 P: 3	1B: 13 2B: 0 3B: 0 HR: 1	SF: 0 SAC: 0 DP: 1 HBP: 1	WP: 1 PB: 0 SB: 0 CS: 0	PA: 39				
PITCHER	IP	WLS	BF	H	R	ER	SO	BB	IBB	HBP	BLK	WP	HR	S	P	ERA	WHIP										
Steve Trout, L ERA: 4.26	6.0		27	10	4	4	0	2	0	1	0	1	1	24	33	6.00	2.000										
Chico Escarrega, R ERA: 2.94	0.2		3	1	0	0	0	0	0	0	0	0	0	3	3	0.00	1.500										
Jerry Koosman, L ERA: 4.14	1.0		5	3	1	0	0	0	0	0	0	0	0	5	5	0.00	3.000										
Eddie Solomon, R ERA: 6.52	1.1	W	4	0	0	0	0	0	0	0	0	0	0	4	4	0.00	0.000										

Batter	1	2	3	4	5	6	7	8	9	AB	R	H	RBI	BB	SO	LOB	BOTTOM										
Ron LeFlore, R OBP: 0.338, SLG: 0.409	L9			F9		4-3		HR		5	1	2	2	0	0	0	Minnesota Twins @ Chicago White Sox Comiskey Park, Chicago, IL Tue Jun 22 1982, 8:05 PM EDT Att: 22,934 - Unknown - 54 F livebaseballscorecards.com AB 35 R 6 H 12 RBI 5 BB 5 SO 5 LOB 20 										
Tony Bemazzard, S OBP: 0.339, SLG: 0.360	L4		1B S 2B		BB	1B		F7		4	1	2	0	1	0	0											
Steve Kemp, L OBP: 0.367, SLG: 0.402			2B 1B		3-4-3		K		K	5	1	2	0	0	2	2											
Greg Luzinski, R OBP: 0.373, SLG: 0.480			1-3 1B				F4		F7	5	0	2	2	0	0	0											
Tom Paciorek, R OBP: 0.360, SLG: 0.460 Mike Squires, L OBP: 0.275, SLG: 0.243			1-H 2B		1-3 3-H 2B				F9	2	1	1	0	2	1	1											
Carlton Fisk, R OBP: 0.346, SLG: 0.377					1B BB		1B E 1B			0	0	0	0	0	0	0											
Harold Baines, L OBP: 0.308, SLG: 0.416			4-3		F4		F8			4	0	1	0	0	0	4											
Aurelio Rodriguez, R OBP: 0.240, SLG: 0.159 Jerry Hairston, S OBP: 0.206, SLG: 0.406 Vance Law, R OBP: 0.366, SLG: 0.324			FC4-6 1B BB		F6		F5		S 1B 1B	3	2	1	0	1	0	5											
Bill Almon, R OBP: 0.341, SLG: 0.410			1-2 2-3		FC4-6 1B S		F9			2	0	0	0	1	1	5											
Inning Stats	R: 1 E: 0 K: 1 S: 7	H: 2 LOB: 1 BB: 0 P: 7	R: 1 E: 0 K: 0 S: 3	H: 1 LOB: 2 BB: 2 P: 11	R: 1 E: 0 K: 1 S: 8	H: 3 LOB: 3 BB: 1 P: 12	R: 0 E: 0 K: 0 S: 3	H: 0 LOB: 1 BB: 1 P: 7	R: 0 E: 0 K: 1 S: 4	H: 1 LOB: 2 BB: 1 P: 8	R: 0 E: 0 K: 1 S: 6	H: 1 LOB: 0 BB: 0 P: 6	R: 2 E: 0 K: 1 S: 8	H: 3 LOB: 1 BB: 0 P: 8	R: 1 E: 0 K: 1 S: 6	H: 1 LOB: 0 BB: 0 P: 6		R: 0 E: 0 K: 1 S: 6	H: 0 LOB: 0 BB: 0 P: 3	1B: 9 2B: 2 3B: 0 HR: 1	SF: 0 SAC: 0 DP: 0 HBP: 0	WP: 0 PB: 0 SB: 4 CS: 0	PA: 40				
PITCHER	IP	WLS	BF	H	R	ER	SO	BB	IBB	HBP	BLK	WP	HR	S	P	ERA	WHIP										
Frank Viola, L ERA: 5.09	14		44	6	3	3	1	2	0	0	0	0	0	20	28	2.08	1.154										
John Pacella, R ERA: 4.46	4.1		18	3	1	1	2	2	0	0	0	0	0	12	12	10.80	1.800										
Terry Felton, R ERA: 4.32	1.2	L	8	3	2	2	2	0	0	0	0	0	1	12	12	10.80	1.800										

Batter	1	2	3	4	5	6	7	8	9	AB	R	H	RBI	BB	SO	LOB	TOP
Bobby Mitchell, L OBP: 0.298, SLG: 0.276 (1, 8)										4	0	0	0	1	1	3	Minnesota Twins @ Chicago White Sox Comiskey Park, Chicago, IL Wed Jun 23 1982, 8:05 PM EDT Att: 21,309 - Unknown - 62 F
Ron Washington, R OBP: 0.308, SLG: 0.395 (1, 6)										5	0	0	0	0	0	2	
Tom Brunansky, R OBP: 0.384, SLG: 0.552 (1, 9)										3	1	1	0	2	1	1	
Kent Hrbek, L OBP: 0.394, SLG: 0.619 (1, 3)										4	1	1	0	0	0	2	
Randy Johnson, L OBP: 0.352, SLG: 0.496 Jesus Vega, R OBP: 0.288, SLG: 0.381 (9, PH)										3	0	1	0	0	0	1	
Gary Ward, R OBP: 0.276, SLG: 0.377 (1, 7)										3	1	1	0	0	0	0	
Gary Gaetti, R OBP: 0.271, SLG: 0.417 (1, 5)										4	1	2	2	0	0	2	
John Castino, R OBP: 0.258, SLG: 0.288 (1, 4)										4	0	1	0	0	0	3	
Tim Laudner, R OBP: 0.341, SLG: 0.380 (1, 2)										4	1	2	3	0	0	2	
Inning Stats	R: 0 E: 0 K: 1 S: 6	H: 1 LOB: 1 BB: 0 P: 6	R: 0 E: 0 K: 0 S: 3	H: 0 LOB: 0 BB: 0 P: 3	R: 0 E: 0 K: 0 S: 3	H: 0 LOB: 1 BB: 1 P: 7	R: 0 E: 0 K: 0 S: 5	H: 2 LOB: 2 BB: 0 P: 5	R: 0 E: 0 K: 1 S: 4	H: 1 LOB: 0 BB: 0 P: 3	R: 6 E: 0 K: 0 S: 8	H: 4 LOB: 1 BB: 2 P: 16	1B: 8 2B: 1 3B: 0 HR: 1	SF: 0 SAC: 1 DP: 2 HBP: 0	WP: 0 PB: 0 SB: 0 CS: 0	PA: 39	
PITCHER	IP	WLS	BF	H	R	ER	SO	BB	IBB	HBP	BLK	WP	HR	S	P	ERA	WHIP
Dennis Lamp, R ERA: 4.19 (1, 1)	8.0		30	6	1	0	2	2	0	0	0	0	0	32	40	1.12	1.000
Kevin Hickey, L ERA: 3.16 (9, 1)	0.0	L	1	1	0	0	0	0	0	0	0	0	0	1	1	∞	∞
Salome Barojas, R ERA: 3.38 (9, 1)	0.1	L	6	3	5	5	0	1	0	0	0	0	1	5	9	135.00	12.000
Chico Escarrega, R ERA: 2.77 (9, 1)	0.2		2	0	0	0	0	0	0	0	0	0	0	2	2	0.00	0.000

Batter	1	2	3	4	5	6	7	8	9	AB	R	H	RBI	BB	SO	LOB	BOTTOM	
Ron LeFlore, R OBP: 0.336, SLG: 0.413 (1, 8)										5	1	1	0	0	2	2	Minnesota Twins @ Chicago White Sox Comiskey Park, Chicago, IL Wed Jun 23 1982, 8:05 PM EDT Att: 21,309 - Unknown - 62 F	
Tony Bemazzard, S OBP: 0.337, SLG: 0.356 (1, 4)										3	0	0	1	1	1	2		
Steve Kemp, L OBP: 0.382, SLG: 0.396 (1, 7)										4	0	0	0	0	0	1		
Greg Luzinski, R OBP: 0.382, SLG: 0.496 Rudy Law, L OBP: 0.326, SLG: 0.386 (8, PR)										4	2	4	0	0	0	0		
Tom Paciorek, R OBP: 0.359, SLG: 0.457 Mike Squires, L OBP: 0.275, SLG: 0.243 (9, 3)										4	0	1	0	0	0	3		
Harold Baines, L OBP: 0.307, SLG: 0.413 (1, 9)										2	0	0	1	1	1	2		
Carlton Fisk, R OBP: 0.344, SLG: 0.374 (1, 2)										4	0	1	1	0	0	2		
Aurelio Rodriguez, R OBP: 0.226, SLG: 0.149 Jerry Hairston, S OBP: 0.200, SLG: 0.394 (9, PH)										3	0	0	0	0	1	2		
Vance Law, R OBP: 0.366, SLG: 0.324 Mary Foley, L OBP: 0.500, SLG: 0.273 (9, PH)										3	0	1	0	0	0	2		
Inning Stats	R: 0 E: 0 K: 1 S: 5	H: 0 LOB: 0 BB: 0 P: 5	R: 1 E: 0 K: 1 S: 8	H: 3 LOB: 2 BB: 0 P: 8	R: 1 E: 0 K: 0 S: 5	H: 2 LOB: 1 BB: 0 P: 5	R: 0 E: 0 K: 0 S: 3	H: 0 LOB: 0 BB: 0 P: 3	R: 0 E: 0 K: 1 S: 5	H: 1 LOB: 1 BB: 0 P: 4	R: 0 E: 0 K: 0 S: 4	H: 1 LOB: 2 BB: 1 P: 8	R: 0 E: 0 K: 2 S: 7	H: 0 LOB: 1 BB: 1 P: 11	1B: 5 2B: 2 3B: 1 HR: 0	SF: 2 SAC: 0 DP: 0 HBP: 0		WP: 0 PB: 0 SB: 1 CS: 0
PITCHER	IP	WLS	BF	H	R	ER	SO	BB	IBB	HBP	BLK	WP	HR	S	P	ERA	WHIP	
Bobby Castillo, R ERA: 4.24 (1, 1)	6.1		27	7	3	3	4	1	0	0	0	0	0	34	38	4.26	1.263	
Paul Boris, R ERA: 5.19 (7, 1)	1.2	W	7	1	0	0	0	0	1	0	0	0	0	6	10	0.00	0.600	
Ron Davis, R ERA: 4.53 (9, 1)	1.0	S	4	0	0	0	2	1	0	0	0	0	0	7	11	0.00	1.000	

Batter	1	2	3	4	5	6	7	8	9	AB	R	H	RBI	BB	SO	LOB	TOP					
Bobby Mitchell, L OBP: 0.295, SLG: 0.289 (1, 8)	0-0 6-3		0-0 6-3		0-0 3B		0-0 4-3		0-0 L7	5	0	1	2	0	0	1						
Ron Washington, R OBP: 0.303, SLG: 0.388 (1, 6)	0-0 5-3			0-0 6-3	0-0 L8			0-0 6-3		4	0	0	0	0	0	1						
Tom Brunansky, R OBP: 0.393, SLG: 0.551 (1, 9)	0-0 6-3			4-0 BB		1-0 1B HBP		0-0 FC4-6 1B		2	0	1	0	1	0	0						
Kent Hrbek, L OBP: 0.388, SLG: 0.609 (1, 3)		0-0 L4		0-0 F8		0-0 F7		0-0 FC4-6 1-2		4	0	0	0	0	0	3						
Randy Johnson, L OBP: 0.349, SLG: 0.490 (1, 10)		0-0 F1		0-0 F9		1-2 1B		0-0 F7		4	0	1	0	0	0	2						
Gary Ward, R OBP: 0.280, SLG: 0.379 (1, 7)		0-0 F8			0-0 6-3 1B		0-0 F5		0-0 SH1-4 1B	4	2	2	0	0	0	2						
Gary Gaetti, R OBP: 0.272, SLG: 0.415 (1, 5)			0-0 F5		0-0 6-3 1B		0-3 K		0-0 SH1-4	3	1	1	0	0	1	2						
Tim Laudner, R OBP: 0.337, SLG: 0.413 (1, 2)			0-0 HR		0-0 F7		0-0 G3		0-0 F5	4	1	1	1	0	0	3						
John Castino, R OBP: 0.257, SLG: 0.268 (1, 4)			0-0 5-3		0-0 6-3		0-0 6-3		0-0 1B	4	0	1	1	0	0	2						
Inning Stats	R: 0 E: 0 K: 0 S: 3	H: 0 LOB: 0 BB: 0 P: 3	R: 0 E: 0 K: 0 S: 3	H: 0 LOB: 0 BB: 0 P: 3	R: 1 E: 0 K: 0 S: 4	H: 1 LOB: 0 BB: 0 P: 4	R: 0 E: 0 K: 0 S: 3	H: 0 LOB: 1 BB: 1 P: 7	R: 2 E: 0 K: 0 S: 6	H: 3 LOB: 1 BB: 0 P: 6	R: 0 E: 0 K: 1 S: 6	H: 1 LOB: 2 BB: 0 P: 7	R: 0 E: 0 K: 0 S: 3	H: 0 LOB: 0 BB: 0 P: 3	R: 0 E: 0 K: 0 S: 4	H: 1 LOB: 1 BB: 0 P: 4	R: 1 E: 0 K: 0 S: 5	H: 2 LOB: 1 BB: 0 P: 5	1B: 6 2B: 0 3B: 1 HR: 1	SF: 0 SAC: 1 DP: 0 HBP: 1	WP: 0 PB: 0 SB: 0 CS: 0	PA: 37
PITCHER Dave Stieb, R ERA: 3.76 (1, 1)	IP: 9.0 WLS: L BF: 37 H: 8 R: 4 ER: 4 SO: 1 BB: 1 IBB: 0 HBP: 1 BLK: 0 WP: 0 HR: 1 S: 37 P: 42 ERA: 4.00 WHIP: 1.000															PITCHER						

Minnesota Twins @ Toronto Blue Jays
Exhibition Stadium, Toronto, ON
Sat Jun 26 1982, 3:33 AM EDT
Att: 14,052 - Dome - 62 F

AB 34
R 4
H 8
RBI 4
BB 1
SO 1
LOB 16



Batter	1	2	3	4	5	6	7	8	9	AB	R	H	RBI	BB	SO	LOB	BOTTOM			
Damaso Garcia, R OBP: 0.347, SLG: 0.402 (1, 4)	0-0 1B 4-3 1B		0-0 S 1B		0-0 F8		0-3 K		0-0 F9	5	1	2	0	0	1	3				
Rance Mulliniks, L OBP: 0.314, SLG: 0.327 (1, 5)			0-0 F9		0-0 1B			0-0 BB 1B	0-3 K	2	0	1	0	0	0	1				
Garth Iorg, R OBP: 0.313, SLG: 0.392 (5, PH)	1-3 1B				1-2 2-3 1B					3	1	2	0	0	1	0				
Lloyd Moseby, L OBP: 0.280, SLG: 0.341 (1, 8)	0-0 F1		0-3 K		0-0 F9			4-0 1-2 3B BB		3	0	0	0	0	0	1				
Tony Johnson, R OBP: 0.294, SLG: 0.367 (6, PH)										0	0	0	0	0	0	0				
Hosken Powell, L OBP: 0.286, SLG: 0.345 (8, PH)			1-2 K							0	1	0	0	1	0	0				
Willie Upshaw, L OBP: 0.366, SLG: 0.527 (1, 3)	0-0 4-3			0-0 F7		0-3 K		0-0 3B		4	0	1	3	0	1	1				
Barry Bonnell, R OBP: 0.395, SLG: 0.487 (1, 7)	0-0 F6			0-0 F8		0-0 6-3		0-0 6-3		4	0	0	0	0	0	2				
Dave Revering, L OBP: 0.298, SLG: 0.338 (1, 10)		0-0 1-3		0-0 4-3		0-3 K		4-0 IBB		1	0	0	0	0	0	0				
Pedro Hernandez, R (4, PH)										2	0	0	0	0	1	0				
Al Woods, L OBP: 0.247, SLG: 0.232 (8, PH)										0	0	0	0	1	0	0				
Jesse Barfield, R OBP: 0.315, SLG: 0.396 (1, 9)		0-0 6-3			0-0 F3		0-3 K	0-0 F2		4	0	0	0	0	1	2				
Ernie Whitt, L OBP: 0.328, SLG: 0.424 (1, 2)		0-0 4-3			0-0 1B 1B 1B		0-0 2B	0-0 L7		2	0	1	0	0	0	0				
Buck Martinez, R OBP: 0.333, SLG: 0.378 (7, PH)										2	0	1	0	0	0	2				
Alfredo Griffin, S OBP: 0.258, SLG: 0.298 (1, 6)			0-0 F8		0-0 1B 1B		0-0 F8		0-0 5-3	4	0	1	0	0	0	1				
Inning Stats	R: 1 E: 0 K: 0 S: 5	H: 2 LOB: 1 BB: 0 P: 5	R: 0 E: 0 K: 0 S: 3	H: 0 LOB: 0 BB: 0 P: 3	R: 0 E: 0 K: 1 S: 6	H: 1 LOB: 1 BB: 0 P: 6	R: 0 E: 0 K: 0 S: 3	H: 0 LOB: 0 BB: 0 P: 3	R: 0 E: 0 K: 2 S: 7	H: 0 LOB: 0 BB: 0 P: 7	R: 0 E: 0 K: 2 S: 8	H: 1 LOB: 1 BB: 0 P: 8	R: 2 E: 0 K: 0 S: 5	H: 2 LOB: 2 BB: 2 P: 13	R: 0 E: 0 K: 1 S: 5	H: 0 LOB: 0 BB: 0 P: 5	1B: 7 2B: 1 3B: 1 HR: 0	SF: 0 SAC: 0 DP: 0 HBP: 0	WP: 0 PB: 0 SB: 1 CS: 0	PA: 38
PITCHER Pete Redfern, R ERA: 6.75 (1, 1)	IP: 7.0 WLS: W BF: 27 H: 6 R: 1 ER: 1 SO: 5 BB: 0 IBB: 0 HBP: 0 BLK: 0 WP: 0 HR: 0 S: 37 P: 37 ERA: 1.29 WHIP: 0.857															PITCHER				
Jack O'Connor, L ERA: 7.2 (1, 1)	IP: 2.0 WLS: W BF: 9 H: 1 R: 1 ER: 1 SO: 1 BB: 1 IBB: 0 HBP: 0 BLK: 0 WP: 0 HR: 0 S: 9 P: 17 ERA: 4.50 WHIP: 1.000															PITCHER				
Ron Davis, R ERA: 4.53 (8, 1)																				

Minnesota Twins @ Toronto Blue Jays
Exhibition Stadium, Toronto, ON
Sat Jun 26 1982, 3:33 AM EDT
Att: 14,052 - Dome - 62 F

AB 36
R 3
H 9
RBI 3
BB 2
SO 6
LOB 18



Batter	1	2	3	4	5	6	7	8	9	AB	R	H	RBI	BB	SO	LOB	TOP					
Bobby Mitchell, L (1, 8) OBP: 0.293, SLG: 0.288	F7		F9		F7			S 1B		4	0	1	0	0	0	3	Minnesota Twins @ Toronto Blue Jays Exhibition Stadium, Toronto, ON Sun Jun 27 1982, 3:33 AM EDT Att: 20,074 - Dome - 68 F					
Ron Washington, R (1, 4) OBP: 0.296, SLG: 0.383	K		SF7		F8			5-3 1-2		3	0	0	1	0	1							
Tom Brunansky, R (1, 9) OBP: 0.389, SLG: 0.550	6-3		L8		2B			F8		4	1	1	0	0	0	3						
Kent Hrbek, L (1, 3) OBP: 0.390, SLG: 0.609		F7		G3		2B		4-0 IBB		3	0	1	1	1	0	0						
Randy Johnson, L (1, 10) OBP: 0.353, SLG: 0.486		G6-4-3 1B		FC6-4 BB		F9		K		3	0	1	0	1	1	3						
Gary Ward, R (1, 7) OBP: 0.276, SLG: 0.373		G6-4-3 1-2		L5		6-3				4	0	0	0	0	0	3						
Tim Laudner, R (1, 2) OBP: 0.333, SLG: 0.418			BB SF7 2B	FC6-4 1-2		F6		6-3		4	1	1	0	0	0	1						
John Castino, R (1, 5) OBP: 0.263, SLG: 0.269			BB BB		F9	1-3				3	0	1	0	1	0	0						
Lenny Faedo, R (1, 6) OBP: 0.231, SLG: 0.174			BB BB		K	6-3				2	0	0	0	1	1	0						
Larry Milbourne, S (9, PH) OBP: 0.259, SLG: 0.246			1-2 2-3 BB					K		1	0	0	0	0	1	1						
Inning Stats	R: 0 E: 0 K: 1 S: 5	H: 0 LOB: 0 BB: 0 P: 5	R: 0 E: 0 K: 0 S: 3	H: 1 LOB: 0 BB: 0 P: 3	R: 1 E: 0 K: 0 S: 4	H: 1 LOB: 2 BB: 2 P: 12	R: 0 E: 0 K: 0 S: 3	H: 0 LOB: 1 BB: 1 P: 7	R: 0 E: 0 K: 1 S: 5	H: 0 LOB: 0 BB: 0 P: 5	R: 1 E: 0 K: 0 S: 5	H: 2 LOB: 1 BB: 0 P: 5	R: 0 E: 0 K: 0 S: 3	H: 0 LOB: 0 BB: 0 P: 3	R: 0 E: 0 K: 1 S: 6	H: 1 LOB: 2 BB: 1 P: 10	R: 0 E: 0 K: 1 S: 6	H: 1 LOB: 1 BB: 0 P: 6	1B: 3 2B: 3 3B: 0 HR: 0	SF: 1 SAC: 0 DP: 1 HBP: 0	WP: 0 PB: 0 SB: 1 CS: 0	PA: 36
PITCHER	IP	WLS	BF	H	R	ER	SO	BB	IBB	HBP	BLK	WP	HR	S	P	ERA	WHIP					
Luis Leal, R (1, 1) ERA: 3.74	7.1		29	5	2	2	2	3	0	0	0	0	0	30	42	2.46	1.091					
Joey McLaughlin, R (8, 1) ERA: 3.28	1.2	W	7	1	0	0	2	0	1	0	0	0	0	10	14	0.00	0.600					

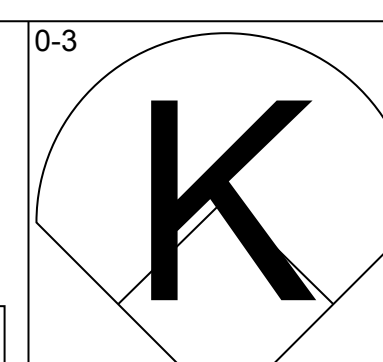
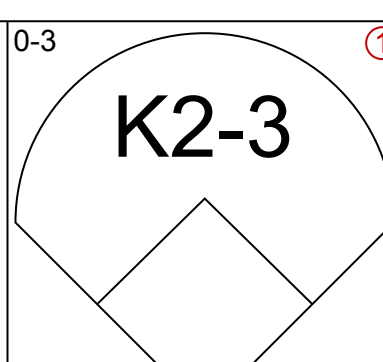
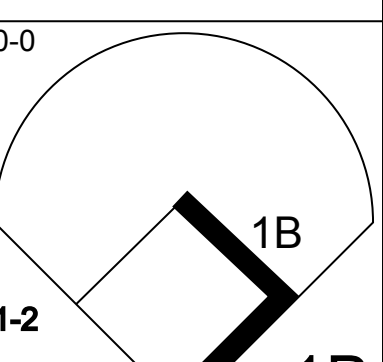
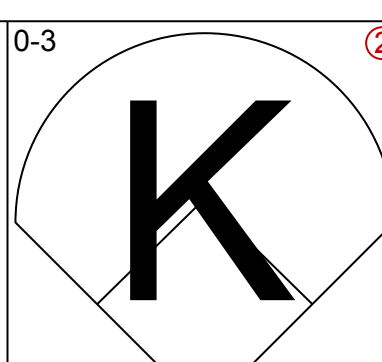
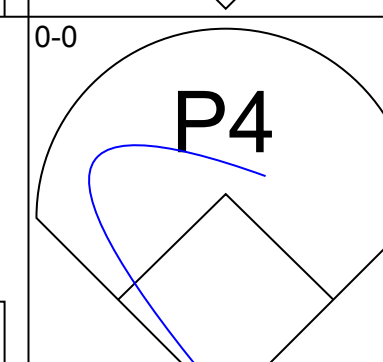
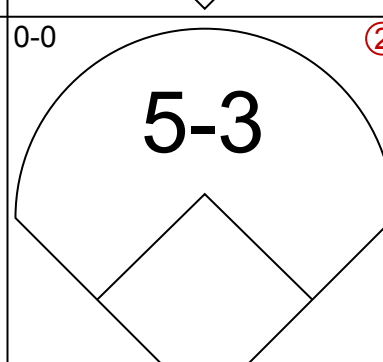
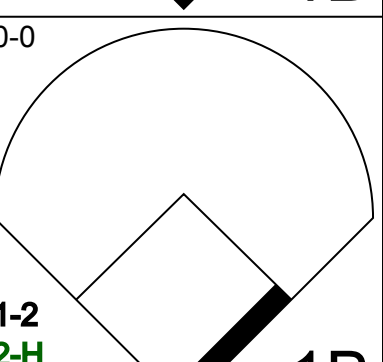
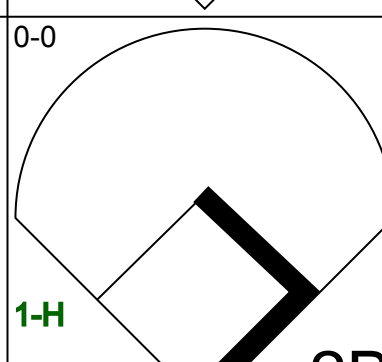
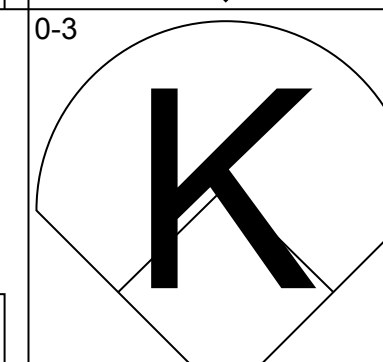
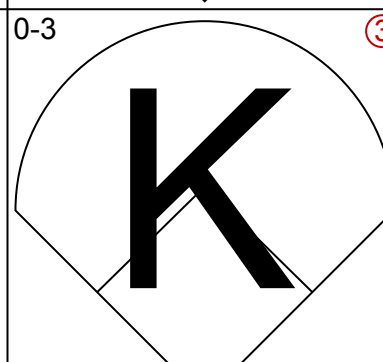
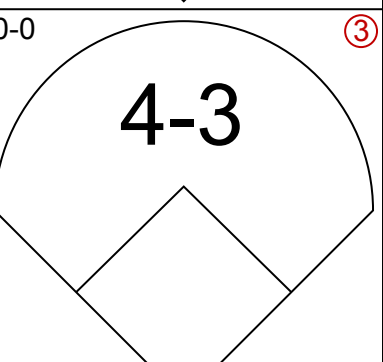
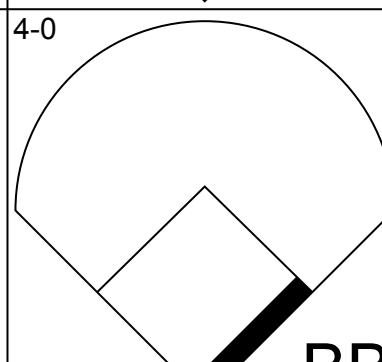
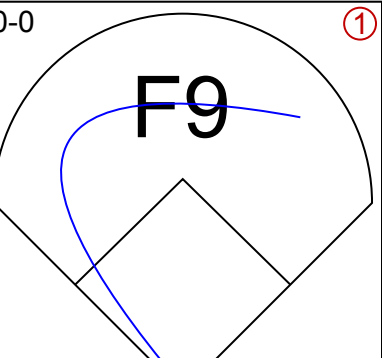
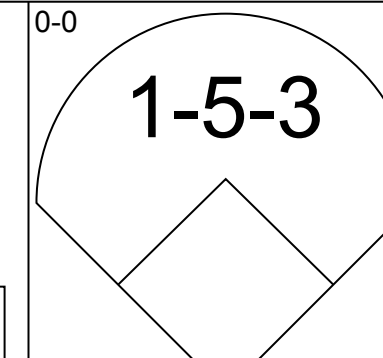
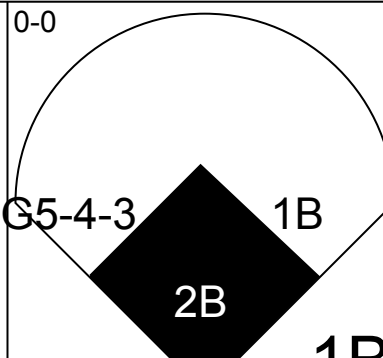
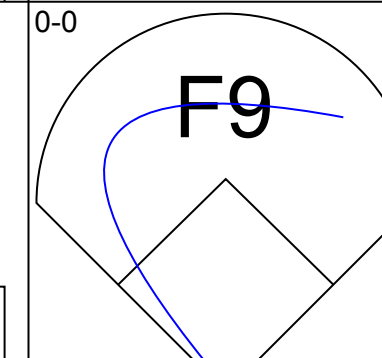
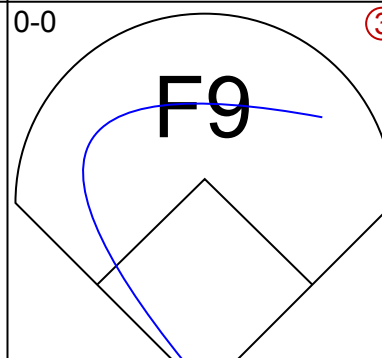
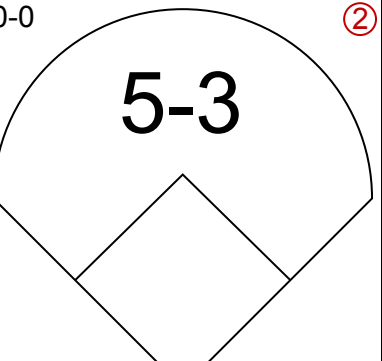
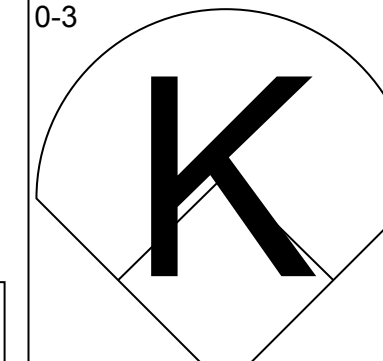
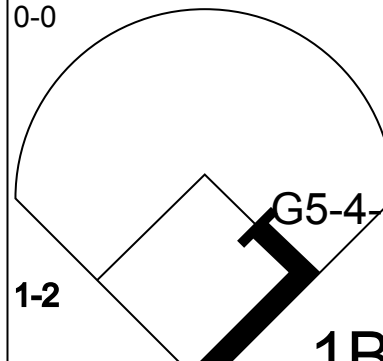
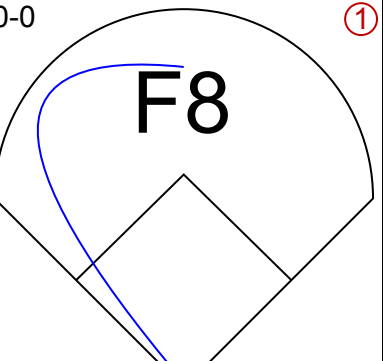
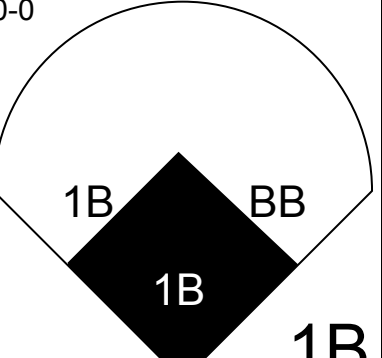
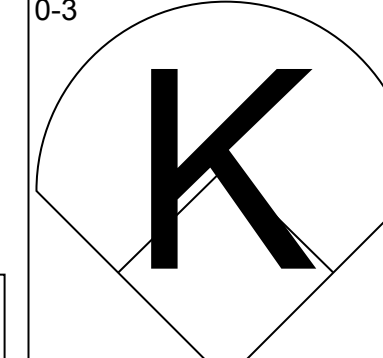
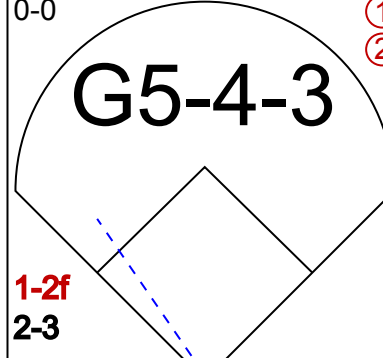
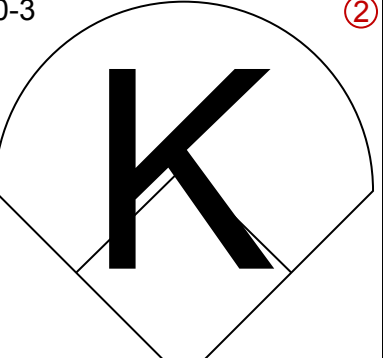
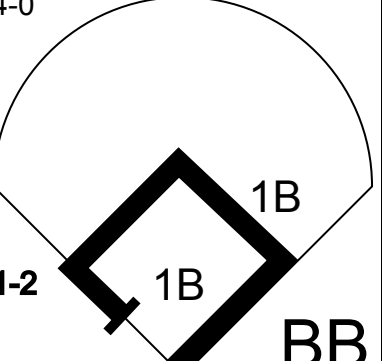
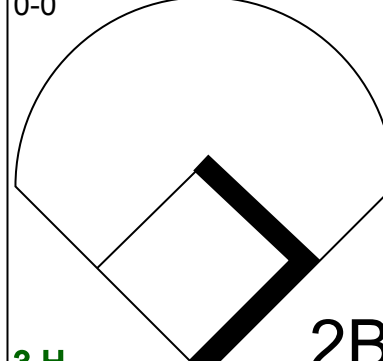
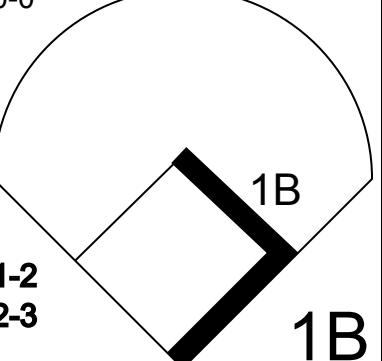
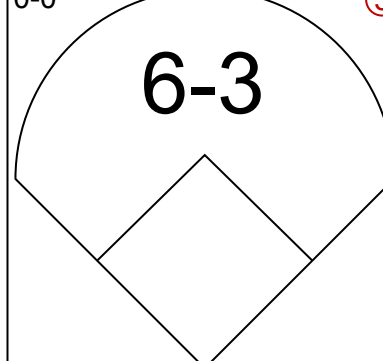

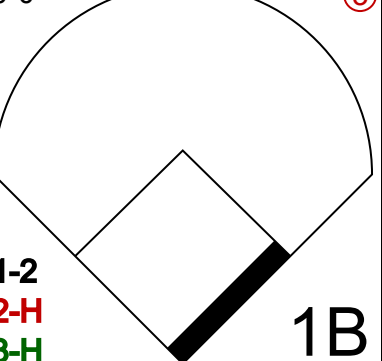
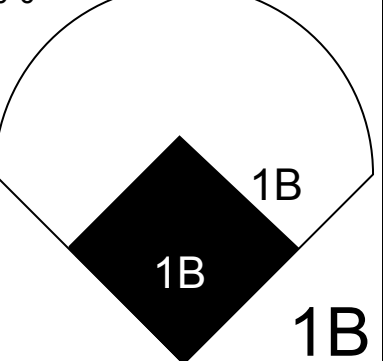
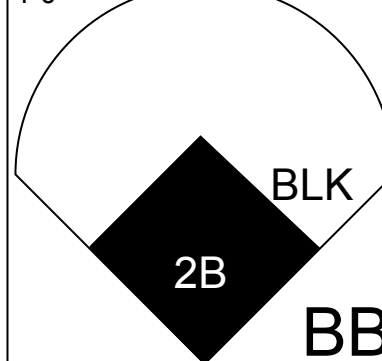
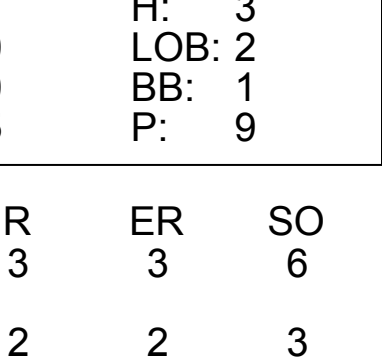
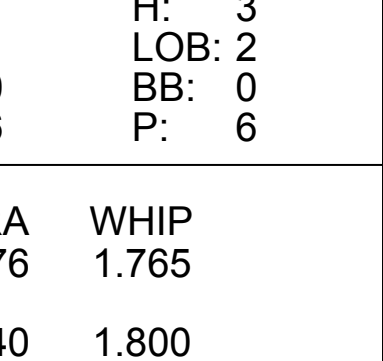
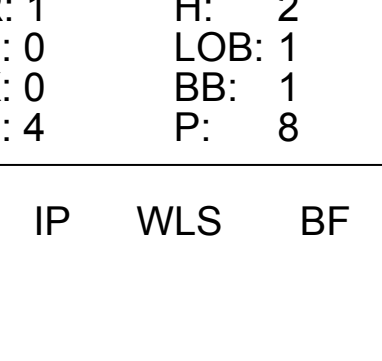
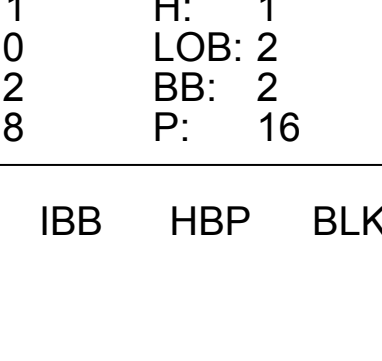
Batter	1	2	3	4	5	6	7	8	9	AB	R	H	RBI	BB	SO	LOB	BOTTOM				
Damaso Garcia, R (1, 4) OBP: 0.354, SLG: 0.419	1B 1B		1B SF9 1B		S 1B					5	3	4	1	0	0	1	Minnesota Twins @ Toronto Blue Jays Exhibition Stadium, Toronto, ON Sun Jun 27 1982, 3:33 AM EDT Att: 20,074 - Dome - 68 F				
Garth Iorg, R (1, 5) OBP: 0.319, SLG: 0.397					F2					3	0	2	0	0	0	1					
Rance Mulliniks, L (7, PH) OBP: 0.312, SLG: 0.325	1B 1-3		SF9 1B		F2					1	0	0	0	0	0	1					
Barry Bonnell, R (1, 8) OBP: 0.393, SLG: 0.485	F4		SF9		6-3					3	0	1	1	0	0	3					
Jesse Barfield, R (1, 9) OBP: 0.315, SLG: 0.395			1-2 3-H							3	0	1	1	0	1	1					
Hosken Powell, L (7, PH) OBP: 0.293, SLG: 0.342	G5-4-3 1B		K		5-3					1	0	0	0	0	1	2					
Buck Martinez, R (1, 2) OBP: 0.306, SLG: 0.387					5-3					3	0	1	0	0	0	2					
Lloyd Moseby, L (6, PR) OBP: 0.279, SLG: 0.339	G5-4-3 1-2					2B				1	0	0	0	0	0	0					
Willie Upshaw, L (1, 3) OBP: 0.364, SLG: 0.527		G3		F8 2B		F7		F5		4	0	1	0	0	0	1					
Tony Johnson, R (1, 7) OBP: 0.306, SLG: 0.355		4-0				4-0				1	0	0	0	1	0	1					
Ernie Whitt, L (6, PH) OBP: 0.335, SLG: 0.424		CS BB		F8		IBB		E S BB		0	0	0	0	2	0	0					
Pedro Hernandez, R (1, 10) OBP: 0.301, SLG: 0.336		0-3		1-2-3		F9		1-3 IBB		2	0	0	0	0	1	2					
Dave Revering, L (6, PH) OBP: 0.301, SLG: 0.336		1-2								1	0	0	0	1	0	2					
Alfredo Griffin, S (1, 6) OBP: 0.258, SLG: 0.298			K		5-3			1B 1B		4	0	1	0	0	1	2					
Inning Stats	R: 1 E: 0 K: 0 S: 5	H: 3 LOB: 1 BB: 0 P: 5	R: 0 E: 0 K: 1 S: 4	H: 0 LOB: 0 BB: 1 P: 8	R: 1 E: 0 K: 2 S: 9	H: 2 LOB: 1 BB: 0 P: 9	R: 0 E: 0 K: 0 S: 4	H: 1 LOB: 1 BB: 0 P: 4	R: 0 E: 0 K: 0 S: 4	H: 1 LOB: 2 BB: 1 P: 8	R: 0 E: 0 K: 1 S: 7	H: 2 LOB: 2 BB: 0 P: 7	R: 0 E: 0 K: 0 S: 3	H: 0 LOB: 2 BB: 2 P: 11	R: 0 E: 0 K: 0 S: 1	H: 1 LOB: 0 BB: 0 P: 1	1B: 8 2B: 2 3B: 0 HR: 1	SF: 1 SAC: 0 DP: 1 HBP: 0	WP: 0 PB: 0 SB: 2 CS: 1	PA: 37	
PITCHER	IP	WLS	BF	H	R	ER	SO	BB	IBB	HBP	BLK	WP	HR	S	P	ERA	WHIP				
Brad Havens, L (1, 1) ERA: 4.63	5.2		24	8	2	2	3	1	0	0	0	0	0	29	33	3.18	1.588				
Terry Felton, R (6, 1) ERA: 4.31	2.1	L	13	3	1	1	1	1	2	0	0	0	1	12	24	3.86	1.714				

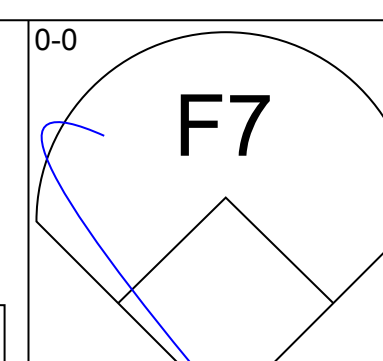
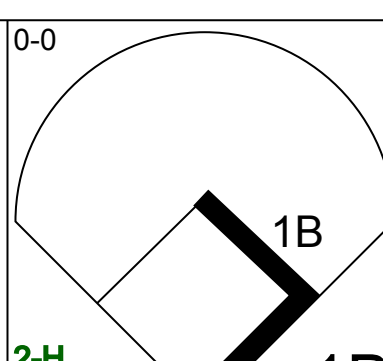
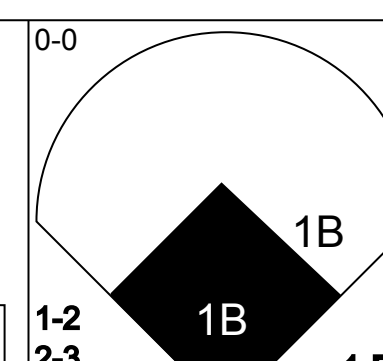
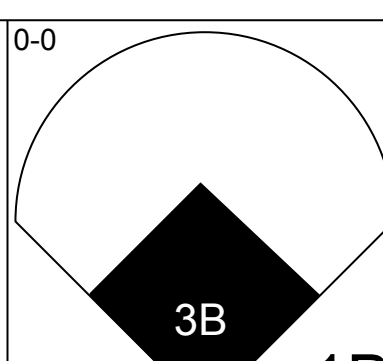
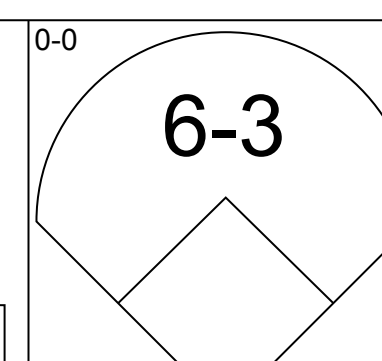
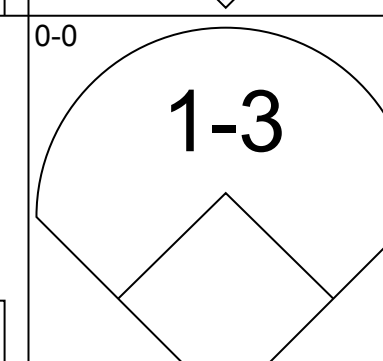
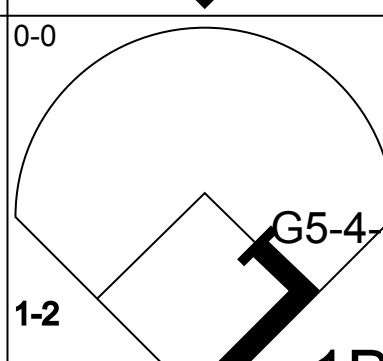
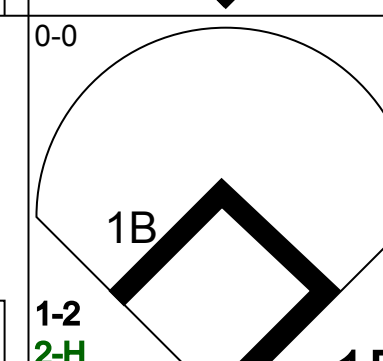
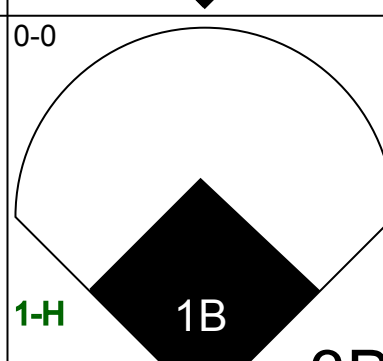
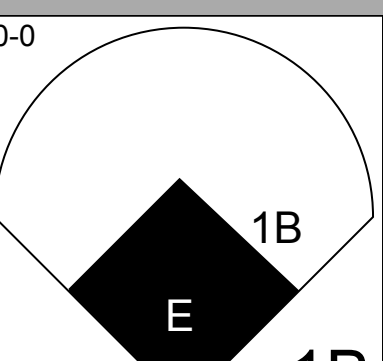
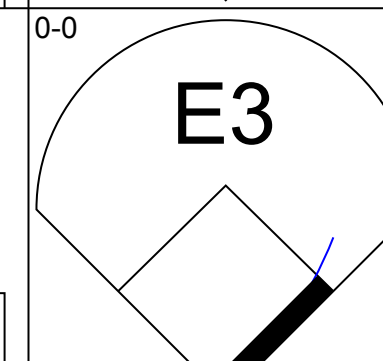
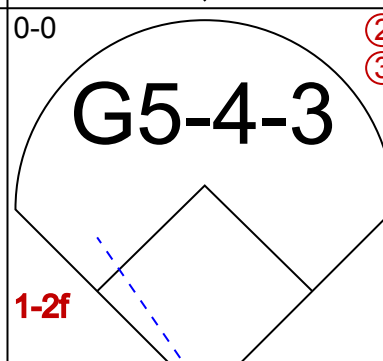
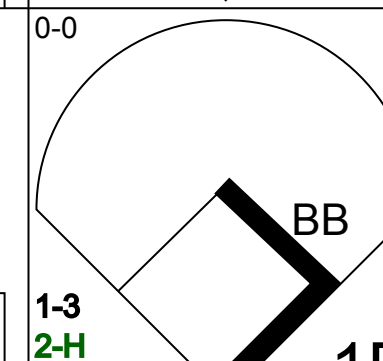
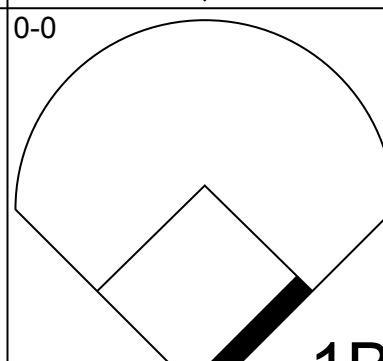
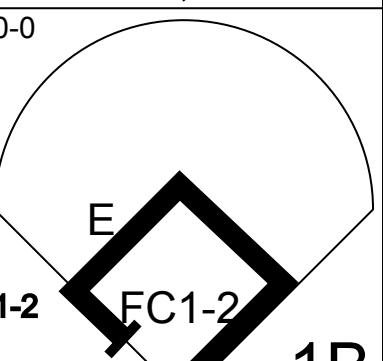
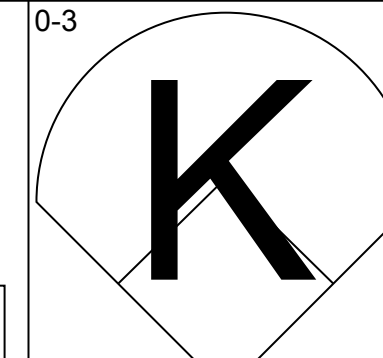
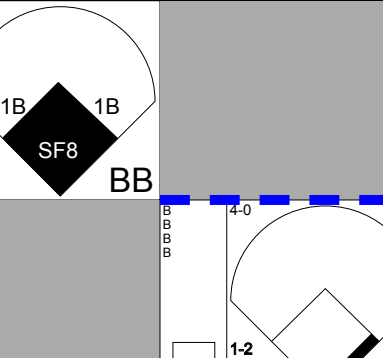
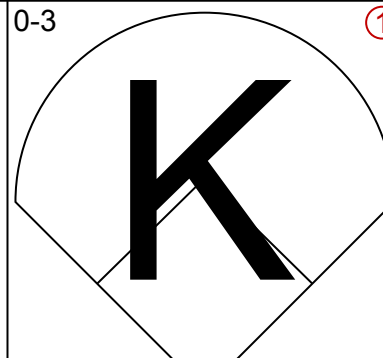
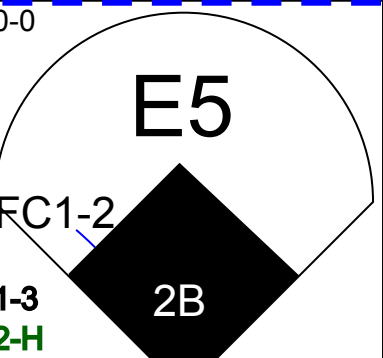
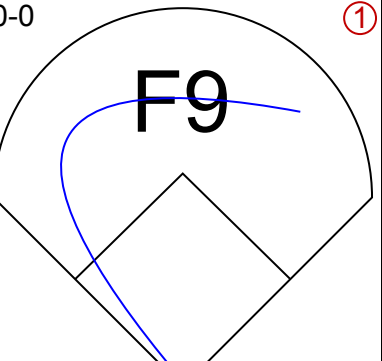
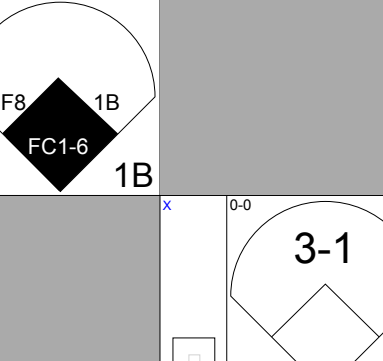
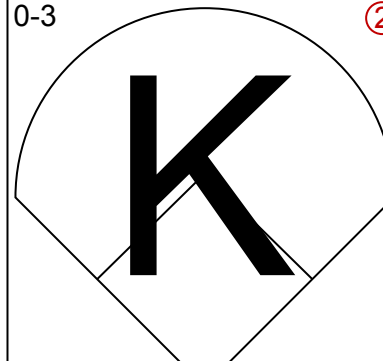
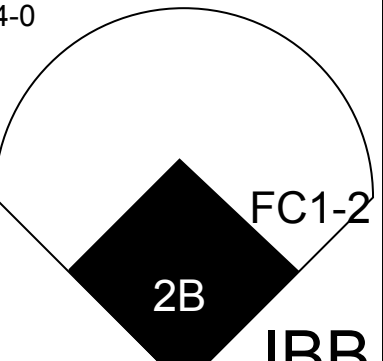
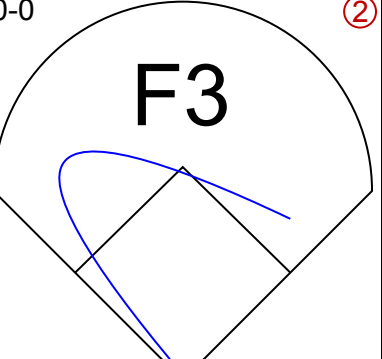
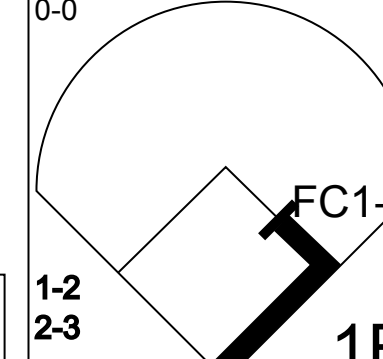
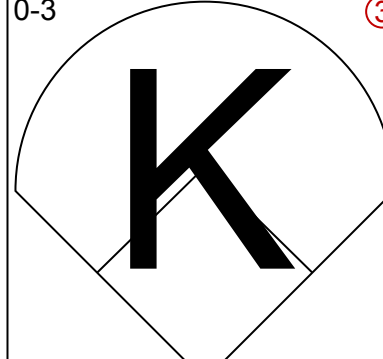
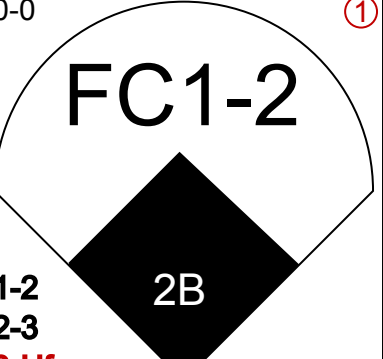

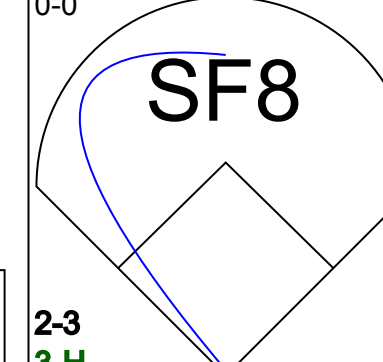

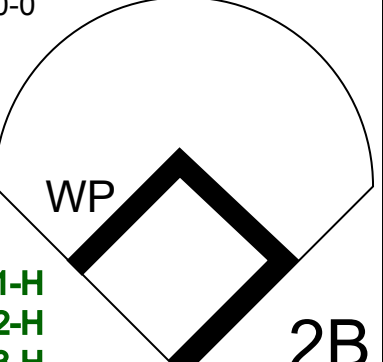

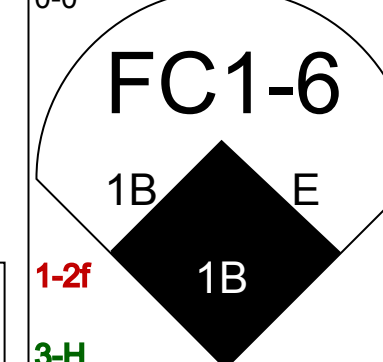

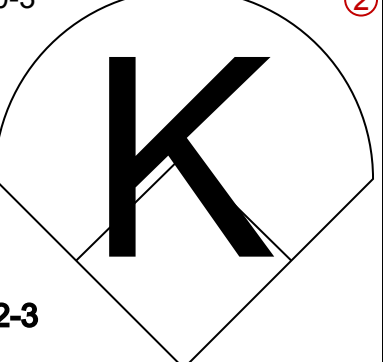
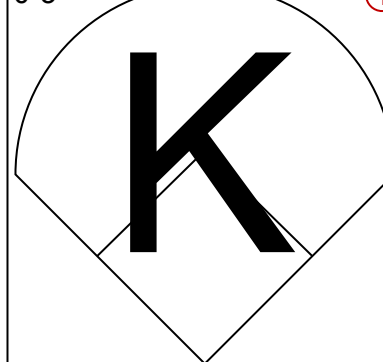
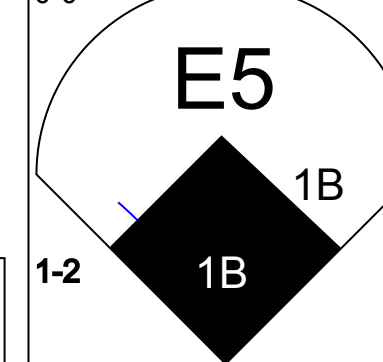

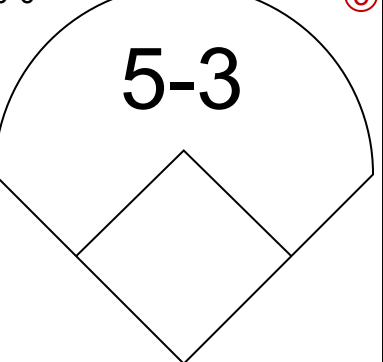

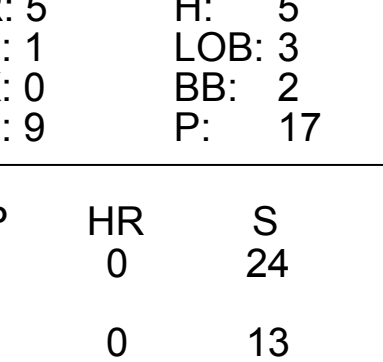
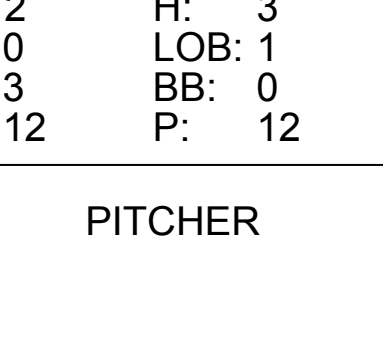
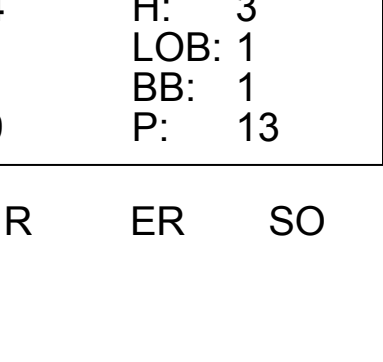
AB	31
R	2
H	6
RBI	2
BB	4
SO	4
LOB	15



AB	32
R	3
H	11
RBI	3
BB	4
SO	4
LOB	19



Batter	1	2	3	4	5	6	7	8	9	AB	R	H	RBI	BB	SO	LOB	TOP					
Ron LeFlore, R (1, 8) OBP: 0.336, SLG: 0.409										5	0	2	0	0	3	1	Chicago White Sox @ Minnesota Twins Hubert H. Humphrey Metrodome, Minneapolis, MN Tue Jun 29 1982, 8:05 PM EDT Att: 9,181 - Dome livebaseballscores.com					
Tony Bernazard, S (1, 4) OBP: 0.343, SLG: 0.378										5	0	2	2	0	0	2						
Steve Kemp, L (1, 7) OBP: 0.377, SLG: 0.418										4	0	1	1	1	2	2						
Greg Luzinski, R (1, 10) OBP: 0.372, SLG: 0.482										5	1	1	0	0	0	3						
Carlton Fisk, R (1, 3) OBP: 0.339, SLG: 0.380										4	0	1	0	0	1	0						
Marc Hill, R (1, 2) OBP: 0.279, SLG: 0.368										3	1	1	0	0	1	2						
Mary Foley, L (8, PH) OBP: 0.421, SLG: 0.214										1	0	0	0	0	1	0						
Jerry Hairston, S (1, 9) OBP: 0.268, SLG: 0.526										3	0	1	1	1	0	0						
Vance Law, R (1, 5) OBP: 0.407, SLG: 0.415										4	0	1	0	0	1	2						
Bill Almon, R (1, 6) OBP: 0.348, SLG: 0.405										2	3	2	1	2	0	0						
Inning Stats	R: 0 E: 0 K: 2 S: 7	H: 0 LOB: 0 BB: 0 P: 7	R: 1 E: 0 K: 0 S: 5	H: 3 LOB: 2 BB: 1 P: 9	R: 0 E: 0 K: 2 S: 7	H: 0 LOB: 0 BB: 0 P: 7	R: 0 E: 0 K: 2 S: 7	H: 0 LOB: 0 BB: 0 P: 7	R: 1 E: 1 K: 0 S: 6	H: 3 LOB: 2 BB: 0 P: 6	R: 1 E: 0 K: 0 S: 5	H: 3 LOB: 1 BB: 0 P: 5	R: 1 E: 0 K: 0 S: 4	H: 2 LOB: 1 BB: 1 P: 8	R: 0 E: 0 K: 1 S: 5	H: 0 LOB: 0 BB: 0 P: 5	R: 1 E: 0 K: 2 S: 8	H: 1 LOB: 2 BB: 2 P: 16	1B: 10 2B: 2 3B: 0 HR: 0	SF: 0 SAC: 0 DP: 2 HBP: 0	WP: 0 PB: 0 SB: 0 CS: 1	PA: 40
PITCHER	IP WLS BF H R ER SO BB IBB HBP BLK WP HR S P ERA WHIP																					
Frank Viola, L (1, 1) ERA: 5.01	5.2 W 25 9 3 3 6 1 0 0 0 0 0 0 36 40 4.76 1.765																					
Terry Felton, R (6, 1) ERA: 4.35	3.1 S 15 3 2 2 3 3 0 0 1 0 0 0 18 30 5.40 1.800																					

Batter	1	2	3	4	5	6	7	8	9	AB	R	H	RBI	BB	SO	LOB	BOTTOM			
Bobby Mitchell, L (1, 8) OBP: 0.296, SLG: 0.291										5	2	3	1	0	0	1	Chicago White Sox @ Minnesota Twins Hubert H. Humphrey Metrodome, Minneapolis, MN Tue Jun 29 1982, 8:05 PM EDT Att: 9,181 - Dome livebaseballscores.com			
Ron Washington, R (1, 6) OBP: 0.314, SLG: 0.403										5	2	4	3	0	0	0				
Tom Brunansky, R (1, 9) OBP: 0.406, SLG: 0.565										5	0	3	2	0	0	2				
Kent Hrbek, L (1, 3) OBP: 0.390, SLG: 0.610										3	2	0	0	2	2	3				
Randy Johnson, L (1, 10) OBP: 0.357, SLG: 0.481										4	1	1	0	0	1	4				
Jesus Vega, R (8, PH) OBP: 0.291, SLG: 0.378										0	1	0	0	1	0	0				
Tim Laudner, R (1, 2) OBP: 0.340, SLG: 0.414										4	1	1	0	1	1	4				
Gary Ward, R (1, 7) OBP: 0.280, SLG: 0.389										4	0	1	4	0	0	1				
Gary Gaetti, R (1, 5) OBP: 0.269, SLG: 0.407										5	2	1	1	0	1	3				
John Castino, R (1, 4) OBP: 0.256, SLG: 0.261										5	1	1	0	0	1	4				
Inning Stats	R: 0 E: 1 K: 1 S: 6	H: 0 LOB: 1 BB: 0 P: 6	R: 0 E: 0 K: 0 S: 3	H: 0 LOB: 0 BB: 0 P: 3	R: 1 E: 0 K: 1 S: 7	H: 3 LOB: 1 BB: 0 P: 7	R: 5 E: 1 K: 0 S: 9	H: 5 LOB: 3 BB: 2 P: 17	R: 0 E: 0 K: 3 S: 12	H: 0 LOB: 1 BB: 1 P: 7	R: 2 E: 0 K: 0 S: 4	H: 3 LOB: 0 BB: 0 P: 4	R: 0 E: 0 K: 1 S: 9	H: 1 LOB: 1 BB: 0 P: 13	R: 4 E: 1 K: 1 S: 9	H: 3 LOB: 1 BB: 1 P: 13	1B: 12 2B: 2 3B: 1 HR: 0	SF: 1 SAC: 0 DP: 1 HBP: 0	WP: 1 PB: 0 SB: 0 CS: 0	PA: 45
PITCHER	IP WLS BF H R ER SO BB IBB HBP BLK WP HR S P ERA WHIP																			
Richard Dotson, R (1, 1) ERA: 4.81	3.2 L 21 8 6 3 2 2 0 0 0 0 0 0 13 21 9.00 2.500																			
Kevin Hickey, L (4, 1) ERA: 3.51	2.0 11 3 2 2 2 2 0 0 0 0 0 0 9 9 13.50 2.250																			
Eddie Solomon, R (6, 1) ERA: 6.4	1.1 7 3 2 2 1 0 0 0 0 0 0 0 9 9 13.50 2.250																			
Jerry Koosman, L (8, 1) ERA: 4.53	1.0 6 1 2 1 1 0 1 0 0 1 0 0 7 11 9.00 1.000																			

Batter	1	2	3	4	5	6	7	8	9	AB	R	H	RBI	BB	SO	LOB	TOP										
Damaso Garcia, R (1, 4) OBP: 0.350, SLG: 0.414	F8		L7		6-3		S 1B		S 1B	5	1	2	1	0	0	0											
Garth Iorg, R (1, 5) OBP: 0.320, SLG: 0.400	1B 2B			K		F8	2-1	CS 1B	K	5	1	2	0	0	2	1											
Barry Bonnell, R (1, 7) OBP: 0.397, SLG: 0.495	2H 1B			2B 2B		K2-3		K	FC5-4 1B	5	1	3	1	0	2	1											
Jesse Barfield, R (1, 9) OBP: 0.318, SLG: 0.407	L7			5-3		F8		1B	FC5-4 1B	5	0	1	0	0	0	2											
Buck Martinez, R (1, 2) OBP: 0.339, SLG: 0.404		5-3								3	0	1	1	0	1	0											
Hosken Powell, L (8, PH) OBP: 0.281, SLG: 0.336										1	0	0	0	0	0	1											
Ernie Whitt, L (8, 2) OBP: 0.332, SLG: 0.428				2H 2B						0	0	0	0	0	0	0											
Willie Upshaw, L (1, 3) OBP: 0.360, SLG: 0.521	L8			F7			HR		FC3-6 BB	3	1	1	1	1	0	1											
Tony Johnson, R (1, 10) OBP: 0.302, SLG: 0.342					6-3				FC3-6 HBP	3	1	1	0	0	1	0											
Dave Revering, L (9, PH) OBP: 0.297, SLG: 0.336									E	1	0	0	0	0	0	1											
Pedro Hernandez, R (9, PR)										0	1	0	0	0	0	0											
Lloyd Moseby, L (1, 8) OBP: 0.283, SLG: 0.351			K				HR		1B HBP	3	2	1	1	0	1	1											
Alfredo Griffin, S (1, 6) OBP: 0.249, SLG: 0.286			F8		5-3				E5 1B	4	1	1	1	0	0	1											
Inning Stats	R: 1 E: 0 K: 0 S: 4	H: 2 LOB: 0 BB: 4 P: 4	R: 0 E: 0 K: 1 S: 5	H: 0 LOB: 0 BB: 0 P: 5	R: 0 E: 0 K: 1 S: 5	H: 0 LOB: 0 BB: 0 P: 5	R: 1 E: 0 K: 1 S: 7	H: 2 LOB: 1 BB: 0 P: 7	R: 1 E: 0 K: 0 S: 4	H: 1 LOB: 0 BB: 0 P: 4	R: 0 E: 0 K: 1 S: 5	H: 0 LOB: 0 BB: 0 P: 5	R: 2 E: 0 K: 1 S: 8	H: 4 LOB: 2 BB: 0 P: 8	R: 0 E: 0 K: 1 S: 6	H: 2 LOB: 1 BB: 0 P: 6	R: 4 E: 1 K: 1 S: 8	H: 2 LOB: 1 BB: 1 P: 13	1B: 8 2B: 4 3B: 0 HR: 2	SF: 0 SAC: 0 DP: 1 HBP: 1	WP: 0 PB: 0 SB: 5 CS: 1	PA: 40					
PITCHER	IP	WLS	BF	H	R	ER	SO	BB	IBB	HBP	BLK	WP	HR	S	P	ERA	WHIP										
Brad Havens, L (1, 1) ERA: 4.81	6.1	L	25	7	5	5	5	0	0	0	0	0	2	35	35	7.11	1.105										
Ron Davis, R (7, 1) ERA: 4.88	2.0		13	5	4	3	1	1	0	1	0	0	0	12	17	13.50	3.000										
Jeff Little, L (9, 1) ERA:	0.2		3	1	0	0	1	0	0	0	0	0	0	5	5	0.00	1.500										

Toronto Blue Jays @ Minnesota Twins
Hubert H. Humphrey Metrodome, Minneapolis, MN

AB 38
R 9
H 13
RBI 6
BB 1
SO 7
LOB 9



Fri Jul 02 1982, 8:05 PM EDT
Att: 7,503 - Dome - 75 F

Batter	1	2	3	4	5	6	7	8	9	AB	R	H	RBI	BB	SO	LOB	BOTTOM										
Bobby Mitchell, L (1, 8) OBP: 0.306, SLG: 0.294	1B 1B		F8			4-3			L7	5	0	2	0	0	0	3											
Ron Washington, R (1, 6) OBP: 0.309, SLG: 0.404	F4		6-3		F9		4-3		K	5	0	0	0	0	1	2											
Tom Brunansky, R (1, 9) OBP: 0.402, SLG: 0.535	K			L8		FC4-6 BB	K		BB BB	3	0	0	0	2	2	1											
Kent Hrbek, L (1, 3) OBP: 0.389, SLG: 0.593	1-3 1B			4-3		FC4-6 BB 1B	F7		BB BB	4	1	1	0	1	0	1											
Randy Johnson, L (1, 10) OBP: 0.361, SLG: 0.491	4-3			HR		E 1B BB BB		K	1-2 2-3 BB	3	2	1	1	2	1	2											
Tim Laudner, R (1, 2) OBP: 0.330, SLG: 0.404		F7		F6		BB E 1B		F3	K	5	0	1	1	0	1	3											
Gary Ward, R (1, 7) OBP: 0.291, SLG: 0.433		F3			HR	E5 BB		2B		4	1	2	1	0	0	2											
Gary Gaetti, R (1, 5) OBP: 0.269, SLG: 0.401			K		L5	F7		BB		3	0	0	0	1	1	3											
John Castino, R (1, 4) OBP: 0.254, SLG: 0.260					L8					2	0	0	1	1	0	0											
Jesus Vega, R (8, PH) OBP: 0.294, SLG: 0.385			F8							1	0	0	0	0	0	2											
Lenny Faedo, R (9, 6) OBP: 0.231, SLG: 0.174					L8					0	0	0	0	0	0	0											
Inning Stats	R: 0 E: 0 K: 1 S: 7	H: 2 LOB: 2 BB: 0 P: 7	R: 0 E: 0 K: 1 S: 5	H: 0 LOB: 0 BB: 0 P: 5	R: 0 E: 0 K: 0 S: 3	H: 0 LOB: 0 BB: 0 P: 3	R: 1 E: 0 K: 0 S: 4	H: 1 LOB: 0 BB: 0 P: 4	R: 1 E: 0 K: 0 S: 5	H: 2 LOB: 1 BB: 0 P: 5	R: 2 E: 1 K: 0 S: 5	H: 1 LOB: 3 BB: 3 P: 17	R: 0 E: 0 K: 1 S: 5	H: 0 LOB: 0 BB: 0 P: 5	R: 0 E: 0 K: 1 S: 6	H: 1 LOB: 2 BB: 1 P: 10	R: 0 E: 0 K: 2 S: 7	H: 0 LOB: 3 BB: 3 P: 19	1B: 4 2B: 1 3B: 0 HR: 2	SF: 0 SAC: 0 DP: 0 HBP: 0	WP: 0 PB: 0 SB: 1 CS: 0	PA: 42					
PITCHER	IP	WLS	BF	H	R	ER	SO	BB	IBB	HBP	BLK	WP	HR	S	P	ERA	WHIP										
Jim Gott, R (1, 1) ERA: 4.47	5.1		23	5	4	3	2	2	0	0	0	0	2	25	33	5.06	1.312										
Dale Murray, R (6, 1) ERA: 3.79	1.2	W	8	1	0	0	1	1	0	0	0	0	0	9	13	0.00	1.200										
Joey McLaughlin, R (8, 1) ERA: 3.08	2.0	S	11	1	0	0	3	4	0	0	0	0	0	13	29	0.00	2.500										

Toronto Blue Jays @ Minnesota Twins
Hubert H. Humphrey Metrodome, Minneapolis, MN

AB 35
R 4
H 7
RBI 4
BB 7
SO 6
LOB 19



Fri Jul 02 1982, 8:05 PM EDT
Att: 7,503 - Dome - 75 F

Batter	1	2	3	4	5	6	7	8	9	AB	R	H	RBI	BB	SO	LOB	TOP			
Damaso Garcia, R OBP: 0.348, SLG: 0.412	F3	1B			F9		L7			4	0	1	0	0	0	1				
Garth Iorg, R OBP: 0.324, SLG: 0.402	2B	1B	F3		L4			5-3 SH1-3	1B	4	0	2	0	0	0	1				
Barry Bonnell, R OBP: 0.400, SLG: 0.502	1-3	2B		6-3		S		SH1-3	1-2	3	0	2	0	0	0	0				
Jesse Barfield, R OBP: 0.317, SLG: 0.400	K			F9		F4		5-3	IBB	3	0	0	0	1	1	3				
Buck Martinez, R OBP: 0.336, SLG: 0.392	IBB			F9		F8		5-3		3	0	0	0	1	0	3				
Willie Upshaw, L OBP: 0.355, SLG: 0.513	K				F7		G3		F9	4	0	0	0	0	1	6				
Tony Johnson, R OBP: 0.277, SLG: 0.310			G3		F9		1-3		F4	4	0	0	0	0	0	0				
Lloyd Moseby, L OBP: 0.283, SLG: 0.362				K			K		3-1	4	1	1	1	0	2	0				
Alfredo Griffin, S OBP: 0.249, SLG: 0.283			6-3						F4	3	0	0	0	1	0	0				
Inning Stats	R: 0 E: 0 K: 2 S: 9	H: 2 LOB: 3 BB: 1 P: 13	R: 1 E: 0 K: 0 S: 5	H: 2 LOB: 1 BB: 0 P: 5	R: 0 E: 0 K: 0 S: 3	H: 0 LOB: 0 BB: 0 P: 3	R: 0 E: 0 K: 1 S: 5	H: 0 LOB: 0 BB: 0 P: 5	R: 0 E: 0 K: 0 S: 4	H: 1 LOB: 1 BB: 0 P: 4	R: 0 E: 0 K: 1 S: 5	H: 0 LOB: 1 BB: 1 P: 9	R: 0 E: 0 K: 0 S: 4	H: 1 LOB: 2 BB: 0 P: 8	R: 0 E: 0 K: 0 S: 3	H: 0 LOB: 0 BB: 0 P: 3	1B: 4 2B: 1 3B: 0 HR: 1	SF: 0 SAC: 1 DP: 0 HBP: 0	WP: 0 PB: 0 SB: 1 CS: 0	PA: 36
PITCHER Jack O'Connor, L ERA: 4.88	IP: 9.0 WLS: W BF: 36 H: 6 R: 1 ER: 1 SO: 4 BB: 1 IBB: 2 HBP: 0 BLK: 0 WP: 0 HR: 1 S: 41 P: 53 ERA: 1.00 WHIP: 0.778																			

Toronto Blue Jays @ Minnesota Twins
Hubert H. Humphrey Metrodome, Minneapolis, MN

AB 32
R 1
H 6
RBI 1
BB 3
SO 4
LOB 14



Sat Jul 03 1982, 8:05 PM EDT
Att: 9,591 - Dome - 86 F

Batter	1	2	3	4	5	6	7	8	9	AB	R	H	RBI	BB	SO	LOB	BOTTOM			
Bobby Mitchell, L OBP: 0.311, SLG: 0.299	4-3	CS	G4-3		F5			1B		4	0	2	0	0	0	1				
Ron Washington, R OBP: 0.312, SLG: 0.406	E	S	G4-3		F8			2-3	1B	4	1	2	1	0	0	2				
Tom Brunansky, R OBP: 0.394, SLG: 0.522	5-3		K					1-2	G4-6-3	4	0	0	0	0	2	3				
Kent Hrbek, L OBP: 0.387, SLG: 0.588	1B			4-3				1-2	G4-6-3	4	0	1	1	0	0	2				
Randy Johnson, L OBP: 0.361, SLG: 0.488	3-H			4-3				1-2		3	0	1	0	0	1	0				
Tim Laudner, R OBP: 0.330, SLG: 0.396	K			4-0				3-H		2	0	0	0	1	1	2				
Gary Ward, R OBP: 0.288, SLG: 0.428			6-3		K			1-2		3	0	0	0	0	1	1				
Gary Gaetti, R OBP: 0.266, SLG: 0.395			F6							3	0	0	0	0	0	0				
John Castino, R OBP: 0.266, SLG: 0.274			CS						1B	2	1	2	0	1	0	0				
Inning Stats	R: 1 E: 0 K: 1 S: 8	H: 3 LOB: 2 BB: 0 P: 8	R: 0 E: 0 K: 0 S: 2	H: 0 LOB: 0 BB: 1 P: 6	R: 0 E: 0 K: 1 S: 5	H: 1 LOB: 0 BB: 0 P: 5	R: 0 E: 0 K: 1 S: 5	H: 0 LOB: 1 BB: 1 P: 9	R: 0 E: 0 K: 0 S: 4	H: 1 LOB: 1 BB: 0 P: 4	R: 0 E: 0 K: 2 S: 7	H: 0 LOB: 0 BB: 0 P: 7	R: 0 E: 0 K: 0 S: 3	H: 0 LOB: 0 BB: 0 P: 3	R: 1 E: 0 K: 0 S: 5	H: 3 LOB: 1 BB: 0 P: 5	1B: 7 2B: 1 3B: 0 HR: 0	SF: 0 SAC: 0 DP: 2 HBP: 0	WP: 0 PB: 0 SB: 1 CS: 1	PA: 32
PITCHER Jim Clancy, R ERA: 3.33	IP: 8.0 WLS: L BF: 31 H: 8 R: 2 ER: 2 SO: 5 BB: 2 IBB: 0 HBP: 0 BLK: 0 WP: 0 HR: 0 S: 39 P: 47 ERA: 2.25 WHIP: 1.250																			

Toronto Blue Jays @ Minnesota Twins
Hubert H. Humphrey Metrodome, Minneapolis, MN

AB 29
R 2
H 8
RBI 2
BB 2
SO 5
LOB 11



Sat Jul 03 1982, 8:05 PM EDT
Att: 9,591 - Dome - 86 F

Batter	1	2	3	4	5	6	7	8	9	AB	R	H	RBI	BB	SO	LOB	TOP										
Damaso Garcia, R OBP: 0.344, SLG: 0.407 (1, 4)	F3		1-3			F4		6-3		4	0	0	0	0	0	1											
Garth Iorg, R OBP: 0.318, SLG: 0.395 Rance Mulliniks, L OBP: 0.321, SLG: 0.331 (1, 5) (9, PH) (9, 5)	L9		6-3			F6			FC1-6 BB	3	0	0	0	0	0	0											
Barry Bonnell, R OBP: 0.393, SLG: 0.493 (1, 7)	K				K				FC1-6 1B 1-2	4	0	0	0	0	2	1											
Jesse Barfield, R OBP: 0.312, SLG: 0.393 Hosken Powell, L OBP: 0.297, SLG: 0.341 (1, 9) (9, PH) (9, 9)	L8				5-3				G6-3 1B 1-3	3	0	0	0	0	0	0											
Buck Martinez, R OBP: 0.336, SLG: 0.419 Dave Revering, L OBP: 0.297, SLG: 0.336 Pedro Hernandez, R OBP: 0.332, SLG: 0.428 (1, 2) (9, PH) (9, PH) (9, 2)	K				L7				G6-3 1B 1-2	3	1	1	1	0	1	0											
Willie Upshaw, L OBP: 0.352, SLG: 0.508 (1, 3)	L8					F8			F3	3	0	0	0	0	0	0											
Tony Johnson, R OBP: 0.300, SLG: 0.333 (1, 10)						5-3			6-3 SH1-3 1B	3	1	2	0	0	0	0											
Lloyd Moseby, L OBP: 0.285, SLG: 0.376 (1, 8)						4-3			SH1-3 1-2	2	1	1	2	0	0	0											
Alfredo Griffin, S OBP: 0.246, SLG: 0.280 (1, 6)						1-3			L5 6-3 2-3	3	0	0	0	0	0	1											
Inning Stats	R: 0 E: 0 K: 1 S: 5	H: 0 LOB: 0 BB: 0 P: 5	R: 0 E: 0 K: 1 S: 5	H: 0 LOB: 0 BB: 0 P: 5	R: 2 E: 0 K: 0 S: 5	H: 2 LOB: 0 BB: 0 P: 5	R: 0 E: 0 K: 1 S: 5	H: 0 LOB: 0 BB: 0 P: 5	R: 0 E: 0 K: 0 S: 3	H: 0 LOB: 0 BB: 0 P: 3	R: 1 E: 0 K: 0 S: 4	H: 1 LOB: 0 BB: 0 P: 4	R: 0 E: 0 K: 0 S: 4	H: 1 LOB: 1 BB: 0 P: 4	R: 0 E: 0 K: 0 S: 3	H: 1 LOB: 1 BB: 1 P: 7	1B: 3 2B: 0 3B: 0 HR: 2	SF: 0 SAC: 1 DP: 1 HBP: 0	WP: 0 PB: 0 SB: 0 CS: 0	PA: 32							
PITCHER	IP	WLS	BF	H	R	ER	SO	BB	IBB	HBP	BLK	WP	HR	S	P	ERA	WHIP										
Frank Viola, L ERA: 4.65 (1, 1)	7.2		27	4	3	3	3	0	0	0	0	0	2	33	33	3.52	0.522										
Ron Davis, R ERA: 4.82 (8, 1)	0.2		4	1	0	0	0	1	0	0	0	0	0	3	7	0.00	3.000										
Jeff Little, L ERA: (9, 1)	0.2	W	1	0	0	0	0	0	0	0	0	0	0	1	1	0.00	0.000										

Toronto Blue Jays @ Minnesota Twins
Hubert H. Humphrey Metrodome, Minneapolis, MN
Sun Jul 04 1982, 4:33 AM EDT
Att: 6,532 - Dome - 85 F

AB 30
R 3
H 5
RBI 3
BB 1
SO 3
LOB 5



Batter	1	2	3	4	5	6	7	8	9	AB	R	H	RBI	BB	SO	LOB	BOTTOM										
Bobby Mitchell, L OBP: 0.304, SLG: 0.292 (1, 8)	4-1		G3			3-1	4-3			4	0	0	0	0	0	2											
Ron Washington, R OBP: 0.315, SLG: 0.405 (1, 6)	F8		4-3			F8 BB		SH3-4 1B		3	0	1	0	1	0	0											
Tom Brunansky, R OBP: 0.393, SLG: 0.515 (1, 9)	BB		K			F8 1-2		SH3-4 1-2		2	0	0	0	1	1	1											
Kent Hrbek, L OBP: 0.385, SLG: 0.581 (1, 3)	1-3					4-3		IBB		3	0	0	0	1	0	2											
Randy Johnson, L OBP: 0.359, SLG: 0.479 (1, 10)						L9		F5		3	1	0	0	1	0	2											
Gary Ward, R OBP: 0.291, SLG: 0.441 (1, 7)						6-3		F8		4	1	2	2	0	0	2											
Gary Gaetti, R OBP: 0.265, SLG: 0.406 (1, 5)			F3			F8		FC5-4 1B		4	2	1	1	0	0	1											
John Castino, R OBP: 0.262, SLG: 0.270 (1, 4)			5-3			K		E4 1B		3	0	0	0	0	1	1											
Sal Butera, R OBP: 0.369, SLG: 0.282 (1, 2)			K			5-3		1-2 2H 1B		3	0	1	1	0	1	0											
Inning Stats	R: 0 E: 0 K: 0 S: 3	H: 0 LOB: 1 BB: 1 P: 7	R: 2 E: 0 K: 1 S: 6	H: 1 LOB: 0 BB: 1 P: 10	R: 0 E: 0 K: 1 S: 5	H: 0 LOB: 0 BB: 0 P: 5	R: 0 E: 0 K: 0 S: 3	H: 0 LOB: 0 BB: 0 P: 3	R: 0 E: 0 K: 1 S: 5	H: 0 LOB: 0 BB: 0 P: 5	R: 1 E: 1 K: 0 S: 6	H: 2 LOB: 2 BB: 0 P: 6	R: 0 E: 0 K: 0 S: 4	H: 1 LOB: 2 BB: 1 P: 8	R: 1 E: 0 K: 0 S: 1	H: 1 LOB: 0 BB: 0 P: 1	1B: 3 2B: 0 3B: 0 HR: 2	SF: 0 SAC: 1 DP: 0 HBP: 0	WP: 0 PB: 0 SB: 0 CS: 0	PA: 34							
PITCHER	IP	WLS	BF	H	R	ER	SO	BB	IBB	HBP	BLK	WP	HR	S	P	ERA	WHIP										
Dave Stieb, R ERA: 4.04 (1, 1)	8.0	L	34	5	4	3	3	3	1	0	0	0	2	36	52	3.38	1.000										

Toronto Blue Jays @ Minnesota Twins
Hubert H. Humphrey Metrodome, Minneapolis, MN
Sun Jul 04 1982, 4:33 AM EDT
Att: 6,532 - Dome - 85 F

AB 29
R 4
H 5
RBI 4
BB 4
SO 3
LOB 11



Batter	1	2	3	4	5	6	7	8	9	AB	R	H	RBI	BB	SO	LOB	TOP				
Bobby Mitchell, L OBP: 0.303, SLG: 0.291 (1, 8)	F6		L7		F5		S 1B			4	0	1	0	0	0	2					
Ron Washington, R OBP: 0.310, SLG: 0.398 (1, 6)	L4		F6		F8		5-3 1-2			4	0	0	0	0	0	3					
Tom Brunansky, R OBP: 0.390, SLG: 0.509 (1, 9)	K		K			1B SF5 1B		5-3		4	1	1	0	0	2	0					
Kent Hrbek, L OBP: 0.386, SLG: 0.591 (1, 3)		HR		F9		F 1B 1B		F8		4	2	2	1	0	0	0					
Randy Johnson, L OBP: 0.351, SLG: 0.471 (1, 10)	K		K		SF5		F9			3	0	0	1	0	2	0					
Tim Laudner, R OBP: 0.328, SLG: 0.390 (1, 2)	F9		2-3			G6-4-3 1B			K	4	0	1	1	0	1	0					
Gary Ward, R OBP: 0.287, SLG: 0.434 (1, 7)	E1 BB 2B			E5 1B FC2-5		G6-4-3 1B		6-3		4	1	0	0	0	0	1					
Gary Gaetti, R OBP: 0.269, SLG: 0.405 (1, 5)	2B BB			FC2-5 1B		5-3		5-3		3	1	1	0	1	0	0					
John Castillo, R OBP: 0.263, SLG: 0.276 (1, 4)	1-H 2-H 2B			FC2-5		F4				3	0	1	2	0	0	2					
Inning Stats	R: 0 E: 0 K: 1 S: 5	H: 0 LOB: 0 BB: 0 P: 5	R: 3 E: 1 K: 1 S: 7	H: 2 LOB: 1 BB: 1 P: 11	R: 0 E: 0 K: 1 S: 5	H: 0 LOB: 0 BB: 0 P: 5	R: 0 E: 0 K: 1 S: 5	H: 0 LOB: 0 BB: 0 P: 5	R: 0 E: 1 K: 0 S: 4	H: 1 LOB: 2 BB: 0 P: 4	R: 0 E: 0 K: 0 S: 3	H: 0 LOB: 0 BB: 0 P: 3	R: 0 E: 0 K: 1 S: 5	H: 0 LOB: 0 BB: 0 P: 5	R: 0 E: 0 K: 1 S: 5	H: 0 LOB: 0 BB: 0 P: 5	1B: 5 2B: 1 3B: 0 HR: 1	SF: 1 SAC: 0 DP: 1 HBP: 0	WP: 0 PB: 0 SB: 1 CS: 0	PA: 35	
PITCHER	IP	WLS	BF	H	R	ER	SO	BB	IBB	HBP	BLK	WP	HR	S	P	ERA	WHIP				
Milt Wilcox, R ERA: 3.35 (1, 1)	5.1	L	24	6	5	2	4	1	0	0	0	0	1	31	35	3.38	1.312				
Elias Sosa, R ERA: 3.4 (6, 1)	3.2		11	1	0	0	1	0	0	0	0	0	0	13	13	0.00	0.273				

Minnesota Twins @ Detroit Tigers
Tiger Stadium, Detroit, MI
Mon Jul 05 1982, 3:33 AM EDT
Att: 22,933 - Unknown - 76 F

AB 33
R 5
H 7
RBI 5
BB 1
SO 5
LOB 8



Batter	1	2	3	4	5	6	7	8	9	AB	R	H	RBI	BB	SO	LOB	BOTTOM				
Lynn Jones, R OBP: 0.288, SLG: 0.295 (1, 9)	6-3			F9					K	4	0	1	0	1	1	1					
Rick Leach, L OBP: 0.287, SLG: 0.357 (1, 3)	6-3	1B			F7		BB		K	5	1	1	0	0	1	3					
Larry Hemdon, R OBP: 0.355, SLG: 0.554 (1, 7)	BB 1B			F9	F9		F4		HR	5	1	2	2	0	0	1					
Lance Parrish, R OBP: 0.390, SLG: 0.542 (1, 2)	4-0 1-2 BB				5-3			4-0 1B BB	F8	3	0	1	0	2	0	0					
Richie Hebner, L OBP: 0.371, SLG: 0.431 (1, 10)	G3			F6		K		1-2 1B		4	0	1	0	0	1	3					
Enos Cabell, R OBP: 0.293, SLG: 0.355 (1, 5)		E SF7 BB		F9					F9	3	1	1	0	1	0	3					
Chet Lemon, R OBP: 0.354, SLG: 0.330 (1, 8)		F5		FC3-6 1B		K		0-3 K		4	0	1	0	0	2	4					
Lou Whitaker, L OBP: 0.313, SLG: 0.350 (1, 4)		E3 1B		FC3-6 1-2		L9			F8	4	0	0	0	0	5						
Alan Trammell, R OBP: 0.281, SLG: 0.295 (1, 6)		SF7		F8					F7	3	0	0	1	0	1	1					
Inning Stats	R: 0 E: 0 K: 0 S: 4	H: 1 LOB: 2 BB: 1 P: 8	R: 1 E: 1 K: 0 S: 5	H: 1 LOB: 1 BB: 1 P: 9	R: 0 E: 0 K: 0 S: 4	H: 1 LOB: 1 BB: 0 P: 4	R: 0 E: 0 K: 0 S: 4	H: 1 LOB: 1 BB: 0 P: 4	R: 0 E: 0 K: 2 S: 8	H: 1 LOB: 1 BB: 0 P: 8	R: 0 E: 0 K: 2 S: 7	H: 0 LOB: 1 BB: 1 P: 11	R: 0 E: 0 K: 1 S: 6	H: 1 LOB: 2 BB: 1 P: 10	R: 2 E: 0 K: 1 S: 7	H: 2 LOB: 0 BB: 0 P: 7	1B: 6 2B: 0 3B: 1 HR: 1	SF: 1 SAC: 0 DP: 0 HBP: 0	WP: 0 PB: 0 SB: 0 CS: 0	PA: 40	
PITCHER	IP	WLS	BF	H	R	ER	SO	BB	IBB	HBP	BLK	WP	HR	S	P	ERA	WHIP				
Bobby Castillo, R ERA: 3.83 (1, 1)	7.0	W	30	5	1	0	4	3	0	0	0	0	0	35	47	0.00	1.143				
Ron Davis, R ERA: 4.97 (8, 1)	2.0		10	3	2	2	2	1	0	0	0	0	1	13	17	9.00	2.000				

Minnesota Twins @ Detroit Tigers
Tiger Stadium, Detroit, MI
Mon Jul 05 1982, 3:33 AM EDT
Att: 22,933 - Unknown - 76 F

AB 35
R 3
H 8
RBI 3
BB 4
SO 6
LOB 21



Batter	1	2	3	4	5	6	7	8	9	AB	R	H	RBI	BB	SO	LOB	TOP					
Bobby Mitchell, L OBP: 0.305, SLG: 0.294 (1, 8)	F8		1B		F9		2B	L4-3		5	1	2	0	0	0	3						
Ron Washington, R OBP: 0.306, SLG: 0.398 (1, 6)	F9		F9		FC4-6		1B		F9	5	2	1	1	0	0	3						
Tom Brunansky, R OBP: 0.388, SLG: 0.506 Dave Engle, R OBP: 0.291, SLG: 0.395 (3, PH) (3, 9)	F9		FC6		HR		6-3		F7	1	0	0	0	0	0	0						
Kent Hrbek, L OBP: 0.380, SLG: 0.580 (1, 3)		4-3	FC6		4-1		6-3		K	5	0	0	1	0	1	3						
Randy Johnson, L OBP: 0.351, SLG: 0.466 Jesus Vega, R OBP: 0.292, SLG: 0.383 (7, PH)		BB			1-3		F7			2	0	0	0	1	0	0						
Tim Laudner, R OBP: 0.325, SLG: 0.394 (1, 2)	F2				2B		5-3		5-3	4	0	1	0	0	0	2						
Gary Ward, R OBP: 0.286, SLG: 0.431 (1, 7)	F9				F7		1B		K	4	0	1	0	0	1	2						
Gary Gaetti, R OBP: 0.269, SLG: 0.403 (1, 5)			L8		6-3		F8		1B	4	0	1	0	0	0	2						
John Castino, R OBP: 0.277, SLG: 0.288 (1, 4)			F9		1B		FC4-6		L4-3	3	2	3	0	1	0	0						
Inning Stats	R: 0 E: 0 K: 0 S: 3	H: 0 LOB: 0 BB: 0 P: 3	R: 0 E: 0 K: 0 S: 3	H: 0 LOB: 1 BB: 1 P: 7	R: 1 E: 0 K: 0 S: 6	H: 3 LOB: 2 BB: 0 P: 6	R: 0 E: 0 K: 0 S: 4	H: 1 LOB: 1 BB: 0 P: 4	R: 2 E: 0 K: 0 S: 4	H: 1 LOB: 0 BB: 1 P: 8	R: 0 E: 0 K: 0 S: 4	H: 1 LOB: 1 BB: 0 P: 4	R: 3 E: 0 K: 0 S: 7	H: 4 LOB: 1 BB: 0 P: 7	R: 0 E: 0 K: 1 S: 6	H: 2 LOB: 1 BB: 0 P: 6	R: 0 E: 0 K: 1 S: 5	H: 0 LOB: 0 BB: 0 P: 5	1B: 9 2B: 3 3B: 0 HR: 1	SF: 0 SAC: 0 DP: 1 HBP: 0	WP: 0 PB: 0 SB: 0 CS: 0	PA: 40
PITCHER	IP	WLS	BF	H	R	ER	SO	BB	IBB	HBP	BLK	WP	HR	S	P	ERA	WHIP					
Jack Morris, R ERA: 4.67 (1, 1)	6.0	W	30	10	6	6	0	2	0	0	0	0	1	28	36	9.00	2.000					
Kevin Saucier, L ERA: 3.31 (7, 1)	0.1		1	0	0	0	0	0	0	0	0	0	0	1	1	0.00	0.000					
Dave Tobik, R ERA: 2.5 (7, 1)	2.2		9	2	0	0	2	0	0	0	0	0	0	13	13	0.00	0.750					

Minnesota Twins @ Detroit Tigers
Tiger Stadium, Detroit, MI
Tue Jul 06 1982, 7:05 PM EDT
Att: 14,859 - Unknown - 88 F

AB 38
R 6
H 12
RBI 6
BB 2
SO 2
LOB 16



Batter	1	2	3	4	5	6	7	8	9	AB	R	H	RBI	BB	SO	LOB	BOTTOM				
Lou Whitaker, L OBP: 0.318, SLG: 0.365 (1, 4)	6-3		HR		F8		F5			4	2	2	1	1	0	0					
Rick Leach, L OBP: 0.270, SLG: 0.407 Tom Brookens, R OBP: 0.329, SLG: 0.381 (5, 3)	6-3		5-3		HR		HR		K	3	1	1	1	0	0	1					
Larry Hemdon, R OBP: 0.358, SLG: 0.552 (1, 7)	BB		FC6-4		F8		F8		G5-4-3	3	0	1	0	2	0	1					
Lance Parrish, R OBP: 0.394, SLG: 0.572 (1, 2)	BB		BB		HR		HR		G5-4-3	4	3	2	3	1	0	2					
Mike Ivie, R OBP: 0.312, SLG: 0.510 (1, 10)	F9		BB		F2		F8		HR	4	2	1	1	1	0	2					
Enos Cabell, R OBP: 0.298, SLG: 0.357 (1, 5)	K		BB		F7		SH3-4		1B	4	1	2	0	1	1	2					
Chet Lemon, R OBP: 0.359, SLG: 0.330 (1, 8)			1B		F3		SH3-4		5-3	3	1	1	1	2	0	1					
Lynn Jones, R OBP: 0.304, SLG: 0.313 (1, 9)	5-3		E7		1B		SH3-4			3	0	2	2	0	0	1					
Alan Trammell, R OBP: 0.277, SLG: 0.290 (1, 6)	8-2		F7		4-3		K			4	0	0	0	0	1	5					
Inning Stats	R: 1 E: 0 K: 1 S: 6	H: 1 LOB: 2 BB: 2 P: 14	R: 0 E: 0 K: 0 S: 3	H: 1 LOB: 0 BB: 0 P: 3	R: 5 E: 1 K: 0 S: 5	H: 2 LOB: 1 BB: 4 P: 21	R: 2 E: 0 K: 0 S: 5	H: 2 LOB: 0 BB: 0 P: 5	R: 0 E: 0 K: 0 S: 4	H: 1 LOB: 1 BB: 0 P: 4	R: 2 E: 0 K: 0 S: 5	H: 2 LOB: 0 BB: 0 P: 5	R: 0 E: 0 K: 2 S: 8	H: 1 LOB: 3 BB: 2 P: 16	R: 0 E: 0 K: 0 S: 5	H: 3 LOB: 1 BB: 0 P: 5	1B: 8 2B: 1 3B: 0 HR: 5	SF: 0 SAC: 1 DP: 2 HBP: 0	WP: 1 PB: 0 SB: 1 CS: 0	PA: 43	
PITCHER	IP	WLS	BF	H	R	ER	SO	BB	IBB	HBP	BLK	WP	HR	S	P	ERA	WHIP				
Pete Redfern, R ERA: 6.72 (1, 1)	2.2	L	17	4	6	5	1	6	0	0	0	0	1	13	37	16.88	3.750				
John Pacella, R ERA: 4.5 (3, 1)	3.1		15	5	4	4	0	0	0	0	0	0	3	15	15	10.80	1.500				
Paul Boris, R ERA: 5.85 (7, 1)	2.0		11	4	1	1	2	1	1	0	0	0	1	13	21	4.50	2.500				

Minnesota Twins @ Detroit Tigers
Tiger Stadium, Detroit, MI
Tue Jul 06 1982, 7:05 PM EDT
Att: 14,859 - Unknown - 88 F

AB 34
R 11
H 13
RBI 9
BB 8
SO 3
LOB 18



Batter	1	2	3	4	5	6	7	8	9	AB	R	H	RBI	BB	SO	LOB	TOP		
Bobby Mitchell, L OBP: 0.322, SLG: 0.298 (1, 8)										4	0	1	0	1	0	1			
Ron Washington, R OBP: 0.299, SLG: 0.391 (1, 6)										4	1	2	1	0	1	3			
Tom Brunansky, R OBP: 0.384, SLG: 0.497 (1, 9)										5	1	1	1	0	1	5			
Kent Hrbek, L OBP: 0.389, SLG: 0.580 (1, 3)										4	0	1	0	0	0	1			
Randy Johnson, L OBP: 0.346, SLG: 0.454 (1, 10)										4	0	2	1	0	0	2			
Tim Laudner, R OBP: 0.316, SLG: 0.397 (1, 2)										4	0	0	0	0	2	4			
Gary Ward, R OBP: 0.297, SLG: 0.436 (1, 7)										4	1	1	0	0	2	1			
Gary Gaetti, R OBP: 0.275, SLG: 0.424 (1, 5)										4	0	2	0	0	0	1			
John Castino, R OBP: 0.286, SLG: 0.297 (1, 4)										4	1	2	1	0	0	1			
Inning Stats	R: 0 E: 0 K: 2 S: 7	H: 0 LOB: 0 BB: 0 P: 7	R: 0 E: 0 K: 2 S: 8	H: 1 LOB: 1 BB: 0 P: 8	R: 0 E: 0 K: 0 S: 3	H: 0 LOB: 0 BB: 0 P: 3	R: 2 E: 0 K: 0 S: 5	H: 3 LOB: 0 BB: 0 P: 5	R: 2 E: 0 K: 0 S: 6	H: 3 LOB: 1 BB: 0 P: 6	R: 0 E: 0 K: 1 S: 5	H: 1 LOB: 1 BB: 0 P: 4	R: 0 E: 0 K: 0 S: 5	H: 2 LOB: 2 BB: 0 P: 5	R: 0 E: 0 K: 1 S: 7	H: 2 LOB: 3 BB: 1 P: 11	1B: 9 2B: 3 3B: 0 HR: 0	SF: 1 SAC: 0 DP: 1 HBP: 0	WP: 0 PA: 39 PB: 0 SB: 1 CS: 0
PITCHER Dennis Eckersley, R ERA: 3.2 (1, 1)	IP: 9.0 WLS: L BF: 39	H: 12 R: 4 ER: 4 SO: 6	BB: 1 IBB: 0 HBP: 0 BLK: 0	WP: 0 HR: 0 S: 50 P: 54	ERA: 4.00 WHIP: 1.444														

Minnesota Twins @ Boston Red Sox
Fenway Park, Boston, MA
Fri Jul 09 1982, 7:05 PM EDT
Att: 27,270 - Unknown - 83 F

AB	37
R	4
H	12
RBI	4
BB	1
SO	6
LOB	19



Batter	1	2	3	4	5	6	7	8	9	AB	R	H	RBI	BB	SO	LOB	BOTTOM				
Jerry Remy, L OBP: 0.350, SLG: 0.316 (1, 4)										4	0	0	0	0	0	2					
Dwight Evans, R OBP: 0.396, SLG: 0.455 (1, 9)										4	0	0	0	0	0	2					
Jim Rice, R OBP: 0.375, SLG: 0.474 (1, 7)										3	1	2	0	1	1	1					
Tony Perez, R OBP: 0.328, SLG: 0.397 (1, 10)										4	0	1	1	0	1	2					
Wade Boggs, L OBP: 0.426, SLG: 0.438 (1, 5)										4	0	1	0	0	1	1					
Glenn Hoffman, R OBP: 0.296, SLG: 0.354 (1, 6)										4	0	0	0	0	2	1					
Rich Gedman, L OBP: 0.310, SLG: 0.408 (1, 2)										3	0	0	0	0	1	0					
Dave Stapleton, R OBP: 0.279, SLG: 0.368 (1, 3)										3	0	0	0	0	0	0					
Reid Nichols, R OBP: 0.306, SLG: 0.407 (1, 8)										3	0	2	0	0	0	0					
Inning Stats	R: 0 E: 0 K: 1 S: 6	H: 1 LOB: 1 BB: 0 P: 6	R: 0 E: 0 K: 1 S: 5	H: 0 LOB: 0 BB: 0 P: 5	R: 0 E: 0 K: 0 S: 4	H: 1 LOB: 1 BB: 0 P: 4	R: 0 E: 0 K: 1 S: 5	H: 1 LOB: 1 BB: 1 P: 9	R: 0 E: 0 K: 0 S: 3	H: 0 LOB: 0 BB: 0 P: 3	R: 1 E: 0 K: 0 S: 5	H: 2 LOB: 1 BB: 0 P: 5	R: 0 E: 0 K: 1 S: 5	H: 0 LOB: 0 BB: 0 P: 5	R: 0 E: 0 K: 1 S: 6	H: 1 LOB: 1 BB: 0 P: 6	R: 0 E: 0 K: 1 S: 5	H: 0 LOB: 0 BB: 0 P: 5	1B: 3 2B: 3 3B: 0 HR: 0	SF: 0 SAC: 0 DP: 1 HBP: 0	WP: 0 PA: 33 PB: 0 SB: 0 CS: 0
PITCHER Frank Viola, L ERA: 3.83 (1, 1)	IP: 9.0 WLS: W BF: 33	H: 6 R: 1 ER: 1 SO: 6	BB: 1 IBB: 0 HBP: 0 BLK: 0	WP: 0 HR: 0 S: 44 P: 48	ERA: 1.00 WHIP: 0.778																

Minnesota Twins @ Boston Red Sox
Fenway Park, Boston, MA
Fri Jul 09 1982, 7:05 PM EDT
Att: 27,270 - Unknown - 83 F

AB	32
R	1
H	6
RBI	1
BB	1
SO	6
LOB	9



Batter	1	2	3	4	5	6	7	8	9	AB	R	H	RBI	BB	SO	LOB	TOP								
Bobby Mitchell, L (1, 8) OBP: 0.324, SLG: 0.297	0-0 4-3		0-0 4-3		0-0 3-1	4-0 BB		0-0 1-2 1B		4	0	1	0	1	0	0	Minnesota Twins @ Boston Red Sox Fenway Park, Boston, MA Sat Jul 10 1982, 3:33 AM EDT Att: 26,022 - Unknown - 74 F								
Ron Washington, R (1, 6) OBP: 0.304, SLG: 0.398	0-0 F9 2B		0-0 BB 1B		0-0 E SF9 1B	0-0 6-3		0-0 1-3		5	1	3	0	0	0	3									
Tom Brunansky, R (1, 9) OBP: 0.389, SLG: 0.495	0-0 F9 2-3		4-0 1-2 BB		0-0 E8 1-3 1B		4-0 E BB		0-0 F9	3	0	1	0	2	0	1									
Kent Hrbek, L (1, 3) OBP: 0.386, SLG: 0.575	0-0 4-3		0-3 K		0-0 SF9		0-3 K		0-0 G4-6-3 1B	4	0	1	1	0	2	4									
Jesus Vega, R (1, 10) OBP: 0.287, SLG: 0.376		0-0 6-3	0-3 K		0-3 K		0-0 E6 G5-4-3		0-0 G4-6-3 1B	3	0	0	0	0	2	3									
Randy Bush, L (7, PH) OBP: 0.250, SLG: 0.231									0-0 G4-6-3 1B	2	0	0	0	0	0	2									
Tim Laudner, R (1, 2) OBP: 0.329, SLG: 0.416		0-0 2B 1B		0-0 E FC5-4 2B		0-0 WP HR 1B		0-0 G5-4-3		4	2	3	0	0	0	2									
Gary Ward, R (1, 7) OBP: 0.296, SLG: 0.437		0-0 1H 2B		0-0 E5 FC5-4		0-3 K		0-0 6-3		4	0	1	0	0	1	2									
Gary Gaetti, R (1, 5) OBP: 0.279, SLG: 0.436		4-0 BB		0-0 FC5-4 G5-4-3		0-0 HR		0-0 6-3		3	1	1	3	1	0	1									
John Castino, R (1, 4) OBP: 0.286, SLG: 0.293	0-0 F9		0-0 G5-4-3		0-0 G5-4-3		0-0 5-3		1-0 1B HBP	3	0	0	0	0	0	3									
Inning Stats	R: 0 E: 0 K: 0 S: 4	H: 1 LOB: 1 BB: 0 P: 4	R: 0 E: 0 K: 0 S: 4	H: 2 LOB: 2 BB: 1 P: 8	R: 0 E: 0 K: 2 S: 8	H: 1 LOB: 0 BB: 1 P: 12	R: 1 E: 1 K: 0 S: 4	H: 1 LOB: 0 BB: 0 P: 4	R: 1 E: 1 K: 1 S: 7	H: 2 LOB: 1 BB: 1 P: 7	R: 2 E: 0 K: 1 S: 7	H: 2 LOB: 1 BB: 1 P: 11	R: 0 E: 1 K: 1 S: 5	H: 0 LOB: 1 BB: 1 P: 9	R: 0 E: 0 K: 0 S: 4	H: 1 LOB: 2 BB: 0 P: 5	R: 0 E: 0 K: 0 S: 3	H: 1 LOB: 0 BB: 0 P: 3	1B: 7 2B: 3 3B: 0 HR: 1	SF: 1 SAC: 0 DP: 3 HBP: 1	WP: 1 PB: 0 SB: 0 CS: 0	PA: 41			
PITCHER	IP	WLS	BF	H	R	ER	SO	BB	IBB	HBP	BLK	WP	HR	S	P	ERA	WHIP								
Bruce Hurst, L (1, 1) ERA: 4.48	5.1	W	26	9	4	2	4	2	0	0	0	1	1	32	40	3.38	2.062								
Bob Stanley, R (6, 1) ERA: 2.95	3.2	S	15	2	0	0	1	2	0	1	0	0	0	14	23	0.00	1.091								

Batter	1	2	3	4	5	6	7	8	9	AB	R	H	RBI	BB	SO	LOB	BOTTOM								
Jerry Remy, L (1, 4) OBP: 0.346, SLG: 0.312	0-0 4-3		0-0 F7		0-0 F5		0-0 G3			4	0	0	0	0	0	1	Minnesota Twins @ Boston Red Sox Fenway Park, Boston, MA Sat Jul 10 1982, 3:33 AM EDT Att: 26,022 - Unknown - 74 F								
Dwight Evans, R (1, 9) OBP: 0.397, SLG: 0.463	0-3 K		4-0 BB BB		0-0 HR		0-3 K			3	1	1	1	1	2	1									
Jim Rice, R (1, 7) OBP: 0.370, SLG: 0.468	0-0 5-3		0-0 F7		0-0 4-3		0-0 4-3		0-0 4-3	4	0	0	0	0	0	1									
Carl Yastrzemski, L (1, 10) OBP: 0.371, SLG: 0.487		0-0 6-3	4-0 1-2 BB		0-0 4-3		0-0 F9		0-0 F9	3	0	0	0	1	0	0									
Wade Boggs, L (1, 5) OBP: 0.429, SLG: 0.441		0-0 1B SF9 1B	0-0 F7		0-0 L7		0-0 2B 1B		0-0 2B 1B	4	1	2	0	0	0	2									
Rich Gedman, L (1, 2) OBP: 0.314, SLG: 0.414		0-0 SF9 BB 1B		0-0 1-3		0-3 K		0-0 1-3 2B		4	1	2	0	0	1	0									
Glenn Hoffman, R (1, 6) OBP: 0.298, SLG: 0.357		4-0 1-2 BB		0-0 E9 SF8 2B		0-0 F9		0-3 K		3	2	1	0	1	1	2									
Dave Stapleton, R (1, 3) OBP: 0.277, SLG: 0.367		0-0 SF9		0-0 SF8		0-0 F9				1	0	0	2	0	0	0									
Rick Miller, L (1, 8) OBP: 0.344, SLG: 0.339		0-0 2H 3H		0-0 F4		0-0 G3				3	0	2	2	0	0	0									
Reid Nichols, R (8, 8) OBP: 0.306, SLG: 0.407		0-0 2H 3H								0	0	0	0	0	0	0									
Inning Stats	R: 0 E: 0 K: 1 S: 5	H: 0 LOB: 0 BB: 0 P: 5	R: 3 E: 0 K: 0 S: 5	H: 3 LOB: 1 BB: 1 P: 9	R: 0 E: 0 K: 0 S: 3	H: 0 LOB: 2 BB: 2 P: 11	R: 1 E: 1 K: 0 S: 4	H: 1 LOB: 0 BB: 0 P: 4	R: 1 E: 0 K: 0 S: 4	H: 1 LOB: 0 BB: 0 P: 4	R: 0 E: 0 K: 1 S: 5	H: 0 LOB: 0 BB: 0 P: 5	R: 0 E: 0 K: 1 S: 6	H: 1 LOB: 1 BB: 0 P: 6	R: 0 E: 0 K: 1 S: 7	H: 2 LOB: 2 BB: 0 P: 7	1B: 4 2B: 3 3B: 0 HR: 1	SF: 2 SAC: 0 DP: 0 HBP: 0	WP: 0 PB: 0 SB: 0 CS: 0	PA: 34					
PITCHER	IP	WLS	BF	H	R	ER	SO	BB	IBB	HBP	BLK	WP	HR	S	P	ERA	WHIP								
Bobby Castillo, R (1, 1) ERA: 3.93	6.2	L	28	6	5	4	2	3	0	0	0	0	0	29	41	5.40	1.350								
Ron Davis, R (7, 1) ERA: 4.7	1.1		6	2	0	0	2	0	0	0	0	0	0	10	10	0.00	1.500								

Batter	1	2	3	4	5	6	7	8	9	AB	R	H	RBI	BB	SO	LOB	TOP								
Bobby Mitchell, L (1, 8) OBP: 0.315, SLG: 0.288	0-3 K		0-0 5-3		0-0 6-3	0-0 F7		0-3 K	0-0 G3	6	0	0	0	0	2	3	Minnesota Twins @ Boston Red Sox Fenway Park, Boston, MA Sun Jul 11 1982, 3:33 AM EDT Att: 26,910 - Unknown - 71 F livebaseballscorecards.com								
Ron Washington, R (1, 6) OBP: 0.309, SLG: 0.405	0-0 1B BB		0-0 1B 2B		0-3 K		0-0 FC6-4 1B	0-3 K		5	2	3	0	0	2	0									
Tom Brunansky, R (1, 9) OBP: 0.394, SLG: 0.489	4-0 1B		4-0 1B BB		4-0 BB		0-3 K	0-3 K		2	0	0	0	3	2	1									
Kent Hrbek, L (1, 3) OBP: 0.389, SLG: 0.575	0-0 1-2 BB		0-0 1B		0-0 BB	0-0 F8		0-0 FC6-4 1B	0-0 4-3	5	0	3	1	0	0	1									
Dave Engle, R (1, 10) OBP: 0.294, SLG: 0.386	0-0 F6		0-0 1B		0-0 G6-4-3		0-0 4-3	0-0 FC6-4 1B	0-0 1B 1B 1B	5	2	1	0	0	0	7									
Tim Laudner, R (1, 2) OBP: 0.345, SLG: 0.426	0-3 K			4-0 G6-4-3 1B BB		0-0 HR 1B	0-0 1B 1B	0-0 1B 1B	0-0 SF8 1B 1B	4	2	3	1	1	1	3									
Gary Ward, R (1, 7) OBP: 0.301, SLG: 0.440		0-3 K		0-0 G6-4-3 1B		0-3 K	0-0 S 1B	0-0 1B 1B	0-0 1B 1B	5	0	3	1	0	2	1									
Gary Gaetti, R (1, 5) OBP: 0.281, SLG: 0.447		0-0 5-3		0-0 G6-4-3		0-0 HR	4-0 FC6-4 BB	0-0 SF8	0-0 SF8	3	1	1	3	1	0	2									
John Castino, R (1, 4) OBP: 0.288, SLG: 0.296		0-3 K		0-3 K		0-0 1B	0-0 FC6-4	0-0 1B	0-0 1B	5	0	2	1	0	2	4									
Inning Stats	R: 0 E: 0 K: 2 S: 9	H: 2 LOB: 3 BB: 1 P: 13	R: 0 E: 0 K: 2 S: 7	H: 0 LOB: 0 BB: 0 P: 7	R: 1 E: 0 K: 0 S: 4	H: 2 LOB: 1 BB: 1 P: 8	R: 0 E: 0 K: 1 S: 5	H: 1 LOB: 1 BB: 1 P: 9	R: 0 E: 0 K: 1 S: 5	H: 0 LOB: 1 BB: 0 P: 9	R: 2 E: 0 K: 1 S: 8	H: 3 LOB: 1 BB: 0 P: 8	R: 2 E: 0 K: 1 S: 9	H: 4 LOB: 3 BB: 1 P: 13	R: 0 E: 0 K: 3 S: 9	H: 0 LOB: 0 BB: 0 P: 9	R: 2 E: 0 K: 0 S: 7	H: 4 LOB: 2 BB: 0 P: 7	1B: 14 2B: 1 3B: 0 HR: 1	SF: 1 SAC: 0 DP: 2 HBP: 0	WP: 0 PB: 1 SB: 1 CS: 0	PA: 46			
PITCHER	IP	WLS	BF	H	R	ER	SO	BB	IBB	HBP	BLK	WP	HR	S	P	ERA	WHIP								
John Tudor, L (1, 1) ERA: 3.86	6.0		28	8	3	3	7	4	0	0	0	0	1	38	54	4.50	2.000								
Mark Clear, R (7, 1) ERA: 2.53	2.2	L	17	8	4	4	4	1	0	0	0	0	0	24	28	13.50	3.375								
Tom Burgmeier, L (9, 1) ERA: 2.05	0.1		1	0	0	0	0	0	0	0	0	0	0	1	1	0.00	0.000								

Batter	1	2	3	4	5	6	7	8	9	AB	R	H	RBI	BB	SO	LOB	BOTTOM								
Jerry Remy, L (1, 4) OBP: 0.347, SLG: 0.314	0-0 BB 1B		0-0 F8		0-0 F7		0-0 1B		0-0 L7	5	1	2	0	0	0	1	Minnesota Twins @ Boston Red Sox Fenway Park, Boston, MA Sun Jul 11 1982, 3:33 AM EDT Att: 26,910 - Unknown - 71 F livebaseballscorecards.com								
Dwight Evans, R (1, 9) OBP: 0.398, SLG: 0.467	0-0 F8		0-0 L9		0-0 E9 1B		0-0 2B			4	1	2	0	0	0	1									
Jim Rice, R (1, 7) OBP: 0.375, SLG: 0.468	4-0 1B 4-3		0-0 F8		0-0 1B 1-4-3		4-0 BB			2	1	1	1	2	0	0									
Tony Perez, R (1, 10) OBP: 0.333, SLG: 0.408	0-0 4-3		0-0 2B		0-0 L4-3		0-3 K			4	0	2	1	0	1	3									
Wade Boggs, L (1, 5) OBP: 0.413, SLG: 0.423	0-0 4-3		0-0 4-3		0-0 L8		0-0 F7			4	0	0	1	0	0	2									
Dave Stapleton, R (1, 3) OBP: 0.274, SLG: 0.363	0-0 F6		0-0 F5		0-0 L4		0-0 6-3			4	0	0	0	0	0	1									
Glenn Hoffman, R (1, 6) OBP: 0.298, SLG: 0.359		0-0 F8		0-0 F8		0-0 2B	0-0 F8			4	0	1	0	0	0	0									
Rich Gedman, L (1, 2) OBP: 0.313, SLG: 0.408		0-0 4-3		4-0 BB		0-3 K		0-0 6-3		3	0	0	0	1	1	1									
Reid Nichols, R (1, 8) OBP: 0.307, SLG: 0.404 Carl Yastrzemski, L (9, PH) OBP: 0.369, SLG: 0.485		0-0 S 1B		0-0 F8		0-0 6-3		0-0 F8		3	0	1	0	0	0	1									
Inning Stats	R: 2 E: 0 K: 0 S: 5	H: 2 LOB: 1 BB: 1 P: 9	R: 0 E: 0 K: 0 S: 4	H: 1 LOB: 1 BB: 0 P: 4	R: 0 E: 0 K: 0 S: 3	H: 0 LOB: 1 BB: 1 P: 7	R: 1 E: 1 K: 0 S: 4	H: 2 LOB: 0 BB: 0 P: 4	R: 0 E: 0 K: 1 S: 6	H: 1 LOB: 1 BB: 0 P: 6	R: 0 E: 0 K: 1 S: 6	H: 2 LOB: 2 BB: 1 P: 10	R: 0 E: 0 K: 0 S: 3	H: 0 LOB: 0 BB: 0 P: 3	R: 0 E: 0 K: 0 S: 3	H: 0 LOB: 0 BB: 0 P: 3	1B: 6 2B: 4 3B: 0 HR: 0	SF: 0 SAC: 0 DP: 1 HBP: 0	WP: 0 PB: 0 SB: 1 CS: 0	PA: 37					
PITCHER	IP	WLS	BF	H	R	ER	SO	BB	IBB	HBP	BLK	WP	HR	S	P	ERA	WHIP								
Brad Havens, L (1, 1) ERA: 4.9	6.2	W	29	9	3	2	1	2	0	0	0	0	0	29	37	2.70	1.650								
Ron Davis, R (7, 1) ERA: 4.52	2.1	S	8	0	0	0	1	1	0	0	0	0	0	9	13	0.00	0.429								

Batter	1	2	3	4	5	6	7	8	9	AB	R	H	RBI	BB	SO	LOB	TOP										
Lou Whitaker L (1,4) OBP: 0.321, SLG: 0.381	0-0 4-3	0-0 E 3B			0-0 G5-4-3 1B			0-0 HR		4	2	3	2	0	0	0											
Chet Lemon R (1,8) OBP: 0.346, SLG: 0.341	0-0 4-3	0-0 6-3			0-0 G5-4-3 1-2			0-0 F8		4	0	0	0	0	0	1											
Larry Hemdon R (1,7) OBP: 0.341, SLG: 0.515	0-0 6-3			0-0 L4				0-0 2B		4	0	1	0	0	0	0											
Lance Parrish R (1,2) OBP: 0.402, SLG: 0.587		0-0 HR		0-0 G5-4-3 1B				4-0 IBB		3	1	2	1	1	0	0											
Mike Ivie R (1,10) OBP: 0.300, SLG: 0.479	0-0 6-3	0-0 G5-4-3 1-2			0-3 K			0-0 F8		4	0	0	0	0	1	3											
Enos Cabell R (1,3) OBP: 0.297, SLG: 0.356	0-0 6-3			0-0 6-3			0-3 K		0-0 F4	4	0	0	0	0	1	0											
John Wockenfuss R (1,9) OBP: 0.375, SLG: 0.385	0-0 6-3			0-0 6-3			0-0 L8		0-0 F9	3	1	1	0	0	0	0											
Lynn Jones R (8,9) OBP: 0.287, SLG: 0.303	0-0 HR 2B			0-0 6-3			0-0 L8		0-0 F9	1	0	0	0	0	0	0											
Tom Brookens R (1,5) OBP: 0.332, SLG: 0.409	0-0 HR			0-3 K			0-0 F9		0-0 5-3	4	1	1	2	0	1	0											
Alan Trammell R (1,6) OBP: 0.277, SLG: 0.315	0-3 K 3B			0-0 F4			0-0 F4		0-0 F4	3	1	0	0	0	1	0											
Inning Stats	R: 0 E: 0 K: 0 S: 3	H: 0 LOB: 0 BB: 0 P: 3	R: 5 E: 1 K: 1 S: 10	H: 4 LOB: 0 BB: 0 P: 10	R: 0 E: 0 K: 0 S: 3	H: 1 LOB: 0 BB: 0 P: 3	R: 0 E: 0 K: 1 S: 5	H: 0 LOB: 0 BB: 0 P: 5	R: 0 E: 0 K: 1 S: 5	H: 0 LOB: 0 BB: 0 P: 5	R: 0 E: 0 K: 1 S: 5	H: 0 LOB: 0 BB: 0 P: 5	R: 1 E: 0 K: 0 S: 5	H: 2 LOB: 2 BB: 1 P: 9	R: 0 E: 0 K: 0 S: 3	H: 0 LOB: 0 BB: 0 P: 3	1B: 2 2B: 2 3B: 1 HR: 3	SF: 0 SAC: 0 DP: 2 HBP: 0	WP: 1 PB: 0 SB: 0 CS: 0	PA: 35							
PITCHER	IP	WLS	BF	H	R	ER	SO	BB	IBB	HBP	BLK	WP	HR	S	P	ERA	WHIP										
Frank Viola L (1,1) ERA: 4.15	7.2	L	30	8	6	5	4	0	0	0	0	1	3	38	38	5.87	1.043										
Jeff Little L (8,1) ERA: 2.45	1.1	S	5	0	0	0	0	0	1	0	0	0	0	4	8	0.00	0.000										

Detroit Tigers @ Minnesota Twins
 Hubert H. Humphrey Metrodome, Minneapolis, MN
 Fri Jul 16 1982, 8:05 PM EDT
 Att: 8,258 - Dome - 82 F

AB	34
R	6
H	8
RBI	5
BB	1
SO	4
LOB	4



Batter	1	2	3	4	5	6	7	8	9	AB	R	H	RBI	BB	SO	LOB	BOTTOM										
Bobby Mitchell L (1,8) OBP: 0.313, SLG: 0.296	0-3 K	0-0 6-3			0-0 5-3			0-0 4-3 1-H 2B		4	0	1	1	0	1	0											
Ron Washington R (1,4) OBP: 0.306, SLG: 0.399	0-0 2B 1B			0-0 F8			0-0 F7		0-0 4-3 2-3	4	1	1	0	0	0	1											
Tom Brunansky R (1,9) OBP: 0.396, SLG: 0.484	0-0 1-3 2B			0-0 5-3			0-3 K		0-0 F2	4	1	1	0	0	1	1											
Kent Hrbek L (1,3) OBP: 0.389, SLG: 0.569	4-0 2B FC1-2 IBB			0-0 F9			0-3 K		0-0 F7	3	0	0	0	1	1	0											
Dave Engle R (1,10) OBP: 0.298, SLG: 0.389	0-0 FC1-2 1-3 2-H 3-H 2B			0-0 5-3			0-0 6-3		0-0 F6	4	0	1	2	0	0	0											
Tim Laudner R (1,2) OBP: 0.346, SLG: 0.415	0-0 FC1-2			0-0 F9			0-0 F8		4-0 BB	3	0	0	0	1	0	2											
Gary Ward R (1,7) OBP: 0.300, SLG: 0.435	0-0 F8			0-3 K			0-0 6-3		0-3 K	4	0	0	0	0	2	3											
Gary Gaetti R (1,5) OBP: 0.285, SLG: 0.446		0-0 F7			0-0 G6-4-3 1B			0-0 2B 1B		3	1	2	0	0	0	0											
Lenny Faedo R (1,6) OBP: 0.225, SLG: 0.169		0-0 F3			0-0 G6-4-3 1-2			0-3 K		2	0	0	0	0	0	1											
Randy Bush L (8,PH) OBP: 0.241, SLG: 0.222										1	0	0	0	0	1	1											
John Castino R (9,4) OBP: 0.288, SLG: 0.291										0	0	0	0	0	0	0											
Inning Stats	R: 2 E: 0 K: 1 S: 8	H: 3 LOB: 2 BB: 1 P: 12	R: 0 E: 0 K: 0 S: 3	H: 0 LOB: 0 BB: 0 P: 3	R: 0 E: 0 K: 0 S: 3	H: 0 LOB: 0 BB: 0 P: 3	R: 0 E: 0 K: 1 S: 5	H: 0 LOB: 0 BB: 0 P: 5	R: 0 E: 0 K: 2 S: 7	H: 0 LOB: 0 BB: 0 P: 7	R: 0 E: 0 K: 0 S: 3	H: 0 LOB: 0 BB: 0 P: 3	R: 1 E: 0 K: 1 S: 7	H: 2 LOB: 1 BB: 0 P: 7	R: 0 E: 0 K: 1 S: 5	H: 0 LOB: 1 BB: 1 P: 9	1B: 3 2B: 3 3B: 0 HR: 0	SF: 0 SAC: 0 DP: 1 HBP: 0	WP: 0 PB: 0 SB: 0 CS: 0	PA: 34							
PITCHER	IP	WLS	BF	H	R	ER	SO	BB	IBB	HBP	BLK	WP	HR	S	P	ERA	WHIP										
Jack Morris R (1,1) ERA: 4.32	8.0	W	30	6	3	3	5	0	0	0	0	0	0	39	43	3.38	0.750										
Dave Tobik R (9,1) ERA: 2.61	1.0	S	4	0	0	0	1	1	0	0	0	0	0	5	9	0.00	1.000										

Detroit Tigers @ Minnesota Twins
 Hubert H. Humphrey Metrodome, Minneapolis, MN
 Fri Jul 16 1982, 8:05 PM EDT
 Att: 8,258 - Dome - 82 F

AB	32
R	3
H	6
RBI	3
BB	2
SO	6
LOB	9



Batter	1	2	3	4	5	6	7	8	9	AB	R	H	RBI	BB	SO	LOB	TOP					
Lou Whitaker, L (1,4)	5-3		1-3 2B			1B HR BB	1B IBB		1-4-3 SH1-3 HR BB	2	2	1	0	3	0	0	Detroit Tigers @ Minnesota Twins Hubert H. Humphrey Metrodome, Minneapolis, MN Sat Jul 17 1982, 8:05 PM EDT Att: 10,971 - Dome - 82 F					
Chet Lemon, R (1,8)	F9		K2-3			1B HR	F9		SH1-3	4	1	1	0	0	1	4						
Larry Hemdon, R (1,7)	F9					1B HR			1-4-3	5	1	2	4	0	0	1						
Lance Parrish, R (1,2)		5-3				1B FC5-4	K		HR	5	1	2	2	0	1	2						
Richie Hebner, L (1,10)	F7					1B F8			HR	5	1	2	1	0	1	1						
Tom Brookens, R (1,5)	L6					1B FC5-4			K	5	0	0	0	0	1	2						
Rick Leach, L (1,3)			G4-6-3 1B			3-1			HR	3	1	2	0	1	0	0						
Glenn Wilson, R (1,9)			G4-6-3 1-2			5-3			F8	4	0	0	0	0	0	3						
Alan Trammell, R (1,6)			2B 1B			5-3			F8	4	1	2	1	0	0	1						
Inning Stats	R: 0 E: 0 K: 0 S: 3	H: 0 LOB: 0 BB: 0 P: 3	R: 0 E: 0 K: 0 S: 3	H: 0 LOB: 0 BB: 0 P: 3	R: 0 E: 0 K: 1 S: 7	H: 3 LOB: 2 BB: 0 P: 7	R: 0 E: 0 K: 1 S: 5	H: 0 LOB: 0 BB: 0 P: 5	R: 0 E: 0 K: 0 S: 3	H: 0 LOB: 0 BB: 0 P: 3	R: 3 E: 0 K: 0 S: 6	H: 3 LOB: 1 BB: 1 P: 10	R: 2 E: 0 K: 1 S: 8	H: 3 LOB: 2 BB: 1 P: 12	R: 1 E: 0 K: 0 S: 4	H: 1 LOB: 1 BB: 1 P: 8	R: 2 E: 0 K: 1 S: 7	H: 2 LOB: 1 BB: 1 P: 11	1B: 7 2B: 1 3B: 1 HR: 3	SF: 0 SAC: 1 DP: 1 HBP: 0	WP: 0 PB: 0 SB: 1 CS: 0	PA: 42
PITCHER	IP WLS BF H R ER SO BB IBB HBP BLK WP HR S P ERA WHIP																					
Bobby Castillo, R (1,1)	6.1 L 27 8 5 5 2 1 0 0 0 0 1 30 34 7.11 1.421																					
Ron Davis, R (7,1)	2.2 15 4 3 3 2 2 1 0 0 0 2 16 28 10.12 2.250																					

Batter	1	2	3	4	5	6	7	8	9	AB	R	H	RBI	BB	SO	LOB	BOTTOM					
Bobby Mitchell, L (1,8)	4-3		1-3 2B			F9			L7	5	0	2	0	0	0	2	Detroit Tigers @ Minnesota Twins Hubert H. Humphrey Metrodome, Minneapolis, MN Sat Jul 17 1982, 8:05 PM EDT Att: 10,971 - Dome - 82 F					
Ron Washington, R (1,4)	K		F9			F9	FC6-4 1B			4	0	0	0	0	1	3						
Tom Brunansky, R (1,9)	L5					F8				4	0	1	0	0	0	0						
Kent Hrbek, L (1,3)		K				G4-6-3 1B			G1-6-3 1B	3	0	1	0	1	1	1						
Randy Johnson, L (1,10)		5-3				G4-6-3 1-2				3	0	0	0	0	0	2						
Dave Engle, R (8,PH)							F9		5-3	1	0	0	0	0	0	0						
Tim Laudner, R (1,2)	F7						3B 1B		1B	4	2	3	0	0	0	0						
Gary Ward, R (1,7)			2B BB			1B SF7 3B			1B	3	2	3	3	1	0	0						
Gary Gaetti, R (1,5)			F8			SF7			L7	3	0	0	1	0	0	3						
Lenny Faedo, R (1,6)			F9			3-H				3	0	1	0	0	0	1						
Randy Bush, L (8,PH)							2B		K	1	0	0	0	0	1	2						
Inning Stats	R: 0 E: 0 K: 1 S: 5	H: 0 LOB: 0 BB: 0 P: 5	R: 0 E: 0 K: 1 S: 5	H: 0 LOB: 0 BB: 0 P: 5	R: 0 E: 0 K: 0 S: 4	H: 1 LOB: 2 BB: 1 P: 8	R: 0 E: 0 K: 0 S: 3	H: 1 LOB: 0 BB: 0 P: 3	R: 2 E: 0 K: 0 S: 5	H: 3 LOB: 0 BB: 0 P: 5	R: 0 E: 0 K: 0 S: 3	H: 0 LOB: 1 BB: 1 P: 7	R: 2 E: 0 K: 0 S: 6	H: 3 LOB: 1 BB: 0 P: 6	R: 0 E: 0 K: 0 S: 3	H: 1 LOB: 0 BB: 0 P: 3	R: 0 E: 0 K: 1 S: 7	H: 2 LOB: 2 BB: 0 P: 7	1B: 7 2B: 2 3B: 1 HR: 1	SF: 1 SAC: 0 DP: 2 HBP: 0	WP: 0 PB: 0 SB: 0 CS: 0	PA: 37
PITCHER	IP WLS BF H R ER SO BB IBB HBP BLK WP HR S P ERA WHIP																					
Jerry Ujdr, R (1,1)	6.0 W 25 7 4 4 2 2 0 0 0 0 0 0 5 5 6.00 2.000																					
Larry Pashnick, R (7,1)	1.0 5 2 0 0 0 0 0 0 0 0 0 0 5 5 0.00 2.000																					
Dave Rucker, L (8,1)	0.2 1 0 0 0 0 0 0 0 0 0 0 0 1 1 0.00 0.000																					
Elias Sosa, R (8,1)	0.1 3 2 0 0 0 0 0 0 0 0 0 0 3 3 0.00 6.000																					
Dave Tobik, R (9,1)	1.0 S 3 0 0 0 0 1 0 0 0 0 0 0 5 5 0.00 0.000																					

Batter	1	2	3	4	5	6	7	8	9	AB	R	H	RBI	BB	SO	LOB	TOP					
Lou Whitaker, L (1,4) OBP: 0.328, SLG: 0.382	F8		FC4-6					K		3	0	0	0	1	1	1	Detroit Tigers @ Minnesota Twins Hubert H. Humphrey Metrodome, Minneapolis, MN Sun Jul 18 1982, 4:33 AM EDT Att: 15,657 - Dome - 79 F livebaseballscorecards.com					
Tom Brookens, R (1,5) OBP: 0.317, SLG: 0.389	L8		1-3					F8		4	0	0	0	0	0	3						
Larry Hemdon, R (1,7) OBP: 0.341, SLG: 0.525	L7		F3							4	1	1	0	0	0	1						
Lance Parrish, R (1,2)				L8				K		4	0	1	0	0	1	1						
Mike Ivie, R (1,10) OBP: 0.294, SLG: 0.472				K				F6		3	0	0	1	0	1	1						
Enos Cabell, R (1,3) OBP: 0.293, SLG: 0.351				L7						4	0	0	0	0	0	1						
John Wockenfuss, R (1,9) OBP: 0.374, SLG: 0.379					F3					2	0	0	0	1	0	0						
Glenn Wilson, R (1,8) OBP: 0.347, SLG: 0.444					1-3			F8		3	0	0	0	0	0	2						
Alan Trammell, R (1,6) OBP: 0.284, SLG: 0.319								F7		2	0	1	0	1	0	0						
Inning Stats	R: 0 E: 0 K: 0 S: 3	H: 0 LOB: 0 BB: 0 P: 3	R: 0 E: 0 K: 0 S: 4	H: 1 LOB: 2 BB: 1 P: 8	R: 0 E: 0 K: 0 S: 3	H: 0 LOB: 1 BB: 1 P: 7	R: 0 E: 0 K: 1 S: 5	H: 0 LOB: 0 BB: 0 P: 5	R: 0 E: 0 K: 0 S: 4	H: 1 LOB: 2 BB: 1 P: 8	R: 0 E: 0 K: 0 S: 3	H: 0 LOB: 0 BB: 0 P: 3	R: 0 E: 0 K: 0 S: 3	H: 0 LOB: 0 BB: 0 P: 3	R: 0 E: 0 K: 1 S: 5	H: 0 LOB: 0 BB: 0 P: 5	R: 1 E: 0 K: 1 S: 6	H: 1 LOB: 0 BB: 0 P: 6	1B: 2 2B: 0 3B: 1 HR: 0	SF: 1 SAC: 0 DP: 0 HBP: 0	WP: 0 PB: 1 SB: 0 CS: 0	PA: 33
PITCHER Brad Havens, L (1,1) ERA: 4.58	IP: 9.0 WLS: W BF: 33 H: 3 R: 1 ER: 1 SO: 3 BB: 3 IBB: 0 HBP: 0 BLK: 0 WP: 0 HR: 0 S: 36 P: 48 ERA: 1.00 WHIP: 0.667																					

Batter	1	2	3	4	5	6	7	8	9	AB	R	H	RBI	BB	SO	LOB	BOTTOM					
Bobby Mitchell, L (1,8) OBP: 0.313, SLG: 0.303	G1-4-3	FC4-6		6-3			4-3			4	0	1	1	0	0	2	Detroit Tigers @ Minnesota Twins Hubert H. Humphrey Metrodome, Minneapolis, MN Sun Jul 18 1982, 4:33 AM EDT Att: 15,657 - Dome - 79 F livebaseballscorecards.com					
Dave Engle, R (1,10) OBP: 0.295, SLG: 0.382	G1-4-3	F6			5-3		G4-3			4	0	1	0	0	0	2						
Tom Brunansky, R (1,9) OBP: 0.391, SLG: 0.490	HR	CS	K		K		G4-3			4	1	1	1	0	2	1						
Kent Hrbek, L (1,3) OBP: 0.388, SLG: 0.561	2B		4-3		L8			F7		3	1	0	0	1	0	0						
Gary Ward, R (1,7) OBP: 0.311, SLG: 0.471	2B		F4			HR		4-3		4	1	2	2	0	0	0						
Gary Gaetti, R (1,5) OBP: 0.280, SLG: 0.450	F3			HR		F7		K		4	1	1	1	0	1	1						
Sal Butera, R (1,2) OBP: 0.364, SLG: 0.280		1B		L7		F8				3	1	1	0	0	0	0						
Lenny Faedo, R (1,6) OBP: 0.244, SLG: 0.221		E		K						3	1	2	0	0	1	0						
John Castino, R (1,4) OBP: 0.293, SLG: 0.301		E4				6-3				3	0	2	0	0	0	1						
Inning Stats	R: 2 E: 0 K: 0 S: 5	H: 3 LOB: 1 BB: 1 P: 9	R: 2 E: 1 K: 0 S: 5	H: 3 LOB: 0 BB: 0 P: 5	R: 0 E: 0 K: 1 S: 5	H: 0 LOB: 0 BB: 0 P: 5	R: 1 E: 0 K: 1 S: 7	H: 2 LOB: 1 BB: 0 P: 7	R: 0 E: 0 K: 0 S: 5	H: 0 LOB: 0 BB: 0 P: 5	R: 1 E: 0 K: 0 S: 5	H: 2 LOB: 1 BB: 0 P: 5	R: 0 E: 0 K: 0 S: 3	H: 1 LOB: 0 BB: 0 P: 3	R: 0 E: 0 K: 1 S: 5	H: 0 LOB: 0 BB: 0 P: 5	R: 0 E: 0 K: 1 S: 6	H: 0 LOB: 0 BB: 0 P: 6	1B: 5 2B: 3 3B: 0 HR: 3	SF: 0 SAC: 0 DP: 2 HBP: 0	WP: 0 PB: 0 SB: 0 CS: 1	PA: 34
PITCHER Pat Underwood, L (1,1) ERA: 4.91 Larry Pashnick, R (4,1) ERA: 3.95 Kevin Saucier, L (7,1) ERA: 2.9	IP: 3.0 WLS: L BF: 15 H: 7 R: 5 ER: 4 SO: 1 BB: 1 IBB: 0 HBP: 0 BLK: 0 WP: 0 HR: 1 S: 16 P: 20 ERA: 12.00 WHIP: 2.667																					

Batter	1	2	3	4	5	6	7	8	9	AB	R	H	RBI	BB	SO	LOB	TOP								
Paul Moltor, R OBP: 0.365, SLG: 0.433 (1, 5)	L8		K		F9		F8		F3	5	0	0	0	0	1	3	Milwaukee Brewers @ Minnesota Twins Hubert H. Humphrey Metrodome, Minneapolis, MN Mon Jul 19 1982, 8:05 PM EDT Att: 15,716 - Dome - 85 F livebaseballscores.com								
Robin Yount, R OBP: 0.364, SLG: 0.596 (1, 6)	FC4-6 1B		G5-4-3			HR	WP 1B		HR	5	2	4	3	0	0	1									
Cecil Cooper, L OBP: 0.358, SLG: 0.563 (1, 3)	FC4-6			F7		1B SF9 1B	F8		F8	5	1	1	0	0	2										
Ted Simmons, S OBP: 0.309, SLG: 0.468 (1, 2)	F7			BB		SF9 1B	F9			3	0	1	0	1	0	2									
Ben Oglivie, L OBP: 0.334, SLG: 0.474 (1, 7)		F5		F9		BB 1B		F4		4	0	1	0	0	0	1									
Gorman Thomas, R OBP: 0.326, SLG: 0.506 (1, 8)	4-3 S BB			F9		1-2 2-3 S	K		F8	3	0	0	0	1	1	4									
Roy Howell, L OBP: 0.309, SLG: 0.366 (1, 10)	4-3				1-3		SF9		6-3	3	0	0	1	0	0	1									
Charlie Moore, R OBP: 0.297, SLG: 0.363 (1, 9)	L1				1-3		2-3 3-H 4-0		K	3	0	0	0	1	1	1									
Jim Gantner, L OBP: 0.400, SLG: 0.449 (1, 4)							F7		HR 1B	4	1	3	0	0	0	3									
Inning Stats	R: 0 E: 0 K: 0 S: 4	H: 1 LOB: 1 BB: 0 P: 4	R: 0 E: 0 K: 0 S: 3	H: 0 LOB: 1 BB: 1 P: 7	R: 0 E: 0 K: 1 S: 5	H: 1 LOB: 0 BB: 0 P: 5	R: 0 E: 0 K: 0 S: 3	H: 0 LOB: 1 BB: 1 P: 7	R: 0 E: 0 K: 0 S: 4	H: 1 LOB: 1 BB: 0 P: 4	R: 2 E: 0 K: 1 S: 9	H: 4 LOB: 3 BB: 1 P: 13	R: 0 E: 0 K: 0 S: 4	H: 1 LOB: 0 BB: 0 P: 4	R: 0 E: 0 K: 0 S: 3	H: 0 LOB: 0 BB: 0 P: 3	R: 2 E: 0 K: 1 S: 7	H: 2 LOB: 0 BB: 0 P: 7	1B: 7 2B: 1 3B: 0 HR: 2	SF: 1 SAC: 0 DP: 1 HBP: 0	WP: 1 PB: 0 SB: 1 CS: 0	PA: 39			
PITCHER	IP	WLS	BF	H	R	ER	SO	BB	IBB	HBP	BLK	WP	HR	S	P	ERA	WHIP								
Albert Williams, R ERA: 5.91 (1, 1)	5.0	W	23	7	2	2	1	2	0	0	0	0	1	23	31	3.60	1.800								
John Pacella, R ERA: 4.95 (6, 1)	4.0	S	16	3	2	2	2	1	0	0	0	1	1	19	23	4.50	1.000								

Batter	1	2	3	4	5	6	7	8	9	AB	R	H	RBI	BB	SO	LOB	BOTTOM								
Bobby Mitchell, L OBP: 0.316, SLG: 0.303 (1, 8)	F7		E IHR BB			FC6-4 1B		F7		3	1	1	0	1	0	0	Milwaukee Brewers @ Minnesota Twins Hubert H. Humphrey Metrodome, Minneapolis, MN Mon Jul 19 1982, 8:05 PM EDT Att: 15,716 - Dome - 85 F livebaseballscores.com								
Dave Engle, R OBP: 0.287, SLG: 0.371 (1, 10)	4-3		E5 IHR		FC6-4 G5-4-3		F9			4	1	0	0	0	3										
Tom Brunansky, R OBP: 0.389, SLG: 0.500 (1, 9)	F9		IHR		G5-4-3			5-3		4	1	1	4	0	0	1									
Kent Hrbek, L OBP: 0.390, SLG: 0.560 (1, 3)		K	F8			G6-4-3 1B			WP 1B	4	0	2	0	0	1	0									
Gary Ward, R OBP: 0.307, SLG: 0.465 (1, 7)	F9			4-3		G6-4-3		F4		4	0	0	0	0	2										
Gary Gaetti, R OBP: 0.283, SLG: 0.458 (1, 5)	K							F2		4	0	2	0	0	1										
Tim Laudner, R OBP: 0.350, SLG: 0.415 (1, 2)			F4	F8		K				3	0	0	0	0	1	2									
Lenny Faedo, R OBP: 0.247, SLG: 0.263 (1, 6)			E5 IHR	6-3				HR		3	2	1	1	0	0	1									
John Castino, R OBP: 0.293, SLG: 0.316 (1, 4)			6-3			HR		L6		3	1	1	1	0	0	1									
Inning Stats	R: 0 E: 0 K: 0 S: 3	H: 0 LOB: 0 BB: 0 P: 3	R: 0 E: 0 K: 2 S: 7	H: 0 LOB: 0 BB: 0 P: 7	R: 4 E: 2 K: 0 S: 6	H: 1 LOB: 0 BB: 1 P: 10	R: 0 E: 0 K: 0 S: 4	H: 1 LOB: 1 BB: 0 P: 4	R: 1 E: 0 K: 1 S: 6	H: 2 LOB: 1 BB: 0 P: 6	R: 1 E: 0 K: 0 S: 4	H: 1 LOB: 0 BB: 0 P: 4	R: 0 E: 0 K: 0 S: 4	H: 1 LOB: 1 BB: 0 P: 4	R: 0 E: 0 K: 0 S: 4	H: 1 LOB: 1 BB: 0 P: 4	1B: 3 2B: 2 3B: 0 HR: 3	SF: 0 SAC: 0 DP: 2 HBP: 0	WP: 1 PB: 0 SB: 0 CS: 0	PA: 33					
PITCHER	IP	WLS	BF	H	R	ER	SO	BB	IBB	HBP	BLK	WP	HR	S	P	ERA	WHIP								
Jerry Augustine, L ERA: 3.78 (1, 1)	8.0	L	33	8	6	2	3	1	0	0	0	1	2	38	42	2.25	1.125								

Batter	1	2	3	4	5	6	7	8	9	AB R H RBI BB SO LOB	TOP										
Paul Moltzer, R OBP: 0.370, SLG: 0.434 (1, 5)	F9			BB	WP		1B		K	5 1 3 0 1 1 0	Milwaukee Brewers @ Minnesota Twins Hubert H. Humphrey Metrodome, Minneapolis, MN Wed Jul 21 1982, 8:05 PM EDT Att: 18,634 - Dome - 83 F livebaseballscorecards.com										
Robin Yount, R OBP: 0.367, SLG: 0.591 (1, 6)	BB	F5		SF8	5-3		1B		E6 HR	5 2 2 0 1 0 4											
Don Money, R OBP: 0.385, SLG: 0.599 (1, 3)	BB			HR	HR		F3		HR	4 3 2 4 2 0 4											
Ted Simmons, S OBP: 0.307, SLG: 0.462 (1, 2)	F8		5-3	SF8		6-3	K		FC5-4 BB	4 0 0 1 1 1 5											
Gorman Thomas, R OBP: 0.327, SLG: 0.500 Marshall Edwards, L OBP: 0.276, SLG: 0.362 (1, 8) (6, 8)	K		4-3	HR		K	F4		FC5-4	3 1 0 0 1 2 2 2 0 0 0 0 0 4											
Ben Oglivie, L OBP: 0.337, SLG: 0.489 (1, 7)		K	FC6-4 1B	HR		WP	BB		F7	4 1 2 4 1 1 0											
Mark Brouhard, R OBP: 0.340, SLG: 0.398 (1, 10)	1B	BB	1B	FC6-4	K		FC5-4 BB		K	4 0 1 0 1 2 1											
Charlie Moore, R OBP: 0.305, SLG: 0.379 (1, 9)	BB	1B		BB	BB		FC5-4		6-3	4 2 2 1 1 0 2											
Ed Romero, R OBP: 0.322, SLG: 0.363 (1, 4)	K			F4	L8		1B		F8	4 0 0 0 1 1 3											
Inning Stats	R: 0 E: 0 K: 1 S: 6	H: 1 LOB: 2 BB: 1 P: 10	R: 0 E: 0 K: 2 S: 9	H: 2 LOB: 3 BB: 1 P: 13	R: 1 E: 0 K: 0 S: 5	H: 2 LOB: 1 BB: 0 P: 5	R: 6 E: 0 K: 1 S: 7	H: 2 LOB: 0 BB: 4 P: 23	R: 1 E: 0 K: 0 S: 5	H: 2 LOB: 1 BB: 0 P: 5	R: 0 E: 0 K: 1 S: 5	H: 2 LOB: 2 BB: 2 P: 13	R: 0 E: 0 K: 1 S: 7	H: 2 LOB: 3 BB: 1 P: 11	R: 0 E: 0 K: 1 S: 5	H: 0 LOB: 0 BB: 0 P: 5	R: 2 E: 1 K: 1 S: 7	H: 1 LOB: 1 BB: 1 P: 11	1B: 8 2B: 0 3B: 0 HR: 4	SF: 1 SAC: 0 DP: 0 HBP: 0	WP: 2 PA: 50 SB: 0 CS: 0
PITCHER	IP WLS BF H R ER SO BB IBB HBP BLK WP HR S P ERA WHIP											PITCHER	IP WLS BF H R ER SO BB IBB HBP BLK WP HR S P ERA WHIP								
Frank Viola, L ERA: 4.76 (1, 1)	3.1 L 21 6 5 5 3 5 0 0 0 0 1 22 42 13.50 3.300																				
Paul Boris, R ERA: 5.08 (4, 1)	1.2 9 3 3 3 1 1 0 0 0 1 2 10 14 16.20 2.400																				
Jeff Little, L ERA: 1.54 (6, 1)	4.0 20 3 2 0 4 4 0 0 0 1 1 24 40 0.00 1.750																				

Batter	1	2	3	4	5	6	7	8	9	AB R H RBI BB SO LOB	BOTTOM										
Bobby Mitchell, L OBP: 0.321, SLG: 0.311 (1, 8)	F9			1-2 2-3	1B		FC4-6		K	5 1 2 0 0 1 2	Milwaukee Brewers @ Minnesota Twins Hubert H. Humphrey Metrodome, Minneapolis, MN Wed Jul 21 1982, 8:05 PM EDT Att: 18,634 - Dome - 83 F livebaseballscorecards.com										
Randy Johnson, L OBP: 0.342, SLG: 0.456 (1, 10)	G3		K			K			L9	5 1 1 2 0 2 5											
Tom Brunansky, R OBP: 0.388, SLG: 0.500 (1, 9)	F9		F9			2B	SF7		K	4 1 1 0 0 1 3											
Kent Hrbek, L OBP: 0.393, SLG: 0.563 (1, 3)		K		G5-4-3	1B				4-3	4 0 2 0 0 1 0											
Gary Ward, R OBP: 0.309, SLG: 0.472 (1, 7)	CS		G5-4-3			5-3			FC6-4	4 0 2 0 0 0 3											
Gary Gaetti, R OBP: 0.279, SLG: 0.461 (1, 6)	K			HR		SF7			K	3 1 1 2 0 2 2											
Tim Laudner, R OBP: 0.345, SLG: 0.403 (1, 2)			1B	BB	1B		K		FC6-4	4 0 1 0 0 2 2											
Mickey Hatcher, R OBP: 0.263, SLG: 0.311 (1, 5)	F7					FC6-4	1B		F6	4 0 1 0 0 1 1											
John Castino, R OBP: 0.297, SLG: 0.317 (1, 4)			1B	BB		FC6-4	FC4-6		5-3	3 0 1 0 1 0 1											
Inning Stats	R: 0 E: 0 K: 0 S: 3	H: 0 LOB: 0 BB: 0 P: 3	R: 0 E: 0 K: 2 S: 7	H: 1 LOB: 0 BB: 0 P: 7	R: 0 E: 0 K: 1 S: 7	H: 2 LOB: 3 BB: 1 P: 11	R: 1 E: 0 K: 1 S: 6	H: 2 LOB: 0 BB: 0 P: 6	R: 0 E: 0 K: 1 S: 6	H: 1 LOB: 1 BB: 0 P: 6	R: 1 E: 0 K: 1 S: 7	H: 2 LOB: 1 BB: 0 P: 7	R: 2 E: 0 K: 1 S: 7	H: 2 LOB: 0 BB: 0 P: 7	R: 0 E: 0 K: 1 S: 6	H: 1 LOB: 1 BB: 0 P: 6	R: 0 E: 0 K: 2 S: 8	H: 1 LOB: 1 BB: 0 P: 8	1B: 7 2B: 3 3B: 0 HR: 2	SF: 1 SAC: 0 DP: 1 HBP: 0	WP: 0 PA: 38 SB: 0 CS: 1
PITCHER	IP WLS BF H R ER SO BB IBB HBP BLK WP HR S P ERA WHIP											PITCHER	IP WLS BF H R ER SO BB IBB HBP BLK WP HR S P ERA WHIP								
Moose Haas, R ERA: 4.85 (1, 1)	8.0 W 34 11 4 4 8 1 0 0 0 0 0 0 8 8 4.50 1.500																				
Rollie Fingers, R ERA: 2.74 (9, 1)	1.0 4 1 0 0 2 0 0 0 0 0 0 0 8 8 0.00 1.000																				

Batter	1	2	3	4	5	6	7	8	9	AB	R	H	RBI	BB	SO	LOB	TOP																			
Jerry Remy, L OBP: 0.347, SLG: 0.310 (1,4)	6-3		F8				F8		F8	5	0	1	0	0	0	1	Boston Red Sox @ Minnesota Twins Hubert H. Humphrey Metrodome, Minneapolis, MN Sun Jul 25 1982, 4:33 AM EDT Att: 10,961 - Dome - 82 F livebaseballscorecards.com																			
Dwight Evans, R OBP: 0.399, SLG: 0.470 (1,9)	F8		F7		FC6-4 1B			K		4	0	0	0	0	1	2																				
Jim Rice, R OBP: 0.378, SLG: 0.478 (1,7)				F8				F6		4	1	2	0	0	0	0																				
Carl Yastrzemski, L OBP: 0.381, SLG: 0.500 (1,10)	F4			G1		4-3 1B		1B HR		3	1	0	0	1	0	2																				
Carney Lansford, R OBP: 0.340, SLG: 0.394 (1,5)		L9		HR		SF9		HR	1B	3	2	2	2	0	0	0																				
Wade Boggs, L OBP: 0.416, SLG: 0.443 (1,3)	6-3			F7		3-1		HR		4	1	1	3	0	0	0																				
Rich Gedman, L OBP: 0.313, SLG: 0.406 (1,2)						K		F8		4	0	2	0	0	1	0																				
Dave Stapleton, R OBP: 0.282, SLG: 0.363 (1,6)	L5					1B BB		K		3	0	0	0	1	1	2																				
Rick Miller, L OBP: 0.331, SLG: 0.336 (1,8)			F7		F8		FC6-5		4-3	4	0	0	0	0	0	2																				
Inning Stats	R: 0 E: 0 K: 0 S: 4	H: 1 LOB: 1 BB: 0 P: 4	R: 0 E: 0 K: 0 S: 4	H: 1 LOB: 1 BB: 0 P: 4	R: 0 E: 0 K: 0 S: 3	H: 0 LOB: 0 BB: 0 P: 3	R: 1 E: 0 K: 0 S: 4	H: 1 LOB: 0 BB: 0 P: 4	R: 0 E: 0 K: 1 S: 6	H: 1 LOB: 2 BB: 1 P: 10	R: 1 E: 0 K: 0 S: 4	H: 1 LOB: 0 BB: 0 P: 4	R: 0 E: 0 K: 1 S: 6	H: 1 LOB: 1 BB: 0 P: 6	R: 3 E: 0 K: 1 S: 7	H: 2 LOB: 0 BB: 1 P: 11	R: 0 E: 0 K: 0 S: 3	H: 0 LOB: 0 BB: 0 P: 3	1B: 5 2B: 1 3B: 0 HR: 2	SF: 1 SAC: 0 DP: 0 HBP: 0	WP: 1 PA: 37 PB: 0 CS: 0															
PITCHER	IP	WLS	BF	H	R	ER	SO	BB	IBB	HBP	BLK	WP	HR	S	P	ERA	WHIP	PITCHER		IP	WLS	BF	H	R	ER	SO	BB	IBB	HBP	BLK	WP	HR	S	P	ERA	WHIP
Albert Williams, R ERA: 5.65 (1,1)	7.0	L	28	6	2	2	2	1	0	0	0	1	1	31	35	2.57	1.000																			
Terry Felton, R ERA: 4.57 (8,1)	2.0		9	2	3	3	1	1	0	0	0	0	1	10	14	13.50	1.500																			



Batter	1	2	3	4	5	6	7	8	9	AB	R	H	RBI	BB	SO	LOB	BOTTOM																			
Bobby Mitchell, L OBP: 0.324, SLG: 0.302 (1,8)	K	FC4-6			6-3			1-3		4	0	0	0	1	1	4	Boston Red Sox @ Minnesota Twins Hubert H. Humphrey Metrodome, Minneapolis, MN Sun Jul 25 1982, 4:33 AM EDT Att: 10,961 - Dome - 82 F livebaseballscorecards.com																			
Randy Bush, L OBP: 0.225, SLG: 0.237 (1,10)	F2		K		F8		L8	K		5	0	0	0	0	2	4																				
Tom Brunansky, R OBP: 0.396, SLG: 0.507 (1,9)				G4-6-3 HBP		F8		1B		3	0	2	0	0	0	0																				
Kent Hrbek, L OBP: 0.391, SLG: 0.552 (1,3)	F8		G4-6-3		4-3			1B		4	0	1	0	0	0	2																				
Gary Ward, R OBP: 0.310, SLG: 0.468 (1,7)		3-1		6-3		6-3		K		4	0	0	0	0	1	2																				
Gary Gaetti, R OBP: 0.275, SLG: 0.450 (1,5)	K		F7				1B		5-3	4	0	1	0	0	1	0																				
Tim Laudner, R OBP: 0.364, SLG: 0.426 (1,2)		HBP BB	K			F3		BB BB	1B	4	0	2	0	0	1	1																				
John Castino, R OBP: 0.315, SLG: 0.323 (1,4)		HBP BB			6-3		F8		BB BB	2	0	1	0	2	0	1																				
Lenny Faedo, R OBP: 0.260, SLG: 0.311 (1,6)					F3					2	0	0	0	0	0	2																				
Randy Johnson, L OBP: 0.341, SLG: 0.454 (9,PH)			FC4-6 HBP				F4		K	1	0	0	0	0	1	2																				
Inning Stats	R: 0 E: 0 K: 1 S: 6	H: 1 LOB: 3 BB: 1 P: 11	R: 0 E: 0 K: 1 S: 4	H: 0 LOB: 0 BB: 0 P: 5	R: 0 E: 0 K: 1 S: 5	H: 0 LOB: 0 BB: 0 P: 5	R: 0 E: 0 K: 0 S: 4	H: 1 LOB: 1 BB: 0 P: 4	R: 0 E: 0 K: 0 S: 3	H: 0 LOB: 0 BB: 0 P: 3	R: 0 E: 0 K: 0 S: 4	H: 1 LOB: 1 BB: 0 P: 4	R: 0 E: 0 K: 1 S: 7	H: 2 LOB: 2 BB: 0 P: 7	R: 0 E: 0 K: 2 S: 8	H: 1 LOB: 3 BB: 2 P: 16	1B: 7 2B: 0 3B: 0 HR: 0	SF: 0 SAC: 0 DP: 1 HBP: 2	WP: 0 PA: 38 PB: 0 CS: 0																	
PITCHER	IP	WLS	BF	H	R	ER	SO	BB	IBB	HBP	BLK	WP	HR	S	P	ERA	WHIP	PITCHER		IP	WLS	BF	H	R	ER	SO	BB	IBB	HBP	BLK	WP	HR	S	P	ERA	WHIP
Mike Torrez, R ERA: 5.43 (1,1)	7.2	W	31	6	0	0	4	1	0	2	0	0	0	36	42	0.00	0.913																			
Mark Clear, R ERA: 2.93 (8,1)	1.1		7	1	0	0	3	2	0	0	0	0	0	11	19	0.00	2.250																			



Batter	1	2	3	4	5	6	7	8	9	AB	R	H	RBI	BB	SO	LOB	TOP									
Bobby Mitchell, L OBP: 0.326, SLG: 0.301	4-0 1B HR BB	0-0 6-3		0-0 F7		0-0 L7	0-0 1B			4	1	1	1	1	0	0										
Dave Engle, R OBP: 0.293, SLG: 0.379	0-0 1B HR 1B	4-0 BB		0-0 BB 1B		0-0 5-3	0-3 K			4	1	2	0	1	1	2										
Tom Brunansky, R OBP: 0.396, SLG: 0.515	0-0 F3	0-3 K		4-0 BB 1B		0-0 HR		0-0 1-6-3		4	1	1	1	1	1	3										
Jesus Vega, R OBP: 0.286, SLG: 0.369	0-0 1B HR 1B		0-0 F3	0-0 6-3		0-0 4-3		0-0 1-3		5	1	1	0	0	0	2										
Gary Ward, R OBP: 0.308, SLG: 0.473	0-3 K		0-0 F2		0-0 HR		0-0 6-3	0-3 K		5	1	1	1	0	2	3										
Gary Gaetti, R OBP: 0.280, SLG: 0.467	0-0 HR		0-0 L7		0-0 L8		0-0 1B 1B		0-0 2B	5	2	3	4	0	0	0										
Tim Laudner, R OBP: 0.365, SLG: 0.425	0-0 1B		0-0 F7	0-0 F9		0-0 1B 1B		0-3 K		5	1	2	0	0	1	1										
John Castino, R OBP: 0.316, SLG: 0.325	0-0 6-3		0-0 E3 HR		0-0 1B		0-0 1B 1B	0-3 K		5	1	2	1	0	1	2										
Lenny Faedo, R OBP: 0.257, SLG: 0.337		0-0 F8		0-0 HR	0-0 F8		0-0 E3 1B	0-0 F7		5	1	1	2	0	0	4										
Inning Stats	R: 4 E: 0 K: 1 S: 9	H: 4 LOB: 1 BB: 1 P: 13	R: 0 E: 0 K: 1 S: 5	H: 0 LOB: 1 BB: 1 P: 9	R: 0 E: 0 K: 0 S: 3	H: 0 LOB: 0 BB: 0 P: 3	R: 2 E: 1 K: 0 S: 6	H: 2 LOB: 2 BB: 1 P: 10	R: 1 E: 0 K: 0 S: 4	H: 2 LOB: 1 BB: 0 P: 5	R: 1 E: 0 K: 0 S: 4	H: 1 LOB: 0 BB: 0 P: 4	R: 2 E: 1 K: 1 S: 9	H: 4 LOB: 2 BB: 0 P: 9	R: 0 E: 0 K: 1 S: 5	H: 0 LOB: 0 BB: 0 P: 5	R: 0 E: 0 K: 2 S: 8	H: 1 LOB: 1 BB: 0 P: 8	1B: 9 2B: 1 3B: 0 HR: 4	SF: 0 SAC: 0 DP: 0 HBP: 0	WP: 0 PB: 0 SB: 0 CS: 0	PA: 45				
PITCHER	IP	WLS	BF	H	R	ER	SO	BB	IBB	HBP	BLK	WP	HR	S	P	ERA	WHIP									
Floyd Bannister, L ERA: 3.21	(1, 1)	3.2	L	20	6	6	5	2	2	0	0	0	0	2	22	30	12.27	2.182								
Larry Andersen, R ERA: 4.95	(4, 1)	2.2		15	6	4	3	0	1	0	0	0	0	2	14	18	10.12	2.625								
Mike Stanton, R ERA: 2.15	(7, 1)	2.2		10	2	0	0	4	0	0	0	0	0	0	18	18	0.00	0.750								

Minnesota Twins @ Seattle Mariners
The Kingdome, Seattle, WA
Mon Jul 26 1982, 10:05 PM EDT
Att: 12,021 - Dome

AB 42
R 10
H 14
RBI 10
BB 3
SO 6
LOB 17



Batter	1	2	3	4	5	6	7	8	9	AB	R	H	RBI	BB	SO	LOB	BOTTOM									
Julio Cruz, S OBP: 0.321, SLG: 0.312	0-0 F8		4-0 BB BB		0-0 G3		0-0 F8		4-0 G3 BB BB	3	1	0	0	2	0	2										
Dave Edler, R OBP: 0.333, SLG: 0.280	0-0 F9		0-0 G6-4-3 BB		0-0 5-3		0-3 K		4-0 E BB	4	0	0	0	1	1	4										
Bruce Bochte, L OBP: 0.379, SLG: 0.389	0-0 F7		0-0 1B		0-3 K		4-0 BB		0-0 G3	4	0	1	2	1	1	2										
Richie Zisk, R OBP: 0.358, SLG: 0.463		0-0 F8	0-3 K		0-0 1B 2B		0-3 K		0-3 K	5	1	1	0	0	3	4										
Al Cowens, R OBP: 0.331, SLG: 0.480		0-0 6-3		0-0 F4		0-0 FC6-4 1B		0-0 5-3		4	0	1	1	0	0	0										
Gary Gray, R OBP: 0.341, SLG: 0.354		4-0 BB BB		4-0 BB		0-3 K		0-0 F9		2	0	0	0	2	1	1										
Dave Henderson, R OBP: 0.355, SLG: 0.513		4-0 BB		0-0 F9		0-0 L8		0-0 F8		3	0	0	0	1	0	2										
Todd Cruz, R OBP: 0.252, SLG: 0.352		0-0 F7		0-0 4-3		0-0 FC6-4			0-3 K	4	0	0	0	0	1	4										
Bud Bulling, R OBP: 0.311, SLG: 0.293			0-0 G6-4-3 BB 1B		0-0 G3 2B		4-0 BB		0-0 BB BB G3 1B	3	2	3	0	1	0	0										
Inning Stats	R: 0 E: 0 K: 0 S: 3	H: 0 LOB: 0 BB: 0 P: 3	R: 0 E: 0 K: 0 S: 3	H: 0 LOB: 2 BB: 2 P: 11	R: 1 E: 0 K: 1 S: 6	H: 2 LOB: 1 BB: 1 P: 10	R: 0 E: 0 K: 0 S: 3	H: 0 LOB: 1 BB: 1 P: 7	R: 0 E: 0 K: 1 S: 7	H: 1 LOB: 1 BB: 0 P: 6	R: 1 E: 0 K: 1 S: 7	H: 2 LOB: 1 BB: 0 P: 7	R: 0 E: 0 K: 2 S: 7	H: 0 LOB: 2 BB: 2 P: 15	R: 0 E: 0 K: 0 S: 3	H: 0 LOB: 0 BB: 0 P: 3	R: 2 E: 1 K: 2 S: 8	H: 1 LOB: 1 BB: 2 P: 16	1B: 4 2B: 2 3B: 0 HR: 0	SF: 0 SAC: 0 DP: 1 HBP: 0	WP: 0 PB: 0 SB: 0 CS: 0	PA: 40				
PITCHER	IP	WLS	BF	H	R	ER	SO	BB	IBB	HBP	BLK	WP	HR	S	P	ERA	WHIP									
Jack O'Connor, L ERA: 4.47	(1, 1)	8.1	W	38	6	4	3	6	8	0	0	0	0	0	42	74	3.24	1.680								
Jeff Little, L ERA: 1.46	(9, 1)	0.2		2	0	0	0	1	0	0	0	0	0	4	4	0.00	0.000									

Minnesota Twins @ Seattle Mariners
The Kingdome, Seattle, WA
Mon Jul 26 1982, 10:05 PM EDT
Att: 12,021 - Dome

AB 32
R 4
H 6
RBI 3
BB 8
SO 7
LOB 19



Batter	1	2	3	4	5	6	7	8	9	AB	R	H	RBI	BB	SO	LOB	TOP										
Bobby Mitchell, L (1, 8) OBP: 0.327, SLG: 0.300	0-0 6-3			0-0 HR 1B	0-0 G1-6-3		4-0 BB	0-0 6-3	4-1 1 0 1 0 1																		
Dave Engle, R (1, 10) OBP: 0.284, SLG: 0.367	0-3 K			0-0 F4	0-0 5-3		0-3 K	0-3 K	5 0 0 0 0 3 2																		
Tom Brunansky, R (1, 9) OBP: 0.396, SLG: 0.509	0-0 6-3			4-0 HR BB		4-0 E 1B BB	0-0 F8	0-3 K	3 2 0 0 2 1 1																		
Jesus Vega, R (1, 3) OBP: 0.291, SLG: 0.385		0-0 L6		0-0 HR		0-0 F8		4-0 FC4-6 BB	3 1 1 3 1 0 1																		
Gary Ward, R (1, 7) OBP: 0.307, SLG: 0.473	0-0 5-3			0-0 2B		0-3 K		0-0 FC4-6 HR	4 2 1 0 0 1 2																		
Gary Gaetti, R (1, 5) OBP: 0.283, SLG: 0.481	0-0 6-3			0-0 2B		0-0 E5 1B		0-0 HR	4 1 2 3 0 0 1																		
Tim Laudner, R (1, 2) OBP: 0.362, SLG: 0.421			0-0 5-3	0-0 5-3		0-0 1-3 2-H 1B		0-0 L5	4 0 1 1 0 0 1								AB 34										
John Castino, R (1, 4) OBP: 0.315, SLG: 0.321			0-3 K	0-0 6-3		0-3 K		4-0 BB	3 0 0 0 1 2 3								R 7										
Lenny Faedo, R (1, 6) OBP: 0.259, SLG: 0.337			0-0 4-3			0-0 G1-6-3 1B		0-0 L9	3 0 1 0 0 0 0								H 7										
Randy Johnson, L (8, PH) OBP: 0.339, SLG: 0.451									1 0 0 0 0 0 1								RBI 7										
Ron Washington, R (8, 6) OBP: 0.303, SLG: 0.394									0 0 0 0 0 0 0								BB 5										
Inning Stats	R: 0 E: 0 K: 1 S: 5	H: 0 LOB: 0 BB: 0 P: 5	R: 0 E: 0 K: 0 S: 3	H: 0 LOB: 0 BB: 0 P: 3	R: 0 E: 0 K: 1 S: 5	H: 0 LOB: 1 BB: 1 P: 11	R: 0 E: 0 K: 0 S: 3	H: 1 LOB: 0 BB: 0 P: 3	R: 1 E: 0 K: 2 S: 9	H: 1 LOB: 2 BB: 1 P: 13	R: 0 E: 0 K: 1 S: 5	H: 0 LOB: 1 BB: 1 P: 9	R: 2 E: 0 K: 0 S: 4	H: 1 LOB: 1 BB: 2 P: 12	R: 0 E: 0 K: 2 S: 7	H: 0 LOB: 0 BB: 0 P: 7	1B: 3 2B: 2 3B: 0 HR: 2	SF: 0 SAC: 0 DP: 1 HBP: 0	WP: 0 PB: 0 CS: 0	PA: 39							
PITCHER	IP	WLS	BF	H	R	ER	SO	BB	IBB	HBP	BLK	WP	HR	S	P	ERA	WHIP										
Gene Nelson, R (1, 1) ERA: 4.45	5.2		25	6	5	4	3	2	0	0	0	0	1	29	37	6.35	1.412										
Bryan Clark, L (6, 1) ERA: 2.59	1.2	W	8	1	2	2	2	2	0	0	0	0	1	10	18	10.80	1.800										
Bill Caudill, R (8, 1) ERA: 2.07	1.2	S	6	0	0	0	2	1	0	0	0	0	0	9	13	0.00	0.600										

Minnesota Twins @ Seattle Mariners
The Kingdome, Seattle, WA
Tue Jul 27 1982, 10:05 PM EDT
Att: 19,753 - Dome

AB 34
R 7
H 7
RBI 7
BB 5
SO 7
LOB 13



Batter	1	2	3	4	5	6	7	8	9	AB	R	H	RBI	BB	SO	LOB	BOTTOM										
Julio Cruz, S (1, 4) OBP: 0.325, SLG: 0.317	0-0 HR 1B	0-0 1-3 3-H 2B		0-0 1-3		4-0 HR BB	0-0 F7		4 1 2 2 1 0 2																		
Dave Edler, R (1, 5) OBP: 0.387, SLG: 0.536	0-0 HR	0-0 IBB				0-0 F9		0-0 F8	3 2 2 5 1 0 0																		
Manny Castillo, S (7, 5) OBP: 0.305, SLG: 0.337	1-2 HR					1-2 2-3 3-H HR		0-0 F8	1 0 0 0 0 0 0																		
Bruce Bochte, L (1, 7) OBP: 0.377, SLG: 0.386	0-0 5-3	0-3 K				0-0 K		0-0 F7	5 0 1 0 0 2 3																		
Richie Zisk, R (1, 10) OBP: 0.362, SLG: 0.477	0-0 2B					0-3 K		4-0 S BB	4 1 2 1 1 1 1																		
Bobby Brown, S (8, PR) OBP: 0.297, SLG: 0.323				0-0 HR		0-0 1-3		0-0 S BB	0 0 0 0 0 0 0																		
Al Cowens, R (1, 9) OBP: 0.329, SLG: 0.476	0-3 K			0-0 F8		0-0 F9		0-3 K	5 0 1 0 0 2 3																		
Gary Gray, R (1, 3) OBP: 0.350, SLG: 0.360		0-0 FC1-6 1B		0-0 K		0-0 2B BB 1B		4-0 FC2 S BB	3 2 2 0 1 1 0																		
Dave Henderson, R (1, 8) OBP: 0.353, SLG: 0.505		0-0 FC1-6 1B 2B		0-0 F3		0-0 F9		4-0 FC2 BB	3 1 0 0 1 0 2																		
Todd Cruz, R (1, 6) OBP: 0.255, SLG: 0.357		0-0 FC1-6 1B		0-0 F8		0-0 BB HR 2B		0-0 FC2	4 1 2 0 0 0 3																		
Bud Bulling, R (1, 2) OBP: 0.307, SLG: 0.289		0-0 FC1-6 2B		0-0 F7		0-0 HR BB		0-0 SF8	2 0 0 0 0 0 2																		
Rick Sweet, S (6, PH) OBP: 0.358, SLG: 0.415		1-2 2-3							0 1 0 1 1 0 0																		
Inning Stats	R: 1 E: 0 K: 1 S: 7	H: 3 LOB: 1 BB: 0 P: 7	R: 1 E: 0 K: 1 S: 8	H: 3 LOB: 3 BB: 1 P: 12	R: 1 E: 0 K: 1 S: 6	H: 1 LOB: 0 BB: 0 P: 6	R: 0 E: 0 K: 0 S: 3	H: 0 LOB: 0 BB: 0 P: 3	R: 0 E: 0 K: 1 S: 6	H: 1 LOB: 1 BB: 0 P: 6	R: 5 E: 0 K: 1 S: 8	H: 3 LOB: 2 BB: 2 P: 16	R: 0 E: 0 K: 0 S: 4	H: 1 LOB: 2 BB: 2 P: 12	R: 0 E: 0 K: 1 S: 5	H: 0 LOB: 2 BB: 1 P: 9	1B: 6 2B: 3 3B: 0 HR: 3	SF: 1 SAC: 0 DP: 0 HBP: 0	WP: 0 PB: 0 CS: 0	PA: 41							
PITCHER	IP	WLS	BF	H	R	ER	SO	BB	IBB	HBP	BLK	WP	HR	S	P	ERA	WHIP										
Frank Viola, L (1, 1) ERA: 5.11	5.1		26	10	5	5	4	0	0	0	0	0	0	0	4	8.44	1.875										
John Pacella, R (6, 1) ERA: 5.2	0.0	L	1	0	0	0	0	1	0	0	0	0	0	0	4	∞	∞										
Jeff Little, L (6, 1) ERA: 3.46	0.2		6	2	4	4	1	2	0	0	0	0	1	6	14	54.00	6.000										
Paul Boris, R (7, 1) ERA: 5.85	2.0		8	0	0	0	1	2	0	0	0	0	0	8	16	0.00	1.000										

Minnesota Twins @ Seattle Mariners
The Kingdome, Seattle, WA
Tue Jul 27 1982, 10:05 PM EDT
Att: 19,753 - Dome

AB 34
R 9
H 12
RBI 9
BB 6
SO 6
LOB 16



Batter	1	2	3	4	5	6	7	8	9	AB	R	H	RBI	BB	SO	LOB	TOP										
Bobby Mitchell, L OBP: 0.322, SLG: 0.295 (1, 8)	4-3		FC4-6 1B		FC4-6 WP		F8			4	0	0	0	0	0	3	Minnesota Twins @ Seattle Mariners The Kingdome, Seattle, WA Wed Jul 28 1982, 6:33 AM EDT Att: 14,703 - Dome										
Ron Washington, R OBP: 0.305, SLG: 0.393 (1, 6)	F9		FC5-4 1B		6-3			FC6-4 BB	3	0	1	1	1	0	1												
Tom Brunansky, R OBP: 0.394, SLG: 0.504 (1, 9)	F7		FC5-4 1B			1B 1-3 1B		FC6-4 4-3	4	0	1	0	0	0	3												
Kent Hrbek, L OBP: 0.387, SLG: 0.545 (1, 3)		F9		F6		1-3		4-3	4	0	0	0	0	0	2												
Gary Ward, R OBP: 0.307, SLG: 0.480 (1, 7)	6-3			HR		F9		F8	4	1	1	1	0	0	2												
Gary Gaetti, R OBP: 0.282, SLG: 0.478 (1, 5)	F3			F8		2-3 1B			4	0	1	0	0	0	0												
Randy Johnson, L OBP: 0.333, SLG: 0.442 (1, 10)			G3	G3		F5			4	0	0	0	0	1	2												
John Castino, R OBP: 0.312, SLG: 0.316 (1, 4)			E6 FC4-6 PB 1B		6-3		K		3	1	0	0	0	1	0												
Randy Bush, L OBP: 0.220, SLG: 0.231 (9, PH)								L8	1	0	0	0	0	0	0												
Sal Butera, R OBP: 0.383, SLG: 0.291 (1, 2)			FC4-6 BB		FC4-6 1B		5-3		2	0	1	0	1	0	0												
Inning Stats	R: 0 E: 0 K: 0 S: 3	H: 0 LOB: 0 BB: 0 P: 3	R: 0 E: 0 K: 0 S: 3	H: 0 LOB: 0 BB: 0 P: 3	R: 1 E: 1 K: 0 S: 5	H: 1 LOB: 2 BB: 1 P: 9	R: 1 E: 0 K: 0 S: 4	H: 1 LOB: 0 BB: 0 P: 4	R: 0 E: 0 K: 0 S: 4	H: 1 LOB: 1 BB: 0 P: 4	R: 0 E: 0 K: 0 S: 5	H: 2 LOB: 2 BB: 0 P: 5	R: 0 E: 0 K: 1 S: 5	H: 0 LOB: 0 BB: 0 P: 5	R: 0 E: 0 K: 0 S: 3	H: 0 LOB: 1 BB: 1 P: 7	R: 0 E: 0 K: 1 S: 5	H: 0 LOB: 0 BB: 0 P: 5	R: 0 E: 0 K: 1 S: 5	H: 0 LOB: 0 BB: 0 P: 5	1B: 4 2B: 0 3B: 0 HR: 1	SF: 0 SAC: 0 DP: 0 HBP: 0	WP: 1 PB: 1 CS: 0	PA: 35			
PITCHER	IP	WLS	BF	H	R	ER	SO	BB	IBB	HBP	BLK	WP	HR	S	P	ERA	WHIP										
Gaylord Perry, R ERA: 4.68 (1, 1)	6.0	W	25	5	2	1	0	1	0	0	0	1	1	24	28	1.50	1.000										
Mike Stanton, R ERA: 2.03 (7, 1)	3.0	S	10	0	0	0	2	1	0	0	0	0	0	13	17	0.00	0.333										

AB	33
R	2
H	5
RBI	2
BB	2
SO	2
LOB	13



Batter	1	2	3	4	5	6	7	8	9	AB	R	H	RBI	BB	SO	LOB	BOTTOM										
Julio Cruz, S OBP: 0.324, SLG: 0.316 (1, 4)	F6	L9			5-3		E1 L4-3 1B			4	0	1	0	0	0	2	Minnesota Twins @ Seattle Mariners The Kingdome, Seattle, WA Wed Jul 28 1982, 6:33 AM EDT Att: 14,703 - Dome										
Manny Castillo, S OBP: 0.301, SLG: 0.332 (1, 5)	K		F5		F4		L4-3 1B		4	0	0	0	0	1	1												
Bruce Bochte, L OBP: 0.378, SLG: 0.386 (1, 7)	K		HR BB		4-3		1B		3	1	1	0	1	1	0												
Richie Zisk, R OBP: 0.364, SLG: 0.490 (1, 10)		1B 2B	HR			F3	F8		4	2	2	2	0	0	1												
Al Cowens, R OBP: 0.333, SLG: 0.487 (1, 9)		1B 2B 1B	F7			1B		HR	4	2	3	1	0	0	0												
Rick Sweet, S OBP: 0.355, SLG: 0.409 (1, 2)		2B 1B	F9			F3		F7	4	0	1	1	0	0	1												
Gary Gray, R OBP: 0.353, SLG: 0.370 (1, 3)		2B			K			6-3	4	0	2	1	0	1	0												
Dave Henderson, R OBP: 0.351, SLG: 0.500 (1, 8)		K			CS 1B			K	4	0	1	0	0	2	4												
Todd Cruz, R OBP: 0.256, SLG: 0.360 (1, 6)		K			K		E 2B		3	1	1	0	0	2	3												
Inning Stats	R: 0 E: 0 K: 2 S: 7	H: 4 LOB: 2 BB: 0 P: 11	R: 2 E: 0 K: 2 S: 11	H: 4 LOB: 0 BB: 0 P: 11	R: 2 E: 0 K: 0 S: 4	H: 1 LOB: 0 BB: 1 P: 8	R: 0 E: 0 K: 2 S: 7	H: 1 LOB: 1 BB: 0 P: 7	R: 0 E: 0 K: 0 S: 3	H: 0 LOB: 0 BB: 0 P: 3	R: 0 E: 0 K: 0 S: 5	H: 2 LOB: 2 BB: 0 P: 5	R: 1 E: 1 K: 0 S: 5	H: 3 LOB: 1 BB: 0 P: 5	R: 1 E: 0 K: 1 S: 6	H: 1 LOB: 0 BB: 0 P: 6		R: 1 E: 0 K: 1 S: 6	H: 1 LOB: 0 BB: 0 P: 6	1B: 7 2B: 5 3B: 0 HR: 2	SF: 0 SAC: 0 DP: 2 HBP: 0	WP: 0 PB: 0 CS: 1	PA: 35				
PITCHER	IP	WLS	BF	H	R	ER	SO	BB	IBB	HBP	BLK	WP	HR	S	P	ERA	WHIP										
Bobby Castillo, R ERA: 4.11 (1, 1)	6.0	L	28	10	5	5	6	1	0	0	0	0	0	2	2	0.00	1.500										
Jeff Little, L ERA: 3.29 (7, 1)	0.2		2	1	0	0	0	0	0	0	0	0	0	2	2	0.00	1.500										
Terry Felton, R ERA: 4.6 (7, 1)	1.1		5	1	1	1	1	0	0	0	0	0	1	7	7	6.75	0.750										



Batter	1	2	3	4	5	6	7	8	9	AB	R	H	RBI	BB	SO	LOB	TOP
Bobby Mitchell, L OBP: 0.318, SLG: 0.290 (1.8)	0-0 4-3		0-0 F8			0-0 1-3			0-0 F8	4	0	0	0	0	0	1	
Ron Washington, R OBP: 0.301, SLG: 0.388 (1.6)	0-0 L9			0-3 K			0-3 K		0-0 L8	4	0	0	0	0	2	0	
Tom Brunansky, R OBP: 0.392, SLG: 0.500 (1.9)	0-0 L7			0-0 L7			0-0 FC6-4 1B		0-3 K	4	0	1	0	0	1	0	
Kent Hrbek, L OBP: 0.386, SLG: 0.544 (1.3)		0-0 4-3		0-0 4-3			0-0 FC6-4 1B			3	0	1	0	0	0	0	
Gary Ward, R OBP: 0.304, SLG: 0.475 (1.7)		0-0 L8			0-0 6-3		0-0 FC6-4			3	0	0	0	0	0	2	
Mickey Hatcher, R OBP: 0.263, SLG: 0.311 (7, PR) (7.7)							1-2 2-3			0	0	0	0	0	0	0	
Gary Gaetti, R OBP: 0.280, SLG: 0.473 (1.5)		0-3 K			0-0 L7		0-0 F4			3	0	0	0	0	1	2	
Tim Laudner, R OBP: 0.362, SLG: 0.419 (1.2)			0-0 F8		0-3 K			0-0 G6-4-3 1B		3	0	1	0	0	1	0	
Dave Engle, R OBP: 0.279, SLG: 0.360 (1.10)			0-0 F8		0-0 6-3			0-0 G6-4-3		3	0	0	0	0	0	1	
John Castino, R OBP: 0.312, SLG: 0.321 (1.4)			0-0 2B		0-0 1-3			0-0 4-3		3	0	1	0	0	0	0	
Inning Stats	R: 0 E: 0 K: 0 S: 3	H: 0 LOB: 0 BB: 0 P: 3	R: 0 E: 0 K: 1 S: 5	H: 0 LOB: 0 BB: 0 P: 5	R: 0 E: 0 K: 1 S: 4	H: 1 LOB: 1 BB: 0 P: 4	R: 0 E: 0 K: 1 S: 5	H: 0 LOB: 0 BB: 0 P: 5	R: 0 E: 0 K: 1 S: 5	H: 2 LOB: 2 BB: 0 P: 7	R: 0 E: 0 K: 0 S: 3	H: 1 LOB: 0 BB: 0 P: 3	R: 0 E: 0 K: 1 S: 5	H: 0 LOB: 0 BB: 0 P: 5	1B: 3 2B: 1 3B: 0 HR: 0	SF: 0 SAC: 0 DP: 1 HBP: 0	WP: 0 PA: 30 PB: 0 SB: 0 CS: 0
PITCHER Rick Langford, R ERA: 4.17 (1.1)	IP: 9.0 WLS: W BF: 30 H: 4 R: 0 ER: 0 SO: 5 BB: 0 IBB: 0 HBP: 0 BLK: 0 WP: 0 HR: 0 S: 40 P: 40 ERA: 0.00 WHIP: 0.444																

Minnesota Twins @ Oakland Athletics
Oakland-Alameda County Coliseum, Oakland, CA

Thu Jul 29 1982, 7:05 PM PDT
Att: 11,653 - Unknown - 68 F

AB 30
R 0
H 4
RBI 0
BB 0
SO 5
LOB 6



Batter	1	2	3	4	5	6	7	8	9	AB	R	H	RBI	BB	SO	LOB	BOTTOM
Rickey Henderson, R OBP: 0.424, SLG: 0.418 (1.8)	0-0 S BB E 1B	0-0 L7		0-0 2H 1B			4-0 CS BB			3	1	2	0	1	0	0	
Davey Lopes, R OBP: 0.313, SLG: 0.384 (1.4)	4-0 S SF8 BB		0-0 F7	0-0 5-3			0-0 F8			3	1	0	0	1	0	2	
Mickey Klutts, R OBP: 0.213, SLG: 0.240 (1.5)	0-0 F3		0-3 K		0-0 F5		0-0 1-4-3			4	0	0	0	0	1	2	
Tony Armas, R OBP: 0.264, SLG: 0.398 (1.9)	0-0 SF8		0-0 1B		0-0 F6			0-0 F4		3	0	1	1	0	0	0	
Jeff Burroughs, R OBP: 0.345, SLG: 0.512 (1.10)	0-0 FC5 BB 1B		0-0 F8		0-0 6-3			0-0 HR		4	1	2	1	0	0	1	
Joe Rudi, R OBP: 0.331, SLG: 0.317 (1.3)	4-0 1-2 BB		0-0 F4		0-0 L9		0-0 6-3			3	0	0	0	1	0	0	
Mike Heath, R OBP: 0.291, SLG: 0.322 (1.7)	0-0 FC5			0-0 1B 2B 1B			0-0 1B		0-0 F9	4	1	2	0	0	2	2	
Jeff Newman, R OBP: 0.236, SLG: 0.346 (1.2)		0-0 F3		0-0 2B 1B			0-0 F3			3	1	1	0	0	1	1	
Jimmy Sexton, R OBP: 0.255, SLG: 0.298 (1.6)		0-0 F8		0-0 1B 2B			0-3 K			3	0	1	2	0	1	1	
Inning Stats	R: 2 E: 0 K: 0 S: 5	H: 2 LOB: 2 BB: 2 P: 13	R: 0 E: 0 K: 0 S: 3	H: 0 LOB: 0 BB: 0 P: 3	R: 0 E: 0 K: 1 S: 6	H: 1 LOB: 1 BB: 0 P: 6	R: 2 E: 0 K: 0 S: 6	H: 4 LOB: 1 BB: 0 P: 6	R: 0 E: 0 K: 1 S: 6	H: 0 LOB: 0 BB: 0 P: 3	R: 0 E: 0 K: 1 S: 2	H: 1 LOB: 1 BB: 0 P: 6	R: 0 E: 0 K: 0 S: 4	H: 1 LOB: 0 BB: 0 P: 4	1B: 7 2B: 1 3B: 0 HR: 1	SF: 1 SAC: 0 DP: 0 HBP: 0	WP: 0 PA: 34 PB: 0 SB: 3 CS: 1
PITCHER Brad Havens, L ERA: 4.5 (1.1)	IP: 7.0 WLS: L BF: 30 H: 8 R: 4 ER: 4 SO: 2 BB: 3 IBB: 0 HBP: 0 BLK: 0 WP: 0 HR: 0 S: 31 P: 43 ERA: 5.14 WHIP: 1.571																
Terry Felton, R ERA: 4.66 (8.1)	IP: 1.0 WLS: L BF: 4 H: 1 R: 1 ER: 1 SO: 0 BB: 0 IBB: 0 HBP: 0 BLK: 0 WP: 0 HR: 1 S: 4 P: 4 ERA: 9.00 WHIP: 1.000																

Minnesota Twins @ Oakland Athletics
Oakland-Alameda County Coliseum, Oakland, CA

Thu Jul 29 1982, 7:05 PM PDT
Att: 11,653 - Unknown - 68 F

AB 30
R 5
H 9
RBI 4
BB 3
SO 2
LOB 9



Batter	1	2	3	4	5	6	7	8	9	10	AB	R	H	RBI	BB	SO	LOB					
Bobby Mitchell, L OBP: 0.323, SLG: 0.291 (1.8)	0-0 BB 2B 1B		4-0 CS BB		0-3 K		4-0 S BB		0-0 F8		3	1	1	0	2	1	2					
Ron Washington, R OBP: 0.300, SLG: 0.385 (1.6)	0-3 K		0-0 F9		0-0 1-2		0-0 F7			0-3 K	5	0	1	0	0	2	3					
Tom Brunansky, R OBP: 0.392, SLG: 0.496 (1.9)	4-0 2B BB		0-3 K		0-3 K		0-3 K			0-0 FC5-4 1B	4	1	1	0	1	3	4					
Kent Hrbek, L OBP: 0.361, SLG: 0.536 (1.3)	0-0 F4			0-3 K		0-0 F8		0-0 F7		0-3 K	5	0	0	0	0	2	3					
Jesus Vega, R OBP: 0.264, SLG: 0.388 (1.10)	0-0 2B 1-H 2-H			0-0 E6		4-0 BB E BB		0-0 F3		0-0 FC5-4 1-2f	4	1	1	2	1	0	1					
Gary Gaetti, R OBP: 0.279, SLG: 0.468 (1.5)	0-3 K			0-0 F9		4-0 FC6-4 BB		0-0 F4			3	0	0	0	1	1	2					
Tim Laudner, R OBP: 0.354, SLG: 0.409 (1.2)		0-0 L5		0-0 F9		0-0 FC6-4 1-2f 2-H			0-0 F8		4	0	0	0	0	0	2					
Mickey Hatcher, R OBP: 0.263, SLG: 0.310 (1.7)		0-0 4-3			0-0 FC1-6 1B		0-0 L4		0-0 F3		4	0	1	0	0	0	1					
John Castino, R OBP: 0.311, SLG: 0.317 (1.4)		0-0 F9			0-0 FC1-6 1B			0-0 F8		4-0 BB	3	0	0	0	1	0	1					
Inning Stats	R: 2 E: 0 K: 2 S: 9	H: 2 LOB: 1 BB: 1 P: 13	R: 0 E: 0 K: 0 S: 3	H: 0 LOB: 0 BB: 0 P: 3	R: 0 E: 0 K: 1 S: 4	H: 0 LOB: 1 BB: 1 P: 8	R: 0 E: 0 K: 2 S: 9	H: 2 LOB: 2 BB: 0 P: 9	R: 1 E: 0 K: 0 S: 3	H: 0 LOB: 1 BB: 2 P: 11	R: 0 E: 0 K: 1 S: 5	H: 0 LOB: 1 BB: 1 P: 9	R: 0 E: 0 K: 0 S: 3	H: 0 LOB: 0 BB: 0 P: 3	R: 0 E: 0 K: 0 S: 3	H: 0 LOB: 1 BB: 1 P: 7	R: 0 E: 0 K: 2 S: 8	H: 1 LOB: 1 BB: 0 P: 8	1B: 4 2B: 2 3B: 0 HR: 0	SF: 0 SAC: 0 DP: 1 HBP: 0	WP: 0 PB: 0 SB: 1 CS: 1	PA: 41
PITCHER Brian Kingman, R ERA: 4.48 (1.1)	IP: 10.0 W: 10 L: 0 BF: 41 H: 5 R: 3 ER: 2 SO: 9 BB: 6 IBB: 0 HBP: 0 BLK: 0 WP: 0 HR: 0 S: 53 P: 77 ERA: 1.80 WHIP: 1.100																					


TOP

Minnesota Twins @ Oakland Athletics
Oakland-Alameda County Coliseum, Oakland, CA

Fri Jul 30 1982, 7:05 PM PDT
Att: 13,034 - Unknown - 70 F

livebaseballscorecards.com

AB 35
R 3
H 5
RBI 2
BB 6
SO 9
LOB 19



Batter	1	2	3	4	5	6	7	8	9	10	AB	R	H	RBI	BB	SO	LOB							
Rickey Henderson, R OBP: 0.428, SLG: 0.422 (1.8)	0-0 S 4-3 1B		4-0 CS G5-4-3 BB			0-0 F4		4-0 S BB		0-0 1B 2B	3	2	2	0	2	0	0							
Davey Lopes, R OBP: 0.311, SLG: 0.379 (1.4)	0-0 F3		0-0 G5-4-3 1-2f			0-0 E6		0-3 K		4-0 1B BB	4	0	0	0	1	1	3							
Dan Meyer, L OBP: 0.292, SLG: 0.417 (1.3)	0-0 4-3			0-0 F9		0-0 4-1		0-3 K		0-0 1-2 2-H 1B	5	0	1	2	0	1	2							
Tony Armas, R OBP: 0.263, SLG: 0.396 (1.9)	0-0 CS BB 1B			0-0 5-3			0-0 F3		0-3 K		4	0	1	0	0	1	0							
Wayne Gross, L OBP: 0.317, SLG: 0.316 (1.5)	4-0 1-2 BB			0-0 1-3			0-0 K		0-3 K		3	1	1	0	1	1	0							
Jeff Burroughs, R OBP: 0.342, SLG: 0.527 (1.10)	0-0 CS	0-3 K			0-3 K		0-0 F5		0-0 HR		4	1	1	1	0	2	1							
Mike Heath, R OBP: 0.295, SLG: 0.326 (1.7)		0-0 CS 1B			0-0 5-3		0-0 1B		0-0 L7		4	0	2	1	0	0	0							
Jeff Newman, R OBP: 0.231, SLG: 0.339 (1.2)		0-3 K			0-0 F8		0-3 K			0-3 K	4	0	0	0	0	3	2							
Jimmy Sexton, R OBP: 0.238, SLG: 0.275 (1.6)			0-0 F9			0-0 5-3		0-0 F6		0-3 K	4	0	0	0	0	1	0							
Inning Stats	R: 1 E: 0 K: 0 S: 4	H: 2 LOB: 1 BB: 1 P: 8	R: 0 E: 0 K: 2 S: 7	H: 1 LOB: 1 BB: 0 P: 7	R: 0 E: 0 K: 0 S: 2	H: 0 LOB: 0 BB: 1 P: 6	R: 0 E: 0 K: 0 S: 3	H: 0 LOB: 0 BB: 0 P: 3	R: 0 E: 0 K: 1 S: 5	H: 0 LOB: 0 BB: 0 P: 5	R: 0 E: 1 K: 0 S: 4	H: 0 LOB: 1 BB: 0 P: 4	R: 1 E: 0 K: 1 S: 7	H: 2 LOB: 1 BB: 0 P: 7	R: 0 E: 0 K: 2 S: 7	H: 0 LOB: 1 BB: 1 P: 11	R: 1 E: 0 K: 2 S: 8	H: 1 LOB: 0 BB: 0 P: 8	R: 1 E: 0 K: 2 S: 8	H: 2 LOB: 2 BB: 1 P: 12	1B: 5 2B: 3 3B: 0 HR: 1	SF: 0 SAC: 0 DP: 2 HBP: 0	WP: 0 PB: 0 SB: 4 CS: 2	PA: 40
PITCHER Albert Williams, R ERA: 5.38 (1.1)	IP: 6.0 W: 18 L: 3 BF: 21 H: 3 R: 1 ER: 1 SO: 3 BB: 2 IBB: 0 HBP: 0 BLK: 0 WP: 0 HR: 0 S: 25 P: 33 ERA: 1.50 WHIP: 0.833																							
Ron Davis, R ERA: 4.78 (7.1)	IP: 3.2 W: 1 L: 1 BF: 18 H: 5 R: 3 ER: 3 SO: 7 BB: 2 IBB: 0 HBP: 0 BLK: 0 WP: 0 HR: 1 S: 30 P: 38 ERA: 7.36 WHIP: 1.909																							


BOTTOM

Minnesota Twins @ Oakland Athletics
Oakland-Alameda County Coliseum, Oakland, CA

Fri Jul 30 1982, 7:05 PM PDT
Att: 13,034 - Unknown - 70 F

livebaseballscorecards.com

AB 35
R 4
H 8
RBI 4
BB 4
SO 10
LOB 8



Batter	1	2	3	4	5	6	7	8	9	AB	R	H	RBI	BB	SO	LOB	TOP								
Bobby Mitchell, L (1, 8) OBP: 0.325, SLG: 0.294										4	0	2	0	0	0	3	Minnesota Twins @ Oakland Athletics Oakland-Alameda County Coliseum, Oakland, CA Sat Jul 31 1982, 3:33 AM PDT Att: 20,738 - Unknown - 78 F								
John Castino, R (1, 4) OBP: 0.314, SLG: 0.317										3	0	1	0	1	0	2									
Tom Brunansky, R (1, 9) OBP: 0.386, SLG: 0.488										4	0	0	0	0	4										
Kent Hrbek, L (1, 3) OBP: 0.383, SLG: 0.544										4	1	2	1	0	0	0									
Gary Ward, R (1, 10) OBP: 0.304, SLG: 0.471										3	0	0	0	1	0	1									
Gary Gaetti, R (1, 5) OBP: 0.276, SLG: 0.462										4	0	0	0	0	0	2									
Tim Laudner, R (1, 2) OBP: 0.347, SLG: 0.400										4	0	0	0	0	1	1									
Mickey Hatcher, R (1, 7) OBP: 0.262, SLG: 0.308										4	1	1	0	0	0	0									
Lenny Faedo, R (1, 6) OBP: 0.270, SLG: 0.356										3	0	2	1	0	0	0									
Dave Engle, R (9, PH) OBP: 0.277, SLG: 0.358										1	0	0	0	0	0	0									
Inning Stats	R: 0 E: 0 K: 0 S: 3	H: 1 LOB: 0 BB: 0 P: 3	R: 0 E: 0 K: 0 S: 3	H: 0 LOB: 0 BB: 0 P: 3	R: 1 E: 1 K: 1 S: 7	H: 1 LOB: 2 BB: 1 P: 11	R: 0 E: 0 K: 0 S: 4	H: 1 LOB: 1 BB: 0 P: 4	R: 0 E: 0 K: 0 S: 5	H: 3 LOB: 2 BB: 0 P: 5	R: 1 E: 0 K: 0 S: 4	H: 1 LOB: 0 BB: 0 P: 4	R: 0 E: 0 K: 0 S: 4	H: 1 LOB: 1 BB: 0 P: 4	R: 0 E: 0 K: 0 S: 3	H: 0 LOB: 1 BB: 1 P: 7	R: 0 E: 0 K: 0 S: 3	H: 0 LOB: 0 BB: 0 P: 3	1B: 6 2B: 1 3B: 0 HR: 1	SF: 0 SAC: 0 DP: 1 HBP: 0	WP: 0 PB: 0 SB: 0 CS: 1	PA: 36			
PITCHER	IP	WLS	BF	H	R	ER	SO	BB	IBB	HBP	BLK	WP	HR	S	P	ERA	WHIP								
Steve McCatty, R (1, 1) ERA: 4.01	7.0		29	8	2	1	1	1	0	0	0	0	1	30	34	1.29	1.286								
Tom Underwood, L (8, 1) ERA: 3.21	2.0	W	7	0	0	0	0	1	0	0	0	0	0	6	10	0.00	0.500								

Batter	1	2	3	4	5	6	7	8	9	AB	R	H	RBI	BB	SO	LOB	BOTTOM								
Rickey Henderson, R (1, 8) OBP: 0.425, SLG: 0.418										4	0	0	0	0	0	4	Minnesota Twins @ Oakland Athletics Oakland-Alameda County Coliseum, Oakland, CA Sat Jul 31 1982, 3:33 AM PDT Att: 20,738 - Unknown - 78 F								
Davey Lopes, R (1, 4) OBP: 0.310, SLG: 0.375										3	0	0	0	1	2	2									
Mike Heath, R (1, 7) OBP: 0.294, SLG: 0.325										4	0	1	2	0	0	2									
Tony Armas, R (1, 9) OBP: 0.261, SLG: 0.392										4	0	0	0	0	1	2									
Jeff Burroughs, R (1, 10) OBP: 0.336, SLG: 0.515										3	0	0	0	0	1	0									
Joe Rudi, R (1, 3) OBP: 0.326, SLG: 0.311										3	0	0	0	0	1	0									
Mickey Klutts, R (1, 5) OBP: 0.211, SLG: 0.238										1	0	0	0	0	0	0									
Dave McKay, S (6, 5) OBP: 0.228, SLG: 0.250										1	1	1	0	1	0	0									
Jeff Newman, R (1, 2) OBP: 0.233, SLG: 0.344										3	0	1	1	0	0	1									
Mitchell Page, L (8, PR) OBP: 0.304, SLG: 0.211										0	1	0	0	0	0	0									
Fred Stanley, R (9, 6) OBP: 0.277, SLG: 0.211										0	0	0	0	0	0	0									
Jimmy Sexton, R (1, 6) OBP: 0.246, SLG: 0.283										2	0	1	0	0	0	0									
Dan Meyer, L (8, PH) OBP: 0.295, SLG: 0.419										1	1	1	0	0	0	0									
Inning Stats	R: 0 E: 0 K: 1 S: 5	H: 0 LOB: 0 BB: 0 P: 5	R: 0 E: 0 K: 1 S: 5	H: 0 LOB: 0 BB: 0 P: 5	R: 0 E: 0 K: 0 S: 3	H: 0 LOB: 0 BB: 0 P: 3	R: 0 E: 0 K: 0 S: 3	H: 0 LOB: 0 BB: 0 P: 3	R: 0 E: 0 K: 1 S: 8	H: 3 LOB: 2 BB: 0 P: 8	R: 0 E: 0 K: 1 S: 5	H: 0 LOB: 0 BB: 0 P: 5	R: 0 E: 0 K: 1 S: 7	H: 2 LOB: 2 BB: 2 P: 15	R: 2 E: 0 K: 1 S: 7	H: 2 LOB: 2 BB: 2 P: 15	1B: 4 2B: 1 3B: 0 HR: 0	SF: 0 SAC: 0 DP: 0 HBP: 0	WP: 0 PB: 0 SB: 1 CS: 0	PA: 31					
PITCHER	IP	WLS	BF	H	R	ER	SO	BB	IBB	HBP	BLK	WP	HR	S	P	ERA	WHIP								
Jack O'Connor, L (1, 1) ERA: 4.22	7.0		25	3	2	2	4	1	0	0	0	0	0	32	36	2.57	0.571								
Terry Felton, R (8, 1) ERA: 4.7	1.0	L	6	2	1	1	1	1	0	0	0	0	0	7	11	9.00	3.000								



livebaseballscores.com

livebaseballscores.com

Batter	1	2	3	4	5	6	7	8	9	AB	R	H	RBI	BB	SO	LOB	TOP								
Bobby Mitchell, L (1, 8) OBP: 0.330, SLG: 0.298	0-3 K		0-0 6-3	0-0 FC5-4 1B			4-0 SH3 HR BB	0-0 1B		4	1	2	1	1	1	0	Minnesota Twins @ Oakland Athletics Oakland-Alameda County Coliseum, Oakland, CA Sun Aug 01 1982, 3:33 AM PDT Att: 18,539 - Unknown - 78 F								
Ron Washington, R (1, 4) OBP: 0.296, SLG: 0.381	0-0 5-3		0-0 G3	0-0 FC5-4 1-2 2-3 3H			0-0 SH3	0-0 4-3		4	0	0	0	0	0	4									
Tom Brunansky, R (1, 9) OBP: 0.390, SLG: 0.500	0-0 1B			4-0 G4-6-3 BB	0-0 F4		0-0 HR		0-0 E5 HR	4	2	2	2	1	0	0									
Kent Hrbek, L (1, 3) OBP: 0.378, SLG: 0.536	0-3 K			0-0 G4-6-3 1-2	0-3 K		0-3 K		0-0 F7	5	0	0	0	0	3	3									
Gary Ward, R (1, 7) OBP: 0.305, SLG: 0.482		0-0 E5 5-3		0-0 WP 1B 2B	0-3 K		0-0 HR		0-0 F9	5	2	2	1	0	1	1									
Gary Gaetti, R (1, 5) OBP: 0.281, SLG: 0.481		0-0 5-3 1-2		0-0 BB 1B 2H		0-3 K	0-0 3B		0-0 HR	5	2	3	3	0	1	1									
Jesus Vega, R (1, 10) OBP: 0.291, SLG: 0.383		0-0 F3		0-0 BB 1B 1-2	0-0 5-3		0-0 6-3		0-0 F9	5	1	1	0	0	0	2									
Sal Butera, R (1, 2) OBP: 0.388, SLG: 0.293		0-0 G3		4-0 1B BB 1-2 2-3 3H	0-0 1B				0-0 L4	3	0	1	0	1	0	1									
Lenny Faedo, R (1, 6) OBP: 0.270, SLG: 0.346			0-3 K	4-0 1B 1-2 2-3 3H	0-3 K				0-0 L6	3	0	0	1	1	2	1									
Inning Stats	R: 0 E: 0 K: 2 S: 8	H: 1 LOB: 1 BB: 0 P: 8	R: 0 E: 1 K: 0 S: 4	H: 0 LOB: 1 BB: 0 P: 4	R: 0 E: 0 K: 1 S: 5	H: 0 LOB: 0 BB: 0 P: 5	R: 3 E: 0 K: 0 S: 6	H: 4 LOB: 3 BB: 3 P: 18	R: 0 E: 0 K: 2 S: 7	H: 0 LOB: 0 BB: 0 P: 7	R: 0 E: 0 K: 2 S: 8	H: 1 LOB: 1 BB: 0 P: 8	R: 3 E: 0 K: 1 S: 8	H: 3 LOB: 1 BB: 1 P: 12	R: 0 E: 0 K: 0 S: 4	H: 1 LOB: 1 BB: 0 P: 4	R: 2 E: 1 K: 0 S: 5	H: 1 LOB: 0 BB: 0 P: 5	1B: 6 2B: 1 3B: 1 HR: 3	SF: 0 SAC: 1 DP: 1 HBP: 0	WP: 1 PB: 0 SB: 0 CS: 0	PA: 43			
PITCHER	IP	WLS	BF	H	R	ER	SO	BB	IBB	HBP	BLK	WP	HR	S	P	ERA	WHIP								
Mike Norris, R (1, 1) ERA: 4.58	3.2		19	5	3	3	3	3	0	0	0	1	0	22	34	7.36	2.182								
Dave Beard, R (4, 1) ERA: 4.14	3.0	L	14	4	3	3	5	1	0	0	0	0	2	23	27	9.00	1.667								
Preston Hanna, R (7, 1) ERA: 5.22	1.1		5	1	0	0	0	0	0	0	0	0	0	5	5	0.00	0.750								
Tom Underwood, L (9, 1) ERA: 3.19	1.0		5	1	2	0	0	0	0	0	0	0	1	5	5	0.00	1.000								

AB	38
R	8
H	11
RBI	8
BB	4
SO	8
LOB	13



Batter	1	2	3	4	5	6	7	8	9	AB	R	H	RBI	BB	SO	LOB	BOTTOM								
Rickey Henderson, R (1, 8) OBP: 0.427, SLG: 0.419	0-0 CS 1B		0-0 5-3			0-0 BB 2B 1B 1-2 3H	4-0 E 1B BB		0-0 L7	4	1	2	1	1	0	0	Minnesota Twins @ Oakland Athletics Oakland-Alameda County Coliseum, Oakland, CA Sun Aug 01 1982, 3:33 AM PDT Att: 18,539 - Unknown - 78 F								
Davey Lopes, R (1, 4) OBP: 0.314, SLG: 0.376	0-0 1-2 1B			0-0 5-3		4-0 BB 2B 1-2 2-3	0-0 E 1B		0-0 L8	4	1	2	0	1	0	0									
Mike Heath, R (1, 7) OBP: 0.296, SLG: 0.328	0-0 F9			0-3 K		0-0 S 2B 1-2 2-3 3H	0-0 E5		4-0 HR BB	4	1	1	4	1	1	3									
Tony Armas, R (1, 9) OBP: 0.260, SLG: 0.398	0-0 F8			0-0 5-3		0-0 F3	0-0 F4		0-0 HR	5	1	1	2	0	0	5									
Jeff Burroughs, R (1, 10) OBP: 0.325, SLG: 0.496		0-3 K			0-0 L7	0-0 L6	0-3 K		0-0 6-3	5	0	0	0	0	2	4									
Joe Rudi, R (1, 3) OBP: 0.326, SLG: 0.307		0-0 F8			0-0 F7	4-0 BB			0-0 6-3	2	0	0	0	1	0	0									
Dan Meyer, L (8, 3) OBP: 0.294, SLG: 0.417										1	0	0	0	0	0	0									
Dave McKay, S (1, 5) OBP: 0.223, SLG: 0.244		0-0 F4			0-0 F9	0-0 F9			0-0 F9	4	0	0	0	0	0	2									
Jeff Newman, R (1, 2) OBP: 0.235, SLG: 0.345			0-0 F8			0-0 1B 1B	4-0 1B BB	4-0 BB		2	1	1	0	0	0	0									
Dwayne Murphy, L (7, 8) OBP: 0.354, SLG: 0.408						0-0 1B 1B	0-0 E BB	0-0 BB		0	1	0	0	2	0	0									
Jimmy Sexton, R (1, 6) OBP: 0.250, SLG: 0.286			0-0 F3			0-0 BB 1B	0-0 L7	0-3 BB		3	1	1	0	0	0	1									
Wayne Gross, L (8, PH) OBP: 0.317, SLG: 0.316						1-3 BB 2B 1B				0	0	0	0	0	0	0									
Cliff Johnson, R (6, PH) OBP: 0.311, SLG: 0.364										1	0	0	0	0	1	1									
Fred Stanley, R (9, 6) OBP: 0.277, SLG: 0.211										0	0	0	0	0	0	0									
Inning Stats	R: 0 E: 0 K: 0 S: 4	H: 2 LOB: 1 BB: 0 P: 4	R: 0 E: 0 K: 1 S: 5	H: 0 LOB: 0 BB: 0 P: 5	R: 0 E: 0 K: 1 S: 5	H: 0 LOB: 0 BB: 0 P: 5	R: 0 E: 0 K: 0 S: 7	H: 0 LOB: 0 BB: 2 P: 15	R: 1 E: 1 K: 1 S: 7	H: 1 LOB: 3 BB: 2 P: 15	R: 0 E: 0 K: 1 S: 5	H: 0 LOB: 1 BB: 1 P: 9	R: 2 E: 0 K: 0 S: 4	H: 1 LOB: 0 BB: 1 P: 8	1B: 6 2B: 1 3B: 0 HR: 1	SF: 0 SAC: 0 DP: 0 HBP: 0	WP: 0 PB: 0 SB: 1 CS: 1	PA: 41							
PITCHER	IP	WLS	BF	H	R	ER	SO	BB	IBB	HBP	BLK	WP	HR	S	P	ERA	WHIP								
Frank Viola, L (1, 1) ERA: 5.14	5.0		19	5	3	3	2	0	0	0	0	0	0	23	23	5.40	1.000								
John Pacella, R (6, 1) ERA: 5.4	1.1	W	9	1	2	2	0	4	0	0	0	0	0	5	21	13.50	3.750								
Terry Felton, R (7, 1) ERA: 4.63	1.1		7	1	0	0	1	1	0	0	0	0	0	8	12	0.00	1.500								
Jeff Little, L (8, 1) ERA: 3.21	0.1		1	0	0	0	1	0	0	0	0	0	0	3	3	0.00	0.000								
Ron Davis, R (9, 1) ERA: 4.85	1.0	S	5	1	2	2	0	1	0	0	0	0	1	4	8	18.00	2.000								

AB	35
R	7
H	8
RBI	7
BB	6
SO	4
LOB	16



Batter	1	2	3	4	5	6	7	8	9	AB	R	H	RBI	BB	SO	LOB	TOP				
Bobby Mitchell, L OBP: 0.328, SLG: 0.293 (1, 8)	F7		G6-4-3			4-3		6-3	1B 2B	4	1	0	0	1	0	2	Minnesota Twins @ California Angels Anaheim Stadium, Anaheim, CA Mon Aug 02 1982, 10:05 PM EDT Att: 25,097 - Unknown - 75 F livebaseballscorecards.com				
Ron Washington, R OBP: 0.296, SLG: 0.384 (1, 4) (9, 6)	F8			6-3		K		FC4-6 2B	1B	5	1	2	2	0	1	0					
Tom Brunansky, R OBP: 0.393, SLG: 0.508 (1, 9)	F3			F8			1B 2B	FC4-6 BB	2B	4	1	2	1	1	0	0					
Kent Hrbek, L OBP: 0.378, SLG: 0.534 (1, 3)		K		WP 1B		WP 1B	1B	FC4-6 HR	4-3	5	2	2	1	0	1	4					
Gary Ward, R OBP: 0.307, SLG: 0.490 (1, 7)	K			5-3			SF9 1B	HR		4	2	2	3	0	1	1					
Gary Gaetti, R OBP: 0.277, SLG: 0.476 (1, 5)	6-3				K		SF9	K		3	0	0	1	0	2	0					
Tim Laudner, R OBP: 0.350, SLG: 0.395 (1, 2)			K		F3		FC4-6 BB		2B 1B	2	0	0	0	2	1	0					
Jesus Vega, R OBP: 0.291, SLG: 0.383 (9, PR)										0	1	0	0	0	0	0					
Sal Butera, R OBP: 0.388, SLG: 0.293 (9, 2)										0	0	0	0	0	0	0					
Randy Johnson, L OBP: 0.336, SLG: 0.448 (1, 10)					5-3		FC4-6		1B	4	0	2	1	0	0	1					
Mickey Hatcher, R OBP: 0.292, SLG: 0.308 (9, PR)							FC5-4		1B 2B	0	1	0	0	0	0	0					
Lenny Faedo, R OBP: 0.271, SLG: 0.340 (1, 6)						L9	FC5-4			2	0	0	0	1	0	1					
Randy Bush, L OBP: 0.214, SLG: 0.225 (9, PH)										1	0	0	0	0	1	3					
John Castino, R OBP: 0.314, SLG: 0.317 (9, 4)										0	0	0	0	0	0	0					
Inning Stats	R: 0 E: 0 K: 0 S: 3	H: 0 LOB: 0 BB: 0 P: 3	R: 0 E: 0 K: 2 S: 7	H: 0 LOB: 0 BB: 0 P: 7	R: 0 E: 0 K: 1 S: 5	H: 1 LOB: 1 BB: 1 P: 9	R: 0 E: 0 K: 0 S: 4	H: 1 LOB: 1 BB: 0 P: 4	R: 0 E: 0 K: 1 S: 5	H: 0 LOB: 0 BB: 0 P: 5	R: 0 E: 0 K: 1 S: 5	H: 0 LOB: 1 BB: 0 P: 5	R: 3 E: 0 K: 0 S: 6	H: 3 LOB: 1 BB: 1 P: 10	R: 3 E: 0 K: 1 S: 7	H: 2 LOB: 0 BB: 1 P: 11	R: 3 E: 0 K: 1 S: 7	H: 3 LOB: 2 BB: 2 P: 15	1B: 5 2B: 4 3B: 0 HR: 1	SF: 1 SAC: 0 DP: 1 HBP: 0	WP: 2 PA: 40 CS: 0
PITCHER	IP	WLS	BF	H	R	ER	SO	BB	IBB	HBP	BLK	WP	HR	S	P	ERA	WHIP				
Mike Witt, R ERA: 3.45 (1, 1)	6.1		24	5	3	3	5	1	0	0	0	2	0	33	37	4.26	0.947				
Doug Corbett, R ERA: 5.23 (7, 1)	1.2		9	2	3	3	1	2	0	0	0	0	1	9	17	16.20	2.400				
Luis Sanchez, R ERA: 4.39 (9, 1)	0.2	L	6	3	3	3	1	1	1	0	0	0	0	6	14	40.50	6.000				
Andy Hassler, L ERA: 1.7 (9, 1)	0.1		1	0	0	0	0	0	0	0	0	0	0	1	1	0.00	0.000				

Batter	1	2	3	4	5	6	7	8	9	AB	R	H	RBI	BB	SO	LOB	BOTTOM				
Brian Downing, R OBP: 0.372, SLG: 0.489 (1, 7)	K		G3		SH2-4	E BB		FC5-6 1B		3	0	1	1	1	1	0	Minnesota Twins @ California Angels Anaheim Stadium, Anaheim, CA Mon Aug 02 1982, 10:05 PM EDT Att: 25,097 - Unknown - 75 F livebaseballscorecards.com				
Juan Beniquez, R OBP: 0.340, SLG: 0.355 (9, 7)										0	0	0	0	0	0	0					
Rob Wilfong, L OBP: 0.230, SLG: 0.214 (1, 4)	4-3		L3		FC3-2	E8 1B		FC5-6 FC6		5	0	1	2	0	0	3					
Reggie Jackson, L OBP: 0.369, SLG: 0.516 (1, 9)	4-3									4	0	0	0	0	2	4					
Bobby Clark, R OBP: 0.250, SLG: 0.344 (9, 9)				K	K	5-3		FC6		1	0	0	0	0	0	1					
Don Baylor, R OBP: 0.327, SLG: 0.433 (1, 10)							F3	5-3		4	0	0	0	1	1	0					
Fred Lynn, L OBP: 0.369, SLG: 0.515 (1, 8)		FC3-6 CS								3	3	1	1	2	0	1					
Doug DeCinces, R OBP: 0.351, SLG: 0.501 (1, 5)										3	1	1	2	2	0	1					
Ron Jackson, R OBP: 0.329, SLG: 0.329 (1, 3)										4	0	1	1	0	0	2					
Tim Foli, R OBP: 0.284, SLG: 0.322 (1, 6)										4	2	2	0	0	0	1					
Bob Boone, R OBP: 0.317, SLG: 0.350 (1, 2)										3	1	0	0	1	0	2					
Inning Stats	R: 0 E: 0 K: 1 S: 5	H: 0 LOB: 0 BB: 0 P: 5	R: 0 E: 0 K: 0 S: 2	H: 0 LOB: 1 BB: 2 P: 10	R: 1 E: 0 K: 0 S: 4	H: 1 LOB: 0 BB: 0 P: 4	R: 1 E: 0 K: 2 S: 8	H: 1 LOB: 1 BB: 1 P: 12	R: 0 E: 1 K: 1 S: 7	H: 1 LOB: 2 BB: 0 P: 7	R: 4 E: 2 K: 0 S: 6	H: 2 LOB: 2 BB: 3 P: 18	R: 1 E: 0 K: 0 S: 4	H: 1 LOB: 1 BB: 1 P: 8	R: 0 E: 0 K: 0 S: 4	H: 1 LOB: 0 BB: 0 P: 4	R: 0 E: 0 K: 0 S: 3	H: 0 LOB: 0 BB: 0 P: 3	1B: 4 2B: 1 3B: 0 HR: 2	SF: 0 SAC: 1 DP: 0 HBP: 0	WP: 0 PA: 42 CS: 1
PITCHER	IP	WLS	BF	H	R	ER	SO	BB	IBB	HBP	BLK	WP	HR	S	P	ERA	WHIP				
Bobby Castillo, R ERA: 4.2 (1, 1)	5.2		29	5	6	4	4	6	0	0	0	0	2	31	55	6.35	1.941				
Jeff Little, L ERA: 3.31 (6, 1)	2.1	W	10	2	1	1	0	1	0	0	0	0	0	9	13	3.86	1.286				
Ron Davis, R ERA: 4.89 (9, 1)	1.0	S	3	0	0	0	0	0	0	0	0	0	0	3	3	0.00	0.000				

Batter	1	2	3	4	5	6	7	8	9	AB	R	H	RBI	BB	SO	LOB	TOP					
Bobby Mitchell, L OBP: 0.329, SLG: 0.295 (1, 8)										5	1	2	0	0	1	2						
Ron Washington, R OBP: 0.297, SLG: 0.385 (1, 4)										4	0	1	2	0	1	3						
Tom Brunansky, R OBP: 0.398, SLG: 0.516 (1, 9)										4	2	3	0	0	1	1						
Kent Hrbek, L OBP: 0.377, SLG: 0.531 (1, 3)										4	0	1	0	0	1	4						
Gary Ward, R OBP: 0.306, SLG: 0.496 (1, 7)										4	1	1	2	0	3	4						
Gary Gaetti, R OBP: 0.274, SLG: 0.470 (1, 5)										4	0	0	0	0	0	1						
Randy Johnson, L OBP: 0.331, SLG: 0.440 (1, 10)										4	0	0	0	0	2	1						
Sal Butera, R OBP: 0.382, SLG: 0.291 (1, 2)										4	1	1	0	0	1	0						
Lenny Faedo, R OBP: 0.279, SLG: 0.339 (1, 6)										3	0	1	0	1	0	1						
Inning Stats	R: 0 E: 0 K: 2 S: 9	H: 2 LOB: 2 BB: 0 P: 9	R: 0 E: 0 K: 0 S: 3	H: 0 LOB: 0 BB: 0 P: 3	R: 0 E: 0 K: 0 S: 3	H: 1 LOB: 0 BB: 0 P: 3	R: 1 E: 0 K: 2 S: 9	H: 2 LOB: 1 BB: 0 P: 9	R: 2 E: 0 K: 1 S: 8	H: 3 LOB: 1 BB: 0 P: 8	R: 0 E: 0 K: 2 S: 7	H: 0 LOB: 0 BB: 0 P: 7	R: 0 E: 0 K: 1 S: 5	H: 0 LOB: 1 BB: 1 P: 9	R: 2 E: 0 K: 0 S: 5	H: 2 LOB: 0 BB: 0 P: 5	R: 0 E: 0 K: 2 S: 7	H: 0 LOB: 0 BB: 0 P: 7	1B: 7 2B: 2 3B: 0 HR: 1	SF: 0 SAC: 0 DP: 1 HBP: 0	WP: 1 PB: 0 CS: 0	PA: 37
PITCHER	IP	WLS	BF	H	R	ER	SO	BB	IBB	HBP	BLK	WP	HR	S	P	ERA	WHIP					
Steve Renko, R ERA: 3.5 (1, 1)	8.0	L	34	10	5	5	8	1	0	0	0	1	1	49	53	5.62	1.375					
Dave Goltz, R ERA: 4.68 (9, 1)	1.0	S	3	0	0	0	2	0	0	0	0	0	0	7	7	0.00	0.000					

Minnesota Twins @ California Angels
Anaheim Stadium, Anaheim, CA
Tue Aug 03 1982, 10:05 PM EDT
Att: 26,184 - Unknown

AB 36
R 5
H 10
RBI 4
BB 1
SO 10
LOB 17



Batter	1	2	3	4	5	6	7	8	9	AB	R	H	RBI	BB	SO	LOB	BOTTOM					
Brian Downing, R OBP: 0.370, SLG: 0.484 (1, 7)										4	1	0	0	1	1	4						
Doug DeCinces, R OBP: 0.354, SLG: 0.527 (1, 5)										5	3	3	4	0	1	1						
Reggie Jackson, L OBP: 0.370, SLG: 0.516 (1, 9)										4	0	2	0	0	0	0						
Don Baylor, R OBP: 0.325, SLG: 0.429 (1, 10)										4	0	0	0	0	0	2						
Fred Lynn, L OBP: 0.367, SLG: 0.510 (1, 8)										3	0	0	0	1	1	1						
Ron Jackson, R OBP: 0.318, SLG: 0.317 (1, 3)										3	0	0	0	0	2	0						
Bobby Grich, R OBP: 0.369, SLG: 0.437 (1, 4)										3	0	1	0	1	1	0						
Tim Foli, R OBP: 0.281, SLG: 0.318 (1, 6)										4	0	0	0	0	0	3						
Bob Boone, R OBP: 0.319, SLG: 0.347 (1, 2)										2	0	0	0	2	0	0						
Rob Wilfong, L OBP: 0.230, SLG: 0.214 (9, PR)										0	0	0	0	0	0	0						
Inning Stats	R: 1 E: 0 K: 0 S: 4	H: 1 LOB: 0 BB: 0 P: 4	R: 0 E: 0 K: 1 S: 6	H: 1 LOB: 0 BB: 0 P: 6	R: 2 E: 0 K: 0 S: 5	H: 2 LOB: 1 BB: 1 P: 9	R: 0 E: 0 K: 2 S: 7	H: 0 LOB: 0 BB: 0 P: 7	R: 1 E: 0 K: 0 S: 5	H: 2 LOB: 1 BB: 0 P: 5	R: 0 E: 0 K: 0 S: 3	H: 0 LOB: 3 BB: 3 P: 15	R: 0 E: 0 K: 1 S: 5	H: 0 LOB: 0 BB: 0 P: 3	R: 0 E: 0 K: 1 S: 5	H: 0 LOB: 0 BB: 0 P: 5	R: 0 E: 0 K: 2 S: 7	H: 0 LOB: 1 BB: 1 P: 11	1B: 3 2B: 0 3B: 0 HR: 3	SF: 0 SAC: 1 DP: 0 HBP: 0	WP: 0 PB: 0 CS: 0	PA: 38
PITCHER	IP	WLS	BF	H	R	ER	SO	BB	IBB	HBP	BLK	WP	HR	S	P	ERA	WHIP					
Brad Havens, L ERA: 4.49 (1, 1)	8.1	W	36	6	4	4	4	4	1	0	0	0	3	39	59	4.32	1.200					
Terry Felton, R ERA: 4.6 (9, 1)	0.2	S	2	0	0	0	2	0	0	0	0	0	0	6	6	0.00	0.000					

Minnesota Twins @ California Angels
Anaheim Stadium, Anaheim, CA
Tue Aug 03 1982, 10:05 PM EDT
Att: 26,184 - Unknown

AB 32
R 4
H 6
RBI 4
BB 5
SO 6
LOB 11



Batter	1	2	3	4	5	6	7	8	9	AB	R	H	RBI	BB	SO	LOB	TOP										
Bobby Mitchell, L OBP: 0.327, SLG: 0.301 (1, 8)	0-3 K		0-0 1B 3B	0-0 1-3			0-0 F7		0-0 4-3	5	1	1	0	0	1	1											
Ron Washington, R OBP: 0.299, SLG: 0.384 (1, 4)	0-0 F2		0-0 5-3				0-3 K		0-0 1B BB	4	1	1	0	1	1	1											
Tom Brunansky, R OBP: 0.398, SLG: 0.510 (1, 9)	4-0 FC4-6 BB		4-0 1B BB				0-3 K		0-0 E5 1B HR	3	1	0	0	2	1	2											
Kent Hrbek, L OBP: 0.378, SLG: 0.531 (1, 3)	0-0 FC4-6		0-0 G6-4-3 1B				0-0 L9		0-0 HR 1B	4	1	2	2	0	0	1											
Gary Ward, R OBP: 0.306, SLG: 0.493 (1, 7)		0-0 1B 1B					0-0 F9		0-0 F9	4	0	1	0	0	0	4											
Gary Gaetti, R OBP: 0.271, SLG: 0.464 (1, 5)		0-3 K					0-0 F7		0-0 F8	4	0	0	0	0	1	3											
Tim Laudner, R OBP: 0.348, SLG: 0.409 (1, 2)		0-0 F7					0-0 1-3		0-0 5-3	4	1	1	3	0	0	1											
Mickey Hatcher, R OBP: 0.268, SLG: 0.325 (1, 10)		0-0 1-2 1B					0-0 1B 3B		0-0 F7 6-3	4	1	2	0	0	0	0											
Lenny Faedo, R OBP: 0.280, SLG: 0.339 Randy Bush, L OBP: 0.209, SLG: 0.220 (9, PH)		0-0 F8					0-0 1B		0-0 6-3 K	3	0	1	1	0	0	2											
Inning Stats	R: 0 E: 0 K: 1 S: 5	H: 0 LOB: 1 BB: 1 P: 9	R: 0 E: 0 K: 1 S: 7	H: 2 LOB: 2 BB: 0 P: 7	R: 1 E: 0 K: 0 S: 4	H: 2 LOB: 1 BB: 1 P: 8	R: 1 E: 0 K: 0 S: 5	H: 2 LOB: 1 BB: 0 P: 5	R: 0 E: 0 K: 2 S: 7	H: 0 LOB: 0 BB: 0 P: 7	R: 0 E: 0 K: 0 S: 3	H: 0 LOB: 0 BB: 0 P: 3	R: 0 E: 0 K: 0 S: 3	H: 0 LOB: 0 BB: 0 P: 3	R: 4 E: 1 K: 0 S: 6	H: 2 LOB: 0 BB: 1 P: 10	R: 0 E: 0 K: 1 S: 6	H: 1 LOB: 1 BB: 0 P: 6	1B: 6 2B: 0 3B: 2 HR: 1	SF: 0 SAC: 0 DP: 1 HBP: 0	WP: 0 PB: 0 CS: 0	PA: 39					
PITCHER	IP	WLS	BF	H	R	ER	SO	BB	IBB	HBP	BLK	WP	HR	S	P	ERA	WHIP										
Ken Forsch, R ERA: 3.67 Dave Goltz, R ERA: 4.58	(1, 1) (8, 1)	7.2 W	34 5	8 1	6 0	2 0	4 1	3 0	0 0	0 0	0 0	0 0	1 0	39 7	51 7	2.35 0.00	1.435 0.750										

Minnesota Twins @ California Angels
Anaheim Stadium, Anaheim, CA
Wed Aug 04 1982, 10:05 PM EDT
Att: 28,054 - Unknown

AB 36
R 6
H 9
RBI 6
BB 3
SO 5
LOB 15



Batter	1	2	3	4	5	6	7	8	9	AB	R	H	RBI	BB	SO	LOB	BOTTOM										
Brian Downing, R OBP: 0.374, SLG: 0.494 Juan Beniquez, R OBP: 0.340, SLG: 0.355 (9, 7)	0-3 K		0-0 1B				4-0 1B E BB	0-0 HR		4	2	3	3	1	1	0											
Rod Carew, L OBP: 0.386, SLG: 0.371 Ron Jackson, R OBP: 0.322, SLG: 0.321 (7, PH) (8, 3)	0-3 K		0-0 3-1			0-0 G3	0-0 E FC3-6 1B	0-0 F9		3	0	0	0	0	1	2											
Doug DeCinces, R OBP: 0.355, SLG: 0.526 (1, 5)	0-0 4-3					0-3 K	0-0 G1 1B	0-0 E FC3-6 1B		4	1	2	0	0	1	0											
Reggie Jackson, L OBP: 0.366, SLG: 0.510 Bobby Clark, R OBP: 0.250, SLG: 0.344 (8, 9)		0-0 4-3				0-0 6-3	0-0 G1	0-0 E4 FC3-6		4	0	0	1	0	0	3											
Fred Lynn, L OBP: 0.366, SLG: 0.507 (1, 8)		0-0 4-3				0-0 4-3	0-0 G1 2B 1B	0-0 FC3-6 FC6-4		4	1	1	2	0	0	2											
Don Baylor, R OBP: 0.326, SLG: 0.430 (1, 10)		0-0 S 1B				0-0 2B 6-3 1B	0-0 F4	0-0 FC6-4		4	1	2	0	0	0	3											
Bobby Grich, R OBP: 0.370, SLG: 0.439 Rob Wilfong, L OBP: 0.230, SLG: 0.214 (6, PR) (9, 4)		0-0 6-3				0-0 F4	0-0 PB 2B	4-0 HR BB		3	0	1	1	1	0	2											
Tim Foli, R OBP: 0.281, SLG: 0.320 (1, 6)			0-0 5-3			0-0 6-3 1B 2B	0-0 F8	0-0 F7		4	1	1	0	0	0	2											
Bob Boone, R OBP: 0.316, SLG: 0.343 (1, 2)			0-3 K			0-0 6-3	0-0 4-1	0-0 F7		4	0	0	1	0	1	2											
Inning Stats	R: 0 E: 0 K: 2 S: 7	H: 0 LOB: 0 BB: 0 P: 7	R: 0 E: 0 K: 0 S: 4	H: 1 LOB: 1 BB: 0 P: 4	R: 0 E: 0 K: 1 S: 6	H: 1 LOB: 1 BB: 0 P: 6	R: 0 E: 0 K: 1 S: 5	H: 0 LOB: 0 BB: 0 P: 5	R: 2 E: 0 K: 0 S: 6	H: 3 LOB: 1 BB: 0 P: 6	R: 2 E: 0 K: 0 S: 6	H: 3 LOB: 1 BB: 0 P: 6	R: 2 E: 1 K: 0 S: 6	H: 2 LOB: 2 BB: 1 P: 10	R: 2 E: 0 K: 0 S: 4	H: 1 LOB: 1 BB: 1 P: 8	1B: 8 2B: 2 3B: 0 HR: 1	SF: 0 SAC: 0 DP: 0 HBP: 0	WP: 0 PB: 1 CS: 0	PA: 38							
PITCHER	IP	WLS	BF	H	R	ER	SO	BB	IBB	HBP	BLK	WP	HR	S	P	ERA	WHIP										
Albert Williams, R ERA: 5.49 Jeff Little, L ERA: 3.18 Terry Felton, R ERA: 4.75	(1, 1) (7, 1) (8, 1)	6.1 0.2 1.0	28 5 L	8 2 1	5 1 2	5 0 2	4 0 0	1 0 1	0 0 0	0 0 0	0 0 0	0 0 1	5 5 4	8 5 8	18.00	2.000											

Minnesota Twins @ California Angels
Anaheim Stadium, Anaheim, CA
Wed Aug 04 1982, 10:05 PM EDT
Att: 28,054 - Unknown

AB 36
R 8
H 11
RBI 8
BB 2
SO 4
LOB 17



Batter	1	2	3	4	5	6	7	8	9	AB	R	H	RBI	BB	SO	LOB	TOP				
Bobby Mitchell, L OBP: 0.325, SLG: 0.296 (1, 8)	F7		HR	CS	G3	F7		K		4	1	0	0	1	1	3	Minnesota Twins @ California Angels Anaheim Stadium, Anaheim, CA Thu Aug 05 1982, 6:33 AM EDT Att: 32,711 - Unknown - 90 F				
Ron Washington, R OBP: 0.300, SLG: 0.393 (1, 4)	K		HR		4-3		2B	4-3		5	2	2	3	0	1	0					
Tom Brunansky, R OBP: 0.398, SLG: 0.509 (1, 9)	K		1B		K		1B	K		4	1	1	0	1	3	0					
Kent Hrbek, L OBP: 0.376, SLG: 0.527 (1, 3)		3-1				L8	SF7		4-3	4	0	1	1	0	0	0					
Gary Ward, R OBP: 0.310, SLG: 0.490 (1, 7)	K					HBP	1B	BB	BB	2	2	0	0	3	1	2					
Gary Gaetti, R OBP: 0.279, SLG: 0.469 (1, 5)	K			1B	2B	1B	1B	FC6-4	G6-4-3	3	1	2	1	1	1	0					
Tim Laudner, R OBP: 0.349, SLG: 0.409 (1, 2)			HR	K		K	FC6-4	1B	G6-4-3	5	1	2	1	0	2	5					
Mickey Hatcher, R OBP: 0.273, SLG: 0.329 (1, 10)			F8	CS	1B	1B	FC6-4	FC5-4		4	0	2	2	0	0	3					
Lenny Faedo, R OBP: 0.279, SLG: 0.336 (1, 6)			K	K		1B	FC5-4			4	0	1	0	0	2	4					
Inning Stats	R: 0 E: 0 K: 2 S: 7	H: 0 LOB: 0 BB: 0 P: 7	R: 0 E: 0 K: 2 S: 7	H: 0 LOB: 0 BB: 0 P: 7	R: 3 E: 0 K: 1 S: 8	H: 3 LOB: 2 BB: 2 P: 16	R: 1 E: 0 K: 2 S: 8	H: 2 LOB: 0 BB: 0 P: 8	R: 0 E: 0 K: 1 S: 5	H: 0 LOB: 0 BB: 0 P: 5	R: 1 E: 0 K: 1 S: 7	H: 2 LOB: 1 BB: 1 P: 12	R: 3 E: 0 K: 0 S: 7	H: 4 LOB: 2 BB: 1 P: 11	R: 0 E: 0 K: 2 S: 2	H: 0 LOB: 1 BB: 2 P: 10	1B: 8 2B: 2 3B: 0 HR: 1	SF: 1 SAC: 0 DP: 1 HBP: 1	WP: 0 PB: 0 CS: 1	PA: 44	
PITCHER	IP	WLS	BF	H	R	ER	SO	BB	IBB	HBP	BLK	WP	HR	S	P	ERA	WHIP				
Luis Tiant, R ERA: 10.8 (1, 1)	3.1	L	17	5	4	4	6	2	0	0	0	0	1	27	35	10.80	2.100				
Bruce Kison, R ERA: 3.97 (4, 1)	2.2		13	4	3	3	3	1	0	1	0	0	0	17	22	10.12	1.875				
Andy Hassler, L ERA: 1.69 (7, 1)	0.1		1	0	0	0	0	0	0	0	0	0	0	1	1	0.00	0.000				
Rick Steirer, R ERA: 4.5 (7, 1)	2.0		11	2	1	1	2	3	0	0	0	0	0	12	24	4.50	2.500				
Luis Sanchez, R ERA: 4.33 (9, 1)	0.2		1	0	0	0	0	0	0	0	0	0	0	1	1	0.00	0.000				

Batter	1	2	3	4	5	6	7	8	9	AB	R	H	RBI	BB	SO	LOB	BOTTOM					
Brian Downing, R OBP: 0.370, SLG: 0.488 (1, 7)	L7		6-3		5-3	K		F7		5	0	0	0	0	1	1	Minnesota Twins @ California Angels Anaheim Stadium, Anaheim, CA Thu Aug 05 1982, 6:33 AM EDT Att: 32,711 - Unknown - 90 F					
Doug DeCinces, R OBP: 0.358, SLG: 0.537 (1, 5)	1-3		F8		5-3	BB		HR		4	1	2	1	1	0	0						
Reggie Jackson, L OBP: 0.364, SLG: 0.506 (1, 9)	1-3		K		BB	4-3		K		5	0	1	0	0	2	3						
Don Baylor, R OBP: 0.325, SLG: 0.426 (1, 10)	6-3			5-3			5-3	F4		4	0	0	0	1	0	1						
Bobby Grich, R OBP: 0.373, SLG: 0.441 (1, 4)		1B	2B	BB	1B	L6		4-3		3	2	1	0	2	0	2						
Fred Lynn, L OBP: 0.364, SLG: 0.501 (1, 8)		F8		F3		BB	K	L9		4	1	0	0	1	1	3						
Ron Jackson, R OBP: 0.347, SLG: 0.352 (1, 3)		1B		FC5	BB	1B	L6			4	1	3	1	1	0	1						
Joe Ferguson, R OBP: 0.323, SLG: 0.310 (1, 2)		1B		1B		BB	2B	K		3	1	2	2	2	1	1						
Mick Kelleher, R OBP: 0.114, SLG: 0.031 (1, 6)		G5-4-3		1B		BB				1	0	0	0	0	0	2						
Juan Beniquez, R OBP: 0.337, SLG: 0.351 (4, PH)		G5-4-3		FC5			5-3			1	0	0	0	0	0	3						
Tim Foli, R OBP: 0.282, SLG: 0.324 (5, 6)						S				2	0	1	2	0	0	1						
Inning Stats	R: 0 E: 0 K: 0 S: 4	H: 1 LOB: 1 BB: 0 P: 4	R: 1 E: 0 K: 0 S: 5	H: 3 LOB: 1 BB: 0 P: 5	R: 0 E: 0 K: 1 S: 5	H: 0 LOB: 0 BB: 0 P: 5	R: 0 E: 0 K: 0 S: 4	H: 1 LOB: 3 BB: 2 P: 12	R: 0 E: 0 K: 1 S: 4	H: 1 LOB: 2 BB: 1 P: 8	R: 2 E: 0 K: 1 S: 6	H: 1 LOB: 2 BB: 3 P: 18	R: 2 E: 0 K: 1 S: 7	H: 2 LOB: 1 BB: 1 P: 11	R: 1 E: 0 K: 1 S: 6	H: 1 LOB: 0 BB: 0 P: 6	R: 0 E: 0 K: 1 S: 5	H: 0 LOB: 1 BB: 1 P: 9	1B: 5 2B: 4 3B: 0 HR: 1	SF: 0 SAC: 0 DP: 1 HBP: 0	WP: 0 PB: 0 CS: 0	PA: 44
PITCHER	IP	WLS	BF	H	R	ER	SO	BB	IBB	HBP	BLK	WP	HR	S	P	ERA	WHIP					
Jack O'Connor, L ERA: 4.3 (1, 1)	5.1	W	26	6	3	3	1	5	0	0	0	0	1	23	43	5.06	2.062					
Jeff Little, L ERA: 3.99 (6, 1)	3.1		17	4	3	3	3	3	0	0	0	0	0	20	32	8.10	2.100					
Ron Davis, R ERA: 4.87 (9, 1)	0.1	S	1	0	0	0	1	0	0	0	0	0	0	3	3	0.00	0.000					

Batter	1	2	3	4	5	6	7	8	9	AB	R	H	RBI	BB	SO	LOB	TOP										
Rickey Henderson, R OBP: 0.413, SLG: 0.401 (1,7)	F9		G6-4-3	FC5-4		F8	FC5-4			5	0	0	0	0	0	6	Oakland Athletics @ Minnesota Twins Hubert H. Humphrey Metrodome, Minneapolis, MN Sat Aug 07 1982, 4:33 AM EDT Att: 10,979 - Dome - 84 F livebaseballscorecards.com										
Dwayne Murphy, L OBP: 0.353, SLG: 0.406 (1,8)	1B		2B		G3			K		4	0	2	1	1	1	0											
Dan Meyer, L OBP: 0.284, SLG: 0.398 (1,3)	F2		G3		5-3	F9		1-3		5	0	0	0	0	0	4											
Tony Armas, R OBP: 0.271, SLG: 0.434 (1,9)	K			HR	1B	BLK		1B		5	3	4	1	0	1	1											
Wayne Gross, L OBP: 0.330, SLG: 0.340 (1,5)										4	2	3	2	1	1	1											
Davey Lopes, R OBP: 0.319, SLG: 0.396 (1,4)										3	1	2	0	1	0	1											
Dave McKay, S OBP: 0.222, SLG: 0.242 (8,4)	G5-4-3									1	0	0	0	0	1	0											
Mitchell Page, L OBP: 0.308, SLG: 0.265 (1,10)										3	0	0	0	0	2	3											
Jeff Burroughs, R OBP: 0.328, SLG: 0.497 (7,PH)	K									1	0	0	0	1	1	0											
Jeff Newman, R OBP: 0.239, SLG: 0.338 (1,2)										3	1	1	1	2	1	3											
Jimmy Sexton, R OBP: 0.233, SLG: 0.254 (1,6)										3	0	1	1	0	0	2											
Inning Stats	R: 0 E: 0 K: 1 S: 6	H: 1 LOB: 1 BB: 0 P: 6	R: 0 E: 0 K: 1 S: 5	H: 1 LOB: 0 BB: 0 P: 5	R: 1 E: 0 K: 0 S: 4	H: 2 LOB: 1 BB: 1 P: 8	R: 3 E: 0 K: 0 S: 7	H: 4 LOB: 1 BB: 0 P: 7	R: 1 E: 0 K: 1 S: 7	H: 2 LOB: 2 BB: 1 P: 11	R: 0 E: 0 K: 0 S: 3	H: 0 LOB: 2 BB: 2 P: 11	R: 2 E: 0 K: 1 S: 7	H: 2 LOB: 2 BB: 2 P: 15	R: 0 E: 0 K: 2 S: 8	H: 1 LOB: 1 BB: 0 P: 8	R: 0 E: 0 K: 2 S: 7	H: 0 LOB: 0 BB: 0 P: 7	1B: 10 2B: 1 3B: 0 HR: 2	SF: 1 SAC: 0 DP: 2 HBP: 0	WP: 1 PB: 0 SB: 2 CS: 0	PA: 44					
PITCHER	IP	WLS	BF	H	R	ER	SO	BB	IBB	HBP	BLK	WP	HR	S	P	ERA	WHIP										
Bobby Castillo, R ERA: 4.38 (1,1)	4.2	L	24	10	5	5	2	2	0	0	1	0	1	26	34	9.64	2.571										
John Pacella, R ERA: 5.37 (5,1)	0.1		2	0	0	0	1	1	0	0	0	0	0	3	7	0.00	3.000										
Paul Boris, R ERA: 6.07 (6,1)	1.0		7	2	2	0	0	2	0	0	0	0	1	5	13	18.00	4.000										
Jeff Little, L ERA: 3.47 (7,1)	3.0		11	1	0	0	5	1	0	0	0	1	0	20	24	0.00	0.667										

Batter	1	2	3	4	5	6	7	8	9	AB	R	H	RBI	BB	SO	LOB	BOTTOM										
Bobby Mitchell, L OBP: 0.327, SLG: 0.295 (1,8)	K		F7					F2		4	0	1	0	0	1	0	Oakland Athletics @ Minnesota Twins Hubert H. Humphrey Metrodome, Minneapolis, MN Sat Aug 07 1982, 4:33 AM EDT Att: 10,979 - Dome - 84 F livebaseballscorecards.com										
Ron Washington, R OBP: 0.299, SLG: 0.397 (1,4)	F9			6-3						3	1	1	1	1	0	0											
Tom Brunansky, R OBP: 0.394, SLG: 0.511 (1,9)	K			G3						4	0	0	0	0	2	2											
Kent Hrbek, L OBP: 0.376, SLG: 0.524 (1,3)										0	0	0	0	1	0	0											
Jesus Vega, R OBP: 0.296, SLG: 0.382 (4,3)										3	0	1	0	0	0	2											
Gary Ward, R OBP: 0.316, SLG: 0.499 (1,7)										4	0	3	0	0	0	0											
Gary Gaetti, R OBP: 0.272, SLG: 0.458 (1,5)										4	0	0	0	0	0	4											
Tim Laudner, R OBP: 0.356, SLG: 0.427 (1,2)										3	0	1	0	0	1	1											
Mickey Hatcher, R OBP: 0.263, SLG: 0.316 (1,10)										3	0	0	0	0	0	1											
Lenny Faedo, R OBP: 0.276, SLG: 0.331 (1,6)										2	0	0	0	0	0	0											
Randy Bush, L OBP: 0.205, SLG: 0.214 (8,PH)										1	0	0	0	0	0	0											
John Castino, R OBP: 0.314, SLG: 0.317 (9,4)										0	0	0	0	0	0	0											
Inning Stats	R: 0 E: 0 K: 2 S: 7	H: 0 LOB: 0 BB: 0 P: 7	R: 0 E: 0 K: 0 S: 3	H: 1 LOB: 1 BB: 1 P: 7	R: 0 E: 0 K: 0 S: 3	H: 0 LOB: 0 BB: 0 P: 3	R: 0 E: 0 K: 0 S: 3	H: 0 LOB: 0 BB: 0 P: 3	R: 0 E: 0 K: 1 S: 6	H: 1 LOB: 2 BB: 1 P: 10	R: 0 E: 0 K: 1 S: 5	H: 1 LOB: 0 BB: 0 P: 5	R: 0 E: 0 K: 0 S: 3	H: 0 LOB: 0 BB: 0 P: 3	R: 1 E: 0 K: 0 S: 5	H: 3 LOB: 1 BB: 0 P: 5	1B: 4 2B: 2 3B: 1 HR: 1	SF: 0 SAC: 0 DP: 2 HBP: 0	WP: 0 PB: 0 SB: 0 CS: 0	PA: 33							
PITCHER	IP	WLS	BF	H	R	ER	SO	BB	IBB	HBP	BLK	WP	HR	S	P	ERA	WHIP										
Matt Keough, R ERA: 5.41 (1,1)	9.0	W	33	7	1	1	4	2	0	0	0	0	1	39	47	1.00	1.000										



Batter	1	2	3	4	5	6	7	8	9	AB	R	H	RBI	BB	SO	LOB	TOP										
Rickey Henderson, R OBP: 0.411, SLG: 0.388 (1, 7)										4	0	0	0	1	1	1	Oakland Athletics @ Minnesota Twins Hubert H. Humphrey Metrodome, Minneapolis, MN Sun Aug 08 1982, 4:33 AM EDT Att: 10,902 - Dome - 78 F livebaseballscorecards.com										
Dwayne Murphy, L OBP: 0.351, SLG: 0.402 (1, 8)										4	0	0	0	1	2	1											
Davey Lopes, R OBP: 0.320, SLG: 0.396 (1, 4)										5	2	2	0	0	0	1											
Tony Armas, R OBP: 0.276, SLG: 0.440 (1, 9)										4	2	3	1	0	1	0											
Jeff Burroughs, R OBP: 0.339, SLG: 0.503 (1, 10)										2	1	1	2	2	0	0											
Mike Heath, R OBP: 0.293, SLG: 0.324 (1, 2)										3	0	0	0	1	0	5											
Joe Rudi, R OBP: 0.326, SLG: 0.327 Wayne Gross, L OBP: 0.332, SLG: 0.343 (6, PH) (6, 5)										2	0	1	1	0	0	1											
Mickey Klutts, R OBP: 0.213, SLG: 0.246 Dan Meyer, L OBP: 0.295, SLG: 0.359 (6, PH) (6, 3)										2	0	0	0	0	0	2											
Jimmy Sexton, R OBP: 0.234, SLG: 0.254 (1, 6)										4	0	1	0	0	1	1											
Inning Stats	R: 0 E: 0 K: 1 S: 5	H: 1 LOB: 0 BB: 0 P: 5	R: 0 E: 0 K: 1 S: 5	H: 0 LOB: 1 BB: 1 P: 9	R: 0 E: 0 K: 1 S: 5	H: 0 LOB: 1 BB: 1 P: 9	R: 1 E: 0 K: 0 S: 5	H: 2 LOB: 2 BB: 1 P: 9	R: 0 E: 0 K: 1 S: 5	H: 1 LOB: 1 BB: 0 P: 5	R: 3 E: 0 K: 0 S: 7	H: 4 LOB: 1 BB: 0 P: 7	R: 1 E: 0 K: 0 S: 4	H: 1 LOB: 2 BB: 2 P: 12	R: 0 E: 0 K: 0 S: 3	H: 1 LOB: 0 BB: 0 P: 3		R: 0 E: 0 K: 1 S: 5	H: 0 LOB: 0 BB: 0 P: 5	1B: 8 2B: 3 3B: 0 HR: 0	SF: 0 SAC: 1 DP: 2 HBP: 0	WP: 0 PB: 0 SB: 1 CS: 1	PA: 40				
PITCHER	IP	WLS	BF	H	R	ER	SO	BB	IBB	HBP	BLK	WP	HR	S	P	ERA	WHIP										
Brad Havens, L ERA: 4.52 (1, 1)	5.0	L	22	6	3	3	4	3	0	0	0	0	0	27	39	5.40	1.800										
Terry Felton, R ERA: 4.73 (6, 1)	0.1		2	1	0	0	0	0	0	0	0	0	0	2	2	0.00	3.000										
Pete Redfern, R ERA: 6.69 (6, 1)	1.2		9	2	2	2	0	2	0	0	0	0	0	7	15	10.80	2.400										
Ron Davis, R ERA: 4.74 (8, 1)	2.0		6	1	0	0	1	0	0	0	0	0	0	8	8	0.00	0.500										

Batter	1	2	3	4	5	6	7	8	9	AB	R	H	RBI	BB	SO	LOB	BOTTOM										
Bobby Mitchell, L OBP: 0.324, SLG: 0.291 Dave Engle, R OBP: 0.277, SLG: 0.355 (1, 8) (7, PH) (8, 9)										3	0	0	0	0	0	4	Oakland Athletics @ Minnesota Twins Hubert H. Humphrey Metrodome, Minneapolis, MN Sun Aug 08 1982, 4:33 AM EDT Att: 10,902 - Dome - 78 F livebaseballscorecards.com										
Ron Washington, R OBP: 0.300, SLG: 0.397 (1, 6)										5	1	2	1	0	1	2											
Tom Brunansky, R OBP: 0.396, SLG: 0.513 (1, 9) (8, 8)										3	0	1	0	1	0	2											
Kent Hrbek, L OBP: 0.375, SLG: 0.520 (1, 3)										3	0	0	0	1	0	3											
Gary Ward, R OBP: 0.313, SLG: 0.493 (1, 7)										4	0	0	0	0	2	3											
Gary Gaetti, R OBP: 0.275, SLG: 0.456 (1, 5)										3	0	1	0	1	2	0											
Randy Johnson, L OBP: 0.328, SLG: 0.435 Mickey Hatcher, R OBP: 0.285, SLG: 0.330 (1, 10) (6, PH)										2	0	0	0	0	0	1											
John Castino, R OBP: 0.317, SLG: 0.320 (1, 4)										4	1	2	0	0	0	1											
Sal Butera, R OBP: 0.387, SLG: 0.300 (1, 2)										4	0	2	0	0	0	2											
Inning Stats	R: 1 E: 0 K: 1 S: 6	H: 2 LOB: 2 BB: 1 P: 10	R: 0 E: 0 K: 0 S: 5	H: 2 LOB: 2 BB: 0 P: 5	R: 0 E: 0 K: 1 S: 5	H: 0 LOB: 0 BB: 0 P: 5	R: 0 E: 0 K: 2 S: 8	H: 1 LOB: 1 BB: 0 P: 8	R: 0 E: 0 K: 0 S: 3	H: 1 LOB: 0 BB: 0 P: 3	R: 0 E: 0 K: 0 S: 3	H: 0 LOB: 2 BB: 2 P: 11	R: 0 E: 0 K: 1 S: 6	H: 1 LOB: 1 BB: 0 P: 6	1B: 8 2B: 2 3B: 1 HR: 0	SF: 0 SAC: 0 DP: 2 HBP: 0		WP: 0 PB: 1 SB: 0 CS: 1	PA: 38								
PITCHER	IP	WLS	BF	H	R	ER	SO	BB	IBB	HBP	BLK	WP	HR	S	P	ERA	WHIP										
Jeff Jones, R ERA: 5.34 (1, 1)	4.0		18	6	2	1	2	1	0	0	0	0	0	21	25	2.25	1.750										
Tom Underwood, L ERA: 2.99 (5, 1)	5.0	W	20	4	0	0	3	2	0	0	0	0	0	24	32	0.00	1.200										

Batter	1	2	3	4	5	6	7	8	9	AB	R	H	RBI	BB	SO	LOB	TOP										
Brian Downing, R OBP: 0.369, SLG: 0.482	F8		F9			FC6 BB		F6		3	0	0	0	1	0	0	California Angels @ Minnesota Twins Hubert H. Humphrey Metrodome, Minneapolis, MN Tue Aug 10 1982, 8:05 PM EDT Att: 17,189 - Dome - 74 F livebaseballscorecards.com										
Rod Carew, L OBP: 0.384, SLG: 0.367	1-3		F7			FC6 BB 1B FC6-4		F7		4	1	0	0	0	0	1											
Doug DeCinces, R OBP: 0.365, SLG: 0.563			5-3			FC6-4 BB 1-2 1B				4	0	3	0	0	0	0											
Reggie Jackson, L OBP: 0.364, SLG: 0.501				1-3		FC6-4 BB 1-2 2-3		L9		2	0	0	0	2	0	1											
Fred Lynn, L OBP: 0.365, SLG: 0.505	K			4-3		FC6-4 BB 1-2 2-3 3-4				3	0	0	1	1	1	4											
Don Baylor, R OBP: 0.324, SLG: 0.428				F8		FC6-4 BB 1-2 2-3 3-4		F9		4	1	1	1	0	0	3											
Bobby Grich, R OBP: 0.374, SLG: 0.442		HR			6-3			K		4	0	0	0	0	2	1											
Tim Foli, R OBP: 0.279, SLG: 0.320					5-3			1-3		4	0	1	0	0	0	1											
Bob Boone, R OBP: 0.315, SLG: 0.340		G4-6-3			K			F9		3	0	0	0	0	1	1											
Inning Stats	R: 0 E: 0 K: 1 S: 6	H: 1 LOB: 2 BB: 1 P: 10	R: 1 E: 0 K: 1 S: 6	H: 2 LOB: 0 BB: 0 P: 6	R: 0 E: 0 K: 0 S: 3	H: 0 LOB: 0 BB: 0 P: 3	R: 0 E: 0 K: 0 S: 3	H: 0 LOB: 0 BB: 0 P: 3	R: 0 E: 0 K: 1 S: 5	H: 1 LOB: 2 BB: 2 P: 12	R: 0 E: 0 K: 0 S: 3	H: 0 LOB: 1 BB: 0 P: 4	R: 0 E: 0 K: 1 S: 5	H: 0 LOB: 1 BB: 1 P: 9	1B: 3 2B: 1 3B: 0 HR: 1	SF: 0 SAC: 0 DP: 1 HBP: 0	WP: 0 PB: 0 SB: 0 CS: 0	PA: 35									
PITCHER	IP	WLS	BF	H	R	ER	SO	BB	IBB	HBP	BLK	WP	HR	S	P	ERA	WHIP										
Albert Williams, R ERA: 5.38	(1, 1)	5.1	22	4	2	2	3	3	0	0	0	0	1	25	37	3.38	1.312										
Jeff Little, L ERA: 3.42	(6, 1)	0.1	1	0	0	0	0	0	0	0	0	0	0	1	1	0.00	0.000										
Pete Redfern, R ERA: 6.48	(6, 1)	2.1	W	9	1	0	0	1	0	0	0	0	0	8	12	0.00	0.857										
Ron Davis, R ERA: 4.69	(9, 1)	1.0	S	3	0	0	1	0	0	0	0	0	0	5	5	0.00	0.000										

Batter	1	2	3	4	5	6	7	8	9	AB	R	H	RBI	BB	SO	LOB	BOTTOM										
Bobby Mitchell, L OBP: 0.322, SLG: 0.290	G3	3-1			G3		1B FC1-5 BB	F8		5	1	1	1	0	0	2	California Angels @ Minnesota Twins Hubert H. Humphrey Metrodome, Minneapolis, MN Tue Aug 10 1982, 8:05 PM EDT Att: 17,189 - Dome - 74 F livebaseballscorecards.com										
Ron Washington, R OBP: 0.300, SLG: 0.398			3-1		5-3		FC1-5 BB 1B			4	0	1	0	0	0	2											
Tom Brunansky, R OBP: 0.394, SLG: 0.509							BB 1-2 2-3 1B			4	0	1	0	0	2	1											
Kent Hrbek, L OBP: 0.371, SLG: 0.515	4-3				F8		K			4	0	0	0	0	2	4											
Gary Ward, R OBP: 0.317, SLG: 0.501				5-3			HR			2	1	1	2	2	0	0											
Gary Gaetti, R OBP: 0.277, SLG: 0.454		L5-3					BB			2	0	0	0	2	1	4											
Tim Laudner, R OBP: 0.364, SLG: 0.431							BB			3	1	2	0	1	0	1											
Mickey Hatcher, R OBP: 0.270, SLG: 0.333					G4-3		1B BB			4	2	2	0	0	0	3											
John Castino, R OBP: 0.319, SLG: 0.331					F5		FC1-5 1B 1-3 1B			4	0	2	2	0	1	1											
Inning Stats	R: 0 E: 0 K: 1 S: 6	H: 1 LOB: 1 BB: 0 P: 6	R: 2 E: 0 K: 0 S: 4	H: 2 LOB: 1 BB: 2 P: 12	R: 0 E: 0 K: 0 S: 3	H: 1 LOB: 1 BB: 1 P: 7	R: 0 E: 0 K: 0 S: 3	H: 0 LOB: 0 BB: 0 P: 3	R: 1 E: 0 K: 2 S: 8	H: 1 LOB: 1 BB: 1 P: 12	R: 2 E: 0 K: 2 S: 11	H: 4 LOB: 3 BB: 1 P: 15	R: 0 E: 0 K: 1 S: 6	H: 1 LOB: 1 BB: 0 P: 6	1B: 7 2B: 2 3B: 1 HR: 1	SF: 0 SAC: 0 DP: 2 HBP: 0	WP: 0 PB: 0 SB: 0 CS: 0	PA: 37									
PITCHER	IP	WLS	BF	H	R	ER	SO	BB	IBB	HBP	BLK	WP	HR	S	P	ERA	WHIP										
Ken Forsch, R ERA: 3.81	(1, 1)	6.0	L	27	7	5	5	3	4	0	0	0	0	29	45	7.50	1.833										
Dave Goltz, R ERA: 5.1	(7, 1)	0.1	3	2	0	0	0	0	0	0	0	0	0	3	3	0.00	6.000										
Andy Hassler, L ERA: 1.59	(7, 1)	0.1	1	0	0	0	1	0	0	0	0	0	0	3	3	0.00	0.000										
Luis Sanchez, R ERA: 3.97	(7, 1)	1.1	6	1	0	0	2	1	0	0	0	0	0	9	13	0.00	1.500										

Batter	1	2	3	4	5	6	7	8	9	AB	R	H	RBI	BB	SO	LOB	TOP							
Brian Downing, R OBP: 0.373, SLG: 0.484 Juan Beniquez, R OBP: 0.333, SLG: 0.357	4-0 BLK BB		0-0 1-3			0-0 FC6-4 1B	4-0 BB HR BB		0-0 G6-4-3 1B	3	1	2	0	2	0	0								
Doug DeCinces, R OBP: 0.366, SLG: 0.561	0-0 L7				0-0 1B	0-0 FC6-4 FC4-6 1-2	0-0 BB HR 1B		0-0 G6-4-3 1-2	5	1	2	1	0	0	3								
Reggie Jackson, L OBP: 0.364, SLG: 0.499 Bobby Clark, R OBP: 0.232, SLG: 0.319	0-0 F5 1-2				0-0 1B	0-0 FC4-6 1B 1-2	4-0 BB HR BB		0-3 K	4	2	1	0	1	1	2								
Don Baylor, R OBP: 0.326, SLG: 0.435	0-0 F9				0-0 F9	0-0 1B	0-0 HR			4	1	2	4	0	0	3								
Fred Lynn, L OBP: 0.368, SLG: 0.505		4-0 G6-4-3 BB			0-0 L9	0-0 1B	4-0 BB			2	0	1	1	2	0	2								
Bobby Grich, R OBP: 0.370, SLG: 0.437		0-0 G6-4-3 1-2			0-0 F9	0-0 F4	0-3 K			4	0	0	0	0	1	6								
Rod Carew, L OBP: 0.382, SLG: 0.365						0-0 G4-6-3 1B	0-3 K	0-0 4-3		4	0	1	0	0	1	0								
Tim Foli, R OBP: 0.282, SLG: 0.322					0-0 F6	0-0 G4-6-3 1-2	0-0 BB 1B	0-0 G6-4-3 1B		4	1	2	0	0	0	1								
Bob Boone, R OBP: 0.312, SLG: 0.336					0-0 F9	0-0 F8	0-0 6-3	0-0 G6-4-3		4	0	0	0	0	0	2								
Inning Stats	R: 0 E: 0 K: 0 S: 3	H: 0 LOB: 1 BB: 1 P: 7	R: 0 E: 0 K: 0 S: 2	H: 0 LOB: 0 BB: 1 P: 6	R: 0 E: 0 K: 0 S: 3	H: 0 LOB: 0 BB: 0 P: 3	R: 0 E: 0 K: 0 S: 5	H: 2 LOB: 2 BB: 0 P: 5	R: 0 E: 0 K: 0 S: 3	H: 1 LOB: 0 BB: 0 P: 3	R: 1 E: 0 K: 0 S: 6	H: 3 LOB: 2 BB: 0 P: 6	R: 5 E: 0 K: 2 S: 10	H: 3 LOB: 1 BB: 3 P: 22	R: 0 E: 0 K: 0 S: 3	H: 1 LOB: 0 BB: 0 P: 3	R: 0 E: 0 K: 1 S: 5	H: 1 LOB: 0 BB: 0 P: 5	1B: 10 2B: 0 3B: 0 HR: 1	SF: 0 SAC: 0 DP: 4 HBP: 0	WP: 0 PB: 0 SB: 0 CS: 0	PA: 39		
PITCHER	IP WLS BF H R ER SO BB IBB HBP BLK WP HR S P ERA WHIP	5.2 L 6 2 3 1 0 2 0 0 0 0 0 21 29 1.59 1.412	6.1 L 6 2 3 3 1 1 0 0 0 0 0 7 11 27.00 3.000	7.1 L 1 0 0 0 1 0 0 0 0 0 0 4 ∞ ∞	7.1 L 9 3 2 2 2 1 0 0 0 0 1 12 16 7.71 1.714																			

California Angels @ Minnesota Twins
Hubert H. Humphrey Metrodome, Minneapolis, MN
Wed Aug 11 1982, 8:05 PM EDT
Att: 14,115 - Dome - 75 F

AB	34
R	6
H	11
RBI	6
BB	5
SO	3
LOB	19

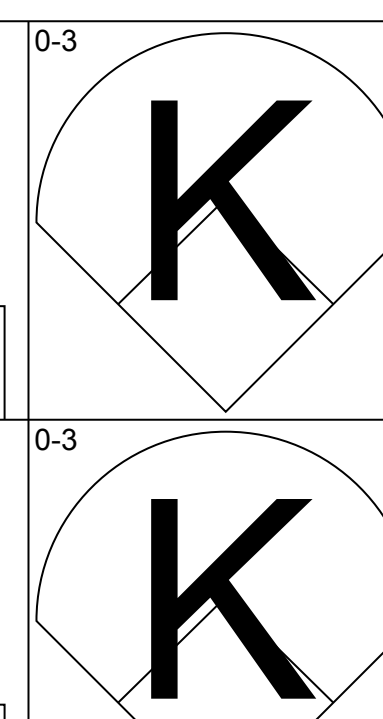
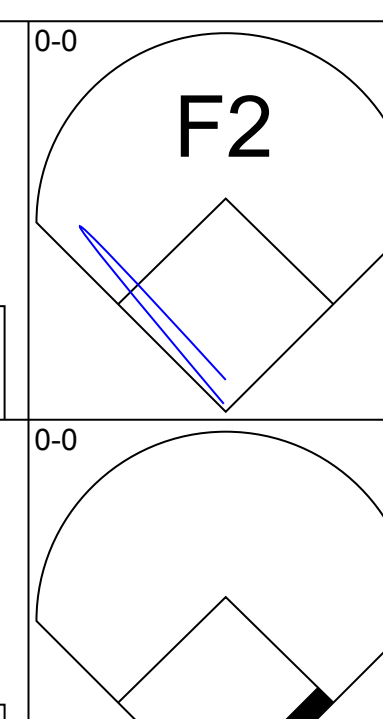
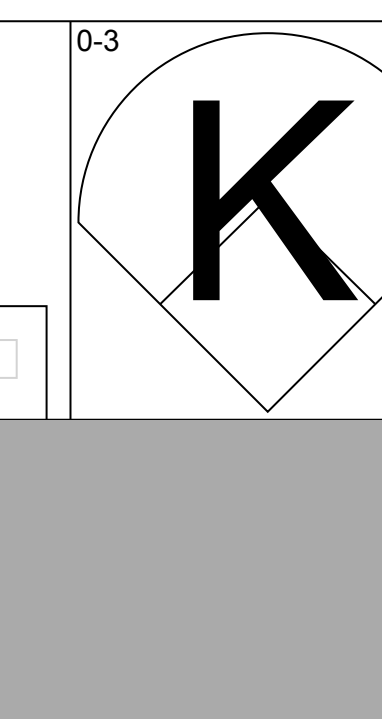
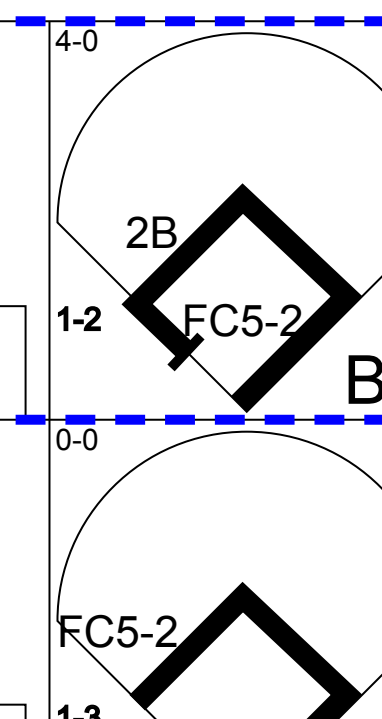
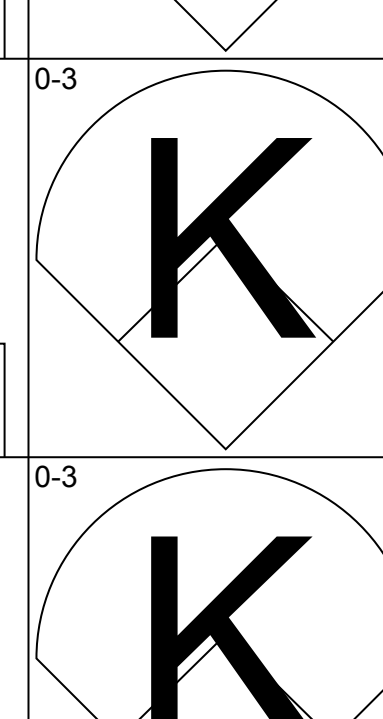
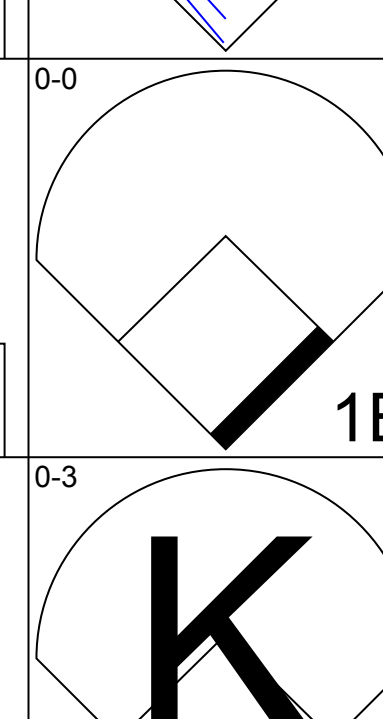
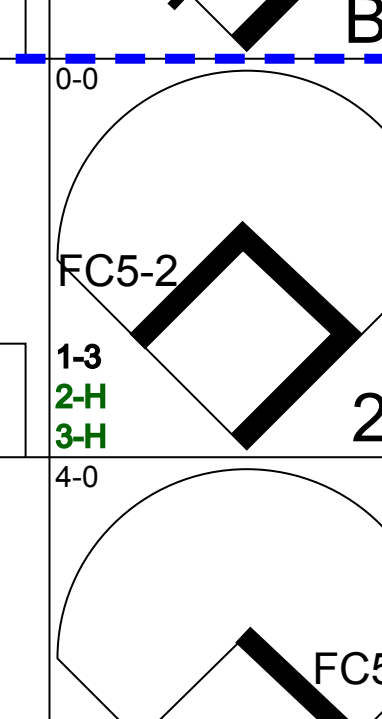
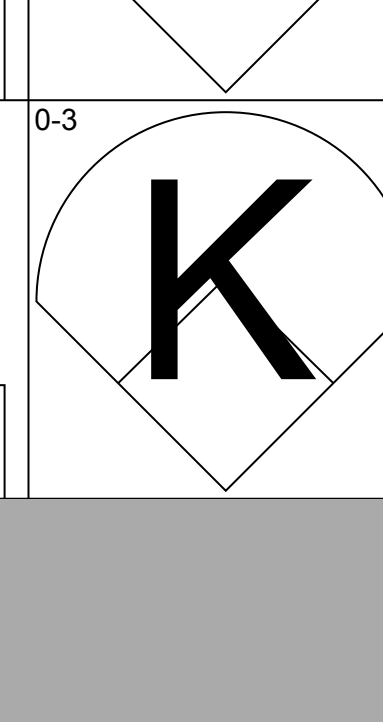
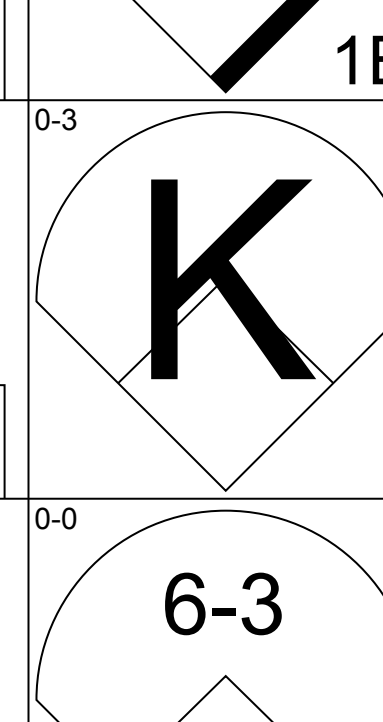
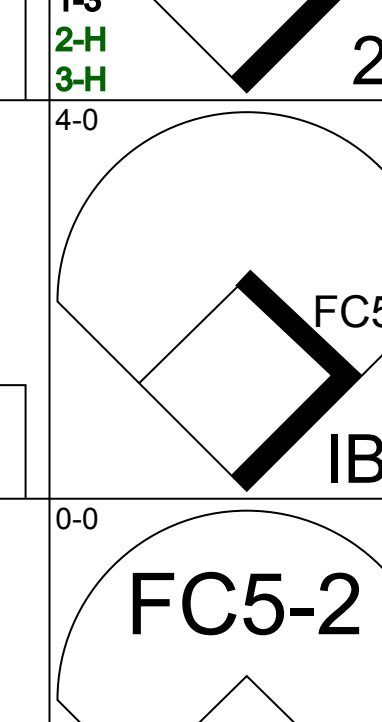

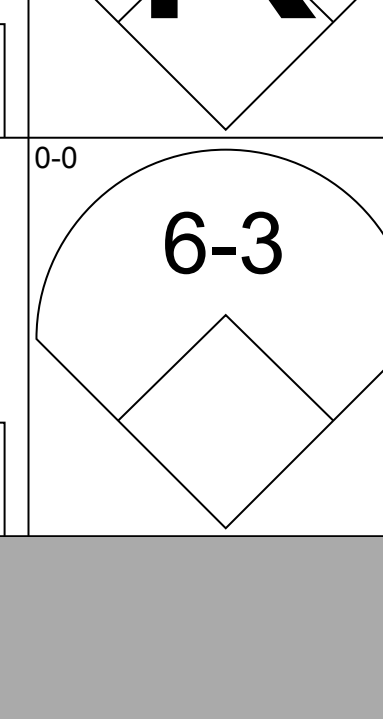
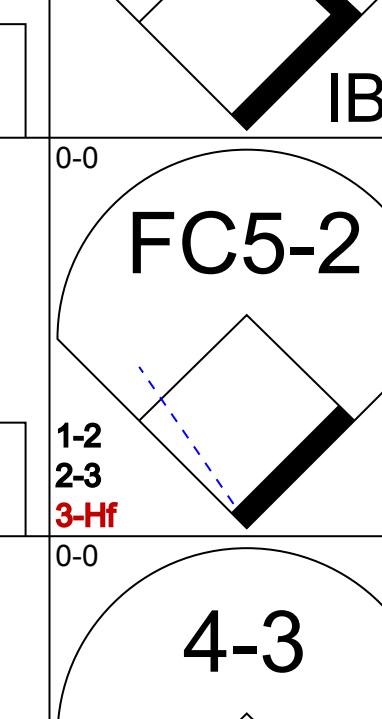


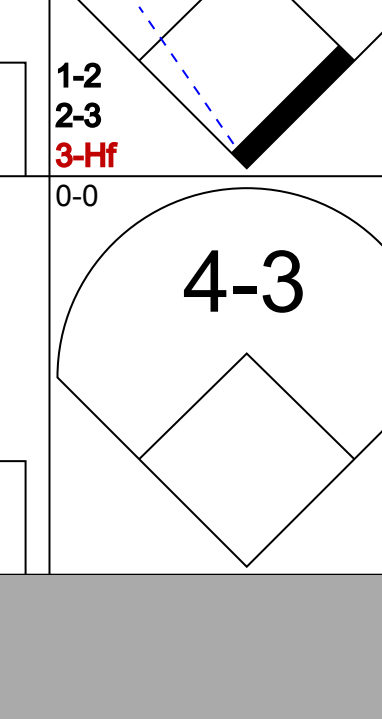
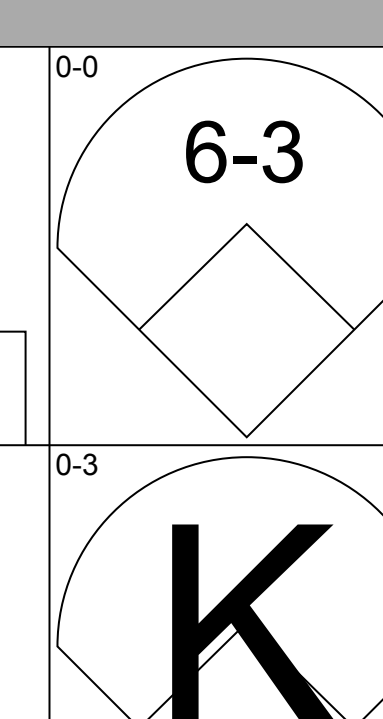
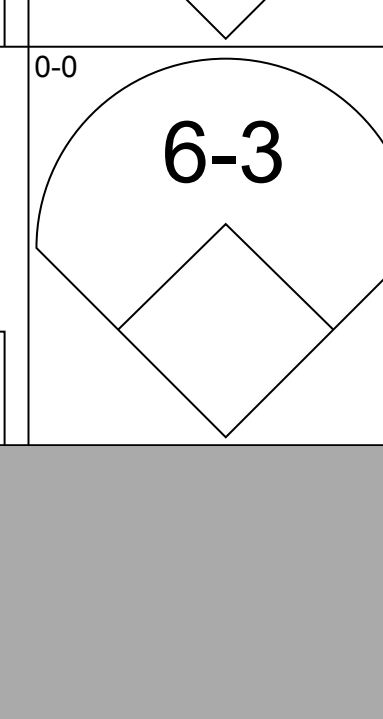
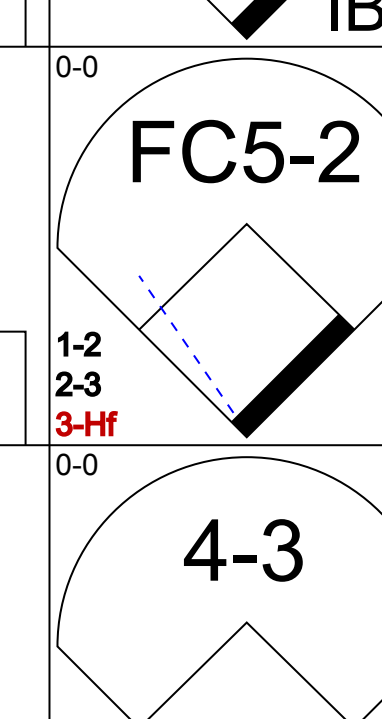

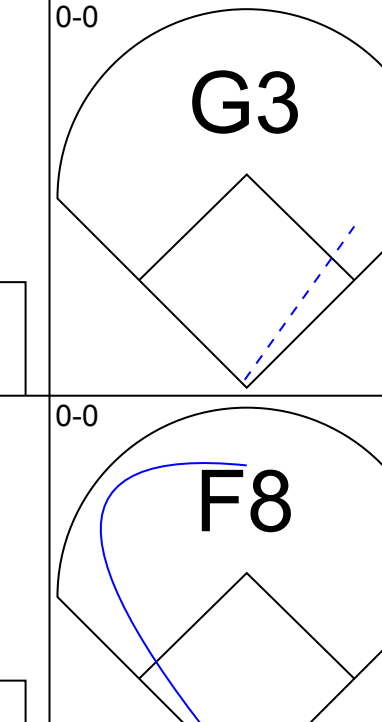
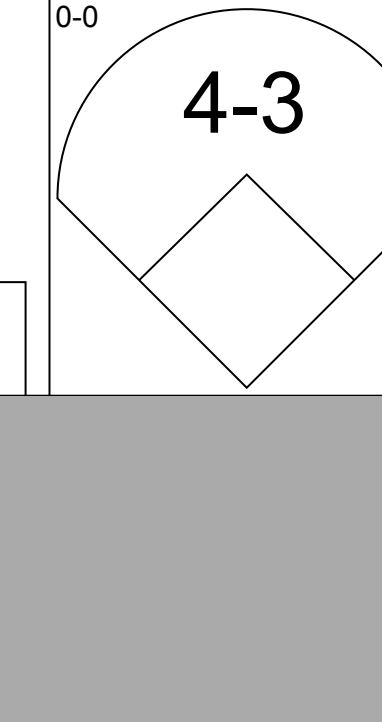

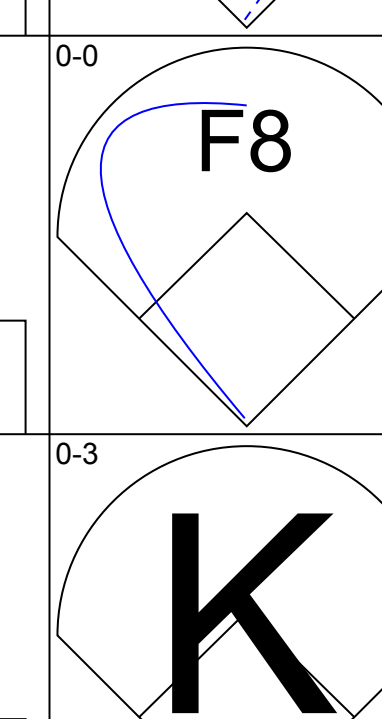
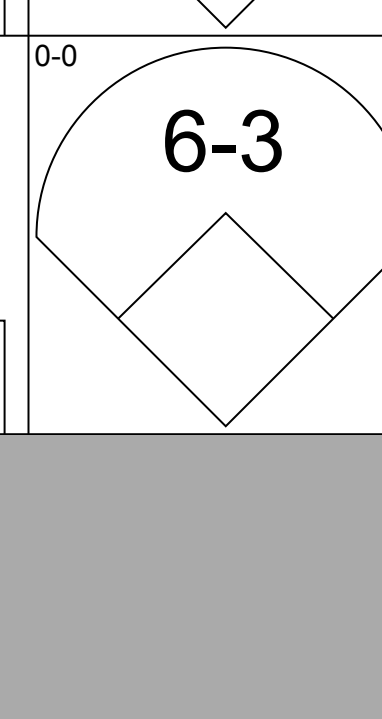
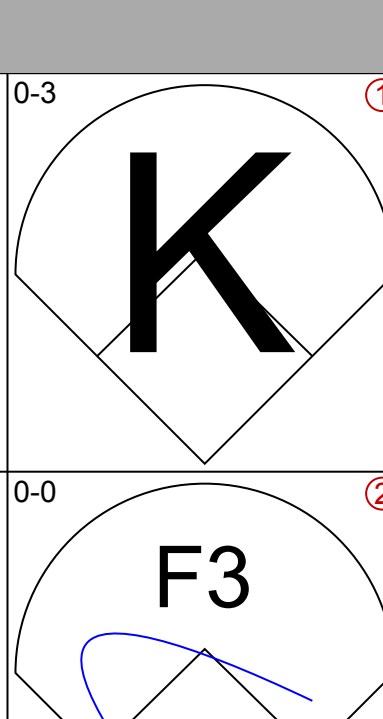
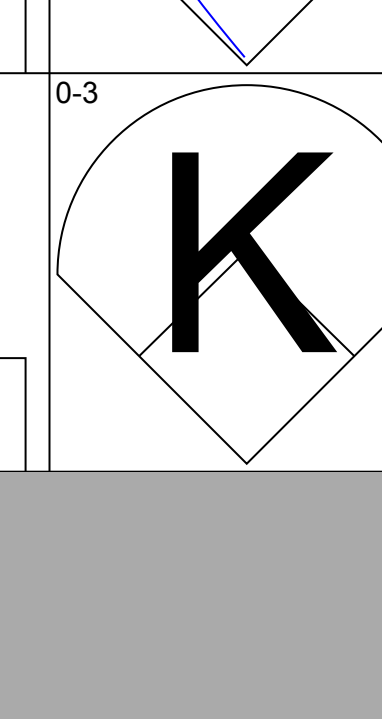
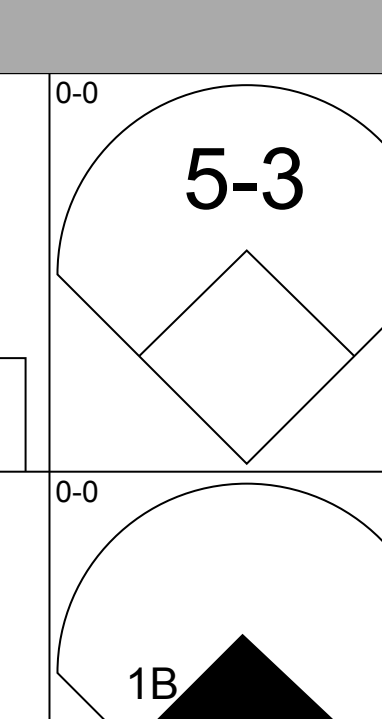
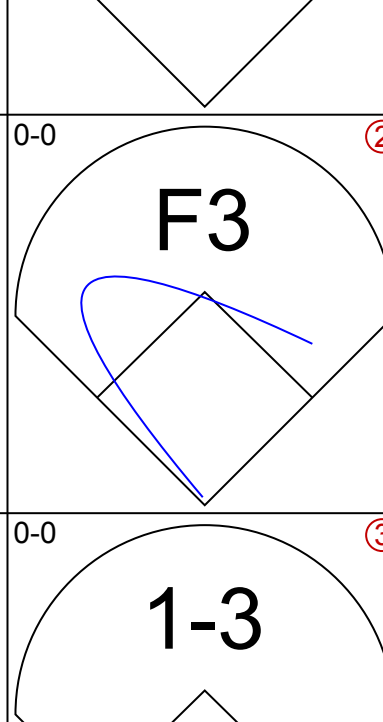
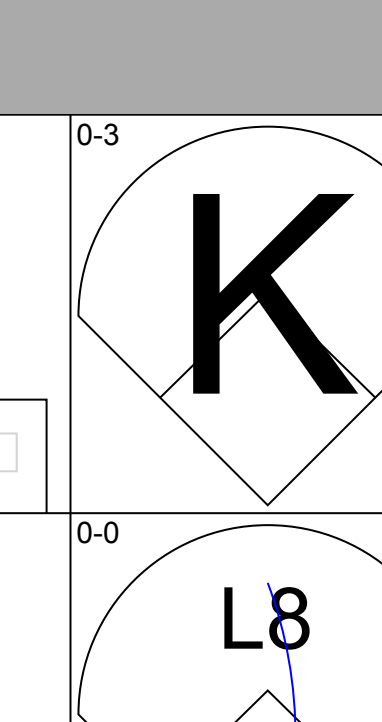
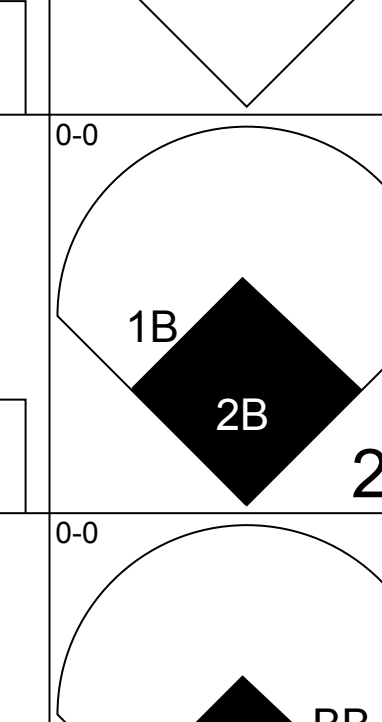
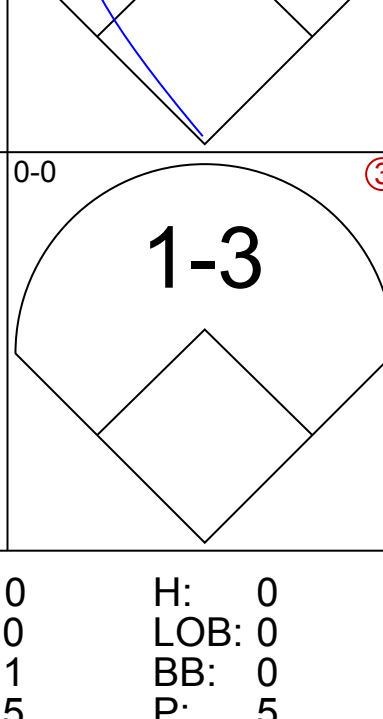
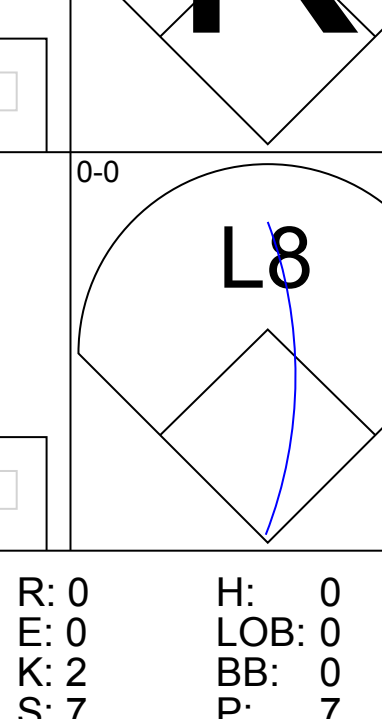
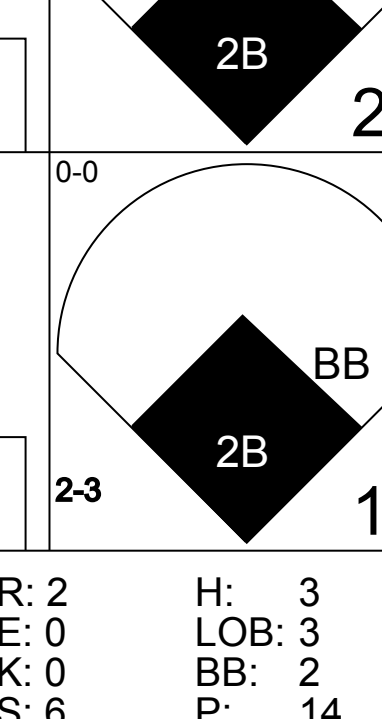


Batter	1	2	3	4	5	6	7	8	9	AB	R	H	RBI	BB	SO	LOB	BOTTOM							
Ron Washington, R OBP: 0.296, SLG: 0.392	0-3 K		0-0 F8		0-0 F8	0-0 G6-4-3 1-2			0-0 4-3	5	0	0	0	0	1	3								
John Castino, R OBP: 0.317, SLG: 0.328	0-0 6-3		0-0 FC4-6 1-2		0-0 G3 BB E 1B		0-0 6-3		0-0 6-3	5	1	1	0	0	0	2								
Tom Brunansky, R OBP: 0.394, SLG: 0.509	0-0 F4				0-0 F8 1-2 BB E BB		0-0 2B		0-0 6-3 2-3	4	1	1	0	1	0	1								
Kent Hrbek, L OBP: 0.375, SLG: 0.521		0-0 2B			0-0 G3		4-0 BB HR BB		0-0 G6-4-3 BB	3	1	2	0	1	0	2								
Gary Ward, R OBP: 0.319, SLG: 0.500		0-0 5-3			4-0 BB 6-3 1B		0-0 E8 1B		0-0 G6-4-3 1-2	3	0	1	2	1	0	3								
Gary Gaetti, R OBP: 0.280, SLG: 0.454		0-0 5-3			0-0 BB 6-3 1B		0-0 1B		0-0 F9	4	0	2	0	0	0	1								
Tim Laudner, R OBP: 0.357, SLG: 0.422					0-0 6-3 1-2 2-3 3-H		0-3 K		0-3 K	4	0	0	1	0	3	5								
Mickey Hatcher, R OBP: 0.270, SLG: 0.328					0-0 6-3		0-0 6-3		0-3 K	3	0	0	0	1	1	0								
Bobby Mitchell, L OBP: 0.327, SLG: 0.294					0-0 FC4-6 1B		4-0 BB		0-0 WP 4-3 1B	3	0	2	0	1	0	3								
Inning Stats	R: 0 E: 0 K: 1 S: 5	H: 0 LOB: 0 BB: 0 P: 5	R: 0 E: 0 K: 1 S: 6	H: 1 LOB: 1 BB: 0 P: 6	R: 0 E: 0 K: 0 S: 4	H: 1 LOB: 1 BB: 0 P: 4	R: 1 E: 0 K: 0 S: 5	H: 2 LOB: 2 BB: 2 P: 13	R: 2 E: 1 K: 1 S: 8	H: 3 LOB: 2 BB: 1 P: 12	R: 0 E: 0 K: 0 S: 2	H: 0 LOB: 0 BB: 1 P: 6	R: 0 E: 0 K: 0 S: 3	H: 1 LOB: 1 BB: 1 P: 7	R: 0 E: 0 K: 2 S: 7	H: 0 LOB: 0 BB: 0 P: 7	R: 0 E: 0 K: 0 S: 4	H: 1 LOB: 1 BB: 0 P: 4	1B: 6 2B: 3 3B: 0 HR: 0	SF: 0 SAC: 0 DP: 2 HBP: 0	WP: 1 PB: 0 SB: 0 CS: 0	PA: 39		
PITCHER	IP WLS BF H R ER SO BB IBB HBP BLK WP HR S P ERA WHIP	6.1 W 31 8 3 3 3 4 0 0 0 0 0 32 52 4.26 1.895	2.2 S 8 1 0 0 2 0 0 0 0 1 0 12 12 0.00 0.375																					

California Angels @ Minnesota Twins
Hubert H. Humphrey Metrodome, Minneapolis, MN
Wed Aug 11 1982, 8:05 PM EDT
Att: 14,115 - Dome - 75 F

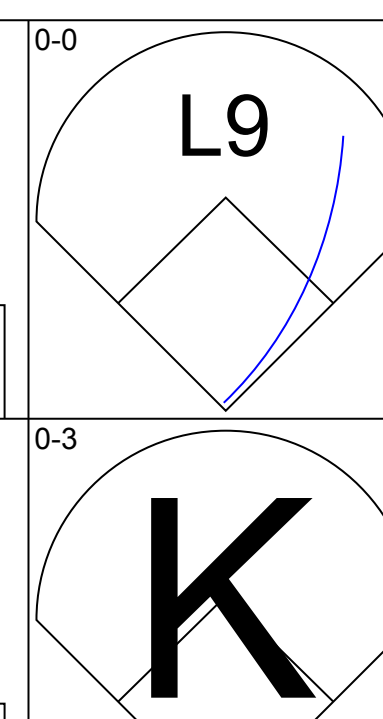
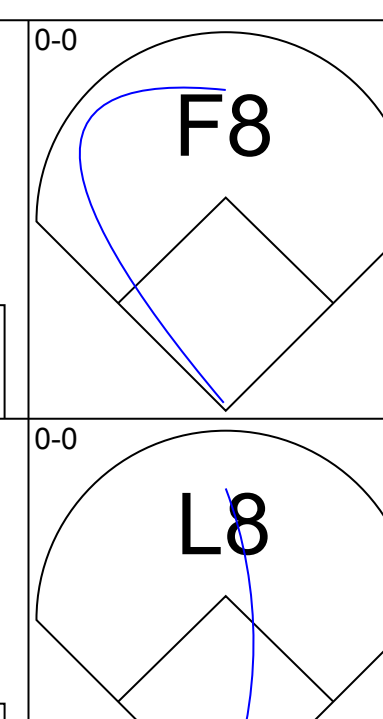
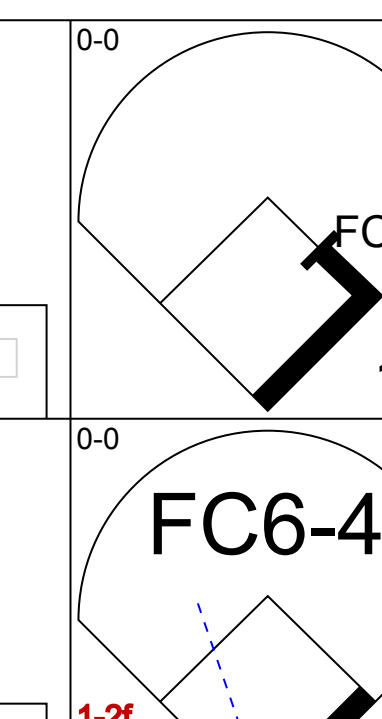
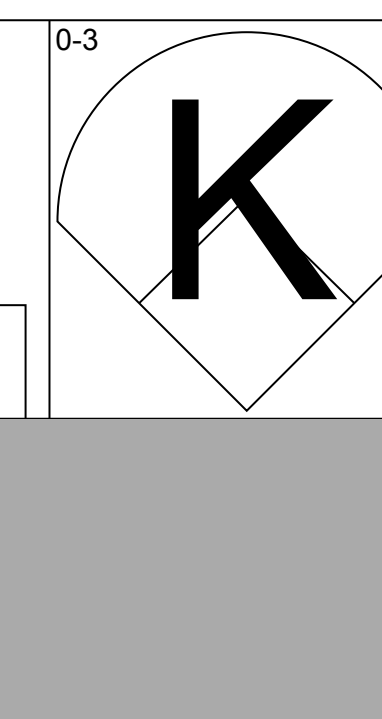
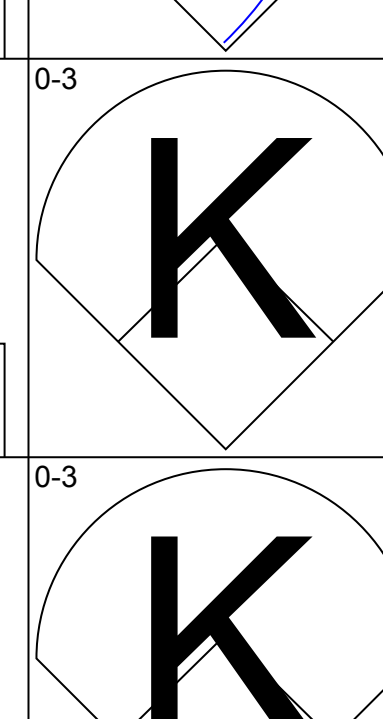
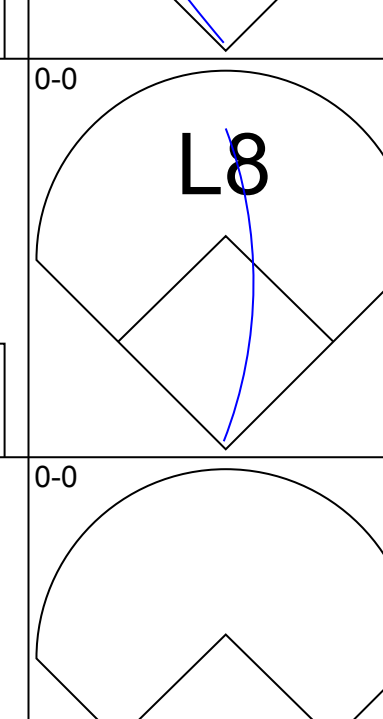
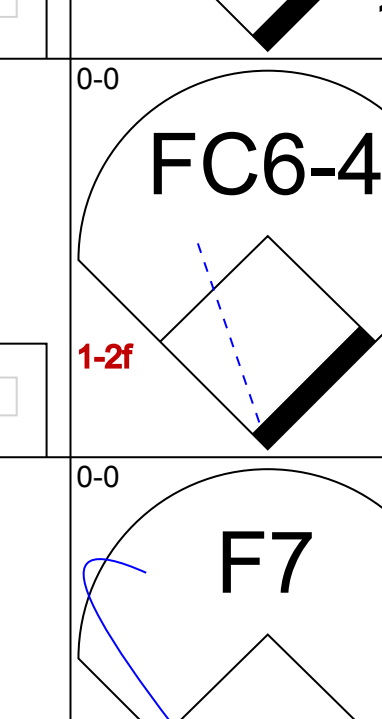
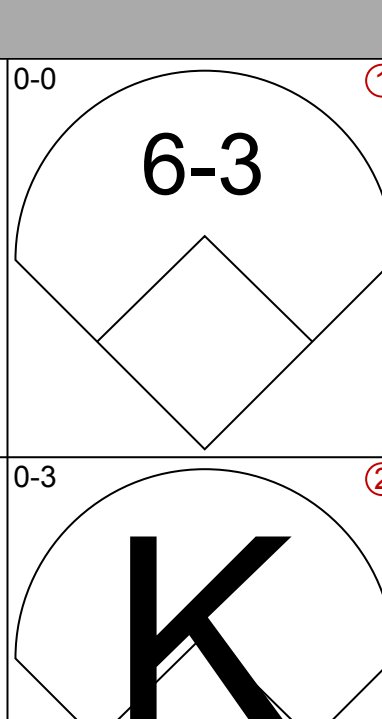
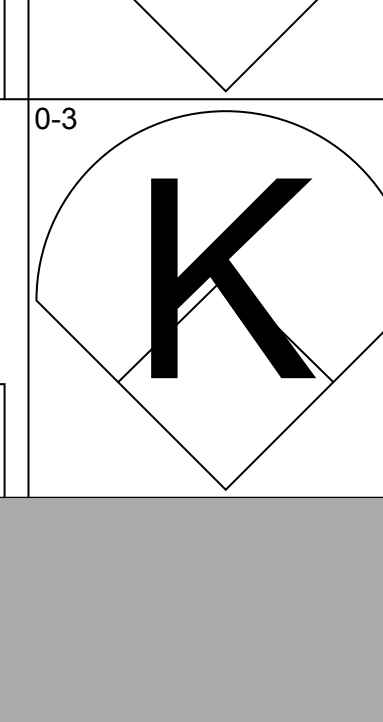
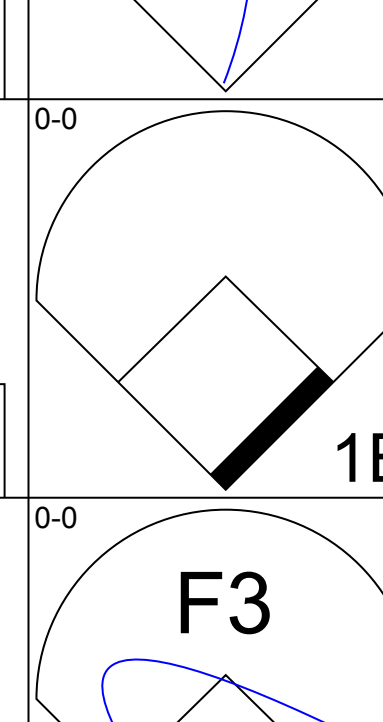
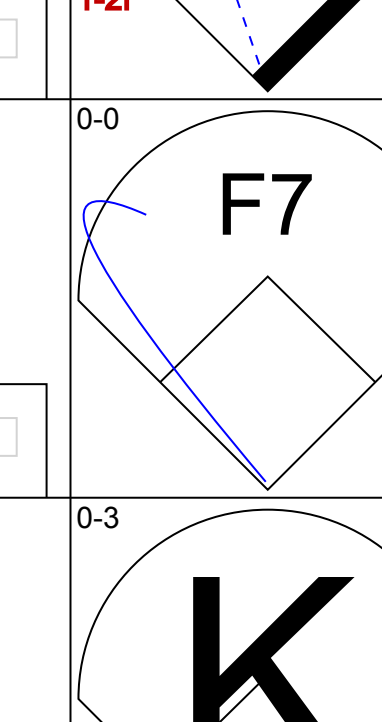
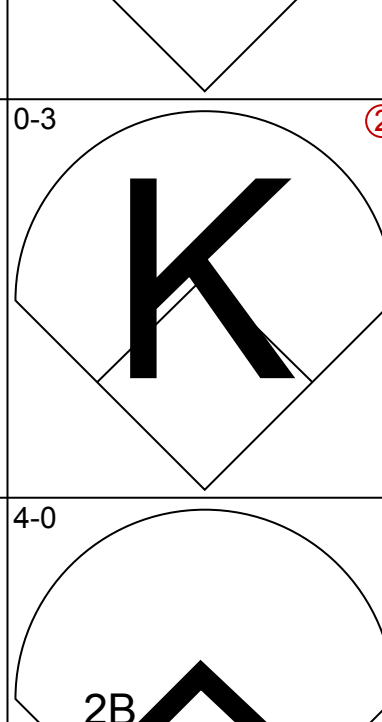
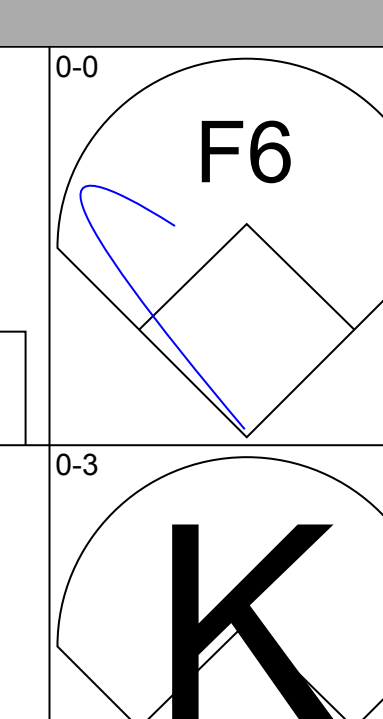
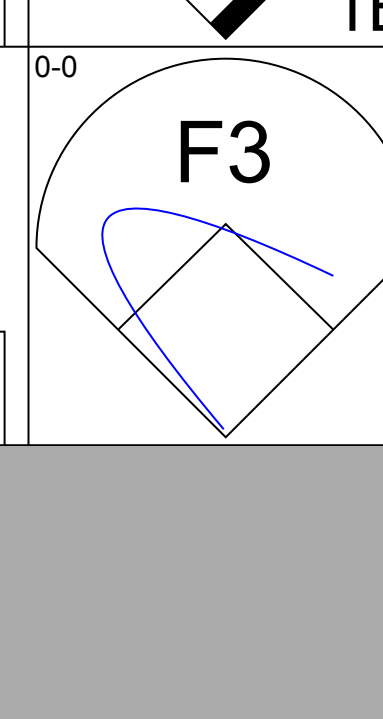
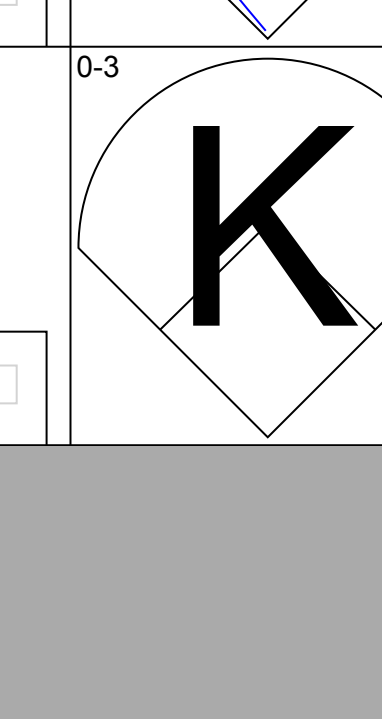
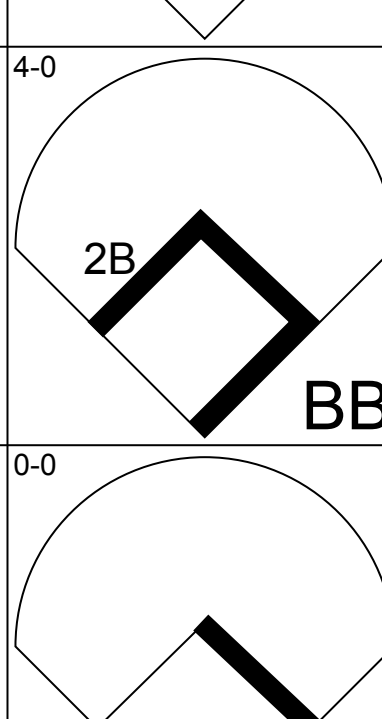

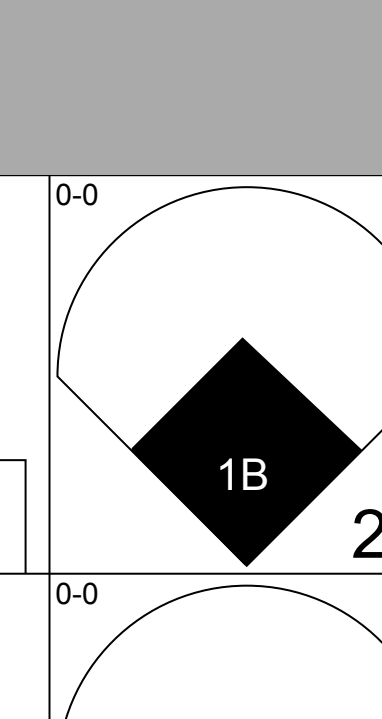
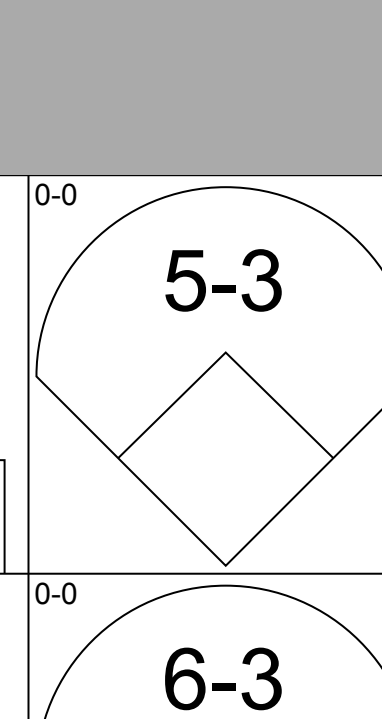
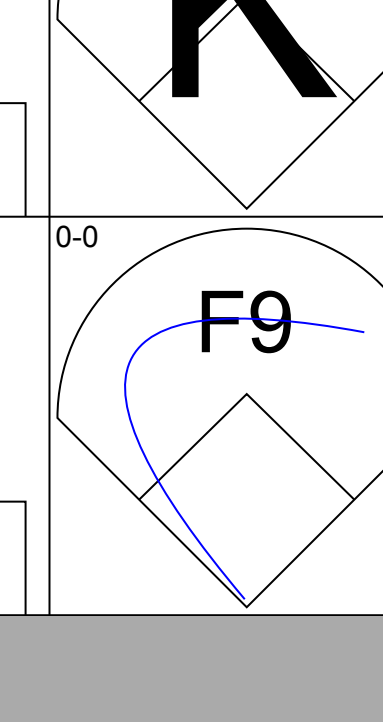
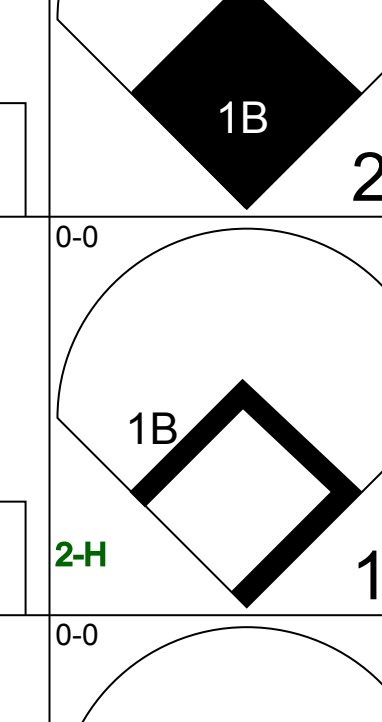
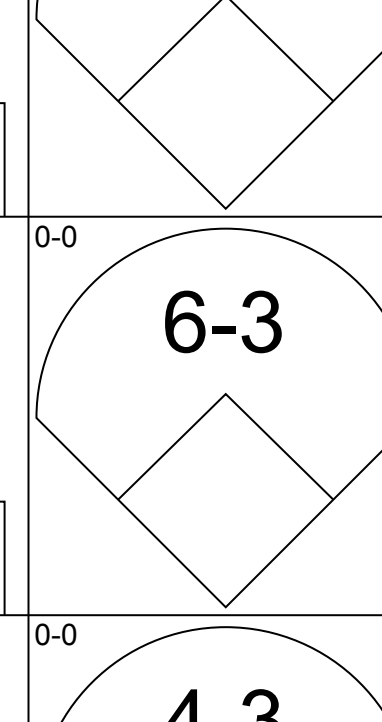
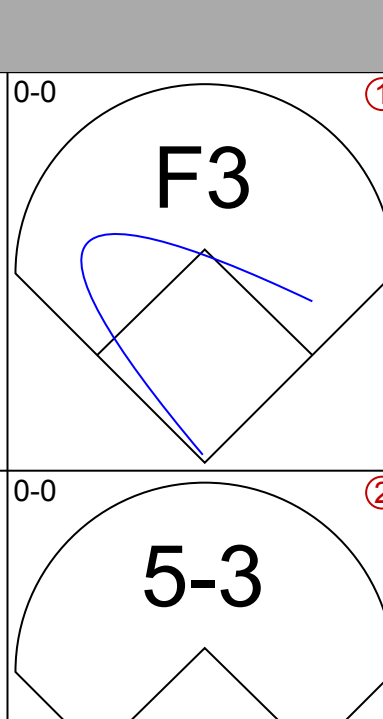
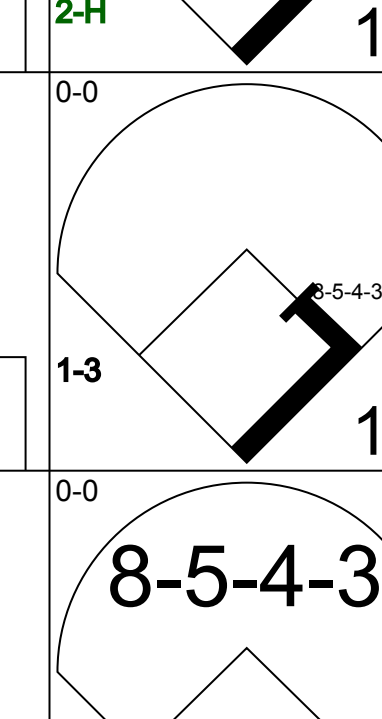
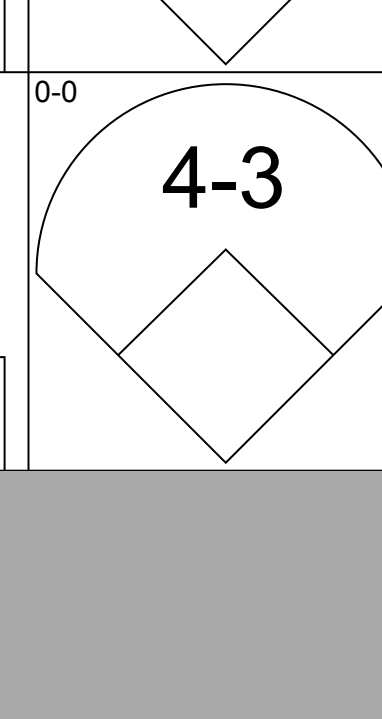
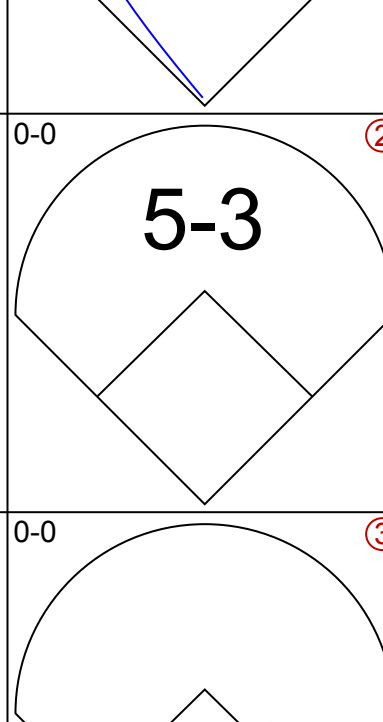
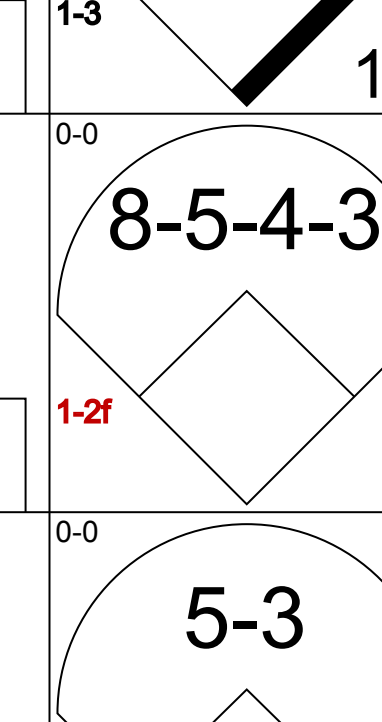
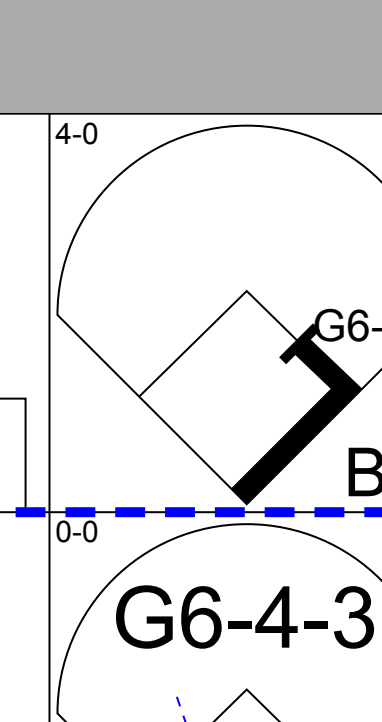
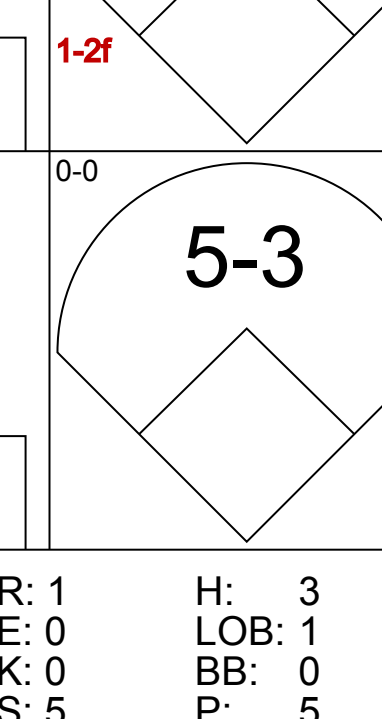
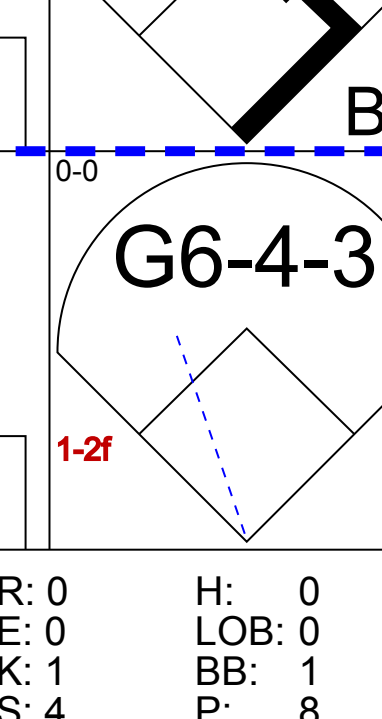
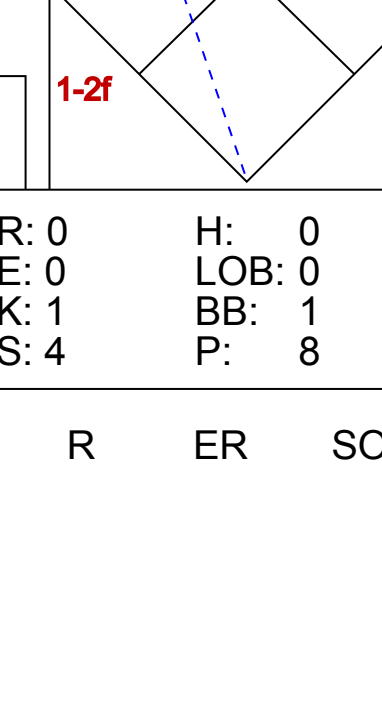
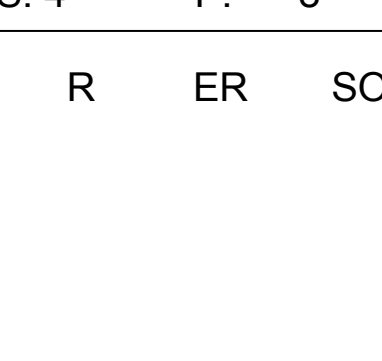
AB	34
R	3
H	9
RBI	3
BB	5
SO	5
LOB	20



Batter	1	2	3	4	5	6	7	8	9	AB	R	H	RBI	BB	SO	LOB	TOP																					
Brian Downing, R OBP: 0.372, SLG: 0.480 (1, 7)										3	0	0	0	1	2	0	California Angels @ Minnesota Twins Hubert H. Humphrey Metrodome, Minneapolis, MN Thu Aug 12 1982, 4:33 AM EDT Att: 11,088 - Dome - 73 F																					
Juan Beniquez, R OBP: 0.333, SLG: 0.356 (1, 9)										3	0	1	0	0	1	0																						
Reggie Jackson, L OBP: 0.366, SLG: 0.503 (8, PH)										1	0	1	2	0	0	0																						
Bobby Clark, R OBP: 0.232, SLG: 0.319 (8, 9)										0	0	0	0	0	0	0																						
Doug DeCinces, R OBP: 0.367, SLG: 0.567 (1, 5)										3	1	1	1	1	2	1																						
Don Baylor, R OBP: 0.325, SLG: 0.434 (1, 10)										4	0	1	0	0	0	4																						
Fred Lynn, L OBP: 0.365, SLG: 0.500 (1, 8)										4	0	0	0	0	2	4																						
Ron Jackson, R OBP: 0.361, SLG: 0.400 (1, 3)										4	0	1	0	0	0	1																						
Joe Ferguson, R OBP: 0.309, SLG: 0.295 (1, 2)										3	0	0	0	0	2	0																						
Bobby Grich, R OBP: 0.369, SLG: 0.438 (1, 4)										4	1	1	0	0	2	1																						
Tim Foli, R OBP: 0.284, SLG: 0.324 (1, 6)										4	1	2	0	0	0	0																						
Inning Stats	R: 0 E: 0 K: 3 S: 9	H: 0 LOB: 0 BB: 7 P: 9	R: 0 E: 0 K: 1 S: 5	H: 0 LOB: 0 BB: 0 P: 5	R: 0 E: 0 K: 1 S: 5	H: 0 LOB: 0 BB: 0 P: 5	R: 0 E: 0 K: 1 S: 6	H: 1 LOB: 1 BB: 0 P: 6	R: 0 E: 0 K: 1 S: 5	H: 0 LOB: 0 BB: 0 P: 5	R: 0 E: 0 K: 2 S: 7	H: 0 LOB: 0 BB: 7 P: 7	R: 1 E: 0 K: 1 S: 7	H: 2 LOB: 1 BB: 0 P: 7	R: 2 E: 0 K: 0 S: 6	H: 3 LOB: 3 BB: 2 P: 14	R: 0 E: 0 K: 1 S: 6	H: 2 LOB: 2 BB: 0 P: 6	1B: 5 2B: 2 3B: 0 HR: 1	SF: 0 SAC: 1 DP: 0 HBP: 0	WP: 0 PA: 36 PB: 0 SB: 0 CS: 0																	
PITCHER	IP	WLS	BF	H	R	ER	SO	BB	IBB	HBP	BLK	WP	HR	S	P	ERA	WHIP	PITCHER				IP	WLS	BF	H	R	ER	SO	BB	IBB	HBP	BLK	WP	HR	S	P	ERA	WHIP
Frank Viola, L ERA: 4.68 (1, 1)	7.1	L	27	5	3	3	10	0	0	0	0	0	1	47	47	3.68	0.682																					
Pete Redfern, R ERA: 6.43 (8, 1)	0.0		1	0	0	0	0	1	0	0	0	0	0	0	4	∞	∞																					
Jeff Little, L ERA: 3.55 (8, 1)	1.2		8	3	0	0	1	0	1	0	0	0	0	9	13	0.00	1.800																					

AB	33
R	3
H	8
RBI	3
BB	2
SO	11
LOB	11



Batter	1	2	3	4	5	6	7	8	9	AB	R	H	RBI	BB	SO	LOB	BOTTOM																					
Bobby Mitchell, L OBP: 0.326, SLG: 0.293 (1, 8)										4	0	1	0	0	1	0	California Angels @ Minnesota Twins Hubert H. Humphrey Metrodome, Minneapolis, MN Thu Aug 12 1982, 4:33 AM EDT Att: 11,088 - Dome - 73 F																					
Ron Washington, R OBP: 0.293, SLG: 0.388 (1, 6)										4	0	0	0	0	1	1																						
Tom Brunansky, R OBP: 0.392, SLG: 0.505 (1, 9)										4	0	1	0	0	2	1																						
Kent Hrbek, L OBP: 0.374, SLG: 0.517 (1, 3)										3	0	0	0	1	1	2																						
Gary Ward, R OBP: 0.321, SLG: 0.505 (1, 7)										4	1	2	0	0	1	0																						
Gary Gaetti, R OBP: 0.279, SLG: 0.452 (1, 5)										4	0	1	1	0	1	2																						
Mickey Hatcher, R OBP: 0.271, SLG: 0.328 (1, 10)										3	0	1	0	0	0	0																						
John Castino, R OBP: 0.317, SLG: 0.326 (1, 4)										2	0	0	0	1	0	2																						
Sal Butera, R OBP: 0.389, SLG: 0.304 (1, 2)										2	0	1	0	0	0	1																						
Randy Bush, L OBP: 0.205, SLG: 0.214 (8, PH)										0	0	0	0	0	0	0																						
Jesus Vega, R OBP: 0.294, SLG: 0.380 (8, PH)										1	0	0	0	0	0	1																						
Tim Laudner, R OBP: 0.357, SLG: 0.422 (9, 2)										0	0	0	0	0	0	0																						
Inning Stats	R: 0 E: 0 K: 2 S: 7	H: 0 LOB: 0 BB: 0 P: 7	R: 0 E: 0 K: 1 S: 5	H: 0 LOB: 0 BB: 0 P: 5	R: 0 E: 0 K: 0 S: 3	H: 1 LOB: 1 BB: 0 P: 3	R: 0 E: 0 K: 0 S: 4	H: 1 LOB: 1 BB: 0 P: 4	R: 1 E: 0 K: 0 S: 5	H: 3 LOB: 1 BB: 0 P: 5	R: 0 E: 0 K: 1 S: 6	H: 1 LOB: 1 BB: 0 P: 6	R: 0 E: 0 K: 0 S: 3	H: 0 LOB: 0 BB: 0 P: 3	R: 0 E: 0 K: 1 S: 4	H: 0 LOB: 0 BB: 1 P: 8	R: 0 E: 0 K: 2 S: 8	H: 1 LOB: 2 BB: 1 P: 12	1B: 5 2B: 3 3B: 0 HR: 0	SF: 0 SAC: 0 DP: 2 HBP: 0	WP: 0 PA: 33 PB: 0 SB: 0 CS: 0																	
PITCHER	IP	WLS	BF	H	R	ER	SO	BB	IBB	HBP	BLK	WP	HR	S	P	ERA	WHIP	PITCHER				IP	WLS	BF	H	R	ER	SO	BB	IBB	HBP	BLK	WP	HR	S	P	ERA	WHIP
Luis Tiant, R ERA: 4.35 (1, 1)	7.0	W	26	6	1	1	4	1	0	0	0	0	0	9	13	0.00	1.000																					
Andy Hassler, L ERA: 1.54 (8, 1)	1.2		6	1	0	0	2	1	0	0	0	0	0	9	13	0.00	1.200																					
Luis Sanchez, R ERA: 3.94 (9, 1)	0.1	S	1	0	0	0	1	0	0	0	0	0	0	3	3	0.00	0.000																					

AB	31
R	1
H	7
RBI	1
BB	2
SO	7
LOB	10



Batter	1	2	3	4	5	6	7	8	9	AB	R	H	RBI	BB	SO	LOB	TOP			
Joe Simpson, L (1, 9) OBP: 0.332, SLG: 0.379										3	1	1	0	1	1	0	Seattle Mariners @ Minnesota Twins Hubert H. Humphrey Metrodome, Minneapolis, MN Fri Aug 13 1982, 8:05 PM EDT Att. 7,696 - Dome - 71 F			
Manny Castillo, S (1, 5) OBP: 0.313, SLG: 0.347										4	0	0	0	0	0	2				
Bruce Bochte, L (1, 7) OBP: 0.387, SLG: 0.404										3	0	2	1	0	0	0				
Richie Zisk, R (1, 10) OBP: 0.363, SLG: 0.500										3	0	0	0	0	1	2				
Dave Revering, L (1, 3) OBP: 0.284, SLG: 0.313										3	0	0	0	0	0	1				
Rick Sweet, S (1, 2) OBP: 0.328, SLG: 0.353										3	0	0	0	0	0	0				
Dave Henderson, R (1, 8) OBP: 0.335, SLG: 0.455										3	0	0	0	0	1	0				
Todd Cruz, R (1, 6) OBP: 0.250, SLG: 0.365										3	0	0	0	0	0	0				
Julio Cruz, S (1, 4) OBP: 0.309, SLG: 0.307										3	0	0	0	0	0	0				
Inning Stats	R: 1 E: 1 K: 0 S: 4	H: 2 LOB: 0 BB: 0 P: 4	R: 0 E: 0 K: 1 S: 5	H: 0 LOB: 0 BB: 0 P: 5	R: 0 E: 0 K: 1 S: 6	H: 1 LOB: 1 BB: 0 P: 6	R: 0 E: 0 K: 0 S: 3	H: 0 LOB: 0 BB: 0 P: 3	R: 0 E: 0 K: 0 S: 3	H: 0 LOB: 0 BB: 0 P: 3	R: 0 E: 0 K: 0 S: 3	H: 0 LOB: 0 BB: 0 P: 3	R: 0 E: 0 K: 0 S: 3	H: 0 LOB: 0 BB: 0 P: 3	R: 0 E: 0 K: 0 S: 3	H: 0 LOB: 0 BB: 0 P: 3		1B: 2 2B: 1 3B: 1 HR: 0	SF: 0 SAC: 0 DP: 1 HBP: 0	WP: 0 PB: 0 CS: 1
PITCHER Bobby Castillo, R (1, 1) ERA: 4.18	IP: 9.0 WLS: W BF: 29 H: 3 R: 1 ER: 1 SO: 3 BB: 1 IBB: 0 HBP: 0 BLK: 0 WP: 0 HR: 0 S: 34 P: 38 ERA: 1.00 WHIP: 0.444															PITCHER				

Batter	1	2	3	4	5	6	7	8	9	AB	R	H	RBI	BB	SO	LOB	BOTTOM			
Bobby Mitchell, L (1, 8) OBP: 0.325, SLG: 0.293										4	0	1	0	0	0	1	Seattle Mariners @ Minnesota Twins Hubert H. Humphrey Metrodome, Minneapolis, MN Fri Aug 13 1982, 8:05 PM EDT Att. 7,696 - Dome - 71 F			
Ron Washington, R (1, 6) OBP: 0.295, SLG: 0.389										4	1	2	0	0	0	1				
Tom Brunansky, R (1, 9) OBP: 0.391, SLG: 0.502										4	1	1	0	0	1	3				
Kent Hrbek, L (1, 3) OBP: 0.375, SLG: 0.516										3	1	1	0	1	0	2				
Gary Ward, R (1, 7) OBP: 0.320, SLG: 0.503										4	0	1	1	0	0	3				
Gary Gaetti, R (1, 5) OBP: 0.279, SLG: 0.450										4	0	1	1	0	1	1				
Randy Johnson, L (1, 10) OBP: 0.324, SLG: 0.429										3	0	0	0	0	0	1				
Tim Laudner, R (1, 2) OBP: 0.357, SLG: 0.421										3	0	1	0	0	2	0				
John Castillo, R (1, 4) OBP: 0.314, SLG: 0.322										3	0	0	0	0	1	1				
Inning Stats	R: 0 E: 0 K: 0 S: 5	H: 1 LOB: 2 BB: 0 P: 5	R: 0 E: 0 K: 2 S: 7	H: 0 LOB: 0 BB: 0 P: 7	R: 0 E: 0 K: 1 S: 6	H: 1 LOB: 1 BB: 0 P: 6	R: 0 E: 0 K: 0 S: 3	H: 0 LOB: 0 BB: 0 P: 3	R: 0 E: 0 K: 0 S: 4	H: 1 LOB: 1 BB: 0 P: 4	R: 2 E: 0 K: 0 S: 6	H: 4 LOB: 1 BB: 0 P: 6	R: 0 E: 0 K: 1 S: 5	H: 0 LOB: 0 BB: 0 P: 5	R: 1 E: 2 K: 1 S: 6	H: 1 LOB: 1 BB: 1 P: 10		1B: 8 2B: 0 3B: 0 HR: 0	SF: 0 SAC: 0 DP: 0 HBP: 0	WP: 1 PB: 0 CS: 0
PITCHER Gaylord Perry, R (1, 1) ERA: 4.53	IP: 8.0 WLS: L BF: 33 H: 8 R: 3 ER: 2 SO: 5 BB: 0 IBB: 1 HBP: 0 BLK: 0 WP: 1 HR: 0 S: 42 P: 46 ERA: 2.25 WHIP: 1.000															PITCHER				

Batter	1	2	3	4	5	6	7	8	9	AB	R	H	RBI	BB	SO	LOB	TOP			
Julio Cruz, S OBP: 0.310, SLG: 0.310 (1, 4)	6-3		1B			5-3		2B	F7	5	0	2	1	0	0	1	Seattle Mariners @ Minnesota Twins Hubert H. Humphrey Metrodome, Minneapolis, MN Sat Aug 14 1982, 8:05 PM EDT Alt. 7,756 - Dome - 75 F			
Dave Edler, R OBP: 0.362, SLG: 0.429 (1, 5)	F8		F9			CS		1B		4	1	2	0	0	0	1				
Bruce Bochte, L OBP: 0.388, SLG: 0.403 (6, PR)	FC6-4		L9			K		BB		3	0	1	0	1	1	2				
Joe Simpson, L OBP: 0.332, SLG: 0.379 (8, 7)	BB							1B		0	1	0	0	0	0	0				
Richie Zisk, R OBP: 0.362, SLG: 0.496 (1, 10)	FC6-4					CS		1B		3	0	0	0	1	0	1				
Gary Gray, R OBP: 0.335, SLG: 0.363 (8, PH)	6-3					F8		BB		3	0	0	0	0	0	0				
Dave Revering, L OBP: 0.288, SLG: 0.316 (8, 3)						F8		1B		1	0	1	2	0	0	0				
Dave Henderson, R OBP: 0.337, SLG: 0.461 (1, 8)	1B					K		4-3		4	0	2	0	0	1	2				
Todd Cruz, R OBP: 0.247, SLG: 0.361 (1, 6)	K					F8				4	0	0	0	0	2	2				
Bud Bulling, R OBP: 0.313, SLG: 0.292 (8, PR)	2B					5-3		E6		3	0	1	0	0	0	0				
Paul Serna, R OBP: 0.226, SLG: 0.275 (8, 2)	1B					5-3		SH1-3		0	1	0	0	0	0	0				
Rick Sweet, S OBP: 0.332, SLG: 0.356 (8, 2)	2H					K		2B		1	0	1	0	0	0	0				
Bobby Brown, S OBP: 0.279, SLG: 0.312 (1, 9)						F8		SH1-3		3	0	0	0	0	1	1				
						K		L7												
Inning Stats	R: 0 E: 0 K: 1 S: 3	H: 0 LOB: 1 BB: 1 P: 7	R: 0 E: 0 K: 1 S: 6	H: 2 LOB: 2 BB: 0 P: 6	R: 0 E: 0 K: 1 S: 4	H: 1 LOB: 1 BB: 0 P: 4	R: 0 E: 0 K: 1 S: 5	H: 0 LOB: 0 BB: 0 P: 5	R: 0 E: 0 K: 1 S: 5	H: 1 LOB: 0 BB: 0 P: 5	R: 0 E: 0 K: 1 S: 6	H: 1 LOB: 1 BB: 0 P: 6	R: 3 E: 1 K: 0 S: 7	H: 4 LOB: 2 BB: 1 P: 11	R: 0 E: 0 K: 0 S: 4	H: 1 LOB: 1 BB: 0 P: 4	1B: 8 2B: 2 3B: 0 HR: 0	SF: 0 SAC: 1 DP: 0 HBP: 0	WP: 0 PB: 0 CS: 1	PA: 38
PITCHER	IP WLS BF H R ER SO BB IBB HBP BLK WP HR S P ERA WHIP																			
Brad Havens, L ERA: 4.28 (1, 1)	7.2 L 29 7 2 1 5 1 0 0 0 0 0 0 38 42 1.17 1.043																			
Ron Davis, R ERA: 4.7 (8, 1)	1.1 8 3 1 0 0 1 0 0 0 0 0 0 7 11 0.00 3.000																			

Batter	1	2	3	4	5	6	7	8	9	AB	R	H	RBI	BB	SO	LOB	BOTTOM					
Bobby Mitchell, L OBP: 0.327, SLG: 0.293 (1, 8)	6-3		K			S				3	0	1	0	1	1	0	Seattle Mariners @ Minnesota Twins Hubert H. Humphrey Metrodome, Minneapolis, MN Sat Aug 14 1982, 8:05 PM EDT Alt. 7,756 - Dome - 75 F					
Ron Washington, R OBP: 0.292, SLG: 0.385 (1, 6)	F9		F9			L4		K		4	0	0	0	0	1	3						
Tom Brunansky, R OBP: 0.389, SLG: 0.497 (1, 9)	K		5-3			K		1B		3	0	0	0	1	2	0						
Kent Hrbek, L OBP: 0.381, SLG: 0.522 (1, 3)						WP		BB		3	1	3	0	1	0	0						
Gary Ward, R OBP: 0.317, SLG: 0.499 (1, 7)	K					SF8		1B		3	0	0	1	0	2	4						
Gary Gaetti, R OBP: 0.276, SLG: 0.444 (1, 5)	K					F9		K		4	0	0	0	0	1	4						
Randy Johnson, L OBP: 0.328, SLG: 0.430 (1, 10)								G6-4-3														
Mickey Hatcher, R OBP: 0.269, SLG: 0.326 (7, PR)	BB					F4		5-3		2	0	1	0	1	1	0						
Tim Laudner, R OBP: 0.357, SLG: 0.417 (1, 2)	BB					K		G6-4-3		2	0	0	0	1	1	0						
John Castino, R OBP: 0.310, SLG: 0.317 (1, 4)	F8					F8		SH3-4		2	0	0	0	1	1	0						
						6-3		1-3		4	0	0	0	0	0	5						
Inning Stats	R: 0 E: 0 K: 1 S: 5	H: 0 LOB: 0 BB: 0 P: 5	R: 0 E: 0 K: 2 S: 7	H: 0 LOB: 3 BB: 3 P: 19	R: 0 E: 0 K: 1 S: 5	H: 0 LOB: 0 BB: 0 P: 5	R: 1 E: 0 K: 1 S: 6	H: 1 LOB: 0 BB: 0 P: 6	R: 0 E: 0 K: 0 S: 3	H: 0 LOB: 1 BB: 1 P: 7	R: 0 E: 0 K: 1 S: 6	H: 1 LOB: 2 BB: 0 P: 6	R: 0 E: 0 K: 1 S: 7	H: 2 LOB: 2 BB: 0 P: 7	R: 0 E: 0 K: 1 S: 5	H: 1 LOB: 1 BB: 1 P: 9	R: 0 E: 0 K: 2 S: 7	H: 0 LOB: 0 BB: 0 P: 7	1B: 4 2B: 1 3B: 0 HR: 0	SF: 1 SAC: 1 DP: 1 HBP: 0	WP: 1 PB: 0 CS: 0	PA: 36
PITCHER	IP WLS BF H R ER SO BB IBB HBP BLK WP HR S P ERA WHIP																					
Mike Moore, R ERA: 5.21 (1, 1)	6.2 W 28 4 1 1 6 4 0 0 0 0 0 0 36 52 1.35 1.200																					
Mike Stanton, R ERA: 2.37 (7, 1)	0.1 2 0 0 0 1 1 0 0 0 0 0 0 3 7 0.00 3.000																					
Ed Vande Berg, L ERA: 2.3 (8, 1)	0.0 1 1 0 0 0 0 0 0 0 0 0 0 1 1 ∞ ∞																					
Bill Caudill, R ERA: 1.87 (8, 1)	2.0 S 5 0 0 0 3 0 0 0 0 0 0 0 11 11 0.00 0.000																					


Batter	1	2	3	4	5	6	7	8	9	AB	R	H	RBI	BB	SO	LOB	TOP								
Joe Simpson, L OBP: 0.333, SLG: 0.380 (1, 9)	0-0 4-3		0-3 K			0-0 E 6-3 1B	0-0 4-3		0-0 1B 4-3 1B	5	2	2	1	0	1	1	Seattle Mariners @ Minnesota Twins Hubert H. Humphrey Metrodome, Minneapolis, MN Sun Aug 15 1982, 4:33 AM EDT Att. 7,677 - Dome - 80 F								
Manny Castillo, S OBP: 0.314, SLG: 0.348 (1, 5)	0-0 5-3		0-0 F8			0-0 E1 WP BB			0-0 4-3 1B	5	1	2	1	0	0	2									
Bruce Bochte, L OBP: 0.389, SLG: 0.402 Bobby Brown, S OBP: 0.274, SLG: 0.306 (1, 7) (5, 7)	4-0 BB			0-0 F9		0-0 6-3	0-0 G3-6 1B		0-0 4-3 1B	1	0	0	0	1	0	0									
Richie Zisk, R OBP: 0.360, SLG: 0.491 (1, 10)	0-3 K			0-0 6-3		0-0 BB WP HR IBB			0-0 F8 1B	4	1	0	0	1	2	2									
Dave Revering, L OBP: 0.287, SLG: 0.312 (1, 3)		0-0 F8		0-0 L7		0-0 BB HR BB			0-0 F8 1B	3	1	0	0	1	0	0									
Rick Sweet, S OBP: 0.325, SLG: 0.348 (1, 2)		0-0 F7			0-0 F7	0-3 K			0-0 3-1 1B	4	0	0	0	0	1	3									
Dave Henderson, R OBP: 0.340, SLG: 0.459 (1, 8)		0-0 F8			0-3 K	4-0 HR BB			0-0 FC6-4 1B 1B	3	2	1	1	1	1	0									
Todd Cruz, R OBP: 0.250, SLG: 0.371 (1, 6)			0-3 K		0-0 F4	0-0 HR			0-0 FC6-4 1B	4	1	2	4	0	1	0									
Julio Cruz, S OBP: 0.311, SLG: 0.311 (1, 4)			4-0 BB			0-0 1B 4-3			0-0 FC6-4 1B	3	2	1	0	1	0	2									
Inning Stats	R: 0 E: 0 K: 1 S: 5	H: 0 LOB: 1 BB: 1 P: 9	R: 0 E: 0 K: 0 S: 3	H: 0 LOB: 0 BB: 0 P: 3	R: 0 E: 0 K: 2 S: 7	H: 0 LOB: 1 BB: 1 P: 11	R: 0 E: 0 K: 0 S: 3	H: 0 LOB: 0 BB: 0 P: 3	R: 0 E: 0 K: 1 S: 5	H: 0 LOB: 0 BB: 0 P: 5	R: 7 E: 1 K: 1 S: 9	H: 3 LOB: 0 BB: 3 P: 21	R: 0 E: 0 K: 0 S: 3	H: 1 LOB: 0 BB: 0 P: 3	R: 0 E: 0 K: 0 S: 3	H: 0 LOB: 0 BB: 0 P: 3		R: 3 E: 0 K: 1 S: 9	H: 4 LOB: 1 BB: 0 P: 9	1B: 7 2B: 0 3B: 0 HR: 1	SF: 0 SAC: 0 DP: 1 HBP: 0	WP: 1 PB: 0 SB: 0 CS: 0	PA: 40		
PITCHER	IP WLS BF H R ER SO BB IBB HBP BLK WP HR S P ERA WHIP	5.1 L 22 2 4 3 4 2 1 0 0 0 0 27 39 5.06 0.750	(1, 1)	0.0 1 0 0 0 0 1 0 0 0 1 0 0 4 ∞ ∞	(6, 1)	3.2 17 6 6 4 2 1 0 0 0 0 1 20 24 9.82 1.909	(6, 1)																		


AB 35
R 10
H 8
RBI 9
BB 5
SO 6
LOB 13




Batter	1	2	3	4	5	6	7	8	9	AB	R	H	RBI	BB	SO	LOB	BOTTOM							
Bobby Mitchell, L OBP: 0.329, SLG: 0.293 (1, 8)	4-0 2B BB		0-0 S 1B			0-3 K		0-0 4-3		3	1	1	0	1	1	0	Seattle Mariners @ Minnesota Twins Hubert H. Humphrey Metrodome, Minneapolis, MN Sun Aug 15 1982, 4:33 AM EDT Att. 7,677 - Dome - 80 F							
Ron Washington, R OBP: 0.291, SLG: 0.383 (1, 6)	0-0 F8		0-3 K			0-0 6-3			0-0 4-3 1B	4	0	1	0	0	1	2								
Kent Hrbek, L OBP: 0.377, SLG: 0.517 (1, 3)	0-3 K			0-0 3-1		0-0 L7			0-0 4-3 1B	4	0	0	0	0	1	2								
Gary Ward, R OBP: 0.319, SLG: 0.501 (1, 7)	0-0 1-H 2B			0-3 K		0-0 E G6-4-3 1B			0-0 F9	4	1	2	1	0	1	1								
Gary Gaetti, R OBP: 0.276, SLG: 0.442 (1, 5)		0-3 K		0-0 FC6-4 1B		0-0 E6 G6-4-3			0-0 1-3	4	0	1	0	0	1	2								
Tim Laudner, R OBP: 0.352, SLG: 0.411 (1, 2)		0-0 F8		0-0 FC6-4		0-0 G6-4-3				3	0	0	0	0	0	2								
Randy Johnson, L OBP: 0.324, SLG: 0.424 (1, 10)		0-0 3-1			0-0 F8		0-0 F6			3	0	0	0	0	0	0								
Mickey Hatcher, R OBP: 0.265, SLG: 0.321 (1, 9)			0-0 F9		0-0 6-3			0-3 K		3	0	0	0	0	1	0								
John Castillo, R OBP: 0.307, SLG: 0.314 (1, 4)			0-0 6-3		0-0 F8			0-3 K		3	0	0	0	0	1	0								
Inning Stats	R: 1 E: 0 K: 1 S: 5	H: 1 LOB: 1 BB: 1 P: 9	R: 0 E: 0 K: 1 S: 5	H: 0 LOB: 0 BB: 0 P: 5	R: 0 E: 0 K: 1 S: 6	H: 1 LOB: 1 BB: 0 P: 6	R: 0 E: 0 K: 1 S: 6	H: 1 LOB: 1 BB: 0 P: 6	R: 0 E: 0 K: 0 S: 3	H: 0 LOB: 0 BB: 0 P: 3	R: 1 E: 1 K: 0 S: 4	H: 1 LOB: 0 BB: 0 P: 4	R: 0 E: 0 K: 2 S: 7	H: 0 LOB: 0 BB: 0 P: 7	R: 0 E: 0 K: 0 S: 4	H: 1 LOB: 1 BB: 0 P: 4		1B: 4 2B: 1 3B: 0 HR: 0	SF: 0 SAC: 0 DP: 1 HBP: 0	WP: 0 PB: 0 SB: 1 CS: 0	PA: 32			
PITCHER	IP WLS BF H R ER SO BB IBB HBP BLK WP HR S P ERA WHIP	9.0 W 32 5 2 1 7 1 0 0 0 0 0 45 49 1.00 0.667	(1, 1)																					

AB 31
R 2
H 5
RBI 1
BB 1
SO 7
LOB 9



Batter	1	2	3	4	5	6	7	8	9	AB	R	H	RBI	BB	SO	LOB	TOP								
Al Bumbry, L OBP: 0.314, SLG: 0.350 (1, 8)	F7		F9	6-3		F7		FC3-6		5	0	0	0	0	0	4	<p>Baltimore Orioles @ Minnesota Twins Hubert H. Humphrey Metrodome, Minneapolis, MN</p> <p>Tue Aug 17 1982, 8:05 PM EDT Att: 8,407 - Unknown</p> <p>livebaseballscorecards.com</p> <p>AB 34 R 8 H 8 RBI 8 BB 6 SO 8 LOB 14</p> 								
Rich Dauer, R OBP: 0.327, SLG: 0.366 (1, 5)	K		2B		HR	HR		F7		3	2	1	2	2	1	1									
Gary Roenicke, R OBP: 0.388, SLG: 0.544 (1, 7)	E5		2B		HR	HR				4	2	2	2	0	1	0									
Eddie Murray, S OBP: 0.384, SLG: 0.509 (1, 3)	K		2B		HR	5-3				4	1	1	3	1	2	1									
Benny Ayala, R OBP: 0.315, SLG: 0.477 (9, PH) Terry Crowley, L OBP: 0.362, SLG: 0.364	K		F8		G5-4-3			F9		3	0	1	0	1	1	3									
Cal Ripken Jr., R OBP: 0.301, SLG: 0.453 (1, 6)	K			HR	K			G5-4-3		4	1	1	1	0	2	2									
Dan Ford, R OBP: 0.270, SLG: 0.365 (1, 9)	6-3			P4	G5-4-3			F8		4	0	0	0	0	0	1									
Lenn Sakata, R OBP: 0.317, SLG: 0.365 (1, 4)			2B			6-3		K		4	1	2	0	0	1	0									
Rick Dempsey, R OBP: 0.322, SLG: 0.343 (1, 2)			L9	6-3		HR		FC3-6		2	1	0	0	2	0	2									
Inning Stats	R: 0 E: 1 K: 2 S: 8	H: 0 LOB: 1 BB: 0 P: 8	R: 0 E: 0 K: 2 S: 7	H: 0 LOB: 0 BB: 0 P: 7	R: 1 E: 0 K: 0 S: 5	H: 2 LOB: 2 BB: 2 P: 13	R: 1 E: 0 K: 0 S: 5	H: 2 LOB: 1 BB: 0 P: 5	R: 3 E: 0 K: 1 S: 5	H: 1 LOB: 0 BB: 2 P: 14	R: 3 E: 0 K: 0 S: 5	H: 2 LOB: 0 BB: 1 P: 9	R: 0 E: 0 K: 0 S: 3	H: 1 LOB: 0 BB: 0 P: 3	R: 0 E: 0 K: 1 S: 5	H: 0 LOB: 1 BB: 1 P: 9		R: 0 E: 0 K: 2 S: 7	H: 0 LOB: 0 BB: 0 P: 7	1B: 1 2B: 3 3B: 0 HR: 4	SF: 0 SAC: 0 DP: 2 HBP: 1	WP: 0 PB: 0 SB: 0 CS: 0	PA: 41		
PITCHER	IP	WLS	BF	H	R	ER	SO	BB	IBB	HBP	BLK	WP	HR	S	P	ERA	WHIP								
Jack O'Connor, L ERA: 4.48 (1, 1)	4.0	L	23	5	5	5	4	3	1	1	0	0	2	26	43	11.25	2.000								
Jeff Little, L ERA: 4.45 (5, 1)	3.0		11	3	3	3	1	1	0	0	0	0	2	12	16	9.00	1.333								
Paul Boris, R ERA: 5.68 (8, 1)	2.0		7	0	0	0	3	1	0	0	0	0	0	12	16	0.00	0.500								

Batter	1	2	3	4	5	6	7	8	9	AB	R	H	RBI	BB	SO	LOB	BOTTOM								
Bobby Mitchell, L OBP: 0.331, SLG: 0.296 (1, 8)	K		4-3			FC5-4				4	0	2	1	0	1	1	<p>Baltimore Orioles @ Minnesota Twins Hubert H. Humphrey Metrodome, Minneapolis, MN</p> <p>Tue Aug 17 1982, 8:05 PM EDT Att: 8,407 - Unknown</p> <p>livebaseballscorecards.com</p> <p>AB 35 R 4 H 10 RBI 4 BB 1 SO 6 LOB 14</p> 								
John Castino, R OBP: 0.306, SLG: 0.313 (1, 4)	5-3		1B		FC5-4			F7		4	0	1	1	0	0	3									
Tom Brunansky, R OBP: 0.393, SLG: 0.500 (1, 9)	5-3		1B							4	0	3	1	0	0	0									
Kent Hrbek, L OBP: 0.374, SLG: 0.511 (1, 3)	3-1		4-3		K			K		4	0	0	0	0	2	5									
Gary Ward, R OBP: 0.318, SLG: 0.499 (1, 7)					F9			G5-4-3		4	0	1	0	0	0	1									
Gary Gaetti, R OBP: 0.276, SLG: 0.448 (1, 5)	G6-4-3				F7			K		4	1	1	1	0	1	1									
Tim Laudner, R OBP: 0.350, SLG: 0.495 (1, 2)			6-3		K			K		3	1	0	0	1	2	0									
Mickey Hatcher, R OBP: 0.270, SLG: 0.325 (1, 10)			4-3		6-3			P6		4	2	2	0	0	0	0									
Lenny Faedo, R OBP: 0.270, SLG: 0.323 (9, PH) Randy Bush, L OBP: 0.200, SLG: 0.209	6-3		6-3		6-3			F9		3	0	0	0	0	0	3									
Inning Stats	R: 0 E: 0 K: 1 S: 5	H: 0 LOB: 0 BB: 0 P: 5	R: 0 E: 0 K: 0 S: 3	H: 1 LOB: 0 BB: 0 P: 3	R: 2 E: 0 K: 0 S: 6	H: 3 LOB: 2 BB: 1 P: 10	R: 0 E: 0 K: 1 S: 5	H: 0 LOB: 0 BB: 0 P: 5	R: 1 E: 0 K: 1 S: 8	H: 3 LOB: 2 BB: 0 P: 8	R: 0 E: 0 K: 2 S: 7	H: 0 LOB: 0 BB: 0 P: 7	R: 0 E: 0 K: 0 S: 4	H: 1 LOB: 1 BB: 0 P: 4	R: 0 E: 0 K: 1 S: 5	H: 1 LOB: 0 BB: 0 P: 5		R: 1 E: 0 K: 0 S: 4	H: 1 LOB: 0 BB: 0 P: 4	1B: 9 2B: 0 3B: 0 HR: 1	SF: 0 SAC: 0 DP: 2 HBP: 0	WP: 0 PB: 0 SB: 0 CS: 0	PA: 36		
PITCHER	IP	WLS	BF	H	R	ER	SO	BB	IBB	HBP	BLK	WP	HR	S	P	ERA	WHIP								
Mike Flanagan, L ERA: 3.94 (1, 1)	8.0	W	33	10	4	4	6	1	0	0	0	0	0	3	3	4.50	1.375								
Tim Stoddard, R ERA: 3.99 (9, 1)	1.0		3	0	0	0	0	0	0	0	0	0	0	3	3	0.00	0.000								

Batter	1	2	3	4	5	6	7	8	9	10	AB	R	H	RBI	BB	SO	LOB	TOP				
Al Bumby, L OBP: 0.313, SLG: 0.348 (1, 8)	5-3								6-3		5	0	1	0	0	1	2					
Rich Dauer, R OBP: 0.324, SLG: 0.362 (1, 5)	6-3										4	0	0	0	0	0	2					
Glenn Gulliver, L OBP: 0.424, SLG: 0.273 (10, PH) (10, 5)	6-3		F8						6-3		1	0	0	0	0	0	0					
Gary Roenicke, R OBP: 0.392, SLG: 0.556 (1, 7)											3	2	2	1	1	0	0					
John Lowenstein, L OBP: 0.403, SLG: 0.632 (10, PH) (10, 7)	HR										1	1	1	1	0	0	0					
Eddie Murray, S OBP: 0.394, SLG: 0.511 (1, 3)	K										5	0	2	0	0	2	1					
Benny Ayala, R OBP: 0.319, SLG: 0.473 (1, 10)											3	0	1	0	0	0	2					
Terry Crowley, L OBP: 0.365, SLG: 0.367 (8, PH)		F8									2	0	1	0	0	0	1					
Cal Ripken Jr., R OBP: 0.304, SLG: 0.455 (1, 6)	5-3										5	1	3	1	0	0	1					
Dan Ford, R OBP: 0.272, SLG: 0.363 (1, 9)	6-3										4	1	1	0	1	1	1					
Lenn Sakata, R OBP: 0.319, SLG: 0.369 (1, 4)											5	0	2	2	0	0	3					
Rick Dempsey, R OBP: 0.317, SLG: 0.337 (1, 2)											4	0	0	0	0	0	2					
Inning Stats	R: 1 E: 0 K: 1 S: 6	H: 1 LOB: 0 BB: 0 P: 6	R: 0 E: 0 K: 0 S: 3	H: 0 LOB: 0 BB: 0 P: 3	R: 0 E: 0 K: 0 S: 4	H: 1 LOB: 1 BB: 0 P: 4	R: 1 E: 0 K: 1 S: 7	H: 3 LOB: 1 BB: 0 P: 7	R: 0 E: 0 K: 0 S: 3	H: 1 LOB: 2 BB: 1 P: 7	R: 2 E: 0 K: 1 S: 8	H: 3 LOB: 1 BB: 0 P: 8	R: 0 E: 0 K: 0 S: 4	H: 1 LOB: 1 BB: 0 P: 4	R: 0 E: 0 K: 0 S: 4	H: 1 LOB: 1 BB: 0 P: 4	R: 1 E: 0 K: 1 S: 8	H: 3 LOB: 3 BB: 1 P: 12	1B: 10 2B: 2 3B: 0 HR: 2	SF: 0 DP: 0 HBP: 0	WP: 1 PB: 0 SB: 0 CS: 0	PA: 44
PITCHER	IP	WLS	BF	H	R	ER	SO	BB	IBB	HBP	BLK	WP	HR	S	P	ERA	WHIP					
Frank Viola, L ERA: 4.78 (1, 1)	6.0		26	9	4	4	2	1	0	0	0	1	1	29	33	6.00	1.667					
Pete Redfern, R ERA: 6.56 (7, 1)	3.2		14	3	1	1	2	0	0	0	0	0	1	18	18	2.46	0.818					
Jeff Little, L ERA: 4.45 (10, 1)	0.0		1	1	0	0	0	0	0	0	0	0	0	1	1	∞	∞					
Ron Davis, R ERA: 4.68 (10, 1)	0.1	W	3	1	0	0	0	1	0	0	0	0	0	2	6	0.00	6.000					

Baltimore Orioles @ Minnesota Twins
Hubert H. Humphrey Metrodome, Minneapolis, MN
Wed Aug 18 1982, 8:05 PM EDT
Att: 7,132 - Unknown

AB 42
R 5
H 14
RBI 5
BB 2
SO 4
LOB 15



Batter	1	2	3	4	5	6	7	8	9	10	AB	R	H	RBI	BB	SO	LOB	BOTTOM				
Bobby Mitchell, L OBP: 0.330, SLG: 0.293 (1, 8)	4-3										3	0	0	0	1	0	2					
Randy Johnson, L OBP: 0.324, SLG: 0.424 (9, PH)	5-3										0	0	0	0	0	0	0					
Dave Engle, R OBP: 0.281, SLG: 0.365 (9, PH) (10, 9)											1	0	1	2	0	0	0					
John Castino, R OBP: 0.307, SLG: 0.325 (1, 4)	HR										5	1	2	1	0	0	4					
Tom Brunansky, R OBP: 0.391, SLG: 0.498 (1, 9) (10, 8)	K										5	1	1	0	0	1	1					
Kent Hrbek, L OBP: 0.374, SLG: 0.513 (1, 3)	4-3										5	1	2	1	0	0	0					
Gary Ward, R OBP: 0.319, SLG: 0.500 (1, 7)											5	1	2	0	0	1	1					
Gary Gaetti, R OBP: 0.280, SLG: 0.451 (1, 5)											5	1	3	0	0	0	2					
Tim Laidner, R OBP: 0.349, SLG: 0.402 (1, 2)											4	0	1	0	0	2	3					
Jesus Vega, R OBP: 0.294, SLG: 0.380 (9, PR)											0	1	0	0	0	0	0					
Sail Butera, R OBP: 0.385, SLG: 0.301 (10, 2)											1	0	0	0	0	1	2					
Mickey Hatcher, R OBP: 0.278, SLG: 0.332 (1, 10)											5	0	3	2	0	0	3					
Lenny Faedo, R OBP: 0.266, SLG: 0.317 (1, 6)											2	0	0	0	0	0	2					
Randy Bush, L OBP: 0.196, SLG: 0.205 (7, PH)											1	0	0	0	0	0	1					
Ron Washington, R OBP: 0.290, SLG: 0.382 (8, 6)											1	0	0	0	0	0	2					
Inning Stats	R: 1 E: 0 K: 1 S: 6	H: 1 LOB: 1 BB: 0 P: 6	R: 1 E: 0 K: 1 S: 8	H: 3 LOB: 2 BB: 0 P: 8	R: 0 E: 0 K: 0 S: 3	H: 0 LOB: 0 BB: 0 P: 3	R: 0 E: 0 K: 1 S: 6	H: 1 LOB: 1 BB: 0 P: 6	R: 0 E: 0 K: 0 S: 4	H: 1 LOB: 0 BB: 0 P: 3	R: 0 E: 0 K: 0 S: 3	H: 1 LOB: 1 BB: 0 P: 8	R: 0 E: 0 K: 1 S: 5	H: 0 LOB: 0 BB: 0 P: 5	R: 2 E: 0 K: 0 S: 6	H: 3 LOB: 2 BB: 0 P: 6	R: 2 E: 0 K: 1 S: 8	H: 4 LOB: 2 BB: 0 P: 8	1B: 10 2B: 4 3B: 0 HR: 1	SF: 0 DP: 0 HBP: 0	WP: 0 PB: 0 SB: 0 CS: 0	PA: 44
PITCHER	IP	WLS	BF	H	R	ER	SO	BB	IBB	HBP	BLK	WP	HR	S	P	ERA	WHIP					
Sammy Stewart, R ERA: 3.78 (7, 1)	2.2		12	3	2	2	1	1	0	0	0	0	0	13	17	6.75	1.500					
Tipoy Martinez, L ERA: 3.74 (9, 1)	0.0		1	1	0	0	0	0	0	0	0	0	0	1	1	∞	∞					
Tim Stoddard, R ERA: 4.3 (9, 1)	0.1	L	4	3	2	2	0	0	0	0	0	0	0	4	4	54.00	9.000					
Storm Davis, R ERA: 3.09 (10, 1)	0.2		3	1	0	0	1	0	0	0	0	0	0	5	5	0.00	1.500					

Baltimore Orioles @ Minnesota Twins
Hubert H. Humphrey Metrodome, Minneapolis, MN
Wed Aug 18 1982, 8:05 PM EDT
Att: 7,132 - Unknown

AB 43
R 6
H 15
RBI 6
BB 1
SO 5
LOB 23



Batter	1	2	3	4	5	6	7	8	9	AB	R	H	RBI	BB	SO	LOB	TOP			
Glenn Gulliver, L OBP: 0.413, SLG: 0.271 (1, 5)	F8		G6-3 1B			K			P4	4	0	1	0	0	1	0	<p>Baltimore Orioles @ Minnesota Twins Hubert H. Humphrey Metrodome, Minneapolis, MN Thu Aug 19 1982, 8:05 PM EDT Att: 15,529 - Unknown</p> <p>livebaseballscores.com</p>			
Jim Dwyer, L OBP: 0.388, SLG: 0.460 (1, 9)	K		K			F8			HR BB	3	1	0	0	1	2	1				
Ken Singleton, S OBP: 0.351, SLG: 0.371 (1, 10)			G6-3 1B			K			F7	4	0	1	0	0	1	2				
Eddie Murray, S OBP: 0.383, SLG: 0.516 (1, 3)	K									4	1	1	2	0	1	1				
John Lowenstein, L OBP: 0.405, SLG: 0.642 (1, 7)										3	1	1	1	1	2	0				
Cal Ripken Jr., R OBP: 0.303, SLG: 0.451 (1, 6)										3	0	0	0	1	3	0				
Joe Nolan, L OBP: 0.285, SLG: 0.373 (1, 2)										3	0	1	0	0	0	2				
Gary Roenicke, R OBP: 0.392, SLG: 0.554 (1, 8)										3	0	1	0	0	0	1				
Rich Dauer, R OBP: 0.322, SLG: 0.360 (1, 4)										3	0	0	0	0	0	3				
Inning Stats	R: 0 E: 0 K: 2 S: 8	H: 1 LOB: 1 BB: 0 P: 8	R: 0 E: 0 K: 0 S: 3	H: 1 LOB: 2 BB: 2 P: 11	R: 0 E: 0 K: 1 S: 5	H: 0 LOB: 0 BB: 0 P: 5	R: 0 E: 0 K: 2 S: 7	H: 0 LOB: 0 BB: 0 P: 7	R: 0 E: 0 K: 0 S: 3	H: 0 LOB: 0 BB: 0 P: 3	R: 0 E: 0 K: 2 S: 7	H: 0 LOB: 0 BB: 0 P: 7	R: 0 E: 0 K: 0 S: 3	H: 1 LOB: 0 BB: 0 P: 3	R: 3 E: 0 K: 1 S: 7	H: 2 LOB: 0 BB: 1 P: 11	1B: 4 2B: 0 3B: 0 HR: 2	SF: 0 SAC: 0 DP: 3 HBP: 0	WP: 0 PB: 0 SB: 0 CS: 0	PA: 33
PITCHER Bobby Castillo, R ERA: 4.11 (1, 1)	IP: 9.0 WLS: W BF: 33 H: 6 R: 3 ER: 3 SO: 10 BB: 3 IBB: 0 HBP: 0 BLK: 0 WP: 0 HR: 2 S: 50 P: 62 ERA: 3.00 WHIP: 1.000															PITCHER				

Batter	1	2	3	4	5	6	7	8	9	AB	R	H	RBI	BB	SO	LOB	BOTTOM	
Bobby Mitchell, L OBP: 0.340, SLG: 0.300 (1, 8)	HR 1B	1B 1B		FC1-4 BB	BB			1B 1-3 3-1 1B		3	3	3	0	2	0	0	<p>Baltimore Orioles @ Minnesota Twins Hubert H. Humphrey Metrodome, Minneapolis, MN Thu Aug 19 1982, 8:05 PM EDT Att: 15,529 - Unknown</p> <p>livebaseballscores.com</p>	
John Castino, R OBP: 0.309, SLG: 0.326 (1, 4)	HR 1B	1B 1B		FC1-4 2B BB	6-3			1-3		5	2	2	0	0	0	3		
Tom Brunansky, R OBP: 0.393, SLG: 0.513 (1, 9)	HR 1H 2H	K		BB 1-3 2B				3-1 1B		5	1	3	3	0	1	2		
Kent Hrbek, L OBP: 0.376, SLG: 0.512 (1, 3)	HR 1B			BB 1-3 IBB				3-1		4	1	2	2	1	0	1		
Gary Ward, R OBP: 0.318, SLG: 0.504 (1, 7)	HR 1H	L6		K				F7		5	1	1	2	0	1	6		
Gary Gaetti, R OBP: 0.284, SLG: 0.463 (1, 5)	HR	K		FC6-4 BB				F7		3	1	2	2	1	1	2		
Tim Laudner, R OBP: 0.347, SLG: 0.396 (1, 2)	G6-4-3 BB		L1	FC6-4 BB				K		3	0	0	0	1	1	4		
Mickey Hatcher, R OBP: 0.273, SLG: 0.325 (1, 10)	G6-4-3 1-2		K		5-3			F8		4	0	0	0	0	1	2		
Lenny Faedo, R OBP: 0.259, SLG: 0.308 (1, 6)	5-3		F8		5-3			L6		4	0	0	0	0	0	1		
Inning Stats	R: 6 E: 0 K: 0 S: 8	H: 6 LOB: 0 BB: 1 P: 12	R: 1 E: 0 K: 2 S: 10	H: 3 LOB: 0 BB: 0 P: 10	R: 0 E: 0 K: 1 S: 5	H: 0 LOB: 0 BB: 0 P: 5	R: 1 E: 0 K: 1 S: 6	H: 1 LOB: 3 BB: 3 P: 18	R: 0 E: 0 K: 0 S: 3	H: 0 LOB: 1 BB: 1 P: 7	R: 0 E: 0 K: 1 S: 6	H: 1 LOB: 0 BB: 0 P: 6	R: 1 E: 0 K: 0 S: 5	H: 2 LOB: 1 BB: 0 P: 5	R: 8 E: 0 K: 3 HR: 3	SF: 0 SAC: 0 DP: 1 HBP: 0	WP: 0 PB: 0 SB: 0 CS: 0	PA: 41
PITCHER Scott McGregor, L ERA: 4.55 Mike Boddicker, R ERA: 3.06 (1, 1)	IP: 8.0 WLS: L BF: 36 H: 8 R: 4 ER: 4 SO: 5 BB: 4 IBB: 1 HBP: 0 BLK: 0 WP: 0 HR: 1 S: 41 P: 61 ERA: 4.50 WHIP: 1.500															PITCHER		

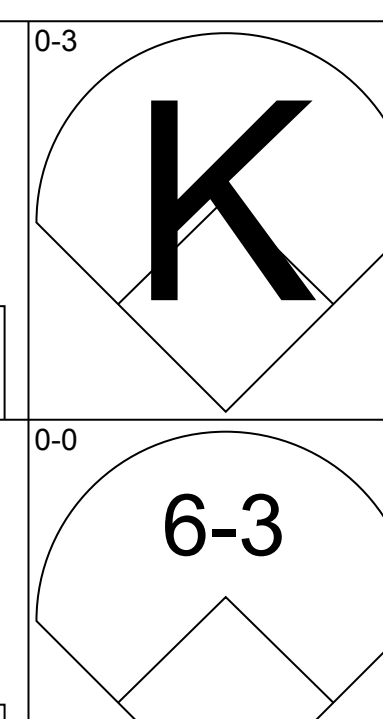
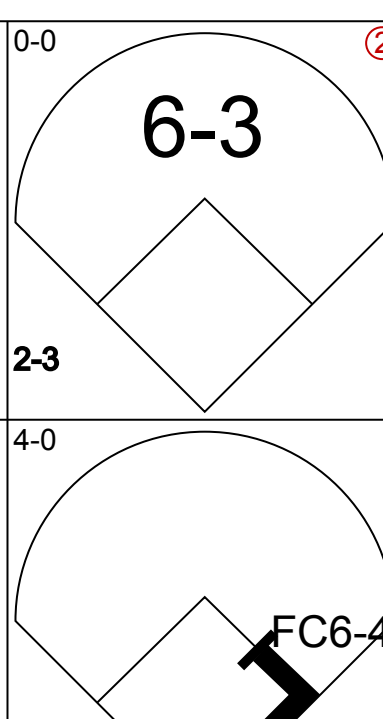
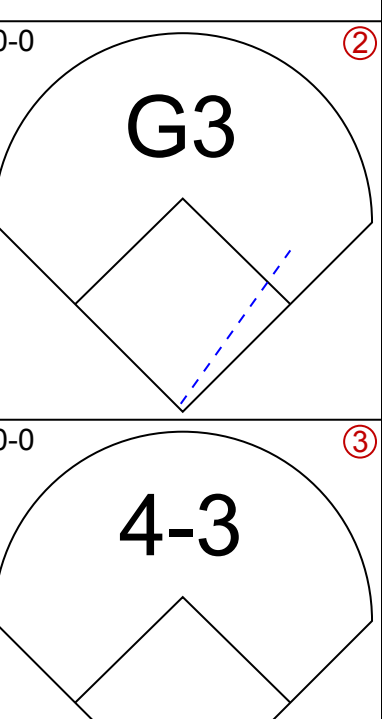
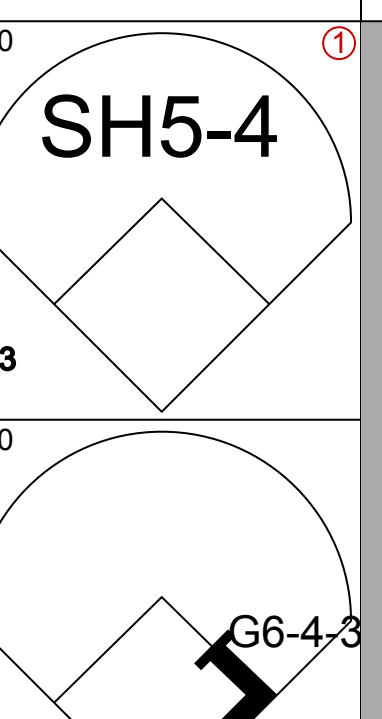
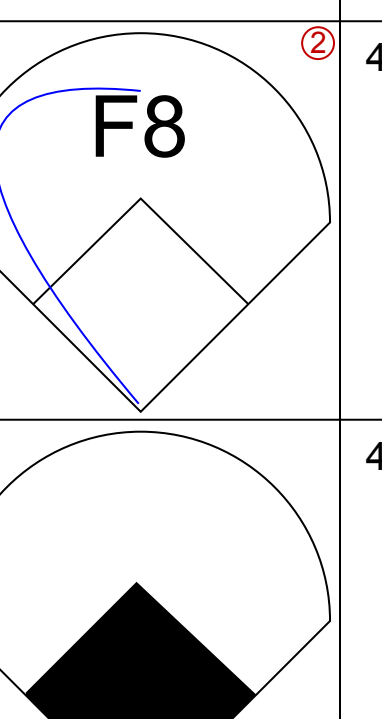
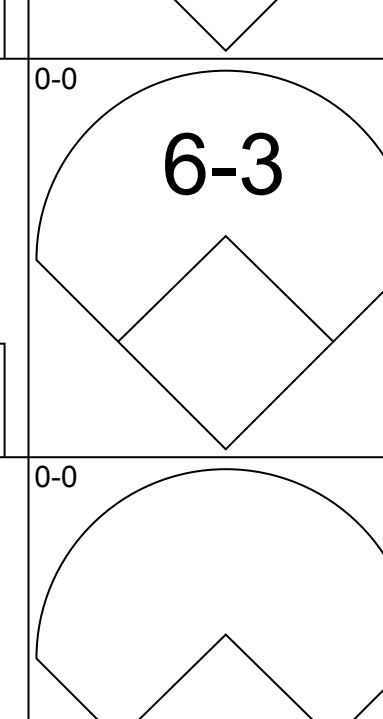
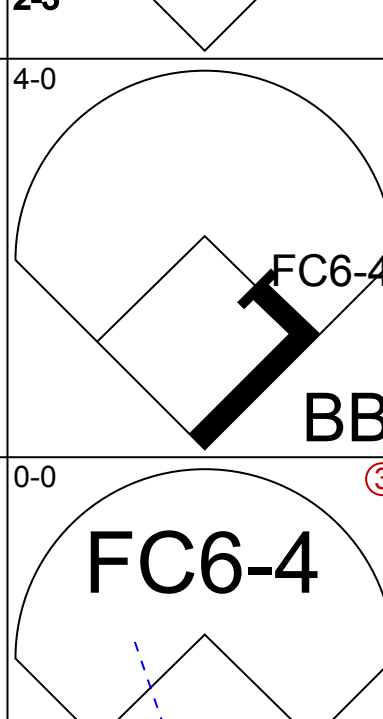
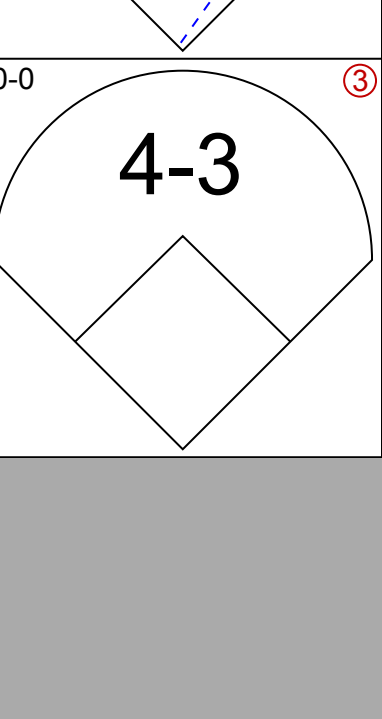
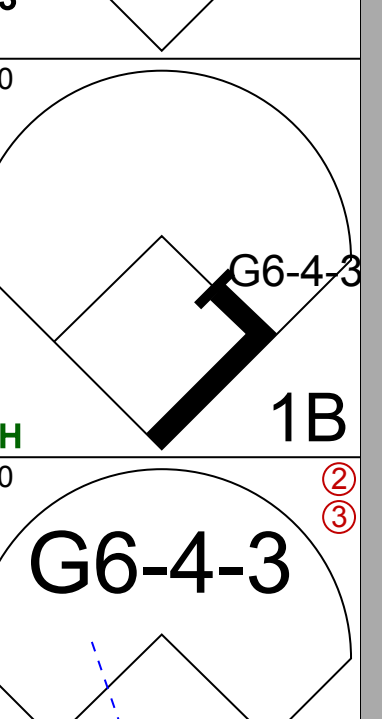
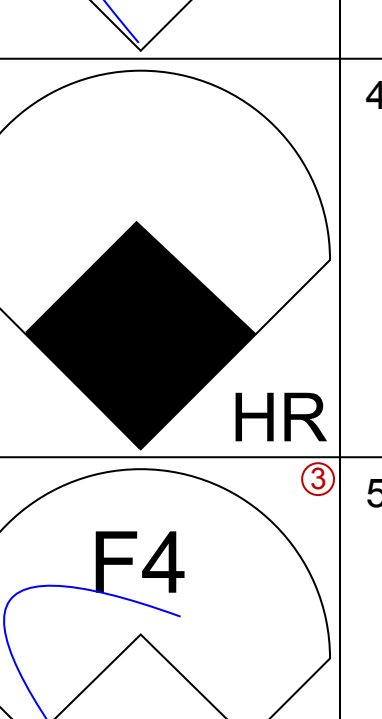
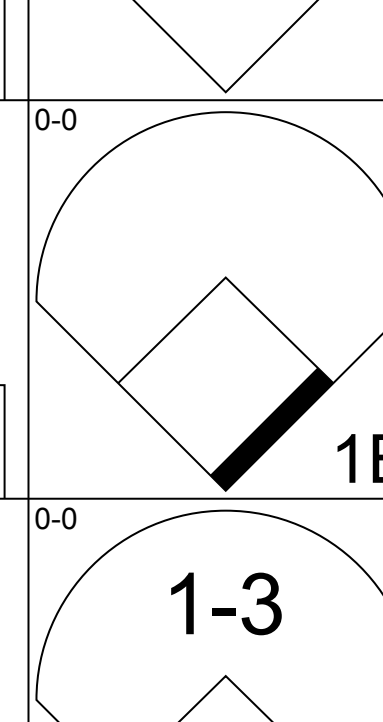
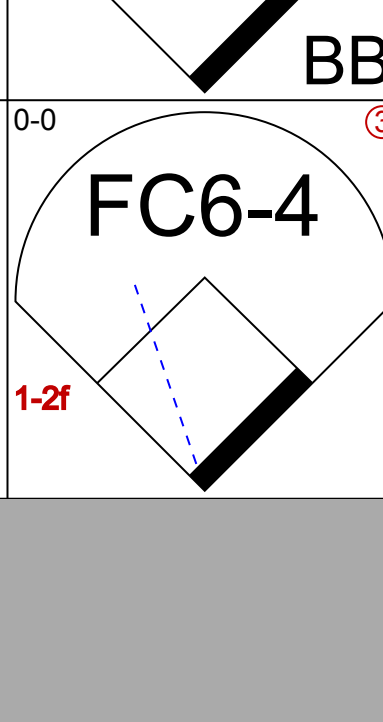

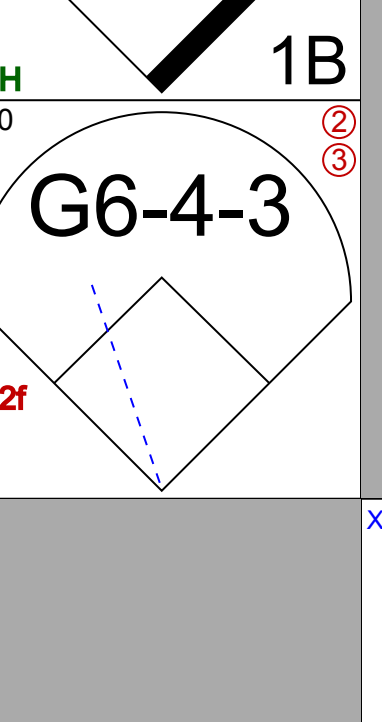
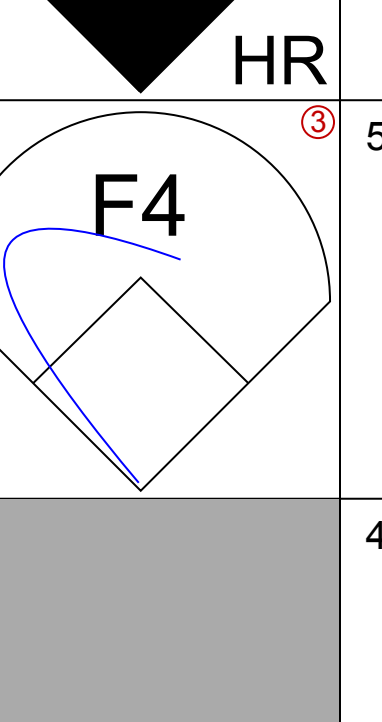
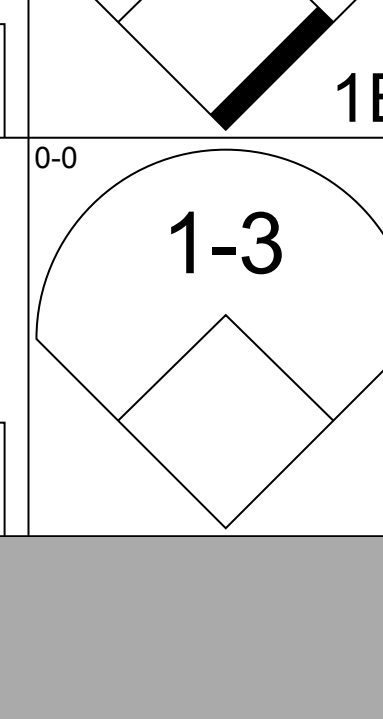



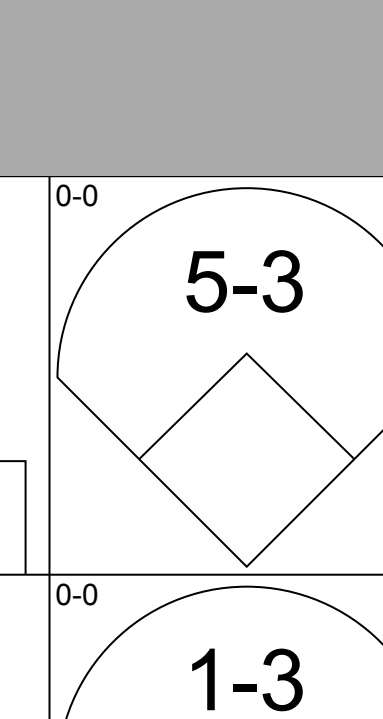











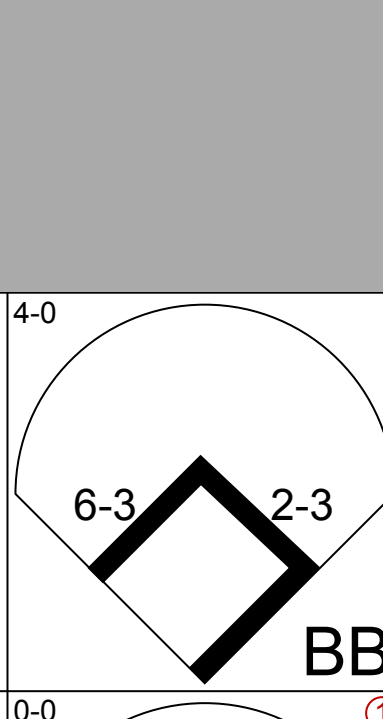

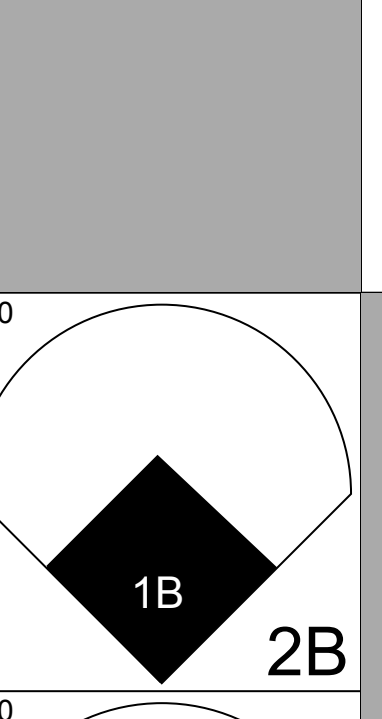
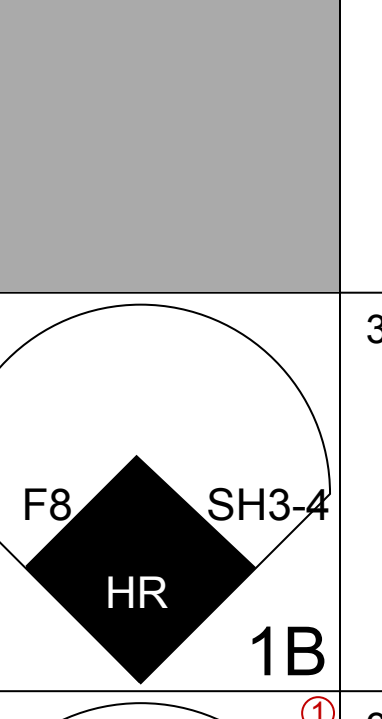
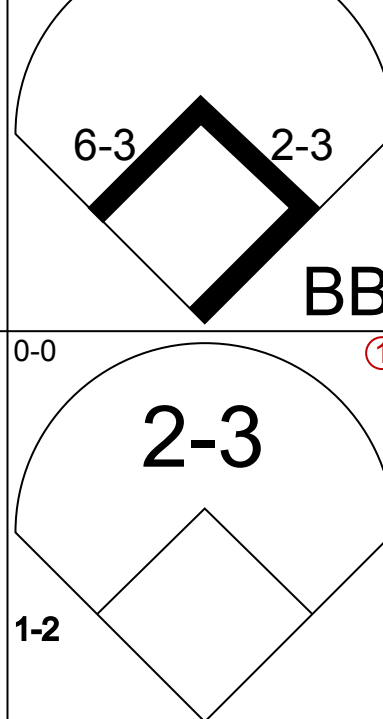
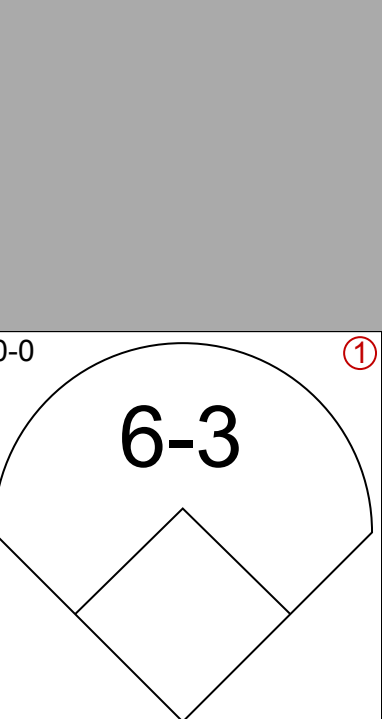
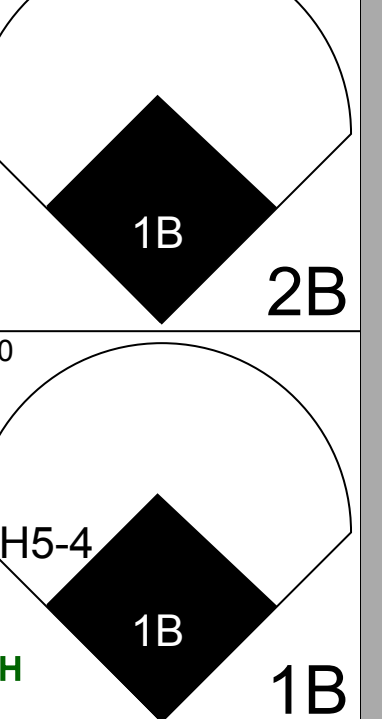
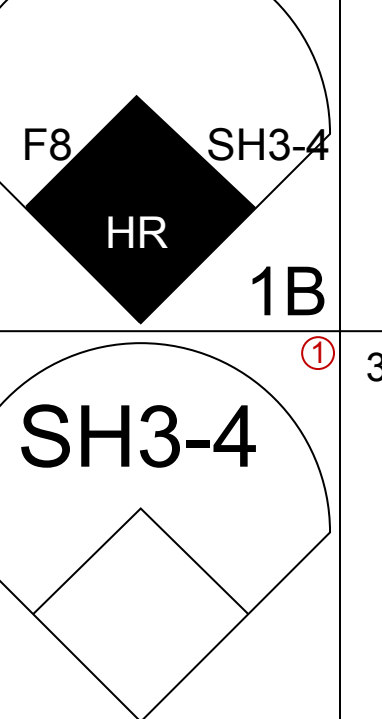
Batter	1	2	3	4	5	6	7	8	9	AB	R	H	RBI	BB	SO	LOB	TOP								
Bobby Mitchell, L OBP: 0.337, SLG: 0.297 (1, 8)	F7	F5			SF7		F7			4	0	1	1	0	0	2	Minnesota Twins @ Cleveland Indians Cleveland Municipal Stadium, Cleveland, OH Sat Aug 21 1982, 3:33 AM EDT Att: 12,778 - Unknown - 70 F								
Ron Washington, R OBP: 0.292, SLG: 0.383 (1, 4)	F8 BB 2B		K		4-3			1B SF8 1B	F9	5	2	2	0	0	1	1									
Tom Brunansky, R OBP: 0.398, SLG: 0.513 (1, 9)	2B 1-2 BB		F7		FC4 1B			SF8 1-3 1B		3	1	2	0	1	0	0									
Kent Hrbek, L OBP: 0.381, SLG: 0.518 (1, 3)	F8		6-3		FC4 FC6 1-2			1B IBB		3	0	0	0	1	0	3									
Gary Ward, R OBP: 0.316, SLG: 0.504 (1, 7)	1-3 3-H 2B		9-3 1B		FC6 1-2			SF8 2-3 3-H		3	0	2	2	0	0	1									
Gary Gaetti, R OBP: 0.284, SLG: 0.459 (1, 5)	K		F9		K			G6-4-3 1-2 3-H 1B		4	0	1	1	0	2	4									
Mickey Hatcher, R OBP: 0.267, SLG: 0.322 (1, 10)		6-3		9-3				G6-4-3 1-2		4	0	1	0	0	0	3									
Tim Laudner, R OBP: 0.344, SLG: 0.396 (1, 2)		F5			4-3 SF7 2B			5-3		4	1	1	0	0	0	1									
Lenny Faedo, R OBP: 0.253, SLG: 0.299 (1, 6)				4-3			L3	F8		4	0	1	0	0	0	2									
Inning Stats	R: 1 E: 0 K: 1 S: 7	H: 2 LOB: 2 BB: 1 P: 11	R: 0 E: 0 K: 0 S: 4	H: 1 LOB: 1 BB: 0 P: 4	R: 0 E: 0 K: 1 S: 5	H: 0 LOB: 0 BB: 0 P: 5	R: 0 E: 0 K: 0 S: 3	H: 1 LOB: 0 BB: 0 P: 3	R: 1 E: 0 K: 0 S: 4	H: 1 LOB: 1 BB: 0 P: 4	R: 0 E: 0 K: 1 S: 6	H: 1 LOB: 1 BB: 0 P: 6	R: 0 E: 0 K: 0 S: 4	H: 1 LOB: 1 BB: 0 P: 4	R: 2 E: 0 K: 0 S: 5	H: 3 LOB: 1 BB: 1 P: 9	R: 0 E: 0 K: 0 S: 4	H: 1 LOB: 1 BB: 0 P: 4	1B: 8 2B: 4 3B: 0 HR: 0	SF: 2 SAC: 0 DP: 2 HBP: 0	WP: 0 PB: 0 SB: 1 CS: 0	PA: 38			
PITCHER	IP	WLS	BF	H	R	ER	SO	BB	IBB	HBP	BLK	WP	HR	S	P	ERA	WHIP								
Lary Sorensen, R ERA: 4.95 (1, 1)	7.0	L	31	9	4	4	3	1	1	0	0	0	0	35	43	5.14	1.429								
Dan Spillner, R ERA: 2.95 (8, 1)	2.0		7	2	0	0	0	0	0	0	0	0	0	7	7	0.00	1.000								

Batter	1	2	3	4	5	6	7	8	9	AB	R	H	RBI	BB	SO	LOB	BOTTOM								
Miguel Dilone, S OBP: 0.291, SLG: 0.318 (1, 7)	F8 BLK 1B	FC4-6			F7		1-3			5	0	2	2	0	0	4	Minnesota Twins @ Cleveland Indians Cleveland Municipal Stadium, Cleveland, OH Sat Aug 21 1982, 3:33 AM EDT Att: 12,778 - Unknown - 70 F								
Mike Hargrove, L OBP: 0.378, SLG: 0.324 (1, 3)	F5		G5-4-3 BB		E6 FC6-4		6-3	F9		4	0	0	0	1	0	5									
Toby Harrah, R OBP: 0.422, SLG: 0.547 (1, 5)	S BB		F8		FC6-4 1-2 2-3		F7		G1-6-3 1B	4	0	1	0	1	0	4									
Andre Thornton, R OBP: 0.403, SLG: 0.518 (1, 10)	F8		G5-4-3		5-3			F8	G1-6-3 1-2 1B	5	0	0	0	0	0	6									
Ron Hassey, L OBP: 0.326, SLG: 0.305 (1, 2)	K			4-3 BB				F8	L9	4	0	0	0	1	1	2									
Von Hayes, L OBP: 0.302, SLG: 0.393 (1, 9)		F9		L9			1-3 S 1B	2B BB		3	1	1	0	1	0	1									
Rick Manning, L OBP: 0.346, SLG: 0.374 (1, 8)		1-3		F7			1-3	1B 1-H 2B		4	1	1	1	0	0	2									
Alan Bannister, R OBP: 0.369, SLG: 0.371 (1, 4)		1B 1B		F2			F7	BB 1B 1B		4	1	2	0	0	0	2									
Mike Fischlin, R OBP: 0.357, SLG: 0.305 (1, 6)					FC6-4 E 1B			1B 1-2 BB		2	0	2	0	1	0	0									
Rod Craig, S OBP: 0.259, SLG: 0.241 (8, PH)							6-3 S BB			0	0	0	0	0	1	0									
Larry Milbourne, S OBP: 0.284, SLG: 0.329 (9, 6)										0	0	0	0	0	0	0									
Inning Stats	R: 0 E: 0 K: 1 S: 6	H: 1 LOB: 2 BB: 1 P: 10	R: 0 E: 0 K: 0 S: 5	H: 2 LOB: 2 BB: 0 P: 5	R: 0 E: 0 K: 0 S: 2	H: 0 LOB: 1 BB: 1 P: 6	R: 0 E: 0 K: 0 S: 3	H: 0 LOB: 1 BB: 1 P: 7	R: 0 E: 1 K: 0 S: 5	H: 1 LOB: 2 BB: 0 P: 5	R: 0 E: 0 K: 0 S: 4	H: 1 LOB: 1 BB: 0 P: 4	R: 0 E: 0 K: 0 S: 3	H: 0 LOB: 1 BB: 1 P: 7	R: 3 E: 0 K: 0 S: 6	H: 3 LOB: 2 BB: 2 P: 14	R: 0 E: 0 K: 0 S: 3	H: 1 LOB: 0 BB: 0 P: 3	1B: 8 2B: 1 3B: 0 HR: 0	SF: 0 SAC: 0 DP: 2 HBP: 0	WP: 0 PB: 0 SB: 3 CS: 0	PA: 41			
PITCHER	IP	WLS	BF	H	R	ER	SO	BB	IBB	HBP	BLK	WP	HR	S	P	ERA	WHIP								
Albert Williams, R ERA: 5.09 (1, 1)	6.0	W	26	5	0	0	1	3	0	0	0	0	0	25	37	0.00	1.333								
Terry Felton, R ERA: 4.94 (7, 1)	1.2		8	1	2	2	0	2	0	0	0	0	0	6	14	10.80	1.800								
Ron Davis, R ERA: 4.67 (8, 1)	1.1	S	7	3	1	1	0	1	0	0	0	0	0	6	10	6.75	3.000								



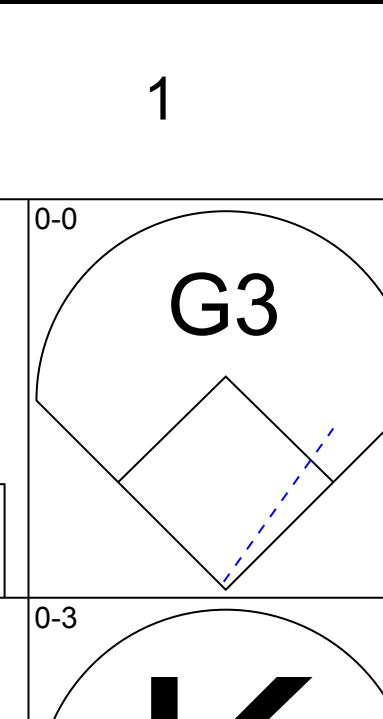
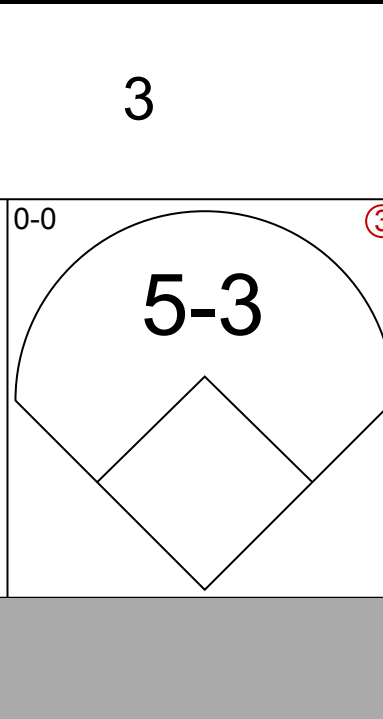
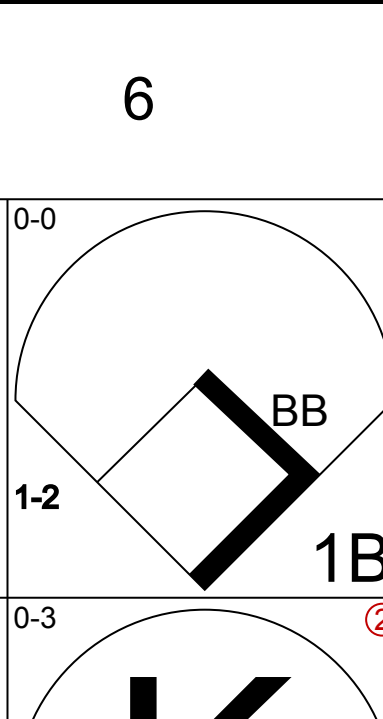
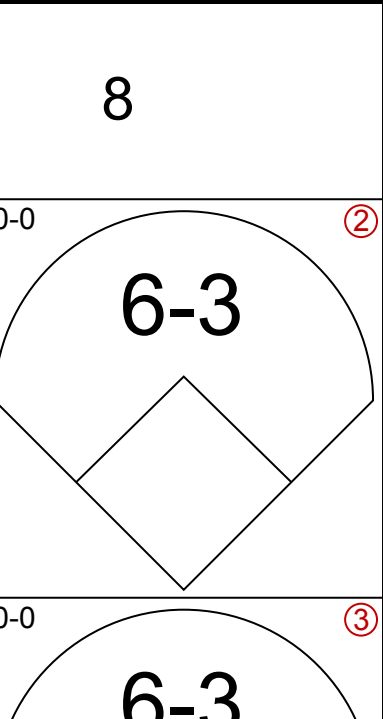
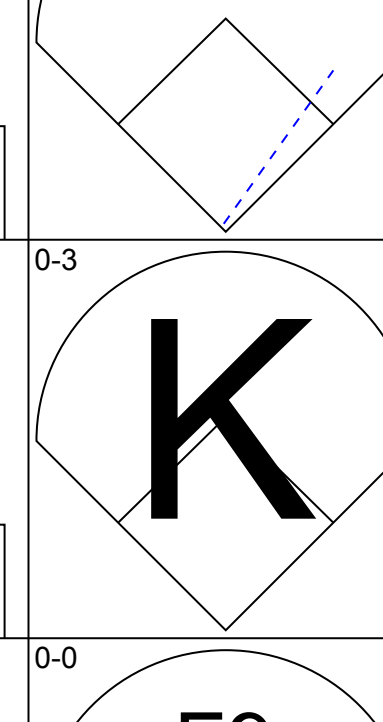

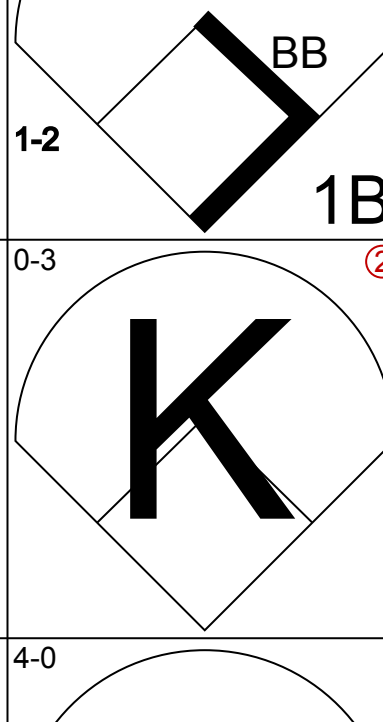
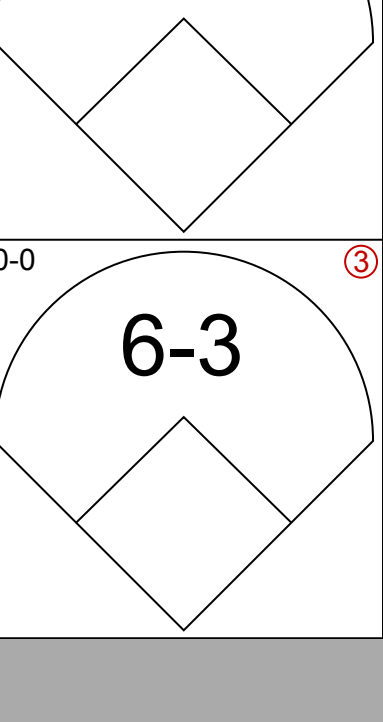
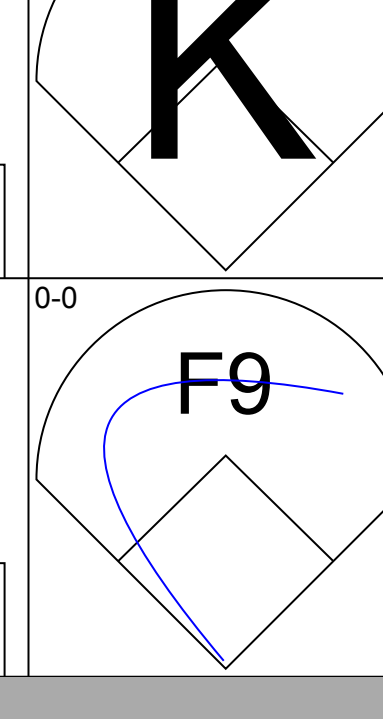
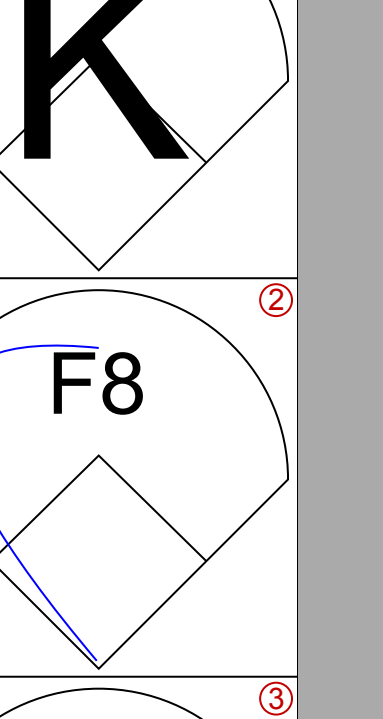
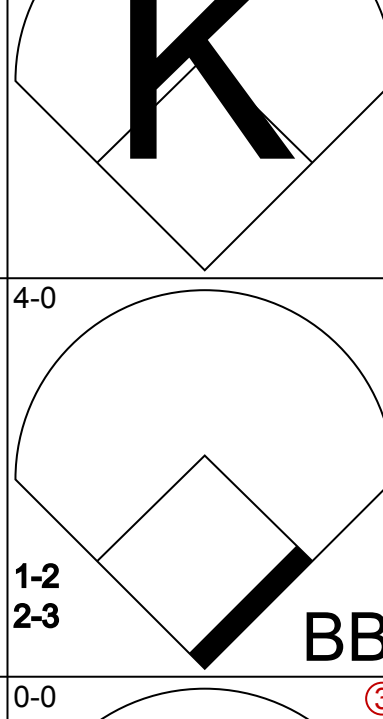

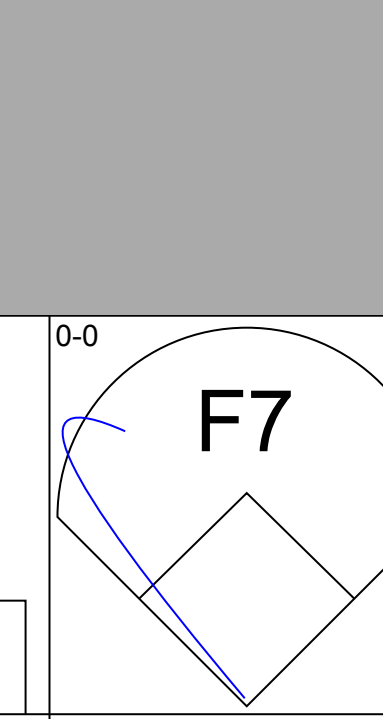
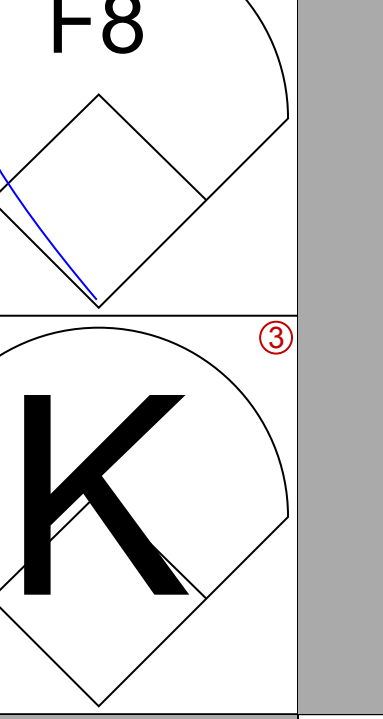
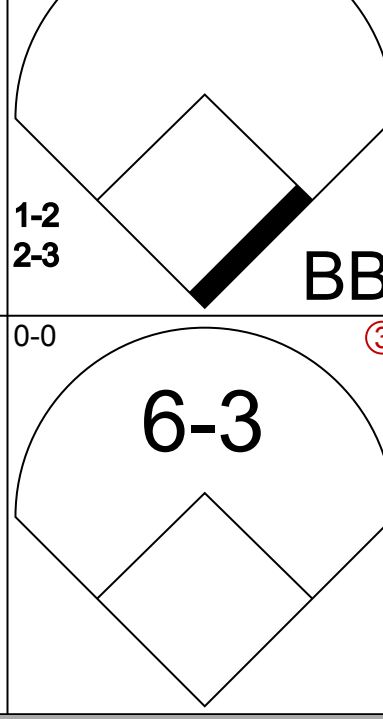


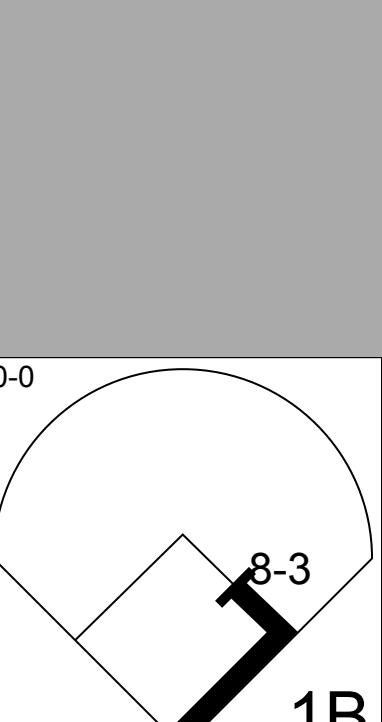
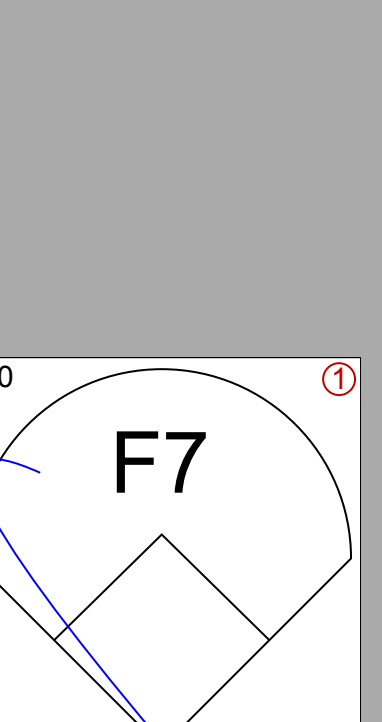
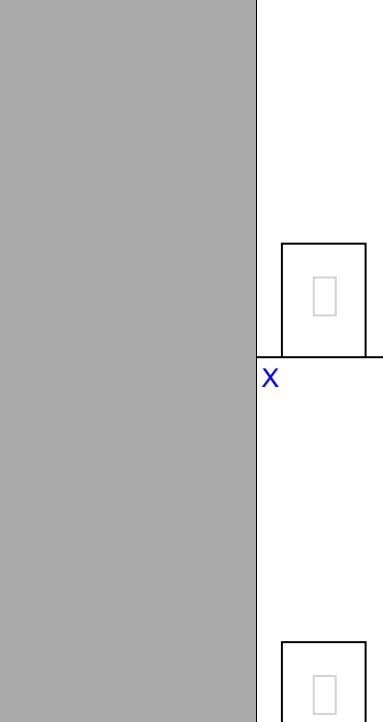

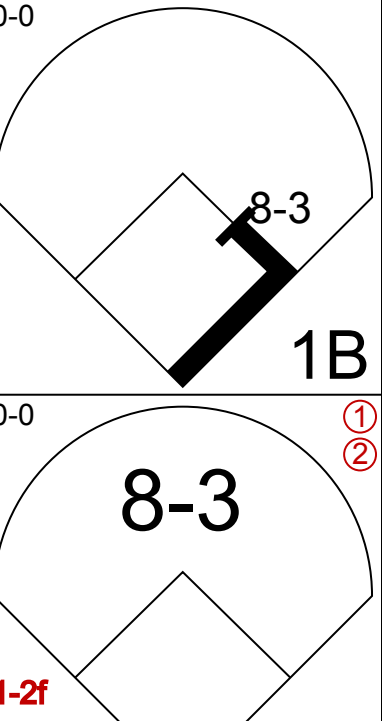
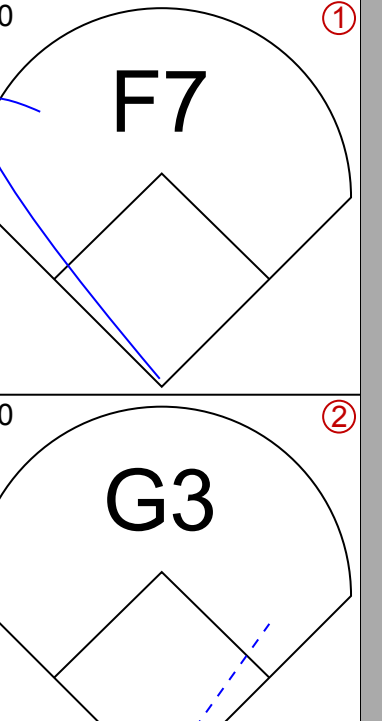
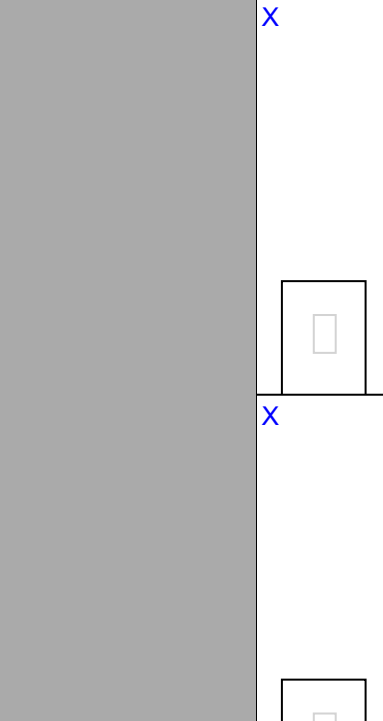
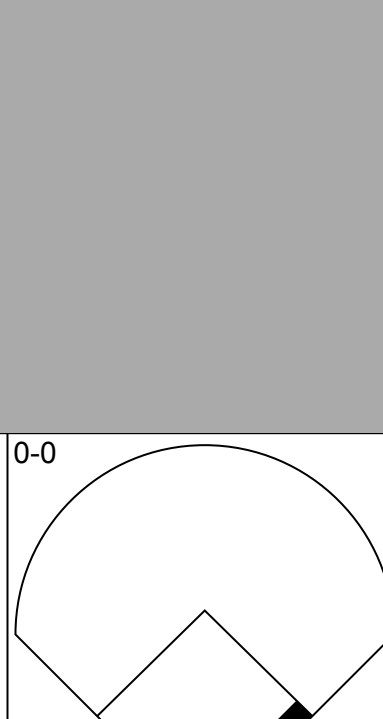
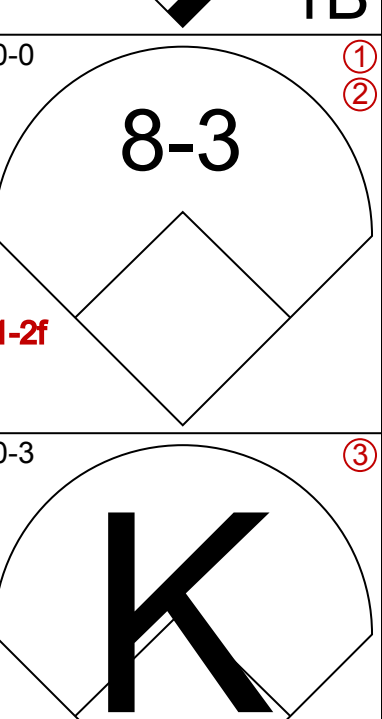
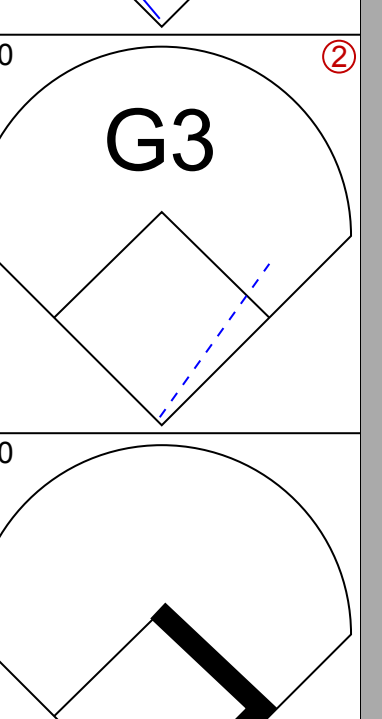
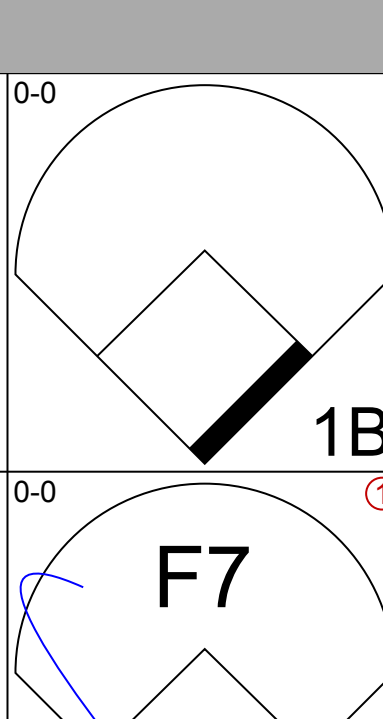
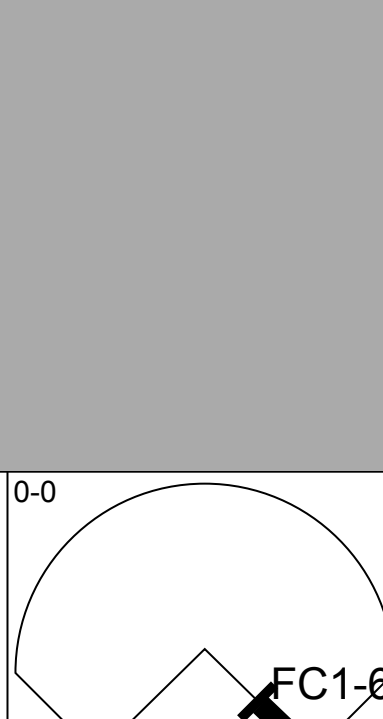



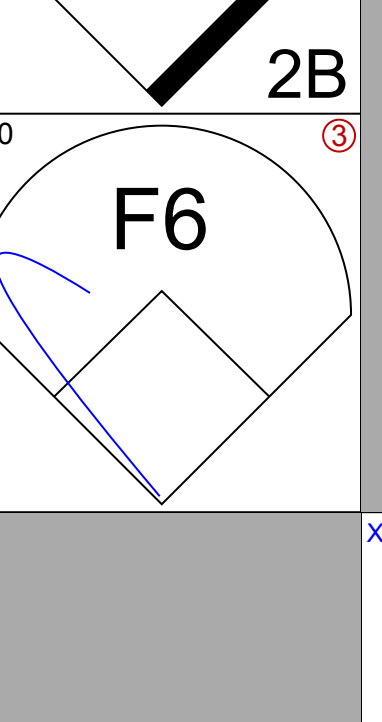
Batter	1	2	3	4	5	6	7	8	9	AB	R	H	RBI	BB	SO	LOB	TOP					
Bobby Mitchell, L OBP: 0.336, SLG: 0.294 (1, 8)										3	0	0	0	1	1	0	Minnesota Twins @ Cleveland Indians Cleveland Municipal Stadium, Cleveland, OH Sun Aug 22 1982, 3:33 AM EDT Att: 10,929 - Overcast - 67 F					
John Castino, R OBP: 0.301, SLG: 0.318 (1, 4)										3	0	0	1	0	0	1						
Tom Brunansky, R OBP: 0.399, SLG: 0.509 (1, 9)										2	0	0	0	2	0	2						
Kent Hrbek, L OBP: 0.377, SLG: 0.513 (1, 3)										4	0	0	0	0	0	2						
Gary Ward, R OBP: 0.318, SLG: 0.508 (1, 7)										4	0	2	0	0	0	0						
Gary Gaetti, R OBP: 0.283, SLG: 0.456 (1, 5)										4	2	1	0	0	0	1						
Randy Johnson, L OBP: 0.325, SLG: 0.421 (1, 10)										3	0	1	0	1	0	1						
Tim Laudner, R OBP: 0.342, SLG: 0.395 (1, 2)										3	1	1	1	0	1	1						
Lenny Faedo, R OBP: 0.250, SLG: 0.295 (7, PH)										2	0	0	0	0	0	1						
Randy Bush, L OBP: 0.213, SLG: 0.244 (7, PR)										1	0	1	1	0	0	0						
Ron Washington, R OBP: 0.291, SLG: 0.382 (7, PR)										1	0	0	0	0	0	0						
Inning Stats	R: 0 E: 0 K: 0 S: 3	H: 0 LOB: 1 BB: 1 P: 7	R: 1 E: 0 K: 0 S: 5	H: 2 LOB: 1 BB: 0 P: 5	R: 0 E: 0 K: 1 S: 5	H: 0 LOB: 1 BB: 1 P: 9	R: 0 E: 0 K: 1 S: 5	H: 0 LOB: 1 BB: 1 P: 9	R: 0 E: 1 K: 0 S: 3	H: 0 LOB: 0 BB: 0 P: 3	R: 0 E: 0 K: 0 S: 6	H: 1 LOB: 0 BB: 0 P: 3	R: 2 E: 0 K: 0 S: 6	H: 3 LOB: 2 BB: 1 P: 10	R: 0 E: 0 K: 0 S: 3	H: 0 LOB: 0 BB: 0 P: 3	R: 0 E: 0 K: 0 S: 3	H: 0 LOB: 0 BB: 0 P: 3	1B: 4 2B: 1 3B: 1 HR: 0	SF: 2 SAC: 0 DP: 0 HBP: 0	WP: 0 PB: 0 SB: 0 CS: 1	PA: 37
PITCHER Rick Sutcliffe, R ERA: 3.0 (1, 1)	IP: 9.0 WLS: W BF: 36 H: 6 R: 3 ER: 3 SO: 2 BB: 3 IBB: 1 HBP: 0 BLK: 0 WP: 0 HR: 0 S: 36 P: 52 ERA: 3.00 WHIP: 1.000															PITCHER						

Batter	1	2	3	4	5	6	7	8	9	AB	R	H	RBI	BB	SO	LOB	BOTTOM									
Alan Bannister, R OBP: 0.369, SLG: 0.382 (1, 4)										4	1	1	1	1	0	2	Minnesota Twins @ Cleveland Indians Cleveland Municipal Stadium, Cleveland, OH Sun Aug 22 1982, 3:33 AM EDT Att: 10,929 - Overcast - 67 F									
Mike Hargrove, L OBP: 0.382, SLG: 0.327 (1, 3)										3	0	2	0	2	0	0										
Toby Harrah, R OBP: 0.420, SLG: 0.544 (1, 5)										3	0	0	0	0	0	2										
Andre Thornton, R OBP: 0.400, SLG: 0.514 (1, 10)										4	0	0	0	0	0	4										
Rod Craig, S OBP: 0.274, SLG: 0.259 (1, 7)										4	1	2	0	0	0	3										
Larry Milbourne, S OBP: 0.285, SLG: 0.326 (1, 6)										2	0	0	0	1	1	1										
Rick Manning, L OBP: 0.348, SLG: 0.374 (1, 8)										3	0	1	0	1	0	1										
Chris Bando, S OBP: 0.312, SLG: 0.329 (1, 2)										2	1	1	2	2	0	1										
Jack Perconte, L OBP: 0.296, SLG: 0.281 (9, PR)										0	1	0	0	0	0	0										
Carmen Castillo, R OBP: 0.333, SLG: 0.359 (1, 9)										3	0	0	0	0	0	3										
Von Hayes, L OBP: 0.302, SLG: 0.392 (9, PH)										1	0	0	0	0	0	1										
Inning Stats	R: 0 E: 0 K: 0 S: 3	H: 0 LOB: 2 BB: 1 P: 8	R: 0 E: 0 K: 0 S: 4	H: 1 LOB: 2 BB: 1 P: 8	R: 0 E: 0 K: 0 S: 3	H: 0 LOB: 1 BB: 1 P: 7	R: 0 E: 0 K: 0 S: 2	H: 0 LOB: 2 BB: 2 P: 10	R: 1 E: 0 K: 0 S: 4	H: 2 LOB: 0 BB: 0 P: 4	R: 2 E: 0 K: 0 S: 5	H: 2 LOB: 0 BB: 0 P: 5	R: 0 E: 0 K: 0 S: 3	H: 0 LOB: 0 BB: 0 P: 3	R: 0 E: 0 K: 1 S: 5	H: 1 LOB: 0 BB: 0 P: 5	R: 1 E: 1 K: 0 S: 3	H: 1 LOB: 2 BB: 2 P: 11	1B: 5 2B: 0 3B: 0 HR: 2	SF: 0 SAC: 1 DP: 1 HBP: 1	WP: 0 PB: 0 SB: 0 CS: 2	PA: 38				
PITCHER Jack O'Connor, L ERA: 4.34 (1, 1)	IP: 8.1 WLS: L BF: 35 H: 6 R: 4 ER: 3 SO: 3 BB: 6 IBB: 4 HBP: 1 BLK: 0 WP: 0 HR: 2 S: 30 P: 55 ERA: 3.24 WHIP: 1.440															PITCHER										
Pete Redfern, R ERA: 6.72 (9, 1)	0.1	2	0	0	0	0	1	0	0	0	0	1	5	0.00	3.000											
Jeff Little, L ERA: 4.4 (9, 1)	0.0	1	1	0	0	0	0	0	0	0	0	1	1	∞	∞											


Batter	1	2	3	4	5	6	7	8	9	AB	R	H	RBI	BB	SO	LOB	TOP		
Bobby Mitchell, L OBP: 0.332, SLG: 0.290 (1, 8)										4	0	0	0	0	1	2	Minnesota Twins @ New York Yankees Yankee Stadium, Bronx, NY Tue Aug 24 1982, 7:05 PM EDT Att: 17,438 - Unknown - 82 F		
John Castino, R OBP: 0.306, SLG: 0.331 (1, 4)										4	1	2	3	1	0	0			
Tom Brunansky, R OBP: 0.397, SLG: 0.505 (1, 9)										5	0	1	0	0	0	3			
Kent Hrbek, L OBP: 0.374, SLG: 0.508 (1, 3)										4	0	0	0	0	0	1			
Gary Ward, R OBP: 0.320, SLG: 0.514 (1, 7)										3	1	1	1	1	0	0			
Gary Gaetti, R OBP: 0.285, SLG: 0.457 (1, 5)										4	0	2	0	0	0	0			
Mickey Hatcher, R OBP: 0.267, SLG: 0.321 (1, 10)										4	0	1	0	0	0	2			
Tim Laudner, R OBP: 0.349, SLG: 0.403 (1, 2)										3	2	2	0	1	0	2			
Lenny Faedo, R OBP: 0.252, SLG: 0.296 (1, 6)										3	1	1	1	0	0	1			
Inning Stats	R: 0 E: 0 K: 1 S: 6	H: 1 LOB: 1 BB: 0 P: 6	R: 0 E: 0 K: 0 S: 3	H: 0 LOB: 0 BB: 0 P: 3	R: 0 E: 0 K: 0 S: 3	H: 0 LOB: 2 BB: 2 P: 11	R: 0 E: 0 K: 0 S: 5	H: 2 LOB: 0 BB: 0 P: 5	R: 0 E: 0 K: 0 S: 4	H: 1 LOB: 2 BB: 1 P: 8	R: 2 E: 0 K: 0 S: 5	H: 3 LOB: 0 BB: 0 P: 5	R: 1 E: 0 K: 0 S: 4	H: 1 LOB: 0 BB: 0 P: 4	R: 2 E: 0 K: 0 S: 5	H: 2 LOB: 0 BB: 0 P: 5	1B: 7 2B: 1 3B: 0 HR: 2	SF: 0 SAC: 2 DP: 1 HBP: 0	WP: 0 PA: 39 CS: 0
PITCHER	IP	WLS	BF	H	R	ER	SO	BB	IBB	HBP	BLK	WP	HR	S	P	ERA	WHIP		
Tommy John, L ERA: 3.75 George Frazier, R ERA: 3.46	(1, 1) (8, 1)	7.1 1.2	L 7	32 2	8 2	3 2	1 0	3 0	0 0	0 0	0 0	0 0	1 7	31 7	43 7	3.68 10.80	1.500 1.200		


AB	34
R	5
H	10
RBI	5
BB	3
SO	1
LOB	11



Batter	1	2	3	4	5	6	7	8	9	AB	R	H	RBI	BB	SO	LOB	BOTTOM				
Willie Randolph, R OBP: 0.356, SLG: 0.329 (1, 4)										4	0	1	0	0	0	1	Minnesota Twins @ New York Yankees Yankee Stadium, Bronx, NY Tue Aug 24 1982, 7:05 PM EDT Att: 17,438 - Unknown - 82 F				
Lee Mazzilli, S OBP: 0.353, SLG: 0.370 (1, 3)										4	0	0	0	0	3	2					
Roy Smalley, S OBP: 0.353, SLG: 0.386 (1, 6)										3	0	0	0	1	1	0					
Dave Winfield, R OBP: 0.336, SLG: 0.532 (1, 7)										4	0	0	0	0	1	3					
Lou Piniella, R OBP: 0.369, SLG: 0.450 (1, 10)										4	0	2	0	0	1	0					
Graig Nettles, L OBP: 0.311, SLG: 0.385 (1, 5)										4	0	0	0	0	1	2					
Ken Griffey, L OBP: 0.316, SLG: 0.378 (1, 8)										3	0	2	0	0	1	0					
Dave Collins, S OBP: 0.319, SLG: 0.329 (1, 9)										3	0	1	0	0	0	2					
Rick Cerone, R OBP: 0.259, SLG: 0.273 (1, 2)										3	0	0	0	0	0	2					
Inning Stats	R: 0 E: 0 K: 1 S: 5	H: 0 LOB: 0 BB: 0 P: 5	R: 0 E: 0 K: 2 S: 7	H: 0 LOB: 0 BB: 0 P: 7	R: 0 E: 0 K: 0 S: 4	H: 1 LOB: 1 BB: 0 P: 4	R: 0 E: 0 K: 2 S: 7	H: 0 LOB: 0 BB: 0 P: 7	R: 0 E: 0 K: 1 S: 5	H: 1 LOB: 0 BB: 0 P: 5	R: 0 E: 0 K: 1 S: 7	H: 2 LOB: 3 BB: 1 P: 11	R: 0 E: 0 K: 0 S: 4	H: 1 LOB: 1 BB: 0 P: 4	R: 0 E: 0 K: 0 S: 3	H: 0 LOB: 0 BB: 0 P: 3	R: 0 E: 0 K: 1 S: 6	H: 1 LOB: 1 BB: 0 P: 6	1B: 5 2B: 2 3B: 0 HR: 0	SF: 0 SAC: 0 DP: 1 HBP: 0	WP: 0 PA: 33 CS: 0
PITCHER	IP	WLS	BF	H	R	ER	SO	BB	IBB	HBP	BLK	WP	HR	S	P	ERA	WHIP				
Frank Viola, L ERA: 4.3	(1, 1)	9.0	W	33	6	0	0	8	1	0	0	0	0	48	52	0.00	0.778				



Batter	1	2	3	4	5	6	7	8	9	AB	R	H	RBI	BB	SO	LOB	TOP										
Bobby Mitchell, L OBP: 0.332, SLG: 0.290 (1, 8)	0-0 6-3		0-0 F7			0-0 1B		0-0 4-3		4	0	1	0	0	0	1	Minnesota Twins @ New York Yankees Yankee Stadium, Bronx, NY Wed Aug 25 1982, 7:05 PM EDT Att: 18,440 - Unknown - 71 F AB 31 R 1 H 5 RBI 1 BB 0 SO 6 LOB 7 										
John Castino, R OBP: 0.305, SLG: 0.337 (1, 4)	0-0 1B 3B		0-0 4-3			0-0 G3-6-3-6-2 1-2			0-3 K	4	1	1	0	0	1	1											
Tom Brunansky, R OBP: 0.398, SLG: 0.505 (1, 9)	0-0 FC6-4 1B			0-0 F9					0-3 K	4	0	2	1	0	1	0											
Kent Hrbek, L OBP: 0.373, SLG: 0.506 Jesus Vega, R OBP: 0.291, SLG: 0.376 (1, 3) (6, 3)	0-3 K			0-3 K			0-0 F9		0-0 F8	2	0	0	0	0	2	1											
Gary Ward, R OBP: 0.317, SLG: 0.510 (1, 7)	0-0 FC6-4 1-2			0-0 6-3			0-3 K			3	0	0	0	0	1	2											
Gary Gaetti, R OBP: 0.283, SLG: 0.453 (1, 5)		0-0 F8			0-0 5-3				0-0 4-3	3	0	0	0	0	0	1											
Mickey Hatcher, R OBP: 0.263, SLG: 0.317 (1, 10)		0-0 L3			0-3 K			0-0 F8		3	0	0	0	0	1	0											
Tim Laudner, R OBP: 0.345, SLG: 0.397 (1, 2)		0-0 F6			0-0 F9			0-0 6-3		3	0	0	0	0	0	0											
Lenny Faedo, R OBP: 0.253, SLG: 0.297 (1, 6)			0-0 F4			0-0 F9			0-0 PB 1B	3	0	1	0	0	0	0											
Inning Stats	R: 1 E: 0 K: 1 S: 7	H: 2 LOB: 1 BB: 0 P: 7	R: 0 E: 0 K: 0 S: 3	H: 0 LOB: 0 BB: 0 P: 3	R: 0 E: 0 K: 1 S: 5	H: 0 LOB: 0 BB: 0 P: 5	R: 0 E: 0 K: 1 S: 5	H: 1 LOB: 0 BB: 0 P: 3	R: 0 E: 0 K: 1 S: 6	H: 1 LOB: 1 BB: 0 P: 6	R: 0 E: 0 K: 0 S: 4	H: 1 LOB: 0 BB: 0 P: 4	R: 0 E: 0 K: 2 S: 7	H: 0 LOB: 0 BB: 0 P: 7	1B: 4 2B: 0 3B: 1 HR: 0	SF: 0 SAC: 0 DP: 1 HBP: 0	WP: 0 PB: 1 CS: 0	PA: 31									
PITCHER	IP	WLS	BF	H	R	ER	SO	BB	IBB	HBP	BLK	WP	HR	S	P	ERA	WHIP										
Shane Rawley, L ERA: 3.96 Rudy May, L ERA: 2.79	(1, 1)	8.0	W	28	5	1	1	4	0	0	0	0	0	36	36	1.12	0.625										

Batter	1	2	3	4	5	6	7	8	9	AB	R	H	RBI	BB	SO	LOB	BOTTOM										
Willie Randolph, R OBP: 0.397, SLG: 0.330 (1, 4)	0-0 E S 1B	0-0 CS 1B	0-0 F8		0-0 G6-4-3 1-2			0-0 F9		5	1	2	0	0	0	3	Minnesota Twins @ New York Yankees Yankee Stadium, Bronx, NY Wed Aug 25 1982, 7:05 PM EDT Att: 18,440 - Unknown - 71 F AB 34 R 8 H 13 RBI 8 BB 6 SO 3 LOB 17 										
Lee Mazzilli, S OBP: 0.357, SLG: 0.370 (1, 7)	4-0 1B E 4-3 BB	0-0 HR 1B		0-0 6-3		0-0 F9		4-0 BB		3	2	1	0	2	0	0											
Ken Griffey, L OBP: 0.319, SLG: 0.388 (1, 9)	0-0 4-3 HR 1-3 2-H	0-0 HR 1B		4-0 BB		0-0 L3		0-0 F6		4	2	2	3	1	0	1											
Oscar Gamble, L OBP: 0.382, SLG: 0.531 (1, 10)	0-0 4-3	4-0 HR BB		0-0 F7		0-3 K		0-3 K		4	1	0	1	1	2	3											
Graig Nettles, L OBP: 0.314, SLG: 0.405 (1, 5)	0-0 HR 1B	0-0 HR 1B		0-0 F7			0-0 1-3			4	2	2	4	0	0	1											
Jerry Mumphrey, S OBP: 0.364, SLG: 0.411 (1, 8)	0-0 BB 1B	0-0 F7			0-0 WP 1B		0-0 6-3			4	0	2	0	0	0	0											
Roy Smalley, S OBP: 0.356, SLG: 0.388 (1, 6)	4-0 FC6 BB	0-0 L3			0-0 WP 1B		0-0 1B 1B			3	0	2	0	1	0	0											
John Mayberry, L OBP: 0.336, SLG: 0.379 (1, 3)	0-0 F5		0-0 G6-3 1B		0-0 F4 1-2 2-3		0-0 1-3 1B			4	0	2	0	0	0	4											
Rick Cerone, R OBP: 0.259, SLG: 0.269 (1, 2)	0-0 FC6 1-2		0-0 G6-3 1-2		4-0 G6-4-3 BB		0-3 K			3	0	0	0	1	1	5											
Inning Stats	R: 4 E: 1 K: 0 S: 7	H: 4 LOB: 2 BB: 2 P: 15	R: 4 E: 0 K: 0 S: 6	H: 4 LOB: 0 BB: 1 P: 10	R: 0 E: 0 K: 0 S: 3	H: 1 LOB: 0 BB: 0 P: 3	R: 0 E: 0 K: 0 S: 3	H: 0 LOB: 1 BB: 1 P: 7	R: 0 E: 0 K: 1 S: 5	H: 2 LOB: 2 BB: 1 P: 8	R: 0 E: 0 K: 1 S: 7	H: 2 LOB: 2 BB: 0 P: 7	R: 0 E: 0 K: 1 S: 5	H: 0 LOB: 1 BB: 1 P: 9	1B: 10 2B: 0 3B: 0 HR: 3	SF: 0 SAC: 0 DP: 2 HBP: 0	WP: 1 PB: 0 CS: 1	PA: 40									
PITCHER	IP	WLS	BF	H	R	ER	SO	BB	IBB	HBP	BLK	WP	HR	S	P	ERA	WHIP										
Bobby Castillo, R ERA: 4.33 Pete Radfern, R ERA: 6.53 Terry Felton, R ERA: 4.82 Paul Boris, R ERA: 5.51	(1, 1)	4.0	20	7	4	4	0	3	0	0	0	1	2	17	29	9.00	2.500										
	(5, 1)	2.2	9	2	0	0	2	0	0	0	0	0	0	13	13	0.00	0.750										
	(8, 1)	1.0	4	0	0	0	1	1	0	0	0	0	0	5	9	0.00	1.000										

Batter	1	2	3	4	5	6	7	8	9	AB	R	H	RBI	BB	SO	LOB	TOP										
Ron Washington, R OBP: 0.293, SLG: 0.382	0-0 1B		0-0 1B		0-0 F7		0-0 F6		0-3 K	5	1	2	0	0	1	2	Minnesota Twins @ New York Yankees Yankee Stadium, Bronx, NY Thu Aug 26 1982, 7:05 PM EDT Att: 24,252 - Unknown - 76 F										
John Castino, R OBP: 0.307, SLG: 0.339	0-0 1B		0-0 1B		0-0 F7		0-0 4-3			4	0	2	0	0	0	1											
Tom Brunansky, R OBP: 0.396, SLG: 0.500	0-3 K		0-3 K		0-0 F7			4-0 G1-6-3 BB		3	0	0	0	1	2	4											
Kent Hrbek, L OBP: 0.369, SLG: 0.501	0-3 K		0-3 K			0-0 5-3		0-0 G1-6-3		4	0	0	0	0	2	5											
Gary Ward, R OBP: 0.321, SLG: 0.514	0-3 K		0-0 1B			0-0 2B		4-0 BB		3	0	2	1	1	1	2											
Gary Gaetti, R OBP: 0.381, SLG: 0.449		0-3 K	0-0 F5			0-0 6-3		0-0 F7		4	0	0	0	0	1	4											
Dave Engle, R OBP: 0.292, SLG: 0.368		0-0 2B		0-0 6-3		0-3 K		0-0 F8		4	1	1	0	0	1	1											
Bobby Mitchell, L OBP: 0.334, SLG: 0.296		0-0 2B		0-0 G3			0-0 1B	0-0 F9		3	0	2	1	0	0	0											
Mickey Hatcher, R OBP: 0.292, SLG: 0.315		2H 2B								1	0	0	0	0	0	0											
Sal Butera, R OBP: 0.381, SLG: 0.299		0-0 F8		0-0 5-3			0-0 F6		0-0 1B	4	0	1	0	0	0	1											
Inning Stats	R: 0 E: 0 K: 3 S: 11	H: 2 LOB: 2 BB: 0 P: 11	R: 1 E: 0 K: 1 S: 6	H: 2 LOB: 0 BB: 0 P: 6	R: 1 E: 0 K: 2 S: 10	H: 3 LOB: 2 BB: 0 P: 10	R: 0 E: 0 K: 0 S: 3	H: 0 LOB: 0 BB: 0 P: 3	R: 0 E: 0 K: 1 S: 6	H: 1 LOB: 1 BB: 0 P: 6	R: 0 E: 0 K: 0 S: 4	H: 1 LOB: 1 BB: 0 P: 4	R: 0 E: 0 K: 0 S: 2	H: 0 LOB: 2 BB: 2 P: 10	R: 0 E: 0 K: 1 S: 6	H: 1 LOB: 1 BB: 0 P: 6	1B: 7 2B: 3 3B: 0 HR: 0	SF: 0 SAC: 0 DP: 1 HBP: 0	WP: 0 PB: 0 CS: 0	PA: 37							
PITCHER	IP	WLS	BF	H	R	ER	SO	BB	IBB	HBP	BLK	WP	HR	S	P	ERA	WHIP										
Ron Guidry, L ERA: 3.71	(1, 1)	8.0	W	33	9	2	7	2	0	0	0	0	0	45	53	2.25	1.375										
Rudy May, L ERA: 2.76	(9, 1)	1.0		4	1	0	0	1	0	0	0	0	0	6	6	0.00	1.000										

AB	35
R	2
H	10
RBI	2
BB	2
SO	8
LOB	20



Batter	1	2	3	4	5	6	7	8	9	AB	R	H	RBI	BB	SO	LOB	BOTTOM											
Willie Randolph, R OBP: 0.356, SLG: 0.330	0-0 5-3		0-0 4-3				0-0 6-3			4	1	1	0	0	0	0	Minnesota Twins @ New York Yankees Yankee Stadium, Bronx, NY Thu Aug 26 1982, 7:05 PM EDT Att: 24,252 - Unknown - 76 F											
Lee Mazzilli, S OBP: 0.356, SLG: 0.382	0-0 5-3			0-0 5-3				4-0 WP BB 2B BB		3	2	1	3	1	0	0												
Ken Griffey, L OBP: 0.321, SLG: 0.395	4-0 BB			0-0 HR	0-0 F7			0-0 F8		3	1	1	1	1	0	1												
Dave Winfield, R OBP: 0.336, SLG: 0.528	0-3 K			0-0 5-3	0-0 F7			4-0 2B 1-2 BB		3	0	0	0	1	1	1												
Lou Piniella, R OBP: 0.367, SLG: 0.451		0-0 F3		0-0 5-3		0-0 5-3		0-0 2B		4	0	1	1	0	0	0												
Jerry Mumphrey, S OBP: 0.363, SLG: 0.409		0-0 5-3			0-0 SH1-4 2B 1B	0-0 6-3		0-0 4-3		4	1	1	0	0	0	2												
Graig Nettles, L OBP: 0.313, SLG: 0.403		0-0 4-3			0-0 SH1-4 2B 1B	0-0 4-3		0-3 K		4	1	1	0	0	1	2												
Roy Smalley, S OBP: 0.355, SLG: 0.386			0-0 2-3		0-0 SH1-4		0-0 6-3			2	0	0	0	0	0	0												
Rick Cerone, R OBP: 0.260, SLG: 0.275			0-0 4-3		0-0 1B HR 2B		0-0 F6			3	1	1	2	0	0	0												
Inning Stats	R: 0 E: 0 K: 1 S: 5	H: 0 LOB: 1 BB: 1 P: 9	R: 0 E: 0 K: 0 S: 3	H: 0 LOB: 0 BB: 0 P: 3	R: 0 E: 0 K: 0 S: 3	H: 0 LOB: 0 BB: 0 P: 3	R: 1 E: 0 K: 0 S: 4	H: 1 LOB: 0 BB: 0 P: 4	R: 5 E: 0 K: 0 S: 8	H: 5 LOB: 0 BB: 0 P: 8	R: 0 E: 0 K: 0 S: 3	H: 0 LOB: 0 BB: 0 P: 3	R: 0 E: 0 K: 0 S: 3	H: 0 LOB: 0 BB: 0 P: 3	R: 1 E: 0 K: 1 S: 6	H: 1 LOB: 2 BB: 2 P: 14		1B: 3 2B: 2 3B: 0 HR: 2	SF: 0 SAC: 1 DP: 0 HBP: 0	WP: 1 PB: 0 CS: 0	PA: 34							
PITCHER	IP	WLS	BF	H	R	ER	SO	BB	IBB	HBP	BLK	WP	HR	S	P	ERA	WHIP											
Brad Havens, L ERA: 4.52	(1, 1)	7.0	L	28	6	6	6	1	0	0	0	0	0	29	33	7.71	1.000											
Jeff Little, L ERA: 4.55	(8, 1)	1.0		6	1	1	1	1	2	0	0	0	1	0	6	14	9.00	3.000										

AB	30
R	7
H	7
RBI	7
BB	3
SO	2
LOB	6



Batter	1	2	3	4	5	6	7	8	9	AB	R	H	RBI	BB	SO	LOB	TOP				
Miguel Dilone, S OBP: 0.296, SLG: 0.319	F6		4-3		1B		BB	L5		5	0	2	1	0	0	1	Cleveland Indians @ Minnesota Twins Hubert H. Humphrey Metrodome, Minneapolis, MN Fri Aug 27 1982, 8:05 PM EDT Att: 6,638 - Dome - 72 F				
Mike Hargrove, L OBP: 0.388, SLG: 0.338	4-3				BB					4	0	3	0	1	0	0					
Jack Perconte, L OBP: 0.296, SLG: 0.281	4-3		2B		1B		BB			0	0	0	0	0	0	0					
Toby Harrah, R OBP: 0.421, SLG: 0.542	1B		F9		BB		F5			4	0	1	0	1	0	4					
Andre Thornton, R OBP: 0.403, SLG: 0.514	E7			G4-6-3	F6		6-3			5	0	2	0	0	0	6					
Von Hayes, L OBP: 0.304, SLG: 0.390	F9			G4-6-3						4	0	1	0	0	0	2					
Ron Hassey, L OBP: 0.324, SLG: 0.311		F5		G4-6-3			4-3			4	0	1	0	0	0	2					
Rick Manning, L OBP: 0.342, SLG: 0.365		F5		K			G3			4	1	0	0	0	1	2					
Alan Bannister, R OBP: 0.364, SLG: 0.372		6-3					F7	G3		3	2	1	0	1	0	0					
Larry Milbourne, S OBP: 0.293, SLG: 0.350			4-3		6-3		G3	G3		4	0	1	2	0	0	1					
Inning Stats	R: 0 E: 1 K: 0 S: 5	H: 2 LOB: 2 BB: 0 P: 5	R: 0 E: 0 K: 0 S: 3	H: 0 LOB: 0 BB: 0 P: 3	R: 0 E: 0 K: 1 S: 4	H: 1 LOB: 1 BB: 0 P: 4	R: 0 E: 0 K: 1 S: 6	H: 2 LOB: 1 BB: 0 P: 6	R: 0 E: 0 K: 0 S: 5	H: 0 LOB: 0 BB: 0 P: 3	R: 1 E: 0 K: 0 S: 5	H: 2 LOB: 2 BB: 1 P: 9	R: 2 E: 0 K: 0 S: 5	H: 2 LOB: 1 BB: 1 P: 9	R: 0 E: 0 K: 0 S: 3	H: 1 LOB: 1 BB: 0 P: 3	1B: 10 2B: 1 3B: 1 HR: 0	SF: 0 SAC: 0 DP: 2 HBP: 0	WP: 0 PB: 0 SB: 1 CS: 0	PA: 40	
PITCHER	IP	WLS	BF	H	R	ER	SO	BB	IBB	HBP	BLK	WP	HR	S	P	ERA	WHIP				
Albert Williams, R ERA: 4.9	6.1	W	29	9	1	1	1	2	0	0	0	0	0	29	37	1.42	1.737				
Ron Davis, R ERA: 4.74	7.1	S	11	3	2	2	0	1	0	0	0	0	0	10	14	6.75	1.500				

Batter	1	2	3	4	5	6	7	8	9	AB	R	H	RBI	BB	SO	LOB	BOTTOM				
Bobby Mitchell, L OBP: 0.335, SLG: 0.298	5-3	4-3		5-3		6-3		4-3		5	0	2	0	0	0	2	Cleveland Indians @ Minnesota Twins Hubert H. Humphrey Metrodome, Minneapolis, MN Fri Aug 27 1982, 8:05 PM EDT Att: 6,638 - Dome - 72 F				
John Castino, R OBP: 0.309, SLG: 0.343	5-3			F6		6-3		6-3		5	1	2	0	0	0	1					
Tom Brunansky, R OBP: 0.397, SLG: 0.498	5-3		E	5-3						3	1	1	0	1	0	3					
Kent Hrbek, L OBP: 0.368, SLG: 0.498	1B		E6	1-3		L6				3	1	0	0	1	0	3					
Gary Ward, R OBP: 0.321, SLG: 0.511	G1-2-3		FC6-4		F9		F3			4	0	1	1	0	0	3					
Gary Gaetti, R OBP: 0.280, SLG: 0.447		6-3	FC6-4	HR	PB		F3			4	1	1	1	0	0	1					
Randy Bush, L OBP: 0.255, SLG: 0.286			K		PB					4	0	3	0	0	1	1					
Tim Laudner, R OBP: 0.347, SLG: 0.409		K		HR		L7				3	1	1	2	1	1	2					
Lenny Faedo, R OBP: 0.253, SLG: 0.295			F8		G6-4-3			5-3		4	0	1	0	0	0	3					
Inning Stats	R: 0 E: 0 K: 0 S: 4	H: 2 LOB: 2 BB: 1 P: 8	R: 0 E: 1 K: 1 S: 7	H: 2 LOB: 2 BB: 0 P: 7	R: 5 E: 1 K: 1 S: 9	H: 3 LOB: 0 BB: 1 P: 13	R: 0 E: 0 K: 0 S: 4	H: 1 LOB: 1 BB: 0 P: 4	R: 0 E: 0 K: 0 S: 4	H: 2 LOB: 2 BB: 1 P: 8	R: 0 E: 0 K: 0 S: 4	H: 1 LOB: 1 BB: 0 P: 4	R: 0 E: 0 K: 0 S: 3	H: 0 LOB: 0 BB: 0 P: 3	R: 0 E: 0 K: 0 S: 3	H: 0 LOB: 0 BB: 0 P: 3	1B: 10 2B: 1 3B: 0 HR: 1	SF: 0 SAC: 0 DP: 2 HBP: 0	WP: 0 PB: 1 SB: 0 CS: 0	PA: 38	
PITCHER	IP	WLS	BF	H	R	ER	SO	BB	IBB	HBP	BLK	WP	HR	S	P	ERA	WHIP				
Lary Sorensen, R ERA: 4.76	8.0	L	38	12	5	1	2	1	2	0	0	0	1	39	51	1.12	1.625				

AB 37
R 3
H 12
RBI 3
BB 3
SO 1
LOB 18



AB 35
R 5
H 12
RBI 4
BB 3
SO 2
LOB 19



Batter	1	2	3	4	5	6	7	8	9	AB	R	H	RBI	BB	SO	LOB	TOP			
Alan Bannister, R OBP: 0.362, SLG: 0.371 (1, 4)										4	0	1	0	0	0	2				
Mike Hargrove, L OBP: 0.385, SLG: 0.335 Von Hayes, L OBP: 0.303, SLG: 0.389 (1, 3) (7, 3)										3	0	0	0	0	0	1				
Toby Harrah, R OBP: 0.421, SLG: 0.543 Bill Nahorodny, R OBP: 0.246, SLG: 0.426 (1, 5) (7, 2)										3	0	1	0	0	1	0				
Andre Thornton, R OBP: 0.402, SLG: 0.511 (1, 10)										3	0	0	0	1	0	1				
Chris Bando, S OBP: 0.300, SLG: 0.314 (1, 2) (7, 5)										4	0	0	0	0	1	1				
Larry Milbourne, S OBP: 0.291, SLG: 0.347 (1, 6)										3	0	0	0	0	0	0				
Rick Manning, L OBP: 0.344, SLG: 0.367 (1, 8)										3	0	2	0	0	0	0				
Rod Craig, S OBP: 0.273, SLG: 0.258 (1, 7)										3	0	1	0	0	0	2				
Carmen Castillo, R OBP: 0.329, SLG: 0.353 (1, 9)										3	0	1	0	0	0	0				
Inning Stats	R: 0 E: 0 K: 1 S: 5	H: 1 LOB: 0 BB: 0 P: 5	R: 0 E: 0 K: 1 S: 5	H: 0 LOB: 0 BB: 0 P: 5	R: 0 E: 0 K: 0 S: 3	H: 1 LOB: 0 BB: 0 P: 3	R: 0 E: 0 K: 0 S: 4	H: 1 LOB: 1 BB: 0 P: 4	R: 0 E: 0 K: 0 S: 3	H: 0 LOB: 0 BB: 0 P: 3	R: 0 E: 0 K: 0 S: 3	H: 0 LOB: 0 BB: 0 P: 3	R: 0 E: 0 K: 0 S: 5	H: 2 LOB: 2 BB: 0 P: 5	R: 0 E: 0 K: 0 S: 3	H: 0 LOB: 1 BB: 1 P: 7	1B: 5 2B: 1 3B: 0 HR: 0	SF: 0 SAC: 0 DP: 2 HBP: 0	WP: 0 PB: 0 SB: 0 CS: 0	PA: 32
PITCHER Jack O'Connor, L ERA: 3.89 (1, 1)	IP: 9.0 WLS: W BF: 32 H: 6 R: 0 ER: 0 SO: 2 BB: 1 IBB: 0 HBP: 0 BLK: 0 WP: 0 HR: 0 S: 35 P: 39 ERA: 0.00 WHIP: 0.778																			

Cleveland Indians @ Minnesota Twins
Hubert H. Humphrey Metrodome, Minneapolis, MN
Sat Aug 28 1982, 8:05 PM EDT
Att: 10,458 - Dome - 72 F

AB 31
R 0
H 6
RBI 0
BB 1
SO 2
LOB 7



Batter	1	2	3	4	5	6	7	8	9	AB	R	H	RBI	BB	SO	LOB	BOTTOM			
Mickey Hatcher, R OBP: 0.265, SLG: 0.330 (1, 9)										5	1	2	2	0	1	3				
John Castino, R OBP: 0.307, SLG: 0.339 (1, 4)										4	1	0	0	1	2	2				
Tom Brunansky, R OBP: 0.400, SLG: 0.501 (1, 8)										4	3	2	0	1	0	0				
Kent Hrbek, L OBP: 0.373, SLG: 0.500 (1, 3)										4	2	3	2	1	0	1				
Gary Ward, R OBP: 0.324, SLG: 0.514 (1, 7)										4	1	2	1	1	1	2				
Gary Gaetti, R OBP: 0.282, SLG: 0.453 (1, 5)										3	1	1	4	1	0	2				
Randy Bush, L OBP: 0.286, SLG: 0.302 (1, 10)										4	0	2	1	1	0	3				
Tim Laudner, R OBP: 0.341, SLG: 0.401 (1, 2)										5	0	0	0	0	2	4				
Lenny Faedo, R OBP: 0.263, SLG: 0.301 (1, 6)										4	1	2	0	1	0	1				
Inning Stats	R: 3 E: 0 K: 0 S: 6	H: 3 LOB: 1 BB: 1 P: 10	R: 0 E: 0 K: 1 S: 6	H: 1 LOB: 0 BB: 0 P: 6	R: 1 E: 0 K: 0 S: 4	H: 1 LOB: 2 BB: 2 P: 12	R: 2 E: 0 K: 2 S: 10	H: 3 LOB: 1 BB: 0 P: 10	R: 0 E: 0 K: 0 S: 9	H: 2 LOB: 2 BB: 0 P: 9	R: 1 E: 0 K: 0 S: 6	H: 3 LOB: 2 BB: 0 P: 6	R: 0 E: 0 K: 1 S: 5	H: 0 LOB: 1 BB: 1 P: 9	R: 0 E: 0 K: 0 S: 4	H: 1 LOB: 1 BB: 3 P: 16	1B: 10 2B: 2 3B: 0 HR: 2	SF: 1 SAC: 0 DP: 0 HBP: 0	WP: 0 PB: 0 SB: 0 CS: 0	PA: 45
PITCHER Rick Sutcliffe, R ERA: 3.26 Bud Anderson, R ERA: 3.4 Ed Glynn, L ERA: 3.82 (1, 1) (4, 1) (7, 1)	IP: 3.2 WLS: L BF: 22 H: 8 R: 6 ER: 6 SO: 2 BB: 3 IBB: 0 HBP: 0 BLK: 0 WP: 0 HR: 1 S: 23 P: 35 ERA: 14.73 WHIP: 3.000																			

Cleveland Indians @ Minnesota Twins
Hubert H. Humphrey Metrodome, Minneapolis, MN
Sat Aug 28 1982, 8:05 PM EDT
Att: 10,458 - Dome - 72 F

AB 37
R 10
H 14
RBI 10
BB 7
SO 6
LOB 18



Batter	1	2	3	4	5	6	7	8	9	AB	R	H	RBI	BB	SO	LOB	TOP
Miguel Dilone, S OBP: 0.296, SLG: 0.318										4	1	1	0	0	1	0	Cleveland Indians @ Minnesota Twins Hubert H. Humphrey Metrodome, Minneapolis, MN Sun Aug 29 1982, 4:33 AM EDT Alt: 8,926 - Dome - 70 F livebaseballscores.com
Mike Hargrove, L OBP: 0.384, SLG: 0.333										3	0	0	0	1	1		
Toby Harrah, R OBP: 0.419, SLG: 0.540										3	1	0	0	1	1		
Andre Thornton, R OBP: 0.401, SLG: 0.515										4	1	1	3	0	0		
Von Hayes, L OBP: 0.300, SLG: 0.385										4	0	0	0	0	1	0	
Ron Hassey, L OBP: 0.330, SLG: 0.315										3	0	2	0	1	0	0	
Mike Fischlin, R OBP: 0.357, SLG: 0.305										4	0	1	0	0	0	2	
Rick Manning, L OBP: 0.344, SLG: 0.366										4	0	0	0	0	3	4	
Alan Bannister, R OBP: 0.357, SLG: 0.365										3	0	0	0	0	0	0	
Larry Milbourne, S OBP: 0.288, SLG: 0.343																	
Inning Stats	R: 3 E: 0 K: 1 S: 9	H: 4 LOB: 2 BB: 1 P: 13	R: 0 E: 0 K: 0 S: 3	H: 0 LOB: 0 BB: 0 P: 3	R: 0 E: 0 K: 1 S: 5	H: 0 LOB: 0 BB: 0 P: 5	R: 0 E: 1 K: 1 S: 5	H: 0 LOB: 1 BB: 1 P: 5	R: 0 E: 0 K: 1 S: 5	H: 0 LOB: 0 BB: 0 P: 5	R: 0 E: 0 K: 1 S: 5	H: 0 LOB: 0 BB: 0 P: 5	R: 0 E: 0 K: 1 S: 6	H: 1 LOB: 1 BB: 0 P: 6	1B: 4 2B: 0 3B: 0 HR: 1	SF: 0 SAC: 0 DP: 0 HBP: 0	WP: 0 PA: 35 PB: 0 SB: 0 CS: 1
PITCHER Bobby Castillo, R ERA: 4.26	IP: 9.0 WLS: W BF: 35 H: 5 R: 3 ER: 3 SO: 7 BB: 3 IBB: 0 HBP: 0 BLK: 0 WP: 0 HR: 1 S: 46 P: 58 ERA: 3.00 WHIP: 0.889																

Batter	1	2	3	4	5	6	7	8	9	AB	R	H	RBI	BB	SO	LOB	BOTTOM
Mickey Hatcher, R OBP: 0.260, SLG: 0.323										5	0	0	0	0	1	5	Cleveland Indians @ Minnesota Twins Hubert H. Humphrey Metrodome, Minneapolis, MN Sun Aug 29 1982, 4:33 AM EDT Alt: 8,926 - Dome - 70 F livebaseballscores.com
John Castino, R OBP: 0.307, SLG: 0.338										4	0	1	0	0	0	0	
Tom Brunansky, R OBP: 0.399, SLG: 0.501										4	1	1	0	0	1	2	
Kent Hrbek, L OBP: 0.374, SLG: 0.499										3	2	1	0	1	0	0	
Gary Ward, R OBP: 0.325, SLG: 0.514										4	2	2	1	0	0	1	
Gary Gaetti, R OBP: 0.284, SLG: 0.454										4	1	2	0	0	1	2	
Randy Bush, L OBP: 0.283, SLG: 0.304										3	0	1	2	0	1	2	
Sal Butera, R OBP: 0.376, SLG: 0.297										4	0	1	2	0	1	4	
Lenny Faedo, R OBP: 0.269, SLG: 0.301										3	0	1	1	1	0	1	
Inning Stats	R: 0 E: 0 K: 0 S: 3	H: 0 LOB: 0 BB: 0 P: 3	R: 1 E: 1 K: 2 S: 9	H: 1 LOB: 3 BB: 2 P: 17	R: 0 E: 0 K: 1 S: 5	H: 0 LOB: 0 BB: 0 P: 5	R: 0 E: 0 K: 1 S: 5	H: 0 LOB: 0 BB: 0 P: 5	R: 1 E: 0 K: 0 S: 5	H: 2 LOB: 1 BB: 0 P: 5	R: 0 E: 0 K: 0 S: 3	H: 0 LOB: 0 BB: 0 P: 3	R: 4 E: 0 K: 1 S: 10	H: 5 LOB: 1 BB: 0 P: 10	1B: 9 2B: 1 3B: 0 HR: 0	SF: 1 SAC: 0 DP: 0 HBP: 0	
PITCHER Ed Whitson, R ERA: 3.98 Dan Spillner, R ERA: 2.82	IP: 7.0 WLS: L BF: 29 H: 5 R: 2 ER: 4 SO: 4 BB: 2 IBB: 0 HBP: 0 BLK: 0 WP: 0 HR: 0 S: 35 P: 43 ERA: 1.29 WHIP: 1.000																

Batter	1	2	3	4	5	6	7	8	9	AB	R	H	RBI	BB	SO	LOB	TOP											
Lee Mazzilli, S OBP: 0.363, SLG: 0.389	 4-0	 0-0		 0-3		 0-0		 0-0		4	1	0	0	1	1	3												
Jerry Humphrey, S OBP: 0.363, SLG: 0.412	 4-0		 0-0	 0-0		 0-0		 0-0		4	1	1	2	1	0	0												
Ken Griffey, L OBP: 0.325, SLG: 0.392	 0-0		 0-0	 1-2		 0-0			 0-0	4	0	1	0	1	0	2												
Dave Winfield, R OBP: 0.328, SLG: 0.533	 0-0		 0-0	 1-2		 0-0			 0-3	5	1	1	3	0	1	3												
Lou Piniella, R OBP: 0.368, SLG: 0.450	 0-0			 0-0	 0-0			 0-0	 0-0	5	1	2	0	0	0	0												
Roy Smalley, S OBP: 0.350, SLG: 0.376	 0-0			 1-2	 0-0			 0-0		3	1	0	0	1	0	1												
Graig Nettles, L OBP: 0.318, SLG: 0.411				 1-2	 2-1			 0-3		3	2	3	2	1	0	0												
Rick Cerone, R OBP: 0.260, SLG: 0.282		 0-0		 0-0	 0-0			 0-3		4	0	0	0	0	1	5												
Andre Robertson, R OBP: 0.246, SLG: 0.271		 0-3		 1-3	 0-0			 0-3		4	1	1	1	0	2	3												
Inning Stats	R: 3 E: 0 K: 0 S: 4	H: 1 LOB: 0 BB: 2 P: 12	R: 0 E: 0 K: 1 S: 6	H: 1 LOB: 1 BB: 0 P: 6	R: 0 E: 0 K: 0 S: 3	H: 0 LOB: 0 BB: 0 P: 3	R: 4 E: 0 K: 1 S: 9	H: 4 LOB: 2 BB: 2 P: 17	R: 0 E: 0 K: 0 S: 4	H: 1 LOB: 1 BB: 0 P: 4	R: 1 E: 0 K: 1 S: 6	H: 1 LOB: 0 BB: 0 P: 6	R: 0 E: 0 K: 1 S: 5	H: 0 LOB: 0 BB: 0 P: 5	R: 0 E: 0 K: 1 S: 5	H: 0 LOB: 0 BB: 0 P: 5	1B: 7 2B: 0 3B: 0 HR: 2	SF: 0 SAC: 0 DP: 0 HBP: 0	WP: 1 PB: 0 CS: 0	PA: 41								
PITCHER	IP	WLS	BF	H	R	ER	SO	BB	IBB	HBP	BLK	WP	HR	S	P	ERA	WHIP											
Frank Viola, L ERA: 4.82	(1, 1)	3.1	L	18	5	7	7	1	3	0	0	0	1	1	17	29	18.90	2.400										
Pete Redfern, R ERA: 6.51	(4, 1)	5.2		23	4	1	1	4	1	1	0	0	0	1	29	37	1.59	0.882										

New York Yankees @ Minnesota Twins
Hubert H. Humphrey Metrodome, Minneapolis, MN

Mon Aug 30 1982, 8:05 PM EDT
Att: 11,325 - Dome - 74 F

AB 36
R 8
H 9
RBI 8
BB 5
SO 5
LOB 17




Batter	1	2	3	4	5	6	7	8	9	AB	R	H	RBI	BB	SO	LOB	BOTTOM										
Mickey Hatcher, R OBP: 0.259, SLG: 0.322	 0-0	 0-0			 0-0		 0-0			4	1	1	0	0	0	4											
John Castino, R OBP: 0.312, SLG: 0.339	 1-2			 0-0	 0-0			 4-0		2	1	1	0	2	0	0											
Tom Brunansky, R OBP: 0.395, SLG: 0.496	 0-3		 0-0			 0-0		 0-0		4	0	0	0	0	1	4											
Kent Hrbek, L OBP: 0.371, SLG: 0.494	 0-0		 0-3			 0-0		 0-0		4	0	0	0	0	1	4											
Gary Ward, R OBP: 0.329, SLG: 0.520	 1-1		 0-0			 0-0		 0-0		4	0	3	2	0	0	1											
Gary Gaetti, R OBP: 0.281, SLG: 0.449	 0-0			 0-0		 0-0		 0-3		4	0	0	0	0	1	3											
Dave Engle, R OBP: 0.280, SLG: 0.366		 0-0		 0-0		 0-0		 0-0		4	0	1	0	0	0	1											
Tim Laudner, R OBP: 0.339, SLG: 0.398		 0-0		 0-0		 0-0		 0-3		4	0	1	0	0	1	2											
Lenny Faedo, R OBP: 0.270, SLG: 0.302		 0-0		 0-0		 0-0		 0-0		3	0	1	0	0	0	2											
Inning Stats	R: 2 E: 0 K: 1 S: 7	H: 2 LOB: 1 BB: 1 P: 11	R: 0 E: 1 K: 0 S: 4	H: 1 LOB: 1 BB: 0 P: 4	R: 0 E: 0 K: 1 S: 6	H: 1 LOB: 0 BB: 0 P: 6	R: 0 E: 0 K: 0 S: 3	H: 0 LOB: 0 BB: 0 P: 3	R: 0 E: 0 K: 0 S: 4	H: 1 LOB: 1 BB: 0 P: 4	R: 0 E: 0 K: 0 S: 4	H: 1 LOB: 0 BB: 0 P: 4	R: 0 E: 0 K: 0 S: 2	H: 0 LOB: 0 BB: 1 P: 6	R: 0 E: 0 K: 2 S: 8	H: 1 LOB: 1 BB: 0 P: 8	1B: 7 2B: 0 3B: 1 HR: 0	SF: 0 SAC: 0 DP: 3 HBP: 0	WP: 0 PB: 0 CS: 0	PA: 35							
PITCHER	IP	WLS	BF	H	R	ER	SO	BB	IBB	HBP	BLK	WP	HR	S	P	ERA	WHIP										
Shane Rawley, L ERA: 3.81	(1, 1)	9.0	W	35	8	2	2	4	2	0	0	0	0	41	49	2.00	1.111										


New York Yankees @ Minnesota Twins
Hubert H. Humphrey Metrodome, Minneapolis, MN

Mon Aug 30 1982, 8:05 PM EDT
Att: 11,325 - Dome - 74 F

AB 33
R 2
H 8
RBI 2
BB 2
SO 4
LOB 21



Batter	1	2	3	4	5	6	7	8	9	AB	R	H	RBI	BB	SO	LOB	TOP			
Lee Mazzilli, S OBP: 0.361, SLG: 0.387 (1, 3)	0-3 K		0-0 1B		0-0 F9		0-0 6-3			4	0	1	0	0	1	3	<p>New York Yankees @ Minnesota Twins Hubert H. Humphrey Metrodome, Minneapolis, MN Tue Aug 31 1982, 8:05 PM EDT Att: 11,355 - Dome - 74 F</p> <p>livebaseballscores.com</p> <p>AB 32 R 3 H 7 RBI 3 BB 3 SO 5 LOB 8</p> 			
Jerry Humphrey, S OBP: 0.360, SLG: 0.407 (1, 8)	0-0 5-3		0-0 6-3-2			0-0 G3		0-0 F9		4	0	0	0	0	2					
Ken Griffey, L OBP: 0.327, SLG: 0.399 (1, 9)	4-0 BB			0-0 4-3		0-0 HR		0-3 K		3	1	1	1	1	1	0				
Dave Winfield, R OBP: 0.328, SLG: 0.530 (1, 7)	0-3 K			0-0 1B		0-0 F8		0-0 F3		4	0	1	0	0	1	1				
Lou Piniella, R OBP: 0.362, SLG: 0.442 (1, 10)		0-0 L4		0-0 F8		0-0 L7			0-0 5-3	4	0	0	0	0	1					
Roy Smalley, S OBP: 0.343, SLG: 0.375 (1, 6)	0-0 5-3			0-0 F8			0-3 K		0-0 HR	4	1	1	0	0	1	1				
Graig Nettles, L OBP: 0.317, SLG: 0.417 (1, 5)	0-0 6-3			0-0 4-3		0-0 F8		0-0 HR	4	1	1	2	0	0	0					
Rick Cerone, R OBP: 0.264, SLG: 0.283 (1, 2)			4-0 1B SH1-3 6-3-2 BB		0-0 F3		0-0 2B 1B		0-0 6-3	3	0	1	0	1	0	0				
Andre Robertson, R OBP: 0.269, SLG: 0.300 Barry Evans, R OBP: 0.500, SLG: 0.500 (8, 4)			0-0 SH1-3 1-2		4-0 BB		0-0 2B		0-3 K	1	0	1	0	1	0	0				
																	WP: 0 PA: 36 SB: 0 CS: 0			
Inning Stats	R: 0 E: 0 K: 2 S: 7	H: 0 LOB: 1 BB: 1 P: 11	R: 0 E: 0 K: 0 S: 3	H: 0 LOB: 0 BB: 0 P: 3	R: 0 E: 0 K: 0 S: 3	H: 1 LOB: 1 BB: 1 P: 7	R: 0 E: 0 K: 0 S: 4	H: 1 LOB: 1 BB: 0 P: 4	R: 0 E: 0 K: 0 S: 3	H: 0 LOB: 1 BB: 1 P: 7	R: 1 E: 0 K: 0 S: 4	H: 1 LOB: 0 BB: 0 P: 4	R: 0 E: 0 K: 1 S: 7	H: 2 LOB: 2 BB: 0 P: 7	R: 0 E: 0 K: 1 S: 5	H: 0 LOB: 0 BB: 0 P: 5	R: 2 E: 0 K: 1 S: 7	H: 2 LOB: 0 BB: 0 P: 7	1B: 4 2B: 2 3B: 0 HR: 2	SF: 0 SAC: 1 DP: 1 HBP: 0
PITCHER Brad Havens, L ERA: 4.44 (1, 1)	IP: 9.0 WLS: L BF: 36 H: 7 R: 3 ER: 3 SO: 5 BB: 3 IBB: 0 HBP: 0 BLK: 0 WP: 0 HR: 2 S: 43 P: 55 ERA: 3.00 WHIP: 1.111															PITCHER IP: 9.0 WLS: L BF: 36 H: 7 R: 3 ER: 3 SO: 5 BB: 3 IBB: 0 HBP: 0 BLK: 0 WP: 0 HR: 2 S: 43 P: 55 ERA: 3.00 WHIP: 1.111				

Batter	1	2	3	4	5	6	7	8	9	AB	R	H	RBI	BB	SO	LOB	BOTTOM	
Mickey Hatcher, R OBP: 0.262, SLG: 0.328 (1, 9)	0-0 6-3		0-0 WP 1B		0-0 G6-4-3 1-2		0-0 L5-3 1-2			5	0	2	0	0	0	2	<p>New York Yankees @ Minnesota Twins Hubert H. Humphrey Metrodome, Minneapolis, MN Tue Aug 31 1982, 8:05 PM EDT Att: 11,355 - Dome - 74 F</p> <p>livebaseballscores.com</p> <p>AB 34 R 1 H 9 RBI 1 BB 4 SO 8 LOB 22</p> 	
John Castino, R OBP: 0.316, SLG: 0.344 (1, 4)	0-3 K		4-0 1-2 BB			0-0 1B 2B		0-0 F8		4	1	2	0	1	1	1		
Tom Brunansky, R OBP: 0.396, SLG: 0.494 (1, 8)	4-0 BB		0-3 K			0-0 1B 1B G5-2-3 2-3		0-0 F9		3	0	1	0	1	1	3		
Kent Hrbek, L OBP: 0.370, SLG: 0.492 (1, 3)	0-3 K			0-0 F5		0-0 G5-2-3 1-2 3-H		0-0 E4 1B		4	0	1	1	0	1	2		
Gary Ward, R OBP: 0.332, SLG: 0.523 (1, 7)		0-0 F4		0-0 2B		0-0 G5-2-3 1-2 2-3		4-0 1B		3	0	2	0	1	0	0		
Gary Gaetti, R OBP: 0.279, SLG: 0.445 (1, 5)	0-3 K			0-0 6-3		0-0 G5-2-3 1-2 2-3 3-H		0-3 K		4	0	0	0	0	2	7		
Jesus Vega, R OBP: 0.286, SLG: 0.369 (1, 10)	0-3 K			0-3 K		0-0 F7		0-3 K		4	0	0	0	0	3	6		
Sal Butera, R OBP: 0.372, SLG: 0.288 (1, 2)			0-0 6-3		0-0 F7		4-0 FC5-6 BB		0-0 F4	3	0	0	0	1	0	0		
Lenny Faedo, R OBP: 0.271, SLG: 0.302 Ron Washington, R OBP: 0.292, SLG: 0.381 (9, PH)			0-0 6-3		0-0 G6-4-3 1B		0-0 FC5-6 L5-3 1-2		0-0 5-3	3	0	1	0	0	0	1		
																	WP: 1 PA: 38 SB: 0 CS: 0	
Inning Stats	R: 0 E: 0 K: 2 S: 7	H: 0 LOB: 1 BB: 1 P: 11	R: 0 E: 0 K: 2 S: 7	H: 0 LOB: 0 BB: 0 P: 7	R: 0 E: 0 K: 1 S: 6	H: 1 LOB: 2 BB: 1 P: 10	R: 0 E: 0 K: 1 S: 6	H: 1 LOB: 1 BB: 0 P: 6	R: 0 E: 0 K: 0 S: 3	H: 1 LOB: 0 BB: 0 P: 3	R: 1 E: 0 K: 0 S: 6	H: 4 LOB: 2 BB: 0 P: 6	R: 0 E: 1 K: 2 S: 9	H: 0 LOB: 3 BB: 1 P: 13	R: 0 E: 0 K: 0 S: 4	H: 1 LOB: 1 BB: 0 P: 4	1B: 6 2B: 4 3B: 0 HR: 0	SF: 0 SAC: 0 DP: 3 HBP: 0
PITCHER Ron Guidry, L ERA: 3.57 (1, 1)	IP: 9.0 WLS: W BF: 38 H: 9 R: 1 ER: 1 SO: 8 BB: 3 IBB: 1 HBP: 0 BLK: 0 WP: 1 HR: 0 S: 50 P: 66 ERA: 1.00 WHIP: 1.333															PITCHER IP: 9.0 WLS: W BF: 38 H: 9 R: 1 ER: 1 SO: 8 BB: 3 IBB: 1 HBP: 0 BLK: 0 WP: 1 HR: 0 S: 50 P: 66 ERA: 1.00 WHIP: 1.333		

Batter	1	2	3	4	5	6	7	8	9	AB	R	H	RBI	BB	SO	LOB	TOP				
Lee Mazzilli, S OBP: 0.397, SLG: 0.381	G3		K		F7		4-3			4	0	0	0	0	1	2					
Jerry Humphrey, S OBP: 0.359, SLG: 0.414	HR		L4		6-3			3-1		4	1	1	1	0	0	1					
Ken Griffey, L OBP: 0.326, SLG: 0.396	1B BB		4-3			G3		G3		3	0	0	0	1	0	0					
Dave Winfield, R OBP: 0.329, SLG: 0.535	1B			E6 FC4-6		SF7 3B		F9		4	1	2	0	0	0	0					
Oscar Gamble, L OBP: 0.381, SLG: 0.520	K			F8		SF7		4-3		3	0	0	1	0	1	3					
Graig Nettles, L OBP: 0.316, SLG: 0.415	1-3			FC4-6 1-2		4-3		1B 1B		4	0	1	0	0	0	3					
Roy Smalley, S OBP: 0.348, SLG: 0.373				4-3				F6		4	0	1	0	0	0	1					
Rick Cerone, R OBP: 0.263, SLG: 0.283				F5		F8		1B		4	0	1	0	0	0	2					
Barry Evans, R OBP: 0.462, SLG: 0.400	1-3							F9		2	0	0	0	1	0	1					
Inning Stats	R: 1 E: 0 K: 1 S: 7	H: 2 LOB: 2 BB: 1 P: 11	R: 0 E: 0 K: 0 S: 3	H: 0 LOB: 0 BB: 0 P: 3	R: 0 E: 1 K: 1 S: 5	H: 0 LOB: 0 BB: 0 P: 5	R: 0 E: 1 K: 0 S: 4	H: 0 LOB: 1 BB: 1 P: 4	R: 0 E: 0 K: 0 S: 3	H: 1 LOB: 0 BB: 0 P: 7	R: 1 E: 0 K: 0 S: 4	H: 1 LOB: 0 BB: 0 P: 4	R: 0 E: 0 K: 0 S: 4	H: 1 LOB: 1 BB: 0 P: 4	R: 0 E: 0 K: 0 S: 3	H: 2 LOB: 1 BB: 0 P: 4	R: 0 E: 0 K: 0 S: 4	H: 2 LOB: 1 BB: 0 P: 4	1B: 4 2B: 0 3B: 1 HR: 1	SF: 1 SAC: 0 DP: 1 HBP: 0	WP: 0 PA: 35 CS: 0
PITCHER Albert Williams, R ERA: 4.69	IP: 9.0 WLS: W BF: 35 H: 6 R: 2 ER: 2 SO: 2 BB: 2 IBB: 0 HBP: 0 BLK: 0 WP: 0 HR: 1 S: 37 P: 45 ERA: 2.00 WHIP: 0.889															PITCHER					

New York Yankees @ Minnesota Twins
Hubert H. Humphrey Metrodome, Minneapolis, MN
Wed Sep 01 1982, 8:05 PM EDT
Alt: 9,829 - Dome - 76 F

AB 32
R 2
H 6
RBI 2
BB 2
SO 2
LOB 13



Batter	1	2	3	4	5	6	7	8	9	AB	R	H	RBI	BB	SO	LOB	BOTTOM		
Mickey Hatcher, R OBP: 0.263, SLG: 0.328	5-3		1B E G5-4-3	E5 2B	K		K			3	1	1	1	0	0	1			
Randy Bush, L OBP: 0.274, SLG: 0.293			1B	3H						2	1	0	0	0	2	3			
John Castino, R OBP: 0.314, SLG: 0.341	K		G5-4-3 1-3	F8	G5-4-3		F9			5	0	1	0	0	1	5			
Tom Brunansky, R OBP: 0.393, SLG: 0.493	2B		G5-4-3 1-2	K		K		K		5	0	1	0	0	3	3			
Kent Hrbek, L OBP: 0.372, SLG: 0.494	K		3B 1B	2B		BB 2B		K		4	2	2	2	1	2	1			
Gary Ward, R OBP: 0.333, SLG: 0.521			6-3	3B 1B	BB	F7		6-3		4	1	1	0	1	0	1			
Gary Gaetti, R OBP: 0.283, SLG: 0.451	1B		1B	3B	K	2B BB				3	0	2	2	1	1	2			
Tim Laudner, R OBP: 0.342, SLG: 0.404	F8		K		1B 1B	2B				4	0	2	1	0	1	2			
Bobby Mitchell, L OBP: 0.339, SLG: 0.303	1B			1B E 1B	1B			4-3		4	1	3	0	0	0	2			
Lenny Faedo, R OBP: 0.276, SLG: 0.307	K		1B	2B E 1B	1B			K		4	1	2	0	0	2	2			
Inning Stats	R: 0 E: 0 K: 2 S: 8	H: 1 LOB: 1 BB: 0 P: 8	R: 0 E: 0 K: 1 S: 7	H: 2 LOB: 2 BB: 0 P: 7	R: 3 E: 1 K: 1 S: 9	H: 5 LOB: 1 BB: 0 P: 9	R: 3 E: 1 K: 2 S: 11	H: 3 LOB: 2 BB: 1 P: 15	R: 0 E: 0 K: 1 S: 7	H: 3 LOB: 2 BB: 0 P: 7	R: 1 E: 0 K: 1 S: 6	H: 1 LOB: 2 BB: 2 P: 14	R: 0 E: 0 K: 2 S: 7	H: 0 LOB: 0 BB: 0 P: 7	R: 0 E: 0 K: 2 S: 7	H: 0 LOB: 0 BB: 0 P: 7	1B: 11 2B: 3 3B: 1 HR: 0	SF: 0 SAC: 0 DP: 2 HBP: 0	WP: 0 PA: 41 CS: 0
PITCHER Dave Righetti, L ERA: 3.99	IP: 3.0 WLS: L BF: 18 H: 10 R: 5 ER: 4 SO: 4 BB: 0 IBB: 0 HBP: 0 BLK: 0 WP: 0 HR: 0 S: 26 P: 26 ERA: 12.00 WHIP: 3.333															PITCHER			
George Frazier, R ERA: 3.47	(4, 1)	2.0	11	4	1	0	3	1	0	0	0	0	0	0	16	20	0.00	2.500	
Dave LaRoche, L ERA: 2.38	(6, 1)	1.0	6	1	1	1	1	2	0	0	0	0	0	6	14	9.00	3.000		
Rudy May, L ERA: 2.7	(7, 1)	2.0	6	0	0	0	4	0	0	0	0	0	0	14	14	0.00	0.000		

New York Yankees @ Minnesota Twins
Hubert H. Humphrey Metrodome, Minneapolis, MN
Wed Sep 01 1982, 8:05 PM EDT
Alt: 9,829 - Dome - 76 F

AB 38
R 7
H 15
RBI 6
BB 3
SO 12
LOB 22



Batter	1	2	3	4	5	6	7	8	9	AB	R	H	RBI	BB	SO	LOB	TOP			
Bobby Mitchell, L OBP: 0.337, SLG: 0.300 Dave Engle, R OBP: 0.278, SLG: 0.364	(1, 8) 0-3 K		(1, 8) 0-3 K							3	0	0	0	0	3	1				
John Castino, R OBP: 0.316, SLG: 0.343	(1, 4) 0-0 WP 1B									4	0	2	0	0	0	1				
Tom Brunansky, R OBP: 0.392, SLG: 0.490	(1, 9) 0-0 F9									4	1	1	0	0	0	3				
Kent Hrbek, L OBP: 0.369, SLG: 0.490	(1, 3) 0-0 F4									4	0	0	0	0	1	2				
Gary Ward, R OBP: 0.332, SLG: 0.519										4	1	1	0	0	1	1				
Gary Gaetti, R OBP: 0.280, SLG: 0.447										4	0	0	0	0	1	3				
Mickey Hatcher, R OBP: 0.263, SLG: 0.331										4	0	1	2	0	0	1				
Tim Laudner, R OBP: 0.342, SLG: 0.401										2	0	0	0	1	0	1				
Lenny Faedo, R OBP: 0.277, SLG: 0.314										3	0	1	0	0	0	1				
Inning Stats	R: 0 E: 0 K: 1 S: 6	H: 1 LOB: 1 BB: 0 P: 6	R: 0 E: 0 K: 0 S: 3	H: 0 LOB: 0 BB: 0 P: 3	R: 0 E: 0 K: 1 S: 5	H: 0 LOB: 0 BB: 0 P: 5	R: 0 E: 0 K: 1 S: 5	H: 0 LOB: 0 BB: 0 P: 5	R: 0 E: 0 K: 1 S: 5	H: 0 LOB: 1 BB: 1 P: 9	R: 2 E: 1 K: 1 S: 8	H: 2 LOB: 1 BB: 0 P: 8	R: 0 E: 0 K: 0 S: 4	H: 2 LOB: 1 BB: 0 P: 4	R: 0 E: 0 K: 0 S: 4	H: 1 LOB: 1 BB: 0 P: 4	1B: 4 2B: 3 3B: 0 HR: 0	SF: 0 SAC: 0 DP: 1 HBP: 0	WP: 1 PB: 0 SB: 0 CS: 0	PA: 34
PITCHER Mike Flanagan, L ERA: 3.88	IP: 9.0 WLS: W BF: 34 H: 6 R: 2 ER: 0 SO: 6 BB: 1 IBB: 0 HBP: 0 BLK: 1 WP: 1 HR: 0 S: 45 P: 49 ERA: 0.00 WHIP: 0.778															PITCHER				

Minnesota Twins @ Baltimore Orioles
Memorial Stadium, Baltimore, MD

AB 33
R 2
H 6
RBI 2
BB 1
SO 6
LOB 15



livebaseballscores.com

Fri Sep 03 1982, 7:05 PM EDT
Att: 23,473 - Unknown - 75 F

Batter	1	2	3	4	5	6	7	8	9	AB	R	H	RBI	BB	SO	LOB	BOTTOM			
Lenn Sakata, R OBP: 0.319, SLG: 0.371	(1, 4) 0-0 5-3									3	0	0	0	1	0	3				
Rich Dauer, R OBP: 0.333, SLG: 0.374	(1, 5) 4-0 HR BB									3	1	1	1	1	0	3				
Cal Ripken Jr., R OBP: 0.313, SLG: 0.473	(1, 6) 0-0 1-H HR									5	1	1	2	0	1	5				
Eddie Murray, S OBP: 0.391, SLG: 0.550	(1, 3) 0-0 1B									4	1	4	1	0	0	0				
Benny Ayala, R OBP: 0.308, SLG: 0.450 Al Bumbry, L OBP: 0.314, SLG: 0.350	(1, 7) 0-0 F9									3	0	0	0	0	0	3				
Gary Roenicke, R OBP: 0.382, SLG: 0.527	(1, 8) 0-0 F7									1	0	0	0	0	0	1				
Gary Roenicke, R OBP: 0.382, SLG: 0.527	(6, 7) 0-0 F7									4	0	0	0	0	0	4				
Ken Singleton, S OBP: 0.355, SLG: 0.389										2	1	2	0	2	0	0				
Dan Ford, R OBP: 0.279, SLG: 0.367 John Lowenstein, L OBP: 0.408, SLG: 0.609 John Shelby, S OBP: 0.451	(1, 9) 4-0 1-2 BB									0	0	0	0	2	0	0				
Rick Dempsey, R OBP: 0.328, SLG: 0.350	(1, 2) 0-0 L8									3	0	1	0	0	0	4				
Inning Stats	R: 2 E: 0 K: 0 S: 5	H: 2 LOB: 1 BB: 1 P: 9	R: 0 E: 0 K: 0 S: 3	H: 0 LOB: 2 BB: 2 P: 11	R: 1 E: 0 K: 0 S: 4	H: 1 LOB: 0 BB: 0 P: 4	R: 0 E: 0 K: 0 S: 3	H: 1 LOB: 1 BB: 1 P: 7	R: 0 E: 0 K: 1 S: 7	H: 2 LOB: 2 BB: 0 P: 7	R: 1 E: 0 K: 0 S: 3	H: 0 LOB: 2 BB: 2 P: 12	R: 0 E: 0 K: 0 S: 5	H: 2 LOB: 2 BB: 0 P: 5	R: 0 E: 1 K: 0 S: 4	H: 1 LOB: 1 BB: 0 P: 4	1B: 6 2B: 1 3B: 0 HR: 2	SF: 1 SAC: 2 DP: 1 HBP: 1	WP: 0 PB: 0 SB: 0 CS: 0	PA: 39
PITCHER Jack O'Connor, L ERA: 3.99 Terry Felton, R ERA: 4.51 Jeff Little, L ERA: 4.45 Pete Redfern, R ERA: 6.46	IP: 4.2 WLS: L BF: 23 H: 6 R: 3 ER: 3 SO: 3 BB: 4 IBB: 3 HBP: 3 BLK: 0 WP: 0 HR: 2 S: 21 P: 37 ERA: 5.79 WHIP: 2.143															PITCHER				

Minnesota Twins @ Baltimore Orioles
Memorial Stadium, Baltimore, MD

AB 29
R 4
H 9
RBI 4
BB 6
SO 1
LOB 25



livebaseballscores.com

Fri Sep 03 1982, 7:05 PM EDT
Att: 23,473 - Unknown - 75 F

Batter	1	2	3	4	5	6	7	8	9	AB	R	H	RBI	BB	SO	LOB	TOP		
Bobby Mitchell, L (1, 8) OBP: 0.333, SLG: 0.297	0-0 1-3			0-0 F6		0-0 F7			0-0 F8	4	0	0	0	0	0	2			
John Castino, R (1, 4) OBP: 0.313, SLG: 0.339	0-0 F8			0-0 F8		0-0 4-3			0-3 K	4	0	0	0	0	1	2			
Tom Brunansky, R (1, 9) OBP: 0.388, SLG: 0.485	0-0 6-3			0-0 F7					0-0 F4	4	0	0	0	0	0	1			
Kent Hrbek, L (1, 3) OBP: 0.367, SLG: 0.487									0-0 F8	3	0	0	0	0	1	0			
Gary Ward, R (1, 7) OBP: 0.330, SLG: 0.515									0-3 K	3	0	0	0	0	3	0			
Gary Gaetti, R (1, 5) OBP: 0.281, SLG: 0.446									0-0 5-3	3	0	1	0	0	0	0			
Greg Wells, R (1, 10)									0-0 1-3	3	0	0	0	0	0	1			
Tim Laudner, R (1, 2) OBP: 0.338, SLG: 0.396									0-3 K	3	0	0	0	0	2	0			
Lenny Faedo, R (1, 6) OBP: 0.280, SLG: 0.312									0-0 F8	1	0	0	0	1	0	0			
Randy Bush, L (9, PH) OBP: 0.286, SLG: 0.293									4-0 BB	0	0	0	0	1	0	0			
Inning Stats	R: 0 E: 0 K: 0 S: 3	H: 0 LOB: 0 BB: 0 P: 3	R: 0 E: 0 K: 1 S: 5	H: 0 LOB: 0 BB: 0 P: 5	R: 0 E: 0 K: 1 S: 5	H: 0 LOB: 0 BB: 0 P: 5	R: 0 E: 0 K: 2 S: 8	H: 1 LOB: 1 BB: 0 P: 8	R: 0 E: 0 K: 1 S: 5	H: 0 LOB: 1 BB: 1 P: 9	R: 0 E: 0 K: 1 S: 5	H: 0 LOB: 0 BB: 0 P: 5	R: 0 E: 0 K: 0 S: 3	H: 0 LOB: 0 BB: 0 P: 3	R: 0 E: 0 K: 1 S: 5	H: 0 LOB: 1 BB: 1 P: 9	1B: 1 2B: 0 3B: 0 HR: 0	SF: 0 SAC: 0 DP: 0 HBP: 0	WP: 0 PA: 30 PB: 0 SB: 0 CS: 0
PITCHER Jim Palmer, R (1, 1) ERA: 3.24	IP: 9.0 WLS: W BF: 30 H: 1 R: 0 ER: 0 SO: 7 BB: 2 IBB: 0 HBP: 0 BLK: 0 WP: 0 HR: 0 S: 42 P: 50 ERA: 0.00 WHIP: 0.333															PITCHER			

Minnesota Twins @ Baltimore Orioles
Memorial Stadium, Baltimore, MD
Sat Sep 04 1982, 7:05 PM EDT
Att: 19,536 - Unknown - 71 F

AB 28
R 0
H 1
RBI 0
BB 2
SO 7
LOB 6



Batter	1	2	3	4	5	6	7	8	9	AB	R	H	RBI	BB	SO	LOB	BOTTOM		
Al Bumbry, L (1, 8) OBP: 0.313, SLG: 0.349	0-3 K			0-0 1-3					0-0 L7	4	0	1	0	0	1	0			
Glenn Culliver, L (1, 5) OBP: 0.374, SLG: 0.283	0-0 HR			0-0 F7					0-0 4-3	4	1	1	0	0	0	1			
Lenn Sakata, R (9, 4)	2B									0	0	0	0	0	0	0			
Ken Singleton, S (1, 10) OBP: 0.353, SLG: 0.385	0-0 F9			0-0 F6					0-0 6-3	4	0	0	0	0	0	2			
Eddie Murray, S (1, 3) OBP: 0.390, SLG: 0.554	0-0 HR			0-3 K					0-3 K	4	1	1	2	0	2	0			
John Lowenstein, L (1, 7) OBP: 0.407, SLG: 0.605	0-0 3-1			0-0 BB					0-0 F8	3	0	1	0	0	0	0			
Cal Ripken Jr., R (1, 6) OBP: 0.315, SLG: 0.477				4-0 BB					0-0 E5	2	1	1	0	1	0	0			
Gary Roenicke, R (1, 9) OBP: 0.382, SLG: 0.526				0-0 F4					0-3 K	3	0	1	1	0	1	3			
Joe Nolan, L (1, 2) OBP: 0.271, SLG: 0.361				0-0 G4-3					0-0 4-3	3	0	1	0	0	0	3			
Rich Dauer, R (1, 4) OBP: 0.331, SLG: 0.371				0-0 F3					0-0 7-3	3	0	0	0	0	0	1			
Inning Stats	R: 2 E: 0 K: 1 S: 7	H: 2 LOB: 0 BB: 0 P: 7	R: 1 E: 0 K: 0 S: 4	H: 2 LOB: 0 BB: 0 P: 4	R: 0 E: 0 K: 0 S: 3	H: 0 LOB: 0 BB: 0 P: 3	R: 0 E: 0 K: 1 S: 6	H: 1 LOB: 2 BB: 1 P: 10	R: 0 E: 0 K: 0 S: 4	H: 1 LOB: 1 BB: 0 P: 4	R: 0 E: 1 K: 1 S: 6	H: 0 LOB: 1 BB: 0 P: 6	R: 0 E: 0 K: 0 S: 3	H: 1 LOB: 0 BB: 0 P: 3	R: 0 E: 0 K: 1 S: 5	H: 0 LOB: 0 BB: 0 P: 5	1B: 4 2B: 2 3B: 1 HR: 1	SF: 0 SAC: 0 DP: 2 HBP: 0	WP: 0 PA: 31 PB: 0 SB: 0 CS: 0
PITCHER Bobby Castillo, R (1, 1) ERA: 4.24	IP: 7.0 WLS: L BF: 28 H: 7 R: 3 ER: 3 SO: 3 BB: 1 IBB: 0 HBP: 0 BLK: 0 WP: 1 HR: 1 S: 33 P: 37 ERA: 3.86 WHIP: 1.143															PITCHER			
Ron Davis, R (8, 1) ERA: 4.65	IP: 1.0 WLS: L BF: 3 H: 0 R: 0 ER: 0 SO: 1 BB: 0 IBB: 0 HBP: 0 BLK: 0 WP: 0 HR: 0 S: 5 P: 5 ERA: 0.00 WHIP: 0.000															PITCHER			

Minnesota Twins @ Baltimore Orioles
Memorial Stadium, Baltimore, MD
Sat Sep 04 1982, 7:05 PM EDT
Att: 19,536 - Unknown - 71 F

AB 30
R 3
H 7
RBI 3
BB 1
SO 4
LOB 10



Batter	1	2	3	4	5	6	7	8	9	AB	R	H	RBI	BB	SO	LOB	TOP										
Bobby Mitchell, L (1, 8) OBP: 0.333, SLG: 0.296 Randy Johnson, L (9, PH) OBP: 0.324, SLG: 0.419	0-3 K2-3		0-0 CS 1B		0-3 K	0-0 F7			0-0 4-3	4	0	1	0	0	2	4											
Ron Washington, R (1, 4) OBP: 0.291, SLG: 0.379	0-0 6-3		0-0 6-3		0-0 BB 1B				0-0 6-3	5	0	1	1	0	0	1											
Tom Brunansky, R (1, 9) OBP: 0.389, SLG: 0.483	0-0 1B			0-0 5-3	0-0 FC6-4 BB				0-3 K	3	0	1	1	1	1	0											
Kent Hrbek, L (1, 3) OBP: 0.366, SLG: 0.485	0-0 F8			0-3 K	0-0 FC6-4 BB				0-0 1B	4	0	1	0	0	1	4											
Gary Ward, R (1, 7) OBP: 0.331, SLG: 0.521		0-0 E S 1B		0-0 5-3					0-3 K	4	1	2	1	0	1	1											
Gary Gaetti, R (1, 5) OBP: 0.281, SLG: 0.452		0-0 F8			0-0 5-3				0-0 F8	4	1	1	1	0	0	1											
Greg Wells, R (1, 10) OBP: 0.143, SLG: 0.143		0-3 K			0-0 1B 1B				0-0 6-3	4	1	1	0	0	1	1											
Sal Butera, R (1, 2) OBP: 0.368, SLG: 0.287		0-0 5-3			0-0 1B BB 1B				0-0 F8	4	1	1	0	0	0	1											
Lenny Faedo, R (1, 6) OBP: 0.280, SLG: 0.308 Randy Bush, L (9, PH) OBP: 0.281, SLG: 0.288			0-0 L6		0-0 BB 1B BB				0-0 E6	2	0	0	0	1	0	0											
Inning Stats	R: 0 E: 0 K: 1 S: 6	H: 1 LOB: 1 BB: 0 P: 6	R: 0 E: 0 K: 1 S: 6	H: 1 LOB: 1 BB: 0 P: 6	R: 0 E: 0 K: 0 S: 3	H: 1 LOB: 0 BB: 0 P: 3	R: 0 E: 0 K: 1 S: 5	H: 0 LOB: 0 BB: 0 P: 5	R: 2 E: 0 K: 1 S: 8	H: 3 LOB: 3 BB: 2 P: 16	R: 2 E: 1 K: 0 S: 6	H: 2 LOB: 1 BB: 0 P: 6	R: 0 E: 0 K: 2 S: 8	H: 1 LOB: 1 BB: 0 P: 8	R: 0 E: 0 K: 0 S: 3	H: 0 LOB: 0 BB: 0 P: 3	R: 0 E: 0 K: 0 S: 3	H: 0 LOB: 0 BB: 0 P: 3	1B: 7 2B: 0 3B: 0 HR: 2	SF: 0 SAC: 0 DP: 0 HBP: 0	WP: 0 PB: 0 SB: 1 CS: 1	PA: 38					
PITCHER	IP	WLS	BF	H	R	ER	SO	BB	IBB	HBP	BLK	WP	HR	S	P	ERA	WHIP										
Dennis Martinez, R (1, 1) ERA: 4.04	5.0		24	8	4	4	4	2	0	0	0	0	2	30	38	7.20	2.000										
Storm Davis, R (6, 1) ERA: 3.12	4.0	W	14	1	0	0	2	0	0	0	0	0	0	18	18	0.00	0.250										

Minnesota Twins @ Baltimore Orioles
Memorial Stadium, Baltimore, MD
Sun Sep 05 1982, 3:33 AM EDT
Att: 23,089 - Unknown

AB 36
R 4
H 9
RBI 4
BB 2
SO 6
LOB 13



Batter	1	2	3	4	5	6	7	8	9	AB	R	H	RBI	BB	SO	LOB	BOTTOM										
Al Bumbry, L (1, 8) OBP: 0.314, SLG: 0.348	0-0 F7	0-0 FC4 E			4-0 BB 1B	0-0 BB 3B	0-0 G3			4	2	1	0	1	0	2											
Rich Dauer, R (1, 5) OBP: 0.328, SLG: 0.369 Ken Singleton, S (6, PH) OBP: 0.354, SLG: 0.391 Glenn Gulliver, L (6, PR) OBP: 0.371, SLG: 0.280	0-3 K	0-0 6-3			0-0 8-4	0-0 E 3B			0-3 K	3	0	0	0	0	1	3											
Cal Ripken Jr., R (1, 6) OBP: 0.320, SLG: 0.478	0-0 BB 1B		0-0 G5-4-3 1B		4-0 BB 1B BB	4-0 BB E BB			0-3 K2-3	3	0	2	0	2	1	0											
Eddie Murray, S (1, 3) OBP: 0.390, SLG: 0.552	0-0 BB 1B		0-0 G5-4-3		0-0 BB 1B	0-0 E5 BB			0-3 K	5	0	2	1	0	1	2											
Benny Ayala, R (1, 10) OBP: 0.311, SLG: 0.446 Terry Crowley, L (5, PH) OBP: 0.365, SLG: 0.353	4-0 BB BB		0-0 F9		4-0 BB BB	4-0 BB BB				1	0	0	0	1	0	0											
Gary Roenicke, R (1, 7) OBP: 0.376, SLG: 0.519	0-0 F3			0-0 F7	0-0 F7	0-0 F7				4	0	0	0	0	0	9											
Dan Ford, R (1, 9) OBP: 0.279, SLG: 0.364		0-0 F9		4-0 CS BB		0-3 K			0-0 5-3	3	0	0	0	1	1	0											
Lenn Sakata, R (1, 4) OBP: 0.318, SLG: 0.369		0-0 E6 1B		0-3 K		0-0 F9			0-0 E6	4	1	1	0	0	1	1											
Rick Dempsey, R (1, 2) OBP: 0.333, SLG: 0.353		0-0 FC4 1B			0-0 8-4 BB 1B	4-0 BB 3B			0-0 F8	3	1	2	1	1	0	1											
Inning Stats	R: 0 E: 0 K: 1 S: 7	H: 2 LOB: 3 BB: 1 P: 11	R: 1 E: 2 K: 0 S: 5	H: 2 LOB: 1 BB: 0 P: 5	R: 0 E: 0 K: 1 S: 4	H: 0 LOB: 1 BB: 1 P: 8	R: 1 E: 0 K: 0 S: 4	H: 2 LOB: 3 BB: 3 P: 16	R: 3 E: 1 K: 1 S: 8	H: 2 LOB: 3 BB: 3 P: 20	R: 0 E: 1 K: 0 S: 4	H: 0 LOB: 1 BB: 0 P: 4	R: 0 E: 0 K: 3 S: 9	H: 0 LOB: 0 BB: 0 P: 9	R: 0 E: 0 K: 0 S: 3	H: 0 LOB: 0 BB: 0 P: 3	1B: 8 2B: 2 3B: 1 HR: 0	SF: 0 SAC: 0 DP: 3 HBP: 0	WP: 0 PB: 0 SB: 0 CS: 1	PA: 40							
PITCHER	IP	WLS	BF	H	R	ER	SO	BB	IBB	HBP	BLK	WP	HR	S	P	ERA	WHIP										
Frank Viola, L (1, 1) ERA: 4.68	4.2		22	7	2	1	2	4	0	0	0	0	0	22	38	1.93	2.357										
Pete Redfern, R (5, 1) ERA: 6.59	1.0	L	8	2	3	2	1	3	0	0	0	0	0	7	19	18.00	5.000										
Jeff Little, L (6, 1) ERA: 4.13	2.1		10	0	0	0	3	1	0	0	0	0	0	15	19	0.00	0.429										

Minnesota Twins @ Baltimore Orioles
Memorial Stadium, Baltimore, MD
Sun Sep 05 1982, 3:33 AM EDT
Att: 23,089 - Unknown

AB 32
R 5
H 9
RBI 4
BB 8
SO 6
LOB 18



Batter	1	2	3	4	5	6	7	8	9	AB	R	H	RBI	BB	SO	LOB	TOP											
Ron Washington, R OBP: 0.287, SLG: 0.374 (1, 6)	6-3		L7			G3	FC4		K	5	0	0	0	0	1	3												
John Castino, R OBP: 0.314, SLG: 0.340 Lenny Faedo, R OBP: 0.277, SLG: 0.305 (1, 4) (4, 6)	1B			K		F4		6-3		2	0	1	0	0	1	0												
Tom Brunansky, R OBP: 0.390, SLG: 0.492 (1, 8)	F4			6-3		FC4-6 1B		HR		4	1	2	1	0	0	1												
Kent Hrbek, L OBP: 0.367, SLG: 0.490 (1, 3)	G3			HR		FC4-6 1-2		BB		3	1	1	1	1	0	2												
Gary Ward, R OBP: 0.329, SLG: 0.517 (1, 7)		F8		K			L8	F4		4	0	0	0	0	1	1												
Gary Gaetti, R OBP: 0.280, SLG: 0.452 (1, 5)	K				F8		3-1 1B	F4		4	1	1	0	0	1	1												
Randy Bush, L OBP: 0.279, SLG: 0.274 (1, 10)	F5				BB		3-1	G3		3	0	0	0	1	0	1												
Mickey Hatcher, R OBP: 0.264, SLG: 0.331 Randy Johnson, L OBP: 0.325, SLG: 0.417 (9, PH)			4-3		F7		1B	K		3	0	1	1	0	0	1												
Sal Butera, R OBP: 0.367, SLG: 0.288 Bobby Mitchell, L OBP: 0.334, SLG: 0.298 (9, PH)	F6				L8		3-H 1-3 1B	1B		3	0	1	0	0	0	1												
Inning Stats	R: 0 E: 0 K: 0 S: 4	H: 1 LOB: 1 BB: 0 P: 4	R: 0 E: 0 K: 1 S: 5	H: 0 LOB: 0 BB: 0 P: 5	R: 0 E: 0 K: 0 S: 3	H: 0 LOB: 0 BB: 0 P: 3	R: 1 E: 0 K: 2 S: 8	H: 1 LOB: 0 BB: 0 P: 8	R: 0 E: 0 K: 0 S: 4	H: 1 LOB: 1 BB: 0 P: 4	R: 1 E: 0 K: 0 S: 6	H: 3 LOB: 3 BB: 0 P: 6	R: 1 E: 0 K: 0 S: 4	H: 1 LOB: 1 BB: 1 P: 8	R: 0 E: 0 K: 2 S: 8	H: 1 LOB: 1 BB: 0 P: 8	1B: 5 2B: 1 3B: 0 HR: 2	SF: 0 SAC: 0 DP: 0 HBP: 0	WP: 0 PB: 0 CS: 0	PA: 37								
PITCHER	IP	WLS	BF	H	R	ER	SO	BB	IBB	HBP	BLK	WP	HR	S	P	ERA	WHIP											
Mike Smithson, R ERA: 3.33 Paul Mirabella, L ERA: 5.62 Danny Darwin, R ERA: 3.16	(1, 1)	7.1	W	30	7	3	3	3	1	0	0	0	0	2	35	39	3.68	1.091										

Minnesota Twins @ Texas Rangers
Arlington Stadium, Arlington, TX
Mon Sep 06 1982, 8:05 PM EDT
Unknown - 92 F

AB 35
R 3
H 8
RBI 3
BB 2
SO 5
LOB 11



Batter	1	2	3	4	5	6	7	8	9	AB	R	H	RBI	BB	SO	LOB	BOTTOM										
George Wright, S OBP: 0.292, SLG: 0.365 (1, 8)	5-3		F7			4-3	6-3			4	0	0	0	0	0	1											
Bill Sample, R OBP: 0.319, SLG: 0.387 (1, 7)	4-3		5-3			S 2B	1-3 BB	HR		3	2	1	2	1	0	0											
Lamar Johnson, R OBP: 0.322, SLG: 0.361 (1, 10)	K				L9	1-3	F7			4	0	0	0	0	1	1											
Larry Parrish, R OBP: 0.320, SLG: 0.402 (1, 9)		6-3 1B			BB	2B	2B	K		3	1	2	1	1	1	0											
Dave Hostetler, R OBP: 0.309, SLG: 0.475 (1, 3)	F8				K	2B	BB	K		3	0	0	0	1	2	2											
Bill Stein, R OBP: 0.288, SLG: 0.308 Buddy Bell, R OBP: 0.383, SLG: 0.444 (1, 5) (9, 5)	6-3				L8	1-3 2-H	2B	K		4	0	1	1	0	1	2											
Bob Johnson, R OBP: 0.148, SLG: 0.167 (1, 2)					BB	K	K			2	0	0	0	1	2	2											
Mike Richardt, R OBP: 0.271, SLG: 0.280 (1, 4)	K				F9		F9			3	0	0	0	0	1	2											
Bucky Dent, R OBP: 0.225, SLG: 0.224 (1, 6)			F4			F8	WP HR	2B		3	1	1	0	0	0	0											
Inning Stats	R: 0 E: 0 K: 1 S: 5	H: 0 LOB: 0 BB: 0 P: 5	R: 0 E: 0 K: 1 S: 6	H: 1 LOB: 2 BB: 1 P: 10	R: 0 E: 0 K: 0 S: 3	H: 0 LOB: 0 BB: 0 P: 3	R: 0 E: 0 K: 1 S: 5	H: 0 LOB: 1 BB: 1 P: 9	R: 0 E: 0 K: 1 S: 5	H: 0 LOB: 0 BB: 0 P: 5	R: 2 E: 0 K: 0 S: 7	H: 2 LOB: 2 BB: 2 P: 15	R: 2 E: 0 K: 0 S: 5	H: 2 LOB: 0 BB: 0 P: 5	R: 0 E: 0 K: 3 S: 9	H: 0 LOB: 0 BB: 0 P: 9	1B: 1 2B: 3 3B: 0 HR: 1	SF: 0 SAC: 0 DP: 0 HBP: 0	WP: 1 PB: 0 CS: 0	PA: 33							
PITCHER	IP	WLS	BF	H	R	ER	SO	BB	IBB	HBP	BLK	WP	HR	S	P	ERA	WHIP										
Brad Havens, L ERA: 4.47 Terry Felton, R ERA: 4.76	(1, 1)	7.0	L	30	4	4	4	3	4	0	0	0	0	9	9	0.00	0.000										

Minnesota Twins @ Texas Rangers
Arlington Stadium, Arlington, TX
Mon Sep 06 1982, 8:05 PM EDT
Unknown - 92 F

AB 29
R 4
H 5
RBI 4
BB 4
SO 8
LOB 10



Batter	1	2	3	4	5	6	7	8	9	AB	R	H	RBI	BB	SO	LOB	TOP				
Bobby Mitchell, L (1, 8) OBP: 0.333, SLG: 0.295	0-3 K		0-0 F9			0-0 F9	4-0 BB		0-0 F8	4	0	0	0	1	1	1					
Ron Washington, R (1, 4) OBP: 0.288, SLG: 0.374	0-3 K		0-3 K			0-0 FC3-6 WP 1B	0-0 F3		0-0 1B	5	1	2	0	0	2	2					
Tom Brunansky, R (1, 9) Mickey Hatcher, R (6, 9) OBP: 0.266, SLG: 0.332	0-3 K			0-3 K		0-0 FC3-6 1B			0-0 L7	3	0	1	0	0	2	0					
Kent Hrbek, L (1, 10) OBP: 0.368, SLG: 0.498		0-0 HR		0-0 4-3		0-0 FC3-6 WP 3B			0-0 HR	5	3	2	1	0	1	4					
Gary Ward, R (1, 7) Randy Bush, L (7, 7) OBP: 0.331, SLG: 0.529 OBP: 0.290, SLG: 0.333		0-0 HR		0-0 F8		0-0 1B	1-2 3B		0-0 HR	3	1	2	2	0	0	0					
Gary Gaetti, R (1, 5) OBP: 0.276, SLG: 0.448		0-0 F3			0-0 F8	0-0 F9			0-0 F7	4	0	0	0	0	0	1					
Greg Wells, R (1, 3) OBP: 0.182, SLG: 0.182		0-0 1B			0-3 K				0-0 F8	4	0	1	0	0	1	0					
Tim Laudner, R (1, 2) OBP: 0.337, SLG: 0.394		0-0 4-3			0-0 1B				0-0 F9	4	0	1	0	0	0	0					
Lenny Faedo, R (1, 6) OBP: 0.277, SLG: 0.303			0-0 F4		0-0 1-3				0-0 E6 BB	4	1	1	0	0	0	1					
Inning Stats	R: 0 E: 0 K: 3 S: 9	H: 0 LOB: 0 BB: 0 P: 9	R: 2 E: 0 K: 0 S: 5	H: 3 LOB: 0 BB: 0 P: 5	R: 0 E: 0 K: 1 S: 5	H: 0 LOB: 0 BB: 0 P: 5	R: 0 E: 0 K: 1 S: 6	H: 1 LOB: 1 BB: 0 P: 6	R: 2 E: 0 K: 0 S: 6	H: 3 LOB: 1 BB: 0 P: 6	R: 0 E: 1 K: 0 S: 4	H: 0 LOB: 2 BB: 1 P: 8	R: 2 E: 0 K: 0 S: 5	H: 2 LOB: 2 BB: 0 P: 5	R: 1 E: 0 K: 1 S: 8	H: 3 LOB: 2 BB: 0 P: 8	1B: 7 2B: 1 3B: 1 HR: 3	SF: 0 SAC: 0 DP: 0 HBP: 0	WP: 1 PB: 0 CS: 0	PA: 40	
PITCHER	IP	WLS	BF	H	R	ER	SO	BB	IBB	HBP	BLK	WP	HR	S	P	ERA	WHIP				
Charlie Hough, R (1, 1) ERA: 3.76	8.0	W	34	9	6	6	6	1	0	0	0	1	3	45	49	6.75	1.250				
Dan Boitano, R (9, 1) ERA: 5.67	1.0		6	3	1	1	1	0	0	0	0	0	0	8	8	9.00	3.000				

Minnesota Twins @ Texas Rangers
Arlington Stadium, Arlington, TX
Mon Sep 06 1982, 8:05 PM EDT
Att: 9,817 - Unknown - 84 F

AB 39
R 7
H 12
RBI 6
BB 1
SO 7
LOB 9



Batter	1	2	3	4	5	6	7	8	9	AB	R	H	RBI	BB	SO	LOB	BOTTOM				
George Wright, S (1, 8) Nick Capra, R (8, 8) OBP: 0.290, SLG: 0.361	0-0 F8	0-0 L9		0-0 4-3	0-3 K			0-0 F7		4	0	0	0	0	1	2					
Pete O'Brien, L (1, 7) OBP: 0.214, SLG: 0.357	0-0 4-3	0-0 1B		0-0 E2 HR	0-0 1-4-3			0-0 4-3		5	1	2	2	0	0	0					
Buddy Bell, R (1, 5) Bill Stein, R (9, 5) OBP: 0.351, SLG: 0.440 OBP: 0.288, SLG: 0.308	4-0 1B BB	0-0 F4		0-0 6-3		0-0 F9		0-0 F7		4	1	0	0	1	0	2					
Johnny Grubb, L (1, 9) OBP: 0.380, SLG: 0.392	0-0 2B 1B		0-0 6-3	4-0 HR BB		0-0 F5				3	2	1	0	1	0	0					
Jim Sundberg, R (1, 2) OBP: 0.320, SLG: 0.367	0-0 2B 1B		0-0 F9	0-0 HR		0-0 1B 2B				4	2	3	4	0	0	0					
Pat Putnam, L (1, 3) OBP: 0.300, SLG: 0.352	0-0 E 2B		0-0 3-1	0-0 3B 1B		0-0 1B				4	2	3	2	0	0	0					
Terry Bogener, L (1, 10) OBP: 0.234, SLG: 0.295	0-0 E7 1B			0-0 E 1B		0-0 F5				4	1	3	2	0	0	0					
Mike Richardt, R (1, 4) OBP: 0.271, SLG: 0.280	0-0 L3			0-0 E 1B		0-0 F7				4	1	1	0	0	0	2					
Wayne Tolleson, S (1, 6) OBP: 0.152, SLG: 0.116		0-0 6-3		0-0 E2 E 1B	0-0 F9			0-0 4-3		4	1	1	0	0	0	0					
Inning Stats	R: 4 E: 1 K: 0 S: 7	H: 4 LOB: 1 BB: 1 P: 11	R: 0 E: 0 K: 0 S: 4	H: 1 LOB: 1 BB: 0 P: 4	R: 0 E: 0 K: 0 S: 3	H: 0 LOB: 0 BB: 0 P: 3	R: 7 E: 2 K: 0 S: 10	H: 7 LOB: 1 BB: 1 P: 14	R: 0 E: 0 K: 1 S: 5	H: 0 LOB: 0 BB: 0 P: 5	R: 0 E: 0 K: 0 S: 4	H: 2 LOB: 2 BB: 0 P: 4	R: 0 E: 0 K: 0 S: 3	H: 0 LOB: 0 BB: 0 P: 3	R: 0 E: 0 K: 0 S: 3	H: 0 LOB: 0 BB: 0 P: 3	1B: 10 2B: 2 3B: 1 HR: 1	SF: 0 SAC: 0 DP: 0 HBP: 0	WP: 0 PB: 0 CS: 0	PA: 39	
PITCHER	IP	WLS	BF	H	R	ER	SO	BB	IBB	HBP	BLK	WP	HR	S	P	ERA	WHIP				
Don Cooper, R (1, 1) ERA: 54.0	0.2	L	7	4	4	4	0	1	0	0	0	0	0	6	10	54.00	7.500				
John Pacella, R (1, 1) ERA: 6.14	3.1		19	8	7	7	0	1	0	0	0	0	1	18	22	18.90	2.700				
Paul Boris, R (5, 1) ERA: 4.91	4.0		13	2	0	0	1	0	0	0	0	0	0	15	15	0.00	0.500				

Minnesota Twins @ Texas Rangers
Arlington Stadium, Arlington, TX
Mon Sep 06 1982, 8:05 PM EDT
Att: 9,817 - Unknown - 84 F

AB 37
R 11
H 14
RBI 10
BB 2
SO 1
LOB 6



Batter	1	2	3	4	5	6	7	8	9	AB	R	H	RBI	BB	SO	LOB	TOP								
Bobby Mitchell, L OBP: 0.336, SLG: 0.299 (1, 8)	4-3		F7		5-3 1B		FC5-4 1B		1B	5	2	3	1	0	0	0	Minnesota Twins @ Texas Rangers Arlington Stadium, Arlington, TX Tue Sep 07 1982, 8:05 PM EDT Att: 6,172 - Unknown								
Ron Washington, R OBP: 0.287, SLG: 0.372 (1, 4)	5-3		1-3		5-3		K		FC6-4 1B	5	1	1	0	0	1	2									
Tom Brunansky, R OBP: 0.390, SLG: 0.489 (1, 9)	F5			F3	HR		FC5-4		FC6-4 1B	5	1	2	2	0	0	1									
Kent Hrbek, L OBP: 0.368, SLG: 0.503 (1, 3)		L9		F9	HR				FC6-4 1B	5	1	2	2	0	0	2									
Gary Ward, R OBP: 0.335, SLG: 0.531 (1, 7)		2B			F9				FC6-4 1B	5	1	4	1	0	0	0									
Gary Gaetti, R OBP: 0.275, SLG: 0.443 (1, 5)		F7		F9		L5			F8	5	0	0	0	0	0	6									
Randy Bush, L OBP: 0.301, SLG: 0.403 (1, 10)		1-H			HR		F7		FC6-4 1-2 2-3	4	1	2	2	0	0	2									
Lenny Faedo, R OBP: 0.276, SLG: 0.308 (1, 6)		6-3			1B	2B	5-1-3		F8	4	1	1	0	0	0	3									
Ray Smith, R (1, 2)			F4		6-3		4-3		F9	4	0	0	0	0	0	1									
Inning Stats	R: 0 E: 0 K: 0 S: 3	H: 0 LOB: 0 BB: 0 P: 3	R: 1 E: 0 K: 0 S: 5	H: 2 LOB: 1 BB: 0 P: 5	R: 0 E: 0 K: 0 S: 3	H: 0 LOB: 0 BB: 0 P: 3	R: 0 E: 0 K: 0 S: 4	H: 1 LOB: 1 BB: 0 P: 4	R: 5 E: 0 K: 0 S: 8	H: 5 LOB: 0 BB: 0 P: 8	R: 0 E: 0 K: 0 S: 3	H: 0 LOB: 0 BB: 0 P: 3	R: 0 E: 0 K: 1 S: 6	H: 1 LOB: 1 BB: 0 P: 6	R: 0 E: 0 K: 0 S: 5	H: 2 LOB: 2 BB: 0 P: 5	R: 2 E: 0 K: 0 S: 7	H: 4 LOB: 2 BB: 0 P: 7	1B: 11 2B: 2 3B: 0 HR: 2	SF: 0 SAC: 0 DP: 0 HBP: 0	WP: 0 PB: 0 CS: 0	PA: 42			
PITCHER	IP	WLS	BF	H	R	ER	SO	BB	IBB	HBP	BLK	WP	HR	S	P	ERA	WHIP								
Steve Comer, R ERA: 4.65 (1, 1)	5.0	L	23	8	6	6	0	0	0	0	0	0	2	23	23	10.80	1.600								
Jim Farr, R ERA: 5.4 (6, 1)	3.1		16	6	2	2	1	0	0	0	0	0	0	18	18	5.40	1.800								
Paul Mirabella, L ERA: 5.53 (9, 1)	0.2		3	1	0	0	0	0	0	0	0	0	0	3	3	0.00	1.500								

AB	42
R	8
H	15
RBI	8
BB	0
SO	1
LOB	17



Batter	1	2	3	4	5	6	7	8	9	AB	R	H	RBI	BB	SO	LOB	BOTTOM								
George Wright, S OBP: 0.287, SLG: 0.358 (1, 8)	4-3		K		F7		FC4-6			4	0	0	0	0	1	3	Minnesota Twins @ Texas Rangers Arlington Stadium, Arlington, TX Tue Sep 07 1982, 8:05 PM EDT Att: 6,172 - Unknown								
Bill Sample, R OBP: 0.315, SLG: 0.382 (1, 7)	F4		6-3			F8	F8			4	0	0	0	0	0	1									
Buddy Bell, R OBP: 0.382, SLG: 0.440 (1, 5)				G5-4-3 BB		5-3			6-3	3	0	1	0	1	0	0									
Larry Parrish, R OBP: 0.319, SLG: 0.401 (1, 9)		L5		G5-4-3 1-2			BB 1B		K	4	1	1	0	0	1	2									
Johnny Grubb, L OBP: 0.382, SLG: 0.391 (1, 10)				4-3			1B BB		K	3	0	1	0	1	1	0									
Dave Hostetler, R OBP: 0.311, SLG: 0.475 (1, 3)		FC5-4				BB	FC5-4 1B		4-3	4	0	2	1	0	0	1									
Jim Sundberg, R OBP: 0.320, SLG: 0.364 (1, 2)		F8				BB	FC5-4 1-2		F9	3	0	0	0	1	0	3									
Mike Richardt, R OBP: 0.267, SLG: 0.276 (1, 4)		FC5-4			L7				F9	4	0	0	0	0	0	3									
Bucky Dent, R OBP: 0.226, SLG: 0.226 (1, 6)			F7		F4		FC4-6 1B			3	0	1	0	0	0	2									
Inning Stats	R: 0 E: 0 K: 0 S: 4	H: 1 LOB: 1 BB: 0 P: 4	R: 0 E: 0 K: 0 S: 4	H: 1 LOB: 1 BB: 0 P: 4	R: 0 E: 0 K: 1 S: 5	H: 0 LOB: 0 BB: 0 P: 5	R: 0 E: 0 K: 0 S: 2	H: 0 LOB: 0 BB: 1 P: 6	R: 0 E: 0 K: 0 S: 4	H: 1 LOB: 2 BB: 1 P: 8	R: 1 E: 0 K: 0 S: 5	H: 2 LOB: 2 BB: 1 P: 9	R: 0 E: 0 K: 0 S: 4	H: 1 LOB: 1 BB: 0 P: 4	R: 0 E: 0 K: 2 S: 7	H: 0 LOB: 0 BB: 0 P: 7	R: 0 E: 0 K: 0 S: 3	H: 0 LOB: 0 BB: 0 P: 3	1B: 6 2B: 0 3B: 0 HR: 0	SF: 0 SAC: 0 DP: 1 HBP: 0	WP: 0 PB: 0 CS: 0	PA: 35			
PITCHER	IP	WLS	BF	H	R	ER	SO	BB	IBB	HBP	BLK	WP	HR	S	P	ERA	WHIP								
Albert Williams, R ERA: 4.55 (1, 1)	6.0	W	25	5	1	1	1	3	0	0	0	0	0	24	36	1.50	1.333								
Ron Davis, R ERA: 4.53 (7, 1)	3.0	S	10	1	0	0	2	0	0	0	0	0	0	14	14	0.00	0.333								

AB	32
R	1
H	6
RBI	1
BB	3
SO	3
LOB	15



Batter	1	2	3	4	5	6	7	8	9	AB	R	H	RBI	BB	SO	LOB	TOP										
Ron Washington, R (1,4) OBP: 0.287, SLG: 0.369	F8			K		K		BB		3	0	0	0	1	2	0	Minnesota Twins @ Texas Rangers Arlington Stadium, Arlington, TX Wed Sep 08 1982, 8:05 PM EDT Att: 5,862 - Unknown										
Dave Engle, R (1,10) OBP: 0.274, SLG: 0.358 Kent Hrbek, L (8,PH) OBP: 0.367, SLG: 0.502	6-3			F4		4-3		K		3	0	0	0	0	0	0											
Tom Brunansky, R (1,9) OBP: 0.389, SLG: 0.485	6-3			BB		5-3		F7		3	0	0	0	1	0	3											
Gary Ward, R (1,7) OBP: 0.333, SLG: 0.527		K		F4			L9		4-3	4	0	0	0	0	1	1											
Greg Wells, R (1,3) OBP: 0.200, SLG: 0.143		F5			K		G3		1B	3	0	0	0	1	1	0											
Mickey Hatcher, R (1,5) OBP: 0.265, SLG: 0.328		F8			1B		F8		F8	3	0	0	0	1	0	1											
Bobby Mitchell, L (1,8) OBP: 0.336, SLG: 0.299 Jesus Vega, R (9,PH) OBP: 0.289, SLG: 0.372			6-3		F9			5-3	1B	3	0	1	0	0	0	1											
Lenny Faedo, R (1,6) OBP: 0.281, SLG: 0.312			5-3					1B	1-2	4	0	2	0	0	0	2											
Ray Smith, R (1,2) Randy Bush, L (8,PH) Sal Butera, R (8,2) OBP: 0.367, SLG: 0.288			5-3		6-3			5-3	1-2	2	0	0	0	0	0	2											
Inning Stats	R: 0 E: 0 K: 0 S: 3	H: 0 LOB: 0 BB: 0 P: 3	R: 0 E: 0 K: 1 S: 5	H: 0 LOB: 0 BB: 0 P: 5	R: 0 E: 0 K: 0 S: 3	H: 0 LOB: 0 BB: 0 P: 3	R: 0 E: 0 K: 1 S: 5	H: 0 LOB: 1 BB: 1 P: 9	R: 0 E: 0 K: 1 S: 6	H: 1 LOB: 2 BB: 1 P: 10	R: 0 E: 0 K: 0 S: 3	H: 0 LOB: 0 BB: 0 P: 3	R: 0 E: 0 K: 1 S: 7	H: 2 LOB: 3 BB: 1 P: 11	R: 0 E: 0 K: 0 S: 4	H: 1 LOB: 2 BB: 1 P: 8	1B: 4 2B: 0 3B: 0 HR: 0	SF: 0 SAC: 0 DP: 0 HBP: 0	WP: 0 PB: 0 CS: 0	PA: 35							
PITCHER	IP	WLS	BF	H	R	ER	SO	BB	IBB	HBP	BLK	WP	HR	S	P	ERA	WHIP										
Jon Matlack, L (1,1) ERA: 3.56	7.0	W	24	1	0	0	4	2	0	0	0	0	0	30	38	0.00	0.429										
Danny Darwin, R (8,1) ERA: 3.15	0.1		4	2	0	0	0	1	0	0	0	0	0	3	7	0.00	9.000										
Paul Mirabella, L (8,1) ERA: 5.32	1.2	S	7	1	0	0	1	1	0	0	0	0	0	8	12	0.00	1.200										

Batter	1	2	3	4	5	6	7	8	9	AB	R	H	RBI	BB	SO	LOB	BOTTOM										
George Wright, S (1,8) OBP: 0.289, SLG: 0.365	F7							K		3	1	1	2	1	1	0	Minnesota Twins @ Texas Rangers Arlington Stadium, Arlington, TX Wed Sep 08 1982, 8:05 PM EDT Att: 5,862 - Unknown										
Nick Capra, R (1,7) OBP: 0.289, SLG: 0.365	K		HR			IBB		F9		4	0	0	0	0	1	2											
Lamar Johnson, R (1,10) OBP: 0.321, SLG: 0.359	F3							6-3		4	0	1	0	0	0	0											
Larry Parrish, R (1,9) OBP: 0.319, SLG: 0.400		5-3			L7					3	0	1	0	0	0	1											
Dave Hostetler, R (1,3) OBP: 0.311, SLG: 0.472		6-3			F9					2	0	0	0	1	0	1											
Bill Stein, R (1,5) OBP: 0.282, SLG: 0.301 Buddy Bell, R (9,5) OBP: 0.382, SLG: 0.440					FC5-4					3	0	0	0	0	1	3											
Bob Johnson, R (1,2) OBP: 0.133, SLG: 0.148					F7					3	0	0	0	0	0	0											
Mike Richardt, R (1,4) OBP: 0.265, SLG: 0.274					L5					3	0	0	0	0	0	0											
Bucky Dent, R (1,6) OBP: 0.231, SLG: 0.235								F3		3	1	2	0	0	0	0											
Inning Stats	R: 0 E: 0 K: 1 S: 5	H: 0 LOB: 0 BB: 0 P: 5	R: 0 E: 0 K: 1 S: 5	H: 0 LOB: 0 BB: 0 P: 5	R: 2 E: 0 K: 0 S: 5	H: 2 LOB: 0 BB: 0 P: 5	R: 0 E: 0 K: 0 S: 4	H: 1 LOB: 1 BB: 0 P: 4	R: 0 E: 0 K: 0 S: 4	H: 1 LOB: 2 BB: 1 P: 8	R: 0 E: 0 K: 0 S: 3	H: 1 LOB: 1 BB: 1 P: 7	R: 0 E: 0 K: 0 S: 3	H: 0 LOB: 0 BB: 0 P: 3	R: 0 E: 0 K: 1 S: 5	H: 0 LOB: 0 BB: 0 P: 5	1B: 3 2B: 1 3B: 0 HR: 1	SF: 0 SAC: 0 DP: 1 HBP: 0	WP: 0 PB: 0 CS: 0	PA: 30							
PITCHER	IP	WLS	BF	H	R	ER	SO	BB	IBB	HBP	BLK	WP	HR	S	P	ERA	WHIP										
Jack O'Connor, L (1,1) ERA: 3.84	8.0	L	30	5	2	2	3	1	1	0	0	0	1	34	42	2.25	0.750										

Batter	1	2	3	4	5	6	7	8	9	AB	R	H	RBI	BB	SO	LOB	TOP										
Bobby Mitchell, L OBP: 0.334, SLG: 0.298 (1, 8)	0-3 K		0-0 4-3			0-0 1-3	0-0 1B		0-0 3-1	5	0	1	2	0	1	0	Minnesota Twins @ Kansas City Royals Royals Stadium, Kansas City, MO Fri Sep 10 1982, 8:05 PM EDT Att: 30,030 - Unknown - 84 F										
Ron Washington, R OBP: 0.284, SLG: 0.366 (1, 4)	0-0 5-3			0-0 4-3			E5 F4			4	1	0	0	0	0	2											
Tom Brunansky, R OBP: 0.392, SLG: 0.488 (1, 9)	0-0 2B			0-0 F8			4-0 1-2 HR BB	4-0 1B BB		2	1	1	0	2	0	0											
Gary Ward, R OBP: 0.332, SLG: 0.531 (1, 7)	0-3 K			0-0 F5			0-0 1-2 HR	0-3 K		4	1	1	3	0	2	2											
Gary Gaetti, R OBP: 0.277, SLG: 0.443 (1, 5)		0-0 F4			0-0 5-3		0-0 2B 1B	0-0 1B		4	1	2	0	0	0	0											
Mickey Hatcher, R OBP: 0.265, SLG: 0.331 (1, 10)		0-0 6-3			0-0 5-3		0-0 1-3 1B	0-0 F8		4	1	1	0	0	0	2											
Greg Wells, R OBP: 0.158, SLG: 0.111 (1, 3)		0-0 L6			0-0 4-3		0-0 1-3 2B	0-0 F9		4	0	0	0	0	0	4											
Tim Laudner, R OBP: 0.336, SLG: 0.389 (1, 2)			0-3 K			0-0 5-3	4-0 1B IBB	0-3 K		3	0	0	0	1	2	0											
Lenny Faedo, R OBP: 0.275, SLG: 0.305 (1, 6)			0-0 4-3			0-0 6-3	0-0 F4	0-0 F2		4	0	0	0	0	0	3											
Inning Stats	R: 0 E: 0 K: 2 S: 8	H: 1 LOB: 1 BB: 0 P: 8	R: 0 E: 0 K: 0 S: 3	H: 0 LOB: 0 BB: 0 P: 3	R: 0 E: 0 K: 1 S: 5	H: 0 LOB: 0 BB: 0 P: 5	R: 0 E: 0 K: 0 S: 3	H: 0 LOB: 0 BB: 0 P: 3	R: 0 E: 0 K: 0 S: 3	H: 0 LOB: 0 BB: 0 P: 3	R: 5 E: 1 K: 0 S: 8	H: 4 LOB: 2 BB: 2 P: 16	R: 0 E: 0 K: 1 S: 6	H: 1 LOB: 2 BB: 1 P: 10	R: 0 E: 0 K: 1 S: 5	H: 0 LOB: 0 BB: 0 P: 5	1B: 3 2B: 2 3B: 0 HR: 1	SF: 0 SAC: 0 DP: 0 HBP: 0	WP: 0 PB: 0 SB: 0 CS: 0	PA: 37							
PITCHER	IP	WLS	BF	H	R	ER	SO	BB	IBB	HBP	BLK	WP	HR	S	P	ERA	WHIP										
Larry Gura, L ERA: 3.93 (1, 1)	6.0	L	24	4	5	2	3	1	0	0	0	0	1	29	33	3.00	0.833										
Mike Armstrong, R ERA: 2.94 (7, 1)	2.0		10	2	0	0	1	1	1	0	0	0	0	10	18	0.00	1.500										
Don Hood, L ERA: 3.07 (9, 1)	1.0		3	0	0	0	1	0	0	0	0	0	0	5	5	0.00	0.000										

AB	34
R	5
H	6
RBI	5
BB	3
SO	5
LOB	13



Batter	1	2	3	4	5	6	7	8	9	AB	R	H	RBI	BB	SO	LOB	BOTTOM										
Willie Wilson, S OBP: 0.364, SLG: 0.440 (1, 8)	0-0 G3		0-0 4-3			0-0 F8 SH5-3 1B		0-0 FC4-6 1B		4	0	2	0	0	0	0	Minnesota Twins @ Kansas City Royals Royals Stadium, Kansas City, MO Fri Sep 10 1982, 8:05 PM EDT Att: 30,030 - Unknown - 84 F										
U L Washington, S OBP: 0.316, SLG: 0.370 (1, 6)	0-0 F7			0-0 3-1		0-0 SH5-3		0-0 FC4-6		3	0	0	0	0	0	1											
George Brett, L OBP: 0.384, SLG: 0.543 (1, 5)	4-0 BB			4-0 S BB		4-0 BB		0-0 F7		1	0	0	0	3	0	1											
Hal McRae, R OBP: 0.373, SLG: 0.532 (1, 10)	0-0 F9			0-3 K		0-0 F8		0-3 K		4	0	0	0	0	2	4											
Willie Aikens, L OBP: 0.325, SLG: 0.411 (1, 3)		4-0 G6-3 BB		4-0 BB		0-0 L7		0-0 1B		2	0	1	0	2	0	2											
Steve Hammond, L OBP: 0.269, SLG: 0.337 (1, 9)		0-0 G6-3		0-0 4-3		0-0 4-3		0-0 F8		4	0	0	0	0	0	4											
Frank White, R OBP: 0.313, SLG: 0.453 (1, 4)		0-0 F7			0-0 5-3		0-0 F9		0-0 F8	4	0	0	0	0	0	1											
John Wathan, R OBP: 0.354, SLG: 0.335 (1, 2)			4-0 CS BB		0-0 F2 1B		0-0 5-3			2	0	1	0	1	0	0											
Mark Ryal, L OBP: 0.111, SLG: 0.111 (1, 7)			0-0 F9		0-0 F2		0-0 F8			3	0	0	0	0	0	2											
Inning Stats	R: 0 E: 0 K: 0 S: 3	H: 0 LOB: 1 BB: 1 P: 7	R: 0 E: 0 K: 0 S: 2	H: 0 LOB: 0 BB: 1 P: 6	R: 0 E: 0 K: 1 S: 5	H: 0 LOB: 0 BB: 2 P: 13	R: 0 E: 0 K: 0 S: 3	H: 1 LOB: 0 BB: 0 P: 3	R: 0 E: 0 K: 0 S: 4	H: 1 LOB: 1 BB: 0 P: 4	R: 0 E: 0 K: 1 S: 6	H: 1 LOB: 1 BB: 0 P: 6	1B: 4 2B: 0 3B: 0 HR: 0	SF: 0 SAC: 1 DP: 1 HBP: 0	WP: 0 PB: 0 SB: 1 CS: 1	PA: 34											
PITCHER	IP	WLS	BF	H	R	ER	SO	BB	IBB	HBP	BLK	WP	HR	S	P	ERA	WHIP										
Bobby Castillo, R ERA: 4.04 (1, 1)	9.0	W	34	4	0	0	2	6	0	0	0	0	0	32	56	0.00	1.111										

AB	27
R	0
H	4
RBI	0
BB	6
SO	2
LOB	15



Batter	1	2	3	4	5	6	7	8	9	AB	R	H	RBI	BB	SO	LOB	TOP				
Bobby Mitchell, L OBP: 0.333, SLG: 0.297 (1, 8)	F6		4-3		1B	1-4-3			F8	5	0	1	0	0	0	1					
Ron Washington, R OBP: 0.283, SLG: 0.364 (1, 4)	F9		F9		BB				4-3	5	0	1	0	0	0	0					
Tom Brunansky, R OBP: 0.388, SLG: 0.482 (1, 9)	K			5-3	L6				F4	5	0	0	0	0	1	2					
Gary Ward, R OBP: 0.333, SLG: 0.536 (1, 7)		HR		6-3	BB				E5	3	1	1	1	1	0	0					
Randy Bush, L OBP: 0.308, SLG: 0.403 (1, 10)		3-1		BB	L4				FC4	4	1	2	0	0	0	3					
Gary Gaetti, R OBP: 0.279, SLG: 0.442 (1, 5)		1B		BB	BB				FC4	3	0	1	0	1	1	2					
Greg Wells, R OBP: 0.174, SLG: 0.136 (1, 3)		F4		FC5-4	1B				K	4	0	1	1	0	1	1					
Tim Laudner, R OBP: 0.334, SLG: 0.391 (1, 2)		F6		FC5-4	1B				6-3	4	1	1	0	0	0	3					
Lenny Faedo, R OBP: 0.275, SLG: 0.304 (1, 6)			6-3						6-3	4	0	1	1	0	0	0					
Inning Stats	R: 0 E: 0 K: 1 S: 5	H: 0 LOB: 0 BB: 0 P: 5	R: 1 E: 0 K: 0 S: 5	H: 2 LOB: 1 BB: 0 P: 5	R: 0 E: 0 K: 0 S: 3	H: 0 LOB: 0 BB: 0 P: 3	R: 1 E: 0 K: 0 S: 5	H: 2 LOB: 2 BB: 1 P: 9	R: 0 E: 0 K: 1 S: 7	H: 2 LOB: 3 BB: 1 P: 7	R: 0 E: 1 K: 0 S: 5	H: 1 LOB: 2 BB: 0 P: 5	R: 0 E: 0 K: 1 S: 5	H: 0 LOB: 0 BB: 0 P: 5	R: 0 E: 0 K: 0 S: 3	H: 0 LOB: 0 BB: 0 P: 3	1B: 7 2B: 1 3B: 0 HR: 1	SF: 0 SAC: 0 DP: 0 HBP: 0	WP: 0 PB: 0 SB: 0 CS: 0	PA: 39	
PITCHER	IP	WLS	BF	H	R	ER	SO	BB	IBB	HBP	BLK	WP	HR	S	P	ERA	WHIP				
Dennis Leonard, R ERA: 4.89 (1, 1)	7.0	W	33	9	3	3	2	2	0	0	0	0	1	35	43	3.86	1.571				
Dan Quisenberry, R ERA: 2.63 (8, 1)	2.0		6	0	0	0	1	0	0	0	0	0	0	8	8	0.00	0.000				

Minnesota Twins @ Kansas City Royals
 Royals Stadium, Kansas City, MO
 Sat Sep 11 1982, 8:05 PM EDT
 Att: 32,961 - Unknown

AB	37
R	3
H	9
RBI	3
BB	2
SO	3
LOB	12



Batter	1	2	3	4	5	6	7	8	9	AB	R	H	RBI	BB	SO	LOB	BOTTOM				
Willie Wilson, S OBP: 0.364, SLG: 0.440 (1, 7)	G3	K		FC6-4	F6			SF9		5	0	2	1	0	1	3					
U L Washington, S OBP: 0.319, SLG: 0.372 (1, 6)	S		S	FC6-4		F7		F6		4	2	1	0	1	0	4					
George Brett, L OBP: 0.388, SLG: 0.543 (1, 5)	L5-3		F4		WP					3	1	2	1	2	0	1					
Amos Otis, R OBP: 0.331, SLG: 0.412 (1, 8)	L5-3		6-3		WP			SF9		4	1	1	2	0	1	2					
Hal McRae, R OBP: 0.372, SLG: 0.534 (1, 10)		HR	F8		K	6-3		F8		5	1	1	1	0	1	5					
Frank White, R OBP: 0.315, SLG: 0.453 (1, 4)	F5			CS	1B			F7		4	1	2	2	0	0	0					
Willie Aikens, L OBP: 0.325, SLG: 0.409 (1, 3)		E3		K		6-3				4	1	1	0	0	1	1					
Jerry Martin, R OBP: 0.306, SLG: 0.371 (1, 9)				BB		SF8		F8		3	1	2	1	0	0	0					
John Wathan, R OBP: 0.358, SLG: 0.341 (1, 2)		FC6		1B						2	1	1	1	2	0	2					
Inning Stats	R: 1 E: 0 K: 0 S: 3	H: 1 LOB: 1 BB: 1 P: 7	R: 1 E: 1 K: 1 S: 8	H: 2 LOB: 2 BB: 0 P: 8	R: 1 E: 0 K: 0 S: 4	H: 1 LOB: 0 BB: 0 P: 4	R: 1 E: 0 K: 1 S: 7	H: 3 LOB: 2 BB: 1 P: 11	R: 4 E: 0 K: 1 S: 10	H: 5 LOB: 1 BB: 0 P: 10	R: 0 E: 0 K: 1 S: 5	H: 0 LOB: 1 BB: 1 P: 9	R: 0 E: 0 K: 0 S: 3	H: 0 LOB: 0 BB: 0 P: 3	R: 1 E: 0 K: 0 S: 4	H: 1 LOB: 2 BB: 2 P: 12	1B: 10 2B: 3 3B: 1 HR: 1	SF: 2 SAC: 0 DP: 2 HBP: 0	WP: 1 PB: 0 SB: 3 CS: 1	PA: 41	
PITCHER	IP	WLS	BF	H	R	ER	SO	BB	IBB	HBP	BLK	WP	HR	S	P	ERA	WHIP				
Frank Viola, L ERA: 5.03 (1, 1)	4.0	L	22	9	6	6	2	2	0	0	0	0	1	24	32	13.50	2.750				
Terry Felton, R ERA: 4.84 (5, 1)	2.0		10	3	2	2	2	1	0	0	0	1	0	13	17	9.00	2.000				
Don Cooper, R ERA: 16.88 (7, 1)	2.0		9	1	1	1	0	1	1	0	0	0	0	7	15	4.50	1.000				

Minnesota Twins @ Kansas City Royals
 Royals Stadium, Kansas City, MO
 Sat Sep 11 1982, 8:05 PM EDT
 Att: 32,961 - Unknown

AB	34
R	9
H	13
RBI	9
BB	5
SO	4
LOB	18



Batter	1	2	3	4	5	6	7	8	9	AB	R	H	RBI	BB	SO	LOB	TOP																
Bobby Mitchell, L (1, 8) OBP: 0.329, SLG: 0.293	0-0 6-3	0-0 3-1		0-0 FC6-4 1B 2B	0-0 4-3			0-0 4-3		5	1	0	1	0	0	4	Minnesota Twins @ Kansas City Royals Royals Stadium, Kansas City, MO Sun Sep 12 1982, 4:33 AM EDT Att: 32,363 - Unknown																
Ron Washington, R (1, 4) OBP: 0.285, SLG: 0.363	4-0 1B BB	0-0 4-3		0-0 1B 2B	0-0 6-3			0-0 F4		4	1	1	0	1	0	3																	
Tom Brunansky, R (1, 9) OBP: 0.388, SLG: 0.481	0-0 F9		0-0 S BB SF9	0-0 2B SF7 1B		0-0 L7		0-3 K		5	2	2	0	0	1	1																	
Gary Ward, R (1, 7) OBP: 0.338, SLG: 0.540	0-0 1-3 1B		4-0 1B BB	0-0 SF7 HR 2B		0-0 FC5-4 1B			0-0 6-3	4	1	3	2	1	0	0																	
Gary Gaetti, R (1, 5) OBP: 0.276, SLG: 0.439	0-3 K		0-0 SF9	0-0 SF7		0-3 K			0-0 F9	3	0	0	2	0	2	3																	
Mickey Hatcher, R (1, 10) OBP: 0.285, SLG: 0.341 Randy Bush, L (9, PH) OBP: 0.304, SLG: 0.397		0-0 6-3		0-0 F9		0-0 FC5-4 1-2			0-0 1-3	4	1	1	2	0	0	2																	
Greg Wells, R (1, 3) OBP: 0.222, SLG: 0.231		0-0 E 3-1 2B		0-0 FC6 1B					0-0 F7	4	1	2	0	0	1	0																	
Sal Butera, R (1, 2) OBP: 0.374, SLG: 0.292 Randy Johnson, L (7, PH) OBP: 0.326, SLG: 0.420 Ray Smith, R (7, 2)		1-0 3-1 E HBP		0-0 FC6 1-2					0-0 G6-3 1B	2	0	1	0	0	0	2																	
Lenny Faedo, R (1, 6) OBP: 0.274, SLG: 0.303		0-0 E6 3-1 1-2 2-3		0-0 FC6-4 1B					0-0 G6-3	4	0	1	0	0	0	4																	
Inning Stats	R: 0 E: 0 K: 1 S: 6	H: 1 LOB: 2 BB: 1 P: 10	R: 1 E: 1 K: 0 S: 5	H: 1 LOB: 2 BB: 0 P: 6	R: 1 E: 0 K: 0 S: 5	H: 2 LOB: 2 BB: 1 P: 9	R: 5 E: 0 K: 1 S: 10	H: 5 LOB: 0 BB: 0 P: 10	R: 0 E: 0 K: 0 S: 4	H: 1 LOB: 1 BB: 0 P: 4	R: 0 E: 0 K: 1 S: 6	H: 1 LOB: 0 BB: 0 P: 3	R: 0 E: 0 K: 1 S: 5	H: 0 LOB: 0 BB: 0 P: 5	R: 0 E: 0 K: 0 S: 3	H: 0 LOB: 0 BB: 0 P: 3		1B: 9 2B: 2 3B: 0 HR: 1	SF: 2 SAC: 0 DP: 1 HBP: 1	WP: 0 PB: 0 SB: 1 CS: 0	PA: 42												
PITCHER	IP WLS BF H R ER SO BB IBB HBP BLK WP HR S P ERA WHIP																																
Paul Spittorf, L (1, 1) ERA: 4.18	3.1	21	7	5	4	1	2	0	0	1	0	0	0	0	20	29	10.80	2.700															
Mike Armstrong, R (4, 1) ERA: 3.1	0.2	4	2	2	2	1	0	0	0	0	0	0	1	6	6	27.00	3.000																
Bob Tufts, L (5, 1) ERA: 1.8	2.0	W	8	2	0	0	1	0	0	0	0	0	0	10	10	0.00	1.000																
Dan Quisenberry, R (7, 1) ERA: 2.96	3.0	S	9	1	0	0	1	0	0	0	0	0	0	11	11	0.00	0.333																

Batter	1	2	3	4	5	6	7	8	9	AB	R	H	RBI	BB	SO	LOB	BOTTOM															
Willie Wilson, S (1, 7) OBP: 0.368, SLG: 0.439 Mark Ryal, L (9, 7) OBP: 0.111, SLG: 0.111	0-3 K		0-3 K	0-0 1-3 1B		4-0 WP S 1B BB	4-0 1B BB	4-0 2B SF8 BB		3	3	1	0	3	2	0	Minnesota Twins @ Kansas City Royals Royals Stadium, Kansas City, MO Sun Sep 12 1982, 4:33 AM EDT Att: 32,363 - Unknown															
U L Washington, S (1, 6) OBP: 0.304, SLG: 0.377 Buddy Biancalana, S (9, 6)	0-0 E S 1B		0-3 K	0-3 K		4-0 WP 1B BB	0-0 1B BB	0-0 SF8 WP 2B		5	3	3	2	1	2	2																
George Brett, L (1, 5) OBP: 0.387, SLG: 0.541 Onix Conception, R (9, 4) OBP: 0.271, SLG: 0.302	0-0 F5		0-0 F9		0-0 G3	4-0 1B SF9 IBB	0-0 1B BB	0-0 SF8		4	1	1	2	1	0	1																
Amos Otis, R (1, 8) OBP: 0.334, SLG: 0.413 Cesar Geronimo, L (6, PR) OBP: 0.310, SLG: 0.500	0-0 6-3			0-0 F8 4-3 1B	4-0 2B BB	0-0 S 1B	0-0 FC6-4 1B	0-0 HR		3	2	2	2	1	0	1																
Hal McRae, R (1, 10) OBP: 0.371, SLG: 0.532		0-3 K		0-0 4-3 2B 1B	0-0 F9	0-0 SF9	0-0 FC6-4	4-0 BB		4	1	1	1	1	1	3																
Frank White, R (1, 4) OBP: 0.316, SLG: 0.461 Greg Pryor, R (8, PH) OBP: 0.312, SLG: 0.386		0-3 K		0-0 F8 1-2 2-3	0-0 1B 2B	0-0 F8		0-0 HR F4		5	2	2	2	0	1	3																
Willie Aikens, L (1, 3) OBP: 0.328, SLG: 0.425 Ron Johnson, R (9, 3)		0-0 HR		0-0 4-3				0-0 4-3		5	2	3	4	0	0	1																
Jerry Martin, R (1, 9) OBP: 0.309, SLG: 0.378		0-0 2B		0-0 1B 2B		0-0 F3		0-0 F4		5	2	3	1	0	0	1																
John Wathan, R (1, 2) OBP: 0.358, SLG: 0.345 Don Slaught, R (9, 2) OBP: 0.339, SLG: 0.413		0-3 K2-3		0-0 1B 2B		0-0 F9		0-0 F4		5	1	2	1	0	1	2																
Inning Stats	R: 0 E: 0 K: 1 S: 6	H: 1 LOB: 1 BB: 0 P: 6	R: 1 E: 0 K: 3 S: 11	H: 2 LOB: 0 BB: 0 P: 11	R: 0 E: 0 K: 2 S: 7	H: 0 LOB: 0 BB: 0 P: 7	R: 3 E: 0 K: 1 S: 10	H: 5 LOB: 2 BB: 0 P: 10	R: 2 E: 0 K: 0 S: 5	H: 2 LOB: 1 BB: 1 P: 9	R: 3 E: 0 K: 0 S: 4	H: 1 LOB: 2 BB: 3 P: 16	R: 3 E: 0 K: 0 S: 7	H: 4 LOB: 1 BB: 1 P: 11	R: 6 E: 0 K: 0 S: 8	H: 5 LOB: 1 BB: 2 P: 16		1B: 11 2B: 5 3B: 0 HR: 4	SF: 2 SAC: 0 DP: 0 HBP: 0	WP: 2 PB: 0 SB: 3 CS: 0	PA: 51											
PITCHER	IP WLS BF H R ER SO BB IBB HBP BLK WP HR S P ERA WHIP																															
Brad Havens, L (1, 1) ERA: 4.58	3.2	18	7	4	4	0	3	0	0	0	0	0	0	10	22	21.60	3.600															
Terry Felton, R (4, 1) ERA: 5.09	1.2	L	11	3	4	4	1	3	0	0	0	0	0	10	22	21.60	3.600															
Jeff Little, L (6, 1) ERA: 4.41	0.0	1	0	0	0	0	0	0	1	0	0	4	∞	∞																		
Ron Davis, R (6, 1) ERA: 4.74	1.2	11	5	4	4	0	1	0	0	0	0	0	0	10	14	21.60	3.600															
John Pacella, R (8, 1) ERA: 6.94	1.0	10	5	6	6	0	2	0	0	0	0	1	3	8	16	54.00	7.000															

AB	37
R	7
H	12
RBI	7
BB	2
SO	4
LOB	19

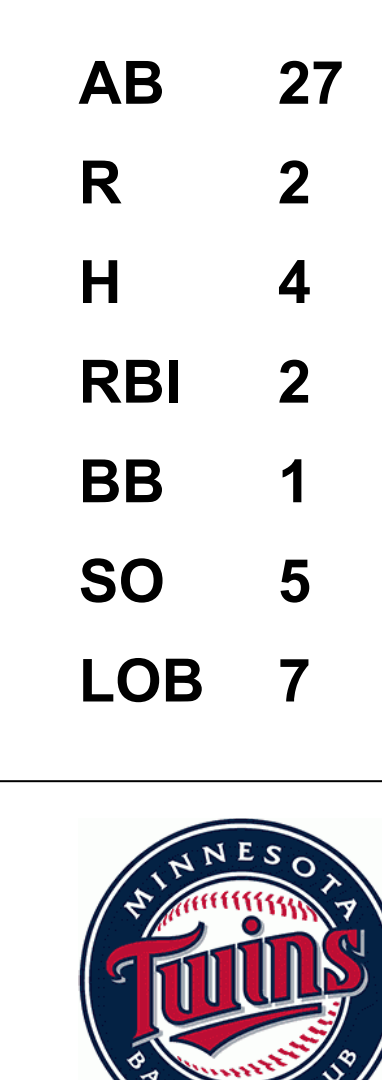


Batter	1	2	3	4	5	6	7	8	9	AB	R	H	RBI	BB	SO	LOB	TOP																			
George Wright, S OBP: 0.290, SLG: 0.373	1-3		FC6			F9		F6		4	0	0	0	0	0	3	Texas Rangers @ Minnesota Twins Hubert H. Humphrey Metrodome, Minneapolis, MN Mon Sep 13 1982, 8:05 PM EDT Att: 2,795 - Dome																			
Pete O'Brien, L OBP: 0.333, SLG: 0.538	4-3			4-3		G6-3 BB		1B		3	0	1	0	1	0	0																				
Buddy Bell, R OBP: 0.377, SLG: 0.431	4-3			5-3		G6-3		6-3		4	0	0	0	0	4																					
Larry Parrish, R OBP: 0.321, SLG: 0.410		F6		6-3			5-3		BB 1B	4	0	1	0	0	0	0																				
Pat Putnam, L OBP: 0.290, SLG: 0.337		K			1-3		4-3		F8	4	0	0	0	0	1	1																				
Dave Hostetter, R OBP: 0.309, SLG: 0.467		K				2B			K	4	0	2	0	0	2	1																				
Jim Sundberg, R OBP: 0.324, SLG: 0.366 Nick Capra, R (9, PR)						K		L5		3	0	1	0	1	1	2																				
Bill Stein, R OBP: 0.289, SLG: 0.302 Johnny Grubb, L (9, PH)									BB	0	0	0	0	0	0	0																				
Bucky Dent, R OBP: 0.227, SLG: 0.230									F8	2	0	1	0	1	0	1																				
									BB	1	0	0	0	0	0	2																				
Inning Stats	R: 0 E: 0 K: 0 S: 3	H: 0 LOB: 0 BB: 0 P: 3	R: 0 E: 0 K: 2 S: 7	H: 0 LOB: 0 BB: 0 P: 7	R: 0 E: 0 K: 0 S: 4	H: 2 LOB: 1 BB: 0 P: 4	R: 0 E: 0 K: 0 S: 3	H: 0 LOB: 0 BB: 0 P: 3	R: 0 E: 0 K: 1 S: 6	H: 1 LOB: 1 BB: 0 P: 6	R: 0 E: 0 K: 0 S: 4	H: 1 LOB: 1 BB: 0 P: 4	R: 0 E: 0 K: 0 S: 4	H: 1 LOB: 2 BB: 1 P: 8	R: 0 E: 0 K: 1 S: 6	H: 1 LOB: 2 BB: 1 P: 10	1B: 6 2B: 1 3B: 0 HR: 0	SF: 0 SAC: 0 DP: 1 HBP: 0	WP: 0 PB: 0 SB: 0 CS: 1	PA: 35																
PITCHER	IP	WLS	BF	H	R	ER	SO	BB	IBB	HBP	BLK	WP	HR	S	P	ERA	WHIP	PITCHER		IP	WLS	BF	H	R	ER	SO	BB	IBB	HBP	BLK	WP	HR	S	P	ERA	WHIP
Albert Williams, R ERA: 4.31	7.1	W	27	5	0	0	3	2	0	0	0	0	0	31	39	0.00	0.955																			
Ron Davis, R ERA: 4.66	1.2	S	8	2	0	0	1	1	0	0	0	0	0	9	13	0.00	1.800																			

AB	32
R	0
H	7
RBI	0
BB	3
SO	4
LOB	16



Batter	1	2	3	4	5	6	7	8	9	AB	R	H	RBI	BB	SO	LOB	BOTTOM																			
Bobby Mitchell, L OBP: 0.331, SLG: 0.294	1-3			E4 HR 1B		SH1-4				2	1	1	0	1	0	0	Texas Rangers @ Minnesota Twins Hubert H. Humphrey Metrodome, Minneapolis, MN Mon Sep 13 1982, 8:05 PM EDT Att: 2,795 - Dome																			
John Castino, R OBP: 0.310, SLG: 0.336	G3			6-3		6-3		6-3		4	0	0	0	0	4																					
Tom Brunansky, R OBP: 0.387, SLG: 0.487	6-3				HR	6-3				3	1	1	2	0	0	1																				
Gary Ward, R OBP: 0.336, SLG: 0.536		F8		F9			K			3	0	0	0	0	1	0																				
Gary Gaetti, R OBP: 0.274, SLG: 0.437		K		F9			K			3	0	0	0	0	2	0																				
Mickey Hatcher, R OBP: 0.282, SLG: 0.337		K			4-3		5-3			3	0	0	0	0	1	0																				
Greg Wells, R OBP: 0.233, SLG: 0.310				4-3		5-3				3	0	1	0	0	0	0																				
Lenny Faedo, R OBP: 0.271, SLG: 0.299				F8		1-3				3	0	0	0	0	0	1																				
Ray Smith, R OBP: 0.125, SLG: 0.125 Randy Johnson, L (8, PH) Sal Butera, F (9, 2)				6-3						2	0	1	0	0	0	0																				
						6-3 SH1-4 1B				0	0	0	0	0	0	0																				
Inning Stats	R: 0 E: 0 K: 0 S: 3	H: 0 LOB: 0 BB: 0 P: 3	R: 0 E: 0 K: 2 S: 7	H: 0 LOB: 0 BB: 0 P: 7	R: 0 E: 0 K: 0 S: 3	H: 0 LOB: 0 BB: 0 P: 3	R: 2 E: 1 K: 0 S: 5	H: 2 LOB: 0 BB: 0 P: 5	R: 0 E: 0 K: 0 S: 3	H: 0 LOB: 0 BB: 0 P: 3	R: 0 E: 0 K: 0 S: 4	H: 1 LOB: 1 BB: 0 P: 4	R: 0 E: 0 K: 2 S: 7	H: 0 LOB: 0 BB: 0 P: 7	R: 0 E: 0 K: 1 S: 6	H: 1 LOB: 2 BB: 1 P: 10	1B: 2 2B: 0 3B: 1 HR: 1	SF: 0 SAC: 1 DP: 0 HBP: 0	WP: 0 PB: 0 SB: 0 CS: 0	PA: 29																
PITCHER	IP	WLS	BF	H	R	ER	SO	BB	IBB	HBP	BLK	WP	HR	S	P	ERA	WHIP	PITCHER		IP	WLS	BF	H	R	ER	SO	BB	IBB	HBP	BLK	WP	HR	S	P	ERA	WHIP
Mike Mason, L ERA: 2.57	7.0	L	25	4	2	2	4	0	0	0	0	0	0	33	33	2.57	0.571																			
Tom Henke, R ERA:	1.0		4	0	0	0	1	0	1	0	0	0	0	5	9	0.00	0.000																			




Batter	1	2	3	4	5	6	7	8	9	AB	R	H	RBI	BB	SO	LOB	TOP															
George Wright, S OBP: 0.288, SLG: 0.370	L8		F7		F5			K		4	0	0	0	0	1	1	Texas Rangers @ Minnesota Twins Hubert H. Humphrey Metrodome, Minneapolis, MN Tue Sep 14 1982, 8:05 PM EDT Att: 3,382 - Dome livebaseballscorecards.com															
Pete O'Brien, L OBP: 0.324, SLG: 0.533	6-3		1B		K			4-3		4	1	1	1	0	1	0																
Buddy Bell, R OBP: 0.376, SLG: 0.429	K		2B		5-3			K		4	0	1	1	0	2	0																
Larry Parrish, R OBP: 0.318, SLG: 0.405		F9	4-3		K			F9		4	0	0	0	0	1	1																
Dave Hostetter, R OBP: 0.306, SLG: 0.462	K			F9		K		K		4	0	0	0	0	3	0																
Lamar Johnson, R OBP: 0.322, SLG: 0.355	WP			S				E5		2	0	1	0	1	0	0																
Jim Sundberg, R OBP: 0.322, SLG: 0.363	6-3			F8		G3-6-3		G3-6-3		3	0	0	0	0	0	3																
Mike Richardt, R OBP: 0.263, SLG: 0.272			SH3-4	F4		6-3		6-3		3	1	1	0	0	0	1																
Bucky Dent, R OBP: 0.226, SLG: 0.229			SH3-4	F9				F4		2	0	0	0	0	0	0																
Inning Stats	R: 0 E: 0 K: 1 S: 5	H: 0 LOB: 0 BB: 0 P: 5	R: 0 E: 0 K: 1 S: 5	H: 0 LOB: 1 BB: 1 P: 9	R: 2 E: 0 K: 0 S: 6	H: 3 LOB: 1 BB: 0 P: 6	R: 0 E: 0 K: 0 S: 4	H: 1 LOB: 0 BB: 0 P: 4	R: 0 E: 0 K: 1 S: 5	H: 0 LOB: 0 BB: 0 P: 5	R: 0 E: 1 K: 0 S: 3	H: 0 LOB: 0 BB: 0 P: 3	R: 0 E: 0 K: 1 S: 5	H: 0 LOB: 0 BB: 0 P: 5	R: 0 E: 0 K: 2 S: 7	H: 0 LOB: 0 BB: 0 P: 7	R: 0 E: 0 K: 0 S: 3	H: 0 LOB: 0 BB: 0 P: 3	R: 0 E: 0 K: 1 S: 5	H: 0 LOB: 0 BB: 0 P: 7	R: 0 E: 0 K: 2 S: 7	H: 0 LOB: 0 BB: 0 P: 7	R: 0 E: 0 K: 1 S: 5	H: 0 LOB: 0 BB: 0 P: 5	R: 0 E: 0 K: 2 S: 7	H: 0 LOB: 0 BB: 0 P: 7	R: 0 E: 0 K: 1 S: 5	H: 0 LOB: 0 BB: 0 P: 5	1B: 3 2B: 1 3B: 0 HR: 0	SF: 0 SAC: 1 DP: 1 HBP: 0	WP: 1 PB: 0 SB: 1 CS: 0	PA: 32
PITCHER Jack O'Connor, L ERA: 3.69	IP: 9.0 WLS: W BF: 32 H: 4 R: 2 ER: 2 SO: 8 BB: 1 IBB: 0 HBP: 0 BLK: 0 WP: 1 HR: 0 S: 47 P: 51 ERA: 2.00 WHIP: 0.556																															

Batter	1	2	3	4	5	6	7	8	9	AB	R	H	RBI	BB	SO	LOB	BOTTOM														
Bobby Mitchell, L OBP: 0.330, SLG: 0.294	4-3		CS		K		4-3			4	0	1	0	0	1	1	Texas Rangers @ Minnesota Twins Hubert H. Humphrey Metrodome, Minneapolis, MN Tue Sep 14 1982, 8:05 PM EDT Att: 3,382 - Dome livebaseballscorecards.com														
John Castino, R OBP: 0.307, SLG: 0.332	5-3		CS	F2		K		F8		4	0	0	0	0	1	1															
Tom Brunansky, R OBP: 0.388, SLG: 0.486	F4			K		1B		G6-4-3		3	1	1	0	0	1	0															
Kent Hrbek, L OBP: 0.366, SLG: 0.500		F7		K		2B		G6-4-3		4	0	1	1	0	1	1															
Gary Ward, R OBP: 0.338, SLG: 0.541					F4			G6-4-3		3	0	2	1	0	0	0															
Gary Gaetti, R OBP: 0.277, SLG: 0.441						2B		G6-4-3		2	1	1	0	1	0	1															
Greg Wells, R OBP: 0.212, SLG: 0.290					SF8			G6-4-3		2	0	0	1	0	0	4															
Lenny Faedo, R OBP: 0.267, SLG: 0.294			F9		6-3			5-3		3	0	0	0	0	0	0															
Ray Smith, R OBP: 0.182, SLG: 0.182			F4					6-3		3	1	1	0	0	0	0															
Inning Stats	R: 0 E: 0 K: 0 S: 3	H: 0 LOB: 0 BB: 0 P: 3	R: 0 E: 0 K: 0 S: 4	H: 1 LOB: 0 BB: 0 P: 4	R: 0 E: 0 K: 2 S: 7	H: 0 LOB: 0 BB: 0 P: 7	R: 1 E: 0 K: 0 S: 4	H: 1 LOB: 0 BB: 0 P: 4	R: 2 E: 0 K: 2 S: 10	H: 3 LOB: 3 BB: 1 P: 15	R: 0 E: 0 K: 0 S: 3	H: 0 LOB: 0 BB: 0 P: 3	R: 0 E: 0 K: 0 S: 3	H: 1 LOB: 0 BB: 0 P: 3	R: 0 E: 0 K: 1 S: 3	H: 0 LOB: 0 BB: 0 P: 3		R: 0 E: 0 K: 1 S: 3	H: 0 LOB: 0 BB: 0 P: 3	R: 0 E: 0 K: 1 S: 3	H: 0 LOB: 0 BB: 0 P: 3	R: 0 E: 0 K: 1 S: 3	H: 0 LOB: 0 BB: 0 P: 3	R: 0 E: 0 K: 1 S: 3	H: 0 LOB: 0 BB: 0 P: 3	R: 0 E: 0 K: 1 S: 3	H: 0 LOB: 0 BB: 0 P: 3	1B: 4 2B: 2 3B: 1 HR: 0	SF: 1 SAC: 0 DP: 1 HBP: 1	WP: 0 PB: 0 SB: 0 CS: 1	PA: 32
PITCHER Jon Matlack, L ERA: 3.6 Steve Comer, R ERA: 4.53	IP: 5.2 WLS: L BF: 24 H: 6 R: 3 ER: 3 SO: 4 BB: 0 IBB: 0 HBP: 1 BLK: 0 WP: 0 HR: 0 S: 30 P: 35 ERA: 4.76 WHIP: 1.059																														

Batter	1	2	3	4	5	6	7	8	9	AB	R	H	RBI	BB	SO	LOB	TOP
George Wright, S OBP: 0.287, SLG: 0.367 (1, 8)										3	0	0	0	1	1	2	
Pete O'Brien, L OBP: 0.289, SLG: 0.471 (1, 7)										4	0	0	0	0	0	1	
Buddy Bell, R OBP: 0.373, SLG: 0.426 Bill Stein, R OBP: 0.289, SLG: 0.302 (1, 5) (8, 5)										4	0	0	0	0	1	1	
Larry Parrish, R OBP: 0.320, SLG: 0.406 (1, 9)										4	1	2	0	0	1	1	
Johnny Grubb, L OBP: 0.378, SLG: 0.385 (1, 10)										3	1	1	0	1	1	1	
Jim Sundberg, R OBP: 0.321, SLG: 0.367 (1, 2)										4	0	1	2	0	0	1	
Pat Putnam, L OBP: 0.279, SLG: 0.324 (1, 3)										4	0	0	0	0	1	1	
Mike Richardt, R OBP: 0.264, SLG: 0.272 (1, 4)										3	0	1	0	0	0	0	
Bucky Dent, R OBP: 0.227, SLG: 0.230 (1, 6)										3	0	1	0	0	0	0	
Inning Stats	R: 0 E: 0 K: 0 S: 3	H: 0 LOB: 1 BB: 1 P: 7	R: 0 E: 0 K: 0 S: 3	H: 0 LOB: 0 BB: 0 P: 3	R: 0 E: 0 K: 1 S: 6	H: 1 LOB: 1 BB: 0 P: 6	R: 0 E: 0 K: 1 S: 7	H: 2 LOB: 2 BB: 0 P: 7	R: 2 E: 0 K: 1 S: 8	H: 3 LOB: 1 BB: 0 P: 8	R: 0 E: 0 K: 1 S: 5	H: 0 LOB: 0 BB: 0 P: 5	R: 0 E: 0 K: 0 S: 2	H: 0 LOB: 0 BB: 1 P: 6	1B: 5 2B: 0 3B: 1 HR: 0	SF: 0 SAC: 0 DP: 1 HBP: 0	WP: 0 PA: 34 CS: 0
PITCHER Bobby Castillo, R ERA: 3.94 (1, 1)	IP: 9.0 WLS: W BF: 34 H: 6 R: 2 ER: 2 SO: 5 BB: 2 IBB: 0 HBP: 0 BLK: 0 WP: 0 HR: 0 S: 42 P: 50 ERA: 2.00 WHIP: 0.889																

Texas Rangers @ Minnesota Twins
Hubert H. Humphrey Metrodome, Minneapolis, MN
Wed Sep 15 1982, 8:05 PM EDT
Att: 3,642 - Dome


AB	32
R	2
H	6
RBI	2
BB	2
SO	5
LOB	8



Batter	1	2	3	4	5	6	7	8	9	AB	R	H	RBI	BB	SO	LOB	BOTTOM		
Bobby Mitchell, L OBP: 0.333, SLG: 0.301 (1, 8)										4	1	2	0	1	0	1			
John Castino, R OBP: 0.311, SLG: 0.346 (1, 4)										4	2	3	2	0	0	1			
Tom Brunansky, R OBP: 0.386, SLG: 0.481 (1, 9)										4	1	0	0	1	1	4			
Kent Hrbek, L OBP: 0.370, SLG: 0.502 (1, 3)										4	1	3	2	1	0	1			
Gary Ward, R OBP: 0.336, SLG: 0.537 (1, 7)										4	0	0	0	1	0	4			
Gary Gaetti, R OBP: 0.282, SLG: 0.445 (1, 5)										5	1	4	2	0	0	1			
Greg Wells, R OBP: 0.184, SLG: 0.250 (1, 10)										5	2	0	0	0	0	6			
Tim Laudner, R OBP: 0.333, SLG: 0.393 (1, 2)										4	1	1	1	0	1	6			
Lenny Faedo, R OBP: 0.271, SLG: 0.303 (1, 6)										4	1	2	3	0	0	4			
Inning Stats	R: 1 E: 0 K: 1 S: 7	H: 2 LOB: 1 BB: 0 P: 7	R: 0 E: 1 K: 0 S: 4	H: 1 LOB: 1 BB: 0 P: 4	R: 1 E: 0 K: 0 S: 5	H: 3 LOB: 1 BB: 0 P: 5	R: 1 E: 1 K: 1 S: 7	H: 2 LOB: 1 BB: 0 P: 7	R: 3 E: 0 K: 0 S: 6	H: 3 LOB: 2 BB: 2 P: 14	R: 0 E: 0 K: 0 S: 3	H: 0 LOB: 1 BB: 1 P: 7	R: 4 E: 1 K: 0 S: 8	H: 4 LOB: 1 BB: 0 P: 8	R: 0 E: 0 K: 0 S: 3	H: 0 LOB: 1 BB: 1 P: 7	1B: 10 2B: 4 3B: 2 HR: 0	SF: 1 SAC: 0 DP: 2 HBP: 0	WP: 0 PA: 43 CS: 2
PITCHER Frank Tanana, L ERA: 4.23 Jim Farr, R ERA: 5.68 Dan Botano, R ERA: 5.46 (1, 1) (8, 1) (8, 1)	IP: 4.0 WLS: L BF: 17 H: 5 R: 4 ER: 2 SO: 0 BB: 1 IBB: 1 HBP: 0 BLK: 0 WP: 0 HR: 0 S: 15 P: 23 ERA: 6.00 WHIP: 2.000																		

Texas Rangers @ Minnesota Twins
Hubert H. Humphrey Metrodome, Minneapolis, MN
Wed Sep 15 1982, 8:05 PM EDT
Att: 3,642 - Dome

AB	38
R	10
H	15
RBI	10
BB	4
SO	2
LOB	28

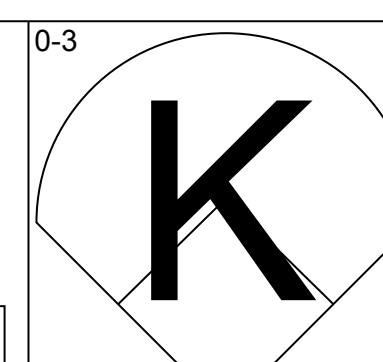
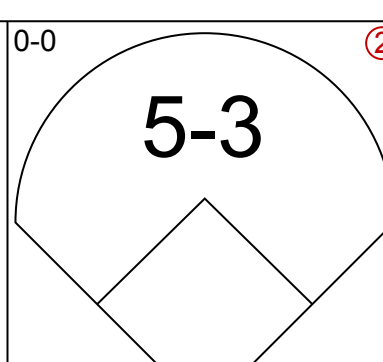
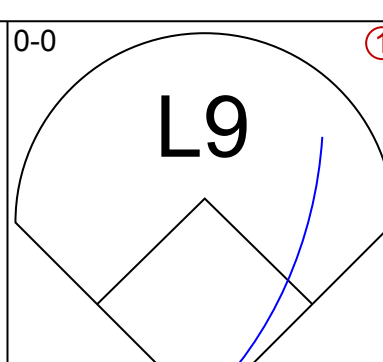
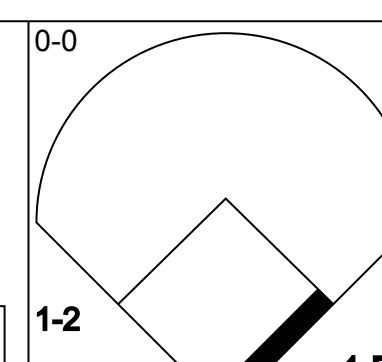
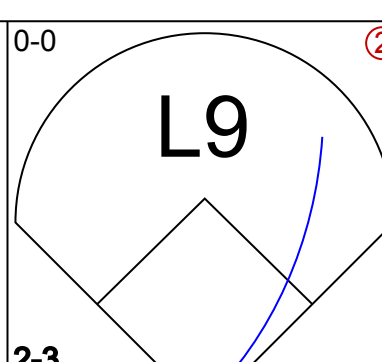
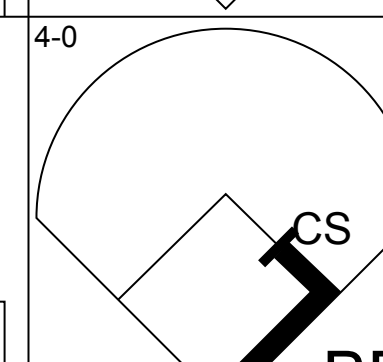
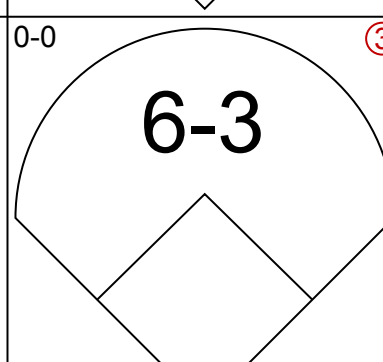
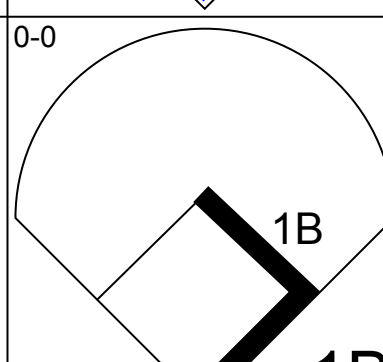
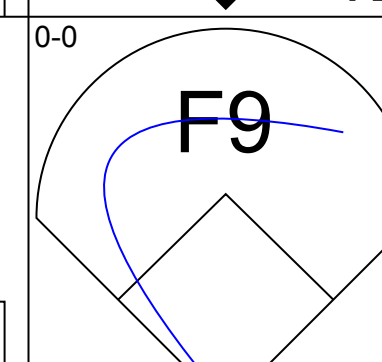
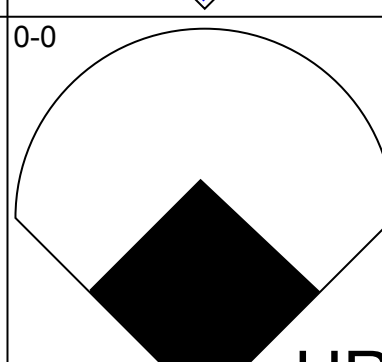
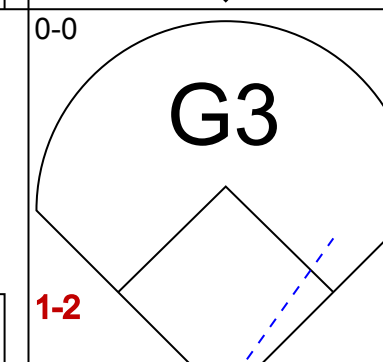
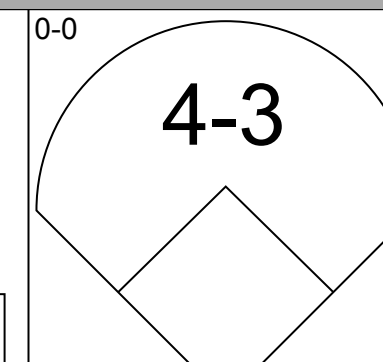
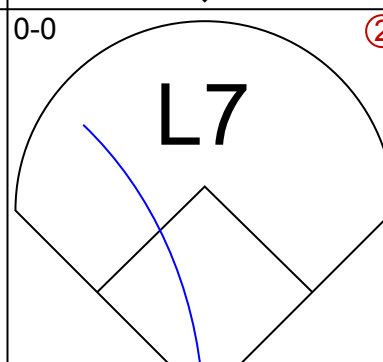
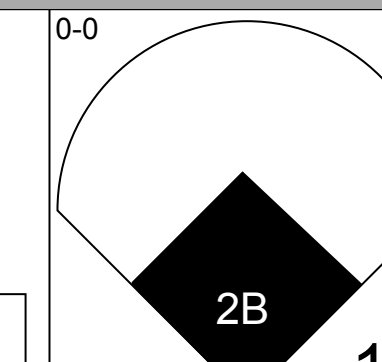
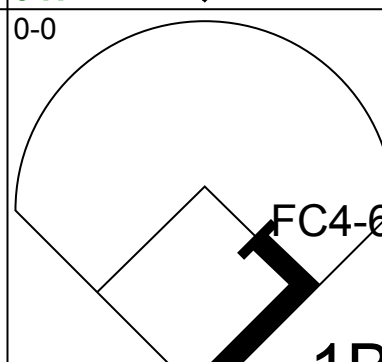
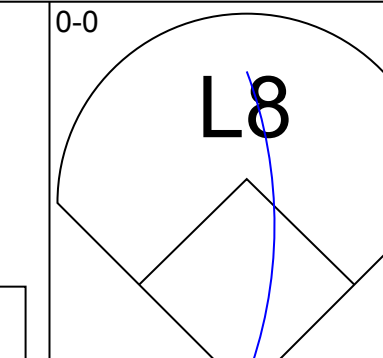
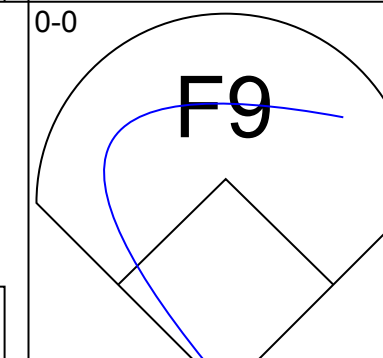
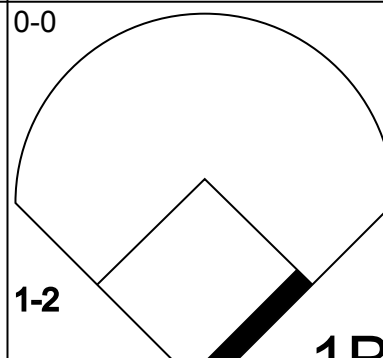
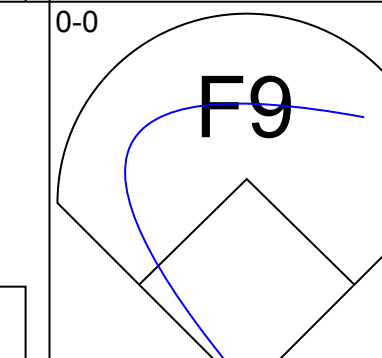
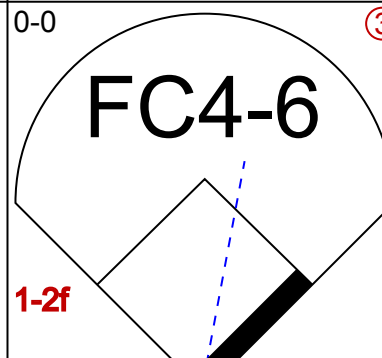
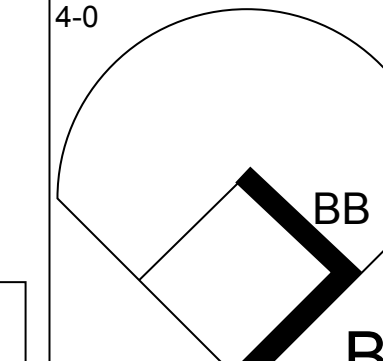
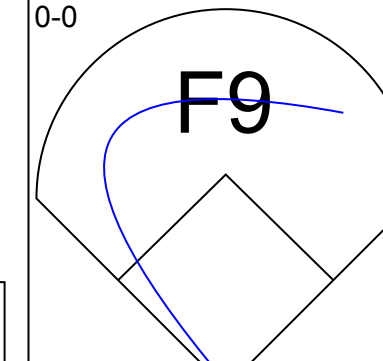
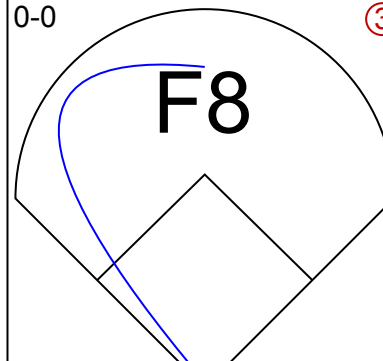
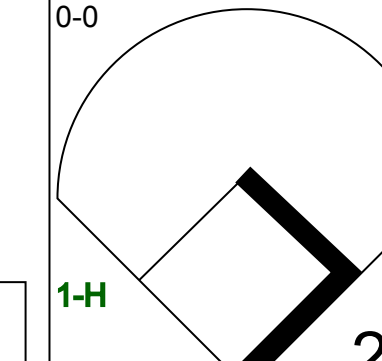
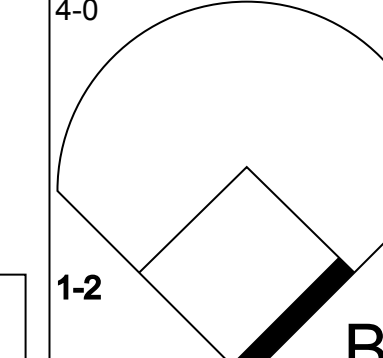
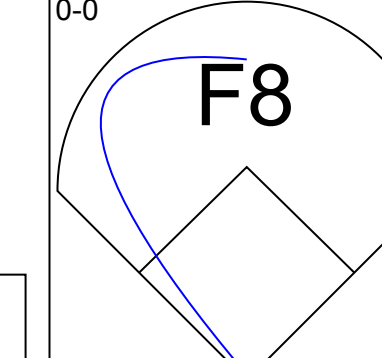
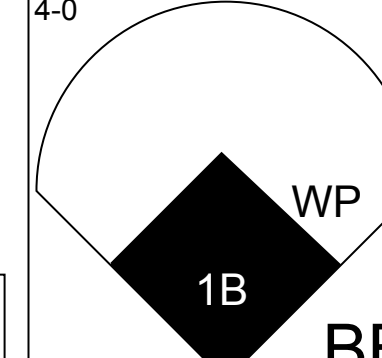
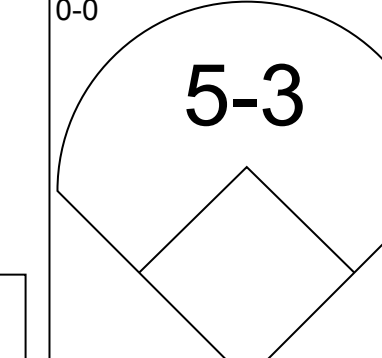

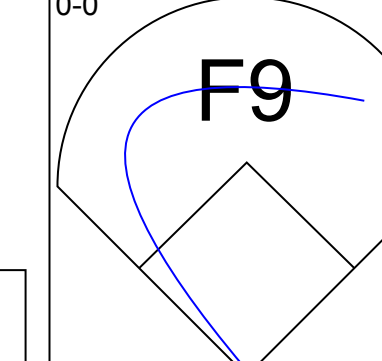
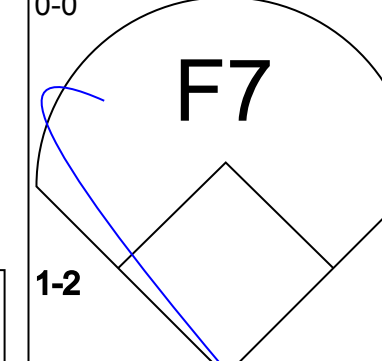
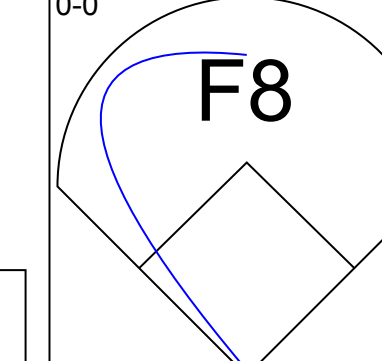

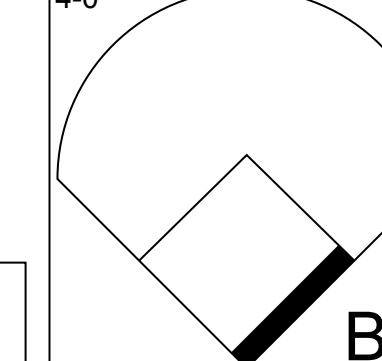
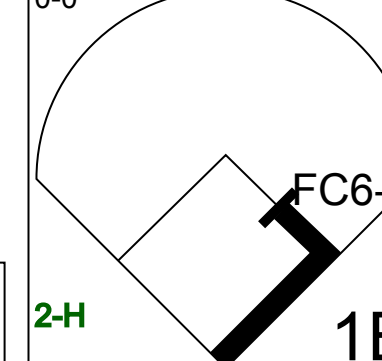
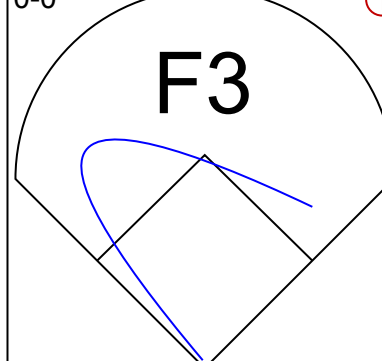
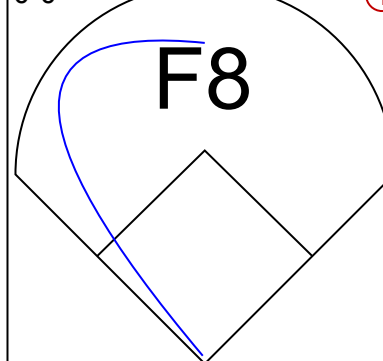
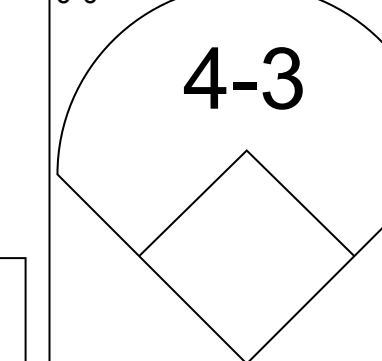
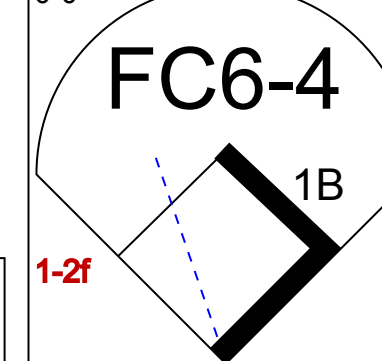
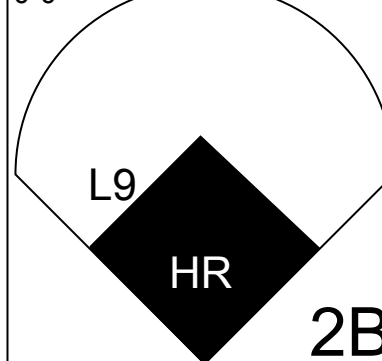


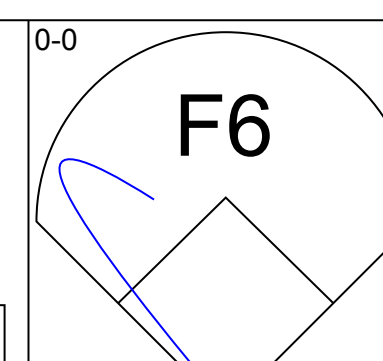
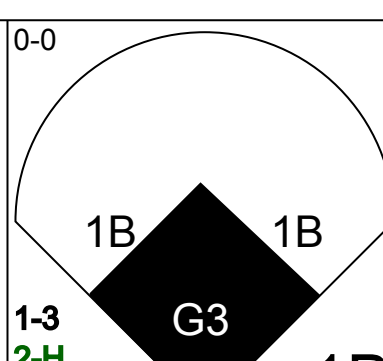
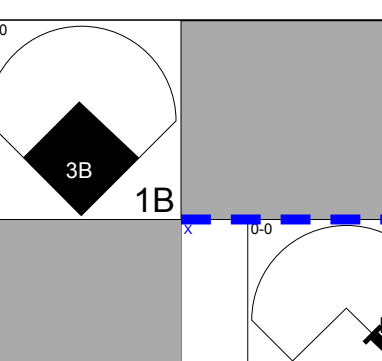
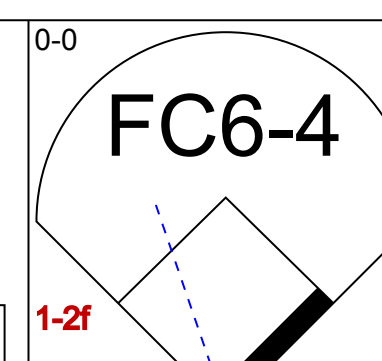
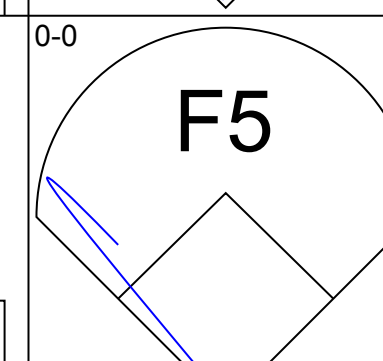
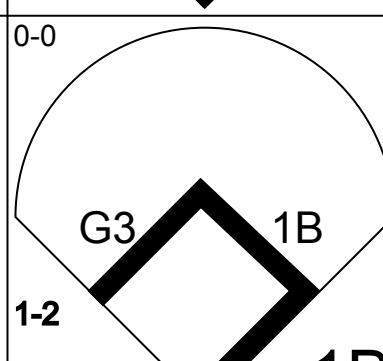
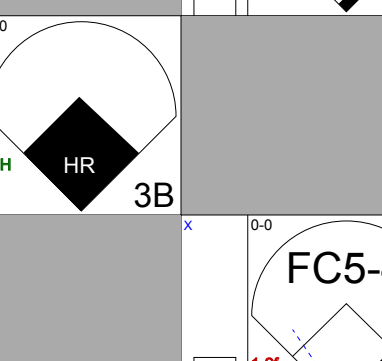
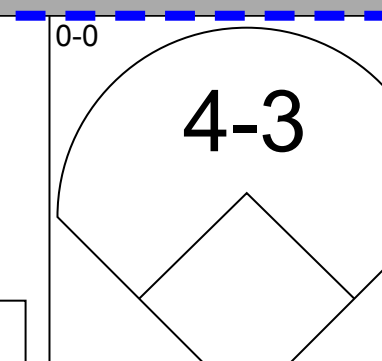
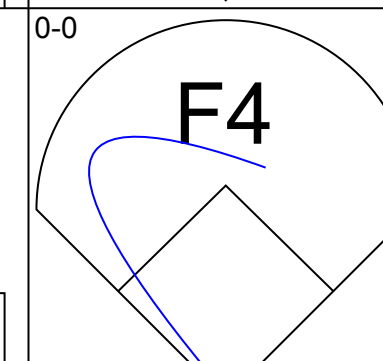
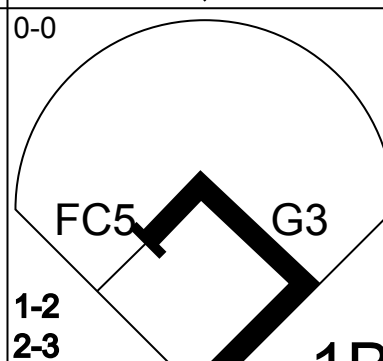
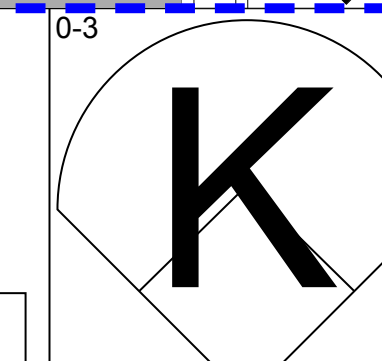
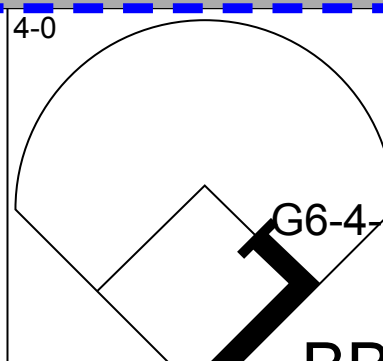
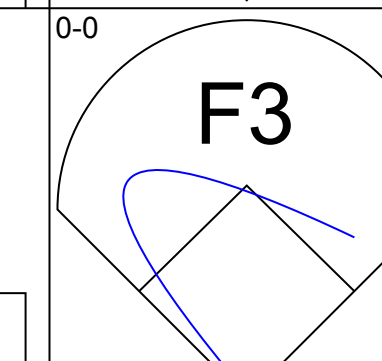
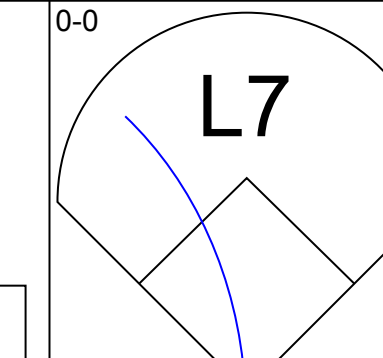
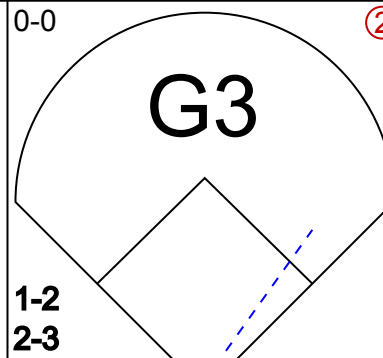
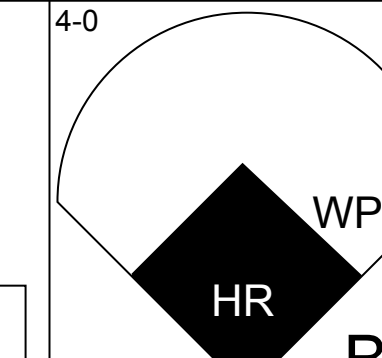
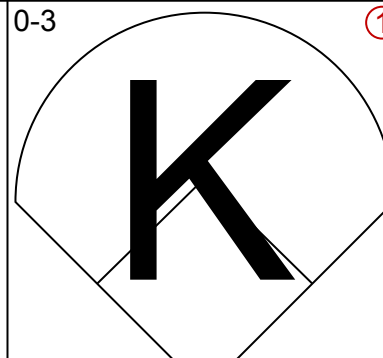
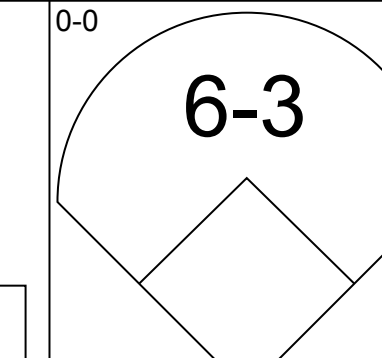

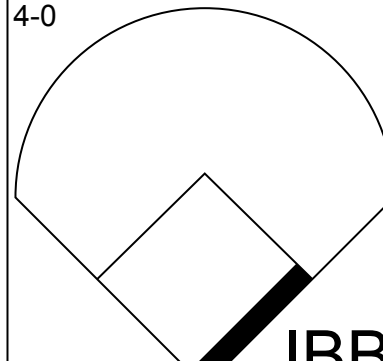
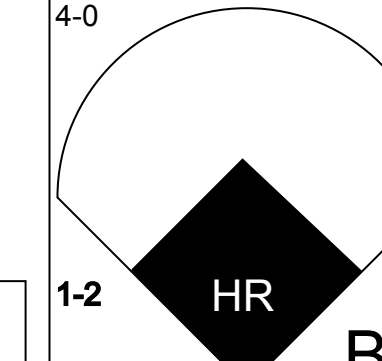
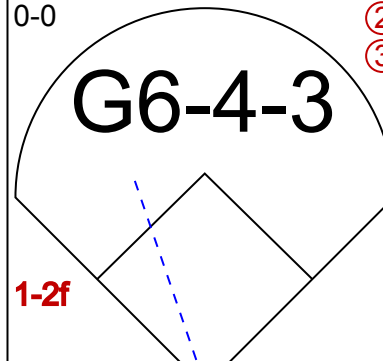

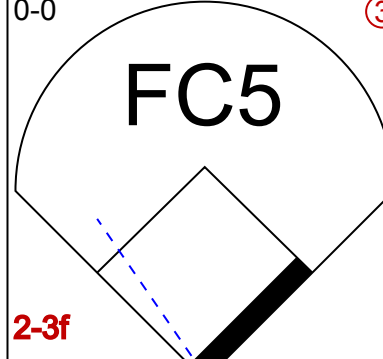
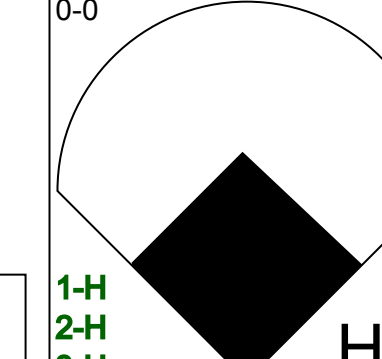
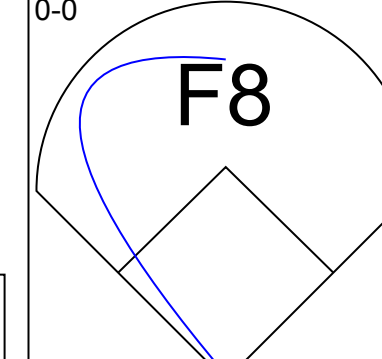
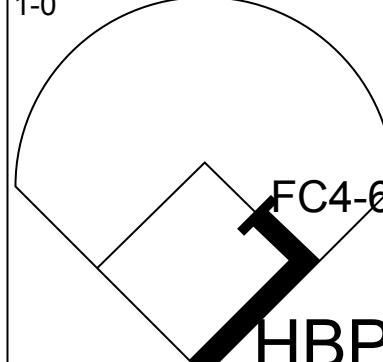
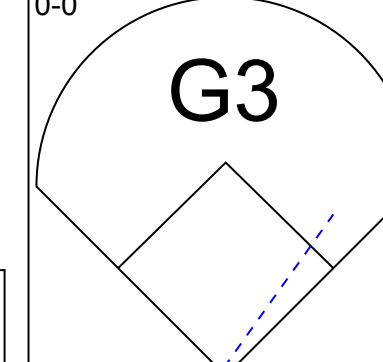
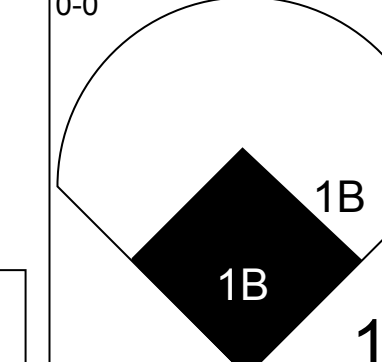
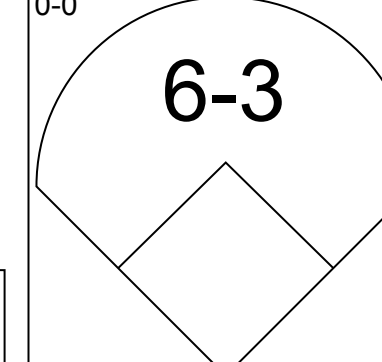
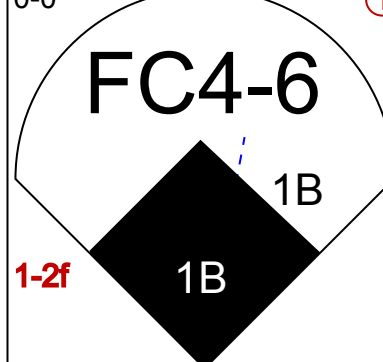
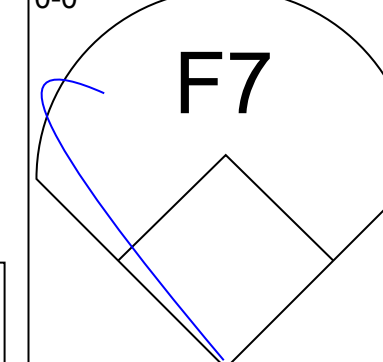
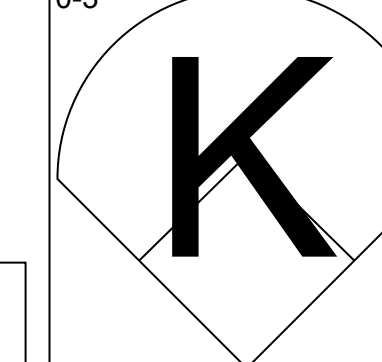
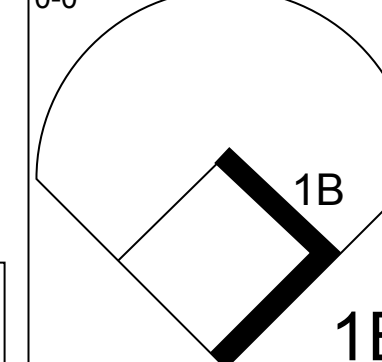
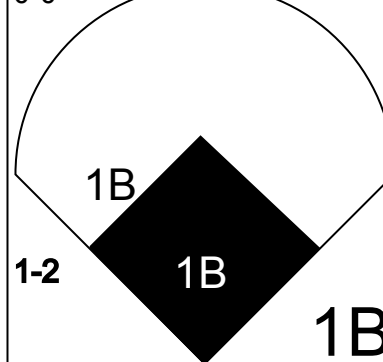
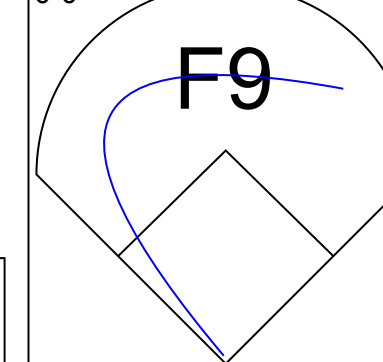
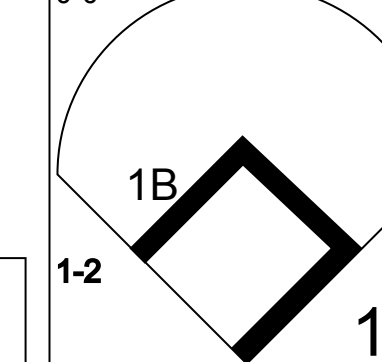
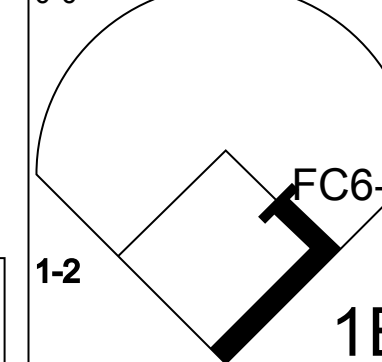
Batter	1	2	3	4	5	6	7	8	9	AB	R	H	RBI	BB	SO	LOB	TOP					
George Wright, S OBP: 0.287, SLG: 0.366 (1, 8)										5	0	1	0	0	1	3	<p>Texas Rangers @ Minnesota Twins Hubert H. Humphrey Metrodome, Minneapolis, MN Thu Sep 16 1982, 4:33 AM EDT Att: 6,718 - Dome</p> <p>livebaseballscores.com</p> <p>AB 33 R 8 H 10 RBI 8 BB 11 SO 6 LOB 19</p>					
Bill Sample, R OBP: 0.313, SLG: 0.380 (1, 7)										5	1	1	0	0	0	3						
Buddy Bell, R OBP: 0.377, SLG: 0.426 (1, 5)										2	3	1	0	3	0	0						
Larry Parrish, R OBP: 0.323, SLG: 0.413 (1, 9)										3	1	1	3	2	0	3						
Lamar Johnson, R OBP: 0.324, SLG: 0.358 (1, 10)										3	1	1	2	2	1	1						
Dave Hostetter, R OBP: 0.324, SLG: 0.457 (1, 3)										4	0	0	0	1	2	3						
Jim Sundberg, R OBP: 0.324, SLG: 0.368 (1, 2)										4	0	2	1	1	1	1						
Mike Richardt, R OBP: 0.266, SLG: 0.274 (1, 4)										5	1	2	1	0	1	3						
Bucky Dent, R OBP: 0.234, SLG: 0.232 (1, 6)										2	1	1	1	2	0	2						
Inning Stats	R: 0 E: 1 K: 0 S: 3	H: 1 LOB: 1 BB: 1 P: 7	R: 0 E: 0 K: 1 S: 5	H: 1 LOB: 1 BB: 1 P: 9	R: 3 E: 0 K: 0 S: 4	H: 1 LOB: 0 BB: 2 P: 12	R: 1 E: 0 K: 2 S: 9	H: 2 LOB: 1 BB: 0 P: 9	R: 2 E: 0 K: 1 S: 7	H: 3 LOB: 1 BB: 1 P: 11	R: 0 E: 0 K: 0 S: 3	H: 0 LOB: 1 BB: 1 P: 7	R: 2 E: 0 K: 0 S: 4	H: 1 LOB: 2 BB: 3 P: 16	R: 0 E: 0 K: 0 S: 3	H: 0 LOB: 0 BB: 0 P: 3	R: 0 E: 0 K: 2 S: 7	H: 1 LOB: 2 BB: 2 P: 15	1B: 8 2B: 1 3B: 0 HR: 1	SF: 0 SAC: 0 DP: 1 HBP: 0	WP: 0 PB: 0 SB: 1 CS: 1	PA: 44
PITCHER	IP WLS BF H R ER SO BB IBB HBP BLK WP HR S P ERA WHIP																					
Frank Viola, L ERA: 5.35 (1, 1)	4.0 L 22 7 6 6 3 5 0 0 0 0 1 23 43 13.50 3.000																					
Don Cooper, R ERA: 12.5 (5, 1)	2.1 12 2 2 2 1 4 0 0 0 0 0 10 26 7.71 2.571																					
Paul Boris, R ERA: 4.58 (7, 1)	2.2 10 1 0 0 2 2 0 0 0 0 0 12 20 0.00 1.125																					

Batter	1	2	3	4	5	6	7	8	9	AB	R	H	RBI	BB	SO	LOB	BOTTOM					
Bobby Mitchell, L OBP: 0.334, SLG: 0.305 (1, 8)										5	0	2	0	0	0	2	<p>Texas Rangers @ Minnesota Twins Hubert H. Humphrey Metrodome, Minneapolis, MN Thu Sep 16 1982, 4:33 AM EDT Att: 6,718 - Dome</p> <p>livebaseballscores.com</p> <p>AB 36 R 2 H 11 RBI 2 BB 1 SO 5 LOB 16</p>					
John Castino, R OBP: 0.310, SLG: 0.345 (1, 4)										4	0	1	0	0	0	2						
Tom Brunansky, R OBP: 0.385, SLG: 0.481 (1, 9)										4	0	1	0	0	0	2						
Kent Hrbek, L OBP: 0.369, SLG: 0.500 (1, 3)										4	0	1	0	0	0	2						
Gary Ward, R OBP: 0.336, SLG: 0.535 (1, 7)										4	1	1	0	0	2	3						
Randy Bush, L OBP: 0.289, SLG: 0.377 (1, 10)										4	0	0	0	0	1	1						
Mickey Hatcher, R OBP: 0.269, SLG: 0.348 (1, 5)										3	1	2	1	1	0	0						
Lenny Faedo, R OBP: 0.275, SLG: 0.307 (1, 6)										4	0	2	1	0	0	1						
Ray Smith, R OBP: 0.200, SLG: 0.333 (1, 2)										4	0	1	0	0	2	3						
Inning Stats	R: 0 E: 0 K: 0 S: 3	H: 0 LOB: 0 BB: 0 P: 3	R: 0 E: 0 K: 1 S: 5	H: 0 LOB: 0 BB: 0 P: 5	R: 0 E: 0 K: 1 S: 3	H: 1 LOB: 1 BB: 1 P: 7	R: 0 E: 0 K: 1 S: 6	H: 2 LOB: 1 BB: 0 P: 6	R: 0 E: 0 K: 1 S: 5	H: 0 LOB: 0 BB: 0 P: 5	R: 0 E: 0 K: 1 S: 6	H: 1 LOB: 1 BB: 0 P: 6	R: 1 E: 0 K: 0 S: 6	H: 3 LOB: 2 BB: 0 P: 6	R: 0 E: 0 K: 0 S: 5	H: 2 LOB: 2 BB: 0 P: 5	R: 1 E: 0 K: 1 S: 7	H: 2 LOB: 1 BB: 0 P: 7	1B: 6 2B: 5 3B: 1 HR: 0	SF: 0 SAC: 0 DP: 2 HBP: 0	WP: 0 PB: 0 SB: 0 CS: 0	PA: 37
PITCHER	IP WLS BF H R ER SO BB IBB HBP BLK WP HR S P ERA WHIP																					
Charlie Hough, R ERA: 3.61 (1, 1)	9.0 W 37 11 2 2 5 1 0 0 0 0 0 46 50 2.00 1.333																					

Batter	1	2	3	4	5	6	7	8	9	AB	R	H	RBI	BB	SO	LOB	TOP			
Willie Wilson, S OBP: 0.371, SLG: 0.436 (1, 7)	F8		4-3		F7			1B SF8 1B		4	1	1	0	0	0	1	Kansas City Royals @ Minnesota Twins Hubert H. Humphrey Metrodome, Minneapolis, MN Sat Sep 18 1982, 4:33 AM EDT Att: 8,394 - Dome livebaseballscores.com			
U L Washington, S OBP: 0.327, SLG: 0.382 (1, 6)	F8			1B HR 1B	F9			F8		4	1	1	0	0	0	2				
George Brett, L OBP: 0.388, SLG: 0.531 (1, 5)	4-3			1B HR 1B		F7				4	1	2	0	0	0	0				
Amos Otis, R OBP: 0.333, SLG: 0.418 Cesar Geronimo, L OBP: 0.296, SLG: 0.473 (6, 8)		L6-4 1B 1B		1B HR		K		SF8		3	1	2	3	0	1	0				
Hal McRae, R OBP: 0.368, SLG: 0.526 (1, 10)		1B		F7		F8		K		4	0	1	0	0	1	1				
Willie Aikens, L OBP: 0.334, SLG: 0.438 Lee May, R OBP: 0.392, SLG: 0.500 (2, 3)		L6-4 2-3		F9			F8		1B	1	0	0	0	0	0	2				
Frank White, R OBP: 0.317, SLG: 0.468 Onix Concepcion, R OBP: 0.268, SLG: 0.299 (7, 4)		F8		L7			HR		F7	3	1	1	1	0	0	1				
John Wathan, R OBP: 0.353, SLG: 0.335 (1, 2)			CS 1B		F7		F9		L5	4	0	1	0	0	0	1				
Jerry Martin, R OBP: 0.311, SLG: 0.378 (1, 9)			6-3 1-2				K		F8	4	0	1	0	0	1	2				
Inning Stats	R: 0 E: 0 K: 0 S: 3	H: 0 LOB: 0 BB: 0 P: 3	R: 0 E: 0 K: 0 S: 4	H: 2 LOB: 1 BB: 0 P: 4	R: 0 E: 0 K: 0 S: 3	H: 1 LOB: 0 BB: 0 P: 3	R: 3 E: 0 K: 0 S: 6	H: 3 LOB: 0 BB: 0 P: 6	R: 0 E: 0 K: 1 S: 5	H: 1 LOB: 0 BB: 0 P: 5	R: 1 E: 0 K: 1 S: 6	H: 1 LOB: 0 BB: 0 P: 6	R: 1 E: 0 K: 1 S: 7	H: 2 LOB: 1 BB: 0 P: 7	R: 0 E: 0 K: 0 S: 4	H: 1 LOB: 1 BB: 0 P: 4		1B: 9 2B: 1 3B: 0 HR: 2	SF: 1 SAC: 0 DP: 1 HBP: 0	WP: 0 PB: 0 SB: 0 CS: 1
PITCHER Albert Williams, R ERA: 4.35 (1, 1)	IP: 9.0 WLS: W BF: 36 H: 11 R: 5 ER: 5 SO: 3 BB: 0 IBB: 0 HBP: 0 BLK: 0 WP: 0 HR: 2 S: 42 P: 42 ERA: 5.00 WHIP: 1.222																			

Batter	1	2	3	4	5	6	7	8	9	AB	R	H	RBI	BB	SO	LOB	BOTTOM			
Bobby Mitchell, L OBP: 0.338, SLG: 0.321 (1, 8)	1B BB E 1B		4-3		L8		HR			5	2	3	1	0	0	0	Kansas City Royals @ Minnesota Twins Hubert H. Humphrey Metrodome, Minneapolis, MN Sat Sep 18 1982, 4:33 AM EDT Att: 8,394 - Dome livebaseballscores.com			
John Castino, R OBP: 0.316, SLG: 0.346 (1, 4)	K			FC6-4 2B 1B	3-1		CS BB			3	1	1	0	2	1	1				
Tom Brunansky, R OBP: 0.386, SLG: 0.488 (1, 9)	E 1-2 6-3 BB			FC6-4 BB		K	F8			3	1	0	0	2	2	3				
Kent Hrbek, L OBP: 0.369, SLG: 0.498 (1, 3)	E1 1-3 2H 1B		F7	FC6-4 2B		L8	K			5	1	1	0	0	1	3				
Gary Ward, R OBP: 0.338, SLG: 0.541 (1, 7)	6-3		K	F9 1B 2B		1B 1B				5	3	3	3	0	1	1				
Gary Gaetti, R OBP: 0.285, SLG: 0.450 (1, 5)	3H BB		HR	F9		BB 1B	1B	F7		4	1	2	2	1	0	2				
Mickey Hatcher, R OBP: 0.275, SLG: 0.351 (1, 10)	L8		HR BB	HR BB		BB 1B		K		4	1	2	2	1	1	3				
Tim Laudner, R OBP: 0.338, SLG: 0.405 (1, 2)		CS 1B	HR	F9		FC6-4 BB		K		4	1	2	2	1	1	2				
Lenny Faedo, R OBP: 0.267, SLG: 0.297 (1, 6)		4-3	K		F6	FC6-4				4	0	0	0	0	1	4				
Inning Stats	R: 2 E: 1 K: 1 S: 7	H: 2 LOB: 2 BB: 2 P: 15	R: 0 E: 0 K: 1 S: 6	H: 2 LOB: 1 BB: 1 P: 10	R: 4 E: 0 K: 2 S: 10	H: 2 LOB: 0 BB: 1 P: 14	R: 3 E: 0 K: 0 S: 6	H: 3 LOB: 1 BB: 1 P: 10	R: 0 E: 0 K: 0 S: 3	H: 0 LOB: 0 BB: 0 P: 3	R: 1 E: 0 K: 1 S: 8	H: 3 LOB: 3 BB: 1 P: 12	R: 1 E: 0 K: 1 S: 5	H: 1 LOB: 1 BB: 1 P: 9	R: 0 E: 0 K: 2 S: 8	H: 1 LOB: 1 BB: 0 P: 8		1B: 9 2B: 2 3B: 1 HR: 3	SF: 0 SAC: 0 DP: 1 HBP: 0	WP: 1 PB: 0 SB: 0 CS: 2
PITCHER Vida Blue, L ERA: 3.57 Don Hood, L ERA: 3.45 Derek Botelho, R ERA: 4.5 (7, 1)	IP: 3.0 WLS: L BF: 17 H: 6 R: 4 ER: 4 SO: 1 BB: 2 IBB: 0 HBP: 0 BLK: 0 WP: 0 HR: 0 S: 17 P: 25 ERA: 12.00 WHIP: 2.667																			

Batter	1	2	3	4	5	6	7	8	9	AB	R	H	RBI	BB	SO	LOB	TOP			
Willie Wilson, S OBP: 0.370, SLG: 0.434 (1, 7)										5	0	1	0	0	1	1	Kansas City Royals @ Minnesota Twins Hubert H. Humphrey Metrodome, Minneapolis, MN Sun Sep 19 1982, 4:33 AM EDT Att: 7,255 - Dome			
U L Washington, S OBP: 0.330, SLG: 0.391 (1, 6)										4	1	2	2	1	0	2				
George Brett, L OBP: 0.388, SLG: 0.530 (1, 5)										5	1	2	0	0	0	2				
Amos Otis, R OBP: 0.332, SLG: 0.416 (1, 8)										5	0	1	0	0	0	2				
Hal McRae, R OBP: 0.369, SLG: 0.527 (1, 10)										3	0	1	1	1	0	2				
Lee May, R OBP: 0.396, SLG: 0.488 (1, 3)										2	1	0	0	2	0	1				
Frank White, R OBP: 0.315, SLG: 0.464 (1, 4)										4	0	0	0	0	0	4				
Jerry Martin, R OBP: 0.313, SLG: 0.378 (1, 9)										3	0	1	1	1	1	2				
Don Slaught, R OBP: 0.333, SLG: 0.412 (1, 2)										4	1	1	0	0	0	2				
Inning Stats	R: 0 E: 0 K: 1 S: 4	H: 0 LOB: 0 BB: 1 P: 8	R: 0 E: 0 K: 1 S: 5	H: 0 LOB: 2 BB: 2 P: 13	R: 0 E: 0 K: 0 S: 3	H: 0 LOB: 0 BB: 0 P: 3	R: 0 E: 0 K: 0 S: 3	H: 0 LOB: 1 BB: 1 P: 7	R: 0 E: 0 K: 0 S: 5	H: 2 LOB: 2 BB: 0 P: 5	R: 1 E: 0 K: 0 S: 5	H: 2 LOB: 2 BB: 1 P: 9	R: 1 E: 0 K: 0 S: 5	H: 2 LOB: 1 BB: 0 P: 5	R: 2 E: 0 K: 0 S: 6	H: 3 LOB: 1 BB: 0 P: 6	1B: 6 2B: 2 3B: 0 HR: 1	SF: 0 SAC: 0 DP: 0 HBP: 0	WP: 1 PA: 40 CS: 1	
PITCHER Jack O'Connor, L ERA: 3.71 (1, 1)	IP: 9.0 WLS: W BF: 40	H: 9 R: 4 ER: 4 SO: 2	BB: 5 IBB: 0 HBP: 0 BLK: 0	WP: 1 HR: 1 S: 39 P: 59	ERA: 4.00 WHIP: 1.556	PITCHER										IP: 9.0 WLS: W BF: 40	H: 9 R: 4 ER: 4 SO: 2	BB: 5 IBB: 0 HBP: 0 BLK: 0	WP: 1 HR: 1 S: 39 P: 59	ERA: 4.00 WHIP: 1.556

Batter	1	2	3	4	5	6	7	8	9	AB	R	H	RBI	BB	SO	LOB	BOTTOM			
Bobby Mitchell, L OBP: 0.341, SLG: 0.324 (1, 8)										5	2	3	2	0	0	2	Kansas City Royals @ Minnesota Twins Hubert H. Humphrey Metrodome, Minneapolis, MN Sun Sep 19 1982, 4:33 AM EDT Att: 7,255 - Dome			
John Castino, R OBP: 0.317, SLG: 0.352 (1, 4)										5	1	2	2	0	0	2				
Tom Brunansky, R OBP: 0.387, SLG: 0.486 (1, 9)										4	0	1	0	1	1	1				
Kent Hrbek, L OBP: 0.367, SLG: 0.494 (1, 3)										4	1	0	1	1	1	3				
Gary Ward, R OBP: 0.339, SLG: 0.539 (1, 7)										2	1	0	0	2	0	1				
Gary Gaetti, R OBP: 0.284, SLG: 0.455 (1, 5)										4	1	1	4	0	0	3				
Randy Bush, L OBP: 0.299, SLG: 0.375 (1, 10)										3	1	1	0	0	0	0				
Tim Laudner, R OBP: 0.337, SLG: 0.403 (1, 2)										4	1	1	0	0	1	2				
Lenny Faedo, R OBP: 0.275, SLG: 0.305 (1, 6)										4	1	3	0	0	0	0				
Inning Stats	R: 0 E: 0 K: 0 S: 3	H: 0 LOB: 0 BB: 0 P: 3	R: 3 E: 0 K: 0 S: 7	H: 4 LOB: 3 BB: 1 P: 12	R: 0 E: 0 K: 0 S: 3	H: 0 LOB: 0 BB: 0 P: 3	R: 6 E: 0 K: 2 S: 13	H: 6 LOB: 2 BB: 2 P: 21	R: 0 E: 0 K: 1 S: 4	H: 0 LOB: 1 BB: 1 P: 8	R: 0 E: 0 K: 0 S: 5	H: 2 LOB: 2 BB: 0 P: 5	R: 0 E: 0 K: 0 S: 3	H: 0 LOB: 0 BB: 0 P: 3	R: 0 E: 0 K: 0 S: 3	H: 0 LOB: 0 BB: 0 P: 3	1B: 10 2B: 0 3B: 1 HR: 1	SF: 0 SAC: 0 DP: 1 HBP: 1	WP: 1 PA: 40 CS: 0	
PITCHER Bill Castro, R ERA: 3.32 (1, 1)	IP: 4.0 WLS: L BF: 20	H: 6 R: 5 ER: 5 SO: 0	BB: 0 IBB: 0 HBP: 1 BLK: 0	WP: 0 HR: 0 S: 18 P: 23	ERA: 11.25 WHIP: 1.500	PITCHER										IP: 4.0 WLS: L BF: 20	H: 6 R: 5 ER: 5 SO: 0	BB: 0 IBB: 0 HBP: 1 BLK: 0	WP: 0 HR: 0 S: 18 P: 23	ERA: 11.25 WHIP: 1.500
Mike Armstrong, R ERA: 3.32 (5, 1)	0.2	7	3	3	3	2	2	0	0	0	0	1	1	9	17	40.50	7.500			
Bob Tufts, L ERA: 1.8 (5, 1)	0.1	2	1	1	1	0	0	0	0	0	0	0	0	2	2	27.00	3.000			
Bud Black, L ERA: 4.64 (6, 1)	2.0	8	2	0	0	1	1	0	0	0	0	0	0	9	13	0.00	1.500			
Dan Quisenberry, R ERA: 2.48 (8, 1)	1.0	3	0	0	0	0	0	0	0	0	0	0	0	3	3	0.00	0.000			

Batter	1	2	3	4	5	6	7	8	9	AB	R	H	RBI	BB	SO	LOB	TOP										
Damaso Garcia, R (1, 4) OBP: 0.343, SLG: 0.402	F9		5-3		E1		2B		FC4	5	0	1	0	0	0	3	Toronto Blue Jays @ Minnesota Twins Hubert H. Humphrey Metrodome, Minneapolis, MN Mon Sep 20 1982, 8:05 PM EDT Att. 2,830 - Dome - 66 F										
Lloyd Moseby, L (1, 8) OBP: 0.296, SLG: 0.375	G3		K		K		F8		K	5	0	0	0	0	3	5											
Willie Upshaw, L (1, 3) OBP: 0.321, SLG: 0.424	K			K		F8		F8		4	0	0	0	0	2	0											
Al Woods, L (1, 7) OBP: 0.300, SLG: 0.347		F9			G3		L8			4	0	1	0	0	0	0											
Jesse Barfield, R (1, 9) OBP: 0.332, SLG: 0.435		6-3		F4		HR				3	1	1	1	1	0	1											
Geno Petralli, L (1, 2) OBP: 0.413, SLG: 0.405		1B		1B		4-3		4-3		3	0	1	0	1	0	1											
Hosken Powell, L (1, 10) OBP: 0.307, SLG: 0.399		1B		F8				L7		4	0	2	0	0	0	2											
Garth Iorg, R (1, 5) OBP: 0.307, SLG: 0.355		6-3			F8		FC3-5		L7	4	0	1	0	0	0	3											
Alfredo Griffin, S (1, 6) OBP: 0.267, SLG: 0.310			6-3				FC3-5		FC4	3	0	1	0	0	0	1											
Ernie Whitt, L (9, PH) OBP: 0.321, SLG: 0.454					E1		F9		FC4	1	0	1	0	0	0	0											
Dave Baker, L (9, PR) OBP: 0.348, SLG: 0.263					1B				1B	0	0	0	0	0	0	0											
Inning Stats	R: 0 E: 0 K: 1 S: 5	H: 0 LOB: 0 BB: 0 P: 5	R: 0 E: 0 K: 0 S: 5	H: 2 LOB: 2 BB: 0 P: 5	R: 0 E: 0 K: 1 S: 5	H: 0 LOB: 0 BB: 0 P: 5	R: 0 E: 0 K: 1 S: 6	H: 1 LOB: 2 BB: 1 P: 10	R: 0 E: 0 K: 1 S: 6	H: 1 LOB: 1 BB: 0 P: 6	R: 1 E: 0 K: 0 S: 4	H: 1 LOB: 0 BB: 0 P: 4	R: 0 E: 0 K: 0 S: 5	H: 2 LOB: 2 BB: 0 P: 5	R: 0 E: 0 K: 0 S: 3	H: 0 LOB: 1 BB: 1 P: 7	R: 0 E: 0 K: 1 S: 7	H: 2 LOB: 3 BB: 0 P: 7	1B: 6 2B: 2 3B: 0 HR: 1	SF: 0 SAC: 0 DP: 0 HBP: 0	WP: 0 PB: 0 SB: 2 CS: 0	PA: 38					
PITCHER	IP	WLS	BF	H	R	ER	SO	BB	IBB	HBP	BLK	WP	HR	S	P	ERA	WHIP										
Bobby Castillo, R (1, 1) ERA: 3.83	8.1	W	36	9	1	1	4	2	0	0	0	0	1	42	50	1.08	1.320										
Ron Davis, R (9, 1) ERA: 4.67	0.2	S	2	0	0	0	1	0	0	0	0	0	0	4	4	0.00	0.000										




Batter	1	2	3	4	5	6	7	8	9	AB	R	H	RBI	BB	SO	LOB	BOTTOM										
Bobby Mitchell, L (1, 8) OBP: 0.341, SLG: 0.326	G3		FC1-2 1B 2B		F8		F8			4	1	1	0	0	0	1	Toronto Blue Jays @ Minnesota Twins Hubert H. Humphrey Metrodome, Minneapolis, MN Mon Sep 20 1982, 8:05 PM EDT Att. 2,830 - Dome - 66 F										
John Castino, R (1, 4) OBP: 0.316, SLG: 0.350	CS BB		FC1-2 1B		F3		F7			3	0	0	0	1	0	3											
Tom Brunansky, R (1, 9) OBP: 0.387, SLG: 0.484	K		F4		1B		1B		BB	3	0	1	0	1	1	3											
Kent Hrbek, L (1, 3) OBP: 0.368, SLG: 0.494	F6		1B		FC6-4 1B		G3			4	0	2	1	0	0	3											
Gary Ward, R (1, 7) OBP: 0.338, SLG: 0.536		5-3	F9		FC6-4		F9 HR 1B			4	1	1	0	0	0	4											
Gary Gaetti, R (1, 5) OBP: 0.282, SLG: 0.451		F8		F3		6-3		F9		4	0	0	0	0	0	1											
Randy Bush, L (1, 10) OBP: 0.319, SLG: 0.458		BB		HR		F3		HR		3	2	2	3	1	0	0											
Tim Laudner, R (1, 2) OBP: 0.332, SLG: 0.397		K		F7		5-3		6-3		4	0	0	0	0	1	1											
Lenny Faedo, R (1, 6) OBP: 0.279, SLG: 0.308			2B FC1-2 1B		F6		BB 1B		6-3	4	0	2	0	0	0	0											
Inning Stats	R: 0 E: 0 K: 1 S: 5	H: 0 LOB: 1 BB: 1 P: 9	R: 0 E: 0 K: 1 S: 5	H: 0 LOB: 1 BB: 1 P: 9	R: 1 E: 0 K: 0 S: 6	H: 3 LOB: 2 BB: 0 P: 6	R: 1 E: 0 K: 0 S: 4	H: 1 LOB: 0 BB: 0 P: 4	R: 0 E: 0 K: 0 S: 5	H: 2 LOB: 2 BB: 0 P: 5	R: 0 E: 0 K: 0 S: 3	H: 0 LOB: 0 BB: 0 P: 3	R: 0 E: 0 K: 0 S: 4	H: 1 LOB: 2 BB: 1 P: 8	R: 2 E: 0 K: 0 S: 5	H: 2 LOB: 0 BB: 0 P: 5	R: 2 E: 0 K: 0 S: 5	H: 2 LOB: 2 BB: 0 P: 5	1B: 6 2B: 1 3B: 0 HR: 2	SF: 0 SAC: 0 DP: 0 HBP: 0	WP: 0 PB: 0 SB: 1 CS: 1	PA: 36					
PITCHER	IP	WLS	BF	H	R	ER	SO	BB	IBB	HBP	BLK	WP	HR	S	P	ERA	WHIP										
Luis Leal, R (1, 1) ERA: 3.73	8.0	L	36	9	4	4	2	3	0	0	0	0	2	37	49	4.50	1.500										



Batter	1	2	3	4	5	6	7	8	9	AB	R	H	RBI	BB	SO	LOB	TOP								
Damaso Garcia, R OBP: 0.341, SLG: 0.402 (1, 4)	G3	K			K		1B	K		5	1	1	0	0	3	6	Toronto Blue Jays @ Minnesota Twins Hubert H. Humphrey Metrodome, Minneapolis, MN Tue Sep 21 1982, 8:05 PM EDT Att. 3,282 - Dome - 66 F livebaseballscorecards.com								
Garth Iorg, R OBP: 0.310, SLG: 0.364 (1, 5)	F9		G6-4-3		1B	3B	1B	4-3		5	1	3	2	0	0	2									
Barry Bonnell, R OBP: 0.348, SLG: 0.421 (1, 8)	K		F7				F5		6-3	5	0	1	1	0	1	2									
Jesse Barfield, R OBP: 0.333, SLG: 0.431 (1, 9)		1B	G6-4-3		F8		K		2B	3	1	0	0	2	1	3									
Wayne Nordhagen, R OBP: 0.328, SLG: 0.339 (1, 10)	F9			4-3	4-3		FC6-4		F8	5	0	2	0	0	0	3									
Leon Roberts, R OBP: 0.254, SLG: 0.280 (1, 7)	2B	1B		F7		L9	FC6-4			5	0	2	0	0	0	3									
Willie Upshaw, L OBP: 0.323, SLG: 0.432 (1, 3)		2B		4-3		HR		5-3	FC6-4	4	1	2	2	1	0	1									
Buck Martinez, R OBP: 0.295, SLG: 0.394 (1, 2)		BB			1B		5-3	1B	FC6-4	3	0	1	0	2	0	3									
Alfredo Griffin, S OBP: 0.269, SLG: 0.311 (1, 6)	K				E	S	5-3			4	1	2	0	0	1	3									
Inning Stats	R: 0 E: 0 K: 1 S: 5	H: 0 LOB: 0 BB: 0 P: 5	R: 1 E: 0 K: 2 S: 9	H: 2 LOB: 3 BB: 2 P: 17	R: 0 E: 0 K: 0 S: 3	H: 1 LOB: 0 BB: 0 P: 3	R: 0 E: 0 K: 0 S: 4	H: 2 LOB: 2 BB: 0 P: 4	R: 2 E: 0 K: 1 S: 8	H: 3 LOB: 1 BB: 0 P: 8	R: 1 E: 0 K: 0 S: 4	H: 1 LOB: 0 BB: 0 P: 4	R: 1 E: 0 K: 1 S: 8	H: 3 LOB: 2 BB: 0 P: 8	R: 0 E: 0 K: 1 S: 6	H: 1 LOB: 2 BB: 1 P: 10	R: 0 E: 0 K: 0 S: 4	H: 1 LOB: 3 BB: 2 P: 12	1B: 9 2B: 3 3B: 1 HR: 1	SF: 0 SAC: 0 DP: 1 HBP: 0	WP: 0 PB: 0 SB: 2 CS: 0	PA: 44			
PITCHER	IP	WLS	BF	H	R	ER	SO	BB	IBB	HBP	BLK	WP	HR	S	P	ERA	WHIP								
Frank Viola, L ERA: 5.38 (1, 1)	6.0	L	27	9	4	4	4	2	0	0	0	0	1	33	41	6.00	1.833								
Paul Boris, R ERA: 4.59 (7, 1)	1.0		6	3	1	1	1	0	0	0	0	0	0	8	8	9.00	3.000								
Jeff Little, L ERA: 4.28 (8, 1)	1.0		5	1	0	0	1	1	0	0	0	0	0	6	10	0.00	2.000								
Don Cooper, R ERA: 10.5 (9, 1)	1.0		6	1	0	0	0	1	1	0	0	0	0	4	12	0.00	2.000								

Batter	1	2	3	4	5	6	7	8	9	AB	R	H	RBI	BB	SO	LOB	BOTTOM								
Bobby Mitchell, L OBP: 0.340, SLG: 0.324 (1, 8)	G3		K		F4		BB			3	0	0	1	1	1	2	Toronto Blue Jays @ Minnesota Twins Hubert H. Humphrey Metrodome, Minneapolis, MN Tue Sep 21 1982, 8:05 PM EDT Att. 3,282 - Dome - 66 F livebaseballscorecards.com								
John Castino, R OBP: 0.313, SLG: 0.346 (1, 5) (8, 4)	6-3		K			L7	F9			4	0	0	0	0	1	4									
Tom Brunansky, R OBP: 0.386, SLG: 0.482 (1, 9)	1B		FC6-4			F4		F9		4	0	1	0	0	0	1									
Kent Hrbek, L OBP: 0.369, SLG: 0.494 (1, 3)				F8		5-3				4	0	2	0	0	0	0									
Gary Ward, R OBP: 0.336, SLG: 0.532 (1, 7)	K			K			F9	F9		4	0	0	0	0	2	3									
Randy Bush, L OBP: 0.316, SLG: 0.442 (1, 10)		K		1-3			1B	G3		3	1	0	0	0	1	1									
Ron Washington, R OBP: 0.287, SLG: 0.364 (1, 4) (8, 6)		K			5-3		BB	G6-4-3		4	0	2	0	0	1	0									
Tim Laudner, R OBP: 0.331, SLG: 0.395 (1, 2)		K			K		BB	F2		4	0	1	0	0	2	1									
Lenny Faedo, R OBP: 0.285, SLG: 0.311 (1, 6) Randy Johnson, L OBP: 0.323, SLG: 0.416 (7, PH) Mickey Hatcher, R OBP: 0.274, SLG: 0.349 (8, 5)			FC6-4				K	G6-4-3		1	0	1	0	1	0	0									
Inning Stats	R: 0 E: 0 K: 1 S: 7	H: 2 LOB: 2 BB: 0 P: 7	R: 0 E: 0 K: 3 S: 9	H: 0 LOB: 0 BB: 0 P: 9	R: 0 E: 0 K: 2 S: 8	H: 1 LOB: 1 BB: 0 P: 8	R: 0 E: 0 K: 1 S: 5	H: 0 LOB: 0 BB: 0 P: 5	R: 0 E: 0 K: 1 S: 5	H: 0 LOB: 1 BB: 1 P: 9	R: 0 E: 0 K: 0 S: 3	H: 0 LOB: 0 BB: 0 P: 3	R: 1 E: 0 K: 1 S: 7	H: 2 LOB: 3 BB: 1 P: 12	R: 0 E: 0 K: 0 S: 4	H: 1 LOB: 1 BB: 0 P: 4	R: 0 E: 0 K: 0 S: 3	H: 1 LOB: 0 BB: 0 P: 3	1B: 7 2B: 0 3B: 0 HR: 0	SF: 0 SAC: 0 DP: 1 HBP: 1	WP: 0 PB: 0 SB: 0 CS: 0	PA: 36			
PITCHER	IP	WLS	BF	H	R	ER	SO	BB	IBB	HBP	BLK	WP	HR	S	P	ERA	WHIP								
Dave Stieb, R ERA: 3.43 (1, 1)	9.0	W	36	7	1	1	9	2	0	1	0	0	0	51	60	1.00	1.000								



Batter	1	2	3	4	5	6	7	8	9	10	AB	R	H	RBI	BB	SO	LOB	TOP				
Damaso Garcia, R (1.4) OBP: 0.342, SLG: 0.401	5-3			L5-4 1B		F4		F9				4	0	1	1	1	0	0				
Garth Iorg, R (1.5) OBP: 0.311, SLG: 0.364	K			1B					G3	K	5	1	2	0	0	2	3					
Barry Bonnell, R (1.8) (10.7)	5-3			F7				FC6 1B	6-3		4	0	1	0	0	0	2					
Jesse Barfield, R (1.9) OBP: 0.333, SLG: 0.429				L5-4				FC6 1B	F6		4	0	1	0	0	0	3					
Wayne Nordhagen, R (1.10) OBP: 0.320, SLG: 0.331						F4		K		4-3	4	0	0	0	0	2	2					
Leon Roberts, R (1.7) OBP: 0.254, SLG: 0.275								K			3	0	0	0	1	2	2					
Lloyd Moseby, L (10. PR) OBP: 0.296, SLG: 0.375	G5-4-3					K		K		4-3 S BB	0	1	0	0	0	0	0					
Willie Upshaw, L (1.3) OBP: 0.323, SLG: 0.429						G3		5-3		L7	3	0	0	0	1	0	0					
Buck Martinez, R (1.2) OBP: 0.268, SLG: 0.406						F4		K			3	1	1	1	0	1	0					
Ernie Whitt, L (10. PH) OBP: 0.320, SLG: 0.452										4-3	1	0	0	0	0	0	2					
Alfredo Griffin, S (1.6) OBP: 0.268, SLG: 0.309								1-3			3	0	0	0	0	2	0					
Hosken Powell, L (10. PH) OBP: 0.310, SLG: 0.399											0	0	0	0	1	0	0					
Rance Mulliniks, L (10.6) OBP: 0.317, SLG: 0.350											0	0	0	0	0	0	0					
Inning Stats	R: 0 E: 0 K: 1 S: 5	H: 0 LOB: 0 BB: 0 P: 5	R: 0 E: 0 K: 1 S: 5	H: 1 LOB: 0 BB: 0 P: 5	R: 0 E: 0 K: 1 S: 5	H: 0 LOB: 0 BB: 0 P: 5	R: 0 E: 0 K: 1 S: 5	H: 2 LOB: 1 BB: 0 P: 4	R: 0 E: 0 K: 1 S: 5	H: 0 LOB: 0 BB: 0 P: 5	R: 1 E: 1 K: 2 S: 9	H: 2 LOB: 1 BB: 0 P: 9	R: 1 E: 0 K: 1 S: 6	H: 1 LOB: 0 BB: 0 P: 6	R: 0 E: 0 K: 0 S: 3	H: 0 LOB: 0 BB: 0 P: 3	R: 1 E: 0 K: 1 S: 5	H: 0 LOB: 3 BB: 4 P: 21	1B: 5 2B: 1 3B: 0 HR: 1	SF: 0 SAC: 0 DP: 2 HBP: 0	WP: 0 PB: 0 SB: 1 CS: 0	PA: 38
PITCHER	IP WLS BF H R ER SO BB IBB HBP BLK WP HR S P ERA WHIP																					
Brad Havens, L (1.1) ERA: 4.4	9.1 L 33 6 3 2 8 1 0 0 0 0 1 48 52 1.93 0.750																					
Ron Davis, R (10.1) ERA: 4.64	0.2 5 0 0 0 1 1 2 0 0 0 0 4 16 0.00 1.500																					

Toronto Blue Jays @ Minnesota Twins
Hubert H. Humphrey Metrodome, Minneapolis, MN
Wed Sep 22 1982, 8:05 PM EDT
Att. 3,676 - Dome - 67 F

AB	34
R	3
H	6
RBI	2
BB	4
SO	9
LOB	14



Batter	1	2	3	4	5	6	7	8	9	10	AB	R	H	RBI	BB	SO	LOB	BOTTOM				
Bobby Mitchell, L (1.8) OBP: 0.341, SLG: 0.324	FC4-6 BB		4-3		G1-6-3			1B			3	0	1	0	1	0	2					
John Castino, R (1.5) OBP: 0.310, SLG: 0.342	FC4-6 2B E		K			4-3		4-3			4	1	0	0	0	1	2					
Tom Brunansky, R (1.9) OBP: 0.365, SLG: 0.482	E 2B		K			F9			F2		4	1	1	0	0	1	0					
Kent Hrbek, L (1.3) OBP: 0.367, SLG: 0.490	E6		G3			4-3			4-3		4	0	0	1	0	0	0					
Gary Ward, R (1.7) OBP: 0.333, SLG: 0.526	F4		K					6-3		F8	4	0	0	0	0	1	1					
Randy Bush, L (1.10) OBP: 0.303, SLG: 0.422	K		K					F7		4-3	4	0	0	0	0	2	1					
Ron Washington, R (1.4) OBP: 0.286, SLG: 0.363			3-1		F9			5-3			4	0	1	0	0	0	0					
Sal Butera, R (1.2) OBP: 0.365, SLG: 0.286			L5					L3			2	0	1	0	0	0	0					
Randy Johnson, L (8. PH) OBP: 0.322, SLG: 0.414										G5-4-3 1B	1	0	0	0	0	0	0					
Tim Laudner, R (9.2) OBP: 0.330, SLG: 0.394					1B					G5-4-3	1	0	0	0	0	0	1					
Lenny Faedo, R (1.6) OBP: 0.285, SLG: 0.312			5-3					4-3			3	0	1	0	0	0	0					
Inning Stats	R: 2 E: 1 K: 1 S: 7	H: 1 LOB: 1 BB: 1 P: 11	R: 0 E: 0 K: 0 S: 3	H: 0 LOB: 0 BB: 0 P: 3	R: 0 E: 0 K: 2 S: 7	H: 0 LOB: 0 BB: 0 P: 7	R: 0 E: 0 K: 2 S: 7	H: 0 LOB: 0 BB: 0 P: 7	R: 0 E: 0 K: 0 S: 3	H: 0 LOB: 0 BB: 0 P: 3	R: 0 E: 0 K: 0 S: 3	H: 0 LOB: 0 BB: 0 P: 3	R: 0 E: 0 K: 0 S: 3	H: 1 LOB: 1 BB: 0 P: 4	R: 0 E: 0 K: 0 S: 3	H: 0 LOB: 0 BB: 0 P: 3	R: 0 E: 0 K: 0 S: 3	H: 1 LOB: 0 BB: 0 P: 3	1B: 4 2B: 1 3B: 0 HR: 0	SF: 0 SAC: 0 DP: 2 HBP: 0	WP: 0 PB: 0 SB: 0 CS: 0	PA: 35
PITCHER	IP WLS BF H R ER SO BB IBB HBP BLK WP HR S P ERA WHIP																					
Jim Clancy, R (1.1) ERA: 3.91	10.0 W 35 5 2 1 5 1 0 0 0 0 0 44 48 0.90 0.600																					

Toronto Blue Jays @ Minnesota Twins
Hubert H. Humphrey Metrodome, Minneapolis, MN
Wed Sep 22 1982, 8:05 PM EDT
Att. 3,676 - Dome - 67 F

AB	34
R	2
H	5
RBI	1
BB	1
SO	5
LOB	7



Batter	1	2	3	4	5	6	7	8	9	10	11	12	13	AB R H RBI BB SO LOB	TOP												
Bobby Mitchell, L OBP: 0.341, SLG: 0.322 (1, 8)														5 0 1 0 1 1 3	Minnesota Twins @ Chicago White Sox Comiskey Park, Chicago, IL Fri Sep 24 1982, 8:05 PM EDT Att: 8,660 - Overcast - 63 F												
John Castillo, R OBP: 0.306, SLG: 0.339 (1, 4)														6 0 1 0 0 2 3													
Tom Brunansky, R OBP: 0.385, SLG: 0.480 (1, 9)														6 0 2 0 0 2 3													
Gary Ward, R OBP: 0.332, SLG: 0.524 (1, 7)														6 0 1 0 0 1 3													
Gary Gaetti, R OBP: 0.283, SLG: 0.451 (1, 5)														5 1 1 0 1 0 2													
Randy Bush, L OBP: 0.304, SLG: 0.419 (6, PH)														3 0 1 0 0 0 1													
Mickey Hatcher, R OBP: 0.271, SLG: 0.345 (6, PH)														3 0 0 0 0 1 2													
Greg Wells, R OBP: 0.167, SLG: 0.222 (1, 3)														6 0 1 0 0 0 3													
Tim Laudner, R OBP: 0.331, SLG: 0.392 (1, 2)														4 0 1 0 1 0 1													
Lenny Faedo, R OBP: 0.290, SLG: 0.316 (6, PH)														3 0 2 1 0 0 2													
Randy Johnson, L OBP: 0.326, SLG: 0.430 (9, 6)														1 1 1 1 0 0 0 0													
Ron Washington, R OBP: 0.286, SLG: 0.362 (9, 6)														1 0 0 0 0 0 0 0													
Inning Stats	R: 0 E: 0 K: 1 S: 6	H: 1 LOB: 2 BB: 1 P: 10	R: 0 E: 0 K: 0 S: 4	H: 2 LOB: 1 BB: 0 P: 4	R: 0 E: 0 K: 0 S: 4	H: 1 LOB: 1 BB: 0 P: 4	R: 0 E: 0 K: 0 S: 4	H: 2 LOB: 2 BB: 0 P: 5	R: 1 E: 0 K: 1 S: 7	H: 0 LOB: 0 BB: 1 P: 5	R: 0 E: 0 K: 0 S: 2	H: 0 LOB: 0 BB: 0 P: 6	R: 0 E: 0 K: 1 S: 5	H: 0 LOB: 0 BB: 0 P: 5	R: 0 E: 0 K: 0 S: 3	H: 1 LOB: 0 BB: 0 P: 3	R: 0 E: 1 K: 1 S: 6	H: 0 LOB: 1 BB: 0 P: 6	R: 0 E: 1 K: 1 S: 6	H: 0 LOB: 0 BB: 0 P: 6	1B: 10 2B: 1 3B: 0 HR: 1	SF: 0 SAC: 0 DP: 2 HBP: 0	W/P: 0 PB: 0 SB: 0 CS: 1	PA: 52			
PITCHER	IP WLS BF H R ER SO BB IBB HBP BLK WP HR S P ERA WHIP																										
Dennis Lamp, R ERA: 4.27	(1, 1) 5.2 27 9 1 1 1 1 2 0 0 0 0 0 0 27 35 1.59 1.941																										
Sparky Lyle, L ERA: 4.79	(8, 1) 1.1 5 0 0 0 0 2 1 0 0 0 0 0 0 8 12 0.00 0.750																										
Salome Barojas, R ERA: 3.61	(8, 1) 1.1 5 2 1 1 0 0 0 0 0 0 0 1 5 5 6.75 1.500																										
Warren Brusstar, R ERA: 4.19	(8, 1) 4.2 W 15 1 0 0 4 0 0 0 0 0 0 0 0 23 23 0.00 0.214																										

Batter	1	2	3	4	5	6	7	8	9	10	11	12	13	AB R H RBI BB SO LOB	BOTTOM													
Rudy Law, L OBP: 0.361, SLG: 0.434 (1, 8)														7 1 2 1 0 2 2	Minnesota Twins @ Chicago White Sox Comiskey Park, Chicago, IL Fri Sep 24 1982, 8:05 PM EDT Att: 8,660 - Overcast - 63 F													
Tom Paciorek, R OBP: 0.360, SLG: 0.492 (9, 6)														4 0 1 1 0 1 2														
Bill Almon, R OBP: 0.313, SLG: 0.354 (9, 6)														2 0 1 0 0 1 0														
Harold Baines, L OBP: 0.321, SLG: 0.458 (1, 9)														4 0 0 0 2 0 1														
Greg Luzinski, R OBP: 0.388, SLG: 0.455 (1, 10)														6 0 1 0 0 2 4														
Steve Kemp, L OBP: 0.385, SLG: 0.435 (1, 7)														5 0 1 0 1 1 4														
Carlton Fisk, R OBP: 0.344, SLG: 0.413 (1, 2)														6 1 1 0 0 0 4														
Vance Law, R OBP: 0.331, SLG: 0.392 (9, 5)														6 0 2 0 0 2 1														
Aurelio Rodriguez, R OBP: 0.260, SLG: 0.332 (6, PH)														2 0 1 0 0 0 0 0														
Jerry Feltner, R ERA: 5.08	(5, 1) 2.0 12 3 1 1 1 1 2 1 0 0 0 0 0 11 23 4.50 2.500																											
Jeff Little, L ERA: 4.5	(7, 1) 0.1 2 1 1 1 0 0 0 0 0 0 0 0 0 2 2 27.00 3.000																											
Ron Davis, R ERA: 4.5	(8, 1) 3.0 12 3 0 0 1 0 0 0 0 0 1 0 14 14 0.00 1.000																											
Paul Boris, R ERA: 4.4	(11, 1) 2.2 L 10 1 1 0 4 0 0 0 0 0 0 0 0 18 18 0.00 0.375																											
Inning Stats	R: 0 E: 0 K: 1 S: 5	H: 0 LOB: 0 BB: 0 P: 5	R: 0 E: 0 K: 2 S: 7	H: 0 LOB: 0 BB: 0 P: 7	R: 0 E: 0 K: 0 S: 4	H: 1 LOB: 1 BB: 0 P: 4	R: 0 E: 1 K: 0 S: 5	H: 1 LOB: 2 BB: 0 P: 5	R: 0 E: 0 K: 0 S: 4	H: 1 LOB: 3 BB: 2 P: 12	R: 1 E: 0 K: 0 S: 5	H: 2 LOB: 2 BB: 1 P: 9	R: 1 E: 0 K: 2 S: 7	H: 1 LOB: 0 BB: 0 P: 4	R: 0 E: 0 K: 0 S: 5	H: 2 LOB: 2 BB: 0 P: 5	R: 0 E: 0 K: 1 S: 6	H: 1 LOB: 1 BB: 0 P: 6	R: 0 E: 0 K: 2 S: 7	H: 0 LOB: 0 BB: 0 P: 7	R: 0 E: 0 K: 1 S: 5	H: 0 LOB: 0 BB: 0 P: 5	R: 1 E: 1 K: 1 S: 6	H: 1 LOB: 1 BB: 0 P: 6	1B: 8 2B: 3 3B: 1 HR: 0	SF: 0 SAC: 0 DP: 1 HBP: 0	W/P: 1 PB: 0 SB: 2 CS: 0	PA: 55
PITCHER	IP WLS BF H R ER SO BB IBB HBP BLK WP HR S P ERA WHIP																											
Albert Williams, R ERA: 4.22	(1, 1) 4.2 19 4 0 0 3 0 0 0 0 0 0 0 0 25 25 0.00 0.857																											
Terry Felton, R ERA: 5.08	(5, 1) 2.0 12 3 1 1 1 1 2 1 0 0 0 0 0 11 23 4.50 2.500																											
Jeff Little, L ERA: 4.5	(7, 1) 0.1 2 1 1 1 0 0 0 0 0 0 0 0 0 2 2 27.00 3.000																											
Ron Davis, R ERA: 4.5	(8, 1) 3.0 12 3 0 0 1 0 0 0 0 0 1 0 14 14 0.00 1.000																											
Paul Boris, R ERA: 4.4	(11, 1) 2.2 L 10 1 1 0 4 0 0 0 0 0 0 0 0 18 18 0.00 0.375																											

Batter	1	2	3	4	5	6	7	8	9	AB	R	H	RBI	BB	SO	LOB	TOP										
Bobby Mitchell, L OBP: 0.340, SLG: 0.322 Dave Engle, R OBP: 0.269, SLG: 0.352	F8		F8		FC6-4			6-3		1	0	0	0	0	0	0	Minnesota Twins @ Chicago White Sox Comiskey Park, Chicago, IL Sat Sep 25 1982, 8:05 PM EDT Att: 9,846 - Unknown - 53 F										
John Castino, R OBP: 0.310, SLG: 0.346	SF7 3B		F6		FC6-4			BB 1B		4	1	2	0	0	0	3											
Tom Brunansky, R OBP: 0.384, SLG: 0.478	SF7		K					G1-6-3 BB		2	0	0	1	1	1	1											
Kent Hrbek, L OBP: 0.364, SLG: 0.486	F7				6-3			G1-6-3 BB		4	0	0	0	0	0	2											
Gary Ward, R OBP: 0.331, SLG: 0.524		1B 2B			5-3			F6		4	0	1	0	0	1	0											
Gary Gaetti, R OBP: 0.282, SLG: 0.449		L3 1B			5-3			K		4	0	1	0	0	1	0											
Randy Bush, L OBP: 0.302, SLG: 0.433		L3 1B						F6		4	0	1	0	0	0	2											
Tim Laudner, R OBP: 0.331, SLG: 0.391		F9			FC6-4 1B			K		3	0	1	0	0	1	2											
Lenny Faedo, R OBP: 0.290, SLG: 0.316					E5			K		3	0	1	0	0	1	1											
Inning Stats	R: 1 E: 0 K: 0 S: 4	H: 1 LOB: 0 BB: 0 P: 4	R: 0 E: 0 K: 0 S: 4	H: 2 LOB: 1 BB: 0 P: 4	R: 0 E: 1 K: 1 S: 6	H: 0 LOB: 1 BB: 0 P: 6	R: 0 E: 0 K: 0 S: 3	H: 0 LOB: 0 BB: 0 P: 3	R: 0 E: 0 K: 0 S: 5	H: 2 LOB: 2 BB: 0 P: 5	R: 0 E: 0 K: 1 S: 5	H: 0 LOB: 0 BB: 0 P: 5	R: 0 E: 0 K: 2 S: 8	H: 1 LOB: 1 BB: 0 P: 8	R: 0 E: 0 K: 0 S: 3	H: 1 LOB: 1 BB: 0 P: 7		R: 0 E: 0 K: 1 S: 5	H: 0 LOB: 0 BB: 0 P: 5	1B: 4 2B: 2 3B: 2 HR: 0	SF: 1 SAC: 0 DP: 2 HBP: 0	WP: 0 PB: 0 CS: 0	PA: 34				
PITCHER	IP	WLS	BF	H	R	ER	SO	BB	IBB	HBP	BLK	WP	HR	S	P	ERA	WHIP										
LaMarr Hoyt, R ERA: 3.57	(1, 1)	7.0	W	27	6	1	1	4	0	0	0	0	0	35	35	1.29	0.857										
Kevin Hickey, L ERA: 3.0	(8, 1)	1.0		4	1	0	0	0	1	0	0	0	0	3	7	0.00	2.000										
Chico Escarrega, R ERA: 3.8	(9, 1)	1.0		3	0	0	0	1	0	0	0	0	0	5	5	0.00	0.000										

Batter	1	2	3	4	5	6	7	8	9	AB	R	H	RBI	BB	SO	LOB	BOTTOM										
Steve Dillard, R OBP: 0.400, SLG: 0.643	5-3				5-3			G4-6-3 BB		4	1	2	5	1	0	0	Minnesota Twins @ Chicago White Sox Comiskey Park, Chicago, IL Sat Sep 25 1982, 8:05 PM EDT Att: 9,846 - Unknown - 53 F										
Tom Paciorek, R OBP: 0.361, SLG: 0.490 Mike Squires, L OBP: 0.321, SLG: 0.367	WP SF8 2B	1H 2H SF8 3B			6-3			F4 4-3		5	1	1	0	0	0	4											
Harold Baines, L OBP: 0.321, SLG: 0.458 Rudy Law, L OBP: 0.363, SLG: 0.436	K							G4-6-3		2	0	1	0	0	1	1											
Jerry Hairston, S OBP: 0.293, SLG: 0.460					WP 2B 1B			5-3		2	0	0	0	0	0	1											
Greg Luzinski, R OBP: 0.387, SLG: 0.455 Ron Kittle, R OBP: 0.316, SLG: 0.350	SF8	SF8			2B E BB			BB BB		0	1	0	2	2	0	0											
Carlton Fisk, R OBP: 0.344, SLG: 0.414 Greg Walker, L OBP: 0.300, SLG: 0.333 Marc Hill, R OBP: 0.313, SLG: 0.400	F9	F7			1-2 E BB			G3 2B BB		3	0	1	1	0	0	3											
Steve Kemp, L OBP: 0.387, SLG: 0.436 Chris Nymn, R OBP: 0.246, SLG: 0.207		S 1B 1B			S 1B BB			G3 2B 1B		0	0	0	0	0	0	0											
Vance Law, R OBP: 0.331, SLG: 0.390		1B S 1B			K			G3		4	1	1	0	0	1	3											
Aurelio Rodriguez, R OBP: 0.273, SLG: 0.336 Lorenzo Gray, R OBP: 0.273, SLG: 0.250		1B 3B 1B			K			K		3	1	2	2	0	0	0											
Rusty Kuntz, R OBP: 0.333, SLG: 0.316		1-2 3H 1B			K			2B BB		3	2	1	1	1	2	1											
Inning Stats	R: 1 E: 0 K: 1 S: 7	H: 1 LOB: 1 BB: 0 P: 7	R: 5 E: 0 K: 0 S: 9	H: 6 LOB: 2 BB: 0 P: 9	R: 0 E: 0 K: 0 S: 3	H: 0 LOB: 0 BB: 0 P: 3	R: 0 E: 0 K: 1 S: 5	H: 0 LOB: 0 BB: 0 P: 5	R: 3 E: 0 K: 2 S: 9	H: 3 LOB: 1 BB: 2 P: 17	R: 0 E: 0 K: 0 S: 2	H: 0 LOB: 0 BB: 1 P: 6	R: 4 E: 0 K: 1 S: 7	H: 2 LOB: 2 BB: 3 P: 19	R: 0 E: 0 K: 0 S: 2	H: 0 LOB: 0 BB: 1 P: 6	1B: 8 2B: 3 3B: 1 HR: 0	SF: 2 SAC: 0 DP: 2 HBP: 0	WP: 2 PB: 0 CS: 0	PA: 41							
PITCHER	IP	WLS	BF	H	R	ER	SO	BB	IBB	HBP	BLK	WP	HR	S	P	ERA	WHIP										
Jack O'Connor, L ERA: 4.12	(1, 1)	1.2	L	13	7	6	6	1	0	0	0	0	0	15	15	32.40	4.200										
Don Cooper, R ERA: 9.64	(2, 1)	3.1		14	3	3	3	2	0	0	0	1	0	18	26	8.10	1.500										
John Pacella, R ERA: 7.3	(6, 1)	2.0		11	2	4	4	1	4	0	0	0	0	9	25	18.00	3.000										
Jeff Little, L ERA: 4.37	(8, 1)	1.0		3	0	0	0	0	0	0	0	0	0	2	6	0.00	1.000										

AB	32
R	1
H	7
RBI	1
BB	1
SO	5
LOB	14



Batter	1	2	3	4	5	6	7	8	9	AB	R	H	RBI	BB	SO	LOB	TOP			
Ron Washington, R OBP: 0.291, SLG: 0.372	0-0 S 1B	0-0 FC5-4 1B			0-0 F8		0-0 3B		0-0 HBP 1B	5	1	4	0	0	0	0	Minnesota Twins @ Chicago White Sox Comiskey Park, Chicago, IL Sun Sep 26 1982, 4:33 AM EDT Att: 10,559 - Unknown - 59 F AB 36 R 2 H 9 RBI 2 BB 2 SO 6 LOB 15			
John Castino, R OBP: 0.305, SLG: 0.343	0-3 K	0-0 FC5-4			0-0 F7		0-0 5-3		1-0 HBP 1B	4	0	0	0	0	1	4				
Tom Brunansky, R OBP: 0.382, SLG: 0.474	0-0 5-3			0-0 5-3	4-0 BB		0-0 4-3		0-0 L5	4	0	0	0	1	0	5				
Kent Hrbek, L OBP: 0.365, SLG: 0.486	0-0 2H 1B			0-0 1B	0-0 G3			0-3 K		4	0	2	1	0	1	1				
Gary Ward, R OBP: 0.329, SLG: 0.520	0-3 K			0-0 F8				0-0 F8		4	0	0	0	0	1	2				
Gary Gaetti, R OBP: 0.282, SLG: 0.454		0-0 HR		0-0 5-3		0-3 K		0-3 K		4	1	1	1	0	2	1				
Randy Bush, L OBP: 0.300, SLG: 0.426		0-0 F9		0-0 F8		0-0 FC5-4 1B		0-0 F8		4	0	1	0	0	0	0				
Dave Engle, R OBP: 0.269, SLG: 0.349		0-0 F6		0-0 6-3		0-0 FC5-4		0-0 HBP 1B		4	0	1	0	0	0	1				
Ray Smith, R OBP: 0.211, SLG: 0.278		4-0 1B BB		0-0 1-3			0-0 4-3		0-3 K	3	0	0	0	1	1	1				
Inning Stats	R: 1 E: 0 K: 2 S: 9	H: 2 LOB: 1 BB: 0 P: 9	R: 1 E: 0 K: 0 S: 5	H: 2 LOB: 2 BB: 1 P: 9	R: 0 E: 0 K: 0 S: 4	H: 1 LOB: 0 BB: 0 P: 4	R: 0 E: 0 K: 0 S: 3	H: 0 LOB: 0 BB: 0 P: 3	R: 0 E: 0 K: 0 S: 3	H: 1 LOB: 1 BB: 0 P: 6	R: 0 E: 0 K: 0 S: 4	H: 1 LOB: 1 BB: 0 P: 4	R: 0 E: 0 K: 2 S: 7	H: 0 LOB: 0 BB: 0 P: 7	R: 0 E: 0 K: 1 S: 7	H: 2 LOB: 2 BB: 0 P: 8	1B: 7 2B: 0 3B: 1 HR: 1	SF: 0 SAC: 0 DP: 0 HBP: 1	WP: 0 PB: 0 SB: 1 CS: 0	PA: 39
PITCHER Richard Dotson, R ERA: 3.86	IP: 9.0 WLS: L BF: 39	H: 9 R: 2 ER: 2 SO: 6	BB: 2 IBB: 0 HBP: 1 BLK: 0	WP: 0 HR: 1 S: 48 P: 57	ERA: 2.00 WHIP: 1.222	PITCHER														

Batter	1	2	3	4	5	6	7	8	9	AB	R	H	RBI	BB	SO	LOB	BOTTOM			
Rudy Law, L OBP: 0.362, SLG: 0.440	0-0 G3 3B	0-0 6-3			0-0 F7			0-0 F9		4	1	1	0	0	0	3	Minnesota Twins @ Chicago White Sox Comiskey Park, Chicago, IL Sun Sep 26 1982, 4:33 AM EDT Att: 10,559 - Unknown - 59 F AB 31 R 1 H 5 RBI 1 BB 0 SO 4 LOB 5			
Mike Squires, L OBP: 0.314, SLG: 0.359	0-0 G3		0-0 F6		0-0 6-3			0-0 F2		4	0	0	1	0	0	0				
Harold Baines, L OBP: 0.321, SLG: 0.457	0-0 F9		0-0 F2		0-0 L4-3 1B			0-3 K		4	0	1	0	0	1	0				
Greg Luzinski, R OBP: 0.384, SLG: 0.452	0-3 K		0-0 F9		0-0 L4-3			0-0 F9		4	0	0	0	0	1	1				
Steve Kemp, L OBP: 0.385, SLG: 0.433		0-0 4-3		0-0 6-3		0-3 K				3	0	0	0	0	1	0				
Marc Hill, R OBP: 0.314, SLG: 0.397		0-0 1B 1B		0-0 F9		0-0 F6				3	0	1	0	0	0	0				
Vance Law, R OBP: 0.328, SLG: 0.387		0-0 F7		0-0 F8		0-0 5-3				3	0	0	0	0	0	1				
Aurelio Rodriguez, R OBP: 0.276, SLG: 0.337		0-0 1B 1B			0-0 G3			0-0 3-1		2	0	1	0	0	0	0				
Jerry Hairston, S OBP: 0.290, SLG: 0.455		1-2 1B			0-0 4-3			0-3 K		1	0	0	0	0	0	0				
Lorenzo Gray, R OBP: 0.273, SLG: 0.250		1-2 2-3 1B								0	0	0	0	0	0	0				
Steve Dillard, R OBP: 0.389, SLG: 0.588		0-0 1B			0-0 4-3					3	0	1	0	0	1	0				
Inning Stats	R: 1 E: 0 K: 1 S: 6	H: 1 LOB: 0 BB: 0 P: 6	R: 0 E: 0 K: 0 S: 6	H: 3 LOB: 3 BB: 0 P: 6	R: 0 E: 0 K: 0 S: 3	H: 0 LOB: 0 BB: 0 P: 3	R: 0 E: 0 K: 0 S: 3	H: 0 LOB: 0 BB: 0 P: 3	R: 0 E: 0 K: 0 S: 3	H: 1 LOB: 0 BB: 0 P: 3	R: 0 E: 0 K: 1 S: 5	H: 0 LOB: 0 BB: 0 P: 5	R: 0 E: 0 K: 1 S: 5	H: 0 LOB: 0 BB: 0 P: 5	R: 0 E: 0 K: 1 S: 5	H: 0 LOB: 0 BB: 0 P: 5	1B: 4 2B: 1 3B: 1 HR: 0	SF: 0 SAC: 0 DP: 1 HBP: 0	WP: 0 PB: 0 SB: 0 CS: 0	PA: 31
PITCHER Bobby Castillo, R ERA: 3.71	IP: 9.0 WLS: W BF: 31	H: 5 R: 1 ER: 1 SO: 4	BB: 0 IBB: 0 HBP: 0 BLK: 0	WP: 0 HR: 0 S: 39 P: 39	ERA: 1.00 WHIP: 0.556	PITCHER														

Batter	1	2	3	4	5	6	7	8	9	AB	R	H	RBI	BB	SO	LOB	TOP
Bobby Mitchell, L (1, 8) OBP: 0.337, SLG: 0.319	0-0 G3			0-0 4-3			0-0 1-6-3		0-0 FC4-6	4	0	0	0	0	0	1	
John Castino, R (1, 4) OBP: 0.305, SLG: 0.340	0-0 F9			0-0 F8			0-0 6-3			3	0	0	0	0	0	0	
Tom Brunansky, R (1, 9) OBP: 0.380, SLG: 0.470	0-0 F7			0-3 K			0-0 5-3			3	0	0	0	0	1	0	
Kent Hrbek, L (1, 3) OBP: 0.363, SLG: 0.484		0-0 F8			0-0 4-3			0-0 L9		3	0	0	0	0	0	0	
Gary Ward, R (1, 7) OBP: 0.327, SLG: 0.517		0-0 F8			0-0 F7			0-0 F9		3	0	0	0	0	0	0	
Gary Gaetti, R (1, 5) OBP: 0.281, SLG: 0.451		0-3 K			0-0 6-3			0-0 F5		3	0	0	0	0	1	0	
Randy Bush, L (1, 10) OBP: 0.301, SLG: 0.423			0-0 F6			0-0 3-1			0-0 G6-4-3 1B	3	0	1	0	0	0	0	
Ron Washington, R (1, 6) OBP: 0.289, SLG: 0.369			0-0 5-3			0-0 1-3			0-0 G6-4-3 1-2	3	0	0	0	0	0	1	
Ray Smith, R (1, 2) OBP: 0.190, SLG: 0.250			0-0 G3			0-0 F4			4-0 FC4-6 BB	2	0	0	0	0	0	0	
Randy Johnson, L (9, PH) OBP: 0.327, SLG: 0.430										0	0	0	0	1	0	0	
Inning Stats	R: 0 E: 0 K: 0 S: 3	H: 0 LOB: 0 BB: 0 P: 3	R: 0 E: 0 K: 1 S: 5	H: 0 LOB: 0 BB: 0 P: 5	R: 0 E: 0 K: 0 S: 3	H: 0 LOB: 0 BB: 0 P: 3	R: 0 E: 0 K: 1 S: 5	H: 0 LOB: 0 BB: 0 P: 5	R: 0 E: 0 K: 0 S: 3	H: 0 LOB: 0 BB: 0 P: 3	R: 0 E: 0 K: 0 S: 3	H: 0 LOB: 0 BB: 0 P: 3	R: 0 E: 0 K: 0 S: 3	H: 1 LOB: 1 BB: 1 P: 7	1B: 1 2B: 0 3B: 0 HR: 0	SF: 0 SAC: 0 DP: 1 HBP: 0	WP: 0 PA: 28 ERA: 3.77
PITCHER Jim Clancy, R (1, 1) ERA: 3.77	IP: 9.0 WLS: W BF: 28 H: 1 R: 0 ER: 0 SO: 2 BB: 1 IBB: 0 HBP: 0 BLK: 0 WP: 0 HR: 0 S: 31 P: 35 ERA: 0.00 WHIP: 0.222																

Minnesota Twins @ Toronto Blue Jays
Exhibition Stadium, Toronto, ON
Tue Sep 28 1982, 7:05 PM EDT
Cloudy - 65 F

AB	27
R	0
H	1
RBI	0
BB	1
SO	2
LOB	2



Batter	1	2	3	4	5	6	7	8	9	AB	R	H	RBI	BB	SO	LOB	BOTTOM		
Damaso Garcia, R (1, 4) OBP: 0.341, SLG: 0.403	0-0 S 1B		0-0 5-3		0-0 5-3			0-0 F6		4	0	1	0	0	0	1			
Garth Iorg, R (1, 5) OBP: 0.314, SLG: 0.372	0-0 F6 1-2			0-0 HR		0-0 4-3		0-3 K		4	1	1	1	0	1	1			
Barry Bonnell, R (1, 8) OBP: 0.345, SLG: 0.415	0-0 F8			0-3 K		0-0 F8				3	0	0	0	0	1	1			
Jesse Barfield, R (1, 9) OBP: 0.325, SLG: 0.424	0-0 1-3			0-0 HR		0-0 F9				3	1	1	1	0	0	1			
Wayne Nordhagen, R (1, 10) OBP: 0.306, SLG: 0.315		0-0 L9		0-0 F9			0-0 6-3			3	0	0	0	0	0	0			
Leon Roberts, R (1, 7) OBP: 0.281, SLG: 0.282		0-3 K		0-0 F8			0-0 F3			3	0	0	0	0	1	0			
Willie Upshaw, L (1, 3) OBP: 0.323, SLG: 0.439		0-3 K			0-0 G6-4-3 1B			0-0 HR		3	1	2	1	0	1	0			
Buck Martinez, R (1, 2) OBP: 0.295, SLG: 0.412			0-0 G4-3-6 1B		0-0 G6-4-3 1-2			0-0 F8		3	0	1	0	0	0	1			
Alfredo Griffin, S (1, 6) OBP: 0.267, SLG: 0.314			0-0 G4-3-6 1-2		0-0 2B			0-0 4-3		3	0	1	0	0	0	1			
Inning Stats	R: 0 E: 0 K: 0 S: 4	H: 1 LOB: 1 BB: 0 P: 4	R: 0 E: 0 K: 2 S: 7	H: 0 LOB: 0 BB: 0 P: 7	R: 0 E: 0 K: 0 S: 3	H: 1 LOB: 0 BB: 0 P: 3	R: 2 E: 0 K: 1 S: 7	H: 2 LOB: 0 BB: 0 P: 7	R: 0 E: 0 K: 0 S: 4	H: 2 LOB: 1 BB: 0 P: 4	R: 0 E: 0 K: 0 S: 3	H: 0 LOB: 0 BB: 0 P: 3	R: 1 E: 0 K: 0 S: 4	H: 1 LOB: 0 BB: 0 P: 4	R: 0 E: 0 K: 1 S: 5	H: 0 LOB: 0 BB: 0 P: 5	1B: 3 2B: 1 3B: 0 HR: 3	SF: 0 SAC: 0 DP: 2 HBP: 0	WP: 0 PA: 29 ERA: 5.25
PITCHER Frank Viola, L (1, 1) ERA: 5.25	IP: 8.0 WLS: L BF: 29 H: 7 R: 3 ER: 3 SO: 4 BB: 0 IBB: 0 HBP: 0 BLK: 0 WP: 0 HR: 3 S: 37 P: 37 ERA: 3.38 WHIP: 0.875																		

Minnesota Twins @ Toronto Blue Jays
Exhibition Stadium, Toronto, ON
Tue Sep 28 1982, 7:05 PM EDT
Cloudy - 65 F

AB	29
R	3
H	7
RBI	3
BB	0
SO	4
LOB	6



Batter	1	2	3	4	5	6	7	8	9	10	AB	R	H	RBI	BB	SO	LOB	TOP				
Bobby Mitchell, L OBP: 0.336, SLG: 0.316 (1, 8)	F7	1B BB		F9		4-3			K		4	0	0	0	1	1	0					
Ron Washington, R OBP: 0.293, SLG: 0.372 (1, 4) (9, 6)	FC4-6 1B	1-3 2-H 3-H	1B	1B			K		G1		5	0	3	2	0	1	0					
Tom Brunansky, R OBP: 0.376, SLG: 0.465 (1, 9)	K	F4		K			K		F6		5	0	0	0	0	3	4					
Kent Hrbek, L OBP: 0.362, SLG: 0.480 (1, 3)	FC4-6			F6			4-3		4-3		4	0	0	0	1	0	2					
Gary Ward, R OBP: 0.327, SLG: 0.515 (1, 7)		BB BB 1B		K			F9		F9		4	1	1	0	0	1	1					
Gary Gaetti, R OBP: 0.282, SLG: 0.452 (1, 5)		BB BB 1B		2B			K		F8		3	0	1	0	1	1	0					
Randy Johnson, L OBP: 0.330, SLG: 0.426 (1, 10)		BB BB 1B		IBB			F9		4-3		2	0	0	0	2	0	0					
Tim Laudner, R OBP: 0.327, SLG: 0.386 (1, 2)		FC6-4-5-6 1B 1B		K			F6		K		4	1	0	0	0	2	5					
Lenny Faedo, R OBP: 0.291, SLG: 0.317 Randy Bush, L OBP: 0.268, SLG: 0.419 John Castino, R OBP: 0.306, SLG: 0.340 (1, 6) (9, PH) (9, 4)		BB BB 1B 1B		F8			F8		K		3	1	1	0	0	0	3					
Inning Stats	R: 0 E: 0 K: 1 S: 6	H: 1 LOB: 1 BB: 0 P: 6	R: 3 E: 0 K: 0 S: 5	H: 3 LOB: 2 BB: 3 P: 17	R: 0 E: 0 K: 2 S: 8	H: 1 LOB: 3 BB: 2 P: 16	R: 0 E: 0 K: 1 S: 5	H: 0 LOB: 0 BB: 0 P: 5	R: 0 E: 0 K: 0 S: 3	H: 0 LOB: 0 BB: 0 P: 3	R: 0 E: 0 K: 2 S: 7	H: 0 LOB: 0 BB: 0 P: 7	R: 0 E: 0 K: 0 S: 3	H: 0 LOB: 0 BB: 0 P: 3	R: 0 E: 0 K: 3 S: 9	H: 0 LOB: 0 BB: 0 P: 9	R: 0 E: 0 K: 0 S: 3	H: 0 LOB: 0 BB: 0 P: 3	1B: 5 2B: 2 3B: 0 HR: 0	SF: 0 SAC: 0 DP: 1 HBP: 0	WP: 0 PB: 0 SB: 0 CS: 0	PA: 40
PITCHER	IP	WLS	BF	H	R	ER	SO	BB	IBB	HBP	BLK	WP	HR	S	P	ERA	WHIP					
Jim Gott, R ERA: 4.6 (1, 1)	1.2		11	4	3	3	1	3	0	0	0	0	0	10	22	16.20	4.200					
Steve Senteney, R ERA: 5.31 (2, 1)	3.1		14	2	0	0	4	1	1	0	0	0	0	20	28	0.00	0.900					
Roy Lee Jackson, R ERA: 3.19 (6, 1)	5.0	W	15	0	0	0	5	0	0	0	0	0	0	25	25	0.00	0.000					

Minnesota Twins @ Toronto Blue Jays
Exhibition Stadium, Toronto, ON
Tue Sep 28 1982, 7:05 PM EDT
Att. 11,124 - Unknown

AB	35
R	3
H	6
RBI	2
BB	5
SO	10
LOB	15



Batter	1	2	3	4	5	6	7	8	9	10	AB	R	H	RBI	BB	SO	LOB	BOTTOM				
Damaso Garcia, R OBP: 0.340, SLG: 0.402 Garth Iorg, R OBP: 0.312, SLG: 0.370 (1, 4) (5, 4)	K		F8	CS 1B			F8		CS	F9	3	0	1	1	0	1	1					
Rance Mulliniks, L OBP: 0.322, SLG: 0.392 (1, 5)	6-3		E BB	CS	4-3		SH1-3 1B			F6	4	1	1	0	1	0	0					
Willie Upshaw, L OBP: 0.324, SLG: 0.439 (1, 3)	S 1B		E4 FC3-6		5-3		SH1-3			S BB	3	1	1	0	1	0	2					
Ernie Whitt, L OBP: 0.318, SLG: 0.442 (1, 2)	F9		FC3-6		5-3		IBB			1B BB	3	0	0	1	2	0	2					
Barry Bonnell, R OBP: 0.349, SLG: 0.415 Tony Johnson, R OBP: 0.320, SLG: 0.391 (1, 8) (3, PH) (4, 8)							CS 1B			K	0	0	0	0	1	0	0					
Geno Petralli, L OBP: 0.426, SLG: 0.419 (10, PH)			BB				CS 1B			K	2	0	1	0	1	2						
Hosken Powell, L OBP: 0.302, SLG: 0.388 (1, 7)	F9		G3				F7			F2	4	0	0	0	0	0	6					
Jesse Barfield, R OBP: 0.322, SLG: 0.420 (1, 9)	K						5-3			F8	4	0	0	0	0	1	1					
Glenn Adams, L OBP: 0.292, SLG: 0.369 (1, 10)	L8						4-3			K	4	0	0	0	0	1	1					
Alfredo Griffin, S OBP: 0.271, SLG: 0.316 (1, 6)			E BB FC3-6	S 1B			F8			CS 1B	3	2	2	0	1	0	0					
Inning Stats	R: 0 E: 0 K: 1 S: 6	H: 1 LOB: 1 BB: 0 P: 6	R: 0 E: 0 K: 1 S: 5	H: 0 LOB: 1 BB: 3 P: 9	R: 2 E: 2 K: 0 S: 4	H: 0 LOB: 2 BB: 3 P: 16	R: 1 E: 0 K: 0 S: 4	H: 2 LOB: 0 BB: 0 P: 4	R: 0 E: 0 K: 0 S: 3	H: 1 LOB: 0 BB: 0 P: 3	R: 0 E: 0 K: 0 S: 3	H: 0 LOB: 0 BB: 0 P: 3	R: 0 E: 0 K: 1 S: 6	H: 1 LOB: 2 BB: 1 P: 10	R: 0 E: 0 K: 1 S: 5	H: 1 LOB: 0 BB: 0 P: 5	R: 1 E: 0 K: 0 S: 3	H: 1 LOB: 2 BB: 2 P: 11	1B: 7 2B: 0 3B: 0 HR: 0	SF: 0 SAC: 1 DP: 0 HBP: 0	WP: 0 PB: 0 SB: 3 CS: 3	PA: 43
PITCHER	IP	WLS	BF	H	R	ER	SO	BB	IBB	HBP	BLK	WP	HR	S	P	ERA	WHIP					
Terry Felton, R ERA: 4.99 (1, 1)	4.0		19	3	3	1	2	4	0	0	0	0	0	19	35	2.25	1.750					
Paul Boris, R ERA: 4.88 (5, 1)	3.1		12	2	0	0	0	0	1	0	0	0	0	11	15	0.00	0.600					
Ron Davis, R ERA: 4.49 (8, 1)	2.1	L	10	2	1	1	2	1	1	0	0	0	0	12	20	3.86	1.286					

Minnesota Twins @ Toronto Blue Jays
Exhibition Stadium, Toronto, ON
Tue Sep 28 1982, 7:05 PM EDT
Att. 11,124 - Unknown

AB	33
R	4
H	7
RBI	3
BB	7
SO	4
LOB	15



Batter	1	2	3	4	5	6	7	8	9	AB R H RBI BB SO LOB	TOP												
Bobby Mitchell, L (1, 8) OBP: 0.337, SLG: 0.317	0-0 WP 1B		0-0 4-3		0-0 E3 3B		0-0 F6		0-0 G5-4-3 1B	5 1 2 0 0 0 1	Minnesota Twins @ Toronto Blue Jays Exhibition Stadium, Toronto, ON Wed Sep 29 1982, 7:05 PM EDT Att: 10,364 - Unknown - 57 F												
John Castino, R (1, 4) OBP: 0.308, SLG: 0.346	0-0 F4			0-0 2B 1B	0-0 1B 3B		0-3 K		0-0 G5-4-3 1B	5 1 2 2 0 1 3													
Tom Brunansky, R (1, 9) OBP: 0.377, SLG: 0.468	0-3 K			0-0 HR 2B	0-0 F3			0-0 1B 1B		4 2 2 0 0 1 2													
Kent Hrbek, L (1, 3) OBP: 0.361, SLG: 0.479	0-3 K			0-0 FC3-2-5 HR	0-0 FC6-4 1B			0-0 1B G6-4-3 1B		3 1 1 1 0 1 3													
Greg Wells, R (8, PH) OBP: 0.194, SLG: 0.239				2-3 3-H	3-H 1-2			1-2 G6-4-3 1B		1 1 1 0 0 0 0													
Gary Ward, R (1, 7) OBP: 0.328, SLG: 0.521		0-0 6-3		0-0 1-H 3-H HR	0-0 FC6-4 1-2			0-0 G6-4-3 1B		4 1 2 4 0 0 1													
Gary Gaetti, R (1, 5) OBP: 0.280, SLG: 0.448		0-3 K		0-0 F2		0-3 K		0-0 G6-4-3 1-2 3-H		4 0 0 0 0 2 1													
Randy Bush, L (1, 10) OBP: 0.293, SLG: 0.411		0-3 K		0-0 G3		0-0 5-3		0-0 6-3		2 0 0 0 0 1 0													
Mickey Hatcher, R (6, PH) OBP: 0.269, SLG: 0.343										2 0 0 0 0 0 0													
Lenny Faedo, R (1, 6) OBP: 0.294, SLG: 0.320			0-0 G5-4-3 1B		0-0 FC3-6 1B		0-3 K		0-0 E6 1B	4 0 2 0 0 1 0													
Sal Butera, R (1, 2) OBP: 0.355, SLG: 0.276			0-0 G5-4-3 1-2		0-0 FC3-6 E 3B		0-0 4-3		0-3 K	4 1 0 0 0 1 3													
Inning Stats	R: 0 E: 0 K: 2 S: 8	H: 1 LOB: 1 BB: 0 P: 8	R: 0 E: 0 K: 2 S: 7	H: 0 LOB: 0 BB: 0 P: 7	R: 0 E: 0 K: 0 S: 3	H: 1 LOB: 0 BB: 0 P: 3	R: 3 E: 0 K: 0 S: 6	H: 3 LOB: 0 BB: 0 P: 6	R: 3 E: 1 K: 0 S: 7	H: 3 LOB: 1 BB: 0 P: 7	R: 0 E: 0 K: 2 S: 7	H: 0 LOB: 0 BB: 0 P: 7	R: 0 E: 0 K: 1 S: 5	H: 0 LOB: 0 BB: 0 P: 5	R: 2 E: 0 K: 0 S: 5	H: 3 LOB: 0 BB: 0 P: 5	R: 0 E: 1 K: 1 S: 6	H: 1 LOB: 1 BB: 0 P: 6	1B: 9 2B: 1 3B: 1 HR: 1	SF: 0 SAC: 0 DP: 3 HBP: 0	WP: 1 PB: 0 SB: 0 CS: 0	PA: 38	
PITCHER	IP WLS BF H R ER SO BB IBB HBP BLK WP HR S P ERA WHIP											PITCHER	IP WLS BF H R ER SO BB IBB HBP BLK WP HR S P ERA WHIP										
Mark Eichhorn, R (1, 1) ERA: 5.45	4.2 L 22 8 6 4 4 0 0 0 0 0 1 1 30 30 7.71 1.714																						
Dave Geisel, L (5, 1) ERA: 4.02	2.1 7 0 0 0 3 0 0 0 0 0 0 0 13 13 0.00 0.000																						
Jerry Garvin, L (8, 1) ERA: 7.25	2.0 9 4 2 2 1 0 0 0 0 0 0 0 11 11 9.00 2.000																						

AB	38
R	8
H	12
RBI	7
BB	0
SO	8
LOB	14



Batter	1	2	3	4	5	6	7	8	9	AB R H RBI BB SO LOB	BOTTOM												
Damaso Garcia, R (1, 4) OBP: 0.339, SLG: 0.400	0-0 F9		0-0 F9		0-0 3-1		0-0 1B FC5 1B		4-0 BB	3 0 0 0 0 0 0	Minnesota Twins @ Toronto Blue Jays Exhibition Stadium, Toronto, ON Wed Sep 29 1982, 7:05 PM EDT Att: 10,364 - Unknown - 57 F												
Dave Baker, L (6, 5) OBP: 0.400, SLG: 0.300							1-2 1B		BB	1 0 1 0 1 0 0													
Garth Iorg, R (1, 5) OBP: 0.309, SLG: 0.365	0-0 F9		0-0 4-3			0-0 4-3	0-0 FC5 1B		0-0 F9	5 0 0 0 0 0 3													
Barry Bonnell, R (1, 8) OBP: 0.348, SLG: 0.414	4-0 BB		0-0 F8			0-0 F8	0-0 1-2 2-3 1B			3 0 1 0 1 0 0													
Jesse Barfield, R (1, 9) OBP: 0.322, SLG: 0.418	0-0 5-3			0-3 K		0-0 1B 1B	0-0 F3			4 0 1 0 0 1 4													
Buck Martinez, R (1, 2) OBP: 0.295, SLG: 0.411		0-0 L9		0-0 F7		0-0 1B 1B		0-3 K		3 0 1 0 0 0 0													
Geno Petralli, L (7, 2) OBP: 0.417, SLG: 0.409						1-2 1B				1 0 0 0 0 1 0													
Leon Roberts, R (1, 7) OBP: 0.271, SLG: 0.299		0-0 1B 2B		0-0 1B		0-0 1-2 2-3 1B		0-0 6-3		4 0 3 0 0 0 0													
Willie Upshaw, L (1, 3) OBP: 0.324, SLG: 0.437		0-0 2-3 1B		0-0 F8		0-3 K		0-0 F6		4 0 1 0 0 1 4													
Tony Johnson, R (1, 10) OBP: 0.308, SLG: 0.375		0-0 F9			0-0 F9		0-0 5-3		0-3 K	4 0 0 0 0 1 2													
Alfredo Griffin, S (1, 6) OBP: 0.270, SLG: 0.315		0-0 F9			0-0 4-3		0-0 FC5 1B		0-0 4-3	2 0 0 0 0 0 2													
Rance Mulliniks, L (6, 6) OBP: 0.323, SLG: 0.353							1B			2 0 1 0 0 0 0													
Inning Stats	R: 0 E: 0 K: 0 S: 3	H: 0 LOB: 1 BB: 1 P: 7	R: 0 E: 0 K: 0 S: 5	H: 2 LOB: 2 BB: 0 P: 5	R: 0 E: 0 K: 1 S: 3	H: 0 LOB: 0 BB: 0 P: 3	R: 0 E: 0 K: 1 S: 6	H: 1 LOB: 1 BB: 0 P: 6	R: 0 E: 0 K: 0 S: 3	H: 0 LOB: 0 BB: 0 P: 3	R: 0 E: 0 K: 1 S: 8	H: 3 LOB: 3 BB: 0 P: 8	R: 0 E: 0 K: 0 S: 6	H: 3 LOB: 3 BB: 0 P: 6	R: 0 E: 0 K: 1 S: 5	H: 0 LOB: 0 BB: 0 P: 5	R: 0 E: 0 K: 1 S: 5	H: 0 LOB: 1 BB: 1 P: 9	1B: 8 2B: 1 3B: 0 HR: 0	SF: 0 SAC: 0 DP: 0 HBP: 0	WP: 0 PB: 0 SB: 0 CS: 0	PA: 38	
PITCHER	IP WLS BF H R ER SO BB IBB HBP BLK WP HR S P ERA WHIP											PITCHER	IP WLS BF H R ER SO BB IBB HBP BLK WP HR S P ERA WHIP										
Brad Havens, L (1, 1) ERA: 4.2	9.0 W 38 9 0 0 4 2 0 0 0 0 0 0 44 52 0.00 1.222																						

AB	36
R	0
H	9
RBI	0
BB	2
SO	4
LOB	15




Batter	1	2	3	4	5	6	7	8	9	AB	R	H	RBI	BB	SO	LOB	TOP										
Bobby Mitchell, L OBP: 0.335, SLG: 0.315	3-1				L6		F8	4-3		5	0	1	1	0	0	3	Minnesota Twins @ Toronto Blue Jays Exhibition Stadium, Toronto, ON Thu Sep 30 1982, 7:05 PM EDT Att: 11,076 - Unknown - 62 F										
John Castino, R OBP: 0.305, SLG: 0.347	HR	K			F9		F8	5-3	5	1	1	0	0	0	1												
Tom Brunansky, R OBP: 0.377, SLG: 0.466	K			6-3	WP 2B		FC4-6 1B	6-3	4	1	1	0	1	1	1												
Kent Hrbek, L OBP: 0.362, SLG: 0.486	2H HR			F2			FC4-6 1-2	6-3	5	1	2	3	0	0	1												
Gary Ward, R OBP: 0.331, SLG: 0.522	S 1B			F9				1B 1B	3	0	2	0	1	0	0												
Gary Gaetti, R OBP: 0.280, SLG: 0.447	K			6-3	4-3			1B 1B	4	0	1	0	0	1	3												
Randy Bush, L OBP: 0.300, SLG: 0.409		4-3			HBP		K	1-2 2-3 1B	3	0	1	0	0	1	0												
Tim Laudner, R OBP: 0.326, SLG: 0.387		1B 2B		K			K	F6	4	1	1	0	0	2	4												
Lenny Faedo, R OBP: 0.291, SLG: 0.316					F2			K	3	0	0	0	0	1	2												
Randy Johnson, L OBP: 0.328, SLG: 0.424									1	0	0	0	0	1	3												
Ron Washington, R OBP: 0.293, SLG: 0.372									0	0	0	0	0	0	0												
Inning Stats	R: 2 E: 0 K: 2 S: 10	H: 3 LOB: 1 BB: 0 P: 10	R: 1 E: 0 K: 1 S: 7	H: 2 LOB: 1 BB: 0 P: 7	R: 0 E: 0 K: 0 S: 3	H: 0 LOB: 0 BB: 0 P: 3	R: 0 E: 0 K: 1 S: 5	H: 0 LOB: 1 BB: 0 P: 6	R: 1 E: 0 K: 0 S: 4	H: 1 LOB: 2 BB: 2 P: 12	R: 0 E: 0 K: 0 S: 4	H: 1 LOB: 1 BB: 0 P: 4	R: 0 E: 0 K: 1 S: 8	H: 3 LOB: 3 BB: 0 P: 8	R: 0 E: 0 K: 0 S: 3	H: 0 LOB: 0 BB: 0 P: 3	1B: 6 2B: 3 3B: 0 HR: 1	SF: 0 SAC: 0 DP: 0 HBP: 1	WP: 1 PB: 0 SB: 1 CS: 0	PA: 40							
PITCHER	IP	WLS	BF	H	R	ER	SO	BB	IBB	HBP	BLK	WP	HR	S	P	ERA	WHIP										
Luis Leal, R ERA: 3.93	5.0	W	24	6	4	4	4	2	0	1	0	1	1	29	38	7.20	1.600										
Steve Senteney, R ERA: 4.91	1.2		6	1	0	0	3	0	0	0	0	0	0	12	12	0.00	0.600										
Dave Geisel, L ERA: 3.98	0.1		1	0	0	0	0	0	0	0	0	0	0	1	1	0.00	0.000										
Dale Murray, R ERA: 3.16	2.0	S	9	3	0	0	1	0	0	0	0	0	0	11	11	0.00	1.500										
Batter	1	2	3	4	5	6	7	8	9	AB	R	H	RBI	BB	SO	LOB	BOTTOM										
Damaso Garcia, R OBP: 0.338, SLG: 0.401	4-3 1B 2B	L8		6-3		F6				4	1	1	0	0	0	3	Minnesota Twins @ Toronto Blue Jays Exhibition Stadium, Toronto, ON Thu Sep 30 1982, 7:05 PM EDT Att: 11,076 - Unknown - 62 F										
Garth Iorg, R OBP: 0.306, SLG: 0.362	4-3 2-3	5-3		F8		G6-4-3 1-2				4	0	0	0	0	0	4											
Leon Roberts, R OBP: 0.276, SLG: 0.303	1B 1B	FC6-4 1B			5-3		5-3			4	1	2	1	0	0	0											
Jesse Barfield, R OBP: 0.321, SLG: 0.424	F8	FC6-4 1-2			HR		L7			4	1	1	1	0	0	2											
Wayne Nordhagen, R OBP: 0.305, SLG: 0.314	BB 1-2 1B 1B			F7		F2		F8		4	1	1	0	0	0	0											
Willie Upshaw, L OBP: 0.323, SLG: 0.436	1-2 2H 1B 1B			F5		4-3		G3		4	1	1	1	0	0	0											
Buck Martinez, R OBP: 0.305, SLG: 0.430	1-2 2-3 1B BB					SH 1B 1B		HR		3	1	3	1	1	0	0											
Lloyd Moseby, L OBP: 0.295, SLG: 0.373	1-2 2H 3H 1B			G2		SH 1B		K		4	0	2	2	0	1	1											
Alfredo Griffin, S OBP: 0.269, SLG: 0.315	4-3				4-3		SH G6-4-3 1-2 2-3 1B			1	0	0	0	0	0	2											
Rance Mulliniks, L OBP: 0.321, SLG: 0.351								K		2	0	0	0	0	1	0											
Inning Stats	R: 4 E: 0 K: 0 S: 8	H: 5 LOB: 2 BB: 1 P: 12	R: 0 E: 0 K: 0 S: 4	H: 1 LOB: 1 BB: 0 P: 4	R: 0 E: 0 K: 0 S: 4	H: 1 LOB: 1 BB: 0 P: 4	R: 0 E: 0 K: 0 S: 3	H: 0 LOB: 0 BB: 0 P: 3	R: 1 E: 0 K: 0 S: 4	H: 1 LOB: 2 BB: 0 P: 4	R: 0 E: 0 K: 0 S: 5	H: 2 LOB: 2 BB: 0 P: 5	R: 0 E: 0 K: 0 S: 3	H: 0 LOB: 0 BB: 0 P: 3	R: 1 E: 0 K: 2 S: 8	H: 1 LOB: 0 BB: 0 P: 8	R: 0 E: 0 K: 0 S: 3	H: 0 LOB: 0 BB: 0 P: 3	1B: 8 2B: 1 3B: 0 HR: 2	SF: 0 SAC: 1 DP: 1 HBP: 0	WP: 0 PB: 0 SB: 0 CS: 0	PA: 36					
PITCHER	IP	WLS	BF	H	R	ER	SO	BB	IBB	HBP	BLK	WP	HR	S	P	ERA	WHIP										
Jack O'Connor, L ERA: 4.29	8.0	L	36	11	6	6	2	1	0	0	0	0	2	39	43	6.75	1.500										

Batter	1	2	3	4	5	6	7	8	9	AB	R	H	RBI	BB	SO	LOB	TOP										
Rudy Law, L OBP: 0.362, SLG: 0.439 (1, 8)	F7		4-3			F8		F6		4	0	0	0	0	0	2											
Mike Squires, L OBP: 0.317, SLG: 0.361 (1, 3)	1B				P5		L4	F7		4	0	1	0	0	0	2											
Harold Baines, L OBP: 0.321, SLG: 0.464 (1, 9)	K				K		P5		K	4	0	0	0	0	3	1											
Steve Kemp, L OBP: 0.380, SLG: 0.428 (1, 7)	4-3				F8		1-3		K	4	0	0	0	0	1	1											
Greg Walker, L OBP: 0.474, SLG: 1.000 (1, 10)					K				K	4	1	1	1	0	3	0											
Carlton Fisk, R OBP: 0.336, SLG: 0.403 (1, 2)	F7				5-3			5-3		3	0	0	0	0	0	0											
Vance Law, R OBP: 0.329, SLG: 0.386 (8, 4)	K				L5			1B		3	1	1	0	0	1	0											
Aurelio Rodriguez, R OBP: 0.276, SLG: 0.344 (8, PH)					F9			1B		2	0	0	0	0	1	0											
Jerry Hairston, S OBP: 0.294, SLG: 0.456 (8, PR)								1B		1	0	1	0	0	0	0											
Lorenzo Gray, R OBP: 0.261, SLG: 0.238 (8, 5)								1B		0	0	0	0	0	0	0											
Steve Dillard, R OBP: 0.212, SLG: 0.313 (8, PH)								1B		2	0	0	0	0	2	0											
Greg Luzinski, R OBP: 0.387, SLG: 0.452 (8, 6)								1B		1	0	1	1	0	0	0											
Bill Almon, R OBP: 0.313, SLG: 0.354 (8, 6)								1B		0	0	0	0	0	0	0											
Inning Stats	R: 0 E: 0 K: 1 S: 6	H: 1 LOB: 1 BB: 0 P: 6	R: 0 E: 0 K: 2 S: 7	H: 0 LOB: 0 BB: 0 P: 7	R: 0 E: 0 K: 1 S: 5	H: 0 LOB: 0 BB: 0 P: 5	R: 0 E: 0 K: 1 S: 5	H: 0 LOB: 0 BB: 0 P: 5	R: 0 E: 0 K: 2 S: 7	H: 0 LOB: 0 BB: 0 P: 7	R: 0 E: 0 K: 0 S: 3	H: 0 LOB: 0 BB: 0 P: 3	R: 2 E: 0 K: 0 S: 7	H: 4 LOB: 2 BB: 0 P: 7	R: 0 E: 0 K: 3 S: 9	H: 0 LOB: 0 BB: 0 P: 9	1B: 4 2B: 0 3B: 0 HR: 1	SF: 0 SAC: 0 DP: 0 HBP: 0	WP: 0 PB: 0 CS: 0	PA: 32							
PITCHER	IP	WLS	BF	H	R	ER	SO	BB	IBB	HBP	BLK	WP	HR	S	P	ERA	WHIP										
Bobby Castillo, R ERA: 3.66 (1, 1)	7.1	W	27	5	2	2	8	0	0	0	0	0	1	43	43	2.46	0.682										
Ron Davis, R ERA: 4.42 (8, 1)	1.2	S	5	0	0	0	3	0	0	0	0	0	0	11	11	0.00	0.000										

Chicago White Sox @ Minnesota Twins
Hubert H. Humphrey Metrodome, Minneapolis, MN
Fri Oct 01 1982, 8:05 PM EDT
Att: 9,427 - Dome


AB	32
R	2
H	5
RBI	2
BB	0
SO	11
LOB	6



Batter	1	2	3	4	5	6	7	8	9	AB	R	H	RBI	BB	SO	LOB	BOTTOM										
Bobby Mitchell, L OBP: 0.335, SLG: 0.317 (1, 8)	4-3	F9			3-4-1			1B		4	0	1	0	0	0	2											
Ron Washington, R OBP: 0.280, SLG: 0.368 (1, 4)	4-3				K			F9		4	0	0	0	0	1	2											
Tom Brunansky, R OBP: 0.378, SLG: 0.465 (1, 9)	F8				K			1B		3	0	1	0	1	1	1											
Kent Hrbek, L OBP: 0.363, SLG: 0.485 (1, 3)		BB			K			6-3		3	1	1	0	1	1	1											
Gary Ward, R OBP: 0.330, SLG: 0.519 (1, 7)		BB			F8			K		3	1	0	0	1	1	4											
Gary Gaetti, R OBP: 0.280, SLG: 0.448 (1, 5)		BB			F8			6-3		3	1	1	2	0	0	0											
Randy Bush, L OBP: 0.293, SLG: 0.398 (1, 10)		BB			4-3			P5		3	0	0	0	0	0	1											
Lenny Faedo, R OBP: 0.287, SLG: 0.312 (1, 6)		BB			5-3			F8		3	0	0	0	0	0	1											
Ray Smith, R OBP: 0.250, SLG: 0.304 (1, 2)		BB			3-4-1			6-3		3	0	2	1	0	0	0											
Inning Stats	R: 0 E: 0 K: 0 S: 3	H: 0 LOB: 0 BB: 0 P: 3	R: 3 E: 0 K: 0 S: 6	H: 3 LOB: 1 BB: 1 P: 10	R: 0 E: 0 K: 1 S: 5	H: 0 LOB: 1 BB: 1 P: 9	R: 0 E: 0 K: 0 S: 3	H: 0 LOB: 0 BB: 0 P: 3	R: 0 E: 0 K: 2 S: 8	H: 1 LOB: 1 BB: 0 P: 8	R: 0 E: 0 K: 1 S: 5	H: 0 LOB: 0 BB: 0 P: 5	R: 0 E: 0 K: 0 S: 3	H: 0 LOB: 0 BB: 0 P: 3	R: 0 E: 0 K: 0 S: 4	H: 2 LOB: 2 BB: 1 P: 8	1B: 4 2B: 2 3B: 0 HR: 0	SF: 0 SAC: 0 DP: 1 HBP: 0	WP: 0 PB: 0 CS: 0	PA: 32							
PITCHER	IP	WLS	BF	H	R	ER	SO	BB	IBB	HBP	BLK	WP	HR	S	P	ERA	WHIP										
Richard Dotson, R ERA: 3.84 (1, 1)	8.0	L	32	6	3	3	4	2	1	0	0	0	0	37	49	3.38	1.000										

Chicago White Sox @ Minnesota Twins
Hubert H. Humphrey Metrodome, Minneapolis, MN
Fri Oct 01 1982, 8:05 PM EDT
Att: 9,427 - Dome

AB	29
R	3
H	6
RBI	3
BB	3
SO	4
LOB	12



Batter	1	2	3	4	5	6	7	8	9	AB	R	H	RBI	BB	SO	LOB	TOP			
Steve Dillard, R OBP: 0.211, SLG: 0.324	F8	F8					5-3		F9	5	0	1	0	0	0	0	Chicago White Sox @ Minnesota Twins Hubert H. Humphrey Metrodome, Minneapolis, MN Sat Oct 02 1982, 4:33 AM EDT Att: 3,888 - Dome			
Tom Paciorek, R OBP: 0.360, SLG: 0.483	HR		F9		L6-4 BB		F7		5-3	5	1	2	0	0	0					
Steve Kemp, L OBP: 0.381, SLG: 0.430	K		F7		1-2 BB		1B		1B	4	1	2	0	1	1					
Ron Kittle, R OBP: 0.310, SLG: 0.444	HR		K		L6-4		1B		4-3	4	1	2	3	0	1					
Harold Baines, L OBP: 0.320, SLG: 0.463	HR				2-3		1B			1	1	0	0	0	0					
Chris Nyman, R OBP: 0.262, SLG: 0.226	S				K		K			4	1	2	1	0	2					
Vance Law, R OBP: 0.328, SLG: 0.388	2B				K		K			4	0	1	1	0	1					
Marc Hill, R OBP: 0.312, SLG: 0.388	F9				1B		L6-4 1B		5-3	4	0	2	0	0	0					
Lorenzo Gray, R OBP: 0.290, SLG: 0.280			K		1B		1B		5-3	4	0	2	0	0	1					
Aurelio Rodriguez, R OBP: 0.276, SLG: 0.344					1-2 1B		1-2 1B		5-3	0	0	0	0	0	0					
Rusty Kuntz, R OBP: 0.280, SLG: 0.261	F9				F8		L6-4		6-3	4	0	0	0	0	0					
Inning Stats	R: 3 E: 0 K: 1 S: 9	H: 4 LOB: 1 BB: 0 P: 9	R: 0 E: 0 K: 1 S: 5	H: 0 LOB: 0 BB: 0 P: 5	R: 0 E: 0 K: 1 S: 5	H: 0 LOB: 0 BB: 0 P: 5	R: 0 E: 0 K: 1 S: 7	H: 2 LOB: 2 BB: 1 P: 7	R: 0 E: 0 K: 0 S: 6	H: 2 LOB: 2 BB: 1 P: 10	R: 2 E: 0 K: 1 S: 8	H: 3 LOB: 1 BB: 0 P: 8	R: 0 E: 0 K: 0 S: 3	H: 0 LOB: 0 BB: 0 P: 3	R: 0 E: 0 K: 0 S: 4	H: 1 LOB: 1 BB: 0 P: 4	1B: 10 2B: 5 3B: 0 HR: 1	SF: 0 SAC: 0 DP: 2 HBP: 0	WP: 0 PB: 0 SB: 2 CS: 0	PA: 40
PITCHER	IP WLS BF H R ER SO BB IBB HBP BLK WP HR S P ERA WHIP																			
Frank Viola, L ERA: 5.21	(1, 1) 6.0 L 27 10 3 3 5 1 0 0 0 0 0 1 36 40 4.50 1.833																			
Don Cooper, R ERA: 9.53	(7, 1) 2.0 9 3 2 2 1 0 0 0 0 0 0 0 11 11 9.00 1.500																			
Jeff Little, L ERA: 4.25	(9, 1) 1.0 4 1 0 0 0 0 0 0 0 0 0 0 4 4 0.00 1.000																			
Batter	1	2	3	4	5	6	7	8	9	AB	R	H	RBI	BB	SO	LOB	BOTTOM			
Bobby Mitchell, L OBP: 0.331, SLG: 0.313	F7		4-3	FC4		F8		4-3		5	0	0	0	0	0	4	Chicago White Sox @ Minnesota Twins Hubert H. Humphrey Metrodome, Minneapolis, MN Sat Oct 02 1982, 4:33 AM EDT Att: 3,888 - Dome			
John Castino, R OBP: 0.305, SLG: 0.345	K		K	K			K		4-3	5	1	1	0	0	3	2				
Tom Brunansky, R OBP: 0.378, SLG: 0.473	2B		K		F9		HR		6-3	5	1	2	1	0	1	1				
Gary Ward, R OBP: 0.331, SLG: 0.521	6-3		1-2 3B		S		K		K	5	0	2	1	0	2	1				
Gary Gaetti, R OBP: 0.280, SLG: 0.446			K	BB	F8		4-3			3	0	0	0	1	1	1				
Greg Wells, R OBP: 0.189, SLG: 0.240			FC4-6 1B		F8		F8		K	4	0	1	0	0	1	3				
Randy Bush, L OBP: 0.299, SLG: 0.391	FC4-6 1B			FC4-6 BB		1-3		2B BB		2	1	0	0	2	0	1				
Tim Laudner, R OBP: 0.328, SLG: 0.392			FC4-6 1B	FC4-6 1B		4-3		1-2 2B		4	0	2	1	0	0	1				
Lenny Faedo, R OBP: 0.288, SLG: 0.312			K		FC4		E5		P5	3	0	1	0	0	1	2				
Randy Johnson, L OBP: 0.327, SLG: 0.422					1-2 1B					1	0	0	0	0	0	1				
Ron Washington, R OBP: 0.290, SLG: 0.368					1-2 1B					0	0	0	0	0	0	0				
Inning Stats	R: 0 E: 0 K: 1 S: 6	H: 1 LOB: 1 BB: 0 P: 6	R: 0 E: 0 K: 2 S: 9	H: 2 LOB: 2 BB: 0 P: 9	R: 1 E: 0 K: 1 S: 7	H: 2 LOB: 2 BB: 1 P: 11	R: 0 E: 0 K: 1 S: 6	H: 1 LOB: 2 BB: 1 P: 10	R: 0 E: 0 K: 0 S: 4	H: 0 LOB: 1 BB: 0 P: 4	R: 1 E: 0 K: 2 S: 8	H: 1 LOB: 0 BB: 0 P: 8	R: 1 E: 0 K: 1 S: 6	H: 1 LOB: 1 BB: 1 P: 10	R: 0 E: 0 K: 1 S: 5	H: 0 LOB: 0 BB: 0 P: 5	1B: 5 2B: 2 3B: 1 HR: 1	SF: 0 SAC: 0 DP: 0 HBP: 0	WP: 0 PB: 0 SB: 1 CS: 0	PA: 40
PITCHER	IP WLS BF H R ER SO BB IBB HBP BLK WP HR S P ERA WHIP																			
Dennis Lamp, R ERA: 3.99	(1, 1) 6.0 W 28 7 1 1 5 2 0 0 0 0 0 1 36 44 1.50 1.500																			
Jim Kern, R ERA: 3.46	(7, 1) 3.0 S 12 2 2 2 4 1 0 0 0 0 0 1 19 23 6.00 1.000																			



AB 39
R 5
H 14
RBI 5
BB 1
SO 6
LOB 14

AB 37
R 3
H 9
RBI 3
BB 3
SO 9
LOB 17

livebaseballscores.com

Batter	1	2	3	4	5	6	7	8	9	AB	R	H	RBI	BB	SO	LOB	TOP					
Steve Dillard, R (1, 4) OBP: 0.190, SLG: 0.293	G3			F9	P2		F7		K	4	0	0	0	0	0	0	Chicago White Sox @ Minnesota Twins Hubert H. Humphrey Metrodome, Minneapolis, MN Sun Oct 03 1982, 4:33 AM EDT Att: 5,085 - Dome					
Greg Walker, L (9, PH) OBP: 0.474, SLG: 1.000										0	0	0	0	0	0							
Greg Luzinski, R (9, PH) OBP: 0.386, SLG: 0.451										1	0	0	0	0	1							
Jay Loviglio, R (9, 4) OBP: 0.219, SLG: 0.194										0	0	0	0	0	0							
Tom Paciorek, R (1, 7) OBP: 0.361, SLG: 0.490	K						K			3	1	1	1	1	2							
Steve Kemp, L (1, 10) OBP: 0.361, SLG: 0.428	K									3	1	0	0	1	1							
Ron Kittle, R (1, 9) OBP: 0.313, SLG: 0.414										2	0	0	0	1	1							
Harold Baines, L (6, PR) OBP: 0.321, SLG: 0.469										1	2	1	1	0	0							
Chris Nyman, R (1, 3) OBP: 0.279, SLG: 0.262										3	2	2	0	0	1							
Mike Squires, L (8, PH) OBP: 0.316, SLG: 0.359										1	0	0	0	0	0							
Vance Law, R (1, 6) OBP: 0.327, SLG: 0.384										3	0	0	1	1	0							
Marc Hill, R (1, 2) OBP: 0.313, SLG: 0.386										3	0	1	3	0	1							
Lorenzo Gray, R (1, 5) OBP: 0.333, SLG: 0.321										3	0	2	0	0	0							
Aurelio Rodriguez, R (6, 5) OBP: 0.275, SLG: 0.342										1	0	0	0	0	1							
Rusty Kuntz, R (1, 8) OBP: 0.250, SLG: 0.231										3	0	0	0	0	1							
Rudy Law, L (9, PH) OBP: 0.361, SLG: 0.438										1	0	0	0	0	0							
Inning Stats	R: 0 E: 0 K: 2 S: 7	H: 0 LOB: 0 BB: 0 P: 7	R: 0 E: 0 K: 2 S: 7	H: 0 LOB: 0 BB: 0 P: 7	R: 0 E: 0 K: 1 S: 5	H: 1 LOB: 0 BB: 0 P: 5	R: 3 E: 0 K: 0 S: 6	H: 3 LOB: 2 BB: 2 P: 14	R: 0 E: 0 K: 1 S: 5	H: 0 LOB: 1 BB: 1 P: 9	R: 2 E: 0 K: 0 S: 5	H: 2 LOB: 1 BB: 1 P: 9	R: 0 E: 0 K: 1 S: 5	H: 0 LOB: 0 BB: 0 P: 5	R: 1 E: 0 K: 0 S: 4	H: 1 LOB: 0 BB: 0 P: 4	R: 0 E: 0 K: 2 S: 7	H: 0 LOB: 0 BB: 0 P: 7	1B: 4 2B: 1 3B: 0 HR: 2	SF: 0 SAC: 1 DP: 1 HBP: 0	WP: 0 PB: 0 SB: 0 CS: 0	PA: 37
PITCHER	IP WLS BF H R ER SO BB IBB HBP BLK WP HR S P ERA WHIP																					
Brad Havens, L (1, 1) ERA: 4.31	5.1 L 24 5 5 5 6 4 0 0 0 0 0 1 32 48 8.44 1.688																					
Paul Boris, R (6, 1) ERA: 3.99	3.1 12 2 1 1 2 0 0 0 0 0 0 1 16 16 2.70 0.600																					
Jeff Little, L (9, 1) ERA: 4.21	0.1 1 0 0 0 1 0 0 0 0 0 0 0 3 3 0.00 0.000																					

Batter	1	2	3	4	5	6	7	8	9	AB	R	H	RBI	BB	SO	LOB	BOTTOM					
Bobby Mitchell, L (1, 8) OBP: 0.331, SLG: 0.313	4-3									4	1	1	0	0	0	0	Chicago White Sox @ Minnesota Twins Hubert H. Humphrey Metrodome, Minneapolis, MN Sun Oct 03 1982, 4:33 AM EDT Att: 5,085 - Dome					
Ron Washington, R (1, 4) OBP: 0.291, SLG: 0.368										3	0	1	0	0	0							
John Castino, R (7, 4) OBP: 0.304, SLG: 0.344										1	0	0	0	0	1							
Tom Brunansky, R (1, 9) OBP: 0.377, SLG: 0.471										2	0	0	0	0	0							
Randy Johnson, L (6, PH) OBP: 0.325, SLG: 0.419										2	0	0	0	0	1							
Gary Ward, R (1, 7) OBP: 0.330, SLG: 0.519										4	0	1	1	0	2							
Gary Gaetti, R (1, 5) OBP: 0.280, SLG: 0.443										3	0	0	0	1	1							
Greg Wells, R (1, 3) OBP: 0.211, SLG: 0.296										4	0	2	0	0	1							
Randy Bush, L (1, 10) OBP: 0.305, SLG: 0.412										4	0	2	0	0	1							
Lenny Faedo, R (1, 6) OBP: 0.288, SLG: 0.310										2	0	0	0	1	0							
Sal Butera, R (1, 2) OBP: 0.347, SLG: 0.270										3	0	0	0	0	0							
Inning Stats	R: 0 E: 0 K: 0 S: 3	H: 1 LOB: 0 BB: 0 P: 3	R: 0 E: 0 K: 2 S: 8	H: 1 LOB: 1 BB: 1 P: 12	R: 0 E: 0 K: 0 S: 3	H: 0 LOB: 0 BB: 0 P: 3	R: 0 E: 0 K: 2 S: 7	H: 0 LOB: 0 BB: 0 P: 7	R: 0 E: 0 K: 1 S: 5	H: 1 LOB: 1 BB: 1 P: 9	R: 1 E: 1 K: 0 S: 5	H: 2 LOB: 1 BB: 0 P: 5	R: 0 E: 0 K: 0 S: 4	H: 1 LOB: 1 BB: 0 P: 4	R: 0 E: 0 K: 1 S: 5	H: 0 LOB: 0 BB: 0 P: 5	R: 0 E: 0 K: 0 S: 4	H: 1 LOB: 1 BB: 0 P: 4	1B: 4 2B: 2 3B: 1 HR: 0	SF: 0 SAC: 0 DP: 2 HBP: 0	WP: 0 PB: 0 SB: 0 CS: 0	PA: 34
PITCHER	IP WLS BF H R ER SO BB IBB HBP BLK WP HR S P ERA WHIP																					
LaMarr Hoyt, R (1, 1) ERA: 3.53	9.0 W 34 7 1 1 6 2 0 0 0 0 0 0 44 52 1.00 1.000																					