

# Minnesota Twins - 1983





Batter	1	2	3	4	5	6	7	8	9	AB	R	H	RBI	BB	SO	LOB	TOP																											
Lou Whitaker, L (1,4) OBP: 0.495, SLG: 0.400	0-0 CS 1B		0-0 4-3 1-2		0-0 L8	0-0 S 1B		0-0 1-3 1B		5	0	2	1	0	0	2																												
Alan Trammell, R (1,6) OBP: 0.636, SLG: 0.625	4-0 1B BB		0-0 1B		0-0 2H 1B	0-0 6-3 1B		0-0 F8		3	1	1	1	2	0	2																												
Larry Hemdon, R (1,7) OBP: 0.495, SLG: 1.091	0-0 G6-4-3 1B		0-0 P2		0-0 5-3 1B	0-0 6-3 1B		0-0 HR		5	1	2	1	0	0	2																												
Lance Parrish, R (1,2) OBP: 0.200, SLG: 0.125	0-0 G6-4-3 1-2		0-0 P3		0-0 E6 1B E	0-0 1B SF8 1B		0-0 F9		5	2	1	0	0	0	3																												
Chet Lemon, R (1,8) OBP: 0.800, SLG: 0.857		0-0 E SF8 2B		0-3 K		0-0 E 1B	0-0 CS 1B		0-0 1B 1B		5	2	4	0	0	1	0																											
John Wockenfuss, R (1,10) OBP: 0.167, SLG: 0.400		0-0 E2 CS		0-3 K		0-0 E9 1B E	0-0 SF8		0-0 1B		2	0	0	0	0	1																												
Kirk Gibson, L (6,PH) OBP: 0.500, SLG: 0.667		0-3 K		0-0 F7		0-0 FC5-4 1B E	0-0 CS		0-0 K2-3		3	0	1	1	0	1	2																											
Mike Jvie, R (1,3) Enos Cabell, R (6,PR) OBP: 0.500, SLG: 0.500		0-0 SF8		0-0 CS		0-0 L6-3 1B	0-0 E6 FC5-4		0-0 5-3		4	0	1	2	0	0	4																											
Glenn Wilson, R (1,9) OBP: 0.300, SLG: 0.250		0-0 3H CS		0-0 L6-3 1B		0-0 FC5-4 1B	0-0 5-3		0-0 6-3		4	0	1	2	0	0	4																											
Tom Brookens, R (1,5) OBP: 0.444, SLG: 0.429		0-0 CS		0-0 4-3 1B		0-0 L6-3 1B	0-0 FC5-4 1B		0-0 1B		4	1	2	0	0	0	3																											
<b>Inning Stats</b>	R: 0 E: 0 K: 0 S: 3	H: 2 LOB: 1 BB: 1 P: 7	R: 1 E: 1 K: 1 S: 6	H: 1 LOB: 0 BB: 0 P: 6	R: 1 E: 0 K: 0 S: 5	H: 2 LOB: 1 BB: 0 P: 5	R: 0 E: 0 K: 2 S: 7	H: 0 LOB: 0 BB: 0 P: 7	R: 0 E: 0 K: 0 S: 3	H: 1 LOB: 0 BB: 0 P: 3	R: 5 E: 3 K: 0 S: 9	H: 4 LOB: 3 BB: 1 P: 13	R: 1 E: 0 K: 0 S: 4	H: 2 LOB: 0 BB: 0 P: 4	R: 0 E: 0 K: 1 S: 6	H: 1 LOB: 1 BB: 0 P: 6	R: 1 E: 0 K: 0 S: 7	H: 4 LOB: 3 BB: 0 P: 7	1B: 15 2B: 2 3B: 0 HR: 1	SF: 2 SAC: 0 DP: 2 HBP: 0	WP: 0 PB: 0 SB: 1 CS: 3	PA: 46																						
<b>PITCHER</b>	IP	WLS	BF	H	R	ER	SO	BB	IBB	HBP	BLK	WP	HR	S	P	ERA	WHIP	<b>PITCHER</b>								IP	WLS	BF	H	R	ER	SO	BB	IBB	HBP	BLK	WP	HR	S	P	ERA	WHIP		
Jack O'Connor, L (1,1) ERA: 3.38	5.1		22	6	4	3	3	2	0	0	0	0	0	26	34	5.06	1.500																											
Rick Lysander, R (6,1) ERA: 3.86	0.1	L	5	3	2	0	0	0	0	0	0	0	0	5	5	0.00	9.000																											
Len Whitehouse, L (6,1) ERA: 2.08	2.1		10	4	2	1	1	0	0	0	0	0	0	12	12	3.86	1.714																											
Ron Davis, R (9,1) ERA: 9.0	1.0		7	4	1	1	0	0	0	0	0	0	1	7	7	9.00	4.000																											

Detroit Tigers @ Minnesota Twins  
 Hubert H. Humphrey Metrodome, Minneapolis, MN  
 Wed Apr 06 1983, 7:05 PM EST  
 Att. 4,835 - Unknown - 34 F

AB 40  
 R 9  
 H 17  
 RBI 8  
 BB 2  
 SO 4  
 LOB 19



Batter	1	2	3	4	5	6	7	8	9	AB	R	H	RBI	BB	SO	LOB	BOTTOM																												
Jim Eisenreich, L (1,8) OBP: 0.375, SLG: 0.429	0-0 6-3				0-0 6-3			0-0 1B BB		3	1	1	0	1	0	0																													
John Castino, R (1,4) OBP: 0.375, SLG: 0.571	4-0 1B FC6-4 BB		0-3 K		0-0 6-3			0-0 G5-4-3 1B		3	1	1	0	1	1	1																													
Gary Ward, R (1,7) OBP: 0.250, SLG: 0.250	0-0 FC6-4 1B		0-0 E5		0-0 6-3			0-0 G5-4-3 1B		4	0	2	1	0	0	0																													
Kent Hrbek, L (1,3) OBP: 0.250, SLG: 0.250	0-0 FC6-4 BB HR		0-3 K		0-0 F8			0-0 G5-4-3		4	1	0	1	0	1	4																													
Tom Brunansky, R (1,9) OBP: 0.250, SLG: 0.250	4-0 HR BB		0-0 F3		0-0 F8			0-0 L5		3	1	0	0	1	0	2																													
Gary Gaetti, R (1,5) OBP: 0.375, SLG: 0.857	0-0 HR		0-0 L7		0-0 5-3			0-3 K		4	1	1	3	0	1	1																													
Randy Bush, L (1,10) OBP: 0.500, SLG: 0.875	0-0 2B				0-0 4-3			0-0 F8		4	0	2	0	0	0	0																													
Tim Laudner, R (1,2) OBP: 0.250, SLG: 0.250		0-3 K		0-3 K		0-0 6-3		0-0 K		4	0	0	0	0	3	1																													
Ron Washington, R (1,6) OBP: 0.250, SLG: 0.250		0-0 P2		0-0 6-3		0-0 L1		0-0 5-3		4	0	0	0	0	0	1																													
<b>Inning Stats</b>	R: 4 E: 0 K: 0 S: 5	H: 3 LOB: 1 BB: 2 P: 13	R: 0 E: 0 K: 2 S: 8	H: 1 LOB: 1 BB: 0 P: 8	R: 0 E: 1 K: 1 S: 6	H: 0 LOB: 1 BB: 0 P: 6	R: 0 E: 0 K: 1 S: 5	H: 0 LOB: 0 BB: 0 P: 5	R: 0 E: 0 K: 0 S: 3	H: 0 LOB: 0 BB: 0 P: 3	R: 0 E: 0 K: 0 S: 3	H: 0 LOB: 0 BB: 0 P: 3	R: 0 E: 0 K: 0 S: 4	H: 2 LOB: 1 BB: 1 P: 8	R: 0 E: 0 K: 2 S: 8	H: 1 LOB: 1 BB: 0 P: 8	1B: 3 2B: 3 3B: 0 HR: 1	SF: 0 SAC: 0 DP: 1 HBP: 0	WP: 0 PB: 0 SB: 0 CS: 0	PA: 36																									
<b>PITCHER</b>	IP	WLS	BF	H	R	ER	SO	BB	IBB	HBP	BLK	WP	HR	S	P	ERA	WHIP	<b>PITCHER</b>								IP	WLS	BF	H	R	ER	SO	BB	IBB	HBP	BLK	WP	HR	S	P	ERA	WHIP			
Dan Petry, R (1,1) ERA: 5.14	7.0	W	27	4	4	4	4	2	0	0	0	0	0	1	33	41	5.14	0.857																											
Aurelio Lopez, R (8,1) ERA: 4.5	2.0		9	3	1	1	2	1	0	0	0	0	0	12	16	4.50	2.000																												

Detroit Tigers @ Minnesota Twins  
 Hubert H. Humphrey Metrodome, Minneapolis, MN  
 Wed Apr 06 1983, 7:05 PM EST  
 Att. 4,835 - Unknown - 34 F

AB 33  
 R 5  
 H 7  
 RBI 5  
 BB 3  
 SO 6  
 LOB 10










Batter	1	2	3	4	5	6	7	8	9	10	11	AB	R	H	RBI	BB	SO	LOB					
<b>Bobby Mitchell, L</b> OBP: 0.273, SLG: 0.111 (1, 8)	4-0 PB 1B BB	4-3			G4-3 1-2r		FC1-6 1-2r		G3		0-0 2H 1B	5	1	1	1	1	0	4					
<b>John Castino, R</b> OBP: 0.421, SLG: 0.625 (1, 4)	4-0 BB 1B 1-2		L7		K				FC5-2 2-3 3-H		0-0 L7	5	1	1	0	1	1	2					
<b>Gary Ward, R</b> OBP: 0.167, SLG: 0.118 (1, 7)	L8		F8			HR BB	K		K			4	1	0	0	1	2	6					
<b>Kent Hrbek, L</b> OBP: 0.412, SLG: 0.625 (1, 3)	1B BB 1-2 2-H					HR	6-3					5	1	3	3	0	1	2					
<b>Tom Brunansky, R</b> OBP: 0.235, SLG: 0.071 (1, 9)	4-0 1B BB 1-2 2-3		G3			K			K			4	0	0	0	1	3	1					
<b>Gary Gaetti, R</b> OBP: 0.412, SLG: 0.571 (1, 5)	0-0 1B BB 1-2 2-3 3-H				P2		K		K			5	0	2	1	0	2	0					
<b>Randy Bush, L</b> OBP: 0.383, SLG: 0.500 (1, 10)	0-0 F9		F9				FC4-6 1B		F9			5	0	1	0	0	0	3					
<b>Ron Washington, R</b> OBP: 0.231, SLG: 0.167 (1, 6)			6-3				FC4-6 1-2r				E FC5-2 1B	5	1	1	0	0	1	1					
<b>Ray Smith, R</b> OBP: 0.625, SLG: 0.250 (1, 2)	L8						G4-3 BB		FC1-6 BB		E1 FC5-2 1-3	2	0	0	0	2	0	1					
<b>Inning Stats</b>	R: 2 E: 0 K: 0 S: 4	H: 2 LOB: 2 BB: 3 P: 16	R: 0 E: 0 K: 0 S: 3	H: 0 LOB: 0 BB: 0 P: 3	R: 0 E: 0 K: 0 S: 4	H: 1 LOB: 1 BB: 0 P: 4	R: 0 E: 0 K: 1 S: 5	H: 0 LOB: 0 BB: 1 P: 5	R: 0 E: 0 K: 2 S: 9	H: 2 LOB: 1 BB: 1 P: 13	R: 0 E: 0 K: 2 S: 7	H: 0 LOB: 0 BB: 0 P: 7	R: 0 E: 1 K: 1 S: 7	H: 1 LOB: 2 BB: 0 P: 7	R: 0 E: 0 K: 2 S: 8	H: 1 LOB: 1 BB: 0 P: 8	R: 1 E: 1 K: 0 S: 4	H: 1 LOB: 0 BB: 0 P: 4	1B: 7 2B: 1 3B: 0 HR: 1	SF: 0 SAC: 1 DP: 1 HBP: 0	WP: 0 PB: 1 SB: 0 CS: 0	PA: 47	
<b>PITCHER</b>	IP	WLS	BF	H	R	ER	SO	BB	IBB	HBP	BLK	WP	HR	S	P	ERA	WHIP						
<b>Mike Moore, R</b> ERA: 6.0 (1, 1)	6.0		27	5	4	4	4	0	0	0	0	0	0	1	1	6.00	1.833						
<b>Ed Vande Berg, L</b> ERA: (7, 1)	0.1		1	0	0	0	0	0	0	0	0	0	0	1	1	0.00	0.000						
<b>Mike Stanton, R</b> ERA: (7, 1)	1.2		7	2	0	0	3	0	0	0	0	0	0	13	13	0.00	1.200						
<b>Bill Caudill, R</b> ERA: (9, 1)	3.0	L	12	2	1	0	3	0	0	0	0	0	0	18	18	0.00	0.667						

**Minnesota Twins @ Seattle Mariners**  
The Kingdom, Seattle, WA  
Fri Apr 08 1983, 9:05 PM EST  
Att: 6,662 - Unknown

livebaseballscores.com

AB 40  
R 5  
H 9  
RBI 5  
BB 6  
SO 10  
LOB 20




Batter	1	2	3	4	5	6	7	8	9	10	11	AB	R	H	RBI	BB	SO	LOB						
<b>Steve Henderson, R</b> OBP: 0.650, SLG: 0.538 (1, 7)	4-3		FC6-4 1B CS 1-2r		2B		1B BB		1B 1B		WP BB	4	1	2	0	2	0	1						
<b>Dave Adler, R</b> OBP: 0.250, SLG: 0.250 (1, 5)	L5		G3		P3		CS 1B				L7 1-2 2-3	4	0	1	0	0	0	2						
<b>Manny Castillo, S</b> OBP: 0.214, SLG: 0.231 (9, PH) (10, 5)									1B 1-3			2	0	1	0	0	0	2						
<b>Al Cowens, R</b> OBP: 0.222, SLG: 0.188 (1, 9)	BB 1B						5-3 1-2		P3		L3	6	0	2	1	0	1	5						
<b>Richie Zisk, R</b> OBP: 0.294, SLG: 0.438 (1, 10)	BB 1B 1-2		L5						4-3		F8	4	0	1	0	1	0	1						
<b>Dave Henderson, R</b> OBP: 0.412, SLG: 0.438 (1, 8)	L4						CS 1B		F7		L4	5	0	1	0	0	0	3						
<b>Pat Putnam, L</b> OBP: 0.313, SLG: 0.563 (1, 3)												4	0	1	0	0	1	2						
<b>Rod Allen, R</b> OBP: 1.000, SLG: 1.000 (6, PR)			3-1				F9					0	0	0	0	0	0	0						
<b>Ken Phelps, L</b> OBP: 0.500, SLG: 1.500 (9, 3)												1	0	1	0	0	0	0						
<b>Todd Cruz, R</b> OBP: 0.383, SLG: 0.688 (1, 6)									2B		3B	4	1	0	0	1	2	2						
<b>Orlando Mercado, R</b> OBP: 0.100, SLG: 0.400 (1, 2)							HR BB 1-2					4	1	1	2	0	0	0						
<b>John Moses, S</b> (11, PH)			6-3				HR				WP S BB	0	0	0	0	1	0	0						
<b>Julio Cruz, S</b> OBP: 0.500, SLG: 0.786 (1, 4)											1-2 K	5	1	2	1	0	1	1						
<b>Inning Stats</b>	R: 0 E: 0 K: 0 S: 4	H: 1 LOB: 2 BB: 1 P: 8	R: 0 E: 0 K: 0 S: 3	H: 0 LOB: 0 BB: 0 P: 3	R: 1 E: 0 K: 0 S: 5	H: 2 LOB: 1 BB: 0 P: 5	R: 3 E: 0 K: 0 S: 6	H: 4 LOB: 1 BB: 1 P: 10	R: 0 E: 0 K: 1 S: 5	H: 0 LOB: 0 BB: 1 P: 5	R: 0 E: 0 K: 2 S: 2	H: 1 LOB: 0 BB: 2 P: 6	R: 0 E: 0 K: 1 S: 6	H: 1 LOB: 1 BB: 0 P: 6	R: 0 E: 0 K: 0 S: 5	H: 2 LOB: 2 BB: 0 P: 5	R: 0 E: 0 K: 0 S: 4	H: 1 LOB: 1 BB: 0 P: 4	R: 0 E: 0 K: 1 S: 5	H: 0 LOB: 0 BB: 2 P: 13	1B: 8 2B: 2 3B: 1 HR: 2	SF: 0 SAC: 0 DP: 0 HBP: 0	WP: 1 PB: 0 SB: 1 CS: 3	PA: 48
<b>PITCHER</b>	IP	WLS	BF	H	R	ER	SO	BB	IBB	HBP	BLK	WP	HR	S	P	ERA	WHIP							
<b>Frank Viola, L</b> ERA: 6.23 (1, 1)	4.1		22	8	4	3	4	2	0	0	0	0	0	29	41	6.23	2.308							
<b>Rick Lysander, R</b> ERA: 1.08 (5, 1)	6.0	W	24	5	0	0	4	3	0	0	0	0	0	29	41	0.00	1.333							
<b>Len Whitehouse, L</b> ERA: 1.8 (11, 1)	0.2	S	2	0	0	0	0	0	0	0	0	1	0	2	2	0.00	0.000							

**Minnesota Twins @ Seattle Mariners**  
The Kingdom, Seattle, WA  
Fri Apr 08 1983, 9:05 PM EST  
Att: 6,662 - Unknown

livebaseballscores.com

AB 43  
R 4  
H 13  
RBI 4  
BB 5  
SO 5  
LOB 19





Batter	1	2	3	4	5	6	7	8	9	AB	R	H	RBI	BB	SO	LOB	TOP										
Bobby Mitchell, L OBP: 0.333, SLG: 0.231 Mickey Hatcher, R (8, PH) (8, 9)	0-3 K		0-0 FC5-4 1B		0-0 1B 1B	0-0 L8		0-0 6-3		4	0	2	0	0	1	2	1 0 0 0 0 0 2										
John Castino, R OBP: 0.456, SLG: 0.714	0-0 L5		0-0 FC5-4		0-0 1B 1B		0-0 2B 2B		0-0 1B 2B	5	2	3	0	0	0	2	5 2 3 0 0 0 2										
Gary Ward, R OBP: 0.217, SLG: 0.227	0-3 K		0-3 K		0-0 1B 1B		0-0 G3 2B		0-0 F9	5	0	2	1	0	2	3	5 0 2 1 0 2 3										
Kent Hrbek, L OBP: 0.364, SLG: 0.524		0-0 L6		0-0 4-3		0-3 K		0-0 G3	0-0 FC6 1B	5	0	1	1	0	1	4	5 0 1 1 0 1 4										
Tom Brunansky, R OBP: 0.227, SLG: 0.056 (8, 8)		0-0 F7		4-0 HBP BB		0-3 K		0-3 K	0-0 FC6	4	0	0	0	1	2	5	4 0 0 0 1 2 5										
Gary Gaetti, R OBP: 0.409, SLG: 0.500		0-0 1B		0-0 L6		4-0 G3 BB		0-3 K	0-3 K	4	0	1	0	1	2	3	4 0 1 0 1 2 3										
Randy Bush, L OBP: 0.333, SLG: 0.421 Tack Wilson, R (8, PR)		0-0 F8		1-0 HBP		0-0 G3		0-3 K	0-3 SH1-4	3	0	0	0	0	1	2	3 0 0 0 0 1 2 0 0 0 0 0 0 0										
Ray Smith, R OBP: 0.455, SLG: 0.143			0-3 K	0-0 L6		0-0 L8		0-0 SH1-4	1-2 K	3	0	0	0	0	1	3	3 0 0 0 0 1 3										
Lenny Faedo, R OBP: 0.333, SLG: 0.200 Dave Engle, R (8, PH)			0-0 FC5-4 1B		0-0 P2		4-0 BB		0-3 K	2	0	1	0	1	0	0	2 0 1 0 1 0 0 1 0 0 0 0 1 2 0 0 0 0 0 0 0										
Ron Washington, R OBP: 0.231, SLG: 0.167			0-0 FC5-4 1B							0	0	0	0	0	0	0	0 0 0 0 0 0 0										
<b>Inning Stats</b>	R: 0 E: 0 K: 2 S: 7	H: 0 LOB: 0 BB: 0 P: 7	R: 0 E: 0 K: 0 S: 4	H: 1 LOB: 1 BB: 0 P: 4	R: 0 E: 0 K: 2 S: 9	H: 2 LOB: 2 BB: 0 P: 9	R: 0 E: 0 K: 0 S: 3	H: 0 LOB: 2 BB: 1 P: 8	R: 0 E: 0 K: 2 S: 10	H: 3 LOB: 3 BB: 0 P: 10	R: 0 E: 0 K: 0 S: 3	H: 0 LOB: 2 BB: 2 P: 11	R: 1 E: 0 K: 2 S: 9	H: 2 LOB: 1 BB: 0 P: 9	R: 0 E: 0 K: 2 S: 8	H: 0 LOB: 2 BB: 0 P: 8	R: 1 E: 0 K: 1 S: 7	H: 2 LOB: 1 BB: 0 P: 7	1B: 7 2B: 3 3B: 0 HR: 0	SF: 0 SAC: 1 DP: 0 HBP: 1	WP: 1 PB: 0 CS: 0	PA: 42					
<b>PITCHER</b>	IP	WLS	BF	H	R	ER	SO	BB	IBB	HBP	BLK	WP	HR	S	P	ERA	WHIP										
Ed Nunez, R ERA: 1.5	(1, 1)	6.0	29	7	1	1	6	3	0	1	0	0	0	37	50	1.50	1.667										
Roy Thomas, R ERA	(7, 1)	1.2	W 7	1	0	0	4	0	0	0	0	1	0	15	15	0.00	0.600										
Ed Vande Berg, L ERA	(8, 1)	0.2	1	0	0	0	0	0	0	0	0	0	0	1	1	0.00	0.000										
Bill Caudill, R ERA: 1.59	(9, 1)	1.0	S 5	2	1	1	1	0	0	0	0	0	0	7	7	9.00	2.000										

Minnesota Twins @ Seattle Mariners  
The Kingdome, Seattle, WA  
Sat Apr 09 1983, 9:05 PM EST  
Att: 21,100 - Unknown

AB	37
R	2
H	10
RBI	2
BB	3
SO	11
LOB	28



Batter	1	2	3	4	5	6	7	8	9	AB	R	H	RBI	BB	SO	LOB	BOTTOM										
Steve Henderson, R OBP: 0.583, SLG: 0.529	0-0 4-3		0-0 CS	0-0 6-3		0-0 2B	0-0 L4			4	0	1	1	0	0	3	4 0 1 1 0 0 3										
Dave Edler, R OBP: 0.143, SLG: 0.143 Manny Castillo, S OBP: 0.200, SLG: 0.214 (9, 5)	0-0 1-3		0-3 K		0-0 L4		0-0 F7			3	0	0	0	0	1	1	3 0 0 0 0 1 1 1 0 0 0 0 0 0										
Al Cowens, R OBP: 0.273, SLG: 0.211	0-0 6-3		4-0 BB		0-0 L6		0-0 F8 1B			3	1	1	0	1	0	1	3 1 1 0 1 0 1										
Richie Zisk, R OBP: 0.238, SLG: 0.350		0-0 F7		0-3 K		0-0 L4	0-0 F8			4	0	0	0	0	1	2	4 0 0 0 0 1 2										
Dave Henderson, R OBP: 0.381, SLG: 0.400		0-0 5-3			0-0 F9		0-0 F7	0-0 1B		4	0	1	1	0	0	0	4 0 1 1 0 0 0										
Pat Putnam, L OBP: 0.300, SLG: 0.500		0-0 6-3			0-0 4-3		0-0 1B 1B	0-0 F7		4	1	1	0	0	0	1	4 1 1 0 0 0 1										
Todd Cruz, R OBP: 0.400, SLG: 0.667			4-0 CS PB BB		0-0 5-3		0-0 1B 1B			2	0	1	0	1	0	0	2 0 1 0 1 0 0										
Orlando Mercado, R OBP: 0.083, SLG: 0.333 Ken Phelps, L OBP: 0.567, SLG: 1.333 Bud Bulling, R (8, 2)			0-0 5-3		0-3 K		0-0 1B			2	0	0	0	0	1	1	2 0 0 0 0 1 1 1 0 1 1 0 0 0 0 0 0 0 0 0 0										
Julio Cruz, S OBP: 0.526, SLG: 0.813			0-0 G3		0-0 2B		4-0 IBB			2	1	1	0	1	0	1	2 1 1 0 1 0 1										
<b>Inning Stats</b>	R: 0 E: 0 K: 0 S: 3	H: 0 LOB: 0 BB: 0 P: 3	R: 0 E: 0 K: 0 S: 3	H: 0 LOB: 0 BB: 0 P: 3	R: 0 E: 0 K: 2 S: 2	H: 0 LOB: 1 BB: 1 P: 6	R: 0 E: 0 K: 2 S: 7	H: 0 LOB: 1 BB: 1 P: 11	R: 0 E: 0 K: 0 S: 3	H: 0 LOB: 0 BB: 0 P: 3	R: 1 E: 0 K: 1 S: 7	H: 2 LOB: 1 BB: 0 P: 7	R: 1 E: 0 K: 0 S: 6	H: 3 LOB: 3 BB: 1 P: 10	R: 1 E: 0 K: 0 S: 5	H: 2 LOB: 1 BB: 0 P: 5	1B: 5 2B: 2 3B: 0 HR: 0	SF: 0 SAC: 0 DP: 0 HBP: 0	WP: 0 PB: 1 CS: 1	PA: 34							
<b>PITCHER</b>	IP	WLS	BF	H	R	ER	SO	BB	IBB	HBP	BLK	WP	HR	S	P	ERA	WHIP										
Bryan Oelkers, L ERA: 2.7	(1, 1)	6.2	L 24	3	2	2	3	2	0	0	0	0	0	28	36	2.70	0.750										
Albert Williams, R ERA: 5.87	(7, 1)	0.2	6	3	1	1	0	0	1	0	0	0	0	5	9	13.50	4.500										
Ron Davis, R ERA: 2.45	(8, 1)	0.2	3	1	0	0	0	0	0	0	0	0	0	3	3	0.00	1.500										

Minnesota Twins @ Seattle Mariners  
The Kingdome, Seattle, WA  
Sat Apr 09 1983, 9:05 PM EST  
Att: 21,100 - Unknown

AB	30
R	3
H	7
RBI	3
BB	3
SO	3
LOB	10





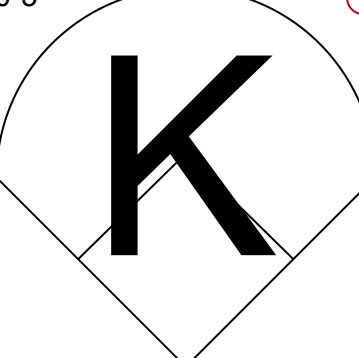
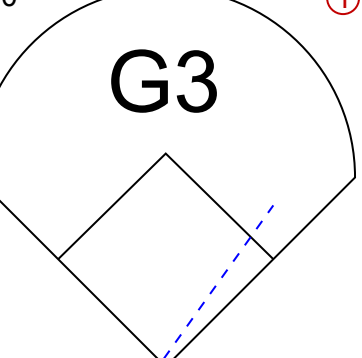
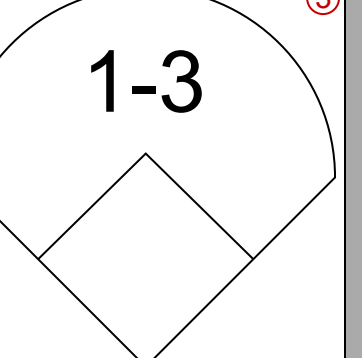
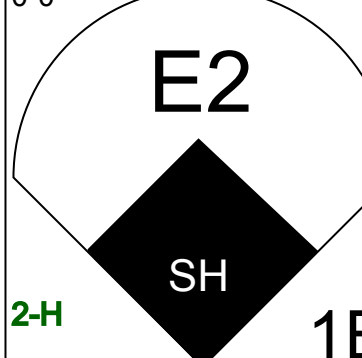
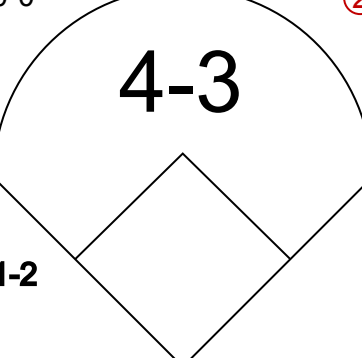
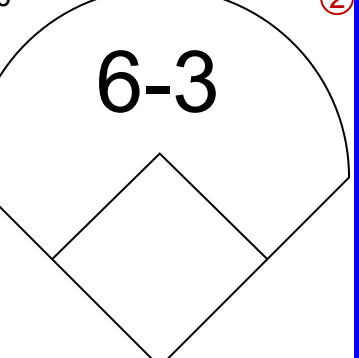
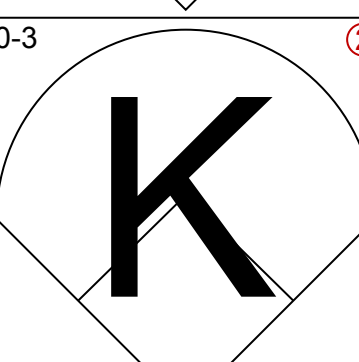
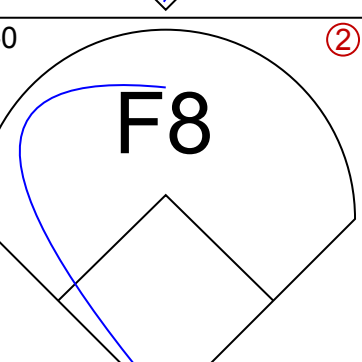
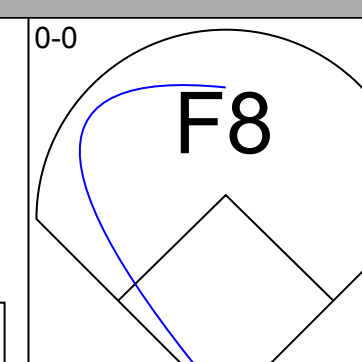
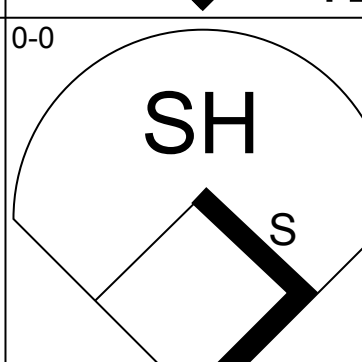
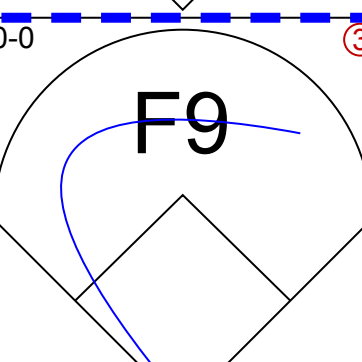
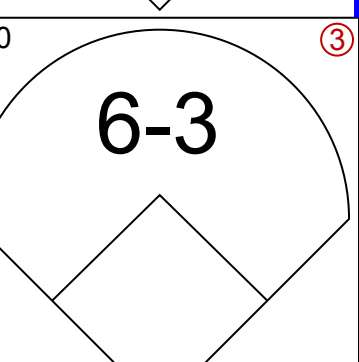
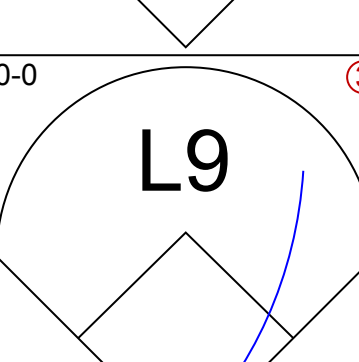
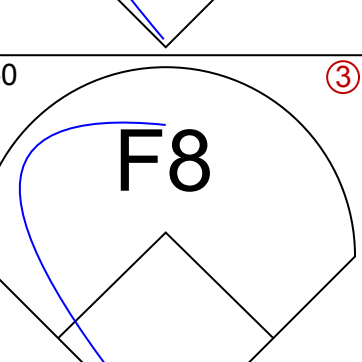
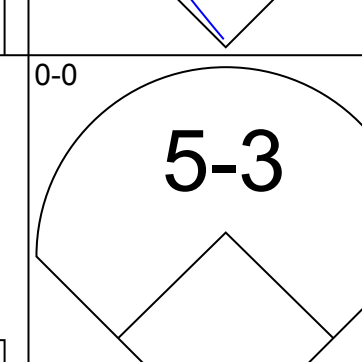
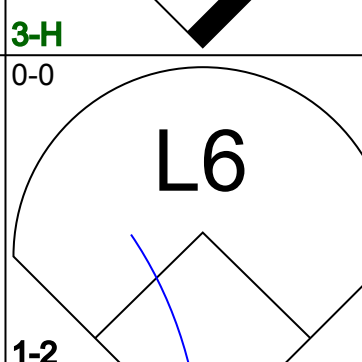
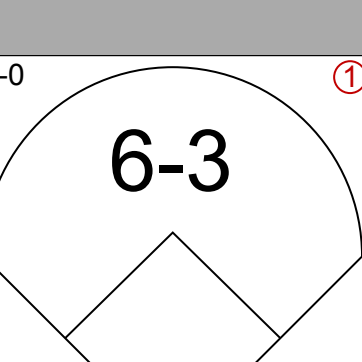
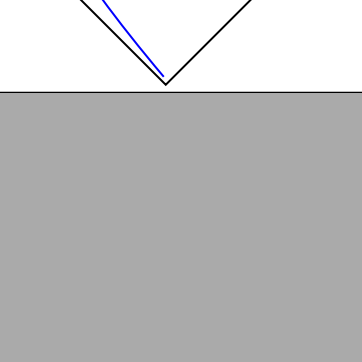

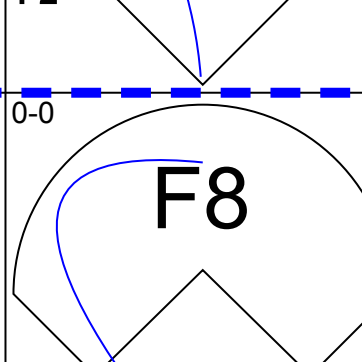
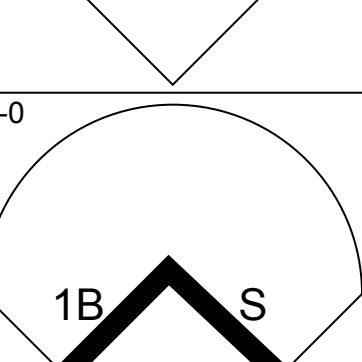
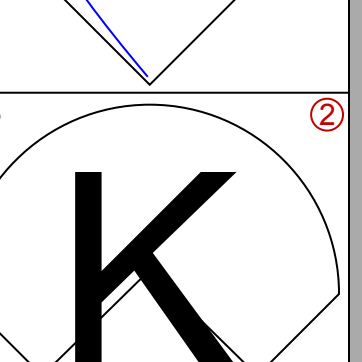

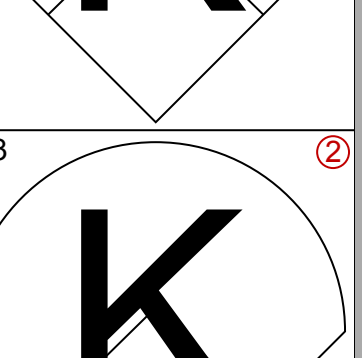
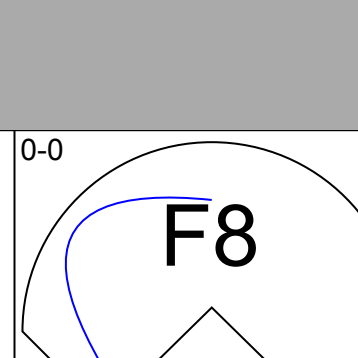
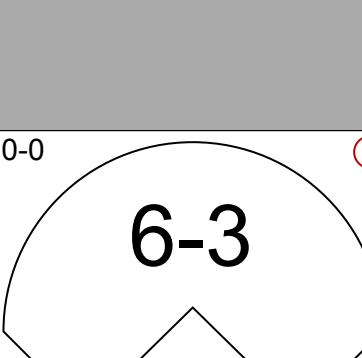
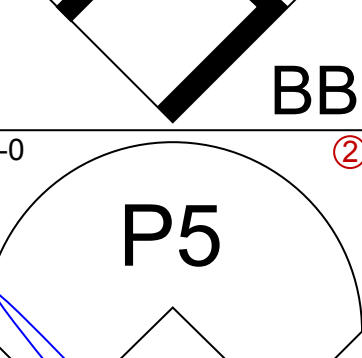
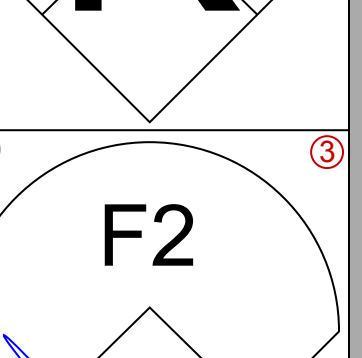

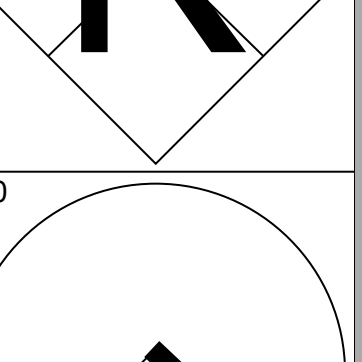
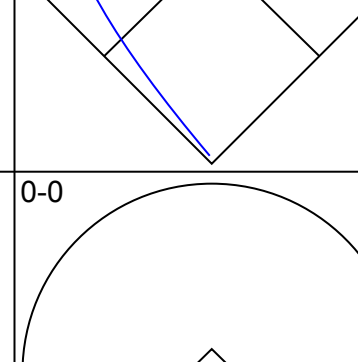
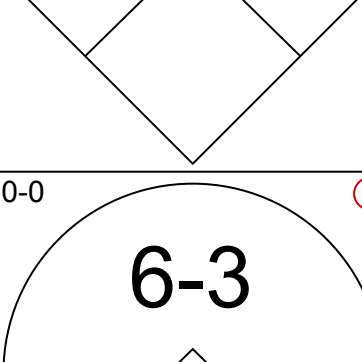
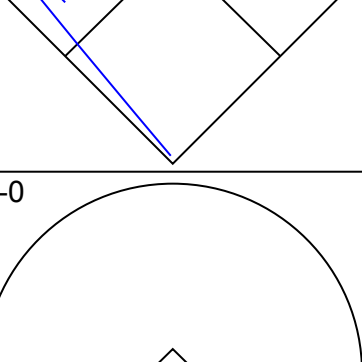
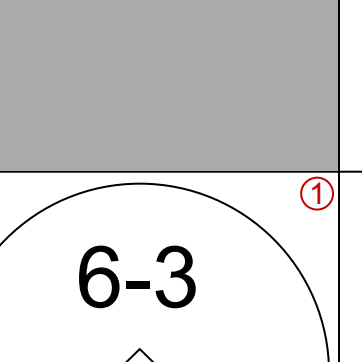

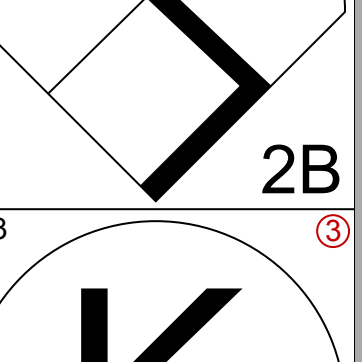
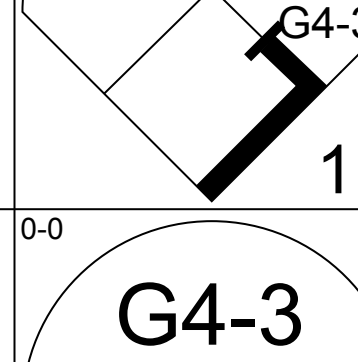
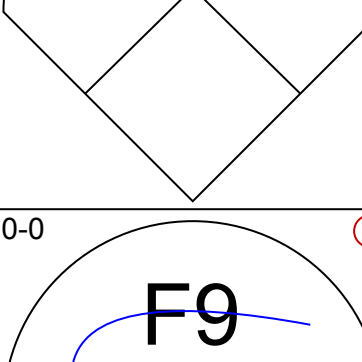
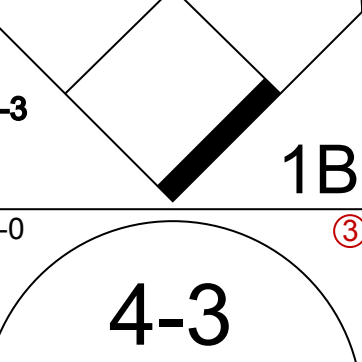
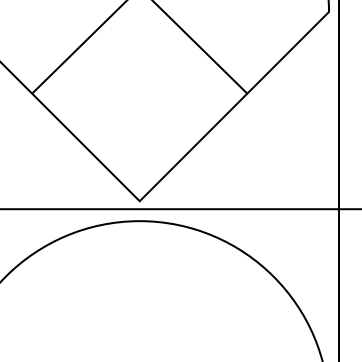

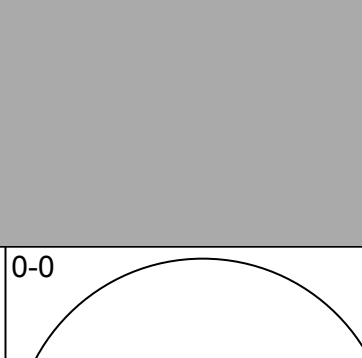
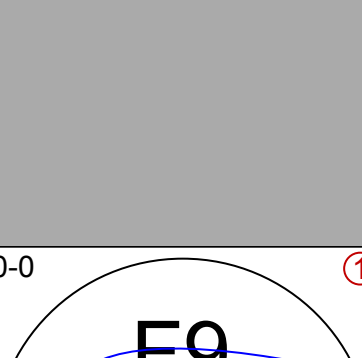
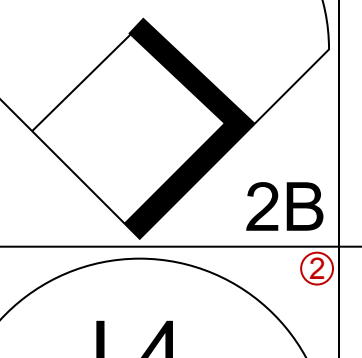

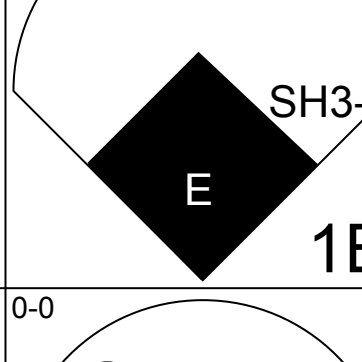
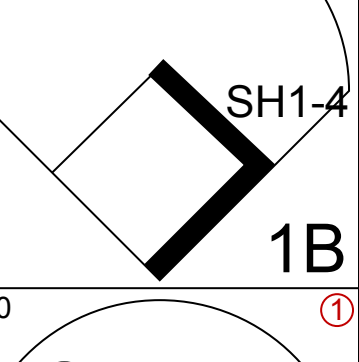
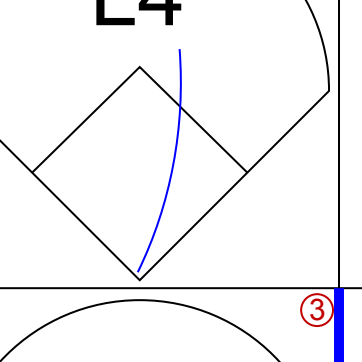


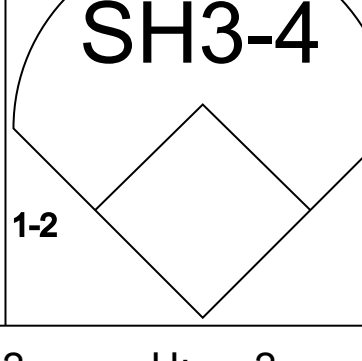
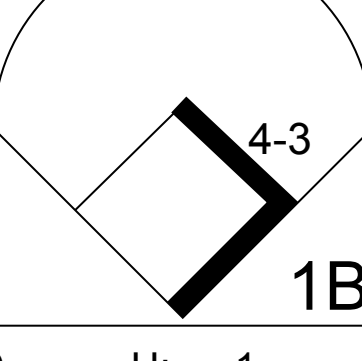
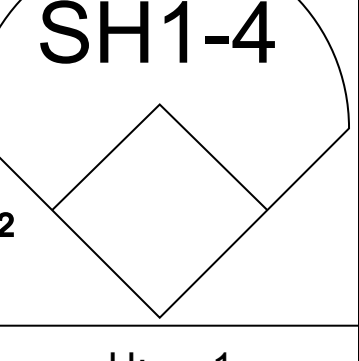
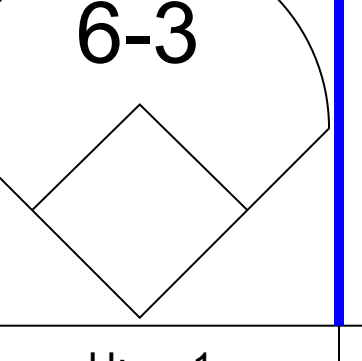
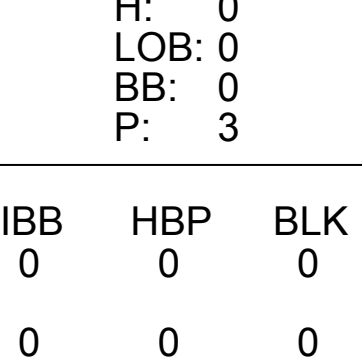
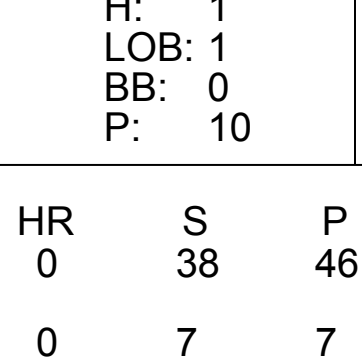
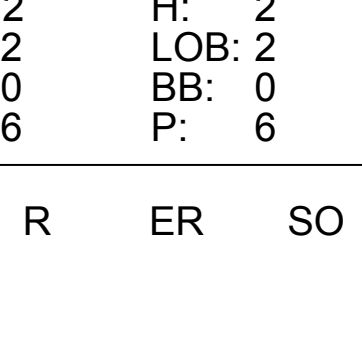
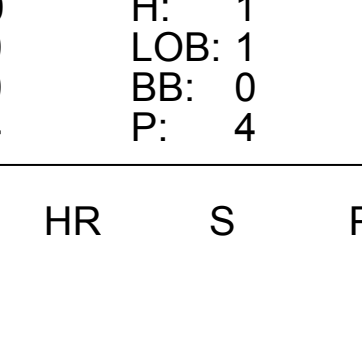
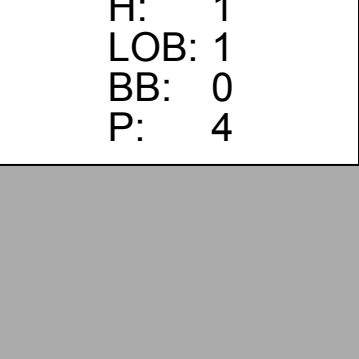
Batter	1	2	3	4	5	6	7	8	9	AB	R	H	RBI	BB	SO	LOB	TOP										
<b>Bobby Mitchell, L</b> (1, 8) OBP: 0.400, SLG: 0.250										3	1	1	0	2	0	1	<b>Minnesota Twins @ Seattle Mariners</b> The Kingdome, Seattle, WA Sun Apr 10 1983, 9:05 PM EST Att: 7,869 - Unknown										
<b>John Castino, R</b> (1, 4) OBP: 0.414, SLG: 0.731										5	1	1	1	0	0	4											
<b>Gary Ward, R</b> (1, 7) OBP: 0.250, SLG: 0.231										4	0	1	0	1	0	1											
<b>Kent Hrbek, L</b> (1, 3) OBP: 0.296, SLG: 0.423										5	0	0	1	0	3	3											
<b>Tom Brunansky, R</b> (1, 9) OBP: 0.222, SLG: 0.045										4	0	0	0	0	1	0											
<b>Gary Gaetti, R</b> (1, 5) OBP: 0.423, SLG: 0.619										3	2	1	1	1	2	2											
<b>Randy Bush, L</b> (1, 10) <b>Mickey Hatcher, R</b> (8, PH) OBP: 0.500, SLG: 0.500										3	2	2	3	0	0	0											
<b>Tim Laudner, R</b> (1, 2) OBP: 0.250, SLG: 0.100										3	0	1	0	1	1	1											
<b>Lenny Faedo, R</b> (1, 6) OBP: 0.200, SLG: 0.111										4	0	0	0	0	1	3											
<b>Inning Stats</b>	R: 0 E: 0 K: 1 S: 6	H: 1 LOB: 1 BB: 0 P: 6	R: 1 E: 0 K: 2 S: 8	H: 1 LOB: 0 BB: 0 P: 8	R: 1 E: 0 K: 0 S: 4	H: 1 LOB: 1 BB: 1 P: 8	R: 2 E: 1 K: 0 S: 5	H: 2 LOB: 1 BB: 1 P: 9	R: 0 E: 0 K: 1 S: 5	H: 0 LOB: 0 BB: 0 P: 5	R: 1 E: 0 K: 0 S: 4	H: 1 LOB: 1 BB: 1 P: 8	R: 1 E: 0 K: 1 S: 6	H: 1 LOB: 2 BB: 1 P: 11	R: 0 E: 0 K: 2 S: 8	H: 1 LOB: 2 BB: 1 P: 12		R: 0 E: 0 K: 1 S: 5	H: 0 LOB: 0 BB: 0 P: 5	1B: 4 2B: 0 3B: 0 HR: 4	SF: 0 SAC: 0 DP: 0 HBP: 1	WP: 2 PB: 0 SB: 1 CS: 0	PA: 41				
<b>PITCHER</b>	IP	WLS	BF	H	R	ER	SO	BB	IBB	HBP	BLK	WP	HR	S	P	ERA	WHIP										
<b>Gaylord Perry, R</b> (1, 1) ERA: 7.94	6.1	L	30	7	6	6	4	4	0	0	0	0	4	34	50	8.53	1.737										
<b>Bryan Clark, L</b> (7, 1) ERA: 2.7	2.2	S	11	1	0	0	4	1	0	1	0	2	0	17	22	0.00	0.750										

Batter	1	2	3	4	5	6	7	8	9	AB	R	H	RBI	BB	SO	LOB	BOTTOM										
<b>Steve Henderson, R</b> (1, 7) OBP: 0.536, SLG: 0.524										4	1	1	1	0	0	1	<b>Minnesota Twins @ Seattle Mariners</b> The Kingdome, Seattle, WA Sun Apr 10 1983, 9:05 PM EST Att: 7,869 - Unknown										
<b>Dave Edler, R</b> (1, 5) OBP: 0.182, SLG: 0.182										4	0	1	0	0	1	2											
<b>Al Cowens, R</b> (1, 9) OBP: 0.269, SLG: 0.261										4	0	1	1	0	1	1											
<b>Richie Zisk, R</b> (1, 10) OBP: 0.200, SLG: 0.292										4	0	0	0	0	1	2											
<b>Dave Henderson, R</b> (1, 8) OBP: 0.400, SLG: 0.542										4	1	2	1	0	0	1											
<b>Pat Putnam, L</b> (1, 3) OBP: 0.250, SLG: 0.417										4	0	0	0	0	0	1											
<b>Todd Cruz, R</b> (1, 6) OBP: 0.375, SLG: 0.591										4	0	1	0	0	1	1											
<b>Bud Bulling, R</b> (1, 2)										2	0	0	0	0	0	1											
<b>Rod Allen, R</b> (7, PH) OBP: 0.500, SLG: 0.500										1	0	0	0	0	0	1											
<b>Orlando Mercado, R</b> (8, 2) OBP: 0.083, SLG: 0.333										0	0	0	0	0	0	0											
<b>Ken Phelps, L</b> (9, PH) OBP: 0.500, SLG: 1.000										1	0	0	0	0	1	0											
<b>Julio Cruz, S</b> (1, 4) OBP: 0.545, SLG: 0.833										2	1	1	0	1	0	1											
<b>Inning Stats</b>	R: 0 E: 0 K: 0 S: 3	H: 0 LOB: 0 BB: 0 P: 3	R: 1 E: 0 K: 0 S: 4	H: 1 LOB: 0 BB: 0 P: 4	R: 0 E: 0 K: 1 S: 5	H: 0 LOB: 1 BB: 1 P: 9	R: 0 E: 0 K: 1 S: 5	H: 0 LOB: 0 BB: 0 P: 5	R: 0 E: 0 K: 0 S: 4	H: 1 LOB: 1 BB: 0 P: 4	R: 0 E: 0 K: 0 S: 4	H: 1 LOB: 1 BB: 0 P: 4	R: 0 E: 0 K: 1 S: 6	H: 3 LOB: 1 BB: 0 P: 8	R: 0 E: 0 K: 2 S: 7	H: 0 LOB: 0 BB: 0 P: 7	1B: 3 2B: 3 3B: 0 HR: 1	SF: 0 SAC: 0 DP: 0 HBP: 0	WP: 0 PB: 0 SB: 1 CS: 0	PA: 35							
<b>PITCHER</b>	IP	WLS	BF	H	R	ER	SO	BB	IBB	HBP	BLK	WP	HR	S	P	ERA	WHIP										
<b>Brad Havens, L</b> (1, 1) ERA: 11.42	7.1	W	30	7	3	3	2	1	0	0	0	0	1	33	37	3.68	1.091										
<b>Ron Davis, R</b> (8, 1) ERA: 1.69	1.2	S	5	0	0	0	3	0	0	0	0	0	0	11	11	0.00	0.000										

AB	35
R	6
H	8
RBI	6
BB	5
SO	8
LOB	15



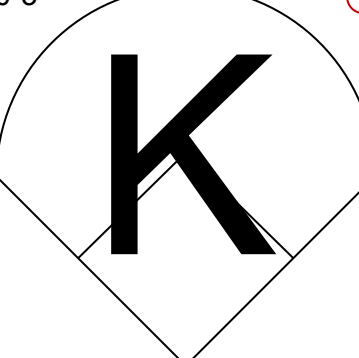
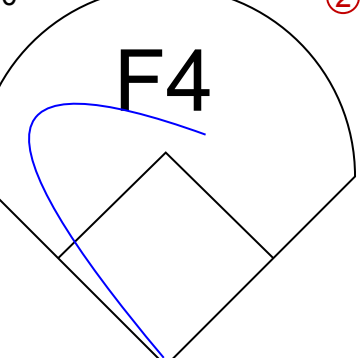
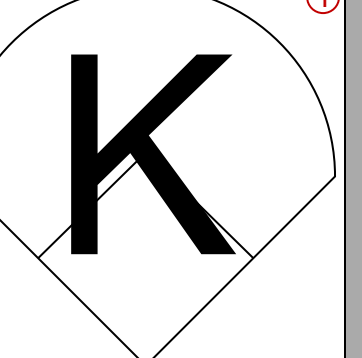
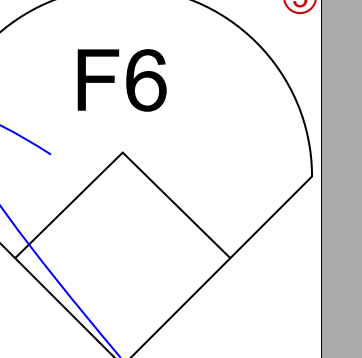
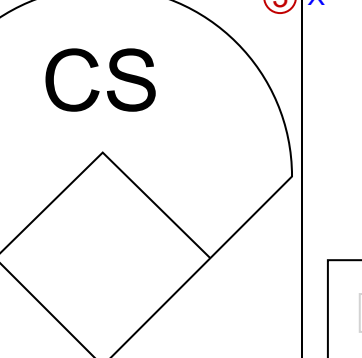

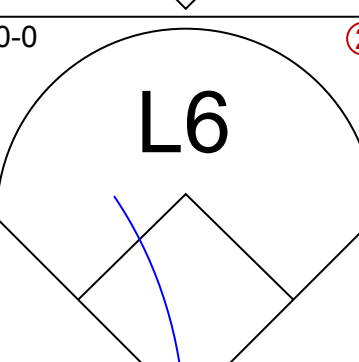
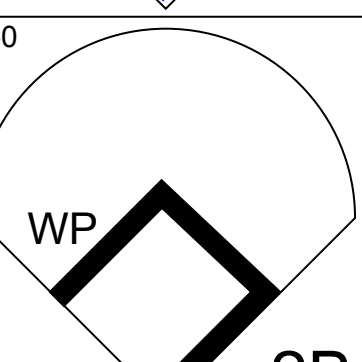
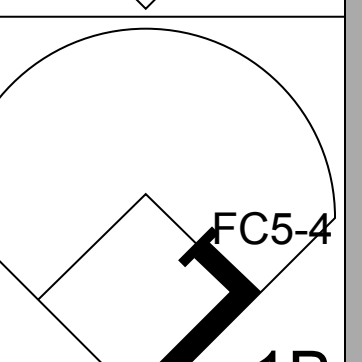
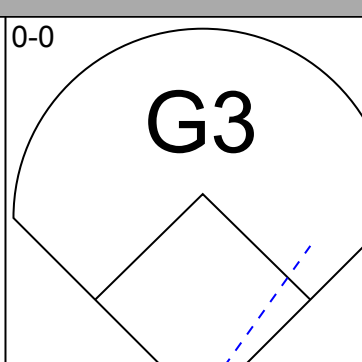
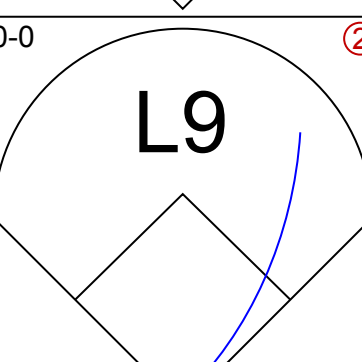
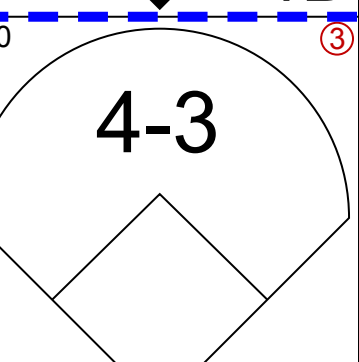
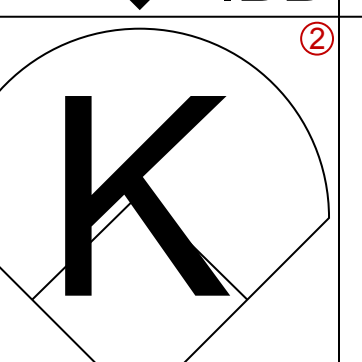
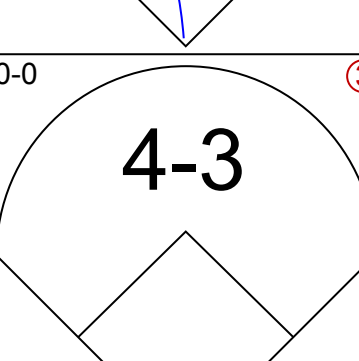
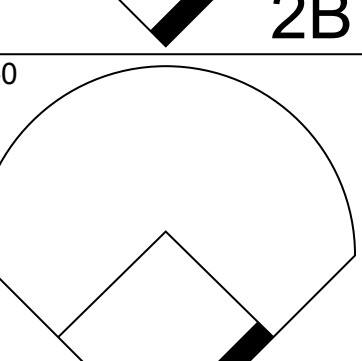
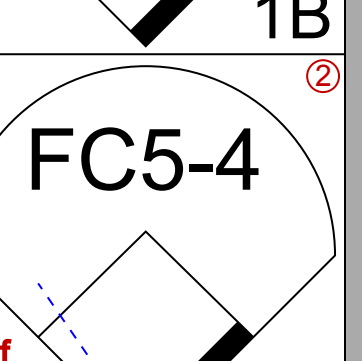
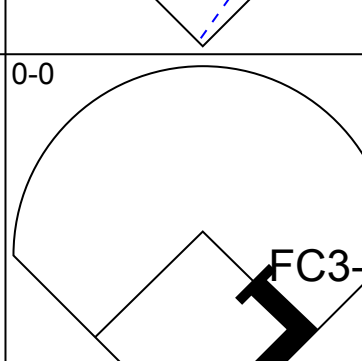
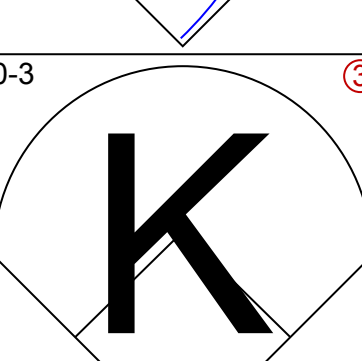
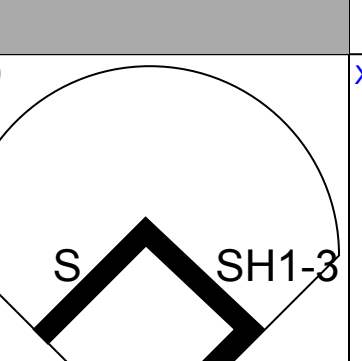
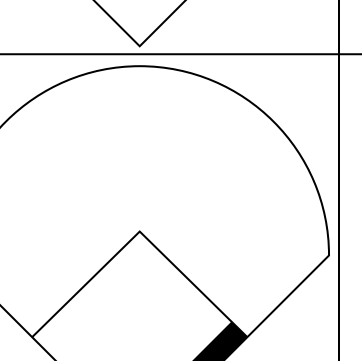
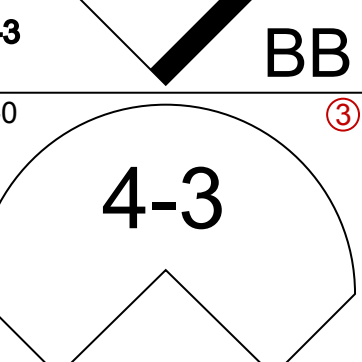
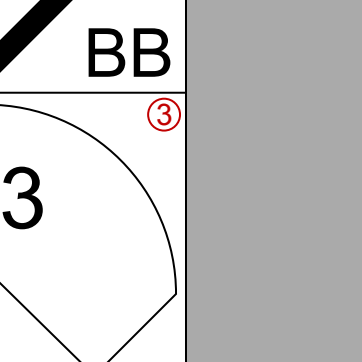
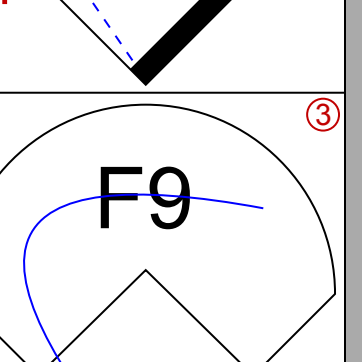
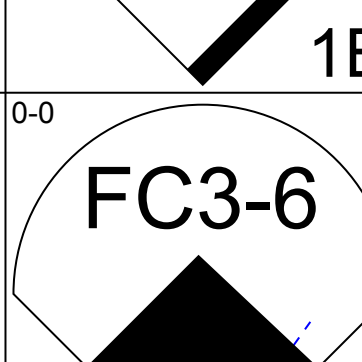
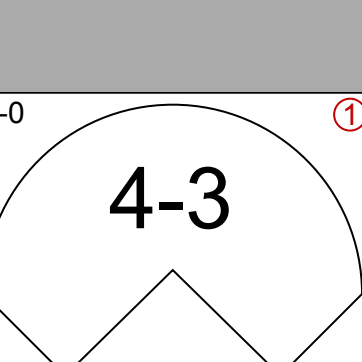
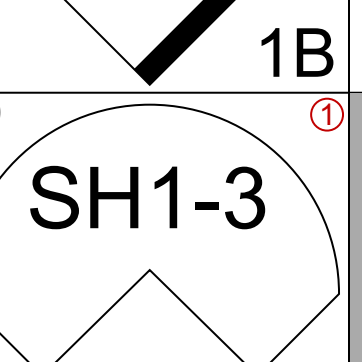
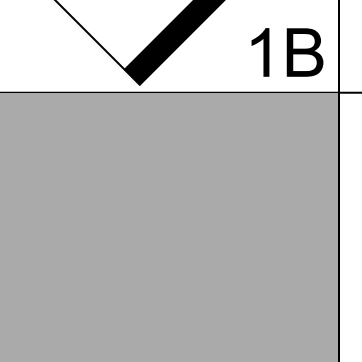
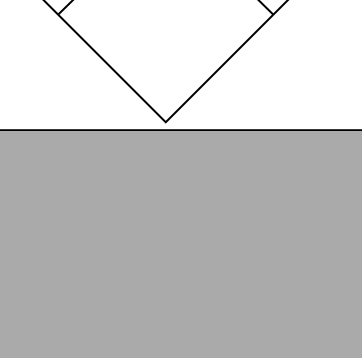
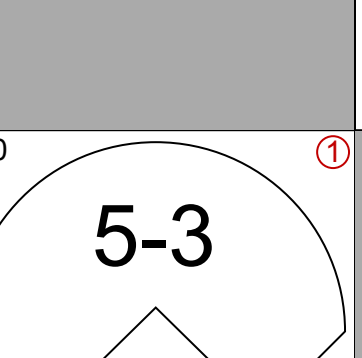
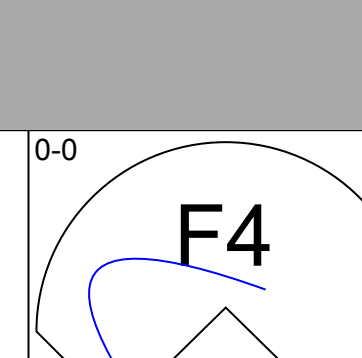
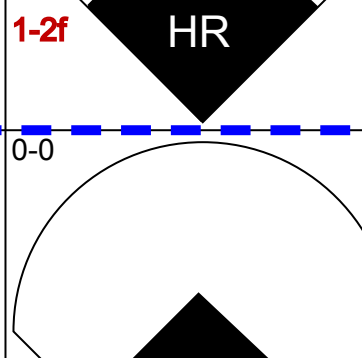
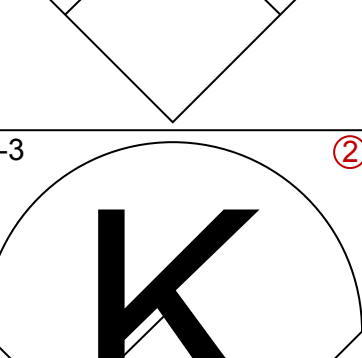
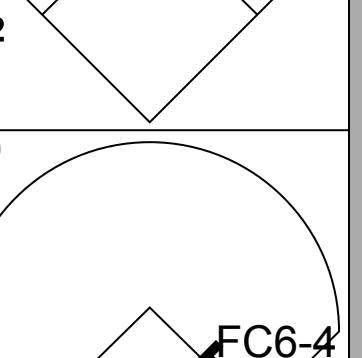

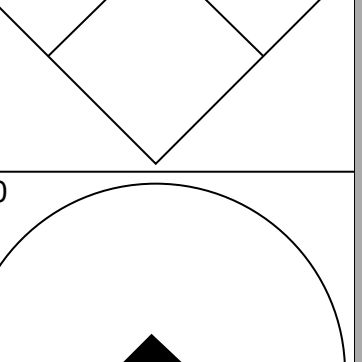
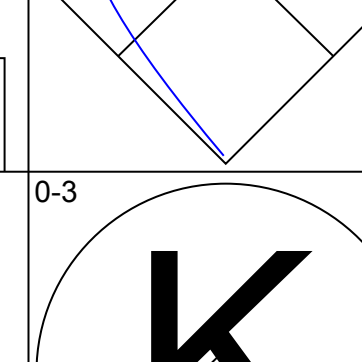
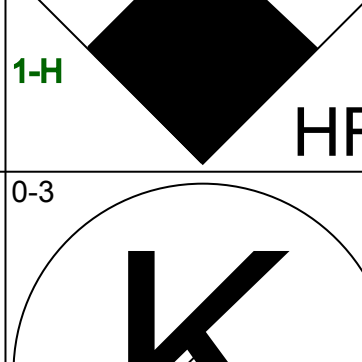
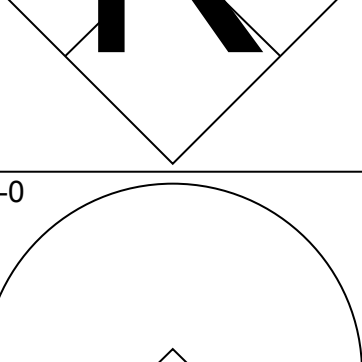


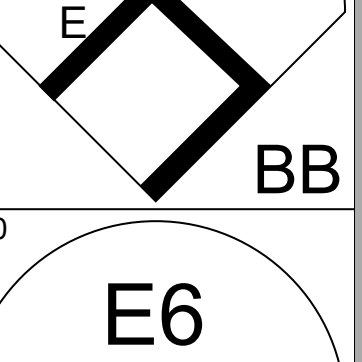
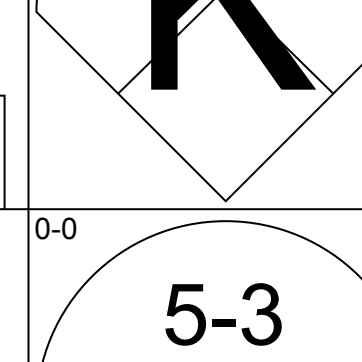
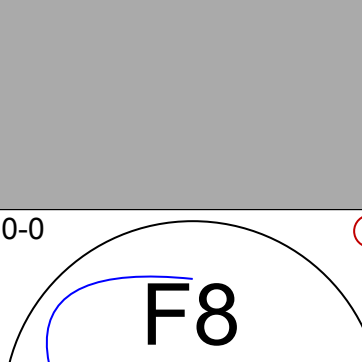
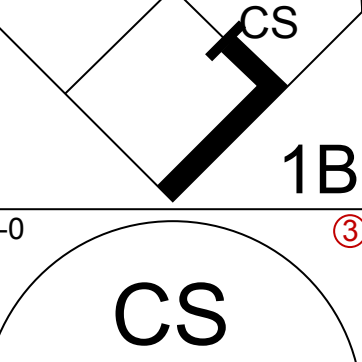
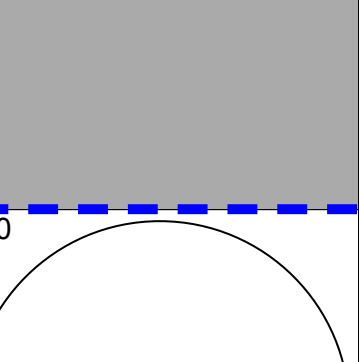
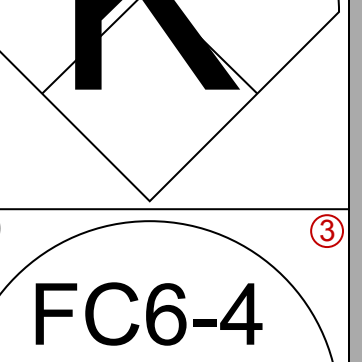

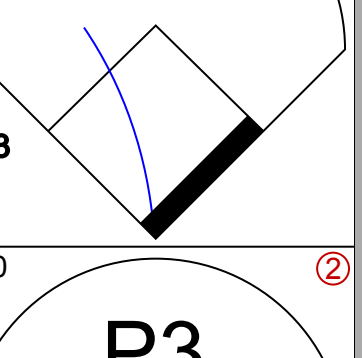
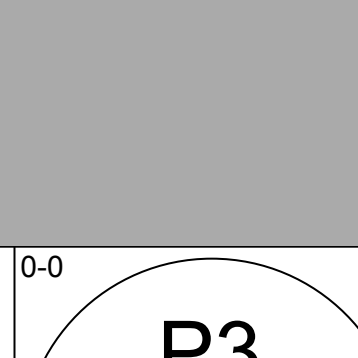
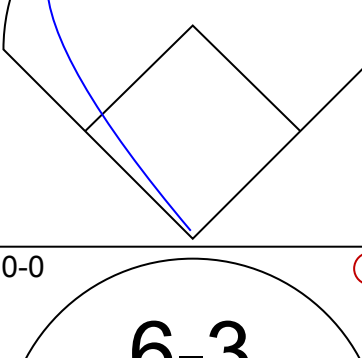
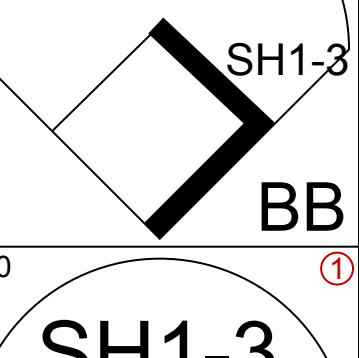
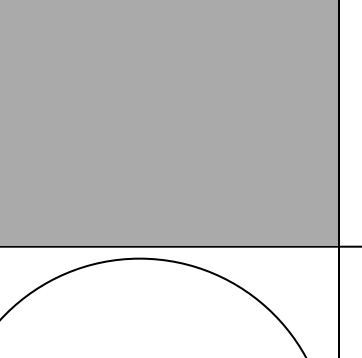
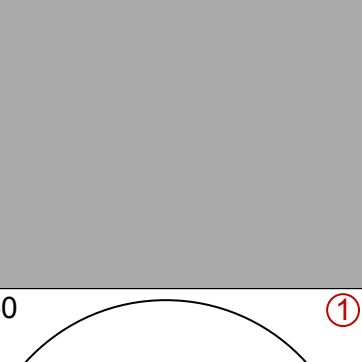
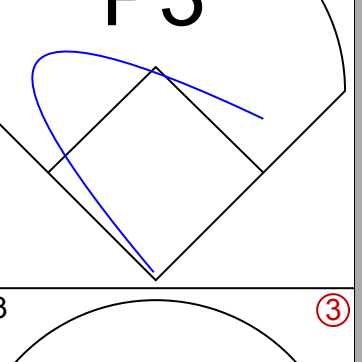
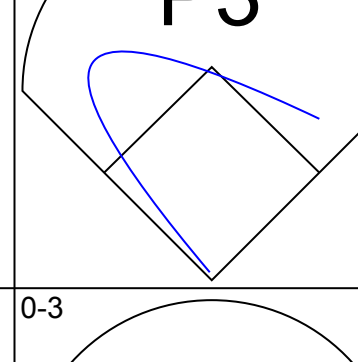
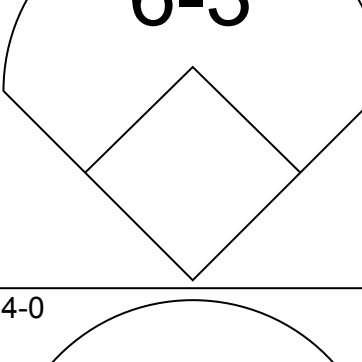
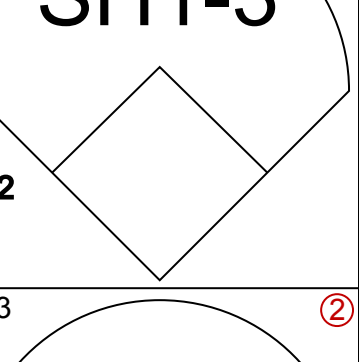
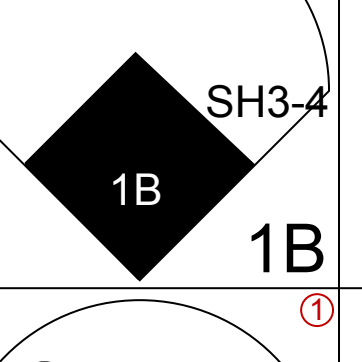


Batter	1	2	3	4	5	6	7	8	9	10	11	12	13	14	AB	R	H	RBI	BB	SO	LOB	TOP										
<b>Bobby Mitchell, L</b> OBP: 0.346, SLG: 0.227 <b>Mickey Hatcher, R</b> OBP: 0.500, SLG: 0.500															6	1	1	1	0	1	2											
<b>John Castillo, R</b> OBP: 0.353, SLG: 0.613															5	0	0	1	0	1	2											
<b>Gary Ward, R</b> OBP: 0.206, SLG: 0.188															6	0	0	0	0	0	1											
<b>Kent Hrbek, L</b> OBP: 0.273, SLG: 0.355															5	0	0	0	1	2	2											
<b>Tom Brunansky, R</b> OBP: 0.212, SLG: 0.071															6	1	1	0	0	1	1											
<b>Gary Gaetti, R</b> OBP: 0.469, SLG: 0.654															5	0	3	0	1	0	0											
<b>Randy Bush, L</b> OBP: 0.333, SLG: 0.643															6	0	1	0	0	1	6											
<b>Tim Laudner, R</b> OBP: 0.333, SLG: 0.167 <b>Tack Wilson, R</b> OBP: 0.221, SLG: 0.167														2	0	1	0	1	0	0												
<b>Ray Smith, R</b> OBP: 0.429, SLG: 0.200														3	0	1	0	0	0	1												
<b>Lenny Faedo, R</b> OBP: 0.231, SLG: 0.167 <b>Dave Engle, R</b> OBP: 0.429, SLG: 0.167															3	0	1	0	0	0	2											
<b>Ron Washington, R</b> OBP: 0.231, SLG: 0.167														1	0	0	0	0	0	1												
<b>Inning Stats</b>	R: 0 E: 0 K: 2 S: 7	H: 0 LOB: 0 BB: 0 P: 7	R: 1 E: 0 K: 0 S: 4	H: 1 LOB: 2 BB: 2 P: 12	R: 0 E: 0 K: 0 S: 3	H: 0 LOB: 0 BB: 0 P: 3	R: 0 E: 0 K: 3 S: 10	H: 1 LOB: 1 BB: 0 P: 10	R: 0 E: 0 K: 0 S: 3	H: 0 LOB: 0 BB: 0 P: 3	R: 0 E: 0 K: 0 S: 3	H: 0 LOB: 0 BB: 0 P: 3	R: 0 E: 0 K: 1 S: 5	H: 1 LOB: 0 BB: 0 P: 5	R: 0 E: 0 K: 0 S: 4	H: 1 LOB: 1 BB: 0 P: 4	R: 0 E: 0 K: 1 S: 5	H: 0 LOB: 0 BB: 0 P: 5	R: 0 E: 0 K: 0 S: 4	H: 1 LOB: 0 BB: 0 P: 4	R: 0 E: 0 K: 0 S: 4	H: 1 LOB: 1 BB: 1 P: 8	R: 0 E: 0 K: 0 S: 4	H: 0 LOB: 0 BB: 0 P: 5	R: 0 E: 0 K: 0 S: 4	H: 1 LOB: 1 BB: 0 P: 4	R: 0 E: 0 K: 0 S: 4	H: 1 LOB: 1 BB: 0 P: 4	1B: 7 2B: 2 3B: 0 HR: 0	SF: 0 SAC: 3 DP: 1 HBP: 0	WP: 1 PB: 0 CS: 0	PA: 54
<b>PITCHER</b>	IP	WLS	BF	H	R	ER	SO	BB	IBB	HBP	BLK	WP	HR	S	P	ERA	WHIP															
<b>Mike Norris, R</b> ERA: 2.84	(1.1)	7.2	30	5	3	0	5	0	0	0	0	0	0	38	46	0.00	0.913															
<b>Tom Burgmeier, L</b> ERA:	(8.1)	2.0	7	1	0	0	0	0	0	0	0	0	0	7	7	0.00	0.500															
<b>Dave Beard, R</b> ERA: 1.17	(10.1)	4.1	17	3	0	0	1	1	0	0	0	0	0	18	22	0.00	0.923															

Minnesota Twins @ Oakland Athletics  
Oakland-Alameda County Coliseum, Oakland, CA  
Tue Apr 12 1983, 6:05 PM PST  
Att. 7,129 - Unknown - 63 F

AB 48  
R 3  
H 9  
RBI 2  
BB 3  
SO 6  
LOB 18



Batter	1	2	3	4	5	6	7	8	9	10	11	12	13	14	AB	R	H	RBI	BB	SO	LOB	BOTTOM					
<b>Rickey Henderson, R</b> OBP: 0.455, SLG: 0.462															6	0	1	0	1	2	0						
<b>Mike Davis, L</b> OBP: 0.324, SLG: 0.485															7	0	2	0	0	1	4						
<b>Bill Almon, R</b> OBP: 0.444, SLG: 0.375															6	0	3	1	1	1	1						
<b>Dwayne Murphy, L</b> OBP: 0.345, SLG: 0.346															5	1	0	0	0	0	4						
<b>Jeff Burroughs, R</b> OBP: 0.414, SLG: 0.538															5	2	2	2	1	1	0						
<b>Kelvin Moore, R</b> OBP: 0.241, SLG: 0.346															5	0	1	0	1	4	3						
<b>Davey Lopes, R</b> OBP: 0.393, SLG: 0.400															5	0	1	1	1	0	3						
<b>Bob Kearney, R</b> OBP: 0.429, SLG: 0.480															5	1	1	0	0	0	3						
<b>Tony Phillips, S</b> OBP: 0.154, SLG: 0.083															4	0	0	0	1	3	3						
<b>Inning Stats</b>	R: 0 E: 0 K: 1 S: 5	H: 0 LOB: 0 BB: 0 P: 5	R: 1 E: 0 K: 1 S: 7	H: 2 LOB: 1 BB: 0 P: 7	R: 0 E: 0 K: 0 S: 4	H: 1 LOB: 2 BB: 1 P: 8	R: 0 E: 0 K: 1 S: 6	H: 0 LOB: 0 BB: 1 P: 10	R: 0 E: 0 K: 1 S: 5	H: 0 LOB: 0 BB: 0 P: 5	R: 0 E: 0 K: 1 S: 5	H: 0 LOB: 0 BB: 0 P: 5	R: 0 E: 0 K: 1 S: 5	H: 1 LOB: 2 BB: 1 P: 10	R: 0 E: 0 K: 1 S: 6	H: 1 LOB: 2 BB: 1 P: 10	R: 0 E: 0 K: 1 S: 6	H: 2 LOB: 2 BB: 1 P: 10	R: 1 E: 0 K: 1 S: 6	H: 2 LOB: 2 BB: 1 P: 10	1B: 9 2B: 1 3B: 0 HR: 1	SF: 0 SAC: 3 DP: 0 HBP: 0	WP: 2 PB: 0 SB: 1 CS: 2	PA: 59			
<b>PITCHER</b>	IP	WLS	BF	H	R	ER	SO	BB	IBB	HBP	BLK	WP	HR	S	P	ERA	WHIP										
<b>Jack O'Connor, L</b> ERA: 2.77	(1.1)	7.2	31	5	2	2	6	2	0	0	0	0	0	41	49	2.35	0.913										
<b>Ron Davis, R</b> ERA: 2.08	(8.1)	3.1	11	2	1	1	3	1	0	0	0	0	1	16	20	2.70	0.900										
<b>Rick Lysander, R</b> ERA: 1.0	(12.1)	0.2	4	1	0	0	1	1	0	0	0	0	0	5	9	0.00	3.000										
<b>Len Whitehouse, L</b> ERA: 2.57	(12.1)	2.0	11	3	1	1	2	0	2	0	0	0	0	13	21	4.50	1.500										

Minnesota Twins @ Oakland Athletics  
Oakland-Alameda County Coliseum, Oakland, CA  
Tue Apr 12 1983, 6:05 PM PST  
Att. 7,129 - Unknown - 63 F

AB 48  
R 4  
H 11  
RBI 4  
BB 6  
SO 12  
LOB 21





Batter	1	2	3	4	5	6	7	8	9	AB	R	H	RBI	BB	SO	LOB	TOP								
Tack Wilson, R (1, 8) OBP: 0.250, SLG: 0.500 Randy Bush, L (9, PH) OBP: 0.323, SLG: 0.621	0-0 4-3		0-0 F9		0-0 1B 2B	0-0 6-3		0-0 E3 1B	4 1 1 1 0 0 2	1 1 0 0 0 0 0															
John Castino, R (1, 4) OBP: 0.359, SLG: 0.583	0-0 G5-4-3 1B		0-0 6-3		0-0 2H 1B		0-3 K	0-0 F9	5 0 2 1 0 1 1																
Gary Ward, R (1, 7) OBP: 0.205, SLG: 0.167	0-0 G5-4-3 1-2			0-0 F9	0-0 F8		0-0 F8	4-0 1B BB	4 0 0 0 1 0 2																
Gary Gaetti, R (1, 5) OBP: 0.432, SLG: 0.581		0-0 E4 BB		0-0 F8	0-0 F8		0-0 4-3	0-0 1B	5 0 1 1 0 0 1																
Tom Brunansky, R (1, 9) OBP: 0.211, SLG: 0.091		0-0 F8		0-0 BB 1B		0-0 F7		0-0 F6	5 0 1 0 0 0 3																
Kent Hrbek, L (1, 3) OBP: 0.297, SLG: 0.382		0-0 F9		4-0 BB 1-2		0-0 F8 2B		0-0 F6	3 1 1 0 1 0 1																
Mickey Hatcher, R (1, 10) OBP: 0.500, SLG: 0.400	4-0 FC6-4 BB		0-0 L8		0-0 F8 2-3		0-0 1B		3 0 1 0 1 0 3																
Dave Engle, R (1, 2) OBP: 0.333, SLG: 0.333	0-0 FC6-4 1-2			0-0 4-3 2B	0-0 1B		0-3 K		4 1 2 1 0 1 3																
Lenny Faedo, R (1, 6) OBP: 0.235, SLG: 0.188			0-0 3-1		0-0 4-3 1-2	0-0 1B		0-3 K	4 0 1 0 0 1 1																
<b>Inning Stats</b>	R: 0 E: 0 K: 0 S: 3	H: 1 LOB: 0 BB: 0 P: 3	R: 0 E: 1 K: 0 S: 4	H: 0 LOB: 2 BB: 1 P: 8	R: 0 E: 0 K: 0 S: 3	H: 0 LOB: 0 BB: 0 P: 3	R: 0 E: 0 K: 0 S: 4	H: 1 LOB: 2 BB: 1 P: 8	R: 2 E: 0 K: 0 S: 6	H: 3 LOB: 1 BB: 0 P: 6	R: 1 E: 0 K: 0 S: 6	H: 3 LOB: 2 BB: 0 P: 6	R: 0 E: 0 K: 1 S: 5	H: 0 LOB: 0 BB: 0 P: 5	R: 0 E: 0 K: 1 S: 6	H: 1 LOB: 1 BB: 0 P: 6	R: 1 E: 1 K: 1 S: 7	H: 1 LOB: 2 BB: 1 P: 11	1B: 8 2B: 2 3B: 0 HR: 0	SF: 0 SAC: 0 DP: 1 HBP: 0	WP: 0 PB: 0 SB: 0 CS: 0	PA: 41			
<b>PITCHER</b>	IP	WLS	BF	H	R	ER	SO	BB	IBB	HBP	BLK	WP	HR	S	P	ERA	WHIP								
Tom Underwood, L (1, 1) ERA: 10.38	5.2		27	8	3	3	0	2	0	0	0	0	0	25	33	4.76	1.765								
Steve Baker, R (6, 1) ERA: 3.09	3.1	W	14	2	1	0	3	1	0	0	0	0	0	19	23	0.00	0.900								

Minnesota Twins @ Oakland Athletics  
Oakland-Alameda County Coliseum, Oakland, CA  
Wed Apr 13 1983, 6:05 PM PST  
Att: 10,677 - Unknown - 61 F

AB	38
R	4
H	10
RBI	4
BB	3
SO	3
LOB	17



Batter	1	2	3	4	5	6	7	8	9	AB	R	H	RBI	BB	SO	LOB	BOTTOM								
Davey Lopes, R (1, 4) OBP: 0.397, SLG: 0.500	0-0 F7		0-0 SH1-3 1-3		0-0 6-3		0-0 1H HR		3 1 1 2 0 0 0																
Mike Davis, L (1, 8) OBP: 0.342, SLG: 0.486	0-0 6-3		0-0 G5-4-3 1B		0-0 CS 1B		0-0 F7		4 0 2 1 0 0 0																
Bill Almon, R (1, 7) OBP: 0.462, SLG: 0.364	4-0 S BB		0-0 G5-4-3 1-2		0-0 CS 1-2		0-0 6-3	0-0 E S 1B	3 1 1 0 1 0 1																
Jeff Burroughs, R (1, 10) OBP: 0.394, SLG: 0.483	0-3 K 1-2			0-0 6-3		4-0 FC4-6 BB		0-0 5-3	3 0 0 0 1 1 2																
Wayne Gross, L (1, 5) OBP: 0.545, SLG: 0.375		0-3 K		0-0 G3		0-0 FC4-6 1-2		4-0 S 1B IBB	3 1 0 0 1 1 1																
Kelvin Moore, R (1, 3) OBP: 0.250, SLG: 0.379		0-0 L6		0-0 2B		0-3 K		0-3 K	3 0 1 0 0 1 1																
Dwayne Murphy, L (8, PH) OBP: 0.333, SLG: 0.333								0-0 K	1 0 0 0 0 1 2																
Dan Meyer, L (9, 3)									0 0 0 0 0 0 0																
Gary Hancock, L (1, 9) OBP: 0.500, SLG: 0.333		0-0 1B		4-0 IBB				4-0 1B IBB	2 0 1 0 1 0 0																
Rickey Henderson, R (8, PH) OBP: 0.471, SLG: 0.462									0 0 0 0 0 1 0 0																
Mitchell Page, L (9, 7)									0 0 0 0 0 0 0																
Bob Kearney, R (1, 2) OBP: 0.406, SLG: 0.448		0-0 F5		0-0 L8				0-0 6-3	4 0 1 2 0 0 3																
Tony Phillips, S (1, 6) OBP: 0.200, SLG: 0.111			0-0 SH1-3 1B		0-0 F7		4-0 HR BB	0-3 K	3 2 1 0 1 1 3																
<b>Inning Stats</b>	R: 0 E: 0 K: 1 S: 5	H: 0 LOB: 1 BB: 1 P: 9	R: 0 E: 0 K: 1 S: 6	H: 1 LOB: 1 BB: 0 P: 6	R: 1 E: 0 K: 0 S: 4	H: 2 LOB: 0 BB: 0 P: 4	R: 0 E: 0 K: 0 S: 4	H: 1 LOB: 2 BB: 1 P: 8	R: 0 E: 0 K: 1 S: 5	H: 0 LOB: 1 BB: 1 P: 9	R: 2 E: 0 K: 0 S: 4	H: 1 LOB: 0 BB: 0 P: 8	R: 2 E: 0 K: 2 S: 9	H: 2 LOB: 3 BB: 2 P: 17	1B: 6 2B: 1 3B: 0 HR: 1	SF: 0 SAC: 1 DP: 1 HBP: 0	WP: 0 PB: 0 SB: 4 CS: 1	PA: 37							
<b>PITCHER</b>	IP	WLS	BF	H	R	ER	SO	BB	IBB	HBP	BLK	WP	HR	S	P	ERA	WHIP								
Albert Williams, R (1, 1) ERA: 5.52	7.0	L	30	7	4	4	3	3	1	0	0	0	1	32	48	5.14	1.429								
Rick Lyander, R (8, 1) ERA: 1.93	0.1		2	0	0	0	0	0	1	0	0	0	0	1	5	0.00	0.000								
Len Whitehouse, L (8, 1) ERA: 2.35	0.2		4	1	1	1	2	0	1	0	0	0	0	7	11	13.50	1.500								

Minnesota Twins @ Oakland Athletics  
Oakland-Alameda County Coliseum, Oakland, CA  
Wed Apr 13 1983, 6:05 PM PST  
Att: 10,677 - Unknown - 61 F

AB	29
R	5
H	8
RBI	5
BB	6
SO	5
LOB	13

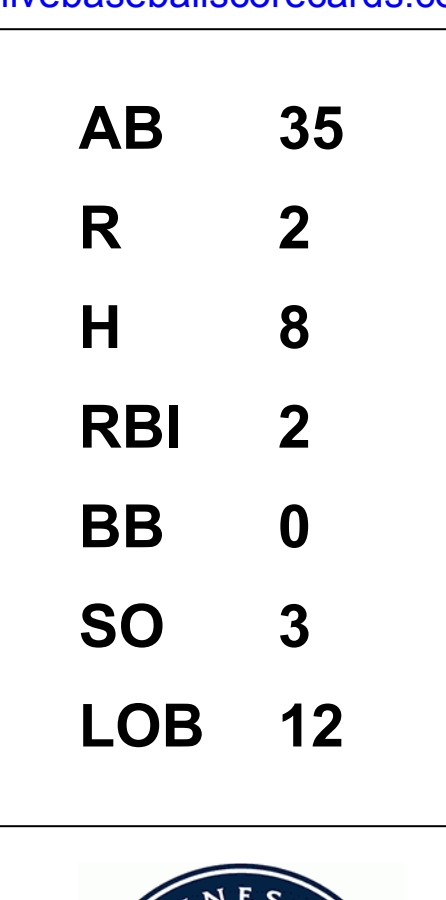




Batter	1	2	3	4	5	6	7	8	9	AB R H RBI BB SO LOB	TOP											
Rod Carew, L (1,3) OBP: 0.346, SLG: 0.480	0-0 3-1		0-0 1B		0-0 1B HR	0-0 F7		0-0 1-3	0-0 FC6-4	6 1 2 0 0 0 4	<b>California Angels @ Minnesota Twins</b> Hubert H. Humphrey Metrodome, Minneapolis, MN Fri Apr 15 1983, 7:05 PM EST Att. 7,323 - Dome - 70 F											
Bobby Clark, R (1,9) OBP: 0.333, SLG: 0.429	0-3 K		0-0 1B		0-0 1B HR	0-0 F9		0-0 1B		5 1 3 0 0 1 2												
Fred Lynn, L (1,8) OBP: 0.256, SLG: 0.429	0-0 4-3		0-3 K		0-0 1B HR	0-0 F9		0-0 F9		5 1 1 3 0 1 6												
Doug DeCinces, R (1,5) OBP: 0.375, SLG: 0.541		0-0 4-3		0-3 K	0-0 P3		0-0 BB 1B	0-0 F4		5 0 1 0 0 1 0												
Reggie Jackson, L (1,10) OBP: 0.463, SLG: 0.500		0-0 4-3		0-0 HR	0-0 1-3		4-0 BB	0-3 K		4 1 1 1 1 1 0												
Brian Downing, R (1,7) OBP: 0.405, SLG: 0.457		0-3 K		0-3 K		0-0 HR 1B	0-0 P2	4-0 BB	0-0 2B BB	4 1 1 0 0 2 2 0 1 0 0 1 0 0												
Juan Beniquez, R (7,7) OBP: 0.417, SLG: 0.300																						
Bobby Grich, R (1,4) OBP: 0.425, SLG: 0.545			0-0 5-3	4-0 BB		0-0 HR 1B	0-3 K	0-0 2B	0-0 2B	4 2 2 3 1 1 2												
Tim Foli, R (1,6) OBP: 0.297, SLG: 0.333			0-0 1B 1B	0-0 P5		0-0 1B	0-0 F8	0-0 2B	0-0 2B	5 0 3 1 0 0 3												
Bob Boone, R (1,2) OBP: 0.206, SLG: 0.188			0-0 L7		0-0 F7	0-0 1B		0-0 5-3	0-0 E3 FC6-4	5 0 1 0 0 0 2												
<b>Inning Stats</b>	R: 0 E: 0 K: 1 S: 5	H: 0 LOB: 0 BB: 0 P: 5	R: 0 E: 0 K: 1 S: 5	H: 0 LOB: 0 BB: 0 P: 5	R: 0 E: 0 K: 1 S: 8	H: 3 LOB: 3 BB: 0 P: 8	R: 1 E: 0 K: 2 S: 8	H: 1 LOB: 1 BB: 1 P: 12	R: 3 E: 0 K: 0 S: 6	H: 3 LOB: 0 BB: 0 P: 6	R: 2 E: 0 K: 0 S: 7	H: 4 LOB: 2 BB: 0 P: 7	R: 0 E: 0 K: 1 S: 6	H: 1 LOB: 2 BB: 1 P: 10	R: 0 E: 0 K: 0 S: 4	H: 1 LOB: 1 BB: 0 P: 4	R: 2 E: 1 K: 1 S: 8	H: 2 LOB: 2 BB: 1 P: 12	1B: 10 2B: 2 3B: 0 HR: 3	SF: 0 SAC: 0 DP: 0 HBP: 0	WP: 0 PB: 0 SB: 0 CS: 0	PA: 46
<b>PITCHER</b>	IP WLS BF H R ER SO BB IBB HBP BLK WP HR S P ERA WHIP																					
Frank Viola, L (1,1) ERA: 8.68	5.0 L 25 9 6 6 5 1 0 0 0 0 3 34 38 10.80 2.000																					
Bobby Castillo, R (6,1) ERA: 4.91	3.2 20 6 2 2 2 2 0 0 0 0 0 22 30 4.91 2.182																					
Pete Filson, L (9,1) ERA: 6.75	0.1 1 0 0 0 0 0 0 0 0 0 0 1 1 0.00 0.000																					

Batter	1	2	3	4	5	6	7	8	9	AB R H RBI BB SO LOB	BOTTOM											
Mickey Hatcher, R (1,9) OBP: 0.300, SLG: 0.222	0-0 F8		0-0 P4		0-0 F8		0-0 6-3			4 0 0 0 0 0 1	<b>California Angels @ Minnesota Twins</b> Hubert H. Humphrey Metrodome, Minneapolis, MN Fri Apr 15 1983, 7:05 PM EST Att. 7,323 - Dome - 70 F											
John Castino, R (1,4) OBP: 0.372, SLG: 0.650	0-0 2B 1B		0-0 P4		0-0 HR		0-0 6-3			4 2 2 1 0 0 0												
Gary Ward, R (1,7) OBP: 0.233, SLG: 0.225	0-0 3-1 1H 2B		0-0 6-3		0-0 1B 1B		0-0 L7			4 0 2 1 0 0 0												
Kent Hrbek, L (1,3) OBP: 0.293, SLG: 0.395	0-0 3-1		0-0 F7		0-3 K		0-0 2B			4 0 1 0 0 1 2												
Gary Gaetti, R (1,5) OBP: 0.415, SLG: 0.543	0-0 5-3		0-0 F4		0-0 1B		0-0 F7			4 0 1 0 0 0 2												
Tom Brunansky, R (1,8) OBP: 0.190, SLG: 0.081		0-0 F9		0-0 F8		0-0 F7		0-0 F9		4 0 0 0 0 0 2												
Randy Bush, L (1,10) OBP: 0.314, SLG: 0.576		0-0 1B		0-0 E4 G6-4-3	0-0 G3		0-0 F6			4 0 1 0 0 0 2												
Tim Laudner, R (1,2) OBP: 0.263, SLG: 0.125		0-3 K		0-0 G6-4-3		0-3 K		0-0 F7		4 0 0 0 0 2 2												
Lenny Faedo, R (1,6) OBP: 0.250, SLG: 0.211		0-0 F9		0-0 1B		0-0 6-3				3 0 1 0 0 0 1												
<b>Inning Stats</b>	R: 1 E: 0 K: 0 S: 5	H: 2 LOB: 1 BB: 0 P: 5	R: 0 E: 0 K: 1 S: 6	H: 1 LOB: 0 BB: 0 P: 6	R: 0 E: 0 K: 0 S: 3	H: 0 LOB: 0 BB: 0 P: 3	R: 0 E: 0 K: 0 S: 3	H: 0 LOB: 0 BB: 0 P: 3	R: 0 E: 1 K: 1 S: 4	H: 1 LOB: 1 BB: 0 P: 4		R: 1 E: 0 K: 1 S: 8	H: 3 LOB: 2 BB: 0 P: 8	R: 0 E: 0 K: 1 S: 5	H: 0 LOB: 0 BB: 0 P: 5	R: 0 E: 0 K: 0 S: 4	H: 1 LOB: 1 BB: 0 P: 4	R: 0 E: 0 K: 0 S: 3	H: 0 LOB: 0 BB: 0 P: 3	1B: 5 2B: 2 3B: 0 HR: 1	SF: 0 SAC: 0 DP: 1 HBP: 0	WP: 0 PB: 0 SB: 0 CS: 0
<b>PITCHER</b>	IP WLS BF H R ER SO BB IBB HBP BLK WP HR S P ERA WHIP																					
Ken Forsch, R (1,1) ERA: 2.57	9.0 W 35 8 2 2 3 0 0 0 0 0 1 41 41 2.00 0.889																					

AB	43
R	8
H	15
RBI	8
BB	3
SO	7
LOB	21





Batter	1	2	3	4	5	6	7	8	9	AB	R	H	RBI	BB	SO	LOB	TOP										
Rod Carew, L (1,3) OBP: 0.355, SLG: 0.467	0-0 4-3		0-0 G6-4-3 1B		0-0 SF9 HR 1B		0-0 G3		0-0 L7	5	1	2	1	0	0	0											
Bobby Clark, R (1,9) OBP: 0.320, SLG: 0.440	0-0 3-1 2B		0-0 G6-4-3 1-2		0-0 5-3		0-3 K			4	0	1	0	0	1	3											
Fred Lynn, L (1,8) OBP: 0.255, SLG: 0.400	0-0 3-1 2-3			0-0 F8	4-0 HR IBB		0-0 4-3			3	1	0	0	1	0	1											
Doug DeCinces, R (1,5) OBP: 0.364, SLG: 0.600	0-0 5-3			0-0 6-3	0-0 SF9			0-0 HR		3	1	1	2	0	0	1											
Reggie Jackson, L (1,10) OBP: 0.444, SLG: 0.556		0-3 K		0-0 6-3	0-0 HR			0-3 K		4	1	1	3	0	2	0											
Brian Downing, R (1,7) OBP: 0.413, SLG: 0.432		4-0 G5-4-3 BB			0-0 K			0-0 F6		2	1	0	0	2	1	0											
Juan Beniquez, R (8,7) OBP: 0.417, SLG: 0.300										0	0	0	0	0	0	0											
Bobby Grich, R (1,4) OBP: 0.409, SLG: 0.500			0-0 G5-4-3 1-2		4-0 1B BB		0-0 5-3		0-0 4-3	3	1	0	0	1	0	1											
Tim Foli, R (1,6) OBP: 0.293, SLG: 0.325			0-0 F7		0-0 1B 1B		0-0 6-3		0-0 6-3	4	1	1	0	0	0	0											
Bob Boone, R (1,2) OBP: 0.237, SLG: 0.306				0-0 HR	0-0 1B SF9 1B		0-0 5-3		0-0 5-3	4	2	2	3	0	0	0											
<b>Inning Stats</b>	R: 0 E: 0 K: 0 S: 4	H: 1 LOB: 1 BB: 0 P: 4	R: 0 E: 0 K: 1 S: 4	H: 0 LOB: 0 BB: 1 P: 8	R: 1 E: 0 K: 0 S: 4	H: 2 LOB: 0 BB: 0 P: 4	R: 0 E: 0 K: 0 S: 3	H: 0 LOB: 0 BB: 0 P: 3	R: 7 E: 0 K: 1 S: 9	H: 4 LOB: 0 BB: 3 P: 21	R: 0 E: 0 K: 0 S: 3	H: 0 LOB: 0 BB: 0 P: 3	R: 0 E: 0 K: 1 S: 5	H: 0 LOB: 0 BB: 0 P: 5	R: 1 E: 0 K: 0 S: 6	H: 1 LOB: 0 BB: 0 P: 6	R: 0 E: 0 K: 0 S: 3	H: 0 LOB: 0 BB: 0 P: 3	1B: 4 2B: 1 3B: 0 HR: 3	SF: 1 SAC: 0 DP: 2 HBP: 0	WP: 0 PB: 0 SB: 0 CS: 0	PA: 37					
<b>PITCHER</b>	IP	WLS	BF	H	R	ER	SO	BB	IBB	HBP	BLK	WP	HR	S	P	ERA	WHIP										
Bryan Oelkers, L (1,1) ERA: 6.75	4.0	L	19	6	6	6	1	3	0	0	0	0	1	18	30	13.50	2.250										
Rick Lysander, R (5,1) ERA: 3.18	2.0		8	1	2	2	1	0	1	0	0	0	1	9	13	9.00	0.500										
Pete Filson, L (7,1) ERA: 5.14	3.0		10	1	1	1	2	0	0	0	0	0	1	14	14	3.00	0.333										

California Angels @ Minnesota Twins  
 Hubert H. Humphrey Metrodome, Minneapolis, MN  
 Sat Apr 16 1983, 7:05 PM EST  
 Alt: 9,974 - Dome - 68 F

AB 32  
 R 9  
 H 8  
 RBI 9  
 BB 4  
 SO 4  
 LOB 6



Batter	1	2	3	4	5	6	7	8	9	AB	R	H	RBI	BB	SO	LOB	BOTTOM										
Mickey Hatcher, R (1,9) OBP: 0.333, SLG: 0.231	0-0 F9		0-3 K		0-0 FC5-4 1B			4-0 HR BB	0-0 F7	4	1	1	0	1	1	3											
John Castino, R (1,4) OBP: 0.362, SLG: 0.682	0-3 K		0-0 HR		0-0 FC5-4 1-2			0-0 F5		4	1	1	3	0	1	2											
Gary Ward, R (1,7) OBP: 0.255, SLG: 0.302	0-3 K		4-0 BB		0-0 F8			0-0 HR		3	1	1	2	1	1	0											
Kent Hrbek, L (1,3) OBP: 0.289, SLG: 0.405		0-0 F6	0-3 K2-3		0-0 6-3			0-0 2B		4	0	1	0	0	1	1											
Gary Gaetti, R (1,5) OBP: 0.378, SLG: 0.487		0-0 F8		0-3 K		0-3 K		0-3 K		4	0	0	0	0	3	1											
Tom Brunansky, R (1,8) OBP: 0.174, SLG: 0.073		0-0 F8		0-0 6-3			0-0 F3	0-3 K		4	0	0	0	0	1	1											
Randy Bush, L (1,10) OBP: 0.308, SLG: 0.528			0-0 4-3	0-3 K2-3			4-0 BB		0-0 F7	3	0	0	0	1	1	0											
Ray Smith, R (1,2) OBP: 0.389, SLG: 0.214			0-0 1B HR 1B		0-0 5-3		0-0 L7		0-0 6-3	4	1	1	0	0	0	1											
Lenny Faedo, R (1,6) OBP: 0.261, SLG: 0.227			0-0 HR 1B		0-0 F9		0-3 K			3	1	1	0	0	1	1											
Dave Engle, R (8,PH) OBP: 0.429, SLG: 0.429										1	0	1	0	0	0	0											
<b>Inning Stats</b>	R: 0 E: 0 K: 2 S: 7	H: 0 LOB: 0 BB: 0 P: 7	R: 0 E: 0 K: 0 S: 3	H: 0 LOB: 0 BB: 0 P: 3	R: 3 E: 0 K: 2 S: 10	H: 3 LOB: 1 BB: 1 P: 14	R: 0 E: 0 K: 2 S: 7	H: 0 LOB: 0 BB: 0 P: 7	R: 0 E: 0 K: 0 S: 4	H: 1 LOB: 1 BB: 0 P: 4	R: 0 E: 0 K: 1 S: 5	H: 0 LOB: 0 BB: 0 P: 5	R: 0 E: 0 K: 1 S: 5	H: 0 LOB: 1 BB: 1 P: 9	R: 2 E: 0 K: 2 S: 9	H: 2 LOB: 1 BB: 1 P: 13	R: 0 E: 0 K: 0 S: 4	H: 1 LOB: 1 BB: 0 P: 4	1B: 4 2B: 1 3B: 0 HR: 2	SF: 0 SAC: 0 DP: 0 HBP: 0	WP: 0 PB: 0 SB: 0 CS: 0	PA: 37					
<b>PITCHER</b>	IP	WLS	BF	H	R	ER	SO	BB	IBB	HBP	BLK	WP	HR	S	P	ERA	WHIP										
Bruce Kison, R (1,1) ERA: 5.4	9.0	W	37	7	5	5	10	3	0	0	0	0	2	54	66	5.00	1.111										

California Angels @ Minnesota Twins  
 Hubert H. Humphrey Metrodome, Minneapolis, MN  
 Sat Apr 16 1983, 7:05 PM EST  
 Alt: 9,974 - Dome - 68 F

AB 34  
 R 5  
 H 7  
 RBI 5  
 BB 3  
 SO 10  
 LOB 10





Batter	1	2	3	4	5	6	7	8	9	AB	R	H	RBI	BB	SO	LOB	TOP								
Rod Carew, L (1, 3) OBP: 0.389, SLG: 0.486	6-3		E 1B	HR 1B		G3-6-3			5-3 1B	5	2	3	0	0	0	1									
Bobby Clark, R (1, 9) OBP: 0.297, SLG: 0.367	F8		K 1B	F9			F9		5-3 1B	5	0	0	1	0	1	5									
Fred Lynn, L (1, 8) OBP: 0.308, SLG: 0.490	BB		E9 SF9 1B	HR			G5-4-3 1B		P5	4	2	3	4	1	0	1									
Doug DeCinces, R (1, 5) OBP: 0.333, SLG: 0.558	F9		SF9 1B	5-3			G5-4-3 1B			3	0	0	1	0	0	2									
Reggie Jackson, L (1, 10) OBP: 0.449, SLG: 0.650		F7	HR			K			L4 2B	4	1	2	1	0	1	0									
Brian Downing, R (1, 7) OBP: 0.400, SLG: 0.400	6-3		1B BB			F9			L4	3	0	0	0	1	0	1									
Bobby Grich, R (1, 4) OBP: 0.396, SLG: 0.475	6-3		1B FC5-4			K			L3	4	0	1	0	0	1	0									
Tim Foli, R (1, 6) OBP: 0.311, SLG: 0.341			1B FC5-4			5-3			1B 5-3 1B	4	2	2	0	0	0	2									
Bob Boone, R (1, 2) OBP: 0.268, SLG: 0.333			1B	6-3					K	3	1	2	0	0	0	0									
Daryl Sconiers, L (9, PH) OBP: 0.440, SLG: 0.524			1B							1	0	0	0	0	1	1									
<b>Inning Stats</b>	R: 0 E: 0 K: 0 S: 3	H: 0 LOB: 1 BB: 1 P: 7	R: 0 E: 0 K: 0 S: 3	H: 0 LOB: 0 BB: 0 P: 3	R: 5 E: 1 K: 1 S: 11	H: 6 LOB: 2 BB: 1 P: 15	R: 2 E: 0 K: 0 S: 5	H: 2 LOB: 0 BB: 0 P: 5	R: 0 E: 0 K: 2 S: 7	H: 0 LOB: 0 BB: 0 P: 7	R: 0 E: 0 K: 0 S: 3	H: 1 LOB: 0 BB: 0 P: 3	R: 0 E: 0 K: 0 S: 3	H: 1 LOB: 0 BB: 0 P: 3	R: 0 E: 0 K: 0 S: 3	H: 1 LOB: 1 BB: 0 P: 7	R: 1 E: 0 K: 1 S: 7	H: 2 LOB: 1 BB: 0 P: 7	1B: 10 2B: 2 3B: 0 HR: 2	SF: 1 SAC: 0 DP: 3 HBP: 0	WP: 0 PB: 0 SB: 0 CS: 0	PA: 39			
<b>PITCHER</b>	IP	WLS	BF	H	R	ER	SO	BB	IBB	HBP	BLK	WP	HR	S	P	ERA	WHIP								
Brad Havens, L (1, 1) ERA: 11.57	5.1		27	9	7	7	3	2	0	0	0	0	2	31	39	11.81	2.062								
Len Whitehouse, L (6, 1) ERA: 1.93	1.2	W	5	2	0	0	0	0	0	0	0	0	0	5	5	0.00	1.200								
Ron Davis, R (8, 1) ERA: 2.53	2.0	S	7	2	1	1	1	0	0	0	0	0	0	9	9	4.50	1.000								

California Angels @ Minnesota Twins  
Hubert H. Humphrey Metrodome, Minneapolis, MN

AB 36  
R 8  
H 13  
RBI 7  
BB 2  
SO 4  
LOB 13



Sun Apr 17 1983, 7:05 PM EST  
Att: 23,010 - Dome - 65 F

Batter	1	2	3	4	5	6	7	8	9	AB	R	H	RBI	BB	SO	LOB	BOTTOM								
Mickey Hatcher, R (1, 9) OBP: 0.300, SLG: 0.222	4-3	5-3		5-3		F8			1B 1B	5	1	1	0	0	0	1									
John Castino, R (1, 4) OBP: 0.365, SLG: 0.653	6-3		F8	5-3			1B FC5-2-5 1B		1B 1B	5	1	2	0	0	0	0									
Gary Ward, R (1, 7) OBP: 0.269, SLG: 0.313	4-3		F8			5-3			1B 1B	5	1	2	1	0	0	0									
Gary Gaetti, R (1, 5) OBP: 0.380, SLG: 0.477		6-3	2B HR 1B			F9			FC5-2-5 1B 1B	5	2	2	1	0	0	2									
Tom Brunansky, R (1, 8) OBP: 0.235, SLG: 0.136		1B BB	1B HR 2B			BB			G5-4-3 1B	3	3	2	1	2	0	2									
Kent Hrbek, L (1, 3) OBP: 0.327, SLG: 0.489		FC5-4 1B	1B HR			FC6-4 BB			P3	3	2	2	3	1	0	2									
Dave Engle, R (1, 2) OBP: 0.546, SLG: 0.727		FC5-4 1B	1B 2B			FC6-4				4	0	3	3	0	0	2									
Scott Ullger, R (1, 10) ERA: 3.91		FC5-4 1B	F9			G3			K	2	1	0	0	0	0	3									
Randy Bush, L (6, PH) OBP: 0.293, SLG: 0.500		2B				5-3				2	0	0	0	0	1	1									
Lenny Faedo, R (1, 6) OBP: 0.259, SLG: 0.269		1B 2B		6-3					L4	4	0	1	2	0	0	0									
<b>Inning Stats</b>	R: 0 E: 0 K: 0 S: 3	H: 3 LOB: 1 BB: 1 P: 10	R: 3 E: 0 K: 0 S: 7	H: 4 LOB: 1 BB: 0 P: 7	R: 0 E: 0 K: 0 S: 3	H: 0 LOB: 0 BB: 0 P: 3	R: 0 E: 0 K: 0 S: 3	H: 0 LOB: 2 BB: 2 P: 11	R: 0 E: 0 K: 0 S: 3	H: 0 LOB: 0 BB: 0 P: 3	R: 3 E: 0 K: 1 S: 9	H: 4 LOB: 1 BB: 0 P: 9	R: 2 E: 0 K: 0 S: 6	H: 4 LOB: 1 BB: 0 P: 6	1B: 10 2B: 4 3B: 0 HR: 1	SF: 0 SAC: 0 DP: 1 HBP: 0	WP: 0 PB: 0 SB: 0 CS: 0	PA: 41							
<b>PITCHER</b>	IP	WLS	BF	H	R	ER	SO	BB	IBB	HBP	BLK	WP	HR	S	P	ERA	WHIP								
Tommy John, L (1, 1) ERA: 3.91	5.0		25	7	6	6	0	3	0	0	0	0	0	7	7	20.25	2.250								
Dave Goltz, R (6, 1) ERA: 8.64	1.1	L	7	3	3	3	0	0	0	0	0	0	0	7	7	20.25	2.250								
Andy Hassler, L (7, 1) ERA: 13.5	1.0		6	3	2	2	1	0	0	0	0	0	0	8	8	18.00	3.000								
Doug Corbett, R (8, 1) ERA: 3.6	0.2		3	2	0	0	0	0	0	0	0	0	0	3	3	0.00	3.000								

California Angels @ Minnesota Twins  
Hubert H. Humphrey Metrodome, Minneapolis, MN

AB 38  
R 11  
H 15  
RBI 11  
BB 3  
SO 1  
LOB 13



Sun Apr 17 1983, 7:05 PM EST  
Att: 23,010 - Dome - 65 F



Batter	1	2	3	4	5	6	7	8	9	AB	R	H	RBI	BB	SO	LOB	TOP				
Steve Henderson, R OBP: 0.426, SLG: 0.471 (1, 7)										5	1	1	1	0	0	4	<b>Seattle Mariners @ Minnesota Twins</b> Hubert H. Humphrey Metrodome, Minneapolis, MN Mon Apr 18 1983, 7:05 PM EST Att. 2,416 - Dome - 64 F				
Dave Eder, R OBP: 0.409, SLG: 0.278 Manny Castillo, S OBP: 0.237, SLG: 0.257 (1, 5) (7, PH) (7, 5)										2	0	0	0	1	0	1					
Al Cowens, R OBP: 0.196, SLG: 0.212 (1, 8)										3	0	0	1	0	0	0					
Richie Zisk, R OBP: 0.156, SLG: 0.209 (1, 10)										4	0	0	0	0	1	1					
Rod Allen, R OBP: 0.250, SLG: 0.250 (1, 9)										4	1	1	0	0	1	1					
Ken Phelps, L OBP: 0.281, SLG: 0.767 (1, 3)										4	1	1	0	0	0	0					
Domingo Ramos, R OBP: 0.625, SLG: 1.250 (1, 6)										4	1	3	2	0	0	0					
Orlando Mercado, R OBP: 0.179, SLG: 0.296 Todd Cruz, R OBP: 0.423, SLG: 0.542 Rick Sweet, S OBP: 0.250, SLG: 0.143 (1, 2) (7, PH) (7, 2)										2	0	0	0	0	1	1					
Julio Cruz, S OBP: 0.413, SLG: 0.550 (1, 4)										4	0	3	1	0	0	0					
<b>Inning Stats</b>	R: 1 E: 0 K: 0 S: 4	H: 1 LOB: 1 BB: 1 P: 8	R: 0 E: 0 K: 0 S: 5	H: 2 LOB: 2 BB: 0 P: 5	R: 0 E: 0 K: 0 S: 3	H: 0 LOB: 0 BB: 0 P: 3	R: 0 E: 0 K: 0 S: 3	H: 0 LOB: 1 BB: 0 P: 3	R: 0 E: 0 K: 1 S: 6	H: 0 LOB: 0 BB: 0 P: 5	R: 2 E: 0 K: 0 S: 6	H: 3 LOB: 1 BB: 0 P: 6	R: 2 E: 0 K: 2 S: 10	H: 3 LOB: 1 BB: 0 P: 10	R: 0 E: 0 K: 0 S: 3	H: 0 LOB: 0 BB: 0 P: 3		1B: 7 2B: 3 3B: 0 HR: 0	SF: 1 SAC: 0 DP: 0 HBP: 0	WP: 0 PB: 1 SB: 4 CS: 0	PA: 38
<b>PITCHER</b>	IP WLS BF H R ER SO BB IBB HBP BLK WP HR S P ERA WHIP																				
Jack O'Connor, L ERA: 3.26 (1, 1)	6.1 W 27	H 7 R 3 ER 3 SO 2	BB 1 IBB 0 HBP 0 BLK 0	WP 0 HR 0 S 30 P 34	ERA 4.26 WHIP 1.263																
Rick Lysander, R ERA: 4.25 (7, 1)	1.1 S 4	H 3 R 2 ER 2 SO 1	BB 0 IBB 0 HBP 0 BLK 0	WP 0 HR 9 S 9 P 9	ERA 13.50 WHIP 2.250																
Pete Filson, L ERA: 4.32 (8, 1)	1.1 S 4	H 0 R 0 ER 0 SO 1	BB 0 IBB 0 HBP 0 BLK 0	WP 0 HR 6 S 6 P 6	ERA 0.00 WHIP 0.000																

Batter	1	2	3	4	5	6	7	8	9	AB	R	H	RBI	BB	SO	LOB	BOTTOM				
Mickey Hatcher, R OBP: 0.360, SLG: 0.273 (1, 9)										4	1	2	2	0	0	3	<b>Seattle Mariners @ Minnesota Twins</b> Hubert H. Humphrey Metrodome, Minneapolis, MN Mon Apr 18 1983, 7:05 PM EST Att. 2,416 - Dome - 64 F				
John Castino, R OBP: 0.351, SLG: 0.611 (1, 4)										5	0	1	0	0	1	3					
Gary Ward, R OBP: 0.263, SLG: 0.294 (1, 7)										3	1	0	1	1	1	2					
Kent Hrbek, L OBP: 0.333, SLG: 0.510 (1, 3)										4	1	1	1	1	0	1					
Gary Gaetti, R OBP: 0.382, SLG: 0.447 (1, 5)										3	1	0	0	2	0	1					
Tom Brunansky, R OBP: 0.295, SLG: 0.152 (1, 8)										2	1	1	1	0	0	1					
Randy Bush, L OBP: 0.341, SLG: 0.561 Tim Laudner, R OBP: 0.300, SLG: 0.176 Tack Wilson, R OBP: 0.250, SLG: 0.500 (1, 10) (7, PH) (7, PR)										3	0	3	2	0	0	0					
Dave Engle, R OBP: 0.367, SLG: 0.600 (1, 2)										4	1	1	1	0	1	5					
Lenny Faedo, R OBP: 0.258, SLG: 0.267 (1, 6)										4	1	1	0	0	0	4					
<b>Inning Stats</b>	R: 1 E: 0 K: 1 S: 7	H: 2 LOB: 1 BB: 0 P: 7	R: 0 E: 0 K: 0 S: 4	H: 1 LOB: 2 BB: 0 P: 5	R: 3 E: 0 K: 0 S: 4	H: 1 LOB: 3 BB: 3 P: 16	R: 0 E: 0 K: 0 S: 3	H: 0 LOB: 1 BB: 0 P: 4	R: 0 E: 0 K: 1 S: 6	H: 1 LOB: 2 BB: 1 P: 10	R: 1 E: 0 K: 0 S: 5	H: 2 LOB: 1 BB: 0 P: 5	R: 3 E: 0 K: 0 S: 7	H: 4 LOB: 1 BB: 0 P: 7	R: 0 E: 0 K: 1 S: 5	H: 0 LOB: 0 BB: 0 P: 5		1B: 9 2B: 1 3B: 1 HR: 0	SF: 2 SAC: 0 DP: 0 HBP: 2	WP: 1 PB: 0 SB: 0 CS: 0	PA: 41
<b>PITCHER</b>	IP WLS BF H R ER SO BB IBB HBP BLK WP HR S P ERA WHIP																				
Mike Moore, R ERA: 7.27 (1, 1)	6.1 L 33	H 8 R 6 ER 6 SO 2	BB 4 IBB 2 HBP 0 BLK 0	WP 0 HR 0 S 31 P 49	ERA 8.53 WHIP 1.895																
Ed Yande Berg, L ERA: 3.89 (7, 1)	0.0	H 1 R 0 ER 0 SO 0	BB 0 IBB 0 HBP 0 BLK 0	WP 1 HR 0 S 1 P 1	ERA ∞ WHIP ∞																
Roy Thomas, R ERA: 0.77 (7, 1)	1.2	H 2 R 2 ER 2 SO 1	BB 0 IBB 0 HBP 0 BLK 0	WP 0 HR 9 S 9 P 9	ERA 10.80 WHIP 1.200																

AB	36
R	5
H	10
RBI	5
BB	1
SO	4
LOB	10

AB	33
R	8
H	11
RBI	8
BB	4
SO	3
LOB	20





Batter	1	2	3	4	5	6	7	8	9	AB	R	H	RBI	BB	SO	LOB	TOP								
Steve Henderson, R (1, 7) OBP: 0.415, SLG: 0.509										4	1	1	1	0	1	0	<b>Seattle Mariners @ Minnesota Twins</b> Hubert H. Humphrey Metrodome, Minneapolis, MN Tue Apr 19 1983, 7:05 PM EST Att. 3,336 - Dome - 65 F								
Domingo Ramos, R (1, 5) Manny Castillo, S (8, 5) OBP: 0.583, SLG: 1.000 OBP: 0.237, SLG: 0.257										3	0	1	0	1	0	0									
Al Cowens, R (1, 9) OBP: 0.200, SLG: 0.214										4	0	1	0	0	0	1									
Ken Phelps, L (1, 3) OBP: 0.250, SLG: 0.676										4	0	0	0	0	2	3									
Pat Putnam, L (1, 10) Richie Zisk, R (9, PH) OBP: 0.205, SLG: 0.262 OBP: 0.152, SLG: 0.205										2	0	0	0	1	0	0									
Todd Cruz, R (1, 6) OBP: 0.411, SLG: 0.510										3	0	0	0	0	1	0									
Rick Sweet, S (1, 2) Dave Edler, R (9, PH) OBP: 0.391, SLG: 0.263										3	0	0	0	0	0	2									
John Moses, S (1, 8)										3	1	0	0	1	0	1									
Julio Cruz, S (1, 4) OBP: 0.388, SLG: 0.512										3	0	0	0	0	0	0									
<b>Inning Stats</b>	R: 0 E: 0 K: 1 S: 6	H: 1 LOB: 1 BB: 0 P: 6	R: 0 E: 0 K: 0 S: 3	H: 0 LOB: 0 BB: 0 P: 3	R: 1 E: 0 K: 0 S: 4	H: 1 LOB: 0 BB: 0 P: 4	R: 0 E: 0 K: 1 S: 5	H: 0 LOB: 2 BB: 1 P: 10	R: 1 E: 0 K: 0 S: 3	H: 0 LOB: 0 BB: 1 P: 7	R: 0 E: 0 K: 0 S: 3	H: 0 LOB: 0 BB: 0 P: 3	R: 0 E: 0 K: 1 S: 5	H: 0 LOB: 0 BB: 0 P: 5	R: 0 E: 0 K: 1 S: 6	H: 1 LOB: 2 BB: 1 P: 10		R: 0 E: 0 K: 1 S: 6	H: 0 LOB: 1 BB: 0 P: 6	1B: 2 2B: 0 3B: 0 HR: 1	SF: 0 SAC: 0 DP: 0 HBP: 1	WP: 1 PB: 0 SB: 2 CS: 0	PA: 35		
<b>PITCHER</b>	IP	WLS	BF	H	R	ER	SO	BB	IBB	HBP	BLK	WP	HR	S	P	ERA	WHIP								
Albert Williams, R (1, 1) ERA: 4.58	5.0		20	2	2	1	2	2	0	1	0	0	1	21	30	1.80	0.800								
Len Whitehouse, L (6, 1) ERA: 1.35	4.0	W	15	1	0	0	3	1	0	0	0	1	0	20	24	0.00	0.500								

AB	31
R	2
H	3
RBI	1
BB	3
SO	5
LOB	7



Batter	1	2	3	4	5	6	7	8	9	AB	R	H	RBI	BB	SO	LOB	BOTTOM								
Mickey Hatcher, R (1, 9) OBP: 0.379, SLG: 0.308										4	1	2	0	0	0	2	<b>Seattle Mariners @ Minnesota Twins</b> Hubert H. Humphrey Metrodome, Minneapolis, MN Tue Apr 19 1983, 7:05 PM EST Att. 3,336 - Dome - 65 F								
John Castino, R (1, 4) OBP: 0.361, SLG: 0.614										3	0	1	1	1	1	3									
Gary Ward, R (1, 7) OBP: 0.246, SLG: 0.273										4	0	0	0	0	1	5									
Kent Hrbek, L (1, 3) OBP: 0.345, SLG: 0.528										4	2	2	0	0	1	2									
Gary Gaetti, R (1, 5) OBP: 0.356, SLG: 0.412										4	0	0	0	0	1	4									
Tom Brunansky, R (1, 8) OBP: 0.288, SLG: 0.229										2	2	1	1	2	0	1									
Randy Bush, L (1, 10) OBP: 0.354, SLG: 0.578										4	0	2	2	0	1	1									
Dave Engle, R (1, 2) Tack Wilson, R (7, PR) Ray Smith, R (8, 2) OBP: 0.444, SLG: 0.611 OBP: 0.250, SLG: 0.500 OBP: 0.421, SLG: 0.267										3	0	1	0	0	0	2									
Lenny Faedo, R (1, 6) OBP: 0.257, SLG: 0.265										4	0	1	1	0	1	2									
<b>Inning Stats</b>	R: 0 E: 0 K: 1 S: 4	H: 0 LOB: 0 BB: 1 P: 8	R: 1 E: 0 K: 1 S: 7	H: 2 LOB: 1 BB: 0 P: 7	R: 1 E: 1 K: 1 S: 8	H: 2 LOB: 2 BB: 0 P: 8	R: 0 E: 0 K: 0 S: 2	H: 0 LOB: 0 BB: 1 P: 6	R: 0 E: 0 K: 1 S: 6	H: 1 LOB: 1 BB: 0 P: 6	R: 1 E: 0 K: 1 S: 6	H: 1 LOB: 0 BB: 0 P: 6	R: 1 E: 0 K: 0 S: 5	H: 2 LOB: 1 BB: 0 P: 5	R: 2 E: 0 K: 1 S: 7	H: 3 LOB: 1 BB: 1 P: 11		1B: 6 2B: 4 3B: 0 HR: 1	SF: 0 SAC: 0 DP: 0 HBP: 0	WP: 0 PB: 0 SB: 1 CS: 2	PA: 36				
<b>PITCHER</b>	IP	WLS	BF	H	R	ER	SO	BB	IBB	HBP	BLK	WP	HR	S	P	ERA	WHIP								
Ed Nunez, R (1, 1) ERA: 4.4	5.2	L	24	6	3	3	4	2	0	0	0	0	0	30	38	4.76	1.412								
Ed Yande Berg, L (6, 1) ERA: 3.38	0.1		1	0	0	0	1	0	0	0	0	0	0	3	3	0.00	0.000								
Mike Stanton, R (7, 1) ERA: 1.23	1.0		5	2	1	1	0	0	0	0	0	0	0	5	5	9.00	2.000								
Bill Caudill, R (8, 1) ERA: 3.38	1.0		6	3	2	2	1	1	0	0	0	0	0	7	11	18.00	4.000								

AB	33
R	6
H	11
RBI	6
BB	3
SO	6
LOB	22






Batter	1	2	3	4	5	6	7	8	9	AB	R	H	RBI	BB	SO	LOB	TOP										
Steve Henderson, R (1,7) OBP: 0.406, SLG: 0.492										4	1	1	1	0	1	0	<b>Seattle Mariners @ Minnesota Twins</b> Hubert H. Humphrey Metrodome, Minneapolis, MN Wed Apr 20 1983, 7:05 PM EST Att: 3,074 - Dome - 61 F										
Domingo Ramos, R (1,5) OBP: 0.438, SLG: 0.733										4	0	0	0	0	1	2											
Al Cowens, R (1,9) OBP: 0.203, SLG: 0.233										4	0	1	1	0	1	0											
Ken Phelps, L (1,10) OBP: 0.225, SLG: 0.605										4	0	0	0	0	2	1											
Pat Putnam, L (1,3) OBP: 0.208, SLG: 0.244										3	0	0	0	1	0	1											
Todd Cruz, R (1,6) OBP: 0.400, SLG: 0.491										4	0	1	0	0	1	1											
Rick Sweet, S (1,2) OBP: 0.200, SLG: 0.143										4	0	1	0	0	0	2											
John Moses, S (1,8)										3	0	0	0	0	1	4											
Julio Cruz, S (1,4) OBP: 0.385, SLG: 0.500										3	1	1	0	0	0	0											
<b>Inning Stats</b>	R: 0 E: 0 K: 1 S: 5	H: 1 LOB: 0 BB: 0 P: 5	R: 0 E: 1 K: 2 S: 9	H: 1 LOB: 2 BB: 0 P: 9	R: 1 E: 0 K: 1 S: 6	H: 1 LOB: 0 BB: 0 P: 6	R: 0 E: 0 K: 1 S: 5	H: 0 LOB: 0 BB: 0 P: 5	R: 0 E: 0 K: 0 S: 3	H: 0 LOB: 0 BB: 0 P: 3	R: 0 E: 0 K: 1 S: 5	H: 1 LOB: 2 BB: 1 P: 8	R: 1 E: 1 K: 1 S: 7	H: 1 LOB: 1 BB: 0 P: 7	R: 0 E: 0 K: 0 S: 3	H: 0 LOB: 0 BB: 0 P: 3		1B: 4 2B: 1 3B: 0 HR: 0	SF: 0 SAC: 0 DP: 0 HBP: 0	WP: 0 PB: 0 SB: 1 CS: 1	PA: 34						
<b>PITCHER</b>	IP	WLS	BF	H	R	ER	SO	BB	IBB	HBP	BLK	WP	HR	S	P	ERA	WHIP										
Bobby Castillo, R (1,1) ERA: 1.69	7.0	W	26	4	1	0	6	1	0	0	0	0	0	37	41	0.00	0.714										
Rick Lysander, R (8,1) ERA: 3.68	2.0		8	1	1	0	1	0	0	0	0	0	0	10	10	0.00	0.500										

AB	33
R	2
H	5
RBI	2
BB	1
SO	7
LOB	11



Batter	1	2	3	4	5	6	7	8	9	AB	R	H	RBI	BB	SO	LOB	BOTTOM										
Mickey Hatcher, R (1,9) OBP: 0.400, SLG: 0.370										1	0	1	0	0	0	0	<b>Seattle Mariners @ Minnesota Twins</b> Hubert H. Humphrey Metrodome, Minneapolis, MN Wed Apr 20 1983, 7:05 PM EST Att: 3,074 - Dome - 61 F										
Darrell Brown, S (1,FR) OBP: 0.500, SLG: 0.333 (2,8)										3	0	1	3	1	0	0											
John Castino, R (1,4) OBP: 0.338, SLG: 0.574										4	0	0	0	0	0	4											
Gary Ward, R (1,7) OBP: 0.258, SLG: 0.300										5	2	2	0	0	0	2											
Kent Hrbek, L (1,3) OBP: 0.349, SLG: 0.534										5	2	2	0	0	0	4											
Gary Gaetti, R (1,5) OBP: 0.375, SLG: 0.446										5	3	3	3	0	0	1											
Tom Brunansky, R (1,8) OBP: 0.313, SLG: 0.269 (2,9)										4	1	2	1	1	0	2											
Randy Bush, L (1,10) OBP: 0.318, SLG: 0.263 (7,PH)										2	0	1	1	1	0	1											
Dave Engle, R (1,2) OBP: 0.355, SLG: 0.571										3	1	1	1	1	0	2											
Lenny Faedo, R (1,6) OBP: 0.282, SLG: 0.270										3	1	1	0	1	0	2											
<b>Inning Stats</b>	R: 0 E: 0 K: 0 S: 4	H: 1 LOB: 2 BB: 0 P: 4	R: 0 E: 0 K: 0 S: 4	H: 1 LOB: 1 BB: 0 P: 4	R: 0 E: 0 K: 0 S: 3	H: 0 LOB: 0 BB: 0 P: 3	R: 2 E: 0 K: 0 S: 6	H: 3 LOB: 2 BB: 1 P: 10	R: 0 E: 0 K: 0 S: 3	H: 0 LOB: 0 BB: 0 P: 3	R: 4 E: 1 K: 0 S: 7	H: 4 LOB: 1 BB: 1 P: 11	R: 3 E: 0 K: 0 S: 6	H: 3 LOB: 3 BB: 3 P: 18	R: 2 E: 0 K: 0 S: 5	H: 3 LOB: 0 BB: 0 P: 5	1B: 8 2B: 7 3B: 0 HR: 0	SF: 0 SAC: 1 DP: 0 HBP: 0	WP: 0 PB: 1 SB: 0 CS: 0	PA: 43							
<b>PITCHER</b>	IP	WLS	BF	H	R	ER	SO	BB	IBB	HBP	BLK	WP	HR	S	P	ERA	WHIP										
Gaylord Perry, R (1,1) ERA: 6.0	5.2	L	28	9	6	6	0	1	1	0	0	0	0	26	34	9.53	1.765										
Roy Thomas, R (6,1) ERA: 2.13	1.0		5	1	2	2	0	1	0	0	0	0	0	4	8	18.00	2.000										
Bryan Clark, L (7,1) ERA: 2.66	0.0		4	2	1	1	0	2	0	0	0	0	0	2	10	∞	∞										
Ed Vande Berg, L (7,1) ERA: 6.75	1.1		6	3	2	2	0	0	0	0	0	0	0	6	6	13.50	2.250										

AB	37
R	11
H	15
RBI	10
BB	5
SO	0
LOB	18





Batter	1	2	3	4	5	6	7	8	9	AB	R	H	RBI	BB	SO	LOB	TOP										
Steve Henderson, R (1, 7) John Moses, S (9, 7)	F8																4 0 1 0 1 1 1 0 0 0 0 0 0 0										
Dave Edler, R (1, 5) OBP: 0.357, SLG: 0.250	S		6-3														5 0 1 0 0 1 4										
Al Cowens, R (1, 9) OBP: 0.191, SLG: 0.219	F9																4 0 0 0 0 0 1										
Richie Zisk, R (1, 10) OBP: 0.160, SLG: 0.208	5-3																4 0 1 0 0 0 1										
Dave Henderson, R (1, 8) OBP: 0.327, SLG: 0.500																	3 0 2 0 1 0 0										
Todd Cruz, R (1, 6) OBP: 0.391, SLG: 0.492	K																4 0 1 0 0 2 3										
Pat Putnam, L (1, 3) OBP: 0.212, SLG: 0.306	K																4 1 1 1 0 1 4										
Orlando Mercado, R (1, 2) OBP: 0.188, SLG: 0.290																	4 0 1 0 0 1 0										
Julio Cruz, S (1, 4) OBP: 0.393, SLG: 0.560																	4 1 2 1 0 0 1										
<b>Inning Stats</b>	R: 0 E: 0 K: 0 S: 4	H: 1 LOB: 1 BB: 0 P: 4	R: 0 E: 0 K: 2 S: 7	H: 0 LOB: 0 BB: 0 P: 7	R: 0 E: 0 K: 0 S: 4	H: 1 LOB: 1 BB: 0 P: 4	R: 0 E: 0 K: 0 S: 5	H: 2 LOB: 2 BB: 0 P: 5	R: 0 E: 0 K: 1 S: 3	H: 1 LOB: 1 BB: 1 P: 7	R: 0 E: 0 K: 1 S: 5	H: 0 LOB: 1 BB: 1 P: 9	R: 2 E: 0 K: 1 S: 7	H: 2 LOB: 0 BB: 0 P: 7	R: 0 E: 0 K: 0 S: 5	H: 2 LOB: 2 BB: 0 P: 5	R: 0 E: 0 K: 2 S: 8	H: 1 LOB: 1 BB: 0 P: 8	1B: 6 2B: 2 3B: 0 HR: 2	SF: 0 SAC: 0 DP: 0 HBP: 0	WP: 0 PB: 0 SB: 0 CS: 2	PA: 38					
<b>PITCHER</b>	IP	WLS	BF	H	R	ER	SO	BB	IBB	HBP	BLK	WP	HR	S	P	ERA	WHIP										
Bryan Oelkers, L (1, 1) ERA: 5.09	7.0	L	29	7	2	2	4	2	0	0	0	0	2	35	43	2.57	1.286										
Frank Viola, L (8, 1) ERA: 7.94	1.0		5	2	0	0	0	0	0	0	0	0	0	5	5	0.00	2.000										
Ron Davis, R (9, 1) ERA: 2.31	1.0		4	1	0	0	2	0	0	0	0	0	0	8	8	0.00	1.000										

Seattle Mariners @ Minnesota Twins  
 Hubert H. Humphrey Metrodome, Minneapolis, MN  
 Thu Apr 21 1983, 7:05 PM EST  
 Att. 4,719 - Dome - 60 F

AB 36  
 R 2  
 H 10  
 RBI 2  
 BB 2  
 SO 6  
 LOB 15



Batter	1	2	3	4	5	6	7	8	9	AB	R	H	RBI	BB	SO	LOB	BOTTOM										
Darrell Brown, S (1, 8) OBP: 0.375, SLG: 0.286	4-3																4 0 1 0 0 0 0										
John Castino, R (1, 4) OBP: 0.333, SLG: 0.554	2-3																4 0 1 0 0 0 1										
Gary Ward, R (1, 7) OBP: 0.243, SLG: 0.281	2-3																4 0 0 0 0 1 2										
Gary Gaetti, R (1, 5) OBP: 0.358, SLG: 0.424	F9																3 0 0 0 0 1 1										
Kent Hrbek, L (1, 3) OBP: 0.359, SLG: 0.534																	0 0 0 0 0 0 0										
Scott Ullger, R (2, PR) (3, 3)																	2 0 0 0 0 0 0										
Tom Brunansky, R (1, 9) OBP: 0.328, SLG: 0.264																	1 0 0 0 2 0 0										
Dave Engle, R (1, 10) OBP: 0.300, SLG: 0.500	6-3																3 0 0 0 0 1 2										
Tim Laudner, R (1, 2) OBP: 0.280, SLG: 0.227																	3 0 0 0 0 1 1										
Lenny Faedo, R (1, 6) OBP: 0.262, SLG: 0.250																	3 0 0 0 0 0 0										
<b>Inning Stats</b>	R: 0 E: 0 K: 0 S: 4	H: 1 LOB: 1 BB: 0 P: 4	R: 0 E: 0 K: 0 S: 1	H: 0 LOB: 1 BB: 1 P: 6	R: 0 E: 0 K: 1 S: 5	H: 0 LOB: 0 BB: 0 P: 5	R: 0 E: 0 K: 1 S: 5	H: 0 LOB: 0 BB: 0 P: 5	R: 0 E: 0 K: 0 S: 3	H: 0 LOB: 0 BB: 0 P: 3	R: 0 E: 0 K: 1 S: 5	H: 0 LOB: 0 BB: 0 P: 5	R: 0 E: 0 K: 1 S: 5	H: 0 LOB: 0 BB: 0 P: 5	R: 0 E: 0 K: 1 S: 5	H: 0 LOB: 1 BB: 1 P: 9	R: 0 E: 0 K: 1 S: 4	H: 1 LOB: 1 BB: 0 P: 4	1B: 2 2B: 0 3B: 0 HR: 0	SF: 0 SAC: 0 DP: 0 HBP: 1	WP: 0 PB: 0 SB: 0 CS: 2	PA: 30					
<b>PITCHER</b>	IP	WLS	BF	H	R	ER	SO	BB	IBB	HBP	BLK	WP	HR	S	P	ERA	WHIP										
Matt Young, L (1, 1) ERA: 4.88	8.1	W	28	2	0	0	4	2	0	1	0	0	0	33	42	0.00	0.480										
Bill Caudill, R (9, 1) ERA: 3.12	0.2	S	2	0	0	0	0	0	0	0	0	0	0	2	2	0.00	0.000										

Seattle Mariners @ Minnesota Twins  
 Hubert H. Humphrey Metrodome, Minneapolis, MN  
 Thu Apr 21 1983, 7:05 PM EST  
 Att. 4,719 - Dome - 60 F

AB 27  
 R 0  
 H 2  
 RBI 0  
 BB 2  
 SO 4  
 LOB 7





Batter	1	2	3	4	5	6	7	8	9	AB	R	H	RBI	BB	SO	LOB	TOP			
Darrell Brown, S OBP: 0.250, SLG: 0.182	0-0 4-3		0-0 4-3			0-0 3-1		0-0 FC3-6 2B		4	1	0	0	0	0	1				
John Castino, R OBP: 0.356, SLG: 0.623	0-0 HR			0-0 L4		0-0 1B		0-0 1B 2B		4	2	3	2	0	0	0				
Gary Ward, R OBP: 0.243, SLG: 0.279	0-0 6-3			0-3 K		0-0 L9		0-0 1B		4	0	1	1	0	1	1				
Gary Gaetti, R OBP: 0.352, SLG: 0.460	0-0 5-3			0-0 HR		0-0 F7		0-0 F9		4	1	1	1	0	0	2				
Tom Brunansky, R OBP: 0.310, SLG: 0.246		0-0 6-3		0-3 K			0-0 F6		0-0 F9	4	0	0	0	0	1	0				
Randy Bush, L OBP: 0.384, SLG: 0.560		0-0 G3			0-0 4-3		0-0 L7		4-0 FC6-4 BB	3	0	0	0	1	0	0				
Dave Engle, R OBP: 0.379, SLG: 0.571		0-0 F7			0-0 HR		0-0 5-3		0-0 FC6-4	4	1	1	1	0	0	1				
Scott Ullger, R OBP: 0.267, SLG: 0.256			0-3 K		0-0 5-3			0-0 6-3	0-0 6-3	4	0	0	0	0	1	1				
Lenny Faedo, R OBP: 0.267, SLG: 0.256			0-0 F8		0-0 5-3			0-0 FC3-6 1B		3	0	1	0	0	0	0				
<b>Inning Stats</b>	R: 1 E: 0 K: 0 S: 4	H: 1 LOB: 0 BB: 0 P: 4	R: 0 E: 0 K: 0 S: 3	H: 0 LOB: 0 BB: 0 P: 3	R: 0 E: 0 K: 1 S: 5	H: 0 LOB: 0 BB: 0 P: 5	R: 1 E: 0 K: 2 S: 8	H: 1 LOB: 0 BB: 0 P: 8	R: 1 E: 0 K: 0 S: 4	H: 1 LOB: 0 BB: 0 P: 4	R: 0 E: 0 K: 0 S: 3	H: 0 LOB: 0 BB: 0 P: 3	R: 2 E: 0 K: 0 S: 6	H: 3 LOB: 1 BB: 0 P: 6	R: 0 E: 0 K: 0 S: 3	H: 0 LOB: 1 BB: 1 P: 7	1B: 3 2B: 1 3B: 0 HR: 3	SF: 0 SAC: 0 DP: 0 HBP: 0	WP: 0 PB: 0 CS: 0	PA: 35
<b>PITCHER</b>	IP WLS BF H R ER SO BB IBB HBP BLK WP HR S P ERA WHIP																			
Doyle Alexander, R ERA: 7.02	(1, 1) 7.2 L 29 6 5 5 3 0 0 0 0 0 0 3 35 35 5.87 0.783																			
Dale Murray, R ERA: 8.31	(8, 1) 1.1 6 1 0 0 0 1 0 0 0 0 0 0 5 9 0.00 1.500																			

Minnesota Twins @ New York Yankees  
Yankee Stadium, Bronx, NY  
Fri Apr 22 1983, 6:05 PM EST  
Att: 17,037 - Unknown - 63 F

AB 34  
R 5  
H 7  
RBI 5  
BB 1  
SO 3  
LOB 6



Batter	1	2	3	4	5	6	7	8	9	AB	R	H	RBI	BB	SO	LOB	BOTTOM			
Willie Randolph, R OBP: 0.270, SLG: 0.241	0-0 4-3		0-0 L8			0-0 6-3		0-0 F7		4	0	0	0	0	0	0				
Ken Griffey, L OBP: 0.382, SLG: 0.463	4-0 WP 1B BB		0-3 K			0-3 K			0-0 F8	3	0	0	0	1	2	0				
Dave Winfield, R OBP: 0.339, SLG: 0.471	0-0 F8		0-0 P2			0-0 F7			0-0 1B 1B	4	1	1	0	0	0	1				
Don Baylor, R OBP: 0.436, SLG: 0.457	0-0 BB 1B			0-0 FC3-6 1B		4-0 BB 4-3			0-0 1B BB 1B	3	1	3	0	1	0	0				
Steve Kemp, L OBP: 0.339, SLG: 0.540	4-0 BB			0-0 FC3-6 G6-4-3		0-0 4-3			0-0 BB BB 1B	3	1	1	1	1	0	2				
Roy Smalley, S OBP: 0.293, SLG: 0.346	0-0 F4			0-0 G6-4-3		0-0 F8			4-0 FC1-6 BB BB	3	0	0	0	1	0	5				
Graig Nettles, L OBP: 0.340, SLG: 0.318		4-0 WP BB			0-0 F9		0-3 K		4-0 FC1-6 BB	2	0	0	1	2	1	1				
Jerry Mumphrey, S OBP: 0.225, SLG: 0.342		0-0 9-5			0-3 K			0-0 L9	0-0 FC1-6	4	0	0	1	0	1	3				
Rick Cerone, R OBP: 0.280, SLG: 0.320		0-0 F5			0-0 L8			0-0 F7	0-0 F8	3	0	0	0	0	0	0				
Oscar Gamble, L OBP: 0.167, SLG: 0.167										0	0	0	0	0	0	0				
Lou Piniella, R OBP: 0.167, SLG: 0.167										1	0	0	0	0	0	2				
<b>Inning Stats</b>	R: 0 E: 0 K: 0 S: 4	H: 1 LOB: 3 BB: 2 P: 12	R: 0 E: 0 K: 0 S: 2	H: 0 LOB: 0 BB: 1 P: 6	R: 0 E: 0 K: 1 S: 5	H: 0 LOB: 0 BB: 0 P: 5	R: 0 E: 0 K: 0 S: 3	H: 1 LOB: 0 BB: 0 P: 3	R: 0 E: 0 K: 1 S: 5	H: 0 LOB: 0 BB: 0 P: 5	R: 0 E: 0 K: 1 S: 5	H: 0 LOB: 1 BB: 1 P: 9	R: 0 E: 0 K: 0 S: 3	H: 0 LOB: 0 BB: 0 P: 3	R: 3 E: 0 K: 0 S: 6	H: 3 LOB: 2 BB: 2 P: 14	1B: 5 2B: 1 3B: 0 HR: 0	SF: 0 SAC: 0 DP: 2 HBP: 0	WP: 2 PB: 0 CS: 0	PA: 36
<b>PITCHER</b>	IP WLS BF H R ER SO BB IBB HBP BLK WP HR S P ERA WHIP																			
Brad Havens, L ERA: 8.46	(1, 1) 8.1 W 32 5 3 3 4 4 0 0 0 0 0 0 36 52 3.24 1.080																			
Ron Davis, R ERA: 2.25	(9, 1) 0.1 3 0 0 0 0 2 0 0 0 0 0 0 1 9 0.00 6.000																			
Len Whitehouse, L ERA: 1.32	(9, 1) 0.1 S 1 0 0 0 0 0 0 0 0 0 0 0 1 1 0.00 0.000																			

Minnesota Twins @ New York Yankees  
Yankee Stadium, Bronx, NY  
Fri Apr 22 1983, 6:05 PM EST  
Att: 17,037 - Unknown - 63 F

AB 30  
R 3  
H 5  
RBI 3  
BB 6  
SO 4  
LOB 14





Batter	1	2	3	4	5	6	7	8	9	AB	R	H	RBI	BB	SO	LOB	TOP			
Darrell Brown, S OBP: 0.375, SLG: 0.400	0-0 4-3		0-0 WP 1B		0-0 2H 2B		0-0 1B			4	1	3	1	0	0	0	<b>Minnesota Twins @ New York Yankees</b> Yankee Stadium, Bronx, NY Sat Apr 23 1983, 6:05 PM EST Att: 20,146 - Cloudy - 65 F			
John Castino, R OBP: 0.364, SLG: 0.616	0-0 1B		0-0 1H HR		0-3 K		0-0 5-3			4	1	2	1	0	1	2				
Gary Ward, R OBP: 0.244, SLG: 0.319	0-0 F8		0-0 1H HR		0-0 F9			0-0 5-3		4	1	1	2	0	0	2				
Gary Gaetti, R OBP: 0.333, SLG: 0.433	0-0 F7		0-0 L8			0-0 6-3		0-3 K		4	0	0	0	0	1	1				
Tom Brunansky, R OBP: 0.307, SLG: 0.246		0-3 K		0-3 K		0-0 1B		0-0 6-3		4	0	1	0	0	2	0				
Dave Engle, R OBP: 0.333, SLG: 0.500		0-0 6-3		0-0 F7		0-0 L8			0-0 L8	4	0	0	0	0	0	1				
Scott Ullger, R (1, 3)		0-3 K		0-0 6-3		0-0 F9			0-0 F7	4	0	0	0	0	1	1				
Ray Smith, R OBP: 0.348, SLG: 0.211			0-0 F6		0-0 F8		0-0 4-3		0-0 F8	4	0	0	0	0	0	0				
Lenny Faedo, R OBP: 0.271, SLG: 0.283			0-0 6-3		0-0 2B		0-0 L9			3	1	1	0	0	0	0				
<b>Inning Stats</b>	R: 0 E: 0 K: 0 S: 4	H: 1 LOB: 1 BB: 0 P: 4	R: 0 E: 0 K: 2 S: 7	H: 0 LOB: 0 BB: 0 P: 7	R: 3 E: 0 K: 0 S: 6	H: 3 LOB: 0 BB: 0 P: 6	R: 0 E: 0 K: 1 S: 5	H: 0 LOB: 0 BB: 0 P: 5	R: 1 E: 0 K: 1 S: 7	H: 2 LOB: 1 BB: 0 P: 7	R: 0 E: 0 K: 0 S: 4	H: 1 LOB: 1 BB: 0 P: 4	R: 0 E: 0 K: 1 S: 5	H: 0 LOB: 0 BB: 0 P: 5	R: 0 E: 0 K: 0 S: 3	H: 0 LOB: 0 BB: 0 P: 3	1B: 5 2B: 2 3B: 0 HR: 1	SF: 0 SAC: 0 DP: 0 HBP: 0	WP: 1 PB: 0 CS: 0	PA: 35
<b>PITCHER</b> Shane Rawley, L ERA: 3.0	IP: 9.0 WLS: W BF: 35 H: 8 R: 4 ER: 4 SO: 5 BB: 0 IBB: 0 HBP: 0 BLK: 0 WP: 1 HR: 1 S: 45 P: 45 ERA: 4.00 WHIP: 0.889																			

Batter	1	2	3	4	5	6	7	8	9	AB	R	H	RBI	BB	SO	LOB	BOTTOM			
Willie Randolph, R OBP: 0.279, SLG: 0.270	0-0 F8	0-0 F8	0-0 1H 2H 2B		0-0 1-2 G6-4-3			0-0 1-2 G3 1B		5	1	2	2	0	0	3	<b>Minnesota Twins @ New York Yankees</b> Yankee Stadium, Bronx, NY Sat Apr 23 1983, 6:05 PM EST Att: 20,146 - Cloudy - 65 F			
Roy Smalley, S OBP: 0.302, SLG: 0.386	0-0 1B	0-0 F8	0-0 2H 2B			0-0 P2		0-0 1-2 2-3 G3		5	1	2	1	0	0	4				
Dave Winfield, R OBP: 0.344, SLG: 0.464	0-0 1B		0-3 FC3-6 1B		0-0 F9	0-3 K		0-0 3H FC5-2-5		5	1	2	0	0	1	3				
Don Baylor, R OBP: 0.433, SLG: 0.429	0-0 P3		4-0 BB FC3-6 BB	0-0 6-3		4-0 BB		0-3 K		3	0	0	0	2	1	4				
Steve Kemp, L OBP: 0.333, SLG: 0.519	0-0 1-3 2H 1B		0-0 1-2 2-3 FC3-6 1B	0-0 F7		0-0 1-3				4	1	1	1	0	0	3				
Lou Piniella, R OBP: 0.400, SLG: 0.400	0-0 P4		0-0 1-2 2B E	0-0 1B			0-0 L7			4	1	2	1	0	0	2				
Jerry Mumphrey, S OBP: 0.225, SLG: 0.342			0-0 1-2 3H 2B 1B	0-0 1B					0	0	0	0	0	0	0	0				
Butch Wynegar, S OBP: 0.433, SLG: 0.630		0-0 F8	0-0 1H 2H 2B	0-0 F7			0-0 6-3			4	1	1	1	0	0	1				
Graig Nettles, L OBP: 0.333, SLG: 0.313		0-0 1B	0-0 F9		0-0 L9		0-0 F5			4	0	1	0	0	0	1				
Andre Robertson, R OBP: 0.375, SLG: 0.400		0-0 1B	4-0 BB G6-4-3 2B BB		0-0 G6-4-3 1B		0-0 G3 1B			3	1	3	0	1	0	0				
<b>Inning Stats</b>	R: 1 E: 0 K: 0 S: 6	H: 3 LOB: 2 BB: 0 P: 6	R: 0 E: 0 K: 0 S: 5	H: 2 LOB: 2 BB: 0 P: 5	R: 6 E: 1 K: 0 S: 8	H: 5 LOB: 1 BB: 2 P: 16	R: 0 E: 0 K: 0 S: 4	H: 1 LOB: 1 BB: 0 P: 4	R: 0 E: 0 K: 1 S: 5	H: 1 LOB: 0 BB: 0 P: 3	R: 0 E: 0 K: 1 S: 5	H: 0 LOB: 1 BB: 1 P: 9	R: 0 E: 0 K: 0 S: 3	H: 0 LOB: 0 BB: 0 P: 3	R: 0 E: 0 K: 1 S: 7	H: 2 LOB: 2 BB: 0 P: 7	1B: 10 2B: 4 3B: 0 HR: 0	SF: 0 SAC: 0 DP: 1 HBP: 0	WP: 0 PB: 0 CS: 0	PA: 40
<b>PITCHER</b> Jack O'Connor, L ERA: 4.98 Pete Filson, L ERA: 4.15 Rick Lysander, R ERA: 3.45	IP: 2.1 WLS: L BF: 16 H: 8 R: 5 ER: 5 SO: 0 BB: 1 IBB: 0 HBP: 0 BLK: 0 WP: 0 HR: 0 S: 15 P: 19 ERA: 19.29 WHIP: 3.857																			



Batter	1	2	3	4	5	6	7	8	9	AB	R	H	RBI	BB	SO	LOB	TOP			
<b>Darrell Brown, S</b> OBP: 0.300, SLG: 0.316 (1, 8)	0-0 6-3		0-0 FC6-4			0-0 L4		0-0 FC6		4	0	0	0	0	0	2	<b>Minnesota Twins @ New York Yankees</b> Yankee Stadium, Bronx, NY Mon Apr 25 1983, 7:05 PM EDT Att: 11,363 - Unknown - 49 F <a href="http://livebaseballscores.com">livebaseballscores.com</a>			
<b>John Castino, R</b> OBP: 0.346, SLG: 0.584 (1, 4)	0-0 F8			0-3 K		0-0 F4			0-0 6-3	4	0	0	0	0	1	0				
<b>Gary Ward, R</b> OBP: 0.244, SLG: 0.355 (1, 7)	0-0 F4			0-0 HR		0-0 1-3			0-0 F9	4	1	1	1	0	0	0				
<b>Gary Gaetti, R</b> OBP: 0.316, SLG: 0.408 (1, 5)		0-0 F8		0-0 5-3		0-3 K			0-0 P5	4	0	0	0	0	1	0				
<b>Tom Brunansky, R</b> OBP: 0.295, SLG: 0.234 (1, 9)		0-0 F4		0-0 F2		0-0 F6				3	0	0	0	0	0	0				
<b>Dave Engle, R</b> OBP: 0.306, SLG: 0.457 (1, 10)		0-0 F7			0-0 F7		0-0 F9			3	0	0	0	0	0	0				
<b>Tim Laudner, R</b> OBP: 0.286, SLG: 0.208 (1, 2)			0-0 F8		4-0 BB			0-0 P3		2	0	0	0	1	0	0				
<b>Scott Ullger, R</b> (1, 3)			0-3 K		0-0 4-1			0-0 F7		3	0	0	0	0	1	1				
<b>Lenny Faedo, R</b> OBP: 0.294, SLG: 0.306 (1, 6)			0-0 FC6-4 1B		0-0 5-3			0-0 FC6 1B		3	0	2	0	0	0	1				
<b>Inning Stats</b>	R: 0 E: 0 K: 0 S: 3	H: 0 LOB: 0 BB: 0 P: 3	R: 0 E: 0 K: 0 S: 3	H: 0 LOB: 0 BB: 0 P: 3	R: 0 E: 0 K: 1 S: 6	H: 1 LOB: 1 BB: 0 P: 6	R: 1 E: 0 K: 1 S: 6	H: 1 LOB: 0 BB: 0 P: 6	R: 0 E: 0 K: 0 S: 3	H: 0 LOB: 0 BB: 0 P: 3	R: 0 E: 0 K: 1 S: 5	H: 0 LOB: 0 BB: 0 P: 5	R: 0 E: 0 K: 0 S: 4	H: 1 LOB: 1 BB: 0 P: 4	R: 0 E: 0 K: 0 S: 3	H: 0 LOB: 0 BB: 0 P: 3	1B: 2 2B: 0 3B: 0 HR: 1	SF: 0 SAC: 0 DP: 0 HBP: 0	WP: 0 PB: 0 CS: 0	PA: 31
<b>PITCHER</b> <b>Ron Guidry, L</b> ERA: 3.81 (1, 1)	IP: 9.0 WLS: W BF: 31 H: 3 R: 1 ER: 1 SO: 3 BB: 1 IBB: 0 HBP: 0 BLK: 0 WP: 0 HR: 1 S: 36 P: 40 ERA: 1.00 WHIP: 0.444											<b>PITCHER</b>	IP: 9.0 WLS: W BF: 31 H: 3 R: 1 ER: 1 SO: 3 BB: 1 IBB: 0 HBP: 0 BLK: 0 WP: 0 HR: 1 S: 36 P: 40 ERA: 1.00 WHIP: 0.444							

Batter	1	2	3	4	5	6	7	8	9	AB	R	H	RBI	BB	SO	LOB	BOTTOM			
<b>Willie Randolph, R</b> OBP: 0.306, SLG: 0.288 (1, 4)	0-0 5-3		4-0 F7 SH2-3 BB		0-0 FC4-6 1B		0-0 1B			3	0	2	0	1	0	0	<b>Minnesota Twins @ New York Yankees</b> Yankee Stadium, Bronx, NY Mon Apr 25 1983, 7:05 PM EDT Att: 11,363 - Unknown - 49 F <a href="http://livebaseballscores.com">livebaseballscores.com</a>			
<b>Ken Griffey, L</b> OBP: 0.361, SLG: 0.456 (1, 3)	0-0 L7		0-0 SH2-3		0-0 FC4-6 3B		0-0 1B			3	1	1	0	0	0	1				
<b>Dave Winfield, R</b> OBP: 0.353, SLG: 0.517 (1, 8) (9, 7)	0-0 1B 2B		0-0 F7		0-0 3B		0-3 K			4	1	2	1	0	1	3				
<b>Don Baylor, R</b> OBP: 0.422, SLG: 0.415 (1, 10)	0-0 1B		0-0 6-3		0-0 4-3		0-0 4-3			4	0	1	1	0	0	4				
<b>Steve Kemp, L</b> OBP: 0.313, SLG: 0.483 (1, 7) (9, 9)	0-0 L7			0-0 4-3		0-0 F7		0-0 3-1		4	0	0	0	0	0	2				
<b>Lou Piniella, R</b> OBP: 0.375, SLG: 0.375 (1, 9)		0-0 F7		0-0 F8		0-0 1B		1-0 1B HBP		3	0	1	0	0	0	0				
<b>Oscar Gamble, L</b> OBP: 0.286, SLG: 0.167 (8, FH)										0	0	0	0	0	0	0				
<b>Jerry Mumphrey, S</b> OBP: 0.225, SLG: 0.342 (9, 8)										0	0	0	0	0	0	0				
<b>Roy Smalley, S</b> OBP: 0.313, SLG: 0.383 (1, 5)		0-0 5-3		4-0 BB BB		0-0 5-3		0-0 1B		3	0	1	0	1	0	0				
<b>Rick Cerone, R</b> OBP: 0.310, SLG: 0.296 (1, 2)		4-0 BB		4-0 BB BB		0-3 K		0-0 F7		2	0	0	0	2	1	2				
<b>Andre Robertson, R</b> OBP: 0.300, SLG: 0.316 (1, 6)		0-3 K		0-0 F8		0-0 L3		0-0 L9		4	0	0	0	0	1	5				
<b>Inning Stats</b>	R: 1 E: 0 K: 0 S: 5	H: 2 LOB: 1 BB: 0 P: 5	R: 0 E: 0 K: 1 S: 5	H: 0 LOB: 1 BB: 1 P: 9	R: 0 E: 0 K: 0 S: 3	H: 0 LOB: 1 BB: 1 P: 7	R: 0 E: 0 K: 0 S: 3	H: 0 LOB: 2 BB: 2 P: 11	R: 1 E: 0 K: 0 S: 5	H: 2 LOB: 1 BB: 0 P: 5	R: 0 E: 0 K: 1 S: 7	H: 2 LOB: 2 BB: 0 P: 7	R: 0 E: 0 K: 0 S: 4	H: 1 LOB: 2 BB: 0 P: 5	R: 0 E: 0 K: 0 S: 3	H: 1 LOB: 2 BB: 0 P: 5	1B: 6 2B: 1 3B: 1 HR: 0	SF: 0 SAC: 1 DP: 0 HBP: 1	WP: 0 PB: 0 CS: 0	PA: 36
<b>PITCHER</b> <b>Frank Viola, L</b> ERA: 5.94 (1, 1)	IP: 6.1 WLS: L BF: 29 H: 7 R: 2 ER: 2 SO: 2 BB: 4 IBB: 0 HBP: 0 BLK: 0 WP: 0 HR: 0 S: 29 P: 45 ERA: 2.84 WHIP: 1.737											<b>PITCHER</b> <b>Rick Lysander, R</b> ERA: 3.12 (7, 1)	IP: 1.2 WLS: 7 BF: 7 H: 1 R: 0 ER: 0 SO: 1 BB: 0 IBB: 0 HBP: 1 BLK: 0 WP: 0 HR: 0 S: 8 P: 9 ERA: 0.00 WHIP: 0.600							



Batter	1	2	3	4	5	6	7	8	9	AB	R	H	RBI	BB	SO	LOB	TOP			
Darrell Brown, S OBP: 0.292, SLG: 0.348	0-0 6-3		0-0 2B			0-0 G3		0-3 K		4	0	1	1	0	1	0				
John Castino, R OBP: 0.323, SLG: 0.556	0-0 5-3		0-0 F9			0-0 3-1			0-0 1-3	4	0	0	0	0	0	1				
Gary Ward, R OBP: 0.244, SLG: 0.342	0-0 6-3			0-0 4-3		4-0 BB			0-0 F8	3	0	0	0	1	0	0				
Kent Hrbek, L OBP: 0.338, SLG: 0.500		0-0 G3		0-0 1-3		0-0 F7			0-0 L8	4	0	0	0	0	0	1				
Gary Gaetti, R OBP: 0.305, SLG: 0.392		0-0 F9		0-0 5-3			0-0 5-3			3	0	0	0	0	0	0				
Tom Brunansky, R OBP: 0.296, SLG: 0.227		0-0 6-3			4-0 CS BB		0-3 K			2	0	0	0	1	1	0				
Randy Bush, L OBP: 0.362, SLG: 0.566			0-0 G3 2B		0-0 L9				0-0 4-3	3	1	1	0	0	0	1				
Dave Engle, R OBP: 0.308, SLG: 0.447			0-0 G3		0-0 1B			0-3 K		3	0	1	0	0	1	1				
Lenny Faedo, R OBP: 0.278, SLG: 0.288			0-0 5-3		0-0 L9			0-0 L3		3	0	0	0	0	0	2				
<b>Inning Stats</b>	R: 0 E: 0 K: 0 S: 3	H: 0 LOB: 0 BB: 0 P: 3	R: 0 E: 0 K: 0 S: 3	H: 0 LOB: 0 BB: 0 P: 3	R: 1 E: 0 K: 0 S: 5	H: 2 LOB: 1 BB: 0 P: 5	R: 0 E: 0 K: 0 S: 3	H: 0 LOB: 0 BB: 0 P: 3	R: 0 E: 0 K: 0 S: 3	H: 1 LOB: 1 BB: 1 P: 7	R: 0 E: 0 K: 1 S: 5	H: 0 LOB: 0 BB: 0 P: 5	R: 0 E: 0 K: 2 S: 7	H: 0 LOB: 0 BB: 0 P: 7	R: 0 E: 0 K: 0 S: 3	H: 0 LOB: 0 BB: 0 P: 3	1B: 1 2B: 2 3B: 0 HR: 0	SF: 0 SAC: 0 DP: 0 HBP: 0	WP: 0 PB: 0 SB: 0 CS: 1	PA: 31
<b>PITCHER</b> Lary Sorensen, R ERA: 4.78	IP: 9.0 WLS: W BF: 31 H: 3 R: 1 ER: 1 SO: 3 BB: 2 IBB: 0 HBP: 0 BLK: 0 WP: 0 HR: 0 S: 35 P: 43 ERA: 1.00 WHIP: 0.556															<b>PITCHER</b>				

Minnesota Twins @ Cleveland Indians  
Cleveland Municipal Stadium, Cleveland, OH

Tue Apr 26 1983, 7:05 PM EDT  
Att. 4,493 - Unknown - 60 F

AB 29  
R 1  
H 3  
RBI 1  
BB 2  
SO 3  
LOB 6



Batter	1	2	3	4	5	6	7	8	9	AB	R	H	RBI	BB	SO	LOB	BOTTOM			
Miguel Dilone, S OBP: 0.412, SLG: 0.385	0-0 F9		0-0 G4-3			0-3 K	0-0 3B	0-0 4-3		4	1	1	2	0	1	1				
Alan Bannister, R OBP: 0.333, SLG: 0.424			1-2F				1-3 2H 3H	1B		1	0	0	0	0	0	2				
Manny Trillo, R OBP: 0.384, SLG: 0.333	0-0 1B		0-3 K			0-0 WP 1B	1-3 3H 4-0	3B		4	1	3	2	0	1	0				
Mike Hargrove, L OBP: 0.300, SLG: 0.286	0-0 F9			0-0 3-1		0-3 K				3	0	0	0	1	1	2				
Andre Thornton, R OBP: 0.472, SLG: 0.526	0-0 1B			4-0 G6-4-3 BB			SH3-4 1B	L7		3	1	2	1	1	0	2				
Pat Tabler, R OBP: 0.414, SLG: 0.560	0-0 FC6-4			0-0 G6-4-3			1B SH3-4 1B	WP 1B SF7 BB		3	2	1	0	1	0	2				
Rick Manning, L OBP: 0.281, SLG: 0.250		0-3 K			0-0 4-3		0-0 SH3-4	1B WP 1B		3	0	1	0	0	1	0				
George Vukovich, L OBP: 0.164, SLG: 0.255		0-3 K			0-3 K		4-0 1B IBB	SF7		2	1	0	1	1	2	0				
Chris Bando, S OBP: 0.364, SLG: 0.263		0-0 6-3			0-3 K		0-0 1B IBB	1B K		2	0	0	0	0	1	0				
Broderick Perkins, L OBP: 0.400, SLG: 0.444							1-2 2-3 3-H	1B		1	1	1	1	0	0	0				
Ron Hassey, L OBP: 0.447, SLG: 0.412							1-2 2-3 3-H	1B		1	0	0	0	0	1	1				
Julio Franco, R OBP: 0.258, SLG: 0.317			0-0 G4-3 1B			0-3 K	0-0 P3	1B		4	0	2	0	0	1	3				
<b>Inning Stats</b>	R: 1 E: 0 K: 0 S: 5	H: 2 LOB: 1 BB: 0 P: 5	R: 0 E: 0 K: 2 S: 7	H: 0 LOB: 0 BB: 0 P: 7	R: 0 E: 0 K: 1 S: 5	H: 1 LOB: 0 BB: 0 P: 5	R: 0 E: 0 K: 0 S: 2	H: 0 LOB: 0 BB: 1 P: 6	R: 0 E: 0 K: 2 S: 7	H: 0 LOB: 0 BB: 0 P: 7	R: 0 E: 0 K: 3 S: 10	H: 1 LOB: 1 BB: 0 P: 10	R: 5 E: 0 K: 0 S: 8	H: 5 LOB: 2 BB: 2 P: 16	R: 1 E: 0 K: 1 S: 7	H: 2 LOB: 2 BB: 1 P: 11	1B: 10 2B: 0 3B: 1 HR: 0	SF: 1 SAC: 1 DP: 2 HBP: 0	WP: 2 PB: 0 SB: 1 CS: 0	PA: 37
<b>PITCHER</b> Bobby Castillo, R ERA: 3.18	IP: 6.1 WLS: L BF: 25 H: 6 R: 4 ER: 4 SO: 8 BB: 1 IBB: 1 HBP: 0 BLK: 0 WP: 1 HR: 0 S: 39 P: 47 ERA: 5.68 WHIP: 1.105															<b>PITCHER</b>				
Len Whitehouse, L ERA: 1.99	0.0 1 0 0 0 0 0 0 0 0 0 1 1 ∞ ∞																			
Ron Davis, R ERA: 3.29	1.2 11 4 3 3 1 2 0 0 0 1 0 11 16.20 3.600																			

Minnesota Twins @ Cleveland Indians  
Cleveland Municipal Stadium, Cleveland, OH

Tue Apr 26 1983, 7:05 PM EDT  
Att. 4,493 - Unknown - 60 F

AB 31  
R 7  
H 11  
RBI 7  
BB 4  
SO 9  
LOB 13





Batter	1	2	3	4	5	6	7	8	9	AB	R	H	RBI	BB	SO	LOB	TOP			
Darrell Brown, S OBP: 0.259, SLG: 0.308 Bobby Mitchell, L OBP: 0.346, SLG: 0.227 Tom Brunansky, R OBP: 0.289, SLG: 0.221	(1, 8) 0-3 K		(2) 0-3 K		(3) 0-3 K			(2) 0-3 K	(2) 0-0 F7	3	0	0	0	0	3	0	<b>Minnesota Twins @ Cleveland Indians</b> Cleveland Municipal Stadium, Cleveland, OH Wed Apr 27 1983, 7:05 PM EDT Att: 6,824 - Unknown - 73 F			
John Castino, R OBP: 0.333, SLG: 0.593	(1, 4) 0-0 F8		0-0 2B				(1) 0-0 L8	0-0 HR	(3) 0-3 K	5	1	2	2	0	1	1				
Gary Ward, R OBP: 0.244, SLG: 0.329	(1, 7) 0-0 L8		0-0 F6				(2) 0-0 6-3	4-0 1B BB		3	1	0	0	1	0	1				
Kent Hrbek, L OBP: 0.361, SLG: 0.561		0-0 HR		0-0 G6-4-3 1B			(3) 0-0 L9	0-0 BB 1B		4	2	3	1	0	0	0				
Gary Gaetti, R OBP: 0.314, SLG: 0.390	(1, 5) 0-0 F7		0-0 G6-4-3 1-2				0-0 G4-6-3 1B	4-0 1B BB		3	0	1	0	1	0	1				
Randy Bush, L OBP: 0.371, SLG: 0.561	(1, 10) 0-0 P5		0-0 FC5-4 1B				0-0 G4-6-3 1-2	0-0 1B		4	0	2	2	0	0	1				
Dave Engle, R OBP: 0.302, SLG: 0.452	(1, 9) 0-0 2B		0-0 FC5-4 1-2				0-3 K	0-0 L8		4	0	1	0	0	1	3				
Tim Laudner, R OBP: 0.290, SLG: 0.192 Ron Washington, R OBP: 0.231, SLG: 0.167 Ray Smith, R OBP: 0.333, SLG: 0.200	(1, 2) 0-3 K						(1) 0-0 F8	4-0 FC3-6 BB	(1) 0-0 P6	2	0	0	0	1	1	1				
Lenny Faedo, R OBP: 0.276, SLG: 0.286			(1) 0-0 L7				(2) 0-0 6-3	0-0 FC3-6 HR	0-0 1B	4	1	1	0	0	0	1				
<b>Inning Stats</b>	R: 0 E: 0 K: 1 S: 5	H: 0 LOB: 0 BB: 0 P: 5	R: 1 E: 0 K: 1 S: 7	H: 2 LOB: 1 BB: 0 P: 7	R: 0 E: 0 K: 1 S: 6	H: 1 LOB: 1 BB: 0 P: 6	R: 0 E: 0 K: 0 S: 4	H: 2 LOB: 1 BB: 0 P: 4	R: 0 E: 0 K: 1 S: 5	H: 0 LOB: 0 BB: 0 P: 3	R: 0 E: 0 K: 1 S: 5	H: 1 LOB: 0 BB: 0 P: 5	R: 4 E: 0 K: 1 S: 8	H: 3 LOB: 2 BB: 3 P: 20	R: 0 E: 0 K: 1 S: 6	H: 1 LOB: 1 BB: 0 P: 6		1B: 6 2B: 2 3B: 0 HR: 2	SF: 0 SAC: 0 DP: 2 HBP: 0	WP: 0 PB: 0 SB: 0 CS: 0
<b>PITCHER</b>	IP WLS BF H R ER SO BB IBB HBP BLK WP HR S P ERA WHIP																			
Bert Blyleven, R ERA: 3.98	(1, 1) 7.1 27 6 2 2 5 1 0 0 0 0 1 36 40 2.46 0.955																			
Ed Glynn, L ERA: 7.11	(8, 1) 0.1 L 2 1 1 1 1 0 0 0 0 0 1 4 4 27.00 3.000																			
Dan Spillner, R ERA: 5.54	(8, 1) 1.1 9 3 2 2 1 2 0 0 0 0 0 0 9 17 13.50 3.750																			

AB	35
R	5
H	10
RBI	5
BB	3
SO	7
LOB	11



Batter	1	2	3	4	5	6	7	8	9	AB	R	H	RBI	BB	SO	LOB	BOTTOM			
Alan Bannister, R OBP: 0.366, SLG: 0.417	(1, 7) 0-0 1B FC5-4 1B	0-0 P3			4-0 1B BB		(2) 0-0 5-3		4-0 3-1 1B BB	3	2	1	0	2	0	2	<b>Minnesota Twins @ Cleveland Indians</b> Cleveland Municipal Stadium, Cleveland, OH Wed Apr 27 1983, 7:05 PM EDT Att: 6,824 - Unknown - 73 F			
Manny Trillo, R OBP: 0.395, SLG: 0.348 Mike Fischlin, R OBP: 0.429, SLG: 0.333 Ron Hassey, L OBP: 0.436, SLG: 0.400	0-0 FC5-4 1B		0-0 5-3		0-0 1B		0-0 S 1B		0-0 1-3 1-2	3	0	2	0	0	0	0				
Mike Hargrove, L OBP: 0.300, SLG: 0.283	(1, 3) 0-0 F7		0-0 G5-4-3 1B		0-0 F8		4-0 1-2 1B		0-0 3-1 2-3	4	0	1	0	1	0	5				
Andre Thornton, R OBP: 0.468, SLG: 0.532	(1, 10) 0-0 FC5-4 1-2 3-H		0-0 G5-4-3 1-2				0-0 1B SF7 2B		0-0 3-H 1B	5	1	2	2	0	0	4				
Pat Tabler, R OBP: 0.412, SLG: 0.533	(1, 5) 0-0 F9				0-0 L9		0-0 1B E 1B		0-0 6-3	5	0	2	0	0	0	2				
Wil Culmer, R OBP: 0.154, SLG: 0.167 George Vukovich, L OBP: 0.179, SLG: 0.255	(1, 9) 0-3 K				0-0 6-3		0-0 SF7		4-0 1-2 BB	2	0	0	1	0	1	0				
Rick Manning, L OBP: 0.294, SLG: 0.266	(1, 8) 0-0 1B 1B				0-0 4-3		0-0 3-H 1B		0-0 L9	4	0	2	0	0	0	2				
Chris Bando, S OBP: 0.360, SLG: 0.273 Broderick Perkins, L OBP: 0.364, SLG: 0.400 Jim Essian, R (9, 2)	(1, 2) 0-0 1B		0-0 1-2 1B		0-0 F8		0-0 G6-4-3 1-2		0-0 L3	3	0	1	0	0	0	2				
Julio Franco, R OBP: 0.243, SLG: 0.299	(1, 6) 0-0 P2		0-0 6-3		0-0 6-3		0-0 P5		0-0 L9	4	0	0	0	0	0	4				
<b>Inning Stats</b>	R: 1 E: 0 K: 0 S: 5	H: 2 LOB: 1 BB: 0 P: 5	R: 0 E: 0 K: 1 S: 7	H: 2 LOB: 2 BB: 0 P: 7	R: 0 E: 0 K: 0 S: 3	H: 1 LOB: 0 BB: 0 P: 3	R: 0 E: 0 K: 0 S: 3	H: 0 LOB: 0 BB: 0 P: 3	R: 0 E: 0 K: 0 S: 4	H: 1 LOB: 2 BB: 1 P: 8	R: 1 E: 1 K: 0 S: 5	H: 3 LOB: 1 BB: 0 P: 5	R: 0 E: 0 K: 0 S: 4	H: 1 LOB: 2 BB: 1 P: 8	R: 0 E: 0 K: 0 S: 4	H: 1 LOB: 1 BB: 1 P: 8		1B: 11 2B: 1 3B: 0 HR: 0	SF: 1 SAC: 0 DP: 2 HBP: 0	WP: 0 PB: 0 SB: 1 CS: 0
<b>PITCHER</b>	IP WLS BF H R ER SO BB IBB HBP BLK WP HR S P ERA WHIP																			
Bryan Oelkers, L ERA: 4.7	(1, 1) 5.1 25 9 2 2 2 1 0 0 0 0 0 26 30 3.38 1.875																			
Albert Williams, R ERA: 4.15	(6, 1) 2.0 W 9 2 0 0 0 1 1 0 0 0 0 7 15 0.00 1.500																			
Len Whitehouse, L ERA: 2.51	(8, 1) 0.2 3 0 1 1 0 1 0 0 0 0 0 2 6 13.50 1.500																			
Rick Lysander, R ERA: 2.95	(9, 1) 1.0 S 4 1 0 0 0 0 0 0 0 0 0 0 4 4 0.00 1.000																			

AB	36
R	3
H	12
RBI	3
BB	4
SO	1
LOB	24









Batter	1	2	3	4	5	6	7	8	9	AB	R	H	RBI	BB	SO	LOB	TOP																					
Paul Moltitor, R OBP: 0.360, SLG: 0.395 (1.5)	5-3	F8		5-3		1B BB		1B		4	1	1	1	1	0	2	<b>Milwaukee Brewers @ Minnesota Twins</b> Hubert H. Humphrey Metrodome, Minneapolis, MN Sat Apr 30 1983, 8:05 PM EDT Att: 23,267 - Dome - G5 F																					
Robin Yount, R OBP: 0.442, SLG: 0.597 (1.6)	F8	BB		P2		FC6		1B		4	1	2	2	1	0	0																						
Cecil Cooper, L OBP: 0.305, SLG: 0.447 (1.3)	4-3	F8				FC6		4-3		5	0	0	0	0	1	7																						
Ted Simmons, S OBP: 0.263, SLG: 0.311 (1.2)		3B 1B	6-3			K		1B		5	1	2	1	0	1	0																						
Gorman Thomas, R OBP: 0.297, SLG: 0.344 (1.8)		2B 3B	K			5-3		K		5	1	1	1	0	2	1																						
Ben Oglivie, L OBP: 0.468, SLG: 0.613 (1.7)		1B SF7	E4			P2		1B		4	1	2	1	1	0	0																						
Don Money, R OBP: 0.353, SLG: 0.250 (1.10)		3B 2B	BB			P6		FC5-4		4	0	1	0	1	1	2																						
Marshall Edwards, L (9, PR)		BB 1B				P6		1B CS		0	0	0	0	0	0	0																						
Charlie Moore, R OBP: 0.296, SLG: 0.348 (1.9)		SF7	P4			1B 1B		4-3		4	1	2	1	0	0	2																						
Jim Gantner, L OBP: 0.301, SLG: 0.465 (1.4)		3B 1B				1B BB		6-3		5	1	3	0	0	0	2																						
<b>Inning Stats</b>	R: 0 E: 0 K: 0 S: 3	H: 0 LOB: 0 BB: 0 P: 3	R: 3 E: 0 K: 0 S: 8	H: 5 LOB: 3 BB: 1 P: 12	R: 0 E: 1 K: 1 S: 6	H: 0 LOB: 2 BB: 1 P: 10	R: 0 E: 0 K: 0 S: 3	H: 0 LOB: 0 BB: 0 P: 3	R: 0 E: 0 K: 2 S: 7	H: 0 LOB: 0 BB: 0 P: 7	R: 1 E: 0 K: 0 S: 6	H: 3 LOB: 3 BB: 1 P: 10	R: 0 E: 0 K: 1 S: 5	H: 0 LOB: 1 BB: 1 P: 9	R: 3 E: 0 K: 1 S: 9	H: 4 LOB: 1 BB: 0 P: 9	R: 0 E: 0 K: 0 S: 4	H: 2 LOB: 2 BB: 0 P: 4	1B: 11 2B: 2 3B: 1 HR: 0	SF: 1 SAC: 0 DP: 0 HBP: 0	WP: 0 PA: 45																	
<b>PITCHER</b>	IP	WLS	BF	H	R	ER	SO	BB	IBB	HBP	BLK	WP	HR	S	P	ERA	WHIP	<b>PITCHER</b>				IP	WLS	BF	H	R	ER	SO	BB	IBB	HBP	BLK	WP	HR	S	P	ERA	WHIP
Jack O'Connor, L ERA: 5.27 (1.1)	5.2		28	7	4	4	3	3	0	0	0	0	0	31	43	6.35	1.765																					
Rick Lysander, R ERA: 3.8 (6.1)	1.2		9	3	2	2	1	1	0	0	0	0	0	10	14	10.80	2.400																					
Ron Davis, R ERA: 3.52 (8.1)	1.2	W	8	4	1	1	1	0	0	0	0	0	0	10	10	5.40	2.400																					

AB	40
R	7
H	14
RBI	7
BB	4
SO	5
LOB	16



Batter	1	2	3	4	5	6	7	8	9	AB	R	H	RBI	BB	SO	LOB	BOTTOM																					
Darrell Brown, S OBP: 0.297, SLG: 0.333 (1.8)	1-3		1B	K		4-3			2B 1B	5	2	2	1	0	1	3	<b>Milwaukee Brewers @ Minnesota Twins</b> Hubert H. Humphrey Metrodome, Minneapolis, MN Sat Apr 30 1983, 8:05 PM EDT Att: 23,267 - Dome - G5 F																					
John Castino, R OBP: 0.340, SLG: 0.604 (1.4)	F9		FC5-4		6-3		F8	1B SF7	5	1	2	2	0	0	0	0																						
Gary Ward, R OBP: 0.280, SLG: 0.348 (1.7)	FC5-4		FC5-4		3B 1B		F8	HR	5	2	3	1	0	0	1	1																						
Gary Gaetti, R OBP: 0.316, SLG: 0.419 (1.5)	FC5-4		FC6-4		F8		E S	K	5	1	1	0	0	1	5	1																						
Kent Hrbek, L OBP: 0.370, SLG: 0.569 (1.3)		F8	4-3		3B		FC5-4	SF7	4	0	2	3	0	0	1	1																						
Tom Brunansky, R OBP: 0.293, SLG: 0.273 (1.9)	5-3				5-3		FC5-4	HR	5	1	2	2	0	0	2	2																						
Mickey Hatcher, R OBP: 0.368, SLG: 0.486 (1.10)	F9			L8				F9	4	0	1	0	0	0	1	1																						
Dave Engle, R OBP: 0.314, SLG: 0.440 (1.2)				1B	2B		F7	G4-6-3	4	1	3	0	0	0	1	1																						
Lenny Faedo, R OBP: 0.318, SLG: 0.344 (1.6)			1B			5-3		G4-6-3	4	1	2	0	0	0	2	2																						
<b>Inning Stats</b>	R: 0 E: 0 K: 0 S: 4	H: 1 LOB: 1 BB: 0 P: 4	R: 0 E: 0 K: 0 S: 3	H: 0 LOB: 0 BB: 0 P: 3	R: 3 E: 0 K: 0 S: 7	H: 4 LOB: 1 BB: 0 P: 7	R: 0 E: 0 K: 1 S: 7	H: 3 LOB: 2 BB: 0 P: 7	R: 1 E: 0 K: 0 S: 5	H: 2 LOB: 1 BB: 0 P: 5	R: 0 E: 0 K: 0 S: 4	H: 1 LOB: 1 BB: 0 P: 4	R: 1 E: 0 K: 0 S: 5	H: 2 LOB: 1 BB: 0 P: 5	R: 0 E: 0 K: 0 S: 3	H: 1 LOB: 0 BB: 0 P: 3		R: 4 E: 0 K: 1 S: 8	H: 4 LOB: 0 BB: 0 P: 8	1B: 13 2B: 2 3B: 2 HR: 1	SF: 1 SAC: 0 DP: 1 HBP: 0	WP: 0 PA: 42																
<b>PITCHER</b>	IP	WLS	BF	H	R	ER	SO	BB	IBB	HBP	BLK	WP	HR	S	P	ERA	WHIP	<b>PITCHER</b>				IP	WLS	BF	H	R	ER	SO	BB	IBB	HBP	BLK	WP	HR	S	P	ERA	WHIP
Mike Caldwell, L ERA: 4.62 (1.1)	8.0		38	16	7	7	1	0	0	0	0	0	0	4	4	0.00	3.000																					
Pete Ladd, R ERA: 9.82 (9.1)	0.1	L	2	1	0	0	1	0	0	0	0	0	0	4	4	0.00	3.000																					
Jamie Easterly, L ERA: (9.1)	0.1		1	0	0	0	0	0	0	0	0	0	0	1	1	0.00	0.000																					
Bob Gibson, R ERA: 1.5 (9.1)	0.0		1	1	2	2	0	0	0	0	0	0	1	1	1	∞	∞																					





Batter	1	2	3	4	5	6	7	8	9	AB	R	H	RBI	BB	SO	LOB	TOP																
Paul Moltzer, R OBP: 0.372, SLG: 0.424 (1, 5)			5-3							4	1	2	2	1	1	0	<b>Milwaukee Brewers @ Minnesota Twins</b> Hubert H. Humphrey Metrodome, Minneapolis, MN Sun May 01 1983, 4:33 AM EDT Att: 24,703 - Unknown - 65 F																
Robin Yount, R OBP: 0.440, SLG: 0.634 (1, 6)			6-3							5	1	2	3	0	0	1																	
Cecil Cooper, L OBP: 0.299, SLG: 0.432 (1, 3)										5	1	1	0	0	2	3																	
Ted Simmons, S OBP: 0.296, SLG: 0.333 (1, 2)						5-3				4	2	3	0	1	0	0																	
Gorman Thomas, R OBP: 0.291, SLG: 0.348 (1, 8)										5	0	1	2	0	0	5																	
Ben Oglivie, L OBP: 0.452, SLG: 0.597 (1, 7)										5	0	1	1	0	1	2																	
Don Money, R OBP: 0.250, SLG: 0.222 (1, 10)			6-3							3	0	0	0	0	0	2																	
Roy Howell, L OBP: 0.240, SLG: 0.348 (9, PH)			1-2							0	0	0	0	1	0	0																	
Charlie Moore, R OBP: 0.307, SLG: 0.348 (1, 9)										3	1	1	0	0	0	0																	
Jim Gantner, L OBP: 0.312, SLG: 0.459 (1, 4)			L7				4-3			3	2	1	0	1	0	2																	
<b>Inning Stats</b>	R: 0 E: 0 K: 2 S: 7	H: 0 LOB: 0 BB: 0 P: 7	R: 1 E: 0 K: 0 S: 5	H: 2 LOB: 2 BB: 0 P: 6	R: 0 E: 0 K: 1 S: 5	H: 0 LOB: 0 BB: 0 P: 5	R: 0 E: 0 K: 0 S: 4	H: 1 LOB: 1 BB: 0 P: 4	R: 1 E: 0 K: 0 S: 5	H: 2 LOB: 1 BB: 0 P: 5	R: 0 E: 0 K: 1 S: 5	H: 0 LOB: 0 BB: 0 P: 5	R: 0 E: 0 K: 0 S: 3	H: 0 LOB: 0 BB: 0 P: 3	R: 0 E: 0 K: 0 S: 3	H: 1 LOB: 2 BB: 2 P: 11	R: 6 E: 0 K: 0 S: 8	H: 6 LOB: 1 BB: 2 P: 16	1B: 7 2B: 3 3B: 1 HR: 1	SF: 0 SAC: 0 DP: 1 HBP: 1	WP: 1 PB: 0 SB: 0 CS: 0	PA: 42											
<b>PITCHER</b>	IP WLS BF H R ER SO BB IBB HBP BLK WP HR S P ERA WHIP																																
Frank Viola, L ERA: 4.88 (1, 1)	7.1	31	6	2	2	4	1	1	1	0	1	0	36	45	2.46	0.955																	
Albert Williams, R ERA: 6.0 (8, 1)	1.2	L	11	6	6	6	0	1	1	0	0	0	1	9	17	32.40	4.200																

Batter	1	2	3	4	5	6	7	8	9	AB	R	H	RBI	BB	SO	LOB	BOTTOM																
Darrell Brown, S OBP: 0.293, SLG: 0.325 (1, 8)					4-3					4	1	1	0	0	0	0	<b>Milwaukee Brewers @ Minnesota Twins</b> Hubert H. Humphrey Metrodome, Minneapolis, MN Sun May 01 1983, 4:33 AM EDT Att: 24,703 - Unknown - 65 F																
John Castino, R OBP: 0.346, SLG: 0.596 (1, 4)										3	2	1	0	1	0	0																	
Gary Ward, R OBP: 0.260, SLG: 0.344 (1, 7)			6-3							4	1	1	0	0	1	2																	
Kent Hrbek, L OBP: 0.376, SLG: 0.579 (1, 3)										4	0	2	2	0	1	2																	
Gary Gaetti, R OBP: 0.313, SLG: 0.404 (1, 5)										3	0	0	0	1	1	2																	
Tom Brunansky, R OBP: 0.281, SLG: 0.259 (1, 9)							L5			4	0	0	0	0	2	5																	
Randy Bush, L OBP: 0.364, SLG: 0.541 (1, 10)							G3			4	0	1	2	0	2	1																	
Dave Engle, R OBP: 0.291, SLG: 0.407 (1, 2)										4	0	0	0	0	0	2																	
Lenny Faedo, R OBP: 0.304, SLG: 0.328 (1, 6)										3	0	0	0	0	2	0																	
<b>Inning Stats</b>	R: 2 E: 0 K: 1 S: 8	H: 3 LOB: 1 BB: 0 P: 8	R: 0 E: 0 K: 1 S: 5	H: 0 LOB: 0 BB: 0 P: 5	R: 0 E: 0 K: 0 S: 3	H: 0 LOB: 0 BB: 0 P: 3	R: 0 E: 0 K: 3 S: 10	H: 1 LOB: 1 BB: 0 P: 10	R: 0 E: 0 K: 1 S: 5	H: 0 LOB: 0 BB: 0 P: 5	R: 0 E: 0 K: 0 S: 3	H: 0 LOB: 0 BB: 0 P: 3	R: 0 E: 0 K: 0 S: 3	H: 0 LOB: 0 BB: 0 P: 3	R: 0 E: 0 K: 1 S: 5	H: 0 LOB: 0 BB: 0 P: 5		R: 2 E: 0 K: 2 S: 9	H: 2 LOB: 2 BB: 2 P: 17	1B: 5 2B: 1 3B: 0 HR: 0	SF: 0 SAC: 0 DP: 0 HBP: 0	WP: 0 PB: 0 SB: 0 CS: 0	PA: 35										
<b>PITCHER</b>	IP WLS BF H R ER SO BB IBB HBP BLK WP HR S P ERA WHIP																																
Don Sutton, R ERA: 2.31 (1, 1)	8.0	W	30	5	4	4	7	1	0	0	0	0	43	47	4.50	0.750																	
Pete Ladd, R ERA: 7.71 (9, 1)	1.0		5	1	0	0	2	1	0	0	0	0	0	8	12	0.00	2.000																



Batter	1	2	3	4	5	6	7	8	9	AB	R	H	RBI	BB	SO	LOB	TOP			
Alan Bannister, R (1, 7) OBP: 0.357, SLG: 0.375	F7		1-3				6-3		F3	4	0	0	0	1	0	2	<b>Cleveland Indians @ Minnesota Twins</b> Hubert H. Humphrey Metrodome, Minneapolis, MN Tue May 03 1983, 8:05 PM EDT Att. 3,615 - Unknown - 65 F			
Rick Manning, L (1, 8) OBP: 0.284, SLG: 0.247	L8			G3	SF7		F7		4-3	4	0	0	1	0	0	1				
Bake McBride, L (1, 9) OBP: 0.350, SLG: 0.306	L7			4-3	L7					4	0	1	0	0	0	2				
George Vukovich, L (7, 9) OBP: 0.180, SLG: 0.236										0	0	0	0	0	0	0				
Andre Thornton, R (1, 10) OBP: 0.516, SLG: 0.611							F9			2	1	1	1	2	0	0				
Pat Tabler, R (1, 5) OBP: 0.373, SLG: 0.489										4	0	1	0	0	1	3				
Broderick Perkins, L (1, 3) OBP: 0.375, SLG: 0.400										4	1	2	0	0	0	1				
Ron Hassey, L (1, 2) OBP: 0.417, SLG: 0.357										2	1	0	0	2	0	1				
Mike Fischlin, R (1, 4) OBP: 0.320, SLG: 0.286										3	0	1	1	1	1	1				
Julio Franco, R (1, 6) OBP: 0.244, SLG: 0.325										3	0	0	0	0	0	4				
<b>Inning Stats</b>	R: 0 E: 0 K: 0 S: 3	H: 0 LOB: 0 BB: 0 P: 3	R: 1 E: 0 K: 1 S: 6	H: 2 LOB: 0 BB: 0 P: 6	R: 0 E: 0 K: 0 S: 3	H: 1 LOB: 0 BB: 0 P: 3	R: 0 E: 0 K: 0 S: 3	H: 0 LOB: 1 BB: 1 P: 7	R: 2 E: 1 K: 0 S: 5	H: 1 LOB: 2 BB: 2 P: 13	R: 0 E: 0 K: 0 S: 4	H: 1 LOB: 3 BB: 1 P: 12	R: 0 E: 0 K: 1 S: 5	H: 0 LOB: 0 BB: 0 P: 5	R: 0 E: 1 K: 0 S: 3	H: 0 LOB: 0 BB: 0 P: 3	1B: 5 2B: 1 3B: 0 HR: 1	SF: 1 SAC: 1 DP: 1 HBP: 0	WP: 0 PB: 1 SB: 0 CS: 1	PA: 38
<b>PITCHER</b>	IP WLS BF H R ER SO	IP WLS BF H R ER SO	IP WLS BF H R ER SO	IP WLS BF H R ER SO	IP WLS BF H R ER SO	IP WLS BF H R ER SO	IP WLS BF H R ER SO	IP WLS BF H R ER SO	IP WLS BF H R ER SO	IP WLS BF H R ER SO	IP WLS BF H R ER SO	IP WLS BF H R ER SO	IP WLS BF H R ER SO	IP WLS BF H R ER SO	IP WLS BF H R ER SO	IP WLS BF H R ER SO	ERA WHIP	ERA WHIP		
Bobby Castillo, R (1, 1) ERA: 3.0	7.0	L	32	6	3	2	1	5	0	0	0	0	0	0	0	0	2.57	1.571		
Pete Filson, L (8, 1) ERA: 3.6	2.0	S	6	0	0	0	1	0	0	0	0	0	0	0	0	0	0.00	0.000		

Batter	1	2	3	4	5	6	7	8	9	AB	R	H	RBI	BB	SO	LOB	BOTTOM			
Bobby Mitchell, L (1, 8) OBP: 0.300, SLG: 0.192	6-3		K							4	0	0	0	0	2	3	<b>Cleveland Indians @ Minnesota Twins</b> Hubert H. Humphrey Metrodome, Minneapolis, MN Tue May 03 1983, 8:05 PM EDT Att. 3,615 - Unknown - 65 F			
John Castino, R (1, 4) OBP: 0.361, SLG: 0.598			L7							3	0	2	0	1	0	1				
Gary Ward, R (1, 7) OBP: 0.250, SLG: 0.330										4	0	0	0	0	1	5				
Kent Hrbek, L (1, 3) OBP: 0.360, SLG: 0.550										4	0	0	0	0	2	1				
Gary Gaetti, R (1, 5) OBP: 0.301, SLG: 0.387										4	0	0	0	0	2	0				
Randy Bush, L (1, 10) OBP: 0.382, SLG: 0.524										2	1	0	0	1	1	0				
Mickey Hatcher, R (9, FH) OBP: 0.359, SLG: 0.472										1	0	0	0	0	0	0				
Tom Brunansky, R (1, 9) OBP: 0.273, SLG: 0.250										3	0	0	0	0	2	1				
Dave Engle, R (1, 2) OBP: 0.293, SLG: 0.404										3	0	1	0	0	1	0				
Lenny Faedo, R (1, 6) OBP: 0.306, SLG: 0.329										3	0	1	1	0	0	0				
<b>Inning Stats</b>	R: 0 E: 0 K: 1 S: 6	H: 1 LOB: 1 BB: 0 P: 6	R: 0 E: 0 K: 2 S: 8	H: 0 LOB: 0 BB: 0 P: 8	R: 0 E: 0 K: 2 S: 7	H: 0 LOB: 0 BB: 0 P: 7	R: 1 E: 0 K: 1 S: 8	H: 3 LOB: 3 BB: 1 P: 12	R: 0 E: 0 K: 2 S: 7	H: 0 LOB: 0 BB: 0 P: 7	R: 0 E: 0 K: 1 S: 5	H: 0 LOB: 0 BB: 0 P: 5	R: 0 E: 0 K: 1 S: 4	H: 0 LOB: 1 BB: 1 P: 8	R: 0 E: 0 K: 1 S: 5	H: 0 LOB: 0 BB: 0 P: 5	1B: 4 2B: 0 3B: 0 HR: 0	SF: 0 SAC: 0 DP: 1 HBP: 0	WP: 0 PB: 0 SB: 0 CS: 0	PA: 33
<b>PITCHER</b>	IP WLS BF H R ER SO	IP WLS BF H R ER SO	IP WLS BF H R ER SO	IP WLS BF H R ER SO	IP WLS BF H R ER SO	IP WLS BF H R ER SO	IP WLS BF H R ER SO	IP WLS BF H R ER SO	IP WLS BF H R ER SO	IP WLS BF H R ER SO	IP WLS BF H R ER SO	IP WLS BF H R ER SO	IP WLS BF H R ER SO	IP WLS BF H R ER SO	IP WLS BF H R ER SO	IP WLS BF H R ER SO	ERA WHIP	ERA WHIP		
Bert Blyleven, R (1, 1) ERA: 3.4	8.0	W	30	4	1	1	10	2	0	0	0	0	0	0	0	0	1.12	0.750		
Neal Heaton, L (9, 1) ERA: 2.13	1.0	S	3	0	0	0	1	0	0	0	0	0	0	0	0	0	0.00	0.000		





Batter	1	2	3	4	5	6	7	8	9	AB	R	H	RBI	BB	SO	LOB	TOP			
Alan Bannister, R (1, 7) OBP: 0.323, SLG: 0.333	F9		F7	K	FC3-6			F8	K	6	0	0	1	0	2	6	<b>Cleveland Indians @ Minnesota Twins</b> Hubert H. Humphrey Metrodome, Minneapolis, MN Wed May 04 1983, 8:05 PM EDT Att. 3,516 - Unknown - 61 F			
Julio Franco, R (1, 6) OBP: 0.231, SLG: 0.307	5-3		F8	FC4-6	6-3			F8		5	0	0	1	0	0	4				
Bake McBride, L (1, 9) George Vukovich, L (8, 9) OBP: 0.180, SLG: 0.236	1B		K	E6	4-3			L9		5	0	1	0	0	1	1				
Andre Thornton, R (1, 10) OBP: 0.530, SLG: 0.613	1B									3	2	2	0	2	0	2				
Pat Tabler, R (1, 5) OBP: 0.393, SLG: 0.549	K									4	3	2	2	1	1	3				
Mike Hargrove, L (1, 3) OBP: 0.398, SLG: 0.290										3	2	2	0	1	1	1				
Chris Bando, S (1, 2) Miguel Dilone, S (8, PR) Ron Hassey, L (9, 2) OBP: 0.351, SLG: 0.303 OBP: 0.381, SLG: 0.353 OBP: 0.417, SLG: 0.357	G6-4-3									5	1	1	1	0	1	3				
Rick Manning, L (1, 8) OBP: 0.283, SLG: 0.262										3	2	1	1	2	1	3				
Mike Fischlin, R (1, 4) OBP: 0.333, SLG: 0.320	4-3									4	0	2	3	0	0	1				
<b>Inning Stats</b>	R: 0 E: 0 K: 1 S: 7	H: 2 LOB: 2 P: 7	R: 0 E: 0 K: 0 S: 3	H: 1 LOB: 1 BB: 1 P: 7	R: 0 E: 0 K: 1 S: 5	H: 0 LOB: 0 BB: 0 P: 5	R: 5 E: 1 K: 1 S: 9	H: 3 LOB: 2 BB: 3 P: 21	R: 2 E: 1 K: 1 S: 8	H: 2 LOB: 2 BB: 1 P: 12	R: 0 E: 0 K: 1 S: 5	H: 0 LOB: 0 BB: 0 P: 5	R: 0 E: 0 K: 0 S: 3	H: 0 LOB: 0 BB: 0 P: 3	R: 4 E: 0 K: 1 S: 9	H: 3 LOB: 1 BB: 0 P: 9		1B: 9 2B: 1 3B: 0 HR: 1	SF: 1 SAC: 1 DP: 1 HBP: 0	WP: 1 PB: 0 SB: 1 CS: 0
<b>PITCHER</b>	IP WLS BF H R ER SO BB IBB HBP BLK WP HR S P ERA WHIP																			
Bryan Oelkers, L (1, 1) ERA: 5.54	3.0	18	6	5	4	2	4	0	0	0	0	0	1	18	34	12.00	3.333			
Albert Williams, R (4, 1) ERA: 5.29	5.0	21	2	2	1	4	2	0	0	0	1	0	27	35	1.80	0.800				
Ron Davis, R (9, 1) ERA: 4.96	1.0	L 7	3	4	3	1	0	0	0	0	0	0	9	9	27.00	3.000				

Batter	1	2	3	4	5	6	7	8	9	AB	R	H	RBI	BB	SO	LOB	BOTTOM			
Bobby Mitchell, L (1, 8) OBP: 0.314, SLG: 0.226	WP		6-3							5	1	2	1	0	0	0	<b>Cleveland Indians @ Minnesota Twins</b> Hubert H. Humphrey Metrodome, Minneapolis, MN Wed May 04 1983, 8:05 PM EDT Att. 3,516 - Unknown - 61 F			
John Castino, R (1, 4) OBP: 0.363, SLG: 0.598	F9									5	1	2	0	0	0	1				
Gary Ward, R (1, 7) OBP: 0.257, SLG: 0.352	L1-5									5	0	2	2	0	2	2				
Kent Hrbek, L (1, 3) OBP: 0.362, SLG: 0.536										4	1	1	0	1	1	3				
Gary Gaetti, R (1, 5) OBP: 0.308, SLG: 0.402										4	1	2	1	0	1	1				
Randy Bush, L (1, 10) Ron Washington, R (8, PR) OBP: 0.370, SLG: 0.522 OBP: 0.231, SLG: 0.167	FC3-6									4	1	2	0	0	0	2				
Mickey Hatcher, R (1, 9) OBP: 0.372, SLG: 0.447	G1-6-3									2	1	0	0	2	1	2				
Ray Smith, R (1, 2) Dave Engle, R (7, PH) Lenny Faedo, R (1, 6) OBP: 0.346, SLG: 0.190 OBP: 0.317, SLG: 0.414	5-3									1	0	0	0	1	0	0				
	6-3									4	0	0	0	0	0	5				
<b>Inning Stats</b>	R: 0 E: 0 K: 0 S: 3	H: 1 LOB: 0 P: 3	R: 0 E: 0 K: 0 S: 4	H: 2 LOB: 1 BB: 0 P: 4	R: 0 E: 0 K: 2 S: 8	H: 0 LOB: 0 BB: 0 P: 8	R: 0 E: 0 K: 1 S: 5	H: 0 LOB: 1 BB: 1 P: 9	R: 0 E: 0 K: 1 S: 5	H: 0 LOB: 0 BB: 0 P: 5	R: 6 E: 0 K: 0 S: 7	H: 5 LOB: 1 BB: 3 P: 19	R: 1 E: 0 K: 0 S: 4	H: 2 LOB: 2 BB: 1 P: 8	R: 0 E: 0 K: 1 S: 6	H: 1 LOB: 1 BB: 0 P: 6		1B: 9 2B: 4 3B: 1 HR: 0	SF: 0 SAC: 0 DP: 4 HBP: 0	WP: 2 PB: 0 SB: 0 CS: 0
<b>PITCHER</b>	IP WLS BF H R ER SO BB IBB HBP BLK WP HR S P ERA WHIP																			
Len Barker, R (1, 1) ERA: 4.46	6.2	28	7	5	5	4	4	0	0	0	0	0	0	13	17	6.75	1.650			
Dan Spillner, R (7, 1) ERA: 5.5	2.1	W 12	5	2	2	1	1	0	0	0	0	0	13	17	7.71	2.571				







Batter	1	2	3	4	5	6	7	8	9	AB	R	H	RBI	BB	SO	LOB	TOP					
Bert Campaneris, R (1,4) OBP: 0.800, SLG: 1.000										5	1	4	0	0	0	1	<b>New York Yankees @ Minnesota Twins</b> Hubert H. Humphrey Metrodome, Minneapolis, MN Fri May 06 1983, 8:05 PM EDT Att: 15,093 - Unknown - 64 F					
Roy Smalley, S (1,5) OBP: 0.333, SLG: 0.438										4	1	1	3	0	0	3						
Dave Winfield, R (1,8) OBP: 0.321, SLG: 0.490										5	0	2	0	0	1	2						
Don Baylor, R (1,10) OBP: 0.398, SLG: 0.489										4	1	0	0	1	1	5						
Steve Kemp, L (1,9) OBP: 0.340, SLG: 0.484										3	2	2	2	1	0	2						
Jerry Humphrey, S (9, PH) OBP: 0.243, SLG: 0.373										1	0	0	0	0	0	1						
Lou Piniella, R (1,7) OBP: 0.400, SLG: 0.565										4	2	2	1	1	0	1						
Butch Wynegar, S (1,2) OBP: 0.404, SLG: 0.532										4	0	1	2	1	0	2						
Ken Griffey, L (1,3) OBP: 0.380, SLG: 0.440										4	1	2	0	0	1	0						
Andre Robertson, R (1,6) OBP: 0.239, SLG: 0.279										2	0	0	0	1	0	2						
<b>Inning Stats</b>	R: 0 E: 0 K: 1 S: 5	H: 1 LOB: 0 BB: 0 P: 5	R: 3 E: 0 K: 1 S: 7	H: 2 LOB: 0 BB: 1 P: 11	R: 0 E: 0 K: 0 S: 5	H: 2 LOB: 2 BB: 0 P: 5	R: 0 E: 0 K: 0 S: 3	H: 1 LOB: 1 BB: 1 P: 7	R: 4 E: 0 K: 0 S: 7	H: 5 LOB: 1 BB: 0 P: 7	R: 1 E: 1 K: 0 S: 6	H: 2 LOB: 2 BB: 0 P: 6	R: 0 E: 0 K: 0 S: 2	H: 0 LOB: 0 BB: 1 P: 6	R: 0 E: 0 K: 0 S: 3	H: 0 LOB: 1 BB: 1 P: 7	R: 0 E: 0 K: 1 S: 6	H: 1 LOB: 2 BB: 1 P: 10	1B: 9 2B: 2 3B: 0 HR: 3	SF: 1 SAC: 1 DP: 2 HBP: 0	WP: 0 PB: 0 CS: 1	PA: 43
<b>PITCHER</b>	IP WLS BF H R ER SO BB IBB HBP BLK WP HR S P ERA WHIP																					
Jack O'Connor, L (1,1) ERA: 6.47	4.2 L 24 10 7 7 2 2 0 0 0 0 3 26 34 13.50 2.571																					
Len Whitehouse, L (5,1) ERA: 3.39	3.1 14 3 1 1 0 2 0 0 0 0 0 12 20 2.70 1.500																					
Ron Davis, R (9,1) ERA: 4.67	1.0 5 1 0 0 1 1 0 0 0 0 0 6 10 0.00 2.000																					

Batter	1	2	3	4	5	6	7	8	9	AB	R	H	RBI	BB	SO	LOB	BOTTOM					
Darrell Brown, S (1,8) OBP: 0.289, SLG: 0.318										4	0	1	0	0	0	3	<b>New York Yankees @ Minnesota Twins</b> Hubert H. Humphrey Metrodome, Minneapolis, MN Fri May 06 1983, 8:05 PM EDT Att: 15,093 - Unknown - 64 F					
Bobby Mitchell, L (9, PH) OBP: 0.325, SLG: 0.206										1	0	0	0	0	0	0						
John Castino, R (1,4) OBP: 0.372, SLG: 0.589										2	1	1	0	2	0	1						
Gary Ward, R (1,7) OBP: 0.264, SLG: 0.369										4	1	1	2	0	1	3						
Gary Gaetti, R (1,5) OBP: 0.296, SLG: 0.381										4	0	1	0	0	0	1						
Kent Hrbek, L (1,3) OBP: 0.373, SLG: 0.565										4	0	2	0	0	0	1						
Tom Brunansky, R (1,9) OBP: 0.279, SLG: 0.250										4	0	1	0	0	0	1						
Mickey Hatcher, R (1,10) OBP: 0.360, SLG: 0.422										3	0	0	0	0	0	1						
Randy Bush, L (6, PH) OBP: 0.377, SLG: 0.529										1	0	0	0	0	1	2						
Dave Engle, R (1,2) OBP: 0.323, SLG: 0.444										4	2	2	0	0	0	0						
Lenny Faedo, R (1,6) OBP: 0.321, SLG: 0.366										4	0	3	2	0	0	0						
<b>Inning Stats</b>	R: 0 E: 0 K: 0 S: 3	H: 1 LOB: 1 BB: 1 P: 7	R: 0 E: 0 K: 0 S: 3	H: 1 LOB: 0 BB: 0 P: 3	R: 1 E: 0 K: 0 S: 4	H: 2 LOB: 1 BB: 1 P: 8	R: 0 E: 0 K: 0 S: 3	H: 0 LOB: 0 BB: 0 P: 3	R: 0 E: 0 K: 0 S: 4	H: 1 LOB: 1 BB: 0 P: 4	R: 2 E: 0 K: 0 S: 5	H: 3 LOB: 0 BB: 0 P: 5	R: 1 E: 0 K: 0 S: 5	H: 2 LOB: 1 BB: 0 P: 5	R: 0 E: 0 K: 2 S: 9	H: 2 LOB: 2 BB: 0 P: 9	R: 0 E: 0 K: 0 S: 3	H: 0 LOB: 0 BB: 0 P: 3	1B: 6 2B: 6 3B: 0 HR: 1	SF: 0 SAC: 0 DP: 4 HBP: 0	WP: 0 PB: 0 CS: 0	PA: 37
<b>PITCHER</b>	IP WLS BF H R ER SO BB IBB HBP BLK WP HR S P ERA WHIP																					
Ron Guidry, L (1,1) ERA: 4.78	7.2 W 33 12 4 4 1 2 0 0 0 0 1 33 41 4.70 1.826																					
Rich Gossage, R (8,1) ERA: 7.45	1.1 S 4 0 0 0 1 0 0 0 0 0 0 6 6 0.00 0.000																					



Batter	1	2	3	4	5	6	7	8	9	AB	R	H	RBI	BB	SO	LOB	TOP																
<b>Bert Campaneris, R</b> OBP: 0.500, SLG: 0.556 (1, 4)										4	1	0	0	1	0	3	<b>New York Yankees @ Minnesota Twins</b> Hubert H. Humphrey Metrodome, Minneapolis, MN Sat May 07 1983, 8:05 PM EDT Att: 18,036 - Unknown - 65 F																
<b>Roy Smalley, S</b> OBP: 0.327, SLG: 0.455 (1, 5)										5	1	1	2	0	0	2																	
<b>Dave Winfield, R</b> OBP: 0.325, SLG: 0.510 (1, 8) (8, 7)										4	1	1	1	1	1	0																	
<b>Don Baylor, R</b> OBP: 0.407, SLG: 0.511 (1, 10)										4	1	2	0	1	0	0																	
<b>Steve Kemp, L</b> OBP: 0.333, SLG: 0.469 (1, 9)										5	1	1	1	0	1	3																	
<b>Lou Piniella, R</b> OBP: 0.429, SLG: 0.560 (1, 7)										2	0	1	0	1	0	0																	
<b>Oscar Gamble, L</b> OBP: 0.400, SLG: 0.250 (8, PH)										0	1	0	0	1	0	0																	
<b>Jerry Mumphrey, S</b> OBP: 0.243, SLG: 0.373 (8, 8)										0	0	0	0	0	0	0																	
<b>Rick Cerone, R</b> OBP: 0.292, SLG: 0.341 (1, 2)										3	1	1	3	1	0	3																	
<b>Ken Griffey, L</b> OBP: 0.385, SLG: 0.443 (1, 3)										4	1	2	0	0	1	2																	
<b>Andre Robertson, R</b> OBP: 0.265, SLG: 0.304 (1, 6)										3	0	2	0	0	0	1																	
<b>Inning Stats</b>	R: 3 E: 0 K: 0 S: 6	H: 3 LOB: 2 BB: 2 P: 14	R: 0 E: 0 K: 0 S: 3	H: 1 LOB: 0 BB: 0 P: 3	R: 0 E: 0 K: 1 S: 5	H: 1 LOB: 2 BB: 2 P: 13	R: 0 E: 0 K: 1 S: 6	H: 1 LOB: 1 BB: 0 P: 6	R: 0 E: 0 K: 0 S: 2	H: 0 LOB: 0 BB: 1 P: 6	R: 0 E: 0 K: 0 S: 4	H: 1 LOB: 1 BB: 0 P: 4	R: 0 E: 0 K: 0 S: 3	H: 0 LOB: 0 BB: 0 P: 3	R: 5 E: 0 K: 0 S: 7	H: 4 LOB: 0 BB: 1 P: 11	R: 0 E: 0 K: 1 S: 5	H: 0 LOB: 0 BB: 0 P: 5	1B: 6 2B: 2 3B: 0 HR: 3	SF: 0 SAC: 1 DP: 3 HBP: 0	WP: 0 PB: 0 CS: 0	PA: 41											
<b>PITCHER</b>	IP WLS BF H R ER SO BB IBB HBP BLK WP HR S P ERA WHIP																																
<b>Frank Viola, L</b> ERA: 5.23 (1, 1)	7.0	32	9	5	5	2	4	1	0	0	0	0	2	31	51	6.43	1.857																
<b>Albert Williams, R</b> ERA: 8.0 (8, 1)	1.0	L	6	2	3	3	0	1	0	0	1	0	1	5	9	27.00	3.000																
<b>Ken Schrom, R</b> ERA: (9, 1)	1.0		3	0	0	0	1	0	0	0	0	0	0	5	5	0.00	0.000																

Batter	1	2	3	4	5	6	7	8	9	AB	R	H	RBI	BB	SO	LOB	BOTTOM																
<b>Darrell Brown, S</b> OBP: 0.320, SLG: 0.367 (1, 8)										5	1	3	1	0	0	1	<b>New York Yankees @ Minnesota Twins</b> Hubert H. Humphrey Metrodome, Minneapolis, MN Sat May 07 1983, 8:05 PM EDT Att: 18,036 - Unknown - 65 F																
<b>John Castino, R</b> OBP: 0.365, SLG: 0.573 (1, 4)										5	1	1	1	0	0	4																	
<b>Gary Ward, R</b> OBP: 0.262, SLG: 0.371 (1, 7)										5	1	1	3	0	0	3																	
<b>Kent Hrbek, L</b> OBP: 0.393, SLG: 0.573 (1, 3)										4	1	3	1	1	1	0																	
<b>Tom Brunansky, R</b> OBP: 0.266, SLG: 0.237 (1, 9)										5	0	0	0	0	0	5																	
<b>Mickey Hatcher, R</b> OBP: 0.370, SLG: 0.417 (1, 5)										3	0	1	1	1	0	2																	
<b>Dave Engle, R</b> OBP: 0.314, SLG: 0.424 (1, 10)										3	0	0	0	0	0	4																	
<b>Randy Bush, L</b> OBP: 0.372, SLG: 0.521 (8, PH)										1	0	0	0	0	0	1																	
<b>Ron Washington, R</b> OBP: 0.235, SLG: 0.133 (1, 6)										3	1	0	0	1	0	2																	
<b>Tim Laudner, R</b> OBP: 0.314, SLG: 0.241 (1, 2)										2	1	1	0	1	1	0																	
<b>Bobby Mitchell, L</b> OBP: 0.341, SLG: 0.229 (8, PH)										1	1	1	0	0	0	0																	
<b>Inning Stats</b>	R: 0 E: 0 K: 0 S: 3	H: 1 LOB: 0 BB: 0 P: 3	R: 0 E: 0 K: 0 S: 4	H: 1 LOB: 0 BB: 0 P: 4	R: 0 E: 0 K: 0 S: 2	H: 0 LOB: 0 BB: 1 P: 6	R: 0 E: 0 K: 1 S: 5	H: 0 LOB: 0 BB: 0 P: 5	R: 0 E: 0 K: 0 S: 3	H: 0 LOB: 1 BB: 1 P: 7	R: 5 E: 2 K: 0 S: 9	H: 5 LOB: 1 BB: 0 P: 9	R: 0 E: 0 K: 1 S: 6	H: 1 LOB: 1 BB: 0 P: 6	R: 0 E: 0 K: 0 S: 4	H: 1 LOB: 1 BB: 0 P: 4	R: 2 E: 0 K: 0 S: 5	H: 2 LOB: 2 BB: 2 P: 13	1B: 8 2B: 3 3B: 0 HR: 0	SF: 0 SAC: 0 DP: 3 HBP: 0	WP: 0 PB: 0 CS: 0	PA: 41											
<b>PITCHER</b>	IP WLS BF H R ER SO BB IBB HBP BLK WP HR S P ERA WHIP																																
<b>Dave Righetti, L</b> ERA: 4.11 (1, 1)	5.0	22	6	5	3	1	2	0	0	0	0	0	14	18	3.00	1.333																	
<b>George Frazier, R</b> ERA: 3.33 (6, 1)	3.0	W	13	3	1	1	1	1	0	0	0	0	0	5	9	9.00	2.000																
<b>Rich Gossage, R</b> ERA: 7.59 (9, 1)	1.0	S	6	2	1	1	0	0	1	0	0	0	0	5	9	9.00	2.000																



Batter	1	2	3	4	5	6	7	8	9	AB	R	H	RBI	BB	SO	LOB	TOP																					
<b>Jerry Mumphrey, S</b> (1, 8) OBP: 0.240, SLG: 0.352	F8		1B HR BB		L7		L9		6-3	4	1	0	0	1	0	2	<b>New York Yankees @ Minnesota Twins</b> Hubert H. Humphrey Metrodome, Minneapolis, MN Sun May 08 1983, 4:33 AM EDT Att: 10,823 - Unknown - 64 F <a href="http://livebaseballscorecards.com">livebaseballscorecards.com</a>																					
<b>Ken Griffey, L</b> (1, 3) OBP: 0.400, SLG: 0.473	FC5-4 BB		1-2 HR 1B		1-H FC4-2 3B		1-3			3	1	2	1	1	0	1																						
<b>Dave Winfield, R</b> (1, 7) OBP: 0.331, SLG: 0.533	FC5-4 S		1-H 2-H HR		FC4-2 E					3	1	1	3	1	0	2																						
<b>Steve Kemp, L</b> (1, 9) OBP: 0.321, SLG: 0.450	K		L7		L9		4-3			4	0	0	0	0	1	4																						
<b>Don Baylor, R</b> (1, 10) OBP: 0.411, SLG: 0.500		5-3						L7		2	0	0	0	2	0	0																						
<b>Butch Wynegar, S</b> (1, 2) OBP: 0.393, SLG: 0.500	K							L5		3	0	0	0	1	1	1																						
<b>Roy Smalley, S</b> (1, 6) OBP: 0.316, SLG: 0.438	F5							4-3		4	0	0	0	0	2	2																						
<b>Graig Nettles, L</b> (1, 5) OBP: 0.372, SLG: 0.346										4	1	2	0	0	0	1																						
<b>Andre Robertson, R</b> (1, 4) OBP: 0.288, SLG: 0.347										3	1	2	1	0	0	1																						
<b>Lou Piniella, R</b> (9, PH) OBP: 0.414, SLG: 0.538			G5-4-3 1B					F9		1	0	0	0	0	0	0																						
<b>Inning Stats</b>	R: 0 E: 0 K: 1 S: 5	H: 0 LOB: 1 BB: 1 P: 9	R: 0 E: 0 K: 1 S: 5	H: 0 LOB: 0 BB: 0 P: 5	R: 3 E: 0 K: 0 S: 5	H: 3 LOB: 0 BB: 1 P: 9	R: 0 E: 0 K: 1 S: 4	H: 0 LOB: 1 BB: 2 P: 12	R: 1 E: 1 K: 0 S: 5	H: 2 LOB: 1 BB: 0 P: 5	R: 0 E: 0 K: 1 S: 4	H: 0 LOB: 0 BB: 1 P: 8	R: 1 E: 0 K: 0 S: 5	H: 2 LOB: 2 BB: 1 P: 9	R: 0 E: 0 K: 0 S: 3	H: 0 LOB: 0 BB: 0 P: 3	R: 0 E: 0 K: 0 S: 3	H: 0 LOB: 0 BB: 0 P: 3	1B: 3 2B: 2 3B: 2 HR: 1	SF: 0 SAC: 0 DP: 2 HBP: 0	WP: 0 PB: 0 CS: 2	PA: 37																
<b>PITCHER</b>	IP	WLS	BF	H	R	ER	SO	BB	IBB	HBP	BLK	WP	HR	S	P	ERA	WHIP	<b>PITCHER</b>				IP	WLS	BF	H	R	ER	SO	BB	IBB	HBP	BLK	WP	HR	S	P	ERA	WHIP
<b>Bobby Castillo, R</b> (1, 1) ERA: 3.9	6.0		27	7	5	5	4	5	0	0	0	0	1	30	50	7.50	2.000					6.0		10	0	0	0	0	0	1	0	0	0	0	0	0.00	0.000	
<b>Len Whitehouse, L</b> (7, 1) ERA: 2.91	3.0	W	10	0	0	0	0	0	1	0	0	0	0	9	13	0.00	0.000					3.0		10	0	0	0	0	0	0	0	0	0	0	0	0	0.00	0.000


Batter	1	2	3	4	5	6	7	8	9	AB	R	H	RBI	BB	SO	LOB	BOTTOM																					
<b>Darrell Brown, S</b> (1, 8) OBP: 0.333, SLG: 0.365	1-3									3	2	1	0	1	0	0	<b>New York Yankees @ Minnesota Twins</b> Hubert H. Humphrey Metrodome, Minneapolis, MN Sun May 08 1983, 4:33 AM EDT Att: 10,823 - Unknown - 64 F <a href="http://livebaseballscorecards.com">livebaseballscorecards.com</a>																					
<b>Bobby Mitchell, L</b> (8, PH) OBP: 0.333, SLG: 0.222			G3							1	0	0	0	0	0	2																						
<b>John Castino, R</b> (1, 4) OBP: 0.369, SLG: 0.570	F8									4	1	2	1	0	0	0																						
<b>Gary Ward, R</b> (1, 7) OBP: 0.262, SLG: 0.375	6-3									4	1	1	3	0	1	2																						
<b>Kent Hrbek, L</b> (1, 3) OBP: 0.405, SLG: 0.586		5-3								3	0	2	1	1	0	0																						
<b>Gary Gaetti, R</b> (1, 5) OBP: 0.294, SLG: 0.389										3	0	1	1	0	1	2																						
<b>Tom Brunansky, R</b> (1, 9) OBP: 0.285, SLG: 0.247										4	0	1	0	0	1	3																						
<b>Mickey Hatcher, R</b> (1, 10) OBP: 0.345, SLG: 0.385										4	0	0	0	0	1	2																						
<b>Ron Washington, R</b> (1, 6) OBP: 0.286, SLG: 0.167										3	1	1	0	1	1	1																						
<b>Tim Laudner, R</b> (1, 2) OBP: 0.289, SLG: 0.219										3	1	0	0	0	2	2																						
<b>Randy Bush, L</b> (8, PH) OBP: 0.380, SLG: 0.521										0	0	0	0	1	0	0																						
<b>Ray Smith, R</b> (9, 2) OBP: 0.345, SLG: 0.208										0	0	0	0	0	0	0																						
<b>Inning Stats</b>	R: 0 E: 0 K: 0 S: 3	H: 0 LOB: 0 BB: 0 P: 3	R: 0 E: 0 K: 1 S: 6	H: 1 LOB: 1 BB: 0 P: 6	R: 0 E: 0 K: 1 S: 5	H: 0 LOB: 0 BB: 0 P: 5	R: 0 E: 0 K: 0 S: 4	H: 1 LOB: 1 BB: 0 P: 4	R: 5 E: 1 K: 1 S: 11	H: 5 LOB: 1 BB: 0 P: 11	R: 0 E: 0 K: 2 S: 8	H: 1 LOB: 1 BB: 0 P: 8	R: 1 E: 1 K: 1 S: 6	H: 1 LOB: 2 BB: 2 P: 14	R: 0 E: 0 K: 1 S: 4	H: 0 LOB: 1 BB: 2 P: 12	1B: 5 2B: 4 3B: 0 HR: 0	SF: 1 SAC: 0 DP: 1 HBP: 0	WP: 0 PB: 0 CS: 0	PA: 37																		
<b>PITCHER</b>	IP	WLS	BF	H	R	ER	SO	BB	IBB	HBP	BLK	WP	HR	S	P	ERA	WHIP	<b>PITCHER</b>				IP	WLS	BF	H	R	ER	SO	BB	IBB	HBP	BLK	WP	HR	S	P	ERA	WHIP
<b>Bob Shirley, L</b> (1, 1) ERA: 3.7	4.2		22	7	5	0	2	0	0	0	0	0	0	15	19	5.40	1.800					4.2	L	8	2	1	1	4	1	0	0	0	0	0	0	0	0.00	1.500
<b>Dale Murray, R</b> (5, 1) ERA: 5.3	1.2		8	2	1	1	4	1	0	0	0	0	0	0	4	∞	∞					1.2		1	0	0	0	0	1	0	0	0	0	0	0	0	∞	∞
<b>Rudy May, L</b> (7, 1) ERA: 1.42	0.0		1	0	0	0	0	1	0	0	0	0	0	0	4	∞	∞					0.0		1	0	0	0	0	2	0	0	0	0	0	0	0	0.00	1.200
<b>George Frazier, R</b> (7, 1) ERA: 3.12	1.2		6	0	0	0	1	2	0	0	0	0	0	6	14	0.00	1.200					1.2		6	0	0	0	1	2	0	0	0	0	0	0	0	0.00	1.200










Batter	1	2	3	4	5	6	7	8	9	AB	R	H	RBI	BB	SO	LOB	TOP			
Darrell Brown, S OBP: 0.310, SLG: 0.339	0-0 5-3		0-0 F8			0-0 6-3		0-0 L6		4	0	0	0	0	0	0	<b>Minnesota Twins @ Milwaukee Brewers</b> Milwaukee County Stadium, Milwaukee, WI Wed May 11 1983, 4:33 AM EDT Att: 14,549 - Unknown - 66 F  <b>AB 32</b> <b>R 1</b> <b>H 7</b> <b>RBI 1</b> <b>BB 1</b> <b>SO 3</b> <b>LOB 13</b> 			
John Castino, R OBP: 0.370, SLG: 0.551	0-0 L5-3 1B		0-0 6-3			4-0 6-4-3 BB		0-0 F8		3	0	1	0	1	0	0				
Gary Ward, R OBP: 0.261, SLG: 0.375	0-0 L5-3		0-0 F8			0-0 G6-4-3 1-2				4	0	1	0	0	0	2				
Gary Gaetti, R OBP: 0.291, SLG: 0.379		0-0 5-3		0-3 K			0-0 1B 1B		0-0 F7	4	0	1	0	0	1	1				
Tom Brunansky, R OBP: 0.256, SLG: 0.238		0-0 F7 BLK 1B 1B		0-0 5-3			0-0 F8		0-0 F8	4	1	1	0	0	0	2				
Mickey Hatcher, R OBP: 0.333, SLG: 0.368		0-0 F7 1-3		0-0 4-3			0-0 FC6-4 1B		0-0 1-3	4	0	1	0	0	0	2				
Dave Engle, R OBP: 0.310, SLG: 0.420		0-0 1B 1B 3-H			0-0 F6		0-0 F6			3	0	1	1	0	0	2				
Ron Washington, R OBP: 0.296, SLG: 0.298		0-0 1B 1-2			0-0 1-6-3		0-0 FC6-4 1-2			3	0	1	0	0	0	2				
Scott Ullger, R (1, 3)		0-0 F9		0-3 K			0-3 K			3	0	0	0	0	2	2				
<b>Inning Stats</b>	R: 0 E: 0 K: 0 S: 3	H: 1 LOB: 0 BB: 0 P: 3	R: 1 E: 0 K: 0 S: 6	H: 3 LOB: 2 BB: 0 P: 6	R: 0 E: 0 K: 1 S: 5	H: 0 LOB: 0 BB: 0 P: 5	R: 0 E: 0 K: 1 S: 5	H: 0 LOB: 0 BB: 0 P: 5	R: 0 E: 0 K: 0 S: 2	H: 0 LOB: 0 BB: 1 P: 6	R: 0 E: 0 K: 0 S: 5	H: 2 LOB: 2 BB: 0 P: 5	R: 0 E: 0 K: 1 S: 5	H: 0 LOB: 0 BB: 0 P: 5	R: 0 E: 0 K: 0 S: 4	H: 1 LOB: 1 BB: 0 P: 4	1B: 6 2B: 2 3B: 0 HR: 0	SF: 0 SAC: 0 DP: 2 HBP: 0	WP: 0 PB: 0 CS: 0	PA: 33
<b>PITCHER</b> Bob McClure, L ERA: 4.54	IP: 9.0 WLS: W BF: 33 H: 7 R: 1 ER: 1 SO: 3 BB: 1 IBB: 0 HBP: 0 BLK: 1 WP: 0 HR: 0 S: 38 P: 42 ERA: 1.00 WHIP: 0.889															<b>PITCHER</b>				

Batter	1	2	3	4	5	6	7	8	9	AB	R	H	RBI	BB	SO	LOB	BOTTOM			
Paul Moltor, R OBP: 0.349, SLG: 0.405	0-0 1-3		0-3 K			0-0 6-3		0-0 F8		4	0	0	0	0	1	2	<b>Minnesota Twins @ Milwaukee Brewers</b> Milwaukee County Stadium, Milwaukee, WI Wed May 11 1983, 4:33 AM EDT Att: 14,549 - Unknown - 66 F  <b>AB 28</b> <b>R 4</b> <b>H 6</b> <b>RBI 4</b> <b>BB 2</b> <b>SO 6</b> <b>LOB 8</b> 			
Robin Yount, R OBP: 0.415, SLG: 0.615	0-0 L8		0-0 6-3		0-0 K 2B		0-3 K		0-0 1-3	4	0	1	1	0	1	0				
Cecil Cooper, L OBP: 0.297, SLG: 0.431	0-0 HR		4-0 G3-6 BB		0-0 K 3-H					3	1	1	1	1	1	1				
Ted Simmons, S OBP: 0.308, SLG: 0.365	0-0 G3		0-0 G3-6 1-2			0-0 F7				3	0	0	0	0	0	1				
Ben Oglivie, L OBP: 0.425, SLG: 0.522		4-0 3B BB		0-3 K		0-3 K				2	1	0	0	1	2	0				
Charlie Moore, R OBP: 0.391, SLG: 0.412		0-0 1B 3B 1-H		0-0 G4-6-3 1B		0-0 F6				3	1	2	1	0	0	0				
Bob Skube, L OBP: 0.316, SLG: 0.313		0-3 K		0-0 G4-6-3 1-2			0-0 G3			3	0	0	0	0	1	2				
Ned Yost, R OBP: 0.276, SLG: 0.393		0-0 WP 1B			0-0 G3 2B 2B		0-0 5-3			3	1	2	1	0	0	0				
Jim Gantner, L OBP: 0.330, SLG: 0.449		0-0 F9 1-2			0-0 G3 2-3		0-0 G3			3	0	0	0	0	0	2				
<b>Inning Stats</b>	R: 1 E: 0 K: 0 S: 4	H: 1 LOB: 0 BB: 0 P: 4	R: 2 E: 0 K: 2 S: 9	H: 2 LOB: 1 BB: 1 P: 13	R: 0 E: 0 K: 1 S: 5	H: 0 LOB: 0 BB: 1 P: 6	R: 0 E: 0 K: 1 S: 5	H: 1 LOB: 0 BB: 0 P: 5	R: 1 E: 0 K: 1 S: 7	H: 2 LOB: 1 BB: 0 P: 7	R: 0 E: 0 K: 1 S: 5	H: 0 LOB: 0 BB: 0 P: 5	R: 0 E: 0 K: 0 S: 3	H: 0 LOB: 0 BB: 0 P: 3	R: 0 E: 0 K: 1 S: 5	H: 0 LOB: 0 BB: 0 P: 5	1B: 2 2B: 2 3B: 1 HR: 1	SF: 0 SAC: 0 DP: 2 HBP: 0	WP: 1 PB: 0 CS: 0	PA: 30
<b>PITCHER</b> Albert Williams, R ERA: 6.23 Pete Filson, L ERA: 3.49	IP: 4.2 WLS: L BF: 20 H: 6 R: 4 ER: 4 SO: 3 BB: 2 IBB: 0 HBP: 0 BLK: 0 WP: 1 HR: 1 S: 24 P: 32 ERA: 7.71 WHIP: 1.714															<b>PITCHER</b>				







Batter	1	2	3	4	5	6	7	8	9	AB	R	H	RBI	BB	SO	LOB	TOP										
<b>Bobby Mitchell, L</b> OBP: 0.333, SLG: 0.200 (1, 8)	0-0 6-3		0-0 4-3			0-0 FC3-6 1-3		0-0 4-3	0-0 L6	5	0	0	0	0	0	2											
<b>John Castino, R</b> OBP: 0.358, SLG: 0.522 (1, 4)	0-0 F7			0-0 5-3		0-0 1-3		0-0 BB 1B	0-0 F9	5	1	1	0	0	0	1											
<b>Gary Ward, R</b> OBP: 0.259, SLG: 0.365 (1, 7)	0-0 F8			0-3 K		0-0 F7		0-0 BB 1B		4	1	1	0	0	1	1											
<b>Kent Hrbek, L</b> OBP: 0.395, SLG: 0.545 (1, 3)		0-0 4-3		0-0 4-3			0-0 L3	0-0 F2		4	0	0	0	0	0	2											
<b>Gary Gaetti, R</b> OBP: 0.301, SLG: 0.374 (1, 5)		0-0 5-3			0-0 F7		0-0 FC4-6 1B	4-0 1B BB		3	0	1	0	1	0	0											
<b>Tom Brunansky, R</b> OBP: 0.254, SLG: 0.237 (1, 9)		0-3 K			0-0 1-3		0-0 FC4-6 WP 1B	0-0 1B		4	0	1	2	0	1	1											
<b>Randy Bush, L</b> OBP: 0.391, SLG: 0.526 (1, 10)			0-0 4-3		0-0 1B		0-0 WP 1B	0-0 IBB		3	0	2	0	1	0	0											
<b>Lenny Faedo, R</b> OBP: 0.333, SLG: 0.378 (1, 6)			0-0 4-3		0-0 F9		4-0 1B	0-0 4-3		3	0	0	0	1	0	4											
<b>Tim Laudner, R</b> OBP: 0.277, SLG: 0.244 (1, 2)						0-0 FC3-6 1B	0-0 F4		0-3 K	4	0	2	0	0	1	3											
<b>Inning Stats</b>	R: 0 E: 0 K: 0 S: 3	H: 0 LOB: 0 BB: 0 P: 3	R: 0 E: 0 K: 1 S: 5	H: 0 LOB: 0 BB: 0 P: 5	R: 0 E: 0 K: 1 S: 4	H: 1 LOB: 0 BB: 0 P: 4	R: 0 E: 0 K: 1 S: 5	H: 0 LOB: 0 BB: 0 P: 5	R: 0 E: 0 K: 0 S: 4	H: 1 LOB: 1 BB: 0 P: 4	R: 0 E: 0 K: 0 S: 5	H: 2 LOB: 3 BB: 1 P: 9	R: 2 E: 0 K: 0 S: 6	H: 3 LOB: 3 BB: 2 P: 14	R: 0 E: 0 K: 1 S: 5	H: 0 LOB: 0 BB: 0 P: 5	1B: 7 2B: 1 3B: 0 HR: 0	SF: 0 SAC: 0 DP: 0 HBP: 0	WP: 1 PB: 0 CS: 0	PA: 38							
<b>PITCHER</b>	IP	WLS	BF	H	R	ER	SO	BB	IBB	HBP	BLK	WP	HR	S	P	ERA	WHIP										
<b>Ken Forsch, R</b> ERA: 4.42 (1, 1)	7.1	L	30	7	2	2	2	0	1	0	0	1	0	33	37	2.46	0.955										
<b>Andy Hassler, L</b> ERA: 4.91 (8, 1)	0.1		1	0	0	0	0	0	0	0	0	0	0	1	1	0.00	0.000										
<b>Mike Witt, R</b> ERA: 4.5 (8, 1)	1.1		7	1	0	0	1	1	1	0	0	0	0	7	15	0.00	1.500										

Minnesota Twins @ California Angels  
Anaheim Stadium, Anaheim, CA  
Sat May 14 1983, 10:05 PM EDT  
Att: 44,047 - Unknown - 65 F

AB 35  
R 2  
H 8  
RBI 2  
BB 3  
SO 3  
LOB 14



Batter	1	2	3	4	5	6	7	8	9	AB	R	H	RBI	BB	SO	LOB	BOTTOM										
<b>Rod Carew, L</b> OBP: 0.479, SLG: 0.569 (1, 3)	0-0 6-3		0-0 F8		4-0 BB			0-0 F7		3	0	0	0	1	0	1											
<b>Juan Beniquez, R</b> OBP: 0.380, SLG: 0.417 (1, 8)	0-3 K		0-0 FC5-4		0-0 F9		0-0 F9			4	0	0	0	0	1	2											
<b>Daryl Sconiers, L</b> OBP: 0.351, SLG: 0.604 (1, 10)	0-0 3-1			0-0 4-3		0-0 6-3		0-0 F5		4	0	0	0	0	0	0											
<b>Doug DeCinces, R</b> OBP: 0.343, SLG: 0.605 (1, 5)		0-0 F9 2B		0-0 F6		0-0 E6		0-0 F7		4	0	1	0	0	0	0											
<b>Reggie Jackson, L</b> OBP: 0.376, SLG: 0.424 (1, 9)		0-3 K		4-0 BB BB		0-3 K		0-0 HR		3	1	1	1	1	2	2											
<b>Bobby Grich, R</b> OBP: 0.375, SLG: 0.409 (1, 4)		0-0 F9		4-0 BB BB		0-3 K		4-0 BB		2	0	0	0	2	1	2											
<b>Bobby Clark, R</b> OBP: 0.270, SLG: 0.370 (1, 7)		0-0 F4		0-0 G3			0-0 6-3		0-0 F9	4	0	0	0	0	0	4											
<b>Tim Foli, R</b> OBP: 0.336, SLG: 0.362 (1, 6)			0-0 F7		0-0 4-3		0-0 L7		0-0 F5	4	0	0	0	0	0	1											
<b>Bob Boone, R</b> OBP: 0.296, SLG: 0.347 (1, 2)				0-0 FC5-4 1B		4-0 CS BB		0-0 5-3		2	0	1	0	1	0	0											
<b>Inning Stats</b>	R: 0 E: 0 K: 1 S: 5	H: 0 LOB: 0 BB: 0 P: 5	R: 0 E: 0 K: 1 S: 6	H: 1 LOB: 1 BB: 0 P: 6	R: 0 E: 0 K: 0 S: 4	H: 1 LOB: 1 BB: 0 P: 4	R: 0 E: 0 K: 0 S: 3	H: 0 LOB: 2 BB: 2 P: 11	R: 0 E: 0 K: 0 S: 2	H: 0 LOB: 1 BB: 2 P: 10	R: 0 E: 1 K: 2 S: 8	H: 0 LOB: 0 BB: 0 P: 8	R: 0 E: 0 K: 0 S: 3	H: 0 LOB: 0 BB: 0 P: 3	R: 0 E: 0 K: 0 S: 3	H: 0 LOB: 0 BB: 0 P: 3	R: 1 E: 0 K: 0 S: 4	H: 1 LOB: 1 BB: 1 P: 8	1B: 1 2B: 1 3B: 0 HR: 1	SF: 0 SAC: 0 DP: 0 HBP: 0	WP: 0 PB: 0 CS: 1	PA: 35					
<b>PITCHER</b>	IP	WLS	BF	H	R	ER	SO	BB	IBB	HBP	BLK	WP	HR	S	P	ERA	WHIP										
<b>Bobby Castillo, R</b> ERA: 3.44 (1, 1)	4.0		16	2	0	0	2	2	0	0	0	0	0	18	26	0.00	1.000										
<b>Ken Schrom, R</b> ERA: 1.69 (5, 1)	4.1	W	17	1	1	1	2	3	0	0	0	0	1	18	30	2.08	0.923										
<b>Ron Davis, R</b> ERA: 4.42 (9, 1)	0.2	S	2	0	0	0	0	0	0	0	0	0	0	2	2	0.00	0.000										

Minnesota Twins @ California Angels  
Anaheim Stadium, Anaheim, CA  
Sat May 14 1983, 10:05 PM EDT  
Att: 44,047 - Unknown - 65 F

AB 30  
R 1  
H 3  
RBI 1  
BB 5  
SO 4  
LOB 12









Batter	1	2	3	4	5	6	7	8	9	AB	R	H	RBI	BB	SO	LOB	TOP										
Rickey Henderson, R OBP: 0.462, SLG: 0.436 Gary Hancock, L OBP: 0.273, SLG: 0.238	6-3	F8				G6-4-3			F8	4	1	1	0	0	0	3											
Mike Davis, L OBP: 0.312, SLG: 0.379			4-3				F7		4-3	5	1	2	0	0	0	0											
Bill Almon, R OBP: 0.318, SLG: 0.338 Wayne Gross, L OBP: 0.365, SLG: 0.438	L3		K			SF8	4-3		HR	3	0	0	1	0	1	1											
Jeff Burroughs, R OBP: 0.354, SLG: 0.386		F8	F3				K		BB	4	0	1	1	1	1	0											
Dwayne Murphy, L OBP: 0.300, SLG: 0.304		WP HR BB		4-3		K			K	4	1	0	0	1	2	2											
Kevin Moore, R OBP: 0.255, SLG: 0.378		WP HR BB		6-3			F3		1B	3	1	1	0	1	0	0											
Davey Lopes, R OBP: 0.311, SLG: 0.333		K				1B BB			1B	2	1	1	0	2	1	2											
Bob Kearney, R OBP: 0.294, SLG: 0.386				F3		1B			6-3	4	1	2	3	0	0	3											
Tony Phillips, S OBP: 0.280, SLG: 0.281		HR				K			F7	4	0	2	1	0	1	2											
<b>Inning Stats</b>	R: 0 E: 0 K: 0 S: 3	H: 1 LOB: 0 BB: 0 P: 3	R: 3 E: 0 K: 1 S: 7	H: 2 LOB: 1 BB: 2 P: 15	R: 0 E: 0 K: 1 S: 5	H: 0 LOB: 0 BB: 0 P: 5	R: 0 E: 0 K: 0 S: 3	H: 0 LOB: 1 BB: 1 P: 7	R: 2 E: 1 K: 2 S: 10	H: 3 LOB: 1 BB: 1 P: 10	R: 1 E: 0 K: 0 S: 4	H: 2 LOB: 1 BB: 1 P: 8	R: 0 E: 0 K: 1 S: 5	H: 0 LOB: 0 BB: 0 P: 5	R: 0 E: 0 K: 0 S: 5	H: 2 LOB: 2 BB: 0 P: 5	R: 1 E: 0 K: 1 S: 6	H: 1 LOB: 1 BB: 1 P: 10	1B: 7 2B: 3 3B: 0 HR: 2	SF: 1 SAC: 0 DP: 2 HBP: 0	WP: 1 PB: 0 SB: 0 CS: 0	PA: 41					
<b>PITCHER</b>	IP	WLS	BF	H	R	ER	SO	BB	IBB	HBP	BLK	WP	HR	S	P	ERA	WHIP										
Brad Havens, L ERA: 7.29	5.1	L	26	7	6	6	4	4	0	0	0	1	1	30	46	10.12	2.062										
Ken Schrom, R ERA: 2.0	6.1		15	4	1	1	2	1	0	0	0	0	1	18	22	2.46	1.364										

Oakland Athletics @ Minnesota Twins  
Hubert H. Humphrey Metrodome, Minneapolis, MN  
Mon May 16 1983, 8:05 PM EDT  
Att. 7,056 - Unknown - 64 F

AB	35
R	7
H	11
RBI	7
BB	5
SO	6
LOB	13



Batter	1	2	3	4	5	6	7	8	9	AB	R	H	RBI	BB	SO	LOB	BOTTOM										
Bobby Mitchell, L OBP: 0.361, SLG: 0.265	FC6-4 BB		L7						HR	2	1	1	1	3	0	0											
John Castino, R OBP: 0.367, SLG: 0.517	FC6-4 1-2		1B				K		HR	4	1	2	0	1	1	3											
Gary Ward, R OBP: 0.274, SLG: 0.401	5-3 1-2		1B				F6		K	5	0	1	0	0	1	6											
Kent Hrbek, L OBP: 0.388, SLG: 0.571	F5		K				4-3		4-3	4	0	0	0	1	1	6											
Gary Gaetti, R OBP: 0.295, SLG: 0.383		5-3			E5 FC6-4		F7		F8	5	1	1	2	0	0	1											
Tom Brunansky, R OBP: 0.284, SLG: 0.240					F8		L8		K	3	1	0	0	2	1	2											
Randy Bush, L OBP: 0.365, SLG: 0.512 Mickey Hatcher, R OBP: 0.324, SLG: 0.412		F8			K		4-3		HR	4	0	1	0	0	1	2											
Lenny Faedo, R OBP: 0.333, SLG: 0.374		F5			FC6-4 1-2		BB 1B		F9	5	0	2	0	0	0	4											
Tim Laudner, R OBP: 0.260, SLG: 0.227 Dave Engle, R OBP: 0.333, SLG: 0.487				K			5-3		HR K	3	0	0	0	0	1	1											
<b>Inning Stats</b>	R: 0 E: 0 K: 0 S: 3	H: 0 LOB: 1 BB: 1 P: 7	R: 0 E: 0 K: 0 S: 3	H: 0 LOB: 1 BB: 1 P: 7	R: 0 E: 0 K: 2 S: 9	H: 2 LOB: 0 BB: 0 P: 9	R: 0 E: 1 K: 1 S: 6	H: 0 LOB: 1 BB: 0 P: 6	R: 0 E: 0 K: 0 S: 4	H: 1 LOB: 2 BB: 1 P: 8	R: 0 E: 0 K: 0 S: 3	H: 0 LOB: 0 BB: 0 P: 3	R: 0 E: 0 K: 1 S: 6	H: 1 LOB: 2 BB: 1 P: 10	R: 0 E: 0 K: 1 S: 6	H: 1 LOB: 2 BB: 1 P: 10	R: 6 E: 0 K: 2 S: 12	H: 5 LOB: 1 BB: 2 P: 20	1B: 6 2B: 0 3B: 0 HR: 4	SF: 0 SAC: 0 DP: 0 HBP: 0	WP: 0 PB: 0 SB: 0 CS: 0	PA: 45					
<b>PITCHER</b>	IP	WLS	BF	H	R	ER	SO	BB	IBB	HBP	BLK	WP	HR	S	P	ERA	WHIP										
Mike Norris, R ERA: 3.38	6.0	W	25	3	0	0	3	3	0	0	0	0	0	28	40	0.00	1.000										
Matt Keough, R ERA: 7.36	7.1		10	2	0	0	2	2	0	0	0	0	0	12	20	0.00	2.000										
Dave Beard, R ERA: 5.79	0.2		7	3	5	5	1	2	0	0	0	0	3	7	15	67.50	7.500										
Tom Burgmeier, L ERA: 1.17	0.1	S	3	2	1	1	1	0	0	0	0	0	1	5	5	27.00	6.000										

Oakland Athletics @ Minnesota Twins  
Hubert H. Humphrey Metrodome, Minneapolis, MN  
Mon May 16 1983, 8:05 PM EDT  
Att. 7,056 - Unknown - 64 F

AB	38
R	6
H	10
RBI	6
BB	7
SO	7
LOB	26





Batter	1	2	3	4	5	6	7	8	9	AB	R	H	RBI	BB	SO	LOB	TOP										
Rickey Henderson, R OBP: 0.474, SLG: 0.437 (1, 7)	0-3 K	4-0 S BB			4-0 2B 6-3 BB	0-0 1B 1B			4-0 FC2-5 S BB	2	1	1	0	3	1	0											
Mike Davis, L OBP: 0.315, SLG: 0.387 Garry Hancock, L OBP: 0.273, SLG: 0.238 (1, 9) (9, 9)	0-0 4-3	0-0 4-3			0-0 6-3 1B 2B	0-0 1B			0-0 FC2-5 S CS	5	1	2	1	0	0	2											
Wayne Gross, L OBP: 0.354, SLG: 0.420 (1, 5)	0-0 BB HR 1B		0-3 K		0-0 6-3		0-0 3-1		0-3 K	5	1	1	1	0	2	2											
Dwayne Murphy, L OBP: 0.306, SLG: 0.304 (1, 8)	4-0 HR BB		0-0 4-3		0-0 6-3 1B		0-3 K			3	1	1	1	1	1	0											
Jeff Burroughs, R OBP: 0.350, SLG: 0.410 (1, 10)	0-0 HR		0-0 5-3		0-0 6-3		0-0 F3			4	1	1	3	0	0	1											
Bill Almon, R OBP: 0.315, SLG: 0.325 Davey Lopes, R OBP: 0.311, SLG: 0.333 (1, 6) (8, 4)	4-0 S BB			0-0 6-3	0-3 K			0-0 6-3		3	0	0	0	1	1	1											
Kelvin Moore, R OBP: 0.295, SLG: 0.373 (1, 3)	0-3 K			0-0 6-3		0-0 F5		0-0 1B		4	0	1	0	0	1	1											
Bob Kearney, R OBP: 0.292, SLG: 0.410 (1, 2)		0-0 F7		0-3 K		0-0 HR		0-3 K		4	1	1	1	0	2	1											
Tony Phillips, S OBP: 0.279, SLG: 0.280 (1, 4) (8, 6)		0-0 1-3			0-0 2B 1B	0-3 K		0-3 K		4	1	1	0	0	2	1											
<b>Inning Stats</b>	R: 3 E: 0 K: 2 S: 9	H: 2 LOB: 1 BB: 2 P: 17	R: 0 E: 0 K: 0 S: 3	H: 0 LOB: 1 BB: 1 P: 7	R: 0 E: 0 K: 1 S: 5	H: 0 LOB: 0 BB: 0 P: 5	R: 0 E: 0 K: 1 S: 5	H: 0 LOB: 0 BB: 0 P: 5	R: 3 E: 0 K: 1 S: 8	H: 3 LOB: 1 BB: 1 P: 12	R: 1 E: 0 K: 1 S: 7	H: 3 LOB: 2 BB: 0 P: 7	R: 0 E: 0 K: 1 S: 5	H: 0 LOB: 0 BB: 0 P: 5	R: 0 E: 0 K: 2 S: 8	H: 1 LOB: 1 BB: 0 P: 8	R: 0 E: 0 K: 1 S: 4	H: 0 LOB: 1 BB: 1 P: 8	1B: 6 2B: 2 3B: 0 HR: 2	SF: 0 SAC: 0 DP: 1 HBP: 0	WP: 0 PB: 0 SB: 6 CS: 1	PA: 39					
<b>PITCHER</b>	IP	WLS	BF	H	R	ER	SO	BB	IBB	HBP	BLK	WP	HR	S	P	ERA	WHIP										
Albert Williams, R ERA: 6.98 Pete Filson, L ERA: 2.99 Rick Lysander, R ERA: 2.89 Len Whitehouse, L ERA: 2.55 (1, 1) (6, 1) (8, 1) (9, 1)	5.1	L	26	6	7	7	5	4	0	0	0	0	2	32	48	11.81	1.875										

Oakland Athletics @ Minnesota Twins  
Hubert H. Humphrey Metrodome, Minneapolis, MN  
Tue May 17 1983, 8:05 PM EDT  
Att. 4,686 - Unknown - 65 F

AB 34  
R 7  
H 9  
RBI 7  
BB 5  
SO 10  
LOB 9



Batter	1	2	3	4	5	6	7	8	9	AB	R	H	RBI	BB	SO	LOB	BOTTOM										
Bobby Mitchell, L OBP: 0.359, SLG: 0.269 Mickey Hatcher, R OBP: 0.342, SLG: 0.429 (1, 8) (6, 9)	0-0 BB BB 1B				0-0 G3	0-0 E 1B			0-0 1B	3	1	1	0	0	1	0											
John Castino, R OBP: 0.362, SLG: 0.503 (1, 4)	4-0 BB BB		0-0 4-3		0-0 5-3	0-0 E4		0-0 F9		4	1	0	0	1	0	3											
Gary Ward, R OBP: 0.284, SLG: 0.400 (1, 7)	4-0 1B BB		0-0 CS 1B		1-0 2B HBP	0-3 K		0-0 F4		3	1	1	0	1	1	3											
Kent Hrbek, L OBP: 0.381, SLG: 0.565 (1, 3)	0-0 F5		0-3 K		0-0 2B	0-0 4-3		0-0 F9		5	0	1	1	0	1	7											
Gary Gaetti, R OBP: 0.291, SLG: 0.384 (1, 5)	0-3 K			0-0 6-3	0-0 L5		0-0 F7		0-0 2B	5	1	1	0	0	1	4											
Randy Bush, L OBP: 0.406, SLG: 0.547 Darrell Brown, S OBP: 0.313, SLG: 0.339 (1, 10) (8, FR)	0-0 1B			4-0 1B BB		0-0 E 2B		0-0 F6		4	1	3	3	1	0	0											
Tom Brunansky, R OBP: 0.255, SLG: 0.230 (1, 9) (6, 8)	0-0 F7			0-3 K		0-0 F7		0-3 K		5	0	0	0	0	2	5											
Lenny Faedo, R OBP: 0.330, SLG: 0.369 (1, 6)		0-0 F7			0-0 FC4-6 1B	0-0 E4		0-0 F7		4	1	1	0	0	0	-1											
Tim Laudner, R OBP: 0.264, SLG: 0.234 Dave Engle, R OBP: 0.329, SLG: 0.481 (1, 2) (8, PH) (9, 2)		0-3 K			0-0 FC4-6 1B	0-0 E 1B		0-0 F8		3	0	1	0	0	1	2											
<b>Inning Stats</b>	R: 2 E: 0 K: 1 S: 7	H: 2 LOB: 2 BB: 2 P: 15	R: 0 E: 0 K: 2 S: 7	H: 0 LOB: 0 BB: 0 P: 7	R: 0 E: 0 K: 1 S: 5	H: 1 LOB: 0 BB: 0 P: 5	R: 0 E: 0 K: 1 S: 6	H: 1 LOB: 2 BB: 1 P: 10	R: 1 E: 0 K: 0 S: 4	H: 1 LOB: 1 BB: 0 P: 5	R: 2 E: 2 K: 1 S: 10	H: 3 LOB: 3 BB: 0 P: 10	R: 0 E: 0 K: 1 S: 5	H: 0 LOB: 0 BB: 0 P: 5	R: 0 E: 0 K: 0 S: 4	H: 1 LOB: 1 BB: 0 P: 4	R: 1 E: 0 K: 0 S: 5	H: 2 LOB: 1 BB: 0 P: 5	1B: 7 2B: 4 3B: 0 HR: 0	SF: 0 SAC: 0 DP: 0 HBP: 1	WP: 0 PB: 0 SB: 0 CS: 1	PA: 43					
<b>PITCHER</b>	IP	WLS	BF	H	R	ER	SO	BB	IBB	HBP	BLK	WP	HR	S	P	ERA	WHIP										
Chris Codiroli, R ERA: 4.33 Tom Burgmeier, L ERA: 1.09 Steve McCatty, R ERA: 1.26 (1, 1) (6, 1) (8, 1)	5.1	W	27	7	1	0	2	0	0	0	0	0	0	11	11	0.00	0.600										
Steve McCatty, R ERA: 1.26 (8, 1)	2.0	S	9	3	1	1	0	0	0	0	0	0	0	9	9	4.50	1.500										

Oakland Athletics @ Minnesota Twins  
Hubert H. Humphrey Metrodome, Minneapolis, MN  
Tue May 17 1983, 8:05 PM EDT  
Att. 4,686 - Unknown - 65 F

AB 39  
R 6  
H 11  
RBI 4  
BB 3  
SO 7  
LOB 23





Batter	1	2	3	4	5	6	7	8	9	AB	R	H	RBI	BB	SO	LOB	TOP					
Rickey Henderson, R OBP: 0.464, SLG: 0.425 Dan Meyer, L OBP: 0.343, SLG: 0.355	(1,7) 0-3 K	(1,7) 0-0 F3		(1,7) 0-0 F7			(1,7) 0-3 K	(1,7) 0-3 K		3	0	0	0	0	1	2						
Mike Davis, L OBP: 0.318, SLG: 0.394	(1,9) 0-3 K		(1,9) 0-3 K				(1,9) 0-0 F7		(1,9) 0-0 2B	5	0	2	0	0	2	0						
Bill Almon, R OBP: 0.319, SLG: 0.341	(1,5) 0-0 1B		(1,5) 0-0 1B		(1,5) 0-0 F7		(1,5) 0-0 5-3		(1,5) 0-0 6-3	5	1	2	0	0	0	2						
Jeff Burroughs, R OBP: 0.352, SLG: 0.418	(1,10) 0-0 FC6-4		(1,10) 0-0 1B		(1,10) 0-0 F3			(1,10) 0-0 BB	(1,10) 0-3 K	5	2	2	0	0	1	2						
Dwayne Murphy, L OBP: 0.307, SLG: 0.305 Mitchell Page, L OBP: 0.276, SLG: 0.231		(1,8) 0-0 FC5-4	(1,8) 0-3 K		(1,8) 0-0 F7			(1,8) 0-0 BB	(1,8) 0-3 K	3	0	1	0	0	1	2						
Kevin Moore, R OBP: 0.283, SLG: 0.365	(1,3) 0-0 L8		(1,3) 0-0 1B		(1,3) 0-0 5-3			(1,3) 0-0 1B		2	0	0	0	2	0	1						
Davey Lopes, R OBP: 0.342 Garry Hancock, L OBP: 0.304, SLG: 0.273	(1,4) 0-0 FC5-4		(1,4) 0-0 1B		(1,4) 0-0 G5-4-3			(1,4) 0-0 1B		3	1	2	2	0	0	1						
Bob Kearney, R OBP: 0.293, SLG: 0.402 Darryl Glas, R OBP: 0.333, SLG: 0.375	(1,2) 0-0 1B		(1,2) 0-0 L8		(1,2) 0-0 G5-4-3			(1,2) 0-0 F3		2	0	0	0	1	0	3						
Tony Phillips, S OBP: 0.278, SLG: 0.279	(1,6) 0-0 1B				(1,6) 0-0 F8			(1,6) 0-0 F8		4	0	1	1	0	0	2						
<b>Inning Stats</b>	R: 0 E: 0 K: 2 S: 8	H: 1 LOB: 1 BB: 0 P: 8	R: 1 E: 0 K: 0 S: 5	H: 2 LOB: 2 BB: 1 P: 9	R: 2 E: 0 K: 2 S: 10	H: 3 LOB: 2 BB: 1 P: 14	R: 0 E: 0 K: 0 S: 4	H: 1 LOB: 1 BB: 0 P: 4	R: 0 E: 0 K: 0 S: 3	H: 0 LOB: 0 BB: 0 P: 3	R: 0 E: 0 K: 0 S: 3	H: 1 LOB: 0 BB: 0 P: 3	R: 0 E: 0 K: 1 S: 5	H: 0 LOB: 0 BB: 0 P: 5	R: 2 E: 0 K: 1 S: 7	H: 2 LOB: 2 BB: 2 P: 15	R: 0 E: 0 K: 2 S: 8	H: 1 LOB: 1 BB: 0 P: 8	1B: 8 2B: 3 3B: 0 HR: 0	SF: 0 SAC: 0 DP: 1 HBP: 0	WP: 0 PB: 0 SB: 1 CS: 0	PA: 41
<b>PITCHER</b>	IP WLS BF H R ER SO BB IBB HBP BLK WP HR S P ERA WHIP	7.0 W 34 10 5 5 5 4 0 0 0 0 0 40 56 6.43 2.000	2.0 L 7 1 0 0 3 0 0 0 0 0 0 13 13 0.00 0.500	<b>PITCHER</b>										IP WLS BF H R ER SO BB IBB HBP BLK WP HR S P ERA WHIP								

Oakland Athletics @ Minnesota Twins  
Hubert H. Humphrey Metrodome, Minneapolis, MN  
Wed May 18 1983, 4:33 AM EDT  
Att. 4,069 - Unknown - 63 F

AB 37  
R 5  
H 11  
RBI 5  
BB 4  
SO 8  
LOB 20



Batter	1	2	3	4	5	6	7	8	9	AB	R	H	RBI	BB	SO	LOB	BOTTOM			
Darrell Brown, S OBP: 0.343, SLG: 0.358	(1,8) 0-0 3-1		(1,8) 0-0 2B		(1,8) 0-0 6-3		(1,8) 0-0 FC6-4			5	2	3	2	1	0	2				
John Castino, R OBP: 0.361, SLG: 0.500	(1,4) 0-3 K		(1,4) 0-0 F4		(1,4) 0-0 9-3		(1,4) 0-0 FC6-4			5	1	1	1	1	1	4				
Gary Ward, R OBP: 0.292, SLG: 0.432	(1,7) 0-0 1B		(1,7) 0-0 2B		(1,7) 0-0 F8		(1,7) 0-0 SF8		(1,7) 0-0 L9	5	2	3	5	0	0	0				
Kent Hrbek, L OBP: 0.389, SLG: 0.570 Scott Ulger, R	(1,3) 0-0 1B		(1,3) 0-3 K		(1,3) 0-0 4-3		(1,3) 0-0 HR		(1,3) 0-0 FC6-4	4	1	2	1	1	1	1				
Gary Gaetti, R OBP: 0.306, SLG: 0.403	(1,5) 0-0 1B		(1,5) 0-0 E		(1,5) 0-0 F9		(1,5) 0-0 BB		(1,5) 0-0 FC6-4	6	1	4	0	0	0	3				
Mickey Hatcher, R OBP: 0.354, SLG: 0.427	(1,10) 0-0 1B		(1,10) 0-0 E		(1,10) 0-0 F8		(1,10) 0-0 1-3		(1,10) 0-0 F7	5	1	2	1	1	0	2				
Tom Brunansky, R OBP: 0.267, SLG: 0.233	(1,9) 0-0 1B		(1,9) 0-0 E		(1,9) 0-0 F8		(1,9) 0-0 F9			3	2	1	1	2	0	3				
Ron Washington, R OBP: 0.313, SLG: 0.250		(1,6) 0-3 K		(1,6) 0-0 F8		(1,6) 0-0 6-3		(1,6) 0-0 F3		4	2	1	0	1	1	3				
Tim Laudner, R OBP: 0.293, SLG: 0.288	(1,2) 0-0 1B		(1,2) 0-0 E		(1,2) 0-0 SF8		(1,2) 0-0 E		(1,2) 0-0 F4	5	4	3	3	0	0	0				
<b>Inning Stats</b>	R: 2 E: 0 K: 1 S: 9	H: 5 LOB: 3 BB: 0 P: 9	R: 2 E: 0 K: 2 S: 10	H: 3 LOB: 1 BB: 0 P: 10	R: 4 E: 1 K: 0 S: 5	H: 3 LOB: 0 BB: 2 P: 13	R: 0 E: 0 K: 0 S: 4	H: 1 LOB: 1 BB: 0 P: 4	R: 3 E: 0 K: 0 S: 5	H: 2 LOB: 2 BB: 3 P: 17	R: 5 E: 1 K: 0 S: 9	H: 5 LOB: 3 BB: 2 P: 17	R: 0 E: 0 K: 0 S: 4	H: 1 LOB: 1 BB: 0 P: 4	R: 0 E: 0 K: 0 S: 3	H: 0 LOB: 1 BB: 0 P: 4	1B: 13 2B: 7 3B: 0 HR: 1	SF: 1 SAC: 0 DP: 1 HBP: 1	WP: 1 PB: 0 SB: 0 CS: 0	PA: 51
<b>PITCHER</b>	IP WLS BF H R ER SO BB IBB HBP BLK WP HR S P ERA WHIP	2.1 L 12 2 3 3 0 4 0 0 0 1 0 8 24 11.57 2.571	1.0 L 10 5 5 0 0 1 0 0 0 0 1 9 13 0.00 6.000	2.1 L 11 2 0 0 0 1 0 1 0 0 0 9 14 0.00 1.286	<b>PITCHER</b>										IP WLS BF H R ER SO BB IBB HBP BLK WP HR S P ERA WHIP					

Oakland Athletics @ Minnesota Twins  
Hubert H. Humphrey Metrodome, Minneapolis, MN  
Wed May 18 1983, 4:33 AM EDT  
Att. 4,069 - Unknown - 63 F

AB 42  
R 16  
H 20  
RBI 14  
BB 7  
SO 3  
LOB 18





Batter	1	2	3	4	5	6	7	8	9	AB	R	H	RBI	BB	SO	LOB	TOP										
<b>Bobby Mitchell, L</b> (1, 8) OBP: 0.382, SLG: 0.309	0-0 1B			1-3 BB	4-0 BB		0-0 2B			3	0	2	0	1	0	0	<b>Minnesota Twins @ Boston Red Sox</b> Fenway Park, Boston, MA Thu May 19 1983, 7:05 PM EDT Att: 14,173 - Unknown - 59 F										
<b>John Castino, R</b> (1, 4) OBP: 0.364, SLG: 0.516	0-0 1-3			0-0 HR	0-0 F8		4-0 BB			3	1	1	1	1	0	3											
<b>Gary Ward, R</b> (1, 7) OBP: 0.285, SLG: 0.421	0-0 6-3			0-3 K		0-0 5-3	0-0 4-3			4	0	0	0	0	1	2											
<b>Kent Hrbek, L</b> (1, 3) OBP: 0.399, SLG: 0.573		0-0 F8		0-0 1B		4-0 1B		0-0 G3		3	0	2	0	1	0	0											
<b>Gary Gaetti, R</b> (1, 5) OBP: 0.304, SLG: 0.399	0-0 F6			0-3 K		0-0 1B		0-0 G3		4	0	1	0	0	1	2											
<b>Randy Bush, L</b> (1, 10) OBP: 0.390, SLG: 0.522	0-0 G3			1-2 K		0-0 1B		0-0 F8		4	0	0	0	0	0	2											
<b>Tom Brunansky, R</b> (1, 9) OBP: 0.266, SLG: 0.233			0-0 5-3		0-0 BB	0-3 K		0-0 6-3		4	0	1	0	0	1	2											
<b>Tim Laudner, R</b> (1, 2) OBP: 0.295, SLG: 0.291			0-3 K		0-0 BB		0-0 5-3		0-3 K	3	0	1	0	0	1	0											
<b>Mickey Hatcher, R</b> (9, PH) OBP: 0.349, SLG: 0.421					1-2 1B					1	0	0	0	0	1	0											
<b>Ron Washington, R</b> (1, 6) OBP: 0.286, SLG: 0.226			0-0 6-3		0-0 F3		0-0 F8		0-0 6-3	3	0	0	0	0	0	2											
<b>Dave Engle, R</b> (9, PH) OBP: 0.325, SLG: 0.474										1	0	0	0	0	0	0											
<b>Inning Stats</b>	R: 0 E: 0 K: 0 S: 3	H: 1 LOB: 0 BB: 0 P: 3	R: 0 E: 0 K: 0 S: 3	H: 0 LOB: 0 BB: 0 P: 3	R: 0 E: 0 K: 1 S: 5	H: 0 LOB: 0 BB: 0 P: 5	R: 1 E: 0 K: 2 S: 9	H: 2 LOB: 1 BB: 0 P: 9	R: 0 E: 0 K: 1 S: 6	H: 1 LOB: 2 BB: 1 P: 10	R: 0 E: 0 K: 0 S: 4	H: 1 LOB: 2 BB: 1 P: 8	R: 0 E: 0 K: 0 S: 3	H: 1 LOB: 0 BB: 0 P: 3	R: 0 E: 0 K: 1 S: 5	H: 0 LOB: 0 BB: 0 P: 5	1B: 6 2B: 1 3B: 0 HR: 1	SF: 0 SAC: 0 DP: 1 HBP: 0	WP: 0 PB: 0 SB: 1 CS: 0	PA: 36							
<b>PITCHER</b>	IP	WLS	BF	H	R	ER	SO	BB	IBB	HBP	BLK	WP	HR	S	P	ERA	WHIP										
<b>Doug Bird, R</b> (1, 1) ERA: 6.75	6.0	W	25	6	1	1	4	2	0	0	0	0	1	31	39	1.50	1.333										
<b>Luis Aponte, R</b> (7, 1) ERA: 0.66	3.0	S	11	2	0	0	1	1	0	0	0	0	0	12	16	0.00	1.000										

AB	33
R	1
H	8
RBI	1
BB	3
SO	5
LOB	13



Batter	1	2	3	4	5	6	7	8	9	AB	R	H	RBI	BB	SO	LOB	BOTTOM										
<b>Jerry Remy, L</b> (1, 4) OBP: 0.274, SLG: 0.284	0-0 F8		0-0 FC4-6	0-0 F8			0-0 L9			4	1	0	0	0	0	2	<b>Minnesota Twins @ Boston Red Sox</b> Fenway Park, Boston, MA Thu May 19 1983, 7:05 PM EDT Att: 14,173 - Unknown - 59 F										
<b>Dwight Evans, R</b> (1, 9) OBP: 0.321, SLG: 0.398	0-0 F8		4-0 1B	0-0 F8			0-0 F3			3	1	0	0	1	0	1											
<b>Jim Rice, R</b> (1, 7) OBP: 0.353, SLG: 0.504	0-3 K		0-0 2B	0-3 K			0-0 5-3			4	0	1	1	0	2	0											
<b>Tony Armas, R</b> (1, 8) OBP: 0.230, SLG: 0.381		0-0 G4-6-3	0-0 1B	1-3 2B		0-0 F3		0-0 F6		4	1	2	1	0	0	0											
<b>Wade Boggs, L</b> (1, 5) OBP: 0.427, SLG: 0.411		4-0 G4-6-3	0-0 F4	4-0 BB		4-0 BB		0-0 6-3		2	0	0	0	2	0	2											
<b>Carl Yastrzemski, L</b> (1, 10) OBP: 0.363, SLG: 0.327		0-0 G4-6-3	0-0 L9	0-0 L9		0-0 4-3		0-0 F7		4	0	0	0	0	0	5											
<b>Dave Stapleton, R</b> (1, 3) OBP: 0.297, SLG: 0.354		0-0 1B		0-0 2B		0-0 F7				3	1	2	1	0	0	0											
<b>Rich Gedman, L</b> (1, 2) OBP: 0.353, SLG: 0.436		3-H F9		0-0 2B		0-3 K				3	0	1	1	0	1	1											
<b>Glenn Hoffman, R</b> (1, 6) OBP: 0.349, SLG: 0.324			4-0 FC4-6	0-0 5-3		0-3 K				2	0	0	0	1	1	1											
<b>Inning Stats</b>	R: 0 E: 0 K: 1 S: 5	H: 0 LOB: 0 BB: 0 P: 5	R: 1 E: 0 K: 0 S: 4	H: 2 LOB: 1 BB: 1 P: 8	R: 2 E: 0 K: 0 S: 5	H: 2 LOB: 2 BB: 2 P: 13	R: 1 E: 0 K: 0 S: 5	H: 2 LOB: 1 BB: 0 P: 5	R: 0 E: 0 K: 1 S: 5	H: 0 LOB: 1 BB: 1 P: 9	R: 0 E: 0 K: 2 S: 7	H: 0 LOB: 0 BB: 0 P: 7	R: 0 E: 0 K: 0 S: 3	H: 0 LOB: 0 BB: 0 P: 3	R: 0 E: 0 K: 0 S: 3	H: 0 LOB: 0 BB: 0 P: 3		1B: 3 2B: 3 3B: 0 HR: 0	SF: 0 SAC: 0 DP: 1 HBP: 0	WP: 0 PB: 0 SB: 1 CS: 0	PA: 33						
<b>PITCHER</b>	IP	WLS	BF	H	R	ER	SO	BB	IBB	HBP	BLK	WP	HR	S	P	ERA	WHIP										
<b>Bobby Castillo, R</b> (1, 1) ERA: 3.89	3.0	L	15	4	3	3	1	3	0	0	0	0	0	14	26	9.00	2.333										
<b>Pete Filson, L</b> (4, 1) ERA: 2.7	5.0		18	2	1	1	3	1	0	0	0	0	0	23	27	1.80	0.600										





Batter	1	2	3	4	5	6	7	8	9	AB	R	H	RBI	BB	SO	LOB	TOP																			
<b>Darrell Brown, S</b> OBP: 0.316, SLG: 0.329 (1, 8)	5-3	5-3	F8		1-3			L7	4-3	6	0	0	0	0	0	2																				
<b>John Castino, R</b> OBP: 0.371, SLG: 0.519 (1, 4)	1B	FC4-6 1B	L7			L6		1B		5	1	3	0	0	0	1																				
<b>Gary Ward, R</b> OBP: 0.299, SLG: 0.436 (1, 7)	1B	FC4-6 1B		G5-4-3 2B		4-3 S BB		6-3		4	1	3	0	1	0	1																				
<b>Kent Hrbek, L</b> OBP: 0.399, SLG: 0.563 (1, 3)	BB 1B 1-3 2H	FC4-6		G5-4-3 BB		4-3			E1 HR	4	2	1	1	1	0	3																				
<b>Gary Gaetti, R</b> OBP: 0.307, SLG: 0.418 (1, 5)	1B BB FC5-4 1B	K		G5-4-3		L5			HR	5	2	2	3	0	1	5																				
<b>Mickey Hatcher, R</b> OBP: 0.375, SLG: 0.450 (1, 10)	FC5-4 1B 1-2 2-3 3-H		2B SF8 1B		F9				HR	4	2	3	0	1	0	1																				
<b>Tom Brunansky, R</b> OBP: 0.277, SLG: 0.275 (1, 9)	FC5-4 1B 1-2 2-3 3-H		SF8 1B		L5		K		HR	5	2	3	3	0	1	1																				
<b>Dave Engle, R</b> OBP: 0.318, SLG: 0.457 (1, 2)	FC5-4 FC6-4		SF8		1-3 S BB		G6-4-3		F8	3	0	0	2	1	0	3																				
<b>Ron Washington, R</b> OBP: 0.275, SLG: 0.222 (1, 6)	FC6-4		S 1B		1-3				F9	5	0	1	1	0	0	3																				
<b>Inning Stats</b>	R: 4 E: 0 K: 0 S: 8	H: 5 LOB: 2 BB: 1 P: 12	R: 0 E: 0 K: 1 S: 7	H: 2 LOB: 2 BB: 0 P: 7	R: 2 E: 0 K: 0 S: 6	H: 3 LOB: 1 BB: 0 P: 6	R: 0 E: 0 K: 0 S: 3	H: 1 LOB: 1 BB: 1 P: 7	R: 0 E: 0 K: 0 S: 3	H: 0 LOB: 1 BB: 1 P: 7	R: 0 E: 0 K: 1 S: 5	H: 1 LOB: 0 BB: 0 P: 5	R: 0 E: 0 K: 0 S: 4	H: 1 LOB: 1 BB: 0 P: 4	R: 4 E: 1 K: 0 S: 7	H: 3 LOB: 0 BB: 0 P: 7	1B: 11 2B: 3 3B: 0 HR: 2	SF: 1 SAC: 0 DP: 2 HBP: 0	WP: 0 PB: 0 SB: 3 CS: 0	PA: 46																
<b>PITCHER</b>	IP	WLS	BF	H	R	ER	SO	BB	IBB	HBP	BLK	WP	HR	S	P	ERA	WHIP	<b>PITCHER</b>		IP	WLS	BF	H	R	ER	SO	BB	IBB	HBP	BLK	WP	HR	S	P	ERA	WHIP
<b>Bruce Hurst, L</b> ERA: 4.38 (1, 1)	2.1	L	17	9	6	6	1	1	0	0	0	0	0	18	22	23.14	4.286																			
<b>Mark Clear, R</b> ERA: 5.71 (3, 1)	4.2		18	3	0	0	1	3	0	0	0	0	0	17	29	0.00	1.286																			
<b>John Henry Johnson, L</b> ERA: 5.79 (8, 1)	2.0		11	4	4	3	0	0	0	0	0	0	2	11	11	13.50	2.000																			

**Minnesota Twins @ Boston Red Sox**  
Fenway Park, Boston, MA  
Fri May 20 1983, 7:05 PM EDT  
Att: 19,332 - Cloudy - 60 F

AB 41  
R 10  
H 16  
RBI 10  
BB 4  
SO 2  
LOB 20



Batter	1	2	3	4	5	6	7	8	9	AB	R	H	RBI	BB	SO	LOB	BOTTOM																			
<b>Jerry Remy, L</b> OBP: 0.260, SLG: 0.269 (1, 4)	4-3		6-3		G3		4-3		4-3	5	0	0	0	0	0	0																				
<b>Dwight Evans, R</b> OBP: 0.325, SLG: 0.413 (1, 9)	F2		1B		2B		1B		K	5	0	3	0	0	1	0																				
<b>Jim Rice, R</b> OBP: 0.344, SLG: 0.489 (1, 7)	L9		F9		6-3		4-3			4	0	0	0	0	0	3																				
<b>Tony Armas, R</b> OBP: 0.238, SLG: 0.388 (1, 8)		G4-6-3 1B BB		5-3		F8 2B 2B		6-3		3	2	1	0	1	0	1																				
<b>Wade Boggs, L</b> OBP: 0.435, SLG: 0.421 (1, 5)		G4-6-3 1B		2B 1B		F8		G3 1B		4	1	3	0	0	0	1																				
<b>Carl Yastrzemski, L</b> OBP: 0.359, SLG: 0.304 (1, 10)		G4-6-3		F3		F5		G3		4	0	0	0	0	0	5																				
<b>Dave Stapleton, R</b> OBP: 0.311, SLG: 0.385 (1, 3)		1B		2B		2B		F8		4	1	3	3	0	0	1																				
<b>Rich Gedman, L</b> OBP: 0.348, SLG: 0.439 (1, 2)		4-3		G3		2B		4-3		4	0	1	1	0	0	3																				
<b>Glenn Hoffman, R</b> OBP: 0.341, SLG: 0.316 (1, 6)			F9		K		6-3			3	0	0	0	0	1	1																				
<b>Rick Miller, L</b> OBP: 0.405, SLG: 0.436 (9, PH)									F7	1	0	0	0	0	0	0																				
<b>Inning Stats</b>	R: 0 E: 0 K: 0 S: 3	H: 0 LOB: 0 BB: 0 P: 3	R: 1 E: 0 K: 0 S: 4	H: 2 LOB: 1 BB: 1 P: 8	R: 0 E: 0 K: 0 S: 4	H: 1 LOB: 1 BB: 0 P: 4	R: 1 E: 0 K: 0 S: 5	H: 2 LOB: 1 BB: 0 P: 5	R: 0 E: 0 K: 1 S: 6	H: 1 LOB: 1 BB: 0 P: 6	R: 2 E: 0 K: 0 S: 6	H: 3 LOB: 1 BB: 0 P: 6	R: 0 E: 0 K: 0 S: 4	H: 1 LOB: 0 BB: 0 P: 4	R: 0 E: 0 K: 0 S: 4	H: 1 LOB: 1 BB: 0 P: 4	R: 0 E: 0 K: 1 S: 5	H: 0 LOB: 0 BB: 0 P: 5	1B: 6 2B: 5 3B: 0 HR: 0	SF: 0 SAC: 0 DP: 1 HBP: 0	WP: 0 PB: 0 SB: 0 CS: 0	PA: 38														
<b>PITCHER</b>	IP	WLS	BF	H	R	ER	SO	BB	IBB	HBP	BLK	WP	HR	S	P	ERA	WHIP	<b>PITCHER</b>		IP	WLS	BF	H	R	ER	SO	BB	IBB	HBP	BLK	WP	HR	S	P	ERA	WHIP
<b>Ken Schrom, R</b> ERA: 3.88 (1, 1)	5.2	W	26	9	4	4	1	0	0	0	0	0	0	14	14	0.00	0.600																			
<b>Rick Lysander, R</b> ERA: 2.59 (6, 1)	3.1	S	12	2	0	0	1	0	0	0	0	0	0	14	14	0.00	0.600																			

**Minnesota Twins @ Boston Red Sox**  
Fenway Park, Boston, MA  
Fri May 20 1983, 7:05 PM EDT  
Att: 19,332 - Cloudy - 60 F

AB 37  
R 4  
H 11  
RBI 4  
BB 1  
SO 2  
LOB 15





Batter	1	2	3	4	5	6	7	8	9	AB	R	H	RBI	BB	SO	LOB	TOP			
Darrell Brown, S OBP: 0.300, SLG: 0.312	4-3		G1-6-3			L4		F9		4	0	0	0	0	0	1				
John Castino, R OBP: 0.379, SLG: 0.542	1B			HR		6-3			1B 3B	4	2	3	1	0	0	0				
Gary Ward, R OBP: 0.298, SLG: 0.431	L9			K		F8			1B 3B	4	1	1	0	0	1	1				
Kent Hrbek, L OBP: 0.391, SLG: 0.551 Scott Ulger, R (9, PH)	K			F8		3-1			K	3	0	0	0	0	1	1				
Gary Gaetti, R OBP: 0.312, SLG: 0.436		5-3		FC6 BB		HR		F8		3	1	1	1	1	0	2				
Mickey Hatcher, R OBP: 0.380, SLG: 0.470	5-3			FC6		G5-4-3 BB			3B	3	0	1	2	1	0	1				
Tom Brunansky, R OBP: 0.276, SLG: 0.275	F3					G4-6-3 1B			6-3	4	0	1	0	0	0	2				
Tim Laudner, R OBP: 0.281, SLG: 0.276			F7		G4-6-3			L7		3	0	0	0	0	0	1				
Ron Washington, R OBP: 0.279, SLG: 0.211						F9		1-6-3		2	0	0	0	1	0	0				
<b>Inning Stats</b>	R: 0 E: 0 K: 1 S: 6	H: 1 LOB: 1 BB: 0 P: 6	R: 0 E: 0 K: 0 S: 3	H: 0 LOB: 0 BB: 0 P: 3	R: 0 E: 0 K: 0 S: 2	H: 0 LOB: 0 BB: 1 P: 6	R: 1 E: 0 K: 1 S: 6	H: 1 LOB: 1 BB: 1 P: 10	R: 0 E: 0 K: 0 S: 3	H: 1 LOB: 0 BB: 0 P: 3	R: 1 E: 0 K: 0 S: 3	H: 1 LOB: 0 BB: 1 P: 7	R: 0 E: 0 K: 0 S: 3	H: 0 LOB: 1 BB: 0 P: 3	R: 2 E: 0 K: 1 S: 8	H: 3 LOB: 1 BB: 0 P: 8	1B: 4 2B: 0 3B: 1 HR: 2	SF: 0 SAC: 0 DP: 3 HBP: 0	WP: 0 PB: 0 SB: 0 CS: 0	PA: 34
<b>PITCHER</b> Bob Ojeda, L ERA: 5.63	IP: 9.0 WLS: W BF: 34 H: 7 R: 4 ER: 4 SO: 3 BB: 3 IBB: 0 HBP: 0 BLK: 0 WP: 0 HR: 2 S: 37 P: 49 ERA: 4.00 WHIP: 1.111																			

Minnesota Twins @ Boston Red Sox  
Fenway Park, Boston, MA  
Sat May 21 1983, 3:33 AM EDT  
Att: 24,856 - Unknown - 63 F

AB 31  
R 4  
H 7  
RBI 4  
BB 3  
SO 3  
LOB 11




Batter	1	2	3	4	5	6	7	8	9	AB	R	H	RBI	BB	SO	LOB	BOTTOM			
Jerry Remy, L OBP: 0.276, SLG: 0.306	S 2B	1-H 3-H 2B		BB 1B	K		6-3			5	1	3	2	0	1	1				
Dwight Evans, R OBP: 0.319, SLG: 0.399	F9	F9		F4	K			F9		5	0	0	0	0	1	3				
Jim Rice, R OBP: 0.358, SLG: 0.496	K			WP 2B	1B BB	G6-4-3 BB 1B		2B 2B		4	3	3	0	1	1	1				
Tony Armas, R OBP: 0.259, SLG: 0.398	5-3			2B 1B	1B BB	G6-4-3 BB		2B 2B		2	3	1	0	3	0	1				
Dave Stapleton, R OBP: 0.314, SLG: 0.393		F8	F7	1B	1B	G6-4-3				5	0	2	3	0	0	4				
Wade Boggs, L OBP: 0.440, SLG: 0.431		BB 2B		1-3 2-H 1B	1-2 2-3 3-H 1B	4-3		2-H 3-H 2B		4	2	2	3	1	1	2				
Reid Nichols, R OBP: 0.329, SLG: 0.408		2B FC5-2 BB		K	F7			L7	L8	4	0	0	0	1	1	5				
Gary Allenson, R OBP: 0.353, SLG: 0.429		FC5-2 2B			F7				BB	3	1	2	3	1	0	2				
Glenn Hoffman, R OBP: 0.331, SLG: 0.305		FC5-2 2B		4-3		K		F6		4	1	0	0	0	1	4				
<b>Inning Stats</b>	R: 0 E: 0 K: 1 S: 6	H: 1 LOB: 1 BB: 0 P: 6	R: 3 E: 0 K: 0 S: 5	H: 2 LOB: 1 BB: 2 P: 13	R: 3 E: 0 K: 1 S: 8	H: 3 LOB: 1 BB: 1 P: 12	R: 3 E: 0 K: 0 S: 6	H: 3 LOB: 2 BB: 2 P: 14	R: 0 E: 0 K: 3 S: 9	H: 0 LOB: 0 BB: 0 P: 9	R: 0 E: 0 K: 0 S: 3	H: 1 LOB: 1 BB: 1 P: 7	R: 0 E: 0 K: 0 S: 3	H: 0 LOB: 1 BB: 1 P: 7	R: 2 E: 0 K: 1 S: 8	H: 3 LOB: 1 BB: 0 P: 8	1B: 7 2B: 6 3B: 0 HR: 0	SF: 0 SAC: 0 DP: 1 HBP: 0	WP: 1 PB: 0 SB: 1 CS: 0	PA: 43
<b>PITCHER</b> Brad Havens, L ERA: 8.27 Jack O'Connor, L ERA: 6.21 Len Whitehouse, L ERA: 3.16	IP: 3.1 WLS: L BF: 16 H: 3 R: 1 ER: 1 SO: 3 BB: 3 IBB: 0 HBP: 0 BLK: 0 WP: 0 HR: 0 S: 19 P: 31 ERA: 2.46 WHIP: 1.636																			
<b>PITCHER</b>	IP: 1.0 WLS: L BF: 6 H: 3 R: 2 ER: 2 SO: 1 BB: 2 IBB: 0 HBP: 0 BLK: 0 WP: 0 HR: 0 S: 8 P: 8 ERA: 18.00 WHIP: 3.000																			


Minnesota Twins @ Boston Red Sox  
Fenway Park, Boston, MA  
Sat May 21 1983, 3:33 AM EDT  
Att: 24,856 - Unknown - 63 F

AB 36  
R 11  
H 13  
RBI 11  
BB 7  
SO 6  
LOB 23

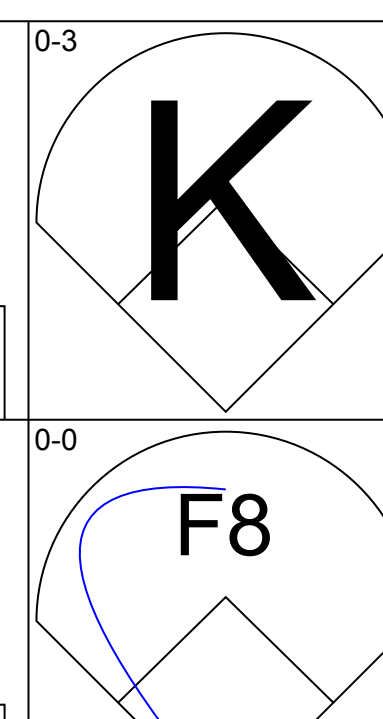
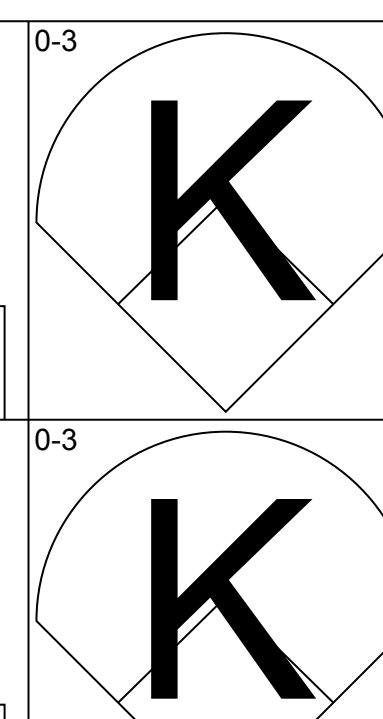
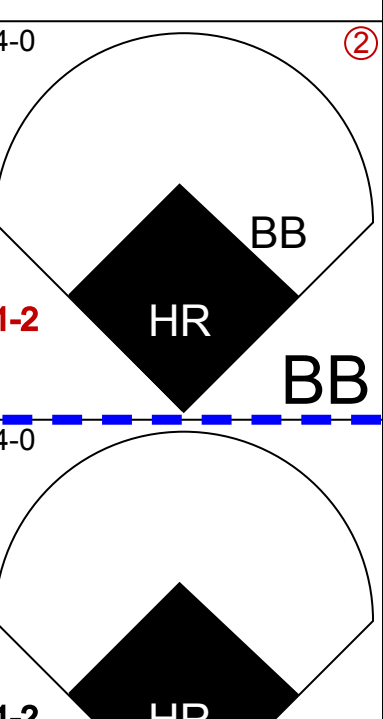
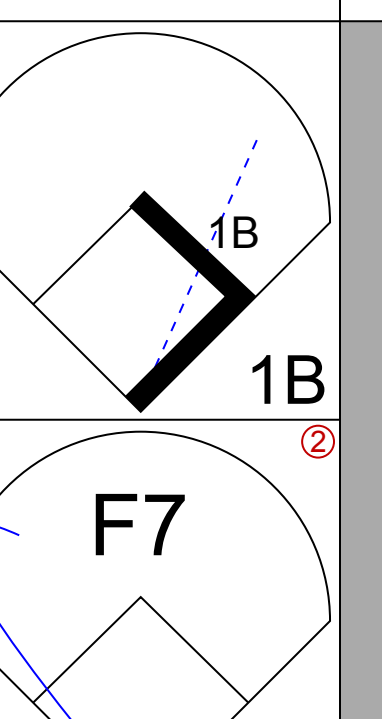
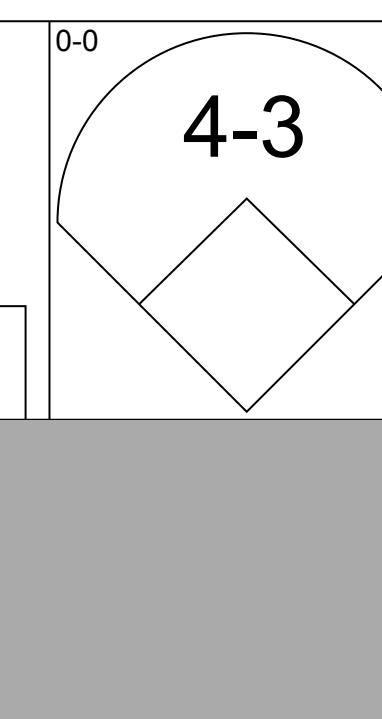
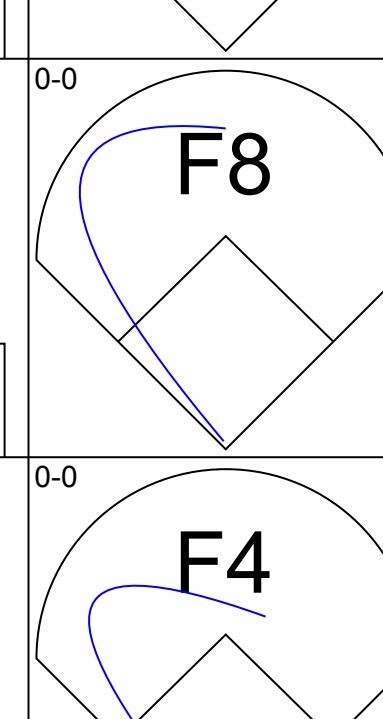
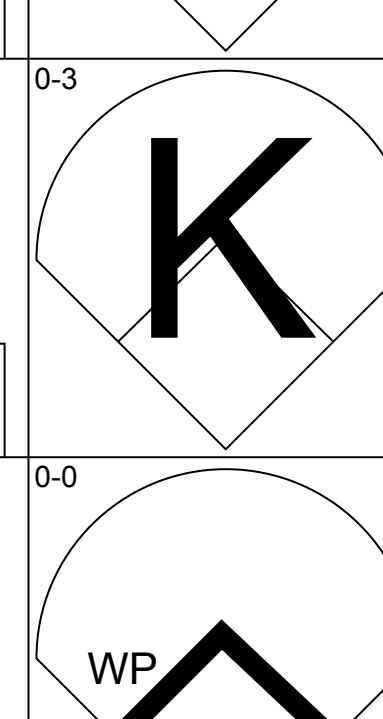
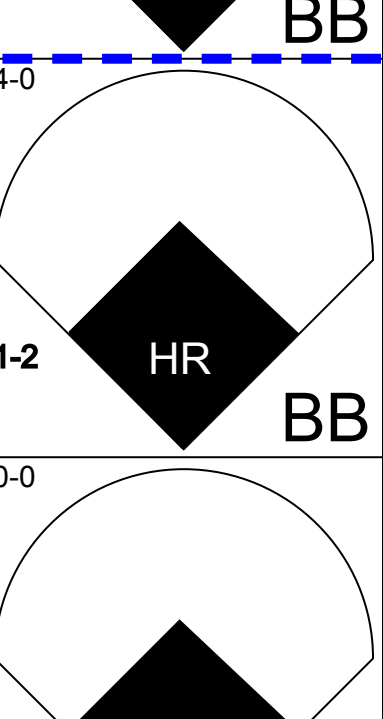
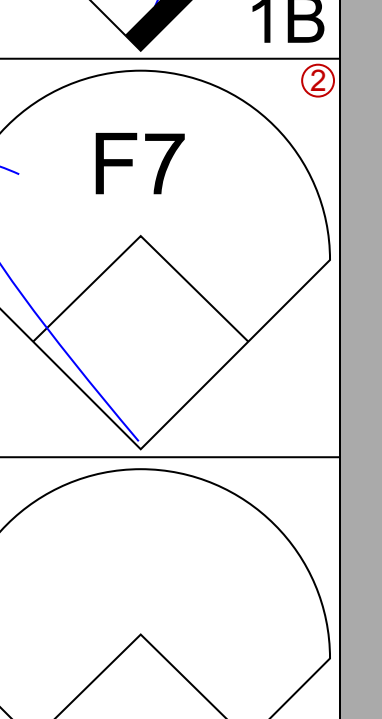
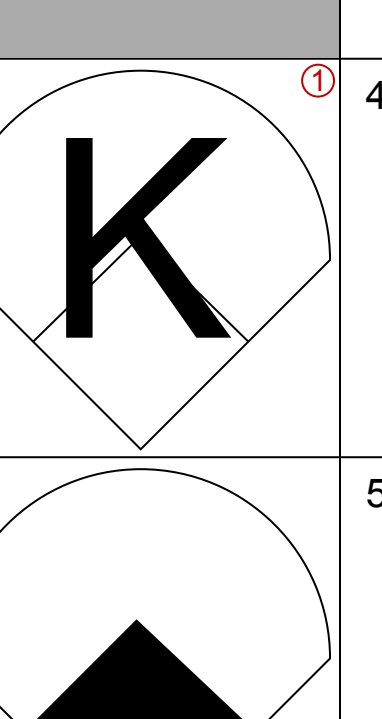
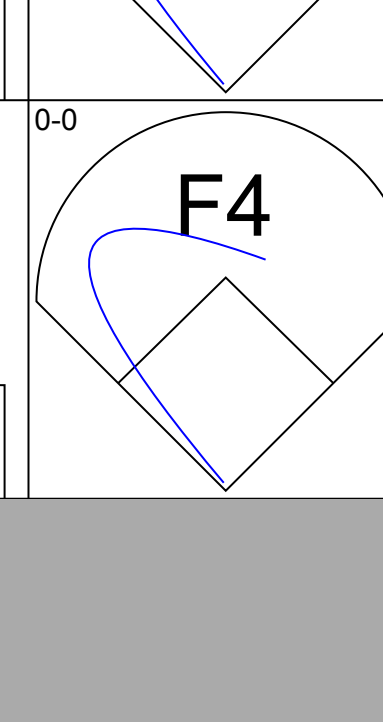
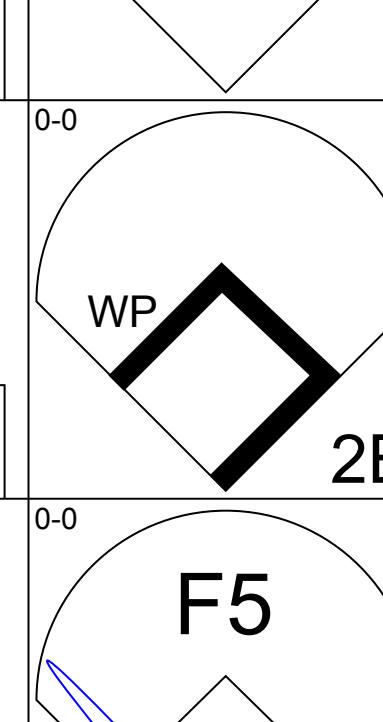
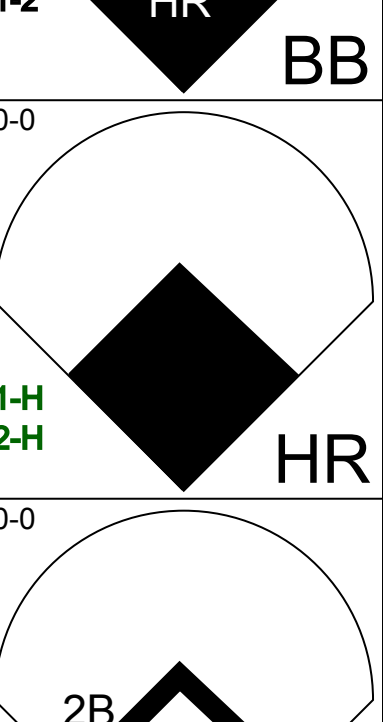
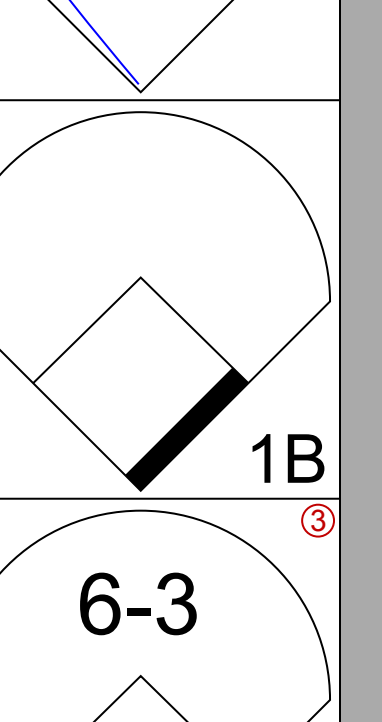
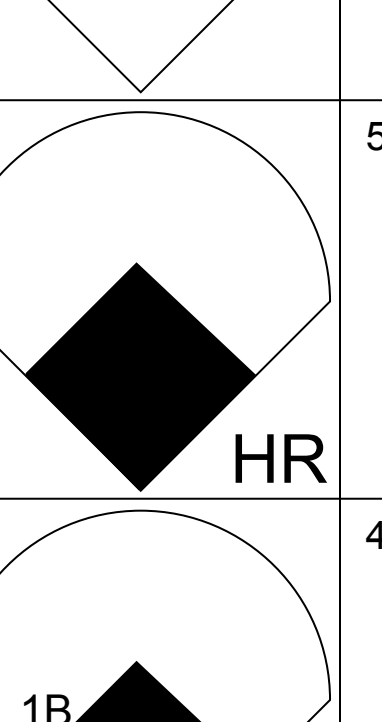
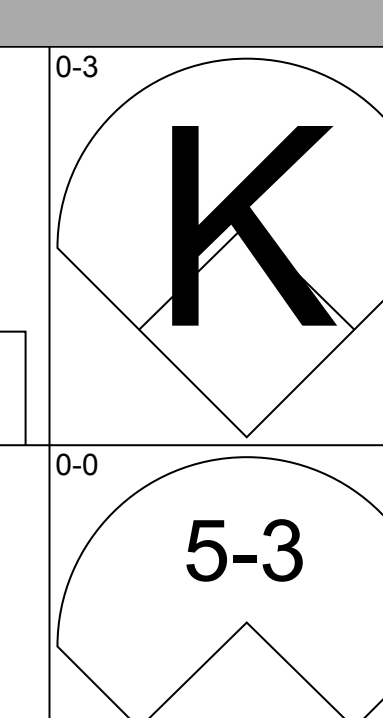
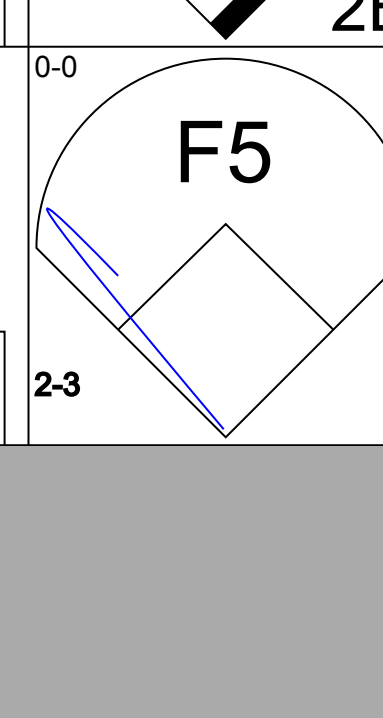
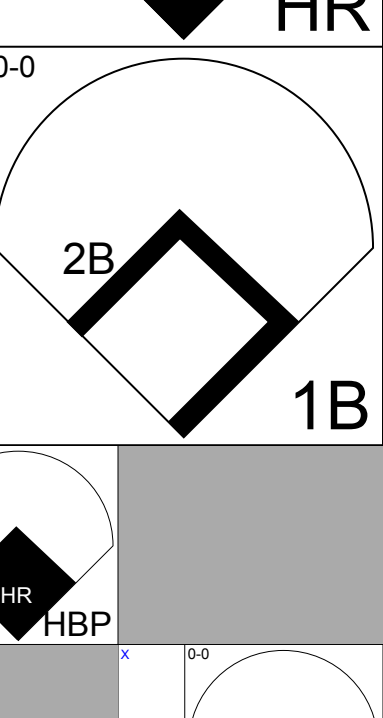
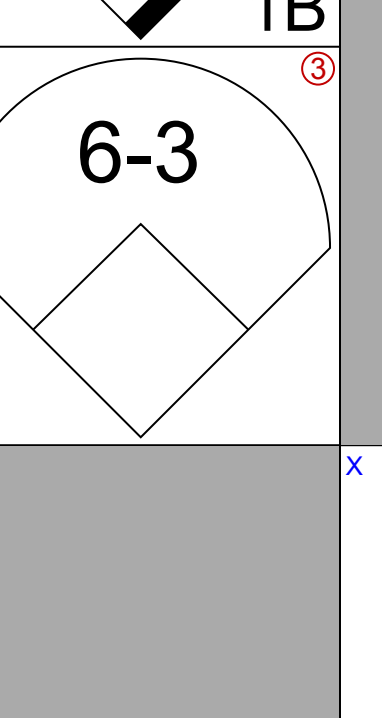
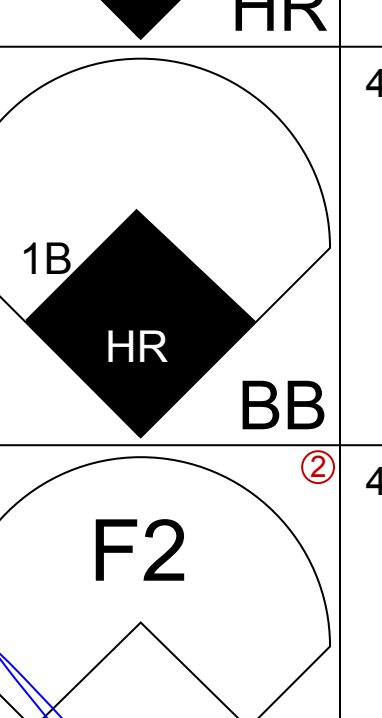
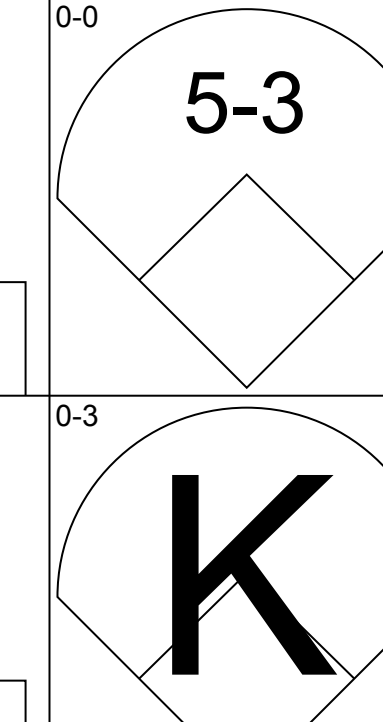
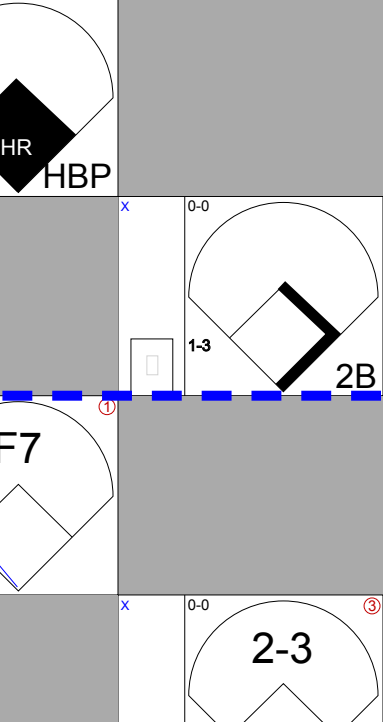
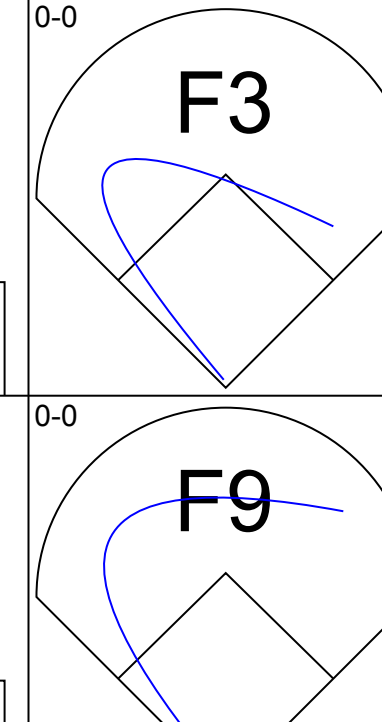
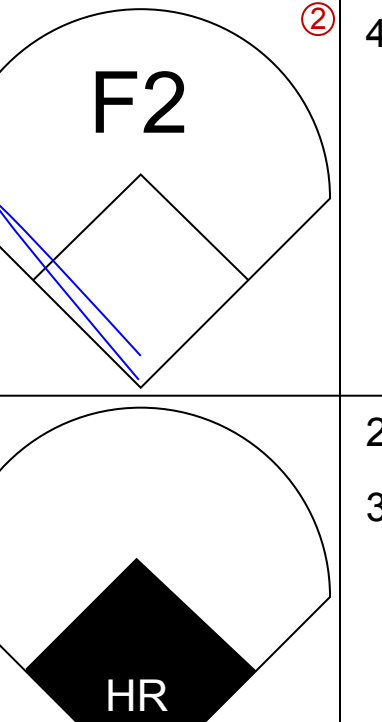
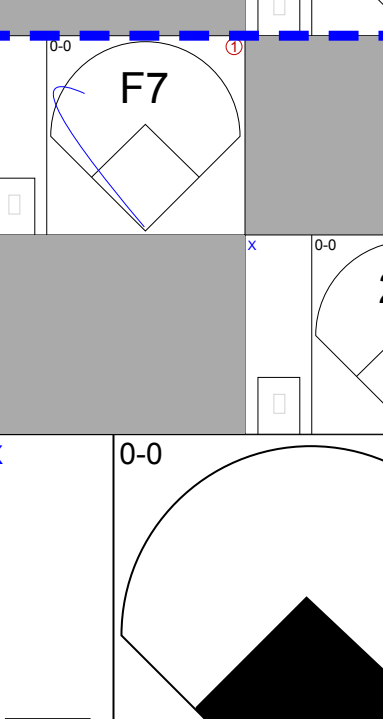
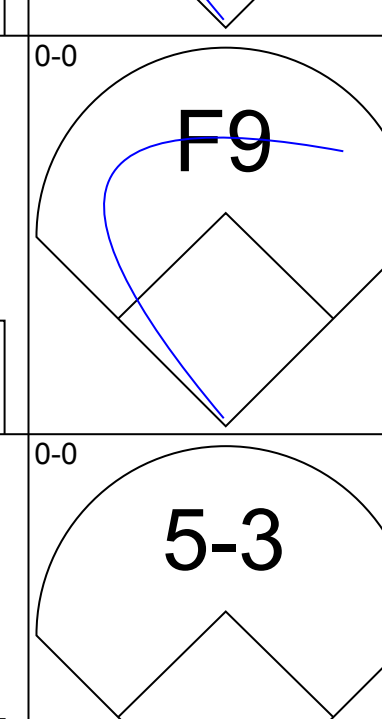
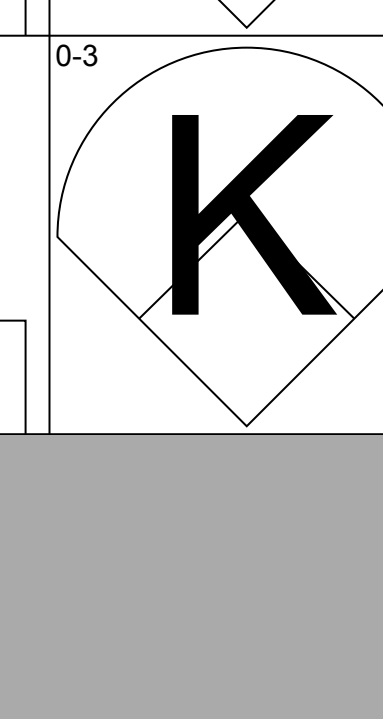
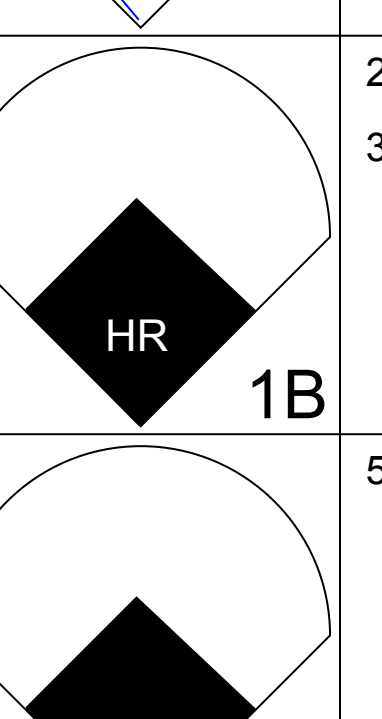
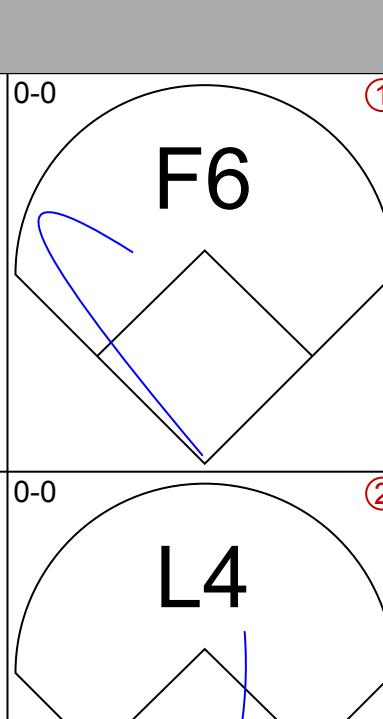
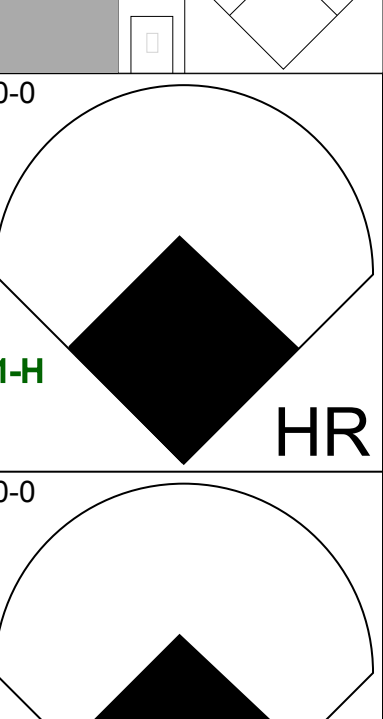
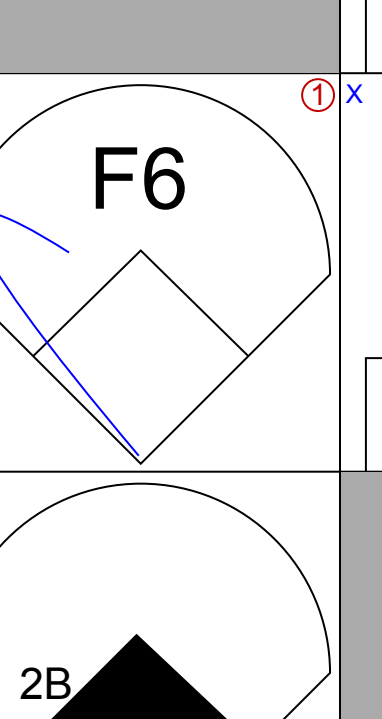
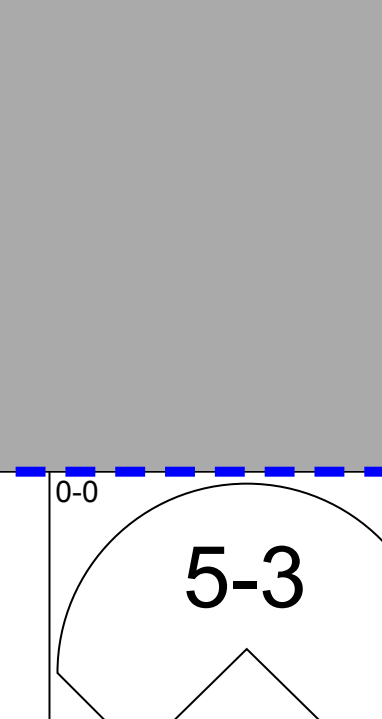
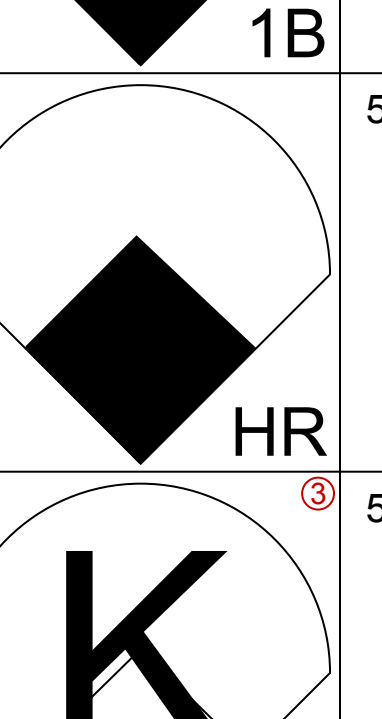
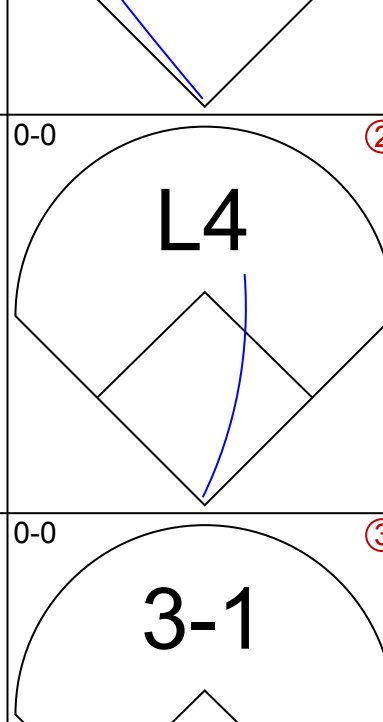
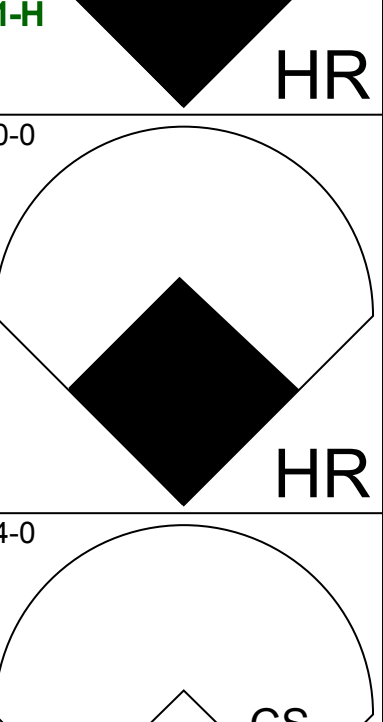
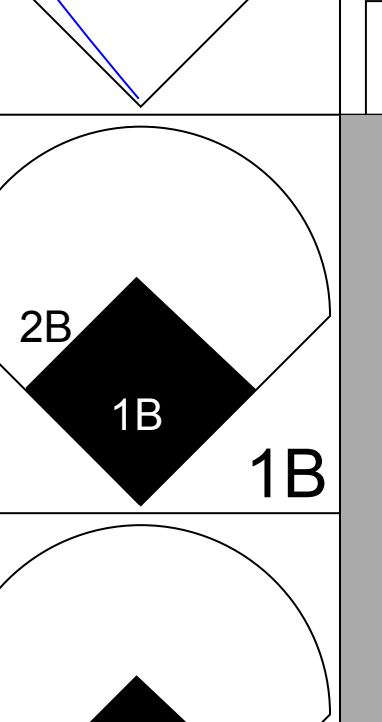
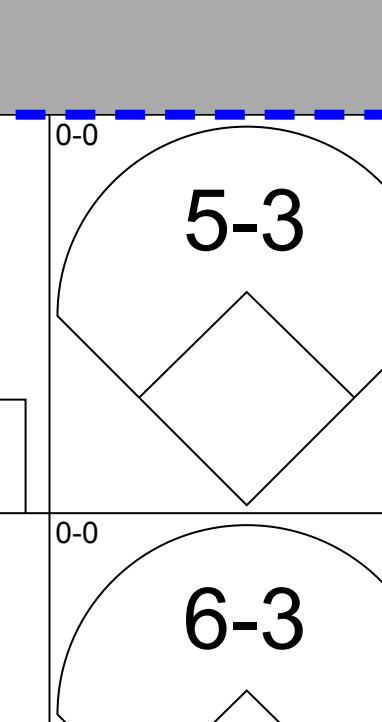
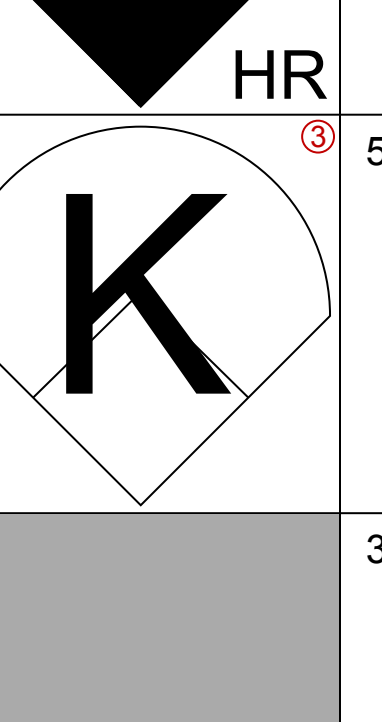
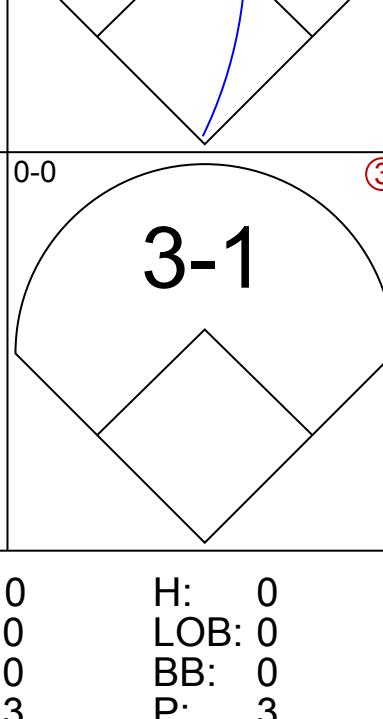
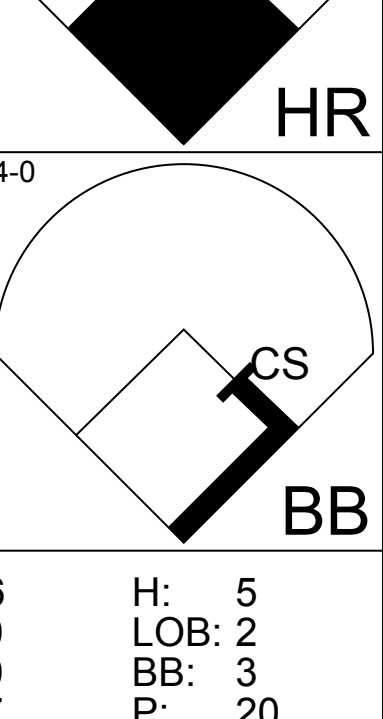
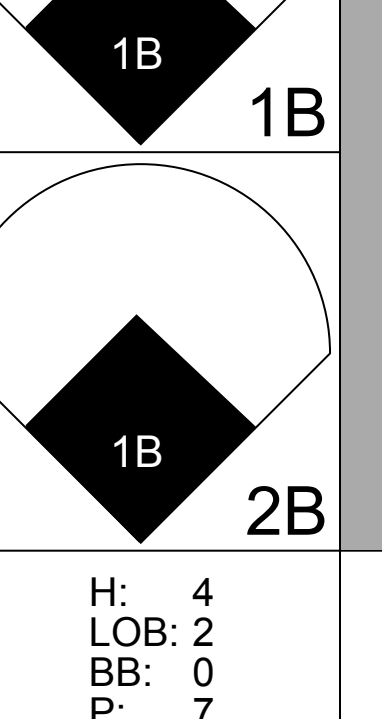
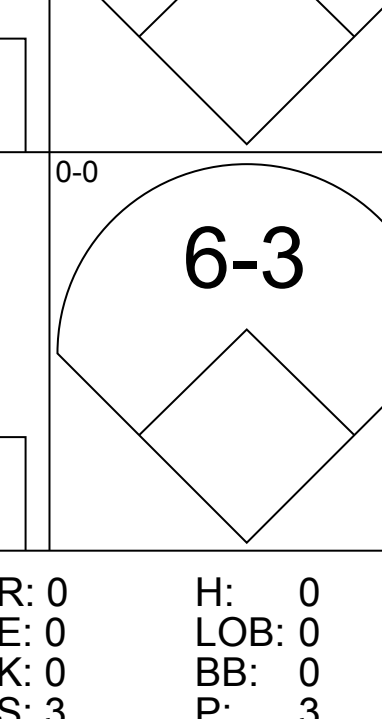


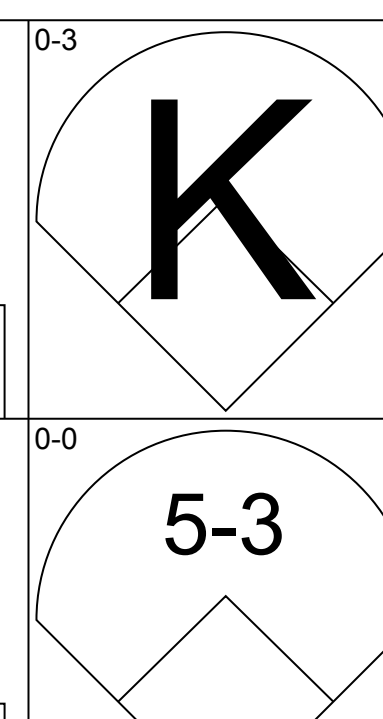
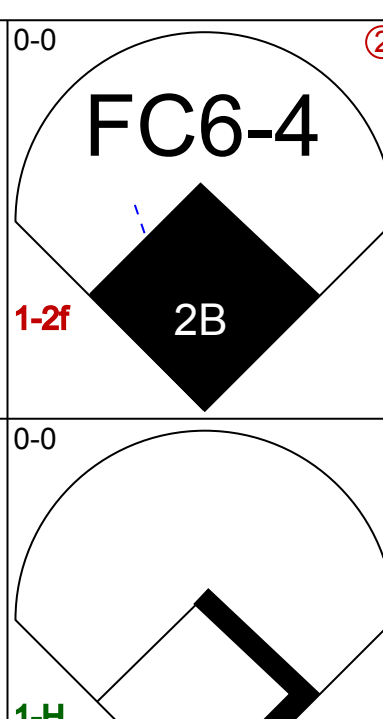
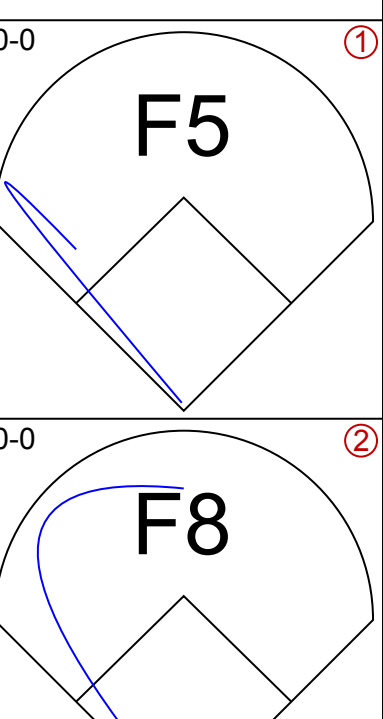
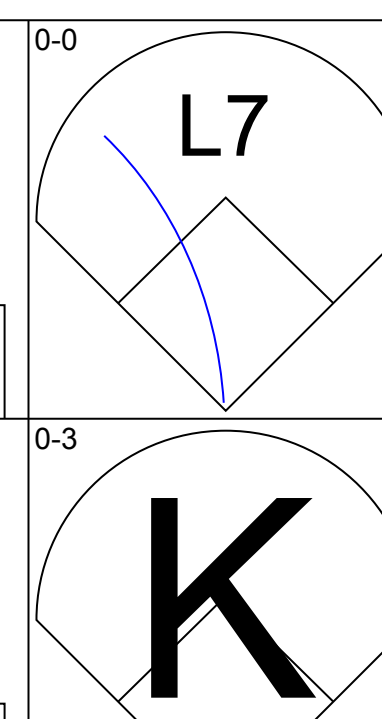
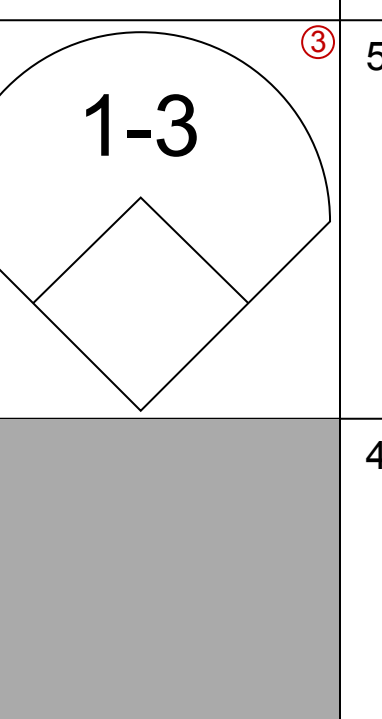
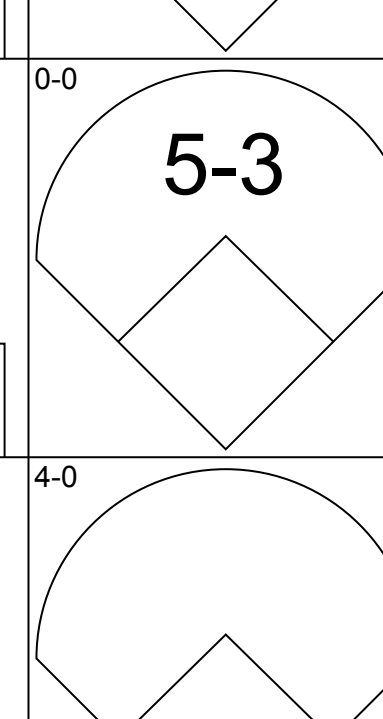
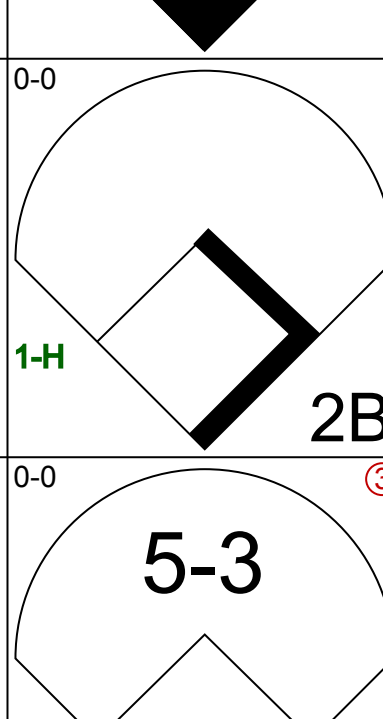
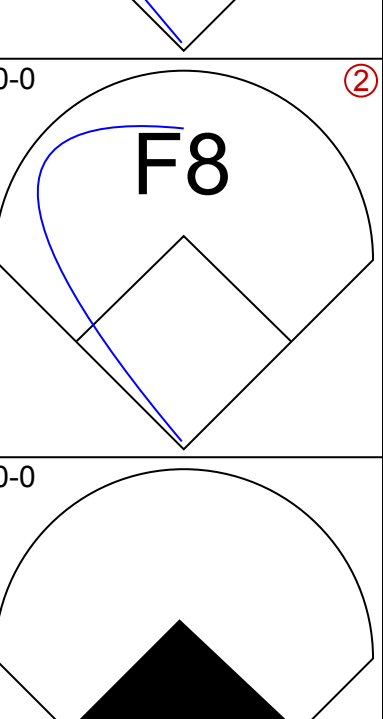
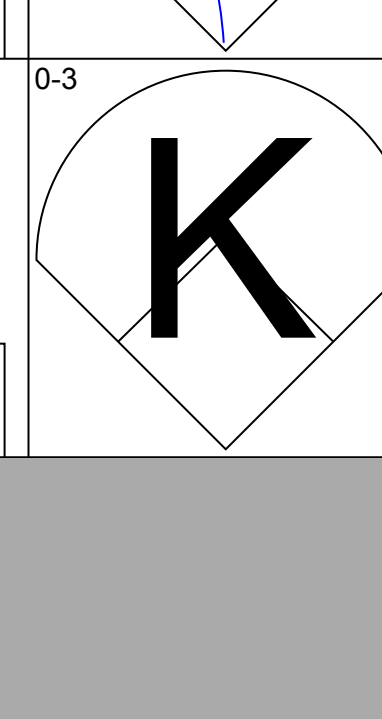
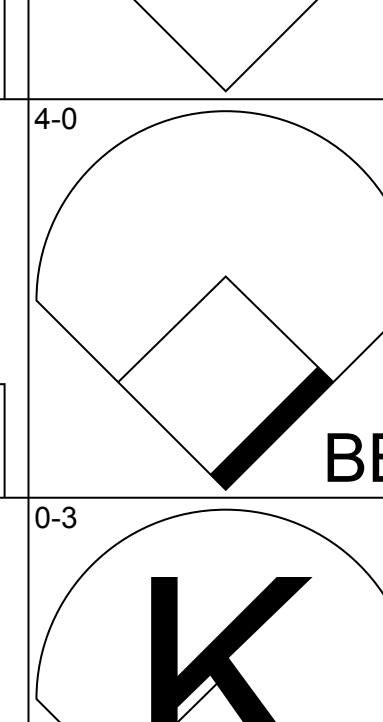
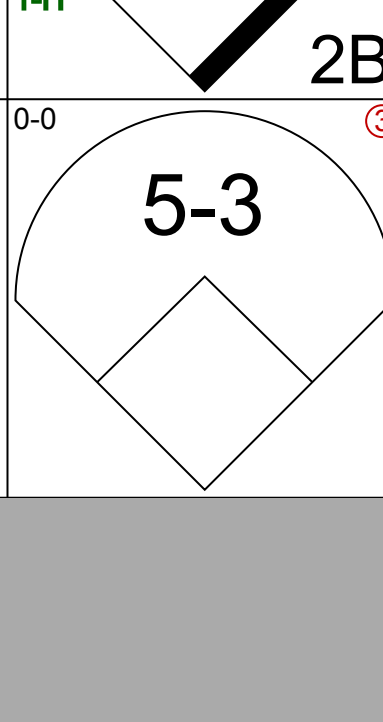
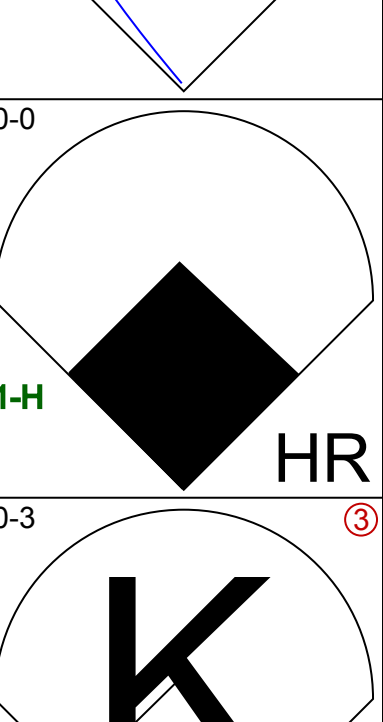
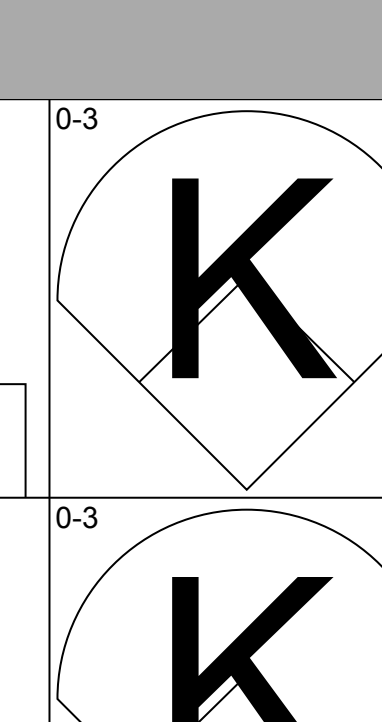
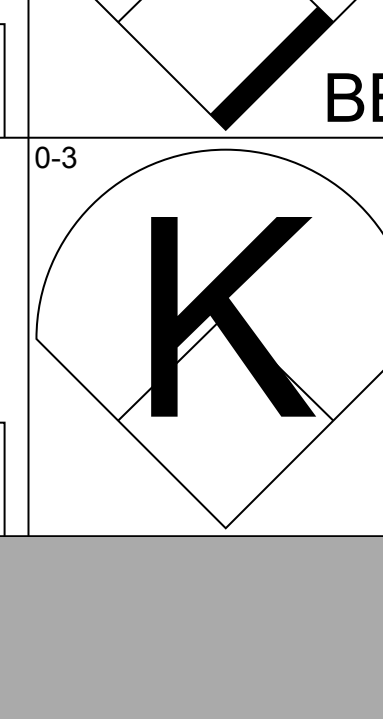
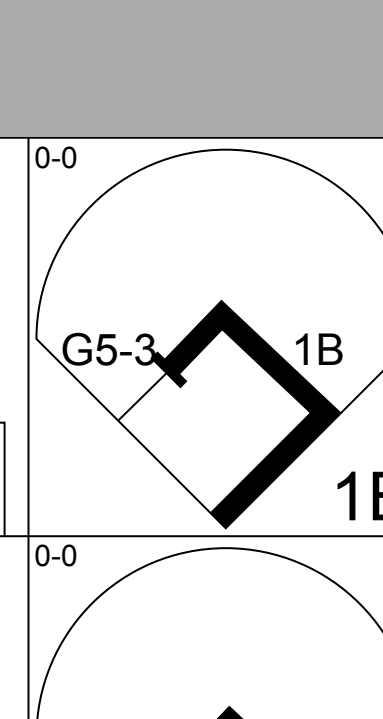
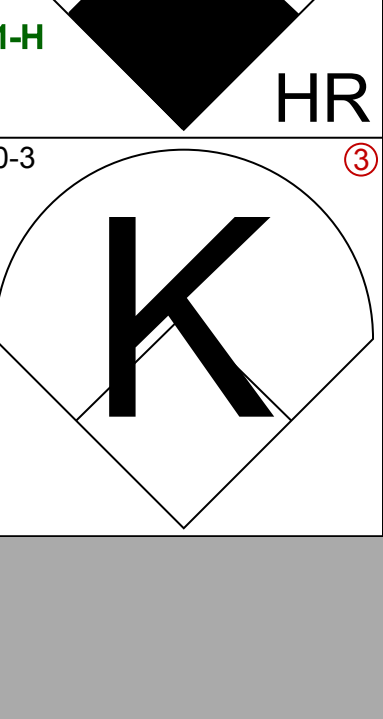
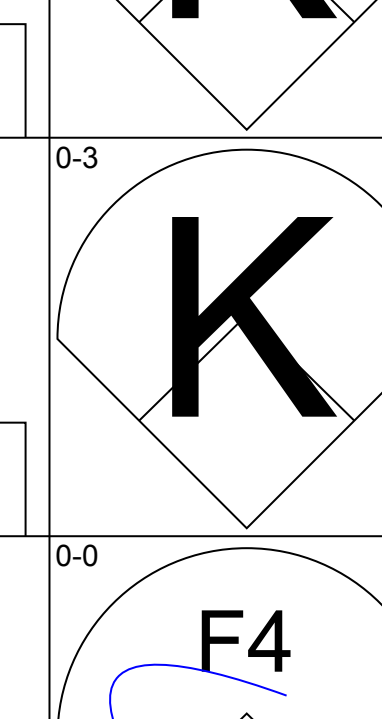

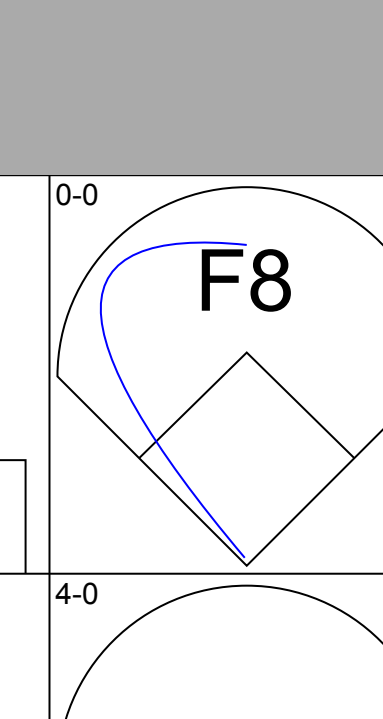
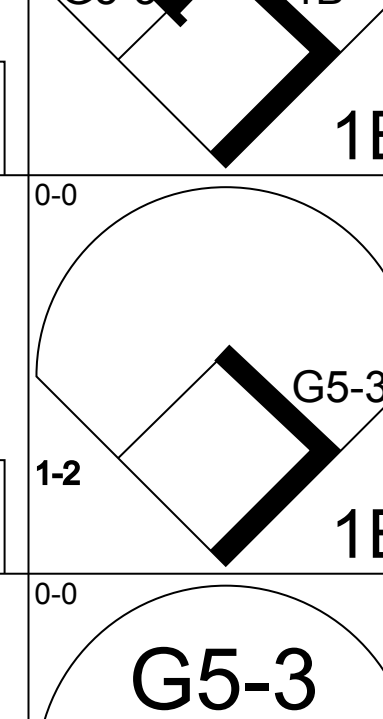

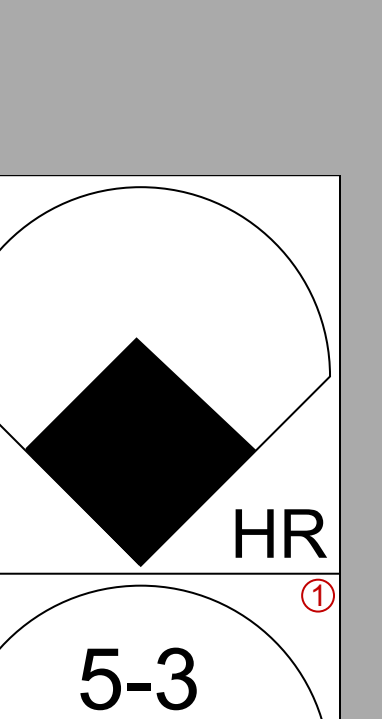
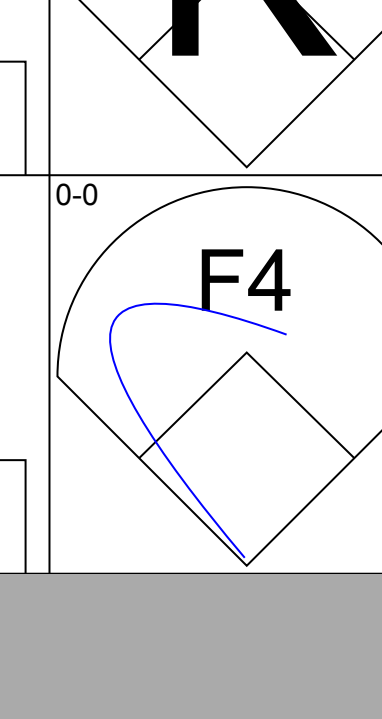
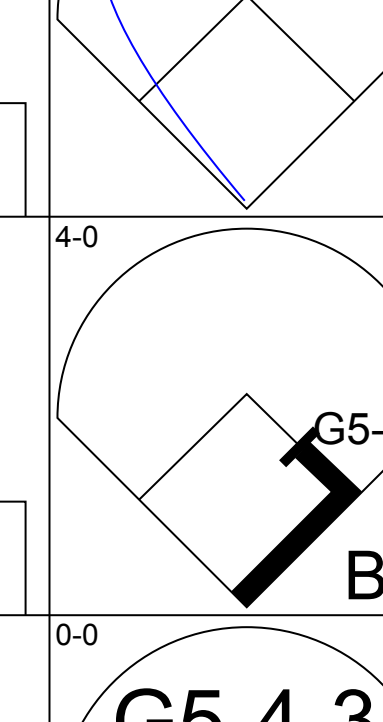
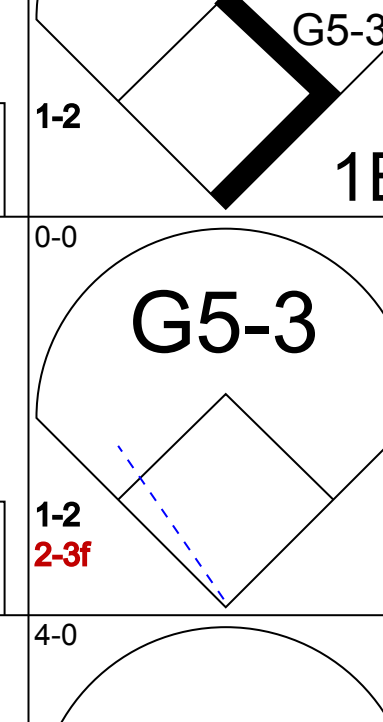

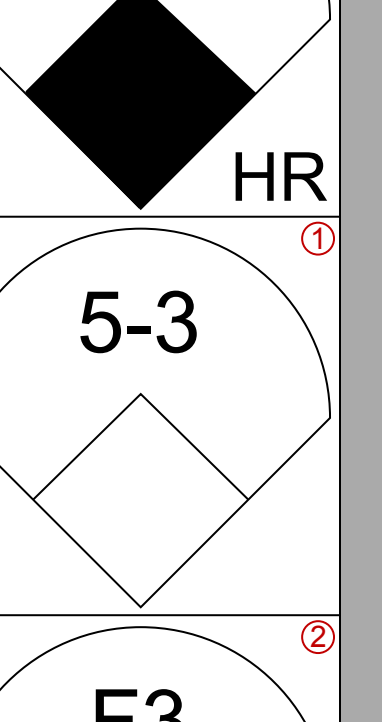
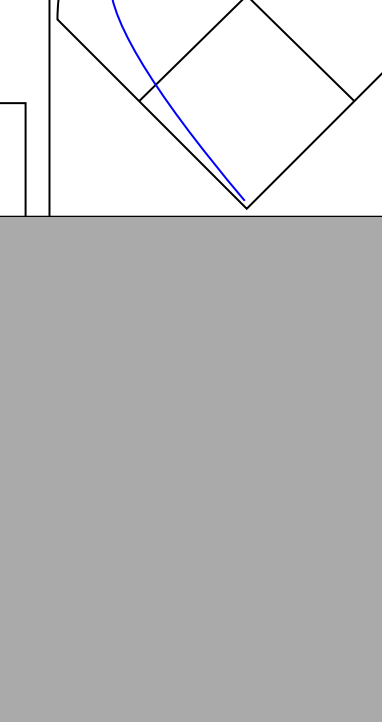
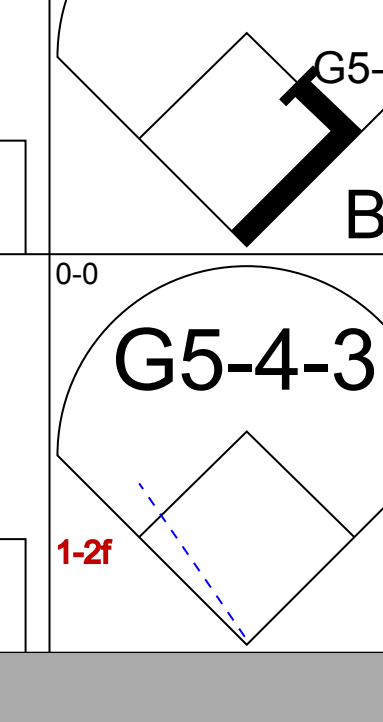
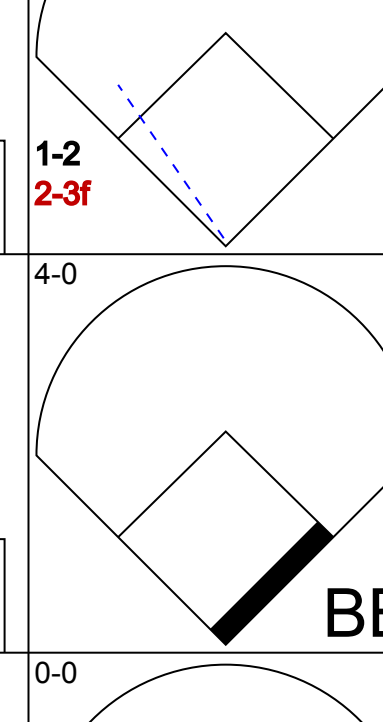

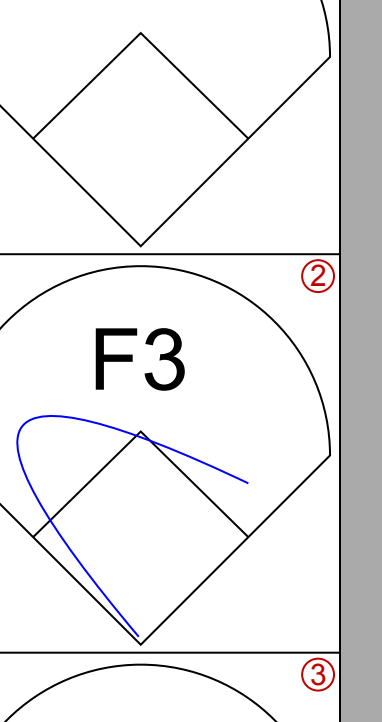

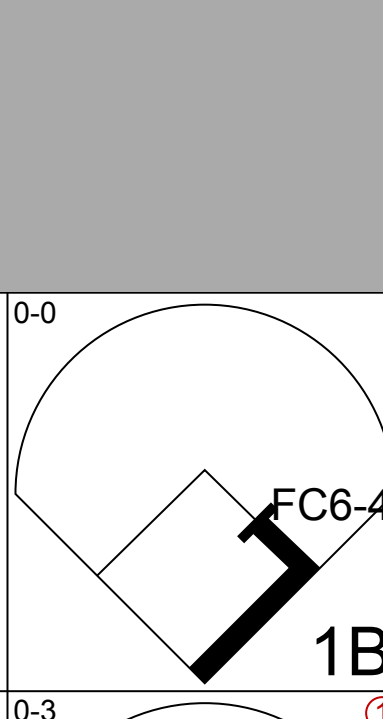
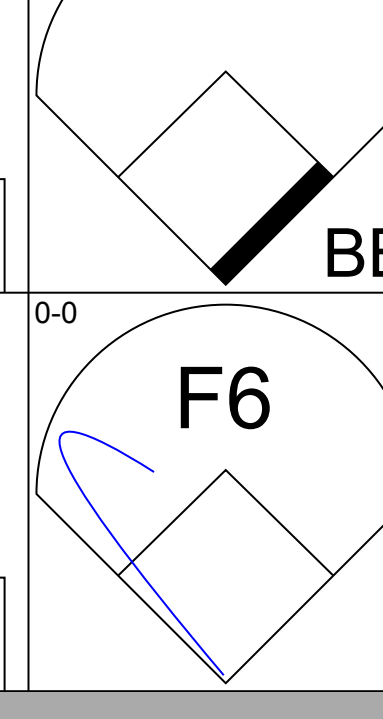

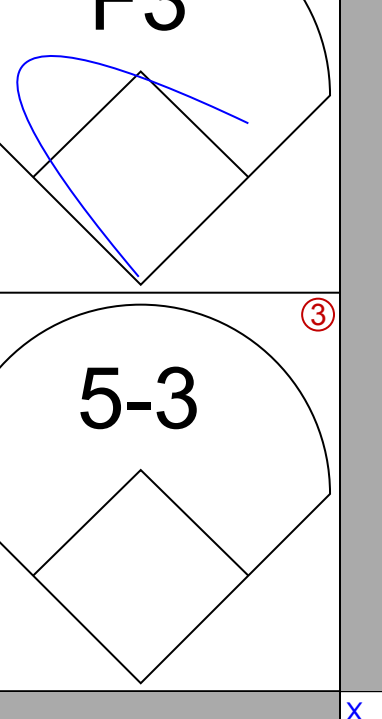

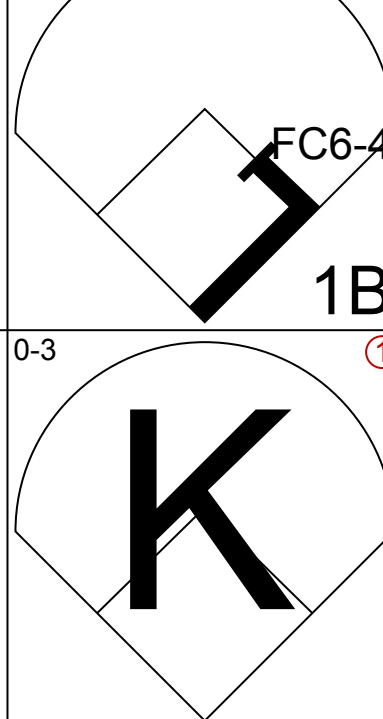
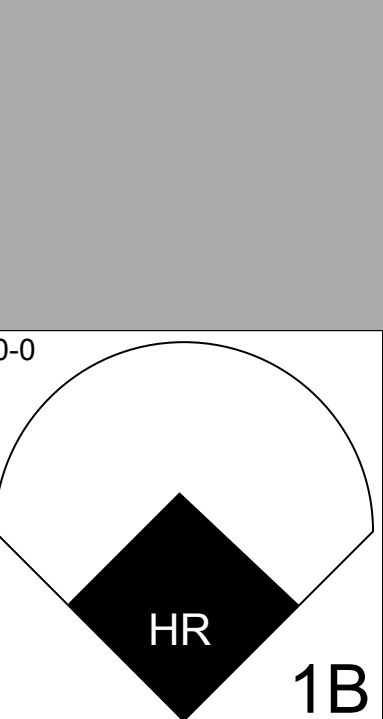
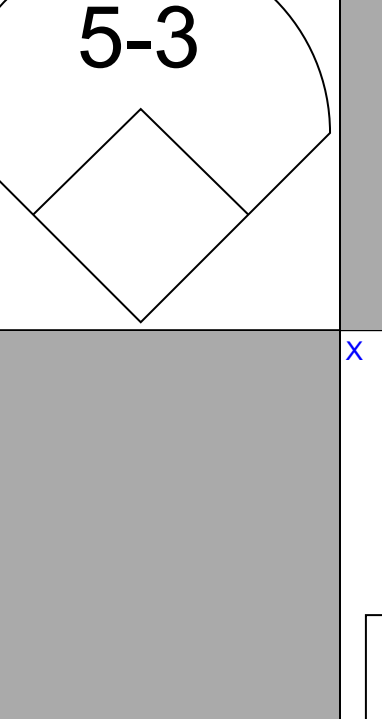



Batter	1	2	3	4	5	6	7	8	9	10	11	12	13	AB R H RBI BB SO LOB	TOP																	
Darrell Brown, S OBP: 0.314, SLG: 0.317 Bobby Mitchell, L OBP: 0.377, SLG: 0.304 (13, 8)	4-3	F3								K				3-1	5 0 2 0 0 1 3 1 0 0 0 0 0 0	<b>Minnesota Twins @ Boston Red Sox</b> Fenway Park, Boston, MA Sun May 22 1983, 3:33 AM EDT Att. 23,496 - Unknown - 63 F  <b>AB 51</b> <b>R 4</b> <b>H 16</b> <b>RBI 4</b> <b>BB 5</b> <b>SO 4</b> <b>LOB 22</b>  																
John Castillo, R OBP: 0.266, SLG: 0.541 (1, 4)	BB 1B 1B									SH3				4-3	4 1 2 0 2 0 1																	
Gary Ward, R OBP: 0.293, SLG: 0.420 (1, 7)	F9	1-3								F9				1B	7 0 1 0 0 0 7																	
Kent Hrbek, L OBP: 0.399, SLG: 0.552 (1, 3)	BB 1B 1B													1B	5 1 2 0 2 0 1																	
Gary Gaetti, R OBP: 0.318, SLG: 0.435 (1, 5)	E 1B BB									K				6-3	5 0 2 0 1 2 3																	
Mickey Hatcher, R OBP: 0.375, SLG: 0.460 Randy Bush, L OBP: 0.382, SLG: 0.511 (10, PH)	E2														4 0 1 2 0 0 2 2 0 0 0 0 0 0																	
Tom Brunansky, R OBP: 0.272, SLG: 0.291 (1, 9)	K														6 1 1 1 0 1 3																	
Dave Engle, R OBP: 0.330, SLG: 0.460 (1, 2)		E1													6 0 3 0 0 0 0																	
Ron Washington, R OBP: 0.286, SLG: 0.295 (1, 6)		F8													6 1 2 1 0 0 2																	
<b>Inning Stats</b>	R: 2 E: 1 K: 1 S: 8	H: 3 LOB: 2 BB: 1 P: 12	R: 0 E: 0 K: 0 S: 4	H: 1 LOB: 1 BB: 1 P: 7	R: 0 E: 0 K: 0 S: 4	H: 1 LOB: 2 BB: 1 P: 8	R: 0 E: 0 K: 1 S: 5	H: 0 LOB: 0 BB: 0 P: 5	R: 1 E: 0 K: 0 S: 5	H: 2 LOB: 1 BB: 0 P: 5	R: 0 E: 0 K: 1 S: 4	H: 1 LOB: 1 BB: 0 P: 4	R: 0 E: 0 K: 1 S: 7	H: 2 LOB: 2 BB: 1 P: 10	R: 0 E: 0 K: 0 S: 3		H: 0 LOB: 0 BB: 0 P: 3	R: 0 E: 0 K: 0 S: 3	H: 2 LOB: 1 BB: 0 P: 4	R: 0 E: 0 K: 0 S: 3	H: 0 LOB: 0 BB: 0 P: 3	R: 1 E: 0 K: 0 S: 5	H: 2 LOB: 1 BB: 0 P: 5	1B: 13 2B: 1 3B: 0 HR: 2	SF: 0 SAC: 1 DP: 2 HBP: 1	W/P: 0 PB: 1 SB: 0 CS: 0	PA: 58					
<b>PITCHER</b>	IP WLS BF H R ER SO BB IBB HBP BLK WP HR S P ERA WHIP																															
John Tudor, L ERA: 3.1 Bob Stanley, R ERA: 1.29 Luis Aponte, R ERA: 1.23	(1, 1) (3, 1) (13, 1)	2.0 10.0 1.0	WLS 13 L	BF 40 5	H 4 2	R 2 1	ER 2 1	SO 1 3	BB 3 1	IBB 0 1	HBP 0 1	BLK 0 0	WP 0 0	HR 0 1	S 12 43		P 24 52	ERA 9.00 0.90	WHIP 3.500 1.100													

Batter	1	2	3	4	5	6	7	8	9	10	11	12	13	AB R H RBI BB SO LOB	BOTTOM																	
Jerry Remy, L OBP: 0.257, SLG: 0.327 (1, 4)	HR 1B													F8	6 1 4 0 0 0 1	<b>Minnesota Twins @ Boston Red Sox</b> Fenway Park, Boston, MA Sun May 22 1983, 3:33 AM EDT Att. 23,496 - Unknown - 63 F  <b>AB 52</b> <b>R 3</b> <b>H 16</b> <b>RBI 3</b> <b>BB 2</b> <b>SO 5</b> <b>LOB 20</b>  																
Dwight Evans, R OBP: 0.306, SLG: 0.383 (1, 9)	K													6-3	6 0 0 0 0 2 6																	
Jim Rice, R OBP: 0.356, SLG: 0.531 (1, 7)	HR													6-3	6 2 2 3 0 0 0																	
Tony Armas, R OBP: 0.270, SLG: 0.398 (1, 8)	FC4-6 BB													1B	5 0 2 0 1 1 0																	
Wade Boggs, L OBP: 0.448, SLG: 0.441 (1, 5)	FC4-6													1B	6 0 4 0 0 0 2																	
Carl Yastrzemski, L OBP: 0.329, SLG: 0.274 (1, 10)	FC6-4													1B	6 0 0 0 0 1 7																	
Dave Stapleton, R OBP: 0.306, SLG: 0.383 (1, 3)		L7												4-3	6 0 1 0 0 0 1																	
Rich Gedman, L OBP: 0.355, SLG: 0.442 Gary Altenson, R OBP: 0.366, SLG: 0.400 (12, 2)		F2												6-3	4 0 2 0 0 0 1 1 0 0 0 1 0 0																	
Glenn Hoffman, R OBP: 0.331, SLG: 0.306 Rick Miller, L OBP: 0.363, SLG: 0.425 Ed Jurak, R OBP: 0.310, SLG: 0.346 (9, PH)														BB	3 0 1 0 0 0 1 1 0 0 0 0 0 0 2 0 0 0 0 1 1																	
<b>Inning Stats</b>	R: 2 E: 0 K: 1 S: 7	H: 2 LOB: 1 BB: 1 P: 11	R: 0 E: 0 K: 0 S: 5	H: 2 LOB: 2 BB: 0 P: 5	R: 0 E: 0 K: 0 S: 4	H: 1 LOB: 1 BB: 0 P: 4	R: 0 E: 0 K: 1 S: 7	H: 2 LOB: 2 BB: 0 P: 7	R: 1 E: 0 K: 0 S: 5	H: 2 LOB: 1 BB: 0 P: 5	R: 0 E: 0 K: 0 S: 3	H: 1 LOB: 0 BB: 0 P: 3	R: 0 E: 0 K: 1 S: 4	H: 1 LOB: 1 BB: 0 P: 4	R: 0 E: 0 K: 1 S: 5		H: 0 LOB: 1 BB: 1 P: 9	R: 0 E: 0 K: 1 S: 7	H: 2 LOB: 2 BB: 0 P: 7	R: 0 E: 0 K: 0 S: 3	H: 0 LOB: 0 BB: 0 P: 3	1B: 14 2B: 1 3B: 0 HR: 2	SF: 0 SAC: 0 DP: 2 HBP: 0	W/P: 0 PB: 0 SB: 0 CS: 0	PA: 54							
<b>PITCHER</b>	IP WLS BF H R ER SO BB IBB HBP BLK WP HR S P ERA WHIP																															
Albert Williams, R ERA: 6.65 Rick Lyander, R ERA: 2.34 Len Whitehouse, L ERA: 3.04 Ron Davis, R ERA: 3.88	(1, 1) (7, 1) (10, 1) (11, 1)	6.0 3.1 1.0 2.2	WLS 28 4 W	BF 10 4 10	H 3 0 2	R 3 0 0	ER 3 0 0	SO 2 0 0	BB 1 0 0	IBB 0 0 0	HBP 0 0 0	BLK 0 0 0	WP 0 0 0	HR 2 0 0	S 31 14 7		P 35 14 7	ERA 4.50 0.00 0.00	WHIP 1.833 1.200 1.000													



Batter	1	2	3	4	5	6	7	8	9	AB	R	H	RBI	BB	SO	LOB	TOP								
<b>Bobby Mitchell, L</b> OBP: 0.378, SLG: 0.300 (1, 8)										4 1 1 2 1 2 0							<b>Minnesota Twins @ Baltimore Orioles</b> Memorial Stadium, Baltimore, MD Mon May 23 1983, 7:05 PM EDT Att: 16,985 - Unknown - 83 F								
<b>John Castino, R</b> OBP: 0.383, SLG: 0.529 (1, 4)										4 1 0 0 1 2 1															
<b>Gary Ward, R</b> OBP: 0.306, SLG: 0.469 (1, 7)										5 2 4 4 0 0 0															
<b>Kent Hrbek, L</b> OBP: 0.399, SLG: 0.544 (1, 3)										4 1 1 0 1 1 3															
<b>Gary Gaetti, R</b> OBP: 0.320, SLG: 0.436 (1, 5)										4 1 1 0 0 0 1															
<b>Randy Bush, L</b> OBP: 0.375, SLG: 0.500 (1, 10)										2 0 0 0 0 1 1															
<b>Mickey Hatcher, R</b> OBP: 0.374, SLG: 0.456 (5, PH)										3 1 1 0 0 0 2															
<b>Tom Brunansky, R</b> OBP: 0.276, SLG: 0.333 (1, 9)										5 2 2 5 0 0 0															
<b>Dave Engle, R</b> OBP: 0.333, SLG: 0.489 (1, 2)										5 2 2 1 0 1 0															
<b>Ron Washington, R</b> OBP: 0.302, SLG: 0.319 (1, 6)										3 1 1 0 1 0 0															
<b>Inning Stats</b>	R: 0 E: 0 K: 1 S: 5	H: 0 LOB: 0 BB: 0 P: 5	R: 0 E: 0 K: 2 S: 7	H: 0 LOB: 0 BB: 0 P: 7	R: 0 E: 0 K: 0 S: 3	H: 0 LOB: 0 BB: 0 P: 3	R: 0 E: 0 K: 2 S: 8	H: 1 LOB: 1 BB: 0 P: 8	R: 6 E: 0 K: 0 S: 7	H: 5 LOB: 3 BB: 3 P: 20	R: 2 E: 0 K: 0 S: 7	H: 4 LOB: 2 BB: 0 P: 7	R: 0 E: 0 K: 0 S: 3	H: 0 LOB: 0 BB: 0 P: 3	R: 0 E: 0 K: 0 S: 3	H: 0 LOB: 0 BB: 0 P: 3	R: 4 E: 0 K: 2 S: 10	H: 3 LOB: 0 BB: 1 P: 14	1B: 5 2B: 3 3B: 0 HR: 5	SF: 0 SAC: 0 DP: 0 HBP: 1	WP: 1 PB: 0 SB: 0 CS: 1	PA: 44			
<b>PITCHER</b>	IP	WLS	BF	H	R	ER	SO	BB	IBB	HBP	BLK	WP	HR	S	P	ERA	WHIP								
<b>Storm Davis, R</b> ERA: 2.39 (1, 1)	4.2	L	19	3	4	4	5	2	0	1	0	0	1	2	35	7.71	1.071								
<b>Don Welch, R</b> ERA: 5.09 (5, 1)	0.0		4	3	2	2	0	1	0	0	0	0	1	3	7	∞	∞								
<b>Dan Morogiello, L</b> ERA: 7.11 (5, 1)	2.1		11	4	2	2	0	0	0	0	0	0	0	11	11	7.71	1.714								
<b>Tim Stoddard, R</b> ERA: 3.44 (8, 1)	2.0		10	3	4	4	2	1	0	0	0	0	2	13	17	18.00	2.000								

Batter	1	2	3	4	5	6	7	8	9	AB	R	H	RBI	BB	SO	LOB	BOTTOM								
<b>John Shelby, S</b> OBP: 0.333, SLG: 0.440 (1, 8)										5 1 0 0 0 1 4							<b>Minnesota Twins @ Baltimore Orioles</b> Memorial Stadium, Baltimore, MD Mon May 23 1983, 7:05 PM EDT Att: 16,985 - Unknown - 83 F								
<b>Dan Ford, R</b> OBP: 0.388, SLG: 0.542 (1, 9)										4 0 1 1 0 1 1															
<b>Cal Ripken Jr., R</b> OBP: 0.377, SLG: 0.478 (1, 6)										3 1 1 2 1 1 1															
<b>Eddie Murray, S</b> OBP: 0.387, SLG: 0.384 (1, 3)										4 0 1 0 0 3 1															
<b>Gary Roenicke, R</b> OBP: 0.348, SLG: 0.492 (1, 7)										4 1 2 1 0 0 0															
<b>Benny Avila, R</b> OBP: 0.400, SLG: 0.615 (1, 10)										3 0 0 0 1 0 2															
<b>Rich Dauer, R</b> OBP: 0.287, SLG: 0.292 (1, 4)										3 0 0 0 1 0 1															
<b>Leo Hernandez, R</b> OBP: 0.291, SLG: 0.370 (1, 5)										4 0 2 0 0 0 2															
<b>Rick Dempsey, R</b> OBP: 0.311, SLG: 0.322 (1, 2)										3 1 1 0 1 1 1															
<b>Inning Stats</b>	R: 0 E: 0 K: 2 S: 7	H: 0 LOB: 1 BB: 1 P: 11	R: 0 E: 0 K: 0 S: 2	H: 0 LOB: 0 BB: 1 P: 6	R: 1 E: 0 K: 1 S: 7	H: 2 LOB: 1 BB: 0 P: 7	R: 0 E: 0 K: 0 S: 4	H: 2 LOB: 2 BB: 1 P: 8	R: 2 E: 0 K: 1 S: 7	H: 2 LOB: 0 BB: 0 P: 7	R: 1 E: 0 K: 0 S: 4	H: 1 LOB: 0 BB: 0 P: 4	R: 0 E: 0 K: 1 S: 5	H: 0 LOB: 0 BB: 0 P: 5	R: 0 E: 0 K: 2 S: 7	H: 0 LOB: 0 BB: 0 P: 7	R: 0 E: 0 K: 0 S: 4	H: 1 LOB: 2 BB: 1 P: 8	1B: 5 2B: 1 3B: 0 HR: 2	SF: 0 SAC: 0 DP: 2 HBP: 0	WP: 0 PB: 0 SB: 0 CS: 0	PA: 37			
<b>PITCHER</b>	IP	WLS	BF	H	R	ER	SO	BB	IBB	HBP	BLK	WP	HR	S	P	ERA	WHIP								
<b>Frank Viola, L</b> ERA: 5.03 (1, 1)	9.0	W	37	8	4	3	7	4	0	0	0	0	2	47	63	3.00	1.333								









Batter	1	2	3	4	5	6	7	8	9	AB	R	H	RBI	BB	SO	LOB	TOP										
<b>Bobby Mitchell, L</b> OBP: 0.380, SLG: 0.308 (1, 8)										5	2	1	0	1	2												
<b>John Castino, R</b> OBP: 0.386, SLG: 0.541 (1, 4)										3	2	1	0	2	0	0											
<b>Gary Ward, R</b> OBP: 0.292, SLG: 0.447 (1, 7)										5	0	0	0	0	1	5											
<b>Kent Hrbek, L</b> OBP: 0.390, SLG: 0.532 (1, 3)										5	1	2	4	0	0	1											
<b>Gary Gaetti, R</b> OBP: 0.332, SLG: 0.445 (1, 5)										4	0	3	1	1	1	0											
<b>Randy Bush, L</b> OBP: 0.370, SLG: 0.485 (1, 10)										3	0	0	0	1	1	4											
<b>Mickey Hatcher, R</b> OBP: 0.375, SLG: 0.453 (9, PH)										1	0	1	0	0	0	0											
<b>Tom Brunansky, R</b> OBP: 0.284, SLG: 0.356 (1, 9)										4	1	0	0	1	2	6											
<b>Dave Engle, R</b> OBP: 0.333, SLG: 0.485 (1, 2)										5	1	2	0	0	1	2											
<b>Ron Washington, R</b> OBP: 0.311, SLG: 0.345 (1, 6)										4	0	1	1	0	1	1											
<b>Inning Stats</b>	R: 2 E: 0 K: 0 S: 6	H: 3 LOB: 2 BB: 1 P: 10	R: 4 E: 0 K: 3 S: 13	H: 4 LOB: 2 BB: 2 P: 21	R: 0 E: 0 K: 1 S: 5	H: 0 LOB: 0 BB: 0 P: 5	R: 0 E: 0 K: 0 S: 3	H: 0 LOB: 0 BB: 0 P: 3	R: 1 E: 0 K: 1 S: 7	H: 2 LOB: 2 BB: 1 P: 11	R: 0 E: 0 K: 1 S: 6	H: 1 LOB: 2 BB: 1 P: 10	R: 0 E: 0 K: 1 S: 5	H: 0 LOB: 0 BB: 0 P: 5	R: 0 E: 0 K: 0 S: 3	H: 0 LOB: 0 BB: 0 P: 3	R: 0 E: 0 K: 1 S: 7	H: 2 LOB: 2 BB: 0 P: 7	1B: 9 2B: 3 3B: 0 HR: 0	SF: 0 SAC: 0 DP: 0 HBP: 0	WP: 1 PB: 0 SB: 1 CS: 0	PA: 44					
<b>PITCHER</b>	IP	WLS	BF	H	R	ER	SO	BB	IBB	HBP	BLK	WP	HR	S	P	ERA	WHIP										
<b>Dennis Martinez, R</b> ERA: 5.16 (1, 1)	1.2	L	13	6	6	6	2	2	0	0	0	0	0	15	23	32.40	4.800										
<b>Don Welch, R</b> ERA: 4.51 (2, 1)	3.0		14	3	1	1	3	2	0	0	0	1	0	18	26	3.00	1.667										
<b>Dan Morigiello, L</b> ERA: 4.66 (5, 1)	3.1		12	1	0	0	2	1	0	0	0	0	0	15	19	0.00	0.600										
<b>Tippy Martinez, L</b> ERA: 5.01 (9, 1)	1.0		5	2	0	0	1	0	0	0	0	0	0	7	7	0.00	2.000										

Minnesota Twins @ Baltimore Orioles  
Memorial Stadium, Baltimore, MD  
Wed May 25 1983, 7:05 PM EDT  
Att: 17,791 - Unknown - 73 F

AB 39  
R 7  
H 12  
RBI 7  
BB 5  
SO 8  
LOB 21



Batter	1	2	3	4	5	6	7	8	9	AB	R	H	RBI	BB	SO	LOB	BOTTOM										
<b>Al Bumby, L</b> OBP: 0.308, SLG: 0.324 (1, 8)										5	0	1	0	0	0	6											
<b>Dan Ford, R</b> OBP: 0.379, SLG: 0.525 (1, 9)										3	1	0	1	1	1	1											
<b>Cal Ripken Jr., R</b> OBP: 0.380, SLG: 0.467 (1, 6)										4	0	1	0	1	1	0											
<b>Eddie Murray, S</b> OBP: 0.385, SLG: 0.377 (1, 3)										5	0	2	0	0	0	6											
<b>John Lowenstein, L</b> OBP: 0.376, SLG: 0.490 (1, 7)										4	1	2	0	1	1	1											
<b>Ken Singleton, S</b> OBP: 0.371, SLG: 0.483 (1, 10)										3	0	0	0	2	0	3											
<b>Joe Nolan, L</b> OBP: 0.387, SLG: 0.455 (1, 2)										3	1	1	1	1	0	2											
<b>Lenn Sakata, R</b> OBP: 0.304, SLG: 0.364 (1, 4)										4	1	2	0	0	0	4											
<b>Aurelio Rodriguez, R</b> OBP: 0.200, SLG: 0.200 (1, 5)										3	0	1	0	0	0	1											
<b>Jim Dwyer, L</b> OBP: 0.354, SLG: 0.429 (8, PH)										1	0	0	0	0	0	2											
<b>Leo Hernandez, R</b> OBP: 0.291, SLG: 0.370 (9, 5)										0	0	0	0	0	0	0											
<b>Inning Stats</b>	R: 0 E: 0 K: 1 S: 5	H: 0 LOB: 0 BB: 0 P: 5	R: 0 E: 0 K: 0 S: 3	H: 1 LOB: 0 BB: 0 P: 3	R: 0 E: 0 K: 0 S: 5	H: 2 LOB: 2 BB: 2 P: 13	R: 0 E: 0 K: 0 S: 3	H: 1 LOB: 1 BB: 1 P: 7	R: 0 E: 0 K: 0 S: 5	H: 2 LOB: 2 BB: 0 P: 5	R: 2 E: 1 K: 0 S: 5	H: 1 LOB: 1 BB: 1 P: 9	R: 1 E: 0 K: 0 S: 4	H: 1 LOB: 2 BB: 2 P: 12	R: 0 E: 0 K: 1 S: 7	H: 2 LOB: 2 BB: 0 P: 7	1B: 9 2B: 1 3B: 0 HR: 0	SF: 1 SAC: 0 DP: 2 HBP: 0	WP: 0 PB: 0 SB: 0 CS: 0	PA: 42							
<b>PITCHER</b>	IP	WLS	BF	H	R	ER	SO	BB	IBB	HBP	BLK	WP	HR	S	P	ERA	WHIP										
<b>Ken Schrom, R</b> ERA: 3.32 (1, 1)	7.0	W	33	7	4	2	2	6	0	0	0	0	0	31	55	2.57	1.857										
<b>Ron Davis, R</b> ERA: 3.35 (8, 1)	2.0	S	9	3	0	0	1	0	0	0	0	0	0	11	11	0.00	1.500										

Minnesota Twins @ Baltimore Orioles  
Memorial Stadium, Baltimore, MD  
Wed May 25 1983, 7:05 PM EDT  
Att: 17,791 - Unknown - 73 F

AB 35  
R 4  
H 10  
RBI 2  
BB 6  
SO 3  
LOB 26





Batter	1	2	3	4	5	6	7	8	9	AB	R	H	RBI	BB	SO	LOB	TOP				
<b>Bobby Mitchell, L</b> OBP: 0.381, SLG: 0.304 (1, 8)	0-0 3-1		0-0 1B		0-3 K	0-0 4-3		0-0 BB	4-0 BB	4	0	1	0	1	1	3	<b>Minnesota Twins @ Detroit Tigers</b> Tiger Stadium, Detroit, MI Fri May 27 1983, 7:05 PM EDT Unknown - 63 F  livebaseballscorecards.com				
<b>John Castino, R</b> OBP: 0.377, SLG: 0.527 (1, 4)	0-3 K		0-3 K		0-3 K		0-0 L5	0-0 F5	5	0	0	0	0	3	3						
<b>Gary Ward, R</b> OBP: 0.291, SLG: 0.440 (1, 7)	4-0 E BB		0-0 F9		0-0 F3	0-3 K			3	1	0	0	1	1	1						
<b>Kent Hrbek, L</b> OBP: 0.392, SLG: 0.535 (1, 3)	0-0 E7 1-H 2B		0-0 4-3		4-0 1B BB	0-3 K			3	1	1	1	1	1	1						
<b>Gary Gaetti, R</b> OBP: 0.330, SLG: 0.441 (1, 5)	0-0 F5			0-0 6-3	0-0 1B SF8 1B		0-0 F4		4	1	1	0	0	0	1						
<b>Randy Bush, L</b> OBP: 0.386, SLG: 0.475 (1, 10)		0-3 K		0-0 F8	0-0 1B 1B	0-3 K			4	1	1	1	0	2	0						
<b>Tom Brunansky, R</b> OBP: 0.278, SLG: 0.350 (1, 9)		0-3 K		0-3 K	0-0 SF8		0-0 F3		3	0	0	1	0	2	0						
<b>Dave Engle, R</b> OBP: 0.349, SLG: 0.500 (1, 2)		4-0 BB		0-0 FC4-5 2B	0-0 1B 1B		0-0 4-3		3	0	2	0	1	0	0						
<b>Ron Washington, R</b> OBP: 0.308, SLG: 0.339 (1, 6)		0-0 F8		0-0 FC4-5 E 2-3	0-0 1B		0-0 F9		4	0	1	1	0	0	2						
<b>Inning Stats</b>	R: 1 E: 1 K: 1 S: 6	H: 1 LOB: 1 BB: 1 P: 10	R: 0 E: 0 K: 2 S: 7	H: 0 LOB: 1 BB: 1 P: 11	R: 0 E: 0 K: 1 S: 6	H: 1 LOB: 1 BB: 0 P: 6	R: 0 E: 0 K: 1 S: 5	H: 0 LOB: 0 BB: 0 P: 5	R: 0 E: 1 K: 2 S: 8	H: 1 LOB: 1 BB: 0 P: 8	R: 3 E: 0 K: 0 S: 7	H: 4 LOB: 2 BB: 1 P: 11	R: 0 E: 0 K: 1 S: 5	H: 0 LOB: 0 BB: 0 P: 5	R: 0 E: 0 K: 1 S: 5	H: 0 LOB: 1 BB: 1 P: 7	1B: 5 2B: 2 3B: 0 HR: 0	SF: 1 SAC: 0 DP: 0 HBP: 0	WP: 0 PB: 0 SB: 0 CS: 0	PA: 38	
<b>PITCHER</b>	IP	WLS	BF	H	R	ER	SO	BB	IBB	HBP	BLK	WP	HR	S	P	ERA	WHIP				
<b>Juan Berenguer, R</b> ERA: 3.99 (1, 1)	5.1		24	5	4	4	7	3	0	0	0	0	0	35	47	6.75	1.500				
<b>Larry Pashnick, R</b> ERA: (6, 1)	1.2	W	7	2	0	0	2	0	0	0	0	0	0	11	11	0.00	1.200				
<b>Aurelio Lopez, R</b> ERA: 1.56 (8, 1)	2.0	S	7	0	0	0	1	1	0	0	0	0	0	8	12	0.00	0.500				

Batter	1	2	3	4	5	6	7	8	9	AB	R	H	RBI	BB	SO	LOB	BOTTOM				
<b>Lou Whitaker, L</b> OBP: 0.325, SLG: 0.365 (1, 4)	0-0 F9	0-0 F7		0-0 1B		0-0 G3		0-0 SF9		4	0	1	1	0	0	1	<b>Minnesota Twins @ Detroit Tigers</b> Tiger Stadium, Detroit, MI Fri May 27 1983, 7:05 PM EDT Unknown - 63 F  livebaseballscorecards.com				
<b>Enos Cabell, R</b> OBP: 0.333, SLG: 0.373 (1, 3)	0-0 F9	0-0 4-3		0-0 F8			0-0 E S 5-3 1B	0-0 1B	5	1	2	0	0	0	1						
<b>Larry Hemdon, R</b> OBP: 0.326, SLG: 0.453 (1, 10)	0-0 1B 1B		0-3 K		0-0 5-3		0-0 E4 6-3 1-3 2B 5-3		4	2	1	0	0	1	1						
<b>Glenn Wilson, R</b> OBP: 0.323, SLG: 0.544 (1, 9)	0-0 BB 1B		0-0 F8		0-0 F9		0-0 5-3		4	1	1	1	0	0	1						
<b>John Wockenfuss, R</b> OBP: 0.300, SLG: 0.375 (1, 2)	4-0 1B BB		0-0 BB 1B		0-0 HR		0-0 6-3		3	2	2	1	1	0	1						
<b>Chet Lemon, R</b> OBP: 0.387, SLG: 0.352 (1, 8)	0-0 E 1B 1-2 2-H 3-H		4-0 BB 1B		0-0 5-3		0-0 BB 2B		3	0	2	3	1	0	0						
<b>Lynn Jones, R</b> OBP: 0.333, SLG: 0.556 (1, 7)	0-0 E9 1-3 2-H		0-0 F4		0-0 FC6-2 3B		0-0 6-3		4	0	2	1	0	0	3						
<b>Tom Brookens, R</b> OBP: 0.314, SLG: 0.422 (1, 5)	0-0 F9		0-0 F4		0-0 F9		0-0 SH3-4 SF9 2B		4	1	1	0	0	0	3						
<b>Alan Trammell, R</b> OBP: 0.342, SLG: 0.367 (1, 6)		0-0 F3		0-0 F8		0-0 FC6-2		0-0 SH3-4		3	0	0	0	0	1						
<b>Inning Stats</b>	R: 3 E: 1 K: 0 S: 7	H: 4 LOB: 2 BB: 1 P: 11	R: 0 E: 0 K: 0 S: 3	H: 0 LOB: 0 BB: 0 P: 3	R: 0 E: 0 K: 1 S: 6	H: 1 LOB: 2 BB: 1 P: 10	R: 0 E: 0 K: 0 S: 4	H: 1 LOB: 1 BB: 0 P: 4	R: 1 E: 0 K: 0 S: 4	H: 1 LOB: 0 BB: 0 P: 4	R: 0 E: 0 K: 0 S: 4	H: 1 LOB: 1 BB: 0 P: 4	R: 2 E: 1 K: 0 S: 6	H: 2 LOB: 1 BB: 0 P: 6	R: 1 E: 0 K: 0 S: 4	H: 2 LOB: 1 BB: 0 P: 4	1B: 8 2B: 2 3B: 1 HR: 1	SF: 1 SAC: 1 DP: 0 HBP: 0	WP: 0 PB: 0 SB: 1 CS: 0	PA: 38	
<b>PITCHER</b>	IP	WLS	BF	H	R	ER	SO	BB	IBB	HBP	BLK	WP	HR	S	P	ERA	WHIP				
<b>Brad Havens, L</b> ERA: 8.12 (1, 1)	5.1		26	8	4	4	1	2	0	0	0	0	0	26	34	6.75	1.875				
<b>Rick Lysander, R</b> ERA: 2.7 (6, 1)	2.0	L	10	3	3	2	0	0	0	0	0	0	0	10	10	9.00	1.500				
<b>Len Whitehouse, L</b> ERA: 2.96 (8, 1)	0.2		2	1	0	0	0	0	0	0	0	0	0	2	2	0.00	1.500				







Batter	1	2	3	4	5	6	7	8	9	AB	R	H	RBI	BB	SO	LOB	TOP			
<b>Bobby Mitchell, L</b> OBP: 0.376, SLG: 0.321 (1, 8)	0-0 3-1		0-0 1-3			0-0 G3		0-0 4-3	4 0 0 0 0 0											
<b>John Castino, R</b> OBP: 0.369, SLG: 0.505 (1, 4)	0-0 6-3		0-0 F3			0-0 F8		0-0 5-3	4 0 0 0 0 0											
<b>Gary Ward, R</b> OBP: 0.298, SLG: 0.442 (1, 7)	0-0 1B		0-0 5-3			0-0 F7		4-0 BB	3 0 1 0 1 0 0											
<b>Kent Hrbek, L</b> OBP: 0.379, SLG: 0.512 (1, 3)	0-3 K		0-0 G3			0-3 K		0-3 K	4 0 0 0 0 3 2											
<b>Gary Gaetti, R</b> OBP: 0.322, SLG: 0.443 (1, 5)		0-0 HR	0-0 6-3			0-0 6-3			3 1 1 1 0 0 0											
<b>Randy Bush, L</b> OBP: 0.342, SLG: 0.440 (1, 10)	0-0 F8		0-3 K			0-0 F8			3 0 0 0 0 1 0											
<b>Tom Brunansky, R</b> OBP: 0.277, SLG: 0.345 (1, 9)	0-0 F2				0-0 1-3 1B			0-3 K	3 0 1 0 0 1 0								AB 30			
<b>Dave Engle, R</b> OBP: 0.342, SLG: 0.486 (1, 2)	0-0 FC5-4 1B				0-3 K			0-0 F4	3 0 1 0 0 1 1								R 1			
<b>Ron Washington, R</b> OBP: 0.288, SLG: 0.313 (1, 6)	0-0 FC5-4				0-0 1-3			0-3 K	3 0 0 0 0 1 2								H 4			
<b>Inning Stats</b>	R: 0 E: 0 K: 1 S: 6	H: 1 LOB: 1 BB: 0 P: 6	R: 1 E: 0 K: 0 S: 5	H: 2 LOB: 1 BB: 0 P: 5	R: 0 E: 0 K: 1 S: 3	H: 0 LOB: 0 BB: 0 P: 3	R: 0 E: 0 K: 1 S: 5	H: 0 LOB: 0 BB: 0 P: 5	R: 0 E: 0 K: 1 S: 3	H: 0 LOB: 0 BB: 0 P: 3	R: 0 E: 0 K: 1 S: 5	H: 0 LOB: 0 BB: 0 P: 5	R: 0 E: 0 K: 2 S: 7	H: 0 LOB: 1 BB: 1 P: 7	R: 0 E: 0 K: 1 S: 5	H: 0 LOB: 1 BB: 1 P: 9	1B: 3 2B: 0 3B: 0 HR: 1	SF: 0 SAC: 0 DP: 0 HBP: 0	WP: 0 PB: 0 SB: 0 CS: 0	PA: 31
<b>PITCHER</b> <b>Milt Wilcox, R</b> ERA: 2.86 (1, 1)	IP: 9.0 WLS: W BF: 31 H: 4 R: 1 ER: 1 SO: 7 BB: 1 IBB: 0 HBP: 0 BLK: 0 WP: 0 HR: 1 S: 44 P: 48 ERA: 1.00 WHIP: 0.556															<b>PITCHER</b> <b>Milt Wilcox, R</b> ERA: 2.86 (1, 1)	IP: 9.0 WLS: W BF: 31 H: 4 R: 1 ER: 1 SO: 7 BB: 1 IBB: 0 HBP: 0 BLK: 0 WP: 0 HR: 1 S: 44 P: 48 ERA: 1.00 WHIP: 0.556			

Minnesota Twins @ Detroit Tigers  
Tiger Stadium, Detroit, MI  
Sat May 28 1983, 3:33 AM EDT  
Att: 11,676 - Unknown - 68 F

AB 30  
R 1  
H 4  
RBI 1  
BB 1  
SO 7  
LOB 5



Batter	1	2	3	4	5	6	7	8	9	AB	R	H	RBI	BB	SO	LOB	BOTTOM			
<b>Lou Whitaker, L</b> OBP: 0.323, SLG: 0.358 (1, 4)	0-0 4-3		0-3 K		0-3 K	0-0 FC6-4 1B		0-0 F7	5 0 1 2 0 2 2											
<b>Kirk Gibson, L</b> OBP: 0.279, SLG: 0.267 (1, 7)	0-0 4-3		0-0 F7		0-0 FC4-6	0-0 FC6-4		0-3 K	3 0 0 1 0 0 1											
<b>Larry Herndon, R</b> OBP: 0.322, SLG: 0.440 (6, PH) (7, 7)			0-0 6-3		0-0 F8	0-0 F8		0-0 F7	2 0 0 0 0 1 2											
<b>Johnny Grubb, L</b> OBP: 0.377, SLG: 0.349 (1, 10)	0-0 1B				0-0 F8	0-0 F8		4-0 1B BB	3 1 1 0 1 0 1											
<b>Lynn Jones, R</b> OBP: 0.231, SLG: 0.385 (6, PH) (8, 3)			0-0 6-3		0-0 F8	0-0 F8		0-0 F7	1 0 0 0 0 0 0											
<b>Glenn Wilson, R</b> OBP: 0.329, SLG: 0.538 (1, 9)	0-0 5-3				0-0 G5-4-3 1B	0-0 F7		0-0 F7	4 0 1 0 0 0 2											
<b>Chet Lemon, R</b> OBP: 0.390, SLG: 0.372 (1, 8)		1-0 1B BB HBP	0-0 G5-4-3		0-0 G5-4-3	0-0 HR		0-0 1B 1B	3 2 2 1 0 0 1											
<b>Rick Leach, L</b> OBP: 0.345, SLG: 0.340 (1, 3)	0-0 L7		0-0 1B		0-0 1B	0-0 FC3-2 1B		0-0 F9	3 0 2 0 0 0 1											
<b>Enos Cabell, R</b> OBP: 0.368, SLG: 0.389 (7, PH) (8, 3)			0-0 1B		0-0 1B	0-0 FC3-2 1B		0-0 F9	1 0 0 0 0 0 2											
<b>Tom Brookens, R</b> OBP: 0.327, SLG: 0.433 (1, 5)	4-0 1B BB		0-0 F8		0-0 F8	0-0 FC3-2 1B		0-0 1B 1B	3 1 2 1 1 0 1								AB 34			
<b>Bill Fahey, L</b> OBP: 1.000, SLG: 1.333 (1, 2)	0-0 G6-4-3 1B		0-0 F8		0-0 F8	0-0 FC3-2 1B		0-0 1B 1B	3 2 3 1 1 0 0											
<b>Alan Trammell, R</b> OBP: 0.340, SLG: 0.366 (1, 6)	0-0 G6-4-3		0-0 F8		0-0 F8	0-0 FC3-2 1B		0-0 F8	1 0 0 0 1 0 3											
<b>Julio Gonzalez, R</b> OBP: 0.100, SLG: 0.200 (6, 6)	0-0 G6-4-3		0-0 F8		0-0 F8	0-0 FC3-2 1B		0-0 F8	2 0 0 0 0 0 5											
<b>Inning Stats</b>	R: 0 E: 0 K: 0 S: 4	H: 1 LOB: 1 BB: 0 P: 4	R: 0 E: 0 K: 0 S: 3	H: 1 LOB: 2 BB: 1 P: 8	R: 0 E: 0 K: 1 S: 5	H: 0 LOB: 0 BB: 0 P: 5	R: 0 E: 0 K: 0 S: 4	H: 2 LOB: 1 BB: 0 P: 4	R: 1 E: 0 K: 1 S: 6	H: 1 LOB: 1 BB: 1 P: 10	R: 3 E: 0 K: 0 S: 7	H: 4 LOB: 2 BB: 1 P: 11	R: 2 E: 0 K: 0 S: 6	H: 3 LOB: 2 BB: 1 P: 10	R: 0 E: 0 K: 1 S: 5	H: 0 LOB: 0 BB: 0 P: 5	1B: 9 2B: 2 3B: 0 HR: 1	SF: 0 SAC: 0 DP: 2 HBP: 1	WP: 0 PB: 1 SB: 0 CS: 0	PA: 39
<b>PITCHER</b> <b>Albert Williams, R</b> ERA: 6.1 (1, 1)	IP: 5.2 WLS: L BF: 27 H: 8 R: 4 ER: 2 SO: 1 BB: 1 IBB: 0 HBP: 0 BLK: 0 WP: 0 HR: 1 S: 27 P: 40 ERA: 1.59 WHIP: 1.765															<b>PITCHER</b> <b>Albert Williams, R</b> ERA: 6.1 (1, 1)	IP: 5.2 WLS: L BF: 27 H: 8 R: 4 ER: 2 SO: 1 BB: 1 IBB: 0 HBP: 0 BLK: 0 WP: 0 HR: 1 S: 27 P: 40 ERA: 1.59 WHIP: 1.765			
<b>Jack O'Connor, L</b> ERA: 6.49 (6, 1)	1.0 8 4 2 2 0 1 0 0 0 0 0 7 11 18.00 5.000															<b>Jack O'Connor, L</b> ERA: 6.49 (6, 1)	1.0 8 4 2 2 0 1 0 0 0 0 0 7 11 18.00 5.000			
<b>Ken Schrom, R</b> ERA: 3.27 (7, 1)	0.1 1 0 0 0 0 0 0 0 0 0 0 1 1 0.00 0.000															<b>Ken Schrom, R</b> ERA: 3.27 (7, 1)	0.1 1 0 0 0 0 0 0 0 0 0 0 1 1 0.00 0.000			
<b>Len Whitehouse, L</b> ERA: 2.83 (8, 1)	1.0 3 0 0 0 1 0 0 0 0 0 0 5 5 0.00 0.000															<b>Len Whitehouse, L</b> ERA: 2.83 (8, 1)	1.0 3 0 0 0 1 0 0 0 0 0 0 5 5 0.00 0.000			

Minnesota Twins @ Detroit Tigers  
Tiger Stadium, Detroit, MI  
Sat May 28 1983, 3:33 AM EDT  
Att: 11,676 - Unknown - 68 F

AB 34  
R 6  
H 12  
RBI 6  
BB 4  
SO 3  
LOB 21





Batter	1	2	3	4	5	6	7	8	9	AB	R	H	RBI	BB	SO	LOB	TOP							
<b>Bobby Mitchell, L</b> OBP: 0.367, SLG: 0.313 (1, 8)	0-0 6-3			0-0 1B E 1B	0-0 FC1-5-6		0-3 K		0-0 F6	5	1	1	0	0	1	1								
<b>John Castino, R</b> OBP: 0.371, SLG: 0.505 (1, 4)	0-0 G6-3 1B			0-0 E 1B WP 1B	0-3 K			0-3 K		4	1	2	0	0	2	1								
<b>Gary Ward, R</b> OBP: 0.297, SLG: 0.438 (1, 7)	0-0 G6-3			0-0 WP E SF8 1B	0-0 6-3			0-0 L8		4	1	1	0	0	0	2								
<b>Kent Hrbek, L</b> OBP: 0.376, SLG: 0.506 (1, 3)		0-0 F7		0-0 E6 WP E		0-0 4-3		0-0 1B 1B		4	2	1	1	0	0	2								
<b>Gary Gaetti, R</b> OBP: 0.320, SLG: 0.441 (1, 5)	0-0 5-3			0-0 SF8		0-3 K		0-0 1B 1B		3	0	1	1	0	1	0								
<b>Randy Bush, L</b> OBP: 0.347, SLG: 0.442 (1, 10)	0-3 K			0-0 F8		0-0 1B		0-0 1B		4	0	2	1	0	1	0								
<b>Mickey Hatcher, R</b> OBP: 0.358, SLG: 0.430 (1, 9)			0-0 6-3	0-0 F4		0-0 4-3		0-0 F7		4	0	0	0	0	0	3								
<b>Dave Engle, R</b> OBP: 0.347, SLG: 0.496 (1, 2)			0-3 K		0-0 2B 2B		0-0 CS 1B		0-0 6-3	4	1	2	0	0	1	0								
<b>Lenny Faedo, R</b> OBP: 0.327, SLG: 0.374 (1, 6)			0-0 F4		0-0 FC1-5 2H 2B		0-3 K		0-0 4-3	4	0	1	1	0	1	1								
<b>Inning Stats</b>	R: 0 E: 0 K: 0 S: 3	H: 1 LOB: 0 BB: 0 P: 3	R: 0 E: 0 K: 1 S: 5	H: 0 LOB: 0 BB: 0 P: 5	R: 0 E: 0 K: 1 S: 5	H: 0 LOB: 0 BB: 0 P: 5	R: 4 E: 2 K: 0 S: 7	H: 3 LOB: 0 BB: 0 P: 7	R: 1 E: 0 K: 1 S: 7	H: 2 LOB: 1 BB: 0 P: 7	R: 0 E: 0 K: 1 S: 6	H: 1 LOB: 1 BB: 0 P: 6	R: 0 E: 0 K: 2 S: 7	H: 1 LOB: 0 BB: 0 P: 7	R: 1 E: 0 K: 1 S: 8	H: 3 LOB: 2 BB: 0 P: 8	R: 0 E: 0 K: 0 S: 3	H: 0 LOB: 0 BB: 0 P: 3	1B: 9 2B: 3 3B: 0 HR: 0	SF: 1 SAC: 0 DP: 2 HBP: 0	WP: 1 PB: 0 SB: 0 CS: 1	PA: 37		
<b>PITCHER</b>	IP	WLS	BF	H	R	ER	SO	BB	IBB	HBP	BLK	WP	HR	S	P	ERA	WHIP							
<b>Jack Morris, R</b> ERA: 5.49 (1, 1)	7.2		32	10	6	4	7	0	0	0	0	1	0	46	46	4.70	1.304							
<b>Aurelio Lopez, R</b> ERA: 1.39 (8, 1)	1.1	W	5	1	0	0	0	0	0	0	0	0	0	5	5	0.00	0.750							

Minnesota Twins @ Detroit Tigers  
Tiger Stadium, Detroit, MI  
Sun May 29 1983, 3:33 AM EDT  
Att: 12,928 - Unknown - 66 F

AB 36  
R 6  
H 11  
RBI 4  
BB 0  
SO 7  
LOB 10



Batter	1	2	3	4	5	6	7	8	9	AB	R	H	RBI	BB	SO	LOB	BOTTOM							
<b>Lou Whitaker, L</b> OBP: 0.332, SLG: 0.372 (1, 4)	0-0 1B 1B			0-0 2B			0-0 SH1-4 3B 1B			4	2	3	1	0	1	0								
<b>Enos Cabell, R</b> OBP: 0.397, SLG: 0.387 (1, 3)	0-0 1B E 1B		0-0 F5	0-0 5-3			0-0 SH1-4			3	1	1	0	0	0	1								
<b>Larry Hemdon, R</b> OBP: 0.326, SLG: 0.448 (1, 10)	0-0 S 4-3 1B		0-0 F8 2B		0-3 K		0-0 6-3			4	1	2	1	0	1	1								
<b>Glenn Wilson, R</b> OBP: 0.333, SLG: 0.550 (1, 9)	0-3 K		0-0 F8		0-0 FC5-4 1B		0-0 2H 3B			4	0	2	1	0	1	2								
<b>John Wockenfuss, R</b> OBP: 0.273, SLG: 0.338 (1, 2)	0-0 4-3		0-0 L7		0-0 F3		0-0 6-3			4	0	0	1	0	0	3								
<b>Chet Lemon, R</b> OBP: 0.393, SLG: 0.379 (1, 8)	0-0 2B			4-0 3B BB	0-0 FC5-4			0-0 5-3		3	1	1	0	1	0	1								
<b>Lynn Jones, R</b> OBP: 0.287, SLG: 0.533 (1, 7)	0-0 F3			0-0 2B 3B		0-0 3-1		0-0 HR		2	1	1	1	0	0	1								
<b>Kirk Gibson, L</b> OBP: 0.283, SLG: 0.304 (6, PH) (7, 7)				1-H 2B 3B						2	1	1	1	0	0	0								
<b>Tom Brookens, R</b> OBP: 0.325, SLG: 0.426 (1, 5)		0-0 L4-3 1B		0-0 6-3		0-3 K		0-0 F7		4	0	1	0	0	1	1								
<b>Julio Gonzalez, R</b> OBP: 0.071, SLG: 0.143 (1, 6)		0-0 L4-3		0-3 K		0-0 F4		0-3 K		4	0	0	0	0	2	2								
<b>Inning Stats</b>	R: 3 E: 0 K: 1 S: 9	H: 4 LOB: 1 BB: 0 P: 9	R: 0 E: 0 K: 1 S: 5	H: 1 LOB: 0 BB: 0 P: 5	R: 0 E: 0 K: 0 S: 4	H: 1 LOB: 1 BB: 0 P: 4	R: 2 E: 0 K: 1 S: 7	H: 2 LOB: 1 BB: 1 P: 11	R: 0 E: 0 K: 1 S: 6	H: 1 LOB: 1 BB: 0 P: 6	R: 0 E: 0 K: 1 S: 5	H: 0 LOB: 0 BB: 0 P: 5	R: 1 E: 0 K: 0 S: 5	H: 2 LOB: 1 BB: 0 P: 5	R: 1 E: 0 K: 1 S: 6	H: 1 LOB: 0 BB: 0 P: 6	1B: 6 2B: 4 3B: 2 HR: 1	SF: 0 SAC: 1 DP: 1 HBP: 0	WP: 0 PB: 0 SB: 2 CS: 0	PA: 36				
<b>PITCHER</b>	IP	WLS	BF	H	R	ER	SO	BB	IBB	HBP	BLK	WP	HR	S	P	ERA	WHIP							
<b>Frank Viola, L</b> ERA: 5.49 (1, 1)	3.2		19	8	5	5	3	1	0	0	0	0	0	24	28	12.27	2.455							
<b>Rick Lysander, R</b> ERA: 2.99 (4, 1)	4.1	L	17	4	2	2	3	0	0	0	0	0	1	23	23	4.15	0.923							

Minnesota Twins @ Detroit Tigers  
Tiger Stadium, Detroit, MI  
Sun May 29 1983, 3:33 AM EDT  
Att: 12,928 - Unknown - 66 F

AB 34  
R 7  
H 12  
RBI 6  
BB 1  
SO 6  
LOB 12







Batter	1	2	3	4	5	6	7	8	9	AB	R	H	RBI	BB	SO	LOB	TOP		
<b>Al Bumbry, L</b> OBP: 0.310, SLG: 0.319 (1, 8)	0-0 1-3		4-0 2B HR BB	0-0 F7			0-0 L7		0-0 FC6-4 1B	4	1	1	0	1	0	1	<b>Baltimore Orioles @ Minnesota Twins</b> Hubert H. Humphrey Metrodome, Minneapolis, MN Mon May 30 1983, 4:33 AM EDT Att: 14,916 - Unknown <a href="http://livebaseballscorecards.com">livebaseballscorecards.com</a>		
<b>Dan Ford, R</b> OBP: 0.352, SLG: 0.497 (1, 9)	0-0 5-3		0-0 F8				0-0 P1		0-0 FC6-4 1-2	5	1	1	0	0	0	2			
<b>Cal Ripken Jr., R</b> OBP: 0.371, SLG: 0.465 (1, 6)	0-0 P4		0-0 HR 2B				0-0 SF8 2H		0-0 HR	3	2	2	2	0	0	0			
<b>Eddie Murray, S</b> OBP: 0.381, SLG: 0.424 (1, 3)		0-3 K	0-0 HR				0-0 5-3		0-0 F9	4	1	1	3	0	1	0			
<b>John Lowenstein, L</b> OBP: 0.402, SLG: 0.514 (1, 7)		0-0 BB E	0-0 HR				0-3 K		4-0 1B BB	2	1	2	0	0	0	0			
<b>Gary Roenicke, R</b> OBP: 0.360, SLG: 0.508 (5, PH) (5, 7)		4-0 BB 1B	0-0 1B				0-0 K		0-0 BB	1	0	0	0	1	1	0			
<b>Ken Singleton, S</b> OBP: 0.387, SLG: 0.492 (1, 10)		4-0 FC3-6 BB	0-0 G3				0-0 L3-6 2B		0-0 G6-4-3 1B	3	0	2	0	1	0	1			
<b>Joe Nolan, L</b> OBP: 0.358, SLG: 0.458 (1, 2)		0-0 FC3-6 WP 1-2 2-H					0-0 L3-6 2-3		0-0 G6-4-3 1-2	4	0	1	0	0	0	4			
<b>Lenn Sakata, R</b> OBP: 0.250, SLG: 0.296 (1, 4)		0-0 5-3 1-2					0-0 5-3		0-0 F9	4	0	0	0	0	0	2			
<b>Aurelio Rodriguez, R</b> OBP: 0.158, SLG: 0.158 (1, 5)			0-3 K	0-3 K			0-0 5-3		0-0 5-3	4	0	0	0	0	2	1			
<b>Inning Stats</b>	R: 0 E: 0 K: 0 S: 3	H: 0 LOB: 0 BB: 0 P: 3	R: 1 E: 1 K: 1 S: 6	H: 1 LOB: 1 BB: 1 P: 10	R: 3 E: 0 K: 1 S: 8	H: 3 LOB: 1 BB: 1 P: 12	R: 0 E: 0 K: 1 S: 6	H: 1 LOB: 0 BB: 0 P: 6	R: 1 E: 0 K: 0 S: 6	H: 1 LOB: 0 BB: 0 P: 6	R: 0 E: 0 K: 0 S: 3	H: 0 LOB: 0 BB: 0 P: 3	R: 0 E: 0 K: 0 S: 4	H: 2 LOB: 1 BB: 1 P: 8	R: 0 E: 0 K: 0 S: 4	H: 1 LOB: 0 BB: 0 P: 4	1B: 4 2B: 5 3B: 0 HR: 2	SF: 1 SAC: 0 DP: 2 HBP: 0	WP: 1 PA: 38 PB: 0 SB: 1 CS: 0
<b>PITCHER</b>	IP WLS BF H R ER SO BB IBB HBP BLK WP HR S P ERA WHIP	IP WLS BF H R ER SO BB IBB HBP BLK WP HR S P ERA WHIP	IP WLS BF H R ER SO BB IBB HBP BLK WP HR S P ERA WHIP	IP WLS BF H R ER SO BB IBB HBP BLK WP HR S P ERA WHIP	IP WLS BF H R ER SO BB IBB HBP BLK WP HR S P ERA WHIP	IP WLS BF H R ER SO BB IBB HBP BLK WP HR S P ERA WHIP	IP WLS BF H R ER SO BB IBB HBP BLK WP HR S P ERA WHIP	IP WLS BF H R ER SO BB IBB HBP BLK WP HR S P ERA WHIP	IP WLS BF H R ER SO BB IBB HBP BLK WP HR S P ERA WHIP	IP WLS BF H R ER SO BB IBB HBP BLK WP HR S P ERA WHIP	IP WLS BF H R ER SO BB IBB HBP BLK WP HR S P ERA WHIP	IP WLS BF H R ER SO BB IBB HBP BLK WP HR S P ERA WHIP	IP WLS BF H R ER SO BB IBB HBP BLK WP HR S P ERA WHIP	IP WLS BF H R ER SO BB IBB HBP BLK WP HR S P ERA WHIP	IP WLS BF H R ER SO BB IBB HBP BLK WP HR S P ERA WHIP	IP WLS BF H R ER SO BB IBB HBP BLK WP HR S P ERA WHIP	IP WLS BF H R ER SO BB IBB HBP BLK WP HR S P ERA WHIP	IP WLS BF H R ER SO BB IBB HBP BLK WP HR S P ERA WHIP	IP WLS BF H R ER SO BB IBB HBP BLK WP HR S P ERA WHIP
<b>Bobby Castillo, R</b> ERA: 3.86 (1, 1)	3.0 L	15 4	4 4	4 4	2 2	2 2	1 0	0 0	0 0	0 0	1 1	17 25	12.00 2.000						
<b>Jack O'Connor, L</b> ERA: 6.27 (4, 1)	4.1	18 5	2 2	2 2	2 2	1 0	0 0	0 0	0 0	0 1	21 25	4.15 1.385							
<b>Albert Williams, R</b> ERA: 5.91 (8, 1)	1.2	5 1	0 0	0 0	0 0	0 0	0 0	0 0	0 0	0 0	5 5	0.00 0.600							

Batter	1	2	3	4	5	6	7	8	9	AB	R	H	RBI	BB	SO	LOB	BOTTOM		
<b>Bobby Mitchell, L</b> OBP: 0.359, SLG: 0.330 (1, 8)	0-0 4-3		0-0 4-3				0-0 6-3		0-0 FC4-6 3B 1-2	5	1	1	0	0	0	1	<b>Baltimore Orioles @ Minnesota Twins</b> Hubert H. Humphrey Metrodome, Minneapolis, MN Mon May 30 1983, 4:33 AM EDT Att: 14,916 - Unknown <a href="http://livebaseballscorecards.com">livebaseballscorecards.com</a>		
<b>John Castino, R</b> OBP: 0.376, SLG: 0.502 (1, 4)	4-0 6-3 BB		0-0 6-3				0-0 1B		4-0 2B BB F5	3	0	1	0	2	0	1			
<b>Gary Ward, R</b> OBP: 0.291, SLG: 0.430 (1, 7)	0-0 6-3 1-2		0-3 K				0-3 K		0-3 K	4	0	0	0	0	3	4			
<b>Kent Hrbek, L</b> OBP: 0.379, SLG: 0.509 (1, 3)	4-0 BB		0-0 G3				0-3 K		0-0 1-3 3-H 2B	3	0	1	0	1	1	1			
<b>Gary Gaetti, R</b> OBP: 0.319, SLG: 0.438 (1, 5)	0-3 K		0-0 P4				0-0 1B 1B		0-3 K	4	0	1	0	0	2	4			
<b>Randy Bush, L</b> OBP: 0.352, SLG: 0.440 (1, 10)		0-0 G5-4-3 1B					0-0 6-3		0-3 K FC6-4 BB	3	0	1	0	1	1	1			
<b>Tom Brunansky, R</b> OBP: 0.276, SLG: 0.349 (1, 9)		0-0 G5-4-3 1-2					0-0 2B		0-3 K FC6-4 1-2	4	0	1	0	0	1	5			
<b>Ron Washington, R</b> OBP: 0.299, SLG: 0.314 (1, 6)		0-0 G3					0-0 6-3		0-0 1-2 1B FC4-6 BB	3	0	1	0	1	0	1			
<b>Tim Laudner, R</b> OBP: 0.271, SLG: 0.254 (1, 2)			0-3 K				0-0 F9		0-0 F9	3	0	0	0	0	1	3			
<b>Dave Engle, R</b> OBP: 0.345, SLG: 0.491 (8, PH)							0-0 F9		0-0 F8	1	0	0	0	0	0	1			
<b>Inning Stats</b>	R: 0 E: 0 K: 1 S: 5	H: 0 LOB: 2 BB: 2 P: 13	R: 0 E: 0 K: 0 S: 3	H: 1 LOB: 0 BB: 0 P: 3	R: 0 E: 0 K: 1 S: 5	H: 0 LOB: 0 BB: 0 P: 5	R: 0 E: 0 K: 1 S: 5	H: 0 LOB: 0 BB: 0 P: 5	R: 0 E: 0 K: 2 S: 8	H: 1 LOB: 1 BB: 0 P: 8	R: 0 E: 0 K: 2 S: 9	H: 2 LOB: 2 BB: 0 P: 9	R: 1 E: 0 K: 2 S: 9	H: 2 LOB: 3 BB: 2 P: 17	R: 0 E: 0 K: 0 S: 3	H: 0 LOB: 1 BB: 1 P: 7	1B: 4 2B: 2 3B: 1 HR: 0	SF: 0 SAC: 0 DP: 1 HBP: 0	WP: 1 PA: 38 PB: 0 SB: 0 CS: 0
<b>PITCHER</b>	IP WLS BF H R ER SO BB IBB HBP BLK WP HR S P ERA WHIP	IP WLS BF H R ER SO BB IBB HBP BLK WP HR S P ERA WHIP	IP WLS BF H R ER SO BB IBB HBP BLK WP HR S P ERA WHIP	IP WLS BF H R ER SO BB IBB HBP BLK WP HR S P ERA WHIP	IP WLS BF H R ER SO BB IBB HBP BLK WP HR S P ERA WHIP	IP WLS BF H R ER SO BB IBB HBP BLK WP HR S P ERA WHIP	IP WLS BF H R ER SO BB IBB HBP BLK WP HR S P ERA WHIP	IP WLS BF H R ER SO BB IBB HBP BLK WP HR S P ERA WHIP	IP WLS BF H R ER SO BB IBB HBP BLK WP HR S P ERA WHIP	IP WLS BF H R ER SO BB IBB HBP BLK WP HR S P ERA WHIP	IP WLS BF H R ER SO BB IBB HBP BLK WP HR S P ERA WHIP	IP WLS BF H R ER SO BB IBB HBP BLK WP HR S P ERA WHIP	IP WLS BF H R ER SO BB IBB HBP BLK WP HR S P ERA WHIP	IP WLS BF H R ER SO BB IBB HBP BLK WP HR S P ERA WHIP	IP WLS BF H R ER SO BB IBB HBP BLK WP HR S P ERA WHIP	IP WLS BF H R ER SO BB IBB HBP BLK WP HR S P ERA WHIP	IP WLS BF H R ER SO BB IBB HBP BLK WP HR S P ERA WHIP	IP WLS BF H R ER SO BB IBB HBP BLK WP HR S P ERA WHIP	IP WLS BF H R ER SO BB IBB HBP BLK WP HR S P ERA WHIP
<b>Mike Boddicker, R</b> ERA: 2.96 (1, 1)	7.0 W	27 5	0 0	0 0	7 7	2 0	0 0	0 0	0 0	0 0	1 0	39 47	0.00 1.000						
<b>Sammy Stewart, R</b> ERA: 4.22 (8, 1)	2.0	11 2	1 1	1 2	2 3	0 0	0 0	0 0	0 0	1 0	12 24	4.50 2.500							



Batter	1	2	3	4	5	6	7	8	9	AB	R	H	RBI	BB	SO	LOB	TOP	
<b>Al Bumby, L</b> OBP: 0.313, SLG: 0.322 (1, 8)	0-0 HR 1B		0-0 4-3 HBP 1B		0-0 G3		0-0 4-3		0-0 4-3	5	1	2	0	0	0	1	<b>Baltimore Orioles @ Minnesota Twins</b> Hubert H. Humphrey Metrodome, Minneapolis, MN Tue May 31 1983, 8:05 PM EDT Att: 4,242 - Unknown  <b>AB</b> 33 <b>R</b> 3 <b>H</b> 7 <b>RBI</b> 3 <b>BB</b> 3 <b>SO</b> 2 <b>LOB</b> 19 	
<b>Dan Ford, R</b> OBP: 0.350, SLG: 0.489 (1, 9)	0-0 1-3		1-0 4-3 HBP		0-0 5-3		0-3 K			3	0	0	0	0	1	1		
<b>Cal Ripken Jr., R</b> OBP: 0.364, SLG: 0.455 (1, 6)	0-0 F8		0-0 4-3		0-0 F7				0-0 F8	4	0	0	0	0	0	3		
<b>Eddie Murray, S</b> OBP: 0.379, SLG: 0.436 (1, 3)	0-0 HR		0-0 4-3		0-0 F9				0-0 F8	4	1	1	2	0	0	2		
<b>John Lowenstein, L</b> OBP: 0.397, SLG: 0.500 (1, 7)	0-0 5-3			0-0 3-1		4-0 F9 1B BB			0-0 4-3	3	0	0	0	1	0	0		
<b>Ken Singleton, S</b> OBP: 0.403, SLG: 0.500 (1, 10)		4-0 BB BB BB BB		4-0 2B BB		0-0 1-2 1B			0-0 FC3-6 1B	2	0	2	0	2	0	0		
<b>Joe Nolan, L</b> OBP: 0.351, SLG: 0.462 (1, 2)		0-0 F2		0-0 1-3 2B		0-0 F9			0-0 FC3-6 2B	4	1	1	0	0	0	4		
<b>Rich Dauer, R</b> OBP: 0.267, SLG: 0.265 (1, 4)		0-0 G3-6-3		0-0 F3		0-0 F7			0-0 F9	2	0	0	0	0	0	3		
<b>Jim Dwyer, L</b> OBP: 0.333, SLG: 0.400 (6, PH)		0-0 G3-6-3								1	0	0	0	0	0	2		
<b>Lenn Sakata, R</b> OBP: 0.241, SLG: 0.286 (6, 4)		0-0 1-2								1	0	0	0	0	0	1		
<b>Aurelio Rodriguez, R</b> OBP: 0.143, SLG: 0.143 (1, 5)			0-0 F8		0-0 6-3		0-3 K		0-0 1-H 2B	2	0	0	0	0	0	2		
<b>John Shetby, S</b> OBP: 0.334, SLG: 0.426 (7, PH)										1	0	0	0	0	1	0		
<b>Leo Hernandez, R</b> OBP: 0.282, SLG: 0.359 (7, 5)										1	0	1	1	0	0	0		
<b>Inning Stats</b>	R: 2 E: 0 K: 0 S: 5	H: 2 LOB: 0 BB: 0 P: 5	R: 0 E: 0 K: 0 S: 2	H: 0 LOB: 0 BB: 1 P: 6	R: 0 E: 0 K: 0 S: 4	H: 1 LOB: 2 BB: 0 P: 5	R: 0 E: 0 K: 0 S: 4	H: 1 LOB: 0 BB: 0 P: 3	R: 0 E: 0 K: 0 S: 7	H: 0 LOB: 0 BB: 0 P: 7	R: 0 E: 0 K: 0 S: 3	H: 0 LOB: 1 BB: 0 P: 3	R: 1 E: 0 K: 0 S: 5	H: 2 LOB: 1 BB: 0 P: 5	1B: 4 2B: 2 3B: 0 HR: 1	SF: 0 SAC: 0 DP: 1 HBP: 1	WP: 0 PB: 0 SB: 0 CS: 0	PA: 37
<b>PITCHER</b> <b>Ken Schrom, R</b> ERA: 3.19 (1, 1)	IP: 9.0 WLS: W BF: 37 H: 7 R: 3 ER: 3 SO: 2 BB: 3 IBB: 0 HBP: 1 BLK: 0 WP: 0 HR: 1 S: 37 P: 50 ERA: 3.00 WHIP: 1.111															<b>PITCHER</b>		

Batter	1	2	3	4	5	6	7	8	9	AB	R	H	RBI	BB	SO	LOB	BOTTOM			
<b>Bobby Mitchell, L</b> OBP: 0.352, SLG: 0.344 (1, 8)	0-3 K		0-0 6-3	0-0 1-2 1-H 3B		0-3 K	0-0 F7			5	0	1	1	0	2	3	<b>Baltimore Orioles @ Minnesota Twins</b> Hubert H. Humphrey Metrodome, Minneapolis, MN Tue May 31 1983, 8:05 PM EDT Att: 4,242 - Unknown  <b>AB</b> 40 <b>R</b> 10 <b>H</b> 16 <b>RBI</b> 10 <b>BB</b> 1 <b>SO</b> 4 <b>LOB</b> 21 			
<b>John Castino, R</b> OBP: 0.377, SLG: 0.500 (1, 4)	0-0 F8		0-0 F3	0-0 6-3			0-0 1B 1B		0-0 1B	5	1	2	0	0	0	2				
<b>Gary Ward, R</b> OBP: 0.294, SLG: 0.429 (1, 7)	0-0 1-3		0-0 5-3		0-0 5-3 2B 1B		0-0 1B 1B		0-0 F7	5	2	2	0	0	0	2				
<b>Kent Hrbek, L</b> OBP: 0.384, SLG: 0.525 (1, 3)		0-0 1B 2B		0-0 2B 3B		0-0 F9	4-0 1B BB		0-0 F8	4	3	2	0	1	0	2				
<b>Gary Gaetti, R</b> OBP: 0.321, SLG: 0.442 (1, 5)		0-0 5-3		0-0 1B 2B	1-2 5-3		0-0 1B 1B	0-3 K		5	2	2	3	0	1	3				
<b>Randy Bush, L</b> OBP: 0.386, SLG: 0.462 (1, 10)				3-H 1B 2B			1-2 2-H 3-H 1B			3	0	3	3	0	0	0				
<b>Mickey Hatcher, R</b> OBP: 0.364, SLG: 0.436 (7, PH)		2-H 1B		2-H 1B	2-H 2B		1-3 2-H 3-H 1B			1	0	1	1	0	0	0				
<b>Tom Brunansky, R</b> OBP: 0.276, SLG: 0.346 (1, 9)		0-0 F3		0-0 FC5-4 1B	0-0 F9		0-0 1B		1-2 3-H 1B	4	1	1	1	0	0	3				
<b>Dave Engle, R</b> OBP: 0.333, SLG: 0.475 (1, 2)		0-0 4-3		0-0 F7		0-3 K	0-0 P5			4	0	0	0	0	1	4				
<b>Ron Washington, R</b> OBP: 0.309, SLG: 0.324 (1, 6)			0-0 6-3 1B	0-0 1-H 3B 1B		0-0 4-3	0-0 F8			4	1	2	1	0	0	2				
<b>Inning Stats</b>	R: 0 E: 0 K: 1 S: 5	H: 0 LOB: 0 BB: 0 P: 5	R: 1 E: 0 K: 0 S: 5	H: 2 LOB: 1 BB: 0 P: 5	R: 0 E: 0 K: 0 S: 4	H: 1 LOB: 1 BB: 0 P: 4	R: 4 E: 0 K: 0 S: 8	H: 5 LOB: 1 BB: 0 P: 8	R: 1 E: 0 K: 0 S: 5	H: 2 LOB: 1 BB: 0 P: 5	R: 0 E: 0 K: 2 S: 7	H: 0 LOB: 0 BB: 0 P: 7	R: 4 E: 0 K: 0 S: 8	H: 5 LOB: 2 BB: 1 P: 12	R: 0 E: 0 K: 1 S: 6	H: 1 LOB: 0 BB: 0 P: 6	1B: 11 2B: 3 3B: 2 HR: 0	SF: 0 SAC: 0 DP: 0 HBP: 0	WP: 0 PB: 0 SB: 1 CS: 0	PA: 41
<b>PITCHER</b> <b>Storm Davis, R</b> ERA: 3.22 (1, 1)	IP: 3.2 WLS: L BF: 19 H: 8 R: 5 ER: 5 SO: 1 BB: 0 IBB: 0 HBP: 0 BLK: 0 WP: 0 HR: 0 S: 21 P: 21 ERA: 12.27 WHIP: 2.182															<b>PITCHER</b>				
<b>Don Welch, R</b> ERA: 5.4 (4, 1)	IP: 2.1 WLS: L BF: 11 H: 4 R: 3 ER: 3 SO: 2 BB: 0 IBB: 0 HBP: 0 BLK: 0 WP: 0 HR: 0 S: 15 P: 15 ERA: 11.57 WHIP: 1.714															<b>PITCHER</b>				
<b>Dan Morigiello, L</b> ERA: 5.4 (7, 1)	IP: 2.0 WLS: L BF: 11 H: 4 R: 2 ER: 2 SO: 1 BB: 1 IBB: 0 HBP: 0 BLK: 0 WP: 0 HR: 0 S: 12 P: 16 ERA: 9.00 WHIP: 2.500															<b>PITCHER</b>				



Batter	1	2	3	4	5	6	7	8	9	AB	R	H	RBI	BB	SO	LOB	TOP								
<b>John Shelby, S</b> OBP: 0.327, SLG: 0.453 (1, 8)										5	1	2	1	0	0	2	<b>Baltimore Orioles @ Minnesota Twins</b> Hubert H. Humphrey Metrodome, Minneapolis, MN Wed Jun 01 1983, 8:05 PM EDT Att: 5,564 - Unknown								
<b>Dan Ford, R</b> OBP: 0.343, SLG: 0.479 (1, 9)										4	0	0	0	0	0	1									
<b>Jim Dwyer, L</b> OBP: 0.327, SLG: 0.391 (7, 9)										1	0	0	0	0	0	0									
<b>Cal Ripken Jr., R</b> OBP: 0.369, SLG: 0.456 (1, 6)										4	2	0	1	1	0										
<b>Eddie Murray, S</b> OBP: 0.384, SLG: 0.452 (1, 3)										5	1	3	0	0	0	1									
<b>Gary Roenicke, R</b> OBP: 0.388, SLG: 0.580 (1, 7)										4	1	4	4	0	0	0									
<b>Benny Avila, R</b> OBP: 0.380, SLG: 0.476 (1, 10)										2	0	0	0	1	1	2									
<b>Ken Singleton, S</b> OBP: 0.404, SLG: 0.496 (7, PH)										1	0	0	0	1	0	1									
<b>Rich Dauer, R</b> OBP: 0.265, SLG: 0.258 (1, 4)										4	0	0	0	1	2	8									
<b>Rick Dempsey, R</b> OBP: 0.293, SLG: 0.299 (1, 2)										4	1	1	0	0	0	1									
<b>Aurelio Rodriguez, R</b> OBP: 0.125, SLG: 0.130 (1, 5)										2	0	0	1	0	0	0									
<b>Inning Stats</b>	R: 2 E: 0 K: 2 S: 11	H: 4 LOB: 2 BB: 0 P: 11	R: 0 E: 0 K: 0 S: 4	H: 1 LOB: 1 BB: 0 P: 4	R: 0 E: 0 K: 0 S: 3	H: 1 LOB: 2 BB: 2 P: 11	R: 0 E: 0 K: 0 S: 3	H: 0 LOB: 0 BB: 0 P: 3	R: 0 E: 0 K: 1 S: 5	H: 0 LOB: 0 BB: 0 P: 5	R: 1 E: 1 K: 0 S: 5	H: 1 LOB: 2 BB: 1 P: 9	R: 1 E: 0 K: 0 S: 5	H: 2 LOB: 2 BB: 1 P: 9	R: 1 E: 1 K: 0 S: 4	H: 1 LOB: 0 BB: 0 P: 4	R: 1 E: 0 K: 1 S: 7	H: 2 LOB: 1 BB: 0 P: 7	1B: 8 2B: 2 3B: 0 HR: 2	SF: 2 SAC: 0 DP: 1 HBP: 0	WP: 0 PB: 0 SB: 1 CS: 0	PA: 43			
<b>PITCHER</b>	IP	WLS	BF	H	R	ER	SO	BB	IBB	HBP	BLK	WP	HR	S	P	ERA	WHIP								
<b>Pete Filson, L</b> ERA: 2.72 (1, 1)	5.1		25	7	3	3	3	3	0	0	0	0	2	28	40	5.06	1.875								
<b>Rick Lysander, R</b> ERA: 3.0 (6, 1)	2.2	L	13	3	2	1	0	1	0	0	0	0	0	12	16	3.38	1.500								
<b>Ron Davis, R</b> ERA: 3.29 (9, 1)	1.0		5	2	1	1	1	0	0	0	0	0	0	7	7	9.00	2.000								

Batter	1	2	3	4	5	6	7	8	9	AB	R	H	RBI	BB	SO	LOB	BOTTOM								
<b>Darrell Brown, S</b> OBP: 0.313, SLG: 0.315 (1, 8)										5	2	2	0	0	0	3	<b>Baltimore Orioles @ Minnesota Twins</b> Hubert H. Humphrey Metrodome, Minneapolis, MN Wed Jun 01 1983, 8:05 PM EDT Att: 5,564 - Unknown								
<b>John Castino, R</b> OBP: 0.386, SLG: 0.514 (1, 4)										4	0	3	2	1	0	0									
<b>Gary Ward, R</b> OBP: 0.296, SLG: 0.429 (1, 7)										5	0	2	0	0	1	3									
<b>Kent Hrbek, L</b> OBP: 0.380, SLG: 0.514 (1, 3)										4	0	0	0	1	2	5									
<b>Gary Gaetti, R</b> OBP: 0.320, SLG: 0.435 (1, 5)										3	0	0	0	1	0	4									
<b>Mickey Hatcher, R</b> OBP: 0.360, SLG: 0.429 (1, 10)										4	0	1	0	0	0	5									
<b>Tom Brunansky, R</b> OBP: 0.280, SLG: 0.357 (1, 9)										3	1	1	0	1	0	1									
<b>Dave Engle, R</b> OBP: 0.339, SLG: 0.475 (1, 2)										4	0	2	1	0	0	1									
<b>Bobby Mitchell, L</b> OBP: 0.352, SLG: 0.344 (8, PR)										0	0	0	0	0	0	0									
<b>Ray Smith, R</b> OBP: 0.345, SLG: 0.208 (9, 2)										0	0	0	0	0	0	0									
<b>Ron Washington, R</b> OBP: 0.306, SLG: 0.321 (1, 6)										4	0	1	0	0	0	4									
<b>Inning Stats</b>	R: 1 E: 0 K: 1 S: 7	H: 2 LOB: 1 BB: 0 P: 7	R: 1 E: 0 K: 0 S: 5	H: 2 LOB: 1 BB: 0 P: 5	R: 0 E: 0 K: 0 S: 4	H: 1 LOB: 0 BB: 1 P: 8	R: 0 E: 0 K: 0 S: 3	H: 1 LOB: 0 BB: 0 P: 3	R: 1 E: 0 K: 0 S: 5	H: 2 LOB: 1 BB: 0 P: 5	R: 0 E: 0 K: 0 S: 4	H: 1 LOB: 1 BB: 0 P: 4	R: 0 E: 0 K: 1 S: 7	H: 2 LOB: 3 BB: 1 P: 11	R: 0 E: 0 K: 0 S: 3	H: 1 LOB: 2 BB: 1 P: 7	R: 0 E: 0 K: 1 S: 4	H: 0 LOB: 0 BB: 1 P: 8	1B: 9 2B: 2 3B: 1 HR: 0	SF: 0 SAC: 0 DP: 1 HBP: 0	WP: 0 PB: 0 SB: 1 CS: 1	PA: 41			
<b>PITCHER</b>	IP	WLS	BF	H	R	ER	SO	BB	IBB	HBP	BLK	WP	HR	S	P	ERA	WHIP								
<b>Scott McGregor, L</b> ERA: 4.23 (1, 1)	6.1		30	11	3	3	1	1	0	0	0	0	0	31	35	4.26	1.895								
<b>Tippy Martinez, L</b> ERA: 4.34 (7, 1)	2.2	S	10	1	0	0	2	3	0	0	0	0	0	11	23	0.00	1.500								





Batter	1	2	3	4	5	6	7	8	9	AB	R	H	RBI	BB	SO	LOB	TOP								
Jerry Remy, L OBP: 0.285, SLG: 0.307 (1, 4)	4-3		G4-6-3	F8		5-3			F7	5	0	1	1	0	0	2									
Dwight Evans, R OBP: 0.305, SLG: 0.377 (1, 9)	4-3		F8		1B 1B		F8		4-3	5	1	1	0	0	0	1									
Jim Rice, R OBP: 0.349, SLG: 0.513 (1, 7)	L4		G4-6-3		1B 1B				HR	4	1	2	1	0	0	1									
Tony Armas, R OBP: 0.277, SLG: 0.434 (1, 8)		F7			1B 1B				5-3	4	1	2	0	0	0	0									
Wade Boggs, L OBP: 0.471, SLG: 0.472 (1, 5)		E 1B			1B 1B				3-1	4	2	3	1	0	0	0									
Carl Yastrzemski, L OBP: 0.337, SLG: 0.310 (1, 10)		E6 1B			G6-4-3 1B				F5	4	0	1	1	0	0	4									
Dave Stapleton, R OBP: 0.290, SLG: 0.349 (1, 3)		F7			G6-4-3 1B				6-3	4	0	1	0	0	0	5									
Gary Allenson, R OBP: 0.333, SLG: 0.387 (1, 2)					G6-4-3				K	4	0	1	1	0	1	2									
Glenn Hoffman, R OBP: 0.297, SLG: 0.282 (1, 6)					E8 1B				5-3	3	1	1	0	1	0	0									
<b>Inning Stats</b>	R: 0 E: 0 K: 0 S: 3	H: 0 LOB: 0 BB: 0 P: 3	R: 1 E: 1 K: 0 S: 5	H: 2 LOB: 2 BB: 0 P: 5	R: 1 E: 1 K: 0 S: 4	H: 2 LOB: 0 BB: 0 P: 4	R: 2 E: 0 K: 0 S: 6	H: 4 LOB: 2 BB: 0 P: 10	R: 1 E: 0 K: 0 S: 6	H: 4 LOB: 2 BB: 0 P: 6	R: 0 E: 0 K: 0 S: 3	H: 0 LOB: 0 BB: 0 P: 3	R: 1 E: 0 K: 0 S: 4	H: 1 LOB: 0 BB: 0 P: 4	R: 0 E: 0 K: 1 S: 5	H: 0 LOB: 0 BB: 0 P: 5	R: 0 E: 0 K: 0 S: 3	H: 0 LOB: 0 BB: 0 P: 3	1B: 12 2B: 0 3B: 0 HR: 1	SF: 0 SAC: 0 DP: 3 HBP: 0	WP: 0 PB: 0 SB: 0 CS: 0	PA: 38			
<b>PITCHER</b>	IP	WLS	BF	H	R	ER	SO	BB	IBB	HBP	BLK	WP	HR	S	P	ERA	WHIP								
Albert Williams, R ERA: 5.84 (1, 1)	3.2	L	18	8	4	2	0	1	0	0	0	0	0	17	21	4.91	2.455								
Jack O'Connor, L ERA: 6.39 (4, 1)	0.2		6	4	1	1	0	0	0	0	0	0	0	6	6	13.50	6.000								
Ken Schrom, R ERA: 3.21 (5, 1)	2.2		8	1	1	1	0	0	0	0	0	0	1	8	8	3.38	0.375								
Len Whitehouse, L ERA: 2.64 (8, 1)	2.0		6	0	0	0	1	0	0	0	0	0	0	8	8	0.00	0.000								

**Boston Red Sox @ Minnesota Twins**  
 Hubert H. Humphrey Metrodome, Minneapolis, MN  
 Fri Jun 03 1983, 8:05 PM EDT  
 Att: 8,996 - Unknown - 67 F

AB 37  
 R 6  
 H 13  
 RBI 5  
 BB 1  
 SO 1  
 LOB 15



Batter	1	2	3	4	5	6	7	8	9	AB	R	H	RBI	BB	SO	LOB	BOTTOM								
Bobby Mitchell, L OBP: 0.372, SLG: 0.347 (1, 8)	G4-6-3 1B		1B						G3	2	1	1	0	3	0	1									
John Castino, R OBP: 0.386, SLG: 0.514 (1, 4)	G4-6-3 1B		1B		L5		SF8		5-3	4	1	2	1	0	0	1									
Gary Ward, R OBP: 0.298, SLG: 0.428 (1, 7)	G4-6-3		1B		F9		FC6-4 1B		F3	5	0	2	1	0	0	3									
Kent Hrbek, L OBP: 0.376, SLG: 0.505 (1, 3)	F4		1B		3-1		FC6-4 1B		F8	5	0	1	1	0	0	4									
Gary Gaetti, R OBP: 0.318, SLG: 0.429 (1, 5)		6-3			K		L7			3	0	0	0	1	1	2									
Randy Bush, L OBP: 0.356, SLG: 0.447 (1, 10)		4-3			F3		F8		F7	4	0	0	0	0	0	3									
Tom Brunansky, R OBP: 0.280, SLG: 0.355 (1, 9)		F7			5-3		FC4-6 1B		6-3	4	0	1	0	0	0	0									
Dave Engle, R OBP: 0.336, SLG: 0.476 (1, 2)					G1		FC4-6 1B		5-3	4	0	1	0	0	0	1									
Lenny Faedo, R OBP: 0.324, SLG: 0.370 Ron Washington, R OBP: 0.307, SLG: 0.333 (4, PH) (5, 6)					6-3		E6 1B			1	0	0	0	0	0	0									
<b>Inning Stats</b>	R: 0 E: 0 K: 0 S: 3	H: 1 LOB: 1 BB: 1 P: 7	R: 0 E: 0 K: 0 S: 3	H: 0 LOB: 0 BB: 0 P: 3	R: 2 E: 0 K: 1 S: 8	H: 3 LOB: 2 BB: 1 P: 12	R: 0 E: 0 K: 0 S: 4	H: 1 LOB: 1 BB: 0 P: 4	R: 0 E: 0 K: 0 S: 4	H: 0 LOB: 1 BB: 0 P: 7	R: 1 E: 1 K: 0 S: 6	H: 2 LOB: 3 BB: 1 P: 10	R: 0 E: 0 K: 0 S: 4	H: 1 LOB: 1 BB: 0 P: 4	R: 0 E: 0 K: 0 S: 3	H: 0 LOB: 0 BB: 0 P: 3	1B: 7 2B: 2 3B: 0 HR: 0	SF: 1 SAC: 0 DP: 1 HBP: 0	WP: 0 PB: 0 SB: 0 CS: 0	PA: 40					
<b>PITCHER</b>	IP	WLS	BF	H	R	ER	SO	BB	IBB	HBP	BLK	WP	HR	S	P	ERA	WHIP								
Oil Can Boyd, R ERA: 3.0 (1, 1)	6.0	W	28	7	3	2	1	3	0	0	0	0	0	27	39	3.00	1.667								
Bob Stanley, R ERA: 1.04 (7, 1)	3.0	S	12	2	0	0	0	1	0	0	0	0	0	11	15	0.00	1.000								

**Boston Red Sox @ Minnesota Twins**  
 Hubert H. Humphrey Metrodome, Minneapolis, MN  
 Fri Jun 03 1983, 8:05 PM EDT  
 Att: 8,996 - Unknown - 67 F

AB 35  
 R 3  
 H 9  
 RBI 3  
 BB 4  
 SO 1  
 LOB 16









Batter	1	2	3	4	5	6	7	8	9	AB	R	H	RBI	BB	SO	LOB	TOP					
Jerry Remy, L OBP: 0.275, SLG: 0.293	F8	SF9		F8		F8		F8									4 0 0 1 0 0 1					
Dwight Evans, R OBP: 0.313, SLG: 0.377	K	1B		G5-4-3 BB		F4			6-3								4 0 1 1 1 1 0					
Jim Rice, R OBP: 0.351, SLG: 0.523	HR	1B		G5-4-3 1-2			1B	1B	1B								5 1 4 1 0 0 1					
Tony Armas, R OBP: 0.293, SLG: 0.475	BB	K			2B SF7		F8		F7								5 1 2 0 0 1 4					
Wade Boggs, L OBP: 0.370, SLG: 0.467	1-2 BB		4-3		F7		G5-4-3 1B		K								4 0 1 0 1 1 2					
Reid Nichols, R OBP: 0.343, SLG: 0.400	F3			BB	2B		G5-4-3 1-2										4 0 2 0 0 0 4					
Dave Stapleton, R OBP: 0.283, SLG: 0.343		K	L8		SF7			5-3									3 0 0 1 0 1 1					
Gary Allenson, R OBP: 0.350, SLG: 0.382		2B SF9	1B	1-2 BB		F2		5-3									3 1 1 0 1 0 1					
Glenn Hoffman, R OBP: 0.311, SLG: 0.317		SF9 1B	2B	L8		F5			2B								4 1 2 0 0 0 2					
<b>Inning Stats</b>	R: 1 E: 0 K: 1 S: 7	H: 2 LOB: 2 BB: 1 P: 11	R: 2 E: 0 K: 2 S: 11	H: 4 LOB: 1 BB: 0 P: 11	R: 0 E: 0 K: 0 S: 4	H: 1 LOB: 2 BB: 1 P: 8	R: 0 E: 0 K: 0 S: 2	H: 0 LOB: 0 BB: 1 P: 6	R: 1 E: 0 K: 0 S: 5	H: 2 LOB: 1 BB: 0 P: 5	R: 0 E: 0 K: 0 S: 3	H: 0 LOB: 1 BB: 0 P: 3	R: 0 E: 0 K: 0 S: 4	H: 2 LOB: 1 BB: 0 P: 4	R: 0 E: 0 K: 0 S: 4	H: 1 LOB: 1 BB: 0 P: 4	R: 0 E: 0 K: 1 S: 6	H: 1 LOB: 1 BB: 0 P: 6	1B: 9 2B: 3 3B: 0 HR: 1	SF: 2 SAC: 0 DP: 2 HBP: 0	WP: 0 PB: 0 SB: 0 CS: 0	PA: 41
<b>PITCHER</b> Brad Havens, L ERA: 7.53	IP: 9.0 WLS: W BF: 41 H: 13 R: 4 ER: 4 SO: 4 BB: 3 IBB: 0 HBP: 0 BLK: 0 WP: 0 HR: 1 S: 46 P: 58 ERA: 4.00 WHIP: 1.778															<b>PITCHER</b>						

**Boston Red Sox @ Minnesota Twins**  
 Hubert H. Humphrey Metrodome, Minneapolis, MN  
 Sun Jun 05 1983, 4:33 AM EDT  
 Att. 7,892 - Unknown - 68 F

AB 36  
 R 4  
 H 13  
 RBI 4  
 BB 3  
 SO 4  
 LOB 16



Batter	1	2	3	4	5	6	7	8	9	AB	R	H	RBI	BB	SO	LOB	BOTTOM					
Mickey Hatcher, R OBP: 0.370, SLG: 0.455	S	FC5-4		1B		E		5-3									5 2 3 2 0 0 2					
John Castino, R OBP: 0.386, SLG: 0.513	F9	F9		5-3		E7 HR		1B SF8									5 2 2 0 0 0 3					
Dave Engle, R OBP: 0.350, SLG: 0.485	K			FC4-6 1B		6-3		5-3									4 0 1 0 1 1 3					
Kent Hrbek, L OBP: 0.377, SLG: 0.505	1-3			FC4-6 1B		F5		2-3 1B									5 1 2 1 0 0 3					
Gary Ward, R OBP: 0.298, SLG: 0.443		1B		L7		5-3		SF8									4 2 2 3 0 0 3					
Gary Gaetti, R OBP: 0.316, SLG: 0.417		1B E	BB	1B		F8		F8									3 1 0 0 2 1 1					
Tom Brunansky, R OBP: 0.277, SLG: 0.349		E		FC5-4 1B		F8		K2-3									4 1 2 2 0 1 0					
Tim Laudner, R OBP: 0.270, SLG: 0.242		E6 FC5-4		K		F8		FC5-4 BB									3 0 0 0 1 1 3					
Greg Gagne, R OBP: 0.250, SLG: 0.500	K			K		K		FC5-4									4 1 1 0 0 2 3					
<b>Inning Stats</b>	R: 0 E: 0 K: 1 S: 6	H: 1 LOB: 1 BB: 0 P: 6	R: 3 E: 1 K: 1 S: 8	H: 2 LOB: 1 BB: 1 P: 12	R: 1 E: 0 K: 1 S: 7	H: 2 LOB: 2 BB: 1 P: 11	R: 1 E: 0 K: 1 S: 7	H: 2 LOB: 0 BB: 1 P: 11	R: 0 E: 0 K: 0 S: 3	H: 0 LOB: 0 BB: 0 P: 3	R: 4 E: 1 K: 1 S: 9	H: 4 LOB: 0 BB: 0 P: 9	R: 0 E: 0 K: 0 S: 5	H: 0 LOB: 1 BB: 1 P: 9	R: 1 E: 0 K: 0 S: 5	H: 2 LOB: 1 BB: 0 P: 5	R: 1 E: 0 K: 0 S: 5	H: 2 LOB: 1 BB: 0 P: 5	1B: 7 2B: 4 3B: 1 HR: 1	SF: 1 SAC: 0 DP: 0 HBP: 0	WP: 0 PB: 0 SB: 1 CS: 0	PA: 42
<b>PITCHER</b> Bruce Hurst, L ERA: 4.32 Doug Bird, R ERA: 10.73 Mark Clear, R ERA: 9.55 John Henry Johnson, L ERA: 4.7	IP: 4.0 WLS: L BF: 23 H: 7 R: 5 ER: 3 SO: 4 BB: 3 IBB: 0 HBP: 0 BLK: 0 WP: 0 HR: 1 S: 12 P: 12 ERA: 18.00 WHIP: 2.000															<b>PITCHER</b>						

**Boston Red Sox @ Minnesota Twins**  
 Hubert H. Humphrey Metrodome, Minneapolis, MN  
 Sun Jun 05 1983, 4:33 AM EDT  
 Att. 7,892 - Unknown - 68 F

AB 37  
 R 10  
 H 13  
 RBI 8  
 BB 4  
 SO 6  
 LOB 21









Batter	1	2	3	4	5	6	7	8	9	AB	R	H	RBI	BB	SO	LOB	TOP				
Mickey Hatcher, R OBP: 0.375, SLG: 0.487 (1, 9)	F7		F8			1B 2B	5-3			4	1	1	1	0	0	2	<b>Minnesota Twins @ Kansas City Royals</b> Royals Stadium, Kansas City, MO Wed Jun 08 1983, 8:05 PM EDT Att: 20,103 - Unknown - 78 F				
John Castino, R OBP: 0.381, SLG: 0.502 (1, 4)	6-3			5-3		F8		E6		4	0	0	0	0	0	1					
Dave Engle, R OBP: 0.356, SLG: 0.475 (1, 2)	K			G4-6-3 BB		F9		6-3		3	0	0	0	1	1	2					
Kent Hrbek, L OBP: 0.378, SLG: 0.522 Scott Uliger, R OBP: 0.091, SLG: 0.048 (1, 3) (4, 3)		F9 2B		G4-6-3 1-2				F8		2	0	1	0	0	0	1					
Gary Ward, R OBP: 0.293, SLG: 0.437 (1, 7)	F8					F4		1-3		4	0	1	0	0	0	3					
Randy Bush, L OBP: 0.359, SLG: 0.462 (1, 10)	F9					F3		L8		4	0	0	0	0	0	2					
Gary Gaetti, R OBP: 0.315, SLG: 0.408 (1, 5)	F7					F8		K		4	0	1	0	0	1	2					
Tom Brunansky, R OBP: 0.276, SLG: 0.342 (1, 8)			5-3			F8		F9		3	0	0	0	1	0	1					
Greg Gagne, R OBP: 0.100, SLG: 0.200 (1, 6)			5-3			E6 2B		G3		3	1	0	0	0	0	2					
<b>Inning Stats</b>	R: 0 E: 0 K: 1 S: 5	H: 0 LOB: 0 BB: 0 P: 5	R: 0 E: 0 K: 0 S: 4	H: 1 LOB: 1 BB: 0 P: 4	R: 0 E: 0 K: 0 S: 3	H: 0 LOB: 0 BB: 0 P: 3	R: 0 E: 0 K: 0 S: 2	H: 0 LOB: 0 BB: 1 P: 6	R: 0 E: 0 K: 0 S: 4	H: 1 LOB: 1 BB: 0 P: 4	R: 2 E: 1 K: 0 S: 6	H: 2 LOB: 1 BB: 0 P: 6	R: 0 E: 0 K: 0 S: 4	H: 1 LOB: 2 BB: 1 P: 8	R: 0 E: 0 K: 1 S: 5	H: 0 LOB: 0 BB: 0 P: 5		1B: 2 2B: 3 3B: 0 HR: 0	SF: 0 SAC: 0 DP: 1 HBP: 0	WP: 0 PB: 0 SB: 0 CS: 0	PA: 35
<b>PITCHER</b>	IP	WLS	BF	H	R	ER	SO	BB	IBB	HBP	BLK	WP	HR	S	P	ERA	WHIP				
Steve Renko, R ERA: 3.79 (1, 1)	7.0	W	28	5	2	0	1	2	0	0	0	0	0	28	36	0.00	1.000				
Dan Quisenberry, R ERA: 1.19 (8, 1)	2.0	S	7	0	0	0	1	0	0	0	0	0	0	9	9	0.00	0.000				

AB	33
R	2
H	5
RBI	2
BB	2
SO	2
LOB	17



Batter	1	2	3	4	5	6	7	8	9	AB	R	H	RBI	BB	SO	LOB	BOTTOM				
Willie Wilson, S OBP: 0.328, SLG: 0.367 (1, 7)	4-3		CS BB	S 1B			E3 PB 1B	3B 1B		4	2	3	1	1	0	0	<b>Minnesota Twins @ Kansas City Royals</b> Royals Stadium, Kansas City, MO Wed Jun 08 1983, 8:05 PM EDT Att: 20,103 - Unknown - 78 F				
Onix Concepcion, R OBP: 0.174, SLG: 0.227 (1, 6)	5-3		F7	F9		K	3B			5	0	1	2	0	1	3					
Frank White, R OBP: 0.315, SLG: 0.454 (1, 4)	1B		6-3		F7		1B	BB		4	0	2	0	1	0	0					
Hal McRae, R OBP: 0.403, SLG: 0.511 (1, 10)	F9			1B 1B	F9		F9	4-3		5	1	1	0	0	0	3					
Amos Otis, R OBP: 0.315, SLG: 0.353 (1, 8)		1B 2-3 BB		1B E 1B	F8			1B 2B		3	3	2	0	1	0	0					
Willie Aikens, L OBP: 0.387, SLG: 0.463 Joe Simpson, L OBP: 0.232, SLG: 0.192 (1, 3) (8, FR) (9, 3)	2-3			E 1B 1B		1B		1B SF8 1B		4	1	3	2	0	0	1					
Leon Roberts, R OBP: 0.286, SLG: 0.333 Pat Sheridan, L OBP: 0.238, SLG: 0.367 (1, 9) (6, PH) (7, 9)				1B E7 1B 1B		K		1B 1B		2	0	2	0	0	0	0					
Don Slaught, R OBP: 0.255, SLG: 0.245 (1, 2)				1B F7 1B		K		F7		4	0	1	1	0	1	5					
Greg Pryor, R OBP: 0.212, SLG: 0.258 (1, 5)	G5-4-3			L7		F7		SF8		3	0	0	1	0	0	5					
<b>Inning Stats</b>	R: 0 E: 0 K: 0 S: 4	H: 1 LOB: 1 BB: 0 P: 4	R: 1 E: 0 K: 0 S: 4	H: 2 LOB: 1 BB: 1 P: 8	R: 0 E: 0 K: 0 S: 2	H: 0 LOB: 0 BB: 1 P: 6	R: 3 E: 1 K: 0 S: 8	H: 5 LOB: 2 BB: 0 P: 8	R: 0 E: 0 K: 2 S: 8	H: 1 LOB: 1 BB: 0 P: 8	R: 1 E: 1 K: 1 S: 6	H: 2 LOB: 0 BB: 0 P: 6	R: 4 E: 0 K: 0 S: 8	H: 5 LOB: 2 BB: 1 P: 12	1B: 14 2B: 1 3B: 1 HR: 0	SF: 1 SAC: 0 DP: 1 HBP: 0		WP: 0 PB: 1 SB: 1 CS: 1	PA: 40		
<b>PITCHER</b>	IP	WLS	BF	H	R	ER	SO	BB	IBB	HBP	BLK	WP	HR	S	P	ERA	WHIP				
Pete Filson, L ERA: 3.28 (1, 1)	3.2	L	19	8	4	4	0	0	0	0	0	0	0	17	25	9.82	2.727				
Bobby Castillo, R ERA: 4.25 (4, 1)	4.0		19	8	5	4	3	0	0	0	0	0	0	25	25	9.00	2.000				
Len Whitehouse, L ERA: 2.9 (8, 1)	0.1		2	0	0	0	0	1	0	0	0	0	0	1	5	0.00	3.000				

AB	36
R	9
H	16
RBI	7
BB	3
SO	3
LOB	18





Batter	1	2	3	4	5	6	7	8	9	AB	R	H	RBI	BB	SO	LOB	TOP				
Mickey Hatcher, R OBP: 0.368, SLG: 0.476 (1, 9)	5-3		F9 1B	F7			6-3		L9	5	0	1	0	0	0	1					
John Castino, R OBP: 0.375, SLG: 0.494 (1, 4)	L7		F7	K			K			4	0	0	0	0	2	2					
Kent Hrbek, L OBP: 0.385, SLG: 0.527 (1, 3)	HR		1-2 1B				3-1			4	1	3	0	0	0	0					
Randy Bush, L OBP: 0.362, SLG: 0.485 Darrell Brown, S OBP: 0.313, SLG: 0.315 (8, PR)	HR		F9	1-3				G5-4-3 1B		4	1	2	2	0	0	3					
Gary Ward, R OBP: 0.296, SLG: 0.450 (1, 7)	HR		F8	5-3				G5-4-3 1B		4	1	2	1	0	0	3					
Gary Gaetti, R OBP: 0.314, SLG: 0.403 (1, 5)	F8			BB 1B	F7			G5-4-3 1B		3	1	0	0	1	0	3					
Tom Brunansky, R OBP: 0.276, SLG: 0.337 (1, 8)			F8	BB 1B	F8			1-3		3	1	0	0	1	0	2					
Tim Laudner, R OBP: 0.296, SLG: 0.288 Dave Engle, R OBP: 0.353, SLG: 0.472 (9, PH)	5-3			1-3 2H 1B	F6			1-3		3	0	1	1	0	0	0					
Greg Gagne, R OBP: 0.077, SLG: 0.167 Bobby Mitchell, L OBP: 0.370, SLG: 0.340 (9, PH)	L8			SF7	F8			5-3		2	0	0	1	0	0	0					
<b>Inning Stats</b>	R: 3 E: 0 K: 0 S: 6	H: 3 LOB: 0 BB: 0 P: 6	R: 0 E: 0 K: 0 S: 3	H: 0 LOB: 0 BB: 0 P: 3	R: 0 E: 0 K: 1 S: 5	H: 2 LOB: 2 BB: 0 P: 5	R: 2 E: 0 K: 1 S: 6	H: 1 LOB: 1 BB: 2 P: 14	R: 0 E: 0 K: 0 S: 4	H: 0 LOB: 0 BB: 0 P: 4	R: 0 E: 0 K: 1 S: 5	H: 0 LOB: 0 BB: 0 P: 5	R: 0 E: 0 K: 0 S: 4	H: 2 LOB: 2 BB: 0 P: 4	R: 0 E: 0 K: 0 S: 3	H: 0 LOB: 0 BB: 0 P: 3	1B: 7 2B: 0 3B: 0 HR: 2	SF: 1 SAC: 0 DP: 1 HBP: 0	WP: 0 PB: 0 SB: 0 CS: 0	PA: 37	
<b>PITCHER</b>	IP	WLS	BF	H	R	ER	SO	BB	IBB	HBP	BLK	WP	HR	S	P	ERA	WHIP				
Keith Creel, R ERA: 5.73 (1, 1)	3.0		17	6	5	5	0	2	0	0	0	0	2	15	23	15.00	2.667				
Bill Castro, R ERA: 7.12 (4, 1)	5.0	W	17	3	0	0	2	0	0	0	0	0	0	21	21	0.00	0.600				
Dan Quisenberry, R ERA: 1.17 (9, 1)	1.0	S	3	0	0	0	0	0	0	0	0	0	0	3	3	0.00	0.000				

Minnesota Twins @ Kansas City Royals  
Royals Stadium, Kansas City, MO  
Thu Jun 09 1983, 8:05 PM EDT  
Att: 26,869 - Unknown - 82 F

AB 34  
R 5  
H 9  
RBI 5  
BB 2  
SO 2  
LOB 14



Batter	1	2	3	4	5	6	7	8	9	AB	R	H	RBI	BB	SO	LOB	BOTTOM				
Willie Wilson, S OBP: 0.326, SLG: 0.362 (1, 7)	L7-4 S	4-3			FC4-6		F8			3	0	0	0	1	0	3					
U L Washington, S OBP: 0.302, SLG: 0.319 (1, 6)	F4		F9		4-3		F8			4	0	0	0	0	0	3					
Frank White, R OBP: 0.313, SLG: 0.450 (1, 4)	L7-4			2B	F7		F8			4	1	1	0	0	0	3					
Hal McRae, R OBP: 0.414, SLG: 0.524 Onix Concepcion, R OBP: 0.174, SLG: 0.227 (8, PR)		BB 1B	L4-6			3B	SH4-3 1B			3	2	3	1	1	0	0					
Willie Aikens, L OBP: 0.391, SLG: 0.469 Joe Simpson, L OBP: 0.232, SLG: 0.192 (9, 3)		BB 1B	L4-6			F3	SH4-3 2B			3	1	1	0	1	0	2					
Amos Otis, R OBP: 0.320, SLG: 0.369 (1, 8)		FC4-6								4	0	2	2	0	1	3					
Pat Sheridan, L OBP: 0.227, SLG: 0.349 (1, 9)		FC4-6			F9					3	1	0	1	0	0	3					
Don Slaught, R OBP: 0.237, SLG: 0.232 (1, 2)		2B			L8		4-3			3	0	0	1	0	1	4					
Greg Pryor, R OBP: 0.278, SLG: 0.353 (1, 5)		SF8			4-3		5-3			3	0	3	1	0	0	0					
<b>Inning Stats</b>	R: 0 E: 0 K: 0 S: 2	H: 0 LOB: 0 BB: 1 P: 6	R: 3 E: 0 K: 0 S: 5	H: 2 LOB: 1 BB: 2 P: 13	R: 1 E: 0 K: 0 S: 4	H: 2 LOB: 0 BB: 0 P: 4	R: 0 E: 0 K: 0 S: 3	H: 0 LOB: 0 BB: 0 P: 3	R: 0 E: 0 K: 0 S: 4	H: 1 LOB: 1 BB: 0 P: 4	R: 1 E: 0 K: 0 S: 5	H: 2 LOB: 1 BB: 0 P: 5	R: 0 E: 0 K: 0 S: 4	H: 1 LOB: 1 BB: 0 P: 4	R: 1 E: 0 K: 2 S: 9	H: 2 LOB: 2 BB: 0 P: 9	1B: 6 2B: 5 3B: 1 HR: 0	SF: 1 SAC: 1 DP: 2 HBP: 0	WP: 0 PB: 0 SB: 2 CS: 0	PA: 35	
<b>PITCHER</b>	IP	WLS	BF	H	R	ER	SO	BB	IBB	HBP	BLK	WP	HR	S	P	ERA	WHIP				
Albert Williams, R ERA: 6.0 (1, 1)	6.0		26	7	5	5	0	3	0	0	0	0	0	6	6	9.00	3.000				
Rick Lysander, R ERA: 3.47 (7, 1)	1.0	L	6	3	1	1	0	0	0	0	0	0	0	6	6	9.00	3.000				
Ron Davis, R ERA: 2.97 (8, 1)	1.0		3	0	0	0	2	0	0	0	0	0	0	7	7	0.00	0.000				

Minnesota Twins @ Kansas City Royals  
Royals Stadium, Kansas City, MO  
Thu Jun 09 1983, 8:05 PM EDT  
Att: 26,869 - Unknown - 82 F

AB 30  
R 6  
H 10  
RBI 6  
BB 3  
SO 2  
LOB 21





Batter	1	2	3	4	5	6	7	8	9	AB	R	H	RBI	BB	SO	LOB	TOP								
Wayne Tolleson, S OBP: 0.321, SLG: 0.329	(1, 4) 0-3 K		(1) 0-0 FC6-4 2B		(1) 0-3 K		(1) 0-0 1B 2B		(1) 0-3 K	5	1	1	0	0	3	4	<b>Texas Rangers @ Minnesota Twins</b> Hubert H. Humphrey Metrodome, Minneapolis, MN Fri Jun 10 1983, 8:05 PM EDT Alt. 5,282 - Unknown - 75 F <a href="http://livebaseballscorecards.com">livebaseballscorecards.com</a>								
Bill Stein, R OBP: 0.364, SLG: 0.419	(1, 3) 0-3 K		(2) 0-0 2B		(2) 0-0 BB 1B		(2) 0-0 F9		(2) 0-0 F9	5	0	2	1	0	1	2									
Buddy Bell, R OBP: 0.289, SLG: 0.379	(1, 5) 0-0 6-3		(3) 0-0 IBB		(2) 0-0 F8		(2) 0-0 G3 2H		(3) 0-0 F9	4	0	1	1	1	0	3									
Dave Hostetter, R OBP: 0.287, SLG: 0.275 Larry Blittner, L OBP: 0.393, SLG: 0.328	(1, 10) 0-3 K		(2) 0-3 K		(2) 0-0 BB BB		(2) 0-0 G3 1-2			2	0	0	0	1	2	3									
Bill Sample, R OBP: 0.329, SLG: 0.415	(1, 7) 0-0 F6		(2) 0-0 F9		(2) 0-0 BB BB		(3) 0-0 G3			3	0	0	1	1	0	4									
Pete O'Brien, L OBP: 0.294, SLG: 0.335	(1, 9) 0-0 F6				(1) 0-0 G3		(3) 0-0 L9			4	0	0	0	0	0	3									
George Wright, S OBP: 0.291, SLG: 0.323																									
Bob Johnson, R OBP: 0.229, SLG: 0.323																									
Bucky Dent, R OBP: 0.326, SLG: 0.363																									
<b>Inning Stats</b>	R: 0 E: 0 K: 2 S: 7	H: 0 LOB: 0 BB: 0 P: 7	R: 0 E: 0 K: 1 S: 5	H: 0 LOB: 0 BB: 0 P: 5	R: 2 E: 0 K: 1 S: 8	H: 3 LOB: 3 BB: 2 P: 16	R: 0 E: 0 K: 0 S: 2	H: 0 LOB: 0 BB: 1 P: 6	R: 1 E: 0 K: 1 S: 6	H: 1 LOB: 3 BB: 3 P: 18	R: 0 E: 0 K: 0 S: 3	H: 1 LOB: 1 BB: 0 P: 3	R: 1 E: 0 K: 0 S: 5	H: 2 LOB: 1 BB: 0 P: 5	R: 0 E: 0 K: 1 S: 5	H: 0 LOB: 0 BB: 0 P: 5	R: 0 E: 0 K: 1 S: 5	H: 0 LOB: 1 BB: 1 P: 9	1B: 4 2B: 2 3B: 0 HR: 1	SF: 0 SAC: 0 DP: 2 HBP: 0	WP: 0 PB: 0 SB: 1 CS: 0	PA: 39			
<b>PITCHER</b>	IP	WLS	BF	H	R	ER	SO	BB	IBB	HBP	BLK	WP	HR	S	P	ERA	WHIP								
Frank Viola, L ERA: 5.64	(1, 1) 4.2	L	23	4	3	3	5	5	1	0	0	0	1	27	51	5.79	1.929								
Jack O'Connor, L ERA: 5.79	(5, 1) 1.2		7	3	1	1	0	0	0	0	0	0	0	7	7	5.40	1.800								
Rick Lysander, R ERA: 3.35	(7, 1) 1.2		5	0	0	0	1	0	0	0	0	0	0	7	7	0.00	0.000								
Len Whitehouse, L ERA: 2.9	(9, 1) 0.0		1	0	0	0	0	1	0	0	0	0	0	4	4	∞	∞								
Ron Davis, R ERA: 2.87	(9, 1) 1.0		3	0	0	0	1	0	0	0	0	0	0	5	5	0.00	0.000								

Batter	1	2	3	4	5	6	7	8	9	AB	R	H	RBI	BB	SO	LOB	BOTTOM								
Mickey Hatcher, R OBP: 0.358, SLG: 0.461	(1, 9) 0-0 5-3		(2) 0-0 F9		(3) 0-0 FC6-4 1-2				(1) 0-0 F8	4	0	0	0	0	0	1	<b>Texas Rangers @ Minnesota Twins</b> Hubert H. Humphrey Metrodome, Minneapolis, MN Fri Jun 10 1983, 8:05 PM EDT Alt. 5,282 - Unknown - 75 F <a href="http://livebaseballscorecards.com">livebaseballscorecards.com</a>								
John Castino, R OBP: 0.369, SLG: 0.485	(1, 4) 0-3 K		(3) 0-0 F8				(1) 0-0 5-3		(2) 0-0 3-1	4	0	0	0	0	1	0									
Dave Engle, R OBP: 0.357, SLG: 0.490	(1, 10) 4-0 FC4 BB				(1) 0-0 F7		(2) 0-0 F7		(2) 0-0 HR	3	1	1	1	1	0	0									
Gary Ward, R OBP: 0.292, SLG: 0.443	(1, 7) 0-0 FC4 1-2		(3) 0-0 FC4		(2) 0-0 6-3		(3) 0-3 K		(3) 0-3 K	4	0	0	0	0	2	1									
Gary Gaetti, R OBP: 0.317, SLG: 0.404	(1, 5) 0-0 F8 5-3 1B				(3) 0-0 F8				(1) 0-0 WP 1B	4	0	2	0	0	0	0									
Tom Brunansky, R OBP: 0.271, SLG: 0.330	(1, 8) 0-0 5-3 1-2		(1) 0-0 5-3		(1) 0-0 F9		(1) 0-0 5-3 1-2		(2) 0-3 K	4	0	0	0	0	1	2									
Tim Laudner, R OBP: 0.294, SLG: 0.286	(1, 2) 0-0 F8 2-3		(2) 0-0 F8		(2) 0-0 1B SF9		(2) 0-0 1-3		(3) 0-0 F8	4	1	1	0	0	0	2									
Scott Ullger, R OBP: 0.160, SLG: 0.087	(1, 3) 0-0 6-3		(3) 0-0 6-3		(2) 0-0 FC6-4 1B		(2) 0-0 BB			2	0	1	0	1	0	1									
Greg Gagne, R OBP: 0.063, SLG: 0.143	(1, 6) 0-0 F8		(1) 0-0 F8		(2) 0-0 SF9 3H		(3) 0-3 K			2	0	0	1	0	1	2									
<b>Inning Stats</b>	R: 0 E: 0 K: 1 S: 5	H: 0 LOB: 1 BB: 1 P: 9	R: 0 E: 0 K: 0 S: 4	H: 1 LOB: 0 BB: 0 P: 4	R: 0 E: 0 K: 0 S: 3	H: 0 LOB: 0 BB: 0 P: 3	R: 0 E: 0 K: 0 S: 3	H: 0 LOB: 0 BB: 0 P: 3	R: 1 E: 0 K: 0 S: 5	H: 2 LOB: 1 BB: 0 P: 5	R: 0 E: 0 K: 1 S: 5	H: 0 LOB: 0 BB: 0 P: 5	R: 0 E: 0 K: 1 S: 6	H: 1 LOB: 2 BB: 1 P: 10	R: 1 E: 0 K: 1 S: 6	H: 1 LOB: 0 BB: 0 P: 6	R: 0 E: 0 K: 1 S: 5	H: 0 LOB: 0 BB: 0 P: 5	1B: 4 2B: 0 3B: 0 HR: 1	SF: 1 SAC: 0 DP: 0 HBP: 0	WP: 1 PB: 0 SB: 0 CS: 0	PA: 34			
<b>PITCHER</b>	IP	WLS	BF	H	R	ER	SO	BB	IBB	HBP	BLK	WP	HR	S	P	ERA	WHIP								
Frank Tanana, L ERA: 1.55	(1, 1) 6.0	W	22	3	1	1	2	1	0	0	0	1	1	17	21	3.00	1.000								
John Butcher, R ERA: 4.0	(7, 1) 3.0	S	12	2	1	1	3	1	0	0	0	1	1	17	21	3.00	1.000								







Batter	1	2	3	4	5	6	7	8	9	10	11	AB	R	H	RBI	BB	SO	LOB
Wayne Tolleson, S OBP: 0.330, SLG: 0.360 (1, 4)	G3		S WP BB					G3		4-3		4	1	1	0	1	0	0
Mickey Rivers, L OBP: 0.310, SLG: 0.303 (1, 10)	1B BB		F8					F8		1B	2B	4	2	1	0	1	0	2
Buddy Bell, R OBP: 0.303, SLG: 0.405 (1, 5)	F7							6-3		1B	1B	4	0	2	1	1	0	1
Pete O'Brien, L OBP: 0.290, SLG: 0.328 (1, 9)	2-H 1B		4-3					L9		F8	4-3	5	0	1	1	0	0	3
Bill Stein, R OBP: 0.326, SLG: 0.390 (1, 3)	K							F8		2B		5	0	1	0	0	2	1
George Wright, S OBP: 0.300, SLG: 0.344 (1, 8)			K					F8		F5		5	1	1	1	0	1	1
Bill Sample, R OBP: 0.332, SLG: 0.412 (1, 7)			F9					L8		5-3		4	0	1	0	1	0	0
Bob Johnson, R OBP: 0.290, SLG: 0.365 (1, 2)			G3					K		5-3		5	0	1	0	0	2	2
Jim Anderson, R OBP: 0.192, SLG: 0.200 (1, 6)			F7					L8		G5-4-3 1B		5	0	0	0	0	1	2

Inning Stats	R: 1	H: 1	R: 0	H: 0	R: 1	H: 0	R: 0	H: 1	R: 0	H: 1	R: 0	H: 0	R: 1	H: 2	R: 1	H: 2	1B: 6	SF: 0
	E: 0	LOB: 1	E: 0	LOB: 0	E: 0	LOB: 1	E: 0	LOB: 1	E: 0	LOB: 1	E: 0	LOB: 0	E: 0	LOB: 1	E: 0	LOB: 1	2B: 2	SAC: 0
	K: 1	BB: 1	K: 1	BB: 0	K: 0	BB: 2	K: 0	BB: 0	K: 0	BB: 0	K: 0	BB: 0	K: 0	BB: 1	K: 3	BB: 0	3B: 0	DP: 1
	S: 6	P: 10	S: 5	P: 5	S: 3	P: 11	S: 3	P: 3	S: 4	P: 4	S: 3	P: 3	S: 4	P: 4	S: 3	P: 7	HR: 1	HBP: 0

Batter	1	2	3	4	5	6	7	8	9	10	11	AB	R	H	RBI	BB	SO	LOB
Mickey Hatcher, R OBP: 0.363, SLG: 0.460 (1, 9)	F8		5-3					L9-3 1B		2B 1B	1B SF8 1B	5	2	3	0	0	0	0
John Castino, R OBP: 0.375, SLG: 0.494 (1, 4)	L9							F8		L9-3	1B	5	0	2	1	0	0	1
Dave Engle, R OBP: 0.350, SLG: 0.477 (1, 10)	K							FC6-4 1B		1B	F9	4	0	2	1	0	1	1
Gary Ward, R OBP: 0.287, SLG: 0.443 (1, 7)								F9		5-3		5	1	3	0	0	0	2
Gary Gaetti, R OBP: 0.306, SLG: 0.389 (9, 6)			G6-4-3 1B					FC6-4		1B	4-3 1B	5	0	0	0	0	3	5
Tom Brunansky, R OBP: 0.270, SLG: 0.327 (9, 9)								6-3		6-3	4-3	5	0	1	0	0	1	1
Tim Laudner, R OBP: 0.275, SLG: 0.265 (9, PH)								F8		K		3	0	0	0	0	1	1
Randy Bush, L OBP: 0.357, SLG: 0.482 (10, 2)								F4		K	2B	1	0	1	1	0	0	0
Ray Smith, R OBP: 0.333, SLG: 0.200 (9, 5)								F8		6-3	K	5	0	1	0	0	1	1
Scott Uliger, R OBP: 0.167, SLG: 0.107 (1, 6)								F8		6-3	1B	2	0	0	0	0	0	1
Greg Gagne, R OBP: 0.048, SLG: 0.105 (8, PH)								6-3		G3		2	0	0	0	0	0	1
Darrell Brown, S OBP: 0.309, SLG: 0.312 (9, 8)								G3		5-3		1	0	0	0	0	0	0
Bobby Mitchell, L OBP: 0.371, SLG: 0.337 (10, 8)											G3	1	0	0	0	0	0	0

Inning Stats	R: 0	H: 0	R: 0	H: 2	R: 0	H: 0	R: 0	H: 1	R: 0	H: 2	R: 1	H: 2	1B: 11	SF: 1
	E: 0	LOB: 0	E: 0	LOB: 1	E: 0	LOB: 0	E: 0	LOB: 1	E: 0	LOB: 0	E: 0	LOB: 1	2B: 3	SAC: 0
	K: 1	BB: 0	K: 0	BB: 0	K: 0	BB: 0	K: 0	BB: 0	K: 0	BB: 0	K: 1	BB: 0	3B: 0	DP: 2
	S: 5	P: 5	S: 4	P: 4	S: 3	P: 3	S: 4	P: 4	S: 4	P: 4	S: 7	P: 7	HR: 0	HBP: 0

PITCHER	IP	WLS	BF	H	R	ER	SO	BB	IBB	HBP	BLK	WP	HR	S	P	ERA	WHIP
Rick Honeycutt, L ERA: 1.62 (1, 1)	7.2		29	8	1	1	3	0	0	0	0	0	0	35	35	1.17	1.043
Odell Jones, R ERA: 2.9 (8, 1)	3.1	W	15	5	2	2	4	0	0	0	0	0	0	23	23	5.40	1.500


**TOP**

**Texas Rangers @ Minnesota Twins**  
Hubert H. Humphrey Metrodome, Minneapolis, MN

Sun Jun 12 1983, 4:33 AM EDT  
Att: 4,707 - Unknown - 72 F

livebaseballscorecards.com

AB 41  
R 4  
H 9  
RBI 3  
BB 4  
SO 6  
LOB 12




**BOTTOM**

**Texas Rangers @ Minnesota Twins**  
Hubert H. Humphrey Metrodome, Minneapolis, MN

Sun Jun 12 1983, 4:33 AM EDT  
Att: 4,707 - Unknown - 72 F

livebaseballscorecards.com

AB 43  
R 3  
H 13  
RBI 3  
BB 0  
SO 7  
LOB 13






Batter	1	2	3	4	5	6	7	8	9	AB	R	H	RBI	BB	SO	LOB	TOP			
Willie Wilson, S OBP: 0.320, SLG: 0.357 (1, 7)										4	1	1	0	0	1	1	<b>Kansas City Royals @ Minnesota Twins</b> Hubert H. Humphrey Metrodome, Minneapolis, MN Mon Jun 13 1983, 8:05 PM EDT Att: 10,897 - Unknown - 73 F			
U L Washington, S OBP: 0.307, SLG: 0.333 (1, 6)										4	0	0	0	0	1	2				
Frank White, R OBP: 0.312, SLG: 0.444 (1, 4)										4	0	1	1	0	0	1				
Hal McRae, R OBP: 0.398, SLG: 0.500 (1, 10)										4	1	1	0	0	0	2				
Willie Aikens, L OBP: 0.413, SLG: 0.532 (1, 3)										3	2	2	1	1	0	0				
Amos Otis, R OBP: 0.315, SLG: 0.366 (1, 8)										4	0	2	1	0	0	1				
Cesar Geronimo, L OBP: 0.242, SLG: 0.290 (1, 9)										4	0	1	0	0	1	3				
Don Slaught, R OBP: 0.216, SLG: 0.211 (1, 2)										4	0	1	1	0	0	2				
Greg Pryor, R OBP: 0.265, SLG: 0.273 Leon Roberts, R OBP: 0.280, SLG: 0.326 (9, PH)										2	0	0	0	1	0	1				
<b>Inning Stats</b>	R: 0 E: 0 K: 0 S: 4	H: 1 LOB: 1 BB: 0 P: 4	R: 0 E: 0 K: 0 S: 3	H: 2 LOB: 2 BB: 1 P: 7	R: 1 E: 0 K: 1 S: 6	H: 1 LOB: 1 BB: 1 P: 10	R: 1 E: 0 K: 0 S: 5	H: 2 LOB: 1 BB: 0 P: 5	R: 0 E: 0 K: 0 S: 3	H: 0 LOB: 0 BB: 0 P: 3	R: 0 E: 0 K: 0 S: 3	H: 0 LOB: 0 BB: 0 P: 3	R: 0 E: 0 K: 1 S: 5	H: 0 LOB: 0 BB: 0 P: 5	R: 2 E: 0 K: 2 S: 10	H: 3 LOB: 1 BB: 0 P: 10	1B: 3 2B: 6 3B: 0 HR: 0	SF: 0 SAC: 0 DP: 1 HBP: 0	WP: 0 PB: 1 SB: 2 CS: 0	PA: 36
<b>PITCHER</b>	IP WLS BF H R ER SO BB IBB HBP BLK WP HR S P ERA WHIP																			
Bobby Castillo, R ERA: 4.28 Ron Davis, R ERA: 3.15 (1, 1) (9, 1)	8.0 W 33 9 4 4 2 2 0 0 0 0 0 0 0 0 35 43 4.50 1.375																			
<b>PITCHER</b>	IP WLS BF H R ER SO BB IBB HBP BLK WP HR S P ERA WHIP																			

Batter	1	2	3	4	5	6	7	8	9	AB	R	H	RBI	BB	SO	LOB	BOTTOM			
Houston Jimenez, R OBP: 0.200, SLG: 0.400 (1, 6)										5	1	1	0	0	1	3	<b>Kansas City Royals @ Minnesota Twins</b> Hubert H. Humphrey Metrodome, Minneapolis, MN Mon Jun 13 1983, 8:05 PM EDT Att: 10,897 - Unknown - 73 F			
John Castino, R OBP: 0.379, SLG: 0.496 (1, 4)										5	2	3	0	0	0	2				
Gary Ward, R OBP: 0.302, SLG: 0.454 (1, 7)										5	1	3	2	0	0	2				
Randy Bush, L OBP: 0.365, SLG: 0.493 (1, 10)										5	0	3	2	0	0	2				
Mickey Hatcher, R OBP: 0.358, SLG: 0.451 (1, 3)										5	0	1	1	0	1	4				
Gary Gaetti, R OBP: 0.312, SLG: 0.391 (1, 5)										4	2	2	0	1	0	4				
Bobby Mitchell, L OBP: 0.372, SLG: 0.349 (1, 8)										5	1	2	0	0	0	4				
Tom Brunansky, R OBP: 0.273, SLG: 0.335 (1, 9)										4	1	2	2	0	1	2				
Ray Smith, R OBP: 0.324, SLG: 0.207 (1, 2)										4	1	1	1	0	1	3				
<b>Inning Stats</b>	R: 1 E: 0 K: 0 S: 5	H: 2 LOB: 1 BB: 0 P: 5	R: 0 E: 0 K: 2 S: 7	H: 0 LOB: 1 BB: 1 P: 11	R: 1 E: 0 K: 0 S: 5	H: 2 LOB: 1 BB: 0 P: 5	R: 4 E: 0 K: 0 S: 8	H: 5 LOB: 1 BB: 0 P: 8	R: 1 E: 1 K: 1 S: 7	H: 2 LOB: 1 BB: 0 P: 7	R: 1 E: 0 K: 1 S: 8	H: 3 LOB: 2 BB: 0 P: 8	R: 0 E: 0 K: 0 S: 4	H: 1 LOB: 1 BB: 0 P: 4	R: 1 E: 0 K: 0 S: 6	H: 3 LOB: 2 BB: 0 P: 6	1B: 13 2B: 4 3B: 1 HR: 0	SF: 0 SAC: 0 DP: 0 HBP: 0	WP: 2 PB: 0 SB: 3 CS: 0	PA: 43
<b>PITCHER</b>	IP WLS BF H R ER SO BB IBB HBP BLK WP HR S P ERA WHIP																			
Steve Renko, R ERA: 4.5 Mike Armstrong, R ERA: 4.05 Don Hood, L ERA: 2.35 Bill Castro, R ERA: 6.96 (1, 1) (4, 1) (6, 1) (7, 1)	3.0 L 18 8 6 6 2 1 0 0 0 0 1 0 0 11 11 4.50 1.500																			
<b>PITCHER</b>	IP WLS BF H R ER SO BB IBB HBP BLK WP HR S P ERA WHIP																			

**AB 34**  
**R 4**  
**H 9**  
**RBI 4**  
**BB 2**  
**SO 4**  
**LOB 14**



**AB 42**  
**R 9**  
**H 18**  
**RBI 8**  
**BB 1**  
**SO 4**  
**LOB 26**









Batter	1	2	3	4	5	6	7	8	9	AB	R	H	RBI	BB	SO	LOB	TOP			
Willie Wilson, S (1.7) OBP: 0.326, SLG: 0.366	4-3		1B		1-2	1B	G3			4	0	2	0	0	0	0	<b>Kansas City Royals @ Minnesota Twins</b> Hubert H. Humphrey Metrodome, Minneapolis, MN Wed Jun 15 1983, 8:05 PM EDT Alt. 7, 136 - Unknown - 72 F			
U L Washington, S (1.6) OBP: 0.295, SLG: 0.320	F7		K		L6-4			K		4	0	0	0	0	2	3				
Frank White, R (1.4) OBP: 0.310, SLG: 0.451	5-3		K			HR		F8		4	1	1	1	0	1	1				
Hal McRae, R (1.10) OBP: 0.397, SLG: 0.495		3-1	1B	6-3		1B		K		4	1	2	0	0	1	1				
Amos Otis, R (1.8) OBP: 0.313, SLG: 0.361		1B			F7		F3	5-3		4	0	1	0	0	0	1				
Willie Aikens, L (1.3) OBP: 0.385, SLG: 0.496		3-1			G3		F9	K		4	0	0	0	0	1	3				
Leon Roberts, R (1.9) OBP: 0.296, SLG: 0.340				6-3			F6			4	0	2	1	0	0	1				
Cliff Pastornicky, R (1.5) OBP: 0.319, SLG: 0.337		K					F8			4	0	0	0	0	1	3				
John Wathan, R (1.2) OBP: 0.319, SLG: 0.337		F7			L6-4	1B		K		2	0	0	0	1	1	2				
<b>Inning Stats</b>	R: 0 E: 0 K: 0 S: 3	H: 0 LOB: 0 BB: 0 P: 3	R: 1 E: 0 K: 1 S: 8	H: 3 LOB: 2 BB: 0 P: 8	R: 0 E: 0 K: 2 S: 8	H: 1 LOB: 1 BB: 0 P: 8	R: 0 E: 0 K: 0 S: 3	H: 0 LOB: 0 BB: 0 P: 3	R: 0 E: 0 K: 0 S: 5	H: 2 LOB: 1 BB: 0 P: 5	R: 0 E: 0 K: 1 S: 5	H: 0 LOB: 0 BB: 0 P: 5	R: 0 E: 0 K: 2 S: 7	H: 0 LOB: 0 BB: 0 P: 7	R: 0 E: 0 K: 1 S: 6	H: 1 LOB: 1 BB: 0 P: 6		1B: 7 2B: 1 3B: 0 HR: 1	SF: 0 SAC: 0 DP: 1 HBP: 0	WP: 0 PB: 0 SB: 0 CS: 0
<b>PITCHER</b> Frank Viola, L (1.1) ERA: 5.21	IP: 9.0 WLS: W BF: 35 H: 8 R: 2 ER: 2 SO: 7 BB: 1 IBB: 0 HBP: 0 BLK: 0 WP: 0 HR: 1 S: 48 P: 52 ERA: 2.00 WHIP: 1.000																			

Batter	1	2	3	4	5	6	7	8	9	AB	R	H	RBI	BB	SO	LOB	BOTTOM			
Houston Jimenez, R (1.6) OBP: 0.143, SLG: 0.231	E5	FC6-4		SF7	F9			1-3		4	0	0	1	0	0	4	<b>Kansas City Royals @ Minnesota Twins</b> Hubert H. Humphrey Metrodome, Minneapolis, MN Wed Jun 15 1983, 8:05 PM EDT Alt. 7, 136 - Unknown - 72 F			
John Castino, R (1.4) OBP: 0.371, SLG: 0.487	L9		F5	L7	4-3			6-3		5	0	0	0	0	0	3				
Gary Ward, R (1.7) OBP: 0.307, SLG: 0.463	K				3B	1B		F8		5	1	2	0	0	1	1				
Dave Engle, R (1.10) OBP: 0.353, SLG: 0.490	FC6-4		FC5-4		E			FC7-4		4	1	2	1	0	0	2				
Mickey Hatcher, R (1.9) OBP: 0.367, SLG: 0.466		1B			K			FC7-4		3	0	2	0	0	1	1				
Bobby Mitchell, L (6, PH) (7.8) OBP: 0.366, SLG: 0.342		1B								1	0	0	0	0	0	1				
Gary Gaetti, R (1.5) OBP: 0.314, SLG: 0.388		1B		F3	E4			K		4	1	1	0	0	1	3				
Tom Brunansky, R (1.8) (7.9) OBP: 0.277, SLG: 0.335		F8			5-3			6-3		4	1	1	1	0	0	2				
Scott Ulger, R (1.3) OBP: 0.235, SLG: 0.250					1B			K		4	2	3	1	0	1	0				
Ray Smith, R (1.2) OBP: 0.310, SLG: 0.222		F5						4-3		4	0	2	1	0	0	3				
<b>Inning Stats</b>	R: 0 E: 1 K: 1 S: 6	H: 0 LOB: 1 BB: 0 P: 6	R: 0 E: 0 K: 0 S: 6	H: 3 LOB: 3 BB: 0 P: 6	R: 0 E: 0 K: 0 S: 5	H: 2 LOB: 2 BB: 0 P: 5	R: 1 E: 0 K: 0 S: 5	H: 2 LOB: 1 BB: 0 P: 5	R: 5 E: 1 K: 1 S: 11	H: 5 LOB: 1 BB: 0 P: 11	R: 0 E: 0 K: 1 S: 6	H: 1 LOB: 1 BB: 0 P: 6	R: 0 E: 0 K: 1 S: 5	H: 0 LOB: 0 BB: 0 P: 5	R: 0 E: 0 K: 0 S: 3	H: 0 LOB: 0 BB: 0 P: 3	1B: 9 2B: 3 3B: 1 HR: 0	SF: 1 SAC: 0 DP: 0 HBP: 0	WP: 0 PB: 0 SB: 0 CS: 0	PA: 39
<b>PITCHER</b> Paul Spittorff, L (1.1) ERA: 3.89	IP: 4.1 WLS: L BF: 27 H: 12 R: 6 ER: 5 SO: 2 BB: 0 IBB: 0 HBP: 0 BLK: 0 WP: 0 HR: 0 S: 31 P: 31 ERA: 10.38 WHIP: 2.769																			
Bill Castro, R (5.1) ERA: 6.43	IP: 2.2 WLS: 0 BF: 9 H: 1 R: 0 ER: 0 SO: 2 BB: 0 IBB: 0 HBP: 0 BLK: 0 WP: 0 HR: 0 S: 13 P: 13 ERA: 0.00 WHIP: 0.375																			
Dan Quisenberry, R (8.1) ERA: 1.09	IP: 1.0 WLS: 0 BF: 3 H: 0 R: 0 ER: 0 SO: 0 BB: 0 IBB: 0 HBP: 0 BLK: 0 WP: 0 HR: 0 S: 3 P: 3 ERA: 0.00 WHIP: 0.000																			





Batter	1	2	3	4	5	6	7	8	9	AB	R	H	RBI	BB	SO	LOB	TOP										
Houston Jimenez, R (1, 6) OBP: 0.176, SLG: 0.200 Dave Engle, R (7, PH) OBP: 0.351, SLG: 0.490 Ron Washington, R (7, 6) OBP: 0.301, SLG: 0.318	4-0 5-3 BB		0-0 FC4-6 CS		0-0 5-3		0-0 SF7		0-0 F8	2	0	0	0	1	0	1											
John Castino, R (1, 4) OBP: 0.366, SLG: 0.479	0-0 F8		0-0 F7		0-0 6-3		0-0 FC6-4			4	0	0	0	0	0	3											
Gary Ward, R (1, 7) OBP: 0.309, SLG: 0.474	0-0 5-3		0-0 CS	0-0 SH3-4 1B		0-3 K		0-0 HR		4	2	2	1	0	1	1											
Randy Bush, L (1, 10) OBP: 0.359, SLG: 0.484	0-0 F8		0-0 E1 1B SH3-4 4-3		0-0 F7		0-0 6-3			4	1	0	0	0	0	2											
Mickey Hatcher, R (1, 3) OBP: 0.366, SLG: 0.464		0-0 F9		0-0 SH3-4		0-0 1B		0-0 F7		3	0	1	0	0	0	0											
Gary Gaetti, R (1, 5) OBP: 0.313, SLG: 0.386		0-3 K		0-0 4-3 1B		0-0 F6		0-0 6-3		4	0	1	1	0	1	1											
Bobby Mitchell, L (1, 8) OBP: 0.370, SLG: 0.336		4-0 BB		0-0 4-3		4-0 1B SF7 BB		0-0 3-1		2	1	0	1	2	0	1	AB 32 R 4 H 7 RBI 4 BB 3 SO 2 LOB 13										
Tom Brunansky, R (1, 9) OBP: 0.272, SLG: 0.329		0-0 F8		0-0 F9		0-0 L6		0-0 4-3		4	0	0	0	0	0	3											
Ray Smith, R (1, 2) OBP: 0.348, SLG: 0.275			0-0 FC4-6 1B		0-0 L9		0-0 FC6-4 1B		0-0 1B	4	0	3	0	0	0	0											
<b>Inning Stats</b>	R: 0 E: 0 K: 0 S: 3	H: 0 LOB: 1 BB: 1 P: 7	R: 0 E: 0 K: 1 S: 5	H: 0 LOB: 1 BB: 1 P: 9	R: 0 E: 0 K: 0 S: 3	H: 1 LOB: 0 BB: 0 P: 3	R: 2 E: 0 K: 0 S: 6	H: 2 LOB: 0 BB: 0 P: 6	R: 0 E: 0 K: 0 S: 3	H: 0 LOB: 0 BB: 0 P: 3	R: 0 E: 0 K: 1 S: 6	H: 1 LOB: 1 BB: 0 P: 6	R: 1 E: 0 K: 0 S: 4	H: 1 LOB: 1 BB: 1 P: 8	R: 1 E: 0 K: 0 S: 4	H: 1 LOB: 0 BB: 0 P: 4	R: 0 E: 0 K: 0 S: 4	H: 1 LOB: 1 BB: 0 P: 4	1B: 6 2B: 0 3B: 0 HR: 1	SF: 1 SAC: 1 DP: 0 HBP: 0	WP: 0 PB: 0 SB: 0 CS: 1	PA: 38					
<b>PITCHER</b>	IP	WLS	BF	H	R	ER	SO	BB	IBB	HBP	BLK	WP	HR	S	P	ERA	WHIP										
Danny Darwin, R (1, 1) ERA: 2.81	8.0	L	33	6	4	3	2	3	0	0	0	0	1	34	46	3.38	1.125										
John Butcher, R (9, 1) ERA: 3.7	1.0		4	1	0	0	0	0	0	0	0	0	0	4	4	0.00	1.000										

Minnesota Twins @ Texas Rangers  
Arlington Stadium, Arlington, TX  
Thu Jun 16 1983, 8:05 PM EDT  
Att: 10,011 - Unknown - 85 F

AB	32
R	4
H	7
RBI	4
BB	3
SO	2
LOB	13



Batter	1	2	3	4	5	6	7	8	9	AB	R	H	RBI	BB	SO	LOB	BOTTOM										
Wayne Tolleson, S (1, 4) OBP: 0.330, SLG: 0.374	0-0 FC5-4 1B		0-0 L7		0-0 G6-4-3			0-0 5-3		4	0	1	0	0	0	3											
Bill Stein, R (1, 3) OBP: 0.320, SLG: 0.348 Mickey Rivers, L (8, PH) OBP: 0.333, SLG: 0.342	0-0 FC5-4 G5-4-3			0-3 K	0-0 5-3			0-0 1B		3	0	0	0	0	1	2											
Buddy Bell, R (1, 5) OBP: 0.310, SLG: 0.398	0-0 G5-4-3			0-0 F7		0-0 4-1		0-0 1B		4	0	1	0	0	0	1											
Larry Parrish, R (1, 10) OBP: 0.345, SLG: 0.494 Larry Blittner, L (8, PH) OBP: 0.299, SLG: 0.333		0-0 4-3		0-0 HR 2B		0-0 G3		0-3 K		3	1	1	0	0	0	0											
George Wright, S (1, 8) OBP: 0.308, SLG: 0.371		0-0 F7		0-0 HR		0-0 3-1		0-3 K		4	1	1	2	0	1	2											
Bill Sample, R (1, 7) OBP: 0.331, SLG: 0.411		0-0 6-3		0-0 F4			0-0 6-3		0-0 S 1B	4	0	1	0	0	0	0											
Pete O'Brien, L (1, 9) OBP: 0.304, SLG: 0.341			0-0 4-3		0-0 BB G6-4-3 1B		4-0 FC4-6 BB		0-0 F8	3	1	1	0	1	0	1	AB 34 R 3 H 9 RBI 2 BB 2 SO 5 LOB 15										
Jim Sundberg, R (1, 2) OBP: 0.251, SLG: 0.271			0-0 L7		0-0 G6-4-3 BB 1B		0-0 FC4-6		0-3 K	4	0	1	0	0	1	2											
Bucky Dent, R (1, 6) OBP: 0.328, SLG: 0.369			0-0 2B		4-0 G6-4-3 BB		0-0 L8		0-3 K	3	0	1	0	1	1	2											
<b>Inning Stats</b>	R: 0 E: 0 K: 0 S: 3	H: 1 LOB: 0 BB: 0 P: 3	R: 0 E: 0 K: 0 S: 3	H: 0 LOB: 0 BB: 0 P: 3	R: 0 E: 0 K: 0 S: 4	H: 1 LOB: 1 BB: 0 P: 4	R: 2 E: 0 K: 1 S: 7	H: 2 LOB: 0 BB: 0 P: 7	R: 1 E: 0 K: 0 S: 4	H: 2 LOB: 1 BB: 1 P: 8	R: 0 E: 0 K: 0 S: 3	H: 0 LOB: 0 BB: 0 P: 3	R: 0 E: 1 K: 0 S: 3	H: 0 LOB: 1 BB: 1 P: 7	R: 0 E: 0 K: 2 S: 9	H: 2 LOB: 2 BB: 0 P: 9	R: 0 E: 0 K: 2 S: 8	H: 1 LOB: 1 BB: 0 P: 8	1B: 6 2B: 2 3B: 0 HR: 1	SF: 0 SAC: 0 DP: 2 HBP: 0	WP: 0 PB: 0 SB: 0 CS: 0	PA: 36					
<b>PITCHER</b>	IP	WLS	BF	H	R	ER	SO	BB	IBB	HBP	BLK	WP	HR	S	P	ERA	WHIP										
Bryan Oelkers, L (1, 1) ERA: 5.7	4.0		18	6	3	3	1	1	0	0	0	0	0	19	23	6.75	1.750										
Rick Lysander, R (5, 1) ERA: 3.14	3.1	W	11	1	0	0	0	1	0	0	0	0	0	10	14	0.00	0.600										
Ron Davis, R (8, 1) ERA: 3.0	1.2	S	7	2	0	0	4	0	0	0	0	0	0	15	15	0.00	1.200										

Minnesota Twins @ Texas Rangers  
Arlington Stadium, Arlington, TX  
Thu Jun 16 1983, 8:05 PM EDT  
Att: 10,011 - Unknown - 85 F

AB	34
R	3
H	9
RBI	2
BB	2
SO	5
LOB	15





Batter	1	2	3	4	5	6	7	8	9	AB	R	H	RBI	BB	SO	LOB	TOP			
Houston Jimenez, R (1, 6) OBP: 0.143, SLG: 0.158	0-0 5-3		0-0 5-3			0-0 5-3		0-0 FC4-6 E FC6-4		4	1	0	0	0	0	2				
John Castino, R (1, 4) OBP: 0.382, SLG: 0.474 Ron Washington, R (7, 4) OBP: 0.298, SLG: 0.314	0-0 F9			0-0 5-3		0-3 K		0-0 E6 FC6-4		3	0	0	0	0	1	0				
Gary Ward, R (1, 7) OBP: 0.313, SLG: 0.474 Darrell Brown, S (7, 8) OBP: 0.306, SLG: 0.309	0-3 K			4-0 FC5-4 BB		0-0 1B		0-0 FC6-4 FC6-4		2	0	1	0	1	1	0				
Dave Engle, R (1, 10) OBP: 0.343, SLG: 0.478		0-0 F9		0-0 FC5-4 1-2		0-0 F8		0-0 FC6-4		4	0	0	0	0	0	3				
Mickey Hatcher, R (1, 9) OBP: 0.364, SLG: 0.458		0-0 5-3		0-0 F8			0-0 G5-4-3 1B		0-0 5-3	4	0	1	0	0	0	1				
Gary Gaetti, R (1, 5) OBP: 0.312, SLG: 0.383		0-0 F8			0-0 F3		0-0 G5-4-3 1B		0-0 F7	4	0	1	0	0	0	0				
Tom Brunansky, R (1, 8) OBP: 0.276, SLG: 0.326			4-0 G6-4-3 BB		4-0 BB		0-0 G5-4-3 1B		0-0 F7	2	0	0	0	2	0	2				
Scott Ulger, R (1, 3) OBP: 0.216, SLG: 0.229			0-0 G6-4-3 1-2		0-3 K		0-0 5-3			3	0	0	0	0	1	3				
Ray Smith, R (1, 2) OBP: 0.367, SLG: 0.302			0-0 1B		0-0 5-3			0-0 FC4-6 1B		3	0	2	0	0	0	1				
<b>Inning Stats</b>	R: 0 E: 0 K: 1 S: 5	H: 0 LOB: 0 BB: 0 P: 5	R: 0 E: 0 K: 0 S: 3	H: 0 LOB: 0 BB: 0 P: 3	R: 0 E: 0 K: 0 S: 3	H: 1 LOB: 1 BB: 1 P: 7	R: 0 E: 0 K: 0 S: 3	H: 0 LOB: 1 BB: 1 P: 7	R: 0 E: 0 K: 1 S: 6	H: 1 LOB: 1 BB: 0 P: 6	R: 0 E: 0 K: 0 S: 4	H: 2 LOB: 1 BB: 0 P: 4	R: 1 E: 2 K: 0 S: 5	H: 1 LOB: 1 BB: 0 P: 5	R: 0 E: 0 K: 0 S: 3	H: 0 LOB: 0 BB: 0 P: 3	1B: 5 2B: 0 3B: 0 HR: 0	SF: 0 SAC: 0 DP: 2 HBP: 0	WP: 0 PB: 0 CS: 0	PA: 34
<b>PITCHER</b> Rick Honeycutt, L (1, 1) ERA: 1.49	IP: 9.0 WLS: W BF: 34 H: 5 R: 1 ER: 0 SO: 3 BB: 3 IBB: 0 HBP: 0 BLK: 0 WP: 0 HR: 0 S: 37 P: 49 ERA: 0.00 WHIP: 0.889															<b>PITCHER</b>				

Minnesota Twins @ Texas Rangers  
Arlington Stadium, Arlington, TX  
Fri Jun 17 1983, 8:05 PM EDT  
Att: 15,610 - Unknown - 84 F

AB 31  
R 1  
H 5  
RBI 1  
BB 3  
SO 3  
LOB 14



Batter	1	2	3	4	5	6	7	8	9	AB	R	H	RBI	BB	SO	LOB	BOTTOM			
Wayne Tolleson, S (1, 4) OBP: 0.332, SLG: 0.382	0-0 4-3	4-0 2B BB		0-0 3B		0-3 K	0-0 F7			4	1	1	0	1	1	0				
Mickey Rivers, L (1, 9) OBP: 0.326, SLG: 0.350	0-0 2B	0-0 SF7		0-0 K		0-0 F7		0-3 K		4	0	1	1	0	2	1				
Buddy Bell, R (1, 5) OBP: 0.312, SLG: 0.415	0-0 F9	0-0 2B		0-0 5-3		0-0 HR		0-0 F9		5	1	2	3	0	0	2				
Pete O'Brien, L (1, 3) OBP: 0.310, SLG: 0.349	0-0 F8	0-0 F9			0-0 HR 2B	0-0 2B 1B		4-0 BB BB		4	2	2	0	1	0	2				
Larry Parrish, R (1, 10) OBP: 0.351, SLG: 0.489		4-0 2B BB	0-0 E5 1B		4-0 HR BB	4-0 2B BB		0-0 F7		2	2	0	0	3	0	1				
George Wright, S (1, 8) OBP: 0.320, SLG: 0.396		4-0 2B BB	0-0 1B		0-0 HR BB	0-0 2B		4-0 BB BB		3	2	3	4	1	0	0				
Bill Sample, R (1, 7) OBP: 0.330, SLG: 0.413 Bill Stein, R (7, 3) OBP: 0.320, SLG: 0.348		0-0 SF7 2B	0-0 5-3		0-0 HR BB	0-0 4-3				4	1	1	2	0	0	3				
Jim Sundberg, R (1, 2) OBP: 0.251, SLG: 0.267		1-0 BB HBP 2B	0-0 F4		0-0 5-3		0-0 1-3			3	1	0	0	0	0	1				
Bucky Dent, R (1, 6) OBP: 0.323, SLG: 0.363 Jim Anderson, R (7, 6) OBP: 0.185, SLG: 0.192		0-0 F8		0-0 L6		0-0 6-3		0-0 6-3		3	0	0	0	0	0	2				
<b>Inning Stats</b>	R: 0 E: 0 K: 0 S: 4	H: 1 LOB: 1 BB: 0 P: 4	R: 5 E: 0 K: 0 S: 5	H: 2 LOB: 1 BB: 3 P: 18	R: 0 E: 1 K: 0 S: 4	H: 1 LOB: 1 BB: 0 P: 4	R: 0 E: 0 K: 1 S: 6	H: 1 LOB: 1 BB: 0 P: 6	R: 3 E: 0 K: 0 S: 5	H: 2 LOB: 0 BB: 1 P: 9	R: 2 E: 0 K: 1 S: 8	H: 3 LOB: 2 BB: 1 P: 12	R: 0 E: 0 K: 0 S: 3	H: 0 LOB: 0 BB: 0 P: 3	R: 0 E: 0 K: 1 S: 5	H: 0 LOB: 1 BB: 1 P: 9	1B: 2 2B: 5 3B: 1 HR: 2	SF: 1 SAC: 0 DP: 0 HBP: 1	WP: 0 PB: 0 CS: 0	PA: 41
<b>PITCHER</b> Ken Schrom, R (1, 1) ERA: 4.89 Jim Lewis, R (3, 1) ERA: 9.0 Pete Filson, L (6, 1) ERA: 3.76	IP: 2.0 WLS: L BF: 13 H: 3 R: 5 ER: 5 SO: 0 BB: 3 IBB: 0 HBP: 1 BLK: 0 WP: 0 HR: 0 S: 9 P: 22 ERA: 22.50 WHIP: 3.000															<b>PITCHER</b>				

Minnesota Twins @ Texas Rangers  
Arlington Stadium, Arlington, TX  
Fri Jun 17 1983, 8:05 PM EDT  
Att: 15,610 - Unknown - 84 F

AB 33  
R 10  
H 10  
RBI 10  
BB 6  
SO 3  
LOB 12









Batter	1	2	3	4	5	6	7	8	9	AB	R	H	RBI	BB	SO	LOB	TOP			
Darrell Brown, S OBP: 0.308, SLG: 0.310	0-0 G1-6-3 1B		0-0 5-3		0-0 G3-6-3		0-3 K			4	0	1	0	0	1	1				
Ron Washington, R OBP: 0.291, SLG: 0.337	0-0 G1-6-3 1-2		0-0 F8		0-0 1B			0-0 F7		4	0	1	0	0	0	1				
Gary Ward, R OBP: 0.314, SLG: 0.468	4-0 1B BB		0-0 5-3		0-0 F3			0-0 F9		3	0	0	0	1	0	1				
Randy Bush, L OBP: 0.364, SLG: 0.472	0-0 1-2 1B			0-3 K		0-0 F5		0-0 3-1		4	0	1	0	0	1	0				
Mickey Hatcher, R OBP: 0.374, SLG: 0.466	0-3 K			0-0 F8 2B		0-0 L7			0-0 1B	4	0	2	0	0	1	2				
Gary Gaetti, R OBP: 0.309, SLG: 0.387		4-0 S BB		0-0 F8 2-3		0-0 L8			0-3 K	3	0	0	0	1	1	2				
Tom Brunansky, R OBP: 0.283, SLG: 0.350		0-3 K 1-2		0-0 BB			0-0 HR		0-0 F4	3	1	1	1	1	1	2				
Ray Smith, R OBP: 0.351, SLG: 0.314		0-0 5-3		0-3 K			0-0 5-3		0-0 F7	4	0	0	0	0	1	4				
Houston Jimenez, R OBP: 0.167, SLG: 0.143		0-3 K2-3			4-0 G3-6-3 BB			0-0 6-3		2	0	0	0	1	1	1				
<b>Inning Stats</b>	R: 0 E: 0 K: 1 S: 6	H: 2 LOB: 2 BB: 1 P: 10	R: 0 E: 0 K: 2 S: 7	H: 0 LOB: 1 BB: 1 P: 11	R: 0 E: 0 K: 0 S: 3	H: 0 LOB: 0 BB: 0 P: 3	R: 0 E: 0 K: 2 S: 8	H: 1 LOB: 2 BB: 1 P: 12	R: 0 E: 0 K: 0 S: 3	H: 0 LOB: 0 BB: 0 P: 3	R: 1 E: 0 K: 1 S: 6	H: 1 LOB: 0 BB: 0 P: 6	R: 0 E: 0 K: 0 S: 3	H: 0 LOB: 0 BB: 0 P: 3	R: 0 E: 0 K: 1 S: 6	H: 1 LOB: 1 BB: 0 P: 6	1B: 4 2B: 1 3B: 0 HR: 1	SF: 0 SAC: 0 DP: 2 HBP: 0	WP: 0 PB: 0 SB: 1 CS: 0	PA: 35
<b>PITCHER</b> Charlie Hough, R ERA: 3.69	IP: 9.0 WLS: W BF: 35	H: 6 R: 1 ER: 1 SO: 7	BB: 4 IBB: 0 HBP: 0 BLK: 0	WP: 0 HR: 1 S: 45 P: 61	ERA: 1.00 WHIP: 1.111	<b>PITCHER</b>					IP: 9.0 WLS: W BF: 35	H: 6 R: 1 ER: 1 SO: 7	BB: 4 IBB: 0 HBP: 0 BLK: 0	WP: 0 HR: 1 S: 45 P: 61	ERA: 1.00 WHIP: 1.111	<b>PITCHER</b>				

Minnesota Twins @ Texas Rangers  
Arlington Stadium, Arlington, TX  
Sun Jun 19 1983, 8:05 PM EDT  
Att: 15,166 - Unknown - 89 F

AB	31
R	1
H	6
RBI	1
BB	4
SO	7
LOB	14



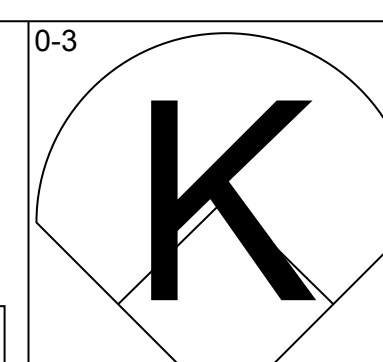
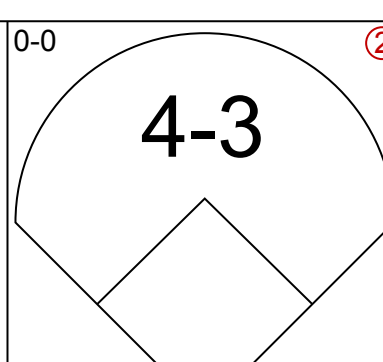
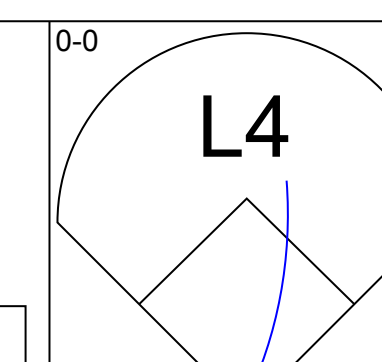
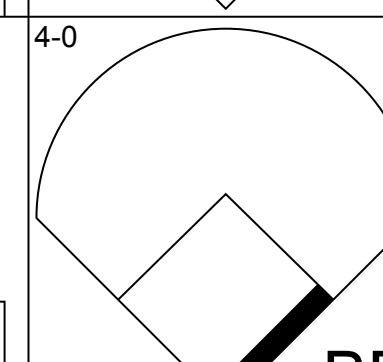
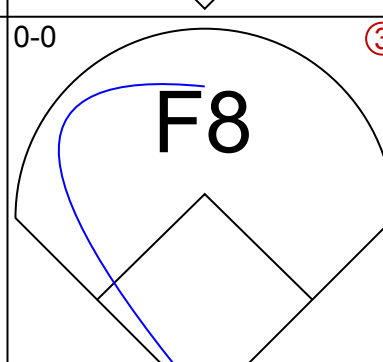
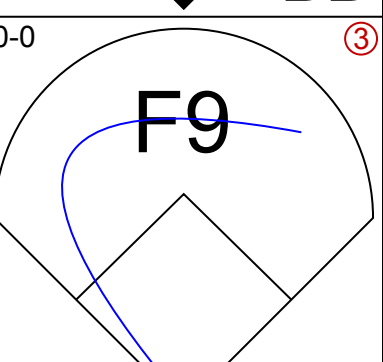
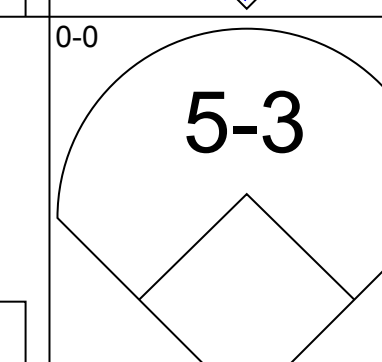
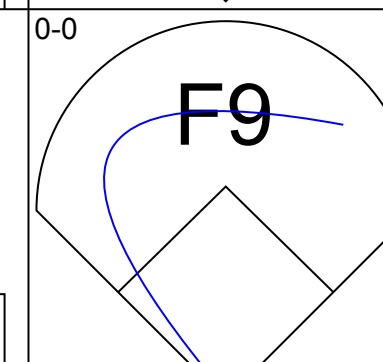
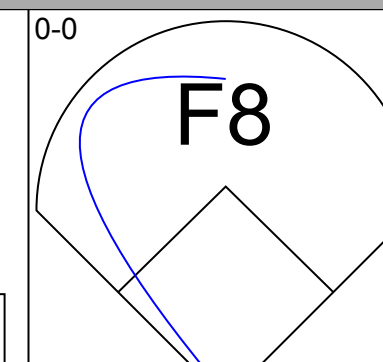
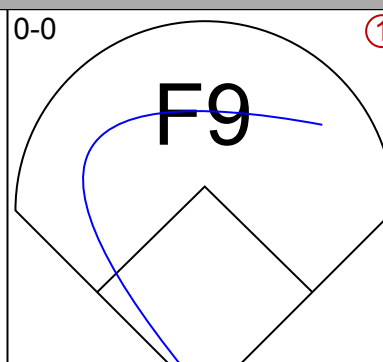
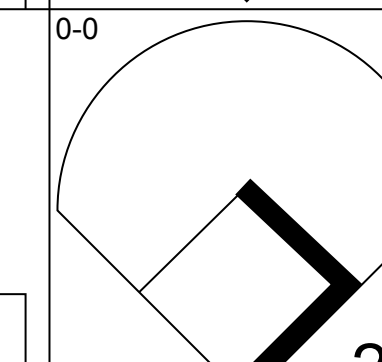
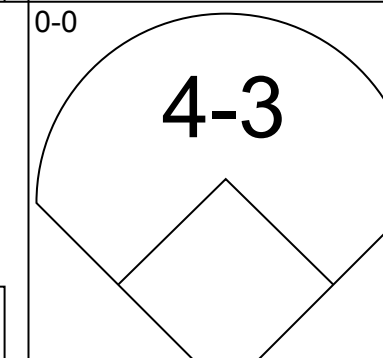
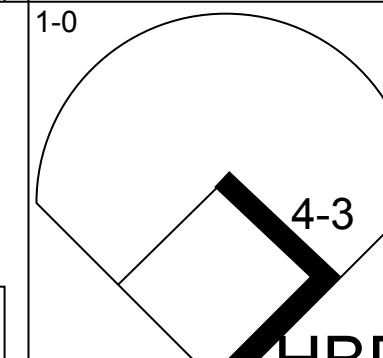
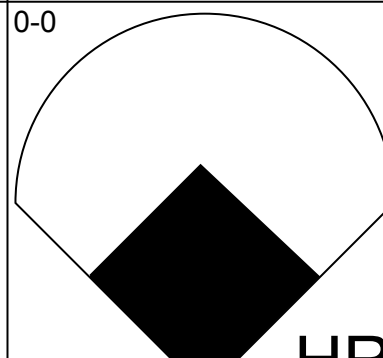
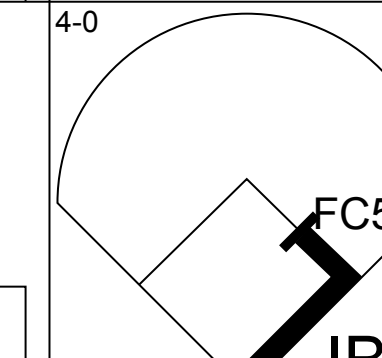
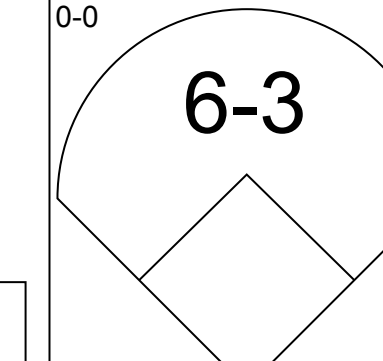
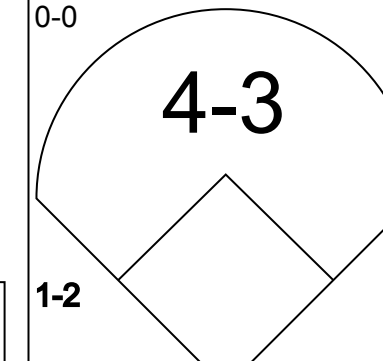
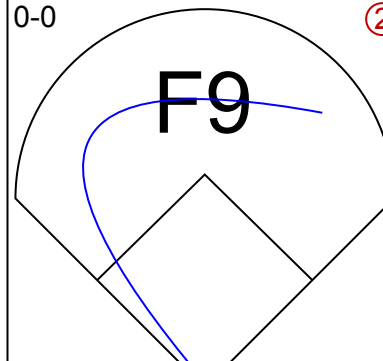
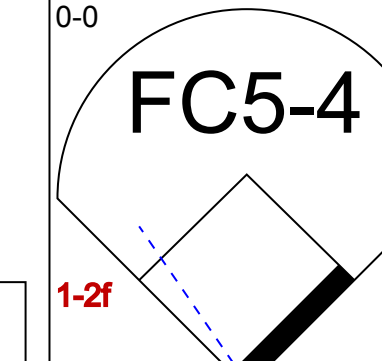
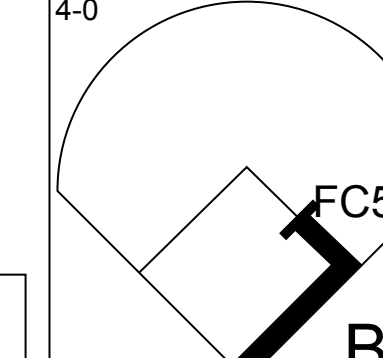
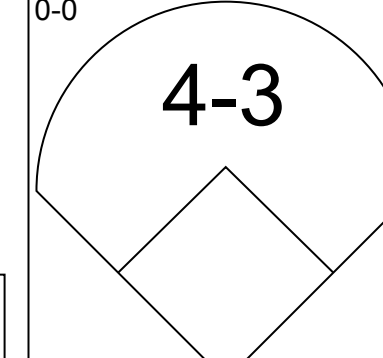
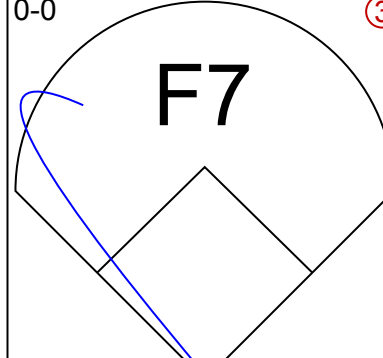
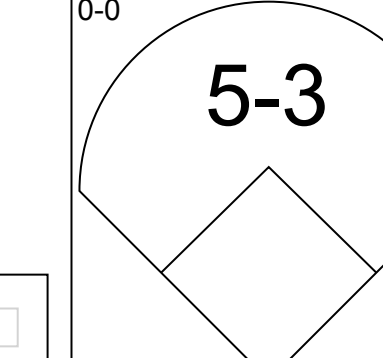
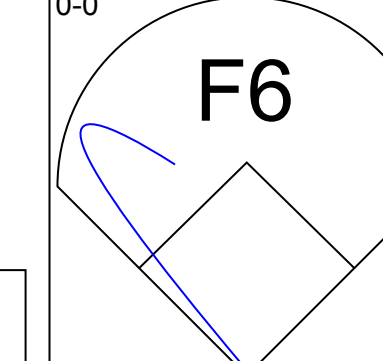
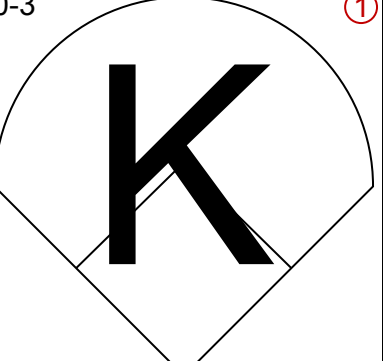
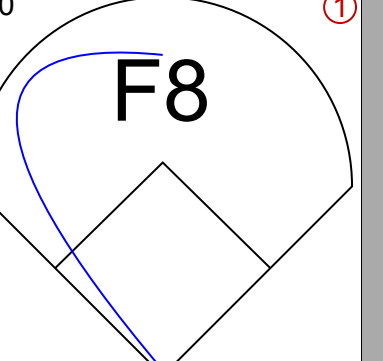
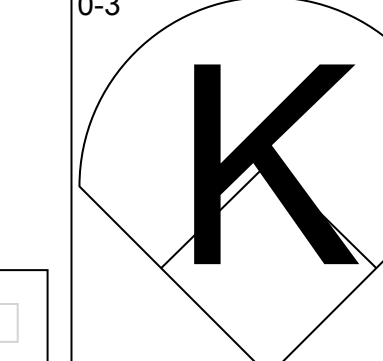
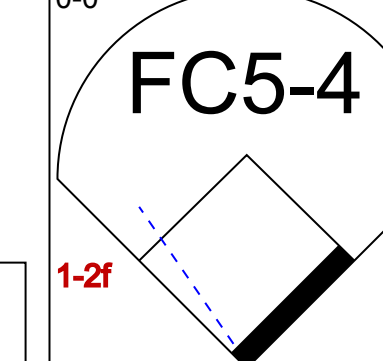
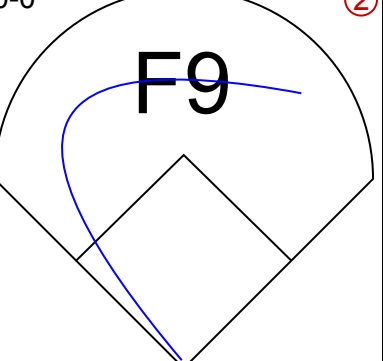
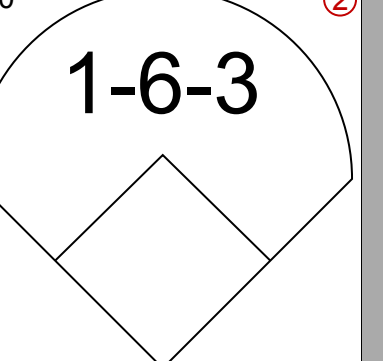
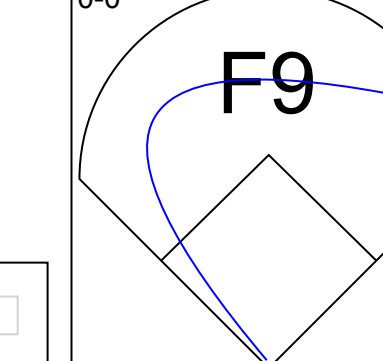
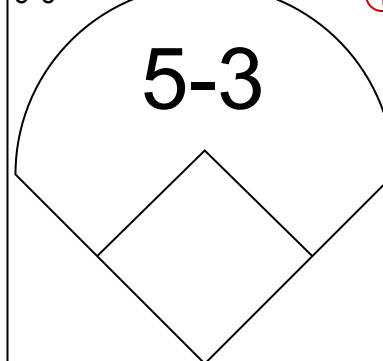
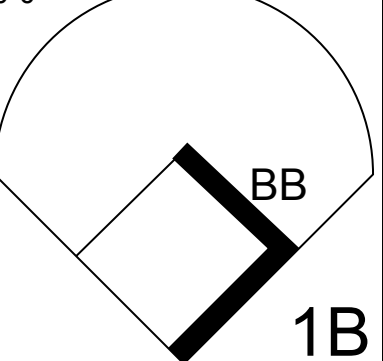
Batter	1	2	3	4	5	6	7	8	9	AB	R	H	RBI	BB	SO	LOB	BOTTOM			
Wayne Tolleson, S OBP: 0.337, SLG: 0.387	0-3 K		0-0 FC 1-3 1B	4-0 L3 BB			0-0 4-3			3	0	1	0	1	1	0				
Mickey Rivers, L OBP: 0.305, SLG: 0.326	0-0 4-3		0-0 FC 3B	0-0 L3 1-2			0-0 4-3			4	1	0	1	0	0	3				
Buddy Bell, R OBP: 0.313, SLG: 0.416	0-0 1B 2B		0-0 FC5-2-5 3B	0-0 5-3			0-0 5-3			4	1	1	0	0	0	2				
Larry Parrish, R OBP: 0.352, SLG: 0.486	4-0 1B BB		0-3 K	0-0 1-3			0-0 F2			3	0	0	0	1	1	2				
George Wright, S OBP: 0.329, SLG: 0.415	0-0 1-2 1B		0-0 2B 3B	0-0 F6			0-0 F7			4	1	3	2	0	0	0				
Pete O'Brien, L OBP: 0.311, SLG: 0.350		0-0 3-1	0-0 2B	0-0 F7			0-0 4-3			4	0	1	1	0	0	1				
Bill Sample, R OBP: 0.331, SLG: 0.409		0-0 G6-4-3 1B	0-0 F7	0-0 1B			0-0 F8			4	0	2	0	0	0	2				
Jim Sundberg, R OBP: 0.251, SLG: 0.266		0-0 G6-4-3 1-2		0-3 K			0-0 F6			3	0	0	0	0	1	2				
Bucky Dent, R OBP: 0.327, SLG: 0.362			1-0 1B FC HBP	0-0 BB 1B			0-0 F8			2	1	1	0	0	0	1				
<b>Inning Stats</b>	R: 0 E: 0 K: 1 S: 6	H: 2 LOB: 2 BB: 1 P: 10	R: 0 E: 0 K: 0 S: 3	H: 1 LOB: 0 BB: 0 P: 3	R: 4 E: 0 K: 1 S: 9	H: 3 LOB: 1 BB: 0 P: 10	R: 0 E: 0 K: 1 S: 5	H: 1 LOB: 1 BB: 1 P: 9	R: 0 E: 0 K: 0 S: 3	H: 0 LOB: 0 BB: 0 P: 3	R: 0 E: 0 K: 0 S: 4	H: 1 LOB: 1 BB: 0 P: 4	R: 0 E: 0 K: 0 S: 3	H: 0 LOB: 0 BB: 0 P: 3	R: 0 E: 0 K: 0 S: 4	H: 1 LOB: 1 BB: 0 P: 4	1B: 6 2B: 3 3B: 1 HR: 0	SF: 0 SAC: 0 DP: 2 HBP: 1	WP: 0 PB: 0 SB: 1 CS: 0	PA: 34
<b>PITCHER</b> Albert Williams, R ERA: 5.18	IP: 8.0 WLS: L BF: 34	H: 9 R: 4 ER: 4 SO: 3	BB: 2 IBB: 0 HBP: 1 BLK: 0	WP: 0 HR: 0 S: 37 P: 46	ERA: 4.50 WHIP: 1.375	<b>PITCHER</b>					IP: 8.0 WLS: L BF: 34	H: 9 R: 4 ER: 4 SO: 3	BB: 2 IBB: 0 HBP: 1 BLK: 0	WP: 0 HR: 0 S: 37 P: 46	ERA: 4.50 WHIP: 1.375	<b>PITCHER</b>				

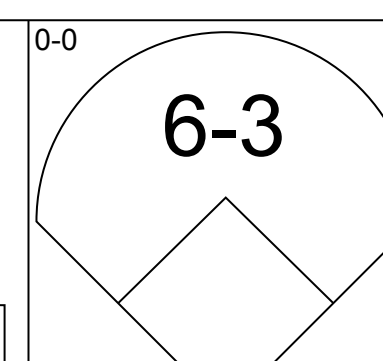
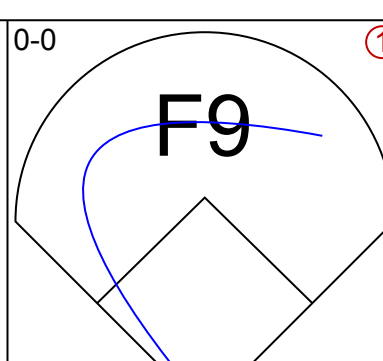
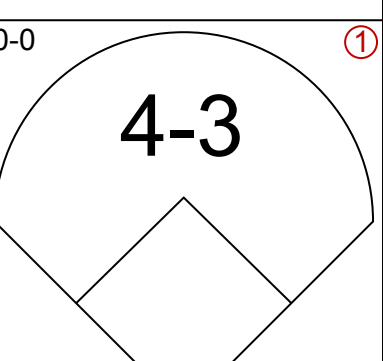
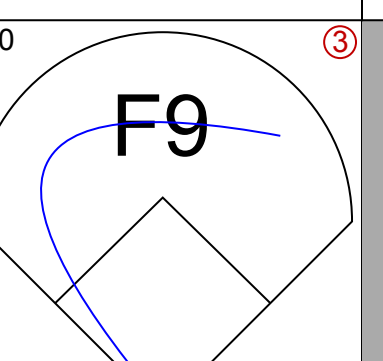
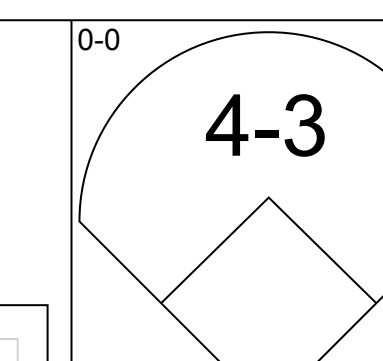
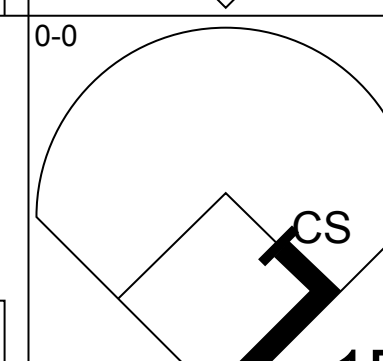
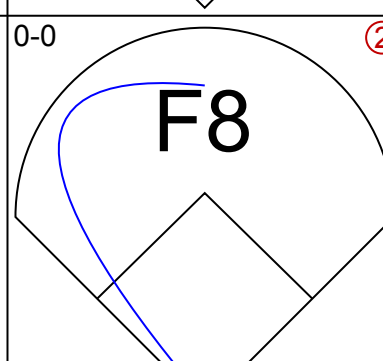
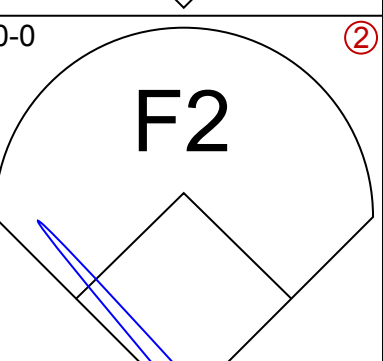
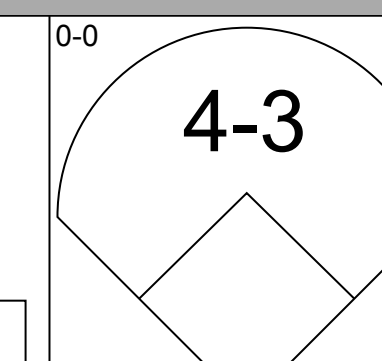
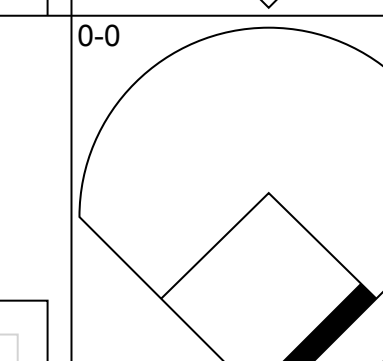
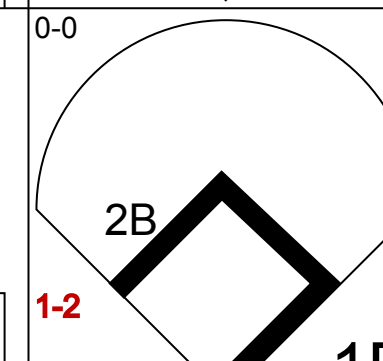
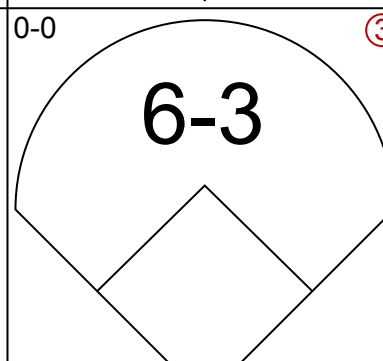
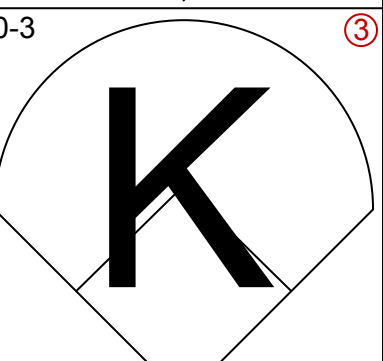
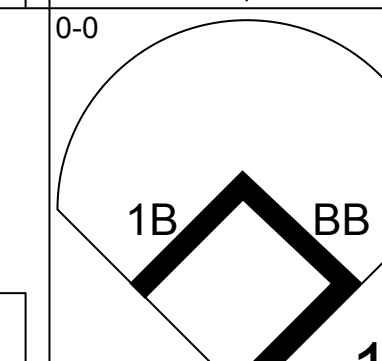

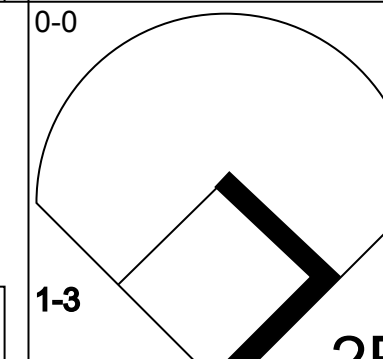
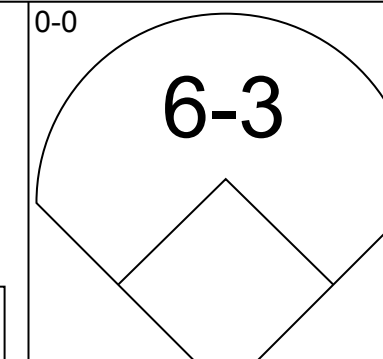
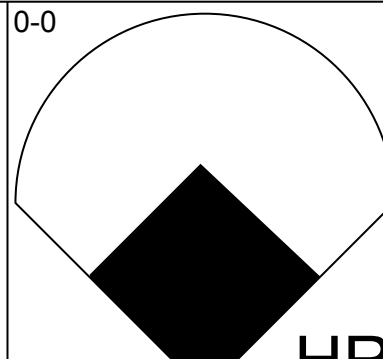
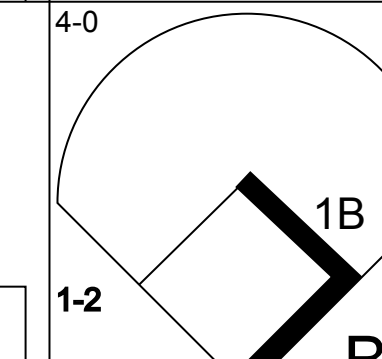
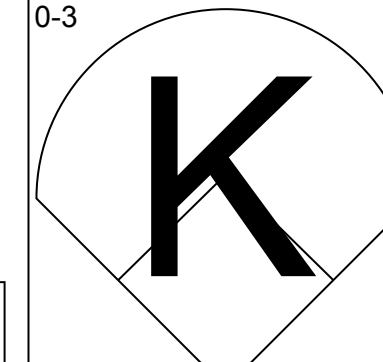
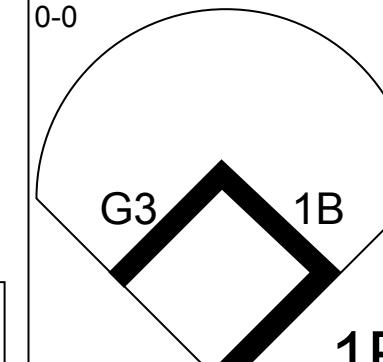
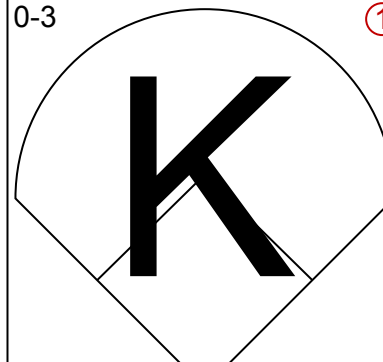
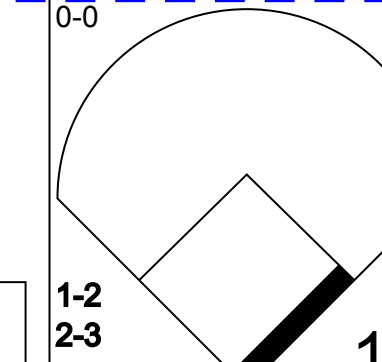

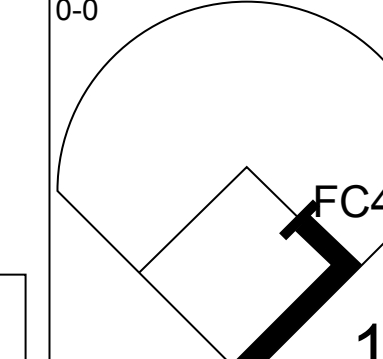
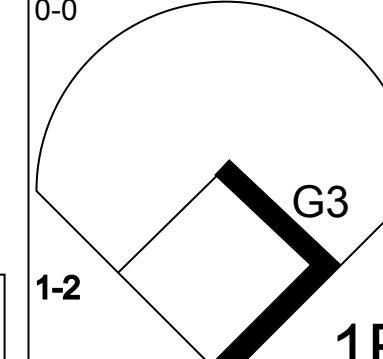
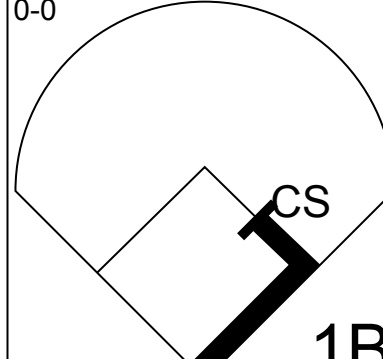
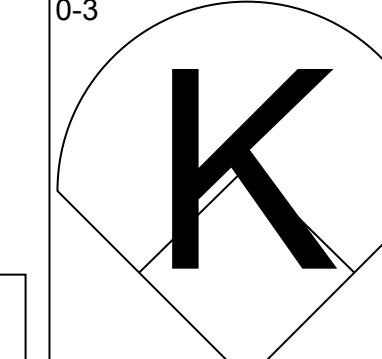
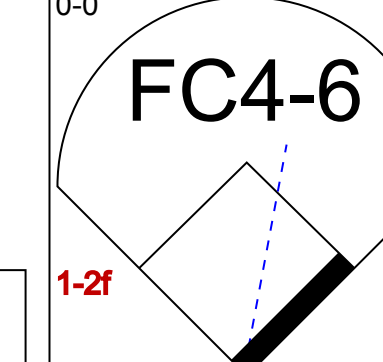
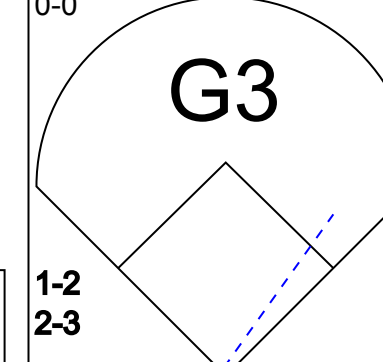
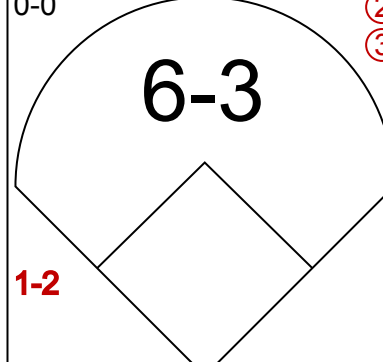
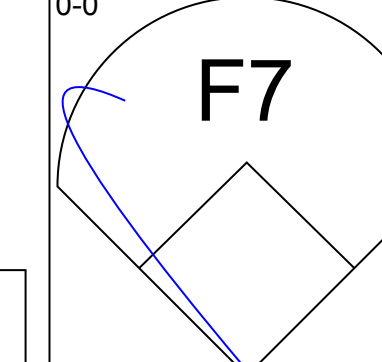
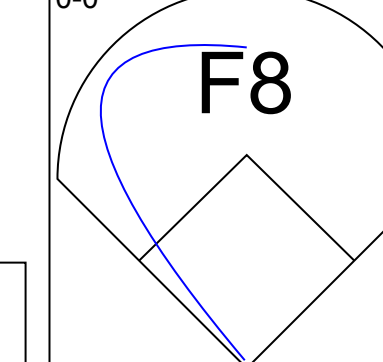
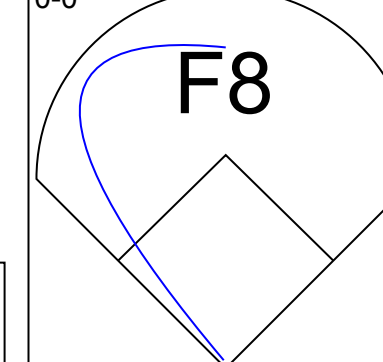
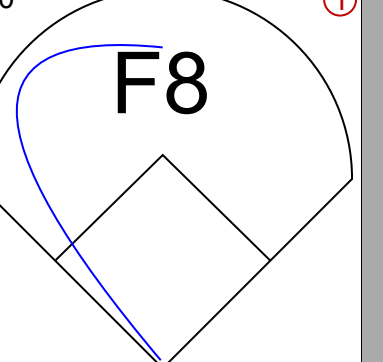
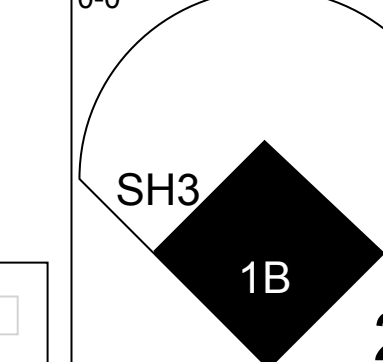
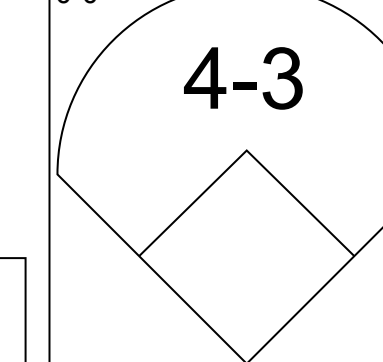
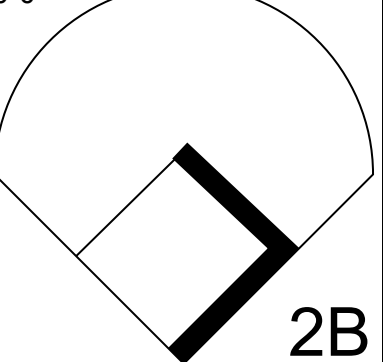
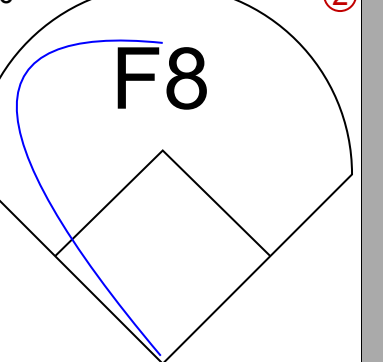
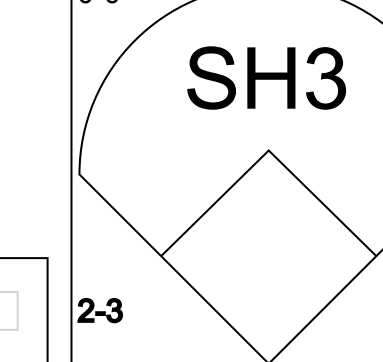
Minnesota Twins @ Texas Rangers  
Arlington Stadium, Arlington, TX  
Sun Jun 19 1983, 8:05 PM EDT  
Att: 15,166 - Unknown - 89 F

AB	31
R	4
H	9
RBI	4
BB	2
SO	3
LOB	13

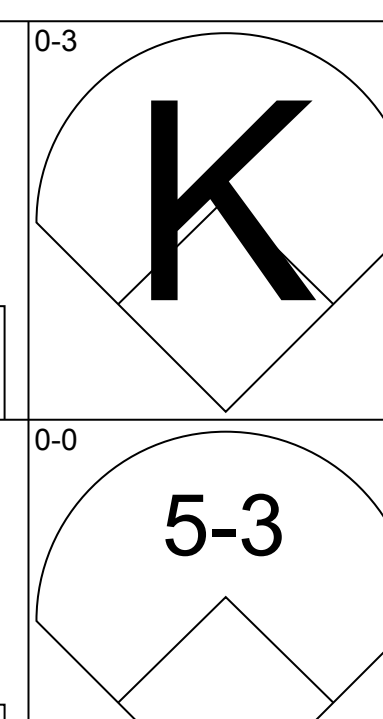
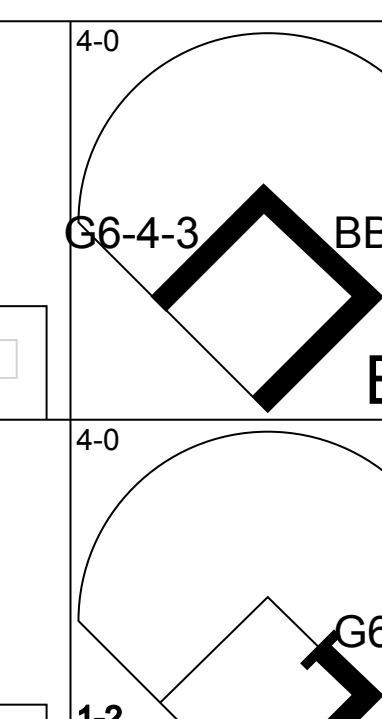
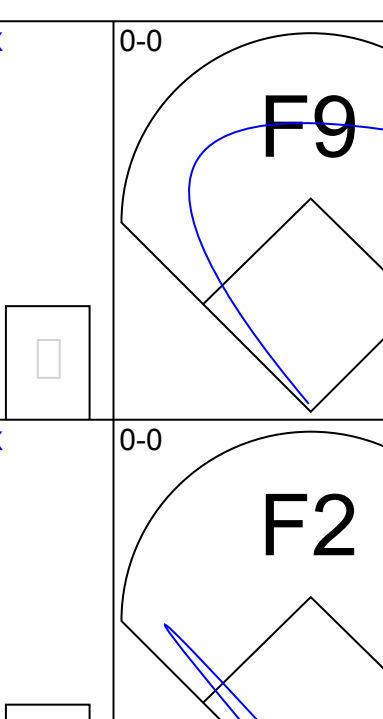
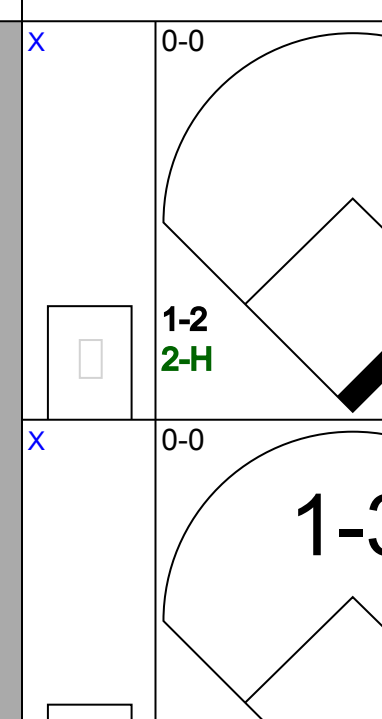
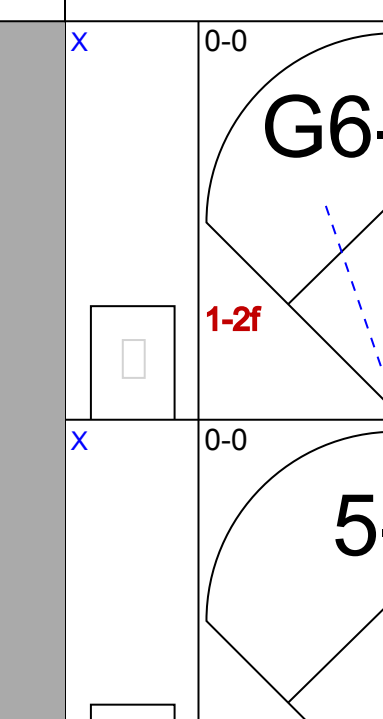
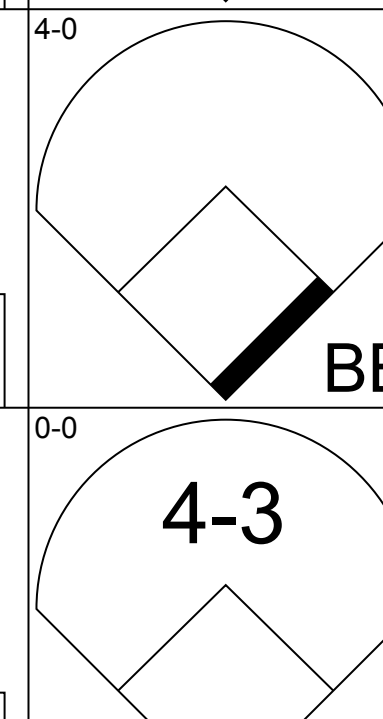
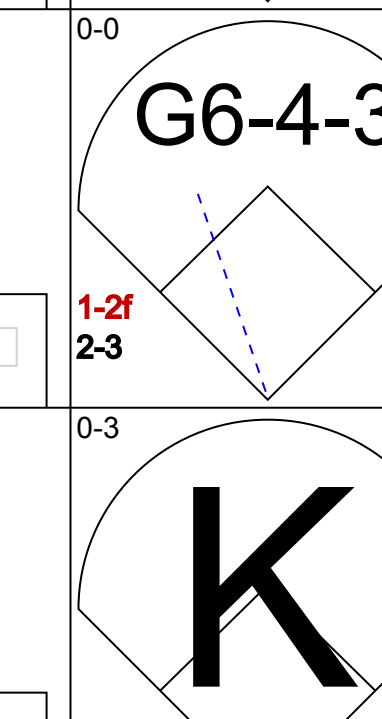


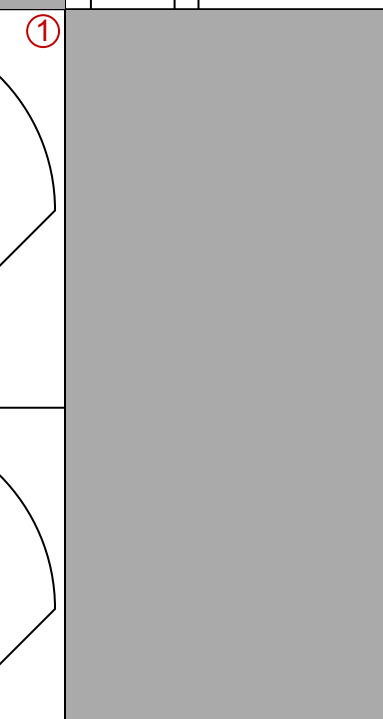


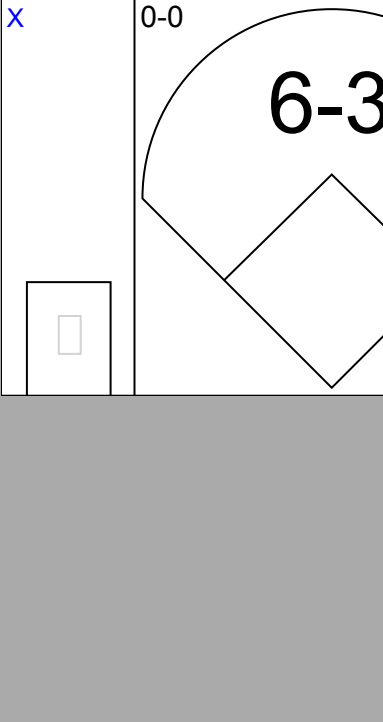
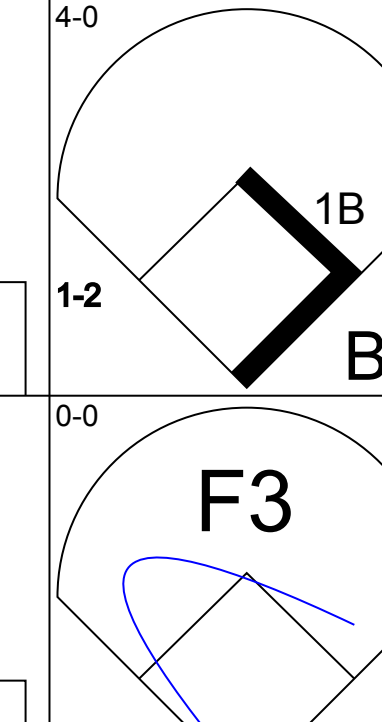



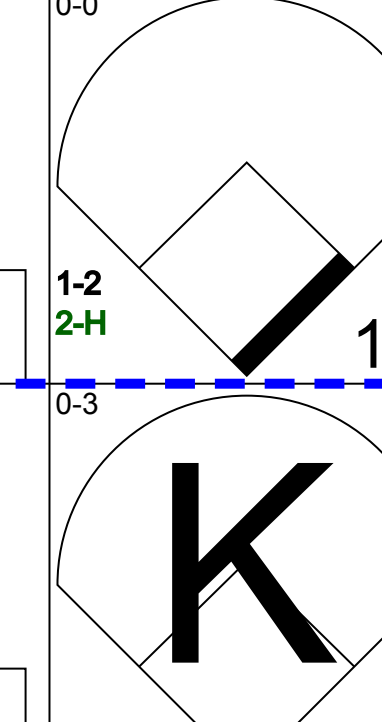
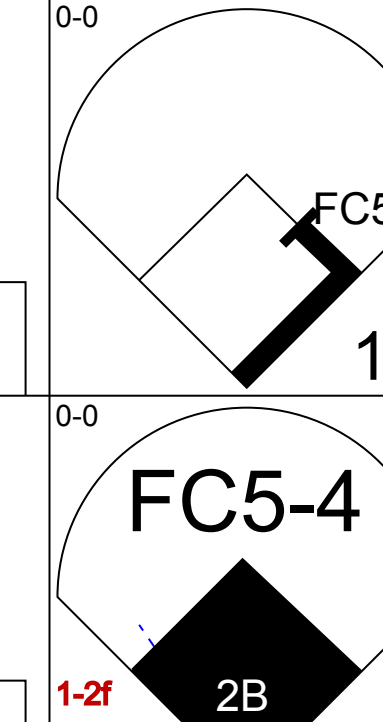
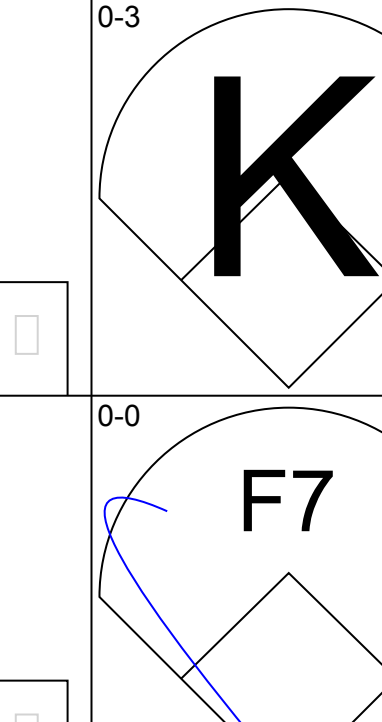
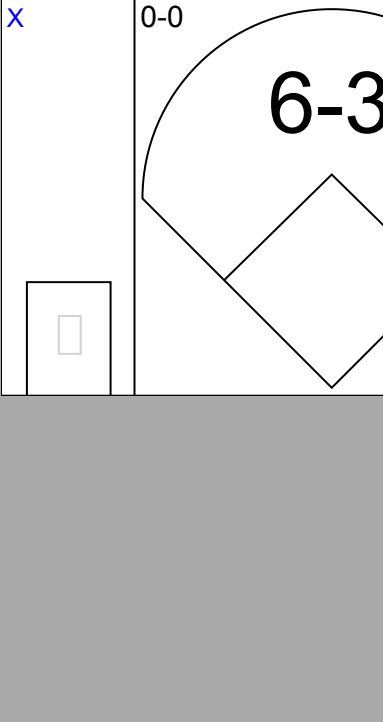
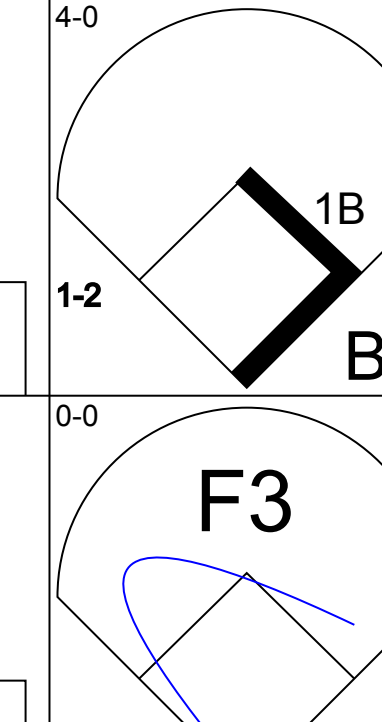
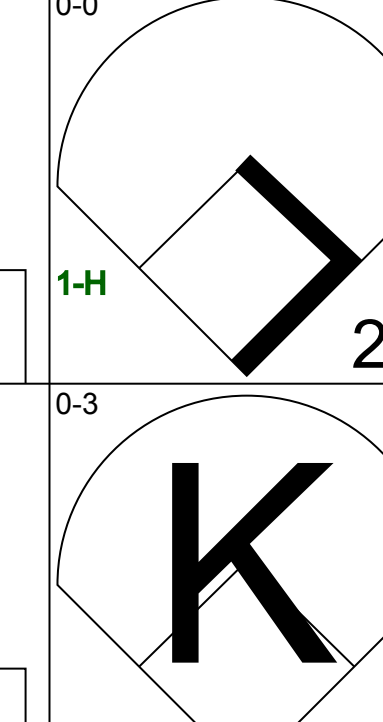
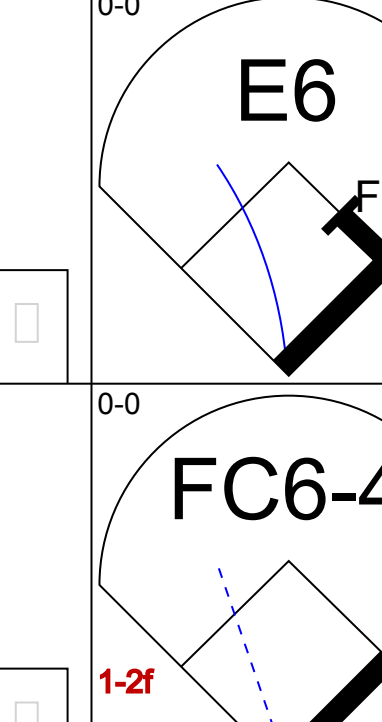
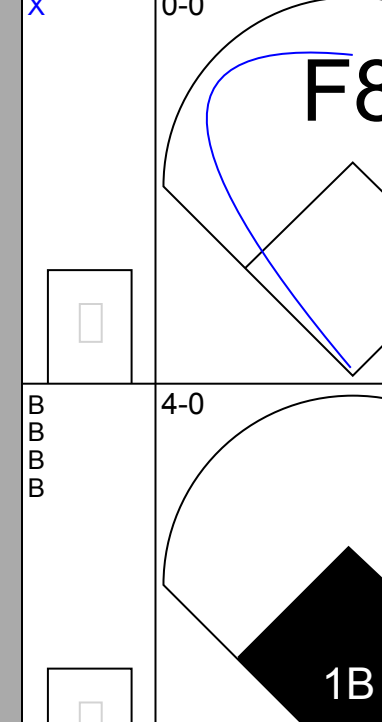
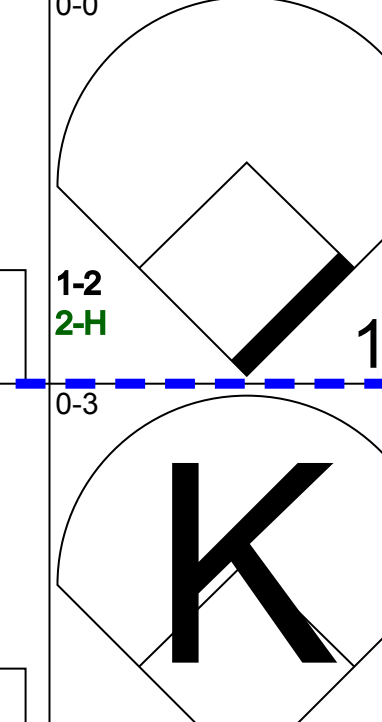
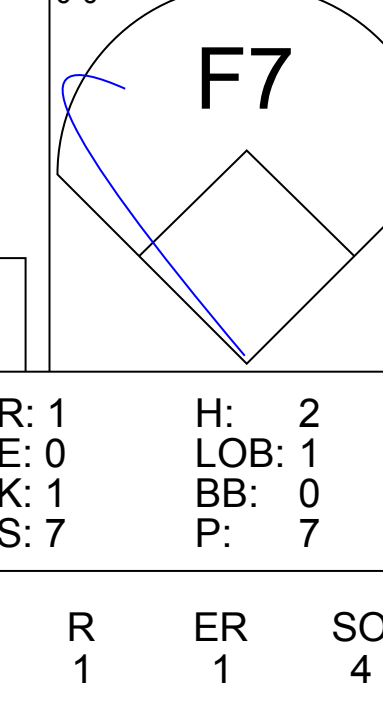
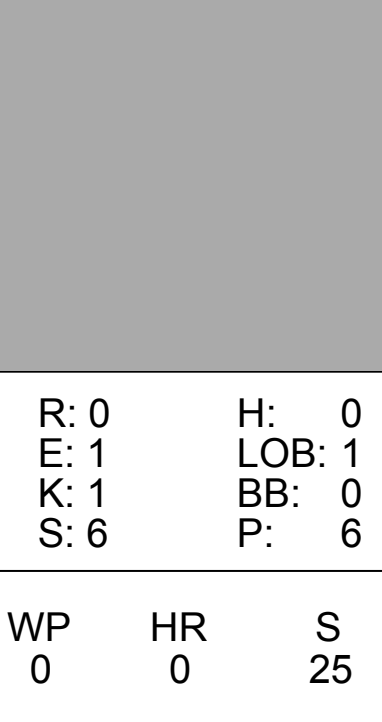
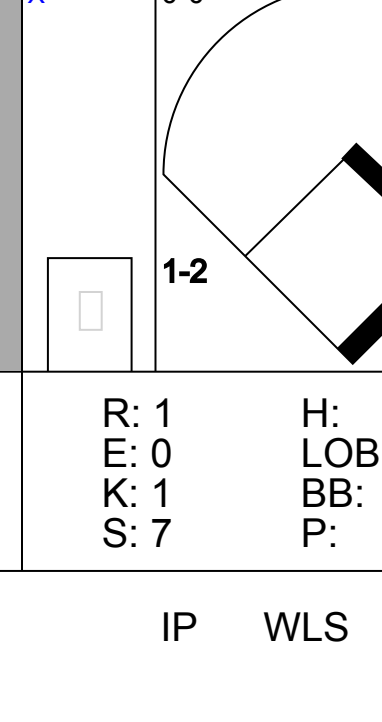
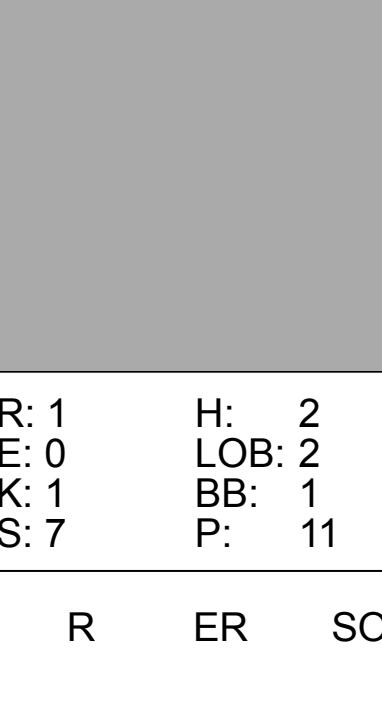
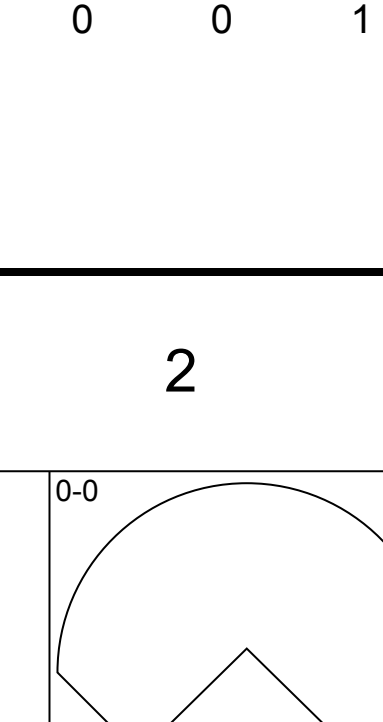
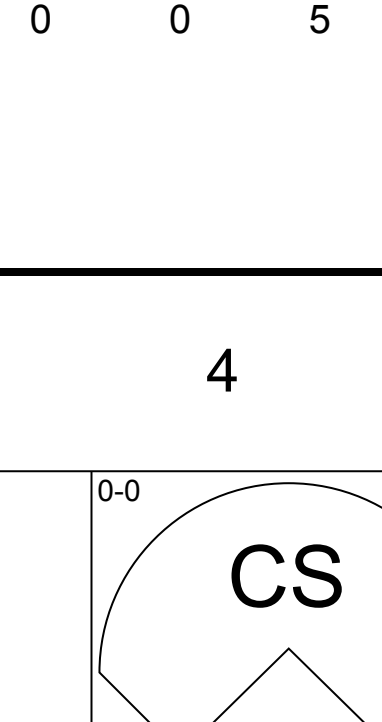
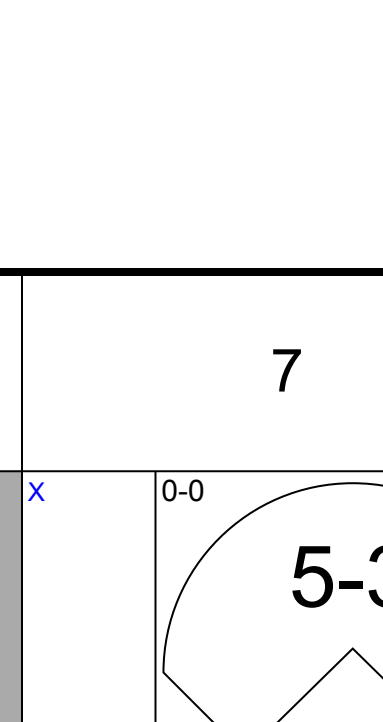
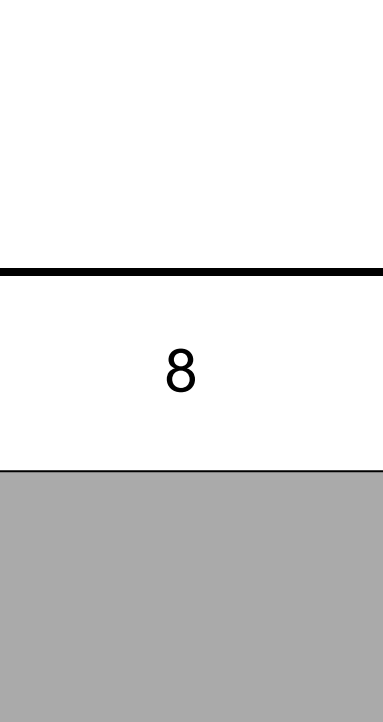
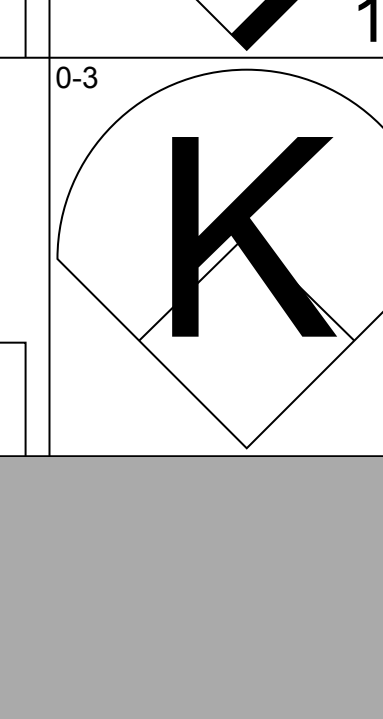
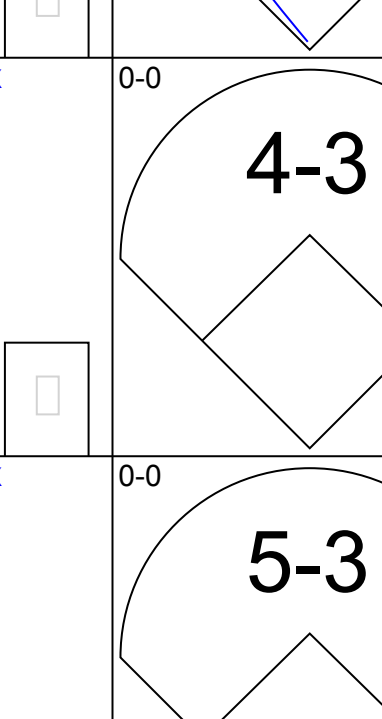
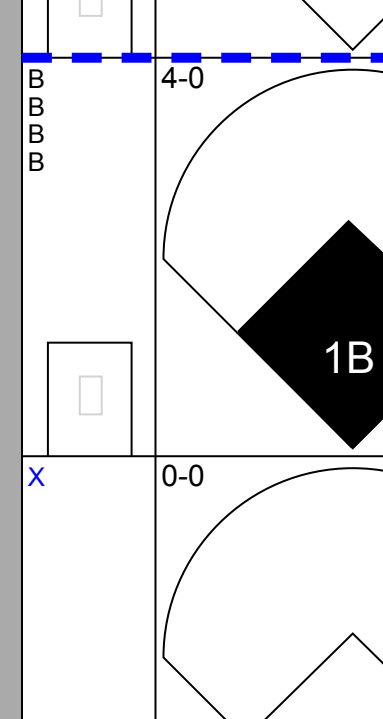



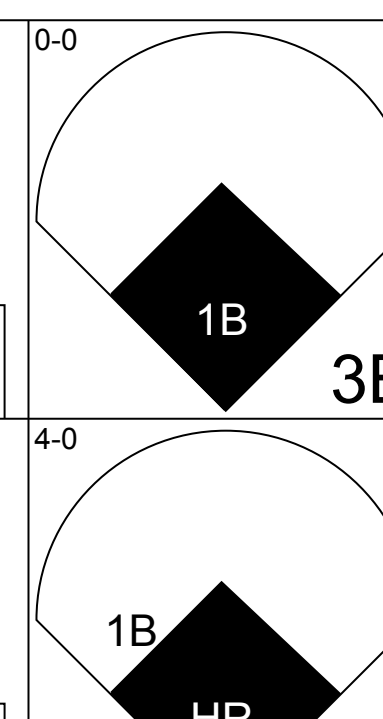
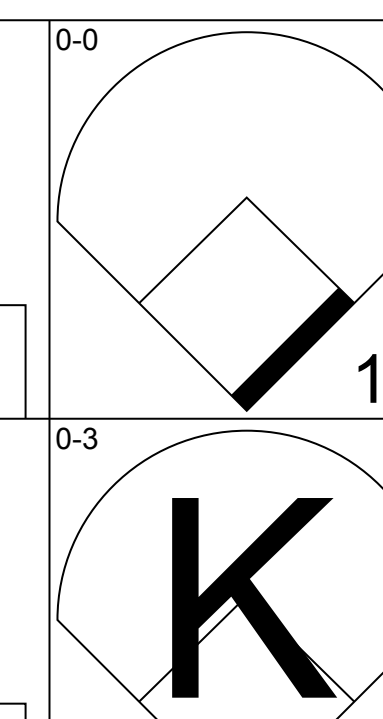
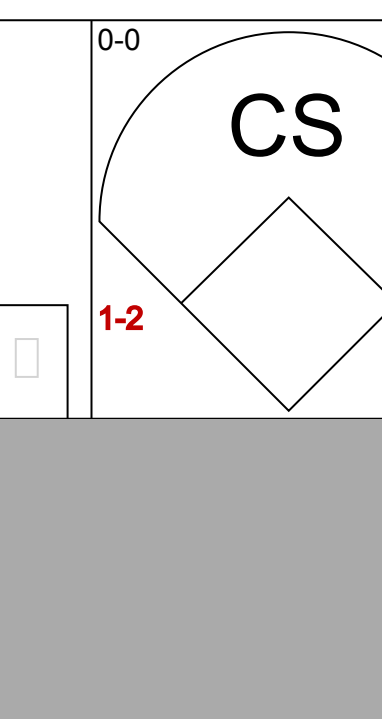
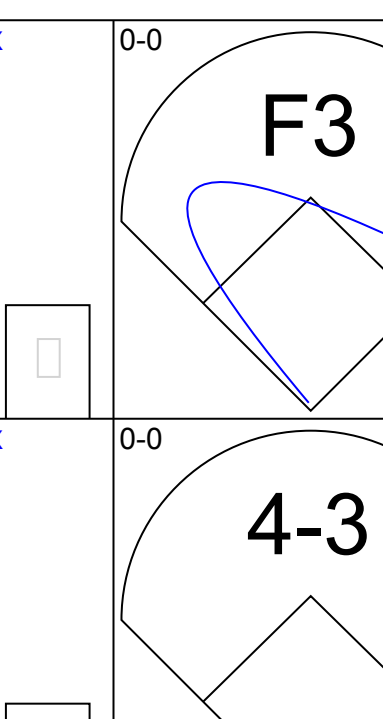
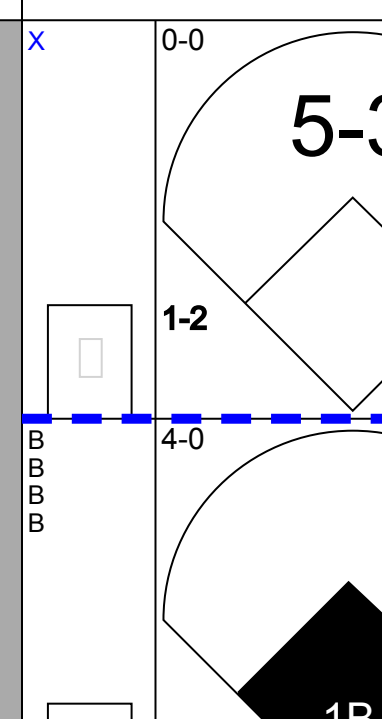
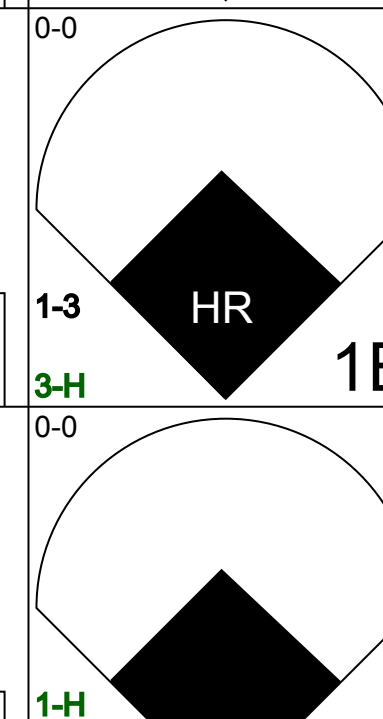

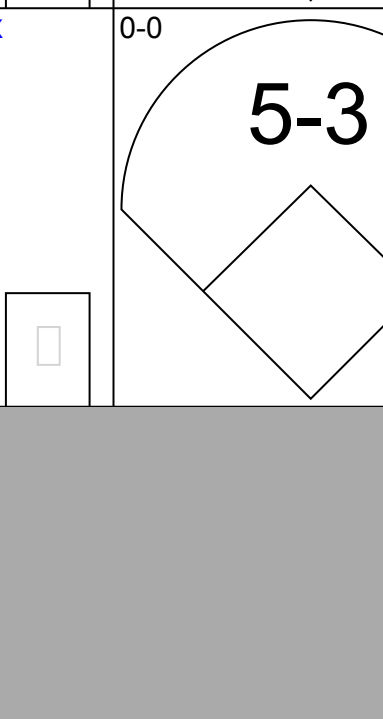
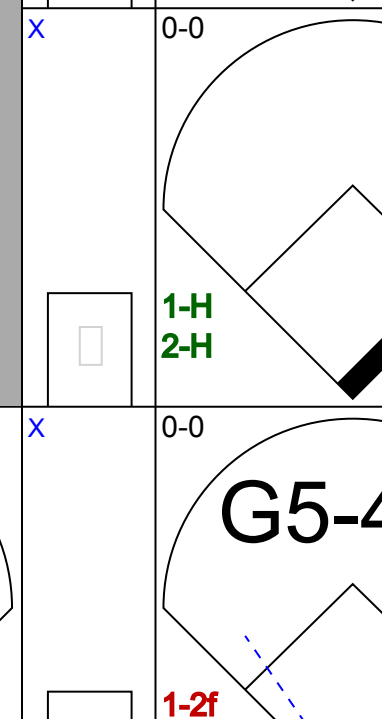
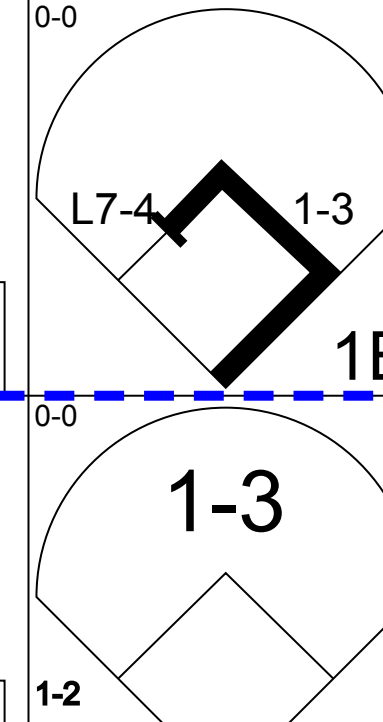
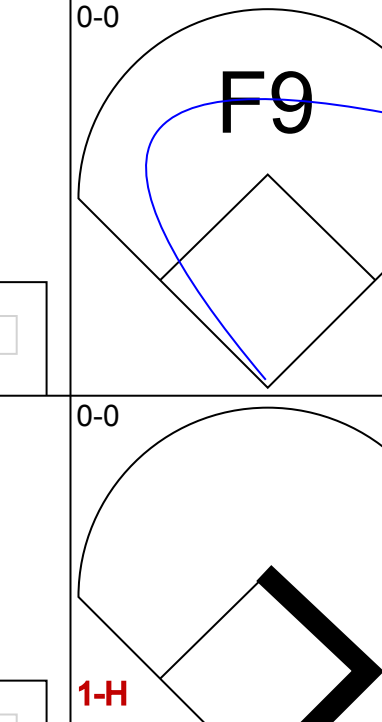


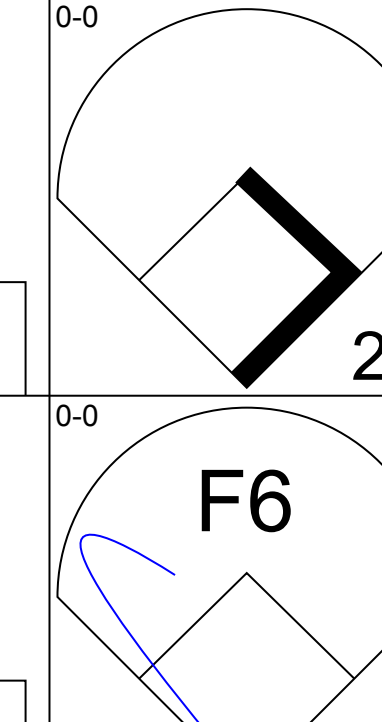
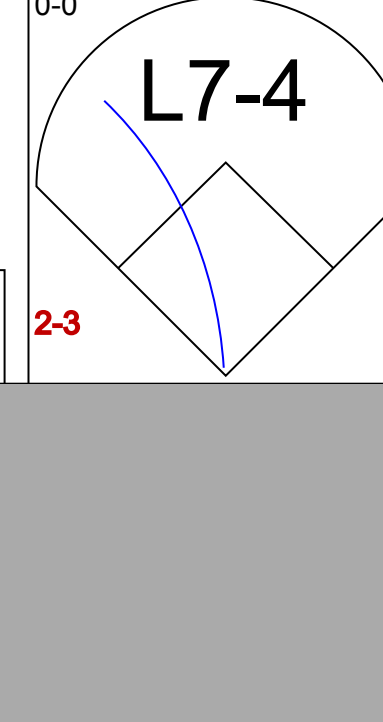

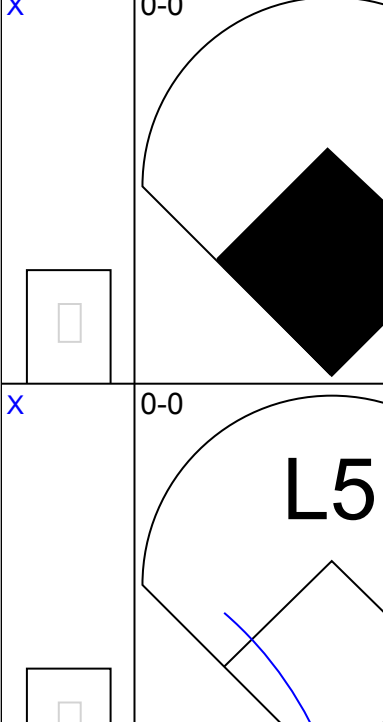
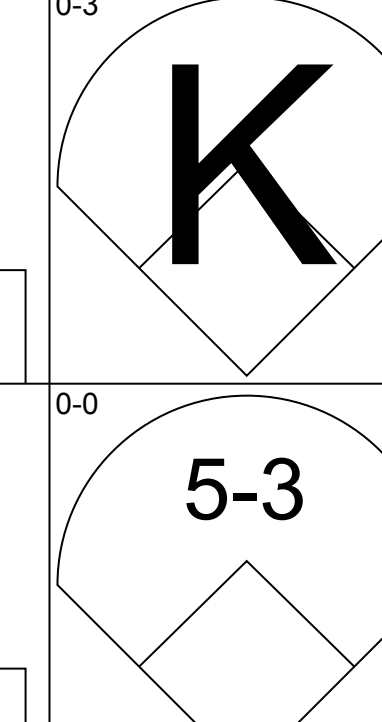
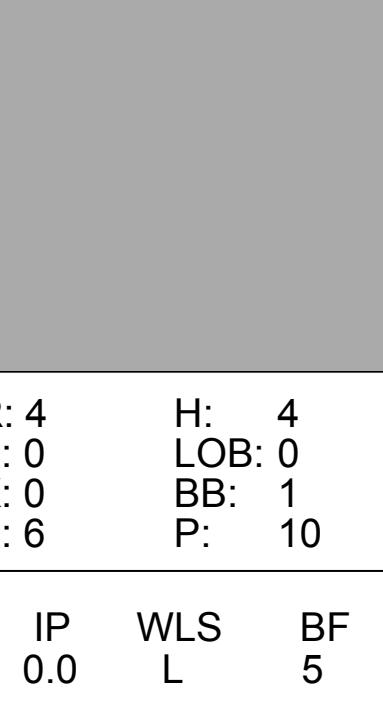
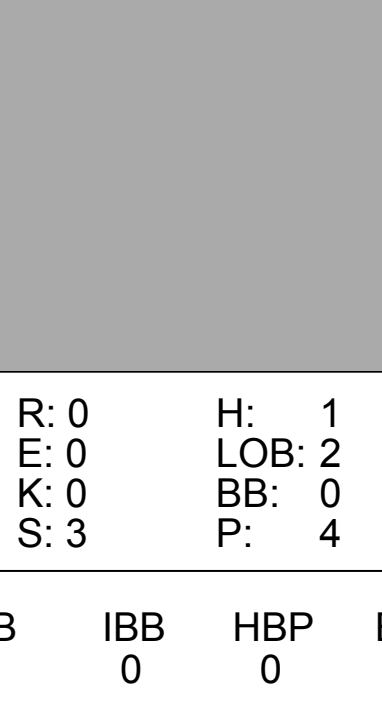
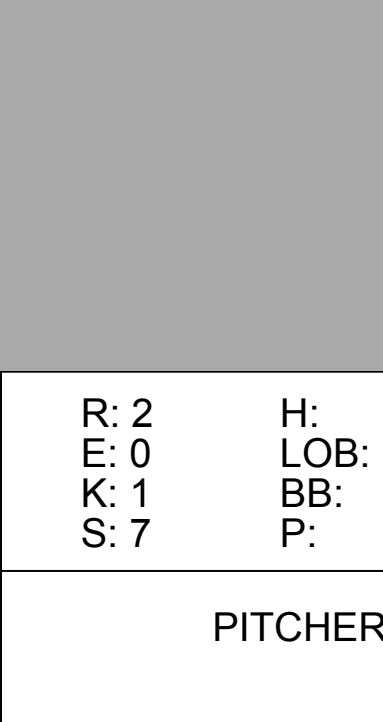
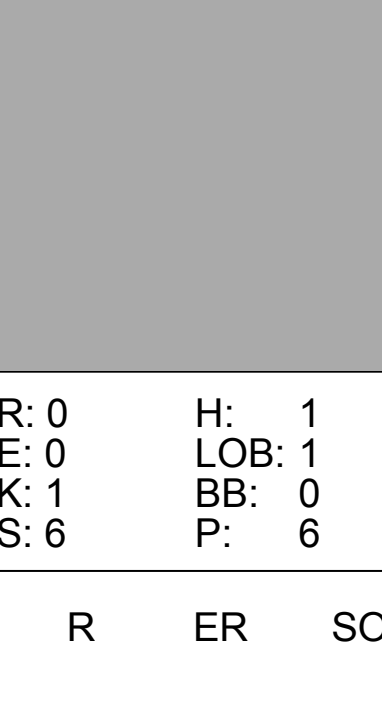






Batter	1	2	3	4	5	6	7	8	9	AB	R	H	RBI	BB	SO	LOB	TOP			
Ron Washington, R (1, 6) OBP: 0.290, SLG: 0.327										3	0	0	0	1	1	0	<b>Minnesota Twins @ Toronto Blue Jays</b> Exhibition Stadium, Toronto, ON Mon Jun 20 1983, 7:05 PM EDT Att: 19,267 - Unknown - 79 F			
Dave Engle, R (1, 9) OBP: 0.341, SLG: 0.470										3	0	0	0	1	0	2				
Gary Ward, R (1, 7) OBP: 0.313, SLG: 0.469										4	0	1	0	0	0	1				
Randy Bush, L (1, 10) OBP: 0.372, SLG: 0.491										2	1	1	1	1	0	1				
Mickey Hatcher, R (1, 3) OBP: 0.365, SLG: 0.455 Scott Ulger, R (8, 3) OBP: 0.216, SLG: 0.229										4	0	0	0	0	0	3				
Gary Gaetti, R (1, 5) OBP: 0.306, SLG: 0.383										3	0	0	0	1	0	1				
Tom Brunansky, R (1, 8) OBP: 0.278, SLG: 0.344										4	0	0	0	0	2	1				
John Castino, R (1, 4) OBP: 0.358, SLG: 0.466										4	0	0	0	0	0	1				
Ray Smith, R (1, 2) OBP: 0.350, SLG: 0.315										3	0	1	0	0	0	0				
<b>Inning Stats</b>	R: 0 E: 0 K: 1 S: 5	H: 0 LOB: 1 BB: 1 P: 9	R: 0 E: 0 K: 0 S: 3	H: 0 LOB: 1 BB: 1 P: 7	R: 0 E: 0 K: 0 S: 3	H: 0 LOB: 0 BB: 0 P: 3	R: 0 E: 0 K: 0 S: 3	H: 0 LOB: 1 BB: 0 P: 4	R: 0 E: 0 K: 1 S: 6	H: 1 LOB: 2 BB: 1 P: 10	R: 0 E: 0 K: 0 S: 3	H: 0 LOB: 0 BB: 0 P: 3	R: 0 E: 0 K: 0 S: 4	H: 1 LOB: 2 BB: 1 P: 8	R: 0 E: 0 K: 1 S: 5	H: 0 LOB: 0 BB: 0 P: 5		1B: 1 2B: 1 3B: 0 HR: 1	SF: 0 SAC: 0 DP: 0 HBP: 1	WP: 0 PB: 0 SB: 0 CS: 0
<b>PITCHER</b> Jim Gott, R (1, 1) ERA: 4.06	IP: 9.0 WLS: W BF: 35 H: 3 R: 1 ER: 1 SO: 3 BB: 3 IBB: 1 HBP: 1 BLK: 0 WP: 0 HR: 1 S: 36 P: 53 ERA: 1.00 WHIP: 0.667																			

Batter	1	2	3	4	5	6	7	8	9	AB	R	H	RBI	BB	SO	LOB	BOTTOM					
Damaso Garcia, R (1, 4) OBP: 0.281, SLG: 0.316										5	0	0	0	0	0	2	<b>Minnesota Twins @ Toronto Blue Jays</b> Exhibition Stadium, Toronto, ON Mon Jun 20 1983, 7:05 PM EDT Att: 19,267 - Unknown - 79 F					
Lloyd Moseby, L (1, 8) OBP: 0.345, SLG: 0.503										5	0	2	1	0	0	1						
Garth Iorg, R (1, 5) OBP: 0.308, SLG: 0.327										4	0	2	0	0	1	1						
Cliff Johnson, R (1, 10) OBP: 0.392, SLG: 0.571 Mickey Klutts, R (8, PR) OBP: 0.294, SLG: 0.344										3	1	2	1	1	0	0						
Jesse Barfield, R (1, 9) OBP: 0.249, SLG: 0.442 Jorge Orta, L (8, PH) OBP: 0.278, SLG: 0.378 Hosken Powell, L (9, 9) OBP: 0.203, SLG: 0.203										3	0	1	0	0	2	2						
Barry Bonnell, R (1, 7) OBP: 0.360, SLG: 0.459										4	0	3	0	0	1	3						
Willie Upshaw, L (1, 3) OBP: 0.378, SLG: 0.527										4	0	0	0	0	0	7						
Buck Martinez, R (1, 2) OBP: 0.359, SLG: 0.506 Ernie White, L (9, PH) OBP: 0.345, SLG: 0.462										3	0	0	0	0	0	3						
Alfredo Griffin, S (1, 6) OBP: 0.262, SLG: 0.360										3	0	1	0	0	0	1						
<b>Inning Stats</b>	R: 0 E: 0 K: 1 S: 7	H: 3 LOB: 2 BB: 0 P: 7	R: 0 E: 0 K: 0 S: 4	H: 1 LOB: 0 BB: 0 P: 4	R: 0 E: 0 K: 0 S: 3	H: 0 LOB: 0 BB: 0 P: 3	R: 0 E: 0 K: 0 S: 5	H: 2 LOB: 2 BB: 0 P: 5	R: 0 E: 0 K: 1 S: 6	H: 1 LOB: 1 BB: 0 P: 6	R: 1 E: 0 K: 1 S: 6	H: 2 LOB: 0 BB: 0 P: 6	R: 0 E: 0 K: 0 S: 3	H: 0 LOB: 0 BB: 0 P: 3	R: 0 E: 0 K: 1 S: 7	H: 2 LOB: 3 BB: 1 P: 11		R: 1 E: 0 K: 0 S: 4	H: 2 LOB: 1 BB: 0 P: 4	1B: 9 2B: 3 3B: 0 HR: 1	SF: 0 SAC: 1 DP: 0 HBP: 0	WP: 0 PB: 0 SB: 0 CS: 2
<b>PITCHER</b> Frank Viola, L (1, 1) ERA: 4.87 Rick Lysander, R (8, 1) ERA: 3.13 Ron Davis, R (8, 1) ERA: 3.08	IP: 7.1 WLS: L BF: 31 H: 10 R: 1 ER: 0 SO: 1 BB: 1 IBB: 0 HBP: 0 BLK: 0 WP: 0 HR: 1 S: 36 P: 40 ERA: 1.23 WHIP: 1.500																					



Batter	1	2	3	4	5	6	7	8	9	AB	R	H	RBI	BB	SO	LOB	TOP					
Ron Washington, R OBP: 0.295, SLG: 0.324 (1, 6)										4	0	1	1	1	1	1	<b>Minnesota Twins @ Toronto Blue Jays</b> Exhibition Stadium, Toronto, ON Tue Jun 21 1983, 7:05 PM EDT Att: 23,473 - Unknown - 83 F					
John Castino, R OBP: 0.356, SLG: 0.459 (1, 4)										4	0	0	0	1	0	2						
Dave Engle, R OBP: 0.339, SLG: 0.461 (1, 9)										3	0	0	0	1	1	2						
Randy Bush, L OBP: 0.370, SLG: 0.485 (1, 10)										4	1	1	0	0	2	2						
Gary Ward, R OBP: 0.315, SLG: 0.467 (1, 7)										3	0	1	0	1	1	0						
Gary Gaetti, R OBP: 0.304, SLG: 0.377 (1, 5)										4	1	0	0	0	1	3						
Tom Brunansky, R OBP: 0.282, SLG: 0.351 (1, 8)										4	0	2	2	0	0	0						
Scott Ullger, R OBP: 0.220, SLG: 0.211 (1, 3)										3	1	0	0	1	2	4						
Ray Smith, R OBP: 0.359, SLG: 0.316 (1, 2)										3	0	1	0	1	0	1						
<b>Inning Stats</b>	R: 0 E: 0 K: 1 S: 5	H: 0 LOB: 1 BB: 1 P: 9	R: 1 E: 0 K: 1 S: 7	H: 2 LOB: 1 BB: 0 P: 7	R: 0 E: 0 K: 1 S: 4	H: 0 LOB: 1 BB: 2 P: 12	R: 0 E: 1 K: 1 S: 6	H: 0 LOB: 1 BB: 0 P: 6	R: 0 E: 0 K: 0 S: 3	H: 0 LOB: 0 BB: 0 P: 3	R: 0 E: 0 K: 2 S: 7	H: 0 LOB: 0 BB: 0 P: 7	R: 1 E: 0 K: 1 S: 7	H: 2 LOB: 2 BB: 1 P: 11	R: 1 E: 0 K: 1 S: 7	H: 2 LOB: 2 BB: 1 P: 11	R: 0 E: 0 K: 0 S: 2	H: 0 LOB: 0 BB: 1 P: 6	1B: 5 2B: 1 3B: 0 HR: 0	SF: 0 SAC: 0 DP: 2 HBP: 0	WP: 0 PB: 0 SB: 0 CS: 0	PA: 38
<b>PITCHER</b>	IP	WLS	BF	H	R	ER	SO	BB	IBB	HBP	BLK	WP	HR	S	P	ERA	WHIP					
Jim Acker, R ERA: 3.16 (1, 1)	5.0	W	20	2	1	1	4	3	0	0	0	0	0	25	37	1.80	1.000					
Roy Lee Jackson, R ERA: 4.37 (6, 1)	2.2		14	4	2	2	3	2	0	0	0	0	0	18	26	6.75	2.250					
Randy Moffitt, R ERA: 1.37 (8, 1)	1.1		4	0	0	0	1	1	0	0	0	0	0	5	9	0.00	0.750					

Batter	1	2	3	4	5	6	7	8	9	AB	R	H	RBI	BB	SO	LOB	BOTTOM				
Damaso Garcia, R OBP: 0.284, SLG: 0.329 (1, 4)										4	1	2	0	0	0	1	<b>Minnesota Twins @ Toronto Blue Jays</b> Exhibition Stadium, Toronto, ON Tue Jun 21 1983, 7:05 PM EDT Att: 23,473 - Unknown - 83 F				
Lloyd Moseby, L OBP: 0.348, SLG: 0.498 (1, 8)										2	2	0	0	2	1	1					
Garth Iorg, R OBP: 0.313, SLG: 0.331 (1, 5)										4	1	2	3	0	0	0					
Cliff Johnson, R OBP: 0.399, SLG: 0.610 (1, 10)									3	2	2	4	0	0	1						
Barry Bonnell, R OBP: 0.364, SLG: 0.466 (1, 7)										4	0	2	0	0	0	1					
Jesse Barfield, R OBP: 0.248, SLG: 0.443 (1, 9)										4	0	1	0	0	1	2					
Willie Upshaw, L OBP: 0.376, SLG: 0.535 (1, 3)										4	1	1	1	0	1	2					
Buck Martinez, R OBP: 0.344, SLG: 0.483 (1, 2)										4	0	0	0	0	1	1					
Alfredo Griffin, S OBP: 0.268, SLG: 0.364 (1, 6)										3	1	2	0	0	0	0					
<b>Inning Stats</b>	R: 4 E: 0 K: 0 S: 6	H: 4 LOB: 0 BB: 1 P: 10	R: 0 E: 0 K: 2 S: 8	H: 1 LOB: 0 BB: 0 P: 8	R: 0 E: 0 K: 0 S: 3	H: 1 LOB: 2 BB: 0 P: 4	R: 0 E: 0 K: 0 S: 3	H: 1 LOB: 0 BB: 0 P: 3	R: 2 E: 0 K: 1 S: 7	H: 2 LOB: 0 BB: 0 P: 7	R: 2 E: 0 K: 0 S: 4	H: 2 LOB: 1 BB: 1 P: 8	R: 0 E: 0 K: 1 S: 6	H: 1 LOB: 1 BB: 0 P: 6	R: 0 E: 0 K: 1 S: 6	H: 1 LOB: 1 BB: 0 P: 6	1B: 6 2B: 3 3B: 1 HR: 3	SF: 0 SAC: 0 DP: 2 HBP: 1	WP: 1 PB: 0 SB: 0 CS: 1	PA: 36	
<b>PITCHER</b>	IP	WLS	BF	H	R	ER	SO	BB	IBB	HBP	BLK	WP	HR	S	P	ERA	WHIP				
Bryan Oelkers, L ERA: 6.9 (1, 1)	0.0	L	5	4	4	4	0	1	0	0	0	0	2	28	29	4.26	0.947				
Jim Lewis, R ERA: 5.79 (1, 1)	6.1		23	6	3	3	3	0	0	1	0	0	0	8	12	5.40	1.800				
Len Whitehouse, L ERA: 2.83 (7, 1)	1.2		7	2	1	1	1	1	0	0	0	1	0	8	12	5.40	1.800				

AB	32
R	3
H	6
RBI	3
BB	6
SO	8
LOB	15





Batter	1	2	3	4	5	6	7	8	9	AB	R	H	RBI	BB	SO	LOB	TOP					
<b>Rusty Kuntz, R</b> OBP: 0.358, SLG: 0.298 (1, 8)										5	1	2	0	0	2	0	<b>Minnesota Twins @ Toronto Blue Jays</b> Exhibition Stadium, Toronto, ON Wed Jun 22 1983, 3:33 AM EDT Att: 26,452 - Unknown - 82 F					
<b>John Castino, R</b> OBP: 0.358, SLG: 0.458 (1, 4)										3	0	1	2	1	0	0						
<b>Dave Engle, R</b> OBP: 0.337, SLG: 0.456 <b>Ray Smith, R</b> OBP: 0.359, SLG: 0.316 (9, 2)										4	0	1	0	0	2	3						
<b>Randy Bush, L</b> OBP: 0.367, SLG: 0.479 (1, 10)										4	0	1	0	0	0	2						
<b>Gary Ward, R</b> OBP: 0.311, SLG: 0.461 (1, 7)										4	0	0	0	0	1	4						
<b>Gary Gaetti, R</b> OBP: 0.307, SLG: 0.386 (1, 5)										4	1	2	0	0	2	0						
<b>Tom Brunansky, R</b> OBP: 0.285, SLG: 0.365 (1, 9)										4	1	2	1	0	1	2						
<b>Ron Washington, R</b> OBP: 0.302, SLG: 0.324 (1, 6)										3	0	1	1	1	1	0						
<b>Scott Ullger, R</b> OBP: 0.222, SLG: 0.214 (1, 3)										4	1	1	0	0	0	2						
<b>Inning Stats</b>	R: 0 E: 0 K: 2 S: 8	H: 1 LOB: 2 BB: 1 P: 12	R: 0 E: 0 K: 1 S: 5	H: 1 LOB: 1 BB: 1 P: 9	R: 0 E: 0 K: 2 S: 7	H: 0 LOB: 0 BB: 0 P: 7	R: 0 E: 0 K: 1 S: 5	H: 0 LOB: 0 BB: 0 P: 5	R: 1 E: 0 K: 0 S: 4	H: 1 LOB: 1 BB: 0 P: 4	R: 0 E: 0 K: 0 S: 4	H: 2 LOB: 1 BB: 0 P: 4	R: 3 E: 0 K: 1 S: 9	H: 5 LOB: 1 BB: 0 P: 9	R: 0 E: 0 K: 0 S: 4	H: 1 LOB: 1 BB: 0 P: 4		R: 0 E: 0 K: 2 S: 7	H: 0 LOB: 0 BB: 0 P: 7	1B: 8 2B: 2 3B: 0 HR: 1	SF: 0 SAC: 0 DP: 2 HBP: 0	WP: 1 PB: 0 SB: 0 CS: 1
<b>PITCHER</b> <b>Dave Stieb, R</b> ERA: 2.3 (1, 1)	IP: 9.0 WLS: L BF: 37	H: 11 R: 4 ER: 4 SO: 9	BB: 2 IBB: 0 HBP: 0 BLK: 0	WP: 1 HR: 1 S: 53 P: 61	ERA: 4.00 WHIP: 1.444	<b>PITCHER</b>										IP: 9.0 WLS: L BF: 37	H: 11 R: 4 ER: 4 SO: 9	BB: 2 IBB: 0 HBP: 0 BLK: 0	WP: 1 HR: 1 S: 53 P: 61	ERA: 4.00 WHIP: 1.444		

AB	35
R	4
H	11
RBI	4
BB	2
SO	9
LOB	13



Batter	1	2	3	4	5	6	7	8	9	AB	R	H	RBI	BB	SO	LOB	BOTTOM			
<b>Dave Collins, S</b> OBP: 0.269, SLG: 0.238 (1, 7)										4	0	0	0	1	1	2	<b>Minnesota Twins @ Toronto Blue Jays</b> Exhibition Stadium, Toronto, ON Wed Jun 22 1983, 3:33 AM EDT Att: 26,452 - Unknown - 82 F			
<b>Rance Mulliniks, L</b> OBP: 0.397, SLG: 0.493 (9, 6)										4	0	1	0	1	0	3				
<b>Willie Upshaw, L</b> OBP: 0.373, SLG: 0.541 (1, 3)										5	1	1	1	0	1	2				
<b>Jorge Orta, L</b> OBP: 0.295, SLG: 0.437 (1, 10)										5	1	3	1	0	0	2				
<b>Lloyd Moseby, L</b> OBP: 0.354, SLG: 0.493 (1, 8)										2	1	0	0	2	1	2				
<b>Ernie Whitt, L</b> OBP: 0.357, SLG: 0.466 <b>Buck Martinez, R</b> OBP: 0.357, SLG: 0.483 (8, PH) (9, 2)										1	0	1	0	2	0	0				
<b>Barry Bonnell, R</b> OBP: 0.365, SLG: 0.461 (1, 9)										4	0	1	0	1	0	6				
<b>Damaso Garcia, R</b> OBP: 0.284, SLG: 0.327 (1, 4)										4	0	1	1	0	0	6				
<b>Alfredo Griffin, S</b> OBP: 0.264, SLG: 0.359 <b>Cliff Johnson, R</b> OBP: 0.397, SLG: 0.606 <b>Garth Iorg, R</b> OBP: 0.313, SLG: 0.331 (8, PH) (9, 5)										3	0	0	0	0	0	5				
<b>Inning Stats</b>	R: 0 E: 0 K: 1 S: 6	H: 1 LOB: 1 BB: 0 P: 6	R: 0 E: 0 K: 0 S: 3	H: 0 LOB: 2 BB: 2 P: 11	R: 1 E: 0 K: 1 S: 7	H: 2 LOB: 1 BB: 0 P: 7	R: 0 E: 0 K: 0 S: 3	H: 1 LOB: 1 BB: 1 P: 7	R: 0 E: 0 K: 0 S: 3	H: 0 LOB: 3 BB: 2 P: 13	R: 0 E: 0 K: 0 S: 3	H: 1 LOB: 0 BB: 0 P: 3	R: 0 E: 0 K: 0 S: 3	H: 0 LOB: 2 BB: 2 P: 11	R: 1 E: 0 K: 1 S: 6	H: 1 LOB: 2 BB: 1 P: 11		1B: 4 2B: 3 3B: 0 HR: 2	SF: 0 SAC: 0 DP: 2 HBP: 1	WP: 0 PB: 0 SB: 0 CS: 0
<b>PITCHER</b> <b>Ken Schrom, R</b> ERA: 4.84 <b>Len Whitehouse, L</b> ERA: 2.79 <b>Ron Davis, R</b> ERA: 3.15 (7, 1) (8, 1)	IP: 6.1 WLS: W BF: 31	H: 7 R: 2 ER: 2 SO: 2	BB: 6 IBB: 0 HBP: 0 BLK: 0	WP: 0 HR: 1 S: 29 P: 53	ERA: 2.84 WHIP: 2.053	<b>PITCHER</b>										IP: 2.0 WLS: S BF: 10	H: 1 R: 1 ER: 1 SO: 1	BB: 1 IBB: 0 HBP: 0 BLK: 0	WP: 0 HR: 1 S: 9 P: 18	ERA: 4.50 WHIP: 1.500

AB	33
R	3
H	8
RBI	3
BB	9
SO	3
LOB	30





Batter	1	2	3	4	5	6	7	8	9	AB	R	H	RBI	BB	SO	LOB	TOP									
Rusty Kuntz, R OBP: 0.391, SLG: 0.353	0-0 HR	0-3 K		0-3 K			0-0 5-3			0	1	0	0	0	0	0										
John Castino, R OBP: 0.355, SLG: 0.457	0-0 HR		4-0 BB		0-0 F8		0-0 F9			3	1	1	0	1	0	0										
Dave Engle, R OBP: 0.330, SLG: 0.446	0-0 F8		0-0 F3		0-0 F7			0-0 F8		4	0	0	0	0	0	2										
Gary Ward, R OBP: 0.313, SLG: 0.471	0-0 HR		0-0 G6-4-3		0-0 1B			0-0 5-3		4	1	2	2	0	0	1										
Gary Gaetti, R OBP: 0.309, SLG: 0.385	0-0 F8			0-0 HR	0-3 K			0-0 1B		3	1	1	0	1	1	1										
Tom Brunansky, R OBP: 0.288, SLG: 0.379	0-0 1B			0-0 HR		0-0 F9		0-0 F3		4	1	2	2	0	0	1										
Ron Washington, R OBP: 0.294, SLG: 0.315	0-0 4-3			0-0 L6		0-3 K		0-0 G6-4-3		3	0	0	0	0	1	1										
Randy Bush, L OBP: 0.370, SLG: 0.482				0-0 K		0-3 K		0-0 G6-4-3		1	0	1	0	0	0	0										
Scott Ullger, R OBP: 0.208, SLG: 0.200		0-3 K		0-0 5-3		0-3 K		0-0 G6-4-3		3	0	0	0	0	2	0										
Kent Hrbek, L OBP: 0.383, SLG: 0.524				0-0 5-3				0-0 G6-4-3		1	0	0	0	0	0	1										
Tim Laudner, R OBP: 0.274, SLG: 0.299		0-0 5-3			0-0 HR		0-0 F9		0-0 4-3	4	1	1	1	0	0	0										
<b>Inning Stats</b>	R: 3 E: 0 K: 0 S: 7	H: 4 LOB: 1 BB: 0 P: 7	R: 0 E: 0 K: 2 S: 7	H: 0 LOB: 0 BB: 0 P: 7	R: 0 E: 0 K: 1 S: 2	H: 0 LOB: 0 BB: 1 P: 6	R: 3 E: 0 K: 1 S: 7	H: 2 LOB: 0 BB: 1 P: 11	R: 0 E: 0 K: 1 S: 6	H: 1 LOB: 1 BB: 0 P: 6	R: 0 E: 0 K: 2 S: 7	H: 0 LOB: 0 BB: 0 P: 7	R: 0 E: 0 K: 0 S: 3	H: 0 LOB: 0 BB: 0 P: 3	R: 0 E: 0 K: 0 S: 4	H: 1 LOB: 1 BB: 0 P: 4	R: 0 E: 0 K: 0 S: 3	H: 1 LOB: 0 BB: 0 P: 3	1B: 5 2B: 0 3B: 0 HR: 4	SF: 0 SAC: 0 DP: 2 HBP: 0	WP: 0 PB: 0 SB: 0 CS: 0	PA: 36				
<b>PITCHER</b>	IP	WLS	BF	H	R	ER	SO	BB	IBB	HBP	BLK	WP	HR	S	P	ERA	WHIP									
Floyd Bannister, L ERA: 4.3	(1, 1)	5.0	W	23	7	6	6	4	2	0	0	0	0	4	29	37	10.80	1.800								
Dennis Lamp, R ERA: 4.1	(6, 1)	4.0	S	13	2	0	0	2	0	0	0	0	0	17	17	0.00	0.500									

Minnesota Twins @ Chicago White Sox  
Comiskey Park, Chicago, IL  
Thu Jun 23 1983, 4:33 AM EDT  
Att: 19,886 - Unknown - 85 F

AB 30  
R 6  
H 8  
RBI 5  
BB 2  
SO 4  
LOB 7



Batter	1	2	3	4	5	6	7	8	9	AB	R	H	RBI	BB	SO	LOB	BOTTOM								
Rudy Law, L OBP: 0.338, SLG: 0.317	0-0 1B	0-0 F8		0-0 FC1-6		0-0 1B		0-0 S		5	1	4	0	0	0	0									
Julio Cruz, S OBP: 0.310, SLG: 0.322	1-0 1B	0-0 F6		0-0 F1		0-0 1-3		0-0 FC6-2		4	1	0	0	0	0	4									
Harold Baines, L OBP: 0.339, SLG: 0.405	0-0 1B	0-0 4-3		0-0 FC1-6		0-0 1B		0-0 4-3		5	2	2	2	0	0	3									
Greg Luzinski, R OBP: 0.324, SLG: 0.408	0-0 1B			0-0 HR	0-0 F8		0-0 S			4	2	3	1	0	0	1									
Greg Walker, L OBP: 0.358, SLG: 0.547	0-0 BB			0-0 HR		0-3 K		0-3 K		4	1	2	2	0	2	2									
Mike Squires, L OBP: 0.330, SLG: 0.267	0-0 1B			0-0 HR		0-0 K		0-0 K		0	0	0	0	0	0	0									
Ron Kittle, R OBP: 0.301, SLG: 0.535	0-3 K			0-0 HR	0-0 6-3		0-0 SF8			3	1	1	3	0	1	1									
Marc Hill, R OBP: 0.288, SLG: 0.319	0-0 F8		0-3 K		0-0 5-3		0-0 4-3			4	0	0	0	0	1	2									
Vance Law, R OBP: 0.299, SLG: 0.370	4-0 BB			0-0 F8		0-0 F8		4-0 1B		2	0	0	0	2	0	0									
Jerry Dybzinski, R OBP: 0.306, SLG: 0.303	0-0 F4			0-3 K		0-0 1B		0-0 SH1-4		3	0	1	0	0	1	2									
<b>Inning Stats</b>	R: 4 E: 0 K: 1 S: 9	H: 4 LOB: 2 BB: 1 P: 14	R: 0 E: 0 K: 0 S: 3	H: 0 LOB: 0 BB: 0 P: 3	R: 3 E: 0 K: 2 S: 10	H: 3 LOB: 0 BB: 0 P: 10	R: 0 E: 0 K: 0 S: 4	H: 1 LOB: 1 BB: 0 P: 4	R: 0 E: 0 K: 1 S: 5	H: 0 LOB: 0 BB: 0 P: 5	R: 0 E: 0 K: 0 S: 4	H: 2 LOB: 1 BB: 0 P: 4	R: 1 E: 0 K: 1 S: 7	H: 2 LOB: 1 BB: 0 P: 7	R: 0 E: 0 K: 0 S: 4	H: 1 LOB: 2 BB: 1 P: 8	1B: 9 2B: 2 3B: 0 HR: 2	SF: 1 SAC: 1 DP: 0 HBP: 1	WP: 1 PB: 0 SB: 3 CS: 1	PA: 39					
<b>PITCHER</b>	IP	WLS	BF	H	R	ER	SO	BB	IBB	HBP	BLK	WP	HR	S	P	ERA	WHIP								
Bobby Castillo, R ERA: 5.14	(1, 1)	2.0	L	15	7	7	1	1	0	0	0	0	0	7	7	0.00	0.000								
Pete Filson, L ERA: 3.99	(3, 1)	1.0		3	0	0	0	2	0	0	0	0	0	7	7	0.00	0.000								
Jim Lewis, R ERA: 5.11	(4, 1)	3.0		13	5	1	1	1	0	0	0	0	0	15	15	3.00	1.667								
Len Whitehouse, L ERA: 2.75	(7, 1)	0.1		1	0	0	0	1	0	0	0	0	0	3	3	0.00	0.000								
Rick Lysander, R ERA: 3.04	(7, 1)	1.2		7	1	0	0	0	1	0	0	0	0	6	10	0.00	1.200								

Minnesota Twins @ Chicago White Sox  
Comiskey Park, Chicago, IL  
Thu Jun 23 1983, 4:33 AM EDT  
Att: 19,886 - Unknown - 85 F

AB 34  
R 8  
H 13  
RBI 8  
BB 2  
SO 5  
LOB 15





Batter	1	2	3	4	5	6	7	8	9	AB	R	H	RBI	BB	SO	LOB	TOP										
Rusty Kuntz, R OBP: 0.333, SLG: 0.310 (1, 8)	L8		K		6-3					0	0	0	0	0	0	0	<b>Minnesota Twins @ Chicago White Sox</b> Comiskey Park, Chicago, IL Sat Jun 25 1983, 8:05 PM EDT Att: 28,388 - Unknown										
John Castino, R OBP: 0.353, SLG: 0.446 (1, 4)	E5		K			F6	K			4	0	0	0	0	2	1											
Gary Ward, R OBP: 0.321, SLG: 0.489 (1, 7)	F9			G4-6-3	1B	1B	3B	2B	6-3	4	1	2	0	0	0	1											
Kent Hrbek, L OBP: 0.383, SLG: 0.526 (1, 10)				E4	G4-6-3	3B	1B		K	4	1	2	0	0	1	1											
Randy Bush, L OBP: 0.370, SLG: 0.491 (1, 3)	G3			G4-6-3		1B			K	3	1	1	2	0	0	4											
Dave Engle, R OBP: 0.326, SLG: 0.439 (8, PH)				G4-6-3		E			K	1	0	0	0	0	1	0											
Scott Uliger, R OBP: 0.212, SLG: 0.204 (8, 3)				1-2	2-3	3B			K	0	0	0	0	0	0	0											
Gary Gaetti, R OBP: 0.306, SLG: 0.377 (1, 5)		K			K	E5			6-3	4	0	0	1	0	2	1											
Tom Brunansky, R OBP: 0.290, SLG: 0.375 (1, 9)		6-3				G5-4-3				4	0	1	0	0	1	1											
Ron Washington, R OBP: 0.291, SLG: 0.336 (1, 6)		6-3							FC6-4	4	0	1	0	0	1	1											
Tim Laudner, R OBP: 0.265, SLG: 0.280 (1, 2)			K				5-3		K	4	0	0	0	0	3	2											
<b>Inning Stats</b>	R: 0 E: 1 K: 0 S: 5	H: 1 LOB: 2 BB: 0 P: 5	R: 0 E: 0 K: 1 S: 5	H: 0 LOB: 0 BB: 0 P: 5	R: 0 E: 0 K: 3 S: 9	H: 0 LOB: 0 BB: 0 P: 9	R: 0 E: 1 K: 1 S: 6	H: 1 LOB: 1 BB: 0 P: 6	R: 0 E: 0 K: 2 S: 8	H: 1 LOB: 1 BB: 0 P: 8	R: 3 E: 1 K: 0 S: 6	H: 3 LOB: 0 BB: 0 P: 6	R: 0 E: 0 K: 2 S: 7	H: 0 LOB: 1 BB: 1 P: 11	R: 0 E: 0 K: 1 S: 6	H: 1 LOB: 1 BB: 0 P: 6	1B: 3 2B: 2 3B: 2 HR: 0	SF: 0 SAC: 0 DP: 2 HBP: 0	WP: 0 PB: 1 SB: 0 CS: 0	PA: 36							
<b>PITCHER</b>	IP	WLS	BF	H	R	ER	SO	BB	IBB	HBP	BLK	WP	HR	S	P	ERA	WHIP										
LaMarr Hoyt, R ERA: 4.02 (1, 1)	7.1	W	30	6	3	3	9	1	0	0	0	0	0	47	51	3.68	0.955										
Juan Agosto, L ERA: 0.55 (8, 1)	1.2	S	6	1	0	0	3	0	0	0	0	0	0	12	12	0.00	0.600										

Batter	1	2	3	4	5	6	7	8	9	AB	R	H	RBI	BB	SO	LOB	BOTTOM										
Julio Cruz, S OBP: 0.304, SLG: 0.324 (1, 4)	F9	6-3			6-3	L4		1B		5	1	1	1	0	0	3	<b>Minnesota Twins @ Chicago White Sox</b> Comiskey Park, Chicago, IL Sat Jun 25 1983, 8:05 PM EDT Att: 28,388 - Unknown										
Carlton Fisk, R OBP: 0.322, SLG: 0.439 (1, 2)	5-3			2B	1B					5	2	4	2	0	0	0											
Tom Paciorek, R OBP: 0.284, SLG: 0.376 (1, 9)	K			1B		F9	K	F8		5	0	0	0	0	3	3											
Greg Luzinski, R OBP: 0.329, SLG: 0.410 (1, 10)		BB		1B	2B					3	1	2	1	1	0	0											
Ron Kittle, R OBP: 0.308, SLG: 0.547 (1, 7)	K		F4							4	0	1	0	0	2	4											
Harold Baines, L OBP: 0.333, SLG: 0.396 (1, 8)	K		K			F8		K		4	0	0	0	0	3	3											
Greg Walker, L OBP: 0.353, SLG: 0.522 (1, 3)		BB								1	1	0	0	2	0	0											
Mike Squires, L OBP: 0.333, SLG: 0.264 (6, PR) (7, 3)		1B	2B		3-1	1B	4-3			0	1	0	0	1	0	0											
Vance Law, R OBP: 0.304, SLG: 0.368 (1, 5)		2B				F8	4-3	1B		3	2	2	1	1	0	0											
Scott Fletcher, R OBP: 0.338, SLG: 0.339 (1, 6)		1B					4-3	1B		2	0	1	2	0	0	0											
Jerry Hairston, S OBP: 0.407, SLG: 0.510 (6, PH)					5-3			F9		1	0	0	1	0	0	1											
Jerry Dybzinski, R OBP: 0.304, SLG: 0.301 (7, 6)										1	0	0	0	0	0	1											
<b>Inning Stats</b>	R: 0 E: 0 K: 1 S: 5	H: 0 LOB: 0 BB: 0 P: 5	R: 3 E: 0 K: 2 S: 9	H: 2 LOB: 1 BB: 2 P: 17	R: 1 E: 0 K: 2 S: 9	H: 2 LOB: 1 BB: 0 P: 9	R: 0 E: 0 K: 0 S: 3	H: 0 LOB: 0 BB: 0 P: 3	R: 0 E: 0 K: 1 S: 7	H: 2 LOB: 2 BB: 0 P: 7	R: 1 E: 0 K: 0 S: 4	H: 1 LOB: 2 BB: 1 P: 8	R: 1 E: 0 K: 2 S: 9	H: 2 LOB: 1 BB: 0 P: 9	R: 2 E: 0 K: 0 S: 4	H: 2 LOB: 1 BB: 2 P: 12	1B: 7 2B: 2 3B: 1 HR: 1	SF: 0 SAC: 0 DP: 0 HBP: 0	WP: 0 PB: 0 SB: 0 CS: 1	PA: 39							
<b>PITCHER</b>	IP	WLS	BF	H	R	ER	SO	BB	IBB	HBP	BLK	WP	HR	S	P	ERA	WHIP										
Frank Viola, L ERA: 5.02 (1, 1)	4.2	L	22	6	4	4	4	2	0	0	0	0	0	13	17	9.00	2.000										
Jim Lewis, R ERA: 5.65 (5, 1)	2.0		10	3	2	2	2	1	0	0	0	0	1	13	17	9.00	2.000										
Pete Filson, L ERA: 3.67 (7, 1)	0.1		2	0	1	1	1	1	0	0	0	0	0	3	7	27.00	3.000										
Rick Lysander, R ERA: 3.26 (8, 1)	1.0		5	2	1	1	0	1	0	0	0	0	0	4	8	9.00	3.000										



Batter	1	2	3	4	5	6	7	8	9	AB	R	H	RBI	BB	SO	LOB	TOP					
Damaso Garcia, R (1, 4) OBP: 0.302, SLG: 0.355	0-0 CS 1B			4-0 G4-6-3 BB		0-0 FC6-4 1-2		0-0 F6		3	0	1	0	1	0	2	<b>Toronto Blue Jays @ Minnesota Twins</b> Hubert H. Humphrey Metrodome, Minneapolis, MN Tue Jun 28 1983, 8:05 PM EDT Att: 12,844 - Unknown - 68 F <a href="http://livebaseballscorecards.com">livebaseballscorecards.com</a>					
Rance Mulliniks, L (1, 5) OBP: 0.398, SLG: 0.497	0-3 K			0-0 G4-6-3		0-3 K		0-0 4-3		4	0	0	0	0	2	3						
Willie Upshaw, L (1, 3) OBP: 0.368, SLG: 0.524	0-0 4-3			0-0 F3		0-0 4-3		0-0 HR		4	1	1	1	0	0	1						
Cliff Johnson, R (1, 10) OBP: 0.404, SLG: 0.590		0-3 K			4-0 L9 1B BB		0-0 L7		0-0 1B	3	0	1	0	1	1	0						
Lloyd Moseby, L (1, 8) OBP: 0.352, SLG: 0.484		0-0 4-3			0-0 1-2 1B		0-0 E 1B		0-0 F5	4	0	2	0	0	0	1						
Ernie Whitt, L (1, 2) OBP: 0.355, SLG: 0.465		0-0 F8			0-0 L9 2-3		0-0 F9		0-3 K	4	0	0	0	0	1	3						
Barry Bonnell, R (1, 9) Hosken Powell, L (9, PH) OBP: 0.357, SLG: 0.444 OBP: 0.202, SLG: 0.203			0-0 F8		0-0 F7		0-0 E6 1-2		0-0 F6	3	0	0	0	0	0	3						
Dave Collins, S (1, 7) OBP: 0.282, SLG: 0.252			0-0 L6		0-0 L3		0-3 K		4-0 BB	1	0	0	0	0	0	0						
Alfredo Griffin, S (1, 6) Jorge Orta, L (9, PH) OBP: 0.276, SLG: 0.368 OBP: 0.330, SLG: 0.454			0-0 F7			0-0 FC6-4 1B		0-0 E 2B	0-0 F7	3	1	2	0	0	0	0						
<b>Inning Stats</b>	R: 0 E: 0 K: 1 S: 5	H: 1 LOB: 0 BB: 0 P: 5	R: 0 E: 0 K: 1 S: 5	H: 0 LOB: 0 BB: 0 P: 5	R: 0 E: 0 K: 0 S: 3	H: 0 LOB: 0 BB: 0 P: 3	R: 0 E: 0 K: 0 S: 2	H: 0 LOB: 0 BB: 1 P: 6	R: 0 E: 0 K: 0 S: 4	H: 1 LOB: 2 BB: 1 P: 8	R: 0 E: 0 K: 1 S: 6	H: 1 LOB: 1 BB: 0 P: 6	R: 0 E: 1 K: 1 S: 7	H: 2 LOB: 2 BB: 0 P: 7	R: 2 E: 1 K: 0 S: 6	H: 3 LOB: 1 BB: 0 P: 6	R: 0 E: 0 K: 1 S: 5	H: 0 LOB: 1 BB: 1 P: 9	1B: 5 2B: 1 3B: 0 HR: 1	SF: 0 SAC: 0 DP: 1 HBP: 0	WP: 0 PB: 0 SB: 0 CS: 1	PA: 36
<b>PITCHER</b>	IP WLS BF H R ER SO BB IBB HBP BLK WP HR S P ERA WHIP	7.2 W 30 6 2 2 4 2 0 0 0 0 1 36 44 2.35 1.043	1.1 S 6 1 0 0 1 1 0 0 0 0 0 7 11 0.00 1.500											<b>PITCHER</b>	IP WLS BF H R ER SO BB IBB HBP BLK WP HR S P ERA WHIP	7.2 L 31 8 5 5 4 3 0 0 0 0 0 36 48 6.75 1.650						

Batter	1	2	3	4	5	6	7	8	9	AB	R	H	RBI	BB	SO	LOB	BOTTOM	
Rusty Kuntz, R (1, 8) OBP: 0.342, SLG: 0.303	0-0 1B	0-3 K			0-0 F9		0-0 FC2-5-6 BB 1B	4-0 BB		4	1	1	0	1	1	2	<b>Toronto Blue Jays @ Minnesota Twins</b> Hubert H. Humphrey Metrodome, Minneapolis, MN Tue Jun 28 1983, 8:05 PM EDT Att: 12,844 - Unknown - 68 F <a href="http://livebaseballscorecards.com">livebaseballscorecards.com</a>	
Ron Washington, R (1, 4) OBP: 0.287, SLG: 0.323	0-0 F7		0-0 F8 1B		0-0 5-3		0-0 F8	0-0 F7		5	0	1	0	0	0	4		
Gary Ward, R (1, 7) OBP: 0.324, SLG: 0.486	0-0 L4		0-3 K		0-0 1B		4-0 1B 2B BB			3	1	1	0	1	1	2		
Kent Hrbek, L (1, 3) OBP: 0.391, SLG: 0.528	0-0 F8		1-2 1B		0-0 1B		0-0 2B 1B			4	1	3	1	0	0	1		
Randy Bush, L (1, 10) OBP: 0.370, SLG: 0.508		0-0 F8	0-0 F8		0-0 4-3		0-0 2B			4	0	1	2	0	0	4		
Tom Brunansky, R (1, 9) OBP: 0.289, SLG: 0.380		4-0 BB 2B BB	0-0 F9		0-0 4-3		0-0 F6	0-0 F7		3	1	0	0	1	0	3		
Gary Gaetti, R (1, 5) OBP: 0.306, SLG: 0.374		0-0 F9		0-3 K		0-0 F3		0-0 SH1-4 1B		4	0	1	0	0	1	1		
Ray Smith, R (1, 2) OBP: 0.357, SLG: 0.295		4-0 2B BB		0-0 4-3		0-0 1-3		0-0 SH1-4		2	1	0	0	1	0	0		
Houston Jimenez, R (1, 6) OBP: 0.214, SLG: 0.280		0-0 1-1 2H 2B		0-3 K		0-0 FC2-5-6 2B		0-0 F4		4	0	2	2	0	1	1		
<b>Inning Stats</b>	R: 0 E: 0 K: 0 S: 4	H: 1 LOB: 1 BB: 0 P: 4	R: 2 E: 0 K: 1 S: 6	H: 1 LOB: 2 BB: 2 P: 14	R: 0 E: 0 K: 1 S: 7	H: 2 LOB: 0 BB: 0 P: 7	R: 0 E: 0 K: 2 S: 7	H: 0 LOB: 0 BB: 0 P: 7	R: 0 E: 0 K: 0 S: 5	H: 2 LOB: 2 BB: 0 P: 5	R: 3 E: 0 K: 0 S: 6	H: 3 LOB: 1 BB: 1 P: 10	R: 0 E: 0 K: 0 S: 4	H: 1 LOB: 2 BB: 1 P: 8	1B: 7 2B: 3 3B: 0 HR: 0	SF: 0 SAC: 1 DP: 0 HBP: 0	WP: 0 PB: 0 SB: 0 CS: 0	PA: 38
<b>PITCHER</b>	IP WLS BF H R ER SO BB IBB HBP BLK WP HR S P ERA WHIP	6.2 L 31 8 5 5 4 3 0 0 0 0 0 36 48 6.75 1.650	7.1 7 2 0 0 0 0 1 0 0 0 0 0 6 10 0.00 2.250											<b>PITCHER</b>	IP WLS BF H R ER SO BB IBB HBP BLK WP HR S P ERA WHIP	6.2 L 31 8 5 5 4 3 0 0 0 0 0 36 48 6.75 1.650		



Batter	1	2	3	4	5	6	7	8	9	AB	R	H	RBI	BB	SO	LOB	TOP										
<b>Damaso Garcia, R</b> (1, 4) OBP: 0.305, SLG: 0.362										4	1	2	0	0	1	0	<b>Toronto Blue Jays @ Minnesota Twins</b> Hubert H. Humphrey Metrodome, Minneapolis, MN Wed Jun 29 1983, 8:05 PM EDT Alt: 8,242 - Unknown - 69 F										
<b>Rance Mulliniks, L</b> (1, 5) OBP: 0.389, SLG: 0.484										4	0	0	0	0	0	2											
<b>Willie Upshaw, L</b> (1, 3) OBP: 0.363, SLG: 0.520										4	1	1	0	0	1	1											
<b>Cliff Johnson, R</b> (1, 10) OBP: 0.410, SLG: 0.597										3	2	2	1	1	0	0											
<b>Lloyd Moseby, L</b> (1, 8) OBP: 0.359, SLG: 0.498										4	0	3	2	0	1	1											
<b>Ernie Whitt, L</b> (1, 2) OBP: 0.353, SLG: 0.460										4	0	1	1	0	1	3											
<b>Jesse Barfield, R</b> (1, 9) OBP: 0.239, SLG: 0.418										4	0	0	0	0	0	3											
<b>Dave Collins, S</b> (1, 7) OBP: 0.281, SLG: 0.252										4	0	1	0	0	2	2											
<b>Alfredo Griffin, S</b> (1, 6) OBP: 0.271, SLG: 0.361										4	0	0	0	0	1	1											
<b>Inning Stats</b>	R: 0 E: 0 K: 1 S: 5	H: 1 LOB: 0 BB: 0 P: 5	R: 0 E: 0 K: 0 S: 4	H: 1 LOB: 1 BB: 0 P: 4	R: 0 E: 0 K: 3 S: 9	H: 0 LOB: 0 BB: 0 P: 9	R: 2 E: 0 K: 1 S: 9	H: 4 LOB: 2 BB: 0 P: 9	R: 0 E: 0 K: 0 S: 3	H: 0 LOB: 1 BB: 1 P: 11	R: 0 E: 0 K: 0 S: 3	H: 1 LOB: 0 BB: 0 P: 3	R: 2 E: 0 K: 0 S: 6	H: 3 LOB: 1 BB: 0 P: 6	R: 0 E: 0 K: 0 S: 3	H: 0 LOB: 0 BB: 0 P: 3	1B: 6 2B: 4 3B: 0 HR: 0	SF: 0 SAC: 0 DP: 0 HBP: 0	WP: 0 PB: 0 CS: 2	PA: 37							
<b>PITCHER</b>	IP	WLS	BF	H	R	ER	SO	BB	IBB	HBP	BLK	WP	HR	S	P	ERA	WHIP										
<b>Bobby Castillo, R</b> (1, 1) ERA: 5.09	7.2	L	31	9	4	4	7	1	0	0	0	0	0	44	48	4.70	1.304										
<b>Len Whitehouse, L</b> (8, 1) ERA: 2.72	1.1		5	1	0	0	0	0	0	0	0	0	0	5	5	0.00	0.750										

AB	35
R	4
H	10
RBI	4
BB	1
SO	7
LOB	13



Batter	1	2	3	4	5	6	7	8	9	AB	R	H	RBI	BB	SO	LOB	BOTTOM										
<b>Rusty Kuntz, R</b> (1, 8) OBP: 0.338, SLG: 0.300										4	0	1	0	0	1	0	<b>Toronto Blue Jays @ Minnesota Twins</b> Hubert H. Humphrey Metrodome, Minneapolis, MN Wed Jun 29 1983, 8:05 PM EDT Alt: 8,242 - Unknown - 69 F										
<b>Ron Washington, R</b> (1, 4) OBP: 0.286, SLG: 0.320										4	0	1	0	0	0	1											
<b>Gary Ward, R</b> (1, 7) OBP: 0.329, SLG: 0.492										4	1	3	0	0	0	1											
<b>Kent Hrbek, L</b> (1, 3) OBP: 0.389, SLG: 0.523										4	1	1	0	0	1	3											
<b>Randy Bush, L</b> (1, 10) OBP: 0.373, SLG: 0.519										4	0	2	2	0	0	1											
<b>Tom Brunansky, R</b> (1, 9) OBP: 0.285, SLG: 0.374										4	0	0	0	0	1	1											
<b>Gary Gaetti, R</b> (1, 5) OBP: 0.309, SLG: 0.375										4	0	2	0	0	0	0											
<b>Ray Smith, R</b> (1, 2) OBP: 0.342, SLG: 0.281										3	0	0	0	0	1	3											
<b>Bobby Mitchell, L</b> (9, PH) OBP: 0.357, SLG: 0.322										1	0	0	0	0	0	0											
<b>Houston Jimenez, R</b> (1, 6) OBP: 0.194, SLG: 0.250										3	0	0	0	0	0	0											
<b>Inning Stats</b>	R: 2 E: 0 K: 0 S: 5	H: 3 LOB: 1 BB: 0 P: 5	R: 0 E: 0 K: 1 S: 5	H: 1 LOB: 0 BB: 0 P: 5	R: 0 E: 0 K: 0 S: 4	H: 1 LOB: 1 BB: 0 P: 4	R: 0 E: 0 K: 1 S: 7	H: 2 LOB: 2 BB: 0 P: 7	R: 0 E: 0 K: 2 S: 9	H: 2 LOB: 2 BB: 0 P: 9	R: 0 E: 0 K: 0 S: 3	H: 0 LOB: 0 BB: 0 P: 3	R: 0 E: 0 K: 0 S: 3	H: 0 LOB: 0 BB: 0 P: 3	R: 0 E: 0 K: 0 S: 4	H: 1 LOB: 1 BB: 0 P: 4	R: 0 E: 0 K: 0 S: 3	H: 0 LOB: 0 BB: 0 P: 3	1B: 8 2B: 2 3B: 1 HR: 0	SF: 0 SAC: 0 DP: 1 HBP: 0	WP: 1 PB: 0 SB: 0 CS: 0	PA: 35					
<b>PITCHER</b>	IP	WLS	BF	H	R	ER	SO	BB	IBB	HBP	BLK	WP	HR	S	P	ERA	WHIP										
<b>Jim Clancy, R</b> (1, 1) ERA: 3.83	9.0	W	35	10	2	2	4	0	0	0	0	1	0	43	43	2.00	1.111										

AB	35
R	2
H	10
RBI	2
BB	0
SO	4
LOB	10





Batter	1	2	3	4	5	6	7	8	9	AB	R	H	RBI	BB	SO	LOB	TOP								
Damaso Garcia, R OBP: 0.308, SLG: 0.364 Mickey Klutts, R OBP: 0.308, SLG: 0.514	5-3		2B 1B	1-2 2-3 HR 1B	5-3		F4		F9	4	2	2	0	0	0	0	<b>Toronto Blue Jays @ Minnesota Twins</b> Hubert H. Humphrey Metrodome, Minneapolis, MN Thu Jun 30 1983, 4:33 AM EDT Att: 20,498 - Unknown - 69 F								
Rance Mulliniks, L OBP: 0.390, SLG: 0.490 Garth Iorg, R OBP: 0.301, SLG: 0.319	K		1B 2B	1-2 2-3 HR 1B	5-3		1B 1B		G3	2	1	1	1	0	1	0									
Willie Upshaw, L OBP: 0.371, SLG: 0.535	E4		S 1B	1-2 2-3 HR 1B	FC5-4 BB		1B 1-3			4	2	3	4	1	0	0									
Cliff Johnson, R OBP: 0.405, SLG: 0.586	1-3		4-3	5-3	FC5-4		G6-3 1B			5	0	1	1	0	0	3									
Lloyd Moseby, L OBP: 0.359, SLG: 0.498	5-3		S 1B	4-3			G6-3 1B			4	2	1	0	1	0	2									
Hosken Powell, L OBP: 0.212, SLG: 0.203 Jesse Barfield, R OBP: 0.245, SLG: 0.417	S BB		1-2 2-3 K	BB BB			2H 1B		5-3	0	0	0	0	1	0	0									
Dave Collins, S OBP: 0.284, SLG: 0.251	K		1-2 2H 3H 1B	BB BB			K		K	4	0	1	2	1	3	2									
Buck Martinez, R OBP: 0.373, SLG: 0.505	BB			1B 2B			F7		K	3	1	1	0	2	1	1									
Alfredo Griffin, S OBP: 0.270, SLG: 0.355	4-3			BB G3			4-3		4-3	4	1	0	0	1	0	6									
<b>Inning Stats</b>	R: 0 E: 1 K: 1 S: 6	H: 0 LOB: 1 BB: 0 P: 6	R: 0 E: 0 K: 0 S: 5	H: 0 LOB: 2 BB: 2 P: 13	R: 4 E: 0 K: 1 S: 8	H: 4 LOB: 1 BB: 1 P: 12	R: 5 E: 0 K: 0 S: 7	H: 4 LOB: 3 BB: 4 P: 23	R: 0 E: 0 K: 0 S: 3	H: 0 LOB: 1 BB: 1 P: 7	R: 1 E: 0 K: 1 S: 7	H: 2 LOB: 1 BB: 0 P: 7	R: 1 E: 0 K: 0 S: 5	H: 3 LOB: 1 BB: 0 P: 5	R: 0 E: 0 K: 2 S: 7	H: 0 LOB: 0 BB: 0 P: 7		R: 0 E: 0 K: 0 S: 3	H: 0 LOB: 0 BB: 0 P: 3	1B: 9 2B: 3 3B: 0 HR: 1	SF: 0 SAC: 0 DP: 1 HBP: 0	WP: 0 PB: 0 SB: 3 CS: 0	PA: 47		
<b>PITCHER</b>	IP WLS BF H R ER SO BB IBB HBP BLK WP HR S P ERA WHIP	Albert Williams, R ERA: 5.14	Bryan Oelkers, L ERA: 8.37	Jim Lewis, R ERA: 6.5	Rick Lysander, R ERA: 3.16	Len Whitehouse, L ERA: 2.66		<b>PITCHER</b>	IP WLS BF H R ER SO BB IBB HBP BLK WP HR S P ERA WHIP																

Batter	1	2	3	4	5	6	7	8	9	AB	R	H	RBI	BB	SO	LOB	BOTTOM								
Rusty Kuntz, R OBP: 0.333, SLG: 0.297	BB 2B 1B		K		6-3		L8			4	1	1	0	0	1	1	<b>Toronto Blue Jays @ Minnesota Twins</b> Hubert H. Humphrey Metrodome, Minneapolis, MN Thu Jun 30 1983, 4:33 AM EDT Att: 20,498 - Unknown - 69 F								
Ron Washington, R OBP: 0.285, SLG: 0.318	F8		F9			FC4-6 1B	1-3			4	0	1	0	0	0	2									
Gary Ward, R OBP: 0.329, SLG: 0.489 Darrell Brown, S OBP: 0.302, SLG: 0.304	2B 1-2 BB		5-3			FC4-6 4-3 1-2	F8		F8	2	0	0	0	1	0	1									
Kent Hrbek, L OBP: 0.388, SLG: 0.524 Scott Uliger, R OBP: 0.206, SLG: 0.200	1-3 2H 2B					4-3	4-3		K	3	0	1	1	0	0	1									
Randy Bush, L OBP: 0.365, SLG: 0.508	F2				3-1		4-3		K	1	0	0	0	0	1	0									
Tom Brunansky, R OBP: 0.288, SLG: 0.383	K								6-3	4	1	2	0	0	1	2									
Gary Gaetti, R OBP: 0.308, SLG: 0.384	5-3				F7		HR 2B		F8	4	1	1	2	0	0	1									
Ray Smith, R OBP: 0.338, SLG: 0.279	4-3				6-3		F9		FC6-4 1B	4	0	1	0	0	0	0									
Houston Jimenez, R OBP: 0.200, SLG: 0.281	4-3				1-3		2B		FC6-4	4	0	1	0	0	0	1									
<b>Inning Stats</b>	R: 1 E: 0 K: 1 S: 7	H: 2 LOB: 2 BB: 1 P: 11	R: 0 E: 0 K: 0 S: 3	H: 0 LOB: 0 BB: 0 P: 3	R: 0 E: 0 K: 1 S: 5	H: 0 LOB: 0 BB: 0 P: 5	R: 0 E: 0 K: 0 S: 4	H: 1 LOB: 1 BB: 0 P: 4	R: 0 E: 0 K: 0 S: 3	H: 0 LOB: 0 BB: 0 P: 3	R: 0 E: 0 K: 0 S: 4	H: 1 LOB: 1 BB: 0 P: 4	R: 2 E: 0 K: 0 S: 6	H: 3 LOB: 1 BB: 0 P: 6	R: 0 E: 0 K: 2 S: 7	H: 0 LOB: 0 BB: 0 P: 7		R: 0 E: 0 K: 0 S: 4	H: 1 LOB: 1 BB: 0 P: 4	1B: 3 2B: 4 3B: 0 HR: 1	SF: 0 SAC: 0 DP: 0 HBP: 0	WP: 0 PB: 0 SB: 0 CS: 0	PA: 36		
<b>PITCHER</b>	IP WLS BF H R ER SO BB IBB HBP BLK WP HR S P ERA WHIP	Luis Leal, R ERA: 3.86	Randy Moffitt, R ERA: 1.53				<b>PITCHER</b>	IP WLS BF H R ER SO BB IBB HBP BLK WP HR S P ERA WHIP																	





Batter	1	2	3	4	5	6	7	8	9	AB	R	H	RBI	BB	SO	LOB	TOP									
Julio Cruz, S OBP: 0.310, SLG: 0.323 (1, 4)	F3		6-3		F8		F3		2B 2B 1B	5	1	1	0	0	0	1										
Carlton Fisk, R OBP: 0.329, SLG: 0.467 (1, 2)	4-3		G3			HBP 1B		5-3 1B 2B	2B 2B	5	2	3	0	0	0	0										
Tom Paciorek, R OBP: 0.294, SLG: 0.390 (1, 9)				F7		K		5-3 2-3	2B	5	0	2	2	0	1	2										
Greg Luzinski, R OBP: 0.337, SLG: 0.429 Rudy Law, L OBP: 0.340, SLG: 0.328 (8, PR)	F8			1B 1B		FC4-6 HBP		1B FC3-2 BB	2B BB	2	0	1	0	1	0	1										
Ron Kittle, R OBP: 0.296, SLG: 0.523 (1, 7)		L5		K		F7		FC3-2 1B	K	5	0	1	1	0	2	5										
Harold Baines, L OBP: 0.341, SLG: 0.394 (1, 8)				1B		FC4-6 1-2		FC3-2 1B		4	0	2	0	0	0	4										
Greg Walker, L OBP: 0.356, SLG: 0.514 (1, 3)				1B		L8		G3	K	4	0	0	0	0	1	5										
Vance Law, R OBP: 0.305, SLG: 0.373 Mike Squires, L OBP: 0.330, SLG: 0.265 (9, PH)	F8				F4				F5	3	0	1	0	0	0	1										
Jerry Dybzinski, R OBP: 0.288, SLG: 0.291 Jerry Hairston, S OBP: 0.397, SLG: 0.481 (9, PH)			F9		6-3		F6		K	3	0	0	0	0	0	1										
<b>Inning Stats</b>	R: 0 E: 0 K: 0 S: 4	H: 1 LOB: 1 BB: 0 P: 4	R: 0 E: 0 K: 0 S: 4	H: 1 LOB: 1 BB: 0 P: 4	R: 0 E: 0 K: 0 S: 3	H: 0 LOB: 0 BB: 0 P: 3	R: 0 E: 0 K: 1 S: 7	H: 2 LOB: 2 BB: 0 P: 7	R: 0 E: 0 K: 0 S: 3	H: 0 LOB: 0 BB: 0 P: 3	R: 0 E: 0 K: 1 S: 6	H: 1 LOB: 1 BB: 0 P: 7	R: 0 E: 0 K: 0 S: 4	H: 1 LOB: 1 BB: 0 P: 4	R: 1 E: 0 K: 1 S: 7	H: 2 LOB: 2 BB: 1 P: 11	R: 2 E: 0 K: 2 S: 10	H: 3 LOB: 2 BB: 1 P: 14	1B: 7 2B: 4 3B: 0 HR: 0	SF: 0 SAC: 0 DP: 0 HBP: 1	WP: 0 PB: 0 SB: 0 CS: 0	PA: 41				
<b>PITCHER</b>	IP WLS BF H R ER SO BB IBB HBP BLK WP HR S P ERA WHIP	7.0 W 29 7 1 1 2 0 0 1 0 0 0 32 33 1.29 1.000	2.0 S 12 4 2 2 3 2 0 0 0 0 0 16 24 9.00 3.000																							

Chicago White Sox @ Minnesota Twins  
Hubert H. Humphrey Metrodome, Minneapolis, MN

AB 38  
R 3  
H 11  
RBI 3  
BB 2  
SO 5  
LOB 20



WP: 0 PA: 41  
PB: 0  
SB: 0  
CS: 0

Batter	1	2	3	4	5	6	7	8	9	AB	R	H	RBI	BB	SO	LOB	BOTTOM									
Rusty Kuntz, R OBP: 0.316, SLG: 0.282 (1, 8)	K		F8		G6-4			K		4	0	0	0	0	2	3										
Ron Washington, R OBP: 0.291, SLG: 0.324 (1, 4)			G6-4-3			F9		1B SF8 1B		4	1	2	0	0	0	1										
Gary Ward, R OBP: 0.329, SLG: 0.486 (1, 7)		FC6-4 1B		L9		K		2B SF8 1B		4	1	1	1	0	1	1										
Kent Hrbek, L OBP: 0.382, SLG: 0.518 (1, 3)			F8		G3		4-3	SF8		3	0	0	1	0	0	1										
Randy Bush, L OBP: 0.368, SLG: 0.521 (1, 10)				6-3			E3	2B HBP		3	2	1	1	0	0	0										
Tom Brunansky, R OBP: 0.286, SLG: 0.385 (1, 9)		HR			4-3		L9	2B		4	0	1	2	0	0	1										
Gary Gaetti, R OBP: 0.304, SLG: 0.379 (1, 5)			4-3		F7		K	K		4	0	0	0	0	2	2										
Ray Smith, R OBP: 0.338, SLG: 0.296 (1, 2)			4-3		F4		5-3			3	1	1	0	0	0	1										
Houston Jimenez, R OBP: 0.237, SLG: 0.314 (1, 6)				E4				1B 1B		3	1	2	1	0	0	0										
<b>Inning Stats</b>	R: 0 E: 0 K: 1 S: 6	H: 1 LOB: 0 BB: 0 P: 6	R: 1 E: 0 K: 0 S: 4	H: 1 LOB: 0 BB: 0 P: 4	R: 0 E: 1 K: 0 S: 3	H: 0 LOB: 0 BB: 0 P: 3	R: 0 E: 0 K: 0 S: 3	H: 0 LOB: 0 BB: 0 P: 3	R: 1 E: 0 K: 0 S: 5	H: 2 LOB: 1 BB: 0 P: 5	R: 0 E: 0 K: 1 S: 5	H: 0 LOB: 0 BB: 0 P: 5	R: 0 E: 1 K: 1 S: 6	H: 0 LOB: 1 BB: 0 P: 6	R: 4 E: 0 K: 2 S: 11	H: 4 LOB: 1 BB: 0 P: 12	1B: 5 2B: 2 3B: 0 HR: 1	SF: 1 SAC: 0 DP: 1 HBP: 1	WP: 0 PB: 0 SB: 0 CS: 0	PA: 34						
<b>PITCHER</b>	IP WLS BF H R ER SO BB IBB HBP BLK WP HR S P ERA WHIP	7.1 L 30 7 5 5 4 0 0 0 0 0 0 1 38 38 6.14 0.955	0.1 2 0 0 0 0 0 0 0 0 0 0 0 0 1 2 0.00 0.000																							

Chicago White Sox @ Minnesota Twins  
Hubert H. Humphrey Metrodome, Minneapolis, MN

AB 32  
R 6  
H 8  
RBI 6  
BB 0  
SO 5  
LOB 10



WP: 0 PA: 34  
PB: 0  
SB: 0  
CS: 0











Batter	1	2	3	4	5	6	7	8	9	AB	R	H	RBI	BB	SO	LOB	TOP					
Rudy Law, L OBP: 0.344, SLG: 0.327 (1, 8)										5	2	2	1	1	0	2	<b>Chicago White Sox @ Minnesota Twins</b> Hubert H. Humphrey Metrodome, Minneapolis, MN Mon Jul 04 1983, 4:33 AM EDT Att: 11,538 - Unknown - 70 F					
Carlton Fisk, R OBP: 0.321, SLG: 0.462 (1, 2)										6	1	1	0	0	0	5						
Greg Walker, L OBP: 0.368, SLG: 0.569 Mike Squires, L OBP: 0.328, SLG: 0.257 (8, PR) (8, 3)										5	2	3	5	0	0	1						
Greg Luzinski, R OBP: 0.343, SLG: 0.434 Scott Fletcher, R OBP: 0.349, SLG: 0.426 (8, PR)										4	1	1	1	1	0	1						
Harold Baines, L OBP: 0.339, SLG: 0.396 (1, 9)										5	0	3	2	0	0	2						
Ron Kittle, R OBP: 0.300, SLG: 0.517 (1, 7)										4	0	1	1	1	0	1						
Vance Law, R OBP: 0.296, SLG: 0.355 Jerry Hairston, S OBP: 0.400, SLG: 0.509 Lorenzo Gray, R OBP: 0.268, SLG: 0.270 (8, PR) (8, 5)										3	0	0	0	0	0	4						
Jerry Dybzinski, R OBP: 0.297, SLG: 0.291 (1, 6)										3	1	1	0	1	0	0						
Julio Cruz, S OBP: 0.311, SLG: 0.325 (1, 4)										4	3	2	1	1	1	1						
<b>Inning Stats</b>	R: 2 E: 1 K: 0 S: 7	H: 3 LOB: 2 BB: 0 P: 7	R: 0 E: 0 K: 1 S: 6	H: 1 LOB: 1 BB: 0 P: 6	R: 0 E: 0 K: 0 S: 3	H: 0 LOB: 0 BB: 0 P: 3	R: 0 E: 0 K: 0 S: 3	H: 0 LOB: 0 BB: 0 P: 3	R: 3 E: 1 K: 0 S: 7	H: 3 LOB: 2 BB: 1 P: 11	R: 0 E: 0 K: 0 S: 3	H: 0 LOB: 0 BB: 0 P: 3	R: 1 E: 0 K: 0 S: 4	H: 2 LOB: 1 BB: 1 P: 8	R: 4 E: 0 K: 0 S: 6	H: 3 LOB: 2 BB: 1 P: 14		R: 2 E: 0 K: 0 S: 6	H: 3 LOB: 2 BB: 1 P: 10	1B: 10 2B: 4 3B: 0 HR: 1	SF: 0 SAC: 1 DP: 0 HBP: 0	WP: 0 PB: 0 CS: 4
<b>PITCHER</b>	IP WLS BF H R ER SO BB IBB HBP BLK WP HR S P ERA WHIP																					
Albert Williams, R ERA: 5.08 (1, 1)	6.1	31	8	6	3	1	1	1	0	0	0	0	0	0	1	31	39	4.26	1.421			
Len Whitehouse, L ERA: 2.55 (7, 1)	0.1	1	1	0	0	0	0	0	0	0	0	0	0	0	1	1	0.00	3.000				
Rick Lysander, R ERA: 3.2 (7, 1)	0.2	L	3	1	2	2	0	0	0	0	0	0	0	0	3	3	27.00	1.500				
Ron Davis, R ERA: 3.69 (8, 1)	0.2	6	2	2	2	0	1	1	0	0	0	0	0	4	12	27.00	4.500					
Bryan Oelkers, L ERA: 8.65 (9, 1)	1.0	7	3	2	2	0	1	0	0	0	0	0	0	6	10	18.00	4.000					
<b>Batter</b>	<b>1</b>	<b>2</b>	<b>3</b>	<b>4</b>	<b>5</b>	<b>6</b>	<b>7</b>	<b>8</b>	<b>9</b>	<b>AB</b>	<b>R</b>	<b>H</b>	<b>RBI</b>	<b>BB</b>	<b>SO</b>	<b>LOB</b>	<b>BOTTOM</b>					
Rusty Kuntz, R OBP: 0.313, SLG: 0.326 (1, 8)										4	0	2	1	0	2	0	<b>Chicago White Sox @ Minnesota Twins</b> Hubert H. Humphrey Metrodome, Minneapolis, MN Mon Jul 04 1983, 4:33 AM EDT Att: 11,538 - Unknown - 70 F					
Randy Bush, L OBP: 0.361, SLG: 0.510 Scott Uliger, R OBP: 0.208, SLG: 0.200 (8, PH) (9, 5)										1	0	0	0	0	0	0						
Ron Washington, R OBP: 0.290, SLG: 0.327 (1, 4)										5	0	2	0	0	1	1						
Gary Ward, R OBP: 0.328, SLG: 0.488 (1, 7)										5	1	1	0	0	1	3						
Kent Hrbek, L OBP: 0.375, SLG: 0.504 (1, 3)										5	2	2	0	0	1	1						
Dave Engle, R OBP: 0.330, SLG: 0.455 (1, 10)										5	1	2	2	0	0	1						
Gary Gaetti, R OBP: 0.313, SLG: 0.406 (9, 6)										5	1	3	2	0	2	0						
Tom Brunansky, R OBP: 0.286, SLG: 0.382 (1, 9)										2	0	1	0	2	1	2						
Ray Smith, R OBP: 0.348, SLG: 0.304 Bobby Mitchell, L OBP: 0.383, SLG: 0.320 Tim Laudner, R OBP: 0.265, SLG: 0.280 (7, PH) (8, 2)										3	0	1	1	0	0	3						
Houston Jimenez, R OBP: 0.255, SLG: 0.302 Darrell Brown, S OBP: 0.296, SLG: 0.298 (8, PH) (8, 8)										1	0	0	0	0	1	0						
<b>Inning Stats</b>	R: 0 E: 0 K: 3 S: 9	H: 0 LOB: 0 BB: 0 P: 9	R: 0 E: 0 K: 1 S: 7	H: 2 LOB: 2 BB: 0 P: 7	R: 5 E: 0 K: 0 S: 9	H: 6 LOB: 2 BB: 1 P: 13	R: 0 E: 0 K: 2 S: 8	H: 1 LOB: 1 BB: 0 P: 8	R: 0 E: 0 K: 1 S: 6	H: 1 LOB: 1 BB: 0 P: 6	R: 0 E: 0 K: 0 S: 4	H: 1 LOB: 1 BB: 0 P: 4	R: 1 E: 0 K: 0 S: 4	H: 2 LOB: 1 BB: 1 P: 8	R: 0 E: 0 K: 1 S: 6	H: 1 LOB: 0 BB: 0 P: 6	R: 0 E: 0 K: 1 S: 5	H: 0 LOB: 0 BB: 0 P: 5	1B: 7 2B: 6 3B: 1 HR: 1	SF: 0 SAC: 0 DP: 1 HBP: 0	WP: 1 PB: 0 CS: 0	PA: 42
<b>PITCHER</b>	IP WLS BF H R ER SO BB IBB HBP BLK WP HR S P ERA WHIP																					
Floyd Bannister, L ERA: 4.76 (1, 1)	2.2	16	7	5	5	4	1	0	0	0	0	0	0	1	23	27	16.88	3.000				
Dennis Lamp, R ERA: 3.84 (3, 1)	6.1	W	26	7	1	1	5	0	1	0	0	0	0	35	39	1.42	1.105					



Batter	1	2	3	4	5	6	7	8	9	AB R H RBI BB SO LOB	TOP												
Alan Bannister, R OBP: 0.338, SLG: 0.406 (1, 9)										3 2 1 1 1 1 1 1	<b>Cleveland Indians @ Minnesota Twins</b> Hubert H. Humphrey Metrodome, Minneapolis, MN Fri Jul 08 1983, 8:05 PM EDT Att: 11,529 - Unknown - 78 F												
Manny Trillo, R OBP: 0.323, SLG: 0.316 Mike Fischlin, R OBP: 0.306, SLG: 0.262 (1, 4)										4 2 2 1 0 1 1 1 0 0 0 0 0 0													
Mike Hargrove, L OBP: 0.401, SLG: 0.395 Broderick Perkins, L OBP: 0.277, SLG: 0.333 (1, 3)										3 2 1 2 1 1 0 1 0 0 0 0 0 0													
Andre Thornton, R OBP: 0.435, SLG: 0.518 (1, 10)										4 1 1 0 1 2 0													
Toby Harrah, R OBP: 0.384, SLG: 0.389 (1, 5)										4 1 2 3 0 0 0													
Gorman Thomas, R OBP: 0.286, SLG: 0.355 (1, 8)										3 1 1 3 1 0 2													
Pat Tabler, R OBP: 0.401, SLG: 0.447 George Vukovich, L OBP: 0.250, SLG: 0.301 (1, 7)										4 0 0 0 0 1 1 0 0 0 0 0 0 0													
Julio Franco, R OBP: 0.314, SLG: 0.437 (1, 6)										4 0 1 0 0 1 0													
Ron Hassey, L OBP: 0.326, SLG: 0.314 Jim Essian, R OBP: 0.125, SLG: 0.050 (1, 2)										4 1 1 0 0 0 1 0 0 0 0 0 0 0													
<b>Inning Stats</b>	R: 6 E: 1 K: 0 S: 8	H: 6 LOB: 1 BB: 1 P: 12	R: 0 E: 0 K: 1 S: 4	H: 0 LOB: 0 BB: 0 P: 5	R: 0 E: 0 K: 1 S: 5	H: 0 LOB: 1 BB: 1 P: 9	R: 4 E: 1 K: 0 S: 6	H: 3 LOB: 1 BB: 2 P: 14	R: 0 E: 0 K: 1 S: 6	H: 1 LOB: 1 BB: 0 P: 6		R: 0 E: 0 K: 1 S: 5	H: 0 LOB: 0 BB: 0 P: 5	R: 0 E: 0 K: 1 S: 5	H: 0 LOB: 0 BB: 0 P: 5	R: 0 E: 0 K: 1 S: 5	H: 0 LOB: 0 BB: 0 P: 5	R: 0 E: 0 K: 1 S: 5	H: 0 LOB: 0 BB: 0 P: 5	1B: 7 2B: 3 3B: 1 HR: 1	SF: 0 SAC: 0 DP: 2 HBP: 1	WP: 0 PB: 0 SB: 0 CS: 1	PA: 40
<b>PITCHER</b>	IP WLS BF H R ER SO BB IBB HBP BLK WP HR S P ERA WHIP											<b>PITCHER</b>	IP WLS BF H R ER SO BB IBB HBP BLK WP HR S P ERA WHIP										
Frank Viola, L ERA: 5.4 (1, 1)	3.1 L 21 8 10 9 2 3 0 1 0 0 1 21 34 24.30 3.300																						
Mike Walters, R ERA (4, 1)	4.2 16 2 0 0 4 1 0 0 0 0 0 23 27 0.00 0.643																						
Len Whitehouse, L ERA: 2.49 (9, 1)	1.0 3 0 0 0 1 0 0 0 0 0 0 5 5 0.00 0.000																						

AB	35
R	10
H	10
RBI	10
BB	4
SO	7
LOB	6



Batter	1	2	3	4	5	6	7	8	9	AB R H RBI BB SO LOB	BOTTOM												
Bobby Mitchell, L OBP: 0.353, SLG: 0.310 (1, 8)										4 1 0 0 0 2 1	<b>Cleveland Indians @ Minnesota Twins</b> Hubert H. Humphrey Metrodome, Minneapolis, MN Fri Jul 08 1983, 8:05 PM EDT Att: 11,529 - Unknown - 78 F												
John Castino, R OBP: 0.356, SLG: 0.446 (1, 4)										3 1 0 0 1 1 2													
Gary Ward, R OBP: 0.327, SLG: 0.485 (1, 7)										4 1 1 1 0 0 1													
Kent Hrbek, L OBP: 0.377, SLG: 0.504 (1, 3)										4 1 2 0 0 0 1													
Randy Bush, L OBP: 0.355, SLG: 0.500 (1, 10)										4 0 0 1 0 0 3													
Gary Gaetti, R OBP: 0.312, SLG: 0.404 (1, 5)										4 0 1 2 0 0 1													
Tom Brunansky, R OBP: 0.283, SLG: 0.377 (1, 9)										4 0 0 0 0 0 1													
Ray Smith, R OBP: 0.337, SLG: 0.293 Mickey Hatcher, R OBP: 0.363, SLG: 0.452 (9, PH)										3 0 0 0 0 0 0 1 0 0 0 0 1 1													
Houston Jimenez, R OBP: 0.260, SLG: 0.304 (1, 6)										3 0 1 0 0 0 0													
<b>Inning Stats</b>	R: 0 E: 0 K: 1 S: 5	H: 0 LOB: 0 BB: 0 P: 9	R: 0 E: 0 K: 1 S: 3	H: 0 LOB: 0 BB: 0 P: 3	R: 0 E: 0 K: 1 S: 6	H: 1 LOB: 1 BB: 0 P: 6	R: 0 E: 0 K: 0 S: 4	H: 1 LOB: 1 BB: 0 P: 4	R: 0 E: 0 K: 0 S: 3	H: 0 LOB: 0 BB: 0 P: 3		R: 0 E: 0 K: 1 S: 5	H: 0 LOB: 0 BB: 0 P: 5	R: 0 E: 0 K: 0 S: 3	H: 0 LOB: 0 BB: 0 P: 3	R: 0 E: 0 K: 0 S: 3	H: 0 LOB: 0 BB: 0 P: 3	R: 4 E: 2 K: 1 S: 10	H: 3 LOB: 1 BB: 0 P: 10	1B: 5 2B: 0 3B: 0 HR: 0	SF: 0 SAC: 0 DP: 0 HBP: 0	WP: 0 PB: 0 SB: 0 CS: 0	PA: 35
<b>PITCHER</b>	IP WLS BF H R ER SO BB IBB HBP BLK WP HR S P ERA WHIP											<b>PITCHER</b>	IP WLS BF H R ER SO BB IBB HBP BLK WP HR S P ERA WHIP										
Bert Blyleven, R ERA: 3.73 (1, 1)	9.0 W 35 5 4 0 4 1 0 0 0 0 0 42 46 0.00 0.667																						

AB	34
R	4
H	5
RBI	4
BB	1
SO	4
LOB	11





Batter	1	2	3	4	5	6	7	8	9	AB	R	H	RBI	BB	SO	LOB	TOP					
Alan Bannister, R OBP: 0.341, SLG: 0.408 (1, 9)										4	1	2	0	0	0	0	<b>Cleveland Indians @ Minnesota Twins</b> Hubert H. Humphrey Metrodome, Minneapolis, MN Sat Jul 09 1983, 8:05 PM EDT Att: 11,683 - Unknown - 73 F					
Manny Trillo, R OBP: 0.322, SLG: 0.318 (1, 4)										4	0	1	1	0	1	1						
Mike Hargrove, L OBP: 0.396, SLG: 0.389 (1, 3)										4	0	0	0	0	0	0						
Andre Thornton, R OBP: 0.433, SLG: 0.512 (1, 10)										3	0	0	0	1	0	0						
Toby Harrah, R OBP: 0.386, SLG: 0.388 (1, 5)										3	1	1	0	1	0	1						
Gorman Thomas, R OBP: 0.292, SLG: 0.355 (1, 8)										3	0	1	0	1	2	0						
Pat Tabler, R OBP: 0.403, SLG: 0.444 Miguel Dilone, S OBP: 0.295, SLG: 0.265 (0, PR)										3	0	1	1	1	1	0						
Julio Franco, R OBP: 0.310, SLG: 0.431 (1, 6)										4	0	0	0	0	0	5						
Ron Hassey, L OBP: 0.320, SLG: 0.308 (1, 2)										3	0	0	0	0	1	0						
<b>Inning Stats</b>	R: 1 E: 0 K: 0 S: 4	H: 2 LOB: 0 BB: 0 P: 4	R: 0 E: 0 K: 1 S: 5	H: 0 LOB: 0 BB: 0 P: 5	R: 0 E: 0 K: 0 S: 3	H: 0 LOB: 0 BB: 0 P: 3	R: 0 E: 0 K: 0 S: 3	H: 0 LOB: 1 BB: 1 P: 7	R: 0 E: 0 K: 2 S: 7	H: 1 LOB: 0 BB: 0 P: 7	R: 0 E: 0 K: 0 S: 4	H: 1 LOB: 3 BB: 2 P: 12	R: 0 E: 0 K: 0 S: 3	H: 0 LOB: 0 BB: 0 P: 3	R: 1 E: 0 K: 0 S: 5	H: 2 LOB: 2 BB: 1 P: 9		1B: 5 2B: 1 3B: 0 HR: 0	SF: 0 SAC: 0 DP: 0 HBP: 0	WP: 0 PB: 0 SB: 0 CS: 1	PA: 35	
<b>PITCHER</b>	IP	WLS	BF	H	R	ER	SO	BB	IBB	HBP	BLK	WP	HR	S	P	ERA	WHIP					
Ken Schrom, R ERA: 4.08 Ron Davis, R ERA: 3.66	(1, 1)	8.2	W	33	5	2	2	5	4	0	0	0	0	0	39	55	2.08	1.038				
(9, 1)	0.1	S	2	1	0	0	0	0	0	0	0	0	0	2	2	0.00	3.000					

AB	31
R	2
H	6
RBI	2
BB	4
SO	5
LOB	7



Batter	1	2	3	4	5	6	7	8	9	AB	R	H	RBI	BB	SO	LOB	BOTTOM				
Bobby Mitchell, L OBP: 0.351, SLG: 0.308 (1, 8)										4	0	1	0	0	2	1	<b>Cleveland Indians @ Minnesota Twins</b> Hubert H. Humphrey Metrodome, Minneapolis, MN Sat Jul 09 1983, 8:05 PM EDT Att: 11,683 - Unknown - 73 F				
John Castino, R OBP: 0.358, SLG: 0.450 (1, 4)										4	1	2	0	0	1	2					
Gary Ward, R OBP: 0.330, SLG: 0.485 (1, 7)										2	0	1	1	1	0	1					
Kent Hrbek, L OBP: 0.371, SLG: 0.496 (1, 3)										4	0	0	0	0	1	4					
Randy Bush, L OBP: 0.353, SLG: 0.493 (1, 10)										3	1	0	0	1	2	2					
Gary Gaetti, R OBP: 0.314, SLG: 0.401 (1, 5)										2	0	0	0	2	0	0					
Tom Brunansky, R OBP: 0.285, SLG: 0.380 (1, 9)										3	0	1	2	1	0	0					
Ron Washington, R OBP: 0.283, SLG: 0.318 (1, 6)										4	0	0	0	0	3	4					
Ray Smith, R OBP: 0.337, SLG: 0.306 (1, 2)										3	1	1	0	0	0	0					
<b>Inning Stats</b>	R: 0 E: 0 K: 3 S: 10	H: 1 LOB: 2 BB: 1 P: 14	R: 0 E: 0 K: 0 S: 3	H: 0 LOB: 0 BB: 0 P: 3	R: 0 E: 0 K: 1 S: 6	H: 1 LOB: 1 BB: 0 P: 6	R: 0 E: 0 K: 2 S: 7	H: 0 LOB: 2 BB: 2 P: 15	R: 1 E: 0 K: 1 S: 7	H: 2 LOB: 1 BB: 0 P: 7	R: 0 E: 0 K: 0 S: 3	H: 0 LOB: 0 BB: 0 P: 3	R: 0 E: 0 K: 1 S: 5	H: 0 LOB: 0 BB: 0 P: 5	R: 2 E: 0 K: 1 S: 7	H: 2 LOB: 2 BB: 2 P: 15		1B: 3 2B: 3 3B: 0 HR: 0	SF: 0 SAC: 1 DP: 0 HBP: 0	WP: 0 PB: 0 SB: 0 CS: 0	PA: 35
<b>PITCHER</b>	IP	WLS	BF	H	R	ER	SO	BB	IBB	HBP	BLK	WP	HR	S	P	ERA	WHIP				
Rick Sutcliffe, R ERA: 3.9 Bud Anderson, R ERA: 3.42	(1, 1)	7.2	L	33	5	3	3	8	4	1	0	0	0	44	64	3.52	1.174				
(8, 1)	0.1	2	1	0	0	1	0	0	0	0	0	0	0	4	4	0.00	3.000				

AB	29
R	3
H	6
RBI	3
BB	5
SO	9
LOB	14









Batter	1	2	3	4	5	6	7	8	9	AB	R	H	RBI	BB	SO	LOB	TOP		
<b>Bert Campaneris, R</b> (1,4) OBP: 0.366, SLG: 0.388										4	0	1	0	0	0	3	<b>New York Yankees @ Minnesota Twins</b> Hubert H. Humphrey Metrodome, Minneapolis, MN Mon Jul 11 1983, 8:05 PM EDT Att: 16,835 - Unknown - 73 F <a href="http://livebaseballscorecards.com">livebaseballscorecards.com</a>		
<b>Butch Wynegar, S</b> (1,2) OBP: 0.399, SLG: 0.500										2	0	1	0	2	0	0			
<b>Dave Winfield, R</b> (1,8) OBP: 0.318, SLG: 0.441										4	0	0	0	0	1	4			
<b>Graig Nettles, L</b> (1,5) OBP: 0.362, SLG: 0.470										4	0	1	0	0	0	3			
<b>Oscar Gamble, L</b> (1,9) OBP: 0.410, SLG: 0.553										3	1	1	0	1	0	3			
<b>Steve Kemp, L</b> (1,7) OBP: 0.323, SLG: 0.425										4	0	0	0	0	0	4			
<b>Don Baylor, R</b> (1,10) OBP: 0.353, SLG: 0.459										4	0	0	0	0	1	1			
<b>Steve Balboni, R</b> (1,3) OBP: 0.385, SLG: 0.545										3	1	1	2	1	0	0			
<b>Andre Robertson, R</b> (1,6) OBP: 0.306, SLG: 0.371										4	0	2	0	0	1	0			
<b>Inning Stats</b>	R: 0 E: 0 K: 1 S: 5	H: 1 LOB: 1 BB: 1 P: 9	R: 2 E: 0 K: 0 S: 5	H: 2 LOB: 1 BB: 1 P: 9	R: 0 E: 0 K: 0 S: 3	H: 0 LOB: 0 BB: 0 P: 3	R: 0 E: 0 K: 1 S: 5	H: 1 LOB: 0 BB: 0 P: 5	R: 0 E: 0 K: 0 S: 3	H: 0 LOB: 0 BB: 0 P: 3	R: 0 E: 1 K: 0 S: 4	H: 1 LOB: 1 BB: 0 P: 4	R: 0 E: 0 K: 0 S: 4	H: 1 LOB: 2 BB: 1 P: 8	R: 0 E: 0 K: 1 S: 5	H: 0 LOB: 0 BB: 0 P: 5	1B: 5 2B: 2 3B: 0 HR: 1	SF: 0 SAC: 0 DP: 2 HBP: 0	WP: 0 PA: 36 CS: 0
<b>PITCHER</b> <b>Bobby Castillo, R</b> (1,1) ERA: 4.66	IP: 9.0 WLS: W BF: 36 H: 7 R: 2 ER: 2 SO: 3 BB: 4 IBB: 0 HBP: 0 BLK: 0 WP: 0 HR: 1 S: 38 P: 54 ERA: 2.00 WHIP: 1.222															<b>PITCHER</b> IP: WLS: BF: H: R: ER: SO: BB: IBB: HBP: BLK: WP: HR: S: P: ERA: WHIP:			

Batter	1	2	3	4	5	6	7	8	9	AB	R	H	RBI	BB	SO	LOB	BOTTOM		
<b>Bobby Mitchell, L</b> (1,8) OBP: 0.346, SLG: 0.312										4	0	0	0	0	0	1	<b>New York Yankees @ Minnesota Twins</b> Hubert H. Humphrey Metrodome, Minneapolis, MN Mon Jul 11 1983, 8:05 PM EDT Att: 16,835 - Unknown - 73 F <a href="http://livebaseballscorecards.com">livebaseballscorecards.com</a>		
<b>John Castino, R</b> (1,4) OBP: 0.359, SLG: 0.454										4	1	1	0	0	0	1			
<b>Gary Ward, R</b> (1,7) OBP: 0.328, SLG: 0.484										4	0	1	1	0	2	1			
<b>Kent Hrbek, L</b> (1,3) OBP: 0.372, SLG: 0.494										4	1	1	0	0	1	1			
<b>Randy Bush, L</b> (1,10) OBP: 0.355, SLG: 0.505										4	0	1	0	0	0	1			
<b>Gary Gaetti, R</b> (1,5) OBP: 0.316, SLG: 0.413										4	2	2	2	0	0	1			
<b>Tom Brunansky, R</b> (1,9) OBP: 0.285, SLG: 0.381										3	0	1	1	0	0	1			
<b>Ron Washington, R</b> (1,6) OBP: 0.279, SLG: 0.313										3	0	0	0	0	1	2			
<b>Ray Smith, R</b> (1,2) OBP: 0.343, SLG: 0.315										3	0	1	0	0	0	2			
<b>Inning Stats</b>	R: 0 E: 0 K: 1 S: 5	H: 0 LOB: 0 BB: 0 P: 5	R: 2 E: 0 K: 0 S: 5	H: 2 LOB: 0 BB: 0 P: 5	R: 1 E: 0 K: 1 S: 7	H: 2 LOB: 1 BB: 0 P: 7	R: 0 E: 0 K: 0 S: 5	H: 1 LOB: 0 BB: 0 P: 5	R: 0 E: 0 K: 1 S: 5	H: 0 LOB: 0 BB: 0 P: 5	R: 1 E: 0 K: 1 S: 7	H: 2 LOB: 1 BB: 0 P: 7	R: 0 E: 0 K: 0 S: 4	H: 1 LOB: 1 BB: 0 P: 4	R: 0 E: 0 K: 0 S: 3	H: 0 LOB: 0 BB: 0 P: 3	1B: 2 2B: 3 3B: 2 HR: 1	SF: 0 SAC: 0 DP: 0 HBP: 0	WP: 0 PA: 33 CS: 0
<b>PITCHER</b> <b>Jay Howell, R</b> (1,1) ERA: 4.84	IP: 8.0 WLS: L BF: 33 H: 8 R: 4 ER: 4 SO: 4 BB: 0 IBB: 0 HBP: 0 BLK: 0 WP: 0 HR: 1 S: 41 P: 41 ERA: 4.50 WHIP: 1.000															<b>PITCHER</b> IP: WLS: BF: H: R: ER: SO: BB: IBB: HBP: BLK: WP: HR: S: P: ERA: WHIP:			

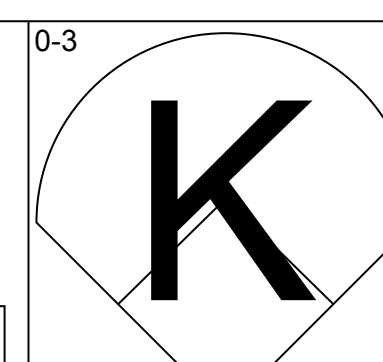
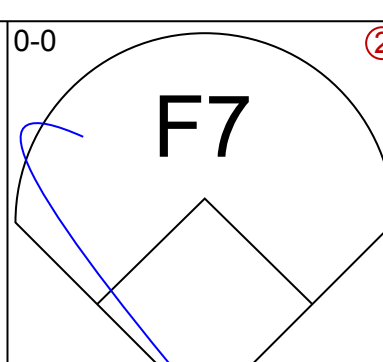
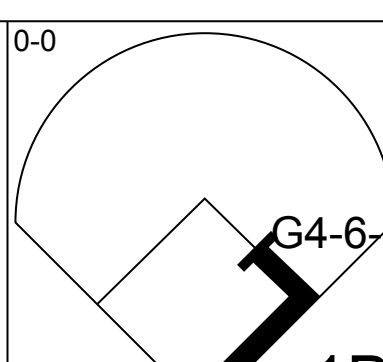
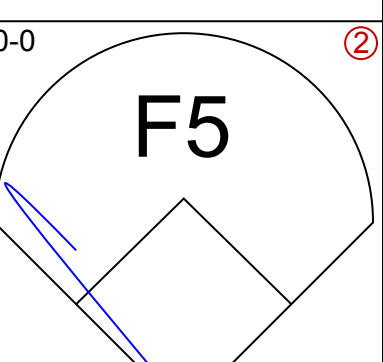
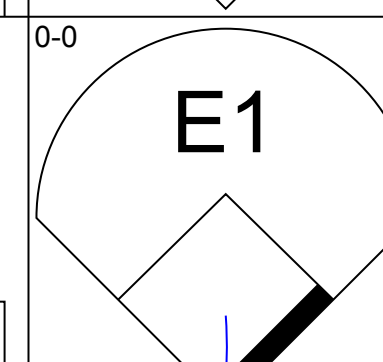
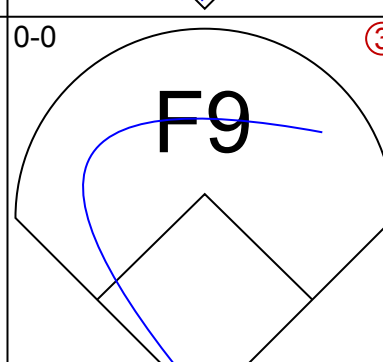
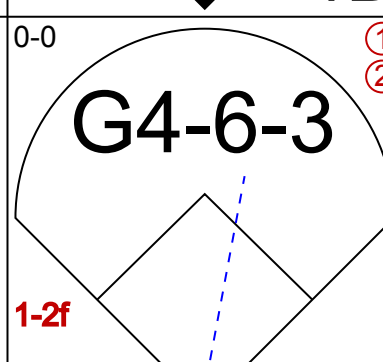
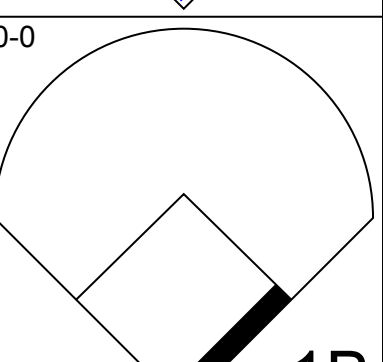
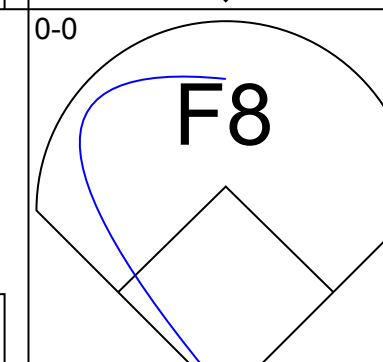
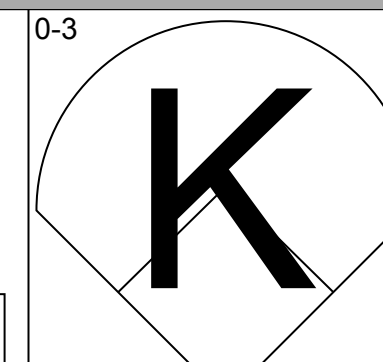
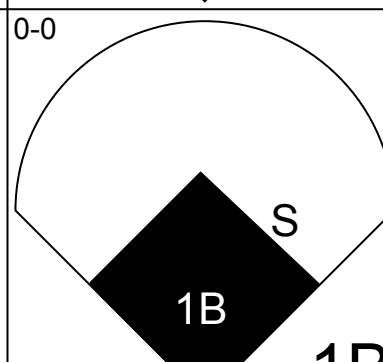
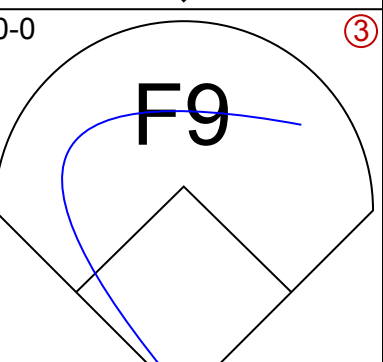
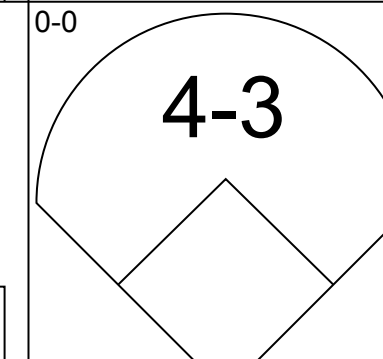
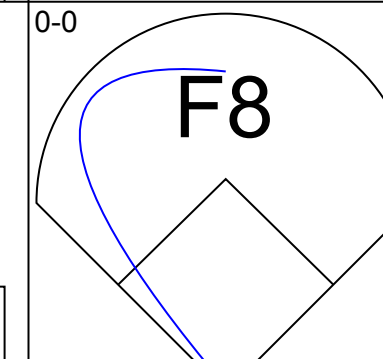
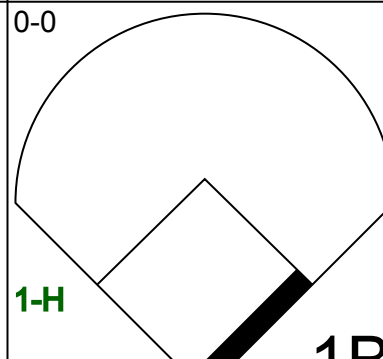
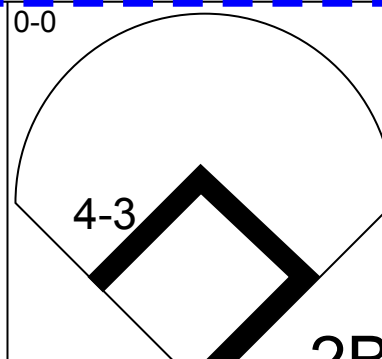
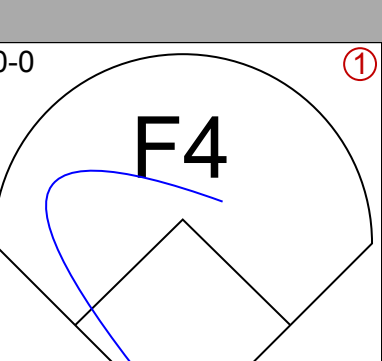
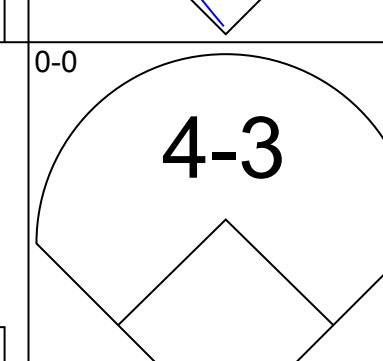
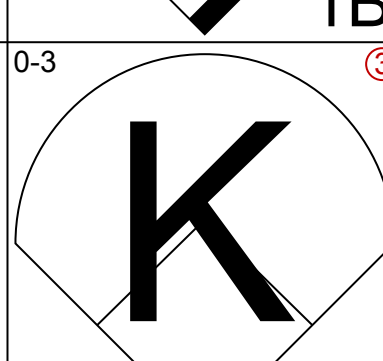
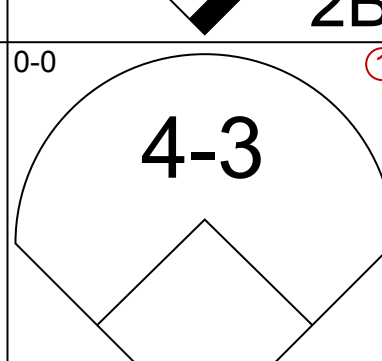
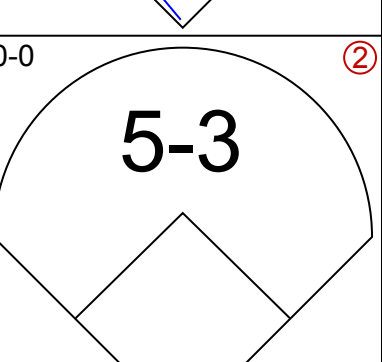
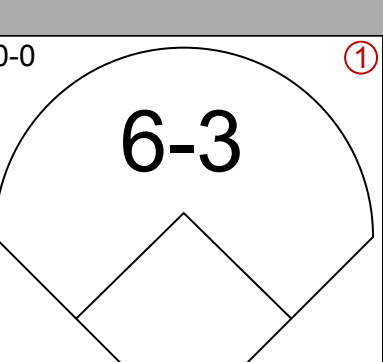
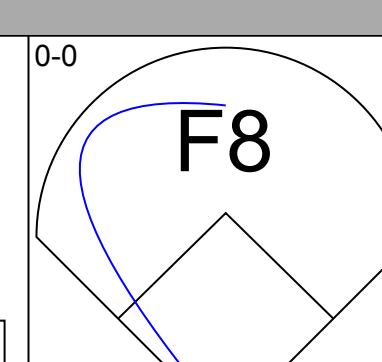
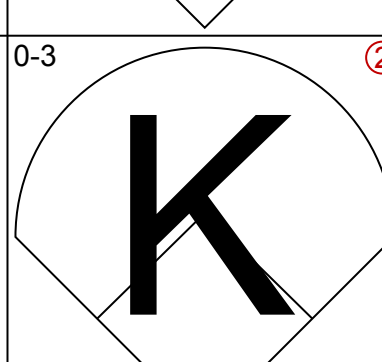
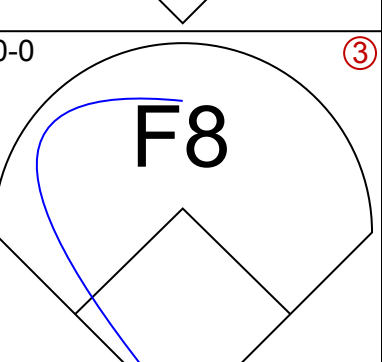
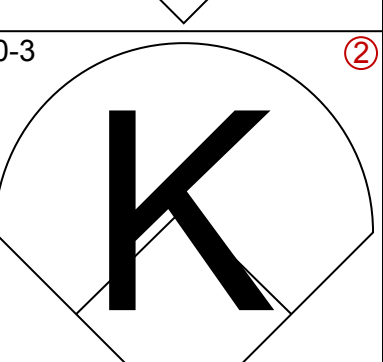
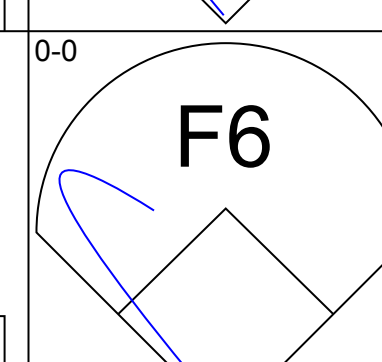
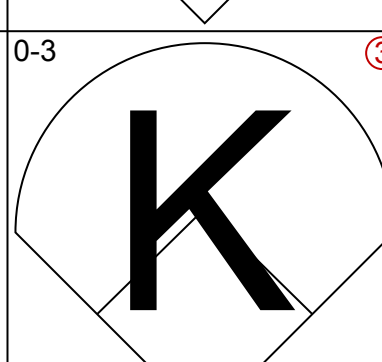
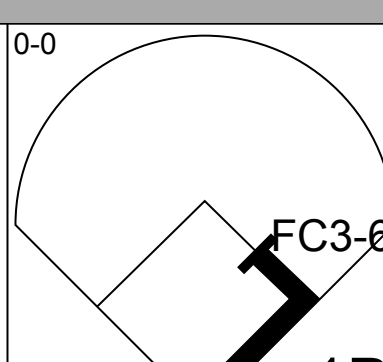
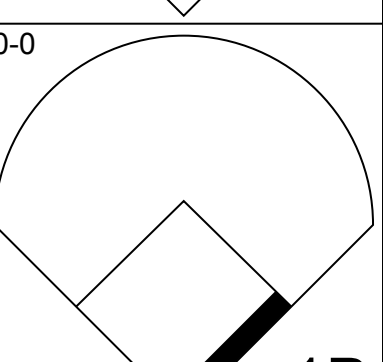
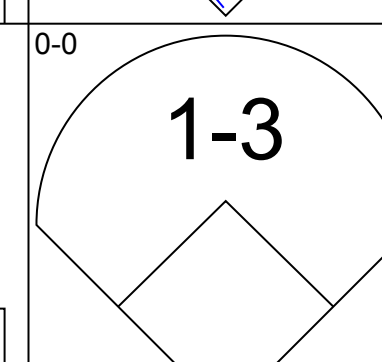
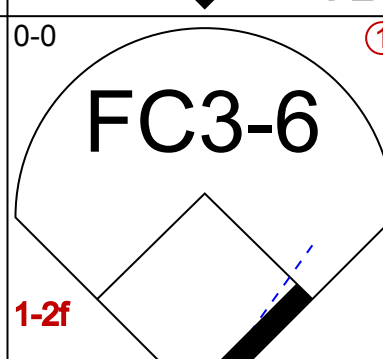
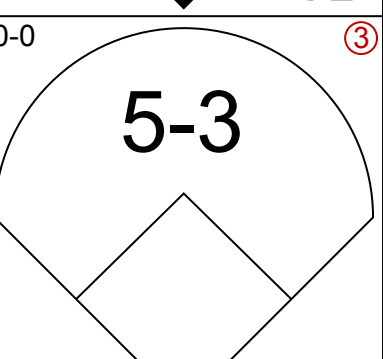
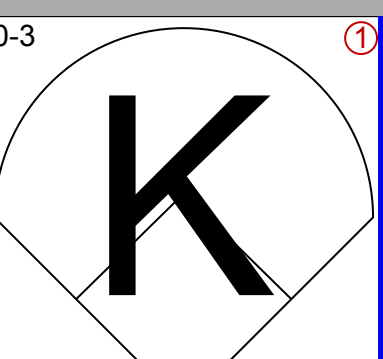






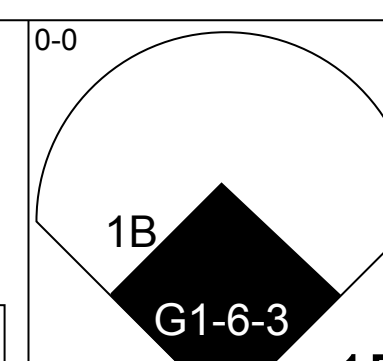
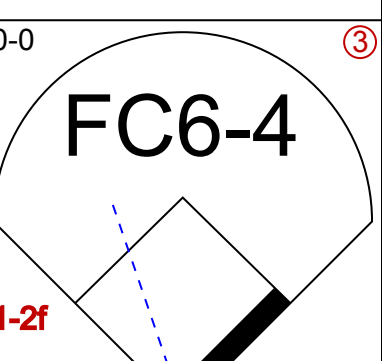
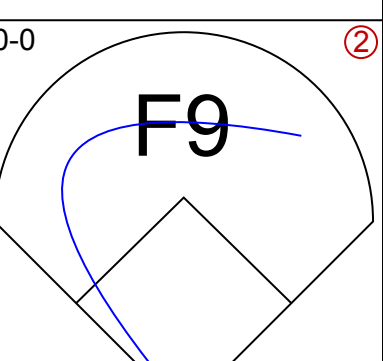
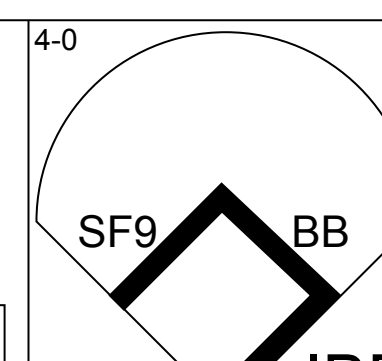
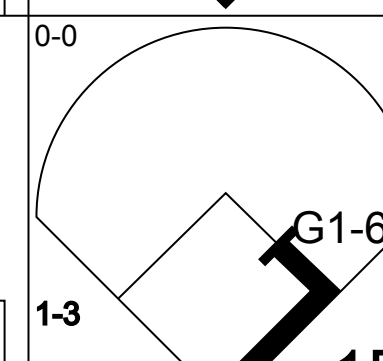
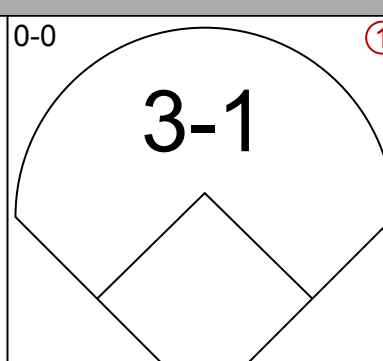
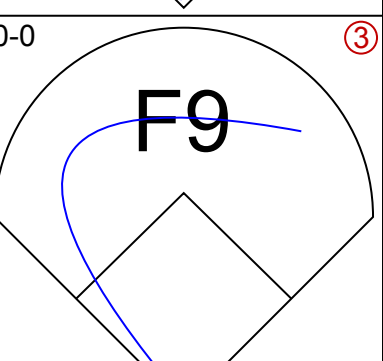
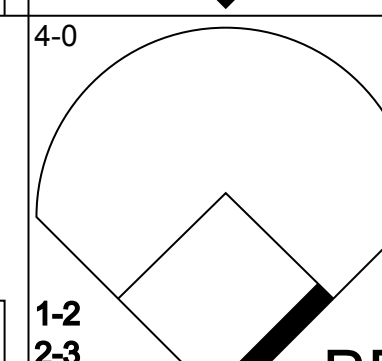
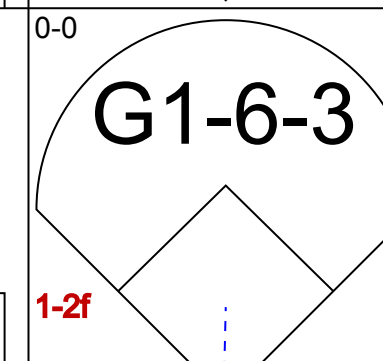
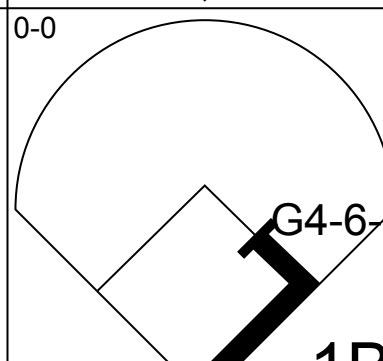
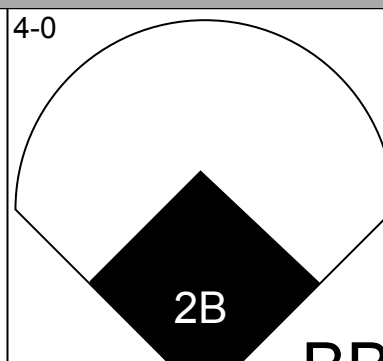
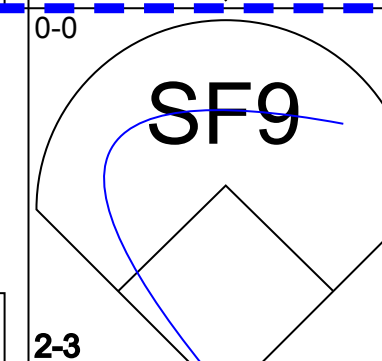
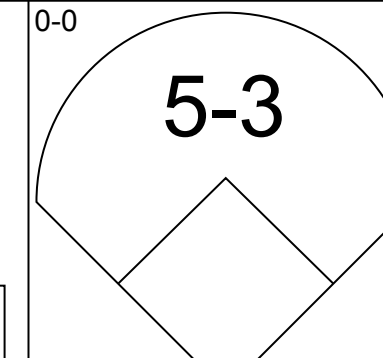
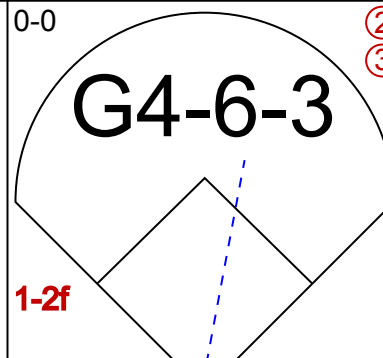
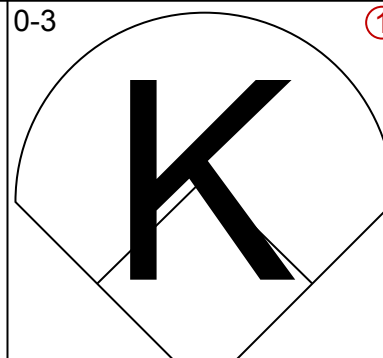
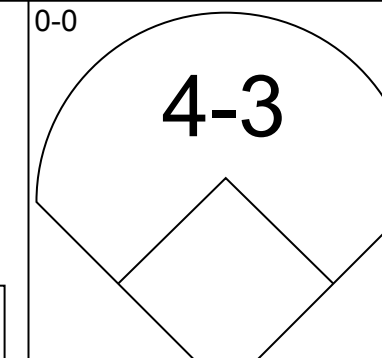
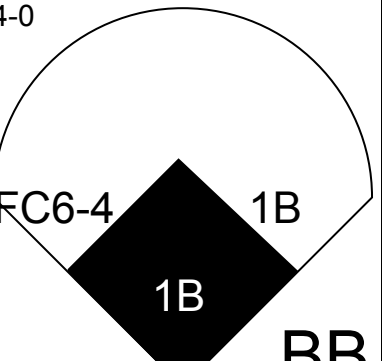
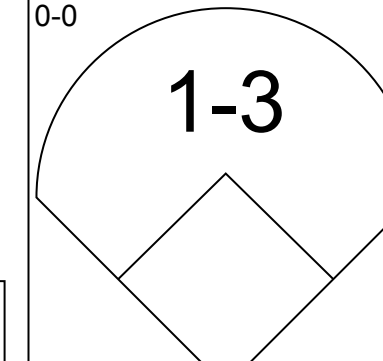
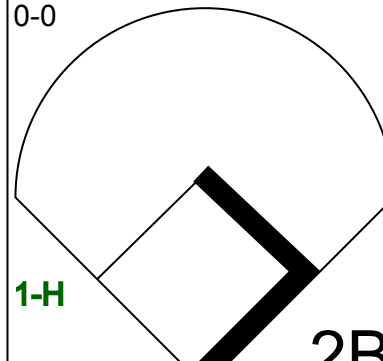
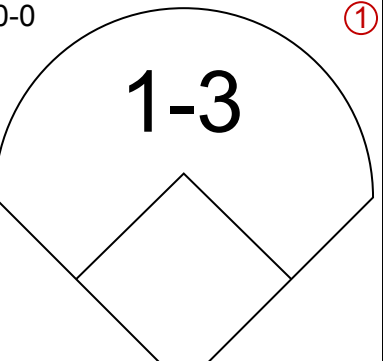
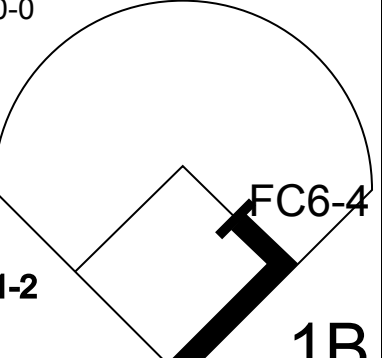
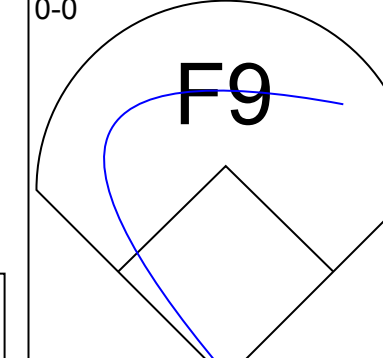
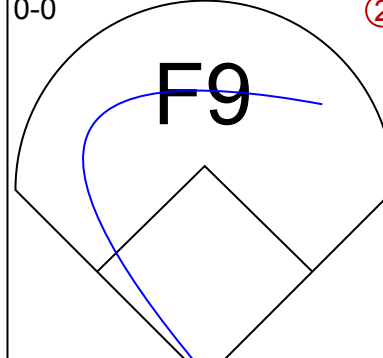
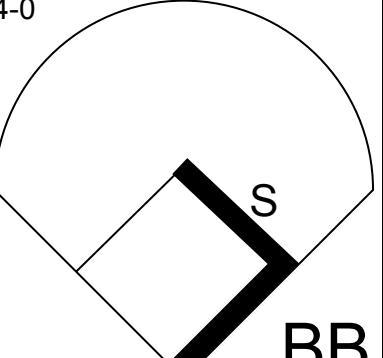
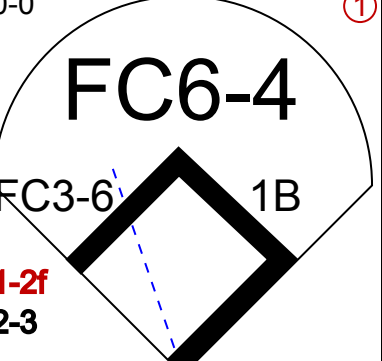
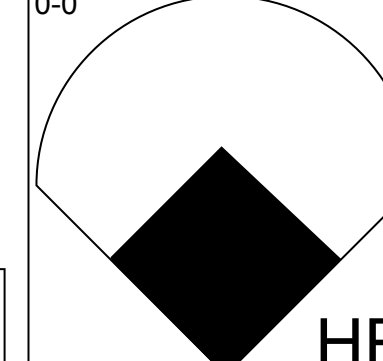
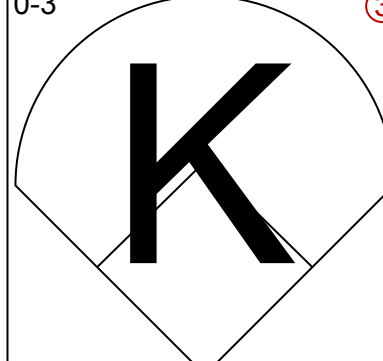
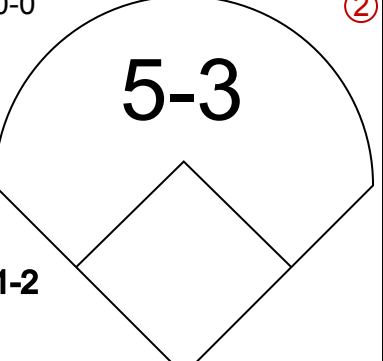
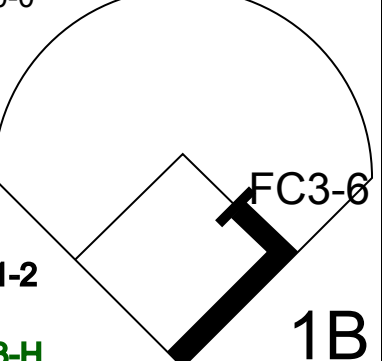
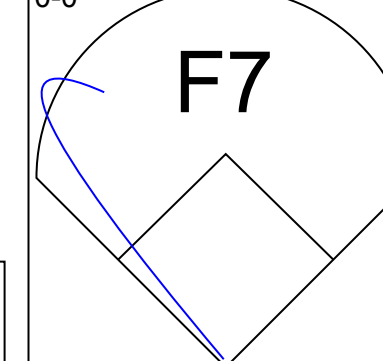

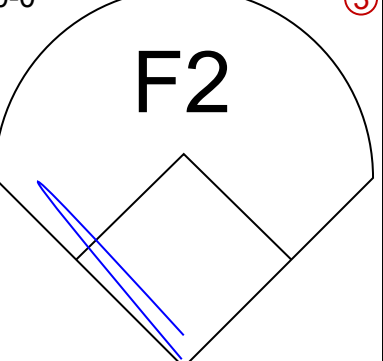
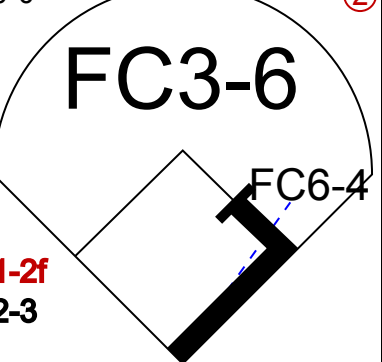
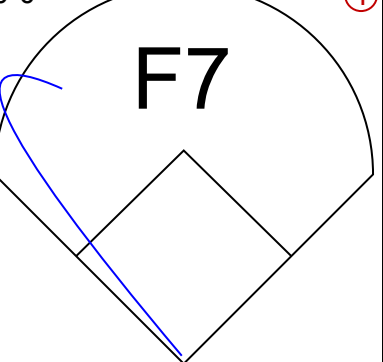
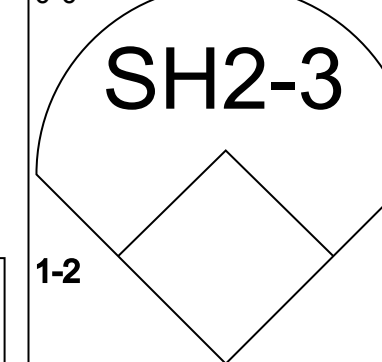




Batter	1	2	3	4	5	6	7	8	9	AB	R	H	RBI	BB	SO	LOB	TOP					
<b>Rusty Kuntz, R</b> OBP: 0.308, SLG: 0.320 (1, 8)										4	0	1	0	0	1	1	<b>Minnesota Twins @ Milwaukee Brewers</b> Milwaukee County Stadium, Milwaukee, WI Thu Jul 14 1983, 8:05 PM EDT Att: 20,316 - Unknown - 91 F					
<b>John Castino, R</b> OBP: 0.357, SLG: 0.450 (1, 4)										4	0	1	0	0	0	2						
<b>Gary Ward, R</b> OBP: 0.325, SLG: 0.475 (1, 7)										4	1	1	0	0	1	2						
<b>Kent Hrbek, L</b> OBP: 0.367, SLG: 0.485 (1, 3)										4	0	2	1	0	0	1						
<b>Randy Bush, L</b> OBP: 0.358, SLG: 0.495 (1, 10)										4	0	0	0	0	1	2						
<b>Gary Gaetti, R</b> OBP: 0.307, SLG: 0.401 (1, 5)										4	0	0	0	0	1	1						
<b>Tom Brunansky, R</b> OBP: 0.287, SLG: 0.382 (1, 9)										4	0	0	0	0	2	1						
<b>Ron Washington, R</b> OBP: 0.282, SLG: 0.327 (1, 6)										3	0	2	0	0	0	0						
<b>Ray Smith, R</b> OBP: 0.321, SLG: 0.304 (1, 2)										2	0	0	0	0	0	2						
<b>Darrell Brown, S</b> OBP: 0.294, SLG: 0.295 (8, PH)										1	0	0	0	0	1	0						
<b>Dave Engle, R</b> OBP: 0.333, SLG: 0.455 (8, 2)										0	0	0	0	0	0	0						
<b>Inning Stats</b>	R: 0 E: 1 K: 1 S: 6	H: 0 LOB: 1 BB: 0 P: 6	R: 0 E: 0 K: 0 S: 3	H: 0 LOB: 0 BB: 0 P: 3	R: 0 E: 0 K: 0 S: 4	H: 1 LOB: 1 BB: 0 P: 4	R: 0 E: 0 K: 1 S: 5	H: 0 LOB: 0 BB: 0 P: 5	R: 0 E: 0 K: 1 S: 6	H: 1 LOB: 1 BB: 0 P: 6	R: 1 E: 0 K: 1 S: 7	H: 3 LOB: 1 BB: 0 P: 7	R: 0 E: 0 K: 0 S: 3	H: 0 LOB: 0 BB: 0 P: 3	R: 0 E: 0 K: 1 S: 6	H: 1 LOB: 1 BB: 0 P: 8	R: 0 E: 0 K: 2 S: 8	H: 1 LOB: 1 BB: 0 P: 8	1B: 6 2B: 1 3B: 0 HR: 0	SF: 0 SAC: 0 DP: 1 HBP: 0	WP: 0 PB: 0 SB: 1 CS: 0	PA: 34
<b>PITCHER</b>	IP	WLS	BF	H	R	ER	SO	BB	IBB	HBP	BLK	WP	HR	S	P	ERA	WHIP					
<b>Don Sutton, R</b> ERA: 3.41 (1, 1)	8.0	W	30	6	1	1	5	0	0	0	0	0	0	40	40	1.12	0.750					
<b>Tom Tellmann, R</b> ERA: 3.06 (9, 1)	1.0		4	1	0	0	2	0	0	0	0	0	0	8	8	0.00	1.000					

AB	34
R	1
H	7
RBI	1
BB	0
SO	7
LOB	12



Batter	1	2	3	4	5	6	7	8	9	AB	R	H	RBI	BB	SO	LOB	BOTTOM				
<b>Paul Molitor, R</b> OBP: 0.332, SLG: 0.422 (1, 5)										3	1	1	0	1	0	2	<b>Minnesota Twins @ Milwaukee Brewers</b> Milwaukee County Stadium, Milwaukee, WI Thu Jul 14 1983, 8:05 PM EDT Att: 20,316 - Unknown - 91 F				
<b>Jim Gantner, L</b> OBP: 0.330, SLG: 0.419 (1, 4)										3	0	1	0	1	0	0					
<b>Robin Yount, R</b> OBP: 0.387, SLG: 0.517 (1, 6)										2	1	1	1	1	0	1					
<b>Cecil Cooper, L</b> OBP: 0.321, SLG: 0.510 (1, 3)										4	0	0	0	0	1	4					
<b>Ted Simmons, S</b> OBP: 0.357, SLG: 0.453 (1, 10)										3	1	1	1	1	0	0					
<b>Rick Manning, L</b> OBP: 0.297, SLG: 0.318 (1, 8)										3	0	1	0	1	0	1					
<b>Bill Schroeder, R</b> OBP: 0.222, SLG: 0.778 (1, 2)										4	1	1	1	0	1	4					
<b>Ed Romero, R</b> OBP: 0.412, SLG: 0.531 (1, 7)										3	1	1	1	1	0	1					
<b>Marshall Edwards, L</b> OBP: 0.240, SLG: 0.240 (1, 9)										2	0	0	0	0	0	2					
<b>Inning Stats</b>	R: 1 E: 0 K: 0 S: 4	H: 2 LOB: 0 BB: 0 P: 4	R: 1 E: 0 K: 0 S: 5	H: 2 LOB: 1 BB: 1 P: 9	R: 0 E: 0 K: 0 S: 3	H: 1 LOB: 0 BB: 0 P: 3	R: 1 E: 0 K: 2 S: 8	H: 1 LOB: 1 BB: 1 P: 12	R: 1 E: 0 K: 0 S: 3	H: 0 LOB: 2 BB: 3 P: 15	R: 0 E: 0 K: 0 S: 3	H: 0 LOB: 1 BB: 1 P: 7	1B: 5 2B: 1 3B: 0 HR: 1	SF: 1 SAC: 1 DP: 2 HBP: 0	WP: 0 PB: 0 SB: 1 CS: 0	PA: 35					
<b>PITCHER</b>	IP	WLS	BF	H	R	ER	SO	BB	IBB	HBP	BLK	WP	HR	S	P	ERA	WHIP				
<b>Albert Williams, R</b> ERA: 5.17 (1, 1)	5.1	L	23	7	4	4	1	2	0	0	0	0	0	23	31	6.75	1.688				
<b>Len Whitehouse, L</b> ERA: 2.92 (6, 1)	1.0		6	0	1	1	1	2	1	0	0	0	0	5	17	9.00	2.000				
<b>Mike Walters, R</b> ERA: (7, 1)	1.2		6	0	0	0	0	1	0	0	0	0	0	5	9	0.00	0.600				

AB	27
R	5
H	7
RBI	4
BB	6
SO	2
LOB	15

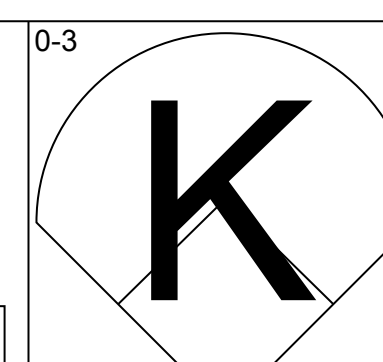
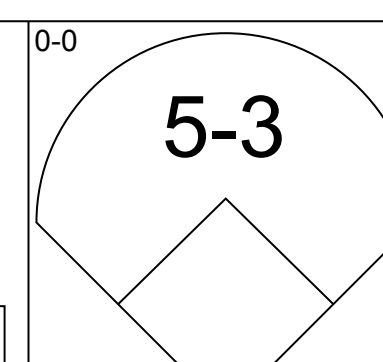
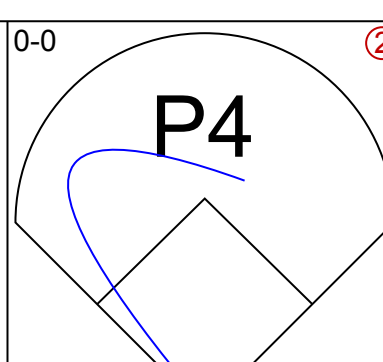
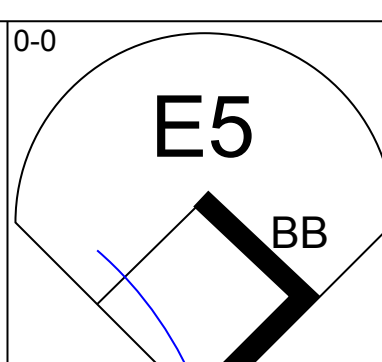

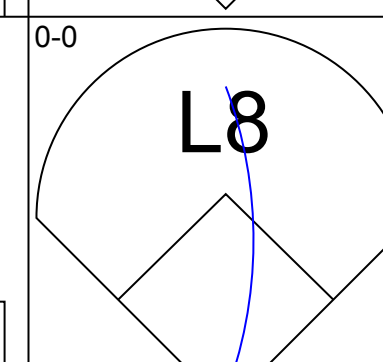
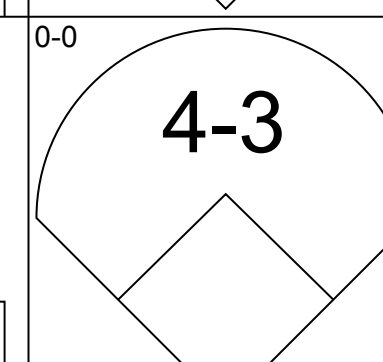
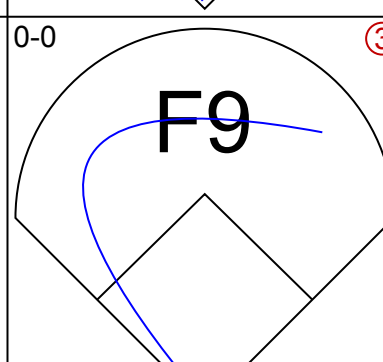
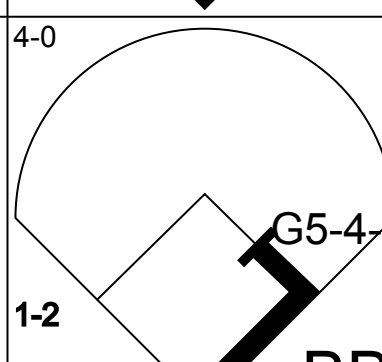
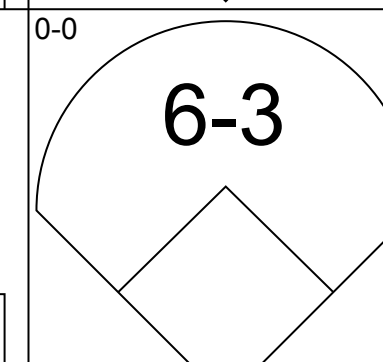
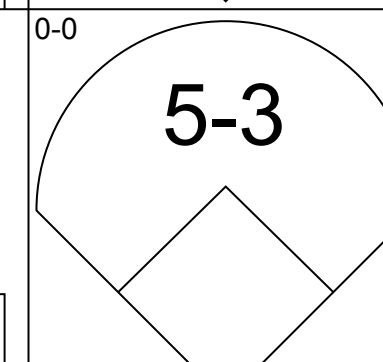
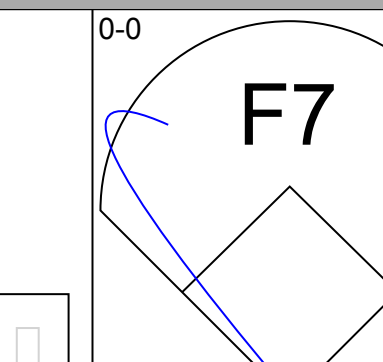
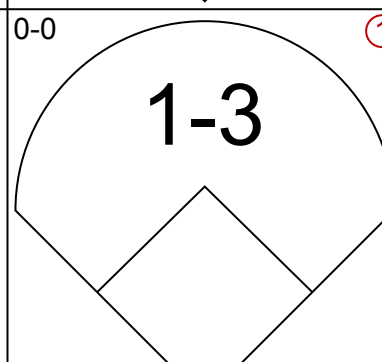
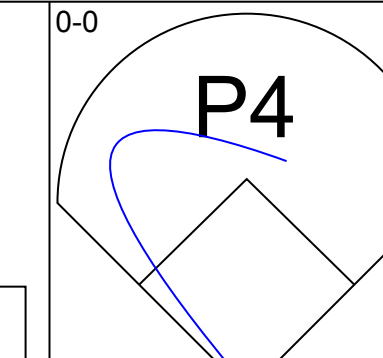
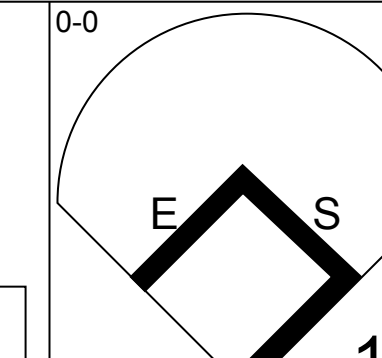
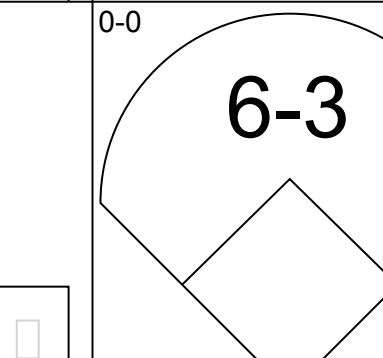
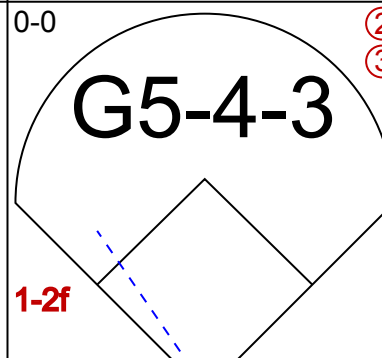
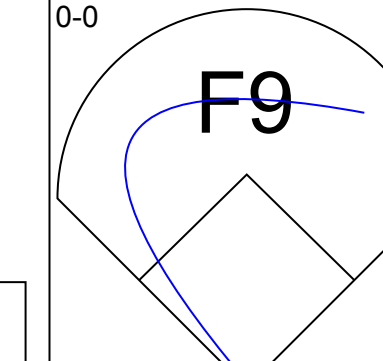
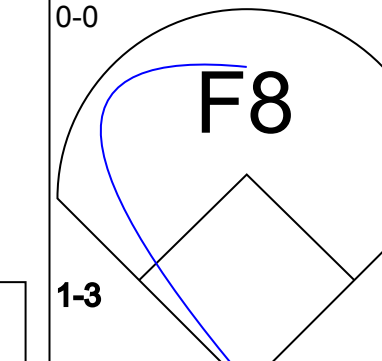
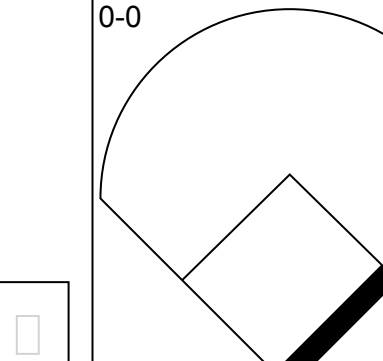
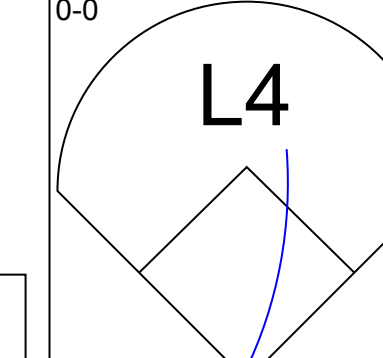
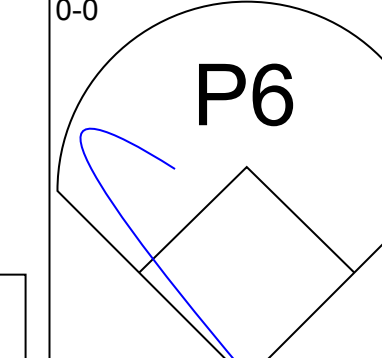
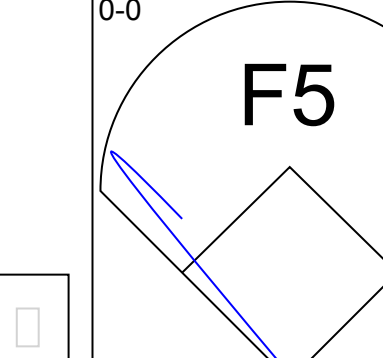
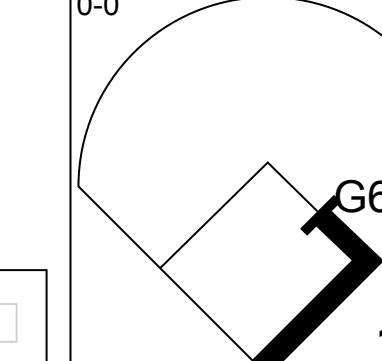
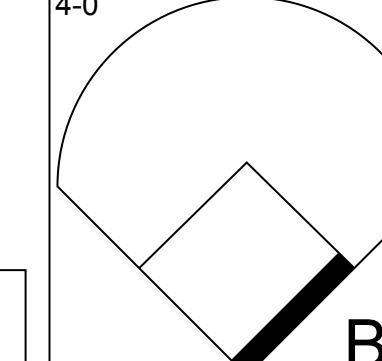
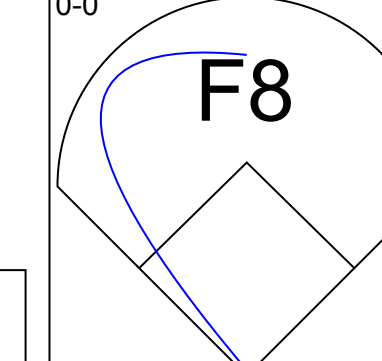
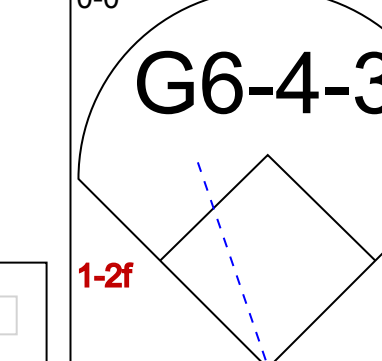
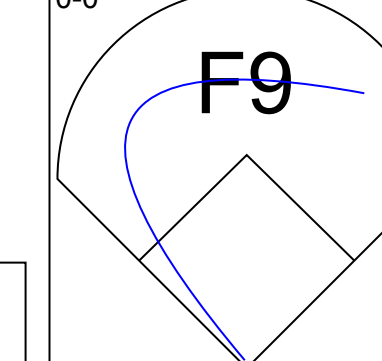
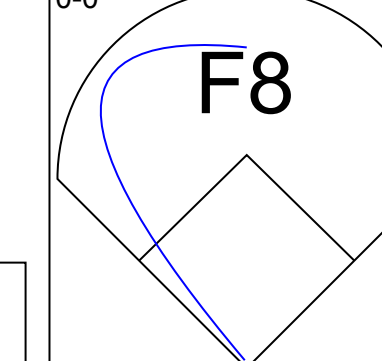
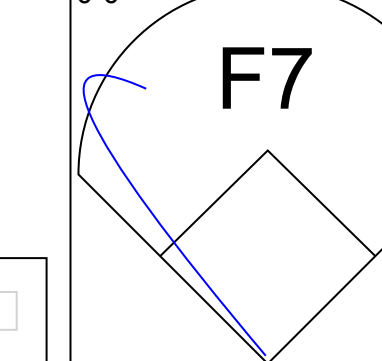
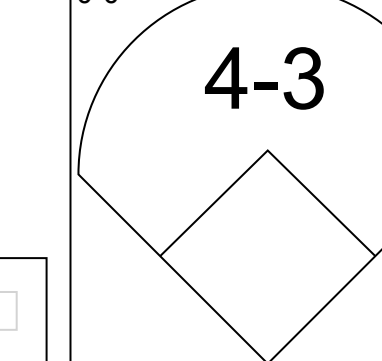
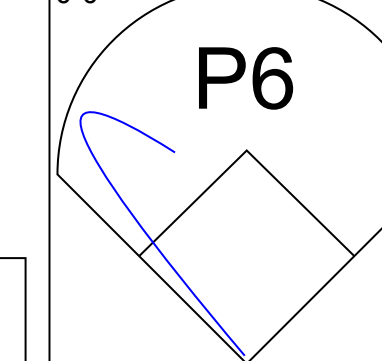


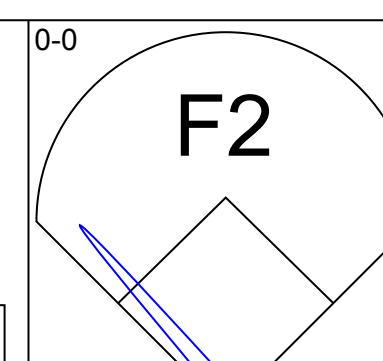
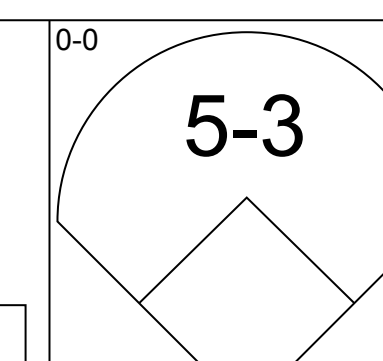
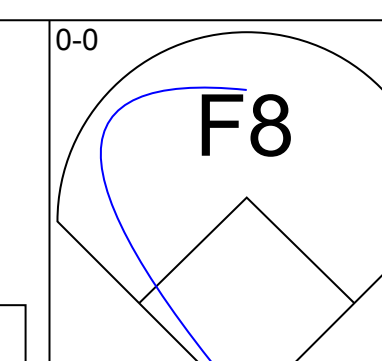
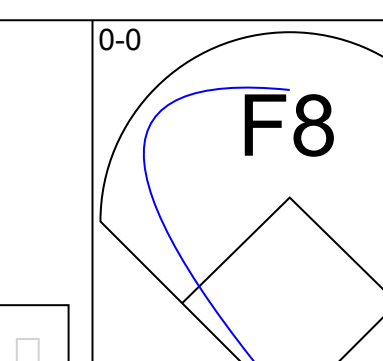

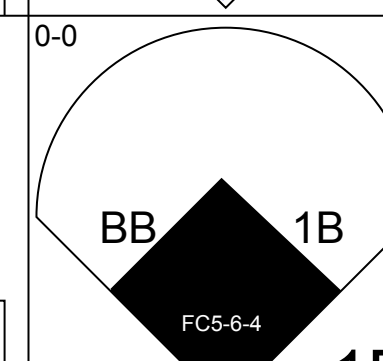
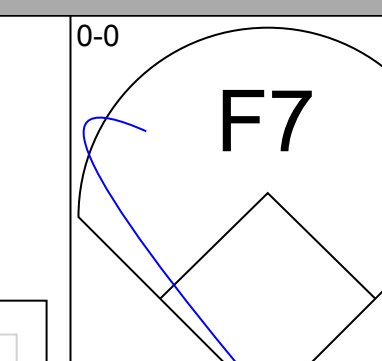
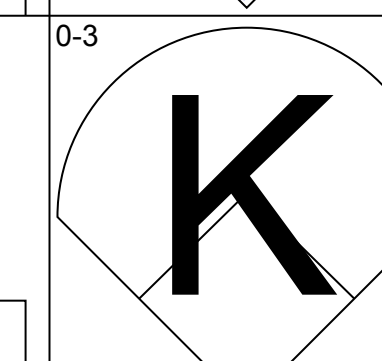
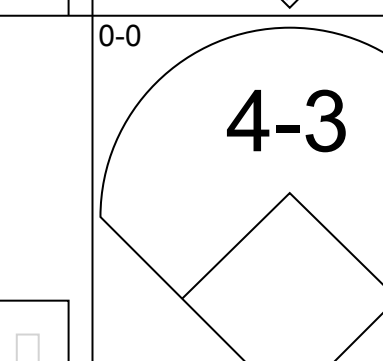
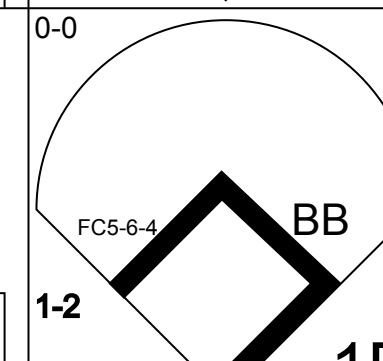
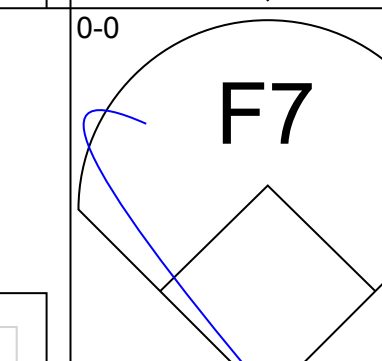
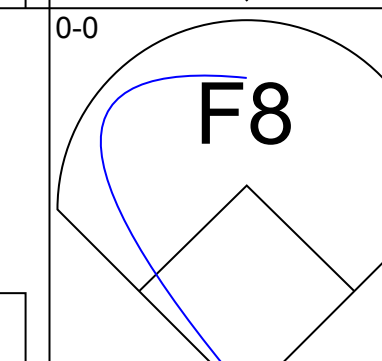
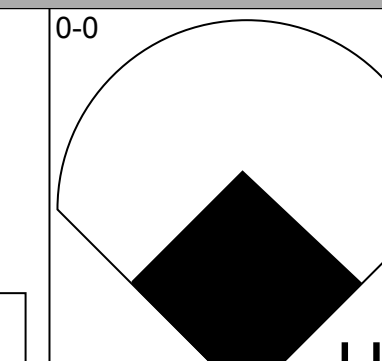
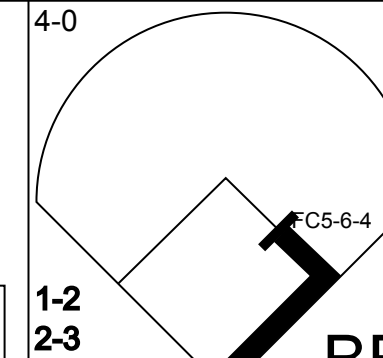
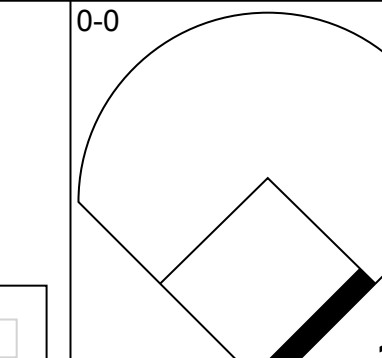
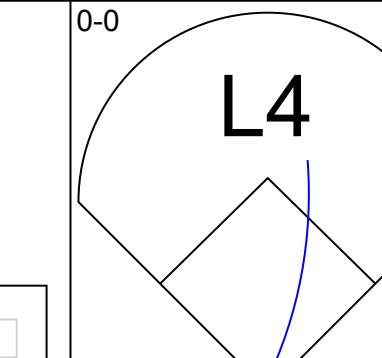
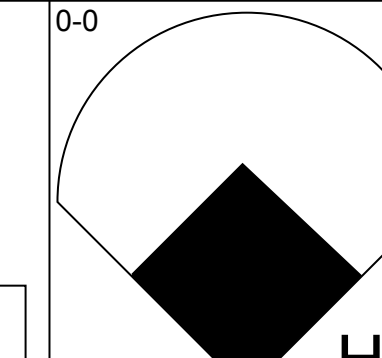
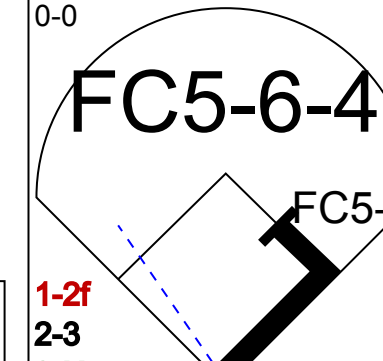
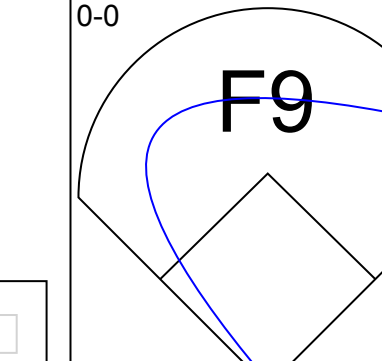
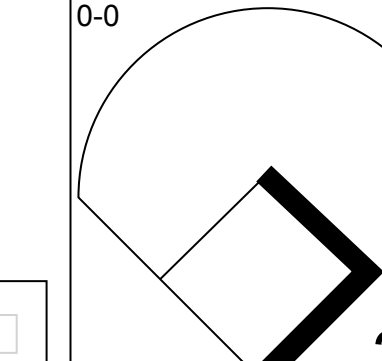
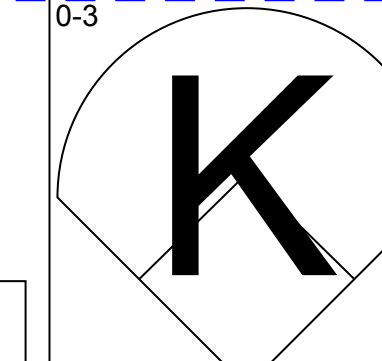
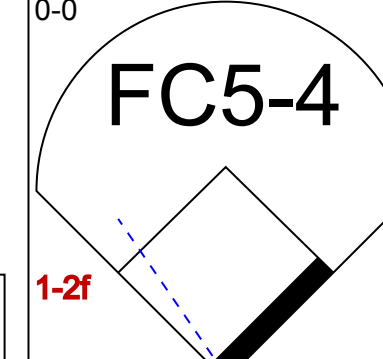
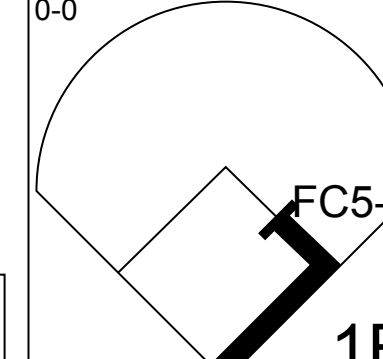
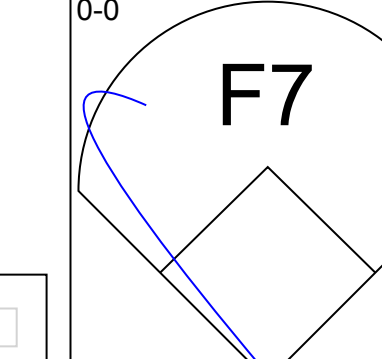
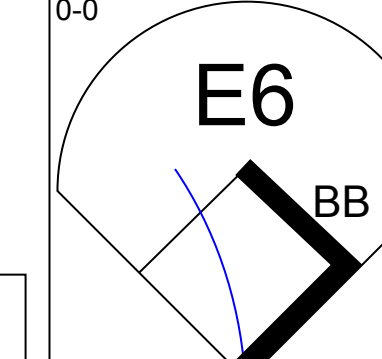
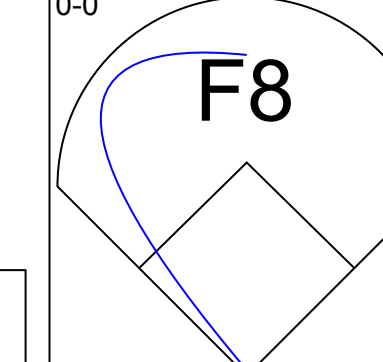
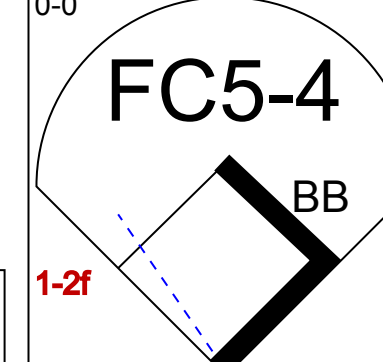
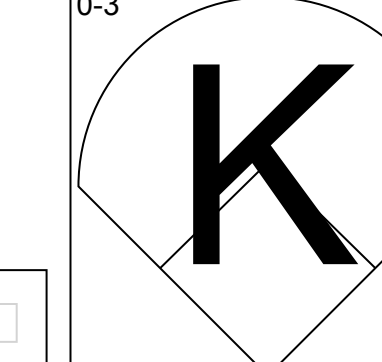
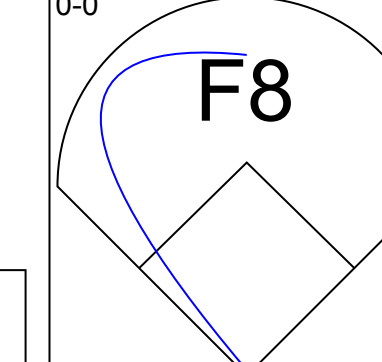
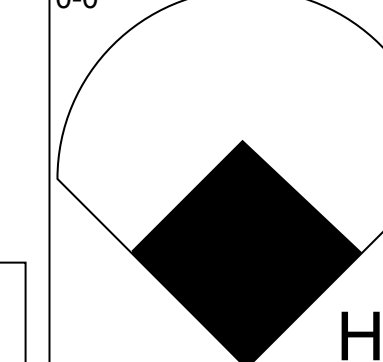
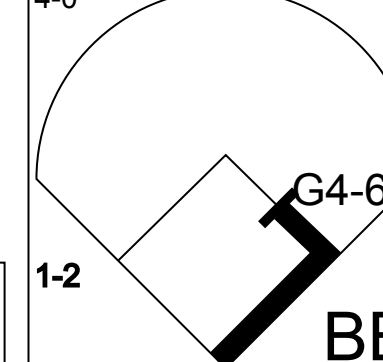
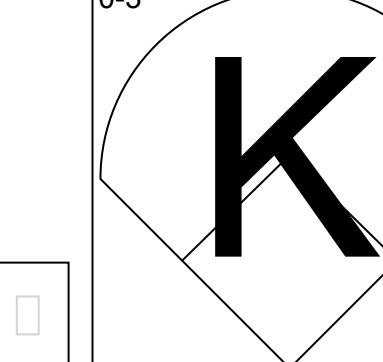
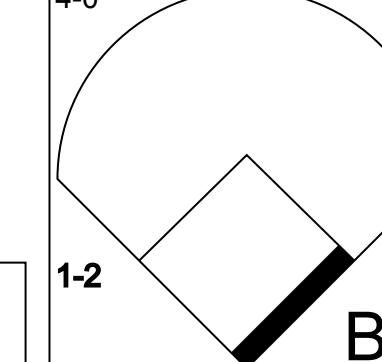
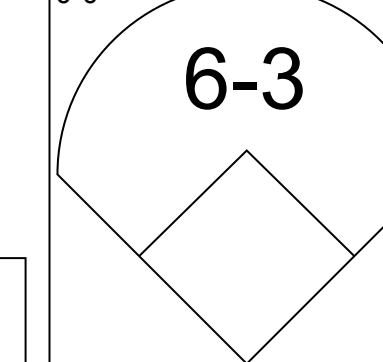
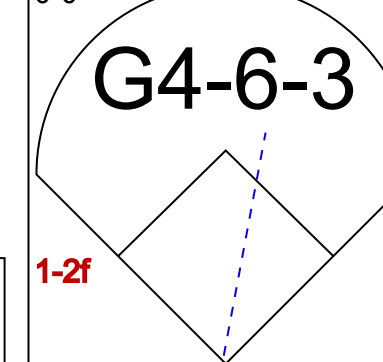
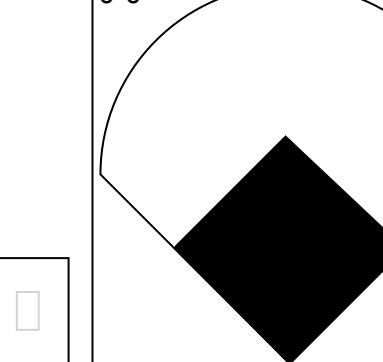
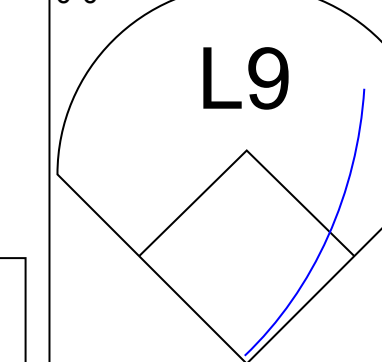


Batter	1	2	3	4	5	6	7	8	9	AB	R	H	RBI	BB	SO	LOB	TOP					
<b>Rusty Kuntz, R</b> OBP: 0.297, SLG: 0.307 (1, 8)										4	0	0	0	0	0	0	<b>Minnesota Twins @ Milwaukee Brewers</b> Milwaukee County Stadium, Milwaukee, WI Fri Jul 15 1983, 8:05 PM EDT Att: 28,343 - Unknown - 85 F					
<b>John Castino, R</b> OBP: 0.353, SLG: 0.444 (1, 4)										4	0	0	0	0	1	0						
<b>Gary Ward, R</b> OBP: 0.324, SLG: 0.475 (1, 7)										4	1	1	0	0	1	0						
<b>Gary Gaetti, R</b> OBP: 0.310, SLG: 0.405 (1, 5)										4	1	2	1	0	1	0						
<b>Kent Hrbek, L</b> OBP: 0.365, SLG: 0.480 (1, 3)										3	0	0	0	1	0	2						
<b>Mickey Hatcher, R</b> OBP: 0.365, SLG: 0.466 (1, 10)										4	1	2	2	0	0	1						
<b>Tom Brunansky, R</b> OBP: 0.287, SLG: 0.381 (1, 9)										4	0	1	0	0	0	1						
<b>Ron Washington, R</b> OBP: 0.283, SLG: 0.327 (1, 6)										3	0	1	0	0	0	2						
<b>Ray Smith, R</b> OBP: 0.313, SLG: 0.295 (1, 2)										3	0	0	0	0	0	1						
<b>Inning Stats</b>	R: 0 E: 0 K: 0 S: 3	H: 0 LOB: 0 BB: 0 P: 3	R: 0 E: 0 K: 0 S: 4	H: 1 LOB: 2 BB: 1 P: 8	R: 0 E: 0 K: 0 S: 3	H: 0 LOB: 0 BB: 0 P: 3	R: 0 E: 0 K: 1 S: 5	H: 0 LOB: 1 BB: 0 P: 5	R: 0 E: 0 K: 0 S: 4	H: 2 LOB: 1 BB: 0 P: 4	R: 1 E: 0 K: 0 S: 5	H: 2 LOB: 1 BB: 0 P: 5	R: 1 E: 0 K: 0 S: 4	H: 1 LOB: 0 BB: 0 P: 4	R: 0 E: 2 K: 2 S: 7	H: 0 LOB: 0 BB: 0 P: 7	R: 1 E: 0 K: 0 S: 4	H: 1 LOB: 0 BB: 0 P: 4	1B: 4 2B: 2 3B: 0 HR: 1	SF: 0 SAC: 0 DP: 0 HBP: 0	WP: 0 PB: 0 SB: 0 CS: 0	PA: 34
<b>PITCHER</b> <b>Mike Caldwell, L</b> ERA: 4.43 (1, 1)	IP: 9.0 WLS: W BF: 34 H: 7 R: 3 ER: 3 SO: 3 BB: 1 IBB: 0 HBP: 0 BLK: 0 WP: 0 HR: 1 S: 39 P: 43 ERA: 3.00 WHIP: 0.889																					

Batter	1	2	3	4	5	6	7	8	9	AB	R	H	RBI	BB	SO	LOB	BOTTOM			
<b>Paul Molitor, R</b> OBP: 0.332, SLG: 0.425 (1, 5)										3	1	1	0	0	1	0	<b>Minnesota Twins @ Milwaukee Brewers</b> Milwaukee County Stadium, Milwaukee, WI Fri Jul 15 1983, 8:05 PM EDT Att: 28,343 - Unknown - 85 F			
<b>Jim Gantner, L</b> OBP: 0.332, SLG: 0.422 (1, 4)										3	3	1	1	1	0	0				
<b>Robin Yount, R</b> OBP: 0.383, SLG: 0.511 (1, 6)										4	0	0	0	0	0	3				
<b>Cecil Cooper, L</b> OBP: 0.326, SLG: 0.528 (1, 3)										4	1	3	4	0	1	0				
<b>Ted Simmons, S</b> OBP: 0.353, SLG: 0.447 (1, 10)										4	0	0	0	0	3	2				
<b>Rick Manning, L</b> OBP: 0.294, SLG: 0.315 (1, 8)										3	0	0	0	0	1	1				
<b>Bill Schroeder, R</b> OBP: 0.167, SLG: 0.583 (1, 2)										3	0	0	0	0	3	0				
<b>Ed Romero, R</b> OBP: 0.378, SLG: 0.486 (1, 7)										3	0	0	0	0	0	0				
<b>Marshall Edwards, L</b> OBP: 0.245, SLG: 0.245 (1, 9)										3	1	1	0	0	0	0				
<b>Inning Stats</b>	R: 0 E: 0 K: 1 S: 5	H: 0 LOB: 0 BB: 0 P: 5	R: 0 E: 0 K: 3 S: 9	H: 0 LOB: 0 BB: 0 P: 9	R: 0 E: 0 K: 1 S: 5	H: 0 LOB: 0 BB: 0 P: 5	R: 2 E: 0 K: 0 S: 6	H: 3 LOB: 1 BB: 0 P: 6	R: 0 E: 0 K: 1 S: 5	H: 0 LOB: 0 BB: 0 P: 5	R: 2 E: 0 K: 1 S: 6	H: 1 LOB: 1 BB: 1 P: 10	R: 0 E: 0 K: 1 S: 5	H: 0 LOB: 0 BB: 0 P: 5	R: 2 E: 1 K: 1 S: 8	H: 2 LOB: 1 BB: 0 P: 8	1B: 2 2B: 2 3B: 1 HR: 1	SF: 0 SAC: 1 DP: 0 HBP: 0	WP: 0 PB: 0 SB: 1 CS: 0	PA: 32
<b>PITCHER</b> <b>Bobby Castillo, R</b> ERA: 4.66 (1, 1)	IP: 7.2 WLS: L BF: 31 H: 6 R: 6 ER: 4 SO: 8 BB: 1 IBB: 0 HBP: 0 BLK: 0 WP: 0 HR: 1 S: 46 P: 50 ERA: 4.70 WHIP: 0.913																			
<b>Len Whitehouse, L</b> ERA: 2.6 (8, 1)	IP: 0.1 WLS: 1 BF: 1 H: 0 R: 0 ER: 0 SO: 1 BB: 0 IBB: 0 HBP: 0 BLK: 0 WP: 0 HR: 0 S: 3 P: 3 ERA: 0.00 WHIP: 0.000																			



Batter	1	2	3	4	5	6	7	8	9	AB	R	H	RBI	BB	SO	LOB	TOP			
Mickey Hatcher, R OBP: 0.358, SLG: 0.456 (1, 9)										4	0	0	0	0	1	0	<b>Minnesota Twins @ Milwaukee Brewers</b> Milwaukee County Stadium, Milwaukee, WI Sat Jul 16 1983, 8:05 PM EDT Att: 46,519 - Unknown - 82 F  <b>AB 29</b> <b>R 0</b> <b>H 3</b> <b>RBI 0</b> <b>BB 2</b> <b>SO 1</b> <b>LOB 10</b> 			
John Castino, R OBP: 0.352, SLG: 0.440 (1, 4)										3	0	0	0	1	0					
Kent Hrbek, L OBP: 0.360, SLG: 0.473 (1, 3)										4	0	0	0	0	2					
Gary Ward, R OBP: 0.323, SLG: 0.473 (1, 7)										4	0	1	0	0	2					
Randy Bush, L OBP: 0.358, SLG: 0.493 (1, 10)										3	0	1	0	0	1					
Gary Gaetti, R OBP: 0.307, SLG: 0.402 (1, 5)										3	0	0	0	0	2					
Dave Engle, R OBP: 0.338, SLG: 0.455 (1, 2)										2	0	1	0	1	0					
Tom Brunansky, R OBP: 0.284, SLG: 0.377 (1, 8)										3	0	0	0	0	3					
Ron Washington, R OBP: 0.278, SLG: 0.322 (1, 6)										3	0	0	0	0	0					
<b>Inning Stats</b>	R: 0 E: 0 K: 1 S: 5	H: 0 LOB: 0 BB: 0 P: 5	R: 0 E: 0 K: 0 S: 3	H: 0 LOB: 0 BB: 0 P: 3	R: 0 E: 0 K: 0 S: 3	H: 1 LOB: 0 BB: 0 P: 3	R: 0 E: 0 K: 0 S: 3	H: 0 LOB: 0 BB: 0 P: 3	R: 0 E: 0 K: 0 S: 4	H: 1 LOB: 2 BB: 1 P: 8	R: 0 E: 0 K: 0 S: 3	H: 0 LOB: 0 BB: 0 P: 3	R: 0 E: 0 K: 0 S: 3	H: 0 LOB: 0 BB: 0 P: 3	R: 0 E: 1 K: 0 S: 3	H: 0 LOB: 1 BB: 1 P: 7	1B: 3 2B: 0 3B: 0 HR: 0	SF: 0 SAC: 0 DP: 2 HBP: 0	WP: 0 PB: 0 SB: 1 CS: 0	PA: 31
<b>PITCHER</b> Moose Haas, R ERA: 3.85 (1, 1)	IP: 9.0 WLS: W BF: 31 H: 3 R: 0 ER: 0 SO: 1 BB: 2 IBB: 0 HBP: 0 BLK: 0 WP: 0 HR: 0 S: 31 P: 39 ERA: 0.00 WHIP: 0.556															<b>PITCHER</b>	IP: WLS: BF: H: R: ER: SO: BB: IBB: HBP: BLK: WP: HR: S: P: ERA: WHIP:			

Batter	1	2	3	4	5	6	7	8	9	AB	R	H	RBI	BB	SO	LOB	BOTTOM	
Charlie Moore, R OBP: 0.351, SLG: 0.367 (1, 10)										4	0	0	0	0	0	0	<b>Minnesota Twins @ Milwaukee Brewers</b> Milwaukee County Stadium, Milwaukee, WI Sat Jul 16 1983, 8:05 PM EDT Att: 46,519 - Unknown - 82 F  <b>AB 33</b> <b>R 5</b> <b>H 9</b> <b>RBI 5</b> <b>BB 3</b> <b>SO 4</b> <b>LOB 13</b> 	
Ed Romero, R OBP: 0.366, SLG: 0.462 (1, 7)										4	1	1	0	0	1	0		
Paul Moltor, R OBP: 0.334, SLG: 0.435 (1, 5)										4	1	2	1	0	0	0		
Robin Yount, R OBP: 0.386, SLG: 0.522 (1, 6)										3	1	2	1	1	0	0		
Mark Brouhard, R OBP: 0.410, SLG: 0.692 (1, 9)										4	0	1	1	0	1	3		
Don Money, R OBP: 0.221, SLG: 0.235 (1, 3)										4	0	1	0	0	3			
Rick Manning, L OBP: 0.291, SLG: 0.311 (1, 8)										4	0	0	0	0	1	3		
Bill Schroeder, R OBP: 0.313, SLG: 0.786 (1, 2)										2	1	1	1	2	1	0		
Jim Gantner, L OBP: 0.331, SLG: 0.429 (1, 4)										4	1	1	1	0	0	4		
<b>Inning Stats</b>	R: 1 E: 0 K: 0 S: 5	H: 2 LOB: 2 BB: 1 P: 9	R: 1 E: 0 K: 0 S: 4	H: 1 LOB: 0 BB: 0 P: 4	R: 0 E: 0 K: 0 S: 4	H: 1 LOB: 1 BB: 1 P: 4	R: 0 E: 0 K: 1 S: 5	H: 0 LOB: 0 BB: 0 P: 5	R: 0 E: 0 K: 1 S: 6	H: 1 LOB: 1 BB: 0 P: 6	R: 1 E: 0 K: 1 S: 6	H: 1 LOB: 0 BB: 0 P: 6	R: 2 E: 1 K: 1 S: 8	H: 2 LOB: 2 BB: 1 P: 12	1B: 4 2B: 1 3B: 0 HR: 4	SF: 0 SAC: 0 DP: 1 HBP: 0		WP: 0 PB: 0 SB: 0 CS: 0
<b>PITCHER</b> Frank Viola, L ERA: 5.37 Rick Lysander, R ERA: 3.29 (8, 1)	IP: 7.0 WLS: L BF: 31 H: 9 R: 5 ER: 5 SO: 3 BB: 2 IBB: 0 HBP: 0 BLK: 0 WP: 0 HR: 4 S: 35 P: 43 ERA: 6.43 WHIP: 1.571															<b>PITCHER</b>	IP: WLS: BF: H: R: ER: SO: BB: IBB: HBP: BLK: WP: HR: S: P: ERA: WHIP:	



Batter	1	2	3	4	5	6	7	8	9	AB	R	H	RBI	BB	SO	LOB	TOP								
Mickey Hatcher, R OBP: 0.354, SLG: 0.449 (1, 9)	5-3		L9	F3			F9		1B 2B	5	1	1	0	0	0	4	<b>Minnesota Twins @ Milwaukee Brewers</b> Milwaukee County Stadium, Milwaukee, WI Sun Jul 17 1983, 4:33 AM EDT Att: 41,021 - Unknown - 89 F  <b>AB 39</b> <b>R 6</b> <b>H 11</b> <b>RBI 6</b> <b>BB 2</b> <b>SO 1</b> <b>LOB 21</b>								
John Castino, R OBP: 0.353, SLG: 0.447 (1, 4)	L8		HR		5-3		1B BB		L4	4	1	1	3	1	0	1									
Kent Hrbek, L OBP: 0.364, SLG: 0.475 (1, 3)			F9		6-3				2B	5	1	3	0	0	0	0									
Gary Ward, R OBP: 0.324, SLG: 0.475 (1, 7)	F8		F9				L8		2B	5	0	2	2	0	0	3									
Randy Bush, L OBP: 0.355, SLG: 0.487 (1, 10)		F7		L9 1B E	4-3		L9		F6	5	1	1	0	0	0	4									
Gary Gaetti, R OBP: 0.304, SLG: 0.397 (1, 5)	F7			E6 1B			F8			4	0	0	0	0	1	1									
Tom Brunansky, R OBP: 0.287, SLG: 0.377 (1, 8)	F7			L9					L5-3 1B	3	0	1	0	1	0	2									
Ron Washington, R OBP: 0.283, SLG: 0.326 (1, 6)			FC HR 1B		F9				L5-3	4	1	2	1	0	0	2									
Ray Smith, R OBP: 0.305, SLG: 0.287 (1, 2)			FC HR		F2		5-3		5-3	3	1	0	0	0	0	4									
Tim Laudner, R OBP: 0.262, SLG: 0.277 (8, 2)										1	0	0	0	0	0	0									
<b>Inning Stats</b>	R: 0 E: 0 K: 0 S: 4	H: 1 LOB: 1 BB: 0 P: 4	R: 0 E: 0 K: 0 S: 3	H: 0 LOB: 0 BB: 0 P: 3	R: 3 E: 0 K: 0 S: 6	H: 2 LOB: 0 BB: 0 P: 6	R: 1 E: 1 K: 0 S: 6	H: 2 LOB: 2 BB: 0 P: 6	R: 0 E: 0 K: 0 S: 4	H: 1 LOB: 1 BB: 0 P: 4	R: 0 E: 0 K: 0 S: 3	H: 0 LOB: 0 BB: 1 P: 7	R: 0 E: 0 K: 0 S: 4	H: 1 LOB: 2 BB: 1 P: 8	R: 0 E: 0 K: 1 S: 5	H: 1 LOB: 0 BB: 0 P: 5	R: 2 E: 0 K: 0 S: 6	H: 3 LOB: 1 BB: 0 P: 6	1B: 9 2B: 2 3B: 0 HR: 1	SF: 0 SAC: 0 DP: 1 HBP: 0	WP: 0 PB: 0 SB: 0 CS: 0	PA: 41			
<b>PITCHER</b>	IP	WLS	BF	H	R	ER	SO	BB	IBB	HBP	BLK	WP	HR	S	P	ERA	WHIP								
Chuck Porter, R ERA: 4.39 (1, 1)	6.0	W	27	6	4	3	0	1	0	0	0	0	1	26	30	4.50	1.167								
Jim Slaton, R ERA: 3.62 (7, 1)	3.0	S	14	5	2	2	1	1	0	0	0	0	0	15	19	6.00	2.000								


Batter	1	2	3	4	5	6	7	8	9	AB	R	H	RBI	BB	SO	LOB	BOTTOM								
Paul Moltitor, R OBP: 0.341, SLG: 0.449 (1, 5)	CS 1B		HR	S SH4-3 BB				F3		4	2	3	1	1	0	0	<b>Minnesota Twins @ Milwaukee Brewers</b> Milwaukee County Stadium, Milwaukee, WI Sun Jul 17 1983, 4:33 AM EDT Att: 41,021 - Unknown - 89 F  <b>AB 37</b> <b>R 10</b> <b>H 15</b> <b>RBI 10</b> <b>BB 4</b> <b>SO 5</b> <b>LOB 18</b>								
Jim Gantner, L OBP: 0.333, SLG: 0.439 (1, 4)	F7		HR	SH4-3			L4		HR 1B	4	2	2	2	0	0	1									
Robin Yount, R OBP: 0.389, SLG: 0.525 (1, 6)	1-2 BB		1B 1B	L6			HR 2B		F9	4	2	2	0	1	0	2									
Cecil Cooper, L OBP: 0.330, SLG: 0.546 (1, 3)	G3		2B 1B	K			HR		HR	5	3	3	4	0	1	2									
Ted Simmons, S OBP: 0.354, SLG: 0.444 (1, 10)		G3 1B 1B	K		5-3		F6		HBP BB	4	1	1	0	1	1	2									
Ben Oglivie, L OBP: 0.393, SLG: 0.477 (1, 7)	G3		2B 1B	F5		K			HBP	4	0	1	1	0	1	1									
Charlie Moore, R OBP: 0.355, SLG: 0.373 (1, 9)			1B 2B	FC5-6 BB			F5		L8	4	0	2	2	1	0	2									
Rick Manning, L OBP: 0.290, SLG: 0.310 (1, 8)		K	F4				K			4	0	1	0	0	2	3									
Bill Schroeder, R OBP: 0.250, SLG: 0.611 (1, 2)	F8		5-3	FC5-6			L1			4	0	0	0	0	0	5									
<b>Inning Stats</b>	R: 0 E: 0 K: 0 S: 3	H: 1 LOB: 1 BB: 1 P: 7	R: 1 E: 0 K: 1 S: 7	H: 2 LOB: 1 BB: 0 P: 7	R: 4 E: 0 K: 1 S: 11	H: 6 LOB: 2 BB: 0 P: 11	R: 0 E: 0 K: 1 S: 5	H: 0 LOB: 1 BB: 1 P: 9	R: 0 E: 0 K: 0 S: 4	H: 1 LOB: 2 BB: 1 P: 8	R: 3 E: 0 K: 1 S: 8	H: 3 LOB: 0 BB: 0 P: 8	R: 0 E: 0 K: 1 S: 5	H: 0 LOB: 0 BB: 0 P: 5	R: 2 E: 0 K: 0 S: 5	H: 2 LOB: 2 BB: 1 P: 10	1B: 9 2B: 2 3B: 0 HR: 4	SF: 0 SAC: 1 DP: 0 HBP: 1	WP: 0 PB: 0 SB: 0 CS: 1	PA: 43					
<b>PITCHER</b>	IP	WLS	BF	H	R	ER	SO	BB	IBB	HBP	BLK	WP	HR	S	P	ERA	WHIP								
Ken Schrom, R ERA: 4.19 (1, 1)	2.1	L	16	9	5	5	2	1	0	0	0	0	1	19	23	19.29	4.286								
Brad Havens, L ERA: 7.71 (3, 1)	3.2		17	4	3	3	2	2	0	0	0	0	2	19	27	7.36	1.636								
Mike Walters, R ERA: 2.16 (7, 1)	2.0		10	2	2	2	1	1	0	1	0	0	1	10	15	9.00	1.500								




Batter	1	2	3	4	5	6	7	8	9	AB	R	H	RBI	BB	SO	LOB	TOP					
Rusty Kuntz, R (1, 8) OBP: 0.302, SLG: 0.305										4	0	1	1	1	0	2	<b>Minnesota Twins @ New York Yankees</b> Yankee Stadium, Bronx, NY Mon Jul 18 1983, 7:05 PM EDT Att: 20,448 - Unknown					
John Castino, R (1, 4) OBP: 0.348, SLG: 0.442										4	0	0	0	0	0	3						
Gary Ward, R (1, 7) OBP: 0.323, SLG: 0.475										4	0	1	0	0	1	1						
Gary Gaetti, R (1, 5) OBP: 0.301, SLG: 0.393										4	0	0	0	0	1	2						
Kent Hrbek, L (1, 3) OBP: 0.363, SLG: 0.470										3	0	0	0	1	1	2						
Mickey Hatcher, R (1, 10) OBP: 0.351, SLG: 0.445										4	0	1	0	0	0	1						
Dave Engle, R (1, 2) OBP: 0.341, SLG: 0.462										4	1	2	0	0	0	1						
Tom Brunansky, R (1, 9) OBP: 0.286, SLG: 0.378										4	0	1	1	0	1	3						
Ron Washington, R (1, 6) OBP: 0.287, SLG: 0.341										4	1	2	0	0	0	2						
<b>Inning Stats</b>	R: 0 E: 1 K: 1 S: 6	H: 0 LOB: 2 BB: 1 P: 10	R: 0 E: 0 K: 1 S: 6	H: 1 LOB: 1 BB: 0 P: 6	R: 0 E: 0 K: 0 S: 3	H: 0 LOB: 0 BB: 0 P: 3	R: 0 E: 0 K: 1 S: 6	H: 1 LOB: 2 BB: 1 P: 10	R: 1 E: 0 K: 0 S: 5	H: 3 LOB: 1 BB: 0 P: 5	R: 0 E: 0 K: 0 S: 3	H: 0 LOB: 0 BB: 0 P: 3	R: 0 E: 0 K: 0 S: 4	H: 1 LOB: 0 BB: 0 P: 4	R: 0 E: 0 K: 1 S: 5	H: 0 LOB: 0 BB: 0 P: 5	R: 1 E: 0 K: 0 S: 5	H: 2 LOB: 1 BB: 0 P: 5	1B: 4 2B: 3 3B: 1 HR: 0	SF: 0 SAC: 0 DP: 1 HBP: 0	WP: 0 PB: 0 CS: 0	PA: 37
<b>PITCHER</b> Ron Guidry, L (1, 1) ERA: 3.15	IP: 9.0 WLS: W BF: 37 H: 8 R: 2 ER: 2 SO: 4 BB: 2 IBB: 0 HBP: 0 BLK: 0 WP: 0 HR: 0 S: 43 P: 51 ERA: 2.00 WHIP: 1.111															<b>PITCHER</b>	IP: 9.0 WLS: W BF: 37 H: 8 R: 2 ER: 2 SO: 4 BB: 2 IBB: 0 HBP: 0 BLK: 0 WP: 0 HR: 0 S: 43 P: 51 ERA: 2.00 WHIP: 1.111					

Batter	1	2	3	4	5	6	7	8	9	AB	R	H	RBI	BB	SO	LOB	BOTTOM	
Larry Milbourne, S (1, 4) OBP: 0.308, SLG: 0.320										4	1	1	0	1	0	2	<b>Minnesota Twins @ New York Yankees</b> Yankee Stadium, Bronx, NY Mon Jul 18 1983, 7:05 PM EDT Att: 20,448 - Unknown	
Butch Wynegar, S (1, 2) OBP: 0.404, SLG: 0.492										4	1	1	0	0	1	2		
Dave Winfield, R (1, 7) OBP: 0.329, SLG: 0.456										3	0	2	1	1	0	1		
Oscar Gamble, L (1, 10) OBP: 0.402, SLG: 0.543										2	1	0	0	1	0	3		
Don Baylor, R (7, PH) OBP: 0.354, SLG: 0.458										0	0	0	0	1	0	0		
Graig Nettles, L (1, 5) OBP: 0.364, SLG: 0.460										3	1	2	2	1	0	3		
Steve Kemp, L (1, 9) OBP: 0.324, SLG: 0.414										4	0	1	0	0	0	5		
Jerry Mumphrey, S (1, 8) OBP: 0.295, SLG: 0.401										4	0	0	0	0	1	3		
Don Mattingly, L (1, 3) OBP: 0.270, SLG: 0.338										4	0	2	1	0	0	1		
Andre Robertson, R (1, 6) OBP: 0.294, SLG: 0.359										4	0	0	0	0	1	3		
<b>Inning Stats</b>	R: 2 E: 0 K: 0 S: 5	H: 2 LOB: 1 BB: 1 P: 9	R: 0 E: 0 K: 1 S: 5	H: 0 LOB: 0 BB: 0 P: 5	R: 0 E: 0 K: 0 S: 3	H: 1 LOB: 0 BB: 0 P: 3	R: 0 E: 0 K: 0 S: 4	H: 1 LOB: 1 BB: 0 P: 4	R: 0 E: 0 K: 0 S: 4	H: 1 LOB: 1 BB: 0 P: 4	R: 1 E: 0 K: 1 S: 5	H: 1 LOB: 2 BB: 2 P: 13	R: 1 E: 0 K: 1 S: 7	H: 2 LOB: 2 BB: 1 P: 11	1B: 6 2B: 1 3B: 2 HR: 0	SF: 0 SAC: 0 DP: 1 HBP: 0	WP: 0 PB: 0 CS: 1	PA: 38
<b>PITCHER</b> Albert Williams, R (1, 1) ERA: 5.1 Len Whitehouse, L (7, 1) ERA: 2.72	IP: 6.2 WLS: L BF: 30 H: 7 R: 3 ER: 3 SO: 2 BB: 3 IBB: 0 HBP: 0 BLK: 0 WP: 0 HR: 0 S: 31 P: 43 ERA: 4.05 WHIP: 1.500															<b>PITCHER</b>	IP: 7.1 WLS: L BF: 30 H: 7 R: 3 ER: 3 SO: 2 BB: 3 IBB: 0 HBP: 0 BLK: 0 WP: 0 HR: 0 S: 31 P: 43 ERA: 6.75 WHIP: 2.250	



Batter	1	2	3	4	5	6	7	8	9	AB	R	H	RBI	BB	SO	LOB	TOP			
Mickey Hatcher, R OBP: 0.345, SLG: 0.436 (1, 10)	0-0 4-3		0-0 F8			0-0 F4		0-0 F7	4 0 0 0 0 0 1								<b>Minnesota Twins @ New York Yankees</b> Yankee Stadium, Bronx, NY Tue Jul 19 1983, 7:05 PM EDT Att: 17,580 - Unknown - 72 F <a href="http://livebaseballscorecards.com">livebaseballscorecards.com</a>			
John Castino, R OBP: 0.351, SLG: 0.439 (1, 4)	0-0 4-3		0-0 CS	4-0 BB		0-0 F9		4-0 BB	2 0 0 0 2 0 0											
Gary Ward, R OBP: 0.326, SLG: 0.476 Darrell Brown, S OBP: 0.300, SLG: 0.302 (1, 7) (7, 7)	0-0 1B			0-0 L9				0-0 G6-4-3 1B	3 0 2 0 0 0 1 1 0 1 0 0 0 0											
Gary Gaetti, R OBP: 0.298, SLG: 0.388 (1, 5)	0-3 K			0-0 F4				0-0 G6-4-3	4 0 0 0 0 1 5											
Kent Hrbek, L OBP: 0.363, SLG: 0.466 (1, 3)		4-0 BB		0-3 K				0-0 6-3	2 0 0 0 1 1 1											
Dave Engle, R OBP: 0.346, SLG: 0.465 (1, 2)		0-0 G6-4-3			0-0 1B			0-0 G6-4-3 1B	3 0 2 0 0 0 1											
Tom Brunansky, R OBP: 0.284, SLG: 0.375 (1, 9)		0-3 K			0-3 K			0-0 G6-4-3	3 0 0 0 0 2 2											
Ron Washington, R OBP: 0.288, SLG: 0.341 (1, 6)				0-0 CS 1B		0-0 G4-6-3		0-3 K	3 0 1 0 0 1 1											
Rusty Kuntz, R OBP: 0.294, SLG: 0.296 (1, 8)				0-0 F9				0-0 1-3	3 0 0 0 0 1 1											
<b>Inning Stats</b>	R: 0 E: 0 K: 1 S: 6	H: 1 LOB: 1 BB: 0 P: 6	R: 0 E: 0 K: 1 S: 4	H: 0 LOB: 0 BB: 1 P: 8	R: 0 E: 0 K: 0 S: 3	H: 1 LOB: 0 BB: 0 P: 3	R: 0 E: 0 K: 1 S: 5	H: 0 LOB: 1 BB: 1 P: 9	R: 0 E: 0 K: 0 S: 5	H: 0 LOB: 0 BB: 0 P: 5	R: 0 E: 0 K: 0 S: 3	H: 1 LOB: 0 BB: 0 P: 3	R: 0 E: 0 K: 1 S: 5	H: 1 LOB: 0 BB: 0 P: 5	R: 0 E: 0 K: 1 S: 6	H: 1 LOB: 2 BB: 1 P: 10	1B: 6 2B: 0 3B: 0 HR: 0	SF: 0 SAC: 0 DP: 4 HBP: 0	WP: 0 PB: 0 CS: 1	PA: 32
<b>PITCHER</b> Shane Rawley, L ERA: 4.0 (1, 1)	IP: 9.0 WLS: W BF: 31 H: 6 R: 0 ER: 0 SO: 6 BB: 3 IBB: 0 HBP: 0 BLK: 0 WP: 0 HR: 0 S: 40 P: 52 ERA: 0.00 WHIP: 1.000															<b>PITCHER</b>				

Batter	1	2	3	4	5	6	7	8	9	AB	R	H	RBI	BB	SO	LOB	BOTTOM			
Larry Milbourne, S OBP: 0.306, SLG: 0.316 (1, 4)	0-0 4-3		0-0 6-3			0-0 3B 1B		0-0 4-3	4 1 1 0 0 0 0								<b>Minnesota Twins @ New York Yankees</b> Yankee Stadium, Bronx, NY Tue Jul 19 1983, 7:05 PM EDT Att: 17,580 - Unknown - 72 F <a href="http://livebaseballscorecards.com">livebaseballscorecards.com</a>			
Butch Wynegar, S OBP: 0.406, SLG: 0.489 (1, 2)	0-0 E9 1B		4-0 BB		0-0 F4		0-0 F6		3 1 1 0 1 0 2											
Dave Winfield, R OBP: 0.328, SLG: 0.459 (1, 7)	0-0 L6		0-0 6-3		0-0 3B		0-0 F9		4 0 1 2 0 0 2											
Oscar Gamble, L OBP: 0.405, SLG: 0.551 (1, 10)	0-0 2H 1B			0-0 1B 2B		0-0 G3		0-0 F9	4 1 2 1 0 0 1											
Graig Nettles, L OBP: 0.365, SLG: 0.461 Bert Campaneris, R OBP: 0.387, SLG: 0.391 (1, 5) (6, 5)	0-0 4-3			0-0 G4-6-3 1B		0-0 6-3		0-0 E S 1B	2 0 1 1 0 0 1 2 0 1 0 0 0 0											
Steve Kemp, L OBP: 0.323, SLG: 0.411 (1, 9)		0-0 F9		0-0 G4-6-3		0-0 1B 1B		0-3 K	4 0 1 0 0 1 2											
Jerry Mumphrey, S OBP: 0.294, SLG: 0.395 (1, 8)		0-0 F8		0-0 1-3		0-0 F9		4-0 BB	3 0 0 0 1 0 1											
Don Mattingly, L OBP: 0.269, SLG: 0.333 (1, 3)		0-0 L7			0-0 L8		0-0 L4		4 0 1 0 0 0 2											
Andre Robertson, R OBP: 0.295, SLG: 0.356 (1, 6)			0-0 5-3		4-0 1B 3B BB		0-0 F5		2 1 0 0 1 0 2											
<b>Inning Stats</b>	R: 1 E: 1 K: 0 S: 5	H: 2 LOB: 1 BB: 0 P: 5	R: 0 E: 0 K: 0 S: 3	H: 0 LOB: 0 BB: 0 P: 3	R: 0 E: 0 K: 0 S: 3	H: 0 LOB: 1 BB: 1 P: 7	R: 1 E: 0 K: 0 S: 4	H: 2 LOB: 0 BB: 0 P: 4	R: 2 E: 0 K: 0 S: 5	H: 2 LOB: 1 BB: 1 P: 9	R: 0 E: 0 K: 0 S: 5	H: 2 LOB: 2 BB: 0 P: 5	R: 0 E: 0 K: 1 S: 6	H: 0 LOB: 0 BB: 0 P: 3	R: 0 E: 0 K: 1 S: 6	H: 1 LOB: 2 BB: 1 P: 10	1B: 7 2B: 1 3B: 1 HR: 0	SF: 0 SAC: 0 DP: 1 HBP: 0	WP: 0 PB: 0 CS: 0	PA: 35
<b>PITCHER</b> Bobby Castillo, R ERA: 4.57 Len Whitehouse, L ERA: 2.66 (1, 1) (5, 1)	IP: 4.0 WLS: L BF: 16 H: 4 R: 2 ER: 1 SO: 1 BB: 4 IBB: 2 HBP: 0 BLK: 0 WP: 0 HR: 0 S: 15 P: 19 ERA: 2.25 WHIP: 1.250															<b>PITCHER</b>				







Batter	1	2	3	4	5	6	7	8	9	AB	R	H	RBI	BB	SO	LOB	TOP		
Mickey Hatcher, R OBP: 0.344, SLG: 0.438 (1, 9)										5	1	2	0	0	0	2			
John Castino, R OBP: 0.352, SLG: 0.433 (1, 4)										3	1	1	0	2	0	1			
Gary Ward, R OBP: 0.326, SLG: 0.477 (1, 7)										5	0	2	3	0	1	4			
Kent Hrbek, L OBP: 0.356, SLG: 0.459 (1, 3)																	4		
Gary Gaetti, R OBP: 0.306, SLG: 0.404 (1, 5)											3	2	3	1	1	0			
Randy Bush, L OBP: 0.348, SLG: 0.476 (1, 10)										4	0	0	0	0	1	3			
Dave Engle, R OBP: 0.354, SLG: 0.488 (1, 2)										4	0	2	1	0	0	2			
Ron Washington, R OBP: 0.286, SLG: 0.337 (1, 6)										4	0	1	0	0	0	1			
Rusty Kuntz, R OBP: 0.295, SLG: 0.306 Bobby Mitchell, L OBP: 0.347, SLG: 0.310 (1, 8)										3	1	1	0	0	1	3			
<b>Inning Stats</b>	R: 0, H: 1, E: 0, LOB: 1, K: 0, BB: 1, S: 3, P: 7	R: 1, H: 3, E: 0, LOB: 1, K: 1, BB: 0, S: 7, P: 7	R: 0, H: 0, E: 0, LOB: 0, K: 0, BB: 0, S: 3, P: 3	R: 0, H: 1, E: 1, LOB: 1, K: 1, BB: 0, S: 6, P: 6	R: 0, H: 1, E: 0, LOB: 1, K: 0, BB: 0, S: 4, P: 4	R: 1, H: 2, E: 0, LOB: 0, K: 0, BB: 0, S: 4, P: 4	R: 3, H: 4, E: 0, LOB: 1, K: 0, BB: 0, S: 7, P: 7	R: 0, H: 0, E: 0, LOB: 2, K: 1, BB: 1, S: 6, P: 10	R: 0, H: 1, E: 0, LOB: 2, K: 1, BB: 1, S: 6, P: 10	1B: 8, 2B: 4, 3B: 0, HR: 1, SF: 0, SAC: 0, DP: 3, HBP: 0	WP: 2, PA: 39, PB: 0, SB: 1, CS: 0								
<b>PITCHER</b>	IP, WLS, BF, H, R, ER, SO, BB, IBB, HBP, BLK, WP, HR, S, P, ERA, WHIP	IP, WLS, BF, H, R, ER, SO, BB, IBB, HBP, BLK, WP, HR, S, P, ERA, WHIP																	
Lary Sorensen, R ERA: 4.85 (1, 1)	6.2, 30, 12, 5, 5, 2, 1, 0, 0, 0, 1, 1, 33, 37, 6.75, 1.950	1.1, W, 4, 0, 0, 0, 0, 1, 0, 0, 0, 0, 0, 3, 7, 0.00, 0.750	1.0, S, 5, 1, 0, 0, 1, 1, 0, 0, 0, 1, 0, 6, 10, 0.00, 2.000																

Minnesota Twins @ Cleveland Indians  
Cleveland Municipal Stadium, Cleveland, OH  
Fri Jul 22 1983, 7:05 PM EDT  
Att: 6,800 - Unknown

AB 36  
R 5  
H 13  
RBI 5  
BB 3  
SO 3  
LOB 19



Batter	1	2	3	4	5	6	7	8	9	AB	R	H	RBI	BB	SO	LOB	BOTTOM	
Mike Hargrove, L OBP: 0.380, SLG: 0.385 (1, 3)										1	0	0	0	2	0	2		
Manny Trillo, R OBP: 0.315, SLG: 0.330 Mike Fischlin, R OBP: 0.311, SLG: 0.258 (6, PR)										4	0	1	2	0	0	5		
Broderick Perkins, L OBP: 0.305, SLG: 0.339 Jim Essian, R OBP: 0.187, SLG: 0.080 (8, PH)										0	1	0	0	1	0	0		
Toby Harrah, R OBP: 0.371, SLG: 0.378 (1, 5)										4	1	1	2	0	0	2		
Andre Thornton, R OBP: 0.410, SLG: 0.483 (1, 10)										5	0	1	0	0	0	4		
Pat Tabler, R OBP: 0.380, SLG: 0.439 (9, 4)										5	1	2	0	0	0	4		
Gorman Thomas, R OBP: 0.296, SLG: 0.375 (1, 8)										3	1	1	0	1	0	0		
Julio Franco, R OBP: 0.323, SLG: 0.425 (1, 6)										4	1	1	0	0	0	4		
George Vukovich, L OBP: 0.258, SLG: 0.302 (1, 9)										2	1	1	1	1	0	0		
Ron Hassey, L OBP: 0.335, SLG: 0.342 Alan Bannister, R OBP: 0.329, SLG: 0.415 (8, PR)										1	1	1	1	2	0	0		
<b>Inning Stats</b>	R: 0, H: 0, E: 0, LOB: 0, K: 0, BB: 1, S: 2, P: 6	R: 0, H: 0, E: 0, LOB: 0, K: 0, BB: 0, S: 3, P: 3	R: 1, H: 2, E: 0, LOB: 3, K: 0, BB: 1, S: 5, P: 10	R: 2, H: 2, E: 0, LOB: 2, K: 0, BB: 1, S: 5, P: 10	R: 0, H: 1, E: 0, LOB: 2, K: 0, BB: 1, S: 4, P: 8	R: 2, H: 3, E: 0, LOB: 3, K: 0, BB: 1, S: 6, P: 10	R: 0, H: 0, E: 0, LOB: 0, K: 0, BB: 0, S: 3, P: 3	R: 3, H: 1, E: 1, LOB: 1, K: 0, BB: 2, S: 4, P: 12	1B: 5, 2B: 4, 3B: 0, HR: 0, SF: 1, SAC: 2, DP: 0, HBP: 2	WP: 0, PA: 41, PB: 1, SB: 0, CS: 1								
<b>PITCHER</b>	IP, WLS, BF, H, R, ER, SO, BB, IBB, HBP, BLK, WP, HR, S, P, ERA, WHIP	IP, WLS, BF, H, R, ER, SO, BB, IBB, HBP, BLK, WP, HR, S, P, ERA, WHIP																
Ken Schrom, R ERA: 4.32 Rick Lysander, R ERA: 3.29 Ron Davis, R ERA: 3.88 (1, 1)	5.2, 31, 8, 5, 4, 0, 1, 0, 0, 0, 0, 0, 5, 9, 10.80, 0.600	0.2, 4, 1, 1, 1, 0, 0, 1, 0, 0, 0, 0, 3, 7, 13.50, 1.500																

Minnesota Twins @ Cleveland Indians  
Cleveland Municipal Stadium, Cleveland, OH  
Fri Jul 22 1983, 7:05 PM EDT  
Att: 6,800 - Unknown

AB 29  
R 8  
H 9  
RBI 6  
BB 7  
SO 0  
LOB 21



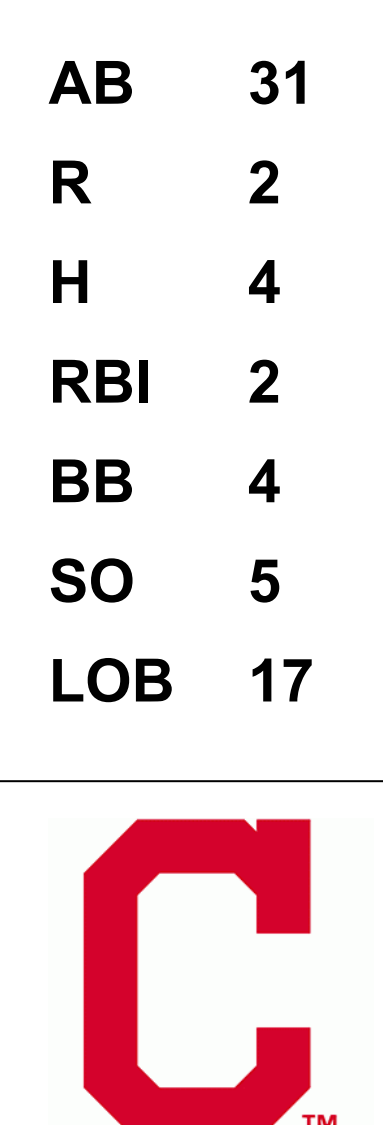


Batter	1	2	3	4	5	6	7	8	9	AB	R	H	RBI	BB	SO	LOB	TOP				
<b>Bobby Mitchell, L</b> OBP: 0.343, SLG: 0.306 (1, 8)	F8		F7			6-3	2B		F7	5	1	2	0	0	1		<b>Minnesota Twins @ Cleveland Indians</b> Cleveland Municipal Stadium, Cleveland, OH Sat Jul 23 1983, 7:05 PM EDT Att: 6,675 - Unknown - 79 F				
<b>John Castino, R</b> OBP: 0.353, SLG: 0.435 (1, 4)	F9		1-3			1B	BB			3	0	1	1	1	0	0					
<b>Gary Ward, R</b> OBP: 0.323, SLG: 0.472 (1, 7)	K		F8			F9	4-3			4	0	0	0	0	1	2					
<b>Kent Hrbek, L</b> OBP: 0.357, SLG: 0.463 (1, 3)		1B		K					G3	4	1	2	0	0	1	0					
<b>Gary Gaetti, R</b> OBP: 0.308, SLG: 0.404 (1, 5)		5-3		5-3						3	1	1	0	1	0	1					
<b>Randy Bush, L</b> OBP: 0.350, SLG: 0.474 (1, 10)		1B		F4						3	1	1	0	1	0	1					
<b>Mickey Hatcher, R</b> OBP: 0.344, SLG: 0.437 (1, 9)		1B			5-3					3	1	1	1	0	0	0					
<b>Ron Washington, R</b> OBP: 0.286, SLG: 0.335 (1, 6)		L6		F4						4	0	1	0	0	1	5					
<b>Tim Laudner, R</b> OBP: 0.255, SLG: 0.267 (1, 2)		F8		K						4	0	0	1	0	1	5					
<b>Inning Stats</b>	R: 0 E: 0 K: 1 S: 5	H: 0 LOB: 0 BB: 0 P: 5	R: 1 E: 0 K: 0 S: 5	H: 2 LOB: 2 BB: 1 P: 9	R: 0 E: 0 K: 0 S: 3	H: 0 LOB: 0 BB: 0 P: 3	R: 0 E: 0 K: 1 S: 5	H: 0 LOB: 0 BB: 0 P: 5	R: 0 E: 0 K: 1 S: 3	H: 1 LOB: 2 BB: 1 P: 7	R: 4 E: 0 K: 1 S: 10	H: 4 LOB: 1 BB: 0 P: 10	R: 0 E: 0 K: 0 S: 2	H: 0 LOB: 0 BB: 1 P: 6	R: 0 E: 0 K: 0 S: 4	H: 1 LOB: 1 BB: 0 P: 4	1B: 6 2B: 2 HR: 0	SF: 0 SAC: 1 DP: 0 HBP: 0	WP: 0 PB: 0 SB: 0 CS: 1	PA: 38	
<b>PITCHER</b>	IP	WLS	BF	H	R	ER	SO	BB	IBB	HBP	BLK	WP	HR	S	P	ERA	WHIP				
<b>Len Barker, R</b> ERA: 5.53 (1, 1)	6.2	L	28	6	5	5	4	2	0	0	0	0	0	34	42	6.75	1.200				
<b>Bud Anderson, R</b> ERA: 2.5 (7, 1)	2.1		9	2	0	0	0	1	0	0	0	0	0	8	12	0.00	1.286				

AB 33  
R 5  
H 8  
RBI 5  
BB 3  
SO 4  
LOB 15



Batter	1	2	3	4	5	6	7	8	9	AB	R	H	RBI	BB	SO	LOB	BOTTOM					
<b>Mike Hargrove, L</b> OBP: 0.382, SLG: 0.382 (1, 3)	6-3		L7-4							2	0	0	0	2	0	1	<b>Minnesota Twins @ Cleveland Indians</b> Cleveland Municipal Stadium, Cleveland, OH Sat Jul 23 1983, 7:05 PM EDT Att: 6,675 - Unknown - 79 F					
<b>Toby Harrah, R</b> OBP: 0.376, SLG: 0.386 (1, 5)	F3		1-2							3	0	2	0	1	0	0						
<b>Julio Franco, R</b> OBP: 0.319, SLG: 0.420 (1, 6)	6-3		L7-4							4	0	0	0	0	0	5						
<b>Andre Thornton, R</b> OBP: 0.405, SLG: 0.476 (1, 10)		F9		6-3						4	0	0	0	0	0	3						
<b>Pat Tabler, R</b> OBP: 0.373, SLG: 0.430 (1, 7)		E3		5-3						4	1	0	0	0	1	3						
<b>Gorman Thomas, R</b> OBP: 0.300, SLG: 0.384 (1, 8)		HR		F2						3	1	1	2	1	1	0						
<b>Ron Hassey, L</b> OBP: 0.333, SLG: 0.340 (1, 2)		K								4	0	1	0	0	1	1						
<b>George Vukovich, L</b> OBP: 0.252, SLG: 0.295 (1, 9)		6-3								4	0	0	0	0	1	2						
<b>Mike Fischlin, R</b> OBP: 0.299, SLG: 0.246 (1, 4)			F9							3	0	0	0	0	1	2						
<b>Inning Stats</b>	R: 0 E: 0 K: 0 S: 3	H: 0 LOB: 0 BB: 0 P: 3	R: 2 E: 1 K: 1 S: 7	H: 1 LOB: 0 BB: 0 P: 7	R: 0 E: 0 K: 0 S: 2	H: 0 LOB: 1 BB: 2 P: 10	R: 0 E: 0 K: 0 S: 3	H: 0 LOB: 0 BB: 0 P: 3	R: 0 E: 0 K: 0 S: 4	H: 1 LOB: 1 BB: 0 P: 4	R: 0 E: 0 K: 1 S: 6	H: 1 LOB: 1 BB: 0 P: 6	R: 0 E: 0 K: 1 S: 5	H: 0 LOB: 1 BB: 1 P: 9	R: 0 E: 0 K: 0 S: 4	H: 1 LOB: 2 BB: 1 P: 8	R: 0 E: 0 K: 2 S: 7	H: 0 LOB: 0 BB: 0 P: 7	1B: 2 2B: 2 HR: 1	SF: 0 SAC: 0 DP: 1 HBP: 0	WP: 0 PB: 0 SB: 1 CS: 0	PA: 35
<b>PITCHER</b>	IP	WLS	BF	H	R	ER	SO	BB	IBB	HBP	BLK	WP	HR	S	P	ERA	WHIP					
<b>Albert Williams, R</b> ERA: 4.84 (1, 1)	8.0	W	32	4	2	1	3	4	0	0	0	0	0	34	50	1.12	1.000					
<b>Ron Davis, R</b> ERA: 3.61 (9, 1)	1.0	S	3	0	0	0	2	0	0	0	0	0	0	7	7	0.00	0.000					





Batter	1	2	3	4	5	6	7	8	9	AB	R	H	RBI	BB	SO	LOB	TOP										
<b>Bobby Mitchell, L</b> (1, 8) OBP: 0.347, SLG: 0.307										3	1	1	1	0	0	0	<b>Minnesota Twins @ Cleveland Indians</b> Cleveland Municipal Stadium, Cleveland, OH Sun Jul 24 1983, 3:33 AM EDT Unknown - 77 F										
<b>Darrell Brown, S</b> (7, 8) OBP: 0.287, SLG: 0.288										5	1	1	0	0	0												
<b>John Castino, R</b> (1, 4) OBP: 0.351, SLG: 0.432										4	1	2	3	1	0	0											
<b>Gary Ward, R</b> (1, 7) OBP: 0.326, SLG: 0.480										4	1	2	3	1	0	0											
<b>Kent Hrbek, L</b> (1, 3) OBP: 0.358, SLG: 0.463										4	1	1	0	1	0	1											
<b>Gary Gaetti, R</b> (1, 5) OBP: 0.307, SLG: 0.410										4	1	1	2	0	1	3											
<b>Randy Bush, L</b> (1, 10) OBP: 0.349, SLG: 0.475										4	1	1	0	0	0	0											
<b>Mickey Hatcher, R</b> (1, 9) OBP: 0.347, SLG: 0.438										4	1	2	1	0	1	0											
<b>Ron Washington, R</b> (1, 6) OBP: 0.285, SLG: 0.333										4	0	1	0	0	1	2											
<b>Ray Smith, R</b> (1, 2) OBP: 0.311, SLG: 0.295										4	0	2	0	0	0	2											
<b>Inning Stats</b>	R: 5 E: 0 K: 0 S: 7	H: 4 LOB: 1 BB: 1 P: 12	R: 0 E: 0 K: 0 S: 4	H: 1 LOB: 2 BB: 1 P: 8	R: 1 E: 0 K: 0 S: 5	H: 3 LOB: 2 BB: 0 P: 5	R: 0 E: 0 K: 1 S: 6	H: 1 LOB: 1 BB: 0 P: 6	R: 1 E: 0 K: 0 S: 4	H: 2 LOB: 0 BB: 0 P: 4	R: 0 E: 0 K: 0 S: 3	H: 0 LOB: 0 BB: 0 P: 3	R: 0 E: 0 K: 0 S: 3	H: 0 LOB: 0 BB: 0 P: 3	R: 0 E: 0 K: 3 S: 10	H: 1 LOB: 1 BB: 0 P: 10	R: 0 E: 0 K: 0 S: 3	H: 0 LOB: 0 BB: 0 P: 3	1B: 8 2B: 2 3B: 0 HR: 2	SF: 0 SAC: 0 DP: 1 HBP: 1	WP: 2 PB: 0 SB: 2 CS: 0	PA: 40					
<b>PITCHER</b>	IP	WLS	BF	H	R	ER	SO	BB	IBB	HBP	BLK	WP	HR	S	P	ERA	WHIP										
<b>Rick Sutcliffe, R</b> (1, 1) ERA: 4.11	3.0	L	19	8	6	6	0	2	0	1	0	0	2	16	25	18.00	3.333										
<b>Juan Eichelberger, R</b> (4, 1) ERA: 4.83	6.0		21	4	1	1	4	0	0	0	0	2	0	29	29	1.50	0.667										

Batter	1	2	3	4	5	6	7	8	9	AB	R	H	RBI	BB	SO	LOB	BOTTOM										
<b>Mike Hargrove, L</b> (1, 3) OBP: 0.385, SLG: 0.387										4	1	2	0	1	0	2	<b>Minnesota Twins @ Cleveland Indians</b> Cleveland Municipal Stadium, Cleveland, OH Sun Jul 24 1983, 3:33 AM EDT Unknown - 77 F										
<b>Toby Harrah, R</b> (1, 5) OBP: 0.377, SLG: 0.383										4	1	1	0	1	0	3											
<b>Julio Franco, R</b> (1, 6) OBP: 0.320, SLG: 0.427										4	1	1	1	1	1	3											
<b>Andre Thornton, R</b> (1, 10) OBP: 0.408, SLG: 0.487										4	1	2	3	1	0	1											
<b>Pat Tabler, R</b> (1, 7) OBP: 0.378, SLG: 0.431										4	1	2	0	1	0	5											
<b>Gorman Thomas, R</b> (1, 8) OBP: 0.296, SLG: 0.379										4	0	0	0	1	0	6											
<b>Broderick Perkins, L</b> (1, 9) OBP: 0.301, SLG: 0.341										5	0	1	1	0	1	3											
<b>Ron Hassey, L</b> (1, 2) OBP: 0.330, SLG: 0.337										2	0	0	0	0	0	2											
<b>Otto Velez, R</b> (6, PH) OBP: 0.167, SLG: 0.080										1	0	0	0	0	0	1											
<b>Jim Essian, R</b> (7, 2) OBP: 0.167, SLG: 0.080										0	0	0	0	0	0	0											
<b>Alan Bannister, R</b> (8, PH) OBP: 0.332, SLG: 0.417										1	0	1	0	0	0	0											
<b>Mike Fischlin, R</b> (1, 4) OBP: 0.288, SLG: 0.235										3	0	0	0	0	0	2											
<b>Bake McBride, L</b> (8, PH) OBP: 0.311, SLG: 0.320										1	0	1	0	0	0	0											
<b>Chris Bando, S</b> (9, 2) OBP: 0.337, SLG: 0.385										0	0	0	0	0	0	0											
<b>Inning Stats</b>	R: 0 E: 0 K: 1 S: 6	H: 1 LOB: 1 BB: 0 P: 6	R: 0 E: 0 K: 0 S: 4	H: 1 LOB: 0 BB: 0 P: 4	R: 2 E: 0 K: 0 S: 5	H: 3 LOB: 1 BB: 1 P: 9	R: 0 E: 0 K: 0 S: 3	H: 0 LOB: 1 BB: 1 P: 7	R: 1 E: 0 K: 0 S: 4	H: 1 LOB: 0 BB: 0 P: 4	R: 1 E: 0 K: 0 S: 5	H: 2 LOB: 1 BB: 0 P: 5	R: 0 E: 0 K: 0 S: 3	H: 0 LOB: 3 BB: 3 P: 15	R: 0 E: 0 K: 0 S: 5	H: 2 LOB: 2 BB: 0 P: 5	R: 1 E: 0 K: 1 S: 6	H: 1 LOB: 1 BB: 1 P: 10	1B: 7 2B: 2 3B: 0 HR: 2	SF: 0 SAC: 0 DP: 1 HBP: 0	WP: 0 PB: 0 SB: 0 CS: 0	PA: 43					
<b>PITCHER</b>	IP	WLS	BF	H	R	ER	SO	BB	IBB	HBP	BLK	WP	HR	S	P	ERA	WHIP										
<b>Bobby Castillo, R</b> (1, 1) ERA: 4.88	5.1	W	25	8	4	4	0	2	0	0	0	0	0	2	10	0.00	3.000										
<b>Len Whitehouse, L</b> (6, 1) ERA: 2.92	0.2		4	0	0	0	0	2	0	0	0	0	0	2	10	0.00	3.000										
<b>Rick Lysander, R</b> (7, 1) ERA: 3.28	2.1	S	12	3	1	1	0	2	0	0	0	0	1	10	18	3.86	2.143										
<b>Ron Davis, R</b> (9, 1) ERA: 3.76	0.2	S	2	0	0	0	1	0	0	0	0	0	0	4	4	0.00	0.000										

AB	37
R	7
H	12
RBI	7
BB	2
SO	4
LOB	9



AB	37
R	5
H	11
RBI	5
BB	6
SO	2
LOB	28





Batter	1	2	3	4	5	6	7	8	9	AB	R	H	RBI	BB	SO	LOB	TOP				
Rusty Kuntz, R (1, 8) OBP: 0.294, SLG: 0.301	L7		G5-4-3 BB		SF9			F9		2	0	0	1	1	0	0	<b>Minnesota Twins @ Cleveland Indians</b> Cleveland Municipal Stadium, Cleveland, OH Sun Jul 24 1983, 3:38 AM EDT Att: 8,938 - Unknown <a href="http://livebaseballscorecards.com">livebaseballscorecards.com</a>				
Ron Washington, R (1, 4) OBP: 0.294, SLG: 0.332	K		G5-4-3 1-2		K			G5-4-3 1B		4	0	1	0	0	2	1					
Mickey Hatcher, R (1, 7) OBP: 0.350, SLG: 0.444	2B			2B SF7 1B				G5-4-3 1-2		4	1	2	0	0	0	1					
Kent Hrbek, L (1, 3) OBP: 0.360, SLG: 0.467	5-3			E 2B				FC5-4 1B		4	1	2	0	0	0	1					
Gary Gaetti, R (1, 5) OBP: 0.304, SLG: 0.407	5-3			SF7				F9		3	0	0	1	0	0	1					
Randy Bush, L (1, 10) OBP: 0.348, SLG: 0.485 Gary Ward, R (9, PH) OBP: 0.325, SLG: 0.479	G3			4-3				FC5-4 1-2		3	1	1	1	0	0	0					
Tom Brunansky, R (1, 9) OBP: 0.278, SLG: 0.366	6-3			4-3			HR	F5		4	0	0	0	0	0	1					
Tim Laudner, R (1, 2) OBP: 0.265, SLG: 0.317				HR				K		3	2	2	1	0	1	0					
Houston Jimenez, R (1, 6) OBP: 0.245, SLG: 0.286	6-3			6-3				K		3	0	0	0	0	1	1					
<b>Inning Stats</b>	R: 0 E: 0 K: 1 S: 6	H: 1 LOB: 1 P: 6	R: 0 E: 0 K: 0 S: 3	H: 0 LOB: 0 BB: 0 P: 3	R: 1 E: 0 K: 0 S: 3	H: 1 LOB: 0 BB: 1 P: 7	R: 2 E: 1 K: 0 S: 5	H: 2 LOB: 0 BB: 0 P: 5	R: 1 E: 0 K: 1 S: 6	H: 1 LOB: 0 BB: 0 P: 6	R: 0 E: 0 K: 0 S: 3	H: 0 LOB: 0 BB: 0 P: 3	R: 1 E: 0 K: 2 S: 8	H: 1 LOB: 0 BB: 0 P: 8	R: 0 E: 0 K: 0 S: 3	H: 1 LOB: 1 BB: 0 P: 4		1B: 3 2B: 3 3B: 0 HR: 2	SF: 2 SAC: 0 DP: 2 HBP: 0	WP: 0 PB: 0 SB: 0 CS: 0	PA: 34
<b>PITCHER</b>	IP	WLS	BF	H	R	ER	SO	BB	IBB	HBP	BLK	WP	HR	S	P	ERA	WHIP				
Tom Brennan, R (1, 1) ERA: 4.5	8.0	L	30	7	5	4	4	1	0	0	0	0	2	37	41	4.50	1.000				
Jamie Easterly, L (9, 1) ERA: 3.49	0.1		2	1	0	0	0	0	0	0	0	0	0	2	2	0.00	3.000				
Dan Spillner, R (9, 1) ERA: 4.61	0.2		2	0	0	0	0	0	0	0	0	0	0	2	2	0.00	0.000				

Batter	1	2	3	4	5	6	7	8	9	AB	R	H	RBI	BB	SO	LOB	BOTTOM				
Alan Bannister, R (1, 9) OBP: 0.327, SLG: 0.410	K			6-3	F2			F7		4	0	0	0	0	1	0	<b>Minnesota Twins @ Cleveland Indians</b> Cleveland Municipal Stadium, Cleveland, OH Sun Jul 24 1983, 3:38 AM EDT Att: 8,938 - Unknown <a href="http://livebaseballscorecards.com">livebaseballscorecards.com</a>				
Toby Harrah, R (1, 5) OBP: 0.378, SLG: 0.387	F7			E5 1B		S BLK 2B		HBP 2B BB		3	3	1	0	1	0	0					
Julio Franco, R (1, 6) OBP: 0.322, SLG: 0.431	K			1B 1B 1B		1B 2B		K		4	1	2	1	0	2	1					
Andre Thornton, R (1, 3) OBP: 0.411, SLG: 0.488				1B		1B		2B HBP		3	0	2	0	0	0	0					
Pat Tabler, R (1, 7) OBP: 0.380, SLG: 0.438	F9			1B		G1-6-3 1B		1-2 HBP		4	0	2	2	0	0	2					
Gorman Thomas, R (1, 8) OBP: 0.295, SLG: 0.374	6-3			1B		1-2 3-H		1-3 2-H		4	0	0	0	0	1	5					
Otto Velez, R (1, 10) Broderick Perkins, L (7, PH) OBP: 0.296, SLG: 0.336				F8	F2			F8		2	0	0	0	0	0	2					
Mike Fischlin, R (1, 4) OBP: 0.277, SLG: 0.225 Mike Hargrove, L (9, PH) OBP: 0.394, SLG: 0.386	4-3							K		3	0	0	0	0	0	0					
Jim Essian, R (1, 2) OBP: 0.156, SLG: 0.074 Ron Hassey, L (7, PH) OBP: 0.327, SLG: 0.333	F7							F7		2	0	0	0	0	0	0					
<b>Inning Stats</b>	R: 0 E: 0 K: 2 S: 7	H: 0 LOB: 0 P: 7	R: 0 E: 0 K: 0 S: 3	H: 0 LOB: 0 BB: 0 P: 3	R: 0 E: 0 K: 0 S: 3	H: 0 LOB: 0 BB: 0 P: 3	R: 2 E: 1 K: 1 S: 9	H: 3 LOB: 2 BB: 0 P: 9	R: 0 E: 0 K: 0 S: 3	H: 0 LOB: 0 BB: 0 P: 3	R: 1 E: 0 K: 0 S: 5	H: 3 LOB: 1 BB: 0 P: 5	R: 0 E: 0 K: 1 S: 6	H: 0 LOB: 2 BB: 1 P: 11	R: 0 E: 0 K: 1 S: 5	H: 0 LOB: 0 BB: 0 P: 5		1B: 4 2B: 3 3B: 0 HR: 0	SF: 0 SAC: 0 DP: 1 HBP: 1	WP: 0 PB: 0 SB: 1 CS: 0	PA: 36
<b>PITCHER</b>	IP	WLS	BF	H	R	ER	SO	BB	IBB	HBP	BLK	WP	HR	S	P	ERA	WHIP				
Brad Havens, L (1, 1) ERA: 7.44	5.0	W	20	4	3	2	3	0	0	0	0	0	0	26	26	3.60	0.800				
Mike Walters, R (6, 1) ERA: 2.45	2.2		11	2	1	1	1	1	0	1	1	0	0	11	16	3.38	1.125				
Ron Davis, R (8, 1) ERA: 3.67	1.1	S	5	1	0	0	1	0	0	0	0	0	0	7	7	0.00	0.750				



Batter	1	2	3	4	5	6	7	8	9	AB	R	H	RBI	BB	SO	LOB	TOP					
Paul Moltzer, R OBP: 0.339, SLG: 0.440 (1, 5)	0-0 4-3		0-0 F4		0-0 E1 2B		0-0 6-3		0-0 F6	5	1	0	0	0	0	3	<b>Milwaukee Brewers @ Minnesota Twins</b> Hubert H. Humphrey Metrodome, Minneapolis, MN Mon Jul 25 1983, 8:05 PM EDT Att: 24,527 - Dome - 73 F <a href="http://livebaseballscorecards.com">livebaseballscorecards.com</a>					
Charlie Moore, R OBP: 0.391, SLG: 0.383 (1, 9)	0-0 F9		0-3 K		0-0 L9-6 1H 2H 2B		0-0 5-3			4	0	1	2	0	1	1						
Robin Yount, R OBP: 0.395, SLG: 0.531 (1, 10)	0-3 K			0-0 F7	4-0 BB		0-0 5-3			3	0	0	0	1	1	0						
Cecil Cooper, L OBP: 0.337, SLG: 0.543 (1, 3)		0-0 WP 1B		0-0 1B 1B	4-0 L9-6 2-3		4-0 L5-3 BB			3	1	2	0	1	0	2						
Ted Simmons, S OBP: 0.348, SLG: 0.437 (1, 2)	0-0 6-3		0-0 1B	0-0 1B		0-0 F8		0-0 L5-3		4	0	1	0	0	0	2						
Ben Oglivie, L OBP: 0.397, SLG: 0.483 (1, 7)	0-3 K		0-0 1B	0-0 1B		0-3 K		0-0 4-3		4	0	1	1	0	2	1						
Ed Romero, R OBP: 0.377, SLG: 0.421 (1, 6)	0-0 F4		0-0 F9		0-0 1B 1B		0-0 1B 1B		0-0 F6	4	0	1	0	0	0	2						
Rick Manning, L OBP: 0.300, SLG: 0.324 (1, 8)		0-3 K		0-0 4-3	0-0 1B		0-0 F9		0-0 F9	4	0	1	0	0	1	0						
Jim Gantner, L OBP: 0.347, SLG: 0.439 (1, 4)		0-0 1B		0-0 E 2B 1B	0-0 F7		0-0 3B			4	1	3	0	0	0	2						
<b>Inning Stats</b>	R: 0 E: 0 K: 1 S: 5	H: 0 LOB: 0 BB: 0 P: 5	R: 0 E: 0 K: 1 S: 6	H: 1 LOB: 1 BB: 0 P: 6	R: 0 E: 0 K: 2 S: 8	H: 1 LOB: 1 BB: 0 P: 8	R: 1 E: 0 K: 0 S: 5	H: 3 LOB: 1 BB: 0 P: 5	R: 2 E: 1 K: 0 S: 5	H: 2 LOB: 1 BB: 1 P: 9	R: 0 E: 0 K: 1 S: 7	H: 2 LOB: 2 BB: 0 P: 7	R: 0 E: 0 K: 0 S: 3	H: 0 LOB: 0 BB: 0 P: 3	R: 0 E: 0 K: 0 S: 2	H: 0 LOB: 0 BB: 1 P: 6	R: 0 E: 0 K: 0 S: 4	H: 1 LOB: 1 BB: 0 P: 4	1B: 8 2B: 3 3B: 1 HR: 0	SF: 0 SAC: 0 DP: 2 HBP: 0	WP: 1 PB: 0 SB: 0 CS: 0	PA: 37
<b>PITCHER</b> Frank Viola, L ERA: 5.12 (1, 1)	IP: 9.0 WLS: W BF: 37 H: 10 R: 3 ER: 2 SO: 5 BB: 2 IBB: 0 HBP: 0 BLK: 0 WP: 1 HR: 0 S: 45 P: 53 ERA: 2.00 WHIP: 1.333															<b>PITCHER</b>						

Batter	1	2	3	4	5	6	7	8	9	AB	R	H	RBI	BB	SO	LOB	BOTTOM			
Rusty Kuntz, R OBP: 0.295, SLG: 0.305 (1, 8)	0-0 4-3 1B 2B	0-0 G4-6-3 1-2	0-3 K			0-0 6-3	4-0 1B SF9 BB	0-0 FC5-4 1-2		5	2	1	0	1	1	2	<b>Milwaukee Brewers @ Minnesota Twins</b> Hubert H. Humphrey Metrodome, Minneapolis, MN Mon Jul 25 1983, 8:05 PM EDT Att: 24,527 - Dome - 73 F <a href="http://livebaseballscorecards.com">livebaseballscorecards.com</a>			
John Castino, R OBP: 0.350, SLG: 0.429 Houston Jimenez, R OBP: 0.245, SLG: 0.286 (1, 4) (8, 6)	0-0 4-3	0-0 F9		0-3 K		0-0 6-3	0-0 BB 1B			5	0	1	1	0	1	1				
Gary Ward, R OBP: 0.329, SLG: 0.488 Darrell Brown, S OBP: 0.287, SLG: 0.288 (1, 7) (8, 7)	4-0 1B 2B BB		0-0 HR	0-3 K		0-0 1B	0-0 SF9			3	2	2	2	1	1	0				
Gary Gaetti, R OBP: 0.308, SLG: 0.406 (1, 5)	4-0 1B 2B BB		0-0 HR	0-3 K		0-0 F7	4-0 1B BB			3	2	1	0	2	1	1				
Kent Hrbek, L OBP: 0.361, SLG: 0.477 Scott Ullger, R OBP: 0.204, SLG: 0.196 (7, PH) (8, 3)	0-0 2B 1B		0-0 HR		0-0 E3 E 5-3		0-0 K F8			4	3	2	3	0	1	0				
Mickey Hatcher, R OBP: 0.351, SLG: 0.452 (1, 10)	0-0 2B		0-0 4-3		0-0 5-3		0-0 WP 1B 2B	0-0 F3		5	1	2	3	0	0	1				
Tom Brunansky, R OBP: 0.285, SLG: 0.388 (1, 9)	0-0 HR		0-0 HR		0-0 E6 2H		4-0 BLK 1B BB	0-0 HR		4	4	3	2	1	0	0				
Ron Washington, R OBP: 0.287, SLG: 0.348 (8, 4)	0-0 L5		0-0 HR		0-3 K		0-0 BLK 1B 1B	0-0 F8		5	2	2	3	0	1	1				
Tim Laudner, R OBP: 0.271, SLG: 0.315 (1, 2)		0-0 E5 G4-6-3	0-0 F9		0-3 K		0-0 1B 1B	4-0 FC5-4 BB		4	1	1	2	1	1	1				
<b>Inning Stats</b>	R: 5 E: 0 K: 0 S: 6	H: 4 LOB: 0 BB: 2 P: 14	R: 0 E: 1 K: 0 S: 3	H: 0 LOB: 0 BB: 0 P: 3	R: 5 E: 0 K: 1 S: 10	H: 5 LOB: 0 BB: 0 P: 10	R: 0 E: 0 K: 3 S: 9	H: 0 LOB: 0 BB: 0 P: 9	R: 1 E: 2 K: 2 S: 9	H: 0 LOB: 1 BB: 0 P: 9	R: 0 E: 0 K: 0 S: 4	H: 1 LOB: 1 BB: 0 P: 4	R: 5 E: 0 K: 1 S: 9	H: 4 LOB: 2 BB: 3 P: 21	R: 1 E: 0 K: 0 S: 4	H: 1 LOB: 1 BB: 1 P: 8	1B: 7 2B: 3 3B: 0 HR: 5	SF: 1 SAC: 0 DP: 1 HBP: 0	WP: 1 PB: 0 SB: 0 CS: 0	PA: 46
<b>PITCHER</b> Mike Caldwell, L ERA: 4.83 Bob Gibson, R ERA: 4.92 Jerry Augustine, L ERA: 6.75 (1, 1) (3, 1) (7, 1)	IP: 2.0 WLS: L BF: 14 H: 7 R: 8 ER: 8 SO: 8 BB: 2 IBB: 0 HBP: 0 BLK: 0 WP: 0 HR: 3 S: 12 P: 20 ERA: 36.00 WHIP: 4.500															<b>PITCHER</b>				



Batter	1	2	3	4	5	6	7	8	9	AB	R	H	RBI	BB	SO	LOB	TOP								
Paul Moltitor, R OBP: 0.338, SLG: 0.438 (1, 5)	F9		L7			SF8 1B	L4-3			4	1	1	0	0	0	1	<b>Milwaukee Brewers @ Minnesota Twins</b> Hubert H. Humphrey Metrodome, Minneapolis, MN Tue Jul 26 1983, 8:05 PM EDT Att: 25,732 - Dome - 73 F <a href="http://livebaseballscorecards.com">livebaseballscorecards.com</a>								
Jim Gantner, L OBP: 0.352, SLG: 0.446 (1, 4)	2B		CS 1B			HR 1B		F8		4	1	3	0	0	0	0									
Robin Yount, R OBP: 0.394, SLG: 0.528 (1, 10)	G4-6-3 BB		K			SF8		3-1		2	0	0	1	1	1	1									
Cecil Cooper, L OBP: 0.339, SLG: 0.551 (1, 3)	G4-6-3					HR				4	1	2	2	0	0	2									
Ted Simmons, S OBP: 0.347, SLG: 0.435 (1, 2)		2B SF8 1B				L6		F8		4	1	1	0	0	0	1									
Ben Oglivie, L OBP: 0.395, SLG: 0.483 (1, 7)						L3			G3	4	0	1	0	0	0	0									
Rick Manning, L OBP: 0.299, SLG: 0.326 (1, 8)										4	1	1	0	0	0	2									
Ed Romero, R OBP: 0.369, SLG: 0.417 (1, 6)										3	0	1	2	0	0	0									
Charlie Moore, R OBP: 0.358, SLG: 0.379 (1, 9)										3	0	0	0	0	1	2									
<b>Inning Stats</b>	R: 0 E: 0 K: 0 S: 3	H: 1 LOB: 1 BB: 1 P: 7	R: 1 E: 0 K: 0 S: 5	H: 2 LOB: 1 BB: 0 P: 5	R: 0 E: 0 K: 1 S: 5	H: 1 LOB: 1 BB: 0 P: 5	R: 0 E: 0 K: 0 S: 3	H: 0 LOB: 0 BB: 0 P: 3	R: 0 E: 0 K: 0 S: 3	H: 0 LOB: 0 BB: 0 P: 3	R: 3 E: 0 K: 0 S: 6	H: 3 LOB: 0 BB: 0 P: 6	R: 1 E: 0 K: 1 S: 6	H: 2 LOB: 0 BB: 0 P: 6	R: 0 E: 0 K: 0 S: 4	H: 1 LOB: 1 BB: 0 P: 4	R: 0 E: 0 K: 0 S: 3	H: 0 LOB: 0 BB: 0 P: 3	1B: 6 2B: 5 3B: 0 HR: 1	SF: 2 SAC: 0 DP: 3 HBP: 0	WP: 0 PB: 0 SB: 0 CS: 1	PA: 35			
<b>PITCHER</b>	IP	WLS	BF	H	R	ER	SO	BB	IBB	HBP	BLK	WP	HR	S	P	ERA	WHIP								
Ken Schrom, R ERA: 4.52 (1, 1)	6.0		25	8	5	5	1	1	0	0	0	0	1	26	30	7.50	1.500								
Rick Lysander, R ERA: 3.21 (7, 1)	1.2		5	1	0	0	1	0	0	0	0	0	0	7	7	0.00	0.600								
Len Whitehouse, L ERA: 2.75 (8, 1)	1.1	W	5	1	0	0	0	0	0	0	0	0	0	5	5	0.00	0.750								

Batter	1	2	3	4	5	6	7	8	9	AB	R	H	RBI	BB	SO	LOB	BOTTOM								
Rusty Kuntz, R OBP: 0.299, SLG: 0.328 (1, 8)	HR		2B G1 BB							4	2	1	1	1	0	1	<b>Milwaukee Brewers @ Minnesota Twins</b> Hubert H. Humphrey Metrodome, Minneapolis, MN Tue Jul 26 1983, 8:05 PM EDT Att: 25,732 - Dome - 73 F <a href="http://livebaseballscorecards.com">livebaseballscorecards.com</a>								
John Castino, R OBP: 0.355, SLG: 0.438 (1, 4)	1B 2B		G1 SF8 2B							4	3	3	1	1	0	0									
Kent Hrbek, L OBP: 0.363, SLG: 0.481 (1, 3)	S 1B		G1							4	0	2	2	0	0	1									
Gary Gaetti, R OBP: 0.307, SLG: 0.407 (1, 5)	L7		SF8							2	0	1	2	0	0	1									
Randy Bush, L OBP: 0.347, SLG: 0.479 (1, 10)	K		L9							3	0	0	0	1	1	2									
Mickey Hatcher, R OBP: 0.349, SLG: 0.448 (1, 7)	F3									4	0	1	0	0	0	3									
Tom Brunansky, R OBP: 0.284, SLG: 0.384 (1, 9)										3	0	0	0	1	0	2									
Ron Washington, R OBP: 0.292, SLG: 0.352 (1, 6)										3	0	2	0	0	0	1									
Gary Ward, R OBP: 0.325, SLG: 0.486 (9, PH)										1	0	0	0	0	1	0									
Tim Laudner, R OBP: 0.264, SLG: 0.306 (1, 2)										3	0	0	0	0	2	2									
Dave Engle, R OBP: 0.357, SLG: 0.490 (9, PH)										1	0	1	0	0	0	0									
Darrell Brown, S OBP: 0.287, SLG: 0.288 (9, PR)										0	1	0	0	0	0	0									
<b>Inning Stats</b>	R: 2 E: 0 K: 1 S: 8	H: 3 LOB: 1 BB: 0 P: 8	R: 0 E: 0 K: 1 S: 5	H: 1 LOB: 0 BB: 0 P: 5	R: 2 E: 0 K: 0 S: 4	H: 1 LOB: 0 BB: 1 P: 8	R: 0 E: 0 K: 1 S: 6	H: 1 LOB: 1 BB: 0 P: 6	R: 1 E: 0 K: 0 S: 4	H: 1 LOB: 2 BB: 2 P: 12	R: 0 E: 0 K: 0 S: 2	H: 0 LOB: 0 BB: 1 P: 6	R: 0 E: 0 K: 0 S: 3	H: 0 LOB: 0 BB: 0 P: 3	R: 0 E: 0 K: 0 S: 4	H: 2 LOB: 1 BB: 0 P: 4	R: 1 E: 0 K: 1 S: 6	H: 2 LOB: 1 BB: 0 P: 6	1B: 7 2B: 3 3B: 0 HR: 1	SF: 2 SAC: 0 DP: 1 HBP: 0	WP: 0 PB: 0 SB: 2 CS: 2	PA: 38			
<b>PITCHER</b>	IP	WLS	BF	H	R	ER	SO	BB	IBB	HBP	BLK	WP	HR	S	P	ERA	WHIP								
Moose Haas, R ERA: 3.95 (1, 1)	5.0		25	7	5	5	3	3	1	0	0	0	1	27	43	9.00	2.000								
Tom Tellmann, R ERA: 3.02 (6, 1)	3.2	L	13	4	1	1	1	0	0	0	0	0	0	15	15	2.46	1.091								

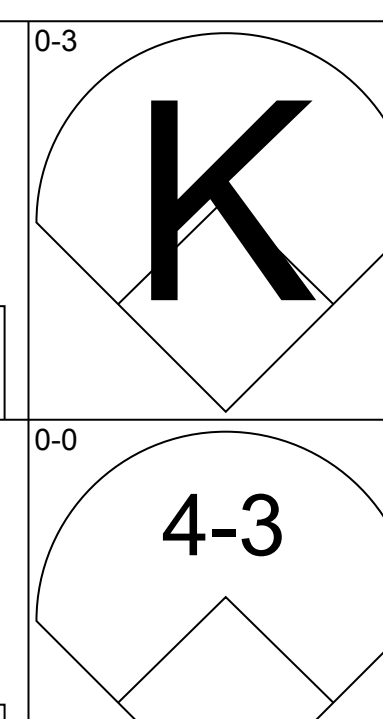
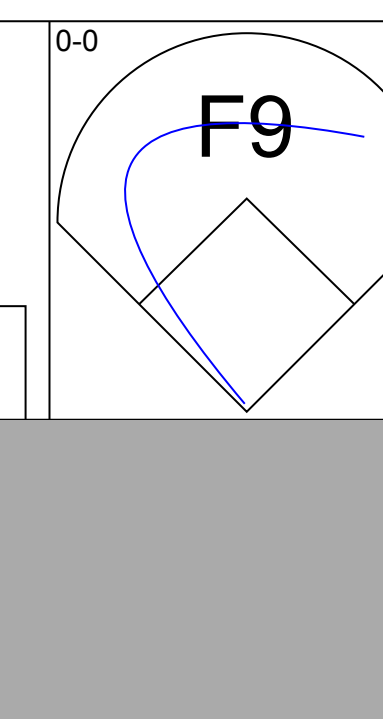
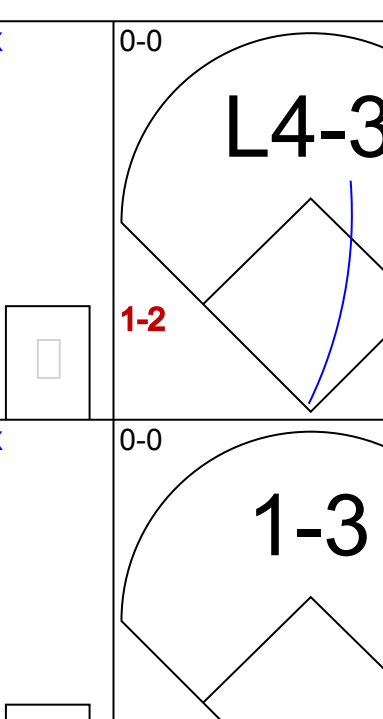
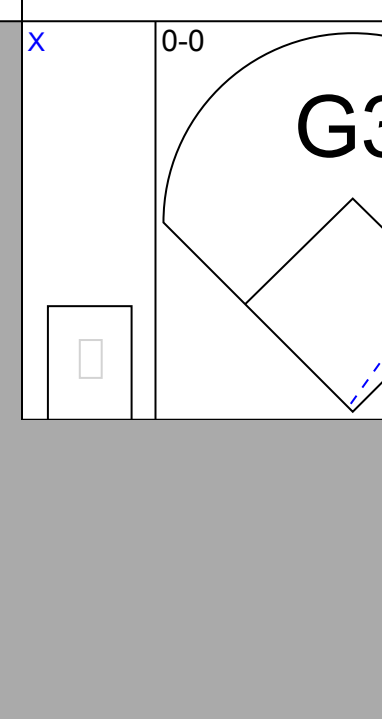
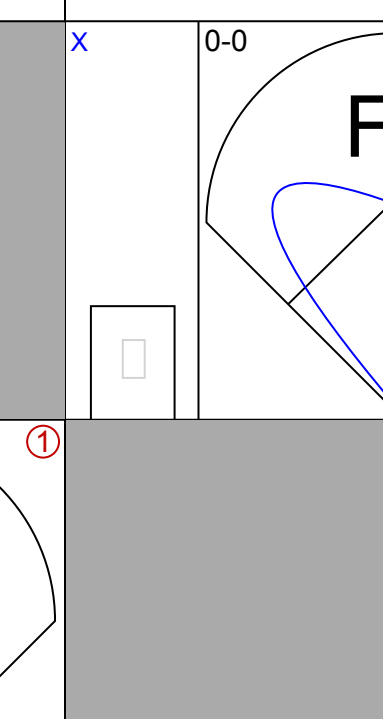
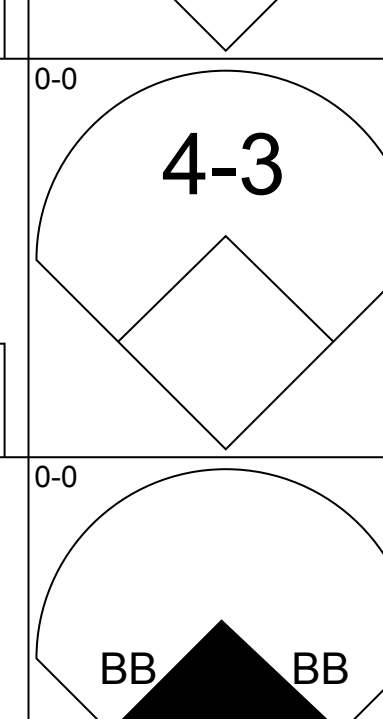
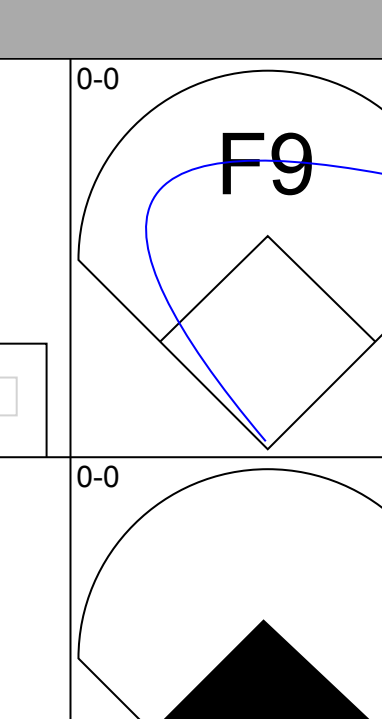
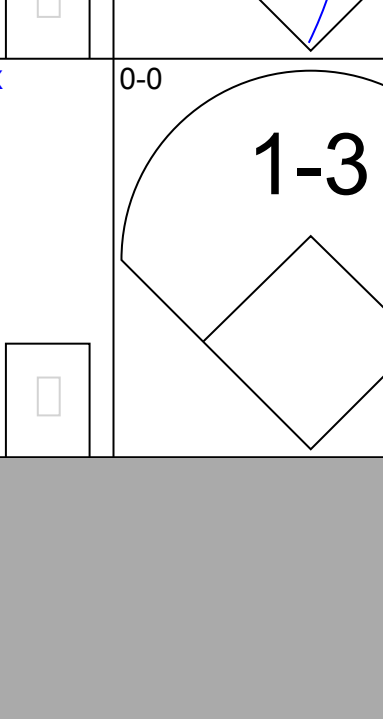
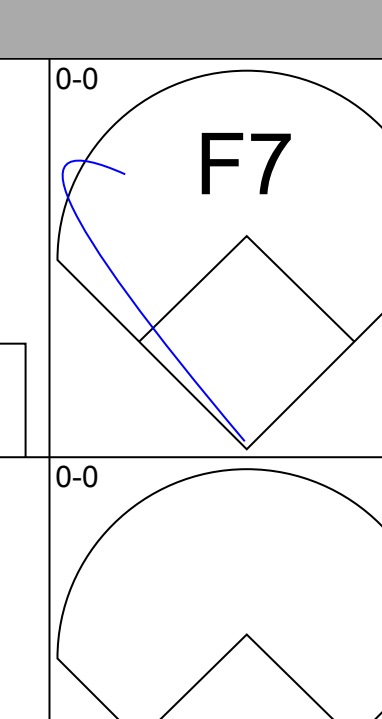
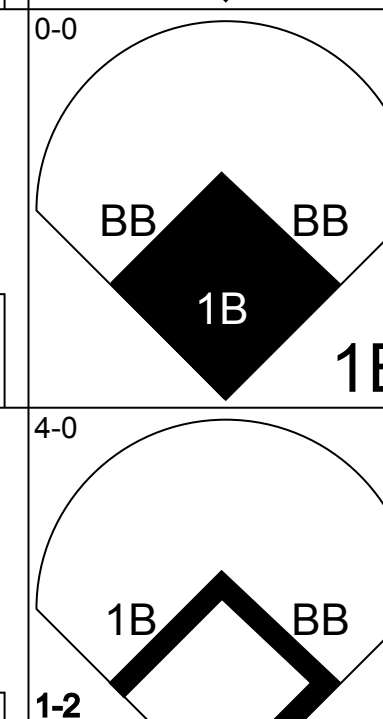
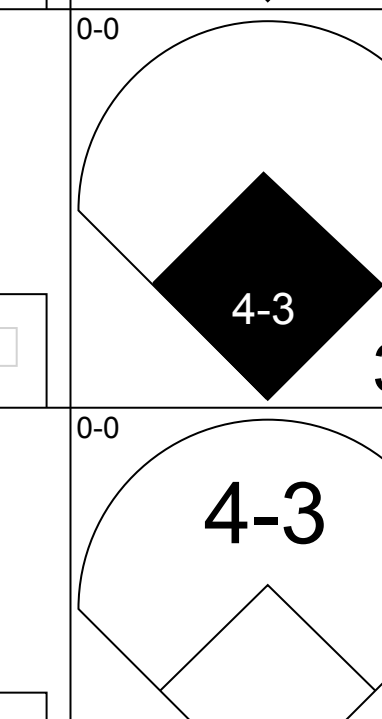
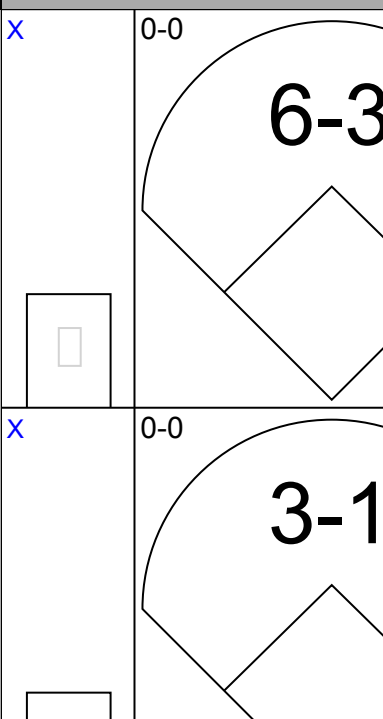
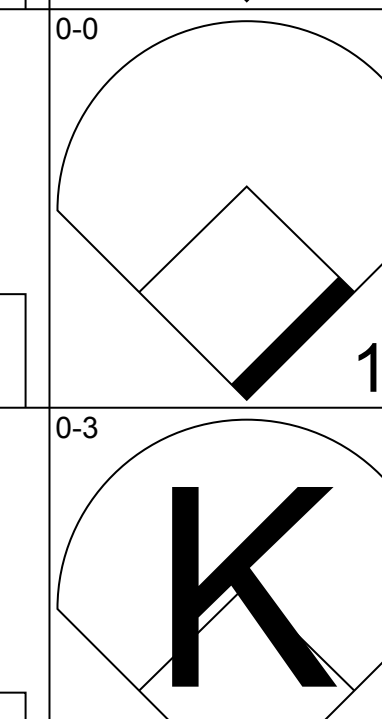
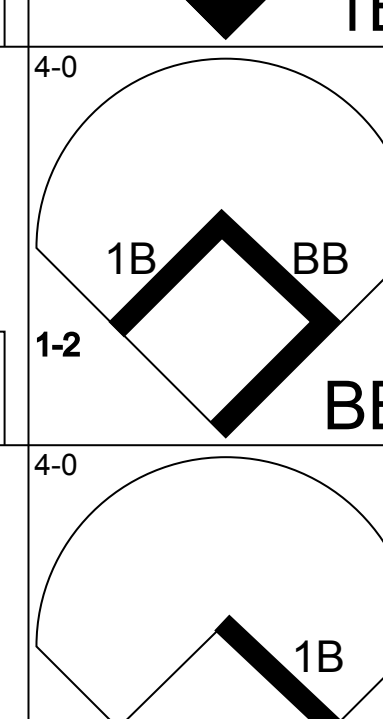
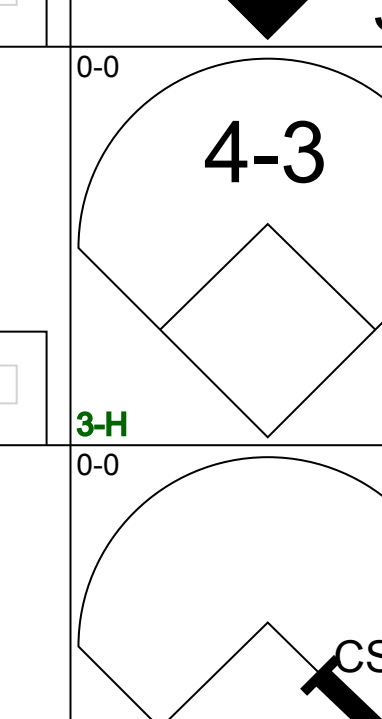
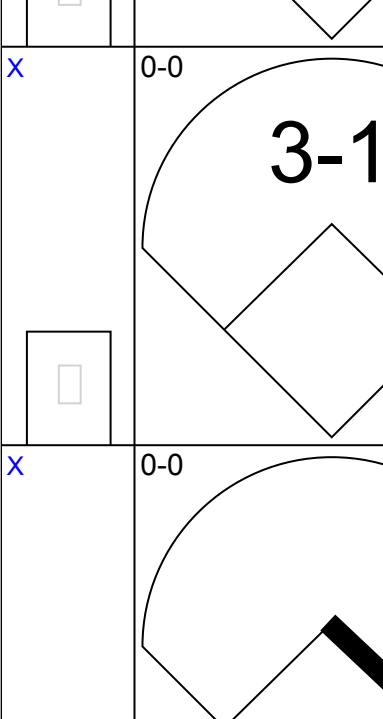
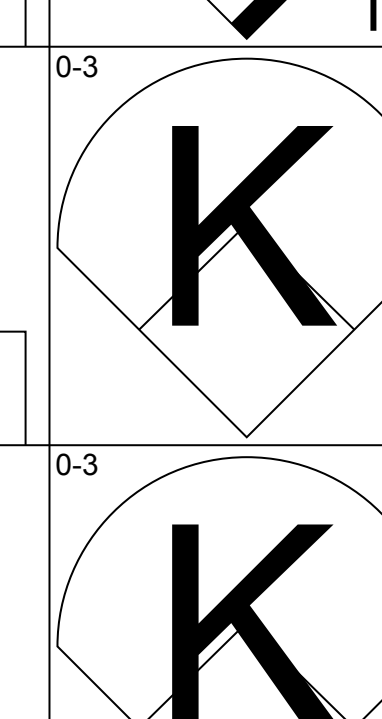
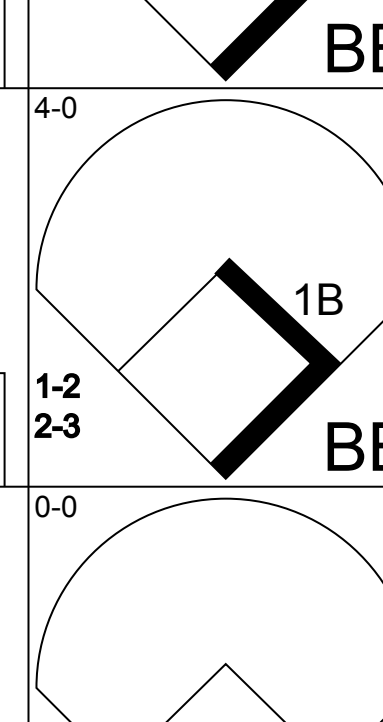
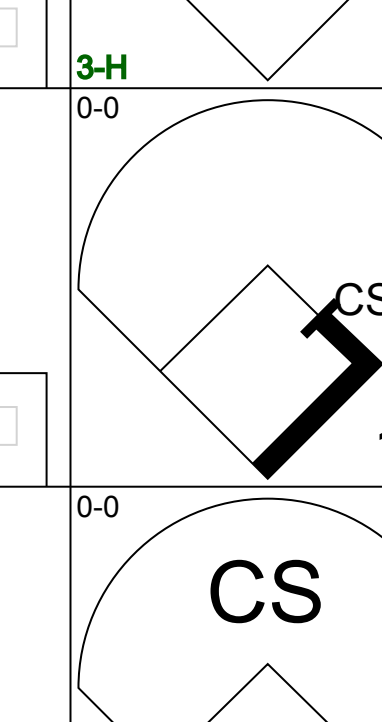
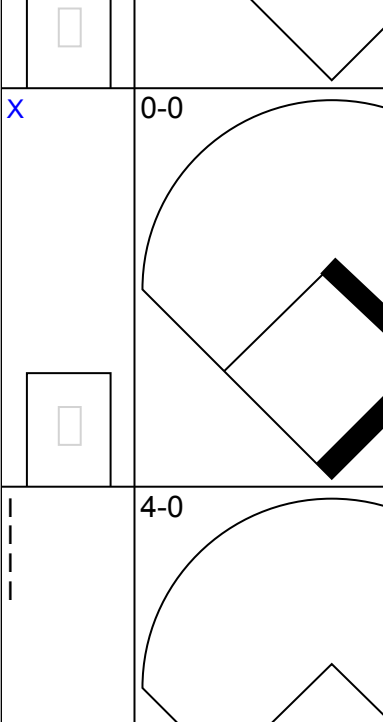
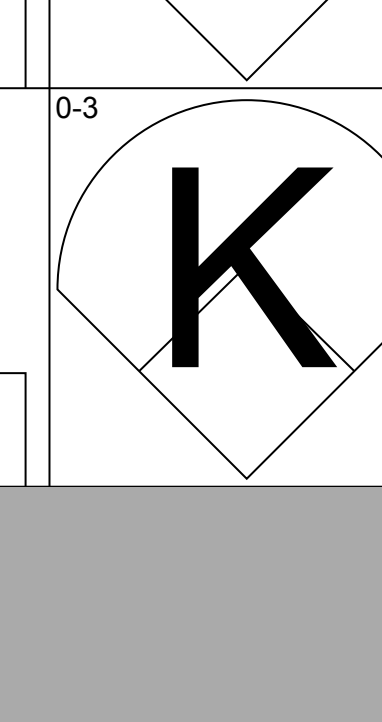
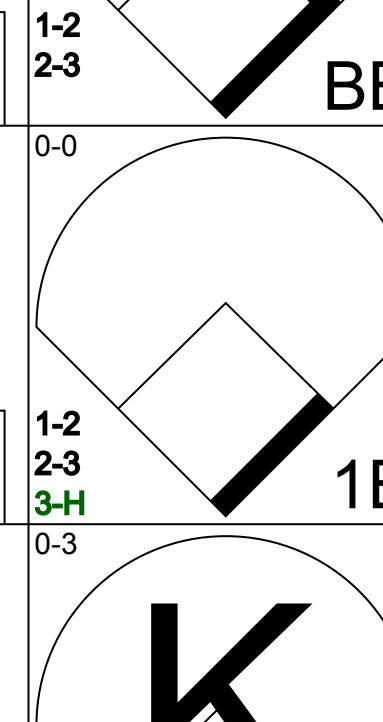
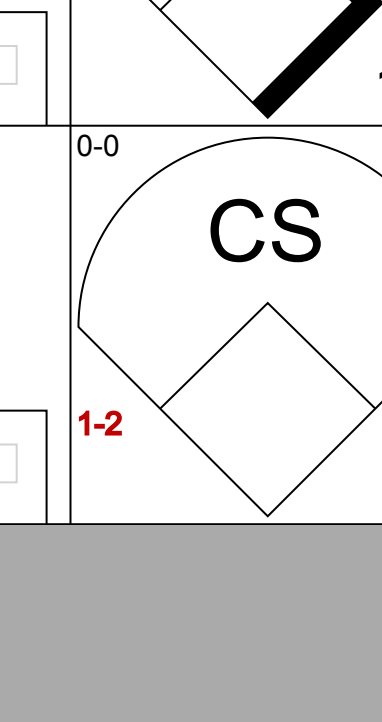
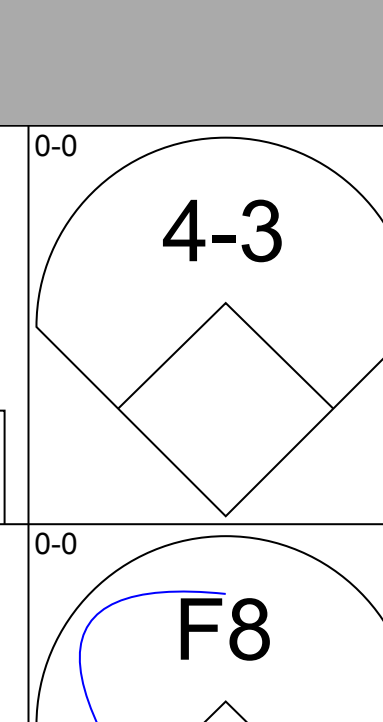
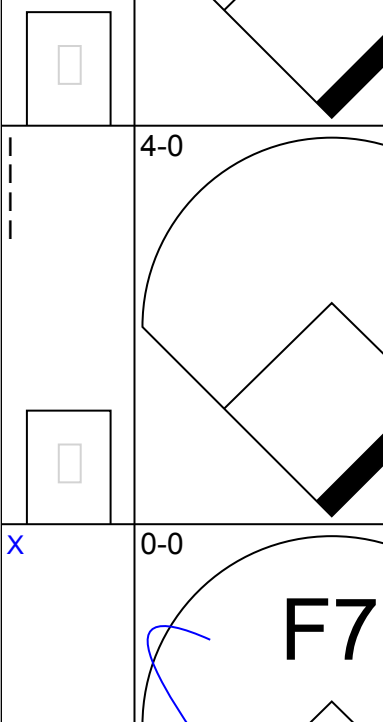
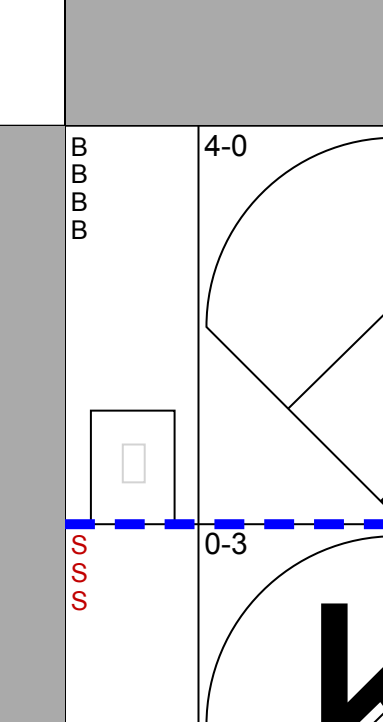
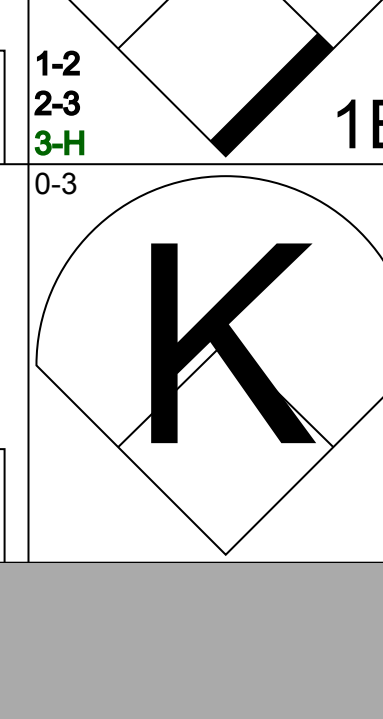
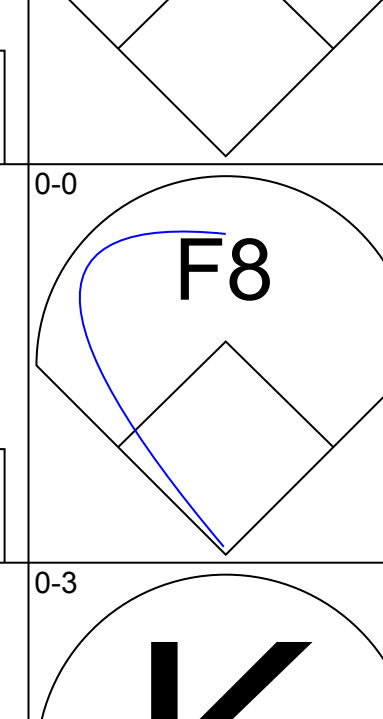
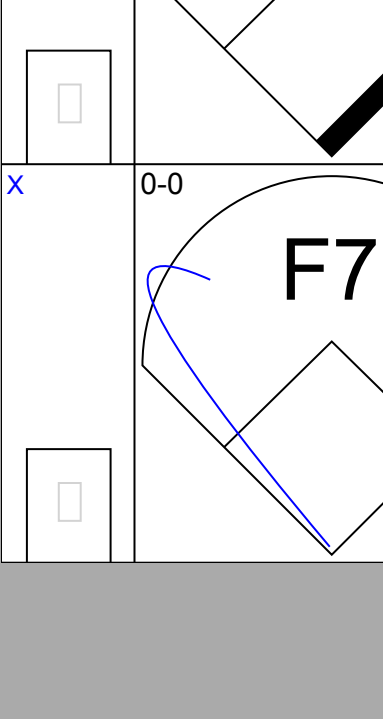
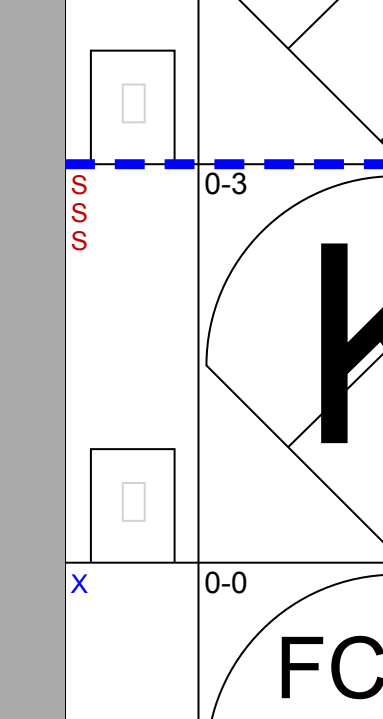
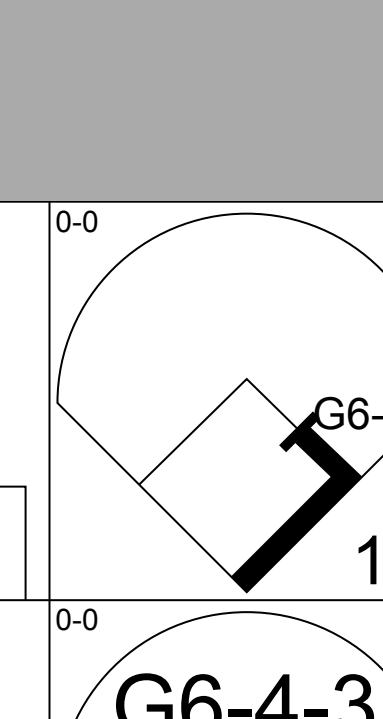
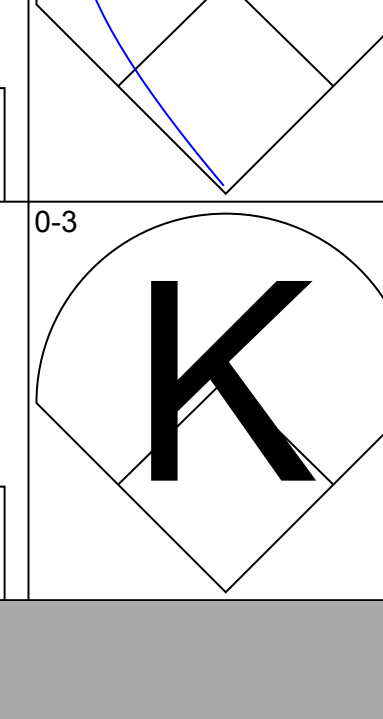
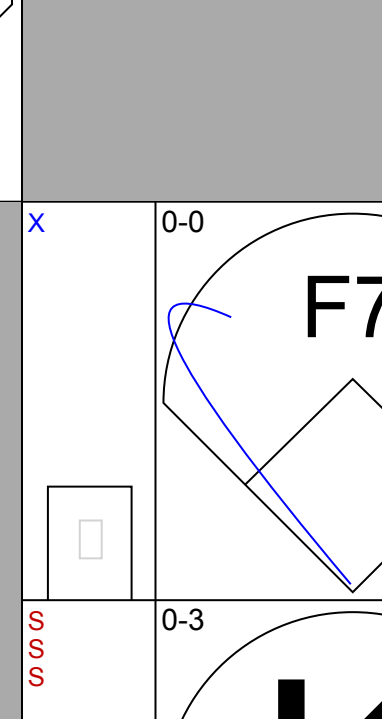
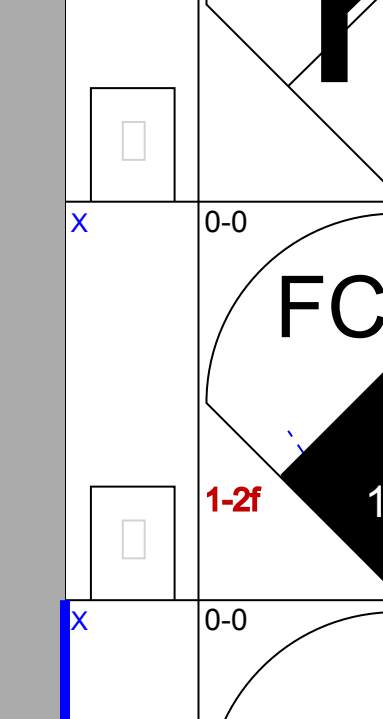
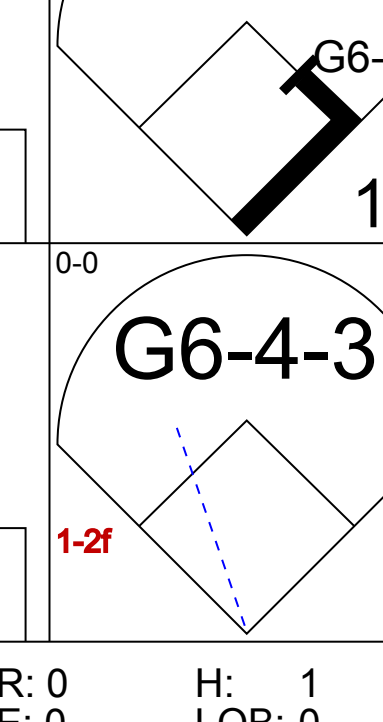
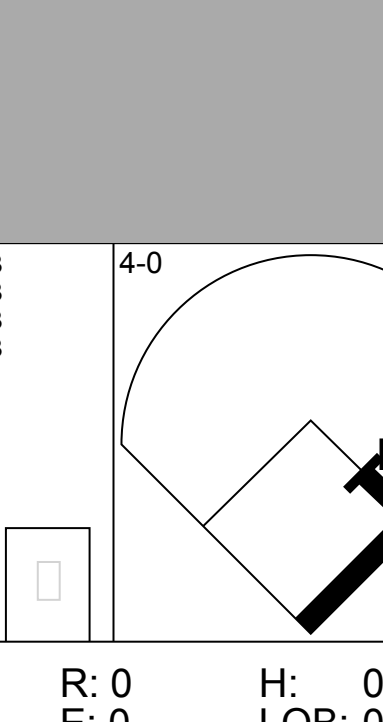
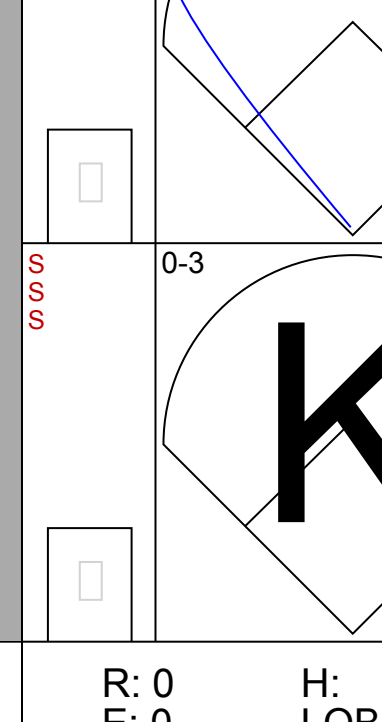
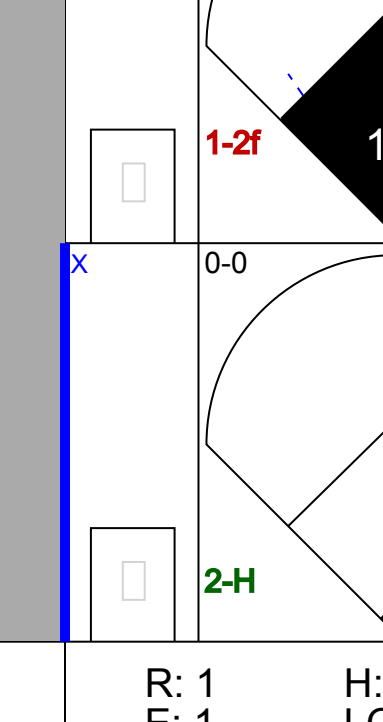
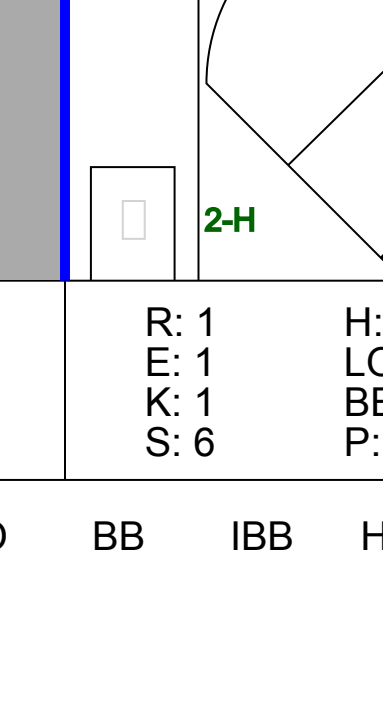


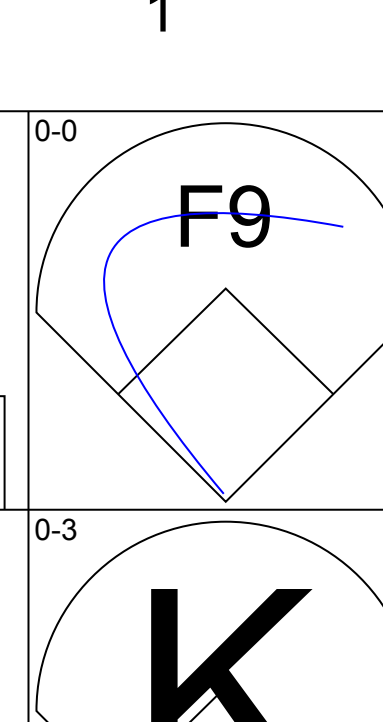
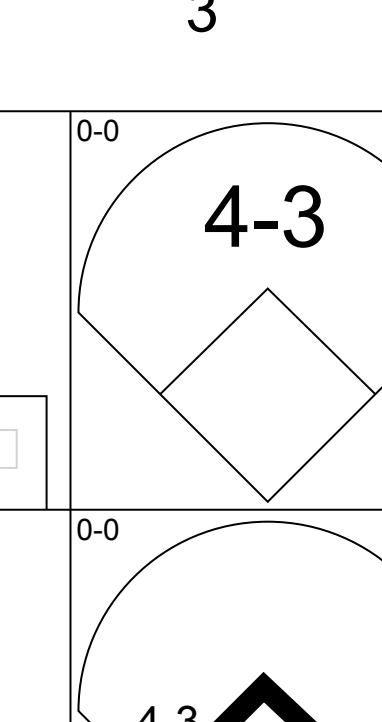
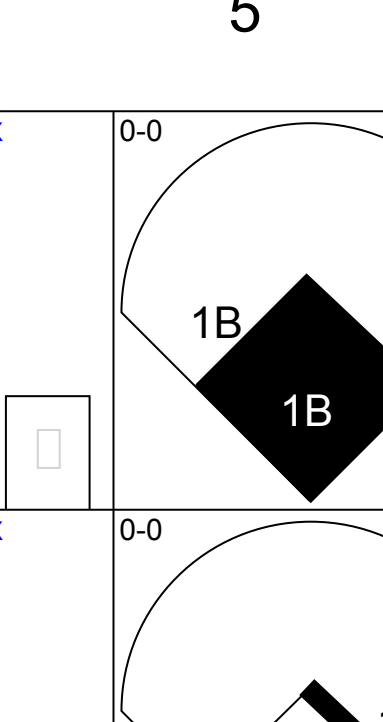
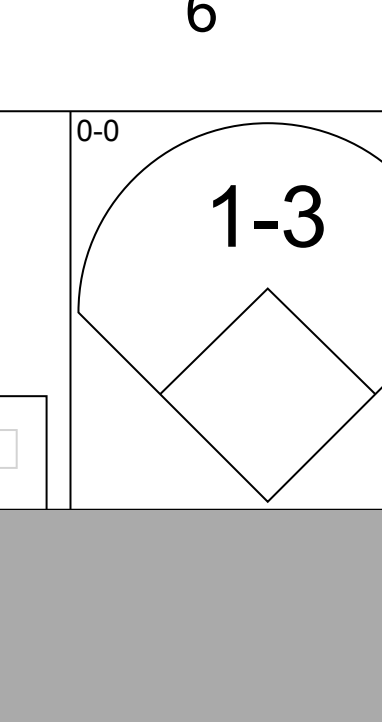
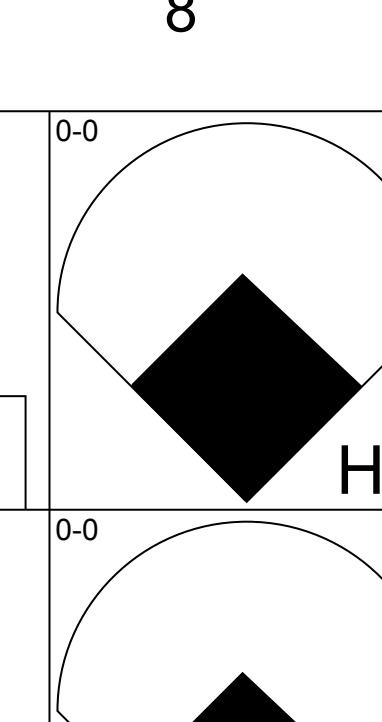
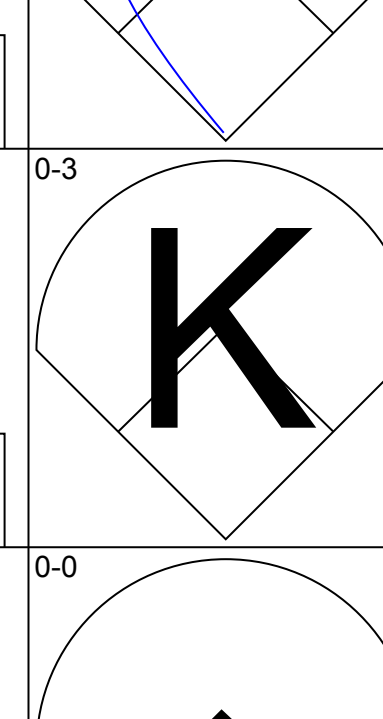
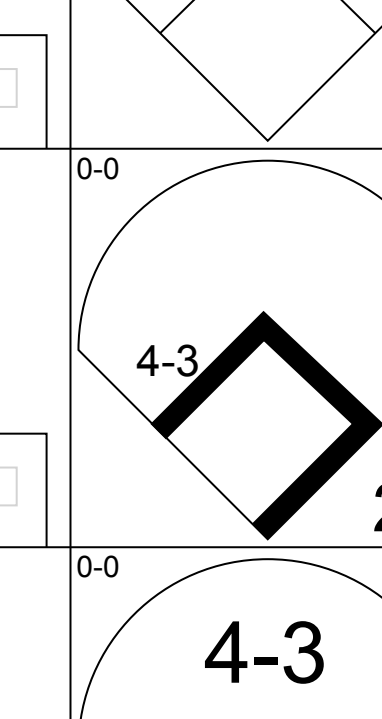
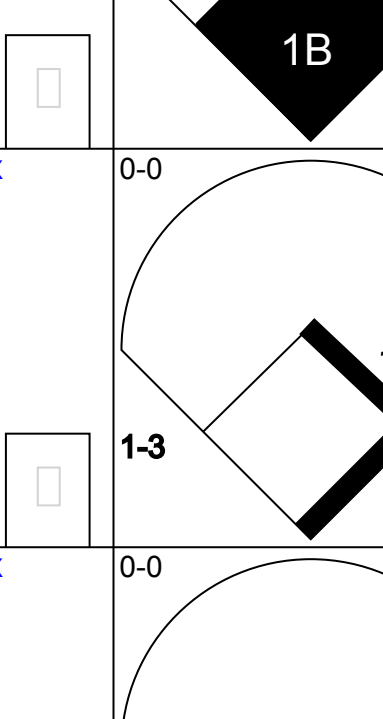
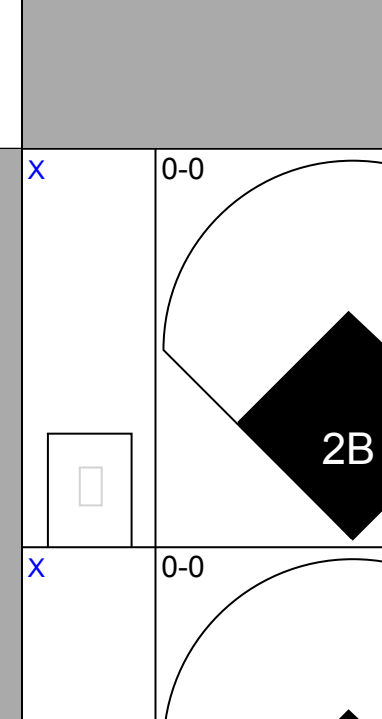
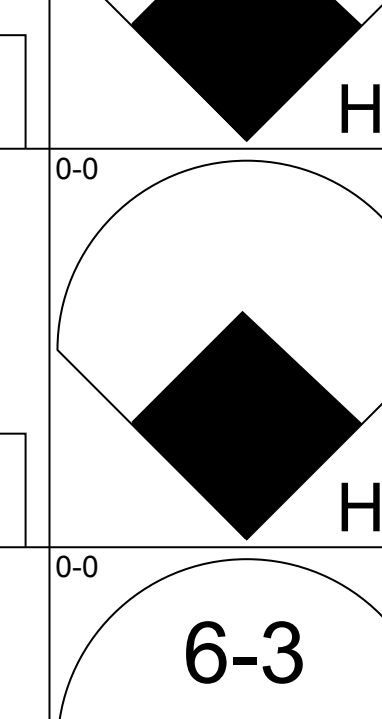
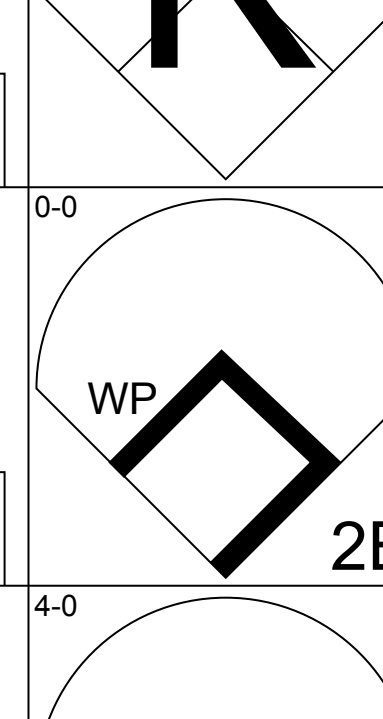
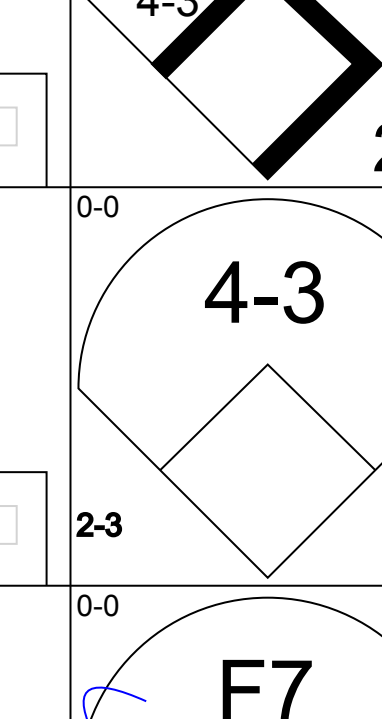
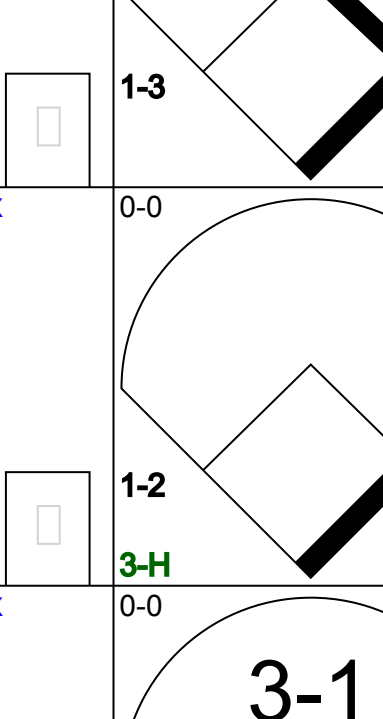
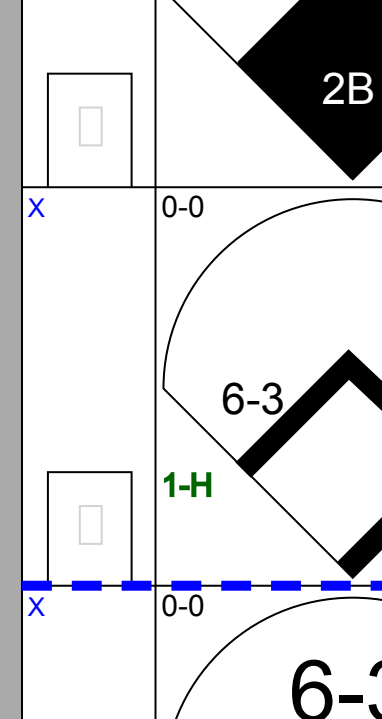
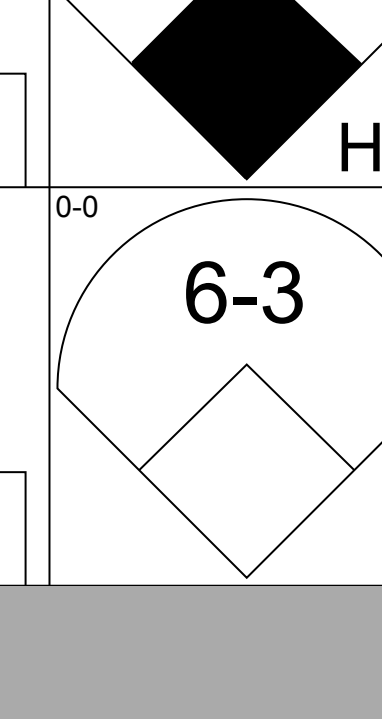
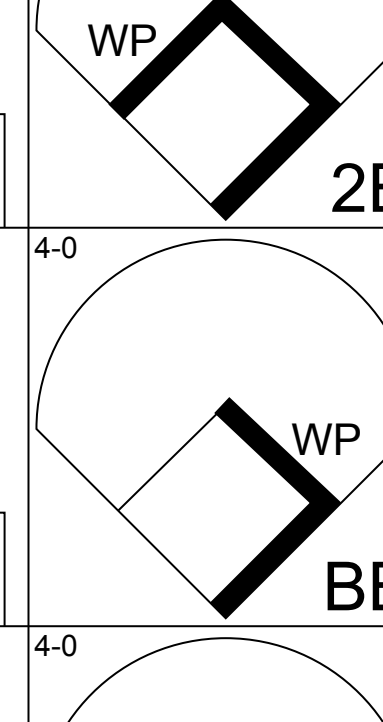
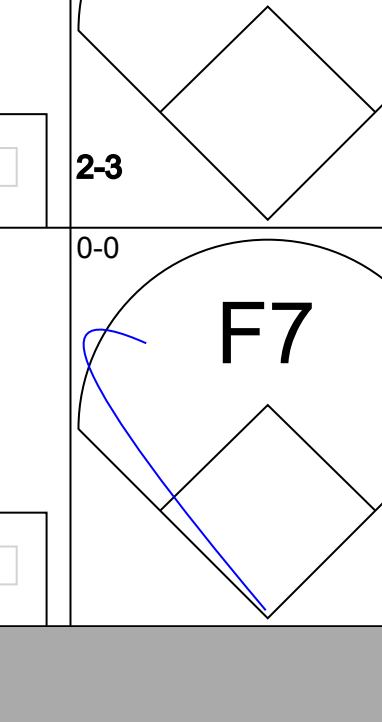
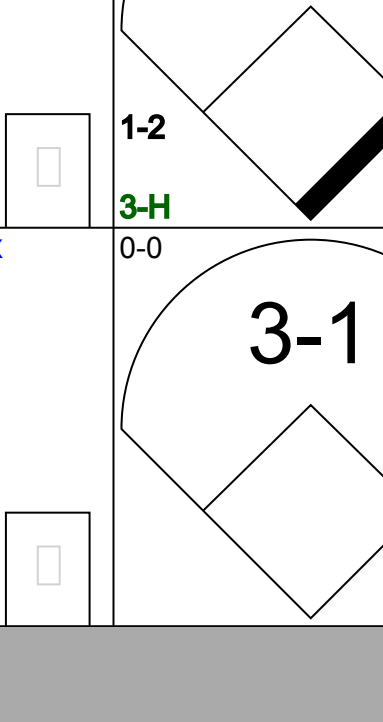
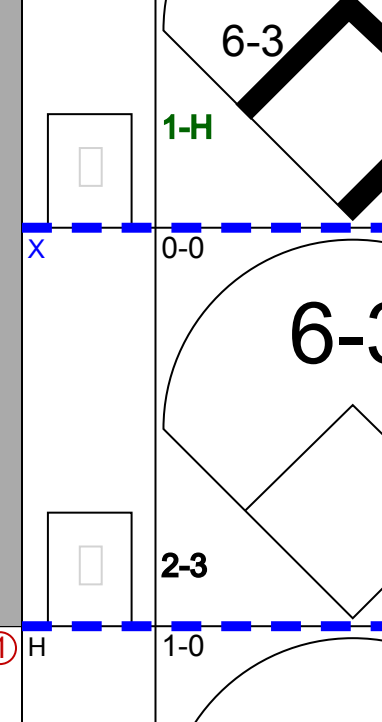
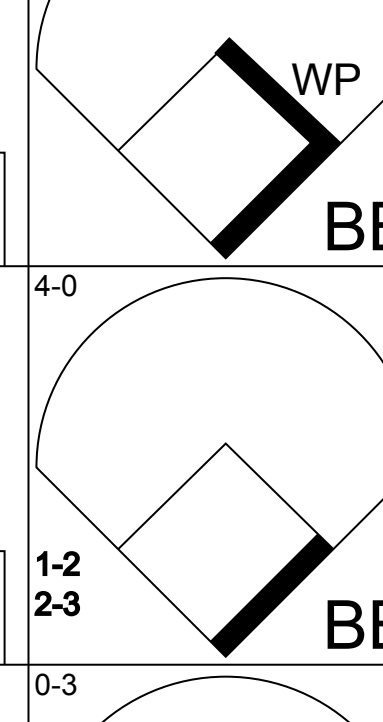
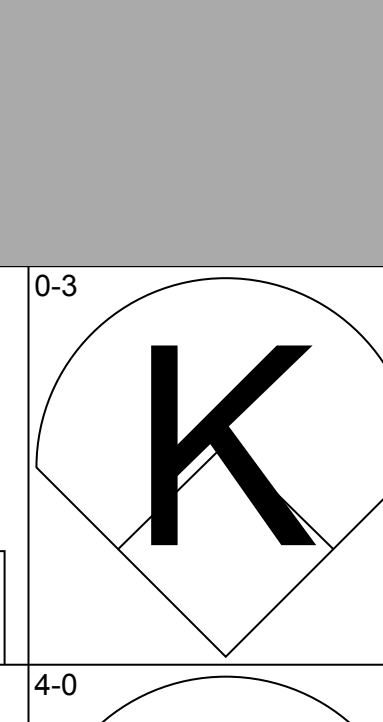
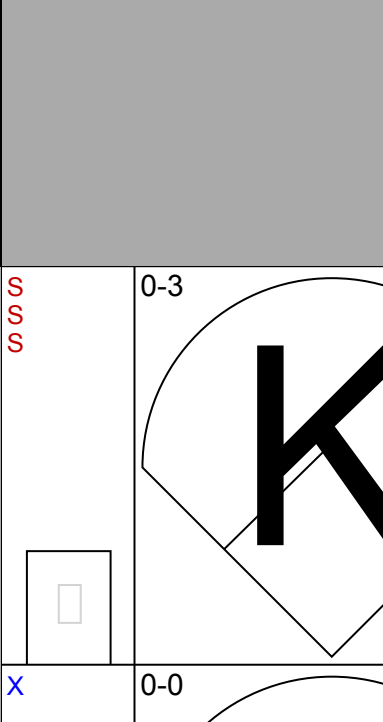
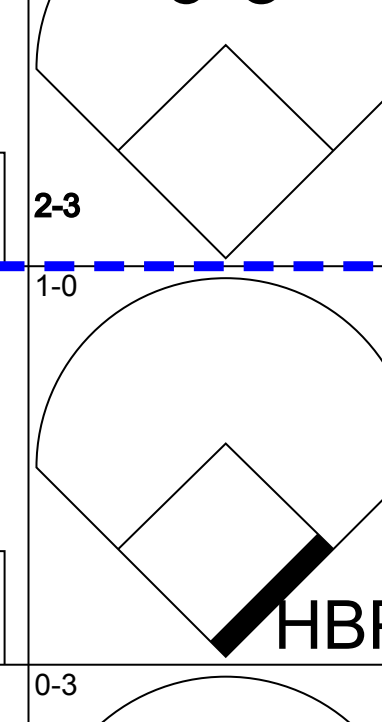
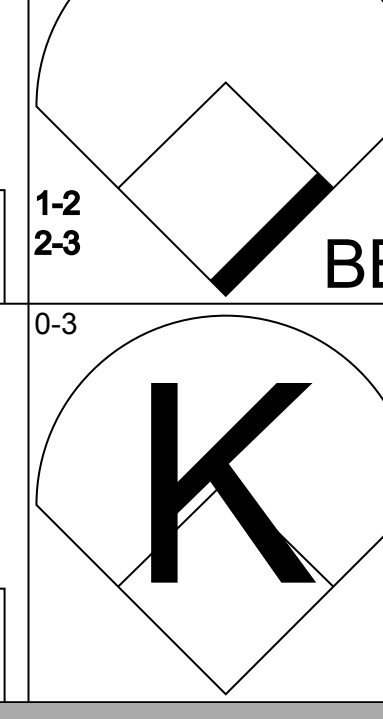
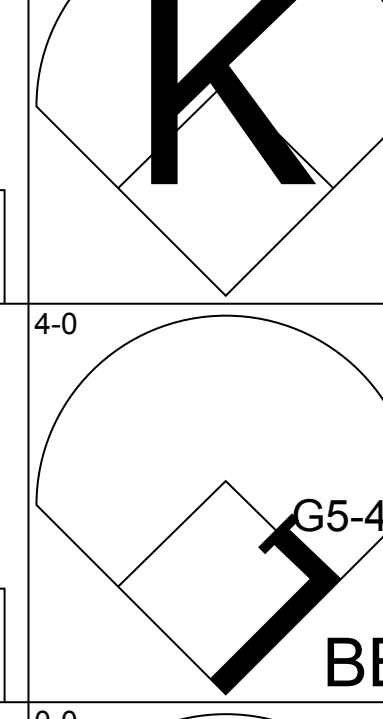
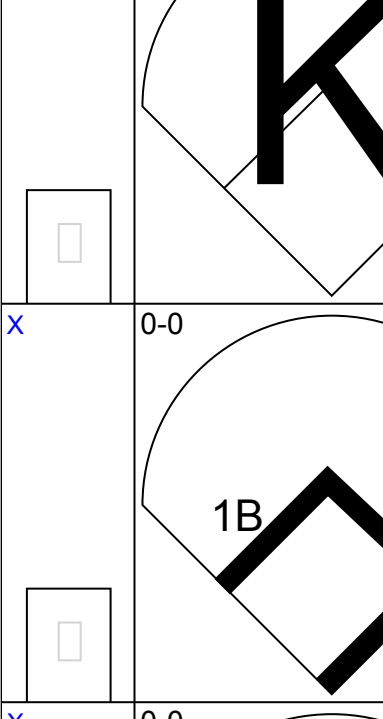
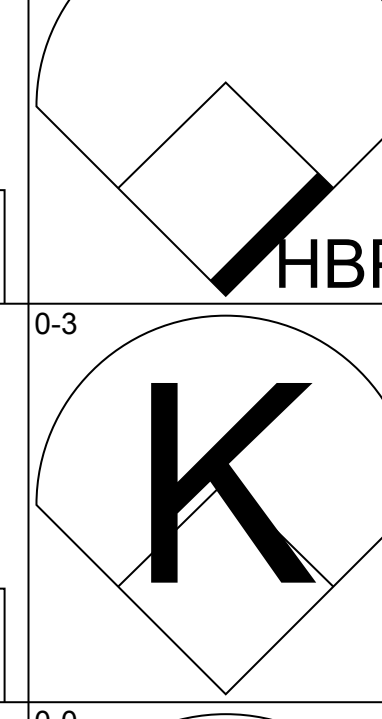
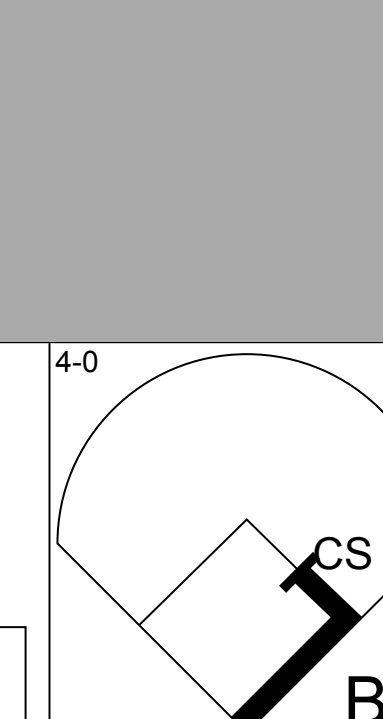
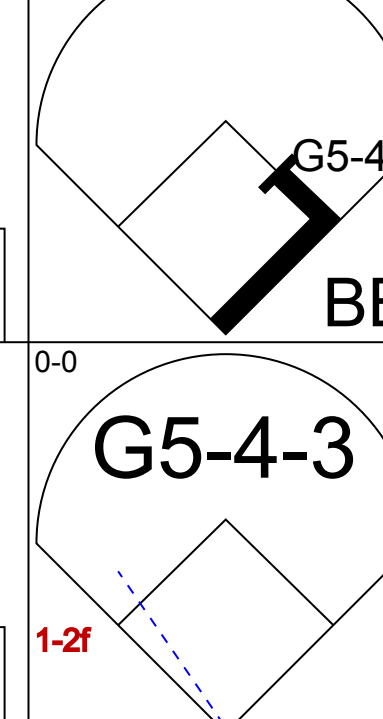
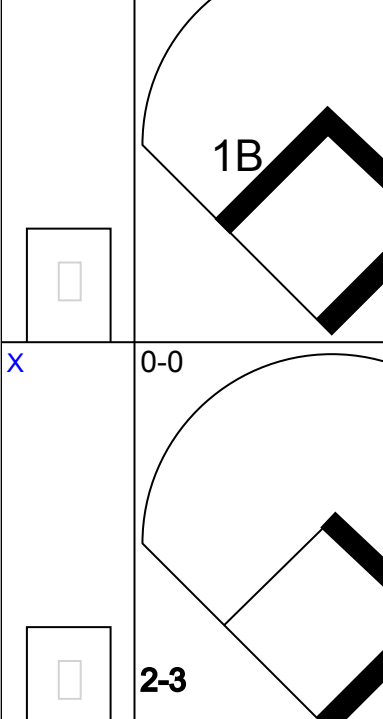
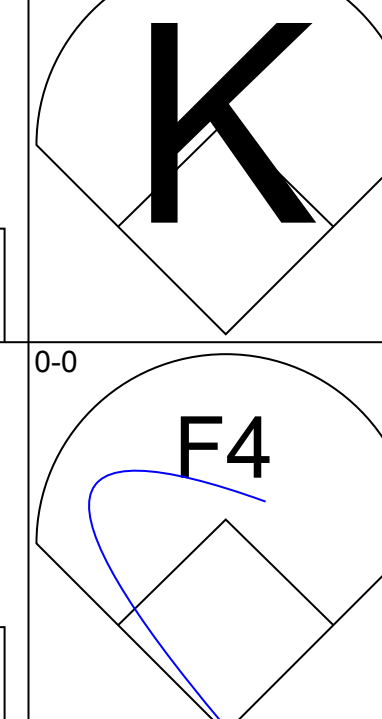
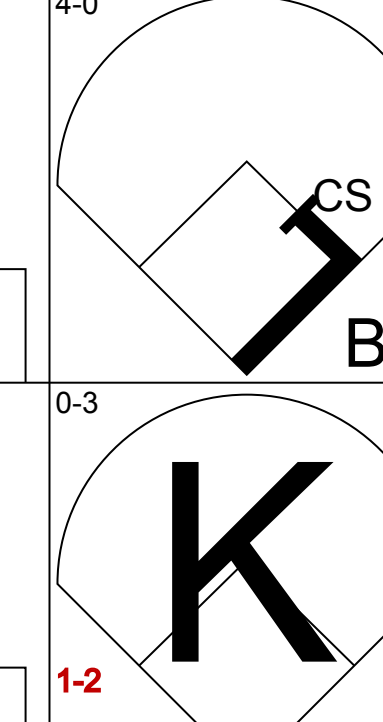
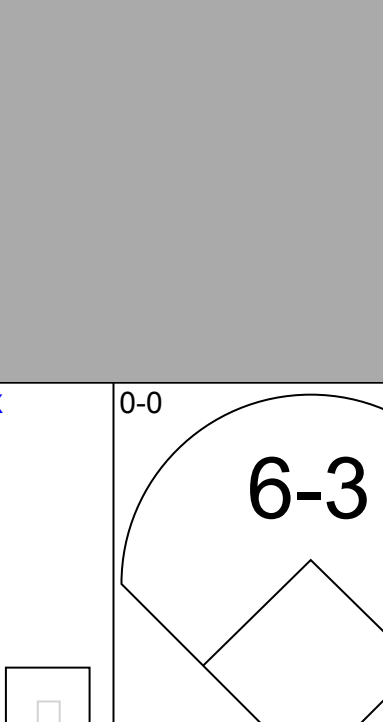
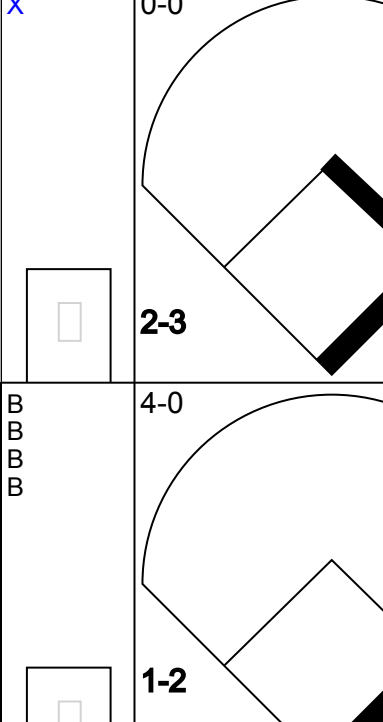
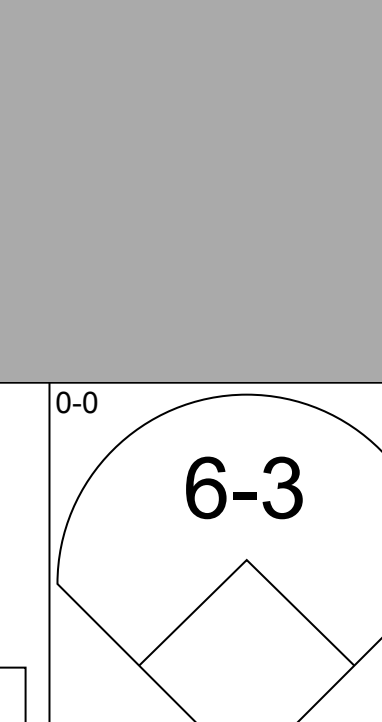
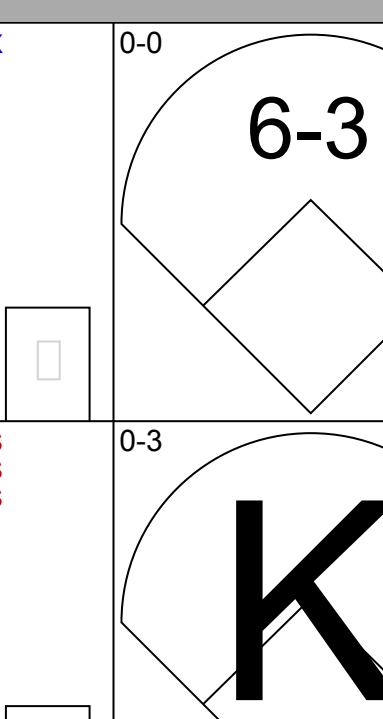
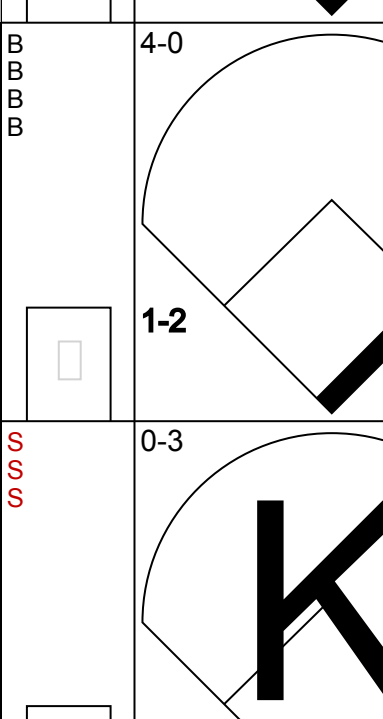
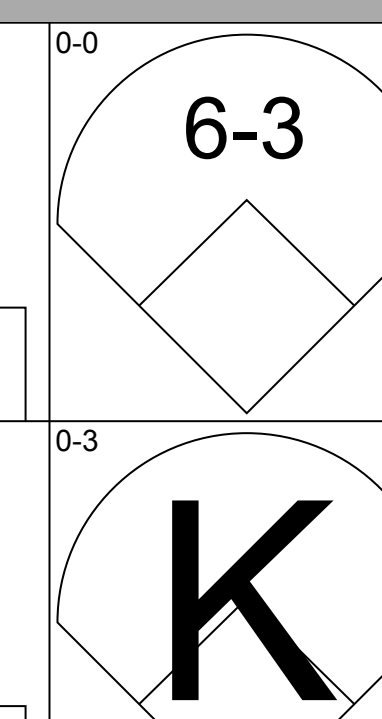
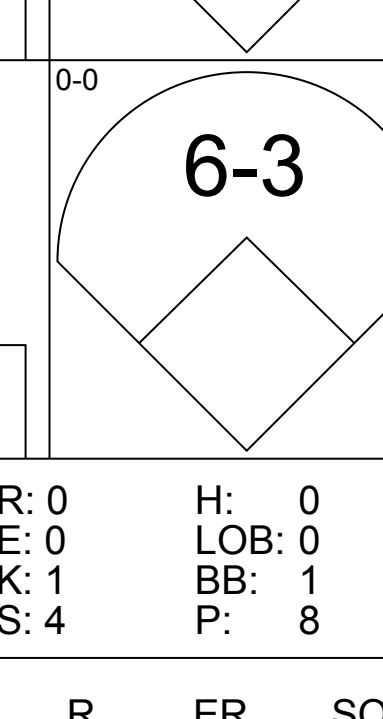
Batter	1	2	3	4	5	6	7	8	9	AB	R	H	RBI	BB	SO	LOB	TOP								
Paul Moltzer, R OBP: 0.346, SLG: 0.449 (1, 5)										5	4	5	0	0	0	0	<b>Milwaukee Brewers @ Minnesota Twins</b> Hubert H. Humphrey Metrodome, Minneapolis, MN Wed Jul 27 1983, 8:05 PM EDT Att: 34,003 - Dome - 70 F								
Jim Gantner, L OBP: 0.360, SLG: 0.463 (1, 4)										4	4	4	4	1	0	0									
Ted Simmons, S OBP: 0.348, SLG: 0.434 (1, 10)										5	1	2	3	0	0	3									
Cecil Cooper, L OBP: 0.337, SLG: 0.557 (1, 3)										3	1	1	4	0	0	2									
Ben Oglvie, L OBP: 0.392, SLG: 0.489 (1, 7)										5	1	1	2	0	0	0									
Charlie Moore, R OBP: 0.352, SLG: 0.373 (1, 9)										5	0	0	0	0	1	1									
Ed Romero, R OBP: 0.357, SLG: 0.415 (1, 6)										5	0	1	0	0	0	0									
Bill Schroeder, R OBP: 0.179, SLG: 0.333 (1, 2)										4	0	0	0	0	1	1									
Marshall Edwards, L OBP: 0.263, SLG: 0.263 (1, 8)										4	2	2	0	0	0	0									
<b>Inning Stats</b>	R: 2 E: 1 K: 0 S: 6	H: 2 LOB: 1 BB: 0 P: 6	R: 0 E: 0 K: 0 S: 3	H: 0 LOB: 0 BB: 0 P: 3	R: 2 E: 0 K: 0 S: 5	H: 2 LOB: 0 BB: 0 P: 5	R: 0 E: 0 K: 0 S: 3	H: 0 LOB: 0 BB: 0 P: 3	R: 4 E: 0 K: 0 S: 7	H: 4 LOB: 0 BB: 0 P: 7	R: 0 E: 0 K: 0 S: 3	H: 1 LOB: 0 BB: 0 P: 3	R: 3 E: 0 K: 0 S: 6	H: 4 LOB: 0 BB: 0 P: 6	R: 2 E: 0 K: 1 S: 8	H: 3 LOB: 2 BB: 1 P: 12	R: 0 E: 0 K: 1 S: 5	H: 0 LOB: 0 BB: 0 P: 5	1B: 10 2B: 4 3B: 0 HR: 3	SF: 2 SAC: 0 DP: 1 HBP: 0	WP: 0 PB: 0 SB: 2 CS: 0	PA: 43			
<b>PITCHER</b>	IP WLS BF H R ER SO BB IBB HBP BLK WP HR S P ERA WHIP	IP WLS BF H R ER SO BB IBB HBP BLK WP HR S P ERA WHIP	IP WLS BF H R ER SO BB IBB HBP BLK WP HR S P ERA WHIP	IP WLS BF H R ER SO BB IBB HBP BLK WP HR S P ERA WHIP	IP WLS BF H R ER SO BB IBB HBP BLK WP HR S P ERA WHIP	IP WLS BF H R ER SO BB IBB HBP BLK WP HR S P ERA WHIP	IP WLS BF H R ER SO BB IBB HBP BLK WP HR S P ERA WHIP	IP WLS BF H R ER SO BB IBB HBP BLK WP HR S P ERA WHIP	IP WLS BF H R ER SO BB IBB HBP BLK WP HR S P ERA WHIP	IP WLS BF H R ER SO BB IBB HBP BLK WP HR S P ERA WHIP	IP WLS BF H R ER SO BB IBB HBP BLK WP HR S P ERA WHIP	IP WLS BF H R ER SO BB IBB HBP BLK WP HR S P ERA WHIP	IP WLS BF H R ER SO BB IBB HBP BLK WP HR S P ERA WHIP	IP WLS BF H R ER SO BB IBB HBP BLK WP HR S P ERA WHIP	IP WLS BF H R ER SO BB IBB HBP BLK WP HR S P ERA WHIP	IP WLS BF H R ER SO BB IBB HBP BLK WP HR S P ERA WHIP	IP WLS BF H R ER SO BB IBB HBP BLK WP HR S P ERA WHIP	IP WLS BF H R ER SO BB IBB HBP BLK WP HR S P ERA WHIP	IP WLS BF H R ER SO BB IBB HBP BLK WP HR S P ERA WHIP	IP WLS BF H R ER SO BB IBB HBP BLK WP HR S P ERA WHIP	IP WLS BF H R ER SO BB IBB HBP BLK WP HR S P ERA WHIP	IP WLS BF H R ER SO BB IBB HBP BLK WP HR S P ERA WHIP	IP WLS BF H R ER SO BB IBB HBP BLK WP HR S P ERA WHIP	IP WLS BF H R ER SO BB IBB HBP BLK WP HR S P ERA WHIP	IP WLS BF H R ER SO BB IBB HBP BLK WP HR S P ERA WHIP
Albert Williams, R ERA: 5.01 (1, 1)	3.0	14	4	4	4	0	0	0	0	0	0	0	0	0	0	0	12.00	1.333							
Brad Havens, L ERA: 7.51 (4, 1)	3.1	16	8	6	6	0	0	0	0	0	0	0	0	0	0	0	16.20	2.400							
Len Whitehouse, L ERA: 3.19 (7, 1)	1.1	8	3	3	3	1	1	0	0	0	0	0	0	0	0	0	20.25	3.000							
Ron Davis, R ERA: 3.59 (8, 1)	1.1	5	1	0	0	1	0	0	0	0	0	0	0	0	0	0	0.00	0.750							

Batter	1	2	3	4	5	6	7	8	9	AB	R	H	RBI	BB	SO	LOB	BOTTOM							
Mickey Hatcher, R OBP: 0.354, SLG: 0.449 (1, 9)										4	1	2	0	1	1	0	<b>Milwaukee Brewers @ Minnesota Twins</b> Hubert H. Humphrey Metrodome, Minneapolis, MN Wed Jul 27 1983, 8:05 PM EDT Att: 34,003 - Dome - 70 F							
John Castino, R OBP: 0.358, SLG: 0.439 (1, 4)										4	1	2	0	1	0	2								
Gary Ward, R OBP: 0.328, SLG: 0.484 (1, 7)										2	1	0	0	1	0	1								
Rusty Kuntz, R OBP: 0.295, SLG: 0.323 (5, 8)										2	0	0	0	0	0	2								
Kent Hrbek, L OBP: 0.363, SLG: 0.481 (1, 3)										4	1	2	1	0	0	1								
Gary Gaetti, R OBP: 0.311, SLG: 0.425 (1, 5)										5	3	3	4	0	0	1								
Randy Bush, L OBP: 0.348, SLG: 0.484 (1, 10)										4	1	2	2	0	1	1								
Tom Brunansky, R OBP: 0.283, SLG: 0.387 (1, 8)										5	1	1	1	0	1	2								
Ron Washington, R OBP: 0.296, SLG: 0.352 (1, 6)										3	0	1	0	1	1	1								
Tim Laudner, R OBP: 0.256, SLG: 0.298 (1, 2)										3	0	0	1	0	0	3								
<b>Inning Stats</b>	R: 4 E: 0 K: 0 S: 8	H: 5 LOB: 2 BB: 1 P: 12	R: 0 E: 0 K: 1 S: 5	H: 1 LOB: 0 BB: 0 P: 5	R: 4 E: 0 K: 1 S: 10	H: 5 LOB: 1 BB: 0 P: 10	R: 0 E: 0 K: 0 S: 3	H: 0 LOB: 0 BB: 0 P: 3	R: 0 E: 0 K: 0 S: 3	H: 0 LOB: 1 BB: 1 P: 7	R: 1 E: 0 K: 1 S: 6	H: 1 LOB: 0 BB: 0 P: 6	R: 0 E: 0 K: 0 S: 3	H: 0 LOB: 1 BB: 1 P: 7	R: 0 E: 0 K: 1 S: 6	H: 1 LOB: 1 BB: 0 P: 6	1B: 8 2B: 2 3B: 2 HR: 1	SF: 3 SAC: 0 DP: 1 HBP: 0	WP: 0 PB: 0 SB: 0 CS: 0	PA: 43				
<b>PITCHER</b>	IP WLS BF H R ER SO BB IBB HBP BLK WP HR S P ERA WHIP	IP WLS BF H R ER SO BB IBB HBP BLK WP HR S P ERA WHIP	IP WLS BF H R ER SO BB IBB HBP BLK WP HR S P ERA WHIP	IP WLS BF H R ER SO BB IBB HBP BLK WP HR S P ERA WHIP	IP WLS BF H R ER SO BB IBB HBP BLK WP HR S P ERA WHIP	IP WLS BF H R ER SO BB IBB HBP BLK WP HR S P ERA WHIP	IP WLS BF H R ER SO BB IBB HBP BLK WP HR S P ERA WHIP	IP WLS BF H R ER SO BB IBB HBP BLK WP HR S P ERA WHIP	IP WLS BF H R ER SO BB IBB HBP BLK WP HR S P ERA WHIP	IP WLS BF H R ER SO BB IBB HBP BLK WP HR S P ERA WHIP	IP WLS BF H R ER SO BB IBB HBP BLK WP HR S P ERA WHIP	IP WLS BF H R ER SO BB IBB HBP BLK WP HR S P ERA WHIP	IP WLS BF H R ER SO BB IBB HBP BLK WP HR S P ERA WHIP	IP WLS BF H R ER SO BB IBB HBP BLK WP HR S P ERA WHIP	IP WLS BF H R ER SO BB IBB HBP BLK WP HR S P ERA WHIP	IP WLS BF H R ER SO BB IBB HBP BLK WP HR S P ERA WHIP	IP WLS BF H R ER SO BB IBB HBP BLK WP HR S P ERA WHIP	IP WLS BF H R ER SO BB IBB HBP BLK WP HR S P ERA WHIP	IP WLS BF H R ER SO BB IBB HBP BLK WP HR S P ERA WHIP	IP WLS BF H R ER SO BB IBB HBP BLK WP HR S P ERA WHIP	IP WLS BF H R ER SO BB IBB HBP BLK WP HR S P ERA WHIP	IP WLS BF H R ER SO BB IBB HBP BLK WP HR S P ERA WHIP	IP WLS BF H R ER SO BB IBB HBP BLK WP HR S P ERA WHIP	IP WLS BF H R ER SO BB IBB HBP BLK WP HR S P ERA WHIP
Chuck Porter, R ERA: 4.59 (1, 1)	0.1	26	8	5	5	2	2	0	0	0	0	0	0	0	0	0	7.94	1.765						
Jim Slaton, R ERA: 4.04 (1, 1)	5.2	26	8	5	5	2	2	0	0	0	0	0	0	0	0	0	7.94	1.765						
Jerry Augustine, L ERA: 6.6 (7, 1)	1.0	3	0	0	0	1	0	0	0	0	0	0	0	0	0	0	0.00	0.000						
Pete Ladd, R ERA: 3.27 (8, 1)	2.0	8	1	0	0	1	1	0	0	0	0	0	0	0	0	0	0.00	1.000						





Batter	1	2	3	4	5	6	7	8	9	AB	R	H	RBI	BB	SO	LOB	TOP								
<b>Spike Owen, S</b> OBP: 0.291, SLG: 0.331 (1, 6)										5	0	0	0	0	1	2	<b>Seattle Mariners @ Minnesota Twins</b> Hubert H. Humphrey Metrodome, Minneapolis, MN Fri Jul 29 1983, 8:05 PM EDT Att: 13,066 - Dome - 75 F								
<b>Tony Bernazard, S</b> OBP: 0.323, SLG: 0.360 (1, 4)										4	0	0	0	0	0	0									
<b>Pat Putnam, L</b> OBP: 0.318, SLG: 0.450 (1, 3)										4	2	3	0	0	0	0									
<b>Al Chambers, L</b> OBP: 0.409, SLG: 0.316 (1, 10)										3	0	0	1	1	1	1									
<b>Ron Roenicke, S</b> OBP: 0.302, SLG: 0.321 (1, 8)										3	0	2	0	1	1	1									
<b>Ricky Nelson, L</b> OBP: 0.310, SLG: 0.417 (1, 7)										2	0	1	1	2	0	0									
<b>Dave Henderson, R</b> OBP: 0.299, SLG: 0.404 (1, 9)										4	0	0	0	0	2	6									
<b>Rick Sweet, S</b> OBP: 0.272, SLG: 0.256 (1, 2)										4	1	1	0	0	1	1									
<b>Jamie Allen, R</b> OBP: 0.333, SLG: 0.329 (1, 5)										2	0	0	0	1	1	1									
<b>Manny Castillo, S</b> OBP: 0.243, SLG: 0.276 (9, PH)										1	0	1	1	0	0	0									
<b>John Moses, S</b> OBP: 0.273, SLG: 0.272 (9, PR)										0	0	0	0	0	0	0									
<b>Inning Stats</b>	R: 1 E: 0 K: 2 S: 9	H: 2 LOB: 3 BB: 2 P: 17	R: 0 E: 0 K: 0 S: 3	H: 1 LOB: 0 BB: 0 P: 3	R: 1 E: 0 K: 0 S: 4	H: 2 LOB: 0 BB: 0 P: 4	R: 0 E: 0 K: 1 S: 5	H: 0 LOB: 0 BB: 0 P: 5	R: 0 E: 0 K: 0 S: 2	H: 0 LOB: 1 BB: 1 P: 6	R: 0 E: 0 K: 0 S: 4	H: 1 LOB: 2 BB: 1 P: 8	R: 0 E: 0 K: 1 S: 5	H: 0 LOB: 0 BB: 0 P: 5	R: 0 E: 0 K: 2 S: 8	H: 1 LOB: 1 BB: 1 P: 8	R: 1 E: 1 K: 1 S: 6	H: 1 LOB: 1 BB: 1 P: 10	1B: 6 2B: 2 3B: 1 HR: 0	SF: 0 SAC: 0 DP: 2 HBP: 0	WP: 0 PB: 0 SB: 0 CS: 1	PA: 38			
<b>PITCHER</b>	IP	WLS	BF	H	R	ER	SO	BB	IBB	HBP	BLK	WP	HR	S	P	ERA	WHIP								
<b>Bobby Castillo, R</b> ERA: 4.51 (1, 1)	8.0	W	33	7	3	2	6	4	1	0	0	0	0	40	60	2.25	1.375								
<b>Ron Davis, R</b> ERA: 3.53 (9, 1)	1.0	S	4	1	0	0	1	0	0	0	0	0	0	6	6	0.00	1.000								

Batter	1	2	3	4	5	6	7	8	9	AB	R	H	RBI	BB	SO	LOB	BOTTOM								
<b>Mickey Hatcher, R</b> OBP: 0.355, SLG: 0.461 (1, 9)										5	2	2	1	0	0	3	<b>Seattle Mariners @ Minnesota Twins</b> Hubert H. Humphrey Metrodome, Minneapolis, MN Fri Jul 29 1983, 8:05 PM EDT Att: 13,066 - Dome - 75 F								
<b>Rusty Kuntz, R</b> OBP: 0.295, SLG: 0.323 (9, 8)										0	0	0	0	0	0	0									
<b>John Castillo, R</b> OBP: 0.363, SLG: 0.454 (1, 4)										5	2	4	1	0	1	0									
<b>Gary Ward, R</b> OBP: 0.331, SLG: 0.490 (1, 7)										5	0	3	2	0	0	1									
<b>Kent Hrbek, L</b> OBP: 0.362, SLG: 0.476 (1, 3)										3	0	0	0	1	0	4									
<b>Gary Gaetti, R</b> OBP: 0.313, SLG: 0.423 (1, 5)										2	0	0	0	1	2	0									
<b>Randy Bush, L</b> OBP: 0.350, SLG: 0.486 (1, 10)										3	0	1	0	1	2	5									
<b>Tom Brunansky, R</b> OBP: 0.285, SLG: 0.387 (1, 8)										3	0	1	0	1	0	3									
<b>Ron Washington, R</b> OBP: 0.295, SLG: 0.347 (1, 6)										3	0	0	0	1	1	1									
<b>Ray Smith, R</b> OBP: 0.304, SLG: 0.287 (1, 2)										3	0	0	0	0	2	3									
<b>Darrell Brown, S</b> OBP: 0.294, SLG: 0.286 (8, PH)										1	0	0	0	0	1	0									
<b>Tim Laudner, R</b> OBP: 0.256, SLG: 0.298 (9, 2)										0	0	0	0	0	0	0									
<b>Inning Stats</b>	R: 0 E: 0 K: 2 S: 8	H: 1 LOB: 3 BB: 2 P: 16	R: 0 E: 0 K: 1 S: 4	H: 0 LOB: 1 BB: 1 P: 8	R: 0 E: 0 K: 1 S: 4	H: 0 LOB: 0 BB: 1 P: 8	R: 1 E: 0 K: 1 S: 8	H: 3 LOB: 2 BB: 0 P: 8	R: 0 E: 0 K: 2 S: 9	H: 2 LOB: 3 BB: 1 P: 13	R: 1 E: 0 K: 1 S: 7	H: 2 LOB: 2 BB: 0 P: 8	R: 2 E: 0 K: 1 S: 7	H: 2 LOB: 0 BB: 0 P: 7	1B: 5 2B: 5 3B: 0 HR: 2	SF: 0 SAC: 0 DP: 2 HBP: 1	WP: 2 PB: 0 SB: 0 CS: 1	PA: 39							
<b>PITCHER</b>	IP	WLS	BF	H	R	ER	SO	BB	IBB	HBP	BLK	WP	HR	S	P	ERA	WHIP								
<b>Jim Beattie, R</b> ERA: 3.95 (1, 1)	6.0		30	9	2	2	7	5	0	0	0	0	0	39	59	3.00	2.333								
<b>Ed Vande Berg, L</b> ERA: 4.05 (7, 1)	0.1	L	1	0	0	0	0	0	0	0	0	0	0	1	1	0.00	0.000								
<b>Bill Caudill, R</b> ERA: 4.58 (7, 1)	1.2	L	8	2	2	2	2	0	0	1	0	0	2	11	12	10.80	1.200								



Batter	1	2	3	4	5	6	7	8	9	AB	R	H	RBI	BB	SO	LOB	TOP								
<b>Spike Owen, S</b> OBP: 0.295, SLG: 0.341 (1, 6)	0-0 4-3 FC5-2-5 2B		0-0 1-2 1B 1B	0-0 F4			0-0 1-3		0-0 4-3	5	1	2	0	0	0	1									
<b>Tony Bernazard, S</b> OBP: 0.324, SLG: 0.359 (1, 4)	0-0 4-3		0-0 1-2 2-3 1B 1B		0-0 F9		4-0 HR IBB		0-0 F8	4	2	1	0	1	0	1									
<b>Pat Putnam, L</b> OBP: 0.317, SLG: 0.456 (1, 3)	0-0 FC5-2-5		0-3 K		0-3 K		0-0 HR		0-0 L7	5	1	1	3	0	2	4									
<b>Richie Zisk, R</b> OBP: 0.305, SLG: 0.412 (1, 10)	0-0 F8		0-0 FC6-4 1B 1B		0-0 F8		0-0 5-3			4	1	1	2	0	0	1									
<b>Ron Roenicke, S</b> OBP: 0.307, SLG: 0.325 (1, 8)		0-0 K 1B	0-0 FC6-4 1B		0-0 F7			0-0 F8		4	0	2	1	0	0	0									
<b>Steve Henderson, R</b> OBP: 0.353, SLG: 0.384 <b>John Moses, S</b> OBP: 0.273, SLG: 0.272 (8, PH) (8, 7)	0-3 K		0-0 FC6-4 1B		0-0 6-3			0-0 6-3 1B		4	0	1	0	0	0	1	3								
<b>Dave Henderson, R</b> OBP: 0.304, SLG: 0.408 (1, 9)	0-0 1B		0-0 1B		0-0 F3			0-0 6-3 1B		4	0	3	1	0	0	0									
<b>Domingo Ramos, R</b> OBP: 0.356, SLG: 0.397 <b>Manny Castillo, S</b> OBP: 0.241, SLG: 0.273 (8, PH) (8, 5)	0-0 F9			0-0 G6-4-3 1B			4-0 HR BB		0-0 6-3	2	1	1	0	1	0	1									
<b>Rick Sweet, S</b> OBP: 0.267, SLG: 0.252 (1, 2)			0-1 CI 1B 1B		0-0 G6-4-3		0-0 4-3		0-0 G3	3	1	0	0	0	0	5									
<b>Inning Stats</b>	R: 0 E: 0 K: 0 S: 4	H: 1 LOB: 1 BB: 0 P: 4	R: 0 E: 0 K: 1 S: 6	H: 2 LOB: 1 BB: 0 P: 6	R: 4 E: 1 K: 1 S: 10	H: 5 LOB: 2 BB: 0 P: 10	R: 0 E: 0 K: 0 S: 3	H: 1 LOB: 0 BB: 0 P: 3	R: 0 E: 0 K: 0 S: 5	H: 0 LOB: 0 BB: 0 P: 5	R: 0 E: 0 K: 0 S: 3	H: 0 LOB: 0 BB: 0 P: 3	R: 3 E: 0 K: 0 S: 4	H: 1 LOB: 0 BB: 2 P: 12	R: 0 E: 0 K: 0 S: 5	H: 2 LOB: 2 BB: 0 P: 5	R: 0 E: 0 K: 0 S: 3	H: 0 LOB: 0 BB: 0 P: 3	1B: 10 2B: 1 3B: 0 HR: 1	SF: 0 SAC: 0 DP: 1 HBP: 0	WP: 0 PB: 0 SB: 0 CS: 0	PA: 39			
<b>PITCHER</b>	IP	WLS	BF	H	R	ER	SO	BB	IBB	HBP	BLK	WP	HR	S	P	ERA	WHIP								
<b>Frank Viola, L</b> ERA: 5.19 <b>Mike Walters, R</b> ERA: 2.08	(1, 1) (8, 1)	7.0 2.0	L 8	31 2	10 0	7 0	5 0	3 0	1 0	1 0	0 0	0 0	1 0	35 8	43 8	6.43 0.00	1.571 1.000								

Seattle Mariners @ Minnesota Twins  
Hubert H. Humphrey Metrodome, Minneapolis, MN  
Sat Jul 30 1983, 8:05 PM EDT  
Att: 12,260 - Dome - 74 F

AB	36
R	7
H	12
RBI	7
BB	2
SO	3
LOB	18



Batter	1	2	3	4	5	6	7	8	9	AB	R	H	RBI	BB	SO	LOB	BOTTOM								
<b>Mickey Hatcher, R</b> OBP: 0.353, SLG: 0.458 (1, 9)	0-0 1B 6-3 1B		0-0 G6-4-3			0-0 F7	0-0 F9			4	1	1	0	0	0	3									
<b>John Castino, R</b> OBP: 0.362, SLG: 0.452 (1, 4)	0-0 6-3 1B		0-0 E6 FC6-4			0-0 5-3		0-0 F9		4	0	1	0	0	0	0									
<b>Gary Ward, R</b> OBP: 0.328, SLG: 0.485 (1, 7)	0-0 6-3		0-0 FC6-4			0-0 F4		0-3 K		4	0	0	1	0	1	2									
<b>Kent Hrbek, L</b> OBP: 0.364, SLG: 0.477 (1, 3)	0-0 2H 1B			0-0 G3-6-1 1B			0-3 K	0-0 L6		4	0	2	0	0	1	0									
<b>Gary Gaetti, R</b> OBP: 0.312, SLG: 0.423 (1, 5)	0-3 K			0-0 F8			0-0 HR 2B		0-3 K	4	1	1	0	0	2	2									
<b>Randy Bush, L</b> OBP: 0.349, SLG: 0.494 (1, 10)		0-0 F9		0-0 G3-6-1			0-0 2H HR		0-0 F8	4	1	1	2	0	0	1									
<b>Tom Brunansky, R</b> OBP: 0.283, SLG: 0.383 (1, 8)		0-3 K			0-3 K			0-0 F9		4	0	0	0	0	3	0									
<b>Ron Washington, R</b> OBP: 0.295, SLG: 0.347 (1, 6)		0-0 6-3				0-0 F7		0-0 BB 1B		3	0	1	0	0	0	0									
<b>Ray Smith, R</b> OBP: 0.313, SLG: 0.291 (1, 2)			0-0 G6-4-3 1B			0-0 5-3		4-0 BB		2	0	1	0	1	0	0									
<b>Inning Stats</b>	R: 1 E: 0 K: 1 S: 7	H: 3 LOB: 1 BB: 0 P: 7	R: 0 E: 0 K: 1 S: 5	H: 0 LOB: 0 BB: 0 P: 5	R: 0 E: 1 K: 0 S: 4	H: 1 LOB: 1 BB: 0 P: 4	R: 0 E: 0 K: 0 S: 3	H: 1 LOB: 0 BB: 0 P: 3	R: 0 E: 0 K: 1 S: 5	H: 0 LOB: 0 BB: 0 P: 5	R: 0 E: 0 K: 0 S: 3	H: 0 LOB: 0 BB: 0 P: 3	R: 2 E: 0 K: 1 S: 8	H: 3 LOB: 2 BB: 1 P: 12	R: 0 E: 0 K: 1 S: 5	H: 0 LOB: 0 BB: 0 P: 5	R: 0 E: 0 K: 2 S: 7	H: 0 LOB: 0 BB: 0 P: 7	1B: 6 2B: 1 3B: 0 HR: 1	SF: 0 SAC: 0 DP: 2 HBP: 0	WP: 0 PB: 0 SB: 0 CS: 0	PA: 34			
<b>PITCHER</b>	IP	WLS	BF	H	R	ER	SO	BB	IBB	HBP	BLK	WP	HR	S	P	ERA	WHIP								
<b>Glenn Abbott, R</b> ERA: 3.84 <b>Mike Stanton, R</b> ERA: 4.34	(1, 1) (7, 1)	6.2 2.1	W S	27 7	8 0	3 0	3 0	4 3	0 0	0 0	0 0	0 0	1 0	34 13	38 13	4.05 0.00	1.350 0.000								

Seattle Mariners @ Minnesota Twins  
Hubert H. Humphrey Metrodome, Minneapolis, MN  
Sat Jul 30 1983, 8:05 PM EDT  
Att: 12,260 - Dome - 74 F

AB	33
R	3
H	8
RBI	3
BB	1
SO	7
LOB	8













Batter	1	2	3	4	5	6	7	8	9	AB	R	H	RBI	BB	SO	LOB	TOP			
Rod Carew, L OBP: 0.428, SLG: 0.449 (1, 10)	0-0 4-3		0-3 K		0-0 1B		0-0 1B		0-0 F8	5	0	2	0	0	1	2	<b>California Angels @ Minnesota Twins</b> Hubert H. Humphrey Metrodome, Minneapolis, MN Mon Aug 01 1983, 8:05 PM EDT Att: 18,368 - Dome <a href="http://livebaseballscorecards.com">livebaseballscorecards.com</a>			
Rick Burleson, R OBP: 0.384, SLG: 0.415 (1, 6)	0-0 F4		0-0 1B		0-0 G6-4-3		0-3 K		0-0 FC6-4	5	0	1	0	0	1	5				
Daryl Sconiers, L OBP: 0.293, SLG: 0.431 (1, 3)	0-0 1B		0-0 G3-6-3							4	0	1	0	0	0	1				
Fred Lynn, L OBP: 0.355, SLG: 0.491 (1, 8)	0-3 K				0-0 1B		0-0 1B		0-0 4-3	4	0	2	0	0	1	1				
Ron Jackson, R OBP: 0.323, SLG: 0.370 (1, 5)		0-0 WP 1B		0-0 F8		0-0 1B		0-0 F5		4	0	2	0	0	0	2				
Reggie Jackson, L OBP: 0.321, SLG: 0.401 (1, 9)		0-0 L8		0-0 1B		0-0 1B		0-0 1B		3	0	1	0	1	0	2				
Mike Brown, R OBP: 0.313, SLG: 0.488 (1, 7)		0-0 FC4 BB		0-0 G6-4-3		0-0 6-3				3	0	1	0	1	0	4				
Rob Wilfong, L OBP: 0.232, SLG: 0.313 (1, 4)		0-3 K			0-0 F7		0-0 F8		0-0 FC6-4 BB	3	0	0	0	1	1	2				
Mike O'Berry, R OBP: 0.189, SLG: 0.171 Bobby Grich, R OBP: 0.410, SLG: 0.427 (9, PH)		0-0 FC4			0-0 1B		0-0 6-3		0-3 K	3	0	1	0	0	0	2				
<b>Inning Stats</b>	R: 0 E: 0 K: 1 S: 6	H: 1 LOB: 1 BB: 0 P: 6	R: 0 E: 0 K: 1 S: 6	H: 1 LOB: 2 BB: 1 P: 10	R: 0 E: 0 K: 1 S: 5	H: 1 LOB: 0 BB: 0 P: 5	R: 0 E: 0 K: 0 S: 4	H: 2 LOB: 1 BB: 0 P: 4	R: 0 E: 0 K: 0 S: 4	H: 1 LOB: 1 BB: 0 P: 8	R: 0 E: 0 K: 1 S: 6	H: 1 LOB: 1 BB: 0 P: 6	R: 0 E: 0 K: 0 S: 4	H: 1 LOB: 2 BB: 1 P: 4	R: 0 E: 0 K: 1 S: 6	H: 1 LOB: 2 BB: 0 P: 10	1B: 11 2B: 5 3B: 0 HR: 0	SF: 0 SAC: 0 DP: 3 HBP: 0	WP: 1 PB: 0 SB: 0 CS: 0	PA: 38
<b>PITCHER</b> Rick Lysander, R ERA: 2.85 (1, 1)	IP: 9.0 WLS: W BF: 38 H: 11 R: 0 ER: 0 SO: 5 BB: 3 IBB: 0 HBP: 0 BLK: 0 WP: 1 HR: 0 S: 45 P: 57 ERA: 0.00 WHIP: 1.556															<b>PITCHER</b>				

Batter	1	2	3	4	5	6	7	8	9	AB	R	H	RBI	BB	SO	LOB	BOTTOM			
Darrell Brown, S OBP: 0.314, SLG: 0.328 (1, 8)	0-0 S 2B			0-0 L3 BB		0-0 1B		0-0 FC5-2 3B		4	2	4	1	1	0	0	<b>California Angels @ Minnesota Twins</b> Hubert H. Humphrey Metrodome, Minneapolis, MN Mon Aug 01 1983, 8:05 PM EDT Att: 18,368 - Dome <a href="http://livebaseballscorecards.com">livebaseballscorecards.com</a>			
John Castino, R OBP: 0.370, SLG: 0.462 (1, 4)	0-0 3-1 1B	0-0 F6		0-0 L3		0-0 E3 1B		0-0 FC5-2 2B		5	2	2	1	0	0	3				
Gary Ward, R OBP: 0.335, SLG: 0.492 (1, 7)	0-0 3-1	0-3 K			0-0 1B		0-0 F9		0-0 2B	5	1	2	1	0	1	3				
Kent Hrbek, L OBP: 0.365, SLG: 0.482 Scott Ulger, R OBP: 0.196, SLG: 0.189 (6, 3)	0-0 1B		0-0 4-3		0-0 1B		0-0 G5-4-3		0-0 4-3	3	0	2	1	0	0	0				
Gary Gaetti, R OBP: 0.309, SLG: 0.421 (1, 5)	0-0 F3		0-0 3-1 2B		0-0 F4					4	0	2	0	0	0	3				
Randy Bush, L OBP: 0.347, SLG: 0.485 (1, 10)	0-0 F7		0-0 3-1		0-0 FC6-2 1B		0-0 F5			4	0	1	1	0	0	3				
Tom Brunansky, R OBP: 0.290, SLG: 0.392 (1, 9)		0-0 HR		0-0 BB		0-0 FC6-2 1B		0-0 5-3		3	1	2	1	1	0	1				
Ray Smith, R OBP: 0.284, SLG: 0.272 (1, 2)		0-0 L7		0-0 5-3		0-0 FC6-2		0-3 K		4	0	0	0	0	1	6				
Houston Jimenez, R OBP: 0.246, SLG: 0.333 (1, 6)		0-0 1B		0-0 F6		0-0 K		0-0 5-3		4	1	1	0	0	1	3				
<b>Inning Stats</b>	R: 2 E: 0 K: 0 S: 6	H: 3 LOB: 1 BB: 0 P: 6	R: 2 E: 0 K: 1 S: 8	H: 3 LOB: 0 BB: 0 P: 8	R: 0 E: 0 K: 0 S: 4	H: 1 LOB: 2 BB: 1 P: 8	R: 0 E: 0 K: 0 S: 2	H: 0 LOB: 0 BB: 1 P: 6	R: 1 E: 0 K: 1 S: 9	H: 4 LOB: 3 BB: 0 P: 9	R: 1 E: 1 K: 0 S: 4	H: 2 LOB: 0 BB: 0 P: 4	R: 0 E: 0 K: 1 S: 6	H: 1 LOB: 1 BB: 0 P: 6	R: 1 E: 0 K: 0 S: 5	H: 2 LOB: 1 BB: 0 P: 5	1B: 9 2B: 5 3B: 2 HR: 1	SF: 0 SAC: 0 DP: 2 HBP: 0	WP: 0 PB: 0 SB: 2 CS: 0	PA: 40
<b>PITCHER</b> Steve Brown, R ERA: 10.38 Rick Steiner, R ERA: 5.79 (5, 1)	IP: 4.1 WLS: L BF: 25 H: 11 R: 5 ER: 5 SO: 1 BB: 2 IBB: 0 HBP: 0 BLK: 0 WP: 0 HR: 1 S: 25 P: 33 ERA: 10.38 WHIP: 3.000															<b>PITCHER</b>				



Batter	1	2	3	4	5	6	7	8	9	AB	R	H	RBI	BB	SO	LOB	TOP								
Rod Carew, L OBP: 0.430, SLG: 0.448 (1, 3)	F8		1B		L8			FC5-4 BB		3	0	1	0	1	0	0	<b>California Angels @ Minnesota Twins</b> Hubert H. Humphrey Metrodome, Minneapolis, MN Tue Aug 02 1983, 8:05 PM EDT Att: 13,064 - Dome - 75 F								
Rick Burleson, R OBP: 0.346, SLG: 0.395 (1, 6)	K		K		5-3			FC5-4 1B 1-2		4	0	0	0	0	2	2									
Daryl Sconiers, L OBP: 0.292, SLG: 0.428 (1, 10)	F9		K		1-3			1B 1-H		4	0	1	0	0	1	1									
Fred Lynn, L OBP: 0.356, SLG: 0.494 (1, 8)		1B 2B	K		3-1			HR 1B		4	1	2	0	0	1	1									
Ron Jackson, R OBP: 0.331, SLG: 0.388 Steve Lubratic, R OBP: 0.261, SLG: 0.318 (9, 5)		BB 1B 2-3		6-3 BB	F9			HR 1-H		3	1	2	2	1	0	0									
Reggie Jackson, L OBP: 0.317, SLG: 0.396 Ellis Valentine, R OBP: 0.270, SLG: 0.407 (9, 9)	K			L7				5-3		4	0	0	0	0	1	3									
Bobby Grich, R OBP: 0.411, SLG: 0.426 (1, 4)		1-2 BB		6-3				FC6-4 1B		3	0	1	0	1	0	1									
Mike Brown, R OBP: 0.288, SLG: 0.447 (1, 7)	F6			5-3				FC6-4 S		4	0	0	0	0	0	5									
Bob Boone, R OBP: 0.275, SLG: 0.324 (1, 2)	F7			5-3				F2 1-2		4	0	0	0	0	0	4									
<b>Inning Stats</b>	R: 0 E: 0 K: 1 S: 5	H: 0 LOB: 0 BB: 0 P: 5	R: 0 E: 0 K: 1 S: 7	H: 2 LOB: 3 BB: 1 P: 11	R: 0 E: 0 K: 3 S: 10	H: 1 LOB: 1 BB: 0 P: 10	R: 0 E: 0 K: 0 S: 3	H: 0 LOB: 1 BB: 1 P: 7	R: 0 E: 0 K: 0 S: 3	H: 0 LOB: 0 BB: 0 P: 3	R: 0 E: 0 K: 0 S: 3	H: 0 LOB: 0 BB: 0 P: 3	R: 0 E: 0 K: 0 S: 3	H: 0 LOB: 0 BB: 0 P: 3	R: 0 E: 0 K: 0 S: 3	H: 1 LOB: 2 BB: 1 P: 7		R: 2 E: 0 K: 0 S: 6	H: 3 LOB: 1 BB: 0 P: 6	1B: 5 2B: 1 3B: 0 HR: 1	SF: 0 SAC: 0 DP: 0 HBP: 0	WP: 0 PB: 0 SB: 1 CS: 0	PA: 36		
<b>PITCHER</b>	IP	WLS	BF	H	R	ER	SO	BB	IBB	HBP	BLK	WP	HR	S	P	ERA	WHIP								
Bobby Castillo, R ERA: 4.35 (1, 1)	8.2	L	35	7	2	2	5	3	0	0	0	0	1	42	54	2.08	1.154								
Ron Davis, R ERA: 3.55 (9, 1)	0.1		1	0	0	0	0	0	0	0	0	0	0	1	1	0.00	0.000								

AB	33
R	2
H	7
RBI	2
BB	3
SO	5
LOB	17



Batter	1	2	3	4	5	6	7	8	9	AB	R	H	RBI	BB	SO	LOB	BOTTOM								
Darrell Brown, S OBP: 0.306, SLG: 0.319 (1, 8)	F7		F7		K			SH FC6 BB 1-2 2-3		3	0	0	0	0	1	1	<b>California Angels @ Minnesota Twins</b> Hubert H. Humphrey Metrodome, Minneapolis, MN Tue Aug 02 1983, 8:05 PM EDT Att: 13,064 - Dome - 75 F								
John Castino, R OBP: 0.371, SLG: 0.461 (1, 4)	6-3		6-3				CS 1B	FC6 BB 1-2 2-3 3-H		3	0	1	1	1	0	0									
Gary Ward, R OBP: 0.332, SLG: 0.487 (1, 7)	6-3			4-3			L9 1-2	FC6 1-2 2-3		4	0	0	0	0	0	4									
Kent Hrbek, L OBP: 0.367, SLG: 0.481 (1, 3)		HBP FC5-2 1B		BB			4-3	K		3	0	1	0	1	1	3									
Gary Gaetti, R OBP: 0.308, SLG: 0.420 (1, 5)		FC5-2 HBP 1B		L7			F5	K		4	0	1	0	0	1	4									
Randy Bush, L OBP: 0.346, SLG: 0.479 (1, 10)		FC5-2 HBP		K			G3			3	0	0	0	0	1	1									
Tom Brunansky, R OBP: 0.287, SLG: 0.388 (1, 9)		FC5-2 G4-3 1-2 2-3 3-H		L7			L8			4	0	0	0	0	1	3									
Ray Smith, R OBP: 0.295, SLG: 0.273 Bobby Mitchell, L OBP: 0.347, SLG: 0.307 Tim Laudner, R OBP: 0.256, SLG: 0.291 Ron Washington, R OBP: 0.295, SLG: 0.342 (8, PR) (9, 2) (9, PH)		G4-3		F7				SH BB BB 1B		3	0	1	0	0	0	3									
Houston Jimenez, R OBP: 0.266, SLG: 0.339 (1, 6)			5-3					BB SH BB		2	0	1	0	1	0	0									
<b>Inning Stats</b>	R: 0 E: 0 K: 0 S: 3	H: 0 LOB: 0 BB: 0 P: 3	R: 0 E: 0 K: 0 S: 4	H: 2 LOB: 2 BB: 0 P: 5	R: 0 E: 0 K: 1 S: 5	H: 0 LOB: 0 BB: 0 P: 3	R: 0 E: 0 K: 1 S: 5	H: 0 LOB: 1 BB: 1 P: 9	R: 0 E: 0 K: 1 S: 6	H: 1 LOB: 1 BB: 0 P: 6	R: 0 E: 0 K: 0 S: 3	H: 1 LOB: 0 BB: 0 P: 3	R: 0 E: 0 K: 0 S: 3	H: 0 LOB: 0 BB: 0 P: 3	R: 1 E: 0 K: 2 S: 9	H: 1 LOB: 3 BB: 2 P: 17		R: 0 E: 0 K: 1 S: 5	H: 0 LOB: 0 BB: 0 P: 5	1B: 5 2B: 0 3B: 0 HR: 0	SF: 0 SAC: 1 DP: 1 HBP: 1	WP: 0 PB: 0 SB: 0 CS: 1	PA: 35		
<b>PITCHER</b>	IP	WLS	BF	H	R	ER	SO	BB	IBB	HBP	BLK	WP	HR	S	P	ERA	WHIP								
Ken Forsch, R ERA: 3.43 (1, 1)	7.0		28	5	1	1	2	2	0	1	0	0	0	29	38	1.29	1.000								
Luis Sanchez, R ERA: 3.63 (8, 1)	0.1		2	0	0	0	0	1	0	0	0	0	0	1	5	0.00	3.000								
Andy Hassler, L ERA: 5.34 (8, 1)	0.1		1	0	0	0	1	0	0	0	0	0	0	3	3	0.00	0.000								
Bruce Kison, R ERA: 4.4 (8, 1)	1.1	W	4	0	0	0	2	0	0	0	0	0	0	8	8	0.00	0.000								

AB	30
R	1
H	5
RBI	1
BB	3
SO	5
LOB	19





Batter	1	2	3	4	5	6	7	8	9	10	AB	R	H	RBI	BB	SO	LOB	TOP				
Rod Carew, L OBP: 0.427, SLG: 0.444 (1, 3)	0-0 4-3		0-3 K	0-0 BB 1B		0-3 K			0-0 F7		5	0	1	0	0	2	0	<b>California Angels @ Minnesota Twins</b> Hubert H. Humphrey Metrodome, Minneapolis, MN Wed Aug 03 1983, 8:05 PM EDT Att. 10,711 - Dome - 76 F  <b>AB 37</b> <b>R 7</b> <b>H 8</b> <b>RBI 6</b> <b>BB 6</b> <b>SO 4</b> <b>LOB 13</b>				
Tim Foli, R OBP: 0.265, SLG: 0.300 (1, 6)	0-0 2B		0-0 1B 1B	0-0 F9		0-0 6-3			0-0 L5		5	1	2	0	0	0	2					
Brian Downing, R OBP: 0.374, SLG: 0.404 (1, 10)	0-0 F7		0-0 2B 1B	4-0 BB		0-0 F7			0-0 SH3 2B	4-0	3	2	1	0	2	0	1					
Ron Jackson, R OBP: 0.329, SLG: 0.390 Steve Lubratich, R OBP: 0.261, SLG: 0.318 (1, 5) (9, 5)	0-0 6-3		0-0 HR 2B	0-0 F8		0-0 6-3			0-0 SH3	0-0	4	1	1	1	0	0	4					
Fred Lynn, L OBP: 0.357, SLG: 0.489 (1, 8)		0-0 F7	4-0 HR BB		0-0 4-3				0-0 4-3	4-0	3	2	0	0	2	0	0					
Bobby Grich, R OBP: 0.415, SLG: 0.438 Rob Wilfong, L OBP: 0.239, SLG: 0.333 (1, 4) (7, 4)		4-0 2-3 BB	0-0 HR		4-0 BB			0-0 F6	0-0 1B 2B	0-0	1	1	1	3	2	0	0					
Ellis Valentine, R OBP: 0.263, SLG: 0.395 (1, 9)	0-0 2-3		0-0 5-3		0-0 F8			0-0 F8	0-3 K	0-3	5	0	0	0	0	1	3					
Mike Brown, R OBP: 0.281, SLG: 0.423 (1, 7)	0-3 K		0-0 E4 BB 1B		0-0 G3			0-0 1-3	0-0 2B	0-0	5	0	1	0	0	1	2					
Bob Boone, R OBP: 0.272, SLG: 0.320 (1, 2)			0-0 F8		0-0 F9			0-0 F9	0-0 F5		4	0	0	0	0	0	1					
<b>Inning Stats</b>	R: 0 E: 0 K: 0 S: 4	H: 1 LOB: 1 BB: 0 P: 4	R: 0 E: 0 K: 1 S: 5	H: 0 LOB: 1 BB: 1 P: 9	R: 5 E: 0 K: 1 S: 9	H: 4 LOB: 0 BB: 1 P: 13	R: 0 E: 1 K: 0 S: 5	H: 1 LOB: 3 BB: 1 P: 9	R: 0 E: 0 K: 1 S: 5	H: 0 LOB: 0 BB: 0 P: 5	R: 0 E: 0 K: 0 S: 3	H: 0 LOB: 0 BB: 0 P: 3	R: 0 E: 0 K: 0 S: 3	H: 0 LOB: 0 BB: 0 P: 3	R: 0 E: 0 K: 0 S: 3	H: 0 LOB: 0 BB: 0 P: 3	R: 2 E: 0 K: 1 S: 6		H: 2 LOB: 2 BB: 2 P: 14	1B: 4 2B: 3 3B: 0 HR: 1	SF: 0 SAC: 1 DP: 0 HBP: 0	WP: 0 PB: 0 SB: 0 CS: 0
<b>PITCHER</b>	IP WLS BF H R ER SO BB IBB HBP BLK WP HR S P ERA WHIP	3.2 L 20 0 2 2 1 2 1 0 0 0 0 0 19 31 3.18 0.353	0.2 3 2 0 0 1 0 0 0 0 0 0 0 0 5 5 0.00 3.000	<b>PITCHER</b>										IP WLS BF H R ER SO BB IBB HBP BLK WP HR S P ERA WHIP								
Frank Viola, L ERA: 5.37 Mike Walters, R ERA: 3.69 Ron Davis, R ERA: 3.54 (1, 1) (4, 1) (10, 1)																						

Batter	1	2	3	4	5	6	7	8	9	10	AB	R	H	RBI	BB	SO	LOB	BOTTOM				
Darrell Brown, S OBP: 0.326, SLG: 0.339 (1, 8)	0-0 G4-6-3 1B		0-0 1B		0-0 FC6 1-2		0-0 BB 1B		0-0 SH3 1B		5	1	4	0	0	0	1	<b>California Angels @ Minnesota Twins</b> Hubert H. Humphrey Metrodome, Minneapolis, MN Wed Aug 03 1983, 8:05 PM EDT Att. 10,711 - Dome - 76 F  <b>AB 42</b> <b>R 5</b> <b>H 14</b> <b>RBI 5</b> <b>BB 2</b> <b>SO 6</b> <b>LOB 22</b>				
John Castino, R OBP: 0.373, SLG: 0.460 (1, 4)	0-0 G4-6-3 1-2		0-0 6-3			0-0 1B FC5-4 1B	4-0 BB		0-0 SH3	1-2	3	1	1	0	1	0	2					
Gary Ward, R OBP: 0.330, SLG: 0.484 (1, 7)	0-0 6-3			0-0 1-3		0-0 FC5-4 1B	0-3 K		0-0 F8		5	0	1	0	0	1	3					
Dave Engle, R OBP: 0.370, SLG: 0.509 (1, 10)		0-0 4-3 5-3 2B		0-0 4-3		0-0 FC5-4 1B		0-0 2B 2B	0-0 2H 1B		5	2	4	1	0	0	0					
Kent Hrbek, L OBP: 0.354, SLG: 0.476 Scott Ulger, R OBP: 0.207, SLG: 0.218 (1, 3) (7, 3)		0-0 4-3		0-0 G1		0-3 K		0-0 2B	0-0 F9		3	0	0	0	0	1	4					
Gary Gaetti, R OBP: 0.305, SLG: 0.414 (1, 5)		0-0 5-3			0-0 4-3	0-0 FC5-4		0-3 K		0-0 5-3		5	0	2	0	1	3					
Tom Brunansky, R OBP: 0.288, SLG: 0.387 (1, 9)		0-0 3-1			0-0 6-3	0-0 F5				4-0 1-3 BB	4	0	1	0	1	0	2					
Tim Laudner, R OBP: 0.254, SLG: 0.311 (1, 2)			0-0 F9		0-0 HR		0-3 K	0-3 K		0-0 1-3	5	1	1	1	0	2	3					
Houston Jimenez, R OBP: 0.269, SLG: 0.339 Randy Bush, L OBP: 0.345, SLG: 0.477 Ron Washington, R OBP: 0.293, SLG: 0.341 (1, 6) (8, PH) (9, 6)		0-0 6-3			0-0 FC6 1B		0-3 K	0-0 F8		0-0 F9	3	0	1	0	0	1	0					
<b>Inning Stats</b>	R: 0 E: 0 K: 0 S: 3	H: 1 LOB: 0 BB: 0 P: 3	R: 1 E: 0 K: 0 S: 4	H: 1 LOB: 0 BB: 0 P: 4	R: 0 E: 0 K: 0 S: 4	H: 1 LOB: 1 BB: 0 P: 4	R: 0 E: 0 K: 0 S: 5	H: 0 LOB: 0 BB: 0 P: 3	R: 1 E: 0 K: 1 S: 8	H: 3 LOB: 2 BB: 0 P: 8	R: 0 E: 0 K: 3 S: 10	H: 1 LOB: 2 BB: 1 P: 14	R: 1 E: 0 K: 2 S: 10	H: 3 LOB: 2 BB: 0 P: 10	R: 1 E: 0 K: 0 S: 5	H: 2 LOB: 1 BB: 0 P: 5	R: 0 E: 0 K: 0 S: 3		H: 0 LOB: 1 BB: 1 P: 7	1B: 10 2B: 3 3B: 0 HR: 1	SF: 0 SAC: 1 DP: 1 HBP: 0	WP: 0 PB: 0 SB: 0 CS: 0
<b>PITCHER</b>	IP WLS BF H R ER SO BB IBB HBP BLK WP HR S P ERA WHIP	5.2 8 3 1 1 3 1 0 0 0 0 0 0 13 17 6.75 3.000	3.0 W 13 3 1 1 2 1 0 0 0 0 0 16 20 3.00 1.333	<b>PITCHER</b>										IP WLS BF H R ER SO BB IBB HBP BLK WP HR S P ERA WHIP								
Tommy John, L ERA: 4.18 Luis Sanchez, R ERA: 3.69 Bruce Kison, R ERA: 4.37 (1, 1) (6, 1) (8, 1)																						





Batter	1	2	3	4	5	6	7	8	9	AB	R	H	RBI	BB	SO	LOB	TOP								
<b>Rick Peters, S</b> OBP: 0.324, SLG: 0.302 <b>Bill Almon, R</b> OBP: 0.328, SLG: 0.397	0-0 CS 1B		0-3 K		0-3 K		0-0 4-3		0-0 1B	4	0	1	0	0	2	3	<b>Oakland Athletics @ Minnesota Twins</b> Hubert H. Humphrey Metrodome, Minneapolis, MN Thu Aug 04 1983, 8:05 PM EDT Att: 12,457 - Dome - 74 F <a href="http://livebaseballscorecards.com">livebaseballscorecards.com</a>								
<b>Mike Davis, L</b> OBP: 0.306, SLG: 0.376	0-0 G3 1-2		0-0 1B 2-H		0-0 4-3		0-0 4-3	0-0 4-3 3B	0-3 K	5	1	2	1	0	1	2									
<b>Dwayne Murphy, L</b> OBP: 0.331, SLG: 0.363	4-0 BB		0-3 K		4-0 1-3 BB		0-0 4-3	0-0 4-3	0-0 4-3	3	0	0	1	2	1	2									
<b>Garry Hancock, L</b> OBP: 0.315, SLG: 0.490 <b>Carney Lansford, R</b> OBP: 0.361, SLG: 0.498	0-3 K		0-0 2B G3-2 1B		0-0 L1-3		0-0 4-3	0-0 4-3 E 2B		3	0	1	0	0	1	2									
<b>Wayne Gross, L</b> OBP: 0.321, SLG: 0.401 <b>Davey Lopes, R</b> OBP: 0.347, SLG: 0.449	4-0 BB G6-3		0-0 1-3 2B		0-0 4-3		0-0 4-3	0-3 K		2	0	1	0	1	0	0									
<b>Bob Keamey, R</b> OBP: 0.315, SLG: 0.397 <b>Rickey Henderson, R</b> OBP: 0.408, SLG: 0.420	0-0 BB G6-3 1-2		0-0 BB		0-0 4-0 BB		0-0 F2	0-0 E7 1B		2	0	0	0	1	0	1									
<b>Donnie Hill, S</b> OBP: 0.238 <b>Mike Heath, R</b> OBP: 0.331, SLG: 0.398	0-0 4-3		0-3 K		0-0 G3		0-0 G3	4-0 FC5-4 IBB		3	0	0	0	0	1	3									
<b>Mitchell Page, L</b> OBP: 0.345, SLG: 0.286 <b>Jeff Burroughs, R</b> OBP: 0.342, SLG: 0.386	0-0 1B 2B		0-0 G3-2		0-0 G3-2		1-0 1B HBP	0-0 FC5-4 1-2		2	1	1	0	0	0	3									
<b>Tony Phillips, S</b> OBP: 0.322, SLG: 0.300	0-0 F5		0-0 1B 2B		0-0 4-3		0-0 4-3	0-3 K		4	0	1	0	0	1	1									
<b>Inning Stats</b>	R: 0 E: 0 K: 1 S: 5	H: 1 LOB: 1 BB: 1 P: 9	R: 0 E: 0 K: 0 S: 2	H: 0 LOB: 0 BB: 1 P: 6	R: 1 E: 0 K: 2 S: 9	H: 2 LOB: 1 BB: 0 P: 9	R: 0 E: 0 K: 1 S: 6	H: 2 LOB: 2 BB: 1 P: 10	R: 0 E: 0 K: 0 S: 5	H: 0 LOB: 0 BB: 1 P: 5	R: 0 E: 0 K: 0 S: 2	H: 0 LOB: 0 BB: 1 P: 6	R: 0 E: 0 K: 0 S: 4	H: 1 LOB: 2 BB: 0 P: 5	R: 2 E: 1 K: 1 S: 8	H: 3 LOB: 2 BB: 1 P: 12		R: 0 E: 0 K: 2 S: 8	H: 1 LOB: 1 BB: 0 P: 8	1B: 6 2B: 4 3B: 1 HR: 0	SF: 0 SAC: 0 DP: 3 HBP: 1	WP: 0 PB: 0 SB: 0 CS: 1	PA: 39		
<b>PITCHER</b>	IP	WLS	BF	H	R	ER	SO	BB	IBB	HBP	BLK	WP	HR	S	P	ERA	WHIP								
<b>Ken Schrom, R</b> ERA: 4.19	(1, 1)	7.0	29	7	2	2	5	4	0	1	0	0	0	34	51	2.57	1.571								
<b>Len Whitehouse, L</b> ERA: 3.39	(8, 1)	2.0	W	10	3	1	1	3	0	1	0	0	0	15	19	4.50	1.500								

Batter	1	2	3	4	5	6	7	8	9	AB	R	H	RBI	BB	SO	LOB	BOTTOM								
<b>Darrell Brown, S</b> OBP: 0.316, SLG: 0.328	0-3 K		0-0 F7 1-2		0-0 4-3		0-3 K			4	0	0	0	0	2	2	<b>Oakland Athletics @ Minnesota Twins</b> Hubert H. Humphrey Metrodome, Minneapolis, MN Thu Aug 04 1983, 8:05 PM EDT Att: 12,457 - Dome - 74 F <a href="http://livebaseballscorecards.com">livebaseballscorecards.com</a>								
<b>John Castino, R</b> OBP: 0.371, SLG: 0.457	4-0 BB		0-0 5-3		0-0 F7		0-0 F8			3	0	0	0	1	0	1									
<b>Gary Ward, R</b> OBP: 0.330, SLG: 0.482	0-0 F8		0-3 K		0-0 F9 1B		0-0 4-3			4	1	1	0	0	1	1									
<b>Kent Hrbek, L</b> OBP: 0.365, SLG: 0.477	0-0 F5		0-0 2B 1B		0-0 F8		0-0 F9 1-2 2-3	0-0 1B 1B		4	2	2	0	0	0	1									
<b>Gary Gaetti, R</b> OBP: 0.305, SLG: 0.413	0-0 F8		0-0 F8		0-0 F9		0-0 1B 1B	0-0 1B 1B		4	1	1	0	0	0	3									
<b>Randy Bush, L</b> OBP: 0.351, SLG: 0.483 <b>Dave Engle, R</b> OBP: 0.372, SLG: 0.512	4-0 BB		0-0 1B 2B		0-0 1B IBB		0-0 1B 1B	0-0 1B 1B		1	0	1	1	2	0	0									
<b>Tom Brunansky, R</b> OBP: 0.288, SLG: 0.385	0-3 K		0-0 6-3		0-0 1B		0-0 1B	0-3 K		4	0	1	2	0	2	4									
<b>Houston Jimenez, R</b> OBP: 0.257, SLG: 0.323 <b>Ron Washington, R</b> OBP: 0.296, SLG: 0.344	0-0 F5		0-0 F7		0-0 L7		0-0 1B	0-0 1B		3	0	0	0	0	0	3									
<b>Ray Smith, R</b> OBP: 0.294, SLG: 0.280	0-0 E5		0-0 F7		0-0 4-3 2B		0-0 L7	0-0 F8		4	0	1	0	0	0	4									
<b>Inning Stats</b>	R: 0 E: 0 K: 1 S: 5	H: 0 LOB: 1 BB: 1 P: 9	R: 0 E: 0 K: 1 S: 5	H: 0 LOB: 1 BB: 1 P: 9	R: 0 E: 1 K: 0 S: 3	H: 0 LOB: 0 BB: 0 P: 3	R: 1 E: 0 K: 1 S: 7	H: 2 LOB: 1 BB: 0 P: 7	R: 0 E: 0 K: 0 S: 4	H: 1 LOB: 1 BB: 0 P: 4	R: 2 E: 0 K: 0 S: 6	H: 3 LOB: 2 BB: 1 P: 10	R: 0 E: 0 K: 1 S: 5	H: 0 LOB: 0 BB: 0 P: 5	R: 1 E: 0 K: 1 S: 8	H: 3 LOB: 2 BB: 0 P: 8		R: 0 E: 0 K: 1 S: 8	H: 0 LOB: 0 BB: 0 P: 8	1B: 7 2B: 2 3B: 0 HR: 0	SF: 0 SAC: 0 DP: 0 HBP: 0	WP: 0 PB: 0 SB: 0 CS: 0	PA: 36		
<b>PITCHER</b>	IP	WLS	BF	H	R	ER	SO	BB	IBB	HBP	BLK	WP	HR	S	P	ERA	WHIP								
<b>Steve McCatty, R</b> ERA: 4.08	(1, 1)	5.1	25	6	3	3	3	2	0	0	0	0	0	28	40	5.06	1.500								
<b>Tom Burgmeier, L</b> ERA: 2.57	(6, 1)	2.0	L	8	2	1	1	0	0	0	0	0	0	10	10	4.50	1.000								
<b>Dave Beard, R</b> ERA: 5.75	(8, 1)	0.2	3	1	0	0	1	0	0	0	0	0	0	5	5	0.00	1.500								





Batter	1	2	3	4	5	6	7	8	9	AB	R	H	RBI	BB	SO	LOB	TOP										
Rickey Henderson, R OBP: 0.407, SLG: 0.417 (1.7)	F9		F9					5-3		3	0	0	0	1	0	0	<p>Oakland Athletics @ Minnesota Twins</p> <p>Hubert H. Humphrey Metrodome, Minneapolis, MN</p> <p>Fri Aug 05 1983, 8:05 PM EDT</p> <p>Att: 8,203 - Dome</p> <p>livebaseballscores.com</p>										
Bill Almon, R Wayne Gross, L OBP: 0.325, SLG: 0.393 (1.3) OBP: 0.321, SLG: 0.401 (9.3)	F9			F8	K			5-3		4	0	0	0	0	1	1											
Dwayne Murphy, L OBP: 0.332, SLG: 0.363 (1.8)	K			2B HR	1B			K		3	1	1	0	1	2	0											
Davey Lopes, R OBP: 0.346, SLG: 0.447 (1.4)		F6		F7				L8		4	0	1	0	0	0	1											
Carney Lansford, R OBP: 0.359, SLG: 0.498 (1.5)	L4			HR	2B			F3		4	1	1	0	0	0	2											
Jeff Burroughs, R OBP: 0.344, SLG: 0.397 (1.10)				HR				K		4	1	2	3	0	1	2											
Mike Heath, R OBP: 0.326, SLG: 0.391 (1.2)	F9			K						3	0	0	0	0	1	1											
Mike Davis, L OBP: 0.310, SLG: 0.377 (1.9)				CS	BB			L8		2	0	1	0	1	0	0											
Donnie Hill, S OBP: 0.182, SLG: 0.227 (1.6)	F4			SH5-3				F8		2	0	0	0	0	0	1											
<b>Inning Stats</b>	R: 0 E: 0 K: 1 S: 5	H: 0 LOB: 0 BB: 0 P: 5	R: 0 E: 0 K: 0 S: 4	H: 1 LOB: 1 BB: 0 P: 4	R: 0 E: 0 K: 0 S: 2	H: 0 LOB: 0 BB: 1 P: 6	R: 3 E: 0 K: 1 S: 8	H: 3 LOB: 0 BB: 0 P: 8	R: 0 E: 0 K: 1 S: 5	H: 1 LOB: 1 BB: 1 P: 9	R: 0 E: 0 K: 0 S: 3	H: 0 LOB: 0 BB: 0 P: 3	R: 0 E: 0 K: 1 S: 5	H: 0 LOB: 0 BB: 0 P: 5	R: 0 E: 0 K: 1 S: 5	H: 0 LOB: 0 BB: 0 P: 5	1B: 4 2B: 1 3B: 0 HR: 1	SF: 0 SAC: 1 DP: 1 HBP: 0	WP: 0 PB: 0 SB: 1 CS: 2	PA: 33							
<b>PITCHER</b>	IP	WLS	BF	H	R	ER	SO	BB	IBB	HBP	BLK	WP	HR	S	P	ERA	WHIP										
Jack O'Connor, L ERA: 6.28 (1.1)	5.0	L	21	5	3	3	3	3	0	0	0	0	1	24	36	5.40	1.600										
Mike Walters, R ERA: 2.63 (6.1)	4.0		12	1	0	0	2	0	0	0	0	0	0	16	16	0.00	0.250										

Batter	1	2	3	4	5	6	7	8	9	AB	R	H	RBI	BB	SO	LOB	BOTTOM										
Darrell Brown, S OBP: 0.328, SLG: 0.336 (1.8)	6-3									3	0	2	0	1	0	0	<p>Oakland Athletics @ Minnesota Twins</p> <p>Hubert H. Humphrey Metrodome, Minneapolis, MN</p> <p>Fri Aug 05 1983, 8:05 PM EDT</p> <p>Att: 8,203 - Dome</p> <p>livebaseballscores.com</p>										
John Castino, R OBP: 0.371, SLG: 0.455 (1.4)	BB		G6-3	1B	L7			SH1-4	BB	2	0	0	0	1	0	2											
Gary Ward, R OBP: 0.329, SLG: 0.480 (1.7)	6-3			1-3				K		4	0	1	0	0	1	2											
Dave Engle, R OBP: 0.370, SLG: 0.505 (1.10)	5-3			1B	BB			K		3	1	0	0	1	1	3											
Kent Hrbek, L OBP: 0.364, SLG: 0.474 (1.3)		CS	1B	F7				4-3		4	0	1	0	0	1	2											
Gary Gaetti, R OBP: 0.304, SLG: 0.411 (1.5)	6-3			1B	1B			F3		4	0	1	0	0	0	2											
Tom Brunansky, R OBP: 0.290, SLG: 0.394 (1.9)		HR		FC5-4	1B			F3		4	1	2	2	0	0	0											
Houston Jimenez, R OBP: 0.247, SLG: 0.309 (1.6)	F8			FC5-4				5-3		3	0	0	0	0	0	2											
Ray Smith, R OBP: 0.288, SLG: 0.274 (1.2)	6-3				F8			5-3		3	0	0	0	0	0	0											
<b>Inning Stats</b>	R: 0 E: 0 K: 0 S: 3	H: 0 LOB: 1 BB: 1 P: 7	R: 1 E: 0 K: 0 S: 4	H: 2 LOB: 0 BB: 0 P: 4	R: 0 E: 0 K: 0 S: 3	H: 1 LOB: 0 BB: 0 P: 3	R: 1 E: 0 K: 0 S: 5	H: 2 LOB: 2 BB: 1 P: 9	R: 0 E: 0 K: 1 S: 6	H: 1 LOB: 1 BB: 0 P: 6	R: 0 E: 0 K: 0 S: 3	H: 0 LOB: 0 BB: 0 P: 3	R: 0 E: 0 K: 2 S: 7	H: 0 LOB: 1 BB: 1 P: 11	R: 0 E: 0 K: 0 S: 3	H: 0 LOB: 0 BB: 0 P: 3	1B: 6 2B: 0 3B: 0 HR: 1	SF: 0 SAC: 1 DP: 1 HBP: 0	WP: 0 PB: 0 SB: 0 CS: 2	PA: 34							
<b>PITCHER</b>	IP	WLS	BF	H	R	ER	SO	BB	IBB	HBP	BLK	WP	HR	S	P	ERA	WHIP										
Gorman Heimuller, L ERA: 4.66 (1.1)	7.1	W	29	7	2	2	1	3	0	0	0	0	1	28	40	2.46	1.364										
Dave Beard, R ERA: 5.5 (8.1)	1.2	S	5	0	0	0	2	0	0	0	0	0	0	9	9	0.00	0.000										



Batter	1	2	3	4	5	6	7	8	9	10	11	12	13	AB R H RBI BB SO LOB	TOP									
Rickey Henderson, R OBP: 0.400, SLG: 0.410 Mitchell Page, L OBP: 0.330, SLG: 0.280 Bill Almon, R OBP: 0.324, SLG: 0.389 (7, PH) (7, 3)	F3		G6-4-3 1-2		L9-5 2-3		L9 2-3		L9			5-3	K	2 0 0 0 0 0 1 1 0 0 0 0 0 2 3 0 0 0 1 1 0										
Mike Davis, L OBP: 0.314, SLG: 0.390 (1, 9)	F8													6 1 3 1 0 2 2										
Dwayne Murphy, L OBP: 0.327, SLG: 0.356 (11, 10) (11, 8)	3-1													6 0 0 0 0 3 4										
Davey Lopes, R OBP: 0.346, SLG: 0.442 (1, 4)														4 1 0 0 2 2 0										
Carney Lansford, R OBP: 0.370, SLG: 0.517 (1, 5)														5 1 4 1 0 0 2										
Garry Hancock, L OBP: 0.318, SLG: 0.507 (7, 7) (1, 3)														5 1 2 2 0 0 2										
Rick Peters, S OBP: 0.322, SLG: 0.295 Jeff Blumofsky, R OBP: 0.348, SLG: 0.397 Steve McCatty, R (11, PH) (11, PR) Tom Burgmeier, L (11, 1) Keith Atherton, R (12, 1)														3 0 0 0 1 1 3 0 0 0 0 1 0 0 0 0 0 0 0 0 0 1 0 0 0 0 1 0 5 1 2 0 1 2 0										
Mike Heath, R OBP: 0.332, SLG: 0.391 (1, 2)														5 1 2 0 1 2 0										
Tony Phillips, S OBP: 0.325, SLG: 0.316 (1, 6)														5 1 2 2 1 1 5										
<b>Inning Stats</b>	R: 0 E: 0 K: 0 S: 3	H: 0 LOB: 0 BB: 0 P: 3	R: 0 E: 0 K: 0 S: 4	H: 1 LOB: 1 BB: 0 P: 4	R: 0 E: 0 K: 0 S: 2	H: 0 LOB: 0 BB: 1 P: 6	R: 1 E: 0 K: 1 S: 6	H: 2 LOB: 1 BB: 1 P: 10	R: 0 E: 0 K: 0 S: 10	H: 3 LOB: 0 BB: 0 P: 10	R: 0 E: 0 K: 3 S: 10	H: 1 LOB: 2 BB: 1 P: 14	R: 0 E: 0 K: 0 S: 7	H: 0 LOB: 0 BB: 0 P: 5	R: 0 E: 0 K: 1 S: 5	H: 1 LOB: 3 BB: 2 P: 13	R: 0 E: 0 K: 1 S: 6	H: 1 LOB: 2 BB: 1 P: 10	R: 2 E: 0 K: 2 S: 9	H: 2 LOB: 0 BB: 0 P: 9	1B: 7 2B: 4 3B: 1 HR: 3	SF: 0 SAC: 1 DP: 4 HBP: 1	WP: 1 PB: 0 SB: 3 CS: 2	PA: 55
<b>PITCHER</b>	IP WLS BF H R ER SO P ERA WHIP																							
Bobby Castillo, R ERA: 4.41 Len Whitehouse, L ERA: 3.16 Ron Davis, R ERA: 3.68	6.1 4.0 2.2	WLS 16 L	BF 27 12	H 8 3	R 4 2	ER 4 2	SO 4 5	P 44 32 26	ERA 5.68 0.00 6.75	WHIP 1.737 0.750 1.875														

Oakland Athletics @ Minnesota Twins  
Hubert H. Humphrey Metrodome, Minneapolis, MN  
Sat Aug 06 1983, 8:05 PM EDT  
Att. 11,759 - Dome - 75 F

AB	46
R	6
H	13
RBI	6
BB	7
SO	13
LOB	21



Batter	1	2	3	4	5	6	7	8	9	10	11	12	13	AB R H RBI BB SO LOB	BOTTOM											
Darrell Brown, S OBP: 0.336, SLG: 0.343 (1, 8)	F7		6-3 4-3 1B		G6-4-3 1B		6-3		F8			E7 4-3 1B		6 2 3 0 0 0 1												
John Castillo, R OBP: 0.369, SLG: 0.450 (1, 4)	4-3		4-3		G6-4-3 1B		F8					4-3		6 0 1 0 0 0 2												
Gary Ward, R OBP: 0.327, SLG: 0.480 (1, 7)	K		6-3		G6-4-3 1B		K					K		6 0 1 0 0 3 4												
Kent Hrbek, L OBP: 0.366, SLG: 0.476 (1, 3)			G6-4-3 BB		G6-4-3 1B				K			F6		5 1 2 2 1 1 1												
Gary Gaetti, R OBP: 0.304, SLG: 0.416 (1, 5)			G6-4-3 1-2		G6-4-3 1B		K2-3					F7		5 1 1 2 1 2 2												
Randy Bush, L OBP: 0.352, SLG: 0.481 Dave Engle, R OBP: 0.364, SLG: 0.495 (5, PH)			5-3		4-3		F7					6-3		1 0 0 0 1 0 0 4 0 0 0 0 0 2												
Tom Brunansky, R OBP: 0.291, SLG: 0.391 (1, 9)												F8		3 0 0 0 2 0 0												
Ray Smith, R OBP: 0.293, SLG: 0.275 Bobby Mitchell, L OBP: 0.341, SLG: 0.307 (9, PR) Tim Laudner, R OBP: 0.252, SLG: 0.309 (10, 2)												5-3		3 0 1 0 1 1 1 0 0 0 0 0 0 0 1 0 0 0 0 0 0												
Houston Jimenez, R OBP: 0.237, SLG: 0.296 Ron Washington, R OBP: 0.294, SLG: 0.341 (10, 6)												F8		3 0 0 0 0 2 3 2 0 0 0 0 1 1												
<b>Inning Stats</b>	R: 0 E: 0 K: 1 S: 5	H: 0 LOB: 0 BB: 0 P: 5	R: 0 E: 0 K: 1 S: 4	H: 0 LOB: 3 BB: 4 P: 20	R: 3 E: 0 K: 0 S: 6	H: 3 LOB: 0 BB: 0 P: 6	R: 0 E: 0 K: 1 S: 5	H: 0 LOB: 0 BB: 0 P: 5	R: 1 E: 0 K: 0 S: 5	H: 3 LOB: 2 BB: 1 P: 9	R: 0 E: 0 K: 1 S: 4	H: 0 LOB: 0 BB: 1 P: 8	R: 0 E: 0 K: 1 S: 5	H: 1 LOB: 1 BB: 0 P: 4	R: 0 E: 0 K: 0 S: 4	H: 1 LOB: 1 BB: 0 P: 4	R: 0 E: 0 K: 0 S: 3	H: 0 LOB: 0 BB: 0 P: 3	R: 0 E: 1 K: 2 S: 8	H: 1 LOB: 1 BB: 0 P: 8	R: 0 E: 0 K: 1 S: 5	H: 0 LOB: 0 BB: 0 P: 5	1B: 6 2B: 1 3B: 1 HR: 1	SF: 0 SAC: 0 DP: 3 HBP: 0	WP: 0 PB: 0 SB: 0 CS: 0	PA: 51
<b>PITCHER</b>	IP WLS BF H R ER SO P ERA WHIP																									
Mike Norris, R ERA: 3.76 Tom Underwood, L ERA: 4.44 Tom Burgmeier, L ERA: 2.72 Tom Burgmeier, L ERA: 2.72 Keith Atherton, R ERA: 3.38	3.0 3.0 5.0 5.0 2.0	WLS 12 7 17 W	BF 15 12 2 17 7	H 3 2 0 1	R 3 0 0 0	ER 3 1 0 0	SO 2 1 3 0	P 31 22 23 23 13	ERA 9.00 3.00 0.00 0.00 0.00	WHIP 2.333 1.333 0.400 0.400 0.500																

Oakland Athletics @ Minnesota Twins  
Hubert H. Humphrey Metrodome, Minneapolis, MN  
Sat Aug 06 1983, 8:05 PM EDT  
Att. 11,759 - Dome - 75 F

AB	45
R	4
H	9
RBI	4
BB	6
SO	10
LOB	17









Batter	1	2	3	4	5	6	7	8	9	AB	R	H	RBI	BB	SO	LOB	TOP					
<b>Darrell Brown, S</b> OBP: 0.314, SLG: 0.320 (1, 8)	5-3		F8		G6-4-3		3-1		F6	5	0	0	0	0	0	2						
<b>John Castino, R</b> OBP: 0.363, SLG: 0.441 (1, 4)	4-3			6-3	L7		6-3		F3	5	0	0	0	0	0	1						
<b>Gary Ward, R</b> OBP: 0.325, SLG: 0.479 (1, 7)				1-3					F7	5	0	1	0	0	1	0						
<b>Dave Engle, R</b> OBP: 0.369, SLG: 0.500 (1, 10)										4	1	2	0	0	1	1						
<b>Kent Hrbek, L</b> OBP: 0.371, SLG: 0.478 (1, 3)		4-3								4	0	2	0	0	0	1						
<b>Gary Gaetti, R</b> OBP: 0.306, SLG: 0.419 (1, 5)		F3								3	1	1	1	1	0	2						
<b>Tom Brunansky, R</b> OBP: 0.397, SLG: 0.397 (1, 9)		5-3								4	1	1	2	0	0	4						
<b>Ron Washington, R</b> OBP: 0.296, SLG: 0.339 (1, 6)			4-3							4	1	1	0	0	0	3						
<b>Tim Laudner, R</b> OBP: 0.259, SLG: 0.323 (1, 2)										3	0	1	0	0	1	1						
<b>Randy Bush, L</b> OBP: 0.346, SLG: 0.473 (8, PH)										1	0	0	0	0	0	3						
<b>Ray Smith, R</b> OBP: 0.289, SLG: 0.271 (8, 2)										0	0	0	0	0	0	0						
<b>Inning Stats</b>	R: 0 E: 0 K: 1 S: 6	H: 1 LOB: 1 BB: 0 P: 6	R: 0 E: 0 K: 0 S: 3	H: 0 LOB: 0 BB: 0 P: 3	R: 0 E: 0 K: 1 S: 5	H: 0 LOB: 0 BB: 0 P: 5	R: 0 E: 0 K: 0 S: 4	H: 1 LOB: 1 BB: 0 P: 4	R: 3 E: 0 K: 0 S: 6	H: 4 LOB: 0 BB: 0 P: 6	R: 0 E: 1 K: 0 S: 5	H: 1 LOB: 2 BB: 0 P: 5	R: 0 E: 1 K: 0 S: 4	H: 0 LOB: 1 BB: 0 P: 4	R: 1 E: 1 K: 1 S: 8	H: 2 LOB: 3 BB: 1 P: 12	R: 0 E: 0 K: 0 S: 3	H: 0 LOB: 0 BB: 0 P: 3	1B: 5 2B: 2 3B: 0 HR: 2	SF: 0 SAC: 0 DP: 1 HBP: 0	WP: 0 PB: 0 CS: 0	PA: 39
<b>PITCHER</b>	IP	WLS	BF	H	R	ER	SO	BB	IBB	HBP	BLK	WP	HR	S	P	ERA	WHIP					
<b>Tommy John, L</b> ERA: 4.21 (1, 1)	7.1	L	33	9	4	4	3	0	1	0	0	0	2	38	42	4.91	1.227					
<b>Luis Sanchez, R</b> ERA: 3.46 (8, 1)	1.2		6	0	0	0	0	0	0	0	0	0	0	6	6	0.00	0.000					

Minnesota Twins @ California Angels  
Anaheim Stadium, Anaheim, CA  
Mon Aug 08 1983, 10:05 PM EDT  
Att: 37,307 - Unknown - 87 F

AB 38  
R 4  
H 9  
RBI 3  
BB 1  
SO 3  
LOB 18



Batter	1	2	3	4	5	6	7	8	9	AB	R	H	RBI	BB	SO	LOB	BOTTOM				
<b>Rod Carew, L</b> OBP: 0.432, SLG: 0.446 (1, 3)					6-3					3	0	1	1	1	0	1					
<b>Steve Lubratich, R</b> OBP: 0.250, SLG: 0.300 (1, 6)					5-3					3	0	1	0	0	0	1					
<b>Brian Downing, R</b> OBP: 0.371, SLG: 0.416 (1, 7)										3	0	0	1	0	0	1					
<b>Fred Lynn, L</b> OBP: 0.357, SLG: 0.481 (1, 8)										4	0	1	0	0	0	2					
<b>Bobby Grich, R</b> OBP: 0.410, SLG: 0.435 (1, 4)										3	0	0	0	1	0	1					
<b>Reggie Jackson, L</b> OBP: 0.316, SLG: 0.383 (1, 10)										3	0	0	0	1	1	1					
<b>Ron Jackson, R</b> OBP: 0.319, SLG: 0.373 (1, 5)										3	0	0	0	0	1	2					
<b>Ellis Valentine, R</b> OBP: 0.269, SLG: 0.414 (1, 9)										3	1	2	0	0	0	0					
<b>Bob Boone, R</b> OBP: 0.276, SLG: 0.321 (1, 2)										2	1	1	0	0	0	0					
<b>Inning Stats</b>	R: 0 E: 0 K: 0 S: 3	H: 1 LOB: 1 BB: 0 P: 7	R: 0 E: 0 K: 1 S: 5	H: 0 LOB: 0 BB: 0 P: 5	R: 2 E: 0 K: 0 S: 6	H: 3 LOB: 1 BB: 0 P: 6	R: 0 E: 0 K: 0 S: 1	H: 0 LOB: 0 BB: 2 P: 9	R: 0 E: 0 K: 0 S: 4	H: 1 LOB: 1 BB: 0 P: 4	R: 0 E: 0 K: 0 S: 5	H: 0 LOB: 0 BB: 0 P: 5	R: 0 E: 0 K: 1 S: 3	H: 0 LOB: 0 BB: 0 P: 3	R: 0 E: 0 K: 0 S: 3	H: 0 LOB: 0 BB: 0 P: 3	1B: 5 2B: 1 3B: 0 HR: 0	SF: 1 SAC: 2 DP: 0 HBP: 0	WP: 0 PB: 0 CS: 0	PA: 33	
<b>PITCHER</b>	IP	WLS	BF	H	R	ER	SO	BB	IBB	HBP	BLK	WP	HR	S	P	ERA	WHIP				
<b>Ken Schrom, R</b> ERA: 4.03 (1, 1)	9.0	W	33	6	2	2	2	3	0	0	0	0	0	34	46	2.00	1.000				

Minnesota Twins @ California Angels  
Anaheim Stadium, Anaheim, CA  
Mon Aug 08 1983, 10:05 PM EDT  
Att: 37,307 - Unknown - 87 F

AB 27  
R 2  
H 6  
RBI 2  
BB 3  
SO 2  
LOB 9





Batter	1	2	3	4	5	6	7	8	9	AB	R	H	RBI	BB	SO	LOB	TOP					
Darrell Brown, S OBP: 0.316, SLG: 0.322 (1, 8)	F7		F7				G5-4-3		4-3	5	0	2	2	0	0	0	<b>Minnesota Twins @ California Angels</b> Anaheim Stadium, Anaheim, CA Tue Aug 09 1983, 10:05 PM EDT Att: 25,443 - Unknown					
Ron Washington, R OBP: 0.291, SLG: 0.332 (1, 4)	4-3		5-3		1-3		F9		F8	5	0	0	0	0	0	4						
Gary Ward, R OBP: 0.325, SLG: 0.477 (1, 7)	1-3			4-3			G5-4-3			4	0	1	0	0	0	2						
Kent Hrbek, L OBP: 0.375, SLG: 0.481 (1, 3)		FC5-4 1B					FC6-4 FC9-6 1B		G1-6-3 1B	4	0	3	0	0	0	1						
Gary Gaetti, R OBP: 0.305, SLG: 0.418 (1, 5) (7, 6)		FC5-4 1B		K			FC9-6 WP 1B		G1-6-3 1B	4	0	1	0	0	1	3						
Randy Bush, L OBP: 0.342, SLG: 0.466 (1, 10)		FC1-5-4 1B		F7			K2-3		G1-6-3	4	0	0	0	0	1	5						
Tom Brunansky, R OBP: 0.397, SLG: 0.397 (1, 9)					F6			BB 1B BB		2	1	1	0	2	0	0						
Dave Engle, R OBP: 0.371, SLG: 0.500 (1, 2)		4-3					FC3-6 1B		F8	4	1	2	0	0	0	4						
Houston Jimenez R OBP: 0.231, SLG: 0.288 Bobby Mitchell, L OBP: 0.350, SLG: 0.307 Scott Ullger, R OBP: 0.203, SLG: 0.214 (1, 6) (7, PH) (7, 5)			1-3				FC3-6 1B		5-3	2	0	0	0	0	0	1						
										0	0	0	0	1	0	0						
										1	0	0	0	0	0	0						
<b>Inning Stats</b>	R: 0 E: 0 K: 0 S: 3	H: 0 LOB: 0 BB: 0 P: 3	R: 0 E: 0 K: 0 S: 5	H: 2 LOB: 2 BB: 0 P: 5	R: 0 E: 0 K: 0 S: 3	H: 0 LOB: 0 BB: 0 P: 3	R: 0 E: 0 K: 1 S: 6	H: 1 LOB: 1 BB: 0 P: 6	R: 0 E: 0 K: 0 S: 5	H: 2 LOB: 2 BB: 0 P: 5	R: 0 E: 0 K: 1 S: 6	H: 1 LOB: 1 BB: 0 P: 6	R: 2 E: 0 K: 0 S: 4	H: 2 LOB: 1 BB: 2 P: 12	R: 0 E: 0 K: 0 S: 4	H: 2 LOB: 2 BB: 1 P: 8	R: 0 E: 0 K: 0 S: 3	H: 0 LOB: 0 BB: 0 P: 3	1B: 10 2B: 0 3B: 0 HR: 0	SF: 0 SAC: 0 DP: 2 HBP: 0	WP: 1 PB: 0 CS: 0	PA: 38
<b>PITCHER</b>	IP WLS BF H R ER SO BB IBB HBP BLK WP HR S P ERA WHIP	IP WLS BF H R ER SO BB IBB HBP BLK WP HR S P ERA WHIP																				
Rick Steiner, R ERA: 5.33 (1, 1)	6.0 W 27 7 2 2 2 2 2 0 0 0 1 0 29 37 3.00 1.500	3.0 S 11 3 0 0 0 1 0 0 0 0 0 10 14 0.00 1.333																				
Bruce Kison, R ERA: 4.19 (7, 1)																						


Batter	1	2	3	4	5	6	7	8	9	AB	R	H	RBI	BB	SO	LOB	BOTTOM			
Rod Carew, L OBP: 0.433, SLG: 0.449 Juan Beniquez, R OBP: 0.315, SLG: 0.351 (1, 3) (8, 7)	4-3 2B		G6-4-3				SH1-3 1B		5-3	4	1	2	0	0	0	1	<b>Minnesota Twins @ California Angels</b> Anaheim Stadium, Anaheim, CA Tue Aug 09 1983, 10:05 PM EDT Att: 25,443 - Unknown			
Rick Burleson, R OBP: 0.327, SLG: 0.353 (1, 6)	4-3		HR BB		SH1-3		F9		6-3	3	1	0	0	1	0	1				
Brian Downing, R OBP: 0.376, SLG: 0.431 Steve Lubratich, R OBP: 0.250, SLG: 0.300 (1, 7) (8, 5)			HR		K		BB 1B			3	1	2	2	1	1	1				
Fred Lynn, L OBP: 0.358, SLG: 0.480 (1, 8)	K		HR 1B		1B IBB		K			3	1	1	0	1	2	3				
Bobby Grich, R OBP: 0.413, SLG: 0.446 (1, 4)	G3		HR		1B		BB			3	1	2	3	1	0	2				
Reggie Jackson, L OBP: 0.313, SLG: 0.378 (1, 10)		L4	K		F7		K			4	0	0	0	0	2	4				
Ron Jackson, R OBP: 0.322, SLG: 0.379 (1, 5) (8, 3)		F2		5-3			E 2B		HR 1B	4	2	2	0	0	0	0				
Ellis Valentine, R OBP: 0.269, SLG: 0.410 (1, 9)		6-3		6-3			E7 G5-4-3 1B		L5	4	0	1	0	0	0	1				
Bob Boone, R OBP: 0.279, SLG: 0.332 (1, 2)				6-3			G5-4-3 1B		HR	4	1	2	2	0	0	1				
<b>Inning Stats</b>	R: 0 E: 0 K: 1 S: 6	H: 1 LOB: 2 BB: 1 P: 10	R: 0 E: 0 K: 0 S: 3	H: 0 LOB: 0 BB: 0 P: 3	R: 4 E: 0 K: 1 S: 8	H: 4 LOB: 0 BB: 1 P: 12	R: 0 E: 0 K: 0 S: 3	H: 0 LOB: 0 BB: 0 P: 3	R: 1 E: 1 K: 0 S: 4	H: 2 LOB: 0 BB: 0 P: 4	R: 0 E: 0 K: 2 S: 8	H: 1 LOB: 2 BB: 1 P: 12	R: 2 E: 0 K: 0 S: 5	H: 2 LOB: 2 BB: 0 P: 5	1B: 7 2B: 2 3B: 0 HR: 3	SF: 0 SAC: 1 DP: 2 HBP: 0	WP: 0 PB: 0 CS: 0	PA: 38		
<b>PITCHER</b>	IP WLS BF H R ER SO BB IBB HBP BLK WP HR S P ERA WHIP	IP WLS BF H R ER SO BB IBB HBP BLK WP HR S P ERA WHIP																		
Rick Lysander, R ERA: 3.14 (1, 1)	3.0 L 15 4 2 2 1 0 1 0 0 0 0 14 18 6.00 1.333	2.0 10 3 2 2 2 1 0 0 0 0 1 13 17 9.00 2.000																		
Mike Walters, R ERA: 2.97 (4, 1)																				
Jack O'Connor, L ERA: 6.36 (7, 1)																				



Batter	1	2	3	4	5	6	7	8	9	AB	R	H	RBI	BB	SO	LOB	TOP			
Darrell Brown, S OBP: 0.315, SLG: 0.327 (1, 8)	F4		F8				6-3			4	0	1	0	0	0	0				
Ron Washington, R OBP: 0.290, SLG: 0.331 (1, 4)	5-3		HR					K		4	1	1	0	0	1	1				
Gary Ward, R OBP: 0.324, SLG: 0.482 (1, 7)	K		HR				6-3	E6 FC4-6		4	1	1	2	0	1	1				
Kent Hrbek, L OBP: 0.371, SLG: 0.476 (1, 3)		5-3	G3				4-3	FC4-6		4	0	0	0	0	0	1				
Dave Engle, R OBP: 0.373, SLG: 0.513 (1, 10)		5-3 1B		HR			L7	4-3		4	1	2	1	0	0	1				
Gary Gaetti, R OBP: 0.307, SLG: 0.425 (1, 5)		5-3 1-2		6-3					HR	4	1	2	1	0	0	1				
Tom Brunansky, R OBP: 0.296, SLG: 0.394 (1, 9)		BB		6-3			F5		HR	3	0	0	0	1	0	1				
Tim Laudner, R OBP: 0.252, SLG: 0.313 (1, 2)		K		4-3			F8		F8	4	0	0	0	0	1	2				
Houston Jimenez, R OBP: 0.220, SLG: 0.273 (1, 6)			K				L5		4-3	4	0	0	0	0	1	0				
<b>Inning Stats</b>	R: 0 E: 0 K: 1 S: 5	H: 0 LOB: 0 BB: 0 P: 5	R: 0 E: 0 K: 1 S: 6	H: 1 LOB: 2 BB: 1 P: 10	R: 2 E: 0 K: 1 S: 7	H: 2 LOB: 0 BB: 0 P: 7	R: 1 E: 0 K: 0 S: 4	H: 1 LOB: 1 BB: 0 P: 4	R: 0 E: 0 K: 0 S: 4	H: 1 LOB: 1 BB: 0 P: 4	R: 0 E: 0 K: 0 S: 3	H: 0 LOB: 0 BB: 0 P: 3	R: 0 E: 1 K: 1 S: 6	H: 0 LOB: 1 BB: 0 P: 6	R: 1 E: 0 K: 0 S: 4	H: 1 LOB: 0 BB: 0 P: 4	1B: 3 2B: 1 3B: 0 HR: 3	SF: 0 SAC: 0 DP: 0 HBP: 0	WP: 0 PB: 0 CS: 0	PA: 36
<b>PITCHER</b> Geoff Zahn, L ERA: 3.48 (1, 1)	IP: 9.0 WLS: L BF: 36 H: 7 R: 4 ER: 4 SO: 4 BB: 1 IBB: 0 HBP: 0 BLK: 0 WP: 0 HR: 3 S: 43 P: 47 ERA: 4.00 WHIP: 0.889																			

Minnesota Twins @ California Angels  
Anaheim Stadium, Anaheim, CA  
Wed Aug 10 1983, 10:05 PM EDT  
Att: 27,510 - Unknown


AB	35
R	4
H	7
RBI	4
BB	1
SO	4
LOB	8



Batter	1	2	3	4	5	6	7	8	9	AB	R	H	RBI	BB	SO	LOB	BOTTOM			
Rod Carew, L OBP: 0.427, SLG: 0.443 (1, 3)	F8	F9		FC2-5 G5-3 BB		K			G3	5	0	0	0	0	1	6				
Rick Burleson, R OBP: 0.339, SLG: 0.358 (1, 6)	BB 1B		FC6-4 1B	1-2 2-3 BB		L5			5-3	4	0	2	0	1	0	2				
Brian Downing, R OBP: 0.375, SLG: 0.426 (1, 7)	BB		FC6-4 1B	G5-3		L5			L5	3	1	0	0	1	0	4				
Fred Lynn, L OBP: 0.355, SLG: 0.475 (1, 8)	F9		F5		F7		4-3			4	0	0	0	0	0	3				
Bobby Grich, R OBP: 0.412, SLG: 0.443 (1, 4)	F8		1B 1B		1-3			K		4	0	1	0	0	1	2				
Reggie Jackson, L OBP: 0.315, SLG: 0.380 (1, 10)			FC5-4 1B	1-2 2-H 1B	1-3			K		4	0	2	1	0	1	0				
Ron Jackson, R OBP: 0.320, SLG: 0.377 (1, 5)		FC5-4 1B	F9			F8 5-3 1B		5-3		4	0	1	0	0	0	3				
Ellis Valentine, R OBP: 0.269, SLG: 0.407 (1, 9)		F8		FC2-5 1B 1B		5-3			F2	4	0	1	0	0	0	2				
Bob Boone, R OBP: 0.284, SLG: 0.337 (1, 2)				BB FC2-5 1B		F8			G3	4	0	3	0	0	0	1				
Rob Wilfong, L OBP: 0.297, SLG: 0.347 (9, PR)				1-2 1B					1B	0	0	0	0	0	0	0				
<b>Inning Stats</b>	R: 0 E: 0 K: 0 S: 4	H: 1 LOB: 2 BB: 1 P: 8	R: 0 E: 0 K: 0 S: 5	H: 2 LOB: 0 BB: 0 P: 5	R: 1 E: 0 K: 0 S: 6	H: 3 LOB: 2 BB: 0 P: 6	R: 0 E: 0 K: 0 S: 4	H: 2 LOB: 1 BB: 1 P: 8	R: 0 E: 0 K: 1 S: 6	H: 0 LOB: 0 BB: 0 P: 3	R: 0 E: 0 K: 1 S: 6	H: 1 LOB: 1 BB: 0 P: 6	R: 0 E: 0 K: 2 S: 7	H: 0 LOB: 0 BB: 0 P: 7	R: 0 E: 0 K: 0 S: 4	H: 1 LOB: 2 BB: 0 P: 4	1B: 10 2B: 0 3B: 0 HR: 0	SF: 0 SAC: 0 DP: 1 HBP: 0	WP: 0 PB: 0 CS: 0	PA: 38
<b>PITCHER</b> Bobby Castillo, R ERA: 4.19 (1, 1)	IP: 9.0 WLS: W BF: 38 H: 10 R: 1 ER: 1 SO: 3 BB: 2 IBB: 0 HBP: 0 BLK: 0 WP: 0 HR: 0 S: 42 P: 50 ERA: 1.00 WHIP: 1.333																			

Minnesota Twins @ California Angels  
Anaheim Stadium, Anaheim, CA  
Wed Aug 10 1983, 10:05 PM EDT  
Att: 27,510 - Unknown

AB	36
R	1
H	10
RBI	1
BB	2
SO	3
LOB	23





Batter	1	2	3	4	5	6	7	8	9	AB	R	H	RBI	BB	SO	LOB	TOP
Darrell Brown, S OBP: 0.307, SLG: 0.319	F7		L7		2-3			6-3		4	0	0	0	0	0	1	<b>Minnesota Twins @ Oakland Athletics</b> Oakland-Alameda County Coliseum, Oakland, CA Thu Aug 11 1983, 7:05 PM PDT Att: 6,915 - Unknown <a href="http://livebaseballscores.com">livebaseballscores.com</a>
John Castino, R OBP: 0.360, SLG: 0.437	F9		F8		F9			G3		4	0	0	0	0	0	1	
Gary Ward, R OBP: 0.325, SLG: 0.482	1B		1B		4-3			F8		4	0	2	0	0	0	0	
Kent Hrbek, L OBP: 0.370, SLG: 0.472	F6		F9		BB			6-3		3	0	0	0	1	0	2	
Gary Gaetti, R OBP: 0.308, SLG: 0.425	HBP		FC3-6		6-3			F6		3	0	1	0	0	0	1	
Randy Bush, L OBP: 0.338, SLG: 0.459	FC3-6		1B		F5			F7		4	0	0	0	0	1	3	
Tom Brunansky, R OBP: 0.294, SLG: 0.391	L5		L5		4-3			F9		4	0	0	0	0	0	2	
Ron Washington, R OBP: 0.294, SLG: 0.335	1B		1B		2-3			5-3		3	0	2	0	0	0	0	
Ray Smith, R OBP: 0.284, SLG: 0.266	F8		F8		F7			5-3		3	0	0	0	0	0	3	
<b>Inning Stats</b>	R: 0 E: 0 K: 0 S: 4	H: 1 LOB: 1 BB: 0 P: 4	R: 0 E: 0 K: 0 S: 4	H: 1 LOB: 2 BB: 0 P: 5	R: 0 E: 0 K: 0 S: 4	H: 0 LOB: 0 BB: 0 P: 3	R: 0 E: 0 K: 0 S: 3	H: 0 LOB: 1 BB: 1 P: 7	R: 0 E: 0 K: 0 S: 3	H: 0 LOB: 0 BB: 0 P: 3	R: 0 E: 0 K: 1 S: 6	H: 1 LOB: 1 BB: 0 P: 6	1B: 5 2B: 0 3B: 0 HR: 0	SF: 0 SAC: 0 DP: 0 HBP: 1	WP: 0 PB: 0 SB: 0 CS: 0	PA: 34	
<b>PITCHER</b> Chris Codiroli, R ERA: 4.26	IP: 9.0 WLS: W BF: 34 H: 5 R: 0 ER: 0 SO: 1 BB: 1 IBB: 0 HBP: 1 BLK: 0 WP: 0 HR: 0 S: 34 P: 39 ERA: 0.00 WHIP: 0.667																

Batter	1	2	3	4	5	6	7	8	9	AB	R	H	RBI	BB	SO	LOB	BOTTOM
Bill Almon, R OBP: 0.322, SLG: 0.399	1B		G3		SF		F9			3	1	1	1	0	0	0	<b>Minnesota Twins @ Oakland Athletics</b> Oakland-Alameda County Coliseum, Oakland, CA Thu Aug 11 1983, 7:05 PM PDT Att: 6,915 - Unknown <a href="http://livebaseballscores.com">livebaseballscores.com</a>
Mike Heath, R OBP: 0.332, SLG: 0.379	1B		K		K		F3			4	1	1	0	0	2	2	
Davey Lopes, R OBP: 0.352, SLG: 0.436	SF8		K		IBB		F7			2	0	0	1	1	1	0	
Jeff Burroughs, R OBP: 0.346, SLG: 0.390	5-3		F7		SF8		F8			3	0	1	1	0	0	0	
Carney Lansford, R OBP: 0.360, SLG: 0.494	5-3		F9		K					4	0	1	1	0	1	3	
Dwayne Murphy, L OBP: 0.327, SLG: 0.376	K		4-3		HR		K			4	1	1	1	0	2	2	
Rick Peters, S OBP: 0.327, SLG: 0.309	F7		F7		SH		F9			3	1	1	0	0	0	0	
Wayne Gross, L OBP: 0.312, SLG: 0.389	1-3		SH		1B		4-3			1	0	0	0	0	0	1	
Mike Davis, L OBP: 0.314, SLG: 0.390	1-3		SH		1B		F9			2	1	0	0	0	0	0	
Donnie Hill, S OBP: 0.220, SLG: 0.260	5-3		SF		SF		G3			3	1	1	1	0	0	0	
<b>Inning Stats</b>	R: 2 E: 0 K: 1 S: 8	H: 3 LOB: 1 BB: 0 P: 8	R: 0 E: 0 K: 0 S: 3	H: 0 LOB: 0 BB: 0 P: 3	R: 0 E: 0 K: 0 S: 3	H: 0 LOB: 0 BB: 0 P: 3	R: 0 E: 0 K: 0 S: 3	H: 0 LOB: 0 BB: 0 P: 3	R: 1 E: 0 K: 0 S: 3	H: 1 LOB: 0 BB: 0 P: 4	R: 0 E: 0 K: 1 S: 6	H: 0 LOB: 0 BB: 0 P: 6	1B: 4 2B: 2 3B: 0 HR: 1	SF: 3 SAC: 1 DP: 0 HBP: 0	WP: 0 PB: 0 SB: 0 CS: 0	PA: 34	
<b>PITCHER</b> Frank Viola, L ERA: 5.52	IP: 4.0 WLS: L BF: 18 H: 5 R: 5 ER: 4 SO: 3 BB: 0 IBB: 0 HBP: 0 BLK: 0 WP: 0 HR: 0 S: 24 P: 24 ERA: 9.00 WHIP: 1.250																
Rick Lysander, R ERA: 3.17	IP: 2.0 WLS: 0 BF: 9 H: 1 R: 1 ER: 1 SO: 2 BB: 0 IBB: 0 HBP: 0 BLK: 0 WP: 0 HR: 1 S: 12 P: 16 ERA: 4.50 WHIP: 0.500																
Pete Filson, L ERA: 3.47	IP: 2.0 WLS: 0 BF: 7 H: 1 R: 0 ER: 0 SO: 1 BB: 0 IBB: 0 HBP: 0 BLK: 0 WP: 0 HR: 0 S: 9 P: 9 ERA: 0.00 WHIP: 0.500																



Batter	1	2	3	4	5	6	7	8	9	AB	R	H	RBI	BB	SO	LOB	TOP								
Darrell Brown, S OBP: 0.316, SLG: 0.327										5	2	3	0	0	0	0									
John Castino, R OBP: 0.359, SLG: 0.435										4	1	1	0	0	0	2									
Gary Ward, R OBP: 0.325, SLG: 0.486										4	1	1	1	0	1	3									
Kent Hrbek, L OBP: 0.374, SLG: 0.475										2	0	1	1	2	0	0									
Gary Gaetti, R OBP: 0.308, SLG: 0.422										3	1	0	1	1	0	3									
Randy Bush, L OBP: 0.335, SLG: 0.456										2	0	0	0	0	0	1									
Dave Engle, R OBP: 0.374, SLG: 0.513										2	0	1	0	0	0	1									
Tom Brunansky, R OBP: 0.293, SLG: 0.389										4	0	1	1	0	1	2									
Ron Washington, R OBP: 0.290, SLG: 0.329										4	0	0	0	0	0	2									
Ray Smith, R OBP: 0.277, SLG: 0.259										4	0	0	0	0	0	0									
<b>Inning Stats</b>	R: 1 E: 0 K: 1 S: 6	H: 2 LOB: 1 BB: 0 P: 6	R: 0 E: 0 K: 1 S: 5	H: 0 LOB: 0 BB: 0 P: 5	R: 0 E: 0 K: 0 S: 4	H: 1 LOB: 1 BB: 0 P: 4	R: 0 E: 0 K: 0 S: 3	H: 0 LOB: 1 BB: 1 P: 7	R: 0 E: 0 K: 0 S: 3	H: 0 LOB: 0 BB: 0 P: 3	R: 3 E: 1 K: 0 S: 7	H: 3 LOB: 2 BB: 1 P: 11	R: 0 E: 0 K: 0 S: 3	H: 0 LOB: 0 BB: 0 P: 3	R: 1 E: 0 K: 0 S: 4	H: 2 LOB: 1 BB: 1 P: 8	R: 0 E: 0 K: 0 S: 3	H: 0 LOB: 0 BB: 0 P: 3	1B: 6 2B: 1 3B: 0 HR: 1	SF: 0 SAC: 0 DP: 1 HBP: 0	WP: 1 PB: 0 SB: 0 CS: 0	PA: 37			
<b>PITCHER</b>	IP	WLS	BF	H	R	ER	SO	BB	IBB	HBP	BLK	WP	HR	S	P	ERA	WHIP								
Mike Warren, R ERA: 7.04	(1, 1)	5.1	21	5	3	2	2	1	0	0	0	1	0	24	28	3.38	1.125								
Tom Underwood, L ERA: 4.4	(6, 1)	2.0	L	12	3	2	1	0	2	0	0	0	1	10	18	4.50	2.500								
Mark Smith, R ERA:	(8, 1)	1.2		4	0	0	0	0	0	0	0	0	0	4	4	0.00	0.000								

Minnesota Twins @ Oakland Athletics  
Oakland-Alameda County Coliseum, Oakland, CA  
Fri Aug 12, 1983, 7:05 PM PDT  
Att: 10,735 - Unknown - 68 F

AB	34
R	5
H	8
RBI	4
BB	3
SO	2
LOB	14



Batter	1	2	3	4	5	6	7	8	9	AB	R	H	RBI	BB	SO	LOB	BOTTOM								
Bill Almon, R OBP: 0.322, SLG: 0.396										3	0	0	1	1	0	1									
Mike Davis, L OBP: 0.311, SLG: 0.386										3	0	0	0	0	1	3									
Davey Lopes, R OBP: 0.351, SLG: 0.435										1	0	0	0	0	0	1									
Dwayne Murphy, L OBP: 0.324, SLG: 0.372										4	0	0	0	0	1	1									
Garry Hancock, L OBP: 0.315, SLG: 0.522										3	0	0	0	0	1	0									
Rickey Henderson, R OBP: 0.404, SLG: 0.414										1	0	0	0	0	0	0									
Wayne Gross, L OBP: 0.312, SLG: 0.389										0	0	0	0	0	0	0									
Carney Lansford, R OBP: 0.360, SLG: 0.490										2	1	0	0	0	0	0									
Bob Kearney, R OBP: 0.324, SLG: 0.408										1	0	1	0	0	0	0									
Jeff Burroughs, R OBP: 0.345, SLG: 0.387										3	1	0	0	1	1	2									
Mike Heath, R OBP: 0.340, SLG: 0.386										4	1	3	0	0	1	1									
Donnie Hill, S OBP: 0.222, SLG: 0.259										4	0	1	1	0	1	3									
Tony Phillips, S OBP: 0.322, SLG: 0.310										3	0	2	1	1	0	0									
<b>Inning Stats</b>	R: 0 E: 0 K: 0 S: 3	H: 0 LOB: 0 BB: 0 P: 3	R: 2 E: 0 K: 0 S: 5	H: 2 LOB: 3 BB: 2 P: 14	R: 0 E: 0 K: 1 S: 5	H: 0 LOB: 0 BB: 0 P: 5	R: 0 E: 0 K: 0 S: 4	H: 2 LOB: 1 BB: 1 P: 8	R: 0 E: 0 K: 2 S: 7	H: 0 LOB: 0 BB: 0 P: 7	R: 0 E: 0 K: 1 S: 6	H: 1 LOB: 1 BB: 0 P: 6	R: 0 E: 0 K: 0 S: 4	H: 1 LOB: 1 BB: 0 P: 4	R: 0 E: 0 K: 2 S: 8	H: 1 LOB: 0 BB: 0 P: 8	R: 0 E: 0 K: 0 S: 3	H: 0 LOB: 0 BB: 0 P: 3	1B: 7 2B: 0 3B: 0 HR: 0	SF: 0 SAC: 1 DP: 1 HBP: 1	WP: 1 PB: 0 SB: 0 CS: 0	PA: 37			
<b>PITCHER</b>	IP	WLS	BF	H	R	ER	SO	BB	IBB	HBP	BLK	WP	HR	S	P	ERA	WHIP								
Ken Schrom, R ERA: 4.04	(1, 1)	6.1	W	28	6	3	4	3	0	1	0	0	0	32	45	4.26	1.421								
Len Whitehouse, L ERA: 3.11	(7, 1)	1.0		4	1	0	0	0	0	0	0	0	0	4	4	0.00	1.000								
Ron Davis, R ERA: 3.58	(8, 1)	1.2	S	5	0	0	0	2	0	0	0	1	0	9	9	0.00	0.000								

Minnesota Twins @ Oakland Athletics  
Oakland-Alameda County Coliseum, Oakland, CA  
Fri Aug 12, 1983, 7:05 PM PDT  
Att: 10,735 - Unknown - 68 F

AB	32
R	3
H	7
RBI	3
BB	3
SO	6
LOB	12





Batter	1	2	3	4	5	6	7	8	9	AB	R	H	RBI	BB	SO	LOB	TOP										
<b>Darrell Brown, S</b> OBP: 0.313, SLG: 0.324 (1, 8)	0-0 4-3		0-0 6-3	0-0 2B 1B 1B		0-3 K		0-0 6-3		5	1	1	2	0	1	0	<b>Minnesota Twins @ Oakland Athletics</b> Oakland-Alameda County Coliseum, Oakland, CA Sat Aug 13 1983, 3:33 AM PDT Att: 18,028 - Unknown <a href="http://livebaseballscorecards.com">livebaseballscorecards.com</a>										
<b>John Castino, R</b> OBP: 0.361, SLG: 0.436 (1, 4)	4-0 BB		0-0 E5 2B 4-3	0-0 1B SF7 2B		4-0 WP BB		0-3 K		3	2	1	1	2	1	0											
<b>Gary Ward, R</b> OBP: 0.325, SLG: 0.487 (1, 7)	0-3 K		0-0 4-3 1-3	0-0 BB 1B		0-3 K		0-0 F9		5	0	2	1	0	2	2											
<b>Kent Hrbek, L</b> OBP: 0.369, SLG: 0.469 (1, 3)	0-3 K		0-0 4-3	0-0 SF7 1B		0-0 4-3		0-0 F7		4	0	0	2	0	1	3											
<b>Gary Gaetti, R</b> OBP: 0.307, SLG: 0.419 (1, 5)		0-0 F8	0-0 F6	0-0 BB 1-2 BB		0-0 F8				3	0	0	0	1	0	1											
<b>Dave Engle, R</b> OBP: 0.372, SLG: 0.506 (1, 10)	0-0 5-3			0-0 BB 6-3		0-0 F7				3	1	0	0	1	0	2											
<b>Tom Brunansky, R</b> OBP: 0.293, SLG: 0.388 (1, 9)		0-0 1B		0-0 F2 1B	0-0 F7		0-0 F2			4	0	1	0	0	0	1											
<b>Ron Washington, R</b> OBP: 0.286, SLG: 0.324 (1, 6)	0-0 F8		0-0 E9 1B	0-3 K		0-0 6-3				4	1	0	0	0	1	2											
<b>Tim Laudner, R</b> OBP: 0.259, SLG: 0.336 (1, 2)			0-0 HR	4-0 1B 2B BB	0-3 K		0-0 F4			3	2	1	1	1	1	0											
<b>Inning Stats</b>	R: 0 E: 0 K: 2 S: 7	H: 0 LOB: 1 BB: 1 P: 11	R: 0 E: 0 K: 0 S: 4	H: 1 LOB: 1 BB: 0 P: 4	R: 2 E: 1 K: 0 S: 6	H: 2 LOB: 1 BB: 0 P: 6	R: 5 E: 1 K: 0 S: 7	H: 3 LOB: 2 BB: 3 P: 19	R: 0 E: 0 K: 2 S: 7	H: 0 LOB: 0 BB: 0 P: 7	R: 0 E: 0 K: 0 S: 3	H: 0 LOB: 0 BB: 0 P: 3	R: 0 E: 0 K: 1 S: 5	H: 0 LOB: 0 BB: 0 P: 5	R: 0 E: 0 K: 1 S: 5	H: 0 LOB: 0 BB: 0 P: 5	1B: 3 2B: 2 3B: 0 HR: 1	SF: 1 SAC: 0 DP: 0 HBP: 0	WP: 1 PB: 0 SB: 0 CS: 0	PA: 40							
<b>PITCHER</b>	IP	WLS	BF	H	R	ER	SO	BB	IBB	HBP	BLK	WP	HR	S	P	ERA	WHIP										
<b>Tim Conroy, L</b> ERA: 3.52 (1, 1)	3.1	L	19	4	6	4	2	3	0	0	0	0	1	20	32	10.80	2.100										
<b>Keith Atherton, R</b> ERA: 2.55 (4, 1)	5.2		21	2	1	1	5	2	0	0	0	1	0	29	37	1.59	0.706										

Batter	1	2	3	4	5	6	7	8	9	AB	R	H	RBI	BB	SO	LOB	BOTTOM										
<b>Rickey Henderson, R</b> OBP: 0.491, SLG: 0.410 (1, 7)	0-3 K		0-3 K			0-0 F4		4-0 E BB		3	0	0	0	0	2	0	<b>Minnesota Twins @ Oakland Athletics</b> Oakland-Alameda County Coliseum, Oakland, CA Sat Aug 13 1983, 3:33 AM PDT Att: 18,028 - Unknown <a href="http://livebaseballscorecards.com">livebaseballscorecards.com</a>										
<b>Mitchell Page, L</b> OBP: 0.355, SLG: 0.288 (7, 7)			0-3 K			0-0 F8		0-0 F7		3	0	0	0	0	2	0											
<b>Mike Davis, L</b> OBP: 0.308, SLG: 0.383 (1, 9)	0-3 K							0-0 E2		2	0	1	0	0	0	0											
<b>Bob Kearney, R</b> OBP: 0.323, SLG: 0.407 (8, 2)								1-H 2-H 3-H 2B		2	0	2	3	0	0	0											
<b>Dwayne Murphy, L</b> OBP: 0.324, SLG: 0.373 (1, 8)	0-0 1B			0-0 G3		0-0 L6 1B		0-0 E2		2	0	1	0	0	0	0											
<b>Bill Almon, R</b> OBP: 0.325, SLG: 0.402 (7, 8)				0-0 1B		0-0 L6 1B		0-0 5-3		2	0	0	0	0	0	1											
<b>Davey Lopes, R</b> OBP: 0.349, SLG: 0.433 (1, 4)	0-0 5-3			0-0 6-3		0-0 1B				2	0	1	0	0	0	1											
<b>Tony Phillips, S</b> OBP: 0.323, SLG: 0.311 (7, 4)				0-0 1-4-3		0-0 L6		0-0 F7		4	0	0	0	0	0	2											
<b>Garry Hancock, L</b> OBP: 0.308, SLG: 0.509 (1, 3)		0-0 4-3		0-0 1-4-3		0-0 F8		0-0 K		3	0	0	0	1	1	1											
<b>Jeff Burroughs, R</b> OBP: 0.344, SLG: 0.383 (1, 10)		4-0 FC6-4 BB			0-0 F8		0-0 F3		0-3 K	4	0	0	0	1	1	1											
<b>Wayne Gross, L</b> OBP: 0.308, SLG: 0.383 (1, 5)	0-3 K				0-0 L8			0-0 6-3	0-3 K	4	0	0	0	0	2	1											
<b>Mike Heath, R</b> OBP: 0.340, SLG: 0.385 (1, 2)		0-0 FC6-4			0-0 F8			0-0 BB E 1B		3	1	1	0	0	0	1											
<b>Donnie Hill, S</b> OBP: 0.211, SLG: 0.246 (1, 6)			0-3 K			0-0 F8		0-0 E3 BB E		3	1	0	0	0	1	1											
<b>Inning Stats</b>	R: 0 E: 0 K: 2 S: 8	H: 1 LOB: 0 BB: 0 P: 8	R: 0 E: 0 K: 1 S: 5	H: 0 LOB: 1 BB: 1 P: 9	R: 0 E: 0 K: 3 S: 9	H: 0 LOB: 0 BB: 0 P: 9	R: 0 E: 0 K: 0 S: 3	H: 0 LOB: 0 BB: 0 P: 3	R: 0 E: 0 K: 0 S: 3	H: 0 LOB: 0 BB: 0 P: 3	R: 0 E: 0 K: 0 S: 4	H: 2 LOB: 1 BB: 0 P: 4	R: 3 E: 2 K: 0 S: 6	H: 2 LOB: 1 BB: 1 P: 10	R: 0 E: 0 K: 2 S: 7	H: 0 LOB: 0 BB: 0 P: 7	1B: 4 2B: 2 3B: 0 HR: 0	SF: 0 SAC: 0 DP: 1 HBP: 0	WP: 0 PB: 0 SB: 0 CS: 0	PA: 34							
<b>PITCHER</b>	IP	WLS	BF	H	R	ER	SO	BB	IBB	HBP	BLK	WP	HR	S	P	ERA	WHIP										
<b>Albert Williams, R</b> ERA: 4.74 (1, 1)	7.1	W	28	4	3	0	6	2	0	0	0	0	0	10	10	0.00	0.818										
<b>Jack O'Connor, L</b> ERA: 6.2 (8, 1)	1.2		6	1	0	0	2	0	0	0	0	0	0	10	10	0.00	0.600										



Batter	1	2	3	4	5	6	7	8	9	AB	R	H	RBI	BB	SO	LOB	TOP			
Darrell Brown, S OBP: 0.306, SLG: 0.316	F7		F8			F7		K		4	0	0	0	0	1	0	<b>Minnesota Twins @ Oakland Athletics</b> Oakland-Alameda County Coliseum, Oakland, CA Sun Aug 14 1983, 3:33 AM PDT Att: 19,155 - Unknown <a href="http://livebaseballscores.com">livebaseballscores.com</a>			
John Castino, R OBP: 0.363, SLG: 0.436	4-3			G5-4-3 BB					F8	3	0	1	0	1	0	0				
Gary Ward, R OBP: 0.325, SLG: 0.485				G5-4-3 1B					F8	4	0	1	0	0	0	2				
Kent Hrbek, L OBP: 0.371, SLG: 0.467	PO					L6			F5	2	0	0	0	2	0	1				
Gary Gaetti, R OBP: 0.306, SLG: 0.416		F7						K		3	0	0	0	0	1	2				
Randy Bush, L OBP: 0.332, SLG: 0.451		F5				L9				3	0	0	0	0	0	1				
Tom Brunansky, R OBP: 0.291, SLG: 0.385						K				3	0	0	0	0	1	1				
Ron Washington, R OBP: 0.286, SLG: 0.324			6-3						1-3	3	0	1	0	0	0	0				
Tim Laudner, R OBP: 0.253, SLG: 0.328			5-3			F3			F2	3	0	0	0	0	0	1				
<b>Inning Stats</b>	R: 0 E: 0 K: 0 S: 3	H: 1 LOB: 0 BB: 0 P: 3	R: 0 E: 0 K: 0 S: 3	H: 0 LOB: 1 BB: 1 P: 7	R: 0 E: 0 K: 0 S: 3	H: 0 LOB: 0 BB: 0 P: 3	R: 0 E: 0 K: 0 S: 2	H: 0 LOB: 1 BB: 2 P: 10	R: 0 E: 0 K: 1 S: 6	H: 1 LOB: 1 BB: 0 P: 6	R: 0 E: 0 K: 1 S: 5	H: 0 LOB: 0 BB: 0 P: 5	R: 0 E: 0 K: 1 S: 5	H: 0 LOB: 0 BB: 0 P: 5	R: 0 E: 0 K: 0 S: 3	H: 0 LOB: 0 BB: 0 P: 3	1B: 3 2B: 0 3B: 0 HR: 0	SF: 0 SAC: 0 DP: 1 HBP: 0	WP: 0 PB: 0 SB: 0 CS: 0	PA: 32
<b>PITCHER</b> Steve McCatty, R ERA: 3.99	IP: 9.0 WLS: W BF: 31 H: 3 R: 0 ER: 0 SO: 3 BB: 3 IBB: 0 HBP: 0 BLK: 0 WP: 0 HR: 0 S: 34 P: 46 ERA: 0.00 WHIP: 0.667															<b>PITCHER</b>				

Batter	1	2	3	4	5	6	7	8	9	AB	R	H	RBI	BB	SO	LOB	BOTTOM			
Rickey Henderson, R OBP: 0.404, SLG: 0.411	6-3		4-3 SH2-3 1B							2	1	1	0	2	0	0	<b>Minnesota Twins @ Oakland Athletics</b> Oakland-Alameda County Coliseum, Oakland, CA Sun Aug 14 1983, 3:33 AM PDT Att: 19,155 - Unknown <a href="http://livebaseballscores.com">livebaseballscores.com</a>			
Mike Davis, L OBP: 0.308, SLG: 0.389	K		SH2-3							3	1	1	2	0	2	1				
Dwayne Murphy, L OBP: 0.324, SLG: 0.375	F2		4-3						SF8 3B	3	1	1	2	0	0	1				
Davey Lopes, R OBP: 0.351, SLG: 0.441		5-3 BB 1B	F5			HR 2B			L7	4	1	2	2	0	0	1				
Carney Lansford, R OBP: 0.358, SLG: 0.484		4-0 5-3 BB				F9			6-3	3	0	0	0	1	0	0				
Garry Hancock, L OBP: 0.306, SLG: 0.503		F6				F8			4-3	4	0	1	0	0	0	2				
Bill Almon, R OBP: 0.322, SLG: 0.398		5-3				L3			F7	4	0	0	0	0	0	3				
Bob Kearney, R OBP: 0.323, SLG: 0.406		6-3				5-3			BB 3B 1B	3	1	1	0	0	0	2				
Donnie Hill, S OBP: 0.217, SLG: 0.237			SH2-3 1B 4-3 BB			F8			F9	2	1	0	0	1	0	1				
<b>Inning Stats</b>	R: 0 E: 0 K: 1 S: 5	H: 0 LOB: 0 BB: 0 P: 5	R: 0 E: 0 K: 0 S: 4	H: 1 LOB: 2 BB: 1 P: 8	R: 1 E: 0 K: 0 S: 4	H: 1 LOB: 1 BB: 1 P: 8	R: 0 E: 0 K: 0 S: 3	H: 1 LOB: 0 BB: 0 P: 3	R: 0 E: 0 K: 1 S: 5	H: 0 LOB: 1 BB: 1 P: 9	R: 2 E: 0 K: 0 S: 5	H: 2 LOB: 0 BB: 0 P: 5	R: 3 E: 0 K: 0 S: 5	H: 2 LOB: 0 BB: 1 P: 9	R: 0 E: 0 K: 0 S: 3	H: 0 LOB: 0 BB: 0 P: 3	1B: 4 2B: 2 3B: 1 HR: 1	SF: 1 SAC: 1 DP: 1 HBP: 0	WP: 0 PB: 0 SB: 1 CS: 0	PA: 34
<b>PITCHER</b> Bobby Castillo, R ERA: 4.21 Mike Walters, R ERA: 3.52 Len Whitehouse, L ERA: 3.22 Rick Lysander, R ERA: 3.13	IP: 6.0 WLS: L BF: 25 H: 5 R: 3 ER: 3 SO: 3 BB: 3 IBB: 0 HBP: 0 BLK: 0 WP: 0 HR: 1 S: 26 P: 38 ERA: 4.50 WHIP: 1.333															<b>PITCHER</b>				

AB	28
R	0
H	3
RBI	0
BB	3
SO	3
LOB	8

AB	28
R	6
H	7
RBI	6
BB	4
SO	2
LOB	11





Batter	1	2	3	4	5	6	7	8	9	AB	R	H	RBI	BB	SO	LOB	TOP								
Darrell Brown, S OBP: 0.308, SLG: 0.318										5	1	2	0	0	0	4	<b>Minnesota Twins @ Seattle Mariners</b> The Kingdome, Seattle, WA Mon Aug 15 1983, 10:05 PM EDT Att: 6,005 - Unknown								
John Castino, R OBP: 0.365, SLG: 0.440										5	1	3	0	0	0	2									
Gary Ward, R OBP: 0.328, SLG: 0.487										3	1	1	1	1	0	3									
Kent Hrbek, L OBP: 0.372, SLG: 0.471 Scott Ulger, R OBP: 0.222, SLG: 0.220										1	0	1	0	0	0	0									
Gary Gaetti, R OBP: 0.308, SLG: 0.425										5	1	3	2	0	0	5									
Randy Bush, L OBP: 0.330, SLG: 0.447										5	0	1	1	0	0	2									
Tom Brunansky, R OBP: 0.292, SLG: 0.395										5	1	2	1	0	0	1									
Ron Washington, R OBP: 0.288, SLG: 0.323										4	0	1	0	1	1	1									
Ray Smith, R OBP: 0.270, SLG: 0.252										4	0	0	0	0	0	4									
<b>Inning Stats</b>	R: 0 E: 0 K: 0 S: 3	H: 1 LOB: 0 BB: 0 P: 3	R: 1 E: 0 K: 0 S: 6	H: 3 LOB: 3 BB: 1 P: 10	R: 3 E: 0 K: 1 S: 9	H: 4 LOB: 1 BB: 0 P: 9	R: 1 E: 1 K: 0 S: 5	H: 1 LOB: 2 BB: 1 P: 9	R: 0 E: 0 K: 0 S: 3	H: 0 LOB: 0 BB: 0 P: 3	R: 0 E: 0 K: 0 S: 5	H: 2 LOB: 3 BB: 1 P: 9	R: 1 E: 0 K: 0 S: 5	H: 2 LOB: 1 BB: 0 P: 5	R: 1 E: 1 K: 0 S: 3	H: 2 LOB: 1 BB: 0 P: 4		R: 0 E: 0 K: 0 S: 3	H: 0 LOB: 0 BB: 0 P: 3	1B: 9 2B: 4 3B: 0 HR: 2	SF: 0 SAC: 0 DP: 2 HBP: 1	WP: 0 PB: 1 CS: 0	PA: 44		
<b>PITCHER</b>	IP	WLS	BF	H	R	ER	SO	BB	IBB	HBP	BLK	WP	HR	S	P	ERA	WHIP								
Glenn Abbott, R ERA: 4.72	(1, 1)	2.1	L	14	7	4	4	0	0	0	0	0	1	13	17	15.43	3.000								
Bryan Clark, L ERA: 3.95	(3, 1)	4.2	L	23	6	2	1	1	1	0	0	0	1	23	31	1.93	1.500								
Mike Stanton, R ERA: 3.92	(8, 1)	2.0		7	2	1	0	0	0	0	0	0	0	6	7	0.00	1.000								

Batter	1	2	3	4	5	6	7	8	9	AB	R	H	RBI	BB	SO	LOB	BOTTOM								
Tony Bernazard, S OBP: 0.344, SLG: 0.391										5	0	2	0	0	0	2	<b>Minnesota Twins @ Seattle Mariners</b> The Kingdome, Seattle, WA Mon Aug 15 1983, 10:05 PM EDT Att: 6,005 - Unknown								
Spike Owen, S OBP: 0.279, SLG: 0.321										3	1	0	0	2	0	1									
Pat Putnam, L OBP: 0.318, SLG: 0.447										5	0	1	0	0	0	5									
Richie Zisk, R OBP: 0.305, SLG: 0.412										4	1	1	2	0	3	1									
Steve Henderson, R OBP: 0.358, SLG: 0.400										2	1	0	0	2	1	0									
Ron Roenicke, S OBP: 0.315, SLG: 0.351										4	1	1	2	0	0	1									
Dave Henderson, R OBP: 0.292, SLG: 0.407										4	0	0	0	0	1	1									
Jamie Allen, R OBP: 0.324, SLG: 0.320 Manny Castillo, S OBP: 0.241, SLG: 0.280										3	0	0	0	0	1	1									
Jamie Nelson, R OBP: 0.283, SLG: 0.300 John Moses, S OBP: 0.294, SLG: 0.272										2	0	1	0	1	0	1									
<b>Inning Stats</b>	R: 0 E: 0 K: 1 S: 6	H: 1 LOB: 1 BB: 0 P: 6	R: 2 E: 2 K: 0 S: 5	H: 1 LOB: 1 BB: 1 P: 9	R: 2 E: 0 K: 1 S: 6	H: 1 LOB: 0 BB: 1 P: 10	R: 0 E: 0 K: 0 S: 5	H: 2 LOB: 3 BB: 1 P: 9	R: 0 E: 0 K: 1 S: 5	H: 0 LOB: 0 BB: 0 P: 5	R: 0 E: 0 K: 1 S: 5	H: 0 LOB: 1 BB: 1 P: 9	R: 0 E: 0 K: 2 S: 7	H: 0 LOB: 1 BB: 1 P: 11	R: 0 E: 0 K: 0 S: 4	H: 1 LOB: 1 BB: 0 P: 4		1B: 3 2B: 1 3B: 0 HR: 2	SF: 0 SAC: 0 DP: 0 HBP: 0	WP: 0 PB: 0 CS: 0	PA: 39				
<b>PITCHER</b>	IP	WLS	BF	H	R	ER	SO	BB	IBB	HBP	BLK	WP	HR	S	P	ERA	WHIP								
Frank Viola, L ERA: 5.5	(1, 1)	7.0	W	31	5	4	4	5	4	0	0	0	2	37	53	5.14	1.286								
Ron Davis, R ERA: 3.45	(8, 1)	2.0	S	8	1	0	0	2	1	0	0	1	0	11	15	0.00	1.000								



Batter	1	2	3	4	5	6	7	8	9	AB	R	H	RBI	BB	SO	LOB	TOP										
Darrell Brown, S OBP: 0.307, SLG: 0.317 (1,8)	6-3		1B	5-3			SH3-4		K	4	1	1	0	0	1	0											
John Castino, R OBP: 0.397, SLG: 0.444 (1,4)	2B		1B	5-3			1B		6-3	5	1	3	0	0	0	0											
Gary Ward, R OBP: 0.328, SLG: 0.484 (1,7)	K		SF9						F9	3	0	0	0	2	1	1											
Gary Gaetti, R OBP: 0.308, SLG: 0.423 (1,5)	F8		SF9							4	0	1	1	0	1	3											
Dave Engle, R OBP: 0.370, SLG: 0.502 (1,10)			F4						6-3	4	0	1	0	0	0	3											
Tom Brunansky, R OBP: 0.294, SLG: 0.411 (1,9)			SF9						HR	3	2	2	3	0	0	0											
Scott Ulger, R OBP: 0.254, SLG: 0.242 (1,3)			K							3	0	2	0	1	1	2											
Ron Washington, R OBP: 0.291, SLG: 0.323 (1,6)	K									3	1	1	0	1	2	2											
Tim Laudner, R OBP: 0.260, SLG: 0.340 (1,2)	6-3								F8	4	0	2	1	0	0	2											
<b>Inning Stats</b>	R: 0 E: 0 K: 1 S: 6	H: 1 LOB: 1 BB: 0 P: 6	R: 1 E: 0 K: 1 S: 6	H: 2 LOB: 1 BB: 1 P: 10	R: 2 E: 0 K: 1 S: 8	H: 3 LOB: 2 BB: 1 P: 12	R: 1 E: 0 K: 0 S: 4	H: 2 LOB: 0 BB: 0 P: 4	R: 0 E: 0 K: 1 S: 5	H: 1 LOB: 0 BB: 0 P: 5	R: 0 E: 0 K: 1 S: 6	H: 2 LOB: 2 BB: 1 P: 10	R: 1 E: 0 K: 0 S: 4	H: 2 LOB: 1 BB: 1 P: 8	R: 0 E: 0 K: 1 S: 5	H: 0 LOB: 0 BB: 0 P: 5	1B: 9 2B: 2 3B: 0 HR: 2	SF: 1 SAC: 1 DP: 0 HBP: 0	WP: 0 PB: 0 SB: 1 CS: 1	PA: 39							
<b>PITCHER</b>	IP	WLS	BF	H	R	ER	SO	BB	IBB	HBP	BLK	WP	HR	S	P	ERA	WHIP										
Matt Young, L ERA: 3.35 (1,1)	4.0	L	20	8	4	4	3	2	0	0	0	0	1	24	32	9.00	2.500										
Bob Stoddard, R ERA: 4.57 (5,1)	4.0		16	5	1	1	2	2	0	0	0	0	1	18	26	2.25	1.750										
Ed Vande Berg, L ERA: 3.58 (9,1)	1.0		3	0	0	0	1	0	0	0	0	0	0	5	5	0.00	0.000										

Minnesota Twins @ Seattle Mariners  
The Kingdome, Seattle, WA  
Tue Aug 16 1983, 10:05 PM EDT  
Att: 6,891 - Unknown

AB	33
R	5
H	13
RBI	5
BB	4
SO	6
LOB	13



Batter	1	2	3	4	5	6	7	8	9	AB	R	H	RBI	BB	SO	LOB	BOTTOM										
Tony Bernazard, S OBP: 0.345, SLG: 0.390 (1,4)	4-3		K							3	0	1	0	1	1	0											
Spike Owen, S OBP: 0.273, SLG: 0.313 (1,6)	F9		F8						F7	4	0	0	0	0	0	3											
Ron Roenicke, S OBP: 0.314, SLG: 0.346 (1,7)	4-3									3	0	0	0	1	0	0											
Pat Putnam, L OBP: 0.321, SLG: 0.457 (8, PH)									F8	3	1	2	1	0	0	0											
Steve Henderson, R OBP: 0.357, SLG: 0.399 (9, PH)									F8	1	0	0	0	0	0	2											
Jamie Allen, R OBP: 0.324, SLG: 0.320 (9, 5)									F8	0	0	0	0	0	0	0											
Al Chambers, L OBP: 0.442, SLG: 0.333 (8, PH)									F7	2	0	0	0	1	2	0											
Richie Zisk, R OBP: 0.304, SLG: 0.410 (8, PH)									F7	1	0	0	0	0	0	2											
Ricky Nelson, L OBP: 0.313, SLG: 0.408 (1,9)										4	0	0	0	0	0	2											
Manny Castillo, S OBP: 0.242, SLG: 0.286 (9, 3)										4	0	1	0	0	1	2											
Jamie Nelson, R OBP: 0.286, SLG: 0.321 (1, 2)										3	0	1	0	0	1	3											
Rick Swartz, S OBP: 0.258, SLG: 0.244 (9, PH)										1	0	0	0	0	0	0											
John Moses, S OBP: 0.287, SLG: 0.265 (1, 8)										3	0	0	0	0	0	2											
<b>Inning Stats</b>	R: 0 E: 0 K: 0 S: 3	H: 0 LOB: 0 BB: 0 P: 3	R: 0 E: 0 K: 0 S: 4	H: 1 LOB: 2 BB: 1 P: 8	R: 0 E: 0 K: 1 S: 5	H: 0 LOB: 0 BB: 0 P: 5	R: 1 E: 0 K: 1 S: 6	H: 1 LOB: 0 BB: 0 P: 6	R: 0 E: 0 K: 0 S: 4	H: 1 LOB: 2 BB: 1 P: 8	R: 0 E: 0 K: 1 S: 5	H: 0 LOB: 0 BB: 0 P: 5	R: 0 E: 0 K: 1 S: 6	H: 1 LOB: 1 BB: 0 P: 6	R: 0 E: 0 K: 0 S: 4	H: 1 LOB: 2 BB: 1 P: 8	R: 0 E: 0 K: 1 S: 5	H: 0 LOB: 0 BB: 0 P: 5	1B: 2 2B: 2 3B: 0 HR: 1	SF: 0 SAC: 0 DP: 0 HBP: 0	WP: 0 PB: 0 SB: 0 CS: 0	PA: 35					
<b>PITCHER</b>	IP	WLS	BF	H	R	ER	SO	BB	IBB	HBP	BLK	WP	HR	S	P	ERA	WHIP										
Ken Schrom, R ERA: 3.89 (1,1)	7.1	W	30	5	1	1	4	3	0	0	0	0	1	35	47	1.23	1.091										
Len Whitehouse, L ERA: 3.2 (8,1)	0.1		1	0	0	0	0	0	0	0	0	0	0	1	1	0.00	0.000										
Ron Davis, R ERA: 3.41 (8,1)	1.1	S	4	0	0	0	1	0	0	0	0	0	0	6	6	0.00	0.000										

Minnesota Twins @ Seattle Mariners  
The Kingdome, Seattle, WA  
Tue Aug 16 1983, 10:05 PM EDT  
Att: 6,891 - Unknown

AB	32
R	1
H	5
RBI	1
BB	3
SO	5
LOB	16





Batter	1	2	3	4	5	6	7	8	9	AB	R	H	RBI	BB	SO	LOB	TOP				
<b>Darrell Brown, S</b> OBP: 0.309, SLG: 0.319 (1, 8)	0-0 4-3	0-0 SF3 1B		0-0 1B		0-0 3-1			0-0 F7	5	1	2	0	0	0	1					
<b>John Castino, R</b> OBP: 0.394, SLG: 0.440 (1, 4)	0-3 K	0-0 SF3		0-3 K		0-0 F8			0-3 K BB	4	0	0	1	0	3	2					
<b>Gary Ward, R</b> OBP: 0.331, SLG: 0.484 (1, 7)	0-0 1B	0-0 HR 1B		0-3 K				0-0 6-3	4-0 1B BB	4	1	2	2	1	1	1					
<b>Gary Gaetti, R</b> OBP: 0.307, SLG: 0.427 (1, 5)	0-0 F9	0-0 HR 1B			0-0 6-3			0-3 K	0-3 K	5	1	1	2	0	2	3					
<b>Randy Bush, L</b> OBP: 0.329, SLG: 0.442 (1, 10)		0-0 HR BB			0-3 K			0-0 3-1		3	1	0	0	1	1	0					
<b>Tom Brunansky, R</b> OBP: 0.298, SLG: 0.420 (1, 9)		0-0 HR BB	4-0 BB BB	4-0 G5-4-3 BB		0-0 FC5-4 1B			0-0 F4	3	1	2	2	1	0	0					
<b>Scott Ulger, R</b> OBP: 0.239, SLG: 0.227 (1, 3)		0-3 K	0-0 G5-4-3	0-0 G5-4-3		0-0 FC5-4			0-0 6-3	4	0	0	0	0	1	2					
<b>Ron Washington, R</b> OBP: 0.294, SLG: 0.330 (1, 6)		0-0 1B SF3	0-3 K			0-0 E1 3-1 1B			0-3 K	4	1	2	0	0	2	0					
<b>Tim Laudner, R</b> OBP: 0.259, SLG: 0.333 (1, 2)		4-0 SF3 1B BB		0-3 K		0-3 K			0-3 K	3	1	0	0	1	3	1					
<b>Inning Stats</b>	R: 0 E: 0 K: 1 S: 6	H: 1 LOB: 1 BB: 0 P: 6	R: 7 E: 0 K: 1 S: 10	H: 5 LOB: 0 BB: 2 P: 18	R: 0 E: 0 K: 1 S: 4	H: 0 LOB: 0 BB: 1 P: 8	R: 0 E: 0 K: 3 S: 10	H: 1 LOB: 1 BB: 0 P: 10	R: 0 E: 0 K: 1 S: 6	H: 1 LOB: 1 BB: 0 P: 6	R: 0 E: 0 K: 1 S: 5	H: 0 LOB: 0 BB: 0 P: 5	R: 0 E: 0 K: 1 S: 5	H: 0 LOB: 0 BB: 0 P: 5	R: 0 E: 0 K: 3 S: 10	H: 0 LOB: 2 BB: 1 P: 14	1B: 6 2B: 1 3B: 0 HR: 2	SF: 1 SAC: 0 DP: 1 HBP: 0	WP: 0 PB: 1 CS: 0	PA: 40	
<b>PITCHER</b>	IP	WLS	BF	H	R	ER	SO	BB	IBB	HBP	BLK	WP	HR	S	P	ERA	WHIP				
<b>Mike Moore, R</b> ERA: 5.19 (1, 1)	6.0	L	29	9	7	7	8	3	0	0	0	0	2	42	54	10.50	2.000				
<b>Roy Thomas, R</b> ERA: 3.25 (7, 1)	3.0		11	0	0	0	5	1	0	0	0	0	0	20	24	0.00	0.333				

Minnesota Twins @ Seattle Mariners  
The Kingdome, Seattle, WA  
Wed Aug 17 1983, 10:05 PM EDT  
Att: 5,473 - Unknown

AB	35
R	7
H	9
RBI	7
BB	4
SO	13
LOB	10



Batter	1	2	3	4	5	6	7	8	9	AB	R	H	RBI	BB	SO	LOB	BOTTOM				
<b>Tony Bernazard, S</b> OBP: 0.345, SLG: 0.389 (1, 4)	0-0 G3		4-0 BB		0-0 CS 1B				0-0 4-3	4	0	1	0	1	0	3					
<b>Ricky Nelson, L</b> OBP: 0.308, SLG: 0.400 (1, 7)	0-0 4-3		0-0 L8		0-0 L8				0-0 5-3	4	0	0	0	0	0	3					
<b>Ron Roenicke, S</b> OBP: 0.317, SLG: 0.343 (1, 8)	0-0 F9			4-0 1B HR BB		0-0 1-3			4-0 2B BB	2	2	0	0	2	0	0					
<b>Pat Putnam, L</b> OBP: 0.320, SLG: 0.458 (1, 3)		0-0 F7		0-0 F9		0-0 4-3			0-0 1-H 2B	4	0	1	1	0	0	1					
<b>Al Chambers, L</b> OBP: 0.436, SLG: 0.333 (1, 10)		0-0 1-3		0-0 1-2 HR 1B		0-0 4-3			0-0 6-3	3	1	1	0	0	0	0					
<b>Steve Henderson, R</b> OBP: 0.356, SLG: 0.398 (8, PH)									0-0 F6	1	0	0	0	0	0	1					
<b>Dave Henderson, R</b> OBP: 0.292, SLG: 0.413 (1, 9)		0-0 1-3		0-0 1-H 2-H HR					0-0 F4	4	1	1	3	0	0	1					
<b>Jamie Nelson, R</b> OBP: 0.305, SLG: 0.327 (1, 2)			4-0 BLK WP BB		0-0 5-3				0-0 4-3 1B	2	0	1	0	1	0	0					
<b>John Moses, S</b> OBP: 0.292, SLG: 0.271 (9, PH)									0-0 4-3 1B	1	0	1	0	0	0	0					
<b>Jamie Allen, R</b> OBP: 0.324, SLG: 0.320 (1, 5)			0-0 F7		0-3 K				0-0 F9	3	0	1	0	0	1	1					
<b>Manny Castillo, S</b> OBP: 0.240, SLG: 0.284 (9, PH)									0-0 F9	1	0	0	0	0	0	1					
<b>Spike Owen, S</b> OBP: 0.267, SLG: 0.305 (1, 6)			0-0 G3		0-0 3-1				0-0 4-3	4	0	0	0	0	0	4					
<b>Inning Stats</b>	R: 0 E: 0 K: 0 S: 3	H: 0 LOB: 0 BB: 0 P: 3	R: 0 E: 0 K: 0 S: 3	H: 0 LOB: 0 BB: 0 P: 3	R: 0 E: 0 K: 0 S: 3	H: 0 LOB: 2 BB: 2 P: 11	R: 3 E: 0 K: 1 S: 7	H: 2 LOB: 0 BB: 1 P: 11	R: 0 E: 0 K: 0 S: 3	H: 1 LOB: 0 BB: 0 P: 3	R: 0 E: 0 K: 0 S: 3	H: 0 LOB: 0 BB: 0 P: 3	R: 0 E: 0 K: 0 S: 4	H: 1 LOB: 1 BB: 1 P: 8	R: 0 E: 0 K: 0 S: 4	H: 1 LOB: 1 BB: 0 P: 4	1B: 5 2B: 1 3B: 0 HR: 1	SF: 0 SAC: 0 DP: 0 HBP: 0	WP: 1 PB: 0 CS: 1	PA: 37	
<b>PITCHER</b>	IP	WLS	BF	H	R	ER	SO	BB	IBB	HBP	BLK	WP	HR	S	P	ERA	WHIP				
<b>Albert Williams, R</b> ERA: 4.69 (1, 1)	7.0	W	28	5	3	3	3	3	0	0	1	1	1	27	39	3.86	1.143				
<b>Len Whitehouse, L</b> ERA: 3.32 (8, 1)	0.1		3	1	1	1	0	1	0	0	0	0	0	2	6	27.00	6.000				
<b>Mike Walters, R</b> ERA: 3.34 (8, 1)	1.2	S	6	1	0	0	0	0	0	0	0	0	0	6	6	0.00	0.600				

Minnesota Twins @ Seattle Mariners  
The Kingdome, Seattle, WA  
Wed Aug 17 1983, 10:05 PM EDT  
Att: 5,473 - Unknown

AB	33
R	4
H	7
RBI	4
BB	4
SO	1
LOB	15





Batter	1	2	3	4	5	6	7	8	9	AB	R	H	RBI	BB	SO	LOB	TOP										
Lou Whitaker, L (1.4) OBP: 0.383, SLG: 0.457	0-3 K	0-0 F6		0-0 6-3			0-0 3-4-1		0-0 F8	5	0	0	0	0	1	2											
Alan Trammell, R (1.6) OBP: 0.391, SLG: 0.488	0-0 F6	0-0 1B		0-0 6-3			0-0 1B			4	0	2	1	0	0	0											
Kirk Gibson, L (1.7) OBP: 0.300, SLG: 0.395	0-0 4-3	0-3 K			0-0 4-3		0-0 4-3			4	0	0	0	0	1	2											
Lance Parrish, R (1.2) OBP: 0.329, SLG: 0.513		0-0 1B	0-0 F4		0-0 F3			0-0 4-3		4	1	1	0	0	0	0											
John Wockenfuss, R (1.10) OBP: 0.342, SLG: 0.434		0-0 2B	0-0 1-4-3		0-0 4-3			0-3 K		4	1	1	1	0	1	0											
Rick Leach, L (1.3) OBP: 0.305, SLG: 0.340		0-0 1-3	0-0 1B			0-0 F6		0-0 F8		4	1	2	0	0	0	0											
Chet Lemon, R (1.8) OBP: 0.352, SLG: 0.447		0-0 HR	0-0 1B			0-0 L7			0-0 F9	4	1	2	3	0	0	0											
Wayne Krenchicki, L (1.5) OBP: 0.324, SLG: 0.307		2-H 3-H	4-0 SH1-3	0-0 G3		0-0 3-1			0-0 F4	2	1	0	0	1	0	2											
Marty Castillo, R (6.5) OBP: 0.253, SLG: 0.337		0-0 1B								1	0	0	0	0	0	0											
Lynn Jones, R (1.9) OBP: 0.286, SLG: 0.375		0-0 SH1-3		0-0 F3			0-0 F7			3	0	1	0	0	0	0											
<b>Inning Stats</b>	R: 0 E: 0 K: 1 S: 5	H: 0 LOB: 0 BB: 0 P: 5	R: 5 E: 0 K: 1 S: 10	H: 5 LOB: 1 BB: 1 P: 14	R: 0 E: 0 K: 0 S: 5	H: 2 LOB: 2 BB: 0 P: 5	R: 0 E: 0 K: 0 S: 3	H: 0 LOB: 0 BB: 0 P: 3	R: 0 E: 0 K: 0 S: 3	H: 0 LOB: 0 BB: 0 P: 3	R: 0 E: 0 K: 0 S: 4	H: 1 LOB: 1 BB: 0 P: 4	R: 0 E: 0 K: 1 S: 5	H: 0 LOB: 0 BB: 0 P: 5	R: 0 E: 0 K: 0 S: 4	H: 1 LOB: 1 BB: 0 P: 4	1B: 6 2B: 2 3B: 0 HR: 1	SF: 0 SAC: 1 DP: 0 HBP: 0	WP: 0 PB: 0 SB: 0 CS: 0	PA: 37							
<b>PITCHER</b>	IP	WLS	BF	H	R	ER	SO	BB	IBB	HBP	BLK	WP	HR	S	P	ERA	WHIP										
Bobby Castillo, R (1.1) ERA: 4.46	1.2	L	11	5	5	5	1	1	0	0	0	0	1	12	16	27.00	3.600										
Rick Lysander, R (2.1) ERA: 2.99	5.1		19	3	0	0	1	0	0	0	0	0	0	21	21	0.00	0.562										
Mike Walters, R (8.1) ERA: 3.15	2.0		7	1	0	0	1	0	0	0	0	0	0	9	9	0.00	0.500										

Detroit Tigers @ Minnesota Twins  
Hubert H. Humphrey Metrodome, Minneapolis, MN  
Fri Aug 19 1983, 8:05 PM EDT  
Att: 13,437 - Dome - 75 F

AB 35  
R 5  
H 9  
RBI 5  
BB 1  
SO 3  
LOB 6



Batter	1	2	3	4	5	6	7	8	9	AB	R	H	RBI	BB	SO	LOB	BOTTOM										
Darrell Brown, S (1.8) OBP: 0.303, SLG: 0.313	0-0 F8	0-0 F8			0-0 F7		0-0 F8			4	0	0	0	0	0	3											
John Castino, R (1.4) OBP: 0.361, SLG: 0.436	0-0 WP		0-0 5-3		0-0 6-3			0-0 F9		4	0	0	0	0	0	0											
Gary Ward, R (1.7) OBP: 0.330, SLG: 0.482	0-0 WP		0-0 G4-6-3	0-0 1B		0-0 F9		0-0 6-3		4	0	1	0	0	0	1											
Kent Hrbek, L (1.3) OBP: 0.376, SLG: 0.480	4-0 G4-3		0-0 G4-6-3	0-0 1B		0-0 HR		0-0 1B		3	1	2	1	1	0	1											
Gary Gaetti, R (1.5) OBP: 0.307, SLG: 0.426	0-0 G4-3			0-0 1B		0-3 K		0-0 F3		4	0	1	0	0	1	4											
Randy Bush, L (1.10) OBP: 0.328, SLG: 0.440		0-0 F8		0-0 F8		0-0 3-1			0-0 FC6-4	4	0	1	0	0	0	1											
Tom Brunansky, R (1.9) OBP: 0.297, SLG: 0.418		0-0 BB		0-0 F9		0-3 K		0-3 K		4	0	1	0	0	2	2											
Dave Engle, R (1.2) OBP: 0.372, SLG: 0.500		4-0 BB		0-0 L9					0-0 FC6-4	3	0	1	0	1	0	2											
Ron Washington, R (1.6) OBP: 0.290, SLG: 0.325		0-3 K			0-3 K		0-3 K		0-3 K	4	0	0	0	0	4	4											
<b>Inning Stats</b>	R: 0 E: 2 K: 0 S: 4	H: 0 LOB: 2 BB: 1 P: 8	R: 0 E: 0 K: 1 S: 6	H: 1 LOB: 2 BB: 1 P: 10	R: 0 E: 0 K: 0 S: 3	H: 1 LOB: 0 BB: 0 P: 3	R: 0 E: 0 K: 0 S: 4	H: 1 LOB: 0 BB: 0 P: 4	R: 0 E: 0 K: 1 S: 5	H: 0 LOB: 0 BB: 0 P: 5	R: 1 E: 0 K: 1 S: 6	H: 1 LOB: 0 BB: 0 P: 6	R: 0 E: 0 K: 2 S: 8	H: 1 LOB: 1 BB: 0 P: 8	R: 0 E: 0 K: 0 S: 4	H: 1 LOB: 1 BB: 0 P: 4	R: 0 E: 0 K: 2 S: 8	H: 1 LOB: 1 BB: 0 P: 8	1B: 6 2B: 0 3B: 0 HR: 1	SF: 0 SAC: 0 DP: 2 HBP: 0	WP: 1 PB: 0 SB: 0 CS: 0	PA: 36					
<b>PITCHER</b>	IP	WLS	BF	H	R	ER	SO	BB	IBB	HBP	BLK	WP	HR	S	P	ERA	WHIP										
Jack Morris, R (1.1) ERA: 3.46	9.0	W	36	7	1	1	7	1	1	0	0	1	1	48	56	1.00	0.889										

Detroit Tigers @ Minnesota Twins  
Hubert H. Humphrey Metrodome, Minneapolis, MN  
Fri Aug 19 1983, 8:05 PM EDT  
Att: 13,437 - Dome - 75 F

AB 34  
R 1  
H 7  
RBI 1  
BB 2  
SO 7  
LOB 18





Batter	1	2	3	4	5	6	7	8	9	AB	R	H	RBI	BB	SO	LOB	TOP								
<b>Alan Trammell, R</b> (1,6) <small>OBP: 0.391, SLG: 0.490</small> <b>Wayne Krenchicki, L</b> (9,6) <small>OBP: 0.324, SLG: 0.357</small>	0-3 K		0-3 K				0-0 5-3	0-0 1B		5	2	2	2	0	2	1									
<b>Enos Cabell, R</b> (1,10) <small>OBP: 0.341, SLG: 0.452</small>	0-0 HR		0-0 6-3			0-0 2B	4-0 IBB	0-0 2B 1B		4	2	3	4	1	0	0									
<b>Glenn Wilson, R</b> (1,9) <small>OBP: 0.309, SLG: 0.419</small>	0-0 1-3		0-0 5-3			0-0 F9	0-0 L8	0-0 1B		5	1	1	0	0	0	3									
<b>Lance Parrish, R</b> (1,2) <small>OBP: 0.328, SLG: 0.509</small>	0-0 F9			0-3 K		0-0 6-3		0-0 K		5	0	1	2	0	2	0									
<b>John Wockenfuss, R</b> (1,3) <small>OBP: 0.341, SLG: 0.435</small> <b>Rick Leach, L</b> (8,3) <small>OBP: 0.303, SLG: 0.337</small>		0-0 F4		0-0 2B		0-3 K		0-3 K	0-3 K	4	0	1	0	0	2	0									
<b>Chet Lemon, R</b> (1,8) <small>OBP: 0.338, SLG: 0.452</small>		0-0 1-3 2B		0-3 K		4-0 BB		0-0 1B	4-0 5-3 BB	3	1	2	0	2	1	1									
<b>Lynn Jones, R</b> (1,7) <small>OBP: 0.278, SLG: 0.358</small>		0-0 1-3		0-0 F8		0-0 F8		0-0 2B 1B	0-0 5-3	5	1	1	0	0	0	4									
<b>Tom Brookens, R</b> (1,4) <small>OBP: 0.283, SLG: 0.301</small>		4-0 BB			0-3 K		0-0 F8	0-0 1B	0-0 6-3	4	1	1	1	1	1	1									
<b>Marty Castillo, R</b> (1,5) <small>OBP: 0.255, SLG: 0.330</small> <b>Lou Whitaker, L</b> (8,PH) <small>OBP: 0.384, SLG: 0.457</small>		0-0 F8		0-0 5-3		0-0 5-3 BB		4-0 1B		2	0	0	0	1	0	2									
<b>Inning Stats</b>	R: 1 E: 0 K: 1 S: 6	H: 1 LOB: 0 BB: 0 P: 6	R: 0 E: 0 K: 0 S: 4	H: 1 LOB: 2 BB: 1 P: 8	R: 0 E: 0 K: 1 S: 5	H: 0 LOB: 0 BB: 0 P: 5	R: 0 E: 0 K: 2 S: 8	H: 1 LOB: 1 BB: 0 P: 8	R: 1 E: 0 K: 1 S: 7	H: 2 LOB: 1 BB: 0 P: 7	R: 0 E: 0 K: 1 S: 5	H: 0 LOB: 1 BB: 1 P: 9	R: 0 E: 0 K: 0 S: 3	H: 0 LOB: 2 BB: 2 P: 11	R: 7 E: 0 K: 2 S: 13	H: 7 LOB: 1 BB: 1 P: 17	R: 0 E: 0 K: 1 S: 5	H: 0 LOB: 1 BB: 1 P: 9	1B: 6 2B: 5 3B: 0 HR: 1	SF: 0 SAC: 0 DP: 0 HBP: 0	WP: 0 PB: 0 SB: 1 CS: 0	PA: 44			
<b>PITCHER</b>	IP	WLS	BF	H	R	ER	SO	BB	IBB	HBP	BLK	WP	HR	S	P	ERA	WHIP								
<b>Frank Viola, L</b> (1,1) ERA: 5.52	7.2	L	35	8	5	5	8	3	1	0	0	0	1	47	63	5.87	1.435								
<b>Mike Walters, R</b> (8,1) ERA: 3.57	0.0		2	1	0	0	0	0	1	0	0	0	0	1	5	∞	∞								
<b>Len Whitehouse, L</b> (8,1) ERA: 3.58	0.1		3	3	4	4	0	0	0	0	0	0	0	3	3	108.00	9.000								
<b>Pete Filson, L</b> (9,1) ERA: 3.41	1.0		4	0	0	0	1	1	0	0	0	0	0	5	9	0.00	1.000								

**Detroit Tigers @ Minnesota Twins**  
 Hubert H. Humphrey Metrodome, Minneapolis, MN  
 Sat Aug 20 1983, 8:05 PM EDT  
 Att. 13,646 - Dome - 74 F

livebaseballscorecards.com

AB	38
R	9
H	12
RBI	9
BB	6
SO	9
LOB	12

Batter	1	2	3	4	5	6	7	8	9	AB	R	H	RBI	BB	SO	LOB	BOTTOM								
<b>Darrell Brown, S</b> (1,8) <small>OBP: 0.302, SLG: 0.311</small>	0-0 5-3		0-0 FC6-4				0-0 1-3			4	0	1	1	0	0	1									
<b>John Castino, R</b> (1,4) <small>OBP: 0.382, SLG: 0.434</small>	0-3 K		0-0 G4-6-3			1-0 HBP	4-0 BB			2	0	0	0	1	1	1									
<b>Gary Ward, R</b> (1,7) <small>OBP: 0.328, SLG: 0.478</small>	0-3 K			0-0 F3	0-0 F9		0-3 K			4	0	0	0	0	2	4									
<b>Kent Hrbek, L</b> (1,3) <small>OBP: 0.374, SLG: 0.478</small>		0-0 3-1		0-0 4-3		0-0 1B		0-0 F5		4	0	1	0	0	0	0									
<b>Gary Gaetti, R</b> (1,5) <small>OBP: 0.308, SLG: 0.424</small>		4-0 BB		4-0 BB		0-0 F8		0-0 F8		2	0	0	0	2	0	1									
<b>Randy Bush, L</b> (1,10) <small>OBP: 0.327, SLG: 0.437</small>		0-0 F7		0-0 F6		0-0 1B		0-0 F5		4	0	1	0	0	0	2									
<b>Tom Brunansky, R</b> (1,9) <small>OBP: 0.295, SLG: 0.414</small>		0-0 F9			0-0 5-3	0-0 F6			0-0 L8	4	0	0	0	0	0	3									
<b>Dave Engle, R</b> (1,2) <small>OBP: 0.374, SLG: 0.504</small>			0-0 1B FC6-4		0-0 HBP 1B	0-0 F4			0-0 6-3	4	1	2	0	0	0	2									
<b>Ron Washington, R</b> (1,6) <small>OBP: 0.290, SLG: 0.324</small>			0-0 FC6-4		0-3 K		0-0 1-3		0-0 G3	4	0	1	0	0	1	1									
<b>Inning Stats</b>	R: 0 E: 0 K: 2 S: 7	H: 0 LOB: 0 BB: 0 P: 7	R: 0 E: 0 K: 0 S: 3	H: 0 LOB: 1 BB: 1 P: 7	R: 1 E: 0 K: 0 S: 4	H: 2 LOB: 0 BB: 0 P: 4	R: 0 E: 0 K: 0 S: 3	H: 0 LOB: 1 BB: 1 P: 7	R: 0 E: 0 K: 1 S: 5	H: 2 LOB: 3 BB: 0 P: 8	R: 0 E: 0 K: 0 S: 5	H: 2 LOB: 2 BB: 0 P: 5	R: 0 E: 0 K: 1 S: 5	H: 0 LOB: 1 BB: 1 P: 9	R: 0 E: 0 K: 0 S: 3	H: 0 LOB: 0 BB: 0 P: 3	R: 0 E: 0 K: 0 S: 3	H: 0 LOB: 0 BB: 0 P: 3	1B: 5 2B: 1 3B: 0 HR: 0	SF: 0 SAC: 0 DP: 1 HBP: 1	WP: 0 PB: 0 SB: 0 CS: 0	PA: 36			
<b>PITCHER</b>	IP	WLS	BF	H	R	ER	SO	BB	IBB	HBP	BLK	WP	HR	S	P	ERA	WHIP								
<b>Juan Berenguer, R</b> (1,1) ERA: 3.03	7.0	W	30	6	1	1	4	3	0	1	0	0	0	34	47	1.29	1.286								
<b>Aurelio Lopez, R</b> (8,1) ERA: 1.95	1.0		3	0	0	0	0	0	0	0	0	0	0	3	3	0.00	0.000								
<b>Dave Gumpert, R</b> (9,1) ERA: 2.48	1.0		3	0	0	0	0	0	0	0	0	0	0	3	3	0.00	0.000								

**Detroit Tigers @ Minnesota Twins**  
 Hubert H. Humphrey Metrodome, Minneapolis, MN  
 Sat Aug 20 1983, 8:05 PM EDT  
 Att. 13,646 - Dome - 74 F

livebaseballscorecards.com

AB	32
R	1
H	6
RBI	1
BB	3
SO	4
LOB	15



Batter	1	2	3	4	5	6	7	8	9	AB	R	H	RBI	BB	SO	LOB	TOP								
<b>Alan Trammell, R</b> OBP: 0.390, SLG: 0.486 (1, 6)	4-0 1-3 S BB		0-0 F3			0-0 6-3		0-0 F8		3	0	0	0	1	0	1	<b>Detroit Tigers @ Minnesota Twins</b> Hubert H. Humphrey Metrodome, Minneapolis, MN Sun Aug 21 1983, 4:33 AM EDT Att: 10,799 - Dome - 74 F  <b>AB 32</b> <b>R 3</b> <b>H 6</b> <b>RBI 3</b> <b>BB 3</b> <b>SO 5</b> <b>LOB 13</b>								
<b>Wayne Krenchicki, L</b> OBP: 0.329, SLG: 0.318 (1, 4) (8, 5)	0-3 K			0-0 2B		0-3 K		0-0 BB 2H 1B		4	1	2	1	0	2	1									
<b>Kirk Gibson, L</b> OBP: 0.299, SLG: 0.391 (1, 7) (7, 9)	0-0 1-3			0-0 F7		0-0 5-3		4-0 BB 1-2 BB		3	0	0	0	1	0	2									
<b>Lance Parrish, R</b> OBP: 0.327, SLG: 0.509 (1, 10)	0-0 6-3			0-0 2B 2H 1B			0-0 6-3	0-3 K		4	1	1	1	0	1	3									
<b>Rick Leach, L</b> OBP: 0.297, SLG: 0.329 (1, 3)		0-0 F3		0-0 F8			0-0 F9		0-0 L8	4	0	0	0	0	0	1									
<b>Chet Lemon, R</b> OBP: 0.381, SLG: 0.454 (1, 8)	0-3 K			0-0 CS 2H 1B			0-0 1B		1-0 BB HBP	3	0	2	1	0	1	0									
<b>Lynn Jones, R</b> OBP: 0.268, SLG: 0.345 <b>Larry Herndon, R</b> OBP: 0.338, SLG: 0.487 (7, PH) (7, 7)	0-0 F8			0-0 CS 1-2	0-0 5-3		0-0 F9		0-3 K	2	0	0	0	0	0	0									
<b>Tom Brookens, R</b> OBP: 0.282, SLG: 0.299 <b>Lou Whitaker, L</b> OBP: 0.386, SLG: 0.460 (8, PH) (8, 4)	0-0 F3		0-0 F3		0-0 6-3			0-0 1B 2B 1-2 BB FC6-4	4-0 BB	2	0	0	0	0	0	0									
<b>Marty Castillo, R</b> OBP: 0.250, SLG: 0.323 <b>John Wockenfuss, R</b> OBP: 0.338, SLG: 0.431 (8, PH) (8, 2)	0-0 F7		0-0 F7		0-0 F8			0-0 F8 1-2 FC6-4	0-0 FC6-4	2	0	0	0	0	0	0									
<b>Inning Stats</b>	R: 0 E: 0 K: 1 S: 5	H: 0 LOB: 1 BB: 1 P: 9	R: 0 E: 0 K: 1 S: 5	H: 0 LOB: 0 BB: 0 P: 5	R: 0 E: 0 K: 0 S: 3	H: 0 LOB: 0 BB: 0 P: 3	R: 2 E: 0 K: 0 S: 5	H: 3 LOB: 0 BB: 0 P: 5	R: 0 E: 0 K: 0 S: 3	H: 0 LOB: 0 BB: 0 P: 3	R: 0 E: 0 K: 1 S: 5	H: 1 LOB: 1 BB: 0 P: 4	R: 1 E: 0 K: 1 S: 7	H: 2 LOB: 2 BB: 1 P: 11	R: 0 E: 0 K: 1 S: 5	H: 0 LOB: 2 BB: 1 P: 10		1B: 3 2B: 3 3B: 0 HR: 0	SF: 0 SAC: 0 DP: 0 HBP: 1	WP: 0 PB: 0 SB: 1 CS: 1	PA: 37				
<b>PITCHER</b>	IP	WLS	BF	H	R	ER	SO	BB	IBB	HBP	BLK	WP	HR	S	P	ERA	WHIP								
<b>Ken Schrom, R</b> ERA: 3.87 <b>Ron Davis, R</b> ERA: 3.34	(1, 1) (8, 1)	7.2 S	29 7	6 0	3 0	3 0	3 2	1 2	0 0	0 1	0 0	0 0	0 0	34 8	38 17	3.52 0.00	0.913 1.500								

Batter	1	2	3	4	5	6	7	8	9	AB	R	H	RBI	BB	SO	LOB	BOTTOM								
<b>Darrell Brown, S</b> OBP: 0.306, SLG: 0.315 (1, 8)	0-0 4-3 1B			0-0 FC4-6 1-2		0-0 1B		0-0 SH1-3		4	1	2	0	0	0	2	<b>Detroit Tigers @ Minnesota Twins</b> Hubert H. Humphrey Metrodome, Minneapolis, MN Sun Aug 21 1983, 4:33 AM EDT Att: 10,799 - Dome - 74 F  <b>AB 34</b> <b>R 4</b> <b>H 10</b> <b>RBI 4</b> <b>BB 2</b> <b>SO 2</b> <b>LOB 27</b>								
<b>John Castino, R</b> OBP: 0.358, SLG: 0.430 (1, 4)	0-0 4-3 1-2			0-0 5-3		0-0 6-3		0-0 F9 2-3		5	0	0	0	0	1	6									
<b>Gary Ward, R</b> OBP: 0.330, SLG: 0.478 (1, 7)	0-0 FC5-4 2H 1B			0-0 F9		0-0 3B 1B		4-0 FC6-4 BB	0-0 1-3	4	1	2	1	1	0	3									
<b>Kent Hrbek, L</b> OBP: 0.376, SLG: 0.483 (1, 3)	0-0 FC5-4 1-2 1B			0-0 L6		0-0 SF9 1H 3B		0-0 FC6-4 1B FC4-6	0-0 FC4-6	4	2	2	1	0	0	1									
<b>Dave Engle, R</b> OBP: 0.372, SLG: 0.500 (1, 2)	0-0 FC5-4 1-2 2-3 HBP			0-0 1B		0-0 6-3		0-0 E4 FC4-6 1-2 1B		4	0	1	0	0	0	4									
<b>Gary Gaetti, R</b> OBP: 0.305, SLG: 0.424 (1, 5)	1-0 1-2 HBP			0-0 F8		0-0 SF9 3H		0-0 FC4-6 1-2 2-3 1B		2	0	1	1	0	0	1									
<b>Randy Bush, L</b> OBP: 0.324, SLG: 0.431 (1, 10)	0-0 3-1			0-0 G3		0-0 F8		0-0 FC4-6 1-2 2-3 3H		4	0	0	1	0	0	6									
<b>Tom Brunansky, R</b> OBP: 0.297, SLG: 0.415 (1, 9)		0-0 FC4-6 1B		0-0 FC4-6 1B		0-0 F9		0-0 F8		4	0	2	0	0	0	2									
<b>Ron Washington, R</b> OBP: 0.289, SLG: 0.320 (1, 6)		0-0 FC4-6 1-2		0-3 K		0-0 6-3		4-0 F9 SH1-3 BB		3	0	0	0	1	1	2									
<b>Inning Stats</b>	R: 1 E: 0 K: 0 S: 6	H: 3 LOB: 3 BB: 0 P: 7	R: 0 E: 1 K: 1 S: 7	H: 1 LOB: 2 BB: 0 P: 7	R: 0 E: 0 K: 0 S: 4	H: 1 LOB: 1 BB: 0 P: 4	R: 0 E: 0 K: 1 S: 6	H: 1 LOB: 1 BB: 0 P: 6	R: 2 E: 0 K: 0 S: 5	H: 2 LOB: 0 BB: 0 P: 5	R: 0 E: 0 K: 0 S: 4	H: 1 LOB: 1 BB: 0 P: 4	R: 1 E: 1 K: 0 S: 5	H: 1 LOB: 2 BB: 1 P: 9	R: 0 E: 0 K: 0 S: 3	H: 0 LOB: 1 BB: 1 P: 7		1B: 9 2B: 0 3B: 1 HR: 0	SF: 1 SAC: 1 DP: 0 HBP: 1	WP: 0 PB: 0 SB: 0 CS: 0	PA: 39				
<b>PITCHER</b>	IP	WLS	BF	H	R	ER	SO	BB	IBB	HBP	BLK	WP	HR	S	P	ERA	WHIP								
<b>Larry Pashnick, R</b> ERA: 5.06 <b>Dave Gumpert, R</b> ERA: 2.32 <b>Aurelio Lopez, R</b> ERA: 1.84	(1, 1) (6, 1) (8, 1)	5.0 2.0 1.0	L 10 4	8 2	3 1	3 0	2 0	0 1	0 0	0 0	0 0	0 0	0 0	9 3	13 7	0.00 0.00	1.500 1.000								





Batter	1	2	3	4	5	6	7	8	9	AB	R	H	RBI	BB	SO	LOB	TOP			
Jerry Remy, L OBP: 0.311, SLG: 0.316 (1,4)	F8		G6-3			4-3		5-3		4	0	0	0	0	0	3	<b>Boston Red Sox @ Minnesota Twins</b> Hubert H. Humphrey Metrodome, Minneapolis, MN Tue Aug 23 1983, 8:05 PM EDT Att: 12,686 - Dome - 75 F <a href="http://livebaseballscorecards.com">livebaseballscorecards.com</a>			
Wade Boggs, L OBP: 0.448, SLG: 0.522 (1,5)	F7		F8			1-3		BB		3	0	0	0	1	0	1				
Jim Rice, R OBP: 0.356, SLG: 0.524 (1,7)	K			F8		2B		K2-3		4	0	1	0	0	2	2				
Tony Armas, R OBP: 0.259, SLG: 0.451 (1,8)		HR		K		F5		K		4	1	1	1	0	2	1				
Rick Miller, L OBP: 0.421, SLG: 0.389 (1,9)		BB		6-3			G3	F8		3	0	0	0	1	0	0				
Carl Yastrzemski, L OBP: 0.366, SLG: 0.458 (1,10)					4-3		G3	2B		4	1	1	0	0	0	1				
Dave Stapleton, R OBP: 0.302, SLG: 0.366 (1,3)								2B		3	0	1	1	1	0	1				
Gary Allenson, R OBP: 0.309, SLG: 0.329 (8, PH)																				
Reid Nichols, R OBP: 0.352, SLG: 0.422 (8, PH)																				
Ed Jurak, R OBP: 0.349, SLG: 0.360 (8, PH)																				
Glenn Hoffman, R OBP: 0.303, SLG: 0.337 (8, PH)																				
Rich Gedman, L OBP: 0.333, SLG: 0.394 (8, PH)																				
<b>Inning Stats</b>	R: 0 E: 0 K: 1 S: 5	H: 0 LOB: 0 BB: 0 P: 5	R: 1 E: 0 K: 0 S: 3	H: 1 LOB: 0 BB: 1 P: 7	R: 0 E: 1 K: 0 S: 3	H: 0 LOB: 1 BB: 1 P: 7	R: 0 E: 0 K: 1 S: 5	H: 0 LOB: 0 BB: 0 P: 5	R: 0 E: 0 K: 0 S: 3	H: 1 LOB: 1 BB: 0 P: 4	R: 0 E: 0 K: 0 S: 3	H: 0 LOB: 0 BB: 0 P: 3	R: 0 E: 0 K: 1 S: 6	H: 1 LOB: 2 BB: 1 P: 10	R: 1 E: 0 K: 2 S: 9	H: 2 LOB: 1 BB: 0 P: 9	1B: 0 2B: 4 3B: 0 HR: 1	SF: 0 SAC: 0 DP: 2 HBP: 0	WP: 0 PB: 0 SB: 0 CS: 0	PA: 35
<b>PITCHER</b>	IP WLS BF H R ER SO BB IBB HBP BLK WP HR S P ERA WHIP																			
Albert Williams, R ERA: 4.53 (1,1)	7.0 W 25 2 1 1 2 3 0 0 0 0 1 26 38 1.29 0.714																			
Ron Davis, R ERA: 3.38 (8,1)	2.0 S 10 3 1 1 3 1 0 0 0 0 0 15 19 4.50 2.000																			

Batter	1	2	3	4	5	6	7	8	9	AB	R	H	RBI	BB	SO	LOB	BOTTOM			
Darrell Brown, S OBP: 0.300, SLG: 0.309 (1,8)	6-3		K							4	0	0	0	0	1	3	<b>Boston Red Sox @ Minnesota Twins</b> Hubert H. Humphrey Metrodome, Minneapolis, MN Tue Aug 23 1983, 8:05 PM EDT Att: 12,686 - Dome - 75 F <a href="http://livebaseballscorecards.com">livebaseballscorecards.com</a>			
John Castino, R OBP: 0.358, SLG: 0.427 (1,4)	1B		F7					1-4-3		3	1	0	0	1	0	1				
Gary Ward, R OBP: 0.332, SLG: 0.477 (1,7)	1B		1-3					K		3	1	1	0	1	1	1				
Kent Hrbek, L OBP: 0.377, SLG: 0.490 (1,3)	FC4-6									3	1	1	3	0	0	1				
Dave Engle, R OBP: 0.367, SLG: 0.492 (1,2)	FC5-4									4	0	0	0	0	0	2				
Gary Gaetti, R OBP: 0.306, SLG: 0.422 (1,5)			L5							3	0	0	0	0	1	0				
Tom Brunansky, R OBP: 0.297, SLG: 0.413 (1,9)			F9							2	0	0	0	1	0	0				
Mickey Hatcher, R OBP: 0.355, SLG: 0.457 (1,10)			F7							3	0	1	0	0	0	1				
Ron Washington, R OBP: 0.289, SLG: 0.320 (1,6)										3	0	1	0	0	0	2				
<b>Inning Stats</b>	R: 1 E: 0 K: 0 S: 4	H: 1 LOB: 1 BB: 1 P: 8	R: 0 E: 0 K: 0 S: 3	H: 0 LOB: 0 BB: 0 P: 3	R: 0 E: 0 K: 1 S: 6	H: 1 LOB: 1 BB: 0 P: 6	R: 0 E: 0 K: 1 S: 5	H: 0 LOB: 0 BB: 0 P: 5	R: 0 E: 0 K: 0 S: 4	H: 1 LOB: 1 BB: 0 P: 4	R: 2 E: 0 K: 0 S: 4	H: 1 LOB: 0 BB: 1 P: 8	R: 0 E: 0 K: 0 S: 3	H: 0 LOB: 1 BB: 1 P: 7	R: 0 E: 0 K: 1 S: 5	H: 0 LOB: 1 BB: 0 P: 6		1B: 3 2B: 0 3B: 0 HR: 1	SF: 0 SAC: 0 DP: 0 HBP: 1	WP: 0 PB: 0 SB: 1 CS: 0
<b>PITCHER</b>	IP WLS BF H R ER SO BB IBB HBP BLK WP HR S P ERA WHIP																			
Oil Can Boyd, R ERA: 3.21 (1,1)	8.0 L 32 4 3 3 3 3 0 0 1 0 0 1 34 47 3.38 0.875																			



Batter	1	2	3	4	5	6	7	8	9	AB	R	H	RBI	BB	SO	LOB	TOP								
Jerry Remy, L OBP: 0.308, SLG: 0.313 (1,4)	6-3		F8		1-3		SH1	L9		4	0	0	0	0	0	3	<b>Boston Red Sox @ Minnesota Twins</b> Hubert H. Humphrey Metrodome, Minneapolis, MN Wed Aug 24 1983, 8:05 PM EDT Att: 13,325 - Dome - 75 F <a href="http://livebaseballscorecards.com">livebaseballscorecards.com</a>								
Wade Boggs, L OBP: 0.344, SLG: 0.516 (1,5)	L7		6-3		4-3		E6 1B	F8		5	1	0	0	0	0	1									
Jim Rice, R OBP: 0.360, SLG: 0.532 (1,7)	HR		1B		HR		1B IBB	K		4	2	3	2	1	1	0									
Tony Armas, R OBP: 0.260, SLG: 0.457 (1,8)	F9		F9		HR		1B	F9		5	1	2	3	0	0	1									
Rick Miller, L OBP: 0.417, SLG: 0.385 (1,9)					F7		1-3			4	0	1	0	0	0	1									
Carl Yastrzemski, L OBP: 0.387, SLG: 0.462 (1,10)										4	1	2	0	0	0	1									
Marty Barrett, R OBP: 0.379, SLG: 0.407 (8, PR)	F9				2B		4-1	SH1 1B		0	0	0	0	0	0	0									
Dave Stapleton, R OBP: 0.302, SLG: 0.368 (1,3)							K	SH1		3	0	1	1	0	1	1									
Rich Gedman, L OBP: 0.332, SLG: 0.387 (1,2)										3	0	0	0	1	0	2									
Glenn Hoffman, R OBP: 0.305, SLG: 0.338 (1,6)					F9			F9		4	2	2	0	0	0	3									
<b>Inning Stats</b>	R: 1 E: 0 K: 0 S: 4	H: 1 LOB: 0 BB: 0 P: 4	R: 0 E: 0 K: 0 S: 4	H: 1 LOB: 1 BB: 0 P: 4	R: 1 E: 0 K: 0 S: 5	H: 2 LOB: 1 BB: 0 P: 5	R: 1 E: 0 K: 0 S: 5	H: 2 LOB: 0 BB: 0 P: 5	R: 2 E: 0 K: 1 S: 5	H: 2 LOB: 0 BB: 0 P: 5	R: 0 E: 0 K: 1 S: 5	H: 0 LOB: 0 BB: 0 P: 5	R: 2 E: 1 K: 0 S: 5	H: 2 LOB: 1 BB: 1 P: 9	R: 0 E: 0 K: 0 S: 4	H: 1 LOB: 2 BB: 1 P: 8	R: 0 E: 0 K: 1 S: 5	H: 0 LOB: 0 BB: 0 P: 5	1B: 7 2B: 2 3B: 0 HR: 2	SF: 0 SAC: 2 DP: 0 HBP: 0	WP: 0 PB: 0 SB: 0 CS: 0	PA: 40			
<b>PITCHER</b>	IP	WLS	BF	H	R	ER	SO	BB	IBB	HBP	BLK	WP	HR	S	P	ERA	WHIP								
Bobby Castillo, R ERA: 4.58 (1,1)	6.0		26	8	5	5	1	0	0	0	0	0	2	28	28	7.50	1.333								
Rick Lysander, R ERA: 3.0 (7,1)	1.2	W	10	3	2	1	0	0	2	0	0	0	0	8	16	5.40	1.800								
Len Whitehouse, L ERA: 3.55 (8,1)	0.2	S	2	0	0	0	0	0	0	0	0	0	0	2	2	0.00	0.000								
Ron Davis, R ERA: 3.34 (9,1)	0.2		2	0	0	0	1	0	0	0	0	0	0	4	4	0.00	0.000								


Batter	1	2	3	4	5	6	7	8	9	AB	R	H	RBI	BB	SO	LOB	BOTTOM								
Darrell Brown, S OBP: 0.312, SLG: 0.321 (1,8)	1B E	S 1B FC3-2		F7			WP 1B	1B		5	2	4	0	0	0	0	<b>Boston Red Sox @ Minnesota Twins</b> Hubert H. Humphrey Metrodome, Minneapolis, MN Wed Aug 24 1983, 8:05 PM EDT Att: 13,325 - Dome - 75 F <a href="http://livebaseballscorecards.com">livebaseballscorecards.com</a>								
John Castino, R OBP: 0.360, SLG: 0.429 (1,4)	E 1B	FC3-2 S 1B		K			1B WP	SF9		4	2	3	2	0	1	0									
Gary Ward, R OBP: 0.330, SLG: 0.475 (1,7)	L6	K		F9			F3	BB 1B		5	0	1	0	0	1	6									
Kent Hrbek, L OBP: 0.377, SLG: 0.487 (1,3)	E6 2B	FC3-2 FC6-4					G3	FC6-4 1B	FC5-4 BB	4	1	1	1	1	0	3									
Dave Engle, R OBP: 0.364, SLG: 0.487 (1,2)	F8	FC6-4					6-3	FC6-4 1B	FC5-4	5	0	1	1	0	0	7									
Gary Gaetti, R OBP: 0.307, SLG: 0.420 (1,5)	2B 1B			L5			F9	FC6-4 FC4-6		4	1	1	1	0	0	2									
Mickey Hatcher, R OBP: 0.354, SLG: 0.457 (1,10)	2B			F8			F7	FC4-6		4	0	1	2	0	0	2									
Tom Brunansky, R OBP: 0.298, SLG: 0.413 (1,9)	5-3						F7			3	1	1	0	1	0	1									
Ron Washington, R OBP: 0.290, SLG: 0.321 (1,6)		1B 1B		1-3			5-3	SH1-4 BB		3	1	1	0	0	0	1									
<b>Inning Stats</b>	R: 4 E: 1 K: 0 S: 8	H: 4 LOB: 1 BB: 0 P: 8	R: 1 E: 0 K: 1 S: 8	H: 3 LOB: 2 BB: 0 P: 8	R: 0 E: 0 K: 0 S: 4	H: 1 LOB: 1 BB: 0 P: 4	R: 0 E: 0 K: 1 S: 5	H: 0 LOB: 0 BB: 0 P: 5	R: 0 E: 0 K: 0 S: 3	H: 0 LOB: 0 BB: 0 P: 3	R: 0 E: 0 K: 0 S: 3	H: 0 LOB: 0 BB: 0 P: 3	R: 2 E: 0 K: 0 S: 7	H: 4 LOB: 2 BB: 0 P: 7	R: 1 E: 0 K: 0 S: 5	H: 2 LOB: 3 BB: 2 P: 13		1B: 13 2B: 1 3B: 0 HR: 0	SF: 1 SAC: 1 DP: 0 HBP: 0	WP: 1 PB: 0 SB: 2 CS: 0	PA: 41				
<b>PITCHER</b>	IP	WLS	BF	H	R	ER	SO	BB	IBB	HBP	BLK	WP	HR	S	P	ERA	WHIP								
John Tudor, L ERA: 3.97 (1,1)	3.0		18	5	1	1	1	0	0	0	0	0	0	20	20	3.00	2.667								
Mike Brown, R ERA: 4.7 (4,1)	3.1		12	2	2	2	1	0	0	0	0	1	0	14	14	5.40	0.600								
John Henry Johnson, L ERA: 2.75 (7,1)	0.0	L	1	1	0	0	0	0	0	0	0	0	0	1	1	*	*								
Bob Stanley, R ERA: 3.09 (7,1)	1.2		10	3	1	1	0	2	0	0	0	0	0	8	16	5.40	3.000								



Batter	1	2	3	4	5	6	7	8	9	AB	R	H	RBI	BB	SO	LOB	TOP	
Marty Barrett, R (1.4) OBP: 0.333, SLG: 0.355	L9		FC1-6 BB		4-3		FC6			4	0	0	0	0	0	2	<b>Boston Red Sox @ Minnesota Twins</b> Hubert H. Humphrey Metrodome, Minneapolis, MN Thu Aug 25 1983, 4:33 AM EDT Att: 11,250 - Dome - 75 F <a href="http://livebaseballscorecards.com">livebaseballscorecards.com</a>	
Wade Boggs, L (1.5) OBP: 0.444, SLG: 0.514	F8					2B BB		6-3	2	1	0	0	2	0	0			
Jim Rice, R (1.7) OBP: 0.360, SLG: 0.529	F7						F7	K	3	0	0	0	1	1	1			
Tony Armas, R (1.8) OBP: 0.258, SLG: 0.453		5-3	F3				K	5-3	4	0	0	0	0	1	4			
Dave Stapleton, R (1.3) OBP: 0.302, SLG: 0.369	4-3				F9			F7	4	0	1	1	0	0	0			
Reid Nichols, R (1.9) OBP: 0.354, SLG: 0.438					L6		5-3		4	1	2	1	0	0	1			
Glenn Hoffman, R (1.6) OBP: 0.302, SLG: 0.335	4-3				K			F7	4	0	0	0	0	1	1			
Jeff Newman, R (1.10) OBP: 0.228, SLG: 0.279						K		L7	3	0	0	0	1	1	1			
Gary Allenson, R (1.2) OBP: 0.309, SLG: 0.325						K		F8	2	0	0	0	1	1	1			
<b>Inning Stats</b>	R: 0 E: 0 K: 0 S: 3	H: 0 LOB: 0 BB: 0 P: 3	R: 1 E: 0 K: 0 S: 4	H: 1 LOB: 0 BB: 0 P: 4	R: 0 E: 0 K: 1 S: 5	H: 0 LOB: 3 BB: 3 P: 17	R: 0 E: 0 K: 1 S: 5	H: 0 LOB: 0 BB: 0 P: 5	R: 0 E: 0 K: 1 S: 6	H: 1 LOB: 1 BB: 1 P: 10	R: 0 E: 0 K: 0 S: 3	H: 0 LOB: 1 BB: 1 P: 7	R: 0 E: 0 K: 1 S: 5	H: 1 LOB: 1 BB: 0 P: 4	1B: 1 2B: 1 3B: 0 HR: 1	SF: 0 SAC: 0 DP: 0 HBP: 0	WP: 0 PB: 0 SB: 0 CS: 0	PA: 35
<b>PITCHER</b> Frank Viola, L (1.1) ERA: 5.34	IP: 9.0 WLS: W BF: 35 H: 3 R: 2 ER: 2 SO: 5 BB: 5 IBB: 0 HBP: 0 BLK: 0 WP: 0 HR: 1 S: 40 P: 60 ERA: 2.00 WHIP: 0.889															<b>PITCHER</b>		



Batter	1	2	3	4	5	6	7	8	9	AB	R	H	RBI	BB	SO	LOB	BOTTOM			
Darrell Brown, S (1.8) OBP: 0.309, SLG: 0.318	L5			4-3		FC4-6 1B	6-3	K		5	0	1	1	0	1	3	<b>Boston Red Sox @ Minnesota Twins</b> Hubert H. Humphrey Metrodome, Minneapolis, MN Thu Aug 25 1983, 4:33 AM EDT Att: 11,250 - Dome - 75 F <a href="http://livebaseballscorecards.com">livebaseballscorecards.com</a>			
John Castino, R (1.4) OBP: 0.359, SLG: 0.427	F9			K		K			3	0	0	0	1	2	1					
Gary Ward, R (1.7) OBP: 0.328, SLG: 0.471	F9			F9		FC4-6 2B	L4		4	0	0	0	0	0	3					
Kent Hrbek, L (1.3) OBP: 0.380, SLG: 0.495		F6						4-3 1B	4	2	3	0	0	0	0					
Dave Engle, R (1.2) OBP: 0.369, SLG: 0.487						F9 1B		4-3	2	1	1	1	2	0	1					
Gary Gaetti, R (1.5) OBP: 0.305, SLG: 0.417		G5-4-3				F9 1B	1-3	F4	4	0	0	0	0	0	6					
Mickey Hatcher, R (1.10) OBP: 0.356, SLG: 0.458				4-3		G3		1B 6-3 1B	4	2	2	1	0	0	1					
Tom Brunansky, R (1.9) OBP: 0.300, SLG: 0.413				F7				1B 1B	4	0	2	1	0	0	1					
Ron Washington, R (1.6) OBP: 0.290, SLG: 0.321						FC6-4 1B		1B 1B	3	0	1	0	0	1	1					
Randy Bush, L (8, PH) OBP: 0.326, SLG: 0.433									1	0	1	1	0	0	0					
Houston Jimenez, R (9.6) OBP: 0.220, SLG: 0.273				K		FC6-4		1-3 1B	0	0	0	0	0	0	0					
<b>Inning Stats</b>	R: 0 E: 0 K: 0 S: 3	H: 0 LOB: 0 BB: 0 P: 3	R: 0 E: 0 K: 0 S: 2	H: 0 LOB: 1 BB: 1 P: 6	R: 0 E: 0 K: 1 S: 5	H: 0 LOB: 0 BB: 0 P: 5	R: 0 E: 0 K: 1 S: 5	H: 0 LOB: 0 BB: 0 P: 5	R: 2 E: 0 K: 0 S: 6	H: 3 LOB: 1 BB: 0 P: 6	R: 0 E: 0 K: 1 S: 7	H: 2 LOB: 3 BB: 1 P: 11	R: 1 E: 0 K: 0 S: 5	H: 2 LOB: 2 BB: 1 P: 9	R: 2 E: 0 K: 1 S: 9	H: 4 LOB: 2 BB: 0 P: 9	1B: 9 2B: 2 3B: 0 HR: 0	SF: 0 SAC: 0 DP: 1 HBP: 0	WP: 0 PB: 0 SB: 1 CS: 0	PA: 37
<b>PITCHER</b> Dennis Eckersley, R (1.1) ERA: 5.61 Mark Clear, R (8.1) ERA: 7.25	IP: 7.2 WLS: L BF: 36 H: 11 R: 5 ER: 5 SO: 3 BB: 2 IBB: 1 HBP: 0 BLK: 0 WP: 0 HR: 0 S: 39 P: 51 ERA: 5.87 WHIP: 1.696															<b>PITCHER</b>				





Batter	1	2	3	4	5	6	7	8	9	AB	R	H	RBI	BB	SO	LOB	TOP			
Darrell Brown, S OBP: 0.304, SLG: 0.312	G3		FC4-6		F9			G3		4	0	0	0	0	0	1	<b>Minnesota Twins @ Baltimore Orioles</b> Memorial Stadium, Baltimore, MD Fri Aug 26 1983, 7:05 PM EDT Att: 23,988 - Unknown - 82 F			
John Castino, R OBP: 0.356, SLG: 0.423	F4		FC4-6			4-3		5-3		4	0	0	0	0	0	1				
Gary Ward, R OBP: 0.327, SLG: 0.471			K			F8			F3	4	0	1	0	0	1					
Kent Hrbek, L OBP: 0.377, SLG: 0.490	4-3			4-3		4-3			K	4	0	0	0	0	1					
Dave Engle, R OBP: 0.364, SLG: 0.480		5-3		K			5-3		6-3	4	0	0	0	0	1					
Gary Gaetti, R OBP: 0.305, SLG: 0.415		K					F8			2	0	0	0	1	1					
Mickey Hatcher, R OBP: 0.360, SLG: 0.458					F6					2	0	1	0	1	0					
Tom Brunansky, R OBP: 0.298, SLG: 0.411										3	0	0	0	0	1					
Ron Washington, R OBP: 0.291, SLG: 0.321						6-3		5-3		3	0	1	0	0	0					
<b>Inning Stats</b>	R: 0 E: 0 K: 0 S: 4	H: 1 LOB: 1 BB: 0 P: 4	R: 0 E: 0 K: 1 S: 6	H: 1 LOB: 1 BB: 0 P: 6	R: 0 E: 0 K: 1 S: 5	H: 0 LOB: 1 BB: 1 P: 9	R: 0 E: 0 K: 0 S: 3	H: 0 LOB: 0 BB: 0 P: 3	R: 0 E: 0 K: 1 S: 5	H: 0 LOB: 1 BB: 1 P: 9	R: 0 E: 0 K: 0 S: 3	H: 0 LOB: 0 BB: 0 P: 3	R: 0 E: 0 K: 1 S: 5	H: 0 LOB: 0 BB: 0 P: 5	R: 0 E: 0 K: 1 S: 5	H: 0 LOB: 0 BB: 0 P: 5	1B: 2 2B: 1 3B: 0 HR: 0	SF: 0 SAC: 0 DP: 0 HBP: 0	WP: 0 PB: 0 SB: 0 CS: 0	PA: 32
<b>PITCHER</b> Mike Boddicker, R ERA: 3.05	IP: 9.0 WLS: W BF: 32 H: 3 R: 0 ER: 0 SO: 5 BB: 2 IBB: 0 HBP: 0 BLK: 0 WP: 0 HR: 0 S: 40 P: 48 ERA: 0.00 WHIP: 0.556																			

Batter	1	2	3	4	5	6	7	8	9	AB	R	H	RBI	BB	SO	LOB	BOTTOM				
Al Bumbry, L OBP: 0.314, SLG: 0.345	F7	SF9				F9	FC6-4			2	0	1	3	0	0	0	<b>Minnesota Twins @ Baltimore Orioles</b> Memorial Stadium, Baltimore, MD Fri Aug 26 1983, 7:05 PM EDT Att: 23,988 - Unknown - 82 F				
John Shelby, S OBP: 0.294, SLG: 0.360										2	0	0	0	0	0	2					
Dan Ford, R OBP: 0.322, SLG: 0.445					F9			1-4-3		5	1	1	0	0	2						
Cal Ripken Jr., R OBP: 0.356, SLG: 0.483				F8	5-3	F9		4-3		5	0	1	1	0	0						
Eddie Murray, S OBP: 0.383, SLG: 0.510	F7		F7				BB 1B 2B	K		5	2	2	0	0	1						
John Lowenstein, L OBP: 0.364, SLG: 0.419			F7							3	1	1	1	0	1						
Gary Roenicke, R OBP: 0.325, SLG: 0.502	K						BB 1B 2B	F5		1	0	0	0	0	0						
Ken Singleton, S OBP: 0.396, SLG: 0.458		F7						E6 1B		4	2	1	0	0	2						
Rich Dauer, R OBP: 0.291, SLG: 0.293					5-3					3	1	2	0	1	0						
Todd Cruz, R OBP: 0.250, SLG: 0.330										4	1	3	3	0	0						
Rick Dempsey, R OBP: 0.314, SLG: 0.330										3	1	1	1	1	2						
<b>Inning Stats</b>	R: 1 E: 0 K: 1 S: 7	H: 2 LOB: 1 BB: 0 P: 7	R: 2 E: 0 K: 1 S: 7	H: 2 LOB: 1 BB: 1 P: 11	R: 0 E: 0 K: 0 S: 3	H: 0 LOB: 0 BB: 0 P: 3	R: 2 E: 0 K: 0 S: 6	H: 3 LOB: 1 BB: 0 P: 6	R: 2 E: 0 K: 1 S: 9	H: 4 LOB: 2 BB: 0 P: 9	R: 0 E: 0 K: 1 S: 5	H: 0 LOB: 0 BB: 0 P: 5	R: 2 E: 1 K: 1 S: 8	H: 2 LOB: 2 BB: 1 P: 12	R: 0 E: 0 K: 1 S: 5	H: 0 LOB: 0 BB: 0 P: 5		1B: 9 2B: 4 3B: 0 HR: 0	SF: 1 SAC: 0 DP: 0 HBP: 0	WP: 0 PB: 0 SB: 0 CS: 0	PA: 40
<b>PITCHER</b> Ken Schrom, R ERA: 4.08	IP: 3.2 WLS: L BF: 19 H: 7 R: 5 ER: 5 SO: 2 BB: 1 IBB: 0 HBP: 0 BLK: 0 WP: 0 HR: 0 S: 22 P: 26 ERA: 12.27 WHIP: 2.182																				
Rick Lysander, R ERA: 3.14	IP: 1.1 WLS: L BF: 8 H: 4 R: 2 ER: 2 SO: 1 BB: 0 IBB: 0 HBP: 0 BLK: 0 WP: 0 HR: 0 S: 10 P: 10 ERA: 13.50 WHIP: 3.000																				
Mike Walters, R ERA: 3.72	IP: 2.0 WLS: L BF: 10 H: 2 R: 2 ER: 1 SO: 2 BB: 1 IBB: 0 HBP: 0 BLK: 0 WP: 0 HR: 0 S: 13 P: 17 ERA: 4.50 WHIP: 1.500																				
Jack O'Connor, L ERA: 6.11	IP: 1.0 WLS: L BF: 3 H: 0 R: 0 ER: 0 SO: 1 BB: 0 IBB: 0 HBP: 0 BLK: 0 WP: 0 HR: 0 S: 5 P: 5 ERA: 0.00 WHIP: 0.000																				



Batter	1	2	3	4	5	6	7	8	9	AB	R	H	RBI	BB	SO	LOB	TOP										
<b>Darrell Brown, S</b> OBP: 0.301, SLG: 0.309 (1, 8)	0-0 1-3 1B		0-0 4-3		0-0 1-3			0-0 6-3	0-0 4-3	5	0	1	0	0	0	4	<b>Minnesota Twins @ Baltimore Orioles</b> Memorial Stadium, Baltimore, MD Sat Aug 27 1983, 7:05 PM EDT Att: 33,921 - Unknown - 88 F										
<b>John Castino, R</b> OBP: 0.355, SLG: 0.421 (1, 4)	0-0 F9			0-0 4-3		0-0 F8		0-0 BB 2B 1B	0-0 6-3	5	1	1	0	0	0	3											
<b>Gary Ward, R</b> OBP: 0.327, SLG: 0.468 (1, 7)	0-0 1-3 1-2			0-0 L3		0-0 F9		4-0 2B 1-2 BB		3	0	0	0	1	0	1											
<b>Kent Hrbek, L</b> OBP: 0.378, SLG: 0.491 (1, 3)	0-3 K			0-0 5-3		4-0 FC5-4 BB		0-0 BB		3	0	1	1	1	1	1											
<b>Dave Engle, R</b> OBP: 0.359, SLG: 0.473 (1, 2)		0-0 5-3			0-0 F8	0-0 FC5-4 1-2		0-0 F9		4	0	0	0	0	0	3											
<b>Gary Gaetti, R</b> OBP: 0.305, SLG: 0.416 (1, 5)		0-0 L4			0-0 E5 1B		0-0 5-3		0-0 WP 1B 2B	4	2	1	0	0	0	0											
<b>Mickey Hatcher, R</b> OBP: 0.362, SLG: 0.459 (1, 10)		0-0 4-1			0-0 1B 2H		0-0 F9		0-0 4-3 BB 2H 1B	4	0	2	2	0	0	0											
<b>Tom Brunansky, R</b> OBP: 0.296, SLG: 0.407 (1, 9)			0-0 F8		0-0 F9		0-0 4-3		0-3 K	4	0	0	0	0	1	2											
<b>Ron Washington, R</b> OBP: 0.293, SLG: 0.321 (1, 6)			0-0 6-3			0-0 1-2 1B		0-0 6-3	4-0 1-2 BB	3	0	1	0	1	0	0											
<b>Inning Stats</b>	R: 0 E: 0 K: 1 S: 6	H: 1 LOB: 1 BB: 0 P: 6	R: 0 E: 0 K: 0 S: 3	H: 0 LOB: 0 BB: 0 P: 3	R: 0 E: 0 K: 0 S: 3	H: 0 LOB: 0 BB: 0 P: 3	R: 1 E: 1 K: 0 S: 6	H: 2 LOB: 2 BB: 0 P: 6	R: 0 E: 0 K: 0 S: 3	H: 0 LOB: 1 BB: 1 P: 7	R: 0 E: 0 K: 0 S: 3	H: 0 LOB: 0 BB: 0 P: 3	R: 1 E: 0 K: 0 S: 5	H: 2 LOB: 2 BB: 1 P: 9	R: 1 E: 0 K: 1 S: 7	H: 2 LOB: 2 BB: 1 P: 11	1B: 5 2B: 2 3B: 0 HR: 0	SF: 0 SAC: 0 DP: 0 HBP: 0	WP: 1 PB: 0 SB: 0 CS: 0	PA: 38							
<b>PITCHER</b>	IP	WLS	BF	H	R	ER	SO	BB	IBB	HBP	BLK	WP	HR	S	P	ERA	WHIP										
<b>Jim Palmer, R</b> ERA: 3.35 (1, 1)	7.0	W	26	3	1	0	1	1	0	0	0	0	0	27	31	0.00	0.571										
<b>Tippy Martinez, L</b> ERA: 2.74 (8, 1)	1.2		11	4	2	2	1	2	0	0	0	1	0	11	19	10.80	3.600										
<b>Tim Stoddard, R</b> ERA: 5.64 (9, 1)	0.1	S	1	0	0	0	0	0	0	0	0	0	0	1	1	0.00	0.000										

Batter	1	2	3	4	5	6	7	8	9	AB	R	H	RBI	BB	SO	LOB	BOTTOM										
<b>Al Bumbry, L</b> OBP: 0.314, SLG: 0.345 (1, 8)	0-0 2B 6-3 1B		0-3 K			0-0 SH5-3 1-2		0-0 FC1-6 F8 1-2		3	1	1	0	0	1	1	<b>Minnesota Twins @ Baltimore Orioles</b> Memorial Stadium, Baltimore, MD Sat Aug 27 1983, 7:05 PM EDT Att: 33,921 - Unknown - 88 F										
<b>John Shelby, S</b> OBP: 0.294, SLG: 0.360 (8, 8)										0	0	0	0	0	0	0											
<b>Dan Ford, R</b> OBP: 0.321, SLG: 0.446 (1, 9)	0-0 6-3 1-3 E 2B		0-0 F9		0-0 L4 2-3		0-0 F8			4	1	1	0	0	0	2											
<b>Cal Ripken Jr., R</b> OBP: 0.357, SLG: 0.489 (1, 6)	0-0 6-3 2-3 3-H		0-0 HR			0-0 F9 1B FC4-6 1B		0-0 F9		4	2	2	2	0	0	2											
<b>Eddie Murray, S</b> OBP: 0.382, SLG: 0.508 (1, 3)	0-0 E3 1B		0-0 F7			0-0 FC4-6 1B		0-3 K		4	1	1	1	0	1	0											
<b>John Lowenstein, L</b> OBP: 0.364, SLG: 0.418 (1, 7)	0-0 3-H		0-0 F8			0-0 F9 2-3		0-0 1B		3	0	1	1	0	0	2											
<b>Gary Roenicke, R</b> OBP: 0.328, SLG: 0.504 (8, PH) (9, 7)	0-0 FC6-4 2-H 1B		0-0 F8			0-0 FC4-6 1B 1-2 3-H		0-0 1B		1	0	1	0	0	0	0											
<b>Ken Singleton, S</b> OBP: 0.395, SLG: 0.456 (1, 10)	0-0 F8			0-0 G6-4-3 1B		0-0 FC4-6 1B 1-2		0-0 L6		4	0	1	1	0	0	3											
<b>Rich Dauer, R</b> OBP: 0.291, SLG: 0.293 (1, 4)	0-0 FC6-4 1-2			0-0 G6-4-3 1-2		0-0 1B		0-0 F9		4	0	1	0	0	0	3											
<b>Todd Cruz, R</b> OBP: 0.248, SLG: 0.327 (1, 5)		0-0 F4		0-0 F7		0-0 F7				3	0	0	0	0	0	2											
<b>Rick Dempsey, R</b> OBP: 0.317, SLG: 0.333 (1, 2)		0-0 6-3			0-0 L4 SH5-3 1B		0-0 FC1-6 1B			3	0	2	0	0	0	0											
<b>Inning Stats</b>	R: 3 E: 1 K: 0 S: 7	H: 3 LOB: 1 BB: 0 P: 7	R: 0 E: 0 K: 1 S: 5	H: 0 LOB: 0 BB: 0 P: 5	R: 1 E: 0 K: 0 S: 4	H: 1 LOB: 0 BB: 0 P: 4	R: 0 E: 0 K: 0 S: 3	H: 1 LOB: 0 BB: 0 P: 3	R: 1 E: 0 K: 0 S: 6	H: 3 LOB: 2 BB: 0 P: 6	R: 0 E: 0 K: 0 S: 4	H: 1 LOB: 1 BB: 0 P: 4	R: 0 E: 0 K: 1 S: 6	H: 1 LOB: 1 BB: 0 P: 6	1B: 9 2B: 2 3B: 0 HR: 1	SF: 0 SAC: 1 DP: 2 HBP: 0	WP: 0 PB: 0 SB: 0 CS: 0	PA: 34									
<b>PITCHER</b>	IP	WLS	BF	H	R	ER	SO	BB	IBB	HBP	BLK	WP	HR	S	P	ERA	WHIP										
<b>Albert Williams, R</b> ERA: 4.67 (1, 1)	5.1	L	23	8	5	5	1	0	0	0	0	0	0	25	25	8.44	1.500										
<b>Rick Lysander, R</b> ERA: 3.09 (6, 1)	1.2		7	2	0	0	0	0	0	0	0	0	0	7	7	0.00	1.200										
<b>Len Whitehouse, L</b> ERA: 3.49 (8, 1)	1.0		4	1	0	0	1	0	0	0	0	0	0	6	6	0.00	1.000										

AB	35
R	3
H	7
RBI	3
BB	3
SO	2
LOB	14













Batter	1	2	3	4	5	6	7	8	9	AB	R	H	RBI	BB	SO	LOB	TOP			
Darrell Brown, S OBP: 0.309, SLG: 0.314										4	1	3	0	0	0	0				
John Castino, R OBP: 0.350, SLG: 0.415										3	0	1	0	0	0	1				
Gary Ward, R OBP: 0.329, SLG: 0.467										3	0	0	0	0	0	2				
Bobby Mitchell, L OBP: 0.350, SLG: 0.307										0	0	0	0	0	0	0				
Kent Hrbek, L OBP: 0.380, SLG: 0.502										4	1	1	1	0	1	2				
Dave Engle, R OBP: 0.354, SLG: 0.458										3	1	1	0	1	0	0				
Rusty Kuntz, R OBP: 0.297, SLG: 0.318										0	0	0	0	0	0	0				
Randy Bush, L OBP: 0.326, SLG: 0.427										4	0	1	0	0	0	2				
Gary Gaetti, R OBP: 0.305, SLG: 0.423										3	0	0	0	1	0	3				
Tom Brunansky, R OBP: 0.301, SLG: 0.406										3	0	1	1	0	1	1				
Ron Washington, R OBP: 0.296, SLG: 0.330										2	0	0	0	1	1	2				
<b>Inning Stats</b>	R: 2 E: 0 K: 0 S: 5	H: 3 LOB: 0 BB: 0 P: 5	R: 0 E: 0 K: 0 S: 2	H: 0 LOB: 0 BB: 1 P: 6	R: 0 E: 0 K: 0 S: 3	H: 0 LOB: 0 BB: 0 P: 3	R: 0 E: 1 K: 1 S: 6	H: 0 LOB: 1 BB: 0 P: 6	R: 0 E: 0 K: 1 S: 4	H: 0 LOB: 0 BB: 1 P: 8	R: 0 E: 0 K: 0 S: 3	H: 1 LOB: 0 BB: 0 P: 3	R: 1 E: 0 K: 1 S: 7	H: 2 LOB: 2 BB: 1 P: 11	R: 0 E: 0 K: 0 S: 3	H: 1 LOB: 1 BB: 0 P: 3	1B: 7 2B: 1 3B: 0 HR: 1	SF: 0 SAC: 1 DP: 5 HBP: 1	WP: 1 PB: 0 SB: 0 CS: 0	PA: 35
<b>PITCHER</b> Dan Petry, R ERA: 3.62	IP: 9.0 WLS: W BF: 34	H: 8 R: 3 ER: 3 SO: 3	BB: 3 IBB: 0 HBP: 1 BLK: 0	WP: 1 HR: 1 S: 36 P: 49	ERA: 3.00 WHIP: 1.222															

Minnesota Twins @ Detroit Tigers  
Tiger Stadium, Detroit, MI  
Tue Aug 30 1983, 7:05 PM EDT  
Att: 15,280 - Unknown

AB 29  
R 3  
H 8  
RBI 2  
BB 3  
SO 3  
LOB 13



Batter	1	2	3	4	5	6	7	8	9	AB	R	H	RBI	BB	SO	LOB	BOTTOM			
Lou Whitaker, L OBP: 0.385, SLG: 0.468										4	1	1	1	0	0	0				
Alan Trammell, R OBP: 0.387, SLG: 0.495										4	0	1	1	0	0	0				
Kirk Gibson, L OBP: 0.291, SLG: 0.369										3	0	0	0	0	0	0				
Lance Parrish, R OBP: 0.326, SLG: 0.506										3	1	1	1	1	0	1				
Larry Herndon, R OBP: 0.335, SLG: 0.470										3	1	1	0	0	0	2				
Enos Cabell, R OBP: 0.344, SLG: 0.444										3	0	2	0	0	0	1				
Chet Lemon, R OBP: 0.362, SLG: 0.461										2	0	0	1	0	0	2				
Glenn Wilson, R OBP: 0.305, SLG: 0.419										3	0	0	0	0	0	2				
Tom Brookens, R OBP: 0.285, SLG: 0.323										3	1	1	0	0	0	0				
<b>Inning Stats</b>	R: 0 E: 0 K: 0 S: 3	H: 0 LOB: 0 BB: 0 P: 3	R: 1 E: 0 K: 0 S: 4	H: 1 LOB: 1 BB: 0 P: 5	R: 2 E: 0 K: 0 S: 6	H: 3 LOB: 1 BB: 0 P: 6	R: 0 E: 0 K: 0 S: 3	H: 1 LOB: 0 BB: 0 P: 3	R: 0 E: 0 K: 0 S: 3	H: 0 LOB: 0 BB: 0 P: 3	R: 1 E: 0 K: 0 S: 5	H: 2 LOB: 1 BB: 0 P: 5	R: 0 E: 0 K: 0 S: 3	H: 0 LOB: 0 BB: 0 P: 3	R: 0 E: 0 K: 0 S: 3	H: 0 LOB: 1 BB: 1 P: 7	1B: 4 2B: 2 3B: 0 HR: 1	SF: 1 SAC: 1 DP: 1 HBP: 1	WP: 0 PB: 0 SB: 0 CS: 0	PA: 32
<b>PITCHER</b> Ken Schrom, R ERA: 4.11	IP: 7.2 WLS: L BF: 31	H: 7 R: 4 ER: 4 SO: 4	BB: 1 IBB: 0 HBP: 1 BLK: 0	WP: 0 HR: 1 S: 29 P: 34	ERA: 4.70 WHIP: 1.043															
Ron Davis, R ERA: 3.25	IP: 0.1 WLS: L BF: 1	H: 0 R: 0 ER: 0 SO: 0	BB: 0 IBB: 0 HBP: 0 BLK: 0	WP: 0 HR: 0 S: 1 P: 1	ERA: 0.00 WHIP: 0.000															

Minnesota Twins @ Detroit Tigers  
Tiger Stadium, Detroit, MI  
Tue Aug 30 1983, 7:05 PM EDT  
Att: 15,280 - Unknown

AB 28  
R 4  
H 7  
RBI 4  
BB 1  
SO 0  
LOB 8









Batter	1	2	3	4	5	6	7	8	9	AB	R	H	RBI	BB	SO	LOB	TOP										
<b>Darrell Brown, S</b> OBP: 0.308, SLG: 0.313 (1, 8)	0-0 6-3		0-0 L1			0-0 G6-4-3 1B		0-0 BB 1B 2B	0-0 L9	5	1	2	0	0	0	1											
<b>Lenny Faedo, R</b> OBP: 0.319, SLG: 0.388 (1, 6)	0-0 G3		0-0 6-3			0-0 G6-4-3 1-2		0-0 BB 1B 2B		4	1	1	0	0	0	1											
<b>Mickey Hatcher, R</b> OBP: 0.354, SLG: 0.444 (1, 7)	0-0 4-3			0-0 F9		0-0 5-3		0-0 BB 1B 2B		3	0	0	0	1	0	0											
<b>Tom Brunansky, R</b> OBP: 0.305, SLG: 0.422 (1, 10)		0-0 F9 1B BB		0-0 F6			0-0 BB G5-4-3 2B	0-3 K		3	1	1	0	1	1	3											
<b>Gary Gaetti, R</b> OBP: 0.309, SLG: 0.424 (1, 5)		0-0 1-2 1B		0-0 F4			0-0 G5-4-3 BB	0-0 1-3 2-H 3-H 2B		3	0	2	2	1	0	0											
<b>Rusty Kuntz, R</b> OBP: 0.296, SLG: 0.311 (1, 9)		0-0 F9 2-3			0-0 F9		0-0 G5-4-3 BB	0-0 F3		3	0	0	0	1	0	4											
<b>Scott Ulger, R</b> OBP: 0.240, SLG: 0.229 (1, 3)		0-3 K			0-0 FC5-4 1B		0-0 G5-4-3 1-2 2-3 3-H BB	0-3 K		4	0	1	0	0	2	4											
<b>Ron Washington, R</b> OBP: 0.295, SLG: 0.327 (1, 4)		0-3 K			0-0 F6		0-0 4-3	0-0 BB		3	0	0	0	1	1	4											
<b>Tim Laudner, R</b> OBP: 0.253, SLG: 0.324 (1, 2)			0-3 K		0-0 FC5-4 1-2			0-0 F9	0-3 K	4	0	0	0	0	2	2											
<b>Inning Stats</b>	R: 0 E: 0 K: 0 S: 3	H: 0 LOB: 0 BB: 0 P: 3	R: 0 E: 0 K: 2 S: 8	H: 1 LOB: 2 BB: 1 P: 12	R: 0 E: 0 K: 1 S: 5	H: 0 LOB: 0 BB: 0 P: 5	R: 0 E: 0 K: 0 S: 3	H: 0 LOB: 0 BB: 0 P: 3	R: 0 E: 0 K: 0 S: 4	H: 1 LOB: 1 BB: 0 P: 4	R: 0 E: 0 K: 0 S: 3	H: 1 LOB: 1 BB: 2 P: 11	R: 2 E: 0 K: 1 S: 8	H: 3 LOB: 2 BB: 1 P: 12	R: 0 E: 0 K: 2 S: 7	H: 0 LOB: 1 BB: 1 P: 11	1B: 5 2B: 2 3B: 0 HR: 0	SF: 0 SAC: 0 DP: 2 HBP: 0	WP: 0 PB: 0 SB: 0 CS: 0	PA: 37							
<b>PITCHER</b>	IP	WLS	BF	H	R	ER	SO	BB	IBB	HBP	BLK	WP	HR	S	P	ERA	WHIP										
<b>Bob Ojeda, L</b> ERA: 4.83 (1, 1)	7.1	W	30	6	3	3	3	4	0	0	0	0	0	32	48	3.68	1.364										
<b>Mark Clear, R</b> ERA: 6.86 (8, 1)	1.2		7	1	0	0	3	1	0	0	0	0	0	12	16	0.00	1.200										

**Minnesota Twins @ Boston Red Sox**  
Fenway Park, Boston, MA  
Thu Sep 01 1983, 7:05 PM EDT  
Att: 18,860 - Unknown

AB 32  
R 3  
H 7  
RBI 2  
BB 5  
SO 6  
LOB 19



Batter	1	2	3	4	5	6	7	8	9	AB	R	H	RBI	BB	SO	LOB	BOTTOM										
<b>Jerry Remy, L</b> OBP: 0.317, SLG: 0.313 (1, 4)	0-0 L9 BB 1B	0-0 2B 1B BB	0-0 F7		0-0 1B BB		0-0 F9			3	2	1	0	2	0	2											
<b>Wade Boggs, L</b> OBP: 0.446, SLG: 0.513 (1, 5)	0-0 CS 1B BB	0-0 1B PB 2B		0-0 2B BB	0-0 1-2 2-3 1B		0-0 BB			2	2	2	2	3	0	0											
<b>Jim Rice, R</b> OBP: 0.365, SLG: 0.553 (1, 7)	0-0 L9	0-0 1B		0-0 2B	0-0 F2		0-0 F9			5	1	2	1	0	0	6											
<b>Tony Armas, R</b> OBP: 0.254, SLG: 0.447 (1, 8)	0-0 1-2 3-H 1B	0-0 5-3		0-0 2B	0-0 SF8		0-0 F8			4	0	2	4	0	0	1											
<b>Rick Miller, L</b> OBP: 0.382, SLG: 0.361 (1, 9)	0-3 K		0-0 3-1 2B	0-0 F7	0-0 G3		0-0 5-3			5	1	1	0	0	1	5											
<b>Carl Yastrzemski, L</b> OBP: 0.583, SLG: 0.447 (1, 10)		0-0 F2	0-0 3-1	0-3 K		0-0 6-3		0-0 1-3		2	0	0	0	0	0	1											
<b>Dwight Evans, R</b> OBP: 0.342, SLG: 0.444 (4, PH)										3	0	0	0	0	1	1											
<b>Rich Gedman, L</b> OBP: 0.338, SLG: 0.388 (1, 2)		0-3 K2-3	0-0 4-3	0-0 BB	0-0 BB		0-0 F3			3	0	0	0	1	1	1											
<b>Dave Stapleton, R</b> OBP: 0.294, SLG: 0.366 (1, 3)		0-0 1B 2B BB	0-0 BB	0-0 F7		0-0 4-3				3	1	1	1	1	0	2											
<b>Glenn Hoffman, R</b> OBP: 0.298, SLG: 0.326 (1, 6)		0-0 1-3 2B 1B	0-0 BB	0-0 BB	0-0 1B BB SF8		0-3 K			2	2	1	0	2	1	0											
<b>Inning Stats</b>	R: 1 E: 0 K: 1 S: 6	H: 2 LOB: 2 BB: 1 P: 10	R: 4 E: 0 K: 1 S: 8	H: 3 LOB: 1 BB: 2 P: 16	R: 1 E: 0 K: 0 S: 5	H: 2 LOB: 2 BB: 1 P: 9	R: 2 E: 0 K: 1 S: 7	H: 2 LOB: 2 BB: 2 P: 15	R: 1 E: 0 K: 0 S: 4	H: 1 LOB: 2 BB: 2 P: 12	R: 0 E: 0 K: 0 S: 3	H: 0 LOB: 0 BB: 0 P: 3	R: 0 E: 0 K: 1 S: 5	H: 0 LOB: 1 BB: 1 P: 9	R: 0 E: 0 K: 0 S: 3	H: 0 LOB: 0 BB: 0 P: 3	1B: 5 2B: 5 3B: 1 HR: 0	SF: 1 SAC: 0 DP: 1 HBP: 0	WP: 0 PB: 1 SB: 0 CS: 1	PA: 42							
<b>PITCHER</b>	IP	WLS	BF	H	R	ER	SO	BB	IBB	HBP	BLK	WP	HR	S	P	ERA	WHIP										
<b>Rick Lysander, R</b> ERA: 3.29 (1, 1)	2.2	L	17	7	6	5	2	3	0	0	0	0	0	18	30	16.88	3.750										
<b>Jack O'Connor, L</b> ERA: 6.56 (3, 1)	1.1		12	3	3	3	1	5	0	0	0	0	0	9	29	20.25	6.000										
<b>Mike Walters, R</b> ERA: 3.64 (5, 1)	3.0		10	0	0	0	1	1	0	0	0	0	0	11	15	0.00	0.333										
<b>Len Whitehouse, L</b> ERA: 3.44 (8, 1)	1.0		3	0	0	0	0	0	0	0	0	0	0	3	3	0.00	0.000										

**Minnesota Twins @ Boston Red Sox**  
Fenway Park, Boston, MA  
Thu Sep 01 1983, 7:05 PM EDT  
Att: 18,860 - Unknown

AB 32  
R 9  
H 10  
RBI 8  
BB 9  
SO 4  
LOB 19





Batter	1	2	3	4	5	6	7	8	9	AB	R	H	RBI	BB	SO	LOB	TOP									
<b>John Shelby, S</b> OBP: 0.293, SLG: 0.368 (1, 8)	F7		K		B1-3		F7			4	0	0	0	0	1	5	<b>Baltimore Orioles @ Minnesota Twins</b> Hubert H. Humphrey Metrodome, Minneapolis, MN Fri Sep 02 1983, 8:05 PM EDT Att: 7,996 - Unknown <a href="http://livebaseballscorecards.com">livebaseballscorecards.com</a>									
<b>Dan Ford, R</b> OBP: 0.325, SLG: 0.445 (1, 9)	K		F7				F7		1B BB	3	0	0	0	1	1											
<b>Cal Ripken Jr., R</b> OBP: 0.357, SLG: 0.492 (1, 6)	F3				F9		6-3		F5	4	0	0	0	0	0	1										
<b>Eddie Murray, S</b> OBP: 0.390, SLG: 0.518 (1, 3)		HBP			P6		P4		F8	3	0	0	0	0	0	1										
<b>Gary Roenicke, R</b> OBP: 0.333, SLG: 0.506 <b>Tito Landrum, R</b> OBP: 0.333, SLG: 0.600 (9, 7)	F9				FC6-4 1B		P3		1B	4	0	2	0	0	0	1										
<b>Ken Singleton, S</b> OBP: 0.397, SLG: 0.465 (1, 10)	K				FC6-4 1-2		BB BB 1B		HR	4	1	2	1	0	1	2										
<b>Todd Cruz, R</b> OBP: 0.244, SLG: 0.328 (1, 5)	4-3				K		P6		K	4	0	0	0	0	2	2										
<b>Lenn Sakata, R</b> OBP: 0.316, SLG: 0.350 (1, 4)			F9				BB BB		CS BB	2	0	1	0	2	0	0										
<b>Rick Dempsey, R</b> OBP: 0.308, SLG: 0.318 (1, 2)					P6		1-2 2-3 BB		K	2	0	0	0	2	1	2										
<b>Inning Stats</b>	R: 0 E: 0 K: 1 S: 5	H: 0 LOB: 0 BB: 0 P: 5	R: 0 E: 0 K: 1 S: 5	H: 0 LOB: 1 BB: 0 P: 6	R: 0 E: 0 K: 1 S: 5	H: 0 LOB: 1 BB: 1 P: 9	R: 0 E: 0 K: 0 S: 4	H: 1 LOB: 1 BB: 0 P: 4	R: 0 E: 0 K: 1 S: 6	H: 1 LOB: 1 BB: 0 P: 6	R: 0 E: 0 K: 0 S: 3	H: 0 LOB: 0 BB: 2 P: 3	R: 0 E: 0 K: 0 S: 4	H: 1 LOB: 3 BB: 2 P: 12	R: 0 E: 0 K: 0 S: 3	H: 1 LOB: 2 BB: 1 P: 7		R: 1 E: 0 K: 2 S: 7	H: 1 LOB: 0 BB: 1 P: 11	1B: 4 2B: 0 3B: 0 HR: 1	SF: 0 SAC: 0 DP: 0 HBP: 1	WP: 0 PB: 0 SB: 0 CS: 1	PA: 36			
<b>PITCHER</b>	IP	WLS	BF	H	R	ER	SO	BB	IBB	HBP	BLK	WP	HR	S	P	ERA	WHIP									
<b>Frank Viola, L</b> ERA: 5.15 <b>Ron Davis, R</b> ERA: 3.25	(1, 1)	8.1	L	35	5	1	1	5	5	0	1	0	0	1	39	60	1.08	1.200								
(9, 1)	0.2		1	0	0	0	1	0	0	0	0	0	0	3	3	0.00	0.000									

Batter	1	2	3	4	5	6	7	8	9	AB	R	H	RBI	BB	SO	LOB	BOTTOM								
<b>Darrell Brown, S</b> OBP: 0.307, SLG: 0.312 (1, 8)	F7		6-3					F7		4	0	1	0	0	0	0	<b>Baltimore Orioles @ Minnesota Twins</b> Hubert H. Humphrey Metrodome, Minneapolis, MN Fri Sep 02 1983, 8:05 PM EDT Att: 7,996 - Unknown <a href="http://livebaseballscorecards.com">livebaseballscorecards.com</a>								
<b>John Castino, R</b> OBP: 0.348, SLG: 0.414 (1, 4)			F9		FC5-4 1B			F9		4	0	1	0	0	0	1									
<b>Mickey Hatcher, R</b> OBP: 0.353, SLG: 0.442 (1, 7)	L4				1B					4	0	1	0	0	0	1									
<b>Kent Hrbek, L</b> OBP: 0.377, SLG: 0.495 (1, 3)	L4				4-3					3	0	0	0	1	0	2									
<b>Dave Engle, R</b> OBP: 0.353, SLG: 0.452 <b>Ron Washington, R</b> OBP: 0.295, SLG: 0.327 (9, PR)	F8				F9			F9		3	0	0	0	1	0	0									
<b>Gary Gaetti, R</b> OBP: 0.308, SLG: 0.423 (1, 5)					6-3					0	0	0	0	0	0	0									
<b>Tom Brunansky, R</b> OBP: 0.303, SLG: 0.419 (1, 10)					BB 1B			5-3		4	0	1	0	0	0	2									
<b>Tom Brunansky, R</b> OBP: 0.303, SLG: 0.419 (1, 10)					F8			F8		4	0	0	0	0	0	3									
<b>Rusty Kuntz, R</b> OBP: 0.303, SLG: 0.314 (1, 9)					F8					2	0	1	0	1	0	0									
<b>Lenny Faedo, R</b> OBP: 0.311, SLG: 0.378 (1, 6)					BB 1B			G5-4-3 1B		3	0	0	0	0	0	3									
<b>Lenny Faedo, R</b> OBP: 0.311, SLG: 0.378 (1, 6)					F8				P4	3	0	0	0	0	0	3									
<b>Inning Stats</b>	R: 0 E: 0 K: 0 S: 4	H: 1 LOB: 1 BB: 0 P: 4	R: 0 E: 0 K: 0 S: 4	H: 1 LOB: 2 BB: 1 P: 8	R: 0 E: 0 K: 0 S: 4	H: 1 LOB: 1 BB: 0 P: 4	R: 0 E: 0 K: 0 S: 3	H: 0 LOB: 0 BB: 0 P: 3	R: 0 E: 0 K: 0 S: 3	H: 0 LOB: 0 BB: 0 P: 3	R: 0 E: 0 K: 0 S: 3	H: 0 LOB: 0 BB: 2 P: 3	R: 0 E: 0 K: 0 S: 3	H: 0 LOB: 2 BB: 2 P: 11	1B: 4 2B: 1 3B: 0 HR: 0	SF: 0 SAC: 0 DP: 1 HBP: 0	WP: 0 PB: 0 SB: 0 CS: 0	PA: 34							
<b>PITCHER</b>	IP	WLS	BF	H	R	ER	SO	BB	IBB	HBP	BLK	WP	HR	S	P	ERA	WHIP								
<b>Mike Flanagan, L</b> ERA: 3.11 <b>Tim Stoddard, R</b> ERA: 5.56	(1, 1)	8.1	W	32	5	0	0	0	3	0	0	0	0	29	41	0.00	0.960								
(9, 1)	0.2	S	2	0	0	0	0	0	0	0	0	0	0	2	2	0.00	0.000								



Batter	1	2	3	4	5	6	7	8	9	AB	R	H	RBI	BB	SO	LOB	TOP									
<b>Al Bumbry, L</b> OBP: 0.317, SLG: 0.358 <b>John Shelby, S</b> OBP: 0.290, SLG: 0.364 (5, 8)	P6				5-3		2-3	K		3	1	1	1	0	1	2	<b>Baltimore Orioles @ Minnesota Twins</b> Hubert H. Humphrey Metrodome, Minneapolis, MN Sat Sep 03 1983, 4:33 AM EDT Att: 9,230 - Unknown <a href="http://livebaseballscorecards.com">livebaseballscorecards.com</a>									
<b>Dan Ford, R</b> OBP: 0.329, SLG: 0.457 <b>Mike Young, S</b> OBP: 0.273, SLG: 0.333 (5, 7)	L6						K		E5 2B	4	1	3	2	0	0	0										
<b>Cal Ripken Jr., R</b> OBP: 0.362, SLG: 0.511 (1, 6)										6	3	5	4	0	1	1										
<b>Eddie Murray, S</b> OBP: 0.390, SLG: 0.515 (1, 3)	F8									5	1	1	0	1	0	3										
<b>John Lowenstein, L</b> OBP: 0.380, SLG: 0.455 <b>Tito Landrum, R</b> OBP: 0.364, SLG: 0.556 (3, 7) (5, 9)										1	0	0	0	0	1	0										
<b>Ken Singleton, S</b> OBP: 0.396, SLG: 0.469 (1, 10)										4	1	1	0	1	0	4										
<b>Joe Nolan, L</b> OBP: 0.351, SLG: 0.438 (1, 2)										5	1	1	4	1	2	3										
<b>Rich Dauer, R</b> OBP: 0.297, SLG: 0.303 (1, 4)										4	1	2	1	0	0	3										
<b>Todd Cruz, R</b> OBP: 0.241, SLG: 0.325 (1, 5)										5	2	4	1	0	0	1										
<b>Inning Stats</b>	R: 1 E: 0 K: 0 S: 4	H: 1 LOB: 0 BB: 0 P: 4	R: 0 E: 0 K: 2 S: 7	H: 0 LOB: 0 BB: 0 P: 7	R: 7 E: 1 K: 2 S: 14	H: 6 LOB: 2 BB: 1 P: 19	R: 0 E: 0 K: 1 S: 6	H: 1 LOB: 3 BB: 2 P: 14	R: 2 E: 0 K: 0 S: 6	H: 3 LOB: 1 BB: 0 P: 6	R: 1 E: 0 K: 2 S: 9	H: 2 LOB: 1 BB: 0 P: 9	R: 1 E: 0 K: 1 S: 8	H: 3 LOB: 2 BB: 0 P: 8	R: 0 E: 0 K: 2 S: 8	H: 1 LOB: 1 BB: 0 P: 8		R: 1 E: 1 K: 0 S: 5	H: 1 LOB: 1 BB: 0 P: 5	1B: 9 2B: 3 3B: 0 HR: 6	SF: 0 SAC: 1 DP: 0 HBP: 1	WP: 2 PB: 2 SB: 0 CS: 0	PA: 51			
<b>PITCHER</b>	IP	WLS	BF	H	R	ER	SO	BB	IBB	HBP	BLK	WP	HR	S	P	ERA	WHIP									
<b>Ken Schrom, R</b> ERA: 4.35 <b>Len Whitehouse, L</b> ERA: 3.5 <b>Jack O'Connor, L</b> ERA: 6.45	(1, 1)	2.0	L	12	5	6	5	2	0	0	0	0	1	16	16	22.50	2.500									
<b>PITCHER</b>	IP	WLS	BF	H	R	ER	SO	BB	IBB	HBP	BLK	WP	HR	S	P	ERA	WHIP									
<b>Ken Schrom, R</b> ERA: 4.35 <b>Len Whitehouse, L</b> ERA: 3.5 <b>Jack O'Connor, L</b> ERA: 6.45	(1, 1)	3.0		19	6	4	4	3	2	1	1	0	2	3	21	34	12.00	2.667								
<b>Ken Schrom, R</b> ERA: 4.35 <b>Len Whitehouse, L</b> ERA: 3.5 <b>Jack O'Connor, L</b> ERA: 6.45	(6, 1)	4.0		20	7	3	2	5	0	0	0	0	0	2	30	30	4.50	1.750								

Batter	1	2	3	4	5	6	7	8	9	AB	R	H	RBI	BB	SO	LOB	BOTTOM								
<b>Darrell Brown, S</b> OBP: 0.314, SLG: 0.323 (1, 8)										4	0	3	0	0	0	0	<b>Baltimore Orioles @ Minnesota Twins</b> Hubert H. Humphrey Metrodome, Minneapolis, MN Sat Sep 03 1983, 4:33 AM EDT Att: 9,230 - Unknown <a href="http://livebaseballscorecards.com">livebaseballscorecards.com</a>								
<b>Tim Tauler, R</b> OBP: 0.250, SLG: 0.250 (1, 4)										4	0	1	0	0	0	4									
<b>Mickey Hatcher, R</b> OBP: 0.348, SLG: 0.435 (1, 7)										4	0	0	0	0	0	5									
<b>Kent Hrbek, L</b> OBP: 0.376, SLG: 0.493 <b>Scott Uliger, R</b> OBP: 0.234, SLG: 0.222 (6, 3)										2	0	0	0	0	0	1									
<b>Kent Hrbek, L</b> OBP: 0.376, SLG: 0.493 <b>Scott Uliger, R</b> OBP: 0.234, SLG: 0.222 (6, 3)										2	0	0	0	0	1	1									
<b>Dave Engle, R</b> OBP: 0.353, SLG: 0.449 <b>Tim Laudner, R</b> OBP: 0.252, SLG: 0.322 (7, 2)										2	0	0	0	1	0	0									
<b>Gary Gaetti, R</b> OBP: 0.305, SLG: 0.423 <b>Ron Washington, R</b> OBP: 0.296, SLG: 0.328 (6, 5)										2	0	1	0	0	0	1									
<b>Gary Gaetti, R</b> OBP: 0.305, SLG: 0.423 <b>Ron Washington, R</b> OBP: 0.296, SLG: 0.328 (6, 5)										2	0	1	0	0	0	0									
<b>Tom Brunansky, R</b> OBP: 0.302, SLG: 0.417 (1, 10)										4	0	1	0	0	0	2									
<b>Rusty Kuntz, R</b> OBP: 0.297, SLG: 0.307 (1, 9)										3	0	0	0	0	2	2									
<b>Lenny Faedo, R</b> OBP: 0.312, SLG: 0.377 (1, 6)										3	0	1	0	0	0	0									
<b>Inning Stats</b>	R: 0 E: 0 K: 0 S: 4	H: 1 LOB: 1 BB: 0 P: 4	R: 0 E: 0 K: 1 S: 5	H: 1 LOB: 1 BB: 1 P: 9	R: 0 E: 0 K: 0 S: 4	H: 1 LOB: 1 BB: 0 P: 4	R: 0 E: 0 K: 0 S: 4	H: 1 LOB: 1 BB: 0 P: 4	R: 0 E: 0 K: 1 S: 7	H: 2 LOB: 2 BB: 0 P: 7	R: 0 E: 0 K: 1 S: 5	H: 0 LOB: 0 BB: 0 P: 5	R: 0 E: 0 K: 0 S: 3	H: 0 LOB: 0 BB: 0 P: 3	R: 0 E: 0 K: 0 S: 4	H: 1 LOB: 1 BB: 0 P: 4	R: 0 E: 0 K: 0 S: 3	H: 1 LOB: 0 BB: 0 P: 3	1B: 7 2B: 1 3B: 0 HR: 0	SF: 0 SAC: 0 DP: 1 HBP: 0	WP: 0 PB: 0 SB: 0 CS: 0	PA: 34			
<b>PITCHER</b>	IP	WLS	BF	H	R	ER	SO	BB	IBB	HBP	BLK	WP	HR	S	P	ERA	WHIP								
<b>Scott McGregor, L</b> ERA: 2.95	(1, 1)	9.0	W	34	8	0	0	3	1	0	0	0	0	39	43	0.00	1.000								
<b>PITCHER</b>	IP	WLS	BF	H	R	ER	SO	BB	IBB	HBP	BLK	WP	HR	S	P	ERA	WHIP								
<b>Scott McGregor, L</b> ERA: 2.95	(1, 1)	9.0		34	8	0	0	3	1	0	0	0	0	39	43	0.00	1.000								





Batter	1	2	3	4	5	6	7	8	9	AB	R	H	RBI	BB	SO	LOB	TOP					
<b>John Shelby S</b> (1, 8) OBP: 0.292, SLG: 0.365										5	1	2	2	0	1	1	<p><b>Baltimore Orioles @ Minnesota Twins</b> Hubert H. Humphrey Metrodome, Minneapolis, MN</p> <p>Sun Sep 04 1983, 4:33 AM EDT Att: 8,296 - Unknown</p> <p>livebaseballscores.com</p>					
<b>Dan Ford R</b> (1, 9) OBP: 0.327, SLG: 0.454										5	0	1	2	0	1	4						
<b>Cal Ripken Jr. R</b> (1, 6) OBP: 0.362, SLG: 0.510										5	1	2	0	0	1	2						
<b>Eddie Murray S</b> (1, 3) OBP: 0.391, SLG: 0.524										5	2	3	1	0	0	1						
<b>Gary Roenicke R</b> (1, 10) OBP: 0.333, SLG: 0.502										2	0	0	0	1	1	0						
<b>Al Bumbry L</b> (8, PH) OBP: 0.319, SLG: 0.358										0	1	0	0	1	0	0						
<b>Tito Landrum R</b> (1, 7) OBP: 0.357, SLG: 0.750										3	1	1	1	0	0	1						
<b>Jim Dwyer L</b> (8, PH) OBP: 0.399, SLG: 0.549										0	1	0	0	1	0	0						
<b>Lenn Sakata R</b> (8, 4) OBP: 0.316, SLG: 0.350										0	0	0	0	0	0	0						
<b>Glenn Gulliver L</b> (8, PH) OBP: 0.333, SLG: 1.000										0	0	0	1	0	0	0						
<b>Bobby Bonner R</b> (9, 4)										0	0	0	0	0	0	0						
<b>Rich Dauer R</b> (1, 4) OBP: 0.297, SLG: 0.305										3	1	1	0	0	0	0						
<b>John Lowenstein L</b> (8, PH) OBP: 0.377, SLG: 0.453										1	0	0	1	0	0	1						
<b>Todd Cruz R</b> (1, 5) OBP: 0.241, SLG: 0.324										4	0	1	0	0	1	1						
<b>Rick Dempsey R</b> (1, 2) OBP: 0.311, SLG: 0.320										2	1	1	1	1	0	0						
<b>Joe Nolan L</b> (8, PH) OBP: 0.349, SLG: 0.435										1	0	0	0	0	0	3						
<b>Inning Stats</b>	R: 0 E: 0 K: 1 S: 6	H: 1 LOB: 1 BB: 0 P: 6	R: 4 E: 1 K: 1 S: 10	H: 5 LOB: 1 BB: 0 P: 10	R: 1 E: 0 K: 0 S: 3	H: 1 LOB: 0 BB: 1 P: 7	R: 0 E: 0 K: 1 S: 5	H: 0 LOB: 0 BB: 1 P: 9	R: 0 E: 0 K: 1 S: 5	H: 0 LOB: 0 BB: 0 P: 5	R: 0 E: 0 K: 0 S: 3	H: 0 LOB: 0 BB: 0 P: 3	R: 0 E: 1 K: 0 S: 4	H: 0 LOB: 1 BB: 0 P: 4	R: 3 E: 0 K: 1 S: 8	H: 3 LOB: 2 BB: 2 P: 16	R: 1 E: 0 K: 0 S: 5	H: 2 LOB: 1 BB: 0 P: 5	1B: 8 2B: 2 3B: 0 HR: 2	SF: 2 SAC: 1 DP: 1 HBP: 0	WP: 0 PB: 0 SB: 1 CS: 0	PA: 43
<b>PITCHER</b>	IP	WLS	BF	H	R	ER	SO	BB	IBB	HBP	BLK	WP	HR	S	P	ERA	WHIP					
<b>Pete Filson L</b> (1, 1) ERA: 3.76	6.2		29	7	5	5	4	2	0	0	0	0	2	35	43	6.75	1.350					
<b>Ron Davis R</b> (7, 1) ERA: 3.62	2.1	L	14	5	4	4	1	2	0	0	0	0	0	14	22	15.43	3.000					

Batter	1	2	3	4	5	6	7	8	9	AB	R	H	RBI	BB	SO	LOB	BOTTOM						
<b>Darrell Brown S</b> (1, 8) OBP: 0.313, SLG: 0.322										4	0	1	2	0	0	1	<p><b>Baltimore Orioles @ Minnesota Twins</b> Hubert H. Humphrey Metrodome, Minneapolis, MN</p> <p>Sun Sep 04 1983, 4:33 AM EDT Att: 8,296 - Unknown</p> <p>livebaseballscores.com</p>						
<b>John Castino R</b> (1, 4) OBP: 0.345, SLG: 0.410										4	0	0	0	0	0	1							
<b>Mickey Hatcher R</b> (1, 7) OBP: 0.350, SLG: 0.436										4	1	2	0	0	0	0							
<b>Kent Hrbek L</b> (1, 3) OBP: 0.375, SLG: 0.491										4	0	1	0	0	1	1							
<b>Dave Engle R</b> (1, 2) OBP: 0.355, SLG: 0.451										3	1	2	1	0	0	1							
<b>Randy Bush L</b> (1, 10) OBP: 0.330, SLG: 0.438										3	1	1	0	0	1	2							
<b>Tim Laudner R</b> (8, PH) OBP: 0.252, SLG: 0.322										0	0	0	0	0	0	0							
<b>Tim Teufel R</b> (8, PH) OBP: 0.200, SLG: 0.200										1	0	0	0	0	0	0							
<b>Gary Gaetti R</b> (1, 5) OBP: 0.309, SLG: 0.421										3	1	0	0	1	1	2							
<b>Tom Brunansky R</b> (1, 9) OBP: 0.304, SLG: 0.421										3	1	1	1	1	0	2							
<b>Lenny Faedo R</b> (1, 6) OBP: 0.310, SLG: 0.376										3	1	1	2	0	0	1							
<b>Inning Stats</b>	R: 0 E: 0 K: 0 S: 3	H: 0 LOB: 0 BB: 0 P: 3	R: 0 E: 0 K: 1 S: 6	H: 1 LOB: 1 BB: 0 P: 6	R: 0 E: 1 K: 0 S: 3	H: 0 LOB: 0 BB: 0 P: 3	R: 0 E: 0 K: 0 S: 3	H: 0 LOB: 0 BB: 0 P: 3	R: 3 E: 0 K: 0 S: 6	H: 3 LOB: 1 BB: 1 P: 10	R: 0 E: 0 K: 1 S: 5	H: 1 LOB: 0 BB: 0 P: 5	R: 2 E: 0 K: 1 S: 7	H: 2 LOB: 0 BB: 0 P: 7	R: 1 E: 0 K: 0 S: 4	H: 2 LOB: 0 BB: 0 P: 4		R: 0 E: 0 K: 0 S: 3	H: 0 LOB: 1 BB: 1 P: 7	1B: 7 2B: 0 3B: 2 HR: 0	SF: 2 SAC: 0 DP: 2 HBP: 0	WP: 0 PB: 0 SB: 0 CS: 1	PA: 37
<b>PITCHER</b>	IP	WLS	BF	H	R	ER	SO	BB	IBB	HBP	BLK	WP	HR	S	P	ERA		WHIP					
<b>Storm Davis R</b> (1, 1) ERA: 3.39	7.0		28	7	5	5	3	1	0	0	0	0	0	7	33	6.43		1.143					
<b>Tippy Martinez L</b> (8, 1) ERA: 2.79	2.0	S	8	2	1	1	0	1	0	0	0	0	0	7	11	4.50		1.500					



Batter	1	2	3	4	5	6	7	8	9	AB	R	H	RBI	BB	SO	LOB	TOP									
<b>Darrell Brown, S</b> OBP: 0.315, SLG: 0.321	0-0 4-3	0-3 K			4-0 1B BB		0-0 F7		0-0 G3-6-3 1B	4	0	1	0	1	1	2	<b>Minnesota Twins @ Texas Rangers</b> Arlington Stadium, Arlington, TX Mon Sep 05 1983, 8:05 PM EDT Att: 5,124 - Unknown									
<b>Mickey Hatcher, R</b> OBP: 0.348, SLG: 0.432	0-0 L8		0-0 6-3		0-0 F9		0-0 2B 1B		0-0 G3-6-3 1-2	5	0	1	0	0	0	2										
<b>Gary Ward, R</b> OBP: 0.334, SLG: 0.473	0-0 1B		0-0 1B		1-2 1B		0-0 1-3 2-H 2B			4	0	4	1	0	0	0										
<b>Kent Hrbek, L</b> OBP: 0.372, SLG: 0.486	0-3 K		0-0 F5		0-0 4-3		0-0 4-3			4	0	0	0	0	1	6										
<b>Dave Engle, R</b> OBP: 0.354, SLG: 0.449		0-0 HR 1B	0-3 K			0-0 F8		0-0 L8		4	1	1	0	0	1	1										
<b>Gary Gaetti, R</b> OBP: 0.307, SLG: 0.418		0-3 K		0-0 F8		0-0 6-3		0-0 F5		4	0	0	0	0	1	1										
<b>Tom Brunansky, R</b> OBP: 0.305, SLG: 0.427		0-0 HR	0-0 5-3		0-0 F9		0-0 F9			3	1	1	2	1	0	0										
<b>Tim Teufel, R</b> OBP: 0.222, SLG: 0.333		0-0 2B	0-0 F3			0-0 6-3		0-0 F8		4	0	1	0	0	0	1										
<b>Lenny Faedo, R</b> OBP: 0.311, SLG: 0.375		0-0 5-3			0-3 K				0-0 2-3	3	1	1	0	0	1	1										
<b>Randy Bush, L</b> OBP: 0.329, SLG: 0.437							0-0 2B 1B			1	0	0	0	0	0	0										
<b>Inning Stats</b>	R: 0 E: 0 K: 1 S: 6	H: 1 LOB: 1 P: 6	R: 2 E: 0 K: 2 S: 10	H: 3 LOB: 1 BB: 0 P: 10	R: 0 E: 0 K: 1 S: 6	H: 1 LOB: 1 BB: 0 P: 6	R: 0 E: 0 K: 0 S: 3	H: 0 LOB: 0 BB: 0 P: 3	R: 0 E: 0 K: 1 S: 6	H: 0 LOB: 2 BB: 1 P: 10	R: 0 E: 0 K: 0 S: 3	H: 0 LOB: 0 BB: 0 P: 3	R: 1 E: 0 K: 0 S: 6	H: 3 LOB: 2 BB: 0 P: 6	R: 0 E: 0 K: 0 S: 3	H: 0 LOB: 1 BB: 1 P: 7	R: 0 E: 0 K: 0 S: 3	H: 1 LOB: 0 BB: 0 P: 3	1B: 7 2B: 2 3B: 0 HR: 1	SF: 0 SAC: 0 DP: 1 HBP: 0	WP: 0 PB: 0 SB: 1 CS: 0	PA: 38				
<b>PITCHER</b>	IP	WLS	BF	H	R	ER	SO	BB	IBB	HBP	BLK	WP	HR	S	P	ERA	WHIP									
<b>John Butcher, R</b> ERA: 3.28	(1, 1)	6.2	W	30	9	3	3	5	1	0	0	0	0	1	39	43	4.05	1.500								
<b>Jon Matlack, L</b> ERA: 4.73	(7, 1)	0.1		1	0	0	0	0	0	0	0	0	0	0	1	1	0.00	0.000								
<b>Dave Tobik, R</b> ERA: 4.42	(8, 1)	2.0		7	1	0	0	0	1	0	0	0	0	0	6	10	0.00	1.000								

Batter	1	2	3	4	5	6	7	8	9	AB	R	H	RBI	BB	SO	LOB	BOTTOM									
<b>Bill Sample, R</b> OBP: 0.325, SLG: 0.407	0-0 6-3		0-0 4-3	0-0 S 1B		0-0 FC1-5 BB 2B	0-0 F8			5	1	1	1	0	0	4	<b>Minnesota Twins @ Texas Rangers</b> Arlington Stadium, Arlington, TX Mon Sep 05 1983, 8:05 PM EDT Att: 5,124 - Unknown									
<b>Buddy Bell, R</b> OBP: 0.336, SLG: 0.418	0-0 5-3		0-0 1B HR 1B	0-0 6-3		0-0 F9		0-0 1-3		5	1	1	0	0	0	3										
<b>George Wright, S</b> OBP: 0.317, SLG: 0.430	0-0 3-1		0-0 1-3 HR 1B		0-0 F8	4-0 1-2 2-3 2B BB		0-0 G3		4	2	1	0	1	0	0										
<b>Larry Parrish, R</b> OBP: 0.330, SLG: 0.476		0-0 1B 1B 1B	0-0 1-3 3-H HR		4-0 BB BB	0-0 1-2 2-3 2B		0-0 F6		4	1	3	6	1	0	0										
<b>Mickey Rivers, L</b> OBP: 0.304, SLG: 0.346		0-0 1B 1B	0-0 4-3		4-0 1-2 BB	0-0 K				2	0	1	0	0	0	0										
<b>Dave Hostetter, R</b> OBP: 0.318, SLG: 0.370		1-2 1B	0-0 4-3		1-2 BB					1	0	0	0	1	1	1										
<b>Pete O'Brien, L</b> OBP: 0.309, SLG: 0.346	0-3 K		0-0 3-1		0-0 F5		0-0 3-1			4	0	0	0	0	1	4										
<b>Bucky Dent, R</b> OBP: 0.282, SLG: 0.286		0-0 1-2 2-3 1B		0-0 F7	0-0 L4		0-0 F7			4	0	1	0	0	0	2										
<b>Jim Sundberg, R</b> OBP: 0.277, SLG: 0.258		0-3 K		0-0 1B 2B		4-0 FC1-5 BB 1B	4-0 1B BB			2	1	1	0	2	1	3										
<b>Jim Anderson, R</b> OBP: 0.256, SLG: 0.232		0-0 F2		0-0 6-3		0-0 BB FC1-5 2B 1B	0-0 1-2 1B			4	1	2	0	0	0	4										
<b>Inning Stats</b>	R: 0 E: 0 K: 0 S: 3	H: 0 LOB: 0 P: 3	R: 0 E: 0 K: 2 S: 10	H: 3 LOB: 3 BB: 0 P: 10	R: 3 E: 0 K: 0 S: 6	H: 3 LOB: 0 BB: 0 P: 6	R: 1 E: 0 K: 0 S: 5	H: 2 LOB: 1 BB: 0 P: 5	R: 0 E: 0 K: 0 S: 3	H: 0 LOB: 2 BB: 2 P: 11	R: 3 E: 0 K: 1 S: 7	H: 2 LOB: 1 BB: 2 P: 15	R: 0 E: 0 K: 0 S: 4	H: 1 LOB: 2 BB: 1 P: 8	R: 0 E: 0 K: 0 S: 3	H: 0 LOB: 0 BB: 0 P: 3	1B: 8 2B: 2 3B: 0 HR: 1	SF: 0 SAC: 0 DP: 0 HBP: 0	WP: 0 PB: 0 SB: 1 CS: 0	PA: 40						
<b>PITCHER</b>	IP	WLS	BF	H	R	ER	SO	BB	IBB	HBP	BLK	WP	HR	S	P	ERA	WHIP									
<b>Rick Lysander, R</b> ERA: 3.49	(1, 1)	4.1	L	22	8	4	4	2	1	0	0	0	0	0	25	29	8.31	2.077								
<b>Len Whitehouse, L</b> ERA: 4.02	(5, 1)	0.2		5	1	2	2	0	2	0	0	0	0	0	3	11	27.00	4.500								
<b>Mike Walters, R</b> ERA: 3.6	(6, 1)	3.0		13	2	1	1	1	2	0	0	0	0	0	13	21	3.00	1.333								



Batter	1	2	3	4	5	6	7	8	9	10	AB	R	H	RBI	BB	SO	LOB	TOP		
Darrell Brown, S OBP: 0.316, SLG: 0.320 (1, 8)	1-3		4-3		1B BB			6-3		1B SF9	4	1	1	1	1	0	0			
John Castino, R OBP: 0.347, SLG: 0.412 (1, 5)	K		L6		1B			FC5-4 1B		1B	5	0	3	2	0	1	0			
Gary Ward, R OBP: 0.333, SLG: 0.470 (1, 7)	BB		6-3		K			FC5-4 1B		SF9	3	0	0	1	1	1	3			
Kent Hrbek, L OBP: 0.368, SLG: 0.481 (1, 3)	K		F8					G3		G3	5	0	0	0	0	1	3			
Dave Engle, R OBP: 0.352, SLG: 0.446 (1, 2)		5-3			1-3			6-3		6-3	4	0	1	0	0	0	0			
Mickey Hatcher, R OBP: 0.346, SLG: 0.430 (1, 10)		5-3			G5-4-3 1B			F8		F8	4	0	1	0	0	0	1			
Tom Brunansky, R OBP: 0.303, SLG: 0.423 (1, 9)		6-3			FC3-6 1B			F7		F9	4	1	0	0	0	0	1			
Tim Teufel, R OBP: 0.308, SLG: 0.462 (1, 4)			5-3		1B 1B			5-3		SH2-4 1B	4	2	2	0	0	0	0			
Lenny Faedo, R OBP: 0.311, SLG: 0.374 (1, 6)		5-3			BB 1B			5-3		SH2-4	3	1	1	1	0	0	0			
<b>Inning Stats</b>	R: 0 E: 0 K: 2 S: 7	H: 0 LOB: 1 BB: 1 P: 11	R: 0 E: 0 K: 0 S: 3	H: 0 LOB: 0 BB: 0 P: 3	R: 0 E: 0 K: 0 S: 3	H: 0 LOB: 0 BB: 0 P: 3	R: 0 E: 0 K: 0 S: 3	H: 1 LOB: 0 BB: 0 P: 3	R: 0 E: 0 K: 0 S: 3	H: 0 LOB: 0 BB: 0 P: 3	R: 0 E: 0 K: 0 S: 3	H: 1 LOB: 1 BB: 0 P: 4	R: 0 E: 0 K: 0 S: 3	H: 0 LOB: 0 BB: 0 P: 3	R: 0 E: 0 K: 0 S: 6	H: 3 LOB: 1 BB: 0 P: 6	1B: 8 2B: 1 3B: 0 HR: 0	SF: 1 SAC: 1 DP: 1 HBP: 0	WP: 0 PA: 40 PB: 0 SB: 0 CS: 0	
<b>PITCHER</b>	IP WLS BF H R ER SO	IP WLS BF H R ER SO	IP WLS BF H R ER SO	IP WLS BF H R ER SO	IP WLS BF H R ER SO	IP WLS BF H R ER SO	IP WLS BF H R ER SO	IP WLS BF H R ER SO	IP WLS BF H R ER SO	IP WLS BF H R ER SO	IP WLS BF H R ER SO	IP WLS BF H R ER SO	IP WLS BF H R ER SO	IP WLS BF H R ER SO	IP WLS BF H R ER SO	IP WLS BF H R ER SO	ERA WHIP	ERA WHIP		
Frank Tanana, L ERA: 2.81 (1, 1)	9.1	37	8	5	5	3	2	0	0	0	0	0	0	0	0	0	0	4.82	1.071	
Victor Cruz, R ERA: 1.64 (10, 1)	0.2	3	1	0	0	0	0	0	0	0	0	0	0	0	0	0	0	0.00	1.500	

Minnesota Twins @ Texas Rangers  
Arlington Stadium, Arlington, TX  
Tue Sep 06 1983, 8:05 PM EDT  
Att: 7,057 - Unknown

AB	36
R	5
H	9
RBI	5
BB	2
SO	3
LOB	8



Batter	1	2	3	4	5	6	7	8	9	10	AB	R	H	RBI	BB	SO	LOB	BOTTOM			
Bill Sample, R OBP: 0.322, SLG: 0.403 (1, 7)	F4		F4		1-3			F9		F9	5	0	0	0	0	0	3				
Bob Johnson, R OBP: 0.255, SLG: 0.306 (10, 2)											0	0	0	0	0	0	0				
Buddy Bell, R OBP: 0.337, SLG: 0.418 (1, 5)	WP 1B		F7		F7			F8		F8	5	0	2	1	0	0	2				
George Wright, S OBP: 0.317, SLG: 0.429 (1, 8)	5-3				1B HBP			4-3		WP 1B	4	1	1	0	0	0	1				
Larry Parrish, R OBP: 0.330, SLG: 0.475 (1, 9)	5-3				1B 1B			1-3		F9	5	0	2	0	0	0	3				
Dave Hostetter, R OBP: 0.319, SLG: 0.366 (1, 10)		G4-3 BB			1B 1B			K		5-3	4	0	1	1	1	1	1				
Bill Stein, R OBP: 0.350, SLG: 0.434 (9, 4)		G4-3 BB			1B 1B			1B 1B		K	4	1	3	0	1	1	0				
Bucky Dent, R OBP: 0.280, SLG: 0.284 (1, 6)		G4-3 BB			F5			F7		4-3	3	0	0	0	0	0	5				
Pete O'Brien, L OBP: 0.308, SLG: 0.344 (9, 3)		1-2 2-3			F8			F7			2	0	0	0	0	0	2				
Jim Sundberg, R OBP: 0.277, SLG: 0.259 (1, 2)		F9			F8			F9 1B		SH1-4 1B	3	0	1	0	0	0	3				
Mickey Rivers, L OBP: 0.307, SLG: 0.349 (10, 7)											1	1	1	0	0	0	0				
Jim Anderson, R OBP: 0.258, SLG: 0.235 (9, 6)			F3		F7			1-2 3-H 1B		SH1-4	3	0	1	1	0	0	0				
<b>Inning Stats</b>	R: 0 E: 0 K: 0 S: 4	H: 1 LOB: 1 BB: 4 P: 4	R: 0 E: 0 K: 0 S: 2	H: 0 LOB: 1 BB: 2 P: 10	R: 0 E: 0 K: 0 S: 3	H: 0 LOB: 0 BB: 3 P: 3	R: 1 E: 0 K: 0 S: 5	H: 3 LOB: 2 BB: 0 P: 6	R: 0 E: 0 K: 0 S: 3	H: 0 LOB: 0 BB: 0 P: 3	R: 1 E: 0 K: 0 S: 6	H: 3 LOB: 2 BB: 0 P: 6	R: 0 E: 0 K: 0 S: 7	H: 2 LOB: 2 BB: 0 P: 7	R: 1 E: 0 K: 0 S: 6	H: 3 LOB: 2 BB: 0 P: 6	R: 0 E: 0 K: 1 S: 5	H: 0 LOB: 0 BB: 0 P: 5	1B: 12 2B: 0 3B: 0 HR: 0	SF: 0 SAC: 1 DP: 1 HBP: 1	WP: 2 PA: 43 PB: 0 SB: 0 CS: 0
<b>PITCHER</b>	IP WLS BF H R ER SO	IP WLS BF H R ER SO	IP WLS BF H R ER SO	IP WLS BF H R ER SO	IP WLS BF H R ER SO	IP WLS BF H R ER SO	IP WLS BF H R ER SO	IP WLS BF H R ER SO	IP WLS BF H R ER SO	IP WLS BF H R ER SO	IP WLS BF H R ER SO	IP WLS BF H R ER SO	IP WLS BF H R ER SO	IP WLS BF H R ER SO	IP WLS BF H R ER SO	IP WLS BF H R ER SO	ERA WHIP	ERA WHIP			
Frank Viola, L ERA: 5.07 (1, 1)	6.1	27	7	2	2	0	2	0	0	0	2.84	1.421									
Ron Davis, R ERA: 3.62 (7, 1)	2.2	W	13	5	1	1	0	0	0	0	3.38	1.875									
Mike Walters, R ERA: 3.52 (10, 1)	1.0	S	3	0	0	0	1	0	0	0	0.00	0.000									

Minnesota Twins @ Texas Rangers  
Arlington Stadium, Arlington, TX  
Tue Sep 06 1983, 8:05 PM EDT  
Att: 7,057 - Unknown

AB	39
R	3
H	12
RBI	3
BB	2
SO	2
LOB	20





Batter	1	2	3	4	5	6	7	8	9	AB	R	H	RBI	BB	SO	LOB	TOP			
Darrell Brown, S OBP: 0.312, SLG: 0.315 (1, 8)	4-3			F9		4-3		F7		4	0	0	0	0	0	2				
John Castino, R OBP: 0.347, SLG: 0.410 (1, 5)	K			BB		F4			6-3	3	0	0	0	1	1	0				
Gary Ward, R OBP: 0.331, SLG: 0.467 (1, 7)	F3			F9			F8		6-3	4	0	0	0	0	0	1				
Kent Hrbek, L OBP: 0.367, SLG: 0.478 (1, 3)		CS BB		K			4-3		G3	3	0	0	0	1	1	1				
Dave Engle, R OBP: 0.352, SLG: 0.445 (1, 2)		G1-4-3 1B			K		F7			3	0	1	0	0	1	0				
Mickey Hatcher, R OBP: 0.346, SLG: 0.429 (1, 10)		G1-4-3 1-2			6-3				1B 1B	3	0	1	0	0	0	1				
Tom Brunansky, R OBP: 0.301, SLG: 0.420 (1, 9)			F7		E5			F7		3	0	0	0	0	0	1				
Tim Teufel, R OBP: 0.313, SLG: 0.438 (1, 4)			6-3		L9				1-2 1B	3	0	1	0	0	0	1				
Lenny Faedo, R OBP: 0.307, SLG: 0.368 (1, 6)			6-3							2	0	0	0	0	1	0				
Randy Bush, L OBP: 0.328, SLG: 0.435 (8, PH)						K				1	0	0	0	0	1	2				
Houston Jimenez, R OBP: 0.220, SLG: 0.273 (8, 6)								K		0	0	0	0	0	0	0				
<b>Inning Stats</b>	R: 0 E: 0 K: 1 S: 5	H: 0 LOB: 0 BB: 0 P: 5	R: 0 E: 0 K: 0 S: 2	H: 1 LOB: 0 BB: 1 P: 6	R: 0 E: 0 K: 0 S: 3	H: 0 LOB: 0 BB: 0 P: 3	R: 0 E: 0 K: 1 S: 5	H: 0 LOB: 1 BB: 0 P: 9	R: 0 E: 1 K: 1 S: 6	H: 0 LOB: 1 BB: 0 P: 6	R: 0 E: 0 K: 0 S: 3	H: 0 LOB: 0 BB: 0 P: 3	R: 0 E: 0 K: 1 S: 7	H: 2 LOB: 2 BB: 0 P: 7	R: 0 E: 0 K: 0 S: 3	H: 0 LOB: 0 BB: 0 P: 3	1B: 3 2B: 0 3B: 0 HR: 0	SF: 0 SAC: 0 DP: 1 HBP: 0	WP: 0 PB: 0 CS: 1	PA: 31
<b>PITCHER</b> Charlie Hough, R ERA: 3.32 (1, 1)	IP: 9.0 WLS: W BF: 31 H: 3 R: 0 ER: 0 SO: 5 BB: 2 IBB: 0 HBP: 0 BLK: 0 WP: 0 HR: 0 S: 39 P: 47 ERA: 0.00 WHIP: 0.556																			

Minnesota Twins @ Texas Rangers  
Arlington Stadium, Arlington, TX  
Wed Sep 07 1983, 8:05 PM EDT  
Att: 5,634 - Unknown

AB	29
R	0
H	3
RBI	0
BB	2
SO	5
LOB	9



Batter	1	2	3	4	5	6	7	8	9	AB	R	H	RBI	BB	SO	LOB	BOTTOM			
Mickey Rivers, L OBP: 0.303, SLG: 0.344 (1, 7)	F8		F7		6-3			6-3		3	0	0	0	0	0	2				
Nick Capra, R (8, PH) (9, 7)										1	0	0	0	0	0	0				
Buddy Bell, R OBP: 0.336, SLG: 0.419 (1, 5)	1-3			5-3		1B 2B		5-3		4	1	1	0	0	0	0				
George Wright, S OBP: 0.315, SLG: 0.425 (1, 8)	6-3			F8		K		K		4	0	0	0	0	2	1				
Larry Parrish, R OBP: 0.328, SLG: 0.472 (1, 9)		K		L5		L5				3	0	0	0	0	1	1				
Tom Dunbar, L OBP: 1.000, SLG: 1.000 (1, 10)		G6-3 BB			BLK 2B 1B		2H 1B			2	1	2	1	1	0	0				
Pete O'Brien, L OBP: 0.308, SLG: 0.346 (1, 3)		G6-3 1-2		SH5-4 1H 3B 2B		F9				3	1	1	1	0	0	2				
Bucky Dent, R OBP: 0.279, SLG: 0.283 (1, 6)			4-3		SH5-4 2-3		F8			2	0	0	0	0	0	0				
Jim Sundberg, R OBP: 0.275, SLG: 0.256 (1, 2)			F8		6-3		K			3	0	0	0	0	1	1				
Jim Anderson, R OBP: 0.272, SLG: 0.264 (1, 4)				BB			F9			2	0	1	1	1	0	0				
<b>Inning Stats</b>	R: 0 E: 0 K: 0 S: 3	H: 0 LOB: 0 BB: 0 P: 3	R: 0 E: 0 K: 1 S: 4	H: 0 LOB: 1 BB: 1 P: 8	R: 0 E: 0 K: 0 S: 3	H: 0 LOB: 1 BB: 1 P: 7	R: 0 E: 0 K: 0 S: 3	H: 0 LOB: 0 BB: 0 P: 3	R: 2 E: 0 K: 0 S: 6	H: 3 LOB: 1 BB: 0 P: 6	R: 1 E: 0 K: 1 S: 7	H: 2 LOB: 1 BB: 0 P: 7	R: 0 E: 0 K: 1 S: 5	H: 0 LOB: 0 BB: 0 P: 5	R: 0 E: 0 K: 1 S: 5	H: 0 LOB: 0 BB: 0 P: 5	1B: 2 2B: 2 3B: 1 HR: 0	SF: 0 SAC: 1 DP: 1 HBP: 0	WP: 0 PB: 0 CS: 0	PA: 30
<b>PITCHER</b> Albert Williams, R ERA: 4.38 Jack O'Connor, L ERA: 6.36 (8, 1)	IP: 7.0 WLS: L BF: 27 H: 5 R: 3 ER: 3 SO: 3 BB: 2 IBB: 0 HBP: 0 BLK: 1 WP: 0 HR: 0 S: 31 P: 39 ERA: 3.86 WHIP: 1.000																			

Minnesota Twins @ Texas Rangers  
Arlington Stadium, Arlington, TX  
Wed Sep 07 1983, 8:05 PM EDT  
Att: 5,634 - Unknown

AB	27
R	3
H	5
RBI	3
BB	2
SO	4
LOB	7









Batter	1	2	3	4	5	6	7	8	9	AB	R	H	RBI	BB	SO	LOB	TOP								
Willie Wilson, S (1, 8) OBP: 0.317, SLG: 0.359										5	0	0	0	0	2	4	<b>Kansas City Royals @ Minnesota Twins</b> Hubert H. Humphrey Metrodome, Minneapolis, MN Sat Sep 10 1983, 4:33 AM EDT Att: 6,354 - Dome - 72 F								
John Wathan, R (1, 3) OBP: 0.283, SLG: 0.313 Pat Sheridan, L (8, PH) OBP: 0.321, SLG: 0.410										3	0	0	0	0	1	1									
Frank White, R (1, 4) OBP: 0.274, SLG: 0.395										4	0	2	1	0	0	0									
Hal McRae, R (1, 10) OBP: 0.373, SLG: 0.466										4	0	1	0	0	1	2									
Amos Otis, R (1, 9) OBP: 0.313, SLG: 0.357 Willie Aikens, L (8, PH) OBP: 0.371, SLG: 0.501										3	1	2	0	0	0	0									
Darryl Motley, R (1, 7) OBP: 0.333, SLG: 0.444										4	1	1	1	0	2	2									
Don Slaught, R (1, 2) OBP: 0.325, SLG: 0.372										4	0	1	1	0	0	2									
U L Washington, S (1, 6) OBP: 0.301, SLG: 0.333										4	0	1	0	0	0	3									
Onix Concepcion, R (1, 5) OBP: 0.273, SLG: 0.321 Leon Roberts, R (8, PH) OBP: 0.316, SLG: 0.408										3	1	1	0	0	0	1									
<b>Inning Stats</b>	R: 0 E: 0 K: 1 S: 5	H: 0 LOB: 0 BB: 0 P: 5	R: 0 E: 0 K: 0 S: 5	H: 2 LOB: 2 BB: 0 P: 5	R: 1 E: 0 K: 0 S: 5	H: 2 LOB: 1 BB: 0 P: 5	R: 0 E: 0 K: 1 S: 5	H: 0 LOB: 0 BB: 0 P: 5	R: 0 E: 0 K: 0 S: 3	H: 0 LOB: 0 BB: 0 P: 3	R: 0 E: 0 K: 1 S: 5	H: 0 LOB: 0 BB: 0 P: 5	R: 2 E: 0 K: 0 S: 6	H: 3 LOB: 1 BB: 0 P: 6	R: 0 E: 0 K: 1 S: 6	H: 1 LOB: 1 BB: 0 P: 6		R: 0 E: 0 K: 2 S: 8	H: 1 LOB: 2 BB: 1 P: 12	1B: 6 2B: 2 3B: 1 HR: 0	SF: 0 SAC: 0 DP: 0 HBP: 0	WP: 0 PB: 0 SB: 3 CS: 0	PA: 37		
<b>PITCHER</b>	IP	WLS	BF	H	R	ER	SO	BB	IBB	HBP	BLK	WP	HR	S	P	ERA	WHIP								
Pete Filson, L (1, 1) ERA: 3.82	6.0	W	24	6	3	3	3	0	0	0	0	0	0	30	30	4.50	1.000								
Mike Walters, R (7, 1) ERA: 3.42	1.1		6	2	0	0	0	0	0	0	0	0	0	6	6	0.00	1.500								
Ron Davis, R (8, 1) ERA: 3.54	1.2	S	7	1	0	0	3	1	0	0	0	0	0	12	16	0.00	1.200								

Batter	1	2	3	4	5	6	7	8	9	AB	R	H	RBI	BB	SO	LOB	BOTTOM								
Darrell Brown, S (1, 8) OBP: 0.308, SLG: 0.308										4	2	1	0	1	0	1	<b>Kansas City Royals @ Minnesota Twins</b> Hubert H. Humphrey Metrodome, Minneapolis, MN Sat Sep 10 1983, 4:33 AM EDT Att: 6,354 - Dome - 72 F								
Tim Laufel, R (1, 4) OBP: 0.400, SLG: 0.600										4	2	3	0	0	0	1									
Gary Ward, R (1, 7) OBP: 0.335, SLG: 0.470										4	0	4	2	1	0	0									
Kent Hrbek, L (1, 3) OBP: 0.368, SLG: 0.490										4	0	1	1	0	0	5									
Mickey Hatcher, R (1, 9) OBP: 0.353, SLG: 0.444										5	0	3	2	0	0	2									
Randy Bush, L (1, 10) OBP: 0.328, SLG: 0.432 Dave Engle, R (5, PH) OBP: 0.355, SLG: 0.441										1	0	0	0	1	0	1									
Gary Gaetti, R (1, 5) OBP: 0.307, SLG: 0.419										4	0	0	0	0	4	8									
Tim Laudner, R (1, 2) OBP: 0.251, SLG: 0.340										4	1	1	1	0	3	5									
Greg Gagne, R (1, 6) OBP: 0.083, SLG: 0.136 Bobby Gura, L (8, PH) OBP: 0.354, SLG: 0.307 Houston Jimenez, R (9, 6) OBP: 0.220, SLG: 0.273										3	0	1	0	0	1	0									
<b>Inning Stats</b>	R: 1 E: 0 K: 1 S: 7	H: 2 LOB: 3 BB: 2 P: 15	R: 0 E: 0 K: 1 S: 5	H: 0 LOB: 0 BB: 0 P: 5	R: 1 E: 0 K: 0 S: 5	H: 2 LOB: 1 BB: 0 P: 5	R: 1 E: 0 K: 2 S: 8	H: 1 LOB: 0 BB: 0 P: 8	R: 1 E: 0 K: 2 S: 10	H: 3 LOB: 3 BB: 1 P: 14	R: 0 E: 0 K: 0 S: 4	H: 3 LOB: 2 BB: 0 P: 4	R: 0 E: 0 K: 2 S: 8	H: 2 LOB: 1 BB: 1 P: 12	R: 2 E: 0 K: 0 S: 4	H: 1 LOB: 1 BB: 2 P: 12		1B: 10 2B: 3 3B: 0 HR: 1	SF: 1 SAC: 1 DP: 1 HBP: 0	WP: 1 PB: 0 SB: 0 CS: 1	PA: 41				
<b>PITCHER</b>	IP	WLS	BF	H	R	ER	SO	BB	IBB	HBP	BLK	WP	HR	S	P	ERA	WHIP								
Eric Rasmussen, R (1, 1) ERA: 6.27	4.1	L	23	8	4	4	4	2	0	0	0	0	0	10	14	8.31	2.308								
Larry Gura, L (5, 1) ERA: 5.04	1.2		7	3	0	0	2	1	0	0	0	0	0	10	14	0.00	2.400								
Mark Huisman, R (7, 1) ERA: 7.48	1.1		9	3	2	2	2	3	0	0	1	1	0	10	22	13.50	4.500								
Don Hood, L (8, 1) ERA: 2.49	0.2		2	0	0	0	0	0	0	0	0	0	0	2	2	0.00	0.000								

AB 36  
R 3  
H 9  
RBI 3  
BB 1  
SO 6  
LOB 16



AB 33  
R 6  
H 14  
RBI 6  
BB 6  
SO 8  
LOB 23





Batter	1	2	3	4	5	6	7	8	9	AB	R	H	RBI	BB	SO	LOB	TOP									
Willie Wilson, S (1, 8) OBP: 0.315, SLG: 0.356	E6 1B		L4 1-2			K 0-3		K 0-3		4	0	0	0	0	2	1	<b>Kansas City Royals @ Minnesota Twins</b> Hubert H. Humphrey Metrodome, Minneapolis, MN Sun Sep 11 1983, 4:33 AM EDT Att. 4,820 - Dome - 72 F <a href="http://livebaseballscorecards.com">livebaseballscorecards.com</a>									
U L Washington, S (1, 6) OBP: 0.300, SLG: 0.332			F6			5-3		K 0-3		4	0	1	0	0	1	1										
Pat Sheridan, L (1, 9) OBP: 0.317, SLG: 0.404	3-1		F7			F7		4-3		4	0	0	0	0	2											
Hal McRae, R (1, 10) OBP: 0.373, SLG: 0.464	6-3			F3			5-3	HR 1B		4	1	1	0	0	0	1										
Willie Aikens, L (1, 3) OBP: 0.370, SLG: 0.507 Joe Simpson, L (9, 3) OBP: 0.250, SLG: 0.220		F5		3-1			1-3	HR 1B		4	1	1	2	0	0	0										
Frank White, R (1, 4) OBP: 0.275, SLG: 0.398		L7		F9				HR 1B		4	0	2	0	0	0	0										
Butch Davis, R (1, 7) OBP: 0.314, SLG: 0.383		HR			5-3		5-3			3	1	1	1	0	0	1										
John Wathan, R (1, 2) OBP: 0.293, SLG: 0.312						CS BB		F7		2	0	0	0	1	1	0										
Onix Concepcion, R (1, 5) OBP: 0.274, SLG: 0.317						F7		F8		2	0	0	0	1	0	1										
<b>Inning Stats</b>	R: 0 E: 1 K: 0 S: 4	H: 1 LOB: 1 BB: 0 P: 4	R: 1 E: 0 K: 1 S: 6	H: 1 LOB: 0 BB: 0 P: 6	R: 0 E: 0 K: 0 S: 3	H: 0 LOB: 1 BB: 1 P: 7	R: 0 E: 0 K: 0 S: 3	H: 0 LOB: 0 BB: 0 P: 3	R: 0 E: 0 K: 1 S: 5	H: 0 LOB: 0 BB: 0 P: 5	R: 0 E: 0 K: 0 S: 4	H: 1 LOB: 1 BB: 0 P: 4	R: 0 E: 0 K: 1 S: 5	H: 0 LOB: 0 BB: 0 P: 5	R: 2 E: 0 K: 1 S: 7	H: 3 LOB: 1 BB: 0 P: 7		1B: 3 2B: 1 3B: 0 HR: 2	SF: 0 SAC: 0 DP: 0 HBP: 0	WP: 0 PB: 0 SB: 2 CS: 1	PA: 33					
<b>PITCHER</b> Jay Pettibone, R (1, 1) ERA: 3.0	IP: 9.0 WLS: L BF: 33	H: 6 R: 3 ER: 3 SO: 4	BB: 2 IBB: 0 HBP: 0 BLK: 0	WP: 0 HR: 2 S: 39 P: 47	ERA: 3.00 WHIP: 0.889											ERA: 3.00 WHIP: 0.889										

Batter	1	2	3	4	5	6	7	8	9	AB	R	H	RBI	BB	SO	LOB	BOTTOM									
Darrell Brown, S (1, 8) OBP: 0.304, SLG: 0.304	K		F8		4-3			K		4	0	0	0	0	2	3	<b>Kansas City Royals @ Minnesota Twins</b> Hubert H. Humphrey Metrodome, Minneapolis, MN Sun Sep 11 1983, 4:33 AM EDT Att. 4,820 - Dome - 72 F <a href="http://livebaseballscorecards.com">livebaseballscorecards.com</a>									
Tim Taulfel, R (1, 4) OBP: 0.375, SLG: 0.542	K			F2		BB 1B		4-3		4	0	1	0	0	1	0										
Gary Ward, R (1, 7) OBP: 0.334, SLG: 0.468	6-3			K2-3		FC6-4 BB		K		3	0	0	0	1	2	0										
Kent Hrbek, L (1, 3) OBP: 0.365, SLG: 0.486		4-3		F4			K	4-3		4	0	0	0	0	1	2										
Mickey Hatcher, R (1, 9) OBP: 0.352, SLG: 0.441		E5		4-3		F7		G6-3 1B		4	0	1	0	0	0	2										
Randy Bush, L (1, 10) OBP: 0.329, SLG: 0.432 Dave Engle, R (6, FH) OBP: 0.353, SLG: 0.438		L3-1			BB 1B	FC6-4		G6-3		2	1	1	0	0	0	1										
Gary Gaetti, R (1, 5) OBP: 0.309, SLG: 0.419					BB 1B			K		2	0	1	0	1	1	0										
Tim Laudner, R (1, 2) OBP: 0.247, SLG: 0.333			F4		F5			K		3	0	0	0	0	1	3										
Greg Gagne, R (1, 6) OBP: 0.111, SLG: 0.160			K				F6			3	0	1	1	0	1	1										
<b>Inning Stats</b>	R: 0 E: 0 K: 2 S: 7	H: 0 LOB: 0 BB: 0 P: 7	R: 0 E: 1 K: 0 S: 3	H: 0 LOB: 0 BB: 0 P: 3	R: 0 E: 0 K: 1 S: 6	H: 1 LOB: 1 BB: 0 P: 6	R: 0 E: 0 K: 1 S: 5	H: 0 LOB: 0 BB: 0 P: 5	R: 1 E: 0 K: 0 S: 5	H: 2 LOB: 2 BB: 1 P: 9	R: 0 E: 0 K: 1 S: 6	H: 1 LOB: 2 BB: 1 P: 10	R: 0 E: 0 K: 2 S: 7	H: 0 LOB: 0 BB: 0 P: 7	R: 0 E: 0 K: 2 S: 7	H: 0 LOB: 0 BB: 0 P: 7		R: 0 E: 0 K: 0 S: 3	H: 1 LOB: 0 BB: 0 P: 3	1B: 5 2B: 1 3B: 0 HR: 0	SF: 0 SAC: 0 DP: 2 HBP: 0	WP: 0 PB: 0 SB: 0 CS: 0	PA: 33			
<b>PITCHER</b> Frank Willis, R (1, 1) ERA: 4.3 Danny Jackson, L (6, 1) ERA: 4.3 Dan Quisenberry, R (9, 1) ERA: 1.94	IP: 5.0 WLS: W BF: 11	H: 1 R: 0 ER: 0 SO: 5	BB: 1 IBB: 0 HBP: 0 BLK: 0	WP: 0 HR: 0 S: 26 P: 30	ERA: 0.00 WHIP: 0.667											ERA: 1.94 WHIP: 1.000										











Batter	1	2	3	4	5	6	7	8	9	AB	R	H	RBI	BB	SO	LOB	TOP	
<b>Dave Collins, S</b> (1, 7) OBP: 0.346, SLG: 0.335	F7		F8				2-3		K	5	0	1	0	0	1	2	<b>Toronto Blue Jays @ Minnesota Twins</b> Hubert H. Humphrey Metrodome, Minneapolis, MN Thu Sep 15 1983, 8:05 PM EDT Att. 4,039 - Dome - 66 F	
<b>Rance Mulliniks, L</b> (1, 5) OBP: 0.378, SLG: 0.463	F8						L7			2	0	0	0	2	0			
<b>Barry Bonnell, R</b> (1, 8) <b>Mitch Webster, S</b> (3, 8)			2-3						F7	2	0	1	0	0	0	1		
<b>Willie Upshaw, L</b> (1, 3) OBP: 0.369, SLG: 0.504	F5								F9	4	1	1	1	0	0	4		
<b>Jorge Orta, L</b> (1, 10) OBP: 0.302, SLG: 0.411									1-3	4	1	1	0	0	1	0		
<b>Ernie Whitt, L</b> (1, 2) OBP: 0.341, SLG: 0.445										3	0	1	0	1	0	0		
<b>Jesse Barfield, R</b> (1, 9) OBP: 0.292, SLG: 0.512										3	0	1	1	0	1	1		
<b>Damaso Garcia, R</b> (1, 4) OBP: 0.331, SLG: 0.391										4	0	0	0	0	0	3		
<b>Tony Fernandez, S</b> (1, 6) <b>Alfredo Griffin, S</b> (8, 6)										3	0	0	0	0	0	0		
<b>Inning Stats</b>	R: 0 E: 0 K: 0 S: 4	H: 1 LOB: 1 BB: 0 P: 4	R: 1 E: 0 K: 0 S: 3	H: 1 LOB: 0 BB: 1 P: 7	R: 0 E: 0 K: 0 S: 3	H: 0 LOB: 1 BB: 1 P: 7	R: 1 E: 0 K: 1 S: 6	H: 1 LOB: 0 BB: 0 P: 6	R: 0 E: 0 K: 0 S: 4	H: 1 LOB: 1 BB: 0 P: 4	R: 0 E: 0 K: 0 S: 3	H: 0 LOB: 0 BB: 0 P: 3	R: 0 E: 0 K: 2 S: 8	H: 1 LOB: 2 BB: 1 P: 12	1B: 4 2B: 1 3B: 0 HR: 1	SF: 1 SAC: 0 DP: 0 HBP: 0		WP: 0 PB: 1 SB: 1 CS: 1
<b>PITCHER</b> <b>Ken Schrom, R</b> (1, 1) ERA: 4.12	IP: 9.0 WLS: W BF: 37 H: 6 R: 2 ER: 1 SO: 3 BB: 5 IBB: 0 HBP: 0 BLK: 0 WP: 0 HR: 1 S: 38 P: 58 ERA: 1.00 WHIP: 1.222																	

AB	31
R	2
H	6
RBI	2
BB	5
SO	3
LOB	11



Batter	1	2	3	4	5	6	7	8	9	AB	R	H	RBI	BB	SO	LOB	BOTTOM	
<b>Darrell Brown, S</b> (1, 8) OBP: 0.298, SLG: 0.296	G3	K					5-3			3	1	0	0	1	1	1	<b>Toronto Blue Jays @ Minnesota Twins</b> Hubert H. Humphrey Metrodome, Minneapolis, MN Thu Sep 15 1983, 8:05 PM EDT Att. 4,039 - Dome - 66 F	
<b>John Castino, R</b> (1, 5) OBP: 0.348, SLG: 0.411	G3						4-3			4	0	0	0	0	0	1		
<b>Gary Ward, R</b> (1, 7) OBP: 0.331, SLG: 0.461	K						F9			4	0	1	0	0	1	1		
<b>Kent Hrbek, L</b> (1, 3) OBP: 0.362, SLG: 0.479							F9			4	0	1	1	0	0	1		
<b>Mickey Hatcher, R</b> (1, 9) OBP: 0.354, SLG: 0.456	F8									4	2	2	1	0	0	1		
<b>Randy Bush, L</b> (1, 10) OBP: 0.327, SLG: 0.431										4	1	1	0	0	1	1		
<b>Dave Engle, R</b> (1, 2) OBP: 0.355, SLG: 0.450										4	2	3	2	0	0	0		
<b>Tim Teufel, R</b> (1, 4) OBP: 0.367, SLG: 0.533										2	0	1	0	0	1	2		
<b>Houston Jimenez, R</b> (1, 6) OBP: 0.224, SLG: 0.278										2	0	1	2	0	0	1		
<b>Inning Stats</b>	R: 1 E: 0 K: 1 S: 6	H: 1 LOB: 1 BB: 1 P: 10	R: 1 E: 0 K: 2 S: 9	H: 2 LOB: 0 BB: 0 P: 9	R: 0 E: 0 K: 0 S: 3	H: 0 LOB: 0 BB: 0 P: 3	R: 1 E: 0 K: 0 S: 5	H: 2 LOB: 1 BB: 0 P: 5	R: 0 E: 0 K: 0 S: 4	H: 1 LOB: 1 BB: 0 P: 4	R: 2 E: 0 K: 0 S: 5	H: 3 LOB: 1 BB: 0 P: 5	R: 0 E: 0 K: 1 S: 6	H: 1 LOB: 0 BB: 0 P: 6	1B: 4 2B: 4 3B: 0 HR: 2	SF: 1 SAC: 1 DP: 0 HBP: 0		WP: 0 PB: 0 SB: 0 CS: 0
<b>PITCHER</b> <b>Dave Stieb, R</b> (1, 1) ERA: 3.01 <b>Joey McLaughlin, R</b> (8, 1) ERA: 4.2	IP: 7.1 WLS: L BF: 32 H: 10 R: 6 ER: 6 SO: 3 BB: 1 IBB: 0 HBP: 0 BLK: 0 WP: 0 HR: 2 S: 37 P: 41 ERA: 7.36 WHIP: 1.500																	

AB	31
R	6
H	10
RBI	6
BB	1
SO	4
LOB	9









Batter	1	2	3	4	5	6	7	8	9	AB	R	H	RBI	BB	SO	LOB	TOP										
Dave Collins, S (1, 8) OBP: 0.348, SLG: 0.342 Mitch Webster, S (8, PH) OBP: 0.182, SLG: 0.100	F7		4-3 BLK 2B 1B		F8	1-H 3-H 3B				5	2	3	2	0	0	0	5										
Rance Mulliniks, L (1, 5) OBP: 0.377, SLG: 0.470 Garth Iorg, R (6, PH) OBP: 0.296, SLG: 0.376	L7		4-3			F2		1B HR 1B	F8	3	1	1	1	0	0	1	3										
Jesse Barfield, R (1, 9) OBP: 0.298, SLG: 0.523					K			HR	F4	6	2	4	3	0	1	0	6										
Willie Upshaw, L (1, 3) OBP: 0.373, SLG: 0.510			3-H 1-0 2B			HR BB		HR	F7	3	2	1	3	2	1	0	3										
Jorge Orta, L (1, 10) OBP: 0.298, SLG: 0.405 Cliff Johnson, R (7, PH) OBP: 0.375, SLG: 0.497	G3		FC6-4 HBP			F7		HR		3	0	0	0	0	0	5	3										
Ernie Whitt, L (1, 2) OBP: 0.343, SLG: 0.451 Geno Petralli, L (8, 2)		L9			1-3			L7		4	1	1	2	1	0	0	4										
George Bell, R (1, 7) OBP: 0.316, SLG: 0.452					F6			5-3		5	0	0	0	0	2	2	5										
Damaso Garcia, R (1, 4) OBP: 0.332, SLG: 0.391					5-3			G3		5	1	2	0	0	0	2	5										
Alfredo Griffin, S (1, 6) OBP: 0.287, SLG: 0.354 Tony Fernandez, S (8, PH) OBP: 0.294, SLG: 0.438			L9			6-3				3	2	1	0	1	0	0	3										
<b>Inning Stats</b>	R: 0 E: 0 K: 0 S: 4	H: 1 LOB: 2 BB: 1 P: 8	R: 0 E: 0 K: 1 S: 5	H: 0 LOB: 0 BB: 0 P: 5	R: 1 E: 0 K: 0 S: 5	H: 2 LOB: 2 BB: 0 P: 6	R: 0 E: 0 K: 0 S: 3	H: 0 LOB: 0 BB: 0 P: 3	R: 1 E: 0 K: 1 S: 6	H: 1 LOB: 0 BB: 0 P: 6	R: 4 E: 0 K: 0 S: 7	H: 4 LOB: 1 BB: 1 P: 11	R: 1 E: 0 K: 2 S: 9	H: 2 LOB: 2 BB: 1 P: 13	R: 6 E: 0 K: 0 S: 10	H: 7 LOB: 2 BB: 1 P: 14	R: 0 E: 0 K: 0 S: 3	H: 0 LOB: 0 BB: 0 P: 3	1B: 10 2B: 1 3B: 1 HR: 5	SF: 0 SAC: 0 DP: 0 HBP: 1	WP: 0 PB: 0 SB: 0 CS: 0	PA: 49					
<b>PITCHER</b>	IP	WLS	BF	H	R	ER	SO	BB	IBB	HBP	BLK	WP	HR	S	P	ERA	WHIP										
Jay Pettibone, R (1, 1) ERA: 5.52	5.2	L	27	7	6	6	2	2	0	1	1	0	2	28	37	9.53	1.588										
Jack O'Connor, L (6, 1) ERA: 8.15	1.1		8	3	1	1	2	1	0	0	0	0	1	11	15	6.75	3.000										
Mike Walters, R (8, 1) ERA: 4.47	1.0		11	7	6	6	0	1	0	0	0	0	2	10	14	54.00	8.000										
Len Whitehouse, L (9, 1) ERA: 3.96	1.0		3	0	0	0	0	0	0	0	0	0	0	3	3	0.00	0.000										

Toronto Blue Jays @ Minnesota Twins  
Hubert H. Humphrey Metrodome, Minneapolis, MN  
Sat Sep 17 1983, 4:33 AM EDT  
Att: 6,300 - Dome - 69 F

AB 44  
R 13  
H 17  
RBI 13  
BB 4  
SO 4  
LOB 13



Batter	1	2	3	4	5	6	7	8	9	AB	R	H	RBI	BB	SO	LOB	BOTTOM										
Tim Teufel, R (1, 6) OBP: 0.450, SLG: 0.800	K		F9 2B 2B		F8		G6-4-3			5	1	2	0	0	1	1	5										
John Castino, R (1, 4) OBP: 0.348, SLG: 0.410	F8		2B BB		E		L3		1-3	4	1	1	0	1	0	1	4										
Gary Ward, R (1, 7) OBP: 0.330, SLG: 0.457	K		F9		E9 FC6-4			BB 1B		4	1	1	0	0	1	3	4										
Kent Hrbek, L (1, 3) OBP: 0.362, SLG: 0.477		5-3			F6			BB 1B		3	0	1	2	1	0	2	3										
Mickey Hatcher, R (1, 9) OBP: 0.357, SLG: 0.466			F9		FC6-4			BB 1B		4	0	2	1	0	0	3	4										
Randy Bush, L (1, 10) OBP: 0.326, SLG: 0.423	F8				F8		G3-6-3 HBP		K	3	0	0	0	0	1	3	3										
Dave Engle, R (1, 2) OBP: 0.360, SLG: 0.453							G3-6-3		G5-4-3	4	0	2	0	0	0	3	4										
Gary Gaetti, R (1, 5) OBP: 0.309, SLG: 0.417					F6		3-1		G3	4	0	0	0	0	0	3	4										
Tom Brunansky, R (1, 8) OBP: 0.304, SLG: 0.426			F8		6-3				F5	3	0	0	0	1	0	1	3										
<b>Inning Stats</b>	R: 0 E: 0 K: 2 S: 7	H: 0 LOB: 0 BB: 0 P: 7	R: 0 E: 0 K: 0 S: 5	H: 2 LOB: 2 BB: 0 P: 5	R: 2 E: 0 K: 0 S: 5	H: 2 LOB: 1 BB: 1 P: 9	R: 0 E: 0 K: 0 S: 4	H: 1 LOB: 1 BB: 0 P: 4	R: 0 E: 0 K: 0 S: 2	H: 0 LOB: 0 BB: 0 P: 3	R: 0 E: 0 K: 0 S: 2	H: 0 LOB: 0 BB: 1 P: 6	R: 1 E: 0 K: 1 S: 6	H: 2 LOB: 1 BB: 1 P: 10	R: 0 E: 0 K: 0 S: 4	H: 1 LOB: 1 BB: 0 P: 4	1B: 6 2B: 3 3B: 0 HR: 0	SF: 0 SAC: 0 DP: 3 HBP: 1	WP: 0 PB: 0 SB: 0 CS: 0	PA: 38							
<b>PITCHER</b>	IP	WLS	BF	H	R	ER	SO	BB	IBB	HBP	BLK	WP	HR	S	P	ERA	WHIP										
Luis Leal, R (1, 1) ERA: 4.2	7.0	W	32	8	3	3	2	3	0	1	0	0	0	8	8	0.00	0.500										
Roy Lee Jackson, R (8, 1) ERA: 4.45	2.0		6	1	0	0	1	0	0	0	0	0	0	8	8	0.00	0.500										

Toronto Blue Jays @ Minnesota Twins  
Hubert H. Humphrey Metrodome, Minneapolis, MN  
Sat Sep 17 1983, 4:33 AM EDT  
Att: 6,300 - Dome - 69 F

AB 34  
R 3  
H 9  
RBI 3  
BB 3  
SO 3  
LOB 20



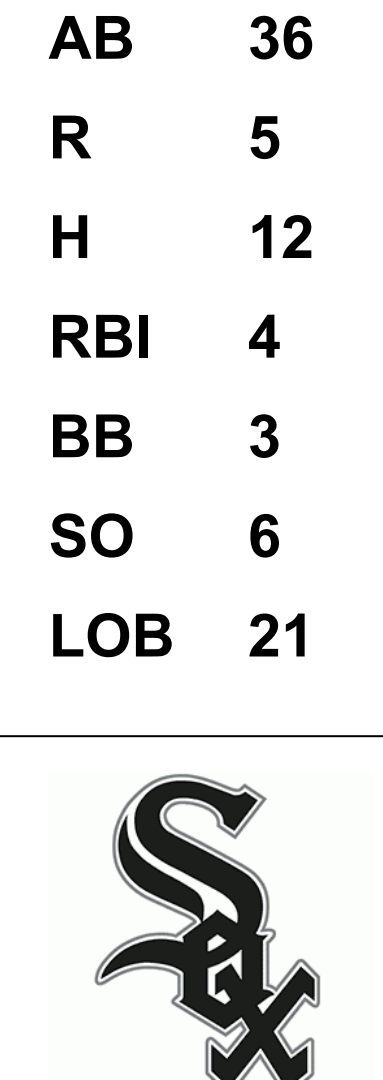


Batter	1	2	3	4	5	6	7	8	9	AB	R	H	RBI	BB	SO	LOB	TOP																					
Tim Teufel, R OBP: 0.422, SLG: 0.733 (1, 4)	F8		K		F8				K	5	0	1	1	0	2	2	<b>Minnesota Twins @ Chicago White Sox</b> Comiskey Park, Chicago, IL Mon Sep 19 1983, 8:05 PM EDT Att: 29,138 - Cloudy - 78 F																					
John Castino, R OBP: 0.348, SLG: 0.409 (1, 5)	F4				4-3				1-3	4	0	1	1	1	0	0																						
Gary Ward, R OBP: 0.327, SLG: 0.453 (1, 7)	F8		F9		5-3				6-3	5	0	0	0	0	1	3																						
Dave Engle, R OBP: 0.359, SLG: 0.456 (1, 2)		K			L9				F9	4	1	1	0	0	1	0																						
Kent Hrbek, L OBP: 0.363, SLG: 0.475 (1, 3)		6-3			2B 1B BB				F8	2	1	0	0	2	0	0																						
Mickey Hatcher, R OBP: 0.358, SLG: 0.470 Darrell Brown, S OBP: 0.298, SLG: 0.296 (1, 9) (8, 8)		F5			1B 2B				HR	4	2	2	0	0	0	1																						
Tom Brunansky, R OBP: 0.305, SLG: 0.433 (8, 9)					1B				1B	0	0	0	0	0	0	0																						
Gary Gaetti, R OBP: 0.312, SLG: 0.421 (1, 10)					1B				1B	4	2	3	0	0	0	1																						
Lenny Faedo, R OBP: 0.295, SLG: 0.354 (1, 6)					1B				L6	4	0	1	0	0	0	3																						
<b>Inning Stats</b>	R: 0 E: 0 K: 0 S: 3	H: 0 LOB: 0 BB: 0 P: 3	R: 0 E: 0 K: 1 S: 5	H: 0 LOB: 0 BB: 0 P: 5	R: 1 E: 0 K: 1 S: 8	H: 3 LOB: 2 BB: 0 P: 8	R: 2 E: 0 K: 0 S: 5	H: 2 LOB: 1 BB: 0 P: 9	R: 0 E: 0 K: 0 S: 3	H: 0 LOB: 0 BB: 0 P: 3	R: 1 E: 0 K: 1 S: 5	H: 1 LOB: 0 BB: 1 P: 9	R: 1 E: 0 K: 0 S: 6	H: 2 LOB: 1 BB: 1 P: 10	R: 2 E: 0 K: 0 S: 6	H: 3 LOB: 1 BB: 0 P: 6	R: 0 E: 0 K: 1 S: 5	H: 0 LOB: 0 BB: 0 P: 5	1B: 7 2B: 2 3B: 1 HR: 1	SF: 0 SAC: 0 DP: 1 HBP: 0	WP: 0 PB: 0 SB: 0 CS: 0	PA: 39																
<b>PITCHER</b>	IP	WLS	BF	H	R	ER	SO	BB	IBB	HBP	BLK	WP	HR	S	P	ERA	WHIP	<b>PITCHER</b>				IP	WLS	BF	H	R	ER	SO	BB	IBB	HBP	BLK	WP	HR	S	P	ERA	WHIP
Britt Burns, L ERA: 3.79 (1, 1)	5.0		23	6	4	4	2	2	0	0	0	0	0	25	33	7.20	1.600																					
Salome Barojas, R ERA: 2.4 (6, 1)	3.0	L	13	5	3	3	2	1	0	0	0	0	1	16	20	9.00	2.000																					
Dick Tidrow, R ERA: 3.64 (9, 1)	1.0		3	0	0	0	1	0	0	0	0	0	0	5	5	0.00	0.000																					

AB	36
R	7
H	11
RBI	6
BB	3
SO	5
LOB	10



Batter	1	2	3	4	5	6	7	8	9	AB	R	H	RBI	BB	SO	LOB	BOTTOM																					
Dave Stegman, R OBP: 0.291, SLG: 0.222 Rudy Law, L OBP: 0.340, SLG: 0.368 (1, 8) (6, FH) (7, 8)	FC5-4 BB	F9		G5-4-3 1B		F9		FC4-6		2	0	1	0	1	0	1	<b>Minnesota Twins @ Chicago White Sox</b> Comiskey Park, Chicago, IL Mon Sep 19 1983, 8:05 PM EDT Att: 29,138 - Cloudy - 78 F																					
Carlton Fisk, R OBP: 0.360, SLG: 0.530 (1, 2)	FC5-4 2B	L7		G5-4-3					F2	5	1	1	0	0	0	4																						
Tom Paciorek, R OBP: 0.333, SLG: 0.437 (1, 3)	K			E S 1B					5-3	4	1	2	0	0	1	1																						
Greg Luzinski, R OBP: 0.353, SLG: 0.505 (1, 10)				F8		G6-4-3			5-3	5	0	1	1	0	0	4																						
Ron Kittle, R OBP: 0.313, SLG: 0.508 (1, 7)	5-3			K					K	4	1	1	1	0	2	3																						
Harold Baines, L OBP: 0.334, SLG: 0.445 (1, 9)		K		E7 S 1B					1B	4	0	2	0	0	1	0																						
Vance Law, R OBP: 0.322, SLG: 0.339 Greg Walker, L OBP: 0.330, SLG: 0.426 Jerry Dybzinski, R OBP: 0.285, SLG: 0.287 (1, 5) (6, FH) (8, FR) (9, 6)				F8		4-3			FC4-6 1B	2	1	0	0	0	0	0																						
Scott Fletcher, R OBP: 0.320, SLG: 0.374 Jerry Hairston, S OBP: 0.388, SLG: 0.526 Aurelio Rodriguez, R OBP: 0.122, SLG: 0.111 (1, 6) (8, PH) (9, 5)				F8					F4	2	1	0	0	1	1	0																						
Julio Cruz, S OBP: 0.319, SLG: 0.334 (1, 4)				1B					K	4	0	3	2	0	1	2																						
<b>Inning Stats</b>	R: 1 E: 0 K: 1 S: 6	H: 1 LOB: 1 BB: 1 P: 10	R: 2 E: 0 K: 1 S: 6	H: 1 LOB: 1 BB: 2 P: 14	R: 1 E: 1 K: 1 S: 7	H: 2 LOB: 1 BB: 0 P: 7	R: 0 E: 0 K: 0 S: 4	H: 2 LOB: 1 BB: 0 P: 4	R: 1 E: 0 K: 0 S: 4	H: 2 LOB: 0 BB: 0 P: 4	R: 0 E: 0 K: 1 S: 6	H: 1 LOB: 1 BB: 0 P: 6	R: 0 E: 0 K: 1 S: 6	H: 1 LOB: 1 BB: 0 P: 6	R: 0 E: 0 K: 1 S: 7	H: 2 LOB: 2 BB: 0 P: 7	R: 0 E: 0 K: 0 S: 3	H: 0 LOB: 0 BB: 0 P: 3	1B: 9 2B: 2 3B: 0 HR: 1	SF: 0 SAC: 1 DP: 3 HBP: 0	WP: 0 PB: 0 SB: 2 CS: 0	PA: 40																
<b>PITCHER</b>	IP	WLS	BF	H	R	ER	SO	BB	IBB	HBP	BLK	WP	HR	S	P	ERA	WHIP	<b>PITCHER</b>				IP	WLS	BF	H	R	ER	SO	BB	IBB	HBP	BLK	WP	HR	S	P	ERA	WHIP
Frank Viola, L ERA: 5.13 (1, 1)	3.1		19	6	4	3	3	3	0	0	0	0	0	22	34	8.10	2.700																					
Mike Walters, R ERA: 4.33 (4, 1)	3.2	W	14	5	1	1	2	0	0	0	0	0	1	18	18	2.46	1.364																					
Ron Davis, R ERA: 3.43 (8, 1)	2.0	S	7	1	0	0	1	0	0	0	0	0	0	9	9	0.00	0.500																					





Batter	1	2	3	4	5	6	7	8	9	AB	R	H	RBI	BB	SO	LOB	TOP					
<b>Darrell Brown, S</b> OBP: 0.298, SLG: 0.302 (1, 7)	L6		1-3	F7			CS 3B			4	0	1	0	0	0	2	<b>Minnesota Twins @ Chicago White Sox</b> Comiskey Park, Chicago, IL Wed Sep 21 1983, 4:33 AM EDT Cloudy - 53 F					
<b>Tim Teufel, R</b> OBP: 0.426, SLG: 0.714 (1, 4)	F9		1B	1B	5-3		1B			4	0	2	0	0	0	0						
<b>Mickey Hatcher, R</b> OBP: 0.357, SLG: 0.467 (1, 9)	L6		1-3	1B	F2		3H 0-3	K		4	0	1	0	0	1	1						
<b>Kent Hrbek, L</b> OBP: 0.364, SLG: 0.477 (1, 3)		F8 FC5-2	G3		F9			CS 1B		4	0	2	0	0	0	2						
<b>Randy Bush, L</b> OBP: 0.327, SLG: 0.422 (1, 10)	F8			FC5-4 BB		1B		K		3	0	1	0	1	1	2						
<b>Dave Engle, R</b> OBP: 0.356, SLG: 0.452 (1, 2)	FC5-2 BB			L7		F2		F9		3	0	0	0	1	0	2						
<b>Gary Gaetti, R</b> OBP: 0.310, SLG: 0.418 (1, 5)	FC5-2			FC5-4		F8		F7		4	1	0	0	0	0	4						
<b>Bobby Mitchell, L</b> OBP: 0.354, SLG: 0.303 (9, PH)	4-3			E		1-3		1-3		2	0	0	0	1	0	3						
<b>Gary Ward, R</b> OBP: 0.326, SLG: 0.452 (9, PH)				E		1-3				1	0	0	0	0	0	0						
<b>Lenny Faedo, R</b> OBP: 0.289, SLG: 0.347 (9, PH)			6-3	E4				K		3	0	0	0	0	1	1						
<b>Tom Brunansky, R</b> OBP: 0.305, SLG: 0.432 (9, PH)				1-3 2-H				K		1	0	0	0	0	1	0						
<b>Inning Stats</b>	R: 0 E: 0 K: 0 S: 3	H: 0 LOB: 0 BB: 0 P: 3	R: 0 E: 0 K: 0 S: 4	H: 1 LOB: 2 BB: 1 P: 8	R: 0 E: 0 K: 0 S: 5	H: 2 LOB: 2 BB: 0 P: 5	R: 1 E: 2 K: 0 S: 4	H: 0 LOB: 2 BB: 2 P: 12	R: 0 E: 0 K: 0 S: 3	H: 0 LOB: 0 BB: 0 P: 3	R: 0 E: 0 K: 0 S: 4	H: 1 LOB: 1 BB: 0 P: 4	R: 0 E: 0 K: 2 S: 8	H: 2 LOB: 1 BB: 0 P: 8	R: 0 E: 0 K: 1 S: 5	H: 1 LOB: 0 BB: 0 P: 5	R: 0 E: 0 K: 1 S: 5	H: 0 LOB: 0 BB: 0 P: 5	1B: 5 2B: 2 3B: 1 HR: 0	SF: 0 SAC: 0 DP: 1 HBP: 0	WP: 0 PB: 0 SB: 0 CS: 2	PA: 36
<b>PITCHER</b> <b>LaMarr Hoyt, R</b> ERA: 3.6 (1, 1)	IP: 9.0 WLS: W BF: 36 H: 7 R: 1 ER: 0 SO: 4 BB: 2 IBB: 1 HBP: 0 BLK: 0 WP: 0 HR: 0 S: 41 P: 53 ERA: 0.00 WHIP: 1.000															<b>PITCHER</b>						

Batter	1	2	3	4	5	6	7	8	9	AB	R	H	RBI	BB	SO	LOB	BOTTOM					
<b>Rudy Law, L</b> OBP: 0.340, SLG: 0.370 (1, 8)	F9						SH5-3			3	0	1	0	0	0	2	<b>Minnesota Twins @ Chicago White Sox</b> Comiskey Park, Chicago, IL Wed Sep 21 1983, 4:33 AM EDT Cloudy - 53 F					
<b>Marc Hill, R</b> OBP: 0.274, SLG: 0.291 (1, 2)			2B				1-2			2	0	0	0	1	1	1						
<b>Jerry Hairston, S</b> OBP: 0.393, SLG: 0.526 (7, PH)	5-3						1B			0	0	0	0	1	0	0						
<b>Joel Skinner, R</b> OBP: 0.333, SLG: 0.333 (8, 2)							BB			0	0	0	0	0	0	0						
<b>Harold Baines, L</b> OBP: 0.334, SLG: 0.444 (1, 9)	G3									4	0	1	1	0	1	3						
<b>Greg Luzinski, R</b> OBP: 0.352, SLG: 0.503 (1, 10)		F9								4	0	1	0	0	2	2						
<b>Tom Paciorek, R</b> OBP: 0.335, SLG: 0.440 (1, 7)										4	1	2	0	0	1	3						
<b>Greg Walker, L</b> OBP: 0.330, SLG: 0.428 (1, 3)										3	0	1	1	0	1	2						
<b>Mike Squires, L</b> OBP: 0.318, SLG: 0.262 (8, 3)										1	0	0	0	0	0	0						
<b>Aurelio Rodriguez, R</b> OBP: 0.177, SLG: 0.107 (8, PH)										3	0	0	0	0	0	2						
<b>Ron Kittle, R</b> OBP: 0.313, SLG: 0.507 (9, 5)										1	0	0	0	0	0	0						
<b>Vance Law, R</b> OBP: 0.322, SLG: 0.339 (9, 5)										0	0	0	0	0	0	0						
<b>Scott Fletcher, R</b> OBP: 0.325, SLG: 0.372 (1, 6)										4	0	1	0	0	0	1						
<b>Tim Hulett, R</b> OBP: 0.333, SLG: 0.333 (1, 4)										2	0	1	0	0	0	0						
<b>Julio Cruz, S</b> OBP: 0.320, SLG: 0.334 (7, PH)										0	1	0	0	1	0	0						
<b>Inning Stats</b>	R: 0 E: 0 K: 0 S: 3	H: 0 LOB: 0 BB: 0 P: 3	R: 0 E: 0 K: 1 S: 6	H: 1 LOB: 1 BB: 0 P: 6	R: 0 E: 0 K: 1 S: 6	H: 1 LOB: 1 BB: 0 P: 6	R: 0 E: 0 K: 2 S: 8	H: 1 LOB: 1 BB: 0 P: 8	R: 0 E: 0 K: 0 S: 5	H: 2 LOB: 3 BB: 1 P: 9	R: 1 E: 0 K: 1 S: 7	H: 2 LOB: 1 BB: 0 P: 7	R: 1 E: 0 K: 1 S: 6	H: 1 LOB: 2 BB: 2 P: 14	R: 0 E: 0 K: 0 S: 3	H: 0 LOB: 0 BB: 0 P: 3	R: 0 E: 0 K: 0 S: 3	H: 0 LOB: 0 BB: 0 P: 3	1B: 5 2B: 3 3B: 0 HR: 0	SF: 0 SAC: 1 DP: 0 HBP: 0	WP: 0 PB: 0 SB: 1 CS: 0	PA: 35
<b>PITCHER</b> <b>Ken Schrom, R</b> ERA: 4.04 (1, 1)	IP: 8.0 WLS: L BF: 35 H: 8 R: 2 ER: 2 SO: 6 BB: 2 IBB: 1 HBP: 0 BLK: 0 WP: 0 HR: 0 S: 44 P: 56 ERA: 2.25 WHIP: 1.250															<b>PITCHER</b>						





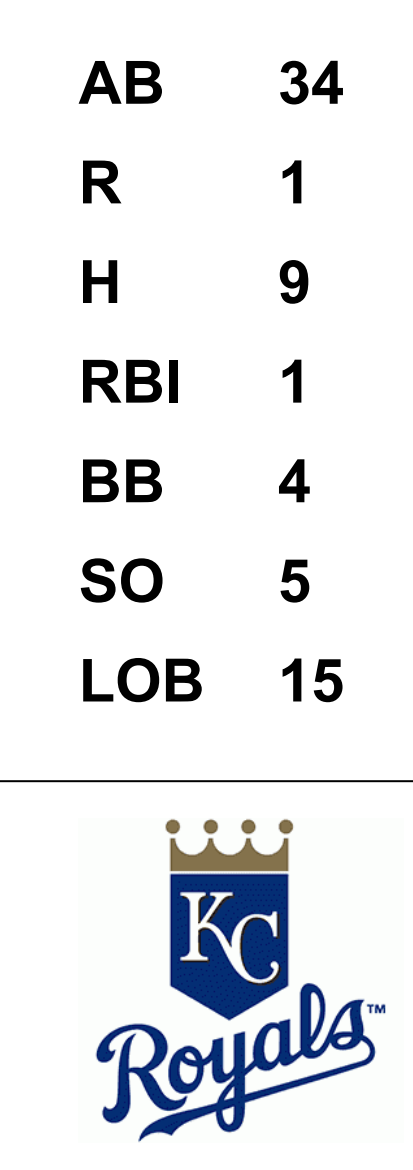


Batter	1	2	3	4	5	6	7	8	9	AB	R	H	RBI	BB	SO	LOB	TOP					
Tim Teufel, R OBP: 0.373, SLG: 0.627	5-3		4-3		E6		6-3		F8	5	0	0	0	0	0	3	<b>Minnesota Twins @ Kansas City Royals</b> Royals Stadium, Kansas City, MO Thu Sep 22 1983, 8:05 PM EDT Att: 15,684 - Unknown - 60 F					
Mickey Hatcher, R OBP: 0.353, SLG: 0.458	1-5-3		6-3				1-3		F9	4	0	0	0	1	0	3						
Gary Ward, R OBP: 0.327, SLG: 0.448	4-3								F8	4	1	1	0	0	0	2						
Kent Hrbek, L OBP: 0.365, SLG: 0.479		5-3								3	1	1	1	1	0	0						
Dave Engle, R OBP: 0.361, SLG: 0.455		L4								4	0	2	1	0	0	3						
Randy Bush, L OBP: 0.332, SLG: 0.426										3	0	2	0	0	0	0						
John Castino, R OBP: 0.348, SLG: 0.407										1	0	0	0	0	0	1						
Tom Brunansky, R OBP: 0.307, SLG: 0.438										4	0	0	0	0	1	3						
Gary Gaetti, R OBP: 0.311, SLG: 0.420										4	0	1	0	0	1	2						
Lenny Faedo, R OBP: 0.295, SLG: 0.351										4	0	2	0	0	1	0						
<b>Inning Stats</b>	R: 0 E: 0 K: 0 S: 3	H: 0 LOB: 0 BB: 0 P: 3	R: 0 E: 0 K: 1 S: 6	H: 1 LOB: 1 BB: 0 P: 6	R: 0 E: 0 K: 0 S: 4	H: 1 LOB: 1 BB: 0 P: 4	R: 2 E: 0 K: 0 S: 6	H: 4 LOB: 1 BB: 0 P: 6	R: 0 E: 1 K: 0 S: 4	H: 0 LOB: 3 BB: 2 P: 12	R: 0 E: 0 K: 1 S: 5	H: 0 LOB: 0 BB: 0 P: 5	R: 0 E: 0 K: 1 S: 5	H: 0 LOB: 0 BB: 0 P: 5	R: 0 E: 0 K: 0 S: 4	H: 1 LOB: 1 BB: 0 P: 4	R: 0 E: 0 K: 0 S: 5	H: 2 LOB: 2 BB: 0 P: 5	1B: 8 2B: 0 3B: 1 HR: 0	SF: 0 SAC: 0 DP: 1 HBP: 0	WP: 0 PB: 0 CS: 0	PA: 38
<b>PITCHER</b>	IP	WLS	BF	H	R	ER	SO	BB	IBB	HBP	BLK	WP	HR	S	P	ERA	WHIP					
Eric Rasmussen, R ERA: 5.46	(1, 1)	5.0	L	23	6	2	2	1	2	0	0	0	0	23	31	3.60	1.600					
Larry Gura, L ERA: 4.88	(6, 1)	4.0		15	3	0	0	2	0	0	0	0	0	19	19	0.00	0.750					

AB	36
R	2
H	9
RBI	2
BB	2
SO	3
LOB	17



Batter	1	2	3	4	5	6	7	8	9	AB	R	H	RBI	BB	SO	LOB	BOTTOM					
Willie Wilson, S OBP: 0.318, SLG: 0.357	K		F6				6-3		F7	5	0	1	0	0	1	0	<b>Minnesota Twins @ Kansas City Royals</b> Royals Stadium, Kansas City, MO Thu Sep 22 1983, 8:05 PM EDT Att: 15,684 - Unknown - 60 F					
U L Washington, S OBP: 0.300, SLG: 0.320	4-3		F9						K	5	0	1	0	0	1	1						
Frank White, R OBP: 0.281, SLG: 0.405										3	0	1	0	1	1	1						
Hal McRae, R OBP: 0.376, SLG: 0.465	4-3									3	0	0	0	1	0	3						
Ron Johnson, R OBP: 0.385, SLG: 0.304										3	0	1	0	1	0	0						
Butch Davis, R OBP: 0.333, SLG: 0.437										4	0	3	0	0	0	1						
Don Slaught, R OBP: 0.336, SLG: 0.391										3	0	1	0	1	1	4						
Darryl Motley, R OBP: 0.241, SLG: 0.400										3	1	1	1	0	0	3						
Willie Aikens, L OBP: 0.376, SLG: 0.522										1	0	0	0	0	1	2						
Joe Simpson, L OBP: 0.248, SLG: 0.218										0	0	0	0	0	0	0						
Greg Pryor, R OBP: 0.262, SLG: 0.283										3	0	0	0	0	0	0						
Pat Sheridan, L OBP: 0.307, SLG: 0.388										1	0	0	0	0	0	0						
<b>Inning Stats</b>	R: 0 E: 0 K: 1 S: 6	H: 1 LOB: 1 BB: 0 P: 6	R: 0 E: 0 K: 1 S: 6	H: 1 LOB: 1 BB: 0 P: 6	R: 0 E: 0 K: 0 S: 3	H: 0 LOB: 0 BB: 0 P: 3	R: 0 E: 0 K: 0 S: 4	H: 2 LOB: 2 BB: 1 P: 8	R: 1 E: 0 K: 0 S: 5	H: 2 LOB: 2 BB: 1 P: 9	R: 0 E: 0 K: 0 S: 3	H: 1 LOB: 1 BB: 1 P: 7	R: 0 E: 0 K: 1 S: 6	H: 1 LOB: 1 BB: 0 P: 6	R: 0 E: 0 K: 1 S: 6	H: 1 LOB: 2 BB: 1 P: 10	R: 0 E: 0 K: 1 S: 5	H: 0 LOB: 0 BB: 0 P: 5	1B: 8 2B: 0 3B: 0 HR: 1	SF: 0 SAC: 0 DP: 2 HBP: 0	WP: 0 PB: 0 CS: 0	PA: 38
<b>PITCHER</b>	IP	WLS	BF	H	R	ER	SO	BB	IBB	HBP	BLK	WP	HR	S	P	ERA	WHIP					
Pete Filson, L ERA: 3.7	(1, 1)	7.2	W	33	9	1	1	3	3	0	0	0	0	36	48	1.17	1.565					
Ron Davis, R ERA: 3.44	(8, 1)	1.1	S	5	0	0	0	2	1	0	0	0	0	8	12	0.00	0.750					





Batter	1	2	3	4	5	6	7	8	9	AB	R	H	RBI	BB	SO	LOB	TOP								
Tim Teufel, R OBP: 0.349, SLG: 0.587 (1, 4)	6-3		F4		6-3			F9		4	0	0	0	0	0	2	<b>Minnesota Twins @ Kansas City Royals</b> Royals Stadium, Kansas City, MO Fri Sep 23 1983, 8:05 PM EDT Att: 18,313 - Unknown								
Mickey Hatcher, R OBP: 0.352, SLG: 0.455 (1, 9)	1B				6-3		F8	5-3		4	0	1	0	0	0	0									
Gary Ward, R OBP: 0.328, SLG: 0.450 (1, 7)	F9			E6 L6-4			1B	E	2B	4	2	2	0	0	0	1									
Kent Hrbek, L OBP: 0.364, SLG: 0.476 (1, 3)	K			BB			F7	E5		3	0	0	0	1	1	2									
Dave Engle, R OBP: 0.360, SLG: 0.452 (1, 2)		6-3		L6-4			1B	6-3		4	0	1	1	0	0	3									
Randy Bush, L OBP: 0.328, SLG: 0.421 (1, 10)	K						F7	G3		4	0	0	0	0	1	1									
Tom Brunansky, R OBP: 0.306, SLG: 0.436 (1, 8)	K						F9	F9		4	0	1	0	0	1	0									
Gary Gaetti, R OBP: 0.309, SLG: 0.417 (1, 5)							F8	F9		4	0	0	0	0	0	1									
Lenny Faedo, R OBP: 0.296, SLG: 0.351 (1, 6)							1-3			3	0	1	0	0	0	0									
<b>Inning Stats</b>	R: 0 E: 0 K: 1 S: 6	H: 1 LOB: 1 BB: 0 P: 6	R: 0 E: 0 K: 2 S: 7	H: 0 LOB: 0 BB: 0 P: 7	R: 0 E: 0 K: 0 S: 3	H: 0 LOB: 0 BB: 0 P: 3	R: 0 E: 1 K: 0 S: 3	H: 0 LOB: 1 BB: 1 P: 7	R: 0 E: 0 K: 0 S: 5	H: 2 LOB: 2 BB: 0 P: 5	R: 1 E: 0 K: 0 S: 5	H: 2 LOB: 1 BB: 0 P: 5	R: 0 E: 0 K: 0 S: 3	H: 0 LOB: 0 BB: 0 P: 3	R: 1 E: 1 K: 0 S: 5	H: 1 LOB: 1 BB: 0 P: 5		R: 0 E: 0 K: 0 S: 3	H: 0 LOB: 0 BB: 0 P: 3	1B: 5 2B: 2 3B: 0 HR: 0	SF: 0 SAC: 0 DP: 1 HBP: 0	WP: 1 PB: 0 SB: 1 CS: 0	PA: 35		
<b>PITCHER</b>	IP	WLS	BF	H	R	ER	SO	BB	IBB	HBP	BLK	WP	HR	S	P	ERA	WHIP								
Frank Wills, R ERA: 3.77 (1, 1)	7.0	W	27	5	1	1	3	1	0	0	0	1	0	32	36	1.29	0.857								
Dan Quisenberry, R ERA: 1.61 (8, 1)	2.0	S	8	1	1	0	0	0	0	0	0	0	0	8	8	0.00	0.500								

AB	34
R	2
H	6
RBI	1
BB	1
SO	3
LOB	10



Batter	1	2	3	4	5	6	7	8	9	AB	R	H	RBI	BB	SO	LOB	BOTTOM								
Willie Wilson, S OBP: 0.317, SLG: 0.357 (1, 8)	5-3		L4					FC SH1-4		4	0	1	0	0	0	1	<b>Minnesota Twins @ Kansas City Royals</b> Royals Stadium, Kansas City, MO Fri Sep 23 1983, 8:05 PM EDT Att: 18,313 - Unknown								
Pat Sheridan, L OBP: 0.307, SLG: 0.386 (1, 9)	BB						K	SH1-4		2	0	0	0	1	1	1									
Frank White, R OBP: 0.283, SLG: 0.406 (1, 4)	G5-4-3						F7	IBB		3	1	1	0	1	0	2									
Hal McRae, R OBP: 0.376, SLG: 0.465 (1, 10)							1B	F9		3	0	1	0	0	0	3									
Willie Aikens, L OBP: 0.378, SLG: 0.531 (1, 3)							1B	F9		3	1	2	2	0	0	1									
Joe Simpson, L OBP: 0.249, SLG: 0.218 (8, 3)								F4		0	0	0	0	0	0	0									
Leon Roberts, R OBP: 0.312, SLG: 0.398 (8, PH)										1	0	0	0	0	0	3									
Greg Pryor, R OBP: 0.262, SLG: 0.283 (9, 3)										0	0	0	0	0	0	0									
Butch Davis, R OBP: 0.333, SLG: 0.433 (1, 7)										3	0	1	0	0	0	0									
John Wathan, R OBP: 0.293, SLG: 0.316 (1, 2)										3	1	1	1	0	1	1									
U L Washington, S OBP: 0.300, SLG: 0.320 (1, 6)										3	0	1	0	0	0	0									
Onix Concepcion, R OBP: 0.286, SLG: 0.327 (1, 5)										3	0	1	0	0	0	0									
<b>Inning Stats</b>	R: 0 E: 0 K: 0 S: 2	H: 0 LOB: 0 BB: 1 P: 6	R: 0 E: 0 K: 0 S: 3	H: 1 LOB: 1 BB: 0 P: 4	R: 0 E: 0 K: 0 S: 3	H: 0 LOB: 0 BB: 0 P: 3	R: 1 E: 0 K: 0 S: 4	H: 3 LOB: 2 BB: 0 P: 4	R: 0 E: 0 K: 1 S: 5	H: 0 LOB: 0 BB: 0 P: 5	R: 0 E: 0 K: 1 S: 6	H: 1 LOB: 1 BB: 0 P: 6	R: 2 E: 0 K: 0 S: 5	H: 3 LOB: 0 BB: 0 P: 5	R: 0 E: 0 K: 0 S: 5	H: 1 LOB: 3 BB: 1 P: 9	1B: 6 2B: 2 3B: 0 HR: 2	SF: 0 SAC: 1 DP: 2 HBP: 1	WP: 0 PB: 0 SB: 1 CS: 1	PA: 33					
<b>PITCHER</b>	IP	WLS	BF	H	R	ER	SO	BB	IBB	HBP	BLK	WP	HR	S	P	ERA	WHIP								
Jay Pettibone, R ERA: 4.91 (1, 1)	7.1	L	29	9	3	3	2	1	0	1	0	0	0	31	36	3.68	1.364								
Mike Walters, R ERA: 4.27 (8, 1)	0.2		3	0	0	0	0	0	1	0	0	0	0	2	6	0.00	0.000								

AB	28
R	3
H	9
RBI	3
BB	2
SO	2
LOB	12





Batter	1	2	3	4	5	6	7	8	9	AB	R	H	RBI	BB	SO	LOB	TOP			
Mickey Hatcher, R OBP: 0.391, SLG: 0.462 (1, 9)										4	1	1	1	0	0	1	<b>Minnesota Twins @ Kansas City Royals</b> Royals Stadium, Kansas City, MO Sat Sep 24 1983, 8:05 PM EDT Att: 17,407 - Unknown - 72 F			
John Castino, R OBP: 0.348, SLG: 0.407 (1, 4)										3	0	1	0	0	0	0				
Gary Ward, R OBP: 0.328, SLG: 0.450 Darrell Brown, S OBP: 0.297, SLG: 0.301 (5, 7)										3	0	1	0	0	1	1				
Dave Engle, R OBP: 0.357, SLG: 0.448 (1, 10)										3	0	0	0	0	0	2				
Tom Brunansky, R OBP: 0.307, SLG: 0.435 (1, 8)										3	0	1	0	0	1	0				
Gary Gaetti, R OBP: 0.309, SLG: 0.416 (1, 5)										3	0	1	0	0	0	0				
Tim Laudner, R OBP: 0.250, SLG: 0.352 (1, 2)										2	2	1	1	1	0	2				
Scott Ullger, R OBP: 0.250, SLG: 0.244 (1, 3)										3	1	2	1	0	1	2				
Lenny Faedo, R OBP: 0.296, SLG: 0.350 (1, 6)										3	0	1	1	0	0	3				
<b>Inning Stats</b>	R: 0 E: 0 K: 0 S: 4	H: 1 LOB: 1 BB: 0 P: 4	R: 0 E: 0 K: 1 S: 7	H: 2 LOB: 2 BB: 0 P: 7	R: 1 E: 0 K: 1 S: 6	H: 1 LOB: 0 BB: 0 P: 6	R: 1 E: 0 K: 0 S: 5	H: 2 LOB: 1 BB: 0 P: 5	R: 0 E: 0 K: 0 S: 4	H: 1 LOB: 1 BB: 0 P: 4	R: 2 E: 0 K: 1 S: 7	H: 2 LOB: 1 BB: 1 P: 11						1B: 6 2B: 1 3B: 0 HR: 2	SF: 0 SAC: 0 DP: 0 HBP: 0	WP: 0 PB: 0 CS: 0
<b>PITCHER</b> Bud Black, L ERA: 3.78 (1, 1)	IP: 6.0 WLS: W BF: 28	H: 9 R: 4 ER: 4 SO: 3	BB: 1 IBB: 0 HBP: 0 BLK: 0	WP: 0 HR: 2 S: 33 P: 37	ERA: 6.00 WHIP: 1.667															

Batter	1	2	3	4	5	6	7	8	9	AB	R	H	RBI	BB	SO	LOB	BOTTOM		
Willie Wilson, S OBP: 0.320, SLG: 0.361 (1, 8)										2	2	1	0	2	0	0	<b>Minnesota Twins @ Kansas City Royals</b> Royals Stadium, Kansas City, MO Sat Sep 24 1983, 8:05 PM EDT Att: 17,407 - Unknown - 72 F		
Butch Davis, R OBP: 0.340, SLG: 0.479 (1, 7)										4	2	2	4	0	1	2			
George Brett, L OBP: 0.384, SLG: 0.561 (1, 3)										4	2	2	2	0	0	1			
Hal McRae, R OBP: 0.377, SLG: 0.470 (1, 10)										4	1	2	2	0	1	0			
Frank White, R OBP: 0.283, SLG: 0.406 (1, 4)										3	1	1	0	0	0	1			
Don Slaught, R OBP: 0.339, SLG: 0.395 (1, 2)										3	1	2	1	0	0	1			
Darryl Motley, R OBP: 0.246, SLG: 0.415 (1, 9)										3	1	1	0	0	0	3			
Greg Pryor, R OBP: 0.264, SLG: 0.284 (1, 5)										3	2	1	1	0	0	2			
Onix Concepcion, R OBP: 0.287, SLG: 0.327 (1, 6)										3	0	1	1	0	0	2			
<b>Inning Stats</b>	R: 2 E: 0 K: 0 S: 6	H: 3 LOB: 1 BB: 0 P: 6	R: 9 E: 1 K: 1 S: 14	H: 8 LOB: 2 BB: 2 P: 22	R: 1 E: 0 K: 1 S: 7	H: 2 LOB: 1 BB: 0 P: 7	R: 0 E: 0 K: 0 S: 3	H: 0 LOB: 0 BB: 0 P: 3	R: 0 E: 0 K: 0 S: 3	H: 0 LOB: 0 BB: 0 P: 3					1B: 6 2B: 2 3B: 4 HR: 1	SF: 0 SAC: 0 DP: 0 HBP: 0		WP: 1 PB: 0 CS: 0	PA: 31
<b>PITCHER</b> Frank Viola, L ERA: 5.36 Rick Lysander, R ERA: 3.43 (2, 1)	IP: 1.1 WLS: L BF: 11	H: 6 R: 6 ER: 6 SO: 2	BB: 1 IBB: 0 HBP: 0 BLK: 0	WP: 1 HR: 1 S: 23 P: 27	ERA: 40.50 WHIP: 5.250														



Batter	1	2	3	4	5	6	7	8	9	AB	R	H	RBI	BB	SO	LOB	TOP				
Mickey Hatcher, R OBP: 0.348, SLG: 0.458	6-3		G6-4-3		FC5-4 1B		F4		F4	5	0	1	0	0	0	1					
John Castino, R OBP: 0.348, SLG: 0.405	4-3 1B			1B BB	FC5-4		5-3		F9	4	2	1	0	1	0	1					
Gary Ward, R OBP: 0.329, SLG: 0.450	4-3			F8	E9				S 3B 1B	4	1	2	0	0	0	2					
Kent Hrbek, L OBP: 0.365, SLG: 0.477	PO			2B 1B	3-1				K	4	1	2	1	0	1	3					
Dave Engle, R OBP: 0.356, SLG: 0.452	PO	F3		F9			K		1B 3B	4	1	1	1	0	1	2					
Tom Brunansky, R OBP: 0.308, SLG: 0.444		3-1		1B 2B			IHR		6-3	4	2	2	3	0	0	1					
Gary Gaetti, R OBP: 0.310, SLG: 0.417				1B			5-3		FC6-4 1B	4	0	2	2	0	0	0					
Tim Laudner, R OBP: 0.250, SLG: 0.345			G6-4-3 BB	K			K		FC6-4	3	0	0	0	1	2	2					
Lenny Faedo, R OBP: 0.289, SLG: 0.342			F7		5-3		F3		K	4	0	0	0	0	1	1					
<b>Inning Stats</b>	R: 1 E: 0 K: 0 S: 4	H: 2 LOB: 0 BB: 0 P: 4	R: 0 E: 0 K: 0 S: 3	H: 0 LOB: 0 BB: 0 P: 3	R: 0 E: 0 K: 0 S: 2	H: 0 LOB: 0 BB: 1 P: 6	R: 3 E: 0 K: 1 S: 8	H: 3 LOB: 1 BB: 1 P: 12	R: 0 E: 1 K: 0 S: 5	H: 2 LOB: 2 BB: 0 P: 5	R: 0 E: 0 K: 0 S: 3	H: 0 LOB: 0 BB: 0 P: 3	R: 2 E: 0 K: 1 S: 8	H: 3 LOB: 1 BB: 0 P: 8	R: 0 E: 0 K: 1 S: 5	H: 0 LOB: 0 BB: 0 P: 5	1B: 8 2B: 1 3B: 1 HR: 1	SF: 0 SAC: 0 DP: 1 HBP: 0	WP: 0 PB: 0 SB: 1 CS: 0	PA: 39	
<b>PITCHER</b>	IP	WLS	BF	H	R	ER	SO	BB	IBB	HBP	BLK	WP	HR	S	P	ERA	WHIP				
Danny Jackson, L ERA: 5.79	5.0	L	22	7	4	4	1	2	0	0	0	0	0	22	30	7.20	1.800				
Keith Creel, R ERA: 6.37	3.0		13	4	3	3	3	0	0	0	0	0	0	19	19	9.00	1.333				
Mike Armstrong, R ERA: 3.86	1.0		3	0	0	0	1	0	0	0	0	0	0	5	5	0.00	0.000				

Minnesota Twins @ Kansas City Royals  
 Royals Stadium, Kansas City, MO  
 Sun Sep 25 1983, 4:33 AM EDT  
 Att: 22,695 - Unknown

AB	36
R	7
H	11
RBI	7
BB	2
SO	5
LOB	13



Batter	1	2	3	4	5	6	7	8	9	AB	R	H	RBI	BB	SO	LOB	BOTTOM					
Willie Wilson, S OBP: 0.320, SLG: 0.360	F7			WP S 1B		4-3		3-1		4	0	1	0	0	0	1						
Pat Sheridan, L OBP: 0.306, SLG: 0.384	1-3			K2-3		1B		4-3		4	0	1	1	0	1	1						
George Brett, L OBP: 0.383, SLG: 0.558	4-3			F8		1B		4-3		4	0	1	0	0	0	1						
Hal McRae, R OBP: 0.376, SLG: 0.469				F4		F7		1B		4	0	1	0	0	1	3						
Willie Aikens, L OBP: 0.375, SLG: 0.526	4-3			F2		K		G3		4	0	0	0	0	1	1						
Frank White, R OBP: 0.283, SLG: 0.405	5-3			G5-4-3 1B		F9				3	0	1	0	0	0	0						
John Wathan, R OBP: 0.291, SLG: 0.314			6-3		G5-4-3		F9			3	0	0	0	0	0	1						
Greg Pryor, R OBP: 0.257, SLG: 0.276			F8			F9		F9		3	0	0	0	0	0	0						
U.L. Washington, S OBP: 0.300, SLG: 0.320	4-3			4-3 1B		F8				3	1	1	0	0	0	0						
<b>Inning Stats</b>	R: 0 E: 0 K: 0 S: 3	H: 0 LOB: 0 BB: 0 P: 3	R: 0 E: 0 K: 1 S: 5	H: 0 LOB: 0 BB: 0 P: 5	R: 0 E: 0 K: 0 S: 3	H: 0 LOB: 0 BB: 0 P: 3	R: 0 E: 0 K: 1 S: 6	H: 1 LOB: 1 BB: 0 P: 6	R: 0 E: 0 K: 0 S: 3	H: 1 LOB: 0 BB: 0 P: 3	R: 1 E: 0 K: 0 S: 6	H: 3 LOB: 2 BB: 0 P: 6	R: 0 E: 0 K: 1 S: 5	H: 0 LOB: 0 BB: 0 P: 5	R: 0 E: 0 K: 0 S: 3	H: 0 LOB: 0 BB: 0 P: 3	R: 0 E: 0 K: 0 S: 4	H: 1 LOB: 1 BB: 0 P: 4	1B: 6 2B: 0 3B: 0 HR: 0	SF: 0 SAC: 0 DP: 1 HBP: 0	WP: 1 PB: 0 SB: 1 CS: 0	PA: 32
<b>PITCHER</b>	IP	WLS	BF	H	R	ER	SO	BB	IBB	HBP	BLK	WP	HR	S	P	ERA	WHIP					
Ken Schrom, R ERA: 3.89	9.0	W	32	6	1	1	3	0	0	0	0	1	0	38	38	1.00	0.667					

Minnesota Twins @ Kansas City Royals  
 Royals Stadium, Kansas City, MO  
 Sun Sep 25 1983, 4:33 AM EDT  
 Att: 22,695 - Unknown

AB	32
R	1
H	6
RBI	1
BB	0
SO	3
LOB	8





Batter	1	2	3	4	5	6	7	8	9	AB	R	H	RBI	BB	SO	LOB	TOP										
Mickey Rivers, L OBP: 0.307, SLG: 0.346 Dave Hostetter, R OBP: 0.324, SLG: 0.374										4	1	3	1	0	0	0	<b>Texas Rangers @ Minnesota Twins</b> Hubert H. Humphrey Metrodome, Minneapolis, MN Tue Sep 27 1983, 8:05 PM EDT Att. 3,000 - Dome - 69 F										
Pete O'Brien, L OBP: 0.316, SLG: 0.351										4	0	1	1	1	0	3											
George Wright, S OBP: 0.319, SLG: 0.427 Nick Capra, R										4	1	1	0	0	0	3											
Larry Parrish, R OBP: 0.327, SLG: 0.481 Tom Dunbar, L OBP: 0.350, SLG: 0.238										4	1	1	0	0	0	2											
Buddy Bell, R OBP: 0.331, SLG: 0.411										4	1	1	1	0	0	2											
Bill Sample, R OBP: 0.327, SLG: 0.394										3	0	3	2	1	0	0											
Bob Johnson, R OBP: 0.278, SLG: 0.347										4	1	0	0	0	1	3											
Wayne Tolleson, S OBP: 0.317, SLG: 0.317										4	0	1	0	0	0	2											
Curtis Wilkerson, S OBP: 0.207, SLG: 0.222										4	1	2	1	0	0	0											
<b>Inning Stats</b>	R: 1 E: 0 K: 0 S: 4	H: 2 LOB: 0 BB: 0 P: 4	R: 3 E: 0 K: 0 S: 7	H: 4 LOB: 2 BB: 1 P: 11	R: 1 E: 0 K: 0 S: 4	H: 2 LOB: 0 BB: 0 P: 4	R: 0 E: 0 K: 0 S: 3	H: 0 LOB: 0 BB: 0 P: 3	R: 0 E: 0 K: 0 S: 3	H: 0 LOB: 1 BB: 0 P: 7	R: 0 E: 0 K: 0 S: 3	H: 1 LOB: 0 BB: 0 P: 3	R: 1 E: 0 K: 1 S: 7	H: 2 LOB: 1 BB: 0 P: 7	R: 0 E: 0 K: 0 S: 4	H: 3 LOB: 1 BB: 0 P: 4		1B: 10 2B: 3 3B: 1 HR: 1	SF: 0 SAC: 0 DP: 2 HBP: 0	WP: 0 PB: 1 SB: 0 CS: 1	PA: 39						
<b>PITCHER</b>	IP	WLS	BF	H	R	ER	SO	BB	IBB	HBP	BLK	WP	HR	S	P	ERA	WHIP										
Albert Williams, R ERA: 4.25	1.2	L	11	6	4	4	0	1	0	0	0	0	1	10	14	21.60	4.200										
Mike Walters, R ERA: 4.12	6.1		23	5	2	2	1	1	0	0	0	0	0	24	28	2.84	0.947										
Jack O'Connor, L ERA: 6.08	1.0		4	3	0	0	0	0	0	0	0	0	0	4	4	0.00	3.000										

AB 36  
R 6  
H 14  
RBI 6  
BB 2  
SO 1  
LOB 15



Batter	1	2	3	4	5	6	7	8	9	AB	R	H	RBI	BB	SO	LOB	BOTTOM										
Tim Teufel, R OBP: 0.343, SLG: 0.567										4	0	1	0	0	0	1	<b>Texas Rangers @ Minnesota Twins</b> Hubert H. Humphrey Metrodome, Minneapolis, MN Tue Sep 27 1983, 8:05 PM EDT Att. 3,000 - Dome - 69 F										
Mickey Hatcher, R OBP: 0.350, SLG: 0.458										4	0	2	0	0	0	1											
Gary Ward, R OBP: 0.330, SLG: 0.450										3	0	1	0	1	0	2											
Kent Hrbek, L OBP: 0.362, SLG: 0.473										4	0	0	0	0	0	3											
Dave Engle, R OBP: 0.355, SLG: 0.455										4	0	1	0	0	2	0											
Randy Bush, L OBP: 0.328, SLG: 0.418										3	1	0	0	1	1	1											
Tom Brunansky, R OBP: 0.306, SLG: 0.440										4	0	0	0	0	0	2											
Gary Gaetti, R OBP: 0.310, SLG: 0.416										4	0	1	1	0	2	1											
Lenny Faedo, R OBP: 0.290, SLG: 0.337										2	0	0	0	1	0	1											
<b>Inning Stats</b>	R: 0 E: 0 K: 0 S: 4	H: 1 LOB: 1 BB: 0 P: 4	R: 1 E: 0 K: 1 S: 6	H: 1 LOB: 1 BB: 1 P: 10	R: 0 E: 0 K: 0 S: 3	H: 0 LOB: 1 BB: 1 P: 7	R: 0 E: 0 K: 0 S: 3	H: 0 LOB: 0 BB: 0 P: 3	R: 0 E: 0 K: 1 S: 6	H: 2 LOB: 2 BB: 1 P: 10	R: 0 E: 0 K: 1 S: 5	H: 0 LOB: 0 BB: 0 P: 5	R: 0 E: 0 K: 1 S: 5	H: 0 LOB: 0 BB: 0 P: 5	R: 0 E: 0 K: 0 S: 4	H: 1 LOB: 1 BB: 0 P: 4		R: 0 E: 0 K: 1 S: 6	H: 1 LOB: 1 BB: 0 P: 6	1B: 5 2B: 0 3B: 1 HR: 0	SF: 0 SAC: 0 DP: 0 HBP: 0	WP: 0 PB: 1 SB: 0 CS: 0	PA: 35				
<b>PITCHER</b>	IP	WLS	BF	H	R	ER	SO	BB	IBB	HBP	BLK	WP	HR	S	P	ERA	WHIP										
Mike Smithson, R ERA: 3.91	9.0	W	35	6	1	1	5	3	0	0	0	0	0	42	54	1.00	1.000										

AB 32  
R 1  
H 6  
RBI 1  
BB 3  
SO 5  
LOB 12









Batter	1	2	3	4	5	6	7	8	9	AB	R	H	RBI	BB	SO	LOB	TOP			
Mickey Rivers, L OBP: 0.302, SLG: 0.339	0-0 5-3	0-0 F7		0-0 F7		0-0 4-3			0-0 F9	5	0	0	0	0	0	6				
Pete O'Brien, L OBP: 0.316, SLG: 0.352	0-0 1B	0-0 F8			0-0 F7		0-0 F9		0-0 4-3	5	0	1	0	0	0	3				
George Wright, S OBP: 0.319, SLG: 0.426	0-0 2-3 1B		0-0 L9		0-0 1B		0-0 F7			4	0	2	0	0	0	0				
Larry Parrish, R OBP: 0.326, SLG: 0.477	0-0 F7		0-3 K		0-3 K		0-0 6-3			4	0	0	0	0	2	3				
Buddy Bell, R OBP: 0.332, SLG: 0.412	0-0 L9		0-0 F8		0-0 FC4-6 1-3 1B			0-0 6-3		4	0	1	0	0	0	2				
Bill Sample, R OBP: 0.329, SLG: 0.396		4-0 BB S BB		0-0 S 1B		0-0 FC4-6 1-2 1B		0-0 G3 1-2 1B		3	0	2	0	1	0	2				
Jim Sundberg, R OBP: 0.271, SLG: 0.255		4-0 BB BB		0-0 F2		0-0 FC4-6 1B		0-0 G3		2	0	1	0	1	0	1				
Bob Jones, L OBP: 0.284, SLG: 0.319		1-2 BB BB								1	0	0	0	0	0	1				
Bob Johnson, R OBP: 0.279, SLG: 0.343										0	0	0	0	0	0	0				
Wayne Tolleson, S OBP: 0.320, SLG: 0.316		4-0 BB BB		4-0 BB BB		0-0 FC4-6 1-2 S 1B		0-0 3-1		2	0	0	0	2	0	2				
Curtis Wilkerson, S OBP: 0.188, SLG: 0.200		0-0 L9		0-3 K		0-0 F7			0-0 4-3	3	0	0	0	0	1	6				
Larry Blittner, L OBP: 0.323, SLG: 0.336										1	0	0	0	0	0	0				
<b>Inning Stats</b>	R: 0 E: 0 K: 0 S: 5	H: 2 LOB: 2 BB: 0 P: 5	R: 0 E: 0 K: 0 S: 3	H: 0 LOB: 3 BB: 3 P: 15	R: 0 E: 0 K: 1 S: 5	H: 0 LOB: 0 BB: 0 P: 5	R: 0 E: 0 K: 1 S: 6	H: 1 LOB: 2 BB: 1 P: 10	R: 0 E: 0 K: 0 S: 4	H: 2 LOB: 1 BB: 0 P: 4	R: 0 E: 0 K: 0 S: 3	H: 0 LOB: 0 BB: 0 P: 3	R: 0 E: 0 K: 0 S: 4	H: 1 LOB: 1 BB: 0 P: 4	R: 0 E: 0 K: 0 S: 3	H: 0 LOB: 0 BB: 0 P: 3	1B: 6 2B: 1 3B: 0 HR: 0	SF: 0 SAC: 0 DP: 0 HBP: 0	WP: 0 PB: 0 SB: 3 CS: 0	PA: 38
<b>PITCHER</b> Ken Schrom, R ERA: 3.71	IP: 9.0 WLS: W BF: 38 H: 7 R: 0 ER: 0 SO: 3 BB: 4 IBB: 0 HBP: 0 BLK: 0 WP: 0 HR: 0 S: 40 P: 56 ERA: 0.00 WHIP: 1.222																			

Texas Rangers @ Minnesota Twins  
Hubert H. Humphrey Metrodome, Minneapolis, MN  
Thu Sep 29 1983, 4:33 AM EDT  
Att. 4,395 - Dome - 72 F

AB 34  
R 0  
H 7  
RBI 0  
BB 4  
SO 3  
LOB 26



Batter	1	2	3	4	5	6	7	8	9	AB	R	H	RBI	BB	SO	LOB	BOTTOM			
Tim Teufel, R OBP: 0.333, SLG: 0.568	0-0 HR	0-0 F7			4-0 L4-3 BB			0-0 F4		3	1	1	1	1	0	1				
Mickey Hatcher, R OBP: 0.348, SLG: 0.454	0-0 F7		0-0 L7		0-0 L4-3 1-2			0-0 F9		4	0	0	0	0	0	1				
Gary Ward, R OBP: 0.328, SLG: 0.446	0-0 1B FC3-6		0-0 6-3			0-0 F9				3	1	1	0	0	0	0				
Kent Hrbek, L OBP: 0.365, SLG: 0.477	0-0 FC3-6 1-3 1B		0-0 4-3			0-0 F8				3	0	1	0	0	0	0				
Dave Engle, R OBP: 0.351, SLG: 0.450	0-0 FC3-6 1-2 3-H			0-0 G4-6-3 HBP 1B		0-0 4-3				3	0	1	1	0	0	1				
Tom Brunansky, R OBP: 0.309, SLG: 0.447	0-0 F2			1-0 G4-6-3 HBP			0-0 5-3			2	0	0	0	0	0	1				
Randy Bush, L OBP: 0.324, SLG: 0.411		0-0 F5		0-0 G4-6-3 1-2 2-3		0-0 F8		0-0 F8		3	0	0	0	0	0	2				
Gary Gaetti, R OBP: 0.308, SLG: 0.414		0-0 F3		0-0 F8			0-0 5-3			3	0	0	0	0	0	1				
Lenny Faedo, R OBP: 0.291, SLG: 0.337		0-0 1B			0-0 F8			0-0 F4		3	0	1	0	0	0	0				
<b>Inning Stats</b>	R: 2 E: 0 K: 0 S: 6	H: 3 LOB: 1 BB: 0 P: 6	R: 0 E: 0 K: 0 S: 4	H: 1 LOB: 1 BB: 0 P: 4	R: 0 E: 0 K: 0 S: 3	H: 0 LOB: 0 BB: 0 P: 3	R: 0 E: 0 K: 0 S: 3	H: 1 LOB: 1 BB: 0 P: 4	R: 0 E: 0 K: 0 S: 2	H: 0 LOB: 0 BB: 1 P: 6	R: 0 E: 0 K: 0 S: 3	H: 0 LOB: 0 BB: 0 P: 3	R: 0 E: 0 K: 0 S: 3	H: 0 LOB: 0 BB: 0 P: 3	R: 0 E: 0 K: 0 S: 3	H: 0 LOB: 0 BB: 0 P: 3	1B: 4 2B: 1 3B: 0 HR: 1	SF: 0 SAC: 0 DP: 2 HBP: 1	WP: 0 PB: 0 SB: 0 CS: 0	PA: 29
<b>PITCHER</b> Dave Stewart, R ERA: 2.6	IP: 8.0 WLS: L BF: 29 H: 5 R: 2 ER: 2 SO: 0 BB: 1 IBB: 0 HBP: 1 BLK: 0 WP: 0 HR: 1 S: 27 P: 32 ERA: 2.25 WHIP: 0.750																			

Texas Rangers @ Minnesota Twins  
Hubert H. Humphrey Metrodome, Minneapolis, MN  
Thu Sep 29 1983, 4:33 AM EDT  
Att. 4,395 - Dome - 72 F

AB 27  
R 2  
H 5  
RBI 2  
BB 1  
SO 0  
LOB 7





Batter	1	2	3	4	5	6	7	8	9	AB	R	H	RBI	BB	SO	LOB	TOP			
Tim Teufel, R OBP: 0.329, SLG: 0.545 (1, 4)										3	0	0	0	1	1	0				
Mickey Hatcher, R OBP: 0.344, SLG: 0.449 (1, 9)										4	0	0	0	0	1	1				
Gary Ward, R OBP: 0.326, SLG: 0.443 (1, 7)										4	0	0	0	0	2	1				
Kent Hrbek, L OBP: 0.363, SLG: 0.474 Scott Ulger, R OBP: 0.247, SLG: 0.241 (1, 3)										3	0	0	0	0	0	0				
Dave Engle, R OBP: 0.353, SLG: 0.452 (1, 2)										3	0	2	0	0	0	0				
Tom Brunansky, R OBP: 0.309, SLG: 0.449 (1, 8)										3	0	1	0	0	2	1				
Randy Bush, L OBP: 0.322, SLG: 0.408 (1, 10)										3	0	0	0	0	0	3				
Gary Gaetti, R OBP: 0.307, SLG: 0.411 (1, 5)										3	0	0	0	0	0	2				
Houston Jimenez, R OBP: 0.207, SLG: 0.256 (1, 6)										3	0	0	0	0	1	0				
<b>Inning Stats</b>	R: 0 E: 0 K: 2 S: 7	H: 0 LOB: 0 BB: 0 P: 7	R: 0 E: 0 K: 1 S: 5	H: 0 LOB: 0 BB: 0 P: 5	R: 0 E: 0 K: 0 S: 3	H: 0 LOB: 0 BB: 0 P: 3	R: 0 E: 0 K: 1 S: 5	H: 2 LOB: 2 BB: 0 P: 5	R: 0 E: 0 K: 1 S: 5	H: 0 LOB: 1 BB: 1 P: 9	R: 0 E: 0 K: 1 S: 6	H: 1 LOB: 1 BB: 0 P: 6	R: 0 E: 0 K: 1 S: 5	H: 0 LOB: 0 BB: 0 P: 5	R: 0 E: 0 K: 0 S: 3	H: 0 LOB: 0 BB: 0 P: 3	1B: 2 2B: 1 3B: 0 HR: 0	SF: 0 SAC: 0 DP: 0 HBP: 0	WP: 0 PB: 0 SB: 0 CS: 0	PA: 31
<b>PITCHER</b> Dave Stieb, R ERA: 3.04 (1, 1)	IP: 9.0 WLS: W BF: 31 H: 3 R: 0 ER: 0 SO: 7 BB: 1 IBB: 0 HBP: 0 BLK: 0 WP: 0 HR: 0 S: 44 P: 48 ERA: 0.00 WHIP: 0.444															<b>PITCHER</b>				

Minnesota Twins @ Toronto Blue Jays  
Exhibition Stadium, Toronto, ON  
Fri Sep 30 1983, 7:05 PM EDT  
Att: 18,501 - Unknown

AB	30
R	0
H	3
RBI	0
BB	1
SO	7
LOB	8



Batter	1	2	3	4	5	6	7	8	9	AB	R	H	RBI	BB	SO	LOB	BOTTOM			
Damaso Garcia, R OBP: 0.336, SLG: 0.392 Tony Fernandez, S OBP: 0.286, SLG: 0.313 (1, 4)										4	1	2	1	0	1	0				
Barry Bonnell, R OBP: 0.395, SLG: 0.469 (1, 8)										4	1	2	0	1	0	1				
Jesse Barfield, R OBP: 0.292, SLG: 0.496 (1, 9)										4	1	0	0	0	1	4				
Cliff Johnson, R OBP: 0.370, SLG: 0.488 (1, 10)										3	2	1	3	0	1	0				
George Bell, R OBP: 0.310, SLG: 0.445 (1, 7)										4	1	2	2	0	1	0				
Garth Iorg, R OBP: 0.298, SLG: 0.376 (1, 5)										4	1	2	0	0	1	1				
Willie Upshaw, L OBP: 0.371, SLG: 0.514 (1, 3)										3	0	0	0	1	1	2				
Buck Martinez, R OBP: 0.337, SLG: 0.452 (1, 2)										3	0	0	0	1	1	4				
Alfredo Griffin, S OBP: 0.290, SLG: 0.350 (7, 4)										4	1	1	0	0	0	4				
<b>Inning Stats</b>	R: 0 E: 0 K: 1 S: 5	H: 1 LOB: 0 BB: 0 P: 5	R: 0 E: 0 K: 3 S: 9	H: 0 LOB: 0 BB: 0 P: 9	R: 0 E: 0 K: 1 S: 5	H: 0 LOB: 0 BB: 0 P: 5	R: 4 E: 2 K: 0 S: 8	H: 3 LOB: 2 BB: 1 P: 12	R: 0 E: 0 K: 1 S: 5	H: 0 LOB: 0 BB: 0 P: 5	R: 4 E: 1 K: 1 S: 9	H: 4 LOB: 2 BB: 1 P: 14	R: 0 E: 0 K: 0 S: 4	H: 1 LOB: 1 BB: 0 P: 4	R: 0 E: 0 K: 0 S: 3	H: 1 LOB: 1 BB: 1 P: 7	1B: 7 2B: 2 3B: 0 HR: 2	SF: 0 SAC: 0 DP: 2 HBP: 1	WP: 2 PB: 0 SB: 0 CS: 0	PA: 38
<b>PITCHER</b> Frank Viola, L ERA: 5.49 Jack O'Connor, L ERA: 5.96 (1, 1)	IP: 5.0 WLS: L BF: 25 H: 6 R: 8 ER: 6 SO: 6 BB: 2 IBB: 1 HBP: 1 BLK: 0 WP: 2 HR: 2 S: 34 P: 43 ERA: 10.80 WHIP: 1.600															<b>PITCHER</b>				

Minnesota Twins @ Toronto Blue Jays  
Exhibition Stadium, Toronto, ON  
Fri Sep 30 1983, 7:05 PM EDT  
Att: 18,501 - Unknown

AB	34
R	8
H	10
RBI	6
BB	3
SO	7
LOB	18





Batter	1	2	3	4	5	6	7	8	9	AB	R	H	RBI	BB	SO	LOB	TOP						
Darrell Brown, S (1, 8) OBP: 0.295, SLG: 0.299	0-0 1B FC6-4		0-0 3-1			0-0 6-3		0-0 3-1		4	1	1	0	0	0	0							
John Castino, R (1, 4) OBP: 0.349, SLG: 0.405	0-0 1B FC6-4		0-0 5-3			0-0 1B FC4-6		0-0 6-3		4	0	2	0	0	0	0							
Gary Ward, R (1, 7) OBP: 0.325, SLG: 0.441	0-0 1B FC6-4		0-0 F9			0-0 HR FC4-6		4-0 BB		3	1	0	1	1	0	2							
Kent Hrbek, L (1, 3) OBP: 0.364, SLG: 0.480	0-0 1B G6-4-3			0-0 F7		0-0 HR		0-3 K		4	1	2	2	0	1	1							
Dave Engle, R (1, 2) OBP: 0.352, SLG: 0.450	0-0 1B G6-4-3			0-0 4-3		0-0 1B			0-0 2-3	4	0	1	0	0	0	2							
Tom Brunansky, R (1, 9) OBP: 0.309, SLG: 0.447		0-3 K		0-0 F8		0-0 L5			0-0 1B	4	0	1	0	0	1	1							
Mickey Hatcher, R (1, 10) OBP: 0.342, SLG: 0.445		0-0 6-3			0-0 F9			0-0 F8		3	0	0	0	0	1	0							
Randy Bush, L (9, PH) OBP: 0.321, SLG: 0.407								0-3 K		1	0	0	0	0	0	1							
Gary Gaetti, R (1, 5) OBP: 0.308, SLG: 0.412		0-0 1B			0-0 6-3			0-0 6-3		4	0	2	0	0	0	0							
Ron Washington, R (1, 6) OBP: 0.296, SLG: 0.325		0-0 F9			0-0 L6			0-0 4-3		3	0	0	0	0	0	1							
Tim Teufel, R (9, PH) OBP: 0.325, SLG: 0.538								0-0 4-3		1	0	0	0	0	0	2							
<b>Inning Stats</b>	R: 1 E: 0 K: 0 S: 5	H: 3 LOB: 1 BB: 0 P: 5	R: 0 E: 0 K: 1 S: 6	H: 1 LOB: 1 BB: 0 P: 6	R: 0 E: 0 K: 0 S: 3	H: 0 LOB: 0 BB: 0 P: 3	R: 0 E: 0 K: 0 S: 3	H: 0 LOB: 0 BB: 0 P: 3	R: 2 E: 0 K: 0 S: 6	H: 3 LOB: 1 BB: 0 P: 6	R: 0 E: 0 K: 1 S: 5	H: 0 LOB: 1 BB: 1 P: 9	R: 0 E: 0 K: 0 S: 5	H: 0 LOB: 1 BB: 1 P: 5	R: 0 E: 0 K: 0 S: 5	H: 2 LOB: 2 BB: 0 P: 5	1B: 8 2B: 0 3B: 0 HR: 1	SF: 0 SAC: 0 DP: 1 HBP: 0	WP: 0 PB: 0 SB: 0 CS: 0	PA: 36			
<b>PITCHER</b> Doyle Alexander, R (1, 1) ERA: 4.41	IP: 9.0 WLS: W BF: 36 H: 9 R: 3 ER: 3 SO: 3 BB: 1 IBB: 0 HBP: 0 BLK: 0 WP: 0 HR: 1 S: 41 P: 45 ERA: 3.00 WHIP: 1.111											<b>PITCHER</b>	IP: 9.0 WLS: W BF: 36 H: 9 R: 3 ER: 3 SO: 3 BB: 1 IBB: 0 HBP: 0 BLK: 0 WP: 0 HR: 1 S: 41 P: 45 ERA: 3.00 WHIP: 1.111										

Minnesota Twins @ Toronto Blue Jays  
Exhibition Stadium, Toronto, ON  
Sat Oct 01 1983, 3:33 AM EDT  
Att: 25,332 - Dome

AB 35  
R 3  
H 9  
RBI 3  
BB 1  
SO 3  
LOB 10



Batter	1	2	3	4	5	6	7	8	9	AB	R	H	RBI	BB	SO	LOB	BOTTOM						
Dave Collins, S (1, 7) OBP: 0.343, SLG: 0.328	0-0 4-3		4-0 BB			0-3 K		0-0 6-3		3	0	0	0	1	1	0							
Rance Mulliniks, L (1, 5) OBP: 0.376, SLG: 0.472	4-0 BB		0-0 3-1			0-0 F4		0-0 2B		3	0	1	0	1	0	1							
Lloyd Moseby, L (1, 8) OBP: 0.376, SLG: 0.500	0-0 1B G4-6-3		0-0 F6		0-0 3-1		4-0 IBB G3-6-1			3	0	0	0	1	0	1							
Willie Upshaw, L (1, 3) OBP: 0.372, SLG: 0.513		0-0 F9		0-0 HR 1B		4-0 SH5-3 BB		0-0 G3-6-1		3	1	1	0	1	0	2							
Jorge Orta, L (1, 10) OBP: 0.292, SLG: 0.415		0-0 F9		0-0 HR 1B		4-0 SH5-3 BB		0-0 G4-6-3 1B		2	1	1	0	0	0	0							
Cliff Johnson, R (6, PH) OBP: 0.373, SLG: 0.489		0-0 F9		1-2 HR 1B		1-2 SH5-3 BB		0-0 G4-6-3 1B		1	0	1	0	1	0	0							
Mitch Webster, S (8, PR) OBP: 0.182, SLG: 0.100		0-0 2B		1-2 HR 1B		0-0 SH5-3		0-0 G4-6-3 1B		0	0	0	0	0	0	0							
Ernie Whitt, L (1, 2) OBP: 0.345, SLG: 0.459		0-0 2B		0-0 HR		0-0 SH5-3		0-0 G4-6-3 1B		3	1	2	3	0	0	1							
Jesse Barfield, R (1, 9) OBP: 0.294, SLG: 0.503		0-3 K		0-0 HR		0-0 4-3		4-0 BB		3	1	1	1	1	1	3							
Damaso Garcia, R (1, 4) OBP: 0.337, SLG: 0.392			0-0 L9-3 1B		0-0 L4		4-0 IBB		0-0 F9	3	0	1	0	1	0	1							
Alfredo Griffin, S (1, 6) OBP: 0.288, SLG: 0.348			0-0 L9-3 1B		0-0 4-3		0-3 K			3	0	0	0	0	1	4							
<b>Inning Stats</b>	R: 0 E: 0 K: 0 S: 2	H: 0 LOB: 0 BB: 1 P: 6	R: 0 E: 0 K: 1 S: 6	H: 1 LOB: 1 BB: 0 P: 6	R: 0 E: 0 K: 0 S: 3	H: 1 LOB: 1 BB: 1 P: 7	R: 4 E: 0 K: 0 S: 7	H: 4 LOB: 0 BB: 0 P: 7	R: 0 E: 0 K: 1 S: 5	H: 0 LOB: 3 BB: 3 P: 17	R: 0 E: 0 K: 0 S: 3	H: 1 LOB: 1 BB: 1 P: 7	R: 0 E: 0 K: 0 S: 3	H: 1 LOB: 1 BB: 1 P: 7	R: 0 E: 0 K: 0 S: 3	H: 1 LOB: 1 BB: 1 P: 7	1B: 4 2B: 3 3B: 0 HR: 2	SF: 0 SAC: 1 DP: 4 HBP: 0	WP: 0 PB: 0 SB: 1 CS: 0	PA: 35			
<b>PITCHER</b> Jay Pettibone, R (1, 1) ERA: 5.33	IP: 5.0 WLS: L BF: 22 H: 6 R: 4 ER: 4 SO: 2 BB: 3 IBB: 0 HBP: 0 BLK: 0 WP: 0 HR: 2 S: 23 P: 35 ERA: 7.20 WHIP: 1.800											<b>PITCHER</b>	IP: 5.0 WLS: L BF: 22 H: 6 R: 4 ER: 4 SO: 2 BB: 3 IBB: 0 HBP: 0 BLK: 0 WP: 0 HR: 2 S: 23 P: 35 ERA: 7.20 WHIP: 1.800										
Len Whitehouse, L (6, 1) ERA: 4.15	0.1 2 0 0 0 0 1 0 0 0 0 0 0 1 5 0.00 3.000																						
Rick Lysander, R (6, 1) ERA: 3.38	1.2 7 1 0 0 1 0 2 0 0 0 0 0 7 15 0.00 0.600																						
Ron Davis, R (8, 1) ERA: 3.34	1.0 4 1 0 0 0 1 0 0 0 0 0 0 3 7 0.00 2.000																						

Minnesota Twins @ Toronto Blue Jays  
Exhibition Stadium, Toronto, ON  
Sat Oct 01 1983, 3:33 AM EDT  
Att: 25,332 - Dome

AB 27  
R 4  
H 8  
RBI 4  
BB 7  
SO 3  
LOB 13





Batter	1	2	3	4	5	6	7	8	9	AB	R	H	RBI	BB	SO	LOB	TOP										
<b>Darrell Brown, S</b> OBP: 0.297, SLG: 0.304 (1, 8)	0-0 5-3	0-0 4-3 HR 2B		0-0 E 1B 1B		0-0 L5		0-0 F6		5	2	2	0	0	0	1											
<b>John Castino, R</b> OBP: 0.348, SLG: 0.403 (1, 4)	0-0 G3	0-0 4-3		0-0 E3 1B		0-0 2B 1B		0-0 1-3		5	1	1	1	0	0	3											
<b>Gary Ward, R</b> OBP: 0.326, SLG: 0.440 (1, 7)	4-0 1B 2B BB	0-0 K		0-0 1B 1B		0-0 F8		0-0 F3		4	1	1	2	1	1	2											
<b>Kent Hrbek, L</b> OBP: 0.366, SLG: 0.489 (1, 3)	0-0 1-3 2B 1B	0-0 HR		0-0 4-3		0-0 1-1 2B		0-0 F7		5	2	3	2	0	0	0											
<b>Dave Engle, R</b> OBP: 0.350, SLG: 0.449 (1, 2)	0-0 1-1 2B 2B	0-0 6-3				0-3 K		0-3 K		5	1	1	2	0	2	0											
<b>Randy Bush, L</b> OBP: 0.323, SLG: 0.418 (1, 10)	0-0 FC6-5 2B		0-0 3-1		0-0 HR		0-0 4-3			4	1	2	2	0	0	0											
<b>Tom Brunansky, R</b> OBP: 0.308, SLG: 0.445 (1, 9)	4-0 BB		0-0 F2		0-0 5-3		0-3 K			3	0	0	0	1	1	0											
<b>Gary Gaetti, R</b> OBP: 0.309, SLG: 0.414 (1, 5)	0-0 FC6-5		0-0 6-3		0-0 1B			0-0 2B		4	0	2	0	0	0	2											
<b>Lenny Faedo, R</b> OBP: 0.291, SLG: 0.335 (1, 6)		0-0 2B 4-3 1B		0-3 K		0-0 F4		0-0 F4		4	1	1	0	0	1	2											
<b>Inning Stats</b>	R: 3 E: 0 K: 0 S: 6	H: 3 LOB: 2 BB: 2 P: 14	R: 3 E: 0 K: 1 S: 8	H: 3 LOB: 0 BB: 0 P: 8	R: 0 E: 0 K: 0 S: 3	H: 0 LOB: 0 BB: 0 P: 3	R: 2 E: 1 K: 1 S: 7	H: 2 LOB: 0 BB: 0 P: 7	R: 1 E: 0 K: 1 S: 7	H: 2 LOB: 1 BB: 0 P: 7	R: 0 E: 0 K: 2 S: 4	H: 2 LOB: 2 BB: 0 P: 4	R: 0 E: 0 K: 2 S: 7	H: 0 LOB: 0 BB: 0 P: 7	R: 0 E: 0 K: 0 S: 4	H: 1 LOB: 1 BB: 0 P: 4	R: 0 E: 0 K: 0 S: 3	H: 0 LOB: 0 BB: 0 P: 3	1B: 6 2B: 5 3B: 0 HR: 2	SF: 0 SAC: 0 DP: 0 HBP: 0	WP: 0 PB: 0 SB: 0 CS: 0	PA: 41					
<b>PITCHER</b>	IP	WLS	BF	H	R	ER	SO	BB	IBB	HBP	BLK	WP	HR	S	P	ERA	WHIP										
<b>Jim Clancy, R</b> ERA: 3.91 (1, 1)	1.2	L	13	6	6	6	1	2	0	0	0	0	1	13	21	32.40	4.800										
<b>Jim Acker, R</b> ERA: 4.33 (2, 1)	2.1		9	2	2	1	1	0	0	0	0	0	0	11	11	3.86	0.857										
<b>Don Cooper, R</b> ERA: 6.75 (5, 1)	1.2		8	3	1	1	1	0	0	0	0	0	1	10	10	5.40	1.800										
<b>Stan Clarke, L</b> ERA: 3.27 (6, 1)	2.1		8	2	0	0	2	0	0	0	0	0	0	12	12	0.00	0.857										
<b>Jim Gott, R</b> ERA: 4.74 (9, 1)	1.0		3	0	0	0	0	0	0	0	0	0	0	3	3	0.00	0.000										
Batter	1	2	3	4	5	6	7	8	9	AB	R	H	RBI	BB	SO	LOB	BOTTOM										
<b>Dave Collins, S</b> OBP: 0.343, SLG: 0.328 (1, 7)	0-0 G3 1B		0-0 4-3		0-0 FC6-4 G3-6-3		0-0 F4		0-0 FC4	3	1	1	0	0	0	1											
<b>George Bell, R</b> OBP: 0.305, SLG: 0.438 (5, PR) (6, 7)										2	0	0	0	0	0	2											
<b>Rance Mulliniks, L</b> OBP: 0.373, SLG: 0.467 (1, 5)	0-0 G3		0-0 6-3		0-0 G3-6-3			0-0 5-3		4	0	0	0	0	0	2											
<b>Lloyd Moseby, L</b> OBP: 0.376, SLG: 0.499 (1, 8)	0-0 1-3 1B		0-0 3-1		0-0 F8			0-0 1B		3	1	1	1	0	0	0											
<b>Mitch Webster, S</b> OBP: 0.250, SLG: 0.182 (7, 8)	0-0 E 4-3 1B									1	0	1	0	0	0	0											
<b>Willie Upshaw, L</b> OBP: 0.373, SLG: 0.515 (1, 3)	0-0 4-3			0-0 1B 1B		0-0 6-3 2B		0-0 F9		4	0	2	1	0	0	1											
<b>Jorge Orta, L</b> OBP: 0.287, SLG: 0.408 (1, 10)	0-0 4-3			0-0 L9		0-0 6-3		0-0 F8		4	0	0	0	0	0	3											
<b>Ernie Whitt, L</b> OBP: 0.346, SLG: 0.459 (6, 2)		0-0 4-3		0-0 1B 1B		0-0 4-3			0-0 3-1	2	0	1	0	0	0	0											
<b>Geno Petralli, L</b> (2, 2)				1-2 1B						2	0	0	0	0	0	1											
<b>Jesse Barfield, R</b> OBP: 0.296, SLG: 0.510 (1, 9)		0-3 K		0-0 G6-4-3 1B		0-0 F7			0-0 HR	4	1	2	1	0	1	0											
<b>Damaso Garcia, R</b> OBP: 0.336, SLG: 0.390 (1, 4)			0-0 1B		0-0 G6-4-3		0-0 6-3		0-0 L4	4	0	1	0	0	0	3											
<b>Alfredo Griffin, S</b> OBP: 0.289, SLG: 0.348 (1, 6)					0-0 F8					2	0	1	0	0	0	1											
<b>Tony Fernandez, S</b> OBP: 0.324, SLG: 0.353 (5, PR) (6, 6)						0-0 FC6-4 1B			0-0 FC4 1B	2	0	2	0	0	0	0											
<b>Inning Stats</b>	R: 2 E: 1 K: 0 S: 5	H: 2 LOB: 0 BB: 0 P: 5	R: 0 E: 0 K: 1 S: 6	H: 1 LOB: 0 BB: 0 P: 6	R: 0 E: 0 K: 0 S: 3	H: 0 LOB: 0 BB: 0 P: 3	R: 0 E: 0 K: 0 S: 5	H: 3 LOB: 2 BB: 0 P: 5	R: 0 E: 0 K: 0 S: 3	H: 1 LOB: 1 BB: 0 P: 3	R: 0 E: 0 K: 0 S: 4	H: 1 LOB: 1 BB: 0 P: 4	R: 0 E: 0 K: 0 S: 4	H: 1 LOB: 1 BB: 0 P: 4	R: 0 E: 0 K: 0 S: 4	H: 1 LOB: 1 BB: 0 P: 4	R: 1 E: 0 K: 0 S: 5	H: 2 LOB: 1 BB: 0 P: 5	1B: 10 2B: 1 3B: 0 HR: 1	SF: 0 SAC: 0 DP: 2 HBP: 0	WP: 0 PB: 0 SB: 1 CS: 0	PA: 37					
<b>PITCHER</b>	IP	WLS	BF	H	R	ER	SO	BB	IBB	HBP	BLK	WP	HR	S	P	ERA	WHIP										
<b>Albert Williams, R</b> ERA: 4.14 (1, 1)	9.0	W	37	12	3	2	1	0	0	0	0	0	1	39	39	2.00	1.333										

Minnesota Twins @ Toronto Blue Jays  
Exhibition Stadium, Toronto, ON  
Sun Oct 02 1983, 3:33 AM EDT  
Att: 40,692 - Dome

AB 39  
R 9  
H 13  
RBI 9  
BB 2  
SO 5  
LOB 10



Minnesota Twins @ Toronto Blue Jays  
Exhibition Stadium, Toronto, ON  
Sun Oct 02 1983, 3:33 AM EDT  
Att: 40,692 - Dome

AB 37  
R 3  
H 12  
RBI 3  
BB 0  
SO 1  
LOB 14

