

Minnesota Twins - 1984

Batter	1	2	3	4	5	6	7	8	9	AB	R	H	RBI	BB	SO	LOB	TOP										
Lou Whitaker, L (1, 4) OBP: 0.600, SLG: 0.500	1-3		1B			2B 1B	FC3-6 HR		1B	4	3	2	0	1	0	1	Detroit Tigers @ Minnesota Twins Hubert H. Humphrey Metrodome, Minneapolis, MN Tue Apr 03 1984, 7:05 PM EST Att: 34,381 - Unknown livebaseballscorecards.com										
Alan Trammell, R (1, 6) OBP: 0.600, SLG: 0.750	K		CS 1B			1B	HR		K	4	2	2	1	1	2	1											
Darrell Evans, L (1, 10) OBP: 0.500, SLG: 1.333	F8		CS	F4		FC4-6 1B	HR			3	2	1	3	1	0	0											
Lance Parrish, R (1, 2) Dwight Lowry, L (7, 2) OBP: 0.250, SLG: 0.250	5-3			K		FC4-6 1B	K			4	0	1	2	0	2	0											
Kirk Gibson, L (1, 9) Rusty Kuntz, R (9, 9)	F8			4-3		FC4-6 1B	F3			4	0	0	0	0	0	2											
Larry Hemdon, R (1, 7) OBP: 0.250, SLG: 0.250	F9				5-3	1B	K			4	0	1	1	0	1	0											
Dave Bergman, L (1, 3) Barbaro Garbey, R (8, PH) (8, 3)			F5	F3	F2		4-3			3	0	0	0	0	0	2											
Chet Lemon, R (1, 8) OBP: 0.250, SLG: 0.750			2B 3B	F7			6-3		5-3	4	1	1	0	0	0	0											
Howard Johnson, S (1, 5) Tom Brookens, R (7, 5)			1B 2B		3-1		FC3-6 1B		5-3	3	0	2	1	0	0	0											
										1B: 6	SF: 0	WP: 0	PA: 39														
Inning Stats	R: 0 E: 0 K: 1 S: 5	H: 0 LOB: 0 BB: 0 P: 5	R: 0 E: 0 K: 0 S: 3	H: 0 LOB: 0 BB: 0 P: 3	R: 2 E: 0 K: 0 S: 5	H: 4 LOB: 0 BB: 0 P: 5	R: 0 E: 0 K: 1 S: 5	H: 0 LOB: 0 BB: 0 P: 5	R: 0 E: 0 K: 0 S: 3	H: 0 LOB: 0 BB: 0 P: 3	R: 3 E: 0 K: 0 S: 6	H: 3 LOB: 2 BB: 2 P: 14	R: 3 E: 0 K: 1 S: 7	H: 2 LOB: 0 BB: 1 P: 11	R: 0 E: 0 K: 1 S: 5	H: 0 LOB: 0 BB: 0 P: 5	R: 0 E: 0 K: 1 S: 6	H: 1 LOB: 1 BB: 0 P: 6	1B: 6 2B: 2 3B: 1 HR: 1	SF: 0 SAC: 0 DP: 0 HBP: 0	WP: 0 PB: 0 SB: 0 CS: 1						
PITCHER	IP	WLS	BF	H	R	ER	SO	BB	IBB	HBP	BLK	WP	HR	S	P	ERA	WHIP										
Albert Williams, R (1, 1) ERA: 8.53	6.1	L	27	8	6	6	2	1	1	0	0	0	0	29	37	8.53	1.421										
Keith Comstock, L (7, 1) ERA: 10.8	1.2		7	1	2	2	2	1	0	0	0	0	1	10	14	10.80	1.200										
Pete Filson, L (9, 1) ERA:	1.0		4	1	0	0	1	0	0	0	0	0	0	6	6	0.00	1.000										

Batter	1	2	3	4	5	6	7	8	9	AB	R	H	RBI	BB	SO	LOB	BOTTOM										
Jim Eisenreich, L (1, 8)	G3		K			G3		F7		4	0	0	0	0	1	1	Detroit Tigers @ Minnesota Twins Hubert H. Humphrey Metrodome, Minneapolis, MN Tue Apr 03 1984, 7:05 PM EST Att: 34,381 - Unknown livebaseballscorecards.com										
Tim Lincecum, R (1, 4) OBP: 0.250, SLG: 0.250	K		FC6-4			1B		F9		4	0	1	0	0	1	1											
Kent Hrbek, L (1, 3)	3-1			4-3		F8		F8		4	0	0	0	0	0	1											
Tom Brunansky, R (1, 9)		K		K		F3		F4		4	0	0	0	0	2	1											
Randy Bush, L (1, 10) Dave Meier, R (9, PH)		G1-6-3		K			F7	F8		3	0	0	0	0	1	0											
Gary Gaetti, R (1, 5) OBP: 0.333, SLG: 0.667		K				G3 2B	F4			3	0	1	0	0	1	0											
Mickey Hatcher, R (1, 7) OBP: 0.667, SLG: 1.000			F8 1B 2B		G3		1B			3	1	2	0	0	0	1											
Tim Lincecum, R (1, 2)			F8		K		K			3	0	0	0	0	2	3											
Lenny Faedo, R (1, 6) OBP: 0.333, SLG: 0.333			FC6-4 1B		F9			4-3		3	0	1	1	0	0	1											
										1B: 3	SF: 0	WP: 0	PA: 32														
Inning Stats	R: 0 E: 0 K: 1 S: 5	H: 0 LOB: 0 BB: 0 P: 5	R: 0 E: 0 K: 2 S: 7	H: 0 LOB: 0 BB: 0 P: 7	R: 1 E: 0 K: 1 S: 7	H: 2 LOB: 1 BB: 0 P: 7	R: 0 E: 0 K: 2 S: 7	H: 0 LOB: 0 BB: 0 P: 7	R: 0 E: 0 K: 1 S: 6	H: 1 LOB: 1 BB: 0 P: 6	R: 0 E: 0 K: 0 S: 4	H: 1 LOB: 1 BB: 0 P: 4	R: 0 E: 0 K: 1 S: 6	H: 1 LOB: 0 BB: 0 P: 6	R: 0 E: 0 K: 0 S: 3	H: 0 LOB: 0 BB: 0 P: 3	R: 0 E: 0 K: 0 S: 3	H: 0 LOB: 0 BB: 0 P: 3	1B: 3 2B: 2 3B: 0 HR: 0	SF: 0 SAC: 0 DP: 0 HBP: 0	WP: 0 PB: 0 SB: 0 CS: 0						
PITCHER	IP	WLS	BF	H	R	ER	SO	BB	IBB	HBP	BLK	WP	HR	S	P	ERA	WHIP										
Jack Morris, R (1, 1) ERA: 1.29	7.0	W	26	5	1	1	8	0	0	0	0	0	0	42	42	1.29	0.714										
Aurelio Lopez, R (8, 1) ERA:	1.0		3	0	0	0	0	0	0	0	0	0	0	3	3	0.00	0.000										
Willie Hernandez, L (9, 1) ERA:	1.0		3	0	0	0	0	0	0	0	0	0	0	3	3	0.00	0.000										

Batter	1	2	3	4	5	6	7	8	9	AB	R	H	RBI	BB	SO	LOB	TOP										
Al Bumby, L OBP: 0.200, SLG: 0.200 (1, 8)	0-0 3-1		0-0 5-3			0-0 F7		0-0 4-3	0-0 1B	5	0	1	1	0	0	2	Baltimore Orioles @ Minnesota Twins Hubert H. Humphrey Metrodome, Minneapolis, MN Fri Apr 06 1984, 7:05 PM EST Att: 8,644 - Unknown livebaseballscorecards.com										
Dan Ford, R OBP: 0.556, SLG: 1.111 (1, 9)	0-0 F8		0-0 5-3			0-0 HR		0-0 1B	0-0 5-3	5	2	2	1	0	0	4											
Cal Ripken Jr., R OBP: 0.625, SLG: 1.125 (1, 6)	0-3 K			0-0 WP 3-1		0-0 1B		0-0 G3	0-0 1B	4	1	3	1	0	1	0											
Eddie Murray, S OBP: 0.250, SLG: 0.143 (1, 3)		4-0 G6-4-3 BB		0-0 3-1		0-0 K		0-0 G3	0-0 G3	3	0	0	1	1	1	2											
John Lowenstein, L OBP: 0.286, SLG: 0.167 (1, 7)		0-0 F8		0-0 G3		0-0 F7		0-0 4-3		4	0	0	0	0	0	3											
Ken Singleton, S (1, 10)		0-0 G6-4-3		0-0 4-3				0-0 F8	0-0 F7	4	0	0	0	0	0	1											
Wayne Gross, L OBP: 0.429, SLG: 0.200 (1, 5)			4-0 SH1-4 1B BB		0-0 F7			0-0 1B	4-0 1B BB	2	1	1	0	2	0	0											
Rich Dauer, R OBP: 0.429, SLG: 0.429 (9, PH)			0-0 SH1-4 1B		0-0 F6			0-0 F6	0-0 1B	3	0	2	0	0	0	1											
Joe Nolan, L OBP: 1.000, SLG: 1.000 (9, PH)			1-2 SH1-4 1B		0-0 G5-4-3 1B			0-0 F6	0-0 1B	1	0	1	0	0	0	0											
Rick Dempsey, R (1, 2)			0-0 SH1-4		0-0 G5-4-3			0-0 5-3	0-0 F3	2	0	0	0	0	0	2											
Jim Dwyer, L (9, PH)			1-2 2-3 SH1-4		0-0 G5-4-3			0-0 5-3	0-0 F3	1	0	0	0	0	0	2											
Inning Stats	R: 0 E: 0 K: 1 S: 5	H: 0 LOB: 0 BB: 0 P: 5	R: 0 E: 0 K: 0 S: 2	H: 0 LOB: 0 BB: 1 P: 6	R: 0 E: 0 K: 0 S: 4	H: 1 LOB: 2 BB: 1 P: 8	R: 1 E: 0 K: 0 S: 4	H: 1 LOB: 0 BB: 0 P: 4	R: 0 E: 0 K: 0 S: 3	H: 1 LOB: 0 BB: 0 P: 3	R: 1 E: 0 K: 1 S: 7	H: 2 LOB: 1 BB: 0 P: 7	R: 0 E: 0 K: 0 S: 4	H: 1 LOB: 0 BB: 0 P: 4	R: 1 E: 0 K: 0 S: 5	H: 2 LOB: 1 BB: 0 P: 5	R: 1 E: 0 K: 0 S: 5	H: 2 LOB: 2 BB: 1 P: 9	1B: 7 2B: 2 3B: 0 HR: 1	SF: 0 SAC: 1 DP: 2 HBP: 0	WP: 1 PB: 0 SB: 0 CS: 0	PA: 38					
PITCHER	IP	WLS	BF	H	R	ER	SO	BB	IBB	HBP	BLK	WP	HR	S	P	ERA	WHIP										
Mike Smithson, R ERA: 3.68 (1, 1)	7.1	W	30	8	3	3	2	2	0	0	0	1	1	32	40	3.68	1.364										
Ron Davis, R ERA: 5.4 (8, 1)	1.2		8	2	1	1	0	1	0	0	0	0	0	7	11	5.40	1.800										

Batter	1	2	3	4	5	6	7	8	9	AB	R	H	RBI	BB	SO	LOB	BOTTOM										
Darrell Brown, S OBP: 0.200, SLG: 0.200 (1, 8)	0-0 G3		0-0 FC3-6		0-0 F8		0-0 BB 1B	0-0 5-3		5	1	1	0	0	0	2	Baltimore Orioles @ Minnesota Twins Hubert H. Humphrey Metrodome, Minneapolis, MN Fri Apr 06 1984, 7:05 PM EST Att: 8,644 - Unknown livebaseballscorecards.com										
Tim Taulfel, R OBP: 0.333, SLG: 0.364 (1, 4)	4-0 HR BB		0-0 F8		0-0 PO 2B		0-0 BB 1B			3	2	2	0	1	0	1											
Kent Hrbek, L OBP: 0.167, SLG: 0.364 (1, 3)	0-0 1H HR		0-0 G3		0-0 IBB		0-0 K			3	1	1	2	1	1	3											
Tom Brunansky, R OBP: 0.333, SLG: 0.500 (1, 9)	0-0 4-3			4-0 BB	0-0 PO		0-0 HR	0-0 BB		2	2	1	1	2	0	0											
Mickey Hatcher, R OBP: 0.273, SLG: 0.545 (1, 7)	0-0 F8			0-0 F9		0-0 5-3	0-0 SF7	0-0 3B		4	1	1	3	0	0	1											
Jim Eisenreich, L OBP: 0.250, SLG: 0.300 (1, 10)		0-0 F8		0-3 K		0-0 2B	0-0 SF7	0-0 2B		3	1	1	1	0	1	1											
Gary Gaetti, R OBP: 0.364, SLG: 0.500 (1, 5)		0-0 5-3		0-3 K		0-3 K	0-3 K	0-3 K		4	0	0	0	0	3	2											
Jeff Reed, L OBP: 0.200, SLG: 0.400 (1, 2)		0-3 K			0-0 F9 WP	0-0 2B	0-0 SF7	0-0 F8		2	1	1	0	0	1	0											
Tim Laudner, R OBP: 0.200, SLG: 0.400 (6, PH) (7, 2)					0-0 F9 2B	0-0 2B		0-0 F8		2	0	1	1	0	0	0											
Lenny Faedo, R OBP: 0.300, SLG: 0.222 (1, 6)				0-0 FC3-6 1B	0-0 F9	0-0 F4		0-0 F6		4	0	1	0	0	0	2											
Inning Stats	R: 2 E: 0 K: 0 S: 4	H: 1 LOB: 0 BB: 1 P: 8	R: 0 E: 0 K: 1 S: 5	H: 0 LOB: 0 BB: 0 P: 5	R: 0 E: 0 K: 0 S: 4	H: 1 LOB: 1 BB: 0 P: 4	R: 0 E: 0 K: 2 S: 7	H: 0 LOB: 1 BB: 1 P: 11	R: 1 E: 0 K: 0 S: 4	H: 2 LOB: 1 BB: 1 P: 8	R: 2 E: 0 K: 1 S: 8	H: 3 LOB: 0 BB: 0 P: 8	R: 4 E: 0 K: 2 S: 10	H: 3 LOB: 0 BB: 1 P: 14	R: 0 E: 0 K: 0 S: 3	H: 0 LOB: 0 BB: 0 P: 3	1B: 3 2B: 4 3B: 1 HR: 2	SF: 1 SAC: 0 DP: 0 HBP: 0	WP: 1 PB: 0 SB: 0 CS: 0	PA: 38							
PITCHER	IP	WLS	BF	H	R	ER	SO	BB	IBB	HBP	BLK	WP	HR	S	P	ERA	WHIP										
Mike Boddicker, R ERA: 7.94 (1, 1)	5.2	L	25	6	5	5	4	2	0	0	0	0	0	12	16	7.94	1.412										
Tippy Martinez, L ERA: 27.0 (6, 1)	1.1		9	4	4	4	2	1	0	0	0	0	0	3	3	27.00	3.750										
Dennis Martinez, R ERA: (8, 1)	1.0		3	0	0	0	0	0	0	0	0	0	0	3	3	0.00	0.000										



Batter	1	2	3	4	5	6	7	8	9	AB	R	H	RBI	BB	SO	LOB	TOP				
John Shelby, S OBP: 0.111, SLG: 0.111	G3		1-2 1B			F8		4-3	K	5	0	1	0	0	1	2					
Dan Ford, R OBP: 0.462, SLG: 0.846 Lenn Sakata, R (8, 4)	6-3		F9			5-3				4	0	1	0	0	0	2					
Cal Ripken Jr., R OBP: 0.417, SLG: 0.750	G3		6-3			5-3				4	0	0	0	0	0	3					
Eddie Murray, S OBP: 0.167, SLG: 0.091		3-1		4-3			F8		K	4	0	0	0	0	1	0					
John Lowenstein, L OBP: 0.400, SLG: 0.444 Gary Roenicke, R (9, PH)				F7			F7 HR		HR BB	3	1	2	0	0	0	0					
Ken Singleton, S (1, 10)				G3			F7		K	4	0	0	0	0	1	3					
Wayne Gross, L OBP: 0.400, SLG: 0.625 Todd Cruz, R (9, PH)						F7				3	1	1	2	0	0	1					
Joe Nolan, L OBP: 0.250, SLG: 0.250 Rick Dempsey, R (9, PH)				F8		4-3				3	0	0	0	0	0	0					
Rich Dauer, R OBP: 0.444, SLG: 0.444 Jim Dwyer, L (8, PH)						5-3				2	0	1	0	0	0	0					
Benny Ayala, R (9, PH)				1B				F5		1	0	0	0	0	0	0					
Inning Stats	R: 0 E: 0 K: 0 S: 3	H: 0 LOB: 0 BB: 0 P: 3	R: 0 E: 0 K: 0 S: 4	H: 1 LOB: 1 BB: 0 P: 4	R: 0 E: 0 K: 0 S: 5	H: 2 LOB: 2 BB: 0 P: 5	R: 0 E: 0 K: 0 S: 3	H: 0 LOB: 0 BB: 0 P: 3	R: 0 E: 0 K: 0 S: 3	H: 0 LOB: 0 BB: 0 P: 3	R: 2 E: 0 K: 0 S: 5	H: 2 LOB: 0 BB: 0 P: 5	R: 0 E: 0 K: 0 S: 4	H: 1 LOB: 1 BB: 0 P: 4	R: 2 E: 0 K: 3 S: 10	H: 1 LOB: 2 BB: 3 P: 22	1B: 4 2B: 1 3B: 0 HR: 2	SF: 0 SAC: 0 DP: 0 HBP: 0	WP: 0 PB: 0 SB: 0 CS: 0	PA: 37	
PITCHER	IP	WLS	BF	H	R	ER	SO	BB	IBB	HBP	BLK	WP	HR	S	P	ERA	WHIP				
John Butcher, R ERA: 2.25	8.0	W	30	6	2	2	0	0	0	0	0	0	1	30	30	2.25	0.750				
Pete Filson, L ERA: 9.0	1.0		7	1	2	2	3	3	0	0	0	0	1	10	22	18.00	4.000				

Baltimore Orioles @ Minnesota Twins
Hubert H. Humphrey Metrodome, Minneapolis, MN
Sat Apr 07 1984, 4:33 AM EST
Att: 10,245 - Unknown

AB 34
R 4
H 7
RBI 4
BB 3
SO 3
LOB 11



Batter	1	2	3	4	5	6	7	8	9	AB	R	H	RBI	BB	SO	LOB	BOTTOM				
Darrell Brown, S OBP: 0.400, SLG: 0.333	E5 HR			4-1						4	1	2	1	1	0	0					
Tim Lincecum, R OBP: 0.412, SLG: 0.600										4	2	2	2	1	0	3					
Tom Brunansky, R OBP: 0.294, SLG: 0.357										4	0	0	0	1	0	5					
Kent Hrbek, L OBP: 0.235, SLG: 0.375	F8									5	1	2	2	0	1	2					
Mickey Hatcher, R OBP: 0.313, SLG: 0.563	F9									5	1	2	0	0	0	1					
Dave Engle, R OBP: 0.500, SLG: 0.600										4	2	2	1	1	0	1					
Gary Gaetti, R OBP: 0.375, SLG: 0.467										5	2	2	2	0	0	2					
Tim Lincecum, R OBP: 0.300, SLG: 0.700										5	2	2	2	0	0	4					
Lenny Faedo, R OBP: 0.357, SLG: 0.538										4	2	2	3	0	0	2					
Inning Stats	R: 2 E: 1 K: 0 S: 5	H: 1 LOB: 0 BB: 0 P: 5	R: 5 E: 2 K: 0 S: 7	H: 4 LOB: 1 BB: 2 P: 15	R: 0 E: 0 K: 0 S: 4	H: 1 LOB: 1 BB: 0 P: 4	R: 0 E: 1 K: 1 S: 6	H: 1 LOB: 1 BB: 0 P: 6	R: 0 E: 0 K: 0 S: 3	H: 0 LOB: 0 BB: 0 P: 3	R: 0 E: 0 K: 0 S: 4	H: 1 LOB: 2 BB: 1 P: 8	R: 6 E: 0 K: 0 S: 9	H: 7 LOB: 1 BB: 1 P: 13	R: 0 E: 0 K: 0 S: 4	H: 1 LOB: 1 BB: 0 P: 4	1B: 11 2B: 3 3B: 0 HR: 3	SF: 0 SAC: 0 DP: 1 HBP: 0	WP: 1 PB: 0 SB: 0 CS: 1	PA: 44	
PITCHER	IP	WLS	BF	H	R	ER	SO	BB	IBB	HBP	BLK	WP	HR	S	P	ERA	WHIP				
Mike Flanagan, L ERA: 16.2	1.2	L	13	5	7	3	0	0	0	0	0	0	1	11	19	16.20	4.200				
Storm Davis, R ERA	4.1		17	3	0	0	1	1	0	0	0	1	0	18	22	0.00	0.923				
Tom Underwood, L ERA: 54.0	1.0		10	7	6	6	0	1	0	0	0	0	2	9	13	54.00	8.000				
Sammy Stewart, R ERA	8.1		4	1	0	0	0	0	0	0	0	0	0	4	4	0.00	1.000				

Baltimore Orioles @ Minnesota Twins
Hubert H. Humphrey Metrodome, Minneapolis, MN
Sat Apr 07 1984, 4:33 AM EST
Att: 10,245 - Unknown

AB 40
R 13
H 16
RBI 13
BB 4
SO 1
LOB 20



Batter	1	2	3	4	5	6	7	8	9	AB	R	H	RBI	BB	SO	LOB	TOP										
Al Bumby, L OBP: 0.300, SLG: 0.222 (1, 8)	0-0 4-3		0-0 4-3		4-0 WP WP BB		0-0 1B		0-0 6-3	4	0	1	0	1	0	1	Baltimore Orioles @ Minnesota Twins Hubert H. Humphrey Metrodome, Minneapolis, MN Sun Apr 08 1984, 4:33 AM EST Att: 13,286 - Unknown livebaseballscorecards.com										
Jim Dwyer, L (1, 9)	0-0 F2		0-0 SF8		4-0 WP BB		0-3 K			2	0	0	1	1	1												
Cal Ripken Jr., R OBP: 0.375, SLG: 0.625 (1, 6)	0-0 1B		0-3 K		0-3 K				0-0 F3	4	0	1	0	0	2	2											
Eddie Murray, S OBP: 0.250, SLG: 0.143 (1, 3)	0-0 F7			4-0 1B BB		0-0 1-3			0-0 1B 1B	3	1	1	0	1	0	3											
John Lowenstein, L OBP: 0.357, SLG: 0.385 (1, 7)		0-0 F4		0-0 1B 1-2 1B		0-0 4-3			0-3 K	4	0	1	0	0	1	1											
Ken Singleton, S OBP: 0.063, SLG: 0.063 (1, 10)		0-0 4-3		0-0 F8		0-0 1-3			0-0 1-3 1B	4	0	1	0	0	0	2											
Wayne Gross, L OBP: 0.429, SLG: 0.833 (1, 5)		0-0 HR		0-0 G6-4-3 1B		0-0 F8			0-0 F3	4	1	2	2	0	0	2											
Rich Dauer, R OBP: 0.333, SLG: 0.333 (9, PH)		0-0 F5		0-0 G6-4-3			0-0 F8		0-3 K	3	0	0	0	0	0	2											
John Shelby, S OBP: 0.100, SLG: 0.100 (9, PH)				0-0 1-2					0-3 K	1	0	0	0	0	1	0											
Rick Dempsey, R OBP: 0.200, SLG: 0.222 (1, 2)				0-0 4-3 SF8 2B			0-0 F9		0-3 K	3	1	1	0	0	0	0											
Joe Nolan, L OBP: 0.200, SLG: 0.200 (9, PH)							0-0 6-3		0-3 K	1	0	0	0	0	1	0											
Inning Stats	R: 0 E: 0 K: 0 S: 4	H: 1 LOB: 1 BB: 0 P: 4	R: 1 E: 0 K: 0 S: 4	H: 1 LOB: 0 BB: 0 P: 4	R: 1 E: 0 K: 1 S: 6	H: 1 LOB: 0 BB: 0 P: 6	R: 1 E: 0 K: 0 S: 4	H: 2 LOB: 1 BB: 1 P: 8	R: 0 E: 0 K: 0 S: 5	H: 0 LOB: 2 BB: 2 P: 13	R: 0 E: 0 K: 0 S: 3	H: 1 LOB: 1 BB: 0 P: 6	R: 0 E: 0 K: 1 S: 7	H: 2 LOB: 2 BB: 0 P: 7	R: 0 E: 0 K: 2 S: 7	H: 0 LOB: 0 BB: 0 P: 7	1B: 6 2B: 1 3B: 0 HR: 1	SF: 1 SAC: 0 DP: 1 HBP: 0	WP: 2 PB: 2 SB: 0 CS: 0	PA: 37							
PITCHER	IP	WLS	BF	H	R	ER	SO	BB	IBB	HBP	BLK	WP	HR	S	P	ERA	WHIP										
Albert Williams, R ERA: 6.08 (1, 1)	7.0	W	29	6	3	3	3	3	0	0	0	2	1	32	44	3.86	1.286										
Ron Davis, R ERA: 2.45 (8, 1)	2.0	S	8	2	0	0	3	0	0	0	0	0	0	14	14	0.00	1.000										

Batter	1	2	3	4	5	6	7	8	9	AB	R	H	RBI	BB	SO	LOB	BOTTOM										
Darrell Brown, S OBP: 0.533, SLG: 0.417 (1, 8)	4-0 F7 1B BB	4-0 BB BB		0-0 S 2B 1B		0-0 2B 1B		0-0 6-3		3	2	2	1	2	0	0	Baltimore Orioles @ Minnesota Twins Hubert H. Humphrey Metrodome, Minneapolis, MN Sun Apr 08 1984, 4:33 AM EST Att: 13,286 - Unknown livebaseballscorecards.com										
Tim Lincecum, R OBP: 0.500, SLG: 0.684 (1, 4)	0-0 1B	4-0 1B BB		0-0 1B 2B		0-0 F8		0-0 BB 1B		4	2	3	1	1	0	1											
Kent Hrbek, L OBP: 0.318, SLG: 0.476 (1, 3)	0-0 F6	0-3 K		0-0 1B		0-0 2B		0-0 BB 1B		5	1	3	1	0	1	5											
Tom Brunansky, R OBP: 0.273, SLG: 0.278 (1, 9)	0-0 F7		0-0 F7	0-0 F8		0-0 5-3		4-0 1B 1B		4	0	0	0	1	0	5											
Mickey Hatcher, R OBP: 0.429, SLG: 0.714 (1, 7)	0-0 1B		0-0 1B		0-0 SF9 3B		0-0 F9		0-0 1-2 2-3 BB	5	1	4	3	0	0	0											
Jim Eisenreich, L OBP: 0.188, SLG: 0.231 (1, 10)	0-0 F8		0-3 K		0-0 SF9		0-0 F8		1-3 2-H 3-H 1B	3	0	0	1	0	1	2											
Gary Gaetti, R OBP: 0.400, SLG: 0.526 (1, 5)		0-0 F7		0-0 3-1 1B 2B		0-0 K		0-0 1B		4	1	2	0	0	1	0											
Lenny Faedo, R OBP: 0.278, SLG: 0.412 (1, 6)		0-0 F8		0-0 F4	0-0 5-3		0-0 6-3			4	0	0	0	0	0	2											
Jeff Reed, L OBP: 0.250, SLG: 0.286 (1, 2)		4-0 BB BB		0-0 3-1		0-0 4-3		0-3 K		2	0	0	0	1	0	1											
Tim Lincecum, R OBP: 0.273, SLG: 0.636 (8, PH)				0-0 2-3						1	0	0	0	0	1	0											
Inning Stats	R: 1 E: 0 K: 0 S: 5	H: 2 LOB: 2 BB: 1 P: 9	R: 0 E: 0 K: 1 S: 5	H: 0 LOB: 3 BB: 3 P: 17	R: 0 E: 0 K: 1 S: 5	H: 1 LOB: 0 BB: 0 P: 5	R: 3 E: 0 K: 0 S: 7	H: 4 LOB: 1 BB: 0 P: 7	R: 1 E: 0 K: 1 S: 6	H: 1 LOB: 0 BB: 0 P: 6	R: 0 E: 0 K: 0 S: 5	H: 2 LOB: 2 BB: 0 P: 5	R: 0 E: 0 K: 0 S: 4	H: 1 LOB: 1 BB: 0 P: 4	R: 2 E: 0 K: 1 S: 7	H: 3 LOB: 2 BB: 1 P: 11	1B: 10 2B: 3 3B: 1 HR: 0	SF: 1 SAC: 0 DP: 0 HBP: 0	WP: 0 PB: 0 SB: 1 CS: 0	PA: 41							
PITCHER	IP	WLS	BF	H	R	ER	SO	BB	IBB	HBP	BLK	WP	HR	S	P	ERA	WHIP										
Jim Palmer, R ERA: 9.0 (1, 1)	4.0	L	22	7	4	4	2	4	0	0	0	0	0	15	15	3.00	1.333										
Dennis Martinez, R ERA: 2.25 (5, 1)	3.0		13	4	1	1	1	0	0	0	0	0	0	15	15	3.00	1.333										
Tippy Martinez, L ERA: 23.14 (8, 1)	1.0		6	3	2	2	1	1	0	0	0	0	0	7	11	18.00	4.000										

Batter	1	2	3	4	5	6	7	8	9	AB	R	H	RBI	BB	SO	LOB	TOP								
Darrell Brown, S (1, 8) OBP: 0.526, SLG: 0.563	0-3 K		0-0 1-3			0-0 2B		0-0 2B		4	0	2	0	0	1	1	Minnesota Twins @ New York Yankees Yankee Stadium, Bronx, NY Tue Apr 10 1984, 3:33 AM EST Att: 52,430 - Unknown								
Tim Teufel, R (1, 4) OBP: 0.482, SLG: 0.591	0-0 4-3			0-0 F9		0-0 F2		4-0 BB		3	0	0	0	1	0	1									
Kent Hrbek, L (1, 3) OBP: 0.269, SLG: 0.400	0-0 F5			0-0 F8		0-0 3-1		0-0 G4-6-3		4	0	0	0	0	0	4									
Tom Brunansky, R (1, 9) OBP: 0.346, SLG: 0.333		0-0 CS 1B		0-0 4-3			0-0 1B		4-0 E BB	3	1	2	0	1	0	0									
Mickey Hatcher, R (1, 7) OBP: 0.360, SLG: 0.600		0-0 1-3			0-0 5-3		0-0 F9		0-0 E5	4	0	0	0	0	0	3									
Jim Eisenreich, L (1, 10) OBP: 0.211, SLG: 0.250		0-0 1-3			0-0 F8		0-0 G5-4-3		0-0 L5	3	0	1	0	0	0	0									
Dave Engle, R (9, PH) OBP: 0.429, SLG: 0.500							1-2 1B			1	0	0	0	0	0	2									
Gary Gaetti, R (1, 5) OBP: 0.417, SLG: 0.500			0-0 1B		4-0 BB		0-0 G5-4-3		0-0 E6	3	0	1	1	1	0	3									
Lenny Faedo, R (1, 6) OBP: 0.318, SLG: 0.400			0-0 F8		0-0 F8			4-0 2B	0-0 L5-4 1B	3	0	1	0	1	0	2									
Jeff Reed, L (1, 2) OBP: 0.200, SLG: 0.222			0-3 K			0-0 F7		0-3 K	0-0 L5-4	2	0	0	0	0	1	1									
Randy Bush, L (8, PH) OBP: 0.333, SLG: 0.400										0	0	0	0	0	0	0									
Tim Lardner, R (8, PH) OBP: 0.231, SLG: 0.538									2-3	2	0	0	0	0	1	4									
Inning Stats	R: 0 E: 0 K: 1 S: 5	H: 0 LOB: 0 BB: 0 P: 5	R: 0 E: 0 K: 0 S: 3	H: 1 LOB: 0 BB: 0 P: 3	R: 0 E: 0 K: 1 S: 6	H: 1 LOB: 1 BB: 0 P: 6	R: 0 E: 0 K: 0 S: 3	H: 0 LOB: 0 BB: 0 P: 3	R: 0 E: 0 K: 0 S: 3	H: 0 LOB: 1 BB: 1 P: 7	R: 0 E: 0 K: 0 S: 4	H: 1 LOB: 1 BB: 0 P: 4	R: 0 E: 0 K: 0 S: 4	H: 2 LOB: 1 BB: 0 P: 4	R: 0 E: 0 K: 1 S: 5	H: 1 LOB: 2 BB: 2 P: 13	R: 1 E: 2 K: 0 S: 5	H: 1 LOB: 2 BB: 1 P: 9	1B: 5 2B: 3 3B: 0 HR: 0	SF: 0 SAC: 0 DP: 3 HBP: 0	WP: 0 PB: 0 CS: 1	PA: 36			
PITCHER	IP	WLS	BF	H	R	ER	SO	BB	IBB	HBP	BLK	WP	HR	S	P	ERA	WHIP								
Phil Niekro, R (1, 1) ERA: 2.13	6.1	W	24	5	0	0	2	1	0	0	0	0	0	27	31	0.00	0.947								
Jose Rijo, R (7, 1) ERA: 1.13	0.2		2	0	0	0	0	1	0	0	0	0	0	1	5	0.00	1.500								
Dave Righetti, L (8, 1) ERA:	2.0	S	10	2	1	0	1	2	0	0	0	0	0	10	18	0.00	2.000								

Batter	1	2	3	4	5	6	7	8	9	AB	R	H	RBI	BB	SO	LOB	BOTTOM								
Willie Randolph, R (1, 4) OBP: 0.419, SLG: 0.480	0-0 G5-4-3 1B		0-0 1-H HR		0-0 6-3		0-0 6-3			4	1	2	2	0	0	1	Minnesota Twins @ New York Yankees Yankee Stadium, Bronx, NY Tue Apr 10 1984, 3:33 AM EST Att: 52,430 - Unknown								
Ken Griffey, L (1, 8) OBP: 0.464, SLG: 0.391	0-0 F5		0-0 F8		0-0 F8			0-0 F9		4	0	0	0	0	0	2									
Lou Piniella, R (1, 7) OBP: 0.133, SLG: 0.133	0-0 G5-4-3		0-0 FC6-4 1B		0-0 5-3			0-0 F9		4	0	1	0	0	0	1									
Don Baylor, R (1, 10) OBP: 0.129, SLG: 0.138		0-0 5-3	0-0 FC6-4		1-0 BB HBP			0-0 1B E 1B		3	1	1	0	0	0	1									
Dave Winfield, R (1, 9) OBP: 0.379, SLG: 0.607		0-0 F7		0-0 F7		0-0 F3		0-0 1B E 1B		4	1	1	0	0	0	1									
Toby Harrah, R (1, 5) OBP: 0.400, SLG: 0.500		0-0 2B		0-0 6-3		4-0 1-2 BB		0-0 1B E 1B		3	0	2	0	1	0	0									
Don Mattingly, L (1, 3) OBP: 0.421, SLG: 0.556		0-0 4-3		0-0 F7		0-0 G3		0-0 E5		4	0	0	0	0	0	4									
Butch Wynegar, S (1, 2) OBP: 0.294, SLG: 0.313			0-0 F4		0-3 K		0-0 F8	0-0 4-3		4	0	0	0	0	1	2									
Tim Foli, R (1, 6) OBP: 0.227, SLG: 0.273			0-0 HR 1B		0-0 2B		0-0 5-3			3	1	2	0	0	0	0									
Inning Stats	R: 0 E: 0 K: 0 S: 3	H: 1 LOB: 0 BB: 0 P: 3	R: 0 E: 0 K: 0 S: 4	H: 1 LOB: 1 BB: 0 P: 4	R: 2 E: 0 K: 0 S: 6	H: 3 LOB: 1 BB: 0 P: 6	R: 0 E: 0 K: 0 S: 3	H: 0 LOB: 0 BB: 0 P: 3	R: 0 E: 0 K: 0 S: 3	H: 0 LOB: 2 BB: 1 P: 8	R: 0 E: 0 K: 0 S: 3	H: 0 LOB: 0 BB: 0 P: 3	R: 2 E: 1 K: 0 S: 7	H: 3 LOB: 3 BB: 0 P: 7	1B: 6 2B: 2 3B: 0 HR: 1	SF: 0 SAC: 0 DP: 1 HBP: 1		WP: 0 PB: 0 CS: 0	PA: 35						
PITCHER	IP	WLS	BF	H	R	ER	SO	BB	IBB	HBP	BLK	WP	HR	S	P	ERA	WHIP								
Frank Viola, L (1, 1) ERA: 4.85	7.0	L	28	6	2	2	1	1	0	1	0	0	0	28	33	2.57	1.000								
Larry Pashnick, R (8, 1) ERA:	0.2		5	3	2	0	0	0	0	0	0	0	0	5	5	0.00	4.500								
Pete Filson, L (8, 1) ERA: 7.71	0.1		2	0	0	0	0	0	0	0	0	0	0	2	2	0.00	0.000								

Batter	1	2	3	4	5	6	7	8	9	AB	R	H	RBI	BB	SO	LOB	TOP										
Darrell Brown, S OBP: 0.478, SLG: 0.500 (1, 8)	0-0 6-3	0-0 2H 3-H 1B			0-0 5-3		0-0 FC6-4			4	0	1	1	0	0	1											
Tim Tufel, R OBP: 0.467, SLG: 0.542 (1, 4)	0-0 F9		4-0 G4-3 BB		4-0 FC5-4 BB		0-0 F8			2	0	0	0	2	0	0											
Tom Brunansky, R OBP: 0.300, SLG: 0.280 (1, 9)	0-0 1-3		0-0 G4-3		0-0 FC5-4		0-0 F7			4	0	0	0	0	2												
Kent Hrbek, L OBP: 0.233, SLG: 0.345 (1, 3)		0-3 K	0-3 K		0-0 F8		0-0 F8			4	0	0	0	2	0												
Mickey Hatcher, R OBP: 0.345, SLG: 0.552 (1, 7)	0-0 6-3			0-0 6-3		0-0 F8			0-0 CS 1B	4	0	1	0	0	0												
Dave Engle, R OBP: 0.455, SLG: 0.500 (1, 10)	0-0 1B	0-0 1B		0-0 FC1-4 1B		0-0 4-3		0-0 F7		4	1	2	0	0	1												
Gary Gaetti, R OBP: 0.464, SLG: 0.538 (1, 5)	0-0 1B	0-0 1B		0-0 FC1-4 1B		0-0 G6-4-3 1B		0-0 1B		4	1	3	0	0	1												
Tim Laudner, R OBP: 0.235, SLG: 0.471 (1, 2)	0-0 2B	0-0 1B		0-0 6-3		0-0 G6-4-3		0-0 F8		4	1	1	1	0	3												
Lenny Faedo, R OBP: 0.320, SLG: 0.435 (1, 6)	0-0 1B	0-0 2B		0-0 G5-6-3		0-0 E5		0-0 FC6-4		3	0	1	1	0	0												
Inning Stats	R: 0 E: 0 K: 0 S: 3	H: 0 LOB: 0 BB: 0 P: 3	R: 3 E: 0 K: 1 S: 9	H: 5 LOB: 2 BB: 0 P: 9	R: 0 E: 0 K: 1 S: 4	H: 0 LOB: 0 BB: 1 P: 8	R: 0 E: 0 K: 0 S: 4	H: 1 LOB: 1 BB: 0 P: 4	R: 0 E: 0 K: 0 S: 3	H: 0 LOB: 0 BB: 0 P: 3	R: 0 E: 1 K: 0 S: 4	H: 1 LOB: 1 BB: 0 P: 4	R: 0 E: 0 K: 0 S: 3	H: 0 LOB: 0 BB: 0 P: 3	R: 0 E: 0 K: 0 S: 4	H: 2 LOB: 1 BB: 0 P: 4	1B: 8 2B: 1 3B: 0 HR: 0	SF: 0 SAC: 0 DP: 2 HBP: 0	WP: 0 PB: 0 CS: 1	PA: 35							
PITCHER	IP	WLS	BF	H	R	ER	SO	BB	IBB	HBP	BLK	WP	HR	S	P	ERA	WHIP										
Ray Fontenot, L ERA: 7.15 (1, 1)	7.0	L	28	7	3	3	2	2	0	0	0	0	0	30	38	3.86	1.286										
Dale Murray, R ERA: (8, 1)	2.0		7	2	0	0	0	0	0	0	0	0	0	7	7	0.00	1.000										

Minnesota Twins @ New York Yankees
Yankee Stadium, Bronx, NY
Thu Apr 12 1984, 6:05 PM EST
Att: 15,249 - Unknown

AB 33
R 3
H 9
RBI 3
BB 2
SO 2
LOB 8



Batter	1	2	3	4	5	6	7	8	9	AB	R	H	RBI	BB	SO	LOB	BOTTOM										
Omar Moreno, L OBP: 0.194, SLG: 0.226 (1, 8)	0-0 CS 1B		0-0 G3		0-0 1-3		0-0 F4			4	0	1	0	0	1												
Willie Randolph, R OBP: 0.497, SLG: 0.500 (1, 4)	4-0 HBP BB		0-0 1-3		0-0 FC1-4 HBP 1B		0-0 G1-6-3 1B			3	0	2	0	1	0	0											
Don Mattingly, L OBP: 0.348, SLG: 0.455 (1, 7)	0-0 F7		0-0 1-3		0-0 F9		0-0 G1-6-3			4	0	0	0	0	3												
Don Baylor, R OBP: 0.171, SLG: 0.129 (1, 10)	1-0 FC6-4 HBP		0-0 E5		1-0 FC1-4 HBP		0-0 F7			2	0	0	0	0	0												
Dave Winfield, R OBP: 0.333, SLG: 0.531 (1, 9)	0-0 FC6-4		0-0 F3		0-0 FC1-4		0-0 6-3			4	0	0	0	0	5												
Ken Griffey, L OBP: 0.406, SLG: 0.333 (1, 3)	0-0 6-3		0-0 F8		0-0 G3		0-0 E3 1B			4	0	0	0	0	3												
Roy Smalley, S OBP: 0.500, SLG: 0.615 (8, 6)	0-0 2B		0-3 K		0-0 F7		0-0 G3-6-3 1B			4	0	2	0	1	1												
Butch Wynegar, S OBP: 0.286, SLG: 0.300 (1, 2)	0-3 K		0-3 K		0-0 K		0-0 G3-6-3			4	0	1	0	0	2	3											
Keith Smith, S (1, 6)	0-0 6-3		0-3 K		0-0 K		0-0 F2			2	0	0	0	0	1	1											
Toby Harrah, R OBP: 0.381, SLG: 0.471 (7, PH) (8, 5)										1	0	0	0	0	1												
Inning Stats	R: 0 E: 0 K: 0 S: 3	H: 1 LOB: 2 BB: 1 P: 8	R: 0 E: 0 K: 1 S: 6	H: 1 LOB: 0 BB: 0 P: 6	R: 0 E: 0 K: 1 S: 6	H: 0 LOB: 0 BB: 0 P: 3	R: 0 E: 1 K: 2 S: 7	H: 0 LOB: 0 BB: 0 P: 7	R: 0 E: 0 K: 0 S: 4	H: 1 LOB: 2 BB: 0 P: 5	R: 0 E: 0 K: 0 S: 4	H: 1 LOB: 1 BB: 0 P: 4	R: 0 E: 0 K: 0 S: 3	H: 1 LOB: 0 BB: 0 P: 3	R: 0 E: 1 K: 0 S: 4	H: 1 LOB: 1 BB: 0 P: 4	1B: 5 2B: 1 3B: 0 HR: 0	SF: 0 SAC: 0 DP: 2 HBP: 2	WP: 0 PB: 0 CS: 1	PA: 35							
PITCHER	IP	WLS	BF	H	R	ER	SO	BB	IBB	HBP	BLK	WP	HR	S	P	ERA	WHIP										
Mike Smithson, R ERA: 1.72 (1, 1)	8.1	W	34	6	0	0	4	1	0	2	0	0	0	39	45	0.00	0.840										
Ron Davis, R ERA: 2.09 (9, 1)	0.2	S	1	0	0	0	0	0	0	0	0	0	0	1	1	0.00	0.000										

Minnesota Twins @ New York Yankees
Yankee Stadium, Bronx, NY
Thu Apr 12 1984, 6:05 PM EST
Att: 15,249 - Unknown

AB 32
R 0
H 6
RBI 0
BB 1
SO 4
LOB 18



Batter	1	2	3	4	5	6	7	8	9	AB	R	H	RBI	BB	SO	LOB	TOP										
Jack Perconte, L OBP: 0.441, SLG: 0.600 (1, 4)										4	0	1	0	1	0	1											
Barry Bonnell, R OBP: 0.435, SLG: 0.278 (1, 5) (9, 7)										4	0	0	0	1	1	2											
Gorman Thomas, R OBP: 0.323, SLG: 0.357 Domingo Ramos, R (1, 7) (9, 5)										3	1	0	0	1	1	2											
Pat Putnam, L OBP: 0.333, SLG: 0.545 Dave Henderson, R OBP: 0.250, SLG: 0.222 (1, 10) (8, PR) (9, 8)										4	0	2	0	0	0	1											
Al Cowens, R OBP: 0.346, SLG: 0.542 (1, 9) (6, 8) (9, 9)										4	0	1	1	0	1	3											
Alvin Davis, L OBP: 0.625, SLG: 1.600 (1, 3)										3	1	1	1	1	0	0											
Phil Bradley, R OBP: 0.350, SLG: 0.360 Ricky Nelson OBP: 0.300, SLG: 0.455 (1, 8) (5, PH) (8, 9) (9, 1) (9, 1) (9, 1)										2	0	1	0	0	1	0											
Mike Stanton, S Ed Vande Berg, R Dave Beard, L (1, 2)										3	0	0	0	1	0	0											
Bob Kearney, R OBP: 0.267, SLG: 0.321 (1, 2)										4	0	0	0	0	0	1											
Spike Owen, S OBP: 0.286, SLG: 0.200 (1, 6)										4	0	0	0	0	0	1											
Inning Stats	R: 0 E: 0 K: 0 S: 5	H: 2 LOB: 2 BB: 0 P: 5	R: 0 E: 0 K: 1 S: 5	H: 0 LOB: 0 BB: 0 P: 5	R: 0 E: 0 K: 0 S: 3	H: 0 LOB: 1 BB: 1 P: 7	R: 0 E: 0 K: 1 S: 5	H: 0 LOB: 0 BB: 0 P: 5	R: 1 E: 0 K: 0 S: 4	H: 1 LOB: 2 BB: 2 P: 12	R: 0 E: 0 K: 0 S: 3	H: 0 LOB: 0 BB: 0 P: 3	R: 0 E: 0 K: 1 S: 6	H: 1 LOB: 1 BB: 0 P: 6	R: 2 E: 0 K: 1 S: 7	H: 2 LOB: 1 BB: 1 P: 11	1B: 2 2B: 2 3B: 1 HR: 2	SF: 0 SAC: 0 DP: 0 HBP: 0	WP: 0 PB: 0 SB: 0 CS: 1	PA: 38							
PITCHER	IP	WLS	BF	H	R	ER	SO	BB	IBB	HBP	BLK	WP	HR	S	P	ERA	WHIP										
John Butcher, R ERA: 1.98 (1, 1)	5.2		24	4	1	1	2	4	0	0	0	0	0	24	40	1.59	1.412										
Mike Walters, R ERA: (6, 1)	2.0	7	1	0	0	1	0	0	0	0	0	0	0	9	9	0.00	0.500										
Ron Davis, R ERA: 4.76 (8, 1)	1.1	W	7	2	2	2	1	1	0	0	0	0	2	8	12	13.50	2.250										

Seattle Mariners @ Minnesota Twins
Hubert H. Humphrey Metrodome, Minneapolis, MN
Fri Apr 13 1984, 7:05 PM EST
Att: 7,003 - Unknown

AB 33
R 3
H 7
RBI 3
BB 5
SO 4
LOB 12



Batter	1	2	3	4	5	6	7	8	9	AB	R	H	RBI	BB	SO	LOB	BOTTOM										
Darrell Brown, S OBP: 0.500, SLG: 0.500 (1, 8)										4	2	2	0	1	0	0											
Tim Lincecum, R OBP: 0.457, SLG: 0.500 (1, 4)										4	0	1	1	1	0	3											
Kent Hrbek, L OBP: 0.314, SLG: 0.394 (1, 3)										4	1	3	1	1	0	0											
Tom Brunansky, R OBP: 0.286, SLG: 0.267 (1, 9)										5	0	1	1	0	2	6											
Mickey Hatcher, R OBP: 0.333, SLG: 0.545 (1, 7)										4	0	1	1	0	1	2											
Jim Eisenreich, L OBP: 0.217, SLG: 0.250 (1, 10)										4	0	1	0	0	0	2											
Gary Gaetti, R OBP: 0.436, SLG: 0.483 (1, 5)										3	0	0	0	1	1	0											
Tim Lincecum, R OBP: 0.200, SLG: 0.400 Randy Bush, L OBP: 0.429, SLG: 0.500 Ron Washington, R (9, PH) (9, PR)										3	0	0	0	0	1	2											
Lenny Faedo, R OBP: 0.310, SLG: 0.407 (1, 6)										4	0	1	0	0	1	1											
Inning Stats	R: 1 E: 0 K: 0 S: 6	H: 3 LOB: 2 BB: 0 P: 6	R: 0 E: 0 K: 1 S: 5	H: 0 LOB: 0 BB: 0 P: 5	R: 0 E: 0 K: 0 S: 4	H: 1 LOB: 2 BB: 1 P: 8	R: 1 E: 0 K: 1 S: 5	H: 3 LOB: 0 BB: 0 P: 5	R: 0 E: 0 K: 1 S: 6	H: 1 LOB: 2 BB: 1 P: 10	R: 0 E: 0 K: 1 S: 5	H: 0 LOB: 0 BB: 0 P: 5	R: 2 E: 0 K: 1 S: 6	H: 3 LOB: 3 BB: 2 P: 14	1B: 10 2B: 1 3B: 0 HR: 0	SF: 0 SAC: 0 DP: 0 HBP: 0	WP: 0 PB: 0 SB: 1 CS: 0	PA: 40									
PITCHER	IP	WLS	BF	H	R	ER	SO	BB	IBB	HBP	BLK	WP	HR	S	P	ERA	WHIP										
Mike Moore, R ERA: 1.25 (1, 1)	8.0		34	8	2	2	5	2	0	0	0	0	0	42	50	2.25	1.250										
Mike Stanton, R ERA: 3.39 (9, 1)	0.1	L	4	2	2	2	1	1	0	0	0	0	0	5	9	54.00	9.000										
Ed Vande Berg, L ERA: (9, 1)	0.0	1	0	0	0	0	0	1	0	0	0	0	0	4	4	∞	∞										
Dave Beard, R ERA: 4.76 (9, 1)	0.0	1	1	0	0	0	0	0	0	0	0	0	0	1	1	∞	∞										

Seattle Mariners @ Minnesota Twins
Hubert H. Humphrey Metrodome, Minneapolis, MN
Fri Apr 13 1984, 7:05 PM EST
Att: 7,003 - Unknown

AB 36
R 4
H 11
RBI 4
BB 4
SO 6
LOB 16



Batter	1	2	3	4	5	6	7	8	9	10	11	AB	R	H	RBI	BB	SO	LOB	TOP			
Jack Perconte, L OBP: 0.436, SLG: 0.559	1-3 FC4-6 1B		F9		6-3			F4 HBP		F9		4	1	1	0	0	0	1				
Larry Milbourne, S OBP: 0.304, SLG: 0.211	1-3		3-1			6-3		F4			4-3	5	0	0	0	0	0	2				
Gorman Thomas, R OBP: 0.343, SLG: 0.355 Dave Henderson, R OBP: 0.238, SLG: 0.211	FC4-6 BB		K				CS 1B			K		3	0	1	0	1	2	0				
Pat Putnam, L OBP: 0.296, SLG: 0.480 Steve Henderson, R OBP: 0.571, SLG: 1.000 Ricky Nelson, L OBP: 0.286, SLG: 0.417	FC4-6			4-3			F9			6-3		3	0	0	1	0	0	2				
Alvin Davis, L OBP: 0.583, SLG: 1.125	4-3							CS			F8	3	0	1	0	1	0	1				
Al Cowens, R OBP: 0.387, SLG: 0.630			E 6-3 S HBP		F7							3	2	1	1	0	0	2				
Phil Bradley, R OBP: 0.333, SLG: 0.353			6-3		4-3						F4	4	0	1	1	0	0	1				
Bob Kearney, R OBP: 0.265, SLG: 0.313			F6								F4	4	0	1	0	0	0	2				
Spike Owen, S OBP: 0.521, SLG: 0.241 Domingo Ramos, R OBP: 0.405	4-3										5-3	4	0	1	0	0	0	1				
											2B	0	0	0	0	0	0	0				
Inning Stats	R: 1 E: 0 K: 0 S: 4	H: 1 LOB: 1 BB: 1 P: 8	R: 1 E: 0 K: 0 S: 3	H: 0 LOB: 0 BB: 0 P: 4	R: 0 E: 0 K: 1 S: 5	H: 0 LOB: 0 BB: 0 P: 5	R: 0 E: 0 K: 0 S: 3	H: 0 LOB: 1 BB: 1 P: 7	R: 0 E: 0 K: 0 S: 3	H: 1 LOB: 0 BB: 0 P: 3	R: 0 E: 0 K: 0 S: 2	H: 0 LOB: 0 BB: 0 P: 3	R: 0 E: 0 K: 1 S: 5	H: 0 LOB: 0 BB: 0 P: 5	R: 1 E: 0 K: 0 S: 5	H: 2 LOB: 1 BB: 1 P: 5	R: 0 E: 0 K: 0 S: 3	H: 0 LOB: 0 BB: 0 P: 3	1B: 5 2B: 2 3B: 0 HR: 1	SF: 0 SAC: 0 DP: 1 HBP: 2	WP: 0 PB: 0 SB: 2 CS: 2	PA: 41
PITCHER	IP ERA WLS BF H R ER SO BB IBB HBP BLK WP HR S P ERA WHIP	PITCHER																				
Albert Williams, R ERA: 4.43	(1, 1)	7.0	26	5	2	1	1	0	0	0	0	0	0	0	0	0	1	12	13	3.00	0.667	
Pete Filson, L ERA: 5.06	(8, 1)	3.0	11	2	1	1	1	0	0	1	0	0	0	0	0	0	1	12	13	3.00	0.667	
Ron Davis, R ERA: 4.05	(11, 1)	1.0	W	3	0	0	0	0	0	0	0	0	0	0	0	0	0	3	3	0.00	0.000	

Seattle Mariners @ Minnesota Twins
Hubert H. Humphrey Metrodome, Minneapolis, MN

Sat Apr 14 1984, 4:33 AM EST
Att: 10,659 - Unknown

AB 36
R 3
H 7
RBI 3
BB 2
SO 2
LOB 12



Batter	1	2	3	4	5	6	7	8	9	10	11	AB	R	H	RBI	BB	SO	LOB	BOTTOM							
Darrell Brown, S OBP: 0.438, SLG: 0.429	1-3		5-3		F9		SH1-4			F7		4	0	0	0	0	0	2								
Tim Teufel, R OBP: 0.450, SLG: 0.452	BB		6-3			4-3	BB			F8		3	0	0	0	2	0	2								
Tom Brunansky, R OBP: 0.250, SLG: 0.229	K		F2			6-3	G5-4-3 IBB				6-3	5	0	0	0	0	1	4								
Kent Hrbek, L OBP: 0.325, SLG: 0.378	BB			G3		2B 3B 1B				6-3		4	1	1	0	1	0	0								
Mickey Hatcher, R OBP: 0.342, SLG: 0.553	F1					3B 2B				1-3	E5 1B	5	2	2	0	0	0	2								
Dave Engle, R OBP: 0.438, SLG: 0.600			1-3		F8					6-3		5	0	2	2	0	0	1								
Gary Gaetti, R OBP: 0.432, SLG: 0.471			K		F8		5-3					5	0	2	1	0	1	2								
Tim Laudner, R OBP: 0.281, SLG: 0.381 Houston Jimenez, R OBP: 0.182, SLG: 0.200					F8					SH3-4 1B		1	0	0	0	1	0	0								
Lenny Faedo, R OBP: 0.313, SLG: 0.400 Jim Eisenreich, L OBP: 0.250, SLG: 0.250 Ron Washington, R OBP: 0.500, SLG: 2.000	FC4-6 HBP											1	0	0	0	0	0	0								
												3	0	1	0	0	1	1								
												0	0	0	0	1	0	0								
												1	1	1	1	0	0	0								
Inning Stats	R: 0 E: 0 K: 1 S: 5	H: 0 LOB: 2 BB: 2 P: 13	R: 0 E: 0 K: 1 S: 5	H: 0 LOB: 1 BB: 0 P: 6	R: 0 E: 0 K: 0 S: 3	H: 0 LOB: 0 BB: 0 P: 3	R: 0 E: 0 K: 0 S: 4	H: 1 LOB: 1 BB: 0 P: 4	R: 0 E: 0 K: 1 S: 5	H: 0 LOB: 0 BB: 0 P: 5	R: 2 E: 0 K: 0 S: 6	H: 3 LOB: 1 BB: 2 P: 6	R: 0 E: 0 K: 0 S: 3	H: 1 LOB: 3 BB: 2 P: 11	R: 0 E: 0 K: 0 S: 3	H: 0 LOB: 0 BB: 0 P: 3	R: 0 E: 0 K: 0 S: 4	H: 1 LOB: 2 BB: 1 P: 8	R: 1 E: 1 K: 0 S: 6	H: 2 LOB: 2 BB: 0 P: 6	R: 1 E: 0 K: 0 S: 1	H: 1 LOB: 0 BB: 0 P: 1	1B: 6 2B: 1 3B: 1 HR: 1	SF: 0 SAC: 2 DP: 1 HBP: 1	WP: 0 PB: 0 SB: 0 CS: 0	PA: 45
PITCHER	IP ERA WLS BF H R ER SO BB IBB HBP BLK WP HR S P ERA WHIP	PITCHER																								
Mark Langston, L ERA: 2.7	(1, 1)	6.1	29	5	2	2	3	0	0	0	0	0	0	0	0	0	1	15	19	2.84	1.263					
Bob Stoddard, R ERA: 2.45	(7, 1)	3.2	L	16	4	2	1	0	0	0	0	0	0	0	0	0	1	15	19	2.46	1.091					

Seattle Mariners @ Minnesota Twins
Hubert H. Humphrey Metrodome, Minneapolis, MN

Sat Apr 14 1984, 4:33 AM EST
Att: 10,659 - Unknown

AB 37
R 4
H 9
RBI 4
BB 5
SO 3
LOB 16



Batter	1	2	3	4	5	6	7	8	9	AB	R	H	RBI	BB	SO	LOB	TOP								
Jack Perconte, L (1,4) OBP: 0.409, SLG: 0.500	4-0 BB		0-0 F7		0-0 F3		0-3 K	0-0 5-3		4	0	0	0	1	1	4	Seattle Mariners @ Minnesota Twins Hubert H. Humphrey Metrodome, Minneapolis, MN Sun Apr 15 1984, 4:33 AM EST Att: 10,273 - Unknown livebaseballscorecards.com								
Barry Bonnell, R (1,5) OBP: 0.426, SLG: 0.273	0-0 F4		0-0 FC6-4 1B		0-0 6-3	0-0 E BB	4-0 BB	0-0 F8	0-0 F8	4	1	1	0	1	0	1									
Al Cowens, R (1,9) OBP: 0.343, SLG: 0.563	0-0 F3		0-0 FC6-4 1B		0-0 4-3 BB 1B	0-0 F9	0-0 F9	0-3 K	0-3 K	5	0	1	0	0	1	5									
Gorman Thomas, R (1,7) OBP: 0.325, SLG: 0.314	0-0 F9			0-3 K	0-0 4-3 BB	4-0 4-3 BB	0-0 E7 1-H 2-H	0-0 F8	0-0 F8	4	0	0	0	1	1	1									
Spike Owen, S (9,6)										0	0	0	0	0	0	0									
Steve Henderson, R (1,10) OBP: 0.364, SLG: 0.600		0-3 K		0-0 4-3	0-0 4-3	0-0 4-3	0-0 5-3			4	0	0	0	0	1	3									
Alvin Davis, L (1,3) OBP: 0.500, SLG: 0.833		0-0 4-3		0-0 F9		0-0 G3		0-0 E S 1B		4	1	1	0	0	0	2									
Phil Bradley, R (1,8) OBP: 0.364, SLG: 0.381		0-0 F9			0-0 1B		0-0 2B 1B	0-0 4-3	0-0 4-3	4	1	2	0	0	0	1									
Bob Kearney, R (1,2) OBP: 0.289, SLG: 0.361			0-3 K		0-0 F9 1B		0-0 E 2B	0-0 1B	0-0 1B	4	1	2	2	0	1	1									
Larry Milbourne, S (1,6) OBP: 0.320, SLG: 0.238							0-0 E3 E 1B	0-0 F8	0-0 F8	2	0	1	0	0	0	1									
Ricky Nelson, L (7,PH) OBP: 0.333, SLG: 0.462										1	1	1	1	0	0	0									
Domingo Ramos, R (9,5)										1	0	0	0	0	0	1									
Inning Stats	R: 0 E: 0 K: 0 S: 3	H: 0 LOB: 1 BB: 1 P: 7	R: 0 E: 0 K: 1 S: 5	H: 0 LOB: 0 BB: 0 P: 5	R: 0 E: 0 K: 1 S: 7	H: 2 LOB: 2 BB: 0 P: 7	R: 0 E: 0 K: 1 S: 5	H: 0 LOB: 0 BB: 0 P: 5	R: 0 E: 0 K: 0 S: 4	H: 1 LOB: 1 BB: 1 P: 4	R: 0 E: 0 K: 0 S: 4	H: 1 LOB: 2 BB: 1 P: 8	R: 4 E: 2 K: 1 S: 9	H: 3 LOB: 1 BB: 1 P: 13	R: 1 E: 0 K: 0 S: 5	H: 2 LOB: 1 BB: 0 P: 5	R: 0 E: 0 K: 1 S: 5	H: 0 LOB: 0 BB: 0 P: 5	1B: 8 2B: 1 3B: 0 HR: 0	SF: 0 SAC: 0 DP: 0 HBP: 0	WP: 0 PB: 0 SB: 1 CS: 0	PA: 40			
PITCHER	IP	WLS	BF	H	R	ER	SO	BB	IBB	HBP	BLK	WP	HR	S	P	ERA	WHIP	PITCHER							
Frank Viola, L (1,1) ERA: 4.26	6.0		26	6	2	2	3	2	0	0	0	0	0	30	38	3.00	1.333								
Mike Walters, R (7,1) ERA: 1.6	3.0	L	14	3	3	1	2	1	0	0	0	0	0	17	21	3.00	1.333								


Batter	1	2	3	4	5	6	7	8	9	AB	R	H	RBI	BB	SO	LOB	BOTTOM								
Darrell Brown, S (1,8) OBP: 0.432, SLG: 0.485	0-0 4-3		0-0 F9		0-0 F8		0-0 G3 6-3 1B		0-0 1B 3B	5	1	2	0	0	0	1	Seattle Mariners @ Minnesota Twins Hubert H. Humphrey Metrodome, Minneapolis, MN Sun Apr 15 1984, 4:33 AM EST Att: 10,273 - Unknown livebaseballscorecards.com								
Tim Lincecum, R (1,4) OBP: 0.444, SLG: 0.556	0-0 1B 2B		0-0 HR		0-3 K		0-0 6-3	0-0 F4	0-0 F4	5	2	2	1	0	1	2									
Kent Hrbek, L (1,3) OBP: 0.400, SLG: 0.450	4-0 1B BB		0-0 1B 2B		0-0 1B		4-0 G3 IBB	0-0 1B	0-0 1B	3	1	3	1	2	0	0									
Tom Brunansky, R (1,9) OBP: 0.267, SLG: 0.250	0-3 K		0-0 FC6-4 1B		0-3 K		0-0 G3	0-0 G3	0-0 1B	5	0	2	1	0	2	5									
Mickey Hatcher, R (1,7) OBP: 0.326, SLG: 0.512	0-0 1-3 2-H 1B		0-0 F9		0-0 F7		0-0 6-3	0-0 F4	0-0 F4	5	0	1	1	0	0	6									
Jim Eisenreich, L (1,10) OBP: 0.276, SLG: 0.280	0-0 5-3		0-0 FC6-4 1-2		0-0 S 1B		0-0 3-1 1B	0-0 F8	0-0 F8	5	0	2	0	0	0	5									
Gary Gaetti, R (1,5) OBP: 0.415, SLG: 0.474		0-0 4-3 2B		0-0 4-3		0-3 K		0-0 3-1		4	0	1	0	0	1	3									
Tim Lincecum, R (1,2) OBP: 0.231, SLG: 0.333		0-3 K		0-3 K		0-3 K		0-0 F4		3	0	0	0	0	3	2									
Randy Bush, L (8,PH) OBP: 0.375, SLG: 0.429										1	0	0	0	0	0	1									
Jeff Reed, L (9,2) OBP: 0.182, SLG: 0.200										0	0	0	0	0	0	0									
Lenny Faedo, R (1,6) OBP: 0.286, SLG: 0.364		0-0 4-3		0-0 6-3		0-0 5-3		0-0 F5		3	0	0	0	0	0	2									
Ron Washington, R (8,PH) OBP: 0.333, SLG: 1.333										1	0	0	0	0	0	1									
Inning Stats	R: 1 E: 0 K: 1 S: 7	H: 2 LOB: 2 BB: 1 P: 11	R: 0 E: 0 K: 1 S: 6	H: 1 LOB: 1 BB: 0 P: 6	R: 2 E: 0 K: 0 S: 6	H: 3 LOB: 1 BB: 0 P: 6	R: 0 E: 0 K: 1 S: 5	H: 0 LOB: 0 BB: 0 P: 5	R: 0 E: 0 K: 2 S: 8	H: 1 LOB: 1 BB: 0 P: 8	R: 0 E: 0 K: 2 S: 8	H: 1 LOB: 2 BB: 0 P: 8	R: 0 E: 0 K: 0 S: 4	H: 1 LOB: 1 BB: 1 P: 8	R: 0 E: 0 K: 0 S: 4	H: 1 LOB: 1 BB: 0 P: 4	R: 1 E: 0 K: 0 S: 6	H: 3 LOB: 2 BB: 0 P: 6	1B: 8 2B: 3 3B: 1 HR: 1	SF: 0 SAC: 0 DP: 0 HBP: 0	WP: 0 PB: 0 SB: 1 CS: 0	PA: 42			
PITCHER	IP	WLS	BF	H	R	ER	SO	BB	IBB	HBP	BLK	WP	HR	S	P	ERA	WHIP	PITCHER							
Jim Beattie, R (1,1) ERA: 8.44	2.0		13	6	3	3	2	1	0	0	0	0	0	16	20	13.50	3.500								
Roy Thomas, R (3,1) ERA: 6.43	5.0	W	19	3	0	0	5	0	1	0	0	0	0	28	32	0.00	0.600								
Dave Beard, R (8,1) ERA: 4.7	2.0	S	10	4	1	1	0	0	0	0	0	0	0	10	10	4.50	2.000								

Batter	1	2	3	4	5	6	7	8	9	AB	R	H	RBI	BB	SO	LOB	TOP			
Gary Pettis, S OBP: 0.317, SLG: 0.265 (1, 8)	0-3 K		0-3 K							4	0	2	0	0	2	0	California Angels @ Minnesota Twins Hubert H. Humphrey Metrodome, Minneapolis, MN Mon Apr 16 1984, 7:05 PM EST Att: 6,227 - Unknown			
Rod Carew, L OBP: 0.404, SLG: 0.426 (1, 3)	0-0 F7			4-0 2B SF8 BB	0-0 F7		0-0 G3			3	1	0	0	1	0	2				
Fred Lynn, L OBP: 0.309, SLG: 0.460 (1, 9)	0-0 3B			0-3 K		0-0 2B		0-0 6-3		4	1	2	0	0	1	1				
Doug DeCinces, R Rob Picciolo, R OBP: 0.278, SLG: 0.420 (8, 5)	0-3 K			0-0 E 1-3 2B		0-0 CS 2H 2B		0-3 K		4	0	2	1	0	2	1				
Reggie Jackson, L OBP: 0.279, SLG: 0.475 (1, 10)		0-0 4-3		4-0 IBB		0-3 K		0-3 K		3	0	0	0	1	2	1				
Brian Downing, R OBP: 0.314, SLG: 0.286 (1, 7)	0-0 F5			0-0 SF8		0-0 E5		0-0 F8		3	0	0	1	0	0	1				
Rob Wilfong, L OBP: 0.393, SLG: 0.565 (1, 4)	0-0 F8			2-3 3H 0-0 1-3		0-0 F9		0-0 F8		4	0	0	0	0	0	3				
Bob Boone, R OBP: 0.133, SLG: 0.140 (1, 2)			0-3 K		0-0 F3		0-3 K		0-0 F4	4	0	0	0	0	2	0				
Dick Schofield, R OBP: 0.302, SLG: 0.308 (1, 6)			0-0 5-3		0-0 5-3		0-0 6-3			3	0	0	0	0	0	0				
Inning Stats	R: 0 E: 0 K: 2 S: 8	H: 1 LOB: 1 BB: 0 P: 8	R: 0 E: 0 K: 0 S: 3	H: 0 LOB: 0 BB: 0 P: 3	R: 0 E: 0 K: 2 S: 7	H: 0 LOB: 0 BB: 0 P: 7	R: 1 E: 1 K: 1 S: 6	H: 1 LOB: 2 BB: 2 P: 14	R: 0 E: 0 K: 0 S: 4	H: 1 LOB: 1 BB: 0 P: 4	R: 1 E: 0 K: 1 S: 7	H: 2 LOB: 1 BB: 0 P: 7	R: 0 E: 0 K: 1 S: 6	H: 1 LOB: 1 BB: 0 P: 6	R: 0 E: 0 K: 0 S: 3	H: 0 LOB: 0 BB: 0 P: 3	1B: 1 2B: 4 3B: 1 HR: 0	SF: 1 SAC: 0 DP: 0 HBP: 0	WP: 0 PB: 0 SB: 1 CS: 1	PA: 35
PITCHER Mike Smithson, R ERA: 1.82 (1, 1)	IP: 9.0 WLS: W BF: 35 H: 6 R: 2 ER: 2 SO: 9 BB: 1 IBB: 1 HBP: 0 BLK: 0 WP: 0 HR: 0 S: 51 P: 59 ERA: 2.00 WHIP: 0.778																			

Batter	1	2	3	4	5	6	7	8	9	AB	R	H	RBI	BB	SO	LOB	BOTTOM			
Darrell Brown, S OBP: 0.452, SLG: 0.514 (1, 8)	0-0 4-3		0-0 G4-6-3 1B		0-0 2B	4-0 HR BB		0-3 K		4	1	2	2	1	1	0	California Angels @ Minnesota Twins Hubert H. Humphrey Metrodome, Minneapolis, MN Mon Apr 16 1984, 7:05 PM EST Att: 6,227 - Unknown			
Tim Lincecum, R OBP: 0.400, SLG: 0.488 (1, 4)	0-3 K		0-0 G4-6-3 1-2		0-0 5-3	0-0 F7		0-0 5-3		5	0	0	0	0	1	6				
Kent Hrbek, L OBP: 0.400, SLG: 0.511 (1, 3)	0-0 3-1			0-0 F9		0-0 1B		0-0 F8		5	2	2	4	0	0	0				
Tom Brunansky, R OBP: 0.286, SLG: 0.273 (1, 9)		0-3 K		0-0 F8		0-0 1B		0-0 1B		4	1	2	0	0	1	0				
Mickey Hatcher, R OBP: 0.319, SLG: 0.478 (1, 7)		0-0 6-3		4-0 BB		0-0 K		0-0 F7		3	0	0	0	1	1	3				
Randy Bush, L OBP: 0.417, SLG: 0.500 (1, 10)		0-0 2B		0-0 4-3		4-0 BB 1B IBB		0-3 K		3	1	1	0	1	1	1				
Gary Gaetti, R OBP: 0.422, SLG: 0.500 (1, 5)		0-0 F3		0-0 5-3		0-0 1B BB 1B		0-0 2B		4	1	2	2	0	0	1				
Jeff Reed, L OBP: 0.333, SLG: 0.462 (1, 2)			0-0 FC6-5 2B		0-0 2B	0-0 BB 1B BB		0-3 K		3	2	2	0	1	1	1				
Lenny Faedo, R OBP: 0.282, SLG: 0.351 (1, 6)			0-0 FC6-5 1B		0-0 6-3	0-0 HR 1B		0-0 F9		4	1	1	1	0	0	3				
Inning Stats	R: 0 E: 0 K: 1 S: 5	H: 0 LOB: 0 BB: 0 P: 5	R: 0 E: 0 K: 1 S: 6	H: 1 LOB: 1 BB: 0 P: 6	R: 0 E: 0 K: 0 S: 4	H: 2 LOB: 1 BB: 0 P: 4	R: 0 E: 0 K: 0 S: 3	H: 0 LOB: 1 BB: 1 P: 7	R: 1 E: 0 K: 0 S: 5	H: 2 LOB: 1 BB: 0 P: 5	R: 8 E: 0 K: 1 S: 11	H: 6 LOB: 3 BB: 3 P: 23	R: 0 E: 0 K: 2 S: 8	H: 1 LOB: 1 BB: 0 P: 8	R: 0 E: 0 K: 1 S: 5	H: 0 LOB: 0 BB: 0 P: 5	1B: 6 2B: 5 3B: 0 HR: 1	SF: 0 SAC: 0 DP: 1 HBP: 0	WP: 0 PB: 0 SB: 2 CS: 0	PA: 39
PITCHER Ron Romanick, R ERA: 6.43 Frank LaCorte, R ERA: 7.2 John Curtis, L ERA: 4.26	IP: 5.1 WLS: L BF: 27 H: 9 R: 7 ER: 7 SO: 7 BB: 2 IBB: 1 HBP: 0 BLK: 0 WP: 0 HR: 0 S: 30 P: 42 ERA: 11.81 WHIP: 2.062																			

Batter	1	2	3	4	5	6	7	8	9	AB	R	H	RBI	BB	SO	LOB	TOP										
Gary Pettis, S OBP: 0.304, SLG: 0.237 (1, 8)	1-3			K			G3		1-3	4	0	0	0	1	1	1	California Angels @ Minnesota Twins Hubert H. Humphrey Metrodome, Minneapolis, MN Tue Apr 17 1984, 7:05 PM EST Att: 9,370 - Unknown livebaseballscorecards.com										
Rod Carew, L OBP: 0.393, SLG: 0.420 (1, 3)	F8			FC4-6 1B			5-3			3	0	1	1	0	0	0											
Fred Lynn, L OBP: 0.288, SLG: 0.426 (1, 9)	5-3			FC4-6 E 2B			F6			4	1	0	0	0	0	3											
Doug DeCinces, R OBP: 0.293, SLG: 0.444 (1, 5)		K		E7 2B						4	2	2	0	0	1	1											
Reggie Jackson, L OBP: 0.277, SLG: 0.477 (1, 10)	F7						K		4-3 1B	4	0	1	2	0	1	2											
Brian Downing, R OBP: 0.333, SLG: 0.311 Juan Beniquez, R OBP: 0.333, SLG: 0.500 (1, 7) (7, 7)							5-3			3	1	2	0	0	0	1											
Rob Wilfong, L OBP: 0.469, SLG: 0.600 (1, 4)		CS 1B					4-3 E 1B		F8	1	0	0	0	0	0	0											
Bob Boone, R OBP: 0.146, SLG: 0.174 (1, 2)							E9 E 4-3 SF8 1B		SH2-3 BB	2	2	1	2	0	0	0											
Dick Schofield, R OBP: 0.277, SLG: 0.279 (1, 6)				9-3			4-3		SH2-3	3	0	1	1	0	0	3											
				F8			E5 BB		F7	4	0	0	0	0	1	3											
Inning Stats	R: 0 E: 0 K: 0 S: 3	H: 0 LOB: 0 BB: 0 P: 3	R: 0 E: 0 K: 1 S: 5	H: 1 LOB: 0 BB: 0 P: 5	R: 0 E: 0 K: 0 S: 2	H: 0 LOB: 0 BB: 1 P: 6	R: 2 E: 1 K: 1 S: 7	H: 2 LOB: 1 BB: 0 P: 7	R: 2 E: 1 K: 0 S: 6	H: 3 LOB: 1 BB: 0 P: 10	R: 0 E: 0 K: 0 S: 3	H: 0 LOB: 0 BB: 0 P: 3	R: 0 E: 0 K: 0 S: 3	H: 1 LOB: 0 BB: 0 P: 3	R: 0 E: 0 K: 0 S: 3	H: 0 LOB: 0 BB: 1 P: 7	1B: 6 2B: 5 3B: 0 HR: 0	SF: 1 SAC: 1 DP: 2 HBP: 0	WP: 0 PB: 0 CS: 1	PA: 38							
PITCHER	IP	WLS	BF	H	R	ER	SO	BB	IBB	HBP	BLK	WP	HR	S	P	ERA	WHIP										
John Butcher, R ERA: 2.33 (1, 1)	5.2	L	26	8	6	2	3	2	0	0	0	0	0	30	38	3.18	1.765										
Pete Filson, L ERA: 4.05 (6, 1)	1.1		4	0	0	0	1	0	0	0	0	0	0	6	6	0.00	0.000										
Keith Comstock, L ERA: 8.31 (8, 1)	2.0		7	1	0	0	0	1	0	0	0	0	0	6	10	0.00	1.000										

Batter	1	2	3	4	5	6	7	8	9	AB	R	H	RBI	BB	SO	LOB	BOTTOM										
Darrell Brown, S OBP: 0.426, SLG: 0.524 (1, 8)	1B 3B	FC5-4							F6	5	1	1	0	0	0	4	California Angels @ Minnesota Twins Hubert H. Humphrey Metrodome, Minneapolis, MN Tue Apr 17 1984, 7:05 PM EST Att: 9,370 - Unknown livebaseballscorecards.com										
Tim Laufel, R OBP: 0.382, SLG: 0.457 (1, 4)	1B FC6-2 1B				F7				F9	5	0	1	1	0	0	2											
Tom Brunansky, R OBP: 0.296, SLG: 0.375 (1, 9)	F7				F7				F7	4	1	2	2	0	0	1											
Kent Hrbek, L OBP: 0.418, SLG: 0.500 (1, 3)	FC6-2 1B				E9				F7	3	0	1	0	0	0	1											
Mickey Hatcher, R OBP: 0.300, SLG: 0.449 Dave Meier, R (6, 7)	FC6-2				HBP				F7	3	0	0	0	0	0	6											
Dave Engle, R OBP: 0.400, SLG: 0.526 (1, 10)	FC6-2				FC8-4-5				F8	1	0	0	0	0	0	1											
	F4								F8	4	0	1	0	0	0	2											
Gary Gaetti, R OBP: 0.408, SLG: 0.467 (1, 5)					F9				F7	3	0	0	0	1	0	2											
Tim Laudner, R OBP: 0.207, SLG: 0.296 Jim Eisenreich, L OBP: 0.300, SLG: 0.308 Jeff Reed, L OBP: 0.333, SLG: 0.462 (1, 2) (8, PH) (9, 2)					6-3				F1	3	0	0	0	1	0	2											
Lenny Faedo, R OBP: 0.326, SLG: 0.375 (1, 6)					G3				F8	3	0	0	0	0	0	0											
									G6-4-3 1B	3	1	2	0	1	0	1											
Inning Stats	R: 1 E: 0 K: 0 S: 6	H: 3 LOB: 2 BB: 0 P: 6	R: 0 E: 0 K: 0 S: 4	H: 1 LOB: 1 BB: 0 P: 4	R: 0 E: 0 K: 0 S: 3	H: 1 LOB: 1 BB: 0 P: 4	R: 0 E: 0 K: 0 S: 3	H: 0 LOB: 0 BB: 0 P: 3	R: 1 E: 2 K: 0 S: 5	H: 0 LOB: 2 BB: 1 P: 9	R: 0 E: 0 K: 0 S: 4	H: 1 LOB: 2 BB: 1 P: 8	R: 1 E: 0 K: 0 S: 5	H: 2 LOB: 2 BB: 0 P: 6	R: 0 E: 0 K: 0 S: 3	H: 1 LOB: 0 BB: 0 P: 3	R: 0 E: 0 K: 0 S: 3	H: 0 LOB: 0 BB: 0 P: 3	1B: 6 2B: 2 3B: 1 HR: 1	SF: 1 SAC: 0 DP: 2 HBP: 2	WP: 0 PB: 0 CS: 0	PA: 40					
PITCHER	IP	WLS	BF	H	R	ER	SO	BB	IBB	HBP	BLK	WP	HR	S	P	ERA	WHIP										
Tommy John, L ERA: 2.05 (1, 1)	6.2	W	33	8	3	2	0	2	0	2	0	0	0	29	39	2.70	1.500										
Luis Sanchez, R ERA: 2.35 (7, 1)	2.1	S	7	1	0	0	0	0	0	0	0	0	0	7	7	0.00	0.429										

Batter	1	2	3	4	5	6	7	8	9	AB	R	H	RBI	BB	SO	LOB	TOP											
Gary Pettis, S OBP: 0.333, SLG: 0.244	0-0 1B WP 2B	0-3 K		4-0 BB		4-0 BB		0-0 F8		3	1	1	0	2	1	0	California Angels @ Minnesota Twins Hubert H. Humphrey Metrodome, Minneapolis, MN Wed Apr 18 1984, 7:05 PM EST Att: 7,967 - Unknown											
Rod Carew, L OBP: 0.393, SLG: 0.396	4-0 1B 2B	0-0 4-3		0-0 6-3		0-0 F9		4-0 BB		3	1	0	0	2	0	2												
Fred Lynn, L OBP: 0.297, SLG: 0.441	0-0 2B 1-2 2-3 1B		0-0 6-3		0-0 3-1		0-0 G3 2B	0-0 F6		5	1	2	0	0	0	1												
Doug DeCinces, R OBP: 0.302, SLG: 0.458	0-0 6-3 2B 1-3 2-H 3-H 2B		0-0 HR 1B		0-0 F8		0-0 F7		0-0 F8	5	2	2	2	0	0	1												
Reggie Jackson, L OBP: 0.288, SLG: 0.551	0-0 6-3		0-0 HR		0-0 2B 2B		0-0 G3		0-0 4-3	5	2	3	0	0	2													
Brian Downing, R OBP: 0.322, SLG: 0.320	0-0 6-3 2-3		0-0 F3		0-0 2B		0-3 K		0-0 F9	5	0	1	1	0	1	2												
Rob Wilfong, L OBP: 0.444, SLG: 0.586	0-0 2B 3-H		0-0 1-3		0-0 4-3			0-0 3-1		4	0	1	1	0	0	1												
Bob Boone, R OBP: 0.154, SLG: 0.180	0-0 4-3		0-3 K		0-0 F3			0-0 HR 1B		4	1	1	0	0	1	1												
Dick Schofield, R OBP: 0.275, SLG: 0.340		0-0 F6		0-0 F5		0-0 G3		0-0 HR		4	1	1	2	0	0	0												
Inning Stats	R: 4 E: 0 K: 0 S: 7	H: 4 LOB: 1 BB: 1 P: 11	R: 0 E: 0 K: 1 S: 5	H: 0 LOB: 0 BB: 0 P: 5	R: 2 E: 0 K: 0 S: 5	H: 2 LOB: 0 BB: 0 P: 5	R: 0 E: 0 K: 1 S: 5	H: 0 LOB: 1 BB: 1 P: 9	R: 1 E: 0 K: 0 S: 5	H: 2 LOB: 1 BB: 0 P: 5	R: 0 E: 0 K: 0 S: 3	H: 0 LOB: 1 BB: 1 P: 7	R: 0 E: 0 K: 1 S: 6	H: 1 LOB: 1 BB: 0 P: 6	R: 2 E: 0 K: 0 S: 5	H: 2 LOB: 1 BB: 1 P: 9		R: 0 E: 0 K: 0 S: 3	H: 0 LOB: 0 BB: 0 P: 3	1B: 4 2B: 5 3B: 0 HR: 2	SF: 0 SAC: 0 DP: 0 HBP: 0	WP: 1 PB: 0 SB: 0 CS: 0	PA: 42					
PITCHER	IP	WLS	BF	H	R	ER	SO	BB	IBB	HBP	BLK	WP	HR	S	P	ERA	WHIP											
Albert Williams, R ERA: 6.0	(1, 1)	0.2	L	7	4	4	4	0	1	0	0	0	1	0	6	10	54.00	7.500										
Larry Pashnick, R ERA: 2.59	(1, 1)	6.1		26	5	3	3	3	2	0	0	0	0	1	30	38	4.26	1.105										
Keith Comstock, L ERA: 8.53	(8, 1)	2.0		9	2	2	2	0	1	0	0	0	0	1	8	12	9.00	1.500										

Batter	1	2	3	4	5	6	7	8	9	AB	R	H	RBI	BB	SO	LOB	BOTTOM											
Darrell Brown, S OBP: 0.431, SLG: 0.587	0-0 HR		0-0 F6			0-0 6-3		0-0 G6-4-3 1B		4	1	2	2	0	0	0	California Angels @ Minnesota Twins Hubert H. Humphrey Metrodome, Minneapolis, MN Wed Apr 18 1984, 7:05 PM EST Att: 7,967 - Unknown											
Tim Lincecum, R OBP: 0.356, SLG: 0.420	0-0 F3		0-0 G1-4-3			0-0 F9		0-0 G6-4-3 1-2 3-H 1-2		4	0	0	0	0	0	2												
Tom Brunansky, R OBP: 0.276, SLG: 0.346	0-0 6-3			0-0 5-3			0-0 F9		0-3 K	4	0	0	0	0	1	0												
Kent Hrbek, L OBP: 0.441, SLG: 0.510	4-0 FC6-4 BB			0-0 G5-4-3 1B		0-0 FC5-4 1B		0-0 F9		3	0	2	0	1	0	0												
Dave Engle, R OBP: 0.375, SLG: 0.478	0-0 FC6-4 1-2			0-0 G5-4-3 1-2		0-0 F3		0-0 1B 1B		4	0	1	0	0	0	3												
Gary Gaetti, R OBP: 0.396, SLG: 0.449		0-0 F9			0-0 F1		0-0 FC5-4 1-2		0-0 1B 1-2 1B	4	0	1	0	0	0	1												
Dave Meier, R OBP: 0.167, SLG: 0.167		0-0 6-3			0-0 5-3			0-0 FC5-4 1B 1B		4	1	1	0	0	0	2												
Tim Lincecum, R OBP: 0.219, SLG: 0.300		0-0 F7			0-0 F5			0-0 FC5-4 1-2 1B		3	0	1	0	0	0	0												
Lenny Faedo, R OBP: 0.304, SLG: 0.349			0-0 F8			0-0 F2		0-0 FC5-4 1-2 2-3 1B		3	0	0	0	0	0	2												
Inning Stats	R: 1 E: 0 K: 0 S: 4	H: 1 LOB: 1 BB: 1 P: 8	R: 0 E: 0 K: 0 S: 3	H: 0 LOB: 0 BB: 0 P: 3	R: 0 E: 0 K: 0 S: 3	H: 1 LOB: 0 BB: 0 P: 3	R: 0 E: 0 K: 0 S: 3	H: 0 LOB: 0 BB: 0 P: 3	R: 0 E: 0 K: 0 S: 4	H: 1 LOB: 1 BB: 0 P: 4	R: 1 E: 0 K: 0 S: 5	H: 3 LOB: 1 BB: 0 P: 5	R: 0 E: 0 K: 1 S: 7	H: 2 LOB: 2 BB: 0 P: 7	1B: 7 2B: 0 3B: 0 HR: 1	SF: 0 SAC: 0 DP: 2 HBP: 0	WP: 0 PB: 0 SB: 0 CS: 0	PA: 34										
PITCHER	IP	WLS	BF	H	R	ER	SO	BB	IBB	HBP	BLK	WP	HR	S	P	ERA	WHIP											
Geoff Zahn, L ERA: 2.45	(1, 1)	8.0	W	29	6	2	2	0	1	0	0	0	0	1	28	32	2.25	0.875										
Doug Corbett, R ERA:	(9, 1)	1.0		5	2	0	0	1	0	0	0	0	0	7	7	0.00	2.000											

Batter	1	2	3	4	5	6	7	8	9	10	AB	R	H	RBI	BB	SO	LOB	TOP	
Darrell Brown, S OBP: 0.429, SLG: 0.588 (1, 8)	6-3		2B 1B		F8			2B	F9		5	1	2	0	0	0	2		
Tim Teufel, R OBP: 0.359, SLG: 0.426 (1, 4)	F7		2B 1H 2H		F9			F9		F9	4	0	1	2	1	0	1		
Kent Hrbek, L OBP: 0.422, SLG: 0.473 (1, 3)	F8		IBB		F8			F9		K	4	0	0	0	1	1	2		
Tom Brunansky, R OBP: 0.270, SLG: 0.321 (1, 9)		F2	2-3			F8		FC4-6 BB		F7	4	0	0	0	1	0	2		
Mickey Hatcher, R OBP: 0.296, SLG: 0.423 (1, 7)	F7			BB		F9		FC4-6 1-2			3	0	0	0	1	0	2		
Randy Bush, L OBP: 0.313, SLG: 0.357 (1, 10)	K				F9					F8	4	0	0	0	0	1	1		
Gary Gaetti, R OBP: 0.368, SLG: 0.415 (1, 5)			F7		F9					F5	4	0	0	0	0	0	1		
Dave Engle, R OBP: 0.393, SLG: 0.481 (1, 2)			CS 1B		F3					5-3	4	0	2	0	0	0	1		
Lenny Faedo, R OBP: 0.320, SLG: 0.348 (1, 6)			1B 2B 1B			5-3				1B BB	3	1	1	0	1	0	0		
Inning Stats	R: 0 E: 0 K: 0 S: 3	H: 0 LOB: 0 BB: 0 P: 3	R: 0 E: 0 K: 1 S: 5	H: 0 LOB: 0 BB: 0 P: 5	R: 2 E: 0 K: 0 S: 6	H: 4 LOB: 2 BB: 1 P: 10	R: 0 E: 0 K: 0 S: 3	H: 0 LOB: 1 BB: 1 P: 7	R: 0 E: 0 K: 0 S: 3	H: 0 LOB: 2 BB: 0 P: 3	R: 0 E: 0 K: 0 S: 4	H: 1 LOB: 2 BB: 1 P: 8	R: 0 E: 0 K: 0 S: 4	H: 1 LOB: 1 BB: 1 P: 8	R: 0 E: 0 K: 1 S: 5	H: 0 LOB: 0 BB: 0 P: 5	1B: 4 2B: 2 3B: 0 HR: 0	SF: 0 SAC: 0 DP: 0 HBP: 0	WP: 0 PA: 40 PB: 0 SB: 0 CS: 1
PITCHER	IP WLS BF H R ER SO BB IBB HBP BLK WP HR S P ERA WHIP	IP WLS BF H R ER SO BB IBB HBP BLK WP HR S P ERA WHIP	IP WLS BF H R ER SO BB IBB HBP BLK WP HR S P ERA WHIP	IP WLS BF H R ER SO BB IBB HBP BLK WP HR S P ERA WHIP	IP WLS BF H R ER SO BB IBB HBP BLK WP HR S P ERA WHIP	IP WLS BF H R ER SO BB IBB HBP BLK WP HR S P ERA WHIP	IP WLS BF H R ER SO BB IBB HBP BLK WP HR S P ERA WHIP	IP WLS BF H R ER SO BB IBB HBP BLK WP HR S P ERA WHIP	IP WLS BF H R ER SO BB IBB HBP BLK WP HR S P ERA WHIP	IP WLS BF H R ER SO BB IBB HBP BLK WP HR S P ERA WHIP	IP WLS BF H R ER SO BB IBB HBP BLK WP HR S P ERA WHIP	IP WLS BF H R ER SO BB IBB HBP BLK WP HR S P ERA WHIP	IP WLS BF H R ER SO BB IBB HBP BLK WP HR S P ERA WHIP	IP WLS BF H R ER SO BB IBB HBP BLK WP HR S P ERA WHIP	IP WLS BF H R ER SO BB IBB HBP BLK WP HR S P ERA WHIP	IP WLS BF H R ER SO BB IBB HBP BLK WP HR S P ERA WHIP	IP WLS BF H R ER SO BB IBB HBP BLK WP HR S P ERA WHIP	IP WLS BF H R ER SO BB IBB HBP BLK WP HR S P ERA WHIP	
Storm Davis, R ERA: 1.48 (1, 1)	7.0																		
Tippy Martinez, L ERA: 10.29 (8, 1)	0.2																		
Sammy Stewart, R ERA: 3.48 (8, 1)	2.1	W	10	1	0	0	1	2	0	0	0	0	0	0	10	18	0.00	1.286	

Minnesota Twins @ Baltimore Orioles
Memorial Stadium, Baltimore, MD
Fri Apr 20 1984, 6:05 PM EST
Att: 21,482 - Unknown

AB 35
R 2
H 6
RBI 2
BB 5
SO 2
LOB 12



Batter	1	2	3	4	5	6	7	8	9	10	AB	R	H	RBI	BB	SO	LOB	BOTTOM					
Lenn Sakata, R OBP: 0.214, SLG: 0.154 (1, 4)	F8		F7		K			E6 1B 1B		K	5	1	0	0	0	2	1						
John Shelby, S OBP: 0.158, SLG: 0.162 (1, 8)	FC4-6 1B		5-3					F9		F8	5	0	2	1	0	0	1						
Cal Ripken Jr., R OBP: 0.389, SLG: 0.612 (1, 6)	FC4-6 1-2			K	4-3			1B 1B			5	1	2	0	0	1	2						
Eddie Murray, S OBP: 0.333, SLG: 0.356 (1, 3)	F7			5-3				FC1-6 BB			4	1	2	3	1	0	1						
Gary Roenicke, R OBP: 0.435, SLG: 0.389 (1, 9)		5-3		WP 1B BB				FC1-6 1B FC3-2 1-2		F8	3	0	0	0	1	0	3						
Ken Singleton, S OBP: 0.264, SLG: 0.245 (1, 10)								FC3-2 1B		F8	3	0	2	0	1	0	0						
Benny Ayala, R John Lowenstein, L OBP: 0.371, SLG: 0.419 (1, 7) (8, PH) (9, 7)	F7			5-3				FC3-2 1B		4-3	3	0	0	0	0	0	5						
Floyd Rayford, R OBP: 0.250, SLG: 0.250 (1, 2)	F8									K	4	1	1	0	0	1	3						
Todd Cruz, R OBP: 0.333, SLG: 0.500 Joe Nolan, L OBP: 0.376, SLG: 0.500 Rich Dauer, R OBP: 0.281, SLG: 0.233 (1, 5) (9, PH) (10, 5)	F9				5-3 1B 1B					F7	3	0	0	0	0	1	1						
Inning Stats	R: 0 E: 0 K: 0 S: 4	H: 1 LOB: 1 BB: 4 P: 4	R: 0 E: 0 K: 0 S: 3	H: 0 LOB: 0 BB: 1 P: 7	R: 0 E: 0 K: 0 S: 3	H: 0 LOB: 0 BB: 3 P: 3	R: 0 E: 0 K: 1 S: 6	H: 1 LOB: 2 BB: 1 P: 10	R: 1 E: 0 K: 1 S: 7	H: 2 LOB: 1 BB: 0 P: 7	R: 0 E: 0 K: 0 S: 4	H: 1 LOB: 2 BB: 0 P: 8	R: 1 E: 1 K: 1 S: 8	H: 2 LOB: 2 BB: 0 P: 8	R: 0 E: 0 K: 1 S: 5	H: 0 LOB: 0 BB: 0 P: 5	R: 0 E: 0 K: 0 S: 5	H: 0 LOB: 0 BB: 0 P: 5	R: 2 E: 0 K: 0 S: 2	H: 2 LOB: 0 BB: 0 P: 2	1B: 8 2B: 0 3B: 0 HR: 1	SF: 0 SAC: 0 DP: 0 HBP: 0	WP: 1 PA: 40 PB: 0 SB: 0 CS: 0
PITCHER	IP WLS BF H R ER SO BB IBB HBP BLK WP HR S P ERA WHIP	IP WLS BF H R ER SO BB IBB HBP BLK WP HR S P ERA WHIP	IP WLS BF H R ER SO BB IBB HBP BLK WP HR S P ERA WHIP	IP WLS BF H R ER SO BB IBB HBP BLK WP HR S P ERA WHIP	IP WLS BF H R ER SO BB IBB HBP BLK WP HR S P ERA WHIP	IP WLS BF H R ER SO BB IBB HBP BLK WP HR S P ERA WHIP	IP WLS BF H R ER SO BB IBB HBP BLK WP HR S P ERA WHIP	IP WLS BF H R ER SO BB IBB HBP BLK WP HR S P ERA WHIP	IP WLS BF H R ER SO BB IBB HBP BLK WP HR S P ERA WHIP	IP WLS BF H R ER SO BB IBB HBP BLK WP HR S P ERA WHIP	IP WLS BF H R ER SO BB IBB HBP BLK WP HR S P ERA WHIP	IP WLS BF H R ER SO BB IBB HBP BLK WP HR S P ERA WHIP	IP WLS BF H R ER SO BB IBB HBP BLK WP HR S P ERA WHIP	IP WLS BF H R ER SO BB IBB HBP BLK WP HR S P ERA WHIP	IP WLS BF H R ER SO BB IBB HBP BLK WP HR S P ERA WHIP	IP WLS BF H R ER SO BB IBB HBP BLK WP HR S P ERA WHIP	IP WLS BF H R ER SO BB IBB HBP BLK WP HR S P ERA WHIP	IP WLS BF H R ER SO BB IBB HBP BLK WP HR S P ERA WHIP					
Frank Viola, L ERA: 3.51 (1, 1)	6.2																						
Ron Davis, R ERA: 5.0 (7, 1)	2.1	L	10	3	2	2	2	0	0	0	0	0	0	0	0	0	0						

Minnesota Twins @ Baltimore Orioles
Memorial Stadium, Baltimore, MD
Fri Apr 20 1984, 6:05 PM EST
Att: 21,482 - Unknown

AB 37
R 4
H 9
RBI 4
BB 3
SO 5
LOB 17



Batter	1	2	3	4	5	6	7	8	9	AB	R	H	RBI	BB	SO	LOB	TOP					
Darrell Brown, S OBP: 0.410, SLG: 0.545	5-3		5-3		1-3		F9		BB	4	0	0	0	1	0	0	Minnesota Twins @ Baltimore Orioles Memorial Stadium, Baltimore, MD Sat Apr 21 1984, 3:33 AM EST Att: 27,152 - Unknown					
Tim Taulfel, R OBP: 0.346, SLG: 0.407	K				F8		F5		BB	5	0	1	0	0	2	3						
Tom Brunansky, R OBP: 0.284, SLG: 0.310					4-3				F9	2	1	0	0	2	0	1						
Kent Hrbek, L OBP: 0.412, SLG: 0.458	K				1B		F8		F7	4	1	1	0	0	1	1						
Dave Engle, R OBP: 0.375, SLG: 0.448		K			SF8		1B		1-4-3	2	1	0	1	1	1	0						
Mickey Hatcher, R OBP: 0.310, SLG: 0.429		6-3			1B		FC6-4		F9	4	0	2	0	0	0	0						
Gary Gaetti, R OBP: 0.377, SLG: 0.411					1B		FC6-4		BB	3	0	1	2	1	0	1						
Tim Laudner, R OBP: 0.194, SLG: 0.265			K		F3		F6		K	4	0	0	0	0	2	4						
Lenny Faedo, R OBP: 0.315, SLG: 0.340			6-3							4	0	1	0	0	1	0						
Ron Washington, R OBP: 0.333, SLG: 1.333					K				BB	0	0	0	0	0	0	0						
Inning Stats	R: 0 E: 0 K: 2 S: 7	H: 0 LOB: 1 BB: 1 P: 11	R: 0 E: 0 K: 1 S: 5	H: 0 LOB: 0 BB: 0 P: 5	R: 0 E: 0 K: 1 S: 5	H: 0 LOB: 0 BB: 0 P: 5	R: 2 E: 0 K: 0 S: 6	H: 3 LOB: 2 BB: 1 P: 10	R: 0 E: 0 K: 1 S: 6	H: 1 LOB: 1 BB: 0 P: 6	R: 1 E: 0 K: 0 S: 4	H: 1 LOB: 1 BB: 1 P: 8	R: 0 E: 0 K: 0 S: 3	H: 0 LOB: 0 BB: 0 P: 3	R: 0 E: 0 K: 2 S: 8	H: 1 LOB: 3 BB: 2 P: 16	1B: 6 2B: 0 3B: 0 HR: 0	SF: 1 SAC: 0 DP: 0 HBP: 0	WP: 0 PB: 0 SB: 0 CS: 0	PA: 38		
PITCHER	IP	WLS	BF	H	R	ER	SO	BB	IBB	HBP	BLK	WP	HR	S	P	ERA	WHIP					
Mike Flanagan, L ERA: 5.28	(1, 1)	7.0	W	29	5	3	3	5	3	0	0	0	0	0	36	48	3.86	1.143				
Tippy Martinez, L ERA: 8.0	(8, 1)	2.0	S	9	1	0	0	2	2	0	0	0	0	0	11	19	0.00	1.500				

AB	32
R	3
H	6
RBI	3
BB	5
SO	7
LOB	10



Batter	1	2	3	4	5	6	7	8	9	AB	R	H	RBI	BB	SO	LOB	BOTTOM					
Lenn Sakata, R OBP: 0.278, SLG: 0.235	F4		1B		FC2-4		SH3-4		F3	4	1	2	0	0	0	2	Minnesota Twins @ Baltimore Orioles Memorial Stadium, Baltimore, MD Sat Apr 21 1984, 3:33 AM EST Att: 27,152 - Unknown					
John Shelby, S OBP: 0.205, SLG: 0.195			1B		FC2-4		SF8		F3	4	1	2	0	1	0	1						
Cal Ripken Jr., R OBP: 0.424, SLG: 0.608			1B		E7		1B		2B	2	1	1	1	3	1	1						
Eddie Murray, S OBP: 0.356, SLG: 0.375			1B		1B		SF8		F8	3	1	2	2	1	0	1						
John Lowenstein, L OBP: 0.350, SLG: 0.417			K		3-1		F4		2B	5	0	1	0	0	1	8						
Ken Singleton, S OBP: 0.283, SLG: 0.245			F7		E6		F3		SH1-3	4	0	1	1	0	0	1						
Al Bumbry, L OBP: 0.227, SLG: 0.150			1B		1B		1B		1B	0	0	0	0	0	0	0						
Gary Roenicke, R OBP: 0.385, SLG: 0.333			5-3		F6		F8		SH1-3	3	0	0	0	0	0	2						
Joe Nolan, L OBP: 0.450, SLG: 0.500					FC5-4		3-1		IBB	2	0	1	1	2	0	0						
Todd Cruz, R OBP: 0.324, SLG: 0.471			F9		FC5-4		BB		F4	4	1	1	0	0	0	5						
Inning Stats	R: 0 E: 0 K: 0 S: 4	H: 2 LOB: 2 BB: 1 P: 8	R: 0 E: 0 K: 0 S: 3	H: 0 LOB: 1 BB: 1 P: 7	R: 4 E: 2 K: 1 S: 11	H: 5 LOB: 2 BB: 0 P: 11	R: 0 E: 0 K: 1 S: 6	H: 1 LOB: 2 BB: 1 P: 10	R: 0 E: 0 K: 0 S: 3	H: 0 LOB: 0 BB: 0 P: 3	R: 1 E: 0 K: 0 S: 4	H: 1 LOB: 2 BB: 2 P: 12	R: 0 E: 0 K: 0 S: 4	H: 1 LOB: 2 BB: 1 P: 8	R: 0 E: 0 K: 0 S: 3	H: 1 LOB: 2 BB: 1 P: 7	1B: 10 2B: 1 3B: 0 HR: 0	SF: 1 SAC: 2 DP: 0 HBP: 0	WP: 0 PB: 0 SB: 1 CS: 1	PA: 41		
PITCHER	IP	WLS	BF	H	R	ER	SO	BB	IBB	HBP	BLK	WP	HR	S	P	ERA	WHIP					
Mike Smithson, R ERA: 2.4	(1, 1)	5.1	L	28	5	3	2	2	0	0	0	0	0	0	29	41	5.06	2.062				
Pete Filson, L ERA: 4.05	(6, 1)	0.0		2	0	0	0	2	0	0	0	0	0	0	8							
Mike Walters, R ERA: 1.17	(6, 1)	2.2		11	2	0	0	0	1	1	0	0	0	9	17	0.00	1.125					

AB	31
R	5
H	11
RBI	5
BB	7
SO	2
LOB	21



Batter	1	2	3	4	5	6	7	8	9	AB	R	H	RBI	BB	SO	LOB	TOP								
Darrell Brown, S (1, 8) OBP: 0.394, SLG: 0.508	4-0 BB G5-4-3		0-0 G3		0-0 6-3	0-0 F3		0-0 L4		4	0	0	0	1	0	5	Minnesota Twins @ Baltimore Orioles Memorial Stadium, Baltimore, MD Sun Apr 22 1984, 3:33 AM EST Att: 16,560 - Unknown								
Ron Washington, R (1, 6) OBP: 0.250, SLG: 0.825	0-0 G5-4-3		0-0 5-3		0-0 6-3		0-0 F9		0-0 1B 1B	5	1	1	0	0	0	1									
Kent Hrbek, L (1, 3) OBP: 0.411, SLG: 0.453	0-0 4-3		0-0 BB 1B		0-0 1B SF9 1B	0-3 K		0-0 6-3		5	1	2	0	0	1	1									
Dave Engle, R (1, 2) OBP: 0.405, SLG: 0.455		0-3 K	4-0 BB 1B	1-2 BB	0-0 SF9 BB 1B	0-0 F9		0-0 BB 1B	0-0 2H 1B	4	1	2	1	1	1	0									
Randy Bush, L (1, 10) OBP: 0.263, SLG: 0.313 Lenny Faedo, R (8, PH) OBP: 0.304, SLG: 0.327		0-0 F8	0-3 K2-3		0-0 SF9		0-0 E3 1B BB 1B	0-0 F8		2	0	0	1	0	1	2									
Tom Brunansky, R (1, 9) OBP: 0.310, SLG: 0.317		0-0 1B BB E 1B		0-3 K	4-0 BB F5 BB		4-0 1B BB		2	2	1	0	2	1	0										
Gary Gaetti, R (1, 5) OBP: 0.385, SLG: 0.407		4-0 E BB 1B		0-0 1-3		0-0 F5		0-0 CS 1B 1B		3	0	1	0	1	0	2									
Mickey Hatcher, R (1, 7) OBP: 0.339, SLG: 0.441		0-0 E4 1B		0-0 5-3		4-0 BB BB		0-0 L4 CS 1B		3	0	2	2	1	0	0									
Tim Teufel, R (1, 4) OBP: 0.356, SLG: 0.393		0-3 K		0-0 1-3		4-0 1-2 2-3 3-H BB		4-0 1-2 2-3 BB		2	0	0	1	2	1	2									
Inning Stats	R: 0 E: 0 K: 0 S: 2	H: 0 LOB: 0 BB: 1 P: 6	R: 1 E: 1 K: 2 S: 9	H: 2 LOB: 2 BB: 1 P: 13	R: 0 E: 0 K: 1 S: 6	H: 1 LOB: 2 BB: 1 P: 10	R: 0 E: 0 K: 1 S: 5	H: 0 LOB: 0 BB: 0 P: 5	R: 0 E: 0 K: 0 S: 3	H: 0 LOB: 0 BB: 0 P: 3	R: 2 E: 0 K: 0 S: 5	H: 2 LOB: 3 BB: 3 P: 17	R: 0 E: 0 K: 1 S: 5	H: 0 LOB: 0 BB: 0 P: 5	R: 2 E: 1 K: 0 S: 4	H: 2 LOB: 1 BB: 2 P: 12		R: 1 E: 0 K: 0 S: 4	H: 2 LOB: 0 BB: 0 P: 4	1B: 9 2B: 1 3B: 0 HR: 0	SF: 1 SAC: 0 DP: 2 HBP: 0	WP: 0 PB: 0 SB: 0 CS: 2	PA: 41		
PITCHER	IP	WLS	BF	H	R	ER	SO	BB	IBB	HBP	BLK	WP	HR	S	P	ERA	WHIP								
Mike Boddicker, R (1, 1) ERA: 5.12	5.2	L	27	5	3	2	4	6	0	0	0	0	0	29	53	3.18	1.941								
Tom Underwood, L (6, 1) ERA: 7.89	2.1		10	2	2	1	1	2	0	0	0	0	0	10	18	3.86	1.714								
Dennis Martinez, R (9, 1) ERA: 3.24	1.0		4	2	1	1	0	0	0	0	0	0	0	4	4	9.00	2.000								

Batter	1	2	3	4	5	6	7	8	9	AB	R	H	RBI	BB	SO	LOB	BOTTOM								
Lenn Sakata, R (1, 4) OBP: 0.238, SLG: 0.200 Al Bumbry, L (9, PH) OBP: 0.217, SLG: 0.143	0-0 6-3			0-3 K		0-0 5-3			0-0 F8	3	0	0	0	0	1	1	Minnesota Twins @ Baltimore Orioles Memorial Stadium, Baltimore, MD Sun Apr 22 1984, 3:33 AM EST Att: 16,560 - Unknown								
John Shelby, S (1, 8) OBP: 0.191, SLG: 0.178	0-3 K			0-0 G3			0-0 5-3		0-0 F9	4	0	0	0	0	1	0									
Cal Ripken Jr., R (1, 6) OBP: 0.413, SLG: 0.636	0-0 F9			0-0 6-3			0-0 F6		0-0 HR 1B	4	1	1	1	0	0	0									
Eddie Murray, S (1, 3) OBP: 0.349, SLG: 0.365		0-0 6-3			0-0 G3		0-0 F3		0-0 1B	4	0	1	0	0	0	0									
John Lowenstein, L (1, 7) OBP: 0.364, SLG: 0.425		0-0 G1-4-3 1B			0-0 F6		0-0 G3 1B 1B		0-0 3-1	4	0	2	0	0	0	1									
Ken Singleton, S (1, 10) OBP: 0.267, SLG: 0.250		0-0 G1-4-3			0-0 F7		0-0 G3 1B			3	0	1	0	0	0	1									
Gary Roenicke, R (1, 9) OBP: 0.345, SLG: 0.292			0-0 4-3			0-0 6-3		0-0 F6		3	0	0	0	0	0	2									
Joe Nolan, L (1, 2) OBP: 0.435, SLG: 0.474			0-0 F9			0-0 1B		0-0 G3	0-0 1-2 2-3	3	0	1	0	0	0	2									
Todd Cruz, R (1, 5) OBP: 0.306, SLG: 0.444 Jim Dwyer, L (8, PH) OBP: 0.083, SLG: 0.045 Floyd Rayford, R (9, 5) OBP: 0.250, SLG: 0.250			0-0 F8			0-0 F8		0-0 1-3		2	0	0	0	0	0	1									
Inning Stats	R: 0 E: 0 K: 1 S: 5	H: 0 LOB: 0 BB: 0 P: 5	R: 0 E: 0 K: 0 S: 3	H: 1 LOB: 0 BB: 0 P: 3	R: 0 E: 0 K: 1 S: 5	H: 0 LOB: 0 BB: 0 P: 3	R: 0 E: 0 K: 1 S: 5	H: 0 LOB: 0 BB: 0 P: 5	R: 0 E: 0 K: 0 S: 3	H: 0 LOB: 0 BB: 0 P: 3	R: 0 E: 0 K: 0 S: 4	H: 1 LOB: 1 BB: 0 P: 4	R: 0 E: 0 K: 0 S: 3	H: 0 LOB: 0 BB: 0 P: 3	R: 0 E: 0 K: 0 S: 5	H: 2 LOB: 2 BB: 0 P: 5		R: 1 E: 0 K: 0 S: 5	H: 2 LOB: 1 BB: 0 P: 5	1B: 5 2B: 0 3B: 0 HR: 1	SF: 0 SAC: 0 DP: 1 HBP: 0	WP: 0 PB: 0 SB: 0 CS: 0	PA: 32		
PITCHER	IP	WLS	BF	H	R	ER	SO	BB	IBB	HBP	BLK	WP	HR	S	P	ERA	WHIP								
John Butcher, R (1, 1) ERA: 1.91	9.0	W	32	6	1	1	2	0	0	0	0	0	1	36	36	1.00	0.667								

livebaseballscores.com



livebaseballscores.com



Batter	1	2	3	4	5	6	7	8	9	AB	R	H	RBI	BB	SO	LOB	TOP					
Darrell Brown, S OBP: 0.380, SLG: 0.484										5	0	1	0	0	0	4						
Ron Washington, R OBP: 0.167, SLG: 0.417										4	0	0	0	0	0	1						
Kent Hrbek, L OBP: 0.403, SLG: 0.485										4	1	1	1	0	0	1						
Dave Engle, R OBP: 0.415, SLG: 0.429										2	2	0	0	2	0	0						
Randy Bush, L OBP: 0.304, SLG: 0.400										4	1	2	1	0	0	0						
Tom Brunansky, R OBP: 0.320, SLG: 0.333										3	1	1	2	1	0	1						
Gary Gaetti, R OBP: 0.391, SLG: 0.403										3	0	1	0	1	0	0						
Mickey Hatcher, R OBP: 0.333, SLG: 0.419										3	0	0	0	1	0	4						
Tim Teufel, R OBP: 0.351, SLG: 0.385										4	0	1	1	0	1	2						
Inning Stats	R: 0 E: 0 K: 0 S: 3	H: 1 LOB: 0 BB: 0 P: 3	R: 0 E: 0 K: 0 S: 4	H: 1 LOB: 2 BB: 1 P: 8	R: 0 E: 0 K: 1 S: 5	H: 0 LOB: 0 BB: 0 P: 5	R: 4 E: 0 K: 0 S: 6	H: 3 LOB: 1 BB: 2 P: 14	R: 1 E: 0 K: 0 S: 4	H: 1 LOB: 1 BB: 1 P: 8	R: 0 E: 1 K: 0 S: 3	H: 0 LOB: 1 BB: 1 P: 7	R: 0 E: 0 K: 0 S: 3	H: 0 LOB: 0 BB: 0 P: 3	R: 0 E: 0 K: 0 S: 3	H: 0 LOB: 0 BB: 0 P: 3	R: 0 E: 0 K: 0 S: 3	H: 1 LOB: 0 BB: 0 P: 3	1B: 4 2B: 2 3B: 0 HR: 1	SF: 0 SAC: 0 DP: 3 HBP: 0	WP: 1 PB: 0 SB: 0 CS: 0	PA: 37
PITCHER Jack Morris, R ERA: 1.98	IP: 9.0 WLS: W BF: 37 H: 7 R: 5 ER: 5 SO: 1 BB: 5 IBB: 0 HBP: 0 BLK: 0 WP: 1 HR: 1 S: 34 P: 54 ERA: 5.00 WHIP: 1.333																					

Minnesota Twins @ Detroit Tigers
Tiger Stadium, Detroit, MI
Tue Apr 24 1984, 6:05 PM EST
Unknown

AB 32
R 5
H 7
RBI 5
BB 5
SO 1
LOB 13



Batter	1	2	3	4	5	6	7	8	9	AB	R	H	RBI	BB	SO	LOB	BOTTOM					
Lou Whitaker, L OBP: 0.333, SLG: 0.390										5	1	2	1	0	0	1						
Alan Trammell, R OBP: 0.500, SLG: 0.630										4	0	2	2	0	0	1						
Darrell Evans, L OBP: 0.356, SLG: 0.561										4	0	0	0	0	2	3						
Kirk Gibson, L OBP: 0.377, SLG: 0.609										4	1	1	0	0	2	1						
Johnny Grubb, L OBP: 0.429, SLG: 0.200										3	0	0	0	1	0	1						
Rusty Kuntz, R OBP: 0.167, SLG: 0.167										0	1	0	0	0	0	0						
Dave Bergman, L OBP: 0.303, SLG: 0.241										4	1	1	1	0	0	1						
Howard Johnson, S OBP: 0.423, SLG: 0.333										4	0	1	0	0	0	1						
Chet Lemon, R OBP: 0.439, SLG: 0.706										2	1	1	1	1	0	1						
Dwight Lowry, L OBP: 0.286, SLG: 0.167										2	1	1	0	1	0	1						
Lance Parrish, R OBP: 0.315, SLG: 0.380										1	0	0	0	0	0	2						
Inning Stats	R: 0 E: 0 K: 2 S: 8	H: 1 LOB: 1 BB: 0 P: 8	R: 0 E: 0 K: 0 S: 3	H: 0 LOB: 0 BB: 0 P: 3	R: 1 E: 0 K: 0 S: 5	H: 2 LOB: 1 BB: 0 P: 5	R: 0 E: 0 K: 0 S: 2	H: 0 LOB: 0 BB: 1 P: 6	R: 2 E: 0 K: 1 S: 7	H: 3 LOB: 1 BB: 1 P: 11	R: 0 E: 0 K: 1 S: 5	H: 0 LOB: 0 BB: 0 P: 5	R: 0 E: 0 K: 0 S: 2	H: 0 LOB: 0 BB: 0 P: 3	R: 0 E: 0 K: 0 S: 3	H: 0 LOB: 0 BB: 0 P: 3	R: 3 E: 0 K: 0 S: 6	H: 3 LOB: 2 BB: 1 P: 10	1B: 6 2B: 1 3B: 1 HR: 1	SF: 0 SAC: 0 DP: 3 HBP: 1	WP: 1 PB: 0 SB: 0 CS: 0	PA: 37
PITCHER Albert Williams, R ERA: 5.46	IP: 7.0 WLS: L BF: 27 H: 6 R: 3 ER: 3 SO: 4 BB: 2 IBB: 0 HBP: 1 BLK: 0 WP: 0 HR: 1 S: 32 P: 41 ERA: 3.86 WHIP: 1.143																					
PITCHER Ron Davis, R ERA: 6.75	IP: 1.2 WLS: L BF: 10 H: 3 R: 3 ER: 3 SO: 0 BB: 0 IBB: 1 HBP: 0 BLK: 0 WP: 1 HR: 0 S: 9 P: 13 ERA: 16.20 WHIP: 1.800																					

Minnesota Twins @ Detroit Tigers
Tiger Stadium, Detroit, MI
Tue Apr 24 1984, 6:05 PM EST
Unknown

AB 33
R 6
H 9
RBI 5
BB 3
SO 4
LOB 13



Batter	1	2	3	4	5	6	7	8	9	AB	R	H	RBI	BB	SO	LOB	TOP								
Darrell Brown, S OBP: 0.368, SLG: 0.456	6-3		K2-3-2 BB		E6 FC8-6		K		F6	4	0	0	0	1	1	2									
Ron Washington, R OBP: 0.185, SLG: 0.333	6-3		K2-3-2		K		BB			3	0	0	0	1	2	4									
Kent Hrbek, L OBP: 0.407, SLG: 0.479	BB 1B		3-1		FC8-6 1B		FC5-4 BB			3	1	1	2	1	0	1									
Dave Engle, R OBP: 0.422, SLG: 0.421	1B BB			E5 F3		1B		FC5-4		3	0	1	0	1	0	2									
Randy Bush, L OBP: 0.296, SLG: 0.375	1B			F3		F7		K		4	0	1	1	0	1	3									
Tom Brunansky, R OBP: 0.316, SLG: 0.328	F8			K		G6-4-3 1B		K		4	0	1	0	0	2	3									
Gary Gaetti, R OBP: 0.370, SLG: 0.379		F9		1-3		F9		F8		4	0	0	0	0	0	2									
Mickey Hatcher, R OBP: 0.328, SLG: 0.413		1-3			E FC8-6 BB	G6-4-3				1	0	0	0	0	0	0									
Dave Meier, R OBP: 0.333, SLG: 0.250					FC8-6 BB	1-2		G6-4-3 1B		2	1	1	0	1	0	1									
Tim Teufel, R OBP: 0.350, SLG: 0.382		F6						F8		3	1	1	0	0	0	0									
Jim Eisenreich, L OBP: 0.290, SLG: 0.296					FC8-6 1B			G6-4-3		1	0	0	0	0	0	1									
Inning Stats	R: 1 E: 0 K: 0 S: 5	H: 2 LOB: 2 BB: 1 P: 9	R: 0 E: 0 K: 0 S: 3	H: 0 LOB: 0 BB: 0 P: 3	R: 0 E: 0 K: 1 S: 4	H: 0 LOB: 0 BB: 1 P: 8	R: 0 E: 1 K: 1 S: 6	H: 0 LOB: 1 BB: 0 P: 6	R: 2 E: 0 K: 0 S: 8	H: 2 LOB: 2 BB: 1 P: 12	R: 0 E: 0 K: 0 S: 3	H: 1 LOB: 0 BB: 0 P: 3	R: 0 E: 0 K: 2 S: 5	H: 0 LOB: 2 BB: 2 P: 13	R: 0 E: 0 K: 0 S: 7	H: 0 LOB: 0 BB: 0 P: 7	R: 0 E: 0 K: 0 S: 3	H: 1 LOB: 0 BB: 0 P: 3	1B: 6 2B: 1 3B: 0 HR: 0	SF: 0 SAC: 0 DP: 3 HBP: 0	WP: 0 PB: 0 SB: 0 CS: 0	PA: 37			
PITCHER	IP	WLS	BF	H	R	ER	SO	BB	IBB	HBP	BLK	WP	HR	S	P	ERA	WHIP								
Dan Petry, R ERA: 2.67	(1, 1)	3.0	13	2	1	1	1	2	0	0	0	0	0	13	21	3.00	1.333								
Glenn Abbott, R ERA: 3.6	(4, 1)	3.0	W 13	3	2	2	2	1	0	0	0	0	0	16	20	6.00	1.333								
Aurelio Lopez, R ERA: 2.25	(7, 1)	3.0	S 11	1	0	0	3	2	0	0	0	0	0	15	23	0.00	1.000								

Minnesota Twins @ Detroit Tigers
Tiger Stadium, Detroit, MI
Tue Apr 24 1984, 6:05 PM EST
Att: 20,315 - Unknown

AB 32
R 3
H 6
RBI 3
BB 5
SO 6
LOB 19



Batter	1	2	3	4	5	6	7	8	9	AB	R	H	RBI	BB	SO	LOB	BOTTOM								
Tom Brookens, R OBP: 0.194, SLG: 0.300	6-3		F9		K		F9			4	0	0	0	0	1	2									
Alan Trammell, R OBP: 0.515, SLG: 0.625	BB		2B BB		1B HR		F9			2	2	1	0	2	0	0									
Barbaro Garbey, R OBP: 0.500, SLG: 0.583	F7		1H 2B		1B HR		E5 1B			4	1	2	1	0	0	1									
Lance Parrish, R OBP: 0.316, SLG: 0.434	5-3		5-3		HR		G5-4-3 1B			3	1	1	3	0	0	2									
Dwight Lowry, L OBP: 0.375, SLG: 0.286	5-3									1	0	1	0	0	0	0									
Larry Herndon, R OBP: 0.368, SLG: 0.340		F9		FC6-4 1B	6-3		G5-4-3			4	0	1	0	0	0	2									
Chet Lemon, R OBP: 0.426, SLG: 0.691		2B		FC6-4		K		F8		4	0	1	0	0	1	1									
Rod Allen, R OBP: 0.316, SLG: 0.368										3	0	1	0	0	1	2									
Darrell Evans, L OBP: 0.348, SLG: 0.548		5-3		K		1B		F9		1	0	0	0	0	0	0									
Marty Castillo, R OBP: 0.343, SLG: 0.390		5-3								3	0	0	0	0	0	3									
Lou Whitaker, L OBP: 0.343, SLG: 0.390		5-3								0	0	0	0	1	0	0									
Rusty Kuntz, R OBP: 0.222, SLG: 0.222										3	0	1	0	0	1	0									
Kirk Gibson, L OBP: 0.370, SLG: 0.596			K		6-3			F4		1	0	0	0	0	0	1									
Inning Stats	R: 0 E: 0 K: 0 S: 3	H: 0 LOB: 1 BB: 1 P: 7	R: 0 E: 0 K: 0 S: 4	H: 1 LOB: 1 BB: 0 P: 4	R: 1 E: 0 K: 1 S: 6	H: 1 LOB: 1 BB: 1 P: 10	R: 0 E: 0 K: 1 S: 6	H: 1 LOB: 0 BB: 0 P: 6	R: 3 E: 0 K: 1 S: 8	H: 3 LOB: 0 BB: 0 P: 8	R: 0 E: 0 K: 1 S: 7	H: 2 LOB: 2 BB: 0 P: 7	R: 0 E: 1 K: 0 S: 4	H: 1 LOB: 1 BB: 0 P: 4	R: 0 E: 0 K: 0 S: 3	H: 0 LOB: 1 BB: 1 P: 7	1B: 6 2B: 2 3B: 0 HR: 1	SF: 0 SAC: 0 DP: 1 HBP: 0	WP: 0 PB: 0 SB: 0 CS: 0	PA: 36					
PITCHER	IP	WLS	BF	H	R	ER	SO	BB	IBB	HBP	BLK	WP	HR	S	P	ERA	WHIP								
Frank Viola, L ERA: 3.94	(1, 1)	6.1	L 31	9	4	4	4	2	0	0	0	0	1	37	45	5.68	1.737								
Mike Walters, R ERA: 1.0	(7, 1)	1.1	4	0	0	0	0	1	0	0	0	0	0	3	7	0.00	0.750								
Pete Filson, L ERA: 3.86	(8, 1)	0.1	1	0	0	0	0	0	0	0	0	0	0	1	1	0.00	0.000								

Minnesota Twins @ Detroit Tigers
Tiger Stadium, Detroit, MI
Tue Apr 24 1984, 6:05 PM EST
Att: 20,315 - Unknown

AB 33
R 4
H 9
RBI 4
BB 3
SO 4
LOB 14



Batter	1	2	3	4	5	6	7	8	9	AB	R	H	RBI	BB	SO	LOB	TOP										
Willie Randolph, R (1, 4) OBP: 0.403, SLG: 0.373	0-3 K	0-3 K			0-0 4-3		0-0 6-3		0-0 F3	5	0	0	0	0	2	1	New York Yankees @ Minnesota Twins Hubert H. Humphrey Metrodome, Minneapolis, MN Wed Apr 25 1984, 7:05 PM EST Att: 12,398 - Unknown livebaseballscorecards.com										
Ken Griffey, L (1, 8) OBP: 0.306, SLG: 0.304	0-0 6-3		0-0 4-3		0-0 HR 1B		0-0 G3			4	1	1	0	0	0	0											
Steve Kemp, L (1, 7) OBP: 0.385, SLG: 0.200	0-0 E6		0-3 K		0-0 F8		0-0 6-3			4	0	0	0	0	1	1											
Oscar Gamble, L (1, 10) Toby Harrah, R (8, PH) OBP: 0.333, SLG: 0.267	0-0 4-3		0-0 6-3		0-0 HR			4-0 BB		3	1	1	2	0	0	1											
Don Mattingly, L (1, 3) OBP: 0.428, SLG: 0.540		0-0 F7		0-0 9-3 1B	0-0 2B		0-0 F9		0-0 F9	4	0	2	0	0	0	1											
Roy Smalley, S (1, 5) OBP: 0.376, SLG: 0.406		0-0 HR 2B		0-0 9-3 1-2	0-0 4-3		0-3 K			4	1	1	0	0	1	3											
Don Baylor, R (1, 9) OBP: 0.211, SLG: 0.396		0-0 HR		0-0 HR		0-0 F9		0-0 F7		4	2	2	3	0	0	1											
Butch Wynegar, S (1, 2) OBP: 0.261, SLG: 0.256		0-0 F9		4-0 2B BB		0-0 F9			0-0 4-3	3	1	0	0	1	0	0											
Andre Robertson, R (1, 6) Lou Piniella, R (9, PH) OBP: 0.323, SLG: 0.400		0-0 1B		0-0 1-H 2B		0-0 F9			0-0 F1	3	0	2	1	0	0	0											
Inning Stats	R: 0 E: 1 K: 1 S: 6	H: 0 LOB: 1 BB: 0 P: 6	R: 2 E: 0 K: 1 S: 8	H: 3 LOB: 1 BB: 0 P: 8	R: 0 E: 0 K: 1 S: 5	H: 0 LOB: 0 BB: 0 P: 5	R: 2 E: 0 K: 0 S: 4	H: 3 LOB: 1 BB: 1 P: 8	R: 2 E: 0 K: 0 S: 6	H: 3 LOB: 1 BB: 0 P: 6	R: 0 E: 0 K: 0 S: 3	H: 0 LOB: 0 BB: 0 P: 3	R: 0 E: 0 K: 1 S: 5	H: 0 LOB: 1 BB: 1 P: 9	R: 0 E: 0 K: 0 S: 3	H: 0 LOB: 0 BB: 0 P: 3	1B: 3 2B: 4 3B: 0 HR: 3	SF: 0 SAC: 0 DP: 1 HBP: 0	WP: 0 PA: 37 CS: 0								
PITCHER	IP	WLS	BF	H	R	ER	SO	BB	IBB	HBP	BLK	WP	HR	S	P	ERA	WHIP										
Mike Smithson, R (1, 1) ERA: 3.5	6.0		27	9	6	6	3	1	0	0	0	0	3	32	36	9.00	1.667										
Pete Filson, L (7, 1) ERA: 3.12	1.2	W	6	0	0	0	1	1	0	0	0	0	0	7	11	0.00	0.600										
Mike Walters, R (8, 1) ERA: 0.87	1.1	S	4	0	0	0	0	0	0	0	0	0	0	4	4	0.00	0.000										

Batter	1	2	3	4	5	6	7	8	9	AB	R	H	RBI	BB	SO	LOB	BOTTOM										
Darrell Brown, S (1, 8) OBP: 0.358, SLG: 0.438	0-3 K		0-3 K		0-0 F9		0-0 1B 1B	0-0 6-3		5	1	1	0	0	2	0	New York Yankees @ Minnesota Twins Hubert H. Humphrey Metrodome, Minneapolis, MN Wed Apr 25 1984, 7:05 PM EST Att: 12,398 - Unknown livebaseballscorecards.com										
Tim Lincecum, R (1, 4) OBP: 0.353, SLG: 0.375	4-0 FC3-6 BB		0-0 F8		0-0 6-3		0-0 E 1B 1B	0-0 F8		4	1	1	1	1	0	0											
Dave Engle, R (1, 2) OBP: 0.440, SLG: 0.500	0-0 FC3-6 BB 1-2		0-0 HR		4-0 G4-6-3 BB		0-0 E8 BB 1B	0-0 F3		4	2	2	2	1	0	1											
Kent Hrbek, L (1, 3) OBP: 0.412, SLG: 0.520	0-0 BB 1-2		0-0 HR		0-0 G4-6-3 1-2		0-3 K			4	1	2	1	0	1	3											
Tom Brunansky, R (1, 9) OBP: 0.337, SLG: 0.333	4-0 BB 1-2		0-0 F8		0-0 1B		4-0 1B 2B BB			2	1	1	0	2	0	0											
Mickey Hatcher, R (1, 10) OBP: 0.324, SLG: 0.403	0-3 K			0-3 K		0-0 F9	0-0 2B 1B			4	0	1	2	0	2	4											
Gary Gaetti, R (1, 5) OBP: 0.377, SLG: 0.391		4-0 G5-4-3 BB		0-0 F8		0-0 K				3	0	1	1	1	1	0											
Dave Meier, R (1, 7) OBP: 0.385, SLG: 0.273		0-0 F8		0-0 F3		0-0 E6 1B				3	1	1	0	1	0	1											
Houston Jimenez, R (1, 6) Tim Lincecum, R (7, PH) Randy Bush, L (7, PH) Ron Washington, R (8, 6) OBP: 0.188, SLG: 0.333		0-0 G5-4-3			0-0 6-3		0-0 1B 1B FC4-6			2	0	0	0	0	0	1											
Inning Stats	R: 0 E: 0 K: 2 S: 8	H: 1 LOB: 3 BB: 2 P: 16	R: 0 E: 0 K: 0 S: 2	H: 0 LOB: 0 BB: 1 P: 6	R: 2 E: 0 K: 1 S: 7	H: 2 LOB: 0 BB: 0 P: 7	R: 0 E: 0 K: 1 S: 5	H: 0 LOB: 0 BB: 0 P: 5	R: 0 E: 0 K: 0 S: 3	H: 1 LOB: 1 BB: 1 P: 7	R: 6 E: 2 K: 2 S: 14	H: 7 LOB: 3 BB: 2 P: 22	R: 0 E: 0 K: 0 S: 3	H: 0 LOB: 0 BB: 0 P: 3	1B: 8 2B: 1 3B: 0 HR: 2	SF: 0 SAC: 0 DP: 2 HBP: 0	WP: 0 PA: 39 CS: 0										
PITCHER	IP	WLS	BF	H	R	ER	SO	BB	IBB	HBP	BLK	WP	HR	S	P	ERA	WHIP										
Ron Guidry, L (1, 1) ERA: 3.31	6.1		28	7	5	5	5	4	0	0	0	0	2	2	2	7.11	1.737										
Jay Howell, R (7, 1) ERA: 4.29	0.0	L	2	2	0	0	0	0	0	0	0	0	0	2	2	∞	∞										
Dave Righetti, L (7, 1) ERA: 0.84	0.1		5	2	3	3	1	2	0	0	0	0	0	5	13	81.00	12.000										
Dale Murray, R (7, 1) ERA:	1.1		4	0	0	0	0	0	0	0	0	0	0	4	4	0.00	0.000										

Batter	1	2	3	4	5	6	7	8	9	AB	R	H	RBI	BB	SO	LOB	TOP										
Willie Randolph, R (1, 4) OBP: 0.421, SLG: 0.387	0-0 CS 1B		4-0 G4-6-3 BB		0-0 SH1-3		0-0 1-2 1B		0-0 F8	3	0	2	0	1	0	1	New York Yankees @ Minnesota Twins Hubert H. Humphrey Metrodome, Minneapolis, MN Thu Apr 26 1984, 4:33 AM EST Att: 11,246 - Unknown livebaseballscorecards.com										
Ken Griffey, L (1, 8) OBP: 0.303, SLG: 0.300	0-0 G4-6-3 1B		0-0 G4-6-3		0-0 F5		0-0 6-3			4	0	1	0	0	0	4											
Steve Kemp, L (1, 7) OBP: 0.353, SLG: 0.214	0-0 G4-6-3		0-0 1B		0-3 K			0-0 F6		4	0	1	0	0	1	2											
Oscar Gamble, L (1, 10) OBP: 0.222, SLG: 0.333		0-0 4-3	0-0 4-3			0-0 F8		4-0 FC6-4 BB		3	0	0	0	0	0	1											
Lou Piniella, R (8, PH) OBP: 0.344, SLG: 0.400										0	0	0	0	1	0	0											
Don Mattingly, L (1, 3) OBP: 0.417, SLG: 0.537		0-0 2B			0-0 F8		0-0 G3	0-0 F9		4	1	1	0	0	0	1											
Don Baylor, R (1, 9) OBP: 0.230, SLG: 0.421		0-0 2B			0-0 1B		0-0 5-3	0-0 FC6-4		4	1	2	1	0	0	1											
Toby Harrah, R (1, 5) OBP: 0.326, SLG: 0.294		0-0 2B			0-0 F7		0-0 6-3	0-0 6-3		4	0	1	1	0	0	1											
Butch Wynegar, S (1, 2) OBP: 0.260, SLG: 0.239		0-0 F8			0-3 K		0-0 F8	4-0 BB		3	0	0	0	1	1	2											
Stan Javier, S (9, PR) OBP: 0.200, SLG: 0.200		0-0 F8			0-0 K		0-0 F8	0-0 BB		0	0	0	0	0	0	0											
Andre Robertson, R (1, 6) OBP: 0.333, SLG: 0.435		0-3 K			0-0 SH1-3 2B		0-0 1B	0-0 F8		3	0	2	0	0	1	1											
Roy Smalley, S (9, PH) OBP: 0.366, SLG: 0.394		0-3 K					0-0 1B	0-0 F8		1	0	0	0	0	0	1											
Inning Stats	R: 0 E: 0 K: 0 S: 3	H: 2 LOB: 0 BB: 0 P: 3	R: 2 E: 0 K: 1 S: 8	H: 3 LOB: 1 BB: 0 P: 8	R: 0 E: 0 K: 0 S: 3	H: 1 LOB: 1 BB: 1 P: 7	R: 0 E: 0 K: 1 S: 6	H: 1 LOB: 1 BB: 0 P: 6	R: 0 E: 0 K: 0 S: 3	H: 0 LOB: 0 BB: 0 P: 3	R: 0 E: 0 K: 0 S: 5	H: 2 LOB: 2 BB: 0 P: 5	R: 0 E: 0 K: 0 S: 3	H: 0 LOB: 1 BB: 1 P: 7	R: 0 E: 0 K: 0 S: 3	H: 0 LOB: 1 BB: 1 P: 7	1B: 6 2B: 4 3B: 0 HR: 0	SF: 0 SAC: 1 DP: 2 HBP: 0	WP: 0 PB: 0 SB: 1 CS: 1	PA: 37							
PITCHER	IP	WLS	BF	H	R	ER	SO	BB	IBB	HBP	BLK	WP	HR	S	P	ERA	WHIP										
John Butcher, R (1, 1) ERA: 2.43	1.1		7	5	2	2	0	0	0	0	0	0	0	7	7	13.50	3.750										
Pete Filson, L (2, 1) ERA: 1.5	6.1	W	25	5	0	0	3	2	0	0	0	0	0	29	37	0.00	1.105										
Mike Walters, R (8, 1) ERA: 0.77	1.1	S	5	0	0	0	0	1	0	0	0	0	0	4	8	0.00	0.750										

Batter	1	2	3	4	5	6	7	8	9	AB	R	H	RBI	BB	SO	LOB	BOTTOM											
Darrell Brown, S (1, 8) OBP: 0.365, SLG: 0.442	0-0 6-3		0-0 4-3 1-3 1B		0-0 4-3		0-0 S 1B			4	1	2	0	0	0	0	New York Yankees @ Minnesota Twins Hubert H. Humphrey Metrodome, Minneapolis, MN Thu Apr 26 1984, 4:33 AM EST Att: 11,246 - Unknown livebaseballscorecards.com											
Tim Lincecum, R (1, 4) OBP: 0.346, SLG: 0.360	0-0 4-3		0-0 1-3		0-0 F9		4-0 1B BB			3	0	0	0	1	0	2												
Dave Engle, R (1, 2) OBP: 0.444, SLG: 0.500	0-0 1B		0-0 4-3		0-0 1-3		0-0 1B			4	0	2	2	0	0	1												
Kent Hrbek, L (1, 3) OBP: 0.393, SLG: 0.494	0-3 K		0-0 4-3		0-0 4-3		0-0 F6			4	0	0	0	0	1	4												
Tom Brunansky, R (1, 9) OBP: 0.356, SLG: 0.389		0-0 6-3			0-0 FC5-4 1B		4-0 G6-4-3 BB	0-0 HR		3	1	2	1	1	0	0												
Mickey Hatcher, R (1, 10) OBP: 0.307, SLG: 0.380		0-3 K			0-0 FC5-4 BB		0-0 G6-4-3	0-0 4-3		4	0	0	0	0	1	2												
Gary Gaetti, R (1, 5) OBP: 0.370, SLG: 0.384		0-0 FC6-4 1B			0-0 F9		0-0 F7	0-0 5-3		4	0	1	0	0	0	1												
Dave Meier, R (1, 7) OBP: 0.353, SLG: 0.214		0-0 FC6-4			4-0 FC6-4 BB		0-0 F8	0-0 6-3		3	0	0	0	1	0	1												
Houston Jimenez, R (1, 6) OBP: 0.400, SLG: 0.800			0-0 1-3 4-3 1B		0-0 FC6-4		0-0 E8 3B			3	2	2	0	0	0	2												
Inning Stats	R: 0 E: 0 K: 1 S: 6	H: 1 LOB: 1 BB: 0 P: 6	R: 0 E: 0 K: 1 S: 6	H: 1 LOB: 1 BB: 0 P: 6	R: 1 E: 0 K: 0 S: 5	H: 2 LOB: 1 BB: 0 P: 5	R: 0 E: 0 K: 0 S: 4	H: 1 LOB: 2 BB: 1 P: 8	R: 0 E: 0 K: 0 S: 3	H: 0 LOB: 0 BB: 0 P: 3	R: 0 E: 0 K: 0 S: 2	H: 0 LOB: 1 BB: 1 P: 6	R: 2 E: 1 K: 0 S: 6	H: 3 LOB: 2 BB: 1 P: 10	R: 1 E: 0 K: 0 S: 4	H: 1 LOB: 0 BB: 0 P: 4		1B: 7 2B: 0 3B: 1 HR: 1	SF: 0 SAC: 0 DP: 1 HBP: 0	WP: 0 PB: 0 SB: 1 CS: 0	PA: 35							
PITCHER	IP	WLS	BF	H	R	ER	SO	BB	IBB	HBP	BLK	WP	HR	S	P	ERA		WHIP										
Ray Fontenot, L (1, 1) ERA: 3.8	5.1		22	5	1	1	2	1	0	0	0	0	0	25	29	1.69		1.125										
Jose Rijo, R (6, 1) ERA: 4.5	1.1	L	8	3	2	2	0	2	0	0	0	0	0	6	14	13.50	3.750											
Dave Righetti, L (7, 1) ERA: 1.5	1.1		5	1	1	1	0	0	0	0	0	0	1	5	5	6.75	0.750											

Batter	1	2	3	4	5	6	7	8	9	AB	R	H	RBI	BB	SO	LOB	TOP										
Darrell Brown, S OBP: 0.360, SLG: 0.425 (1, 8)										3	0	0	0	1	0	0	Minnesota Twins @ Oakland Athletics Oakland-Alameda County Coliseum, Oakland, CA Fri Apr 27, 1984, 6:05 PM PST Att: 13,573 - Unknown										
Tim Tufel, R OBP: 0.344, SLG: 0.354 (1, 4)										4	0	1	0	0	0	1											
Kent Hrbek, L OBP: 0.387, SLG: 0.476 (1, 3)										3	0	0	0	1	0	2											
Dave Engle, R OBP: 0.446, SLG: 0.500 (1, 2)										2	0	1	0	0	0	0											
Tim Laudner, R OBP: 0.205, SLG: 0.270 (5, 2)										2	0	0	0	0	1	2											
Randy Bush, L OBP: 0.344, SLG: 0.586 (1, 10)										4	3	3	1	0	0	1											
Tom Brunansky, R OBP: 0.352, SLG: 0.395 (1, 9)										4	0	1	0	0	1	2											
Gary Gaetti, R OBP: 0.376, SLG: 0.390 (1, 5)										4	0	2	1	0	0	1											
Mickey Hatcher, R OBP: 0.316, SLG: 0.387 (1, 7)										4	0	2	1	0	0	2											
Houston Jimenez, R OBP: 0.286, SLG: 0.571 (1, 6)										2	0	0	0	0	0	1											
Ron Washington, R OBP: 0.167, SLG: 0.294 (7, PH) (7, 6)										2	0	0	0	0	1	2											
Inning Stats	R: 0 E: 0 K: 0 S: 3	H: 1 LOB: 0 BB: 0 P: 3	R: 1 E: 0 K: 0 S: 5	H: 3 LOB: 1 BB: 0 P: 5	R: 0 E: 0 K: 0 S: 3	H: 0 LOB: 0 BB: 0 P: 3	R: 0 E: 0 K: 1 S: 6	H: 1 LOB: 1 BB: 0 P: 6	R: 0 E: 0 K: 0 S: 3	H: 1 LOB: 0 BB: 0 P: 3	R: 0 E: 0 K: 1 S: 5	H: 0 LOB: 1 BB: 1 P: 9	R: 1 E: 0 K: 1 S: 7	H: 2 LOB: 1 BB: 0 P: 7	R: 0 E: 0 K: 0 S: 3	H: 0 LOB: 1 BB: 1 P: 7	R: 1 E: 0 K: 0 S: 5	H: 2 LOB: 1 BB: 0 P: 5	1B: 6 2B: 3 3B: 0 HR: 1	SF: 0 SAC: 0 DP: 2 HBP: 0	WP: 1 PB: 0 SB: 0 CS: 0	PA: 36					
PITCHER	IP	WLS	BF	H	R	ER	SO	BB	IBB	HBP	BLK	WP	HR	S	P	ERA	WHIP										
Steve McCatty, R ERA: 3.77 (1, 1)	8.0	W	32	9	3	3	3	2	0	0	0	1	1	36	44	3.38	1.375										
Bill Caudill, R ERA: 2.25 (9, 1)	1.0	S	4	1	0	0	0	0	0	0	0	0	0	4	4	0.00	1.000										

Batter	1	2	3	4	5	6	7	8	9	AB	R	H	RBI	BB	SO	LOB	BOTTOM										
Rickey Henderson, R OBP: 0.326, SLG: 0.400 (1, 7)										3	1	1	1	1	0	0	Minnesota Twins @ Oakland Athletics Oakland-Alameda County Coliseum, Oakland, CA Fri Apr 27, 1984, 6:05 PM PST Att: 13,573 - Unknown										
Dwayne Murphy, L OBP: 0.363, SLG: 0.425 (1, 8)										4	1	1	3	0	0	1											
Joe Morgan, L OBP: 0.393, SLG: 0.408 (1, 4)										4	0	0	0	0	0	1											
Dave Kingman, R OBP: 0.292, SLG: 0.657 (1, 10)										2	0	0	0	0	1	0											
Carney Lansford, R OBP: 0.303, SLG: 0.341 (1, 5)										3	0	0	0	0	1	1											
Bruce Bochte, L OBP: 0.352, SLG: 0.246 (1, 3)										2	0	0	0	1	0	0											
Mike Davis, L OBP: 0.347, SLG: 0.372 (1, 9)										3	0	1	0	0	0	0											
Jim Essian, R OBP: 0.353, SLG: 0.385 (1, 2)										2	1	1	0	1	0	1											
Donnie Hill, S OBP: 0.241, SLG: 0.291 (1, 6)										3	2	1	0	0	1	2											
Inning Stats	R: 0 E: 0 K: 0 S: 3	H: 0 LOB: 0 BB: 0 P: 3	R: 0 E: 0 K: 2 S: 6	H: 0 LOB: 1 BB: 1 P: 10	R: 2 E: 1 K: 0 S: 6	H: 3 LOB: 1 BB: 0 P: 6	R: 0 E: 0 K: 0 S: 3	H: 0 LOB: 0 BB: 0 P: 3	R: 3 E: 0 K: 0 S: 5	H: 2 LOB: 0 BB: 1 P: 9	R: 0 E: 0 K: 0 S: 2	H: 0 LOB: 0 BB: 0 P: 3	R: 0 E: 0 K: 1 S: 4	H: 0 LOB: 0 BB: 1 P: 8	R: 0 E: 0 K: 0 S: 3	H: 0 LOB: 0 BB: 0 P: 3	R: 0 E: 0 K: 0 S: 3	H: 0 LOB: 0 BB: 0 P: 3	1B: 2 2B: 2 3B: 0 HR: 1	SF: 0 SAC: 0 DP: 1 HBP: 1	WP: 0 PB: 0 SB: 0 CS: 2	PA: 31					
PITCHER	IP	WLS	BF	H	R	ER	SO	BB	IBB	HBP	BLK	WP	HR	S	P	ERA	WHIP										
Larry Pashnick, R ERA: 4.11 (1, 1)	6.0	L	24	5	5	4	2	2	0	1	0	0	0	25	34	6.00	1.167										
Len Whitehouse, L ERA: (7, 1)	2.0		6	0	0	0	1	1	0	0	0	0	0	7	11	0.00	0.500										

AB	34
R	3
H	10
RBI	3
BB	2
SO	3
LOB	14



AB	26
R	5
H	5
RBI	4
BB	3
SO	3
LOB	6




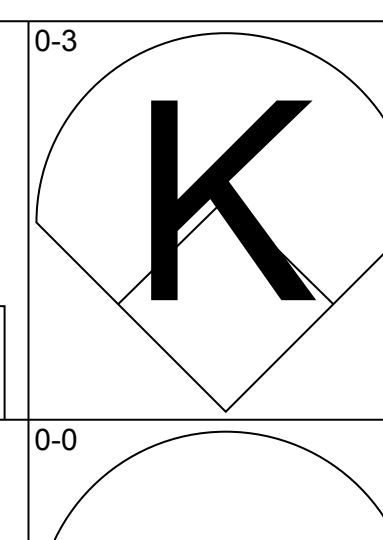
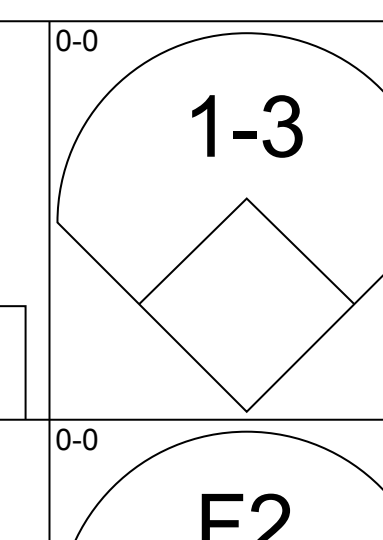
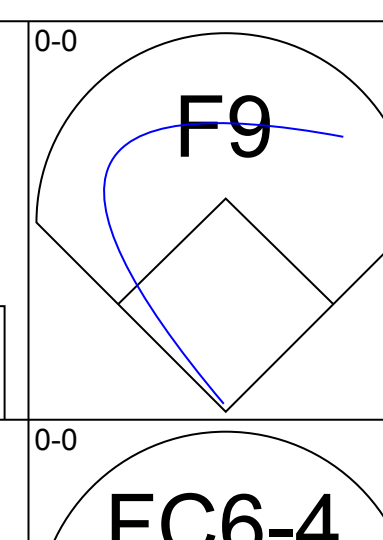
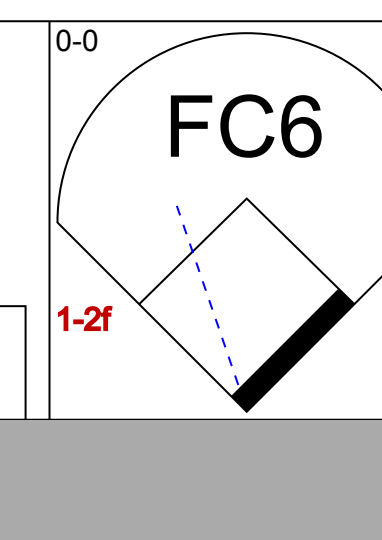
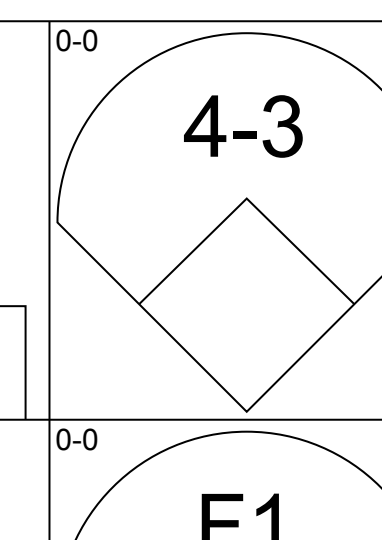
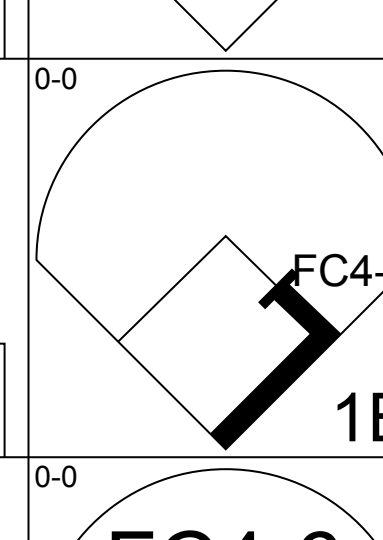
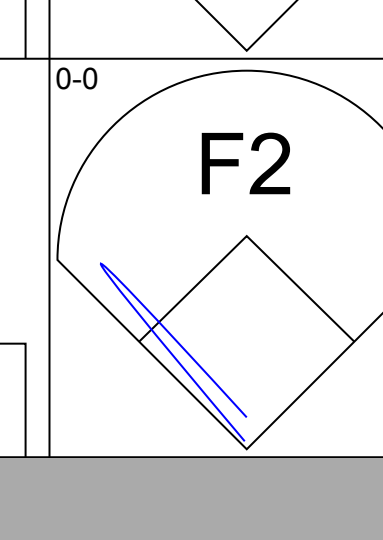
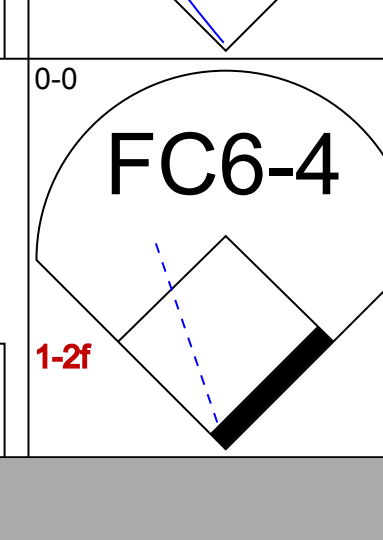
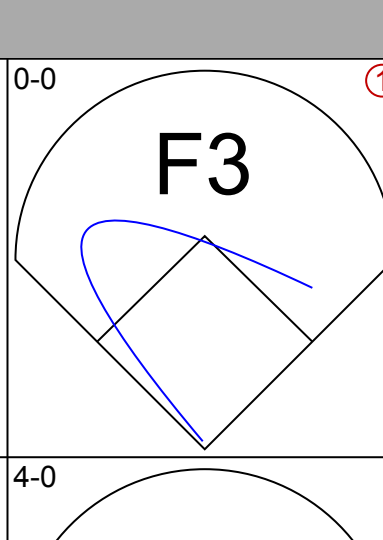
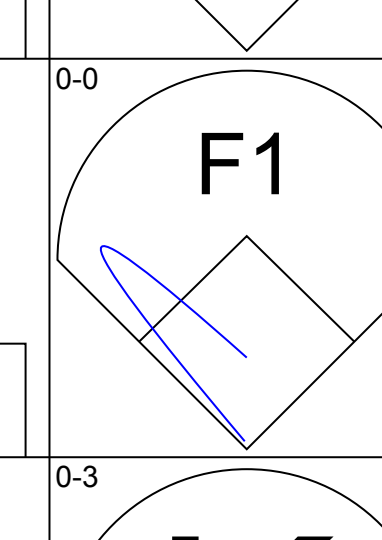
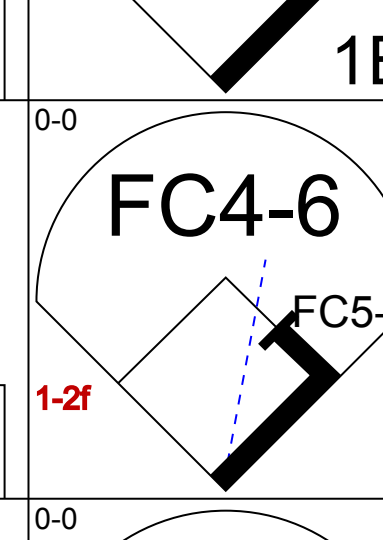
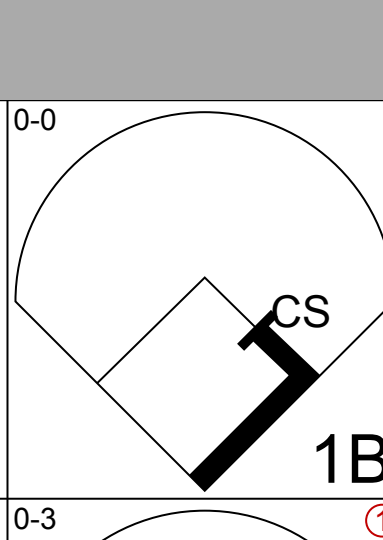
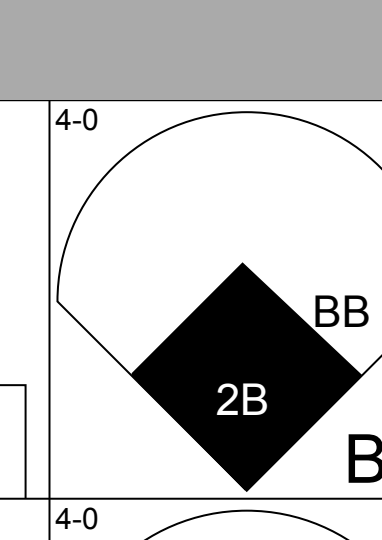
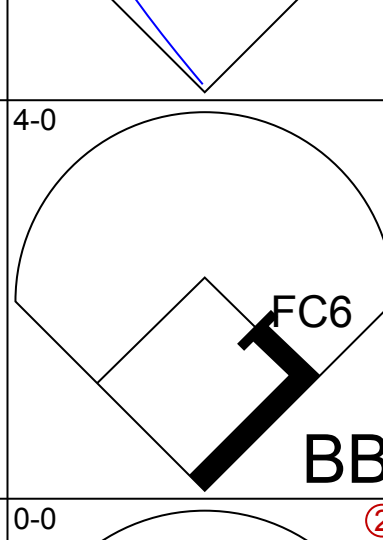
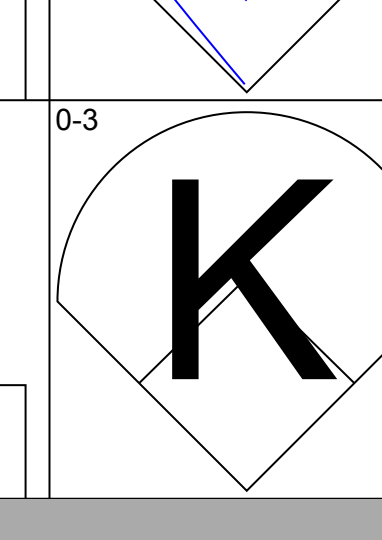
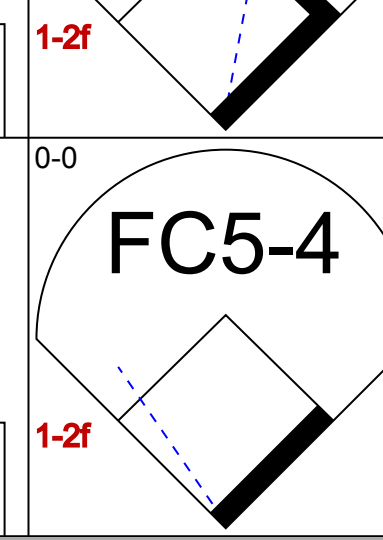
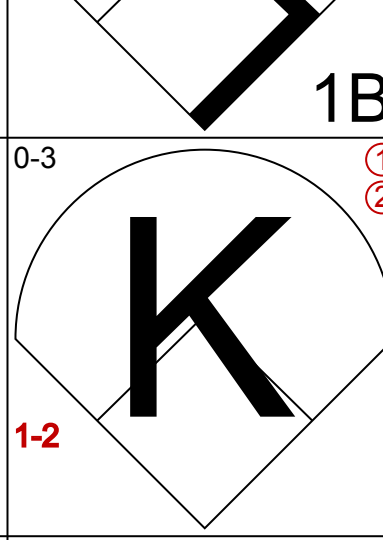
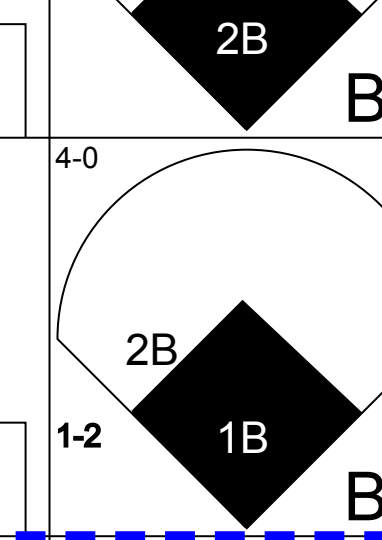
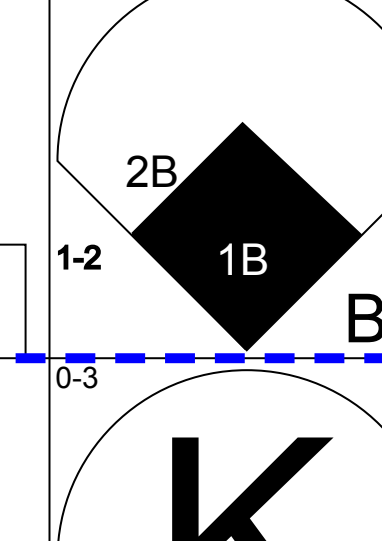
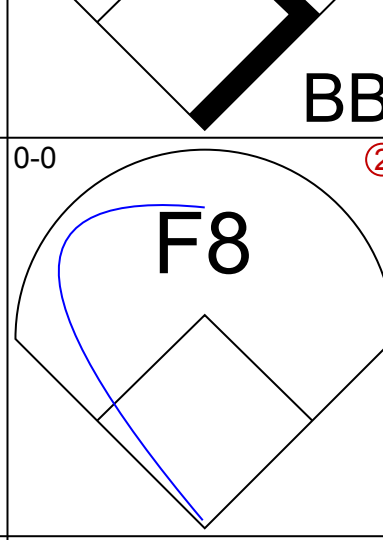
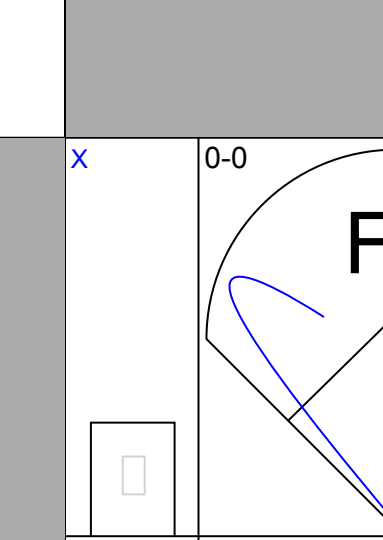
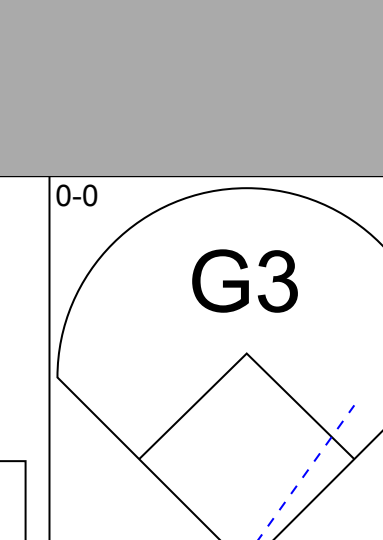
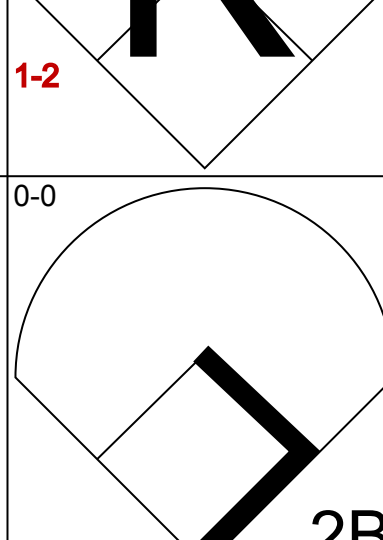
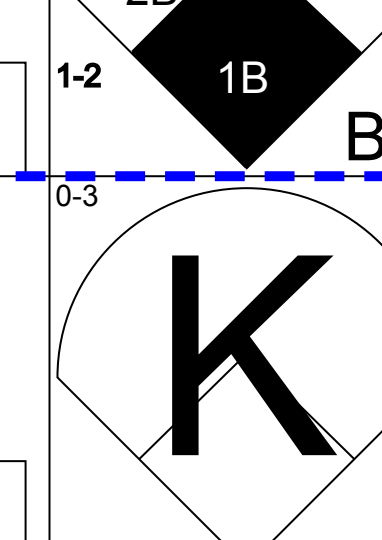
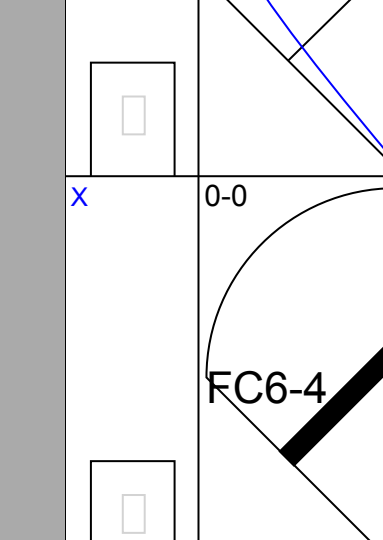
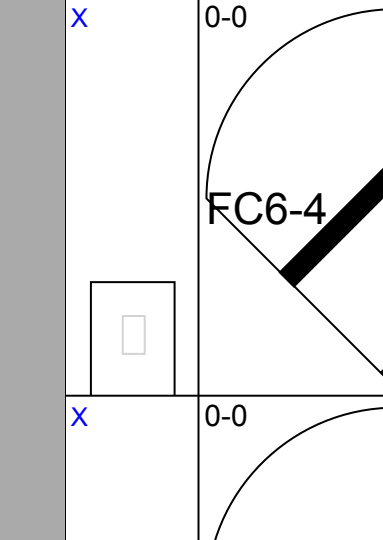
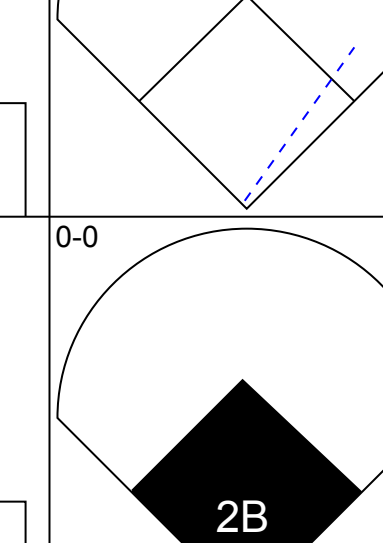
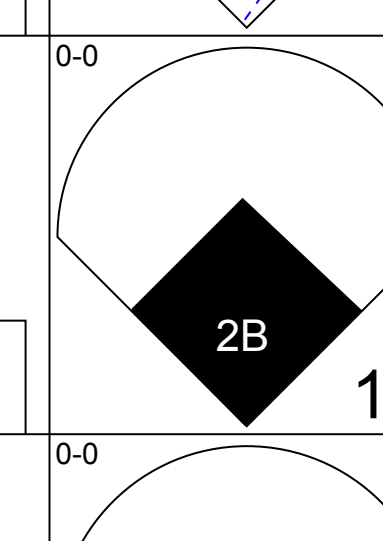
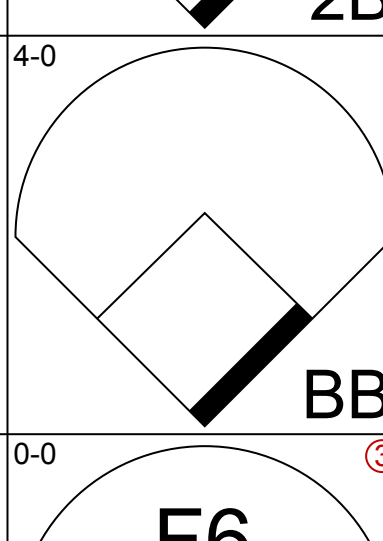
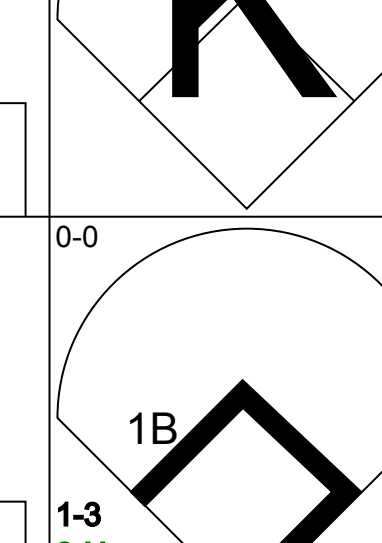
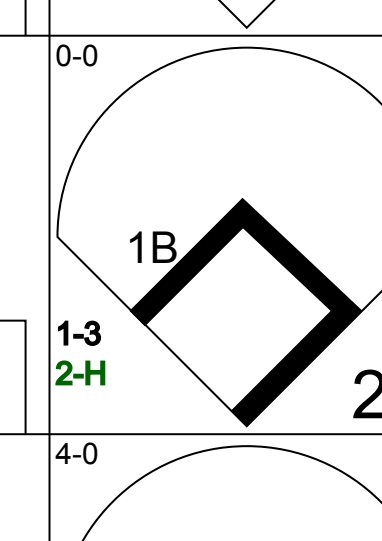
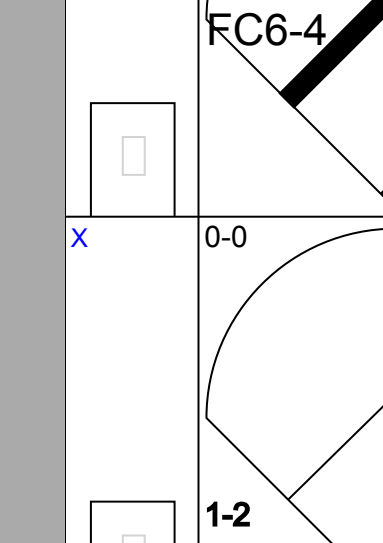
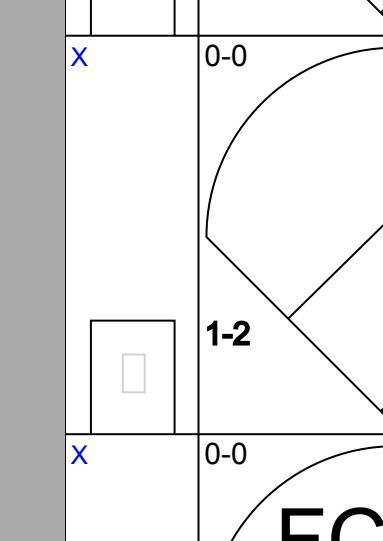
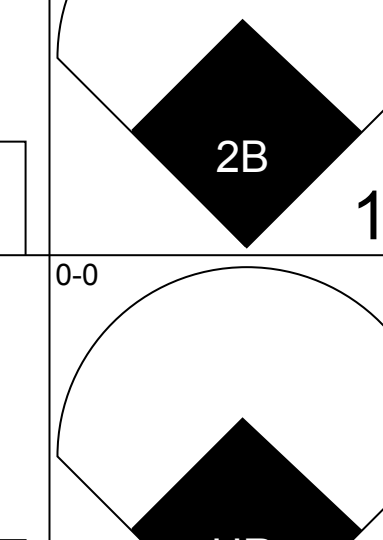
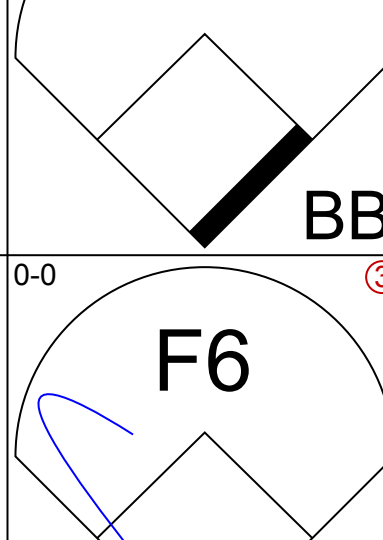
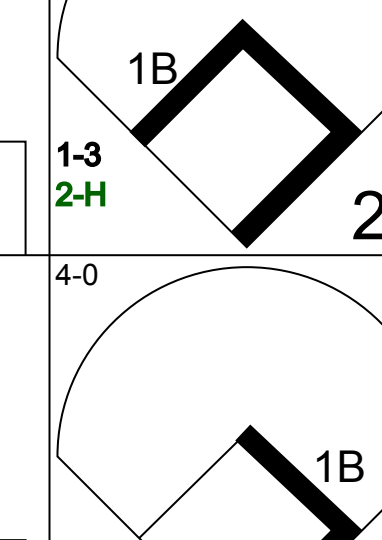
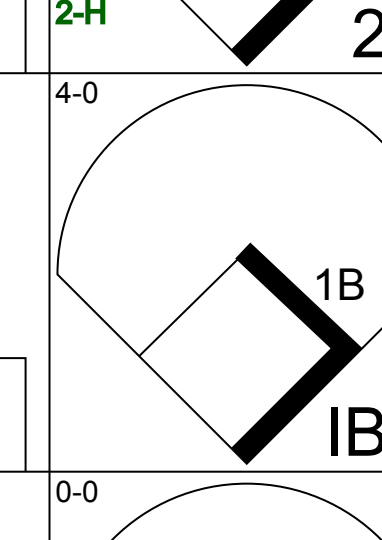

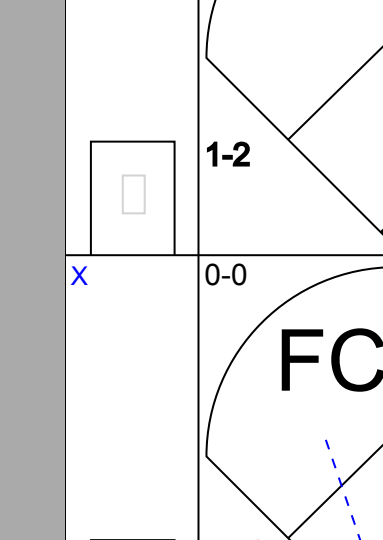
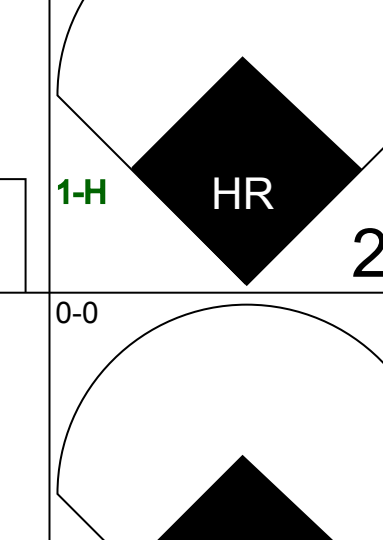
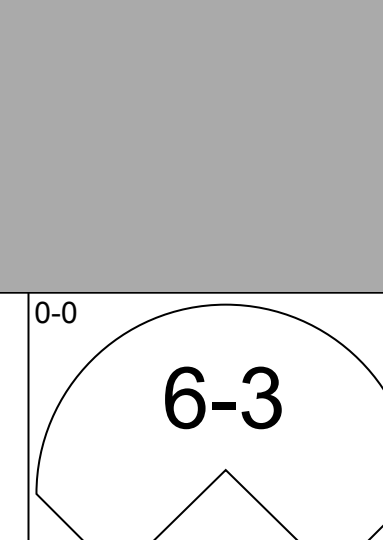
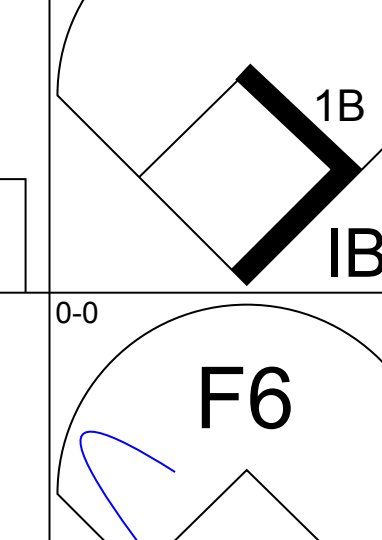
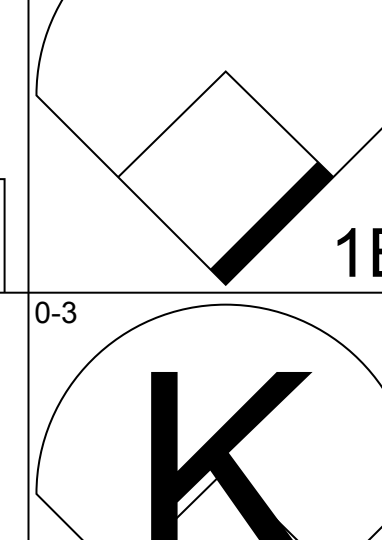
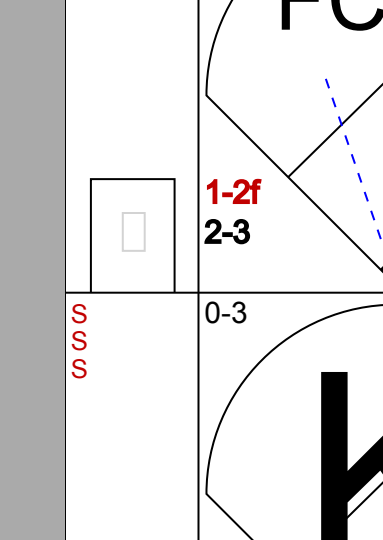
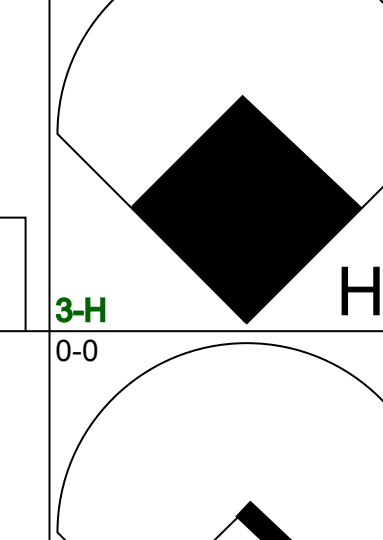
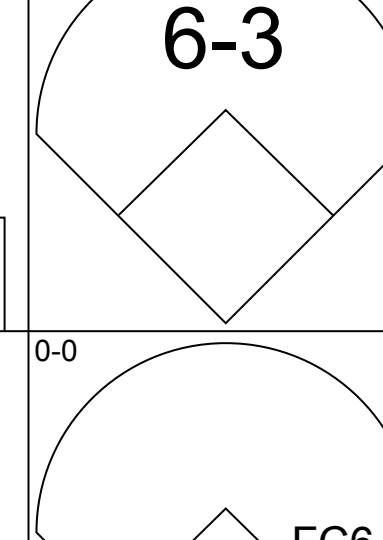
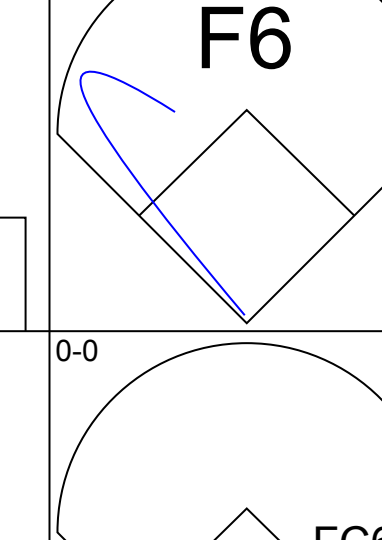
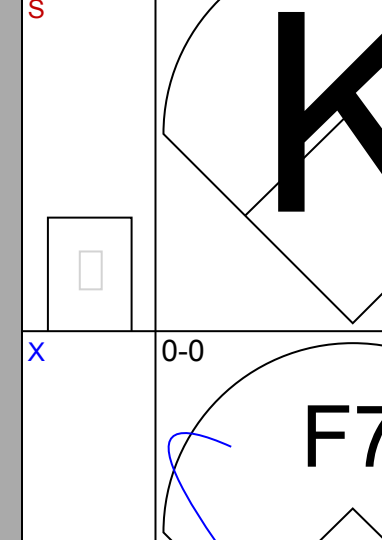
Batter	1	2	3	4	5	6	7	8	9	AB	R	H	RBI	BB	SO	LOB	TOP			
Darrell Brown, S OBP: 0.395, SLG: 0.429 (1,8) X	F7			4-3		F7		1-3 2B		4	0	1	0	0	0	0	Minnesota Twins @ Oakland Athletics Oakland-Alameda County Coliseum, Oakland, CA Sat Apr 28 1984, 3:33 AM PST Att: 17,733 - Unknown livebaseballscorecards.com			
Tim Tauler, R OBP: 0.330, SLG: 0.337 (1,4) X	F8			5-3		6-3		6-3		4	0	0	0	0	0	2				
Kent Hrbek, L OBP: 0.392, SLG: 0.471 (1,3) X	F9			1B						3	0	1	0	1	1	0				
Tom Brunansky, R OBP: 0.347, SLG: 0.388 (1,9)		K		K						4	0	1	0	0	2	2				
Randy Bush, L OBP: 0.306, SLG: 0.515 (1,10)		F8				F8		F7		4	0	0	0	0	0	2				
Mickey Hatcher, R OBP: 0.301, SLG: 0.367 (1,7)						5-3		F3		4	0	0	0	0	1	2				
Gary Gaetti, R OBP: 0.375, SLG: 0.380 (1,5)				F7		BB		K		2	0	0	0	1	1	0				
Jeff Reed, L OBP: 0.278, SLG: 0.375 (1,2)				F8		K		K		3	0	0	0	0	2	1				
Houston Jimenez, R OBP: 0.300, SLG: 0.500 (1,6)				F9				F9		3	0	1	0	0	0	0				
Inning Stats	R: 0 E: 0 K: 0 S: 3	H: 0 LOB: 0 BB: 0 P: 3	R: 0 E: 0 K: 2 S: 7	H: 0 LOB: 0 BB: 0 P: 7	R: 0 E: 0 K: 0 S: 3	H: 1 LOB: 1 BB: 0 P: 6	R: 0 E: 0 K: 1 S: 6	H: 0 LOB: 1 BB: 1 P: 9	R: 0 E: 0 K: 0 S: 3	H: 0 LOB: 0 BB: 0 P: 3	R: 0 E: 0 K: 1 S: 6	H: 1 LOB: 1 BB: 0 P: 6	R: 0 E: 0 K: 2 S: 9	H: 2 LOB: 2 BB: 0 P: 9	R: 0 E: 0 K: 0 S: 3	H: 0 LOB: 1 BB: 1 P: 7	1B: 3 2B: 1 3B: 0 HR: 0	SF: 0 SAC: 0 DP: 0 HBP: 0	WP: 0 PB: 0 SB: 0 CS: 0	PA: 33
PITCHER Ray Burris, R ERA: 0.71 (1,1)	IP: 9.0 WLS: W BF: 33 H: 4 R: 0 ER: 0 SO: 7 BB: 2 IBB: 0 HBP: 0 BLK: 0 WP: 0 HR: 0 S: 45 P: 53 ERA: 0.00 WHIP: 0.667															PITCHER				

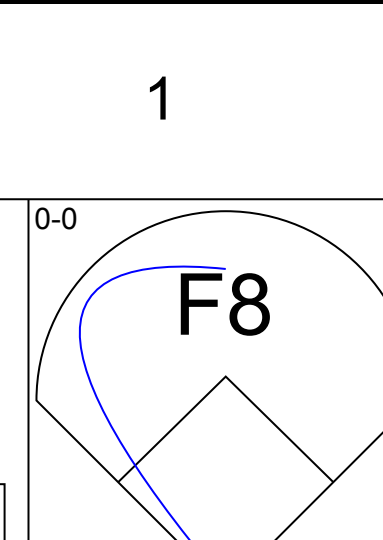
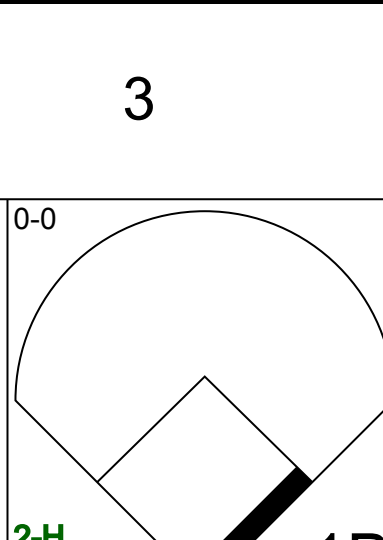

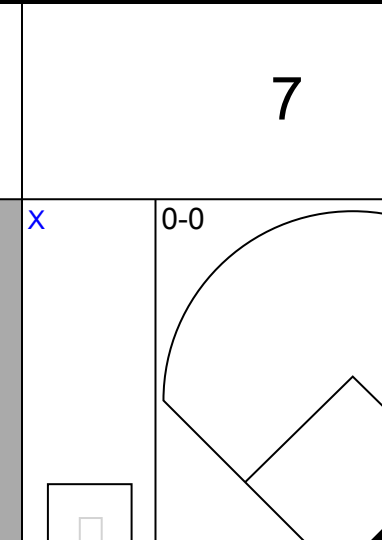
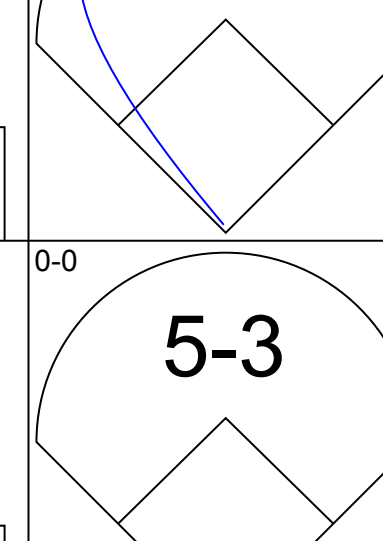
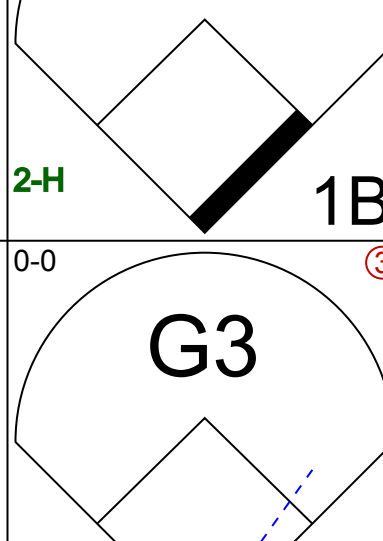
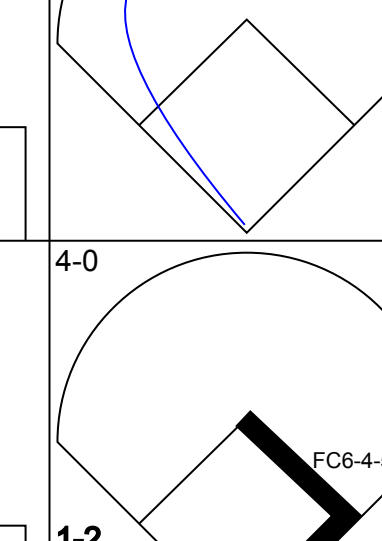
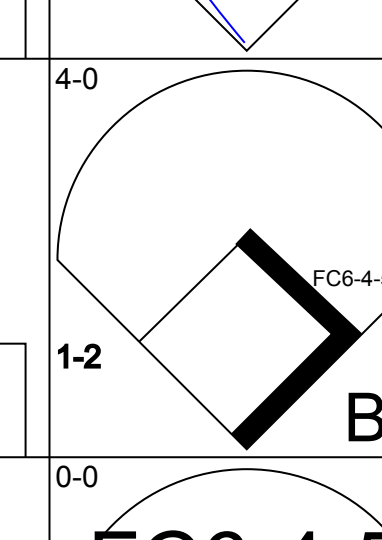
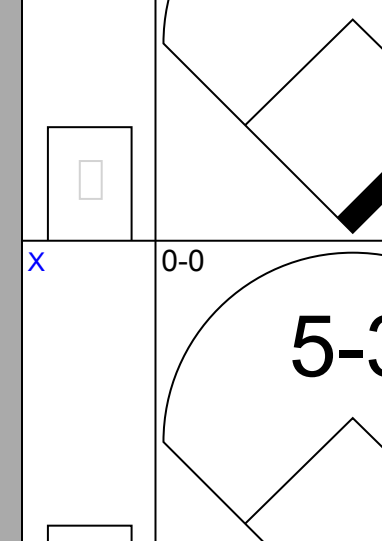
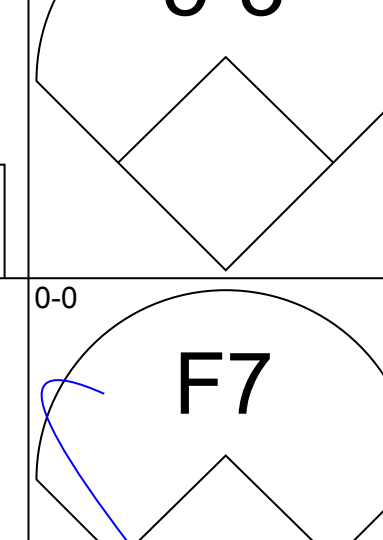
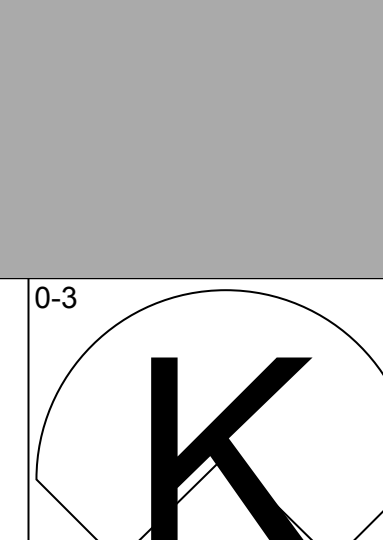
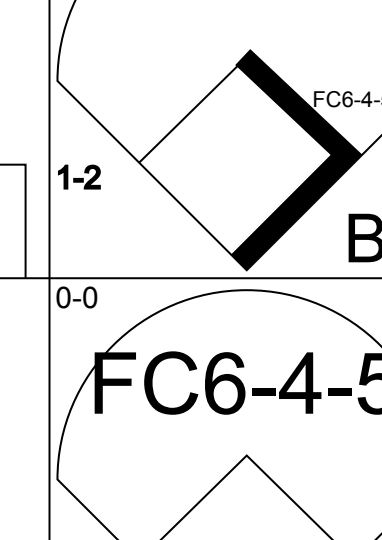
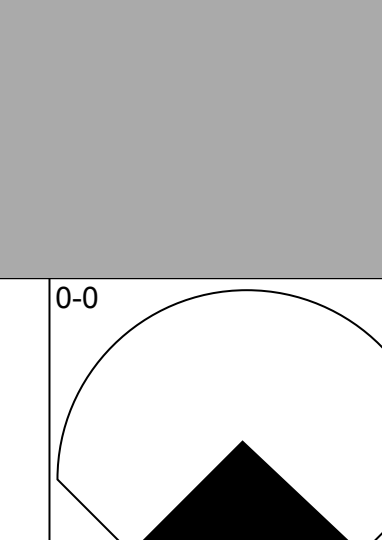
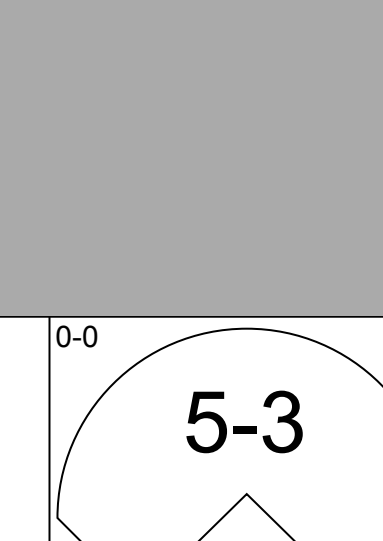
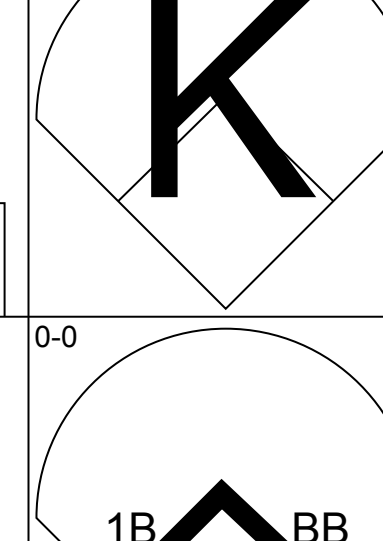
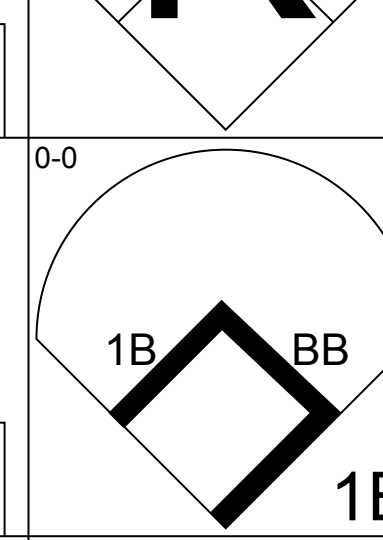
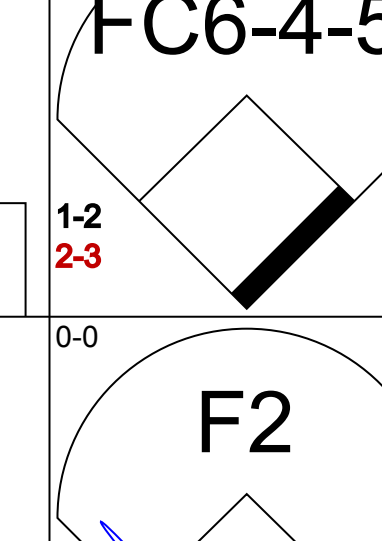
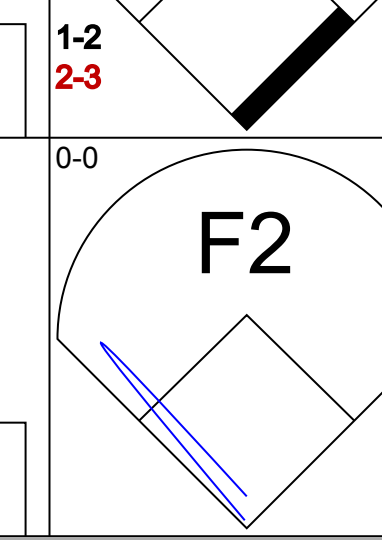
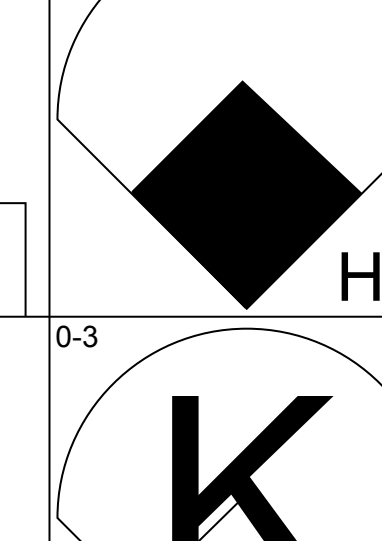
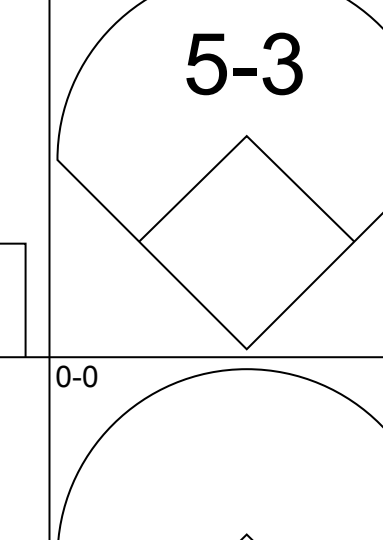
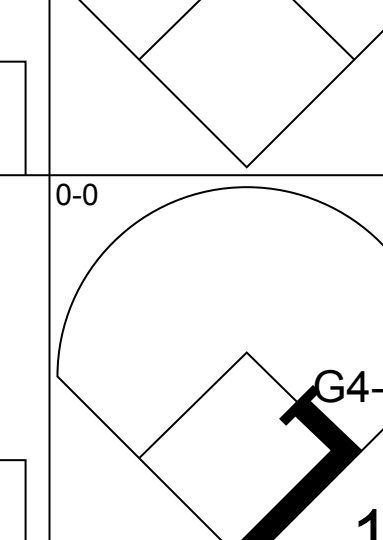
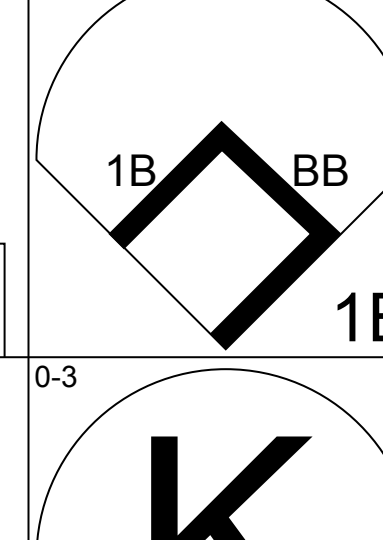
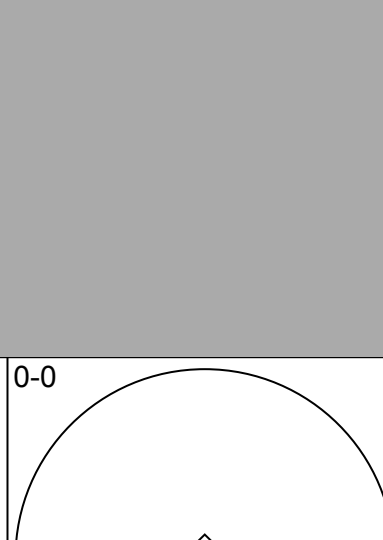
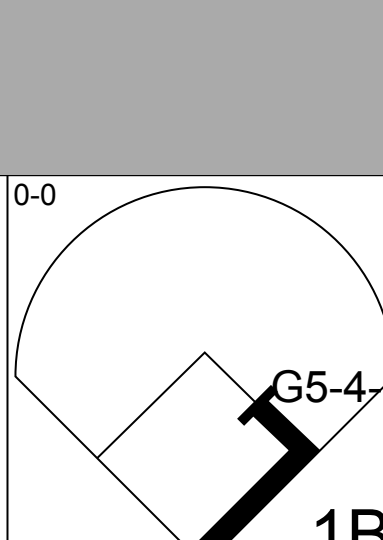
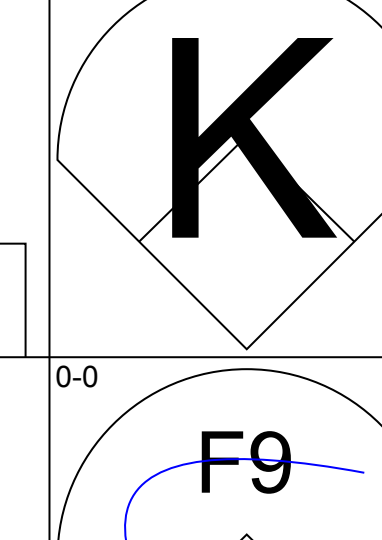
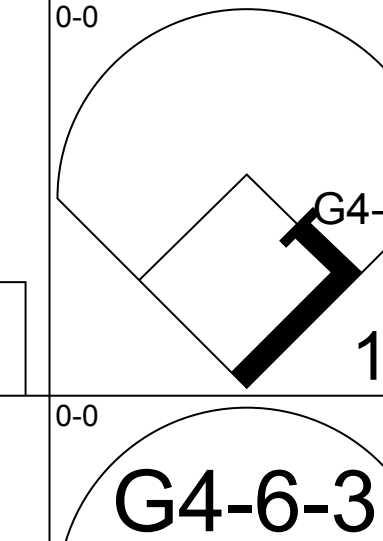
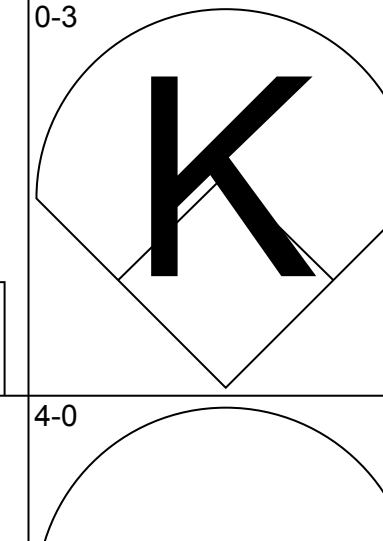
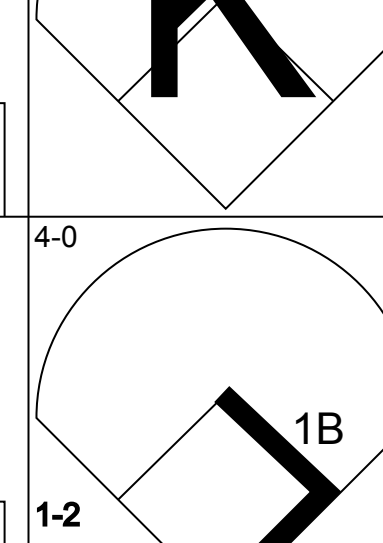
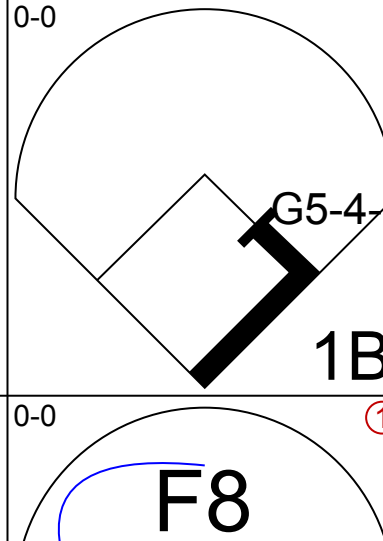
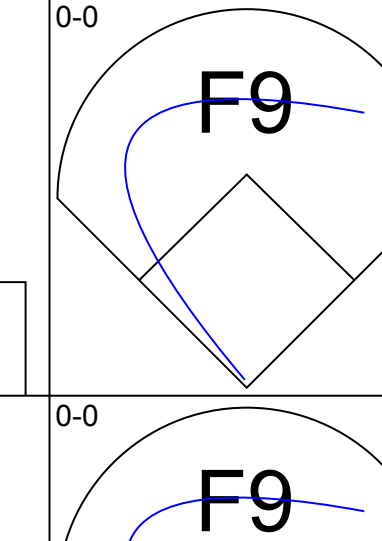

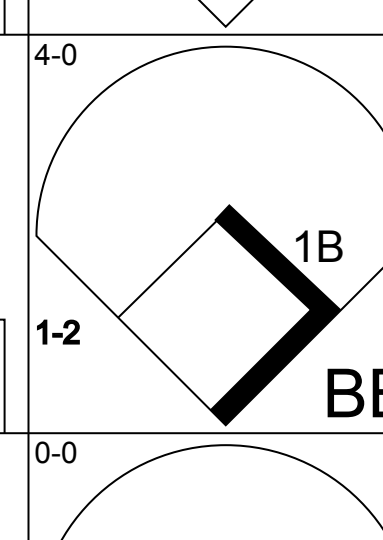


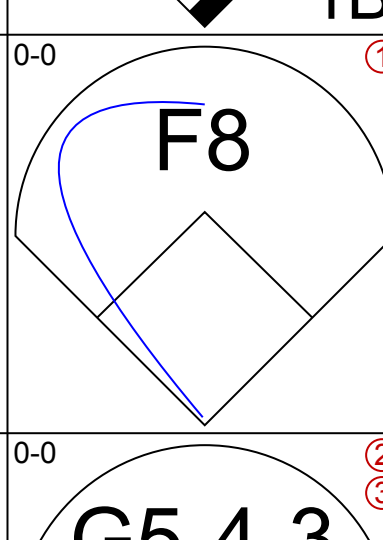
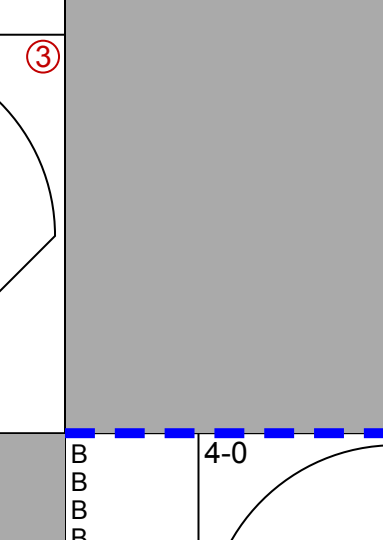
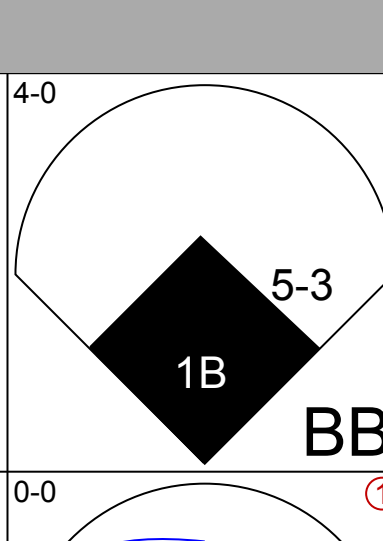
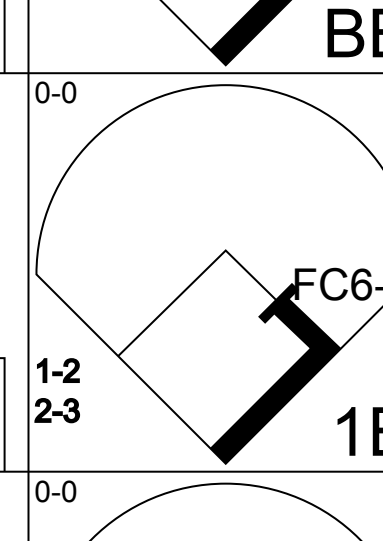

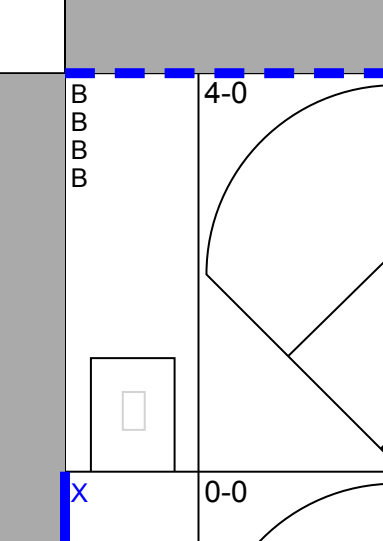
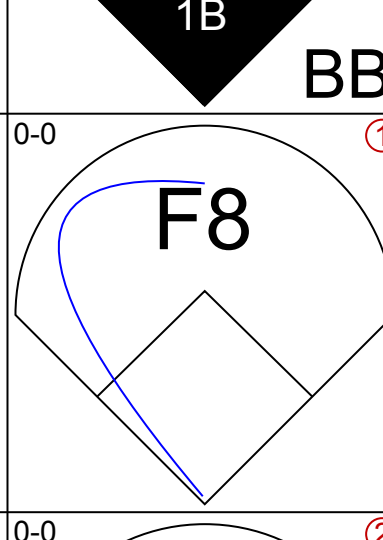

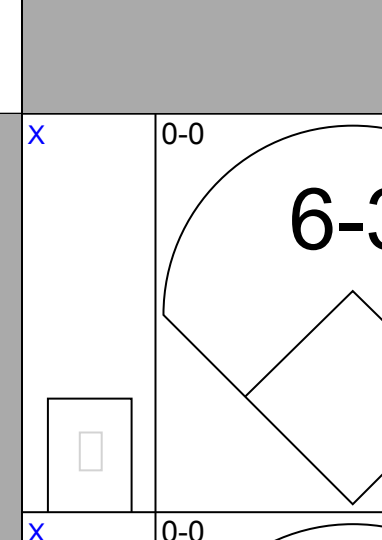
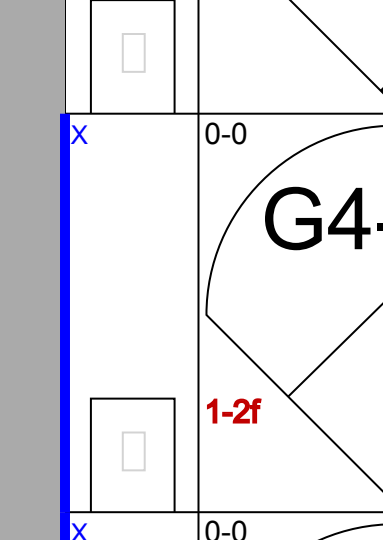
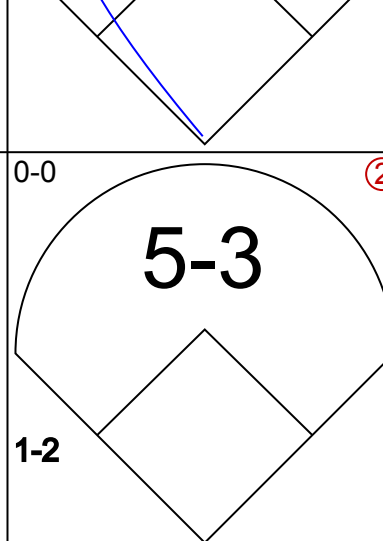
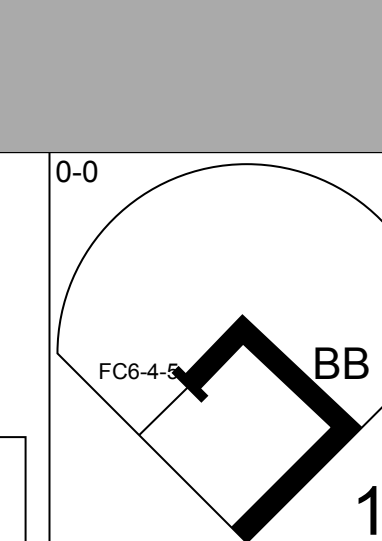
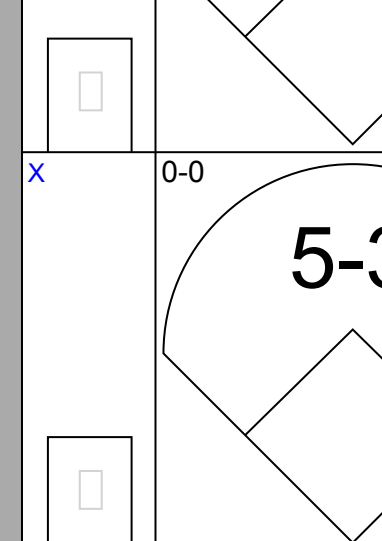
Batter	1	2	3	4	5	6	7	8	9	AB	R	H	RBI	BB	SO	LOB	BOTTOM			
Rickey Henderson, R OBP: 0.333, SLG: 0.398 (1,7) H	F7 1B HBP	HR 1B		5-3		6-3				3	2	1	1	0	0	1	Minnesota Twins @ Oakland Athletics Oakland-Alameda County Coliseum, Oakland, CA Sat Apr 28 1984, 3:33 AM PST Att: 17,733 - Unknown livebaseballscorecards.com			
Dwayne Murphy, L OBP: 0.365, SLG: 0.461 (1,8) X	F7 1-3	HR		BB		F6				3	1	1	2	1	0	1				
Joe Morgan, L OBP: 0.400, SLG: 0.404 (1,4) X		HR								3	2	1	1	1	0	1				
Tony Phillips, S OBP: 0.300, SLG: 0.400 (8,4)	1B	HR		G3-4-3		G3				0	0	0	0	0	0	0				
Dave Kingman, R OBP: 0.303, SLG: 0.690 (1,10) X	F2	HR				F7				4	1	2	2	0	0	1				
Bill Almon, R OBP: 0.250, SLG: 0.350 (7, PR)		HR				1B				0	0	0	0	0	0	0				
Carney Lansford, R OBP: 0.301, SLG: 0.337 (1,5) X	FC6-4 1B	5-3		5-3		F7				4	0	1	1	0	0	1				
Bruce Bochte, L OBP: 0.333, SLG: 0.230 (1,3) X	FC6-4 1-2			F5		4-3		G3		4	0	0	0	0	0	1				
Mike Davis, L OBP: 0.340, SLG: 0.362 (1,9)		G3 1B		F5		4-3		K		4	1	1	0	0	1	0				
Jim Essian, R OBP: 0.286, SLG: 0.294 (1,2)		F8		F7		E5 4-3		F8		4	0	0	0	0	0	1				
Donnie Hill, S OBP: 0.230, SLG: 0.276 (1,6)		G3 1-2				4-3				3	0	0	0	0	0	2				
Inning Stats	R: 2 E: 0 K: 0 S: 5	H: 2 LOB: 1 BB: 0 P: 6	R: 5 E: 0 K: 0 S: 7	H: 4 LOB: 0 BB: 1 P: 11	R: 0 E: 0 K: 0 S: 3	H: 0 LOB: 0 BB: 0 P: 3	R: 0 E: 0 K: 0 S: 3	H: 0 LOB: 0 BB: 1 P: 7	R: 0 E: 0 K: 0 S: 3	H: 0 LOB: 0 BB: 0 P: 3	R: 0 E: 1 K: 0 S: 4	H: 0 LOB: 1 BB: 0 P: 4	R: 0 E: 0 K: 0 S: 4	H: 1 LOB: 1 BB: 0 P: 4	R: 0 E: 0 K: 1 S: 5	H: 0 LOB: 0 BB: 0 P: 5	1B: 5 2B: 0 3B: 0 HR: 2	SF: 0 SAC: 0 DP: 0 HBP: 1	WP: 0 PB: 0 SB: 3 CS: 0	PA: 35
PITCHER Albert Williams, R ERA: 6.0 (1,1)	IP: 8.0 WLS: L BF: 35 H: 7 R: 7 ER: 7 SO: 1 BB: 2 IBB: 0 HBP: 1 BLK: 0 WP: 0 HR: 2 S: 34 P: 43 ERA: 7.88 WHIP: 1.125															PITCHER				

AB	31
R	0
H	4
RBI	0
BB	2
SO	7
LOB	9

AB	32
R	7
H	7
RBI	7
BB	2
SO	1
LOB	9



Batter	1	2	3	4	5	6	7	8	9	AB	R	H	RBI	BB	SO	LOB	TOP					
Darrell Brown, S OBP: 0.337, SLG: 0.404 (1, 8)										5	0	0	0	0	1	5	Minnesota Twins @ Oakland Athletics Oakland-Alameda County Coliseum, Oakland, CA Sun Apr 29 1984, 3:33 AM PDT Unknown					
Mickey Hatcher, R OBP: 0.295, SLG: 0.357 (1, 7)										5	0	1	0	0	0	2						
Kent Hrbek, L OBP: 0.402, SLG: 0.466 (1, 3)										3	1	1	0	2	1	1						
Tom Brunansky, R OBP: 0.340, SLG: 0.369 (1, 9)										4	1	0	0	1	1	3						
Randy Bush, L OBP: 0.317, SLG: 0.526 (1, 10)										5	0	2	0	0	1	3						
Gary Gaetti, R OBP: 0.396, SLG: 0.410 (1, 5)											4	1	3	1	1	0		0				
Tim Teufel, R OBP: 0.343, SLG: 0.356 (1, 4)										4	1	2	1	1	0	4						
Tim Laudner, R OBP: 0.205, SLG: 0.333 (1, 2)										5	1	1	2	0	2	6						
Houston Jimenez, R OBP: 0.429, SLG: 0.643 (1, 6)										4	0	3	1	0	0	1						
Inning Stats	R: 0 E: 0 K: 1 S: 6	H: 1 LOB: 1 BB: 0 P: 6	R: 3 E: 0 K: 0 S: 7	H: 4 LOB: 1 BB: 0 P: 7	R: 0 E: 0 K: 1 S: 6	H: 2 LOB: 2 BB: 1 P: 10	R: 0 E: 0 K: 0 S: 4	H: 1 LOB: 1 BB: 0 P: 4	R: 2 E: 0 K: 1 S: 7	H: 2 LOB: 3 BB: 3 P: 19	R: 0 E: 0 K: 0 S: 3	H: 0 LOB: 1 BB: 1 P: 7	R: 0 E: 0 K: 1 S: 6	H: 1 LOB: 1 BB: 0 P: 6	R: 0 E: 0 K: 1 S: 5	H: 0 LOB: 0 BB: 0 P: 5	R: 0 E: 0 K: 1 S: 7	H: 2 LOB: 2 BB: 0 P: 7	1B: 8 2B: 5 3B: 0 HR: 1	SF: 0 SAC: 0 DP: 1 HBP: 0	WP: 0 PB: 0 SB: 0 CS: 1	PA: 44
PITCHER	IP	WLS	BF	H	R	ER	SO	BB	IBB	HBP	BLK	WP	HR	S	P	ERA	WHIP					
Lary Sorensen, R ERA: 5.97 (1, 1)	4.0	L	22	8	5	5	2	3	0	0	0	0	1	23	35	11.25	2.750					
Keith Atherton, R ERA: 1.45 (5, 1)	5.0		22	5	0	0	4	1	1	0	0	0	0	28	36	0.00	1.200					

Batter	1	2	3	4	5	6	7	8	9	AB	R	H	RBI	BB	SO	LOB	BOTTOM				
Rickey Henderson, R OBP: 0.340, SLG: 0.402 (1, 7)										4	0	2	1	0	0	1	Minnesota Twins @ Oakland Athletics Oakland-Alameda County Coliseum, Oakland, CA Sun Apr 29 1984, 3:33 AM PDT Unknown				
Bill Almon, R OBP: 0.250, SLG: 0.304 (1, 3)										3	0	0	0	1	0	2					
Davey Lopes, R OBP: 0.369, SLG: 0.509 (1, 9)										4	1	1	1	0	1	2					
Dave Kingman, R OBP: 0.300, SLG: 0.667 (1, 10)										4	0	1	0	0	1	2					
Carney Lansford, R OBP: 0.309, SLG: 0.344 (1, 5)										4	0	2	0	0	1	1					
Dwayne Murphy, L OBP: 0.364, SLG: 0.443 (1, 8)										3	0	0	0	1	0	2					
Jim Essian, R OBP: 0.360, SLG: 0.316 (1, 2)										2	1	1	0	2	0	1					
Donnie Hill, S OBP: 0.219, SLG: 0.262 (1, 6)										3	0	0	0	0	0	4					
Gary Hancock, L OBP: 0.200, SLG: 0.200 (9, PH)										1	0	0	0	0	0	1					
Tony Phillips, S OBP: 0.304, SLG: 0.391 (1, 4)										3	0	1	0	0	0	1					
Joe Morgan, L OBP: 0.394, SLG: 0.396 (9, PH)										1	0	0	0	0	0	0					
Inning Stats	R: 0 E: 0 K: 0 S: 3	H: 0 LOB: 0 BB: 0 P: 3	R: 0 E: 0 K: 0 S: 3	H: 1 LOB: 0 BB: 0 P: 3	R: 1 E: 0 K: 0 S: 4	H: 1 LOB: 1 BB: 1 P: 8	R: 0 E: 0 K: 2 S: 9	H: 2 LOB: 3 BB: 1 P: 13	R: 0 E: 0 K: 0 S: 4	H: 1 LOB: 2 BB: 1 P: 8	R: 0 E: 0 K: 0 S: 3	H: 1 LOB: 0 BB: 0 P: 3	R: 0 E: 0 K: 1 S: 6	H: 1 LOB: 0 BB: 0 P: 6	R: 0 E: 0 K: 0 S: 2	H: 0 LOB: 0 BB: 1 P: 6	1B: 7 2B: 0 3B: 0 HR: 1	SF: 0 SAC: 0 DP: 3 HBP: 0	WP: 0 PB: 0 SB: 0 CS: 0	PA: 36	
PITCHER	IP	WLS	BF	H	R	ER	SO	BB	IBB	HBP	BLK	WP	HR	S	P	ERA	WHIP				
Frank Viola, L ERA: 3.6 (1, 1)	8.0	W	33	8	2	2	3	3	0	0	0	0	1	36	48	2.25	1.375				
Ron Davis, R ERA: 6.17 (9, 1)	1.0	S	3	0	0	0	0	1	0	0	0	0	0	2	6	0.00	1.000				

Batter	1	2	3	4	5	6	7	8	9	AB	R	H	RBI	BB	SO	LOB	TOP		
Darrell Brown, S (1, 8) OBP: 0.333, SLG: 0.409 Randy Bush, L (9, FH) OBP: 0.310, SLG: 0.513	0-0 4-3		0-0 2B		0-0 6-3			0-0 F6	0-0 F8	4	0	1	0	0	0	1			
Tim Tauler, R (1, 4) OBP: 0.349, SLG: 0.356	0-0 F7		4-0 BB		0-0 F8			0-0 1B		3	0	1	0	1	0	0			
Kent Hrbek, L (1, 3) OBP: 0.396, SLG: 0.451	4-0 BB		0-0 4-3			0-3 K		0-0 F5		3	0	0	0	1	1	4			
Tom Brunansky, R (1, 9) OBP: 0.337, SLG: 0.364	0-0 F8			0-0 F9		0-0 F7		0-0 1B	0-0 1B	4	0	1	0	0	0	1			
Gary Gaetti, R (1, 7) OBP: 0.381, SLG: 0.391		0-0 F3		0-0 F9		0-0 6-3		0-0 F8		4	0	0	0	0	0	3			
Mickey Hatcher, R (1, 10) OBP: 0.304, SLG: 0.364		0-0 6-3		0-0 1B	0-0 1B			0-0 F4		4	0	2	0	0	0	0			
John Castino, R (1, 5) Dave Meier, R (7, 7) OBP: 0.333, SLG: 0.200		0-0 6-3		0-0 1B	1-3 1B			0-0 F9	0-0 F9	3	0	1	0	0	0	0			
Tim Laudner, R (1, 2) OBP: 0.188, SLG: 0.304			0-0 F5	0-0 F7			0-3 K		0-3 K	4	0	0	0	0	2	3			
Houston Jimenez, R (1, 6) OBP: 0.444, SLG: 0.588			0-0 4-3		0-0 6-3			4-0 1B	0-0 1B	3	0	1	0	1	0	0			
Inning Stats	R: 0 E: 0 K: 0 S: 3	H: 0 LOB: 1 BB: 1 P: 7	R: 0 E: 0 K: 0 S: 3	H: 0 LOB: 0 BB: 0 P: 3	R: 0 E: 0 K: 0 S: 4	H: 1 LOB: 2 BB: 1 P: 8	R: 0 E: 0 K: 0 S: 5	H: 2 LOB: 2 BB: 0 P: 5	R: 0 E: 0 K: 1 S: 5	H: 0 LOB: 0 BB: 0 P: 5	R: 0 E: 0 K: 1 S: 5	H: 0 LOB: 0 BB: 1 P: 5	R: 0 E: 0 K: 0 S: 5	H: 2 LOB: 3 BB: 1 P: 9	R: 0 E: 0 K: 1 S: 7	H: 2 LOB: 2 BB: 0 P: 7	1B: 6 2B: 1 3B: 0 HR: 0	SF: 0 SAC: 0 DP: 0 HBP: 0	WP: 0 PA: 37
PITCHER	IP	WLS	BF	H	R	ER	SO	BB	IBB	HBP	BLK	WP	HR	S	P	ERA	WHIP		
Chris Codiroli, R (1, 1) ERA: 7.94	5.0	W	20	3	0	0	0	2	0	0	0	0	0	18	26	0.00	1.000		
Tom Burgmeier, L (6, 1) ERA: 1.59	2.2		10	1	0	0	2	1	0	0	0	0	0	13	17	0.00	0.750		
Bill Caudill, R (8, 1) ERA: 2.03	1.1	S	7	3	0	0	1	0	0	0	0	0	0	9	9	0.00	2.250		

Minnesota Twins @ Oakland Athletics
Oakland-Alameda County Coliseum, Oakland, CA
Sun Apr 29 1984, 3:38 AM PDT
Att: 26,366 - Unknown

AB 34
R 0
H 7
RBI 0
BB 3
SO 3
LOB 15



Batter	1	2	3	4	5	6	7	8	9	AB	R	H	RBI	BB	SO	LOB	BOTTOM		
Davey Lopes, R (1, 7) OBP: 0.562, SLG: 0.492 Rickey Henderson, R (8, 7) OBP: 0.340, SLG: 0.402	0-3 K		0-0 2B	0-3 K			0-0 G1-5-3			4	1	1	0	0	2	1			
Dwayne Murphy, L (1, 8) OBP: 0.359, SLG: 0.446	0-0 3-1		0-0 1B		0-3 K		0-0 4-3			4	0	1	2	0	1	0			
Joe Morgan, L (1, 4) OBP: 0.386, SLG: 0.386	0-0 F8		0-0 F5		0-0 WP		0-0 1B	0-0 4-3		4	0	1	0	0	0	1			
Dave Kingman, R (1, 10) OBP: 0.298, SLG: 0.641		0-0 F9	4-0 IBB		0-0 6-3		0-0 F6	0-0 F6		3	0	0	0	1	0	1			
Carney Lansford, R (1, 5) OBP: 0.307, SLG: 0.333		4-0 S	0-0 F8		0-0 6-3		0-0 5-3			3	0	0	0	1	0	3			
Bruce Bochte, L (1, 3) OBP: 0.333, SLG: 0.250	0-3 K		0-0 2B	0-0 E		0-3 K				3	1	1	0	0	2	1			
Mike Davis, L (1, 9) OBP: 0.321, SLG: 0.340	0-0 F7		0-0 F7		0-0 F7		0-0 3-1			3	0	0	0	0	0	2			
Jim Essian, R (1, 2) OBP: 0.357, SLG: 0.318			0-0 1B	0-0 E6		0-0 6-3				3	1	1	0	0	0	0			
Tony Phillips, S (1, 6) OBP: 0.289, SLG: 0.346			0-3 K	0-0 1-3			0-0 6-3			3	0	0	0	0	1	2			
Inning Stats	R: 0 E: 0 K: 1 S: 5	H: 0 LOB: 0 BB: 0 P: 5	R: 0 E: 0 K: 1 S: 5	H: 0 LOB: 1 BB: 1 P: 9	R: 2 E: 0 K: 1 S: 8	H: 3 LOB: 2 BB: 1 P: 12	R: 1 E: 1 K: 1 S: 7	H: 1 LOB: 1 BB: 0 P: 7	R: 0 E: 0 K: 1 S: 6	H: 1 LOB: 1 BB: 0 P: 6	R: 0 E: 0 K: 1 S: 5	H: 0 LOB: 0 BB: 0 P: 5	R: 0 E: 0 K: 0 S: 3	H: 0 LOB: 0 BB: 0 P: 3	R: 0 E: 0 K: 0 S: 3	H: 0 LOB: 0 BB: 0 P: 3	1B: 3 2B: 2 3B: 0 HR: 0	SF: 0 SAC: 0 DP: 0 HBP: 0	WP: 1 PA: 32
PITCHER	IP	WLS	BF	H	R	ER	SO	BB	IBB	HBP	BLK	WP	HR	S	P	ERA	WHIP		
Mike Smithson, R (1, 1) ERA: 3.27	8.0	L	32	5	3	2	6	1	1	0	0	1	0	42	50	2.25	0.750		

Minnesota Twins @ Oakland Athletics
Oakland-Alameda County Coliseum, Oakland, CA
Sun Apr 29 1984, 3:38 AM PDT
Att: 26,366 - Unknown

AB 30
R 3
H 5
RBI 2
BB 2
SO 6
LOB 11



Batter	1	2	3	4	5	6	7	8	9	AB	R	H	RBI	BB	SO	LOB	TOP				
Darrell Brown, S OBP: 0.333, SLG: 0.404 (1, 8)	5-3					G3		F7	3-1	6	1	2	1	0	0	5	Minnesota Twins @ Seattle Mariners The Kingdome, Seattle, WA Tue May 01 1984, 10:05 PM EDT Att: 5,785 - Unknown livebaseballscorecards.com				
Tim Teufel, R OBP: 0.360, SLG: 0.379 (1, 4)	3-1							F7		5	1	3	1	0	0	0					
Tom Brunansky, R OBP: 0.330, SLG: 0.355 (1, 9)	FC6-4		E4	K		K		5-3		5	1	1	0	0	2	2					
Kent Hrbek, L OBP: 0.396, SLG: 0.442 (1, 3)	FC6-4		E4	F4		6-3				4	1	1	1	1	0	2					
Gary Gaetti, R OBP: 0.382, SLG: 0.385 (1, 7)		1B	E4	F7		K		F2		4	1	1	1	1	1	2					
Mickey Hatcher, R OBP: 0.299, SLG: 0.355 (1, 10)		K	E4							5	0	1	1	0	1	1					
John Castino, R OBP: 0.375, SLG: 0.375 (1, 5)	F9		E	K		K		6-3		5	1	2	0	0	1	1					
Tim Laudner, R OBP: 0.226, SLG: 0.380 (1, 2)			FC1-2							4	2	2	1	1	1	3					
Houston Jimenez, R OBP: 0.429, SLG: 0.550 (1, 6)			FC1-2							3	0	1	0	0	1	4					
Randy Bush, L OBP: 0.326, SLG: 0.525 (7, PH)										1	0	1	0	0	0	0					
Ron Washington, R OBP: 0.211, SLG: 0.333 (7, 6)										1	0	1	0	0	0	0					
Inning Stats	R: 0 E: 0 K: 0 S: 4	H: 1 LOB: 1 BB: 0 P: 4	R: 0 E: 0 K: 2 S: 8	H: 1 LOB: 2 BB: 1 P: 12	R: 7 E: 2 K: 0 S: 11	H: 8 LOB: 2 BB: 0 P: 11	R: 0 E: 0 K: 1 S: 5	H: 0 LOB: 0 BB: 0 P: 5	R: 1 E: 0 K: 1 S: 7	H: 2 LOB: 1 BB: 0 P: 7	R: 0 E: 0 K: 0 S: 4	H: 1 LOB: 2 BB: 1 P: 8	R: 0 E: 0 K: 0 S: 3	H: 0 LOB: 1 BB: 1 P: 7	R: 0 E: 0 K: 1 S: 7	H: 2 LOB: 2 BB: 0 P: 7	1B: 14 2B: 1 3B: 0 HR: 1	SF: 0 SAC: 0 DP: 0 HBP: 0	WP: 0 PB: 0 SB: 0 CS: 0	PA: 46	
PITCHER	IP	WLS	BF	H	R	ER	SO	BB	IBB	HBP	BLK	WP	HR	S	P	ERA	WHIP				
Matt Young, L ERA: 6.52 (1, 1)	2.0		16	8	7	3	2	1	0	0	0	0	0	19	23	13.50	4.500				
Roy Thomas, R ERA: 4.34 (3, 1)	4.0		16	5	1	1	4	0	0	0	0	0	1	24	24	2.25	1.250				
Dave Beard, R ERA: 3.44 (7, 1)	3.0	W	14	3	0	0	1	2	0	0	0	0	0	14	22	0.00	1.667				

Batter	1	2	3	4	5	6	7	8	9	AB	R	H	RBI	BB	SO	LOB	BOTTOM				
Jack Perconte, L OBP: 0.377, SLG: 0.387 (1, 4)	CS	FC4		F9		G3		4-3		4	1	2	2	2	0	3	Minnesota Twins @ Seattle Mariners The Kingdome, Seattle, WA Tue May 01 1984, 10:05 PM EDT Att: 5,785 - Unknown livebaseballscorecards.com				
Barry Bonnell, R OBP: 0.350, SLG: 0.403 (8, 7)	F4	FC4		FC6-4		SF8				4	1	1	2	1	0	4					
Alvin Davis, L OBP: 0.450, SLG: 0.735 (1, 3)		F7				G3		G3-2		3	0	0	0	2	0	7					
Gorman Thomas, R OBP: 0.362, SLG: 0.264 (1, 7)	F3			K		F8		4-3		3	0	0	1	0	1	2					
Phil Bradley, R OBP: 0.370, SLG: 0.327 (8, 8)						SF8				1	0	0	0	0	0	0					
Al Cowens, R OBP: 0.346, SLG: 0.500 (1, 9)		E8		K		K				5	2	3	2	0	1	1					
Steve Henderson, R OBP: 0.375, SLG: 0.516 (1, 10)		E8								3	1	2	0	0	0	1					
Pat Putnam, L OBP: 0.288, SLG: 0.328 (6, PH)										2	1	1	0	0	0	1					
Darnell Coles, R OBP: 0.250, SLG: 0.160 (1, 5)		F3		G5-4-3						5	1	2	0	0	0	4					
Bob Kearney, R OBP: 0.279, SLG: 0.305 (1, 2)										4	3	3	1	1	0	0					
Spike Owen, S OBP: 0.349, SLG: 0.347 (1, 6)		FC4								5	1	4	3	0	0	2					
Inning Stats	R: 0 E: 0 K: 0 S: 2	H: 0 LOB: 2 BB: 2 P: 10	R: 3 E: 1 K: 0 S: 7	H: 3 LOB: 2 BB: 1 P: 11	R: 0 E: 0 K: 1 S: 6	H: 2 LOB: 1 BB: 0 P: 6	R: 0 E: 0 K: 0 S: 4	H: 1 LOB: 1 BB: 0 P: 4	R: 0 E: 0 K: 1 S: 5	H: 0 LOB: 1 BB: 1 P: 9	R: 5 E: 0 K: 0 S: 8	H: 5 LOB: 1 BB: 1 P: 12	R: 1 E: 0 K: 0 S: 5	H: 3 LOB: 2 BB: 1 P: 9	R: 2 E: 0 K: 0 S: 7	H: 4 LOB: 2 BB: 0 P: 7	1B: 13 2B: 3 3B: 1 HR: 1	SF: 1 SAC: 0 DP: 2 HBP: 0	WP: 0 PB: 0 SB: 0 CS: 1	PA: 46	
PITCHER	IP	WLS	BF	H	R	ER	SO	BB	IBB	HBP	BLK	WP	HR	S	P	ERA	WHIP				
Ed Hodge, L ERA: 7.2 (1, 1)	5.0		27	9	6	4	2	4	0	0	0	0	0	2	6	0.00	6.000				
Pete Filson, L ERA: 2.93 (6, 1)	0.1		3	1	0	0	0	1	0	0	0	0	0	2	6	0.00	6.000				
Mike Walters, R ERA: 1.42 (6, 1)	1.0	L	8	4	3	3	0	0	1	0	0	0	0	7	11	27.00	4.000				
Len Whitehouse, L ERA: (7, 1)	0.2		1	0	0	0	0	0	0	0	0	0	0	1	1	0.00	0.000				
Ron Davis, R ERA: 7.11 (8, 1)	1.0		7	4	2	2	0	0	0	0	0	0	1	7	7	18.00	4.000				

Batter	1	2	3	4	5	6	7	8	9	AB	R	H	RBI	BB	SO	LOB	TOP										
Darrell Brown, S OBP: 0.336, SLG: 0.404 (1, 8)										5	1	2	0	0	0	0	Minnesota Twins @ Seattle Mariners The Kingdome, Seattle, WA Wed May 02 1984, 10:05 PM EDT Att: 6,209 - Unknown										
Tim Teufel, R OBP: 0.382, SLG: 0.374 (1, 4)										4	1	1	0	1	0	2											
Kent Hrbek, L OBP: 0.422, SLG: 0.505 (1, 3)										4	3	4	3	1	0	0											
Tom Brunansky, R OBP: 0.333, SLG: 0.357 (1, 9)										5	0	2	2	0	2	3											
Gary Gaetti, R OBP: 0.364, SLG: 0.365 (1, 7)										5	0	0	0	0	1	5											
Mickey Hatcher, R OBP: 0.304, SLG: 0.351 (1, 10)										4	0	1	1	1	0	3											
John Castino, R OBP: 0.385, SLG: 0.333 (1, 5)										4	0	1	0	1	0	2											
Tim Laudner, R OBP: 0.228, SLG: 0.370 (1, 2)										4	1	1	0	0	1	4											
Houston Jimenez, R OBP: 0.391, SLG: 0.500 (7, PH)										2	1	0	0	0	0	0											
Randy Bush, L OBP: 0.341, SLG: 0.610 (7, PH)										1	1	1	2	0	0	0											
Ron Washington, R OBP: 0.200, SLG: 0.316 (7, 6)										1	0	0	0	0	1	0											
Inning Stats	R: 1 E: 0 K: 2 S: 10	H: 3 LOB: 2 BB: 0 P: 10	R: 0 E: 0 K: 0 S: 3	H: 0 LOB: 0 BB: 0 P: 3	R: 1 E: 0 K: 1 S: 6	H: 1 LOB: 1 BB: 0 P: 6	R: 0 E: 0 K: 1 S: 6	H: 1 LOB: 1 BB: 0 P: 6	R: 1 E: 1 K: 0 S: 5	H: 2 LOB: 1 BB: 0 P: 5	R: 0 E: 0 K: 0 S: 2	H: 0 LOB: 0 BB: 1 P: 6	R: 4 E: 0 K: 0 S: 8	H: 5 LOB: 3 BB: 2 P: 16	R: 0 E: 0 K: 1 S: 5	H: 0 LOB: 0 BB: 0 P: 5	R: 1 E: 0 K: 0 S: 4	H: 1 LOB: 1 BB: 1 P: 8	1B: 10 2B: 1 3B: 0 HR: 2	SF: 0 SAC: 0 DP: 2 HBP: 0	WP: 0 PB: 1 CS: 0	PA: 43					
PITCHER	IP	WLS	BF	H	R	ER	SO	BB	IBB	HBP	BLK	WP	HR	S	P	ERA	WHIP										
Bob Stoddard, R ERA: 5.16 (1, 1)	6.1		29	9	6	5	4	2	0	0	0	0	2	35	43	7.11	1.737										
Ed Vande Berg, L ERA: 1.5 (7, 1)	1.2	L	11	4	2	1	1	1	1	0	0	0	0	11	19	5.40	3.000										
Mike Stanton, R ERA: 6.57 (9, 1)	1.0		3	0	0	0	0	0	0	0	0	0	0	3	3	0.00	0.000										

AB	39
R	8
H	13
RBI	8
BB	4
SO	5
LOB	19



Batter	1	2	3	4	5	6	7	8	9	AB	R	H	RBI	BB	SO	LOB	BOTTOM										
Jack Perconte, L OBP: 0.369, SLG: 0.378 (1, 4)										5	1	1	0	0	0	1	Minnesota Twins @ Seattle Mariners The Kingdome, Seattle, WA Wed May 02 1984, 10:05 PM EDT Att: 6,209 - Unknown										
Gorman Thomas, R OBP: 0.354, SLG: 0.253 (1, 7)										3	0	0	1	1	0	0											
Alvin Davis, L OBP: 0.452, SLG: 0.761 (1, 3)										3	1	1	3	1	1	1											
Pat Putnam, L OBP: 0.289, SLG: 0.319 (1, 10)										2	1	0	0	1	0	1											
Steve Henderson, R OBP: 0.354, SLG: 0.550 (7, PH)										1	0	0	0	0	1	1											
Al Cowens, R OBP: 0.329, SLG: 0.474 (1, 9)										4	0	0	0	0	1	2											
Barry Bonnell, R OBP: 0.345, SLG: 0.395 (1, 8)										4	1	1	0	0	0	0											
Darnell Coles, R OBP: 0.258, SLG: 0.179 (1, 5)										3	0	1	1	0	1	0											
Bob Kearney, R OBP: 0.278, SLG: 0.302 (1, 2)										4	1	1	0	0	1	3											
Spike Owen, S OBP: 0.356, SLG: 0.380 (1, 6)										4	1	2	1	0	0	0											
Inning Stats	R: 0 E: 0 K: 1 S: 5	H: 0 LOB: 1 BB: 1 P: 9	R: 0 E: 0 K: 0 S: 3	H: 0 LOB: 0 BB: 0 P: 3	R: 5 E: 0 K: 1 S: 11	H: 6 LOB: 2 BB: 1 P: 15	R: 0 E: 0 K: 0 S: 3	H: 0 LOB: 0 BB: 0 P: 3	R: 0 E: 0 K: 0 S: 3	H: 0 LOB: 0 BB: 0 P: 3	R: 1 E: 1 K: 0 S: 5	H: 1 LOB: 1 BB: 0 P: 5	R: 0 E: 0 K: 2 S: 7	H: 0 LOB: 1 BB: 1 P: 11	R: 0 E: 0 K: 1 S: 5	H: 0 LOB: 0 BB: 0 P: 5	R: 0 E: 0 K: 0 S: 3	H: 0 LOB: 0 BB: 0 P: 3	1B: 5 2B: 0 3B: 1 HR: 1	SF: 1 SAC: 1 DP: 0 HBP: 0	WP: 0 PB: 0 CS: 0	PA: 38					
PITCHER	IP	WLS	BF	H	R	ER	SO	BB	IBB	HBP	BLK	WP	HR	S	P	ERA	WHIP										
Albert Williams, R ERA: 6.75 (1, 1)	2.2		15	5	5	5	1	2	0	0	0	0	1	15	23	16.88	2.625										
Larry Pashnick, R ERA: 3.32 (3, 1)	3.2	W	14	2	1	0	1	0	0	0	0	0	0	16	16	0.00	0.545										
Pete Filson, L ERA: 2.93 (7, 1)	0.0		1	0	0	0	0	1	0	0	0	0	0	4	4	∞	∞										
Ron Davis, R ERA: 5.87 (7, 1)	2.2	S	8	0	0	0	3	0	0	0	0	0	0	14	14	0.00	0.000										

AB	33
R	6
H	7
RBI	6
BB	3
SO	5
LOB	9



Batter	1	2	3	4	5	6	7	8	9	AB	R	H	RBI	BB	SO	LOB	TOP										
Darrell Brown, S (1, 8) OBP: 0.333, SLG: 0.398	0-0 4-3		0-0 G6-4-3 1B			0-0 F9		0-0 F8		4	0	1	0	0	0	0	Minnesota Twins @ Seattle Mariners The Kingdome, Seattle, WA Thu May 03 1984, 10:05 PM EDT Att: 5,456 - Unknown										
Tim Teufel, R (1, 4) OBP: 0.367, SLG: 0.366	4-0 BB		0-0 F8			4-0 BB BB		0-3 K		2	0	0	0	2	1												
Tom Brunansky, R (1, 9) OBP: 0.331, SLG: 0.347	0-3 K		0-0 G6-4-3 1-2			4-0 BB 1-2		0-0 6-3		3	0	0	0	1	2												
Kent Hrbek, L (1, 3) OBP: 0.417, SLG: 0.495	0-0 F6			0-0 G4-1		0-0 G4-3-6-3-6 1-2			0-0 G6-4-3 1B	4	0	1	0	0	0	3											
Gary Gaetti, R (1, 7) OBP: 0.360, SLG: 0.380		0-0 SF9 3B		0-0 F6			0-3 K		0-0 G6-4-3 1-2	4	1	1	0	0	1	1											
Mickey Hatcher, R (1, 10) OBP: 0.302, SLG: 0.380		0-0 SF9		0-0 F8			0-0 HR		0-0 F9	3	1	1	2	0	0	0											
John Castino, R (1, 5) OBP: 0.438, SLG: 0.357		0-0 1B			0-0 6-3		4-0 BB			2	0	1	0	1	0	0											
Tim Laudner, R (1, 2) OBP: 0.217, SLG: 0.351		0-0 F3			0-3 K		0-3 K			3	0	0	0	0	2	2											
Houston Jimenez, R (1, 6) OBP: 0.360, SLG: 0.458		0-0 F6			0-0 6-3		0-0 F7			2	0	0	0	0	0	1											
Randy Bush, L (7, PH) OBP: 0.341, SLG: 0.610										0	0	0	0	0	0	0											
Dave Engle, R (7, PH) OBP: 0.439, SLG: 0.490										1	0	0	0	0	0	1											
Ron Washington, R (7, 6) OBP: 0.200, SLG: 0.316										0	0	0	0	0	0	0											
Inning Stats	R: 0 E: 0 K: 1 S: 5	H: 0 LOB: 1 BB: 1 P: 9	R: 1 E: 0 K: 0 S: 5	H: 2 LOB: 1 BB: 0 P: 5	R: 0 E: 0 K: 0 S: 3	H: 1 LOB: 0 BB: 0 P: 3	R: 0 E: 0 K: 0 S: 3	H: 0 LOB: 0 BB: 0 P: 3	R: 0 E: 0 K: 1 S: 5	H: 0 LOB: 1 BB: 2 P: 5	R: 0 E: 0 K: 0 S: 2	H: 0 LOB: 1 BB: 2 P: 10	R: 1 E: 0 K: 2 S: 8	H: 1 LOB: 1 BB: 1 P: 12	R: 0 E: 0 K: 1 S: 5	H: 0 LOB: 0 BB: 0 P: 5	1B: 3 2B: 0 3B: 1 HR: 1	SF: 1 SAC: 0 DP: 3 HBP: 0	WP: 0 PB: 0 CS: 0	PA: 33							
PITCHER	IP	WLS	BF	H	R	ER	SO	BB	IBB	HBP	BLK	WP	HR	S	P	ERA	WHIP										
Mark Langston, L (1, 1) ERA: 4.8	6.1	W	25	4	2	2	3	4	0	0	0	0	1	27	43	2.84	1.263										
Mike Stanton, R (7, 1) ERA: 6.39	0.1		1	0	0	0	1	0	0	0	0	0	0	3	3	0.00	0.000										
Paul Mirabella, L (7, 1) ERA: 4.66	0.2		2	0	0	0	0	0	0	0	0	0	0	2	2	0.00	0.000										
Dave Beard, R (8, 1) ERA: 3.15	1.2	S	5	1	0	0	1	0	0	0	0	0	0	7	7	0.00	0.600										

Batter	1	2	3	4	5	6	7	8	9	AB	R	H	RBI	BB	SO	LOB	BOTTOM										
Jack Perconte, L (1, 4) OBP: 0.374, SLG: 0.382	0-0 F7		0-0 BB 1B			0-0 S HR 1B		0-0 G3		4	1	2	0	0	0	0	Minnesota Twins @ Seattle Mariners The Kingdome, Seattle, WA Thu May 03 1984, 10:05 PM EDT Att: 5,456 - Unknown										
Phil Bradley, R (1, 8) OBP: 0.362, SLG: 0.308	0-0 4-3		0-3 K		1-0 HR HBP		0-0 G3			3	1	0	0	0	1	1											
Alvin Davis, L (1, 3) OBP: 0.466, SLG: 0.795	4-0 BB		4-0 1-2 BB		0-0 1-H 2-H HR		0-3 K			2	1	1	3	2	1	0											
Pat Putnam, L (1, 10) OBP: 0.288, SLG: 0.315	0-0 F9		0-0 G3		0-0 1B			0-0 4-3		4	0	1	0	0	0	3											
Al Cowens, R (1, 9) OBP: 0.326, SLG: 0.463		0-0 6-3		0-3 K		0-0 F3		0-0 S 2B 1B		4	1	1	0	0	1	1											
Steve Henderson, R (1, 7) OBP: 0.361, SLG: 0.471		4-0 BB		0-0 4-3		0-3 K		0-0 F6		2	0	0	0	1	1	0											
Barry Bonnell, R (8, 7) OBP: 0.341, SLG: 0.390								0-0 F6		1	0	0	0	0	0	1											
Darnell Coles, R (1, 5) OBP: 0.257, SLG: 0.161		0-0 BB		0-0 F8		0-0 F8		4-0 2B BB		3	1	0	0	1	0	1											
Bob Kearney, R (1, 2) OBP: 0.287, SLG: 0.356		0-0 F9			0-0 F7		0-0 HR	0-0 1-H 2-H 2B		4	1	2	3	0	0	1											
Spike Owen, S (1, 6) OBP: 0.341, SLG: 0.361			0-3 K		0-3 K		0-0 F9	0-0 F7		4	0	0	0	0	2	1											
Inning Stats	R: 0 E: 0 K: 0 S: 3	H: 0 LOB: 1 BB: 1 P: 7	R: 0 E: 0 K: 0 S: 3	H: 0 LOB: 1 BB: 1 P: 7	R: 0 E: 0 K: 2 S: 8	H: 1 LOB: 2 BB: 1 P: 12	R: 0 E: 0 K: 1 S: 5	H: 0 LOB: 0 BB: 0 P: 5	R: 3 E: 0 K: 1 S: 8	H: 3 LOB: 1 BB: 0 P: 9	R: 1 E: 0 K: 1 S: 6	H: 1 LOB: 0 BB: 0 P: 6	R: 0 E: 0 K: 1 S: 5	H: 0 LOB: 0 BB: 0 P: 5	R: 2 E: 0 K: 0 S: 5	H: 2 LOB: 1 BB: 1 P: 9	1B: 4 2B: 1 3B: 0 HR: 2	SF: 0 SAC: 0 DP: 0 HBP: 1	WP: 0 PB: 0 CS: 0	PA: 36							
PITCHER	IP	WLS	BF	H	R	ER	SO	BB	IBB	HBP	BLK	WP	HR	S	P	ERA	WHIP										
Mike Smithson, R (1, 1) ERA: 3.83	7.2	L	34	6	6	6	6	4	0	1	0	0	2	41	58	7.04	1.304										
Mike Walters, R (8, 1) ERA: 1.36	0.1		2	1	0	0	0	0	0	0	0	0	0	2	2	0.00	3.000										

Batter	1	2	3	4	5	6	7	8	9	AB	R	H	RBI	BB	SO	LOB	TOP																
Rickey Henderson, R OBP: 0.345, SLG: 0.398 (1, 7)										3	0	0	0	1	1	0	Oakland Athletics @ Minnesota Twins Hubert H. Humphrey Metrodome, Minneapolis, MN Fri May 04 1984, 8:05 PM EDT Att: 10,155 - Unknown																
Mike Heath, R OBP: 0.319, SLG: 0.349 (1, 2)										4	0	0	0	0	0	2																	
Davey Lopes, R OBP: 0.338, SLG: 0.449 (1, 4) (8, 9)										4	0	0	0	0	1	0																	
Dave Kingman, R OBP: 0.289, SLG: 0.626 (1, 10)										4	1	2	1	0	0	0																	
Carney Lansford, R OBP: 0.298, SLG: 0.349 (1, 5)										4	0	1	0	0	0	1																	
Dwayne Murphy, L OBP: 0.356, SLG: 0.452 (1, 8)										4	0	1	0	0	1	1																	
Bill Almon, R OBP: 0.233, SLG: 0.276 Joe Morgan, L OBP: 0.297, SLG: 0.429 (9, PH)										3	0	1	0	0	1	1																	
Mike Davis, L OBP: 0.349, SLG: 0.411 Jeff Burroughs, R OBP: 0.287, SLG: 0.429 Mark Wagner, R (8, 4)										1	0	0	0	1	1																		
Tony Phillips, S OBP: 0.290, SLG: 0.333 (1, 6)										1	0	0	0	0	0	0																	
										3	0	1	0	0	0	2																	
Inning Stats	R: 0 E: 0 K: 1 S: 5	H: 0 LOB: 0 BB: 0 P: 5	R: 0 E: 0 K: 1 S: 6	H: 1 LOB: 1 BB: 0 P: 6	R: 0 E: 0 K: 0 S: 2	H: 0 LOB: 0 BB: 1 P: 6	R: 0 E: 0 K: 0 S: 4	H: 1 LOB: 1 BB: 0 P: 4	R: 0 E: 0 K: 1 S: 6	H: 0 LOB: 0 BB: 0 P: 5	R: 0 E: 0 K: 0 S: 3	H: 0 LOB: 0 BB: 0 P: 3	R: 0 E: 0 K: 0 S: 4	H: 1 LOB: 2 BB: 1 P: 8	R: 1 E: 0 K: 1 S: 7	H: 2 LOB: 1 BB: 0 P: 7	1B: 4 2B: 1 3B: 0 HR: 1	SF: 0 SAC: 0 DP: 0 HBP: 0	WP: 0 PB: 0 SB: 0 CS: 2	PA: 34													
PITCHER	IP WLS BF H R ER SO BB IBB HBP BLK WP HR S P ERA WHIP																																
Frank Viola, L ERA: 3.02 Ron Davis, R ERA: 5.94	(1, 1) (8, 1)	7.2 S	28 6	4 2	0 1	0 1	4 1	2 0	0 0	0 0	0 0	0 0	0 1	34 8	42 8	0.00 6.75	0.783 1.500																


AB	32
R	1
H	6
RBI	1
BB	2
SO	5
LOB	9




Batter	1	2	3	4	5	6	7	8	9	AB	R	H	RBI	BB	SO	LOB	BOTTOM															
Darrell Brown, S OBP: 0.331, SLG: 0.402 (1, 8)										4	0	1	0	0	0	1	Oakland Athletics @ Minnesota Twins Hubert H. Humphrey Metrodome, Minneapolis, MN Fri May 04 1984, 8:05 PM EDT Att: 10,155 - Unknown															
Tim Lincecum, R OBP: 0.363, SLG: 0.356 (1, 4)										3	0	0	0	0	0	2																
Tom Brunansky, R OBP: 0.320, SLG: 0.333 (1, 9)										4	0	0	0	0	2	2																
Randy Bush, L OBP: 0.333, SLG: 0.600 (1, 10)										4	0	1	0	0	0	1																
Gary Gaetti, R OBP: 0.365, SLG: 0.379 (1, 7)										3	1	1	0	0	1	0																
Mickey Hatcher, R OBP: 0.300, SLG: 0.385 (1, 3)										4	1	1	0	0	0	3																
John Castino, R OBP: 0.500, SLG: 0.375 (1, 5)										2	1	1	1	2	1	0																
Tim Lincecum, R OBP: 0.219, SLG: 0.361 (1, 2)										4	0	1	1	0	2	4																
Houston Jimenez, R OBP: 0.357, SLG: 0.481 (1, 6)										3	0	1	0	0	0	1																
										3	0	1	0	0	0	1																
Inning Stats	R: 0 E: 0 K: 1 S: 5	H: 0 LOB: 1 BB: 0 P: 6	R: 0 E: 0 K: 2 S: 7	H: 0 LOB: 0 BB: 0 P: 7	R: 0 E: 0 K: 1 S: 6	H: 1 LOB: 1 BB: 0 P: 6	R: 0 E: 0 K: 1 S: 7	H: 2 LOB: 3 BB: 1 P: 11	R: 0 E: 0 K: 0 S: 4	H: 1 LOB: 1 BB: 1 P: 9	R: 0 E: 0 K: 0 S: 3	H: 0 LOB: 0 BB: 0 P: 3	R: 1 E: 0 K: 1 S: 7	H: 2 LOB: 1 BB: 0 P: 7	1B: 2 2B: 5 3B: 0 HR: 0	SF: 0 SAC: 0 DP: 0 HBP: 2	WP: 1 PB: 0 SB: 1 CS: 0	PA: 35														
PITCHER	IP WLS BF H R ER SO BB IBB HBP BLK WP HR S P ERA WHIP																															
Ray Burris, R ERA: 1.15 Larry Sorensen, R ERA: 5.55	(1, 1) (7, 1)	6.0 L	27 8	5 2	2 1	2 1	5 1	1 0	0 0	0 0	0 0	0 10	33 10	43 10	3.00 4.50	1.000 1.000																

AB	31
R	3
H	7
RBI	2
BB	2
SO	6
LOB	14



Batter	1	2	3	4	5	6	7	8	9	AB	R	H	RBI	BB	SO	LOB	TOP																	
Rickey Henderson, R OBP: 0.339, SLG: 0.382	F3	2B BB		F9		F3		F4		4	1	0	0	1	0	1	<p>Oakland Athletics @ Minnesota Twins</p> <p>Hubert H. Humphrey Metrodome, Minneapolis, MN</p> <p>Sat May 05 1984, 4:33 AM EDT</p> <p>Att: 9,334 - Unknown</p> <p>livebaseballscorecards.com</p> <p>AB 33 R 4 H 7 RBI 3 BB 8 SO 5 LOB 17</p> 																	
Joe Morgan, L OBP: 0.388, SLG: 0.377	E6	1B 2B		BB		2B BB		F7		3	2	2	2	2	0	0																		
Davey Lopes, R OBP: 0.354, SLG: 0.466	FC5-4	BB		F8		BB			K	4	0	2	1	1	1	2																		
Dave Kingman, R OBP: 0.284, SLG: 0.600	FC5-4	BB		FC5		BB		F8		4	0	0	0	1	1	4																		
Carney Lansford, R OBP: 0.294, SLG: 0.336	BB			5-3		F8		F5		4	0	0	0	1	1	3																		
Dwayne Murphy, L OBP: 0.352, SLG: 0.438	K			K		F7				3	0	0	0	1	2	2																		
Mike Heath, R OBP: 0.329, SLG: 0.358		6-3		1B		1B		F9		4	0	2	0	0	0	1																		
Bill Almon, R OBP: 0.250, SLG: 0.267				F8		F8		5-3		1	1	0	0	1	0	1																		
Bruce Bochte, L OBP: 0.329, SLG: 0.243		2B BB		F8		F8		5-3		2	0	0	0	0	0	2																		
Tony Phillips, S OBP: 0.294, SLG: 0.333				F3		6-3		4-3		3	0	1	0	0	0	1																		
Garry Hancock, L OBP: 0.188, SLG: 0.168				FC5 BB		1B				1	0	0	0	0	0	0																		
Mark Wagner, R OBP: 0.329, SLG: 0.243										0	0	0	0	0	0	0																		
Inning Stats	R: 1 E: 2 K: 1 S: 6	H: 1 LOB: 2 BB: 2 P: 14	R: 3 E: 0 K: 1 S: 7	H: 2 LOB: 1 BB: 2 P: 15	R: 0 E: 0 K: 1 S: 6	H: 1 LOB: 1 BB: 0 P: 6	R: 0 E: 0 K: 0 S: 4	H: 1 LOB: 2 BB: 1 P: 8	R: 0 E: 0 K: 0 S: 4	H: 0 LOB: 0 BB: 2 P: 4	R: 0 E: 0 K: 0 S: 2	H: 0 LOB: 0 BB: 1 P: 6	R: 0 E: 0 K: 0 S: 3	H: 0 LOB: 0 BB: 0 P: 3	R: 0 E: 0 K: 1 S: 5	H: 0 LOB: 0 BB: 0 P: 5	1B: 5 2B: 2 3B: 0 HR: 0	SF: 0 SAC: 0 DP: 0 HBP: 0	WP: 0 PB: 0 SB: 0 CS: 1	PA: 41														
PITCHER	IP WLS BF H R ER SO BB IBB HBP BLK WP HR S P ERA WHIP																																	
Pete Filson, L ERA: 3.86	(1, 1)	3.1	20	5	4	3	3	5	0	0	0	0	0	0	21	41	8.10	3.000																
Larry Pashnick, R ERA: 2.55	(4, 1)	5.2	W 21	2	0	0	2	2	1	0	0	0	0	0	22	34	0.00	0.706																

Batter	1	2	3	4	5	6	7	8	9	AB	R	H	RBI	BB	SO	LOB	BOTTOM																	
Darrell Brown, S OBP: 0.336, SLG: 0.405	HR		E6	1B		F9		K		4	2	2	0	0	1	1	<p>Oakland Athletics @ Minnesota Twins</p> <p>Hubert H. Humphrey Metrodome, Minneapolis, MN</p> <p>Sat May 05 1984, 4:33 AM EDT</p> <p>Att: 9,334 - Unknown</p> <p>livebaseballscorecards.com</p> <p>AB 33 R 5 H 10 RBI 5 BB 1 SO 4 LOB 12</p> 																	
Tim Lincecum, R OBP: 0.359, SLG: 0.380	HR		5-3	1B		F8		F7		4	1	1	3	0	0	2																		
Tom Brunansky, R OBP: 0.325, SLG: 0.333	6-3		4-3	1B		K		FC5-4		3	0	1	0	1	1	0																		
Randy Bush, L OBP: 0.314, SLG: 0.563	F2		4-3			4-3		FC5-4		3	0	0	1	0	0	1																		
Dave Engle, R OBP: 0.431, SLG: 0.480			4-3			4-3		FC5-4		1	0	0	0	0	0	2																		
Gary Gaetti, R OBP: 0.353, SLG: 0.364	4-3		F8			5-3		6-3		4	0	0	0	0	0	1																		
Mickey Hatcher, R OBP: 0.316, SLG: 0.407		K		FC4		2B		G6-4-3		4	1	3	0	0	1	0																		
John Castino, R OBP: 0.458, SLG: 0.490		6-3		F9		2B		G6-4-3		4	0	1	1	0	0	2																		
Tim Lincecum, R OBP: 0.209, SLG: 0.344		K		F7		F9				3	0	0	0	0	1	2																		
Houston Jimenez, R OBP: 0.387, SLG: 0.500			E	1B		FC4		BB		3	1	2	0	0	0	1																		
Inning Stats	R: 2 E: 0 K: 0 S: 5	H: 2 LOB: 0 BB: 0 P: 5	R: 0 E: 0 K: 2 S: 7	H: 0 LOB: 0 BB: 0 P: 7	R: 2 E: 1 K: 0 S: 6	H: 3 LOB: 1 BB: 0 P: 6	R: 0 E: 0 K: 0 S: 4	H: 1 LOB: 1 BB: 0 P: 4	R: 0 E: 0 K: 1 S: 5	H: 0 LOB: 0 BB: 0 P: 5	R: 1 E: 0 K: 0 S: 5	H: 2 LOB: 1 BB: 0 P: 5	R: 0 E: 0 K: 1 S: 6	H: 1 LOB: 2 BB: 1 P: 10	R: 0 E: 0 K: 0 S: 3	H: 1 LOB: 0 BB: 0 P: 3	1B: 7 2B: 2 3B: 0 HR: 1	SF: 0 SAC: 0 DP: 1 HBP: 0	WP: 0 PB: 0 SB: 0 CS: 0	PA: 34														
PITCHER	IP WLS BF H R ER SO BB IBB HBP BLK WP HR S P ERA WHIP																																	
Chris Codiroli, R ERA: 7.71	(1, 1)	6.1	L 28	9	5	5	4	0	0	0	0	0	0	0	36	36	7.11	1.421																
Keith Ahernton, R ERA: 1.23	(7, 1)	0.1	2	0	0	0	0	1	0	0	0	0	0	1	5	0.00	3.000																	
Tom Burgmeier, L ERA: 1.42	(7, 1)	1.1	4	1	0	0	0	0	0	0	0	0	0	4	4	0.00	0.750																	

Batter	1	2	3	4	5	6	7	8	9	AB	R	H	RBI	BB	SO	LOB	TOP									
Rickey Henderson, R OBP: 0.345, SLG: 0.396 (1, 7)	F7		BLK 2B		CS 1B			K		4	0	2	0	0	1	0	Oakland Athletics @ Minnesota Twins Hubert H. Humphrey Metrodome, Minneapolis, MN Sun May 06 1984, 4:33 AM EDT Att: 9,260 - Unknown livebaseballscores.com									
Joe Morgan, L OBP: 0.404, SLG: 0.394 (1, 4)	F9		BLK BB		CS 1-2	F9 2B		1B SF8 BB		2	1	1	0	2	0	0										
Davey Lopes, R OBP: 0.349, SLG: 0.455 (1, 9)	K		F8 1-2 2-3			F9 2-3		SF8 1B		4	0	1	0	0	1	3										
Dave Kingman, R OBP: 0.283, SLG: 0.592 (1, 10)					K			F4		3	0	1	1	0	1	1										
Carney Lansford, R OBP: 0.293, SLG: 0.360 (1, 5)	F7				HR			F9		4	1	1	1	0	0	3										
Dwayne Murphy, L OBP: 0.336, SLG: 0.420 (1, 8)	K				K			G3		4	0	0	0	0	3	1										
Mike Heath, R OBP: 0.325, SLG: 0.394 (1, 2)	5-3				F8			HR		4	1	1	1	0	0	1										
Bill Almon, R OBP: 0.229, SLG: 0.242 Gary Hancock, L OBP: 0.176, SLG: 0.176 (9, PH)			6-3			F9		5-3		3	0	0	0	0	0	0										
Mark Wagner, R (1, 6)			6-3			F8		F9		3	0	0	0	0	0	0										
Inning Stats	R: 0 E: 0 K: 1 S: 5	H: 0 LOB: 0 BB: 0 P: 5	R: 0 E: 0 K: 1 S: 6	H: 1 LOB: 1 BB: 0 P: 6	R: 0 E: 0 K: 0 S: 4	H: 1 LOB: 2 BB: 1 P: 8	R: 1 E: 0 K: 2 S: 8	H: 1 LOB: 0 BB: 0 P: 8	R: 0 E: 0 K: 0 S: 3	H: 1 LOB: 1 BB: 0 P: 3	R: 0 E: 0 K: 0 S: 4	H: 1 LOB: 1 BB: 0 P: 4	R: 1 E: 0 K: 0 S: 4	H: 1 LOB: 0 BB: 0 P: 4	R: 1 E: 0 K: 1 S: 6	H: 1 LOB: 1 BB: 1 P: 10		R: 0 E: 0 K: 2 S: 7	H: 0 LOB: 0 BB: 0 P: 7	1B: 3 2B: 2 3B: 0 HR: 2	SF: 1 SAC: 0 DP: 0 HBP: 0	WP: 0 PB: 0 SB: 0 CS: 1	PA: 36			
PITCHER	IP	WLS	BF	H	R	ER	SO	BB	IBB	HBP	BLK	WP	HR	S	P	ERA	WHIP									
Ed Hodge, L ERA: 4.5 Ron Davis, R ERA: 5.73	(1, 1)	7.0	W	27	6	2	2	4	1	0	0	1	0	2	34	38	2.57	1.000								
(8, 1)	2.0	S	8	1	1	1	3	1	0	0	0	0	0	0	13	17	4.50	1.000								

Batter	1	2	3	4	5	6	7	8	9	AB	R	H	RBI	BB	SO	LOB	BOTTOM								
Darrell Brown, S OBP: 0.326, SLG: 0.392 (1, 8)	4-3		4-3		6-3	CS	F7			4	0	0	0	0	0	2	Oakland Athletics @ Minnesota Twins Hubert H. Humphrey Metrodome, Minneapolis, MN Sun May 06 1984, 4:33 AM EDT Att: 9,260 - Unknown livebaseballscores.com								
Tim Tauler, R OBP: 0.371, SLG: 0.387 (1, 4)	2B FC3-2 BB		F8		HBP BB 1B		G5-4-3 1B			3	1	2	2	1	0	0									
Tom Brunansky, R OBP: 0.331, SLG: 0.342 (1, 9)	FC3-2 1-3 2B				F8 1-2 BB		G5-4-3 1B			3	1	1	0	1	0	1									
Randy Bush, L OBP: 0.309, SLG: 0.529 (1, 10)	FC3-2 2-3 3-H				F2 1B HBP		4-3			3	0	0	0	0	0	2									
Gary Gaetti, R OBP: 0.358, SLG: 0.364 (1, 7)	F8				BB 1B		K			3	0	1	2	1	1	2									
Mickey Hatcher, R OBP: 0.305, SLG: 0.393 (1, 3)			5-3		F7 F5		4-3			4	0	0	0	0	0	3									
John Castino, R OBP: 0.481, SLG: 0.435 (1, 5)			6-3				6-3 1B 1B			3	1	2	0	0	0	0									
Tim Laudner, R OBP: 0.214, SLG: 0.343 (1, 2)			K				6-3 1B 1B			3	1	1	0	0	1	1									
Houston Jimenez, R OBP: 0.353, SLG: 0.455 (1, 6)			4-3				F7 FC1-4 CS			3	0	0	0	0	0	3									
Inning Stats	R: 0 E: 0 K: 0 S: 4	H: 1 LOB: 2 BB: 1 P: 8	R: 0 E: 0 K: 1 S: 5	H: 0 LOB: 0 BB: 0 P: 5	R: 0 E: 0 K: 0 S: 3	H: 0 LOB: 0 BB: 0 P: 3	R: 0 E: 0 K: 0 S: 3	H: 0 LOB: 1 BB: 1 P: 7	R: 4 E: 0 K: 0 S: 7	H: 4 LOB: 2 BB: 1 P: 12	R: 0 E: 0 K: 0 S: 3	H: 1 LOB: 0 BB: 0 P: 3	R: 0 E: 0 K: 0 S: 3	H: 1 LOB: 0 BB: 0 P: 3	R: 0 E: 0 K: 1 S: 5	H: 0 LOB: 0 BB: 0 P: 5		1B: 6 2B: 1 3B: 0 HR: 0	SF: 0 SAC: 0 DP: 1 HBP: 1	WP: 0 PB: 0 SB: 0 CS: 1	PA: 34				
PITCHER	IP	WLS	BF	H	R	ER	SO	BB	IBB	HBP	BLK	WP	HR	S	P	ERA	WHIP								
Mike Warren, R ERA: 4.25 Keith Atherton, R ERA: 1.07	(1, 1)	4.2	L	23	5	4	4	1	0	0	0	0	0	21	34	7.71	1.714								
(5, 1)	3.1		10	2	0	0	1	0	0	0	0	0	0	12	12	0.00	0.600								

Batter	1	2	3	4	5	6	7	8	9	AB R H RBI BB SO LOB	TOP								
Darrell Brown, S OBP: 0.326, SLG: 0.387 (1, 8)	1-3		SF9 SH SF8 1B	IBB		F8		4-3	SF8	4 1 1 1 1 0 1	Minnesota Twins @ California Angels Anaheim Stadium, Anaheim, CA Mon May 07 1984, 10:05 PM EDT Att: 23,575 - Unknown								
Tim Tauler, R OBP: 0.365, SLG: 0.388 (1, 4)	K		SH	K			HR	K	F7	5 1 1 0 0 3 3									
Tom Brunansky, R OBP: 0.341, SLG: 0.351 (1, 9)	BB		SF9		4-3 F9 1B		F3		1B 1B 1B	3 1 2 1 1 0 1									
Randy Bush, L OBP: 0.317, SLG: 0.519 (1, 10)	F8		SF8		F9		HR		1B 1B 1B	3 2 1 1 1 0 2									
Gary Gaetti, R OBP: 0.359, SLG: 0.391 (1, 7)		5-3	G3		4-3		HR		1B 1B 1B	5 2 2 3 0 0 2									
Mickey Hatcher, R OBP: 0.301, SLG: 0.385 (1, 3)	K			F3	K		5-3		WP 1B 1B	5 1 1 2 0 2 1									
John Castino, R OBP: 0.531, SLG: 0.481 (1, 5)				E 6-3 1B		F7	FC5-4 BB		1B WP SF8 1B	4 2 3 1 1 0 0									
Tim Laudner, R OBP: 0.213, SLG: 0.333 (1, 2)	K			E8 1B		K	FC5-4		F7	5 0 1 0 0 2 4									
Houston Jimenez, R OBP: 0.385, SLG: 0.474 (1, 6)			SH SF9 1B	6-3				5-3		5 1 3 2 0 0 1									
Inning Stats	R: 0 E: 0 K: 1 S: 5	H: 0 LOB: 1 BB: 1 P: 9	R: 0 E: 0 K: 2 S: 8	H: 1 LOB: 1 BB: 0 P: 8	R: 2 E: 1 K: 0 S: 6	H: 2 LOB: 1 BB: 0 P: 6	R: 1 E: 1 K: 1 S: 7	H: 2 LOB: 2 BB: 1 P: 11	R: 0 E: 0 K: 1 S: 6	H: 1 LOB: 1 BB: 0 P: 6	R: 3 E: 0 K: 0 S: 5	H: 2 LOB: 1 BB: 2 P: 13	R: 0 E: 0 K: 1 S: 5	H: 0 LOB: 0 BB: 0 P: 5	R: 5 E: 0 K: 0 S: 9	H: 6 LOB: 1 BB: 0 P: 9	1B: 13 2B: 1 3B: 0 HR: 1	SF: 3 SAC: 1 DP: 0 HBP: 0	WP: 1 PA: 47
PITCHER	IP WLS BF H R ER SO BB IBB HBP BLK WP HR S P ERA WHIP											IP WLS BF H R ER SO BB IBB HBP BLK WP HR S P ERA WHIP							
Ron Romanick, R ERA: 5.36 (1, 1)	4.0 L 21 6 3 2 4 1 1 0 0 0 0 27 35 4.50 1.750																		
Frank LaCorte, R ERA: 7.15 (5, 1)	3.0 14 3 3 3 2 1 1 0 0 0 1 16 24 9.00 1.333																		
Doug Corbett, R ERA: 5.68 (8, 1)	1.0 7 4 4 4 1 0 0 0 0 0 0 9 9 36.00 4.000																		
Curt Kaufman, R ERA: 5.84 (9, 1)	1.0 5 2 1 1 0 0 0 0 0 0 1 0 5 5 9.00 2.000																		

Batter	1	2	3	4	5	6	7	8	9	AB R H RBI BB SO LOB	BOTTOM										
Gary Pettis, S OBP: 0.338, SLG: 0.312 (1, 8)	F5 S BB		F7		K		K			3 0 0 0 1 2 0	Minnesota Twins @ California Angels Anaheim Stadium, Anaheim, CA Mon May 07 1984, 10:05 PM EDT Att: 23,575 - Unknown										
Rod Carew, L OBP: 0.364, SLG: 0.391 (1, 3)	F8		4-3		K		G3			4 0 0 0 0 1 1											
Fred Lynn, L OBP: 0.356, SLG: 0.393 (1, 9)	F5		1-3		E3		F7			4 0 0 0 0 0 1											
Doug DeCinces, R OBP: 0.341, SLG: 0.496 (1, 5)				6-3				5-3		1 0 0 0 1 0 0											
Ron Jackson, R OBP: 0.222, SLG: 0.200 (5, 5)					K					2 0 0 0 0 1 1											
Reggie Jackson, L OBP: 0.300, SLG: 0.468 (1, 10)	F6			G3 1B	2B		K		5-3	4 1 1 0 0 1 2											
Brian Downing, R OBP: 0.336, SLG: 0.426 (1, 7)		5-3		G3		E6 1B		F9		4 0 0 0 0 0 1											
Rob Wilfong, L OBP: 0.397, SLG: 0.481 (1, 4)		G3 2B		1B 1B		F7			F6	4 0 2 1 0 0 1											
Jerry Naron, L OBP: 0.316, SLG: 0.444 (1, 2)		G3							G6-4-3 1B	4 0 3 0 0 0 1											
Dick Schofield, R OBP: 0.270, SLG: 0.314 (1, 6)	F5			F7		K			G6-4-3	4 0 0 0 0 1 6											
Inning Stats	R: 0 E: 0 K: 0 S: 3	H: 0 LOB: 2 BB: 2 P: 11	R: 0 E: 0 K: 0 S: 3	H: 1 LOB: 0 BB: 0 P: 4	R: 0 E: 0 K: 0 S: 3	H: 0 LOB: 0 BB: 0 P: 3	R: 1 E: 0 K: 0 S: 6	H: 3 LOB: 2 BB: 0 P: 6	R: 0 E: 1 K: 3 S: 10	H: 0 LOB: 1 BB: 0 P: 10	R: 0 E: 1 K: 2 S: 9	H: 1 LOB: 2 BB: 0 P: 9	R: 0 E: 0 K: 1 S: 5	H: 0 LOB: 0 BB: 0 P: 5	R: 0 E: 0 K: 0 S: 3	H: 0 LOB: 0 BB: 0 P: 3	R: 0 E: 0 K: 0 S: 3	H: 1 LOB: 0 BB: 0 P: 3	1B: 4 2B: 2 3B: 0 HR: 0	SF: 0 SAC: 0 DP: 1 HBP: 0	WP: 0 PA: 36
PITCHER	IP WLS BF H R ER SO BB IBB HBP BLK WP HR S P ERA WHIP											IP WLS BF H R ER SO BB IBB HBP BLK WP HR S P ERA WHIP									
Mike Smithson, R ERA: 3.41 (1, 1)	9.0 W 36 6 1 1 6 2 0 0 0 0 0 46 54 1.00 0.889																				

Batter	1	2	3	4	5	6	7	8	9	AB	R	H	RBI	BB	SO	LOB	TOP					
Kirby Puckett, R OBP: 0.800, SLG: 0.800	0-0 6-3		0-0 1B S 1B		0-0 FC5-4 1B		0-0 1-2 1B 1B		0-0 1B 1B	5	1	4	0	0	0	0						
Tim Lincecum, R OBP: 0.366, SLG: 0.388	0-0 F7		0-0 G1-4-3 1B		0-0 FC5-4 1-2		0-0 5-3		0-0 1-2 1B	5	0	2	0	0	0	4						
Tom Brunansky, R OBP: 0.343, SLG: 0.378	0-0 HR		0-0 G1-4-3 1-2				0-0 F7		0-0 2-H 3-H 1B	5	1	2	3	0	0	4						
Randy Bush, L OBP: 0.297, SLG: 0.483	0-0 F8			0-0 3-1			0-0 F7		0-0 F8	4	0	0	0	0	0	1						
Gary Gaetti, R OBP: 0.348, SLG: 0.378		0-0 F8		0-0 5-3			0-0 F2		0-0 5-3	4	0	0	0	0	0	0						
Mickey Hatcher, R OBP: 0.307, SLG: 0.383		4-0 BB		0-0 F9				0-0 HR 1B	0-0 6-3	3	1	1	0	1	0	0						
Mike Hart, L OBP: 0.215, SLG: 0.368		0-0 F5			0-0 E4 1B		0-0 F9		0-0 F7	4	0	0	0	0	0	2						
Tim Lincecum, R OBP: 0.215, SLG: 0.368		0-3 K			0-0 F9		0-0 1-H HR		0-0 4-3	4	1	1	2	0	1	2						
Houston Jimenez, R OBP: 0.372, SLG: 0.439			0-0 5-3			0-0 F2		4-0 5-3 1B 1B BB	0-0 1-3	3	1	0	0	1	0	1						
Inning Stats	R: 1 E: 0 K: 0 S: 4	H: 1 LOB: 0 BB: 0 P: 4	R: 0 E: 0 K: 1 S: 5	H: 0 LOB: 1 BB: 1 P: 9	R: 0 E: 0 K: 0 S: 4	H: 2 LOB: 1 BB: 0 P: 4	R: 0 E: 0 K: 0 S: 3	H: 0 LOB: 0 BB: 0 P: 3	R: 0 E: 1 K: 0 S: 5	H: 1 LOB: 2 BB: 0 P: 5	R: 0 E: 0 K: 0 S: 3	H: 0 LOB: 0 BB: 0 P: 3	R: 4 E: 0 K: 0 S: 7	H: 4 LOB: 1 BB: 1 P: 11	R: 0 E: 0 K: 0 S: 3	H: 0 LOB: 0 BB: 0 P: 3	R: 0 E: 0 K: 0 S: 5	H: 2 LOB: 2 BB: 0 P: 5	1B: 8 2B: 0 3B: 0 HR: 2	SF: 0 SAC: 0 DP: 1 HBP: 0	WP: 0 PB: 0 CS: 1	PA: 39
PITCHER	IP	WLS	BF	H	R	ER	SO	BB	IBB	HBP	BLK	WP	HR	S	P	ERA	WHIP					
Jim Slaton, R ERA: 7.08	(1, 1)	6.1	L	27	6	4	4	1	2	0	0	0	2	27	35	5.68	1.263					
Luis Sanchez, R ERA: 2.53	(7, 1)	2.2		12	4	1	1	0	0	0	0	0	0	12	12	3.38	1.500					

Minnesota Twins @ California Angels
Anaheim Stadium, Anaheim, CA
Tue May 08 1984, 10:05 PM EDT
Att: 23,678 - Unknown

AB 37
R 5
H 10
RBI 5
BB 2
SO 1
LOB 14



Batter	1	2	3	4	5	6	7	8	9	AB	R	H	RBI	BB	SO	LOB	BOTTOM					
Gary Pettis, S OBP: 0.346, SLG: 0.321	0-0 K S 1B		0-0 FC5-4 CS 1-2			0-0 CS 1B			0-0 FC5-4 1-2	3	0	2	0	0	0	1						
Mike Brown, R OBP: 0.500, SLG: 0.750										1	0	0	0	0	0	1						
Rod Carew, L OBP: 0.368, SLG: 0.384	4-0 1-2 BB		0-0 CS 1-2	4-0 G5-4-3 BB		0-0 CS 1-2	0-0 F7		0-3 K	2	0	0	0	2	1	1						
Juan Beniquez, R OBP: 0.324, SLG: 0.444	0-3 K			0-0 G5-4-3 1-2			0-0 6-3			3	0	0	0	0	1	3						
Doug DeCinces, R OBP: 0.333, SLG: 0.483	0-0 4-3			0-0 F7			0-0 F7			3	0	0	0	0	0	1						
Brian Downing, R OBP: 0.336, SLG: 0.419		0-0 5-3			0-0 F8			4-0 G4-6-3 BB		2	0	0	0	1	0	0						
Reggie Jackson, L OBP: 0.293, SLG: 0.456		0-3 K			0-0 G3			0-0 G4-6-3 1-2		3	0	0	0	0	1	1						
Bobby Grich, R OBP: 0.337, SLG: 0.444		0-0 6-3			0-0 F9			0-0 F8		3	0	0	0	0	0	0						
Jerry Narron, L OBP: 0.364, SLG: 0.476			0-0 FC5-4 1B			0-0 4-3			0-0 FC5-4 1B	3	0	2	0	0	0	0						
Dick Schofield, R OBP: 0.265, SLG: 0.308			0-3 K						0-3 K	2	0	0	0	0	2	1						
Ron Jackson, R OBP: 0.211, SLG: 0.188										1	0	0	0	0	1	1						
Inning Stats	R: 0 E: 0 K: 1 S: 5	H: 1 LOB: 1 BB: 1 P: 9	R: 0 E: 0 K: 1 S: 5	H: 0 LOB: 0 BB: 0 P: 5	R: 0 E: 0 K: 0 S: 2	H: 0 LOB: 0 BB: 1 P: 6	R: 0 E: 0 K: 0 S: 3	H: 0 LOB: 0 BB: 0 P: 3	R: 0 E: 0 K: 0 S: 2	H: 0 LOB: 0 BB: 1 P: 6	R: 0 E: 0 K: 2 S: 8	H: 1 LOB: 1 BB: 0 P: 8	R: 0 E: 0 K: 0 S: 8	H: 0 LOB: 0 BB: 0 P: 8	R: 0 E: 0 K: 0 S: 8	H: 1 LOB: 1 BB: 0 P: 8	1B: 4 2B: 0 3B: 0 HR: 0	SF: 0 SAC: 0 DP: 2 HBP: 0	WP: 0 PB: 0 CS: 2	PA: 31		
PITCHER	IP	WLS	BF	H	R	ER	SO	BB	IBB	HBP	BLK	WP	HR	S	P	ERA	WHIP					
Frank Viola, L ERA: 2.54	(1, 1)	9.0	W	29	4	0	0	6	3	0	0	0	0	38	50	0.00	0.778					

Minnesota Twins @ California Angels
Anaheim Stadium, Anaheim, CA
Tue May 08 1984, 10:05 PM EDT
Att: 23,678 - Unknown

AB 26
R 0
H 4
RBI 0
BB 3
SO 6
LOB 10



Batter	1	2	3	4	5	6	7	8	9	AB	R	H	RBI	BB	SO	LOB	TOP											
Kirby Puckett, R OBP: 0.500, SLG: 0.500	G3		4-3		1-3		6-3	1B		5	0	1	0	0	0	3	Minnesota Twins @ California Angels Anaheim Stadium, Anaheim, CA Wed May 09 1984, 10:05 PM EDT Att: 24,682 - Unknown											
Tim Lincecum, R OBP: 0.381, SLG: 0.381	6-3		1-3		F3		1B E 1B	K		5	1	1	0	0	1	4												
Tom Brunansky, R OBP: 0.338, SLG: 0.371	F7		6-3		F6		E8 1B	5-3		5	1	1	0	0	0	4												
Gary Gaetti, R OBP: 0.350, SLG: 0.387		K		E6 G6-4-3		G3 1B	2B FC4-6 1B		F9	5	2	2	1	0	1	0												
Mickey Hatcher, R OBP: 0.318, SLG: 0.395		1B BB		G6-4-3 1-2		G3 2-3	FC4-6 1-3 2B			4	0	2	0	1	0	2												
Ron Washington, R OBP: 0.217, SLG: 0.318		F7		6-3		1B	FC4-6 IBB		G3-6-3	3	0	1	1	0	0	1												
Randy Bush, L OBP: 0.303, SLG: 0.475						1B			1-2	1	0	0	0	1	0	1												
Dave Meier, R OBP: 0.429, SLG: 0.333						1B				3	1	3	0	0	0	0												
Mike Hart, L OBP: 0.318, SLG: 0.318		1B				1B		FC4-6		1	0	0	1	0	0	2												
Tim Laudner, R OBP: 0.217, SLG: 0.363		F8				1B	F7	K		4	0	1	0	0	1	6												
Houston Jimenez, R OBP: 0.383, SLG: 0.444				4-3 1B		1-3 2-H 1B	F6		F7	4	0	2	1	0	0	2												
Inning Stats	R: 0 E: 0 K: 0 S: 3	H: 0 LOB: 0 BB: 0 P: 3	R: 0 E: 0 K: 1 S: 6	H: 1 LOB: 2 BB: 1 P: 10	R: 0 E: 0 K: 0 S: 4	H: 1 LOB: 1 BB: 0 P: 4	R: 0 E: 1 K: 0 S: 3	H: 0 LOB: 0 BB: 0 P: 3	R: 1 E: 0 K: 0 S: 6	H: 3 LOB: 2 BB: 0 P: 6	R: 1 E: 0 K: 0 S: 6	H: 3 LOB: 2 BB: 0 P: 6	R: 3 E: 1 K: 1 S: 9	H: 4 LOB: 2 BB: 1 P: 13	R: 0 E: 0 K: 1 S: 6	H: 1 LOB: 1 BB: 0 P: 6	R: 0 E: 0 K: 0 S: 3	H: 1 LOB: 0 BB: 0 P: 3	1B: 12 2B: 2 3B: 0 HR: 0	SF: 0 SAC: 0 DP: 2 HBP: 0	WP: 0 PB: 0 CS: 1	PA: 42						
PITCHER	IP	WLS	BF	H	R	ER	SO	BB	IBB	HBP	BLK	WP	HR	S	P	ERA	WHIP											
Geoff Zahn, L ERA: 2.23	(1, 1)	6.1	L	31	11	5	5	1	1	0	0	0	0	0	32	36	7.11	1.895										
Doug Corbett, R ERA: 4.0	(7, 1)	2.2		11	3	0	0	2	0	1	0	0	0	0	14	18	0.00	1.125										

Batter	1	2	3	4	5	6	7	8	9	AB	R	H	RBI	BB	SO	LOB	BOTTOM											
Rod Carew, L OBP: 0.364, SLG: 0.379	G6-4-3 1B		4-3		6-3		4-3			4	0	1	0	0	0	1	Minnesota Twins @ California Angels Anaheim Stadium, Anaheim, CA Wed May 09 1984, 10:05 PM EDT Att: 24,682 - Unknown											
Juan Beniquez, R OBP: 0.317, SLG: 0.410	G6-4-3 1-2		1B HBP		F7		6-3			3	0	0	0	0	0	2												
Fred Lynn, L OBP: 0.353, SLG: 0.414	HR		F9		F9			K		4	1	1	1	0	1	2												
Doug DeCinces, R OBP: 0.331, SLG: 0.476	1-3		1B			K		F5		4	0	1	0	0	1	0												
Reggie Jackson, L OBP: 0.291, SLG: 0.475		K	F5			HR		K		4	1	1	1	0	2	2												
Brian Downing, R OBP: 0.340, SLG: 0.417		F9 1B BB		6-3		1B		F4		3	0	1	0	1	0	0												
Rob Wilfong, L OBP: 0.388, SLG: 0.464		1B		F8		F3		F9		4	0	1	0	0	0	1												
Jerry Narron, L OBP: 0.308, SLG: 0.400		F9		1-3		5-3		6-3		4	0	0	0	0	0	3												
Dick Schofield, R OBP: 0.267, SLG: 0.308		1-3			6-3 1B		F9			3	0	1	0	0	0	2												
Inning Stats	R: 1 E: 0 K: 0 S: 4	H: 2 LOB: 0 BB: 0 P: 4	R: 0 E: 0 K: 1 S: 6	H: 1 LOB: 2 BB: 1 P: 10	R: 0 E: 0 K: 0 S: 4	H: 1 LOB: 0 BB: 0 P: 5	R: 0 E: 0 K: 0 S: 3	H: 0 LOB: 0 BB: 0 P: 3	R: 0 E: 0 K: 0 S: 4	H: 1 LOB: 1 BB: 0 P: 4	R: 1 E: 0 K: 1 S: 7	H: 2 LOB: 1 BB: 0 P: 7	R: 0 E: 0 K: 0 S: 3	H: 0 LOB: 0 BB: 0 P: 3	R: 0 E: 0 K: 2 S: 7	H: 0 LOB: 0 BB: 0 P: 7		R: 0 E: 0 K: 0 S: 3	H: 0 LOB: 0 BB: 0 P: 3	1B: 5 2B: 0 3B: 0 HR: 2	SF: 0 SAC: 0 DP: 1 HBP: 1	WP: 0 PB: 0 CS: 0	PA: 35					
PITCHER	IP	WLS	BF	H	R	ER	SO	BB	IBB	HBP	BLK	WP	HR	S	P	ERA	WHIP											
John Butcher, R ERA: 2.34	(1, 1)	5.0		21	5	1	1	1	1	0	0	0	0	1	21	26	1.80	1.200										
Pete Filson, L ERA: 3.57	(6, 1)	4.0	W	14	2	1	1	3	0	0	0	0	0	1	20	20	2.25	0.500										

Batter	1	2	3	4	5	6	7	8	9	AB	R	H	RBI	BB	SO	LOB	TOP			
Kirby Puckett, R OBP: 0.429, SLG: 0.429	0-3 K			0-0 6-3		0-0 1-3		0-0 1B	4 0 1 0 0 1 0								Minnesota Twins @ Milwaukee Brewers Milwaukee County Stadium, Milwaukee, WI Fri May 11 1984, 8:05 PM EDT Att: 15,738 - Unknown			
Tim Lincecum, R OBP: 0.386, SLG: 0.400	0-0 F8			0-0 HR		0-0 6-3		0-0 F7	4 1 1 1 0 0 1											
Tom Brunansky, R OBP: 0.333, SLG: 0.365 Dave Meier, R OBP: 0.391, SLG: 0.300	0-0 5-3			0-0 6-3			0-3 K	0-0 5-3	2 0 0 0 0 0 0 2 0 0 0 0 1 1											
Randy Bush, L OBP: 0.304, SLG: 0.468		0-0 G6-3 1B		0-0 4-3			0-0 1-3		3 0 1 0 0 0 0											
Gary Gaetti, R OBP: 0.343, SLG: 0.378	0-0 F8				0-0 F5		0-0 F9		3 0 0 0 0 0 1											
Mickey Hatcher, R OBP: 0.311, SLG: 0.386	0-0 G6-3				0-0 F9			0-0 F9	3 0 0 0 0 0 1											
Mike Hart, L OBP: 0.125, SLG: 0.125			0-0 F7		0-0 1B		0-3 K		3 0 1 0 0 1 0											
Tim Lincecum, R OBP: 0.209, SLG: 0.349			0-0 F6		0-3 K		0-0 F7		3 0 0 0 0 1 1											
Houston Jimenez, R OBP: 0.360, SLG: 0.417			0-0 F9			0-0 F6		0-0 6-3	3 0 0 0 0 0 0											
Inning Stats	R: 0 E: 0 K: 1 S: 5	H: 0 LOB: 0 BB: 0 P: 5	R: 0 E: 0 K: 0 S: 3	H: 1 LOB: 0 BB: 0 P: 3	R: 0 E: 0 K: 0 S: 3	H: 0 LOB: 0 BB: 0 P: 3	R: 1 E: 0 K: 0 S: 4	H: 1 LOB: 0 BB: 0 P: 4	R: 0 E: 0 K: 1 S: 6	H: 1 LOB: 1 BB: 0 P: 6	R: 0 E: 0 K: 0 S: 3	H: 0 LOB: 0 BB: 0 P: 3	R: 0 E: 0 K: 1 S: 5	H: 0 LOB: 0 BB: 0 P: 5	R: 0 E: 0 K: 0 S: 4	H: 1 LOB: 1 BB: 0 P: 4		1B: 3 2B: 0 3B: 0 HR: 1	SF: 0 SAC: 0 DP: 1 HBP: 0	WP: 0 PB: 0 SB: 0 CS: 0
PITCHER	IP WLS BF H R ER SO BB IBB HBP BLK WP HR S P ERA WHIP	8.0 W 26 3 1 1 4 0 0 0 0 0 1 34 34 1.12 0.375	1.0 S 4 1 0 0 0 0 0 0 0 0 0 4 4 0.00 1.000																	

Batter	1	2	3	4	5	6	7	8	9	AB	R	H	RBI	BB	SO	LOB	BOTTOM			
Randy Ready, R OBP: 0.349, SLG: 0.405	0-3 K		4-0 BLK 1B BB		0-0 HR 1B	0-0 F9		4-0 FC6 BB	3 2 1 0 2 1 1								Minnesota Twins @ Milwaukee Brewers Milwaukee County Stadium, Milwaukee, WI Fri May 11 1984, 8:05 PM EDT Att: 15,738 - Unknown			
Jim Sundberg, R OBP: 0.378, SLG: 0.476	0-0 2B		0-0 6-3		0-0 8-5		0-0 FC6-4 1B G1	0-0 FC6	5 1 2 0 0 0 5											
Robin Yount, R OBP: 0.399, SLG: 0.431	4-0 BB		0-0 1B		0-0 HR		0-0 FC6-4 1B		3 1 3 3 1 0 0											
Mark Brouhard, R OBP: 0.412, SLG: 0.489	0-3 K		0-0 F7		4-0 1B BB		0-0 FC6-4 G1		3 0 0 0 1 1 5											
Ted Simmons, S OBP: 0.259, SLG: 0.259	0-0 F9				0-0 G6-4-3 1B		0-0 G1		4 0 2 1 0 0 3											
Bobby Clark, R OBP: 0.316, SLG: 0.133		0-3 K		0-0 G6-4-3 1B		0-0 1-3		0-0 F8	4 0 0 0 0 1 4											
Ed Romero, R OBP: 0.375, SLG: 0.318		0-0 F3		0-0 FC5-4 1B		0-0 F9		0-0 6-3	4 0 1 0 0 0 0											
Charlie Moore, R OBP: 0.270, SLG: 0.309		0-0 F6		0-0 FC5-4 1B		0-0 CS 1B		0-0 6-3	4 0 1 0 0 0 1											
Jim Gantner, L OBP: 0.339, SLG: 0.348			0-0 CS 1B		0-0 8-5 1B		0-0 1B		4 0 4 0 0 0 0											
Inning Stats	R: 0 E: 0 K: 2 S: 8	H: 1 LOB: 2 BB: 1 P: 12	R: 0 E: 0 K: 1 S: 5	H: 0 LOB: 0 BB: 0 P: 5	R: 1 E: 0 K: 0 S: 4	H: 2 LOB: 1 BB: 1 P: 8	R: 0 E: 0 K: 0 S: 4	H: 2 LOB: 1 BB: 0 P: 4	R: 2 E: 0 K: 0 S: 6	H: 4 LOB: 2 BB: 1 P: 10	R: 0 E: 0 K: 0 S: 4	H: 2 LOB: 1 BB: 0 P: 4	R: 1 E: 0 K: 0 S: 5	H: 2 LOB: 1 BB: 0 P: 5	R: 0 E: 0 K: 0 S: 4	H: 1 LOB: 2 BB: 1 P: 8		1B: 12 2B: 2 3B: 0 HR: 1	SF: 0 SAC: 0 DP: 2 HBP: 0	WP: 0 PB: 0 SB: 0 CS: 2
PITCHER	IP WLS BF H R ER SO BB IBB HBP BLK WP HR S P ERA WHIP	4.2 L 21 5 1 1 0 1 0 0 0 0 0 11 15 3.86 2.571	2.1 12 5 1 1 0 1 0 0 0 0 0 0 4 8 0.00 2.000																	

AB	30
R	1
H	4
RBI	1
BB	0
SO	4
LOB	5

AB	34
R	4
H	14
RBI	4
BB	4
SO	3
LOB	19



Batter	1	2	3	4	5	6	7	8	9	AB	R	H	RBI	BB	SO	LOB	TOP				
Kirby Puckett, R OBP: 0.474, SLG: 0.526	0-0 6-3	0-0 1B 2B			0-0 SH1-3 1B		0-0 FC2-6 1B		0-0 CS 1B	5	2	3	0	0	0	1	Minnesota Twins @ Milwaukee Brewers Milwaukee County Stadium, Milwaukee, WI Sat May 12 1984, 4:33 AM EDT Att: 30,236 - Unknown				
Tim Lincecum, R OBP: 0.374, SLG: 0.418	0-0 2B SF8 1B	0-0 2H 1B			0-0 SH1-3 1-2		0-0 1B 1-2		0-0 1-2 1B	4	1	4	1	0	0	0					
Dave Engle, R OBP: 0.429, SLG: 0.491	0-0 1-3 1B 2B	0-0 F9			0-0 F8		0-0 1-2 2H 1B		0-0 F9	5	1	2	1	0	0	3					
Gary Gaetti, R OBP: 0.333, SLG: 0.369	0-0 SF8 3H				0-0 F8		0-0 F8		0-0 F3	3	0	0	1	0	0	3					
Mickey Hatcher, R OBP: 0.309, SLG: 0.382	0-0 E 2H 1B				0-0 6-3		0-0 F6		0-0 F8	4	0	1	1	0	0	2					
Dave Meier, R OBP: 0.370, SLG: 0.292	0-0 E5 FC5-4 2-3				0-0 6-3		0-0 1B 1B		0-0 F3	4	0	1	0	0	0	1					
Ron Washington, R OBP: 0.299, SLG: 0.346	0-0 FC5-4 1-2				0-0 FC4-6 1B		0-0 G6-4-3 1B		0-3 K	4	0	2	0	0	1	2					
Houston Jimenez, R OBP: 0.333, SLG: 0.385		0-0 6-3			0-0 FC4-6 1-2 5-3 1B		0-0 G6-4-3 1-2 1B		0-0 F2	4	0	0	0	0	0	3					
Darrell Brown, S OBP: 0.324, SLG: 0.383		0-0 6-3			0-0 5-3 1-2 1B		0-0 FC2-6 1B		0-0 6-3	4	0	1	0	0	0	1					
Inning Stats	R: 2 E: 1 K: 0 S: 7	H: 3 LOB: 2 BB: 0 P: 7	R: 1 E: 0 K: 0 S: 5	H: 2 LOB: 1 BB: 0 P: 5	R: 0 E: 0 K: 0 S: 3	H: 0 LOB: 0 BB: 0 P: 3	R: 0 E: 0 K: 0 S: 3	H: 1 LOB: 0 BB: 0 P: 3	R: 0 E: 0 K: 0 S: 4	H: 2 LOB: 1 BB: 0 P: 4	R: 1 E: 0 K: 0 S: 6	H: 3 LOB: 2 BB: 0 P: 6	R: 0 E: 0 K: 1 S: 5	H: 0 LOB: 0 BB: 0 P: 5	R: 0 E: 0 K: 0 S: 4	H: 2 LOB: 1 BB: 0 P: 4	1B: 12 2B: 3 3B: 0 HR: 0	SF: 1 SAC: 1 DP: 2 HBP: 0	WP: 0 PB: 0 CS: 1	PA: 39	
PITCHER	IP	WLS	BF	H	R	ER	SO	BB	IBB	HBP	BLK	WP	HR	S	P	ERA	WHIP			ERA	WHIP
Mike Caldwell, L ERA: 2.89	(1, 1)	6.1	L	30	12	4	4	0	0	0	0	0	0	30	30	5.68	1.895				
Tom Tellmann, R ERA: 1.17	(7, 1)	2.2		9	2	0	0	1	0	0	0	0	0	11	11	0.00	0.750				

Batter	1	2	3	4	5	6	7	8	9	AB	R	H	RBI	BB	SO	LOB	BOTTOM				
Dion James, L OBP: 0.340, SLG: 0.308	0-0 FC3-6 1B		0-3 K		0-0 F8		0-3 K		0-0 1-3 2B	4	0	1	0	0	2	3	Minnesota Twins @ Milwaukee Brewers Milwaukee County Stadium, Milwaukee, WI Sat May 12 1984, 4:33 AM EDT Att: 30,236 - Unknown				
Bobby Clark, R OBP: 0.350, SLG: 0.250									0-3 K	1	0	1	0	0	0	0					
Jim Gantner, L OBP: 0.341, SLG: 0.350	0-0 FC3-6 1-2		0-0 F5			0-0 2B 1B	0-0 1B		0-3 K	5	1	2	0	0	1	4					
Robin Yount, R OBP: 0.387, SLG: 0.417	0-0 F4			0-0 6-3		0-0 F4	0-0 F8			4	0	0	0	0	0	3					
Ted Simmons, S OBP: 0.258, SLG: 0.268	0-3 K			0-0 1-3		0-0 1-3 1B 2B		0-0 F7	4	1	1	0	0	1	1						
Roy Howell, L OBP: 0.364, SLG: 0.379		0-0 4-3		0-3 K		0-0 1B 2H 3H 1B		0-3 K	4	0	1	2	0	2	0						
Mark Brouhard, R OBP: 0.400, SLG: 0.469		0-0 1-3			0-0 F7		0-0 1-3 1B		0-3 K	4	0	1	0	0	1	0					
Jim Sundberg, R OBP: 0.364, SLG: 0.455		0-0 F7			0-0 F4		0-0 F3		0-3 K	4	0	0	0	0	1	2					
Ed Romero, R OBP: 0.357, SLG: 0.308			0-0 6-3		0-0 1B 1B		0-0 F8		0-0 6-3	4	0	1	0	0	0	2					
Rick Manning, L OBP: 0.337, SLG: 0.458					0-0 1-2 1B				0-0 2B 1B	3	0	2	0	0	0	0					
Charlie Moore, R OBP: 0.278, SLG: 0.317							0-0 F8			1	0	1	0	0	0	0					
Inning Stats	R: 0 E: 0 K: 1 S: 6	H: 1 LOB: 1 BB: 0 P: 6	R: 0 E: 0 K: 0 S: 3	H: 0 LOB: 0 BB: 0 P: 3	R: 0 E: 0 K: 1 S: 6	H: 1 LOB: 1 BB: 0 P: 6	R: 0 E: 0 K: 1 S: 5	H: 0 LOB: 0 BB: 0 P: 5	R: 0 E: 0 K: 0 S: 7	H: 4 LOB: 2 BB: 0 P: 7	R: 0 E: 0 K: 1 S: 6	H: 1 LOB: 1 BB: 0 P: 6	R: 0 E: 0 K: 2 S: 7	H: 0 LOB: 0 BB: 0 P: 7	R: 0 E: 0 K: 2 S: 9	H: 2 LOB: 2 BB: 0 P: 9	1B: 8 2B: 3 3B: 0 HR: 0	SF: 0 SAC: 0 DP: 0 HBP: 0	WP: 0 PB: 0 CS: 0	PA: 38	
PITCHER	IP	WLS	BF	H	R	ER	SO	BB	IBB	HBP	BLK	WP	HR	S	P	ERA	WHIP			ERA	WHIP
Mike Smithson, R ERA: 3.38	(1, 1)	6.0	W	26	8	2	2	3	0	0	0	0	0	32	32	3.00	1.333				
Pete Filson, L ERA: 3.2	(7, 1)	2.2		10	2	0	0	4	0	0	0	0	0	18	18	0.00	0.750				
Ron Davis, R ERA: 5.68	(9, 1)	0.1	S	2	1	0	0	1	0	0	0	0	0	4	4	0.00	3.000				

Batter	1	2	3	4	5	6	7	8	9	AB	R	H	RBI	BB	SO	LOB	TOP				
Kirby Puckett, R OBP: 0.500, SLG: 0.542	6-3		1B		E	BB		6-3		5	1	3	0	0	0	0	Minnesota Twins @ Milwaukee Brewers Milwaukee County Stadium, Milwaukee, WI Sun May 13 1984, 4:33 AM EDT Att: 15,822 - Unknown				
Tim Lincecum, R OBP: 0.375, SLG: 0.413	5-3		1B		E6	FC6-4		K		4	0	1	0	1	1						
Dave Engle, R OBP: 0.441, SLG: 0.500	BB		1B		F7	FC6-4		FC3-6		5	0	3	0	0	5						
Kent Hrbek, L OBP: 0.416, SLG: 0.486	1B		K		F8			FC3-6		4	0	1	0	1	1						
Tom Brunansky, R OBP: 0.342, SLG: 0.374	F8		F8					FC4-6		5	0	3	1	0	5						
Randy Bush, L OBP: 0.284, SLG: 0.433		3-1			G3			FC4-6		5	0	0	0	0	6						
Gary Gaetti, R OBP: 0.342, SLG: 0.368	K							1-3		3	0	1	0	2	2						
Mickey Hatcher, R OBP: 0.303, SLG: 0.373										3	0	0	0	0	2						
Mike Hart, L OBP: 0.111, SLG: 0.111	6-3				FC3-6					1	0	0	0	0	2						
Houston Jimenez, R OBP: 0.310, SLG: 0.357			F7		5-3			F3		4	0	0	0	0	2						
Inning Stats	R: 0 E: 0 K: 0 S: 4	H: 1 LOB: 2 BB: 1 P: 8	R: 0 E: 0 K: 1 S: 5	H: 0 LOB: 0 BB: 0 P: 5	R: 0 E: 0 K: 1 S: 8	H: 3 LOB: 3 BB: 0 P: 8	R: 0 E: 0 K: 0 S: 3	H: 0 LOB: 1 BB: 1 P: 7	R: 1 E: 1 K: 0 S: 6	H: 2 LOB: 2 BB: 0 P: 6	R: 0 E: 0 K: 0 S: 4	H: 2 LOB: 2 BB: 1 P: 8	R: 0 E: 0 K: 1 S: 5	H: 0 LOB: 0 BB: 0 P: 5	R: 0 E: 0 K: 0 S: 5	H: 2 LOB: 2 BB: 0 P: 5	1B: 12 2B: 1 3B: 0 HR: 0	SF: 0 SAC: 0 DP: 1 HBP: 0	WP: 0 PB: 0 CS: 0	PA: 43	
PITCHER	IP	WLS	BF	H	R	ER	SO	BB	IBB	HBP	BLK	WP	HR	S	P	ERA	WHIP				
Jaime Cocanower, R ERA: 2.4	5.2	W	29	8	1	0	2	3	0	0	0	0	0	30	42	0.00	1.941				
Pete Ladd, R ERA: 4.54	1.1		6	2	0	0	0	1	0	0	0	0	0	5	9	0.00	2.250				
Rollie Fingers, R ERA: 1.15	2.0	S	8	2	0	0	1	0	0	0	0	0	0	10	10	0.00	1.000				

Batter	1	2	3	4	5	6	7	8	9	AB	R	H	RBI	BB	SO	LOB	BOTTOM				
Randy Ready, R OBP: 0.356, SLG: 0.442	HR	F3			K					3	1	1	1	1	1	0	Minnesota Twins @ Milwaukee Brewers Milwaukee County Stadium, Milwaukee, WI Sun May 13 1984, 4:33 AM EDT Att: 15,822 - Unknown				
Jim Gantner, L OBP: 0.346, SLG: 0.355	WP		F7		F7					4	1	2	0	0	0						
Robin Yount, R OBP: 0.384, SLG: 0.411	1B		E4		K			F9		4	1	1	0	0	2						
Mark Brouhard, R OBP: 0.407, SLG: 0.558	SF7							F3		3	1	2	3	0	0						
Ted Simmons, S OBP: 0.250, SLG: 0.259	1-2		2B					HR		4	0	0	0	0	2						
Bobby Clark, R OBP: 0.333, SLG: 0.211	F8		5-3					F8		4	0	0	0	0	2						
Ed Romero, R OBP: 0.323, SLG: 0.276	BB		6-3		F3			F8		3	0	0	0	1	1						
Bill Schroeder, R OBP: 0.148, SLG: 0.148	F3				F8			F4		3	0	0	0	0	2						
Charlie Moore, R OBP: 0.269, SLG: 0.306			F8		F7			G5-6-3		3	0	0	0	0	0						
			K		4-3			F3		3	0	0	0	1	0						
Inning Stats	R: 2 E: 0 K: 0 S: 6	H: 3 LOB: 2 BB: 1 P: 10	R: 0 E: 0 K: 1 S: 5	H: 0 LOB: 0 BB: 0 P: 5	R: 1 E: 1 K: 0 S: 5	H: 1 LOB: 1 BB: 0 P: 5	R: 0 E: 0 K: 0 S: 3	H: 0 LOB: 0 BB: 0 P: 3	R: 0 E: 0 K: 2 S: 7	H: 0 LOB: 0 BB: 0 P: 7	R: 1 E: 0 K: 0 S: 4	H: 1 LOB: 0 BB: 0 P: 4	R: 0 E: 0 K: 0 S: 4	H: 1 LOB: 2 BB: 1 P: 8	R: 0 E: 0 K: 0 S: 3	H: 0 LOB: 0 BB: 0 P: 3	1B: 3 2B: 1 3B: 0 HR: 2	SF: 1 SAC: 0 DP: 0 HBP: 0	WP: 1 PB: 0 CS: 0	PA: 33	
PITCHER	IP	WLS	BF	H	R	ER	SO	BB	IBB	HBP	BLK	WP	HR	S	P	ERA	WHIP				
Frank Viola, L ERA: 2.7	6.2	L	29	6	4	3	3	2	0	0	0	0	0	33	41	4.05	1.200				
Mike Walters, R ERA: 1.17	1.1		4	0	0	0	0	0	0	0	0	0	0	4	4	0.00	0.000				

Batter	1	2	3	4	5	6	7	8	9	10	AB	R	H	RBI	BB	SO	LOB	TOP		
Damaso Garcia, R OBP: 0.361, SLG: 0.404 (1.4)	F9		FC5-4		F6			F8		1B	5	1	1	0	0	0	2	Toronto Blue Jays @ Minnesota Twins Hubert H. Humphrey Metrodome, Minneapolis, MN Tue May 15 1984, 8:05 PM EDT Att: 26,761 - Unknown livebaseballscorecards.com		
Dave Collins, S OBP: 0.360, SLG: 0.383 (1.7)	G3		F8					E		1B	5	0	3	0	0	0	1			
Lloyd Moseby, L OBP: 0.349, SLG: 0.474 (1.8)	F9				F8			K		1B	5	1	1	1	0	1	2			
Willie Upshaw, L OBP: 0.423, SLG: 0.656 (1.3)		F8						K		2B	4	1	2	0	1	1	1			
Cliff Johnson, R OBP: 0.353, SLG: 0.469 Mitch Webster, S OBP: 0.333, SLG: 0.556 (8, PR)		F8						4-3		1B	2	0	1	0	1	0	1			
George Bell, R OBP: 0.403, SLG: 0.528 (9, 5)		F8						F9		1B	1	2	1	1	0	0	0			
Rance Mulliniks, L OBP: 0.277, SLG: 0.371 Garth Iorg, R OBP: 0.254, SLG: 0.286 (7, 5)										1B	2	0	1	0	0	0	2			
Rick Leach, L (9, 5)		FC6-2						K		4-3	1	0	0	0	0	1	1			
Ernie Whitt, L OBP: 0.329, SLG: 0.357 Buck Martinez, R OBP: 0.259, SLG: 0.327 (7, 2)										1B	2	0	0	0	0	1	3			
Alfredo Griffin, S OBP: 0.254, SLG: 0.342 Jesse Barfield, R OBP: 0.266, SLG: 0.435 Kelly Gruber, R (9, 6)										3B	1	0	0	0	0	0	1			
Inning Stats	R: 0 E: 0 K: 0 S: 3	H: 0 LOB: 0 BB: 0 P: 3	R: 0 E: 0 K: 1 S: 6	H: 1 LOB: 2 BB: 0 P: 7	R: 0 E: 0 K: 0 S: 3	H: 1 LOB: 0 BB: 0 P: 3	R: 0 E: 0 K: 0 S: 3	H: 1 LOB: 1 BB: 0 P: 7	R: 0 E: 0 K: 1 S: 5	H: 1 LOB: 0 BB: 0 P: 5	R: 0 E: 0 K: 1 S: 6	H: 1 LOB: 1 BB: 0 P: 6	R: 1 E: 1 K: 1 S: 7	H: 2 LOB: 2 BB: 0 P: 8	R: 4 E: 0 K: 1 S: 9	H: 5 LOB: 2 BB: 2 P: 17	1B: 12 2B: 2 3B: 1 HR: 0	SF: 0 SAC: 0 DP: 2 HBP: 2	WP: 0 PB: 0 SB: 3 CS: 1	PA: 45
PITCHER	IP	WLS	BF	H	R	ER	SO	BB	IBB	HBP	BLK	WP	HR	S	P	ERA	WHIP			
John Butcher, R ERA: 1.99 (1, 1)	6.0		23	5	0	0	1	1	0	0	0	0	0	23	28	0.00	1.000			
Pete Filson, L ERA: 2.93 (7, 1)	2.1		8	2	0	0	3	0	0	0	0	0	0	14	14	0.00	0.857			
Ron Davis, R ERA: 6.97 (9, 1)	1.2	L	14	7	5	4	1	1	1	1	0	0	0	13	22	21.60	4.800			

Batter	1	2	3	4	5	6	7	8	9	10	AB	R	H	RBI	BB	SO	LOB	BOTTOM						
Kirby Puckett, R OBP: 0.483, SLG: 0.517 (1.8)	CS		G6-3		F9			F4		E6	5	0	2	0	0	0	2	Toronto Blue Jays @ Minnesota Twins Hubert H. Humphrey Metrodome, Minneapolis, MN Tue May 15 1984, 8:05 PM EDT Att: 26,761 - Unknown livebaseballscorecards.com						
Tim Teufel, R OBP: 0.370, SLG: 0.406 (1.4)	F8		G6-3					K		FC5-4	5	0	1	1	0	1	3							
Dave Engle, R OBP: 0.425, SLG: 0.477 (1.2)	F7		F4					G4-6-3		6-3	5	0	1	0	0	0	3							
Kent Hrbek, L OBP: 0.411, SLG: 0.505 (1.3)		HR			F8			F8			4	1	1	1	0	0	1							
Tom Brunansky, R OBP: 0.333, SLG: 0.363 (1.9)		5-3			F8			K			4	0	0	0	0	2	1							
Randy Bush, L OBP: 0.285, SLG: 0.420 Darrell Brown, S OBP: 0.324, SLG: 0.383 (9, PR)											2	0	0	0	0	1	0							
Gary Gaetti, R OBP: 0.340, SLG: 0.380 (1.5)								F9		HBP	0	0	0	0	0	0	0							
Mickey Hatcher, R OBP: 0.315, SLG: 0.391 (1.7)					F7						4	1	3	0	0	0	0							
Houston Jimenez, R OBP: 0.306, SLG: 0.339 (1.6)		6-3						FC6-4		4-3	3	0	0	0	1	0	4							
Inning Stats	R: 0 E: 0 K: 0 S: 3	H: 1 LOB: 1 BB: 0 P: 3	R: 1 E: 0 K: 0 S: 5	H: 2 LOB: 2 BB: 0 P: 6	R: 0 E: 0 K: 0 S: 3	H: 1 LOB: 0 BB: 0 P: 3	R: 0 E: 0 K: 1 S: 5	H: 0 LOB: 0 BB: 0 P: 5	R: 0 E: 0 K: 0 S: 3	H: 1 LOB: 1 BB: 0 P: 7	R: 0 E: 0 K: 2 S: 8	H: 1 LOB: 1 BB: 0 P: 8	R: 0 E: 0 K: 0 S: 4	H: 1 LOB: 1 BB: 0 P: 4	R: 0 E: 0 K: 0 S: 3	H: 1 LOB: 0 BB: 0 P: 3	R: 0 E: 0 K: 1 S: 5		H: 0 LOB: 1 BB: 0 P: 6	R: 1 E: 1 K: 0 S: 5	H: 1 LOB: 1 BB: 0 P: 5	1B: 6 2B: 1 3B: 1 HR: 1	SF: 0 SAC: 0 DP: 2 HBP: 2	WP: 0 PB: 0 SB: 0 CS: 1
PITCHER	IP	WLS	BF	H	R	ER	SO	BB	IBB	HBP	BLK	WP	HR	S	P	ERA	WHIP							
Dave Stieb, R ERA: 2.15 (1, 1)	7.0		27	7	1	1	3	1	0	0	0	0	0	31	36	1.29	1.143							
Roy Lee Jackson, R ERA: 1.37 (8, 1)	2.0	W	8	2	1	0	1	0	0	0	0	0	0	9	10	0.00	1.000							
Dennis Lamp, R ERA: 3.71 (10, 1)	1.0		4	0	0	0	0	0	0	0	0	0	0	4	4	0.00	0.000							


Batter	1	2	3	4	5	6	7	8	9	AB	R	H	RBI	BB	SO	LOB	TOP								
Damaso Garcia, R OBP: 0.396, SLG: 0.404 (1, 4)	6-3		F5			6-3	4-3			5	0	1	1	0	0	2	Toronto Blue Jays @ Minnesota Twins Hubert H. Humphrey Metrodome, Minneapolis, MN Wed May 16 1984, 4:33 AM EDT Att: 51,863 - Unknown livebaseballscorecards.com								
Lloyd Moseby, L OBP: 0.397, SLG: 0.493 (1, 8)	G3			F8		S				5	2	3	0	0	1										
Jesse Barfield, R OBP: 0.272, SLG: 0.417 (1, 9)	K			K		SF7				4	0	0	1	0	2										
Cliff Johnson, R OBP: 0.387, SLG: 0.465 Willie Aikens, L (9, PH)		5-3		F8						3	1	1	1	1	0	1									
George Bell, R OBP: 0.396, SLG: 0.516 (8, 5)	K			F9		4-3				5	1	1	0	0	1	2									
Willie Upshaw, L OBP: 0.426, SLG: 0.653 (1, 3)	F2				K					4	2	2	0	0	1	0									
Garth Iorg, R OBP: 0.273, SLG: 0.273 Rance Mulliniks, L OBP: 0.372, SLG: 0.371 (8, PH)			F7		F9					3	0	0	0	0	0	1									
Buck Martinez, R OBP: 0.281, SLG: 0.365 Ernie Whitt, L OBP: 0.337, SLG: 0.357 (8, PH)			F8		FC6-4					3	0	2	1	0	0	0									
Alfredo Griffin, S OBP: 0.256, SLG: 0.342 Rick Leach, L OBP: 0.222, SLG: 0.375 (8, PH)				E	FC6-4		F4			3	0	1	0	0	0	2									
Inning Stats	R: 0 E: 0 K: 1 S: 5	H: 0 LOB: 0 BB: 0 P: 5	R: 0 E: 0 K: 1 S: 5	H: 0 LOB: 0 BB: 0 P: 5	R: 0 E: 1 K: 0 S: 4	H: 1 LOB: 1 BB: 0 P: 4	R: 0 E: 0 K: 1 S: 6	H: 1 LOB: 1 BB: 0 P: 6	R: 0 E: 0 K: 1 S: 6	H: 1 LOB: 0 BB: 1 P: 6	R: 1 E: 0 K: 0 S: 4	H: 1 LOB: 1 BB: 1 P: 8	R: 1 E: 0 K: 0 S: 5	H: 2 LOB: 1 BB: 0 P: 5	R: 6 E: 0 K: 1 S: 11	H: 6 LOB: 1 BB: 1 P: 15		R: 0 E: 0 K: 0 S: 3	H: 0 LOB: 0 BB: 0 P: 3	1B: 7 2B: 4 3B: 1 HR: 0	SF: 2 SAC: 0 DP: 0 HBP: 0	WP: 0 PB: 0 SB: 1 CS: 0	PA: 41		
PITCHER	IP	WLS	BF	H	R	ER	SO	BB	IBB	HBP	BLK	WP	HR	S	P	ERA	WHIP								
Ed Hodge, L ERA: 4.5 (1, 1)	7.1		30	7	3	3	4	1	0	0	0	0	0	37	41	3.68	1.091								
Larry Pashnick, R ERA: 3.33 (8, 1)	0.0		2	2	0	0	0	0	0	0	0	0	0	2	2	∞	∞								
Pete Filson, L ERA: 3.25 (8, 1)	0.0	L	1	1	0	0	0	0	0	0	0	0	0	1	1	∞	∞								
Ron Davis, R ERA: 7.59 (8, 1)	0.2		5	2	5	5	1	1	0	0	0	0	0	6	10	67.50	4.500								
Mike Walters, R ERA: 1.1 (9, 1)	1.0		3	0	0	0	0	0	0	0	0	0	0	3	3	0.00	0.000								

Batter	1	2	3	4	5	6	7	8	9	AB	R	H	RBI	BB	SO	LOB	BOTTOM								
Kirby Puckett, R OBP: 0.500, SLG: 0.515 (1, 8)	BB		G6-3		F2	F8				4	2	2	0	1	0	2	Toronto Blue Jays @ Minnesota Twins Hubert H. Humphrey Metrodome, Minneapolis, MN Wed May 16 1984, 4:33 AM EDT Att: 51,863 - Unknown livebaseballscorecards.com								
Tim Lincecum, R OBP: 0.376, SLG: 0.426 (1, 4)	G6-3		G6-3			K				5	0	3	0	0	1	3									
Kent Hrbek, L OBP: 0.403, SLG: 0.487 (1, 3)	G6-3		4-3		4-3					4	0	0	1	1	0	3									
Dave Engle, R OBP: 0.423, SLG: 0.471 (1, 2)	G6-3			E		1B				5	2	2	0	0	1	4									
Tom Brunansky, R OBP: 0.329, SLG: 0.357 (1, 9)	F3			E4		E				5	1	1	0	0	0	3									
Randy Bush, L OBP: 0.293, SLG: 0.417 (1, 10)		F8		SF7		1B				3	1	1	1	0	0	0									
Gary Gaetti, R OBP: 0.336, SLG: 0.376 (1, 5)				FC5-4		FC5				4	0	1	0	0	0	3									
Mike Hart, L OBP: 0.154, SLG: 0.154 (1, 7)		F8		F5						4	0	1	1	0	0	2									
Houston Jimenez, R OBP: 0.303, SLG: 0.339 (1, 6)		F7			K					3	1	1	1	0	1	1									
Inning Stats	R: 1 E: 0 K: 0 S: 3	H: 1 LOB: 2 BB: 2 P: 11	R: 0 E: 0 K: 0 S: 4	H: 1 LOB: 0 BB: 0 P: 4	R: 0 E: 0 K: 0 S: 3	H: 1 LOB: 0 BB: 0 P: 3	R: 1 E: 1 K: 0 S: 5	H: 1 LOB: 1 BB: 0 P: 5	R: 0 E: 0 K: 1 S: 6	H: 1 LOB: 1 BB: 0 P: 6	R: 3 E: 1 K: 1 S: 10	H: 4 LOB: 2 BB: 0 P: 10	R: 0 E: 0 K: 1 S: 5	H: 0 LOB: 0 BB: 0 P: 5	R: 0 E: 0 K: 0 S: 3	H: 0 LOB: 0 BB: 0 P: 3		R: 2 E: 1 K: 0 S: 6	H: 3 LOB: 1 BB: 0 P: 6	1B: 11 2B: 0 3B: 1 HR: 0	SF: 2 SAC: 0 DP: 3 HBP: 0	WP: 0 PB: 0 SB: 0 CS: 0	PA: 41		
PITCHER	IP	WLS	BF	H	R	ER	SO	BB	IBB	HBP	BLK	WP	HR	S	P	ERA	WHIP								
Doyle Alexander, R ERA: 3.81 (1, 1)	7.0		32	9	5	3	3	2	0	0	0	0	0	36	44	3.86	1.571								
Dennis Lamp, R ERA: 4.5 (8, 1)	1.0		6	3	2	2	0	0	0	0	0	0	0	6	6	18.00	3.000								
Jimmy Key, L ERA: 5.87 (9, 1)	0.0		1	0	0	0	0	0	0	0	0	0	0	1	1	∞	∞								
Jim Acker, R ERA: 4.88 (9, 1)	1.0	S	2	0	0	0	0	0	0	0	0	0	0	2	2	0.00	0.000								

Batter	1	2	3	4	5	6	7	8	9	AB	R	H	RBI	BB	SO	LOB	TOP			
Wade Boggs, L (1.5) OBP: 0.361, SLG: 0.390	6-3		1B		F7		F7			4	0	1	0	0	0	2	Boston Red Sox @ Minnesota Twins Hubert H. Humphrey Metrodome, Minneapolis, MN Fri May 18 1984, 8:05 PM EDT Att: 29,277 - Unknown			
Dwight Evans, R (1.9) OBP: 0.345, SLG: 0.381	K		K			6-3		6-3		4	0	0	0	0	2	1				
Jim Rice, R (1.7) OBP: 0.275, SLG: 0.397	F8		K			HR		F6		4	1	1	1	0	1	1				
Tony Armas, R (1.10) OBP: 0.297, SLG: 0.473		BLK 2B BB	F7			6-3		K		3	1	0	0	1	1	1				
Rich Gedman, L (1.2) OBP: 0.339, SLG: 0.505	F8				F7		F8		F8	4	0	0	0	0	0	1				
Mike Easler, L (1.3) OBP: 0.335, SLG: 0.418		1B 2B			F6		FC6-4 1B		K	4	1	2	1	0	1	0				
Rick Miller, L (1.8) OBP: 0.293, SLG: 0.229	F7				F8		FC6-4 1B		F7	4	0	0	0	0	0	2				
Marty Barrett, R (1.4) OBP: 0.426, SLG: 0.491					6-3					3	0	2	1	0	0	0				
Jackie Gutierrez, R (1.6) OBP: 0.271, SLG: 0.328										2	0	0	0	0	0	1				
Jerry Remy, L (7. PH) OBP: 0.257, SLG: 0.279	F9				5-3					1	0	0	0	0	0	2				
Glenn Hoffman, R (7.6) OBP: 0.219, SLG: 0.250										0	0	0	0	0	0	0				
Inning Stats	R: 0 E: 0 K: 1 S: 5	H: 0 LOB: 0 BB: 0 P: 5	R: 2 E: 0 K: 0 S: 5	H: 2 LOB: 1 BB: 1 P: 9	R: 0 E: 0 K: 2 S: 8	H: 1 LOB: 1 BB: 0 P: 8	R: 0 E: 0 K: 0 S: 3	H: 0 LOB: 0 BB: 0 P: 3	R: 0 E: 0 K: 0 S: 3	H: 0 LOB: 0 BB: 0 P: 3	R: 1 E: 0 K: 0 S: 4	H: 1 LOB: 0 BB: 0 P: 4	R: 0 E: 0 K: 0 S: 5	H: 2 LOB: 2 BB: 0 P: 5	R: 0 E: 0 K: 1 S: 5	H: 0 LOB: 0 BB: 0 P: 5	1B: 4 2B: 1 3B: 0 HR: 1	SF: 0 SAC: 0 DP: 0 HBP: 0	WP: 0 PB: 0 SB: 0 CS: 0	PA: 34
PITCHER Mike Smithson, R (1.1) ERA: 3.33	IP: 9.0 WLS: W BF: 34 H: 6 R: 3 ER: 3 SO: 5 BB: 1 IBB: 0 HBP: 0 BLK: 1 WP: 0 HR: 1 S: 43 P: 47 ERA: 3.00 WHIP: 0.778															PITCHER				

Batter	1	2	3	4	5	6	7	8	9	AB	R	H	RBI	BB	SO	LOB	BOTTOM	
Kirby Puckett, R (1.8) OBP: 0.447, SLG: 0.459	K	4-3			F9		G3			4	0	0	0	0	1	2	Boston Red Sox @ Minnesota Twins Hubert H. Humphrey Metrodome, Minneapolis, MN Fri May 18 1984, 8:05 PM EDT Att: 29,277 - Unknown	
Tim Lincecum, R (1.4) OBP: 0.379, SLG: 0.447	HR	F7			1B		F9			4	1	2	2	0	0	1		
Kent Hrbek, L (1.3) OBP: 0.413, SLG: 0.504	E 1B 2B				F7		G5-4-3 1B		1B 5-3 2B	4	2	3	0	0	0	0		
Dave Engle, R (1.2) OBP: 0.427, SLG: 0.473	E 2B				6-3		G5-4-3		5-3 1B	4	2	2	0	0	0	2		
Randy Bush, L (1.10) OBP: 0.279, SLG: 0.395	E3 2B				F5		4-3		5-3	4	1	0	1	0	0	3		
Tom Brunansky, R (1.9) OBP: 0.327, SLG: 0.361	PB SF8 2B				5-3		F8		6-3	4	1	1	3	0	0	1		
Gary Gaetti, R (1.5) OBP: 0.335, SLG: 0.375	SF8				K		K			3	0	1	2	0	0	0		
Mickey Hatcher, R (1.7) OBP: 0.313, SLG: 0.387	F7				5-3		G3 SH1 1B		F3	4	0	1	0	0	0	1		
Houston Jimenez, R (1.6) OBP: 0.309, SLG: 0.359		F8			F9 1B 2B		SH1			2	1	1	0	0	0	0		
Inning Stats	R: 5 E: 1 K: 1 S: 10	H: 4 LOB: 0 BB: 0 P: 10	R: 0 E: 0 K: 0 S: 3	H: 0 LOB: 0 BB: 0 P: 3	R: 0 E: 0 K: 1 S: 5	H: 0 LOB: 0 BB: 0 P: 5	R: 0 E: 0 K: 1 S: 5	H: 0 LOB: 0 BB: 0 P: 5	R: 0 E: 0 K: 0 S: 4	H: 1 LOB: 1 BB: 0 P: 4	R: 0 E: 0 K: 0 S: 6	H: 3 LOB: 1 BB: 0 P: 6	R: 2 E: 0 K: 0 S: 6	H: 3 LOB: 1 BB: 0 P: 6	1B: 7 2B: 3 3B: 0 HR: 1	SF: 1 SAC: 1 DP: 1 HBP: 0		WP: 0 PB: 1 SB: 0 CS: 0
PITCHER Mike Brown, R (1.1) ERA: 5.91	IP: 6.0 WLS: L BF: 25 H: 7 R: 6 ER: 4 SO: 3 BB: 0 IBB: 0 HBP: 0 BLK: 0 WP: 0 HR: 1 S: 31 P: 31 ERA: 6.00 WHIP: 1.167															PITCHER Al Nipper, R (7.1) ERA: 5.03		

AB	33
R	3
H	6
RBI	3
BB	1
SO	5
LOB	11



Batter	1	2	3	4	5	6	7	8	9	AB	R	H	RBI	BB	SO	LOB	TOP			
Wade Boggs, L (1.5) OBP: 0.348, SLG: 0.378	0-0 4-3			0-0 F8		0-0 F8		0-0 F8	4 0 0 0 0 0								Boston Red Sox @ Minnesota Twins Hubert H. Humphrey Metrodome, Minneapolis, MN Sat May 19 1984, 8:05 PM EDT Att: 25,896 - Unknown livebaseballscorecards.com			
Dwight Evans, R (1.9) OBP: 0.343, SLG: 0.373	0-0 1-3			0-3 K		4-0 BB		0-0 F9	3 0 0 0 1 1 0											
Jim Rice, R (1.7) OBP: 0.288, SLG: 0.386	0-3 K			0-3 K		0-0 F6		0-0 F6	4 0 0 0 0 2 1											
Tony Armas, R (1.10) OBP: 0.291, SLG: 0.463		0-0 5-3			0-0 F1			0-0 4-3	3 0 0 0 0 0 0											
Mike Easter, L (1.3) OBP: 0.329, SLG: 0.410		0-3 K			0-3 K			0-0 F7	3 0 0 0 0 2 0											
Reid Nichols, R (1.8) OBP: 0.309, SLG: 0.307		0-0 F3			0-0 1B			0-0 F7	3 0 1 0 0 0 0											
Marty Barrett, R (1.4) OBP: 0.438, SLG: 0.500				0-0 G6-4-3		0-0 1-2		0-0 F9	3 0 2 0 0 0 0											
Jackie Gutierrez, R (1.6) OBP: 0.298, SLG: 0.311				0-0 F7		0-0 F8		0-0 F7	3 0 0 0 0 0 3											
Gary Allenson, R (1.2) OBP: 0.172, SLG: 0.111				0-0 G6-4-3		0-0 F8		0-3 K	1 0 0 0 0 0 1											
Rich Gedman, L (5.2) OBP: 0.333, SLG: 0.495				1-2					2 0 0 0 0 1 0											
Inning Stats	R: 0 E: 0 K: 1 S: 5	H: 0 LOB: 0 BB: 0 P: 5	R: 0 E: 0 K: 1 S: 5	H: 0 LOB: 0 BB: 0 P: 5	R: 0 E: 0 K: 0 S: 3	H: 1 LOB: 0 BB: 0 P: 3	R: 0 E: 0 K: 2 S: 7	H: 0 LOB: 0 BB: 0 P: 7	R: 0 E: 0 K: 1 S: 7	H: 2 LOB: 2 BB: 1 P: 7	R: 0 E: 0 K: 0 S: 3	H: 0 LOB: 0 BB: 0 P: 3	R: 0 E: 0 K: 1 S: 5	H: 0 LOB: 0 BB: 0 P: 5	R: 0 E: 0 K: 0 S: 3	H: 0 LOB: 0 BB: 0 P: 3	1B: 3 2B: 0 3B: 0 HR: 0	SF: 0 SAC: 0 DP: 1 HBP: 0	WP: 0 PB: 0 SB: 0 CS: 0	PA: 30
PITCHER Frank Viola, L (1.1) ERA: 2.36	IP: 9.0 WLS: W BF: 30 H: 3 R: 0 ER: 0 SO: 6 BB: 1 IBB: 0 HBP: 0 BLK: 0 WP: 0 HR: 0 S: 41 P: 45 ERA: 0.00 WHIP: 0.444															PITCHER				



Batter	1	2	3	4	5	6	7	8	9	AB	R	H	RBI	BB	SO	LOB	BOTTOM			
Kirby Puckett, R (1.8) OBP: 0.475, SLG: 0.487	0-0 BB	0-0 1-3		0-0 4-3		0-0 1-3		0-0 G3	2 2 2 0 0 0 0								Boston Red Sox @ Minnesota Twins Hubert H. Humphrey Metrodome, Minneapolis, MN Sat May 19 1984, 8:05 PM EDT Att: 25,896 - Unknown livebaseballscorecards.com			
Darrell Brown, S (3.8) OBP: 0.317, SLG: 0.374	2B 1B	1B 1B		0-0 6-3		0-0 1-6-3		4-0 F8	3 1 0 0 2 0 1											
Tim Lincecum, R (1.4) OBP: 0.380, SLG: 0.439	1-2 2B	1-2 1-3		0-0 6-3		0-0 1-6-3		4-0 F8	3 1 0 0 2 0 1											
Dave Engle, R (1.2) OBP: 0.437, SLG: 0.494	1H 2H 1B	2B		0-0 FC6-4		0-0 F7		0-0 F8	5 2 3 3 0 0 1											
Kent Hrbek, L (1.3) OBP: 0.420, SLG: 0.512	2H 1B	2H 1B		0-0 FC6-4		4-0 FC5-4		0-0 4-3	4 0 2 2 1 0 2											
Tom Brunansky, R (1.9) OBP: 0.321, SLG: 0.354	0-3 K			0-0 4-3		0-0 FC5-4		0-0 G3	3 1 0 0 0 1 2											
Mike Hart, L (6.7) OBP: 0.143, SLG: 0.143				0-0 K		1-2 2B		0-0 G3	1 0 0 0 0 0 1											
Gary Gaetti, R (1.5) OBP: 0.345, SLG: 0.388	0-0 FC6-4			4-0 CS		0-0 E		0-0 5-3	3 1 2 1 1 0 0											
Mickey Hatcher, R (1.10) OBP: 0.318, SLG: 0.386	0-0 FC6-4			4-0 BB		0-0 E5		0-0 1B	3 0 1 0 1 0 3											
Dave Meier, R (1.7) OBP: 0.355, SLG: 0.321	0-0 FC6			0-0 BB		0-0 2B		0-0 F6	4 0 1 1 0 0 4											
Houston Jimenez, R (1.6) OBP: 0.292, SLG: 0.338		0-0 6-3		0-0 5-3		0-0 F3		0-3 K	4 0 0 0 0 1 3											
Inning Stats	R: 3 E: 0 K: 1 S: 9	H: 4 LOB: 2 BB: 1 P: 13	R: 1 E: 0 K: 0 S: 5	H: 2 LOB: 1 BB: 0 P: 5	R: 0 E: 0 K: 0 S: 2	H: 0 LOB: 1 BB: 2 P: 10	R: 0 E: 0 K: 0 S: 3	H: 0 LOB: 0 BB: 0 P: 3	R: 2 E: 1 K: 0 S: 6	H: 2 LOB: 2 BB: 1 P: 10	R: 1 E: 0 K: 0 S: 5	H: 2 LOB: 1 BB: 0 P: 5	R: 0 E: 0 K: 1 S: 6	H: 1 LOB: 1 BB: 0 P: 6	R: 0 E: 0 K: 0 S: 3	H: 0 LOB: 1 BB: 1 P: 7	1B: 7 2B: 4 3B: 0 HR: 0	SF: 0 SAC: 0 DP: 0 HBP: 0	WP: 0 PB: 1 SB: 0 CS: 1	PA: 40
PITCHER Bob Ojeda, L (1.1) ERA: 3.42	IP: 5.0 WLS: L BF: 27 H: 8 R: 6 ER: 5 SO: 1 BB: 4 IBB: 0 HBP: 0 BLK: 0 WP: 0 HR: 0 S: 25 P: 41 ERA: 9.00 WHIP: 2.400															PITCHER				
Steve Crawford, R (6.1) ERA: 2.25	1.0 5 2 1 1 0 0 0 0 0 0 0 5 5 9.00 2.000																			
John Henry Johnson, L (7.1) ERA: 3.77	1.0 4 1 0 0 1 0 0 0 0 0 0 6 6 0.00 1.000																			
Mark Clear, R (8.1) ERA: 5.29	1.0 4 0 0 0 0 1 0 0 0 0 0 3 7 0.00 1.000																			



Batter	1	2	3	4	5	6	7	8	9	AB	R	H	RBI	BB	SO	LOB	TOP					
Wade Boggs, L (1, 5) OBP: 0.348, SLG: 0.374	0-0 4-3		0-0 FC6-4 1B		4-0 2B 1B BB		0-0 4-3		0-0 F8	4	1	1	0	1	0	0	Boston Red Sox @ Minnesota Twins Hubert H. Humphrey Metrodome, Minneapolis, MN Sun May 20 1984, 4:33 AM EDT Att: 26,731 - Unknown livebaseballscorecards.com					
Dwight Evans, R (1, 9) OBP: 0.344, SLG: 0.377	4-0 FC6-4 BB		0-0 FC6-4 1B 1-2 2-3		0-0 1B 2B		0-0 6-3		0-0 6-3	4	2	1	0	1	0	2						
Jim Rice, R (1, 7) OBP: 0.280, SLG: 0.396	0-0 F4		0-0 1B		0-0 2B 1B		0-0 1B			4	1	3	2	0	0	1						
Tony Armas, R (1, 8) OBP: 0.290, SLG: 0.458	0-0 FC6-4		0-0 1B		0-0 F4		0-0 F3			4	0	1	1	0	0	4						
Rich Gedman, L (1, 2)		0-0 4-3		0-0 F8		0-0 7-4 1-H 3-H		0-0 4-3		4	0	1	2	0	0	2						
Mike Easter, L (1, 10) OBP: 0.321, SLG: 0.399		0-3 K		0-0 F8		0-0 7-4 2-3f		0-0 F8		4	0	0	0	0	1	1						
Marty Barrett, R (1, 4)		0-0 4-3			0-0 1B		0-0 5-3		0-0 FC5-4 1B	4	0	2	0	0	0	0						
Ed Jurak, R (1, 3) OBP: 0.294, SLG: 0.400			0-0 G3		0-0 F9		0-0 6-3		0-0 FC5-4 1-2	4	0	0	0	0	0	2						
Jackie Gutierrez, R (1, 6) OBP: 0.242, SLG: 0.292			0-0 E6 FC6-4 1B		0-0 4-3		0-0 F3		0-0 4-3	4	1	0	0	0	0	1						
Inning Stats	R: 0 E: 0 K: 0 S: 3	H: 0 LOB: 1 BB: 1 P: 7	R: 0 E: 0 K: 1 S: 5	H: 0 LOB: 0 BB: 0 P: 5	R: 2 E: 1 K: 0 S: 7	H: 3 LOB: 2 BB: 0 P: 7	R: 0 E: 0 K: 0 S: 4	H: 1 LOB: 1 BB: 0 P: 4	R: 3 E: 0 K: 0 S: 5	H: 3 LOB: 0 BB: 1 P: 9	R: 0 E: 0 K: 0 S: 4	H: 1 LOB: 1 BB: 0 P: 4	R: 0 E: 0 K: 0 S: 4	H: 1 LOB: 1 BB: 0 P: 4	R: 0 E: 0 K: 0 S: 3	H: 0 LOB: 0 BB: 0 P: 3		1B: 7 2B: 3 3B: 0 HR: 0	SF: 0 SAC: 0 DP: 1 HBP: 0	WP: 0 PB: 0 SB: 0 CS: 0	PA: 38	
PITCHER	IP WLS BF H R ER SO BB IBB HBP BLK WP HR S P ERA WHIP	4.1 L 23 7 5 3 1 2 0 0 0 0 0 0 23 31 6.23 2.077	5.1 S 15 2 0 0 0 0 0 0 0 0 0 0 15 15 0.00 0.429																			

Batter	1	2	3	4	5	6	7	8	9	AB	R	H	RBI	BB	SO	LOB	BOTTOM					
Darrell Brown, S (1, 8) OBP: 0.329, SLG: 0.393	0-0 3-1 SF7 1B		0-0 SF9 1B 2B		0-3 K		0-0 1B			4	2	3	0	0	1	0	Boston Red Sox @ Minnesota Twins Hubert H. Humphrey Metrodome, Minneapolis, MN Sun May 20 1984, 4:33 AM EDT Att: 26,731 - Unknown livebaseballscorecards.com					
Tim Lincecum, R (1, 4) OBP: 0.372, SLG: 0.430	0-0 3-1		0-0 SF9		0-3 K		0-0 F4			3	0	0	1	0	1	2						
Kent Hrbek, L (1, 3) OBP: 0.415, SLG: 0.504	0-0 SF7		0-0 1B BB		0-0 G3		0-0 4-3			2	0	0	1	1	0	0						
Dave Engle, R (1, 2) OBP: 0.429, SLG: 0.482	0-0 F8		0-0 1-2 3-H 1B		0-0 1-3		0-0 4-3		0-0 4-3	4	0	1	1	0	0	0						
Randy Bush, L (1, 10) OBP: 0.267, SLG: 0.375		0-0 F8		0-3 K		0-0 F8		0-0 G3		4	0	0	0	0	1	2						
Tom Brunansky, R (1, 9) OBP: 0.320, SLG: 0.371		0-0 4-3		0-3 K		0-0 HR		0-0 1-3		4	1	1	1	0	1	0						
Gary Gaetti, R (1, 5) OBP: 0.337, SLG: 0.377		0-0 5-3		0-3 K		0-3 K		0-0 F5		4	0	0	0	0	2	0						
Mickey Hatcher, R (1, 7) OBP: 0.323, SLG: 0.389			0-0 2B SF9 1B		0-0 1B		0-3 K		0-0 3-1	4	1	2	0	0	1	0						
Houston Jimenez, R (1, 6) OBP: 0.280, SLG: 0.324			0-0 F8		0-0 F8		0-0 F7			3	0	0	0	0	0	2						
Inning Stats	R: 1 E: 0 K: 0 S: 4	H: 1 LOB: 0 BB: 0 P: 4	R: 0 E: 0 K: 0 S: 3	H: 0 LOB: 0 BB: 0 P: 3	R: 2 E: 0 K: 1 S: 8	H: 3 LOB: 2 BB: 1 P: 12	R: 0 E: 0 K: 2 S: 8	H: 1 LOB: 1 BB: 0 P: 8	R: 0 E: 0 K: 2 S: 7	H: 0 LOB: 0 BB: 0 P: 7	R: 1 E: 0 K: 1 S: 6	H: 1 LOB: 0 BB: 0 P: 6	R: 0 E: 0 K: 1 S: 6	H: 1 LOB: 1 BB: 0 P: 6	R: 0 E: 0 K: 0 S: 3	H: 0 LOB: 0 BB: 0 P: 3		R: 0 E: 0 K: 0 S: 3	H: 0 LOB: 0 BB: 0 P: 3	1B: 5 2B: 1 3B: 0 HR: 1	SF: 2 SAC: 0 DP: 0 HBP: 0	WP: 0 PB: 0 SB: 1 CS: 0
PITCHER	IP WLS BF H R ER SO BB IBB HBP BLK WP HR S P ERA WHIP	7.0 W 29 7 4 4 7 1 0 0 0 0 0 6 46 5.14 1.143	8.1 S 6 0 0 0 0 0 0 0 0 0 0 6 6 0.00 0.000																			



Batter	1	2	3	4	5	6	7	8	9	AB	R	H	RBI	BB	SO	LOB	TOP					
Darrell Brown, S OBP: 0.333, SLG: 0.396 (1, 8)										4	0	2	0	0	0	1	Minnesota Twins @ Toronto Blue Jays Exhibition Stadium, Toronto, ON Mon May 21 1984, 3:33 AM EDT Att: 43,347 - Unknown					
Tim Teufel, R OBP: 0.369, SLG: 0.432 (1, 4)										4	0	1	0	0	0	1						
Kent Hrbek, L OBP: 0.411, SLG: 0.496 (1, 3)										4	0	1	0	0	0	3						
Dave Engle, R OBP: 0.421, SLG: 0.471 (1, 2)										4	0	1	0	0	0	2						
Randy Bush, L OBP: 0.266, SLG: 0.369 (1, 10)										4	1	1	0	0	1	1						
Tom Brunansky, R OBP: 0.318, SLG: 0.368 (1, 9)										4	1	1	0	0	0	1						
Gary Gaetti, R OBP: 0.331, SLG: 0.370 (1, 5)										3	0	0	0	0	1	1						
Mickey Hatcher, R OBP: 0.323, SLG: 0.388 (1, 7)										3	0	1	1	0	0	0						
Houston Jimenez, R OBP: 0.269, SLG: 0.311 (1, 6)										3	0	0	1	0	0	1						
Inning Stats	R: 0 E: 0 K: 0 S: 4	H: 1 LOB: 1 BB: 0 P: 4	R: 0 E: 0 K: 1 S: 5	H: 0 LOB: 0 BB: 0 P: 5	R: 0 E: 0 K: 0 S: 5	H: 2 LOB: 2 BB: 0 P: 5	R: 0 E: 0 K: 0 S: 4	H: 1 LOB: 1 BB: 0 P: 4	R: 0 E: 0 K: 0 S: 3	H: 0 LOB: 0 BB: 0 P: 3	R: 0 E: 0 K: 0 S: 3	H: 1 LOB: 0 BB: 0 P: 3	R: 2 E: 0 K: 0 S: 6	H: 3 LOB: 1 BB: 0 P: 6	R: 0 E: 0 K: 0 S: 3	H: 0 LOB: 0 BB: 0 P: 3	R: 0 E: 0 K: 1 S: 5	H: 0 LOB: 0 BB: 0 P: 5	1B: 7 2B: 2 3B: 0 HR: 0	SF: 0 SAC: 1 DP: 1 HBP: 0	WP: 0 PB: 0 SB: 0 CS: 0	PA: 34
PITCHER Doyle Alexander, R ERA: 3.36 (1, 1)	IP: 9.0 WLS: W BF: 34 H: 8 R: 2 ER: 2 SO: 2 BB: 0 IBB: 0 HBP: 0 BLK: 0 WP: 0 HR: 0 S: 38 P: 38 ERA: 2.00 WHIP: 0.889																					

AB	33
R	2
H	8
RBI	2
BB	0
SO	2
LOB	11



Batter	1	2	3	4	5	6	7	8	9	AB	R	H	RBI	BB	SO	LOB	BOTTOM			
Damaso Garcia, R OBP: 0.370, SLG: 0.421 (1, 4)										4	0	1	0	0	1	1	Minnesota Twins @ Toronto Blue Jays Exhibition Stadium, Toronto, ON Mon May 21 1984, 3:33 AM EDT Att: 43,347 - Unknown			
Lloyd Moseby, L OBP: 0.353, SLG: 0.510 (1, 8)										4	1	1	0	0	0	2				
Jesse Barfield, R OBP: 0.294, SLG: 0.398 (1, 9)										3	0	1	1	0	0	0				
Dave Collins, S OBP: 0.365, SLG: 0.440 (6, PH) (9, 7)										1	0	0	1	0	0	1				
Cliff Johnson, R OBP: 0.383, SLG: 0.449 (1, 10)										4	1	2	0	0	0	0				
George Bell, R OBP: 0.385, SLG: 0.514 (1, 7) (9, 9)										3	0	0	0	0	0	1				
Willie Upshaw, L OBP: 0.403, SLG: 0.594 (1, 3)										3	0	1	0	0	1	0				
Garth Iorg, R OBP: 0.241, SLG: 0.282 (1, 5)										3	0	1	1	0	0	0				
Buck Martinez, R OBP: 0.274, SLG: 0.339 (1, 2)										2	0	0	0	0	1	0				
Ernie White, L OBP: 0.340, SLG: 0.354 (7, 2)										1	0	0	0	0	0	2				
Alfredo Griffin, S OBP: 0.250, SLG: 0.326 (1, 6)										3	1	2	0	0	1	0				
Inning Stats	R: 0 E: 0 K: 0 S: 3	H: 0 LOB: 0 BB: 0 P: 3	R: 0 E: 0 K: 0 S: 3	H: 0 LOB: 0 BB: 0 P: 3	R: 0 E: 0 K: 2 S: 8	H: 1 LOB: 1 BB: 0 P: 8	R: 1 E: 0 K: 0 S: 4	H: 2 LOB: 0 BB: 0 P: 4	R: 0 E: 0 K: 1 S: 5	H: 0 LOB: 0 BB: 0 P: 5	R: 0 E: 0 K: 1 S: 5	H: 0 LOB: 0 BB: 0 P: 5	R: 1 E: 0 K: 0 S: 6	H: 3 LOB: 2 BB: 0 P: 6	R: 1 E: 0 K: 0 S: 5	H: 3 LOB: 2 BB: 0 P: 5	1B: 8 2B: 1 3B: 0 HR: 0	SF: 0 SAC: 0 DP: 0 HBP: 0	WP: 0 PB: 0 SB: 0 CS: 0	PA: 31
PITCHER Ed Hodge, L ERA: 4.11 (1, 1)	IP: 6.2 WLS: L BF: 25 H: 6 R: 2 ER: 2 SO: 4 BB: 0 IBB: 0 HBP: 0 BLK: 0 WP: 0 HR: 0 S: 33 P: 33 ERA: 2.70 WHIP: 0.900																			
PITCHER Ron Davis, R ERA: 7.54 (7, 1)	IP: 1.1 WLS: L BF: 6 H: 3 R: 1 ER: 1 SO: 0 BB: 0 IBB: 0 HBP: 0 BLK: 0 WP: 0 HR: 0 S: 6 P: 6 ERA: 6.75 WHIP: 2.250																			

AB	31
R	3
H	9
RBI	3
BB	0
SO	4
LOB	7



Batter	1	2	3	4	5	6	7	8	9	AB	R	H	RBI	BB	SO	LOB	TOP										
Kirby Puckett, R OBP: 0.444, SLG: 0.455 (1, 8)	0-0 1-3	0-3 K							0-0 F7	5	0	1	0	0	2	3	Minnesota Twins @ Toronto Blue Jays Exhibition Stadium, Toronto, ON Tue May 22 1984, 7:05 PM EDT Att: 17,287 - Unknown AB 32 R 2 H 6 RBI 2 BB 5 SO 8 LOB 19										
Darrell Brown, S OBP: 0.325, SLG: 0.385 (1, 7)	0-0 F8	0-0 F4							0-0 4-3	4	0	0	0	0	1	4											
Dave Engle, R OBP: 0.304, SLG: 0.451 (1, 2)	0-0 4-3								0-0 4-3	4	0	0	0	0	1	1											
Kent Hrbek, L OBP: 0.419, SLG: 0.492 (1, 3)		4-0 5-3 HR							4-0 1B BB	1	1	0	0	3	0	0											
Tim Lincecum, R OBP: 0.361, SLG: 0.422 (1, 4)		0-0 5-3							0-0 F9	4	0	0	0	0	1	4											
Tom Brunansky, R OBP: 0.333, SLG: 0.403 (1, 9)									0-0 1-2 1B	4	1	4	2	0	0	0											
Gary Gaetti, R OBP: 0.330, SLG: 0.367 (1, 5)									0-0 F8 1B	4	0	1	0	0	1	4											
Mickey Hatcher, R OBP: 0.323, SLG: 0.383 (1, 10)		4-0 BB 1B							0-0 F7	2	0	0	0	1	0	2											
Jim Eisenreich, L OBP: 0.291, SLG: 0.286 (9, PH)		1-2 BB							0-0 F7	1	0	0	0	0	0	0											
Houston Jimenez, R OBP: 0.272, SLG: 0.303 (1, 6)		4-0 1-2 2-3 BB							0-3 K	2	0	0	0	1	1	1											
Randy Bush, L OBP: 0.263, SLG: 0.365 (9, PH)									0-3 K	1	0	0	0	0	1	0											
Inning Stats	R: 0 E: 0 K: 0 S: 3	H: 0 LOB: 0 BB: 0 P: 3	R: 2 E: 0 K: 1 S: 7	H: 2 LOB: 3 BB: 3 P: 19	R: 0 E: 0 K: 1 S: 5	H: 0 LOB: 1 BB: 0 P: 5	R: 0 E: 0 K: 0 S: 4	H: 1 LOB: 1 BB: 0 P: 4	R: 0 E: 0 K: 2 S: 8	H: 1 LOB: 2 BB: 1 P: 12	R: 0 E: 0 K: 0 S: 7	H: 0 LOB: 0 BB: 0 P: 7	R: 0 E: 0 K: 1 S: 6	H: 1 LOB: 2 BB: 1 P: 10	R: 0 E: 0 K: 1 S: 5	H: 0 LOB: 0 BB: 0 P: 5	1B: 5 2B: 0 3B: 0 HR: 1	SF: 0 SAC: 0 DP: 1 HBP: 0	WP: 0 PB: 0 SB: 1 CS: 0	PA: 37							
PITCHER	IP	WLS	BF	H	R	ER	SO	BB	IBB	HBP	BLK	WP	HR	S	P	ERA	WHIP										
Luis Leal, R ERA: 2.77 (1, 1)	7.2		33	6	2	2	6	4	1	0	0	0	1	40	60	2.35	1.304										
Roy Lee Jackson, R ERA: 1.17 (8, 1)	1.1	W	4	0	0	0	2	0	0	0	0	0	0	8	8	0.00	0.000										

Batter	1	2	3	4	5	6	7	8	9	AB	R	H	RBI	BB	SO	LOB	BOTTOM										
Damaso Garcia, R OBP: 0.378, SLG: 0.434 (1, 4)	0-0 1B 4-3 2B									4	1	3	0	0	1	0	Minnesota Twins @ Toronto Blue Jays Exhibition Stadium, Toronto, ON Tue May 22 1984, 7:05 PM EDT Att: 17,287 - Unknown AB 29 R 3 H 8 RBI 3 BB 5 SO 3 LOB 12										
Dave Collins, S OBP: 0.370, SLG: 0.469 (1, 7)	0-0 4-3 2-3 1B									4	1	2	1	0	0	1											
Lloyd Moseby, L OBP: 0.356, SLG: 0.506 (1, 8)	0-0 4-3 1-3 3-H									3	1	1	1	1	0	1											
Willie Upshaw, L OBP: 0.401, SLG: 0.596 (1, 3)	0-0 F4									3	0	1	0	0	0	2											
Willie Aikens, L OBP: 0.357, SLG: 0.273 (1, 10)	4-0 BB									1	0	0	0	2	1	0											
Cliff Johnson, R OBP: 0.388, SLG: 0.449 (8, PH)										0	0	0	0	1	0	0											
Ernie Whitt, L OBP: 0.330, SLG: 0.341 (1, 2)	0-0 5-3									3	0	0	0	0	0	4											
George Bell, R OBP: 0.389, SLG: 0.517 (8, PH)										1	0	1	1	0	0	0											
Buck Martinez, R OBP: 0.274, SLG: 0.339 (9, 2)										0	0	0	0	0	0	0											
Rick Leach, L OBP: 0.143, SLG: 0.231 (1, 9)										3	0	0	0	0	0	2											
Jesse Barfield, R OBP: 0.270, SLG: 0.398 (8, PH)										0	0	0	0	1	0	0											
Rance Mulliniks, L OBP: 0.357, SLG: 0.355 (1, 5)										3	0	0	0	0	0	0											
Garth Iorg, R OBP: 0.235, SLG: 0.278 (8, PH)										1	0	0	0	0	0	2											
Alfredo Griffin, S OBP: 0.245, SLG: 0.319 (1, 6)										3	0	0	0	0	1	0											
Inning Stats	R: 1 E: 0 K: 0 S: 5	H: 2 LOB: 2 BB: 1 P: 9	R: 0 E: 0 K: 1 S: 5	H: 0 LOB: 0 BB: 0 P: 5	R: 0 E: 0 K: 1 S: 6	H: 1 LOB: 1 BB: 0 P: 6	R: 0 E: 0 K: 1 S: 5	H: 0 LOB: 0 BB: 0 P: 5	R: 0 E: 0 K: 0 S: 3	H: 1 LOB: 0 BB: 0 P: 3	R: 1 E: 0 K: 0 S: 5	H: 2 LOB: 2 BB: 1 P: 9	R: 0 E: 0 K: 0 S: 4	H: 1 LOB: 1 BB: 0 P: 4	R: 1 E: 0 K: 0 S: 3	H: 1 LOB: 2 BB: 3 P: 15	1B: 5 2B: 2 3B: 0 HR: 1	SF: 0 SAC: 1 DP: 0 HBP: 0	WP: 0 PB: 0 SB: 3 CS: 0	PA: 36							
PITCHER	IP	WLS	BF	H	R	ER	SO	BB	IBB	HBP	BLK	WP	HR	S	P	ERA	WHIP										
Mike Smithson, R ERA: 3.38 (1, 1)	7.0		30	7	3	3	3	3	0	0	0	0	1	33	45	3.86	1.429										
Pete Filson, L ERA: 2.79 (8, 1)	0.1		2	0	0	0	0	0	1	0	0	0	0	1	5	0.00	0.000										
Mike Walters, R ERA: 1.08 (8, 1)	0.1		1	1	0	0	0	0	0	0	0	0	0	1	1	0.00	3.000										
Len Whitehouse, L ERA: (8, 1)	0.0		1	0	0	0	0	0	1	0	0	0	0	0	4	∞	∞										
Larry Pashnick, R ERA: 3.29 (8, 1)	0.1		1	0	0	0	0	0	0	0	0	0	0	1	1	0.00	0.000										

AB	32
R	2
H	6
RBI	2
BB	5
SO	8
LOB	19



AB	29
R	3
H	8
RBI	3
BB	5
SO	3
LOB	12



Batter	1	2	3	4	5	6	7	8	9	AB	R	H	RBI	BB	SO	LOB	TOP								
Kirby Puckett, R OBP: 0.420, SLG: 0.429 (1, 8)	0-0 6-3		0-0 F9			0-3 K		0-0 E 1B 1-2 1B	0-0 4-3	5	0	1	0	0	1	3									
Tim Lincecum, R OBP: 0.356, SLG: 0.414 (1, 4)	0-0 6-3		0-0 F9			0-0 6-3		0-0 E 1B 1-2 2-H 1B		3	0	0	0	0	0	0									
Randy Bush, L OBP: 0.271, SLG: 0.372 (8, PH)	0-0 6-3		0-0 F9			0-0 6-3		0-0 E 1B 1-2 2-H 1B		1	0	1	1	0	0	0									
Dave Meier, R OBP: 0.355, SLG: 0.321 (8, 5)	0-0 6-3		0-0 F9			0-0 6-3		0-0 E 1B 1-2 2-H 1B		0	0	0	0	0	0	0									
Kent Hrbek, L OBP: 0.409, SLG: 0.478 (1, 3)	0-3 K		0-0 F9		0-0 F9			0-0 E 4 1-2 2-3		4	0	0	0	0	1	2									
Dave Engle, R OBP: 0.388, SLG: 0.432 (1, 2)		0-0 6-3		0-0 F8				0-0 G3 1-2 2-3		4	0	0	0	0	0	3									
Tom Brunansky, R OBP: 0.337, SLG: 0.405 (1, 9)		0-0 E 1B		0-0 F9				0-3 K G6-4-3 1B		4	0	2	0	0	1	0									
Mickey Hatcher, R OBP: 0.315, SLG: 0.373 (1, 10)		0-0 F8			0-0 F9			0-0 G6-4-3 1B 1-2		4	0	0	0	0	0	2									
Gary Gaetti, R OBP: 0.333, SLG: 0.366 (1, 5)		0-0 E5 FC4-6 1-2			0-0 F7			0-0 FC1-6 1B	4-0 1B 1B BB	3	0	1	0	1	0	1									
Darrell Brown, S OBP: 0.329, SLG: 0.388 (1, 7)		0-0 FC4-6 1-2			0-0 1B			0-0 FC1-6 1B 1-2	0-0 1B 1-2	4	1	2	0	0	0	3									
Houston Jimenez, R OBP: 0.265, SLG: 0.295 (1, 6)			0-0 6-3					0-0 F9	0-0 1B 1-2 2-3	2	0	0	0	0	0	1									
Mike Hart, L OBP: 0.133, SLG: 0.133 (8, PH)					0-0 F7					1	0	0	0	0	0	1									
Ron Washington, R OBP: 0.286, SLG: 0.370 (8, 4)										1	0	1	0	0	0	0									
Inning Stats	R: 0 E: 0 K: 1 S: 5	H: 0 LOB: 0 BB: 0 P: 5	R: 0 E: 1 K: 0 S: 5	H: 1 LOB: 2 BB: 0 P: 5	R: 0 E: 0 K: 0 S: 3	H: 0 LOB: 0 BB: 0 P: 3	R: 0 E: 0 K: 0 S: 3	H: 0 LOB: 0 BB: 0 P: 3	R: 0 E: 0 K: 1 S: 4	H: 1 LOB: 1 BB: 0 P: 4	R: 0 E: 0 K: 1 S: 5	H: 0 LOB: 0 BB: 0 P: 5	R: 0 E: 0 K: 0 S: 3	H: 1 LOB: 3 BB: 0 P: 3	R: 1 E: 1 K: 0 S: 7	H: 3 LOB: 3 BB: 0 P: 7	R: 0 E: 0 K: 1 S: 7	H: 2 LOB: 3 BB: 1 P: 11	1B: 8 2B: 0 3B: 0 HR: 0	SF: 0 SAC: 0 DP: 1 HBP: 0	WP: 0 PB: 0 SB: 0 CS: 0	PA: 37			
PITCHER	IP	WLS	BF	H	R	ER	SO	BB	IBB	HBP	BLK	WP	HR	S	P	ERA	WHIP								
Jim Clancy, R ERA: 3.51 (1, 1)	7.2	W	29	6	1	1	2	0	0	0	0	0	0	33	33	1.17	0.783								
Jimmy Key, L ERA: 5.0 (8, 1)	0.0		1	0	0	0	0	0	0	0	0	0	0	1	1	∞	∞								
Dennis Lamp, R ERA: 3.8 (8, 1)	1.1	S	7	2	0	0	1	1	0	0	0	0	0	8	12	0.00	2.250								

Minnesota Twins @ Toronto Blue Jays
Exhibition Stadium, Toronto, ON
Wed May 23 1984, 7:05 PM EDT
Att: 17,189 - Unknown

AB	36
R	1
H	8
RBI	1
BB	1
SO	3
LOB	16



Batter	1	2	3	4	5	6	7	8	9	AB	R	H	RBI	BB	SO	LOB	BOTTOM								
Damaso Garcia, R OBP: 0.370, SLG: 0.425 (1, 4)	0-0 F9	0-0 F7		0-0 F4			0-0 6-3			4	0	0	0	0	0	2									
Lloyd Moseby, L OBP: 0.354, SLG: 0.500 (1, 8)	0-0 F7		0-0 BLK 1B SF8		0-0 F8		0-0 F5			4	1	1	0	0	0	0									
Jesse Barfield, R OBP: 0.278, SLG: 0.402 (1, 9)	0-0 1B		0-0 SF8 1B 1-2		0-3 K		0-0 6-3			4	0	2	0	0	1	0									
Cliff Johnson, R OBP: 0.379, SLG: 0.440 (1, 10)	0-3 K		0-0 SF8 1-3 2-H		0-0 F2			0-3 K		2	0	0	1	0	1	1									
Willie Aikens, L OBP: 0.333, SLG: 0.250 (8, PH)	0-0 K		0-0 SF8		0-0 F1			0-0 F8		1	0	0	0	0	1	0									
George Bell, R OBP: 0.391, SLG: 0.534 (1, 7)		4-0 E 1B S 1B BB		0-0 F1		0-0 HR		0-0 F8		3	2	1	1	1	0	1									
Willie Upshaw, L OBP: 0.398, SLG: 0.586 (1, 3)		0-3 K		0-0 4-3		0-3 K		0-0 BB 1B		4	0	1	0	0	2	2									
Garth Iorg, R OBP: 0.250, SLG: 0.280 (1, 5)		0-0 1-2 2B 1B		0-0 4-3		0-0 F8		4-0 BB 1B		3	1	1	1	1	0	0									
Buck Martinez, R OBP: 0.292, SLG: 0.362 (1, 2)		0-0 4-3 1-2 2B		0-3 K		4-0 BB		0-3 K		2	0	1	1	1	1	0									
Ernie Whitt, L OBP: 0.327, SLG: 0.337 (8, PH)		0-0 4-3 1-2 2B		0-0 K		0-0 BB		0-3 K		1	0	0	0	0	1	2									
Alfredo Griffin, S OBP: 0.247, SLG: 0.319 (1, 6)		0-0 4-3		0-0 1B		0-0 4-3				3	0	1	0	0	0	2									
Inning Stats	R: 0 E: 0 K: 1 S: 6	H: 1 LOB: 1 BB: 0 P: 6	R: 2 E: 0 K: 1 S: 7	H: 2 LOB: 1 BB: 1 P: 11	R: 1 E: 0 K: 0 S: 5	H: 2 LOB: 1 BB: 0 P: 5	R: 0 E: 0 K: 1 S: 6	H: 1 LOB: 1 BB: 0 P: 6	R: 0 E: 0 K: 1 S: 5	H: 0 LOB: 0 BB: 0 P: 5	R: 1 E: 0 K: 1 S: 6	H: 1 LOB: 1 BB: 1 P: 10	R: 0 E: 0 K: 0 S: 3	H: 0 LOB: 0 BB: 0 P: 3	R: 0 E: 0 K: 2 S: 8	H: 1 LOB: 2 BB: 1 P: 12	R: 0 E: 0 K: 2 S: 8	H: 1 LOB: 2 BB: 1 P: 12	1B: 6 2B: 1 3B: 0 HR: 1	SF: 1 SAC: 0 DP: 0 HBP: 0	WP: 0 PB: 0 SB: 1 CS: 0	PA: 35			
PITCHER	IP	WLS	BF	H	R	ER	SO	BB	IBB	HBP	BLK	WP	HR	S	P	ERA	WHIP								
Frank Viola, L ERA: 2.64 (1, 1)	6.0	L	27	7	4	4	5	2	0	0	0	0	0	35	43	6.00	1.500								
Larry Pashnick, R ERA: 3.18 (7, 1)	1.0		3	0	0	0	0	0	0	0	0	0	0	3	3	0.00	0.000								
Ken Schrom, R ERA: (8, 1)	0.2		4	1	0	0	1	1	0	0	0	0	0	5	9	0.00	3.000								
Ron Davis, R ERA: 7.43 (8, 1)	0.1		1	0	0	0	1	0	0	0	0	0	0	3	3	0.00	0.000								

Minnesota Twins @ Toronto Blue Jays
Exhibition Stadium, Toronto, ON
Wed May 23 1984, 7:05 PM EDT
Att: 17,189 - Unknown

AB	31
R	4
H	8
RBI	4
BB	3
SO	7
LOB	10



Batter	1	2	3	4	5	6	7	8	9	AB	R	H	RBI	BB	SO	LOB	TOP					
Rick Manning, L OBP: 0.354, SLG: 0.456 (1, 8)	0-0 6-3 1B		0-0 E6 FC5 1-2 1B		0-0 FC3-6 2B 1B		0-3 K			4	1	0	0	0	1	3	Milwaukee Brewers @ Minnesota Twins Hubert H. Humphrey Metrodome, Minneapolis, MN Fri May 25 1984, 8:05 PM EDT Att: 37,687 - Unknown livebaseballscorecards.com					
Robin Yount, R OBP: 0.396, SLG: 0.433 (1, 6)	0-0 E7 F8 1B		0-0 FC5 1-2 2-3F 1B		0-0 1B 2B		0-0 5-3			4	1	2	1	0	0	2						
Cecil Cooper, L OBP: 0.336, SLG: 0.357 (1, 3)	0-0 F8 2-3		0-0 F2		0-0 1B		0-0 G3			4	0	1	1	0	0	3						
Ben Oglivie, L OBP: 0.366, SLG: 0.397 (1, 7)	0-3 K			0-0 F9	0-0 G6-4-3 1B			0-0 F9		4	0	1	1	0	1	1						
Jim Gantner, L OBP: 0.329, SLG: 0.344 (1, 4)		0-0 3-1		0-0 4-3	0-0 G6-4-3			0-0 F7		4	0	0	0	0	0	2						
Ted Simmons, S OBP: 0.282, SLG: 0.279 (1, 10)		0-0 G3-6-1 1B		0-0 3-1		0-0 WP 2B		0-0 3-1		4	0	2	0	0	0	0						
Roy Howell, L OBP: 0.357, SLG: 0.431 (1, 5)		0-0 G3-6-1 1-2F			0-0 2B 1B		0-3 K		0-3 K	4	1	1	0	0	2	2						
Jim Sundberg, R OBP: 0.326, SLG: 0.405 (1, 2)			0-0 FC5 E 1B		0-0 FC3-6 2B		0-0 6-3		0-0 F3	4	1	2	0	0	0	1						
Dion James, L OBP: 0.309, SLG: 0.305 (1, 9)			0-3 K		0-0 FC4 FC3-6 3H		0-0 6-3		0-0 4-3	4	0	0	0	0	1	3						
Inning Stats	R: 0 E: 1 K: 1 S: 6	H: 1 LOB: 1 BB: 0 P: 6	R: 0 E: 0 K: 0 S: 3	H: 1 LOB: 0 BB: 0 P: 3	R: 0 E: 1 K: 1 S: 7	H: 1 LOB: 2 BB: 0 P: 7	R: 0 E: 0 K: 0 S: 3	H: 0 LOB: 0 BB: 0 P: 3	R: 4 E: 1 K: 0 S: 8	H: 5 LOB: 1 BB: 0 P: 8	R: 0 E: 0 K: 1 S: 6	H: 1 LOB: 0 BB: 0 P: 6	R: 0 E: 0 K: 1 S: 5	H: 0 LOB: 0 BB: 0 P: 5	R: 0 E: 0 K: 0 S: 3	H: 0 LOB: 0 BB: 0 P: 3	R: 0 E: 0 K: 1 S: 5	H: 0 LOB: 0 BB: 0 P: 5	1B: 6 2B: 3 3B: 0 HR: 0	SF: 0 SAC: 0 DP: 2 HBP: 0	WP: 1 PB: 0 SB: 0 CS: 0	PA: 36
PITCHER	IP WLS BF H R ER SO BB IBB HBP BLK WP HR S P ERA WHIP	IP WLS BF H R ER SO BB IBB HBP BLK WP HR S P ERA WHIP																				
John Butcher, R ERA: 2.55 (1, 1)	8.0 W 33 9 4 3 4 0 0 0 0 1 0 41 41 3.38 1.125																					
Ron Davis, R ERA: 7.13 (9, 1)	1.0 S 3 0 0 0 1 0 0 0 0 0 0 5 5 0.00 0.000																					

Batter	1	2	3	4	5	6	7	8	9	AB	R	H	RBI	BB	SO	LOB	BOTTOM			
Kirby Puckett, R OBP: 0.418, SLG: 0.426 (1, 8)	0-0 6-3 1B	0-3 K		0-0 S WP 2H 6-3 1B	0-3 K			0-3 K		5	2	1	0	3	3	Milwaukee Brewers @ Minnesota Twins Hubert H. Humphrey Metrodome, Minneapolis, MN Fri May 25 1984, 8:05 PM EDT Att: 37,687 - Unknown livebaseballscorecards.com				
Tim Lincecum, R OBP: 0.357, SLG: 0.407 (1, 4)	0-0 6-3 1-2 1B		0-0 6-3	4-0 1B 6-3 BB		4-0 1B BB		0-0 6-3		3	1	0	0	2	0		1			
Kent Hrbek, L OBP: 0.415, SLG: 0.482 (1, 3)	0-0 5-3 2H 1B		0-0 WP FC5-2 1B	0-0 6-3 1-2 3H 1B		0-3 K		0-0 1B		5	0	3	2	0	1		2			
Dave Engle, R OBP: 0.398, SLG: 0.440 (1, 2)	0-0 5-3 1-2F 1B		0-0 WP 1B 1B	2-3 1B		0-0 1B		0-0 F3		5	1	3	0	0	0		2			
Tom Brunansky, R OBP: 0.335, SLG: 0.401 (1, 9)		0-0 E5 FC3-6 1B	0-0 FC5-2 2B 1B	0-0 1B 1B	0-0 1B	0-3 K		0-3 K		4	1	1	1	0	1		4			
Randy Bush, L OBP: 0.270, SLG: 0.367 (1, 10)		0-0 FC3-6 1B 1B	0-0 2B 1B	0-0 F3		0-3 K				4	1	1	1	0	1		5			
Gary Gaetti, R OBP: 0.337, SLG: 0.376 (1, 5)		0-0 1B 1B	0-0 1H 2H 2B	0-0 F8			0-3 K			4	0	2	2	0	1		2			
Mickey Hatcher, R OBP: 0.308, SLG: 0.364 (1, 7)		0-0 F3	0-0 F9		0-0 F9		0-3 K			4	0	0	0	0	1		3			
Houston Jimenez, R OBP: 0.276, SLG: 0.317 (1, 6)		0-0 1B		0-0 WP 1B 2B	0-3 K		0-3 K			4	1	2	0	0	2		0			
Inning Stats	R: 1 E: 0 K: 0 S: 4	H: 2 LOB: 0 BB: 0 P: 4	R: 0 E: 1 K: 1 S: 8	H: 2 LOB: 3 BB: 0 P: 8	R: 3 E: 0 K: 0 S: 7	H: 4 LOB: 1 BB: 0 P: 7	R: 3 E: 0 K: 0 S: 7	H: 4 LOB: 2 BB: 1 P: 11	R: 0 E: 0 K: 2 S: 7	H: 0 LOB: 0 BB: 0 P: 7	R: 0 E: 0 K: 3 S: 10	H: 1 LOB: 2 BB: 1 P: 14	R: 0 E: 0 K: 3 S: 9	H: 0 LOB: 0 BB: 0 P: 9	R: 0 E: 0 K: 1 S: 6	H: 1 LOB: 1 BB: 0 P: 6	1B: 12 2B: 3 3B: 0 HR: 0	SF: 0 SAC: 0 DP: 1 HBP: 0	WP: 3 PB: 0 SB: 1 CS: 0	PA: 40
PITCHER	IP WLS BF H R ER SO BB IBB HBP BLK WP HR S P ERA WHIP	IP WLS BF H R ER SO BB IBB HBP BLK WP HR S P ERA WHIP																		
Jaime Cocanower, R ERA: 2.91 (1, 1)	3.0 L 19 4 1 1 9 2 0 0 0 1 0 37 45 1.80 1.200																			
Bob Gibson, R ERA: 1.5 (4, 1)	5.0 S 21 4 1 1 9 2 0 0 0 1 0 37 45 1.80 1.200																			

Batter	1	2	3	4	5	6	7	8	9	AB	R	H	RBI	BB	SO	LOB	TOP										
Rick Manning, L OBP: 0.352, SLG: 0.436 (1, 8)										3	0	1	0	2	0	1	Milwaukee Brewers @ Minnesota Twins Hubert H. Humphrey Metrodome, Minneapolis, MN Sun May 27 1984, 4:33 AM EDT Att: 36,946 - Unknown livebaseballscorecards.com										
Robin Yount, R OBP: 0.393, SLG: 0.439 (1, 6)										5	0	1	0	0	0	6											
Cecil Cooper, L OBP: 0.329, SLG: 0.355 (1, 3)										5	1	2	1	0	0	1											
Ben Oglivie, L OBP: 0.353, SLG: 0.403 Charlie Moore, R OBP: 0.299, SLG: 0.302 (7, 9)										4	0	0	0	0	1	4											
Ted Simmons, S OBP: 0.277, SLG: 0.337 (1, 10)										5	2	2	2	0	0	0											
Roy Howell, L OBP: 0.356, SLG: 0.426 Ed Romero, R OBP: 0.279, SLG: 0.244 (8, 5)										3	0	1	0	0	0	0											
Jim Gantner, L OBP: 0.327, SLG: 0.360 (1, 4)										4	1	2	1	0	0	1											
Bill Schroeder, R OBP: 0.152, SLG: 0.152 Jim Sundberg, R OBP: 0.314, SLG: 0.389 (8, PH)										3	0	0	0	0	2	1											
Dion James, L OBP: 0.319, SLG: 0.317 (7, 7)										4	1	2	1	0	0	0											
Inning Stats	R: 0 E: 0 K: 0 S: 4	H: 1 LOB: 1 BB: 0 P: 4	R: 0 E: 0 K: 1 S: 6	H: 1 LOB: 1 BB: 0 P: 6	R: 0 E: 0 K: 0 S: 3	H: 0 LOB: 0 BB: 0 P: 3	R: 0 E: 0 K: 1 S: 5	H: 0 LOB: 0 BB: 0 P: 5	R: 1 E: 1 K: 0 S: 5	H: 1 LOB: 2 BB: 1 P: 9	R: 2 E: 0 K: 0 S: 5	H: 2 LOB: 0 BB: 0 P: 5	R: 1 E: 0 K: 1 S: 8	H: 3 LOB: 2 BB: 0 P: 8	R: 1 E: 0 K: 1 S: 8	H: 3 LOB: 3 BB: 1 P: 12		R: 0 E: 0 K: 0 S: 3	H: 0 LOB: 0 BB: 0 P: 3	1B: 8 2B: 1 3B: 0 HR: 2	SF: 0 SAC: 1 DP: 0 HBP: 0	WP: 0 PA: 41 PB: 0 SB: 1 CS: 0					
PITCHER	IP	WLS	BF	H	R	ER	SO	BB	IBB	HBP	BLK	WP	HR	S	P	ERA	WHIP										
Mike Smithson, R ERA: 3.45 (1, 1)	6.0	L	25	5	3	3	2	1	0	0	0	0	2	28	32	4.50	1.000										
Len Whitehouse, L ERA: 4.5 (7, 1)	1.1		9	5	2	2	1	0	0	0	0	0	0	11	11	13.50	3.750										
Mike Walters, R ERA: 0.98 (8, 1)	1.2		7	1	0	0	1	1	0	0	0	0	0	8	12	0.00	1.200										

Batter	1	2	3	4	5	6	7	8	9	AB	R	H	RBI	BB	SO	LOB	BOTTOM										
Kirby Puckett, R OBP: 0.385, SLG: 0.391 (1, 8)										5	0	1	0	0	1	3	Milwaukee Brewers @ Minnesota Twins Hubert H. Humphrey Metrodome, Minneapolis, MN Sun May 27 1984, 4:33 AM EDT Att: 36,946 - Unknown livebaseballscorecards.com										
Tim Lincecum, R OBP: 0.364, SLG: 0.425 (1, 4)										5	0	1	0	0	1	2											
Kent Hrbek, L OBP: 0.410, SLG: 0.483 (1, 3)										5	1	2	1	0	1	2											
Dave Engle, R OBP: 0.398, SLG: 0.436 (1, 2)										5	0	1	1	0	0	1											
Randy Bush, L OBP: 0.280, SLG: 0.406 (1, 10)										3	1	1	1	1	0	0											
Gary Gaetti, R OBP: 0.339, SLG: 0.390 (1, 5)										4	0	0	0	0	2	3											
Mickey Hatcher, R OBP: 0.324, SLG: 0.408 (1, 7)										4	1	4	0	0	0	0											
Jim Eisenreich, L OBP: 0.250, SLG: 0.250 (1, 9)										4	0	0	1	0	0	3											
Houston Jimenez, R OBP: 0.269, SLG: 0.307 Darrell Brown, S OBP: 0.333, SLG: 0.392 Ron Washington, R OBP: 0.310, SLG: 0.393 (8, 6)										2	0	0	0	0	0	1											
Inning Stats	R: 1 E: 0 K: 1 S: 7	H: 3 LOB: 2 BB: 1 P: 11	R: 0 E: 0 K: 1 S: 6	H: 1 LOB: 1 BB: 0 P: 6	R: 0 E: 0 K: 2 S: 7	H: 0 LOB: 0 BB: 0 P: 7	R: 0 E: 0 K: 0 S: 4	H: 1 LOB: 1 BB: 0 P: 4	R: 0 E: 0 K: 0 S: 3	H: 0 LOB: 0 BB: 0 P: 3	R: 0 E: 1 K: 1 S: 6	H: 0 LOB: 1 BB: 0 P: 6	R: 1 E: 0 K: 0 S: 6	H: 3 LOB: 2 BB: 0 P: 6	R: 1 E: 0 K: 0 S: 5	H: 2 LOB: 1 BB: 0 P: 5		R: 1 E: 0 K: 0 S: 5	H: 2 LOB: 1 BB: 0 P: 5	1B: 9 2B: 1 3B: 1 HR: 1	SF: 0 SAC: 0 DP: 1 HBP: 0	WP: 1 PA: 40 PB: 0 SB: 0 CS: 0					
PITCHER	IP	WLS	BF	H	R	ER	SO	BB	IBB	HBP	BLK	WP	HR	S	P	ERA	WHIP										
Chuck Porter, R ERA: 1.75 (1, 1)	6.2	W	29	8	2	2	5	1	0	0	0	0	0	38	42	2.70	1.350										
Bob McClure, L ERA: 4.09 (7, 1)	0.1		1	0	0	0	0	0	0	0	0	0	0	1	1	0.00	0.000										
Rollie Fingers, R ERA: 1.66 (8, 1)	2.0	S	10	4	2	2	0	0	0	0	0	0	1	10	10	9.00	2.000										

Batter	1	2	3	4	5	6	7	8	9	AB	R	H	RBI	BB	SO	LOB	TOP			
Kirby Puckett, R (1, 8) OBP: 0.377, SLG: 0.382	0-0 1B		0-0 F9			0-0 6-3		0-3 K		4	0	1	0	0	1	1	Minnesota Twins @ Boston Red Sox Fenway Park, Boston, MA Wed May 30 1984, 7:05 PM EDT Att: 12,642 - Unknown			
Tim Lincecum, R (1, 4) OBP: 0.366, SLG: 0.424	0-0 1B		0-0 5-3			4-0 1B BB		0-0 F7		3	0	1	0	1	0	1				
Dave Engle, R (1, 2) OBP: 0.393, SLG: 0.430	0-3 K		0-0 F8			0-0 1B G4-6-3		0-0 F4		4	0	1	0	0	1	3				
Kent Hrbek, L (1, 3) OBP: 0.401, SLG: 0.470	0-3 K			0-3 K		0-0 1B G4-6-3			0-0 4-3	4	0	0	0	0	2	4				
Tom Brunansky, R (1, 9) OBP: 0.327, SLG: 0.394	0-0 1-3			0-0 3-1			0-0 2B		0-0 F9	4	0	1	0	0	0	2				
Mickey Hatcher, R (1, 10) OBP: 0.322, SLG: 0.405		0-0 1B		0-0 5-3			0-0 F9		0-0 4-3	4	0	1	0	0	0	1				
Gary Gaetti, R (1, 5) OBP: 0.333, SLG: 0.383		0-0 F3			0-0 F8		0-0 1-3			3	0	0	0	0	0	1				
Dave Meier, R (1, 7) OBP: 0.353, SLG: 0.323		0-0 1B			0-0 F8		0-0 4-3			3	0	1	0	0	0	1				
Houston Jimenez, R (1, 6) OBP: 0.263, SLG: 0.300 Ron Washington, R (8, PH) OBP: 0.333, SLG: 0.414		0-0 F4			0-0 5-3			0-0 1B		2	0	0	0	0	0	1				
Inning Stats	R: 0 E: 0 K: 2 S: 9	H: 2 LOB: 2 BB: 0 P: 9	R: 0 E: 0 K: 0 S: 4	H: 2 LOB: 1 BB: 0 P: 4	R: 0 E: 0 K: 0 S: 3	H: 0 LOB: 0 BB: 0 P: 3	R: 0 E: 0 K: 1 S: 5	H: 0 LOB: 0 BB: 0 P: 5	R: 0 E: 0 K: 0 S: 3	H: 0 LOB: 0 BB: 0 P: 3	R: 0 E: 0 K: 0 S: 3	H: 0 LOB: 0 BB: 0 P: 3	R: 0 E: 0 K: 1 S: 6	H: 1 LOB: 1 BB: 0 P: 6	R: 0 E: 0 K: 0 S: 3	H: 0 LOB: 0 BB: 0 P: 3	1B: 6 2B: 1 3B: 0 HR: 0	SF: 0 SAC: 0 DP: 1 HBP: 0	WP: 0 PB: 0 SB: 0 CS: 0	PA: 33
PITCHER Bob Ojeda, L (1, 1) ERA: 3.56	IP: 9.0 WLS: W BF: 33 H: 7 R: 0 ER: 0 SO: 4 BB: 1 IBB: 0 HBP: 0 BLK: 0 WP: 0 HR: 0 S: 40 P: 44 ERA: 0.00 WHIP: 0.889											PITCHER	IP: 9.0 WLS: W BF: 33 H: 7 R: 0 ER: 0 SO: 4 BB: 1 IBB: 0 HBP: 0 BLK: 0 WP: 0 HR: 0 S: 40 P: 44 ERA: 0.00 WHIP: 0.889							

Batter	1	2	3	4	5	6	7	8	9	AB	R	H	RBI	BB	SO	LOB	BOTTOM			
Wade Boggs, L (1, 5) OBP: 0.323, SLG: 0.385	0-0 6-3		0-0 1B SF9			0-0 F8		0-0 FC6-4		5	1	1	0	0	0	2	Minnesota Twins @ Boston Red Sox Fenway Park, Boston, MA Wed May 30 1984, 7:05 PM EDT Att: 12,642 - Unknown			
Dwight Evans, R (1, 9) OBP: 0.354, SLG: 0.438	0-0 F9		0-0 1B G6-4-3		0-3 K		0-0 6-3			4	0	1	0	0	1	0				
Jim Rice, R (1, 7) OBP: 0.275, SLG: 0.408	0-0 5-3		0-0 1B SF9		0-0 1B		0-0 HR			3	1	2	2	0	0	0				
Tony Armas, R (1, 8) OBP: 0.290, SLG: 0.478		0-0 F7	0-0 1B G6-4-3		0-0 F6		0-0 1B			4	0	1	0	0	0	2				
Rich Gedman, L (1, 2) OBP: 0.322, SLG: 0.504		0-0 F7		0-3 K		0-0 4-3		0-0 G3		4	0	0	0	0	1	1				
Mike Easler, L (1, 10) OBP: 0.387, SLG: 0.449		0-0 2B 1B		0-0 1B		0-0 1B		0-0 1B		4	0	4	0	0	0	0				
Bill Buckner, L (1, 3) OBP: 0.293, SLG: 0.321		0-0 2B 1B		0-0 1B		0-0 1B		0-0 F4		4	0	3	0	0	0	1				
Marty Barrett, R (1, 4) OBP: 0.400, SLG: 0.407		4-0 1B FC6-4		0-0 1B F8		0-0 1B F6		0-0 1B F8		3	0	0	0	1	0	5				
Jackie Gutierrez, R (1, 6) OBP: 0.270, SLG: 0.322		0-0 1B FC6-4		0-0 1B F6		0-0 1B F4		0-0 1B FC6-4		4	0	1	0	0	0	7				
Inning Stats	R: 0 E: 0 K: 0 S: 3	H: 0 LOB: 0 BB: 0 P: 3	R: 0 E: 0 K: 0 S: 5	H: 2 LOB: 3 BB: 1 P: 9	R: 1 E: 0 K: 0 S: 4	H: 2 LOB: 0 BB: 0 P: 4	R: 0 E: 0 K: 1 S: 7	H: 2 LOB: 2 BB: 0 P: 7	R: 0 E: 0 K: 0 S: 6	H: 1 LOB: 1 BB: 0 P: 6	R: 0 E: 0 K: 0 S: 5	H: 2 LOB: 2 BB: 0 P: 5	R: 1 E: 0 K: 0 S: 5	H: 2 LOB: 1 BB: 0 P: 5	R: 0 E: 0 K: 0 S: 5	H: 2 LOB: 2 BB: 0 P: 5	1B: 11 2B: 1 3B: 0 HR: 1	SF: 1 SAC: 0 DP: 1 HBP: 0	WP: 0 PB: 0 SB: 0 CS: 0	PA: 37
PITCHER John Butcher, R (1, 1) ERA: 2.55 Pete Filson, L (8, 1) ERA: 2.77	IP: 7.0 WLS: L BF: 33 H: 12 R: 2 ER: 2 SO: 2 BB: 0 IBB: 0 HBP: 0 BLK: 0 WP: 0 HR: 1 S: 36 P: 40 ERA: 2.57 WHIP: 1.714											PITCHER	IP: 8.1 WLS: L BF: 4 H: 1 R: 0 ER: 0 SO: 0 BB: 0 IBB: 0 HBP: 0 BLK: 0 WP: 0 HR: 0 S: 4 P: 4 ERA: 0.00 WHIP: 1.000							

Batter	1	2	3	4	5	6	7	8	9	AB	R	H	RBI	BB	SO	LOB	TOP			
Willie Wilson, S (1, 8) OBP: 0.354, SLG: 0.316	4-0 BB G3-6-3		0-0 F8		0-3 K			0-0 4-3 1B 2B		3	1	1	0	1	1	0	Kansas City Royals @ Minnesota Twins Hubert H. Humphrey Metrodome, Minneapolis, MN Thu May 31 1984, 8:05 PM EDT Att: 11,011 - Unknown livebaseballscores.com			
Darryl Motley, R (1, 7) OBP: 0.338, SLG: 0.468	0-0 F7		0-0 6-3			0-0 F8		0-0 4-3		4	0	0	0	0	0	2				
George Brett, L (1, 5) OBP: 0.400, SLG: 0.510	0-0 G3-6-3 1-2		0-0 3-1			0-0 1B		0-0 1B		4	0	2	1	0	0	1				
Hal McRae, R (1, 10) OBP: 0.324, SLG: 0.338		0-0 1B		4-0 BB		0-0 F4		0-3 K		3	0	1	0	1	1	2				
Frank White, R (1, 4) OBP: 0.335, SLG: 0.454		0-0 F2		0-0 F7		0-0 5-3			0-0 F7	4	0	0	0	0	0	2				
Steve Balboni, R (1, 3) OBP: 0.309, SLG: 0.386		0-0 1B 1B		0-3 K			0-0 F7		0-3 K	4	1	1	0	0	2	1				
Lynn Jones, R (1, 9) Pat Sheridan, L (9, PH) OBP: 0.387, SLG: 0.496		0-0 1B 1B		0-0 5-3			0-0 6-3		0-3 K	3	0	1	0	0	0	1				
Don Slaught, R (1, 2) OBP: 0.224, SLG: 0.220		0-0 FC6-4 1B		0-3 K			0-3 K			3	0	1	1	0	2	0				
Onix Conception, R (1, 6) OBP: 0.232, SLG: 0.248		0-0 FC6-4		0-0 F8				0-0 F7		3	0	0	0	0	0	2				
Inning Stats	R: 0 E: 0 K: 0 S: 2	H: 0 LOB: 0 BB: 1 P: 6	R: 1 E: 0 K: 0 S: 6	H: 4 LOB: 2 BB: 0 P: 6	R: 0 E: 0 K: 1 S: 3	H: 0 LOB: 1 BB: 1 P: 9	R: 0 E: 0 K: 2 S: 5	H: 0 LOB: 0 BB: 0 P: 7	R: 0 E: 0 K: 0 S: 4	H: 1 LOB: 1 BB: 0 P: 4	R: 0 E: 0 K: 1 S: 5	H: 0 LOB: 0 BB: 0 P: 5	R: 1 E: 0 K: 0 S: 7	H: 2 LOB: 1 BB: 0 P: 7	R: 0 E: 0 K: 2 S: 7	H: 0 LOB: 0 BB: 0 P: 7	1B: 6 2B: 1 3B: 0 HR: 0	SF: 0 SAC: 0 DP: 1 HBP: 0	WP: 0 PB: 0 SB: 0 CS: 0	PA: 34
PITCHER	IP WLS BF H R ER SO BB IBB HBP BLK WP HR S P ERA WHIP	IP WLS BF H R ER SO BB IBB HBP BLK WP HR S P ERA WHIP																		
Ed Hodge, L (1, 1) ERA: 4.29	7.2	W	30	7	2	2	4	2	0	0	0	0	0	0	0	36	44	2.35	1.174	
Ron Davis, R (8, 1) ERA: 6.75	1.1	S	4	0	0	0	3	0	0	0	0	0	0	0	10	10	0.00	0.000		

Batter	1	2	3	4	5	6	7	8	9	AB	R	H	RBI	BB	SO	LOB	BOTTOM			
Kirby Puckett, R (1, 8) OBP: 0.378, SLG: 0.384	0-3 K	0-0 CS	0-0 1B 1B	0-0 F8		0-0 4-3		0-0 2B 1-2 3-H 1B		5	1	2	1	0	1	3	Kansas City Royals @ Minnesota Twins Hubert H. Humphrey Metrodome, Minneapolis, MN Thu May 31 1984, 8:05 PM EDT Att: 11,011 - Unknown livebaseballscores.com			
Mickey Hatcher, R (1, 3) OBP: 0.330, SLG: 0.412	0-0 G3		0-0 FC6-4 1B SF7	0-0 FC5			4-0 BB G6-4-3	0-0 1-3 2-H 2B		4	1	2	1	1	0	2				
Tim Lincecum, R (1, 4) OBP: 0.367, SLG: 0.420	0-3 K		0-0 FC6-4 1B	4-0 8-4 G3 BB			0-0 G6-4-3 1-2	0-3 K		4	0	1	1	1	2	3				
Dave Engle, R (1, 2) OBP: 0.397, SLG: 0.432		0-0 BB 1B	0-0 FC6-4 SF7	0-0 G3			0-0 1B			4	1	2	0	0	0	3				
Randy Bush, L (1, 10) Darrell Brown, S (7, PH) OBP: 0.331, SLG: 0.389		0-3 K	0-0 SF7	4-0 1-2 BB			0-0 F4			1	0	0	1	1	1	1				
Tom Brunansky, R (1, 9) OBP: 0.325, SLG: 0.388		4-0 1B BB	0-3 K	0-0 8-4				0-0 6-3		3	1	0	0	1	1	3				
Gary Gaetti, R (1, 5) OBP: 0.337, SLG: 0.385		0-0 1B SF8 1B		0-0 6-3		0-0 6-3		0-0 1B 1B		4	2	2	1	0	0	0				
Mike Hart, L (1, 7) Dave Meier, R (6, PH) Ron Washington, R (7, 7) OBP: 0.361, SLG: 0.333		0-0 CS 1B		0-0 FC5 E 1B		0-0 4-3		0-0 1B 1B		2	0	2	1	0	0	0				
Ron Washington, R (1, 6) OBP: 0.324, SLG: 0.387		0-0 SF8		0-0 E6 FC5		4-0 BB		0-0 F9		2	0	0	1	1	0	3				
Inning Stats	R: 0 E: 0 K: 2 S: 7	H: 3 LOB: 0 BB: 1 P: 11	R: 2 E: 0 K: 1 S: 8	H: 3 LOB: 1 BB: 0 P: 8	R: 0 E: 1 K: 0 S: 5	H: 1 LOB: 2 BB: 0 P: 5	R: 0 E: 0 K: 0 S: 2	H: 0 LOB: 1 BB: 2 P: 10	R: 0 E: 0 K: 0 S: 3	H: 0 LOB: 1 BB: 1 P: 7	R: 0 E: 0 K: 0 S: 3	H: 1 LOB: 1 BB: 1 P: 7	R: 2 E: 0 K: 1 S: 9	H: 4 LOB: 2 BB: 0 P: 9	R: 0 E: 0 K: 1 S: 7	H: 0 LOB: 0 BB: 0 P: 7	1B: 11 2B: 2 3B: 0 HR: 0	SF: 2 SAC: 0 DP: 2 HBP: 0	WP: 0 PB: 0 SB: 0 CS: 1	PA: 40
PITCHER	IP WLS BF H R ER SO BB IBB HBP BLK WP HR S P ERA WHIP	IP WLS BF H R ER SO BB IBB HBP BLK WP HR S P ERA WHIP																		
Mark Gubicza, R (1, 1) ERA: 3.53	5.0	L	24	7	5	5	4	3	0	0	0	0	0	0	29	41	9.00	2.000		
Paul Splittorff, L (6, 1) ERA: 6.75	3.0		15	5	2	2	1	2	0	0	0	0	0	15	23	6.00	2.333			

Batter	1	2	3	4	5	6	7	8	9	10	AB	R	H	RBI	BB	SO	LOB								
Willie Wilson, S (1, 8) OBP: 0.395, SLG: 0.418											6	2	4	1	0	0	1								
Pat Sheridan, L (1, 9) OBP: 0.380, SLG: 0.487											6	1	2	2	0	1	5								
George Brett, L (1, 5) OBP: 0.415, SLG: 0.596											4	1	1	2	1	0	1								
Greg Pryor, R (9, 5) OBP: 0.284, SLG: 0.327											1	0	0	0	0	0	1								
Dane Iorg, L (1, 3) OBP: 0.263, SLG: 0.355											5	0	2	1	0	0	0								
Jorge Orta, L (1, 10) OBP: 0.313, SLG: 0.447											5	0	2	0	0	0	3								
Frank White, R (1, 4) OBP: 0.328, SLG: 0.439											5	0	0	0	0	0	4								
Darryl Motley, R (1, 7) OBP: 0.348, SLG: 0.473											4	1	1	0	1	0	0								
Don Slaught, R (1, 2) OBP: 0.236, SLG: 0.263											4	0	1	0	0	0	1								
Onix Concepcion, R (1, 6) OBP: 0.248, SLG: 0.265											4	2	2	0	1	0	1								
Inning Stats	R: 1 E: 0 K: 0 S: 5	H: 2 LOB: 2 BB: 1 P: 9	R: 0 E: 0 K: 0 S: 4	H: 1 LOB: 1 BB: 0 P: 4	R: 0 E: 0 K: 1 S: 6	H: 1 LOB: 1 BB: 0 P: 6	R: 0 E: 0 K: 0 S: 5	H: 2 LOB: 3 BB: 1 P: 9	R: 0 E: 0 K: 0 S: 4	H: 1 LOB: 1 BB: 0 P: 4	R: 0 E: 0 K: 0 S: 3	H: 0 LOB: 0 BB: 0 P: 3	R: 2 E: 0 K: 0 S: 6	H: 3 LOB: 1 BB: 0 P: 6	R: 2 E: 1 K: 0 S: 5	H: 2 LOB: 1 BB: 1 P: 9	R: 0 E: 0 K: 0 S: 3	H: 0 LOB: 0 BB: 0 P: 3	R: 2 E: 0 K: 0 S: 6	H: 3 LOB: 1 BB: 0 P: 6	1B: 9 2B: 4 3B: 1 HR: 1	SF: 0 SAC: 1 DP: 0 HBP: 0	WP: 1 PB: 0 SB: 0 CS: 0	PA: 48	
PITCHER	IP WLS BF H R ER SO BB IBB HBP BLK WP HR S P ERA WHIP																				IP WLS BF H R ER SO BB IBB HBP BLK WP HR S P ERA WHIP				
Ken Schrom, R (1, 1) ERA: 1.35	6.0	27	7	1	1	1	2	0	0	0	0	0	0	0	0	1	27	35	1.50	1.500					
Pete Filson, L (7, 1) ERA: 3.35	1.1	8	3	3	3	0	1	0	0	0	0	0	0	0	0	1	7	11	20.25	3.000					
Mike Walters, R (8, 1) ERA: 1.47	0.0	2	2	0	0	0	0	0	0	0	0	0	0	0	0	0	2	2	∞	∞					
Len Whitehouse, L (8, 1) ERA: 4.26	2.1	L	8	1	2	2	0	0	0	0	0	0	0	0	0	0	8	8	7.71	0.429					
Ron Davis, R (10, 1) ERA: 7.01	0.1	3	2	1	1	0	0	0	0	0	0	0	0	0	0	1	0	3	27.00	6.000					

TOP

Kansas City Royals @ Minnesota Twins
 Hubert H. Humphrey Metrodome, Minneapolis, MN

Sat Jun 02 1984, 8:05 PM EDT
 Att: 13,799 - Unknown

livebaseballscores.com

AB 44
 R 7
 H 15
 RBI 6
 BB 3
 SO 1
 LOB 17

Batter	1	2	3	4	5	6	7	8	9	10	AB	R	H	RBI	BB	SO	LOB							
Kirby Puckett, R (1, 8) OBP: 0.398, SLG: 0.492											5	1	3	2	0	0	0							
Tim Lincecum, R (1, 4) OBP: 0.357, SLG: 0.406											5	0	0	0	0	0	6							
Dave Engle, R (1, 2) OBP: 0.365, SLG: 0.421											4	0	2	1	0	0	0							
Kent Hrbek, L (1, 3) OBP: 0.398, SLG: 0.469											5	1	2	1	0	0	1							
Tom Brunansky, R (1, 9) OBP: 0.330, SLG: 0.389											5	0	1	0	0	0	3							
Mickey Hatcher, R (1, 10) OBP: 0.335, SLG: 0.413											4	0	1	0	1	1	1							
Gary Gaetti, R (1, 5) OBP: 0.337, SLG: 0.383											5	2	3	1	0	0	1							
Dave Meier, R (1, 7) OBP: 0.333, SLG: 0.308											3	1	1	0	0	0	1							
Randy Bush, L (9, PH) OBP: 0.286, SLG: 0.414											1	0	1	1	0	0	0							
Ron Washington, R (9, PR) OBP: 0.316, SLG: 0.400											1	1	0	0	0	0	2							
Houston Jimenez, R (1, 6) OBP: 0.265, SLG: 0.301											3	0	1	0	0	0	0							
Darrell Brown, S (9, PH) OBP: 0.333, SLG: 0.391											1	0	0	0	0	0	1							
Inning Stats	R: 0 E: 0 K: 0 S: 4	H: 1 LOB: 1 BB: 0 P: 4	R: 0 E: 0 K: 0 S: 4	H: 1 LOB: 1 BB: 0 P: 4	R: 0 E: 0 K: 0 S: 3	H: 0 LOB: 0 BB: 0 P: 3	R: 0 E: 0 K: 0 S: 4	H: 1 LOB: 1 BB: 0 P: 4	R: 2 E: 0 K: 0 S: 6	H: 4 LOB: 1 BB: 0 P: 6	R: 0 E: 0 K: 0 S: 5	H: 0 LOB: 0 BB: 0 P: 5	R: 0 E: 0 K: 0 S: 3	H: 0 LOB: 0 BB: 0 P: 3	R: 1 E: 0 K: 0 S: 5	H: 3 LOB: 1 BB: 0 P: 5	R: 2 E: 0 K: 0 S: 6	H: 3 LOB: 2 BB: 0 P: 6	R: 1 E: 0 K: 0 S: 5	H: 2 LOB: 2 BB: 1 P: 9	1B: 11 2B: 5 3B: 0 HR: 0	SF: 1 SAC: 0 DP: 2 HBP: 0	WP: 0 PB: 0 SB: 0 CS: 0	PA: 44
PITCHER	IP WLS BF H R ER SO BB IBB HBP BLK WP HR S P ERA WHIP																				IP WLS BF H R ER SO BB IBB HBP BLK WP HR S P ERA WHIP			
Larry Gura, L (1, 1) ERA: 3.6	7.1	31	10	3	3	1	0	0	0	0	0	0	0	0	0	33	33	3.68	1.364					
Dan Quisenberry, R (8, 1) ERA: 2.49	2.2	W	13	5	3	3	0	1	0	0	0	0	0	0	0	12	16	10.12	2.250					

BOTTOM

Kansas City Royals @ Minnesota Twins
 Hubert H. Humphrey Metrodome, Minneapolis, MN

Sat Jun 02 1984, 8:05 PM EDT
 Att: 13,799 - Unknown

livebaseballscores.com

AB 42
 R 6
 H 15
 RBI 6
 BB 1
 SO 1
 LOB 16

Batter	1	2	3	4	5	6	7	8	9	AB	R	H	RBI	BB	SO	LOB	TOP					
Willie Wilson, S OBP: 0.388, SLG: 0.408 (1, 8)	0-0 HR 1B		0-3 K		0-0 F9		0-0 6-3			4	1	1	0	0	1	0	Kansas City Royals @ Minnesota Twins Hubert H. Humphrey Metrodome, Minneapolis, MN Sun Jun 03 1984, 4:33 AM EDT Att: 12,144 - Unknown livebaseballscorecards.com					
Pat Sheridan, L OBP: 0.371, SLG: 0.474 (1, 9)	0-0 F7		0-0 F8		0-0 4-3		0-0 F9			4	0	0	0	0	0	1						
George Brett, L OBP: 0.420, SLG: 0.639 Greg Pryor, R OBP: 0.264, SLG: 0.327 (8, 5)	0-0 1-H HR		0-0 4-3		0-0 1B			0-3 K		4	1	2	2	0	1	0						
Hal McRae, R OBP: 0.317, SLG: 0.329 (1, 10)	0-0 5-3			0-0 1-3	0-0 F3			0-0 F8		4	0	0	0	0	0	1						
Frank White, R OBP: 0.321, SLG: 0.429 (1, 4)	0-0 6-3			0-0 E6 HR				0-3 K		4	1	0	0	0	1	0						
Darryl Motley, R OBP: 0.358, SLG: 0.526 (1, 7)		0-0 HR		0-0 1-H HR				0-0 2B		4	2	3	3	0	0	0						
Steve Balboni, R OBP: 0.301, SLG: 0.376 (1, 3)		0-3 K		0-0 6-3				0-3 K		4	0	0	0	0	3	1						
John Wathan, R OBP: 0.272, SLG: 0.264 (1, 2)		0-3 K		4-0 S BB				0-0 5-3		3	0	0	0	1	1	1						
Onix Concepcion, R OBP: 0.242, SLG: 0.259 (1, 6)		0-0 5-3		0-0 F7 1-2				0-3 K		3	0	0	0	0	1	1						
Inning Stats	R: 2 E: 0 K: 0 S: 5	H: 2 LOB: 0 BB: 0 P: 5	R: 1 E: 0 K: 2 S: 8	H: 1 LOB: 0 BB: 0 P: 8	R: 0 E: 0 K: 1 S: 5	H: 0 LOB: 0 BB: 0 P: 5	R: 2 E: 1 K: 0 S: 5	H: 1 LOB: 1 BB: 0 P: 9	R: 0 E: 0 K: 0 S: 4	H: 1 LOB: 1 BB: 0 P: 4	R: 0 E: 0 K: 1 S: 6	H: 0 LOB: 0 BB: 0 P: 6	R: 0 E: 0 K: 1 S: 5	H: 0 LOB: 0 BB: 0 P: 5	R: 0 E: 0 K: 1 S: 7	H: 0 LOB: 0 BB: 0 P: 7	R: 0 E: 0 K: 1 S: 5	H: 0 LOB: 0 BB: 0 P: 5	1B: 2 2B: 1 3B: 0 HR: 3	SF: 0 SAC: 0 DP: 0 HBP: 0	WP: 0 PB: 0 SB: 1 CS: 0	PA: 35
PITCHER Frank Viola, L ERA: 2.78 (1, 1)	IP: 9.0 WLS: L BF: 35	H: 6 R: 5 ER: 4 SO: 8	BB: 1 IBB: 0 HBP: 0 BLK: 0	WP: 0 HR: 3 S: 50 P: 54	ERA: 4.00 WHIP: 0.778	PITCHER	IP: 9.0 WLS: L BF: 35	H: 6 R: 5 ER: 4 SO: 8	BB: 1 IBB: 0 HBP: 0 BLK: 0	WP: 0 HR: 3 S: 50 P: 54	ERA: 4.00 WHIP: 0.778	PITCHER	IP: 9.0 WLS: L BF: 35	H: 6 R: 5 ER: 4 SO: 8	BB: 1 IBB: 0 HBP: 0 BLK: 0	WP: 0 HR: 3 S: 50 P: 54	ERA: 4.00 WHIP: 0.778					


Batter	1	2	3	4	5	6	7	8	9	AB	R	H	RBI	BB	SO	LOB	BOTTOM			
Kirby Puckett, R OBP: 0.402, SLG: 0.400 (1, 8)	4-0 BB 2B	0-0 1-3 1B			0-0 4-3		0-0 F8			3	1	1	0	1	0	1	Kansas City Royals @ Minnesota Twins Hubert H. Humphrey Metrodome, Minneapolis, MN Sun Jun 03 1984, 4:33 AM EDT Att: 12,144 - Unknown livebaseballscorecards.com			
Tim Lincecum, R OBP: 0.355, SLG: 0.400 (1, 4)	4-0 1-2 2B BB	0-0 1-3			0-0 F8			0-0 F9		3	1	0	0	1	0	2				
Dave Engle, R OBP: 0.381, SLG: 0.423 (1, 2)	0-0 1-H 2-H 2B		0-0 5-3		0-0 F9			0-0 G3		4	0	1	2	0	0	0				
Kent Hrbek, L OBP: 0.400, SLG: 0.466 (1, 3)	0-0 F7		0-0 4-3		0-0 1B			4-0 1B BB		3	0	1	0	1	0	1				
Tom Brunansky, R OBP: 0.329, SLG: 0.386 (1, 9)	0-0 F8		0-3 K		0-0 F8			0-0 1B		4	0	1	0	0	1	2				
Mickey Hatcher, R OBP: 0.328, SLG: 0.404 (1, 10)	0-0 F8			0-0 5-3	0-0 F8			0-0 1B		4	0	0	0	0	0	4				
Gary Gaetti, R OBP: 0.330, SLG: 0.375 (1, 5)		0-0 5-3		0-0 F5			0-3 K		0-0 6-3	4	0	0	0	0	1	0				
Darrell Brown, S OBP: 0.325, SLG: 0.381 (1, 7)		0-0 4-3		0-0 F9			0-0 F4		0-0 F7	4	0	0	0	0	0	0				
Houston Jimenez, R OBP: 0.270, SLG: 0.305 Ron Washington, R OBP: 0.325, SLG: 0.405 (7, PH) (8, 6)		0-0 1B		0-0 F9			0-0 1B		0-0 5-3	2	0	1	0	0	0	0				
Inning Stats	R: 2 E: 0 K: 0 S: 4	H: 1 LOB: 1 BB: 2 P: 12	R: 0 E: 0 K: 0 S: 5	H: 2 LOB: 2 BB: 0 P: 5	R: 0 E: 0 K: 1 S: 5	H: 0 LOB: 0 BB: 0 P: 5	R: 0 E: 0 K: 0 S: 3	H: 0 LOB: 0 BB: 0 P: 3	R: 0 E: 0 K: 0 S: 4	H: 1 LOB: 1 BB: 0 P: 4	R: 0 E: 0 K: 1 S: 6	H: 1 LOB: 1 BB: 0 P: 6	R: 0 E: 0 K: 0 S: 4	H: 1 LOB: 2 BB: 1 P: 8	R: 0 E: 0 K: 0 S: 3	H: 0 LOB: 0 BB: 0 P: 3	1B: 5 2B: 1 3B: 0 HR: 0	SF: 0 SAC: 0 DP: 0 HBP: 0	WP: 0 PB: 0 SB: 0 CS: 0	PA: 36
PITCHER Bud Black, L ERA: 2.93 Joe Beckwith, R ERA: 5.11 (8, 1)	IP: 7.2 WLS: W BF: 32	H: 6 R: 2 ER: 2 SO: 2	BB: 3 IBB: 0 HBP: 0 BLK: 0	WP: 0 HR: 0 S: 33 P: 45	ERA: 2.35 WHIP: 1.174	PITCHER	IP: 1.1 WLS: S BF: 4	H: 0 R: 0 ER: 0 SO: 0	BB: 0 IBB: 0 HBP: 0 BLK: 0	WP: 0 HR: 0 S: 4 P: 4	ERA: 0.00 WHIP: 0.000	PITCHER	IP: 1.1 WLS: S BF: 4	H: 0 R: 0 ER: 0 SO: 0	BB: 0 IBB: 0 HBP: 0 BLK: 0	WP: 0 HR: 0 S: 4 P: 4	ERA: 0.00 WHIP: 0.000			


Batter	1	2	3	4	5	6	7	8	9	AB	R	H	RBI	BB	SO	LOB	TOP								
Bill Sample, R OBP: 0.335, SLG: 0.400 (1, 8)	6-3		G1-2-3		F5		E		F7	5	0	1	1	0	0	3	<p>Texas Rangers @ Minnesota Twins Hubert H. Humphrey Metrodome, Minneapolis, MN Mon Jun 04 1984, 8:05 PM EDT Att: 6,741 - Unknown</p> <p>livebaseballscorecards.com</p>								
Mickey Rivers, L OBP: 0.325, SLG: 0.336 (1, 10)	BB		1-2		F9		1-H		K	5	0	2	0	0	1	3									
Pete O'Brien, L OBP: 0.319, SLG: 0.408 (1, 3) (8, 9)	F8		4-3		G3		2-3		4-3	4	0	0	0	0	0	4									
Buddy Bell, R OBP: 0.380, SLG: 0.429 (1, 5)	BB				F8				5-3	3	0	0	0	1	0	0									
Gary Ward, R OBP: 0.276, SLG: 0.280 (1, 7)	4-3				F7				E6	4	0	0	0	0	0	2									
Bob Jones, L OBP: 0.321, SLG: 0.404 Alan Bannister, R OBP: 0.333, SLG: 0.280 (8, PH) (8, 4)		4-3			4-3				F4	3	0	0	0	0	0	0									
Donnie Scott, S OBP: 0.385, SLG: 0.583 (1, 2)		G4-6-3			4-3				FC5-4	1	0	0	0	0	0	1									
Wayne Tolleson, S OBP: 0.310, SLG: 0.279 Dave Hostetter, R OBP: 0.400, SLG: 0.561 Mary Foley, L OBP: 0.329, SLG: 0.484 (8, PH) (8, PH) (8, 3)		G4-6-3			4-3				K	3	0	0	0	0	1	3									
Curtis Wilkerson, S OBP: 0.291, SLG: 0.296 (1, 6)					E1				F5	0	0	0	0	0	0	0									
Inning Stats	R: 0 E: 0 K: 0 S: 4	H: 1 LOB: 2 BB: 1 P: 8	R: 0 E: 0 K: 0 S: 3	H: 1 LOB: 0 BB: 0 P: 3	R: 0 E: 0 K: 0 S: 4	H: 2 LOB: 1 BB: 0 P: 4	R: 0 E: 0 K: 0 S: 3	H: 0 LOB: 0 BB: 0 P: 3	R: 0 E: 1 K: 0 S: 5	H: 1 LOB: 2 BB: 0 P: 5	R: 0 E: 0 K: 0 S: 3	H: 0 LOB: 0 BB: 0 P: 3	R: 2 E: 1 K: 1 S: 9	H: 3 LOB: 2 BB: 0 P: 9	R: 0 E: 1 K: 0 S: 5	H: 1 LOB: 2 BB: 0 P: 5		R: 0 E: 0 K: 1 S: 5	H: 0 LOB: 0 BB: 0 P: 5	1B: 6 2B: 3 3B: 0 HR: 0	SF: 0 SAC: 0 DP: 1 HBP: 0	WP: 0 PB: 0 SB: 2 CS: 0	PA: 38		
PITCHER	IP	WLS	BF	H	R	ER	SO	BB	IBB	HBP	BLK	WP	HR	S	P	ERA	WHIP								
John Butcher, R ERA: 2.57 (1, 1)	6.2	W	29	8	2	2	1	1	0	0	0	0	0	30	34	2.70	1.350								
Pete Filson, L ERA: 3.27 (7, 1)	1.0		5	1	0	0	0	0	0	0	0	0	0	5	5	0.00	1.000								
Ron Davis, R ERA: 6.67 (8, 1)	1.1	S	4	0	0	0	1	0	0	0	0	0	0	6	6	0.00	0.000								

Batter	1	2	3	4	5	6	7	8	9	AB	R	H	RBI	BB	SO	LOB	BOTTOM								
Kirby Puckett, R OBP: 0.407, SLG: 0.404 (1, 8)	F8		F9		CS		F8			4	1	2	1	0	0	0	<p>Texas Rangers @ Minnesota Twins Hubert H. Humphrey Metrodome, Minneapolis, MN Mon Jun 04 1984, 8:05 PM EDT Att: 6,741 - Unknown</p> <p>livebaseballscorecards.com</p>								
Mickey Hatcher, R OBP: 0.322, SLG: 0.396 (1, 7)	6-3		F9		1B		K			4	0	0	0	0	1	2									
Kent Hrbek, L OBP: 0.407, SLG: 0.470 (1, 3)	FC6-4		1B		HR		F7			3	1	2	1	1	0	0									
Dave Engle, R OBP: 0.385, SLG: 0.425 (1, 2)	FC6-4		1B		BB		K			4	1	2	0	0	1	1									
Randy Bush, L OBP: 0.293, SLG: 0.441 (1, 10)		F7	F4		HR		K			3	2	1	3	1	0	2									
Tom Brunansky, R OBP: 0.327, SLG: 0.384 Mike Hart, L OBP: 0.200, SLG: 0.200 (4, 9)	K				HR		F7			1	0	0	0	0	1	0									
Gary Gaetti, R OBP: 0.336, SLG: 0.398 (1, 5)	F8				1B					4	0	3	1	0	0	0									
Tim Teufel, R OBP: 0.353, SLG: 0.402 (1, 4)			FC3-5-6		2B		G6-4-3			4	0	1	0	0	0	3									
Houston Jimenez, R OBP: 0.262, SLG: 0.296 (1, 6)			FC3-5-6-5		F7		6-3			3	1	0	0	0	0	2									
Inning Stats	R: 0 E: 0 K: 0 S: 4	H: 1 LOB: 1 BB: 0 P: 4	R: 0 E: 0 K: 1 S: 5	H: 0 LOB: 0 BB: 0 P: 5	R: 2 E: 0 K: 0 S: 7	H: 4 LOB: 2 BB: 0 P: 7	R: 0 E: 0 K: 1 S: 6	H: 1 LOB: 1 BB: 0 P: 6	R: 3 E: 0 K: 0 S: 5	H: 3 LOB: 0 BB: 1 P: 9	R: 0 E: 0 K: 0 S: 3	H: 1 LOB: 0 BB: 0 P: 3	R: 0 E: 0 K: 1 S: 5	H: 0 LOB: 0 BB: 0 P: 5	R: 1 E: 0 K: 1 S: 6	H: 1 LOB: 1 BB: 1 P: 10		R: 0 E: 0 K: 1 S: 6	H: 1 LOB: 1 BB: 1 P: 10	1B: 7 2B: 2 3B: 1 HR: 1	SF: 0 SAC: 0 DP: 1 HBP: 0	WP: 0 PB: 0 SB: 0 CS: 1	PA: 35		
PITCHER	IP	WLS	BF	H	R	ER	SO	BB	IBB	HBP	BLK	WP	HR	S	P	ERA	WHIP								
Dave Stewart, R ERA: 5.59 (1, 1)	7.2	L	34	11	6	6	4	2	0	0	0	0	0	40	48	7.04	1.696								
Odell Jones, R ERA: 2.37 (8, 1)	0.1		1	0	0	0	0	0	0	0	0	0	0	1	1	0.00	0.000								

Batter	1	2	3	4	5	6	7	8	9	AB	R	H	RBI	BB	SO	LOB	TOP									
Bill Sample, R OBP: 0.328, SLG: 0.391 (1, 8)	F5		FC4-6 E		F9		F9			4	1	0	0	0	0	3	Texas Rangers @ Minnesota Twins Hubert H. Humphrey Metrodome, Minneapolis, MN Tue Jun 05 1984, 8:05 PM EDT Att: 7,762 - Unknown livebaseballscorecards.com									
Alan Bannister, R OBP: 0.353, SLG: 0.414 Wayne Tolleson, S OBP: 0.310, SLG: 0.279 (8, FR) (8, 4)	K		F7			HR		S 4-3 1B		4	1	2	1	0	1	1										
Buddy Bell, R OBP: 0.382, SLG: 0.427 (1, 5)			E7 1B		F9			4-3		3	0	1	1	1	0	1										
Larry Parrish, R OBP: 0.325, SLG: 0.440 (1, 9)	K		5-3			K		G1-4-3 IBB		3	0	0	0	1	2	2										
Gary Ward, R OBP: 0.275, SLG: 0.284 (1, 7)		K			F9			G1-4-3 1B		4	0	1	0	0	1	2										
Dave Hostetter, R OBP: 0.377, SLG: 0.523 Mickey Rivers, L OBP: 0.322, SLG: 0.333 (9, PH)		6-3			5-3		K		F9	3	0	0	0	0	1	0										
Pete O'Brien, L OBP: 0.328, SLG: 0.413 (1, 3)					F7		2B 1B		G4-6-3 BB	3	0	2	0	1	0	0										
Ned Yost, R OBP: 0.178, SLG: 0.226 (1, 2)		F8			K		F9		G4-6-3 1-2	4	0	0	0	0	1	3										
Curtis Wilkerson, S OBP: 0.298, SLG: 0.310 (1, 6)					F8					3	0	2	0	0	0	0										
Inning Stats	R: 0 E: 0 K: 2 S: 7	H: 0 LOB: 1 BB: 1 P: 11	R: 0 E: 0 K: 1 S: 6	H: 1 LOB: 1 BB: 0 P: 6	R: 1 E: 1 K: 0 S: 5	H: 2 LOB: 1 BB: 0 P: 5	R: 0 E: 0 K: 0 S: 3	H: 0 LOB: 0 BB: 0 P: 3	R: 0 E: 0 K: 1 S: 5	H: 0 LOB: 0 BB: 0 P: 5	R: 1 E: 0 K: 1 S: 6	H: 2 LOB: 1 BB: 0 P: 6	R: 0 E: 0 K: 1 S: 7	H: 2 LOB: 2 BB: 0 P: 7	R: 0 E: 0 K: 0 S: 3	H: 1 LOB: 2 BB: 1 P: 7		R: 0 E: 0 K: 0 S: 2	H: 0 LOB: 0 BB: 1 P: 6	1B: 5 2B: 2 3B: 0 HR: 1	SF: 0 SAC: 0 DP: 2 HBP: 0	WP: 0 PB: 0 SB: 2 CS: 0	PA: 35			
PITCHER	IP	WLS	BF	H	R	ER	SO	BB	IBB	HBP	BLK	WP	HR	S	P	ERA	WHIP									
Ed Hodge, L ERA: 4.01 Mike Walters, R ERA: 1.35	(1, 1)	7.1	L	31	8	2	2	6	1	1	0	0	0	0	0	0	2.46	1.227								

Batter	1	2	3	4	5	6	7	8	9	AB	R	H	RBI	BB	SO	LOB	BOTTOM									
Kirby Puckett, R OBP: 0.400, SLG: 0.409 (1, 8)	K				G3		6-3			4	0	1	0	0	1	1	Texas Rangers @ Minnesota Twins Hubert H. Humphrey Metrodome, Minneapolis, MN Tue Jun 05 1984, 8:05 PM EDT Att: 7,762 - Unknown livebaseballscorecards.com									
Mickey Hatcher, R OBP: 0.321, SLG: 0.398 (1, 7)				2B	F3		F1			4	0	1	0	0	0	2										
Kent Hrbek, L OBP: 0.399, SLG: 0.459 (1, 3)			F3			K		3-1		4	0	0	0	0	1	2										
Dave Engle, R OBP: 0.374, SLG: 0.413 (1, 2)			F7		K		F5		F5	4	0	0	0	0	1	1										
Randy Bush, L OBP: 0.283, SLG: 0.425 (1, 10)			F5		K		E4 BB		K	4	0	0	0	0	2	0										
Mike Hart, L OBP: 0.217, SLG: 0.182 Tom Brunansky, R OBP: 0.326, SLG: 0.382 (9, PH)			G3		F8				F8	2	0	0	0	1	0	0										
Gary Gaetti, R OBP: 0.345, SLG: 0.396 (1, 5)									F6	1	1	0	0	3	0	0										
Tim Teufel, R OBP: 0.351, SLG: 0.404 (1, 4)			FC5-4 1B						5-3	4	0	1	0	0	1	4										
Houston Jimenez, R OBP: 0.257, SLG: 0.290 Ron Washington, R OBP: 0.317, SLG: 0.395 (7, PH) (8, 6)			G3		1-3 2B				F9	2	0	0	1	0	0	1										
Inning Stats	R: 0 E: 0 K: 1 S: 6	H: 1 LOB: 1 BB: 0 P: 6	R: 0 E: 0 K: 0 S: 3	H: 0 LOB: 1 BB: 1 P: 7	R: 0 E: 0 K: 0 S: 4	H: 1 LOB: 1 BB: 0 P: 4	R: 0 E: 0 K: 2 S: 7	H: 0 LOB: 0 BB: 0 P: 7	R: 1 E: 0 K: 0 S: 4	H: 1 LOB: 1 BB: 1 P: 8	R: 0 E: 1 K: 2 S: 8	H: 0 LOB: 3 BB: 2 P: 16	R: 0 E: 0 K: 0 S: 3	H: 0 LOB: 0 BB: 0 P: 3	R: 0 E: 0 K: 1 S: 5	H: 0 LOB: 0 BB: 0 P: 5		R: 0 E: 0 K: 0 S: 3	H: 0 LOB: 0 BB: 0 P: 3	1B: 0 2B: 3 3B: 0 HR: 0	SF: 0 SAC: 0 DP: 0 HBP: 0	WP: 0 PB: 0 SB: 0 CS: 0	PA: 35			
PITCHER	IP	WLS	BF	H	R	ER	SO	BB	IBB	HBP	BLK	WP	HR	S	P	ERA	WHIP									
Charlie Hough, R ERA: 4.63	(1, 1)	9.0	W	35	3	1	1	6	4	0	0	0	0	0	0	0	1.00	0.778								

Batter	1	2	3	4	5	6	7	8	9	AB	R	H	RBI	BB	SO	LOB	TOP
Bill Sample, R (1, 8) OBP: 0.327, SLG: 0.388	F9		F5		F8			1B		4	0	1	0	0	0	1	Texas Rangers @ Minnesota Twins Hubert H. Humphrey Metrodome, Minneapolis, MN Wed Jun 06 1984, 8:05 PM EDT Att: 7,279 - Unknown livebaseballscorecards.com
Wayne Tolleson, S (1, 4) OBP: 0.303, SLG: 0.272	4-3			K		5-3		F8		4	0	0	0	0	1		
Mickey Rivers, L (1, 10) OBP: 0.319, SLG: 0.330	F7			1B BB 1B		F8			4-3	4	1	1	0	0	0		
Buddy Bell, R (1, 5) OBP: 0.379, SLG: 0.423		5-3		BB 1B		5-3			F7	4	0	1	0	0	0		
Larry Parrish, R (1, 9) OBP: 0.329, SLG: 0.441	F4			1-2 BB 1B					K	4	0	2	0	0	1	0	
Pete O'Brien, L (1, 3) OBP: 0.328, SLG: 0.408	F7			1-2 2-3 BB		8-3				2	0	0	1	1	0	1	
Gary Ward, R (1, 7) OBP: 0.271, SLG: 0.280			F8	G6-4-3		1-3				3	0	0	0	0	0	3	
Donnie Scott, S (1, 2) OBP: 0.375, SLG: 0.500					F7			3-1		2	0	0	0	1	0	0	
Curtis Wilkerson, S (1, 6) OBP: 0.292, SLG: 0.304	F7				4-3			G3		3	0	0	0	0	0	1	
Inning Stats	R: 0 E: 0 K: 0 S: 3	H: 0 LOB: 0 BB: 0 P: 3	R: 0 E: 0 K: 0 S: 3	H: 0 LOB: 0 BB: 0 P: 3	R: 0 E: 0 K: 0 S: 3	H: 3 LOB: 2 BB: 1 P: 11	R: 0 E: 0 K: 0 S: 3	H: 0 LOB: 0 BB: 0 P: 3	R: 0 E: 0 K: 0 S: 3	H: 1 LOB: 0 BB: 0 P: 3	R: 0 E: 0 K: 1 S: 4	H: 1 LOB: 0 BB: 0 P: 4	R: 0 E: 0 K: 1 S: 5	H: 0 LOB: 0 BB: 0 P: 5	1B: 5 2B: 1 3B: 0 HR: 0	SF: 0 SAC: 0 DP: 2 HBP: 0	WP: 0 PA: 32 PB: 0 CS: 0
PITCHER Mike Smithson, R (1, 1) ERA: 3.51	IP: 9.0 WLS: W BF: 32 H: 5 R: 1 ER: 1 SO: 2 BB: 2 IBB: 0 HBP: 0 BLK: 0 WP: 0 HR: 0 S: 34 P: 42 ERA: 1.00 WHIP: 0.778																

Batter	1	2	3	4	5	6	7	8	9	AB	R	H	RBI	BB	SO	LOB	BOTTOM
Kirby Puckett, R (1, 8) OBP: 0.384, SLG: 0.392	5-3		5-3		FC6-4			4-3		4	0	0	0	0	0	2	Texas Rangers @ Minnesota Twins Hubert H. Humphrey Metrodome, Minneapolis, MN Wed Jun 06 1984, 8:05 PM EDT Att: 7,279 - Unknown livebaseballscorecards.com
Tim Lincecum, R (1, 4) OBP: 0.354, SLG: 0.410	K					G3 1B		5-3		4	1	2	1	0	1	0	
Dave Engle, R (1, 2) OBP: 0.364, SLG: 0.401	5-3					6-3		5-3		4	0	0	0	0	1	2	
Kent Hrbek, L (1, 3) OBP: 0.393, SLG: 0.451		K			4-3		G3			3	0	0	0	0	1	1	
Tom Brunansky, R (1, 10) OBP: 0.326, SLG: 0.381		K			E6					3	0	1	1	0	1	0	
Mickey Hatcher, R (1, 7) OBP: 0.321, SLG: 0.397					G6-4-3		3H 1B			3	0	1	0	0	0	2	
Gary Gaetti, R (1, 5) OBP: 0.341, SLG: 0.390		FC5-4						F9		3	0	0	0	0	1	1	
Dave Meier, R (1, 9) OBP: 0.311, SLG: 0.286					5-3			6-3		3	0	0	0	0	0	0	
Houston Jimenez, R (1, 6) OBP: 0.269, SLG: 0.301						FC6-4		6-3		3	1	2	0	0	0	0	
Inning Stats	R: 0 E: 0 K: 1 S: 5	H: 1 LOB: 1 BB: 0 P: 8	R: 1 E: 0 K: 1 S: 7	H: 2 LOB: 1 BB: 0 P: 7	R: 0 E: 1 K: 0 S: 3	H: 0 LOB: 0 BB: 0 P: 3	R: 0 E: 0 K: 1 S: 6	H: 1 LOB: 1 BB: 0 P: 6	R: 1 E: 0 K: 0 S: 5	H: 2 LOB: 1 BB: 0 P: 5	R: 0 E: 0 K: 0 S: 3	H: 0 LOB: 0 BB: 0 P: 3	R: 0 E: 0 K: 0 S: 3	H: 0 LOB: 0 BB: 0 P: 3	1B: 5 2B: 1 3B: 0 HR: 0	SF: 0 SAC: 0 DP: 1 HBP: 0	WP: 0 PA: 30 PB: 0 CS: 0
PITCHER Mike Mason, L (1, 1) ERA: 2.83	IP: 8.0 WLS: L BF: 30 H: 6 R: 2 ER: 2 SO: 5 BB: 0 IBB: 0 HBP: 0 BLK: 0 WP: 0 HR: 0 S: 40 P: 40 ERA: 2.25 WHIP: 0.750																

Batter	1	2	3	4	5	6	7	8	9	AB	R	H	RBI	BB	SO	LOB	TOP								
Bill Sample, R (1, 8) OBP: 0.328, SLG: 0.404										5	1	2	1	0	1	3	Texas Rangers @ Minnesota Twins Hubert H. Humphrey Metrodome, Minneapolis, MN Thu Jun 07 1984, 4:33 AM EDT Att: 8,628 - Unknown								
Mickey Rivers, L (1, 10) OBP: 0.325, SLG: 0.336										4	0	2	2	0	0	1									
Buddy Bell, R (1, 5) OBP: 0.372, SLG: 0.416										3	0	0	1	0	0	2									
Larry Parrish, R (1, 9) OBP: 0.327, SLG: 0.437										4	0	1	0	0	0	2									
Pete O'Brien, L (1, 3)										4	0	1	0	0	0	1									
Gary Ward, R (1, 7) OBP: 0.271, SLG: 0.279										4	0	1	0	0	0	1									
Donnie Scott, S (1, 2) OBP: 0.400, SLG: 0.500										4	1	2	0	0	1	1									
Wayne Tolleson, S (1, 4) OBP: 0.313, SLG: 0.284										4	1	3	0	0	0	0									
Curtis Wilkerson, S (1, 6) OBP: 0.291, SLG: 0.303										4	1	1	0	0	0	2									
Inning Stats	R: 1 E: 0 K: 0 S: 4	H: 2 LOB: 0 BB: 0 P: 4	R: 0 E: 0 K: 0 S: 5	H: 2 LOB: 2 BB: 0 P: 5	R: 0 E: 0 K: 0 S: 3	H: 0 LOB: 0 BB: 0 P: 3	R: 0 E: 0 K: 0 S: 5	H: 3 LOB: 2 BB: 0 P: 5	R: 0 E: 0 K: 0 S: 4	H: 1 LOB: 1 BB: 0 P: 4	R: 0 E: 0 K: 0 S: 3	H: 1 LOB: 0 BB: 0 P: 3	R: 3 E: 0 K: 1 S: 9	H: 4 LOB: 1 BB: 0 P: 9	R: 0 E: 0 K: 1 S: 5	H: 0 LOB: 0 BB: 0 P: 5	R: 0 E: 0 K: 0 S: 3	H: 0 LOB: 0 BB: 0 P: 3	1B: 12 2B: 0 3B: 0 HR: 1	SF: 1 SAC: 0 DP: 2 HBP: 0	WP: 0 PB: 0 SB: 0 CS: 0	PA: 37			
PITCHER	IP WLS BF H R ER SO BB IBB HBP BLK WP HR S P ERA WHIP																								
Ken Schrom, R (1, 1) ERA: 3.55	6.0	27	12	4	4	0	0	0	0	0	0	0	0	0	1	27	27	6.00	2.000						
Ron Davis, R (7, 1) ERA: 6.0	3.0	W 10	1	0	0	2	0	0	0	0	0	0	0	0	0	14	14	0.00	0.333						

Batter	1	2	3	4	5	6	7	8	9	AB	R	H	RBI	BB	SO	LOB	BOTTOM								
Kirby Puckett, R (1, 8) OBP: 0.379, SLG: 0.386										4	1	1	0	0	0	0	Texas Rangers @ Minnesota Twins Hubert H. Humphrey Metrodome, Minneapolis, MN Thu Jun 07 1984, 4:33 AM EDT Att: 8,628 - Unknown								
Tim Lincecum, R (1, 4) OBP: 0.360, SLG: 0.419										3	1	2	1	1	0	0									
Kent Hrbek, L (1, 3) OBP: 0.390, SLG: 0.446										4	0	1	1	0	0	2									
Dave Engle, R (1, 2) OBP: 0.361, SLG: 0.397										4	1	1	0	0	0	1									
Randy Bush, L (1, 10) OBP: 0.290, SLG: 0.445										4	1	2	0	0	0	0									
Mickey Hatcher, R (1, 7) OBP: 0.324, SLG: 0.399										4	1	2	1	0	0	2									
Gary Gaetti, R (1, 5) OBP: 0.344, SLG: 0.389										3	0	1	1	1	1	1									
Mike Hart, L (1, 9) OBP: 0.192, SLG: 0.167										2	0	0	1	0	0	3									
Houston Jimenez, R (1, 6) OBP: 0.264, SLG: 0.295										2	0	0	0	0	0	0									
Ron Washington, R (7, PH) OBP: 0.310, SLG: 0.385										1	0	0	0	0	1	0									
Inning Stats	R: 0 E: 0 K: 0 S: 3	H: 0 LOB: 0 BB: 0 P: 3	R: 0 E: 0 K: 0 S: 4	H: 1 LOB: 2 BB: 1 P: 8	R: 0 E: 0 K: 0 S: 3	H: 0 LOB: 1 BB: 1 P: 7	R: 0 E: 0 K: 0 S: 5	H: 2 LOB: 1 BB: 0 P: 5	R: 0 E: 0 K: 0 S: 4	H: 1 LOB: 1 BB: 0 P: 4	R: 2 E: 0 K: 0 S: 5	H: 3 LOB: 0 BB: 0 P: 5	R: 2 E: 0 K: 1 S: 7	H: 3 LOB: 0 BB: 0 P: 7	R: 0 E: 0 K: 1 S: 5	H: 0 LOB: 0 BB: 0 P: 5	1B: 7 2B: 3 3B: 0 HR: 0	SF: 1 SAC: 0 DP: 1 HBP: 0	WP: 0 PB: 0 SB: 0 CS: 1	PA: 35					
PITCHER	IP WLS BF H R ER SO BB IBB HBP BLK WP HR S P ERA WHIP																								
Danny Darwin, R (1, 1) ERA: 3.93	6.1	L 30	10	5	5	1	0	0	0	0	0	0	0	0	0	30	38	7.11	1.895						
Dave Schmidt, R (7, 1) ERA: 3.71	1.2	4	0	0	0	1	0	0	0	0	0	0	0	0	6	6	0.00	0.000							

AB 36
R 4
H 13
RBI 4
BB 0
SO 2
LOB 13





AB 31
R 5
H 10
RBI 5
BB 2
SO 2
LOB 9



Batter	1	2	3	4	5	6	7	8	9	AB	R	H	RBI	BB	SO	LOB	TOP		
Kirby Puckett, R OBP: 0.364, SLG: 0.371 (1, 8)	0-0 6-3		0-0 6-3		0-0 3-1		0-0 4-3			4	0	0	0	0	0	0	Minnesota Twins @ Chicago White Sox Comiskey Park, Chicago, IL Fri Jun 08 1984, 8:05 PM EDT Att: 34,239 - Unknown livebaseballscorecards.com		
Darrell Brown, S OBP: 0.324, SLG: 0.377 (1, 10)	0-0 F8		0-0 4-3			0-3 K		0-0 WP 1B		4	0	1	0	0	1	0			
Tim Teufel, R OBP: 0.359, SLG: 0.413 (1, 4)	0-0 F8		0-0 F4			4-0 HBP 1B BB		0-0 6-3		3	0	0	0	1	0	1			
Dave Engle, R OBP: 0.371, SLG: 0.409 (1, 2)		4-0 FC5-4 1B FC BB		0-0 WP SF7 2B		0-0 HBP 1B		0-0 F7		3	1	2	0	1	0	1			
Tom Brunansky, R OBP: 0.324, SLG: 0.376 (1, 9)	0-0 F9		0-3 K		0-3 K		4-0 FC6-4 BB			3	0	0	0	1	2	4			
Mickey Hatcher, R OBP: 0.327, SLG: 0.400 (1, 3)	0-0 FC5-4 1B		0-0 SF7		1-0 HBP		0-0 FC6-4			2	0	1	1	0	0	2			
Gary Gaetti, R OBP: 0.336, SLG: 0.382 (1, 5)	0-0 FC5-4 FC BB 1-2 2-3		0-3 K		0-0 F7			0-0 6-3		4	0	0	0	0	1	5			
Dave Meier, R OBP: 0.306, SLG: 0.267 (1, 7)	4-0 FC BB 1-2		0-0 1-3		0-0 6-3		0-0 F9			3	0	0	0	1	0	0			
Houston Jimenez, R OBP: 0.259, SLG: 0.290 Ron Washington, R (7, PH) OBP: 0.295, SLG: 0.366 (7, 6)	0-3 FC		0-0 F7		0-3 K		0-0 F7			2	0	0	0	0	0	3			
Inning Stats	R: 0 E: 0 K: 0 S: 3	H: 0 LOB: 0 BB: 0 P: 3	R: 0 E: 0 K: 0 S: 6	H: 1 LOB: 3 BB: 2 P: 14	R: 0 E: 0 K: 0 S: 3	H: 0 LOB: 0 BB: 0 P: 3	R: 1 E: 0 K: 2 S: 8	H: 1 LOB: 0 BB: 0 P: 8	R: 0 E: 0 K: 0 S: 3	H: 0 LOB: 0 BB: 0 P: 3	R: 0 E: 0 K: 1 S: 5	H: 0 LOB: 0 BB: 1 P: 5	R: 0 E: 0 K: 0 S: 4	H: 1 LOB: 2 BB: 1 P: 8	R: 0 E: 0 K: 0 S: 3	H: 0 LOB: 0 BB: 0 P: 3	1B: 3 2B: 1 3B: 0 HR: 0	SF: 1 SAC: 0 DP: 0 HBP: 1	WP: 2 PA: 36 CS: 0
PITCHER Floyd Bannister, L ERA: 4.69 (1, 1)	IP: 9.0 WLS: W BF: 36 H: 4 R: 1 ER: 1 SO: 6 BB: 4 IBB: 0 HBP: 1 BLK: 0 WP: 2 HR: 0 S: 43 P: 60 ERA: 1.00 WHIP: 0.889															PITCHER			

Batter	1	2	3	4	5	6	7	8	9	AB	R	H	RBI	BB	SO	LOB	BOTTOM		
Dave Stegman, R OBP: 0.297, SLG: 0.443 Rudy Law, L (4, PH) OBP: 0.370, SLG: 0.437 (5, 8)	0-0 HR 3B	0-0 6-3		0-0 1B		0-0 F5				2	1	1	0	0	0	0	Minnesota Twins @ Chicago White Sox Comiskey Park, Chicago, IL Fri Jun 08 1984, 8:05 PM EDT Att: 34,239 - Unknown livebaseballscorecards.com		
Scott Fletcher, R OBP: 0.333, SLG: 0.274 (1, 6)	4-0 BB HR BB	0-0 4-3		0-0 F8		0-0 F8				3	1	0	0	1	0	1			
Tom Paciorek, R OBP: 0.335, SLG: 0.365 (1, 3) (5, 7)	4-0 1-2 HR BB	0-0 1B		0-0 F9		0-0 5-3				3	1	1	0	1	0	0			
Greg Luzinski, R OBP: 0.338, SLG: 0.310 (1, 10)	0-0 HR	0-0 F4		0-0 S 1B 1B		0-3 K				4	2	2	4	0	1	1			
Ron Kittle, R OBP: 0.339, SLG: 0.531 Greg Walker, L OBP: 0.312, SLG: 0.513 Mike Squires, L OBP: 0.333, SLG: 0.281 (9, 3)	4-0 CS 1B BB		0-0 F7		0-0 F7		0-0 F1			1	0	0	0	1	0	0			
Harold Baines, L OBP: 0.273, SLG: 0.403 (1, 9)	0-0 F5		0-0 F7		0-0 1B		0-0 F8			4	0	1	1	0	0	1			
Vance Law, R OBP: 0.261, SLG: 0.362 (1, 5)	0-0 CS 2B 1B		0-0 F9		0-0 F8		4-0 FC5-4 BB			3	1	1	0	1	0	1			
Marc Hill, R OBP: 0.338, SLG: 0.397 (1, 2)	0-0 1-2 2B		0-0 5-3		0-0 5-3		0-0 FC5-4			4	0	1	1	0	0	1			
Julio Cruz, S OBP: 0.251, SLG: 0.285 (1, 4)	0-0 F9		0-0 F7		0-0 5-3					3	0	0	0	0	0	1			
Inning Stats	R: 5 E: 0 K: 0 S: 6	H: 4 LOB: 1 BB: 3 P: 18	R: 0 E: 0 K: 0 S: 4	H: 1 LOB: 1 BB: 0 P: 4	R: 0 E: 0 K: 0 S: 3	H: 0 LOB: 0 BB: 0 P: 3	R: 0 E: 0 K: 0 S: 4	H: 1 LOB: 1 BB: 0 P: 4	R: 1 E: 0 K: 0 S: 5	H: 2 LOB: 1 BB: 0 P: 5	R: 0 E: 0 K: 1 S: 5	H: 0 LOB: 0 BB: 0 P: 5	R: 0 E: 0 K: 0 S: 3	H: 0 LOB: 1 BB: 1 P: 7	R: 0 E: 0 K: 0 S: 3	H: 0 LOB: 0 BB: 0 P: 3	1B: 5 2B: 1 3B: 1 HR: 1	SF: 0 SAC: 0 DP: 0 HBP: 0	WP: 0 PA: 35 CS: 2
PITCHER Frank Viola, L ERA: 3.29 Larry Fashnick, R ERA: 2.78 Len Whitehouse, L ERA: 3.24 (7, 1)	IP: 0.1 WLS: L BF: 7 H: 3 R: 5 ER: 5 SO: 0 BB: 3 IBB: 0 HBP: 0 BLK: 0 WP: 0 HR: 1 S: 4 P: 16 ERA: 135.00 WHIP: 18.000															PITCHER			

Batter	1	2	3	4	5	6	7	8	9	AB	R	H	RBI	BB	SO	LOB	TOP			
Kirby Puckett, R OBP: 0.366, SLG: 0.367 (1, 8)	0-0 2B BB 1B	0-3 K			0-0 F7	0-0 6-3			4-0 2B BB	4	1	1	0	1	1	1	Minnesota Twins @ Chicago White Sox Comiskey Park, Chicago, IL Sat Jun 09 1984, 4:33 AM EDT Att: 30,109 - Unknown livebaseballscorecards.com AB 34 R 4 H 9 RBI 3 BB 5 SO 3 LOB 19 			
Tim Lincecum, R OBP: 0.363, SLG: 0.423 (1, 4)	0-0 BB 1-3 2B		0-0 F9		1-0 F5 5-3 1B HBP		0-0 F5	0-0 1-3 2B	4	1	2	0	0	0	0					
Dave Engle, R OBP: 0.366, SLG: 0.409 (1, 2)	0-0 F3		0-0 1B 2B		0-0 5-3 1-2		0-0 F6	0-3 K	5	1	1	0	0	1	5					
Randy Bush, L OBP: 0.302, SLG: 0.442 (1, 10)	4-0 BB IBB		4-0 1B BB		0-0 PB 1B 2H		0-0 F9	0-0 4-3	3	0	1	1	2	0	2					
Tom Brunansky, R OBP: 0.332, SLG: 0.385 (1, 9)	0-0 F3		0-0 1-2 2-H 1B		4-0 1-2 BB			0-0 1B G4-6-3 2B	3	1	2	1	1	0	3					
Mickey Hatcher, R OBP: 0.330, SLG: 0.399 (1, 3)	4-0 FC5-4 1-2 2-3 3-H BB		0-3 K		0-0 4-3			0-0 G4-6-3 1B 2-3	3	0	1	1	1	1	3					
Gary Gaetti, R OBP: 0.332, SLG: 0.374 (1, 5)	0-0 FC5-4 1-2		0-0 5-3		0-0 F5			0-0 G4-6-3 1-2 3-H 1B	4	0	0	0	0	0	4					
Darrell Brown, S OBP: 0.322, SLG: 0.374 (1, 7)		0-0 F6		0-0 4-3		0-0 5-3 1B		0-0 1-3	4	0	1	0	0	0	0					
Houston Jimenez, R OBP: 0.252, SLG: 0.282 Mike Hart, L OBP: 0.185, SLG: 0.160 (9, PH)		0-0 B3		0-0 F7		0-0 5-3 1-2		0-0 F9	3	0	0	0	0	0	1					
Inning Stats	R: 1 E: 0 K: 0 S: 5	H: 2 LOB: 3 BB: 2 P: 13	R: 0 E: 0 K: 1 S: 5	H: 0 LOB: 0 BB: 0 P: 5	R: 1 E: 0 K: 1 S: 6	H: 2 LOB: 1 BB: 1 P: 10	R: 0 E: 0 K: 0 S: 3	H: 0 LOB: 0 BB: 0 P: 3	R: 1 E: 0 K: 0 S: 4	H: 1 LOB: 2 BB: 0 P: 9	R: 0 E: 0 K: 0 S: 3	H: 0 LOB: 0 BB: 0 P: 3	R: 1 E: 0 K: 0 S: 4	H: 2 LOB: 0 BB: 0 P: 4	R: 0 E: 0 K: 1 S: 6	H: 1 LOB: 2 BB: 1 P: 10	1B: 5 2B: 4 3B: 0 HR: 0	SF: 0 SAC: 0 DP: 1 HBP: 1	WP: 0 PB: 1 SB: 0 CS: 0	PA: 40
PITCHER	IP WLS BF H R ER SO BB IBB HBP BLK WP HR S P ERA WHIP	7.0 W 32 7 4 4 2 3 1 1 0 0 0 0 31 48 5.14 1.429	8.1 1.1 6 2 0 0 0 1 0 0 0 0 0 5 9 0.00 2.250	9.1 0.2 S 2 0 0 0 1 0 0 0 0 0 4 4 0.00 0.000																

Batter	1	2	3	4	5	6	7	8	9	AB	R	H	RBI	BB	SO	LOB	BOTTOM				
Rudy Law, L OBP: 0.362, SLG: 0.426 (1, 8)	0-0 3-1	0-0 F9		0-0 CS 1-2	0-0 4-3		0-0 SH1-4 1-2 2-3	0-0 G3		4	0	0	0	0	0	1	Minnesota Twins @ Chicago White Sox Comiskey Park, Chicago, IL Sat Jun 09 1984, 4:33 AM EDT Att: 30,109 - Unknown livebaseballscorecards.com AB 32 R 8 H 9 RBI 7 BB 4 SO 2 LOB 12 				
Carlton Fisk, R OBP: 0.288, SLG: 0.386 Joel Skinner, R OBP: 0.250, SLG: 0.211 (9, 2)	0-0 1B 2B	0-0 F9		0-0 5-3		4-0 BB HR IBB	0-0 F8		4	2	1	0	1	0	1						
Harold Baines, L OBP: 0.276, SLG: 0.400 (1, 9)	0-0 2B 1B		0-0 F8		0-0 F7		4-0 HR BB	0-0 4-3	4	2	1	1	1	0	0						
Greg Luzinski, R OBP: 0.337, SLG: 0.326 (1, 10)	0-3 K		0-0 F8		0-0 F6		1-H 2-H 3-H HR		4	1	1	4	0	1	2						
Greg Walker, L OBP: 0.318, SLG: 0.521 Mike Squires, L OBP: 0.333, SLG: 0.281 (8, 3)	0-0 1-H 3-H E 2B		0-0 1B		0-0 4-3		0-3 K		4	1	2	2	0	1	0						
Tom Paciorek, R OBP: 0.339, SLG: 0.368 (1, 7)	0-0 E5 2-H		0-0 5-3		0-0 1B		0-0 HBP BB 1B		4	0	2	0	0	0	1						
Vance Law, R OBP: 0.260, SLG: 0.356 (1, 5)	0-0 6-3			0-0 F2		0-0 F8	4-0 HBP BB		3	0	0	0	1	0	2						
Scott Fletcher, R OBP: 0.347, SLG: 0.283 (1, 6)		1-0 4-3 HBP		0-0 FC3-6 1B		0-0 SH1-4 BB 1B			2	1	2	0	0	0	0						
Julio Cruz, S OBP: 0.251, SLG: 0.280 (1, 4)		0-0 4-3 1-2		0-0 FC3-6 CS		0-0 BB HR BB 4-3			3	1	0	0	1	0	5						
Inning Stats	R: 3 E: 1 K: 1 S: 9	H: 3 LOB: 1 BB: 0 P: 9	R: 0 E: 0 K: 0 S: 3	H: 0 LOB: 0 BB: 0 P: 4	R: 0 E: 0 K: 0 S: 4	H: 1 LOB: 0 BB: 0 P: 4	R: 0 E: 0 K: 0 S: 3	H: 0 LOB: 0 BB: 0 P: 3	R: 0 E: 0 K: 0 S: 4	H: 1 LOB: 1 BB: 0 P: 4	R: 5 E: 0 K: 1 S: 8	H: 3 LOB: 3 BB: 4 P: 25	R: 0 E: 0 K: 0 S: 3	H: 0 LOB: 0 BB: 0 P: 3	1B: 6 2B: 2 3B: 0 HR: 1	SF: 0 SAC: 1 DP: 0 HBP: 2	WP: 0 PB: 0 SB: 0 CS: 1	PA: 40			
PITCHER	IP WLS BF H R ER SO BB IBB HBP BLK WP HR S P ERA WHIP	6.1 L 28 7 5 4 1 1 1 0 0 0 0 0 28 33 5.68 1.263	7.1 0.0 2 0 0 0 0 1 1 0 0 0 0 0 8 8 .00 .000	7.1 0.2 6 2 3 3 1 1 0 1 0 0 1 6 11 40.50 4.500	8.1 1.0 3 0 0 0 0 0 0 0 0 0 0 3 3 0.00 0.000																

Batter	1	2	3	4	5	6	7	8	9	AB	R	H	RBI	BB	SO	LOB	TOP				
Kirby Puckett, R OBP: 0.356, SLG: 0.357 (1, 8)	0-0 6-3	0-0 1-3		0-0 F7	0-0 FC5-4 1B		0-0 F5		0-0 G6-3	6	0	1	0	0	0	3					
Ron Washington, R OBP: 0.280, SLG: 0.340 (1, 6)	0-3 K	0-0 F9		0-0 1B 1B	0-0 F9			0-0 6-3	0-3 K	6	1	1	0	0	2	2					
Tim Teufel, R OBP: 0.368, SLG: 0.420 (1, 4)	4-0 1B HR BB		0-0 F9	4-0 1B 1B	0-0 F8			4-0 F8 1B BB		2	3	0	0	3	0	1					
Dave Engle, R OBP: 0.373, SLG: 0.415 (1, 10)	0-0 HR 1B		0-0 F2	0-0 1B 1B	0-0 FC5-4			0-0 1B BB		5	3	3	2	0	0	1					
Tom Brunansky, R OBP: 0.333, SLG: 0.400 (1, 9)	0-0 1B HR		0-0 F3	0-0 1B 1B		0-3 K		0-0 F8		5	1	2	3	0	1	2					
Mickey Hatcher, R OBP: 0.341, SLG: 0.410 (1, 3)	4-0 BB			1-2 2B		0-0 F4		0-0 E 1B		4	1	3	3	1	0	0					
Gary Gaetti, R OBP: 0.333, SLG: 0.369 (1, 5)	0-0 F9			1-2 2B		0-0 6-3		0-0 E6		3	1	0	0	1	0	2					
Tim Laudner, R OBP: 0.207, SLG: 0.337 (1, 2)		0-0 F7		1-2 1B			0-0 5-3	0-3 K		5	1	1	1	0	1	5					
Dave Meier, R OBP: 0.333, SLG: 0.306 (1, 7)		0-0 2B		1-2 1B			0-3 K		1-0 G6-3 HBP	4	1	2	2	0	1	3					
Inning Stats	R: 3 E: 0 K: 1 S: 7	H: 2 LOB: 1 BB: 2 P: 15	R: 0 E: 0 K: 0 S: 4	H: 1 LOB: 1 BB: 0 P: 4	R: 0 E: 0 K: 0 S: 3	H: 0 LOB: 0 BB: 0 P: 3	R: 7 E: 0 K: 0 S: 10	H: 7 LOB: 3 BB: 2 P: 19	R: 0 E: 0 K: 0 S: 4	H: 0 LOB: 0 BB: 0 P: 5	R: 0 E: 0 K: 1 S: 5	H: 0 LOB: 0 BB: 0 P: 5	R: 0 E: 0 K: 1 S: 8	H: 2 LOB: 2 BB: 1 P: 12	R: 0 E: 0 K: 1 S: 4	H: 0 LOB: 0 BB: 0 P: 5	1B: 10 2B: 2 3B: 0 HR: 1	SF: 0 SAC: 0 DP: 1 HBP: 2	WP: 0 PB: 0 CS: 0	PA: 47	
PITCHER	IP	WLS	BF	H	R	ER	SO	BB	IBB	HBP	BLK	WP	HR	S	P	ERA	WHIP				
Britt Burns, L ERA: 4.39 (1, 1)	3.0	L	17	5	6	6	1	3	0	0	0	0	1	16	28	18.00	2.667				
Bert Roberge, R ERA: 3.95 (4, 1)	2.0		14	6	4	4	0	1	0	1	0	0	0	12	17	18.00	3.500				
Salome Barojas, R ERA: 4.58 (6, 1)	3.0		13	2	2	1	3	1	0	0	0	0	0	18	22	3.00	1.000				
Juan Agosto, L ERA: 2.14 (9, 1)	1.0		3	0	0	0	1	0	0	1	0	0	0	4	5	0.00	0.000				

Minnesota Twins @ Chicago White Sox
Comiskey Park, Chicago, IL
Sun Jun 10 1984, 4:33 AM EDT
Att: 30,810 - Unknown

AB 40
R 12
H 13
RBI 11
BB 5
SO 5
LOB 19



Batter	1	2	3	4	5	6	7	8	9	AB	R	H	RBI	BB	SO	LOB	BOTTOM					
Scott Fletcher, R OBP: 0.345, SLG: 0.282 (1, 6) (6, 4)	0-0 1B		0-0 FC5-4		0-0 6-3		0-0 F3			4	0	1	0	0	0	1						
Carlton Fisk, R OBP: 0.283, SLG: 0.378 (1, 2)	0-3 K		0-3 K			0-3 K	0-3 K			3	0	0	0	0	3	2						
Joel Skinner, R OBP: 0.238, SLG: 0.200 (7, 2)										1	0	0	0	0	1	0						
Tom Paciorek, R OBP: 0.332, SLG: 0.359 (1, 3) (7, 9)	0-3 K		0-0 FC5-4			0-0 5-3		0-0 F8		4	0	0	0	0	1	2						
Greg Luzinski, R OBP: 0.330, SLG: 0.318 (1, 10)	0-3 K			0-0 F4		0-0 F8		0-0 F7		4	0	0	0	0	1	1						
Ron Kittle, R OBP: 0.337, SLG: 0.521 (1, 7)		4-0 WP BB		0-0 F7		0-0 E4 1B 4-3		0-3 K		3	1	0	0	1	1	0						
Harold Baines, L OBP: 0.273, SLG: 0.396 (1, 9)		0-0 F4		0-0 F6			0-0 4-3			2	0	0	0	0	0	1						
Greg Walker, L OBP: 0.321, SLG: 0.520 (7, 3)		1-2 1B					1-2 1B			2	0	1	0	0	0	1						
Dave Stegman, R OBP: 0.299, SLG: 0.438 (1, 8)		0-3 K			0-0 5-3		0-0 HR 1B		0-0 F6	3	1	1	1	0	1	1						
Jerry Hairston, S OBP: 0.314, SLG: 0.415 (9, PH)										1	0	0	0	0	0	1						
Vance Law, R OBP: 0.265, SLG: 0.392 (1, 5)		0-0 F9			0-0 HR		0-0 HR		0-3 K	4	2	2	3	0	1	2						
Julio Cruz, S OBP: 0.254, SLG: 0.278 (1, 4)			4-0 FC5-4 BB		0-0 F8		0-0 HR		0-0 F3	1	0	0	0	1	0	0						
Jerry Dybzinski, R OBP: 0.390, SLG: 0.440 (6, 6)										1	1	1	1	0	0	0						
Mike Squires, L OBP: 0.324, SLG: 0.273 (9, PH)										1	0	0	0	0	0	1						
Inning Stats	R: 0 E: 0 K: 3 S: 10	H: 1 LOB: 1 BB: 0 P: 10	R: 0 E: 0 K: 1 S: 5	H: 0 LOB: 1 BB: 1 P: 9	R: 0 E: 0 K: 1 S: 5	H: 0 LOB: 1 BB: 1 P: 9	R: 0 E: 0 K: 0 S: 3	H: 0 LOB: 0 BB: 0 P: 3	R: 1 E: 0 K: 0 S: 4	H: 1 LOB: 0 BB: 0 P: 4	R: 0 E: 0 K: 1 S: 5	H: 0 LOB: 0 BB: 0 P: 5	R: 4 E: 1 K: 1 S: 9	H: 3 LOB: 0 BB: 0 P: 9	R: 0 E: 0 K: 1 S: 5	H: 0 LOB: 0 BB: 0 P: 5	R: 0 E: 0 K: 1 S: 6	H: 1 LOB: 1 BB: 0 P: 6	1B: 3 2B: 0 3B: 0 HR: 3	SF: 0 SAC: 0 DP: 0 HBP: 0	WP: 1 PB: 0 CS: 0	PA: 36
PITCHER	IP	WLS	BF	H	R	ER	SO	BB	IBB	HBP	BLK	WP	HR	S	P	ERA	WHIP					
Ed Hodge, L ERA: 4.18 (1, 1)	6.2	W	28	5	5	4	6	2	0	0	0	0	0	38	46	5.40	1.050					
Ron Davis, R ERA: 5.57 (7, 1)	2.1		8	1	0	0	3	0	0	0	0	0	0	14	14	0.00	0.429					

Minnesota Twins @ Chicago White Sox
Comiskey Park, Chicago, IL
Sun Jun 10 1984, 4:33 AM EDT
Att: 30,810 - Unknown

AB 34
R 5
H 6
RBI 5
BB 2
SO 9
LOB 13



Batter	1	2	3	4	5	6	7	8	9	AB	R	H	RBI	BB	SO	LOB	TOP					
Kirby Puckett, R OBP: 0.349, SLG: 0.350	0-0 6-3		0-0 4-3			0-0 6-3			0-0 1B	4	0	1	0	0	0	1	Minnesota Twins @ Texas Rangers Arlington Stadium, Arlington, TX Wed Jun 13 1984, 8:05 PM EDT Att: 9,464 - Unknown					
Tim Lincecum, R OBP: 0.384, SLG: 0.414	0-0 G5-4-3 1B			0-0 F7		0-3 K			0-0 G6-4 1B	4	0	2	0	0	1	0						
Dave Engle, R OBP: 0.362, SLG: 0.398	0-0 G5-4-3 1-2			4-0 G6-3 BB			0-0 F7		0-0 G6-4 1-2	3	0	0	0	1	0	3						
Kent Hrbek, L OBP: 0.385, SLG: 0.451		0-3 K		0-0 G6-3 1-2			0-0 3-1		0-0 F9	4	0	0	0	0	1	2						
Tom Brunansky, R OBP: 0.328, SLG: 0.406		0-0 F7			0-0 F7					3	0	0	0	0	0	0						
Mickey Hatcher, R OBP: 0.336, SLG: 0.401		0-0 6-3			4-0 WP BB				0-0 6-3	2	0	0	0	1	0	0						
Gary Gaetti, R OBP: 0.333, SLG: 0.368			0-3 K		0-0 F4 1-2				0-3 K	3	0	0	0	0	2	1						
Dave Meier, R OBP: 0.333, SLG: 0.308			0-3 K		0-0 F3				0-0 WP 1B	3	0	1	0	0	1	1						
Ron Washington, R OBP: 0.304, SLG: 0.377			0-0 2B			0-0 6-3			0-0 5-3 1-2	3	0	1	0	0	0	1						
Inning Stats	R: 0 E: 0 K: 0 S: 3	H: 1 LOB: 0 BB: 0 P: 3	R: 0 E: 0 K: 1 S: 5	H: 0 LOB: 0 BB: 0 P: 5	R: 0 E: 0 K: 2 S: 8	H: 1 LOB: 1 BB: 0 P: 8	R: 0 E: 0 K: 0 S: 2	H: 0 LOB: 0 BB: 1 P: 6	R: 0 E: 0 K: 0 S: 3	H: 0 LOB: 1 BB: 0 P: 7	R: 0 E: 0 K: 1 S: 5	H: 0 LOB: 0 BB: 0 P: 5	R: 0 E: 0 K: 0 S: 3	H: 0 LOB: 0 BB: 0 P: 3	R: 0 E: 0 K: 1 S: 6	H: 1 LOB: 1 BB: 0 P: 6	R: 0 E: 0 K: 0 S: 4	H: 2 LOB: 1 BB: 0 P: 4	1B: 4 2B: 1 3B: 0 HR: 0	SF: 0 SAC: 0 DP: 3 HBP: 0	WP: 2 PB: 0 CS: 0	PA: 31
PITCHER Frank Tanana, L ERA: 2.9	IP: 9.0 WLS: W BF: 31 H: 5 R: 0 ER: 0 SO: 5 BB: 2 IBB: 0 HBP: 0 BLK: 0 WP: 2 HR: 0 S: 39 P: 47 ERA: 0.00 WHIP: 0.778																					

Batter	1	2	3	4	5	6	7	8	9	AB	R	H	RBI	BB	SO	LOB	BOTTOM			
Bill Sample, R OBP: 0.309, SLG: 0.366	0-0 F8			0-0 6-3		0-0 F8	0-0 4-3			4	0	0	0	0	0	1	Minnesota Twins @ Texas Rangers Arlington Stadium, Arlington, TX Wed Jun 13 1984, 8:05 PM EDT Att: 9,464 - Unknown			
Mickey Rivers, L OBP: 0.338, SLG: 0.351	0-0 G5-4-3 1B			0-0 3-1		0-0 2B	0-0 F8			4	1	2	0	0	0	0				
Buddy Bell, R OBP: 0.363, SLG: 0.396	0-0 G5-4-3 1-2			0-0 6-3		4-0 2B IBB			0-0 5-3	3	1	0	0	1	0	1				
Larry Parrish, R OBP: 0.344, SLG: 0.486		0-0 F8			0-0 1-3	0-0 BB 2B			0-0 F8	4	0	1	3	0	0	0				
Bob Jones, L OBP: 0.303, SLG: 0.350		0-0 6-3			4-0 S BB	4-0 BB BB			0-3 K	2	0	0	0	2	1	0				
Gary Ward, R OBP: 0.282, SLG: 0.280		0-0 F9			0-0 F6	0-3 K				3	0	0	0	0	1	3				
Donnie Scott, S OBP: 0.350, SLG: 0.389			0-0 F8		4-0 1-2 BB	4-0 1-2 2-3 BB				1	0	0	0	2	0	0				
Wayne Tolleson, S OBP: 0.309, SLG: 0.288			0-0 4-3		0-0 F7	0-0 5-3				3	0	0	0	0	5	5				
Curtis Wilkerson, S OBP: 0.299, SLG: 0.304			0-0 6-3			0-0 2B 2B 1B	0-0 4-3			3	1	1	0	0	0	0				
Inning Stats	R: 0 E: 0 K: 0 S: 3	H: 1 LOB: 0 BB: 0 P: 3	R: 0 E: 0 K: 0 S: 3	H: 0 LOB: 0 BB: 0 P: 3	R: 0 E: 0 K: 0 S: 3	H: 0 LOB: 0 BB: 0 P: 3	R: 0 E: 0 K: 0 S: 3	H: 0 LOB: 2 BB: 0 P: 11	R: 3 E: 0 K: 1 S: 8	H: 3 LOB: 3 BB: 3 P: 20	R: 0 E: 0 K: 0 S: 3	H: 0 LOB: 0 BB: 0 P: 3	R: 0 E: 0 K: 1 S: 5	H: 0 LOB: 0 BB: 0 P: 5	R: 0 E: 0 K: 0 S: 4	H: 0 LOB: 0 BB: 0 P: 4	1B: 2 2B: 2 3B: 0 HR: 0	SF: 0 SAC: 0 DP: 1 HBP: 0	WP: 0 PB: 0 CS: 0	PA: 32
PITCHER Ken Schrom, R ERA: 3.48	IP: 8.0 WLS: L BF: 32 H: 4 R: 3 ER: 3 SO: 2 BB: 4 IBB: 1 HBP: 0 BLK: 0 WP: 0 HR: 0 S: 31 P: 51 ERA: 3.38 WHIP: 1.000																			

Batter	1	2	3	4	5	6	7	8	9	AB	R	H	RBI	BB	SO	LOB	TOP					
Kirby Puckett, R OBP: 0.344, SLG: 0.344 (1, 8)	0-0 4-3		0-0 F8		0-0 6-3		0-0 FC5-4 1B		0-0 FC6-4	5	0	1	0	0	0	1						
Tim Lincecum, R OBP: 0.369, SLG: 0.424 (1, 4)	0-0 2B		0-0 2B		0-3 K		0-0 FC5-4 1B		4-0 IBB	4	1	2	1	1	1	1						
Kent Hrbek, L OBP: 0.385, SLG: 0.455 (1, 3)	0-0 F3		0-0 2B		0-0 F8		0-0 1B		0-0 F8	5	0	2	1	0	0	3						
Dave Engle, R OBP: 0.354, SLG: 0.388 (1, 2)	0-0 6-3		0-0 F6		0-0 5-3		0-0 F3			4	0	0	0	0	0	4						
Randy Bush, L OBP: 0.285, SLG: 0.413 (1, 10)		0-0 F9	0-0 F9		0-0 4-3		0-0 3-1			4	0	0	0	0	0	1						
Tom Brunansky, R OBP: 0.331, SLG: 0.421 (1, 9)		0-0 1B		0-0 F4		0-0 HR		0-0 5-3		4	1	2	1	0	0	0						
Mickey Hatcher, R OBP: 0.335, SLG: 0.398 Dave Meier, R OBP: 0.333, SLG: 0.308 (8, 7)		0-0 1B		0-0 F3		0-0 F9		0-0 F9		4	0	1	0	0	0	0						
Gary Gaetti, R OBP: 0.336, SLG: 0.368 (1, 5)		0-0 5-3		0-0 1B		4-0 1B FC5-4 BB		0-0 F5		3	1	1	0	1	0	2						
Ron Washington, R OBP: 0.300, SLG: 0.368 (1, 6)		0-3 K		0-0 F5		0-0 F3		0-0 FC6-4 1B		4	0	1	0	0	1	4						
Inning Stats	R: 0 E: 0 K: 0 S: 4	H: 1 LOB: 1 BB: 0 P: 4	R: 0 E: 0 K: 1 S: 7	H: 2 LOB: 2 BB: 0 P: 7	R: 1 E: 0 K: 0 S: 5	H: 2 LOB: 1 BB: 0 P: 5	R: 0 E: 0 K: 0 S: 4	H: 1 LOB: 0 BB: 0 P: 4	R: 0 E: 0 K: 1 S: 5	H: 0 LOB: 0 BB: 0 P: 5	R: 1 E: 0 K: 0 S: 4	H: 1 LOB: 0 BB: 0 P: 4	R: 1 E: 0 K: 0 S: 5	H: 2 LOB: 2 BB: 1 P: 9	R: 0 E: 0 K: 0 S: 3	H: 0 LOB: 0 BB: 0 P: 3	R: 0 E: 0 K: 0 S: 4	H: 1 LOB: 2 BB: 1 P: 8	1B: 6 2B: 3 3B: 0 HR: 1	SF: 0 SAC: 0 DP: 0 HBP: 0	WP: 0 PB: 0 SB: 1 CS: 0	PA: 39
PITCHER Dave Stewart, R ERA: 4.89 (1, 1)	IP: 9.0 WLS: L BF: 39 H: 10 R: 3 ER: 3 SO: 2 BB: 1 IBB: 1 HBP: 0 BLK: 0 WP: 0 HR: 1 S: 41 P: 49 ERA: 3.00 WHIP: 1.222															PITCHER						

Minnesota Twins @ Texas Rangers
Arlington Stadium, Arlington, TX
Thu Jun 14 1984, 8:05 PM EDT
Att: 11,760 - Unknown

AB 37
R 3
H 10
RBI 3
BB 2
SO 2
LOB 16



Batter	1	2	3	4	5	6	7	8	9	AB	R	H	RBI	BB	SO	LOB	BOTTOM			
Bill Sample, R OBP: 0.308, SLG: 0.364 (1, 8)	0-0 6-3 1B		0-0 6-3		0-0 F3		0-0 F8		0-0 F8	4	1	1	0	0	0	0				
Alan Bannister, R OBP: 0.359, SLG: 0.424 (1, 3)	0-0 F3		0-0 F7		4-0 F8 S WP BB		0-0 2B			3	1	1	0	1	0	1				
Buddy Bell, R OBP: 0.357, SLG: 0.388 (1, 5)	0-0 6-3 1-2		0-0 F8		0-0 F8		0-0 F7			4	0	0	0	0	0	3				
Larry Parrish, R OBP: 0.343, SLG: 0.482 (1, 9)	0-0 1B		0-3 K		0-3 K		0-0 F9		0-0 F8	4	0	1	1	0	2	0				
Gary Ward, R OBP: 0.281, SLG: 0.284 (1, 7)		0-0 2B		0-3 K		0-0 F9		0-0 F8		4	0	1	0	0	1	0				
Dave Hostetler, R OBP: 0.373, SLG: 0.490 Mickey Rivers, L OBP: 0.336, SLG: 0.348 (7, FR)		0-0 F2		0-0 5-3		0-0 1B		0-3 K		3	0	1	0	0	0	1				
Ned Yost, R OBP: 0.178, SLG: 0.223 (1, 2)		0-0 F7		0-0 F8		0-3 K		0-0 K		3	0	0	0	0	1	2				
Wayne Tolleson, S OBP: 0.309, SLG: 0.289 (1, 4)		0-3 K		0-0 1B		0-0 F8		0-0 F8		3	0	1	0	0	1	2				
Curtis Wilkerson, S OBP: 0.294, SLG: 0.298 (1, 6)			0-0 6-3		0-0 F3		0-0 F4			3	0	0	0	0	0	1				
Inning Stats	R: 1 E: 0 K: 0 S: 4	H: 2 LOB: 1 BB: 0 P: 4	R: 0 E: 0 K: 1 S: 6	H: 1 LOB: 1 BB: 0 P: 6	R: 0 E: 0 K: 2 S: 7	H: 0 LOB: 0 BB: 0 P: 7	R: 0 E: 0 K: 0 S: 4	H: 1 LOB: 1 BB: 0 P: 4	R: 1 E: 0 K: 1 S: 5	H: 0 LOB: 0 BB: 1 P: 9	R: 0 E: 0 K: 1 S: 6	H: 1 LOB: 1 BB: 0 P: 6	R: 0 E: 0 K: 0 S: 4	H: 1 LOB: 1 BB: 0 P: 4	R: 0 E: 0 K: 1 S: 5	H: 0 LOB: 0 BB: 0 P: 5	1B: 4 2B: 2 3B: 0 HR: 0	SF: 0 SAC: 0 DP: 0 HBP: 0	WP: 1 PB: 0 SB: 1 CS: 0	PA: 33
PITCHER Frank Viola, L ERA: 3.21 Ron Davis, R ERA: 5.35 (8, 1)	IP: 1.1 WLS: S BF: 4 H: 0 R: 0 ER: 0 SO: 1 BB: 0 IBB: 0 HBP: 0 BLK: 0 WP: 0 HR: 0 S: 6 P: 6 ERA: 0.00 WHIP: 0.000															PITCHER				

Minnesota Twins @ Texas Rangers
Arlington Stadium, Arlington, TX
Thu Jun 14 1984, 8:05 PM EDT
Att: 11,760 - Unknown

AB 32
R 2
H 6
RBI 1
BB 1
SO 6
LOB 10



Batter	1	2	3	4	5	6	7	8	9	AB	R	H	RBI	BB	SO	LOB	TOP										
Kirby Puckett, R OBP: 0.331, SLG: 0.331 (1, 8)	0-0 4-3		0-0 1-3			0-0 1-3		0-0 1-3	0-0 6-3	5	0	0	0	0	0	1											
Tim Lincecum, R OBP: 0.366, SLG: 0.417 (1, 4)	0-0 6-3		0-0 F9			0-0 3-1		4-0 FC SF7 BB	0-0 6-3	4	1	0	0	1	0	1											
Kent Hrbek, L OBP: 0.387, SLG: 0.453 (1, 3)	0-0 4-3			0-0 4-3		0-0 FC6-4 1B		4-0 FC BB		3	0	1	0	1	0	0											
Dave Engle, R OBP: 0.351, SLG: 0.391 (1, 2)		0-0 2B 2B		0-0 6-3		0-0 FC6-4 1-2		0-0 FC 1-2 2-3		4	1	1	0	0	0	3											
Randy Bush, L OBP: 0.277, SLG: 0.403 (1, 10)		0-0 F7		0-0 4-3			0-3 K	0-0 SF7		3	0	0	1	0	1	1											
Tom Brunansky, R OBP: 0.329, SLG: 0.416 (1, 9)		0-0 6-3			0-3 K		4-0 5-3 BB	0-0 F7		3	0	0	0	1	1	3											
Mickey Hatcher, R OBP: 0.333, SLG: 0.400 (1, 7)		0-0 2H 2B		0-0 6-3		0-0 6-3		0-0 5-3 1-2	0-3 K	4	0	1	1	0	1	1											
Gary Gaetti, R OBP: 0.343, SLG: 0.369 (1, 5)		0-0 6-3		0-0 6-3		0-0 S 1B		4-0 BB	4-0 3B BB	2	1	1	0	2	0	1											
Ron Washington, R OBP: 0.297, SLG: 0.393 (1, 6)			0-3 K		0-0 F9		0-0 F9	0-0 F9	0-0 1-H 3B	4	0	1	1	0	1	3											
Inning Stats	R: 0 E: 0 K: 0 S: 3	H: 0 LOB: 0 BB: 0 P: 3	R: 1 E: 0 K: 0 S: 5	H: 2 LOB: 1 BB: 0 P: 5	R: 0 E: 0 K: 1 S: 5	H: 0 LOB: 0 BB: 0 P: 5	R: 0 E: 0 K: 0 S: 3	H: 0 LOB: 0 BB: 0 P: 3	R: 0 E: 0 K: 1 S: 6	H: 1 LOB: 1 BB: 0 P: 6	R: 0 E: 0 K: 0 S: 4	H: 0 LOB: 2 BB: 2 P: 4	R: 0 E: 0 K: 1 S: 5	H: 0 LOB: 2 BB: 2 P: 13	R: 1 E: 0 K: 0 S: 4	H: 0 LOB: 2 BB: 2 P: 12	R: 1 E: 0 K: 1 S: 6	H: 1 LOB: 1 BB: 1 P: 10	1B: 2 2B: 2 3B: 1 HR: 0	SF: 1 SAC: 0 DP: 0 HBP: 0	WP: 0 PB: 0 SB: 1 CS: 0	PA: 38					
PITCHER	IP	WLS	BF	H	R	ER	SO	BB	IBB	HBP	BLK	WP	HR	S	P	ERA	WHIP										
Mark Gubicza, R ERA: 3.07 (1, 1)	7.1	L	30	4	2	2	3	4	0	0	0	0	0	32	48	2.46	1.091										
Joe Beckwith, R ERA: 4.5 (8, 1)	0.2		3	0	0	0	0	0	0	0	0	0	0	3	3	0.00	0.000										
Mike Jones, L ERA: 9.0 (9, 1)	1.0		5	1	1	1	1	1	0	0	0	0	0	6	10	9.00	2.000										

Minnesota Twins @ Kansas City Royals
 Royals Stadium, Kansas City, MO
 Fri Jun 15 1984, 8:05 PM EDT
 Att: 28,264 - Unknown

AB 32
 R 3
 H 5
 RBI 3
 BB 5
 SO 4
 LOB 14



Batter	1	2	3	4	5	6	7	8	9	AB	R	H	RBI	BB	SO	LOB	BOTTOM										
Willie Wilson, S OBP: 0.382, SLG: 0.427 (1, 8)	0-0 1-3		0-0 G3			0-0 F5			4-0 G3 BB	3	0	0	0	1	0	0											
Pat Sheridan, L OBP: 0.337, SLG: 0.429 (1, 9)	0-0 S 1B			0-0 G3		0-0 F2			0-0 G3	4	0	1	0	0	0	1											
George Brett, L OBP: 0.385, SLG: 0.532 (1, 5)	0-0 F7			0-0 G4-6-3 1B			0-0 F7		0-0 4-3	4	0	1	0	0	0	2											
Dane Iorg, L OBP: 0.270, SLG: 0.362 (1, 3)	0-0 4-3			0-0 G4-6-3 1-2			0-0 F7			3	0	0	0	0	0	2											
Darryl Motley, R OBP: 0.343, SLG: 0.500 (1, 7)		0-0 6-3			0-0 6-3		0-3 K			3	0	0	0	0	1	0											
Jorge Orta, L OBP: 0.327, SLG: 0.482 (1, 10)		0-3 K			0-0 6-3 1B			0-0 3-1		3	0	1	0	0	1	0											
Frank White, R OBP: 0.308, SLG: 0.418 (1, 4)		0-0 F7			0-0 6-3			0-0 F6		3	0	0	0	0	0	1											
John Wathan, R OBP: 0.273, SLG: 0.273 (1, 2)			0-0 5-3					0-0 F4		2	0	0	0	0	0	1											
Butch Davis, R OBP: 0.238, SLG: 0.263 (8, PH)										1	0	0	0	0	0	0											
Don Slaught, R OBP: 0.244, SLG: 0.257 (9, 2)										0	0	0	0	0	0	0											
Onix Concepcion, R OBP: 0.238, SLG: 0.262 (1, 6)			0-3 K						0-0 6-3	2	0	0	0	0	1	0											
Hal McRae, R OBP: 0.322, SLG: 0.331 (9, PH)										1	0	0	0	0	0	0											
Inning Stats	R: 0 E: 0 K: 0 S: 4	H: 1 LOB: 1 BB: 0 P: 4	R: 0 E: 0 K: 1 S: 5	H: 0 LOB: 0 BB: 0 P: 5	R: 0 E: 0 K: 1 S: 5	H: 0 LOB: 0 BB: 0 P: 5	R: 0 E: 0 K: 0 S: 3	H: 1 LOB: 0 BB: 0 P: 3	R: 0 E: 0 K: 0 S: 4	H: 1 LOB: 1 BB: 0 P: 4	R: 0 E: 0 K: 0 S: 3	H: 0 LOB: 0 BB: 0 P: 3	R: 0 E: 0 K: 0 S: 3	H: 0 LOB: 0 BB: 0 P: 3	R: 1 E: 0 K: 0 S: 3	H: 0 LOB: 1 BB: 1 P: 7	R: 0 E: 0 K: 0 S: 3	H: 0 LOB: 1 BB: 1 P: 7	1B: 3 2B: 0 3B: 0 HR: 0	SF: 0 SAC: 0 DP: 1 HBP: 0	WP: 0 PB: 0 SB: 1 CS: 0	PA: 30					
PITCHER	IP	WLS	BF	H	R	ER	SO	BB	IBB	HBP	BLK	WP	HR	S	P	ERA	WHIP										
John Butcher, R ERA: 2.52 (1, 1)	9.0	W	30	3	0	0	3	1	0	0	0	0	0	35	39	0.00	0.444										

Minnesota Twins @ Kansas City Royals
 Royals Stadium, Kansas City, MO
 Fri Jun 15 1984, 8:05 PM EDT
 Att: 28,264 - Unknown

AB 29
 R 0
 H 3
 RBI 0
 BB 1
 SO 3
 LOB 7



Batter	1	2	3	4	5	6	7	8	9	AB	R	H	RBI	BB	SO	LOB	TOP										
Kirby Puckett, R OBP: 0.329, SLG: 0.328 (1, 8)	0-3 K		0-0 4-3			0-0 4-3		0-0 E 1B 1B		4	1	1	1	0	1	0	Minnesota Twins @ Kansas City Royals Royals Stadium, Kansas City, MO Sat Jun 16 1984, 8:05 PM EDT Att: 29,046 - Unknown livebaseballscorecards.com										
Tim Lincecum, R OBP: 0.367, SLG: 0.422 (1, 4)	0-0 4-3 2B			0-0 F7 2B 1B		0-0 F3		0-0 E5 1B 1-2		4	1	2	0	0	0	1											
Kent Hrbek, L OBP: 0.385, SLG: 0.449 (1, 3)	0-0 4-3 2-3			0-0 F7 1-2		0-0 5-3		0-0 1-3 2-H 1B		4	0	1	1	0	0	2											
Dave Engle, R OBP: 0.349, SLG: 0.393 (1, 2)	0-0 1-3			0-0 WP 1B 2B 2-H			0-0 6-3	0-0 1-3		4	1	1	1	0	0	3											
Randy Bush, L OBP: 0.278, SLG: 0.402 Darrell Brown, S OBP: 0.326, SLG: 0.374 (9, PH)		0-0 4-3		0-0 CS 1B 2-H			0-0 F9		4-0 HR BB	3	0	1	1	0	0	0											
Tom Brunansky, R OBP: 0.328, SLG: 0.426 (1, 9)		0-0 6-3		0-3 K 1-2			0-0 F7		0-0 HR	4	1	1	2	0	1	1											
Mickey Hatcher, R Dave Meier, R OBP: 0.328, SLG: 0.302 (8, 7)		0-0 4-3			0-0 6-3			0-0 1-3 4-3 1B	0-0 F8	3	1	1	0	0	0	0											
Gary Gaetti, R OBP: 0.337, SLG: 0.362 (1, 5)			0-0 F4		0-0 5-3			0-0 4-3 1-2	0-0 F9	4	0	0	0	0	0	1											
Ron Washington, R OBP: 0.279, SLG: 0.369 (1, 6)			0-0 F8		0-0 F3			0-0 1-3 2-3	0-0 F4	4	0	0	0	0	0	1											
Inning Stats	R: 0 E: 0 K: 1 S: 6	H: 1 LOB: 1 BB: 0 P: 6	R: 0 E: 0 K: 0 S: 3	H: 0 LOB: 0 BB: 0 P: 3	R: 0 E: 0 K: 0 S: 3	H: 0 LOB: 0 BB: 0 P: 3	R: 2 E: 0 K: 1 S: 7	H: 3 LOB: 1 BB: 0 P: 7	R: 0 E: 0 K: 0 S: 3	H: 0 LOB: 0 BB: 0 P: 3	R: 0 E: 0 K: 0 S: 3	H: 0 LOB: 0 BB: 0 P: 3	R: 0 E: 0 K: 0 S: 3	H: 0 LOB: 0 BB: 0 P: 3	R: 2 E: 1 K: 0 S: 7	H: 3 LOB: 2 BB: 1 P: 7		R: 2 E: 0 K: 0 S: 4	H: 1 LOB: 0 BB: 1 P: 8	1B: 5 2B: 3 3B: 0 HR: 1	SF: 0 SAC: 0 DP: 1 HBP: 0	WP: 1 PB: 0 CS: 1	PA: 36				
PITCHER	IP	WLS	BF	H	R	ER	SO	BB	IBB	HBP	BLK	WP	HR	S	P	ERA	WHIP										
Bret Saberhagen, R ERA: 3.57 (1, 1)	7.0	L	24	4	2	2	2	0	0	0	0	1	0	28	28	2.57	0.571										
Dan Quisenberry, R ERA: 2.36 (8, 1)	1.0		7	3	2	1	0	0	0	0	0	0	0	7	7	9.00	3.000										
Paul Splittorf, L ERA: 6.85 (9, 1)	1.0		5	1	2	2	0	1	0	0	0	0	1	4	8	18.00	2.000										

Batter	1	2	3	4	5	6	7	8	9	AB	R	H	RBI	BB	SO	LOB	BOTTOM										
Willie Wilson, S OBP: 0.370, SLG: 0.412 (1, 8)	0-0 F8		0-0 5-3		0-0 4-3			0-0 6-3		4	0	0	0	0	0	3	Minnesota Twins @ Kansas City Royals Royals Stadium, Kansas City, MO Sat Jun 16 1984, 8:05 PM EDT Att: 29,046 - Unknown livebaseballscorecards.com										
Butch Davis, R OBP: 0.224, SLG: 0.191 (1, 7)	0-0 5-3		0-0 6-3			0-3 K		0-0 F8		4	0	0	0	0	1	1											
George Brett, L OBP: 0.389, SLG: 0.531 (1, 5)	0-0 F9			0-0 L4-3 1B		0-0 G4-6-3 1B		0-0 F8		4	0	2	0	0	0	0											
Darryl Motley, R OBP: 0.337, SLG: 0.490 (1, 9)		0-0 6-3		0-0 L4-3 1-2 1B		0-0 G4-6-3 1-2 1B			0-0 F9	4	0	0	0	0	0	2											
Frank White, R OBP: 0.307, SLG: 0.412 (1, 4)		0-0 5-3		0-0 5-3			4-0 SH5-3 BB		0-0 F3	3	0	0	0	1	0	0											
Hal McRae, R OBP: 0.318, SLG: 0.328 Jorge Orta, L OBP: 0.327, SLG: 0.482 Leon Roberts, R OBP: 0.259, SLG: 0.346 (7, PH)		0-0 F7			0-0 F7		0-0 SH5-3		0-0 1B	2	0	0	0	0	0	0											
Steve Balboni, R OBP: 0.294, SLG: 0.355 (1, 3)			0-0 F9		0-3 K		0-3 K		0-0 1-2 1B	4	0	1	0	0	2	1											
John Wathan, R OBP: 0.291, SLG: 0.289 (1, 2)			0-0 2B 2B		4-0 1B BB		4-0 1B BB		0-0 5-3	2	1	1	0	2	0	2											
U L Washington, S OBP: 0.275, SLG: 0.233 (1, 6)			0-0 2B		0-0 1-2 1B					3	0	2	1	0	0	2											
Inning Stats	R: 0 E: 0 K: 0 S: 3	H: 0 LOB: 0 BB: 0 P: 3	R: 0 E: 0 K: 0 S: 3	H: 0 LOB: 0 BB: 0 P: 3	R: 1 E: 0 K: 0 S: 5	H: 2 LOB: 1 BB: 0 P: 5	R: 0 E: 0 K: 0 S: 3	H: 1 LOB: 0 BB: 0 P: 3	R: 0 E: 0 K: 1 S: 6	H: 1 LOB: 2 BB: 1 P: 10	R: 0 E: 0 K: 1 S: 5	H: 1 LOB: 0 BB: 0 P: 5	R: 0 E: 0 K: 1 S: 5	H: 0 LOB: 2 BB: 2 P: 13	R: 0 E: 0 K: 0 S: 3	H: 0 LOB: 0 BB: 0 P: 3		R: 0 E: 0 K: 0 S: 5	H: 2 LOB: 2 BB: 0 P: 5	1B: 5 2B: 3 3B: 0 HR: 0	SF: 0 SAC: 1 DP: 2 HBP: 0	WP: 0 PB: 0 CS: 0	PA: 35				
PITCHER	IP	WLS	BF	H	R	ER	SO	BB	IBB	HBP	BLK	WP	HR	S	P	ERA	WHIP										
Ed Hodge, L ERA: 4.12 (1, 1)	3.0		11	2	1	1	0	0	0	0	0	0	0	11	11	3.00	0.667										
Albert Williams, R ERA: 6.12 (4, 1)	3.0	W	12	3	0	0	2	2	0	0	0	0	0	14	22	0.00	1.667										
Pete Filson, L ERA: 3.45 (7, 1)	3.0	S	12	2	0	0	1	1	0	0	0	0	0	13	17	0.00	1.000										

Batter	1	2	3	4	5	6	7	8	9	AB	R	H	RBI	BB	SO	LOB	TOP										
Kirby Puckett, R OBP: 0.333, SLG: 0.333 (1, 8)	0-0 1B		0-0 2B 1B		0-0 F2		0-0 F8		0-0 SH1-3	4	1	2	0	0	0	0	Minnesota Twins @ Kansas City Royals Royals Stadium, Kansas City, MO Sun Jun 17 1984, 4:33 AM EDT Att: 23,105 - Unknown livebaseballscorecards.com										
Tim Lincecum, R OBP: 0.366, SLG: 0.419 (1, 4)	0-3 K		4-0 2B SF8 BB		0-0 E		0-0 F9		0-0 F4	4	1	1	0	1	1	2											
Dave Engle, R OBP: 0.351, SLG: 0.396 (1, 10)	0-0 F4		0-0 5-3 2B		0-0 E5		0-0 F2		4-0 BB	4	0	1	2	1	0	2											
Kent Hrbek, L OBP: 0.377, SLG: 0.440 (1, 3)	0-0 F8		0-0 SF8		0-3 K		0-3 K		0-0 F8	4	0	0	1	0	2	5											
Tom Brunansky, R OBP: 0.327, SLG: 0.423 (1, 9)		0-0 4-3	0-0 5-3		0-0 F4				0-0 FC6-4 1B	4	0	1	0	0	0	3											
Mickey Hatcher, R OBP: 0.336, SLG: 0.405 (1, 7)		0-0 F3 2B	0-0 5-3				0-0 F3		0-0 FC6-4 1B	4	0	2	0	0	0	1											
Gary Gaetti, R OBP: 0.332, SLG: 0.356 (1, 5)		0-0 F3 2-3			0-0 F8		0-0 5-3		0-0 FC6-4 1-2 2-3	4	0	0	0	0	0	3											
Tim Lincecum, R OBP: 0.208, SLG: 0.344 (1, 2)		0-0 6-3			0-3 K		0-0 K		0-3 K	4	0	1	0	0	2	3											
Ron Washington, R OBP: 0.292, SLG: 0.391 (1, 6)			0-0 1B 2B 1B		0-0 5-3		0-0 F7		0-0 SH1-3 2B	4	1	2	0	0	0	1											
Inning Stats	R: 0 E: 0 K: 1 S: 6	H: 1 LOB: 1 BB: 0 P: 6	R: 0 E: 0 K: 0 S: 4	H: 1 LOB: 1 BB: 0 P: 4	R: 3 E: 0 K: 0 S: 6	H: 3 LOB: 1 BB: 1 P: 10	R: 0 E: 0 K: 1 S: 5	H: 0 LOB: 0 BB: 0 P: 5	R: 0 E: 1 K: 1 S: 7	H: 1 LOB: 2 BB: 0 P: 7	R: 0 E: 0 K: 0 S: 4	H: 1 LOB: 1 BB: 0 P: 4	R: 0 E: 0 K: 1 S: 3	H: 0 LOB: 0 BB: 0 P: 3	R: 0 E: 0 K: 2 S: 9	H: 2 LOB: 2 BB: 0 P: 9	R: 0 E: 0 K: 0 S: 4	H: 1 LOB: 2 BB: 1 P: 8	1B: 6 2B: 4 3B: 0 HR: 0	SF: 1 SAC: 1 DP: 0 HBP: 0	WP: 0 PB: 0 SB: 1 CS: 0	PA: 40					
PITCHER	IP	WLS	BF	H	R	ER	SO	BB	IBB	HBP	BLK	WP	HR	S	P	ERA	WHIP										
Charlie Leibrandt, L ERA: 2.32 (1, 1)	7.0	L	30	7	3	3	3	1	0	0	0	0	0	35	39	3.86	1.143										
Joe Beckwith, R ERA: 4.2 (8, 1)	2.0		10	3	0	0	2	1	0	0	0	0	0	13	17	0.00	2.000										

Batter	1	2	3	4	5	6	7	8	9	AB	R	H	RBI	BB	SO	LOB	BOTTOM										
Willie Wilson, S OBP: 0.364, SLG: 0.403 (1, 8)	0-0 6-3		0-3 K		0-0 F7		0-0 K		0-0 4-3	5	0	1	0	0	1	1	Minnesota Twins @ Kansas City Royals Royals Stadium, Kansas City, MO Sun Jun 17 1984, 4:33 AM EDT Att: 23,105 - Unknown livebaseballscorecards.com										
Pat Sheridan, L OBP: 0.335, SLG: 0.425 (1, 9)	0-0 F8		0-3 K		0-0 FC8-4 1B		0-3 K			4	0	1	0	0	2	1											
George Brett, L OBP: 0.393, SLG: 0.549 (1, 5)	0-0 3B				0-0 1B 3-1 1B		0-0 FC8-4 1-2 3-H		0-0 6-3	4	0	2	1	0	0	2											
Dane Iorg, L OBP: 0.262, SLG: 0.351 (1, 3)	0-0 F7				0-0 3-1		0-0 F7			3	0	0	0	0	0	3											
John Wathan, R OBP: 0.296, SLG: 0.297 (8, PH) (9, 3)					1-2				0-0 1B	1	0	1	0	0	0	0											
Jorge Orta, L OBP: 0.320, SLG: 0.472 (1, 10)		0-3 K			0-0 F5		0-3 K		0-3 K	3	0	0	0	0	2	1											
Hal McRae, R OBP: 0.317, SLG: 0.326 (8, PH)		0-0 K			0-0 E6 S		0-3 K		0-3 K	4	0	1	0	0	2	1											
Darryl Motley, R OBP: 0.335, SLG: 0.485 (1, 7)		0-0 K			0-0 BB 1B		0-3 K		0-3 K	4	0	1	0	0	2	1											
Frank White, R OBP: 0.310, SLG: 0.421 (1, 4)		0-3 K			4-0 FC6-4 BB		0-0 K		0-0 5-3	3	0	1	0	1	1	2											
Don Slaught, R OBP: 0.238, SLG: 0.250 (1, 2)		0-3 K			0-0 FC6-4		0-0 6-3		0-0 F8	3	0	0	0	0	1	5											
Leon Roberts, R OBP: 0.250, SLG: 0.333 (9, PH)					1-2				0-0 K	1	0	0	0	0	0	0											
U.L. Washington, S OBP: 0.274, SLG: 0.250 (1, 6)			0-0 4-3		0-0 1B FC8-4 2B		0-0 F7		0-3 K	4	1	1	0	0	1	0											
Inning Stats	R: 0 E: 0 K: 0 S: 4	H: 1 LOB: 0 BB: 0 P: 4	R: 0 E: 1 K: 3 S: 10	H: 0 LOB: 0 BB: 0 P: 10	R: 0 E: 0 K: 2 S: 7	H: 0 LOB: 0 BB: 0 P: 7	R: 0 E: 0 K: 0 S: 5	H: 2 LOB: 3 BB: 1 P: 9	R: 1 E: 0 K: 0 S: 5	H: 2 LOB: 1 BB: 0 P: 5	R: 0 E: 0 K: 2 S: 8	H: 1 LOB: 1 BB: 0 P: 8	R: 0 E: 0 K: 1 S: 6	H: 1 LOB: 1 BB: 0 P: 6	R: 0 E: 0 K: 2 S: 8	H: 1 LOB: 0 BB: 0 P: 8	R: 0 E: 0 K: 1 S: 5	H: 0 LOB: 0 BB: 0 P: 5	1B: 5 2B: 1 3B: 2 HR: 0	SF: 0 SAC: 0 DP: 0 HBP: 0	WP: 0 PB: 0 SB: 1 CS: 0	PA: 37					
PITCHER	IP	WLS	BF	H	R	ER	SO	BB	IBB	HBP	BLK	WP	HR	S	P	ERA	WHIP										
Mike Smithson, R ERA: 3.44 (1, 1)	5.2	W	25	6	1	1	7	1	0	0	0	0	0	8	8	0.00	1.500										
Pete Filson, L ERA: 3.35 (6, 1)	1.1		6	2	0	0	1	0	0	0	0	0	0	8	8	0.00	1.500										
Ron Davis, R ERA: 5.05 (8, 1)	2.0	S	6	0	0	0	3	0	0	0	0	0	0	12	12	0.00	0.000										


Batter	1	2	3	4	5	6	7	8	9	AB	R	H	RBI	BB	SO	LOB	TOP			
Brett Butler, L OBP: 0.361, SLG: 0.307 (1, 8)	F4	CS 1B		1B BB		F2		4-3 BB		3	0	1	0	2	0	0	Cleveland Indians @ Minnesota Twins Hubert H. Humphrey Metrodome, Minneapolis, MN Tue Jun 19 1984, 8:05 PM EDT Att: 9,373 - Unknown			
Julio Franco, R OBP: 0.317, SLG: 0.317 (1, 6)	2B	CS HBP		F3		E 1B		G3		4	1	2	0	0	0	3				
Mike Hargrove, L OBP: 0.306, SLG: 0.376 (1, 3)	1B 2B	CS	F8	G6-4-3 1B		E5 FC6-4		4-3		5	1	2	2	0	0	2				
Andre Thornton, R OBP: 0.363, SLG: 0.455 (1, 10)	5-3		2B	G6-4-3		FC6-4		F7		5	1	1	0	0	0	6				
Jerry Willard, L OBP: 0.342, SLG: 0.376 (1, 2)	1B 2H 1B		HR 2B		K			G3	K	5	2	2	2	0	2	0				
Joe Carter, R OBP: 0.200, SLG: 0.200 (1, 7)	1B		F7		F3			F4	K	5	0	1	0	0	1	1				
George Vukovich, L OBP: 0.335, SLG: 0.394 (1, 9)	1B		HR		1B			E5 2B	4-3	5	1	3	3	0	0	0				
Brook Jacoby, R OBP: 0.293, SLG: 0.347 (1, 5)	F8		6-3		F6			2B		4	0	1	0	0	0	3				
Tony Bernazard, S OBP: 0.313, SLG: 0.266 (1, 4)		4-3				F7		6-3		4	1	1	0	0	0	2				
Mike Fischlin, R OBP: 0.296, SLG: 0.136 (9, 4)			BB 1B							0	0	0	0	0	0	0				
Inning Stats	R: 3 E: 0 K: 0 S: 8	H: 5 LOB: 2 BB: 0 P: 8	R: 0 E: 0 K: 0 S: 2	H: 1 LOB: 0 BB: 0 P: 3	R: 3 E: 0 K: 0 S: 6	H: 3 LOB: 0 BB: 0 P: 6	R: 1 E: 0 K: 0 S: 4	H: 2 LOB: 1 BB: 0 P: 8	R: 0 E: 1 K: 0 S: 5	H: 1 LOB: 2 BB: 0 P: 5	R: 0 E: 1 K: 0 S: 5	H: 1 LOB: 2 BB: 0 P: 5	R: 0 E: 0 K: 0 S: 3	H: 0 LOB: 1 BB: 1 P: 7	R: 0 E: 0 K: 2 S: 7	H: 0 LOB: 0 BB: 0 P: 7	1B: 9 2B: 4 3B: 0 HR: 1	SF: 0 SAC: 0 DP: 1 HBP: 1	WP: 0 PB: 0 SB: 0 CS: 2	PA: 44
PITCHER	IP WLS BF H R ER SO	IP WLS BF H R ER SO	IP WLS BF H R ER SO	IP WLS BF H R ER SO	IP WLS BF H R ER SO	IP WLS BF H R ER SO	IP WLS BF H R ER SO	IP WLS BF H R ER SO	IP WLS BF H R ER SO	IP WLS BF H R ER SO	IP WLS BF H R ER SO	IP WLS BF H R ER SO	IP WLS BF H R ER SO	IP WLS BF H R ER SO	IP WLS BF H R ER SO	IP WLS BF H R ER SO	ERA WHIP	ERA WHIP		
Ken Schrom, R ERA: 4.64 (1, 1)	0.2	L	7	5	3	3	0	0	0	0	0	0	0	0	0	0	0	40.50	7.500	
Larry Pashnick, R ERA: 3.52 (1, 1)	2.2		14	6	4	4	0	1	0	1	0	0	0	0	1	12	17	13.50	2.625	
Albert Williams, R ERA: 5.63 (4, 1)	3.2		15	3	0	0	1	0	0	0	0	0	0	0	0	17	17	0.00	0.818	
Len Whitehouse, L ERA: 2.38 (8, 1)	2.0		7	0	0	0	2	1	0	0	0	0	0	0	0	10	14	0.00	0.500	

Batter	1	2	3	4	5	6	7	8	9	AB	R	H	RBI	BB	SO	LOB	BOTTOM			
Kirby Puckett, R OBP: 0.338, SLG: 0.338 (1, 8)	F8			5-3		G1-6-3 1B		1B BB SF9		4	1	2	0	0	0	0	Cleveland Indians @ Minnesota Twins Hubert H. Humphrey Metrodome, Minneapolis, MN Tue Jun 19 1984, 8:05 PM EDT Att: 9,373 - Unknown			
Tim Lincecum, R OBP: 0.386, SLG: 0.414 (1, 4)	K			6-3		G1-6-3		SF9 1B BB		3	0	0	0	1	1	1				
Kent Hrbek, L OBP: 0.379, SLG: 0.441 (1, 3)	6-3			K				HR 1B	1B BB 1B	4	1	2	0	0	1	0				
Dave Engle, R OBP: 0.354, SLG: 0.416 (1, 2)		6-3			G2-5-3 1B			SF9		3	1	2	3	0	0	0				
Randy Bush, L OBP: 0.284, SLG: 0.400 (1, 10)		F4			1B 1B			HR 2B	4-3 BB	3	1	1	0	1	0	0				
Tom Brunansky, R OBP: 0.326, SLG: 0.417 (1, 9)		F9			G2-5-3			BB	K	3	0	0	0	1	1	5				
Mike Hart, L OBP: 0.194, SLG: 0.172 (1, 7)			F8						F7	4	0	1	1	0	0	1				
Gary Gaetti, R OBP: 0.327, SLG: 0.350 (1, 5)			F8						F9	4	0	0	0	0	0	2				
Ron Washington, R OBP: 0.280, SLG: 0.375 (1, 6)									F7	3	0	0	0	0	1	0				
Darrell Brown, S OBP: 0.324, SLG: 0.372 (9, PH)			K					F8	4-3	1	0	0	0	0	0	0				
Inning Stats	R: 0 E: 0 K: 1 S: 5	H: 0 LOB: 0 BB: 0 P: 5	R: 0 E: 0 K: 0 S: 3	H: 0 LOB: 0 BB: 0 P: 3	R: 0 E: 0 K: 1 S: 5	H: 0 LOB: 0 BB: 0 P: 5	R: 0 E: 0 K: 1 S: 5	H: 0 LOB: 0 BB: 0 P: 5	R: 1 E: 0 K: 0 S: 3	H: 2 LOB: 1 BB: 1 P: 3	R: 2 E: 0 K: 0 S: 5	H: 2 LOB: 1 BB: 1 P: 9	R: 1 E: 0 K: 1 S: 7	H: 2 LOB: 3 BB: 2 P: 15	R: 0 E: 0 K: 0 S: 3	H: 0 LOB: 0 BB: 0 P: 3	1B: 7 2B: 0 3B: 0 HR: 1	SF: 1 SAC: 0 DP: 2 HBP: 0	WP: 0 PB: 0 SB: 0 CS: 0	PA: 36
PITCHER	IP WLS BF H R ER SO	IP WLS BF H R ER SO	IP WLS BF H R ER SO	IP WLS BF H R ER SO	IP WLS BF H R ER SO	IP WLS BF H R ER SO	IP WLS BF H R ER SO	IP WLS BF H R ER SO	IP WLS BF H R ER SO	IP WLS BF H R ER SO	IP WLS BF H R ER SO	IP WLS BF H R ER SO	IP WLS BF H R ER SO	IP WLS BF H R ER SO	IP WLS BF H R ER SO	IP WLS BF H R ER SO	ERA WHIP	ERA WHIP		
Bert Blyleven, R ERA: 3.45 (1, 1)	7.1		29	7	4	4	3	2	0	0	0	0	0	0	0	0	0	4.91	1.227	
Mike Jeffcoat, L ERA: 1.17 (8, 1)	0.0		1	1	0	0	0	0	0	0	0	0	0	0	0	1	1	∞	∞	
Ernie Camacho, R ERA: 1.98 (8, 1)	1.2	S	6	0	0	0	1	1	0	0	0	0	0	0	0	7	11	0.00	0.600	



Batter	1	2	3	4	5	6	7	8	9	AB	R	H	RBI	BB	SO	LOB	TOP								
Brett Butler, L OBP: 0.363, SLG: 0.307	F7		1B		F7			3B BB		3	1	1	0	1	0	0	Cleveland Indians @ Minnesota Twins Hubert H. Humphrey Metrodome, Minneapolis, MN Wed Jun 20 1984, 8:05 PM EDT Att: 19,637 - Unknown livebaseballscores.com								
Joe Carter, R OBP: 0.167, SLG: 0.167	K		FC5-4		K			F8		1	0	0	0	0	1	0									
Mel Hall, L OBP: 0.329, SLG: 0.471	K		1B		K			F8		3	0	1	0	0	1	2									
Pat Tabler, R OBP: 0.382, SLG: 0.366	K		FC5-4		6-3			3B		4	0	1	2	0	1	2									
Andre Thornton, R OBP: 0.357, SLG: 0.447		4-3		K				F6		4	0	0	0	0	1	1									
Julio Franco, R OBP: 0.320, SLG: 0.320		1B		1B				F8		4	0	2	0	0	0	1									
Carmen Castillo, R OBP: 0.293, SLG: 0.398		F4		K				F9		2	0	0	0	1	1	2									
Broderick Perkins, L OBP: 0.367, SLG: 0.292		F4		K				G5-3 BB		1	0	0	0	0	0	0									
Brook Jacoby, R OBP: 0.292, SLG: 0.342		F9		F9				BB		3	0	0	0	1	1	2									
Chris Bando, S OBP: 0.111, SLG: 0.111			F7		F8			F7		4	0	0	0	0	0	2									
Tony Bernazard, S OBP: 0.313, SLG: 0.272			K		F9			3B		3	1	1	0	0	1	0									
Inning Stats	R: 0 E: 0 K: 2 S: 7	H: 0 LOB: 0 BB: 0 P: 7	R: 0 E: 0 K: 0 S: 4	H: 1 LOB: 1 BB: 0 P: 4	R: 0 E: 0 K: 1 S: 7	H: 2 LOB: 2 BB: 0 P: 7	R: 0 E: 0 K: 2 S: 8	H: 1 LOB: 1 BB: 0 P: 8	R: 0 E: 0 K: 0 S: 3	H: 0 LOB: 0 BB: 0 P: 3	R: 0 E: 0 K: 1 S: 5	H: 0 LOB: 0 BB: 0 P: 5	R: 0 E: 0 K: 0 S: 2	H: 0 LOB: 1 BB: 2 P: 10	R: 2 E: 0 K: 0 S: 5	H: 2 LOB: 1 BB: 1 P: 9	R: 0 E: 0 K: 1 S: 5	H: 0 LOB: 0 BB: 0 P: 5	1B: 4 2B: 1 3B: 1 HR: 0	SF: 0 SAC: 0 DP: 1 HBP: 0	WP: 0 PB: 0 SB: 1 CS: 0	PA: 35			
PITCHER	IP	WLS	BF	H	R	ER	SO	BB	IBB	HBP	BLK	WP	HR	S	P	ERA	WHIP								
Frank Viola, L ERA: 3.16	(1, 1)	7.1	W	30	6	2	2	6	3	0	0	0	0	39	51	2.46	1.227								
Ron Davis, R ERA: 4.82	(8, 1)	1.2		5	0	0	0	1	0	0	0	0	0	7	7	0.00	0.000								

Batter	1	2	3	4	5	6	7	8	9	AB	R	H	RBI	BB	SO	LOB	BOTTOM								
Kirby Puckett, R OBP: 0.327, SLG: 0.327	F8	FC6-4		F7	4-3			4-3		5	0	0	0	0	0	3	Cleveland Indians @ Minnesota Twins Hubert H. Humphrey Metrodome, Minneapolis, MN Wed Jun 20 1984, 8:05 PM EDT Att: 19,637 - Unknown livebaseballscores.com								
Tim Lincecum, R OBP: 0.367, SLG: 0.418	3B	F7		F5		6-3		1B		5	2	2	0	0	0	2									
Kent Hrbek, L OBP: 0.388, SLG: 0.469	SF9				1B	F6		BB		5	2	4	1	0	0	0									
Dave Engle, R OBP: 0.350, SLG: 0.413	SF9		6-3		F8	E6		BB		4	0	1	2	0	0	2									
Randy Bush, L OBP: 0.289, SLG: 0.398	BB		K		1B	F8		BB		3	1	1	0	1	1	2									
Tim Lincecum, R OBP: 0.216, SLG: 0.344	1B				2B			BB		0	0	0	0	1	0	0									
Tom Brunansky, R OBP: 0.327, SLG: 0.415	FC4-6		6-3		2B			F9		4	1	1	0	1	0	4									
Mickey Hatcher, R OBP: 0.335, SLG: 0.403	FC4-6		E6		2B			K		4	2	1	1	0	1	2									
Gary Gaetti, R OBP: 0.330, SLG: 0.361		K			2B			5-3		4	0	2	3	0	1	0									
Houston Jimenez, R OBP: 0.252, SLG: 0.281		FC6-4		6-3	1-3			F7		4	0	1	1	0	0	2									
Inning Stats	R: 2 E: 0 K: 0 S: 6	H: 3 LOB: 2 BB: 1 P: 10	R: 0 E: 0 K: 1 S: 6	H: 1 LOB: 1 BB: 0 P: 6	R: 0 E: 0 K: 1 S: 6	H: 1 LOB: 1 BB: 0 P: 6	R: 1 E: 1 K: 0 S: 5	H: 1 LOB: 1 BB: 0 P: 5	R: 4 E: 0 K: 0 S: 7	H: 4 LOB: 1 BB: 1 P: 11	R: 0 E: 1 K: 0 S: 4	H: 0 LOB: 1 BB: 0 P: 4	R: 0 E: 0 K: 1 S: 5	H: 0 LOB: 0 BB: 0 P: 5	R: 1 E: 0 K: 0 S: 6	H: 3 LOB: 3 BB: 1 P: 10	R: 0 E: 0 K: 0 S: 6	H: 0 LOB: 0 BB: 0 P: 10	1B: 7 2B: 5 3B: 1 HR: 0	SF: 1 SAC: 0 DP: 0 HBP: 0	WP: 0 PB: 0 SB: 1 CS: 0	PA: 42			
PITCHER	IP	WLS	BF	H	R	ER	SO	BB	IBB	HBP	BLK	WP	HR	S	P	ERA	WHIP								
Steve Comar, R ERA: 6.32	(1, 1)	4.1	L	26	10	7	6	2	0	0	0	0	0	28	36	12.46	2.769								
Luis Aponte, R ERA: 3.03	(5, 1)	1.2		6	0	0	0	0	0	0	0	0	0	6	6	0.00	0.000								
Jamie Easterly, L ERA: 4.05	(7, 1)	2.0		10	3	1	1	1	1	0	0	0	0	11	15	4.50	2.000								

Batter	1	2	3	4	5	6	7	8	9	AB	R	H	RBI	BB	SO	LOB	TOP					
Brett Butler, L OBP: 0.367, SLG: 0.320 (1, 8)	F3		HR	FC1-2 BLK BB		F9		G6-4-3 BB		3	1	1	1	2	0	0	Cleveland Indians @ Minnesota Twins Hubert H. Humphrey Metrodome, Minneapolis, MN Thu Jun 21 1984, 4:33 AM EDT Att: 10,043 - Unknown livebaseballscorecards.com					
Julio Franco, R OBP: 0.318, SLG: 0.315 (1, 6)	6-3		5-3	FC1-2 BLK				G6-4-3		4	0	0	0	1	0	4						
Mike Hargrove, L OBP: 0.311, SLG: 0.386 (1, 3)	2B					4-3				4	1	2	0	1	0	1						
Andre Thornton, R OBP: 0.358, SLG: 0.463 (1, 10)	2B		1B						4-3	5	1	2	2	0	0	4						
Mel Hall, L OBP: 0.337, SLG: 0.478 (1, 7)	3-1			HR					HR	4	2	2	0	1	1	1						
Jerry Willard, L OBP: 0.336, SLG: 0.398 (1, 2)				1B					HR	5	1	1	2	0	3	2						
George Vukovich, L OBP: 0.338, SLG: 0.399 (1, 9)				HR						3	0	1	1	0	0	1						
Brook Jacoby, R OBP: 0.291, SLG: 0.341 (1, 5)				FC1-2 HBP						4	1	1	0	0	1	2						
Tony Bernazard, S OBP: 0.309, SLG: 0.267 (1, 4)			6-3	FC1-2 BLK 1B		F2		6-3		4	0	0	0	0	2							
Inning Stats	R: 1 E: 0 K: 0 S: 5	H: 2 LOB: 1 BB: 0 P: 5	R: 0 E: 0 K: 1 S: 5	H: 0 LOB: 0 BB: 0 P: 5	R: 1 E: 0 K: 0 S: 5	H: 2 LOB: 1 BB: 0 P: 5	R: 3 E: 0 K: 0 S: 6	H: 3 LOB: 3 BB: 2 P: 15	R: 0 E: 0 K: 1 S: 6	H: 1 LOB: 1 BB: 0 P: 6	R: 0 E: 0 K: 0 S: 3	H: 0 LOB: 1 BB: 1 P: 7	R: 1 E: 0 K: 1 S: 6	H: 1 LOB: 1 BB: 1 P: 10	R: 0 E: 0 K: 2 S: 2	H: 0 LOB: 0 BB: 1 P: 6	R: 1 E: 0 K: 2 S: 8	H: 1 LOB: 0 BB: 0 P: 8	1B: 3 2B: 4 3B: 0 HR: 3	SF: 0 SAC: 0 DP: 1 HBP: 1	WP: 0 PB: 0 CS: 0	PA: 42
PITCHER	IP	WLS	BF	H	R	ER	SO	BB	IBB	HBP	BLK	WP	HR	S	P	ERA	WHIP					
John Butcher, R ERA: 2.86 (1, 1)	3.0	L	15	6	4	4	1	0	0	0	0	0	2	17	17	12.00	2.000					
Pete Filson, L ERA: 3.44 (4, 1)	4.0		20	3	2	2	2	4	0	1	1	0	0	19	36	4.50	1.750					
Len Whitehouse, L ERA: 2.7 (8, 1)	2.0		7	1	1	1	2	1	0	0	0	0	1	10	14	4.50	1.000					

Batter	1	2	3	4	5	6	7	8	9	AB	R	H	RBI	BB	SO	LOB	BOTTOM				
Kirby Puckett, R OBP: 0.325, SLG: 0.325 (1, 8)	G5-4-3 1B		F8			F9			F9	4	0	1	0	0	0	1	Cleveland Indians @ Minnesota Twins Hubert H. Humphrey Metrodome, Minneapolis, MN Thu Jun 21 1984, 4:33 AM EDT Att: 10,043 - Unknown livebaseballscorecards.com				
Tim Lincecum, R OBP: 0.382, SLG: 0.412 (1, 4)	G5-4-3 1-2			1-3		F9			6-3	4	0	0	0	0	1						
Dave Engle, R OBP: 0.343, SLG: 0.404 (1, 10)	6-3			F7					5-3	4	0	0	0	0	0						
Kent Hrbek, L OBP: 0.387, SLG: 0.467 (1, 3)			G3	4-3						3	0	1	0	0	0						
Tom Brunansky, R OBP: 0.323, SLG: 0.409 (1, 9)					6-3				F9	3	0	0	0	0	1						
Mickey Hatcher, R OBP: 0.331, SLG: 0.397 (1, 7)					F9				F9	3	0	0	0	0	1						
Gary Gaetti, R OBP: 0.330, SLG: 0.361 (1, 5)					F9				F7	3	0	1	0	0	0						
Tim Lincecum, R OBP: 0.220, SLG: 0.337 (1, 2)					FC5-4 BB				F9	2	0	0	0	1	0						
Houston Jimenez, R OBP: 0.246, SLG: 0.274 (1, 6)			FC5-4 1-2			F8			F8	3	0	0	0	0	1						
Inning Stats	R: 0 E: 0 K: 0 S: 3	H: 1 LOB: 0 BB: 0 P: 3	R: 0 E: 0 K: 1 S: 5	H: 0 LOB: 0 BB: 0 P: 5	R: 0 E: 0 K: 0 S: 3	H: 0 LOB: 1 BB: 1 P: 7	R: 0 E: 0 K: 0 S: 3	H: 0 LOB: 0 BB: 0 P: 3	R: 0 E: 0 K: 0 S: 4	H: 1 LOB: 1 BB: 0 P: 4	R: 0 E: 0 K: 0 S: 3	H: 0 LOB: 0 BB: 0 P: 3	R: 0 E: 0 K: 0 S: 3	H: 0 LOB: 0 BB: 0 P: 3	R: 0 E: 0 K: 0 S: 3	H: 0 LOB: 0 BB: 0 P: 3	1B: 3 2B: 0 3B: 0 HR: 0	SF: 0 SAC: 0 DP: 1 HBP: 0	WP: 0 PB: 0 CS: 0	PA: 30	
PITCHER	IP	WLS	BF	H	R	ER	SO	BB	IBB	HBP	BLK	WP	HR	S	P	ERA	WHIP				
Neal Heaton, L ERA: 4.52 (1, 1)	9.0	W	30	3	0	0	1	1	0	0	0	0	0	31	35	0.00	0.444				

Batter	1	2	3	4	5	6	7	8	9	AB	R	H	RBI	BB	SO	LOB	TOP						
Rudy Law, L OBP: 0.333, SLG: 0.385 (1, 8)										5	1	2	1	0	0	1							
Scott Fletcher, R OBP: 0.350, SLG: 0.294 (1, 6) (8, 4)										4	3	2	0	1	0	1							
Harold Baines, L OBP: 0.310, SLG: 0.458 (1, 9)										4	1	2	3	0	0	1							
Greg Walker, L OBP: 0.314, SLG: 0.507 (1, 10)										5	1	4	3	0	1	0							
Jerry Hairston, S OBP: 0.338, SLG: 0.385 Dave Stegman, R OBP: 0.316, SLG: 0.419 (1, 7) (9, PR) (9, 7)										4	0	2	0	1	0	2							
Mike Squires, L OBP: 0.277, SLG: 0.233 Tom Paciorek, R OBP: 0.325, SLG: 0.383 (1, 3) (7, PH) (7, 3)										3	0	0	0	0	0	6							
Vance Law, R OBP: 0.291, SLG: 0.413 (1, 5)										4	0	1	0	1	1	5							
Joel Skinner, R OBP: 0.280, SLG: 0.292 Greg Luzinski, R OBP: 0.331, SLG: 0.301 Marc Hill, R OBP: 0.324, SLG: 0.379 (1, 2) (8, PH) (8, 2)										2	1	0	0	1	1	1							
Julio Cruz, S OBP: 0.257, SLG: 0.272 Ron Kittle, R OBP: 0.341, SLG: 0.528 Jerry Dybzinski, R OBP: 0.400, SLG: 0.422 (1, 4) (8, PH) (8, 6)										3	0	0	0	0	0	2							
Inning Stats	R: 2 E: 0 K: 0 S: 7	H: 4 LOB: 2 BB: 0 P: 7	R: 1 E: 0 K: 0 S: 3	H: 1 LOB: 0 BB: 1 P: 7	R: 0 E: 0 K: 1 S: 6	H: 1 LOB: 2 BB: 1 P: 10	R: 0 E: 0 K: 1 S: 5	H: 0 LOB: 0 BB: 0 P: 5	R: 0 E: 0 K: 0 S: 4	H: 1 LOB: 1 BB: 0 P: 4	R: 2 E: 0 K: 0 S: 5	H: 2 LOB: 1 BB: 1 P: 9	R: 0 E: 0 K: 1 S: 5	H: 0 LOB: 0 BB: 0 P: 5	R: 3 E: 0 K: 1 S: 9	H: 4 LOB: 3 BB: 1 P: 13	1B: 12 2B: 1 3B: 0 HR: 2	SF: 1 SAC: 1 DP: 1 HBP: 0	WP: 1 PB: 1 CS: 1	PA: 45			
PITCHER	IP WLS BF H R ER SO BB IBB HBP BLK WP HR S P ERA WHIP	IP WLS BF H R ER SO BB IBB HBP BLK WP HR S P ERA WHIP	IP WLS BF H R ER SO BB IBB HBP BLK WP HR S P ERA WHIP	IP WLS BF H R ER SO BB IBB HBP BLK WP HR S P ERA WHIP	IP WLS BF H R ER SO BB IBB HBP BLK WP HR S P ERA WHIP	IP WLS BF H R ER SO BB IBB HBP BLK WP HR S P ERA WHIP	IP WLS BF H R ER SO BB IBB HBP BLK WP HR S P ERA WHIP	IP WLS BF H R ER SO BB IBB HBP BLK WP HR S P ERA WHIP	IP WLS BF H R ER SO BB IBB HBP BLK WP HR S P ERA WHIP	IP WLS BF H R ER SO BB IBB HBP BLK WP HR S P ERA WHIP	IP WLS BF H R ER SO BB IBB HBP BLK WP HR S P ERA WHIP	IP WLS BF H R ER SO BB IBB HBP BLK WP HR S P ERA WHIP	IP WLS BF H R ER SO BB IBB HBP BLK WP HR S P ERA WHIP	IP WLS BF H R ER SO BB IBB HBP BLK WP HR S P ERA WHIP	IP WLS BF H R ER SO BB IBB HBP BLK WP HR S P ERA WHIP	IP WLS BF H R ER SO BB IBB HBP BLK WP HR S P ERA WHIP	IP WLS BF H R ER SO BB IBB HBP BLK WP HR S P ERA WHIP	IP WLS BF H R ER SO BB IBB HBP BLK WP HR S P ERA WHIP	IP WLS BF H R ER SO BB IBB HBP BLK WP HR S P ERA WHIP	IP WLS BF H R ER SO BB IBB HBP BLK WP HR S P ERA WHIP	IP WLS BF H R ER SO BB IBB HBP BLK WP HR S P ERA WHIP	IP WLS BF H R ER SO BB IBB HBP BLK WP HR S P ERA WHIP	
Mike Smithson, R ERA: 3.63 Pete Filson, L ERA: 3.42 Ron Davis, R ERA: 5.22 (1, 1) (7, 1) (7, 1)	6.1 31 10 5 5 2 3 0 0 0 1 1 1 32 44 7.11 2.053	0.1 1 0 0 0 0 0 0 0 0 0 0 0 1 1 0.00 0.000	2.1 L 13 5 3 3 2 0 1 0 0 0 0 1 16 20 11.57 2.143																				

Chicago White Sox @ Minnesota Twins
Hubert H. Humphrey Metrodome, Minneapolis, MN
Fri Jun 22 1984, 8:05 PM EDT
Att: 21,919 - Unknown

AB 39
R 8
H 15
RBI 8
BB 4
SO 4
LOB 22



Batter	1	2	3	4	5	6	7	8	9	AB	R	H	RBI	BB	SO	LOB	BOTTOM						
Kirby Puckett, R OBP: 0.327, SLG: 0.327 (1, 8)										5	1	2	0	0	0	2							
Tim Lincecum, R OBP: 0.357, SLG: 0.405 Darrell Brown, S OBP: 0.322, SLG: 0.370 (1, 4) (9, PH)										4	1	0	0	0	0	2							
Dave Engle, R OBP: 0.344, SLG: 0.404 (1, 2)										5	1	2	1	0	0	1							
Kent Hrbek, L OBP: 0.387, SLG: 0.465 (1, 3)										5	0	2	1	0	0	2							
Tom Brunansky, R OBP: 0.326, SLG: 0.408 (1, 9)										3	0	1	0	1	0	3							
Mickey Hatcher, R OBP: 0.330, SLG: 0.395 (1, 10)										4	0	1	0	0	0	4							
Gary Gaetti, R OBP: 0.329, SLG: 0.359 (1, 5)										4	1	1	0	0	1	1							
Dave Meier, R OBP: 0.323, SLG: 0.298 (1, 7)										4	1	1	0	0	1	1							
Houston Jimenez, R OBP: 0.246, SLG: 0.273 (1, 6)										4	1	1	1	0	0	1							
Inning Stats	R: 0 E: 0 K: 0 S: 5	H: 2 LOB: 2 BB: 0 P: 5	R: 0 E: 0 K: 0 S: 4	H: 1 LOB: 1 BB: 0 P: 4	R: 2 E: 1 K: 0 S: 6	H: 2 LOB: 1 BB: 0 P: 6	R: 4 E: 1 K: 0 S: 8	H: 4 LOB: 2 BB: 1 P: 12	R: 0 E: 0 K: 2 S: 7	H: 0 LOB: 0 BB: 0 P: 7	R: 0 E: 0 K: 0 S: 4	H: 1 LOB: 1 BB: 0 P: 4	R: 0 E: 0 K: 0 S: 3	H: 1 LOB: 0 BB: 0 P: 3	R: 0 E: 0 K: 0 S: 3	H: 0 LOB: 0 BB: 0 P: 3	R: 0 E: 0 K: 1 S: 5	H: 0 LOB: 0 BB: 0 P: 5	1B: 11 2B: 0 3B: 0 HR: 0	SF: 0 SAC: 0 DP: 0 HBP: 0	WP: 0 PB: 1 SB: 0 CS: 0	PA: 40	
PITCHER	IP WLS BF H R ER SO BB IBB HBP BLK WP HR S P ERA WHIP	IP WLS BF H R ER SO BB IBB HBP BLK WP HR S P ERA WHIP	IP WLS BF H R ER SO BB IBB HBP BLK WP HR S P ERA WHIP	IP WLS BF H R ER SO BB IBB HBP BLK WP HR S P ERA WHIP	IP WLS BF H R ER SO BB IBB HBP BLK WP HR S P ERA WHIP	IP WLS BF H R ER SO BB IBB HBP BLK WP HR S P ERA WHIP	IP WLS BF H R ER SO BB IBB HBP BLK WP HR S P ERA WHIP	IP WLS BF H R ER SO BB IBB HBP BLK WP HR S P ERA WHIP	IP WLS BF H R ER SO BB IBB HBP BLK WP HR S P ERA WHIP	IP WLS BF H R ER SO BB IBB HBP BLK WP HR S P ERA WHIP	IP WLS BF H R ER SO BB IBB HBP BLK WP HR S P ERA WHIP	IP WLS BF H R ER SO BB IBB HBP BLK WP HR S P ERA WHIP	IP WLS BF H R ER SO BB IBB HBP BLK WP HR S P ERA WHIP	IP WLS BF H R ER SO BB IBB HBP BLK WP HR S P ERA WHIP	IP WLS BF H R ER SO BB IBB HBP BLK WP HR S P ERA WHIP	IP WLS BF H R ER SO BB IBB HBP BLK WP HR S P ERA WHIP	IP WLS BF H R ER SO BB IBB HBP BLK WP HR S P ERA WHIP	IP WLS BF H R ER SO BB IBB HBP BLK WP HR S P ERA WHIP	IP WLS BF H R ER SO BB IBB HBP BLK WP HR S P ERA WHIP	IP WLS BF H R ER SO BB IBB HBP BLK WP HR S P ERA WHIP	IP WLS BF H R ER SO BB IBB HBP BLK WP HR S P ERA WHIP	IP WLS BF H R ER SO BB IBB HBP BLK WP HR S P ERA WHIP	
Floyd Bannister, L ERA: 5.08 Dan Spillner, R ERA: 5.11 (1, 1) (4, 1)	3.2 23 2 0 0 3 1 0 0 0 0 0 0 22 26 7.36 2.727	5.1 W 17 2 0 0 3 0 0 0 0 0 0 0 23 23 0.00 0.375																					

Chicago White Sox @ Minnesota Twins
Hubert H. Humphrey Metrodome, Minneapolis, MN
Fri Jun 22 1984, 8:05 PM EDT
Att: 21,919 - Unknown

AB 39
R 6
H 11
RBI 3
BB 1
SO 3
LOB 17




Batter	1	2	3	4	5	6	7	8	9	AB	R	H	RBI	BB	SO	LOB	TOP											
Rudy Law, L OBP: 0.332, SLG: 0.382 (1, 8)	0-0 4-3	0-0 6-3			0-3 K		0-0 E S CS 1B			4	0	1	1	0	1	2	Chicago White Sox @ Minnesota Twins Hubert H. Humphrey Metrodome, Minneapolis, MN Sat Jun 23 1984, 8:05 PM EDT Att: 20,828 - Unknown livebaseballscorecards.com											
Scott Fletcher, R OBP: 0.353, SLG: 0.291 (1, 6)	1-0 FC5-4 HBP		0-0 5-3		4-0 BB		0-0 4-3			2	0	0	0	1	0	2												
Harold Baines, L OBP: 0.305, SLG: 0.451 (1, 9)	0-0 FC5-4 2B 1-2		0-0 F4		0-0 1-3			0-0 4-3		4	1	0	0	0	0	2												
Greg Walker, L OBP: 0.319, SLG: 0.533 (1, 10)	0-0 E9 1-H 2B		0-0 F6			0-0 HR		0-0 F9		4	1	2	1	0	0	0												
Ron Kittle, R OBP: 0.339, SLG: 0.520 (1, 7)	0-0 5-3			1-0 FC6-4 HBP		0-3 K		0-0 F8		3	0	0	0	0	1	1												
Tom Paciorek, R OBP: 0.324, SLG: 0.380 (1, 3)		0-0 6-3		0-0 F8		0-0 4-3			0-0 1B	4	0	1	0	0	0	1												
Vance Law, R OBP: 0.286, SLG: 0.407 Jerry Hairston, S OBP: 0.333, SLG: 0.377 (9, PH)		0-0 F7		0-3 K		0-0 F9		0-0 F8		3	0	0	0	0	1	1												
Marc Hill, R OBP: 0.338, SLG: 0.406 Dan Spillner, R OBP: 0.280, SLG: 0.292 Mike Squires, L OBP: 0.271, SLG: 0.227 (9, PH)		0-0 1B 1B		0-0 FC6-4 1-2			0-0 SH5-4 1B 2B	0-0 F7		3	0	2	0	0	0	1												
Julio Cruz, S OBP: 0.259, SLG: 0.275 Greg Luzinski, R OBP: 0.329, SLG: 0.300 (9, PH)		0-0 1-2 1B			0-0 6-3		0-0 SH5-4 2-3	0-0 F4		2	0	1	0	0	0	0												
Inning Stats	R: 1 E: 1 K: 0 S: 4	H: 1 LOB: 1 BB: 0 P: 5	R: 0 E: 0 K: 0 S: 5	H: 2 LOB: 2 BB: 0 P: 5	R: 0 E: 0 K: 0 S: 3	H: 0 LOB: 0 BB: 0 P: 3	R: 0 E: 0 K: 1 S: 5	H: 0 LOB: 1 BB: 0 P: 6	R: 0 E: 0 K: 1 S: 5	H: 0 LOB: 0 BB: 1 P: 9	R: 1 E: 0 K: 0 S: 6	H: 1 LOB: 0 BB: 0 P: 6	R: 1 E: 0 K: 0 S: 4	H: 2 LOB: 1 BB: 0 P: 4	R: 0 E: 0 K: 0 S: 3	H: 0 LOB: 0 BB: 0 P: 3		R: 0 E: 0 K: 0 S: 4	H: 1 LOB: 1 BB: 0 P: 4	1B: 4 2B: 2 HR: 1	SF: 0 SAC: 1 HBP: 2	WP: 0 PB: 0 SB: 1 CS: 1	PA: 36					
PITCHER	IP	WLS	BF	H	R	ER	SO	BB	IBB	HBP	BLK	WP	HR	S	P	ERA		WHIP										
Albert Williams, R ERA: 5.23 (1, 1)	7.0		29	6	3	2	3	1	0	2	0	0	1	32	38	2.57		1.000										
Len Whitehouse, L ERA: 2.51 (8, 1)	1.0	W	3	0	0	0	0	0	0	0	0	0	0	3	3	0.00		0.000										
Ron Davis, R ERA: 5.09 (9, 1)	1.0	S	4	1	0	0	0	0	0	0	0	0	0	4	4	0.00	1.000											

Batter	1	2	3	4	5	6	7	8	9	AB	R	H	RBI	BB	SO	LOB	BOTTOM											
Kirby Puckett, R OBP: 0.331, SLG: 0.331 (1, 8)	0-0 1B 1B				0-0 6-3		0-0 1B 1-3			4	1	2	0	0	1	1	Chicago White Sox @ Minnesota Twins Hubert H. Humphrey Metrodome, Minneapolis, MN Sat Jun 23 1984, 8:05 PM EDT Att: 20,828 - Unknown livebaseballscorecards.com											
Mickey Hatcher, R OBP: 0.332, SLG: 0.397 (1, 7)	0-0 1B 1-3		0-0 F8		0-0 F9		0-0 1-3			4	0	2	1	0	0	0												
Kent Hrbek, L OBP: 0.385, SLG: 0.462 (1, 3)	0-0 1-3 3-H 1B		0-3 K		0-0 F7		0-3 K			4	0	1	1	0	2	2												
Dave Engle, R OBP: 0.347, SLG: 0.411 (1, 2)	0-3 K		0-0 1B		0-0 1-3		0-0 1-3		0-0 2B 2B	4	1	2	0	0	1	2												
Randy Bush, L OBP: 0.290, SLG: 0.419 Dave Meier, R OBP: 0.333, SLG: 0.328 (8, PH)	0-3 K		0-0 F2			0-0 HR		0-0 2H 2B		3	1	1	1	0	1	3												
Tom Brunansky, R OBP: 0.321, SLG: 0.402 (1, 9)	0-0 F4			0-0 1-3		0-3 K		0-3 K		4	0	0	0	0	2	3												
Tim Lincecum, R OBP: 0.359, SLG: 0.407 (1, 4)		0-0 FC5-4 1B		0-0 5-3			0-0 FC5-4 1B	0-0 6-3		4	0	2	0	0	0	1												
Gary Gaetti, R OBP: 0.324, SLG: 0.353 (1, 5)		0-0 FC5-4 1-2		0-3 K			0-0 FC5-4 1B 1-2	0-0 4-3		4	1	0	0	0	1	3												
Houston Jimenez, R OBP: 0.242, SLG: 0.268 Darrell Brown, S OBP: 0.320, SLG: 0.367 Ron Washington, R OBP: 0.280, SLG: 0.375 (8, 6)		0-0 F7 1-2			0-0 5-3		0-0 F6			2	0	0	0	0	0	1												
Inning Stats	R: 1 E: 0 K: 2 S: 10	H: 3 LOB: 2 BB: 0 P: 10	R: 0 E: 0 K: 1 S: 6	H: 1 LOB: 1 BB: 0 P: 6	R: 0 E: 0 K: 1 S: 6	H: 1 LOB: 0 BB: 0 P: 6	R: 0 E: 0 K: 1 S: 5	H: 0 LOB: 0 BB: 0 P: 5	R: 0 E: 0 K: 0 S: 3	H: 0 LOB: 0 BB: 0 P: 3	R: 1 E: 0 K: 1 S: 6	H: 1 LOB: 0 BB: 0 P: 6	R: 1 E: 0 K: 1 S: 8	H: 3 LOB: 2 BB: 0 P: 8	R: 1 E: 0 K: 1 S: 7	H: 2 LOB: 1 BB: 0 P: 7		1B: 8 2B: 2 3B: 0 HR: 1	SF: 0 SAC: 0 DP: 0 HBP: 0	WP: 0 PB: 0 SB: 1 CS: 0	PA: 35							
PITCHER	IP	WLS	BF	H	R	ER	SO	BB	IBB	HBP	BLK	WP	HR	S	P	ERA		WHIP										
Tom Seaver, R ERA: 4.32 (1, 1)	7.0		31	10	4	4	7	0	0	0	0	0	0	1	45	5.14		1.429										
Juan Agosto, L ERA: 2.08 (8, 1)	0.0		1	1	0	0	0	0	0	0	0	0	0	1	1	∞		∞										
Al Jones, R ERA: 3.24 (8, 1)	1.0		3	0	0	0	1	0	0	0	0	0	0	5	5	0.00	0.000											


Batter	1	2	3	4	5	6	7	8	9	AB	R	H	RBI	BB	SO	LOB	TOP
Rudy Law, L OBP: 0.330, SLG: 0.379 (1, 8)	F8		1B SF5		F8			G3		4	1	1	0	0	0	0	Chicago White Sox @ Minnesota Twins Hubert H. Humphrey Metrodome, Minneapolis, MN Sun Jun 24 1984, 8:05 PM EDT Att: 12,696 - Unknown
Scott Fletcher, R OBP: 0.355, SLG: 0.292 (1, 4)	1-3		6-3 SF5		4-0			5-3		3	0	1	0	1	0	0	
Harold Baines, L OBP: 0.308, SLG: 0.453 (1, 9)	1B		SF5		0-0					3	0	2	1	0	0	1	
Greg Walker, L OBP: 0.317, SLG: 0.526 (1, 10)	1-3		6-3		0-0			F8		4	0	1	0	0	0	2	
Ron Kittle, R OBP: 0.333, SLG: 0.510 (1, 7)			6-3		0-0					4	0	0	0	0	0	1	
Tom Paciorek, R OBP: 0.322, SLG: 0.378 (1, 3)					0-0					4	1	1	0	0	0	0	
Mike Squires, L OBP: 0.271, SLG: 0.227 (9, 3)	1B S				5-3					0	0	0	0	0	0	0	
Vance Law, R OBP: 0.283, SLG: 0.400 (1, 5)	F9				F5					4	0	0	0	0	1	1	
Joel Skinner, R OBP: 0.283, SLG: 0.294 (1, 2)					5-3					3	0	1	0	0	0	0	
Jerry Dybzinski, R OBP: 0.385, SLG: 0.403 (1, 6)	F8				5-3					3	0	0	0	0	1	1	
Inning Stats	R: 0 E: 0 K: 0 S: 4	H: 2 LOB: 2 BB: 0 P: 4	R: 1 E: 0 K: 0 S: 5	H: 2 LOB: 1 BB: 0 P: 5	R: 0 E: 0 K: 0 S: 3	H: 0 LOB: 0 BB: 0 P: 3	R: 0 E: 0 K: 0 S: 3	H: 0 LOB: 0 BB: 0 P: 3	R: 0 E: 0 K: 2 S: 7	H: 0 LOB: 0 BB: 0 P: 7	R: 0 E: 0 K: 0 S: 4	H: 1 LOB: 1 BB: 0 P: 4	R: 0 E: 0 K: 0 S: 3	H: 0 LOB: 0 BB: 0 P: 3	1B: 7 2B: 0 3B: 0 HR: 0	SF: 1 SAC: 0 DP: 0 HBP: 0	WP: 0 PA: 34 SB: 0 CS: 0
PITCHER Ken Schrom, R ERA: 3.86 (1, 1)	IP: 9.0 WLS: W BF: 34 H: 7 R: 2 ER: 2 SO: 2 BB: 1 IBB: 0 HBP: 0 BLK: 0 WP: 0 HR: 0 S: 37 P: 41 ERA: 2.00 WHIP: 0.889																

Batter	1	2	3	4	5	6	7	8	9	AB	R	H	RBI	BB	SO	LOB	BOTTOM		
Kirby Puckett, R OBP: 0.335, SLG: 0.347 (1, 8)	4-3		FC5 1B					6-3		4	0	2	0	0	0	0	Chicago White Sox @ Minnesota Twins Hubert H. Humphrey Metrodome, Minneapolis, MN Sun Jun 24 1984, 8:05 PM EDT Att: 12,696 - Unknown		
Mickey Hatcher, R OBP: 0.338, SLG: 0.404 (1, 7)	4-3		1-2		4-3					3	0	2	0	1	0	1			
Kent Hrbek, L OBP: 0.379, SLG: 0.453 (1, 3)	4-3		K							4	0	0	0	0	2	4			
Dave Engle, R OBP: 0.345, SLG: 0.408 (1, 2)	F8		FC5							4	1	1	0	0	0	3			
Randy Bush, L OBP: 0.283, SLG: 0.407 (1, 10)					4-3					4	0	0	0	0	1	1			
Tom Brunansky, R OBP: 0.324, SLG: 0.401 (1, 9)					K					3	1	1	0	1	1	0			
Tim Teufel, R OBP: 0.358, SLG: 0.415 (1, 4)										4	1	1	3	0	0	1			
Gary Gaetti, R OBP: 0.320, SLG: 0.349 (1, 5)					F9					3	0	0	0	0	0	1			
Houston Jimenez, R OBP: 0.238, SLG: 0.264 (1, 6)										2	0	0	0	0	0	0			
Darrell Brown, S OBP: 0.318, SLG: 0.365 (8, PH)										1	0	0	0	0	0	0			
Ron Washington, R OBP: 0.280, SLG: 0.375 (9, 6)										0	0	0	0	0	0	0			
Inning Stats	R: 0 E: 0 K: 0 S: 4	H: 1 LOB: 1 BB: 0 P: 4	R: 0 E: 0 K: 1 S: 5	H: 0 LOB: 1 BB: 1 P: 9	R: 0 E: 0 K: 1 S: 7	H: 2 LOB: 2 BB: 0 P: 7	R: 0 E: 0 K: 1 S: 5	H: 0 LOB: 0 BB: 0 P: 5	R: 0 E: 0 K: 0 S: 4	H: 1 LOB: 1 BB: 0 P: 4	R: 0 E: 0 K: 0 S: 3	H: 0 LOB: 0 BB: 0 P: 3	R: 0 E: 0 K: 1 S: 5	H: 0 LOB: 1 BB: 1 P: 9	R: 3 E: 0 K: 0 S: 4	H: 3 LOB: 0 BB: 0 P: 4	1B: 4 2B: 1 3B: 1 HR: 1	SF: 0 SAC: 0 DP: 0 HBP: 0	WP: 1 PA: 34 SB: 0 CS: 0
PITCHER Richard Dotson, R ERA: 2.87 (1, 1)	IP: 8.1 WLS: L BF: 34 H: 7 R: 3 ER: 3 SO: 4 BB: 2 IBB: 0 HBP: 0 BLK: 0 WP: 1 HR: 0 S: 40 P: 48 ERA: 3.24 WHIP: 1.080																		

AB 32
R 2
H 7
RBI 1
BB 1
SO 2
LOB 6



AB 32
R 3
H 7
RBI 3
BB 2
SO 4
LOB 11



Batter	1	2	3	4	5	6	7	8	9	AB	R	H	RBI	BB	SO	LOB	TOP								
Kirby Puckett, R OBP: 0.347, SLG: 0.364 (1, 8)	F7		E S E 1B		1B FC4-6 2B		2B G1-2-3 1B	1B 1-3 2-H 1B	4-3	6	3	4	1	0	0	1									
Mickey Hatcher, R OBP: 0.343, SLG: 0.406 (1, 7)	6-3		E 1-2 BB		FC4-6 2-3 SF7 1B		F9	1B 1-3 1B		4	1	2	1	1	0	1									
Kent Hrbek, L OBP: 0.387, SLG: 0.463 (1, 3)	1B 1B		E4 BB 1-3 2-H		FC4-6 1-2 BB			1-3 3-H 1B		4	0	3	1	1	0	1									
Dave Engle, R OBP: 0.351, SLG: 0.407 (1, 2)	1-2 1B				FC4-6 1-2 BB			3-H 1B	2-3	3	0	1	1	2	0	4									
Randy Bush, L OBP: 0.278, SLG: 0.401 (1, 10)	F8				SF7					2	0	0	1	0	1	5									
Darrell Brown, S OBP: 0.320, SLG: 0.367 (7, PH)			K				G1-2-3		1B E 1B	2	1	1	0	0	0	3									
Tom Brunansky, R OBP: 0.318, SLG: 0.393 (1, 9)		6-3	K		F3				1B E 1B	5	0	0	0	0	3	5									
Tim Lincecum, R OBP: 0.362, SLG: 0.420 (1, 4)	6-3-5 BB			1-3		4-3		1B 2B	E5 1-H 1B	4	2	2	0	1	0	0									
Gary Gaetti, R OBP: 0.318, SLG: 0.346 (1, 5)	6-3-5 1-3			K		4-3		F8		5	0	1	1	0	1	2									
Houston Jimenez, R OBP: 0.237, SLG: 0.256 (1, 6)			K	6-3		F7		1B 1B BB	F7	4	1	0	0	1	1	1									
Inning Stats	R: 0 E: 0 K: 0 S: 5	H: 2 LOB: 2 BB: 0 P: 5	R: 0 E: 0 K: 0 S: 2	H: 0 LOB: 0 BB: 1 P: 6	R: 1 E: 1 K: 3 S: 11	H: 1 LOB: 3 BB: 2 P: 19	R: 0 E: 0 K: 1 S: 5	H: 0 LOB: 0 BB: 0 P: 5	R: 2 E: 0 K: 0 S: 5	H: 2 LOB: 1 BB: 1 P: 9	R: 0 E: 0 K: 0 S: 3	H: 0 LOB: 0 BB: 0 P: 3	R: 0 E: 0 K: 0 S: 4	H: 2 LOB: 2 BB: 1 P: 8	R: 3 E: 0 K: 1 S: 9	H: 4 LOB: 2 BB: 1 P: 13	R: 2 E: 1 K: 1 S: 8	H: 3 LOB: 1 BB: 0 P: 8	1B: 11 2B: 4 3B: 0 HR: 0	SF: 1 SAC: 0 DP: 2 HBP: 0	WP: 0 PB: 0 SB: 1 CS: 0	PA: 46			
PITCHER	IP	WLS	BF	H	R	ER	SO	BB	IBB	HBP	BLK	WP	HR	S	P	ERA	WHIP								
Steve Comar, R ERA: 5.73 (1, 1)	6.1	L	29	6	3	2	4	4	0	0	0	0	0	33	49	2.84	1.579								
Mike Jeffcoat, L ERA: 1.24 (7, 1)	0.2		3	1	0	0	0	0	1	0	0	0	0	2	6	0.00	1.500								
Tom Waddell, R ERA: 3.51 (8, 1)	0.2		4	1	2	2	1	1	0	0	0	0	0	5	9	27.00	3.000								
Ernie Camacho, R ERA: 2.18 (8, 1)	0.1		4	3	1	1	0	0	0	0	0	0	0	4	4	27.00	9.000								
Luis Aponte, R ERA: 3.72 (9, 1)	1.0		6	3	2	2	1	0	0	0	0	0	0	8	8	18.00	3.000								

Minnesota Twins @ Cleveland Indians
Cleveland Municipal Stadium, Cleveland, OH
Tue Jun 26 1984, 7:05 PM EDT
Att: 7,130 - Unknown

AB 39
R 8
H 14
RBI 6
BB 6
SO 6
LOB 23



Batter	1	2	3	4	5	6	7	8	9	AB	R	H	RBI	BB	SO	LOB	BOTTOM								
Brett Butler, L OBP: 0.371, SLG: 0.322 (1, 8)	F4		E3 SH4-3 FC1-2 1B		K		F5		1-2 BB	4	0	1	0	1	1	3									
Tony Bemazard, S OBP: 0.315, SLG: 0.277 (1, 4)	K		SH4-3		1-3		F5		F5	3	0	0	0	0	1	3									
Mike Hargrove, L OBP: 0.310, SLG: 0.400 (9, PH)			2-3		1-2					1	0	0	0	0	0	2									
Julio Franco, R OBP: 0.311, SLG: 0.309 (1, 6)	1B		FC1-2 3-H		K		K		F9	5	0	1	0	0	2	3									
Andre Thornton, R OBP: 0.362, SLG: 0.479 (1, 10)	F8		F8		F7		F7		HR	4	1	1	1	0	0	2									
Pat Tabler, R OBP: 0.363, SLG: 0.345 (1, 3)		F9		F8		K		F3		4	0	0	0	0	1	0									
Carmen Castillo, R OBP: 0.328, SLG: 0.475 (1, 9)		G3		K		1B 2B		HR		4	2	2	1	0	1	0									
Mel Hall, L OBP: 0.337, SLG: 0.450 (1, 7)		FC5 1B BB		4-3		F5		F7		3	0	0	0	1	0	1									
Brook Jacoby, R OBP: 0.298, SLG: 0.339 (1, 5)		FC5 1B		6-3		1B 2-3 1B			F9	4	0	2	0	0	0	0									
Chris Bando, S OBP: 0.364, SLG: 0.682 (1, 2)		FC5 1-2 2-3		PB 1B		1-3 3-H 1B			BB 1B	4	0	3	1	0	0	2									
Inning Stats	R: 0 E: 0 K: 1 S: 6	H: 1 LOB: 1 BB: 0 P: 6	R: 0 E: 0 K: 0 S: 4	H: 1 LOB: 2 BB: 1 P: 8	R: 0 E: 1 K: 0 S: 4	H: 1 LOB: 1 BB: 0 P: 4	R: 0 E: 0 K: 1 S: 5	H: 0 LOB: 0 BB: 0 P: 5	R: 0 E: 0 K: 2 S: 7	H: 0 LOB: 0 BB: 0 P: 7	R: 1 E: 0 K: 0 S: 6	H: 3 LOB: 2 BB: 0 P: 6	R: 2 E: 0 K: 0 S: 5	H: 2 LOB: 0 BB: 0 P: 5	R: 0 E: 0 K: 1 S: 6	H: 1 LOB: 2 BB: 1 P: 10	1B: 7 2B: 1 3B: 0 HR: 2	SF: 0 SAC: 1 DP: 0 HBP: 0	WP: 0 PB: 1 SB: 0 CS: 0	PA: 39					
PITCHER	IP	WLS	BF	H	R	ER	SO	BB	IBB	HBP	BLK	WP	HR	S	P	ERA	WHIP								
Frank Viola, L ERA: 3.18 (1, 1)	7.2		33	9	3	3	5	1	0	0	0	0	0	7	46	3.52	1.304								
Ron Davis, R ERA: 4.93 (8, 1)	1.1	S	6	1	0	0	1	1	0	0	0	0	0	7	11	0.00	1.500								

Minnesota Twins @ Cleveland Indians
Cleveland Municipal Stadium, Cleveland, OH
Tue Jun 26 1984, 7:05 PM EDT
Att: 7,130 - Unknown

AB 36
R 3
H 10
RBI 3
BB 2
SO 6
LOB 16




Batter	1	2	3	4	5	6	7	8	9	10	AB	R	H	RBI	BB	SO	LOB
Kirby Puckett, R OBP: 0.354, SLG: 0.376 (1, 8)	4-3			1B		1B		F9		1B	5	1	3	1	0	0	0
Mickey Hatcher, R OBP: 0.341, SLG: 0.402 (1, 10)	F8			F8		5-3 1B		F9		1-3	5	0	1	1	0	0	2
Dave Engle, R OBP: 0.345, SLG: 0.399 (1, 2)	F4			F7		5-3 1-2			F8		4	0	0	0	0	0	2
Kent Hrbek, L OBP: 0.385, SLG: 0.459 (1, 3)		F9		F7		F8					4	0	1	0	0	0	2
Tom Brunansky, R OBP: 0.314, SLG: 0.387 (1, 9)		6-3			4-3		F7			1B	4	0	0	0	0	1	1
Tim Lincecum, R OBP: 0.360, SLG: 0.429 (1, 4)		K			F8		HR		F8		4	1	1	1	0	1	1
Gary Gaetti, R OBP: 0.321, SLG: 0.352 (1, 5)			5-3			CS 1B		F7			4	1	2	0	0	0	0
Dave Meier, R OBP: 0.348, SLG: 0.361 (1, 7)				CS 1B			F9			SH3-4 2B	3	1	2	0	0	0	0
Houston Jimenez, R OBP: 0.232, SLG: 0.250 (1, 6)						2B 2B					3	0	0	0	0	0	2
Randy Bush, L OBP: 0.276, SLG: 0.401 (10, PH)											0	0	0	1	0	0	0
Ron Washington, R OBP: 0.280, SLG: 0.375 (10, 6)								G3			0	0	0	0	0	0	0
Inning Stats	R: 0 E: 0 K: 0 S: 3	H: 0 LOB: 0 BB: 0 P: 3	R: 0 E: 0 K: 1 S: 5	H: 0 LOB: 0 BB: 0 P: 5	R: 0 E: 0 K: 0 S: 3	H: 1 LOB: 0 BB: 0 P: 3	R: 0 E: 0 K: 0 S: 4	H: 1 LOB: 1 BB: 0 P: 4	R: 0 E: 0 K: 0 S: 3	H: 0 LOB: 0 BB: 0 P: 3	R: 0 E: 0 K: 1 S: 6	H: 1 LOB: 1 BB: 0 P: 6	R: 0 E: 0 K: 0 S: 5	H: 2 LOB: 1 BB: 0 P: 5	1B: 6 2B: 3 3B: 0 HR: 1	SF: 1 SAC: 1 DP: 0 HBP: 0	WP: 0 PA: 39 PB: 0 SB: 0 CS: 2
PITCHER	IP 9.0	WLS 34	H 9	R 4	ER 4	SO 2	BB 0	IBB 0	HBP 0	BLK 0	WP 0	HR 1	S 38	P 38	ERA 4.00	WHIP 1.000	
Neal Heaton, L ERA: 4.47 (1, 1)																	
Ernie Camacho, R ERA: 2.13 (10, 1)	1.0	W	4	1	0	0	0	0	0	0	0	0	4	4	0.00	1.000	

TOP

Minnesota Twins @ Cleveland Indians
Cleveland Municipal Stadium, Cleveland, OH

Wed Jun 27 1984, 7:05 PM EDT
Att: 8,981 - Unknown

AB 36
R 4
H 10
RBI 4
BB 0
SO 2
LOB 10




Batter	1	2	3	4	5	6	7	8	9	10	AB	R	H	RBI	BB	SO	LOB				
Brett Butler, L OBP: 0.372, SLG: 0.323 (1, 8)	K					F9				E7 1B HR 1B	5	2	2	0	0	1	1				
Julio Franco, R OBP: 0.312, SLG: 0.308 (1, 6)						5-3		F9		F4	4	0	1	0	1	0	2				
Mike Hargrove, L OBP: 0.406, SLG: 0.393 (1, 3)											3	0	0	0	1	0	3				
Pat Tabler, R OBP: 0.366, SLG: 0.349 (8, PR) (9, 3)											1	2	1	0	0	0	0				
Andre Thornton, R OBP: 0.359, SLG: 0.485 (1, 10)		F8			F6		HR	F7		F6	5	1	1	1	0	0	4				
Mel Hall, L OBP: 0.344, SLG: 0.477 (1, 7)											5	1	3	5	0	1	0				
Jerry Willard, L OBP: 0.320, SLG: 0.368 (1, 2)											4	0	0	0	0	1	3				
George Vukovich, L OBP: 0.340, SLG: 0.399 (1, 9)											4	0	1	0	0	0	1				
Brook Jacoby, R OBP: 0.297, SLG: 0.337 (1, 5)											4	0	1	0	0	0	0				
Tony Bernazard, S OBP: 0.316, SLG: 0.278 (1, 4)											2	0	1	0	0	0	0				
Brodie Parkins, L OBP: 0.355, SLG: 0.280 (7, PH)											1	0	0	0	0	0	2				
Mike Fischlin, R OBP: 0.276, SLG: 0.125 (8, 4)											1	0	0	0	0	0	0				
Inning Stats	R: 0 E: 0 K: 1 S: 5	H: 1 LOB: 0 BB: 0 P: 5	R: 0 E: 0 K: 0 S: 4	H: 1 LOB: 1 BB: 0 P: 4	R: 0 E: 0 K: 0 S: 4	H: 0 LOB: 0 BB: 0 P: 5	R: 0 E: 0 K: 1 S: 5	H: 0 LOB: 0 BB: 0 P: 5	R: 0 E: 0 K: 0 S: 3	H: 0 LOB: 0 BB: 0 P: 3	R: 1 E: 0 K: 0 S: 6	H: 3 LOB: 2 BB: 0 P: 6	R: 2 E: 0 K: 1 S: 7	H: 2 LOB: 2 BB: 1 P: 11	R: 0 E: 0 K: 0 S: 3	H: 0 LOB: 0 BB: 0 P: 3	R: 3 E: 1 K: 0 S: 5	H: 3 LOB: 0 BB: 0 P: 5	1B: 8 2B: 1 3B: 0 HR: 2	SF: 0 SAC: 0 DP: 1 HBP: 0	WP: 0 PA: 41 PB: 0 SB: 1 CS: 0
PITCHER	IP 7.0	WLS 28	H 7	R 2	ER 2	SO 2	BB 1	IBB 0	HBP 0	BLK 0	WP 0	HR 1	S 31	P 35	ERA 2.57	WHIP 1.143					
John Butcher, R ERA: 2.84 (1, 1)																					
Ron Davis, R ERA: 5.44 (8, 1)	2.2	L	13	4	4	1	1	0	0	0	0	1	14	18	13.50	1.875					

BOTTOM

Minnesota Twins @ Cleveland Indians
Cleveland Municipal Stadium, Cleveland, OH


Wed Jun 27 1984, 7:05 PM EDT
Att: 8,981 - Unknown


AB 39
R 6
H 11
RBI 6
BB 2
SO 3
LOB 16



Batter	1	2	3	4	5	6	7	8	9	AB	R	H	RBI	BB	SO	LOB	TOP								
Kirby Puckett, R OBP: 0.354, SLG: 0.376 Darrell Brown, S OBP: 0.322, SLG: 0.368	F8			1-3			4-3		FC1-6 1B	3	0	1	0	0	0	0	Minnesota Twins @ Detroit Tigers Tiger Stadium, Detroit, MI Fri Jun 29 1984, 7:05 PM EDT Att: 44,619 - Unknown								
Mickey Hatcher, R OBP: 0.336, SLG: 0.392	F4			F4			F4		FC1-6 FC6-4 1-2f	5	0	0	0	0	0	3									
Kent Hrbek, L OBP: 0.393, SLG: 0.469	K			1B HR			1B BB		K	3	2	1	0	1	2	1									
Randy Bush, L OBP: 0.302, SLG: 0.415 Dave Engle, R OBP: 0.340, SLG: 0.393		4-3		1B HR			1B BB		FC6-4 1-2f	2	1	1	0	2	0	0									
Tom Brunansky, R OBP: 0.313, SLG: 0.396		F9		1B HR			F7		F7	4	1	1	3	0	0	5									
Tim Lincecum, R OBP: 0.353, SLG: 0.419		5-3		K			1B		F3	4	0	1	0	0	1	0									
Gary Gaetti, R OBP: 0.319, SLG: 0.351				K			SF7		1B	3	0	1	1	0	1	0									
Tim Lincecum, R OBP: 0.221, SLG: 0.364		F9		F9			4-3		F8	4	1	1	1	0	0	3									
Ron Washington, R OBP: 0.278, SLG: 0.382				K			1-3		F8	4	0	1	0	0	1	1									
Inning Stats	R: 0 E: 0 K: 1 S: 5	H: 0 LOB: 0 BB: 0 P: 5	R: 0 E: 0 K: 0 S: 3	H: 0 LOB: 0 BB: 0 P: 3	R: 0 E: 0 K: 2 S: 7	H: 0 LOB: 0 BB: 0 P: 7	R: 3 E: 0 K: 1 S: 7	H: 2 LOB: 1 BB: 0 P: 8	R: 1 E: 0 K: 0 S: 5	H: 2 LOB: 1 BB: 0 P: 5	R: 1 E: 0 K: 0 S: 5	H: 2 LOB: 2 BB: 1 P: 9	R: 0 E: 0 K: 0 S: 4	H: 1 LOB: 3 BB: 2 P: 12	R: 0 E: 0 K: 0 S: 4	H: 1 LOB: 1 BB: 0 P: 4	R: 0 E: 0 K: 1 S: 6	H: 1 LOB: 1 BB: 0 P: 6	1B: 6 2B: 1 3B: 0 HR: 2	SF: 1 SAC: 0 DP: 0 HBP: 1	WP: 0 PB: 0 SB: 0 CS: 0	PA: 40			
PITCHER	IP	WLS	BF	H	R	ER	SO	BB	IBB	HBP	BLK	WP	HR	S	P	ERA	WHIP								
Milt Wilcox, R ERA: 4.16	(1, 1)	5.0	22	5	5	5	4	1	0	1	0	0	2	28	33	9.00	1.200								
Aurelio Lopez, R ERA: 3.05	(6, 1)	2.1	12	3	0	0	0	2	0	0	0	0	0	10	18	0.00	2.143								
Willie Hernandez, L ERA: 2.18	(8, 1)	1.2	W	6	1	0	0	1	0	0	0	0	0	8	8	0.00	0.600								

Batter	1	2	3	4	5	6	7	8	9	AB	R	H	RBI	BB	SO	LOB	BOTTOM								
Lou Whitaker, L OBP: 0.376, SLG: 0.401	FC3-6 1B			F8			F7		F9	5	0	2	0	0	0	3	Minnesota Twins @ Detroit Tigers Tiger Stadium, Detroit, MI Fri Jun 29 1984, 7:05 PM EDT Att: 44,619 - Unknown								
Alan Trammell, R OBP: 0.375, SLG: 0.475	FC3-6 HR			F7			5-3 2B		HR BB	4	3	1	0	1	1	5									
Kirk Gibson, L OBP: 0.343, SLG: 0.504	1H HR			K			5-3		HR	4	2	2	4	0	1	3									
Lance Parrish, R OBP: 0.298, SLG: 0.474	5-3			5-3			F7		HR	4	0	1	1	0	0	1									
Johnny Grubb, L OBP: 0.390, SLG: 0.413 Larry Herndon, R OBP: 0.313, SLG: 0.335	4-3			K			F4		G3	1	0	0	0	0	0	0									
Chet Lemon, R OBP: 0.379, SLG: 0.550				F7			K		6-3	3	0	0	0	0	1	2									
Ruppert Jones, L OBP: 0.300, SLG: 0.641 Rusty Kuntz, R OBP: 0.409, SLG: 0.459				K			K		1B	2	1	1	0	1	0	0									
Dave Bergman, L OBP: 0.363, SLG: 0.373 Barbaro Garbey, R OBP: 0.343, SLG: 0.408				HR			1B BB		F8	1	0	0	0	1	1	0									
Howard Johnson, S OBP: 0.373, SLG: 0.457 Tom Brookens, R OBP: 0.281, SLG: 0.333				1B			1B		F8	2	0	0	0	0	0	0									
Inning Stats	R: 2 E: 0 K: 0 S: 5	H: 2 LOB: 0 BB: 0 P: 5	R: 2 E: 0 K: 3 S: 13	H: 4 LOB: 2 BB: 0 P: 13	R: 0 E: 0 K: 1 S: 5	H: 0 LOB: 0 BB: 0 P: 5	R: 0 E: 0 K: 1 S: 6	H: 1 LOB: 2 BB: 1 P: 10	R: 0 E: 0 K: 1 S: 5	H: 0 LOB: 1 BB: 0 P: 6	R: 0 E: 0 K: 0 S: 4	H: 1 LOB: 1 BB: 0 P: 4	R: 1 E: 0 K: 0 S: 5	H: 2 LOB: 1 BB: 0 P: 5	R: 0 E: 0 K: 0 S: 3	H: 0 LOB: 0 BB: 0 P: 3	R: 2 E: 0 K: 0 S: 2	H: 1 LOB: 0 BB: 1 P: 6	1B: 6 2B: 1 3B: 0 HR: 4	SF: 0 SAC: 0 DP: 0 HBP: 1	WP: 0 PB: 0 SB: 1 CS: 0	PA: 39			
PITCHER	IP	WLS	BF	H	R	ER	SO	BB	IBB	HBP	BLK	WP	HR	S	P	ERA	WHIP								
Mike Smithson, R ERA: 3.88	(1, 1)	1.1	5	4	4	4	1	0	0	0	0	0	0	24	29	0.00	1.091								
Len Whitehouse, L ERA: 2.0	(2, 1)	3.2	16	3	0	0	5	1	0	1	0	0	0	11	11	3.00	0.667								
Rick Lysander, R ERA: 1.8	(6, 1)	3.0	11	2	1	1	0	0	0	0	0	0	0	11	11	54.00	6.000								
Pete Filson, L ERA: 3.71	(9, 1)	0.1	L	3	1	2	2	0	1	0	0	0	1	2	6										

Batter	1	2	3	4	5	6	7	8	9	AB	R	H	RBI	BB	SO	LOB	TOP											
Kirby Puckett, R OBP: 0.345, SLG: 0.366 (1, 8)	0-0 4-3		0-0 F9		0-3 K		0-3 K		0-0 F8	5	0	0	0	0	2	4	Minnesota Twins @ Detroit Tigers Tiger Stadium, Detroit, MI Sat Jun 30 1984, 7:05 PM EDT Att: 48,095 - Unknown AB 34 R 3 H 7 RBI 3 BB 3 SO 11 LOB 16 											
Mickey Hatcher, R OBP: 0.334, SLG: 0.390 (1, 7)	0-0 6-3		0-0 F7		0-0 1B		0-0 F1			4	0	1	0	0	0	1												
Kent Hrbek, L OBP: 0.391, SLG: 0.465 (1, 3)	0-0 1B			0-3 K	0-0 F4		0-0 5-3			4	0	1	0	0	1	3												
Randy Bush, L OBP: 0.301, SLG: 0.407 (1, 10)	0-3 K			0-3 K		4-0 2B 2B BB		0-0 4-3		3	1	0	0	1	2	1												
Dave Engle, R OBP: 0.339, SLG: 0.395 (1, 2)		0-3 K		0-0 F5		0-0 2B 2B		0-0 1-3		4	1	1	0	0	1	0												
Tom Brunansky, R OBP: 0.312, SLG: 0.405 (1, 9)		0-0 F7			0-0 HR	0-0 F4		0-3 K		4	1	1	1	0	1	2												
Tim Teufel, R OBP: 0.355, SLG: 0.421 (1, 4)		0-0 F4			4-0 1B 1B BB	0-0 2B		0-3 K		3	0	1	2	1	1	0												
Gary Gaetti, R OBP: 0.321, SLG: 0.350 (1, 5)			4-0 BB		0-3 K	0-3 K		0-0 1B		3	0	1	0	1	2	2												
Ron Washington, R OBP: 0.280, SLG: 0.380 (1, 6)			0-0 F8		0-0 1B	0-0 6-3		0-3 K		3	0	1	0	0	0	2												
Andre David, L OBP: 0.250, SLG: 1.000 (9, PH)					1-2 1B					0	0	0	0	0	0	0												
Tim Laudner, R OBP: 0.219, SLG: 0.360 (9, PH)					1-2 1B					1	0	0	0	0	1	1												
Inning Stats	R: 0 E: 0 K: 1 S: 6	H: 1 LOB: 1 BB: 0 P: 6	R: 0 E: 0 K: 1 S: 5	H: 0 LOB: 0 BB: 0 P: 5	R: 0 E: 0 K: 0 S: 3	H: 0 LOB: 1 BB: 1 P: 7	R: 0 E: 0 K: 2 S: 7	H: 0 LOB: 0 BB: 0 P: 7	R: 1 E: 0 K: 2 S: 10	H: 3 LOB: 3 BB: 1 P: 14	R: 2 E: 0 K: 1 S: 7	H: 2 LOB: 1 BB: 1 P: 11	R: 0 E: 0 K: 1 S: 5	H: 0 LOB: 0 BB: 0 P: 5	R: 0 E: 0 K: 1 S: 8	H: 1 LOB: 1 BB: 0 P: 8	1B: 4 2B: 2 3B: 0 HR: 1	SF: 0 SAC: 0 DP: 0 HBP: 0	WP: 0 PB: 0 SB: 0 CS: 0	PA: 37								
PITCHER	IP	WLS	BF	H	R	ER	SO	BB	IBB	HBP	BLK	WP	HR	S	P	ERA	WHIP											
Dan Pety, R ERA: 3.06	(1, 1)	8.1	W	35	7	3	3	10	3	0	0	0	0	1	52	64	3.24	1.200										
Willie Hernandez, L ERA: 2.15	(9, 1)	0.2	S	2	0	0	0	1	0	0	0	0	0	0	4	4	0.00	0.000										

Batter	1	2	3	4	5	6	7	8	9	AB	R	H	RBI	BB	SO	LOB	BOTTOM											
Lou Whitaker, L OBP: 0.379, SLG: 0.401 (1, 4)	0-3 K	4-0 1B		0-0 4-3		0-0 FC6-4 1B		4-0 WP 1B		3	0	1	0	2	1	0	Minnesota Twins @ Detroit Tigers Tiger Stadium, Detroit, MI Sat Jun 30 1984, 7:05 PM EDT Att: 48,095 - Unknown AB 33 R 4 H 10 RBI 3 BB 5 SO 4 LOB 18 											
Alan Trammell, R OBP: 0.380, SLG: 0.472 (1, 6)	0-0 1B	0-0 F7		4-0 BB		0-0 FC6-4		0-0 F8		4	0	1	0	1	0	7												
Kirk Gibson, L OBP: 0.341, SLG: 0.496 (1, 9)	0-0 F6		0-3 K	0-0 F8		4-0 E S SF8 BB		0-3 K		4	1	0	0	1	2	4												
Lance Parrish, R OBP: 0.298, SLG: 0.471 (1, 2)	0-0 F7		0-0 FC5 1B		0-0 F2		0-3 K			4	0	1	0	0	1	2												
Ruppert Jones, L OBP: 0.273, SLG: 0.595 (1, 10)		0-0 3-1	0-0 F7		0-0 F7		0-0 SF8			3	0	0	1	0	0	1												
Chet Lemon, R OBP: 0.380, SLG: 0.553 (1, 8)		0-0 1B 2B	0-0 1B		0-0 5-3		0-0 F6			4	1	2	0	0	0	0												
Larry Herndon, R OBP: 0.312, SLG: 0.333 (1, 7)		0-0 5-3	0-0 FC5			0-0 F8		0-0 1B WP 1B		4	1	1	0	0	0	3												
Dave Bergman, L OBP: 0.370, SLG: 0.405 (1, 3)		0-0 2B 1B		0-0 HR		0-0 4-3		0-0 WP WP 1B		3	1	2	2	0	0	0												
Tom Brookens, R OBP: 0.287, SLG: 0.339 (9, 5)		0-0 2B 1B		0-0 HR		0-0 4-3		0-0 WP WP 1B		1	0	1	0	0	0	0												
Howard Johnson, S OBP: 0.379, SLG: 0.464 (8, PH)		0-0 1-3 2B		0-0 F6		0-0 1B BB		0-0 F9		2	0	1	0	1	0	0												
Barbaro Garbey, R OBP: 0.341, SLG: 0.406 (9, 3)										1	0	0	0	0	0	1												
Inning Stats	R: 0 E: 0 K: 1 S: 6	H: 1 LOB: 1 BB: 0 P: 6	R: 1 E: 0 K: 0 S: 6	H: 3 LOB: 3 BB: 1 P: 10	R: 0 E: 0 K: 1 S: 7	H: 2 LOB: 2 BB: 0 P: 7	R: 1 E: 0 K: 0 S: 4	H: 1 LOB: 1 BB: 1 P: 8	R: 0 E: 0 K: 0 S: 3	H: 0 LOB: 0 BB: 0 P: 3	R: 0 E: 0 K: 0 S: 4	H: 1 LOB: 2 BB: 1 P: 8	R: 1 E: 0 K: 1 S: 5	H: 0 LOB: 0 BB: 1 P: 9	R: 1 E: 0 K: 1 S: 7	H: 2 LOB: 2 BB: 1 P: 11	1B: 7 2B: 2 3B: 0 HR: 1	SF: 1 SAC: 0 DP: 0 HBP: 0	WP: 2 PB: 0 SB: 1 CS: 0	PA: 39								
PITCHER	IP	WLS	BF	H	R	ER	SO	BB	IBB	HBP	BLK	WP	HR	S	P	ERA	WHIP											
Ken Schrom, R ERA: 3.86	(1, 1)	7.0	L	34	9	4	3	3	3	1	0	0	0	0	52	61	3.86	1.714										
Len Whitehouse, L ERA: 2.0	(8, 1)	0.0		1	1	0	0	0	0	0	0	0	0	1	1													
Ron Davis, R ERA: 5.28	(8, 1)	1.0		4	0	0	0	1	0	1	0	0	2	0	5	9	0.00	0.000										

Batter	1	2	3	4	5	6	7	8	9	AB	R	H	RBI	BB	SO	LOB	TOP			
Kirby Puckett, R OBP: 0.337, SLG: 0.359	F9		SF9		F8	G4-6-3			E1	4	1	0	1	0	0	4				
Mickey Hatcher, R OBP: 0.333, SLG: 0.388 Darrell Brown, S OBP: 0.321, SLG: 0.366	F8		F9		HR		6-3		F6	4	1	1	0	0	0	0				
Kent Hrbek, L OBP: 0.394, SLG: 0.484	3-1			E	HR		F8			5	2	3	4	0	0	0				
Randy Bush, L OBP: 0.304, SLG: 0.403		G6-4-3		F8	K2-3		F7		4-3	4	1	1	0	1	1	1				
Tim Teufel, R OBP: 0.357, SLG: 0.422	P3							F9		4	1	2	1	0	0	1				
Gary Gaetti, R OBP: 0.320, SLG: 0.353	G6-4-3			F8				6-3		4	0	1	0	0	0	3				
Andre David, L OBP: 0.375, SLG: 0.833			E	SF7				K		2	1	1	1	1	1	0				
Tim Laudner, R OBP: 0.211, SLG: 0.346			K	F4				6-3		4	0	0	0	0	2	4				
Houston Jimenez, R OBP: 0.253, SLG: 0.268			E4		F8					3	2	2	2	1	0	0				
Inning Stats	R: 0 E: 0 K: 0 S: 3	H: 0 LOB: 0 BB: 0 P: 3	R: 0 E: 0 K: 0 S: 2	H: 0 LOB: 0 BB: 1 P: 6	R: 2 E: 1 K: 1 S: 7	H: 2 LOB: 0 BB: 0 P: 7	R: 2 E: 0 K: 0 S: 6	H: 3 LOB: 0 BB: 0 P: 6	R: 2 E: 0 K: 1 S: 7	H: 2 LOB: 0 BB: 0 P: 7	R: 0 E: 0 K: 0 S: 3	H: 0 LOB: 0 BB: 0 P: 3	R: 0 E: 0 K: 1 S: 5	H: 0 LOB: 0 BB: 0 P: 5	R: 2 E: 1 K: 0 S: 5	H: 1 LOB: 1 BB: 1 P: 9	1B: 7 2B: 3 3B: 0 HR: 1	SF: 2 SAC: 0 DP: 2 HBP: 0	WP: 0 PB: 0 SB: 0 CS: 0	PA: 40
PITCHER	IP	WLS	BF	H	R	ER	SO	BB	IBB	HBP	BLK	WP	HR	S	P	ERA	WHIP			
Juan Berenguer, R ERA: 3.89	5.0	L	22	7	6	5	2	1	0	0	0	0	1	25	29	9.00	1.600			
Carl Willis, R ERA: 5.93	2.0		9	3	1	1	1	0	1	0	0	0	0	10	14	4.50	1.500			
Sid Monge, L ERA: 3.96	2.0		9	1	2	0	1	1	0	0	0	0	0	10	14	0.00	1.000			

Minnesota Twins @ Detroit Tigers
Tiger Stadium, Detroit, MI
Sun Jul 01 1984, 3:33 AM EDT
Att: 43,484 - Unknown

AB 35
R 9
H 11
RBI 9
BB 3
SO 4
LOB 15

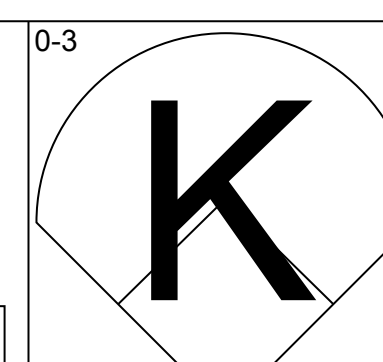
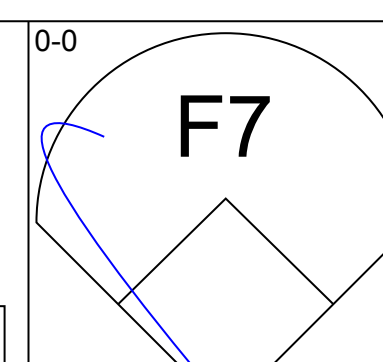
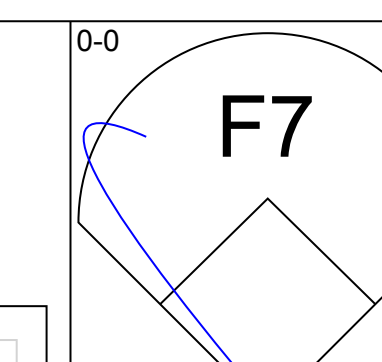
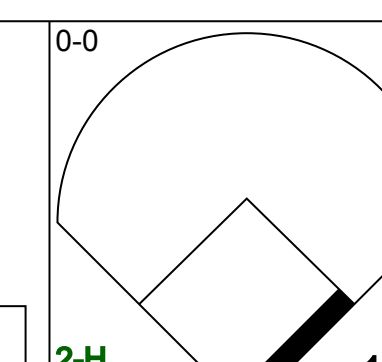
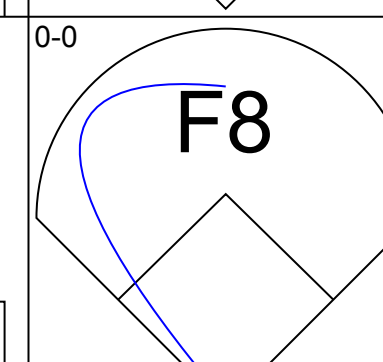
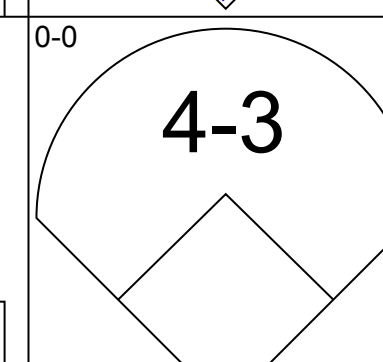
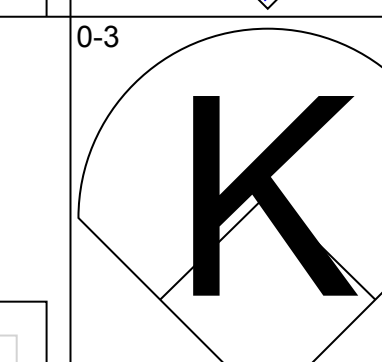
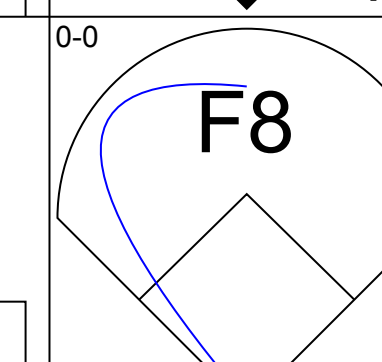
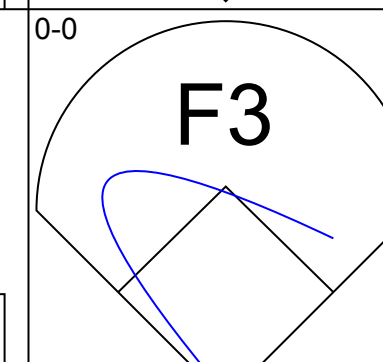
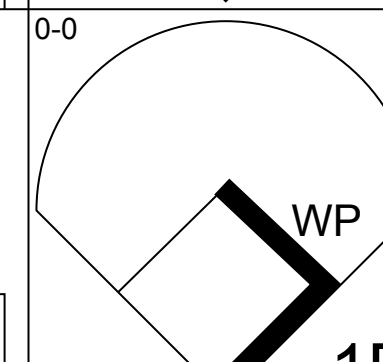

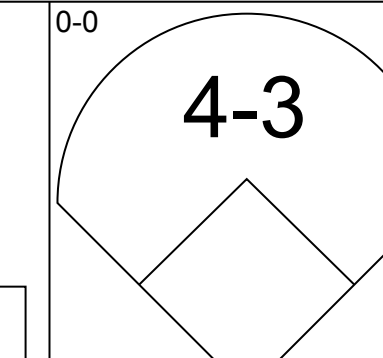
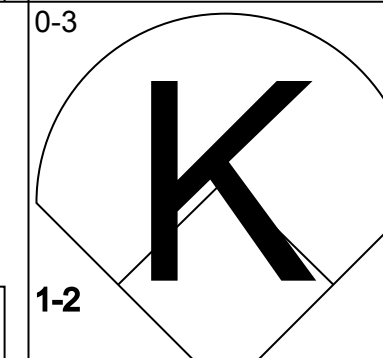
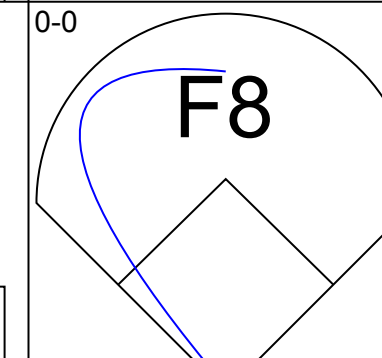
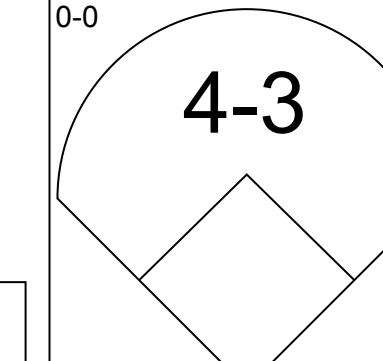
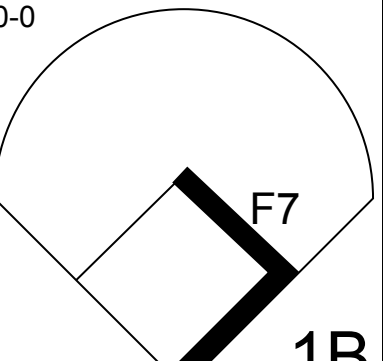
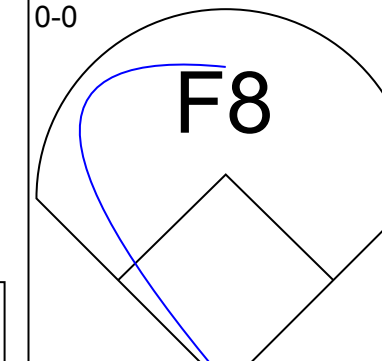
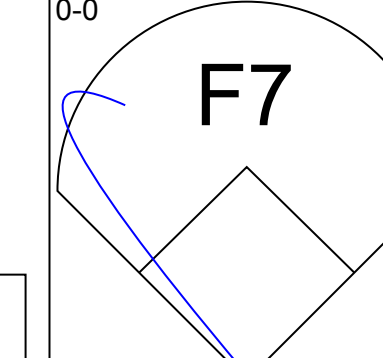
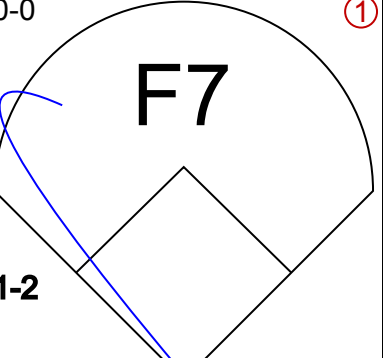
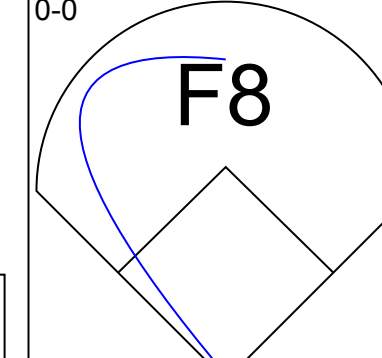
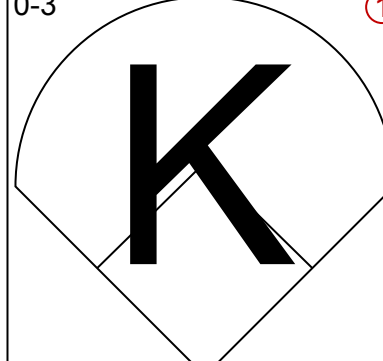
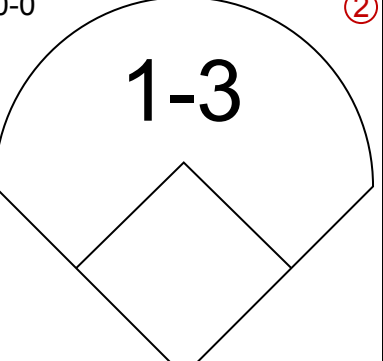
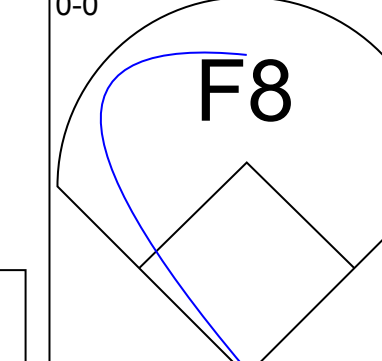
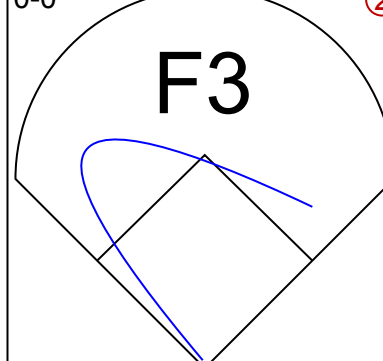
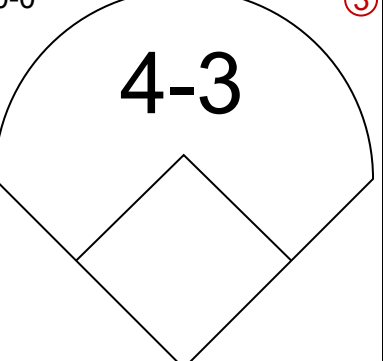
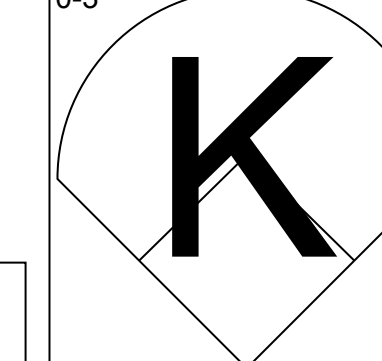
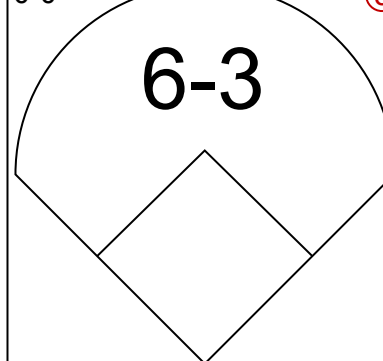
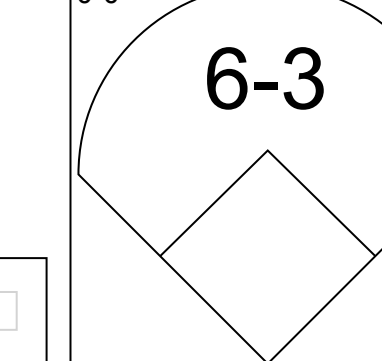
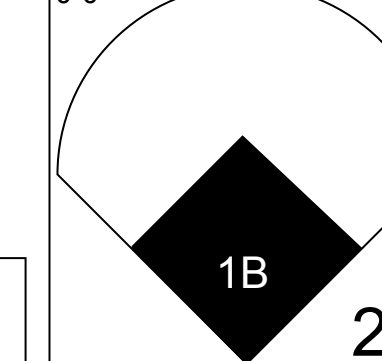
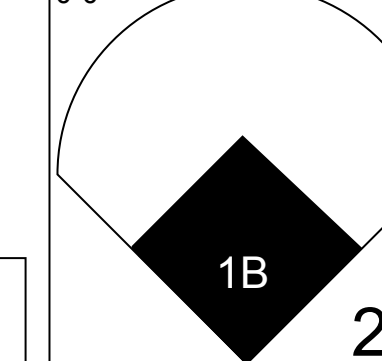


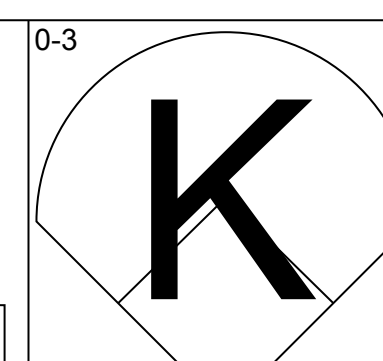
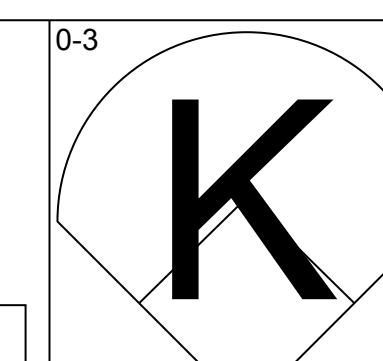
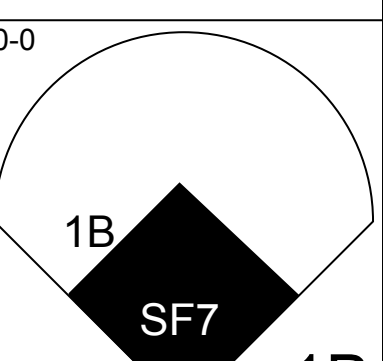
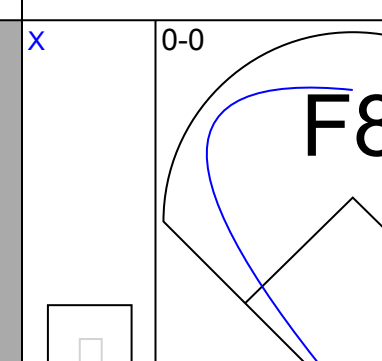
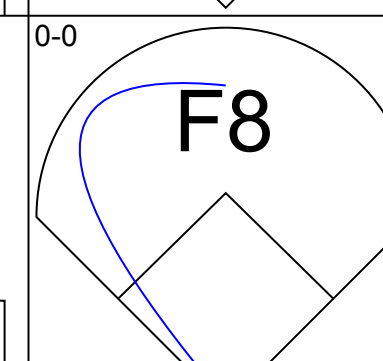
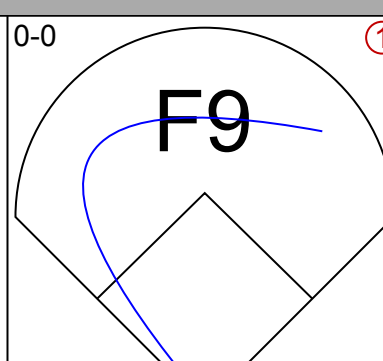
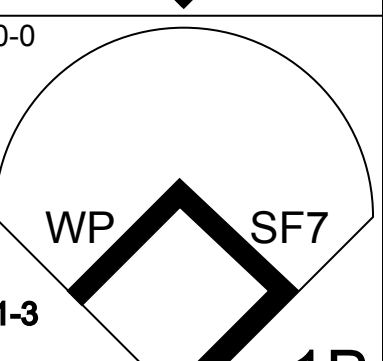
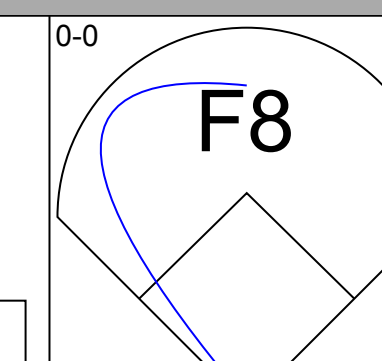
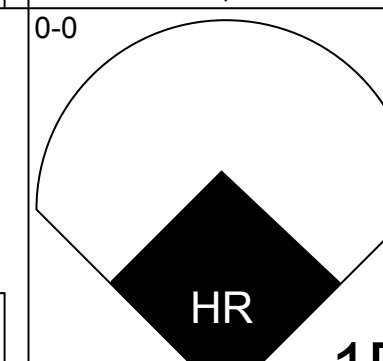
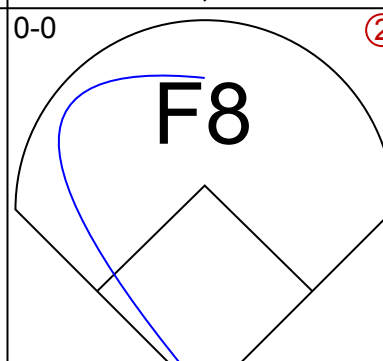
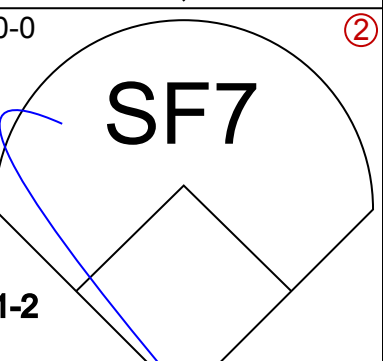
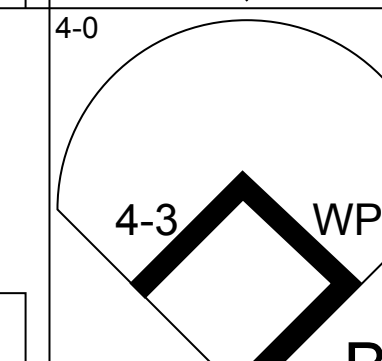
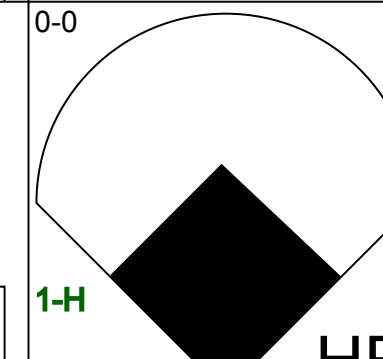
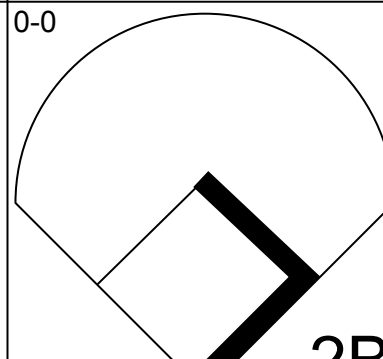
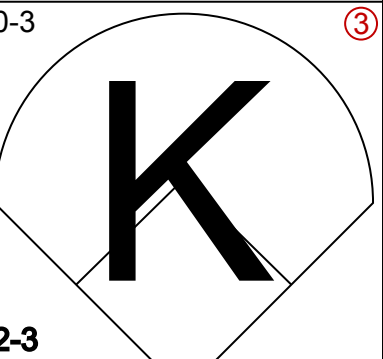
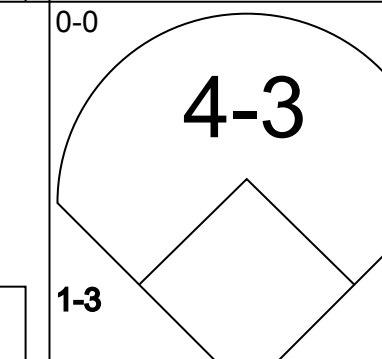
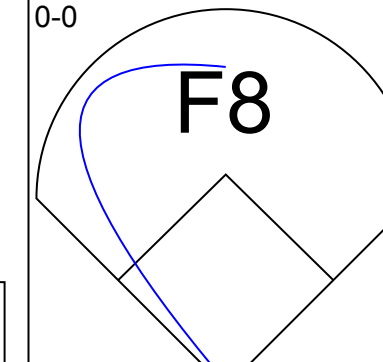
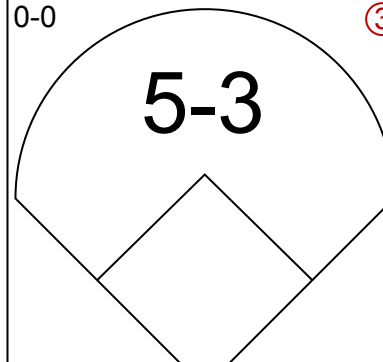
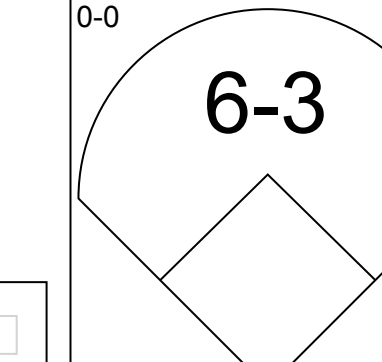
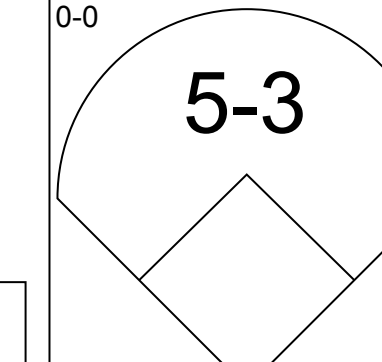
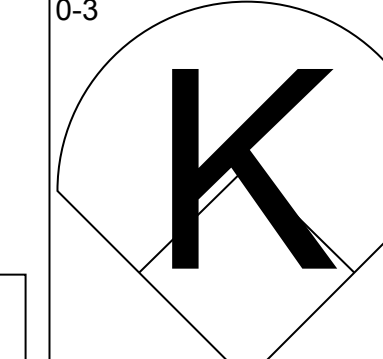
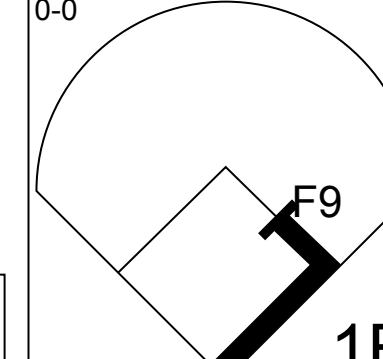
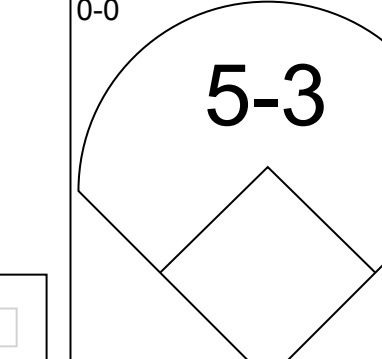
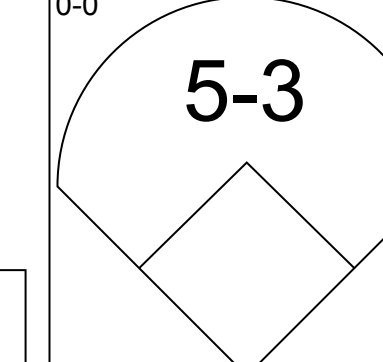
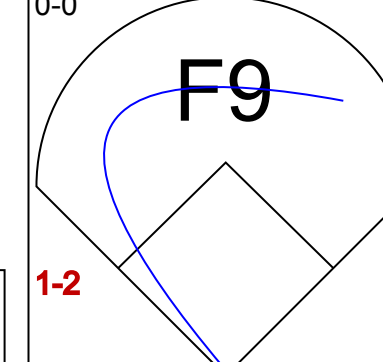
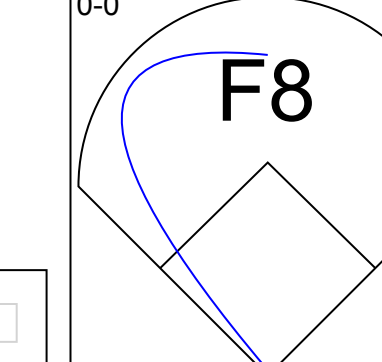
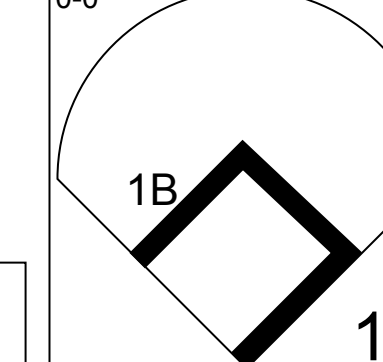
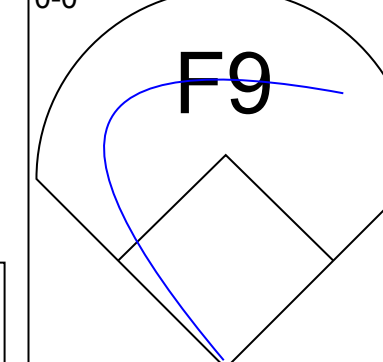
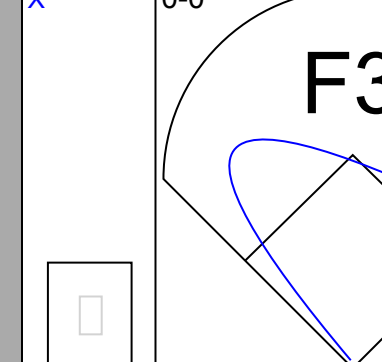
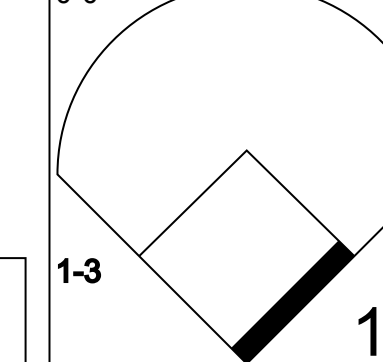
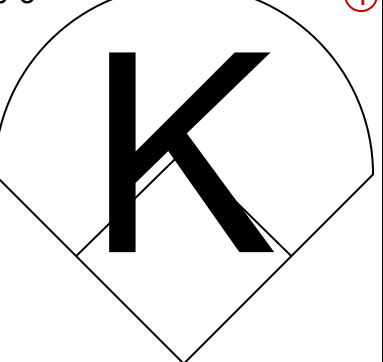
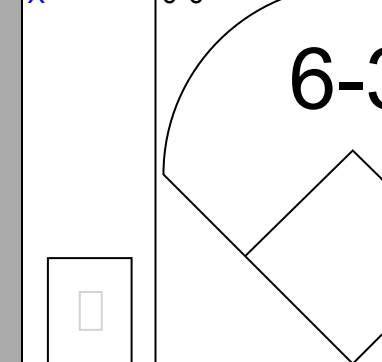
Batter	1	2	3	4	5	6	7	8	9	AB	R	H	RBI	BB	SO	LOB	BOTTOM			
Rusty Kuntz, R OBP: 0.402, SLG: 0.462			F9			F7			F8	4	0	1	0	0	0	0				
Alan Trammell, R OBP: 0.375, SLG: 0.466	F9			F5		5-3			F7	4	0	0	0	0	0	1				
Barbaro Garbey, R OBP: 0.333, SLG: 0.397	F4			F6			F6		F9	4	0	0	0	0	0	1				
Lance Parrish, R OBP: 0.298, SLG: 0.470	6-3				1B		F7			3	0	1	0	0	0	1				
Chet Lemon, R OBP: 0.383, SLG: 0.553		E6		K				BB		2	0	1	0	1	1	1				
Larry Hemond, R OBP: 0.308, SLG: 0.329		4-3			F8		K			3	0	0	0	0	1	2				
Tom Brookens, R OBP: 0.280, SLG: 0.331			K		F8			6-3		3	0	0	0	0	1	1				
Howard Johnson, S OBP: 0.378, SLG: 0.469			6-3		5-3			4-6		3	0	1	0	0	0	0				
Marty Castillo, R OBP: 0.227, SLG: 0.206			6-3			F7		4-6		3	0	0	0	0	0	1				
Inning Stats	R: 0 E: 0 K: 0 S: 4	H: 1 LOB: 1 BB: 0 P: 4	R: 0 E: 1 K: 1 S: 5	H: 1 LOB: 0 BB: 0 P: 5	R: 0 E: 0 K: 0 S: 3	H: 0 LOB: 0 BB: 0 P: 3	R: 0 E: 0 K: 1 S: 6	H: 1 LOB: 1 BB: 0 P: 6	R: 0 E: 0 K: 0 S: 3	H: 0 LOB: 0 BB: 0 P: 3	R: 0 E: 0 K: 1 S: 5	H: 0 LOB: 1 BB: 1 P: 9	R: 0 E: 0 K: 0 S: 3	H: 1 LOB: 0 BB: 0 P: 3	R: 0 E: 0 K: 0 S: 3	H: 0 LOB: 0 BB: 0 P: 3	1B: 2 2B: 3 3B: 0 HR: 0	SF: 0 SAC: 0 DP: 1 HBP: 0	WP: 0 PB: 0 SB: 0 CS: 0	PA: 30
PITCHER	IP	WLS	BF	H	R	ER	SO	BB	IBB	HBP	BLK	WP	HR	S	P	ERA	WHIP			
Frank Viola, L ERA: 2.94	9.0	W	30	4	0	0	3	1	0	0	0	0	0	35	39	0.00	0.556			

Minnesota Twins @ Detroit Tigers
Tiger Stadium, Detroit, MI
Sun Jul 01 1984, 3:33 AM EDT
Att: 43,484 - Unknown

AB 29
R 0
H 4
RBI 0
BB 1
SO 3
LOB 8



Batter	1	2	3	4	5	6	7	8	9	AB	R	H	RBI	BB	SO	LOB	TOP							
Al Bumbry, L OBP: 0.292, SLG: 0.295 (1, 8)										4	0	1	1	0	1	0	Baltimore Orioles @ Minnesota Twins Hubert H. Humphrey Metrodome, Minneapolis, MN Tue Jul 03 1984, 8:05 PM EDT Att: 22,803 - Unknown livebaseballscorecards.com							
Wayne Gross, L OBP: 0.375, SLG: 0.450 (1, 5)										4	0	0	0	0	1	2								
Cal Ripken Jr., R OBP: 0.370, SLG: 0.498 (1, 6)										4	0	2	0	0	1	0								
Eddie Murray, S OBP: 0.410, SLG: 0.507 (1, 3)										4	0	0	0	0	2	2								
John Lowenstein, L OBP: 0.351, SLG: 0.371 (1, 7)										4	0	1	0	0	0	1								
Ken Singleton, S OBP: 0.298, SLG: 0.288 (1, 10)										3	0	0	0	0	0	2								
Gary Roenicke, R OBP: 0.355, SLG: 0.386 (1, 9)										3	0	0	0	0	1	1								
Floyd Rayford, R OBP: 0.322, SLG: 0.407 (1, 2)										3	0	0	0	0	1	1								
Rich Dauer, R OBP: 0.281, SLG: 0.332 (1, 4)										2	0	0	0	0	0	0								
Jim Dwyer, L OBP: 0.331, SLG: 0.317 (8, PH)										1	0	1	0	0	0	0								
Lenn Sakata, R OBP: 0.211, SLG: 0.191 (8, 4)										0	1	0	0	0	0	0								
Inning Stats	R: 0 E: 0 K: 1 S: 5	H: 0 LOB: 0 BB: 0 P: 5	R: 0 E: 0 K: 0 S: 3	H: 0 LOB: 0 BB: 0 P: 3	R: 0 E: 0 K: 1 S: 5	H: 0 LOB: 1 BB: 0 P: 6	R: 0 E: 0 K: 0 S: 6	H: 1 LOB: 1 BB: 0 P: 6	R: 0 E: 0 K: 0 S: 4	H: 0 LOB: 0 BB: 0 P: 5	R: 0 E: 0 K: 0 S: 4	H: 1 LOB: 1 BB: 0 P: 4	R: 0 E: 0 K: 1 S: 5	H: 0 LOB: 0 BB: 0 P: 5	R: 0 E: 0 K: 0 S: 7	H: 2 LOB: 2 BB: 0 P: 7	R: 0 E: 0 K: 2 S: 7	H: 0 LOB: 0 BB: 0 P: 7	R: 0 E: 0 K: 0 S: 7	H: 0 LOB: 0 BB: 0 P: 7	1B: 4 2B: 1 3B: 0 HR: 0	SF: 0 SAC: 0 DP: 0 HBP: 0	WP: 1 PB: 0 SB: 0 CS: 0	PA: 32
PITCHER Mike Smithson, R ERA: 3.88 (1, 1)	IP: 9.0 WLS: W BF: 32 H: 5 R: 1 ER: 1 SO: 7 BB: 0 IBB: 0 HBP: 0 BLK: 0 WP: 1 HR: 0 S: 46 P: 46 ERA: 1.00 WHIP: 0.556																							

Batter	1	2	3	4	5	6	7	8	9	AB	R	H	RBI	BB	SO	LOB	BOTTOM			
Kirby Puckett, R OBP: 0.343, SLG: 0.369 (1, 8)										4	1	1	0	0	2	2	Baltimore Orioles @ Minnesota Twins Hubert H. Humphrey Metrodome, Minneapolis, MN Tue Jul 03 1984, 8:05 PM EDT Att: 22,803 - Unknown livebaseballscorecards.com			
Mickey Hatcher, R OBP: 0.331, SLG: 0.394 (1, 7)										4	0	1	0	0	0	0				
Dave Engle, R OBP: 0.342, SLG: 0.396 (1, 10)										2	1	1	1	1	0	0				
Kent Hrbek, L OBP: 0.397, SLG: 0.512 (1, 3)										4	1	2	2	0	1	2				
Gary Gaetti, R OBP: 0.319, SLG: 0.350 (1, 5)										4	0	0	0	0	0	2				
Tim Lincecum, R OBP: 0.355, SLG: 0.419 (1, 4)										3	0	1	0	0	1	0				
Dave Meier, R OBP: 0.315, SLG: 0.324 (1, 9)										3	0	0	0	0	0	1				
Tim Lincecum, R OBP: 0.224, SLG: 0.360 (1, 2)										3	0	1	0	0	0	0				
Houston Jimenez, R OBP: 0.250, SLG: 0.264 (1, 6)										3	0	1	0	0	1	0				
Inning Stats	R: 2 E: 0 K: 1 S: 7	H: 2 LOB: 0 BB: 0 P: 7	R: 0 E: 0 K: 2 S: 9	H: 2 LOB: 2 BB: 0 P: 9	R: 0 E: 0 K: 0 S: 4	H: 1 LOB: 1 BB: 0 P: 4	R: 0 E: 0 K: 0 S: 3	H: 1 LOB: 0 BB: 0 P: 3	R: 1 E: 0 K: 2 S: 9	H: 2 LOB: 1 BB: 0 P: 9	R: 0 E: 0 K: 0 S: 3	H: 0 LOB: 0 BB: 0 P: 3	R: 0 E: 0 K: 0 S: 3	H: 0 LOB: 1 BB: 1 P: 7	R: 0 E: 0 K: 0 S: 3	H: 0 LOB: 1 BB: 1 P: 7	1B: 6 2B: 1 3B: 0 HR: 1	SF: 1 SAC: 0 DP: 0 HBP: 0	WP: 2 PB: 0 SB: 0 CS: 0	PA: 32
PITCHER Mike Flanagan, L ERA: 3.54 (1, 1)	IP: 8.0 WLS: L BF: 32 H: 8 R: 3 ER: 3 SO: 5 BB: 1 IBB: 0 HBP: 0 BLK: 0 WP: 2 HR: 1 S: 41 P: 45 ERA: 3.38 WHIP: 1.125																			

Batter	1	2	3	4	5	6	7	8	9	AB	R	H	RBI	BB	SO	LOB	TOP			
Willie Randolph, R OBP: 0.381, SLG: 0.364 (1, 4)	6-3		F9		F8		5-3		3-1 2H 2B	5	0	1	1	0	0	1	New York Yankees @ Minnesota Twins Hubert H. Humphrey Metrodome, Minneapolis, MN Thu Jul 05 1984, 8:05 PM EDT Att: 14,049 - Unknown livebaseballscorecards.com			
Butch Wynegar, S OBP: 0.346, SLG: 0.366 (1, 2)	FC5-4 BB		F3		F8		4-3	3-1	2-3	4	0	0	0	1	0	1				
Don Mattingly, L OBP: 0.375, SLG: 0.525 (1, 3)	F9		F8		4-3		5-3	BB	BB	4	0	0	0	1	0	1				
Don Baylor, R OBP: 0.348, SLG: 0.528 (1, 10)	FC5-4 1-2			1B SF8 1B		G3-6-3 1B		2B	F3	5	2	3	0	0	0	4				
Dave Winfield, R OBP: 0.406, SLG: 0.567 (1, 9)		BB 1B 1B		1B 1-3 1B		F8		2B		4	1	3	1	0	0	1				
Steve Kemp, L OBP: 0.381, SLG: 0.433 (1, 7)		G3 1-2 8-2 BB		SF8		G3-6-3 1-2		2B		1	0	0	1	2	0	1				
Ken Griffey, L OBP: 0.312, SLG: 0.320 (1, 8)		G3 1-2 2-H 1B		1-2 1B			F7	F8		4	0	2	1	0	0	2				
Bobby Meacham, S OBP: 0.224, SLG: 0.250 (1, 6)		G3		F7			F8		F9	4	0	0	0	0	0	4				
Tim Foli, R OBP: 0.202, SLG: 0.240 (1, 5) Omar Moreno, L OBP: 0.266, SLG: 0.311 (9, PR)		8-2 3-H		4-3					2B	4	0	2	0	0	0	4				
Inning Stats	R: 0 E: 0 K: 0 S: 3	H: 0 LOB: 1 BB: 1 P: 7	R: 1 E: 0 K: 0 S: 4	H: 2 LOB: 1 BB: 1 P: 8	R: 0 E: 0 K: 0 S: 3	H: 0 LOB: 0 BB: 0 P: 3	R: 1 E: 0 K: 0 S: 6	H: 3 LOB: 2 BB: 0 P: 6	R: 0 E: 0 K: 0 S: 3	H: 0 LOB: 0 BB: 0 P: 3	R: 0 E: 0 K: 0 S: 4	H: 1 LOB: 1 BB: 0 P: 4	R: 1 E: 0 K: 0 S: 5	H: 2 LOB: 2 BB: 1 P: 9	R: 1 E: 0 K: 0 S: 5	H: 2 LOB: 3 BB: 1 P: 9	1B: 6 2B: 6 3B: 0 HR: 0	SF: 1 SAC: 0 DP: 2 HBP: 0	WP: 0 PA: 40 CS: 0	
PITCHER	IP	WLS	BF	H	R	ER	SO	BB	IBB	HBP	BLK	WP	HR	S	P	ERA	WHIP			
Ken Schrom, R ERA: 3.8 (1, 1)	7.2	W	32	9	3	3	0	2	0	0	0	0	0	30	38	3.52	1.435			
Len Whitehouse, L ERA: 2.41 (8, 1)	0.2	S	5	2	1	1	0	1	0	0	0	0	0	4	8	13.50	4.500			
Ron Davis, R ERA: 4.99 (9, 1)	0.2	S	3	0	0	0	0	1	0	0	0	0	0	2	6	0.00	1.500			

Batter	1	2	3	4	5	6	7	8	9	AB	R	H	RBI	BB	SO	LOB	BOTTOM			
Kirby Puckett, R OBP: 0.346, SLG: 0.368 (1, 8)	K		6-4 4-3 HBP		F5	1B		K		4	0	1	1	0	2	3	New York Yankees @ Minnesota Twins Hubert H. Humphrey Metrodome, Minneapolis, MN Thu Jul 05 1984, 8:05 PM EDT Att: 14,049 - Unknown livebaseballscorecards.com			
Mickey Hatcher, R OBP: 0.328, SLG: 0.389 (1, 10)	E6 FC5 1B		4-3		F8	1B				4	0	1	1	0	0	4				
Dave Engle, R OBP: 0.347, SLG: 0.409 (1, 2)	FC5 1B		6-4			1B				3	1	1	0	1	0	4				
Kent Hrbek, L OBP: 0.393, SLG: 0.502 (1, 3)	FC5 1-2 2-3			G1		5-3 3B 1B	3-1			4	1	1	0	0	0	2				
Tom Brunansky, R OBP: 0.309, SLG: 0.411 (1, 9)	K		F9		F7		K			4	0	0	0	0	2	4				
Gary Gaetti, R OBP: 0.317, SLG: 0.350 (1, 5)		F4		6-3		5-3	F8			4	0	0	0	0	0	2				
Ron Washington, R OBP: 0.278, SLG: 0.391 (1, 4)		F3			F4	2B 3B	K			4	1	1	2	0	1	0				
Dave Meier, R OBP: 0.321, SLG: 0.370 (1, 7)		F7				1B 1B 2B	K			4	1	2	1	0	1	0				
Houston Jimenez, R OBP: 0.269, SLG: 0.269 (1, 6)			4-3 HBP BB			1B 1B				1	1	1	0	3	0	0				
Inning Stats	R: 0 E: 1 K: 2 S: 9	H: 1 LOB: 2 BB: 0 P: 9	R: 0 E: 0 K: 0 S: 3	H: 0 LOB: 0 BB: 0 P: 3	R: 0 E: 0 K: 0 S: 3	H: 0 LOB: 0 BB: 0 P: 3	R: 0 E: 0 K: 0 S: 4	H: 1 LOB: 2 BB: 1 P: 8	R: 5 E: 0 K: 0 S: 9	H: 6 LOB: 2 BB: 1 P: 13	R: 0 E: 0 K: 1 S: 5	H: 0 LOB: 0 BB: 0 P: 5	R: 0 E: 0 K: 3 S: 9	H: 0 LOB: 1 BB: 1 P: 13	1B: 5 2B: 2 3B: 2 HR: 0	SF: 0 SAC: 0 DP: 1 HBP: 1	WP: 0 PA: 37 CS: 0			
PITCHER	IP	WLS	BF	H	R	ER	SO	BB	IBB	HBP	BLK	WP	HR	S	P	ERA	WHIP			
Ron Guidry, L ERA: 4.4 (1, 1)	5.2	L	28	7	5	5	2	3	0	1	0	0	0	28	41	7.94	1.765			
Jay Howell, R ERA: 3.04 (6, 1)	1.1		5	1	0	0	1	0	0	0	0	0	0	7	7	0.00	0.750			
Mike Armstrong, R ERA: 7.36 (8, 1)	1.0		4	0	0	0	3	1	0	0	0	0	0	9	13	0.00	1.000			

Batter	1	2	3	4	5	6	7	8	9	AB	R	H	RBI	BB	SO	LOB	TOP					
Willie Randolph, R (1, 4) OBP: 0.384, SLG: 0.365										4	1	2	2	1	0	3	New York Yankees @ Minnesota Twins Hubert H. Humphrey Metrodome, Minneapolis, MN Fri Jul 06 1984, 8:05 PM EDT Att: 23,278 - Unknown livebaseballscorecards.com					
Tim Foli, R (1, 5) OBP: 0.221, SLG: 0.257										5	0	3	1	0	0	2						
Dave Winfield, R (1, 9) OBP: 0.399, SLG: 0.557										5	0	0	1	0	0	6						
Don Baylor, R (1, 10) OBP: 0.346, SLG: 0.521										5	0	1	0	0	1	3						
Brian Dayett, R (1, 7) OBP: 0.207, SLG: 0.370										3	0	0	0	1	0	3						
Don Mattingly, L (1, 3) OBP: 0.374, SLG: 0.521										4	0	1	0	0	1	1						
Ken Griffey, L (1, 8) OBP: 0.313, SLG: 0.320										3	0	1	0	0	1	1						
Omar Moreno, L (7, PR) OBP: 0.264, SLG: 0.308										1	1	0	0	0	0	1						
Rick Cerone, R (1, 2) OBP: 0.243, SLG: 0.314										4	0	1	0	0	1	0						
Bobby Meacham, S (1, 6) OBP: 0.254, SLG: 0.309										4	2	3	0	0	0	3						
Inning Stats	R: 0 E: 0 K: 0 S: 5	H: 2 LOB: 2 BB: 0 P: 5	R: 0 E: 0 K: 1 S: 5	H: 1 LOB: 0 BB: 0 P: 5	R: 2 E: 0 K: 1 S: 7	H: 2 LOB: 1 BB: 1 P: 11	R: 0 E: 0 K: 0 S: 3	H: 0 LOB: 0 BB: 0 P: 3	R: 0 E: 0 K: 0 S: 4	H: 2 LOB: 1 BB: 0 P: 4	R: 0 E: 0 K: 1 S: 5	H: 0 LOB: 0 BB: 0 P: 5	R: 1 E: 0 K: 0 S: 6	H: 3 LOB: 2 BB: 0 P: 6	R: 0 E: 0 K: 0 S: 3	H: 0 LOB: 1 BB: 1 P: 7	R: 1 E: 1 K: 1 S: 8	H: 2 LOB: 2 BB: 0 P: 8	1B: 10 2B: 2 3B: 1 HR: 0	SF: 0 SAC: 0 DP: 2 HBP: 0	WP: 0 PB: 0 SB: 0 CS: 1	PA: 40
PITCHER Frank Viola, L (1, 1) ERA: 3.02	IP: 9.0 WLS: W BF: 40 H: 12 R: 4 ER: 4 SO: 4	BB: 2 IBB: 0 HBP: 0 BLK: 0	WP: 0 HR: 0 S: 46 P: 54	ERA: 4.00 WHIP: 1.556	PITCHER																	

Batter	1	2	3	4	5	6	7	8	9	AB	R	H	RBI	BB	SO	LOB	BOTTOM			
Kirby Puckett, R (1, 8) OBP: 0.356, SLG: 0.382										5	2	4	2	0	0	2	New York Yankees @ Minnesota Twins Hubert H. Humphrey Metrodome, Minneapolis, MN Fri Jul 06 1984, 8:05 PM EDT Att: 23,278 - Unknown livebaseballscorecards.com			
Mickey Hatcher, R (1, 10) OBP: 0.326, SLG: 0.386										5	1	1	0	0	0	5				
Dave Engle, R (1, 2) OBP: 0.348, SLG: 0.414										5	1	2	1	0	1	1				
Kent Hrbek, L (1, 3) OBP: 0.400, SLG: 0.517										4	1	3	4	1	1	1				
Tom Brunansky, R (1, 9) OBP: 0.307, SLG: 0.407										5	0	1	0	0	3	3				
Gary Gaetti, R (1, 5) OBP: 0.315, SLG: 0.348										5	1	1	0	0	0	4				
Ron Washington, R (1, 4) OBP: 0.287, SLG: 0.429										4	1	2	1	0	0	0				
Dave Meier, R (1, 7) OBP: 0.341, SLG: 0.403										4	2	3	1	0	0	1				
Houston Jimenez, R (1, 6) OBP: 0.270, SLG: 0.265										2	0	0	0	1	0	3				
Inning Stats	R: 1 E: 0 K: 0 S: 6	H: 3 LOB: 2 BB: 0 P: 6	R: 0 E: 0 K: 0 S: 4	H: 1 LOB: 1 BB: 0 P: 4	R: 0 E: 0 K: 0 S: 3	H: 0 LOB: 1 BB: 1 P: 7	R: 7 E: 0 K: 1 S: 12	H: 7 LOB: 0 BB: 0 P: 12	R: 0 E: 0 K: 0 S: 5	H: 2 LOB: 2 BB: 0 P: 5	R: 0 E: 0 K: 2 S: 8	H: 1 LOB: 1 BB: 0 P: 8	R: 1 E: 0 K: 0 S: 4	H: 2 LOB: 1 BB: 1 P: 8	R: 0 E: 0 K: 2 S: 8	H: 1 LOB: 1 BB: 0 P: 8	1B: 11 2B: 4 3B: 1 HR: 1	SF: 0 SAC: 1 DP: 2 HBP: 0	WP: 0 PB: 0 SB: 0 CS: 0	PA: 42
PITCHER Bob Shirley, L (1, 1) ERA: 4.66	IP: 3.1 WLS: L BF: 20 H: 9 R: 6 ER: 6 SO: 0	BB: 1 IBB: 0 HBP: 0 BLK: 0	WP: 0 HR: 0 S: 19 P: 23	ERA: 16.20 WHIP: 3.000	PITCHER															
Mike Armstrong, R (4, 1) ERA: 8.0	IP: 1.2 WLS: 9 BF: 4 H: 2 R: 2 ER: 2 SO: 1	BB: 0 IBB: 0 HBP: 0 BLK: 0	WP: 0 HR: 1 S: 11 P: 11	ERA: 10.80 WHIP: 2.400	PITCHER															
Jose Rijo, R (6, 1) ERA: 4.76	IP: 3.0 WLS: 13 BF: 4 H: 1 R: 1 ER: 1 SO: 4	BB: 1 IBB: 0 HBP: 0 BLK: 0	WP: 0 HR: 0 S: 20 P: 24	ERA: 3.00 WHIP: 1.667	PITCHER															


Batter	1	2	3	4	5	6	7	8	9	AB	R	H	RBI	BB	SO	LOB	TOP
Lou Whitaker, L (1, 4) OBP: 0.369, SLG: 0.384	4-3		K			F8		BB	K	4	0	0	0	1	2	2	Detroit Tigers @ Minnesota Twins Hubert H. Humphrey Metrodome, Minneapolis, MN Thu Jul 12 1984, 4:33 AM EDT Att: 29,729 - Unknown livebaseballscorecards.com
Howard Johnson, S (1, 5) OBP: 0.358, SLG: 0.464	K			K		K		F8		4	0	0	0	0	3	1	
Barbaro Garbey, R (1, 10) OBP: 0.320, SLG: 0.394	1B			F6		HR		F7		4	1	2	1	0	0	1	
Lance Parrish, R (1, 2) OBP: 0.291, SLG: 0.457	F6			F8		E5		K		4	0	0	0	0	1	2	
Chet Lemon, R (1, 8) OBP: 0.378, SLG: 0.538		F9			5-3			1B	BB	3	1	1	0	1	0	0	
Darrell Evans, L (1, 3) OBP: 0.381, SLG: 0.364	G3			F9		F6		F7		4	0	0	0	0	0	3	
Lary Hemdon, R (1, 7) OBP: 0.302, SLG: 0.320				F9		1B		F8		3	0	1	0	0	0	0	
Ruppert Jones, L (9, PH) OBP: 0.328, SLG: 0.604						1B				1	0	0	0	0	0	1	
Kirk Gibson, L (1, 9) OBP: 0.351, SLG: 0.483			F7					F8		4	0	2	0	0	0	0	
Doug Baker, S (1, 6) OBP: 0.415, SLG: 0.464			F3			F7		F8		3	0	0	0	0	0	2	
Johnny Grubb, L (9, PH) OBP: 0.273, SLG: 0.318										1	0	1	1	0	0	0	
Tom Brookens, R (9, PR) OBP: 0.273, SLG: 0.318										0	0	0	0	0	0	0	
Inning Stats	R: 0 E: 0 K: 1 S: 6	H: 1 LOB: 1 BB: 0 P: 6	R: 0 E: 0 K: 0 S: 3	H: 0 LOB: 0 BB: 0 P: 3	R: 0 E: 0 K: 1 S: 5	H: 0 LOB: 0 BB: 0 P: 5	R: 0 E: 0 K: 1 S: 5	H: 0 LOB: 0 BB: 0 P: 5	R: 0 E: 0 K: 0 S: 3	H: 0 LOB: 1 BB: 1 P: 9	R: 1 E: 0 K: 1 S: 7	H: 2 LOB: 2 BB: 1 P: 11	1B: 6 2B: 0 3B: 0 HR: 1	SF: 0 SAC: 0 DP: 0 HBP: 0	WP: 0 PB: 0 SB: 0 CS: 0	PA: 37	
PITCHER	IP WLS BF H R ER SO BB IBB HBP BLK WP HR S P ERA WHIP	8.0 W 31 5 1 1 5 1 0 0 0 0 1 40 44 1.12 0.750	1.0 S 6 2 1 1 1 1 0 0 0 0 0 7 11 9.00 3.000														

Batter	1	2	3	4	5	6	7	8	9	AB	R	H	RBI	BB	SO	LOB	BOTTOM
Kirby Puckett, R (1, 8) OBP: 0.349, SLG: 0.374	B2		K			6-3		1B		4	0	1	1	0	1	2	Detroit Tigers @ Minnesota Twins Hubert H. Humphrey Metrodome, Minneapolis, MN Thu Jul 12 1984, 4:33 AM EDT Att: 29,729 - Unknown livebaseballscorecards.com
Darrell Brown, S (1, 7) OBP: 0.318, SLG: 0.357	6-3		6-3			F7		3-1		4	0	0	0	0	0	3	
Kent Hrbek, L (1, 3) OBP: 0.399, SLG: 0.511	4-3			G3		FC6-4		G3		4	0	1	0	0	0	0	
Dave Engle, R (1, 2) OBP: 0.342, SLG: 0.406		5-3		F9		FC6-4		4-3		4	1	1	0	0	0	1	
Randy Bush, L (1, 10) OBP: 0.298, SLG: 0.415		4-3		F8				E4		4	1	1	0	0	0	1	
Tom Brunansky, R (1, 9) OBP: 0.308, SLG: 0.422		4-3				2B		K		4	0	1	1	0	1	2	
Tim Teufel, R (1, 4) OBP: 0.351, SLG: 0.411			F9			4-3		K		4	0	0	0	0	1	3	
Gary Gaetti, R (1, 5) OBP: 0.311, SLG: 0.345				2B		5-3		1B		3	1	2	1	0	0	1	
Houston Jimenez, R (1, 6) OBP: 0.284, SLG: 0.288				1B		F8		2B		3	1	2	1	0	0	1	
Inning Stats	R: 0 E: 0 K: 0 S: 3	H: 0 LOB: 0 BB: 0 P: 3	R: 0 E: 0 K: 1 S: 7	H: 2 LOB: 2 BB: 0 P: 7	R: 0 E: 0 K: 0 S: 3	H: 0 LOB: 0 BB: 0 P: 3	R: 0 E: 0 K: 0 S: 4	H: 1 LOB: 1 BB: 0 P: 4	R: 0 E: 0 K: 1 S: 9	H: 4 LOB: 1 BB: 0 P: 9	R: 1 E: 1 K: 1 S: 7	H: 1 LOB: 1 BB: 0 P: 7	1B: 5 2B: 4 3B: 0 HR: 0	SF: 0 SAC: 0 DP: 0 HBP: 0	WP: 0 PB: 0 SB: 0 CS: 0	PA: 34	
PITCHER	IP WLS BF H R ER SO BB IBB HBP BLK WP HR S P ERA WHIP	7.1 L 32 9 4 3 2 0 0 0 0 0 0 4 36 3.68 1.227	0.2 2 0 0 0 1 0 0 0 0 0 0 4 4 0.00 0.000														

Batter	1	2	3	4	5	6	7	8	9	AB	R	H	RBI	BB	SO	LOB	TOP					
Lou Whitaker, L (1,4) OBP: 0.379, SLG: 0.407										5	1	4	1	0	0	1						
Ruppert Jones, L (1,7) OBP: 0.313, SLG: 0.548										3	0	1	0	0	1	2						
Larry Herndon, R (6,PH) OBP: 0.292, SLG: 0.309										2	0	0	0	0	0	2						
Johnny Grubb, L (1,9) OBP: 0.420, SLG: 0.494										3	1	1	0	0	0	2						
Rusty Kuntz, R (6,PH) OBP: 0.394, SLG: 0.450										0	0	0	0	0	0	0						
Kirk Gibson, L (6,PH) OBP: 0.346, SLG: 0.479										1	0	1	0	1	0	0						
Lance Parrish, R (1,2) OBP: 0.292, SLG: 0.458										5	0	0	0	0	1	7						
Darrell Evans, L (1,10) OBP: 0.363, SLG: 0.375										5	1	2	3	0	1	5						
Chet Lemon, R (1,8) OBP: 0.394, SLG: 0.543										5	1	2	0	0	1	4						
Dave Bergman, L (1,3) OBP: 0.363, SLG: 0.406										4	1	2	1	1	0	1						
Howard Johnson, S (1,5) OBP: 0.356, SLG: 0.467										4	0	2	1	1	0	2						
Doug Baker, S (1,6) OBP: 0.105, SLG: 0.056										4	1	0	0	1	0	5						
Inning Stats	R: 0 E: 0 K: 1 S: 7	H: 2 LOB: 2 BB: 0 P: 7	R: 2 E: 0 K: 0 S: 5	H: 3 LOB: 1 BB: 1 P: 9	R: 1 E: 0 K: 0 S: 5	H: 2 LOB: 1 BB: 0 P: 5	R: 0 E: 0 K: 1 S: 6	H: 1 LOB: 1 BB: 0 P: 6	R: 1 E: 1 K: 0 S: 6	H: 2 LOB: 2 BB: 0 P: 6	R: 2 E: 0 K: 1 S: 7	H: 2 LOB: 2 BB: 2 P: 15	R: 0 E: 0 K: 0 S: 3	H: 1 LOB: 1 BB: 1 P: 7	R: 0 E: 0 K: 0 S: 4	H: 1 LOB: 1 BB: 0 P: 4	R: 0 E: 0 K: 1 S: 6	H: 1 LOB: 1 BB: 0 P: 6	1B: 6 2B: 8 3B: 0 HR: 1	SF: 0 SAC: 0 DP: 0 HBP: 0	WP: 0 PB: 0 CS: 0	PA: 45
PITCHER	IP WLS BF H R ER SO BB IBB HBP BLK WP HR S P ERA WHIP																					
Ken Schrom, R (1,1) ERA: 3.99	4.2 L 25 10 4 3 2 1 0 0 0 0 1 28 32 5.79 2.357																					
Len Whitehouse, L (5,1) ERA: 2.91	0.2 4 1 2 2 0 1 0 0 0 0 0 3 7 27.00 3.000																					
Mike Walters, R (6,1) ERA: 2.03	3.2 16 4 0 0 2 1 1 0 0 0 0 18 26 0.00 1.364																					
Batter	1	2	3	4	5	6	7	8	9	AB	R	H	RBI	BB	SO	LOB	BOTTOM					
Kirby Puckett, R (1,8) OBP: 0.341, SLG: 0.365										5	1	1	0	0	1	2						
Mickey Hatcher, R (1,7) OBP: 0.324, SLG: 0.385										4	0	1	0	0	0	1						
Kent Hrbek, L (1,3) OBP: 0.398, SLG: 0.514										4	0	2	1	0	1	3						
Dave Engle, R (1,2) OBP: 0.332, SLG: 0.392										4	0	0	0	0	2	2						
Randy Bush, L (1,10) OBP: 0.297, SLG: 0.420										3	1	0	0	1	1	1						
Gary Gaetti, R (1,5) OBP: 0.315, SLG: 0.353										4	0	2	1	0	0	2						
Dave Meier, R (1,9) OBP: 0.322, SLG: 0.376										4	0	1	0	0	1	1						
Tim Teufel, R (1,4) OBP: 0.346, SLG: 0.410										4	0	1	0	0	2	2						
Houston Jimenez, R (1,6) OBP: 0.277, SLG: 0.280										2	0	0	0	0	1	1						
Andre David, L (6,PH) OBP: 0.250, SLG: 0.500										1	0	0	0	0	1	2						
Ron Washington, R (7,6) OBP: 0.295, SLG: 0.480										1	0	1	0	0	0	0						
Inning Stats	R: 1 E: 0 K: 1 S: 7	H: 2 LOB: 2 BB: 1 P: 11	R: 0 E: 0 K: 1 S: 5	H: 0 LOB: 0 BB: 0 P: 5	R: 0 E: 0 K: 1 S: 6	H: 1 LOB: 1 BB: 0 P: 6	R: 0 E: 0 K: 1 S: 5	H: 1 LOB: 0 BB: 0 P: 5	R: 0 E: 1 K: 1 S: 7	H: 2 LOB: 2 BB: 0 P: 7	R: 1 E: 1 K: 2 S: 10	H: 2 LOB: 2 BB: 0 P: 10	R: 0 E: 0 K: 2 S: 7	H: 0 LOB: 0 BB: 0 P: 7	R: 0 E: 0 K: 0 S: 3	H: 0 LOB: 0 BB: 0 P: 3	R: 0 E: 0 K: 1 S: 6	H: 1 LOB: 1 BB: 0 P: 6	1B: 8 2B: 1 3B: 0 HR: 0	SF: 0 SAC: 0 DP: 2 HBP: 0	WP: 0 PB: 1 CS: 0	PA: 37
PITCHER	IP WLS BF H R ER SO BB IBB HBP BLK WP HR S P ERA WHIP																					
Dave Rozema, R (1,1) ERA: 3.2	5.1 W 25 8 2 1 5 0 0 0 0 0 0 34 38 1.69 1.500																					
Aurelio Lopez, R (6,1) ERA: 2.81	3.2 S 12 1 0 0 5 0 0 0 0 0 0 22 22 0.00 0.273																					


Detroit Tigers @ Minnesota Twins
 Hubert H. Humphrey Metrodome, Minneapolis, MN
 Sun Jul 15 1984, 4:33 AM EDT
 Att: 27,965 - Unknown

AB 41
 R 6
 H 15
 RBI 6
 BB 4
 SO 4
 LOB 31



Detroit Tigers @ Minnesota Twins
 Hubert H. Humphrey Metrodome, Minneapolis, MN
 Sun Jul 15 1984, 4:33 AM EDT
 Att: 27,965 - Unknown


AB 36
 R 2
 H 9
 RBI 2
 BB 1
 SO 10
 LOB 17




Batter	1	2	3	4	5	6	7	8	9	AB	R	H	RBI	BB	SO	LOB	TOP									
Kirby Puckett, R OBP: 0.340, SLG: 0.360 (1, 8)	4-0 L3 BB		0-0 FC4-6 CS			0-3 K2-3		0-0 5-3		3	0	0	1	1	1	2	Minnesota Twins @ Baltimore Orioles Memorial Stadium, Baltimore, MD Mon Jul 16 1984, 7:05 PM EDT Att: 24,178 - Unknown									
Mickey Hatcher, R OBP: 0.321, SLG: 0.380 (1, 7)	0-0 L3		0-0 CS	0-0 5-3		0-0 5-3		0-0 4-3		4	0	0	0	0	0	2										
Kent Hrbek, L OBP: 0.393, SLG: 0.507 (1, 3)	0-0 F9			0-0 F9		0-0 F8			0-0 E6 G5-4-3	4	0	0	0	0	0	0										
Dave Engle, R OBP: 0.331, SLG: 0.393 (1, 2)		0-0 6-3			0-3 K			0-0 FC1-5 2B	0-0 G5-4-3	4	0	1	0	0	1	1										
Randy Bush, L OBP: 0.291, SLG: 0.410 (1, 10)		0-0 F8			0-3 K			0-3 K	0-3 K	4	0	0	0	0	3	1										
Tom Brunansky, R OBP: 0.308, SLG: 0.413 (1, 9)		0-0 CS 1B			4-0 1B BB			0-0 FC1-5		2	0	1	0	1	0	1										
Gary Gaetti, R OBP: 0.316, SLG: 0.353 (1, 5)		0-0 CS	0-0 FC4-6 1B		0-0 F6			0-0 F5		3	1	1	0	0	0	2										
Tim Teufel, R OBP: 0.349, SLG: 0.412 (1, 4)			0-0 FC4-6 1B		0-0 1B			0-0 4-3		3	0	2	0	0	0	0										
Houston Jimenez, R OBP: 0.274, SLG: 0.277 (1, 6)			0-0 FC4-6		0-0 4-3			4-0 5-3 BB		2	0	0	0	0	0	4										
Andre David, L OBP: 0.308, SLG: 0.500 (8, PH)			1-2 2-3							0	0	0	0	1	0	0										
Ron Washington, R OBP: 0.295, SLG: 0.480 (8, 6)										0	0	0	0	0	0	0										
Inning Stats	R: 0 E: 0 K: 0 S: 2	H: 0 LOB: 0 BB: 1 P: 6	R: 0 E: 0 K: 0 S: 3	H: 1 LOB: 0 BB: 0 P: 3	R: 1 E: 0 K: 0 S: 4	H: 2 LOB: 0 BB: 0 P: 4	R: 0 E: 0 K: 1 S: 5	H: 0 LOB: 0 BB: 0 P: 5	R: 0 E: 0 K: 1 S: 6	H: 1 LOB: 2 BB: 1 P: 10	R: 0 E: 0 K: 1 S: 5	H: 0 LOB: 0 BB: 0 P: 5	R: 0 E: 0 K: 1 S: 6	H: 1 LOB: 1 BB: 0 P: 6	R: 0 E: 0 K: 0 S: 3	H: 0 LOB: 1 BB: 1 P: 7	R: 0 E: 1 K: 1 S: 5	H: 0 LOB: 0 BB: 0 P: 5	1B: 4 2B: 2 3B: 0 HR: 0	SF: 0 SAC: 0 DP: 2 HBP: 0	WP: 0 PB: 0 SB: 0 CS: 2	PA: 34				
PITCHER Storm Davis, R ERA: 2.48 (1, 1)	IP: 9.0 WLS: W BF: 32	H: 5 R: 1 ER: 1 SO: 5	BB: 3 IBB: 0 HBP: 0 BLK: 0	WP: 0 HR: 0 S: 39 P: 51	ERA: 1.00 WHIP: 0.889											ERA: 1.00 WHIP: 0.889										

Batter	1	2	3	4	5	6	7	8	9	AB	R	H	RBI	BB	SO	LOB	BOTTOM									
Al Bumbry, L OBP: 0.284, SLG: 0.282 (1, 8)	0-3 K		0-0 6-3		0-0 F8		0-0 F7			4	0	0	0	0	1	1	Minnesota Twins @ Baltimore Orioles Memorial Stadium, Baltimore, MD Mon Jul 16 1984, 7:05 PM EDT Att: 24,178 - Unknown									
John Shelby, S OBP: 0.235, SLG: 0.296 (1, 9)	0-3 K		0-0 HR		0-0 4-3		2-3 1B			4	1	2	1	0	1	0										
Cal Ripken Jr., R OBP: 0.366, SLG: 0.526 (1, 6)	0-3 K		0-3 K		0-0 F8		0-0 F4			4	0	0	0	0	2	2										
Eddie Murray, S OBP: 0.418, SLG: 0.537 (1, 3)		4-0 1B BB	0-0 1B		0-0 1B		0-0 HR		0-0 HR	3	1	3	1	1	0	0										
John Lowenstein, L OBP: 0.335, SLG: 0.391 (1, 10)		0-0 F9	0-0 F7		0-0 HR		0-0 4-3			4	1	1	1	0	0	2										
Wayne Gross, L OBP: 0.371, SLG: 0.467 (1, 5)		0-0 F9			0-3 K		0-0 F8		4-0 CS BB	3	0	0	0	1	1	1										
Todd Cruz, R OBP: 0.241, SLG: 0.282 (8, FR) (9, 5)										0	0	0	0	0	0	0										
Gary Roenicke, R OBP: 0.343, SLG: 0.355 (1, 7)		0-0 HBP 1B			0-0 6-3		0-3 K		0-0 5-3	4	0	1	0	0	1	1										
Floyd Rayford, R OBP: 0.355, SLG: 0.430 (1, 2)		1-0 HBP			0-0 E6 1B		0-0 E5 1B SH2-4			2	0	1	0	0	0	0										
Lenn Sakata, R OBP: 0.224, SLG: 0.226 (1, 4)		0-0 F5			0-0 F7		0-0 SH2-4			2	0	0	0	0	0	4										
Inning Stats	R: 0 E: 0 K: 3 S: 9	H: 0 LOB: 0 BB: 0 P: 9	R: 0 E: 0 K: 0 S: 4	H: 1 LOB: 1 BB: 1 P: 9	R: 1 E: 0 K: 1 S: 7	H: 2 LOB: 1 BB: 0 P: 7	R: 0 E: 1 K: 1 S: 6	H: 1 LOB: 1 BB: 0 P: 6	R: 0 E: 0 K: 1 S: 3	H: 0 LOB: 0 BB: 0 P: 3	R: 1 E: 0 K: 1 S: 6	H: 2 LOB: 0 BB: 0 P: 6	R: 0 E: 1 K: 0 S: 5	H: 1 LOB: 2 BB: 0 P: 5	R: 1 E: 0 K: 0 S: 3	H: 1 LOB: 1 BB: 1 P: 7	R: 1 E: 0 K: 0 S: 3	H: 1 LOB: 1 BB: 1 P: 7	1B: 5 2B: 0 3B: 0 HR: 3	SF: 0 SAC: 1 DP: 0 HBP: 1	WP: 0 PB: 0 SB: 0 CS: 1	PA: 34				
PITCHER Mike Smithson, R ERA: 3.67 (1, 1)	IP: 8.0 WLS: L BF: 34	H: 8 R: 3 ER: 3 SO: 6	BB: 2 IBB: 0 HBP: 1 BLK: 0	WP: 0 HR: 3 S: 43 P: 52	ERA: 3.38 WHIP: 1.250											ERA: 3.38 WHIP: 1.250										

AB 29
R 1
H 5
RBI 1
BB 3
SO 5
LOB 13



AB 30
R 3
H 8
RBI 3
BB 2
SO 6
LOB 11



Batter	1	2	3	4	5	6	7	8	9	AB	R	H	RBI	BB	SO	LOB	TOP			
Kirby Puckett, R (1, 8) OBP: 0.339, SLG: 0.359	0-3 K		0-0 F9			0-0 1B		0-0 4-3		4	0	1	0	0	1	0	Minnesota Twins @ Baltimore Orioles Memorial Stadium, Baltimore, MD Tue Jul 17 1984, 7:05 PM EDT Att: 22,643 - Unknown			
Mickey Hatcher, R (1, 10) OBP: 0.326, SLG: 0.385	0-0 G6-4-3 1B			0-0 8-6 1B		0-0 1B		0-3 K		4	0	3	0	0	1	0				
Dave Engle, R (1, 2) OBP: 0.330, SLG: 0.391	0-0 G6-4-3			0-0 8-6		0-0 F9		0-0 1B		4	0	1	0	0	0	4				
Kent Hrbek, L (1, 3) OBP: 0.388, SLG: 0.500		0-0 F9		0-0 F8		0-0 4-3		0-0 6-3		4	0	0	0	0	0	3				
Tom Brunansky, R (1, 9) OBP: 0.304, SLG: 0.407		0-0 5-3			0-0 6-3		0-0 E5 1B		0-0 F3	4	0	0	0	0	0	0				
Gary Gaetti, R (1, 5) OBP: 0.315, SLG: 0.352		0-0 F9			0-0 5-3		0-0 F9		0-0 1B	4	0	1	0	0	0	1				
Tim Teufel, R (1, 4) OBP: 0.356, SLG: 0.422			0-0 4-3 SF8 2B		0-0 1B		0-0 1-2 1B		0-0 1-2 1B	4	1	4	0	0	0	0				
Dave Meier, R (1, 7) OBP: 0.309, SLG: 0.360			0-0 4-3		0-0 1-3		0-0 F8		0-0 F9	4	0	0	0	0	0	6				
Ron Washington, R (1, 6) OBP: 0.284, SLG: 0.467			0-0 SF8			0-0 F7		0-0 F8		0-0 F5	3	0	0	1	0	4				
Inning Stats	R: 0 E: 0 K: 1 S: 5	H: 1 LOB: 0 BB: 0 P: 5	R: 0 E: 0 K: 0 S: 3	H: 0 LOB: 0 BB: 0 P: 3	R: 1 E: 0 K: 0 S: 4	H: 1 LOB: 0 BB: 0 P: 4	R: 0 E: 0 K: 0 S: 3	H: 1 LOB: 0 BB: 0 P: 3	R: 0 E: 0 K: 0 S: 4	H: 2 LOB: 2 BB: 0 P: 5	R: 0 E: 1 K: 0 S: 5	H: 1 LOB: 2 BB: 0 P: 5	R: 0 E: 0 K: 1 S: 6	H: 1 LOB: 1 BB: 0 P: 6	R: 0 E: 0 K: 0 S: 5	H: 2 LOB: 2 BB: 0 P: 5	1B: 9 2B: 2 3B: 0 HR: 0	SF: 1 SAC: 0 DP: 2 HBP: 0	WP: 0 PB: 0 SB: 0 CS: 0	PA: 36
PITCHER Scott McGregor, L (1, 1) ERA: 3.55	IP: 9.0 WLS: W BF: 36 H: 10 R: 1 ER: 1 SO: 2 BB: 0 IBB: 0 HBP: 0 BLK: 0 WP: 0 HR: 0 S: 40 P: 40 ERA: 1.00 WHIP: 1.111															PITCHER				

Batter	1	2	3	4	5	6	7	8	9	AB	R	H	RBI	BB	SO	LOB	BOTTOM			
Floyd Rayford, R (1, 5) OBP: 0.358, SLG: 0.452	0-0 5-3		0-3 K		0-0 1B		0-0 HR			4	1	2	1	0	1	0	Minnesota Twins @ Baltimore Orioles Memorial Stadium, Baltimore, MD Tue Jul 17 1984, 7:05 PM EDT Att: 22,643 - Unknown			
John Shelby, S (1, 8) OBP: 0.235, SLG: 0.300	0-3 K		0-0 2B		0-0 F7		0-0 E4 2B			4	0	1	0	0	1	2				
Cal Ripken Jr., R (1, 6) OBP: 0.367, SLG: 0.529	0-0 6-3		0-3 K		0-0 FC6-4 1B		0-0 2B			4	0	2	1	0	1	1				
Eddie Murray, S (1, 3) OBP: 0.419, SLG: 0.535		0-0 1B SF7 1B		0-0 1-3		0-0 FC6-4		0-0 IBB		3	1	1	0	1	0	3				
Gary Roenicke, R (1, 7) OBP: 0.343, SLG: 0.355		0-0 SF7 1B			0-0 F4		0-0 F5		0-3 K	3	0	1	0	0	0	0				
John Lowenstein, L (7, PH) OBP: 0.333, SLG: 0.389		1-2 9-2 1B			0-0 F8		0-0 F5			1	0	0	0	0	1	3				
Benny Avila, R (1, 10) OBP: 0.236, SLG: 0.262		0-0 SF7 1B			0-0 F8		0-0 F5		0-3 K	3	0	1	0	0	0	0				
Jim Dwyer, L (8, PH) OBP: 0.319, SLG: 0.307		1-2 2-3 3-H			0-3 K					1	0	0	0	0	1	0				
Mike Young, S (1, 9) OBP: 0.328, SLG: 0.384		0-0 SF7			0-0 K		0-0 6-3		0-0 F7	3	0	0	1	0	1	0				
Rich Dauer, R (1, 4) OBP: 0.280, SLG: 0.326					0-0 F9		0-0 F7		0-0 1B	3	0	1	0	1	0	0				
Rick Dempsey, R (1, 2) OBP: 0.286, SLG: 0.278		0-0 9-2			0-0 1B 2B		0-0 F8		0-0 1-3	4	1	1	0	0	0	4				
Inning Stats	R: 0 E: 0 K: 1 S: 5	H: 0 LOB: 0 BB: 0 P: 5	R: 1 E: 0 K: 0 S: 5	H: 3 LOB: 2 BB: 1 P: 9	R: 0 E: 0 K: 2 S: 8	H: 1 LOB: 1 BB: 0 P: 8	R: 0 E: 0 K: 1 S: 5	H: 0 LOB: 0 BB: 0 P: 5	R: 1 E: 0 K: 0 S: 6	H: 3 LOB: 2 BB: 0 P: 6	R: 0 E: 0 K: 0 S: 3	H: 0 LOB: 0 BB: 0 P: 3	R: 1 E: 1 K: 1 S: 8	H: 2 LOB: 3 BB: 1 P: 12	R: 0 E: 0 K: 1 S: 6	H: 1 LOB: 1 BB: 0 P: 6	1B: 6 2B: 4 3B: 0 HR: 1	SF: 1 SAC: 0 DP: 1 HBP: 0	WP: 0 PB: 0 SB: 0 CS: 0	PA: 36
PITCHER Frank Viola, L (1, 1) ERA: 2.96	IP: 6.2 WLS: L BF: 30 H: 9 R: 3 ER: 3 SO: 4 BB: 0 IBB: 1 HBP: 0 BLK: 0 WP: 0 HR: 1 S: 37 P: 41 ERA: 4.05 WHIP: 1.350															PITCHER				
Rick Lysander, R (7, 1) ERA: 3.0	IP: 1.1 WLS: L BF: 6 H: 1 R: 0 ER: 0 SO: 2 BB: 0 IBB: 1 HBP: 0 BLK: 0 WP: 0 HR: 0 S: 9 P: 13 ERA: 0.00 WHIP: 0.750															PITCHER				



Batter	1	2	3	4	5	6	7	8	9	AB	R	H	RBI	BB	SO	LOB	TOP					
Kirby Puckett, R OBP: 0.333, SLG: 0.353	5-3		K		6-3		G6-4-3			4	0	0	0	0	1	4	Minnesota Twins @ Baltimore Orioles Memorial Stadium, Baltimore, MD Wed Jul 18 1984, 7:05 PM EDT Att: 19,067 - Unknown					
Andre David, L OBP: 0.352, SLG: 0.462	4-1		F9			G4-6-3 1B		G6-3 HBP	3	0	1	0	0	0	1							
Mickey Hatcher, R OBP: 0.325, SLG: 0.383	F8			F8		G4-6-3 1B		G6-3	4	0	1	0	0	0	1							
Kent Hrbek, L OBP: 0.387, SLG: 0.506		HR		K		G4-6-3 1B		4-3	4	1	1	1	0	1	2							
Tim Teufel, R OBP: 0.352, SLG: 0.417	6-3			6-3		5-3			4	0	0	0	0	0	1							
Dave Engle, R OBP: 0.325, SLG: 0.385	1-3				F7			F5	4	1	0	0	0	0	0							
Tom Brunansky, R OBP: 0.304, SLG: 0.403	F8				E5			6-3	3	1	0	0	1	0	0							
Gary Gaetti, R OBP: 0.318, SLG: 0.352			4-3 BB		6-3				2	0	1	1	1	0	1							
Houston Jimenez, R OBP: 0.275, SLG: 0.278			4-3				FC6-2		3	0	1	1	0	0	3							
Inning Stats	R: 0 E: 0 K: 0 S: 3	H: 0 LOB: 0 BB: 0 P: 3	R: 1 E: 0 K: 0 S: 4	H: 1 LOB: 0 BB: 0 P: 4	R: 0 E: 0 K: 1 S: 5	H: 0 LOB: 1 BB: 1 P: 9	R: 0 E: 0 K: 1 S: 5	H: 0 LOB: 0 BB: 0 P: 5	R: 1 E: 2 K: 0 S: 5	H: 1 LOB: 0 BB: 0 P: 5	R: 0 E: 0 K: 0 S: 4	H: 2 LOB: 1 BB: 0 P: 4	R: 1 E: 1 K: 0 S: 4	H: 1 LOB: 1 BB: 1 P: 8	R: 0 E: 0 K: 0 S: 2	H: 0 LOB: 0 BB: 0 P: 3	R: 0 E: 0 K: 0 S: 3	H: 0 LOB: 0 BB: 0 P: 3	1B: 4 2B: 0 3B: 0 HR: 1	SF: 0 SAC: 0 DP: 3 HBP: 1	WP: 0 PB: 0 SB: 1 CS: 0	PA: 34
PITCHER Mike Boddicker, R ERA: 2.88	IP: 9.0 WLS: L BF: 34 H: 5 R: 3 ER: 1 SO: 2 BB: 2 IBB: 0 HBP: 1 BLK: 0 WP: 0 HR: 1 S: 35 P: 44 ERA: 1.00 WHIP: 0.778															PITCHER						

livebaseballscores.com



Batter	1	2	3	4	5	6	7	8	9	AB	R	H	RBI	BB	SO	LOB	BOTTOM			
Al Bumbry, L OBP: 0.288, SLG: 0.292	1B	F7						4-3		4	1	2	0	0	0	2	Minnesota Twins @ Baltimore Orioles Memorial Stadium, Baltimore, MD Wed Jul 18 1984, 7:05 PM EDT Att: 19,067 - Unknown			
John Shelby, S OBP: 0.231, SLG: 0.294	F7		F7		K2			2-3	4	0	0	0	0	1	3					
Cal Ripken Jr., R OBP: 0.366, SLG: 0.526	F7		6-3		F8				4	0	1	0	0	0	3					
Eddie Murray, S OBP: 0.417, SLG: 0.532	2H	1B	F8			3-1		4-3	4	0	1	1	0	0	1					
John Lowenstein, L OBP: 0.332, SLG: 0.386	K			5-3		G1-6-3 1B		4-3	4	0	1	0	0	1	1					
Wayne Gross, L OBP: 0.384, SLG: 0.457		F8		F4		G1-6-3		F8	4	0	0	0	0	0	1					
Gary Roenicke, R OBP: 0.338, SLG: 0.349		K					F2		3	0	0	0	0	2	0					
Jim Dwyer, L OBP: 0.317, SLG: 0.304								4-3	1	0	0	0	0	0	0					
Floyd Rayford, R OBP: 0.358, SLG: 0.456					K		F7		3	0	1	0	0	1	0					
Rich Dauer, R OBP: 0.285, SLG: 0.325		2B					F4		1	0	0	0	2	0	0					
Inning Stats	R: 1 E: 0 K: 1 S: 7	H: 2 LOB: 1 BB: 0 P: 7	R: 0 E: 0 K: 1 S: 6	H: 1 LOB: 2 BB: 1 P: 10	R: 0 E: 0 K: 1 S: 3	H: 0 LOB: 0 BB: 0 P: 3	R: 0 E: 0 K: 1 S: 5	H: 0 LOB: 0 BB: 0 P: 5	R: 0 E: 0 K: 2 S: 8	H: 1 LOB: 2 BB: 1 P: 12	R: 0 E: 0 K: 0 S: 3	H: 1 LOB: 0 BB: 0 P: 3	R: 0 E: 0 K: 0 S: 4	H: 0 LOB: 0 BB: 0 P: 4	R: 0 E: 0 K: 0 S: 3	H: 0 LOB: 0 BB: 0 P: 3	1B: 4 2B: 2 3B: 0 HR: 0	SF: 0 SAC: 0 DP: 1 HBP: 0	WP: 0 PB: 0 SB: 0 CS: 1	PA: 34
PITCHER John Butcher, R ERA: 3.1	IP: 9.0 WLS: W BF: 34 H: 6 R: 1 ER: 1 SO: 5 BB: 2 IBB: 0 HBP: 0 BLK: 0 WP: 0 HR: 0 S: 42 P: 50 ERA: 1.00 WHIP: 0.889															PITCHER				

livebaseballscores.com



Batter	1	2	3	4	5	6	7	8	9	AB	R	H	RBI	BB	SO	LOB	TOP															
Kirby Puckett, R OBP: 0.335, SLG: 0.351 (1, 8)	0-0 1B 5-3 1B		0-0 6-3		0-0 F7 1-2		4-0 BB S		0-0 F8	4	1	1	0	1	0	1	Minnesota Twins @ New York Yankees Yankee Stadium, Bronx, NY Thu Jul 19 1984, 7:05 PM EDT Att: 20,233 - Unknown livebaseballscores.com															
Andre David, L OBP: 0.381, SLG: 0.438 (1, 10) Darrell Brown, S OBP: 0.317, SLG: 0.354 (9, PH)	0-0 3-1 5-3 1-3 1B		0-3 K		0-3 K		4-0 FC5-4 1-2 IBB		0-0 4-3	3	0	1	0	1	2	1																
Mickey Hatcher, R OBP: 0.324, SLG: 0.380 (1, 7)	0-0 5-3 1-2 3-H		4-0 BB		0-0 F7		0-0 6-3		0-0 FC5-4 1-2	3	0	0	1	1	0	3																
Kent Hrbek, L OBP: 0.385, SLG: 0.506 (1, 3)	0-0 3-1 2-3		0-0 F7		0-0 F7		0-0 F7		0-0 1B SF8 2B	4	1	1	0	0	0	2																
Tim Teufel, R OBP: 0.353, SLG: 0.418 (1, 4)	0-0 5-3				0-0 F9		0-0 WP 1B		0-0 2-3 1B	4	0	2	0	0	0	1																
Dave Engle, R OBP: 0.324, SLG: 0.381 (1, 2)			0-0 5-3		0-0 E5 G5-4-3		4-0 1-2 BB		0-0 F5	3	0	0	0	1	0	2																
Tom Brunansky, R OBP: 0.300, SLG: 0.399 (1, 9)			0-0 F8		0-0 G5-4-3 1-2		0-0 F8		0-0 SF8 3-H	3	0	0	1	0	0	3																
Gary Gaetti, R OBP: 0.317, SLG: 0.349 (1, 5)			1-0 HBP				0-3 K		0-0 F7 F9	3	0	0	0	0	1	1																
Houston Jimenez, R OBP: 0.274, SLG: 0.273 (1, 6)			0-0 F8				4-0 F7 BB		0-0 F9	3	0	0	0	1	0	1																
Inning Stats	R: 1 E: 0 K: 0 S: 5	H: 2 LOB: 1 BB: 0 P: 5	R: 0 E: 0 K: 0 S: 3	H: 0 LOB: 1 BB: 0 P: 4	R: 0 E: 0 K: 1 S: 5	H: 0 LOB: 0 BB: 1 P: 9	R: 0 E: 1 K: 0 S: 3	H: 0 LOB: 0 BB: 0 P: 3	R: 0 E: 0 K: 2 S: 7	H: 1 LOB: 2 BB: 1 P: 8	R: 0 E: 0 K: 0 S: 3	H: 0 LOB: 2 BB: 2 P: 11	R: 0 E: 0 K: 0 S: 5	H: 2 LOB: 1 BB: 0 P: 5	R: 0 E: 0 K: 0 S: 3	H: 0 LOB: 0 BB: 0 P: 3	1B: 4 2B: 1 3B: 0 HR: 0	SF: 1 SAC: 0 DP: 1 HBP: 1	WP: 1 PB: 0 CS: 0	PA: 38												
PITCHER	IP WLS BF H R ER SO BB IBB HBP BLK WP HR S P ERA WHIP	IP WLS BF H R ER SO BB IBB HBP BLK WP HR S P ERA WHIP																														
Marty Bystrom, R ERA: 4.14 (1, 1)	7.0	30	3	1	1	3	4	1	1	0	1	0	30	51	1.29	1.000																
Dave Righetti, L ERA: 2.18 (8, 1)	2.0	8	2	1	1	0	0	0	0	0	0	0	8	8	4.50	1.000																

Batter	1	2	3	4	5	6	7	8	9	AB	R	H	RBI	BB	SO	LOB	BOTTOM														
Willie Randolph, R OBP: 0.382, SLG: 0.360 (1, 4)	0-0 6-3		0-0 F8		0-3 K2-3		4-0 1B FC6-2 BB		4-0 BB	3	0	0	0	2	1	2	Minnesota Twins @ New York Yankees Yankee Stadium, Bronx, NY Thu Jul 19 1984, 7:05 PM EDT Att: 20,233 - Unknown livebaseballscores.com														
Tim Lincecum, R OBP: 0.232, SLG: 0.275 (1, 5) Ken Griffey, L OBP: 0.325, SLG: 0.344 (9, PH)	0-0 4-3 2B		0-0 G5-4-3 1-2		0-0 1B 3-H		1-3 FC6-2 1B		0-0 F6 F7	4	0	3	1	0	0	1															
Dave Winfield, R OBP: 0.391, SLG: 0.533 (1, 9)	0-0 4-3 2-3				0-0 F8 F5		0-0 FC6-2 1-2 3-H		0-0 F7	5	0	0	0	0	0	5															
Don Baylor, R OBP: 0.346, SLG: 0.521 (1, 10)	4-0 BB				0-0 F7		0-0 F7 F8		0-0 F8	3	0	0	0	1	0	2															
Brian Dayett, R OBP: 0.261, SLG: 0.386 (1, 7) Steve Kemp, L OBP: 0.381, SLG: 0.433 (7, PH) (8, 7)	0-3 K				0-0 BB 1B		0-3 K K		0-3 K	3	0	1	0	0	2	2															
Don Mattingly, L OBP: 0.375, SLG: 0.513 (1, 3)			0-0 E3 5-4-3 1B		4-0 FC6-4 1-2 BB		4-0 1B 1B BB		0-0 4-3	2	0	0	0	2	0	0															
Bobby Meacham, S OBP: 0.301, SLG: 0.380 (1, 6)			0-0 5-4-3 1-2 1B		0-0 FC6-4 1-2		0-0 1B 1B		0-0 F9	4	0	2	0	0	0	2															
Rick Cerone, R OBP: 0.294, SLG: 0.354 (1, 2)			0-0 5-4-3 1-2 2-3				0-0 SH1-3 1B 2B		0-0 F3	4	1	2	0	0	0	2															
Omar Moreno, L OBP: 0.278, SLG: 0.351 (1, 8) Butch Wynegar, S OBP: 0.338, SLG: 0.359 (9, PH)					0-0 G5-4-3 1B		0-0 SH1-3 2-3		0-0 F7	2	0	1	0	0	0	3															
Inning Stats	R: 0 E: 0 K: 1 S: 6	H: 1 LOB: 2 BB: 1 P: 10	R: 0 E: 1 K: 0 S: 3	H: 1 LOB: 0 BB: 0 P: 3	R: 0 E: 0 K: 0 S: 3	H: 1 LOB: 0 BB: 0 P: 3	R: 0 E: 0 K: 0 S: 4	H: 1 LOB: 2 BB: 1 P: 8	R: 1 E: 0 K: 1 S: 7	H: 2 LOB: 1 BB: 0 P: 7	R: 0 E: 0 K: 1 S: 6	H: 2 LOB: 3 BB: 1 P: 11	R: 0 E: 0 K: 1 S: 6	H: 1 LOB: 2 BB: 1 P: 10	R: 0 E: 0 K: 0 S: 3	H: 0 LOB: 0 BB: 0 P: 3	R: 0 E: 0 K: 0 S: 3	H: 0 LOB: 1 BB: 1 P: 7	1B: 7 2B: 2 3B: 1 HR: 0	SF: 0 SAC: 1 DP: 1 HBP: 0	WP: 0 PB: 0 CS: 0	PA: 39									
PITCHER	IP WLS BF H R ER SO BB IBB HBP BLK WP HR S P ERA WHIP	IP WLS BF H R ER SO BB IBB HBP BLK WP HR S P ERA WHIP																													
Pete Filson, L ERA: 3.72 (1, 1)	5.2	25	7	1	1	3	3	0	0	0	0	28	40	1.59	1.765																
Rick Lysander, R ERA: 2.77 (6, 1)	1.0	6	2	0	0	0	1	0	0	0	0	5	9	0.00	3.000																
Len Whitehouse, L ERA: 2.7 (7, 1)	1.2	6	0	0	0	1	1	0	0	0	0	7	11	0.00	0.600																
Ron Davis, R ERA: 4.69 (9, 1)	0.2	2	0	0	0	0	0	0	0	0	0	2	2	0.00	0.000																

Batter	1	2	3	4	5	6	7	8	9	AB	R	H	RBI	BB	SO	LOB	TOP										
Kirby Puckett, R OBP: 0.336, SLG: 0.356 (1, 8)										5	0	2	0	0	1	1	Minnesota Twins @ New York Yankees Yankee Stadium, Bronx, NY Fri Jul 20 1984, 7:05 PM EDT Att: 20,377 - Unknown										
Dave Engle, R OBP: 0.320, SLG: 0.376 (1, 2)										4	0	0	0	0	0	3											
Mickey Hatcher, R OBP: 0.329, SLG: 0.383 (1, 10)										2	1	1	0	2	0	0											
Kent Hrbek, L OBP: 0.386, SLG: 0.516 (1, 3)										4	1	2	1	0	0	3											
Tim Teufel, R OBP: 0.355, SLG: 0.416 (1, 4)										2	0	0	0	2	1	2											
Tom Brunansky, R OBP: 0.303, SLG: 0.408 (1, 9)										3	1	1	1	1	0	2											
Gary Gaetti, R OBP: 0.314, SLG: 0.345 (1, 5)										4	0	0	0	0	1	4											
Dave Meier, R OBP: 0.313, SLG: 0.356 (1, 7)										1	0	0	0	1	0	2											
Darrell Brown, S OBP: 0.319, SLG: 0.356 (7, PH)										2	0	1	0	0	0	0											
Houston Jimenez, R OBP: 0.268, SLG: 0.267 (1, 6)										4	0	0	0	0	0	4											
Inning Stats	R: 0 E: 0 K: 0 S: 3	H: 1 LOB: 1 BB: 1 P: 7	R: 0 E: 0 K: 0 S: 3	H: 0 LOB: 2 BB: 2 P: 11	R: 0 E: 0 K: 0 S: 3	H: 0 LOB: 0 BB: 0 P: 3	R: 2 E: 0 K: 0 S: 5	H: 2 LOB: 1 BB: 1 P: 9	R: 0 E: 0 K: 1 S: 4	H: 0 LOB: 1 BB: 1 P: 8	R: 0 E: 0 K: 1 S: 6	H: 1 LOB: 1 BB: 0 P: 6	R: 1 E: 0 K: 0 S: 7	H: 2 LOB: 1 BB: 0 P: 7	R: 0 E: 0 K: 0 S: 3	H: 0 LOB: 0 BB: 0 P: 3	1B: 3 2B: 4 3B: 0 HR: 2	SF: 0 SAC: 0 DP: 2 HBP: 0	WP: 1 PB: 0 CS: 2	PA: 37							
PITCHER	IP	WLS	BF	H	R	ER	SO	BB	IBB	HBP	BLK	WP	HR	S	P	ERA	WHIP										
Dennis Rasmussen, L ERA: 5.32 (1, 1)	5.0		22	4	2	2	0	5	0	0	0	0	2	17	37	3.60	1.800										
Joe Cowley, R ERA: 3.86 (6, 1)	2.0	W	7	1	0	0	2	1	0	0	0	0	0	10	14	0.00	1.000										
Jay Howell, R ERA: 2.9 (8, 1)	2.0		8	2	1	1	1	0	0	0	0	1	0	10	10	4.50	1.000										

AB	31
R	3
H	7
RBI	2
BB	6
SO	3
LOB	21



Batter	1	2	3	4	5	6	7	8	9	AB	R	H	RBI	BB	SO	LOB	BOTTOM										
Willie Randolph, R OBP: 0.382, SLG: 0.362 (1, 4)										4	0	1	1	1	0	1	Minnesota Twins @ New York Yankees Yankee Stadium, Bronx, NY Fri Jul 20 1984, 7:05 PM EDT Att: 20,377 - Unknown										
Butch Wynegar, S OBP: 0.333, SLG: 0.354 (1, 2)										4	0	0	0	0	0	1											
Don Mattingly, L OBP: 0.379, SLG: 0.515 (1, 3)										3	1	2	0	1	0	0											
Don Baylor, R OBP: 0.345, SLG: 0.521 (1, 10)										4	0	1	0	0	1	3											
Dave Winfield, R OBP: 0.390, SLG: 0.529 (1, 9)										4	0	1	0	0	0	2											
Steve Kemp, L OBP: 0.383, SLG: 0.432 (1, 7)										3	1	1	1	1	1	0											
Mike Pagliarulo, L OBP: 0.333, SLG: 0.481 (1, 5)										3	1	1	0	1	0	2											
Bobby Meacham, S OBP: 0.302, SLG: 0.378 (9, PH)										3	0	1	0	0	0	2											
Ken Griffey, L OBP: 0.328, SLG: 0.347 (9, PH)										1	1	1	0	0	0	0											
Omar Moreno, L OBP: 0.277, SLG: 0.349 (1, 8)										4	0	1	2	0	0	2											
Inning Stats	R: 0 E: 0 K: 0 S: 3	H: 1 LOB: 1 BB: 1 P: 7	R: 0 E: 0 K: 0 S: 3	H: 0 LOB: 0 BB: 0 P: 3	R: 0 E: 0 K: 0 S: 3	H: 0 LOB: 1 BB: 1 P: 7	R: 1 E: 0 K: 1 S: 8	H: 3 LOB: 2 BB: 0 P: 8	R: 0 E: 0 K: 0 S: 3	H: 0 LOB: 0 BB: 0 P: 3	R: 0 E: 0 K: 0 S: 4	H: 1 LOB: 1 BB: 0 P: 4	R: 2 E: 0 K: 1 S: 6	H: 3 LOB: 2 BB: 1 P: 10	1B: 7 2B: 4 3B: 0 HR: 0	SF: 0 SAC: 0 DP: 2 HBP: 0	WP: 0 PB: 0 CS: 0	PA: 37									
PITCHER	IP	WLS	BF	H	R	ER	SO	BB	IBB	HBP	BLK	WP	HR	S	P	ERA	WHIP										
Ken Schrom, R ERA: 3.77 (1, 1)	7.2		31	7	2	2	1	3	0	0	0	0	0	30	42	2.35	1.304										
Ron Davis, R ERA: 4.95 (8, 1)	0.2	L	6	3	2	2	1	1	0	0	0	0	0	7	11	27.00	6.000										

AB	33
R	4
H	10
RBI	4
BB	4
SO	2
LOB	13



Batter	1	2	3	4	5	6	7	8	9	AB	R	H	RBI	BB	SO	LOB	TOP					
Kirby Puckett, R OBP: 0.330, SLG: 0.349 (1, 8)	F9	F8			F8		1-3		K	5	0	0	0	0	1	1	Minnesota Twins @ New York Yankees Yankee Stadium, Bronx, NY Sat Jul 21 1984, 3:33 AM EDT Att: 33,435 - Unknown					
Dave Engle, R OBP: 0.325, SLG: 0.381 (1, 10)	4-3 1B 2B		FC1-6 1B		5-3		E 1B 2B BB		4-3	4	2	2	0	1	0	0						
Mickey Hatcher, R OBP: 0.330, SLG: 0.383 (1, 7)	4-3 2-3		K			HR 1B	E1 2B 1-3 1B		K	5	1	2	0	0	2	2						
Kent Hrbek, L OBP: 0.390, SLG: 0.530 (1, 3)	1B BB		FC1-6 1B 1-2			HR 1-1H	1-3 2B			3	1	2	3	1	0	1						
Tim Teufel, R OBP: 0.356, SLG: 0.417 (1, 4)	FC6-4 1-2 3-H 1B		1-2 1B			6-3	F6			4	0	2	1	0	0	2						
Tom Brunansky, R OBP: 0.305, SLG: 0.417 (1, 9)	FC6-4 1-2			4-3		BB		HR		3	1	1	1	1	0	2						
Gary Gaetti, R OBP: 0.313, SLG: 0.344 (1, 5)				5-3		K		K		4	0	1	0	0	2	1						
Tim Laudner, R OBP: 0.215, SLG: 0.345 (1, 2)		F8		6-3		F8		F4		4	0	0	0	0	0	2						
Houston Jimenez, R OBP: 0.263, SLG: 0.261 (1, 6)		K				K		K	6-3	4	0	0	0	0	3	1						
Inning Stats	R: 1 E: 0 K: 0 S: 5	H: 2 LOB: 2 BB: 1 P: 9	R: 0 E: 0 K: 1 S: 6	H: 1 LOB: 1 BB: 0 P: 6	R: 0 E: 0 K: 1 S: 6	H: 2 LOB: 1 BB: 0 P: 6	R: 0 E: 0 K: 0 S: 3	H: 0 LOB: 0 BB: 0 P: 3	R: 0 E: 0 K: 1 S: 5	H: 0 LOB: 0 BB: 0 P: 5	R: 2 E: 0 K: 1 S: 7	H: 2 LOB: 1 BB: 1 P: 11	R: 1 E: 1 K: 1 S: 7	H: 2 LOB: 2 BB: 1 P: 11	R: 1 E: 0 K: 1 S: 6	H: 1 LOB: 0 BB: 0 P: 6		R: 0 E: 0 K: 2 S: 7	H: 0 LOB: 0 BB: 0 P: 7	1B: 6 2B: 2 3B: 0 HR: 2	SF: 0 SAC: 0 DP: 0 HBP: 0	WP: 0 PB: 0 CS: 0
PITCHER	IP	WLS	BF	H	R	ER	SO	BB	IBB	HBP	BLK	WP	HR	S	P	ERA	WHIP					
Ray Fontenot, L ERA: 4.69 (1, 1)	6.2	L	31	9	4	4	5	3	0	0	0	0	1	38	50	5.40	1.800					
Mike Armstrong, R ERA: 6.14 (7, 1)	2.1		8	1	1	1	3	0	0	0	0	0	1	14	14	3.86	0.429					

Batter	1	2	3	4	5	6	7	8	9	AB	R	H	RBI	BB	SO	LOB	BOTTOM				
Willie Randolph, R OBP: 0.380, SLG: 0.358 (1, 4)	6-3		FC5-4 BB		F3		4-3		4-3	4	0	0	0	1	0	0	Minnesota Twins @ New York Yankees Yankee Stadium, Bronx, NY Sat Jul 21 1984, 3:33 AM EDT Att: 33,435 - Unknown				
Butch Wynegar, S OBP: 0.329, SLG: 0.349 (1, 2)	G3		F7		5-3		F9			4	0	0	0	0	0	1					
Don Mattingly, L OBP: 0.375, SLG: 0.509 (1, 3)	F8		F9		4-3		K			4	0	0	0	0	1	1					
Tim Foli, R OBP: 0.232, SLG: 0.275 (8, 3)										0	0	0	0	0	0	0					
Don Baylor, R OBP: 0.340, SLG: 0.514 (1, 10)		F7	FC5-4 1-2			K		4-3		4	0	0	0	0	1	1					
Dave Winfield, R OBP: 0.394, SLG: 0.532 (1, 9)		WP 1B 1B		1B		HR 1B		5-3		4	1	3	0	0	0	0					
Steve Kemp, L OBP: 0.392, SLG: 0.452 (1, 7)		BB 1-2 1B		1B		HR 1-1H		BB		3	1	3	2	1	0	0					
Mike Pagliarulo, L OBP: 0.324, SLG: 0.484 (1, 5)		K		F1			2B	4-3		4	0	1	0	0	1	5					
Bobby Meacham, S OBP: 0.300, SLG: 0.368 (1, 6)		4-0 1-2 2-3 BB		F7		K		K		3	0	0	0	1	2	3					
Omar Moreno, L OBP: 0.271, SLG: 0.341 (1, 8)		F5		F7		4-3		1-3		4	0	0	0	0	0	6					
Inning Stats	R: 0 E: 0 K: 0 S: 3	H: 0 LOB: 0 BB: 0 P: 3	R: 0 E: 0 K: 1 S: 7	H: 2 LOB: 3 BB: 1 P: 11	R: 0 E: 0 K: 0 S: 3	H: 0 LOB: 1 BB: 1 P: 7	R: 0 E: 0 K: 0 S: 5	H: 2 LOB: 2 BB: 0 P: 5	R: 0 E: 0 K: 2 S: 10	H: 3 LOB: 1 BB: 0 P: 10	R: 0 E: 0 K: 1 S: 5	H: 0 LOB: 0 BB: 0 P: 5	R: 0 E: 0 K: 0 S: 3	H: 0 LOB: 1 BB: 1 P: 7	R: 0 E: 0 K: 1 S: 5	H: 0 LOB: 0 BB: 0 P: 5	1B: 5 2B: 1 3B: 0 HR: 1	SF: 0 SAC: 0 DP: 0 HBP: 0	WP: 1 PB: 0 CS: 0	PA: 37	
PITCHER	IP	WLS	BF	H	R	ER	SO	BB	IBB	HBP	BLK	WP	HR	S	P	ERA	WHIP				
Mike Smithson, R ERA: 3.66 (1, 1)	5.1	W	25	7	2	2	2	2	0	0	0	0	1	27	35	3.38	1.688				
Rick Lysander, R ERA: 2.16 (6, 1)	3.2	S	12	0	0	0	3	1	0	0	0	0	0	17	21	0.00	0.273				

Batter	1	2	3	4	5	6	7	8	9	AB	R	H	RBI	BB	SO	LOB	TOP										
Kirby Puckett, R OBP: 0.324, SLG: 0.343 (1, 8)	0-0 1-3	0-3 K		0-0 E6		0-0 6-3			0-3 K	5	0	0	0	0	2	1	Minnesota Twins @ New York Yankees Yankee Stadium, Bronx, NY Sun Jul 22 1984, 3:33 AM EDT Att: 30,529 - Unknown livebaseballscores.com										
Dave Engle, R OBP: 0.326, SLG: 0.381 (1, 10)	0-0 E8		0-0 1B	0-0 F6		0-0 F7			0-0 F3	5	2	2	0	0	0	1											
Mickey Hatcher, R OBP: 0.333, SLG: 0.385 (1, 7)	4-0 E		0-0 1B	1-3 PB		0-0 1B			0-0 F3	4	2	2	0	1	0	0											
Kent Hrbek, L OBP: 0.386, SLG: 0.523 (1, 3)	0-0 E3		0-0 F3		0-0 F8					4	0	0	0	0	0	4											
Tim Teufel, R OBP: 0.358, SLG: 0.417 (1, 4)	0-0 SF8		0-0 SF7		4-0 FC6-4					0	0	0	2	2	0	0											
Tom Brunansky, R OBP: 0.304, SLG: 0.415 (1, 9)	0-3 K		0-3 K		0-0 1B					4	0	1	1	0	3	3											
Gary Gaetti, R OBP: 0.310, SLG: 0.340 (1, 5)		0-0 6-3		0-0 F7		0-0 FC6-4			0-0 5-3	4	0	0	0	0	0	2											
Tim Laudner, R OBP: 0.216, SLG: 0.350 (1, 2)		0-3 K		0-0 E		0-0 FC5-4			0-3 K	4	1	1	0	0	2	2											
Houston Jimenez, R OBP: 0.263, SLG: 0.261 (1, 6)			0-3 K			0-0 4-3			0-0 F6	4	0	1	0	0	1	1											
Inning Stats	R: 2 E: 2 K: 1 S: 7	H: 1 LOB: 1 BB: 1 P: 11	R: 0 E: 0 K: 2 S: 8	H: 1 LOB: 1 BB: 0 P: 8	R: 1 E: 0 K: 1 S: 7	H: 2 LOB: 1 BB: 0 P: 7	R: 1 E: 1 K: 1 S: 7	H: 1 LOB: 1 BB: 0 P: 7	R: 1 E: 0 K: 0 S: 5	H: 2 LOB: 2 BB: 1 P: 9	R: 0 E: 0 K: 0 S: 3	H: 0 LOB: 0 BB: 0 P: 3	R: 0 E: 0 K: 1 S: 5	H: 0 LOB: 0 BB: 1 P: 9	R: 0 E: 0 K: 1 S: 5	H: 0 LOB: 0 BB: 0 P: 5	R: 0 E: 0 K: 1 S: 5	H: 0 LOB: 0 BB: 0 P: 5	1B: 6 2B: 1 3B: 0 HR: 0	SF: 2 SAC: 0 DP: 0 HBP: 0	WP: 0 PB: 1 CS: 0	PA: 39					
PITCHER	IP	WLS	BF	H	R	ER	SO	BB	IBB	HBP	BLK	WP	HR	S	P	ERA	WHIP										
Phil Niekro, R ERA: 2.28 (1, 1)	5.0		26	7	5	2	5	2	0	0	0	0	0	34	42	3.60	1.800										
Joe Cowley, R ERA: 2.45 (6, 1)	4.0	W	13	0	0	0	3	1	0	0	0	0	0	18	22	0.00	0.250										

Batter	1	2	3	4	5	6	7	8	9	AB	R	H	RBI	BB	SO	LOB	BOTTOM										
Willie Randolph, R OBP: 0.382, SLG: 0.358 (1, 4)	4-0 1B	0-0 F9			0-0 1-3				0-0 E9	3	1	1	0	2	0	1	Minnesota Twins @ New York Yankees Yankee Stadium, Bronx, NY Sun Jul 22 1984, 3:33 AM EDT Att: 30,529 - Unknown livebaseballscores.com										
Tim Foli, R OBP: 0.233, SLG: 0.274 (1, 5)	0-0 1B		0-0 4-3		0-0 6-3				0-0 1B	4	1	1	0	0	0	1											
Dave Winfield, R OBP: 0.395, SLG: 0.541 (1, 9)	0-0 1B		0-0 F8			0-3 K			0-0 1B	4	1	2	3	0	1	0											
Don Baylor, R OBP: 0.336, SLG: 0.507 (1, 10)	0-0 F8		0-0 6-3			0-3 K			0-0 F3	4	0	0	0	0	1	0											
Brian Dayett, R OBP: 0.260, SLG: 0.375 (1, 7)	0-0 F9			0-0 G3-6		0-0 E7			0-0 6-3	4	1	1	0	0	0	0											
Victor Mata, R OBP: 0.500, SLG: 0.750 (1, 8)	0-0 F9			0-0 G3-6		0-0 1B			0-0 F9	4	1	2	0	0	0	0											
Ken Griffey, L OBP: 0.327, SLG: 0.345 (1, 3)		0-3 K		0-0 G3-6		0-0 1B			0-0 4-3	4	0	1	2	0	1	2											
Bobby Meacham, S OBP: 0.298, SLG: 0.359 (1, 6)		0-0 4-3		0-0 5-3		0-0 K			4-0 1B	3	1	0	0	1	1	2											
Butch Wynegar, S OBP: 0.328, SLG: 0.345 (1, 2)		4-0 BB			0-0 F6				0-0 F7	3	0	0	0	1	0	1											
Inning Stats	R: 3 E: 0 K: 0 S: 5	H: 2 LOB: 0 BB: 1 P: 9	R: 0 E: 0 K: 1 S: 5	H: 0 LOB: 1 BB: 1 P: 9	R: 0 E: 0 K: 0 S: 3	H: 0 LOB: 0 BB: 0 P: 3	R: 0 E: 0 K: 0 S: 4	H: 2 LOB: 1 BB: 0 P: 4	R: 0 E: 0 K: 0 S: 3	H: 0 LOB: 0 BB: 0 P: 3	R: 2 E: 1 K: 3 S: 12	H: 2 LOB: 1 BB: 0 P: 12	R: 0 E: 0 K: 0 S: 3	H: 1 LOB: 2 BB: 1 P: 7	R: 0 E: 0 K: 0 S: 3	H: 0 LOB: 0 BB: 0 P: 3	R: 1 E: 1 K: 0 S: 3	H: 1 LOB: 1 BB: 1 P: 7	1B: 6 2B: 1 3B: 0 HR: 1	SF: 0 SAC: 0 DP: 1 HBP: 0	WP: 0 PB: 0 CS: 0	PA: 37					
PITCHER	IP	WLS	BF	H	R	ER	SO	BB	IBB	HBP	BLK	WP	HR	S	P	ERA	WHIP										
Frank Viola, L ERA: 2.97 (1, 1)	8.2	L	37	8	6	3	4	4	0	0	0	0	1	41	57	3.12	1.385										

Batter	1	2	3	4	5	6	7	8	9	AB	R	H	RBI	BB	SO	LOB	TOP					
Tony Phillips, S OBP: 0.341, SLG: 0.354 (1, 6)		2-3 								5	1	2	0	0	2	2	<p>Oakland Athletics @ Minnesota Twins Hubert H. Humphrey Metrodome, Minneapolis, MN Mon Jul 23 1984, 8:05 PM EDT Att: 19,830 - Unknown</p> <p>livebaseballscores.com</p>					
Dwayne Murphy, L OBP: 0.332, SLG: 0.446 Garry Hancock, L OBP: 0.209, SLG: 0.233 (1, 8)										3	1	1	0	1	0	1						
Joe Morgan, L OBP: 0.392, SLG: 0.399 Donnie Hill, S OBP: 0.200, SLG: 0.233 (8, PR)										3	0	2	0	1	0	1						
Dave Kingman, R OBP: 0.328, SLG: 0.574 Keith Atherton, R (8, PR)										4	0	1	0	0	1	3						
Jeff Burroughs, R OBP: 0.361, SLG: 0.347 (8, PH)										1	0	0	0	0	1	1						
Carney Lansford, R OBP: 0.326, SLG: 0.383 Mark Wagner, R OBP: 0.236, SLG: 0.280 (1, 5)										4	0	2	1	0	0	3						
Bruce Bochte, L OBP: 0.336, SLG: 0.330 (1, 3)										3	0	0	1	1	0	4						
Mike Heath, R OBP: 0.292, SLG: 0.400 (1, 2)										4	0	0	0	0	0	5						
Mike Davis, L OBP: 0.248, SLG: 0.335 (1, 9)										4	0	0	0	0	1	0						
Bill Almon, R OBP: 0.245, SLG: 0.348 Mickey Tettleton, S OBP: 0.353, SLG: 0.273 (1, 7)										3	0	2	0	0	0	0						
Inning Stats	R: 1 E: 0 K: 1 S: 8	H: 3 LOB: 3 BB: 1 P: 12	R: 0 E: 0 K: 0 S: 3	H: 1 LOB: 0 BB: 0 P: 3	R: 0 E: 0 K: 1 S: 6	H: 1 LOB: 2 BB: 1 P: 10	R: 0 E: 0 K: 2 S: 8	H: 1 LOB: 1 BB: 0 P: 8	R: 0 E: 0 K: 0 S: 2	H: 0 LOB: 0 BB: 0 P: 6	R: 0 E: 0 K: 0 S: 3	H: 0 LOB: 0 BB: 0 P: 3	R: 0 E: 0 K: 0 S: 4	H: 1 LOB: 1 BB: 0 P: 4	R: 1 E: 0 K: 0 S: 5	H: 2 LOB: 2 BB: 0 P: 5	R: 2 E: 0 K: 1 S: 7	H: 2 LOB: 1 BB: 1 P: 11	1B: 8 2B: 3 3B: 0 HR: 0	SF: 1 SAC: 0 DP: 1 HBP: 0	WP: 0 PB: 0 SB: 0 CS: 1	PA: 40
PITCHER John Butcher, R ERA: 3.16 (1, 1)	IP: 9.0 WLS: W BF: 40	H: 11 R: 4 ER: 4 SO: 5	BB: 4 IBB: 0 HBP: 0 BLK: 0	WP: 0 HR: 0 S: 46 P: 62	ERA: 4.00 WHIP: 1.667	PITCHER										IP: 9.0 WLS: W BF: 40	H: 11 R: 4 ER: 4 SO: 5	BB: 4 IBB: 0 HBP: 0 BLK: 0	WP: 0 HR: 0 S: 46 P: 62	ERA: 4.00 WHIP: 1.667		

Batter	1	2	3	4	5	6	7	8	9	AB	R	H	RBI	BB	SO	LOB	BOTTOM			
Kirby Puckett, R OBP: 0.325, SLG: 0.344 (1, 8)										5	1	2	2	0	1	2	<p>Oakland Athletics @ Minnesota Twins Hubert H. Humphrey Metrodome, Minneapolis, MN Mon Jul 23 1984, 8:05 PM EDT Att: 19,830 - Unknown</p> <p>livebaseballscores.com</p>			
Darrell Brown, S OBP: 0.321, SLG: 0.362 (1, 7)										5	2	2	3	0	0	3				
Dave Engle, R OBP: 0.330, SLG: 0.393 (1, 2)										4	2	2	2	1	0	0				
Kent Hrbek, L OBP: 0.389, SLG: 0.523 (1, 3)										4	2	2	2	1	0	0				
Randy Bush, L OBP: 0.303, SLG: 0.426 (1, 10)										5	3	4	0	0	0	1				
Tim Lincecum, R OBP: 0.356, SLG: 0.416 (1, 4)										3	1	1	2	1	0	4				
Tom Brunansky, R OBP: 0.303, SLG: 0.412 (1, 9)										5	1	1	2	0	0	4				
Gary Gaetti, R OBP: 0.311, SLG: 0.339 (1, 5)										4	1	1	1	1	0	1				
Houston Jimenez, R OBP: 0.266, SLG: 0.265 (1, 6)										5	1	2	0	0	1	5				
Inning Stats	R: 0 E: 0 K: 1 S: 5	H: 0 LOB: 0 BB: 0 P: 5	R: 3 E: 1 K: 0 S: 5	H: 1 LOB: 2 BB: 3 P: 17	R: 1 E: 0 K: 0 S: 5	H: 2 LOB: 1 BB: 0 P: 5	R: 0 E: 0 K: 0 S: 3	H: 1 LOB: 0 BB: 0 P: 3	R: 3 E: 0 K: 0 S: 7	H: 4 LOB: 1 BB: 0 P: 7	R: 2 E: 0 K: 0 S: 5	H: 2 LOB: 0 BB: 0 P: 5	R: 5 E: 0 K: 1 S: 12	H: 7 LOB: 3 BB: 1 P: 16	R: 0 E: 0 K: 0 S: 3	H: 0 LOB: 0 BB: 0 P: 3		1B: 14 2B: 2 3B: 0 HR: 1	SF: 1 SAC: 0 DP: 1 HBP: 0	WP: 0 PB: 0 SB: 0 CS: 0
PITCHER Ray Burris, R ERA: 2.91 (1, 1)	IP: 4.0 WLS: L BF: 22	H: 7 R: 7 ER: 4 SO: 4	BB: 3 IBB: 0 HBP: 0 BLK: 0	WP: 0 HR: 0 S: 21 P: 33	ERA: 9.00 WHIP: 2.500	PITCHER										IP: 4.0 WLS: L BF: 22	H: 7 R: 7 ER: 4 SO: 4	BB: 3 IBB: 0 HBP: 0 BLK: 0	WP: 0 HR: 0 S: 21 P: 33	ERA: 9.00 WHIP: 2.500
Chuck Rainey, R ERA: 4.52 (5, 1)	IP: 2.0 WLS: 9 BF: 9	H: 3 R: 2 ER: 2 SO: 0	BB: 0 IBB: 0 HBP: 0 BLK: 0	WP: 0 HR: 1 S: 9 P: 9	ERA: 9.00 WHIP: 1.500	PITCHER										IP: 2.0 WLS: 9 BF: 9	H: 3 R: 2 ER: 2 SO: 0	BB: 0 IBB: 0 HBP: 0 BLK: 0	WP: 0 HR: 1 S: 9 P: 9	ERA: 9.00 WHIP: 1.500
Mike Torrez, R ERA: 6.1 (7, 1)	IP: 0.2 WLS: 9 BF: 6	H: 5 R: 5 ER: 5 SO: 1	BB: 1 IBB: 0 HBP: 0 BLK: 0	WP: 0 HR: 0 S: 10 P: 14	ERA: 67.50 WHIP: 10.500	PITCHER										IP: 0.2 WLS: 9 BF: 6	H: 5 R: 5 ER: 5 SO: 1	BB: 1 IBB: 0 HBP: 0 BLK: 0	WP: 0 HR: 0 S: 10 P: 14	ERA: 67.50 WHIP: 10.500
Keith Atherton, R ERA: 4.19 (7, 1)	IP: 1.1 WLS: 5 BF: 1	H: 1 R: 0 ER: 0 SO: 0	BB: 0 IBB: 0 HBP: 0 BLK: 0	WP: 0 HR: 0 S: 5 P: 5	ERA: 0.00 WHIP: 0.750	PITCHER										IP: 1.1 WLS: 5 BF: 1	H: 1 R: 0 ER: 0 SO: 0	BB: 0 IBB: 0 HBP: 0 BLK: 0	WP: 0 HR: 0 S: 5 P: 5	ERA: 0.00 WHIP: 0.750
Keith Atherton, R ERA: 4.19 (8, 1)	IP: 1.1 WLS: 5 BF: 1	H: 1 R: 0 ER: 0 SO: 0	BB: 0 IBB: 0 HBP: 0 BLK: 0	WP: 0 HR: 0 S: 5 P: 5	ERA: 0.00 WHIP: 0.750	PITCHER										IP: 1.1 WLS: 5 BF: 1	H: 1 R: 0 ER: 0 SO: 0	BB: 0 IBB: 0 HBP: 0 BLK: 0	WP: 0 HR: 0 S: 5 P: 5	ERA: 0.00 WHIP: 0.750

Batter	1	2	3	4	5	6	7	8	9	AB	R	H	RBI	BB	SO	LOB	TOP										
Tony Phillips, S OBP: 0.342, SLG: 0.357 (1, 4)	5-3	FC5-4					F9		2B	4	0	1	1	1	0	2	Oakland Athletics @ Minnesota Twins Hubert H. Humphrey Metrodome, Minneapolis, MN Tue Jul 24 1984, 8:05 PM EDT Att: 12,269 - Unknown livebaseballscorecards.com										
Dwayne Murphy, L OBP: 0.335, SLG: 0.464 (1, 8)	HR		4-3		F9			HR	BB	4	2	2	2	1	0	2											
Joe Morgan, L OBP: 0.376, SLG: 0.392 (1, 10)	4-3		F8		F8			F9	BB	5	0	0	0	0	4												
Dave Kingman, R OBP: 0.324, SLG: 0.567 (1, 3)	F4		K		F7			K		4	0	0	0	0	2												
Carney Lansford, R OBP: 0.326, SLG: 0.382 (1, 5)		F8		F3		F3				4	0	1	0	0	0												
Bill Almon, R OBP: 0.245, SLG: 0.354 (1, 7)		2B		K		F8		6-3		4	1	1	0	0	1												
Mike Heath, R OBP: 0.294, SLG: 0.408 (1, 9)		2B				F4				4	0	2	1	0	0												
Mickey Tettleton, S OBP: 0.287, SLG: 0.214 (1, 2)		F7		F3				4-3		3	0	0	0	0	2												
Garry Hancock, L OBP: 0.209, SLG: 0.227 (9, PH)							5-3			1	0	0	0	0	0												
Mark Wagner, R OBP: 0.259, SLG: 0.308 (1, 6)										2	0	1	0	1	0												
Bruce Bochte, L OBP: 0.338, SLG: 0.332 (9, PH)										1	0	1	0	0	0												
Mike Davis, L OBP: 0.248, SLG: 0.335 (9, PR)		FC5-4					F9		2B	0	1	0	0	0	0												
Inning Stats	R: 1 E: 0 K: 0 S: 4	H: 1 LOB: 0 BB: 0 P: 4	R: 1 E: 0 K: 0 S: 5	H: 2 LOB: 2 BB: 1 P: 9	R: 0 E: 0 K: 1 S: 5	H: 0 LOB: 0 BB: 0 P: 5	R: 0 E: 0 K: 1 S: 6	H: 1 LOB: 1 BB: 0 P: 6	R: 0 E: 0 K: 0 S: 4	H: 1 LOB: 2 BB: 1 P: 8	R: 0 E: 0 K: 0 S: 3	H: 0 LOB: 0 BB: 0 P: 3	R: 0 E: 0 K: 0 S: 3	H: 0 LOB: 0 BB: 0 P: 3	R: 1 E: 0 K: 1 S: 7	H: 2 LOB: 1 BB: 0 P: 7	R: 1 E: 0 K: 0 S: 5	H: 2 LOB: 2 BB: 1 P: 9	1B: 2 2B: 5 3B: 0 HR: 2	SF: 0 SAC: 0 DP: 0 HBP: 0	WP: 0 PB: 0 SB: 2 CS: 0	PA: 39					
PITCHER	IP	WLS	BF	H	R	ER	SO	BB	IBB	HBP	BLK	WP	HR	S	P	ERA	WHIP										
Pete Filson, L ERA: 3.7 (1, 1)	7.2	W	32	7	3	3	3	2	0	0	0	0	2	36	44	3.52	1.174										
Rick Lysander, R ERA: 2.55 (8, 1)	1.0		5	2	1	1	0	0	0	0	0	0	0	5	5	9.00	2.000										
Len Whitehouse, L ERA: 2.66 (9, 1)	0.1	S	2	0	0	0	0	1	0	0	0	0	0	1	5	0.00	3.000										



Batter	1	2	3	4	5	6	7	8	9	AB	R	H	RBI	BB	SO	LOB	BOTTOM										
Kirby Puckett, R OBP: 0.321, SLG: 0.339 (1, 8)	6-3	F9		F8		F8				4	0	0	0	0	1	Oakland Athletics @ Minnesota Twins Hubert H. Humphrey Metrodome, Minneapolis, MN Tue Jul 24 1984, 8:05 PM EDT Att: 12,269 - Unknown livebaseballscorecards.com											
Darrell Brown, S OBP: 0.324, SLG: 0.375 (1, 7)	BB	1B		6-3		F7				4	1	2	1	0	0												
Dave Engle, R OBP: 0.332, SLG: 0.391 (1, 2)	1B	F1				F5				2	1	0	0	2	1												
Kent Hrbek, L OBP: 0.388, SLG: 0.520 (1, 3)	G3		F9	4-3		F6				4	0	1	1	0	1												
Randy Bush, L OBP: 0.302, SLG: 0.419 (1, 10)	G3		F7		E	K				3	0	0	1	1	1												
Tim Lincecum, R OBP: 0.357, SLG: 0.414 (1, 4)	K			2B		F8		F5		4	1	1	0	0	2												
Tom Brunansky, R OBP: 0.305, SLG: 0.419 (1, 9)		1B		1B		6-3		F8		4	2	2	1	0	1												
Gary Gaetti, R OBP: 0.315, SLG: 0.342 (1, 5)		F9				F2				3	1	2	2	1	0												
Houston Jimenez, R OBP: 0.261, SLG: 0.259 (1, 6)	F9		F9		6-3			F7		4	0	0	0	0	4												
Inning Stats	R: 2 E: 0 K: 1 S: 7	H: 2 LOB: 1 BB: 1 P: 11	R: 2 E: 0 K: 0 S: 6	H: 3 LOB: 1 BB: 0 P: 6	R: 2 E: 0 K: 0 S: 6	H: 3 LOB: 1 BB: 0 P: 6	R: 0 E: 0 K: 0 S: 3	H: 0 LOB: 1 BB: 1 P: 7	R: 0 E: 0 K: 0 S: 3	H: 0 LOB: 2 BB: 2 P: 11	R: 0 E: 0 K: 1 S: 5	H: 0 LOB: 0 BB: 0 P: 5	R: 0 E: 0 K: 0 S: 3	H: 0 LOB: 0 BB: 0 P: 3	R: 0 E: 0 K: 0 S: 3		H: 0 LOB: 0 BB: 0 P: 3	1B: 5 2B: 2 3B: 1 HR: 0	SF: 0 SAC: 0 DP: 0 HBP: 0	WP: 0 PB: 0 SB: 0 CS: 0	PA: 36						
PITCHER	IP	WLS	BF	H	R	ER	SO	BB	IBB	HBP	BLK	WP	HR	S	P	ERA	WHIP										
Steve McCatty, R ERA: 4.07 (1, 1)	8.0	L	36	8	6	6	2	4	0	0	0	0	0	36	52	6.75	1.500										



Batter	1	2	3	4	5	6	7	8	9	AB	R	H	RBI	BB	SO	LOB	TOP										
Tony Phillips, S OBP: 0.340, SLG: 0.359 (1, 4)	F8		K			4-3			1B 2B	4	1	1	0	0	1	1											
Bill Almon, R OBP: 0.238, SLG: 0.343 Joe Morgan, L OBP: 0.379, SLG: 0.392 Mickey Tettleton, S OBP: 0.267, SLG: 0.214 (1, 7) (9, PH) (9, 2)	1-3			F8			5-3		1B BB	3	0	0	0	0	0	0											
Dwayne Murphy, L OBP: 0.337, SLG: 0.465 (1, 8)	F9			6-3			1B		1B	4	0	2	1	0	0	0											
Dave Kingman, R OBP: 0.323, SLG: 0.563 (1, 10)		G4-6-3 1B		K			F5		K	4	0	1	0	0	2	3											
Carney Lansford, R OBP: 0.322, SLG: 0.377 (1, 5)	F8				F6		F4		K	4	0	0	0	0	1	4											
Bruce Bochte, L OBP: 0.335, SLG: 0.329 (1, 3)	G4-6-3 1-2				4-3				F8	3	0	0	0	0	0	1											
Mike Heath, R OBP: 0.292, SLG: 0.404 (9, 7)			K		F9				F9	3	0	0	0	0	1	0											
Mike Davis, L OBP: 0.246, SLG: 0.331 (1, 9)			K			F6			F7	3	0	0	0	0	1	0											
Mark Wagner, R OBP: 0.267, SLG: 0.315 Gary Hancock, L OBP: 0.200, SLG: 0.222 Donnie Hill, S OBP: 0.200, SLG: 0.233 (1, 6) (9, PH) (9, 6)						F9			F6	2	0	1	0	0	0	0											
Inning Stats	R: 0 E: 0 K: 0 S: 3	H: 0 LOB: 0 BB: 0 P: 3	R: 0 E: 0 K: 0 S: 3	H: 1 LOB: 0 BB: 0 P: 3	R: 0 E: 0 K: 3 S: 10	H: 1 LOB: 1 BB: 0 P: 10	R: 0 E: 0 K: 1 S: 5	H: 0 LOB: 0 BB: 0 P: 5	R: 0 E: 0 K: 0 S: 3	H: 0 LOB: 0 BB: 0 P: 3	R: 0 E: 0 K: 0 S: 4	H: 1 LOB: 1 BB: 0 P: 4	R: 0 E: 0 K: 0 S: 3	H: 0 LOB: 0 BB: 0 P: 3	R: 1 E: 0 K: 2 S: 9	H: 2 LOB: 2 BB: 1 P: 13	1B: 4 2B: 1 3B: 0 HR: 0	SF: 0 SAC: 0 DP: 1 HBP: 0	WP: 0 PB: 0 SB: 3 CS: 0	PA: 32							
PITCHER	IP	WLS	BF	H	R	ER	SO	BB	IBB	HBP	BLK	WP	HR	S	P	ERA	WHIP										
Ken Schrom, R ERA: 3.43 Ron Davis, R ERA: 4.89 (1, 1) (9, 1)	8.1	L	30	5	1	1	4	1	0	0	0	0	0	37	41	1.08	0.720										

Oakland Athletics @ Minnesota Twins
Hubert H. Humphrey Metrodome, Minneapolis, MN
Wed Jul 25 1984, 8:05 PM EDT
Att: 13,383 - Unknown

AB	31
R	1
H	5
RBI	1
BB	1
SO	6
LOB	9



Batter	1	2	3	4	5	6	7	8	9	AB	R	H	RBI	BB	SO	LOB	BOTTOM										
Kirby Puckett, R OBP: 0.316, SLG: 0.334 (1, 8)	4-3		K2-3			4-3			4-3	4	0	0	0	0	1	2											
Darrell Brown, S OBP: 0.318, SLG: 0.368 (1, 7)	K			G3		1-3			5-3	4	0	0	0	0	1	1											
Dave Engle, R OBP: 0.334, SLG: 0.399 (1, 2)	F9						2B		F9	4	0	2	0	0	0	0											
Kent Hrbek, L OBP: 0.386, SLG: 0.516 (1, 3)		3-1		F8		F2			1B	4	0	1	0	0	0	2											
Mickey Hatcher, R OBP: 0.330, SLG: 0.380 (1, 10)	F4			6-3			F8		K	4	0	0	0	0	1	2											
Tim Lincecum, R OBP: 0.356, SLG: 0.411 (1, 4)	F8						F9		F3	3	0	0	0	1	0	1											
Tom Brunansky, R OBP: 0.308, SLG: 0.419 (1, 9)										2	0	1	0	1	0	0											
Gary Gaetti, R OBP: 0.313, SLG: 0.339 (1, 5)			FC4-6 BB						5-3	3	0	0	0	0	0	3											
Houston Jimenez, R OBP: 0.262, SLG: 0.265 (1, 6)			1-3							3	0	1	0	0	0	2											
Inning Stats	R: 0 E: 0 K: 1 S: 5	H: 0 LOB: 0 BB: 0 P: 5	R: 0 E: 0 K: 0 S: 3	H: 0 LOB: 0 BB: 0 P: 3	R: 0 E: 0 K: 1 S: 5	H: 0 LOB: 1 BB: 1 P: 9	R: 0 E: 0 K: 0 S: 4	H: 1 LOB: 1 BB: 0 P: 4	R: 0 E: 0 K: 0 S: 3	H: 1 LOB: 1 BB: 1 P: 7	R: 0 E: 0 K: 0 S: 4	H: 1 LOB: 1 BB: 0 P: 4	R: 0 E: 0 K: 0 S: 3	H: 0 LOB: 0 BB: 0 P: 3	R: 0 E: 0 K: 1 S: 6	H: 1 LOB: 1 BB: 0 P: 6	1B: 2 2B: 3 3B: 0 HR: 0	SF: 0 SAC: 0 DP: 1 HBP: 0	WP: 0 PB: 0 SB: 0 CS: 0	PA: 33							
PITCHER	IP	WLS	BF	H	R	ER	SO	BB	IBB	HBP	BLK	WP	HR	S	P	ERA	WHIP										
Curt Young, L ERA: 1.98 Bill Caudill, R ERA: 2.73 (1, 1) (9, 1)	8.0	W	29	4	0	0	1	0	0	0	0	0	0	6	6	0.00	1.000										

Oakland Athletics @ Minnesota Twins
Hubert H. Humphrey Metrodome, Minneapolis, MN
Wed Jul 25 1984, 8:05 PM EDT
Att: 13,383 - Unknown

AB	31
R	0
H	5
RBI	0
BB	2
SO	3
LOB	13



Batter	1	2	3	4	5	6	7	8	9	10	AB	R	H	RBI	BB	SO	LOB	TOP			
Rod Carew, L OBP: 0.361, SLG: 0.355 Gary Pettis, S OBP: 0.338, SLG: 0.303	6-3		FC4-6 1B		F8 BB 1B		4-3		WP BB 1-2		4	0	2	0	1	0	0				
Daryl Sconiers, L OBP: 0.392, SLG: 0.404	6-3		FC4-6 1B		BB BB BB 1-2			FC6-4 1B	F8		4	0	2	0	1	0	2				
Fred Lynn, L OBP: 0.331, SLG: 0.427	K		FC4-6 G6-4-3		F8			F8	6-3		5	0	0	1	0	1	6				
Doug DeCinces, R OBP: 0.308, SLG: 0.408 Juan Beniquez, R OBP: 0.389, SLG: 0.473	F9		G6-4-3		1-3			FC6-4 1-2f		FC6-4 1B	5	0	1	0	0	0	5				
Reggie Jackson, L OBP: 0.314, SLG: 0.435	2B			K		F2		G3		FC6-4 1B	5	1	1	0	0	1	2				
Brian Downing, R OBP: 0.330, SLG: 0.386	2B					4-3				G1-6-3 1B	4	1	3	1	1	0	0				
Bobby Grich, R OBP: 0.333, SLG: 0.416	K			F7		K				G1-6-3	5	1	1	1	0	2	4				
Bob Boone, R OBP: 0.239, SLG: 0.262 Jerry Narron, L OBP: 0.261, SLG: 0.371	6-3			F8			F5		K		3	0	0	0	0	0	2				
Dick Schofield, R OBP: 0.263, SLG: 0.291 Rob Wilong, L OBP: 0.307, SLG: 0.365 Rob Picciolo, R OBP: 0.208, SLG: 0.286			1B FC4-6 BB		6-3		5-3		F8 WP WP 1B		2	1	0	0	1	0	0				
Inning Stats	R: 0 E: 0 K: 1 S: 5	H: 0 LOB: 0 BB: 0 P: 5	R: 1 E: 0 K: 1 S: 7	H: 2 LOB: 1 BB: 0 P: 7	R: 1 E: 0 K: 0 S: 4	H: 2 LOB: 1 BB: 1 P: 8	R: 0 E: 0 K: 1 S: 6	H: 1 LOB: 1 BB: 0 P: 6	R: 0 E: 0 K: 0 S: 5	H: 0 LOB: 0 BB: 0 P: 5	R: 0 E: 0 K: 1 S: 3	H: 0 LOB: 0 BB: 0 P: 3	R: 0 E: 0 K: 0 S: 4	H: 1 LOB: 1 BB: 0 P: 4	R: 3 E: 0 K: 1 S: 7	H: 2 LOB: 2 BB: 2 P: 15	R: 0 E: 0 K: 0 S: 4	H: 2 LOB: 2 BB: 0 P: 4	1B: 7 2B: 4 3B: 0 HR: 0	SF: 0 SAC: 0 DP: 2 HBP: 0	WP: 3 PA: 43
PITCHER	IP 8.0	WLS 33	H 7	R 3	ER 3	SO 4	BB 3	IBB 0	HBP 0	BLK 0	WP 0	HR 0	S 38	P 50	ERA 3.38	WHIP 1.250					
John Butcher, R ERA: 3.18																					
Ron Davis, R ERA: 5.00	0.1	4	2	1	1	1	1	0	0	0	1	0	5	9	27.00	9.000					
Len Whitehouse, L ERA: 2.49	1.0	4	1	1	1	0	0	0	0	0	1	0	4	4	9.00	1.000					
Rick Lysander, R ERA: 2.45	0.2	W	2	1	0	0	0	0	0	0	0	0	2	2	0.00	1.500					

California Angels @ Minnesota Twins
Hubert H. Humphrey Metrodome, Minneapolis, MN
Sun Jul 29 1984, 4:33 AM EDT
Att: 30,311 - Unknown

AB	39
R	5
H	11
RBI	4
BB	4
SO	5
LOB	22



Batter	1	2	3	4	5	6	7	8	9	10	AB	R	H	RBI	BB	SO	LOB	BOTTOM			
Kirby Puckett, R OBP: 0.312, SLG: 0.329	4-3			FC4-6 1-2f			K		F2		5	0	1	0	0	1	2				
Mickey Hatcher, R OBP: 0.326, SLG: 0.381	5-3			F8			F7			F7	5	0	0	1	0	0	3				
Dave Engle, R OBP: 0.334, SLG: 0.401	HR 2B						5-3		F8		5	2	2	0	0	0	2				
Kent Hrbek, L OBP: 0.398, SLG: 0.534	HR			HR			K		K		4	2	2	3	1	2	0				
Randy Bush, L OBP: 0.308, SLG: 0.436	K						K				5	0	1	0	0	2	2				
Tim Lincecum, R OBP: 0.352, SLG: 0.403							F8				5	1	2	1	0	0	1				
Tom Brunansky, R OBP: 0.309, SLG: 0.413							6-3				3	0	0	0	1	0	0				
Gary Gaetti, R OBP: 0.322, SLG: 0.354							K				4	1	2	0	0	1	2				
Houston Jimenez, R OBP: 0.255, SLG: 0.257 Andre David, L OBP: 0.354, SLG: 0.412 Ron Washington, R OBP: 0.284, SLG: 0.467							6-3				3	0	1	1	0	0	1				
Inning Stats	R: 2 E: 0 K: 1 S: 7	H: 2 LOB: 0 BB: 0 P: 7	R: 2 E: 0 K: 0 S: 6	H: 3 LOB: 3 BB: 1 P: 10	R: 1 E: 0 K: 0 S: 4	H: 1 LOB: 0 BB: 0 P: 4	R: 0 E: 0 K: 0 S: 4	H: 1 LOB: 1 BB: 0 P: 4	R: 0 E: 0 K: 2 S: 7	H: 0 LOB: 0 BB: 0 P: 7	R: 0 E: 0 K: 1 S: 5	H: 0 LOB: 0 BB: 0 P: 5	R: 0 E: 0 K: 1 S: 6	H: 1 LOB: 1 BB: 0 P: 6	R: 0 E: 0 K: 0 S: 4	H: 1 LOB: 1 BB: 0 P: 4	R: 1 E: 0 K: 0 S: 4	H: 2 LOB: 2 BB: 1 P: 8	1B: 7 2B: 2 3B: 0 HR: 2	SF: 0 SAC: 0 DP: 0 HBP: 0	WP: 0 PA: 42
PITCHER	IP 8.0	WLS 33	H 8	R 5	ER 5	SO 6	BB 1	IBB 0	HBP 0	BLK 0	WP 0	HR 2	S 44	P 48	ERA 5.62	WHIP 1.125					
Mike Witt, R ERA: 3.47																					
Luis Sanchez, R ERA: 2.05	1.2	L	9	3	1	1	0	0	0	0	0	0	8	12	5.40	1.800					

California Angels @ Minnesota Twins
Hubert H. Humphrey Metrodome, Minneapolis, MN
Sun Jul 29 1984, 4:33 AM EDT
Att: 30,311 - Unknown

AB	40
R	6
H	11
RBI	6
BB	2
SO	6
LOB	14



Batter	1	2	3	4	5	6	7	8	9	AB	R	H	RBI	BB	SO	LOB	TOP								
Jack Perconte, L (1,4) OBP: 0.358, SLG: 0.346	F8		5-3		F7				FC5-4	4	1	1	0	1	0	2	Seattle Mariners @ Minnesota Twins Hubert H. Humphrey Metrodome, Minneapolis, MN Mon Jul 30 1984, 8:05 PM EDT Att: 12,344 - Unknown								
Spike Owen, S (1,6) OBP: 0.350, SLG: 0.393	F8		F8		F7-8				FC5-4	4	0	0	0	1	0	4									
Alvin Davis, L (1,3) OBP: 0.393, SLG: 0.503	F5				1-3				SF8	4	0	1	1	0	0	1									
Al Cowens, R (1,9) OBP: 0.324, SLG: 0.480		K			1-3				F3	5	0	0	0	0	1	4									
Steve Henderson, R (1,10) OBP: 0.354, SLG: 0.396 Ken Phelps, L (8,PH) OBP: 0.401, SLG: 0.619		6-3			HR					3	1	1	1	0	0	1									
Barry Bonnell, R (1,7) OBP: 0.311, SLG: 0.385					5-3					1	0	0	0	0	0	0									
Bob Kearney, R (1,2) OBP: 0.277, SLG: 0.376										4	0	2	0	0	0	1									
Domingo Ramos, R (1,5) OBP: 0.239, SLG: 0.246										4	2	2	1	0	0	2									
Phil Bradley, R (1,8) OBP: 0.359, SLG: 0.314										4	0	2	1	0	0	1									
Inning Stats	R: 0 E: 0 K: 0 S: 3	H: 0 LOB: 0 BB: 0 P: 3	R: 0 E: 0 K: 1 S: 6	H: 1 LOB: 1 BB: 0 P: 6	R: 0 E: 0 K: 0 S: 4	H: 1 LOB: 1 BB: 0 P: 4	R: 1 E: 0 K: 0 S: 4	H: 1 LOB: 0 BB: 0 P: 4	R: 1 E: 0 K: 0 S: 5	H: 2 LOB: 1 BB: 0 P: 5	R: 0 E: 0 K: 0 S: 4	H: 1 LOB: 1 BB: 0 P: 4	R: 2 E: 1 K: 0 S: 5	H: 1 LOB: 2 BB: 2 P: 13	R: 0 E: 0 K: 0 S: 4	H: 1 LOB: 1 BB: 0 P: 4		R: 1 E: 0 K: 0 S: 5	H: 2 LOB: 1 BB: 0 P: 5	1B: 7 2B: 1 3B: 0 HR: 2	SF: 1 SAC: 1 DP: 0 HBP: 0	WP: 0 PB: 0 SB: 0 CS: 0	PA: 40		
PITCHER	IP	WLS	BF	H	R	ER	SO	BB	IBB	HBP	BLK	WP	HR	S	P	ERA	WHIP								
Pete Filson, L (1,1) ERA: 3.73	6.2	W	28	7	4	3	1	1	0	0	0	0	2	29	33	4.05	1.200								
Rick Lysander, R (7,1) ERA: 2.61	2.1		12	3	1	1	0	1	0	0	0	0	0	11	15	3.86	1.714								



Batter	1	2	3	4	5	6	7	8	9	AB	R	H	RBI	BB	SO	LOB	BOTTOM								
Kirby Puckett, R (1,8) OBP: 0.316, SLG: 0.331	FC6-4		4-3		F9					4	1	2	0	1	0	0	Seattle Mariners @ Minnesota Twins Hubert H. Humphrey Metrodome, Minneapolis, MN Mon Jul 30 1984, 8:05 PM EDT Att: 12,344 - Unknown								
Mickey Hatcher, R (1,7) OBP: 0.330, SLG: 0.383	FC6-4		BB		F9					3	2	1	0	2	0	4									
Dave Engle, R (1,2) OBP: 0.332, SLG: 0.397	FC6-4		BB		FC6-4					5	2	1	0	0	0	7									
Kent Hrbek, L (1,3) OBP: 0.396, SLG: 0.532	FC4-6		K		FC6-4					5	1	2	2	0	1	4									
Randy Bush, L (1,10) OBP: 0.314, SLG: 0.447	FC4-6		E		HR					4	1	2	1	1	0	1									
Tim Lincecum, R (1,4) OBP: 0.351, SLG: 0.400	1-3		E		K					5	0	1	2	0	1	3									
Tom Brunansky, R (1,9) OBP: 0.308, SLG: 0.411			E5		HR					4	1	1	0	0	0	3									
Gary Gaetti, R (1,5) OBP: 0.326, SLG: 0.365			FC6		HR					3	1	2	3	0	0	3									
Houston Jimenez, R (1,6) OBP: 0.254, SLG: 0.257	G6-4-3		FC6-4		F8					4	0	1	0	0	1	2									
Inning Stats	R: 2 E: 1 K: 0 S: 5	H: 2 LOB: 1 BB: 1 P: 9	R: 0 E: 0 K: 0 S: 2	H: 0 LOB: 0 BB: 0 P: 3	R: 2 E: 1 K: 1 S: 8	H: 2 LOB: 3 BB: 2 P: 16	R: 0 E: 0 K: 0 S: 5	H: 2 LOB: 2 BB: 0 P: 5	R: 3 E: 0 K: 1 S: 8	H: 3 LOB: 0 BB: 0 P: 8	R: 2 E: 0 K: 0 S: 6	H: 3 LOB: 1 BB: 0 P: 6	R: 0 E: 0 K: 1 S: 6	H: 1 LOB: 2 BB: 1 P: 10	R: 0 E: 0 K: 0 S: 3	H: 0 LOB: 0 BB: 0 P: 3		1B: 10 2B: 1 3B: 1 HR: 1	SF: 0 SAC: 0 DP: 1 HBP: 1	WP: 0 PB: 0 SB: 1 CS: 0	PA: 42				
PITCHER	IP	WLS	BF	H	R	ER	SO	BB	IBB	HBP	BLK	WP	HR	S	P	ERA	WHIP								
Jim Beattie, R (1,1) ERA: 3.59	4.1	L	26	9	7	6	2	3	0	0	0	0	0	8	8	10.80	1.800								
Ed Nunez, R (5,1) ERA: 3.74	1.2		8	3	2	2	0	0	0	0	0	0	0	8	8	10.80	1.800								
Dave Beard, R (7,1) ERA: 3.91	2.0		8	1	0	0	1	1	0	0	0	0	0	9	13	0.00	1.000								



Batter	1	2	3	4	5	6	7	8	9	AB	R	H	RBI	BB	SO	LOB	TOP			
Jack Perconte, L (1,4) OBP: 0.357, SLG: 0.343 Domingo Ramos, R (8,5) OBP: 0.235, SLG: 0.242	F7		F6		F6			F5	FC5-4	3	0	0	0	1	0	0				
Spike Owen, S (1,6) OBP: 0.346, SLG: 0.389	F5		F2			K		4-3		4	0	0	0	0	1	1				
Alvin Davis, L (1,3) OBP: 0.391, SLG: 0.499	E		F8			4-3		F6		3	0	0	0	1	0	1				
Ken Phelps, L (1,10) OBP: 0.398, SLG: 0.616	E3		K			F7			1B	4	1	1	0	0	1	2				
Al Cowens, R (1,9) OBP: 0.326, SLG: 0.480	F8				5-3			E	1B	4	1	2	1	0	0	2				
Dave Henderson, R (1,8) OBP: 0.293, SLG: 0.431			K			6-3		E6		3	0	0	0	1	1	1				
Steve Henderson, R (1,7) OBP: 0.351, SLG: 0.392 Pat Putnam, L (7,7) OBP: 0.245, SLG: 0.267			6-3			K		F6		2	0	0	0	0	1	0				
Larry Milbourne, S (1,5) OBP: 0.345, SLG: 0.326								F9		4	0	2	0	0	0	2				
Bob Kearney, R (1,2) OBP: 0.274, SLG: 0.373			K					F8		3	0	0	1	0	1	3				
Inning Stats	R: 0 E: 1 K: 0 S: 4	H: 0 LOB: 2 BB: 1 P: 8	R: 0 E: 0 K: 2 S: 8	H: 1 LOB: 1 BB: 0 P: 8	R: 0 E: 0 K: 1 S: 5	H: 0 LOB: 1 BB: 1 P: 9	R: 0 E: 0 K: 1 S: 5	H: 0 LOB: 0 BB: 0 P: 5	R: 0 E: 0 K: 0 S: 3	H: 0 LOB: 0 BB: 0 P: 5	R: 0 E: 1 K: 0 S: 5	H: 1 LOB: 2 BB: 0 P: 5	R: 0 E: 0 K: 0 S: 3	H: 0 LOB: 0 BB: 0 P: 3	R: 2 E: 0 K: 0 S: 6	H: 3 LOB: 2 BB: 1 P: 10	1B: 4 2B: 1 3B: 0 HR: 0	SF: 1 SAC: 0 DP: 0 HBP: 0	WP: 0 PB: 0 SB: 0 CS: 0	PA: 37
PITCHER Ken Schrom, R (1,1) ERA: 3.25	IP: 9.0 WLS: W BF: 37 H: 5 R: 2 ER: 2 SO: 5 BB: 3 IBB: 0 HBP: 0 BLK: 0 WP: 0 HR: 0 S: 44 P: 56 ERA: 2.00 WHIP: 0.889																			

Seattle Mariners @ Minnesota Twins
 Hubert H. Humphrey Metrodome, Minneapolis, MN
 Tue Jul 31 1984, 8:05 PM EDT
 Att: 14,293 - Unknown

AB 33
 R 2
 H 5
 RBI 2
 BB 3
 SO 5
 LOB 18



Batter	1	2	3	4	5	6	7	8	9	AB	R	H	RBI	BB	SO	LOB	BOTTOM			
Kirby Puckett, R (1,8) OBP: 0.318, SLG: 0.335	K	4-3		F9						5	0	2	0	0	1	1				
Mickey Hatcher, R (1,7) OBP: 0.331, SLG: 0.383	1B			F8						5	2	2	0	0	0	2				
Dave Engle, R (1,10) OBP: 0.333, SLG: 0.398	1B			E5						5	2	2	0	0	0	1				
Kent Hrbek, L (1,3) OBP: 0.398, SLG: 0.541 Dave Meier, R (7,7) OBP: 0.320, SLG: 0.363	HR			E9						3	2	2	4	0	0	1				
Gary Gaetti, R (1,5) OBP: 0.325, SLG: 0.365	HR			SF8						1	1	1	0	0	0	0				
Tom Brunansky, R (1,9) OBP: 0.310, SLG: 0.421	F5			SF8						3	0	1	1	0	1	1				
Tim Teufel, R (1,4) OBP: 0.352, SLG: 0.401	F7			G6-4-3						4	2	2	2	0	0	1				
Tim Laudner, R (1,2) OBP: 0.217, SLG: 0.355	F7			G6-4-3						4	2	2	2	0	0	1				
Houston Jimenez, R (1,6) OBP: 0.250, SLG: 0.252	F7			FC6-4						4	0	2	0	0	0	0				
Inning Stats	R: 3 E: 0 K: 1 S: 8	H: 3 LOB: 0 BB: 0 P: 8	R: 0 E: 0 K: 0 S: 4	H: 1 LOB: 0 BB: 0 P: 4	R: 4 E: 1 K: 0 S: 8	H: 5 LOB: 1 BB: 0 P: 8	R: 0 E: 1 K: 0 S: 4	H: 0 LOB: 1 BB: 0 P: 4	R: 0 E: 0 K: 0 S: 3	H: 1 LOB: 0 BB: 0 P: 3	R: 0 E: 0 K: 0 S: 4	H: 1 LOB: 1 BB: 0 P: 4	R: 2 E: 0 K: 1 S: 8	H: 3 LOB: 1 BB: 0 P: 8	R: 0 E: 0 K: 0 S: 4	H: 1 LOB: 1 BB: 0 P: 4	1B: 11 2B: 2 3B: 0 HR: 2	SF: 1 SAC: 0 DP: 1 HBP: 0	WP: 0 PB: 0 SB: 0 CS: 0	PA: 39
PITCHER Ed Vande Berg, L (1,1) ERA: 4.38 Ed Nunez, R (3,1) ERA: 3.58 Paul Mirabella, L (7,1) ERA: 3.67 Mike Stanton, R (8,1) ERA: 3.51	IP: 2.0 WLS: L BF: 13 H: 7 R: 6 ER: 6 SO: 1 BB: 0 IBB: 0 HBP: 0 BLK: 0 WP: 0 HR: 1 S: 15 P: 15 ERA: 27.00 WHIP: 3.500																			

Seattle Mariners @ Minnesota Twins
 Hubert H. Humphrey Metrodome, Minneapolis, MN
 Tue Jul 31 1984, 8:05 PM EDT
 Att: 14,293 - Unknown

AB 38
 R 9
 H 15
 RBI 8
 BB 0
 SO 2
 LOB 11



Batter	1	2	3	4	5	6	7	8	9	AB	R	H	RBI	BB	SO	LOB	TOP					
Jack Perconte, L (1,4) OBP: 0.360, SLG: 0.345										4	2	2	0	1	1	2	Seattle Mariners @ Minnesota Twins Hubert H. Humphrey Metrodome, Minneapolis, MN Wed Aug 01 1984, 4:33 AM EDT Att: 19,274 - Unknown					
Spike Owen, S (1,6) OBP: 0.347, SLG: 0.391										5	1	2	2	0	1	3						
Alvin Davis, L (1,3) OBP: 0.391, SLG: 0.496										4	0	1	1	1	2	5						
Ken Phelps, L (1,10) OBP: 0.400, SLG: 0.611										3	0	1	0	1	1	2						
Steve Henderson, R (9, PH) OBP: 0.349, SLG: 0.389										1	0	0	0	0	0	0						
Al Cowens, R (1,9) OBP: 0.322, SLG: 0.473										5	0	0	0	0	4	5						
Dave Henderson, R (1,8) OBP: 0.291, SLG: 0.426										5	0	1	1	0	1	2						
Barry Bonnell, R (1,7) OBP: 0.310, SLG: 0.383										4	0	1	0	0	0	2						
Larry Milbourne, S (1,5) OBP: 0.336, SLG: 0.317										4	0	0	0	0	0	4						
Orlando Mercado, R (1,2) OBP: 0.265, SLG: 0.277										4	2	3	0	0	1	0						
Inning Stats	R: 1 E: 1 K: 1 S: 7	H: 2 LOB: 2 BB: 1 P: 11	R: 0 E: 0 K: 1 S: 5	H: 0 LOB: 0 BB: 0 P: 5	R: 2 E: 1 K: 1 S: 9	H: 3 LOB: 3 BB: 1 P: 13	R: 1 E: 0 K: 1 S: 7	H: 2 LOB: 1 BB: 0 P: 7	R: 0 E: 0 K: 1 S: 6	H: 1 LOB: 1 BB: 0 P: 6	R: 1 E: 0 K: 2 S: 9	H: 2 LOB: 1 BB: 0 P: 9	R: 0 E: 0 K: 1 S: 5	H: 0 LOB: 0 BB: 0 P: 5	R: 0 E: 0 K: 2 S: 8	H: 1 LOB: 2 BB: 1 P: 12	R: 0 E: 0 K: 1 S: 5	H: 0 LOB: 0 BB: 0 P: 5	1B: 10 2B: 1 3B: 0 HR: 0	SF: 0 SAC: 0 DP: 0 HBP: 0	WP: 0 PB: 0 SB: 2 CS: 0	PA: 42
PITCHER	IP WLS BF H R ER SO BB IBB HBP BLK WP HR S P ERA WHIP	IP WLS BF H R ER SO BB IBB HBP BLK WP HR S P ERA WHIP															IP WLS BF H R ER SO BB IBB HBP BLK WP HR S P ERA WHIP					
Mike Smithson, R (1,1) ERA: 3.6	5.0 L 27 9 5 4 5 1 1 0 0 0 0 0 35 43 7.20 2.000	4.0 L 15 2 0 0 6 1 0 0 0 0 0 0 26 30 0.00 0.750																				
Ed Hodge, L (6,1) ERA: 4.35																						

AB	39
R	5
H	11
RBI	4
BB	3
SO	11
LOB	25



Batter	1	2	3	4	5	6	7	8	9	AB	R	H	RBI	BB	SO	LOB	BOTTOM			
Kirby Puckett, R (1,8) OBP: 0.316, SLG: 0.331										4	0	0	0	1	1	4	Seattle Mariners @ Minnesota Twins Hubert H. Humphrey Metrodome, Minneapolis, MN Wed Aug 01 1984, 4:33 AM EDT Att: 19,274 - Unknown			
Mickey Hatcher, R (1,3) OBP: 0.325, SLG: 0.381										5	0	1	0	0	1	2				
Dave Engle, R (1,2) OBP: 0.337, SLG: 0.399										4	0	2	0	1	1	2				
Kent Hrbek, L (1,10) OBP: 0.398, SLG: 0.538										2	0	0	0	1	0	2				
Randy Bush, L (5, PR) OBP: 0.312, SLG: 0.443										2	0	0	0	0	0	1				
Gary Gaetti, R (1,5) OBP: 0.325, SLG: 0.363										4	0	1	0	0	0	4				
Tom Brunansky, R (1,9) OBP: 0.312, SLG: 0.420										3	0	1	0	1	0	2				
Tim Lincecum, R (1,4) OBP: 0.351, SLG: 0.398										3	1	0	0	1	2	3				
Dave Meier, R (1,7) OBP: 0.330, SLG: 0.366										2	0	1	0	1	0	1				
Darrell Brown, S (8, PH) OBP: 0.320, SLG: 0.368										1	0	0	0	0	0	0				
Houston Jimenez, R (1,6) OBP: 0.255, SLG: 0.258										3	0	2	1	0	1	1				
Andre David, L (8, PH) OBP: 0.391, SLG: 0.444										1	0	1	0	0	0	0				
Ron Washington, R (9, 6) OBP: 0.284, SLG: 0.467										0	0	0	0	0	0	0				
Inning Stats	R: 0 E: 0 K: 1 S: 6	H: 1 LOB: 1 BB: 0 P: 6	R: 0 E: 0 K: 1 S: 5	H: 0 LOB: 1 BB: 1 P: 9	R: 0 E: 0 K: 0 S: 5	H: 2 LOB: 3 BB: 1 P: 9	R: 1 E: 0 K: 0 S: 4	H: 2 LOB: 1 BB: 1 P: 8	R: 0 E: 0 K: 2 S: 7	H: 0 LOB: 2 BB: 2 P: 15	R: 0 E: 0 K: 0 S: 5	H: 2 LOB: 0 BB: 0 P: 5	R: 0 E: 0 K: 0 S: 3	H: 1 LOB: 0 BB: 0 P: 3	R: 0 E: 0 K: 2 S: 7	H: 0 LOB: 0 BB: 0 P: 7	1B: 9 2B: 0 3B: 0 HR: 0	SF: 0 SAC: 0 DP: 2 HBP: 0	WP: 0 PB: 0 SB: 0 CS: 0	PA: 40
PITCHER	IP WLS BF H R ER SO BB IBB HBP BLK WP HR S P ERA WHIP	IP WLS BF H R ER SO BB IBB HBP BLK WP HR S P ERA WHIP															IP WLS BF H R ER SO BB IBB HBP BLK WP HR S P ERA WHIP			
Salome Barojas, R (1,1) ERA: 3.67	5.0 W 24 3 0 0 2 2 0 0 0 0 0 15 23 0.00 1.667	3.0 L 13 3 0 0 2 2 0 0 0 0 0 7 7 0.00 0.000																		
Dave Beard, R (6,1) ERA: 3.68																				
Mike Stanton, R (9,1) ERA: 3.44																				

AB	34
R	1
H	9
RBI	1
BB	6
SO	6
LOB	22




Batter	1	2	3	4	5	6	7	8	9	AB	R	H	RBI	BB	SO	LOB	TOP			
Kirby Puckett, R OBP: 0.317, SLG: 0.332 Darrell Brown, S OBP: 0.321, SLG: 0.370	0-0 1-3 1B		0-3 K			0-0 1-3			0-0 2B SF8 1B	2	0	1	0	0	1	0	Minnesota Twins @ California Angels Anaheim Stadium, Anaheim, CA Thu Aug 02 1984, 10:05 PM EDT Att: 26,199 - Unknown			
Mickey Hatcher, R OBP: 0.331, SLG: 0.385	0-0 1-2 1-3 1B		0-0 1-3			0-0 F9			0-0 SF8 3-1 2B	4	1	2	0	0	0	0				
Dave Engle, R OBP: 0.334, SLG: 0.395 Tim Laudner, R OBP: 0.215, SLG: 0.355	0-0 1-3				0-0 F9				0-0 SF8	3	0	0	0	0	0	2				
Kent Hrbek, L OBP: 0.396, SLG: 0.535 Andre David, L OBP: 0.360, SLG: 0.400		0-3 K			0-0 F6				0-0 3-1	2	0	0	0	0	1	0				
Randy Bush, L OBP: 0.311, SLG: 0.439		0-0 F8			0-0 1B				0-0 4-3	4	0	1	0	0	0	0				
Tom Brunansky, R OBP: 0.312, SLG: 0.419 Dave Meier, R OBP: 0.330, SLG: 0.366		0-0 1B			0-0 F8					3	0	1	0	0	0	1				
Gary Gaetti, R OBP: 0.325, SLG: 0.363		0-0 1-2 1B			0-3 K				0-0 F8	3	0	1	0	0	1	0				
Tim Teufel, R OBP: 0.350, SLG: 0.397 Ron Washington, R OBP: 0.276, SLG: 0.458		0-0 F4			0-0 F8				0-0 F7	1	0	0	0	0	0	2				
Houston Jimenez, R OBP: 0.252, SLG: 0.255			0-0 F7		0-0 6-3				0-3 K	3	0	0	0	0	1	0				
Inning Stats	R: 0 E: 0 K: 0 S: 3	H: 2 LOB: 0 BB: 0 P: 3	R: 0 E: 0 K: 1 S: 7	H: 2 LOB: 2 BB: 0 P: 7	R: 0 E: 0 K: 1 S: 5	H: 0 LOB: 0 BB: 0 P: 5	R: 0 E: 0 K: 0 S: 4	H: 1 LOB: 1 BB: 0 P: 4	R: 0 E: 0 K: 1 S: 5	H: 0 LOB: 2 BB: 0 P: 5	R: 0 E: 0 K: 0 S: 3	H: 0 LOB: 0 BB: 0 P: 3	R: 0 E: 0 K: 0 S: 3	H: 0 LOB: 0 BB: 0 P: 3	R: 2 E: 0 K: 0 S: 5	H: 2 LOB: 2 BB: 0 P: 5		1B: 6 2B: 2 3B: 0 HR: 0	SF: 1 SAC: 0 DP: 1 HBP: 0	WP: 0 PB: 0 CS: 0
PITCHER Jim Slaton, R ERA: 4.85	IP: 9.0 WLS: W BF: 32 H: 7 R: 2 ER: 2 SO: 4 BB: 0 IBB: 0 HBP: 0 BLK: 0 WP: 0 HR: 0 S: 40 P: 40 ERA: 2.00 WHIP: 0.778															PITCHER				

AB	31
R	2
H	7
RBI	2
BB	0
SO	4
LOB	5



Batter	1	2	3	4	5	6	7	8	9	AB	R	H	RBI	BB	SO	LOB	BOTTOM			
Rod Carew, L OBP: 0.365, SLG: 0.358 Jerry Narron, L OBP: 0.258, SLG: 0.367	0-0 G3-6 1B		0-0 1B HR	0-0 1B 1B	0-0 G1-6-3		0-0 3-1			4	2	3	1	0	0	1	Minnesota Twins @ California Angels Anaheim Stadium, Anaheim, CA Thu Aug 02 1984, 10:05 PM EDT Att: 26,199 - Unknown			
Juan Beniquez, R OBP: 0.396, SLG: 0.485 Mike Brown, R OBP: 0.327, SLG: 0.533	0-0 G3-6		0-0 HR	0-0 1B 1B	0-0 1B		0-0 4-3			4	2	3	2	0	0	1				
Fred Lynn, L OBP: 0.350, SLG: 0.470 Gary Pettis, S OBP: 0.335, SLG: 0.302	0-0 1B 3B		0-0 HR	0-0 1B 1B	0-0 1B			0-0 G6-4-3 1B		4	3	4	4	0	0	0				
Doug DeCinces, R OBP: 0.314, SLG: 0.410 Rob Wilfong, L OBP: 0.312, SLG: 0.369	0-0 HR 1B		0-0 6-3	0-0 WP 1B	0-0 F8			0-0 F9		4	2	2	2	0	0	2				
Brian Downing, R OBP: 0.341, SLG: 0.424	0-0 HR		0-3 K	4-0 6-3 WP SF8 BB			0-0 F8		0-0 G6-4-3	4	2	1	2	1	1	1				
Reggie Jackson, L OBP: 0.310, SLG: 0.431	0-0 F5		0-3 K	0-0 6-3			0-3 K			4	0	0	1	0	2	1				
Bobby Grich, R OBP: 0.332, SLG: 0.403		0-0 F9		0-0 BB 1B	0-0 SF8		4-0 BB			1	1	0	1	2	0	0				
Bob Boone, R OBP: 0.237, SLG: 0.268		0-3 K		0-0 BB 1B	0-0 F3		0-0 F9			4	1	1	0	0	1	1				
Dick Schofield, R OBP: 0.266, SLG: 0.282		0-0 F7		4-0 1B BB	4-0 BB		0-0 F8			2	1	0	0	2	0	0				
Inning Stats	R: 3 E: 0 K: 0 S: 6	H: 4 LOB: 0 BB: 0 P: 6	R: 0 E: 0 K: 1 S: 5	H: 0 LOB: 0 BB: 0 P: 5	R: 3 E: 0 K: 2 S: 10	H: 3 LOB: 0 BB: 0 P: 10	R: 8 E: 0 K: 0 S: 8	H: 5 LOB: 3 BB: 3 P: 20	R: 0 E: 0 K: 0 S: 4	H: 2 LOB: 2 BB: 1 P: 8	R: 0 E: 0 K: 1 S: 5	H: 0 LOB: 1 BB: 1 P: 9	R: 0 E: 0 K: 0 S: 3	H: 0 LOB: 0 BB: 0 P: 3	R: 0 E: 0 K: 0 S: 3	H: 1 LOB: 0 BB: 0 P: 3		1B: 12 2B: 0 3B: 1 HR: 2	SF: 1 SAC: 0 DP: 3 HBP: 0	WP: 1 PB: 0 CS: 0
PITCHER Frank Viola, L ERA: 3.19 Mike Walters, R ERA: 3.71 Bobby Castillo, R ERA: 4.05	IP: 3.0 WLS: L BF: 16 H: 7 R: 7 ER: 7 SO: 3 BB: 1 IBB: 0 HBP: 0 BLK: 0 WP: 0 HR: 2 S: 21 P: 25 ERA: 21.00 WHIP: 2.667															PITCHER				

AB	35
R	14
H	15
RBI	13
BB	5
SO	4
LOB	8



Batter	1	2	3	4	5	6	7	8	9	AB	R	H	RBI	BB	SO	LOB	TOP					
Kirby Puckett, R OBP: 0.316, SLG: 0.331	5-3			F9	SF8 1B			F9		4	0	1	0	0	0	0	Minnesota Twins @ California Angels Anaheim Stadium, Anaheim, CA Fri Aug 03 1984, 10:05 PM EDT Att: 28,837 - Unknown					
Mickey Hatcher, R OBP: 0.330, SLG: 0.384	F8			F9	SF8					3	0	1	1	0	0							
Dave Engle, R OBP: 0.333, SLG: 0.393	K			WP 1B	1-3			F8		4	1	1	0	0	1	2						
Kent Hrbek, L OBP: 0.395, SLG: 0.532		K		WP 1B			4-3	F3		4	0	1	1	0	1	1						
Randy Bush, L OBP: 0.305, SLG: 0.431	F3			1-H 1B	4-3				K	4	0	0	0	0	2	1						
Tom Brunansky, R OBP: 0.312, SLG: 0.426	5-3									4	1	1	1	0	1	0						
Gary Gaetti, R OBP: 0.324, SLG: 0.362				5-3	4-3			6-3		4	0	1	0	0	0	0						
Ron Washington, R OBP: 0.287, SLG: 0.468	F3			F3	E 2B			S6-4-3 1B		4	1	2	0	0	0	1						
Houston Jimenez, R OBP: 0.253, SLG: 0.256	F7			F7	E5 1B SF8 1B			G6-4-3 1-2		3	1	1	0	0	0	1						
Inning Stats	R: 0 E: 0 K: 1 S: 5	H: 0 LOB: 0 BB: 0 P: 5	R: 0 E: 0 K: 1 S: 5	H: 0 LOB: 0 BB: 0 P: 5	R: 0 E: 0 K: 0 S: 3	H: 0 LOB: 0 BB: 0 P: 3	R: 1 E: 0 K: 0 S: 5	H: 2 LOB: 1 BB: 0 P: 5	R: 3 E: 1 K: 0 S: 7	H: 4 LOB: 1 BB: 0 P: 7	R: 0 E: 0 K: 2 S: 7	H: 0 LOB: 0 BB: 0 P: 7	R: 0 E: 0 K: 0 S: 3	H: 1 LOB: 0 BB: 0 P: 3	R: 0 E: 0 K: 0 S: 4	H: 1 LOB: 1 BB: 0 P: 4	R: 0 E: 0 K: 1 S: 6	H: 1 LOB: 1 BB: 0 P: 6	1B: 7 2B: 1 3B: 0 HR: 1	SF: 1 SAC: 0 DP: 1 HBP: 0	WP: 2 PB: 0 CS: 0	PA: 35
PITCHER Mike Witt, R ERA: 3.45	IP: 9.0 WLS: L BF: 35	H: 9 R: 4 ER: 3 SO: 5	BB: 0 IBB: 0 HBP: 0 BLK: 0	WP: 2 HR: 1 S: 45 P: 45	ERA: 3.00 WHIP: 1.000	PITCHER										IP: 9.0 WLS: L BF: 35	H: 9 R: 4 ER: 3 SO: 5	BB: 0 IBB: 0 HBP: 0 BLK: 0	WP: 2 HR: 1 S: 45 P: 45	ERA: 3.00 WHIP: 1.000		

livebaseballscores.com



AB 34
R 4
H 9
RBI 3
BB 0
SO 5
LOB 6

Batter	1	2	3	4	5	6	7	8	9	AB	R	H	RBI	BB	SO	LOB	BOTTOM			
Rod Carew, L OBP: 0.369, SLG: 0.360	1B BB			FC4-6 1-2		CS 1-2		K		4	0	2	0	1	1	1	Minnesota Twins @ California Angels Anaheim Stadium, Anaheim, CA Fri Aug 03 1984, 10:05 PM EDT Att: 28,837 - Unknown			
Juan Beniquez, R OBP: 0.392, SLG: 0.478	F3 1B			FC6-4 1B	5-3			F9		5	1	1	0	0	0	3				
Fred Lynn, L OBP: 0.354, SLG: 0.470	F3 1-2			1B 1-3				F9		4	0	2	0	1	0	2				
Doug DeCinces, R OBP: 0.315, SLG: 0.408	1-3			5-3 1B				F6		4	0	1	1	1	0	5				
Brian Downing, R OBP: 0.340, SLG: 0.422	F9			5-3 1-2				L6 1B		4	0	1	0	0	0	4				
Reggie Jackson, L OBP: 0.309, SLG: 0.427				F4 IBB				L6 1-2		3	0	0	0	1	1	2				
Bobby Grich, R OBP: 0.327, SLG: 0.395	K			F8				F9		4	0	0	0	0	1	3				
Bob Boone, R OBP: 0.241, SLG: 0.272										3	0	2	0	0	0	0				
Rob Wilfong, L OBP: 0.311, SLG: 0.368	FC5-4 1B			F7				CS 1B		1	0	0	0	0	0	0				
Dick Schofield, R OBP: 0.267, SLG: 0.283	FC5-4									3	0	1	0	0	0	2				
Daryl Sconiers, L OBP: 0.349, SLG: 0.407	FC5-4 1-2			FC4-6 1B				F4		1	1	1	1	0	0	0				
Inning Stats	R: 0 E: 0 K: 0 S: 4	H: 1 LOB: 2 BB: 1 P: 8	R: 0 E: 0 K: 1 S: 6	H: 1 LOB: 1 BB: 0 P: 6	R: 1 E: 0 K: 0 S: 6	H: 3 LOB: 3 BB: 1 P: 10	R: 0 E: 1 K: 0 S: 4	H: 1 LOB: 1 BB: 0 P: 4	R: 0 E: 0 K: 0 S: 3	H: 1 LOB: 1 BB: 0 P: 3	R: 0 E: 0 K: 1 S: 6	H: 1 LOB: 1 BB: 0 P: 6	R: 0 E: 0 K: 1 S: 5	H: 0 LOB: 0 BB: 0 P: 5	R: 1 E: 0 K: 0 S: 5	H: 2 LOB: 2 BB: 1 P: 9	1B: 10 2B: 1 3B: 0 HR: 1	SF: 0 SAC: 0 DP: 1 HBP: 0	WP: 0 PB: 0 CS: 1	PA: 41
PITCHER John Butcher, R ERA: 3.12	IP: 8.1 WLS: W BF: 37	H: 11 R: 2 ER: 2 SO: 3	BB: 2 IBB: 0 HBP: 0 BLK: 0	WP: 0 HR: 1 S: 40 P: 52	ERA: 2.16 WHIP: 1.560	PITCHER										IP: 8.1 WLS: W BF: 37	H: 11 R: 2 ER: 2 SO: 3	BB: 2 IBB: 0 HBP: 0 BLK: 0	WP: 0 HR: 1 S: 40 P: 52	ERA: 2.16 WHIP: 1.560
Ron Davis, R ERA: 5.03	IP: 0.2 WLS: S BF: 3	H: 0 R: 0 ER: 0 SO: 0	BB: 1 IBB: 0 HBP: 0 BLK: 0	WP: 0 HR: 0 S: 2 P: 6	ERA: 0.00 WHIP: 1.500	PITCHER										IP: 0.2 WLS: S BF: 3	H: 0 R: 0 ER: 0 SO: 0	BB: 1 IBB: 0 HBP: 0 BLK: 0	WP: 0 HR: 0 S: 2 P: 6	ERA: 0.00 WHIP: 1.500

livebaseballscores.com



AB 36
R 2
H 11
RBI 2
BB 4
SO 3
LOB 22

Batter	1	2	3	4	5	6	7	8	9	AB	R	H	RBI	BB	SO	LOB	TOP										
Kirby Puckett, R OBP: 0.318, SLG: 0.329	G3		4-3					G1-6-3 HBP		2	0	0	0	1	0	0	Minnesota Twins @ California Angels Anaheim Stadium, Anaheim, CA Sat Aug 04 1984, 10:05 PM EDT Att: 33,853 - Unknown										
Mickey Hatcher, R OBP: 0.329, SLG: 0.383	4-3		6-3					K		4	0	1	1	0	1	1											
Dave Engle, R OBP: 0.332, SLG: 0.390	E 1B BB			2-3	FC5-4			G1-6-3 1-2		3	0	0	0	1	0	3											
Kent Hrbek, L OBP: 0.393, SLG: 0.529	E9 FC5-4 1B			F6				G3		4	0	1	0	0	0	0											
Tom Brunansky, R OBP: 0.311, SLG: 0.432	FC5-4 1-2				HR			G3		4	1	1	1	0	0	2											
Gary Gaetti, R OBP: 0.323, SLG: 0.359		6-3		G3				F8		3	0	0	0	1	0	0											
Dave Meier, R OBP: 0.330, SLG: 0.365									BB	3	0	1	0	0	1	0											
Randy Bush, L OBP: 0.320, SLG: 0.368									F7	1	0	0	0	0	0	1											
Ron Washington, R OBP: 0.288, SLG: 0.465										3	1	1	0	0	0	1											
Houston Jimenez, R OBP: 0.251, SLG: 0.253										2	0	0	0	0	0	1											
Darrell Brown, S OBP: 0.320, SLG: 0.368			6-3							1	0	0	0	0	0	0											
Tim Teufel, R OBP: 0.350, SLG: 0.397										0	0	0	0	0	0	0											
Inning Stats	R: 0 E: 1 K: 0 S: 4	H: 1 LOB: 2 BB: 1 P: 8	R: 0 E: 0 K: 0 S: 3	H: 1 LOB: 0 BB: 0 P: 3	R: 0 E: 0 K: 0 S: 3	H: 0 LOB: 0 BB: 0 P: 3	R: 1 E: 0 K: 0 S: 4	H: 1 LOB: 0 BB: 0 P: 4	R: 1 E: 0 K: 0 S: 5	H: 2 LOB: 2 BB: 1 P: 9	R: 0 E: 0 K: 0 S: 3	H: 0 LOB: 0 BB: 0 P: 3	R: 0 E: 0 K: 1 S: 5	H: 0 LOB: 0 BB: 0 P: 5	R: 0 E: 0 K: 1 S: 4	H: 0 LOB: 0 BB: 0 P: 5	R: 0 E: 0 K: 0 S: 3	H: 0 LOB: 1 BB: 1 P: 7	1B: 4 2B: 0 3B: 0 HR: 1	SF: 0 SAC: 0 DP: 1 HBP: 1	WP: 0 PB: 0 CS: 1	PA: 35					
PITCHER	IP	WLS	BF	H	R	ER	SO	BB	IBB	HBP	BLK	WP	HR	S	P	ERA	WHIP										
Geoff Zahn, L ERA: 2.95	7.0	W	27	5	2	2	1	2	0	0	0	0	1	27	35	2.57	1.000										
Bruce Kison, R ERA: 4.62	2.0	S	7	0	0	0	1	1	0	1	0	0	0	7	12	0.00	0.500										

Batter	1	2	3	4	5	6	7	8	9	AB	R	H	RBI	BB	SO	LOB	BOTTOM										
Juan Beniquez, R OBP: 0.389, SLG: 0.479	F5			K				F7		4	1	1	0	0	1	1	Minnesota Twins @ California Angels Anaheim Stadium, Anaheim, CA Sat Aug 04 1984, 10:05 PM EDT Att: 33,853 - Unknown										
Daryl Sconiers, L OBP: 0.343, SLG: 0.397	F9							K		4	0	1	1	0	1	0											
Fred Lynn, L OBP: 0.355, SLG: 0.469	F3									3	0	1	0	1	0	1											
Doug DeCinces, R OBP: 0.319, SLG: 0.410		F8								3	1	2	0	1	0	0											
Brian Downing, R OBP: 0.342, SLG: 0.423										4	1	2	0	0	0	4											
Gary Pettis, S OBP: 0.335, SLG: 0.302										0	0	0	0	0	0	0											
Reggie Jackson, L OBP: 0.311, SLG: 0.437										4	1	2	3	0	0	1											
Bobby Grich, R OBP: 0.323, SLG: 0.390										3	0	0	0	0	1	1											
Bob Boone, R OBP: 0.241, SLG: 0.272										4	0	1	0	0	0	1											
Dick Schofield, R OBP: 0.267, SLG: 0.282										4	0	1	0	0	1	2											
Inning Stats	R: 0 E: 0 K: 0 S: 3	H: 0 LOB: 0 BB: 0 P: 3	R: 0 E: 0 K: 0 S: 4	H: 1 LOB: 1 BB: 0 P: 4	R: 1 E: 0 K: 1 S: 9	H: 2 LOB: 1 BB: 0 P: 5	R: 3 E: 0 K: 1 S: 9	H: 4 LOB: 1 BB: 0 P: 9	R: 0 E: 0 K: 0 S: 4	H: 2 LOB: 1 BB: 0 P: 4	R: 0 E: 0 K: 1 S: 6	H: 1 LOB: 1 BB: 0 P: 6	R: 0 E: 0 K: 1 S: 5	H: 0 LOB: 2 BB: 2 P: 13	R: 0 E: 0 K: 1 S: 6	H: 1 LOB: 1 BB: 0 P: 6	1B: 9 2B: 1 3B: 0 HR: 1	SF: 0 SAC: 1 DP: 1 HBP: 0	WP: 0 PB: 0 CS: 0	PA: 36							
PITCHER	IP	WLS	BF	H	R	ER	SO	BB	IBB	HBP	BLK	WP	HR	S	P	ERA	WHIP										
Pete Filson, L ERA: 3.99	3.2	L	18	7	4	4	0	0	0	0	0	0	0	18	18	9.82	1.909										
Rick Lysander, R ERA: 2.16	4.1		18	4	0	0	4	2	0	0	0	0	0	24	32	0.00	1.385										

Batter	1	2	3	4	5	6	7	8	9	AB	R	H	RBI	BB	SO	LOB	TOP								
Kirby Puckett, R OBP: 0.320, SLG: 0.330 (1, 8)										5	0	2	1	0	1	2									
Mickey Hatcher, R OBP: 0.328, SLG: 0.380 (1, 7)										5	1	1	0	0	1	3									
Kent Hrbek, L OBP: 0.393, SLG: 0.527 (1, 3)										5	0	2	0	0	0	2									
Randy Bush, L OBP: 0.306, SLG: 0.425 (1, 10)										4	1	1	0	1	1	3									
Tom Brunansky, R OBP: 0.312, SLG: 0.440 (1, 9)										5	1	2	3	0	0	3									
Dave Engle, R OBP: 0.332, SLG: 0.388 (1, 2)										4	0	1	0	0	0	2									
Gary Gaetti, R OBP: 0.323, SLG: 0.358 (1, 5)										4	0	1	0	0	1	0									
Tim Teufel, R OBP: 0.352, SLG: 0.401 (1, 4)										4	1	2	0	0	0	2									
Ron Washington, R OBP: 0.287, SLG: 0.458 (1, 6)										4	0	1	0	0	1	3									
Inning Stats	R: 1 E: 0 K: 0 S: 6	H: 3 LOB: 2 BB: 0 P: 6	R: 1 E: 1 K: 1 S: 7	H: 3 LOB: 1 BB: 0 P: 7	R: 2 E: 0 K: 0 S: 4	H: 1 LOB: 0 BB: 1 P: 8	R: 0 E: 1 K: 0 S: 4	H: 0 LOB: 1 BB: 0 P: 4	R: 0 E: 0 K: 1 S: 5	H: 0 LOB: 0 BB: 0 P: 5	R: 0 E: 0 K: 0 S: 4	H: 1 LOB: 1 BB: 0 P: 4	R: 0 E: 0 K: 1 S: 7	H: 2 LOB: 2 BB: 0 P: 7	R: 0 E: 0 K: 2 S: 9	H: 2 LOB: 2 BB: 0 P: 9	R: 0 E: 0 K: 0 S: 4	H: 1 LOB: 1 BB: 0 P: 4	1B: 11 2B: 1 3B: 0 HR: 1	SF: 0 SAC: 0 DP: 0 HBP: 0	WP: 0 PB: 0 SB: 0 CS: 0	PA: 42			
PITCHER	IP	WLS	BF	H	R	ER	SO	BB	IBB	HBP	BLK	WP	HR	S	P	ERA	WHIP								
Ron Romanick, R ERA: 3.61 (1, 1)	6.0	L	27	8	4	3	2	1	0	0	0	0	1	30	34	4.50	1.500								
Doug Corbett, R ERA: 2.03 (7, 1)	3.0		14	5	0	0	3	0	0	0	0	0	0	20	20	0.00	1.667								

Minnesota Twins @ California Angels
Anaheim Stadium, Anaheim, CA
Sun Aug 05 1984, 6:33 AM EDT
Att: 23,863 - Unknown

AB 40
R 4
H 13
RBI 4
BB 1
SO 5
LOB 20



Batter	1	2	3	4	5	6	7	8	9	AB	R	H	RBI	BB	SO	LOB	BOTTOM								
Juan Beniquez, R OBP: 0.383, SLG: 0.470 (1, 9)										4	0	0	0	0	2	4									
Daryl Sconiers, L OBP: 0.338, SLG: 0.433 (1, 3)										4	1	1	1	0	0	2									
Rob Picciolo, R OBP: 0.200, SLG: 0.275 (9, 6)										0	0	0	0	0	0	0									
Fred Lynn, L OBP: 0.351, SLG: 0.464 (1, 8)										4	0	0	0	0	2	2									
Doug DeCinces, R OBP: 0.321, SLG: 0.419 (1, 5)										4	1	2	1	0	1	0									
Brian Downing, R OBP: 0.338, SLG: 0.418 (1, 7)										4	0	0	0	0	0	1									
Reggie Jackson, L OBP: 0.313, SLG: 0.436 (1, 10)										3	0	1	0	1	1	0									
Rob Wilfong, L OBP: 0.310, SLG: 0.365 (1, 4)										4	0	1	0	0	1	2									
Bob Boone, R OBP: 0.240, SLG: 0.270 (1, 2)										2	0	0	0	0	0	2									
Rod Carew, L OBP: 0.370, SLG: 0.361 (8, PH) (9, 3)										2	0	1	0	0	0	1									
Dick Schofield, R OBP: 0.265, SLG: 0.280 (1, 6)										2	0	0	0	0	1	2									
Jerry Narron, L OBP: 0.266, SLG: 0.374 (8, PH) (9, 2)										1	0	1	0	0	0	0									
Inning Stats	R: 1 E: 0 K: 1 S: 6	H: 1 LOB: 0 BB: 0 P: 6	R: 0 E: 0 K: 0 S: 3	H: 1 LOB: 0 BB: 0 P: 3	R: 0 E: 0 K: 0 S: 3	H: 0 LOB: 0 BB: 0 P: 3	R: 0 E: 0 K: 1 S: 6	H: 1 LOB: 1 BB: 0 P: 6	R: 0 E: 1 K: 2 S: 9	H: 1 LOB: 2 BB: 0 P: 9	R: 0 E: 0 K: 1 S: 5	H: 0 LOB: 0 BB: 0 P: 5	R: 0 E: 0 K: 1 S: 5	H: 0 LOB: 0 BB: 0 P: 5	R: 0 E: 0 K: 1 S: 7	H: 2 LOB: 2 BB: 0 P: 7	R: 1 E: 0 K: 1 S: 6	H: 1 LOB: 1 BB: 1 P: 10	1B: 5 2B: 0 3B: 0 HR: 2	SF: 0 SAC: 0 DP: 0 HBP: 0	WP: 0 PB: 0 SB: 0 CS: 1	PA: 35			
PITCHER	IP	WLS	BF	H	R	ER	SO	BB	IBB	HBP	BLK	WP	HR	S	P	ERA	WHIP								
Ken Schrom, R ERA: 3.07 (1, 1)	7.1	W	28	6	1	1	7	0	0	0	0	0	1	42	42	1.23	0.818								
Len Whitehouse, L ERA: 2.77 (8, 1)	0.2		3	1	1	1	0	0	0	0	0	0	1	3	3	13.50	1.500								
Ron Davis, R ERA: 4.95 (9, 1)	1.0	S	4	0	0	0	1	1	0	0	0	0	0	5	9	0.00	1.000								

Minnesota Twins @ California Angels
Anaheim Stadium, Anaheim, CA
Sun Aug 05 1984, 6:33 AM EDT
Att: 23,863 - Unknown

AB 34
R 2
H 7
RBI 2
BB 1
SO 8
LOB 16




Batter	1	2	3	4	5	6	7	8	9	AB	R	H	RBI	BB	SO	LOB	TOP								
Kirby Puckett, R OBP: 0.323, SLG: 0.333 (1, 8)										6	1	3	0	0	0	2	Minnesota Twins @ Oakland Athletics Oakland-Alameda County Coliseum, Oakland, CA Mon Aug 06 1984, 7:05 PM PDT Att: 14,294 - Unknown								
Darrell Brown, S OBP: 0.323, SLG: 0.370 (1, 10)										4	1	2	0	0	0	1									
Mickey Hatcher, R OBP: 0.333, SLG: 0.391 (1, 7)										5	1	4	2	0	0	1									
Kent Hrbek, L OBP: 0.396, SLG: 0.526 (1, 3)										3	0	1	0	2	0	2									
Tom Brunansky, R OBP: 0.316, SLG: 0.439 (1, 9)										3	2	1	1	2	2	5									
Dave Engle, R OBP: 0.330, SLG: 0.386 (1, 2)										5	1	1	0	0	0	6									
Gary Gaetti, R OBP: 0.326, SLG: 0.367 (1, 5)										4	1	2	3	1	0	1									
Tim Teufel, R OBP: 0.352, SLG: 0.399 (1, 4)										4	0	1	0	1	0	1									
Ron Washington, R OBP: 0.283, SLG: 0.447 (1, 6)										5	0	1	0	0	1	2									
Inning Stats	R: 0 E: 0 K: 0 S: 4	H: 1 LOB: 1 BB: 0 P: 4	R: 1 E: 1 K: 0 S: 4	H: 1 LOB: 1 BB: 1 P: 8	R: 0 E: 0 K: 1 S: 7	H: 2 LOB: 3 BB: 1 P: 11	R: 0 E: 0 K: 0 S: 2	H: 1 LOB: 0 BB: 1 P: 6	R: 0 E: 0 K: 0 S: 4	H: 1 LOB: 0 BB: 0 P: 4	R: 3 E: 0 K: 0 S: 6	H: 3 LOB: 1 BB: 1 P: 10	R: 1 E: 0 K: 0 S: 5	H: 3 LOB: 1 BB: 0 P: 5	R: 2 E: 0 K: 2 S: 10	H: 3 LOB: 2 BB: 1 P: 14	R: 0 E: 0 K: 0 S: 4	H: 1 LOB: 2 BB: 1 P: 8	1B: 14 2B: 0 3B: 1 HR: 1	SF: 0 SAC: 1 DP: 1 HBP: 0	WP: 0 PB: 0 SB: 0 CS: 1	PA: 47			
PITCHER	IP	WLS	BF	H	R	ER	SO	BB	IBB	HBP	BLK	WP	HR	S	P	ERA	WHIP								
Bill Krueger, L ERA: 5.14 (1, 1)	5.0	L	25	8	4	3	1	4	0	0	0	0	1	23	39	5.40	2.400								
Keith Atherton, R ERA: 4.15 (6, 1)	2.2		15	7	3	3	1	0	1	0	0	0	0	16	20	10.12	2.625								
Chuck Rainey, R ERA: 4.42 (8, 1)	1.1	S	6	1	0	0	1	1	0	0	0	0	0	7	11	0.00	1.500								


AB	39
R	7
H	16
RBI	6
BB	6
SO	3
LOB	21



Batter	1	2	3	4	5	6	7	8	9	AB	R	H	RBI	BB	SO	LOB	BOTTOM								
Tony Phillips, S OBP: 0.325, SLG: 0.344 (1, 6)										4	0	1	0	1	2	0	Minnesota Twins @ Oakland Athletics Oakland-Alameda County Coliseum, Oakland, CA Mon Aug 06 1984, 7:05 PM PDT Att: 14,294 - Unknown								
Carney Lansford, R OBP: 0.329, SLG: 0.396 (1, 5)										5	1	2	0	0	0	4									
Joe Morgan, L OBP: 0.371, SLG: 0.391 (1, 4)										4	0	0	0	0	1	2									
Dave Kingman, R OBP: 0.332, SLG: 0.549 (1, 10)										4	2	2	1	0	2	1									
Dwayne Murphy, L OBP: 0.329, SLG: 0.463 (1, 8)										3	1	1	1	1	0	0									
Bruce Bochte, L OBP: 0.334, SLG: 0.334 (1, 3)										4	0	1	1	0	0	1									
Mike Heath, R OBP: 0.292, SLG: 0.412 (1, 2)										3	0	0	1	0	1	0									
Bill Almon, R OBP: 0.252, SLG: 0.362 (1, 7)										3	0	0	0	1	1	1									
Mike Davis, L OBP: 0.246, SLG: 0.322 (1, 9)										4	0	1	0	0	1	1									
Inning Stats	R: 0 E: 0 K: 1 S: 5	H: 0 LOB: 0 BB: 0 P: 5	R: 0 E: 0 K: 1 S: 5	H: 0 LOB: 0 BB: 0 P: 5	R: 0 E: 0 K: 1 S: 5	H: 2 LOB: 2 BB: 0 P: 5	R: 2 E: 0 K: 1 S: 7	H: 2 LOB: 1 BB: 1 P: 11	R: 0 E: 0 K: 1 S: 6	H: 1 LOB: 1 BB: 0 P: 6	R: 1 E: 0 K: 0 S: 4	H: 1 LOB: 0 BB: 0 P: 4	R: 0 E: 0 K: 1 S: 5	H: 0 LOB: 0 BB: 0 P: 5	R: 1 E: 0 K: 1 S: 7	H: 2 LOB: 1 BB: 0 P: 7	R: 0 E: 0 K: 2 S: 7	H: 0 LOB: 2 BB: 2 P: 15	1B: 6 2B: 1 3B: 0 HR: 1	SF: 1 SAC: 0 DP: 0 HBP: 0	WP: 0 PB: 0 SB: 0 CS: 0	PA: 38			
PITCHER	IP	WLS	BF	H	R	ER	SO	BB	IBB	HBP	BLK	WP	HR	S	P	ERA	WHIP								
Mike Smithson, R ERA: 3.65 (1, 1)	7.2	W	32	8	4	4	6	1	0	0	0	0	0	43	47	4.70	1.174								
Ron Davis, R ERA: 4.64 (8, 1)	1.1	S	6	0	0	0	2	2	0	0	0	0	0	8	16	0.00	1.500								



Batter	1	2	3	4	5	6	7	8	9	AB	R	H	RBI	BB	SO	LOB	TOP			
Kirby Puckett, R OBP: 0.320, SLG: 0.330 (1, 8)	0-0 6-3		0-0 6-3		0-0 SH1-3		0-0 F8			3	0	0	0	0	0	0	Minnesota Twins @ Oakland Athletics Oakland-Alameda County Coliseum, Oakland, CA Tue Aug 07 1984, 7:05 PM PDT Att: 8,793 - Unknown AB 34 R 2 H 10 RBI 2 BB 0 SO 2 LOB 14 			
Dave Engle, R OBP: 0.326, SLG: 0.381 (1, 2)	0-0 6-3		0-0 F8		0-0 3-1			0-0 F5		4	0	0	0	0	0	1				
Mickey Hatcher, R OBP: 0.337, SLG: 0.397 (1, 7)	0-0 1B			0-0 1B		0-0 F9 SF9		0-0 6-3		4	1	3	0	0	0	0				
Kent Hrbek, L OBP: 0.392, SLG: 0.520 (1, 3)	0-0 F2		0-0 F8		0-0 F9		0-0 K			4	0	0	0	0	1	3				
Randy Bush, L OBP: 0.309, SLG: 0.429 (1, 10)		0-0 G3		0-0 1B		0-0 SF9			0-0 1B	3	0	2	1	0	0	0				
Tom Brunansky, R OBP: 0.317, SLG: 0.448 (1, 9)		0-0 HR		0-0 F9		0-0 1B			0-0 F7	4	1	2	1	0	0	3				
Gary Gaetti, R OBP: 0.325, SLG: 0.366 (1, 5)		0-0 1B		0-0 F8		0-0 4-3			0-0 F9	4	0	1	0	0	0	4				
Tim Teufel, R OBP: 0.351, SLG: 0.397 (1, 4)		0-0 F9			0-0 F8		0-0 6-3		0-0 1B	4	0	1	0	0	0	1				
Ron Washington, R OBP: 0.285, SLG: 0.444 (1, 6)		0-0 PO		0-0 F9		0-0 SH1-3		0-0 K	0-0 4-3	3	0	1	0	0	1	0				
Andre David, L OBP: 0.346, SLG: 0.381 (9, PH)										1	0	0	0	0	0	2				
Houston Jimenez, R OBP: 0.251, SLG: 0.253 (9, 6)										0	0	0	0	0	0	0				
Inning Stats	R: 0 E: 0 K: 0 S: 4	H: 1 LOB: 1 BB: 0 P: 4	R: 1 E: 0 K: 0 S: 4	H: 2 LOB: 0 BB: 0 P: 4	R: 0 E: 0 K: 0 S: 3	H: 0 LOB: 0 BB: 0 P: 3	R: 0 E: 0 K: 0 S: 5	H: 2 LOB: 2 BB: 0 P: 5	R: 0 E: 0 K: 1 S: 5	H: 0 LOB: 0 BB: 0 P: 5	R: 0 E: 0 K: 1 S: 5	H: 0 LOB: 0 BB: 0 P: 5	R: 0 E: 0 K: 0 S: 5	H: 2 LOB: 2 BB: 0 P: 5	R: 0 E: 0 K: 0 S: 5	H: 2 LOB: 2 BB: 0 P: 5	1B: 8 2B: 1 3B: 0 HR: 1	SF: 1 SAC: 1 DP: 0 HBP: 0	WP: 0 PB: 0 SB: 0 CS: 0	PA: 37
PITCHER Steve McCatty, R ERA: 4.16 (1, 1)	IP: 9.0 WLS: L BF: 36 H: 10 R: 2 ER: 2 SO: 2 BB: 0 IBB: 0 HBP: 0 BLK: 0 WP: 0 HR: 1 S: 40 P: 40 ERA: 2.00 WHIP: 1.111															PITCHER				

Batter	1	2	3	4	5	6	7	8	9	AB	R	H	RBI	BB	SO	LOB	BOTTOM			
Tony Phillips, S OBP: 0.324, SLG: 0.343 (1, 4)	0-0 G1-6-3 1B		0-0 F8			0-0 F3			0-0 F9	4	0	1	0	0	0	0	Minnesota Twins @ Oakland Athletics Oakland-Alameda County Coliseum, Oakland, CA Tue Aug 07 1984, 7:05 PM PDT Att: 8,793 - Unknown AB 30 R 1 H 4 RBI 1 BB 0 SO 2 LOB 8 			
Carney Lansford, R OBP: 0.329, SLG: 0.395 (1, 5)	0-0 G1-6-3 1B		0-0 5-3			0-0 F9			0-3 K	4	0	1	0	0	1	0				
Dwayne Murphy, L OBP: 0.328, SLG: 0.461 (1, 8)	0-0 G1-6-3			0-0 5-4 E 1B		0-0 F7			0-0 1-3	4	0	1	0	0	0	2				
Dave Kingman, R OBP: 0.329, SLG: 0.544 (1, 10)	0-3 K			0-0 F7		0-0 F4				3	0	0	0	0	1	2				
Davey Lopes, R OBP: 0.346, SLG: 0.431 (1, 9)		0-0 HR		0-0 E6		0-0 6-3				3	1	1	1	0	0	1				
Mike Heath, R OBP: 0.290, SLG: 0.408 (1, 7) (9, 2)		0-0 F8		0-0 5-4		0-0 5-3				3	0	0	0	0	0	2				
Bill Almon, R OBP: 0.246, SLG: 0.353 (1, 3)		0-0 F8			0-0 F9				0-0 F7	3	0	0	0	0	0	0				
Jim Essian, R OBP: 0.357, SLG: 0.402 (1, 2)		0-0 F7			0-0 F2				0-0 E5	3	0	0	0	0	0	0				
Mike Davis, L OBP: 0.246, SLG: 0.322 (9, 7)									0-3 5-3	0	0	0	0	0	0	0				
Mark Wagner, R OBP: 0.247, SLG: 0.282 (1, 6)									0-0 5-3	2	0	0	0	0	0	0				
Jeff Burroughs, R OBP: 0.406, SLG: 0.333 (8, PH)									0-0 5-3	1	0	0	0	0	0	1				
Donnie Hill, S OBP: 0.216, SLG: 0.268 (9, 6)									1-2	0	0	0	0	0	0	0				
Inning Stats	R: 0 E: 0 K: 1 S: 6	H: 2 LOB: 1 BB: 0 P: 6	R: 1 E: 0 K: 0 S: 4	H: 1 LOB: 0 BB: 0 P: 4	R: 0 E: 0 K: 0 S: 3	H: 0 LOB: 0 BB: 0 P: 3	R: 0 E: 1 K: 0 S: 4	H: 1 LOB: 1 BB: 0 P: 4	R: 0 E: 0 K: 0 S: 3	H: 0 LOB: 0 BB: 0 P: 3	R: 0 E: 0 K: 0 S: 3	H: 0 LOB: 0 BB: 0 P: 3	R: 0 E: 1 K: 0 S: 3	H: 0 LOB: 1 BB: 0 P: 3	R: 0 E: 0 K: 1 S: 5	H: 0 LOB: 0 BB: 0 P: 5	1B: 3 2B: 2 3B: 0 HR: 1	SF: 0 SAC: 0 DP: 3 HBP: 0	WP: 0 PB: 0 SB: 0 CS: 0	PA: 30
PITCHER Frank Viola, L ERA: 3.08 (1, 1)	IP: 9.0 WLS: W BF: 30 H: 4 R: 1 ER: 1 SO: 2 BB: 0 IBB: 0 HBP: 0 BLK: 0 WP: 0 HR: 1 S: 34 P: 34 ERA: 1.00 WHIP: 0.444															PITCHER				

Batter	1	2	3	4	5	6	7	8	9	AB	R	H	RBI	BB	SO	LOB	TOP							
Kirby Puckett, R OBP: 0.316, SLG: 0.326	F9			6-3		8-5		K		4	0	0	0	0	1	3	Minnesota Twins @ Oakland Athletics Oakland-Alameda County Coliseum, Oakland, CA Wed Aug 08 1984, 7:05 PM PDT Att: 14,733 - Unknown livebaseballscores.com							
Mickey Hatcher, R OBP: 0.336, SLG: 0.394	K			1B BB		6-3			F9	3	0	0	0	1	1	0								
Kent Hrbek, L OBP: 0.388, SLG: 0.515	F7			F8			F3		K	4	0	0	0	0	1	1								
Randy Bush, L OBP: 0.308, SLG: 0.425		F2					F8		F8	4	0	1	0	0	0	0								
Tom Brunansky, R OBP: 0.315, SLG: 0.444		F5					F3			3	0	0	0	0	0	2								
Gary Gaetti, R OBP: 0.325, SLG: 0.366		F7				K		FC5-6 1B		3	0	1	0	0	1	0								
Tim Teufel, R OBP: 0.353, SLG: 0.398				G5-4-3 1B		F8		FC5-6 1-2 BB		2	0	1	0	1	0	0								
Tim Laudner, R OBP: 0.211, SLG: 0.346						F8		FC5-6		3	0	0	0	0	0	3								
Ron Washington, R OBP: 0.295, SLG: 0.444				G5-4-3 1-2				1-2 2-3		0	0	0	0	0	0	0								
Houston Jimenez, R OBP: 0.253, SLG: 0.260								K		2	0	1	0	0	0	0								
Andre David, L OBP: 0.333, SLG: 0.364				F7						1	0	0	0	0	1	2								
Dave Engle, R OBP: 0.326, SLG: 0.381						8-5 2B				0	0	0	0	0	0	0								
Inning Stats	R: 0 E: 0 K: 1 S: 5	H: 0 LOB: 0 BB: 0 P: 5	R: 0 E: 0 K: 0 S: 3	H: 0 LOB: 0 BB: 0 P: 3	R: 0 E: 0 K: 0 S: 3	H: 1 LOB: 0 BB: 0 P: 3	R: 0 E: 0 K: 0 S: 4	H: 1 LOB: 2 BB: 1 P: 8	R: 0 E: 0 K: 1 S: 5	H: 0 LOB: 0 BB: 0 P: 5	R: 0 E: 0 K: 0 S: 3	H: 0 LOB: 0 BB: 0 P: 3	R: 0 E: 0 K: 2 S: 8	H: 1 LOB: 2 BB: 0 P: 12	R: 0 E: 0 K: 1 S: 5	H: 0 LOB: 0 BB: 0 P: 5	1B: 3 2B: 2 3B: 0 HR: 0	SF: 0 SAC: 0 DP: 2 HBP: 0	WP: 0 PB: 0 SB: 0 CS: 0	PA: 31				
PITCHER	IP WLS BF H R ER SO BB IBB HBP BLK WP HR S P ERA WHIP	IP WLS BF H R ER SO BB IBB HBP BLK WP HR S P ERA WHIP																						
Ray Burris, R ERA: 2.68	(1, 1)	7.0	W	25	4	0	0	2	2	0	0	0	0	0	0	0	0	0	0	0	27	35	0.00	0.857
Bill Caudill, R ERA: 2.49	(8, 1)	2.0	S	6	0	0	0	3	0	0	0	0	0	0	0	0	0	0	0	0	12	12	0.00	0.000


Batter	1	2	3	4	5	6	7	8	9	AB	R	H	RBI	BB	SO	LOB	BOTTOM							
Tony Phillips, S OBP: 0.324, SLG: 0.340	4-3		F7		F3			S 1B 2B BB		3	1	0	0	1	0	0	Minnesota Twins @ Oakland Athletics Oakland-Alameda County Coliseum, Oakland, CA Wed Aug 08 1984, 7:05 PM PDT Att: 14,733 - Unknown livebaseballscores.com							
Carney Lansford, R OBP: 0.328, SLG: 0.394	6-3		F9			K		2B 1B		4	1	1	0	0	1	0								
Joe Morgan, L OBP: 0.370, SLG: 0.389			F3			K		K		4	0	1	0	0	2	2								
Mark Wagner, R OBP: 0.247, SLG: 0.282	2B 1B					K		2-3		0	0	0	0	0	0	0								
Dave Kingman, R OBP: 0.331, SLG: 0.549					F3			S 1B 2B		4	0	2	2	0	0	0								
Mike Davis, L OBP: 0.246, SLG: 0.322	1-2 2B					5-3		1-2 3-H 1B 2B		0	1	0	0	0	0	0								
Dwayne Murphy, L OBP: 0.332, SLG: 0.461		1B SF7 BB			F7		2B BB	3-1 2-H 1B		2	1	1	1	2	0	0								
Bruce Bochte, L OBP: 0.333, SLG: 0.336		F8		4-3			2B	3-1		4	0	1	0	0	0	3								
Mike Heath, R OBP: 0.292, SLG: 0.418							F8	F7		4	1	2	1	0	0	3								
Bill Almon, R OBP: 0.243, SLG: 0.351										1	0	0	1	0	1	0								
Rickey Henderson, R OBP: 0.407, SLG: 0.463		SF7				K		G6-4-3 IBB		0	0	0	0	1	0	0								
Jim Essian, R OBP: 0.347, SLG: 0.388		3-H F7						G6-4-3		3	0	0	0	0	0	4								
Inning Stats	R: 0 E: 0 K: 0 S: 4	H: 2 LOB: 2 BB: 0 P: 4	R: 1 E: 0 K: 0 S: 4	H: 1 LOB: 1 BB: 1 P: 8	R: 0 E: 0 K: 0 S: 3	H: 0 LOB: 0 BB: 0 P: 3	R: 0 E: 0 K: 0 S: 3	H: 0 LOB: 0 BB: 0 P: 3	R: 1 E: 0 K: 1 S: 6	H: 1 LOB: 0 BB: 0 P: 6	R: 0 E: 0 K: 2 S: 7	H: 0 LOB: 0 BB: 0 P: 7	R: 0 E: 0 K: 0 S: 3	H: 1 LOB: 2 BB: 2 P: 11	R: 3 E: 0 K: 1 S: 8	H: 3 LOB: 1 BB: 1 P: 12	1B: 4 2B: 3 3B: 0 HR: 1	SF: 1 SAC: 0 DP: 1 HBP: 0	WP: 0 PB: 0 SB: 2 CS: 0	PA: 34				
PITCHER	IP WLS BF H R ER SO BB IBB HBP BLK WP HR S P ERA WHIP	IP WLS BF H R ER SO BB IBB HBP BLK WP HR S P ERA WHIP																						
John Butcher, R ERA: 3.21	(1, 1)	7.0	L	29	6	4	4	3	3	0	0	0	0	0	0	0	0	0	0	0	31	47	5.14	1.286
Len Whitehouse, L ERA: 2.73	(8, 1)	0.1		1	0	0	0	1	0	0	0	0	0	0	0	0	0	0	0	0	3	3	0.00	0.000
Rick Lysander, R ERA: 2.45	(8, 1)	0.2		4	2	1	1	0	0	0	0	0	0	0	0	0	0	0	0	0	4	4	13.50	3.000

Batter	1	2	3	4	5	6	7	8	9	10	AB	R	H	RBI	BB	SO	LOB									
Kirby Puckett, R (1, 8) OBP: 0.320, SLG: 0.328	G5-4-3 1B		6-3			1B SF8 BB	F8		FC6-4 1B		4	1	2	1	1	0	0									
Dave Engle, R (1, 2) OBP: 0.322, SLG: 0.376	G5-4-3 1-2r			F8		F8	F9		FC6-4 FC5		5	0	0	0	0	0	4									
Mickey Hatcher, R (1, 10) Darrell Brown, S (6, PR) OBP: 0.320, SLG: 0.367	6-3			F8		2B BLK 1B		K	FC5		3	0	1	0	0	0	0									
Kent Hrbek, L (1, 3) OBP: 0.368, SLG: 0.517		2B				SF8		4-3		4-3	4	0	2	1	0	0	0									
Tom Brunansky, R (1, 9) OBP: 0.316, SLG: 0.446		5-3				1B		K		6-3	5	1	2	0	0	1	1									
Gary Gaetti, R (1, 5) OBP: 0.324, SLG: 0.364		F8				1B 2B			F5	K	5	0	1	1	0	1	3									
Dave Meier, R (1, 7) Andre David, L (6, PH) OBP: 0.324, SLG: 0.357 OBP: 0.379, SLG: 0.391		F6				F9			2B E BB		2	0	0	0	0	1	1									
Tim Teufel, R (1, 4) OBP: 0.352, SLG: 0.399				K		F2	F7		E 1B 2B		4	1	1	0	0	1	2									
Houston Jimenez, R (1, 6) Randy Bush, L (9, PH) Tim Laudner, R (9, PH) Ron Washington, R (9, PR) OBP: 0.250, SLG: 0.257 OBP: 0.308, SLG: 0.425 OBP: 0.209, SLG: 0.344 OBP: 0.285, SLG: 0.444				1-3		F4		6-3	E5 FC6-4 FC5		3	0	0	0	0	0	0									
Inning Stats	R: 0 E: 0 K: 0 S: 3	H: 1 LOB: 0 BB: 0 P: 4	R: 0 E: 0 K: 0 S: 4	H: 1 LOB: 1 BB: 0 P: 4	R: 0 E: 0 K: 1 S: 5	H: 0 LOB: 0 BB: 0 P: 5	R: 0 E: 0 K: 0 S: 5	H: 2 LOB: 2 BB: 0 P: 5	R: 0 E: 0 K: 0 S: 3	H: 0 LOB: 0 BB: 0 P: 3	R: 3 E: 0 K: 0 S: 7	H: 4 LOB: 2 BB: 1 P: 11	R: 0 E: 0 K: 2 S: 7	H: 0 LOB: 0 BB: 0 P: 7	R: 0 E: 1 K: 0 S: 6	H: 2 LOB: 2 BB: 1 P: 10	R: 0 E: 0 K: 1 S: 5	H: 0 LOB: 0 BB: 0 P: 5	1B: 7 2B: 3 3B: 0 HR: 0	SF: 1 SAC: 0 DP: 1 HBP: 0	WP: 0 PB: 0 SB: 0 CS: 0	PA: 42				
PITCHER	IP 5.1	WLS 21	H 5	R 2	ER 2	SO 1	BB 1	IBB 0	HBP 0	BLK 0	WP 0	HR 0	S 22	P 26	ERA 3.38	WHIP 1.125										
Dave Geisel, L (1, 1) ERA: 4.6	3.0	14	4	3	3	2	1	0	0	1	0	0	17	21	9.00	1.667										
Dave Beard, R (6, 1) ERA: 4.4	0.0	1	0	0	0	0	0	0	0	0	0	0	1	1	∞	∞										
Paul Mirabella, L (9, 1) ERA: 3.83	1.2	W	6	1	0	0	1	0	0	0	0	0	8	8	0.00	0.600										
Mike Stanton, R (9, 1) ERA: 3.11																										

TOP

Minnesota Twins @ Seattle Mariners
The Kingdome, Seattle, WA
Thu Aug 09 1984, 10:05 PM EDT
Att: 6,673 - Unknown

AB	39
R	5
H	10
RBI	3
BB	2
SO	4
LOB	14



Batter	1	2	3	4	5	6	7	8	9	10	AB	R	H	RBI	BB	SO	LOB										
Jack Perconte, L (1, 4) OBP: 0.367, SLG: 0.350	PB 1B BB			4-3			4-3 S BB		4-3 S BB		1	1	0	1	3	0	0										
Spike Owen, S (1, 6) OBP: 0.338, SLG: 0.372	K	CS				F2	4-3		F8		5	0	0	0	0	1	3										
Alvin Davis, L (1, 3) OBP: 0.394, SLG: 0.504	FC5-4 1B			1B 2B 1B		4-3		FC6-4 IBB		1B IBB	3	1	2	1	2	0	0										
Al Cowens, R (1, 9) OBP: 0.314, SLG: 0.454	FC5-4 1-2r			F7		5-3		FC6-4 1-2r		1B	5	0	1	0	0	0	4										
Steve Henderson, R (1, 10) OBP: 0.364, SLG: 0.441	K			2B 1B		5-3		6-3		F9	5	1	1	0	0	1	1										
Dave Henderson, R (1, 8) Phil Bradley, R (6, PR) (7, 8) OBP: 0.296, SLG: 0.433 OBP: 0.363, SLG: 0.328		E SF8 1B		1B 2B		E6 FC4-6		FC6-4 1B		FC4-6 S WP 1B	3	1	2	2	0	0	0										
Barry Bonnell, R (1, 7) OBP: 0.307, SLG: 0.376		SF8 CS E 1B		F2		FC4-6 1-2r		FC6-4 1-2r		FC4-6 BB	4	1	1	0	1	0	3										
Jim Presley, R (1, 5) OBP: 0.267, SLG: 0.381		E5				F3		F3		FC4-6	3	0	0	0	0	0	3										
Ken Phelps, L (8, PH) ERA: 2.25						F3		F3			1	0	0	0	0	0	1										
Domingo Ramos, R (9, 5) OBP: 0.247, SLG: 0.232		1-2 2-3								1-2r 2-3	1	0	0	0	0	0	2										
Larry Milbourne, S (10, PH) OBP: 0.322, SLG: 0.304																											
Bob Kearney, R (1, 2) OBP: 0.281, SLG: 0.374				K		5-3		5-3		5-3 WP	5	0	0	0	0	1	4										
Inning Stats	R: 1 E: 0 K: 2 S: 8	H: 1 LOB: 1 BB: 1 P: 12	R: 2 E: 1 K: 1 S: 7	H: 2 LOB: 0 BB: 0 P: 7	R: 2 E: 0 K: 0 S: 6	H: 3 LOB: 1 BB: 0 P: 6	R: 0 E: 0 K: 0 S: 3	H: 0 LOB: 0 BB: 0 P: 3	R: 0 E: 1 K: 0 S: 4	H: 0 LOB: 1 BB: 0 P: 4	R: 0 E: 0 K: 0 S: 3	H: 0 LOB: 2 BB: 2 P: 11	R: 0 E: 0 K: 0 S: 4	H: 1 LOB: 1 BB: 0 P: 4	R: 0 E: 0 K: 0 S: 3	H: 1 LOB: 2 BB: 1 P: 11	R: 1 E: 0 K: 0 S: 3	H: 1 LOB: 1 BB: 1 P: 7	1B: 8 2B: 1 3B: 0 HR: 0	SF: 1 SAC: 0 DP: 0 HBP: 0	WP: 1 PB: 1 SB: 3 CS: 2	PA: 46					
PITCHER	IP 5.1	WLS 21	H 6	R 5	ER 2	SO 3	BB 1	IBB 0	HBP 0	BLK 0	WP 0	HR 0	S 29	P 33	ERA 3.38	WHIP 1.312											
Ed Hodge, L (1, 1) ERA: 4.3	2.1	10	1	0	0	0	1	1	0	0	0	0	8	16	0.00	0.857											
Rick Lysander, R (6, 1) ERA: 2.25	1.0	4	0	0	0	0	1	0	0	0	0	0	3	7	0.00	1.000											
Len Whitehouse, L (8, 1) ERA: 2.63	1.0	L	7	2	1	1	0	1	1	0	0	1	0	4	12	9.00	3.000										
Ron Davis, R (9, 1) ERA: 4.91																											

BOTTOM

Minnesota Twins @ Seattle Mariners
The Kingdome, Seattle, WA
Thu Aug 09 1984, 10:05 PM EDT
Att: 6,673 - Unknown

AB	38
R	6
H	9
RBI	4
BB	6
SO	3
LOB	21



Batter	1	2	3	4	5	6	7	8	9	AB	R	H	RBI	BB	SO	LOB	TOP					
Kirby Puckett, R OBP: 0.323, SLG: 0.331	F9		4-3	1B E			1B SH2-4	F9		6	2	3	1	0	0	0						
Darrell Brown, S OBP: 0.322, SLG: 0.368	1B		6-3	1B E			SH2-4	G3		5	1	2	1	0	0	1						
Kent Hrbek, L OBP: 0.392, SLG: 0.526	1B		HR	E4			1B 1B	1B IBB		5	2	3	1	1	0	0						
Tom Brunansky, R OBP: 0.319, SLG: 0.446	K		BB	5-3			F7	1B 1B		5	0	2	1	1	1	4						
Gary Gaetti, R OBP: 0.324, SLG: 0.363	F8		K				F8	1B 1B		6	1	2	1	0	1	5						
Tim Laudner, R OBP: 0.229, SLG: 0.396		K		FC6			FC6-4	1B		6	2	4	3	0	1	1						
Dave Meier, R OBP: 0.318, SLG: 0.359				FC6			FC6-4	F6		5	1	1	1	0	0	4						
Tim Teufel, R OBP: 0.355, SLG: 0.419		6-3		1-3			1B	HR		5	3	3	2	0	0	2						
Houston Jimenez, R OBP: 0.249, SLG: 0.255		K		6-3			1B	F3		5	1	1	0	0	1	3						
Inning Stats	R: 0 E: 0 K: 1 S: 7	H: 2 LOB: 2 BB: 0 P: 7	R: 0 E: 0 K: 2 S: 8	H: 1 LOB: 1 BB: 0 P: 8	R: 1 E: 0 K: 1 S: 6	H: 1 LOB: 1 BB: 1 P: 10	R: 4 E: 2 K: 0 S: 8	H: 3 LOB: 1 BB: 0 P: 8	R: 3 E: 0 K: 0 S: 5	H: 4 LOB: 1 BB: 0 P: 7	R: 0 E: 0 K: 0 S: 5	H: 2 LOB: 2 BB: 0 P: 5	R: 4 E: 0 K: 0 S: 8	H: 6 LOB: 2 BB: 1 P: 12	R: 1 E: 0 K: 0 S: 4	H: 1 LOB: 0 BB: 0 P: 4	R: 0 E: 0 K: 0 S: 4	H: 1 LOB: 1 BB: 0 P: 4	1B: 14 2B: 2 3B: 1 HR: 4	SF: 0 SAC: 1 DP: 0 HBP: 0	WP: 0 PB: 0 SB: 0 CS: 0	PA: 51
PITCHER	IP	WLS	BF	H	R	ER	SO	BB	IBB	HBP	BLK	WP	HR	S	P	ERA	WHIP					
Ed Vande Berg, L ERA: 4.82	4.1	L	26	10	8	6	4	1	0	0	0	0	2	33	37	12.46	2.538					
Paul Mirabella, L ERA: 4.22	1.2		11	6	3	3	0	0	0	0	0	0	1	11	11	16.20	3.600					
Dave Beard, R ERA: 4.48	3.0		14	5	2	2	0	0	1	0	0	0	1	13	17	6.00	1.667					

Minnesota Twins @ Seattle Mariners
The Kingdome, Seattle, WA
Fri Aug 10, 1984, 10:05 PM EDT
Att: 7,683 - Unknown

AB 48
R 13
H 21
RBI 11
BB 2
SO 4
LOB 20



Batter	1	2	3	4	5	6	7	8	9	AB	R	H	RBI	BB	SO	LOB	BOTTOM					
Jack Perconte, L OBP: 0.365, SLG: 0.348	F7		4-3					4-3		5	0	1	0	0	0	2						
Larry Milbourne, S OBP: 0.324, SLG: 0.313	4-3		4-3				HR			5	1	2	0	0	0	1						
Alvin Davis, L OBP: 0.394, SLG: 0.509	BB						HR			4	1	1	3	1	0	1						
Ken Phelps, L OBP: 0.396, SLG: 0.604	6-3						HR			4	0	1	0	0	0	1						
Barry Bonnell, R OBP: 0.306, SLG: 0.375	6-3						FC3-2			1	0	0	0	0	1	1						
Al Cowens, R OBP: 0.313, SLG: 0.451		E6					F8			5	0	1	0	0	0	1						
Steve Henderson, R OBP: 0.397, SLG: 0.458		5-3					HR			4	2	2	1	0	0	3						
Ivan Calderon, R		K					FC6-4			3	1	0	0	1	1	4						
Jim Presley, R OBP: 0.267, SLG: 0.385		F9					2B			4	1	1	0	0	1	2						
Bob Kearney, R OBP: 0.284, SLG: 0.379							2B			4	1	2	3	0	0	0						
Orlando Mercado, R OBP: 0.246, SLG: 0.255			F3				HR			0	0	0	0	0	0	0						
Inning Stats	R: 0 E: 0 K: 0 S: 3	H: 0 LOB: 1 BB: 1 P: 7	R: 0 E: 1 K: 1 S: 6	H: 0 LOB: 0 BB: 0 P: 6	R: 0 E: 0 K: 0 S: 3	H: 0 LOB: 0 BB: 0 P: 3	R: 0 E: 0 K: 0 S: 3	H: 0 LOB: 0 BB: 0 P: 3	R: 6 E: 0 K: 0 S: 10	H: 7 LOB: 2 BB: 1 P: 14	R: 0 E: 1 K: 1 S: 6	H: 1 LOB: 1 BB: 0 P: 6	R: 0 E: 0 K: 0 S: 3	H: 0 LOB: 0 BB: 0 P: 3	R: 1 E: 0 K: 0 S: 5	H: 2 LOB: 1 BB: 0 P: 5	R: 0 E: 0 K: 1 S: 6	H: 1 LOB: 1 BB: 0 P: 6	1B: 6 2B: 3 3B: 0 HR: 2	SF: 0 SAC: 0 DP: 0 HBP: 0	WP: 0 PB: 0 SB: 0 CS: 0	PA: 41
PITCHER	IP	WLS	BF	H	R	ER	SO	BB	IBB	HBP	BLK	WP	HR	S	P	ERA	WHIP					
Ken Schrom, R ERA: 3.54	4.1		21	5	6	6	1	2	0	0	0	0	2	21	29	12.46	1.615					
Pete Filson, L ERA: 3.99	0.0		2	2	0	0	0	0	0	0	0	0	0	2	2	∞	∞					
Rick Lysander, R ERA: 2.27	3.2	W	14	3	1	1	1	0	0	0	0	0	0	16	16	2.46	0.818					
Len Whitehouse, L ERA: 2.54	1.0		4	1	0	0	1	0	0	0	0	0	0	6	6	0.00	1.000					

Minnesota Twins @ Seattle Mariners
The Kingdome, Seattle, WA
Fri Aug 10, 1984, 10:05 PM EDT
Att: 7,683 - Unknown

AB 39
R 7
H 11
RBI 7
BB 2
SO 3
LOB 16




Batter	1	2	3	4	5	6	7	8	9	10	AB	R	H	RBI	BB	SO	LOB				
Kirby Puckett, R OBP: 0.322, SLG: 0.330 (1, 8)	G3		K		G1-6-3 1B		6-3		6-3		5	0	1	0	0	1	0				
Darrell Brown, S OBP: 0.315, SLG: 0.360 (1, 7)	4-3		F8		G1-6-3 1-2f			6-3	F7		5	0	0	0	0	0	1				
Kent Hrbek, L OBP: 0.390, SLG: 0.522 (1, 3)	2B 1B		K			F5		G3	F8		5	0	1	0	0	1	0				
Randy Bush, L OBP: 0.314, SLG: 0.431 (1, 10)	1-3 2B			G3		1B 1B		4-0 HR BB	F9		4	1	2	0	1	0	0				
Tom Brunansky, R OBP: 0.324, SLG: 0.464 (1, 9)	FC6-4 BB			HR		1-2 1B		1-H HR	F8		4	2	3	3	1	0	0				
Gary Gaetti, R OBP: 0.325, SLG: 0.365 (1, 5)	FC6-4 1-2f			BB BB		F8		2B			3	0	1	0	1	0	5				
Tim Laudner, R OBP: 0.229, SLG: 0.387 (1, 2)		6-3		BB BB	G6-4-3 1-2 BB		K		F2		3	0	0	0	1	1	3				
Tim Teufel, R OBP: 0.356, SLG: 0.427 (1, 4)		K			G6-4-3 1-2f						4	1	2	1	0	1	2				
Houston Jimenez, R OBP: 0.247, SLG: 0.253 Andre David, L OBP: 0.367, SLG: 0.375 Ron Washington, R OBP: 0.282, SLG: 0.441 (7, 6)	F6							G4-6-3 1B		HR K	2	0	0	0	0	0	0				
Inning Stats	R: 0 E: 0 K: 0 S: 5	H: 2 LOB: 3 BB: 1 P: 9	R: 0 E: 0 K: 1 S: 5	H: 0 LOB: 0 BB: 0 P: 5	R: 0 E: 0 K: 2 S: 7	H: 0 LOB: 0 BB: 0 P: 7	R: 1 E: 0 K: 0 S: 3	H: 1 LOB: 2 BB: 0 P: 11	R: 0 E: 0 K: 0 S: 7	H: 1 LOB: 0 BB: 0 P: 3	R: 0 E: 0 K: 0 S: 3	H: 1 LOB: 0 BB: 0 P: 3	R: 2 E: 0 K: 0 S: 5	H: 2 LOB: 1 BB: 1 P: 9	R: 1 E: 0 K: 1 S: 6	H: 1 LOB: 0 BB: 0 P: 6	R: 0 E: 0 K: 0 S: 3	H: 0 LOB: 0 BB: 0 P: 3	1B: 5 2B: 2 3B: 0 HR: 3	SF: 0 SAC: 0 DP: 3 HBP: 0	WP: 0 PA: 41
PITCHER	IP	WLS	BF	H	R	ER	SO	BB	IBB	HBP	BLK	WP	HR	S	P	ERA	WHIP				
Salome Barojas, R ERA: 3.75 (1, 1)	7.2		32	8	3	3	4	4	0	0	0	0	2	36	52	3.52	1.565				
Ed Nunez, R ERA: 3.35 (8, 1)	2.1	W	9	2	1	1	1	0	0	0	0	0	1	11	11	3.86	0.857				

TOP

Minnesota Twins @ Seattle Mariners
The Kingdome, Seattle, WA
Sat Aug 11 1984, 10:05 PM EDT
Att: 9,528 - Unknown

livebaseballscores.com

AB	37
R	4
H	10
RBI	4
BB	4
SO	5
LOB	12



Batter	1	2	3	4	5	6	7	8	9	10	AB	R	H	RBI	BB	SO	LOB						
Jack Perconte, L OBP: 0.363, SLG: 0.349 (1, 4)	6-3		HR 2B		F8			6-3	4-3		5	1	1	0	0	0	1						
Spike Owen, S OBP: 0.336, SLG: 0.369 (1, 6)	F5		K		6-3			E6 1B 1B		BB 1B 1B	5	2	1	0	0	1	1						
Alvin Davis, L OBP: 0.398, SLG: 0.519 (1, 3)	1B 1B		HR			4-3		1-3 2B 1B		1-2 BB	4	2	3	2	1	0	0						
Ken Phelps, L OBP: 0.602, SLG: 0.602 Barry Bonnell, R OBP: 0.305, SLG: 0.373 (10, PH)	1B		K			4-3		1-2 2B 1B		F2	4	0	2	1	0	1	0						
Al Cowens, R OBP: 0.314, SLG: 0.453 (1, 9)	K				F9 2B			F7	F9		5	0	2	1	0	1	4						
Steve Henderson, R OBP: 0.369, SLG: 0.464 Phil Bradley, R OBP: 0.363, SLG: 0.328 (9, 7)					F9 1B			K	HR 2B		4	0	2	1	0	1	1						
Ivan Calderon, R OBP: 0.250, SLG: 0.143 (1, 8)		G1-6-3 1-2f			G3			FC4 1B		K	4	0	1	0	0	1	2						
Larry Milbourne, S OBP: 0.318, SLG: 0.307 Domingo Ramos, R OBP: 0.243, SLG: 0.229 (8, 5)		F8			K			FC4 1-2f		4-3	3	0	0	0	0	1	2						
Orlando Mercado, R OBP: 0.246, SLG: 0.254 Bob Kearney, R OBP: 0.294, SLG: 0.379 (10, 2)					F7			F4		1B	4	0	1	0	0	1	1						
Inning Stats	R: 0 E: 0 K: 1 S: 7	H: 2 LOB: 2 BB: 7 P: 7	R: 0 E: 0 K: 0 S: 3	H: 1 LOB: 0 BB: 0 P: 3	R: 2 E: 0 K: 2 S: 9	H: 2 LOB: 0 BB: 0 P: 9	R: 0 E: 0 K: 1 S: 6	H: 1 LOB: 1 BB: 0 P: 6	R: 0 E: 0 K: 1 S: 5	H: 0 LOB: 0 BB: 0 P: 5	R: 0 E: 0 K: 0 S: 3	H: 0 LOB: 0 BB: 0 P: 3	R: 0 E: 0 K: 0 S: 6	H: 1 LOB: 1 BB: 0 P: 6	R: 2 E: 1 K: 0 S: 6	H: 3 LOB: 2 BB: 0 P: 6	R: 0 E: 0 K: 1 S: 6	H: 1 LOB: 1 BB: 0 P: 6	R: 1 E: 0 K: 0 S: 3	H: 2 LOB: 2 BB: 1 P: 7	1B: 9 2B: 3 3B: 0 HR: 1	SF: 0 SAC: 0 DP: 1 HBP: 0	WP: 0 PA: 41
PITCHER	IP	WLS	BF	H	R	ER	SO	BB	IBB	HBP	BLK	WP	HR	S	P	ERA	WHIP						
Mike Smithson, R ERA: 3.6 (1, 1)	7.1		29	7	3	3	6	0	0	0	0	0	1	41	41	3.68	0.955						
Len Whitehouse, L ERA: 2.89 (8, 1)	0.0		2	2	0	0	0	0	0	0	0	0	0	2	2	∞	∞						
Ron Davis, R ERA: 4.78 (8, 1)	1.2	L	6	2	1	0	1	0	0	0	0	0	0	8	8	0.00	1.200						
Pete Filson, L ERA: 4.08 (10, 1)	0.1		3	1	1	1	0	1	0	0	0	0	0	2	6	27.00	6.000						
Mike Walters, R ERA: 3.71 (10, 1)	0.0		1	1	0	0	0	0	0	0	0	0	0	1	1	∞	∞						

BOTTOM

Minnesota Twins @ Seattle Mariners
The Kingdome, Seattle, WA
Sat Aug 11 1984, 10:05 PM EDT
Att: 9,528 - Unknown

livebaseballscores.com

AB	40
R	5
H	13
RBI	5
BB	1
SO	7
LOB	14



Batter	1	2	3	4	5	6	7	8	9	AB	R	H	RBI	BB	SO	LOB	TOP														
Kirby Puckett, R OBP: 0.320, SLG: 0.328	0-0 6-3		0-0 6-3		0-0 1B		0-3 K		0-3 K	5	0	1	0	0	2	0															
Andre David, L OBP: 0.429, SLG: 0.517	0-0 E9 G3 2B		0-0 1B		0-0 F5		0-0 2B		0-0 1B	5	1	4	0	0	0	1															
Kent Hrbek, L OBP: 0.388, SLG: 0.516	0-0 G3		0-3 K		0-0 4-3		4-0 IBB		0-3 K	4	0	0	1	1	2	3															
Randy Bush, L OBP: 0.309, SLG: 0.424	0-0 F8		0-3 K2-3			0-3 K				4	0	0	0	0	2	3															
Tom Brunansky, R OBP: 0.328, SLG: 0.468		0-0 F8		4-0 BB		0-0 2B				3	1	2	0	1	0	0															
Gary Gaetti, R OBP: 0.327, SLG: 0.368		4-0 1B 4-3 BB		0-3 K		0-0 2B				3	1	1	1	1	1	2															
Tim Teufel, R OBP: 0.353, SLG: 0.423		0-0 4-3 1-2		0-3 K		0-0 F5				4	0	0	0	0	1	4															
Tim Laudner, R OBP: 0.230, SLG: 0.383		0-0 FC5-4 1B		0-3 K		0-0 1-3				4	0	1	1	0	2	3															
Houston Jimenez, R OBP: 0.243, SLG: 0.249		0-0 FC5-4			0-0 6-3		0-0 5-3		0-0 F9	4	0	0	0	0	0	1															
Inning Stats	R: 1 E: 1 K: 0 S: 4	H: 1 LOB: 0 BB: 0 P: 4	R: 1 E: 0 K: 0 S: 4	H: 1 LOB: 1 BB: 1 P: 8	R: 0 E: 0 K: 3 S: 8	H: 1 LOB: 1 BB: 0 P: 8	R: 0 E: 0 K: 3 S: 9	H: 0 LOB: 1 BB: 1 P: 13	R: 0 E: 0 K: 0 S: 4	H: 1 LOB: 1 BB: 0 P: 4	R: 1 E: 0 K: 1 S: 7	H: 2 LOB: 1 BB: 0 P: 7	R: 0 E: 0 K: 1 S: 6	H: 1 LOB: 2 BB: 1 P: 10	R: 0 E: 0 K: 1 S: 6	H: 1 LOB: 1 BB: 0 P: 6	R: 0 E: 0 K: 2 S: 8	H: 1 LOB: 1 BB: 0 P: 8	1B: 5 2B: 4 3B: 0 HR: 0	SF: 0 SAC: 0 DP: 0 HBP: 0	WP: 0 PB: 0 CS: 0	PA: 39									
PITCHER Mike Moore, R ERA: 4.86	IP: 9.0 WLS: L BF: 39	H: 9 R: 3 ER: 2 SO: 10	BB: 2 IBB: 1 HBP: 0 BLK: 0	WP: 0 HR: 0 S: 56 P: 68	ERA: 2.00 WHIP: 1.222											PITCHER	IP: 9.0 WLS: W BF: 33	H: 6 R: 0 ER: 0 SO: 4	BB: 1 IBB: 0 HBP: 1 BLK: 0	WP: 0 HR: 0 S: 39 P: 44	ERA: 0.00 WHIP: 0.778										

Minnesota Twins @ Seattle Mariners
The Kingdome, Seattle, WA
Sun Aug 12 1984, 6:33 AM EDT
Att: 8,564 - Unknown

AB 36
R 3
H 9
RBI 3
BB 3
SO 10
LOB 17



Batter	1	2	3	4	5	6	7	8	9	AB	R	H	RBI	BB	SO	LOB	BOTTOM														
Jack Perconte, L OBP: 0.366, SLG: 0.352	0-0 CS 1B		0-0 G3			0-0 1B		0-0 1-3 1B		4	0	3	0	0	0	0															
Spike Owen, S OBP: 0.333, SLG: 0.366	0-0 F8			0-0 4-3		0-0 F7		0-0 1-3 2-3		4	0	0	0	0	0	4															
Alvin Davis, L OBP: 0.399, SLG: 0.520	0-0 2B			0-3 K		1-0 FC6-4 HBP		0-3 K		3	0	1	0	0	2	2															
Al Cowens, R OBP: 0.311, SLG: 0.448	0-0 F4			0-0 F9		0-0 FC6-4 BB		0-3 K		4	0	0	0	0	1	2															
Steve Henderson, R OBP: 0.367, SLG: 0.460		0-0 G4-6-3 1B			0-0 F3		0-0 F8		0-0 6-3	4	0	1	0	0	0	1															
Barry Bonnell, R OBP: 0.304, SLG: 0.370		0-0 F7			0-0 F8		4-0 FC6-4 BB		0-0 6-3	3	0	0	0	1	0	1															
Ivan Calderon, R OBP: 0.182, SLG: 0.100		0-0 G4-6-3			0-0 5-3		0-0 FC6-4			3	0	0	0	0	0	3															
Jim Presley, R OBP: 0.261, SLG: 0.376			0-0 F8			0-3 K		0-0 F7		3	0	0	0	0	1	0															
Bob Kearney, R OBP: 0.284, SLG: 0.378			0-0 F9			0-0 4-3		0-0 1-3 1B		3	0	1	0	0	0	0															
Inning Stats	R: 0 E: 0 K: 0 S: 4	H: 2 LOB: 1 BB: 0 P: 4	R: 0 E: 0 K: 0 S: 3	H: 1 LOB: 0 BB: 0 P: 3	R: 0 E: 0 K: 1 S: 5	H: 0 LOB: 0 BB: 0 P: 5	R: 0 E: 0 K: 1 S: 3	H: 0 LOB: 0 BB: 0 P: 3	R: 0 E: 0 K: 1 S: 6	H: 1 LOB: 1 BB: 0 P: 6	R: 0 E: 0 K: 0 S: 3	H: 0 LOB: 2 BB: 1 P: 8	R: 0 E: 0 K: 1 S: 7	H: 2 LOB: 2 BB: 0 P: 7	R: 0 E: 0 K: 1 S: 5	H: 0 LOB: 0 BB: 0 P: 5	1B: 5 2B: 1 3B: 0 HR: 0	SF: 0 SAC: 0 DP: 1 HBP: 1	WP: 0 PB: 0 CS: 1	PA: 33											
PITCHER Frank Viola, L ERA: 2.92	IP: 9.0 WLS: W BF: 33	H: 6 R: 0 ER: 0 SO: 4	BB: 1 IBB: 0 HBP: 1 BLK: 0	WP: 0 HR: 0 S: 39 P: 44	ERA: 0.00 WHIP: 0.778											PITCHER	IP: 9.0 WLS: W BF: 33	H: 6 R: 0 ER: 0 SO: 4	BB: 1 IBB: 0 HBP: 1 BLK: 0	WP: 0 HR: 0 S: 39 P: 44	ERA: 0.00 WHIP: 0.778										

Minnesota Twins @ Seattle Mariners
The Kingdome, Seattle, WA
Sun Aug 12 1984, 6:33 AM EDT
Att: 8,564 - Unknown

AB 31
R 0
H 6
RBI 0
BB 1
SO 4
LOB 13



Batter	1	2	3	4	5	6	7	8	9	AB	R	H	RBI	BB	SO	LOB	TOP			
Rick Manning, L (1, 8) OBP: 0.317, SLG: 0.369	5-3		1-H 2B		F9			4-3		4	0	1	1	0	0	1	Milwaukee Brewers @ Minnesota Twins Hubert H. Humphrey Metrodome, Minneapolis, MN Mon Aug 13 1984, 8:05 PM EDT Att: 29,906 - Unknown livebaseballscores.com			
Jim Gantner, L (1, 4) OBP: 0.319, SLG: 0.354	F5		K2-3			4-3		1B		4	0	1	0	0	1					
Robin Yount, R (1, 6) OBP: 0.363, SLG: 0.420	5-3			5-3		4-3 1B		F9		4	0	1	0	0	1					
Cecil Cooper, L (1, 3) OBP: 0.294, SLG: 0.362		6-3		2B		4-3		G3		4	0	1	0	0	1					
Ben Oglivie, L (1, 7) OBP: 0.310, SLG: 0.360	F7			F7		F8		G3		4	0	0	0	0	2					
Ted Simmons, S (1, 10) OBP: 0.270, SLG: 0.310	K			F2			5-3		F4		4	0	0	0	1					
Roy Howell, L (1, 5) OBP: 0.289, SLG: 0.327			4-3			1B				3	0	1	0	0	0					
Bill Schroeder, R (1, 2) OBP: 0.252, SLG: 0.397			5-3		F6		6-3			3	0	0	0	0	1					
Dion James, L (1, 9) OBP: 0.307, SLG: 0.346			2B 1B		F8			4-3		3	1	1	0	0	1					
Inning Stats	R: 0 E: 0 K: 0 S: 3	H: 0 LOB: 0 BB: 0 P: 3	R: 0 E: 0 K: 1 S: 5	H: 0 LOB: 0 BB: 0 P: 5	R: 1 E: 0 K: 1 S: 7	H: 2 LOB: 1 BB: 0 P: 7	R: 0 E: 0 K: 0 S: 4	H: 1 LOB: 1 BB: 0 P: 4	R: 0 E: 0 K: 0 S: 4	H: 1 LOB: 1 BB: 0 P: 4	R: 0 E: 0 K: 0 S: 3	H: 0 LOB: 0 BB: 0 P: 3	R: 0 E: 0 K: 0 S: 4	H: 1 LOB: 1 BB: 0 P: 4	R: 0 E: 0 K: 0 S: 3	H: 0 LOB: 0 BB: 0 P: 3	1B: 4 2B: 2 3B: 0 HR: 0	SF: 0 SAC: 0 DP: 0 HBP: 0	WP: 0 PB: 0 SB: 0 CS: 0	PA: 33
PITCHER John Butcher, R (1, 1) ERA: 3.09	IP: 9.0 WLS: W BF: 33 H: 6 R: 1 ER: 1 SO: 2 BB: 0 IBB: 0 HBP: 0 BLK: 0 WP: 0 HR: 0 S: 37 P: 37 ERA: 1.00 WHIP: 0.667																			

Batter	1	2	3	4	5	6	7	8	9	AB	R	H	RBI	BB	SO	LOB	BOTTOM			
Kirby Puckett, R (1, 8) OBP: 0.319, SLG: 0.327	6-3		F9		F8		6-3 1B			4	0	1	0	0	0	0	Milwaukee Brewers @ Minnesota Twins Hubert H. Humphrey Metrodome, Minneapolis, MN Mon Aug 13 1984, 8:05 PM EDT Att: 29,906 - Unknown livebaseballscores.com			
Andre David, L (1, 7) OBP: 0.421, SLG: 0.500	K			HR 1B	K		6-3		3	1	1	0	0	2	0					
Dave Meier, R (7, PH) OBP: 0.315, SLG: 0.356	K						1-2		1	0	0	0	0	0	1					
Kent Hrbek, L (1, 3) OBP: 0.391, SLG: 0.526	1B			HR 1B	BB 1B		K		4	1	3	2	0	1	0					
Randy Bush, L (1, 10) OBP: 0.313, SLG: 0.437	K			HR 1B	1-2 BB			F3	2	1	1	1	1	1	1					
Mickey Hatcher, R (8, PH) OBP: 0.336, SLG: 0.393	K			HR 1B				F5	1	0	0	0	0	0	0					
Tom Brunansky, R (1, 9) OBP: 0.325, SLG: 0.463	F2			F2	K			F7	4	0	0	0	0	1	2					
Gary Gaetti, R (1, 5) OBP: 0.326, SLG: 0.366	F6			2B 1B		F9		F7	4	1	1	0	0	0	0					
Tim Teufel, R (1, 4) OBP: 0.355, SLG: 0.427	2-3			SF9 2B			S 1B		3	1	2	1	0	0	0					
Tim Laudner, R (1, 2) OBP: 0.225, SLG: 0.378			F8	SF9	K				2	0	0	1	0	1	1					
Houston Jimenez, R (1, 6) OBP: 0.240, SLG: 0.246	6-3		3-H	F7		6-3			3	0	0	0	0	0	1					
Inning Stats	R: 0 E: 0 K: 2 S: 8	H: 1 LOB: 1 BB: 0 P: 8	R: 0 E: 0 K: 0 S: 3	H: 0 LOB: 0 BB: 0 P: 3	R: 0 E: 0 K: 0 S: 3	H: 0 LOB: 0 BB: 0 P: 3	R: 5 E: 0 K: 0 S: 8	H: 5 LOB: 0 BB: 0 P: 8	R: 0 E: 0 K: 2 S: 8	H: 1 LOB: 2 BB: 1 P: 12	R: 0 E: 0 K: 1 S: 6	H: 1 LOB: 1 BB: 0 P: 6	R: 0 E: 0 K: 1 S: 5	H: 1 LOB: 0 BB: 0 P: 5	R: 0 E: 0 K: 0 S: 3	H: 0 LOB: 0 BB: 0 P: 3	1B: 6 2B: 2 3B: 0 HR: 2	SF: 1 SAC: 0 DP: 1 HBP: 0	WP: 0 PB: 0 SB: 1 CS: 0	PA: 33
PITCHER Don Sutton, R (1, 1) ERA: 3.76	IP: 4.2 WLS: L BF: 22 H: 7 R: 5 ER: 5 SO: 3 BB: 1 IBB: 0 HBP: 0 BLK: 0 WP: 0 HR: 2 S: 27 P: 31 ERA: 9.64 WHIP: 1.714																			
Jack Lazorko, R (5, 1) ERA: 3.05	1.1	5	1	0	0	2	0	0	0	0	0	9	9	0.00	0.750					
Ray Searage, L (7, 1) ERA: 3.0	2.0	6	1	0	0	1	0	0	0	0	0	8	8	0.00	0.500					

Batter	1	2	3	4	5	6	7	8	9	AB	R	H	RBI	BB	SO	LOB	TOP										
Ed Romero, R (1,5) OBP: 0.331, SLG: 0.317 Roy Howell, L (9,PH) OBP: 0.288, SLG: 0.324										4	0	1	0	0	1	0	Milwaukee Brewers @ Minnesota Twins Hubert H. Humphrey Metrodome, Minneapolis, MN Tue Aug 14 1984, 8:05 PM EDT Att: 44,704 - Unknown livebaseballscorecards.com										
Jim Gantner, L (1,4) OBP: 0.320, SLG: 0.360										4	0	2	0	0	0	1											
Robin Yount, R (1,6) OBP: 0.362, SLG: 0.419										4	0	1	0	0	0	3											
Cecil Cooper, L (1,3) OBP: 0.294, SLG: 0.363										4	0	1	0	0	0	1											
Ted Simmons, S (1,10) OBP: 0.268, SLG: 0.307										4	0	0	0	0	0	1											
Mark Brouhard, R (1,7) OBP: 0.315, SLG: 0.358 Ben Oglivie, L (6,PH) OBP: 0.311, SLG: 0.359										2	1	2	0	0	0	0											
Bobby Clark, R (1,8) OBP: 0.318, SLG: 0.400 Rick Manning, L (6,PH) OBP: 0.318, SLG: 0.370										2	0	1	1	0	0	1											
Bill Schroeder, R (1,2) OBP: 0.254, SLG: 0.419										3	1	1	1	0	0	3											
Charlie Moore, R (1,9) OBP: 0.276, SLG: 0.307 Dion James, L (9,PH) OBP: 0.306, SLG: 0.345										3	0	1	0	0	0	0											
Inning Stats	R: 0 E: 0 K: 1 S: 6	H: 1 LOB: 1 BB: 0 P: 6	R: 0 E: 0 K: 0 S: 3	H: 1 LOB: 0 BB: 0 P: 3	R: 1 E: 0 K: 0 S: 5	H: 2 LOB: 1 BB: 0 P: 5	R: 1 E: 0 K: 0 S: 5	H: 2 LOB: 1 BB: 0 P: 5	R: 0 E: 0 K: 0 S: 4	H: 1 LOB: 2 BB: 1 P: 8	R: 0 E: 0 K: 0 S: 4	H: 1 LOB: 0 BB: 0 P: 4	R: 0 E: 0 K: 0 S: 3	H: 0 LOB: 0 BB: 0 P: 3	R: 0 E: 0 K: 1 S: 6	H: 1 LOB: 1 BB: 0 P: 6	1B: 5 2B: 5 3B: 0 HR: 1	SF: 0 SAC: 1 DP: 1 HBP: 0	WP: 0 PB: 0 SB: 0 CS: 0	PA: 37							
PITCHER	IP	WLS	BF	H	R	ER	SO	BB	IBB	HBP	BLK	WP	HR	S	P	ERA	WHIP										
Ed Hodge, L (1,1) ERA: 4.24	5.1	W	24	9	2	2	1	1	0	0	0	0	1	25	29	3.38	1.875										
Rick Lysander, R (6,1) ERA: 2.09	3.0		11	2	0	0	0	0	0	0	0	0	0	11	11	0.00	0.667										
Len Whitehouse, L (9,1) ERA: 2.83	0.1	S	1	0	0	0	0	0	0	0	0	0	0	1	1	0.00	0.000										
Ron Davis, R (9,1) ERA: 4.76	0.1	S	1	0	0	0	1	0	0	0	0	0	0	3	3	0.00	0.000										

Batter	1	2	3	4	5	6	7	8	9	AB	R	H	RBI	BB	SO	LOB	BOTTOM										
Kirby Puckett, R (1,8) OBP: 0.318, SLG: 0.326										4	0	1	0	0	0	1	Milwaukee Brewers @ Minnesota Twins Hubert H. Humphrey Metrodome, Minneapolis, MN Tue Aug 14 1984, 8:05 PM EDT Att: 44,704 - Unknown livebaseballscorecards.com										
Andre David, L (1,7) OBP: 0.400, SLG: 0.471 Dave Meier, R (5,PH) OBP: 0.310, SLG: 0.349										2	0	0	0	0	0	0											
Kent Hrbek, L (1,3) OBP: 0.390, SLG: 0.522										3	0	0	0	1	0	2											
Randy Bush, L (1,10) OBP: 0.311, SLG: 0.433 Darrell Brown, S (5,PH) OBP: 0.314, SLG: 0.358										2	0	0	0	0	0	0											
Tom Brunansky, R (1,9) OBP: 0.329, SLG: 0.473										3	1	2	1	1	0	0											
Gary Gaetti, R (1,5) OBP: 0.330, SLG: 0.370										4	1	3	0	0	0	2											
Tim Teufel, R (1,4) OBP: 0.357, SLG: 0.425										2	1	0	0	2	1	2											
Tim Laudner, R (1,2) OBP: 0.226, SLG: 0.381										4	0	1	2	0	1	5											
Houston Jimenez, R (1,6) OBP: 0.241, SLG: 0.247										3	0	1	0	0	0	1											
Inning Stats	R: 0 E: 0 K: 0 S: 3	H: 0 LOB: 0 BB: 0 P: 3	R: 3 E: 0 K: 0 S: 6	H: 3 LOB: 1 BB: 1 P: 10	R: 0 E: 0 K: 0 S: 3	H: 0 LOB: 0 BB: 0 P: 3	R: 0 E: 0 K: 1 S: 6	H: 2 LOB: 1 BB: 0 P: 6	R: 0 E: 0 K: 0 S: 5	H: 2 LOB: 2 BB: 0 P: 5	R: 0 E: 0 K: 1 S: 6	H: 1 LOB: 1 BB: 0 P: 6	R: 0 E: 0 K: 0 S: 3	H: 0 LOB: 3 BB: 3 P: 15	R: 0 E: 0 K: 0 S: 3	H: 0 LOB: 0 BB: 0 P: 3	1B: 6 2B: 1 3B: 0 HR: 1	SF: 0 SAC: 1 DP: 0 HBP: 0	WP: 0 PB: 0 SB: 1 CS: 1	PA: 35							
PITCHER	IP	WLS	BF	H	R	ER	SO	BB	IBB	HBP	BLK	WP	HR	S	P	ERA	WHIP										
Moose Haas, R (1,1) ERA: 4.08	4.0	L	19	7	3	3	1	1	0	0	0	0	0	20	24	6.75	2.000										
Ray Seavage, L (5,1) ERA: 2.57	1.0		3	0	0	0	0	0	0	0	0	0	0	3	3	0.00	0.000										
Tom Tellmann, R (6,1) ERA: 2.45	2.0		7	1	0	0	1	0	0	0	0	0	0	9	9	0.00	0.500										
Rick Waits, L (8,1) ERA: 2.25	0.1		3	0	0	0	0	1	1	0	0	0	0	1	9	0.00	3.000										
Pete Ladd, R (8,1) ERA: 5.07	0.2		3	0	0	0	0	1	0	0	0	0	0	2	6	0.00	1.500										

Batter	1	2	3	4	5	6	7	8	9	AB	R	H	RBI	BB	SO	LOB	TOP											
Rick Manning, L OBP: 0.321, SLG: 0.381										5	3	2	3	1	1	4												
Jim Gantner, L OBP: 0.324, SLG: 0.362										5	0	3	1	0	0	1												
Robin Yount, R OBP: 0.363, SLG: 0.421										5	0	2	1	1	0	4												
Cecil Cooper, L OBP: 0.299, SLG: 0.365										3	0	2	1	2	0	0												
Ben Oglivie, L OBP: 0.311, SLG: 0.357										5	0	1	1	1	1	8												
Ted Simmons, S OBP: 0.287, SLG: 0.308										5	0	1	0	0	0	7												
Willie Lozado, R OBP: 0.421, SLG: 0.448										0	1	0	0	0	0	0												
Ed Romero, R OBP: 0.328, SLG: 0.314										5	1	1	0	0	0	4												
Bill Schroeder, R OBP: 0.252, SLG: 0.414										4	1	1	1	0	0	0												
Dion James, L OBP: 0.315, SLG: 0.353										5	2	4	0	0	0	0												
Inning Stats	R: 1 E: 0 K: 0 S: 6	H: 3 LOB: 3 BB: 1 P: 10	R: 0 E: 0 K: 0 S: 5	H: 2 LOB: 2 BB: 0 P: 5	R: 0 E: 0 K: 0 S: 4	H: 1 LOB: 1 BB: 0 P: 4	R: 2 E: 0 K: 1 S: 8	H: 3 LOB: 2 BB: 1 P: 12	R: 0 E: 0 K: 0 S: 3	H: 0 LOB: 0 BB: 0 P: 3	R: 1 E: 0 K: 0 S: 4	H: 1 LOB: 3 BB: 2 P: 13	R: 0 E: 0 K: 0 S: 4	H: 1 LOB: 1 BB: 0 P: 4	R: 0 E: 0 K: 0 S: 4	H: 1 LOB: 1 BB: 0 P: 4	R: 4 E: 0 K: 1 S: 10	H: 5 LOB: 2 BB: 1 P: 14	1B: 14 2B: 2 3B: 0 HR: 1	SF: 2 SAC: 0 DP: 0 HBP: 1	WP: 0 PB: 0 SB: 0 CS: 0	PA: 50						
PITCHER	IP	WLS	BF	H	R	ER	SO	BB	IBB	HBP	BLK	WP	HR	S	P	ERA	WHIP											
Ken Schrom, R ERA: 3.71	(1, 1)	3.1	L	20	9	3	3	1	1	0	0	0	0	0	21	25	8.10	3.000										
Pete Filson, L ERA: 4.07	(4, 1)	4.2		22	4	2	2	0	1	2	1	0	0	0	18	31	3.86	1.071										
Rick Lysander, R ERA: 2.57	(9, 1)	0.1		3	2	0	0	0	0	0	0	0	0	0	3	3	0.00	6.000										
Len Whitehouse, L ERA: 3.07	(9, 1)	0.2		5	2	3	3	1	1	0	0	0	0	1	6	10	40.50	4.500										

Milwaukee Brewers @ Minnesota Twins
Hubert H. Humphrey Metrodome, Minneapolis, MN
Wed Aug 15 1984, 8:05 PM EDT
Att: 32,956 - Unknown

AB 42
R 8
H 17
RBI 8
BB 5
SO 2
LOB 28



Batter	1	2	3	4	5	6	7	8	9	AB	R	H	RBI	BB	SO	LOB	BOTTOM										
Kirby Puckett, R OBP: 0.319, SLG: 0.327										5	0	2	0	0	0	1											
Dave Meier, R OBP: 0.308, SLG: 0.345										4	0	1	1	0	0	2											
Darrell Brown, S OBP: 0.317, SLG: 0.361										1	1	1	0	0	0	0											
Mickey Hatcher, R OBP: 0.341, SLG: 0.402										5	1	4	0	0	0	0											
Kent Hrbek, L OBP: 0.394, SLG: 0.522										2	0	1	1	3	0	2											
Tom Brunansky, R OBP: 0.327, SLG: 0.469										5	0	1	1	0	0	5											
Gary Gaetti, R OBP: 0.325, SLG: 0.371										4	1	1	0	0	1	3											
Tim Teufel, R OBP: 0.356, SLG: 0.423										4	0	1	0	0	0	4											
Tim Laudner, R OBP: 0.233, SLG: 0.384										4	0	2	1	0	0	1											
Houston Jimenez, R OBP: 0.239, SLG: 0.244										3	1	0	0	0	0	2											
Andre David, L OBP: 0.390, SLG: 0.457										1	0	0	0	0	0	0											
Inning Stats	R: 0 E: 0 K: 0 S: 3	H: 0 LOB: 0 BB: 0 P: 3	R: 0 E: 0 K: 0 S: 3	H: 0 LOB: 1 BB: 1 P: 7	R: 0 E: 0 K: 0 S: 4	H: 1 LOB: 1 BB: 0 P: 4	R: 1 E: 0 K: 1 S: 6	H: 2 LOB: 1 BB: 1 P: 10	R: 1 E: 0 K: 0 S: 6	H: 3 LOB: 2 BB: 0 P: 6	R: 1 E: 0 K: 0 S: 5	H: 2 LOB: 1 BB: 0 P: 5	R: 0 E: 0 K: 0 S: 4	H: 2 LOB: 2 BB: 1 P: 8	R: 0 E: 0 K: 0 S: 3	H: 1 LOB: 0 BB: 0 P: 3	R: 1 E: 0 K: 0 S: 6	H: 3 LOB: 2 BB: 0 P: 6	1B: 11 2B: 3 3B: 0 HR: 0	SF: 0 SAC: 0 DP: 3 HBP: 0	WP: 0 PB: 0 SB: 0 CS: 0	PA: 41					
PITCHER	IP	WLS	BF	H	R	ER	SO	BB	IBB	HBP	BLK	WP	HR	S	P	ERA	WHIP										
Mike Caldwell, L ERA: 4.23	(1, 1)	6.0	W	27	8	3	3	1	0	0	0	0	0	27	35	4.50	1.667										
Tom Tellmann, R ERA: 2.49	(7, 1)	3.0	S	14	6	1	1	0	0	1	0	0	0	13	17	3.00	2.000										

Milwaukee Brewers @ Minnesota Twins
Hubert H. Humphrey Metrodome, Minneapolis, MN
Wed Aug 15 1984, 8:05 PM EDT
Att: 32,956 - Unknown

AB 38
R 4
H 14
RBI 4
BB 3
SO 1
LOB 20



Batter	1	2	3	4	5	6	7	8	9	AB	R	H	RBI	BB	SO	LOB	TOP								
Kirby Puckett, R OBP: 0.315, SLG: 0.323 (1.8)	0-0 4-3			0-0 6-3	0-0 G3		0-0 F9		0-3 K	5	0	0	0	0	1	2	Minnesota Twins @ Boston Red Sox Fenway Park, Boston, MA Thu Aug 16 1984, 7:05 PM EDT Att: 9,293 - Unknown								
Mickey Hatcher, R OBP: 0.342, SLG: 0.401 (1.7)	0-0 6-3			0-0 F4	0-0 6-3		0-0 1B		4-0 BB	4	0	1	1	1	0	0									
Kent Hrbek, L OBP: 0.392, SLG: 0.518 (1.3)	0-3 K			0-0 2B		0-0 F5	0-0 F7		0-0 G4-6-3	5	1	1	0	0	1	3									
Randy Bush, L OBP: 0.314, SLG: 0.436 (1.10)		0-3 K		0-0 2B		0-3 K		4-0 BB		3	1	1	0	1	2	0									
Tom Brunansky, R OBP: 0.331, SLG: 0.473 (1.9)		0-0 F9		4-0 2B		0-0 2B		0-0 BB		3	1	2	0	1	0	0									
Gary Gaetti, R OBP: 0.326, SLG: 0.372 (1.5)		0-0 F8		0-0 2B		0-0 F4		0-3 K		4	0	1	3	0	1	3									
Tim Teufel, R OBP: 0.357, SLG: 0.421 (1.4)			0-3 K	0-0 F9			4-0 BB	4-0 BB		2	1	0	0	2	1	1									
Tim Laudner, R OBP: 0.239, SLG: 0.403 (1.2)			0-3 K		0-0 HR		4-0 BB	0-3 K		3	1	1	1	1	2	3									
Houston Jimenez, R OBP: 0.236, SLG: 0.241 (1.6)			0-0 F9		0-0 6-3		0-0 F1	0-0 FC6-4		3	0	0	0	0	0	2									
Darrell Brown, S OBP: 0.316, SLG: 0.359 (8, PH)										1	0	0	0	0	0	3									
Ron Washington, R OBP: 0.282, SLG: 0.441 (8.6)										0	0	0	0	0	0	0									
Inning Stats	R: 0 E: 0 K: 1 S: 5	H: 0 LOB: 0 BB: 0 P: 5	R: 0 E: 0 K: 1 S: 5	H: 0 LOB: 0 BB: 0 P: 5	R: 0 E: 0 K: 2 S: 7	H: 0 LOB: 0 BB: 0 P: 7	R: 3 E: 0 K: 0 S: 6	H: 3 LOB: 1 BB: 1 P: 10	R: 1 E: 0 K: 0 S: 4	H: 1 LOB: 0 BB: 0 P: 4	R: 0 E: 0 K: 1 S: 6	H: 1 LOB: 1 BB: 0 P: 6	R: 1 E: 0 K: 0 S: 4	H: 1 LOB: 2 BB: 2 P: 12	R: 0 E: 0 K: 2 S: 8	H: 1 LOB: 3 BB: 2 P: 16	R: 0 E: 0 K: 1 S: 4	H: 0 LOB: 0 BB: 1 P: 8	1B: 3 2B: 3 3B: 0 HR: 1	SF: 0 SAC: 0 DP: 1 HBP: 0	WP: 0 PB: 0 SB: 0 CS: 0	PA: 39			
PITCHER	IP	WLS	BF	H	R	ER	SO	BB	IBB	HBP	BLK	WP	HR	S	P	ERA	WHIP								
Roger Clemens, R ERA: 4.92 (1.1)	6.2		29	6	5	5	5	3	0	0	0	0	1	36	48	6.75	1.350								
Steve Crawford, R ERA: 3.15 (7.1)	0.1	W	1	0	0	0	0	0	0	0	0	0	0	1	1	0.00	0.000								
Mark Clear, R ERA: 3.35 (8.1)	2.0	S	9	1	0	0	3	3	0	0	0	0	0	12	24	0.00	2.000								

Batter	1	2	3	4	5	6	7	8	9	AB	R	H	RBI	BB	SO	LOB	BOTTOM								
Wade Boggs, L OBP: 0.395, SLG: 0.412 (1.5)	0-0 F7		0-0 6-3			0-0 6-3	4-0 HR		3	1	0	0	1	0	1		Minnesota Twins @ Boston Red Sox Fenway Park, Boston, MA Thu Aug 16 1984, 7:05 PM EDT Att: 9,293 - Unknown								
Dwight Evans, R OBP: 0.380, SLG: 0.521 (1.9)	0-3 K			0-3 K		0-0 HR	0-0 SF9		3	1	1	1	0	2	0										
Jim Rice, R OBP: 0.318, SLG: 0.464 (1.7)	0-3 K			0-0 F8		0-0 HR	0-0 HR		4	2	2	4	0	1	0										
Tony Armas, R OBP: 0.306, SLG: 0.538 (1.10)		0-0 5-3		0-0 E5		0-0 F2	0-0 5-3		4	0	0	0	0	0	0										
Bill Buckner, L OBP: 0.327, SLG: 0.417 (1.3)		0-0 F9		0-0 6-3		0-0 F7		0-0 4-3		4	0	0	0	0	1										
Rich Gedman, L OBP: 0.297, SLG: 0.464 (1.2)		0-0 F3			0-0 3-1		0-0 BB	0-0 1B		4	1	2	0	0	0										
Rick Miller, L OBP: 0.358, SLG: 0.319 (1.8)			0-0 1B		4-0 BB		4-0 2B	0-0 1B		2	1	2	0	2	0										
Marty Barrett, R OBP: 0.366, SLG: 0.368 (1.4)			0-0 9-3		0-0 F5		0-0 WP	0-0 G5-4-3		4	1	1	1	0	4										
Jackie Gutierrez, R OBP: 0.282, SLG: 0.323 (1.6)			0-0 1B		0-0 5-3		0-0 F3		2	0	1	0	0	0	1										
Reid Nichols, R OBP: 0.317, SLG: 0.330 (7, PH)									1	0	0	0	0	0	1										
Glenn Hoffman, R OBP: 0.243, SLG: 0.257 (8.6)									0	0	0	0	0	0	0										
Inning Stats	R: 0 E: 0 K: 2 S: 7	H: 0 LOB: 0 BB: 0 P: 7	R: 0 E: 0 K: 0 S: 3	H: 0 LOB: 0 BB: 0 P: 3	R: 0 E: 0 K: 1 S: 4	H: 2 LOB: 1 BB: 0 P: 4	R: 0 E: 1 K: 1 S: 6	H: 0 LOB: 1 BB: 0 P: 6	R: 0 E: 0 K: 0 S: 3	H: 0 LOB: 1 BB: 1 P: 7	R: 2 E: 0 K: 0 S: 5	H: 2 LOB: 0 BB: 0 P: 5	R: 5 E: 0 K: 0 S: 6	H: 3 LOB: 0 BB: 2 P: 14	R: 0 E: 0 K: 0 S: 4	H: 2 LOB: 1 BB: 0 P: 4	1B: 6 2B: 2 3B: 0 HR: 2	SF: 1 SAC: 0 DP: 2 HBP: 0	WP: 1 PB: 0 SB: 0 CS: 0	PA: 35					
PITCHER	IP	WLS	BF	H	R	ER	SO	BB	IBB	HBP	BLK	WP	HR	S	P	ERA	WHIP								
Mike Smithson, R ERA: 3.88 (1.1)	6.0		25	5	4	4	3	2	0	0	0	0	1	29	37	6.00	1.167								
Ron Davis, R ERA: 5.1 (7.1)	1.0	L	6	2	3	3	0	1	0	0	0	1	1	5	9	27.00	3.000								
Len Whitehouse, L ERA: 2.97 (8.1)	1.0		4	2	0	0	0	0	0	0	0	0	0	4	4	0.00	2.000								



Batter	1	2	3	4	5	6	7	8	9	AB	R	H	RBI	BB	SO	LOB	TOP								
Kirby Puckett, R OBP: 0.321, SLG: 0.326 (1, 8)	0-0 BB 2B 1B	0-0 1-3 2-H 1B		4-0 G6-4-3 IBB		0-0 6-3	0-0 1-2 2-3 1B		0-0 FC5	5	1	3	1	1	0	4									
Dave Meier, R OBP: 0.300, SLG: 0.336 (1, 7)	0-0 F4	0-0 5-3		0-0 G6-4-3 1-2		4-0 2B BB	0-0 4-3		0-0 2-3	3	0	0	0	0	0	6									
Darrell Brown, S OBP: 0.316, SLG: 0.356 (6, PH) (6, 7)										2	0	0	0	1	0	4									
Mickey Hatcher, R OBP: 0.347, SLG: 0.409 (1, 10)	4-0 1-2 2B BB			0-0 WP 1-3 1B		0-0 7-4 2B	0-0 1-3 2-H 3-H 4-0 2B		0-0 F9	4	0	3	2	1	0	0									
Kent Hrbek, L OBP: 0.390, SLG: 0.513 (1, 3)	0-3 K			0-0 1-3 1-2		0-0 F5	0-0 IBB		0-0 F4	4	0	0	0	1	1	4									
Tom Brunansky, R OBP: 0.332, SLG: 0.477 (1, 9)	0-0 1-H 2-H 2B			0-0 F4		0-0 7-4 2-3	0-0 1-3		0-0 2B	5	0	2	1	0	0	5									
Gary Gaetti, R OBP: 0.329, SLG: 0.373 (1, 5)		0-0 6-3		0-3 K 2-3		0-0 2B 1B	0-0 1B SF7 1B		0-3 K	5	2	2	0	0	2	2									
Tim Teufel, R OBP: 0.359, SLG: 0.424 (1, 4)		0-0 4-3		0-0 2B 1B		0-0 2B 1B	0-0 1B BB 1B		0-0 E1 FC5	5	1	3	0	0	0	0									
Tim Laudner, R OBP: 0.256, SLG: 0.420 (1, 2)		4-0 1B BB		0-0 1-3 2B		0-0 1-3 2-H 2B 2B	4-0 1-2 1B BB		0-0 1-3	3	2	2	1	2	0	1									
Houston Jimenez, R OBP: 0.236, SLG: 0.242 (1, 6)		0-0 1B 1B		0-0 K		0-0 5-3	0-0 SF7		4-0 FC5 IBB	3	0	1	1	0	1	4									
Randy Bush, L OBP: 0.316, SLG: 0.436 (9, PH)										0	0	0	0	1	0	0									
Ron Washington, R OBP: 0.282, SLG: 0.441 (9, 6)										0	0	0	0	0	0	0									
Inning Stats	R: 1 E: 0 K: 1 S: 6	H: 2 LOB: 2 BB: 1 P: 10	R: 1 E: 0 K: 0 S: 5	H: 2 LOB: 2 BB: 1 P: 9	R: 0 E: 0 K: 1 S: 6	H: 1 LOB: 1 BB: 0 P: 6	R: 0 E: 0 K: 1 S: 6	H: 2 LOB: 2 BB: 1 P: 10	R: 0 E: 0 K: 0 S: 3	H: 1 LOB: 0 BB: 0 P: 3	R: 3 E: 0 K: 0 S: 7	H: 4 LOB: 3 BB: 2 P: 15	R: 1 E: 0 K: 0 S: 5	H: 3 LOB: 2 BB: 1 P: 9	R: 0 E: 0 K: 1 S: 6	H: 1 LOB: 1 BB: 0 P: 6	R: 0 E: 1 K: 0 S: 4	H: 0 LOB: 2 BB: 1 P: 8	1B: 10 2B: 7 3B: 0 HR: 0	SF: 1 SAC: 0 DP: 2 HBP: 0	WP: 1 PB: 0 SB: 0 CS: 0	PA: 47			
PITCHER	IP	WLS	BF	H	R	ER	SO	BB	IBB	HBP	BLK	WP	HR	S	P	ERA	WHIP								
Bruce Hurst, L ERA: 3.32 (1, 1)	5.0	L	26	11	5	5	3	2	1	0	0	1	0	29	41	9.00	2.600								
Steve Crawford, R ERA: 3.14 (6, 1)	3.0		16	5	1	1	1	2	1	0	0	0	0	15	27	3.00	2.333								
Bob Stanley, R ERA: 3.17 (9, 1)	1.0	S	5	0	0	0	0	0	1	0	0	0	0	4	8	0.00	0.000								

Minnesota Twins @ Boston Red Sox
Fenway Park, Boston, MA
Fri Aug 17 1984, 7:05 PM EDT
Att: 25,629 - Unknown

AB 39
R 6
H 16
RBI 6
BB 7
SO 4
LOB 30



Batter	1	2	3	4	5	6	7	8	9	AB	R	H	RBI	BB	SO	LOB	BOTTOM									
Wade Boggs, L OBP: 0.393, SLG: 0.409 (1, 5)	0-0 6-3		0-0 BB 1B		0-0 1-3		0-0 F8	0-0 4-3		5	0	1	0	0	0	1										
Dwight Evans, R OBP: 0.394, SLG: 0.526 (1, 9)	0-0 3B		4-0 1-2 BB F8		4-0 BB		0-0 6-3		0-0 1B	3	0	2	0	2	0	0										
Jim Rice, R OBP: 0.319, SLG: 0.462 (1, 7)	4-0 BB		0-0 F8 1-2		0-3 K			0-0 BB 2B 1B	0-3 K	4	1	1	0	1	2	4										
Tony Armas, R OBP: 0.305, SLG: 0.535 (1, 10)	0-0 F2		0-0 1B 1B		0-0 F5			0-0 F3	0-3 K	5	1	1	0	0	1	5										
Bill Buckner, L OBP: 0.328, SLG: 0.415 (1, 3)	0-0 G3		0-0 1B 1B		0-0 G3			4-0 2B HR BB	0-0 F5	4	1	1	0	1	0	3										
Reid Nichols, R OBP: 0.308, SLG: 0.319 (1, 8)		0-0 F5		0-0 F3		0-0 F4		0-0 F5		4	0	0	0	0	0	4										
Marty Barrett, R OBP: 0.368, SLG: 0.372 (1, 4)		0-0 F9		0-0 F9		0-0 1B		0-0 1-3 2-H HR 2B		4	1	2	1	0	0	2										
Jeff Newman, R OBP: 0.246, SLG: 0.255 (1, 2)		0-0 F8		0-0 1B		0-0 F4		0-0 2B HR		3	0	1	1	0	0	1										
Rich Gedman, L OBP: 0.299, SLG: 0.474 (9, 2)				1-3 2-H 1B				2-H 3-H 4-0 HR		1	1	1	3	0	0	0										
Jackie Gutierrez, R OBP: 0.280, SLG: 0.320 (1, 6)			0-0 5-3		0-0 F5			4-0 BB		3	0	0	0	0	0	2										
Rick Miller, L OBP: 0.354, SLG: 0.319 (8, PH)										0	0	0	0	1	0	0										
Glenn Hoffman, R OBP: 0.243, SLG: 0.257 (9, 6)										0	0	0	0	0	0	0										
Inning Stats	R: 0 E: 0 K: 0 S: 4	H: 1 LOB: 2 BB: 1 P: 8	R: 0 E: 0 K: 0 S: 3	H: 0 LOB: 0 BB: 0 P: 3	R: 0 E: 0 K: 0 S: 3	H: 1 LOB: 1 BB: 1 P: 7	R: 1 E: 0 K: 0 S: 6	H: 3 LOB: 2 BB: 0 P: 6	R: 0 E: 0 K: 1 S: 5	H: 0 LOB: 1 BB: 1 P: 9	R: 0 E: 0 K: 0 S: 4	H: 1 LOB: 0 BB: 0 P: 4	R: 0 E: 0 K: 0 S: 3	H: 0 LOB: 0 BB: 0 P: 3	R: 4 E: 0 K: 0 S: 6	H: 3 LOB: 1 BB: 2 P: 14	R: 0 E: 0 K: 2 S: 8	H: 1 LOB: 1 BB: 0 P: 8	1B: 7 2B: 1 3B: 1 HR: 1	SF: 0 SAC: 0 DP: 0 HBP: 0	WP: 0 PB: 0 SB: 0 CS: 0	PA: 41				
PITCHER	IP	WLS	BF	H	R	ER	SO	BB	IBB	HBP	BLK	WP	HR	S	P	ERA	WHIP									
Frank Viola, L ERA: 2.99 (1, 1)	7.2	W	34	4	4	4	1	4	0	0	0	0	1	1	5	4.70	1.565									
Rick Lysander, R ERA: 2.53 (8, 1)	0.0		2	1	1	1	0	1	0	0	0	0	0	1	1	5	∞	∞								
Pete Filson, L ERA: 4.05 (8, 1)	0.1		1	0	0	0	0	0	0	0	0	0	0	1	1	0.00	0.000									
Ron Davis, R ERA: 5.02 (9, 1)	1.0	S	4	1	0	0	2	0	0	0	0	0	0	8	8	0.00	1.000									

Minnesota Twins @ Boston Red Sox
Fenway Park, Boston, MA
Fri Aug 17 1984, 7:05 PM EDT
Att: 25,629 - Unknown

AB 36
R 5
H 10
RBI 5
BB 5
SO 3
LOB 22



Batter	1	2	3	4	5	6	7	8	9	AB	R	H	RBI	BB	SO	LOB	TOP										
Kirby Puckett, R OBP: 0.327, SLG: 0.330	4-0 1B BB		4-0 CS BB		0-0 2B 1B		0-0 1B		0-0 SF9	2	1	2	2	2	0	0	Minnesota Twins @ Boston Red Sox Fenway Park, Boston, MA Sat Aug 18 1984, 3:33 AM EDT Unknown										
Mickey Hatcher, R OBP: 0.347, SLG: 0.409	0-0 1B		0-0 5-3		0-0 3-1		0-0 F9		0-0 1B	5	0	2	2	0	0	3											
Kent Hrbek, L OBP: 0.388, SLG: 0.513	0-3 K			0-0 6-3	0-0 2B		0-3 K		0-0 SF7	4	0	1	2	0	2	3											
Randy Bush, L OBP: 0.310, SLG: 0.427	0-3 K			0-0 3-1	0-3 K			0-0 F8	0-3 K	5	0	0	0	0	3	4											
Tom Brunansky, R OBP: 0.331, SLG: 0.475	0-0 F7			0-0 FC4-6 1B		0-0 6-3		0-0 6-3		4	0	1	0	0	0	2											
Gary Gaetti, R OBP: 0.329, SLG: 0.372		0-0 5-3		0-0 FC4-6 1B		0-0 S 1B		0-0 F4		4	0	1	0	0	0	1											
Tim Teufel, R OBP: 0.360, SLG: 0.422	0-3 K				4-0 1B BB		0-3 K		4-0 1B 1B SF9 BB	2	2	0	0	2	2	1											
Tim Laudner, R OBP: 0.256, SLG: 0.416		0-0 6-3			0-0 F8		0-0 F4		0-0 SF9 1B 1B	4	0	1	0	0	0	2											
Darrell Brown, S OBP: 0.316, SLG: 0.356					0-0 F8		0-0 F4		1-2 1B 1B	0	1	0	0	0	0	0											
Dave Engle, R OBP: 0.322, SLG: 0.376					1-2 1B 1B				1-2 1B SF9	0	0	0	0	0	0	0											
Houston Jimenez, R OBP: 0.240, SLG: 0.246			0-3 K		0-0 1B 3-1 1B		0-0 5-3		0-0 1B SF9 1B	4	2	2	0	0	1	0											
Inning Stats	R: 0 E: 0 K: 2 S: 8	H: 1 LOB: 2 BB: 1 P: 12	R: 0 E: 0 K: 1 S: 5	H: 0 LOB: 0 BB: 0 P: 5	R: 0 E: 0 K: 1 S: 4	H: 0 LOB: 0 BB: 1 P: 8	R: 0 E: 0 K: 0 S: 4	H: 1 LOB: 1 BB: 0 P: 4	R: 3 E: 0 K: 1 S: 8	H: 3 LOB: 1 BB: 1 P: 12	R: 0 E: 0 K: 1 S: 6	H: 1 LOB: 1 BB: 0 P: 6	R: 0 E: 0 K: 1 S: 6	H: 1 LOB: 1 BB: 0 P: 6	R: 0 E: 0 K: 0 S: 3	H: 0 LOB: 0 BB: 0 P: 3	R: 3 E: 0 K: 1 S: 8	H: 3 LOB: 1 BB: 1 P: 12	1B: 9 2B: 1 3B: 0 HR: 0	SF: 2 SAC: 0 DP: 0 HBP: 0	WP: 0 PB: 0 SB: 1 CS: 1	PA: 40					
PITCHER	IP	WLS	BF	H	R	ER	SO	BB	IBB	HBP	BLK	WP	HR	S	P	ERA	WHIP										
Oil Can Boyd, R ERA: 4.53	(1, 1)	8.0	34	7	4	4	7	4	0	0	0	0	0	44	60	4.50	1.375										
Bob Stanley, R ERA: 3.99	(9, 1)	0.0	L	2	2	0	0	0	0	0	0	0	0	2	2	∞	∞										
Mark Clear, R ERA: 3.29	(9, 1)	1.0	4	1	2	2	1	0	0	0	0	0	0	6	6	18.00	1.000										

Batter	1	2	3	4	5	6	7	8	9	AB	R	H	RBI	BB	SO	LOB	BOTTOM										
Wade Boggs, L OBP: 0.393, SLG: 0.408	0-0 F7		4-0 1B 9-2 BB		0-0 F8			0-0 1B 1B	0-0 4-3	4	1	1	0	1	0	1	Minnesota Twins @ Boston Red Sox Fenway Park, Boston, MA Sat Aug 18 1984, 3:33 AM EDT Unknown										
Dwight Evans, R OBP: 0.385, SLG: 0.526	0-0 6-3		0-0 1B 1B		0-0 G5-4-3		0-0 1B SF7 1B			4	1	2	0	0	0	1											
Jim Rice, R OBP: 0.318, SLG: 0.461	0-0 F3		0-0 F4		0-0 5-3		0-0 SF7 1B			4	0	1	1	0	0	2											
Tony Armas, R OBP: 0.305, SLG: 0.531		0-3 K	4-0 1B 1B		0-3 K		0-3 K		0-3 K	3	0	0	0	1	3	2											
Bill Buckner, L OBP: 0.324, SLG: 0.411		0-0 F3	0-0 9-2		0-0 F9		0-0 SF7		0-0 SF7	3	0	0	1	0	0	3											
Rich Gedman, L OBP: 0.304, SLG: 0.494		0-0 HR		0-0 F8		0-0 HR		0-0 IBB		3	2	2	2	1	0	0											
Rick Miller, L OBP: 0.360, SLG: 0.316	0-0 S 1B		0-0 F9		0-0 6-3		0-0 F7			4	0	1	0	0	0	2											
Marty Barrett, R OBP: 0.366, SLG: 0.369	4-0 1B BB		0-0 3-1		0-0 5-3		0-0 5-3		0-0 4-3	3	0	0	0	1	0	0											
Jackie Gutierrez, R OBP: 0.280, SLG: 0.320	0-0 F8				0-0 G5-4-3 1B				0-0 G3	3	0	1	0	0	0	2											
Mike Easter, L OBP: 0.377, SLG: 0.511										1	0	0	0	0	0	0											
Inning Stats	R: 0 E: 0 K: 0 S: 3	H: 0 LOB: 0 BB: 0 P: 3	R: 1 E: 0 K: 1 S: 7	H: 2 LOB: 2 BB: 1 P: 11	R: 0 E: 0 K: 0 S: 3	H: 1 LOB: 2 BB: 2 P: 11	R: 0 E: 0 K: 0 S: 3	H: 0 LOB: 0 BB: 0 P: 3	R: 0 E: 0 K: 1 S: 5	H: 0 LOB: 0 BB: 0 P: 5	R: 1 E: 0 K: 0 S: 4	H: 1 LOB: 0 BB: 0 P: 4	R: 2 E: 0 K: 1 S: 8	H: 3 LOB: 2 BB: 1 P: 12	R: 0 E: 0 K: 0 S: 3	H: 0 LOB: 0 BB: 0 P: 3	1B: 6 2B: 1 3B: 0 HR: 2	SF: 1 SAC: 0 DP: 2 HBP: 0	WP: 0 PB: 0 SB: 1 CS: 0	PA: 37							
PITCHER	IP	WLS	BF	H	R	ER	SO	BB	IBB	HBP	BLK	WP	HR	S	P	ERA	WHIP										
John Butcher, R ERA: 3.17	(1, 1)	7.0	29	7	4	4	2	2	1	0	0	0	0	30	42	5.14	1.286										
Ron Davis, R ERA: 4.95	(8, 1)	1.0	W	5	1	0	0	0	1	0	0	0	0	6	10	0.00	1.000										
Rick Lysander, R ERA: 2.75	(9, 1)	1.0	S	3	0	0	0	0	0	0	0	0	0	3	3	0.00	0.000										



Batter	1	2	3	4	5	6	7	8	9	AB	R	H	RBI	BB	SO	LOB	TOP			
Kirby Puckett, R OBP: 0.326, SLG: 0.329										4	0	1	0	0	2	1	Minnesota Twins @ Boston Red Sox Fenway Park, Boston, MA Sat Aug 18 1984, 3:38 AM EDT Att: 30,567 - Unknown			
Dave Engle, R OBP: 0.319, SLG: 0.372										4	0	0	0	0	0	2				
Mickey Hatcher, R OBP: 0.346, SLG: 0.407										4	0	1	0	0	1	1				
Kent Hrbek, L OBP: 0.387, SLG: 0.511										4	0	1	0	0	1	1				
Tom Brunansky, R OBP: 0.330, SLG: 0.473										4	0	1	0	0	0	2				
Gary Gaetti, R OBP: 0.330, SLG: 0.373										4	1	2	0	0	0	1				
Tim Teufel, R OBP: 0.364, SLG: 0.423										3	1	2	0	1	0	2				
Dave Meier, R OBP: 0.298, SLG: 0.333										4	1	1	1	0	0	2				
Houston Jimenez, R OBP: 0.240, SLG: 0.250										4	0	1	2	0	1	1				
Inning Stats	R: 0 E: 0 K: 0 S: 3	H: 1 LOB: 0 BB: 0 P: 3	R: 3 E: 0 K: 1 S: 9	H: 5 LOB: 1 BB: 0 P: 9	R: 0 E: 0 K: 2 S: 7	H: 0 LOB: 0 BB: 0 P: 7	R: 0 E: 0 K: 0 S: 4	H: 1 LOB: 1 BB: 0 P: 4	R: 0 E: 0 K: 2 S: 7	H: 0 LOB: 0 BB: 0 P: 7	R: 0 E: 1 K: 0 S: 4	H: 0 LOB: 1 BB: 0 P: 4	R: 0 E: 0 K: 0 S: 4	H: 1 LOB: 1 BB: 0 P: 4	R: 0 E: 0 K: 0 S: 2	H: 0 LOB: 0 BB: 1 P: 6	1B: 9 2B: 1 3B: 0 HR: 0	SF: 0 SAC: 0 DP: 3 HBP: 0	WP: 1 PB: 0 SB: 0 CS: 0	PA: 36
PITCHER	IP WLS BF H R ER SO BB IBB HBP BLK WP HR S P ERA WHIP																			
John Henry Johnson, L ERA: 4.35	(1, 1) 7.0 L 29 9 3 3 5 0 0 0 0 0 1 0 39 39 3.86 1.286																			
Charlie Mitchell, R ERA: 7.5	(8, 1) 2.0 7 1 0 0 0 1 0 0 0 0 0 0 6 10 0.00 1.000																			

Batter	1	2	3	4	5	6	7	8	9	AB	R	H	RBI	BB	SO	LOB	BOTTOM					
Wade Boggs, L OBP: 0.394, SLG: 0.407										3	0	1	0	1	0	1	Minnesota Twins @ Boston Red Sox Fenway Park, Boston, MA Sat Aug 18 1984, 3:38 AM EDT Att: 30,567 - Unknown					
Rick Miller, L OBP: 0.357, SLG: 0.313										4	1	1	0	0	0	3						
Jim Rice, R OBP: 0.318, SLG: 0.459										4	0	1	0	0	0	0						
Dwight Evans, R OBP: 0.382, SLG: 0.522										4	0	0	0	0	0	1						
Bill Buckner, L OBP: 0.326, SLG: 0.409										2	0	0	0	2	0	0						
Rich Gedman, L OBP: 0.304, SLG: 0.490										3	0	0	0	1	1	2						
Reid Nichols, R OBP: 0.301, SLG: 0.311										3	0	0	0	0	0	2						
Marty Barrett, R OBP: 0.369, SLG: 0.370										2	0	1	0	1	0	1						
Jackie Gutierrez, R OBP: 0.278, SLG: 0.317										3	0	0	0	0	0	3						
Inning Stats	R: 0 E: 0 K: 0 S: 3	H: 1 LOB: 0 BB: 0 P: 3	R: 0 E: 0 K: 1 S: 5	H: 0 LOB: 0 BB: 0 P: 5	R: 0 E: 0 K: 0 S: 3	H: 0 LOB: 0 BB: 2 P: 11	R: 0 E: 0 K: 0 S: 3	H: 0 LOB: 0 BB: 0 P: 3	R: 0 E: 0 K: 0 S: 3	H: 0 LOB: 0 BB: 0 P: 3	R: 0 E: 0 K: 0 S: 3	H: 0 LOB: 1 BB: 1 P: 7	R: 0 E: 0 K: 0 S: 3	H: 0 LOB: 1 BB: 1 P: 7	R: 0 E: 0 K: 0 S: 3	H: 1 LOB: 0 BB: 0 P: 3	R: 1 E: 0 K: 0 S: 4	H: 2 LOB: 1 BB: 1 P: 8	1B: 4 2B: 0 3B: 0 HR: 0	SF: 0 SAC: 0 DP: 3 HBP: 0	WP: 0 PB: 0 SB: 0 CS: 0	PA: 33
PITCHER	IP WLS BF H R ER SO BB IBB HBP BLK WP HR S P ERA WHIP																					
Bobby Castillo, R ERA: 2.13	(1, 1) 6.0 W 21 1 0 0 0 3 0 0 0 0 0 0 20 32 0.00 0.667																					
Rick Lysander, R ERA: 2.77	(7, 1) 3.0 S 12 3 1 1 0 2 0 0 0 0 0 0 10 18 3.00 1.667																					

Batter	1	2	3	4	5	6	7	8	9	AB	R	H	RBI	BB	SO	LOB	TOP								
Darrell Brown, S OBP: 0.310, SLG: 0.349 (1, 8)	0-0 4-3		0-0 1-3			0-0 4-3	0-0 F7		0-0 4-3	5	0	0	0	0	0	2									
Mickey Hatcher, R OBP: 0.352, SLG: 0.415 (1, 7)	0-0 F9 1B		0-0 2B			0-0 HR 1B	0-0 1-3 2H 1B			4	1	4	1	0	0	0									
Kent Hrbek, L OBP: 0.388, SLG: 0.518 (1, 3)	0-0 1-2 1B		0-0 4-3			0-0 HR			0-0 3-4-1	4	1	2	2	0	0	1									
Randy Bush, L OBP: 0.306, SLG: 0.420 (1, 10)	0-0 F9 2-3			0-0 G4-1		0-0 E6			0-0 F7	4	0	0	0	0	0	2									
Tom Brunansky, R OBP: 0.330, SLG: 0.478 (1, 9)	0-3 K			0-0 6-3		0-0 F6			0-0 HR	4	1	1	1	0	1	3									
Gary Gaetti, R OBP: 0.329, SLG: 0.372 (1, 5)		0-0 F9		0-3 K		0-0 F7			0-0 1B	4	0	1	0	0	1	1									
Tim Lincecum, R OBP: 0.361, SLG: 0.419 (1, 4)		0-0 6-3			0-0 F3		0-0 F6		0-0 5-3	4	0	0	0	0	0	1									
Tim Lincecum, R OBP: 0.257, SLG: 0.415 (1, 2)		0-0 6-3			0-0 5-3				0-0 G4-6-3 1B	3	0	1	0	0	0	0									
Dave Meier, R OBP: 0.298, SLG: 0.333 (7, PR)										0	1	0	0	0	0	0									
Dave Engle, R OBP: 0.320, SLG: 0.373 (7, 2)										1	0	1	0	0	0	0									
Houston Jimenez, R OBP: 0.241, SLG: 0.251 (1, 6)				0-0 4-3		0-0 5-3			0-0 G4-6-3 1B	3	0	1	0	0	0	0									
Andre David, L OBP: 0.381, SLG: 0.444 (9, PH)									0-0 1-2 1B	1	0	0	0	0	0	1									
Inning Stats	R: 0 E: 0 K: 1 S: 7	H: 2 LOB: 2 BB: 0 P: 7	R: 0 E: 0 K: 0 S: 3	H: 0 LOB: 0 BB: 0 P: 3	R: 0 E: 0 K: 1 S: 4	H: 1 LOB: 1 BB: 0 P: 4	R: 0 E: 0 K: 1 S: 5	H: 0 LOB: 0 BB: 0 P: 5	R: 0 E: 0 K: 0 S: 3	H: 0 LOB: 0 BB: 0 P: 3	R: 2 E: 1 K: 0 S: 6	H: 2 LOB: 1 BB: 0 P: 6	R: 1 E: 0 K: 0 S: 5	H: 3 LOB: 2 BB: 0 P: 5	R: 1 E: 0 K: 0 S: 5	H: 2 LOB: 1 BB: 0 P: 5	R: 0 E: 0 K: 0 S: 3	H: 1 LOB: 0 BB: 0 P: 3	1B: 8 2B: 1 3B: 0 HR: 2	SF: 0 SAC: 0 DP: 1 HBP: 0	WP: 0 PB: 0 SB: 0 CS: 0	PA: 37			
PITCHER	IP	WLS	BF	H	R	ER	SO	BB	IBB	HBP	BLK	WP	HR	S	P	ERA	WHIP								
Al Nipper, R ERA: 3.71 (1, 1)	7.2		33	10	4	4	2	0	0	0	0	0	2	37	37	4.70	1.304								
Steve Crawford, R ERA: 3.12 (8, 1)	0.1	W	1	0	0	0	0	0	0	0	0	0	0	1	1	0.00	0.000								
Bob Stanley, R ERA: 3.34 (9, 1)	1.0	S	3	1	0	0	0	0	0	0	0	0	0	3	3	0.00	1.000								

Minnesota Twins @ Boston Red Sox
Fenway Park, Boston, MA
Sun Aug 19 1984, 3:33 AM EDT
Att: 23,763 - Unknown

AB 37
R 4
H 11
RBI 4
BB 0
SO 2
LOB 11



Batter	1	2	3	4	5	6	7	8	9	AB	R	H	RBI	BB	SO	LOB	BOTTOM								
Wade Boggs, L OBP: 0.396, SLG: 0.412 (1, 10)	0-0 6-3 1B	0-0 1-3 2B			0-0 F7	0-0 CS	0-0 G5-4-3 1B	0-0 1-2 1B	0-0 G4-3	5	0	3	0	0	0	3									
Marty Barrett, R OBP: 0.368, SLG: 0.371 (1, 4)	0-0 6-3 1-2	0-0 F8			0-0 HR 2B		0-3 K			4	1	1	0	0	1	4									
Jim Rice, R OBP: 0.317, SLG: 0.463 (1, 7)	0-0 F4		0-0 F9		0-0 2H HR		0-0 G5-4-3 1-2			4	1	1	2	0	0	2									
Dwight Evans, R OBP: 0.387, SLG: 0.528 (1, 9)	4-0 BB		4-0 BB		0-0 FC6-4 1B			0-0 1B 3B		2	1	2	0	2	0	0									
Bill Buckner, L OBP: 0.325, SLG: 0.407 (1, 3)	0-0 F3		0-3 K		0-0 F6			0-0 WP SH1-3 1B 1B		4	1	1	1	0	1	4									
Reid Nichols, R OBP: 0.294, SLG: 0.303 (1, 8)		0-3 K	0-0 F8		0-0 FC6-4 1-2			0-0 SH1-3		3	0	0	0	0	1	2									
Gary Allenson, R OBP: 0.317, SLG: 0.311 (1, 2)		0-0 1B SF8 1B			0-0 F7	4-0 FC6-4 BB		4-0 1B 1B IBB		2	1	1	0	2	0	0									
Ed Jurak, R OBP: 0.329, SLG: 0.381 (1, 5)		0-0 2B 1B			0-3 K		0-0 FC6-4 FC6-5 1-2 2H	0-0 1-2 2H 1B		4	0	2	1	0	1	1									
Jackie Gutierrez, R OBP: 0.277, SLG: 0.317 (1, 6)		0-0 SF8 3H			0-0 F9		0-0 FC6-5 CS	0-0 G4-3 1B		3	0	1	1	0	0	1									
Inning Stats	R: 0 E: 0 K: 0 S: 4	H: 1 LOB: 2 BB: 1 P: 8	R: 1 E: 0 K: 1 S: 8	H: 3 LOB: 2 BB: 0 P: 8	R: 0 E: 0 K: 1 S: 5	H: 0 LOB: 1 BB: 1 P: 9	R: 0 E: 0 K: 1 S: 5	H: 0 LOB: 0 BB: 0 P: 5	R: 2 E: 1 K: 0 S: 2	H: 3 LOB: 1 BB: 0 P: 6	R: 0 E: 0 K: 0 S: 5	H: 1 LOB: 0 BB: 0 P: 5	R: 2 E: 0 K: 0 S: 6	H: 4 LOB: 2 BB: 1 P: 10	R: 1 E: 0 K: 0 S: 6	H: 2 LOB: 1 BB: 1 P: 10	1B: 8 2B: 2 3B: 1 HR: 1	SF: 1 SAC: 1 DP: 2 HBP: 0	WP: 1 PB: 0 SB: 0 CS: 1	PA: 38					
PITCHER	IP	WLS	BF	H	R	ER	SO	BB	IBB	HBP	BLK	WP	HR	S	P	ERA	WHIP								
Ed Hodge, L ERA: 4.31 (1, 1)	5.0		25	7	3	3	3	3	0	0	0	0	0	8	40	5.40	2.000								
Mike Walters, R ERA: 3.77 (6, 1)	2.0		6	2	1	1	1	0	0	0	0	0	0	8	8	4.50	1.000								
Len Whitehouse, L ERA: 3.16 (8, 1)	1.0	L	6	3	1	1	0	0	1	0	0	1	0	5	9	9.00	3.000								

Minnesota Twins @ Boston Red Sox
Fenway Park, Boston, MA
Sun Aug 19 1984, 3:33 AM EDT
Att: 23,763 - Unknown

AB 31
R 5
H 12
RBI 5
BB 4
SO 4
LOB 17





Batter	1	2	3	4	5	6	7	8	9	AB	R	H	RBI	BB	SO	LOB	TOP		
Kirby Puckett, R OBP: 0.328, SLG: 0.338	0-0 1-3		0-0 SF8 1-3 SF9 2B		0-0 4-3		0-0 3B			4	1	2	2	0	0	0	Minnesota Twins @ Milwaukee Brewers Milwaukee County Stadium, Milwaukee, WI Wed Aug 22 1984, 8:05 PM EDT Unknown livebaseballscorecards.com		
Dave Meier, R OBP: 0.297, SLG: 0.333	0-3 K		0-0 SF8			0-0 G4-6-3 1B	0-0 F7			3	0	1	1	0	1	1			
Mickey Hatcher, R OBP: 0.351, SLG: 0.415	0-0 1B		0-0 SF9			0-0 G4-6-3 1-2		0-0 F4		3	0	1	1	0	0	1			
Kent Hrbek, L OBP: 0.385, SLG: 0.513	0-0 F7		0-0 6-3			0-0 5-3		0-0 F9		4	0	0	0	0	0	1			
Tom Brunansky, R OBP: 0.329, SLG: 0.483		0-0 F9		0-0 F7			0-0 HR	0-0 F8		4	1	1	1	0	0	0			
Gary Gaetti, R OBP: 0.327, SLG: 0.368		0-0 F8		0-0 F7			0-0 F9		0-0 F8	4	0	0	0	0	0	0			
Tim Teufel, R OBP: 0.362, SLG: 0.421		4-0 FC6-4 BB		0-0 5-3			0-0 6-3		0-0 2B	3	0	1	0	1	0	0			
Tim Laudner, R OBP: 0.251, SLG: 0.405		0-0 FC6-4 1-2		0-0 5-3		0-0 K 2B 3B		0-0 F2		4	1	0	0	0	1	2			
Houston Jimenez, R OBP: 0.245, SLG: 0.258			0-0 2B SF8 1B		0-0 F4		0-0 K 1-3 3B 2B		0-0 5-3	4	2	2	0	0	0	1			
Inning Stats	R: 0 E: 0 K: 1 S: 6	H: 1 LOB: 1 BB: 0 P: 6	R: 0 E: 0 K: 0 S: 3	H: 0 LOB: 1 BB: 1 P: 7	R: 2 E: 0 K: 0 S: 5	H: 2 LOB: 0 BB: 0 P: 5	R: 0 E: 0 K: 0 S: 3	H: 0 LOB: 0 BB: 0 P: 3	R: 0 E: 0 K: 0 S: 3	H: 1 LOB: 0 BB: 0 P: 3	R: 3 E: 0 K: 1 S: 9	H: 3 LOB: 1 BB: 0 P: 9	R: 0 E: 0 K: 0 S: 3	H: 0 LOB: 0 BB: 0 P: 3	R: 0 E: 0 K: 0 S: 4	H: 1 LOB: 1 BB: 0 P: 4	1B: 3 2B: 3 3B: 1 HR: 1	SF: 2 SAC: 0 DP: 1 HBP: 0	WP: 1 PA: 36 CS: 0
PITCHER Mike Caldwell, L ERA: 4.29	IP: 9.0 WLS: L BF: 36	H: 8 R: 5 ER: 5 SO: 2	BB: 1 IBB: 0 HBP: 0 BLK: 0	WP: 1 HR: 1 S: 39 P: 43	ERA: 5.00 WHIP: 1.000											ERA: 5.00 WHIP: 1.000			

Batter	1	2	3	4	5	6	7	8	9	AB	R	H	RBI	BB	SO	LOB	BOTTOM				
Rick Manning, L OBP: 0.318, SLG: 0.371	4-0 4-3 BB		0-0 6-3			0-0 K		0-0 4-3		3	0	0	0	1	1	0	Minnesota Twins @ Milwaukee Brewers Milwaukee County Stadium, Milwaukee, WI Wed Aug 22 1984, 8:05 PM EDT Unknown livebaseballscorecards.com				
Jim Gantner, L OBP: 0.323, SLG: 0.363	0-0 4-3 1-2			1-0 G4-6-3 HBP		0-0 4-3		0-0 G6-3 1B		3	0	1	0	0	0	1					
Robin Yount, R OBP: 0.361, SLG: 0.422	0-0 F6			0-0 G4-6-3 1-2		0-0 F5		0-0 G6-3 1-2		4	0	0	0	0	0	2					
Cecil Cooper, L OBP: 0.300, SLG: 0.370		0-3 K		0-0 BB 1B		0-0 F8		0-0 HR		4	1	2	1	0	1	0					
Ben Oglivie, L OBP: 0.317, SLG: 0.367		0-0 HR		4-0 1-2 BB		0-0 1B		0-0 3-1		3	1	2	1	1	0	0					
Ted Simmons, S OBP: 0.289, SLG: 0.308		0-0 F6		0-0 F5		0-0 F7				3	0	0	0	0	0	3					
Dion James, L OBP: 0.319, SLG: 0.354		0-0 CS 1B		0-0 F4		0-0 F8				3	0	1	0	0	0	1					
Bill Schroeder, R OBP: 0.255, SLG: 0.404		0-0 CS	0-0 F9		1-0 G1-6-3 HBP		0-0 5-3			2	0	0	0	0	0	0					
Ed Romero, R OBP: 0.322, SLG: 0.312			0-0 4-3		0-0 G1-6-3 1-2		0-0 4-3			3	0	0	0	0	0	1					
Inning Stats	R: 0 E: 0 K: 0 S: 2	H: 0 LOB: 0 BB: 1 P: 6	R: 1 E: 0 K: 1 S: 6	H: 2 LOB: 0 BB: 0 P: 6	R: 0 E: 0 K: 0 S: 3	H: 0 LOB: 0 BB: 0 P: 3	R: 0 E: 0 K: 0 S: 3	H: 1 LOB: 2 BB: 1 P: 8	R: 0 E: 0 K: 0 S: 2	H: 0 LOB: 0 BB: 0 P: 3	R: 0 E: 0 K: 1 S: 5	H: 0 LOB: 0 BB: 0 P: 5	R: 0 E: 0 K: 0 S: 4	H: 1 LOB: 1 BB: 0 P: 4	R: 0 E: 0 K: 0 S: 3	H: 0 LOB: 0 BB: 0 P: 3	R: 1 E: 0 K: 0 S: 4	H: 2 LOB: 0 BB: 0 P: 4	1B: 4 2B: 1 3B: 0 HR: 2	SF: 0 SAC: 0 DP: 4 HBP: 2	WP: 0 PA: 33 CS: 1
PITCHER Mike Smithson, R ERA: 3.6	IP: 9.0 WLS: W BF: 32	H: 6 R: 2 ER: 2 SO: 2	BB: 2 IBB: 0 HBP: 2 BLK: 0	WP: 0 HR: 2 S: 32 P: 42	ERA: 2.00 WHIP: 0.889											ERA: 2.00 WHIP: 0.889					

Batter	1	2	3	4	5	6	7	8	9	AB	R	H	RBI	BB	SO	LOB	TOP		
Kirby Puckett, R OBP: 0.327, SLG: 0.338	F7		F4		F8			SH1-3 1B		4	1	1	0	0	0	1	Minnesota Twins @ Milwaukee Brewers Milwaukee County Stadium, Milwaukee, WI Wed Aug 22 1984, 8:05 PM EDT Att: 16,056 - Unknown		
Dave Engle, R OBP: 0.323, SLG: 0.377	1-3			G3 HR		FC5-4 BB		SH1-3		2	1	1	0	1	0	0			
Mickey Hatcher, R OBP: 0.350, SLG: 0.413	F2			G3		FC5-4 BB		G4-6-3 1B		4	0	1	1	0	0	2			
Kent Hrbek, L OBP: 0.388, SLG: 0.528		HR		HR		G4-6-3 BB		G4-6-3		3	2	2	3	1	0	1			
Randy Bush, L OBP: 0.307, SLG: 0.419	F9			HR		G4-6-3 BB				1	0	0	0	1	0	0			
Darrell Brown, S OBP: 0.307, SLG: 0.346				7-3 BB		G4-6-3				2	0	0	0	0	0	2			
Tom Brunansky, R OBP: 0.331, SLG: 0.481	F5			7-3 BB						3	0	1	0	1	0	1			
Gary Gaetti, R OBP: 0.324, SLG: 0.365	F5				6-3					4	0	0	0	0	0	2			
Tim Teufel, R OBP: 0.361, SLG: 0.418			5-3		F8					3	0	0	0	1	0	1			
Houston Jimenez, R OBP: 0.245, SLG: 0.258			5-3							4	0	1	0	0	1	3			
Inning Stats	R: 0 E: 0 K: 0 S: 3	H: 0 LOB: 0 BB: 0 P: 3	R: 1 E: 0 K: 0 S: 4	H: 1 LOB: 0 BB: 0 P: 4	R: 0 E: 0 K: 0 S: 3	H: 0 LOB: 0 BB: 0 P: 3	R: 2 E: 0 K: 0 S: 4	H: 2 LOB: 0 BB: 1 P: 8	R: 0 E: 0 K: 0 S: 4	H: 1 LOB: 1 BB: 0 P: 4	R: 0 E: 0 K: 1 S: 5	H: 0 LOB: 1 BB: 1 P: 9	R: 1 E: 0 K: 0 S: 4	H: 2 LOB: 0 BB: 0 P: 4	R: 0 E: 0 K: 0 S: 4	H: 1 LOB: 2 BB: 1 P: 8	1B: 4 2B: 2 3B: 0 HR: 2	SF: 0 SAC: 1 DP: 3 HBP: 0	WP: 1 PA: 36 CS: 0
PITCHER	IP	WLS	BF	H	R	ER	SO	BB	IBB	HBP	BLK	WP	HR	S	P	ERA	WHIP		
Jack Lazorko, R ERA: 3.46	5.1		21	4	3	3	0	2	0	0	0	0	2	19	27	5.06	1.125		
Ray Searage, L ERA: 2.51	2.0	L	8	1	1	1	1	2	0	0	0	0	0	8	16	4.50	1.500		
Tom Tellmann, R ERA: 2.37	1.2		7	2	0	0	0	0	1	0	0	1	0	6	10	0.00	1.200		

Batter	1	2	3	4	5	6	7	8	9	AB	R	H	RBI	BB	SO	LOB	BOTTOM				
Rick Manning, L OBP: 0.314, SLG: 0.366	F3		F8		F7			F7		4	0	0	0	0	0	2	Minnesota Twins @ Milwaukee Brewers Milwaukee County Stadium, Milwaukee, WI Wed Aug 22 1984, 8:05 PM EDT Att: 16,056 - Unknown				
Jim Gantner, L OBP: 0.325, SLG: 0.364	4-3		L6-3 1B		F6			BB 1B		4	0	2	0	0	0	0					
Robin Yount, R OBP: 0.359, SLG: 0.419	K		L6-3					K		4	0	0	0	0	2	2					
Cecil Cooper, L OBP: 0.297, SLG: 0.366		F5		F5		K		F8		4	0	0	0	0	1	1					
Ben Oglivie, L OBP: 0.319, SLG: 0.369		G3		1B 2B		3-1				3	0	1	0	1	0	0					
Ted Simmons, S OBP: 0.271, SLG: 0.306		HR BB		1B BB				G3		2	1	0	0	2	1	2					
Dion James, L OBP: 0.321, SLG: 0.367		HR		1B BB				K		4	1	2	2	0	0	0					
Bill Schroeder, R OBP: 0.261, SLG: 0.427		HR		G6-4-3 1B				1B		4	1	2	1	0	1	3					
Ed Romero, R OBP: 0.322, SLG: 0.313	F9			G6-4-3				1B		3	0	1	0	0	0	0					
Roy Howell, L OBP: 0.287, SLG: 0.322				5-3				1B		1	0	0	0	0	1	0					
Inning Stats	R: 0 E: 0 K: 1 S: 5	H: 0 LOB: 0 BB: 0 P: 5	R: 3 E: 0 K: 0 S: 5	H: 2 LOB: 1 BB: 1 P: 9	R: 0 E: 0 K: 0 S: 3	H: 1 LOB: 0 BB: 0 P: 3	R: 0 E: 0 K: 0 S: 4	H: 2 LOB: 2 BB: 1 P: 8	R: 0 E: 0 K: 0 S: 3	H: 0 LOB: 0 BB: 0 P: 3	R: 0 E: 0 K: 1 S: 5	H: 0 LOB: 0 BB: 0 P: 5	R: 0 E: 0 K: 0 S: 5	H: 2 LOB: 2 BB: 0 P: 5	R: 0 E: 0 K: 2 S: 8	H: 1 LOB: 2 BB: 1 P: 12	R: 0 E: 0 K: 2 S: 7	H: 0 LOB: 0 BB: 0 P: 7	1B: 5 2B: 2 3B: 0 HR: 2	SF: 0 SAC: 0 DP: 2 HBP: 0	WP: 0 PA: 36 CS: 0
PITCHER	IP	WLS	BF	H	R	ER	SO	BB	IBB	HBP	BLK	WP	HR	S	P	ERA	WHIP				
Ken Schrom, R ERA: 3.76	6.0		23	5	3	3	2	2	0	0	0	0	2	25	33	4.50	1.167				
Rick Lysander, R ERA: 2.66	1.2	W	9	3	0	0	1	1	0	0	0	0	0	10	14	0.00	2.400				
Ron Davis, R ERA: 4.85	1.1	S	4	0	0	0	3	0	0	0	0	0	0	10	10	0.00	0.000				

Batter	1	2	3	4	5	6	7	8	9	AB	R	H	RBI	BB	SO	LOB	TOP		
Kirby Puckett, R OBP: 0.324, SLG: 0.334 (1, 8)	F9		FC6-4		G3			5-3		4	0	0	0	0	0	1	Minnesota Twins @ Milwaukee Brewers Milwaukee County Stadium, Milwaukee, WI Thu Aug 23 1984, 4:33 AM EDT Att: 19,653 - Unknown		
Dave Meier, R OBP: 0.295, SLG: 0.331 (1, 7)	F8		G6-4-3			F9				4	0	1	0	0	0	1			
Mickey Hatcher, R OBP: 0.347, SLG: 0.410 (1, 10)	F6					F4		F7		4	0	0	0	0	0	1			
Kent Hrbek, L OBP: 0.385, SLG: 0.523 (1, 3)		F7		F2		K		F3		4	0	0	0	0	1	1			
Tom Brunansky, R OBP: 0.330, SLG: 0.479 (1, 9)		K		HR			5-3		1-3	4	1	1	0	0	1	0			
Gary Gaetti, R OBP: 0.327, SLG: 0.374 (1, 5)		1B		HR			BB		6-3	3	1	2	2	1	0	0			
Tim Teufel, R OBP: 0.362, SLG: 0.418 (1, 4)		1B		4-3			BB		K	3	0	1	0	1	1	0			
Tim Laudner, R OBP: 0.247, SLG: 0.398 (1, 2)		K					F5			3	0	0	0	0	1	4			
Houston Jimenez, R OBP: 0.247, SLG: 0.260 Ron Washington, R OBP: 0.280, SLG: 0.438 (7, PH) (7, 6)			FC6-4		6-3		5-3			2	0	1	0	0	0	0			
Inning Stats	R: 0 E: 0 K: 0 S: 3	H: 0 LOB: 0 BB: 0 P: 3	R: 0 E: 0 K: 2 S: 9	H: 2 LOB: 2 BB: 0 P: 9	R: 0 E: 0 K: 0 S: 3	H: 1 LOB: 0 BB: 0 P: 3	R: 2 E: 0 K: 0 S: 5	H: 2 LOB: 0 BB: 0 P: 5	R: 0 E: 0 K: 1 S: 5	H: 0 LOB: 0 BB: 0 P: 5	R: 0 E: 0 K: 0 S: 3	H: 0 LOB: 2 BB: 2 P: 11	R: 0 E: 0 K: 0 S: 4	H: 1 LOB: 1 BB: 0 P: 4	R: 0 E: 0 K: 1 S: 5	H: 0 LOB: 0 BB: 0 P: 5		1B: 5 2B: 0 3B: 0 HR: 1	SF: 0 SAC: 0 DP: 1 HBP: 0
PITCHER Bob McClure, L ERA: 3.67 (1, 1)	IP: 9.0 WLS: W BF: 34 H: 6 R: 2 ER: 2 SO: 4 BB: 2 IBB: 0 HBP: 0 BLK: 0 WP: 0 HR: 1 S: 40 P: 48 ERA: 2.00 WHIP: 0.889																		

Batter	1	2	3	4	5	6	7	8	9	AB	R	H	RBI	BB	SO	LOB	BOTTOM		
Ed Romero, R OBP: 0.317, SLG: 0.307 (1, 5)	L2		6-3		F8		FC6-4			4	0	0	0	0	0	2	Minnesota Twins @ Milwaukee Brewers Milwaukee County Stadium, Milwaukee, WI Thu Aug 23 1984, 4:33 AM EDT Att: 19,653 - Unknown		
Jim Gantner, L OBP: 0.324, SLG: 0.365 (1, 4)	6-3			1B	5-3		F9			4	1	1	0	0	0	2			
Robin Yount, R OBP: 0.360, SLG: 0.419 (1, 6)		CS		E4		G4-6-3		F7		4	1	2	0	0	0	1			
Cecil Cooper, L OBP: 0.297, SLG: 0.365 (1, 3)	CS	K		1B		G4-6-3		F1		4	1	1	1	0	1	1			
Ted Simmons, S OBP: 0.271, SLG: 0.306 (1, 10)		F7		1B		F7		F6		4	0	1	1	0	0	0			
Mark Brouhard, R OBP: 0.322, SLG: 0.382 Rick Manning, L OBP: 0.314, SLG: 0.366 (8, 8)		K		F9			HR			3	1	1	1	0	1	2			
Bobby Clark, R OBP: 0.351, SLG: 0.392 (8, 7)			K		G5-4-3		F9			3	0	1	1	0	1	0			
Bill Schroeder, R OBP: 0.269, SLG: 0.447 (1, 2)				HR	G5-4-3		FC6-4	1B		2	1	1	1	1	0	2			
Charlie Moore, R OBP: 0.272, SLG: 0.304 (1, 9)			F7		F4		FC6-4	1B		3	0	1	0	0	0	0			
Inning Stats	R: 0 E: 0 K: 0 S: 3	H: 1 LOB: 0 BB: 0 P: 3	R: 0 E: 0 K: 2 S: 7	H: 0 LOB: 0 BB: 0 P: 7	R: 1 E: 0 K: 1 S: 6	H: 1 LOB: 0 BB: 0 P: 6	R: 3 E: 0 K: 0 S: 7	H: 4 LOB: 1 BB: 0 P: 7	R: 0 E: 0 K: 0 S: 3	H: 0 LOB: 0 BB: 0 P: 3	R: 0 E: 0 K: 0 S: 3	H: 1 LOB: 2 BB: 1 P: 9	R: 0 E: 0 K: 0 S: 3	H: 0 LOB: 0 BB: 0 P: 3	R: 0 E: 0 K: 0 S: 3	H: 0 LOB: 0 BB: 0 P: 3		1B: 6 2B: 1 3B: 0 HR: 2	SF: 0 SAC: 0 DP: 2 HBP: 0
PITCHER Frank Viola, L ERA: 3.08 Pete Filson, L ERA: 4.03 Bobby Castillo, R ERA: 1.98 (1, 1) (7, 1) (8, 1)	IP: 6.1 WLS: L BF: 27 H: 9 R: 5 ER: 4 SO: 3 BB: 1 IBB: 0 HBP: 0 BLK: 0 WP: 0 HR: 2 S: 32 P: 36 ERA: 5.68 WHIP: 1.579																		

Batter	1	2	3	4	5	6	7	8	9	AB	R	H	RBI	BB	SO	LOB	TOP					
Damaso Garcia, R OBP: 0.318, SLG: 0.394 (1, 4)										6	0	2	1	0	0	7	Toronto Blue Jays @ Minnesota Twins Hubert H. Humphrey Metrodome, Minneapolis, MN Fri Aug 24 1984, 8:05 PM EDT Att: 26,602 - Unknown					
Dave Collins, S OBP: 0.363, SLG: 0.451 (1, 3)										4	0	0	1	1	1	4						
Rick Leach, L OBP: 0.325, SLG: 0.400 (8, 3)										0	0	0	0	0	0	0						
Lloyd Moseby, L OBP: 0.356, SLG: 0.478 (1, 8)										4	0	1	1	1	1	3						
Ernie Whitt, L OBP: 0.338, SLG: 0.436 (1, 2)										3	0	1	0	2	0	2						
George Bell, R OBP: 0.329, SLG: 0.494 (1, 7)										5	1	1	1	0	0	6						
Willie Aikens, L OBP: 0.306, SLG: 0.356 (1, 10)										4	0	2	0	0	1	0						
Willie Upshaw, L OBP: 0.361, SLG: 0.503 (8, PR)										0	1	0	0	0	0	0						
Buck Martinez, R OBP: 0.296, SLG: 0.341 (8, PH)										0	1	0	0	1	0	0						
Rance Mulliniks, L OBP: 0.380, SLG: 0.425 (1, 5)										4	1	3	0	0	0	0						
Garth Iorg, R OBP: 0.248, SLG: 0.294 (8, 5)										1	0	1	1	0	0	0						
Jesse Barfield, R OBP: 0.363, SLG: 0.500 (1, 9)										4	0	0	0	1	0	5						
Alfredo Griffin, S OBP: 0.241, SLG: 0.296 (1, 6)										3	1	1	0	0	1	2						
Cliff Johnson, R OBP: 0.396, SLG: 0.514 (8, PH)										1	0	1	1	0	0	0						
Tony Fernandez, S OBP: 0.323, SLG: 0.410 (8, 6)										0	1	0	0	1	0	0						
Inning Stats	R: 0 E: 0 K: 1 S: 6	H: 1 LOB: 2 BB: 1 P: 10	R: 0 E: 0 K: 1 S: 7	H: 2 LOB: 2 BB: 0 P: 7	R: 0 E: 0 K: 0 S: 3	H: 0 LOB: 0 BB: 0 P: 3	R: 1 E: 0 K: 1 S: 6	H: 1 LOB: 0 BB: 0 P: 6	R: 0 E: 1 K: 0 S: 4	H: 0 LOB: 2 BB: 1 P: 8	R: 0 E: 0 K: 0 S: 4	H: 1 LOB: 1 BB: 0 P: 4	R: 1 E: 0 K: 0 S: 4	H: 2 LOB: 2 BB: 2 P: 12	R: 3 E: 0 K: 1 S: 9	H: 4 LOB: 2 BB: 0 P: 9	R: 1 E: 0 K: 0 S: 4	H: 2 LOB: 3 BB: 3 P: 16	1B: 7 2B: 5 3B: 0 HR: 1	SF: 0 SAC: 0 DP: 1 HBP: 0	WP: 1 PB: 0 SB: 2 CS: 1	PA: 46
PITCHER	IP	WLS	BF	H	R	ER	SO	BB	IBB	HBP	BLK	WP	HR	S	P	ERA	WHIP					
John Butcher, R ERA: 3.16 (1, 1)	6.1		30	7	2	2	3	3	0	0	0	1	1	33	45	2.84	1.579					
Rick Lysander, R ERA: 3.21 (7, 1)	1.1	L	8	4	3	3	0	0	1	0	0	0	0	7	11	20.25	3.000					
Pete Filson, L ERA: 4.08 (8, 1)	1.0		7	2	1	1	1	2	1	0	0	0	0	6	18	9.00	4.000					
Mike Walters, R ERA: 3.72 (9, 1)	0.1		1	0	0	0	0	0	0	0	0	0	0	1	1	0.00	0.000					

Batter	1	2	3	4	5	6	7	8	9	AB	R	H	RBI	BB	SO	LOB	BOTTOM				
Kirby Puckett, R OBP: 0.325, SLG: 0.333 (1, 8)										4	0	1	0	0	0	0	Toronto Blue Jays @ Minnesota Twins Hubert H. Humphrey Metrodome, Minneapolis, MN Fri Aug 24 1984, 8:05 PM EDT Att: 26,602 - Unknown				
Andre David, L OBP: 0.356, SLG: 0.410 (1, 7)										3	0	0	0	0	1	2					
Kent Hrbek, L OBP: 0.385, SLG: 0.523 (7, PH)										2	0	1	0	0	0	2					
Mickey Hatcher, R OBP: 0.347, SLG: 0.410 (1, 3)										4	1	1	0	0	0	3					
Randy Bush, L OBP: 0.307, SLG: 0.414 (1, 10)										3	0	0	0	1	0	0					
Tom Brunansky, R OBP: 0.332, SLG: 0.481 (1, 9)										3	0	2	1	0	0	0					
Dave Meier, R OBP: 0.293, SLG: 0.328 (8, 9)										1	0	0	0	0	0	0					
Gary Gaetti, R OBP: 0.325, SLG: 0.370 (1, 5)										4	0	0	0	0	3	3					
Tim Teufel, R OBP: 0.363, SLG: 0.424 (1, 4)										3	1	1	1	1	1	0					
Tim Laudner, R OBP: 0.243, SLG: 0.391 (1, 2)										3	0	0	0	0	2	2					
Darrell Brown, S OBP: 0.310, SLG: 0.349 (9, PH)										1	0	1	0	0	0	0					
Houston Jimenez, R OBP: 0.247, SLG: 0.261 (1, 6)										3	0	1	0	0	2	0					
Ron Washington, R OBP: 0.278, SLG: 0.434 (8, PH)										1	0	0	0	0	1	1					
Inning Stats	R: 1 E: 1 K: 1 S: 7	H: 2 LOB: 2 BB: 1 P: 11	R: 0 E: 0 K: 2 S: 7	H: 0 LOB: 0 BB: 0 P: 7	R: 0 E: 0 K: 1 S: 5	H: 0 LOB: 0 BB: 0 P: 5	R: 0 E: 0 K: 1 S: 5	H: 0 LOB: 0 BB: 0 P: 5	R: 1 E: 0 K: 1 S: 7	H: 2 LOB: 2 BB: 0 P: 8	R: 0 E: 0 K: 1 S: 6	H: 1 LOB: 1 BB: 0 P: 6	R: 0 E: 0 K: 0 S: 3	H: 0 LOB: 0 BB: 0 P: 3	R: 0 E: 0 K: 2 S: 9	H: 2 LOB: 2 BB: 0 P: 9	1B: 6 2B: 1 3B: 0 HR: 1	SF: 0 SAC: 0 DP: 0 HBP: 1	WP: 1 PB: 0 SB: 0 CS: 0	PA: 38	
PITCHER	IP	WLS	BF	H	R	ER	SO	BB	IBB	HBP	BLK	WP	HR	S	P	ERA	WHIP				
Luis Leal, R ERA: 3.43 (1, 1)	8.2		37	8	2	2	10	1	1	1	0	0	0	54	63	2.08	1.038				
Jimmy Key, L ERA: 5.45 (9, 1)	0.1	S	1	0	0	0	0	0	0	0	0	0	0	1	1	0.00	0.000				



Batter	1	2	3	4	5	6	7	8	9	10	11	12	AB	R	H	RBI	BB	SO	LOB					
Damaso Garcia, R OBP: 0.316, SLG: 0.391 (1.4)	F5		4-3			F8		1B E		F8		F9	6	1	1	1	0	0	0					
Lloyd Moseby, L OBP: 0.356, SLG: 0.475 (1.8)	F8			K		4-3		1B S		6-3		G6-4-3 BB	5	0	1	0	1	1	0					
George Bell, R OBP: 0.329, SLG: 0.489 (1.7)	BB			K		G3		1B S				G6-4-3 BB	4	0	0	0	2	2	2					
Cliff Johnson, R OBP: 0.390, SLG: 0.516 (1.10)	5-3			3B	2B			BB		FC6-4 BB		FC6-4 BB	3	1	1	0	2	0	2					
Jesse Barfield, R OBP: 0.363, SLG: 0.494 (1.9)		K		3B	BB			BB				S BB	3	1	0	0	2	2	3					
Dave Collins, S OBP: 0.286, SLG: 0.461 (1.3)													3	0	3	2	0	0	0					
Rick Leach, L OBP: 0.316, SLG: 0.389 (8.3)	CS 1B												2	0	0	0	0	0	1					
Buck Martinez, R OBP: 0.339, SLG: 0.434 (9. PH) Ernie Whitt, L (9.2)	K					F8		1B S		CS BB		F6	3	0	1	0	0	1	1					
Garth Iorg, R OBP: 0.254, SLG: 0.309 (9. PH) Rance Mulliniks, L OBP: 0.365, SLG: 0.425 (9.5)													3	1	2	0	0	0	0					
Alfredo Griffin, S OBP: 0.238, SLG: 0.293 (11. PH) Tony Fernandez, S OBP: 0.321, SLG: 0.407 (11.6)			G6-4-3			F7		1B S		BB		1B	0	0	0	0	2	0	0					
Inning Stats	R: 0 E: 0 K: 3	H: 0 LOB: 1 BB: 7	R: 0 E: 0 K: 2	H: 1 LOB: 0 BB: 7	R: 0 E: 0 K: 0	H: 1 LOB: 0 BB: 3	R: 2 E: 0 K: 2	H: 2 LOB: 1 BB: 12	R: 0 E: 0 K: 0	H: 0 LOB: 0 BB: 3	R: 0 E: 0 K: 0	H: 2 LOB: 2 BB: 7	R: 2 E: 1 K: 2	H: 3 LOB: 2 BB: 14	R: 0 E: 0 K: 0	H: 0 LOB: 1 BB: 2	R: 0 E: 0 K: 1	H: 0 LOB: 2 BB: 13	R: 0 E: 0 K: 0	H: 0 LOB: 0 BB: 6	1B: 6 2B: 1 3B: 2 HR: 0	SF: 0 SAC: 0 DP: 3 HBP: 0	WP: 0 PB: 0 SB: 4 CS: 2	PA: 48
PITCHER	IP WLS BF H R ER SO BB IBB HBP BLK	IP WLS BF H R ER SO BB IBB HBP BLK	IP WLS BF H R ER SO BB IBB HBP BLK	IP WLS BF H R ER SO BB IBB HBP BLK	IP WLS BF H R ER SO BB IBB HBP BLK	IP WLS BF H R ER SO BB IBB HBP BLK	IP WLS BF H R ER SO BB IBB HBP BLK	IP WLS BF H R ER SO BB IBB HBP BLK	IP WLS BF H R ER SO BB IBB HBP BLK	IP WLS BF H R ER SO BB IBB HBP BLK	IP WLS BF H R ER SO BB IBB HBP BLK	IP WLS BF H R ER SO BB IBB HBP BLK	IP WLS BF H R ER SO BB IBB HBP BLK	IP WLS BF H R ER SO BB IBB HBP BLK	IP WLS BF H R ER SO BB IBB HBP BLK	IP WLS BF H R ER SO BB IBB HBP BLK	IP WLS BF H R ER SO BB IBB HBP BLK	IP WLS BF H R ER SO BB IBB HBP BLK	IP WLS BF H R ER SO BB IBB HBP BLK	ERA WHIP	ERA WHIP	ERA WHIP		
Ed Hodge, L ERA: 4.27 Bobby Castillo, R ERA: 1.45	(1.1) (8.1)	7.0 5.0	26 W	8 22	3 2	3 1	4 0	4 3	3 0	31 21	43 49	0.00 1.600												


TOP

Toronto Blue Jays @ Minnesota Twins
Hubert H. Humphrey Metrodome, Minneapolis, MN

Sat Aug 25 1984, 8:05 PM EDT
Alt. 23,236 - Unknown

livebaseballscorecards.com

AB 38
R 4
H 9
RBI 3
BB 10
SO 7
LOB 15



Batter	1	2	3	4	5	6	7	8	9	10	11	12	AB	R	H	RBI	BB	SO	LOB			
Kirby Puckett, R OBP: 0.326, SLG: 0.334 (1.8)	F9			1B		3-1		2B 1B		F8		SH1-3	5	1	2	0	0	0	0			
Mickey Hatcher, R OBP: 0.346, SLG: 0.410 (1.7)	F9		1-3			5-3		1B 2B		F3		BB IBB	5	1	1	2	1	0	2			
Kent Hrbek, L OBP: 0.388, SLG: 0.526 (1.3)	K			1B 2B		G3 1B		SH3-4 1B		F3		BB IBB	5	1	3	1	1	1	0			
Randy Bush, L OBP: 0.307, SLG: 0.410 (1.10) Dave Meier, R OBP: 0.289, SLG: 0.323 (8. PH)		K		1B HBP		G3		SH3-4				3-1 F9	2	0	0	0	0	1	1			
Tom Brunansky, R OBP: 0.333, SLG: 0.480 (8. PR) Andre David, R OBP: 0.362, SLG: 0.400 (9.9)		K				F3		G6-4-3 IBB				E6	3	0	1	1	1	1	1			
Gary Caselli, R OBP: 0.324, SLG: 0.369 (1.5)	F5			1B				G6-4-3				1B IBB	5	0	1	0	0	1	4			
Tim Teufel, R OBP: 0.365, SLG: 0.423 (1.4)			1-3			G6-4-3		6-3 1B				G5-3 1B	3	0	1	0	2	0	2			
Tim Laudner, R OBP: 0.245, SLG: 0.396 (11. PH) Dave Engle, R OBP: 0.322, SLG: 0.370 (12.2)				1B BB		K		6-3		SH3-4		G5-3	2	0	0	0	1	1	1			
Houston Jimenez, R OBP: 0.295, SLG: 0.259 (8. PH) Darrell Brown, S OBP: 0.313, SLG: 0.351 (9.6) Ron Washington, R OBP: 0.281, SLG: 0.443 (9.6)			F8			6-3		1B 2B		9-6		SH1-3 BB	2	0	0	0	0	0	1			
Inning Stats	R: 0 E: 0 K: 1	H: 0 LOB: 0 BB: 0	R: 0 E: 0 K: 2	H: 0 LOB: 0 BB: 0	R: 0 E: 0 K: 0	H: 1 LOB: 2 BB: 8	R: 1 E: 0 K: 1	H: 2 LOB: 1 BB: 7	R: 0 E: 0 K: 0	H: 0 LOB: 0 BB: 5	R: 0 E: 0 K: 0	H: 1 LOB: 2 BB: 10	R: 0 E: 0 K: 0	H: 0 LOB: 0 BB: 0	R: 0 E: 1 K: 0	H: 1 LOB: 2 BB: 8	R: 1 E: 0 K: 3	H: 1 LOB: 3 BB: 15	1B: 8 2B: 5 3B: 0 HR: 0	SF: 0 SAC: 3 DP: 5 HBP: 1	WP: 0 PB: 0 SB: 0 CS: 0	PA: 50
PITCHER	IP WLS BF H R ER SO BB IBB HBP BLK	IP WLS BF H R ER SO BB IBB HBP BLK	IP WLS BF H R ER SO BB IBB HBP BLK	IP WLS BF H R ER SO BB IBB HBP BLK	IP WLS BF H R ER SO BB IBB HBP BLK	IP WLS BF H R ER SO BB IBB HBP BLK	IP WLS BF H R ER SO BB IBB HBP BLK	IP WLS BF H R ER SO BB IBB HBP BLK	IP WLS BF H R ER SO BB IBB HBP BLK	IP WLS BF H R ER SO BB IBB HBP BLK	IP WLS BF H R ER SO BB IBB HBP BLK	IP WLS BF H R ER SO BB IBB HBP BLK	IP WLS BF H R ER SO BB IBB HBP BLK	IP WLS BF H R ER SO BB IBB HBP BLK	IP WLS BF H R ER SO BB IBB HBP BLK	IP WLS BF H R ER SO BB IBB HBP BLK	IP WLS BF H R ER SO BB IBB HBP BLK	IP WLS BF H R ER SO BB IBB HBP BLK	IP WLS BF H R ER SO BB IBB HBP BLK	ERA WHIP	ERA WHIP	ERA WHIP
Jim Clancy, R ERA: 4.95 Jimmy Key, L ERA: 5.44 Roy Lee Jackson, R ERA: 3.7 Jim Gott, R ERA: 4.1 Dennis Lamp, R ERA: 3.92	(1.1) (8.1) (8.1) (12.1) (12.1)	7.0 0.1 3.2 0.0 0.2	29 3 12 L 5	8 1 1 1 0	4 0 0 1 0	4 0 0 1 0	5 0 0 0 0	5 0 0 0 0	5 0 0 0 0	37 2 10 1 2	42 6 18 1 14	5.14 0.00 0.545 ∞ 1.500										


BOTTOM

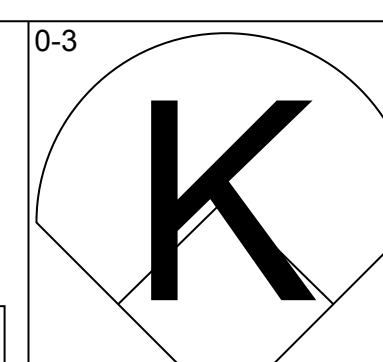
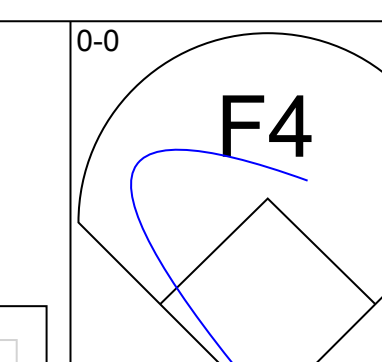
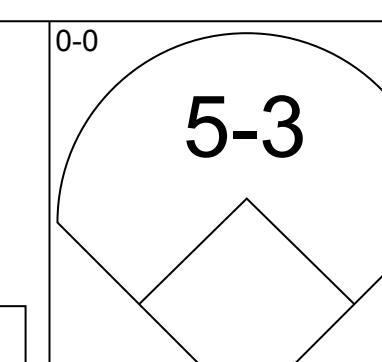
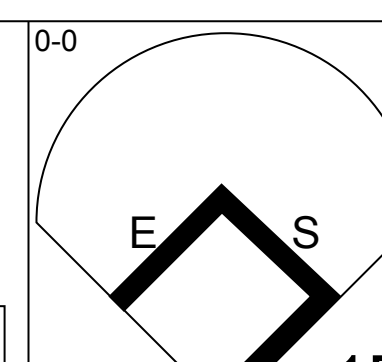
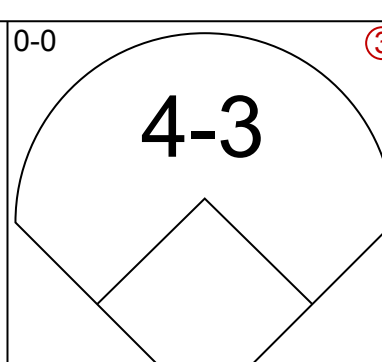
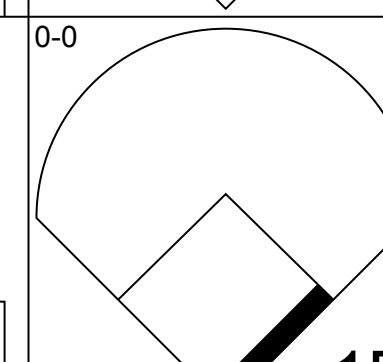
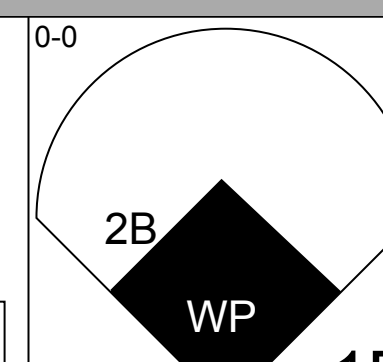
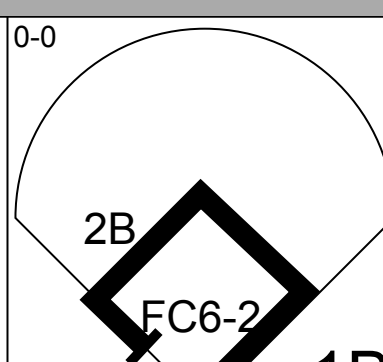
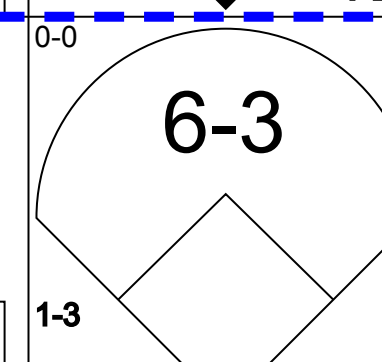
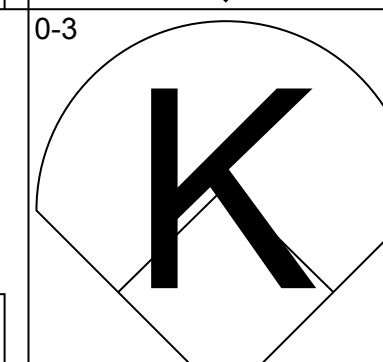
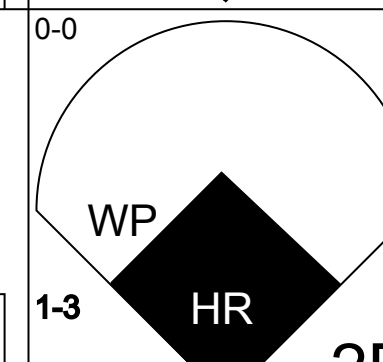
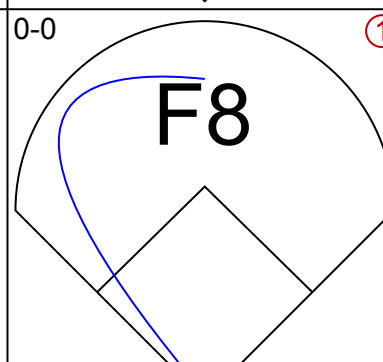
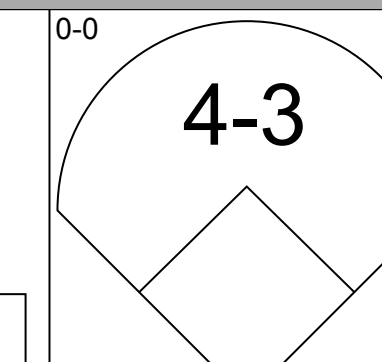
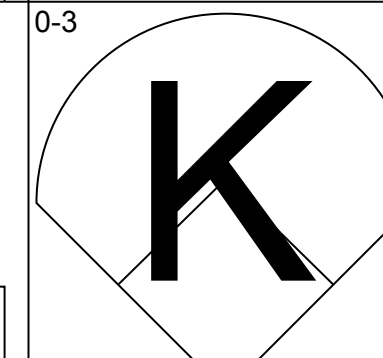
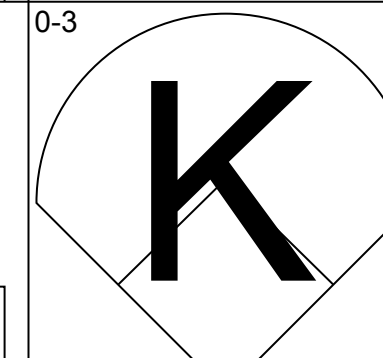
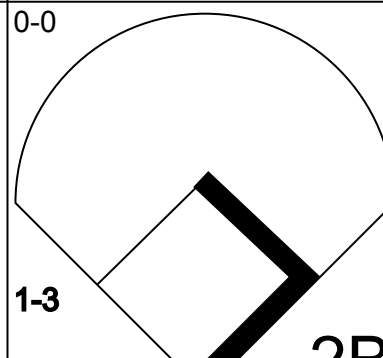
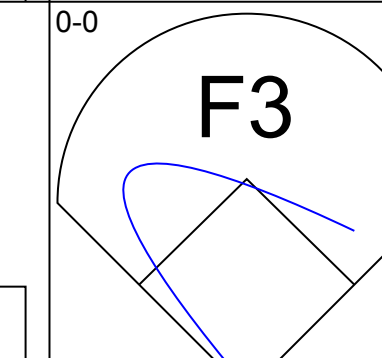
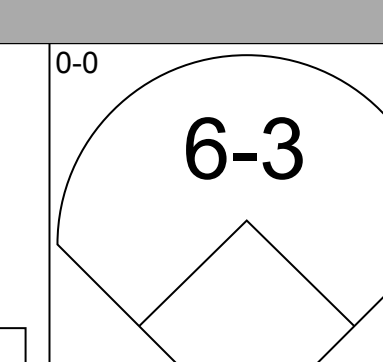
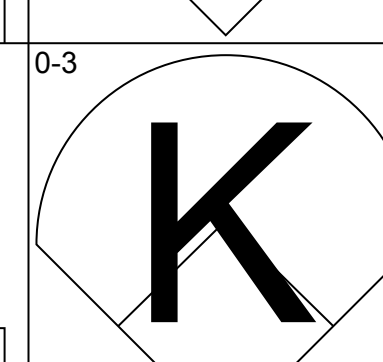
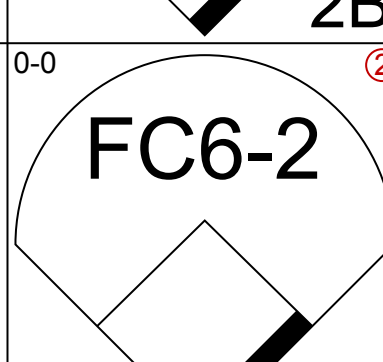
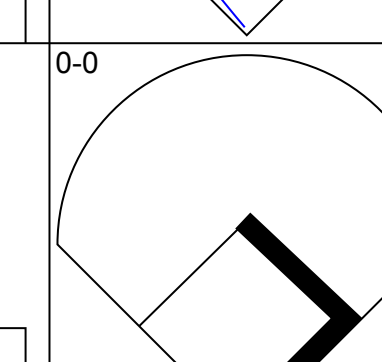

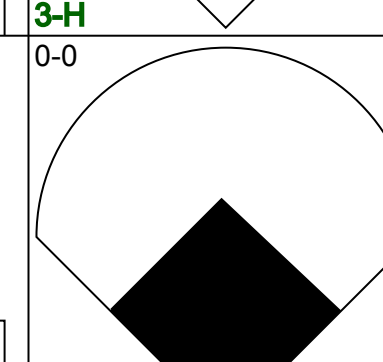
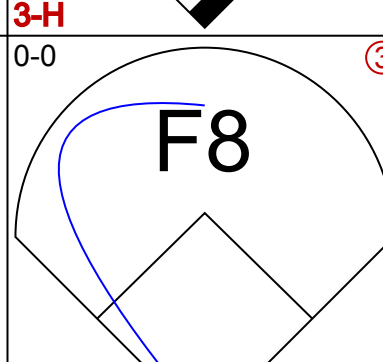
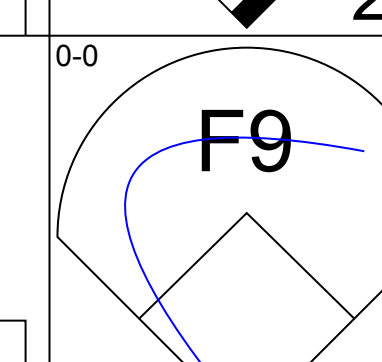

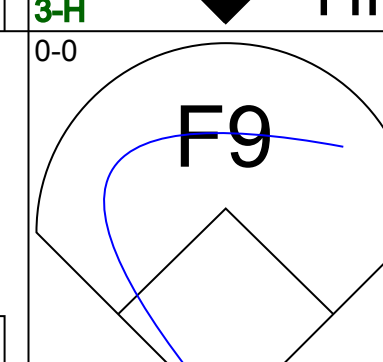
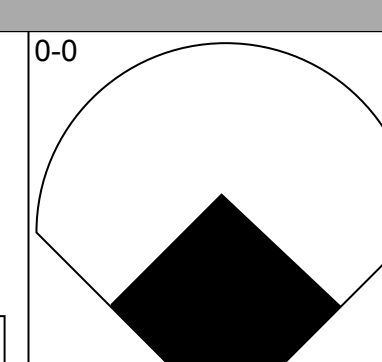
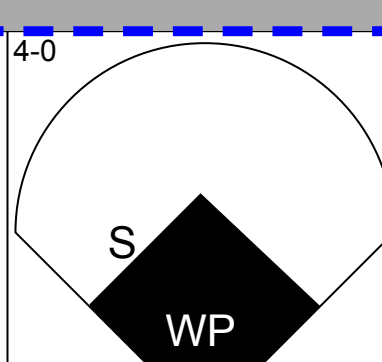
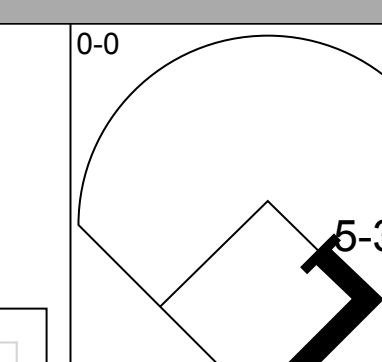
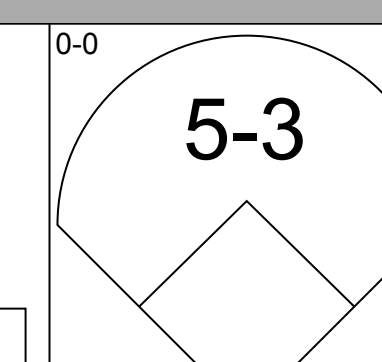
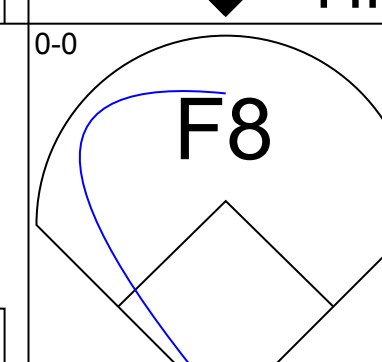
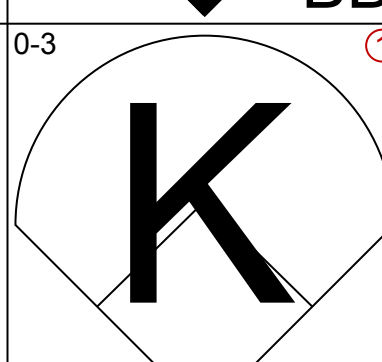
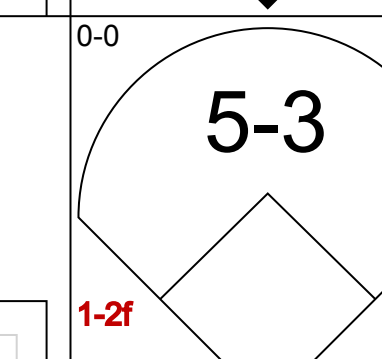
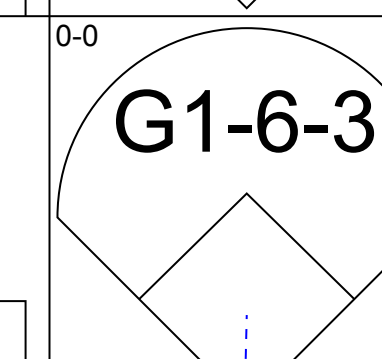
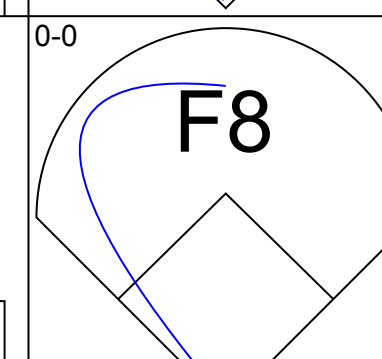
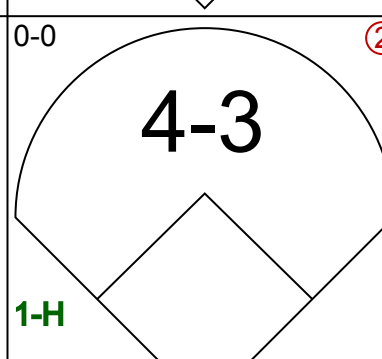
Toronto Blue Jays @ Minnesota Twins
Hubert H. Humphrey Metrodome, Minneapolis, MN

Sat Aug 25 1984, 8:05 PM EDT
Alt. 23,236 - Unknown

livebaseballscorecards.com

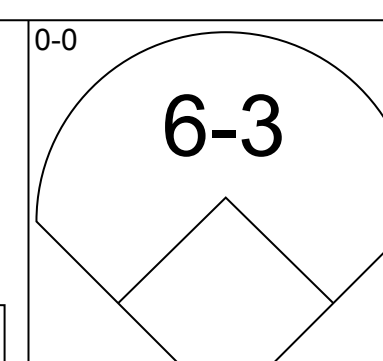
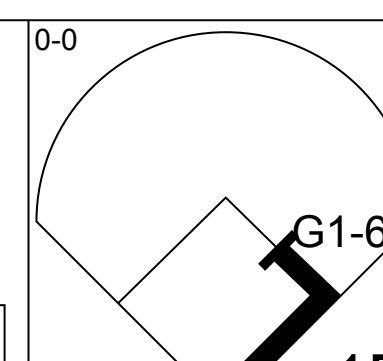
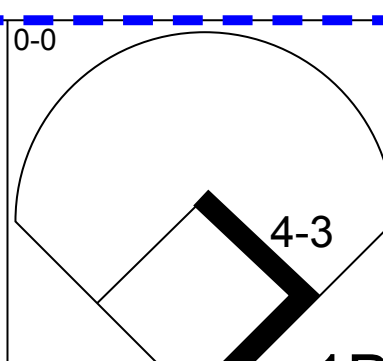
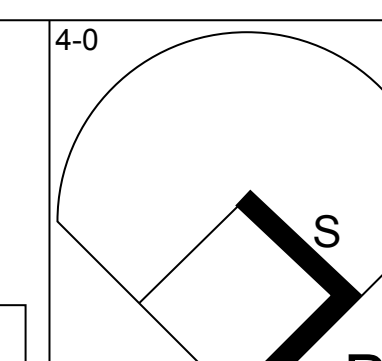
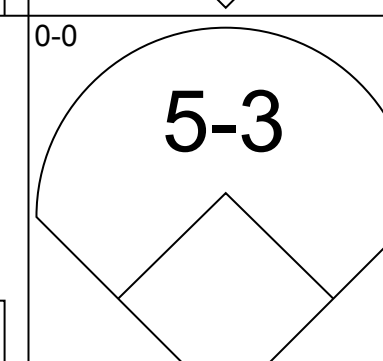
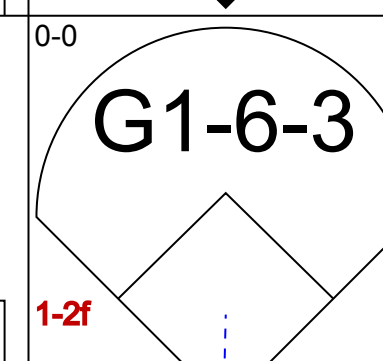
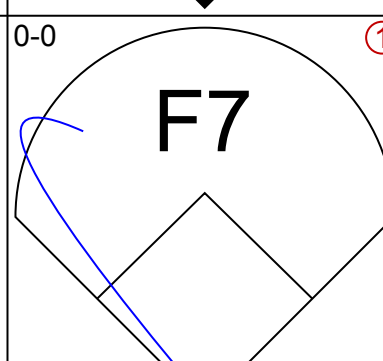
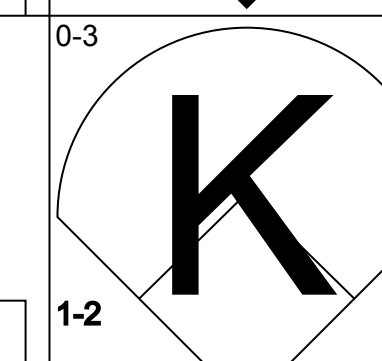
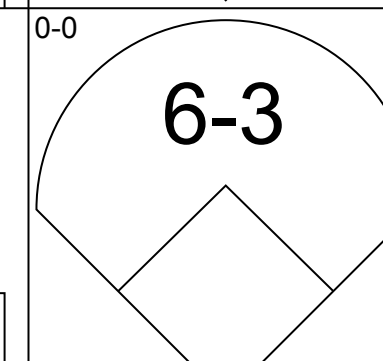
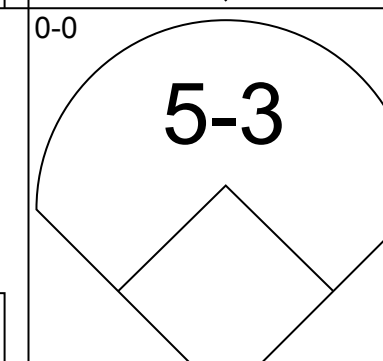
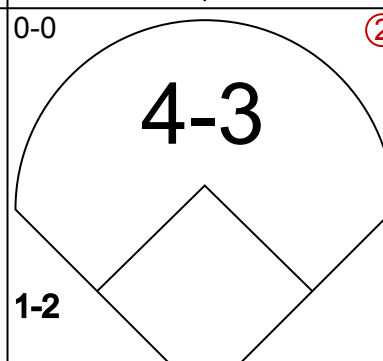
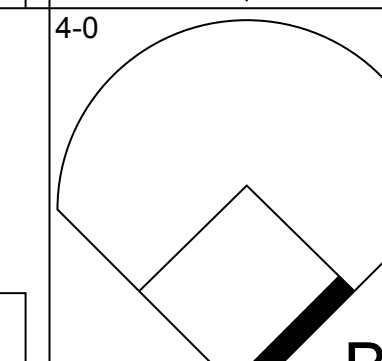
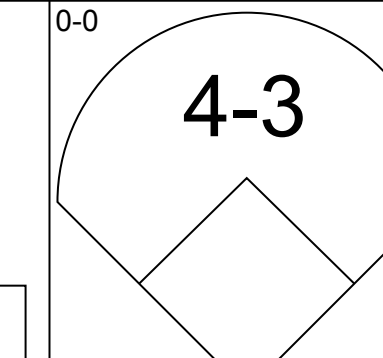
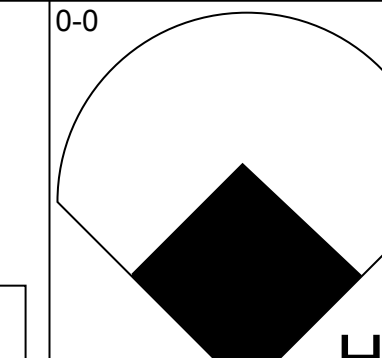
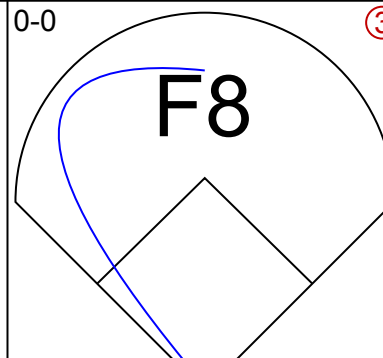
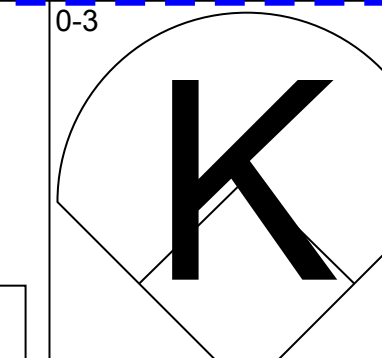
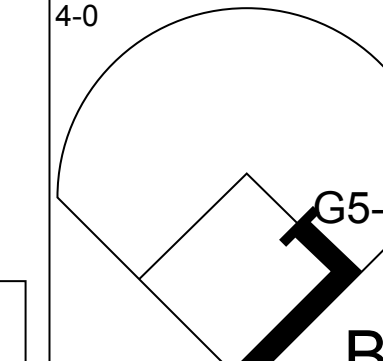
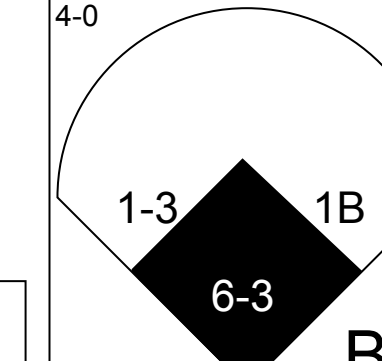
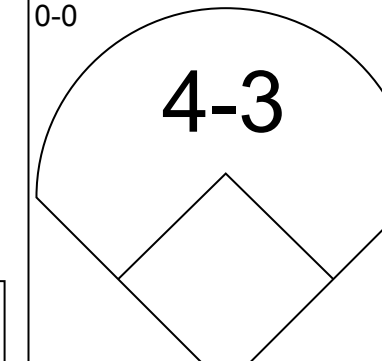
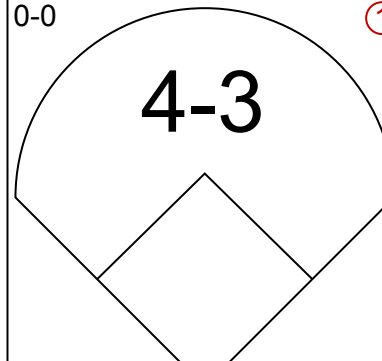
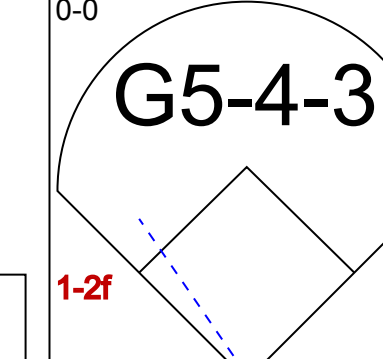
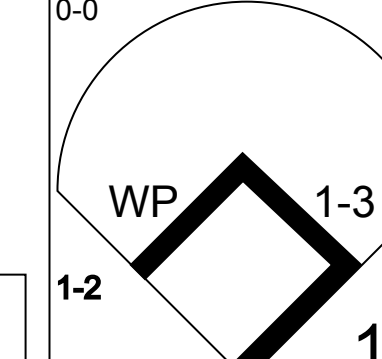
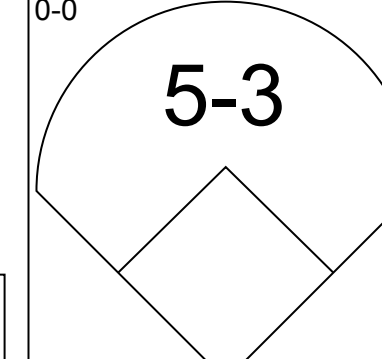
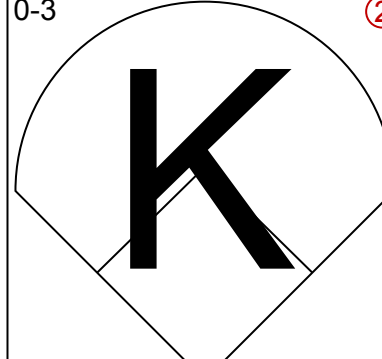
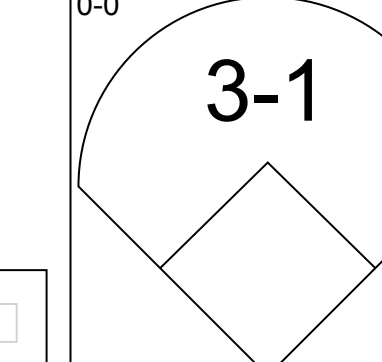
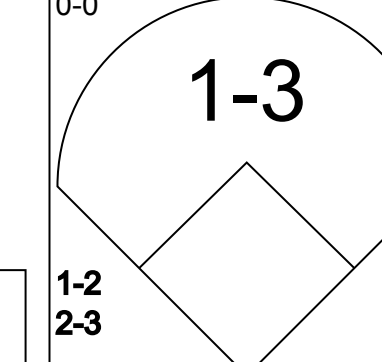
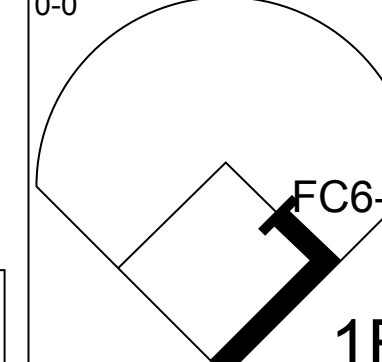
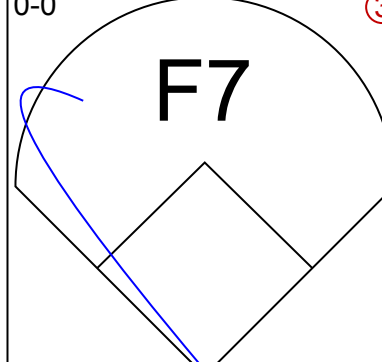
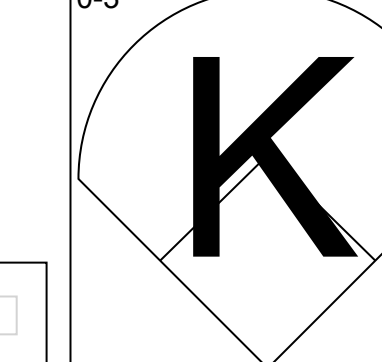
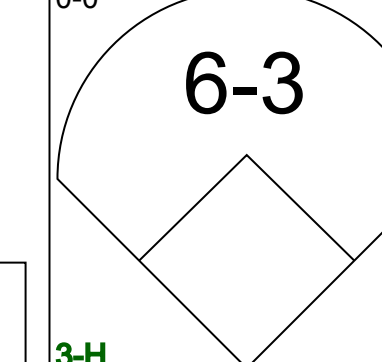
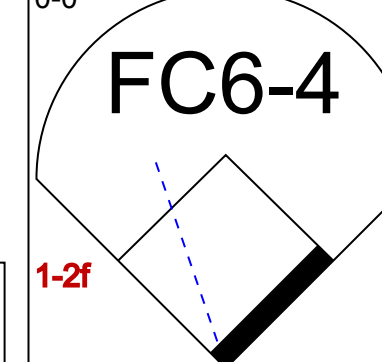
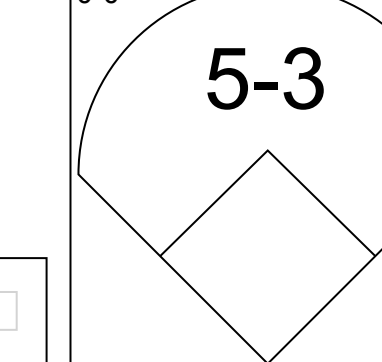
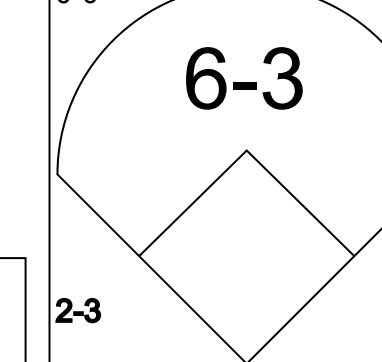


AB 39
R 5
H 11
RBI 5
BB 7
SO 5
LOB 19



Batter	1	2	3	4	5	6	7	8	9	AB	R	H	RBI	BB	SO	LOB	TOP								
Damaso Garcia, R (1,4) OBP: 0.315, SLG: 0.389										5	0	1	0	0	1	1	Toronto Blue Jays @ Minnesota Twins Hubert H. Humphrey Metrodome, Minneapolis, MN Mon Aug 27 1984, 8:05 PM EDT Att: 19,251 - Unknown								
Rance Mulliniks, L (1,5) Garth Iorg, R (7,PH) OBP: 0.397, SLG: 0.453 OBP: 0.251, SLG: 0.306										3	1	3	0	0	0	0									
Lloyd Moseby, L (1,8) OBP: 0.356, SLG: 0.476										4	1	1	0	0	1	2									
Willie Upshaw, L (1,3) OBP: 0.359, SLG: 0.500										4	0	1	0	0	2	3									
George Bell, R (1,7) OBP: 0.327, SLG: 0.487										4	0	1	0	0	1	3									
Ernie Whitt, L (1,2) OBP: 0.340, SLG: 0.448										4	1	1	2	0	0	3									
Willie Aikens, L (1,10) Cliff Johnson, R (9,PH) Alfredo Griffin, S (9,FR) OBP: 0.302, SLG: 0.366 OBP: 0.390, SLG: 0.514 OBP: 0.237, SLG: 0.291										3	1	1	1	0	1	0									
Jesse Barfield, R (1,9) OBP: 0.361, SLG: 0.486										4	0	1	0	0	1	1									
Tony Fernandez, S (1,6) OBP: 0.317, SLG: 0.395										4	0	0	0	0	0	1									
Inning Stats	R: 0 E: 0 K: 3 S: 10	H: 1 LOB: 1 BB: 0 P: 10	R: 0 E: 0 K: 1 S: 5	H: 0 LOB: 0 BB: 0 P: 5	R: 0 E: 0 K: 0 S: 3	H: 1 LOB: 0 BB: 0 P: 3	R: 3 E: 0 K: 2 S: 10	H: 3 LOB: 0 BB: 0 P: 10	R: 0 E: 0 K: 0 S: 3	H: 0 LOB: 0 BB: 0 P: 3	R: 0 E: 0 K: 0 S: 5	H: 2 LOB: 2 BB: 0 P: 5	R: 1 E: 0 K: 0 S: 5	H: 2 LOB: 1 BB: 0 P: 5	R: 0 E: 0 K: 0 S: 4	H: 1 LOB: 1 BB: 0 P: 4		R: 1 E: 0 K: 1 S: 5	H: 0 LOB: 1 BB: 1 P: 9	1B: 5 2B: 4 3B: 0 HR: 2	SF: 0 SAC: 0 DP: 1 HBP: 0	WP: 2 PB: 0 SB: 3 CS: 0	PA: 37		
PITCHER	IP WLS BF H R ER SO BB IBB HBP BLK WP HR S P ERA WHIP	IP WLS BF H R ER SO BB IBB HBP BLK WP HR S P ERA WHIP	IP WLS BF H R ER SO BB IBB HBP BLK WP HR S P ERA WHIP	IP WLS BF H R ER SO BB IBB HBP BLK WP HR S P ERA WHIP	IP WLS BF H R ER SO BB IBB HBP BLK WP HR S P ERA WHIP	IP WLS BF H R ER SO BB IBB HBP BLK WP HR S P ERA WHIP	IP WLS BF H R ER SO BB IBB HBP BLK WP HR S P ERA WHIP	IP WLS BF H R ER SO BB IBB HBP BLK WP HR S P ERA WHIP	IP WLS BF H R ER SO BB IBB HBP BLK WP HR S P ERA WHIP	IP WLS BF H R ER SO BB IBB HBP BLK WP HR S P ERA WHIP	IP WLS BF H R ER SO BB IBB HBP BLK WP HR S P ERA WHIP	IP WLS BF H R ER SO BB IBB HBP BLK WP HR S P ERA WHIP	IP WLS BF H R ER SO BB IBB HBP BLK WP HR S P ERA WHIP	IP WLS BF H R ER SO BB IBB HBP BLK WP HR S P ERA WHIP	IP WLS BF H R ER SO BB IBB HBP BLK WP HR S P ERA WHIP	IP WLS BF H R ER SO BB IBB HBP BLK WP HR S P ERA WHIP	IP WLS BF H R ER SO BB IBB HBP BLK WP HR S P ERA WHIP	IP WLS BF H R ER SO BB IBB HBP BLK WP HR S P ERA WHIP	IP WLS BF H R ER SO BB IBB HBP BLK WP HR S P ERA WHIP	IP WLS BF H R ER SO BB IBB HBP BLK WP HR S P ERA WHIP	IP WLS BF H R ER SO BB IBB HBP BLK WP HR S P ERA WHIP	IP WLS BF H R ER SO BB IBB HBP BLK WP HR S P ERA WHIP	IP WLS BF H R ER SO BB IBB HBP BLK WP HR S P ERA WHIP	IP WLS BF H R ER SO BB IBB HBP BLK WP HR S P ERA WHIP	IP WLS BF H R ER SO BB IBB HBP BLK WP HR S P ERA WHIP

AB 36
R 5
H 10
RBI 3
BB 1
SO 7
LOB 15



Batter	1	2	3	4	5	6	7	8	9	AB	R	H	RBI	BB	SO	LOB	BOTTOM							
Kirby Puckett, R (1,8) OBP: 0.329, SLG: 0.338										3	0	2	0	1	0	0	Toronto Blue Jays @ Minnesota Twins Hubert H. Humphrey Metrodome, Minneapolis, MN Mon Aug 27 1984, 8:05 PM EDT Att: 19,251 - Unknown							
Dave Engle, R (1,2) OBP: 0.317, SLG: 0.369										4	0	0	0	0	1	3								
Mickey Hatcher, R (1,7) OBP: 0.345, SLG: 0.405										3	0	0	0	1	0	1								
Kent Hrbek, L (1,3) OBP: 0.386, SLG: 0.528										4	1	1	1	0	1	3								
Randy Bush, L (1,10) Dave Meier, R (9,PH) OBP: 0.306, SLG: 0.402 OBP: 0.287, SLG: 0.320										1	1	0	0	2	0	0								
Tom Brunansky, R (1,9) OBP: 0.332, SLG: 0.482										4	0	1	0	0	1	1								
Gary Gaetti, R (1,5) OBP: 0.323, SLG: 0.367										4	0	1	0	0	0	2								
Tim Teufel, R (1,4) OBP: 0.363, SLG: 0.419										3	0	0	1	0	1	2								
Houston Jimenez, R (1,6) Darrell Brown, S (8,PH) Ron Washington, R (9,6) OBP: 0.243, SLG: 0.255 OBP: 0.310, SLG: 0.348 OBP: 0.281, SLG: 0.443										2	0	0	0	0	0	1								
Inning Stats	R: 0 E: 0 K: 0 S: 3	H: 0 LOB: 0 BB: 1 P: 6	R: 0 E: 0 K: 1 S: 5	H: 0 LOB: 0 BB: 0 P: 5	R: 0 E: 0 K: 0 S: 3	H: 1 LOB: 0 BB: 0 P: 3	R: 2 E: 0 K: 0 S: 5	H: 2 LOB: 1 BB: 1 P: 9	R: 0 E: 0 K: 0 S: 4	H: 1 LOB: 1 BB: 0 P: 4	R: 0 E: 0 K: 0 S: 4	H: 1 LOB: 1 BB: 0 P: 4	R: 0 E: 0 K: 2 S: 7	H: 0 LOB: 2 BB: 2 P: 15	R: 0 E: 0 K: 1 S: 5	H: 0 LOB: 0 BB: 0 P: 5		1B: 4 2B: 0 3B: 0 HR: 1	SF: 0 SAC: 0 DP: 2 HBP: 0	WP: 1 PB: 0 SB: 1 CS: 0	PA: 34			
PITCHER	IP WLS BF H R ER SO BB IBB HBP BLK WP HR S P ERA WHIP	IP WLS BF H R ER SO BB IBB HBP BLK WP HR S P ERA WHIP	IP WLS BF H R ER SO BB IBB HBP BLK WP HR S P ERA WHIP	IP WLS BF H R ER SO BB IBB HBP BLK WP HR S P ERA WHIP	IP WLS BF H R ER SO BB IBB HBP BLK WP HR S P ERA WHIP	IP WLS BF H R ER SO BB IBB HBP BLK WP HR S P ERA WHIP	IP WLS BF H R ER SO BB IBB HBP BLK WP HR S P ERA WHIP	IP WLS BF H R ER SO BB IBB HBP BLK WP HR S P ERA WHIP	IP WLS BF H R ER SO BB IBB HBP BLK WP HR S P ERA WHIP	IP WLS BF H R ER SO BB IBB HBP BLK WP HR S P ERA WHIP	IP WLS BF H R ER SO BB IBB HBP BLK WP HR S P ERA WHIP	IP WLS BF H R ER SO BB IBB HBP BLK WP HR S P ERA WHIP	IP WLS BF H R ER SO BB IBB HBP BLK WP HR S P ERA WHIP	IP WLS BF H R ER SO BB IBB HBP BLK WP HR S P ERA WHIP	IP WLS BF H R ER SO BB IBB HBP BLK WP HR S P ERA WHIP	IP WLS BF H R ER SO BB IBB HBP BLK WP HR S P ERA WHIP	IP WLS BF H R ER SO BB IBB HBP BLK WP HR S P ERA WHIP	IP WLS BF H R ER SO BB IBB HBP BLK WP HR S P ERA WHIP	IP WLS BF H R ER SO BB IBB HBP BLK WP HR S P ERA WHIP	IP WLS BF H R ER SO BB IBB HBP BLK WP HR S P ERA WHIP	IP WLS BF H R ER SO BB IBB HBP BLK WP HR S P ERA WHIP	IP WLS BF H R ER SO BB IBB HBP BLK WP HR S P ERA WHIP	IP WLS BF H R ER SO BB IBB HBP BLK WP HR S P ERA WHIP	IP WLS BF H R ER SO BB IBB HBP BLK WP HR S P ERA WHIP

AB 30
R 2
H 5
RBI 2
BB 4
SO 4
LOB 13



Batter	1	2	3	4	5	6	7	8	9	AB	R	H	RBI	BB	SO	LOB	TOP										
Wade Boggs, L (1,5) OBP: 0.392, SLG: 0.402 Ed Jurak, R (1,PH) OBP: 0.360, SLG: 0.375	4-0 9-6-3 1B BB		4-0 1B BB		4-0 G6-4-3 BB BB		4-0 G5-4-3 BB		0-0 4-3	0	0	0	0	0	0	0	0 0 0 0 0 0 0										
Dwight Evans, R (1,9) OBP: 0.387, SLG: 0.522	0-0 1-2 1B		0-0 1-2 1B		4-0 1-2 BB		0-0 G5-4-3			3	0	2	0	1	0	1	3 0 2 0 1 0 1										
Jim Rice, R (1,7) OBP: 0.316, SLG: 0.460	0-0 9-6-3 1-2 2-3		0-0 F8		0-0 G6-4-3				0-0 5-3	4	0	0	0	0	0	6	4 0 0 0 0 0 6										
Tony Armas, R (1,8) OBP: 0.303, SLG: 0.534	0-0 F9		0-0 F8		0-0 F7				0-0 6-3	4	0	0	0	0	0	4	4 0 0 0 0 0 4										
Mike Easter, L (1,10) OBP: 0.371, SLG: 0.500		0-0 F9		0-0 F5		0-0 4-3			0-0 G4-1	4	0	0	0	0	0	0	4 0 0 0 0 0 0										
Bill Buckner, L (1,3) OBP: 0.327, SLG: 0.415		0-3 K		0-0 1B		0-0 F8			0-0 SH1 1B	4	0	2	0	0	1	0	4 0 2 0 0 1 0										
Marty Barrett, R (1,4) OBP: 0.377, SLG: 0.390		0-0 1B		0-0 1B		0-0 F8			0-0 SH1	3	0	2	0	0	0	0	3 0 2 0 0 0 0										
Gary Allenson, R (1,2) OBP: 0.318, SLG: 0.351 Rich Gedman, L (9,PH) OBP: 0.313, SLG: 0.504		0-0 F6		0-0 F6			0-0 HR		4-0 IBB	3	1	1	1	0	0	3	3 1 1 1 0 0 3										
Jackie Gutierrez, R (1,6) OBP: 0.285, SLG: 0.326 Rick Miller, L (9,PH) OBP: 0.358, SLG: 0.314 Glenn Hoffman, R (9,6) OBP: 0.240, SLG: 0.254			0-0 F9		0-0 6-3		0-0 F8		0-0 F8	3	0	0	0	0	0	2	3 0 0 0 0 0 2										
Inning Stats	R: 0 E: 0 K: 0 S: 3	H: 1 LOB: 1 BB: 1 P: 7	R: 0 E: 0 K: 1 S: 6	H: 1 LOB: 1 BB: 0 P: 6	R: 0 E: 0 K: 0 S: 4	H: 1 LOB: 2 BB: 1 P: 8	R: 0 E: 0 K: 0 S: 5	H: 2 LOB: 2 BB: 0 P: 5	R: 0 E: 0 K: 0 S: 2	H: 0 LOB: 1 BB: 2 P: 10	R: 0 E: 0 K: 0 S: 3	H: 0 LOB: 0 BB: 0 P: 3	R: 1 E: 0 K: 0 S: 3	H: 1 LOB: 0 BB: 1 P: 7	R: 0 E: 0 K: 0 S: 3	H: 0 LOB: 0 BB: 0 P: 3	R: 0 E: 0 K: 0 S: 4	H: 1 LOB: 2 BB: 1 P: 8	1B: 6 2B: 1 3B: 0 HR: 1	SF: 0 SAC: 1 DP: 3 HBP: 0	WP: 0 PB: 0 SB: 0 CS: 0	PA: 37					
PITCHER	IP	WLS	BF	H	R	ER	SO	BB	IBB	HBP	BLK	WP	HR	S	P	ERA	WHIP										
Frank Viola, L (1,1) ERA: 3.03	6.1		28	6	1	1	1	5	0	0	0	0	1	25	45	1.42	1.737										
Rick Lysander, R (7,1) ERA: 3.2	2.0		7	1	0	0	0	0	1	0	0	0	0	6	10	0.00	0.500										
Ron Davis, R (9,1) ERA: 4.8	0.2	W	2	0	0	0	0	0	0	0	0	0	0	2	2	0.00	0.000										

Boston Red Sox @ Minnesota Twins
 Hubert H. Humphrey Metrodome, Minneapolis, MN
 Tue Aug 28 1984, 8:05 PM EDT
 Att: 14,446 - Unknown

AB 30
 R 1
 H 7
 RBI 1
 BB 6
 SO 1
 LOB 20



Batter	1	2	3	4	5	6	7	8	9	AB	R	H	RBI	BB	SO	LOB	BOTTOM										
Kirby Puckett, R (1,8) OBP: 0.332, SLG: 0.344	0-0 FC5-4 1B		4-0 FC1-4 BB		0-3 K		0-0 F6		0-0 1B 3B	4	1	2	0	1	1	0	4 1 2 0 1 1 0										
Tim Lincecum, R (1,4) OBP: 0.382, SLG: 0.416	0-0 FC5-4 1-2		0-0 FC1-4		0-0 1-3		0-0 2B FC3-2 1B		0-0 F5	5	0	1	0	0	0	3	5 0 1 0 0 0 3										
Mickey Hatcher, R (1,7) OBP: 0.345, SLG: 0.406	0-0 F8		0-0 F8		0-0 F7		0-0 FC3-2 2B		4-0 1B IBB IBB	4	0	1	0	1	0	2	4 0 1 0 1 0 2										
Kent Hrbek, L (1,3) OBP: 0.386, SLG: 0.524	0-3 K		0-3 K		0-0 F6		4-0 F6 FC3-2 IBB		4-0 1B IBB	3	0	0	0	2	2	1	3 0 0 0 2 2 1										
Tom Brunansky, R (1,9) OBP: 0.337, SLG: 0.491		0-0 HR		0-0 BB 1B 1B		4-0 E BB		0-0 FC3-2	0-0 1-2 2-3 3-H 1B	4	1	3	2	1	0	3	4 1 3 2 1 0 3										
Gary Gaetti, R (1,5) OBP: 0.321, SLG: 0.364		0-0 F9		0-3 K		0-0 E5		0-0 F8		4	0	0	0	0	1	5	4 0 0 0 0 1 5										
Dave Engle, R (1,10) OBP: 0.318, SLG: 0.368		0-0 F8		0-0 BB 1B		4-0 IBB		0-0 1-3		3	0	1	0	1	0	0	3 0 1 0 1 0 0										
Tim Laudner, R (1,2) OBP: 0.245, SLG: 0.380		0-3 K		4-0 1-2 2-3 BB		0-3 K		0-0 6-3		3	0	0	0	1	2	3	3 0 0 0 1 2 3										
Houston Jimenez, R (1,6) OBP: 0.241, SLG: 0.253 Dave Meier, R (6,PH) OBP: 0.265, SLG: 0.318 Ron Washington, R (7,6) OBP: 0.278, SLG: 0.439			0-0 6-3		0-3 K		0-0 F9		0-0 6-3	2	0	0	0	0	1	3	2 0 0 0 0 1 3										
										1	0	0	0	0	0	3	1 0 0 0 0 0 3										
										1	0	0	0	0	0	0	1 0 0 0 0 0 0										
Inning Stats	R: 0 E: 0 K: 1 S: 6	H: 1 LOB: 0 BB: 0 P: 6	R: 1 E: 0 K: 1 S: 6	H: 1 LOB: 0 BB: 0 P: 6	R: 0 E: 0 K: 3 S: 11	H: 0 LOB: 1 BB: 1 P: 7	R: 0 E: 0 K: 3 S: 11	H: 2 LOB: 3 BB: 1 P: 15	R: 0 E: 0 K: 1 S: 5	H: 0 LOB: 0 BB: 0 P: 5	R: 0 E: 1 K: 1 S: 6	H: 0 LOB: 3 BB: 2 P: 14	R: 0 E: 0 K: 0 S: 5	H: 2 LOB: 3 BB: 1 P: 9	R: 0 E: 0 K: 0 S: 3	H: 0 LOB: 0 BB: 0 P: 3	R: 1 E: 0 K: 0 S: 3	H: 2 LOB: 3 BB: 2 P: 11	1B: 5 2B: 1 3B: 1 HR: 1	SF: 0 SAC: 0 DP: 0 HBP: 0	WP: 0 PB: 0 SB: 0 CS: 0	PA: 41					
PITCHER	IP	WLS	BF	H	R	ER	SO	BB	IBB	HBP	BLK	WP	HR	S	P	ERA	WHIP										
Bruce Hurst, L (1,1) ERA: 3.48	6.1		30	6	1	1	7	3	1	0	0	0	0	40	56	1.42	1.421										
Bob Stanley, R (7,1) ERA: 3.51	2.0	L	11	2	1	1	0	0	3	0	0	0	0	8	20	4.50	1.000										

Boston Red Sox @ Minnesota Twins
 Hubert H. Humphrey Metrodome, Minneapolis, MN
 Tue Aug 28 1984, 8:05 PM EDT
 Att: 14,446 - Unknown

AB 34
 R 2
 H 8
 RBI 2
 BB 7
 SO 7
 LOB 23



Batter	1	2	3	4	5	6	7	8	9	AB	R	H	RBI	BB	SO	LOB	TOP										
Wade Boggs, L (1, 5) OBP: 0.389, SLG: 0.399	F6		CS	F8		4-3	E6			4	0	0	0	0	0	0	Boston Red Sox @ Minnesota Twins Hubert H. Humphrey Metrodome, Minneapolis, MN Wed Aug 29 1984, 8:05 PM EDT Att: 17,425 - Unknown livebaseballscorecards.com										
Dwight Evans, R (1, 9) OBP: 0.396, SLG: 0.520	F9			FC5-4 1B		F7	K			4	0	1	0	0	1												
Jim Rice, R (1, 7) OBP: 0.316, SLG: 0.458	K			FC5-4 1B		1B	1B		5-3	4	2	1	0	0	1												
Tony Armas, R (1, 8) OBP: 0.305, SLG: 0.533		2-3		1B WP 1B		1B	1B		K	4	2	2	0	0	1	0											
Mike Easter, L (1, 10) OBP: 0.372, SLG: 0.500	K			1B WP 1B		1B	1B		K	4	0	2	2	0	2	0											
Bill Buckner, L (1, 3) OBP: 0.327, SLG: 0.413	4-3			1-3 2-H 1B		1-3 2-H 1B	1B		F9	4	0	1	1	0	0	1											
Rich Gedman, L (1, 2) OBP: 0.310, SLG: 0.499			F9		F7	K2-3			4-3	4	0	0	0	0	1	2											
Marty Barrett, R (1, 4) OBP: 0.373, SLG: 0.386			4-3		F8		F8		4-3	4	0	0	0	0	0	0											
Jackie Gutierrez, R (1, 6) OBP: 0.286, SLG: 0.326					F8		K			3	0	1	0	0	1	0											
Inning Stats	R: 0 E: 0 K: 1 S: 5	H: 0 LOB: 0 BB: 0 P: 5	R: 0 E: 0 K: 1 S: 5	H: 0 LOB: 0 BB: 0 P: 5	R: 0 E: 0 K: 0 S: 3	H: 1 LOB: 0 BB: 0 P: 3	R: 2 E: 0 K: 0 S: 6	H: 3 LOB: 1 BB: 0 P: 6	R: 0 E: 0 K: 0 S: 3	H: 0 LOB: 0 BB: 0 P: 3	R: 2 E: 0 K: 1 S: 9	H: 4 LOB: 2 BB: 0 P: 9	R: 0 E: 1 K: 2 S: 8	H: 0 LOB: 1 BB: 0 P: 8	R: 0 E: 0 K: 2 S: 7	H: 0 LOB: 0 BB: 0 P: 7	R: 0 E: 0 K: 0 S: 3	H: 0 LOB: 0 BB: 0 P: 3	1B: 8 2B: 0 3B: 0 HR: 0	SF: 0 SAC: 0 DP: 0 HBP: 0	WP: 1 PB: 0 CS: 1	PA: 36					
PITCHER	IP	WLS	BF	H	R	ER	SO	BB	IBB	HBP	BLK	WP	HR	S	P	ERA	WHIP										
John Butcher, R (1, 1) ERA: 3.26	5.2	L	23	7	4	4	2	0	0	0	0	1	0	27	27	6.35	1.235										
Pete Filson, L (6, 1) ERA: 3.77	3.1		12	1	0	0	5	0	0	0	0	0	0	22	22	0.00	0.300										

Batter	1	2	3	4	5	6	7	8	9	AB	R	H	RBI	BB	SO	LOB	BOTTOM										
Kirby Puckett, R (1, 8) OBP: 0.331, SLG: 0.344	G3			WP 6-3 1B		K		FC6		4	0	1	0	0	1	2	Boston Red Sox @ Minnesota Twins Hubert H. Humphrey Metrodome, Minneapolis, MN Wed Aug 29 1984, 8:05 PM EDT Att: 17,425 - Unknown livebaseballscorecards.com										
Tim Lincecum, R (1, 4) OBP: 0.361, SLG: 0.415	F5			6-3		G6-4-3 1B		K		4	0	1	0	0	1	1											
Mickey Hatcher, R (1, 7) OBP: 0.345, SLG: 0.403	F9			G4-6-3 BB		G6-4-3		F8		3	0	0	0	1	0	2											
Kent Hrbek, L (1, 3) OBP: 0.383, SLG: 0.520	F9			G4-6-3		K		4-3		4	0	0	0	0	1	2											
Tom Brunansky, R (1, 9) OBP: 0.335, SLG: 0.488	F8				F8	F5				3	0	0	0	0	0	0											
Randy Bush, L (1, 10) OBP: 0.303, SLG: 0.398	K				4-3	F7				3	0	0	0	0	1	0											
Gary Gaetti, R (1, 5) OBP: 0.321, SLG: 0.363			F5			BB		K		2	0	0	0	1	1	0											
Tim Lincecum, R (1, 2) OBP: 0.242, SLG: 0.376										2	0	0	0	0	1	1											
Andre David, L (8, PH) OBP: 0.375, SLG: 0.400			K					FC1-8		0	0	0	0	1	0	0											
Dave Engle, R (9, 2) OBP: 0.318, SLG: 0.368								BB		0	0	0	0	0	0	0											
Houston Jimenez, R (1, 6) OBP: 0.243, SLG: 0.253										1	0	0	0	1	0	0											
Darrell Brown, S (8, PH) OBP: 0.309, SLG: 0.347			F8					FC1-6		1	0	0	0	0	0	1											
Ron Washington, R (9, 6) OBP: 0.278, SLG: 0.439						1B		FC6		0	0	0	0	0	0	0											
Inning Stats	R: 0 E: 0 K: 0 S: 3	H: 0 LOB: 0 BB: 0 P: 3	R: 0 E: 0 K: 1 S: 5	H: 0 LOB: 0 BB: 0 P: 5	R: 0 E: 0 K: 1 S: 3	H: 0 LOB: 0 BB: 0 P: 5	R: 0 E: 0 K: 0 S: 3	H: 1 LOB: 1 BB: 1 P: 7	R: 0 E: 0 K: 1 S: 5	H: 0 LOB: 0 BB: 0 P: 7	R: 0 E: 0 K: 1 S: 9	H: 1 LOB: 1 BB: 1 P: 9	R: 0 E: 0 K: 1 S: 5	H: 0 LOB: 1 BB: 1 P: 9	R: 0 E: 0 K: 1 S: 5	H: 0 LOB: 0 BB: 0 P: 5	R: 0 E: 0 K: 1 S: 5	H: 0 LOB: 0 BB: 0 P: 5	1B: 2 2B: 0 3B: 0 HR: 0	SF: 0 SAC: 0 DP: 2 HBP: 0	WP: 1 PB: 0 CS: 0	PA: 31					
PITCHER	IP	WLS	BF	H	R	ER	SO	BB	IBB	HBP	BLK	WP	HR	S	P	ERA	WHIP										
Oil Can Boyd, R (1, 1) ERA: 4.3	9.0	W	31	2	0	0	6	4	0	0	0	1	0	39	55	0.00	0.667										



Batter	1	2	3	4	5	6	7	8	9	AB	R	H	RBI	BB	SO	LOB	TOP										
Wade Boggs, L (1.5) OBP: 0.391, SLG: 0.401	F7		K		G6-4-3	2B		2B		5	3	3	3	0	1	1	Boston Red Sox @ Minnesota Twins Hubert H. Humphrey Metrodome, Minneapolis, MN Thu Aug 30 1984, 8:05 PM EDT Att: 14,591 - Unknown										
Dwight Evans, R (1.9) OBP: 0.388, SLG: 0.525			5-3		G6-4-3	1B		2B		4	1	3	2	1	0	1											
Rick Miller, L (9.9) OBP: 0.358, SLG: 0.314	2B				G6-4-3	1B		2B		0	0	0	0	0	0	0											
Jim Rice, R (1.7) OBP: 0.317, SLG: 0.459	K				G6-4-3	1B		2B		5	0	2	2	0	1	3											
Tony Armas, R (1.8) OBP: 0.304, SLG: 0.530	F4				1B	2B		F7		5	0	1	0	0	0	2											
Mike Easter, L (1.10) OBP: 0.370, SLG: 0.499	F7		K		2B			F8		5	0	1	0	0	2	1											
Bill Buckner, L (1.3) OBP: 0.328, SLG: 0.420	4-3		G3		FC3-6	IBB		F8		4	1	1	1	1	0	1											
Marty Barrett, R (1.4) OBP: 0.371, SLG: 0.384	B5-3				FC3-6	1B		K		5	1	1	0	0	1	3											
Jeff Newman, R (1.2) OBP: 0.277, SLG: 0.305					1B	1B		F5		4	1	2	0	0	1	0											
Jackie Gutierrez, R (1.6) OBP: 0.288, SLG: 0.331	F4				1B	1B		G3		4	2	2	0	0	0	1											
Inning Stats	R: 0 E: 0 K: 1 S: 6	H: 1 LOB: 1 BB: 0 P: 6	R: 0 E: 0 K: 0 S: 3	H: 0 LOB: 0 BB: 0 P: 3	R: 0 E: 0 K: 1 S: 6	H: 1 LOB: 1 BB: 0 P: 6	R: 0 E: 0 K: 1 S: 6	H: 1 LOB: 1 BB: 0 P: 6	R: 4 E: 0 K: 0 S: 9	H: 7 LOB: 3 BB: 1 P: 13	R: 3 E: 0 K: 1 S: 7	H: 3 LOB: 0 BB: 1 P: 11	R: 0 E: 0 K: 1 S: 5	H: 0 LOB: 0 BB: 0 P: 5	R: 1 E: 0 K: 0 S: 5	H: 2 LOB: 1 BB: 0 P: 5	R: 1 E: 0 K: 1 S: 6	H: 1 LOB: 0 BB: 0 P: 6	1B: 9 2B: 6 3B: 0 HR: 1	SF: 0 SAC: 0 DP: 1 HBP: 0	WP: 0 PB: 0 SB: 0 CS: 0	PA: 43					
PITCHER	IP	WLS	BF	H	R	ER	SO	BB	IBB	HBP	BLK	WP	HR	S	P	ERA	WHIP										
Ed Hodge, L (1.1) ERA: 4.48	4.0	L	19	7	4	4	3	0	0	0	0	0	0	25	25	9.00	1.750										
Rick Lysander, R (5.1) ERA: 3.89	1.1		10	5	3	3	1	1	1	0	0	0	0	10	18	20.25	4.500										
Ken Schrom, R (6.1) ERA: 3.71	2.2		10	3	1	1	1	0	0	0	0	0	0	12	12	3.38	1.125										
Curt Wardle, L (9.1) ERA: 9.0	1.0		4	1	1	1	1	0	0	0	0	0	1	6	6	9.00	1.000										

Batter	1	2	3	4	5	6	7	8	9	AB	R	H	RBI	BB	SO	LOB	BOTTOM										
Kirby Puckett, R (1.8) OBP: 0.333, SLG: 0.345	1B	K			F7			WP		4	1	2	0	0	1	0	Boston Red Sox @ Minnesota Twins Hubert H. Humphrey Metrodome, Minneapolis, MN Thu Aug 30 1984, 8:05 PM EDT Att: 14,591 - Unknown										
Mickey Hatcher, R (1.7) OBP: 0.346, SLG: 0.404	2B		1B		F9			F8		4	2	2	0	0	0	1											
Kent Hrbek, L (1.3) OBP: 0.384, SLG: 0.522	1B		1B					3-1		4	0	2	1	0	1	1											
Pat Putnam, L (1.10) OBP: 0.249, SLG: 0.270	2B		1B							4	0	0	1	0	2	2											
Tom Brunansky, R (1.9) OBP: 0.332, SLG: 0.484	K		4-3		F7			K		4	0	0	1	0	2	2											
Dave Engle, R (1.2) OBP: 0.318, SLG: 0.365	6-3		5-3		F4			K		4	0	0	1	0	1	1											
Gary Gaetti, R (1.5) OBP: 0.319, SLG: 0.361	3H				F8			5-3		3	0	0	0	1	1	0											
Tim Teufel, R (1.4) OBP: 0.359, SLG: 0.412	2-3				BB					3	0	0	0	0	1	2											
Houston Jimenez, R (1.6) OBP: 0.241, SLG: 0.251	F4				6-3			K		3	0	0	0	0	0	0											
Andre David, L (8, PH) OBP: 0.367, SLG: 0.390					F7					3	0	0	0	0	0	0											
Ron Washington, R (9.6) OBP: 0.278, SLG: 0.439	F9				F7			G1-4-3		3	0	0	0	0	0	0											
Houston Jimenez, R (1.6) OBP: 0.241, SLG: 0.251					F7			4-3		2	0	0	0	0	0	0											
Andre David, L (8, PH) OBP: 0.367, SLG: 0.390										1	0	0	0	0	0	0											
Ron Washington, R (9.6) OBP: 0.278, SLG: 0.439										0	0	0	0	0	0	0											
Inning Stats	R: 2 E: 0 K: 1 S: 8	H: 3 LOB: 2 BB: 1 P: 12	R: 0 E: 0 K: 1 S: 5	H: 0 LOB: 0 BB: 0 P: 5	R: 1 E: 0 K: 0 S: 4	H: 2 LOB: 0 BB: 0 P: 4	R: 0 E: 0 K: 0 S: 3	H: 0 LOB: 0 BB: 0 P: 3	R: 0 E: 0 K: 0 S: 3	H: 0 LOB: 0 BB: 0 P: 3	R: 0 E: 0 K: 1 S: 5	H: 0 LOB: 0 BB: 0 P: 5	R: 0 E: 0 K: 1 S: 5	H: 0 LOB: 0 BB: 0 P: 5	R: 0 E: 0 K: 0 S: 4	H: 1 LOB: 1 BB: 0 P: 4	R: 0 E: 0 K: 3 S: 9	H: 0 LOB: 0 BB: 0 P: 9	1B: 5 2B: 1 3B: 0 HR: 0	SF: 0 SAC: 0 DP: 0 HBP: 0	WP: 2 PB: 0 SB: 0 CS: 0	PA: 33					
PITCHER	IP	WLS	BF	H	R	ER	SO	BB	IBB	HBP	BLK	WP	HR	S	P	ERA	WHIP										
Al Nipper, R (1.1) ERA: 3.77	9.0	W	33	6	3	3	7	1	0	0	0	2	0	46	50	3.00	0.778										



Batter	1	2	3	4	5	6	7	8	9	AB	R	H	RBI	BB	SO	LOB	TOP					
Kirby Puckett, R OBP: 0.332, SLG: 0.343 (1, 8)										3	0	0	0	0	1	3	Minnesota Twins @ Toronto Blue Jays Exhibition Stadium, Toronto, ON Fri Aug 31 1984, 7:05 PM EDT Att: 26,309 - Unknown					
Mickey Hatcher, R OBP: 0.344, SLG: 0.401 Andre David, L OBP: 0.380, SLG: 0.390 (1, 7) (7, 7)										3	0	0	0	0	0	3						
Kent Hrbek, L OBP: 0.394, SLG: 0.520 Randy Bush, L OBP: 0.302, SLG: 0.396 (1, 3) (7, 3)										3	0	1	0	0	1	0						
Pat Putnam, L OBP: 0.243, SLG: 0.264 (1, 10)										4	0	0	0	0	3	2						
Tom Brunansky, R OBP: 0.330, SLG: 0.481 Dave Meier, R OBP: 0.283, SLG: 0.315 (1, 9) (7, 9)										3	0	0	0	0	1	1						
Gary Gaetti, R OBP: 0.317, SLG: 0.358 Ron Washington, R OBP: 0.279, SLG: 0.439 (1, 5) (7, 5)										3	0	0	0	0	1	1						
Tim Teufel, R OBP: 0.360, SLG: 0.414 (1, 4)										3	0	2	0	0	1	0						
Tim Laudner, R OBP: 0.244, SLG: 0.375 (1, 2)										3	0	1	0	0	1	2						
Houston Jimenez, R OBP: 0.242, SLG: 0.249 (1, 6)										2	0	0	0	1	1	1						
Inning Stats	R: 0 E: 0 K: 0 S: 2	H: 0 LOB: 0 BB: 0 P: 3	R: 0 E: 0 K: 0 S: 3	H: 0 LOB: 0 BB: 0 P: 3	R: 0 E: 0 K: 2 S: 8	H: 1 LOB: 2 BB: 1 P: 12	R: 0 E: 0 K: 3 S: 10	H: 1 LOB: 1 BB: 0 P: 10	R: 0 E: 0 K: 0 S: 3	H: 1 LOB: 0 BB: 0 P: 3	R: 0 E: 0 K: 1 S: 5	H: 0 LOB: 0 BB: 0 P: 5	R: 0 E: 0 K: 1 S: 5	H: 0 LOB: 0 BB: 0 P: 5	R: 0 E: 0 K: 2 S: 8	H: 1 LOB: 1 BB: 0 P: 8		R: 0 E: 0 K: 1 S: 5	H: 0 LOB: 1 BB: 1 P: 9	1B: 4 2B: 0 3B: 0 HR: 0	SF: 0 SAC: 0 DP: 2 HBP: 1	WP: 0 PB: 1 SB: 0 CS: 0
PITCHER Dave Stieb, R ERA: 2.34 (1, 1)	IP: 9.0 WLS: W BF: 32	H: 4 R: 0 ER: 0	SO: 10 BB: 2 IBB: 0 HBP: 1 BLK: 0	WP: 0 HR: 0 S: 49 P: 58	ERA: 0.00 WHIP: 0.667																	

Batter	1	2	3	4	5	6	7	8	9	AB	R	H	RBI	BB	SO	LOB	BOTTOM			
Damaso Garcia, R OBP: 0.317, SLG: 0.389 Tony Fernandez, S OBP: 0.328, SLG: 0.401 (1, 4) (8, 6)										3	2	2	0	1	0	0	Minnesota Twins @ Toronto Blue Jays Exhibition Stadium, Toronto, ON Fri Aug 31 1984, 7:05 PM EDT Att: 26,309 - Unknown			
Dave Collins, S OBP: 0.317, SLG: 0.453 Jesse Barfield, R OBP: 0.359, SLG: 0.492 (1, 7) (6, 9)										2	1	1	1	0	0	2				
Lloyd Moseby, L OBP: 0.359, SLG: 0.475 (1, 8)										2	1	1	2	2	1	0				
Willie Upshaw, L OBP: 0.361, SLG: 0.505 Rick Leach, L OBP: 0.309, SLG: 0.378 (1, 3) (8, 3)										4	0	0	0	0	1	3				
George Bell, R OBP: 0.333, SLG: 0.502 (6, 7)										4	2	3	2	0	1	0				
Rance Mulliniks, L OBP: 0.395, SLG: 0.459 Garth Iorg, R OBP: 0.243, SLG: 0.296 (1, 5) (3, PH) (4, 5)										1	1	1	2	0	0	0				
Willie Aikens, L OBP: 0.357, SLG: 0.357 Cliff Johnson, R OBP: 0.385, SLG: 0.502 (1, 10) (3, PH)										1	0	0	0	0	0	0				
Ernie Whitt, L OBP: 0.338, SLG: 0.442 (1, 2)										4	0	2	0	0	1	1				
Alfredo Griffin, S OBP: 0.235, SLG: 0.288 (8, 4)										4	0	1	0	0	0	2				
Inning Stats	R: 1 E: 0 K: 0 S: 3	H: 1 LOB: 1 BB: 1 P: 7	R: 2 E: 0 K: 0 S: 6	H: 3 LOB: 2 BB: 1 P: 10	R: 1 E: 0 K: 1 S: 6	H: 1 LOB: 1 BB: 1 P: 10	R: 2 E: 0 K: 0 S: 6	H: 4 LOB: 1 BB: 0 P: 6	R: 0 E: 0 K: 1 S: 5	H: 0 LOB: 1 BB: 1 P: 9	R: 0 E: 0 K: 0 S: 3	H: 0 LOB: 0 BB: 0 P: 3	R: 1 E: 0 K: 2 S: 8	H: 1 LOB: 0 BB: 0 P: 8	R: 0 E: 0 K: 2 S: 8	H: 1 LOB: 1 BB: 0 P: 8		1B: 7 2B: 3 3B: 0 HR: 2	SF: 1 SAC: 0 DP: 1 HBP: 0	WP: 1 PB: 0 SB: 2 CS: 1
PITCHER Bobby Castillo, R ERA: 2.21 Pete Filson, L ERA: 3.91 Curt Wardle, L ERA: 4.5 (1, 1) (2, 1) (6, 1)	IP: 1.2 WLS: L BF: 10	H: 4 R: 3 ER: 3	SO: 2 BB: 0 IBB: 0 HBP: 0 BLK: 0	WP: 0 HR: 1 S: 8 P: 16	ERA: 10.80 WHIP: 3.600															

Batter	1	2	3	4	5	6	7	8	9	AB	R	H	RBI	BB	SO	LOB	TOP					
Kirby Puckett, R OBP: 0.328, SLG: 0.339 (1, 8)	F9		6-3		5-3		6-3		F9	5	0	0	0	0	0	0	Minnesota Twins @ Toronto Blue Jays Exhibition Stadium, Toronto, ON Sat Sep 01 1984, 3:33 AM EDT Att: 26,526 - Unknown					
Mickey Hatcher, R OBP: 0.346, SLG: 0.403 (1, 7) (6, 5)	1-3		1B			F	1B		F8	5	2	3	0	0	0							
Kent Hrbek, L OBP: 0.387, SLG: 0.522 (1, 3)						BB	E		F2	4	1	3	1	0	0	1						
Randy Bush, L OBP: 0.298, SLG: 0.390 (1, 10)	4-3		G3			E3	BB		F3	4	1	0	0	0	0	5						
Tom Brunansky, R OBP: 0.328, SLG: 0.476 (1, 9)		K			5-3	K			F9	4	0	0	0	0	2	3						
Tim Lincecum, R OBP: 0.361, SLG: 0.412 (1, 4)		K			5-3	1B			1B	2	0	0	1	2	1	0						
Ron Washington, R Andre David, L OBP: 0.385, SLG: 0.395 (6, PH) (6, 7)					F4	K			1B	2	0	1	0	0	0	0						
Tim Lincecum, R Darrell Brown, S Dave Engle, R OBP: 0.317, SLG: 0.364 (1, 2) (6, PH) (6, 2)					K				G6-4-3	2	0	0	0	0	2	1						
Houston Jimenez, R Pat Putnam, L Gary Gaetti, R OBP: 0.240, SLG: 0.247 OBP: 0.242, SLG: 0.262 OBP: 0.317, SLG: 0.358 (1, 6) (6, PH) (6, 6)					F7	F6			F8	1	0	0	0	0	0	2						
										1	0	0	0	0	0	0						
Inning Stats	R: 0 E: 0 K: 0 S: 4	H: 1 LOB: 1 BB: 0 P: 4	R: 0 E: 0 K: 3 S: 10	H: 1 LOB: 1 BB: 0 P: 10	R: 1 E: 0 K: 1 S: 7	H: 2 LOB: 1 BB: 0 P: 7	R: 0 E: 0 K: 0 S: 3	H: 0 LOB: 0 BB: 0 P: 3	R: 0 E: 0 K: 1 S: 5	H: 0 LOB: 0 BB: 0 P: 5	R: 3 E: 1 K: 2 S: 11	H: 3 LOB: 2 BB: 1 P: 15	R: 0 E: 0 K: 0 S: 4	H: 1 LOB: 0 BB: 0 P: 4	R: 0 E: 0 K: 0 S: 3	H: 1 LOB: 1 BB: 0 P: 7	R: 0 E: 0 K: 0 S: 3	H: 0 LOB: 0 BB: 0 P: 3	1B: 9 2B: 0 3B: 0 HR: 0	SF: 0 SAC: 0 DP: 1 HBP: 0	WP: 0 PB: 0 SB: 1 CS: 0	PA: 38
PITCHER	IP	WLS	BF	H	R	ER	SO	BB	IBB	HBP	BLK	WP	HR	S	P	ERA	WHIP					
Dennis Lamp, R ERA: 3.71 (1, 1)	5.2	W	26	7	4	1	7	1	0	0	0	0	0	39	43	1.59	1.412					
Roy Lee Jackson, R ERA: 3.45 (6, 1)	3.1	S	12	2	0	0	0	1	0	0	0	0	0	11	15	0.00	0.900					

Batter	1	2	3	4	5	6	7	8	9	AB	R	H	RBI	BB	SO	LOB	BOTTOM				
Damaso Garcia, R OBP: 0.317, SLG: 0.389 (1, 4)	F3		FC			G6-4-3	F7			5	1	2	2	0	0	3	Minnesota Twins @ Toronto Blue Jays Exhibition Stadium, Toronto, ON Sat Sep 01 1984, 3:33 AM EDT Att: 26,526 - Unknown				
Dave Collins, S OBP: 0.364, SLG: 0.451 (1, 7)	F8		F3				3-1		FC1-6	4	1	1	1	1	0	3					
Lloyd Moseby, L OBP: 0.359, SLG: 0.479 (1, 8)	F3		K				HBP		K	4	2	1	3	1	2	4					
Willie Upshaw, L OBP: 0.361, SLG: 0.503 (1, 3)	K						1B		FC1-6	4	2	1	0	1	1	2					
George Bell, R Garth Iorg, R OBP: 0.335, SLG: 0.501 OBP: 0.247, SLG: 0.299 (1, 9) (8, 5)		5-3			6-3					3	2	1	0	0	0	0					
Rance Mulliniks, L Jesse Barfield, R OBP: 0.394, SLG: 0.458 OBP: 0.364, SLG: 0.494 (1, 5) (7, PH) (8, 9)		F6					2B		BB	3	1	1	1	0	0	0					
Willie Aikens, L Cliff Johnson, R OBP: 0.237, SLG: 0.352 OBP: 0.385, SLG: 0.505 (1, 10) (7, PH)		F9							F8	1	1	1	1	1	0	0					
Ernie Whitt, L OBP: 0.343, SLG: 0.445 (1, 2)			F4							3	1	2	1	1	0	0					
Alfredo Griffin, S Rick Leach, L Tony Fernandez, S OBP: 0.237, SLG: 0.293 OBP: 0.305, SLG: 0.373 OBP: 0.324, SLG: 0.396 (1, 6) (4, PH) (5, 6)			FC				FC3-6			1	0	1	0	0	0	0					
										1	0	0	0	0	1	3					
										2	0	0	0	0	0	2					
Inning Stats	R: 0 E: 1 K: 1 S: 6	H: 1 LOB: 0 BB: 0 P: 6	R: 0 E: 0 K: 0 S: 3	H: 0 LOB: 0 BB: 0 P: 3	R: 0 E: 0 K: 1 S: 7	H: 1 LOB: 2 BB: 0 P: 7	R: 7 E: 0 K: 1 S: 10	H: 5 LOB: 2 BB: 2 P: 18	R: 0 E: 0 K: 1 S: 5	H: 0 LOB: 0 BB: 0 P: 5	R: 0 E: 0 K: 0 S: 3	H: 1 LOB: 0 BB: 0 P: 3	R: 5 E: 1 K: 0 S: 7	H: 4 LOB: 1 BB: 1 P: 12	R: 0 E: 0 K: 1 S: 6	H: 1 LOB: 3 BB: 2 P: 14	1B: 10 2B: 2 3B: 0 HR: 1	SF: 0 SAC: 0 DP: 1 HBP: 1	WP: 0 PB: 0 SB: 2 CS: 0	PA: 43	
PITCHER	IP	WLS	BF	H	R	ER	SO	BB	IBB	HBP	BLK	WP	HR	S	P	ERA	WHIP				
Mike Smithson, R ERA: 3.89 (1, 1)	4.0	L	22	7	7	7	3	1	1	0	0	0	0	10	15	11.57	1.286				
Albert Williams, R ERA: 5.51 (5, 1)	2.1		10	2	3	3	1	1	0	1	0	0	0	10	15	11.57	1.286				
Pete Filson, L ERA: 3.99 (7, 1)	0.0		1	1	0	0	0	0	0	0	0	0	0	1	1	∞	∞				
Rick Lysander, R ERA: 3.83 (7, 1)	0.2		4	2	2	2	0	0	0	0	0	0	0	4	4	27.00	3.000				
Ron Davis, R ERA: 4.73 (8, 1)	1.0		6	1	0	0	1	2	0	0	0	0	0	6	14	0.00	3.000				

AB	36
R	4
H	9
RBI	4
BB	2
SO	7
LOB	17



AB	37
R	12
H	13
RBI	12
BB	5
SO	5
LOB	22



Batter	1	2	3	4	5	6	7	8	9	AB	R	H	RBI	BB	SO	LOB	TOP
Kirby Puckett, R OBP: 0.325, SLG: 0.336	F9		4-3			F9		G3		4	0	0	0	0	0	0	
Mickey Hatcher, R OBP: 0.345, SLG: 0.402 Andre David, L OBP: 0.370, SLG: 0.378	6-3		F9			F8		G3		2	0	0	0	0	0	0	
Kent Hrbek, L OBP: 0.386, SLG: 0.519	BB		F9			F6		F9		3	0	0	0	1	0	0	
Pat Putnam, L OBP: 0.242, SLG: 0.268	G3				F5		2B	F6		4	0	1	0	0	0	1	
Tom Brunansky, R OBP: 0.328, SLG: 0.476					4-3		F9			3	0	1	0	0	0	1	
Tim Lincecum, R OBP: 0.356, SLG: 0.409					F6		F5			3	0	0	0	0	0	2	
Gary Gaetti, R OBP: 0.315, SLG: 0.356							6-3			3	0	0	0	0	0	2	
Jeff Reed, L OBP: 0.238, SLG: 0.316							F3			3	0	0	0	0	0	1	
Ron Washington, R OBP: 0.277, SLG: 0.431							6-3			3	0	0	0	0	0	2	
Inning Stats	R: 0 E: 0 K: 0 S: 3	H: 0 LOB: 1 BB: 1 P: 7	R: 0 E: 1 K: 0 S: 5	H: 1 LOB: 2 BB: 0 P: 5	R: 0 E: 0 K: 0 S: 3	H: 0 LOB: 0 BB: 0 P: 3	R: 0 E: 0 K: 0 S: 3	H: 0 LOB: 0 BB: 0 P: 3	R: 0 E: 0 K: 0 S: 4	H: 1 LOB: 1 BB: 0 P: 4	R: 0 E: 0 K: 0 S: 3	H: 0 LOB: 0 BB: 0 P: 3	R: 0 E: 0 K: 0 S: 3	H: 0 LOB: 0 BB: 0 P: 3	1B: 1 2B: 1 3B: 0 HR: 0	SF: 0 SAC: 0 DP: 0 HBP: 0	WP: 0 PA: 31 CS: 0
PITCHER Doyle Alexander, R ERA: 3.26	IP: 9.0 WLS: W BF: 31 H: 2 R: 0 ER: 0 SO: 0 BB: 1 IBB: 0 HBP: 0 BLK: 0 WP: 0 HR: 0 S: 30 P: 34 ERA: 0.00 WHIP: 0.333																

Minnesota Twins @ Toronto Blue Jays
Exhibition Stadium, Toronto, ON
Sun Sep 02 1984, 3:33 AM EDT
Att: 31,000 - Unknown

AB 30
R 0
H 2
RBI 0
BB 1
SO 0
LOB 9

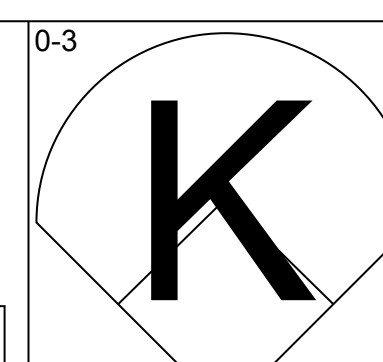
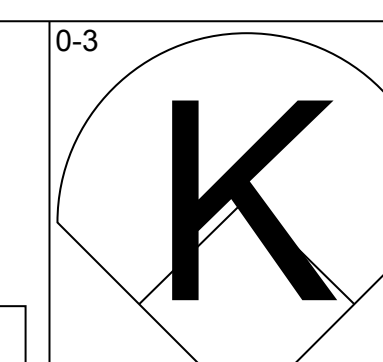
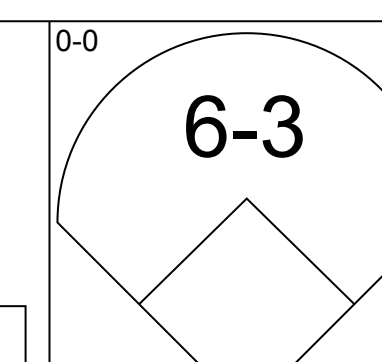
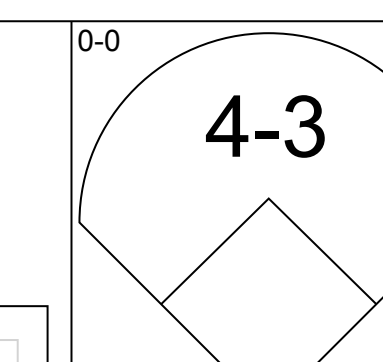
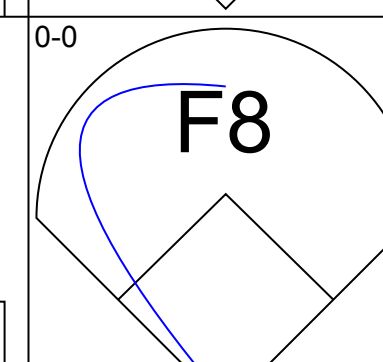
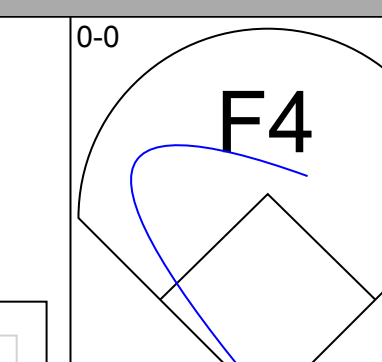
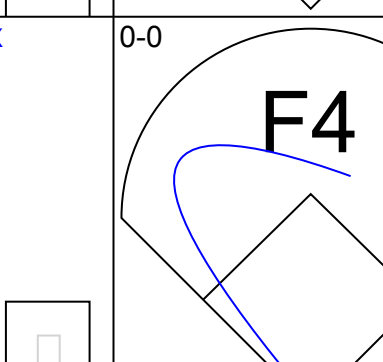
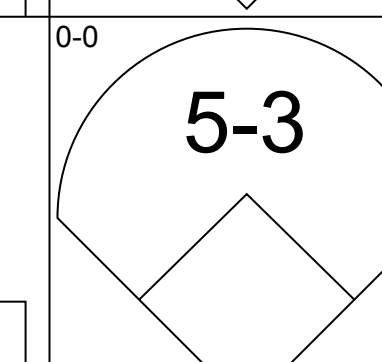
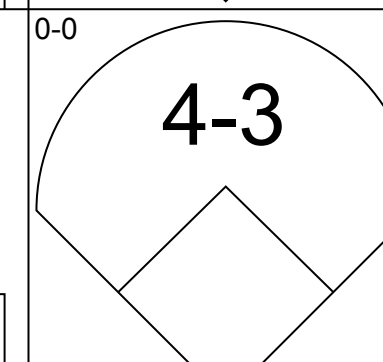
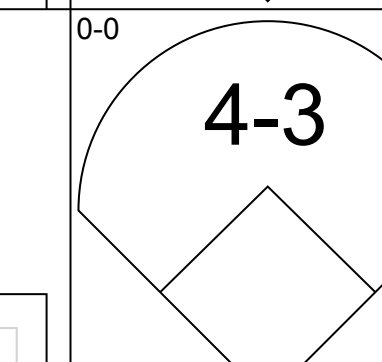
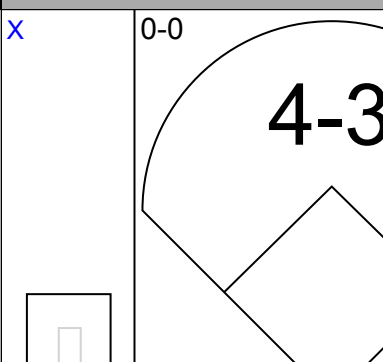
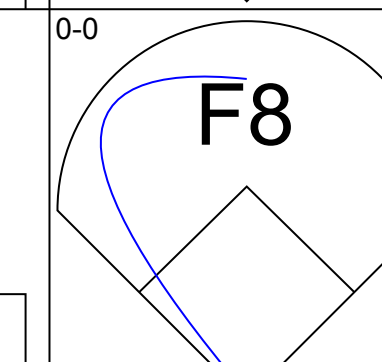
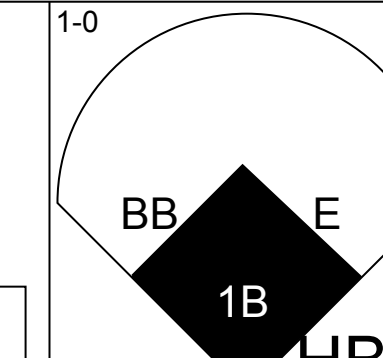
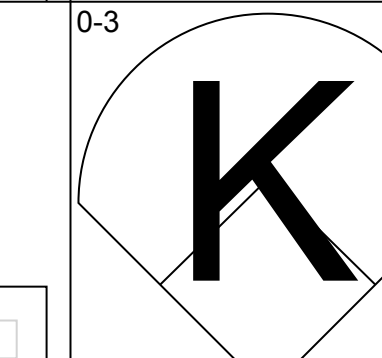
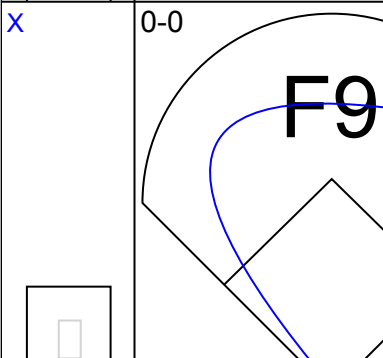
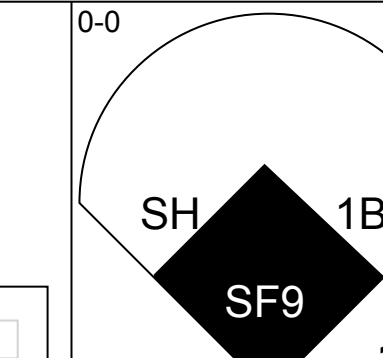

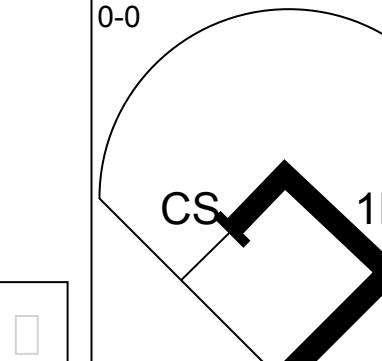
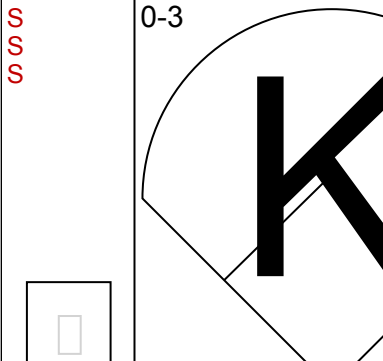
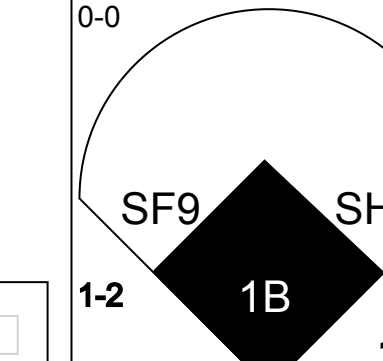

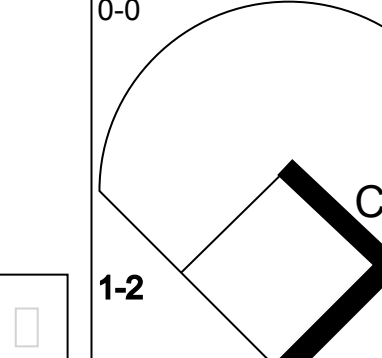
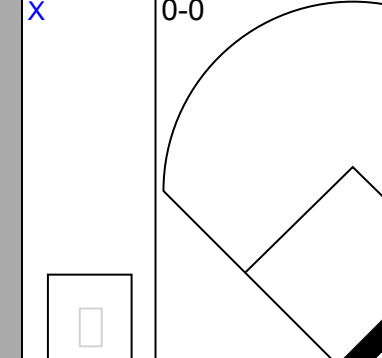
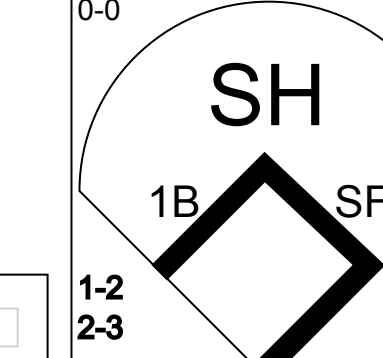

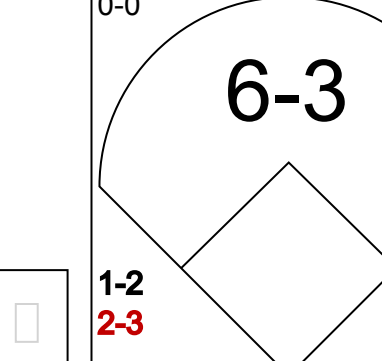
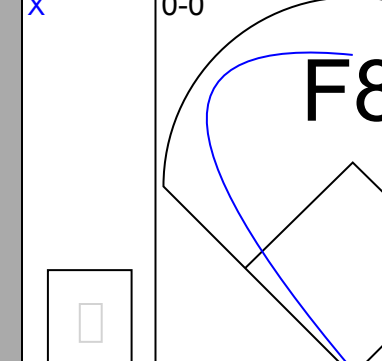
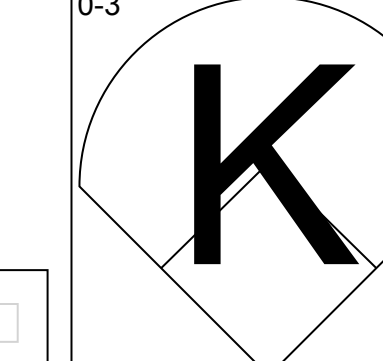

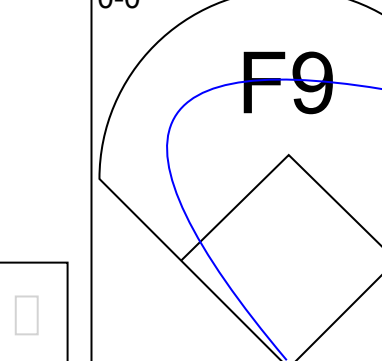
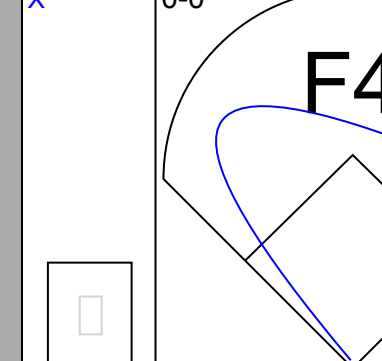
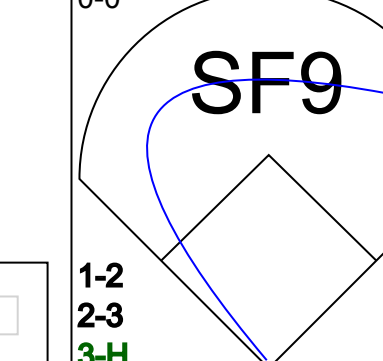

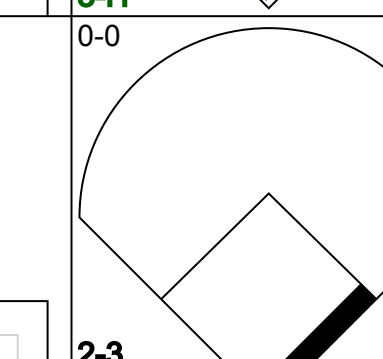
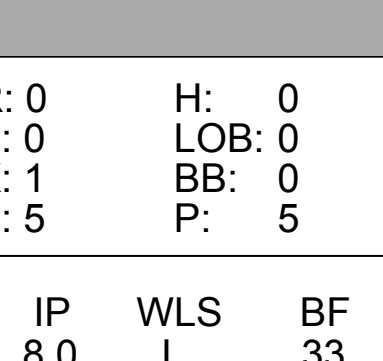
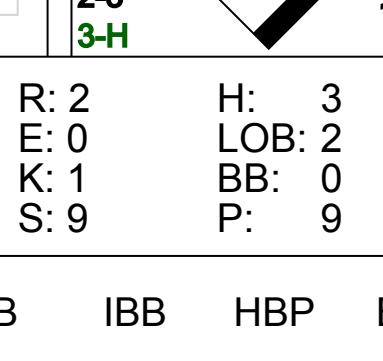
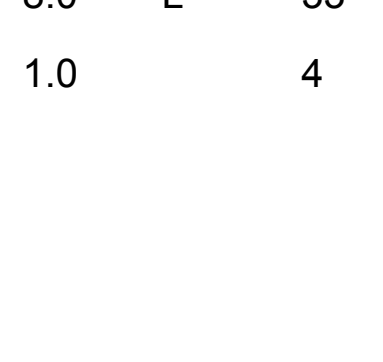


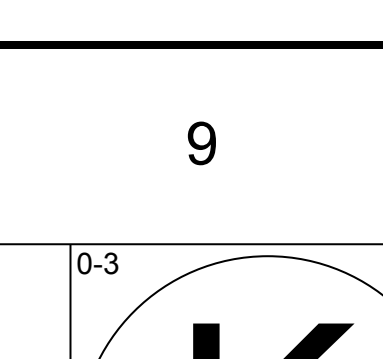
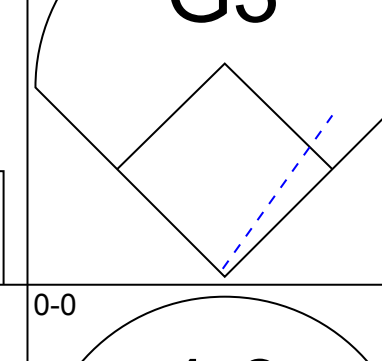
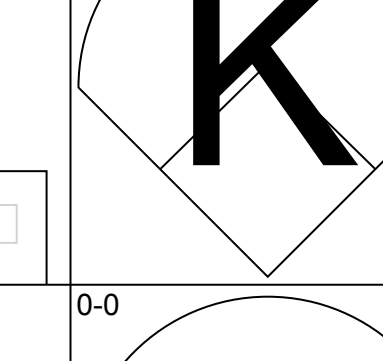


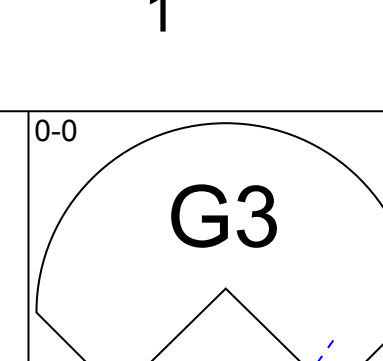
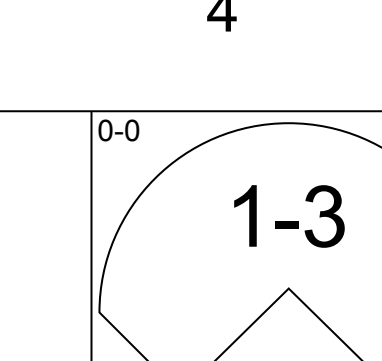
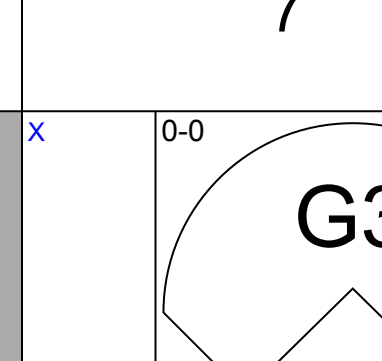
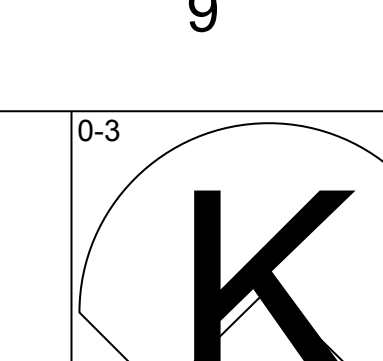
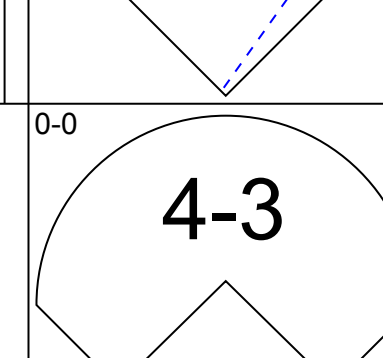
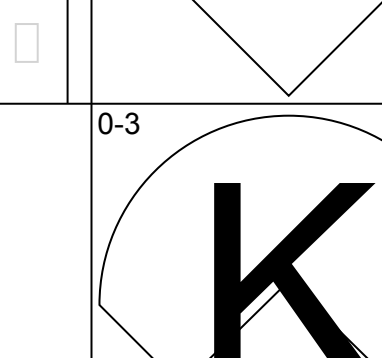
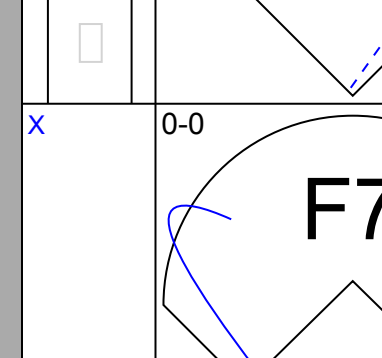
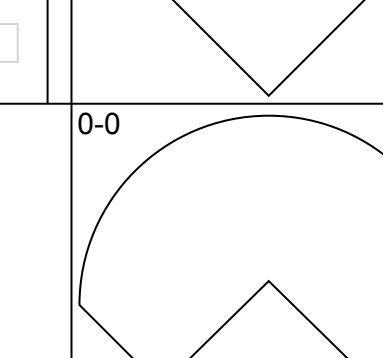
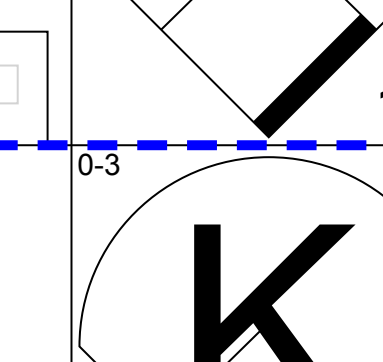
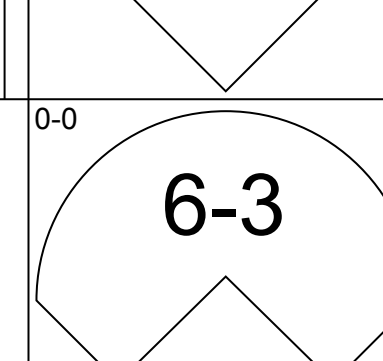
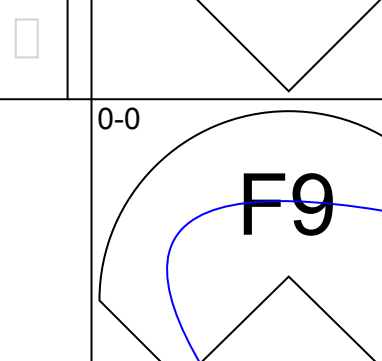
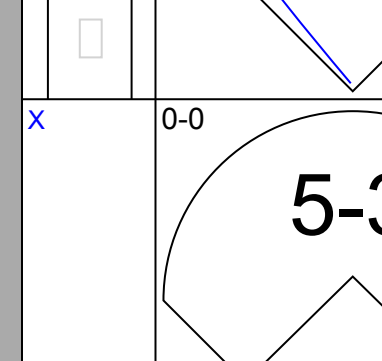
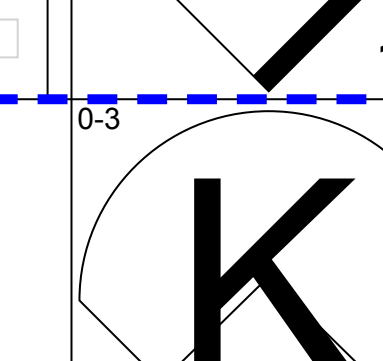
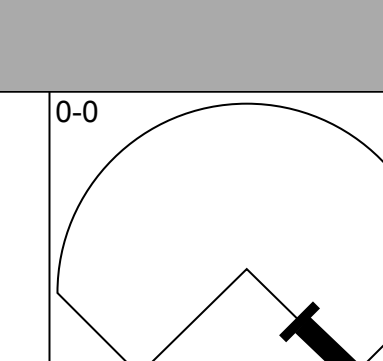
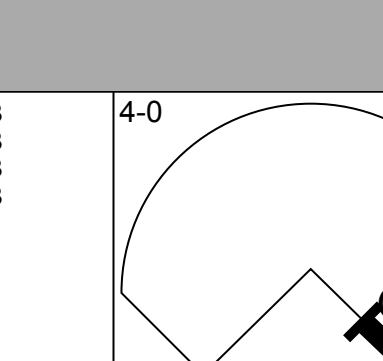
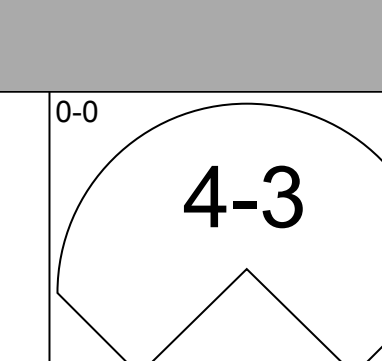
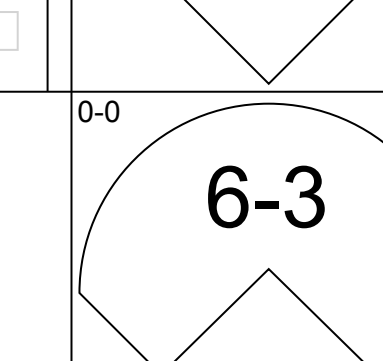


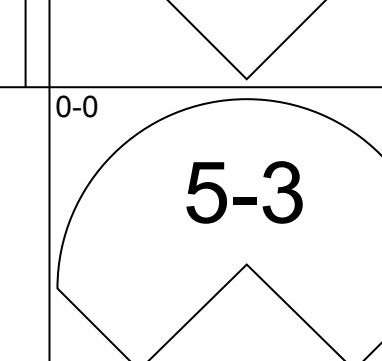

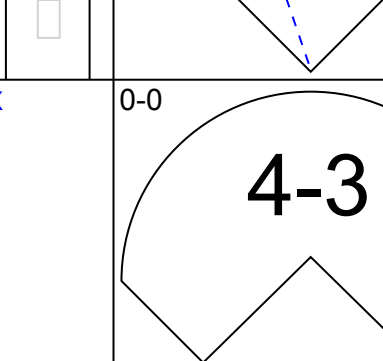
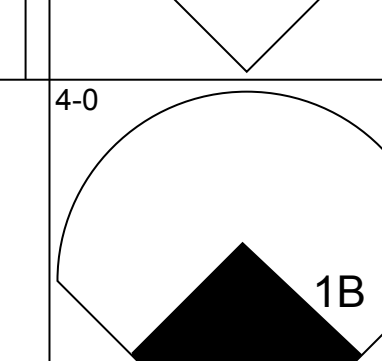

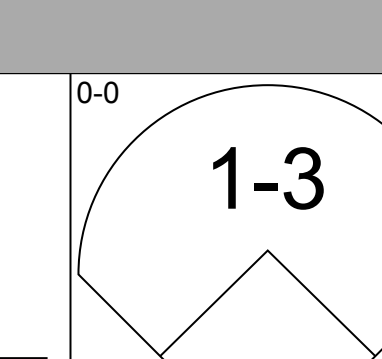
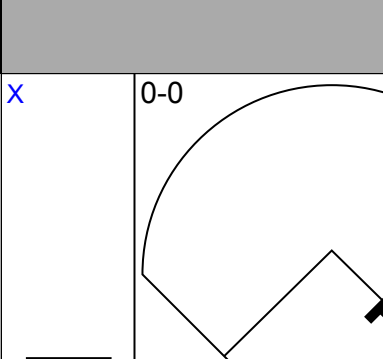
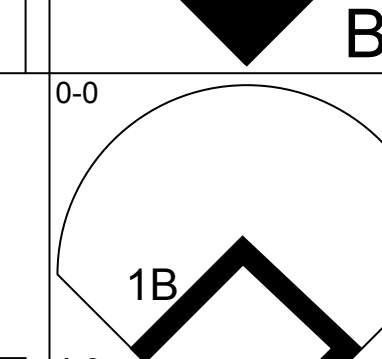
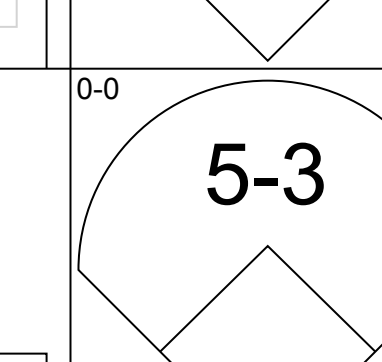
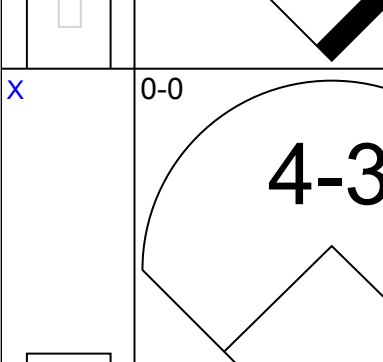
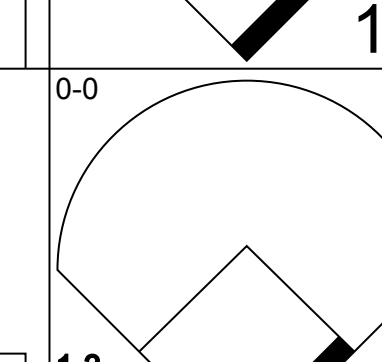
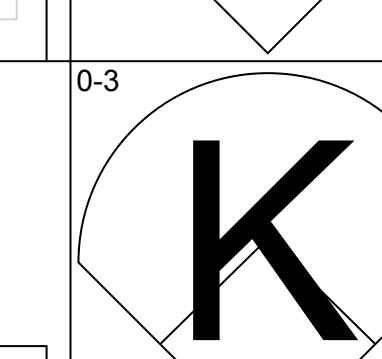
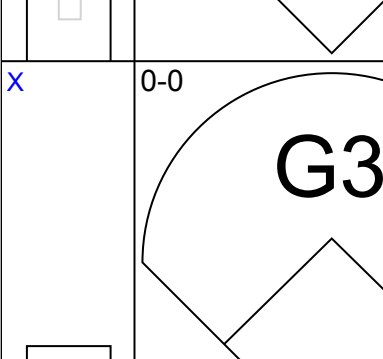
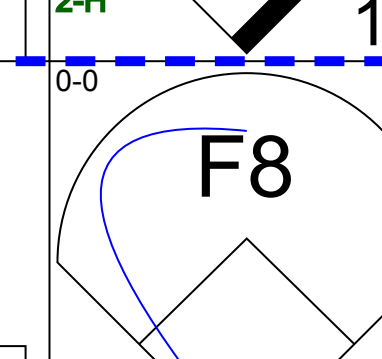
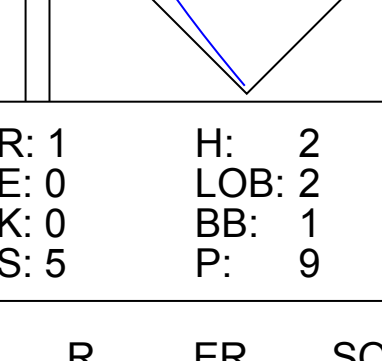

Batter	1	2	3	4	5	6	7	8	9	AB	R	H	RBI	BB	SO	LOB	BOTTOM
Damaso Garcia, R OBP: 0.315, SLG: 0.386	F9	1-3			4-3		F4	FC5-4		5	0	0	0	0	0	2	
Lloyd Moseby, L OBP: 0.360, SLG: 0.478					4-3		G3			3	2	1	0	0	0	0	
George Bell, R OBP: 0.336, SLG: 0.507					5-3					4	1	2	1	0	0	1	
Cliff Johnson, R OBP: 0.390, SLG: 0.508										2	0	1	1	1	1	0	
Jesse Barfield, R OBP: 0.359, SLG: 0.487										4	0	0	0	0	1	5	
Willie Upshaw, L OBP: 0.364, SLG: 0.507										4	1	3	1	0	0	1	
Buck Martinez, R OBP: 0.293, SLG: 0.365										4	1	1	1	0	0	3	
Garth Iorg, R OBP: 0.247, SLG: 0.312										4	1	1	2	0	1	1	
Tony Fernandez, S OBP: 0.322, SLG: 0.393										4	0	1	0	0	0	0	
Inning Stats	R: 2 E: 1 K: 1 S: 7	H: 2 LOB: 2 BB: 1 P: 12	R: 0 E: 0 K: 0 S: 3	H: 0 LOB: 0 BB: 0 P: 3	R: 1 E: 0 K: 0 S: 5	H: 2 LOB: 1 BB: 0 P: 5	R: 0 E: 0 K: 1 S: 5	H: 0 LOB: 0 BB: 0 P: 5	R: 0 E: 0 K: 1 S: 8	H: 3 LOB: 2 BB: 0 P: 8	R: 0 E: 0 K: 0 S: 4	H: 1 LOB: 2 BB: 0 P: 5	R: 0 E: 0 K: 0 S: 5	H: 2 LOB: 2 BB: 0 P: 5	1B: 4 2B: 4 3B: 1 HR: 1	SF: 0 SAC: 0 DP: 0 HBP: 2	WP: 0 PA: 37 CS: 0
PITCHER Frank Viola, L ERA: 3.2 Albert Williams, R ERA: 5.35	IP: 6.0 WLS: L BF: 27 H: 7 R: 6 ER: 6 SO: 3 BB: 1 IBB: 0 HBP: 1 BLK: 0 WP: 0 HR: 1 S: 31 P: 36 ERA: 9.00 WHIP: 1.333																

Minnesota Twins @ Toronto Blue Jays
Exhibition Stadium, Toronto, ON
Sun Sep 02 1984, 3:33 AM EDT
Att: 31,000 - Unknown

AB 34
R 6
H 10
RBI 6
BB 1
SO 3
LOB 13



Batter	1	2	3	4	5	6	7	8	9	AB	R	H	RBI	BB	SO	LOB	TOP					
Kirby Puckett, R OBP: 0.322, SLG: 0.332 (1, 8)										5	0	0	0	0	2	4	Minnesota Twins @ Kansas City Royals Royals Stadium, Kansas City, MO Mon Sep 03 1984, 8:05 PM EDT Att: 37,043 - Unknown					
Dave Meier, R OBP: 0.275, SLG: 0.306 (1, 7)										4	0	0	0	0	0	0						
Mickey Hatcher, R OBP: 0.342, SLG: 0.398 (1, 10)										4	0	0	0	0	0	0						
Kent Hrbek, L OBP: 0.387, SLG: 0.518 (1, 3)										3	2	1	0	0	1	0						
Tom Brunansky, R OBP: 0.329, SLG: 0.476 (1, 9)										4	1	2	0	0	1	1						
Gary Gaetti, R OBP: 0.317, SLG: 0.357 (1, 5)										3	0	2	0	0	0	1						
Tim Teufel, R OBP: 0.357, SLG: 0.406 (1, 4)										4	1	0	0	0	1	7						
Tim Laudner, R OBP: 0.243, SLG: 0.367 (9, PH)										2	0	0	0	1	0	2						
Randy Bush, L OBP: 0.297, SLG: 0.390 (9, PH)										0	0	0	1	0	0	0						
Jeff Reed, L OBP: 0.238, SLG: 0.316 (9, 2)										0	0	0	0	0	0	0						
Ron Washington, R OBP: 0.278, SLG: 0.429 (9, PH)										3	0	1	2	0	0	1						
Darrell Brown, S OBP: 0.314, SLG: 0.352 (9, PH)										1	0	1	1	0	0	0						
Houston Jimenez, R OBP: 0.240, SLG: 0.247 (9, 6)										0	0	0	0	0	0	0						
Inning Stats	R: 0 E: 0 K: 1 S: 5	H: 0 LOB: 0 BB: 0 P: 5	R: 2 E: 1 K: 1 S: 7	H: 1 LOB: 2 BB: 1 P: 12	R: 0 E: 0 K: 1 S: 5	H: 0 LOB: 0 BB: 0 P: 5	R: 0 E: 0 K: 0 S: 4	H: 2 LOB: 1 BB: 0 P: 4	R: 0 E: 0 K: 0 S: 3	H: 0 LOB: 0 BB: 0 P: 3	R: 0 E: 0 K: 1 S: 5	H: 1 LOB: 1 BB: 0 P: 4	R: 0 E: 0 K: 0 S: 4	H: 0 LOB: 0 BB: 0 P: 3	R: 0 E: 0 K: 0 S: 3	H: 0 LOB: 0 BB: 0 P: 3	R: 2 E: 0 K: 1 S: 9	H: 3 LOB: 2 BB: 0 P: 9	1B: 7 2B: 0 3B: 0 HR: 0	SF: 1 SAC: 1 DP: 0 HBP: 1	WP: 0 PB: 0 SB: 0 CS: 2	PA: 37
PITCHER	IP	WLS	BF	H	R	ER	SO	BB	IBB	HBP	BLK	WP	HR	S	P	ERA	WHIP					
Bud Black, L ERA: 3.3 (1, 1)	8.0	L	33	6	4	2	4	1	0	1	0	0	0	39	44	2.25	0.875					
Joe Beckwith, R ERA: 3.63 (9, 1)	1.0		4	1	0	0	1	0	0	0	0	0	0	6	6	0.00	1.000					

Batter	1	2	3	4	5	6	7	8	9	AB	R	H	RBI	BB	SO	LOB	BOTTOM					
Willie Wilson, S OBP: 0.355, SLG: 0.395 (1, 8)										4	0	0	0	0	1	0	Minnesota Twins @ Kansas City Royals Royals Stadium, Kansas City, MO Mon Sep 03 1984, 8:05 PM EDT Att: 37,043 - Unknown					
Pat Sheridan, L OBP: 0.336, SLG: 0.396 (9, PH)										3	0	0	0	0	1	0						
Lynn Jones, R OBP: 0.359, SLG: 0.383 (9, PH)										1	0	1	0	0	0	0						
Darryl Motley, R OBP: 0.325, SLG: 0.448 (1, 7)										4	0	0	0	0	1	1						
Jorge Orta, L OBP: 0.344, SLG: 0.463 (1, 10)										3	0	1	0	1	0	1						
Frank White, R OBP: 0.300, SLG: 0.427 (1, 4)										3	0	0	0	0	0	1						
Dane Iorg, L OBP: 0.263, SLG: 0.363 (1, 3)										2	1	0	0	1	0	0						
Don Slaught, R OBP: 0.309, SLG: 0.391 (1, 2)										3	0	2	0	0	0	0						
Greg Pryor, R OBP: 0.295, SLG: 0.367 (1, 5)										3	0	1	1	0	0	0						
Buddy Biancalana, S OBP: 0.231, SLG: 0.299 (8, PH)										2	0	0	0	0	1	0						
George Brett, L OBP: 0.343, SLG: 0.463 (8, PH)										1	0	0	0	0	0	2						
Bucky Dent, R OBP: 0.400, SLG: 0.250 (9, 6)										0	0	0	0	0	0	0						
Inning Stats	R: 0 E: 0 K: 0 S: 3	H: 0 LOB: 0 BB: 0 P: 3	R: 0 E: 0 K: 0 S: 3	H: 1 LOB: 0 BB: 0 P: 3	R: 0 E: 0 K: 1 S: 5	H: 0 LOB: 0 BB: 0 P: 5	R: 0 E: 0 K: 1 S: 5	H: 0 LOB: 0 BB: 0 P: 5	R: 0 E: 0 K: 0 S: 2	H: 0 LOB: 0 BB: 1 P: 6	R: 0 E: 0 K: 0 S: 3	H: 1 LOB: 0 BB: 0 P: 3	R: 0 E: 0 K: 0 S: 3	H: 0 LOB: 0 BB: 0 P: 3	R: 1 E: 0 K: 0 S: 5	H: 2 LOB: 2 BB: 1 P: 9	R: 0 E: 0 K: 2 S: 8	H: 1 LOB: 1 BB: 0 P: 8	1B: 5 2B: 0 3B: 0 HR: 0	SF: 0 SAC: 0 DP: 1 HBP: 0	WP: 0 PB: 0 SB: 0 CS: 0	PA: 31
PITCHER	IP	WLS	BF	H	R	ER	SO	BB	IBB	HBP	BLK	WP	HR	S	P	ERA	WHIP					
John Butcher, R ERA: 3.18 (1, 1)	7.2	W	26	4	1	1	2	2	0	0	0	0	0	28	36	1.17	0.783					
Ed Hodges, L ERA: 4.45 (8, 1)	0.2		3	1	0	0	1	0	0	0	0	0	0	5	5	0.00	1.500					
Ron Davis, R ERA: 4.69 (9, 1)	0.2	S	2	0	0	0	1	0	0	0	0	0	0	4	4	0.00	0.000					

Batter	1	2	3	4	5	6	7	8	9	AB	R	H	RBI	BB	SO	LOB	TOP				
Kirby Puckett, R OBP: 0.321, SLG: 0.331 (1, 8)	0-0 1-3		0-0 E2 1B SF8		0-0 4-3			0-0 G3		4	1	1	0	0	0	0					
Mickey Hatcher, R OBP: 0.344, SLG: 0.399 (1, 7)	0-0 G3		0-0 SF8 BB 1B		0-0 F3			0-0 1B		4	0	2	0	0	0	0					
Kent Hrbek, L OBP: 0.386, SLG: 0.515 (1, 3)	0-0 F7		4-0 FC6-4 BB		0-3 K			0-0 F8		3	0	0	0	1	1	1					
Pat Putnam, L OBP: 0.237, SLG: 0.263 (1, 10)		0-0 F7	0-0 SF8		0-3 K			0-0 F8		3	0	0	1	0	1	0					
Tom Brunansky, R OBP: 0.328, SLG: 0.474 (1, 9)		0-0 1B 1B	0-0 FC6-4		0-0 6-3			0-0 6-3		4	0	1	0	0	0	2					
Gary Gaetti, R OBP: 0.316, SLG: 0.357 (1, 5)		0-0 F9			0-0 F9			0-0 1B 1B		4	0	1	0	0	0	1					
Tim Teufel, R OBP: 0.358, SLG: 0.407 (1, 4)		0-0 1B			0-0 3-1			0-0 1B 1B		4	0	2	0	0	0	0					
Tim Laudner, R OBP: 0.239, SLG: 0.361 (1, 2)		0-0 1-3			0-0 F8			0-0 F5		3	0	0	0	0	0	2					
Randy Bush, L OBP: 0.236, SLG: 0.389 (9, PH)										1	0	0	0	0	0	2					
Ron Washington, R OBP: 0.274, SLG: 0.423 (8, PH)					0-0 5-3			0-0 6-3		2	0	0	0	0	1	0					
Darrell Brown, S OBP: 0.313, SLG: 0.351 (8, PH)										1	0	0	0	0	0	0					
Houston Jimenez, R OBP: 0.240, SLG: 0.247 (8, 6)										0	0	0	0	0	0	0					
Inning Stats	R: 0 E: 0 K: 0 S: 3	H: 0 LOB: 0 BB: 0 P: 3	R: 0 E: 0 K: 0 S: 5	H: 2 LOB: 2 BB: 0 P: 5	R: 1 E: 1 K: 1 S: 7	H: 2 LOB: 2 BB: 1 P: 11	R: 0 E: 0 K: 0 S: 3	H: 0 LOB: 0 BB: 0 P: 3	R: 0 E: 0 K: 2 S: 7	H: 0 LOB: 0 BB: 0 P: 7	R: 0 E: 0 K: 0 S: 3	H: 0 LOB: 0 BB: 0 P: 3	R: 0 E: 0 K: 0 S: 4	H: 1 LOB: 1 BB: 0 P: 4	R: 0 E: 0 K: 0 S: 5	H: 2 LOB: 2 BB: 0 P: 5	1B: 7 2B: 0 3B: 0 HR: 0	SF: 1 SAC: 0 DP: 0 HBP: 0	WP: 0 PB: 0 SB: 0 CS: 0	PA: 35	
PITCHER	IP WLS BF H R ER SO BB IBB HBP BLK WP HR S P ERA WHIP	8.2 W 34 7 1 1 3 1 0 0 0 0 0 0 39 43 1.04 0.923	0.1 S 1 0 0 0 0 0 0 0 0 0 0 0 1 1 0.00 0.000																		

Minnesota Twins @ Kansas City Royals
Royals Stadium, Kansas City, MO
Tue Sep 04 1984, 8:05 PM EDT
Att: 16,349 - Unknown

AB 33
R 1
H 7
RBI 1
BB 1
SO 3
LOB 8



Batter	1	2	3	4	5	6	7	8	9	AB	R	H	RBI	BB	SO	LOB	BOTTOM			
Willie Wilson, S OBP: 0.356, SLG: 0.395 (1, 8)	0-0 F6		0-0 FC4-6 1B		0-0 4-3		4-0 2B IBB			3	1	1	0	1	0	0				
Pat Sheridan, L OBP: 0.336, SLG: 0.394 (1, 9)	4-0 S BB		0-0 FC4-6 FC5-4			0-0 F8	0-0 CS 2B			2	0	0	0	1	0	2				
Lynn Jones, R OBP: 0.369, SLG: 0.410 (7, PH)			1-2 2-3				1-H 2-H			1	0	1	2	0	0	0				
Darryl Motley, R OBP: 0.326, SLG: 0.447 (1, 7)	4-0 FC6-4 BB		0-0 FC5-4			0-0 1B 1B	0-3 K			3	1	1	1	1	1	2				
Jorge Orta, L OBP: 0.343, SLG: 0.460 (1, 10)	0-0 F8		0-0 F5			0-0 1B 1B		0-0 4-3		4	0	1	0	0	0	3				
Frank White, R OBP: 0.302, SLG: 0.428 (1, 4)	0-0 FC6-4				0-0 F7			0-0 CI 1B		4	0	2	1	0	0	2				
Dane Iorg, L OBP: 0.260, SLG: 0.358 (1, 3)		0-0 5-3			0-0 F9			0-0 F8		3	0	0	0	0	0	2				
John Wathan, R OBP: 0.282, SLG: 0.287 (8, PH)								0-0 F8		1	0	0	0	0	0	1				
Don Slaught, R OBP: 0.306, SLG: 0.388 (1, 2)		0-0 F7			0-3 K			0-0 CI		3	0	0	0	0	1	2				
Greg Pryor, R OBP: 0.295, SLG: 0.365 (1, 5)		0-3 K				0-3 K		0-0 4-3		4	1	1	0	0	2	2				
Buddy Biancalana, S OBP: 0.236, SLG: 0.297 (1, 6)			4-0 FC4-6 1B FC5-4 BB		0-0 F7			0-0 SH1-3 2B 1B		1	1	0	0	1	0	0				
Inning Stats	R: 0 E: 0 K: 0 S: 3	H: 0 LOB: 2 BB: 2 P: 11	R: 0 E: 0 K: 1 S: 5	H: 0 LOB: 0 BB: 0 P: 5	R: 1 E: 0 K: 0 S: 4	H: 1 LOB: 1 BB: 1 P: 8	R: 0 E: 0 K: 1 S: 5	H: 0 LOB: 0 BB: 0 P: 5	R: 1 E: 0 K: 0 S: 6	H: 3 LOB: 2 BB: 0 P: 6	R: 2 E: 0 K: 1 S: 6	H: 2 LOB: 0 BB: 1 P: 10	R: 0 E: 1 K: 0 S: 5	H: 1 LOB: 2 BB: 0 P: 5	1B: 6 2B: 1 3B: 0 HR: 0	SF: 0 SAC: 1 DP: 0 HBP: 0	WP: 0 PB: 0 SB: 1 CS: 1	PA: 35		
PITCHER	IP WLS BF H R ER SO BB IBB HBP BLK WP HR S P ERA WHIP	6.1 L 27 5 3 3 3 3 0 0 0 0 0 0 6 10 9.00 2.000	1.0 5 2 1 1 1 0 1 0 0 0 0 0 0 6 10 9.00 2.000	0.2 3 0 0 0 0 0 0 0 0 0 0 0 0 3 3 0.00 0.000																

Minnesota Twins @ Kansas City Royals
Royals Stadium, Kansas City, MO
Tue Sep 04 1984, 8:05 PM EDT
Att: 16,349 - Unknown

AB 29
R 4
H 7
RBI 4
BB 4
SO 4
LOB 16



Batter	1	2	3	4	5	6	7	8	9	AB	R	H	RBI	BB	SO	LOB	TOP										
Kirby Puckett, R OBP: 0.321, SLG: 0.330 (1, 8)	0-0 4-3		0-0 G5-4-3 1B		0-0 4-3			0-3 K		4	0	1	0	0	1	1	Minnesota Twins @ Kansas City Royals Royals Stadium, Kansas City, MO Wed Sep 05 1984, 8:05 PM EDT Att: 18,272 - Unknown										
Dave Engle, R OBP: 0.314, SLG: 0.361 (1, 10)	0-0 6-3		0-0 G5-4-3		0-0 6-3			0-0 F8		4	0	0	0	0	0	3											
Mickey Hatcher, R OBP: 0.347, SLG: 0.402 (1, 7)	0-0 6-3		0-0 1B		0-0 G5-4-3 1B			0-0 1B		4	0	3	1	0	0	0											
Kent Hrbek, L OBP: 0.386, SLG: 0.514 (1, 3)		0-0 G5-4-3 1B	0-0 F8		0-0 K			0-0 1B		4	0	2	0	0	1	2											
Tom Brunansky, R OBP: 0.326, SLG: 0.470 (1, 9)		0-0 G5-4-3		0-0 4-3		0-0 G5-4-3		0-0 F3		4	0	0	0	0	0	4											
Gary Gaetti, R OBP: 0.316, SLG: 0.356 (1, 5)		0-0 1B		0-0 2-3			0-0 5-3	0-0 G6-4-3		4	0	1	0	0	0	2											
Tim Teufel, R OBP: 0.358, SLG: 0.406 (1, 4)		0-0 1B		0-0 F8			0-0 F4			3	0	1	0	0	0	0											
Tim Laudner, R OBP: 0.236, SLG: 0.356 (1, 2)		0-0 F7		0-0 F8			0-0 F9			3	0	0	0	0	0	2											
Ron Washington, R OBP: 0.282, SLG: 0.434 (1, 6)			0-0 G5-4-3 1B		0-0 4-3 2B			0-0 F4		3	1	2	0	0	0	0											
Inning Stats	R: 0 E: 0 K: 0 S: 3	H: 0 LOB: 0 BB: 0 P: 3	R: 0 E: 0 K: 0 S: 5	H: 3 LOB: 2 BB: 0 P: 5	R: 1 E: 0 K: 0 S: 5	H: 3 LOB: 1 BB: 0 P: 5	R: 0 E: 0 K: 0 S: 3	H: 0 LOB: 0 BB: 0 P: 3	R: 0 E: 0 K: 0 S: 4	H: 1 LOB: 1 BB: 0 P: 4	R: 0 E: 0 K: 0 S: 5	H: 1 LOB: 0 BB: 0 P: 5	R: 0 E: 0 K: 0 S: 3	H: 0 LOB: 0 BB: 0 P: 3	R: 0 E: 0 K: 1 S: 5	H: 0 LOB: 0 BB: 0 P: 5	R: 0 E: 0 K: 0 S: 4	H: 2 LOB: 1 BB: 0 P: 4	1B: 9 2B: 1 3B: 0 HR: 0	SF: 0 SAC: 0 DP: 4 HBP: 0	WP: 0 PB: 0 SB: 0 CS: 0	PA: 33					
PITCHER	IP	WLS	BF	H	R	ER	SO	BB	IBB	HBP	BLK	WP	HR	S	P	ERA	WHIP										
Charlie Leibrandt, L ERA: 3.38	(1, 1)	8.0	W	29	8	1	1	2	0	0	0	0	0	33	33	1.12	1.000										
Dan Quisenberry, R ERA: 2.8	(8, 1)	1.0	S	4	2	0	0	0	0	0	0	0	0	4	4	0.00	2.000										

Batter	1	2	3	4	5	6	7	8	9	AB	R	H	RBI	BB	SO	LOB	BOTTOM										
Willie Wilson, S OBP: 0.353, SLG: 0.391 (1, 8)	0-0 G3		0-0 5-3			0-0 F6		0-0 G3		4	0	0	0	0	0	1	Minnesota Twins @ Kansas City Royals Royals Stadium, Kansas City, MO Wed Sep 05 1984, 8:05 PM EDT Att: 18,272 - Unknown										
Pat Sheridan, L OBP: 0.338, SLG: 0.400 (1, 9)	0-0 F5			0-0 F7		0-0 FC6-5 2B		0-0 2B		4	1	2	0	0	0	0											
Darryl Motley, R OBP: 0.324, SLG: 0.443 (1, 7)	0-0 1-3			0-3 K		0-0 FC6-5		0-0 F8		4	0	0	1	0	1	2											
Jorge Orta, L OBP: 0.345, SLG: 0.459 (1, 10)		0-0 F8		0-0 1B		0-0 F7		4-0 2B		3	1	1	0	1	0	1											
Frank White, R OBP: 0.301, SLG: 0.429 (1, 4)		0-0 F9		0-0 F8			0-0 F3	0-0 1B		4	1	1	2	0	0	1											
Dane Iorg, L OBP: 0.267, SLG: 0.362 John Wathan, R OBP: 0.282, SLG: 0.287 (1, 3) (9, 3)		0-0 1B			4-0 BB		0-0 F7	0-0 2B		3	0	2	1	1	0	0											
Don Slaught, R OBP: 0.306, SLG: 0.387 (1, 2)		0-0 F9			0-0 3		0-0 1B	0-0 1B		3	0	1	0	0	0	2											
Greg Pryor, R OBP: 0.295, SLG: 0.365 (1, 5)			0-3 K		0-0 F3		0-0 1B			3	0	1	0	0	1	0											
Bucky Dent, R OBP: 0.429, SLG: 0.333 Hal McRae, R OBP: 0.355, SLG: 0.399 Jim Scranton, R (7, PH) (8, 6)			0-3 K		0-0 FC6-5 1B		0-0 4-3			2	1	1	0	0	1	0											
Inning Stats	R: 0 E: 0 K: 0 S: 3	H: 0 LOB: 0 BB: 0 P: 3	R: 0 E: 0 K: 0 S: 4	H: 1 LOB: 1 BB: 0 P: 4	R: 0 E: 0 K: 2 S: 7	H: 0 LOB: 0 BB: 0 P: 7	R: 0 E: 0 K: 1 S: 6	H: 1 LOB: 1 BB: 0 P: 6	R: 0 E: 0 K: 0 S: 2	H: 0 LOB: 0 BB: 1 P: 6	R: 1 E: 0 K: 0 S: 5	H: 2 LOB: 1 BB: 0 P: 5	R: 0 E: 0 K: 0 S: 5	H: 2 LOB: 2 BB: 0 P: 5	R: 3 E: 0 K: 0 S: 5	H: 3 LOB: 1 BB: 1 P: 9	1B: 6 2B: 4 3B: 0 HR: 0	SF: 0 SAC: 0 DP: 1 HBP: 0	WP: 0 PB: 0 SB: 0 CS: 0	PA: 33							
PITCHER	IP	WLS	BF	H	R	ER	SO	BB	IBB	HBP	BLK	WP	HR	S	P	ERA	WHIP										
Mike Smithson, R ERA: 3.85	(1, 1)	7.1	L	29	7	2	2	3	1	0	0	0	0	34	38	2.46	1.091										
Ron Davis, R ERA: 4.9	(8, 1)	0.2		4	2	2	2	0	0	1	0	0	0	3	7	27.00	3.000										

Batter	1	2	3	4	5	6	7	8	9	AB	R	H	RBI	BB	SO	LOB	TOP										
Bill Sample, R OBP: 0.292, SLG: 0.338 (1, 7)	F4		F3					2B	FC6-4	5	1	2	1	0	0	2	Texas Rangers @ Minnesota Twins Hubert H. Humphrey Metrodome, Minneapolis, MN Fri Sep 07 1984, 8:05 PM EDT Att: 14,180 - Unknown livebaseballscorecards.com										
Gary Ward, R OBP: 0.325, SLG: 0.423 (1, 8)	2B		F8			F4		K		4	1	1	0	0	1	2											
Buddy Bell, R OBP: 0.375, SLG: 0.439 (1, 5)	1B		F8					6-3		4	0	2	0	0	0	1											
Larry Parrish, R OBP: 0.347, SLG: 0.487 (1, 10)	2B			K		K				4	0	2	2	0	2	2											
Pete O'Brien, L OBP: 0.352, SLG: 0.458 (1, 3)	F9			F8		F8		K		4	0	0	0	0	1	4											
George Wright, S OBP: 0.295, SLG: 0.390 (1, 9)		E5		K					K	4	0	0	0	0	3	0											
Ned Yost, R OBP: 0.193, SLG: 0.257 Kevin Buckley, R (9, PH)	K					FC4			K	3	0	1	0	0	1	1											
Jeff Kunkel, R OBP: 0.203, SLG: 0.325 Dave Hostetter, R OBP: 0.336, SLG: 0.417 (9, PH)	K					FC4				3	0	0	0	0	1	2											
Curtis Wilkerson, S OBP: 0.283, SLG: 0.274 (1, 4)	K					G6-4-3				4	1	2	0	0	1	2											
Inning Stats	R: 1 E: 0 K: 0 S: 5	H: 3 LOB: 1 BB: 0 P: 5	R: 0 E: 1 K: 3 S: 10	H: 0 LOB: 1 BB: 0 P: 10	R: 0 E: 0 K: 0 S: 3	H: 0 LOB: 0 BB: 0 P: 3	R: 0 E: 0 K: 2 S: 7	H: 1 LOB: 0 BB: 0 P: 7	R: 0 E: 0 K: 1 S: 3	H: 2 LOB: 2 BB: 0 P: 7	R: 0 E: 0 K: 1 S: 5	H: 0 LOB: 0 BB: 0 P: 5	R: 2 E: 0 K: 2 S: 10	H: 3 LOB: 1 BB: 0 P: 10	R: 0 E: 0 K: 2 S: 9	H: 2 LOB: 2 BB: 0 P: 9		1B: 7 2B: 4 3B: 0 HR: 0	SF: 0 SAC: 0 DP: 1 HBP: 0	WP: 0 PB: 0 SB: 0 CS: 0	PA: 37						
PITCHER	IP	WLS	BF	H	R	ER	SO	BB	IBB	HBP	BLK	WP	HR	S	P	ERA	WHIP										
Frank Viola, L ERA: 3.2 (1, 1)	8.2	W	36	11	3	3	11	0	0	0	0	0	0	58	58	3.12	1.269										
Rick Lysander, R ERA: 3.75 (9, 1)	0.1	S	1	0	0	0	0	0	0	0	0	0	0	1	1	0.00	0.000										

Batter	1	2	3	4	5	6	7	8	9	AB	R	H	RBI	BB	SO	LOB	BOTTOM										
Kirby Puckett, R OBP: 0.319, SLG: 0.331 (1, 8)	4-3		F9					FC6		5	1	1	0	0	1	5	Texas Rangers @ Minnesota Twins Hubert H. Humphrey Metrodome, Minneapolis, MN Fri Sep 07 1984, 8:05 PM EDT Att: 14,180 - Unknown livebaseballscorecards.com										
Tim Lincecum, R OBP: 0.382, SLG: 0.420 (1, 4)	FC4-6			HR				1B		3	3	3	3	1	0	0											
Mickey Hatcher, R OBP: 0.346, SLG: 0.401 (1, 10)	FC4-6			F9		F4		G4-6-3		4	0	1	1	0	0	2											
Kent Hrbek, L OBP: 0.385, SLG: 0.511 (1, 3)	G1-4-3			K				G4-6-3		3	1	0	0	1	1	2											
Tom Brunansky, R OBP: 0.327, SLG: 0.475 (1, 9)		6-3		K				SH5-4		3	1	1	3	1	1	0											
Gary Gaetti, R OBP: 0.317, SLG: 0.354 (1, 5)		5-3				G3		SH5-4		2	0	0	0	2	0	0											
Dave Meier, R OBP: 0.269, SLG: 0.299 (1, 7)		F9				FC6-4		5-3		3	0	0	0	0	0	1											
Chris Speier, R OBP: 0.231, SLG: 0.286 (1, 6)			K					K		3	1	1	0	1	2	2											
Tim Laudner, R OBP: 0.232, SLG: 0.350 Randy Bush, L OBP: 0.299, SLG: 0.389 Jeff Reed, L OBP: 0.238, SLG: 0.316 (1, 2)			K					FC6		3	0	0	0	0	2	3											
Inning Stats	R: 0 E: 0 K: 0 S: 3	H: 0 LOB: 1 BB: 1 P: 7	R: 0 E: 0 K: 0 S: 3	H: 0 LOB: 0 BB: 0 P: 3	R: 0 E: 0 K: 2 S: 7	H: 0 LOB: 0 BB: 0 P: 7	R: 1 E: 0 K: 2 S: 8	H: 1 LOB: 0 BB: 0 P: 8	R: 0 E: 0 K: 1 S: 6	H: 1 LOB: 2 BB: 1 P: 10	R: 3 E: 0 K: 0 S: 5	H: 2 LOB: 0 BB: 1 P: 9	R: 3 E: 0 K: 1 S: 7	H: 3 LOB: 0 BB: 1 P: 11	R: 0 E: 0 K: 1 S: 5	H: 0 LOB: 3 BB: 3 P: 17		1B: 3 2B: 1 3B: 1 HR: 2	SF: 0 SAC: 1 DP: 1 HBP: 0	WP: 0 PB: 0 SB: 0 CS: 0	PA: 37						
PITCHER	IP	WLS	BF	H	R	ER	SO	BB	IBB	HBP	BLK	WP	HR	S	P	ERA	WHIP										
Mike Mason, L ERA: 3.41 (1, 1)	6.0	L	25	4	4	4	5	3	0	0	0	0	0	32	44	6.00	1.167										
Tom Henke, R ERA: 8.45 (7, 1)	0.1		5	3	3	3	1	1	0	0	0	0	0	6	10	81.00	12.000										
Ricky Wright, L ERA: 9.39 (7, 1)	0.2		1	0	0	0	0	0	0	0	0	0	0	1	1	0.00	0.000										
Dwayne Henry, R ERA: (8, 1)	1.0		6	0	0	0	1	3	0	0	0	0	0	5	17	0.00	3.000										

Batter	1	2	3	4	5	6	7	8	9	AB	R	H	RBI	BB	SO	LOB	TOP			
Mickey Rivers, L (1, 10) OBP: 0.321, SLG: 0.391										4	1	3	0	0	1	0	Texas Rangers @ Minnesota Twins Hubert H. Humphrey Metrodome, Minneapolis, MN Sat Sep 08 1984, 4:33 AM EDT Att: 14,456 - Unknown livebaseballscorecards.com			
Gary Ward, R (1, 8) OBP: 0.324, SLG: 0.422										4	1	1	0	0	0	2				
Buddy Bell, R (1, 5) OBP: 0.374, SLG: 0.440										4	1	1	2	0	1	3				
Larry Parrish, R (1, 9) OBP: 0.347, SLG: 0.485										4	0	1	0	0	1	1				
Pete O'Brien, L (1, 3) OBP: 0.351, SLG: 0.457										2	0	0	1	1	0	1				
Bill Sample, R (1, 7) OBP: 0.292, SLG: 0.338										4	0	1	0	0	0	1				
Jeff Kunkel, R (1, 6) OBP: 0.209, SLG: 0.328										2	0	1	0	0	0	0				
Bob Jones, L (7, PH) OBP: 0.310, SLG: 0.375										1	0	0	0	0	0	0				
Wayne Tolleson, S (7, 4) OBP: 0.290, SLG: 0.267										0	0	0	0	0	0	0				
Tom Dunbar, L (9, PH) OBP: 0.321, SLG: 0.382										1	0	0	0	0	0	0				
Ned Yost, R (1, 2) OBP: 0.191, SLG: 0.254										3	0	0	0	0	1	2				
George Wright, S (9, PH) OBP: 0.265, SLG: 0.359										1	0	0	0	0	0	0				
Curtis Wilkerson, S (1, 4) OBP: 0.284, SLG: 0.281										3	1	1	1	0	0	0				
Mary Foley, L (7, 6) OBP: 0.306, SLG: 0.410										1	0	0	0	0	1	0				
Inning Stats	R: 3 E: 1 K: 0 S: 6	H: 2 LOB: 0 BB: 0 P: 6	R: 0 E: 0 K: 0 S: 3	H: 0 LOB: 0 BB: 0 P: 3	R: 0 E: 0 K: 1 S: 5	H: 1 LOB: 0 BB: 0 P: 5	R: 0 E: 0 K: 0 S: 5	H: 3 LOB: 2 BB: 0 P: 5	R: 0 E: 0 K: 1 S: 5	H: 0 LOB: 1 BB: 1 P: 7	R: 1 E: 0 K: 1 S: 8	H: 3 LOB: 3 BB: 0 P: 8	R: 0 E: 0 K: 1 S: 5	H: 0 LOB: 0 BB: 0 P: 5	R: 0 E: 0 K: 1 S: 5	H: 0 LOB: 0 BB: 0 P: 5	1B: 7 2B: 1 3B: 0 HR: 1	SF: 1 SAC: 0 DP: 1 HBP: 0	WP: 0 PB: 0 SB: 0 CS: 1	PA: 36
PITCHER John Butcher, R (1, 1) ERA: 3.12	IP: 9.0 WLS: W BF: 36 H: 9 R: 4 ER: 2 SO: 5 BB: 1 IBB: 0 HBP: 0 BLK: 0 WP: 0 HR: 1 S: 45 P: 49 ERA: 2.00 WHIP: 1.111															PITCHER				

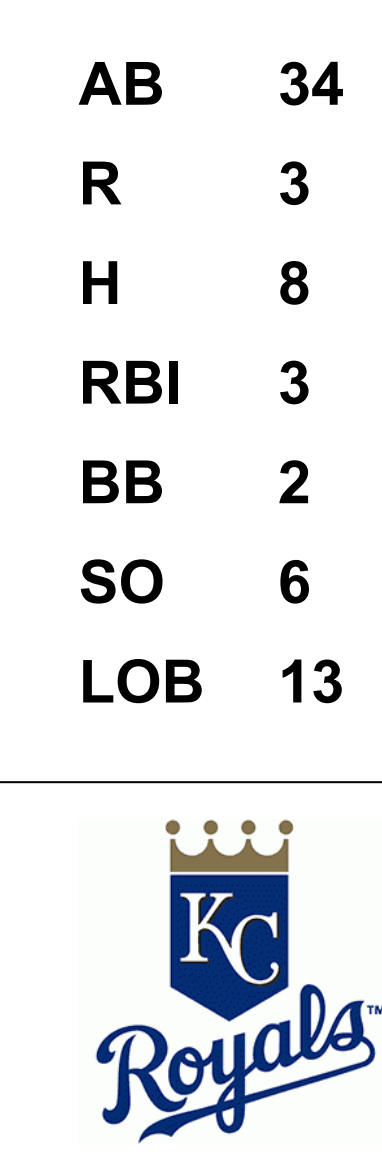
Batter	1	2	3	4	5	6	7	8	9	AB	R	H	RBI	BB	SO	LOB	BOTTOM			
Kirby Puckett, R (1, 8) OBP: 0.320, SLG: 0.332										5	1	2	0	0	0	1	Texas Rangers @ Minnesota Twins Hubert H. Humphrey Metrodome, Minneapolis, MN Sat Sep 08 1984, 4:33 AM EDT Att: 14,456 - Unknown livebaseballscorecards.com			
Tim Lincecum, R (1, 4) OBP: 0.382, SLG: 0.419										4	0	1	0	0	2	3				
Mickey Hatcher, R (1, 7) OBP: 0.347, SLG: 0.408										4	1	2	3	0	0	0				
Kent Hrbek, L (1, 3) OBP: 0.386, SLG: 0.512										3	0	1	0	1	1	2				
Tom Brunansky, R (1, 9) OBP: 0.328, SLG: 0.473										2	0	0	0	2	0	1				
Gary Gaetti, R (1, 5) OBP: 0.315, SLG: 0.352										4	0	0	0	0	2	5				
Dave Engle, R (1, 10) OBP: 0.312, SLG: 0.358										3	0	0	0	0	1	2				
Pat Putnam, L (6, PH) OBP: 0.235, SLG: 0.262										1	0	0	0	0	0	0				
Chris Speier, R (1, 6) OBP: 0.227, SLG: 0.280										3	0	0	0	0	1	0				
Randy Bush, L (8, PH) OBP: 0.301, SLG: 0.391										1	1	1	0	0	0	0				
Houston Jimenez, R (9, 6) OBP: 0.240, SLG: 0.247										0	0	0	0	0	0	0				
Tim Lincecum, R (1, 2) OBP: 0.247, SLG: 0.388										4	2	4	2	0	0	0				
Inning Stats	R: 0 E: 0 K: 1 S: 7	H: 2 LOB: 3 BB: 1 P: 11	R: 1 E: 0 K: 1 S: 6	H: 1 LOB: 0 BB: 0 P: 6	R: 0 E: 0 K: 2 S: 7	H: 0 LOB: 0 BB: 0 P: 7	R: 0 E: 0 K: 0 S: 3	H: 0 LOB: 0 BB: 0 P: 3	R: 0 E: 0 K: 0 S: 4	H: 1 LOB: 1 BB: 0 P: 4	R: 0 E: 0 K: 2 S: 8	H: 1 LOB: 2 BB: 1 P: 12	R: 3 E: 0 K: 1 S: 8	H: 3 LOB: 1 BB: 1 P: 12	R: 1 E: 0 K: 0 S: 5	H: 3 LOB: 2 BB: 0 P: 5	1B: 6 2B: 3 3B: 0 HR: 2	SF: 0 SAC: 0 DP: 0 HBP: 0	WP: 0 PB: 0 SB: 0 CS: 0	PA: 37
PITCHER Frank Tanana, L (1, 1) ERA: 3.15	IP: 6.2 WLS: L BF: 31 H: 8 R: 4 ER: 4 SO: 7 BB: 3 IBB: 0 HBP: 0 BLK: 0 WP: 0 HR: 2 S: 42 P: 54 ERA: 5.40 WHIP: 1.650															PITCHER				
Dickie Noles, R (7, 1) ERA: 5.13	IP: 1.1 WLS: L BF: 6 H: 3 R: 1 ER: 1 SO: 0 BB: 0 IBB: 0 HBP: 0 BLK: 0 WP: 0 HR: 0 S: 6 P: 6 ERA: 6.75 WHIP: 2.250															PITCHER				

Batter	1	2	3	4	5	6	7	8	9	AB R H RBI BB SO LOB	TOP									
Mickey Rivers, L OBP: 0.315, SLG: 0.383 (1, 10)	F7		4-3		F2	F4			K	5 0 0 0 0 1 0	Texas Rangers @ Minnesota Twins Hubert H. Humphrey Metrodome, Minneapolis, MN Sun Sep 09 1984, 4:33 AM EDT Att: 13,458 - Unknown livebaseballscorecards.com									
Gary Ward, R OBP: 0.329, SLG: 0.430 (1, 7)	FC6-4 BB			WP 1B	HR		F7		FC5-4 1B	4 2 3 1 1 0 0										
Buddy Bell, R OBP: 0.374, SLG: 0.445 (1, 5)	FC6-4 1-2			E5 WP 1B	2B 1B		HR		F6	5 3 2 1 0 0 3										
Larry Parrish, R OBP: 0.345, SLG: 0.482 (1, 9)	F9			K	2B 1B		5-3		FC5-4 1-2	5 1 1 0 0 1 3										
Pete O'Brien, L OBP: 0.350, SLG: 0.455 (1, 3)		F5		HR 1B	F8		4-3			4 1 1 1 0 0 2										
George Wright, S OBP: 0.271, SLG: 0.393 (1, 8)	G3			HR 1B	WP 2B			F9		4 1 2 2 0 0 0										
Donnie Scott, S OBP: 0.268, SLG: 0.274 (1, 2)	F9			HR	5-3			BB		3 1 1 3 1 0 1										
Wayne Tolleson, S OBP: 0.287, SLG: 0.263 (1, 4)			K	5-3		F7		F6		4 0 0 0 0 1 1										
Curtis Wilkerson, S OBP: 0.281, SLG: 0.279 (1, 6)			3-1	F7		5-3		F9		4 0 0 0 0 0 1										
Inning Stats	R: 0 E: 0 K: 0 S: 3	H: 0 LOB: 1 BB: 1 P: 7	R: 0 E: 0 K: 0 S: 3	H: 0 LOB: 0 BB: 0 P: 3	R: 0 E: 0 K: 1 S: 5	H: 0 LOB: 0 BB: 0 P: 5	R: 5 E: 1 K: 1 S: 10	H: 4 LOB: 0 BB: 0 P: 10	R: 3 E: 0 K: 0 S: 7	H: 4 LOB: 1 BB: 0 P: 7	R: 1 E: 0 K: 0 S: 4	H: 1 LOB: 0 BB: 0 P: 4	R: 0 E: 0 K: 0 S: 3	H: 0 LOB: 1 BB: 1 P: 7	R: 0 E: 0 K: 1 S: 6	H: 1 LOB: 1 BB: 0 P: 6	1B: 6 2B: 1 3B: 0 HR: 3	SF: 0 SAC: 0 DP: 0 HBP: 0	WP: 3 PB: 0 CS: 0	PA: 40
PITCHER	IP WLS BF H R ER SO BB IBB HBP BLK WP HR S P ERA WHIP											PITCHER	IP WLS BF H R ER SO BB IBB HBP BLK WP HR S P ERA WHIP							
Ken Schrom, R ERA: 4.07 (1, 1)	4.1 L 21 6 7 6 2 1 0 0 0 0 1 0 4 4 12.46 1.615																			
Ed Hodge, L ERA: 4.52 (5, 1)	0.2 4 2 1 1 0 0 0 0 0 0 1 0 4 4 13.50 3.000																			
Jack O'Connor, L ERA: 3.0 (6, 1)	3.0 11 1 1 1 0 1 0 0 0 0 0 1 10 14 3.00 0.667																			
Bobby Castillo, R ERA: 2.11 (9, 1)	1.0 4 1 0 0 1 0 0 0 0 0 0 0 6 6 0.00 1.000																			

Batter	1	2	3	4	5	6	7	8	9	AB R H RBI BB SO LOB	BOTTOM									
Kirby Puckett, R OBP: 0.319, SLG: 0.330 (1, 8)	5-3		PB 1-3 1B		F7	F4			F9	5 0 1 0 0 0 4	Texas Rangers @ Minnesota Twins Hubert H. Humphrey Metrodome, Minneapolis, MN Sun Sep 09 1984, 4:33 AM EDT Att: 13,458 - Unknown livebaseballscorecards.com									
Tim Lincecum, R OBP: 0.360, SLG: 0.416 (1, 4)	F7		K		HR 1B	K		5-3		5 1 1 0 0 2 4										
Mickey Hatcher, R OBP: 0.346, SLG: 0.408 (1, 7)	PB 2B		1-3		K		F7		6-3	5 0 1 0 0 1 3										
Kent Hrbek, L OBP: 0.389, SLG: 0.519 (1, 3)	F8		4-0		HR		BB		1B	3 1 2 3 1 0 1										
Pat Putnam, L OBP: 0.241, SLG: 0.259 (1, 10)		WP 1B BB	K		4-3		G5-4-3 BB			2 0 0 0 2 1 2										
Tom Brunansky, R OBP: 0.326, SLG: 0.470 (1, 9)	F3		K		K		F7		G5-4-3 1-2	4 0 0 0 0 1 3										
Gary Gaetti, R OBP: 0.318, SLG: 0.357 (1, 5)		WP 1B	F5		F5		1B 2B		G4-6-3 1B	4 0 3 0 0 0 0										
Chris Speier, R OBP: 0.222, SLG: 0.274 (1, 6)		K	K		K		E5 1B		G4-6-3 1-2	4 0 0 0 0 2 4										
Tim Lincecum, R OBP: 0.251, SLG: 0.387 (1, 2)		K			HR PB BB		1-2 2-3 1B		F8	3 1 1 0 1 1 2										
Inning Stats	R: 0 E: 0 K: 0 S: 4	H: 1 LOB: 1 BB: 0 P: 4	R: 0 E: 0 K: 2 S: 8	H: 1 LOB: 2 BB: 1 P: 12	R: 0 E: 0 K: 2 S: 8	H: 1 LOB: 2 BB: 1 P: 12	R: 0 E: 0 K: 2 S: 7	H: 0 LOB: 0 BB: 0 P: 7	R: 3 E: 1 K: 1 S: 7	H: 2 LOB: 0 BB: 1 P: 11	R: 0 E: 1 K: 1 S: 8	H: 2 LOB: 3 BB: 0 P: 8	R: 0 E: 0 K: 0 S: 3	H: 1 LOB: 1 BB: 1 P: 7	R: 0 E: 0 K: 0 S: 3	H: 1 LOB: 0 BB: 0 P: 3	1B: 6 2B: 2 3B: 0 HR: 1	SF: 0 SAC: 0 DP: 2 HBP: 0	WP: 1 PB: 3 CS: 0	PA: 39
PITCHER	IP WLS BF H R ER SO BB IBB HBP BLK WP HR S P ERA WHIP											PITCHER	IP WLS BF H R ER SO BB IBB HBP BLK WP HR S P ERA WHIP							
Charlie Hough, R ERA: 3.74 (1, 1)	9.0 W 39 9 3 3 8 4 0 0 0 1 1 51 67 3.00 1.444																			

Batter	1	2	3	4	5	6	7	8	9	AB	R	H	RBI	BB	SO	LOB	TOP					
Willie Wilson, S (1, 8) OBP: 0.358, SLG: 0.396	0-0 4-3		0-0 4-3			0-0 E S 1B		0-0 F8 S 1B		4	1	2	0	0	0	0	Kansas City Royals @ Minnesota Twins Hubert H. Humphrey Metrodome, Minneapolis, MN Mon Sep 10 1984, 8:05 PM EDT Att: 23,795 - Unknown livebaseballscorecards.com					
Pat Sheridan, L (1, 9) OBP: 0.335, SLG: 0.395	0-0 FC4-6 1B		0-0 4-3			0-0 F7		0-0 F7		4	0	1	0	0	0	2						
Darryl Motley, R (1, 7) OBP: 0.323, SLG: 0.438	0-0 FC4-6 1-2			0-0 6-3		0-0 FC5-4 1B		0-0 F8		4	0	1	1	0	0	2						
Jorge Orta, L (1, 10) OBP: 0.345, SLG: 0.459	0-0 4-3			0-0 4-3 2B		0-0 F5		0-0 F5		4	0	1	0	0	0	3						
Frank White, R (1, 4) OBP: 0.308, SLG: 0.446		4-0 G3-6-3 BB		0-0 4-3 2-3		0-0 FC5-4 1-2			0-0 HR	3	1	1	1	1	0	2						
Don Slaught, R (1, 2) OBP: 0.302, SLG: 0.384		0-0 G3-6-3 1-2		0-3 K			0-0 5-3		0-0 F8	4	0	0	0	0	1	2						
Steve Balboni, R (1, 3) OBP: 0.308, SLG: 0.482		4-0 BB		0-3 K	0-3 K		0-0 HR		0-3 K	3	1	1	1	1	2	0						
Greg Pryor, R (1, 5) OBP: 0.301, SLG: 0.368 (9, PH)		0-3 K		0-3 K	0-3 K		0-0 4-3		0-0 2B	3	0	0	0	0	2	1						
Dane Iorg, L (9, PH) OBP: 0.270, SLG: 0.368										1	0	1	0	0	0	0						
Buddy Biancalana, S (1, 6) OBP: 0.227, SLG: 0.278 (9, PH)			0-0 F7		0-3 K		0-0 G3		0-0 F5	3	0	0	0	0	1	0						
Dave Leeper, L (9, PH)										1	0	0	0	0	0	1						
Inning Stats	R: 0 E: 0 K: 0 S: 4	H: 1 LOB: 1 BB: 2 P: 4	R: 0 E: 0 K: 1 S: 4	H: 0 LOB: 1 BB: 2 P: 12	R: 0 E: 0 K: 0 S: 3	H: 0 LOB: 0 BB: 0 P: 3	R: 0 E: 0 K: 1 S: 6	H: 1 LOB: 1 BB: 0 P: 6	R: 0 E: 0 K: 3 S: 9	H: 0 LOB: 0 BB: 0 P: 9	R: 1 E: 0 K: 0 S: 5	H: 2 LOB: 1 BB: 0 P: 5	R: 1 E: 0 K: 0 S: 4	H: 1 LOB: 0 BB: 0 P: 4	R: 0 E: 0 K: 0 S: 4	H: 1 LOB: 1 BB: 0 P: 4	R: 1 E: 0 K: 1 S: 7	H: 2 LOB: 1 BB: 0 P: 7	1B: 4 2B: 2 3B: 0 HR: 2	SF: 0 SAC: 0 DP: 1 HBP: 0	WP: 0 PB: 0 SB: 2 CS: 0	PA: 36
PITCHER Mike Smithson, R (1, 1) ERA: 3.77	IP: 9.0 WLS: W BF: 36 H: 8 R: 3 ER: 2 SO: 6 BB: 2 IBB: 0 HBP: 0 BLK: 0 WP: 0 HR: 2 S: 46 P: 54 ERA: 2.00 WHIP: 1.111															PITCHER	IP: 9.0 WLS: W BF: 36 H: 8 R: 3 ER: 2 SO: 6 BB: 2 IBB: 0 HBP: 0 BLK: 0 WP: 0 HR: 2 S: 46 P: 54 ERA: 2.00 WHIP: 1.111					

Batter	1	2	3	4	5	6	7	8	9	AB	R	H	RBI	BB	SO	LOB	BOTTOM			
Kirby Puckett, R (1, 8) OBP: 0.322, SLG: 0.333	0-0 F9		0-0 2B SF9 1B		0-0 S 1B		0-3 K	0-0 G6-4-3 1B		5	2	3	1	0	1	0	Kansas City Royals @ Minnesota Twins Hubert H. Humphrey Metrodome, Minneapolis, MN Mon Sep 10 1984, 8:05 PM EDT Att: 23,795 - Unknown livebaseballscorecards.com			
Tim Lincecum, R (1, 4) OBP: 0.360, SLG: 0.417	0-0 6-3		0-0 SF9 1-3 2B		0-3 K		4-0 BB	0-0 G6-4-3 1-2 3-H		4	0	1	1	1	1	3				
Mickey Hatcher, R (1, 7) OBP: 0.345, SLG: 0.406 (9, PH)	0-0 4-3		0-0 SF9		4-0 1B BB		0-0 F8			2	0	0	1	1	0	1				
Andre David, L (9, 7) OBP: 0.370, SLG: 0.378			0-0 SF9		1-2 BB					0	0	0	0	0	0	0				
Kent Hrbek, L (1, 3) OBP: 0.390, SLG: 0.518		4-0 BB	0-3 K		0-0 FC6-4 1B			0-0 6-3		3	0	1	1	1	1	1				
Pat Putnam, L (1, 10) OBP: 0.241, SLG: 0.258 (8, PR)		0-0 F8		0-0 F9		0-0 FC6-4 1-2		0-0 1B 1B		4	0	1	0	0	0	3				
Dave Meier, R (8, PR) OBP: 0.269, SLG: 0.299		0-0 F8		0-0 F9		0-0 FC6-4 1-2		0-0 1B 1B		0	1	0	0	0	0	0				
Tom Brunansky, R (1, 9) OBP: 0.325, SLG: 0.468		0-0 F3		0-0 6-3		0-0 6-3		0-0 1B 1B		4	1	1	0	0	0	1				
Gary Gaetti, R (1, 5) OBP: 0.319, SLG: 0.358		0-3 K		0-0 S 1B		0-0 F8		0-0 1B 1B		4	1	2	1	0	1	1				
Tim Lincecum, R (1, 2) OBP: 0.252, SLG: 0.383 (8, PH)			4-0 1B 2B BB		0-3 K		0-0 6-3		0-0 1B 1B	2	1	0	0	1	1	1				
Darrell Brown, S (8, PH) OBP: 0.316, SLG: 0.353			0-0 1B 2B BB		1-2 K			0-0 1B 1B		1	1	1	1	0	0	0				
Jeff Reed, L (9, 2) OBP: 0.238, SLG: 0.316			0-0 1B 2B BB		1-2 K			0-0 1B 1B		0	0	0	0	0	0	0				
Houston Jimenez, R (1, 6) OBP: 0.238, SLG: 0.245 (8, PH)			0-3 K		0-0 6-3			0-0 1B 1B		3	0	0	0	0	1	1				
Randy Bush, L (8, PH) OBP: 0.303, SLG: 0.393			0-0 K				0-0 F9		0-0 1B 1B	1	0	1	1	0	0	0				
Chris Speier, R (9, 6) OBP: 0.222, SLG: 0.274								0-0 1B 1B		0	0	0	0	0	0	0				
Inning Stats	R: 0 E: 0 K: 0 S: 3	H: 0 LOB: 0 BB: 0 P: 3	R: 0 E: 0 K: 1 S: 5	H: 0 LOB: 1 BB: 1 P: 9	R: 2 E: 0 K: 2 S: 9	H: 2 LOB: 1 BB: 1 P: 13	R: 0 E: 0 K: 1 S: 6	H: 1 LOB: 0 BB: 0 P: 6	R: 1 E: 0 K: 1 S: 7	H: 2 LOB: 2 BB: 1 P: 11	R: 0 E: 0 K: 0 S: 3	H: 0 LOB: 0 BB: 0 P: 3	R: 0 E: 0 K: 1 S: 5	H: 0 LOB: 1 BB: 1 P: 9	R: 4 E: 0 K: 0 S: 8	H: 6 LOB: 2 BB: 0 P: 8	1B: 10 2B: 1 3B: 0 HR: 0	SF: 1 SAC: 0 DP: 1 HBP: 0	WP: 0 PB: 0 SB: 2 CS: 0	PA: 38
PITCHER Mark Gubicza, R (1, 1) ERA: 3.84	IP: 7.1 WLS: L BF: 34 H: 8 R: 6 ER: 6 SO: 6 BB: 4 IBB: 0 HBP: 0 BLK: 0 WP: 0 HR: 0 S: 42 P: 58 ERA: 7.36 WHIP: 1.636															PITCHER	IP: 0.2 WLS: L BF: 4 H: 3 R: 1 ER: 1 SO: 0 BB: 0 IBB: 0 HBP: 0 BLK: 0 WP: 0 HR: 4 S: 4 P: 4 ERA: 13.50 WHIP: 4.500			



Batter	1	2	3	4	5	6	7	8	9	AB	R	H	RBI	BB	SO	LOB	TOP			
Willie Wilson, S (1, 8) OBP: 0.355, SLG: 0.393	F8		K			6-3		K		4	0	0	0	0	2	1	Kansas City Royals @ Minnesota Twins Hubert H. Humphrey Metrodome, Minneapolis, MN Tue Sep 11 1984, 8:05 PM EDT Att: 20,992 - Unknown livebaseballscorecards.com			
Lynn Jones, R (1, 9) OBP: 0.377, SLG: 0.411	F9			K				F8		4	0	1	0	0	1	0				
Darryl Motley, R (1, 7) OBP: 0.324, SLG: 0.441				F8				BB 1B SF7 1B		4	1	2	0	0	0	1				
Hal McRae, R (1, 10) OBP: 0.355, SLG: 0.391	6-3			K				F9		4	0	1	0	0	1	1				
Frank White, R (1, 4) OBP: 0.308, SLG: 0.443		F2			K			F9		3	0	0	0	1	1	0				
Don Slaught, R (1, 2) OBP: 0.299, SLG: 0.381		K			5-3			4-3		3	0	0	1	0	1	0				
Steve Balboni, R (1, 3) OBP: 0.308, SLG: 0.480		F2						K		4	0	1	0	0	2	2				
Greg Pryor, R (1, 5) OBP: 0.302, SLG: 0.368					F8			F8		3	0	1	0	0	0	1				
Buddy Biancalana, S (1, 6) OBP: 0.226, SLG: 0.276										1	0	0	0	0	0	1				
John Wathan, R (6, PH) OBP: 0.277, SLG: 0.280										1	0	0	0	0	1	0				
Bucky Dent, R (6, PH) OBP: 0.460, SLG: 0.333										0	0	0	0	0	0	0				
Leon Roberts, R (8, PH) OBP: 0.292, SLG: 0.279										0	0	0	0	1	0	0				
Onix Concepcion, R (8, PH) OBP: 0.317, SLG: 0.330										0	0	0	0	0	0	0				
Inning Stats	R: 0 E: 0 K: 0 S: 4	H: 1 LOB: 1 BB: 0 P: 4	R: 0 E: 0 K: 1 S: 5	H: 0 LOB: 0 BB: 0 P: 5	R: 0 E: 0 K: 1 S: 5	H: 1 LOB: 0 BB: 0 P: 5	R: 0 E: 0 K: 2 S: 7	H: 0 LOB: 0 BB: 0 P: 7	R: 0 E: 0 K: 1 S: 6	H: 1 LOB: 1 BB: 0 P: 6	R: 0 E: 0 K: 0 S: 3	H: 0 LOB: 0 BB: 0 P: 3	R: 0 E: 0 K: 2 S: 7	H: 0 LOB: 1 BB: 1 P: 11	R: 1 E: 0 K: 1 S: 7	H: 2 LOB: 2 BB: 1 P: 11	1B: 5 2B: 1 3B: 0 HR: 0	SF: 1 SAC: 0 DP: 1 HBP: 0	WP: 0 PB: 0 SB: 0 CS: 0	PA: 34
PITCHER Frank Viola, L (1, 1) ERA: 3.11	IP: 9.0 WLS: W BF: 34 H: 6 R: 1 ER: 1 SO: 9 BB: 2 IBB: 0 HBP: 0 BLK: 0 WP: 0 HR: 0 S: 50 P: 58 ERA: 1.00 WHIP: 0.889																			

Batter	1	2	3	4	5	6	7	8	9	AB	R	H	RBI	BB	SO	LOB	BOTTOM			
Kirby Puckett, R (1, 8) OBP: 0.319, SLG: 0.331	K		F9	F5			1-3			4	0	0	0	0	1	2	Kansas City Royals @ Minnesota Twins Hubert H. Humphrey Metrodome, Minneapolis, MN Tue Sep 11 1984, 8:05 PM EDT Att: 20,992 - Unknown livebaseballscorecards.com			
Tim Lincecum, R (1, 4) OBP: 0.381, SLG: 0.422	F4					4-3		E		4	2	2	0	0	0	0				
Mickey Hatcher, R (1, 7) OBP: 0.348, SLG: 0.409						F4		E2		4	1	3	2	0	0	0				
Kent Hrbek, L (1, 3) OBP: 0.390, SLG: 0.523						F8				3	1	1	2	1	0	1				
Tom Brunansky, R (1, 9) OBP: 0.325, SLG: 0.472	F9									4	1	1	1	0	0	3				
Gary Gaetti, R (1, 5) OBP: 0.319, SLG: 0.359										4	0	1	0	0	0	0				
Dave Engle, R (1, 10) OBP: 0.309, SLG: 0.354										4	0	0	0	0	0	1				
Tim Laudner, R (1, 2) OBP: 0.248, SLG: 0.376										4	0	0	0	0	2	1				
Chris Speier, R (1, 6) OBP: 0.223, SLG: 0.273										4	0	1	0	0	1	1				
Inning Stats	R: 0 E: 0 K: 1 S: 6	H: 1 LOB: 2 BB: 1 P: 10	R: 0 E: 1 K: 0 S: 4	H: 0 LOB: 1 BB: 0 P: 4	R: 1 E: 0 K: 0 S: 5	H: 2 LOB: 1 BB: 0 P: 5	R: 0 E: 0 K: 1 S: 7	H: 1 LOB: 2 BB: 0 P: 7	R: 0 E: 0 K: 0 S: 3	H: 0 LOB: 0 BB: 0 P: 3	R: 0 E: 0 K: 0 S: 4	H: 1 LOB: 1 BB: 0 P: 4	R: 4 E: 1 K: 0 S: 7	H: 4 LOB: 0 BB: 0 P: 7	R: 0 E: 0 K: 2 S: 7	H: 0 LOB: 0 BB: 0 P: 7		1B: 4 2B: 3 3B: 0 HR: 2	SF: 0 SAC: 0 DP: 0 HBP: 0	WP: 1 PB: 0 SB: 0 CS: 0
PITCHER Charlie Leibrandt, L (1, 1) ERA: 3.95 Bret Saberhagen, R (7, 1) ERA: 3.83	IP: 6.2 WLS: L BF: 32 H: 5 R: 5 ER: 5 SO: 2 BB: 1 IBB: 0 HBP: 0 BLK: 0 WP: 0 HR: 2 S: 35 P: 39 ERA: 6.75 WHIP: 1.500																			

Batter	1	2	3	4	5	6	7	8	9	AB	R	H	RBI	BB	SO	LOB	TOP								
Willie Wilson, S OBP: 0.356, SLG: 0.394 (1, 8)	G3		B3-6-4 1B		FC4-6 1B		SF9		SH1-4 1B	4	1	2	1	0	0	1	Kansas City Royals @ Minnesota Twins Hubert H. Humphrey Metrodome, Minneapolis, MN Wed Sep 12 1984, 8:05 PM EDT Att: 27,906 - Unknown livebaseballscorecards.com								
Pat Sheridan, L OBP: 0.335, SLG: 0.392 (1, 9)	K		K		1B		F3		SH1-4	3	0	0	0	1	2	3									
George Brett, L OBP: 0.342, SLG: 0.460 Greg Pryor, R OBP: 0.302, SLG: 0.368 Dane Iorg, L OBP: 0.272, SLG: 0.368 Buddy Biancalana, S OBP: 0.226, SLG: 0.276 (1, 5) (7, 5) (9, PH) (9, PH)	4-3		B3-6-4		1B		F8		IBB	4	0	1	1	0	0	3									
Jorge Orta, L OBP: 0.343, SLG: 0.456 (1, 10)																									
Darryl Motley, R OBP: 0.323, SLG: 0.439 (1, 7)	4-3																								
Frank White, R OBP: 0.310, SLG: 0.442 (1, 4)																									
Steve Balboni, R OBP: 0.310, SLG: 0.480 (1, 3)																									
Don Slaught, R OBP: 0.298, SLG: 0.379 (1, 2)																									
Onix Conception, R OBP: 0.328, SLG: 0.342 (1, 6) (9, 5)																									
Inning Stats	R: 0 E: 0 K: 1 S: 5	H: 0 LOB: 0 BB: 0 P: 5	R: 0 E: 0 K: 0 S: 5	H: 3 LOB: 2 BB: 0 P: 5	R: 0 E: 0 K: 1 S: 6	H: 2 LOB: 1 BB: 0 P: 6	R: 0 E: 0 K: 0 S: 4	H: 1 LOB: 1 BB: 0 P: 4	R: 1 E: 0 K: 0 S: 5	H: 2 LOB: 2 BB: 1 P: 9	R: 0 E: 0 K: 1 S: 5	H: 0 LOB: 0 BB: 0 P: 5	R: 1 E: 0 K: 0 S: 5	H: 2 LOB: 1 BB: 0 P: 5	R: 0 E: 0 K: 0 S: 4	H: 1 LOB: 2 BB: 1 P: 8	R: 1 E: 0 K: 1 S: 7	H: 2 LOB: 2 BB: 1 P: 11	1B: 13 2B: 0 3B: 0 HR: 0	SF: 2 SAC: 1 DP: 2 HBP: 0	WP: 0 PB: 0 SB: 1 CS: 0	PA: 41			
PITCHER	IP	WLS	BF	H	R	ER	SO	BB	IBB	HBP	BLK	WP	HR	S	P	ERA	WHIP								
John Butcher, R ERA: 3.11 (1, 1)	6.1		28	10	2	2	3	1	0	0	0	0	0	33	37	2.84	1.737								
Pete Filson, L ERA: 3.99 (7, 1)	1.1		5	0	0	0	0	1	0	0	0	0	0	4	8	0.00	0.750								
Rick Lysander, R ERA: 3.91 (8, 1)	0.1	L	4	3	1	1	0	0	0	0	0	0	0	4	4	27.00	9.000								
Ron Davis, R ERA: 4.83 (9, 1)	1.0		4	0	0	0	1	0	1	0	0	0	0	5	9	0.00	0.000								

Batter	1	2	3	4	5	6	7	8	9	AB	R	H	RBI	BB	SO	LOB	BOTTOM								
Kirby Puckett, R OBP: 0.319, SLG: 0.330 (1, 8)	1-3									4	0	1	0	0	0	3	Kansas City Royals @ Minnesota Twins Hubert H. Humphrey Metrodome, Minneapolis, MN Wed Sep 12 1984, 8:05 PM EDT Att: 27,906 - Unknown livebaseballscorecards.com								
Darrell Brown, S OBP: 0.311, SLG: 0.348 (1, 7)	4-3									4	0	0	0	0	0	2									
Tim Lincecum, R OBP: 0.359, SLG: 0.418 (1, 4)	F8									4	0	0	0	0	1	0									
Kent Hrbek, L OBP: 0.389, SLG: 0.521 (1, 3)										4	1	1	0	0	2	0									
Tom Brunansky, R OBP: 0.324, SLG: 0.476 (1, 9)										4	1	1	2	0	0	0									
Gary Gaetti, R OBP: 0.316, SLG: 0.358 (1, 5)										4	0	1	0	0	1	0									
Dave Engle, R OBP: 0.309, SLG: 0.354 Randy Bush, L OBP: 0.305, SLG: 0.396 (1, 10) (9, PH)										3	0	1	0	0	0	0									
Tim Lincecum, R OBP: 0.246, SLG: 0.373 Mickey Hatcher, R OBP: 0.349, SLG: 0.409 Greg Gagne, R (7, PH) (7, PH)										1	0	1	0	0	0	0									
Jeff Reed, L OBP: 0.338, SLG: 0.316 Pat Putnam, L OBP: 0.240, SLG: 0.257 (8, 2) (9, PH)										2	0	0	0	0	1	0									
Chris Speier, R OBP: 0.225, SLG: 0.274 (1, 6)										3	0	1	0	0	0	3									
Inning Stats	R: 0 E: 0 K: 0 S: 3	H: 0 LOB: 0 BB: 0 P: 3	R: 0 E: 0 K: 1 S: 5	H: 0 LOB: 0 BB: 0 P: 5	R: 0 E: 0 K: 1 S: 3	H: 0 LOB: 0 BB: 0 P: 3	R: 0 E: 0 K: 1 S: 5	H: 0 LOB: 0 BB: 0 P: 5	R: 0 E: 0 K: 1 S: 7	H: 2 LOB: 2 BB: 0 P: 7	R: 2 E: 0 K: 0 S: 7	H: 4 LOB: 3 BB: 1 P: 11	R: 0 E: 0 K: 0 S: 3	H: 0 LOB: 0 BB: 0 P: 3	R: 0 E: 0 K: 1 S: 6	H: 1 LOB: 1 BB: 0 P: 6	1B: 6 2B: 0 3B: 0 HR: 1	SF: 0 SAC: 0 DP: 0 HBP: 0	WP: 0 PB: 0 SB: 0 CS: 0	PA: 35					
PITCHER	IP	WLS	BF	H	R	ER	SO	BB	IBB	HBP	BLK	WP	HR	S	P	ERA	WHIP								
Bud Black, L ERA: 3.27 (1, 1)	8.0		31	6	2	2	4	1	0	0	0	0	1	38	42	2.25	0.875								
Dan Quisenberry, R ERA: 2.79 (9, 1)	1.0	S	4	1	0	0	1	0	0	0	0	0	0	6	6	0.00	1.000								

Batter	1	2	3	4	5	6	7	8	9	AB	R	H	RBI	BB	SO	LOB	TOP					
Kirby Puckett, R OBP: 0.313, SLG: 0.324 (1, 8)	G3		4-3	4-3		K			F9	5	0	0	0	0	1	4						
Mickey Hatcher, R OBP: 0.349, SLG: 0.408 (1, 7)	BB		1B		6-3				F6	4	1	2	0	0	0	0						
Kent Hrbek, L OBP: 0.391, SLG: 0.521 (1, 3)	BB		G3						F8	3	0	1	0	1	0	1						
Pat Putnam, L OBP: 0.245, SLG: 0.254 (1, 10)	F9		1B		F7				K	4	0	1	1	0	1	3						
Tom Brunansky, R OBP: 0.323, SLG: 0.473 (1, 9)	F7		F2		L5				K	4	0	0	0	0	1	4						
Gary Gaetti, R OBP: 0.316, SLG: 0.355 (1, 5)		F3		1-3		6-3			F3	4	0	0	0	0	0	0						
Tim Lincecum, R OBP: 0.358, SLG: 0.416 (1, 4)		K		F7		F8			K	4	0	0	0	0	2	0						
Chris Speier, R OBP: 0.232, SLG: 0.276 (1, 6)		BB		1B		1B			F9	3	0	2	0	1	0	0						
Tim Lincecum, R OBP: 0.246, SLG: 0.368 (1, 2)		K		E8		1B			F4	4	0	2	0	0	1	1						
Inning Stats	R: 0 E: 0 K: 0 S: 4	H: 1 LOB: 2 BB: 1 P: 8	R: 0 E: 0 K: 2 S: 7	H: 0 LOB: 1 BB: 1 P: 11	R: 1 E: 0 K: 0 S: 5	H: 2 LOB: 1 BB: 0 P: 5	R: 0 E: 1 K: 0 S: 5	H: 2 LOB: 2 BB: 0 P: 5	R: 0 E: 0 K: 1 S: 4	H: 1 LOB: 1 BB: 0 P: 4	R: 0 E: 0 K: 1 S: 5	H: 0 LOB: 0 BB: 0 P: 5	R: 0 E: 0 K: 2 S: 7	H: 0 LOB: 0 BB: 0 P: 7	R: 0 E: 0 K: 0 S: 3	H: 0 LOB: 0 BB: 0 P: 3	R: 0 E: 0 K: 0 S: 3	H: 0 LOB: 0 BB: 0 P: 3	1B: 8 2B: 0 3B: 0 HR: 0	SF: 0 SAC: 0 DP: 0 HBP: 0	WP: 0 PB: 0 CS: 0	PA: 37
PITCHER Danny Darwin, R ERA: 3.99 (1, 1)	IP: 9.0 WLS: L BF: 37 H: 8 R: 1 ER: 1 SO: 6 BB: 2 IBB: 0 HBP: 0 BLK: 0 WP: 0 HR: 0 S: 47 P: 55 ERA: 1.00 WHIP: 1.111															PITCHER						

Minnesota Twins @ Texas Rangers
Arlington Stadium, Arlington, TX
Sat Sep 15 1984, 8:05 PM EDT
Att: 10,365 - Unknown

AB 35
R 1
H 8
RBI 1
BB 2
SO 6
LOB 13



Batter	1	2	3	4	5	6	7	8	9	AB	R	H	RBI	BB	SO	LOB	BOTTOM					
Mickey Rivers, L OBP: 0.316, SLG: 0.384 (1, 7)	F7		K		F7				F5	4	0	0	0	0	1	4						
Gary Ward, R OBP: 0.337, SLG: 0.442 (1, 8)	4-3		BB		1B				4-3	3	0	1	0	1	0	1						
Buddy Bell, R OBP: 0.378, SLG: 0.452 (1, 5)	5-3		K		F9				F7	4	0	0	0	0	1	5						
Larry Parrish, R OBP: 0.341, SLG: 0.478 (1, 10)		6-3		F4		5-3			K	4	0	0	0	0	1	0						
Bob Jones, L OBP: 0.318, SLG: 0.403 (1, 3)		F8		BB		K			K	1	0	0	0	0	0	0						
Dave Hostetter, R OBP: 0.351, SLG: 0.415 (4, 3)				BB					K	2	0	0	0	1	2	0						
Tom Dunbar, L OBP: 0.333, SLG: 0.381 (1, 9)				F8		1B			F7	4	0	2	0	0	0	1						
Alan Bannister, R OBP: 0.362, SLG: 0.360 (1, 4)	PO		SH1-3	F7		F9			6-3	4	0	1	0	0	0	2						
Donnie Scott, S OBP: 0.281, SLG: 0.296 (1, 2)			SH1-3		F9				4-3	3	0	2	0	0	0	0						
George Wright, S OBP: 0.265, SLG: 0.381 (9, PH)			SH1-3			SH1-3				1	0	0	0	0	0	0						
Curtis Wilkerson, S OBP: 0.276, SLG: 0.274 (1, 6)			SH1-3		E3				SH1-3	1	0	0	0	0	0	0						
Inning Stats	R: 0 E: 0 K: 0 S: 3	H: 0 LOB: 0 BB: 0 P: 3	R: 0 E: 0 K: 2 S: 9	H: 1 LOB: 3 BB: 1 P: 13	R: 0 E: 0 K: 0 S: 3	H: 0 LOB: 1 BB: 1 P: 7	R: 0 E: 1 K: 0 S: 5	H: 1 LOB: 2 BB: 0 P: 5	R: 0 E: 0 K: 1 S: 6	H: 1 LOB: 1 BB: 0 P: 6	R: 0 E: 0 K: 0 S: 4	H: 1 LOB: 1 BB: 0 P: 4	R: 0 E: 0 K: 2 S: 7	H: 0 LOB: 0 BB: 0 P: 7	R: 0 E: 0 K: 0 S: 3	H: 0 LOB: 0 BB: 0 P: 3	R: 0 E: 0 K: 0 S: 3	H: 0 LOB: 0 BB: 0 P: 3	1B: 6 2B: 0 3B: 0 HR: 0	SF: 0 SAC: 2 DP: 0 HBP: 0	WP: 0 PB: 0 CS: 0	PA: 36
PITCHER Mike Smithson, R ERA: 3.63 (1, 1)	IP: 9.0 WLS: W BF: 35 H: 6 R: 0 ER: 0 SO: 5 BB: 2 IBB: 0 HBP: 0 BLK: 0 WP: 0 HR: 0 S: 43 P: 51 ERA: 0.00 WHIP: 0.889															PITCHER						

Minnesota Twins @ Texas Rangers
Arlington Stadium, Arlington, TX
Sat Sep 15 1984, 8:05 PM EDT
Att: 10,365 - Unknown

AB 31
R 0
H 6
RBI 0
BB 2
SO 5
LOB 13



Batter	1	2	3	4	5	6	7	8	9	AB	R	H	RBI	BB	SO	LOB	TOP			
Kirby Puckett, R OBP: 0.312, SLG: 0.323	0-0 4-3		0-0 5-3		0-0 4-3 1B		0-0 F8		0-0 F8	5	0	1	0	0	0	1	Minnesota Twins @ Texas Rangers Arlington Stadium, Arlington, TX Sun Sep 16 1984, 4:33 AM EDT Att: 8,682 - Unknown			
Mickey Hatcher, R OBP: 0.347, SLG: 0.405	0-0 1-3		0-0 6-3		0-0 4-3 1-2			0-0 F8	4	0	0	0	0	0	1					
Kent Hrbek, L OBP: 0.392, SLG: 0.524	0-0 2B		0-0 F7		0-0 F5			0-0 4-1 E 2B	4	1	2	0	0	0	1					
Pat Putnam, L OBP: 0.240, SLG: 0.249	0-3 K			0-3 K		0-3 K		0-0 4-1 2-3	4	0	0	0	0	3	2					
Tom Brunansky, R OBP: 0.325, SLG: 0.474		0-0 F7		0-0 2B		0-0 6-3		4-0 E BB	3	0	1	0	1	0	0					
Gary Gaetti, R OBP: 0.316, SLG: 0.354		0-0 WP 1B		0-0 F8		0-0 F9		0-0 E5 1-2 3-H	4	1	1	0	0	0	2					
Tim Teufel, R OBP: 0.358, SLG: 0.415		0-3 K		4-0 BB			0-0 4-3 SH3-4 1B	0-3 K	3	0	1	0	1	2	3					
Chris Speier, R OBP: 0.234, SLG: 0.277		0-0 2H 1B		0-0 F9			0-0 SH3-4 1-2	0-0 F3	3	0	1	1	0	0	2					
Tim Laudner, R OBP: 0.242, SLG: 0.362		0-0 3-1			0-3 K		0-0 4-3 2-3	0-3 K	4	0	0	0	0	2	2					
Inning Stats	R: 0 E: 0 K: 1 S: 6	H: 1 LOB: 1 BB: 0 P: 6	R: 1 E: 0 K: 1 S: 7	H: 2 LOB: 1 BB: 0 P: 7	R: 0 E: 0 K: 1 S: 3	H: 0 LOB: 0 BB: 0 P: 3	R: 0 E: 0 K: 1 S: 6	H: 1 LOB: 2 BB: 1 P: 10	R: 0 E: 0 K: 1 S: 5	H: 0 LOB: 0 BB: 0 P: 5	R: 0 E: 0 K: 0 S: 4	H: 1 LOB: 1 BB: 0 P: 4	R: 1 E: 1 K: 1 S: 7	H: 1 LOB: 2 BB: 1 P: 11	R: 0 E: 0 K: 1 S: 5	H: 0 LOB: 0 BB: 0 P: 5	1B: 4 2B: 3 3B: 0 HR: 0	SF: 0 SAC: 1 DP: 0 HBP: 0	WP: 1 PB: 0 CS: 0	PA: 37
PITCHER	IP	WLS	BF	H	R	ER	SO	BB	IBB	HBP	BLK	WP	HR	S	P	ERA	WHIP			
Dave Stewart, R ERA: 5.14	(1, 1)	7.2	L	32	7	2	1	5	2	0	0	0	0	0	40	48	1.17	1.174		
Tom Henke, R ERA: 6.04	(8, 1)	1.1	S	5	0	0	0	2	0	0	0	0	0	9	9	0.00	0.000			

AB	34
R	2
H	7
RBI	1
BB	2
SO	7
LOB	14



Batter	1	2	3	4	5	6	7	8	9	AB	R	H	RBI	BB	SO	LOB	BOTTOM			
Alan Bannister, R OBP: 0.367, SLG: 0.359	4-0 BB		0-0 F8			0-0 5-3		0-0 1B	3	0	1	0	1	0	2	Minnesota Twins @ Texas Rangers Arlington Stadium, Arlington, TX Sun Sep 16 1984, 4:33 AM EDT Att: 8,682 - Unknown				
Gary Ward, R OBP: 0.336, SLG: 0.440	0-0 G4-6-3 1-2		0-3 K			4-0 BB		0-0 F8	3	0	0	0	1	1	4					
Buddy Bell, R OBP: 0.377, SLG: 0.450	0-0 F8			0-0 F7		0-0 G5-4-3 1-2		0-0 1B	4	0	1	0	0	0	1					
Larry Parrish, R OBP: 0.340, SLG: 0.475		0-0 4-3		0-3 K		4-0 FC1-5 BB		0-3 K	3	0	0	0	1	2	2					
George Wright, S OBP: 0.264, SLG: 0.380		0-0 F8		0-0 F2		0-0 FC1-5 1B		0-0 E4 FC4-6	4	0	1	0	0	0	0					
Dave Hostetler, R OBP: 0.342, SLG: 0.403		0-3 K			0-0 F9		0-0 FC1-5	0-0 FC4-6	2	0	0	0	0	1	0					
Bill Stein, R OBP: 0.362, SLG: 0.310						0-0 FC1-5		0-0 FC4-6	1	0	0	0	0	0	2					
Mickey Rivers, L OBP: 0.315, SLG: 0.383						1-2 2-3F		1-2 K	1	0	0	0	0	0	1					
Bill Sample, R OBP: 0.286, SLG: 0.328			0-0 F6		0-0 G3		0-3 K	0-0 F5	3	0	0	0	0	1	2					
Bob Jones, L OBP: 0.315, SLG: 0.400									1	0	0	0	0	0	1					
Ned Yost, R OBP: 0.197, SLG: 0.261									3	0	2	0	0	0	2					
Mary Foley, L OBP: 0.301, SLG: 0.402									1	0	0	0	0	0	1					
Curtis Wilkerson, S OBP: 0.276, SLG: 0.273			1-0 HBP		0-3 K			0-0 F7	2	0	0	0	0	1	1					
Inning Stats	R: 0 E: 0 K: 0 S: 2	H: 0 LOB: 0 BB: 1 P: 6	R: 0 E: 0 K: 1 S: 5	H: 0 LOB: 0 BB: 0 P: 5	R: 0 E: 0 K: 1 S: 6	H: 0 LOB: 0 BB: 0 P: 7	R: 0 E: 0 K: 1 S: 5	H: 0 LOB: 0 BB: 0 P: 5	R: 0 E: 0 K: 1 S: 2	H: 0 LOB: 0 BB: 1 P: 6	R: 0 E: 0 K: 1 S: 6	H: 1 LOB: 2 BB: 1 P: 10	R: 0 E: 0 K: 1 S: 7	H: 2 LOB: 2 BB: 0 P: 7	R: 0 E: 1 K: 0 S: 4	H: 0 LOB: 1 BB: 0 P: 4	1B: 4 2B: 1 3B: 0 HR: 0	SF: 0 SAC: 0 DP: 2 HBP: 1	WP: 0 PB: 0 CS: 0	PA: 35
PITCHER	IP	WLS	BF	H	R	ER	SO	BB	IBB	HBP	BLK	WP	HR	S	P	ERA	WHIP			
Frank Viola, L ERA: 3.01	(1, 1)	7.2	W	30	5	0	0	5	3	0	1	0	0	0	36	49	0.00	1.043		
Ron Davis, R ERA: 4.74	(8, 1)	1.1	S	5	0	0	0	1	0	0	0	0	0	7	7	0.00	0.000			

AB	31
R	0
H	5
RBI	0
BB	3
SO	6
LOB	19



Batter	1	2	3	4	5	6	7	8	9	AB	R	H	RBI	BB	SO	LOB	TOP	
Rudy Law, L OBP: 0.309, SLG: 0.330 Tom Paciorek, R OBP: 0.313, SLG: 0.340 Daryl Boston, L OBP: 0.217, SLG: 0.258	0-0 4-3	0-0 F3		0-0 F4		0-0 F8	0-0 F6		0-0 4-3	4	0	0	0	0	0	3		
Jerry Hairston, S OBP: 0.360, SLG: 0.395	0-3 K		4-0 2B	0-0 4-3			4-0 HR	0-0 5-3		3	2	0	0	2	1	1		
Harold Baines, L OBP: 0.354, SLG: 0.537	0-0 HR		0-0 F8		0-0 HR		0-0 HR	4-0 FC6-4 BB		4	3	3	4	1	0	1		
Greg Walker, L OBP: 0.347, SLG: 0.540 Mike Squires, L OBP: 0.239, SLG: 0.195	0-0 2B		0-0 F9		0-0 6-3		4-0 BB HBP BB	0-0 FC6-4 1-2		4	1	1	0	1	0	2		
Roy Smalley, S OBP: 0.282, SLG: 0.354 Vance Law, R OBP: 0.309, SLG: 0.415	4-0 BB		0-0 1B 2B		0-0 F9		0-3 K	0-0 F5		2	1	1	1	1	0	0		
Ron Kittle, R OBP: 0.302, SLG: 0.457	0-3 K		0-0 1B		0-0 5-3		1-0 BB HBP	0-0 BB		4	0	2	1	0	1	2		
Scott Fletcher, R OBP: 0.330, SLG: 0.321		0-0 6-3		0-0 F9		0-0 6-3	0-0 F3	0-0 F9		5	0	0	0	0	0	4		
Joel Skinner, R OBP: 0.282, SLG: 0.264		0-0 4-3 1B		0-0 1-3		0-0 5-3	4-0 1-2 2-3 BB	0-0 F9		4	0	1	0	1	0	1		
Julio Cruz, S OBP: 0.283, SLG: 0.302	0-0 4-3		0-0 E1		0-0 1B		4-0 1-2 2-3 3-H BB	4-0 1-2 BB		3	0	1	1	2	0	1		
Inning Stats	R: 1 E: 0 K: 2 S: 9	H: 2 LOB: 2 BB: 1 P: 13	R: 0 E: 0 K: 0 S: 4	H: 1 LOB: 1 BB: 0 P: 4	R: 2 E: 0 K: 0 S: 5	H: 2 LOB: 1 BB: 1 P: 9	R: 0 E: 1 K: 0 S: 4	H: 0 LOB: 0 BB: 0 P: 4	R: 1 E: 0 K: 0 S: 4	H: 1 LOB: 0 BB: 0 P: 4	R: 0 E: 0 K: 0 S: 4	H: 1 LOB: 1 BB: 1 P: 7	R: 0 E: 0 K: 0 S: 4	H: 1 LOB: 2 BB: 1 P: 8	1B: 4 2B: 2 3B: 0 HR: 3	SF: 0 SAC: 0 DP: 0 HBP: 1	WP: 0 PA: 46 CS: 0	
PITCHER	IP	WLS	BF	H	R	ER	SO	BB	IBB	HBP	BLK	WP	HR	S	P	ERA	WHIP	
John Butcher, R ERA: 3.2	5.2	L	27	7	4	4	2	2	0	0	0	0	2	29	37	6.35	1.588	
Ed Hodge, L ERA: 4.79	0.2		6	1	3	3	1	2	0	1	0	0	1	5	14	40.50	4.500	
Jack O'Connor, L ERA: 1.93	1.2		8	0	0	0	0	3	0	0	0	0	0	5	17	0.00	1.800	
Ken Schrom, R ERA: 4.29	1.0		5	1	0	0	0	1	0	0	0	0	0	4	8	0.00	2.000	

Chicago White Sox @ Minnesota Twins
Hubert H. Humphrey Metrodome, Minneapolis, MN
Mon Sep 17 1994, 8:05 PM EDT
Att: 17,052 - Unknown

AB 37
R 7
H 9
RBI 7
BB 8
SO 3
LOB 22



Batter	1	2	3	4	5	6	7	8	9	AB	R	H	RBI	BB	SO	LOB	BOTTOM		
Kirby Puckett, R OBP: 0.312, SLG: 0.326	0-0 G3		0-0 G3			0-0 3B			0-0 F4	4	0	1	0	0	0	0			
Mickey Hatcher, R OBP: 0.348, SLG: 0.408	0-0 F9		0-0 G3-6-3 1B		0-0 5-3			0-0 HR	2B	4	1	2	0	0	0	1			
Kent Hrbek, L OBP: 0.391, SLG: 0.528	0-3 K		0-0 G3-6-3 1-2		0-0 4-3			0-0 HR	2H	4	1	1	2	0	1	1			
Randy Bush, L OBP: 0.302, SLG: 0.389		0-0 1B SF8 1B		0-0 G3		0-0 F8		0-0 1-3		4	1	1	0	0	0	0			
Tom Brunansky, R OBP: 0.324, SLG: 0.472		0-0 G5-4-3 1B		0-0 6-3		0-3 K		0-0 F8		4	0	1	0	0	1	0			
Gary Gaetti, R OBP: 0.314, SLG: 0.353		0-0 SF8		0-0 6-3				0-0 6-3		2	0	0	1	0	0	0			
Tim Teufel, R OBP: 0.357, SLG: 0.413		0-0 G5-4-3 1-2		0-0 4-3				0-0 F7		3	0	0	0	0	0	1			
Chris Speier, R OBP: 0.235, SLG: 0.278			0-0 5-3		0-0 6-3			0-0 1B		3	0	1	0	0	0	0			
Tim Laudner, R OBP: 0.240, SLG: 0.358 Darrell Brown, S OBP: 0.310, SLG: 0.346 Jeff Reed, L OBP: 0.238, SLG: 0.316			0-3 K		0-3 K			0-0 F7		2	0	0	0	0	2	0			
Inning Stats	R: 0 E: 0 K: 1 S: 5	H: 0 LOB: 0 BB: 0 P: 5	R: 1 E: 0 K: 0 S: 4	H: 2 LOB: 0 BB: 0 P: 4	R: 0 E: 0 K: 1 S: 5	H: 0 LOB: 0 BB: 0 P: 5	R: 0 E: 0 K: 0 S: 3	H: 1 LOB: 0 BB: 0 P: 3	R: 0 E: 0 K: 1 S: 6	H: 1 LOB: 1 BB: 0 P: 6	R: 0 E: 0 K: 1 S: 5	H: 0 LOB: 0 BB: 0 P: 5	R: 0 E: 0 K: 0 S: 4	H: 1 LOB: 1 BB: 0 P: 4	R: 2 E: 0 K: 0 S: 5	H: 2 LOB: 0 BB: 0 P: 5	1B: 4 2B: 1 3B: 1 HR: 1	SF: 1 SAC: 0 DP: 2 HBP: 0	WP: 0 PA: 32 CS: 0
PITCHER	IP	WLS	BF	H	R	ER	SO	BB	IBB	HBP	BLK	WP	HR	S	P	ERA	WHIP		
LaMarr Hoyt, R ERA: 4.23	8.2	W	31	7	3	3	4	0	0	0	0	0	1	39	39	3.12	0.808		
Ron Reed, R ERA: 3.39	0.1		1	0	0	0	0	0	0	0	0	0	0	1	1	0.00	0.000		

Chicago White Sox @ Minnesota Twins
Hubert H. Humphrey Metrodome, Minneapolis, MN
Mon Sep 17 1994, 8:05 PM EDT
Att: 17,052 - Unknown

AB 31
R 3
H 7
RBI 3
BB 0
SO 4
LOB 4



Batter	1	2	3	4	5	6	7	8	9	AB	R	H	RBI	BB	SO	LOB	TOP										
Scott Fletcher, R (1, 6) <small>OBP: 0.330, SLG: 0.318</small> Jerry Hairston, S (9, PH) <small>OBP: 0.358, SLG: 0.393</small> Jerry Dyzinski, R (9, 6) <small>OBP: 0.314, SLG: 0.315</small>	F8		6-3		5-3		E2 3B BB		4-3	3	1	0	0	1	0	0											
Tom Paciorek, R (1, 9) <small>OBP: 0.315, SLG: 0.348</small> Daryl Boston, L (7, 8) <small>OBP: 0.214, SLG: 0.254</small>	BB 1B		F8		F7		1-H 3B		K	4	0	2	1	0	0	0											
Harold Baines, L (1, 8) <small>OBP: 0.357, SLG: 0.542</small>	K			HR BB	HR		G6-4-3 IBB			2	2	1	1	2	1	1											
Ron Kittle, R (1, 7) <small>OBP: 0.303, SLG: 0.463</small> Rudy Law, L (8, 7) <small>OBP: 0.309, SLG: 0.330</small>	1-2 BB			HR 1-H	5-3		G6-4-3			3	1	1	2	1	0	2											
Greg Luzinski, R (1, 10) <small>OBP: 0.333, SLG: 0.368</small>	F9			F8		K2-3		1-3	4	0	0	0	0	1	2												
Greg Walker, L (1, 3) <small>OBP: 0.346, SLG: 0.537</small>		5-3			S 1B		F4		4-3	4	0	1	0	0	0	0											
Vance Law, R (1, 5) <small>OBP: 0.309, SLG: 0.413</small>		F9			FC5-4 BB		F7		5-3	3	0	0	0	1	0	0											
Joel Skinner, R (1, 2) <small>OBP: 0.280, SLG: 0.253</small> Mike Squires, L (9, PR) <small>OBP: 0.239, SLG: 0.195</small> Marc Hill, R (9, 2) <small>OBP: 0.291, SLG: 0.370</small>		6-3			K		F5		1B BB	3	0	0	0	1	1	2											
Julio Cruz, S (1, 4) <small>OBP: 0.285, SLG: 0.304</small>			F8		FC5-4		BB WP 1B		1-2 1B	4	1	2	0	0	0	2											
Inning Stats	R: 0 E: 0 K: 1 S: 6	H: 1 LOB: 2 BB: 1 P: 10	R: 0 E: 0 K: 0 S: 3	H: 0 LOB: 0 BB: 0 P: 3	R: 0 E: 0 K: 0 S: 3	H: 0 LOB: 0 BB: 0 P: 3	R: 2 E: 0 K: 1 S: 7	H: 2 LOB: 2 BB: 2 P: 15	R: 1 E: 0 K: 0 S: 4	H: 1 LOB: 0 BB: 0 P: 4	R: 0 E: 0 K: 1 S: 5	H: 0 LOB: 0 BB: 0 P: 5	R: 2 E: 1 K: 0 S: 4	H: 2 LOB: 1 BB: 2 P: 12	R: 0 E: 0 K: 0 S: 3	H: 0 LOB: 0 BB: 0 P: 3	R: 0 E: 0 K: 1 S: 5	H: 1 LOB: 1 BB: 1 P: 9	1B: 4 2B: 1 3B: 1 HR: 2	SF: 0 SAC: 0 DP: 2 HBP: 0	WP: 1 PB: 0 SB: 1 CS: 0	PA: 38					
PITCHER	IP	WLS	BF	H	R	ER	SO	BB	IBB	HBP	BLK	WP	HR	S	P	ERA	WHIP										
Pete Filson, L (1, 1) <small>ERA: 4.17</small> Rick Lysander, R (7, 1) <small>ERA: 3.78</small> Ron Davis, R (9, 1) <small>ERA: 4.68</small>	6.1	L	28	5	5	5	3	4	0	0	0	1	2	30	46	7.11	1.421										

Chicago White Sox @ Minnesota Twins
Hubert H. Humphrey Metrodome, Minneapolis, MN
Tue Sep 18 1984, 8:05 PM EDT
Att: 15,493 - Unknown

AB 32
R 5
H 7
RBI 4
BB 6
SO 4
LOB 12



Batter	1	2	3	4	5	6	7	8	9	AB	R	H	RBI	BB	SO	LOB	BOTTOM										
Kirby Puckett, R (1, 8) <small>OBP: 0.313, SLG: 0.327</small>	1B 2B 1B			FC6-4 1-2 2-3			F8 1-2			4	1	2	0	0	0	3											
Ron Washington, R (1, 10) <small>OBP: 0.285, SLG: 0.435</small> Randy Bush, L (4, PH) <small>OBP: 0.300, SLG: 0.386</small>	1-2 2B 1B		F9	K			K			2	1	1	0	0	0	1											
Mickey Hatcher, R (1, 7) <small>OBP: 0.347, SLG: 0.408</small>	F8			F9 SF9 2B		F3		5-3		4	1	1	0	0	0	3											
Kent Hrbek, L (1, 3) <small>OBP: 0.388, SLG: 0.524</small>	K		F9	F9		K		K		4	0	0	0	0	3	3											
Tom Brunansky, R (1, 9) <small>OBP: 0.324, SLG: 0.473</small>	1-H 2-H 2B		SF9			K		K		3	0	1	3	0	1	0											
Gary Gaetti, R (1, 5) <small>OBP: 0.314, SLG: 0.351</small>	BB		F7			K		5-3		3	0	0	0	1	1	0											
Tim Teufel, R (1, 4) <small>OBP: 0.356, SLG: 0.416</small>	F9			FC5-2 3B		5-3				4	0	1	0	0	0	2											
Dave Engle, R (1, 2) <small>OBP: 0.308, SLG: 0.353</small> Tim Lardner, R (4, PH) <small>OBP: 0.242, SLG: 0.357</small> Andre David, L (9, PH) <small>OBP: 0.364, SLG: 0.370</small>		F7		FC6-4 FC5-2 BB		6-3		3-1		1	0	0	0	0	0	0											
Chris Speier, R (1, 6) <small>OBP: 0.233, SLG: 0.275</small> Darrell Brown, S (7, PH) <small>OBP: 0.312, SLG: 0.349</small> Houston Jimenez, R (8, 6) <small>OBP: 0.238, SLG: 0.245</small> Pat Putnam, L (9, PH) <small>OBP: 0.239, SLG: 0.247</small>		F2		FC5-2 FC6-4			WP 1B		F9	2	0	0	0	0	0	2											
Inning Stats	R: 2 E: 0 K: 1 S: 8	H: 3 LOB: 2 BB: 1 P: 12	R: 0 E: 0 K: 0 S: 4	H: 1 LOB: 1 BB: 0 P: 4	R: 1 E: 0 K: 0 S: 4	H: 1 LOB: 0 BB: 0 P: 4	R: 0 E: 0 K: 1 S: 6	H: 1 LOB: 2 BB: 1 P: 10	R: 0 E: 0 K: 2 S: 7	H: 0 LOB: 0 BB: 0 P: 7	R: 0 E: 0 K: 1 S: 5	H: 0 LOB: 0 BB: 0 P: 5	R: 0 E: 0 K: 1 S: 5	H: 0 LOB: 0 BB: 0 P: 5	R: 0 E: 0 K: 0 S: 3	H: 0 LOB: 0 BB: 0 P: 3	R: 0 E: 0 K: 1 S: 5	H: 0 LOB: 0 BB: 0 P: 3	1B: 4 2B: 2 3B: 1 HR: 0	SF: 1 SAC: 0 DP: 0 HBP: 0	WP: 1 PB: 0 SB: 0 CS: 0	PA: 36					
PITCHER	IP	WLS	BF	H	R	ER	SO	BB	IBB	HBP	BLK	WP	HR	S	P	ERA	WHIP										
Britt Burns, L (1, 1) <small>ERA: 5.19</small> Gene Nelson, R (4, 1) <small>ERA: 4.71</small>	3.0	W	19	1	0	0	6	0	0	0	0	1	0	31	31	0.00	0.167										

Chicago White Sox @ Minnesota Twins
Hubert H. Humphrey Metrodome, Minneapolis, MN
Tue Sep 18 1984, 8:05 PM EDT
Att: 15,493 - Unknown

AB 33
R 3
H 7
RBI 3
BB 2
SO 7
LOB 17



Batter	1	2	3	4	5	6	7	8	9	AB	R	H	RBI	BB	SO	LOB	TOP												
Rudy Law, L OBP: 0.310, SLG: 0.340 (1, 8)	F5		F5			HR	2B			4	1	2	2	0	0	0	Chicago White Sox @ Minnesota Twins Hubert H. Humphrey Metrodome, Minneapolis, MN Wed Sep 19 1984, 8:05 PM EDT Att: 18,442 - Unknown												
Jerry Hairston, S OBP: 0.358, SLG: 0.392 Tom Paciorek, R OBP: 0.314, SLG: 0.347 Joel Skinner, R OBP: 0.280, SLG: 0.253 (1, 7)	F8		F8			HR	2B			3	1	1	0	0	0	0													
Harold Baines, L OBP: 0.356, SLG: 0.540 (1, 9)	2B			F9		4-3		F5		4	1	1	0	0	0	0													
Greg Walker, L OBP: 0.347, SLG: 0.539 Mike Squires, L OBP: 0.239, SLG: 0.195 (1, 3)	2B			4-3			HR	F7		4	1	2	2	0	0	0													
Ron Kittle, R OBP: 0.301, SLG: 0.459 (1, 10)	K			K			K	K		4	0	0	0	0	4	2													
Vance Law, R OBP: 0.306, SLG: 0.409 (1, 5)		K			5-3		K		6-3	4	0	0	0	0	2	1													
Scott Fletcher, R OBP: 0.328, SLG: 0.317 Roy Smalley, S OBP: 0.284, SLG: 0.354 Jerry Dyzinski, R OBP: 0.312, SLG: 0.312 (7, PH)	5-3			5-3		HR	IBB	F4		2	0	0	0	0	0	0													
Marc Hill, R OBP: 0.287, SLG: 0.366 Steve Christmas, L OBP: 0.500, SLG: 1.167 Daryl Boston, L OBP: 0.211, SLG: 0.250 (7, 8)	K			5-3			HR	F7		2	0	0	0	0	1	0													
Julio Cruz, S OBP: 0.286, SLG: 0.309 (1, 4)			F8			F6	2B	3B		3	1	1	0	0	0	0													
Inning Stats	R: 2 E: 0 K: 1 S: 7	H: 3 LOB: 0 BB: 0 P: 7	R: 0 E: 0 K: 2 S: 7	H: 0 LOB: 0 BB: 0 P: 7	R: 0 E: 0 K: 0 S: 3	H: 0 LOB: 0 BB: 0 P: 3	R: 0 E: 0 K: 0 S: 5	H: 0 LOB: 0 BB: 0 P: 5	R: 0 E: 0 K: 0 S: 3	H: 0 LOB: 0 BB: 0 P: 3	R: 1 E: 0 K: 0 S: 4	H: 1 LOB: 0 BB: 0 P: 4	R: 4 E: 0 K: 3 S: 13	H: 4 LOB: 2 BB: 1 P: 17	R: 0 E: 0 K: 1 S: 5	H: 0 LOB: 0 BB: 0 P: 5		R: 0 E: 0 K: 0 S: 3	H: 0 LOB: 0 BB: 0 P: 3	1B: 3 2B: 2 3B: 1 HR: 2	SF: 0 SAC: 0 DP: 0 HBP: 0	WP: 0 PB: 0 SB: 1 CS: 0	PA: 35						
PITCHER	IP	WLS	BF	H	R	ER	SO	BB	IBB	HBP	BLK	WP	HR	S	P	ERA		WHIP											
Mike Smithson, R ERA: 3.79 Ed Hodge, L ERA: 4.66 (1, 1)	6.2	L	28	8	7	7	6	0	0	0	0	0	0	2	39	43		9.45	1.200										
(7, 1)	2.1		7	0	0	0	2	0	0	0	0	0	0	11	11	0.00		0.000											

Batter	1	2	3	4	5	6	7	8	9	AB	R	H	RBI	BB	SO	LOB	BOTTOM												
Kirby Puckett, R OBP: 0.313, SLG: 0.327 (1, 8)	4-3		S			F8		F7		4	0	1	0	0	0	1	Chicago White Sox @ Minnesota Twins Hubert H. Humphrey Metrodome, Minneapolis, MN Wed Sep 19 1984, 8:05 PM EDT Att: 18,442 - Unknown												
Ron Washington, R OBP: 0.290, SLG: 0.433 (1, 10)	K		F5			G5-4-3		G6-3		3	0	1	0	1	1	1													
Mickey Hatcher, R OBP: 0.345, SLG: 0.405 (1, 3)	F9			F8		G5-4-3		G6-3		4	0	0	0	0	0	2													
Tom Brunansky, R OBP: 0.323, SLG: 0.477 (1, 9)		F8		F7		HR		6-3		4	1	1	1	0	0	0													
Gary Gaetti, R OBP: 0.313, SLG: 0.349 (1, 5)		5-3		F9		BB		6-3		3	0	0	0	1	0	0													
Tim Lincecum, R OBP: 0.355, SLG: 0.413 (1, 4)		BB		F4		F8		5-3		3	0	0	0	1	0	1													
Dave Meier, R OBP: 0.254, SLG: 0.293 Randy Bush, L OBP: 0.299, SLG: 0.385 (1, 7)		F8			6-3		5-3		F4	3	0	0	0	0	0	1													
Chris Speier, R OBP: 0.234, SLG: 0.272 (1, 6)			F7		HR		F3			2	1	0	0	1	0	0													
Tim Lincecum, R OBP: 0.247, SLG: 0.378 (1, 2)			F9		HR		2B			3	1	2	2	0	0	0													
Inning Stats	R: 0 E: 0 K: 1 S: 5	H: 0 LOB: 0 BB: 0 P: 5	R: 0 E: 0 K: 0 S: 3	H: 0 LOB: 1 BB: 1 P: 7	R: 0 E: 0 K: 0 S: 4	H: 1 LOB: 1 BB: 0 P: 4	R: 0 E: 0 K: 0 S: 3	H: 0 LOB: 0 BB: 0 P: 3	R: 2 E: 0 K: 0 S: 4	H: 1 LOB: 0 BB: 1 P: 8	R: 1 E: 0 K: 0 S: 4	H: 2 LOB: 1 BB: 1 P: 8	R: 0 E: 0 K: 0 S: 4	H: 1 LOB: 1 BB: 0 P: 4	R: 0 E: 0 K: 0 S: 2	H: 0 LOB: 0 BB: 1 P: 6		R: 0 E: 0 K: 0 S: 3	H: 0 LOB: 0 BB: 0 P: 3	1B: 2 2B: 1 3B: 0 HR: 2	SF: 0 SAC: 0 DP: 2 HBP: 0	WP: 0 PB: 0 SB: 1 CS: 0	PA: 34						
PITCHER	IP	WLS	BF	H	R	ER	SO	BB	IBB	HBP	BLK	WP	HR	S	P	ERA		WHIP											
Floyd Bannister, L ERA: 4.73 Ron Reed, R ERA: 3.29 (1, 1)	7.0	W	29	5	3	3	1	4	0	0	0	0	0	2	27	43		3.86	1.286										
(8, 1)	2.0		5	0	0	0	0	0	0	0	0	0	0	5	5	0.00		0.000											

Batter	1	2	3	4	5	6	7	8	9	10	11	12	13	AB	R	H	RBI	BB	SO	LOB	TOP						
Scott Fletcher, R OBP: 0.329, SLG: 0.316 Jerry Dyzbinski, R OBP: 0.310, SLG: 0.310 Carlton Fisk, R OBP: 0.291, SLG: 0.471 Tom O'Malley, L OBP: 0.162, SLG: 0.114														1 1 0 0 1 0 0 1 0 0 0 0 0 0 1 1 1 1 0 0 0 2 0 0 0 0 1 2													
Tom Paciorek, R OBP: 0.313, SLG: 0.346 Daryl Boston, L OBP: 0.298, SLG: 0.246 Roy Smalley, S OBP: 0.253, SLG: 0.353 Joel Skinner, R OBP: 0.280, SLG: 0.253														4 0 1 0 0 1 0 1 0 0 0 0 0 0 1 0 0 0 0 1 3 0 0 0 0 0 0 0													
Harold Baines, L OBP: 0.356, SLG: 0.540														5 1 1 1 1 0 1													
Ron Kittle, R OBP: 0.299, SLG: 0.462														6 1 1 1 0 3 5													
Greg Walker, L OBP: 0.346, SLG: 0.534														4 0 0 0 1 1 1													
Greg Luzinski, R OBP: 0.330, SLG: 0.364 Jerry Hairston, S OBP: 0.361, SLG: 0.392														4 0 0 0 0 0 1 0 0 0 0 1 0 0													
Vance Law, R OBP: 0.303, SLG: 0.404														5 0 0 0 0 0 2													
Marc Hill, R OBP: 0.281, SLG: 0.357 Steve Christmas, L OBP: 0.271, SLG: 1.142 Rudy Law, L OBP: 0.310, SLG: 0.340														4 0 0 0 0 0 0 1 0 1 0 0 0 0 0 0 0 0 0 0 0													
Julio Cruz, S OBP: 0.285, SLG: 0.308														5 0 1 0 0 2 0													
Inning Stats	R: 1 E: 0 K: 2 S: 8	H: 1 LOB: 1 BB: 1 P: 12	R: 0 E: 0 K: 0 S: 3	H: 0 LOB: 0 BB: 0 P: 3	R: 0 E: 0 K: 1 S: 5	H: 0 LOB: 0 BB: 0 P: 5	R: 1 E: 0 K: 0 S: 4	H: 1 LOB: 1 BB: 1 P: 8	R: 0 E: 0 K: 0 S: 3	H: 0 LOB: 0 BB: 0 P: 3	R: 0 E: 0 K: 0 S: 3	H: 0 LOB: 0 BB: 0 P: 4	R: 0 E: 0 K: 1 S: 6	H: 1 LOB: 0 BB: 0 P: 6	R: 0 E: 0 K: 1 S: 5	H: 0 LOB: 0 BB: 0 P: 5	R: 0 E: 0 K: 0 S: 5	H: 0 LOB: 1 BB: 1 P: 9	R: 0 E: 0 K: 2 S: 9	H: 2 LOB: 3 BB: 1 P: 13	1B: 3 2B: 0 3B: 1 HR: 2	SF: 0 SAC: 0 DP: 0 HBP: 0	WP: 2 PB: 0 SB: 2 CS: 0	PA: 49			
PITCHER	IP 10.0	WLS 36	H 4	R 4	ER 4	SO 6	BB 2	IBB 0	HBP 0	BLK 0	WP 2	HR 2	S 46	P 54	ERA 3.60	WHIP 0.600											
Frank Viola, L ERA: 3.03	(1, 1)																										
Ed Hodge, L ERA: 4.61	(11, 1)	1.0	3	0	0	0	0	0	0	0	0	3	3	0.00	0.000												
Ron Davis, R ERA: 4.56	(12, 1)	2.0	W	10	2	0	0	3	1	1	0	0	0	14	22	0.00	1.500										

Chicago White Sox @ Minnesota Twins
Hubert H. Humphrey Metrodome, Minneapolis, MN
Thu Sep 20 1984, 4:33 AM EDT
Att. 16,306 - Unknown

AB 45
R 4
H 6
RBI 3
BB 4
SO 9
LOB 15



Batter	1	2	3	4	5	6	7	8	9	10	11	12	13	AB	R	H	RBI	BB	SO	LOB	BOTTOM					
Kirby Puckett, R OBP: 0.316, SLG: 0.329														5 1 3 2 1 0 2												
Ron Washington, R OBP: 0.280, SLG: 0.419														5 0 0 1 0 0 6												
Mickey Hatcher, R OBP: 0.343, SLG: 0.401														5 0 0 0 1 0 2												
Kent Hrbek, L OBP: 0.368, SLG: 0.523														5 0 1 1 1 1 1												
Pat Putnam, L OBP: 0.236, SLG: 0.244 Randy Bush, L OBP: 0.296, SLG: 0.381														3 0 0 0 0 1 3 3 0 0 0 0 1 0												
Tom Brunansky, R OBP: 0.325, SLG: 0.475														4 1 1 0 2 2 0												
Gary Gaetti, R OBP: 0.312, SLG: 0.348														5 1 1 0 0 0 2												
Tim Teufel, R OBP: 0.356, SLG: 0.413														6 0 2 0 0 0 1												
Tim Laudner, R OBP: 0.251, SLG: 0.389 Darrell Brown, S OBP: 0.316, SLG: 0.340 Jeff Reed, L OBP: 0.238, SLG: 0.316														4 2 2 0 0 2 3 0 0 0 0 1 0 0 0 0 0 0 0 0 0												
Inning Stats	R: 1 E: 0 K: 0 S: 4	H: 1 LOB: 1 BB: 1 P: 8	R: 0 E: 0 K: 1 S: 5	H: 0 LOB: 0 BB: 0 P: 5	R: 1 E: 0 K: 0 S: 4	H: 1 LOB: 1 BB: 0 P: 4	R: 0 E: 0 K: 2 S: 10	H: 3 LOB: 2 BB: 2 P: 10	R: 0 E: 0 K: 1 S: 5	H: 0 LOB: 0 BB: 0 P: 5	R: 0 E: 0 K: 1 S: 6	H: 1 LOB: 1 BB: 0 P: 6	R: 0 E: 0 K: 0 S: 3	H: 1 LOB: 0 BB: 0 P: 3	R: 0 E: 0 K: 0 S: 3	H: 0 LOB: 1 BB: 1 P: 7	R: 0 E: 0 K: 1 S: 5	H: 0 LOB: 0 BB: 0 P: 5	R: 1 E: 0 K: 0 S: 1	H: 0 LOB: 0 BB: 1 P: 5	1B: 7 2B: 3 3B: 0 HR: 0	SF: 1 SAC: 1 DP: 1 HBP: 0	WP: 1 PB: 1 SB: 1 CS: 0	PA: 53		
PITCHER	IP 10.0	WLS 43	H 10	R 4	ER 4	SO 6	BB 4	IBB 0	HBP 0	BLK 0	WP 0	HR 0	S 51	P 67	ERA 3.60	WHIP 1.400										
Tom Seaver, R ERA: 3.89	(1, 1)																									
Ron Reed, R ERA: 3.2	(11, 1)	2.0	7	0	0	0	1	0	0	0	0	8	12	0.00	0.500											
Bert Roberge, R ERA: 4.21	(13, 1)	0.1	L	3	0	1	0	0	0	1	0	1	5	0.00	3.000											

Chicago White Sox @ Minnesota Twins
Hubert H. Humphrey Metrodome, Minneapolis, MN
Thu Sep 20 1984, 4:33 AM EDT
Att. 16,306 - Unknown

AB 45
R 5
H 10
RBI 4
BB 6
SO 7
LOB 20



Batter	1	2	3	4	5	6	7	8	9	AB	R	H	RBI	BB	SO	LOB	TOP			
Brett Butler, L OBP: 0.357, SLG: 0.342 (1, 8)	0-0 1-6-3		0-0 F4			0-0 F8		0-0 E 1B 1B		4	1	1	0	0	0	0	Cleveland Indians @ Minnesota Twins Hubert H. Humphrey Metrodome, Minneapolis, MN Fri Sep 21 1984, 8:05 PM EDT Att: 45,974 - Unknown livebaseballscorecards.com			
Julio Franco, R OBP: 0.336, SLG: 0.352 (1, 6)	0-0 6-3		0-0 6-3			0-3 K		0-0 E8 1-H 4-3 1B		4	1	1	0	0	1	0				
Mike Hargrove, L OBP: 0.358, SLG: 0.334 (1, 3)	0-0 F8			0-0 3-1		0-0 F6		0-0 4-3		4	0	0	1	0	0	0				
Andre Thornton, R OBP: 0.357, SLG: 0.479 (1, 10)		0-0 F9		0-0 F7			0-0 F5	0-3 K		4	0	0	0	0	1	0				
Joe Carter, R OBP: 0.302, SLG: 0.450 (1, 7)		0-0 F6		0-0 F5			0-0 F8		0-0 F8	4	0	0	0	0	0	0				
George Vukovich, L OBP: 0.361, SLG: 0.454 (1, 9)		0-0 1B 1B			0-0 FC5-4 1B		0-0 1B		0-0 3-1	4	0	3	0	0	0	0				
Pat Tabler, R OBP: 0.353, SLG: 0.402 (1, 5)		0-0 1B 1-2 1B			0-0 FC5-4 1B 1-2 1B		0-0 F8		0-3 K	4	0	1	0	0	1	2				
Jerry Willard, L OBP: 0.290, SLG: 0.398 (1, 2)		0-0 3-1			0-0 G6-4-3 1B 1-3 1B			0-0 HR		3	1	2	1	0	0	2				
Mike Fischlin, R OBP: 0.301, SLG: 0.330 (1, 4)			0-0 4-3			0-0 G6-4-3 1-2 1B		0-3 K		1	0	0	0	0	0	0				
Broderick Perkins, L OBP: 0.254, SLG: 0.219 (5, PH)										1	0	0	0	0	0	2				
Junior Noboa, R OBP: 0.444, SLG: 0.444 (5, 4)										1	0	0	0	0	1	0				
Inning Stats	R: 0 E: 0 K: 0 S: 3	H: 0 LOB: 0 BB: 0 P: 3	R: 0 E: 0 K: 0 S: 5	H: 2 LOB: 2 BB: 0 P: 5	R: 0 E: 0 K: 0 S: 3	H: 0 LOB: 0 BB: 0 P: 3	R: 0 E: 0 K: 0 S: 4	H: 2 LOB: 1 BB: 0 P: 4	R: 0 E: 0 K: 1 S: 5	H: 0 LOB: 0 BB: 0 P: 5	R: 0 E: 0 K: 0 S: 4	H: 1 LOB: 1 BB: 0 P: 4	R: 3 E: 1 K: 2 S: 10	H: 3 LOB: 0 BB: 0 P: 10	R: 0 E: 0 K: 1 S: 5	H: 0 LOB: 0 BB: 0 P: 5	1B: 7 2B: 0 3B: 0 HR: 1	SF: 0 SAC: 0 DP: 1 HBP: 0	WP: 0 PB: 0 SB: 0 CS: 0	PA: 34
PITCHER John Butcher, R ERA: 3.15 (1, 1)	IP: 9.0 WLS: W BF: 34 H: 8 R: 3 ER: 2 SO: 4 BB: 0 IBB: 0 HBP: 0 BLK: 0 WP: 0 HR: 1 S: 42 P: 42 ERA: 2.00 WHIP: 0.889																			

Batter	1	2	3	4	5	6	7	8	9	AB	R	H	RBI	BB	SO	LOB	BOTTOM			
Kirby Puckett, R OBP: 0.318, SLG: 0.333 (1, 8)	0-0 3B 1B			0-0 F8		0-0 5-3				4	1	2	2	0	0	0	Cleveland Indians @ Minnesota Twins Hubert H. Humphrey Metrodome, Minneapolis, MN Fri Sep 21 1984, 8:05 PM EDT Att: 45,974 - Unknown livebaseballscorecards.com			
Ron Washington, R OBP: 0.285, SLG: 0.434 (1, 6)	0-0 3B 5-3			0-3 K			0-0 2B SF8 1B			4	2	2	1	0	1	2				
Mickey Hatcher, R OBP: 0.346, SLG: 0.406 (1, 7)	0-0 3B 1B 3-H	0-0 F7		0-0 1B			0-0 1-3 2B			4	1	3	1	0	0	0				
Kent Hrbek, L OBP: 0.387, SLG: 0.526 (1, 3)	0-0 1B 3B 1-H	0-0 3-1		0-3 K			0-0 SF8			3	1	1	2	0	1	1				
Randy Bush, L OBP: 0.296, SLG: 0.377 (1, 10)	4-0 1B 2B BB	0-3 K			0-3 K		0-0 1-3		0-0 2-3	3	1	0	0	1	2	1				
Tom Brunansky, R OBP: 0.324, SLG: 0.473 (1, 9)	0-3 K		4-0 G6-4-3 1B BB		0-0 F9		0-0 F8			3	0	0	0	1	1	3				
Gary Gaetti, R OBP: 0.314, SLG: 0.349 (1, 5)	0-0 1B 2B 1-2 3-H		0-0 G6-4-3 1B		0-0 F5		0-3 K			4	1	2	1	0	1	0				
Tim Teufel, R OBP: 0.355, SLG: 0.412 (1, 4)	0-0 2B 1-2 2-3		0-0 G6-4-3		0-0 F9		0-3 K			4	0	1	0	0	1	2				
Tim Laudner, R OBP: 0.247, SLG: 0.382 (1, 2)	0-3 K		0-0 4-3		0-3 K		0-0 F4			4	0	0	0	0	2	4				
Inning Stats	R: 6 E: 0 K: 2 S: 14	H: 7 LOB: 2 BB: 1 P: 18	R: 0 E: 0 K: 1 S: 5	H: 0 LOB: 0 BB: 0 P: 5	R: 0 E: 0 K: 0 S: 3	H: 1 LOB: 1 BB: 1 P: 7	R: 0 E: 0 K: 2 S: 8	H: 1 LOB: 0 BB: 0 P: 8	R: 0 E: 0 K: 1 S: 5	H: 0 LOB: 0 BB: 0 P: 5	R: 0 E: 0 K: 0 S: 5	H: 0 LOB: 1 BB: 0 P: 5	R: 1 E: 0 K: 0 S: 5	H: 2 LOB: 1 BB: 0 P: 5	R: 0 E: 0 K: 2 S: 7	H: 0 LOB: 0 BB: 0 P: 7		1B: 7 2B: 2 3B: 2 HR: 0	SF: 1 SAC: 0 DP: 1 HBP: 0	WP: 0 PB: 0 SB: 0 CS: 0
PITCHER Don Schulze, R ERA: 5.18 (1, 1)	IP: 0.0 WLS: L BF: 5 H: 4 R: 5 ER: 5 SO: 0 BB: 1 IBB: 0 HBP: 0 BLK: 0 WP: 0 HR: 0 S: 4 P: 8 ERA: 2.25 WHIP: 1.500																			
Steve Farr, R ERA: 4.59 (5, 1)	IP: 4.0 WLS: 17 BF: 5 H: 1 R: 1 ER: 1 SO: 5 BB: 0 IBB: 0 HBP: 0 BLK: 0 WP: 0 HR: 26 S: 30 P: 30 ERA: 3.00 WHIP: 0.667																			
Jeff Barkley, R ERA: 2.45 (8, 1)	IP: 3.0 WLS: 11 BF: 2 H: 1 R: 1 ER: 1 SO: 2 BB: 0 IBB: 0 HBP: 0 BLK: 0 WP: 0 HR: 15 S: 15 P: 15 ERA: 0.00 WHIP: 0.000																			
Roy Smith, R ERA: 4.75 (8, 1)	IP: 1.0 WLS: 3 BF: 0 H: 0 R: 0 ER: 0 SO: 2 BB: 0 IBB: 0 HBP: 0 BLK: 0 WP: 0 HR: 7 S: 7 P: 7 ERA: 0.00 WHIP: 0.000																			

Batter	1	2	3	4	5	6	7	8	9	AB	R	H	RBI	BB	SO	LOB	TOP										
Brett Butler, L OBP: 0.356, SLG: 0.340 (1, 8)	0-0 4-3		4-0 BB		0-0 F7			0-0 4-3		3	0	0	0	1	0	1	Cleveland Indians @ Minnesota Twins Hubert H. Humphrey Metrodome, Minneapolis, MN Sat Sep 22 1984, 4:33 AM EDT Att: 19,059 - Unknown										
Julio Franco, R OBP: 0.335, SLG: 0.353 (1, 6)	0-0 2B		0-0 F4			0-0 F4		0-0 1-3		4	0	1	0	0	0	1											
Mike Hargrove, L OBP: 0.331 (1, 3) Jeff Moronko, R OBP: 0.294, SLG: 0.267 (8, PR) (8, 5)	0-0 4-3			0-0 4-3			0-0 F7	4-0 BB		3	0	0	0	1	0	0											
Andre Thornton, R OBP: 0.357, SLG: 0.482 (1, 10)		0-3 K		0-0 HR			0-0 F8	0-0 F7		4	1	1	1	0	1	1											
Joe Carter, R OBP: 0.305, SLG: 0.449 (1, 7)		0-0 F7		0-0 CS 1B			4-0 1B FC5-2 BB		0-0 F5	3	0	1	0	1	0	0											
George Vukovich, L OBP: 0.362, SLG: 0.453 (1, 9)		4-0 BB		0-0 F9			0-0 1-3 FC5-2 1B		0-3 K	3	0	1	0	1	1	1											
Pat Tabler, R OBP: 0.350, SLG: 0.398 (1, 5) (8, 3)		0-0 F8		0-0 CS 1-2	0-3 K		0-0 FC5-2 1-2 3H		0-0 F8	4	0	0	0	0	1	3											
Jerry Willard, L OBP: 0.290, SLG: 0.397 (1, 2)			0-0 F8		0-0 E8 1B		0-0 F8			3	0	1	0	0	0	2											
Mike Fischlin, R OBP: 0.298, SLG: 0.327 (1, 4) Broderick Perkins, L OBP: 0.280, SLG: 0.215 (5, PH) Junior Noboa, R OBP: 0.444, SLG: 0.444 (5, 4) Chris Bando, S OBP: 0.373, SLG: 0.507 (7, PH) Tony Bernard, S OBP: 0.291, SLG: 0.288 (7, 4)			0-0 F4		0-0 F7		0-0 4-3			1	0	0	0	0	0	0											
Inning Stats	R: 0 E: 0 K: 0 S: 3	H: 1 LOB: 0 BB: 0 P: 3	R: 0 E: 0 K: 1 S: 5	H: 0 LOB: 1 BB: 1 P: 9	R: 0 E: 0 K: 0 S: 3	H: 0 LOB: 1 BB: 1 P: 7	R: 1 E: 0 K: 0 S: 4	H: 2 LOB: 0 BB: 0 P: 4	R: 0 E: 1 K: 1 S: 6	H: 1 LOB: 1 BB: 0 P: 6	R: 0 E: 0 K: 0 S: 3	H: 0 LOB: 0 BB: 0 P: 3	R: 0 E: 0 K: 0 S: 4	H: 1 LOB: 2 BB: 1 P: 8	R: 0 E: 0 K: 0 S: 3	H: 0 LOB: 0 BB: 1 P: 7		R: 0 E: 0 K: 1 S: 5	H: 0 LOB: 0 BB: 0 P: 5	1B: 3 2B: 1 3B: 0 HR: 1	SF: 0 SAC: 0 DP: 0 HBP: 0	WP: 0 PB: 0 SB: 0 CS: 1	PA: 35				
PITCHER	IP	WLS	BF	H	R	ER	SO	BB	IBB	HBP	BLK	WP	HR	S	P	ERA	WHIP										
Ken Schrom, R ERA: 4.16 (1, 1)	6.0	W	24	5	1	1	2	3	0	0	0	0	1	25	37	1.50	1.333										
Rick Lysander, R ERA: 3.66 (7, 1)	1.2		6	0	0	0	0	1	0	0	0	0	0	5	9	0.00	0.600										
Ron Davis, R ERA: 4.48 (8, 1)	1.1	S	4	0	0	0	1	0	0	0	0	0	0	6	6	0.00	0.000										

AB	30
R	1
H	5
RBI	1
BB	4
SO	3
LOB	12



Batter	1	2	3	4	5	6	7	8	9	AB	R	H	RBI	BB	SO	LOB	BOTTOM										
Kirby Puckett, R OBP: 0.315, SLG: 0.330 (1, 8)	0-0 4-3		0-0 G6-4-3 1-2		0-0 1-3			0-0 4-3		4	0	0	0	0	0	2	Cleveland Indians @ Minnesota Twins Hubert H. Humphrey Metrodome, Minneapolis, MN Sat Sep 22 1984, 4:33 AM EDT Att: 19,059 - Unknown										
Ron Washington, R OBP: 0.284, SLG: 0.429 (1, 6)	0-0 F9		0-0 6-3			0-3 K		0-0 HR 1B		4	1	1	0	0	1	0											
Mickey Hatcher, R OBP: 0.347, SLG: 0.412 (1, 7)	0-0 F6			0-0 6-3			0-0 1B	0-0 HR 1H		4	1	2	2	0	0	0											
Kent Hrbek, L OBP: 0.386, SLG: 0.527 (1, 3)		0-0 1B 3B		0-3 K		0-0 F7		0-0 G3		4	1	1	0	0	1	1											
Randy Bush, L OBP: 0.293, SLG: 0.373 (1, 10)		0-3 K		0-3 K			0-0 1-3			3	0	0	0	0	2	2											
Tom Brunansky, R OBP: 0.326, SLG: 0.474 (1, 9)		0-0 S 1B			0-0 5-3 2B 1B		0-0 F9			3	1	2	1	0	0	0											
Gary Gaetti, R OBP: 0.312, SLG: 0.347 (1, 5)		0-0 F7 1-2			0-3 K		0-3 K			3	0	0	0	0	2	2											
Tim Teufel, R OBP: 0.353, SLG: 0.410 (1, 4)		0-3 K			0-0 5-3		0-0 F9			3	0	0	0	0	1	2											
Tim Lardner, R OBP: 0.252, SLG: 0.388 (1, 2)			4-0 G6-4-3 BB		0-0 2B			0-0 6-3		2	0	1	1	1	0	0											
Inning Stats	R: 0 E: 0 K: 0 S: 3	H: 0 LOB: 0 BB: 0 P: 3	R: 1 E: 0 K: 2 S: 9	H: 2 LOB: 1 BB: 0 P: 9	R: 0 E: 0 K: 0 S: 2	H: 0 LOB: 0 BB: 1 P: 6	R: 0 E: 0 K: 2 S: 7	H: 0 LOB: 0 BB: 0 P: 7	R: 1 E: 0 K: 1 S: 7	H: 2 LOB: 1 BB: 0 P: 7	R: 0 E: 0 K: 1 S: 6	H: 1 LOB: 1 BB: 0 P: 6	R: 0 E: 0 K: 1 S: 5	H: 0 LOB: 0 BB: 0 P: 5	R: 2 E: 0 K: 0 S: 5	H: 2 LOB: 0 BB: 0 P: 5		1B: 4 2B: 1 3B: 1 HR: 1	SF: 0 SAC: 0 DP: 1 HBP: 0	WP: 0 PB: 0 SB: 1 CS: 0	PA: 31						
PITCHER	IP	WLS	BF	H	R	ER	SO	BB	IBB	HBP	BLK	WP	HR	S	P	ERA	WHIP										
Bert Blyleven, R ERA: 2.92 (1, 1)	8.0	L	31	7	4	4	7	1	0	0	0	0	1	44	48	4.50	1.000										



Batter	1	2	3	4	5	6	7	8	9	AB	R	H	RBI	BB	SO	LOB	TOP										
Brett Butler, L OBP: 0.356, SLG: 0.340 (1, 8)										3	0	1	1	0	0	0	Cleveland Indians @ Minnesota Twins Hubert H. Humphrey Metrodome, Minneapolis, MN Sun Sep 23 1984, 4:33 AM EDT Att: 21,227 - Unknown										
Julio Franco, R OBP: 0.333, SLG: 0.351 (1, 6)										4	0	0	0	0	1	1											
George Vukovich, L OBP: 0.361, SLG: 0.451 (1, 9)										4	0	1	0	0	0	0											
Andre Thornton, R OBP: 0.356, SLG: 0.481 (1, 10)										4	0	1	0	0	0	0											
Joe Carter, R OBP: 0.300, SLG: 0.440 (1, 7)										4	0	0	0	0	1	2											
Mike Hargrove, L OBP: 0.361, SLG: 0.335 (1, 3)										2	0	2	0	1	0	0											
Pat Tabler, R OBP: 0.348, SLG: 0.396 (1, 5)										3	0	0	0	0	0	3											
Jerry Willard, L OBP: 0.291, SLG: 0.394 (1, 2)										2	1	0	0	1	0	1											
Mike Fischlin, R OBP: 0.296, SLG: 0.325 (1, 4)										1	0	0	0	0	0	0											
Broderick Perkins, L OBP: 0.276, SLG: 0.212 (6, PH)										1	0	0	0	0	0	1											
Junior Noboa, R OBP: 0.444, SLG: 0.444 (6, 4)										0	0	0	0	0	0	0											
Chris Bando, S OBP: 0.372, SLG: 0.505 (8, PH)										1	0	0	0	0	1	1											
Tony Bernazard, S OBP: 0.291, SLG: 0.288 (8, 4)										0	0	0	0	0	0	0											
Inning Stats	R: 0 E: 0 K: 0 S: 3	H: 1 LOB: 0 BB: 0 P: 3	R: 0 E: 0 K: 0 S: 4	H: 1 LOB: 1 BB: 0 P: 4	R: 0 E: 0 K: 0 S: 3	H: 0 LOB: 0 BB: 0 P: 3	R: 0 E: 0 K: 1 S: 5	H: 0 LOB: 0 BB: 0 P: 5	R: 0 E: 0 K: 0 S: 3	H: 1 LOB: 0 BB: 0 P: 3	R: 1 E: 0 K: 0 S: 3	H: 0 LOB: 0 BB: 1 P: 7	R: 0 E: 0 K: 1 S: 5	H: 0 LOB: 0 BB: 0 P: 5	R: 0 E: 0 K: 1 S: 5	H: 0 LOB: 1 BB: 1 P: 9	R: 0 E: 0 K: 0 S: 5	H: 2 LOB: 2 BB: 0 P: 5	1B: 5 2B: 0 3B: 0 HR: 0	SF: 1 SAC: 0 DP: 2 HBP: 0	WP: 1 PA: 32 PB: 0 SB: 0 CS: 0						
PITCHER	IP	WLS	BF	H	R	ER	SO	BB	IBB	HBP	BLK	WP	HR	S	P	ERA	WHIP										
Mike Smithson, R ERA: 3.71 (1, 1)	5.0		16	3	0	0	1	0	0	0	0	0	0	18	18	0.00	0.600										
Ed Hodge, L ERA: 4.7 (6, 1)	0.0		1	0	1	1	0	1	0	0	0	0	0	0	4	∞	∞										
Rick Lysander, R ERA: 3.52 (6, 1)	2.0	W	7	0	0	0	1	1	0	0	0	1	0	8	12	0.00	0.500										
Ron Davis, R ERA: 4.37 (8, 1)	2.0	S	8	2	0	0	1	0	0	0	0	0	0	10	10	0.00	1.000										

Batter	1	2	3	4	5	6	7	8	9	AB	R	H	RBI	BB	SO	LOB	BOTTOM										
Kirby Puckett, R OBP: 0.315, SLG: 0.330 (1, 8)										4	0	1	0	0	1	0	Cleveland Indians @ Minnesota Twins Hubert H. Humphrey Metrodome, Minneapolis, MN Sun Sep 23 1984, 4:33 AM EDT Att: 21,227 - Unknown										
Ron Washington, R OBP: 0.295, SLG: 0.434 (1, 6)										3	1	2	0	0	0	0											
Mickey Hatcher, R OBP: 0.345, SLG: 0.409 (1, 7)										4	0	0	0	0	1	2											
Kent Hrbek, L OBP: 0.388, SLG: 0.529 (1, 3)										2	3	1	0	2	0	1											
Randy Bush, L OBP: 0.293, SLG: 0.381 (1, 10)										4	1	1	2	0	0	3											
Tom Brunansky, R OBP: 0.327, SLG: 0.475 (1, 9)										3	0	1	2	1	0	0											
Gary Gaetti, R OBP: 0.314, SLG: 0.348 (1, 5)										2	0	1	0	1	0	0											
Tim Teufel, R OBP: 0.353, SLG: 0.409 (1, 4)										3	0	1	1	0	0	0											
Tim Laudner, R OBP: 0.249, SLG: 0.383 (1, 2)										3	0	0	0	0	0	2											
Inning Stats	R: 0 E: 0 K: 0 S: 3	H: 0 LOB: 0 BB: 0 P: 3	R: 1 E: 0 K: 0 S: 4	H: 2 LOB: 2 BB: 2 P: 12	R: 0 E: 0 K: 0 S: 3	H: 0 LOB: 1 BB: 0 P: 4	R: 0 E: 0 K: 0 S: 3	H: 0 LOB: 0 BB: 0 P: 3	R: 0 E: 0 K: 0 S: 4	H: 2 LOB: 2 BB: 0 P: 4	R: 2 E: 0 K: 0 S: 4	H: 2 LOB: 0 BB: 1 P: 8	R: 0 E: 0 K: 1 S: 5	H: 0 LOB: 0 BB: 0 P: 5	R: 2 E: 0 K: 1 S: 6	H: 2 LOB: 1 BB: 1 P: 10		R: 0 E: 0 K: 0 S: 6	H: 2 LOB: 1 BB: 1 P: 10	1B: 5 2B: 2 3B: 0 HR: 1	SF: 0 SAC: 0 DP: 0 HBP: 1	WP: 0 PA: 34 PB: 1 SB: 0 CS: 3					
PITCHER	IP	WLS	BF	H	R	ER	SO	BB	IBB	HBP	BLK	WP	HR	S	P	ERA	WHIP										
Jerry Ujdir, R ERA: 4.73 (1, 1)	5.2	L	25	6	3	3	0	3	0	1	0	0	1	21	34	4.76	1.588										
Tom Waddell, R ERA: 3.25 (6, 1)	1.1		3	0	0	0	1	0	0	0	0	0	0	5	5	0.00	0.000										
Ernie Camacho, R ERA: 2.45 (8, 1)	1.0		5	2	2	2	1	0	1	0	0	0	0	6	10	18.00	2.000										




Batter	1	2	3	4	5	6	7	8	9	AB	R	H	RBI	BB	SO	LOB	TOP											
Kirby Puckett, R OBP: 0.318, SLG: 0.332										5	1	3	0	0	0	1	Minnesota Twins @ Chicago White Sox Comiskey Park, Chicago, IL Mon Sep 24 1984, 8:05 PM EDT Att: 15,805 - Unknown											
Ron Washington, R OBP: 0.294, SLG: 0.429										4	0	1	0	0	0	3												
Mickey Hatcher, R OBP: 0.342, SLG: 0.405										5	1	0	0	0	0	3												
Kent Hrbek, L OBP: 0.388, SLG: 0.533										4	1	1	3	0	0	0												
Tom Brunansky, R OBP: 0.327, SLG: 0.473										4	1	1	0	0	0	0												
Gary Gaetti, R OBP: 0.315, SLG: 0.349										3	2	1	0	1	0	0												
Tim Teufel, R OBP: 0.352, SLG: 0.407										3	1	0	0	1	1	1												
Dave Meier, R OBP: 0.276, SLG: 0.313										4	1	3	3	0	0	0												
Tim Laudner, R OBP: 0.249, SLG: 0.381										4	0	1	2	0	1	2												
Inning Stats	R: 0 E: 0 K: 0 S: 3	H: 1 LOB: 0 BB: 0 P: 3	R: 0 E: 0 K: 0 S: 3	H: 0 LOB: 0 BB: 0 P: 3	R: 0 E: 0 K: 0 S: 4	H: 1 LOB: 1 BB: 0 P: 4	R: 0 E: 0 K: 0 S: 3	H: 0 LOB: 0 BB: 0 P: 3	R: 1 E: 0 K: 2 S: 8	H: 1 LOB: 1 BB: 1 P: 12	R: 7 E: 0 K: 0 S: 10	H: 7 LOB: 1 BB: 1 P: 14	R: 0 E: 0 K: 0 S: 3	H: 0 LOB: 0 BB: 0 P: 3	R: 0 E: 0 K: 0 S: 4	H: 1 LOB: 1 BB: 0 P: 4	1B: 8 2B: 2 3B: 0 HR: 1	SF: 0 SAC: 1 DP: 2 HBP: 0	WP: 1 PA: 39 CS: 0									
PITCHER	IP	WLS	BF	H	R	ER	SO	BB	IBB	HBP	BLK	WP	HR	S	P	ERA	WHIP											
Floyd Bannister, L ERA: 4.91	(1, 1)	5.1	L	26	8	8	7	2	1	1	0	0	0	1	28	36	11.81	1.688										
Gene Nelson, R ERA: 4.85	(6, 1)	0.2		3	2	0	0	0	0	0	0	0	0	3	3	0.00	3.000											
Bert Roberge, R ERA: 3.89	(7, 1)	3.0		10	1	0	0	0	0	0	0	1	0	10	10	0.00	0.333											

Batter	1	2	3	4	5	6	7	8	9	AB	R	H	RBI	BB	SO	LOB	BOTTOM										
Scott Fletcher, R OBP: 0.324, SLG: 0.310										5	0	1	1	0	0	2	Minnesota Twins @ Chicago White Sox Comiskey Park, Chicago, IL Mon Sep 24 1984, 8:05 PM EDT Att: 15,805 - Unknown										
Tom Paciorek, R OBP: 0.305, SLG: 0.341										4	0	1	0	0	0	0											
Greg Walker, L OBP: 0.348, SLG: 0.533										1	0	0	0	0	0	2											
Harold Baines, L OBP: 0.358, SLG: 0.540										4	1	3	0	0	0	0											
Carlton Fisk, R OBP: 0.288, SLG: 0.463										4	0	0	0	0	0	4											
Ron Kittle, R OBP: 0.296, SLG: 0.455										3	1	0	0	1	1	3											
Vance Law, R OBP: 0.305, SLG: 0.408										4	1	0	1	0	1	1											
Jerry Hairston, S OBP: 0.363, SLG: 0.391										2	1	1	0	2	0	0											
Marc Hill, R OBP: 0.276, SLG: 0.349										2	0	0	0	0	0	1											
Greg Luzinski, R OBP: 0.329, SLG: 0.364										0	0	0	1	0	0	0											
Joel Skinner, R OBP: 0.267, SLG: 0.241										1	0	0	0	0	0	1											
Julio Cruz, S OBP: 0.289, SLG: 0.309										4	0	2	1	0	1	0											
Inning Stats	R: 0 E: 0 K: 0 S: 5	H: 2 LOB: 2 BB: 0 P: 5	R: 0 E: 0 K: 1 S: 5	H: 0 LOB: 0 BB: 0 P: 5	R: 0 E: 0 K: 0 S: 3	H: 0 LOB: 0 BB: 0 P: 3	R: 0 E: 0 K: 1 S: 5	H: 0 LOB: 0 BB: 0 P: 5	R: 0 E: 0 K: 1 S: 2	H: 0 LOB: 0 BB: 1 P: 6	R: 3 E: 0 K: 0 S: 7	H: 3 LOB: 2 BB: 1 P: 11	R: 0 E: 0 K: 0 S: 4	H: 1 LOB: 1 BB: 0 P: 4	R: 1 E: 0 K: 0 S: 5	H: 2 LOB: 2 BB: 1 P: 9	1B: 6 2B: 3 3B: 0 HR: 0	SF: 1 SAC: 0 DP: 1 HBP: 0	WP: 0 PA: 38 CS: 0								
PITCHER	IP	WLS	BF	H	R	ER	SO	BB	IBB	HBP	BLK	WP	HR	S	P	ERA	WHIP										
Frank Viola, L ERA: 3.07	(1, 1)	8.2	W	37	8	4	4	3	3	0	0	0	0	40	52	4.15	1.269										
Rick Lysander, R ERA: 3.5	(9, 1)	0.1	S	1	0	0	0	0	0	0	0	0	0	1	1	0.00	0.000										

AB	36
R	8
H	11
RBI	8
BB	2
SO	2
LOB	10



AB	34
R	4
H	8
RBI	4
BB	3
SO	3
LOB	14



Batter	1	2	3	4	5	6	7	8	9	AB	R	H	RBI	BB	SO	LOB	TOP			
Kirby Puckett, R OBP: 0.318, SLG: 0.333 (1, 8)	F9		FC4-6 1B	5-3			4-3		1B	5	0	2	1	0	0	2				
Ron Washington, R OBP: 0.302, SLG: 0.434 (1, 6)	5-3		FC4-6		F9 5-3 1B				FC6 1B	5	0	3	1	0	0	2				
Mickey Hatcher, R OBP: 0.339, SLG: 0.403 (1, 7)	4-3		SF9		5-3		F9		FC6	4	0	0	1	0	0	4				
Kent Hrbek, L OBP: 0.385, SLG: 0.529 (1, 3)		F9	F3		F9				6-3	4	0	0	0	0	0	2				
Randy Bush, L OBP: 0.295, SLG: 0.393 (1, 10)	K			HR	K				1B	4	1	2	1	0	2	1				
Tom Brunansky, R OBP: 0.326, SLG: 0.473 (1, 9)	5-3			2B			6-3		F8	4	0	1	0	0	0	1				
Gary Gaetti, R OBP: 0.315, SLG: 0.349 (1, 5)			2B 1B	F6			5-3		F4	4	1	1	0	0	0	2				
Tim Teufel, R OBP: 0.353, SLG: 0.408 (1, 4)			1B FC4-6 2B		BB		F8		F8	3	1	1	0	1	0	0				
Tim Laudner, R OBP: 0.251, SLG: 0.379 (1, 2)			FC4-6 1B SF9 BB	F3			F4		K	1	1	0	0	1	0	2				
Darrell Brown, S OBP: 0.314, SLG: 0.348 (7, PH)										1	0	0	0	0	0	0				
Jeff Reed, L OBP: 0.227, SLG: 0.300 (7, 2)										1	0	0	0	0	1	0				
Inning Stats	R: 0 E: 0 K: 0 S: 3	H: 0 LOB: 0 BB: 0 P: 3	R: 0 E: 0 K: 1 S: 5	H: 0 LOB: 0 BB: 0 P: 5	R: 3 E: 0 K: 0 S: 6	H: 3 LOB: 1 BB: 1 P: 10	R: 1 E: 0 K: 0 S: 5	H: 2 LOB: 2 BB: 1 P: 9	R: 0 E: 0 K: 0 S: 3	H: 0 LOB: 0 BB: 0 P: 3	R: 0 E: 0 K: 0 S: 4	H: 1 LOB: 1 BB: 0 P: 4	R: 0 E: 0 K: 0 S: 4	H: 1 LOB: 1 BB: 0 P: 4	R: 0 E: 0 K: 1 S: 7	H: 2 LOB: 2 BB: 0 P: 7	1B: 7 2B: 2 3B: 0 HR: 1	SF: 1 SAC: 0 DP: 0 HBP: 0	WP: 0 PB: 0 SB: 0 CS: 0	PA: 39
PITCHER	IP	WLS	BF	H	R	ER	SO	BB	IBB	HBP	BLK	WP	HR	S	P	ERA	WHIP			
Tom Seaver, R ERA: 3.9 (1, 1)	8.2	W	38	10	4	4	3	2	0	0	0	0	1	42	50	4.15	1.385			
Ron Reed, R ERA: 3.17 (9, 1)	0.1	S	1	0	0	0	0	0	0	0	0	0	0	1	1	0.00	0.000			

Minnesota Twins @ Chicago White Sox
Comiskey Park, Chicago, IL
Tue Sep 25 1984, 8:05 PM EDT
Att: 15,968 - Unknown

AB	36
R	4
H	10
RBI	4
BB	2
SO	3
LOB	16



Batter	1	2	3	4	5	6	7	8	9	AB	R	H	RBI	BB	SO	LOB	BOTTOM				
Rudy Law, L OBP: 0.308, SLG: 0.346 (1, 7)	4-3		FC6-4		F4			5-3		3	1	1	2	0	0	1					
Ron Kittle, R OBP: 0.295, SLG: 0.453 (5, PH)		1B 2B								2	0	0	0	0	0	3					
Jerry Hairston, S OBP: 0.394, SLG: 0.392 (1, 10)		BB			F5		F4		F7	5	1	2	1	0	0	3					
Harold Baines, L OBP: 0.360, SLG: 0.545 (1, 9)	4-0						F7		4-3	4	1	2	2	1	0	1					
Greg Walker, L OBP: 0.347, SLG: 0.533 (1, 3)	G4-6-3				K		5-3			4	1	1	0	0	1	3					
Roy Smalley, S OBP: 0.286, SLG: 0.355 (1, 5)					FC6-4		F9			4	1	2	1	0	0	1					
Daryl Boston, L OBP: 0.211, SLG: 0.236 (1, 8)		K			F3					3	0	0	0	1	1	2					
Marc Hill, R OBP: 0.280, SLG: 0.365 (1, 2)		1B 2B HBP			F2					3	2	1	1	0	0	1					
Scott Fletcher, R OBP: 0.328, SLG: 0.312 (1, 6)										3	1	2	1	1	0	1					
Julio Cruz, S OBP: 0.293, SLG: 0.310 (1, 4)					F9					2	0	1	0	2	0	1					
Inning Stats	R: 0 E: 0 K: 0 S: 3	H: 1 LOB: 1 BB: 1 P: 7	R: 7 E: 0 K: 1 S: 12	H: 8 LOB: 1 BB: 0 P: 13	R: 0 E: 0 K: 0 S: 3	H: 0 LOB: 1 BB: 1 P: 7	R: 0 E: 0 K: 1 S: 6	H: 1 LOB: 1 BB: 0 P: 6	R: 1 E: 0 K: 0 S: 5	H: 2 LOB: 2 BB: 1 P: 9	R: 0 E: 0 K: 0 S: 3	H: 0 LOB: 0 BB: 1 P: 3	R: 0 E: 0 K: 0 S: 2	H: 0 LOB: 0 BB: 1 P: 6	R: 0 E: 0 K: 0 S: 3	H: 0 LOB: 1 BB: 1 P: 7	1B: 7 2B: 4 3B: 0 HR: 2	SF: 0 SAC: 0 DP: 2 HBP: 1	WP: 0 PB: 0 SB: 2 CS: 0	PA: 39	
PITCHER	IP	WLS	BF	H	R	ER	SO	BB	IBB	HBP	BLK	WP	HR	S	P	ERA	WHIP				
John Butcher, R ERA: 3.33 (1, 1)	1.2	L	11	6	5	5	1	1	0	0	0	0	0	2	21	29	6.23	1.846			
Ed Hodge, L ERA: 4.77 (2, 1)	4.1		21	6	3	3	1	2	0	0	0	0	0	5	13	0.00	1.000				
Bobby Castillo, R ERA: 1.78 (7, 1)	2.0		7	0	0	0	0	2	0	0	0	0	0	5	13	0.00	1.000				

Minnesota Twins @ Chicago White Sox
Comiskey Park, Chicago, IL
Tue Sep 25 1984, 8:05 PM EDT
Att: 15,968 - Unknown

AB	33
R	8
H	12
RBI	8
BB	5
SO	2
LOB	17



Batter	1	2	3	4	5	6	7	8	9	AB	R	H	RBI	BB	SO	LOB	TOP										
Kirby Puckett, R OBP: 0.321, SLG: 0.334 (1, 8)										4	0	2	0	1	0	0	Minnesota Twins @ Chicago White Sox Comiskey Park, Chicago, IL Wed Sep 26 1984, 8:05 PM EDT Att: 14,322 - Unknown										
Ron Washington, R OBP: 0.299, SLG: 0.428 (1, 6)										5	0	1	1	0	2	2											
Mickey Hatcher, R OBP: 0.338, SLG: 0.401 (1, 7)										4	1	1	0	0	0	3											
Kent Hrbek, L OBP: 0.384, SLG: 0.526 (1, 3)										3	1	0	0	1	1	1											
Randy Bush, L OBP: 0.297, SLG: 0.398 (1, 10)										4	0	2	2	0	1	0											
Tom Brunansky, R OBP: 0.324, SLG: 0.470 (1, 9)										4	0	0	0	0	0	2											
Gary Gaetti, R OBP: 0.316, SLG: 0.351 (1, 5)										4	1	2	0	0	0	1											
Tim Teufel, R OBP: 0.353, SLG: 0.406 (1, 4)										3	0	0	0	1	0	1											
Tim Laudner, R OBP: 0.249, SLG: 0.376 Darrell Brown, S OBP: 0.313, SLG: 0.346 Jeff Reed, L OBP: 0.217, SLG: 0.286 (7, PH) (7, 2)										2	0	0	0	0	1	2											
Inning Stats	R: 2 E: 0 K: 1 S: 7	H: 2 LOB: 1 BB: 1 P: 11	R: 0 E: 0 K: 1 S: 5	H: 0 LOB: 0 BB: 0 P: 5	R: 0 E: 0 K: 1 S: 6	H: 1 LOB: 1 BB: 0 P: 6	R: 0 E: 0 K: 1 S: 6	H: 1 LOB: 2 BB: 1 P: 10	R: 0 E: 0 K: 0 S: 3	H: 0 LOB: 0 BB: 0 P: 3	R: 0 E: 0 K: 0 S: 3	H: 0 LOB: 0 BB: 0 P: 3	R: 1 E: 0 K: 0 S: 5	H: 2 LOB: 2 BB: 1 P: 9	R: 0 E: 0 K: 0 S: 4	H: 1 LOB: 1 BB: 0 P: 4	R: 0 E: 0 K: 1 S: 6	H: 1 LOB: 1 BB: 0 P: 6	1B: 6 2B: 2 3B: 0 HR: 0	SF: 0 SAC: 0 DP: 0 HBP: 0	WP: 0 PB: 0 SB: 0 CS: 0	PA: 38					
PITCHER	IP	WLS	BF	H	R	ER	SO	BB	IBB	HBP	BLK	WP	HR	S	P	ERA	WHIP										
Richard Dotson, R ERA: 3.59 (1, 1)	9.0	W	38	8	3	3	5	3	0	0	0	0	0	45	57	3.00	1.222										
Richard Dotson, R ERA: 3.59 (9, 1)	9.0	W	38	8	3	3	5	3	0	0	0	0	0	45	57	3.00	1.222										

Batter	1	2	3	4	5	6	7	8	9	AB	R	H	RBI	BB	SO	LOB	BOTTOM										
Rudy Law, L OBP: 0.309, SLG: 0.346 (1, 8) (8, 7)										5	2	2	1	0	0	1	Minnesota Twins @ Chicago White Sox Comiskey Park, Chicago, IL Wed Sep 26 1984, 8:05 PM EDT Att: 14,322 - Unknown										
Jerry Hairston, S OBP: 0.383, SLG: 0.388 Tom Paciorek, R OBP: 0.311, SLG: 0.351 Daryl Boston, L OBP: 0.211, SLG: 0.236 (1, 7) (7, PH) (8, 8)										2	0	0	0	1	0	2											
Harold Baines, L OBP: 0.361, SLG: 0.544 (1, 9)										3	1	1	1	1	2	2											
Greg Walker, L OBP: 0.346, SLG: 0.537 (1, 3)										4	1	1	3	0	1	3											
Roy Smalley, S OBP: 0.286, SLG: 0.355 Vance Law, R OBP: 0.304, SLG: 0.407 (7, PH) (8, 5)										3	0	1	0	0	1	0											
Ron Kittle, R OBP: 0.295, SLG: 0.450 Jerry Dybzinski, R OBP: 0.310, SLG: 0.310 (1, 10) (8, FR) (9, 6)										3	0	0	0	1	2	2											
Marc Hill, R OBP: 0.285, SLG: 0.390 (1, 2)										4	1	2	2	0	1	0											
Scott Fletcher, R OBP: 0.329, SLG: 0.314 (1, 6) (9, 4)										4	1	2	0	0	0	1											
Julio Cruz, S OBP: 0.293, SLG: 0.309 Richard Dotson, R ERA: 5.77 (1, 4) (9, 1)										4	1	1	0	0	0	3											
Inning Stats	R: 0 E: 0 K: 1 S: 5	H: 0 LOB: 0 BB: 0 P: 5	R: 0 E: 0 K: 2 S: 7	H: 0 LOB: 0 BB: 0 P: 7	R: 5 E: 0 K: 0 S: 8	H: 5 LOB: 0 BB: 0 P: 8	R: 0 E: 0 K: 0 S: 4	H: 1 LOB: 1 BB: 0 P: 4	R: 1 E: 1 K: 3 S: 11	H: 2 LOB: 2 BB: 1 P: 15	R: 0 E: 0 K: 1 S: 5	H: 0 LOB: 0 BB: 0 P: 5	R: 1 E: 0 K: 0 S: 4	H: 1 LOB: 1 BB: 1 P: 8	R: 2 E: 0 K: 0 S: 4	H: 2 LOB: 1 BB: 1 P: 8	1B: 7 2B: 1 3B: 0 HR: 3	SF: 0 SAC: 0 DP: 1 HBP: 0	WP: 0 PB: 0 SB: 0 CS: 0	PA: 37							
PITCHER	IP	WLS	BF	H	R	ER	SO	BB	IBB	HBP	BLK	WP	HR	S	P	ERA	WHIP										
Ken Schrom, R ERA: 4.37 (1, 1)	4.0	L	20	7	6	5	3	1	0	0	0	0	1	25	29	11.25	2.000										
Pete Filson, L ERA: 4.14 (5, 1)	3.0		12	2	1	1	4	1	0	0	0	0	1	19	23	3.00	1.000										
Albert Williams, R ERA: 5.77 (8, 1)	1.0		5	2	2	2	0	1	0	0	0	0	1	4	8	18.00	3.000										

AB	35
R	3
H	8
RBI	3
BB	3
SO	5
LOB	13



Batter	1	2	3	4	5	6	7	8	9	AB	R	H	RBI	BB	SO	LOB	TOP										
Kirby Puckett, R OBP: 0.318, SLG: 0.331 (1, 8)	0-0 6-3		0-0 1-3		0-0 F9		0-0 F8		0-0 F9	5	0	0	0	0	0	2	Minnesota Twins @ Cleveland Indians Cleveland Municipal Stadium, Cleveland, OH Thu Sep 27 1984, 7:05 PM EDT Att: 3,752 - Unknown livebaseballscorecards.com										
Ron Washington, R OBP: 0.302, SLG: 0.443 (1, 6)	0-0 6-3		0-0 1B		0-0 F9			0-0 HR	5	1	2	1	0	0	2												
Mickey Hatcher, R OBP: 0.339, SLG: 0.404 (1, 7)	0-0 F3		0-0 F8			0-0 3-1 9-2 2B		0-0 1B	4	0	2	0	0	0	1												
Kent Hrbek, L OBP: 0.382, SLG: 0.522 (1, 3)		0-0 3-1		0-0 F8		0-0 3-1		0-3 K	4	0	0	0	0	1	2												
Randy Bush, L OBP: 0.298, SLG: 0.397 Darrell Brown, S OBP: 0.311, SLG: 0.345 (8, PH)		0-3 K		0-0 1B 1B		0-0 9-2		0-0 F4	3	0	1	0	0	1	1												
Tom Brunansky, R OBP: 0.324, SLG: 0.468 (1, 9)		4-0 1B BB		0-3 1B K			0-0 F7	0-0 F8	3	0	0	0	1	1	2												
Gary Gaetti, R OBP: 0.318, SLG: 0.353 (1, 5)		0-0 FC6-4 1B		0-0 1-2 1B		0-0 F8		4-0 S BB	3	0	2	0	1	0	0												
Tim Teufel, R OBP: 0.352, SLG: 0.404 (1, 4)		0-0 FC6-4		0-3 K		4-0 HR BB		0-0 F9	3	1	0	0	1	1	5												
Tim Laudner, R OBP: 0.253, SLG: 0.387 (1, 2)			0-0 F4		0-0 4-3		0-0 1-H HR	4-0 BB	3	1	1	2	1	0	0												
Inning Stats	R: 0 E: 0 K: 0 S: 3	H: 0 LOB: 0 BB: 0 P: 3	R: 0 E: 0 K: 1 S: 6	H: 1 LOB: 2 BB: 1 P: 10	R: 0 E: 0 K: 0 S: 4	H: 1 LOB: 1 BB: 0 P: 4	R: 0 E: 0 K: 2 S: 9	H: 2 LOB: 2 BB: 0 P: 9	R: 0 E: 0 K: 0 S: 3	H: 0 LOB: 0 BB: 0 P: 3	R: 2 E: 0 K: 0 S: 4	H: 1 LOB: 0 BB: 1 P: 8	R: 1 E: 0 K: 1 S: 7	H: 2 LOB: 1 BB: 0 P: 7	R: 0 E: 0 K: 0 S: 3	H: 0 LOB: 2 BB: 2 P: 11	1B: 5 2B: 2 3B: 0 HR: 2	SF: 0 SAC: 0 DP: 1 HBP: 0	WP: 0 PB: 0 SB: 1 CS: 0	PA: 38							
PITCHER	IP	WLS	BF	H	R	ER	SO	BB	IBB	HBP	BLK	WP	HR	S	P	ERA	WHIP										
Don Schulze, R ERA: 5.08 (1, 1)	7.0		30	8	3	3	3	2	0	0	0	0	2	34	42	3.86	1.429										
Mike Jeffcoat, L ERA: 2.99 (8, 1)	0.2		2	0	0	0	1	0	0	0	0	0	0	4	4	0.00	0.000										
Steve Farr, R ERA: 4.58 (8, 1)	0.1		2	0	0	0	0	1	0	0	0	0	0	1	5	0.00	3.000										
Ernie Camacho, R ERA: 2.42 (9, 1)	1.0	W	4	0	0	0	0	1	0	0	0	0	0	3	7	0.00	1.000										

Batter	1	2	3	4	5	6	7	8	9	AB	R	H	RBI	BB	SO	LOB	BOTTOM										
Brett Butler, L OBP: 0.361, SLG: 0.348 (1, 8)	0-0 F6		4-0 FC6-4 BB			0-0 4-3		0-0 SH1-4		2	0	0	0	1	0	0	Minnesota Twins @ Cleveland Indians Cleveland Municipal Stadium, Cleveland, OH Thu Sep 27 1984, 7:05 PM EDT Att: 3,752 - Unknown livebaseballscorecards.com										
Julio Franco, R OBP: 0.333, SLG: 0.351 (1, 6)	0-0 4-3		0-0 FC6-4			0-0 6-3		0-0 6-3	4	0	0	1	0	0	4												
Joe Carter, R OBP: 0.296, SLG: 0.442 (1, 3)	0-0 F8			0-0 4-3		0-0 G3		0-0 E4 BB 1B	4	0	1	0	0	0	0												
Andre Thornton, R OBP: 0.361, SLG: 0.480 (1, 10)		0-0 CS 1B		0-0 1B		0-0 F7		4-0 BB 1-2 BB	3	0	2	0	1	0	0												
Mel Hall, L OBP: 0.336, SLG: 0.421 (1, 7)		0-0 F7		0-0 F8		0-0 F9		0-0 F4	4	0	0	0	0	0	4												
George Vukovich, L OBP: 0.359, SLG: 0.446 (1, 9)		0-0 G3		0-0 5-3		0-0 F7			4	0	0	0	0	1	2												
Pat Tabler, R OBP: 0.350, SLG: 0.407 (1, 5)			0-0 F8		0-0 5-3			0-0 1B 2B	4	1	1	0	0	1	0												
Jerry Willard, L OBP: 0.294, SLG: 0.391 Tony Bemazard, S OBP: 0.291, SLG: 0.288 Jamie Quirk, L OBP: 0.250, SLG: 1.333 (1, 2)			0-0 F6		0-0 4-3			0-0 SH1-4 BB 6-3 1B	3	0	1	1	0	0	0												
Mike Fischlin, R OBP: 0.304, SLG: 0.325 Chris Bando, S OBP: 0.375, SLG: 0.505 Junior Noboa, R OBP: 0.400, SLG: 0.400 (8, PH)			0-0 BB		0-0 F8			4-0 SH1-4 E BB	2	0	1	0	0	0	0												
Inning Stats	R: 0 E: 0 K: 0 S: 3	H: 0 LOB: 0 BB: 0 P: 3	R: 0 E: 0 K: 0 S: 3	H: 1 LOB: 0 BB: 0 P: 3	R: 0 E: 0 K: 0 S: 4	H: 1 LOB: 1 BB: 0 P: 4	R: 0 E: 0 K: 0 S: 4	H: 1 LOB: 0 BB: 0 P: 4	R: 0 E: 0 K: 0 S: 3	H: 0 LOB: 0 BB: 0 P: 3	R: 0 E: 0 K: 0 S: 3	H: 0 LOB: 0 BB: 0 P: 3	R: 3 E: 1 K: 0 S: 6	H: 3 LOB: 2 BB: 2 P: 14	R: 1 E: 0 K: 2 S: 7	H: 1 LOB: 0 BB: 0 P: 7	1B: 5 2B: 1 3B: 0 HR: 1	SF: 0 SAC: 1 DP: 0 HBP: 0	WP: 0 PB: 0 SB: 0 CS: 1	PA: 35							
PITCHER	IP	WLS	BF	H	R	ER	SO	BB	IBB	HBP	BLK	WP	HR	S	P	ERA	WHIP										
Mike Smithson, R ERA: 3.88 (1, 1)	7.0		26	5	2	2	0	1	0	0	0	0	1	25	29	2.57	0.857										
Ron Davis, R ERA: 4.39 (8, 1)	1.2	L	9	2	2	1	2	2	0	0	0	0	1	11	19	5.40	2.400										

Batter	1	2	3	4	5	6	7	8	9	AB	R	H	RBI	BB	SO	LOB	TOP										
Kirby Puckett, R OBP: 0.320, SLG: 0.333 (1, 8)										5	2	3	0	0	1	3	Minnesota Twins @ Cleveland Indians Cleveland Municipal Stadium, Cleveland, OH Fri Sep 28 1984, 7:05 PM EDT Att: 6,106 - Unknown										
Ron Washington, R OBP: 0.310, SLG: 0.458 (1, 6)										5	1	3	4	0	1	1											
Mickey Hatcher, R OBP: 0.338, SLG: 0.405 (1, 7)										3	1	1	3	0	2												
Kent Hrbek, L OBP: 0.382, SLG: 0.524 (1, 3)										5	0	2	2	0	1	4											
Randy Bush, L OBP: 0.293, SLG: 0.391 (1, 10)										5	0	0	0	0	2												
Tom Brunansky, R OBP: 0.323, SLG: 0.465 (1, 9)										5	1	1	0	0	1	1											
Gary Gaetti, R OBP: 0.318, SLG: 0.352 (1, 5)										5	2	1	0	0	1	1											
Tim Teufel, R OBP: 0.351, SLG: 0.402 (1, 4)										5	1	1	1	0	2												
Tim Laudner, R OBP: 0.256, SLG: 0.387 (1, 2)										3	2	1	0	1	1	0											
Inning Stats	R: 1 E: 1 K: 0 S: 5	H: 3 LOB: 1 BB: 0 P: 5	R: 6 E: 2 K: 1 S: 11	H: 5 LOB: 1 BB: 1 P: 15	R: 3 E: 1 K: 0 S: 7	H: 3 LOB: 1 BB: 0 P: 7	R: 0 E: 0 K: 0 S: 3	H: 0 LOB: 0 BB: 0 P: 3	R: 0 E: 2 K: 2 S: 10	H: 1 LOB: 3 BB: 0 P: 10	R: 0 E: 0 K: 0 S: 4	H: 0 LOB: 0 BB: 0 P: 5	R: 0 E: 0 K: 0 S: 3	H: 0 LOB: 0 BB: 0 P: 7	R: 0 E: 0 K: 2 S: 7	H: 0 LOB: 0 BB: 0 P: 7	1B: 8 2B: 5 3B: 0 HR: 0	SF: 2 SAC: 0 DP: 0 HBP: 0	WP: 0 PA: 44 PB: 0 SB: 0 CS: 0								
PITCHER	IP	WLS	BF	H	R	ER	SO	BB	IBB	HBP	BLK	WP	HR	S	P	ERA	WHIP										
Jerry Ujdr, R ERA: 6.91 (1, 1)	1.0		9	5	5	5	0	1	0	0	0	0	0	8	12	45.00	6.000										
Jeff Barkley, R ERA: 5.75 (2, 1)	0.1		4	3	2	1	1	0	0	0	0	0	0	6	6	27.00	9.000										
Jamie Easterly, L ERA: 3.38 (2, 1)	1.2		9	3	3	1	0	0	0	0	0	0	0	9	9	5.40	1.800										
Roy Smith, R ERA: 4.59 (4, 1)	3.0		13	2	0	0	2	0	0	0	0	0	0	17	17	0.00	0.667										
Tom Waddell, R ERA: 3.09 (7, 1)	3.0	W	9	0	0	0	3	0	0	0	0	0	0	15	15	0.00	0.000										

Batter	1	2	3	4	5	6	7	8	9	AB	R	H	RBI	BB	SO	LOB	BOTTOM											
Brett Butler, L OBP: 0.362, SLG: 0.351 (1, 8)										6	2	3	2	0	0	0	Minnesota Twins @ Cleveland Indians Cleveland Municipal Stadium, Cleveland, OH Fri Sep 28 1984, 7:05 PM EDT Att: 6,106 - Unknown											
Julio Franco, R OBP: 0.331, SLG: 0.348 (1, 6)										5	1	0	0	0	2													
Joe Carter, R OBP: 0.302, SLG: 0.468 (1, 7)										4	2	2	3	1	1	0												
Andre Thornton, R OBP: 0.363, SLG: 0.485 (1, 3)										4	1	2	3	1	0	0												
Carmen Castillo, R OBP: 0.326, SLG: 0.464 (6, PH)										2	1	1	0	1	0	0												
George Vukovich, L OBP: 0.358, SLG: 0.444 (7, 9)										2	0	0	0	0	3													
Pat Tabler, R OBP: 0.352, SLG: 0.408 (1, 5)										4	2	2	0	1	0	0												
Chris Bando, S OBP: 0.376, SLG: 0.502 (1, 10)										3	1	1	0	1	1	2												
Junior Noboa, R OBP: 0.364, SLG: 0.364 (7, PR)										1	0	0	0	0	1	1												
Jerry Willard, L OBP: 0.300, SLG: 0.391 (1, 2)										3	1	1	2	2	1	1												
Mike Fischlin, R OBP: 0.299, SLG: 0.320 (1, 4)										2	0	0	0	0	3													
Tony Bernazard, S OBP: 0.290, SLG: 0.287 (6, PH)										2	0	0	0	0	1	3												
Mel Hall, L OBP: 0.337, SLG: 0.423 (9, PH)										1	0	1	0	0	0	0												
Inning Stats	R: 0 E: 0 K: 1 S: 5	H: 0 LOB: 0 BB: 0 P: 5	R: 0 E: 0 K: 1 S: 6	H: 1 LOB: 3 BB: 2 P: 14	R: 2 E: 0 K: 0 S: 5	H: 2 LOB: 0 BB: 0 P: 5	R: 0 E: 0 K: 1 S: 5	H: 0 LOB: 0 BB: 0 P: 5	R: 0 E: 0 K: 0 S: 3	H: 0 LOB: 0 BB: 0 P: 3	R: 7 E: 1 K: 1 S: 12	H: 6 LOB: 2 BB: 2 P: 20	R: 0 E: 0 K: 0 S: 4	H: 1 LOB: 2 BB: 0 P: 4	R: 1 E: 0 K: 0 S: 4	H: 1 LOB: 1 BB: 1 P: 8	R: 1 E: 0 K: 1 S: 5	H: 2 LOB: 3 BB: 2 P: 13	1B: 9 2B: 1 3B: 0 HR: 3	SF: 0 SAC: 0 DP: 0 HBP: 0	WP: 0 PA: 46 PB: 0 SB: 2 CS: 0							
PITCHER	IP	WLS	BF	H	R	ER	SO	BB	IBB	HBP	BLK	WP	HR	S	P	ERA	WHIP											
Frank Viola, L ERA: 3.21 (1, 1)	5.2		28	8	8	6	4	3	0	0	0	0	0	2	33	45	9.53	1.941										
Rick Lysander, R ERA: 3.5 (6, 1)	0.0		3	1	1	0	0	1	0	0	0	0	0	2	6													
Pete Filson, L ERA: 4.08 (6, 1)	1.2		6	1	0	0	0	0	0	0	0	0	0	6	6	0.00	0.600											
Ron Davis, R ERA: 4.55 (8, 1)	1.0	L	7	1	2	2	1	3	0	0	0	0	1	6	18	18.00	4.000											
Ed Hodge, L ERA: 4.77 (9, 1)	0.0		2	2	0	0	0	0	0	0	0	0	0	2	2													

Batter	1	2	3	4	5	6	7	8	9	AB	R	H	RBI	BB	SO	LOB	TOP										
Kirby Puckett, R OBP: 0.318, SLG: 0.331 (1, 8)	0-0 6-3	0-0 F9			0-0 F9			0-3 K		4	0	0	0	0	1	0	Minnesota Twins @ Cleveland Indians Cleveland Municipal Stadium, Cleveland, OH Sat Sep 29 1984, 3:33 AM EDT Att: 7,769 - Unknown										
Ron Washington, R OBP: 0.308, SLG: 0.451 (1, 6)	0-0 F8		0-0 F8		0-0 F8		4-0 1B 1B BB		3	1	0	0	1	0	0												
Mickey Hatcher, R OBP: 0.341, SLG: 0.406 (1, 10)	4-0 E 2B BB		0-0 F9		4-0 1B BB		0-0 1B 1B		2	1	1	0	2	0	0												
Kent Hrbek, L OBP: 0.383, SLG: 0.523 (1, 3)	4-0 E 2B BB		0-0 F7		0-0 G6-3 1B		0-3 K		3	1	1	0	1	1	2												
Tom Brunansky, R OBP: 0.322, SLG: 0.464 (1, 9)	0-0 E4 2B		0-0 F7		0-0 G6-3 1B		0-0 1B		4	1	1	1	0	0	4												
Gary Gaetti, R OBP: 0.317, SLG: 0.353 (1, 5)	0-0 1-2 2-3 2B		0-0 6-3		0-0 6-3		0-0 F8		4	0	1	3	0	0	2												
Dave Meier, R OBP: 0.351, SLG: 0.306 (1, 7)	0-0 6-3		0-0 6-3		0-0 4-3		0-3 K		3	0	0	0	0	0	1	AB 32 R 4 H 5 RBI 4 BB 4 SO 3 LOB 10											
Darrell Brown, S OBP: 0.310, SLG: 0.344 (9, PH)									1	0	0	0	0	1	0												
Tim Teufel, R OBP: 0.351, SLG: 0.402 (1, 4)		0-0 F7		0-0 F5		0-0 FC5-4 1B		0-0 1-3	3	0	1	0	0	0	0												
Andre David, L OBP: 0.357, SLG: 0.362 (9, PH)									1	0	0	0	0	0	0												
Tim Laudner, R OBP: 0.254, SLG: 0.382 (1, 2)		0-0 F3		0-0 4-3		0-0 FC5-4 1B		0-0 F8	3	0	0	0	0	0	1												
Randy Bush, L OBP: 0.293, SLG: 0.390 (9, PH)									1	0	0	0	0	0	0												
Inning Stats	R: 3 E: 1 K: 0 S: 5	H: 1 LOB: 1 BB: 2 P: 13	R: 0 E: 0 K: 0 S: 3	H: 0 LOB: 0 BB: 0 P: 3	R: 0 E: 0 K: 0 S: 3	H: 0 LOB: 0 BB: 0 P: 3	R: 0 E: 0 K: 0 S: 3	H: 1 LOB: 1 BB: 0 P: 7	R: 0 E: 0 K: 0 S: 4	H: 1 LOB: 1 BB: 0 P: 4	R: 1 E: 0 K: 2 S: 9	H: 2 LOB: 2 BB: 1 P: 13	R: 0 E: 0 K: 1 S: 5	H: 0 LOB: 0 BB: 0 P: 5	1B: 4 2B: 1 3B: 0 HR: 0	SF: 0 SAC: 0 DP: 1 HBP: 0	WP: 0 PB: 1 SB: 0 CS: 0	PA: 36									
PITCHER	IP	WLS	BF	H	R	ER	SO	BB	IBB	HBP	BLK	WP	HR	S	P	ERA	WHIP										
Neal Heaton, L ERA: 5.21 (1, 1)	7.0	W	27	3	3	0	0	3	0	0	0	0	0	24	36	0.00	0.857										
Ernie Camacho, R ERA: 2.46 (8, 1)	2.0	S	9	2	1	1	3	1	0	0	0	0	0	14	18	4.50	1.500										

Batter	1	2	3	4	5	6	7	8	9	AB	R	H	RBI	BB	SO	LOB	BOTTOM										
Brett Butler, L OBP: 0.361, SLG: 0.350 (1, 8)	0-0 F8		0-0 4-3		0-0 6-3		0-0 4-3	0-0 5-3 1B		5	0	1	0	0	0	1	Minnesota Twins @ Cleveland Indians Cleveland Municipal Stadium, Cleveland, OH Sat Sep 29 1984, 3:33 AM EDT Att: 7,769 - Unknown										
Julio Franco, R OBP: 0.332, SLG: 0.350 (1, 6)	0-0 4-3		0-0 S 1B		0-0 BB 1B		0-0 1B BB 1B	0-0 5-3		5	1	3	1	0	0	1											
Joe Carter, R OBP: 0.304, SLG: 0.467 (1, 3)	0-0 F8		0-0 F7		0-0 BB 1B		0-0 BB 1B	0-0 G3		5	1	2	0	0	2												
Andre Thornton, R OBP: 0.364, SLG: 0.484 (1, 10)		0-0 F8		0-0 5-3	4-0 1-2 2-3 BB		4-0 BB 1B IBB		2	1	0	0	2	0	0												
Mel Hall, L OBP: 0.337, SLG: 0.421 (1, 7)		0-0 G3		4-0 2B BB	0-0 F9		4-0 F9 1B BB		2	1	0	0	1	0	3												
Carmen Castillo, R OBP: 0.329, SLG: 0.464 (7, PH)									0	0	0	1	1	0	0												
George Vukovich, L OBP: 0.357, SLG: 0.443 (1, 9)		0-0 F8		0-3 K		0-0 1B	0-0 FC6 1B		3	0	1	0	0	1	1												
Chris Bando, S OBP: 0.379, SLG: 0.505 (7, PH)									1	0	1	2	0	0	0												
Mike Hargrove, L OBP: 0.361, SLG: 0.335 (8, 3)									0	0	0	0	0	0	0												
Pat Tabler, R OBP: 0.353, SLG: 0.411 (1, 5)			0-0 2B 6-3 1B	0-0 1-2 2B	0-0 F8	0-0 F4	0-0 F9		4	1	2	1	0	0	3												
Jerry Willard, L OBP: 0.299, SLG: 0.393 (1, 2)			0-0 4-3 1B	0-0 F8	0-0 F7	0-0 FC6			4	1	1	0	0	0	4												
Mike Fischlin, R OBP: 0.291, SLG: 0.310 (1, 4)			0-0 6-3		0-0 6-3	0-3 K	0-3 K		4	0	0	1	0	2	2												
Inning Stats	R: 0 E: 0 K: 0 S: 3	H: 0 LOB: 0 BB: 0 P: 3	R: 0 E: 0 K: 0 S: 3	H: 0 LOB: 0 BB: 0 P: 3	R: 2 E: 0 K: 1 S: 6	H: 3 LOB: 1 BB: 0 P: 6	R: 1 E: 0 K: 1 S: 6	H: 1 LOB: 1 BB: 1 P: 10	R: 0 E: 0 K: 1 S: 6	H: 1 LOB: 1 BB: 0 P: 6	R: 3 E: 0 K: 0 S: 6	H: 3 LOB: 2 BB: 2 P: 14	R: 0 E: 0 K: 1 S: 6	H: 1 LOB: 1 BB: 0 P: 6	1B: 9 2B: 2 3B: 0 HR: 0	SF: 0 SAC: 0 DP: 0 HBP: 0	WP: 0 PB: 0 SB: 0 CS: 0	PA: 39									
PITCHER	IP	WLS	BF	H	R	ER	SO	BB	IBB	HBP	BLK	WP	HR	S	P	ERA	WHIP										
John Butcher, R ERA: 3.44 (1, 1)	6.1	L	30	9	5	5	2	2	0	0	0	0	0	1	9	7.11	1.737										
Pete Filson, L ERA: 4.15 (7, 1)	0.0		3	1	1	1	0	1	1	0	0	0	0	1	9	∞	∞										
Rick Lysander, R ERA: 3.4 (7, 1)	1.2		6	1	0	0	1	0	0	0	0	0	0	8	8	0.00	0.600										



Batter	1	2	3	4	5	6	7	8	9	AB	R	H	RBI	BB	SO	LOB	TOP															
Kirby Puckett, R OBP: 0.320, SLG: 0.336 (1, 8)										4	2	2	1	0	1	1	Minnesota Twins @ Cleveland Indians Cleveland Municipal Stadium, Cleveland, OH Sun Sep 30 1984, 3:33 AM EDT Att: 8,239 - Unknown AB 34 R 4 H 9 RBI 4 BB 1 SO 6 LOB 10 															
Ron Washington, R OBP: 0.307, SLG: 0.447 (1, 6)										4	1	1	0	0	0	2																
Mickey Hatcher, R OBP: 0.342, SLG: 0.406 (1, 7)										4	0	2	1	0	0	0																
Kent Hrbek, L OBP: 0.383, SLG: 0.522 (1, 3)										3	0	1	1	1	1	1																
Randy Bush, L OBP: 0.292, SLG: 0.389 (1, 10)										3	0	1	1	0	0	0																
Tom Brunansky, R OBP: 0.320, SLG: 0.460 (1, 9)										4	0	0	0	0	0	4																
Gary Gaetti, R OBP: 0.315, SLG: 0.350 (1, 5)										4	0	0	0	0	0	2																
Tim Teufel, R OBP: 0.349, SLG: 0.400 (9, PH) Andre David, L OBP: 0.351, SLG: 0.354 (9, PH)										3	0	0	0	0	1	0																
Tim Laudner, R OBP: 0.258, SLG: 0.389 Darrell Brown, S OBP: 0.309, SLG: 0.342 (9, PH)										3	1	2	0	0	1	0																
Inning Stats	R: 2 E: 0 K: 0 S: 6	H: 3 LOB: 2 BB: 1 P: 10	R: 0 E: 0 K: 1 S: 6	H: 1 LOB: 1 BB: 0 P: 6	R: 0 E: 0 K: 1 S: 5	H: 0 LOB: 0 BB: 0 P: 5	R: 0 E: 0 K: 0 S: 3	H: 0 LOB: 0 BB: 0 P: 3	R: 0 E: 0 K: 1 S: 5	H: 1 LOB: 0 BB: 0 P: 3	R: 0 E: 0 K: 1 S: 5	H: 0 LOB: 0 BB: 0 P: 5	R: 0 E: 0 K: 0 S: 7	H: 4 LOB: 2 BB: 0 P: 7	R: 0 E: 0 K: 2 S: 7	H: 0 LOB: 0 BB: 0 P: 7	1B: 7 2B: 1 3B: 1 HR: 0	SF: 1 SAC: 0 DP: 1 HBP: 0	WP: 0 PB: 0 SB: 0 CS: 0	PA: 36												
PITCHER	IP WLS BF H R ER SO BB IBB HBP BLK WP HR S P ERA WHIP																															
Bert Blyleven, R ERA: 2.87 Ernie Camacho, R ERA: 2.43	(1, 1) (8, 1)	7.2 S	32 4	9 0	4 0	4 0	4 2	1 0	0 0	0 0	0 0	0 0	0 8	43 8	4.70 0.00	1.304 0.000																

Batter	1	2	3	4	5	6	7	8	9	AB	R	H	RBI	BB	SO	LOB	BOTTOM															
Brett Butler, L OBP: 0.361, SLG: 0.355 (1, 8)										5	2	2	1	0	1	2	Minnesota Twins @ Cleveland Indians Cleveland Municipal Stadium, Cleveland, OH Sun Sep 30 1984, 3:33 AM EDT Att: 8,239 - Unknown AB 33 R 7 H 9 RBI 7 BB 3 SO 3 LOB 18 															
Julio Franco, R OBP: 0.331, SLG: 0.348 (1, 6)										4	0	0	1	0	0	1																
Joe Carter, R OBP: 0.307, SLG: 0.467 (8, 7)										4	1	2	0	0	1	1																
Andre Thornton, R OBP: 0.366, SLG: 0.484 (1, 10)										2	1	1	0	2	0	0																
Mel Hall, L OBP: 0.339, SLG: 0.425 (7, PH) Chris Bando, S OBP: 0.377, SLG: 0.505 Mike Hargrove, L OBP: 0.361, SLG: 0.335 (8, 3)										3	1	2	0	0	0	2																
George Vukovich, L OBP: 0.354, SLG: 0.439 (1, 9)										4	1	0	0	0	0	6																
Pat Tabler, R OBP: 0.354, SLG: 0.410 (1, 5)										3	1	1	2	1	1	1																
Jerry Willard, L OBP: 0.295, SLG: 0.386 (1, 2)										4	0	0	1	0	0	3																
Mike Fischlin, R OBP: 0.290, SLG: 0.308 (1, 4)										4	0	1	1	0	0	2																
Inning Stats	R: 1 E: 1 K: 0 S: 5	H: 1 LOB: 2 BB: 1 P: 9	R: 0 E: 0 K: 1 S: 5	H: 0 LOB: 0 BB: 0 P: 5	R: 0 E: 0 K: 1 S: 5	H: 1 LOB: 1 BB: 1 P: 9	R: 2 E: 1 K: 0 S: 5	H: 1 LOB: 1 BB: 1 P: 9	R: 1 E: 1 K: 1 S: 8	H: 3 LOB: 1 BB: 0 P: 8	R: 1 E: 0 K: 0 S: 5	H: 2 LOB: 1 BB: 0 P: 5	R: 0 E: 0 K: 0 S: 3	H: 0 LOB: 1 BB: 1 P: 7	1B: 7 2B: 1 3B: 0 HR: 1	SF: 1 SAC: 0 DP: 0 HBP: 0	WP: 1 PB: 0 SB: 0 CS: 1	PA: 37														
PITCHER	IP WLS BF H R ER SO BB IBB HBP BLK WP HR S P ERA WHIP																															
Ken Schrom, R ERA: 4.47 Rick Lysander, R ERA: 3.49 Pete Filson, L ERA: 4.1	(1, 1) (6, 1) (7, 1)	5.1 1.0 1.2	L 6	25 3	6 1	4 1	2 1	0 0	0 0	0 0	0 0	0 0	0 5	27 8	9.00 0.00	1.500 0.600																