

Minnesota Twins - 1985

Batter	1	2	3	4	5	6	7	8	9	AB R H RBI BB SO LOB	TOP	
Kirby Puckett, R OBP: 0.600, SLG: 0.600 (1, 8) X	0-0 1B G4-6-3 1B		0-0 1-3 1B			0-0 4-3 1B		0-0 1B G1-4-3	0-0 F6	5 1 3 0 0 0 1		
Mickey Hatcher, R OBP: 0.400, SLG: 1.000 (1, 7) X	0-0 1-3 1B G4-6-3		0-0 6-3 1B			0-0 1-2 1B 4-3		0-0 1-2f 1B G1-4-3	0-0 1-H HR	5 1 2 2 0 0 2		
Kent Hrbek, L (1, 3) X	0-0 1-2f 3-H G4-6-3 1B			0-0 F9		4-0 1B IBB		4-0 1B HR BB	0-0 4-3	3 1 0 0 2 0 1		
Roy Smalley, S OBP: 0.500, SLG: 0.500 (1, 6) X	0-0 1B			0-0 F9		0-0 F7		0-0 1-3 1B HR		4 1 2 0 0 0 2		
Tom Brunansky, R OBP: 0.500, SLG: 1.333 (1, 9) X	0-0 6-3			4-0 BB		0-3 K		0-0 1-H 3-H HR		3 1 1 3 1 1 3		
Mike Stenhouse, L OBP: 0.500, SLG: 0.750 (1, 10) X		0-0 1-3		0-0 F9			0-0 F9 5-3 1B	0-0 2B		4 0 2 0 0 0 1		
Gary Gaetti, R OBP: 0.250, SLG: 0.250 (1, 5) X		0-0 CS 1B			0-0 5-3		0-0 1-2 5-3	0-0 5-3		4 0 1 0 0 0 2		
Tim Teufel, R OBP: 0.250, SLG: 0.250 (1, 4) X		0-0 F7			0-0 5-3		0-0 2-3 F9		0-0 FC3-6 1B	4 0 1 0 0 0 2		
Tim Laudner, R (1, 2) X		0-0 CS 1-2	0-3 K		0-0 F8		0-3 K		0-0 1-2f FC3-6 HR	4 1 0 0 0 2 2		
Inning Stats	R: 1 E: 0 K: 0 S: 5 H: 3 LOB: 1 BB: 0 P: 5	R: 0 E: 0 K: 0 S: 3 H: 1 LOB: 0 BB: 0 P: 3	R: 0 E: 0 K: 1 S: 5 H: 0 LOB: 0 BB: 0 P: 5	R: 0 E: 0 K: 0 S: 3 H: 0 LOB: 1 BB: 1 P: 7	R: 0 E: 0 K: 0 S: 3 H: 0 LOB: 0 BB: 0 P: 3	R: 0 E: 0 K: 1 S: 6 H: 1 LOB: 2 BB: 1 P: 10	R: 0 E: 0 K: 1 S: 6 H: 1 LOB: 1 BB: 0 P: 6	R: 3 E: 0 K: 0 S: 6 H: 4 LOB: 1 BB: 1 P: 10	R: 2 E: 0 K: 0 S: 5 H: 2 LOB: 0 BB: 0 P: 5	1B: 9 2B: 1 3B: 0 HR: 2 SF: 0 SAC: 0 DP: 2 HBP: 0	WP: 0 PB: 0 SB: 0 CS: 1 PA: 40	
PITCHER	IP WLS BF H R ER SO BB IBB HBP BLK WP HR S P ERA WHIP											
Mike Witt, R ERA: 4.7 (1, 1)	7.2 L 33 10 4 4 3 2 1 0 0 0 1 36 48 4.70 1.565											
Luis Sanchez, R ERA: 18.0 (8, 1)	1.0 5 2 2 2 0 0 0 0 0 0 0 1 5 5 18.00 2.000											
Pat Clements, L ERA: (9, 1)	0.1 1 0 0 0 0 0 0 0 0 0 0 0 1 1 0.00 0.000											

Minnesota Twins @ California Angels
Anaheim Stadium, Anaheim, CA

Tue Apr 09 1985, 9:05 PM EST
Att: 35,244 - Unknown

livebaseballscorecards.com

AB	36
R	6
H	12
RBI	5
BB	3
SO	3
LOB	16



BOTTOM

Minnesota Twins @ California Angels
Anaheim Stadium, Anaheim, CA

Wed Apr 10 1985, 9:05 PM EST
Att. 23,140 - Unknown

AB	31
R	3
H	5
RBI	3
BB	3
SO	2
LOB	12



WP:	0	PA:	36
PB:	0	SB:	0
CS:	0		

AB R H RBI BB SO LOB

3	1	0	0	0	0	1
3	0	0	0	0	0	1
1	0	0	0	0	0	1
3	1	2	2	0	0	0
1	0	0	0	0	0	1
4	0	0	0	0	0	0
2	1	0	0	2	0	0
3	0	1	0	0	0	0
4	0	2	1	0	0	1
3	0	0	0	0	1	2
1	0	0	0	0	0	2
2	0	0	0	1	0	1
1	0	0	0	0	1	2

Batter	1	2	3	4	5	6	7	8	9
Rod Carew, L OBP: 0.286, SLG: 0.286 (1, 3)	0-0 E4 HR		0-0 F6		0-0 4-3			0-0 SH1-3	
Ruppert Jones, L Juan Beniquez, R (8, PH) (9, 7)	0-0 F5		0-0 G3			0-0 F8		0-0 F3	
Reggie Jackson, L Darrell Miller, R (1, 9) (8, 9)	0-0 HR		0-0 4-3			0-0 1B		0-0 F8	
Doug DeCinces, R (1, 5)	0-0 5-3			0-0 F8		0-0 5-3		0-0 F6	
Brian Downing, R (1, 10)	0-0 4-3			0-0 4-3		4-0 SH3 BB		4-0 1B BB	
Bobby Grich, R OBP: 0.429, SLG: 0.429 (1, 4)		0-0 F7		0-0 6-3		0-0 SH3		0-0 1B 1B	
Bob Boone, R OBP: 0.286, SLG: 0.286 (1, 2)					0-0 F8		0-0 F8		0-0 1B 1-2 2-H
Dick Schofield, R Rob Wilfong, L (9, PH) (1, 6)						0-0 F8		0-0 F6	
Gary Pettis, S Jerry Narron, L (9, PH) (1, 8)					0-0 E4		4-0 SH1-3 BB	0-3 K	

Inning Stats	R: 2	H: 1	E: 1	K: 0	S: 5	LOB: 0	BB: 0	P: 5	R: 0	H: 1	E: 0	K: 0	S: 4	LOB: 1	BB: 0	P: 4	R: 0	H: 0	E: 0	K: 0	S: 3	LOB: 0	BB: 0	P: 3	R: 0	H: 0	E: 1	K: 0	S: 4	LOB: 1	BB: 0	P: 4	R: 0	H: 1	E: 0	K: 0	S: 3	LOB: 0	BB: 0	P: 3	R: 0	H: 0	E: 0	K: 1	S: 5	LOB: 1	BB: 1	P: 9	R: 0	H: 0	E: 0	K: 0	S: 3	LOB: 1	BB: 1	P: 7	R: 1	H: 2	E: 0	K: 1	S: 7	LOB: 2	BB: 1	P: 11	1B: 4	2B: 0	3B: 0	HR: 1	SF: 0	SAC: 2	DP: 0	HBP: 0	WP: 0	PA: 36
--------------	------	------	------	------	------	--------	-------	------	------	------	------	------	------	--------	-------	------	------	------	------	------	------	--------	-------	------	------	------	------	------	------	--------	-------	------	------	------	------	------	------	--------	-------	------	------	------	------	------	------	--------	-------	------	------	------	------	------	------	--------	-------	------	------	------	------	------	------	--------	-------	-------	-------	-------	-------	-------	-------	--------	-------	--------	-------	--------

PITCHER	IP	WLS	BF	H	R	ER	SO	BB	IBB	HBP	BLK	WP	HR	S	P	ERA	WHIP
Mike Smithson, R ERA: 1.23 (1, 1)	7.1	W	28	3	2	1	1	2	0	0	0	0	1	28	36	1.23	0.682
Curt Wardle, L ERA: 9.0 (8, 1)	1.0		6	2	1	1	0	1	0	0	0	0	0	5	9	9.00	3.000
Ron Davis, R ERA: (9, 1)	0.2	S	2	0	0	0	1	0	0	0	0	0	0	4	4	0.00	0.000

Batter	1	2	3	4	5	6	7	8	9	AB R H RBI BB SO LOB	TOP		
Kirby Puckett, R OBP: 0.368, SLG: 0.474 (1, 8) X	0-0 6-3			X 0-0 SF7 3B		X 0-0 F8		0-0 K		4 1 1 0 0 1 0			
Mickey Hatcher, R OBP: 0.421, SLG: 0.833 (1, 7) X	0-0 G4-6-3 1B			X 0-0 SF7		X 0-0 6-3		X 0-0 F9		3 0 1 1 0 0 0			
Kent Hrbek, L OBP: 0.368, SLG: 0.077 (1, 3) X	0-0 G4-6-3 1-2f			B B B B 4-0 3-H BB		X 0-0 4-3		X 0-0 G6-4-3 1B		3 0 1 0 1 0 1			
Tom Brunansky, R OBP: 0.471, SLG: 0.769 (1, 9)		B B B B 4-0 G5-4-3 BB		S S S 0-3 K		X 0-0 1B		X 0-0 G6-4-3 1-2f		3 0 1 0 1 1 2			
Gary Gaetti, R OBP: 0.313, SLG: 0.333 (1, 5)		X 0-0 G5-4-3 1-2f		S S S 0-3 K		S S S 0-3 K				3 0 0 0 0 2 3			
Greg Gagne, R OBP: 0.333, SLG: 0.333 (1, 6)		X 0-0 F8		X 0-0 4-3		X 0-0 1B				3 0 1 0 0 0 0			
Dave Engle, R (1, 10)		X 0-0 5-3		X 0-0 F4		X 0-0 F9				3 0 0 0 0 0 2			
Tim Teufel, R OBP: 0.125, SLG: 0.125 (1, 4)		S S S 0-3 K		X 0-0 F9		X 0-0 6-3				3 0 0 0 0 1 0			
Tim Laudner, R OBP: 0.071, SLG: 0.286 (1, 2)		S S S 0-3 K		S S S 0-3 K		X 0-0 F7				3 0 0 0 0 2 0			
Inning Stats	R: 0 H: 1 E: 0 LOB: 0 K: 0 BB: 0 S: 3 P: 3	R: 0 H: 0 E: 0 LOB: 0 K: 0 BB: 1 S: 2 P: 6	R: 0 H: 0 E: 0 LOB: 0 K: 2 BB: 0 S: 7 P: 7	R: 1 H: 1 E: 0 LOB: 1 K: 2 BB: 1 S: 8 P: 12	R: 0 H: 0 E: 0 LOB: 0 K: 0 BB: 0 S: 3 P: 3	R: 0 H: 0 E: 0 LOB: 0 K: 1 BB: 0 S: 5 P: 5	R: 0 H: 2 E: 0 LOB: 2 K: 1 BB: 0 S: 7 P: 7	R: 0 H: 0 E: 0 LOB: 0 K: 1 BB: 0 S: 5 P: 5	R: 0 H: 1 E: 0 LOB: 0 K: 0 BB: 0 S: 3 P: 3	1B: 4 SF: 1 2B: 0 SAC: 0 3B: 1 DP: 3 HR: 0 HBP: 0	WP: 0 PA: 31 PB: 0 SB: 0 CS: 0		
PITCHER	IP WLS BF H R ER SO BB IBB HBP BLK WP HR S P ERA WHIP											PITCHER	IP WLS BF H R ER SO BB IBB HBP BLK WP HR S P ERA WHIP
Matt Young, L ERA: 1.08 (1, 1)	8.1 W 30 5 1 1 7 2 0 0 0 0 0 0 42 50 1.08 0.840												
Ed Nunez, R ERA: (9, 1)	0.2 S 1 0 0 0 0 0 0 0 0 0 0 0 1 1 0.00 0.000												

Minnesota Twins @ Seattle Mariners
The Kingdom, Seattle, WA
Fri Apr 12 1985, 9:05 PM EST
Att. 16,963 - Unknown


livebaseballscores.com

AB	28
R	1
H	5
RBI	1
BB	2
SO	7
LOB	8



Batter	1	2	3	4	5	6	7	8	9
Harold Reynolds, S (1, 4) BBB	4-0 4-3 S 4-3 BB		0-0 4-3		0-0 6-3		0-0 3-1 1-2		
Phil Bradley, R (1, 7) OBP: 0.529, SLG: 0.938	0-0 4-3 1-3		0-0 E6 BB BB		0-0 2B			0-0 5-3	
Alvin Davis, L (1, 3) OBP: 0.471, SLG: 0.182	0-0 4-3 3-H		4-0 1-2 BB BB		0-0 1-3			0-0 4-3	
Gorman Thomas, R (1, 10) OBP: 0.412, SLG: 0.929	0-0 F6		4-0 1-2 2-3 BB		0-0 F7			0-0 F8	
Dave Henderson, R (1, 8) OBP: 0.438, SLG: 0.600		0-0 F7	0-0 F2		0-0 F7				
Al Cowens, R (1, 9) OBP: 0.375, SLG: 0.750		0-0 F5		0-0 F7		0-0 4-3			
Jim Presley, R (1, 5) OBP: 0.400, SLG: 1.071		0-0 2B		0-0 HR		0-0 F7			
Dave Valle, R (1, 2)		0-0 F5		0-0 F6		0-0 6-3			
Spike Owen, S (1, 6) OBP: 0.200, SLG: 0.267			0-0 6-3	0-0 6-3		0-0 E1 CS			

AB	R	H	RBI	BB	SO	LOB
3	1	0	0	1	0	1
4	0	1	0	0	0	1
3	0	0	1	1	0	1
3	0	0	0	1	0	1
3	0	0	0	0	0	3
3	0	0	0	0	0	0
3	1	2	1	0	0	0
3	0	0	0	0	0	1
3	0	0	0	0	0	0

BOTTOM	
Minnesota Twins @ Seattle Mariners The Kingdome, Seattle, WA Fri Apr 12 1985, 9:05 PM EST Att. 16,963 - Unknown	
AB 28 R 2 H 3 RBI 2 BB 3 SO 0 LOB 8	

Inning Stats	R: 1	H: 0	E: 0	K: 0	S: 3	R: 0	H: 1	E: 0	K: 0	S: 4	R: 0	H: 0	E: 1	K: 0	S: 4	R: 0	H: 1	E: 0	K: 0	S: 4	R: 0	H: 0	E: 0	K: 0	S: 3	R: 0	H: 0	E: 0	K: 0	S: 3	R: 0	H: 0	E: 0	K: 0	S: 3	
	0	0	0	1	7	0	1	0	0	4	0	0	3	0	12	0	1	0	0	4	0	0	0	0	1	0	0	0	0	0	0	0	0	0	0	0

PITCHER	IP	WLS	BF	H	R	ER	SO	BB	IBB	HBP	BLK	WP	HR	S	P	ERA	WHIP
Ken Schrom, R (1, 1) ERA: 2.25	8.0	L	31	3	2	2	0	3	0	0	0	0	1	28	40	2.25	0.750

WP	PA	ERA	WHIP
0	31		

Minnesota Twins @ Seattle Mariners
 The Kingdome, Seattle, WA
 Sat Apr 13 1985, 9:05 PM EST
 Att. 24,676 - Unknown

livebaseballscorecards.com



WP: 0 PA: 43
 PB: 0
 SB: 0
 CS: 0

AB 38
 R 7
 H 12
 RBI 7
 BB 3
 SO 2
 LOB 18

AB R H RBI BB SO LOB

4	1	1	1	1	0	0
5	0	1	0	0	0	2
4	0	0	0	0	1	0
3	2	2	1	1	0	0
3	2	1	2	1	0	2
1	0	0	0	0	0	1
5	2	2	1	0	1	3
5	0	2	1	0	0	2
4	0	3	1	0	0	1
2	0	0	0	0	0	3
1	0	0	0	0	0	2
1	0	0	0	0	0	2

Batter	1	2	3	4	5	6	7	8	9
Kirby Puckett, R (1, 8) OBP: 0.375, SLG: 0.435	4-0 HBP SF9 1B BB		0-0 6-3		0-0 6-3	0-0 1-2 2-H 1B		0-0 F9	
Mickey Hatcher, R (1, 7) OBP: 0.375, SLG: 0.696	0-0 SF9 1-2 1B		0-0 F2		0-0 L5	0-0 6-3		0-0 5-3	
Kent Hrbek, L (1, 3) OBP: 0.333, SLG: 0.059	1-0 G4-6-3 1-2 2-3 HBP		0-0 F7		0-3 K		0-0 4-3	0-0 3-1	
Tom Brunansky, R (1, 9) OBP: 0.500, SLG: 0.750	0-0 SF9 2-3 3-H			0-0 5-3		4-0 HR BB	0-0 BB 1B	0-0 FC4-6 1B	
Mike Stenhouse, L (1, 10) OBP: 0.462, SLG: 0.727 Ron Washington, R (9, PH)	0-0 G4-6-3 1-2f			0-0 F4		0-0 HR 1-H	4-0 1B BB	0-0 FC4-6 FC5-4 1-2f	
Gary Gaetti, R (1, 5) OBP: 0.333, SLG: 0.500		0-0 5-3		0-0 HR		0-0 E 1B	0-0 F5	0-3 K	
Greg Gagne, R (1, 6) OBP: 0.364, SLG: 0.364		0-0 F8		0-0 1B 1B		0-0 F4	0-0 1B 1-2 2-H 1B	0-0 FC5-4 1-2f	
Tim Teufel, R (1, 4) OBP: 0.250, SLG: 0.250		0-0 FC6-4 1B		0-0 FC5-4 1-3 1B		0-0 E5 1-2 1B	0-0 1-3 2-H 1B		
Tim Laudner, R (1, 2) OBP: 0.063, SLG: 0.250 Randy Bush, L (6, PH) Mark Salas, L (6, 2)		0-0 FC6-4 1-2f		0-0 FC5-4 1-2f		0-0 F9	0-0 5-3		

Inning Stats	R	H	E	K	S	R	H	E	K	S	R	H	E	K	S	R	H	E	K	S	R	H	E	K	S	R	H	E	K	S	R	H	E	K	S	R	H	E	K	S															
	1	1	0	0	3	0	1	0	0	4	0	3	0	0	6	0	0	0	1	5	3	3	0	0	11	2	3	0	0	10	0	0	0	0	3	0	1	0	1	6	0	1	0	0	6	0	1	0	0	2	0	1	0	0	2
	0	1	0	0	8	0	1	0	0	4	0	0	0	0	3	0	3	0	0	6	0	0	0	0	5	0	0	0	0	10	0	0	0	0	3	0	0	0	0	6	0	0	0	0	2	0	0	0	0	2					
	3	8	3	0	3	4	4	3	0	4	6	6	3	0	6	5	11	3	0	11	6	10	3	0	10	3	3	3	0	3	6	6	3	0	6	6	6	3	0	6	6	6	3	0	6										

PITCHER	IP	WLS	BF	H	R	ER	SO	BB	IBB	HBP	BLK	WP	HR	S	P	ERA	WHIP
Jim Beattie, R (1, 1) ERA: 6.35	5.2		28	8	5	4	1	2	0	1	0	0	2	27	36	6.35	1.765
Salome Barojas, R (6, 1) ERA: 18.0	1.0		7	3	2	2	0	1	0	0	0	0	0	6	10	18.00	4.000
Ed Vande Berg, L (7, 1) ERA:	1.2		6	1	0	0	0	0	0	0	0	0	0	6	6	0.00	0.600
Mike Stanton, R (9, 1) ERA:	0.2	W	2	0	0	0	1	0	0	0	0	0	0	4	4	0.00	0.000

1B: 10 SF: 1
 2B: 0 SAC: 0
 3B: 0 DP: 1
 HR: 2 HBP: 1

Batter	1	2	3	4	5	6	7	8	9	AB R H RBI BB SO LOB	TOP
Kirby Puckett, R OBP: 0.357, SLG: 0.407 (1, 8) X	0-0 F9		0-0 1B		0-0 F9		0-0 FC6-4			4 0 1 0 0 0 2	Minnesota Twins @ Seattle Mariners The Kingdome, Seattle, WA Sun Apr 14 1985, 6:33 AM EST Att. 17,235 - Unknown livebaseballscorecards.com
Mickey Hatcher, R OBP: 0.393, SLG: 0.667 (1, 7) X	0-0 BB 1B		0-0 1B		0-0 1-3			0-0 4-3		4 0 2 0 0 0 0	
Kent Hrbek, L OBP: 0.286, SLG: 0.048 (1, 3) X	0-0 F8		0-3 K					0-0 6-3		4 0 0 0 0 1 3	
Tom Brunansky, R OBP: 0.500, SLG: 0.737 (1, 9) B B B B	4-0 1-2 BB		0-3 K			0-0 3-1		0-0 6-3		3 1 1 0 1 2 2	
Mike Stenhouse, L OBP: 0.412, SLG: 0.600 (1, 10) S S S	0-3 K			0-0 F6		0-0 F7		0-0 1B		4 0 1 1 0 1 2	
Gary Gaetti, R OBP: 0.320, SLG: 0.435 (1, 5) X		0-0 L6		4-0 BB			0-0 6-3	0-0 F7		3 0 0 0 1 0 1	
Greg Gagne, R OBP: 0.267, SLG: 0.267 (1, 6) S S S		0-3 K		0-0 F8			0-0 F8		0-0 F8	4 0 0 0 0 1 1	
Tim Teufel, R OBP: 0.250, SLG: 0.250 (1, 4) X		0-0 6-3		0-0 F8			0-0 1B 1B		0-3 K	4 0 1 0 0 1 1	
Mark Salas, L OBP: 0.200, SLG: 0.200 (1, 2) X			0-0 5-3		0-0 F9		0-0 FC6-4 1-2 1B		0-3 K	4 0 1 0 0 1 0	
Inning Stats	R: 0 H: 1 E: 0 LOB: 2 K: 1 BB: 1 S: 6 P: 10	R: 0 H: 0 E: 0 LOB: 0 K: 1 BB: 0 S: 5 P: 5	R: 0 H: 2 E: 0 LOB: 2 K: 2 BB: 0 S: 9 P: 9	R: 0 H: 0 E: 0 LOB: 1 K: 0 BB: 1 S: 3 P: 7	R: 0 H: 0 E: 0 LOB: 0 K: 0 BB: 0 S: 3 P: 3	R: 0 H: 0 E: 0 LOB: 0 K: 1 BB: 0 S: 5 P: 5	R: 0 H: 2 E: 0 LOB: 2 K: 0 BB: 0 S: 5 P: 5	R: 1 H: 2 E: 0 LOB: 1 K: 0 BB: 0 S: 5 P: 5	R: 0 H: 0 E: 0 LOB: 0 K: 2 BB: 0 S: 7 P: 7	1B: 6 SF: 0 2B: 1 SAC: 0 3B: 0 DP: 0 HR: 0 HBP: 0	WP: 0 PA: 36 PB: 0 SB: 0 CS: 0
PITCHER	IP WLS BF H R ER SO BB IBB HBP BLK WP HR S P ERA WHIP										
Mike Moore, R ERA: 2.45 (1, 1)	7.2 W 32 7 1 1 5 2 0 0 0 0 0 0 40 48 1.17 1.174										
Ed Nunez, R ERA: (8, 1)	1.1 4 0 0 0 2 0 0 0 0 0 0 0 8 8 0.00 0.000										

Minnesota Twins @ Seattle Mariners
The Kingdome, Seattle, WA
Sun Apr 14 1985, 6:33 AM EST
Att. 17,235 - Unknown



Batter	1	2	3	4	5	6	7	8	9
Harold Reynolds, S (1, 4) OBP: 0.217, SLG: 0.105	0-0 6-3		4-0 BLK BB		0-0 F7		4-0 3B BB	0-0 FC6-4	
Phil Bradley, R (1, 7) OBP: 0.423, SLG: 0.880	0-0 5-3		0-0 5-3			0-0 F6	0-0 1B 3B		
Alvin Davis, L (1, 3) OBP: 0.440, SLG: 0.222	0-3 K			0-0 4-3		0-0 5-3	0-0 1B 1B		
Gorman Thomas, R (1, 10) OBP: 0.360, SLG: 0.667		0-0 5-3		0-0 4-3		0-0 F7	0-0 1B		
Dave Henderson, R (1, 8) OBP: 0.375, SLG: 0.478		0-3 K		0-0 1B 1B			6-3 K		
Al Cowens, R (1, 9) OBP: 0.458, SLG: 0.727		0-0 1B		0-0 1B			0-0 1B 2B	0-0 F6	
Jim Presley, R (1, 5) OBP: 0.391, SLG: 0.952		0-0 1-3		0-0 F7			4-0 1B 3B IBB	0-0 E5	
Dave Valle, R (1, 2) OBP: 0.143, SLG: 0.143			0-0 F7		0-0 G6-4-3 1B		0-0 F6	0-0 F8	
Spike Owen, S (1, 6) OBP: 0.227, SLG: 0.238			0-3 K		0-0 G6-4-3		0-0 3B 1B	4-0 FC6-4 BB	

Inning Stats	R: 0	H: 0	E: 0	K: 1	S: 5	R: 0	H: 1	E: 0	K: 1	S: 6	R: 0	H: 0	E: 0	K: 1	S: 5	R: 0	H: 2	E: 0	K: 0	S: 5	R: 0	H: 1	E: 0	K: 0	S: 3	R: 5	H: 5	E: 0	K: 1	S: 10	R: 0	H: 0	E: 1	K: 0	S: 4	
	0	0	0	1	5	0	1	0	1	6	0	0	0	0	6	0	2	0	0	5	0	0	0	0	3	0	0	0	0	0	0	0	1	0	0	0
	LOB: 0	BB: 0	BB: 0	BB: 0	BB: 0	LOB: 1	BB: 1	LOB: 2	BB: 0	LOB: 0	LOB: 2	BB: 0	LOB: 0	LOB: 2	BB: 2	LOB: 2	LOB: 0	LOB: 0	LOB: 0	LOB: 0	LOB: 0	LOB: 0	LOB: 0	LOB: 0	LOB: 0	LOB: 2	LOB: 2	LOB: 2	LOB: 2	LOB: 0	LOB: 0	LOB: 0	LOB: 0	LOB: 0	LOB: 0	
	P: 5	P: 5	P: 6	P: 9	P: 6	P: 5	P: 3	P: 3	P: 3	P: 18	P: 8	P: 8	P: 8	P: 8	P: 8	P: 8	P: 8	P: 8	P: 8	P: 8	P: 8	P: 8	P: 8	P: 8	P: 8	P: 8	P: 8	P: 8	P: 8	P: 8	P: 8	P: 8	P: 8	P: 8	P: 8	

PITCHER	IP	WLS	BF	H	R	ER	SO	BB	IBB	HBP	BLK	WP	HR	S	P	ERA	WHIP
Frank Viola, L (1, 1) ERA: 3.77	6.2	L	28	6	4	4	3	2	1	0	1	0	0	31	43	5.40	1.200
Rick Lysander, R (7, 1) ERA: 9.0	0.1		4	3	1	1	1	0	0	0	0	0	0	6	6	27.00	9.000
Tom Klawitter, L (8, 1) ERA:	1.0		5	0	0	0	0	1	0	0	0	0	0	4	8	0.00	1.000

BOTTOM


Minnesota Twins @ Seattle Mariners
The Kingdome, Seattle, WA

Sun Apr 14 1985, 6:33 AM EST
Att. 17,235 - Unknown

AB	R	H	RBI	BB	SO	LOB
3	1	0	0	2	0	2
4	1	1	3	0	0	1
4	0	1	1	0	1	0
4	0	1	0	0	0	0
4	0	1	0	0	2	2
4	1	3	0	0	0	0
3	1	0	0	1	0	3
4	0	1	0	0	0	3
3	1	1	1	1	1	1

AB	33
R	5
H	9
RBI	5
BB	4
SO	4
LOB	12

WP: 0 PA: 37
PB: 0
SB: 0
CS: 0



1B	7	SF	0	WP	0	PA	37
2B	1	SAC	0	PB	0		
3B	1	DP	1	SB	0		
HR	0	HBP	0	CS	0		

Batter	1	2	3	4	5	6	7	8	9	AB R H RBI BB SO LOB	TOP											
Gary Pettis, S (1, 8) OBP: 0.448, SLG: 0.391	0-3 K		0-3 K	0-3 K		0-3 K		4-0 BB BB		4 0 0 0 1 4 1	California Angels @ Minnesota Twins Hubert H. Humphrey Metrodome, Minneapolis, MN Mon Apr 15 1985, 7:05 PM EST Att: 51,190 - Unknown											
Rod Carew, L (1, 3) OBP: 0.267, SLG: 0.250	0-0 F8		0-0 F7		0-0 B1-3		0-0 4-3 2B	4-0 3-H BB		4 1 1 0 1 0 0												
Brian Downing, R (1, 7) OBP: 0.567, SLG: 0.429	0-0 6-3		0-0 HBP 1B		0-0 1B 1B		0-0 4-3 2-3	0-0 F8		5 0 2 0 0 0 3												
Reggie Jackson, L (1, 9) OBP: 0.227, SLG: 0.333		0-0 F7	0-0 HBP 1B		0-3 K		0-0 4-3		0-0 5-3	4 0 1 1 0 1 1												
Darrell Miller, R (7, 9) OBP: 0.333, SLG: 0.333										1 0 0 0 0 0 0												
Doug DeCinces, R (1, 5) OBP: 0.233, SLG: 0.148		0-0 5-3	1-0 1-2 2-3 HBP		0-0 1-2 1B		0-3 K		0-0 F8	4 0 1 0 0 1 0												
Ruppert Jones, L (1, 10) OBP: 0.333, SLG: 0.591		0-0 HR	0-3 K		0-0 G3			0-0 F8 S WP 1B	0-3 K	4 2 2 1 0 1 5												
Mike Brown, R (9, PH) OBP: 0.143, SLG: 0.143										1 0 0 0 0 1 0												
Bobby Grich, R (1, 4) OBP: 0.417, SLG: 0.300		0-0 WP 1B		0-0 6-3		0-0 5-3		4-0 F9 WP BB		3 1 1 0 1 0 0												
Jerry Narron, L (1, 2) OBP: 0.556, SLG: 1.000		4-0 1-2 BB		0-0 HR		4-0 FC3-6 BB		0-0 F8		2 1 1 1 2 0 2												
Craig Gerber, L (1, 6) OBP: 0.333, SLG: 0.200		0-0 F9		0-0 L4		0-0 FC3-6 1-2f		0-0 F9		3 0 0 0 0 0 3												
Juan Beniquez, R (8, PH) OBP: 0.333, SLG: 0.200										0 0 0 0 0 0 0												
Rob Wilfong, L (8, PH) OBP: 0.174, SLG: 0.304										1 0 0 0 0 0 1												
Dick Schofield, R (8, 6) OBP: 0.174, SLG: 0.304										0 0 0 0 0 0 0												
Inning Stats	R: 0 E: 0 K: 1 S: 5	H: 0 LOB: 0 BB: 0 P: 5	R: 1 E: 0 K: 0 S: 5	H: 2 LOB: 2 BB: 1 P: 9	R: 0 E: 0 K: 2 S: 9	H: 2 LOB: 3 BB: 0 P: 10	R: 1 E: 0 K: 1 S: 6	H: 1 LOB: 0 BB: 0 P: 6	R: 0 E: 0 K: 1 S: 7	H: 2 LOB: 2 BB: 0 P: 7	R: 0 E: 0 K: 1 S: 5	H: 0 LOB: 1 BB: 1 P: 9	R: 1 E: 0 K: 1 S: 6	H: 1 LOB: 0 BB: 0 P: 6	R: 2 E: 0 K: 0 S: 4	H: 1 LOB: 2 BB: 3 P: 16	R: 0 E: 0 K: 1 S: 5	H: 0 LOB: 0 BB: 0 P: 5	1B: 6 2B: 1 3B: 0 HR: 2	SF: 0 SAC: 0 DP: 0 HBP: 1	WP: 3 PB: 0 SB: 1 CS: 0	PA: 42
PITCHER	IP WLS BF H R ER SO BB IBB HBP BLK WP HR S P ERA WHIP																					
Mike Smithson, R (1, 1) ERA: 3.77	7.0 L 34 9 5 5 7 3 0 1 0 1 2 44 57 6.43 1.714																					
Pete Filson, L (8, 1) ERA:	0.1 1 0 0 0 0 0 0 0 0 0 0 1 1 0.00 0.000																					
Rick Lysander, R (8, 1) ERA: 8.44	0.1 2 0 0 0 0 1 0 0 0 2 0 1 5 0.00 3.000																					
Tom Klawitter, L (8, 1) ERA:	1.1 5 0 0 0 1 1 0 0 0 0 0 6 10 0.00 0.750																					

livebaseballscorecards.com

AB	36
R	5
H	9
RBI	3
BB	5
SO	8
LOB	16



Batter	1	2	3	4	5	6	7	8	9	AB	R	H	RBI	BB	SO	LOB
Kirby Puckett, R OBP: 0.344, SLG: 0.387 (1, 8) X	0-0 6-3 ①		X 0-0 F8 ②		X 0-0 4-3 ③		X 0-0 FC4 1-2 1B			4	0	1	0	0	0	1
Mickey Hatcher, R OBP: 0.375, SLG: 0.645 (1, 7) X	0-0 F8 ②		X 0-0 1-3 2B			X 0-0 1-3	X 0-0 FC4 ③			4	0	1	0	0	0	2
Kent Hrbek, L OBP: 0.281, SLG: 0.120 (1, 3) X	0-0 2B		X 0-0 3-1 ③			X 0-0 6-3 ②		S S S 0-3 K ①		4	0	1	0	0	1	2
Roy Smalley, S OBP: 0.412, SLG: 0.400 (1, 10) X	0-0 F4 ③			X 0-0 F6 ①		X 0-0 BB 1B		X 0-0 F7 ②		4	0	1	0	0	0	1
Tom Brunansky, R OBP: 0.500, SLG: 0.667 (1, 9)		X 0-0 F7 ①		B B B B 4-0 BB		B B B B 4-0 FC5-4 1-2 BB		X 0-0 F8 ③		2	0	0	0	2	0	0
Gary Gaetti, R OBP: 0.276, SLG: 0.370 (1, 5) X		X 0-0 5-3 ②		X 0-0 F8 ②		X 0-0 FC5-4 ③			X 0-0 6-3 ①	4	0	0	0	0	0	3
Greg Gagne, R OBP: 0.263, SLG: 0.263 (1, 6) X		X 0-0 G3 ③		S O O 0-3 K			X 0-0 1B 1B		X 0-0 F6 ②	4	0	1	0	0	1	1
Tim Teufel, R OBP: 0.214, SLG: 0.214 (1, 4) X			X 0-0 6-3 ①		X 0-0 F8 ①		S O O 0-3 K ①		X 0-0 F9 ③	4	0	0	0	0	1	1
Tim Laudner, R OBP: 0.105, SLG: 0.263 (1, 2) X			X 0-0 2B 1B		X 0-0 F3 ②		S O O 0-3 K ②			3	0	1	0	0	1	1

Inning Stats	R: 0 E: 0 K: 0 S: 4	H: 1 LOB: 1 BB: 0 P: 4	R: 0 E: 0 K: 0 S: 3	H: 0 LOB: 0 BB: 0 P: 3	R: 0 E: 0 K: 0 S: 5	H: 2 LOB: 2 BB: 0 P: 5	R: 0 E: 0 K: 1 S: 5	H: 0 LOB: 1 BB: 1 P: 9	R: 0 E: 0 K: 0 S: 3	H: 0 LOB: 0 BB: 0 P: 3	R: 0 E: 0 K: 0 S: 4	H: 1 LOB: 2 BB: 1 P: 8	R: 0 E: 0 K: 2 S: 9	H: 2 LOB: 2 BB: 0 P: 9	R: 0 E: 0 K: 1 S: 5	H: 0 LOB: 0 BB: 0 P: 5	R: 0 E: 0 K: 0 S: 3	H: 0 LOB: 0 BB: 0 P: 3	1B: 4 2B: 2 3B: 0 HR: 0	SF: 0 SAC: 0 DP: 0 HBP: 0	WP: 0 PB: 0 SB: 0 CS: 0	PA: 35
---------------------	------------------------------	---------------------------------	------------------------------	---------------------------------	------------------------------	---------------------------------	------------------------------	---------------------------------	------------------------------	---------------------------------	------------------------------	---------------------------------	------------------------------	---------------------------------	------------------------------	---------------------------------	------------------------------	---------------------------------	----------------------------------	------------------------------------	----------------------------------	--------

PITCHER Geoff Zahn, L ERA: 0.59 (1, 1)	IP 9.0	WLS W	BF 35	H 6	R 0	ER 0	SO 4	BB 2	IBB 0	HBP 0	BLK 0	WP 0	HR 0	S 41	P 49	ERA 0.00	WHIP 0.889	PITCHER	IP 9.0	WLS W	BF 35	H 6	R 0	ER 0	SO 4	BB 2	IBB 0	HBP 0	BLK 0	WP 0	HR 0	S 41	P 49	ERA 0.00	WHIP 0.889
--	-----------	----------	----------	--------	--------	---------	---------	---------	----------	----------	----------	---------	---------	---------	---------	-------------	---------------	----------------	-----------	----------	----------	--------	--------	---------	---------	---------	----------	----------	----------	---------	---------	---------	---------	-------------	---------------

BOTTOM

California Angels @ Minnesota Twins
Hubert H. Humphrey Metrodome, Minneapolis, MN

Mon Apr 15 1985, 7:05 PM EST
Att. 51,190 - Unknown

livebaseballscorecards.com

AB	33
R	0
H	6
RBI	0
BB	2
SO	4
LOB	12



Batter	1	2	3	4	5	6	7	8	9	AB R H RBI BB SO LOB	TOP									
Juan Beniquez, R (1, 7) OBP: 0.300, SLG: 0.222	0-0 G4-6-3 1B	0-0 5-3		0-3 K			0-0 F9			4 0 1 0 0 1 1										
Rod Carew, L (1, 3) OBP: 0.294, SLG: 0.344	0-0 G4-6-3 1-2f		0-0 6-3 BB 1B		0-0 SF7 3B		0-0 F7			4 1 2 0 0 0 1										
Brian Downing, R (1, 10) OBP: 0.529, SLG: 0.375	0-0 F7		4-0 6-3 BB 1-2		0-0 F3			0-0 F7		3 0 0 0 1 0 1										
Doug DeCinces, R (1, 5) OBP: 0.235, SLG: 0.167		0-0 1B 1B	0-0 F8		0-0 SF7			0-0 F5		3 1 1 1 0 0 2										
Mike Brown, R (1, 9) OBP: 0.182, SLG: 0.182		0-0 SH1 1B 1B	0-0 6-3		0-3 K			0-0 5-3		4 1 1 0 0 1 2										
Bobby Grich, R (1, 4) OBP: 0.429, SLG: 0.304		0-0 SH1 1B 1B	4-0 IBB		0-0 4-3			0-0 6-3		3 1 1 1 1 0 0										
Bob Boone, R (1, 2) OBP: 0.231, SLG: 0.269		0-0 SH1	0-0 F7		0-0 F7			0-0 F6 1B		3 0 1 0 0 0 3										
Dick Schofield, R (1, 6) OBP: 0.148, SLG: 0.259		0-0 F7		0-3 K		0-0 F8		0-0 F6 1-2		4 0 0 0 0 1 3										
Gary Pettis, S (1, 8) OBP: 0.438, SLG: 0.385		0-0 S 1B		0-0 F8			0-0 F9			3 0 1 2 0 0 0										
Inning Stats	R: 0 E: 0 K: 0 S: 3	H: 1 LOB: 0 BB: 0 P: 3	R: 3 E: 0 K: 0 S: 7	H: 4 LOB: 1 BB: 0 P: 7	R: 0 E: 0 K: 0 S: 4	H: 1 LOB: 3 BB: 2 P: 12	R: 0 E: 0 K: 2 S: 7	H: 0 LOB: 0 BB: 0 P: 7	R: 1 E: 0 K: 1 S: 6	H: 1 LOB: 0 BB: 0 P: 6	R: 0 E: 0 K: 0 S: 3	H: 0 LOB: 0 BB: 0 P: 3	R: 0 E: 0 K: 0 S: 3	H: 0 LOB: 0 BB: 0 P: 3	R: 0 E: 0 K: 0 S: 3	H: 1 LOB: 0 BB: 0 P: 3	1B: 7 2B: 0 3B: 1 HR: 0	SF: 1 SAC: 1 DP: 1 HBP: 0	WP: 0 PB: 0 SB: 1 CS: 0	PA: 35
PITCHER John Butcher, R (1, 1) ERA: 2.81	IP: 9.0 WLS: L BF: 35 H: 8 R: 4 ER: 4 SO: 3 BB: 1 IBB: 1 HBP: 0 BLK: 0 WP: 0 HR: 0 S: 39 P: 47 ERA: 4.00 WHIP: 1.000																			

California Angels @ Minnesota Twins
 Hubert H. Humphrey Metrodome, Minneapolis, MN
 Wed Apr 17 1985, 7:05 PM EST
 Att. 14,741 - Unknown

AB	31
R	4
H	8
RBI	4
BB	2
SO	3
LOB	13



Batter	1	2	3	4	5	6	7	8	9	AB R H RBI BB SO LOB
Kirby Puckett, R OBP: 0.333, SLG: 0.400 (1, 8)	0-0 1-3		0-0 2B		0-0 F9		0-0 4-3			4 1 1 1 0 0 2
Mickey Hatcher, R OBP: 0.333, SLG: 0.571 (1, 7)	0-3 K		0-0 FC1-5-2 2B		0-0 G5-4-3			0-0 L6		4 0 0 0 0 1 3
Kent Hrbek, L OBP: 0.278, SLG: 0.172 (1, 3)	0-3 K		0-0 2B			0-0 F7		0-0 4-3		4 0 1 1 0 1 0
Roy Smalley, S OBP: 0.381, SLG: 0.526 (1, 10)		0-0 F3	0-3 K			0-0 HR		0-0 F7		4 1 1 1 0 1 2
Tom Brunansky, R OBP: 0.471, SLG: 0.600 (1, 9)		0-0 1B	0-0 F8			0-0 F8		0-0 F8		4 0 1 0 0 0 2
Mark Salas, L OBP: 0.125, SLG: 0.125 (1, 2) Randy Bush, L (9, PH)	0-0 F8			0-0 1-3		0-0 F5		0-0 F6		3 0 0 0 0 0 1 1 0 0 0 0 0 0
Gary Gaetti, R OBP: 0.242, SLG: 0.323 (1, 5)	0-3 K			0-0 6-3			0-3 K		0-0 F3	4 0 0 0 0 2 1
Tim Teufel, R OBP: 0.226, SLG: 0.226 (1, 4)			0-0 1B 2B 1B	0-0 F7			0-0 5-3			3 1 1 0 0 0 0
Greg Gagne, R OBP: 0.364, SLG: 0.364 (1, 6)			0-0 2B FC1-5-2 1B		0-0 G5-4-3 1B					3 0 3 0 0 0 0

Inning Stats	R: 0	H: 0	E: 0	K: 2	S: 7	LOB: 0	BB: 0	P: 7	R: 0	H: 1	E: 0	K: 1	S: 6	LOB: 1	BB: 0	P: 6	R: 2	H: 4	E: 0	K: 1	S: 9	LOB: 2	BB: 0	P: 9	R: 0	H: 0	E: 0	K: 0	S: 3	LOB: 0	BB: 0	P: 3	R: 0	H: 1	E: 0	K: 0	S: 3	LOB: 0	BB: 0	P: 3	R: 1	H: 1	E: 0	K: 0	S: 4	LOB: 0	BB: 0	P: 4	R: 0	H: 1	E: 0	K: 1	S: 6	LOB: 1	BB: 0	P: 6	R: 0	H: 0	E: 0	K: 0	S: 3	LOB: 0	BB: 0	P: 3	R: 0	H: 0	E: 0	K: 0	S: 3	LOB: 0	BB: 0	P: 3	1B: 5	SF: 0	2B: 2	SAC: 0	3B: 0	DP: 1	HR: 1	HBP: 0	WP: 0	PA: 34
--------------	------	------	------	------	------	--------	-------	------	------	------	------	------	------	--------	-------	------	------	------	------	------	------	--------	-------	------	------	------	------	------	------	--------	-------	------	------	------	------	------	------	--------	-------	------	------	------	------	------	------	--------	-------	------	------	------	------	------	------	--------	-------	------	------	------	------	------	------	--------	-------	------	------	------	------	------	------	--------	-------	------	-------	-------	-------	--------	-------	-------	-------	--------	-------	--------

PITCHER	IP	WLS	BF	H	R	ER	SO	BB	IBB	HBP	BLK	WP	HR	S	P	ERA	WHIP
Jim Slaton, R ERA: 4.38 (1, 1)	6.0	W	24	7	3	3	4	0	0	0	0	0	1	32	32	4.50	1.167
Donnie Moore, R ERA: 2.7 (7, 1)	3.0	S	10	1	0	0	1	0	0	0	0	0	0	12	12	0.00	0.333

BOTTOM

California Angels @ Minnesota Twins
 Hubert H. Humphrey Metrodome, Minneapolis, MN

Wed Apr 17 1985, 7:05 PM EST
 Att. 14,741 - Unknown

livebaseballscores.com

AB	34
R	3
H	8
RBI	3
BB	0
SO	5
LOB	11



Batter	1	2	3	4	5	6	7	8	9	AB R H RBI BB SO LOB	TOP		
Gary Pettis, S OBP: 0.459, SLG: 0.400 (1, 8) X	0-0 6-3	0-3 K		X 0-0 1B		X 4-0 SH1-4 BB		X 0-0 BB S 2-3 1B		4 2 2 0 1 1 2			
Rod Carew, L OBP: 0.342, SLG: 0.371 (1, 3) X	0-0 F7	0-0 1B		X 0-0 1B FC6-4		X 0-0 SH1-4		X 4-0 BB 1-2 IBB		3 1 2 2 1 0 0			
Brian Downing, R OBP: 0.538, SLG: 0.393 (1, 7) X	0-0 1B HR	0-0 F9		X 0-0 1B FC6-4		X 0-0 G3		X 4-0 BB 1-2 2-3 3-H BB		4 1 2 2 1 0 2			
Reggie Jackson, L OBP: 0.269, SLG: 0.360 (1, 9) X	0-0 1-2 HR		X 0-0 2B	X 0-0 FC6-4		X 0-0 G3		X 0-0 1-3		4 2 2 1 0 0 1			
Darrell Miller, R OBP: 0.250, SLG: 0.250 (7, 9)										1 0 0 0 0 0 3			
Doug DeCinces, R OBP: 0.256, SLG: 0.286 (1, 5) X	0-0 1-H 2-H HR		S 0-3 K	S 0-3 K		X 0-0 G5-4-3 1B		S 0-3 K		5 1 2 3 0 3 2			
Jerry Narron, L OBP: 0.417, SLG: 0.667 (1, 2) X	0-0 L3		X 0-0 F2		S 0-3 K		X 0-0 G5-4-3		X 0-0 F7		3 0 0 0 0 1 1		
Mike Brown, R OBP: 0.167, SLG: 0.167 (7, PH)										1 0 0 0 0 0 1			
Bob Boone, R OBP: 0.222, SLG: 0.259 (7, 2)										1 0 0 0 0 0 0			
Ruppert Jones, L OBP: 0.385, SLG: 0.652 (1, 10)		B 4-0 BB	X 0-0 2B		X 0-0 5-3		X 0-0 3-1	B 4-0 BB	S 0-3 K	1 1 1 1 1 0 0			
Juan Beniquez, R OBP: 0.308, SLG: 0.182 (5, PH)										2 1 0 0 1 1 0			
Rob Wilfong, L OBP: 0.250, SLG: 0.100 (1, 4)		X 0-0 1B	S 0-3 K		X 0-0 3-1		X 0-0 SH1-3	X 0-0 SH1-3 BB		3 0 1 0 0 1 1			
Craig Gerber, L OBP: 0.138, SLG: 0.241 (6, PH) (6, 6)		X 0-0 F5		X 0-0 6-3		X 0-0 F8		X 0-3 K		2 0 0 0 0 0 2			
Dick Schofield, R OBP: 0.138, SLG: 0.241 (6, PH) (6, 6)										2 0 0 0 0 1 1			
Inning Stats	R: 3 H: 3 E: 0 LOB: 0 K: 0 BB: 0 S: 6 P: 6	R: 1 H: 2 E: 0 LOB: 2 K: 1 BB: 1 S: 7 P: 11	R: 1 H: 2 E: 0 LOB: 1 K: 2 BB: 0 S: 9 P: 9	R: 2 H: 3 E: 0 LOB: 1 K: 1 BB: 0 S: 8 P: 8	R: 0 H: 0 E: 0 LOB: 0 K: 1 BB: 0 S: 5 P: 5	R: 1 H: 0 E: 0 LOB: 0 K: 0 BB: 1 S: 3 P: 7	R: 0 H: 1 E: 0 LOB: 0 K: 0 BB: 0 S: 3 P: 3	R: 1 H: 1 E: 0 LOB: 3 K: 1 BB: 3 S: 6 P: 18	R: 0 H: 0 E: 0 LOB: 0 K: 2 BB: 0 S: 7 P: 7	1B: 10 SF: 0 2B: 1 SAC: 2 3B: 0 DP: 1 HR: 1 HBP: 0	WP: 0 PA: 43 PB: 0 SB: 2 CS: 0		
PITCHER	IP WLS BF H R ER SO BB IBB HBP BLK WP HR S P ERA WHIP											PITCHER	IP WLS BF H R ER SO BB IBB HBP BLK WP HR S P ERA WHIP
Ken Schrom, R ERA: 5.91 (1, 1)	2.2 L 16 7 5 5 2 1 0 0 0 0 0 1 19 23 16.88 3.000												
Curt Wardle, L ERA: 5.4 (3, 1)	3.1 14 3 3 2 3 1 0 0 0 0 0 0 19 23 5.40 1.200												
Tom Klawitter, L ERA: 2.45 (7, 1)	1.1 5 1 1 1 0 1 0 0 0 0 0 0 4 8 6.75 1.500												
Ron Davis, R ERA: 6.23 (8, 1)	1.2 8 1 0 0 3 1 1 0 0 0 0 0 12 20 0.00 1.200												

California Angels @ Minnesota Twins
 Hubert H. Humphrey Metrodome, Minneapolis, MN
 Thu Apr 18 1985, 4:33 AM EST
 Att. 16,926 - Unknown

AB	36
R	9
H	12
RBI	9
BB	5
SO	8
LOB	16



Batter	1	2	3	4	5	6	7	8	9	AB	R	H	RBI	BB	SO	LOB
Kirby Puckett, R OBP: 0.341, SLG: 0.400 (1, 8)	0-0 6-3	0-0 1B		0-3 K		0-0 6-3		0-0 SH3-4 1B		5	0	2	1	0	1	0
Mickey Hatcher, R OBP: 0.350, SLG: 0.590 (1, 7)	0-0 WP 1B	0-0 4-3		0-0 F2		0-0 1B 2B		0-0 SH3-4		4	1	2	0	0	0	2
Kent Hrbek, L OBP: 0.268, SLG: 0.152 (1, 3)	0-0 F7		0-0 3-1	0-0 F2		4-0 1B IBB		0-0 4-3		4	0	0	1	1	0	2
Tom Brunansky, R OBP: 0.462, SLG: 0.567 (1, 9)	0-3 K 1-2		0-0 WP 1B 1B		0-0 F8	0-0 1-2 2-H 1B		0-0 F8		5	1	2	1	0	1	2
Dave Engle, R OBP: 0.167, SLG: 0.167 (1, 10)		0-0 FC5-4 1B	0-0 5-3		0-0 4-1	0-0 F9			0-3 K	3	0	1	0	0	0	1
Roy Smalley, S OBP: 0.348, SLG: 0.476 (6, PH)				1-2						2	0	0	0	0	1	2
Greg Gagne, R OBP: 0.346, SLG: 0.320 (1, 6)		0-0 FC5-4 2B SF9	4-0 WP 1B BB		0-0 6-3		0-3 K2-3		0-0 F8	3	2	0	0	1	1	1
Mike Stenhouse, L OBP: 0.389, SLG: 0.563 (9, PH)										1	0	0	0	0	0	0
Gary Gaetti, R OBP: 0.316, SLG: 0.382 (1, 5)		0-0 1B 1B 2B	4-0 1B 1B BB	1-2 2-3		0-0 F7	4-0 G5-4-3 BB		0-0 BB 1B	3	1	2	0	2	0	0
Tim Teufel, R OBP: 0.278, SLG: 0.265 (1, 4)		0-0 SF9	0-0 1B	0-0 1-3 2-H 3-H		0-0 HR 1B	0-0 G5-4-3		4-0 1-2 BB	3	1	2	3	1	0	1
Tim Laudner, R OBP: 0.143, SLG: 0.286 (1, 2)		0-0 1B 1B	0-0 F7			0-0 HR		0-0 SH3-4 1B 4-3 1B	0-0 6-3	2	0	1	0	0	0	2
Randy Bush, L OBP: 0.500, SLG: 1.333 (6, PH)										1	1	1	2	0	0	0
Mark Salas, L OBP: 0.200, SLG: 0.200 (7, 2)										2	1	1	0	0	0	2

Inning Stats	R: 0	H: 1	E: 0	K: 1	S: 6	H: 1	LOB: 1	BB: 0	P: 6	R: 2	H: 4	E: 0	K: 0	S: 7	H: 2	LOB: 2	BB: 0	P: 7	R: 2	H: 2	E: 0	K: 0	S: 5	H: 0	LOB: 0	BB: 0	P: 5	R: 0	H: 0	E: 0	K: 0	S: 3	R: 3	H: 4	E: 0	K: 0	S: 7	H: 4	LOB: 2	BB: 1	P: 11	R: 0	H: 0	E: 0	K: 1	S: 4	H: 0	LOB: 0	BB: 1	P: 8	R: 1	H: 2	E: 0	K: 0	S: 5	H: 2	LOB: 1	BB: 0	P: 5	R: 0	H: 1	E: 0	K: 1	S: 6	H: 1	LOB: 2	BB: 1	P: 10	1B: 11	SF: 1	2B: 2	3B: 0	HR: 1	WP: 3	PB: 0	SB: 0	CS: 0	PA: 45
--------------	------	------	------	------	------	------	--------	-------	------	------	------	------	------	------	------	--------	-------	------	------	------	------	------	------	------	--------	-------	------	------	------	------	------	------	------	------	------	------	------	------	--------	-------	-------	------	------	------	------	------	------	--------	-------	------	------	------	------	------	------	------	--------	-------	------	------	------	------	------	------	------	--------	-------	-------	--------	-------	-------	-------	-------	-------	-------	-------	-------	--------


PITCHER	IP	WLS	BF	H	R	ER	SO	BB	IBB	HBP	BLK	WP	HR	S	P	ERA	WHIP
Tommy John, L ERA: 7.04 (1, 1)	2.2		17	7	4	4	1	2	0	0	0	3	0	17	25	13.50	3.375
Luis Sanchez, R ERA: 13.5 (3, 1)	3.0		13	3	3	3	1	0	1	0	0	0	1	14	18	9.00	1.000
Doug Corbett, R ERA: 1.69 (6, 1)	2.0	W	9	3	1	1	1	1	0	0	0	0	0	10	14	4.50	2.000
Donnie Moore, R ERA: 2.25 (8, 1)	1.1	S	6	1	0	0	1	1	0	0	0	0	0	7	11	0.00	1.500

BOTTOM


California Angels @ Minnesota Twins
Hubert H. Humphrey Metrodome, Minneapolis, MN

Thu Apr 18 1985, 4:33 AM EST
 Att. 16,926 - Unknown

AB	38
R	8
H	14
RBI	8
BB	5
SO	4
LOB	15



PITCHER	IP	WLS	BF	H	R	ER	SO	BB	IBB	HBP	BLK	WP	HR	S	P	ERA	WHIP
---------	----	-----	----	---	---	----	----	----	-----	-----	-----	----	----	---	---	-----	------

Batter	1	2	3	4	5	6	7	8	9	AB R H RBI BB SO LOB	TOP											
Kirby Puckett, R (1, 8) OBP: 0.311, SLG: 0.364	0-0 F8		0-0 6-3		0-3 K		0-3 K			4 0 0 0 0 2 2												
Mickey Hatcher, R (1, 7) OBP: 0.318, SLG: 0.535	0-0 5-3		0-0 E1		0-0 4-3			0-0 4-3		4 0 0 0 0 0 1												
Kent Hrbek, L (1, 3) OBP: 0.244, SLG: 0.135	0-3 K		0-0 F7			0-0 G3		0-0 F7		4 0 0 0 0 1 1												
Mike Stenhouse, L (1, 10) OBP: 0.318, SLG: 0.450		0-0 F7	0-0 F9			0-0 G3		0-0 4-3		4 0 0 0 0 0 1												
Tom Brunansky, R (1, 9) OBP: 0.465, SLG: 0.647				0-0 F6		0-0 1B		0-0 F8		4 1 2 1 0 0 0												
Gary Gaetti, R (1, 5) OBP: 0.333, SLG: 0.378		4-0 FC1-6 1B BB		0-0 6-3		0-3 K		0-0 FC6-4 1B		3 1 1 0 1 1 1												
Greg Gagne, R (1, 6) OBP: 0.379, SLG: 0.308 Roy Smalley, S (9, PH) OBP: 0.333, SLG: 0.455		4-0 FC1-6 BB		0-0 4-3			4-0 FC4-6 BB	0-3 K		1 0 0 0 2 0 0 1 0 0 0 0 1 1	AB 31 R 2 H 4 RBI 2 BB 4 SO 6 LOB 13											
Tim Teufel, R (1, 4) OBP: 0.275, SLG: 0.243		0-0 FC1-6 1B			4-0 BB		0-0 FC4-6	0-0 FC6-4		3 0 0 0 1 0 4												
Tim Laudner, R (1, 2) OBP: 0.174, SLG: 0.304 Randy Bush, L (7, PH) OBP: 0.400, SLG: 1.000 Mark Salas, L (7, 2) OBP: 0.200, SLG: 0.200		0-0 1B		0-3 K			0-0 F9			2 0 1 1 0 1 1 1 0 0 0 0 0 1 0 0 0 0 0 0 0												
Inning Stats	R: 0 E: 0 K: 1 S: 5	H: 0 LOB: 0 BB: 0 P: 5	R: 2 E: 0 K: 0 S: 4	H: 2 LOB: 2 BB: 2 P: 12	R: 0 E: 1 K: 0 S: 4	H: 0 LOB: 1 BB: 0 P: 4	R: 0 E: 0 K: 0 S: 3	H: 0 LOB: 0 BB: 0 P: 3	R: 0 E: 0 K: 2 S: 7	H: 0 LOB: 1 BB: 1 P: 11	R: 0 E: 0 K: 1 S: 6	H: 1 LOB: 1 BB: 0 P: 6	R: 0 E: 0 K: 1 S: 5	H: 0 LOB: 1 BB: 1 P: 9	R: 0 E: 0 K: 0 S: 3	H: 0 LOB: 0 BB: 0 P: 3	R: 0 E: 0 K: 1 S: 6	H: 1 LOB: 1 BB: 0 P: 6	1B: 3 2B: 0 3B: 0 HR: 1	SF: 0 SAC: 0 DP: 0 HBP: 0	WP: 0 PB: 0 SB: 0 CS: 0	PA: 35
PITCHER	IP WLS BF H R ER SO BB IBB HBP BLK WP HR S P ERA WHIP																					
Chris Codioli, R (1, 1) ERA: 3.79	8.0 W 31 3 2 2 5 4 0 0 0 0 0 1 37 53 2.25 0.875																					
Jay Howell, R (9, 1) ERA:	1.0 S 4 1 0 0 1 0 0 0 0 0 0 0 6 6 0.00 1.000																					

Minnesota Twins @ Oakland Athletics
Oakland-Alameda County Coliseum, Oakland, CA
 Fri Apr 19 1985, 6:05 PM PST
 Att. 10,965 - Unknown

livebaseballscorecards.com

Batter	1	2	3	4	5	6	7	8	9
Dave Collins, S OBP: 0.375, SLG: 0.419 (1, 7)	0-0 6-3		0-0 G5-4-3		0-0 G1-6-3			0-3 K	
Carney Lansford, R OBP: 0.304, SLG: 0.256 (1, 5)	0-0 F9			0-0 5-3	0-0 F8			0-0 6-3	
Dwayne Murphy, L OBP: 0.444, SLG: 0.355 (1, 8)	0-0 4-3			0-0 HR		0-3 K		0-3 K	
Dave Kingman, R OBP: 0.357, SLG: 0.457 (1, 3)		0-0 F9		4-0 HR 1B BB		0-3 K			
Bruce Bochte, L OBP: 0.478, SLG: 0.545 (9, 3)									
Dusty Baker Jr., R OBP: 0.500, SLG: 0.500 (1, 10)		0-0 E5		0-0 HR 1B		0-0 1B			
Mike Heath, R OBP: 0.341, SLG: 0.486 (1, 2)		0-0 F5		0-0 HR		0-3 K			
Mike Davis, L OBP: 0.410, SLG: 0.800 (1, 9)		0-0 F9		0-0 F7 1B			0-0 1-3		
Donnie Hill, S OBP: 0.179, SLG: 0.243 (1, 4)			0-0 G5-4-3 1B	0-0 F7			0-0 5-3		
Alfredo Griffin, S OBP: 0.472, SLG: 0.485 (1, 6)			0-0 F6		0-0 F2		0-0 6-3		

Inning Stats	R: 0	H: 0	E: 0	K: 0	S: 3	R: 0	H: 0	E: 1	K: 0	S: 4	R: 0	H: 1	E: 0	K: 0	S: 3	R: 4	H: 4	E: 0	K: 0	S: 6	R: 0	H: 0	E: 0	K: 3	S: 10	R: 0	H: 0	E: 0	K: 0	S: 3	R: 0	H: 0	E: 0	K: 2	S: 7	R: 0	H: 0	E: 0	K: 0	S: 3	R: 0	H: 0	E: 0	K: 0	S: 7
	LOB: 0	BB: 0	P: 3	LOB: 1	BB: 0	P: 4	LOB: 0	BB: 1	P: 3	LOB: 0	BB: 0	P: 3	LOB: 1	BB: 0	P: 3	LOB: 0	BB: 1	P: 10	LOB: 1	BB: 0	P: 10	LOB: 0	BB: 0	P: 3	LOB: 0	BB: 0	P: 3	LOB: 0	BB: 0	P: 7	LOB: 0	BB: 0	P: 7	LOB: 0	BB: 0	P: 7	LOB: 0	BB: 0	P: 7	LOB: 0	BB: 0	P: 7	LOB: 0	BB: 0	P: 7

PITCHER	IP	WLS	BF	H	R	ER	SO	BB	IBB	HBP	BLK	WP	HR	S	P	ERA	WHIP	IP	WLS	BF	H	R	ER	SO	BB	IBB	HBP	BLK	WP	HR	S	P	ERA	WHIP													
Frank Viola, L ERA: 4.03 (1, 1)	8.0	L	30	6	4	4	5	1	0	0	0	0	2	39	43	4.50	0.875																														

MINNESOTA TWINS @ OAKLAND ATHLETICS
Oakland-Alameda County Coliseum, Oakland, CA

Fri Apr 19 1985, 6:05 PM PST
Att. 10,965 - Unknown

AB	29
R	4
H	6
RBI	4
BB	1
SO	5
LOB	6

1B: 4	SF: 0	WP: 0	PA: 30
2B: 0	SAC: 0	PB: 0	
3B: 0	DP: 1	SB: 0	
HR: 2	HBP: 0	CS: 0	

Batter	1	2	3	4	5	6	7	8	9	AB R H RBI BB SO LOB	TOP																					
Kirby Puckett, R (1, 8) OBP: 0.286, SLG: 0.333	0-0 4-3		0-0 5-3		0-0 G3-6			0-0 6-3		4 0 0 1 0 0 3	Minnesota Twins @ Oakland Athletics Oakland-Alameda County Coliseum, Oakland, CA Sat Apr 20 1985, 3:33 AM PST Att. 12,556 - Unknown livebaseballscorecards.com																					
Mickey Hatcher, R (1, 7) OBP: 0.313, SLG: 0.511	0-0 F7		0-0 1-3			0-0 6-3		0-0 1B		4 0 1 0 0 0 2																						
Roy Smalley, S (1, 10) OBP: 0.321, SLG: 0.400	0-0 5-3		4-0 BB			0-0 F8		0-0 F6		3 0 0 0 1 0 1																						
Tom Brunansky, R (1, 9) OBP: 0.447, SLG: 0.595		0-0 6-3	0-0 F8			4-0 BB BB		0-0 F7		3 0 0 0 1 0 4																						
Gary Gaetti, R (1, 5) OBP: 0.348, SLG: 0.450		0-0 F8		0-0 5-3		4-0 1-2 BB		0-0 HR		3 1 1 1 1 0 0																						
Kent Hrbek, L (1, 3) OBP: 0.245, SLG: 0.146		0-0 5-3		0-0 F5		0-0 F7		0-0 1B		4 0 1 0 0 0 2																						
Greg Gagne, R (1, 6) OBP: 0.364, SLG: 0.300			0-0 BB 5-3 1B		0-0 F4		0-0 F8		0-0 F7	4 1 1 0 0 0 1																						
Ron Washington, R (1, 4) OBP: 0.400, SLG: 0.250			0-0 5-3 BB 1B		4-0 G3-6 BB		0-0 F8		0-0 F6	3 0 1 0 1 0 1																						
Tim Laudner, R (1, 2) OBP: 0.185, SLG: 0.269			4-0 5-3 BB		0-0 F7		0-3 K		0-0 F8	3 0 0 0 1 1 2																						
Inning Stats	R: 0 E: 0 K: 0 S: 3	H: 0 LOB: 0 BB: 0 P: 3	R: 0 E: 0 K: 0 S: 3	H: 0 LOB: 0 BB: 0 P: 3	R: 1 E: 0 K: 0 S: 5	H: 2 LOB: 3 BB: 2 P: 13	R: 0 E: 0 K: 0 S: 3	H: 0 LOB: 0 BB: 0 P: 3	R: 0 E: 0 K: 0 S: 2	H: 0 LOB: 0 BB: 1 P: 6	R: 0 E: 0 K: 1 S: 5	H: 0 LOB: 0 BB: 0 P: 5	R: 0 E: 0 K: 0 S: 4	H: 1 LOB: 1 BB: 0 P: 4	R: 1 E: 0 K: 0 S: 5	H: 2 LOB: 1 BB: 0 P: 5	1B: 4 2B: 0 3B: 0 HR: 1	SF: 0 SAC: 0 DP: 1 HBP: 0	WP: 0 PB: 0 SB: 0 CS: 0	PA: 36												
PITCHER Bill Krueger, L (1, 1) ERA: 3.54	IP 9.0	WLS W	BF 36	H 5	R 2	ER 2	SO 1	BB 5	IBB 0	HBP 0	BLK 0	WP 0	HR 1	S 33	P 53	ERA 2.00	WHIP 1.111															
											PITCHER	IP	WLS	BF	H	R	ER	SO	BB	IBB	HBP	BLK	WP	HR	S	P	ERA	WHIP				

Batter	1	2	3	4	5	6	7	8	9	AB	R	H	RBI	BB	SO	LOB
Dave Collins, S (1, 7) OBP: 0.373, SLG: 0.413										3	1	1	0	0	0	0
Carney Lansford, R (1, 5) OBP: 0.320, SLG: 0.279										4	0	2	0	0	0	1
Bruce Bochte, L (1, 3) OBP: 0.444, SLG: 0.500										4	0	1	0	0	0	2
Dave Kingman, R (1, 10) OBP: 0.348, SLG: 0.462 Rob Picciolo, R (8, PR)										4	0	1	0	0	0	2
Dwayne Murphy, L (1, 8) OBP: 0.429, SLG: 0.371										4	2	1	0	0	0	0
Mike Heath, R (1, 2) OBP: 0.333, SLG: 0.462										4	0	1	1	0	0	1
Mike Davis, L (1, 9) OBP: 0.419, SLG: 0.846										4	2	2	2	0	0	2
Donnie Hill, S (1, 4) OBP: 0.186, SLG: 0.293										4	0	1	1	0	0	2
Alfredo Griffin, S (1, 6) OBP: 0.462, SLG: 0.472										3	0	1	0	0	0	1

Inning Stats	R: 0	H: 1	E: 0	LOB: 1	K: 0	BB: 0	S: 4	R: 2	H: 2	E: 0	LOB: 0	K: 0	BB: 0	S: 5	R: 1	H: 2	E: 0	LOB: 0	K: 0	BB: 0	S: 4	R: 1	H: 2	E: 0	LOB: 1	K: 0	BB: 0	S: 5	R: 0	H: 1	E: 0	LOB: 1	K: 0	BB: 0	S: 4	R: 0	H: 0	E: 0	LOB: 0	K: 0	BB: 0	S: 3	R: 0	H: 1	E: 0	LOB: 1	K: 0	BB: 0	S: 4	R: 2	H: 2	E: 1	LOB: 2	K: 0	BB: 0	S: 6	1B: 7	SF: 0	2B: 2	SAC: 1	3B: 1	DP: 1	HR: 1	HBP: 0
--------------	------	------	------	--------	------	-------	------	------	------	------	--------	------	-------	------	------	------	------	--------	------	-------	------	------	------	------	--------	------	-------	------	------	------	------	--------	------	-------	------	------	------	------	--------	------	-------	------	------	------	------	--------	------	-------	------	------	------	------	--------	------	-------	------	-------	-------	-------	--------	-------	-------	-------	--------

PITCHER	IP	WLS	BF	H	R	ER	SO	BB	IBB	HBP	BLK	WP	HR	S	P	ERA	WHIP
Mike Smithson, R (1, 1) ERA: 4.57	7.1	L	31	10	5	5	5	0	0	0	0	0	1	31	31	6.14	1.364
Pete Filson, L (8, 1) ERA:	0.2		4	1	1	0	0	0	0	0	0	0	0	4	4	0.00	1.500

BOTTOM

Minnesota Twins @ Oakland Athletics
Oakland-Alameda County Coliseum, Oakland, CA

Sat Apr 20 1985, 3:33 AM PST
Att. 12,556 - Unknown

livebaseballscores.com

AB	34
R	6
H	11
RBI	4
BB	0
SO	0
LOB	11



WP: 0	PA: 35
PB: 0	
SB: 1	
CS: 0	

PITCHER	IP	WLS	BF	H	R	ER	SO	BB	IBB	HBP	BLK	WP	HR	S	P	ERA	WHIP
---------	----	-----	----	---	---	----	----	----	-----	-----	-----	----	----	---	---	-----	------

Batter	1	2	3	4	5	6	7	8	9	AB R H RBI BB SO LOB	TOP											
Kirby Puckett, R OBP: 0.315, SLG: 0.358 (1, 8) X	0-0 F9 ①			X 0-0 CS 1B	X 0-0 1B		X 0-0 FC6-4 1B		X 0-0 G4-6-3 ② ③	5 0 3 2 0 0 1	Minnesota Twins @ Oakland Athletics Oakland-Alameda County Coliseum, Oakland, CA Sun Apr 21 1985, 3:33 AM PST Att. 9,722 - Unknown livebaseballscorecards.com											
Mickey Hatcher, R OBP: 0.288, SLG: 0.471 (1, 7) X	0-0 6-3 ②			X 0-0 F8 ②	X 0-0 4-3 ③		X 0-0 FC6-4 ③			4 0 0 0 0 0 5												
Kent Hrbek, L OBP: 0.245, SLG: 0.156 (1, 3) X	0-0 1-3 ③			X 0-0 FC5-4 1B		X 0-0 F6		X 0-0 F4		4 0 1 0 0 0 0												
Tom Brunansky, R OBP: 0.431, SLG: 0.561 (1, 9) X		X 0-0 F8 ①		X 0-0 FC5-4 1B		X 0-0 F7 ②		X 0-0 BB 1B		4 0 1 0 0 0 1												
Roy Smalley, S OBP: 0.313, SLG: 0.357 (1, 10) S S S		0-3 K ②			X 0-0 F8 ①	X 4-0 BB		X 0-0 F6 ②		3 0 0 0 1 1 1												
Gary Gaetti, R OBP: 0.360, SLG: 0.465 (1, 5) S S S		0-3 K ③			X 0-0 1B 1B 2B	X 0-3 K ③		X 4-0 BB 1-2		3 1 1 0 1 2 1												
Greg Gagne, R OBP: 0.351, SLG: 0.294 (1, 6) X			X 0-0 F4 ①		X 0-0 BB 1B 1B		X 0-0 F5 ①	X 0-0 F7 ③		4 1 1 0 0 0 2												
Tim Teufel, R OBP: 0.285, SLG: 0.275 (1, 4) X			X 0-0 F9 ②		X 4-0 BB 1B BB		X 0-0 L6 ②	X 0-0 FC1-5 2B		3 0 1 0 1 0 0												
Tim Laudner, R OBP: 0.194, SLG: 0.241 (1, 2) X			X 0-0 F7 ③		X 0-0 L5 ②		X 4-0 BB 1B BB	X 0-0 FC1-5 ①		3 0 0 0 1 0 4												
Inning Stats	R: 0 H: 0 E: 0 K: 0 S: 3	H: 0 LOB: 0 BB: 0 P: 3	R: 0 H: 0 E: 0 K: 2 S: 7	H: 0 LOB: 0 BB: 0 P: 7	R: 0 H: 0 E: 0 K: 0 S: 3	H: 0 LOB: 0 BB: 0 P: 3	R: 0 H: 2 E: 0 K: 0 S: 4	H: 2 LOB: 1 BB: 0 P: 4	R: 2 H: 3 E: 0 K: 0 S: 6	H: 3 LOB: 2 BB: 1 P: 10	R: 0 H: 0 E: 0 K: 1 S: 5	H: 0 LOB: 1 BB: 1 P: 9	R: 0 H: 1 E: 0 K: 0 S: 4	H: 1 LOB: 2 BB: 1 P: 8	R: 0 H: 1 E: 0 K: 0 S: 4	H: 1 LOB: 2 BB: 1 P: 8	R: 0 H: 1 E: 0 K: 0 S: 3	H: 1 LOB: 0 BB: 0 P: 3	1B: 6 SF: 0 2B: 2 SAC: 0 3B: 0 DP: 1 HR: 0 HBP: 0	WP: 0 PA: 37 PB: 0 SB: 0 CS: 1		
PITCHER Curt Young, L ERA: 9.42 Keith Atherton, R ERA: 4.63	(1, 1) 7.2 L 33 7 2 2 3 4 0 0 0 0 0 0 0 0 2.35 1.435	(8, 1) 1.1 4 1 0 0 0 0 0 0 0 0 0 0 0 0.00 0.750											PITCHER									

Minnesota Twins @ Oakland Athletics
 Oakland-Alameda County Coliseum, Oakland, CA

Sun Apr 21 1985, 3:33 AM PST
 Att. 9,722 - Unknown

AB	33
R	2
H	8
RBI	2
BB	4
SO	3
LOB	15



Batter	1	2	3	4	5	6	7	8	9	AB R H RBI BB SO LOB	BOTTOM
--------	---	---	---	---	---	---	---	---	---	----------------------	--------

Dave Collins, S (1, 7) OBP: 0.364, SLG: 0.400	0-0 4-3			x 0-0 CS 1B		x 0-0 3-1			x 0-0 G3	4 0 1 0 0 0 0	Minnesota Twins @ Oakland Athletics Oakland-Alameda County Coliseum, Oakland, CA Sun Apr 21 1985, 3:33 AM PST Att. 9,722 - Unknown
---	------------	--	--	-------------------	--	--------------	--	--	-------------	---------------	--

Carney Lansford, R (1, 5) OBP: 0.321, SLG: 0.283	0-0 5-3			x 0-0 1-2 6-3			x 0-0 G4-6-3 1B			3 0 1 0 0 0 1
--	------------	--	--	---------------------	--	--	-----------------------	--	--	---------------

Bruce Bochte, L (1, 3) OBP: 0.400, SLG: 0.448	0-0 F8			x 0-0 3-1			x 0-0 1-2f G4-6-3			3 0 0 0 0 0 1
---	-----------	--	--	--------------	--	--	-------------------------	--	--	---------------

Dave Kingman, R (1, 10) OBP: 0.327, SLG: 0.429		x 0-0 6-3			x 0-0 F7			x 0-0 F8		3 0 0 0 0 0 0
--	--	--------------	--	--	-------------	--	--	-------------	--	---------------

Dwayne Murphy, L (1, 8) OBP: 0.404, SLG: 0.342		x 0-0 F8			x 0-0 F8			s 0-3 K		3 0 0 0 0 1 0
--	--	-------------	--	--	-------------	--	--	------------	--	---------------

Mike Heath, R (1, 2) OBP: 0.333, SLG: 0.476		x 0-0 5-3			x 0-0 2B			x 0-0 F7		3 0 1 0 0 0 0
---	--	--------------	--	--	-------------	--	--	-------------	--	---------------

Mike Davis, L (1, 9) OBP: 0.391, SLG: 0.786			x 0-0 4-3		x 0-0 F6			x 0-0 F6		3 0 0 0 0 0 1
---	--	--	--------------	--	-------------	--	--	-------------	--	---------------

Donnie Hill, S (1, 4) OBP: 0.178, SLG: 0.279 Dan Meyer, L (9, PH)			x 0-0 1-3		x 0-0 G3			x 0-0 F3		2 0 0 0 0 0 0 1 0 0 0 0 0 0
---	--	--	--------------	--	-------------	--	--	-------------	--	--------------------------------

Alfredo Griffin, S (1, 6) OBP: 0.429, SLG: 0.436			x 0-0 1-3		s 0-3 K			x 0-0 F5		3 0 0 0 0 1 0
--	--	--	--------------	--	------------	--	--	-------------	--	---------------

Inning Stats	R: 0 H: 0 E: 0 K: 0 S: 3	H: 0 LOB: 0 BB: 0 P: 3	R: 0 H: 0 E: 0 K: 0 S: 3	H: 0 LOB: 0 BB: 0 P: 3	R: 0 H: 1 E: 0 K: 0 S: 3	H: 1 LOB: 0 BB: 0 P: 3	R: 0 H: 1 E: 0 K: 0 S: 4	H: 1 LOB: 1 BB: 0 P: 4	R: 0 H: 0 E: 0 K: 1 S: 5	H: 0 LOB: 0 BB: 0 P: 5	R: 0 H: 0 E: 0 K: 1 S: 5	H: 0 LOB: 0 BB: 0 P: 5	R: 0 H: 0 E: 0 K: 0 S: 3	H: 0 LOB: 0 BB: 0 P: 3	1B: 2 SF: 0 2B: 1 SAC: 0 3B: 0 DP: 1 HR: 0 HBP: 0	WP: 0 PA: 28 PB: 0 SB: 0 CS: 1
---------------------	--------------------------	------------------------	--------------------------	------------------------	--------------------------	------------------------	--------------------------	------------------------	--------------------------	------------------------	--------------------------	------------------------	--------------------------	------------------------	--	---

PITCHER John Butcher, R (1, 1) ERA: 1.8	IP 9.0 WLS W BF 28 H 3 R 0 ER 0 SO 2 BB 0 IBB 0 HBP 0 BLK 0 WP 0 HR 0 S 32 P 32 ERA 0.00 WHIP 0.333	PITCHER	IP WLS BF H R ER SO BB IBB HBP BLK WP HR S P ERA WHIP
---	---	----------------	---

livebaseballscorecards.com

AB	28
R	0
H	3
RBI	0
BB	0
SO	2
LOB	3



Batter	1	2	3	4	5	6	7	8	9	AB R H RBI BB SO LOB	TOP											
Jack Perconte, L (1, 4) <small>OBP: 0.303, SLG: 0.355</small> Ivan Calderon, R (9, PH) <small>OBP: 0.429, SLG: 0.200</small>	0-0 F4			0-0 G3		0-0 F7		0-0 1B SF8 2B	0-0 G4-6-3 1B	4 1 1 0 0 0 0 1 0 1 0 0 0 0												
Phil Bradley, R (1, 7) <small>OBP: 0.379, SLG: 0.630</small>	0-0 F8			0-0 5-3		4-0 BB BB		0-0 HR 1B	0-0 G4-6-3 1B	4 1 1 0 1 0 3												
Alvin Davis, L (1, 3) <small>OBP: 0.372, SLG: 0.188</small>	0-0 F7			0-0 F7		4-0 1-2 BB		0-0 SF8		2 0 0 1 1 0 0												
Gorman Thomas, R (1, 10) <small>OBP: 0.420, SLG: 0.767</small>		0-0 F2			0-0 1B 1B	0-0 F6		0-0 HR		4 2 2 2 0 0 2												
Dave Henderson, R (1, 8) <small>OBP: 0.278, SLG: 0.333</small>		0-0 F7			0-0 G6-4-3 1-2 1B		0-0 5-3	0-0 5-3		4 0 1 0 0 0 0												
Al Cowens, R (1, 9) <small>OBP: 0.429, SLG: 0.696</small>		0-3 K			0-0 G6-4-3 1-2 2-H 1B		0-0 6-3		0-0 BB 1B	4 1 2 1 0 1 0												
Jim Presley, R (1, 5) <small>OBP: 0.353, SLG: 0.721</small>			0-0 F8		0-0 G6-4-3 1-2 2-3		0-0 1B		4-0 1B 1B BB	3 0 1 0 1 0 2												
Dave Valle, R (1, 2) <small>OBP: 0.111, SLG: 0.111</small> Barry Bonnell, R (9, PH) <small>OBP: 0.273, SLG: 0.200</small>			0-3 K		0-0 6-3		0-0 1-3		0-0 1B 1B	3 0 0 0 0 1 2 1 0 1 1 0 0 0												
Spike Owen, S (1, 6) <small>OBP: 0.213, SLG: 0.186</small> Ken Phelps, L (9, PH) <small>OBP: 0.300, SLG: 0.500</small>			0-3 K		0-0 F6		0-0 F8		0-0 F5	3 0 0 0 0 1 0 1 0 0 0 0 0 2												
Inning Stats	R: 0 E: 0 K: 0 S: 3	H: 0 LOB: 0 BB: 0 P: 3	R: 0 E: 0 K: 1 S: 5	H: 0 LOB: 0 BB: 0 P: 5	R: 0 E: 0 K: 2 S: 7	H: 0 LOB: 0 BB: 0 P: 7	R: 0 E: 0 K: 0 S: 3	H: 0 LOB: 0 BB: 0 P: 3	R: 1 E: 0 K: 0 S: 5	H: 3 LOB: 1 BB: 0 P: 5	R: 0 E: 0 K: 0 S: 3	H: 0 LOB: 2 BB: 2 P: 11	R: 0 E: 0 K: 0 S: 4	H: 1 LOB: 1 BB: 0 P: 4	R: 3 E: 0 K: 0 S: 6	H: 3 LOB: 0 BB: 0 P: 6	R: 1 E: 0 K: 0 S: 5	H: 3 LOB: 2 BB: 1 P: 9	1B: 8 2B: 1 3B: 0 HR: 1	SF: 1 SAC: 0 DP: 2 HBP: 0	WP: 0 PB: 0 SB: 0 CS: 0	PA: 38
PITCHER	IP WLS BF H R ER SO BB IBB HBP BLK WP HR S P ERA WHIP																					
Ken Schrom, R (1, 1) <small>ERA: 5.4</small> Ron Davis, R (8, 1) <small>ERA: 7.2</small> Rick Lysander, R (9, 1) <small>ERA: 7.5</small>	7.2 W 31 7 4 4 3 2 0 0 0 0 1 35 43 4.70 1.174																					

Seattle Mariners @ Minnesota Twins
 Hubert H. Humphrey Metrodome, Minneapolis, MN
 Mon Apr 22 1985, 7:05 PM EST
 Att: 10,200 - Unknown

AB	34
R	5
H	10
RBI	5
BB	3
SO	3
LOB	11



Batter	1	2	3	4	5	6	7	8	9	AB R H RBI BB SO LOB	TOP											
Jack Perconte, L (1, 4) OBP: 0.297, SLG: 0.343	0-3 K		0-0 4-3			0-0 5-3		0-0 1B		4 0 1 0 0 1 1												
Phil Bradley, R (1, 7) OBP: 0.355, SLG: 0.586	0-0 F4			0-0 5-3			0-0 F7	0-0 F6		4 0 0 0 0 0 2												
Alvin Davis, L (1, 3) OBP: 0.383, SLG: 0.250	0-0 5-3			0-0 1B			0-0 2B		0-0 F2	4 0 2 0 0 0 0												
Gorman Thomas, R (1, 10) OBP: 0.389, SLG: 0.702		0-0 F9		0-0 1B			0-0 F7		0-0 F7	4 0 0 0 0 0 2												
Dave Henderson, R (1, 8) OBP: 0.276, SLG: 0.382		0-3 K			0-3 K		0-0 F9		0-0 HR	4 1 1 1 0 2 1												
Al Cowens, R (1, 9) OBP: 0.415, SLG: 0.660		0-3 K			0-0 F9			0-0 1B	0-0 6-3	4 0 1 0 0 1 0												
Jim Presley, R (1, 5) OBP: 0.333, SLG: 0.674			0-0 F8		0-0 F7			0-0 2B		3 1 0 0 0 0 1												
Domingo Ramos, R (1, 6) OBP: 0.333, SLG: 0.667			0-0 E6			0-0 5-3		0-0 1B		3 0 1 0 0 0 0												
Bob Kearney, R (1, 2) OBP: 0.097, SLG: 0.034			0-0 F6			0-0 6-3		0-0 2B		2 0 0 0 0 0 1												
Barry Bonnell, R (8, PH) OBP: 0.250, SLG: 0.182								0-0 3-H		1 0 0 1 0 0 1												
Dave Valle, R (8, 2) OBP: 0.111, SLG: 0.111										0 0 0 0 0 0 0												
Inning Stats	R: 0 E: 0 K: 1 S: 5	H: 0 LOB: 0 BB: 0 P: 5	R: 0 E: 0 K: 2 S: 7	H: 0 LOB: 0 BB: 0 P: 7	R: 0 E: 1 K: 0 S: 4	H: 0 LOB: 1 BB: 0 P: 4	R: 0 E: 0 K: 0 S: 3	H: 1 LOB: 0 BB: 0 P: 3	R: 0 E: 0 K: 1 S: 5	H: 0 LOB: 0 BB: 0 P: 5	R: 0 E: 0 K: 0 S: 3	H: 0 LOB: 0 BB: 0 P: 3	R: 0 E: 0 K: 0 S: 4	H: 1 LOB: 1 BB: 0 P: 4	R: 1 E: 0 K: 0 S: 6	H: 3 LOB: 2 BB: 0 P: 6	R: 1 E: 0 K: 0 S: 4	H: 1 LOB: 0 BB: 0 P: 4	1B: 3 2B: 2 3B: 0 HR: 1	SF: 0 SAC: 0 DP: 1 HBP: 0	WP: 0 PB: 0 SB: 0 CS: 0	PA: 33
PITCHER Frank Viola, L (1, 1) ERA: 3.45	IP: 9.0 WLS: W BF: 33 H: 6 R: 2 ER: 2 SO: 4 BB: 0 IBB: 0 HBP: 0 BLK: 0 WP: 0 HR: 1 S: 41 P: 41 ERA: 2.00 WHIP: 0.667																					

Seattle Mariners @ Minnesota Twins
 Hubert H. Humphrey Metrodome, Minneapolis, MN

Tue Apr 23 1985, 7:05 PM EST
 Att. 11,352 - Unknown

livebaseballscorecards.com

AB 33
 R 2
 H 6
 RBI 2
 BB 0
 SO 4
 LOB 9



Batter	1	2	3	4	5	6	7	8	9	AB	R	H	RBI	BB	SO	LOB
Kirby Puckett, R OBP: 0.333, SLG: 0.452 (1, 8) X	0-0 4-3 ①		0-0 F9 ①		0-0 6-3 ③		0-0 3B ①			4	0	1	1	0	0	2
Mickey Hatcher, R OBP: 0.279, SLG: 0.433 (1, 7) X	0-0 4-3 ②		0-0 F3 ②			0-0 2B ①	0-0 4-3 ①			4	1	1	0	0	0	2
Kent Hrbek, L OBP: 0.290, SLG: 0.196 (1, 3) B B B	4-0 HR BB		0-0 F8 ③			0-0 1B ①	4-0 G5-4-3 IBB			2	1	1	1	2	0	1
Tom Brunansky, R OBP: 0.450, SLG: 0.646 (1, 9) X	0-0 HR ①			4-0 CS BB		0-0 FC5-2 BB ①	0-0 G5-4-3 ② ③			3	1	2	2	1	0	2
Roy Smalley, S OBP: 0.341, SLG: 0.361 (1, 10) X	0-0 F8 ③			0-0 F7 ①		4-0 FC1-2 BB ①		0-0 4-3 ①		3	0	0	0	1	0	1
Gary Gaetti, R OBP: 0.322, SLG: 0.462 (1, 5) X		0-0 4-3 ①		0-3 K ② ③		0-0 FC5-2 FC1-2 ①		0-3 K ②		4	0	0	0	0	2	4
Greg Gagne, R OBP: 0.356, SLG: 0.381 (1, 6) X		0-0 L1 ②			0-0 5-3 ①	0-0 FC1-2 FC6 ②		0-3 K ③		4	0	0	0	0	1	3
Tim Teufel, R OBP: 0.294, SLG: 0.261 (1, 4) X		0-3 K ③			0-3 K ②	0-0 FC6 ③				3	0	0	0	0	2	3
Mark Salas, L OBP: 0.385, SLG: 0.462 (1, 2) X			0-0 1B		0-0 WP 1B		0-0 3B 2B			3	1	3	0	0	0	0

Inning Stats	R: 2	H: 1	E: 0	K: 0	S: 4	LOB: 0	BB: 1	P: 8	R: 0	H: 0	E: 0	K: 1	S: 5	LOB: 0	BB: 0	P: 5	R: 0	H: 1	E: 0	K: 0	S: 4	LOB: 1	BB: 1	P: 8	R: 0	H: 1	E: 0	K: 1	S: 6	LOB: 1	BB: 0	P: 6	R: 1	H: 3	E: 0	K: 0	S: 6	LOB: 3	BB: 1	P: 10	R: 1	H: 2	E: 0	K: 0	S: 4	LOB: 1	BB: 1	P: 8	R: 0	H: 0	E: 0	K: 2	S: 7	LOB: 0	BB: 0	P: 7
1B: 4	2B: 3	3B: 1	HR: 1	SF: 0	SAC: 0	DP: 2	HBP: 0	WP: 2	PB: 0	SB: 0	CS: 1	PA: 34																																												

PITCHER	IP	WLS	BF	H	R	ER	SO	BB	IBB	HBP	BLK	WP	HR	S	P	ERA	WHIP
Salome Barojas, R ERA: 7.88 (1, 1)	5.0	L	21	5	3	3	3	2	0	0	0	1	1	25	33	5.40	1.400
Mike Stanton, R ERA: 8.22 (6, 1)	2.0		10	3	1	1	0	1	1	0	0	0	0	8	16	4.50	2.000
Ed Nunez, R ERA: 0.87 (8, 1)	1.0		3	0	0	0	2	0	0	0	0	0	0	7	7	0.00	0.000

BOTTOM


Seattle Mariners @ Minnesota Twins

Hubert H. Humphrey Metrodome, Minneapolis, MN

Tue Apr 23 1985, 7:05 PM EST
Att. 11,352 - Unknown

livebaseballscorecards.com

AB	30
R	4
H	8
RBI	4
BB	4
SO	5
LOB	18



Batter	1	2	3	4	5	6	7	8	9	AB R H RBI BB SO LOB	TOP									
Jack Perconte, L (1, 4) OBP: 0.268, SLG: 0.308	0-0 F7		0-3 K		0-0 F6			0-0 4-3		4 0 0 0 0 1 4										
Phil Bradley, R (1, 9) OBP: 0.348, SLG: 0.581	0-0 2B		0-0 FC6-4		0-0 G1-2-3			0-0 5-3		4 0 1 0 0 0 4										
Alvin Davis, L (1, 3) OBP: 0.392, SLG: 0.256	0-0 F7			4-0 BB		0-0 F8		0-0 1B		3 0 1 0 1 0 1										
Ken Phelps, L (1, 10) OBP: 0.214, SLG: 0.333	0-3 K			0-0 F8		0-0 4-3		0-0 F6		4 0 0 0 0 1 3										
Dave Henderson, R (1, 8) OBP: 0.258, SLG: 0.356		0-0 F3		0-0 F7		0-3 K		0-0 F9		4 0 0 0 0 1 1										
Ivan Calderon, R (1, 7) OBP: 0.364, SLG: 0.125		1-0 HBP		0-0 F8			0-0 F8		0-0 5-3	3 0 0 0 0 0 1										
Jim Presley, R (1, 5) OBP: 0.345, SLG: 0.653		0-0 G6-4-3			0-0 1B		4-0 FC4-6		0-0 5-3	3 0 1 0 1 0 1										
Dave Valle, R (1, 2) OBP: 0.190, SLG: 0.105			1-0 HBP		4-0 1B		0-3 K			1 0 0 0 1 1 1										
Spike Owen, S (1, 6) OBP: 0.220, SLG: 0.196			0-0 F8		0-0 1B		0-0 FC4-6			3 0 1 0 0 0 2										
Inning Stats	R: 0 E: 0 K: 1 S: 6	H: 1 LOB: 1 BB: 0 P: 6	R: 0 E: 0 K: 0 S: 2	H: 0 LOB: 0 BB: 0 P: 3	R: 0 E: 0 K: 1 S: 5	H: 0 LOB: 1 BB: 0 P: 6	R: 0 E: 0 K: 0 S: 3	H: 0 LOB: 1 BB: 1 P: 7	R: 0 E: 0 K: 0 S: 4	H: 2 LOB: 2 BB: 1 P: 8	R: 0 E: 0 K: 1 S: 5	H: 0 LOB: 1 BB: 1 P: 9	R: 0 E: 0 K: 1 S: 4	H: 1 LOB: 1 BB: 0 P: 4	R: 0 E: 0 K: 0 S: 3	H: 0 LOB: 0 BB: 0 P: 3	1B: 3 2B: 1 3B: 0 HR: 0	SF: 0 SAC: 0 DP: 2 HBP: 2	WP: 0 PB: 0 SB: 0 CS: 0	PA: 34
PITCHER Mike Smithson, R (1, 1) ERA: 3.23	IP: 9.0 WLS: W BF: 34 H: 4 R: 0 ER: 0 SO: 4 BB: 3 IBB: 0 HBP: 2 BLK: 0 WP: 0 HR: 0 S: 37 P: 51 ERA: 0.00 WHIP: 0.778																			

Seattle Mariners @ Minnesota Twins
 Hubert H. Humphrey Metrodome, Minneapolis, MN
 Wed Apr 24 1985, 4:33 AM EST
 Att. 10,465 - Unknown

AB	29
R	0
H	4
RBI	0
BB	3
SO	4
LOB	18



Batter	1	2	3	4	5	6	7	8	9
Kirby Puckett, R OBP: 0.353, SLG: 0.478 (1, 8) X	0-0 4-3 ①		0-0 FC5-2 HR 1B 1-3 3-H		0-0 1B 2B	0-0 1B 3-H		0-0 G3 ①	
Mickey Hatcher, R OBP: 0.281, SLG: 0.429 (1, 7) X Dave Meier, R (6, PH) (7, 7)	0-0 F8 ②		0-0 FC5-2 HR 1-2 3-H		0-0 1B 2-H	0-0 F9 ③		0-0 6-3 ②	
Kent Hrbek, L OBP: 0.313, SLG: 0.273 (1, 3) X	0-0 F4 ③		0-0 HR 1-H 2-H		0-0 F8 ②		0-0 2B 1B	4-0 BB BB	
Tom Brunansky, R OBP: 0.431, SLG: 0.596 (1, 9)		0-0 F4 ①	0-0 5-3 ③		0-0 F9 ③		0-0 F2 ①	4-0 BB BB	
Roy Smalley, S OBP: 0.348, SLG: 0.375 (1, 10)		0-0 F8 ②		0-0 4-3 ①		4-0 FC2-5 1B BB	0-0 2B 1-H	0-3 K ③	
Gary Gaetti, R OBP: 0.317, SLG: 0.446 (1, 5) X		0-0 5-3 ③		0-0 5-3 ②		0-0 FC2-5 2B 1B	0-0 F6 ②		
Greg Gagne, R OBP: 0.367, SLG: 0.400 (1, 6)			0-0 F1 ①	1-0 HBP		0-0 FC2-5 2B E 1-2 2-3f	0-0 1B 2B 2-H		
Tim Teufel, R OBP: 0.327, SLG: 0.320 (1, 4)			0-0 1B 1B ①	0-0 F9 ③		0-0 E9 1B 2B 1-H 2-H	0-0 2B 1B 2-3		
Mark Salas, L OBP: 0.353, SLG: 0.412 (1, 2) X			0-0 1B FC5-2 1B 1-3		0-3 K ①	0-0 F4 ②	0-0 F9 ③		

AB	R	H	RBI	BB	SO	LOB
5	2	3	2	0	0	0
3	1	1	1	0	0	2
2	0	0	0	0	0	1
4	2	2	3	1	0	1
4	0	0	0	1	0	2
4	1	1	1	1	1	2
4	1	1	0	0	0	1
3	1	1	1	0	0	2
4	2	3	1	0	0	1
4	0	1	0	0	1	3


BOTTOM

Seattle Mariners @ Minnesota Twins
Hubert H. Humphrey Metrodome, Minneapolis, MN

Wed Apr 24 1985, 4:33 AM EST
 Att. 10,465 - Unknown

livebaseballscorecards.com

AB	37
R	10
H	13
RBI	9
BB	3
SO	2
LOB	15



Inning Stats		R: 0	H: 0	E: 0	LOB: 0	K: 0	BB: 0	S: 3	P: 3								
Mike Moore, R ERA: 6.66 (1, 1)	IP: 5.1	WLS: L	BF: 26	H: 8	R: 8	ER: 8	SO: 1	BB: 1	IBB: 0	HBP: 1	BLK: 0	WP: 0	HR: 1	S: 26	P: 31	ERA: 13.50	WHIP: 1.688
Dave Geisel, L ERA: 7.71 (6, 1)	IP: 1.2		BF: 10	H: 5	R: 2	ER: 2	SO: 0	BB: 0	IBB: 0	HBP: 0	BLK: 0	WP: 0	HR: 0	S: 10	P: 10	ERA: 10.80	WHIP: 3.000
Ed Vande Berg, L ERA: 1.35 (8, 1)	IP: 1.0		BF: 5	H: 0	R: 0	ER: 0	SO: 1	BB: 2	IBB: 0	HBP: 0	BLK: 0	WP: 0	HR: 0	S: 5	P: 13	ERA: 0.00	WHIP: 2.000

WP	HR	S	P	ERA	WHIP
0	0	0	0	0	0

Batter	1	2	3	4	5	6	7	8	9	AB R H RBI BB SO LOB	TOP									
Dave Collins, S (1, 7) OBP: 0.338, SLG: 0.362	0-0 3-1		0-0 F8		0-0 F8		0-0 2-H 1B			4 0 1 1 0 0 1										
Carney Lansford, R (1, 5) OBP: 0.306, SLG: 0.313	0-0 6-3		0-0 6-3			0-0 6-3	0-0 F8			4 0 0 0 0 0 2										
Bruce Bochte, L (1, 3) OBP: 0.395, SLG: 0.429	0-0 1B			0-3 K		0-0 HR 1B	0-0 F8			4 1 2 0 0 1 1										
Dave Kingman, R (1, 10) OBP: 0.328, SLG: 0.429	0-3 K			0-0 F7		0-3 K		0-0 F8		4 0 0 0 0 2 2										
Dwayne Murphy, L (1, 8) OBP: 0.400, SLG: 0.431		0-0 4-3		4-0 FC5-4 BB		0-0 HR		0-0 4-3		3 1 1 2 1 0 0										
Mike Heath, R (1, 2) OBP: 0.323, SLG: 0.456		0-0 5-3		0-0 FC5-4 1-2f		4-0 BB		0-0 F4		3 0 0 0 1 0 1										
Mike Davis, L (1, 9) OBP: 0.381, SLG: 0.741		0-3 K			0-0 G3 2B	0-0 F4		0-3 K		4 1 1 0 0 2 1										
Donnie Hill, S (1, 4) OBP: 0.233, SLG: 0.310			0-0 FC6-4 1B		0-0 G3		0-0 SH2-3 1B		0-0 1-3	4 1 2 0 0 0 1										
Alfredo Griffin, S (1, 6) OBP: 0.386, SLG: 0.365			0-0 FC6-4 1-2f		0-0 G3		0-0 SH2-3		0-3 K	3 0 0 1 0 1 1										
Inning Stats	R: 0 E: 0 K: 1 S: 6	H: 1 LOB: 1 BB: 0 P: 6	R: 0 E: 0 K: 1 S: 5	H: 0 LOB: 0 BB: 0 P: 5	R: 0 E: 0 K: 0 S: 4	H: 1 LOB: 1 BB: 0 P: 4	R: 0 E: 0 K: 1 S: 5	H: 0 LOB: 1 BB: 1 P: 9	R: 0 E: 0 K: 1 S: 5	H: 0 LOB: 0 BB: 1 P: 11	R: 1 E: 0 K: 0 S: 5	H: 2 LOB: 1 BB: 0 P: 5	R: 0 E: 0 K: 2 S: 7	H: 0 LOB: 0 BB: 0 P: 3	R: 0 E: 0 K: 2 S: 7	H: 0 LOB: 0 BB: 0 P: 7	1B: 5 2B: 1 3B: 0 HR: 1	SF: 0 SAC: 1 DP: 0 HBP: 0	WP: 0 PB: 0 SB: 0 CS: 0	PA: 36
PITCHER John Butcher, R (1, 1) ERA: 2.38	IP: 9.0 WLS: W BF: 36 H: 7 R: 4 ER: 4 SO: 6 BB: 2 IBB: 0 HBP: 0 BLK: 0 WP: 0 HR: 1 S: 46 P: 54 ERA: 4.00 WHIP: 1.000																			

Oakland Athletics @ Minnesota Twins
 Hubert H. Humphrey Metrodome, Minneapolis, MN
 Thu Apr 25 1985, 7:05 PM EST
 Att. 9,259 - Unknown

livebaseballscorecards.com

AB	33
R	4
H	7
RBI	4
BB	2
SO	6
LOB	10



Batter	1	2	3	4	5	6	7	8	9	AB	R	H	RBI	BB	SO	LOB
Kirby Puckett, R OBP: 0.356, SLG: 0.472 (1, 8)	0-3 K		0-0 4-3		0-0 1B		0-0 6-3		0-0 1B	5	0	2	2	0	1	1
Mickey Hatcher, R OBP: 0.265, SLG: 0.403 (1, 7)	0-0 6-3			0-0 F4	0-0 4-3			0-0 6-3		4	0	0	0	0	0	1
Kent Hrbek, L OBP: 0.310, SLG: 0.271 (1, 3)	0-3 K			0-0 3-1		0-0 B1-3		0-0 1B		4	0	1	0	0	1	0
Tom Brunansky, R OBP: 0.420, SLG: 0.625 (1, 9)		0-0 F4		0-0 F8		0-0 HR		0-0 F9		4	1	1	1	0	0	1
Roy Smalley, S OBP: 0.360, SLG: 0.372 (1, 10)		0-0 F8			4-0 2B	0-0 F6		0-0 1B		3	1	1	0	1	0	0
Gary Gaetti, R OBP: 0.328, SLG: 0.431 (1, 5)		0-0 F3			4-0 2B	4-0 E S		0-3 K		2	1	0	0	2	1	2
Greg Gagne, R OBP: 0.377, SLG: 0.417 (1, 6)			0-0 5-3		0-0 1B	0-3 K			4-0 FC3-6	3	1	1	1	1	1	1
Tim Teufel, R OBP: 0.305, SLG: 0.296 (1, 4)			0-0 5-3		0-0 G1-4-3		0-0 5-3		0-0 FC3-6	4	1	0	1	0	0	2
Tim Laudner, R OBP: 0.211, SLG: 0.250 (1, 2)			0-0 1B		0-3 K		0-0 F7		4-0 1B	3	0	1	0	0	1	1
Randy Bush, L OBP: 0.400, SLG: 1.000 (9, PH)									1-2 IBB	0	0	0	0	0	0	0
Dave Engle, R OBP: 0.286, SLG: 0.167 (9, PH)										0	0	0	0	1	0	0

Inning Stats	R: 0	H: 0	E: 0	K: 2	S: 7	H: 0	LOB: 0	BB: 0	P: 7	R: 0	H: 0	E: 0	K: 0	S: 3	H: 0	LOB: 0	BB: 0	P: 3	R: 0	H: 1	E: 0	K: 0	S: 4	H: 2	LOB: 1	BB: 2	P: 15	R: 1	H: 1	E: 0	K: 1	S: 6	H: 0	LOB: 0	BB: 0	P: 3	R: 0	H: 2	E: 0	K: 1	S: 7	H: 2	LOB: 2	BB: 0	P: 7	R: 1	H: 1	E: 0	K: 0	S: 2	H: 1	LOB: 2	BB: 2	P: 10	1B: 5	SF: 0	3B: 0	HR: 1
--------------	------	------	------	------	------	------	--------	-------	------	------	------	------	------	------	------	--------	-------	------	------	------	------	------	------	------	--------	-------	-------	------	------	------	------	------	------	--------	-------	------	------	------	------	------	------	------	--------	-------	------	------	------	------	------	------	------	--------	-------	-------	-------	-------	-------	-------

PITCHER	IP	WLS	BF	H	R	ER	SO	BB	IBB	HBP	BLK	WP	HR	S	P	ERA	WHIP
Bill Krueger, L ERA: 3.86 (1, 1)	7.2		32	6	4	4	4	3	0	0	0	0	1	37	49	4.70	1.174
Keith Atherton, R ERA: 5.52 (8, 1)	0.2	L	3	0	1	1	1	1	0	0	0	0	0	4	8	13.50	1.500
Tim Conroy, L ERA: 1.35 (9, 1)	0.0		1	0	0	0	0	0	1	0	0	1	0	0	4	∞	∞
Tom Telmann, R ERA: (9, 1)	0.0		1	1	0	0	0	0	0	0	0	0	0	1	1	∞	∞

BOTTOM


Oakland Athletics @ Minnesota Twins
 Hubert H. Humphrey Metrodome, Minneapolis, MN
 Thu Apr 25 1985, 7:05 PM EST
 Att. 9,259 - Unknown

AB	32
R	5
H	7
RBI	5
BB	5
SO	5
LOB	9



WP: 1	PA: 37
PB: 0	
SB: 1	
CS: 0	

livebaseballscorecards.com

Batter	1	2	3	4	5	6	7	8	9	AB R H RBI BB SO LOB	TOP																
Dave Collins, S (1, 7) OBP: 0.346, SLG: 0.361	0-0 F9		0-0 S 2B 1B		0-0 1-2f 1-3		4-0 F9 BB			3 1 1 0 1 0 1																	
Carney Lansford, R (1, 5) OBP: 0.303, SLG: 0.324	0-0 F8		0-0 1-H 2B			0-0 6-3	0-0 F9			4 0 1 1 0 0 1																	
Bruce Bochte, L (1, 3) OBP: 0.383, SLG: 0.400 Rob Picciolo, R (8, PR) (8, 3)	0-0 1-3		0-0 F9			0-0 F9		4-0 S BB		3 0 0 0 1 0 1 0 0 0 0 0 0 0																	
Dave Kingman, R (1, 10) OBP: 0.324, SLG: 0.417		0-0 5-3		S S 0-3 K		0-0 BB 3B 1B		0-0 F7		4 1 1 0 0 1 1																	
Dwayne Murphy, L (1, 8) OBP: 0.392, SLG: 0.407		0-0 3-1		0-0 3-1		4-0 3B BB		0-3 K		3 1 0 0 1 1 1																	
Mike Heath, R (1, 2) OBP: 0.333, SLG: 0.541		0-0 6-3		0-0 HR		0-0 HR 3B		0-0 6-3		4 2 2 3 0 0 2																	
Mike Davis, L (1, 9) OBP: 0.403, SLG: 0.836			0-0 HR	0-0 F8		0-0 HR		4-0 SH5-4 S 1-5 BB		3 2 2 3 1 0 0	AB 31 R 7 H 9 RBI 7 BB 4 SO 3 LOB 8																
Donnie Hill, S (1, 4) OBP: 0.238, SLG: 0.311			0-0 L3		0-0 CS 1B	0-3 K		0-0 SH5-4		3 0 1 0 0 1 0																	
Alfredo Griffin, S (1, 6) OBP: 0.377, SLG: 0.357			0-0 F9		0-0 1-3 1B		0-0 F9	0-0 1-5 3-Hf		4 0 1 0 0 0 1																	
Inning Stats	R: 0 E: 0 K: 0 S: 3	H: 0 LOB: 0 BB: 0 P: 3	R: 0 E: 0 K: 0 S: 3	H: 0 LOB: 0 BB: 0 P: 3	R: 2 E: 0 K: 0 S: 6	H: 3 LOB: 1 BB: 0 P: 6	R: 1 E: 0 K: 1 S: 6	H: 1 LOB: 0 BB: 0 P: 6	R: 0 E: 0 K: 0 S: 3	H: 2 LOB: 0 BB: 0 P: 3	R: 4 E: 0 K: 1 S: 8	H: 3 LOB: 0 BB: 1 P: 12	R: 0 E: 0 K: 0 S: 2	H: 0 LOB: 0 BB: 1 P: 6	R: 0 E: 0 K: 1 S: 5	H: 0 LOB: 2 BB: 1 P: 9	R: 0 E: 0 K: 0 S: 2	H: 0 LOB: 0 BB: 1 P: 6	1B: 4 2B: 3 3B: 1 HR: 3	SF: 0 SAC: 1 DP: 2 HBP: 0	WP: 0 PB: 0 SB: 3 CS: 1	PA: 36					
PITCHER	IP WLS BF H R ER SO BB IBB HBP BLK WP HR S P ERA WHIP																										
Ken Schrom, R (1, 1) ERA: 6.38	5.2		24	8	6	6	1	1	0	0	0	0	2	25	29	9.53	1.588										
Curt Wardle, L (6, 1) ERA: 5.58	1.1		6	1	1	1	1	2	0	0	0	0	1	6	14	6.75	2.250										
Rick Lysander, R (8, 1) ERA: 6.43	1.0		4	0	0	0	1	1	0	0	0	0	0	5	9	0.00	1.000										
Ron Davis, R (9, 1) ERA: 6.0	1.0	W	2	0	0	0	0	0	0	0	0	0	0	2	2	0.00	0.000										

Oakland Athletics @ Minnesota Twins
 Hubert H. Humphrey Metrodome, Minneapolis, MN
 Fri Apr 26 1985, 7:05 PM EST
 Att. 20,355 - Unknown

livebaseballscorecards.com

Batter	1	2	3	4	5	6	7	8	9	AB	R	H	RBI	BB	SO	LOB
Kirby Puckett, R OBP: 0.333, SLG: 0.442 (1, 8)	0-0 6-3	0-0 3-1		0-0 1-3		0-0 F3		0-3 K		5	0	0	0	0	1	1
Mickey Hatcher, R OBP: 0.247, SLG: 0.375 (1, 7)	0-0 3-1	0-0 5-3		0-0 F2		0-0 4-3		0-0 1-3		5	0	0	0	0	0	1
Kent Hrbek, L OBP: 0.303, SLG: 0.313 (1, 3)	0-0 G3		0-0 E4 BB BB		0-0 HR		0-0 F3		0-0 F7		5	1	1	1	0	0
Tom Brunansky, R OBP: 0.446, SLG: 0.695 (1, 9)		0-0 2B	4-0 BB BB 1-2 BB		4-0 1B 1B BB		0-0 6-3		0-0 HR		3	2	2	1	2	0
Roy Smalley, S OBP: 0.352, SLG: 0.383 (1, 10)		0-0 2B	0-0 F3		0-0 F8		0-0 6-3				4	1	1	1	0	0
Gary Gaetti, R OBP: 0.352, SLG: 0.459 (1, 5)		0-3 K	4-0 BB BB 1-2 2-3 BB		0-0 1B 1B		0-0 1B 2B				3	1	2	0	1	1
Greg Gagne, R OBP: 0.386, SLG: 0.442 (1, 6)		0-0 1B	0-0 G5-4-3		0-0 F6		0-0 1B				4	1	2	2	0	0
Tim Teufel, R OBP: 0.333, SLG: 0.328 (1, 4)		0-0 2B		0-0 F9		0-0 FC4-6 1B		0-0 1B			4	1	3	1	0	0
Tim Laudner, R OBP: 0.244, SLG: 0.385 (1, 2)		0-0 2B		0-0 HR		0-0 FC4-6		0-0 F9			3	1	2	2	0	0
Randy Bush, L OBP: 0.333, SLG: 0.800 (7, PH)		0-0 3-1									1	0	0	0	0	2
Mark Salas, L OBP: 0.353, SLG: 0.412 (8, 2)		0-0 1-H									0	0	0	0	0	0

Inning Stats	R: 0	H: 0	E: 0	K: 0	S: 3	H: 0	LOB: 0	BB: 0	P: 3	R: 4	H: 5	E: 0	K: 1	S: 10	H: 0	LOB: 1	BB: 0	P: 10	R: 0	H: 0	E: 1	K: 0	S: 3	H: 1	LOB: 0	BB: 0	P: 4	R: 1	H: 3	E: 0	K: 0	S: 6	H: 0	LOB: 0	BB: 0	P: 3	R: 1	H: 3	E: 0	K: 0	S: 6	H: 0	LOB: 2	BB: 0	P: 6	R: 0	H: 0	E: 0	K: 1	S: 5	H: 0	LOB: 0	BB: 0	P: 5	R: 1	H: 1	E: 0	K: 0	S: 1	H: 1	LOB: 0	BB: 0	P: 1	1B: 5	SF: 0	2B: 5	SAC: 0	3B: 0	DP: 1	HR: 3	HBP: 0	WP: 0	PA: 40
--------------	------	------	------	------	------	------	--------	-------	------	------	------	------	------	-------	------	--------	-------	-------	------	------	------	------	------	------	--------	-------	------	------	------	------	------	------	------	--------	-------	------	------	------	------	------	------	------	--------	-------	------	------	------	------	------	------	------	--------	-------	------	------	------	------	------	------	------	--------	-------	------	-------	-------	-------	--------	-------	-------	-------	--------	-------	--------

PITCHER	IP	WLS	BF	H	R	ER	SO	BB	IBB	HBP	BLK	WP	HR	S	P	ERA	WHIP
Curt Young, L ERA: 10.31 (1, 1)	4.0		22	7	6	6	1	3	0	0	0	0	2	21	33	13.50	2.500
Tom Tellmann, R ERA: 3.38 (5, 1)	2.2		12	4	1	1	0	0	0	0	0	0	0	12	12	3.38	1.500
Keith Atherton, R ERA: 5.63 (7, 1)	1.1	L	6	2	1	1	1	0	0	0	0	0	1	8	8	6.75	1.500

BOTTOM

Oakland Athletics @ Minnesota Twins
 Hubert H. Humphrey Metrodome, Minneapolis, MN

Fri Apr 26 1985, 7:05 PM EST
 Att. 20,355 - Unknown

AB	37
R	8
H	13
RBI	8
BB	3
SO	2
LOB	16



Batter	1	2	3	4	5	6	7	8	9	AB R H RBI BB SO LOB	TOP
Dave Collins, S (1, 7) <small>OBP: 0.333, SLG: 0.347</small> Steve Henderson, R (7, PH) <small>OBP: 0.600, SLG: 0.500</small> (7, 7)	0-0 6-3 		0-0 G5-4-3 		0-0 5-3 		0-0 1B		0-0 E4 	3 0 0 0 0 0 2 2 0 2 1 0 0 0	
Carney Lansford, R (1, 5) <small>OBP: 0.296, SLG: 0.315</small>	0-0 F9 			0-0 4-3 	0-0 1B		0-3 K 		0-0 F3 	5 0 1 1 0 1 2	
Dwayne Murphy, L (1, 8) <small>OBP: 0.380, SLG: 0.390</small>	0-3 K 			0-0 1B SF7	0-0 F7 			0-0 F8 	0-0 1-6-3 	5 1 1 0 0 1 2	
Dave Kingman, R (1, 3) <small>OBP: 0.320, SLG: 0.406</small>		0-0 F7 		0-0 1B 1B		0-3 K 		0-0 5-3 		4 0 1 0 0 1 0	
Dusty Baker Jr., R (1, 10) <small>OBP: 0.483, SLG: 0.650</small>		0-0 F7 		0-0 SF7 		0-0 5-3 		4-0 BB		2 0 0 1 1 0 0	
Mike Heath, R (1, 2) <small>OBP: 0.342, SLG: 0.569</small> Mickey Tettleton, S (8, 2)		0-0 3B		0-0 1B		0-0 4-3 		0-3 K 		4 0 2 0 0 1 1 0 0 0 0 0 0 0	
Mike Davis, L (1, 9) <small>OBP: 0.394, SLG: 0.815</small>		0-3 K 		0-0 3-1 		0-0 HR 2B		0-3 K 		4 1 1 0 0 2 3	
Rob Picciolo, R (1, 4) <small>OBP: 0.750, SLG: 1.500</small>			0-0 FC4-6 1B		0-0 5-3 		0-0 HR 1B		0-0 1B 1B	4 2 3 2 0 0 0	
Alfredo Griffin, S (1, 6) <small>OBP: 0.385, SLG: 0.367</small>			0-0 FC4-6 		0-0 5-3 1B		0-0 4-3 		0-0 E 1B	4 2 2 0 0 0 1	
Inning Stats	R: 0 H: 0 E: 0 LOB: 0 K: 1 BB: 0 S: 5 P: 5	R: 0 H: 1 E: 0 LOB: 1 K: 1 BB: 0 S: 6 P: 6	R: 0 H: 1 E: 0 LOB: 0 K: 0 BB: 0 S: 3 P: 3	R: 1 H: 3 E: 0 LOB: 2 K: 0 BB: 0 S: 6 P: 6	R: 1 H: 2 E: 0 LOB: 1 K: 0 BB: 0 S: 5 P: 5	R: 0 H: 0 E: 0 LOB: 0 K: 1 BB: 0 S: 5 P: 5	R: 2 H: 3 E: 0 LOB: 0 K: 1 BB: 0 S: 7 P: 7	R: 0 H: 0 E: 0 LOB: 1 K: 1 BB: 1 S: 5 P: 9	R: 2 H: 3 E: 1 LOB: 1 K: 1 BB: 0 S: 8 P: 8	1B: 10 SF: 1 2B: 1 SAC: 0 3B: 1 DP: 1 HR: 1 HBP: 0	WP: 0 PA: 39 PB: 0 SB: 0 CS: 0
PITCHER Frank Viola, L (1, 1) <small>ERA: 3.86</small> Ron Davis, R (9, 1) <small>ERA: 5.4</small>	IP WLS BF H R ER SO BB IBB HBP BLK WP HR S P ERA WHIP 8.1 W 37 13 6 5 6 1 0 0 0 0 1 48 52 5.40 1.680										

Oakland Athletics @ Minnesota Twins
 Hubert H. Humphrey Metrodome, Minneapolis, MN
 Sat Apr 27 1985, 4:33 AM EST
 Att. 24,737 - Unknown

AB	37
R	6
H	13
RBI	5
BB	1
SO	6
LOB	11



Batter	1	2	3	4	5	6	7	8	9	AB	R	H	RBI	BB	SO	LOB
Kirby Puckett, R OBP: 0.325, SLG: 0.420 (1, 8)	0-0 F4	4-0 1B 1B BB		0-0 F9	0-0 G3	0-3 K				4	1	0	0	1	1	3
Mickey Hatcher, R OBP: 0.295, SLG: 0.429 (1, 7)	0-0 BB 1B	0-0 BB 1B 1-2 1B		0-0 1B 2B	0-0 PB 1B 3-H 1B		0-0 FC1 6-3 1B			5	1	5	2	0	0	0
Kent Hrbek, L OBP: 0.321, SLG: 0.324 (1, 3)	4-0 1-2 BB	0-0 BB 1B 1-2 2-H		0-3 K	0-0 PB 1B 1-2		0-0 6-3 1-2			4	0	2	1	1	1	2
Tom Brunansky, R OBP: 0.456, SLG: 0.677 (1, 9)	0-0 F7	4-0 1-2 2-3 BB		0-0 BB 2B 1B 2-H	4-0 1-2 2-3 BB		0-0 FC1 2-3			3	1	1	1	2	0	3
Roy Smalley, S OBP: 0.339, SLG: 0.353 (1, 10)	0-0 F8	0-3 K		4-0 1-2 2B BB	0-0 F8		0-0 F7			4	1	0	0	1	1	9
Gary Gaetti, R OBP: 0.355, SLG: 0.485 (1, 5)		0-0 2B 2B	0-0 6-3	0-0 1-H 2-H 2B		0-0 F8		0-0 F3		5	1	2	2	0	0	0
Greg Gagne, R OBP: 0.387, SLG: 0.446 (1, 6)		0-0 4-3 2-H 1B 2B	0-0 F6	0-0 1-3		4-0 1B BB		0-3 K		4	1	1	1	1	1	1
Tim Teufel, R OBP: 0.324, SLG: 0.317 (1, 4)		0-0 4-3 2-3	0-3 K		0-0 1-3		0-0 F8			5	0	1	0	0	1	1
Mark Salas, L OBP: 0.381, SLG: 0.571 (1, 2)		0-0 4-3		0-0 HR	0-0 G3 1B WP 1B		0-0 F6			4	2	2	1	0	0	3

Inning Stats	R: 0	H: 1	E: 0	K: 0	S: 4	LOB: 2	BB: 1	P: 8	R: 3	H: 4	E: 0	K: 1	S: 9	LOB: 3	BB: 2	P: 17	R: 0	H: 0	E: 0	K: 1	S: 5	LOB: 0	BB: 0	P: 5	R: 4	H: 4	E: 0	K: 1	S: 9	LOB: 1	BB: 1	P: 13	R: 1	H: 3	E: 0	K: 0	S: 6	LOB: 3	BB: 1	P: 10	R: 0	H: 1	E: 0	K: 1	S: 6	LOB: 2	BB: 1	P: 10	R: 0	H: 1	E: 0	K: 0	S: 4	LOB: 1	BB: 0	P: 4	R: 0	H: 0	E: 0	K: 1	S: 5	LOB: 0	BB: 0	P: 5
--------------	------	------	------	------	------	--------	-------	------	------	------	------	------	------	--------	-------	-------	------	------	------	------	------	--------	-------	------	------	------	------	------	------	--------	-------	-------	------	------	------	------	------	--------	-------	-------	------	------	------	------	------	--------	-------	-------	------	------	------	------	------	--------	-------	------	------	------	------	------	------	--------	-------	------

PITCHER	IP	WLS	BF	H	R	ER	SO	BB	IBB	HBP	BLK	WP	HR	S	P	ERA	WHIP
Don Sutton, R ERA: 6.38 (1, 1)	4.2	L	31	12	8	8	3	5	0	0	0	1	1	32	52	15.43	3.643
Jeff Kaiser, L ERA: 9.95 (5, 1)	2.1		10	2	0	0	1	1	0	0	0	0	0	11	15	0.00	1.286
Tim Conroy, L ERA: 1.17 (8, 1)	1.0		3	0	0	0	1	0	0	0	0	0	0	5	5	0.00	0.000


BOTTOM

Oakland Athletics @ Minnesota Twins
 Hubert H. Humphrey Metrodome, Minneapolis, MN

Sat Apr 27 1985, 4:33 AM EST
 Att. 24,737 - Unknown

livebaseballscorecards.com

AB	38
R	8
H	14
RBI	8
BB	6
SO	5
LOB	22



WP	PA	1B	SF	2B	SAC	3B	DP	HR	HBP	CS
1	44	9	0	4	0	0	0	1	0	0

Batter	1	2	3	4	5	6	7	8	9	AB R H RBI BB SO LOB	TOP											
Alfredo Griffin, S (1, 6) <small>OBP: 0.362, SLG: 0.344</small> Rob Picciolo, R (7, 6) <small>OBP: 0.600, SLG: 1.200</small>	0-0 6-3		0-0 6-3		0-0 F6		0-0 F8		0-3 K	4 0 0 0 0 0 3 1 0 0 0 0 1 0	Oakland Athletics @ Minnesota Twins Hubert H. Humphrey Metrodome, Minneapolis, MN Sun Apr 28 1985, 4:33 AM EDT Att: 17,797 - Unknown livebaseballscorecards.com											
Carney Lansford, R (1, 5) <small>OBP: 0.282, SLG: 0.299</small> Mike Heath, R (8, 9) <small>OBP: 0.342, SLG: 0.569</small>	0-0 L7			0-0 G1		0-0 6-3		0-0 F9		4 0 0 0 0 0 0 0 0 0 0 0 0 0												
Bruce Bochte, L (1, 3) <small>OBP: 0.373, SLG: 0.388</small> Steve Henderson, R (8, 7) <small>OBP: 0.600, SLG: 0.500</small>	0-0 F8			0-0 L7		0-0 3-1		0-0 1B 1B		4 1 1 0 0 0 0 0 0 0 0 0 0 0												
Dave Kingman, R (1, 10) <small>OBP: 0.342, SLG: 0.426</small>		0-3 K		0-0 1B		0-0 BB 1B		0-0 1B 1B		4 0 3 0 0 1 0												
Dwayne Murphy, L (1, 8) <small>OBP: 0.390, SLG: 0.393</small> Dan Meyer, L (8, PH) <small>OBP: 0.342, SLG: 0.569</small>		0-0 5-3 1B		0-0 F4		4-0 BB BB BB FC6-4 BB		0-0 F8		2 0 1 0 1 0 1 1 0 0 0 0 0 2												
Dusty Baker Jr., R (1, 7) <small>OBP: 0.455, SLG: 0.583</small>		0-0 5-3 1-2			0-3 K	0-0 FC6-4 1-2		0-0 1B 2-H		4 0 1 1 0 1 3												
Mike Davis, L (1, 9) <small>OBP: 0.387, SLG: 0.783</small>		0-0 4-3			0-0 F9 S 1B		0-0 F9	0-0 3-1		4 0 1 0 0 0 3												
Mickey Tettleton, S (1, 2)			0-3 K		4-0 BB BB BB BB 1-2 BB		0-0 F7		0-0 F7	3 0 0 0 1 1 0												
Donnie Hill, S (1, 4) <small>OBP: 0.239, SLG: 0.297</small>			0-0 6-3		0-0 F9 2-3		4-0 BB		0-0 6-3	3 0 0 0 1 0 2												
Inning Stats	R: 0 E: 0 K: 0 S: 3	H: 0 LOB: 0 BB: 0 P: 3	R: 0 E: 0 K: 1 S: 6	H: 1 LOB: 1 BB: 0 P: 6	R: 0 E: 0 K: 1 S: 5	H: 0 LOB: 0 BB: 0 P: 5	R: 0 E: 0 K: 0 S: 4	H: 1 LOB: 1 BB: 0 P: 4	R: 0 E: 0 K: 1 S: 6	H: 1 LOB: 2 BB: 1 P: 10	R: 0 E: 0 K: 0 S: 4	H: 1 LOB: 2 BB: 1 P: 8	R: 0 E: 0 K: 0 S: 3	H: 0 LOB: 1 BB: 1 P: 7	R: 1 E: 0 K: 0 S: 6	H: 3 LOB: 2 BB: 0 P: 6	R: 0 E: 0 K: 1 S: 5	H: 0 LOB: 0 BB: 0 P: 5	1B: 7 2B: 0 3B: 0 HR: 0	SF: 0 SAC: 0 DP: 0 HBP: 0	WP: 0 PB: 0 SB: 1 CS: 0	PA: 37
PITCHER Mike Smithson, R (1, 1) <small>ERA: 2.72</small>	IP: 9.0 WLS: W BF: 37 H: 7 R: 1 ER: 1 SO: 4 BB: 3 IBB: 0 HBP: 0 BLK: 0 WP: 0 HR: 0 S: 42 P: 54 ERA: 1.00 WHIP: 1.111											PITCHER IP: 0 WLS: 0 BF: 0 H: 0 R: 0 ER: 0 SO: 0 BB: 0 IBB: 0 HBP: 0 BLK: 0 WP: 0 HR: 0 S: 0 P: 0 ERA: 0 WHIP: 0										



Batter	1	2	3	4	5	6	7	8	9	AB	R	H	RBI	BB	SO	LOB	BOTTOM			
Kirby Puckett, R OBP: 0.330, SLG: 0.430 (1, 8) X	0-0 F9 ①		0-0 F9 ②		0-0 F9 ② X	0-0 1B 2B ② X	0-0 1B			5	1	2	3	0	0	0	Oakland Athletics @ Minnesota Twins Hubert H. Humphrey Metrodome, Minneapolis, MN Sun Apr 28 1985, 4:33 AM EDT Att. 17,797 - Unknown livebaseballscores.com			
Mickey Hatcher, R OBP: 0.325, SLG: 0.476 (1, 7) X	0-0 2B SF8 2B		0-0 BB 1B		0-0 3B 2B	0-0 FC6-4 1B ② X	0-0 F9 ③			5	2	4	2	0	0	1				
Kent Hrbek, L OBP: 0.337, SLG: 0.375 (1, 3) X	0-0 SF8 2B		4-0 BB		0-0 3B	0-0 FC6-4 ② X	0-0 F8 ①			4	0	2	1	1	0	1				
Tom Brunansky, R OBP: 0.440, SLG: 0.646 (1, 9) X	0-0 SF8 ②		0-3 K ③		0-0 5-3 ③ S S	0-3 K ③	0-0 BB			3	0	0	1	1	2	4				
Roy Smalley, S OBP: 0.344, SLG: 0.357 (1, 10) X	0-0 F9 ③				0-0 G4-6-3 1B	0-0 F6	0-0 2B 3B 1B	0-0 F9 ②		5	1	2	0	0	0	2				
Gary Gaetti, R OBP: 0.358, SLG: 0.493 (1, 5) X		0-3 K ①			0-0 G4-6-3 ① ②	0-0 BB BLK 1B 1B	0-0 3B 2B	0-3 K ③		5	2	2	0	0	2	2				
Greg Gagne, R OBP: 0.394, SLG: 0.431 (1, 6) X		0-0 F8 ②			4-0 S BB	4-0 1B BB 2B BB	0-0 5-3 ①			2	1	0	0	2	0	2				
Tim Teufel, R OBP: 0.319, SLG: 0.303 (1, 4) X		0-3 K ③			0-3 K ③	4-0 1B 2B BB	0-0 5-3 ②			3	1	0	0	1	2	3				
Mark Salas, L OBP: 0.400, SLG: 0.640 (1, 2) X			0-3 K ①			0-0 F8 ① X	0-0 2B 1B 1B	0-0 1B 3B		4	2	2	3	0	1	0				
Inning Stats	R: 1 H: 2 E: 0 K: 5	H: 2 LOB: 1 BB: 0 P: 5	R: 0 H: 0 E: 0 K: 2 S: 7	LOB: 0 BB: 0 P: 7	R: 0 H: 1 E: 0 K: 2 S: 8	H: 1 LOB: 2 BB: 1 P: 12	R: 0 H: 1 E: 0 K: 1 S: 5	H: 1 LOB: 1 BB: 1 P: 9	R: 1 H: 2 E: 0 K: 5	H: 2 LOB: 1 BB: 0 P: 5	R: 5 H: 4 E: 0 K: 1 S: 9	H: 4 LOB: 1 BB: 2 P: 17	R: 3 H: 4 E: 0 K: 0 S: 7	H: 4 LOB: 1 BB: 0 P: 7	R: 0 H: 0 E: 0 K: 1 S: 5	H: 0 LOB: 1 BB: 1 P: 9	1B: 7 2B: 5 3B: 2 HR: 0	SF: 1 SAC: 0 DP: 1 HBP: 0	WP: 0 PB: 0 SB: 1 CS: 0	PA: 42
PITCHER	IP WLS L	BF H R ER SO	H R ER SO	BB IBB HBP BLK	WP HR S P	ERA WHIP	PITCHER	IP WLS L	BF H R ER SO	BB IBB HBP BLK	WP HR S P	ERA WHIP								
Mike Warren, R ERA: 6.91 (1, 1)	5.1 L	25 7 4 4 5	3 0 0 1	0 0 0 0	0 0 2 6	∞ ∞	Steve McCatty, R ERA: 7.36 (6, 1)	0.0	3 2 1 1 0	1 0 0 0	0 0 2 6	∞ ∞								
Tom Tellmann, R ERA: 8.31 (6, 1)	1.2	10 5 5 5 1	0 0 0 0	0 0 12 12	27.00 3.000		Tim Conroy, L ERA: 1.04 (8, 1)	1.0	4 0 0 0 1	1 0 0 0	0 0 5 9	0.00 1.000								

Batter	1	2	3	4	5	6	7	8	9	AB R H RBI BB SO LOB	TOP	
Kirby Puckett, R OBP: 0.344, SLG: 0.440 (1, 8) X	0-0 FC5-4 1B		0-0 6-3	0-0 BB FC7-5 1-2 2B 1B	0-0 1B		0-3 K			5 1 3 0 0 1 1		
Mickey Hatcher, R OBP: 0.307, SLG: 0.448 (1, 7) X	0-0 FC5-4 WP 1-2f		0-0 4-3	0-0 FC7-5 BB 1-2 2-3f 2B	0-0 F4		0-0 6-3			5 1 0 0 0 0 5 0 0 0 0 0 0 0		
Kent Hrbek, L OBP: 0.341, SLG: 0.408 (1, 3) X	0-0 L3 2-3			0-0 HR		0-0 4-3		0-0 F7		4 2 1 1 1 0 1		
Tom Brunansky, R OBP: 0.438, SLG: 0.643 (1, 9) S S S	0-3 K			0-0 1B 1B	0-0 2B 2B	0-0 F8		0-0 F2		5 2 2 2 0 1 1		
Roy Smalley, S OBP: 0.362, SLG: 0.356 (1, 10) X		0-0 3-1		0-0 HR 1B	0-0 2B BB	4-0 BB		0-0 F7		3 2 1 0 2 0 0		
Gary Gaetti, R OBP: 0.372, SLG: 0.507 (1, 5) B B B B		4-0 FC6-4 BB		0-0 HR 1B	0-0 2B	0-3 K		0-0 F2		4 1 2 4 1 1 1		
Greg Gagne, R OBP: 0.380, SLG: 0.429 (1, 6) X		0-0 F9		0-0 K	0-0 5-3		0-0 2B 2B		0-0 F4	5 1 1 0 0 1 4		
Tim Teufel, R OBP: 0.338, SLG: 0.371 (1, 4) X		0-0 FC6-4 1-2f		0-0 HR 2-H 3-H	0-0 F9		0-0 2B 2B		1-0 HBP	4 1 2 4 0 0 1		
Mark Salas, L OBP: 0.367, SLG: 0.567 (1, 2) X			0-0 F8	0-0 FC7-5 1B 1B	0-0 G4-1		0-0 L4		0-0 4-3	5 0 1 0 0 0 2		
Inning Stats	R: 0 H: 1 E: 1 LOB: 1 K: 1 BB: 0 S: 6 P: 6	R: 0 H: 0 E: 0 LOB: 1 K: 0 BB: 1 S: 3 P: 7	R: 0 H: 0 E: 0 LOB: 0 K: 0 BB: 0 S: 3 P: 3	R: 10 H: 9 E: 1 LOB: 1 K: 1 BB: 2 S: 14 P: 22	R: 0 H: 1 E: 0 LOB: 1 K: 0 BB: 0 S: 4 P: 4	R: 0 H: 0 E: 0 LOB: 1 K: 1 BB: 1 S: 5 P: 9	R: 1 H: 2 E: 0 LOB: 1 K: 1 BB: 0 S: 7 P: 7	R: 0 H: 0 E: 0 LOB: 0 K: 0 BB: 0 S: 3 P: 3	R: 0 H: 0 E: 0 LOB: 1 K: 0 BB: 0 S: 3 P: 4	1B: 7 SF: 0 2B: 4 SAC: 0 3B: 0 DP: 0 HR: 2 HBP: 1	WP: 1 PA: 45 PB: 0 SB: 0 CS: 0	
PITCHER Milt Wilcox, R ERA: 4.76 (1, 1)	IP WLS BF H R ER SO BB IBB HBP BLK WP HR S P ERA WHIP	3.0 L 14 4 3 3 1 1 0 0 0 1 1 15 19 9.00 1.667										
Juan Berenguer, R ERA: 8.0 (4, 1)	0.2 7 4 2 2 1 1 0 0 0 0 1 8 12 27.00 7.500											
Doug Bair, R ERA: 5.19 (4, 1)	5.1 24 5 6 6 2 2 0 1 0 0 0 25 34 10.12 1.312											

Minnesota Twins @ Detroit Tigers
Tiger Stadium, Detroit, MI
Tue Apr 30 1985, 7:05 PM EDT
Att. 22,899 - Unknown

livebaseballscorecards.com

AB	40
R	11
H	13
RBI	11
BB	4
SO	4
LOB	16




Batter	1	2	3	4	5	6	7	8	9	AB	R	H	RBI	BB	SO	LOB
Lou Whitaker, L (1, 4) OBP: 0.400, SLG: 0.525	0-0 F9		4-0 BB BB BB		0-0 F9			0-3 K		3	0	0	0	1	1	0
Alan Trammell, R (1, 6) OBP: 0.365, SLG: 0.566	0-0 6-3		0-0 F8			0-0 F4		0-0 1B		4	0	1	0	0	0	2
Kirk Gibson, L (1, 9) OBP: 0.301, SLG: 0.356	0-3 K		0-0 1-2 2-H 1B			0-0 4-3		0-0 3-1		4	0	1	1	0	1	1
Lance Parrish, R (1, 2) OBP: 0.286, SLG: 0.394		0-0 5-3	0-0 L6			0-0 1B		0-0 F4		4	0	1	0	0	0	2
Darrell Evans, L (1, 3) OBP: 0.250, SLG: 0.292		0-0 G3		0-0 3-1		0-0 4-3		0-0 F9		4	0	0	0	0	0	1
Nelson Simmons, S (1, 7)		0-0 F9		0-0 3-1			0-0 4-3	0-0 F2		4	0	0	0	0	0	0
Johnny Grubb, L (1, 10) OBP: 0.282, SLG: 0.294			0-0 2B 3B		0-0 F8		0-0 BB BB BB	0-0 G5-4-3 BB		2	1	1	0	1	0	0
Chet Lemon, R (1, 8) OBP: 0.329, SLG: 0.397			0-0 5-3		0-0 F7		0-0 G5-4-3 1-2f			3	0	0	0	0	0	2
Chris Pittaro, S (1, 5) OBP: 0.375, SLG: 0.395			0-0 1B 2B		0-0 4-3			0-0 4-3		3	1	1	1	0	0	0

Inning Stats	R: 0	H: 0	E: 0	K: 1	S: 5	LOB: 0	BB: 0	P: 5	R: 0	H: 0	E: 0	K: 0	S: 3	LOB: 0	BB: 0	P: 3	R: 2	H: 3	E: 0	K: 0	S: 6	LOB: 2	BB: 1	P: 10	R: 0	H: 0	E: 0	K: 0	S: 3	LOB: 0	BB: 0	P: 3	R: 0	H: 1	E: 0	K: 0	S: 4	LOB: 1	BB: 0	P: 4	R: 0	H: 0	E: 0	K: 0	S: 2	LOB: 0	BB: 1	P: 6	R: 0	H: 1	E: 0	K: 1	S: 6	LOB: 1	BB: 0	P: 6	R: 0	H: 0	E: 0	K: 0	S: 3	LOB: 0	BB: 0	P: 3
	1B: 3	2B: 1	3B: 1	HR: 0	SF: 0	SAC: 0	DP: 1	HBP: 0	WP: 0	PA: 33																																																						

PITCHER	IP	WLS	BF	H	R	ER	SO	BB	IBB	HBP	BLK	WP	HR	S	P	ERA	WHIP
John Butcher, R (1, 1) ERA: 2.3	9.0	W	33	5	2	2	2	2	2	0	0	0	0	35	43	2.00	0.778

MINNESOTA TWINS @ DETROIT TIGERS
Tiger Stadium, Detroit, MI
Tue Apr 30 1985, 7:05 PM EDT
Att. 22,899 - Unknown

AB	31
R	2
H	5
RBI	2
BB	2
SO	2
LOB	8



Batter	1	2	3	4	5	6	7	8	9	AB R H RBI BB SO LOB	TOP		
Kirby Puckett, R OBP: 0.337, SLG: 0.427 (1, 8) X	0-0 G3 ①		0-0 4-3 ③		0-0 1B HR 1B	0-0 4-3 ③		0-0 F3 ③		5 1 1 0 0 0 3			
Mickey Hatcher, R OBP: 0.301, SLG: 0.435 (1, 7) X	0-0 F8 ②			0-0 F4 ①	0-0 1B HR 1B		0-0 F7 ①		0-0 5-3 ①	5 1 1 1 0 0 0			
Kent Hrbek, L OBP: 0.344, SLG: 0.438 (1, 3) X	0-0 G3 ③			4-0 1B BB	0-0 1B HR 1B		0-0 G3 ②		0-0 F7 ②	4 1 1 3 1 0 0			
Tom Brunansky, R OBP: 0.436, SLG: 0.616 (1, 9)		4-0 HBP BB		0-0 L4 ②	0-0 F7 ②		0-0 F7 ③		4-0 BB	3 0 0 0 2 0 1			
Roy Smalley, S OBP: 0.378, SLG: 0.413 (1, 10)	0-0 F9 ①			0-0 1B	0-0 HR			4-0 1B SF8 BB	0-3 K ③	4 2 2 1 1 1 2			
Gary Gaetti, R OBP: 0.367, SLG: 0.487 (1, 5)		1-0 HBP		0-0 F3 ③	0-0 F7 ③			0-0 F7 ①		3 0 0 0 0 0 3			
Greg Gagne, R OBP: 0.373, SLG: 0.418 (1, 6)	0-0 G5-4-3 ② ③				0-0 F3 ①	0-0 6-3 ①		0-0 1B 1B		4 0 1 0 0 0 2			
Tim Teufel, R OBP: 0.346, SLG: 0.411 (1, 4)			0-0 F7 ①		0-0 1B 3B	0-0 1B		0-0 SF8 ②		3 1 2 1 0 0 0			
Mark Salas, L OBP: 0.382, SLG: 0.559 (1, 2)			0-0 4-3 ②		0-0 1B 1B	0-0 F2 ②		0-0 1B		4 1 2 1 0 0 1			
Inning Stats	R: 0 H: 0 E: 0 LOB: 0 K: 0 BB: 0 S: 3 P: 3	R: 0 H: 0 E: 0 LOB: 1 K: 0 BB: 1 S: 2 P: 7	R: 0 H: 0 E: 0 LOB: 0 K: 0 BB: 0 S: 3 P: 3	R: 0 H: 1 E: 0 LOB: 2 K: 0 BB: 1 S: 4 P: 8	R: 6 H: 6 E: 0 LOB: 0 K: 0 BB: 0 S: 9 P: 9	R: 0 H: 1 E: 0 LOB: 1 K: 0 BB: 0 S: 4 P: 4	R: 0 H: 0 E: 0 LOB: 0 K: 0 BB: 0 S: 3 P: 3	R: 1 H: 2 E: 0 LOB: 2 K: 0 BB: 1 S: 5 P: 9	R: 0 H: 0 E: 0 LOB: 1 K: 1 BB: 1 S: 5 P: 9	1B: 7 SF: 1 2B: 0 SAC: 0 3B: 1 DP: 1 HR: 2 HBP: 1	WP: 0 PA: 41 PB: 0 SB: 0 CS: 0		
PITCHER	IP WLS BF H R ER SO BB IBB HBP BLK WP HR S P ERA WHIP											PITCHER	IP WLS BF H R ER SO BB IBB HBP BLK WP HR S P ERA WHIP
Jack Morris, R ERA: 2.93 (1, 1)	4.1 L 21 6 5 5 0 2 0 1 0 0 0 1 18 27 10.38 1.846												
Aurelio Lopez, R ERA: 4.6 (5, 1)	3.2 16 4 2 2 0 1 0 0 0 0 0 1 15 19 4.91 1.364												
Willie Hernandez, L ERA: 1.93 (9, 1)	1.0 4 0 0 0 0 1 1 0 0 0 0 0 5 9 0.00 1.000												

Minnesota Twins @ Detroit Tigers
Tiger Stadium, Detroit, MI
Wed May 01 1985, 3:33 AM EDT
Att: 19,008 - Unknown

livebaseballscorecards.com

AB	35
R	7
H	10
RBI	7
BB	4
SO	1
LOB	12



Batter	1	2	3	4	5	6	7	8	9	AB R H RBI BB SO LOB
Lou Whitaker, L (1, 4) OBP: 0.400, SLG: 0.508	0-3 K		4-0 1B BB	0-0 4-3		0-0 1B			0-0 4-3	4 1 1 0 1 1 1
Alan Trammell, R (1, 6) OBP: 0.378, SLG: 0.564	4-0 S WP BB		0-0 1B 1B		4-0 FC6-4 BB	0-0 SF8			0-0 3-1	2 0 1 1 2 0 0
Chet Lemon, R (1, 8) OBP: 0.333, SLG: 0.397	0-0 F7		0-0 1B		0-0 F9	0-0 F9			0-0 1B	5 0 2 1 0 0 4
Lance Parrish, R (1, 2) OBP: 0.280, SLG: 0.371	4-0 1-3 BB		0-0 F9		0-0 F8		0-0 6-3		0-0 F8	4 0 0 0 1 0 4
Larry Herndon, R (1, 7) OBP: 0.267, SLG: 0.352	0-0 L4		0-3 K		0-0 FC6-4		0-0 6-3		0-0 F8	4 0 0 0 0 1 5
Alejandro Sanchez, R (1, 9) OBP: 0.304, SLG: 0.652		0-3 K	0-3 K			0-0 1B 2B			0-0 F8	4 1 1 0 0 2 2
Nelson Simmons, S (1, 10) OBP: 0.250, SLG: 0.250		0-0 F8		0-0 1B		0-0 1B SF8 1B		0-0 G3		4 1 2 1 0 0 0
Barbaro Garbey, R (1, 3) OBP: 0.240, SLG: 0.250		0-0 2B		0-0 F7		0-0 F3		0-3 K		3 0 1 0 0 0 2
Darrell Evans, L (8, PH) OBP: 0.245, SLG: 0.286 (9, 3)										1 0 0 0 0 1 0
Tom Brookens, R (1, 5) OBP: 0.406, SLG: 0.483		0-0 1-3		0-0 F8		4-0 1B BB		0-0 1-3		3 0 0 0 1 0 2

Inning Stats	R: 0	H: 0	E: 0	K: 1	S: 5	LOB: 2	BB: 2	P: 13	R: 0	H: 1	E: 0	K: 1	S: 6	LOB: 1	BB: 0	P: 6	R: 1	H: 2	E: 0	K: 2	S: 9	LOB: 2	BB: 1	P: 13	R: 0	H: 1	E: 0	K: 0	S: 4	LOB: 1	BB: 0	P: 4	R: 0	H: 0	E: 0	K: 0	S: 3	LOB: 1	BB: 1	P: 7	R: 2	H: 3	E: 0	K: 0	S: 6	LOB: 2	BB: 1	P: 10	R: 0	H: 0	E: 0	K: 0	S: 3	LOB: 0	BB: 0	P: 3	R: 0	H: 0	E: 0	K: 1	S: 5	LOB: 0	BB: 0	P: 5	R: 0	H: 1	E: 0	K: 0	S: 4	LOB: 1	BB: 0	P: 4	1B: 6	SF: 1	2B: 2	SAC: 0	3B: 0	DP: 0	HR: 0	HBP: 0	WP: 1	PA: 40
--------------	------	------	------	------	------	--------	-------	-------	------	------	------	------	------	--------	-------	------	------	------	------	------	------	--------	-------	-------	------	------	------	------	------	--------	-------	------	------	------	------	------	------	--------	-------	------	------	------	------	------	------	--------	-------	-------	------	------	------	------	------	--------	-------	------	------	------	------	------	------	--------	-------	------	------	------	------	------	------	--------	-------	------	-------	-------	-------	--------	-------	-------	-------	--------	-------	--------

PITCHER	IP	WLS	BF	H	R	ER	SO	BB	IBB	HBP	BLK	WP	HR	S	P	ERA	WHIP
Frank Viola, L (1, 1) ERA: 4.0	5.1	W	28	7	3	3	4	5	0	0	0	1	0	31	51	5.06	2.250
Rick Lysander, R (6, 1) ERA: 4.22	3.2	S	12	1	0	0	1	0	0	0	0	0	0	14	14	0.00	0.273


BOTTOM

Minnesota Twins @ Detroit Tigers
Tiger Stadium, Detroit, MI

Wed May 01 1985, 3:33 AM EDT
Att. 19,008 - Unknown

livebaseballscorecards.com

AB	34
R	3
H	8
RBI	3
BB	5
SO	5
LOB	20



Batter	1	2	3	4	5	6	7	8	9	AB R H RBI BB SO LOB	TOP									
Jim Dwyer, L (1, 9) OBP: 0.361, SLG: 0.500 Gary Roenicke, R (4, PH) OBP: 0.231, SLG: 0.412 (4, 7)	0-0 F8 3-4-3 1B	0-0 1-H HR		4-0 1-2 HBP BB		0-0 5-3		0-0 F2		2 1 2 2 0 0 0 2 0 0 0 1 0 0										
Wayne Gross, L (1, 5) OBP: 0.400, SLG: 0.426 Fritzie Connally, R (4, PH) OBP: 0.478, SLG: 0.457 (4, 5)	0-0 3-4-3 1-2	0-0 4-3		1-0 1-2 HBP		4-0 E 1B BB		4-0 HR BB		2 0 0 0 0 0 1 0 1 0 0 2 0 0										
Cal Ripken Jr., R (1, 6) OBP: 0.385, SLG: 0.506	0-0 F8 2-3		0-0 HR 1B	0-0 F8		0-0 E 1B		0-0 1-H HR		5 2 3 2 0 0 3										
Eddie Murray, S (1, 3) OBP: 0.333, SLG: 0.459	0-0 4-3		0-3 K		0-0 FC4-6 1B	0-0 E4 1-2 2-3		0-3 K		5 0 1 0 0 2 4										
Fred Lynn, L (1, 8) OBP: 0.378, SLG: 0.488		0-0 1B 2B 1B	0-0 1-H HR		0-0 F8	0-3 K		4-0 S BB		4 2 2 2 1 1 4										
Larry Sheets, L (1, 10) OBP: 0.356, SLG: 0.561 Dan Ford, R (5, PH) OBP: 0.264, SLG: 0.320		0-0 2B FC6-5 1B	0-3 K		0-0 FC4-6 BLK 1-2f		0-3 K	0-3 K		2 1 1 0 0 1 0 3 0 0 0 0 2 2										
Mike Young, S (1, 7) OBP: 0.329, SLG: 0.358 (4, 9)		0-0 FC6-5 1-3 3-H 2B	0-3 K		4-0 FC6-4 BB	0-3 K		0-3 K		4 0 1 1 1 3 1										
Rich Dauer, R (1, 4) OBP: 0.320, SLG: 0.326 Joe Nolan, L (9, PH) OBP: 0.375, SLG: 0.167 Lenn Sakata, R (9, PR) OBP: 0.207, SLG: 0.148 (9, 4)		0-3 K		0-0 L4	0-0 FC6-4 1-2f		0-0 F9	4-0 FC5-4 IBB		4 0 0 0 0 1 4 0 0 0 0 1 0 0 0 0 0 0 0 0 0										
Rick Dempsey, R (1, 2) OBP: 0.368, SLG: 0.493		0-0 FC6-5 HR 2-3 3-H		0-0 CS 1B		0-3 K		0-0 F3	0-0 FC5-4	5 1 1 1 0 1 3										
Inning Stats	R: 0 E: 0 K: 0 S: 4	H: 1 LOB: 1 BB: 0 P: 4	R: 4 E: 0 K: 1 S: 9	H: 4 LOB: 0 BB: 0 P: 9	R: 2 E: 0 K: 3 S: 11	H: 2 LOB: 0 BB: 0 P: 11	R: 0 E: 0 K: 0 S: 3	H: 1 LOB: 2 BB: 1 P: 8	R: 0 E: 0 K: 2 S: 9	H: 1 LOB: 3 BB: 1 P: 13	R: 0 E: 0 K: 2 S: 7	H: 0 LOB: 0 BB: 0 P: 7	R: 2 E: 0 K: 1 S: 6	H: 1 LOB: 0 BB: 1 P: 10	R: 0 E: 0 K: 2 S: 7	H: 0 LOB: 2 BB: 2 P: 15	1B: 7 2B: 1 3B: 0 HR: 3	SF: 0 SAC: 0 DP: 0 HBP: 1	WP: 0 PB: 0 SB: 1 CS: 1	PA: 45
PITCHER	IP WLS BF H R ER SO BB IBB HBP BLK WP HR S P ERA WHIP																			
Mike Smithson, R (1, 1) ERA: 3.77 Curt Wardle, L (4, 1) ERA: 5.06 Ron Davis, R (9, 1) ERA: 4.7	3.1 L 4	18 23 4	8 3 0	6 2 0	6 2 0	4 5 2	0 5 0	0 0 1	0 1 0	0 1 0	0 0 0	2 27 7	26 48 11	26 3.86 0.00	2.400 1.714 0.000					
PITCHER	IP WLS BF H R ER SO BB IBB HBP BLK WP HR S P ERA WHIP																			

Baltimore Orioles @ Minnesota Twins
 Hubert H. Humphrey Metrodome, Minneapolis, MN
 Fri May 03 1985, 8:05 PM EDT
 Att. 30,088 - Unknown

AB	38
R	8
H	11
RBI	8
BB	6
SO	11
LOB	22



Batter	1	2	3	4	5	6	7	8	9	AB	R	H	RBI	BB	SO	LOB
Kirby Puckett, R OBP: 0.359, SLG: 0.465 (1, 8)	0-0 1B 1B	0-0 G3 2-3		0-0 1-H 2-H 3B			0-0 1B BB 1B	0-0 1B 1-2		5	1	4	2	0	0	1
Mickey Hatcher, R OBP: 0.306, SLG: 0.433 (1, 7)	0-0 F7	0-0 L6		0-0 F6			0-0 BB G3 1B 1-3	0-0 1B 1-2 2-H		5	0	2	1	0	0	3
Kent Hrbek, L OBP: 0.327, SLG: 0.412 (1, 3)	0-0 L3		0-0 F5		0-0 F8		0-0 G3 1-2	0-3 K		5	0	0	0	0	1	5
Tom Brunansky, R OBP: 0.434, SLG: 0.597 (1, 9)	0-0 FC6-4 1B 1-2		0-0 F6		0-3 K		4-0 BB IBB		0-0 F3	4	0	1	0	1	1	0
Roy Smalley, S OBP: 0.367, SLG: 0.388 (1, 10)	0-0 FC6-4 1-2f		0-0 F6		0-0 F8		4-0 BB G6-4-3		0-0 4-3	4	0	0	1	1	0	2
Gary Gaetti, R OBP: 0.358, SLG: 0.506 (1, 5)		0-0 HR		0-0 F9		0-0 F9	0-0 G6-4-3 1-2f		0-0 F7	5	1	1	1	0	0	3
Greg Gagne, R OBP: 0.392, SLG: 0.435 (1, 6)		0-0 F9 2B 2B		4-0 BB 3B BB		0-0 E9 SF7		4-0 FC5-4 BB		2	3	1	0	2	0	0
Tim Teufel, R OBP: 0.341, SLG: 0.400 (1, 4)		0-0 F9 2-3		4-0 BB 3B BB		0-0 SF7 3-H		0-0 FC5-4 1B 1-2f		2	2	0	1	1	0	2
Tim Laudner, R OBP: 0.250, SLG: 0.405 (1, 2)		0-0 G3 2B 3-H		0-3 K		0-0 5-3		0-0 F8		3	0	1	1	0	1	2
Randy Bush, L OBP: 0.286, SLG: 0.667 (8, PH)										1	0	0	0	0	0	1
Mark Salas, L OBP: 0.382, SLG: 0.559 (9, 2)										0	0	0	0	0	0	0

Inning Stats	R: 0	H: 2	E: 0	K: 5	S: 5	LOB: 2	BB: 0	P: 5	R: 2	H: 3	E: 0	K: 0	S: 6	LOB: 1	BB: 0	P: 6	R: 0	H: 0	E: 0	K: 0	S: 3	LOB: 0	BB: 0	P: 3	R: 2	H: 1	E: 0	K: 1	S: 6	LOB: 1	BB: 2	P: 14	R: 0	H: 0	E: 0	K: 5	S: 5	LOB: 0	BB: 0	P: 5	R: 1	H: 0	E: 1	K: 0	S: 4	LOB: 0	BB: 0	P: 4	R: 1	H: 2	E: 0	K: 0	S: 4	LOB: 2	BB: 2	P: 12	R: 1	H: 2	E: 0	K: 1	S: 7	LOB: 2	BB: 1	P: 11	R: 0	H: 0	E: 0	K: 0	S: 3	LOB: 0	BB: 0	P: 3	1B: 6	SF: 1	2B: 2	SAC: 0	3B: 1	DP: 1	HR: 1	HBP: 0	WP: 0	PA: 42
--------------	------	------	------	------	------	--------	-------	------	------	------	------	------	------	--------	-------	------	------	------	------	------	------	--------	-------	------	------	------	------	------	------	--------	-------	-------	------	------	------	------	------	--------	-------	------	------	------	------	------	------	--------	-------	------	------	------	------	------	------	--------	-------	-------	------	------	------	------	------	--------	-------	-------	------	------	------	------	------	--------	-------	------	-------	-------	-------	--------	-------	-------	-------	--------	-------	--------

PITCHER	IP	WLS	BF	H	R	ER	SO	BB	IBB	HBP	BLK	WP	HR	S	P	ERA	WHIP
Scott McGregor, L ERA: 6.08 (1, 1)	3.2		19	6	4	4	1	2	0	0	0	0	1	19	27	9.82	2.182
Sammy Stewart, R ERA: 2.22 (4, 1)	2.1		10	2	2	1	1	0	0	0	0	0	0	12	12	3.86	0.857
Tippy Martinez, L ERA: 5.06 (7, 1)	0.1		3	0	0	0	0	1	1	0	0	0	0	1	9	0.00	3.000
Don Aase, R ERA: 5.4 (7, 1)	2.2	W	10	2	1	1	1	1	0	0	0	0	0	11	15	3.38	1.125


BOTTOM

Baltimore Orioles @ Minnesota Twins
 Hubert H. Humphrey Metrodome, Minneapolis, MN

Fri May 03 1985, 8:05 PM EDT
 Att. 30,088 - Unknown

livebaseballscores.com

AB	36
R	7
H	10
RBI	7
BB	5
SO	3
LOB	19



Batter	1	2	3	4	5	6	7	8	9	AB R H RBI BB SO LOB	TOP
Jim Dwyer, L (1, 9) <small>OBP: 0.341, SLG: 0.447</small> (8, 7)	0-0 		4-0 		0-0 			0-0 	0-3 	4 2 0 0 1 1 1	
Wayne Gross, L (1, 5) <small>OBP: 0.406, SLG: 0.490</small>	0-0 		0-0 		0-0 			0-0 		4 1 2 3 0 0 0	
Cal Ripken Jr., R (1, 6) <small>OBP: 0.389, SLG: 0.554</small>	0-3 		0-0 			0-0 		0-0 		4 2 2 2 0 1 1	
Eddie Murray, S (1, 3) <small>OBP: 0.329, SLG: 0.438</small>		0-0 	0-0 		0-0 			4-0 		3 0 0 0 1 0 1	
Fred Lynn, L (1, 8) <small>OBP: 0.372, SLG: 0.470</small>		4-0 	0-0 		0-0 			0-0 		3 0 0 1 1 0 2	
John Lowenstein, L (1, 7) <small>OBP: 0.138, SLG: 0.077</small> Gary Roenicke, R (8, PH) <small>OBP: 0.231, SLG: 0.412</small> Larry Sheets, L (8, PH) <small>OBP: 0.348, SLG: 0.548</small>		0-0 		0-0 		0-0 		0-0 		3 0 0 0 0 0 1 0 0 0 0 0 0 0 1 0 0 0 0 0 2	
Joe Nolan, L (1, 10) <small>OBP: 0.333, SLG: 0.111</small>		0-0 		0-3 		0-0 			4-0 	3 0 0 0 1 1 1	
Rich Dauer, R (1, 4) <small>OBP: 0.321, SLG: 0.348</small> Mike Young, S (9, PH) <small>OBP: 0.325, SLG: 0.353</small>			0-0 	0-0 		0-0 		0-0 		3 1 1 0 0 0 0 1 0 0 0 0 0 1	
Rick Dempsey, R (1, 2) <small>OBP: 0.350, SLG: 0.465</small>			0-0 		0-3 		0-0 	0-0 		4 0 0 0 0 1 2	
Inning Stats	R: 0 H: 0 E: 0 LOB: 0 K: 1 BB: 0 S: 5 P: 5	R: 0 H: 0 E: 0 LOB: 1 K: 0 BB: 1 S: 3 P: 7	R: 4 H: 3 E: 0 LOB: 0 K: 0 BB: 1 S: 6 P: 10	R: 0 H: 0 E: 0 LOB: 0 K: 1 BB: 0 S: 5 P: 5	R: 0 H: 0 E: 0 LOB: 0 K: 1 BB: 0 S: 5 P: 5	R: 1 H: 1 E: 0 LOB: 0 K: 0 BB: 0 S: 4 P: 4	R: 0 H: 0 E: 0 LOB: 0 K: 0 BB: 0 S: 3 P: 3	R: 1 H: 1 E: 1 LOB: 2 K: 0 BB: 1 S: 5 P: 9	R: 0 H: 0 E: 0 LOB: 1 K: 1 BB: 1 S: 5 P: 9	1B: 1 SF: 0 2B: 2 SAC: 0 3B: 0 DP: 0 HR: 2 HBP: 0	WP: 0 PA: 37 PB: 1 SB: 0 CS: 0
PITCHER Ken Schrom, R (1, 1) <small>ERA: 6.39</small> Rick Lysander, R (8, 1) <small>ERA: 4.09</small> Pete Filson, L (8, 1) <small>ERA:</small> Ron Davis, R (8, 1) <small>ERA: 4.0</small>	IP WLS BF H R ER SO BB IBB HBP BLK WP HR S P ERA WHIP 7.0 W 29 5 6 5 3 2 0 0 0 0 2 33 41 6.43 1.000 0.1 2 0 0 0 0 1 0 0 0 0 0 1 5 0.00 3.000 0.1 1 0 0 0 0 0 0 0 0 0 0 1 1 0.00 0.000 1.1 S 5 0 0 0 1 1 0 0 0 0 0 6 10 0.00 0.750	PITCHER IP WLS BF H R ER SO BB IBB HBP BLK WP HR S P ERA WHIP									

Baltimore Orioles @ Minnesota Twins
 Hubert H. Humphrey Metrodome, Minneapolis, MN
 Sat May 04 1985, 8:05 PM EDT
 Att. 34,086 - Unknown

livebaseballscorecards.com

AB	33
R	6
H	5
RBI	6
BB	4
SO	4
LOB	12



Batter	1	2	3	4	5	6	7	8	9	AB	R	H	RBI	BB	SO	LOB
Kirby Puckett, R OBP: 0.361, SLG: 0.462 (1, 8)			6-3					4-3		5	1	2	1	0	0	2
Mickey Hatcher, R OBP: 0.301, SLG: 0.431 (1, 7)		6-3		F9	G5-4-3			F6		5	1	1	1	0	0	1
Kent Hrbek, L OBP: 0.340, SLG: 0.433 (1, 3)				FC6-4		4-3		4-3		5	1	3	1	0	0	0
Tom Brunansky, R OBP: 0.442, SLG: 0.610 (1, 9)				FC6-4				5-3		5	1	3	1	0	0	1
Mike Stenhouse, L OBP: 0.407, SLG: 0.652 (1, 10)				6-3						3	1	2	2	2	0	1
Gary Gaetti, R OBP: 0.370, SLG: 0.517 (1, 5)										4	1	2	0	1	1	5
Greg Gagne, R OBP: 0.381, SLG: 0.411 (1, 6)										4	0	0	0	1	0	7
Tim Teufel, R OBP: 0.337, SLG: 0.385 (1, 4)										3	1	0	0	1	0	4
Mark Salas, L OBP: 0.395, SLG: 0.605 (1, 2)										4	1	2	2	0	0	0

Inning Stats	R: 5	H: 7	E: 0	LOB: 2	K: 0	P: 10	R: 0	H: 2	E: 0	LOB: 3	K: 1	P: 11	R: 0	H: 0	E: 0	LOB: 0	K: 0	P: 3	R: 0	H: 1	E: 0	LOB: 1	K: 0	P: 4	R: 3	H: 3	E: 0	LOB: 0	K: 0	P: 9	R: 0	H: 1	E: 0	LOB: 3	K: 0	P: 12	R: 0	H: 0	E: 0	LOB: 0	K: 0	P: 3	R: 0	H: 1	E: 0	LOB: 2	K: 0	P: 8
1B: 8	SF: 0	2B: 5	SAC: 0	3B: 1	DP: 1	HR: 1	HBP: 0	WP: 0	PA: 43																																							


BOTTOM

Baltimore Orioles @ Minnesota Twins
 Hubert H. Humphrey Metrodome, Minneapolis, MN

Sat May 04 1985, 8:05 PM EDT
 Att. 34,086 - Unknown

livebaseballscorecards.com

AB	38
R	8
H	15
RBI	8
BB	5
SO	1
LOB	21



PITCHER	IP	WLS	BF	H	R	ER	SO	BB	IBB	HBP	BLK	WP	HR	S	P	ERA	WHIP
Dennis Martinez, R ERA: 5.75 (1, 1)	1.1		14	9	5	5	0	1	0	0	0	0	1	13	17	33.75	7.500
Nate Snell, R ERA: 2.41 (2, 1)	3.0		13	3	3	3	1	1	0	0	0	0	0	14	18	9.00	1.333
Storm Davis, R ERA: 6.49 (5, 1)	2.2		11	2	0	0	0	2	0	0	0	0	0	9	17	0.00	1.500
Tippy Martinez, L ERA: 4.63 (8, 1)	1.0		5	1	0	0	0	0	1	0	0	0	0	4	8	0.00	1.000

Batter	1	2	3	4	5	6	7	8	9	AB R H RBI BB SO LOB	TOP	
Jim Dwyer, L (1, 9) OBP: 0.341, SLG: 0.512 Gary Roenicke, R (6, PH) OBP: 0.286, SLG: 0.472 (6, 7)	0-0 F4		0-3 K	0-0 HR		4-0 WP 1B SH BB	0-0 1B 1B		0-0 WP 1B 2B	3 1 1 2 0 1 0 2 3 2 0 1 0 0		
Wayne Gross, L (1, 5) OBP: 0.426, SLG: 0.519 Fritzie Connally, R (9, PH) OBP: 0.489, SLG: 0.457 (9, 5)	0-0 3-1		4-0 BB	0-0 2B		0-0 SH WP 1B	0-0 1B 1B		4-0 1B BB	3 1 2 1 1 0 0 0 0 0 0 1 0 0		
Cal Ripken Jr., R (1, 6) OBP: 0.416, SLG: 0.596	0-0 2B		0-0 FC5-6-4 WP	0-0 2B		0-0 BB 1B	0-0 1B 1B		0-0 1B	6 0 5 4 0 0 1		
Eddie Murray, S (1, 3) OBP: 0.316, SLG: 0.406	0-0 6-3		0-0 F6	4-0 IBB		0-0 F8	0-0 4-3		0-3 K	5 0 0 0 1 1 7		
Fred Lynn, L (1, 8) OBP: 0.374, SLG: 0.471		0-0 1B 2B		4-3 F8		4-0 BB		0-0 F9		4 1 1 0 1 0 2		
Larry Sheets, L (1, 10) OBP: 0.360, SLG: 0.565 Dan Ford, R (8, PH) OBP: 0.259, SLG: 0.314		0-0 F6		0-0 2B 1B	0-0 2B	0-0 G3		0-3 K		4 1 2 0 0 0 3 1 0 0 0 0 1 0		
Mike Young, S (1, 7) OBP: 0.306, SLG: 0.329 (6, 9)		0-3 K		0-3 K	0-0 F7		0-3 K	0-0 F9		5 0 0 0 0 3 3		
Joe Nolan, L (1, 2) OBP: 0.375, SLG: 0.308 Floyd Rayford, R (9, PH) OBP: 0.200, SLG: 0.200 (9, 2)		0-0 FC6-4 1B		0-0 1B 2B	0-3 K		0-0 F7		0-0 F5	4 1 2 2 0 1 1 1 0 0 0 0 0 0		
Rich Dauer, R (1, 4) OBP: 0.328, SLG: 0.340		0-0 FC6-4		0-0 HR 1B	0-0 F7		4-0 1B BB		0-0 4-3	4 2 1 1 1 0 2		
Inning Stats	R: 0 H: 1 E: 0 LOB: 1 K: 0 BB: 0 S: 4 P: 4	R: 1 H: 2 E: 0 LOB: 1 K: 1 BB: 0 S: 7 P: 7	R: 0 H: 0 E: 0 LOB: 1 K: 1 BB: 1 S: 5 P: 9	R: 5 H: 6 E: 0 LOB: 2 K: 1 BB: 1 S: 11 P: 15	R: 0 H: 1 E: 0 LOB: 1 K: 1 BB: 0 S: 6 P: 6	R: 1 H: 1 E: 1 LOB: 2 K: 0 BB: 2 S: 4 P: 12	R: 2 H: 3 E: 0 LOB: 2 K: 1 BB: 1 S: 8 P: 12	R: 0 H: 0 E: 0 LOB: 0 K: 1 BB: 0 S: 5 P: 5	R: 1 H: 2 E: 0 LOB: 2 K: 1 BB: 1 S: 7 P: 11	1B: 8 SF: 0 2B: 7 SAC: 1 3B: 0 DP: 0 HR: 1 HBP: 0	WP: 3 PA: 49 PB: 0 SB: 0 CS: 0	
PITCHER	IP WLS BF H R ER SO BB IBB HBP BLK WP HR S P ERA WHIP											
John Butcher, R (1, 1) ERA: 3.28	3.2 L 21 9 6 6 3 1 0 0 0 1 1 26 30 14.73 2.727											
Pete Filson, L (4, 1) ERA: 3.38	1.1 8 1 1 1 1 1 1 0 0 0 0 8 16 6.75 1.500											
Rick Lysander, R (6, 1) ERA: 4.97	1.2 10 4 2 2 1 2 0 0 0 1 0 10 18 10.80 3.600											
Tom Klawitter, L (7, 1) ERA: 3.0	2.1 10 2 1 1 2 1 0 0 0 1 0 13 17 3.86 1.286											

Baltimore Orioles @ Minnesota Twins
 Hubert H. Humphrey Metrodome, Minneapolis, MN
 Sun May 05 1985, 4:33 AM EDT
 Att: 35,948 - Unknown

AB	42
R	10
H	16
RBI	10
BB	6
SO	7
LOB	19



Batter	1	2	3	4	5	6	7	8	9	AB R H RBI BB SO LOB
Kirby Puckett, R OBP: 0.363, SLG: 0.459 (1, 8)	0-0 1-3		0-0 2B 1B	0-3 K			0-0 G4-6-3 1B		0-0 FC3-6	5 1 2 0 0 1 3
Mickey Hatcher, R OBP: 0.306, SLG: 0.439 (1, 7)	0-0 4-3 1B		0-0 F8 2B	0-0 1-3			0-0 G4-6-3		0-3 K	5 0 2 2 0 1 4
Kent Hrbek, L OBP: 0.324, SLG: 0.411 (1, 3)	0-0 4-3 1-2		0-0 F8 2-3		0-0 F8		0-0 G3		0-3 K	5 0 0 0 0 1 3
Tom Brunansky, R OBP: 0.426, SLG: 0.581 (1, 9)	0-0 F8		0-0 5-3		0-3 K			0-3 K		4 0 0 0 0 2 2
Mike Stenhouse, L OBP: 0.419, SLG: 0.654 (1, 10)		0-0 G3		4-0 1B WP BB	0-0 F4			0-0 1B 2B		3 2 1 0 1 0 0
Gary Gaetti, R OBP: 0.375, SLG: 0.516 (1, 5)		0-0 F4		0-0 1B WP 1B		0-3 K		0-0 1B		4 1 2 0 0 1 0
Greg Gagne, R OBP: 0.391, SLG: 0.421 (1, 6)		0-3 K		0-0 1B		0-0 WP 5-3 1B		0-0 1B		3 0 2 0 0 1 0
Roy Smalley, S OBP: 0.375, SLG: 0.397 (8, PH)				1-3 1B				2-3 1B		1 0 1 1 0 0 0
Tim Teufel, R OBP: 0.337, SLG: 0.383 (1, 4)			0-0 E7 2B 1B		0-0 1B		0-0 5-3		0-0 F6	3 1 1 1 0 0 1
Randy Bush, L OBP: 0.250, SLG: 0.571 (8, PH)				1-2 1B		1-2 1B				1 0 0 0 0 0 1
Ron Washington, R OBP: 0.400, SLG: 0.250 (9, 4)			0-3 K		0-0 F8		0-0 4-3			0 0 0 0 0 0 0
Mark Salas, L OBP: 0.381, SLG: 0.571 (1, 2)									0-0 FC3-6 1B	4 0 1 0 0 1 4

Inning Stats	R: 0	H: 1	E: 0	LOB: 1	K: 0	BB: 0	S: 4	P: 4	R: 0	H: 0	E: 0	LOB: 0	K: 1	BB: 0	S: 5	P: 5	R: 2	H: 2	E: 1	LOB: 1	K: 1	BB: 0	S: 8	P: 8	R: 2	H: 3	E: 0	LOB: 2	K: 1	BB: 1	S: 8	P: 12	R: 0	H: 0	E: 0	LOB: 0	K: 1	BB: 0	S: 5	P: 5	R: 0	H: 1	E: 0	LOB: 1	K: 1	BB: 0	S: 6	P: 6	R: 0	H: 1	E: 0	LOB: 0	K: 0	BB: 0	S: 3	P: 3	R: 1	H: 3	E: 0	LOB: 1	K: 1	BB: 0	S: 7	P: 7	R: 0	H: 1	E: 0	LOB: 1	K: 2	BB: 0	S: 8	P: 8	1B: 10	SF: 0	2B: 2	SAC: 0	3B: 0	DP: 1	HR: 0	HBP: 0	WP: 2	PA: 39
--------------	------	------	------	--------	------	-------	------	------	------	------	------	--------	------	-------	------	------	------	------	------	--------	------	-------	------	------	------	------	------	--------	------	-------	------	-------	------	------	------	--------	------	-------	------	------	------	------	------	--------	------	-------	------	------	------	------	------	--------	------	-------	------	------	------	------	------	--------	------	-------	------	------	------	------	------	--------	------	-------	------	------	--------	-------	-------	--------	-------	-------	-------	--------	-------	--------

PITCHER	IP	WLS	BF	H	R	ER	SO	BB	IBB	HBP	BLK	WP	HR	S	P	ERA	WHIP
Mike Boddicker, R ERA: 3.43 (1, 1)	7.1	W	33	10	5	4	6	1	0	0	0	2	0	44	48	4.91	1.500
Don Aase, R ERA: 4.8 (8, 1)	1.2		6	2	0	0	2	0	0	0	0	0	0	10	10	0.00	1.200


BOTTOM

Baltimore Orioles @ Minnesota Twins
 Hubert H. Humphrey Metrodome, Minneapolis, MN

Sun May 05 1985, 4:33 AM EDT
 Att. 35,948 - Unknown

livebaseballscorecards.com

AB	38
R	5
H	12
RBI	4
BB	1
SO	8
LOB	18



Batter	1	2	3	4	5	6	7	8	9	AB R H RBI BB SO LOB	TOP			
Rickey Henderson, R OBP: 0.365, SLG: 0.434 (1, 8) X	0-0 2B 2B		0-3 K		0-0 2B 1B	0-0 FC6-4 1-2f			4-0 FC6-4 SF9 BB	4 3 2 0 1 1 3				
Don Mattingly, L OBP: 0.347, SLG: 0.478 (1, 3) X	0-0 F7		0-0 E1		0-0 4-3 2B 1-H		0-0 F8		0-0 E4 FC6-4	5 0 1 1 0 0 3				
Dave Winfield, R OBP: 0.309, SLG: 0.369 (1, 9) X	0-0 L6		0-3 K		0-0 4-3 2B 2-3		0-0 L6		0-0 FC6-4 1B 1-2f 2-3 3-H	5 1 0 1 0 1 5				
Don Baylor, R OBP: 0.398, SLG: 0.500 (1, 10) X	0-0 2B 2B 2-H		0-0 F6		0-0 F7		0-0 F6		0-0 SF9 3-H	4 1 1 2 0 0 2				
Butch Wynegar, S OBP: 0.364, SLG: 0.385 (1, 2) X	0-0 2B 2B 2-H			0-3 K		4-0 2B BB		0-3 K	0-0 1B 1-H	4 0 2 2 1 2 0				
Ken Griffey, L OBP: 0.342, SLG: 0.486 (1, 7) X	0-0 4-3			0-0 1B 2B		0-0 1-3 2B		0-0 1B 1B	0-3 K	5 0 3 0 0 1 2				
Willie Randolph, R OBP: 0.315, SLG: 0.256 (1, 4) X		0-0 F8		0-0 1B		0-0 F6		0-0 CS 1B		4 0 2 0 0 0 2				
Dale Berra, R OBP: 0.292, SLG: 0.396 (1, 5) X		0-0 L5		0-0 5-3		0-0 F6		0-0 F8 1-2		4 0 0 0 0 0 5				
Bobby Meacham, S OBP: 0.349, SLG: 0.271 (1, 6) X		0-0 1-3			0-0 F3	1-0 FC6-4 HBP			4-0 E BB FC6-4 BB	2 1 0 0 1 0 0				
Inning Stats	R: 2 E: 0 K: 0 S: 6 H: 3 LOB: 1 BB: 0 P: 6	R: 0 E: 0 K: 0 S: 3 H: 0 LOB: 0 BB: 0 P: 3	R: 0 E: 1 K: 2 S: 8 H: 0 LOB: 1 BB: 0 P: 8	R: 0 E: 0 K: 1 S: 6 H: 2 LOB: 1 BB: 0 P: 6	R: 1 E: 0 K: 0 S: 5 H: 2 LOB: 1 BB: 0 P: 5	R: 0 E: 0 K: 0 S: 4 H: 1 LOB: 3 BB: 1 P: 9	R: 0 E: 0 K: 0 S: 3 H: 0 LOB: 0 BB: 0 P: 3	R: 0 E: 0 K: 1 S: 6 H: 2 LOB: 1 BB: 0 P: 6	R: 3 E: 1 K: 1 S: 7 H: 1 LOB: 1 BB: 2 P: 15	1B: 5 2B: 6 3B: 0 HR: 0 SF: 1 SAC: 0 DP: 0 HBP: 1	WP: 0 PB: 0 SB: 0 CS: 1 PA: 42			
PITCHER	IP WLS BF H R ER SO BB IBB HBP BLK WP HR S P ERA WHIP												PITCHER	IP WLS BF H R ER SO BB IBB HBP BLK WP HR S P ERA WHIP
Frank Viola, L ERA: 3.98 (1, 1)	7.0 W 31 8 3 3 3 1 0 1 0 0 0 0 35 40 3.86 1.286													
Curt Wardle, L ERA: 5.29 (8, 1)	1.0 6 2 2 1 1 2 0 0 0 0 0 0 6 14 9.00 4.000													
Ron Davis, R ERA: 3.6 (9, 1)	1.0 5 1 1 0 1 0 0 0 0 0 0 0 7 7 0.00 1.000													

New York Yankees @ Minnesota Twins
 Hubert H. Humphrey Metrodome, Minneapolis, MN
 Tue May 07 1985, 8:05 PM EDT
 Att: 21,704 - Unknown

AB	37
R	6
H	11
RBI	6
BB	3
SO	5
LOB	22



livebaseballscorecards.com

Batter	1	2	3	4	5	6	7	8	9	AB R H RBI BB SO LOB
Kirby Puckett, R OBP: 0.381, SLG: 0.478 (1, 8)	0-0 1B 1B SF8 1B	0-0 4-3 1-2		0-0 3-1 2B		0-0 4-3 S 1B		4-0 BB		4 1 3 0 1 0 1
Mickey Hatcher, R OBP: 0.310, SLG: 0.446 (1, 7)	0-0 F7 1B 2B 1B	0-0 1B 2B		0-0 3-1 2-3		0-0 4-3 1-3		0-0 F9		5 2 2 1 0 0 3
Kent Hrbek, L OBP: 0.328, SLG: 0.410 (1, 3)	0-0 2B 1B	0-0 1B 1B		0-0 F9		0-0 F6		0-0 F8		5 1 2 1 0 0 3
Tom Brunansky, R OBP: 0.416, SLG: 0.567 (1, 9)	0-0 SF8	0-0 1B		0-0 F6		0-0 F8		0-0 F4		4 0 1 1 0 0 3
Mike Stenhouse, L OBP: 0.371, SLG: 0.567 (1, 10)	0-0 F7 2-3	0-0 F8		0-0 4-3		0-0 F8				4 0 0 0 0 0 4
Roy Smalley, S OBP: 0.381, SLG: 0.417 (1, 6)	0-0 1B 2B		0-0 F5		0-3 K		0-0 2B 1B			4 1 2 2 0 1 0
Gary Gaetti, R OBP: 0.380, SLG: 0.526 (1, 5)	0-0 1B		0-3 K		0-0 E7 HR 2B		0-0 F7			4 1 2 0 0 1 1
Tim Teufel, R OBP: 0.354, SLG: 0.440 (1, 4)		0-3 K	4-0 S BB		0-0 HR		0-0 2B			3 1 2 3 1 1 0
Mark Salas, L OBP: 0.370, SLG: 0.543 (1, 2)		0-0 2B 1B	0-0 F9		0-0 6-3		0-0 F7			4 1 1 0 0 0 2

Inning Stats	R: 3	H: 5	E: 0	K: 0	S: 7	LOB: 2	BB: 0	P: 7	R: 2	H: 4	E: 0	K: 1	S: 9	LOB: 2	BB: 0	P: 9	R: 0	H: 0	E: 0	K: 1	S: 5	LOB: 1	BB: 1	P: 9	R: 0	H: 1	E: 0	K: 0	S: 4	LOB: 1	BB: 0	P: 4	R: 2	H: 2	E: 1	K: 1	S: 7	LOB: 0	BB: 0	P: 7	R: 0	H: 1	E: 0	K: 0	S: 4	LOB: 1	BB: 0	P: 4	R: 1	H: 2	E: 0	K: 0	S: 5	LOB: 1	BB: 0	P: 5	R: 0	H: 0	E: 0	K: 0	S: 3	LOB: 1	BB: 1	P: 7
--------------	------	------	------	------	------	--------	-------	------	------	------	------	------	------	--------	-------	------	------	------	------	------	------	--------	-------	------	------	------	------	------	------	--------	-------	------	------	------	------	------	------	--------	-------	------	------	------	------	------	------	--------	-------	------	------	------	------	------	------	--------	-------	------	------	------	------	------	------	--------	-------	------

PITCHER	IP	WLS	BF	H	R	ER	SO	BB	IBB	HBP	BLK	WP	HR	S	P	ERA	WHIP
Ed Whitson, R ERA: 5.33 (1, 1)	1.2	L	13	9	5	5	1	0	0	0	0	0	0	15	15	27.00	5.400
John Montefusco, R ERA: 7.36 (2, 1)	3.1		14	3	2	2	2	1	0	0	0	0	1	17	21	5.40	1.200
Brian Fisher, R ERA: 3.0 (6, 1)	3.0		13	3	1	1	0	1	0	0	0	0	0	12	16	3.00	1.333


BOTTOM

New York Yankees @ Minnesota Twins
 Hubert H. Humphrey Metrodome, Minneapolis, MN

Tue May 07 1985, 8:05 PM EDT
 Att. 21,704 - Unknown

livebaseballscorecards.com

AB	37
R	8
H	15
RBI	8
BB	2
SO	3
LOB	17



1B: 9	SF: 1	WP: 0	PA: 40
2B: 5	SAC: 0	PB: 0	
3B: 0	DP: 0	SB: 2	
HR: 1	HBP: 0	CS: 0	

Batter	1	2	3	4	5	6	7	8	9
Kirby Puckett, R OBP: 0.366, SLG: 0.458 (1, 8)	0-3 K	0-0 F9		0-0 6-3		0-0 4-3		0-0 3-1	
Mickey Hatcher, R OBP: 0.313, SLG: 0.447 (1, 7) Dave Meier, R OBP: 0.400, SLG: 0.250 (3, 7)	0-0 2B	0-0 F3		4-0 HR		0-0 L6		0-0 1B	
Kent Hrbek, L OBP: 0.339, SLG: 0.467 (1, 3)	0-0 BB HR	0-3 K		0-0 HR		0-0 1B SF7		0-0 1-3	
Tom Brunansky, R OBP: 0.419, SLG: 0.564 (1, 9)	0-3 K		0-0 F8 BB 1B	0-0 F3		0-0 BB 1B		0-0 BB 1B	
Mike Stenhouse, L OBP: 0.385, SLG: 0.531 (1, 10)	4-0 BB HR BB		4-0 FC5-4 BB		0-0 G3		0-0 F4		
Roy Smalley, S OBP: 0.398, SLG: 0.419 (1, 6)	4-0 HR BB		0-0 F8		0-0 1B		4-0 1-2 BB		
Gary Gaetti, R OBP: 0.375, SLG: 0.551 (1, 5)	0-0 HR		0-0 F4		0-0 F7		0-0 SF7		
Tim Teufel, R OBP: 0.340, SLG: 0.420 (1, 4)	0-3 K		0-0 FC5-4		0-0 F9		0-0 F9		
Mark Salas, L OBP: 0.360, SLG: 0.540 (1, 2)		0-0 F9 2B		0-0 G3		0-3 K		0-3 K	

AB	R	H	RBI	BB	SO	LOB
5	0	0	0	0	1	1
2	1	1	0	0	0	1
2	1	1	0	1	0	0
5	3	3	3	0	1	2
4	0	2	0	0	1	1
2	1	0	0	2	0	2
2	1	1	0	2	0	2
3	1	1	5	0	0	3
4	0	0	0	0	1	5
4	0	1	0	0	2	0


AB	R	H	RBI	BB	SO	LOB
33	8	10	8	5	6	17

Inning Stats	R	H	E	K	S	WLS	BF	H	R	ER	SO	BB	IBB	HBP	BLK	WP	HR	S	P	ERA	WHIP
Joe Cowley, R ERA: 6.26 (1, 1)	5	3	0	3	12	3.2	21	6	7	7	4	4	0	0	0	0	2	25	41	17.18	2.727
Don Cooper, R ERA: 1.8 (4, 1)	0	0	0	0	0	3.1	14	3	1	1	1	1	0	0	0	0	0	15	19	2.70	1.200
Brian Fisher, R ERA: 2.25 (8, 1)	0	0	0	0	0	1.0	4	1	0	0	1	0	0	0	0	0	0	6	6	0.00	1.000

New York Yankees @ Minnesota Twins
 Hubert H. Humphrey Metrodome, Minneapolis, MN
 Wed May 08 1985, 8:05 PM EDT
 Att. 22,832 - Unknown

livebaseballscorecards.com

WP: 0	PA: 39
PB: 0	CS: 0
SB: 0	



Batter	1	2	3	4	5	6	7	8	9	AB R H RBI BB SO LOB	TOP										
Kirby Puckett, R OBP: 0.359, SLG: 0.444 (1, 8) x	0-0 G3	0-0 G4-6-3 1-2f		4-0 G4-1 6-3 BB		0-0 6-3		0-0 L4		4 0 0 0 1 0 2											
Mickey Hatcher, R OBP: 0.308, SLG: 0.437 (1, 7) x	0-0 1B 2B 1B		0-0 5-3	0-0 6-3 1-2		0-0 4-3		0-0 4-3	5 1 1 0 0 0 1												
Kent Hrbek, L OBP: 0.341, SLG: 0.491 (1, 3) x	0-0 1-2 2B 1B		0-0 HR	0-0 G4-1 2-3		0-0 F7		0-0 4-3	5 2 2 1 0 0 1												
Tom Brunansky, R OBP: 0.426, SLG: 0.606 (1, 9) x	0-0 1-H 2-H 2B		0-0 1B 1B	0-0 5-3		0-0 HR		0-0 F8	5 2 3 3 0 0 1												
Mike Stenhouse, L OBP: 0.349, SLG: 0.472 (1, 10) x	0-0 L6		0-0 F2		0-3 K	0-0 4-3		0-0 4-3	4 0 0 0 0 1 2												
Roy Smalley, S OBP: 0.402, SLG: 0.416 (1, 6) B	4-0 FC5-4 BB		0-0 1B 1B		0-3 K	0-0 F8			3 0 1 0 1 1 0												
Gary Gaetti, R OBP: 0.386, SLG: 0.564 (1, 5) x	0-0 FC5-4 1-2f		0-0 BB 1B		4-0 BB BB		0-0 4-3 2B		3 0 2 1 1 0 2												
Tim Teufel, R OBP: 0.346, SLG: 0.418 (1, 4) x		0-0 G4-6-3 1B	0-0 1-2 BB		0-3 K		0-3 K		3 0 1 0 1 2 2												
Mark Salas, L OBP: 0.333, SLG: 0.500 (1, 2) x		0-0 F8	0-0 F7		0-0 F7		0-0 4-3		4 0 0 0 0 0 5												
Inning Stats	R: 2 E: 0 K: 0 S: 6 H: 3 LOB: 2 BB: 1 P: 10	R: 0 E: 0 K: 0 S: 3 H: 1 LOB: 0 BB: 0 P: 3	R: 2 E: 0 K: 0 S: 7 H: 4 LOB: 3 BB: 1 P: 11	R: 0 E: 0 K: 0 S: 3 H: 0 LOB: 1 BB: 1 P: 7	R: 0 E: 0 K: 3 S: 9 H: 0 LOB: 1 BB: 1 P: 13	R: 0 E: 0 K: 0 S: 3 H: 0 LOB: 0 BB: 0 P: 3	R: 1 E: 0 K: 0 S: 4 H: 1 LOB: 0 BB: 0 P: 4	R: 0 E: 0 K: 1 S: 6 H: 1 LOB: 1 BB: 0 P: 6	R: 0 E: 0 K: 0 S: 3 H: 0 LOB: 0 BB: 0 P: 3	1B: 6 2B: 2 3B: 0 HR: 2 SF: 0 SAC: 0 DP: 1 HBP: 0	WP: 0 PB: 0 SB: 0 CS: 0 PA: 40										
PITCHER Dennis Martinez, R (1, 1) ERA: 6.65	IP	WLS	BF	H	R	ER	SO	BB	IBB	HBP	BLK	WP	HR	S	P	ERA	WHIP				
Sammy Stewart, R (3, 1) ERA: 2.15	4.1		18	2	1	1	3	3	0	0	0	0	1	21	33	2.08	1.154				
Don Aase, R (8, 1) ERA: 4.0	2.0	W	7	1	0	0	1	0	0	0	0	0	0	9	9	0.00	0.500				

Minnesota Twins @ Baltimore Orioles
Memorial Stadium, Baltimore, MD
Fri May 10 1985, 7:05 PM EDT
Att. 27,114 - Unknown

AB 36
R 5
H 10
RBI 5
BB 4
SO 4
LOB 16



Batter	1	2	3	4	5	6	7	8	9	AB	R	H	RBI	BB	SO	LOB
Jim Dwyer, L (1, 9) OBP: 0.352, SLG: 0.480 Gary Roenicke, R (8, PH) OBP: 0.283, SLG: 0.436 (9, 7)	0-3 K	0-0 E7 1-3 1B		0-0 F9		0-0 F3		0-0 FC1-6 5-3 1-2f S		4	0	1	0	0	1	2
Wayne Gross, L (1, 5) OBP: 0.403, SLG: 0.468 Fritzie Connally, R (8, PH) OBP: 0.481, SLG: 0.436 (9, 5)	0-3 K	0-0 G3		0-3 K		0-0 G6-4-3 1B		0-0 5-3 1-3		4	0	1	0	0	2	4
Cal Ripken Jr., R (1, 6) OBP: 0.391, SLG: 0.553	0-0 1B		0-0 L5	0-0 4-3		0-0 G6-4-3 1-2f		0-3 K		5	0	1	0	0	1	4
Eddie Murray, S (1, 3) OBP: 0.312, SLG: 0.410	0-0 4-3		0-0 1B 4-3 1B		0-0 G3		0-0 F8		0-3 K	5	0	1	0	0	1	1
Fred Lynn, L (1, 8) OBP: 0.381, SLG: 0.485		4-0 FC4-6 BB	0-0 4-3		0-0 G3		0-0 HR 2B		0-0 HR	4	2	2	1	1	0	1
Larry Sheets, L (1, 10) OBP: 0.393, SLG: 0.661		0-0 FC4-6 1-2f HR	0-0 2-3 1B		0-0 1B 1B		0-0 HR 2-H			4	3	3	2	0	0	1
Mike Young, S (1, 7) OBP: 0.327, SLG: 0.424 (9, 9)		0-0 HR 1-H	0-3 K		0-0 1B 1B		0-0 4-3			4	1	2	2	0	1	2
Rich Dauer, R (1, 4) OBP: 0.333, SLG: 0.351 Joe Nolan, L (5, PH) OBP: 0.389, SLG: 0.333 Lenn Sakata, R (5, PR) OBP: 0.219, SLG: 0.167 (6, 4)		0-0 1-3		0-0 BB 1B		0-0 1-2 2-H 1B		0-0 6-3		2	0	1	0	0	0	0
Rick Dempsey, R (1, 2) OBP: 0.363, SLG: 0.436		4-0 E 1B BB		4-0 1-2 BB		0-3 K		4-0 FC1-6 BB		1	0	0	0	3	1	2

Inning Stats	R: 0	H: 1	E: 0	K: 2	S: 8	H: 1	LOB: 1	BB: 0	P: 8	R: 2	H: 2	E: 1	K: 0	S: 5	R: 0	H: 2	E: 0	K: 1	S: 7	R: 0	H: 1	E: 0	K: 1	S: 6	R: 1	H: 3	E: 0	K: 1	S: 8	R: 0	H: 1	E: 0	K: 0	S: 3	R: 2	H: 2	E: 0	K: 0	S: 5	R: 0	H: 0	E: 0	K: 1	S: 5	R: 1	H: 1	E: 0	K: 1	S: 4	1B: 9	2B: 1	3B: 0	HR: 3	SF: 0	SAC: 0	DP: 1	HBP: 0	WP: 0	PA: 41
--------------	------	------	------	------	------	------	--------	-------	------	------	------	------	------	------	------	------	------	------	------	------	------	------	------	------	------	------	------	------	------	------	------	------	------	------	------	------	------	------	------	------	------	------	------	------	------	------	------	------	------	-------	-------	-------	-------	-------	--------	-------	--------	-------	--------

PITCHER	IP	WLS	BF	H	R	ER	SO	BB	IBB	HBP	BLK	WP	HR	S	P	ERA	WHIP
John Butcher, R (1, 1) ERA: 3.46	5.1		29	10	3	3	5	3	0	0	0	0	1	36	48	5.06	2.438
Rick Lysander, R (6, 1) ERA: 5.65	1.2		7	2	2	2	0	1	0	0	0	0	1	6	10	10.80	1.800
Pete Filson, L (8, 1) ERA: 2.7	0.1		1	0	0	0	0	0	0	0	0	0	0	1	1	0.00	0.000
Ron Davis, R (8, 1) ERA: 4.09	1.0	L	4	1	1	1	2	0	0	0	0	0	1	8	8	9.00	1.000

BOTTOM

Minnesota Twins @ Baltimore Orioles
 Memorial Stadium, Baltimore, MD
 Fri May 10 1985, 7:05 PM EDT
 Att. 27,114 - Unknown

livebaseballscorecards.com

AB	37
R	6
H	13
RBI	6
BB	4
SO	7
LOB	19



Batter	1	2	3	4	5	6	7	8	9	AB R H RBI BB SO LOB	TOP																			
Kirby Puckett, R (1, 8) OBP: 0.346, SLG: 0.426	0-3 K		0-0 F3		0-3 K		0-3 K		0-0 G1-6-3	5 0 0 0 0 3 4																				
Mickey Hatcher, R (1, 7) OBP: 0.306, SLG: 0.431	0-0 G3-6-3 1B		0-0 4-3		0-0 5-3		0-0 5-3			4 0 1 0 0 0 2																				
Kent Hrbek, L (1, 3) OBP: 0.331, SLG: 0.474	0-0 G3-6-3 1-2f		0-0 F5		0-3 K		0-0 F9			4 0 0 0 0 1 1																				
Tom Brunansky, R (1, 9) OBP: 0.437, SLG: 0.637		0-0 5-3		0-0 1B 1B		4-0 BB BB		0-0 HR		3 1 2 1 1 0 0																				
Mike Stenhouse, L (1, 10) OBP: 0.362, SLG: 0.447		4-0 1B BB		0-0 F2		4-0 L4-3 BB		0-0 4-3		2 1 0 0 2 0 1																				
Roy Smalley, S (1, 6) OBP: 0.406, SLG: 0.420		0-0 1B 1-2 1B		0-0 1-3 1B		0-0 L4-3 1-2		0-0 F9		4 0 2 0 0 0 2																				
Gary Gaetti, R (1, 5) OBP: 0.392, SLG: 0.562		0-0 1-2 2-H 1B		0-3 K		0-3 K		0-0 S 1B		4 0 2 1 0 2 2	AB 33																			
Tim Teufel, R (1, 4) OBP: 0.343, SLG: 0.411		0-3 K		0-0 1-3		0-0 1B 1B		0-3 K 1-2 IBB		4 0 1 0 0 2 5	R 2																			
Mark Salas, L (1, 2) OBP: 0.345, SLG: 0.491		0-0 F4		0-0 F7		0-0 1-2 1B		4-0 G1-6-3 IBB		3 0 1 0 1 0 2	H 9																			
Inning Stats	R: 0 E: 0 K: 1 S: 5	H: 1 LOB: 0 BB: 0 P: 5	R: 1 E: 0 K: 1 S: 7	H: 2 LOB: 2 BB: 1 P: 11	R: 0 E: 0 K: 0 S: 3	H: 0 LOB: 0 BB: 0 P: 3	R: 0 E: 0 K: 1 S: 7	H: 2 LOB: 2 BB: 0 P: 7	R: 0 E: 0 K: 1 S: 5	H: 0 LOB: 0 BB: 0 P: 5	R: 0 E: 0 K: 2 S: 9	H: 2 LOB: 2 BB: 0 P: 9	R: 1 E: 0 K: 0 S: 4	H: 1 LOB: 0 BB: 0 P: 4	R: 0 E: 0 K: 1 S: 5	H: 1 LOB: 1 BB: 1 P: 9	1B: 8 2B: 1 3B: 0 HR: 1	SF: 0 SAC: 0 DP: 3 HBP: 0	WP: 0 PB: 0 SB: 1 CS: 0	PA: 37										
PITCHER Mike Boddicker, R (1, 1) ERA: 3.17	IP 9.0	WLS W	BF 37	H 9	R 2	ER 2	SO 8	BB 3	IBB 1	HBP 0	BLK 0	WP 0	HR 1	S 49	P 65	ERA 2.00	WHIP 1.333													
											PITCHER	IP	WLS	BF	H	R	ER	SO	BB	IBB	HBP	BLK	WP	HR	S	P	ERA	WHIP		

Minnesota Twins @ Baltimore Orioles
Memorial Stadium, Baltimore, MD
 Sat May 11 1985, 7:05 PM EDT
 Att: 49,092 - Unknown

livebaseballscorecards.com



Batter	1	2	3	4	5	6	7	8	9	AB	R	H	RBI	BB	SO	LOB
Jim Dwyer, L OBP: 0.362, SLG: 0.472 (1, 9) SS	0-3 K			0-0 BB 1B	0-0 4-3			4-0 BB		3	1	1	0	1	1	1
Wayne Gross, L OBP: 0.395, SLG: 0.446 (1, 5) X	0-0 4-3			4-0 FC3-6 1-2 BB 1B		0-0 3-1		0-0 F5		3	0	0	0	1	0	1
Cal Ripken Jr., R OBP: 0.387, SLG: 0.542 (1, 6) X	0-0 F9			0-3 K		0-0 6-3			0-0 1B HR 1B	4	1	1	0	0	1	2
Eddie Murray, S OBP: 0.320, SLG: 0.414 (1, 3) X		0-0 G3		0-0 FC3-6 1-2 2-H 1B		0-0 F8			0-0 1-3 HR 1B	4	1	2	1	0	0	0
Fred Lynn, L OBP: 0.385, SLG: 0.515 (1, 8) X		0-0 1B		0-0 FC3-6 1-2f 2-3 1B		0-0 6-3			0-0 1-H 3-H HR	4	1	2	3	0	0	2
Larry Sheets, L OBP: 0.391, SLG: 0.644 (1, 10) X		0-0 3		0-0 1-3		0-0 L4-3 1B				3	0	1	0	0	0	3
Mike Young, S OBP: 0.317, SLG: 0.409 (1, 7) SS			0-3 K		0-0 3-1		0-0 L4-3			3	0	0	0	0	1	1
Joe Nolan, L OBP: 0.333, SLG: 0.278 (1, 2) X			0-0 F6		0-0 6-3			0-0 F9		3	0	0	0	0	0	0
Rich Dauer, R OBP: 0.333, SLG: 0.350 (1, 4) X			0-0 F1		0-0 1B			0-0 F8		3	0	1	0	0	0	0

Inning Stats	R: 0	H: 0	E: 0	K: 1	S: 5	LOB: 0	BB: 0	P: 5	R: 0	H: 1	E: 0	K: 0	S: 3	LOB: 0	BB: 0	P: 3	R: 0	H: 0	E: 0	K: 1	S: 5	LOB: 0	BB: 0	P: 5	R: 1	H: 2	E: 0	K: 1	S: 7	LOB: 2	BB: 1	P: 11	R: 0	H: 1	E: 0	K: 0	S: 4	LOB: 1	BB: 0	P: 4	R: 0	H: 0	E: 0	K: 0	S: 3	LOB: 0	BB: 0	P: 3	R: 0	H: 1	E: 0	K: 0	S: 3	LOB: 0	BB: 0	P: 3	R: 0	H: 0	E: 0	K: 0	S: 3	LOB: 1	BB: 1	P: 7	R: 3	H: 3	E: 0	K: 0	S: 3	LOB: 0	BB: 0	P: 3	1B: 7	SF: 0	2B: 2	SAC: 0	3B: 0	DP: 2	HR: 1	HBP: 0	WP: 0	PA: 32
--------------	------	------	------	------	------	--------	-------	------	------	------	------	------	------	--------	-------	------	------	------	------	------	------	--------	-------	------	------	------	------	------	------	--------	-------	-------	------	------	------	------	------	--------	-------	------	------	------	------	------	------	--------	-------	------	------	------	------	------	------	--------	-------	------	------	------	------	------	------	--------	-------	------	------	------	------	------	------	--------	-------	------	-------	-------	-------	--------	-------	-------	-------	--------	-------	--------

PITCHER	IP	WLS	BF	H	R	ER	SO	BB	IBB	HBP	BLK	WP	HR	S	P	ERA	WHIP
Ken Schrom, R ERA: 5.31 (1, 1)	8.0		29	5	1	1	3	2	0	0	0	0	0	33	41	1.12	0.875
Ron Davis, R ERA: 5.73 (9, 1)	0.0	L	2	2	2	2	0	0	0	0	0	0	0	2	2	∞	∞
Curt Wardle, L ERA: 5.82 (9, 1)	0.0		1	1	1	1	0	0	0	0	0	0	1	1	1	∞	∞


BOTTOM

Minnesota Twins @ Baltimore Orioles
Memorial Stadium, Baltimore, MD

Sat May 11 1985, 7:05 PM EDT
 Att. 49,092 - Unknown

livebaseballscorecards.com

AB	30
R	4
H	8
RBI	4
BB	2
SO	3
LOB	10



Batter	1	2	3	4	5	6	7	8	9	AB R H RBI BB SO LOB	TOP											
Kirby Puckett, R OBP: 0.345, SLG: 0.418 (1, 8) X	0-0 BB 1B HR 1B	0-0 F8		4-0 2B BB	0-0 G6-3			0-0 4-3	0-0 FC6-4	5 2 1 0 1 0 6												
Mickey Hatcher, R OBP: 0.300, SLG: 0.419 (1, 7) X	0-0 BB HR 1B	0-0 F9		0-0 6-3		0-0 6-3		0-0 5-3	0-0 F9	6 1 1 0 0 0 5												
Kent Hrbek, L OBP: 0.348, SLG: 0.496 (1, 3) S S S	0-3 K		0-0 2B 1B	0-0 2B		0-0 1B		0-0 E 1B 1B		5 0 4 2 0 1 2												
Tom Brunansky, R OBP: 0.435, SLG: 0.623 (1, 9) B B B	4-0 HR BB		0-0 F3	0-3 K		0-0 F8		0-0 E 1B		4 1 1 0 1 1 3												
Randy Bush, L OBP: 0.385, SLG: 1.000 (1, 10) X	0-0 HR		0-0 2B		0-0 1B 2B		0-0 F8	0-0 E3		5 2 3 4 0 0 3												
Roy Smalley, S OBP: 0.406, SLG: 0.405 (1, 6) S S S	0-3 K		4-0 IBB		4-0 F8 1B BB		0-0 F8	0-3 K		3 0 0 0 2 2 3												
Gary Gaetti, R OBP: 0.400, SLG: 0.560 (1, 5) S S S	0-3 K		0-0 G6-4-3		0-0 E 1B		4-0 FC4-6 BB	0-0 FC6-4 1B 1B		4 0 2 1 1 1 3												
Tim Teufel, R OBP: 0.345, SLG: 0.410 (1, 4) X		0-0 S 1B		0-0 6-3 2B 1B		0-0 F8		0-0 F8		5 1 2 0 0 0 4												
Mark Salas, L OBP: 0.349, SLG: 0.475 (1, 2) X		0-0 F7		0-0 F7		4-0 G6-3 IBB		0-0 FC4-6	0-0 FC6-4 1B	4 0 1 0 1 0 3												
Inning Stats	R: 4 E: 0 K: 3 S: 12	H: 3 LOB: 0 BB: 1 P: 16	R: 0 E: 0 K: 0 S: 4	H: 1 LOB: 1 BB: 0 P: 4	R: 0 E: 0 K: 0 S: 4	H: 2 LOB: 2 BB: 1 P: 8	R: 2 E: 0 K: 1 S: 7	H: 2 LOB: 1 BB: 1 P: 11	R: 1 E: 1 K: 0 S: 4	H: 2 LOB: 2 BB: 2 P: 12	R: 0 E: 0 K: 0 S: 4	H: 1 LOB: 1 BB: 0 P: 4	R: 0 E: 0 K: 0 S: 3	H: 0 LOB: 1 BB: 1 P: 7	R: 0 E: 1 K: 1 S: 8	H: 2 LOB: 3 BB: 0 P: 8	R: 0 E: 0 K: 0 S: 5	H: 2 LOB: 2 BB: 0 P: 5	1B: 11 2B: 3 3B: 0 HR: 1	SF: 0 SAC: 0 DP: 2 HBP: 0	WP: 0 PB: 0 SB: 1 CS: 0	PA: 47
PITCHER	IP WLS BF H R ER SO BB IBB HBP BLK WP HR S P ERA WHIP																					
Ken Dixon, R ERA: 2.53 (1, 1)	2.1 L 15 6 4 4 3 1 1 0 0 0 1 19 27 15.43 3.000																					
Nate Snell, R ERA: 3.09 (3, 1)	3.2 17 5 3 3 1 2 1 0 0 0 0 16 28 7.36 1.909																					
Tippy Martinez, L ERA: 3.6 (7, 1)	3.0 15 4 0 0 1 1 0 0 0 0 0 16 20 0.00 1.667																					

Minnesota Twins @ Baltimore Orioles
Memorial Stadium, Baltimore, MD
 Sun May 12 1985, 3:33 AM EDT
 Att. 27,966 - Unknown

livebaseballscorecards.com

AB 41
R 7
H 15
RBI 7
BB 6
SO 5
LOB 32



Batter	1	2	3	4	5	6	7	8	9	AB	R	H	RBI	BB	SO	LOB
Dan Ford, R OBP: 0.250, SLG: 0.286 (1, 10)	0-3 K		0-3 K			4-0 BB		0-0 1-3		3	0	0	0	1	2	1
Rich Dauer, R OBP: 0.315, SLG: 0.328 (1, 4)	0-0 F8		0-0 FC6-4			0-0 F7			0-0 F5	4	0	0	0	0	0	2
Cal Ripken Jr., R OBP: 0.382, SLG: 0.541 (1, 6)	0-0 F5				0-0 F9	0-3 K			0-0 HR 2B	4	1	1	0	0	1	1
Eddie Murray, S OBP: 0.317, SLG: 0.400 (1, 3)		0-0 5-3		0-3 K		0-0 F8			4-0 HR BB	3	1	0	0	1	1	1
Gary Roenicke, R OBP: 0.280, SLG: 0.405 (1, 7)		4-0 BB		0-0 F6			0-0 F8		0-0 F5	3	0	0	0	1	0	2
Fred Lynn, L OBP: 0.380, SLG: 0.533 (1, 8)		0-3 K			0-0 4-3		0-3 K		0-0 HR 1-H 2-H	4	1	1	3	0	2	1
Mike Young, S OBP: 0.314, SLG: 0.402 (1, 9)		0-0 F8			0-0 1B		0-0 6-3		0-0 F9	4	0	1	0	0	0	1
Fritzie Connally, R OBP: 0.455, SLG: 0.405 (1, 5)			0-0 F8		0-0 F7			0-0 F7		3	0	0	0	0	0	1
Rick Dempsey, R OBP: 0.362, SLG: 0.432 (1, 2)			0-0 FC6-4 1B		0-0 F3			0-0 F9		3	0	1	0	0	0	1

Inning Stats	R: 0	H: 0	E: 0	K: 1	S: 5	R: 0	H: 0	E: 0	K: 1	S: 5	R: 0	H: 1	E: 0	K: 1	S: 6	R: 0	H: 0	E: 0	K: 1	S: 5	R: 0	H: 1	E: 0	K: 0	S: 4	R: 0	H: 0	E: 0	K: 1	S: 5	R: 0	H: 0	E: 0	K: 0	S: 3	R: 3	H: 2	E: 0	K: 0	S: 5	R: 0	H: 0	E: 0	K: 0	S: 3	1B: 2	SF: 0	2B: 1	SAC: 0	3B: 0	DP: 0	HR: 1	HBP: 0	WP: 0	PA: 34
	0	0	0	1	5	0	0	0	1	5	0	1	0	1	6	0	0	0	1	5	0	1	0	0	0	4	0	0	0	1	5	0	0	0	1	5	0	0	0	0	3	2	0	0	0	0	1	0	0	0	0	0	34		

PITCHER	IP	WLS	BF	H	R	ER	SO	BB	IBB	HBP	BLK	WP	HR	S	P	ERA	WHIP
Frank Viola, L ERA: 3.84 (1, 1)	9.0	W	34	4	3	3	6	3	0	0	0	0	1	43	55	3.00	0.778

BOTTOM

Minnesota Twins @ Baltimore Orioles
Memorial Stadium, Baltimore, MD
 Sun May 12 1985, 3:33 AM EDT
 Att. 27,966 - Unknown

livebaseballscorecards.com

AB	31
R	3
H	4
RBI	3
BB	3
SO	6
LOB	11



Batter	1	2	3	4	5	6	7	8	9	AB R H RBI BB SO LOB	TOP					
Kirby Puckett, R OBP: 0.340, SLG: 0.410 (1, 8) X	0-0 1B 1B	0-0 FC5-4 1B WP	0-3 K			0-3 K		0-3 K		5 2 1 0 0 3 5						
Mickey Hatcher, R OBP: 0.311, SLG: 0.425 (1, 7) X	0-0 1B FC3-6 1B	0-0 WP HR 1B			0-0 F3	0-0 4-3			0-0 7-4 1B	5 2 3 1 0 0 0						
Kent Hrbek, L OBP: 0.350, SLG: 0.492 (1, 3) X	0-0 FC3-6 1B	0-3 K			0-0 1B		0-0 F9		0-0 7-4	5 0 2 1 0 1 3						
Tom Brunansky, R OBP: 0.426, SLG: 0.600 (1, 9) X	0-0 FC3-6 1B G3-2 1B	4-0 HR BB			0-0 F4		0-0 F9		0-0 F5	4 1 0 1 1 0 2						
Randy Bush, L OBP: 0.412, SLG: 1.063 (1, 10) X	0-0 1B	0-0 HR			0-3 K		0-3 K			4 1 2 3 0 2 1						
Roy Smalley, S OBP: 0.390, SLG: 0.386 (1, 6) X	0-0 G3-2	0-0 G3			0-0 F7			0-0 F8		4 0 0 0 0 0 2						
Gary Gaetti, R OBP: 0.403, SLG: 0.554 (1, 5) X		1-0 1B S 1B HBP	0-0 L5		0-0 F7			0-0 1B 1B		3 1 1 0 0 0 0						
Tim Teufel, R OBP: 0.342, SLG: 0.404 (1, 4) X		0-0 FC5-4 1B 1B	0-0 F9		0-3 K			0-0 F7		4 1 1 0 0 1 1						
Mark Salas, L OBP: 0.373, SLG: 0.492 (1, 2) X		0-0 FC5-4 1B	0-0 1B				0-0 F5		0-0 1B	4 0 3 1 0 0 0						
Inning Stats	R: 2 H: 4 E: 0 LOB: 1 K: 0 BB: 0 S: 6 P: 6	R: 6 H: 4 E: 0 LOB: 0 K: 1 BB: 1 S: 9 P: 14	R: 0 H: 1 E: 0 LOB: 1 K: 1 BB: 0 S: 6 P: 6	R: 0 H: 1 E: 0 LOB: 1 K: 1 BB: 0 S: 6 P: 6	R: 0 H: 0 E: 0 LOB: 0 K: 1 BB: 0 S: 5 P: 5	R: 0 H: 0 E: 0 LOB: 0 K: 1 BB: 0 S: 5 P: 5	R: 0 H: 0 E: 0 LOB: 0 K: 1 BB: 0 S: 5 P: 5	R: 0 H: 2 E: 0 LOB: 2 K: 1 BB: 0 S: 7 P: 7	R: 0 H: 1 E: 0 LOB: 0 K: 0 BB: 0 S: 3 P: 3	1B: 12 SF: 0 2B: 2 SAC: 0 3B: 0 DP: 2 HR: 1 HBP: 1	WP: 1 PA: 40 PB: 0 SB: 1 CS: 0					
PITCHER	IP WLS BF H R ER SO BB IBB HBP BLK WP HR S P ERA WHIP															
Ed Whitson, R (1, 1) ERA: 6.75	1.0	9	6	5	5	0	0	0	1	0	0	0	8	9	45.00	6.000
Don Cooper, R (2, 1) ERA: 6.0	1.0	6	2	3	3	1	1	0	0	0	1	1	7	11	27.00	3.000
Joe Cowley, R (3, 1) ERA: 4.8	7.0	W 25	5	0	0	6	0	0	0	0	0	0	37	37	0.00	0.714

Minnesota Twins @ New York Yankees
Yankee Stadium, Bronx, NY
Mon May 13 1985, 7:05 PM EDT
Att. 15,136 - Unknown

livebaseballscorecards.com

AB	38
R	8
H	13
RBI	7
BB	1
SO	7
LOB	14



Batter	1	2	3	4	5	6	7	8	9	AB R H RBI BB SO LOB
Rickey Henderson, R (1, 8) OBP: 0.410, SLG: 0.449 Omar Moreno, L (2, 8) OBP: 0.240, SLG: 0.280 Henry Cotto, R (7, PH) OBP: 0.412, SLG: 0.438 (8, 8)	1-0 F8 S 8-2 HBP			x 0-0 4-3		x 0-0 1B 1B	x 0-0 3-1 1B		x 0-0 F8	0 0 0 0 0 0 0 2 1 1 0 0 0 0 2 0 1 0 0 0 2
Ken Griffey, L (1, 7) OBP: 0.359, SLG: 0.524	x 0-0 F8 1-3			x 0-0 F7		x 0-0 FC5 1B 1B	x 0-3 K		x 4-0 HR BB	4 1 1 0 0 1 1 3
Don Mattingly, L (1, 3) OBP: 0.317, SLG: 0.460	x 0-0 8-2 3-H			x 0-0 1B 2B		x 0-0 SF8 3-H	x 0-0 3-1 1-2 2-3		x 0-0 HR 1-H 2-H	4 2 2 4 0 0 3
Dave Winfield, R (1, 9) OBP: 0.316, SLG: 0.377		x 0-0 6-3		x 0-0 1B 2-H		x 0-0 HR FC5 1B 1-2 2-H	x 0-3 K			4 1 2 2 0 1 2
Don Baylor, R (1, 10) OBP: 0.391, SLG: 0.537		x 0-0 F5		x 0-0 F4		x 0-0 FC5 HR		x 0-3 K		4 1 0 0 0 1 3
Butch Wynegar, S (1, 2) OBP: 0.352, SLG: 0.442		x 0-0 F9			x 0-0 F9	x 0-0 HR 1-H 2-H		x 0-0 F9		4 1 1 3 0 0 0
Willie Randolph, R (1, 4) OBP: 0.336, SLG: 0.263			x 0-0 G3		x 0-0 F3	x 4-0 FC6-4 BB		x 0-0 F9		3 0 0 0 1 0 0
Mike Pagliarulo, L (1, 5) OBP: 0.400, SLG: 0.386 Dale Berra, R (6, PH) OBP: 0.276, SLG: 0.351 (7, 5)			x 0-3 K		x 0-3 K	x 0-0 FC6-4 1-2f			x 4-0 HR BB	2 0 0 0 0 2 0 1 0 0 0 0 0 1
Ron Hassey, L (9, PH) OBP: 0.474, SLG: 0.471 Rex Hudler, R (9, PR)			x 0-3 K						x 0-0 4-3 HR BB	0 0 0 0 1 0 0 0 1 0 0 0 0 0
Bobby Meacham, S (1, 6) OBP: 0.366, SLG: 0.306			x 0-3 K			x 0-0 1B 1B SF8 1B	x 0-0 E5 3-1 1B		x 0-0 4-3	4 1 1 0 0 1 1

BOTTOM

Minnesota Twins @ New York Yankees
Yankee Stadium, Bronx, NY
Mon May 13 1985, 7:05 PM EDT
Att. 15,136 - Unknown


livebaseballscorecards.com

AB	34
R	9
H	9
RBI	9
BB	3
SO	6
LOB	15



Inning Stats	R: 0	H: 0	E: 0	K: 0	S: 2	R: 0	H: 0	E: 0	K: 0	S: 3	R: 0	H: 0	E: 0	K: 2	S: 7	R: 1	H: 2	E: 0	K: 0	S: 5	R: 0	H: 0	E: 0	K: 1	S: 5	R: 5	H: 5	E: 0	K: 0	S: 8	R: 0	H: 1	E: 1	K: 2	S: 9	R: 0	H: 0	E: 0	K: 1	S: 5	R: 3	H: 1	E: 0	K: 0	S: 3	1B: 6	SF: 1	2B: 2	3B: 0	HR: 2	WP: 0	PA: 39
--------------	------	------	------	------	------	------	------	------	------	------	------	------	------	------	------	------	------	------	------	------	------	------	------	------	------	------	------	------	------	------	------	------	------	------	------	------	------	------	------	------	------	------	------	------	------	-------	-------	-------	-------	-------	-------	--------

PITCHER	IP	WLS	BF	H	R	ER	SO	BB	IBB	HBP	BLK	WP	HR	S	P	ERA	WHIP
Mike Smithson, R (1, 1) ERA: 4.71	5.2		25	7	6	6	3	1	0	1	0	0	1	29	34	9.53	1.412
Pete Filson, L (6, 1) ERA: 2.08	1.0		5	1	0	0	1	0	0	0	0	0	0	7	7	0.00	1.000
Ron Davis, R (7, 1) ERA: 6.92	2.0	L	9	1	3	3	2	2	0	0	0	0	1	11	19	13.50	1.500

Batter	1	2	3	4	5	6	7	8	9	AB R H RBI BB SO LOB	TOP	
Kirby Puckett, R OBP: 0.336, SLG: 0.403 (1, 8) X	0-0 1-3		0-0 1B BB 1B	0-0 FC4-2		0-0 1-3		0-0 G3	5 1 1 0 0 0 2			
Mickey Hatcher, R OBP: 0.307, SLG: 0.413 (1, 7) X	0-0 F4		4-0 1B SF7 1B BB	0-0 4-3		0-3 K		0-0 6-3	4 1 0 0 1 1 2			
Kent Hrbek, L OBP: 0.345, SLG: 0.481 (1, 3) X	0-0 F7		0-0 1B 1-3 2-H 3-H		0-0 4-3	0-3 K		0-3 K	5 0 1 2 0 2 0			
Tom Brunansky, R OBP: 0.429, SLG: 0.625 (1, 9)		0-0 HR	0-0 SF7		4-0 1B BB 1B		0-0 F7		2 2 1 2 1 0 0			
Randy Bush, L OBP: 0.381, SLG: 0.900 (1, 10)		0-0 F7	0-0 4-3		0-0 F8 1B 1B 1B		0-0 4-1		4 1 1 0 0 0 1			
Roy Smalley, S OBP: 0.404, SLG: 0.402 (1, 6)		0-0 G5-4-3 1B		0-0 1B 2B 1B 1B		0-0 1B 1-2 3-H 1B		0-3 K	4 1 3 1 0 1 0			
Gary Gaetti, R OBP: 0.391, SLG: 0.534 (1, 5)	0-0 G5-4-3 1-2			0-0 F8	0-0 F8			0-0 5-3	4 0 0 0 0 0 4		AB 36 R 7 H 11 RBI 7 BB 2 SO 4 LOB 12	
Tim Teufel, R OBP: 0.355, SLG: 0.417 (1, 4)			0-0 1B 1B 1B	0-0 2B FC4-2 1B	0-0 1B 1-2 3-H 1B			0-0 1-3	4 1 3 1 0 0 0			
Mark Salas, L OBP: 0.371, SLG: 0.500 Tim Laudner, R OBP: 0.244, SLG: 0.395 (8, PH) (8, 2)	0-0 F8		0-0 F8	0-0 FC4-2 1-3 2-H 2B	0-0 F8			0-0 F7	3 0 1 1 0 0 3 1 0 0 0 0 0 0			
Inning Stats	R: 0 H: 0 E: 0 LOB: 0 K: 0 BB: 0 S: 3 P: 3	R: 1 H: 2 E: 0 LOB: 0 K: 0 BB: 0 S: 4 P: 4	R: 3 H: 3 E: 0 LOB: 1 K: 0 BB: 1 S: 6 P: 10	R: 1 H: 3 E: 0 LOB: 2 K: 0 BB: 0 S: 6 P: 6	R: 2 H: 3 E: 0 LOB: 2 K: 0 BB: 1 S: 6 P: 10	R: 0 H: 0 E: 0 LOB: 0 K: 2 BB: 0 S: 7 P: 7	R: 0 H: 0 E: 0 LOB: 0 K: 1 BB: 0 S: 5 P: 5	R: 0 H: 0 E: 0 LOB: 0 K: 0 BB: 0 S: 3 P: 3	R: 0 H: 0 E: 0 LOB: 0 K: 1 BB: 0 S: 5 P: 5	1B: 9 SF: 1 2B: 1 SAC: 0 3B: 0 DP: 1 HR: 1 HBP: 0	WP: 0 PA: 39 PB: 0 SB: 0 CS: 0	
PITCHER John Montefusco, R ERA: 10.29 Brian Fisher, R ERA: 2.79 Dave Righetti, L ERA: 1.69	IP WLS BF H R ER SO BB IBB HBP BLK WP HR S P ERA WHIP											
	3.1 18 8 5 5 0 1 0 0 0 0 1 17 21 13.50 2.700											
	4.1 15 3 2 2 3 1 0 0 0 0 0 20 24 4.91 1.091											
	8.1 6 0 0 0 1 0 0 0 0 0 0 8 8 0.00 0.000											

Minnesota Twins @ New York Yankees
Yankee Stadium, Bronx, NY
Tue May 14 1985, 7:05 PM EDT
Att: 18,319 - Unknown

livebaseballscorecards.com

Batter	1	2	3	4	5	6	7	8	9
Willie Randolph, R OBP: 0.365, SLG: 0.286 (1, 4)	4-0 WP 8-2 BB		4-0 1B 1-2 2-3 BB		0-0 BB 1B		0-0 BB BB 1B	0-0 1B 2B 1B	
Don Mattingly, L OBP: 0.336, SLG: 0.466 (1, 3)	0-0 8-2 1-Hr		0-0 1B 1-3 2-H 3-H		4-0 1-2 BB		4-0 1-2 BB BB	0-0 2B 1B	
Dave Winfield, R OBP: 0.320, SLG: 0.400 (1, 9)	0-0 HR		0-0 F7		0-0 F3		4-0 1-2 2-3 HR BB	0-3 K	
Don Baylor, R OBP: 0.400, SLG: 0.545 (1, 10)	0-0 1B		0-0 1-3		0-0 F5		4-0 1-2 2-3 HR BB	0-0 1-3 2B	
Butch Wynegar, S OBP: 0.345, SLG: 0.424 (1, 2)		0-0 F4		0-0 F4		0-0 F7	4-0 1-2 2-3 3-H HR BB	0-0 F4	
Ken Griffey, L OBP: 0.361, SLG: 0.552 (1, 7)		0-0 F9		0-0 1B		0-0 F8	0-0 1-H 2-H 3-H HR	0-0 F7	
Henry Cotto, R OBP: 0.381, SLG: 0.400 (1, 8)		0-0 F7		0-0 F8		0-0 1B	0-0 F9		
Dale Berra, R OBP: 0.290, SLG: 0.339 (1, 5)			4-0 BB 1B BB	0-3 K		0-0 6-3	4-0 BB BB		
Bobby Meacham, S OBP: 0.362, SLG: 0.295 (1, 6)			4-0 1B BB		0-3 K		0-0 F8 K		

Inning Stats	R: 1 E: 0 K: 0 S: 3	H: 2 LOB: 1 BB: 1 P: 7	R: 0 E: 0 K: 0 S: 3	H: 0 LOB: 0 BB: 0 P: 3	R: 2 E: 0 K: 0 S: 3	H: 1 LOB: 1 BB: 3 P: 15	R: 0 E: 0 K: 1 S: 6	H: 1 LOB: 1 BB: 0 P: 6	R: 0 E: 0 K: 1 S: 6	H: 1 LOB: 2 BB: 1 P: 10	R: 0 E: 0 K: 0 S: 4	H: 1 LOB: 1 BB: 0 P: 4	R: 6 E: 0 K: 1 S: 7	H: 2 LOB: 1 BB: 5 P: 27	R: 1 E: 0 K: 1 S: 8	H: 3 LOB: 2 BB: 0 P: 8
1B: 8 2B: 2 3B: 0 HR: 2	SF: 0 SAC: 0 DP: 1 HBP: 0	WP: 2 PB: 0 SB: 0 CS: 0	1B: 8 2B: 2 3B: 0 HR: 2	SF: 0 SAC: 0 DP: 1 HBP: 0	WP: 2 PB: 0 SB: 0 CS: 0	1B: 8 2B: 2 3B: 0 HR: 2	SF: 0 SAC: 0 DP: 1 HBP: 0	WP: 2 PB: 0 SB: 0 CS: 0	1B: 8 2B: 2 3B: 0 HR: 2	SF: 0 SAC: 0 DP: 1 HBP: 0	WP: 2 PB: 0 SB: 0 CS: 0	1B: 8 2B: 2 3B: 0 HR: 2	SF: 0 SAC: 0 DP: 1 HBP: 0	WP: 2 PB: 0 SB: 0 CS: 0	1B: 8 2B: 2 3B: 0 HR: 2	

PITCHER	IP	WLS	BF	H	R	ER	SO	BB	IBB	HBP	BLK	WP	HR	S	P	ERA	WHIP
Tom Klawitter, L ERA: 5.63 (1, 1)	2.0		10	2	3	3	0	4	0	0	0	1	1	6	22	13.50	3.000
Pete Filson, L ERA: 4.15 (3, 1)	4.1		20	5	3	3	2	3	0	0	0	0	0	21	33	6.23	1.846
Rick Lysander, R ERA: 6.28 (7, 1)	0.0		1	0	0	0	0	1	0	0	0	0	0	4	∞	∞	
Curt Wardle, L ERA: 6.75 (7, 1)	1.2	L	11	4	4	4	2	2	0	0	0	0	1	13	21	21.60	3.600

BOTTOM


Minnesota Twins @ New York Yankees
Yankee Stadium, Bronx, NY

Tue May 14 1985, 7:05 PM EDT
Att. 18,319 - Unknown

AB R H RBI BB SO LOB

3	2	3	0	2	0	0
3	1	2	2	2	0	1
4	2	1	1	1	1	5
4	1	2	2	1	0	3
4	1	0	1	1	0	2
5	1	2	4	0	0	2
4	0	1	0	0	0	1
2	1	0	0	2	1	2
3	1	0	0	1	2	1

AB 32
R 10
H 11
RBI 10
BB 10
SO 4
LOB 17



Batter	1	2	3	4	5	6	7	8	9	10	11	AB R H RBI BB SO LOB	TOP			
Lou Whitaker, L (1, 4) OBP: 0.439, SLG: 0.575	3-1		E1		4-3		F5		HR		F9	5 1 2 0 1 0 0	Detroit Tigers @ Minnesota Twins Hubert H. Humphrey Metrodome, Minneapolis, MN Wed May 15 1985 8:05 PM EDT Att. 21,030 - Unknown			
Alan Trammell, R (1, 6) OBP: 0.336, SLG: 0.448	1B		FC6-4		4-3		K		F2		1B	6 0 3 0 0 1 2				
Kirk Gibson, L (1, 9) OBP: 0.346, SLG: 0.486	F7		K		2-3		K		HR		K	5 1 1 2 0 3 5				
Lance Parrish, R (1, 2) OBP: 0.281, SLG: 0.440	4-3		FC6-4		HBP				6-3		F9	6 0 1 0 0 0 7				
Mike Laga, L (1, 3) Barbaro Garbey, R (11, PH) OBP: 0.378, SLG: 0.466			K		F9		K		G4-6-3		6-3	5 0 0 0 0 2 1 1 0 0 0 0 0 2				
Nelson Simmons, S (1, 7) Alejandro Sanchez, R (10, PR) OBP: 0.333, SLG: 0.750			F7		F7		HR		1B		WP	4 1 2 0 1 0 0 0 0 0 0 0 0 0				
Darrell Evans, L (1, 10) Jim Weaver, L (8, PR) OBP: 0.294, SLG: 0.382			1B		2B		HR		2-3		WP	4 1 4 2 0 0 0 0 0 0 0 1 0 0				
Chet Lemon, R (1, 8) OBP: 0.325, SLG: 0.364			5-3		F7		F9		F8		K	5 0 0 0 0 1 6				
Tom Brookens, R (1, 5) Johnny Grubb, L (9, PH) Chris Pittaro, S (9, 5) OBP: 0.274, SLG: 0.310			F8		5-3		6-3		K		F7	3 0 0 0 0 0 0 1 0 0 0 0 1 0 1 0 0 0 0 0 2				
Inning Stats	R: 0 H: 1 E: 0 LOB: 1 K: 0 BB: 0 S: 4 P: 4	R: 0 H: 1 E: 0 LOB: 1 K: 1 BB: 0 S: 6 P: 6	R: 0 H: 1 E: 1 LOB: 2 K: 1 BB: 0 S: 7 P: 7	R: 0 H: 1 E: 0 LOB: 1 K: 0 BB: 0 S: 4 P: 4	R: 0 H: 1 E: 0 LOB: 2 K: 0 BB: 0 S: 4 P: 5	R: 2 H: 1 E: 0 LOB: 0 K: 1 BB: 1 S: 6 P: 10	R: 0 H: 0 E: 0 LOB: 0 K: 2 BB: 0 S: 7 P: 7	R: 0 H: 3 E: 0 LOB: 2 K: 0 BB: 0 S: 5 P: 5	R: 2 H: 2 E: 0 LOB: 0 K: 1 BB: 0 S: 7 P: 7	R: 0 H: 1 E: 0 LOB: 3 K: 1 BB: 1 S: 6 P: 10	R: 0 H: 1 E: 0 LOB: 2 K: 1 BB: 1 S: 6 P: 10	1B: 7 SF: 0 2B: 4 SAC: 0 3B: 0 DP: 1 HR: 2 HBP: 1		WP: 1 PA: 50 PB: 0 SB: 2 CS: 0		
PITCHER	IP WLS BF H R ER SO BB IBB HBP BLK WP HR S P ERA WHIP															
John Butcher, R (1, 1) ERA: 3.48	10.0	W	45	12	4	4	7	2	0	1	0	1	65	3.60	1.400	
Curt Wardle, L (11, 1) ERA: 6.41	1.0	W	5	1	0	0	1	1	0	0	0	0	6	10	0.00	2.000

livebaseballscores.com

AB	46
R	4
H	13
RBI	4
BB	3
SO	8
LOB	25



Batter	1	2	3	4	5	6	7	8	9	10	11	AB R H RBI BB SO LOB
Kirby Puckett, R OBP: 0.333, SLG: 0.399	0-3 K		0-0 4-3		0-0 SH1-4		0-0 SH3-4		0-0 6-3		0-0 FC5-2 1B	4 0 1 0 0 1 0
Mickey Hatcher, R OBP: 0.308, SLG: 0.417	0-0 1B 2B		0-0 G3		0-0 6-3		0-0 FC4-6 1B		0-0 1-3		0-0 E3 FC5-2 1B	6 2 2 1 0 0 2
Kent Hrbek, L OBP: 0.351, SLG: 0.478	0-0 2-H 1B		0-3 K		0-3 K		0-0 FC4-6 1-2f 3-H		0-0 1B		4-0 1B FC5-2 IBB	5 0 2 2 1 2 2
Tom Brunansky, R OBP: 0.418, SLG: 0.619	0-3 K			0-0 SF9 3B		0-0 F8	0-0 F8		0-0 F8		0-0 FC5-2 1B 1-2 2-3 3-H	6 1 1 0 0 1 6
Randy Bush, L OBP: 0.370, SLG: 0.800	0-0 2-3			0-0 SF9 3-H		0-0 1B		0-3 K		0-3 K	0-0 1B 1-2 2-3 3-H	5 0 2 2 0 2 1
Roy Smalley, S OBP: 0.412, SLG: 0.400		4-0 WP WP BB		0-0 F8		0-0 F5		0-0 1B		4-0 BB		3 0 1 0 2 0 1
Gary Gaetti, R OBP: 0.391, SLG: 0.529		0-3 K		0-3 K		0-0 1B		0-0 1B		0-0 F7		5 0 2 0 0 2 2
Tim Teufel, R OBP: 0.357, SLG: 0.411		0-3 K			0-0 SH1-4 1B 6-3 1B		0-0 6-3		4-0 G6-4-3 IBB		0-0 F6	4 1 1 0 1 1 4
Mark Salas, L OBP: 0.373, SLG: 0.493		0-0 F8			0-0 6-3 SH1-4 1B		0-0 1B FC4-6 SH3-4 1B		0-0 G6-4-3		0-0 4-3	5 1 2 0 0 0 4

Inning Stats	R: 1	H: 2	E: 0	K: 2	S: 9	LOB: 1	BB: 0	P: 9	R: 0	H: 0	E: 0	K: 2	S: 7	LOB: 1	BB: 1	P: 11	R: 0	H: 0	E: 0	K: 1	S: 5	LOB: 0	BB: 0	P: 5	R: 1	H: 1	E: 0	K: 1	S: 6	LOB: 0	BB: 0	P: 6	R: 1	H: 2	E: 0	K: 1	S: 7	LOB: 1	BB: 0	P: 7	R: 0	H: 2	E: 0	K: 0	S: 5	LOB: 2	BB: 0	P: 5	R: 1	H: 2	E: 0	K: 0	S: 5	LOB: 1	BB: 0	P: 5	R: 0	H: 2	E: 0	K: 1	S: 6	LOB: 2	BB: 1	P: 10	R: 0	H: 1	E: 0	K: 0	S: 4	LOB: 1	BB: 0	P: 4	R: 0	H: 0	E: 0	K: 1	S: 5	LOB: 1	BB: 1	P: 9	R: 1	H: 2	E: 1	K: 0	S: 5	LOB: 3	BB: 1	P: 9
1B: 12	SF: 1	2B: 1	SAC: 2	3B: 1	DP: 1	HR: 0	HBP: 0	WP: 2	PA: 50	WP: 2	PA: 50	PB: 0	SB: 0	CS: 0																																																																										

PITCHER	IP	WLS	BF	H	R	ER	SO	BB	IBB	HBP	BLK	WP	HR	S	P	ERA	WHIP
Walt Terrell, R ERA: 3.26	(1, 1)	7.0	31	9	4	4	7	1	0	0	0	2	0	44	48	5.14	1.429
Doug Bair, R ERA: 4.22	(8, 1)	2.0	9	3	0	0	1	0	1	0	0	0	0	10	14	0.00	1.500
Aurelio Lopez, R ERA: 2.88	(10, 1)	1.2	L	10	2	1	0	1	1	0	0	0	0	10	18	0.00	1.800

PITCHER	IP	WLS	BF	H	R	ER	SO	BB	IBB	HBP	BLK	WP	HR	S	P	ERA	WHIP

BOTTOM

Detroit Tigers @ Minnesota Twins
 Hubert H. Humphrey Metrodome, Minneapolis, MN
 Wed May 15 1985, 8:05 PM EDT
 Att. 21,030 - Unknown

livebaseballscores.com

AB	43
R	5
H	14
RBI	5
BB	4
SO	9
LOB	22



Batter	1	2	3	4	5	6	7	8	9	AB R H RBI BB SO LOB	TOP											
Lou Whitaker, L (1, 4) OBP: 0.430, SLG: 0.555	4-0 BB		x 0-0 F5			x 0-0 5-3		x 0-0 6-3	0-3 K	4 0 0 0 1 1 1												
Alan Trammell, R (1, 6) OBP: 0.333, SLG: 0.450	0-3 K			x 0-0 F7		x 0-0 2B		x 0-0 6-3		4 0 1 0 0 1 1												
Kirk Gibson, L (1, 9) OBP: 0.344, SLG: 0.478	0-3 K			x 0-0 4-1		x 0-0 F9			0-0 HR	4 1 1 0 0 1 2												
Mike Laga, L (1, 3) OBP: 0.222, SLG: 0.556	0-0 F7			x 0-0 1B		x 0-0 3-1			0-0 HR	4 1 2 2 0 0 1												
Darrell Evans, L (1, 10) OBP: 0.292, SLG: 0.413		x 0-0 3-1		x 0-0 4-3		x 0-0 3-1			0-0 HR	4 1 1 1 0 0 1												
Larry Herndon, R (1, 7) OBP: 0.292, SLG: 0.410		x 0-0 F4			x 0-0 1-6-3		x 0-0 2B		0-0 WP	4 2 2 0 0 0 0												
Chet Lemon, R (1, 8) OBP: 0.323, SLG: 0.368		0-3 K			x 0-0 6-3		x 0-0 2B		0-3 K	4 0 1 1 0 2 1												
Marty Castillo, R (1, 2) OBP: 0.080, SLG: 0.042			x 0-0 F4		x 0-0 5-3		x 0-0 F8		0-3 K	3 0 0 0 0 0 1												
Johnny Grubb, L (9, PH) OBP: 0.255, SLG: 0.262									0-3 K	1 0 0 0 0 1 1												
Tom Brookens, R (1, 5) OBP: 0.262, SLG: 0.295			x 0-0 F8			x 0-0 F9		x 0-0 F9	0-0 2B	3 0 0 0 0 0 0												
Lance Parrish, R (9, PH) OBP: 0.287, SLG: 0.453									0-0 2B	1 0 1 1 0 0 0												
Inning Stats	R: 0 E: 0 K: 2 S: 7	H: 0 LOB: 1 BB: 1 P: 11	R: 0 E: 0 K: 1 S: 5	H: 0 LOB: 0 BB: 0 P: 5	R: 0 E: 0 K: 0 S: 3	H: 0 LOB: 0 BB: 0 P: 3	R: 0 E: 0 K: 0 S: 4	H: 1 LOB: 1 BB: 0 P: 4	R: 0 E: 0 K: 0 S: 3	H: 0 LOB: 0 BB: 0 P: 3	R: 0 E: 0 K: 0 S: 4	H: 1 LOB: 1 BB: 0 P: 4	R: 1 E: 0 K: 0 S: 5	H: 2 LOB: 1 BB: 0 P: 5	R: 0 E: 0 K: 0 S: 3	H: 0 LOB: 0 BB: 0 P: 3	R: 4 E: 0 K: 3 S: 14	H: 5 LOB: 1 BB: 0 P: 14	1B: 3 2B: 4 3B: 0 HR: 2	SF: 0 SAC: 0 DP: 0 HBP: 0	WP: 1 PB: 0 SB: 0 CS: 0	PA: 37
PITCHER	IP WLS BF H R ER SO BB IBB HBP BLK WP HR S P ERA WHIP																					
Ken Schrom, R (1, 1) ERA: 5.36	8.0 W 33 8 5 5 3 1 0 0 0 0 0 2 38 42 5.62 1.125																					
Ron Davis, R (9, 1) ERA: 6.43	1.0 S 4 1 0 0 3 0 0 0 0 0 1 0 10 10 0.00 1.000																					

Detroit Tigers @ Minnesota Twins
 Hubert H. Humphrey Metrodome, Minneapolis, MN
 Thu May 16 1985, 4:33 AM EDT
 Att. 22,153 - Unknown

AB	36
R	5
H	9
RBI	5
BB	1
SO	6
LOB	9



livebaseballscorecards.com

Batter	1	2	3	4	5	6	7	8	9	10	11	AB R H RBI BB SO LOB	TOP			
Damaso Garcia, R OBP: 0.303, SLG: 0.359 (1, 4)	FC4-6 1B	F5			BB 1B	2B PB 1B		1-2 1B			F4	6 2 4 1 0 0 1	Toronto Blue Jays @ Minnesota Twins Hubert H. Humphrey Metrodome, Minneapolis, MN Fri May 17 1985, 8:05 PM EDT Att. 19,253 - Unknown			
Lloyd Moseby, L OBP: 0.356, SLG: 0.435 (1, 8)	FC4-6 FC5-4 1-2f		K		BB 1B BB	PB 1B BB		K			L5	5 1 1 0 1 2 3				
George Bell, R OBP: 0.345, SLG: 0.531 (1, 7)	FC5-4 1-2f		F8		BB 1B	5-3 2-3 3-H					F7	6 0 0 0 0 0 4				
Jesse Barfield, R OBP: 0.344, SLG: 0.461 (1, 9)	K		K		F4						K	5 0 1 0 0 3 3				
Jeff Burroughs, R OBP: 0.371, SLG: 0.436 Len Matuszek, L OBP: 0.308, SLG: 0.326 (7, PH)		F9		FC6-4 1B	1B 1-2 2-H	G3-6-3 1B		G3-6-3 1-2f				3 0 2 1 0 0 0 2 0 1 0 0 0 1				
Willie Upshaw, L OBP: 0.319, SLG: 0.446 (1, 3)		BB BB BB 2B E BB		F8	1-3 2-H	1B		6-3			F9	4 1 1 1 1 0 2				
Buck Martinez, R OBP: 0.102, SLG: 0.149 (1, 2)		F8		F7	F7			K			F8	5 0 0 0 0 1 4				
Garth Iorg, R OBP: 0.382, SLG: 0.431 (1, 5)		E8 1-H E 2B		FC6-4 1-2f		6-3		1B 1B			F3	5 1 2 0 0 0 1				
Tony Fernandez, S OBP: 0.289, SLG: 0.339 (1, 6)		E5 3-H			BB 1B 2B	K		F8			F3	5 1 1 0 0 1 1				
Inning Stats	R: 0 H: 1 E: 0 LOB: 1 K: 1 BB: 0 S: 6 P: 6	R: 2 H: 1 E: 2 LOB: 1 K: 0 BB: 1 S: 5 P: 9	R: 0 H: 0 E: 0 LOB: 0 K: 2 BB: 0 S: 7 P: 7	R: 0 H: 1 E: 0 LOB: 1 K: 0 BB: 0 S: 4 P: 4	R: 3 H: 4 E: 0 LOB: 2 K: 0 BB: 1 S: 7 P: 11	R: 1 H: 2 E: 0 LOB: 1 K: 1 BB: 0 S: 7 P: 7	R: 0 H: 1 E: 0 LOB: 0 K: 0 BB: 0 S: 3 P: 3	R: 0 H: 2 E: 0 LOB: 2 K: 2 BB: 0 S: 9 P: 9	R: 0 H: 1 E: 0 LOB: 1 K: 1 BB: 0 S: 6 P: 6	R: 0 H: 0 E: 0 LOB: 0 K: 0 BB: 0 S: 3 P: 3	R: 0 H: 0 E: 0 LOB: 0 K: 0 BB: 0 S: 3 P: 3	1B: 10 SF: 0 2B: 3 SAC: 0 3B: 0 DP: 1 HR: 0 HBP: 0		WP: 0 PA: 48 PB: 1 SB: 0 CS: 0		
PITCHER	IP WLS BF H R ER SO BB IBB HBP BLK WP HR S P ERA WHIP															
Frank Viola, L ERA: 3.92 (1, 1)	5.2		29	9	6	3	4	2	0	0	0	0	35	43	4.76	1.941
Rick Lysander, R ERA: 5.19 (6, 1)	3.0		12	4	0	0	3	0	0	0	0	0	18	18	0.00	1.333
Pete Filson, L ERA: 3.27 (9, 1)	2.1	W	7	0	0	0	0	0	0	0	0	0	7	7	0.00	0.000

AB	46
R	6
H	13
RBI	3
BB	2
SO	7
LOB	20



Batter	1	2	3	4	5	6	7	8	9	10	11	AB	R	H	RBI	BB	SO	LOB	BOTTOM					
Kirby Puckett, R OBP: 0.348, SLG: 0.401 (1, 8)	0-0 4-3		0-0 L4			0-0 G6-4-3 1B		0-0 G3 1B	0-0 E4 1B	0-0 F9		6	1	3	1	0	0	1						
Mickey Hatcher, R OBP: 0.312, SLG: 0.419 (1, 7)	0-0 F3		0-0 1B			0-0 G6-4-3 1-2f		0-0 G3 1-2	0-0 6-3		0-0 1B 2B	6	1	2	0	0	0	3						
Kent Hrbek, L OBP: 0.348, SLG: 0.465 (1, 3)	0-0 F4		0-0 F6			0-0 4-3		0-0 1B 2-H	0-0 IBB 1B		4-0 1B IBB	5	0	2	1	1	0	1						
Tom Brunansky, R OBP: 0.436, SLG: 0.645 (1, 9)		4-0 BB BB		0-0 3-1				4-0 1B BB	0-3 K	4-0 1-2 IBB	0-0 1-2 2-H 1B	3	0	1	1	3	1	1						
Randy Bush, L OBP: 0.353, SLG: 0.742 Dave Engle, R OBP: 0.222, SLG: 0.125 (1, 10) (9, PH)		0-0 F6		0-0 F4				0-3 K		0-0 HR 3B		4	1	1	0	0	1	2						
Roy Smalley, S OBP: 0.415, SLG: 0.437 (1, 6)		4-0 1-2 BB		0-0 F8				0-3 K		0-0 HR	0-0 F7	4	1	1	2	1	1	4						
Gary Gaetti, R OBP: 0.395, SLG: 0.512 (1, 5)		0-3 K		0-0 F8				0-0 1-2 1B		4-0 BB 2B	4-0 FC3-6 BB	3	1	1	0	2	1	2						
Tim Teufel, R OBP: 0.346, SLG: 0.395 Mike Stenhouse, L OBP: 0.375, SLG: 0.447 Tim Laudner, R OBP: 0.239, SLG: 0.386 (1, 4) (9, PH) (10, 2)		0-0 4-3		0-0 F7				0-3 K		4-0 BB 2B	0-0 FC3-6 5-3	3	0	0	0	0	1	4						
Mark Salas, L OBP: 0.373, SLG: 0.519 Ron Washington, R OBP: 0.333, SLG: 0.200 (1, 2) (9, PR) (10, 4)			0-3 K		0-0 F6			0-3 K		0-0 1-3 2-H E 2B	0-0 5-3	4	0	1	1	0	2	0						
Inning Stats	R: 0 E: 0 K: 0 S: 3	H: 0 LOB: 0 BB: 0 P: 3	R: 0 E: 0 K: 1 S: 5	H: 0 LOB: 2 BB: 2 P: 13	R: 0 E: 0 K: 1 S: 6	H: 1 LOB: 1 BB: 0 P: 6	R: 0 E: 0 K: 0 S: 3	H: 0 LOB: 0 BB: 0 P: 3	R: 0 E: 0 K: 0 S: 3	H: 1 LOB: 0 BB: 0 P: 3	R: 0 E: 0 K: 3 S: 10	H: 1 LOB: 2 BB: 1 P: 14	R: 1 E: 0 K: 2 S: 9	H: 2 LOB: 1 BB: 0 P: 9	R: 5 E: 1 K: 1 S: 10	H: 5 LOB: 3 BB: 3 P: 22	R: 0 E: 0 K: 0 S: 3	H: 0 LOB: 1 BB: 1 P: 7	R: 1 E: 0 K: 0 S: 2	H: 2 LOB: 2 BB: 1 P: 6	1B: 8 2B: 2 3B: 1 HR: 1	SF: 0 SAC: 0 DP: 1 HBP: 0	WP: 0 PB: 0 SB: 0 CS: 0	PA: 49
PITCHER	IP	WLS	BF	H	R	ER	SO	BB	IBB	HBP	BLK	WP	HR	S	P	ERA	WHIP							
Dave Stieb, R ERA: 2.83 (1, 1)	7.0		26	3	0	0	5	3	0	0	0	0	0	33	45	0.00	0.857							
Jim Acker, R ERA: 2.45 (8, 1)	1.0		8	4	4	4	2	1	0	0	0	0	1	11	15	36.00	5.000							
Bill Caudill, R ERA: 5.06 (9, 1)	0.0		2	1	0	0	0	1	0	0	0	0	0	1	5	∞	∞							
Dennis Lamp, R ERA: 1.64 (9, 1)	0.1		2	1	2	2	0	0	0	0	0	0	0	2	2	54.00	3.000							
Gary Lavelle, L ERA: 3.21 (9, 1)	0.2		4	1	0	0	1	0	1	0	0	0	0	5	9	0.00	1.500							
PITCHER	IP	WLS	BF	H	R	ER	SO	BB	IBB	HBP	BLK	WP	HR	S	P	ERA	WHIP							
Luis Leal, R ERA: 4.46 (10, 1)	1.0		7	2	1	1	0	1	1	0	0	0	0	5	13	9.00	3.000							

Toronto Blue Jays @ Minnesota Twins
 Hubert H. Humphrey Metrodome, Minneapolis, MN
 Fri May 17 1985, 8:05 PM EDT
 Att. 19,253 - Unknown

AB	41
R	7
H	12
RBI	6
BB	8
SO	8
LOB	23



Batter	1	2	3	4	5	6	7	8	9	AB R H RBI BB SO LOB	TOP	
Damaso Garcia, R (1, 4) OBP: 0.308, SLG: 0.369	0-0 G3 SF8 2B	0-0 4-3			0-0 CS 1B		0-0 F9			4 1 2 0 0 0 2	Toronto Blue Jays @ Minnesota Twins Hubert H. Humphrey Metrodome, Minneapolis, MN Sat May 18 1985, 4:33 AM EDT Att: 16,824 - Unknown livebaseballscorecards.com	
Rance Mulliniks, L (1, 5) OBP: 0.396, SLG: 0.481	0-0 G3 2-3		0-0 F5		0-0 1B 1-2 1B		0-0 2-H 2B			4 0 2 1 0 0 1		
Lloyd Moseby, L (1, 8) OBP: 0.367, SLG: 0.441	4-0 S BB		0-0 4-3 S 1B		0-0 FC6-4 1-3 1B		0-3 K			3 0 2 0 1 1 1		
Willie Upshaw, L (1, 3) OBP: 0.309, SLG: 0.435	0-0 SF8 3-H		0-0 4-3 1-3		0-0 FC6-4 1-2f		0-0 F5			3 0 0 1 0 0 3		
George Bell, R (1, 7) OBP: 0.336, SLG: 0.515	0-3 K 1-2		0-0 6-3		0-0 F9		0-3 K			4 0 0 0 0 2 2		
Len Matuszek, L (1, 10) OBP: 0.291, SLG: 0.306		0-3 K		0-3 K		0-0 F5		0-3 K		3 0 0 0 0 2 0		
Jeff Burroughs, R (8, PH) OBP: 0.365, SLG: 0.429										1 0 0 0 0 1 0		
Ernie Whitt, L (1, 2) OBP: 0.306, SLG: 0.438		0-0 F7		0-0 F8		0-0 4-3		0-3 K		4 0 0 0 0 1 0		
Jesse Barfield, R (1, 9) OBP: 0.348, SLG: 0.487		0-0 1B 3B		0-0 6-3		0-0 2B 2B		0-3 K		4 2 2 0 0 1 0		
Tony Fernandez, S (1, 6) OBP: 0.288, SLG: 0.336		0-0 S 1B 3-H		0-0 5-3		0-0 F5		0-0 F5		4 0 1 1 0 0 1		
Inning Stats	R: 1 E: 0 K: 1 S: 6 H: 1 LOB: 1 BB: 1 P: 10	R: 1 E: 0 K: 1 S: 7 H: 2 LOB: 1 BB: 0 P: 7	R: 0 E: 0 K: 0 S: 4 H: 1 LOB: 1 BB: 0 P: 4	R: 0 E: 0 K: 1 S: 5 H: 0 LOB: 0 BB: 0 P: 5	R: 0 E: 0 K: 0 S: 5 H: 3 LOB: 2 BB: 0 P: 5	R: 0 E: 0 K: 0 S: 3 H: 0 LOB: 0 BB: 0 P: 3	R: 1 E: 0 K: 1 S: 7 H: 2 LOB: 1 BB: 0 P: 7	R: 0 E: 0 K: 2 S: 7 H: 0 LOB: 0 BB: 0 P: 7	R: 0 E: 0 K: 2 S: 7 H: 0 LOB: 0 BB: 0 P: 7	1B: 5 2B: 3 3B: 1 HR: 0 SF: 1 SAC: 0 DP: 0 HBP: 0	WP: 0 PB: 0 SB: 3 CS: 1 PA: 36	
PITCHER Mike Smithson, R (1, 1) ERA: 4.64 Curt Wardle, L (7, 1) ERA: 5.73	IP WLS BF H R ER SO BB IBB HBP BLK WP HR S P ERA WHIP	6.2 L 29 9 3 3 3 1 0 0 0 0 0 0 34 38 4.05 1.500	2.1 7 0 0 0 0 5 0 0 0 0 0 0 17 17 0.00 0.000	PITCHER							IP WLS BF H R ER SO BB IBB HBP BLK WP HR S P ERA WHIP	

Toronto Blue Jays @ Minnesota Twins
 Hubert H. Humphrey Metrodome, Minneapolis, MN
 Sat May 18 1985, 4:33 AM EDT
 Att: 16,824 - Unknown

AB	34
R	3
H	9
RBI	3
BB	1
SO	8
LOB	10



Batter	1	2	3	4	5	6	7	8	9	AB R H RBI BB SO LOB
Kirby Puckett, R OBP: 0.349, SLG: 0.404 (1, 8) BBB	4-0 F9 1B BB	0-3 K			X 0-0 F9		X 0-0 1-3 2B		X 0-0 F8	4 0 1 0 1 1 2
Mickey Hatcher, R OBP: 0.317, SLG: 0.421 (1, 7) X	0-0 4-3 1B		X 0-0 F8		X 0-0 1B		0-3 K			4 0 2 0 0 1 2
Kent Hrbek, L OBP: 0.339, SLG: 0.452 (1, 3) X	0-0 F9		X 0-0 F8		0-3 K		X 0-0 F9			4 0 0 0 0 1 5
Tom Brunansky, R OBP: 0.444, SLG: 0.648 (1, 9) X	0-0 4-3 1B		X 0-0 1B		X 0-0 1B		X 0-0 7-3 1B			4 0 3 0 0 0 2
Randy Bush, L OBP: 0.316, SLG: 0.657 (1, 10) X	0-0 F6		X 0-0 F9		X 0-0 F9		X 0-0 7-3 1B			4 0 0 0 0 0 5
Roy Smalley, S OBP: 0.409, SLG: 0.425 (1, 6) BBB		4-0 2B BB		0-3 K		0-3 K		0-3 K		3 1 0 0 1 3 1
Gary Gaetti, R OBP: 0.391, SLG: 0.500 (1, 5) X		0-0 F8		0-3 K		X 0-0 5-3		4-0 FC4-6 BB		3 0 0 0 1 1 2
Tim Teufel, R OBP: 0.346, SLG: 0.402 (1, 4) Mike Stenhouse, L OBP: 0.367, SLG: 0.436 (9, PH)		0-0 1B 2B		X 0-0 F9		X 0-0 F9		X 0-0 FC4-6		3 0 1 1 0 0 0 1 0 0 0 0 0 1
Mark Salas, L OBP: 0.379, SLG: 0.518 (1, 2) X		0-0 1B		X 0-0 F4		X 0-0 2B 1B		X 0-0 F5		4 0 2 0 0 0 1

BOTTOM

Toronto Blue Jays @ Minnesota Twins
Hubert H. Humphrey Metrodome, Minneapolis, MN

Sat May 18 1985, 4:33 AM EDT
Att. 16,824 - Unknown

livebaseballscorecards.com

AB	34
R	1
H	9
RBI	1
BB	3
SO	7
LOB	21



Inning Stats		R: 0	H: 1	E: 0	K: 0	S: 4	R: 1	H: 2	E: 0	K: 1	S: 6	R: 0	H: 1	E: 0	K: 0	S: 4	R: 0	H: 0	E: 0	K: 2	S: 7	R: 0	H: 1	E: 0	K: 1	S: 6	R: 0	H: 2	E: 0	K: 1	S: 7	R: 0	H: 1	E: 0	K: 1	S: 5	R: 0	H: 0	E: 0	K: 0	S: 3	1B: 7	2B: 3	3B: 0	HR: 0	SF: 0	SAC: 0	DP: 1	HBP: 0	WP: 0	PB: 0	SB: 0	CS: 0	PA: 37
PITCHER	IP	WLS	BF	H	R	ER	SO	BB	IBB	HBP	BLK	WP	HR	S	P	ERA	WHIP																																					
Jim Clancy, R ERA: 3.86 (1, 1)	6.2	W	29	8	1	1	6	2	0	0	0	0	0	39	47	1.35	1.500																																					
Gary Lavelle, L ERA: 3.14 (7, 1)	0.1		1	0	0	0	0	0	0	0	0	0	0	1	1	0.00	0.000																																					
Jim Acker, R ERA: 2.28 (8, 1)	2.0	S	7	1	0	0	1	1	0	0	0	0	0	8	12	0.00	1.000																																					

ERA **WHIP**

Batter	1	2	3	4	5	6	7	8	9	AB R H RBI BB SO LOB	TOP
Damaso Garcia, R (1, 4) OBP: 0.306, SLG: 0.362	4-0 BB	0-0 F7			0-0 F3		0-0 G3			3 0 0 0 1 0 4	
Lloyd Moseby, L (1, 8) OBP: 0.357, SLG: 0.427	0-3 K		0-0 F7		0-3 K			0-0 F7		4 0 0 0 0 2 2	
George Bell, R (1, 7) OBP: 0.327, SLG: 0.500	0-3 K		0-0 F5		0-0 FC5-4			0-0 5-3		4 0 0 0 0 1 1	
Jesse Barfield, R (1, 9) OBP: 0.346, SLG: 0.504		0-0 HR	0-0 F8			0-0 6-3		0-3 K		4 1 1 1 0 1 0	
Jeff Burroughs, R (1, 10) OBP: 0.403, SLG: 0.500		4-0 1B BB		4-0 FC5-4 BB		0-0 1B		0-0 HR		2 1 2 1 2 0 0	
Willie Upshaw, L (1, 3) OBP: 0.308, SLG: 0.430		0-0 WP 1B		0-0 F8		0-0 F8		0-0 4-3		4 0 1 0 0 0 2	
Buck Martinez, R (1, 2) OBP: 0.094, SLG: 0.137		0-0 G3		0-0 F7		0-0 F5		0-0 5-3		4 0 0 0 0 0 4	
Garth Iorg, R (1, 5) OBP: 0.373, SLG: 0.407		4-0 BB		0-0 FC5-4			0-0 6-3		0-0 F8	3 0 0 0 1 0 1	
Tony Fernandez, S (1, 6) OBP: 0.289, SLG: 0.336		0-0 F4			0-0 FC5-4 1B		0-0 5-3			3 0 1 0 0 0 3	
Inning Stats	R: 0 E: 0 K: 2 S: 6 H: 0 LOB: 0 BB: 1 P: 10	R: 1 E: 0 K: 0 S: 5 H: 2 LOB: 3 BB: 2 P: 13	R: 0 E: 0 K: 0 S: 3 H: 0 LOB: 0 BB: 0 P: 3	R: 0 E: 0 K: 0 S: 3 H: 0 LOB: 1 BB: 1 P: 7	R: 0 E: 0 K: 1 S: 6 H: 1 LOB: 1 BB: 0 P: 6	R: 0 E: 0 K: 0 S: 4 H: 1 LOB: 1 BB: 0 P: 4	R: 0 E: 0 K: 0 S: 3 H: 0 LOB: 0 BB: 0 P: 3	R: 0 E: 0 K: 1 S: 5 H: 0 LOB: 0 BB: 0 P: 5	R: 1 E: 0 K: 0 S: 4 H: 1 LOB: 0 BB: 0 P: 4	1B: 3 2B: 0 3B: 0 HR: 2 SF: 0 SAC: 0 DP: 0 HBP: 0	WP: 1 PB: 0 SB: 0 CS: 0 PA: 35
PITCHER	IP WLS BF H R ER SO BB IBB HBP BLK WP HR S P ERA WHIP										
Tom Klawitter, L (1, 1) ERA: 5.79	1.1 8 2 1 1 2 3 0 0 0 1 1 9 21 6.75 3.750										
Pete Filson, L (2, 1) ERA: 2.41	7.2 27 3 1 1 2 1 0 0 0 0 1 30 34 1.17 0.522										

Toronto Blue Jays @ Minnesota Twins
 Hubert H. Humphrey Metrodome, Minneapolis, MN
 Sun May 19 1985, 4:33 AM EDT
 Att. 25,151 - Unknown

livebaseballscorecards.com

AB	31
R	2
H	5
RBI	2
BB	4
SO	4
LOB	17



Batter	1	2	3	4	5	6	7	8	9	AB	R	H	RBI	BB	SO	LOB
Kirby Puckett, R OBP: 0.356, SLG: 0.418 (1, 8)	0-0 1B 3B	1-0 HBP		0-0 F9		0-0 1B		0-0 FC5-4 WP		4	1	2	2	0	0	2
Mickey Hatcher, R OBP: 0.307, SLG: 0.409 (1, 7)	0-0 L6	0-0 F9			0-0 6-3	0-0 4-3		0-0 6-3		5	0	0	0	0	0	5
Kent Hrbek, L OBP: 0.343, SLG: 0.456 (1, 3)	4-0 WP 1B G3 BB	0-0 4-3			0-0 4-3		0-0 F9 2B			3	1	1	0	1	0	2
Tom Brunansky, R OBP: 0.445, SLG: 0.667 (1, 9)	0-0 G3 WP 1B		0-0 HR		0-3 K		0-0 6-3			4	1	2	2	0	1	1
Randy Bush, L OBP: 0.333, SLG: 0.667 (1, 10)	0-0 G3		0-0 G6-4-3 1B			0-0 1B 2B	0-0 F9			4	1	2	1	0	0	2
Gary Gaetti, R OBP: 0.387, SLG: 0.493 (1, 5)	0-3 K		0-0 G6-4-3 1B			0-0 2B 1B	0-0 F3			4	1	1	0	0	1	3
Tim Teufel, R OBP: 0.357, SLG: 0.444 (1, 4)		0-0 HR	0-0 1-3			0-0 1B 2B		0-0 FC5-4 1B WP 1B		4	3	3	2	0	0	0
Greg Gagne, R OBP: 0.385, SLG: 0.413 (1, 6)		0-0 HBP 1B		0-3 K		0-0 4-3		0-3 K		4	0	1	0	0	2	3
Mark Salas, L OBP: 0.374, SLG: 0.506 (1, 2)		0-0 F2		0-0 F9		0-3 K		0-0 FC5-4 1B		4	0	1	0	0	1	3

Inning Stats	R: 2	H: 2	E: 0	K: 1	S: 7	LOB: 1	BB: 1	P: 11	R: 1	H: 2	E: 0	K: 0	S: 5	LOB: 2	BB: 0	P: 6	R: 1	H: 2	E: 0	K: 0	S: 4	LOB: 0	BB: 0	P: 4	R: 0	H: 0	E: 0	K: 1	S: 5	LOB: 0	BB: 0	P: 5	R: 0	H: 0	E: 0	K: 1	S: 5	LOB: 1	BB: 0	P: 9	R: 0	H: 1	E: 0	K: 0	S: 4	LOB: 1	BB: 0	P: 4	R: 1	H: 2	E: 0	K: 1	S: 7	LOB: 1	BB: 0	P: 7
--------------	------	------	------	------	------	--------	-------	-------	------	------	------	------	------	--------	-------	------	------	------	------	------	------	--------	-------	------	------	------	------	------	------	--------	-------	------	------	------	------	------	------	--------	-------	------	------	------	------	------	------	--------	-------	------	------	------	------	------	------	--------	-------	------

PITCHER	IP	WLS	BF	H	R	ER	SO	BB	IBB	HBP	BLK	WP	HR	S	P	ERA	WHIP
Doyle Alexander, R ERA: 4.45 (1, 1)	5.0	L	25	9	7	7	3	1	0	1	0	1	2	29	34	12.60	2.000
Dennis Lamp, R ERA: 1.57 (6, 1)	1.0		4	1	0	0	1	0	0	0	0	0	0	6	6	0.00	1.000
Ron Musselman, R ERA: 7.8 (7, 1)	2.0		9	3	1	1	1	0	0	0	0	1	0	11	11	4.50	1.500

BOTTOM

Toronto Blue Jays @ Minnesota Twins
 Hubert H. Humphrey Metrodome, Minneapolis, MN

Sun May 19 1985, 4:33 AM EDT
 Att. 25,151 - Unknown

livebaseballscorecards.com

AB	36
R	8
H	13
RBI	7
BB	1
SO	5
LOB	21



WP	PA	3B	SF	SAC	DP	HBP	CS
2	38	0	0	0	1	1	0

Batter	1	2	3	4	5	6	7	8	9	AB R H RBI BB SO LOB	TOP									
Wade Boggs, L (1, 5) OBP: 0.403, SLG: 0.354	0-0 F8		0-0 1-3			0-0 G5-4-3 1B		0-0 2B 1B	0-3 K	5 1 2 1 0 1 3	Boston Red Sox @ Minnesota Twins Hubert H. Humphrey Metrodome, Minneapolis, MN Mon May 20 1985, 8:05 PM EDT Att. 19,583 - Unknown									
Dwight Evans, R (1, 9) OBP: 0.370, SLG: 0.298	0-0 5-3			0-0 2B 1B		0-0 F8		4-0 2B BB	0-3 K	4 0 1 0 1 1 4										
Jim Rice, R (1, 7) OBP: 0.350, SLG: 0.476	0-0 1B			0-0 F7		0-0 G5-4-3 1-2f		0-3 K		4 0 1 0 0 1 4										
Bill Buckner, L (1, 3) OBP: 0.351, SLG: 0.472	0-0 F7			0-0 F8			0-0 1B	0-0 2B		4 0 2 1 0 0 2										
Tony Armas, R (1, 8) OBP: 0.271, SLG: 0.510		0-3 K		0-0 1-3 2B		0-0 F4		0-0 6-3		4 0 1 0 0 1 3										
Mike Easler, L (1, 10) OBP: 0.267, SLG: 0.388		0-0 1-3		0-0 3-1		0-0 F8		4-0 1B BB		3 0 0 0 1 0 3										
Rich Gedman, L (1, 2) Ed Jurak, R (9, PR)		0-0 4-3			0-0 F2		0-3 K	0-0 1-3 1B		4 0 1 0 0 1 1 0 0 0 0 0 0 0										
Marty Barrett, R (1, 4) Rick Miller, L (8, PH) Glenn Hoffman, R (8, 4) OBP: 0.318, SLG: 0.272 OBP: 0.438, SLG: 0.500 OBP: 0.278, SLG: 0.353			0-0 F8		0-0 G5-4-3 1B			0-0 1B 2B	4-0 1-2 BB	2 0 1 0 0 0 0 1 1 1 0 0 0 0 0 0 0 0 1 0 0										
Jackie Gutierrez, R (1, 6) Steve Lyons, L (9, PH) Reid Nichols, R (9, PH) OBP: 0.274, SLG: 0.318 OBP: 0.250, SLG: 0.182 OBP: 0.286, SLG: 0.357			0-0 F9		0-0 G5-4-3 1-2f			0-0 5-3	0-0 F9	3 0 0 0 0 0 2 0 0 0 0 0 0 0 1 0 0 0 0 0 3										
Inning Stats	R: 0 E: 0 K: 0 S: 4	H: 1 LOB: 1 BB: 0 P: 4	R: 0 E: 0 K: 1 S: 5	H: 0 LOB: 0 BB: 0 P: 5	R: 0 E: 0 K: 0 S: 3	H: 0 LOB: 0 BB: 0 P: 3	R: 0 E: 0 K: 0 S: 5	H: 2 LOB: 2 BB: 0 P: 5	R: 0 E: 0 K: 0 S: 3	H: 1 LOB: 0 BB: 0 P: 3		R: 0 E: 0 K: 1 S: 6	H: 1 LOB: 1 BB: 0 P: 6	R: 2 E: 0 K: 1 S: 8	H: 3 LOB: 2 BB: 1 P: 12	R: 0 E: 0 K: 2 S: 8	H: 1 LOB: 3 BB: 2 P: 16	1B: 7 2B: 3 3B: 0 HR: 0	SF: 0 SAC: 0 DP: 2 HBP: 0	WP: 1 PB: 0 SB: 0 CS: 0
PITCHER	IP WLS BF H R ER SO BB IBB HBP BLK WP HR S P ERA WHIP																			
John Butcher, R (1, 1) ERA: 3.38	7.1 W 28 8 2 2 2 0 0 0 0 0 0 0 32 32 2.46 1.091																			
Ron Davis, R (8, 1) ERA: 6.14	0.2 7 2 0 0 1 3 0 0 0 1 0 6 18 0.00 7.500																			
Curt Wardle, L (9, 1) ERA: 5.48	1.0 S 3 0 0 0 2 0 0 0 0 0 0 7 7 0.00 0.000																			

livebaseballscorecards.com

AB	35
R	2
H	10
RBI	2
BB	3
SO	5
LOB	25



Batter	1	2	3	4	5	6	7	8	9	AB	R	H	RBI	BB	SO	LOB
Kirby Puckett, R OBP: 0.354, SLG: 0.411 (1, 8) SS	0-3 K		4-0 1B BB		0-0 6-3	0-0 FC4 1-2f				3	0	0	0	1	1	3
Mickey Hatcher, R OBP: 0.312, SLG: 0.407 (1, 7) X	0-0 F6		0-0 FC6 1B 1-2 2-H			4-0 1B BB	0-3 K			3	1	1	1	1	1	0
Kent Hrbek, L OBP: 0.347, SLG: 0.454 (1, 3) X	0-0 F8		0-0 FC6 1-2f			0-0 F9 1B 1-3	4-0 G5-4-3 BB			3	1	1	0	1	0	2
Tom Brunansky, R OBP: 0.440, SLG: 0.654 (1, 9) X		0-0 4-3		0-0 F7		0-0 1B 1B 1-2 3-H	0-0 G5-4-3 1-2f			4	1	1	1	0	0	1
Randy Bush, L OBP: 0.304, SLG: 0.605 (1, 10) X		0-0 F5		0-0 3-1		0-0 F9 2-3	0-3 K			4	0	0	0	0	1	2
Gary Gaetti, R OBP: 0.384, SLG: 0.486 (1, 5) X		0-0 F4		0-3 K		0-0 1B 1B 1-2 3-H	0-0 L6			4	1	1	1	0	1	0
Tim Teufel, R OBP: 0.361, SLG: 0.442 (1, 4) SS			0-3 K		1-0 G3 HBP	0-0 1B 1B 1-2 2-H	0-3 K			3	0	1	1	0	2	0
Greg Gagne, R OBP: 0.394, SLG: 0.434 (1, 6) X			0-0 1B 2B		0-0 G3 1-2	0-0 FC4 1B 1-2 2-H				3	1	2	1	0	0	1
Mark Salas, L OBP: 0.362, SLG: 0.489 (1, 2) X			0-0 F9		0-0 F9	0-3 K				3	0	0	0	0	1	4

Inning Stats	R: 0	H: 0	E: 0	K: 1	S: 5	LOB: 0	BB: 0	P: 5	R: 0	H: 0	E: 0	K: 0	S: 3	LOB: 0	BB: 0	P: 3	R: 1	H: 2	E: 0	K: 1	S: 7	LOB: 2	BB: 1	P: 11	R: 0	H: 0	E: 0	K: 1	S: 5	LOB: 0	BB: 0	P: 5	R: 0	H: 0	E: 0	K: 0	S: 3	LOB: 1	BB: 0	P: 4	R: 4	H: 5	E: 0	K: 1	S: 10	LOB: 2	BB: 1	P: 14	R: 0	H: 0	E: 0	K: 1	S: 4	LOB: 0	BB: 1	P: 8	R: 0	H: 0	E: 0	K: 2	S: 7	LOB: 0	BB: 0	P: 7	1B: 6	SF: 0	2B: 1	SAC: 0	3B: 0	DP: 1	HR: 0	HBP: 1	WP: 0	PA: 34
--------------	------	------	------	------	------	--------	-------	------	------	------	------	------	------	--------	-------	------	------	------	------	------	------	--------	-------	-------	------	------	------	------	------	--------	-------	------	------	------	------	------	------	--------	-------	------	------	------	------	------	-------	--------	-------	-------	------	------	------	------	------	--------	-------	------	------	------	------	------	------	--------	-------	------	-------	-------	-------	--------	-------	-------	-------	--------	-------	--------

PITCHER	IP	WLS	BF	H	R	ER	SO	BB	IBB	HBP	BLK	WP	HR	S	P	ERA	WHIP
Al Nipper, R ERA: 5.49 (1, 1)	5.1	L	24	5	5	5	3	2	0	1	0	0	0	27	36	8.44	1.312
Mark Clear, R ERA: 2.76 (6, 1)	2.2		10	2	0	0	4	1	0	0	0	0	0	17	21	0.00	1.125

BOTTOM

Boston Red Sox @ Minnesota Twins
 Hubert H. Humphrey Metrodome, Minneapolis, MN
 Mon May 20 1985, 8:05 PM EDT
 Att. 19,583 - Unknown

livebaseballscorecards.com

AB	30
R	5
H	7
RBI	5
BB	3
SO	7
LOB	13



Batter	1	2	3	4	5	6	7	8	9	AB R H RBI BB SO LOB	TOP											
Wade Boggs, L (1, 5) OBP: 0.396, SLG: 0.342	4-0 1B BB	0-0 F7		0-0 4-3	0-0 F8		0-0 1-3		0-0 F7	5 1 0 1 1 0 4												
Dwight Evans, R (1, 9) OBP: 0.374, SLG: 0.324	0-0 1B 1B		0-0 HR	4-0 3-H BB		0-0 G3	0-3 K		0-0 5-3	5 1 2 1 1 1 0												
Jim Rice, R (1, 7) OBP: 0.345, SLG: 0.467	0-3 K		0-0 F9	0-3 K		0-0 1B BB 1B	0-0 F8			5 1 1 0 0 2 4												
Bill Buckner, L (1, 3) OBP: 0.346, SLG: 0.463	0-3 K		0-0 F7	0-0 3-1		0-0 BB 1B S 1B	0-0 4-3			5 1 1 0 0 1 4												
Tony Armas, R (1, 8) OBP: 0.275, SLG: 0.526	0-0 1B 1-2 2-H		0-0 HR		0-0 5-3	0-0 5-3	0-3 K			5 1 2 2 0 1 2												
Mike Easler, L (1, 10) OBP: 0.277, SLG: 0.399	0-3 K		0-0 E8 2B	0-0 4-3	4-0 BB 1B BB	0-0 2B 1B	0-0 2B 1B			4 2 2 0 1 1 2												
Rich Gedman, L (1, 2) OBP: 0.344, SLG: 0.441		0-3 K	0-0 G3		0-0 1B 3B	4-0 1B 1-2 2-3 3-H BB	0-0 2B	0-0 F8		4 1 2 1 1 1 0												
Marty Barrett, R (1, 4) OBP: 0.339, SLG: 0.309		0-0 1B		0-0 1B 4-3 2B	0-0 1B	0-0 1-2 2-H 3-H 1B	0-0 F8			5 1 4 3 0 0 2												
Jackie Gutierrez, R (1, 6) OBP: 0.280, SLG: 0.321		0-3 K		0-0 4-3 1B	0-0 1B	0-0 1-3		0-0 6-3		5 0 2 0 0 1 3												
Inning Stats	R: 1 E: 0 K: 3 S: 11	H: 2 LOB: 2 BB: 1 P: 15	R: 0 E: 0 K: 2 S: 8	H: 1 LOB: 1 BB: 0 P: 8	R: 3 E: 1 K: 0 S: 6	H: 3 LOB: 0 BB: 0 P: 6	R: 1 E: 0 K: 1 S: 7	H: 2 LOB: 2 BB: 1 P: 11	R: 1 E: 0 K: 0 S: 6	H: 3 LOB: 2 BB: 0 P: 6	R: 3 E: 0 K: 0 S: 6	H: 3 LOB: 2 BB: 2 P: 14	R: 0 E: 0 K: 1 S: 5	H: 0 LOB: 0 BB: 0 P: 5	R: 0 E: 0 K: 1 S: 7	H: 2 LOB: 2 BB: 0 P: 7	R: 0 E: 0 K: 0 S: 3	H: 0 LOB: 0 BB: 0 P: 3	1B: 10 2B: 3 3B: 1 HR: 2	SF: 0 SAC: 0 DP: 0 HBP: 0	WP: 0 PB: 0 SB: 1 CS: 0	PA: 47
PITCHER	IP WLS BF H R ER SO BB IBB HBP BLK WP HR S P ERA WHIP																					
Ken Schrom, R (1, 1) ERA: 5.76	3.0 L 18 8 5 4 5 1 0 0 0 0 2 27 31 12.00 3.000																					
Rick Lysander, R (4, 1) ERA: 5.85	2.2 14 5 3 3 1 1 0 0 0 0 0 15 19 10.12 2.250																					
Tom Klawitter, L (6, 1) ERA: 6.75	0.0 2 0 0 0 0 2 0 0 0 0 0 0 8 ∞ ∞																					
Frank Eufemia, R (6, 1) ERA:	3.1 13 3 1 1 2 0 0 0 0 0 0 17 17 2.70 0.900																					

Boston Red Sox @ Minnesota Twins
 Hubert H. Humphrey Metrodome, Minneapolis, MN
 Tue May 21 1985, 8:05 PM EDT
 Att. 16,641 - Unknown

AB	43
R	9
H	16
RBI	8
BB	4
SO	8
LOB	21



livebaseballscorecards.com

Batter	1	2	3	4	5	6	7	8	9	AB	R	H	RBI	BB	SO	LOB
Kirby Puckett, R OBP: 0.352, SLG: 0.407 (1, 8)	0-0 1-3 ①		0-0 5-3 ①		0-0 4-3 ②			0-0 FC5-4 1B		4	0	1	0	0	0	1
Mickey Hatcher, R OBP: 0.310, SLG: 0.404 (1, 7)	0-0 F8 ②		0-0 1B		0-0 6-3 ③			0-0 F3 ①		4	0	1	0	0	0	2
Kent Hrbek, L OBP: 0.345, SLG: 0.455 (1, 3)	0-0 WP 2B		0-0 F8 ②			0-0 L4 ①		0-3 K ②		4	0	1	0	0	1	2
Tom Brunansky, R OBP: 0.436, SLG: 0.643 (1, 9)	0-0 F8 ③		0-3 K ③			0-0 FC4-6 1B		0-0 FC5-4 1-2f		4	0	1	0	0	1	3
Randy Bush, L OBP: 0.306, SLG: 0.652 Dave Meier, R OBP: 0.333, SLG: 0.200 (9, PH)		0-0 HR		0-0 F5 ①		0-0 FC4-6 1-2f		0-0 F8 ①		3	1	1	1	0	0	1
Roy Smalley, S OBP: 0.412, SLG: 0.422 (1, 6)		0-0 5-3 1B		0-0 4-3 ②		0-0 G3 ③		4-0 BB		3	0	1	0	1	0	1
Gary Gaetti, R OBP: 0.374, SLG: 0.472 (1, 5)		0-3 K ①		0-3 K ③			0-0 L5 ①		0-3 K ②	4	0	0	0	0	3	2
Tim Teufel, R OBP: 0.358, SLG: 0.436 (1, 4)		0-0 5-3 1-2			0-0 4-3 G3 1B		0-0 E5 G4-6-3		0-3 K ③	4	0	1	0	0	1	2
Mark Salas, L OBP: 0.351, SLG: 0.474 Dave Engle, R OBP: 0.222, SLG: 0.125 (8, 2)		0-0 F7 ③			0-0 G3 1-2		0-0 G4-6-3 1-2f			3	0	0	0	0	0	3
										0	0	0	0	0	0	0

Inning Stats	R: 0	H: 1	E: 0	LOB: 1	K: 0	BB: 0	S: 4	P: 4	R: 1	H: 2	E: 0	LOB: 1	K: 1	BB: 0	S: 7	P: 7	R: 0	H: 1	E: 0	LOB: 1	K: 1	BB: 0	S: 6	P: 6	R: 0	H: 0	E: 0	LOB: 0	K: 1	BB: 0	S: 5	P: 5	R: 0	H: 1	E: 0	LOB: 1	K: 0	BB: 0	S: 4	P: 4	R: 0	H: 0	E: 1	LOB: 0	K: 0	BB: 0	S: 3	P: 3	R: 0	H: 1	E: 0	LOB: 1	K: 1	BB: 0	S: 6	P: 6	R: 0	H: 0	E: 0	LOB: 1	K: 2	BB: 1	S: 7	P: 11
--------------	------	------	------	--------	------	-------	------	------	------	------	------	--------	------	-------	------	------	------	------	------	--------	------	-------	------	------	------	------	------	--------	------	-------	------	------	------	------	------	--------	------	-------	------	------	------	------	------	--------	------	-------	------	------	------	------	------	--------	------	-------	------	------	------	------	------	--------	------	-------	------	-------

PITCHER	IP	WLS	BF	H	R	ER	SO	BB	IBB	HBP	BLK	WP	HR	S	P	ERA	WHIP
Bruce Kison, R ERA: 1.29 (1, 1)	8.0		31	7	1	1	4	0	0	0	0	1	1	39	39	1.12	0.875
Bob Ojeda, L ERA: 1.53 (9, 1)	1.0		4	0	0	0	2	1	0	0	0	0	0	7	11	0.00	1.000

BOTTOM

Boston Red Sox @ Minnesota Twins
 Hubert H. Humphrey Metrodome, Minneapolis, MN

Tue May 21 1985, 8:05 PM EDT
 Att. 16,641 - Unknown

AB 34
 R 1
 H 7
 RBI 1
 BB 1
 SO 6
 LOB 17



WP	HR	S	P	ERA	WHIP
1	0	0	0	1.12	0.875
0	0	0	0	0.00	1.000

Batter	1	2	3	4	5	6	7	8	9	AB R H RBI BB SO LOB
Wade Boggs, L (1, 5) OBP: 0.390, SLG: 0.338	0-0 F7		0-0 FC3-6 BB 1B 1-2f		0-0 F8	0-0 E8 1B 1-H 2-H		0-0 4-3		5 1 1 2 0 0 3
Dwight Evans, R (1, 9) OBP: 0.380, SLG: 0.329	0-3 K		0-0 BB 1-2 1B		4-0 BB 1-2	0-0 FC6-4 1B 2-H		0-3 K		4 0 2 1 1 2 0
Jim Rice, R (1, 7) OBP: 0.341, SLG: 0.455	0-0 6-3		4-0 BB 1-2 2-3		0-0 F3	0-0 FC6-4 1-2f		0-0 F9		4 0 0 0 1 0 3
Bill Buckner, L (1, 3) OBP: 0.341, SLG: 0.454		0-0 1B 1B	0-0 F8		0-0 F8		0-0 1-3		0-0 4-3	5 0 1 0 0 0 5
Tony Armas, R (1, 8) OBP: 0.274, SLG: 0.538		0-0 F8		0-0 F9		0-0 HR	0-0 6-3			4 1 1 1 0 0 1
Mike Easler, L (1, 10) OBP: 0.289, SLG: 0.404		0-0 G4-6-3 1B 1-2		4-0 5-3 BB		0-0 PB BB E 1B	0-0 F7			3 1 2 0 1 0 0
Marty Barrett, R (1, 4) OBP: 0.328, SLG: 0.297		0-0 G4-6-3 1-2f		0-0 5-3 1-2		0-0 F8		0-0 F3		4 0 0 0 0 0 4
Jackie Gutierrez, R (1, 6) OBP: 0.279, SLG: 0.319			0-0 FC3-6 1B		0-0 F9		0-0 F3	0-3 K		4 0 1 0 0 1 2
Marc Sullivan, R (1, 2) OBP: 0.292, SLG: 0.391			0-0 F8		0-0 BB 1B	4-0 PB E BB		0-0 1B		3 1 2 0 1 0 1

Inning Stats	R: 0 E: 0 K: 1 S: 5	H: 0 LOB: 0 BB: 0 P: 5	R: 0 E: 0 K: 0 S: 4	H: 2 LOB: 1 BB: 0 P: 4	R: 0 E: 0 K: 0 S: 5	H: 2 LOB: 3 BB: 1 P: 9	R: 0 E: 0 K: 0 S: 3	H: 0 LOB: 1 BB: 1 P: 7	R: 0 E: 0 K: 0 S: 4	H: 1 LOB: 2 BB: 1 P: 8	R: 4 E: 1 K: 0 S: 7	H: 4 LOB: 1 BB: 1 P: 11	R: 0 E: 0 K: 0 S: 3	H: 0 LOB: 0 BB: 0 P: 3	R: 0 E: 0 K: 1 S: 6	H: 1 LOB: 1 BB: 0 P: 6	R: 0 E: 0 K: 1 S: 5	H: 0 LOB: 0 BB: 0 P: 5	1B: 9 2B: 0 3B: 0 HR: 1	SF: 0 SAC: 0 DP: 1 HBP: 0	WP: 0 PB: 1 SB: 0 CS: 0	PA: 40
--------------	------------------------------	---------------------------------	------------------------------	---------------------------------	------------------------------	---------------------------------	------------------------------	---------------------------------	------------------------------	---------------------------------	------------------------------	----------------------------------	------------------------------	---------------------------------	------------------------------	---------------------------------	------------------------------	---------------------------------	----------------------------------	------------------------------------	----------------------------------	--------

PITCHER	IP	WLS	BF	H	R	ER	SO	BB	IBB	HBP	BLK	WP	HR	S	P	ERA	WHIP
Frank Viola, L (1, 1) ERA: 3.86	8.0	L	37	10	4	3	2	4	0	0	0	0	1	37	53	3.38	1.750
Ron Davis, R (9, 1) ERA: 5.74	1.0		3	0	0	0	1	0	0	0	0	0	0	5	5	0.00	0.000

TOP

Boston Red Sox @ Minnesota Twins
Hubert H. Humphrey Metrodome, Minneapolis, MN

Wed May 22 1985, 8:05 PM EDT
Att: 23,263 - Unknown

AB	36
R	4
H	10
RBI	4
BB	4
SO	3
LOB	19



livebaseballscorecards.com

Batter	1	2	3	4	5	6	7	8	9	AB	R	H	RBI	BB	SO	LOB
Kirby Puckett, R OBP: 0.348, SLG: 0.398 (1, 8)	0-0 G3		0-0 6-3			0-0 4-3		0-0 E1 FC6-4	1-0 HBP	4	0	0	0	0	0	2
Tim Teufel, R OBP: 0.346, SLG: 0.420 (1, 4)	0-0 F8			0-0 6-3			0-0 6-3	0-3 K	0-0 6-3	5	0	0	0	0	1	5
Kent Hrbek, L OBP: 0.337, SLG: 0.444 (1, 3)	0-3 K			0-0 F8			0-0 4-3	0-0 FC6-4 BB		4	0	0	1	0	1	2
Tom Brunansky, R OBP: 0.443, SLG: 0.641 (1, 9)		0-0 1B		0-0 5-3			4-0 BB 1B BB	4-0 1-2 BB		2	1	1	0	2	0	0
Randy Bush, L OBP: 0.302, SLG: 0.612 (1, 10)		0-0 F4			0-0 F5		4-0 1-2 1B BB	0-0 3-1		3	0	0	0	1	0	4
Roy Smalley, S OBP: 0.415, SLG: 0.451 (1, 6)		0-0 F6			0-0 F9		0-0 1-2 2-H 1B		0-0 HR	4	1	2	2	0	0	1
Gary Gaetti, R OBP: 0.365, SLG: 0.459 (1, 5)		0-0 F8			0-0 F5		0-0 F6		0-0 F8	4	0	0	0	0	0	3
Mike Stenhouse, L OBP: 0.377, SLG: 0.429 (1, 7)			0-0 G6-4-3 1B			0-0 F2		4-0 E FC6-4 BB	0-0 F6	3	1	1	0	1	0	0
Mark Salas, L OBP: 0.350, SLG: 0.469 (1, 2)			0-0 G6-4-3			0-0 4-3		0-0 FC6-4 E 1B	0-0 2B	3	0	1	0	0	0	1
Ron Washington, R OBP: 0.333, SLG: 0.200 (8, PR)										0	0	0	0	0	0	0
Tim Laudner, R OBP: 0.255, SLG: 0.422 (9, 2)										1	0	1	0	0	0	0
Greg Gagne, R OBP: 0.394, SLG: 0.434 (9, PR)										0	0	0	0	0	0	0

BOTTOM

Boston Red Sox @ Minnesota Twins
 Hubert H. Humphrey Metrodome, Minneapolis, MN
 Wed May 22 1985, 8:05 PM EDT
 Att. 23,263 - Unknown

livebaseballscores.com

AB	33
R	3
H	6
RBI	3
BB	4
SO	2
LOB	18



Inning Stats	R: 0 E: 0 K: 1 S: 5	H: 0 LOB: 0 BB: 0 P: 5	R: 0 E: 0 K: 0 S: 4	H: 1 LOB: 1 BB: 0 P: 4	R: 0 E: 0 K: 0 S: 3	H: 1 LOB: 0 BB: 0 P: 3	R: 0 E: 0 K: 0 S: 3	H: 0 LOB: 0 BB: 0 P: 3	R: 0 E: 0 K: 0 S: 3	H: 0 LOB: 0 BB: 0 P: 3	R: 1 E: 0 K: 0 S: 4	H: 1 LOB: 2 BB: 2 P: 12	R: 1 E: 1 K: 1 S: 7	H: 1 LOB: 3 BB: 2 P: 15	R: 1 E: 0 K: 0 S: 5	H: 2 LOB: 2 BB: 0 P: 6	1B: 4 2B: 1 3B: 0 HR: 1	SF: 0 SAC: 0 DP: 1 HBP: 1
--------------	------------------------------	---------------------------------	------------------------------	---------------------------------	------------------------------	---------------------------------	------------------------------	---------------------------------	------------------------------	---------------------------------	------------------------------	----------------------------------	------------------------------	----------------------------------	------------------------------	---------------------------------	----------------------------------	------------------------------------

PITCHER	IP	WLS	BF	H	R	ER	SO	BB	IBB	HBP	BLK	WP	HR	S	P	ERA	WHIP
Roger Clemens, R ERA: 3.51 (1, 1)	7.0	W	27	4	2	1	1	3	0	0	0	0	0	26	38	1.29	1.000
Bob Stanley, R ERA: 2.75 (8, 1)	2.0	S	11	2	1	1	1	1	0	1	0	0	1	11	16	4.50	1.500

WP: 0	PA: 38
PB: 0	
SB: 0	
CS: 0	

ERA	WHIP
-----	------

Batter	1	2	3	4	5	6	7	8	9	AB R H RBI BB SO LOB	TOP											
Kirby Puckett, R OBP: 0.340, SLG: 0.389 (1, 8) X	0-0 B1-3		0-0 6-3			0-3 K		0-0 F9		4 0 0 0 0 1 0												
Mickey Hatcher, R OBP: 0.309, SLG: 0.400 (1, 7) X	0-0 5-3		0-0 F9			0-0 5-3		0-0 E8 1B		4 0 1 0 0 0 0												
Kent Hrbek, L OBP: 0.335, SLG: 0.439 (1, 3) X	0-0 1B			0-0 4-3			0-0 F9	0-0 F8		4 0 1 0 0 0 1												
Tom Brunansky, R OBP: 0.444, SLG: 0.655 (1, 9) X	0-0 F6			0-0 L5			4-0 BB BB BB		0-0 HR	3 1 1 1 1 0 1												
Randy Bush, L OBP: 0.316, SLG: 0.596 (1, 10) X		0-0 F4		0-3 K			4-0 BB BB BB 1-2		0-0 G3-6-1 1B	3 0 1 0 1 1 0												
Roy Smalley, S OBP: 0.410, SLG: 0.444 (1, 6) SSS		0-3 K			0-0 CS 1B		0-0 F9		0-0 G3-6-1 1-2f	4 0 1 0 0 1 3												
Gary Gaetti, R OBP: 0.368, SLG: 0.477 (1, 5) X		0-0 HR			0-3 K		4-0 BB 1-2 2-3		0-0 6-3	3 1 1 1 1 1 1	AB 31 R 2 H 6 RBI 2 BB 3 SO 5 LOB 10											
Tim Teufel, R OBP: 0.342, SLG: 0.414 (1, 4) X		0-0 4-1			0-3 K		0-0 F8			2 0 0 0 0 1 1												
Mike Stenhouse, L OBP: 0.370, SLG: 0.419 (7, PH) X					0-0 1-2					1 0 0 0 0 0 3												
Ron Washington, R OBP: 0.333, SLG: 0.200 (7, 4) X										0 0 0 0 0 0 0												
Mark Salas, L OBP: 0.340, SLG: 0.455 (1, 2) X			0-0 F9			0-0 1-3		0-0 F8		3 0 0 0 0 0 0												
Inning Stats	R: 0 E: 0 K: 0 S: 4	H: 1 LOB: 1 BB: 0 P: 4	R: 1 E: 0 K: 1 S: 6	H: 1 LOB: 0 BB: 0 P: 6	R: 0 E: 0 K: 0 S: 3	H: 0 LOB: 0 BB: 0 P: 3	R: 0 E: 0 K: 1 S: 5	H: 0 LOB: 0 BB: 0 P: 5	R: 0 E: 0 K: 2 S: 7	H: 1 LOB: 1 BB: 0 P: 7	R: 0 E: 0 K: 1 S: 5	H: 0 LOB: 0 BB: 0 P: 5	R: 0 E: 0 K: 0 S: 3	H: 0 LOB: 3 BB: 3 P: 15	R: 0 E: 1 K: 0 S: 4	H: 1 LOB: 1 BB: 0 P: 4	R: 1 E: 0 K: 0 S: 4	H: 2 LOB: 0 BB: 0 P: 4	1B: 4 2B: 1 3B: 0 HR: 2	SF: 0 SAC: 0 DP: 2 HBP: 0	WP: 0 PB: 0 SB: 0 CS: 1	PA: 34
PITCHER	IP WLS BF H R ER SO BB IBB HBP BLK WP HR S P ERA WHIP																					
Ray Burris, R ERA: 2.94 (1, 1)	6.2 W 25 3 1 1 5 3 0 0 0 0 0 1 32 44 1.35 0.900																					
Pete Ladd, R ERA: 2.7 (7, 1)	1.1 7 3 1 1 0 0 0 0 0 0 0 0 1 7 7 6.75 2.250																					
Rollie Fingers, R ERA: 5.65 (9, 1)	1.0 S 2 0 0 0 0 0 0 0 0 0 0 0 0 2 2 0.00 0.000																					

Minnesota Twins @ Milwaukee Brewers
 Milwaukee County Stadium, Milwaukee, WI
 Fri May 24 1985, 8:05 PM EDT
 Att: 13,425 - Unknown

livebaseballscorecards.com



Batter	1	2	3	4	5	6	7	8	9	AB	R	H	RBI	BB	SO	LOB
Paul Molitor, R OBP: 0.376, SLG: 0.391 (1, 5)	0-0 F8		0-0 FC6-4		0-0 F8	0-0 CS	0-0 HR			4	1	1	1	0	0	1
Charlie Moore, R OBP: 0.358, SLG: 0.452 (1, 2)	0-0 6-3		0-0 5-3		4-0 1B BB		0-0 1B FC5-2 2B			3	1	1	0	1	0	1
Cecil Cooper, L OBP: 0.352, SLG: 0.457 (1, 3)	0-0 4-3		0-0 6-3		0-0 1B SF8 1B		0-0 CS FC5-2 1B			4	1	2	0	0	0	1
Robin Yount, R OBP: 0.342, SLG: 0.426 (1, 7)		0-0 B2-3		4-0 1B S BB	0-0 1B		0-0 FC5-2			3	1	1	1	1	0	2
Ted Simmons, S OBP: 0.366, SLG: 0.362 (1, 10)		0-0 3-1		0-0 1B 1B	0-0 SF8		0-3 K			3	1	1	2	0	1	2
Ben Oglivie, L OBP: 0.283, SLG: 0.291 (1, 9)		4-0 2B BB		0-0 1B 1B	0-3 K			0-3 K		3	0	1	0	1	2	1
Rick Manning, L OBP: 0.342, SLG: 0.405 (1, 8)		0-0 2B		0-0 F9 1B		0-0 3-1		0-0 2B		4	0	3	1	0	0	0
Jim Gantner, L OBP: 0.254, SLG: 0.270 (1, 4)		0-0 4-3		0-0 F9		0-0 4-3		0-0 F8		4	0	0	0	0	0	4
Ernest Riles, L OBP: 0.304, SLG: 0.318 (1, 6)			0-0 FC6-4 1B		0-0 6-3		0-0 CS 1B		0-0 F7		4	0	2	0	0	2


Inning Stats	R: 0	H: 0	E: 0	K: 0	S: 3	LOB: 0	BB: 0	P: 3	R: 0	H: 1	E: 0	K: 0	S: 4	LOB: 2	BB: 1	P: 8	R: 0	H: 1	E: 0	K: 0	S: 4	LOB: 1	BB: 0	P: 4	R: 2	H: 3	E: 0	K: 0	S: 5	LOB: 1	BB: 1	P: 9	R: 2	H: 2	E: 0	K: 1	S: 7	LOB: 1	BB: 1	P: 11	R: 0	H: 1	E: 0	K: 0	S: 3	LOB: 0	BB: 0	P: 3	R: 1	H: 3	E: 0	K: 1	S: 7	LOB: 2	BB: 0	P: 7	R: 0	H: 1	E: 0	K: 1	S: 6	LOB: 1	BB: 0	P: 6
1B: 8	SF: 1	2B: 4	SAC: 0	3B: 0	DP: 1	HR: 1	HBP: 0	WP: 0	PA: 37	SB: 2	CS: 2																																																					

PITCHER	IP	WLS	BF	H	R	ER	SO	BB	IBB	HBP	BLK	WP	HR	S	P	ERA	WHIP
Mike Smithson, R ERA: 4.89 (1, 1)	6.0	L	29	10	5	5	1	3	0	0	0	0	1	28	40	7.50	2.167
Curt Wardle, L ERA: 5.04 (7, 1)	2.0		7	2	0	0	2	0	0	0	0	0	0	11	11	0.00	1.000

MINNESOTA TWINS @ MILWAUKEE BREWERS
Milwaukee County Stadium, Milwaukee, WI
 Fri May 24 1985, 8:05 PM EDT
 Att. 13,425 - Unknown

AB	32
R	5
H	12
RBI	5
BB	3
SO	3
LOB	14



Batter	1	2	3	4	5	6	7	8	9	AB R H RBI BB SO LOB	TOP			
Kirby Puckett, R OBP: 0.347, SLG: 0.397 (1, 8) X	0-0 3-1		0-0 G3-6-1 1B 1-2 2-3 1B	4-0 1-2 2-3 BB		0-0 1-3		0-0 1B 2B 1-H 3-H		4 1 2 2 1 0 1				
Mickey Hatcher, R OBP: 0.311, SLG: 0.397 (1, 7) X	0-0 F9		0-0 G3-6-1 1B 1-2 2-H 3-H	0-3 K			0-0 F8	4-0 1B BB		4 0 1 2 1 1 3				
Kent Hrbek, L OBP: 0.332, SLG: 0.432 (1, 3) X	0-0 4-3		0-0 G3-6-1 1B 1-2 2-3		0-0 1-3		0-3 K	0-0 1B 1-2 2-H		5 0 1 1 0 1 2				
Tom Brunansky, R OBP: 0.443, SLG: 0.642 (1, 9)		0-0 6-3	4-0 BB		0-0 F4		4-0 BB	0-3 K		3 0 0 0 2 1 2				
Randy Bush, L OBP: 0.317, SLG: 0.636 Greg Gagne, R OBP: 0.389, SLG: 0.429 (7, PH) Mike Stenhouse, L OBP: 0.364, SLG: 0.409 (9, PH)		0-0 HR	0-0 4-3		0-0 F3		0-0 F8		0-0 4-3	3 1 1 1 0 0 2 1 0 0 0 0 0 1 1 0 0 0 0 0 0				
Roy Smalley, S OBP: 0.403, SLG: 0.443 (1, 6)		0-0 4-3		0-0 G3		0-0 F8		0-0 FC6-4 2B	0-0 F7	5 1 1 0 0 0 0				
Gary Gaetti, R OBP: 0.375, SLG: 0.497 (1, 5)		0-0 5-3		0-0 BB 1B 1B		0-0 HR		0-0 5-3	4-0 BB	4 1 2 1 1 0 1	AB 37 R 7 H 11 RBI 7 BB 7 SO 5 LOB 17			
Tim Teufel, R OBP: 0.350, SLG: 0.417 (1, 4)			0-0 1B 1B 1B	0-0 BB 1-2 1B		0-3 K		4-0 FC6-4 BB	0-0 F8	4 1 2 0 1 1 1				
Mark Salas, L OBP: 0.349, SLG: 0.456 Dave Meier, R OBP: 0.286, SLG: 0.167 (8, PH) Tim Laudner, R OBP: 0.255, SLG: 0.422 (8, 2)			0-0 1B 1B	0-3 K		4-0 BB		0-0 FC6-4 2B 1-2 2-3		2 1 1 0 1 1 2 1 1 0 0 0 0 2 0 0 0 0 0 0 0				
Inning Stats	R: 0 H: 0 E: 0 LOB: 0 K: 0 BB: 0 S: 3 P: 3	R: 1 H: 1 E: 0 LOB: 0 K: 0 BB: 0 S: 4 P: 4	R: 2 H: 4 E: 0 LOB: 2 K: 0 BB: 1 S: 6 P: 10	R: 0 H: 2 E: 0 LOB: 3 K: 2 BB: 1 S: 9 P: 13	R: 0 H: 0 E: 0 LOB: 0 K: 0 BB: 0 S: 3 P: 3	R: 1 H: 1 E: 0 LOB: 1 K: 1 BB: 1 S: 6 P: 10	R: 0 H: 0 E: 0 LOB: 1 K: 1 BB: 1 S: 5 P: 9	R: 3 H: 3 E: 0 LOB: 2 K: 1 BB: 2 S: 8 P: 16	R: 0 H: 0 E: 0 LOB: 1 K: 0 BB: 1 S: 3 P: 7	1B: 7 SF: 0 2B: 2 SAC: 0 3B: 0 DP: 1 HR: 2 HBP: 0	WP: 0 PA: 44 PB: 0 SB: 0 CS: 0			
PITCHER	IP WLS BF H R ER SO BB IBB HBP BLK WP HR S P ERA WHIP													
Moose Haas, R ERA: 2.93 (1, 1)	3.1		7 3 3 0 1 0 0 0 0 0 0 1 16 20 8.10 2.400											
Bob McClure, L ERA: 4.97 (4, 1)	4.1	W	20 3 4 4 4 4 0 0 0 0 0 1 24 40 8.31 1.615											
Ray Searage, L ERA: 7.84 (8, 1)	0.0		2 1 0 0 0 1 0 0 0 0 0 0 1 5 ∞ ∞											
Rollie Fingers, R ERA: 5.17 (8, 1)	1.1	S	5 0 0 0 0 1 1 0 0 0 0 0 6 10 0.00 0.750											

Minnesota Twins @ Milwaukee Brewers
Milwaukee County Stadium, Milwaukee, WI
Sat May 25 1985, 8:05 PM EDT
Att: 17,804 - Unknown

livebaseballscorecards.com

Batter	1	2	3	4	5	6	7	8	9
Paul Molitor, R OBP: 0.385, SLG: 0.397 (1, 5)	0-0 6-3 1B	0-0 2-H 1B			4-0 SH1-3 SF9 BB		0-0 SH5-3 2-3	0-0 WP 1B	
Charlie Moore, R OBP: 0.352, SLG: 0.439 (1, 2)	0-0 HR 1B	0-0 F7			0-0 SH1-3 1-3		0-0 FC 3B	0-3 K 1-2	
Cecil Cooper, L OBP: 0.353, SLG: 0.468 (1, 3)	0-0 F8				0-0 SF9 3-H		0-0 1B 3B 1-H 3-H	4-0 IBB	
Robin Yount, R OBP: 0.344, SLG: 0.444 (1, 7)	0-0 1-H HR				0-0 F8		4-0 1B BB	0-0 F4	
Ted Simmons, S OBP: 0.377, SLG: 0.369 (1, 10)	4-0 BB						0-0 F7 1-2 3-H	0-0 1B 1B	
Mark Brouhard, R OBP: 0.386, SLG: 0.571 (1, 9)	0-3 K						0-0 SF9 3B	0-0 F8	
Paul Householder, S OBP: 0.340, SLG: 0.378 (6, PR) (7, 9)									
Bobby Clark, R OBP: 0.385, SLG: 0.455 (1, 8)					0-0 6-3 1B 2B		0-0 SF9 3-H	0-0 1-2 2-H 1B	
Ed Romero, R OBP: 0.319, SLG: 0.250 (1, 6)					0-0 F9		0-0 F7	0-0 F5	
Brian Giles, R OBP: 0.234, SLG: 0.167 (1, 4)					0-0 L5		0-0 SH5-3 3B 2B	0-3 K	

Inning Stats	R: 2 E: 0 K: 1 S: 7	H: 2 LOB: 1 BB: 1 P: 11	R: 1 E: 0 K: 0 S: 5	H: 2 LOB: 1 BB: 0 P: 5	R: 0 E: 0 K: 1 S: 6	H: 1 LOB: 1 BB: 0 P: 6	R: 0 E: 0 K: 0 S: 3	H: 0 LOB: 0 BB: 0 P: 3	R: 1 E: 0 K: 0 S: 3	H: 1 LOB: 1 BB: 0 P: 4	R: 4 E: 0 K: 0 S: 8	H: 4 LOB: 2 BB: 1 P: 12	R: 0 E: 0 K: 2 S: 8	H: 1 LOB: 2 BB: 1 P: 12
1B: 6 3B: 2 HR: 1	SF: 2 SAC: 2 DP: 0 HBP: 0	WP: 1 PB: 0 SB: 1 CS: 0	PA: 40											

PITCHER	IP	WLS	BF	H	R	ER	SO	BB	IBB	HBP	BLK	WP	HR	S	P	ERA	WHIP
Pete Filson, L ERA: 3.65 (1, 1)	6.0	L	26	6	5	5	2	2	0	0	0	0	1	28	36	7.50	1.333
Rick Lysander, R ERA: 7.52 (7, 1)	0.1		6	3	4	4	0	1	0	0	0	0	0	5	9	108.00	12.000
Frank Eufemia, R ERA: (7, 1)	0.2		3	1	0	0	0	0	0	0	0	0	0	3	3	0.00	1.500
Ron Davis, R ERA: 5.4 (8, 1)	1.0		5	1	0	0	2	0	1	0	0	1	0	8	12	0.00	1.000

BOTTOM

Minnesota Twins @ Milwaukee Brewers
Milwaukee County Stadium, Milwaukee, WI

Sat May 25 1985, 8:05 PM EDT
Att. 17,804 - Unknown

livebaseballscorecards.com

AB	32
R	9
H	11
RBI	9
BB	4
SO	4
LOB	15



Batter	1	2	3	4	5	6	7	8	9	AB R H RBI BB SO LOB	TOP					
Kirby Puckett, R (1, 8) OBP: 0.338, SLG: 0.386	0-0 G3		0-0 4-3		0-3 K		0-0 FC		0-0 6-3	5 0 0 1 0 1 3						
Mickey Hatcher, R (1, 10) OBP: 0.316, SLG: 0.399	0-3 K		0-0 1B			0-0 F7	0-0 FC			4 0 2 1 0 1 0						
Kent Hrbek, L (1, 3) OBP: 0.325, SLG: 0.422	0-0 F8		0-0 L6			0-0 F5	0-0 G4-6-3			4 0 0 0 0 0 4						
Tom Brunansky, R (1, 9) OBP: 0.434, SLG: 0.625		0-0 5-3		0-0 F3		0-0 F3		0-0 B5-3		4 0 0 0 0 0 0						
Gary Gaetti, R (1, 5) OBP: 0.383, SLG: 0.506		0-0 FC5 WP 1B		0-0 F4			0-0 1B 2B	4-0 PB BB		3 1 2 0 1 0 0						
Tim Teufel, R (1, 4) OBP: 0.348, SLG: 0.408		4-0 1-2 BB		0-0 F9			0-0 6-3	0-0 6-3		3 0 0 0 1 0 2						
Greg Gagne, R (1, 6) OBP: 0.388, SLG: 0.425		0-3 K			0-0 F8		0-0 BB FC 1B	0-0 F9		3 1 1 0 0 1 2						
Randy Bush, L (8, PH) OBP: 0.311, SLG: 0.625										1 0 0 0 0 0 1	AB 34					
Ron Washington, R (8, 6) OBP: 0.333, SLG: 0.200										0 0 0 0 0 0 0	R 3					
Dave Meier, R (1, 7) OBP: 0.300, SLG: 0.222		0-0 FC5			0-0 F7		0-0 FC BB 1B			3 1 1 1 0 0 2	H 7					
Mike Stenhouse, L (9, PH) OBP: 0.357, SLG: 0.400										1 0 0 0 0 1 0	RBI 3					
Tim Laudner, R (1, 2) OBP: 0.280, SLG: 0.426			0-0 F7				4-0 1B FC BB			2 0 1 0 1 0 0	BB 3					
Roy Smalley, S (9, PH) OBP: 0.400, SLG: 0.439								0-0 F5		1 0 0 0 0 0 0	SO 4					
Inning Stats	R: 0 E: 0 K: 1 S: 5	H: 0 LOB: 0 BB: 0 P: 5	R: 0 E: 0 K: 1 S: 6	H: 1 LOB: 2 BB: 1 P: 10	R: 0 E: 0 K: 0 S: 4	H: 1 LOB: 1 BB: 0 P: 4	R: 0 E: 0 K: 0 S: 3	H: 0 LOB: 0 BB: 0 P: 3	R: 0 E: 0 K: 0 S: 3	H: 0 LOB: 1 BB: 1 P: 7	R: 0 E: 0 K: 1 S: 5	H: 0 LOB: 0 BB: 0 P: 5	1B: 6 2B: 1 3B: 0 HR: 0	SF: 0 SAC: 0 DP: 1 HBP: 0	WP: 1 PB: 1 SB: 0 CS: 0	PA: 37
PITCHER	IP WLS BF H R ER SO BB IBB HBP BLK WP HR S P ERA WHIP															
Teddy Higuera, L (1, 1) ERA: 5.05	6.1 W 27 6 3 3 3 2 0 0 0 1 0 31 39 4.26 1.263															
Bob Gibson, R (7, 1) ERA: 2.45	2.2 S 10 1 0 0 1 1 0 0 0 0 0 0 11 15 0.00 0.750															

Minnesota Twins @ Milwaukee Brewers
Milwaukee County Stadium, Milwaukee, WI
 Sun May 26 1985, 4:33 AM EDT
 Att. 19,327 - Unknown

livebaseballscorecards.com



Batter	1	2	3	4	5	6	7	8	9	AB	R	H	RBI	BB	SO	LOB
Paul Molitor, R OBP: 0.388, SLG: 0.403 (1, 5) BB	4-0 1B G6-4-3 BB		X 0-0 1B		X 0-0 F9			S 0-3 K		3	2	1	0	1	1	0
Ernest Riles, L OBP: 0.333, SLG: 0.346 (1, 6) X	0-0 1-3 1B		X 0-0 2-H 3B 1B		X 0-0 3-1			X 0-0 F7		4	1	2	1	0	0	0
Cecil Cooper, L OBP: 0.353, SLG: 0.479 (1, 3) X	0-0 G6-4-3 1-2f 3-H		X 0-0 1-H HR 3B		X 0-0 F9			X 0-0 F9		3	1	1	1	0	0	1
Robin Yount, R OBP: 0.344, SLG: 0.463 (1, 7) X	0-0 6-3		X 0-0 3-H HR		X 0-0 6-3			X 0-0 6-3		3	1	1	2	0	0	0
Ted Simmons, S OBP: 0.369, SLG: 0.361 (1, 2) X		X 0-0 G3	X 0-0 F8		X 0-0 F8			X 0-0 F8		3	0	0	0	0	0	0
Bobby Clark, R OBP: 0.313, SLG: 0.357 (1, 9) X		X 0-0 6-3		X 0-0 5-3			X 0-0 6-3			3	0	0	0	0	0	0
Ben Oglivie, L OBP: 0.284, SLG: 0.292 (1, 10) X		X 0-0 4-3		X 0-0 F4			X 0-0 FC3-6 1B			3	0	1	0	0	0	0
Jim Gantner, L OBP: 0.248, SLG: 0.264 (1, 4) X			X 0-0 F8	X 0-0 G3			X 0-0 FC3-6 CS			3	0	0	0	0	0	1
Rick Manning, L OBP: 0.317, SLG: 0.375 (1, 8) X			X 0-0 1-3		X 0-0 4-3		X 0-0 CS	X 0-0 6-3		3	0	0	0	0	0	0

Inning Stats	R: 1	H: 1	E: 0	LOB: 0	K: 0	BB: 1	S: 3	P: 7	R: 0	H: 0	E: 0	LOB: 0	K: 0	BB: 0	S: 3	P: 3	R: 0	H: 0	E: 0	LOB: 0	K: 0	BB: 0	S: 3	P: 3	R: 0	H: 0	E: 0	LOB: 0	K: 0	BB: 0	S: 3	P: 3	R: 0	H: 0	E: 0	LOB: 0	K: 0	BB: 0	S: 3	P: 3	R: 0	H: 1	E: 0	LOB: 0	K: 0	BB: 0	S: 3	P: 3	R: 0	H: 0	E: 0	LOB: 0	K: 1	BB: 0	S: 5	P: 5
John Butcher, R ERA: 3.61 (1, 1)	IP	WLS	BF	H	R	ER	SO	BB	IBB	HBP	BLK	WP	HR	S	P	ERA	WHIP	IP	WLS	BF	H	R	ER	SO	BB	IBB	HBP	BLK	WP	HR	S	P	ERA	WHIP	IP	WLS	BF	H	R	ER	SO	BB	IBB	HBP	BLK	WP	HR	S	P	ERA	WHIP					

BOTTOM

Minnesota Twins @ Milwaukee Brewers
Milwaukee County Stadium, Milwaukee, WI

Sun May 26 1985, 4:33 AM EDT
Att. 19,327 - Unknown

livebaseballscorecards.com

AB 28
R 5
H 6
RBI 4
BB 1
SO 1
LOB 2



WP: 0 PA: 30
PB: 0
SB: 0
CS: 1

Minnesota Twins @ Boston Red Sox
Fenway Park, Boston, MA
 Mon May 27 1985, 3:33 AM EDT
 Att: 18,496 - Unknown

livebaseballscorecards.com

AB	30
R	2
H	6
RBI	2
BB	2
SO	2
LOB	11



WP: 0	PA: 32
PB: 0	
SB: 0	
CS: 1	

AB	R	H	RBI	BB	SO	LOB
4	0	2	0	0	0	1
3	0	0	0	1	0	3
4	0	0	0	0	0	2
4	0	0	0	0	0	1
3	2	2	1	0	0	0
1	0	0	0	0	0	0
3	0	1	0	0	0	0
2	0	0	1	1	0	1
3	0	0	0	0	2	3
3	0	1	0	0	0	0

Batter	1	2	3	4	5	6	7	8	9
Kirby Puckett, R (1, 8) OBP: 0.341, SLG: 0.389	0-0 4-3		0-0 5-3			0-0 4-3 1B		0-0 G5-4-3 1B	
Mickey Hatcher, R (1, 7) OBP: 0.314, SLG: 0.392	4-0 BB		0-0 F9			0-0 4-3 1-2f		0-0 G5-4-3 1-2f	
Kent Hrbek, L (1, 3) OBP: 0.318, SLG: 0.412	0-0 F4		0-0 6-3			0-0 F9			0-0 6-3
Tom Brunansky, R (1, 9) OBP: 0.425, SLG: 0.609	0-0 F6			0-0 F7			0-0 6-3		0-0 F9
Randy Bush, L (1, 10) OBP: 0.328, SLG: 0.678		0-0 1B FC4-6 1B		0-0 5-3			0-0 HR		0-0 F4
Greg Gagne, R (9, PH) OBP: 0.384, SLG: 0.420									
Roy Smalley, S (1, 6) OBP: 0.399, SLG: 0.437		0-0 1-3 1B FC4-6		0-0 F8			0-0 F9		
Gary Gaetti, R (1, 5) OBP: 0.383, SLG: 0.500		0-0 1-2f 3-H FC4-6 CS			0-0 E5 G6-4-3		4-0 BB		
Tim Teufel, R (1, 4) OBP: 0.341, SLG: 0.400		0-3 1-2 K			0-0 G6-4-3 1-2f		0-3 K		
Mark Salas, L (1, 2) OBP: 0.349, SLG: 0.453			0-0 5-3 1B			0-0 F8		0-0 F4	

Inning	R	H	E	K	S	P	R	H	E	K	S	P	R	H	E	K	S	P	R	H	E	K	S	P	R	H	E	K	S	P	R	H	E	K	S	P				
1	0	0	0	0	3	7	1	2	0	1	6	6	0	1	0	0	4	4	0	0	0	3	3	3	0	1	0	0	0	0	0	0	0	0	0	0	0	0		
2	1	2	0	1	6	6	0	2	0	0	6	6	0	0	0	0	6	6	0	0	0	6	6	6	0	0	0	0	0	0	0	0	0	0	0	0	0	0	0	
3	0	1	0	0	4	4	0	1	0	0	4	4	0	0	0	0	4	4	0	0	0	4	4	4	0	0	0	0	0	0	0	0	0	0	0	0	0	0	0	
4	0	0	0	0	3	3	0	0	0	0	3	3	0	0	0	0	3	3	0	0	0	3	3	3	0	1	0	0	0	0	0	0	0	0	0	0	0	0	0	
5	0	0	1	0	3	3	0	0	0	0	3	3	0	0	0	0	3	3	0	0	0	3	3	3	0	0	0	0	0	0	0	0	0	0	0	0	0	0	0	
6	0	1	0	0	3	3	0	1	0	0	3	3	0	0	0	0	3	3	0	0	0	3	3	3	0	0	0	0	0	0	0	0	0	0	0	0	0	0	0	
7	1	1	0	1	6	10	0	1	0	0	6	10	0	0	0	0	6	10	0	0	0	6	10	6	0	0	0	0	0	0	0	0	0	0	0	0	0	0	0	0
8	0	1	0	0	3	3	0	0	0	0	3	3	0	0	0	0	3	3	0	0	0	3	3	3	0	0	0	0	0	0	0	0	0	0	0	0	0	0	0	0
9	0	0	0	0	3	3	0	0	0	0	3	3	0	0	0	0	3	3	0	0	0	3	3	3	0	0	0	0	0	0	0	0	0	0	0	0	0	0	0	0

PITCHER	IP	WLS	BF	H	R	ER	SO	BB	IBB	HBP	BLK	WP	HR	S	P	ERA	WHIP
Roger Clemens, R (1, 1) ERA: 3.44	6.2	W	25	5	2	2	1	2	0	0	0	0	1	25	33	2.70	1.050
Steve Crawford, R (7, 1) ERA: 3.41	2.1	S	7	1	0	0	1	0	0	0	0	0	0	9	9	0.00	0.429

BOTTOM

Minnesota Twins @ Boston Red Sox
 Fenway Park, Boston, MA
 Mon May 27 1985, 3:33 AM EDT
 Att. 18,496 - Unknown

livebaseballscorecards.com

AB	35
R	9
H	16
RBI	9
BB	4
SO	4
LOB	14



WP: 2	PA: 41
PB: 2	
SB: 1	
CS: 1	

AB	R	H	RBI	BB	SO	LOB
5	2	3	4	0	1	0
3	2	0	0	2	1	1
4	2	4	0	1	0	0
5	0	4	3	0	0	1
5	0	2	1	0	0	5
4	0	0	0	0	0	3
4	1	2	0	0	1	1
2	1	1	1	0	0	1
3	1	0	0	1	1	2
1B: 10	SF: 1					
3B: 1	SAC: 1					
HR: 2	DP: 2					
	HBP: 0					

Batter	1	2	3	4	5	6	7	8	9									
Steve Lyons, L (1, 8) OBP: 0.333, SLG: 0.579	0-0 CS 1B		0-0 HR		0-0 4-3		0-3 K	0-0 1-H 3-H HR										
Dwight Evans, R (1, 9) OBP: 0.380, SLG: 0.335	0-0 6-3 1-2		0-3 K		0-0 F4		4-0 BB 1B BB	4-0 1B BB										
Wade Boggs, L (1, 5) OBP: 0.396, SLG: 0.345	0-0 1B 1B		0-0 WP 2B 1B		0-0 1B		4-0 1B BB	0-0 1B 1-3 1B										
Bill Buckner, L (1, 3) OBP: 0.357, SLG: 0.471	0-0 1B 1-3 1B		0-0 6-3 1-H 2B		0-0 4-3		0-0 FC6-4 1B 1-3 2-H	0-0 G5-4-3 1B 1-3 3-H										
Jim Rice, R (1, 7) OBP: 0.330, SLG: 0.449	0-0 1-2 3-H 1B		0-0 6-3 2-3			0-0 F8 PB 1B	0-0 FC6-4 1-2f	0-0 G5-4-3 1-2f										
Mike Easler, L (1, 10) OBP: 0.268, SLG: 0.369	0-0 F8			0-0 6-3		0-0 F8 1-3		0-0 G3										
Rich Gedman, L (1, 2) OBP: 0.347, SLG: 0.451		0-0 SH1 G1-3-2 2B		0-3 K		0-0 5-3		0-0 SF 3B										
Marty Barrett, R (1, 4) OBP: 0.321, SLG: 0.314		0-0 SH1 2-3		0-0 WP 2B		0-0 F3		0-0 SF S PB HR										
Glenn Hoffman, R (1, 6) OBP: 0.346, SLG: 0.500		0-0 G1-3-2 3-Hf		0-3 K 2-3			0-0 F8	4-0 1-3 HR BB										
Inning Stats	R: 1 E: 0 K: 0 S: 6	H: 4 LOB: 2 BB: 0 P: 6	R: 0 E: 0 K: 0 S: 3	H: 1 LOB: 0 BB: 0 P: 3	R: 2 E: 0 K: 1 S: 7	H: 3 LOB: 0 BB: 0 P: 7	R: 0 E: 0 K: 2 S: 8	H: 1 LOB: 1 BB: 0 P: 8	R: 0 E: 0 K: 0 S: 4	H: 1 LOB: 1 BB: 0 P: 4	R: 1 E: 0 K: 1 S: 6	H: 1 LOB: 2 BB: 2 P: 14	R: 5 E: 1 K: 0 S: 7	H: 4 LOB: 1 BB: 2 P: 15	1B: 10 3B: 1 HR: 2	SF: 1 SAC: 1 DP: 2 HBP: 0	WP: 2 PB: 2 SB: 1 CS: 1	PA: 41
PITCHER	IP WLS L	BF H R	R ER SO	BB IBB HBP BLK	WP HR S P	ERA WHIP	PITCHER	IP WLS L	BF H R	R ER SO	BB IBB HBP BLK	WP HR S P	ERA WHIP					
Ken Schrom, R (1, 1) ERA: 6.02	2.1	13	8	3	3	1	11.57	3.429										
Rick Lysander, R (3, 1) ERA: 6.65	2.2	10	3	0	0	2	0.00	1.125										
Curt Wardle, L (6, 1) ERA: 5.06	1.2	8	1	1	1	1	5.40	1.800										
Ron Davis, R (7, 1) ERA: 7.27	0.2	9	4	5	4	0	54.00	9.000										
Frank Eufemia, R (8, 1) ERA:	0.2	1	0	0	0	0	0.00	0.000										

Batter	1	2	3	4	5	6	7	8	9	AB R H RBI BB SO LOB	TOP
Kirby Puckett, R OBP: 0.335, SLG: 0.381 (1, 8) X	0-0 1-3 ①		X 0-0 F4 ①		X 0-0 5-3 ③			X 0-0 6-3 ②		4 0 0 0 0 0 0	
Mickey Hatcher, R OBP: 0.313, SLG: 0.389 (1, 7) X	0-0 G4-1 ②		X 0-0 6-3 ②			X 0-0 F9 ①		X 0-0 1B ③		4 0 1 0 0 0 0	
Kent Hrbek, L OBP: 0.322, SLG: 0.420 (1, 3) X	0-0 1B 1B		X 0-0 2B			X 0-0 G3 ②		X 0-0 F9 ③		4 0 2 0 0 0 1	
Tom Brunansky, R OBP: 0.421, SLG: 0.600 (1, 9) X	0-0 1-2 1B		X 0-0 F7 ③			X 0-0 F4 ③		X 0-0 F8 ①		4 0 1 0 0 0 1	
Randy Bush, L OBP: 0.324, SLG: 0.645 (1, 10) S S S	0-3 K ③			X 0-0 5-3 ①			BB BB BB 4-0 FC3-6 BB ①	X 0-3 K ②	S S S	3 0 0 0 1 2 2	
Roy Smalley, S OBP: 0.395, SLG: 0.431 (1, 6)		X 0-0 F9 ①		X 0-0 F5 ②		X 0-0 FC3-6 BB ①		X 0-0 1B		4 0 1 0 0 0 1	
Gary Gaetti, R OBP: 0.380, SLG: 0.491 (1, 5)		X 0-0 F5 ②		X 0-0 5-3 ③		BB BB BB 4-0 1-2 G4-6-3 BB ②		X 0-3 K ③	S S S	3 0 0 0 1 1 1	
Tim Teufel, R OBP: 0.341, SLG: 0.395 (1, 4)		BB BB BB 4-0 BB			X 0-0 5-3 ①		X 0-0 G4-6-3 ② ③			2 0 0 0 1 0 2	
Mark Salas, L OBP: 0.339, SLG: 0.440 (1, 2)		X 0-0 6-3 ③			BB BB BB 0-3 K ②			BB BB BB 0-3 K ①	S S S	3 0 0 0 0 2 1	
Inning Stats	R: 0 E: 0 K: 1 S: 7 H: 2 LOB: 2 BB: 0 P: 7	R: 0 E: 0 K: 0 S: 3 H: 0 LOB: 1 BB: 1 P: 7	R: 0 E: 0 K: 0 S: 4 H: 1 LOB: 1 BB: 0 P: 4	R: 0 E: 0 K: 0 S: 3 H: 0 LOB: 0 BB: 0 P: 3	R: 0 E: 0 K: 1 S: 5 H: 0 LOB: 0 BB: 0 P: 5	R: 0 E: 0 K: 0 S: 3 H: 0 LOB: 0 BB: 0 P: 3	R: 0 E: 0 K: 0 S: 2 H: 0 LOB: 1 BB: 2 P: 10	R: 0 E: 0 K: 1 S: 6 H: 1 LOB: 1 BB: 0 P: 6	R: 0 E: 0 K: 2 S: 8 H: 1 LOB: 1 BB: 0 P: 8	1B: 4 2B: 1 3B: 0 HR: 0 SF: 0 SAC: 0 DP: 1 HBP: 0	WP: 0 PB: 0 SB: 0 CS: 0 PA: 34
PITCHER Oil Can Boyd, R ERA: 2.48 (1, 1)	IP 9.0 WLS W BF 34 H 5 R 0 ER 0 SO 5 BB 3 IBB 0 HBP 0 BLK 0 WP 0 HR 0 S 41 P 53 ERA 0.00 WHIP 0.889	PITCHER IP WLS BF H R ER SO BB IBB HBP BLK WP HR S P ERA WHIP									

Minnesota Twins @ Boston Red Sox
Fenway Park, Boston, MA
Wed May 29 1985, 7:05 PM EDT
Att: 17,989 - Unknown

livebaseballscorecards.com

AB	31
R	0
H	5
RBI	0
BB	3
SO	5
LOB	9



Batter	1	2	3	4	5	6	7	8	9
Wade Boggs, L OBP: 0.401, SLG: 0.358 (1, 5)	0-3 K	0-0 1B				0-0 1B		0-0 2B	
Dwight Evans, R OBP: 0.371, SLG: 0.325 (1, 9)	0-0 5-3		0-0 F8		0-0 L4	0-0 5-3		0-3 K	
Bill Buckner, L OBP: 0.354, SLG: 0.466 (1, 3)	0-3 K		0-0 F9		0-0 F9		0-0 1B		
Jim Rice, R OBP: 0.328, SLG: 0.444 (1, 7)		0-0 1B WP	0-0 F7		0-0 F8		0-3 K		
Tony Armas, R OBP: 0.262, SLG: 0.514 (1, 8)		0-0 F4		0-0 F8		0-0 2B	0-0 G6-4-3		
Mike Easler, L OBP: 0.279, SLG: 0.380 (1, 10)		1-0 1B BB	0-0 F8	0-0 F8		0-0 2B		0-0 F8	
Marty Barrett, R OBP: 0.326, SLG: 0.322 (1, 4)		0-0 F7	4-0 BB	4-0 BB		0-0 1B		0-0 5-3	
Rich Gedman, L OBP: 0.358, SLG: 0.460 (1, 2)		0-0 1B BB	0-0 F8	0-0 F8		0-0 1B		0-0 2B	
Glenn Hoffman, R OBP: 0.400, SLG: 0.480 (1, 6)		4-0 1B BB	0-0 F8	0-0 F8		4-0 BB		4-0 BB	

Inning Stats	R: 0	H: 0	E: 0	K: 2	S: 7	R: 3	H: 3	E: 0	K: 0	S: 5	R: 0	H: 0	E: 0	K: 0	S: 3	R: 0	H: 1	E: 0	K: 0	S: 4	R: 0	H: 1	E: 0	K: 0	S: 4	R: 3	H: 4	E: 0	K: 0	S: 6	R: 0	H: 1	E: 0	K: 1	S: 5	R: 1	H: 2	E: 0	K: 1	S: 7
	LOB: 0	BB: 0	BB: 0	BB: 1	BB: 7	LOB: 2	BB: 1	LOB: 0	BB: 0	BB: 10	LOB: 1	BB: 0	LOB: 0	BB: 0	BB: 3	LOB: 1	BB: 0	LOB: 0	BB: 0	BB: 4	LOB: 1	BB: 1	LOB: 0	BB: 0	BB: 0	LOB: 1	BB: 1	LOB: 1	BB: 1	LOB: 0	BB: 0	LOB: 0	BB: 0	LOB: 2	BB: 1	LOB: 2	BB: 1	LOB: 2		


PITCHER	IP	WLS	BF	H	R	ER	SO	BB	IBB	HBP	BLK	WP	HR	S	P	ERA	WHIP
Frank Viola, L ERA: 4.29 (1, 1)	5.0	L	26	9	6	6	2	2	0	1	0	1	0	27	36	10.80	2.200
Rick Lysander, R ERA: 6.23 (6, 1)	3.0		12	3	1	1	2	2	0	0	0	0	0	14	22	3.00	1.667

BOTTOM

Minnesota Twins @ Boston Red Sox
Fenway Park, Boston, MA
Wed May 29 1985, 7:05 PM EDT
Att. 17,989 - Unknown

AB	R	H	RBI	BB	SO	LOB
5	0	3	3	0	1	2
5	0	0	0	0	1	4
4	0	1	0	0	1	1
4	1	1	0	0	1	2
4	1	1	0	0	0	2
3	2	2	0	0	0	0
3	1	1	2	1	0	2
4	2	3	2	0	0	2
1	0	0	0	3	0	2

AB	33
R	7
H	12
RBI	7
BB	4
SO	4
LOB	17



1B	9	SF	0	WP	1	PA	38
2B	3	SAC	0	PB	0		
3B	0	DP	2	SB	0		
HR	0	HBP	1	CS	0		

livebaseballscorecards.com

Batter	1	2	3	4	5	6	7	8	9	10	11	AB R H RBI BB SO LOB	TOP																
Kirby Puckett, R OBP: 0.335, SLG: 0.394 (1, 8)	0-0 F9	0-0 1B 3B		0-0 1-3		0-0 5-3 1-H 2-H 2B		0-0 6-3			0-0 4-3	6 1 2 3 0 0 1	Minnesota Twins @ Boston Red Sox Fenway Park, Boston, MA Thu May 30 1985, 7:05 PM EDT Att. 13,234 - Unknown																
Mickey Hatcher, R OBP: 0.318, SLG: 0.393 (1, 10)	0-0 1B	0-0 1B		0-0 1-3		0-0 5-3		0-0 1-3		0-0 1-3	0-0 1B	6 0 3 1 0 0 1																	
Kent Hrbek, L OBP: 0.317, SLG: 0.412 (1, 3)	0-3 K	0-0 1-3		0-0 3-1		0-0 F8		0-0 1B		0-0 1B	0-0 F7	6 0 1 0 0 1 4																	
Tom Brunansky, R OBP: 0.426, SLG: 0.610 (1, 9)	0-0 1-2 1B		0-0 E 3B		4-0 FC6-4 BB		0-0 5-3		0-0 F7		0-0 F7	4 1 2 0 1 0 1																	
Gary Gaetti, R OBP: 0.375, SLG: 0.479 (1, 5)	0-3 K		1-0 E 4-3 HBP		0-0 FC6-4 FC5-4 1-2f		0-0 F8		0-0 F7		0-0 F7	4 1 0 0 0 1 4																	
Greg Gagne, R OBP: 0.379, SLG: 0.413 Roy Smalley, S OBP: 0.392, SLG: 0.427 (10, PH) (10, 6)		0-0 4-3	0-0 E1 4-3 1-3 3-H 1B		0-0 FC5-4 CS 1-2f		0-3 K		0-0 4-3		0-0 4-3	4 0 1 0 0 1 1 1 0 0 0 0 0 0																	
Tim Laudner, R OBP: 0.291, SLG: 0.423 (1, 2)		0-0 1B E 1B	0-0 4-3		0-0 CS 1-2	0-0 1B 1B		0-0 F5		0-3 K		5 1 2 1 0 1 1																	
Ron Washington, R OBP: 0.364, SLG: 0.300 (1, 4)		0-0 E8 3B 1B	0-0 4-3		0-0 CS	0-0 E 2B 1B		0-0 4-3		0-0 3-1		5 2 2 0 0 0 1																	
Dave Meier, R OBP: 0.267, SLG: 0.214 (1, 7)		0-0 F4	0-0 4-3		0-0 E5 2B	0-0 1B		0-0 1B		0-0 6-3		5 1 1 0 0 0 3																	
Inning Stats	R: 0 E: 0 K: 2 S: 9	H: 2 LOB: 2 BB: 0 P: 9	R: 3 E: 1 K: 0 S: 7	H: 4 LOB: 1 BB: 0 P: 7	R: 2 E: 1 K: 0 S: 5	H: 2 LOB: 1 BB: 0 P: 6	R: 0 E: 0 K: 0 S: 3	H: 0 LOB: 0 BB: 0 P: 3	R: 0 E: 0 K: 0 S: 2	H: 0 LOB: 0 BB: 1 P: 6	R: 2 E: 1 K: 0 S: 6	H: 3 LOB: 1 BB: 0 P: 6		R: 0 E: 0 K: 1 S: 5	H: 0 LOB: 0 BB: 0 P: 5	R: 0 E: 0 K: 0 S: 4	H: 1 LOB: 1 BB: 0 P: 4	R: 0 E: 0 K: 0 S: 4	H: 1 LOB: 1 BB: 0 P: 4	R: 0 E: 0 K: 1 S: 5	H: 0 LOB: 0 BB: 0 P: 5	R: 0 E: 0 K: 0 S: 4	H: 1 LOB: 1 BB: 0 P: 4	R: 0 E: 0 K: 0 S: 4	H: 1 LOB: 1 BB: 0 P: 4	1B: 11 2B: 1 3B: 2 HR: 0	SF: 0 SAC: 0 DP: 0 HBP: 1	WP: 0 PB: 0 SB: 0 CS: 1	PA: 49
PITCHER	IP WLS BF H R ER SO BB IBB HBP BLK WP HR S P ERA WHIP																												
Bob Ojeda, L ERA: 3.15 (1, 1)	2.0	15	8	5	4	2	0	0	1	0	0	0	0	18	19	18.00	4.000												
Mike Trujillo, R ERA: 7.94 (3, 1)	3.1	12	2	2	1	0	1	0	0	0	0	0	0	11	15	2.70	0.900												
Bob Stanley, R ERA: 2.32 (6, 1)	5.2	W 21	4	0	0	2	0	0	0	0	0	0	0	25	25	0.00	0.706												

livebaseballscores.com

AB	46
R	7
H	14
RBI	5
BB	1
SO	4
LOB	17



Batter	1	2	3	4	5	6	7	8	9	10	11	AB R H RBI BB SO LOB
Wade Boggs, L (1, 5) OBP: 0.406, SLG: 0.381	0-3 K ①		0-0 G5-4-3 1B		0-0 HR 3B	0-0 1-3		0-0 1-3 2B			0-0 SH1-3	5 1 3 1 0 1 0
Dwight Evans, R (1, 9) OBP: 0.375, SLG: 0.323	0-0 1B		0-0 G5-4-3 1-2		0-0 F2		4-0 BB	0-3 K			1-0 1B HBP	4 0 1 0 1 1 5
Jim Rice, R (1, 7) OBP: 0.328, SLG: 0.438	0-3 K ②		0-0 F9		4-0 HR BB		0-0 F9		0-3 K ①		0-0 1B 1-2 2-H	5 1 1 1 1 2 2
Bill Buckner, L (1, 3) OBP: 0.356, SLG: 0.481	0-0 F9 ③			0-0 1B S	0-0 HR		0-0 F7		0-0 G4-1			5 1 2 3 0 0 2
Tony Armas, R (1, 8) OBP: 0.261, SLG: 0.505		0-0 F4 ①		0-0 F9 ①	0-0 1B		0-0 F3 ③		0-0 6-3			5 0 1 0 0 0 2
Mike Easler, L (1, 10) OBP: 0.283, SLG: 0.383 Steve Lyons, L (8, PR) OBP: 0.318, SLG: 0.550		0-0 3B 1B		0-3 K ②	0-0 F8 ③			0-0 SH1-3 1B 1B		0-0 F5 ①		4 1 2 0 0 1 2 1 1 0 0 0 0 0
Rich Gedman, L (1, 2) OBP: 0.361, SLG: 0.496		0-0 1-H 3B		0-0 6-3 ③		0-0 HR		0-0 SH1-3 ①		0-3 K ②		4 1 2 2 0 1 1
Marty Barrett, R (1, 4) OBP: 0.329, SLG: 0.333		0-0 F4 ②			0-0 6-3 3B 2B	0-0 L4		0-0 2B 1B 2-H		0-0 G1-6-3 ③		5 1 2 1 0 0 1
Glenn Hoffman, R (1, 6) OBP: 0.371, SLG: 0.414		0-0 F3 ③			0-0 6-3 ①	0-3 K ②		0-0 F7 ②			1-0 SH1-3 1B HBP	4 1 0 0 0 1 3


Inning Stats	R: 0	H: 1	E: 0	K: 2	S: 8	LOB: 1	BB: 0	P: 8	R: 1	H: 2	E: 0	K: 0	S: 5	LOB: 1	BB: 0	P: 5	R: 0	H: 1	E: 0	K: 0	S: 3	LOB: 0	BB: 0	P: 3	R: 0	H: 1	E: 0	K: 1	S: 6	LOB: 1	BB: 0	P: 6	R: 4	H: 4	E: 0	K: 0	S: 7	LOB: 1	BB: 1	P: 11	R: 1	H: 1	E: 0	K: 1	S: 6	LOB: 0	BB: 0	P: 6	R: 0	H: 0	E: 0	K: 0	S: 3	LOB: 1	BB: 1	P: 7	R: 1	H: 3	E: 0	K: 1	S: 8	LOB: 3	BB: 0	P: 8	R: 0	H: 0	E: 0	K: 1	S: 5	LOB: 0	BB: 0	P: 5	R: 0	H: 0	E: 0	K: 1	S: 5	LOB: 0	BB: 0	P: 5	R: 1	H: 1	E: 0	K: 0	S: 2	LOB: 2	BB: 0	P: 4	1B: 8	SF: 0	2B: 2	SAC: 2	3B: 2	DP: 1	HR: 2	HBP: 2	WP: 0	PA: 48
--------------	------	------	------	------	------	--------	-------	------	------	------	------	------	------	--------	-------	------	------	------	------	------	------	--------	-------	------	------	------	------	------	------	--------	-------	------	------	------	------	------	------	--------	-------	-------	------	------	------	------	------	--------	-------	------	------	------	------	------	------	--------	-------	------	------	------	------	------	------	--------	-------	------	------	------	------	------	------	--------	-------	------	------	------	------	------	------	--------	-------	------	------	------	------	------	------	--------	-------	------	-------	-------	-------	--------	-------	-------	-------	--------	-------	--------

PITCHER	IP	WLS	BF	H	R	ER	SO	BB	IBB	HBP	BLK	WP	HR	S	P	ERA	WHIP
Mike Smithson, R (1, 1) ERA: 5.26	7.0		33	11	7	7	4	2	0	0	0	0	2	39	47	9.00	1.857
Curt Wardle, L (8, 1) ERA: 4.94	0.2		4	2	0	0	0	0	0	0	0	0	0	4	4	0.00	3.000
Ron Davis, R (8, 1) ERA: 6.75	2.2	L	11	1	1	1	3	0	0	2	0	0	0	15	17	3.38	0.375

MINNESOTA TWINS @ BOSTON RED SOX
Fenway Park, Boston, MA
 Thu May 30 1985, 7:05 PM EDT
 Att. 13,234 - Unknown

livebaseballscores.com

AB	42
R	8
H	14
RBI	8
BB	2
SO	7
LOB	18



Batter	1	2	3	4	5	6	7	8	9	AB R H RBI BB SO LOB	TOP									
Paul Molitor, R (1, 5) OBP: 0.372, SLG: 0.391	0-0 PB 1B		0-0 5-3		0-0 F9		0-0 BB 3B 1B		0-0 F8	5 1 2 0 0 0 0										
Charlie Moore, R (1, 2) OBP: 0.348, SLG: 0.392	0-0 F6		0-3 K		4-0 BB		4-0 BB 3B BB		0-0 1-3	3 1 0 0 2 1 1										
Cecil Cooper, L (1, 3) OBP: 0.341, SLG: 0.469	4-0 BB 1B 1-2 BB		0-0 F7		0-0 F4		0-0 BB SF9 3B		0-0 F8	4 2 1 3 1 0 1										
Robin Yount, R (1, 7) OBP: 0.343, SLG: 0.470	0-0 1B 1-2 2-H 1B			0-0 S 6-3 1B	0-0 F6		0-0 SF9			3 1 2 1 0 0 1										
Ted Simmons, S (1, 10) OBP: 0.354, SLG: 0.340	0-0 1-3 2-H 1B			0-0 6-3		0-0 F7		4-0 BB BB		3 0 1 1 1 0 1										
Bobby Clark, R (1, 8) OBP: 0.333, SLG: 0.364		0-3 K		0-0 1B 2-H 1B		0-0 4-3		0-0 F9		4 0 1 1 0 1 1										
Paul Householder, S (1, 9) OBP: 0.361, SLG: 0.385		0-0 1-3 1B		0-0 1-2 1B		0-0 5-3		0-0 F7		4 0 2 0 0 0 0										
Jim Gantner, L (1, 4) OBP: 0.264, SLG: 0.316		0-0 1-3		0-0 F8			0-0 BB 1B 3B 1B		0-0 4-3	4 1 1 0 0 0 3										
Ed Romero, R (1, 6) OBP: 0.289, SLG: 0.224		0-0 F6		0-0 F7			0-0 F7		0-0 F8	4 0 0 0 0 0 4										
Inning Stats	R: 1 E: 0 K: 0 S: 4	H: 3 LOB: 2 BB: 1 P: 8	R: 0 E: 0 K: 1 S: 6	H: 1 LOB: 1 BB: 0 P: 6	R: 0 E: 0 K: 1 S: 5	H: 0 LOB: 0 BB: 0 P: 5	R: 1 E: 0 K: 0 S: 6	H: 3 LOB: 2 BB: 0 P: 6	R: 0 E: 0 K: 0 S: 3	H: 0 LOB: 0 BB: 0 P: 3	R: 4 E: 0 K: 0 S: 6	H: 3 LOB: 1 BB: 2 P: 14	R: 0 E: 0 K: 0 S: 3	H: 0 LOB: 0 BB: 0 P: 3	R: 0 E: 0 K: 0 S: 3	H: 0 LOB: 0 BB: 0 P: 3	1B: 9 2B: 0 3B: 1 HR: 0	SF: 1 SAC: 0 DP: 0 HBP: 0	WP: 0 PB: 1 SB: 1 CS: 0	PA: 39
PITCHER	IP WLS BF H R ER SO BB IBB HBP BLK WP HR S P ERA WHIP																			
Pete Filson, L (1, 1) ERA: 4.35	6.1 L 29 9 5 5 2 3 0 0 0 0 0 0 30 42 7.11 1.895																			
Curt Wardle, L (7, 1) ERA: 5.14	0.2 4 1 1 1 0 1 0 0 0 0 0 0 3 7 13.50 3.000																			
Frank Eufemia, R (8, 1) ERA:	2.0 6 0 0 0 0 0 0 0 0 0 0 0 6 6 0.00 0.000																			

Milwaukee Brewers @ Minnesota Twins
 Hubert H. Humphrey Metrodome, Minneapolis, MN
 Fri May 31 1985, 8:05 PM EDT
 Att. 34,932 - Unknown

AB	34
R	6
H	10
RBI	6
BB	4
SO	2
LOB	12



Batter	1	2	3	4	5	6	7	8	9	AB	R	H	RBI	BB	SO	LOB
Kirby Puckett, R OBP: 0.336, SLG: 0.404 (1, 8)	0-0 F9		0-0 FC6-4 1B		0-0 1-2 3B			0-0 E3 FC3-6 1B SF8	0-0 F9	5	1	2	0	0	0	0
Mickey Hatcher, R OBP: 0.325, SLG: 0.392 (1, 7)	4-0 FC BLK BB		0-0 FC6-4 1-2f		4-0 BB			0-0 1-2 FC3-6 1B	0-0 F3	3	0	1	0	2	0	1
Kent Hrbek, L OBP: 0.311, SLG: 0.403 (1, 3)	0-3 K 1-2		0-0 F7		0-0 4-3			0-0 1-2f 2-3 FC3-6 2B		4	1	0	0	0	1	6
Tom Brunansky, R OBP: 0.422, SLG: 0.605 (1, 9)	0-0 FC 2-3			0-0 G5-4-3 1B		0-0 F7		0-0 SF8		3	0	1	1	0	0	1
Roy Smalley, S OBP: 0.395, SLG: 0.433 (1, 10)	0-3 K			0-0 G5-4-3 1-2f		4-0 BB G5-4-3		0-0 3-H 1-H 2B 2B		3	1	1	1	1	1	3
Gary Gaetti, R OBP: 0.378, SLG: 0.482 (1, 5)		0-0 F8		4-0 BB G5-4-3		0-0 G5-4-3 1-2f		0-0 2-H 1B 2B		3	1	1	1	1	0	1
Tim Teufel, R OBP: 0.339, SLG: 0.391 (1, 4)		0-3 K		0-3 K			0-0 F7	0-0 2-H 1B		4	0	1	1	0	2	1
Greg Gagne, R OBP: 0.368, SLG: 0.400 (1, 6)		0-3 K			0-0 F8		0-0 F7	0-0 2-H 1B	0-0 4-3	3	0	0	0	0	1	0
Randy Bush, L OBP: 0.319, SLG: 0.635 (8, PH)										1	0	0	0	0	0	1
Ron Washington, R OBP: 0.364, SLG: 0.300 (9, 6)										0	0	0	0	0	0	0
Tim Laudner, R OBP: 0.293, SLG: 0.407 (1, 2)			0-0 F5		4-0 BB CS		0-0 F8		0-0 4-3	2	0	0	0	1	0	0
Mike Stenhouse, L OBP: 0.351, SLG: 0.391 (9, PH)										1	0	0	0	0	0	0

BOTTOM

Milwaukee Brewers @ Minnesota Twins
Hubert H. Humphrey Metrodome, Minneapolis, MN
 Fri May 31 1985, 8:05 PM EDT
 Att. 34,932 - Unknown

livebaseballscorecards.com

AB	32
R	4
H	7
RBI	4
BB	5
SO	5
LOB	14



Inning Stats	R: 0	H: 0	E: 0	K: 2	S: 8	H: 0	LOB: 2	BB: 1	P: 12	R: 0	H: 0	E: 0	K: 2	S: 7	R: 0	H: 1	E: 0	K: 0	S: 4	R: 0	H: 1	E: 0	K: 1	S: 5	R: 0	H: 1	E: 0	K: 0	S: 3	R: 0	H: 0	E: 0	K: 0	S: 2	R: 0	H: 0	E: 0	K: 0	S: 3	R: 4	H: 4	E: 1	K: 0	S: 8	R: 0	H: 0	E: 0	K: 0	S: 3	R: 0	H: 0	E: 0	K: 0	S: 3	1B: 4	2B: 2	3B: 1	HR: 0	SF: 1	SAC: 0	DP: 2	HBP: 0	WP: 0	PB: 0	SB: 0	CS: 1	PA: 38
--------------	------	------	------	------	------	------	--------	-------	-------	------	------	------	------	------	------	------	------	------	------	------	------	------	------	------	------	------	------	------	------	------	------	------	------	------	------	------	------	------	------	------	------	------	------	------	------	------	------	------	------	------	------	------	------	------	-------	-------	-------	-------	-------	--------	-------	--------	-------	-------	-------	-------	--------

PITCHER	IP	WLS	BF	H	R	ER	SO	BB	IBB	HBP	BLK	WP	HR	S	P	ERA	WHIP
Teddy Higuera, L ERA: 4.25 (1, 1)	7.2		32	5	3	1	5	5	0	0	1	0	0	37	57	1.17	1.304
Pete Ladd, R ERA: 3.38 (8, 1)	0.0		2	2	1	0	0	0	0	0	0	0	0	2	2	∞	∞
Rollie Fingers, R ERA: 4.34 (8, 1)	1.1	S	4	0	0	0	0	0	0	0	0	0	0	4	4	0.00	0.000

Batter	1	2	3	4	5	6	7	8	9	AB R H RBI BB SO LOB	TOP		
Paul Molitor, R (1, 5) OBP: 0.369, SLG: 0.388	0-3 K	0-0 2B 1B		0-0 5-3			0-0 F4			4 1 1 1 0 1 0			
Ernest Riles, L (1, 6) OBP: 0.316, SLG: 0.432	0-3 K	0-0 F8 2-3		0-0 4-3			0-0 3-1			4 0 0 0 0 1 2			
Cecil Cooper, L (1, 3) OBP: 0.345, SLG: 0.476	0-0 5-3	0-0 2B			0-0 G6-4-3 1B			0-0 4-3		4 0 2 2 0 0 0			
Robin Yount, R (1, 7) OBP: 0.341, SLG: 0.471		0-0 2B 6-3			0-0 G6-4-3 1-2f			0-0 F8		4 1 1 0 0 0 2			
Ben Oglivie, L (1, 10) OBP: 0.276, SLG: 0.276		0-0 BB 4-3			0-0 F8			0-0 F9		3 1 0 0 1 0 1			
Paul Householder, S (1, 9) OBP: 0.354, SLG: 0.375		0-0 1B 1B 1-2 2-3	0-3 K			0-0 6-3		0-3 K		4 1 1 0 0 2 0			
Jim Gantner, L (1, 4) OBP: 0.277, SLG: 0.329		0-0 1B 1B 1-2 2-3 3-H	0-0 1B	0-0 G5-4-3 1B		0-0 F8		0-0 1B		4 1 3 1 0 0 0			
Charlie Moore, R (1, 2) OBP: 0.344, SLG: 0.386		0-0 1B 1B 1-2 2-H 3-H	0-0 G5-4-3		0-0 4-3		0-0 4-3		0-0 F8	4 1 1 2 0 0 2			
Rick Manning, L (1, 8) OBP: 0.327, SLG: 0.373		0-0 F8 2B 1B 1-3 2-H		0-0 G3		0-0 1-3		0-3 K		4 1 1 1 0 1 1			
Inning Stats	R: 0 E: 0 K: 2 S: 7 H: 0 LOB: 0 BB: 0 P: 7	R: 7 E: 0 K: 0 S: 10 H: 7 LOB: 1 BB: 1 P: 14	R: 0 E: 0 K: 1 S: 5 H: 1 LOB: 0 BB: 0 P: 5	R: 0 E: 0 K: 0 S: 3 H: 0 LOB: 0 BB: 0 P: 3	R: 0 E: 0 K: 0 S: 3 H: 1 LOB: 0 BB: 0 P: 3	R: 0 E: 0 K: 0 S: 3 H: 0 LOB: 0 BB: 0 P: 3	R: 0 E: 0 K: 0 S: 3 H: 0 LOB: 0 BB: 0 P: 3	R: 0 E: 0 K: 0 S: 3 H: 0 LOB: 0 BB: 0 P: 3	R: 0 E: 0 K: 2 S: 8 H: 0 LOB: 1 BB: 0 P: 8	1B: 8 2B: 2 3B: 0 HR: 0 SF: 0 SAC: 0 DP: 2 HBP: 0	WP: 0 PB: 0 SB: 1 CS: 0 PA: 36		
PITCHER	IP WLS BF H R ER SO BB IBB HBP BLK WP HR S P ERA WHIP											PITCHER	IP WLS BF H R ER SO BB IBB HBP BLK WP HR S P ERA WHIP
John Butcher, R (1, 1) ERA: 4.37	1.0 L 10 6 7 7 2 1 0 0 0 0 0 0 13 17 63.00 7.000												
Rick Lysander, R (2, 1) ERA: 5.06	6.0 19 3 0 0 1 0 0 0 0 0 0 0 21 21 0.00 0.500												
Len Whitehouse, L (8, 1) ERA:	2.0 7 1 0 0 2 0 0 0 0 0 0 0 11 11 0.00 0.500												

Milwaukee Brewers @ Minnesota Twins
 Hubert H. Humphrey Metrodome, Minneapolis, MN
 Sat Jun 01 1985, 8:05 PM EDT
 Att. 38,317 - Unknown

AB	35
R	7
H	10
RBI	7
BB	1
SO	5
LOB	8



Batter	1	2	3	4	5	6	7	8	9	AB	R	H	RBI	BB	SO	LOB
Kirby Puckett, R OBP: 0.330, SLG: 0.396 (1, 8)	0-3 K	0-0 4-3			0-0 6-3			0-0 F9		4	0	0	0	0	1	2
Mickey Hatcher, R OBP: 0.329, SLG: 0.394 (1, 7)	0-0 1B		0-0 1B		0-0 F3			0-0 F9		4	0	2	0	0	0	1
Tom Brunansky, R OBP: 0.419, SLG: 0.596 (1, 9)	0-3 K		0-0 L3-1 1B			0-3 K		0-0 F9		4	0	1	0	0	2	2
Randy Bush, L OBP: 0.301, SLG: 0.597 (1, 10)	0-0 F9		0-0 L3-1			0-0 4-3			0-0 F9	4	0	0	0	0	0	3
Kent Hrbek, L OBP: 0.310, SLG: 0.415 (1, 3)		0-0 HR	0-0 4-3			0-0 4-3			0-0 F4	4	1	1	1	0	0	1
Roy Smalley, S OBP: 0.398, SLG: 0.457 (1, 6)		0-0 HR		0-0 G6-4-3 1B			0-0 F7		0-0 F6	4	1	2	1	0	0	0
Gary Gaetti, R OBP: 0.372, SLG: 0.474 (1, 5)		0-3 K		0-0 G6-4-3 1B			0-0 F8			3	0	0	0	0	1	1
Tim Teufel, R OBP: 0.339, SLG: 0.390 (1, 4)		0-0 1B		0-0 F9			0-3 K			3	0	1	0	0	1	0
Mark Salas, L OBP: 0.339, SLG: 0.438 (1, 2)		0-0 F2			0-0 F6			0-0 1B		3	0	1	0	0	0	1

BOTTOM

Milwaukee Brewers @ Minnesota Twins
 Hubert H. Humphrey Metrodome, Minneapolis, MN

Sat Jun 01 1985, 8:05 PM EDT
 Att. 38,317 - Unknown

livebaseballscorecards.com

AB	33
R	2
H	8
RBI	2
BB	0
SO	5
LOB	11



Inning Stats	R: 0 E: 0 K: 2 S: 8	H: 1 LOB: 1 BB: 0 P: 8	R: 2 E: 0 K: 1 S: 8	H: 3 LOB: 1 BB: 0 P: 8	R: 0 E: 0 K: 0 S: 4	H: 2 LOB: 1 BB: 0 P: 4	R: 0 E: 0 K: 0 S: 3	H: 1 LOB: 0 BB: 0 P: 3	R: 0 E: 0 K: 1 S: 5	H: 0 LOB: 0 BB: 0 P: 5	R: 0 E: 0 K: 1 S: 5	H: 0 LOB: 0 BB: 0 P: 5	R: 0 E: 0 K: 0 S: 4	H: 1 LOB: 1 BB: 0 P: 4	R: 0 E: 0 K: 0 S: 3	H: 0 LOB: 0 BB: 0 P: 3	1B: 6 2B: 1 3B: 0 HR: 2	SF: 0 SAC: 0 DP: 2 HBP: 0	WP: 0 PB: 0 SB: 0 CS: 0	PA: 33
--------------	------------------------------	---------------------------------	------------------------------	---------------------------------	------------------------------	---------------------------------	------------------------------	---------------------------------	------------------------------	---------------------------------	------------------------------	---------------------------------	------------------------------	---------------------------------	------------------------------	---------------------------------	----------------------------------	------------------------------------	----------------------------------	--------

PITCHER	IP	WLS	BF	H	R	ER	SO	BB	IBB	HBP	BLK	WP	HR	S	P	ERA	WHIP
Danny Darwin, R ERA: 3.91 (1, 1)	9.0	W	33	8	2	2	5	0	0	0	0	0	2	43	43	2.00	0.889

Batter	1	2	3	4	5	6	7	8	9	AB R H RBI BB SO LOB	TOP											
Paul Molitor, R (1, 5) OBP: 0.372, SLG: 0.408	0-0 F8		0-0 HR		0-0 E5 E 1B		0-3 K			4 2 2 2 0 1 1	Milwaukee Brewers @ Minnesota Twins Hubert H. Humphrey Metrodome, Minneapolis, MN Sun Jun 02 1985, 4:33 AM EDT Att. 25,966 - Unknown livebaseballscorecards.com											
Ernest Riles, L (1, 6) OBP: 0.286, SLG: 0.390	0-0 F7		0-0 4-3		0-0 E6 L4-3			0-0 F7		4 0 0 0 0 0 0												
Cecil Cooper, L (1, 3) OBP: 0.343, SLG: 0.470	0-0 1B		0-3 K		0-0 L4-3			0-0 F8		4 0 1 0 0 1 1												
Robin Yount, R (1, 7) OBP: 0.333, SLG: 0.459	0-0 F9				0-0 F8			0-0 F7		4 0 0 0 0 0 1												
Ted Simmons, S (1, 10) OBP: 0.345, SLG: 0.331		0-0 3-1			0-0 G3			0-0 F7		4 0 0 0 0 0 0												
Ben Oglivie, L (1, 9) OBP: 0.275, SLG: 0.269		4-0 BB			0-3 K			0-0 4-3		3 0 0 0 1 1 0												
Jim Gantner, L (1, 4) OBP: 0.283, SLG: 0.340		0-0 F8			0-0 SH1-4 1B 2B			0-0 SH1-3 1B		4 1 2 0 0 1 1												
Charlie Moore, R (1, 2) OBP: 0.347, SLG: 0.381		0-0 F7			4-0 SH1-4 E BB			0-0 SH1-3		1 1 0 0 1 0 1												
Rick Manning, L (1, 8) OBP: 0.315, SLG: 0.358			0-0 F7		0-0 SH1-4			0-0 F7		2 0 0 0 0 0 1												
Inning Stats	R: 0 E: 0 K: 0 S: 4	H: 1 LOB: 1 BB: 0 P: 4	R: 0 E: 0 K: 0 S: 3	H: 0 LOB: 1 BB: 1 P: 7	R: 1 E: 0 K: 1 S: 6	H: 1 LOB: 0 BB: 0 P: 6	R: 0 E: 0 K: 1 S: 5	H: 0 LOB: 0 BB: 0 P: 5	R: 3 E: 2 K: 0 S: 5	H: 2 LOB: 0 BB: 1 P: 9	R: 0 E: 0 K: 0 S: 3	H: 0 LOB: 0 BB: 0 P: 3	R: 0 E: 0 K: 1 S: 6	H: 1 LOB: 1 BB: 0 P: 6	R: 0 E: 0 K: 0 S: 3	H: 0 LOB: 0 BB: 0 P: 3	R: 0 E: 0 K: 1 S: 5	H: 0 LOB: 0 BB: 0 P: 5	1B: 3 2B: 2 3B: 0 HR: 1	SF: 0 SAC: 2 DP: 1 HBP: 0	WP: 0 PB: 0 SB: 0 CS: 0	PA: 34
PITCHER Ken Schrom, R (1, 1) ERA: 5.58	IP: 9.0 WLS: W BF: 34 H: 5 R: 4 ER: 3 SO: 4 BB: 2 IBB: 0 HBP: 0 BLK: 0 WP: 0 HR: 1 S: 40 P: 48 ERA: 3.00 WHIP: 0.778											PITCHER	IP: 9.0 WLS: W BF: 34 H: 5 R: 4 ER: 3 SO: 4 BB: 2 IBB: 0 HBP: 0 BLK: 0 WP: 0 HR: 1 S: 40 P: 48 ERA: 3.00 WHIP: 0.778									



Batter	1	2	3	4	5	6	7	8	9	AB	R	H	RBI	BB	SO	LOB
Kirby Puckett, R OBP: 0.329, SLG: 0.394 (1, 8)	0-0 L3		0-0 1B		0-0 F2		0-0 F9			4	0	1	0	0	0	1
Mickey Hatcher, R OBP: 0.327, SLG: 0.391 (1, 7)	0-0 1B		0-0 F8		0-0 6-3		0-0 F8			4	0	1	0	0	0	2
Tom Brunansky, R OBP: 0.416, SLG: 0.606 (1, 9)	0-0 F9		0-0 F8		0-0 HR			0-0 6-3		4	1	1	1	0	0	2
Roy Smalley, S OBP: 0.394, SLG: 0.451 (1, 6)	0-0 F7		0-0 1B		0-0 4-3			0-0 F8		4	0	1	0	0	0	1
Kent Hrbek, L OBP: 0.318, SLG: 0.427 (1, 3)		0-0 2B	0-0 3-1			0-0 G3-6-3		0-0 HR		4	2	3	0	0	0	2
Mike Stenhouse, L OBP: 0.344, SLG: 0.440 (1, 10)		0-0 E4		0-3 K		0-0 G3-6-3		0-0 HR		4	2	1	2	0	1	2
Gary Gaetti, R OBP: 0.369, SLG: 0.474 (1, 5)		0-0 CS		0-0 F4		0-0 6-3		0-0 F9		4	0	1	1	0	0	0
Ron Washington, R OBP: 0.357, SLG: 0.333 (1, 4)		0-0 SF8		0-0 E1			0-0 F9			2	0	1	1	0	0	0
Tim Laudner, R OBP: 0.283, SLG: 0.393 (1, 2)		0-3 K		0-3 K			0-0 SH3-4			2	0	0	0	0	2	2

Inning Stats	R: 0	H: 1	E: 0	LOB: 1	K: 0	BB: 0	S: 4	P: 4	R: 2	H: 2	E: 1	LOB: 0	K: 1	BB: 0	S: 7	P: 7	R: 0	H: 2	E: 0	LOB: 2	K: 0	BB: 0	S: 5	P: 5	R: 0	H: 0	E: 1	LOB: 1	K: 2	BB: 0	S: 8	P: 8	R: 1	H: 1	E: 0	LOB: 0	K: 0	BB: 0	S: 4	P: 4	R: 0	H: 1	E: 0	LOB: 0	K: 0	BB: 0	S: 3	P: 3	R: 0	H: 1	E: 0	LOB: 1	K: 0	BB: 0	S: 4	P: 4	R: 2	H: 2	E: 0	LOB: 0	K: 0	BB: 0	S: 5	P: 5
--------------	------	------	------	--------	------	-------	------	------	------	------	------	--------	------	-------	------	------	------	------	------	--------	------	-------	------	------	------	------	------	--------	------	-------	------	------	------	------	------	--------	------	-------	------	------	------	------	------	--------	------	-------	------	------	------	------	------	--------	------	-------	------	------	------	------	------	--------	------	-------	------	------

PITCHER	IP	WLS	BF	H	R	ER	SO	BB	IBB	HBP	BLK	WP	HR	S	P	ERA	WHIP
Moose Haas, R ERA: 2.62 (1, 1)	6.0		26	8	3	2	3	0	0	0	0	0	1	32	32	3.00	1.333
Bob Gibson, R ERA: 2.61 (7, 1)	2.0	L	8	2	2	2	0	0	0	0	0	0	1	8	8	9.00	1.000

BOTTOM

Milwaukee Brewers @ Minnesota Twins
Hubert H. Humphrey Metrodome, Minneapolis, MN
 Sun Jun 02 1985, 4:33 AM EDT
 Att. 25,966 - Unknown

AB	32
R	5
H	10
RBI	5
BB	0
SO	3
LOB	12



WP	HR	S	P	ERA	WHIP
0	0	1	0	0	0

Batter	1	2	3	4	5	6	7	8	9	AB R H RBI BB SO LOB	TOP											
Kirby Puckett, R OBP: 0.323, SLG: 0.386 (1, 8) X	0-0 6-3		0-0 F9			0-0 1-3		0-0 G3		4 0 0 0 0 0 2												
Mickey Hatcher, R OBP: 0.321, SLG: 0.384 (1, 7) X	0-0 F9			0-0 F8		0-0 6-3		0-0 4-3		4 0 0 0 0 0 1												
Tom Brunansky, R OBP: 0.413, SLG: 0.603 (1, 9) X	0-0 5-3			0-0 5-3		0-0 2B			0-0 F6	4 0 1 1 0 0 0												
Roy Smalley, S OBP: 0.385, SLG: 0.438 (1, 6) X		0-0 F6		0-0 4-3		0-3 K			0-0 F9	4 0 0 0 0 1 1												
Kent Hrbek, L OBP: 0.317, SLG: 0.421 (1, 3) X		0-0 L4			4-0 BB		0-0 F9		0-0 F7	3 0 0 0 1 0 0												
Mike Stenhouse, L OBP: 0.328, SLG: 0.415 (1, 10) X		0-0 F7			0-3 K		0-0 F8			3 0 0 0 0 1 1												
Gary Gaetti, R OBP: 0.369, SLG: 0.478 (1, 5) X			0-0 G3 2B		0-0 F8		0-0 F8			3 0 1 0 0 0 1												
Ron Washington, R OBP: 0.313, SLG: 0.286 (1, 4) X			0-0 G3		0-0 5-3			0-0 F3		2 0 0 0 0 0 2												
Randy Bush, L OBP: 0.297, SLG: 0.588 (8, PH)			2-3							1 0 0 0 0 0 0												
Tim Teufel, R OBP: 0.339, SLG: 0.390 (8, 4) X			0-3 K							0 0 0 0 0 0 0												
Tim Laudner, R OBP: 0.290, SLG: 0.397 (1, 2) X						0-0 6-3 1B		0-0 HR		2 1 1 0 0 1 1												
Mark Salas, L OBP: 0.345, SLG: 0.469 (8, PH) (8, 2) X										1 1 1 1 0 0 0												
Inning Stats	R: 0 E: 0 K: 0 S: 3	H: 0 LOB: 0 BB: 0 P: 3	R: 0 E: 0 K: 0 S: 3	H: 0 LOB: 0 BB: 0 P: 3	R: 0 E: 0 K: 1 S: 6	H: 1 LOB: 1 BB: 0 P: 6	R: 0 E: 0 K: 0 S: 3	H: 0 LOB: 0 BB: 0 P: 3	R: 0 E: 0 K: 1 S: 5	H: 0 LOB: 1 BB: 1 P: 9	R: 1 E: 0 K: 1 S: 7	H: 2 LOB: 1 BB: 0 P: 7	R: 0 E: 0 K: 0 S: 3	H: 0 LOB: 0 BB: 0 P: 3	R: 1 E: 0 K: 0 S: 4	H: 1 LOB: 0 BB: 0 P: 4	R: 0 E: 0 K: 0 S: 3	H: 0 LOB: 0 BB: 0 P: 3	1B: 1 2B: 2 3B: 0 HR: 1	SF: 0 SAC: 0 DP: 0 HBP: 0	WP: 0 PB: 0 SB: 0 CS: 0	PA: 32
PITCHER	IP WLS BF H R ER SO BB IBB HBP BLK WP HR S P ERA WHIP																					
Jim Clancy, R ERA: 4.89 (1, 1)	8.0 W 29 4 2 2 3 1 0 0 0 0 0 1 34 38 2.25 0.625																					
Gary Lavelle, L ERA: 1.99 (9, 1)	1.0 3 0 0 0 0 0 0 0 0 0 0 0 3 3 0.00 0.000																					

Minnesota Twins @ Toronto Blue Jays
Exhibition Stadium, Toronto, ON
Tue Jun 04 1985, 7:05 PM EDT
Att: 27,163 - Unknown

livebaseballscorecards.com

AB	31
R	2
H	4
RBI	2
BB	1
SO	3
LOB	9



Batter	1	2	3	4	5	6	7	8	9
Damaso Garcia, R OBP: 0.315, SLG: 0.371 (1, 4)	0-0 6-3		0-0 E4		0-0 F9		0-0 FC1-6 1B	0-0 F4	
Lloyd Moseby, L OBP: 0.364, SLG: 0.443 (1, 8)	0-0 CS 1B		0-0 F5		0-0 3-1		0-0 FC1-6 FC4-6 1B 1-2f	4-0 HR IBB	
George Bell, R OBP: 0.321, SLG: 0.513 (1, 7)	0-3 K		0-0 L6		0-0 F5		0-0 FC4-6 1B	0-0 HR	
Jesse Barfield, R OBP: 0.349, SLG: 0.515 (1, 9)		0-3 K		0-0 F7		0-0 4-3	0-0 FC4-6 S	0-0 F8	
Jeff Burroughs, R OBP: 0.421, SLG: 0.487 (1, 10)		0-0 1-3		0-0 HR 1B		0-0 1B	4-0 BB		
Willie Upshaw, L OBP: 0.317, SLG: 0.425 (1, 3)		0-3 K		0-0 HR		0-0 F9	0-0 3-1		
Buck Martinez, R OBP: 0.189, SLG: 0.284 (1, 2)			0-0 FC4-6 1B	0-0 1B 2B 1B		0-0 F8		0-0 HR	
Garth Iorg, R OBP: 0.400, SLG: 0.468 (1, 5)			0-0 F9	0-0 2B 1B			0-0 E 1B 1B	0-0 S HR 1B	
Tony Fernandez, S OBP: 0.309, SLG: 0.355 (1, 6)			0-0 FC4-6 S E	0-0 2B			0-0 E4 1B	0-3 K	

Inning Stats	R: 0 E: 0 K: 1 S: 5	H: 1 LOB: 0 BB: 0 P: 5	R: 0 E: 0 K: 2 S: 7	H: 0 LOB: 0 BB: 0 P: 7	R: 0 E: 1 K: 0 S: 5	H: 1 LOB: 2 BB: 0 P: 5	R: 3 E: 0 K: 0 S: 7	H: 5 LOB: 2 BB: 0 P: 7	R: 0 E: 0 K: 0 S: 3	H: 0 LOB: 0 BB: 0 P: 3	R: 0 E: 0 K: 0 S: 4	H: 1 LOB: 1 BB: 0 P: 4	R: 2 E: 1 K: 0 S: 7	H: 3 LOB: 3 BB: 1 P: 11	R: 4 E: 0 K: 1 S: 8	H: 3 LOB: 0 BB: 1 P: 12
--------------	------------------------------	---------------------------------	------------------------------	---------------------------------	------------------------------	---------------------------------	------------------------------	---------------------------------	------------------------------	---------------------------------	------------------------------	---------------------------------	------------------------------	----------------------------------	------------------------------	----------------------------------

PITCHER														PITCHER																			
IP	WLS	BF	H	R	ER	SO	BB	IBB	HBP	BLK	WP	HR	S	P	ERA	WHIP	IP	WLS	BF	H	R	ER	SO	BB	IBB	HBP	BLK	WP	HR	S	P	ERA	WHIP
Frank Viola, L (1, 1)	6.0	L	27	9	5	4	3	0	0	0	0	1	33	33	6.00	1.500																	
Ron Davis, R (7, 1)	0.2		5	2	0	0	0	1	0	0	0	0	4	8	0.00	4.500																	
Len Whitehouse, L (7, 1)	0.1		3	2	2	0	0	0	0	0	0	1	3	3	54.00	6.000																	
Frank Eufemia, R (8, 1)	1.0		5	1	2	2	1	0	1	0	0	1	6	10	18.00	1.000																	

BOTTOM

AB	R	H	RBI	BB	SO	LOB
5	0	1	2	0	0	2
4	1	1	0	1	0	3
5	1	2	3	0	1	1
5	0	0	0	0	1	2
3	1	2	0	1	0	0
4	1	1	2	0	1	4
4	2	3	1	0	0	1
4	2	3	0	0	0	1
4	1	1	1	0	1	3

AB	38
R	9
H	14
RBI	9
BB	2
SO	4
LOB	17



1B: 10	SF: 0	WP: 0	PA: 40
2B: 1	SAC: 0	PB: 0	
3B: 0	DP: 0	SB: 3	
HR: 3	HBP: 0	CS: 1	

Minnesota Twins @ Toronto Blue Jays
Exhibition Stadium, Toronto, ON
 Tue Jun 04 1985, 7:05 PM EDT
 Att. 27,163 - Unknown

livebaseballscorecards.com

Minnesota Twins @ Toronto Blue Jays
 Exhibition Stadium, Toronto, ON
 Wed Jun 05 1985, 7:05 PM EDT
 Att. 26,087 - Unknown

AB	33
R	0
H	6
RBI	0
BB	2
SO	5
LOB	13



AB	R	H	RBI	BB	SO	LOB
4	0	0	0	0	0	1
4	0	2	0	0	0	1
4	0	0	0	0	1	3
4	0	0	0	0	1	2
4	0	0	0	0	0	0
3	0	1	0	1	0	0
4	0	2	0	0	0	1
2	0	0	0	1	1	2
0	0	0	0	0	0	0
1	0	0	0	0	0	2
2	0	0	0	0	2	1
1	0	1	0	0	0	0
0	0	0	0	0	0	0
0	0	0	0	0	0	0

Batter	1	2	3	4	5	6	7	8	9
Kirby Puckett, R (1, 8) OBP: 0.318, SLG: 0.379	0-0 G3		0-0 G3			0-0 4-3		0-0 1-3	
Mickey Hatcher, R (1, 7) OBP: 0.324, SLG: 0.386	0-0 1B		0-0 4-3			0-0 FC6-4 1B		0-0 F7	
Kent Hrbek, L (1, 3) OBP: 0.311, SLG: 0.413	0-3 K			0-0 G3		0-0 F9		0-0 3-1	
Tom Brunansky, R (1, 9) OBP: 0.405, SLG: 0.590	0-0 F8			0-3 K		0-0 FC6-4 1-2f			0-0 5-3
Randy Bush, L (1, 10) OBP: 0.282, SLG: 0.556		0-0 5-3		0-0 F9			0-0 F9		0-0 F5
Gary Gaetti, R (1, 5) OBP: 0.371, SLG: 0.481		0-0 4-3 2B			0-0 F6		0-0 F8	4-0 BB BB BB	
Tim Teufel, R (1, 4) OBP: 0.343, SLG: 0.393		0-0 4-3 2-3			0-0 L6		0-0 1B		0-0 1B
Greg Gagne, R (1, 6) OBP: 0.367, SLG: 0.392		0-3 K			4-0 BB BB BB		0-0 F8		0-0 F9
Mike Stenhouse, L (9, PH) OBP: 0.328, SLG: 0.415									
Dave Meier, R (9, PH) OBP: 0.250, SLG: 0.200									
Tim Laudner, R (1, 2) OBP: 0.281, SLG: 0.383			0-3 K			0-3 K			
Roy Smalley, S (8, PH) OBP: 0.388, SLG: 0.442									
Mark Salas, L (8, 2) OBP: 0.345, SLG: 0.469									
Dave Engle, R (8, 2) OBP: 0.222, SLG: 0.125								0-0 1-3 1B	

Inning Stats	R: 0	H: 1	E: 0	K: 1	S: 6	P: 6	R: 0	H: 1	E: 0	K: 1	S: 6	P: 6	R: 0	H: 0	E: 0	K: 1	S: 5	P: 5	R: 0	H: 0	E: 0	K: 1	S: 5	P: 5	R: 0	H: 0	E: 0	K: 1	S: 5	P: 9	R: 0	H: 1	E: 0	K: 0	S: 4	P: 4	R: 0	H: 1	E: 0	K: 0	S: 4	P: 4	R: 0	H: 1	E: 0	K: 0	S: 4	P: 4	R: 0	H: 1	E: 0	K: 0	S: 4	P: 4	R: 0	H: 1	E: 0	K: 0	S: 4	P: 8	R: 0	H: 1	E: 0	K: 0	S: 4	P: 8	1B: 5	2B: 1	3B: 0	HR: 0	SF: 0	SAC: 0	DP: 0	HBP: 0	WP: 0	PA: 35
--------------	------	------	------	------	------	------	------	------	------	------	------	------	------	------	------	------	------	------	------	------	------	------	------	------	------	------	------	------	------	------	------	------	------	------	------	------	------	------	------	------	------	------	------	------	------	------	------	------	------	------	------	------	------	------	------	------	------	------	------	------	------	------	------	------	------	------	-------	-------	-------	-------	-------	--------	-------	--------	-------	--------

PITCHER	IP	WLS	BF	H	R	ER	SO	BB	IBB	HBP	BLK	WP	HR	S	P	ERA	WHIP
Doyle Alexander, R (1, 1) ERA: 3.99	8.2	W	34	6	0	0	5	2	0	0	0	0	0	42	50	0.00	0.923
Gary Lavelle, L (9, 1) ERA: 1.96	0.1		1	0	0	0	0	0	0	0	0	0	0	1	1	0.00	0.000

WP: 0	PA: 35
PB: 0	
SB: 0	
CS: 0	

Batter	1	2	3	4	5	6	7	8	9
Damaso Garcia, R (1, 4) OBP: 0.310, SLG: 0.364	0-0 4-3		0-0 F9		0-0 5-3		0-0 6-3		
Rance Mulliniks, L (1, 5) OBP: 0.419, SLG: 0.463	0-0 6-3			0-0 1B	0-0 F8			0-0 1B BB SF7 1B	
Lloyd Moseby, L (1, 8) OBP: 0.367, SLG: 0.441	0-0 G3			0-0 S 2-H 1B		0-0 L4		4-0 1B BB	
Willie Upshaw, L (1, 3) OBP: 0.311, SLG: 0.415		0-0 3-1		0-0 F8		0-0 4-3		0-0 F9	
George Bell, R (1, 7) OBP: 0.324, SLG: 0.513		0-3 K		0-0 F4		0-0 S 1B		0-0 1-2 2-3 1B	
Len Matuszek, L (1, 10) OBP: 0.303, SLG: 0.367		0-0 F7		0-0 F8 1-2		0-0 F8 1-2		0-0 SF7	
Ernie Whitt, L (1, 2) OBP: 0.355, SLG: 0.560			0-0 1B 6-3 1B		0-0 HR 2B		0-0 3-1	0-0 F9	
Jesse Barfield, R (1, 9) OBP: 0.354, SLG: 0.554			0-0 6-3 1-2		0-0 HR 2-H		0-0 HR		
Tony Fernandez, S (1, 6) OBP: 0.310, SLG: 0.355			0-0 1B 2-H		0-0 4-3		0-0 F7		

Inning Stats	R: 0 E: 0 K: 0 S: 3	H: 0 LOB: 0 BB: 0 P: 3	R: 0 E: 0 K: 1 S: 5	H: 0 LOB: 0 BB: 0 P: 5	R: 0 E: 0 K: 0 S: 4	H: 2 LOB: 1 BB: 0 P: 4	R: 1 E: 0 K: 0 S: 5	H: 2 LOB: 1 BB: 0 P: 5	R: 2 E: 0 K: 0 S: 5	H: 2 LOB: 0 BB: 0 P: 5	R: 0 E: 0 K: 0 S: 4	H: 1 LOB: 1 BB: 0 P: 4	R: 1 E: 0 K: 0 S: 4	H: 1 LOB: 0 BB: 0 P: 4	R: 1 E: 0 K: 0 S: 5	H: 2 LOB: 2 BB: 1 P: 9
--------------	------------------------------	---------------------------------	------------------------------	---------------------------------	------------------------------	---------------------------------	------------------------------	---------------------------------	------------------------------	---------------------------------	------------------------------	---------------------------------	------------------------------	---------------------------------	------------------------------	---------------------------------

PITCHER	IP	WLS	BF	H	R	ER	SO	BB	IBB	HBP	BLK	WP	HR	S	P	ERA	WHIP
Mike Smithson, R (1, 1) ERA: 5.36	7.0	L	29	9	5	5	1	0	0	0	0	0	2	31	31	6.43	1.286
Curt Wardle, L (8, 1) ERA: 5.08	0.1		2	0	0	0	0	1	0	0	0	0	0	1	5	0.00	3.000
Rick Lysander, R (8, 1) ERA: 4.96	0.2		3	1	0	0	0	0	0	0	0	0	0	3	3	0.00	1.500

BOTTOM


Minnesota Twins @ Toronto Blue Jays
Exhibition Stadium, Toronto, ON

Wed Jun 05 1985, 7:05 PM EDT
Att. 26,087 - Unknown

AB	R	H	RBI	BB	SO	LOB
4	0	0	0	0	0	1
4	2	2	0	0	0	0
3	0	1	1	1	0	0
4	0	0	0	0	0	3
4	0	2	0	0	1	1
3	0	0	1	0	0	2
4	1	2	0	0	0	2
3	2	2	3	0	0	1
3	0	1	0	0	0	0

AB	32
R	5
H	10
RBI	5
BB	1
SO	1
LOB	10

WP: 0 PA: 34
PB: 0
SB: 2
CS: 0



1B	2B	3B	HR	SF	SAC	DP	HBP	WP	HR	S	P	ERA	WHIP
6	2	0	2	1	0	0	0	0	2	1			

Batter	1	2	3	4	5	6	7	8	9	AB R H RBI BB SO LOB	TOP											
Julio Cruz, S (1, 4) OBP: 0.309, SLG: 0.213	0-0 L9		0-0 G5-4-3 1B		0-0 5-3		0-0 6-3		0-0 F6	5 0 1 0 0 0 1												
Tom Paciorek, R (1, 7) OBP: 0.276, SLG: 0.264	0-0 1B 1B		0-0 G5-4-3 1-2f		0-0 1B 1B		0-0 L6			4 0 2 0 0 0 1												
Harold Baines, L (1, 9) OBP: 0.327, SLG: 0.392	0-0 FC5-4 1-2 1B			0-0 F8	0-0 FC5-4 1-3 1B			0-3 K		4 0 2 0 0 1 0												
Ron Kittle, R (1, 10) OBP: 0.243, SLG: 0.402	0-0 L8			0-0 HR	0-0 FC5-4 1-2f			0-3 K		4 1 1 1 0 1 4												
Carlton Fisk, R (1, 2) OBP: 0.320, SLG: 0.574	0-0 FC5-4 1-2f			0-0 HR		0-0 F3		0-0 F5		4 1 1 1 0 0 2												
Greg Walker, L (1, 3) OBP: 0.323, SLG: 0.470		0-0 4-3		0-0 F7		0-0 S 1B			0-0 4-3	4 0 1 0 0 0 0												
Tim Hulett, R (1, 5) OBP: 0.375, SLG: 0.500		0-0 F4		0-0 FC5-4 1B		0-0 F9			0-0 L7	4 0 1 0 0 0 1												
Luis Salazar, R (1, 8) OBP: 0.188, SLG: 0.308		0-0 F9		0-0 FC5-4 1-2f		0-0 L5			0-0 HR	4 1 1 1 0 0 2												
Ozzie Guillen, L (1, 6) OBP: 0.248, SLG: 0.247			0-3 K		0-0 F8		0-0 6-3		0-0 2B	2 0 0 0 0 1 0												
Scott Fletcher, R (7, PH) OBP: 0.298, SLG: 0.254										2 0 1 0 0 0 0												
Inning Stats	R: 0 E: 0 K: 0 S: 5	H: 2 LOB: 2 BB: 0 P: 5	R: 0 E: 0 K: 0 S: 3	H: 0 LOB: 0 BB: 0 P: 3	R: 0 E: 0 K: 1 S: 5	H: 1 LOB: 0 BB: 0 P: 5	R: 2 E: 0 K: 0 S: 6	H: 3 LOB: 1 BB: 0 P: 6	R: 0 E: 0 K: 0 S: 5	H: 2 LOB: 2 BB: 0 P: 5	R: 0 E: 0 K: 0 S: 4	H: 1 LOB: 1 BB: 0 P: 4	R: 0 E: 0 K: 0 S: 3	H: 0 LOB: 0 BB: 0 P: 3	R: 0 E: 0 K: 2 S: 7	H: 0 LOB: 0 BB: 0 P: 7	R: 1 E: 0 K: 0 S: 5	H: 2 LOB: 1 BB: 0 P: 5	1B: 7 2B: 1 3B: 0 HR: 3	SF: 0 SAC: 0 DP: 1 HBP: 0	WP: 0 PB: 0 SB: 1 CS: 0	PA: 37
PITCHER Pete Filson, L (1, 1) ERA: 4.05	IP: 9.0 WLS: W BF: 37 H: 11 R: 3 ER: 3 SO: 3 BB: 0 IBB: 0 HBP: 0 BLK: 0 WP: 0 HR: 3 S: 43 P: 43 ERA: 3.00 WHIP: 1.222											PITCHER	IP: 9.0 WLS: W BF: 37 H: 11 R: 3 ER: 3 SO: 3 BB: 0 IBB: 0 HBP: 0 BLK: 0 WP: 0 HR: 3 S: 43 P: 43 ERA: 3.00 WHIP: 1.222									

Chicago White Sox @ Minnesota Twins
 Hubert H. Humphrey Metrodome, Minneapolis, MN

Fri Jun 07 1985, 8:05 PM EDT
 Att. 19,103 - Unknown

livebaseballscorecards.com

AB	37
R	3
H	11
RBI	3
BB	0
SO	3
LOB	11



Batter	1	2	3	4	5	6	7	8	9	AB	R	H	RBI	BB	SO	LOB
Kirby Puckett, R OBP: 0.328, SLG: 0.390 (1, 8)	4-0 2B BB	0-0 4-3 2B		0-0 3-1		0-0 3-1 1B		0-0 WP 1B		4	1	3	1	1	0	0
Mickey Hatcher, R OBP: 0.326, SLG: 0.391 (1, 7)	0-0 4-3 1B 2B	0-0 4-3		0-0 F3		0-0 3-1 1B		0-0 L6		5	1	2	2	0	0	2
Kent Hrbek, L OBP: 0.309, SLG: 0.408 (1, 3)	0-0 4-3	0-0 1-3			0-0 F7 BB 1B	0-0 3-1		0-0 F3		5	0	1	1	0	0	5
Tom Brunansky, R OBP: 0.410, SLG: 0.586 (1, 9)	0-0 FC3-6 E 1B	0-0 6-3			4-0 F7 BB	4-0 IBB		0-0 F7		3	0	1	1	2	0	2
Randy Bush, L OBP: 0.272, SLG: 0.533 (1, 10)	0-0 E5 FC3-6		0-0 F9		0-0 F7	0-0 1-3				3	0	0	0	0	0	3
Dave Meier, R OBP: 0.235, SLG: 0.188 (6, PH)	1-2 FC3-6				1-2 2-3					1	0	0	0	0	0	3
Roy Smalley, S OBP: 0.385, SLG: 0.433 (1, 6)	0-0 FC3-6		0-0 L4		4-0 G5-4-3 IBB		0-3 K			3	0	0	0	1	1	2
Gary Gaetti, R OBP: 0.369, SLG: 0.492 (1, 5)	0-0 F6		0-0 HR		0-0 G5-4-3		0-0 F3			4	1	1	1	0	0	5
Tim Teufel, R OBP: 0.351, SLG: 0.407 (1, 4)		0-0 1B 2B 1B	0-0 6-3			0-0 1B 3-1 1B	0-0 2B			4	2	3	0	0	0	0
Mark Salas, L OBP: 0.342, SLG: 0.462 (1, 2)		0-0 2B 4-3 1B		0-0 F4		0-0 F4	0-0 4-3			4	1	1	0	0	0	2

Inning Stats	R: 2	H: 2	LOB: 2	K: 0	P: 10	R: 2	H: 3	LOB: 1	K: 0	P: 6	R: 1	H: 1	LOB: 0	K: 0	P: 4	R: 0	H: 1	LOB: 2	K: 0	P: 11	R: 1	H: 3	LOB: 3	K: 0	P: 10	R: 0	H: 1	LOB: 1	K: 1	P: 6	R: 0	H: 1	LOB: 1	K: 0	P: 4
	S: 6	BB: 1		S: 6		S: 6	BB: 0		S: 4		S: 3	BB: 0		S: 3		S: 6	BB: 0		S: 3		S: 6	BB: 1		S: 6	BB: 0		S: 6	BB: 0		S: 4	BB: 0		S: 4	BB: 0	

PITCHER	IP	WLS	BF	H	R	ER	SO	BB	IBB	HBP	BLK	WP	HR	S	P	ERA	WHIP
Richard Dotson, R ERA: 4.47 (1, 1)	3.0	L	17	6	5	5	0	1	0	0	0	0	1	16	20	15.00	2.333
Dan Spillner, R ERA: 3.92 (4, 1)	2.1		12	4	1	1	0	1	1	0	0	0	0	10	18	3.86	2.143
Tim Lollar, L ERA: 4.41 (6, 1)	2.2		11	2	0	0	1	0	1	0	0	1	0	12	16	0.00	0.750

BOTTOM

Chicago White Sox @ Minnesota Twins
 Hubert H. Humphrey Metrodome, Minneapolis, MN
 Fri Jun 07 1985, 8:05 PM EDT
 Att. 19,103 - Unknown

AB	36
R	6
H	12
RBI	6
BB	4
SO	1
LOB	24



WP	HR	S	P	ERA	WHIP
2	0	0	0	0.00	0.750

Batter	1	2	3	4	5	6	7	8	9	AB R H RBI BB SO LOB	TOP									
Rudy Law, L (1, 7) OBP: 0.283, SLG: 0.331	0-0 1-3		0-0 F9		0-0 F3		0-0 4-3			4 0 0 0 0 0 0	Chicago White Sox @ Minnesota Twins Hubert H. Humphrey Metrodome, Minneapolis, MN Sat Jun 08 1985, 8:05 PM EDT Att. 29,001 - Unknown livebaseballscorecards.com									
Tim Hulett, R (1, 5) OBP: 0.360, SLG: 0.479	0-3 K		0-0 F3		0-0 F9		0-0 L9			4 0 0 0 0 1 0										
Harold Baines, L (1, 9) OBP: 0.330, SLG: 0.397	0-0 HR 2B		4-0 BB		0-0 3-1			0-0 6-3		3 1 1 0 1 0 0										
Greg Walker, L (1, 3) OBP: 0.321, SLG: 0.481	0-0 HR		0-0 F3		0-0 4-3		0-0 F5			4 1 1 2 0 0 1										
Carlton Fisk, R (1, 2) OBP: 0.324, SLG: 0.570	0-3 K			0-0 CS 1B		1-0 HBP HBP		0-0 6-3		3 0 1 0 0 1 0										
Ron Kittle, R (1, 10) OBP: 0.252, SLG: 0.430		0-0 F8		0-0 HR		1-0 HBP		0-0 5-3		3 1 1 1 0 0 0										
Daryl Boston, L (1, 8) OBP: 0.258, SLG: 0.295		0-0 L9		0-3 K		0-0 L6		0-0 4-3		4 0 0 0 0 1 2										
Julio Cruz, S (1, 4) OBP: 0.316, SLG: 0.226		0-0 1B		0-0 1B		0-0 1-3		0-0 6-3		4 0 2 0 0 0 2										
Ozzie Guillen, L (1, 6) OBP: 0.244, SLG: 0.242		0-0 F5		0-0 4-3		0-0 4-3				3 0 0 0 0 0 2										
Inning Stats	R: 2 E: 0 K: 2 S: 9	H: 2 LOB: 0 BB: 0 P: 9	R: 0 E: 0 K: 0 S: 4	H: 1 LOB: 1 BB: 0 P: 4	R: 0 E: 0 K: 0 S: 3	H: 0 LOB: 1 BB: 1 P: 7	R: 1 E: 0 K: 1 S: 7	H: 3 LOB: 1 BB: 0 P: 7	R: 0 E: 0 K: 0 S: 3	H: 0 LOB: 2 BB: 0 P: 5	R: 0 E: 0 K: 0 S: 3	H: 0 LOB: 0 BB: 0 P: 3	R: 0 E: 0 K: 0 S: 3	H: 0 LOB: 0 BB: 0 P: 3	R: 0 E: 0 K: 0 S: 3	H: 0 LOB: 0 BB: 0 P: 3	1B: 3 2B: 1 3B: 0 HR: 2	SF: 0 SAC: 0 DP: 0 HBP: 2	WP: 0 PB: 0 SB: 0 CS: 1	PA: 35
PITCHER John Butcher, R (1, 1) ERA: 4.23	IP: 9.0 WLS: L BF: 35 H: 6 R: 3 ER: 3 SO: 3 BB: 1 IBB: 0 HBP: 2 BLK: 0 WP: 0 HR: 2 S: 38 P: 44 ERA: 3.00 WHIP: 0.778																			

Chicago White Sox @ Minnesota Twins
 Hubert H. Humphrey Metrodome, Minneapolis, MN
 Sat Jun 08 1985, 8:05 PM EDT
 Att. 29,001 - Unknown

AB	32
R	3
H	6
RBI	3
BB	1
SO	3
LOB	7



Batter	1	2	3	4	5	6	7	8	9	AB	R	H	RBI	BB	SO	LOB	BOTTOM				
Kirby Puckett, R OBP: 0.327, SLG: 0.388 (1, 8)	0-0 4-3		0-0 B2			0-0 G5-4-3 1B		0-3 K		4	0	1	0	0	1	2	Chicago White Sox @ Minnesota Twins Hubert H. Humphrey Metrodome, Minneapolis, MN Sat Jun 08 1985, 8:05 PM EDT Att. 29,001 - Unknown livebaseballscorecards.com				
Tim Teufel, R OBP: 0.349, SLG: 0.404 (1, 4)	0-0 BB 1B		0-0 F6			0-0 G5-4-3 1-2f		0-0 G6-4-3 1-2f		4	1	1	0	0	0	3					
Mickey Hatcher, R OBP: 0.325, SLG: 0.386 (1, 7)	4-0 1B 1-2 BB		0-0 5-3			0-0 L4			0-0 F9	3	0	0	0	1	0	0					
Tom Brunansky, R OBP: 0.403, SLG: 0.574 (1, 9)	0-0 F8			0-0 F3			0-0 F8		0-0 F4	4	0	0	0	0	0	2					
Roy Smalley, S OBP: 0.388, SLG: 0.431 (1, 10)	0-0 1-2 2-H 1B			0-0 F9			4-0 BB		0-0 L4	3	0	1	1	1	0	0					
Kent Hrbek, L OBP: 0.305, SLG: 0.402 (1, 3)	0-0 3-1			0-3 K			0-3 K			3	0	0	0	0	2	3					
Gary Gaetti, R OBP: 0.364, SLG: 0.484 (1, 5)		0-0 F5			0-0 L4		0-0 L6			3	0	0	0	0	0	1					
Greg Gagne, R OBP: 0.360, SLG: 0.384 (1, 6)		0-3 K				0-0 6-3			0-0 1B	2	0	0	0	0	1	0					
Randy Bush, L (8, PH) OBP: 0.280, SLG: 0.539 (8, PR)									0-0 1B	1	0	1	0	0	0	0					
Ron Washington, R OBP: 0.313, SLG: 0.286 (9, 6)									0-0 1B	0	0	0	0	0	0	0					
Tim Laudner, R OBP: 0.273, SLG: 0.371 (1, 2)		0-0 5-3				0-0 F8			0-0 G6-4-3 1-2 1B	2	0	0	0	0	0	0					
Mike Stenhouse, L (8, PH) OBP: 0.338, SLG: 0.426 (8, PR)										1	0	1	0	0	0	0					
Dave Meier, R OBP: 0.235, SLG: 0.188 (8, PR)										0	0	0	0	0	0	0					
Mark Salas, L OBP: 0.342, SLG: 0.462 (9, 2)										0	0	0	0	0	0	0					
Inning Stats	R: 1 E: 0 K: 0 S: 5	H: 2 LOB: 2 BB: 1 P: 9	R: 0 E: 0 K: 1 S: 5	H: 0 LOB: 0 BB: 0 P: 5	R: 0 E: 0 K: 0 S: 3	H: 0 LOB: 0 BB: 0 P: 3	R: 0 E: 0 K: 0 S: 3	H: 0 LOB: 0 BB: 0 P: 3	R: 0 E: 0 K: 1 S: 5	H: 1 LOB: 0 BB: 0 P: 3	R: 0 E: 0 K: 1 S: 5	H: 0 LOB: 1 BB: 1 P: 9	R: 0 E: 0 K: 1 S: 6	H: 2 LOB: 2 BB: 0 P: 6	R: 0 E: 0 K: 0 S: 3	H: 0 LOB: 0 BB: 0 P: 3	1B: 5 2B: 0 3B: 0 HR: 0	SF: 0 SAC: 0 DP: 2 HBP: 0	WP: 0 PB: 0 SB: 0 CS: 0	PA: 32	
PITCHER	IP WLS BF H R ER SO ERA WHIP	IP WLS BF H R ER SO ERA WHIP	IP WLS BF H R ER SO ERA WHIP	IP WLS BF H R ER SO ERA WHIP	IP WLS BF H R ER SO ERA WHIP	IP WLS BF H R ER SO ERA WHIP	IP WLS BF H R ER SO ERA WHIP	IP WLS BF H R ER SO ERA WHIP	IP WLS BF H R ER SO ERA WHIP	IP WLS BF H R ER SO ERA WHIP	IP WLS BF H R ER SO ERA WHIP	IP WLS BF H R ER SO ERA WHIP	IP WLS BF H R ER SO ERA WHIP	IP WLS BF H R ER SO ERA WHIP	IP WLS BF H R ER SO ERA WHIP	IP WLS BF H R ER SO ERA WHIP	IP WLS BF H R ER SO ERA WHIP	IP WLS BF H R ER SO ERA WHIP	IP WLS BF H R ER SO ERA WHIP	IP WLS BF H R ER SO ERA WHIP	IP WLS BF H R ER SO ERA WHIP
Britt Burns, L ERA: 3.63 (1, 1)	6.2 W 24	3 1 1 3	2 0 0 2	0 0 0 0	0 0 0 0	0 0 0 0	0 0 0 0	0 0 0 0	0 0 0 0	0 0 0 0	0 0 0 0	0 0 0 0	0 0 0 0	0 0 0 0	0 0 0 0	0 0 0 0	0 0 0 0	0 0 0 0	0 0 0 0	0 0 0 0	0 0 0 0
Bob James, R ERA: 2.34 (7, 1)	2.1 S 8	2 0 0 1	0 0 0 0	0 0 0 0	0 0 0 0	0 0 0 0	0 0 0 0	0 0 0 0	0 0 0 0	0 0 0 0	0 0 0 0	0 0 0 0	0 0 0 0	0 0 0 0	0 0 0 0	0 0 0 0	0 0 0 0	0 0 0 0	0 0 0 0	0 0 0 0	0 0 0 0

Chicago White Sox @ Minnesota Twins
 Hubert H. Humphrey Metrodome, Minneapolis, MN

Sat Jun 08 1985, 8:05 PM EDT
 Att. 29,001 - Unknown

AB	30
R	1
H	5
RBI	1
BB	2
SO	4
LOB	11



Batter	1	2	3	4	5	6	7	8	9	AB R H RBI BB SO LOB	TOP	
Rudy Law, L (1, 7) OBP: 0.298, SLG: 0.357 Luis Salazar, R (7, PH) OBP: 0.194, SLG: 0.344 (7, 7)	0-0 1B 7-2 1B		4-0 1B SF8 BB		0-0 SF8 3B		0-0 HR		0-3 K	2 2 2 0 1 0 0 2 1 1 1 0 1 1		
Scott Fletcher, R (1, 5)	0-0 1-3 1B		0-0 1-3 1B		0-3 K		0-0 F9			4 0 2 0 0 1 1		
Harold Baines, L (1, 9)	0-0 1-2 3-Hf F9		0-0 3-H SF8		0-0 3-H SF8		0-3 K			2 0 0 2 0 1 2		
Greg Walker, L (1, 3)	0-0 F9		0-0 F5		0-0 F9			0-0 3-1		4 0 0 0 0 0 2		
Ron Kittle, R (1, 10) OBP: 0.261, SLG: 0.442		0-0 1B 2B	0-0 4-3		0-0 F8			0-0 CS 1B		4 1 2 0 0 0 1		
Daryl Boston, L (1, 8) OBP: 0.266, SLG: 0.328		0-0 F6		0-0 E S 1B		0-0 HR		0-0 F3 1-2		4 1 2 1 0 0 2		
Marc Hill, R (1, 2) OBP: 0.231, SLG: 0.171 Jerry Hairston, S (9, PH) OBP: 0.388, SLG: 0.447 Carlton Fisk, R (9, PR) OBP: 0.324, SLG: 0.570 (9, 2)		0-0 2-H FC4 1B		0-0 F9		0-0 F8			4-0 BB	3 0 1 1 0 0 1 0 0 0 0 1 0 0 0 0 0 0 0 0 0	AB 33 R 5 H 10 RBI 5 BB 2 SO 5 LOB 16	
Julio Cruz, S (1, 4) OBP: 0.304, SLG: 0.216		0-0 FC4		0-3 K		0-0 F7			0-0 F7	4 0 0 0 0 1 3		
Ozzie Guillen, L (1, 6) OBP: 0.238, SLG: 0.236		0-3 K		0-0 F7			0-0 5-3		0-0 F9	4 0 0 0 0 1 3		
Inning Stats	R: 0 E: 0 K: 0 S: 4 H: 2 LOB: 1 BB: 0 P: 4	R: 1 E: 0 K: 1 S: 7 H: 2 LOB: 1 BB: 0 P: 7	R: 1 E: 0 K: 0 S: 4 H: 1 LOB: 1 BB: 1 P: 8	R: 0 E: 1 K: 1 S: 6 H: 1 LOB: 1 BB: 0 P: 6	R: 1 E: 0 K: 1 S: 6 H: 1 LOB: 0 BB: 0 P: 6	R: 1 E: 0 K: 0 S: 4 H: 1 LOB: 0 BB: 0 P: 4	R: 1 E: 0 K: 1 S: 6 H: 1 LOB: 0 BB: 0 P: 6	R: 0 E: 0 K: 0 S: 3 H: 1 LOB: 0 BB: 0 P: 3	R: 0 E: 0 K: 1 S: 5 H: 0 LOB: 1 BB: 1 P: 9	1B: 6 2B: 2 3B: 1 HR: 2 SF: 2 SAC: 0 DP: 1 HBP: 0	WP: 0 PB: 0 SB: 1 CS: 1 PA: 37	
PITCHER	IP WLS BF H R ER SO BB IBB HBP BLK WP HR S P ERA WHIP											
Ken Schrom, R (1, 1) ERA: 5.61	6.0 L 26 8 4 4 3 1 0 0 0 0 0 1 31 35 6.00 1.500											
Curt Wardle, L (7, 1) ERA: 5.04	2.0 7 2 1 1 1 0 0 0 0 0 0 1 9 9 4.50 1.000											
Frank Eufemia, R (9, 1) ERA: 2.08	1.0 4 0 0 0 0 1 1 0 0 0 0 0 5 9 0.00 1.000											

Chicago White Sox @ Minnesota Twins
 Hubert H. Humphrey Metrodome, Minneapolis, MN
 Sun Jun 09 1985, 4:33 AM EDT
 Att. 21,812 - Unknown

livebaseballscorecards.com



Batter	1	2	3	4	5	6	7	8	9	AB	R	H	RBI	BB	SO	LOB
Kirby Puckett, R OBP: 0.320, SLG: 0.380 (1, 8)	0-0 B1-3		0-0 4-3		0-0 F9		0-0 1-3		0-0 F9	5	0	0	0	0	0	3
Mickey Hatcher, R OBP: 0.323, SLG: 0.381 (1, 7)	0-0 F7		4-0 BB		0-0 F8			0-0 6-3		3	0	0	0	1	0	0
Kent Hrbek, L OBP: 0.300, SLG: 0.394 (1, 3)	0-0 F8		0-0 F7			0-0 F7		0-3 K		4	0	0	0	0	1	1
Tom Brunansky, R OBP: 0.396, SLG: 0.562 (1, 9)		0-0 5-3		0-0 F7		0-0 F9		0-0 E5 1B		4	0	0	0	0	0	0
Randy Bush, L OBP: 0.294, SLG: 0.551 (1, 10)		0-0 2B		1-0 HBP		0-0 F7		0-0 1B		2	0	1	0	0	0	0
Greg Gagne, R OBP: 0.366, SLG: 0.390 (8, PH)								1-3 1B		1	0	1	0	0	0	0
Roy Smalley, S OBP: 0.385, SLG: 0.427 (1, 6)		0-3 K		0-0 1B			0-0 F3	0-0 F4		4	0	1	0	0	1	3
Gary Gaetti, R OBP: 0.362, SLG: 0.479 (1, 5)		0-3 K		0-0 1B			0-0 1B		0-0 6-3	4	0	1	0	0	1	3
Tim Teufel, R OBP: 0.347, SLG: 0.417 (1, 4)			0-0 HR		0-0 F7		0-0 L7		0-3 K	4	1	1	1	0	1	3
Mark Salas, L OBP: 0.347, SLG: 0.458 (1, 2)			0-0 F4		0-0 3-1		0-0 1B		4-0 BB	3	0	1	0	1	0	0

BOTTOM

Chicago White Sox @ Minnesota Twins
 Hubert H. Humphrey Metrodome, Minneapolis, MN
 Sun Jun 09 1985, 4:33 AM EDT
 Att. 21,812 - Unknown

livebaseballscorecards.com

AB	34
R	1
H	6
RBI	1
BB	2
SO	4
LOB	13



Inning Stats																	1B	2B	3B	HR	SF	SAC	DP	HBP	WP	PA	ERA	WHIP																											
R: 0	H: 0	E: 0	K: 0	S: 3	R: 0	H: 1	E: 0	K: 2	S: 8	R: 1	H: 1	E: 0	K: 0	S: 4	R: 0	H: 1	E: 0	K: 0	S: 4	R: 0	H: 0	E: 0	K: 0	S: 3	R: 0	H: 0	E: 0	K: 0	S: 3	R: 0	H: 2	E: 0	K: 0	S: 5	R: 0	H: 1	E: 1	K: 1	S: 7	R: 0	H: 0	E: 0	K: 1	S: 5	4	1	0	1	0	0	0	1	37	1.17	0.783
H: 0	LOB: 0	BB: 0	P: 3	H: 1	LOB: 1	BB: 0	P: 8	H: 1	LOB: 1	BB: 1	P: 8	H: 1	LOB: 2	BB: 0	P: 5	H: 0	LOB: 0	BB: 0	P: 3	H: 0	LOB: 0	BB: 0	P: 3	H: 2	LOB: 2	BB: 0	P: 5	H: 1	LOB: 2	BB: 0	P: 7	H: 0	LOB: 1	BB: 1	P: 9	1B: 4	SF: 0	2B: 1	SAC: 0	3B: 0	DP: 0	HR: 1	HBP: 1	CS: 0											
PITCHER	IP	WLS	BF	H	R	ER	SO	BB	IBB	HBP	BLK	WP	HR	S	P	ERA	WHIP																																						
Tom Seaver, R ERA: 2.93 (1, 1)	7.2		31	5	1	1	3	1	0	1	0	0	1	35	40	1.17	0.783																																						
Bob Fallon, L ERA: 2.35 (8, 1)	0.1		2	1	0	0	0	0	0	0	0	0	0	2	2	0.00	3.000																																						
Gene Nelson, R ERA: 2.84 (9, 1)	1.0		4	0	0	0	1	1	0	0	0	0	0	5	9	0.00	1.000																																						

Batter	1	2	3	4	5	6	7	8	9	AB R H RBI BB SO LOB	TOP	
Kirby Puckett, R OBP: 0.322, SLG: 0.380 (1, 8)	0-0 2B 1B	0-0 1-2 HR 1B		0-0 F9		0-0 F9		0-0 F9		5 2 2 0 0 0 0		
Mickey Hatcher, R OBP: 0.321, SLG: 0.377 Dave Meier, R OBP: 0.300, SLG: 0.222 (1, 7) (4, PH) (4, 7)	0-0 F9	0-3 K		4-0 BB BB BB		0-0 CS 1B		0-0 5-3		2 0 0 0 0 1 3 2 0 1 0 1 0 0		
Kent Hrbek, L OBP: 0.302, SLG: 0.396 (1, 3)	0-0 1-H 2B	0-0 F7		4-0 1-2 BB BB		0-0 F9		0-0 F8		4 0 1 1 1 0 3		
Tom Brunansky, R OBP: 0.396, SLG: 0.571 (1, 9)	0-3 K	0-0 1-H 2-H HR		4-0 1-2 2-3 BB		0-0 CS 1-2		0-0 5-3		4 1 1 3 1 1 1		
Randy Bush, L OBP: 0.299, SLG: 0.544 Roy Smalley, S OBP: 0.386, SLG: 0.428 (1, 10) (4, PH)	1-0 HBP	0-0 3-1		0-0 F3		0-0 1B				1 0 0 0 0 0 0 2 0 1 0 0 0 3		
Gary Gaetti, R OBP: 0.356, SLG: 0.469 (1, 5)	0-0 F9			0-0 F9		0-0 F9		0-0 F9		4 0 0 0 0 0 6		
Tim Teufel, R OBP: 0.350, SLG: 0.421 (1, 4)		0-0 3B 2B		4-0 BB		0-0 F4		0-3 K		3 1 1 0 1 1 1		
Greg Gagne, R OBP: 0.362, SLG: 0.404 (1, 6)		0-0 2-H 1B 3B		0-3 K		0-3 K		0-0 5-3		4 1 1 1 0 2 1		
Mark Salas, L OBP: 0.346, SLG: 0.455 Tim Laudner, R OBP: 0.269, SLG: 0.365 (1, 2) (8, PH) (8, 2)		0-0 3-H 1B HR 1B		0-0 F8		0-0 F3		0-3 K		3 1 1 1 0 0 1 1 0 0 0 0 1 0		
Inning Stats	R: 1 E: 0 K: 1 S: 7 H: 2 LOB: 2 BB: 0 P: 8	R: 5 E: 0 K: 1 S: 10 H: 5 LOB: 0 BB: 0 P: 10	R: 0 E: 0 K: 1 S: 5 H: 0 LOB: 1 BB: 1 P: 9	R: 0 E: 0 K: 0 S: 3 H: 0 LOB: 3 BB: 3 P: 15	R: 0 E: 0 K: 1 S: 5 H: 0 LOB: 0 BB: 0 P: 5	R: 0 E: 0 K: 0 S: 3 H: 1 LOB: 0 BB: 0 P: 3	R: 0 E: 0 K: 1 S: 6 H: 1 LOB: 1 BB: 0 P: 6	R: 0 E: 0 K: 1 S: 5 H: 0 LOB: 0 BB: 0 P: 5	R: 0 E: 0 K: 0 S: 3 H: 0 LOB: 0 BB: 0 P: 3	1B: 5 2B: 2 3B: 1 HR: 1 SF: 0 SAC: 0 DP: 0 HBP: 1	WP: 0 PB: 0 SB: 0 CS: 1 PA: 41	
PITCHER Keith Creel, R ERA: 5.71 Jamie Easterly, L ERA: 2.09 (1, 1) (2, 1)	IP 1.1 WLS L BF 11 H 6 R 5 ER 5 SO 2 BB 0 IBB 0 HBP 1 BLK 0 WP 0 HR 0 S 14 P 15 ERA 33.75 WHIP 4.500	IP 7.2 WLS L BF 29 H 3 R 1 ER 1 SO 4 BB 4 IBB 0 HBP 0 BLK 0 WP 0 HR 1 S 33 P 49 ERA 1.17 WHIP 0.913										

Minnesota Twins @ Cleveland Indians
Cleveland Municipal Stadium, Cleveland, OH
Mon Jun 10 1985, 7:05 PM EDT
Att. 4,056 - Unknown

livebaseballscorecards.com

AB	35
R	6
H	9
RBI	6
BB	4
SO	6
LOB	19



Batter	1	2	3	4	5	6	7	8	9	AB R H RBI BB SO LOB
--------	---	---	---	---	---	---	---	---	---	----------------------

Brett Butler, L OBP: 0.354, SLG: 0.431 (1, 8) X	0-0 1B S 1B		0-0 F8 ②		0-0 1-2 2B 1B		0-0 G3 ③			4 1 2 0 0 0 0
Tony Bernazard, S OBP: 0.355, SLG: 0.443 (1, 4) X	0-0 1-3 S 1B		4-0 HR BB		0-0 1-H 2-H FC5 2B ①			0-0 F8 ①		3 1 2 1 1 0 0
Brook Jacoby, R OBP: 0.346, SLG: 0.454 (1, 5) S S	0-3 ① 1-2 K		0-0 1-H HR		0-0 FC5 ②			0-0 G5-4-3 1B		4 1 2 2 0 1 2
Andre Thornton, R OBP: 0.217, SLG: 0.206 (1, 10) X	0-0 ② 3-H F7		0-0 ③ F6		0-0 ③ F8			0-0 ② ③ G5-4-3 1-2f		4 0 0 0 0 0 3
Pat Tabler, R OBP: 0.337, SLG: 0.388 (1, 3) X	0-0 ③ F4			0-0 ① F8		0-0 ① F8		H 1-0 4-3 HBP		3 0 0 0 0 0 1
Joe Carter, R OBP: 0.265, SLG: 0.329 (1, 7) X		0-0 ① 6-3		0-0 FC6-4 1B		0-0 ② F7		X 0-0 ① 4-3		4 0 1 0 0 0 1
George Vukovich, L OBP: 0.327, SLG: 0.342 (1, 9) S S		0-3 ② K		0-3 ② K		0-0 ③ F7		X 0-0 ② F9		4 0 0 0 0 2 2
Mike Fischlin, R OBP: 0.250, SLG: 0.227 (1, 6) X		0-0 ③ F9		0-0 ③ FC6-4 1-2f			X 0-0 ① F9		X 0-0 ③ 4-3	3 0 0 0 0 0 1 1 0 0 0 0 0 1
Mike Hargrove, L OBP: 0.347, SLG: 0.246 (9, PH) X										
Jerry Willard, L OBP: 0.318, SLG: 0.322 (1, 2) X			0-0 ① 4-3		0-0 E3 1B 2B		X 0-0 ② F8			3 1 0 0 0 0 0

Inning Stats	R: 1	H: 2	E: 0	K: 1	S: 7	LOB: 1	BB: 0	P: 7	R: 0	H: 0	E: 0	K: 1	S: 5	LOB: 0	BB: 0	P: 5	R: 2	H: 1	E: 0	K: 0	S: 4	LOB: 0	BB: 1	P: 8	R: 0	H: 1	E: 0	K: 1	S: 6	LOB: 1	BB: 0	P: 6	R: 1	H: 2	E: 1	K: 0	S: 5	LOB: 1	BB: 0	P: 5	R: 0	H: 0	E: 0	K: 0	S: 3	LOB: 0	BB: 0	P: 3	R: 0	H: 0	E: 0	K: 0	S: 3	LOB: 0	BB: 0	P: 3	R: 0	H: 1	E: 0	K: 0	S: 3	LOB: 0	BB: 0	P: 3	R: 0	H: 0	E: 0	K: 0	S: 3	LOB: 1	BB: 0	P: 4	1B: 5	SF: 0	2B: 1	SAC: 0	3B: 0	DP: 1	HR: 1	HBP: 1	WP: 0	PA: 35
--------------	------	------	------	------	------	--------	-------	------	------	------	------	------	------	--------	-------	------	------	------	------	------	------	--------	-------	------	------	------	------	------	------	--------	-------	------	------	------	------	------	------	--------	-------	------	------	------	------	------	------	--------	-------	------	------	------	------	------	------	--------	-------	------	------	------	------	------	------	--------	-------	------	------	------	------	------	------	--------	-------	------	-------	-------	-------	--------	-------	-------	-------	--------	-------	--------

PITCHER	IP	WLS	BF	H	R	ER	SO	BB	IBB	HBP	BLK	WP	HR	S	P	ERA	WHIP
Frank Viola, L ERA: 4.35 (1, 1)	7.1	W	30	7	4	3	3	1	0	0	0	0	1	35	39	3.68	1.091
Ron Davis, R ERA: 6.04 (8, 1)	1.2	S	5	0	0	0	0	0	0	1	0	0	0	4	5	0.00	0.000

BOTTOM

Minnesota Twins @ Cleveland Indians
Cleveland Municipal Stadium, Cleveland, OH

Mon Jun 10 1985, 7:05 PM EDT
Att. 4,056 - Unknown

livebaseballscorecards.com

AB	33
R	4
H	7
RBI	3
BB	1
SO	3
LOB	11



Batter	1	2	3	4	5	6	7	8	9	AB R H RBI BB SO LOB	TOP											
Kirby Puckett, R OBP: 0.327, SLG: 0.405 (1, 8) X	0-0 4-3		0-0 HR	0-0 F8		0-0 E2 1-H 2-H 2B			0-0 2B	5 1 3 2 0 0 1												
Tim Teufel, R OBP: 0.342, SLG: 0.410 (1, 4) X	0-0 L1		0-0 F7		0-0 L5	0-0 5-3			0-3 K	5 0 0 0 0 1 2												
Kent Hrbek, L OBP: 0.300, SLG: 0.389 (1, 3) S S S	0-3 K		0-0 4-3		0-0 F8				4-0 IBB	4 0 0 0 1 1 0												
Tom Brunansky, R OBP: 0.396, SLG: 0.576 (1, 9) X		0-0 2B 2B	0-0 2B		0-3 K				0-0 6-3	5 1 2 0 0 1 2												
Roy Smalley, S OBP: 0.383, SLG: 0.429 (1, 10) X		0-0 1B SF7 2B 2-H	0-0 5-3			0-3 K			0-3 K	4 1 1 1 0 2 1												
Gary Gaetti, R OBP: 0.354, SLG: 0.465 (1, 5) X		0-0 SF7 1B 2-3		0-0 5-3		0-0 F8			0-0 F7	4 0 1 0 0 0 0												
Greg Gagne, R OBP: 0.367, SLG: 0.439 (1, 6) X		0-0 SF7 1-2 3-H 1B		0-0 HR		0-0 1B 1B			0-0 4-3	3 2 2 2 0 0 0												
Dave Meier, R OBP: 0.282, SLG: 0.227 (1, 7) S S S		0-3 K		0-0 F7		0-0 1B 2B 1B			0-3 K	4 1 1 0 0 2 1												
Tim Laudner, R OBP: 0.282, SLG: 0.364 (1, 2) X		0-0 4-3		4-0 BB		0-0 2B E 1B 1-2 2-H			0-0 G3	3 1 1 1 1 0 1												
Inning Stats	R: 0 E: 0 K: 1 S: 5	H: 0 LOB: 0 BB: 0 P: 5	R: 2 E: 0 K: 1 S: 8	H: 3 LOB: 1 BB: 0 P: 8	R: 1 E: 0 K: 0 S: 5	H: 2 LOB: 1 BB: 0 P: 5	R: 1 E: 0 K: 0 S: 4	H: 1 LOB: 1 BB: 1 P: 8	R: 0 E: 0 K: 1 S: 5	H: 0 LOB: 0 BB: 0 P: 5	R: 3 E: 1 K: 1 S: 9	H: 4 LOB: 1 BB: 0 P: 9	R: 0 E: 0 K: 1 S: 5	H: 0 LOB: 0 BB: 0 P: 5	R: 0 E: 0 K: 1 S: 5	H: 0 LOB: 0 BB: 0 P: 5	R: 0 E: 0 K: 1 S: 6	H: 1 LOB: 2 BB: 1 P: 10	1B: 4 2B: 5 3B: 0 HR: 2	SF: 1 SAC: 0 DP: 0 HBP: 0	WP: 0 PB: 0 SB: 0 CS: 0	PA: 40
PITCHER	IP WLS BF H R ER SO BB IBB HBP BLK WP HR S P ERA WHIP																					
Frank Tanana, L ERA: 5.85 (1, 1)	5.2 L 28 10 7 6 4 1 0 0 0 0 0 2 35 39 9.53 1.941																					
Dickie Noles, R ERA: 3.66 (6, 1)	3.1 12 1 0 0 3 0 1 0 0 0 0 0 17 21 0.00 0.300																					

Minnesota Twins @ Texas Rangers
Arlington Stadium, Arlington, TX
Thu Jun 13 1985, 8:05 PM EDT
Att. 14,984 - Unknown

livebaseballscorecards.com

AB	37
R	7
H	11
RBI	6
BB	2
SO	7
LOB	8



BOTTOM

Minnesota Twins @ Texas Rangers
Arlington Stadium, Arlington, TX
Thu Jun 13 1985, 8:05 PM EDT
Att. 14,984 - Unknown

livebaseballscorecards.com

AB	32
R	5
H	9
RBI	4
BB	1
SO	1
LOB	9



WP:	1	PA:	33
PB:	0	CS:	0
SB:	3		

AB R H RBI BB SO LOB

4	1	1	0	0	0	1
4	1	1	0	0	0	1
3	1	1	0	1	1	0
4	1	1	3	0	0	1
4	1	3	0	0	0	1
4	0	0	1	0	0	2
3	0	1	0	0	0	0
3	0	1	0	0	0	1
2	0	0	0	0	0	1
1	0	0	0	0	0	1
0	0	0	0	0	0	0

1B:	5	SF:	0
2B:	4	SAC:	0
3B:	0	DP:	4
HR:	1	HBP:	0

Batter	1	2	3	4	5	6	7	8	9
Oddibe McDowell, L (1, 8) OBP: 0.245, SLG: 0.330	0-0 F4			0-0 WP HR 2B	0-0 1-6			0-0 F5	
Curtis Wilkerson, S (1, 6) OBP: 0.308, SLG: 0.331	0-0 B1-3			0-0 6-3		0-0 S E 1B		0-0 4-3	
Buddy Bell, R (1, 5) OBP: 0.332, SLG: 0.392	0-0 5-3			4-0 HR BB		0-0 E8 G6-4-3 1B		0-3 K	
Cliff Johnson, R (1, 10) OBP: 0.342, SLG: 0.468		0-0 4-3		0-0 HR		0-0 F7		0-0 6-3	
Gary Ward, R (1, 7) OBP: 0.328, SLG: 0.405		0-0 G6-4-3 1B		0-0 S 6-3 2B		0-0 G6-4-3		0-0 G6-4-3 1B	
Larry Parrish, R (1, 9) OBP: 0.299, SLG: 0.424		0-0 G6-4-3		0-0 6-3			0-0 6-3	0-0 G6-4-3	
Pete O'Brien, L (1, 3) OBP: 0.293, SLG: 0.343			0-0 4-3	0-0 F8			0-0 S 1B		
Don Slaught, R (1, 2) OBP: 0.283, SLG: 0.351			0-0 F9		0-0 1-6 2B		0-0 5-3		
Wayne Tolleson, S (1, 4) OBP: 0.356, SLG: 0.379			0-0 L5		0-0 F2		0-0 F8		
Tom Dunbar, L (7, PH) OBP: 0.333, SLG: 0.314									
Toby Harrah, R (8, 4) OBP: 0.464, SLG: 0.375									

Inning Stats	R: 0	H: 0	E: 0	K: 0	S: 3	H: 0	LOB: 0	BB: 0	P: 3	R: 0	H: 1	E: 0	K: 0	S: 3	R: 0	H: 0	E: 0	K: 0	S: 3	R: 4	H: 3	E: 0	K: 0	S: 6	R: 0	H: 1	E: 0	K: 0	S: 3	R: 1	H: 2	E: 1	K: 0	S: 4	R: 0	H: 1	E: 0	K: 0	S: 4	R: 0	H: 0	E: 0	K: 1	S: 5	R: 0	H: 1	E: 0	K: 0	S: 3	1B: 5	SF: 0	2B: 4	SAC: 0	3B: 0	DP: 4	HR: 1	HBP: 0	WP: 1	PA: 33
--------------	------	------	------	------	------	------	--------	-------	------	------	------	------	------	------	------	------	------	------	------	------	------	------	------	------	------	------	------	------	------	------	------	------	------	------	------	------	------	------	------	------	------	------	------	------	------	------	------	------	------	-------	-------	-------	--------	-------	-------	-------	--------	-------	--------

PITCHER	IP	WLS	BF	H	R	ER	SO	BB	IBB	HBP	BLK	WP	HR	S	P	ERA	WHIP
Mike Smithson, R (1, 1) ERA: 5.38	6.1	W	25	8	5	4	0	1	0	0	0	1	1	24	28	5.68	1.421
Rick Lysander, R (7, 1) ERA: 4.58	2.2	S	8	1	0	0	1	0	0	0	0	0	0	10	10	0.00	0.375

Batter	1	2	3	4	5	6	7	8	9	AB R H RBI BB SO LOB	TOP											
Kirby Puckett, R (1, 8) OBP: 0.328, SLG: 0.413	0-0 6-3		0-0 4-3		0-3 K		0-0 3B		0-0 1-2 1B	5 0 2 0 0 1 2												
Mickey Hatcher, R (1, 7) OBP: 0.318, SLG: 0.373	0-0 1B		0-0 6-3			0-0 F8	0-0 5-3		0-0 2-3f FC5	5 0 1 0 0 0 3												
Kent Hrbek, L (1, 3) OBP: 0.303, SLG: 0.389	0-3 K			0-0 G4-3 1B		4-0 HR BB	0-3 K			3 1 1 0 1 2 2												
Tom Brunansky, R (1, 9) OBP: 0.394, SLG: 0.585	0-3 K			0-3 K		0-0 1-H HR		0-0 5-3		4 1 1 2 0 2 2												
Randy Bush, L (1, 10) OBP: 0.286, SLG: 0.518		0-0 F8		0-0 G4-3 1-2f		0-0 G3		0-0 F8		4 0 0 0 0 0 1												
Gary Gaetti, R (1, 5) OBP: 0.356, SLG: 0.471		0-0 2B			0-0 F7	0-0 2B 1B		0-0 5-3		4 0 2 0 0 0 0												
Tim Teufel, R (1, 4) OBP: 0.346, SLG: 0.416		0-0 F8			4-0 1B BB	0-0 1-3 2B			0-0 F6	2 0 1 0 1 0 1												
Roy Smalley, S (9, PH) OBP: 0.381, SLG: 0.427		0-0 F8			0-3 K	0-0 4-3			0-0 F6	1 0 0 0 0 0 0												
Greg Gagne, R (1, 6) OBP: 0.358, SLG: 0.427		0-0 F8							0-0 F6	3 0 0 0 0 1 4												
Mike Stenhouse, L (9, PH) OBP: 0.333, SLG: 0.418									0-0 FC5 1B	1 0 0 0 0 0 0												
Mark Salas, L (1, 2) OBP: 0.351, SLG: 0.457			0-0 4-3		0-0 1-2 1B		0-0 F8		0-0 1B	4 0 2 0 0 0 0												
Inning Stats	R: 0 E: 0 K: 2 S: 8	H: 1 LOB: 1 BB: 0 P: 8	R: 0 E: 0 K: 0 S: 4	H: 1 LOB: 1 BB: 0 P: 4	R: 0 E: 0 K: 0 S: 3	H: 0 LOB: 0 BB: 0 P: 3	R: 0 E: 0 K: 1 S: 5	H: 1 LOB: 0 BB: 0 P: 5	R: 0 E: 0 K: 2 S: 8	H: 1 LOB: 2 BB: 1 P: 12	R: 2 E: 0 K: 0 S: 6	H: 3 LOB: 2 BB: 1 P: 10	R: 0 E: 0 K: 1 S: 6	H: 1 LOB: 1 BB: 0 P: 6	R: 0 E: 0 K: 0 S: 3	H: 0 LOB: 0 BB: 0 P: 3	R: 0 E: 0 K: 0 S: 5	H: 2 LOB: 2 BB: 0 P: 5	1B: 6 2B: 2 3B: 1 HR: 1	SF: 0 SAC: 0 DP: 1 HBP: 0	WP: 0 PB: 0 SB: 0 CS: 0	PA: 38
PITCHER	IP WLS BF H R ER SO BB IBB HBP BLK WP HR S P ERA WHIP																					
Burt Hooton, R (1, 1) ERA: 2.97	6.1 W 28 8 2 2 5 2 0 0 0 0 0 1 36 44 2.84 1.579																					
Dave Schmidt, R (7, 1) ERA: 2.13	2.2 S 10 2 0 0 1 0 0 0 0 0 0 0 12 12 0.00 0.750																					

Minnesota Twins @ Texas Rangers
Arlington Stadium, Arlington, TX
Fri Jun 14 1985, 8:05 PM EDT
Att. 16,489 - Unknown

livebaseballscorecards.com

AB 36
R 2
H 10
RBI 2
BB 2
SO 6
LOB 15



Batter	1	2	3	4	5	6	7	8	9
Oddibe McDowell, L (1, 8) OBP: 0.255, SLG: 0.347	0-0 E HR 1B	0-0 CS 8-2 2B			0-0 B2-3	0-3 K			
Toby Harrah, R (1, 4) OBP: 0.469, SLG: 0.399	0-0 1-H HR	0-0 8-2	0-0 F8		0-0 E 1B		4-0 G3 6-3 BB		
Buddy Bell, R (1, 5) OBP: 0.331, SLG: 0.389	0-0 F4		0-0 5-3		0-0 E5 1B		0-0 6-3		
Cliff Johnson, R (1, 10) OBP: 0.339, SLG: 0.464 Tom Dunbar, L (5, PH) OBP: 0.339, SLG: 0.308	0-0 F9		0-0 6-3		4-0 IBB		0-0 G3		
Gary Ward, R (1, 7) OBP: 0.327, SLG: 0.400	4-0 BB			0-0 5-3	0-3 K		0-0 6-3		
Larry Parrish, R (1, 9) OBP: 0.302, SLG: 0.438	0-0 5-3			0-0 HR		4-0 BB BB	0-0 6-3		
Don Slaught, R (1, 2) OBP: 0.282, SLG: 0.360		0-3 K		0-0 F4	0-3 K		0-0 3B		
Pete O'Brien, L (1, 3) OBP: 0.292, SLG: 0.341		0-0 2B 1B		0-3 K		0-0 F9	0-0 3-4-3		
Wayne Tolleson, S (1, 6) OBP: 0.351, SLG: 0.367		0-0 F6			0-0 6-3	4-0 BB BB	0-0 F7		

AB	R	H	RBI	BB	SO	LOB
4	1	2	1	0	1	2
3	1	2	2	1	0	0
4	0	1	0	0	0	1
2	0	0	0	0	0	0
1	0	0	0	1	0	1
3	0	0	0	1	1	4
3	1	1	1	1	0	1
4	0	1	0	0	2	1
4	1	1	0	0	1	2
3	0	0	0	1	0	2

BOTTOM

Minnesota Twins @ Texas Rangers
Arlington Stadium, Arlington, TX
Fri Jun 14 1985, 8:05 PM EDT
Att. 16,489 - Unknown

livebaseballscorecards.com

AB	31
R	4
H	8
RBI	4
BB	5
SO	5
LOB	14



1B: 4	SF: 0	WP: 0	PA: 36
2B: 1	SAC: 0	PB: 0	
3B: 1	DP: 0	SB: 0	
HR: 2	HBP: 0	CS: 1	

Inning Stats		R: 2	H: 2	R: 1	H: 2	R: 0	H: 0	R: 1	H: 1	R: 0	H: 2	R: 0	H: 0	R: 0	H: 0	R: 0	H: 1	
Pitcher		IP	WLS	BF	H	R	ER	SO	BB	IBB	HBP	BLK	WP	HR	S	P	ERA	WHIP
Pete Filson, L (1, 1) ERA: 4.29		2.0	L	11	4	3	2	1	1	0	0	0	0	1	11	15	9.00	2.500
Frank Eufemia, R (3, 1) ERA: 2.31		3.0		14	3	1	1	2	1	1	0	0	0	1	16	24	3.00	1.333
Curt Wardle, L (6, 1) ERA: 4.88		1.0		5	0	0	0	2	2	0	0	0	0	0	7	15	0.00	2.000
Ron Davis, R (7, 1) ERA: 5.55		2.0		7	1	0	0	0	0	0	0	0	0	0	7	7	0.00	0.500

Batter	1	2	3	4	5	6	7	8	9	AB R H RBI BB SO LOB	TOP		
Kirby Puckett, R OBP: 0.323, SLG: 0.406 (1, 8) X	0-0 F8		0-0 4-3			0-3 K		0-0 F8		4 0 0 0 0 1 0	Minnesota Twins @ Texas Rangers Arlington Stadium, Arlington, TX Sat Jun 15 1985, 8:05 PM EDT Att. 25,765 - Unknown livebaseballscorecards.com		
Ron Washington, R OBP: 0.300, SLG: 0.278 (1, 10) X	0-0 FC5-4 1B		0-0 5-3			0-0 F8		0-3 K		4 0 1 0 0 1 0			
Mickey Hatcher, R OBP: 0.321, SLG: 0.373 (1, 7) X	0-0 FC5-4 1B		0-0 5-3			4-0 HR BB		0-0 F8		3 1 1 0 1 0 0			
Tom Brunansky, R OBP: 0.391, SLG: 0.592 (1, 9) X	0-0 FC5-4 1-2f 2-3			0-0 L7		0-0 HR 1-H		0-0 5-3		4 1 1 2 0 0 2			
Roy Smalley, S OBP: 0.373, SLG: 0.417 (1, 3) X (7, 6)	0-0 FC5-4 1-2f			0-0 F4		0-0 6-3		0-0 F6		4 0 0 0 0 0 2			
Gary Gaetti, R OBP: 0.354, SLG: 0.464 (1, 5) X		0-0 1-3		0-0 6-3			4-0 BB	0-0 5-3		3 0 0 0 1 0 0			
Tim Teufel, R OBP: 0.341, SLG: 0.410 (1, 4) X		0-0 5-3			0-0 F9		0-3 K			3 0 0 0 0 1 1			
Greg Gagne, R OBP: 0.360, SLG: 0.429 (1, 6) X (7, PH)		0-0			0-0 F8		0-0 F5			2 0 1 0 0 0 0			
Kent Hrbek, L OBP: 0.302, SLG: 0.387 (7, 3) X		0-0 1B			0-0		0-3 K			1 0 0 0 0 0 1			
Tim Laudner, R OBP: 0.274, SLG: 0.353 (1, 2) X (7, PH)		0-3 K			0-0 4-3					2 0 0 0 0 1 1			
Randy Bush, L OBP: 0.283, SLG: 0.512 (7, 2) X										1 0 0 0 0 1 1			
Mark Salas, L OBP: 0.351, SLG: 0.457 (7, 2) X										0 0 0 0 0 0 0			
Inning Stats	R: 0 H: 2 E: 0 LOB: 2 K: 0 BB: 0 S: 5 P: 5	R: 0 H: 1 E: 0 LOB: 1 K: 1 BB: 0 S: 6 P: 6	R: 0 H: 0 E: 0 LOB: 0 K: 0 BB: 0 S: 3 P: 3	R: 0 H: 0 E: 0 LOB: 0 K: 0 BB: 0 S: 3 P: 3	R: 0 H: 0 E: 0 LOB: 0 K: 0 BB: 0 S: 3 P: 3	R: 2 H: 1 E: 0 LOB: 0 K: 1 BB: 1 S: 6 P: 10	R: 0 H: 0 E: 0 LOB: 1 K: 2 BB: 1 S: 7 P: 11	R: 0 H: 0 E: 0 LOB: 0 K: 1 BB: 0 S: 5 P: 5	R: 0 H: 0 E: 0 LOB: 0 K: 0 BB: 0 S: 3 P: 3	1B: 3 SF: 0 2B: 0 SAC: 0 3B: 0 DP: 0 HR: 1 HBP: 0	WP: 0 PA: 33 PB: 0 SB: 0 CS: 0		
PITCHER	IP WLS BF H R ER SO BB IBB HBP BLK WP HR S P ERA WHIP											PITCHER	IP WLS BF H R ER SO BB IBB HBP BLK WP HR S P ERA WHIP
Mike Mason, L ERA: 4.91 (1, 1)	6.0 W 24 4 2 2 2 2 2 0 0 0 0 1 26 34 3.00 1.000												
Dave Stewart, R ERA: 4.94 (7, 1)	3.0 S 9 0 0 0 3 0 0 0 0 0 0 0 15 15 0.00 0.000												



Batter	1	2	3	4	5	6	7	8	9	AB	R	H	RBI	BB	SO	LOB
Oddibe McDowell, L (1, 8) OBP: 0.261, SLG: 0.349	0-0 S BB 2B 1B	0-0 S 1B	0-0 1-3			0-0 F9 1-2	0-0 L7			5	1	2	0	0	0	4
Toby Harrah, R (1, 4) OBP: 0.472, SLG: 0.400	4-0 S 2B BB 1B	0-0 SF9			0-0 FC4-6 1B	0-0 F7		4-0 1B 2B BB		2	2	1	1	2	0	0
Buddy Bell, R (1, 5) OBP: 0.332, SLG: 0.394	0-3 K 1-2 2-3	0-0 F2			0-0 F8		0-0 E 2B	0-0 2B SF8 1B		5	2	2	0	0	1	5
Pete O'Brien, L (1, 3) OBP: 0.296, SLG: 0.341 Alan Bannister, R (8, PH) (9, 3)	4-0 2B 6-3 IBB	0-0 3-1			0-0 FC4-6 WP 1-2f		0-0 E3 4-3 1B 1B	0-0 F4		3	2	1	0	1	0	3
Gary Ward, R (1, 7) OBP: 0.332, SLG: 0.417	0-0 WP 1-3 2-H 3-H 2B				0-0 L9 1-2		0-0 4-3 2-3	0-0 1-3 2-H 2B		5	1	3	3	0	0	2
Larry Parrish, R (1, 9) OBP: 0.304, SLG: 0.443	0-0 6-3				0-0 1B 2B		0-0 K 3B 1B	0-0 SF8 3-H		4	1	2	4	0	1	1
Tom Dunbar, L (1, 10) OBP: 0.323, SLG: 0.291 Bill Stein, R (7, PH) OBP: 0.429, SLG: 0.571	0-0 L7 2-3				0-0 F7		0-0 K 1B 3B	0-0 F7 3-H		3	0	0	0	0	1	2
Don Slaught, R (1, 2) OBP: 0.286, SLG: 0.363					0-0 5-3		0-0 6-3			4	1	2	1	0	0	1
Wayne Tolleson, S (1, 6) OBP: 0.367, SLG: 0.383					0-0 SF9 1B		0-0 CS 1B	0-0 F8		4	0	3	0	0	0	1


Inning Stats	R: 3	H: 2	E: 0	K: 1	S: 7	L: 1	LOB: 1	BB: 2	P: 15	R: 1	H: 3	E: 0	K: 0	S: 6	L: 1	LOB: 2	BB: 0	P: 6	R: 0	H: 1	E: 0	K: 0	S: 4	R: 0	H: 0	E: 0	K: 2	S: 7	R: 0	H: 1	E: 0	K: 0	S: 3	R: 4	H: 5	E: 1	K: 0	S: 8	R: 2	H: 2	E: 0	K: 0	S: 5	L: 1	LOB: 1	BB: 1	P: 9
--------------	------	------	------	------	------	------	--------	-------	-------	------	------	------	------	------	------	--------	-------	------	------	------	------	------	------	------	------	------	------	------	------	------	------	------	------	------	------	------	------	------	------	------	------	------	------	------	--------	-------	------

PITCHER	IP	WLS	BF	H	R	ER	SO	BB	IBB	HBP	BLK	WP	HR	S	P	ERA	WHIP
John Butcher, R (1, 1) ERA: 4.53	6.0	L	30	11	6	6	3	1	1	0	0	2	0	34	42	9.00	2.000
Rick Lysander, R (7, 1) ERA: 5.05	0.1		3	2	1	1	0	0	0	0	0	0	0	3	3	27.00	6.000
Len Whitehouse, L (7, 1) ERA: 13.5	1.0		8	4	4	4	0	1	0	0	0	0	0	7	11	36.00	5.000
Frank Eufemia, R (8, 1) ERA: 2.19	0.2		2	0	0	0	0	0	0	0	0	0	0	2	2	0.00	0.000

MINNESOTA TWINS @ TEXAS RANGERS
Arlington Stadium, Arlington, TX
Sat Jun 15 1985, 8:05 PM EDT
Att. 25,765 - Unknown

livebaseballscorecards.com

AB	38
R	11
H	17
RBI	10
BB	3
SO	3
LOB	22



1B: 11	SF: 2	WP: 2	PA: 43
2B: 5	SAC: 0	PB: 0	
3B: 1	DP: 0	SB: 3	
HR: 0	HBP: 0	CS: 1	

Batter	1	2	3	4	5	6	7	8	9	AB R H RBI BB SO LOB	TOP											
Kirby Puckett, R OBP: 0.328, SLG: 0.410 (1, 8) X	0-0 6-3		0-0 G5-4-3 1-2 1B		0-0 1-2 1B		0-0 6-3		0-0 1-2 E 1B	5 0 3 0 0 0 0												
Ron Washington, R OBP: 0.280, SLG: 0.261 (1, 10) X	0-0 F2		0-0 L8		0-0 6-3		0-0 2B 1B		0-0 1-2 2-3 L5	5 1 1 0 0 0 6												
Mickey Hatcher, R OBP: 0.323, SLG: 0.375 (1, 3) (7, 7) X	0-0 5-3		0-0 G5-4-3 1-2f		0-0 6-3		0-0 1-H 2B		4-0 FC6-4 IBB	4 0 1 1 1 0 1												
Tom Brunansky, R OBP: 0.391, SLG: 0.591 (1, 9) X		0-0 2B		0-0 F5		4-0 WP HR BB	0-3 K		0-0 F5	4 1 1 0 1 1 4												
Gary Gaetti, R OBP: 0.351, SLG: 0.472 (1, 5) X		0-0 1-3		0-0 F7		0-0 1-H HR		0-3 K	0-0 FC6-4 1-2f	5 1 1 2 0 1 4												
Mark Salas, L OBP: 0.348, SLG: 0.450 (1, 2) SSS		0-3 K		0-0 F9		0-0 1B		0-0 4-3		4 0 1 0 0 1 1												
Tim Teufel, R OBP: 0.344, SLG: 0.408 (1, 4) X		0-0 5-3			0-0 CS 1B		0-0 F9		4-0 WP BB	3 0 1 0 1 0 2												
Greg Gagne, R OBP: 0.357, SLG: 0.448 (1, 6) X			0-0 HR		0-3 K		0-3 K		0-0 1-2 5-3	4 1 1 1 0 2 3												
Dave Meier, R OBP: 0.346, SLG: 0.227 (1, 7) B B B B			4-0 L8 1B BB		4-0 1-2 1B BB		0-0 4-3		0-0 E 1B 1B	0 0 0 0 2 0 0 2 0 1 0 0 0 0												
Kent Hrbek, L OBP: 0.304, SLG: 0.388 (7, PH) (7, 3) B B B B																						
Inning Stats	R: 0 E: 0 K: 0 S: 3	H: 0 LOB: 0 BB: 0 P: 3	R: 0 E: 0 K: 1 S: 6	H: 1 LOB: 1 BB: 0 P: 6	R: 1 E: 0 K: 0 S: 4	H: 2 LOB: 1 BB: 1 P: 8	R: 0 E: 0 K: 0 S: 3	H: 0 LOB: 0 BB: 0 P: 3	R: 0 E: 0 K: 1 S: 6	H: 2 LOB: 2 BB: 1 P: 10	R: 2 E: 0 K: 1 S: 7	H: 2 LOB: 1 BB: 1 P: 11	R: 1 E: 0 K: 1 S: 7	H: 2 LOB: 1 BB: 0 P: 7	R: 0 E: 0 K: 1 S: 5	H: 0 LOB: 1 BB: 1 P: 9	R: 0 E: 1 K: 0 S: 5	H: 2 LOB: 3 BB: 1 P: 9	1B: 7 2B: 2 3B: 0 HR: 2	SF: 0 SAC: 0 DP: 1 HBP: 0	WP: 2 PB: 0 SB: 1 CS: 2	PA: 41
PITCHER	IP WLS BF H R ER SO BB IBB HBP BLK WP HR S P ERA WHIP																					
Charlie Hough, R ERA: 3.46 (1, 1)	6.0 L 26 7 3 3 3 3 0 0 0 1 2 29 41 4.50 1.667																					
Greg Harris, R ERA: 1.94 (7, 1)	2.0 9 2 1 1 2 1 0 0 0 1 0 12 16 4.50 1.500																					
Dave Schmidt, R ERA: 2.05 (9, 1)	1.0 6 2 0 0 0 0 0 1 0 0 0 0 5 9 0.00 2.000																					

Minnesota Twins @ Texas Rangers
Arlington Stadium, Arlington, TX
Sun Jun 16 1985, 8:05 PM EDT
Att: 19,096 - Unknown

livebaseballscorecards.com

AB	36
R	4
H	11
RBI	4
BB	5
SO	5
LOB	21




Batter	1	2	3	4	5	6	7	8	9	AB R H RBI BB SO LOB
Oddibe McDowell, L (1, 8) OBP: 0.261, SLG: 0.345	0-0 F8		0-0 L5-3 1B		0-0 L9		0-3 K			4 0 1 0 0 1 2
Toby Harrah, R (1, 4) OBP: 0.472, SLG: 0.399	4-0 1B BB		0-0 L5-3 1-2			0-0 6-3		0-0 G5-4-3 1B		3 0 1 0 1 0 1
Buddy Bell, R (1, 5) OBP: 0.327, SLG: 0.387	0-0 F8			0-0 5-3		0-0 F7		0-0 G5-4-3 1-2f		4 0 0 0 0 0 2
Pete O'Brien, L (1, 3) OBP: 0.303, SLG: 0.349	0-0 1-2 1B			0-0 CS BB 1B		0-0 1B		0-0 3-1		4 0 3 0 0 0 0
Larry Parrish, R (1, 9) OBP: 0.303, SLG: 0.437	0-3 K			4-0 1-2 CS BB		0-0 F4		0-0 4-3		3 0 0 0 1 1 3
Bob Jones, L (1, 7) OBP: 0.186, SLG: 0.190		0-0 G3		0-3 1-2 2-3 K		0-0 G1		0-0 4-3		4 0 0 0 0 1 2
Don Slaught, R (1, 2) OBP: 0.291, SLG: 0.362		0-0 F3			0-0 E G3 SF7 1B		0-0 F3		4-0 BB	3 1 1 0 1 0 0
Tom Dunbar, L (1, 10) OBP: 0.318, SLG: 0.288		0-0 G3			0-0 G3 1-3		0-0 BB 1B		0-3 K	4 0 1 0 0 1 2
Curtis Wilkerson, S (1, 6) OBP: 0.308, SLG: 0.329			0-0 F8		0-0 SF7 3-H		4-0 BB 1-2 BB			1 0 0 1 1 0 0

Inning Stats	R: 0	H: 1	E: 0	LOB: 2	K: 1	S: 6	P: 10	R: 0	H: 0	E: 0	LOB: 0	K: 0	S: 3	P: 3	R: 0	H: 1	E: 0	LOB: 0	K: 0	S: 3	R: 0	H: 1	E: 0	LOB: 1	K: 1	S: 5	P: 9	R: 1	H: 1	E: 1	LOB: 0	K: 0	S: 4	P: 4	R: 0	H: 1	E: 0	LOB: 1	K: 0	S: 4	P: 4	R: 0	H: 1	E: 0	LOB: 2	K: 1	S: 6	P: 10	R: 0	H: 1	E: 0	LOB: 0	K: 0	S: 3	P: 3	R: 0	H: 0	E: 0	LOB: 1	K: 1	S: 5	P: 9	1B: 7	SF: 1	2B: 1	SAC: 0	3B: 0	DP: 2	HR: 0	HBP: 0	WP: 0	PA: 35
PITCHER Ken Schrom, R (1, 1) ERA: 4.95	IP	WLS	BF	H	R	ER	SO	BB	IBB	HBP	BLK	WP	HR	S	P	ERA	WHIP																			IP	WLS	BF	H	R	ER	SO	BB	IBB	HBP	BLK	WP	HR	S	P	ERA	WHIP																				


MINNESOTA TWINS @ TEXAS RANGERS
Arlington Stadium, Arlington, TX
Sun Jun 16 1985, 8:05 PM EDT
Att. 19,096 - Unknown

livebaseballscorecards.com

AB	30
R	1
H	7
RBI	1
BB	4
SO	4
LOB	12



Batter	1	2	3	4	5	6	7	8	9	AB R H RBI BB SO LOB
Kirby Puckett, R OBP: 0.323, SLG: 0.402 (1, 8) X	0-0 F7	0-0 4-3		0-0 4-3		0-0 6-3			0-0 4-3	5 0 0 0 0 0 2
Mickey Hatcher, R OBP: 0.324, SLG: 0.376 (1, 7) X	0-0 1B		0-3 K	0-0 5-3			0-0 G3		0-0 1B	5 1 2 0 0 1 1
Kent Hrbek, L OBP: 0.313, SLG: 0.398 (1, 3) X	0-0 1B		0-0 1B		4-0 FC4-6 BB		0-3 K		0-0 1B	4 2 3 0 1 1 0
Tom Brunansky, R OBP: 0.395, SLG: 0.589 (1, 9) X	0-0 2-3		0-0 1B		4-0 FC4-6 BB		0-0 1B		0-0 F8	4 0 2 1 1 0 4
Mike Stenhouse, L OBP: 0.324, SLG: 0.400 (1, 10) X	0-0 1B		0-0 F4		0-0 FC4-6		0-0 F8		0-0 5-3	5 0 1 1 0 0 6
Mark Salas, L OBP: 0.345, SLG: 0.448 (1, 2) X	0-0 3-1		0-0 1B		0-0 SF7			0-0 G3		3 0 1 1 0 0 2
Gary Gaetti, R OBP: 0.346, SLG: 0.463 (1, 5) X		0-0 G3	0-3 K		0-0 F7			0-0 4-3		4 0 0 0 0 1 3
Tim Teufel, R OBP: 0.347, SLG: 0.415 (1, 4) X		0-0 6-3		0-0 2B		0-0 5-3		0-0 1B		4 0 2 0 0 0 0
Greg Gagne, R OBP: 0.353, SLG: 0.450 (1, 6) X		0-0 2B		0-0 F9		0-0 4-3		0-0 F9		4 0 1 0 0 0 2

TOP	
Minnesota Twins @ Kansas City Royals Royals Stadium, Kansas City, MO	Mon Jun 17 1985, 8:05 PM EDT Att: 31,885 - Unknown
AB 38 R 3 H 12 RBI 3 BB 2 SO 3 LOB 20	WP: 0 PA: 41 PB: 0 SB: 0 CS: 0
	

Inning Stats	R: 1	H: 3	E: 0	K: 0	S: 6	P: 6	R: 0	H: 1	E: 0	K: 0	S: 4	P: 4	R: 1	H: 3	E: 0	K: 2	S: 10	P: 10	R: 0	H: 1	E: 0	K: 0	S: 4	P: 4	R: 1	H: 0	E: 0	K: 0	S: 3	P: 11	R: 0	H: 0	E: 0	K: 0	S: 3	P: 3	R: 0	H: 1	E: 0	K: 1	S: 6	P: 6	R: 0	H: 1	E: 0	K: 0	S: 4	P: 4	R: 0	H: 2	E: 0	K: 0	S: 5	P: 5
1B: 9 SF: 1	2B: 3 SAC: 0	3B: 0 DP: 0	HR: 0 HBP: 0	WP: 0 PA: 41	PB: 0	SB: 0	CS: 0																																															

PITCHER	IP	WLS	BF	H	R	ER	SO	BB	IBB	HBP	BLK	WP	HR	S	P	ERA	WHIP
Bret Saberhagen, R ERA: 3.35 (1, 1)	8.0	W	36	10	3	3	3	2	0	0	0	0	0	40	48	3.38	1.500
Dan Quisenberry, R ERA: 2.7 (9, 1)	1.0		5	2	0	0	0	0	0	0	0	0	0	5	5	0.00	2.000

Batter	1	2	3	4	5	6	7	8	9	AB R H RBI BB SO LOB	TOP											
Kirby Puckett, R OBP: 0.318, SLG: 0.396 (1, 8) X	0-0 3-1		0-0 L3		0-0 4-3			0-0 3-1		4 0 0 0 0 0 2	Minnesota Twins @ Kansas City Royals Royals Stadium, Kansas City, MO Tue Jun 18 1985, 8:05 PM EDT Att: 21,662 - Unknown livebaseballscorecards.com											
Mickey Hatcher, R OBP: 0.319, SLG: 0.369 (1, 7) X	0-0 4-3			0-0 4-3		0-0 1-3		0-0 F7		4 0 0 0 0 0 0												
Kent Hrbek, L OBP: 0.320, SLG: 0.403 (1, 3) X	0-0 6-3			4-0 1B BB		4-0 G5-4-3 BB		0-0 2B		2 0 1 0 2 0 0												
Tom Brunansky, R OBP: 0.390, SLG: 0.578 (1, 9) X		0-0 4-3		0-0 F8		0-0 G5-4-3		0-3 K		4 0 0 0 0 1 3												
Roy Smalley, S OBP: 0.381, SLG: 0.418 (1, 10) X		4-0 FC5-4 BB		0-0 1-2 1B		4-0 1B 5-3 6-3 BB		0-0 3-1		2 1 1 0 2 0 0												
Gary Gaetti, R OBP: 0.340, SLG: 0.455 (1, 5) X		0-0 FC5-4 1-2f		0-3 K		0-0 5-3		0-0 E5 L4 1B		4 0 0 0 0 1 4												
Mark Salas, L OBP: 0.350, SLG: 0.449 (1, 2) X		0-0 F5			0-0 G3		0-0 6-3 1B		0-0 1-2 1B	4 0 2 0 0 0 1												
Tim Teufel, R OBP: 0.350, SLG: 0.414 (1, 4) X			0-0 L3 1B		4-0 BB BB		0-0 6-3		0-0 L4	3 0 1 1 1 0 3												
Greg Gagne, R OBP: 0.348, SLG: 0.443 (1, 6) X			0-0 F8		0-3 K		0-0 F4			2 0 0 0 0 1 2												
Randy Bush, L OBP: 0.280, SLG: 0.506 (7, PH)										1 0 0 0 0 0 1												
Ron Washington, R OBP: 0.280, SLG: 0.261 (7, 6) X										0 0 0 0 0 0 0												
Inning Stats	R: 0 E: 0 K: 0 S: 3	H: 0 LOB: 0 BB: 0 P: 3	R: 0 E: 0 K: 0 S: 3	H: 0 LOB: 1 BB: 1 P: 7	R: 0 E: 0 K: 0 S: 3	H: 1 LOB: 0 BB: 0 P: 3	R: 0 E: 0 K: 1 S: 6	H: 1 LOB: 2 BB: 1 P: 10	R: 0 E: 0 K: 1 S: 5	H: 0 LOB: 1 BB: 1 P: 9	R: 0 E: 0 K: 0 S: 2	H: 0 LOB: 0 BB: 1 P: 6	R: 1 E: 0 K: 0 S: 4	H: 1 LOB: 1 BB: 1 P: 8	R: 0 E: 0 K: 1 S: 6	H: 1 LOB: 1 BB: 0 P: 6	R: 0 E: 1 K: 0 S: 4	H: 1 LOB: 1 BB: 0 P: 4	1B: 4 2B: 3 3B: 0 HR: 0	SF: 0 SAC: 0 DP: 3 HBP: 0	WP: 0 PB: 0 SB: 0 CS: 0	PA: 35
PITCHER	IP WLS BF H R ER SO BB IBB HBP BLK WP HR S P ERA WHIP																					
Mark Gubicza, R ERA: 4.01 (1, 1)	7.0 W 27 3 1 1 2 5 0 0 0 0 0 0 26 46 1.29 1.143																					
Dan Quisenberry, R ERA: 2.59 (8, 1)	2.0 8 2 0 0 1 0 0 0 0 0 0 0 10 10 0.00 1.000																					



Batter	1	2	3	4	5	6	7	8	9
Willie Wilson, S (1, 8) Lynn Jones, R (9, 8) OBP: 0.312, SLG: 0.408 OBP: 0.241, SLG: 0.300	0-0 F8		0-0 F7		0-0 BB 1B	0-0 4-3		4-0 3B BB	
Lonnie Smith, R (1, 7) OBP: 0.325, SLG: 0.276	0-0 4-3		0-0 5-3		0-0 F8	0-0 1-3		0-0 1-H 2-H E 3B	
George Brett, L (1, 5) Greg Pryor, R (8, 5) OBP: 0.420, SLG: 0.533 OBP: 0.282, SLG: 0.299	0-3 K			0-0 2B 1B	4-0 1-2 2-3 BB		0-0 4-3 SF9 2B	0-0 E5 WP	
Jorge Orta, L (1, 10) OBP: 0.330, SLG: 0.394		0-0 E5 1B 1B		0-3 K	0-0 SF8		0-0 4-3	0-3 K	
Darryl Motley, R (1, 9) OBP: 0.259, SLG: 0.397		0-0 F9		0-0 F8	0-0 F8		0-0 SF9		
Steve Balboni, R (1, 3) OBP: 0.297, SLG: 0.440		0-0 F2		0-0 1-H 2B		0-0 F7	0-3 K		
Frank White, R (1, 4) Buddy Biancalana, S (9, 4) OBP: 0.288, SLG: 0.416 OBP: 0.214, SLG: 0.189		0-0 S 1B			0-0 WP 3B 1B	0-0 1B 1B		0-0 5-3	
Jim Sundberg, R (1, 2) OBP: 0.278, SLG: 0.398		0-3 K			0-0 1B 3B	0-0 4-3 1B 1B		4-0 5-3 3B BB	
Onix Concepcion, R (1, 6) OBP: 0.247, SLG: 0.226			0-0 5-3		1-0 BB 1B SF8 HBP	0-0 1-2 3-H 1B		0-0 5-3	

Inning Stats	R: 0	H: 0	E: 0	K: 1	S: 5	LOB: 0	BB: 0	P: 5
	R: 1	H: 2	E: 1	K: 1	S: 7	LOB: 1	BB: 0	P: 7
	R: 0	H: 0	E: 0	K: 0	S: 3	LOB: 0	BB: 0	P: 3
	R: 1	H: 2	E: 0	K: 1	S: 6	LOB: 1	BB: 0	P: 6
	R: 3	H: 3	E: 0	K: 0	S: 6	LOB: 2	BB: 1	P: 11
	R: 1	H: 3	E: 0	K: 0	S: 6	LOB: 2	BB: 0	P: 6
	R: 1	H: 1	E: 0	K: 1	S: 6	LOB: 0	BB: 0	P: 6
	R: 3	H: 1	E: 1	K: 1	S: 7	LOB: 1	BB: 2	P: 15

PITCHER	IP	WLS	BF	H	R	ER	SO	BB	IBB	HBP	BLK	WP	HR	S	P	ERA	WHIP
Mike Smithson, R (1, 1) ERA: 5.55	5.1	L	26	9	6	5	3	1	0	1	0	1	0	30	35	8.44	1.875
Frank Eufemia, R (6, 1) ERA: 2.08	0.2		3	1	0	0	0	0	0	0	0	0	0	3	3	0.00	1.500
Curt Wardle, L (7, 1) ERA: 4.91	0.1		2	1	1	1	0	0	0	0	0	0	0	2	2	27.00	3.000
Ron Davis, R (7, 1) ERA: 5.88	1.2		9	1	3	2	2	2	0	0	0	1	0	11	19	10.80	1.800

AB R H RBI BB SO LOB

4	1	1	1	1	0	2
0	0	0	0	0	0	0
5	1	1	2	0	0	4
3	2	2	0	1	1	0
1	0	0	0	0	0	0
4	1	1	1	0	2	3
3	0	0	1	0	0	4
4	0	1	1	0	1	1
4	2	3	1	0	0	0
0	0	0	0	0	0	0
3	2	2	1	1	1	1
3	1	1	1	0	0	1

AB	34
R	10
H	12
RBI	9
BB	3
SO	5
LOB	16



WP	HR	S	P	ERA	WHIP
2	0	15	40		
0	0	0	0		
0	0	0	0		
0	0	0	0		

Minnesota Twins @ Kansas City Royals
 Royals Stadium, Kansas City, MO
 Tue Jun 18 1985, 8:05 PM EDT
 Att. 21,662 - Unknown

livebaseballscorecards.com

Batter	1	2	3	4	5	6	7	8	9	AB R H RBI BB SO LOB	TOP							
Kirby Puckett, R OBP: 0.313, SLG: 0.389 (1, 8) X	0-0 1-3 ①		0-0 G3 ①		0-0 4-3 ②			0-0 L9 ① X	0-0 F8 ③	5 0 0 0 0 0 4	Minnesota Twins @ Kansas City Royals Royals Stadium, Kansas City, MO Wed Jun 19 1985, 8:05 PM EDT Att: 22,033 - Unknown livebaseballscorecards.com							
Ron Washington, R OBP: 0.241, SLG: 0.222 (1, 5) X	0-0 L4 ②		0-0 5-3 ②		0-0 5-3 ③			0-3 K ②		4 0 0 0 0 1 1								
Mickey Hatcher, R OBP: 0.322, SLG: 0.375 (1, 7) X	0-0 3-1 ③		0-0 2B ③		0-0 1-3 ①			0-0 1B ③		4 0 2 1 0 0 0								
Tom Brunansky, R OBP: 0.384, SLG: 0.568 (1, 9) X		0-0 L8 ① X	0-0 F8 ③		0-0 5-3 ②			0-0 F8 ③		4 0 0 0 0 0 2								
Kent Hrbek, L OBP: 0.330, SLG: 0.423 (1, 3) X		0-0 BB 1B ②		0-0 HR ②		4-0 BB ③		0-0 FC3-2 1B ③		3 1 3 1 1 0 0								
Roy Smalley, S OBP: 0.383, SLG: 0.425 (1, 10) X		0-0 F4 ②		0-0 G6-4-3 1B ③		0-0 F8 ③		0-0 FC3-2 2B ③		4 0 2 0 0 0 2								
Gary Gaetti, R OBP: 0.340, SLG: 0.455 (9, PR) X										0 0 0 0 0 0 0								
Tim Teufel, R OBP: 0.350, SLG: 0.410 (1, 4) X		4-0 BB 1-2 ②		0-0 G6-4-3 ① ②		0-0 F8 ①		0-0 L3 ①		2 0 0 0 1 0 1								
Randy Bush, L OBP: 0.277, SLG: 0.500 (9, PH) X				1-2 1-2f ②						1 0 0 0 0 0 2								
Greg Gagne, R OBP: 0.341, SLG: 0.432 (1, 6) X		0-0 F9 ③		0-0 F8 ③				4-0 FC3-2 1B ③		3 0 0 0 0 0 2								
Mike Stenhouse, L OBP: 0.333, SLG: 0.400 (9, PH) X										0 0 0 0 1 0 0								
Dave Engle, R OBP: 0.250, SLG: 0.182 (1, 2) X			0-0 E2 2B 1B ①		0-0 4-3 ①			0-0 FC3-2 1B ②		3 1 1 0 0 0 0								
Mark Salas, L OBP: 0.347, SLG: 0.446 (9, PH) X								0-0 6-3 ③	1-2 2-3 3-Hf ②	1 0 0 0 0 0 3								
Inning Stats	R: 0 H: 0 E: 0 K: 0 S: 3	H: 0 LOB: 0 BB: 0 P: 3	R: 0 H: 1 E: 0 K: 0 S: 4	H: 1 LOB: 2 BB: 1 P: 8	R: 1 H: 2 E: 1 K: 0 S: 5	H: 2 LOB: 1 BB: 0 P: 5	R: 1 H: 2 E: 0 K: 0 S: 4	H: 2 LOB: 0 BB: 0 P: 4	R: 0 H: 0 E: 0 K: 0 S: 3	H: 0 LOB: 0 BB: 0 P: 3	R: 0 H: 0 E: 0 K: 0 S: 3	H: 0 LOB: 0 BB: 0 P: 3	R: 0 H: 1 E: 0 K: 1 S: 6	H: 1 LOB: 1 BB: 0 P: 6	R: 0 H: 2 E: 0 K: 0 S: 5	H: 2 LOB: 3 BB: 1 P: 9	1B: 5 SF: 0 2B: 2 SAC: 0 3B: 0 DP: 1 HR: 1 HBP: 0	WP: 0 PA: 37 PB: 0 SB: 0 CS: 0
PITCHER Danny Jackson, L ERA: 3.61 (1, 1)	IP: 8.0 WLS: W BF: 31 H: 6 R: 2 ER: 1 SO: 1 BB: 2 IBB: 0 HBP: 0 BLK: 0 WP: 0 HR: 1 S: 31 P: 39 ERA: 1.12 WHIP: 1.000																	
PITCHER Dan Quisenberry, R ERA: 2.54 (9, 1)	IP: 1.0 WLS: S BF: 6 H: 2 R: 0 ER: 0 SO: 0 BB: 0 IBB: 1 HBP: 0 BLK: 0 WP: 0 HR: 0 S: 5 P: 9 ERA: 0.00 WHIP: 2.000																	



Batter	1	2	3	4	5	6	7	8	9	AB	R	H	RBI	BB	SO	LOB
Willie Wilson, S OBP: 0.315, SLG: 0.413 (1, 8)	0-0 5-3		0-0 2B		0-0 F8		0-0 2B 1B			4	1	2	0	0	0	2
Lonnie Smith, R OBP: 0.323, SLG: 0.280 (1, 7)	0-0 F9		0-0 F9		0-0 F8		0-0 1-H 2B			4	0	1	1	0	0	3
George Brett, L OBP: 0.421, SLG: 0.527 (1, 5)	4-0 BB			0-0 F7		0-0 4-3	4-0 IBB			2	0	0	0	2	0	0
Darryl Motley, R OBP: 0.259, SLG: 0.394 (1, 9)	0-0 F3			0-0 F2		0-0 2B 1B	0-0 F8			4	1	1	0	0	0	3
Frank White, R OBP: 0.283, SLG: 0.408 (1, 4)		0-0 F6		0-0 E6		0-3 K		0-0 F8		4	0	0	0	0	1	1
Hal McRae, R OBP: 0.333, SLG: 0.370 (1, 10)		0-0 F7		0-0 F9		0-0 1-H 2B		0-0 HR		4	1	2	2	0	0	1
Steve Balboni, R OBP: 0.297, SLG: 0.434 (1, 3)		0-0 F9			4-0 FC1-6 1B BB	0-0 F5		0-3 K		3	0	0	0	1	1	1
Jim Sundberg, R OBP: 0.278, SLG: 0.395 (1, 2)			0-3 K		0-0 FC1-6 1B		0-0 5-3	0-0 F3		4	0	1	0	0	1	0
Buddy Biancalana, S OBP: 0.205, SLG: 0.179 (1, 6)			0-0 1-3		0-0 FC1-6		0-0 4-3			2	0	0	0	0	0	2
Lynn Jones, R OBP: 0.236, SLG: 0.294 (7, PH)					1-2 2-3f					1	0	0	0	0	0	0
Onix Concepcion, R OBP: 0.247, SLG: 0.226 (8, 6)										0	0	0	0	0	0	0

Inning Stats	R: 0	H: 0	E: 0	K: 0	S: 3	R: 0	H: 0	E: 0	K: 0	S: 3	R: 0	H: 1	E: 0	K: 1	S: 6	R: 0	H: 0	E: 1	K: 0	S: 4	R: 0	H: 1	E: 0	K: 0	S: 4	R: 1	H: 2	E: 0	K: 1	S: 7	R: 1	H: 2	E: 0	K: 0	S: 5	R: 1	H: 1	E: 0	K: 1	S: 6
	LOB: 1	BB: 1	P: 7	LOB: 0	BB: 0	P: 3	LOB: 1	BB: 0	P: 6	LOB: 2	BB: 1	P: 8	LOB: 1	BB: 0	P: 7	LOB: 2	BB: 1	LOB: 1	BB: 0	P: 7	LOB: 2	BB: 1	P: 9	LOB: 0	BB: 0	P: 6	LOB: 0	BB: 0	P: 6	LOB: 0	BB: 0	P: 6	LOB: 0	BB: 0	P: 6	LOB: 0	BB: 0	P: 6		

PITCHER	IP	WLS	BF	H	R	ER	SO	BB	IBB	HBP	BLK	WP	HR	S	P	ERA	WHIP
Pete Filson, L ERA: 4.2 (1, 1)	7.1	L	33	7	3	3	2	2	1	0	0	0	1	34	46	3.68	1.227
Ron Davis, R ERA: 5.74 (8, 1)	0.2		2	0	0	0	1	0	0	0	0	0	0	4	4	0.00	0.000


BOTTOM

Minnesota Twins @ Kansas City Royals
Royals Stadium, Kansas City, MO

Wed Jun 19 1985, 8:05 PM EDT
Att. 22,033 - Unknown

livebaseballscorecards.com

AB	32
R	3
H	7
RBI	3
BB	3
SO	3
LOB	13



WP	HR	S	P	ERA	WHIP
0	1	3	2	3.68	1.227
0	0	1	1	0.00	0.000

Batter	1	2	3	4	5	6	7	8	9	AB R H RBI BB SO LOB	TOP																									
Kirby Puckett, R OBP: 0.320, SLG: 0.402 (1, 8)	0-0 1-3		0-0 FC1-6 1B	0-0 BB 1B		0-0 1-3	0-0 3B		0-0 S 1B	6 0 4 4 0 0 1																										
Ron Washington, R OBP: 0.286, SLG: 0.250 (1, 5) (7, 6)	0-0 6-3 1B		0-0 FC1-6 2B E	0-0 BB 1B		4-0 BB	0-0 5-3		0-3 K	5 2 2 0 1 1 3																										
Mickey Hatcher, R OBP: 0.322, SLG: 0.376 (1, 7)	0-0 6-3		0-0 E7 4-3 2B	4-0 BB		0-0 5-3		0-3 K	0-0 F7	5 1 1 0 0 1 1 4																										
Tom Brunansky, R OBP: 0.388, SLG: 0.567 (1, 9)	0-0 2-H 1B		0-0 4-3	0-0 6-3			4-0 BB 1B BB	0-0 E7 F8 1B		4 1 2 2 1 0 3																										
Kent Hrbek, L OBP: 0.327, SLG: 0.416 (1, 3)	0-3 K		0-0 F8		0-0 F7		4-0 1B BB 3B BB	0-0 F8		4 1 0 0 1 1 2																										
Roy Smalley, S OBP: 0.383, SLG: 0.427 (1, 10)		0-3 K		0-0 6-3 1B 2B	0-0 F7		4-0 1-2 2-3 3B BB	0-3 K		4 2 1 0 1 2 1																										
Tim Teufel, R OBP: 0.351, SLG: 0.410 (1, 4)		0-0 G3 1B		0-0 6-3	0-0 F8		0-0 3B 1B		0-0 F5	5 1 2 1 0 0 1																										
Greg Gagne, R OBP: 0.348, SLG: 0.438 Randy Bush, L OBP: 0.274, SLG: 0.494 Gary Gaetti, R OBP: 0.343, SLG: 0.462 (1, 6) (7, PH) (7, 5)		0-0 G3		0-0 CS 1B		0-0 FC3-6 1B	0-3 K		0-0 1B 2B	3 0 2 1 0 0 1 1 0 0 0 0 1 3 1 1 1 0 0 0 0																										
Tim Laudner, R OBP: 0.276, SLG: 0.394 Mark Salas, L OBP: 0.349, SLG: 0.447 (1, 2) (7, PH) (7, 2)		0-0 6-3		0-0 HR		0-0 FC3-6 1-3	0-3 K		0-0 1B	3 1 1 1 0 0 2 2 1 1 1 0 1 3																										
Inning Stats	R: 1 E: 0 K: 1 S: 7	H: 2 LOB: 1 BB: 0 P: 7	R: 0 E: 0 K: 1 S: 6	H: 1 LOB: 1 BB: 0 P: 6	R: 2 E: 1 K: 0 S: 5	H: 2 LOB: 0 BB: 0 P: 5	R: 2 E: 0 K: 0 S: 7	H: 5 LOB: 3 BB: 1 P: 11	R: 0 E: 0 K: 0 S: 3	H: 0 LOB: 0 BB: 0 P: 3	R: 0 E: 0 K: 0 S: 4	H: 1 LOB: 2 BB: 1 P: 8	R: 4 E: 0 K: 2 S: 9	H: 2 LOB: 1 BB: 3 P: 21	R: 0 E: 1 K: 2 S: 8	H: 1 LOB: 1 BB: 0 P: 8	R: 2 E: 0 K: 1 S: 8	H: 3 LOB: 1 BB: 0 P: 8	1B: 12 2B: 3 3B: 1 HR: 1	SF: 0 SAC: 0 DP: 0 HBP: 0	WP: 0 PB: 0 SB: 1 CS: 1	PA: 48														
PITCHER	IP WLS BF H R ER SO BB IBB HBP BLK WP HR S P ERA WHIP																				PITCHER	IP WLS BF H R ER SO BB IBB HBP BLK WP HR S P ERA WHIP														
Charlie Leibrandt, L ERA: 2.92 (1, 1)	3.2		18	8	5	4	2	0	0	0	0	0	1	22	22	9.82	2.182																			
Michael LaCoss, R ERA: 3.49 (4, 1)	2.1		15	3	3	3	0	5	0	0	0	0	0	10	30	11.57	3.429																			
Joe Beckwith, R ERA: 3.89 (7, 1)	3.0	L	15	6	3	3	5	0	0	0	0	0	0	25	25	9.00	2.000																			

Minnesota Twins @ Kansas City Royals
Royals Stadium, Kansas City, MO
Thu Jun 20 1985, 8:05 PM EDT
Att: 31,461 - Unknown

livebaseballscorecards.com

AB	43
R	11
H	17
RBI	10
BB	5
SO	7
LOB	24



BOTTOM

Minnesota Twins @ Kansas City Royals
Royals Stadium, Kansas City, MO

Thu Jun 20 1985, 8:05 PM EDT
Att. 31,461 - Unknown

livebaseballscorecards.com

AB 41
R 8
H 16
RBI 8
BB 3
SO 7
LOB 15



WP: 0 PA: 45
PB: 0
SB: 2
CS: 0

AB R H RBI BB SO LOB

4 4 4 1 1 0 0
3 2 2 2 0 0 1
0 0 0 0 0 0 0
1 0 0 0 0 1 1

5 0 3 5 0 0 1

3 0 2 0 0 1 1
0 0 0 0 2 0 0
0 0 0 0 0 0 0

5 0 1 0 0 1 5

5 0 0 0 0 0 3

5 1 2 0 0 2 0

5 0 1 0 0 2 2

3 1 1 0 0 0 0
1 0 0 0 0 0 0
0 0 0 0 0 0 0
1 0 0 0 0 0 1

1B: 11 SF: 1
2B: 3 SAC: 0
3B: 2 DP: 1
HR: 0 HBP: 0

Batter	1	2	3	4	5	6	7	8	9
Willie Wilson, S OBP: 0.326, SLG: 0.432 (1, 8)	0-0 SF8 3B		4-0 F8 S 1B BB	0-0 1B 1B		0-0 S 3B 1B		0-0 2B	
Lonnie Smith, R OBP: 0.326, SLG: 0.296 Lynn Jones, R OBP: 0.236, SLG: 0.294 Dave Leeper, L (8, PH) (9, 7)	0-0 SF8 3-H		0-0 F8 1-3	0-0 1B 1B		0-0 1B 3B		0-3 K2-3	
George Brett, L OBP: 0.425, SLG: 0.529 (1, 5)	0-0 F9 3-H		0-0 1B 1B	0-0 1B 1B		0-0 1B BB 1B		0-0 F8	
Jorge Orta, L OBP: 0.335, SLG: 0.405 Hal McRae, R OBP: 0.348, SLG: 0.370 John Wathan, R OBP: 0.395, SLG: 0.323 (8, PR)	0-0 2B		0-0 FC6-4 1B	0-3 K		4-0 1B BB		4-0 FC6-4 BB	
Frank White, R OBP: 0.281, SLG: 0.404 (1, 4)	0-3 K		0-0 FC6-4 1-2f		0-0 4-3	0-0 G5-4-3 1B		0-0 FC6-4 1-2f	
Darryl Motley, R OBP: 0.251, SLG: 0.381 (1, 9)		0-0 F6		0-0 F8	0-0 F8	0-0 G5-4-3		0-0 6-3	
Steve Balboni, R OBP: 0.299, SLG: 0.438 (1, 3)		0-3 K		0-0 1B 2B	0-0 1B		0-3 K	0-0 F8	
Jim Sundberg, R OBP: 0.276, SLG: 0.389 (1, 2)		0-3 K		0-0 5-3	0-0 F8		0-3 K2-3	0-0 1B	
Buddy Biancalana, S OBP: 0.213, SLG: 0.190 Dane Iorg, L OBP: 0.222, SLG: 0.286 Onix Concepcion, R OBP: 0.247, SLG: 0.226 Greg Pryor, R OBP: 0.278, SLG: 0.294 (9, PH)			0-0 F9	0-0 1B 1B		0-0 6-3	0-0 G3	0-0 F8	

Inning Stats	R: 1	H: 2	E: 0	K: 1	S: 7	H: 2	LOB: 1	BB: 0	P: 7	R: 0	H: 0	E: 0	K: 2	S: 7	R: 1	H: 2	E: 0	K: 0	S: 5	R: 4	H: 5	E: 0	K: 1	S: 10	R: 0	H: 1	E: 0	K: 0	S: 4	R: 2	H: 4	E: 0	K: 2	S: 6	R: 0	H: 0	E: 0	K: 2	S: 7	R: 0	H: 1	E: 0	K: 1	S: 6	R: 0	H: 1	E: 0	K: 0	S: 4
--------------	------	------	------	------	------	------	--------	-------	------	------	------	------	------	------	------	------	------	------	------	------	------	------	------	-------	------	------	------	------	------	------	------	------	------	------	------	------	------	------	------	------	------	------	------	------	------	------	------	------	------

PITCHER	IP	WLS	BF	H	R	ER	SO	BB	IBB	HBP	BLK	WP	HR	S	P	ERA	WHIP
John Butcher, R ERA: 4.92 (1, 1)	3.2		21	9	6	6	3	1	0	0	0	0	0	26	30	14.73	2.727
Rick Lysander, R ERA: 6.16 (4, 1)	1.2		8	3	2	2	1	0	0	0	0	0	0	10	10	10.80	1.800
Curt Wardle, L ERA: 4.91 (6, 1)	0.0		2	1	0	0	0	1	0	0	0	0	0	1	5	∞	∞
Frank Eufemia, R ERA: 1.84 (6, 1)	1.2	W	6	2	0	0	2	0	0	0	0	0	0	10	10	0.00	1.200
Len Whitehouse, L ERA: 6.44 (8, 1)	2.0	S	8	1	0	0	1	1	0	0	0	0	0	9	13	0.00	1.000

Batter	1	2	3	4	5	6	7	8	9	AB R H RBI BB SO LOB	TOP											
Oddibe McDowell, L (1, 8) OBP: 0.231, SLG: 0.304	0-0 F8		0-0 5-3			0-0 4-3		0-0 4-3		4 0 0 0 0 0 2												
Toby Harrah, R (1, 4) OBP: 0.474, SLG: 0.410	0-0 F2			0-3 K		4-0 2B FC1-2 BB		0-0 4-3 1B		3 0 1 0 1 1 0												
Tom Dunbar, L (1, 10) OBP: 0.307, SLG: 0.294	0-0 F6			0-0 F8		0-0 1-3 2-H 2B		0-0 4-3 1-2		4 0 1 1 0 0 1												
Pete O'Brien, L (1, 3) OBP: 0.313, SLG: 0.374		0-0 G3		0-0 F8		4-0 IBB		0-0 F8		3 0 0 0 1 0 1												
Gary Ward, R (1, 7) OBP: 0.341, SLG: 0.422					0-0 8-3 1B	0-0 FC1-2 3-Hf			0-0 6-3	4 0 2 0 0 0 3												
Larry Parrish, R (1, 9) OBP: 0.303, SLG: 0.442		0-0 L6			0-0 F8		0-0 HR		0-3 K	4 1 1 1 0 1 2												
Bill Stein, R (1, 5) OBP: 0.333, SLG: 0.414		0-0 4-3			0-0 8-3 1-2f		0-0 F4		0-3 K	4 0 0 0 0 1 2												
Don Slaught, R (1, 2) OBP: 0.300, SLG: 0.366			0-3 K			4-0 2B SH1-3 BB		0-0 F7		2 1 0 0 1 1 0												
Wayne Tolleson, S (1, 6) OBP: 0.364, SLG: 0.370			0-0 CS 1B			0-0 SH1-3 1-2		0-0 F5		2 0 1 0 0 0 0												
Inning Stats	R: 0 E: 0 K: 0 S: 3	H: 0 LOB: 0 BB: 0 P: 3	R: 0 E: 0 K: 0 S: 4	H: 1 LOB: 1 BB: 0 P: 4	R: 0 E: 0 K: 1 S: 5	H: 1 LOB: 0 BB: 0 P: 5	R: 0 E: 0 K: 1 S: 5	H: 0 LOB: 0 BB: 0 P: 5	R: 0 E: 0 K: 0 S: 3	H: 1 LOB: 0 BB: 0 P: 3	R: 1 E: 0 K: 0 S: 4	H: 1 LOB: 3 BB: 3 P: 16	R: 1 E: 0 K: 0 S: 4	H: 1 LOB: 0 BB: 0 P: 4	R: 0 E: 0 K: 0 S: 4	H: 1 LOB: 1 BB: 0 P: 4	R: 0 E: 0 K: 2 S: 7	H: 0 LOB: 0 BB: 0 P: 7	1B: 4 2B: 2 3B: 0 HR: 1	SF: 0 SAC: 1 DP: 1 HBP: 0	WP: 0 PB: 0 SB: 0 CS: 1	PA: 34
PITCHER Ken Schrom, R (1, 1) ERA: 4.64	IP 9.0	WLS W	BF 34	H 6	R 2	ER 2	SO 4	BB 2	IBB 1	HBP 0	BLK 0	WP 0	HR 1	S 39	P 51	ERA 2.00	WHIP 0.889					

Texas Rangers @ Minnesota Twins
 Hubert H. Humphrey Metrodome, Minneapolis, MN
 Fri Jun 21 1985, 8:05 PM EDT
 Att. 22,712 - Unknown

livebaseballscorecards.com

AB	30
R	2
H	6
RBI	2
BB	3
SO	4
LOB	11



Batter	1	2	3	4	5	6	7	8	9	AB	R	H	RBI	BB	SO	LOB
Kirby Puckett, R OBP: 0.319, SLG: 0.400 (1, 8) X	0-0 4-3 (1)		0-0 F2 (2)		0-0 CS 1B			0-0 F3 (2)		4	0	1	0	0	0	0
Mickey Hatcher, R OBP: 0.325, SLG: 0.378 (1, 7) X	0-0 6-3 (2)		0-0 1B		0-0 CS 1-2	0-3 K (1)		0-0 1B		4	0	2	0	0	1	0
Kent Hrbek, L OBP: 0.330, SLG: 0.418 (1, 3) X	0-0 BB 1B		0-0 F8 (3)			0-0 1B		0-3 K (3)		4	0	2	0	0	1	2
Tom Brunansky, R OBP: 0.389, SLG: 0.562 (1, 9) B B B B	4-0 1-2 BB			0-0 5-3 (1)		0-0 F3 (2)			4-0 FC1-6 1B BB	2	0	0	0	2	0	1
Roy Smalley, S OBP: 0.381, SLG: 0.423 (1, 10) X	0-0 F9 (3)			0-3 K (2)		0-0 F8 (3)			0-0 BB FC1-6 G3 1B	4	1	1	0	0	1	3
Gary Gaetti, R OBP: 0.341, SLG: 0.458 (1, 5) X		0-0 5-3 (1)		0-0 1B		0-0 5-3 (1)			0-0 FC1-6 (1) G3 BB 1B	4	1	1	0	0	0	2
Tim Teufel, R OBP: 0.349, SLG: 0.404 (1, 4) S S S S		0-3 K (2)		0-0 F5 (3)		0-0 6-3 (2)			4-0 1-2 2-3f G3 1B BB	3	1	0	0	1	1	1
Greg Gagne, R OBP: 0.340, SLG: 0.427 (1, 6) S S S S		0-3 K (3)			0-0 F7 (1)		0-0 G3 (3)		0-0 G3 (2)	3	0	0	0	0	1	0
Randy Bush, L OBP: 0.271, SLG: 0.489 (9, PH)									1-2 2-3 3-H G3	1	0	0	1	0	0	2
Mark Salas, L OBP: 0.347, SLG: 0.441 (1, 2) S S S S			0-3 K (1)		0-0 F6 (2)			0-0 L4 (1) X	0-0 2-H 3-H 1B	4	0	1	2	0	1	0

Inning Stats	R: 0	H: 1	E: 0	LOB: 2	K: 0	BB: 1	S: 4	R: 0	H: 0	E: 0	LOB: 0	K: 2	BB: 0	S: 7	R: 0	H: 1	E: 0	LOB: 1	K: 1	BB: 0	S: 6	R: 0	H: 1	E: 0	LOB: 1	K: 1	BB: 0	S: 6	R: 0	H: 1	E: 0	LOB: 0	K: 0	BB: 0	S: 3	R: 0	H: 1	E: 0	LOB: 1	K: 1	BB: 0	S: 6	R: 0	H: 0	E: 0	LOB: 0	K: 0	BB: 0	S: 3	R: 0	H: 1	E: 0	LOB: 1	K: 1	BB: 0	S: 6	R: 0	H: 1	E: 0	LOB: 1	K: 1	BB: 0	S: 6	R: 3	H: 2	E: 0	LOB: 1	K: 0	BB: 2	S: 4	P: 12	1B: 8	2B: 0	3B: 0	HR: 0	SF: 0	SAC: 0	DP: 0	HBP: 0	WP: 0	PA: 37
PITCHER Charlie Hough, R ERA: 3.44 (1, 1)	IP	WLS	BF	H	R	ER	SO	BB	IBB	HBP	BLK	WP	HR	S	P	ERA	WHIP																			IP	WLS	BF	H	R	ER	SO	BB	IBB	HBP	BLK	WP	HR	S	P	ERA	WHIP																													
	8.2	L	36	8	3	3	6	3	0	0	0	0	0	45	57	3.12	1.269																																																																

TEXAS RANGERS @ MINNESOTA TWINS
Hubert H. Humphrey Metrodome, Minneapolis, MN
 Fri Jun 21 1985, 8:05 PM EDT
 Att. 22,712 - Unknown

livebaseballscorecards.com

AB	33
R	3
H	8
RBI	3
BB	3
SO	6
LOB	11



Batter	1	2	3	4	5	6	7	8	9	AB R H RBI BB SO LOB	TOP	
Oddibe McDowell, L (1, 8) OBP: 0.230, SLG: 0.315	0-0 1B 3B		0-0 G3		0-0 G3			0-0 FC3-6 F7 1B 1-2f	0-3 K	5 1 1 0 0 1 4		
Toby Harrah, R (1, 4) OBP: 0.474, SLG: 0.412	0-0 1B		0-0 F8		0-0 F6			0-0 1B		4 0 2 1 0 0 0		
Buddy Bell, R (1, 5) OBP: 0.318, SLG: 0.372	0-0 F4		0-0 F9					0-0 F7		4 0 0 0 0 0 3		
Pete O'Brien, L (1, 3) OBP: 0.308, SLG: 0.368	0-0 F8							0-0 G3		4 0 0 0 0 0 3		
Gary Ward, R (1, 7) OBP: 0.339, SLG: 0.427	0-0 F8									4 1 1 0 0 0 1		
Larry Parrish, R (1, 9) Wayne Tolleson, S (9, PR) OBP: 0.310, SLG: 0.446 OBP: 0.364, SLG: 0.370		4-0 SH5-3 BB		0-0 2B				0-0 F8	4-0 BB BB	2 0 1 1 2 0 0 0 0 0 0 0 0 0		
Don Slaught, R (1, 2) OBP: 0.300, SLG: 0.362		0-0 SH5-3 1-2		0-0 F8				0-0 F9	4-0 BB BB	2 0 0 0 1 0 1		
Alan Bannister, R (1, 10) Tom Dunbar, L (9, PH) OBP: 0.393, SLG: 0.273 OBP: 0.303, SLG: 0.290		0-3 K		0-0 F9				0-0 F6	0-0 F5	3 0 0 0 0 0 1 2 1 0 0 0 0 0 2		
Curtis Wilkerson, S (1, 6) Bob Jones, L (9, PH) OBP: 0.300, SLG: 0.318 OBP: 0.205, SLG: 0.190		0-0 6-3						0-0 FC3-6 1B	4-0 BB BB	3 0 1 0 0 0 1 0 0 0 0 1 0 0		
Inning Stats	R: 1 H: 2 E: 0 LOB: 1 K: 0 BB: 0 S: 5 P: 5	R: 0 H: 0 E: 0 LOB: 1 K: 1 BB: 1 S: 5 P: 9	R: 0 H: 0 E: 0 LOB: 0 K: 0 BB: 0 S: 3 P: 3	R: 1 H: 2 E: 0 LOB: 1 K: 0 BB: 0 S: 5 P: 5	R: 0 H: 0 E: 0 LOB: 0 K: 0 BB: 0 S: 3 P: 3	R: 0 H: 0 E: 0 LOB: 0 K: 0 BB: 0 S: 3 P: 3	R: 0 H: 0 E: 0 LOB: 0 K: 0 BB: 0 S: 3 P: 3	R: 0 H: 2 E: 0 LOB: 2 K: 0 BB: 0 S: 5 P: 5	R: 0 H: 0 E: 0 LOB: 3 K: 1 BB: 3 S: 5 P: 17	1B: 3 SF: 0 2B: 1 SAC: 1 3B: 2 DP: 0 HR: 0 HBP: 0	WP: 0 PA: 37 PB: 0 SB: 0 CS: 0	
PITCHER	IP WLS BF H R ER SO BB IBB HBP BLK WP HR S P ERA WHIP											
Frank Viola, L (1, 1) ERA: 4.11	8.1 W 34 6 2 2 1 3 0 0 0 0 0 0 33 45 2.16 1.080											
Ron Davis, R (9, 1) ERA: 5.6	0.2 S 3 0 0 0 1 1 0 0 0 0 0 0 4 8 0.00 1.500											

Texas Rangers @ Minnesota Twins
 Hubert H. Humphrey Metrodome, Minneapolis, MN
 Sat Jun 22 1985, 8:05 PM EDT
 Att. 23,520 - Unknown

AB	32
R	2
H	6
RBI	2
BB	4
SO	2
LOB	17



Batter	1	2	3	4	5	6	7	8	9	AB	R	H	RBI	BB	SO	LOB
Kirby Puckett, R OBP: 0.318, SLG: 0.398 (1, 8) X	0-0 CS 1B		0-0 4-3			0-0 FC4-6 1B 2B	0-0 1-3			4	1	1	0	0	0	3
Tim Teufel, R OBP: 0.347, SLG: 0.401 (1, 4) X	0-0 F7			0-0 1-3		0-0 2B 1B		0-0 F4		4	1	1	0	0	0	1
Kent Hrbek, L OBP: 0.332, SLG: 0.423 (1, 3) X	0-0 F7			0-0 F6		0-0 1B 2B		0-0 1B 1B		4	1	2	2	0	0	1
Tom Brunansky, R OBP: 0.387, SLG: 0.557 (1, 9) X	0-0 CS 1-2	0-0 F4		0-0 F7		0-3 K		0-0 1-2 1B		4	0	1	0	0	1	1
Gary Gaetti, R OBP: 0.340, SLG: 0.454 (1, 5) X		0-3 K			0-3 K	0-0 S 1B		0-3 K		4	0	1	1	0	3	2
Mickey Hatcher, R OBP: 0.324, SLG: 0.376 (1, 7) X		0-0 4-3			0-0 1B	0-0 F7 1-2		0-0 F8		4	0	1	0	0	0	3
Greg Gagne, R OBP: 0.333, SLG: 0.418 (1, 6) X			0-0 F8		0-0 F6		0-0 F8			3	0	0	0	0	0	1
Tim Laudner, R OBP: 0.291, SLG: 0.397 (1, 2) X			4-0 6-3 BB		0-0 L5		0-0 FC6-4 1B			2	0	1	0	1	0	1
Ron Washington, R OBP: 0.289, SLG: 0.235 (1, 10) X			0-0 6-3 1-2		4-0 FC4-6 BB		0-0 FC6-4			2	0	0	0	1	0	2

Inning Stats	R: 0	H: 1	E: 0	K: 0	S: 3	R: 0	H: 0	E: 0	K: 1	S: 5	R: 0	H: 0	E: 0	K: 0	S: 3	R: 0	H: 0	E: 0	K: 0	S: 3	R: 0	H: 1	E: 0	K: 1	S: 6	R: 3	H: 3	E: 0	K: 1	S: 8	R: 0	H: 1	E: 0	K: 0	S: 4	R: 0	H: 2	E: 0	K: 1	S: 7
	LOB: 0	BB: 0	P: 3			LOB: 0	BB: 0	P: 5			LOB: 1	BB: 1	P: 7			LOB: 1	BB: 0	P: 6			LOB: 1	BB: 0	P: 6			LOB: 1	BB: 1	P: 12			LOB: 1	BB: 0	P: 4			LOB: 2	BB: 0	P: 7		

PITCHER	IP	WLS	BF	H	R	ER	SO	BB	IBB	HBP	BLK	WP	HR	S	P	ERA	WHIP
Mike Mason, L ERA: 4.92 (1, 1)	5.1	L	21	4	3	3	2	2	0	0	0	0	0	23	31	5.06	1.125
Dave Rozema, R ERA: 4.74 (6, 1)	2.0		9	3	0	0	1	0	0	0	0	0	0	11	11	0.00	1.500
Dave Schmidt, R ERA: 2.0 (8, 1)	0.2		3	1	0	0	1	0	0	0	0	0	0	5	5	0.00	1.500


BOTTOM

Texas Rangers @ Minnesota Twins
 Hubert H. Humphrey Metrodome, Minneapolis, MN

Sat Jun 22 1985, 8:05 PM EDT
 Att. 23,520 - Unknown

livebaseballscorecards.com

AB	31
R	3
H	8
RBI	3
BB	2
SO	4
LOB	15



WP	PA	ERA	WHIP
0	34		

Batter	1	2	3	4	5	6	7	8	9	AB R H RBI BB SO LOB	TOP							
Oddibe McDowell, L (1, 8) OBP: 0.231, SLG: 0.321	0-3 K		0-3 K			0-0 1B G1-6-3 2B		0-0 F9		4 1 1 0 0 2 0								
Toby Harrah, R (1, 4) OBP: 0.479, SLG: 0.416	4-0 FC6 1B BB		0-0 F3			0-0 2-3 G1-6-3 1B		0-0 BLK 1B		3 0 2 0 1 0 0								
Buddy Bell, R (1, 5) OBP: 0.317, SLG: 0.370	0-0 1-2 1B				0-0 5-3	0-0 G1-6-3		0-0 6-3		4 0 1 0 0 0 2								
Pete O'Brien, L (1, 3) OBP: 0.311, SLG: 0.382	0-3 K				0-0 G5-4-3 1B	0-0 HR		0-0 F8		4 1 2 1 0 1 2								
Gary Ward, R (1, 7) OBP: 0.335, SLG: 0.420	0-0 FC6 2-3f				0-0 G5-4-3 1-2f	0-0 5-3		0-0 1-3		4 0 0 0 0 0 3								
Larry Parrish, R (1, 9) OBP: 0.313, SLG: 0.447		0-3 K			0-0 F4		0-0 CS 1B		0-0 2B 1B	4 0 2 0 0 1 0								
Wayne Tolleson, S (9, PR) OBP: 0.364, SLG: 0.370										0 1 0 0 0 0 0								
Nick Capra, R (9, 9)										0 0 0 0 0 0 0								
Bob Jones, L (1, 10) OBP: 0.208, SLG: 0.217		0-0 4-3			0-3 K2-3		0-3 K		0-0 1-H 2B	4 0 1 1 0 2 1								
Glenn Brummer, R (1, 2) OBP: 0.409, SLG: 0.306		0-0 2-3			4-0 BB		0-3 K 1-2		0-0 F9	3 0 0 0 1 1 3								
Curtis Wilkerson, S (1, 6) OBP: 0.295, SLG: 0.313			0-3 K2-3		0-3 K			0-3 K		3 0 0 0 0 3 1								
Inning Stats	R: 0 E: 0 K: 2 S: 8	H: 1 LOB: 2 BB: 1 P: 12	R: 0 E: 0 K: 1 S: 5	H: 0 LOB: 0 BB: 0 P: 5	R: 0 E: 0 K: 2 S: 7	H: 0 LOB: 0 BB: 0 P: 7	R: 0 E: 0 K: 0 S: 3	H: 1 LOB: 0 BB: 0 P: 3	R: 0 E: 0 K: 2 S: 7	H: 1 LOB: 0 BB: 0 P: 7	R: 0 E: 0 K: 1 S: 6	H: 1 LOB: 1 BB: 0 P: 6	R: 1 E: 0 K: 0 S: 5	H: 2 LOB: 2 BB: 0 P: 5	1B: 6 2B: 2 3B: 0 HR: 1	SF: 0 SAC: 0 DP: 2 HBP: 0	WP: 0 PB: 0 SB: 0 CS: 1	PA: 35
PITCHER	IP WLS BF H R ER SO BB IBB HBP BLK WP HR S P ERA WHIP																	
Mike Smithson, R (1, 1) ERA: 5.4	6.0 L 24 6 2 2 7 2 0 0 0 0 0 1 36 44 3.00 1.333																	
Frank Eufemia, R (7, 1) ERA: 2.04	3.0 11 3 1 1 3 0 0 0 1 0 0 0 17 17 3.00 1.000																	

Texas Rangers @ Minnesota Twins
 Hubert H. Humphrey Metrodome, Minneapolis, MN
 Sun Jun 23 1985, 4:33 AM EDT
 Att. 22,805 - Unknown

AB	33
R	3
H	9
RBI	2
BB	2
SO	10
LOB	12



Batter	1	2	3	4	5	6	7	8	9	AB R H RBI BB SO LOB	TOP											
Willie Wilson, S (1, 8) OBP: 0.329, SLG: 0.424	0-0 HR 1B	0-0 5-3 1-2			4-0 E WP BB	0-0 1B	0-0 F8			4 2 2 0 1 0 1												
Lonnie Smith, R (1, 7) OBP: 0.323, SLG: 0.308 Lynn Jones, R (6, 7) OBP: 0.232, SLG: 0.288	0-0 1-H HR	0-0 6-3			0-0 E4 G3 WP 1-3	0-3 K		0-0 F7		4 2 1 2 0 1 3 1 0 0 0 0 0 0												
George Brett, L (1, 5) OBP: 0.423, SLG: 0.521	0-0 4-3		0-0 L5-4 1B 1B		4-0 WP G3 1-2 3-H IBB		4-0 F8 BB HR BB	0-3 K		3 1 1 0 2 1 0												
Darryl Motley, R (1, 9) OBP: 0.260, SLG: 0.396	0-0 6-3		0-0 1-2 1B		0-0 G3		4-0 WP HR BB	0-0 HR		4 2 2 1 1 0 2												
Frank White, R (1, 4) OBP: 0.272, SLG: 0.384 Greg Pryor, R (8, PH) OBP: 0.274, SLG: 0.290	4-0 HR BB		0-0 L5-4 2-3		0-0 6-3		0-0 F8	0-0 4-3		3 1 0 0 1 0 5 1 0 0 0 0 0 0												
Hal McRae, R (1, 10) OBP: 0.354, SLG: 0.443	0-0 1-H HR		0-0 F8		0-0 BB		0-0 1-H 3-H HR	0-0 F8		4 2 2 5 1 0 1												
Steve Balboni, R (1, 3) OBP: 0.296, SLG: 0.441	0-3 K			0-3 K	0-3 K		0-0 HR 1B	0-0 6-3		5 1 1 0 0 3 2												
Jim Sundberg, R (1, 2) OBP: 0.284, SLG: 0.400		0-3 K		0-0 6-3		0-0 F7	0-0 1-H HR	4-0 BB		4 1 1 2 1 1 0												
Onix Concepcion, R (1, 6) OBP: 0.244, SLG: 0.219		4-0 5-3 BB		0-0 6-3		0-3 K	0-0 6-3	0-0 F7		4 0 0 0 1 1 1												
Inning Stats	R: 4 E: 0 K: 1 S: 8	H: 3 LOB: 0 BB: 1 P: 12	R: 0 E: 0 K: 1 S: 5	H: 0 LOB: 1 BB: 1 P: 9	R: 0 E: 0 K: 0 S: 4	H: 2 LOB: 1 BB: 0 P: 4	R: 0 E: 0 K: 1 S: 5	H: 0 LOB: 0 BB: 0 P: 5	R: 2 E: 1 K: 1 S: 6	H: 0 LOB: 2 BB: 3 P: 18	R: 0 E: 0 K: 2 S: 8	H: 1 LOB: 1 BB: 0 P: 8	R: 5 E: 0 K: 0 S: 6	H: 3 LOB: 0 BB: 2 P: 14	R: 1 E: 0 K: 1 S: 6	H: 1 LOB: 0 BB: 0 P: 6	R: 0 E: 0 K: 0 S: 3	H: 0 LOB: 1 BB: 1 P: 7	1B: 5 2B: 1 3B: 0 HR: 5	SF: 0 SAC: 0 DP: 1 HBP: 0	WP: 3 PB: 0 SB: 0 CS: 0	PA: 45
PITCHER	IP WLS BF H R ER SO BB IBB HBP BLK WP HR S P ERA WHIP																				PITCHER	IP WLS BF H R ER SO BB IBB HBP BLK WP HR S P ERA WHIP
Pete Filson, L (1, 1) ERA: 4.73	2.0 L 13 5 4 4 2 2 0 0 0 0 2 15 23 18.00 3.500																					
Rick Lysander, R (3, 1) ERA: 6.02	2.1 9 0 2 1 1 1 1 1 0 0 1 0 9 17 3.86 0.429																					
Frank Eufemia, R (5, 1) ERA: 2.79	1.2 9 1 2 2 3 3 0 0 0 1 0 12 24 10.80 2.400																					
Len Whitehouse, L (7, 1) ERA: 11.05	2.0 10 4 4 4 1 0 0 0 0 1 3 12 12 18.00 2.000																					
Curt Wardle, L (9, 1) ERA: 4.76	1.0 4 0 0 0 0 0 1 0 0 0 0 0 3 7 0.00 1.000																					

Kansas City Royals @ Minnesota Twins
 Hubert H. Humphrey Metrodome, Minneapolis, MN
 Mon Jun 24 1985, 8:05 PM EDT
 Att. 24,035 - Unknown

livebaseballscorecards.com

AB	37
R	12
H	10
RBI	10
BB	8
SO	7
LOB	15



Batter	1	2	3	4	5	6	7	8	9	AB	R	H	RBI	BB	SO	LOB
Kirby Puckett, R OBP: 0.318, SLG: 0.394 (1, 8)	0-0 1-3		0-0 E5 1B	4-0 1-2 BB		0-0 1-H 1B		0-0 2-3		4	1	2	1	1	0	0
Roy Smalley, S OBP: 0.379, SLG: 0.418 (1, 10)	4-0 FC5-4 BB		0-0 FC4-6 1B	0-0 F8		0-0 F7		0-0 F9	4	0	1	1	1	0	3	
Kent Hrbek, L OBP: 0.342, SLG: 0.441 (1, 3)	4-0 FC5-4 BB		0-0 FC4-6 PB		0-0 HR 1B	0-3 K		0-0 HR	4	2	2	1	1	1	2	
Tom Brunansky, R OBP: 0.384, SLG: 0.559 (1, 9)	0-0 FC5-4		0-3 K		0-0 HR		0-0 F8	0-0 4-3	4	1	1	2	0	1	3	
Randy Bush, L OBP: 0.265, SLG: 0.478 (9, PH)	1-2 2-3		1-2		1-H				1	0	0	0	0	0	0	
Mark Salas, L OBP: 0.335, SLG: 0.421 (1, 2)	0-0 FC6-4		0-0 1-3		0-0 3-1		4-0 BB	0-0 F9	4	0	0	0	1	0	3	
Mickey Hatcher, R OBP: 0.322, SLG: 0.376 (1, 7)		0-0 FC6-4 1B		0-0 G3	0-0 4-3		0-0 F9		4	0	1	0	0	0	1	
Gary Gaetti, R OBP: 0.338, SLG: 0.451 (1, 5)		0-0 F9		0-0 4-3 1B	0-0 5-3		0-0 F7		4	1	1	0	0	0	2	
Tim Teufel, R OBP: 0.340, SLG: 0.388 (1, 4)		0-3 K		0-0 4-3		4-0 WP 1B BB	0-0 F7		3	1	0	0	1	1	2	
Greg Gagne, R OBP: 0.329, SLG: 0.410 (1, 6)		0-0 FC6-4		0-0 BB 1B		0-0 F9		0-0 4-3	3	0	1	1	0	0	2	
Dave Engle, R OBP: 0.231, SLG: 0.167 (8, PH)		1-2		2-H					1	0	0	0	0	0	0	
Ron Washington, R OBP: 0.289, SLG: 0.235 (9, 6)		1-2							0	0	0	0	0	0	0	

Inning Stats	R: 0	H: 0	E: 0	K: 3	S: 3	R: 0	H: 1	E: 0	K: 1	S: 6	R: 1	H: 2	E: 1	K: 1	S: 7	R: 1	H: 2	E: 0	K: 0	S: 5	R: 2	H: 2	E: 0	K: 0	S: 5	R: 1	H: 1	E: 0	K: 1	S: 6	R: 0	H: 0	E: 0	K: 0	S: 3	R: 0	H: 0	E: 0	K: 0	S: 3	R: 1	H: 1	E: 0	K: 0	S: 4	R: 0	H: 1	E: 0	K: 0	S: 4	1B: 7	SF: 0	2B: 0	SAC: 0	3B: 0	DP: 0	HR: 2	HBP: 0	WP: 1	PA: 41
--------------	------	------	------	------	------	------	------	------	------	------	------	------	------	------	------	------	------	------	------	------	------	------	------	------	------	------	------	------	------	------	------	------	------	------	------	------	------	------	------	------	------	------	------	------	------	------	------	------	------	------	-------	-------	-------	--------	-------	-------	-------	--------	-------	--------

PITCHER	IP	WLS	BF	H	R	ER	SO	BB	IBB	HBP	BLK	WP	HR	S	P	ERA	WHIP
Mark Gubicza, R ERA: 4.39 (1, 1)	5.0		26	7	5	5	2	4	0	0	0	0	1	26	42	9.00	2.200
Joe Beckwith, R ERA: 3.71 (6, 1)	2.0		8	1	0	0	1	1	0	0	0	1	0	9	13	0.00	1.000
Dan Quisenberry, R ERA: 2.53 (8, 1)	2.0		7	1	1	1	0	0	0	0	0	0	1	7	7	4.50	0.500

BOTTOM

Kansas City Royals @ Minnesota Twins
Hubert H. Humphrey Metrodome, Minneapolis, MN

Mon Jun 24 1985, 8:05 PM EDT
Att. 24,035 - Unknown

livebaseballscorecards.com

AB	36
R	6
H	9
RBI	6
BB	5
SO	3
LOB	18



Batter	1	2	3	4	5	6	7	8	9	AB R H RBI BB SO LOB	TOP																						
Willie Wilson, S (1, 8) OBP: 0.331, SLG: 0.432	0-0 F8		0-0 F7			0-0 1B 3B		0-0 CS 1B		4 1 2 0 0 0 0																							
Lonnie Smith, R (1, 7) Lynn Jones, R (9, 7) OBP: 0.325, SLG: 0.312 OBP: 0.232, SLG: 0.288	0-0 6-3			0-0 1B G3 1B		0-0 G6-3 1B		0-0 F8 1-2		4 1 2 1 0 0 1 0 0 0 0 0 0 0																							
George Brett, L (1, 5) OBP: 0.424, SLG: 0.525	0-0 F8			0-0 FC6-5 G3 1-3 1B		0-0 G6-3 1-2f		0-0 F8 2B		4 0 2 0 0 0 1																							
Jorge Orta, L (1, 10) OBP: 0.328, SLG: 0.399		0-0 4-3 2B		0-0 G3 1-2 3-H		0-0 4-3		0-0 F8 2-3		4 0 1 1 0 0 2																							
Darryl Motley, R (1, 9) OBP: 0.254, SLG: 0.387		0-0 6-3		0-0 FC6-5 2-3			0-0 5-3		0-3 K	4 0 0 0 0 1 3																							
Steve Balboni, R (1, 3) OBP: 0.296, SLG: 0.436		0-0 4-3 2-3		0-0 F4			0-0 5-3		4-0 FC6-4 BB	3 0 0 0 1 0 2																							
Jim Sundberg, R (1, 2) OBP: 0.288, SLG: 0.417		0-0 F8			0-0 G1-6-3 1B		0-0 HR		0-0 FC6-4 1-2f	4 1 2 1 0 0 3																							
Greg Pryor, R (1, 4) OBP: 0.263, SLG: 0.278			0-0 F8		0-0 G1-6-3 1-2f		0-0 6-3			3 0 0 0 0 0 1																							
Onix Concepcion, R (1, 6) OBP: 0.240, SLG: 0.214			0-0 6-3		0-0 6-3			0-0 5-3		3 0 0 0 0 0 0																							
Inning Stats	R: 0 E: 0 K: 0 S: 3	H: 0 LOB: 0 BB: 0 P: 3	R: 0 E: 0 K: 0 S: 4	H: 1 LOB: 1 BB: 0 P: 4	R: 0 E: 0 K: 0 S: 3	H: 0 LOB: 0 BB: 0 P: 3	R: 1 E: 0 K: 0 S: 5	H: 2 LOB: 1 BB: 0 P: 5	R: 0 E: 0 K: 0 S: 3	H: 1 LOB: 0 BB: 0 P: 3	R: 1 E: 0 K: 0 S: 4	H: 2 LOB: 0 BB: 0 P: 4	R: 1 E: 0 K: 0 S: 4	H: 1 LOB: 0 BB: 0 P: 4	R: 0 E: 0 K: 0 S: 3	H: 1 LOB: 0 BB: 0 P: 3	R: 0 E: 0 K: 1 S: 6	H: 1 LOB: 2 BB: 1 P: 10	1B: 5 2B: 2 3B: 1 HR: 1	SF: 0 SAC: 0 DP: 2 HBP: 0	WP: 0 PA: 34 PB: 0 SB: 0 CS: 1												
PITCHER John Butcher, R (1, 1) ERA: 4.75	IP 9.0	WLS L	BF 34	H 9	R 3	ER 3	SO 1	BB 1	IBB 0	HBP 0	BLK 0	WP 0	HR 1	S 35	P 39	ERA 3.00	WHIP 1.111																
											PITCHER	IP	WLS	BF	H	R	ER	SO	BB	IBB	HBP	BLK	WP	HR	S	P	ERA	WHIP					

Kansas City Royals @ Minnesota Twins
Hubert H. Humphrey Metrodome, Minneapolis, MN

AB	33
R	3
H	9
RBI	3
BB	1
SO	1
LOB	13



Tue Jun 25 1985, 8:05 PM EDT
Att: 19,614 - Unknown

livebaseballscorecards.com

Batter	1	2	3	4	5	6	7	8	9	AB R H RBI BB SO LOB
Kirby Puckett, R OBP: 0.317, SLG: 0.390 (1, 8)	0-0 6-3		0-0 4-3		0-0 FC5-4			4-0 BB		3 0 0 0 1 0 2
Mickey Hatcher, R OBP: 0.324, SLG: 0.381 (1, 7)	0-0 2B 1B		0-0 2B		0-3 K			0-0 G6-4-3		4 0 2 0 0 1 3
Kent Hrbek, L OBP: 0.338, SLG: 0.434 (1, 3)	0-3 K		0-0 F8		0-0 F2			0-3 K		4 0 0 0 0 2 2
Tom Brunansky, R OBP: 0.382, SLG: 0.558 (1, 9)	0-0 1-3 2B			0-0 5-3		0-0 5-3		0-0 F7		4 0 1 0 0 0 0
Gary Gaetti, R OBP: 0.333, SLG: 0.443 (1, 5)	0-0 F7			0-3 K		0-3 K		0-0 6-3		4 0 0 0 0 2 2
Dave Engle, R OBP: 0.176, SLG: 0.125 (1, 10)		0-0 5-3		0-0 1-3			0-0 F9		0-0 G3	4 0 0 0 0 0 0
Tim Laudner, R OBP: 0.305, SLG: 0.392 (1, 2)		0-0 F7			1-0 FC5-4 1B HBP		4-0 FC6-4 BB			1 0 0 0 1 0 0
Tim Teufel, R OBP: 0.340, SLG: 0.387 (1, 4)		0-0 6-3			0-0 FC5-4 1B		0-0 FC6-4			3 0 1 0 0 0 1
Greg Gagne, R OBP: 0.323, SLG: 0.401 (1, 6)			0-0 F4		0-0 F3		0-0 5-3			3 0 0 0 0 0 3

Inning Stats	R: 0	H: 2	E: 0	LOB: 2	K: 1	P: 7	R: 0	H: 0	E: 0	LOB: 0	K: 0	P: 3	R: 0	H: 1	E: 0	LOB: 1	K: 0	P: 4	R: 0	H: 0	E: 0	LOB: 0	K: 1	P: 5	R: 0	H: 1	E: 0	LOB: 2	K: 1	P: 7	R: 0	H: 0	E: 0	LOB: 0	K: 1	P: 5	R: 0	H: 0	E: 0	LOB: 1	K: 0	P: 7	R: 0	H: 0	E: 0	LOB: 0	K: 0	P: 8	R: 0	H: 0	E: 0	LOB: 0	K: 0	P: 3	1B: 2	SF: 0	2B: 2	SAC: 0	3B: 0	DP: 1	HR: 0	HBP: 1	WP: 0	PA: 33
PITCHER Danny Jackson, L ERA: 3.25 (1, 1)	IP	WLS	BF	H	R	ER	SO	BB	IBB	HBP	BLK	WP	HR	S	P	ERA	WHIP																			IP	WLS	BF	H	R	ER	SO	BB	IBB	HBP	BLK	WP	HR	S	P	ERA	WHIP												

BOTTOM

Kansas City Royals @ Minnesota Twins
 Hubert H. Humphrey Metrodome, Minneapolis, MN

Tue Jun 25 1985, 8:05 PM EDT
 Att. 19,614 - Unknown

AB	30
R	0
H	4
RBI	0
BB	2
SO	5
LOB	13



Batter	1	2	3	4	5	6	7	8	9	AB R H RBI BB SO LOB	TOP									
Willie Wilson, S (1, 8) OBP: 0.330, SLG: 0.430	0-3 K		0-0 BB 1B		0-3 K			0-0 4-3		4 0 1 0 0 2 1										
Lonnie Smith, R (1, 7) Darryl Motley, R (8, 7) OBP: 0.328, SLG: 0.309 OBP: 0.254, SLG: 0.387	4-0 E WP BB		4-0 G4-6-3 BB 1-2			0-0 5-3		0-0 1-3		2 1 0 0 2 0 0 0 0 0 0 0 0 0										
George Brett, L (1, 5) OBP: 0.418, SLG: 0.516	0-0 F7 1-H		0-0 G4-6-3 1-2f			0-0 F8			0-0 F8	4 0 0 0 0 0 2										
Jorge Orta, L (1, 10) OBP: 0.322, SLG: 0.390	0-0 F8			0-0 F4		0-0 6-3			0-0 4-3	4 0 0 0 0 0 0										
Frank White, R (1, 4) OBP: 0.267, SLG: 0.378		0-0 F8		0-0 F9			0-0 F8		0-0 6-3	4 0 0 0 0 0 0										
Dane Iorg, L (1, 9) Lynn Jones, R (8, 9) OBP: 0.229, SLG: 0.273 OBP: 0.232, SLG: 0.288		4-0 FC5-4 BB		0-0 4-3			0-0 F8			2 0 0 0 1 0 0 0 0 0 0 0 0 0										
Steve Balboni, R (1, 3) OBP: 0.296, SLG: 0.432		0-3 K			0-0 F9		4-0 BB			2 0 0 0 1 1 1										
Jim Sundberg, R (1, 2) OBP: 0.288, SLG: 0.413		0-0 FC5-4 1-2f			4-0 BB		0-3 K			2 0 0 0 1 1 2										
Onix Concepcion, R (1, 6) OBP: 0.235, SLG: 0.210			0-0 F8		0-0 F7			0-0 G3		3 0 0 0 0 0 1										
Inning Stats	R: 1 E: 1 K: 1 S: 5	H: 0 LOB: 0 BB: 1 P: 9	R: 0 E: 0 K: 1 S: 5	H: 0 LOB: 1 BB: 1 P: 9	R: 0 E: 0 K: 0 S: 3	H: 1 LOB: 1 BB: 1 P: 7	R: 0 E: 0 K: 0 S: 3	H: 0 LOB: 0 BB: 0 P: 3	R: 0 E: 0 K: 1 S: 5	H: 0 LOB: 1 BB: 1 P: 9	R: 0 E: 0 K: 0 S: 3	H: 0 LOB: 0 BB: 0 P: 3	R: 0 E: 0 K: 0 S: 3	H: 0 LOB: 0 BB: 0 P: 3	R: 0 E: 0 K: 0 S: 3	H: 0 LOB: 0 BB: 0 P: 3	1B: 1 2B: 0 3B: 0 HR: 0	SF: 0 SAC: 0 DP: 1 HBP: 0	WP: 1 PB: 0 SB: 0 CS: 0	PA: 32
PITCHER Ken Schrom, R (1, 1) ERA: 4.2	IP: 9.0 WLS: W BF: 32 H: 1 R: 1 ER: 0 SO: 4 BB: 5 IBB: 0 HBP: 0 BLK: 0 WP: 1 HR: 0 S: 35 P: 55 ERA: 0.00 WHIP: 0.667											PITCHER	IP: 9.0 WLS: W BF: 32 H: 1 R: 1 ER: 0 SO: 4 BB: 5 IBB: 0 HBP: 0 BLK: 0 WP: 1 HR: 0 S: 35 P: 55 ERA: 0.00 WHIP: 0.667							

Kansas City Royals @ Minnesota Twins
 Hubert H. Humphrey Metrodome, Minneapolis, MN
 Wed Jun 26 1985, 8:05 PM EDT
 Att. 20,060 - Unknown

AB	27
R	1
H	1
RBI	0
BB	5
SO	4
LOB	7



Batter	1	2	3	4	5	6	7	8	9	AB R H RBI BB SO LOB
Kirby Puckett, R OBP: 0.320, SLG: 0.389 (1, 8) BB	4-0 BB		0-0 FC6-4			0-0 6-3			0-0 WP SH1 1B	3 1 1 0 1 0 1
Ron Washington, R OBP: 0.268, SLG: 0.216 (1, 5) X	0-0 F9		0-0 F8			0-0 6-3			0-0 SH1	3 0 0 0 0 0 2
Kent Hrbek, L OBP: 0.337, SLG: 0.429 (1, 3) Gary Gaetti, R OBP: 0.333, SLG: 0.443 (9, PR) SS	0-3 K			0-0 F1		0-3 K			4-0 WP 1B BB	3 0 0 0 1 2 1 0 1 0 0 0 0 0
Tom Brunansky, R OBP: 0.380, SLG: 0.552 (1, 9) X	0-0 F8			0-0 4-3			0-0 F8		4-0 1B IBB	3 0 0 0 1 0 1
Mickey Hatcher, R OBP: 0.324, SLG: 0.381 (1, 10) Roy Smalley, S OBP: 0.382, SLG: 0.421 (9, PH) SS		0-0 F3		0-0 1B		0-0 F1		0-0 F1	0-0 1B	3 0 1 0 0 0 0 1 0 1 2 0 0 0
Tim Laudner, R OBP: 0.294, SLG: 0.377 (1, 2) SS		0-3 K		0-3 K			0-0 F5			3 0 0 0 0 2 1
Tim Teufel, R OBP: 0.336, SLG: 0.382 (1, 4) SS		0-3 K			0-0 5-3			0-0 F5		3 0 0 0 0 1 0
Greg Gagne, R OBP: 0.316, SLG: 0.393 (1, 6) SS			0-0 B1-3		0-3 K			0-3 K		3 0 0 0 0 2 0
Dave Meier, R OBP: 0.345, SLG: 0.240 (1, 7) X			0-0 FC6-4 1B		0-0 6-3			0-0 6-3		3 0 1 0 0 0 0

Inning Stats	R: 0	H: 0	E: 0	K: 1	S: 5	LOB: 1	BB: 1	P: 9	R: 0	H: 0	E: 0	K: 2	S: 7	LOB: 0	BB: 0	P: 7	R: 0	H: 1	E: 0	K: 0	S: 4	LOB: 1	BB: 0	P: 4	R: 0	H: 0	E: 0	K: 1	S: 5	LOB: 0	BB: 0	P: 5	R: 0	H: 0	E: 0	K: 1	S: 5	LOB: 0	BB: 0	P: 5	R: 0	H: 0	E: 0	K: 0	S: 3	LOB: 0	BB: 0	P: 3	R: 0	H: 0	E: 0	K: 1	S: 5	LOB: 0	BB: 0	P: 5	R: 2	H: 2	E: 0	K: 0	S: 3	LOB: 2	BB: 2	P: 11	1B: 4	SF: 0	2B: 0	SAC: 1	3B: 0	DP: 0	HR: 0	HBP: 0	WP: 1	PA: 32
--------------	------	------	------	------	------	--------	-------	------	------	------	------	------	------	--------	-------	------	------	------	------	------	------	--------	-------	------	------	------	------	------	------	--------	-------	------	------	------	------	------	------	--------	-------	------	------	------	------	------	------	--------	-------	------	------	------	------	------	------	--------	-------	------	------	------	------	------	------	--------	-------	-------	-------	-------	-------	--------	-------	-------	-------	--------	-------	--------

PITCHER	IP	WLS	BF	H	R	ER	SO	BB	IBB	HBP	BLK	WP	HR	S	P	ERA	WHIP
Charlie Leibrandt, L ERA: 2.86 (1, 1)	8.1	L	31	3	2	2	7	2	1	0	0	1	0	42	54	2.16	0.600
Dan Quisenberry, R ERA: 2.53 (9, 1)	0.0		1	1	0	0	0	0	0	0	0	0	0	1	1	∞	∞

BOTTOM

Kansas City Royals @ Minnesota Twins
 Hubert H. Humphrey Metrodome, Minneapolis, MN

Wed Jun 26 1985, 8:05 PM EDT
 Att. 20,060 - Unknown

livebaseballscorecards.com

AB	28
R	2
H	4
RBI	2
BB	3
SO	7
LOB	6



Batter	1	2	3	4	5	6	7	8	9	AB	R	H	RBI	BB	SO	LOB	TOP								
Kirby Puckett, R OBP: 0.321, SLG: 0.390 (1, 8)	0-0 E 1B SF9 1B	0-0 BB 1B		0-0 FC6-4 1-2f		0-0 FC FC4 BB 3-H	0-0 9-2			5	1	2	1	0	0	4									
Roy Smalley, S OBP: 0.396, SLG: 0.432 (1, 10)	0-0 E7 FC6-4 1B	4-0 1B BB			0-0 1B 2B	4-0 FC4 BB 1-2 2-3		4-0 CS BB		2	1	2	0	3	0	0									
Kent Hrbek, L OBP: 0.331, SLG: 0.423 (1, 3)	0-0 SF9 3-H	0-0 F9			0-0 F7	0-0 FC4 BB 1-2f 2-3 3-H		0-3 K 1-2		4	0	0	2	0	1	7									
Tom Brunansky, R OBP: 0.384, SLG: 0.549 (1, 9)	0-0 FC6-4 1B 1-2f				0-0 6-3	0-0 1B 2B 2-H		4-0 BB		3	0	1	1	2	0	1									
Mickey Hatcher, R OBP: 0.326, SLG: 0.381 Dave Meier, R OBP: 0.345, SLG: 0.240 (1, 7) (8, 7)	0-0 FC6-4 1B				0-0 5-3	0-0 G1-4-3 1B		0-3 K		5	0	2	0	0	1	4									
Gary Gaetti, R OBP: 0.331, SLG: 0.442 (1, 5)	0-0 FC6-4 1-2f				0-3 K	0-0 G1-4-3 1-2f		0-0 WP 1B 2B		5	1	1	0	0	1	4									
Tim Teufel, R OBP: 0.333, SLG: 0.376 (1, 4)					0-0 B1			0-0 F6 B3-4		4	0	0	0	1	1	1									
Greg Gagne, R OBP: 0.337, SLG: 0.412 (1, 6)					1-0 H FC6-4 HBP			4-0 1B FC BB 2-H		3	1	3	1	1	0	0									
Mark Salas, L OBP: 0.340, SLG: 0.423 Dave Engle, R OBP: 0.167, SLG: 0.118 Tim Laudner, R OBP: 0.294, SLG: 0.377 (1, 2) (9, PH) (9, 2)					0-0 L8			0-0 BB FC FC4 1B		4	1	2	0	0	1	3									
								0-0 9-2 1B		1	0	0	0	0	0	1									
								0-0 6-3		0	0	0	0	0	0	0									
Inning Stats	R: 1 E: 1 K: 0 S: 6	H: 3 LOB: 2 BB: 0 P: 6	R: 0 E: 0 K: 1 S: 6	H: 2 LOB: 3 BB: 2 P: 14	R: 0 E: 0 K: 1 S: 5	H: 0 LOB: 0 BB: 0 P: 5	R: 0 E: 0 K: 0 S: 3	H: 0 LOB: 1 BB: 0 P: 4	R: 1 E: 0 K: 0 S: 5	H: 3 LOB: 1 BB: 0 P: 5	R: 2 E: 0 K: 1 S: 7	H: 1 LOB: 3 BB: 3 P: 19	R: 1 E: 0 K: 0 S: 5	H: 3 LOB: 1 BB: 0 P: 5	R: 0 E: 0 K: 1 S: 4	H: 0 LOB: 1 BB: 2 P: 12	R: 0 E: 0 K: 1 S: 6	H: 1 LOB: 1 BB: 0 P: 6	1B: 10 2B: 4 3B: 0 HR: 0	SF: 1 SAC: 0 DP: 2 HBP: 1	WP: 1 PB: 0 SB: 0 CS: 2	PA: 45			
PITCHER	IP	WLS	BF	H	R	ER	SO	BB	IBB	HBP	BLK	WP	HR	S	P	ERA	WHIP								
Bruce Tanner, R ERA: 6.75 (1, 1)	5.1	L	28	9	4	4	2	3	0	1	0	0	0	28	41	6.75	2.250								
Juan Agosto, L ERA: 3.98 (6, 1)	0.1		2	0	0	0	0	1	0	0	0	0	0	1	5	0.00	3.000								
Dan Spillner, R ERA: 2.7 (6, 1)	1.1		7	3	1	1	1	1	0	0	0	1	0	8	12	6.75	3.000								
Tim Lollar, L ERA: 4.14 (8, 1)	2.0		8	1	0	0	2	2	0	0	0	0	0	10	18	0.00	1.500								

Minnesota Twins @ Chicago White Sox
Comiskey Park, Chicago, IL
Fri Jun 28 1985, 8:05 PM EDT
Att: 31,097 - Unknown

livebaseballscorecards.com

AB	36
R	5
H	13
RBI	5
BB	7
SO	5
LOB	25



Batter	1	2	3	4	5	6	7	8	9	AB	R	H	RBI	BB	SO	LOB
Scott Fletcher, R (1, 6) OBP: 0.317, SLG: 0.265 Jerry Hairston, S (9, PH) OBP: 0.328, SLG: 0.340	0-3 K		0-0 5-3		0-0 5-3		0-0 1-2 1B		0-3 1-2 K	4	0	1	0	0	1	1
Tim Hulett, R (1, 5) OBP: 0.335, SLG: 0.421 Oscar Gamble, L (9, PH) OBP: 0.353, SLG: 0.323	0-3 K2-3		0-0 6-3		0-0 L7		0-0 F8		0-0 2-3 4-3	4	0	0	0	0	1	3
Harold Baines, L (1, 9) OBP: 0.329, SLG: 0.401	4-0 BB		0-3 K				0-0 1B		0-3 F6 K	4	0	1	0	1	2	1
Ron Kittle, R (1, 10) OBP: 0.263, SLG: 0.401	0-0 L5			4-0 CS BB		0-0 F6		0-0 1B WP 1B		3	1	1	0	1	0	2
Carlton Fisk, R (1, 2) OBP: 0.317, SLG: 0.512		0-0 2B 1B		0-0 F7		0-0 F8		0-0 F7		4	1	1	0	0	0	3
Tom Paciorek, R (1, 7) OBP: 0.303, SLG: 0.283		0-0 F8		0-0 1-2 1B		0-0 F3		0-0 1H HR 1B		4	1	2	1	0	0	2
Greg Walker, L (1, 3) OBP: 0.323, SLG: 0.510		0-0 1-H 2B		0-0 4-3			0-3 K	0-0 1H HR		4	1	2	3	0	1	1
Julio Cruz, S (1, 4) OBP: 0.323, SLG: 0.202		0-0 L4			4-0 SH5-3 BB		0-3 K	0-3 K		3	0	0	0	1	2	1
Rudy Law, L (1, 8) OBP: 0.323, SLG: 0.398		0-0 F7			0-0 SH5-3		0-0 1B 1B		0-0 4-3 S 1B	3	0	2	0	0	0	1

Inning Stats	R: 0	H: 0	E: 0	K: 2	S: 7	R: 1	H: 2	E: 0	K: 0	S: 5	R: 0	H: 0	E: 0	K: 1	S: 5	R: 0	H: 1	E: 0	K: 0	S: 3	R: 0	H: 0	E: 0	K: 0	S: 3	R: 0	H: 1	E: 0	K: 0	S: 4	R: 0	H: 2	E: 0	K: 2	S: 9	R: 3	H: 3	E: 0	K: 1	S: 8	R: 0	H: 1	E: 0	K: 2	S: 8	1B: 8	SF: 0	2B: 1	SAC: 1	3B: 0	DP: 0	HR: 1	HBP: 0	WP: 1	PA: 39
--------------	------	------	------	------	------	------	------	------	------	------	------	------	------	------	------	------	------	------	------	------	------	------	------	------	------	------	------	------	------	------	------	------	------	------	------	------	------	------	------	------	------	------	------	------	------	-------	-------	-------	--------	-------	-------	-------	--------	-------	--------

PITCHER	IP	WLS	BF	H	R	ER	SO	BB	IBB	HBP	BLK	WP	HR	S	P	ERA	WHIP
Frank Viola, L (1, 1) ERA: 4.14	8.0	W	35	9	4	4	6	3	0	0	0	1	1	44	56	4.50	1.500
Ron Davis, R (9, 1) ERA: 5.4	1.0	S	4	1	0	0	2	0	0	0	0	0	0	8	8	0.00	1.000


BOTTOM

Minnesota Twins @ Chicago White Sox
Comiskey Park, Chicago, IL

Fri Jun 28 1985, 8:05 PM EDT
Att. 31,097 - Unknown

livebaseballscorecards.com

AB 35
R 4
H 10
RBI 4
BB 3
SO 8
LOB 17



Batter	1	2	3	4	5	6	7	8	9	AB R H RBI BB SO LOB	TOP	
Kirby Puckett, R OBP: 0.319, SLG: 0.390 (1, 8) X	0-0 FC6-5 2B		0-3 K		0-3 K		X 0-0 4-3		X 0-0 6-3	5 0 1 0 0 2 1		
Ron Washington, R OBP: 0.267, SLG: 0.200 Gary Gaetti, R OBP: 0.331, SLG: 0.442 (1, 5) X (9, 5)	0-0 FC6-5 BB 2-3		4-0 BB		X 0-0 F8		X 0-0 L7			3 0 0 0 1 0 1 0 0 0 0 0 0 0		
Roy Smalley, S OBP: 0.397, SLG: 0.428 (1, 10) B B B	4-0 1-2 BB		0-3 K		B B B B 4-0 BB BB		0-3 K			2 0 0 0 2 2 1		
Tom Brunansky, R OBP: 0.382, SLG: 0.543 (1, 9) S S S	0-3 K		X 0-0 F9		B B B B 4-0 1-2 BB		X 0-0 F6			3 0 0 0 1 1 3		
Mickey Hatcher, R OBP: 0.321, SLG: 0.376 Kent Hrbek, L OBP: 0.331, SLG: 0.423 (1, 3) X (8, 3)	0-0 F4		X 0-0 F9		X 0-0 F9		X 0-0 4-3			4 0 0 0 0 0 4 0 0 0 0 0 0 0		
Dave Engle, R OBP: 0.227, SLG: 0.300 (1, 2) X		X 0-0 F5		X 0-0 HR		X 0-0 E5 5-3 SH1-4		B B B B 4-0 CS BB		3 1 1 1 1 0 0		
Tim Teufel, R OBP: 0.337, SLG: 0.381 (1, 4) B B B B		B B B B 4-0 FC5-4 BB		X 0-0 2B		X 0-0 SH1-4 1-2		0-0 CS 1-2	X 0-0 F7	2 0 1 0 1 0 0		
Greg Gagne, R OBP: 0.335, SLG: 0.404 (1, 6) X		X 0-0 FC5-4 1-2		S S S S 0-3 K		X 0-0 5-3 2-3		B B B B 4-0 S BB		3 0 0 0 1 1 3		
Dave Meier, R OBP: 0.303, SLG: 0.207 (1, 7) X		X 0-0 5-3		X 0-0 6-3		S S S S 0-3 K		X 0-0 F4 1-2		4 0 0 0 0 1 4		
Inning Stats	R: 0 E: 0 K: 1 S: 6 H: 1 LOB: 2 BB: 1 P: 10	R: 0 E: 0 K: 0 S: 3 H: 0 LOB: 1 BB: 1 P: 7	R: 0 E: 0 K: 2 S: 7 H: 0 LOB: 1 BB: 1 P: 11	R: 1 E: 0 K: 1 S: 7 H: 2 LOB: 1 BB: 0 P: 7	R: 0 E: 0 K: 1 S: 5 H: 0 LOB: 2 BB: 2 P: 13	R: 0 E: 1 K: 1 S: 6 H: 0 LOB: 1 BB: 0 P: 6	R: 0 E: 0 K: 1 S: 5 H: 0 LOB: 0 BB: 0 P: 5	R: 0 E: 0 K: 0 S: 2 H: 0 LOB: 0 BB: 1 P: 6	R: 0 E: 0 K: 0 S: 3 H: 0 LOB: 1 BB: 1 P: 7	1B: 0 2B: 2 3B: 0 HR: 1 SF: 0 SAC: 1 DP: 0 HBP: 0	WP: 0 PB: 0 SB: 1 CS: 1 PA: 38	
PITCHER Britt Burns, L ERA: 3.47 Bob James, R ERA: 1.89 (1, 1) (9, 1)	IP WLS BF H R ER SO BB IBB HBP BLK WP HR S P ERA WHIP	8.0 L 33 3 1 1 7 6 0 0 0 0 0 1 41 65 1.12 1.125	1.0 4 0 0 0 0 1 0 0 0 0 0 0 3 7 0.00 1.000	PITCHER IP WLS BF H R ER SO BB IBB HBP BLK WP HR S P ERA WHIP								

Minnesota Twins @ Chicago White Sox
Comiskey Park, Chicago, IL
Sat Jun 29 1985, 8:05 PM EDT
Att. 28,402 - Unknown

livebaseballscorecards.com

AB	29
R	1
H	3
RBI	1
BB	7
SO	7
LOB	17



Batter	1	2	3	4	5	6	7	8	9	AB	R	H	RBI	BB	SO	LOB
Rudy Law, L (1, 7) OBP: 0.322, SLG: 0.392	0-0 4-3		0-0 6-3		0-3 K			1-0 B2-6-4 HBP		3	0	0	0	0	1	0
Tim Hulett, R (1, 5) OBP: 0.328, SLG: 0.411	0-3 K		0-0 6-3			0-0 4-3		0-0 B2-6-4 1-2f		4	0	0	0	0	1	1
Harold Baines, L (1, 9) OBP: 0.328, SLG: 0.396	4-0 BB			0-0 4-3		0-0 4-3		0-0 G3		3	0	0	0	1	0	0
Greg Walker, L (1, 3) OBP: 0.326, SLG: 0.506	0-0 4-3			1-0 HBP		4-0 BB			0-3 K	2	0	0	0	1	1	1
Carlton Fisk, R (1, 2) OBP: 0.316, SLG: 0.505		0-3 K		0-0 F3		0-3 K			4-0 1B BB	3	0	0	0	1	2	2
Ron Kittle, R (1, 10) OBP: 0.275, SLG: 0.403		4-0 FC6-4 BB		4-0 1-2 BB			0-0 F7		0-0 1B	2	0	1	0	2	0	0
Daryl Boston, L (1, 8) OBP: 0.264, SLG: 0.331 Jerry Hairston, S (9, PH) OBP: 0.338, SLG: 0.352 Luis Salazar, R (9, PR) OBP: 0.211, SLG: 0.306		0-0 F7		0-0 5-3			0-3 K		0-0 1B	3	0	0	0	0	1	3
Ozzie Guillen, L (1, 6) OBP: 0.249, SLG: 0.254		0-0 FC6-4 1-2f			0-0 L7		0-0 1B		0-0 F8	4	0	1	0	0	0	3
Julio Cruz, S (1, 4) OBP: 0.316, SLG: 0.197			0-3 K		0-0 F7		0-0 4-3			3	0	0	0	0	1	1

Inning Stats	R: 0	H: 0	E: 0	K: 1	S: 5	LOB: 1	BB: 1	P: 9	R: 0	H: 0	E: 0	K: 1	S: 5	LOB: 1	BB: 1	P: 9	R: 0	H: 0	E: 0	K: 1	S: 5	LOB: 0	BB: 0	P: 5	R: 0	H: 0	E: 0	K: 1	S: 5	LOB: 0	BB: 0	P: 5	R: 0	H: 0	E: 0	K: 1	S: 5	LOB: 1	BB: 1	P: 9	R: 0	H: 1	E: 0	K: 1	S: 6	LOB: 1	BB: 0	P: 6	R: 0	H: 0	E: 0	K: 0	S: 2	LOB: 0	BB: 0	P: 3	R: 0	H: 2	E: 0	K: 1	S: 6	LOB: 2	BB: 1	P: 10	1B: 3	2B: 0	3B: 0	HR: 0	SF: 0	SAC: 0	DP: 1	HBP: 2	WP: 0	PB: 0	SB: 0	CS: 0	PA: 35
PITCHER	IP	WLS	BF	H	R	ER	SO	BB	IBB	HBP	BLK	WP	HR	S	P	ERA	WHIP																																																												
Mike Smithson, R (1, 1) ERA: 4.99	8.1	W	32	1	0	0	7	5	0	2	0	0	0	39	61	0.00	0.720																																																												
Frank Eufemia, R (9, 1) ERA: 2.7	0.2	S	3	2	0	0	0	0	0	0	0	0	0	3	3	0.00	3.000																																																												

BOTTOM

Minnesota Twins @ Chicago White Sox
Comiskey Park, Chicago, IL
Sat Jun 29 1985, 8:05 PM EDT
Att. 28,402 - Unknown

livebaseballscorecards.com

AB	28
R	0
H	3
RBI	0
BB	5
SO	7
LOB	11



Batter	1	2	3	4	5	6	7	8	9	AB R H RBI BB SO LOB	TOP											
Kirby Puckett, R OBP: 0.320, SLG: 0.388 (1, 8) X	0-0 5-3		0-0 1B 1B		0-0 L1		1-0 2B BB HBP	0-3 K		4 1 1 0 0 1 2												
Roy Smalley, S OBP: 0.393, SLG: 0.427 (1, 10) X	0-0 F7		0-3 K		0-3 K		0-0 BB 2B	0-3 K		5 0 1 2 0 3 2												
Kent Hrbek, L OBP: 0.332, SLG: 0.420 (1, 3) X	0-0 L4		0-0 1B		0-0 F8		4-0 BB IBB	0-0 4-3		4 0 1 0 1 0 1												
Tom Brunansky, R OBP: 0.385, SLG: 0.540 (1, 9)		4-0 1B BB	0-3 K		0-0 G3-6 1B		4-0 1B BB	0-3 K		3 0 1 1 2 2 2												
Randy Bush, L OBP: 0.255, SLG: 0.457 (1, 7)		0-3 K		0-0 4-3		0-0 G3-6	0-0 F3			4 0 0 0 0 1 5												
Dave Meier, R OBP: 0.303, SLG: 0.207 (7, 7)										0 0 0 0 0 0 0												
Gary Gaetti, R OBP: 0.333, SLG: 0.447 (1, 5) X		0-0 1B		0-0 1B 2B		0-0 F2	0-0 1-3			4 1 2 0 0 0 3												
Tim Teufel, R OBP: 0.344, SLG: 0.389 (1, 4) X		0-0 F7		0-0 1B		4-0 FC1-6 BB	0-0 F9 2B			3 0 2 1 1 0 2												
Greg Gagne, R OBP: 0.327, SLG: 0.394 (1, 6) X		0-0 4-3		0-0 G4-6-3		0-0 FC1-6 1B 2B	0-3 K2-3			4 1 0 0 0 1 5												
Mark Salas, L OBP: 0.343, SLG: 0.431 (1, 2) X			0-0 3-1		0-0 2B	0-0 2B HBP 1B	0-0 F9			4 1 2 0 0 0 1												
Inning Stats	R: 0 E: 0 K: 0 S: 3	H: 0 LOB: 0 BB: 0 P: 3	R: 0 E: 0 K: 1 S: 6	H: 1 LOB: 2 BB: 1 P: 10	R: 0 E: 0 K: 2 S: 9	H: 2 LOB: 2 BB: 0 P: 9	R: 1 E: 0 K: 0 S: 4	H: 2 LOB: 0 BB: 0 P: 4	R: 0 E: 0 K: 1 S: 6	H: 1 LOB: 1 BB: 0 P: 6	R: 0 E: 0 K: 0 S: 3	H: 1 LOB: 0 BB: 0 P: 3	R: 3 E: 0 K: 0 S: 5	H: 2 LOB: 3 BB: 3 P: 18	R: 0 E: 0 K: 2 S: 8	H: 1 LOB: 1 BB: 0 P: 8	R: 0 E: 0 K: 2 S: 7	H: 0 LOB: 0 BB: 0 P: 7	1B: 6 2B: 4 3B: 0 HR: 0	SF: 0 SAC: 0 DP: 2 HBP: 1	WP: 0 PB: 0 SB: 0 CS: 0	PA: 40
PITCHER	IP WLS BF H R ER SO BB IBB HBP BLK WP HR S P ERA WHIP	IP WLS BF H R ER SO BB IBB HBP BLK WP HR S P ERA WHIP																				
Tom Seaver, R ERA: 3.28 (1, 1)	7.0 L 33 9 4 4 4 3 1 1 0 0 0 36 53 5.14 1.714	Gene Nelson, R ERA: 2.89 (8, 1)	2.0 7 1 0 0 4 0 0 0 0 0 0 0 15 15 0.00 0.500																			

Minnesota Twins @ Chicago White Sox
Comiskey Park, Chicago, IL
Sun Jun 30 1985, 4:33 AM EDT
Att. 26,038 - Unknown

livebaseballscorecards.com

AB	35
R	4
H	10
RBI	4
BB	4
SO	8
LOB	23



Batter	1	2	3	4	5	6	7	8	9	AB	R	H	RBI	BB	SO	LOB
Rudy Law, L <small>OBP: 0.321, SLG: 0.389</small> (1, 7)	0-0 SH1-3 1B		0-0 G3			0-0 3-1		0-0 F3		4	1	1	0	0	0	2
John Cangelosi, S <small>OBP: 0.348, SLG: 0.364</small> Jerry Hairston, S <small>OBP: 0.211, SLG: 0.306</small> (1, 8)	0-0 SH1-3		0-3 K			0-0 G3		0-0 G4-6-3 1B		2	0	0	0	0	1	0
Luis Salazar, R <small>OBP: 0.211, SLG: 0.306</small> (8, PH)	1-3							1-2 3-H		1	0	1	1	0	0	0
Harold Baines, L <small>OBP: 0.330, SLG: 0.398</small> (1, 9)	0-0 1B					0-0 F7		0-0 G4-6-3 1B		4	0	2	1	0	0	2
Greg Walker, L <small>OBP: 0.325, SLG: 0.502</small> (1, 3)	0-0 1B					0-0 4-3		0-0 1-2		4	0	1	0	0	0	1
Carlton Fisk, R <small>OBP: 0.315, SLG: 0.514</small> (1, 2)	0-0 G6-4-3 1B					0-0 4-3		0-0 1-2f		4	1	1	1	0	1	2
Ron Kittle, R <small>OBP: 0.268, SLG: 0.392</small> (1, 10)						0-0 HR		0-0 6-3		4	0	0	0	0	0	1
Tim Hulett, R <small>OBP: 0.322, SLG: 0.404</small> (1, 5)						0-0 F6		0-0 4-3		4	0	0	0	0	0	0
Ozzie Guillen, L <small>OBP: 0.250, SLG: 0.255</small> (1, 6)						0-0 F5		0-0 5-3		3	0	0	0	0	1	0
Julio Cruz, S <small>OBP: 0.313, SLG: 0.194</small> Oscar Gamble, L <small>OBP: 0.359, SLG: 0.323</small> Scott Fletcher, R <small>OBP: 0.317, SLG: 0.265</small> (1, 4)						0-0 K		0-0 E BB 1B		3	1	1	0	0	0	0
						0-0 3-1		4-0 1B		2	0	0	0	0	0	0
						0-0 F7		1-2 BB		0	0	0	0	1	0	0
						0-0 6-3				0	0	0	0	0	0	0


Inning Stats	R: 1	H: 3	E: 0	LOB: 1	K: 0	S: 5	R: 0	H: 0	E: 0	LOB: 0	K: 1	S: 5	R: 0	H: 0	E: 0	LOB: 0	K: 1	S: 5	R: 1	H: 1	E: 0	LOB: 0	K: 0	S: 4	R: 0	H: 0	E: 0	LOB: 0	K: 0	S: 3	R: 0	H: 1	E: 0	LOB: 1	K: 0	S: 4	R: 0	H: 0	E: 0	LOB: 0	K: 0	S: 3	R: 1	H: 2	E: 1	LOB: 2	K: 0	S: 4	R: 0	H: 0	E: 0	LOB: 0	K: 1	S: 5	1B: 6	SF: 0	2B: 0	SAC: 1	3B: 0	DP: 2	HR: 1	HBP: 0	WP: 0	PA: 33
PITCHER	IP	WLS	BF	H	R	ER	SO	BB	IBB	HBP	BLK	WP	HR	S	P	ERA	WHIP																																															
John Butcher, R <small>ERA: 4.69</small> (1, 1)	7.1	W	29	7	3	3	2	1	0	0	0	0	0	1	32	3.68	1.091																																															
Curt Wardle, L <small>ERA: 4.63</small> (8, 1)	1.0		2	0	0	0	0	0	0	0	0	0	0	2	2	0.00	0.000																																															
Ron Davis, R <small>ERA: 5.28</small> (9, 1)	0.2	S	2	0	0	0	1	0	0	0	0	0	0	4	4	0.00	0.000																																															

BOTTOM

Minnesota Twins @ Chicago White Sox
Comiskey Park, Chicago, IL

Sun Jun 30 1985, 4:33 AM EDT
Att. 26,038 - Unknown

AB	31
R	3
H	7
RBI	3
BB	1
SO	3
LOB	7



PITCHER	IP	WLS	BF	H	R	ER	SO	BB	IBB	HBP	BLK	WP	HR	S	P	ERA	WHIP
John Butcher, R <small>ERA: 4.69</small> (1, 1)	7.1	W	29	7	3	3	2	1	0	0	0	0	0	1	32	3.68	1.091
Curt Wardle, L <small>ERA: 4.63</small> (8, 1)	1.0		2	0	0	0	0	0	0	0	0	0	0	2	2	0.00	0.000
Ron Davis, R <small>ERA: 5.28</small> (9, 1)	0.2	S	2	0	0	0	1	0	0	0	0	0	0	4	4	0.00	0.000

Batter	1	2	3	4	5	6	7	8	9	AB R H RBI BB SO LOB	TOP		
Brett Butler, L (1, 8) OBP: 0.354, SLG: 0.433	0-0 F8		0-0 F7		0-0 G4-6-3 1B		0-0 6-3 1B		0-3 K	5 0 2 0 0 1 0	Cleveland Indians @ Minnesota Twins Hubert H. Humphrey Metrodome, Minneapolis, MN Mon Jul 01 1985, 8:05 PM EDT Att: 22,729 - Unknown livebaseballscorecards.com		
Julio Franco, R (1, 6) OBP: 0.341, SLG: 0.371	0-0 F3		0-0 1B		0-0 G4-6-3		0-0 6-3		0-0 K	4 0 1 0 0 0 4			
Brook Jacoby, R (1, 5) OBP: 0.338, SLG: 0.441	0-0 5-3		0-0 L4		0-0 L1		0-0 SF9		0-0 K	3 0 0 1 0 0 2			
Pat Tabler, R (1, 10) OBP: 0.322, SLG: 0.354		4-0 1B HR BB	0-0 F8				0-3 K		0-0 6-3	3 1 0 0 1 1 2			
Tony Bernazard, S (1, 4) OBP: 0.365, SLG: 0.453		0-0 1B HR		0-0 G4-6-3 1B		0-0 6-3		0-0 E4 CS 1B		4 1 3 0 0 0 0			
George Vukovich, L (1, 9) OBP: 0.310, SLG: 0.333		0-0 1B		0-0 G4-6-3		0-0 1B		0-3 K		3 1 2 3 0 0 1			
Benny Ayala, R (8, PH) OBP: 0.242, SLG: 0.394		1-H 2-H HR		1-2f		1B		2-3 K		1 0 0 0 0 1 1			
Otis Nixon, S (8, 7) OBP: 0.196, SLG: 0.216								2-3 K		0 0 0 0 0 0 0			
Joe Carter, R (1, 7) OBP: 0.285, SLG: 0.373	0-0 F8		0-0 1B S		0-0 4-3		0-3 K		0-3 K	4 0 1 0 0 1 1			
Mike Hargrove, L (1, 3) OBP: 0.349, SLG: 0.293	0-0 4-3		0-0 F9		0-0 1-2		4-0 2B BB		0-0 F2	3 1 0 0 1 0 1			
Jerry Willard, L (1, 2) OBP: 0.325, SLG: 0.347	0-0 6-3			4-0 G4-6-3 1B BB		0-0 1B SF9 2B		0-3 K		3 1 1 1 1 1 0			
Inning Stats	R: 0 E: 0 K: 0 S: 3 H: 0 LOB: 0 BB: 0 P: 3	R: 3 E: 0 K: 0 S: 5 H: 2 LOB: 0 BB: 1 P: 9	R: 0 E: 0 K: 0 S: 4 H: 1 LOB: 1 BB: 0 P: 4	R: 0 E: 0 K: 0 S: 4 H: 2 LOB: 1 BB: 0 P: 4	R: 0 E: 0 K: 0 S: 3 H: 1 LOB: 1 BB: 1 P: 7	R: 0 E: 0 K: 1 S: 6 H: 1 LOB: 1 BB: 0 P: 6	R: 2 E: 0 K: 0 S: 5 H: 2 LOB: 1 BB: 1 P: 9	R: 0 E: 1 K: 2 S: 7 H: 1 LOB: 0 BB: 0 P: 7	R: 0 E: 0 K: 2 S: 7 H: 0 LOB: 0 BB: 0 P: 7	1B: 8 2B: 1 3B: 0 HR: 1 SF: 1 SAC: 0 DP: 2 HBP: 0	WP: 0 PB: 0 SB: 1 CS: 1 PA: 37		
PITCHER	IP WLS BF H R ER SO BB IBB HBP BLK WP HR S P ERA WHIP											PITCHER	IP WLS BF H R ER SO BB IBB HBP BLK WP HR S P ERA WHIP
Ken Schrom, R (1, 1) ERA: 4.3	4.0 L 19 6 3 3 0 2 0 0 0 0 0 1 17 25 6.75 2.000												
Mark Brown, R (5, 1) ERA: 6.0	3.0 12 3 2 2 1 1 0 0 0 0 0 0 13 17 6.00 1.333												
Curt Wardle, L (8, 1) ERA: 4.38	2.0 6 1 0 0 0 4 0 0 0 0 0 0 14 14 0.00 0.500												

Batter	1	2	3	4	5	6	7	8	9	AB	R	H	RBI	BB	SO	LOB
Kirby Puckett, R OBP: 0.320, SLG: 0.386 (1, 8)	0-0 F9		0-0 6-3		0-0 F8		0-0 G6-4-3 1B			4	0	1	0	0	0	2
Mickey Hatcher, R OBP: 0.324, SLG: 0.375 (1, 7)	1-0 HBP		0-0 1B		0-0 2-3		0-0 G6-4-3 1-2			3	0	1	1	0	0	3
Kent Hrbek, L OBP: 0.328, SLG: 0.414 (1, 3)	0-0 F5		0-0 F9							4	0	0	0	0	0	2
Tom Brunansky, R OBP: 0.381, SLG: 0.532 (1, 9)	0-0 F6			0-3 K						4	0	0	0	0	1	1
Mike Stenhouse, L OBP: 0.350, SLG: 0.418 (1, 10)		0-0 4-3								3	0	1	0	1	0	0
Gary Gaetti, R OBP: 0.329, SLG: 0.440 (1, 5)		0-0 F8								4	0	0	0	0	0	2
Tim Teufel, R OBP: 0.343, SLG: 0.392 (1, 4)		0-3 K								3	1	1	0	0	1	1
Roy Smalley, S OBP: 0.391, SLG: 0.425 (9, PH)					0-0 5-3					1	0	0	0	0	0	0
Greg Gagne, R OBP: 0.322, SLG: 0.386 (1, 6)										3	0	0	0	0	0	1
Randy Bush, L OBP: 0.252, SLG: 0.453 (9, PH)										1	0	0	0	0	0	0
Mark Salas, L OBP: 0.355, SLG: 0.442 (1, 2)										3	1	3	1	0	0	0

Inning Stats	R: 0	H: 0	E: 0	K: 0	S: 3	R: 0	H: 0	E: 0	K: 1	S: 5	R: 1	H: 2	E: 0	K: 0	S: 5	R: 0	H: 1	E: 0	K: 1	S: 6	R: 0	H: 1	E: 0	K: 0	S: 4	R: 0	H: 0	E: 0	K: 0	S: 3	R: 1	H: 3	E: 0	K: 0	S: 5	R: 0	H: 0	E: 0	K: 0	S: 3	R: 0	H: 0	E: 0	K: 0	S: 3	1B: 6	SF: 0	2B: 1	SAC: 0	3B: 0	DP: 1	HR: 0	HBP: 1	WP: 1	PA: 35
--------------	------	------	------	------	------	------	------	------	------	------	------	------	------	------	------	------	------	------	------	------	------	------	------	------	------	------	------	------	------	------	------	------	------	------	------	------	------	------	------	------	------	------	------	------	------	-------	-------	-------	--------	-------	-------	-------	--------	-------	--------

PITCHER	IP	WLS	BF	H	R	ER	SO	BB	IBB	HBP	BLK	WP	HR	S	P	ERA	WHIP
Vern Ruhle, R ERA: 4.17 (1, 1)	6.1	W	28	7	2	1	2	1	0	1	0	1	0	30	35	1.42	1.263
Jeff Barkley, R ERA: 4.99 (7, 1)	2.2	S	7	0	0	0	0	0	0	0	0	0	0	7	7	0.00	0.000


BOTTOM

Cleveland Indians @ Minnesota Twins
 Hubert H. Humphrey Metrodome, Minneapolis, MN

Mon Jul 01 1985, 8:05 PM EDT
 Att. 22,729 - Unknown

livebaseballscorecards.com

AB	33
R	2
H	7
RBI	2
BB	1
SO	2
LOB	12



Batter	1	2	3	4	5	6	7	8	9	AB R H RBI BB SO LOB	TOP																
Brett Butler, L (1, 8) OBP: 0.355, SLG: 0.433	0-0 S 1B		0-0 FC4 2B 1B 1-2f		0-0 CS 1B	0-3 K			0-0 F8	5 1 2 0 0 1 1																	
Julio Franco, R (1, 6) OBP: 0.342, SLG: 0.373	0-0 F8		0-0 1B 2B 1-3		4-0 1B BB 1-2		0-3 K		0-0 6-3	4 2 1 0 1 1 1																	
Brook Jacoby, R (1, 5) OBP: 0.343, SLG: 0.444	0-3 K 1-2		4-0 E 1B BB 1B		0-0 1B 1B 1-2		0-0 1B			3 2 2 0 1 1 1																	
Pat Tabler, R (1, 3) OBP: 0.325, SLG: 0.356	0-0 6-3		0-0 E2 1B E 1-3 2-H 3-H		0-0 2B 1B 1-2 2-H		0-0 L5			4 2 2 3 0 0 1																	
Andre Thornton, R (1, 10) OBP: 0.214, SLG: 0.211		0-0 5-3	0-0 S 1B 1-3 3-H		0-0 2B		0-0 5-3			4 0 2 3 0 0 0																	
Joe Carter, R (1, 7) OBP: 0.280, SLG: 0.366 (8, 9)		0-0 F6	0-0 F9 1-3 3-H		0-3 K		0-3 K			4 0 0 0 0 2 2																	
Tony Bernazard, S (1, 4) OBP: 0.363, SLG: 0.449		0-0 6-3		0-0 F8		0-0 F8		0-0 FC5-4 1B		4 0 1 0 0 0 1																	
Carmen Castillo, R (1, 9) OBP: 0.213, SLG: 0.289			0-0 FC4 1B		0-0 F7		0-0 4-3		0-0 FC5-4	2 0 1 0 0 0 0																	
George Vukovich, L (6, PH) OBP: 0.309, SLG: 0.332 (6, 9)									1-2f	1 0 0 0 0 0 1																	
Benny Ayala, R (8, PH) OBP: 0.235, SLG: 0.382										0 0 0 0 0 0 0																	
Otis Nixon, S (8, 7) OBP: 0.196, SLG: 0.216										3 0 0 0 0 2 1																	
Jerry Willard, L (1, 2) OBP: 0.316, SLG: 0.337			0-3 K		0-3 K		0-0 6-3		0-0 6-3	1 0 0 0 0 0 0																	
Chris Bando, S (9, PH) OBP: 0.178, SLG: 0.091																											
Inning Stats	R: 0 E: 0 K: 1 S: 6	H: 1 LOB: 1 BB: 0 P: 6	R: 0 E: 0 K: 0 S: 3	H: 0 LOB: 0 BB: 0 P: 3	R: 4 E: 1 K: 1 S: 9	H: 4 LOB: 1 BB: 1 P: 13	R: 0 E: 0 K: 1 S: 5	H: 0 LOB: 0 BB: 0 P: 5	R: 3 E: 0 K: 1 S: 8	H: 4 LOB: 1 BB: 1 P: 12	R: 0 E: 0 K: 1 S: 5	H: 0 LOB: 0 BB: 0 P: 5	R: 0 E: 0 K: 1 S: 5	H: 1 LOB: 0 BB: 0 P: 5	R: 0 E: 0 K: 1 S: 6	H: 1 LOB: 1 BB: 0 P: 6	R: 0 E: 0 K: 0 S: 3	H: 0 LOB: 0 BB: 0 P: 3	1B: 9 2B: 2 3B: 0 HR: 0	SF: 0 SAC: 0 DP: 0 HBP: 0	WP: 0 PB: 0 SB: 3 CS: 1	PA: 38					
PITCHER	IP	WLS	BF	H	R	ER	SO	BB	IBB	HBP	BLK	WP	HR	S	P	ERA	WHIP										
Frank Viola, L (1, 1) ERA: 4.44	4.1		22	8	7	6	3	2	0	0	0	0	0	26	34	12.46	2.308										
Frank Eufemia, R (5, 1) ERA: 2.38	2.2	W	9	2	0	0	3	0	0	0	0	0	0	15	15	0.00	0.750										
Pete Filson, L (8, 1) ERA: 4.56	2.0	S	7	1	0	0	1	0	0	0	0	0	0	9	9	0.00	0.500										

Cleveland Indians @ Minnesota Twins
 Hubert H. Humphrey Metrodome, Minneapolis, MN
 Tue Jul 02 1985, 8:05 PM EDT
 Att. 14,817 - Unknown

AB	36
R	7
H	11
RBI	6
BB	2
SO	7
LOB	9



Batter	1	2	3	4	5	6	7	8	9	AB	R	H	RBI	BB	SO	LOB
Kirby Puckett, R OBP: 0.327, SLG: 0.387 (1, 8)	4-0 E G3 E BB		4-0 WP S BB	4-0 1-2 BB			0-0 BB 1B	0-0 4-3		2	2	1	0	3	0	0
Mickey Hatcher, R OBP: 0.321, SLG: 0.373 (1, 7)	0-0 G3		0-3 K	0-0 G3			0-0 F4	0-0 F7		2	0	0	0	0	1	2
Randy Bush, L OBP: 0.248, SLG: 0.443 (4, PH)										2	0	0	0	0	0	3
Tim Teufel, R OBP: 0.342, SLG: 0.391 (8, PH)	1-3									1	0	0	0	0	0	0
Kent Hrbek, L OBP: 0.326, SLG: 0.408 (1, 3)	0-0 E3 1B		0-3 K		0-3 K		4-0 1B 1B	0-3 K		4	2	0	1	1	3	1
Tom Brunansky, R OBP: 0.382, SLG: 0.532 (1, 9)	0-0 1B		0-3 K		0-0 5-3		0-0 1B 1B			4	1	2	1	0	1	1
Roy Smalley, S OBP: 0.389, SLG: 0.422 (1, 10)	0-0 1B			0-0 F8	0-3 K		0-3 K			4	0	1	1	0	2	2
Mark Salas, L OBP: 0.357, SLG: 0.448 (1, 2)	0-0 G4-6-3			0-0 WP 2B		0-0 5-3	0-0 1B 2B	0-0 1B		2	1	1	0	0	0	2
Dave Engle, R OBP: 0.250, SLG: 0.318 (6, PH)							1-2 3-H	0-0 1B		2	1	1	1	0	0	0
Gary Gaetti, R OBP: 0.331, SLG: 0.445 (1, 5)		0-0 L5		0-0 1B 2B		0-0 3-1	0-0 2B 1B	0-0 1B		4	1	2	2	0	0	0
Greg Gagne, R OBP: 0.331, SLG: 0.414 (1, 6)		0-3 K		0-0 S 1B		0-0 3B	0-0 1B 2B			4	0	3	2	0	1	0
Ron Washington, R OBP: 0.245, SLG: 0.182 (1, 4)		0-0 6-3		0-0 L6		0-0 F9	0-3 K2-3			4	0	0	0	0	1	4
Dave Meier, R OBP: 0.303, SLG: 0.207 (9, 7)										0	0	0	0	0	0	0

Inning Stats	R: 2	H: 2	E: 2	K: 0	S: 5	H: 2	LOB: 1	BB: 1	P: 9	R: 0	H: 0	E: 0	K: 1	S: 5	R: 0	H: 0	E: 0	K: 3	S: 9	R: 0	H: 3	E: 0	K: 0	S: 6	R: 0	H: 0	E: 0	K: 2	S: 7	R: 0	H: 1	E: 0	K: 0	S: 4	R: 4	H: 5	E: 0	K: 2	S: 12	R: 0	H: 0	E: 0	K: 1	S: 5
--------------	------	------	------	------	------	------	--------	-------	------	------	------	------	------	------	------	------	------	------	------	------	------	------	------	------	------	------	------	------	------	------	------	------	------	------	------	------	------	------	-------	------	------	------	------	------


PITCHER	IP	WLS	BF	H	R	ER	SO	BB	IBB	HBP	BLK	WP	HR	S	P	ERA	WHIP
Jerry Reed, R ERA: 8.1 (1, 1)	3.1		16	4	4	3	4	2	0	0	0	2	0	22	30	8.10	1.800
Rich Thompson, R ERA: 3.43 (4, 1)	0.1		3	1	0	0	0	1	0	0	0	0	0	2	6	0.00	6.000
Bryan Clark, L ERA: 5.72 (4, 1)	2.2		11	2	2	2	2	1	0	0	0	0	0	14	18	6.75	1.125
Tom Waddell, R ERA: 3.8 (7, 1)	0.1	L	5	4	2	2	1	0	0	0	0	0	0	7	7	54.00	12.000
Jamie Easterly, L ERA: 1.9 (7, 1)	1.1		4	0	0	0	2	0	0	0	0	0	0	8	8	0.00	0.000

BOTTOM

Cleveland Indians @ Minnesota Twins
 Hubert H. Humphrey Metrodome, Minneapolis, MN

Tue Jul 02 1985, 8:05 PM EDT
 Att. 14,817 - Unknown

AB	35
R	8
H	11
RBI	8
BB	4
SO	9
LOB	15



1B	2B	3B	HR	SF	SAC	DP	HBP	WP	HR	S	P	ERA	WHIP
7	3	1	0	0	1	0	0	2	0	0	0	3.8	1.9

Batter	1	2	3	4	5	6	7	8	9	AB R H RBI BB SO LOB	TOP	
Brett Butler, L (1, 8) OBP: 0.352, SLG: 0.429 Otis Nixon, S (6, 8) OBP: 0.192, SLG: 0.212	0-0 L4		0-0 G3		0-0 F9			0-0 1-3		3 0 0 0 0 0 1 1 0 0 0 0 0 0	Cleveland Indians @ Minnesota Twins Hubert H. Humphrey Metrodome, Minneapolis, MN Wed Jul 03 1985, 8:05 PM EDT Att. 22,834 - Unknown livebaseballscorecards.com	
Julio Franco, R (1, 6) OBP: 0.344, SLG: 0.373	4-0 1B BB		0-0 F8			0-0 6-3		0-0 1B 1B		3 0 1 0 1 0 0		
Brook Jacoby, R (1, 5) OBP: 0.348, SLG: 0.448	0-0 1-2 1B			0-0 1B		0-3 K		0-0 1-2 1B		4 0 3 0 0 1 0		
Pat Tabler, R (1, 3) OBP: 0.320, SLG: 0.350	0-0 F8			0-3 K		0-3 K		0-0 6-3		4 0 0 0 0 2 5		
Andre Thornton, R (1, 10) OBP: 0.215, SLG: 0.212	0-3 K			0-0 L6			0-0 FC6-4 1B		0-0 F5	4 0 1 0 0 1 3		
Tony Bernazard, S (1, 4) OBP: 0.357, SLG: 0.441		0-3 K		0-0 4-3			0-0 F7		0-0 G3	4 0 0 0 0 1 2		
George Vukovich, L (1, 9) OBP: 0.303, SLG: 0.326		0-3 K			0-0 4-3		0-0 F5		0-0 F4	4 0 0 0 0 1 1		
Joe Carter, R (1, 7) OBP: 0.281, SLG: 0.362		0-0 5-3			4-0 4-3 BB		0-0 FC6-4			2 0 0 0 1 0 1		
Chris Bando, S (1, 2) OBP: 0.172, SLG: 0.088			0-0 4-3		0-0 4-3			0-0 1-3		3 0 0 0 0 0 1		
Inning Stats	R: 0 E: 0 K: 1 S: 6 H: 1 LOB: 2 BB: 1 P: 10	R: 0 E: 0 K: 2 S: 7 H: 0 LOB: 0 BB: 0 P: 7	R: 0 E: 0 K: 0 S: 3 H: 0 LOB: 0 BB: 0 P: 3	R: 0 E: 0 K: 1 S: 6 H: 1 LOB: 1 BB: 0 P: 6	R: 0 E: 0 K: 0 S: 3 H: 0 LOB: 1 BB: 1 P: 7	R: 0 E: 0 K: 2 S: 7 H: 0 LOB: 0 BB: 0 P: 7	R: 0 E: 0 K: 0 S: 4 H: 1 LOB: 1 BB: 0 P: 4	R: 0 E: 0 K: 0 S: 5 H: 2 LOB: 2 BB: 0 P: 5	R: 0 E: 0 K: 0 S: 3 H: 0 LOB: 0 BB: 0 P: 3	1B: 5 2B: 0 3B: 0 HR: 0 SF: 0 SAC: 0 DP: 0 HBP: 0	WP: 0 PB: 0 SB: 0 CS: 0 PA: 34	
PITCHER Mike Smithson, R (1, 1) ERA: 4.61	IP WLS BF H R ER SO BB IBB HBP BLK WP HR S P ERA WHIP											PITCHER IP WLS BF H R ER SO BB IBB HBP BLK WP HR S P ERA WHIP



Batter	1	2	3	4	5	6	7	8	9	AB	R	H	RBI	BB	SO	LOB
Kirby Puckett, R OBP: 0.322, SLG: 0.381 (1, 8)	0-0 6-3	0-3 K		0-0 FC6-4		0-0 3-1		0-0 G3		5	0	0	0	0	1	5
Gary Gaetti, R OBP: 0.329, SLG: 0.440 (1, 5)	0-0 F7		0-0 F8		0-0 1B		0-0 6-3	0-3 K		5	0	1	0	0	1	2
Kent Hrbek, L OBP: 0.328, SLG: 0.410 (1, 3)	0-0 1B		0-0 6-3		0-0 1B		0-0 F8			4	0	2	0	0	0	0
Tom Brunansky, R OBP: 0.380, SLG: 0.527 (1, 9)	0-0 1B		0-0 F7		0-0 G5-4-3		0-0 F8			4	0	1	0	0	0	1
Dave Engle, R OBP: 0.321, SLG: 0.458 (1, 10)	0-0 FC6-4			4-0 FC5		0-0 IHR		4-0 HBP		2	2	1	1	2	0	2
Tim Teufel, R OBP: 0.344, SLG: 0.390 (1, 4)		4-0 E		0-0 FC6-4		0-0 F7		0-0 F9		3	2	1	0	1	0	1
Greg Gagne, R OBP: 0.335, SLG: 0.422 (1, 6)		0-0 L6		0-0 FC5		0-0 F9		0-0 HBP		4	2	2	0	0	0	3
Dave Meier, R OBP: 0.297, SLG: 0.188 (1, 7)		0-0 E4		0-0 FC6-4		0-0 F9		1-0 G3		3	0	0	0	0	0	4
Tim Laudner, R OBP: 0.315, SLG: 0.438 (1, 2)		0-0 SF9		0-0 FC6-4		0-0 HR		0-0 G3		3	1	3	6	0	0	0

Inning Stats	R: 0	H: 2	E: 0	LOB: 2	K: 0	BB: 0	S: 5	P: 5	R: 1	H: 0	E: 1	LOB: 1	K: 1	BB: 1	S: 6	P: 10	R: 0	H: 0	E: 0	LOB: 0	K: 0	BB: 0	S: 3	P: 3	R: 1	H: 2	E: 0	LOB: 2	K: 0	BB: 1	S: 5	P: 9	R: 0	H: 2	E: 0	LOB: 0	K: 0	BB: 0	S: 3	P: 3	R: 3	H: 3	E: 0	LOB: 0	K: 0	BB: 0	S: 6	P: 6	R: 0	H: 0	E: 0	LOB: 0	K: 0	BB: 0	S: 3	P: 3	R: 2	H: 2	E: 0	LOB: 2	K: 1	BB: 1	S: 7	P: 12
--------------	------	------	------	--------	------	-------	------	------	------	------	------	--------	------	-------	------	-------	------	------	------	--------	------	-------	------	------	------	------	------	--------	------	-------	------	------	------	------	------	--------	------	-------	------	------	------	------	------	--------	------	-------	------	------	------	------	------	--------	------	-------	------	------	------	------	------	--------	------	-------	------	-------

PITCHER	IP	WLS	BF	H	R	ER	SO	BB	IBB	HBP	BLK	WP	HR	S	P	ERA	WHIP
Neal Heaton, L ERA: 5.06 (1, 1)	7.1	L	34	10	7	6	1	3	0	0	0	0	1	33	45	7.36	1.773
Rich Thompson, R ERA: 3.38 (8, 1)	0.2		4	1	0	0	1	0	0	1	0	0	0	5	6	0.00	1.500

BOTTOM

Cleveland Indians @ Minnesota Twins
 Hubert H. Humphrey Metrodome, Minneapolis, MN

Wed Jul 03 1985, 8:05 PM EDT
 Att. 22,834 - Unknown

livebaseballscorecards.com

AB	33
R	7
H	11
RBI	7
BB	3
SO	2
LOB	18



1B: 8	SF: 1	WP: 0	PA: 38
2B: 1	SAC: 0	PB: 0	
3B: 0	DP: 1	SB: 0	
HR: 2	HBP: 1	CS: 0	

Batter	1	2	3	4	5	6	7	8	9	AB R H RBI BB SO LOB	TOP
Kirby Puckett, R OBP: 0.324, SLG: 0.389 (1, 8) X	0-0 F8 ①			X 0-0 6-3 3B		X 0-0 B1-3		X 0-0 FC5-4 1B		4 1 2 0 0 0 0	Minnesota Twins @ New York Yankees Yankee Stadium, Bronx, NY Thu Jul 04 1985, 7:05 PM EDT Att: 35,110 - Unknown
Gary Gaetti, R OBP: 0.324, SLG: 0.433 (1, 5) S	0-3 K ②			X 0-0 6-3		X 0-0 F9		X 0-0 FC5-4 ③		4 0 0 1 0 1 1	
Kent Hrbek, L OBP: 0.324, SLG: 0.404 (1, 3) X	0-0 5-3 ③			X 0-0 G3		X 0-0 4-3			X 0-0 F8 ①	4 0 0 0 0 0 0	
Tom Brunansky, R OBP: 0.379, SLG: 0.534 (1, 9) S		0-3 K ①		X 0-0 HR			X 0-0 F3 ①		X 0-0 F8 ②	4 1 1 1 0 1 0	
Dave Engle, R OBP: 0.313, SLG: 0.429 (1, 10) Ron Washington, R OBP: 0.245, SLG: 0.182 (9, PR)		0-3 K ②		X 0-0 6-3 ③			X 0-3 K ②		X 0-0 1B	4 0 1 0 0 2 0 0 0 0 0 0 0 0	
Tim Teufel, R OBP: 0.343, SLG: 0.388 (1, 4) X		0-0 F7 ③			X 0-0 F8 ①		X 0-0 FC6-4 1B		X 0-0 L6 ③	4 0 1 0 0 0 1	
Greg Gagne, R OBP: 0.330, SLG: 0.414 (1, 6) X			X 0-0 F8 ①			X 0-3 K ②		X 0-0 FC6-4 ③		3 0 0 0 0 1 1	
Dave Meier, R OBP: 0.300, SLG: 0.200 (1, 7) S			0-3 K ②		X 0-0 1B			X 0-0 F8 ①		3 0 1 0 0 1 0	
Tim Laudner, R OBP: 0.304, SLG: 0.422 (1, 2) S			0-3 K ③		X 0-0 F3 ③			X 0-3 K ②		3 0 0 0 0 2 1	
Inning Stats	R: 0 H: 0 E: 0 LOB: 0 K: 1 BB: 0 S: 5 P: 5	R: 0 H: 0 E: 0 LOB: 0 K: 2 BB: 0 S: 7 P: 7	R: 0 H: 0 E: 0 LOB: 0 K: 2 BB: 0 S: 7 P: 7	R: 2 H: 2 E: 0 LOB: 0 K: 0 BB: 0 S: 5 P: 5	R: 0 H: 1 E: 0 LOB: 1 K: 1 BB: 0 S: 6 P: 6	R: 0 H: 0 E: 0 LOB: 0 K: 0 BB: 0 S: 3 P: 3	R: 0 H: 1 E: 0 LOB: 1 K: 1 BB: 0 S: 6 P: 6	R: 0 H: 1 E: 0 LOB: 1 K: 1 BB: 0 S: 6 P: 6	R: 0 H: 1 E: 0 LOB: 1 K: 0 BB: 0 S: 4 P: 4	1B: 4 SF: 0 2B: 0 SAC: 0 3B: 1 DP: 0 HR: 1 HBP: 0	
PITCHER Ron Guidry, L ERA: 2.73 (1, 1)	IP WLS BF H R ER SO BB IBB HBP BLK WP HR S P ERA WHIP										
	9.0 W 33 6 2 2 8 0 0 0 0 0 0 1 49 49 2.00 0.667										

AB	33
R	2
H	6
RBI	2
BB	0
SO	8
LOB	4



Batter	1	2	3	4	5	6	7	8	9
Rickey Henderson, R OBP: 0.433, SLG: 0.549 (1, 8)	0-0 1B 2B 1B	0-0 F9			0-0 G1		0-0 1B		
Ken Griffey, L OBP: 0.307, SLG: 0.385 (1, 7)	0-0 2B 1-3 1B	0-0 F7			0-3 K		0-3 K		
Don Mattingly, L OBP: 0.347, SLG: 0.466 (1, 3)	0-0 1B 1-3 SF9 2B		0-0 F9			0-0 4-3 1B		0-0 4-3	
Dave Winfield, R OBP: 0.326, SLG: 0.431 (1, 9)	0-0 F2		0-0 6-3			0-0 F8		0-0 5-3	
Ron Hassey, L OBP: 0.400, SLG: 0.565 (1, 2)	4-0 SF9 1B IBB		0-0 3-1			0-0 4-3		0-0 G3	
Don Baylor, R OBP: 0.337, SLG: 0.446 (1, 10)	0-0 1-2 2-3 3-H 1B			0-0 L3 1B		0-0 F8			
Willie Randolph, R OBP: 0.376, SLG: 0.333 (1, 4)	0-0 SF9			0-0 F8			0-0 1B SH1-4 1B		
Mike Pagliarulo, L OBP: 0.319, SLG: 0.363 (1, 5)	0-0 G3			0-0 L3			0-0 SH1-4		
Bobby Meacham, S OBP: 0.341, SLG: 0.287 (1, 6)		0-0 1-3			0-0 F7		0-3 K		

Inning Stats	R: 3	H: 4	E: 0	LOB: 2	K: 0	BB: 1	S: 7	P: 11
	R: 0 <td>H: 0 <td>E: 0 <td>LOB: 0 <td>K: 0 <td>BB: 0 <td>S: 3 <td>P: 3 </td></td></td></td></td></td></td>	H: 0 <td>E: 0 <td>LOB: 0 <td>K: 0 <td>BB: 0 <td>S: 3 <td>P: 3 </td></td></td></td></td></td>	E: 0 <td>LOB: 0 <td>K: 0 <td>BB: 0 <td>S: 3 <td>P: 3 </td></td></td></td></td>	LOB: 0 <td>K: 0 <td>BB: 0 <td>S: 3 <td>P: 3 </td></td></td></td>	K: 0 <td>BB: 0 <td>S: 3 <td>P: 3 </td></td></td>	BB: 0 <td>S: 3 <td>P: 3 </td></td>	S: 3 <td>P: 3 </td>	P: 3
	R: 0 <td>H: 0 <td>E: 0 <td>LOB: 0 <td>K: 0 <td>BB: 0 <td>S: 3 <td>P: 3 </td></td></td></td></td></td></td>	H: 0 <td>E: 0 <td>LOB: 0 <td>K: 0 <td>BB: 0 <td>S: 3 <td>P: 3 </td></td></td></td></td></td>	E: 0 <td>LOB: 0 <td>K: 0 <td>BB: 0 <td>S: 3 <td>P: 3 </td></td></td></td></td>	LOB: 0 <td>K: 0 <td>BB: 0 <td>S: 3 <td>P: 3 </td></td></td></td>	K: 0 <td>BB: 0 <td>S: 3 <td>P: 3 </td></td></td>	BB: 0 <td>S: 3 <td>P: 3 </td></td>	S: 3 <td>P: 3 </td>	P: 3
	R: 0 <td>H: 1 <td>E: 0 <td>LOB: 0 <td>K: 0 <td>BB: 0 <td>S: 3 <td>P: 3 </td></td></td></td></td></td></td>	H: 1 <td>E: 0 <td>LOB: 0 <td>K: 0 <td>BB: 0 <td>S: 3 <td>P: 3 </td></td></td></td></td></td>	E: 0 <td>LOB: 0 <td>K: 0 <td>BB: 0 <td>S: 3 <td>P: 3 </td></td></td></td></td>	LOB: 0 <td>K: 0 <td>BB: 0 <td>S: 3 <td>P: 3 </td></td></td></td>	K: 0 <td>BB: 0 <td>S: 3 <td>P: 3 </td></td></td>	BB: 0 <td>S: 3 <td>P: 3 </td></td>	S: 3 <td>P: 3 </td>	P: 3
	R: 0 <td>H: 0 <td>E: 0 <td>LOB: 0 <td>K: 1 <td>BB: 0 <td>S: 5 <td>P: 5 </td></td></td></td></td></td></td>	H: 0 <td>E: 0 <td>LOB: 0 <td>K: 1 <td>BB: 0 <td>S: 5 <td>P: 5 </td></td></td></td></td></td>	E: 0 <td>LOB: 0 <td>K: 1 <td>BB: 0 <td>S: 5 <td>P: 5 </td></td></td></td></td>	LOB: 0 <td>K: 1 <td>BB: 0 <td>S: 5 <td>P: 5 </td></td></td></td>	K: 1 <td>BB: 0 <td>S: 5 <td>P: 5 </td></td></td>	BB: 0 <td>S: 5 <td>P: 5 </td></td>	S: 5 <td>P: 5 </td>	P: 5
	R: 0 <td>H: 1 <td>E: 0 <td>LOB: 1 <td>K: 0 <td>BB: 0 <td>S: 4 <td>P: 4 </td></td></td></td></td></td></td>	H: 1 <td>E: 0 <td>LOB: 1 <td>K: 0 <td>BB: 0 <td>S: 4 <td>P: 4 </td></td></td></td></td></td>	E: 0 <td>LOB: 1 <td>K: 0 <td>BB: 0 <td>S: 4 <td>P: 4 </td></td></td></td></td>	LOB: 1 <td>K: 0 <td>BB: 0 <td>S: 4 <td>P: 4 </td></td></td></td>	K: 0 <td>BB: 0 <td>S: 4 <td>P: 4 </td></td></td>	BB: 0 <td>S: 4 <td>P: 4 </td></td>	S: 4 <td>P: 4 </td>	P: 4
	R: 0 <td>H: 2 <td>E: 0 <td>LOB: 2 <td>K: 2 <td>BB: 0 <td>S: 9 <td>P: 9 </td></td></td></td></td></td></td>	H: 2 <td>E: 0 <td>LOB: 2 <td>K: 2 <td>BB: 0 <td>S: 9 <td>P: 9 </td></td></td></td></td></td>	E: 0 <td>LOB: 2 <td>K: 2 <td>BB: 0 <td>S: 9 <td>P: 9 </td></td></td></td></td>	LOB: 2 <td>K: 2 <td>BB: 0 <td>S: 9 <td>P: 9 </td></td></td></td>	K: 2 <td>BB: 0 <td>S: 9 <td>P: 9 </td></td></td>	BB: 0 <td>S: 9 <td>P: 9 </td></td>	S: 9 <td>P: 9 </td>	P: 9
	R: 0 <td>H: 0 <td>E: 0 <td>LOB: 0 <td>K: 0 <td>BB: 0 <td>S: 3 <td>P: 3 </td></td></td></td></td></td></td>	H: 0 <td>E: 0 <td>LOB: 0 <td>K: 0 <td>BB: 0 <td>S: 3 <td>P: 3 </td></td></td></td></td></td>	E: 0 <td>LOB: 0 <td>K: 0 <td>BB: 0 <td>S: 3 <td>P: 3 </td></td></td></td></td>	LOB: 0 <td>K: 0 <td>BB: 0 <td>S: 3 <td>P: 3 </td></td></td></td>	K: 0 <td>BB: 0 <td>S: 3 <td>P: 3 </td></td></td>	BB: 0 <td>S: 3 <td>P: 3 </td></td>	S: 3 <td>P: 3 </td>	P: 3

PITCHER	IP	WLS	BF	H	R	ER	SO	BB	IBB	HBP	BLK	WP	HR	S	P	ERA	WHIP
John Butcher, R ERA: 4.65 (1, 1)	6.2	L	28	8	3	3	2	0	0	0	0	0	0	31	35	4.05	1.200
Curt Wardle, L ERA: 4.23 (7, 1)	1.1		4	0	0	0	1	0	0	0	0	0	0	6	6	0.00	0.000


BOTTOM

Minnesota Twins @ New York Yankees
 Yankee Stadium, Bronx, NY
 Thu Jul 04 1985, 7:05 PM EDT
 Att. 35,110 - Unknown

AB	R	H	RBI	BB	SO	LOB
4	1	2	0	0	0	0
4	1	1	0	0	2	2
4	1	2	1	0	0	0
4	0	0	0	0	0	3
3	0	0	0	1	0	1
3	0	2	1	0	0	1
2	0	1	1	0	0	1
2	0	0	0	0	0	3
3	0	0	0	0	1	1

AB	29
R	3
H	8
RBI	3
BB	1
SO	3
LOB	12

livebaseballscorecards.com



WP	PA
0	32
0	0
0	0

Batter	1	2	3	4	5	6	7	8	9	AB R H RBI BB SO LOB	TOP											
Kirby Puckett, R (1, 8) OBP: 0.323, SLG: 0.385	0-0 G4-1		0-3 K			4-0 E BB 1B BB	0-3 K			3 1 0 0 1 2 1												
Gary Gaetti, R (1, 5) OBP: 0.323, SLG: 0.431	0-0 F9		0-0 F8			0-0 BB BB 1B	0-0 F7			4 0 1 0 0 0 1												
Kent Hrbek, L (1, 3) OBP: 0.323, SLG: 0.400	0-3 K			0-0 F7		4-0 BB BB 1B		0-0 F9		3 0 0 0 1 1 0												
Tom Brunansky, R (1, 9) OBP: 0.374, SLG: 0.527		0-0 6-3		0-0 F2		0-0 F5		0-0 5-3		4 0 0 0 0 0 3												
Dave Engle, R (1, 2) OBP: 0.324, SLG: 0.500		0-0		0-0 F7		4-0 BB BB		0-0 F8		2 1 1 0 0 0 0												
Mike Stenhouse, L (6, PH) OBP: 0.358, SLG: 0.418		SF8 3B				1-2 2-3 3-H BB				0 0 0 1 1 0 0												
Mark Salas, L (6, 2) OBP: 0.355, SLG: 0.446										1 0 0 0 0 0 0												
Roy Smalley, S (1, 10) OBP: 0.387, SLG: 0.417		0-0 SF8		0-0 F9		0-0 F7			4-0 BB	2 0 0 1 1 0 3												
Tim Teufel, R (1, 4) OBP: 0.347, SLG: 0.391		3-H 0-0		0-0 F7			0-0	0-0 F4		3 1 2 0 0 0 0												
Randy Bush, L (9, PH) OBP: 0.245, SLG: 0.439		FC5-4 1B						2B 1B		1 0 0 0 0 0 1	AB 30											
Greg Gagne, R (1, 6) OBP: 0.328, SLG: 0.416		0-0 FC5-4		0-0 F7				1-H 2B		4 0 1 1 0 1 2	R 3											
Dave Meier, R (1, 7) OBP: 0.302, SLG: 0.189		1-2						K		2 0 0 0 1 0 0	H 5											
Mickey Hatcher, R (9, PH) OBP: 0.320, SLG: 0.372			0-0 4-3			0-0 6-3		BB		1 0 0 0 0 0 1	RBI 3											
											BB 5											
											SO 4											
											LOB 12											
Inning Stats	R: 0 E: 0 K: 1 S: 5	H: 0 LOB: 0 BB: 0 P: 5	R: 1 E: 0 K: 0 S: 5	H: 2 LOB: 1 BB: 0 P: 5	R: 0 E: 0 K: 1 S: 5	H: 0 LOB: 0 BB: 0 P: 5	R: 0 E: 0 K: 0 S: 3	H: 0 LOB: 0 BB: 0 P: 3	R: 0 E: 0 K: 0 S: 3	H: 0 LOB: 0 BB: 0 P: 3	R: 1 E: 1 K: 0 S: 4	H: 1 LOB: 3 BB: 3 P: 16	R: 1 E: 0 K: 1 S: 6	H: 2 LOB: 1 BB: 1 P: 10	R: 0 E: 0 K: 0 S: 3	H: 0 LOB: 0 BB: 0 P: 3	R: 0 E: 0 K: 1 S: 5	H: 0 LOB: 1 BB: 1 P: 9	1B: 3 2B: 1 3B: 1 HR: 0	SF: 1 SAC: 0 DP: 0 HBP: 0	WP: 0 PB: 0 SB: 0 CS: 0	PA: 36
PITCHER	IP WLS BF H R ER SO BB IBB HBP BLK WP HR S P ERA WHIP																					
Dennis Rasmussen, L (1, 1) ERA: 3.54	5.1 W 21 3 2 2 2 2 2 0 0 0 0 0 0 23 31 3.38 0.938																					
Rich Bordi, R (6, 1) ERA: 2.15	1.0 6 2 1 1 0 2 0 0 0 0 0 0 4 12 9.00 4.000																					
Brian Fisher, R (7, 1) ERA: 2.72	2.2 S 9 0 0 0 2 1 0 0 0 0 0 0 12 16 0.00 0.375																					

Minnesota Twins @ New York Yankees
 Yankee Stadium, Bronx, NY
 Fri Jul 05 1985, 7:05 PM EDT
 Att. 26,046 - Unknown

livebaseballscorecards.com



Batter	1	2	3	4	5	6	7	8	9	AB	R	H	RBI	BB	SO	LOB
Rickey Henderson, R OBP: 0.441, SLG: 0.571 (1, 8)	0-0 4-3 FC 2B	0-0 HR		4-0 CS BB			0-0 FC4-6 1B			3	2	3	1	1	0	0
Ken Griffey, L OBP: 0.306, SLG: 0.398 (1, 7)	0-0 4-3 2-3	0-0 HR		0-0 CS 1-2	0-0 4-3		0-0 FC4-6 1-2f			4	1	1	1	0	0	2
Don Mattingly, L OBP: 0.345, SLG: 0.473 (1, 3)	0-0 FC 1B SF7	0-0 F7			0-0 HR		0-0 4-3			4	2	1	2	0	0	1
Ron Hassey, L OBP: 0.394, SLG: 0.552 (1, 2)	0-0 1B 1B	0-0 F7			0-0 6-3			0-0 L4		4	1	1	0	0	0	0
Don Baylor, R OBP: 0.336, SLG: 0.442 (1, 10)	0-0 SF7		4-0 BB BB	0-0 F9-3 BB	0-3 K			0-0 6-3		2	0	0	1	1	1	0
Willie Randolph, R OBP: 0.375, SLG: 0.332 (1, 4)	0-0 1B 1B		0-0 F9	0-0 F9	0-0 5-3			0-0 L5		4	0	1	0	0	0	1
Mike Pagliarulo, L OBP: 0.319, SLG: 0.363 (1, 5)	0-0 1B		0-0 F9-3	0-0 F9-3	0-0 F9					3	0	1	1	0	0	1
Bobby Meacham, S OBP: 0.337, SLG: 0.283 (1, 6)	0-0 F7		0-3 K	0-3 K	0-3 K					3	0	0	0	0	2	2
Omar Moreno, L OBP: 0.200, SLG: 0.288 (1, 9)		0-0 F6	0-0 F6	0-0 F6	0-3 K					3	0	0	0	0	1	0


Inning Stats	R: 3	H: 4	E: 0	K: 0	S: 8	LOB: 2	BB: 0	P: 8	R: 2	H: 2	E: 0	K: 0	S: 5	LOB: 0	BB: 0	P: 5	R: 0	H: 0	E: 0	K: 0	S: 2	LOB: 0	BB: 1	P: 6	R: 0	H: 0	E: 0	K: 1	S: 4	LOB: 0	BB: 1	P: 8	R: 1	H: 1	E: 0	K: 1	S: 6	LOB: 0	BB: 0	P: 6	R: 0	H: 0	E: 0	K: 1	S: 5	LOB: 0	BB: 0	P: 5	R: 0	H: 1	E: 0	K: 1	S: 6	LOB: 1	BB: 0	P: 6	R: 0	H: 0	E: 0	K: 0	S: 3	LOB: 0	BB: 0	P: 3
--------------	------	------	------	------	------	--------	-------	------	------	------	------	------	------	--------	-------	------	------	------	------	------	------	--------	-------	------	------	------	------	------	------	--------	-------	------	------	------	------	------	------	--------	-------	------	------	------	------	------	------	--------	-------	------	------	------	------	------	------	--------	-------	------	------	------	------	------	------	--------	-------	------

PITCHER	IP	WLS	BF	H	R	ER	SO	BB	IBB	HBP	BLK	WP	HR	S	P	ERA	WHIP
Ken Schrom, R ERA: 4.7 (1, 1)	1.1	L	11	6	5	5	0	0	0	0	0	0	2	11	11	33.75	4.500
Pete Filson, L ERA: 4.34 (2, 1)	4.2		15	1	1	1	3	2	0	0	0	0	1	19	27	1.93	0.643
Frank Eufemia, R ERA: 2.19 (7, 1)	2.0		7	1	0	0	1	0	0	0	0	0	0	9	9	0.00	0.500

BOTTOM

Minnesota Twins @ New York Yankees
 Yankee Stadium, Bronx, NY
 Fri Jul 05 1985, 7:05 PM EDT
 Att. 26,046 - Unknown

AB	30
R	6
H	8
RBI	6
BB	2
SO	4
LOB	7



1B: 4	SF: 1	WP: 0	PA: 34
2B: 2	SAC: 0	PB: 0	
3B: 0	DP: 1	SB: 0	
HR: 3	HBP: 0	CS: 1	

PITCHER	IP	WLS	BF	H	R	ER	SO	BB	IBB	HBP	BLK	WP	HR	S	P	ERA	WHIP
---------	----	-----	----	---	---	----	----	----	-----	-----	-----	----	----	---	---	-----	------

Batter	1	2	3	4	5	6	7	8	9	10	11	AB R H RBI BB SO LOB	TOP														
Kirby Puckett, R OBP: 0.324, SLG: 0.385 (1, 8)	0-0 4-3 ①		0-0 G6-4-3 1-2 1B		0-0 4-3 ①		0-3 K ②		0-0 1B			5 0 2 0 0 1 0	Minnesota Twins @ New York Yankees Yankee Stadium, Bronx, NY Sun Jul 07 1985, 3:33 AM EDT Unknown														
Roy Smalley, S OBP: 0.389, SLG: 0.419 Greg Gagne, R OBP: 0.326, SLG: 0.414 (1, 6) (7, 6)	0-0 1B		0-3 K ①		0-0 4-3 1B		0-3 K ③		0-0 F4 ③			4 0 2 0 0 2 2 1 0 0 0 0 0 1															
Kent Hrbek, L OBP: 0.318, SLG: 0.393 (1, 3)	0-0 F8 ②		0-0 G6-4-3 1-2f ② ③		0-0 4-3 ②		0-0 F5 ①		0-3 K ①			5 0 0 0 0 1 4															
Tom Brunansky, R OBP: 0.372, SLG: 0.524 (1, 9)	0-0 F8 ③			0-0 3B 2B		0-0 F7 ③		0-3 K ②		0-0 F9 ②		5 1 1 0 0 1 2															
Randy Bush, L OBP: 0.261, SLG: 0.461 (1, 10)		0-0 E3 G4-6-3		0-0 1B 3B		4-0 SH1-4 BB		0-0 1B 1B		0-0 4-3 ③		4 1 2 1 1 0 0															
Mickey Hatcher, R OBP: 0.322, SLG: 0.372 Mike Stenhouse, L OBP: 0.366, SLG: 0.426 Dave Meier, R OBP: 0.295, SLG: 0.184 (1, 7) (8, PH) (8, PR) (8, 7)		0-0 G4-6-3 1-2f		0-0 4-3 SH1-3 1B		0-0 SH1-4 1-2		0-0 1B 1B		0-0 5-3 ①		2 0 1 1 0 0 1 1 0 1 0 0 0 0 1 0 0 0 0 0 0															
Gary Gaetti, R OBP: 0.326, SLG: 0.435 (1, 5)		0-0 2B		0-0 SH1-3 1-2		0-0 F9 ②		0-0 F7 ③		0-0 E8 1B		4 0 2 0 0 0 3															
Tim Teufel, R OBP: 0.340, SLG: 0.383 (1, 4)		0-3 K ③		0-0 4-3 2-3		0-0 5-3 ③		0-0 F8 ①		0-3 K ②		5 0 0 0 0 2 4															
Mark Salas, L OBP: 0.354, SLG: 0.444 Tim Laudner, R OBP: 0.298, SLG: 0.412 (1, 2) (9, PH) (9, 2)			0-0 1B 1B		0-0 F7 ③		0-0 G3 ①		0-3 K ②		0-0 5-3 ③	3 0 1 0 0 0 1 2 0 0 0 0 1 1															
Inning Stats	R: 0 E: 0 K: 0 S: 4	H: 1 LOB: 1 BB: 0 P: 4	R: 0 E: 1 K: 1 S: 6	H: 1 LOB: 1 BB: 0 P: 6	R: 0 E: 0 K: 1 S: 6	H: 2 LOB: 1 BB: 0 P: 6	R: 2 E: 0 K: 0 S: 6	H: 3 LOB: 1 BB: 0 P: 6	R: 0 E: 0 K: 0 S: 4	H: 1 LOB: 1 BB: 0 P: 4	R: 0 E: 0 K: 2 S: 7	H: 0 LOB: 0 BB: 0 P: 7		R: 0 E: 0 K: 1 S: 7	H: 2 LOB: 2 BB: 0 P: 7	R: 0 E: 0 K: 1 S: 6	H: 1 LOB: 1 BB: 0 P: 6	R: 0 E: 0 K: 1 S: 5	H: 0 LOB: 0 BB: 0 P: 5	R: 0 E: 1 K: 1 S: 6	H: 1 LOB: 1 BB: 0 P: 6	1B: 9 2B: 2 3B: 1 HR: 0	SF: 0 SAC: 2 DP: 2 HBP: 0	WP: 0 PB: 0 SB: 0 CS: 0	PA: 45		
PITCHER	IP	WLS	BF	H	R	ER	SO	BB	IBB	HBP	BLK	WP		HR	S	P	ERA	WHIP									
Ed Whitson, R ERA: 4.08 (1, 1)	6.0		26	8	2	2	2	1	0	0	0	0	0	29	33	3.00	1.500										
Brian Fisher, R ERA: 2.61 (7, 1)	2.0		8	2	0	0	3	0	0	0	0	0	0	14	14	0.00	1.000										
Dave Righetti, L ERA: 3.34 (9, 1)	3.0	W	11	2	0	0	3	0	0	0	0	0	0	17	17	0.00	0.667										

livebaseballscores.com

AB	42
R	2
H	12
RBI	2
BB	1
SO	8
LOB	19



Batter	1	2	3	4	5	6	7	8	9	10	11	AB	R	H	RBI	BB	SO	LOB
Rickey Henderson, R OBP: 0.436, SLG: 0.563 (1, 8)	0-0 4-3		0-0 F8		0-0 1B		0-0 F7			0-0 L3		5	0	1	0	0	0	2
Ken Griffey, L OBP: 0.304, SLG: 0.393 (1, 7)	0-3 K		0-3 K		0-0 4-3					0-0 1B		5	0	1	0	0	3	2
Don Mattingly, L OBP: 0.348, SLG: 0.472 (1, 3)	0-0 WP 2B 1B				0-0 F8		0-0 F8			0-0 4-3		5	1	2	0	0	0	1
Dave Winfield, R OBP: 0.327, SLG: 0.444 (1, 9)	0-0 1-H 2B				0-0 F5		0-0 6-3			0-0 F9		5	1	2	2	0	0	1
Ron Hassey, L OBP: 0.384, SLG: 0.535 Butch Wynegar, S OBP: 0.358, SLG: 0.358 (1, 2) (8, PH) (9, 2)	0-0 G3				0-3 K		0-0 4-3			0-0 F7		3	0	0	0	0	1	1
Don Baylor, R OBP: 0.334, SLG: 0.443 (1, 10)			0-0 F8				0-0 5-3			0-0 F8		4	1	1	0	0	0	0
Willie Randolph, R OBP: 0.379, SLG: 0.338 (1, 4)			0-0 G4-6-3 1B				0-0 1B 2-H 1B			0-0 F4		4	0	3	1	0	0	0
Mike Pagliarulo, L OBP: 0.318, SLG: 0.360 (1, 5)			0-0 G4-6-3 1-2f				0-0 F9 1B			0-0 F9		4	0	1	0	0	0	2
Bobby Meacham, S OBP: 0.332, SLG: 0.278 (1, 6)			0-0 6-3				0-0 FC4-6 1B 1-2f			0-0 F2		4	0	0	0	0	1	3

Inning Stats	R: 1	H: 2	E: 0	K: 1	S: 7	H: 2	LOB: 1	BB: 0	P: 7	R: 0	H: 1	E: 0	K: 0	S: 3	H: 1	LOB: 0	BB: 0	P: 3	R: 0	H: 0	E: 0	K: 1	S: 5	H: 0	LOB: 0	BB: 0	P: 5	R: 1	H: 3	E: 0	K: 0	S: 6	H: 2	LOB: 2	BB: 0	P: 6	R: 0	H: 0	E: 0	K: 0	S: 3	H: 0	LOB: 0	BB: 0	P: 3	R: 0	H: 2	E: 0	K: 0	S: 5	H: 1	LOB: 1	BB: 0	P: 6	R: 0	H: 0	E: 0	K: 0	S: 3	H: 0	LOB: 0	BB: 0	P: 3	R: 0	H: 1	E: 0	K: 1	S: 6	H: 0	LOB: 1	BB: 0	P: 6	R: 0	H: 0	E: 0	K: 0	S: 3	H: 0	LOB: 0	BB: 0	P: 3	R: 0	H: 1	E: 0	K: 1	S: 6	H: 1	LOB: 1	BB: 0	P: 6	R: 1	H: 1	E: 0	K: 0	S: 1	H: 1	LOB: 0	BB: 0	P: 1
1B: 8	SF: 0	2B: 2	SAC: 0	3B: 0	DP: 1	HR: 1	HBP: 0	WP: 1	PA: 40	1B: 8	SF: 0	2B: 2	SAC: 0	3B: 0	DP: 1	HR: 1	HBP: 0	WP: 1	PA: 40	1B: 8	SF: 0	2B: 2	SAC: 0	3B: 0	DP: 1	HR: 1	HBP: 0	WP: 1	PA: 40	1B: 8	SF: 0	2B: 2	SAC: 0	3B: 0	DP: 1	HR: 1	HBP: 0	WP: 1	PA: 40	1B: 8	SF: 0	2B: 2	SAC: 0	3B: 0	DP: 1	HR: 1	HBP: 0	WP: 1	PA: 40																																																		
PITCHER	IP	WLS	BF	H	R	ER	SO	BB	IBB	HBP	BLK	WP	HR	S	P	ERA	WHIP																																																																																		
Mike Smithson, R ERA: 4.5 (1, 1)	7.0		28	8	2	2	3	0	0	0	0	1	0	34	34	2.57	1.143																																																																																		
Curt Wardle, L ERA: 4.14 (8, 1)	3.0	L	12	3	1	1	2	0	0	0	0	0	1	16	16	3.00	1.000																																																																																		

Minnesota Twins @ New York Yankees
Yankee Stadium, Bronx, NY
 Sun Jul 07 1985, 3:33 AM EDT
 Unknown

livebaseballscorecards.com

AB	40
R	3
H	11
RBI	3
BB	0
SO	5
LOB	13



Batter	1	2	3	4	5	6	7	8	9
Rickey Henderson, R OBP: 0.441, SLG: 0.563 Bill Sample, R OBP: 0.315, SLG: 0.328	0-0 E S 3-1 1B		4-0 HR BB	4-0 BB	0-0 FC1-6-4 1-2 2-3		0-0 E6 1-2 HR		
Ken Griffey, L OBP: 0.306, SLG: 0.422	0-3 K 1-3		0-0 HR 1-H 2-H	0-0 F4	0-0 5-3		0-0 HR 1-H 2-H		
Don Mattingly, L OBP: 0.344, SLG: 0.468	0-0 3-1		0-0 3-1	0-0 L3		0-0 F8 1B 6-3 1B	0-0 F4		
Dave Winfield, R OBP: 0.331, SLG: 0.446	0-0 6-3		0-0 HR 1B		0-0 1B 1B	0-0 1-2 1B 1B	0-3 K		
Butch Wynegar, S OBP: 0.354, SLG: 0.351		0-3 K	0-0 L5		4-0 1B 1B BB	0-0 F8 2-3		0-3 K	
Don Baylor, R OBP: 0.339, SLG: 0.456		4-0 BB	0-0 HR 1-H		0-0 1B SF7 1B	0-0 6-3 1-2 3-H	0-3 K		
Mike Pagliarulo, L OBP: 0.325, SLG: 0.385		0-3 K	0-0 HR		0-0 FC1-6-4 1-3 2-H 1B	0-0 2-H 1B	0-0 G3		
Bobby Meacham, S OBP: 0.327, SLG: 0.275	0-0 5-3		0-0 5-3		0-0 SF7 3-H		0-0 F8		
Andre Robertson, R OBP: 0.476, SLG: 0.750			0-0 HR BB 1B	0-0 F7	4-0 FC1-6-4 1-2 BB		0-0 E HR 1B		

Inning Stats	R: 1 E: 0 K: 1 S: 6	H: 1 LOB: 0 BB: 0 P: 6	R: 0 E: 0 K: 2 S: 7	H: 0 LOB: 1 BB: 1 P: 11	R: 6 E: 0 K: 0 S: 8	H: 5 LOB: 0 BB: 1 P: 12	R: 0 E: 0 K: 0 S: 3	H: 0 LOB: 1 BB: 1 P: 7	R: 3 E: 0 K: 0 S: 6	H: 3 LOB: 2 BB: 2 P: 14	R: 1 E: 0 K: 0 S: 5	H: 3 LOB: 2 BB: 0 P: 5	R: 3 E: 1 K: 1 S: 8	H: 2 LOB: 0 BB: 0 P: 8	R: 0 E: 0 K: 2 S: 7	H: 0 LOB: 0 BB: 0 P: 7
--------------	------------------------------	---------------------------------	------------------------------	----------------------------------	------------------------------	----------------------------------	------------------------------	---------------------------------	------------------------------	----------------------------------	------------------------------	---------------------------------	------------------------------	---------------------------------	------------------------------	---------------------------------

PITCHER	IP	WLS	BF	H	R	ER	SO	BB	IBB	HBP	BLK	WP	HR	S	P	ERA	WHIP
Rick Lysander, R ERA: 6.54	2.1	L	13	4	5	4	3	2	0	0	0	0	1	17	25	15.43	2.571
Pete Filson, L ERA: 4.53	1.2		8	2	2	2	0	1	0	0	0	0	2	7	11	10.80	1.800
Mark Brown, R ERA: 12.0	3.0		19	8	7	6	1	2	0	0	0	0	1	19	27	18.00	3.333
Ron Davis, R ERA: 5.1	1.0		3	0	0	0	2	0	0	0	0	0	0	7	7	0.00	0.000

BOTTOM

Minnesota Twins @ New York Yankees
 Yankee Stadium, Bronx, NY
 Sun Jul 07 1985, 3:38 AM EDT
 Att. 31,549 - Unknown

livebaseballscores.com

AB	37
R	14
H	14
RBI	14
BB	5
SO	6
LOB	14



1B: 10	SF: 1	WP: 0	PA: 43
2B: 0	SAC: 0	PB: 0	
3B: 0	DP: 0	SB: 1	
HR: 4	HBP: 0	CS: 0	

Minnesota Twins @ Baltimore Orioles
 Memorial Stadium, Baltimore, MD
 Mon Jul 08 1985, 7:05 PM EDT
 Att. 22,105 - Unknown

livebaseballscorecards.com

AB	41
R	7
H	11
RBI	7
BB	6
SO	8
LOB	18



WP	1	PA	48
PB	0		
SB	0		
CS	0		

AB R H RBI BB SO LOB

4	0	1	0	2	1	1
5	0	1	2	0	0	4
5	0	1	1	1	2	4
4	0	0	0	1	1	4
5	0	1	0	0	1	2
0	0	0	0	0	0	0
4	1	1	0	0	0	1
1	0	0	0	0	1	0
5	2	3	2	0	0	1
3	1	0	0	1	1	1
0	0	0	0	1	0	0
0	1	0	0	0	0	0
5	2	3	2	0	1	0
0	0	0	0	0	0	0

Batter 1 2 3 4 5 6 7 8 9 10

Kirby Puckett, R (1, 8) OBP: 0.326, SLG: 0.382	0-3 K	0-0 6-3		0-0 F9		4-0 1B BB		0-0 FC3-6 1B	4-0 1B BB	4 0 1 0 2 1 1
Mickey Hatcher, R (1, 10) OBP: 0.322, SLG: 0.369	1-0 BB HBP	0-0 F3		0-0 3-1		0-0 F9		0-0 FC3-6	0-0 1B	5 0 1 2 0 0 4
Kent Hrbek, L (1, 3) OBP: 0.318, SLG: 0.388	0-0 F7	0-3 K		0-0 F8		0-0 FC6-4 1B		4-0 IBB	0-3 K	5 0 1 1 1 2 4
Tom Brunansky, R (1, 9) OBP: 0.366, SLG: 0.512	4-0 1-2 BB		0-0 F8		0-0 F8		0-0 FC6-4	0-3 K		4 0 0 0 1 1 4
Randy Bush, L (1, 7) OBP: 0.256, SLG: 0.444	0-3 K		0-0 1B		0-0 3-1		0-0 F9		0-0 F2	5 0 1 0 0 1 2
Tim Laudner, R (10, 2) OBP: 0.289, SLG: 0.398										0 0 0 0 0 0 0
Roy Smalley, S (1, 6) OBP: 0.389, SLG: 0.419		0-0 HR 1B		0-0 F5		0-0 F8		0-0 G3	0-3 K	4 1 1 0 0 0 1
Greg Gagne, R (8, 6) OBP: 0.320, SLG: 0.404										1 0 0 0 0 1 0
Gary Gaetti, R (1, 5) OBP: 0.329, SLG: 0.446		0-0 1-H HR		0-0 F3		0-0 F5		0-0 1B	0-0 BB 1B	5 2 3 2 0 0 1
Tim Teufel, R (1, 4) OBP: 0.339, SLG: 0.379		4-0 2B BB		0-0 B1-3		0-0 6-3		0-3 K	4-0 1B BB	3 1 0 0 1 1 1
Mike Stenhouse, L (10, PH) OBP: 0.369, SLG: 0.420										0 0 0 0 1 0 0
Ron Washington, R (10, PR) OBP: 0.250, SLG: 0.191										0 1 0 0 0 0 0
Mark Salas, L (1, 2) OBP: 0.361, SLG: 0.454		0-0 6-3 2B		0-3 K		0-0 1B WP		0-0 1-3	0-0 1B BB	5 2 3 2 0 1 0
Dave Meier, R (10, 7) OBP: 0.295, SLG: 0.184										0 0 0 0 0 0 0

Inning Stats	R: 0 E: 0 K: 2 S: 7	H: 0 LOB: 2 BB: 1 P: 12	R: 3 E: 0 K: 1 S: 8	H: 3 LOB: 1 BB: 1 P: 12	R: 0 E: 0 K: 0 S: 4	H: 1 LOB: 1 BB: 0 P: 4	R: 0 E: 0 K: 1 S: 5	H: 0 LOB: 0 BB: 0 P: 5	R: 0 E: 0 K: 0 S: 3	H: 0 LOB: 0 BB: 0 P: 3	R: 1 E: 0 K: 0 S: 5	H: 2 LOB: 2 BB: 1 P: 9	R: 0 E: 0 K: 1 S: 6	H: 1 LOB: 1 BB: 0 P: 6	R: 0 E: 1 K: 1 S: 6	H: 1 LOB: 2 BB: 1 P: 10	R: 3 E: 0 K: 2 S: 10	H: 3 LOB: 2 BB: 2 P: 18	1B: 9 2B: 1 3B: 0 HR: 1	SF: 0 SAC: 0 DP: 0 HBP: 1
---------------------	------------------------------	----------------------------------	------------------------------	----------------------------------	------------------------------	---------------------------------	------------------------------	---------------------------------	------------------------------	---------------------------------	------------------------------	---------------------------------	------------------------------	---------------------------------	------------------------------	----------------------------------	-------------------------------	----------------------------------	----------------------------------	------------------------------------

PITCHER	IP	WLS	BF	H	R	ER	SO	BB	IBB	HBP	BLK	WP	HR	S	P	ERA	WHIP
Ken Dixon, R (1, 1) ERA: 4.58	6.2		30	6	4	4	4	3	0	1	0	1	1	34	47	5.40	1.350
Don Aase, R (7, 1) ERA: 5.83	3.0	L	15	4	3	3	3	1	1	0	0	0	0	19	27	9.00	1.667
Sammy Stewart, R (10, 1) ERA: 3.59	0.1		3	1	0	0	1	1	0	0	0	0	0	4	8	0.00	6.000

BOTTOM

Minnesota Twins @ Baltimore Orioles
Memorial Stadium, Baltimore, MD
Mon Jul 08 1985, 7:05 PM EDT
Att. 22,105 - Unknown

livebaseballscorecards.com

AB 39
R 4
H 8
RBI 4
BB 2
SO 3
LOB 12



WP: 0 PA: 41
PB: 0
SB: 1
CS: 0

AB R H RBI BB SO LOB

5 0 2 2 0 0 1

4 1 1 0 1 0 2

5 0 0 0 0 0 3

5 1 2 1 0 0 0

5 0 0 0 0 2 2

4 0 2 1 0 0 0

4 1 0 0 0 0 2

3 1 0 0 1 1 0

3 0 0 0 0 0 2

1 0 1 0 0 0 0

0 0 0 0 0 0 0

1B: 5 SF: 0
2B: 3 SAC: 0
3B: 0 DP: 0
HR: 0 HBP: 0

Batter	1	2	3	4	5	6	7	8	9	10
Alan Wiggins, S (1, 4) OBP: 0.190, SLG: 0.167	0-0 B1-3		0-0 6-3		0-0 2-H 3-H 1B		0-0 S 1B		0-0 2-3 G3	
Lee Lacy, R (1, 9) OBP: 0.333, SLG: 0.408	0-0 1B 2B		0-0 F7		0-0 F9		4-0 1-2 BB		0-0 6-3	
Cal Ripken Jr., R (1, 6) OBP: 0.334, SLG: 0.451	0-0 F7			0-0 4-3		0-0 4-3	0-0 F5			0-0 F8
Eddie Murray, S (1, 3) OBP: 0.355, SLG: 0.475	0-0 2-H 1B			0-0 3-1		0-0 2B 1B		0-0 3-1		0-0 4-3
Larry Sheets, L (1, 10) OBP: 0.316, SLG: 0.434	0-0 3-1		0-0 K		0-0 F9		0-0 K			0-0 F9
Mike Young, S (1, 7) OBP: 0.326, SLG: 0.445		0-0 F7			0-0 F7	0-0 1-H 2B		0-0 1B		
Wayne Gross, L (1, 5) OBP: 0.397, SLG: 0.468		0-0 4-3			0-0 E5 G3 BB 1B	0-0 F7		0-0 F9		
John Shelby, S (1, 8) OBP: 0.313, SLG: 0.457		0-0 F8			4-0 1-2 1B BB G3		0-0 F8		0-3 K	
Al Pardo, S (1, 2) OBP: 0.111, SLG: 0.111			0-0 F5		0-0 G3		0-0 F7		0-0 G3 2B	
Jim Dwyer, L (9, PH) OBP: 0.347, SLG: 0.426										
Rick Dempsey, R (10, 2) OBP: 0.341, SLG: 0.383										

Inning Stats	R: 1	H: 2	E: 0	K: 0	S: 5	R: 0	H: 0	E: 0	K: 0	S: 3	R: 0	H: 0	E: 0	K: 0	S: 3	R: 0	H: 0	E: 0	K: 1	S: 5	R: 2	H: 1	E: 0	K: 0	S: 5	R: 1	H: 2	E: 0	K: 0	S: 5	R: 0	H: 1	E: 0	K: 1	S: 6	R: 0	H: 1	E: 0	K: 1	S: 6	R: 0	H: 1	E: 0	K: 1	S: 6	R: 0	H: 1	E: 0	K: 0	S: 3	R: 0	H: 0	E: 0	K: 0	S: 3	1B: 5	SF: 0	2B: 3	SAC: 0	3B: 0	DP: 0	HR: 0	HBP: 0	WP: 0	PA: 41
--------------	------	------	------	------	------	------	------	------	------	------	------	------	------	------	------	------	------	------	------	------	------	------	------	------	------	------	------	------	------	------	------	------	------	------	------	------	------	------	------	------	------	------	------	------	------	------	------	------	------	------	------	------	------	------	------	-------	-------	-------	--------	-------	-------	-------	--------	-------	--------

PITCHER	IP	WLS	BF	H	R	ER	SO	BB	IBB	HBP	BLK	WP	HR	S	P	ERA	WHIP
John Butcher, R (1, 1) ERA: 4.55	6.2		29	6	4	2	1	2	0	0	0	0	0	29	37	2.70	1.200
Frank Eufemia, R (7, 1) ERA: 2.08	1.1		5	1	0	0	1	0	0	0	0	0	0	7	7	0.00	0.750
Ron Davis, R (9, 1) ERA: 4.78	2.0	W	7	1	0	0	1	0	0	0	0	0	0	9	9	0.00	0.500

Batter	1	2	3	4	5	6	7	8	9	AB R H RBI BB SO LOB	TOP			
Kirby Puckett, R (1, 8) OBP: 0.331, SLG: 0.386 Dave Meier, R (7, 8) OBP: 0.289, SLG: 0.179	0-0 ① 4-3		0-0 BB 1B FC6-4 1B	0-0 1B S 1B		0-0 4-3 1B		0-0 ② 6-3 2-3		4 1 3 0 0 0 0 1 0 0 0 0 0 1				
Mickey Hatcher, R (1, 9) OBP: 0.323, SLG: 0.370	0-0 ② F4		0-0 FC6-4 BB 1B 1B	0-0 1-3 1B		0-0 ② 4-3 1-2		0-3 ③ K		5 1 2 1 0 1 2				
Randy Bush, L (1, 7) OBP: 0.270, SLG: 0.455	0-0 2B		4-0 FC6-4 BB 1-2 2-3	0-0 ③ L3		0-0 ③ 1-3			0-0 FC5 1B 1B	4 0 2 0 1 0 3				
Kent Hrbek, L (1, 3) OBP: 0.316, SLG: 0.385	0-0 ③ G3		0-0 ② FC6-4 1B 1-2f 2-3 3-H		0-0 5-3 1B 6-3 1B		0-0 ① F9		0-3 ① K	5 2 1 1 0 1 4				
Mike Stenhouse, L (1, 10) OBP: 0.375, SLG: 0.425 Dave Engle, R (9, PH) OBP: 0.342, SLG: 0.515		0-0 ① F9	0-0 FC5 1B 1-2 3-H		0-0 6-3 5-3 1-2 1B		0-0 ② 1-3		0-0 1B FC5 1-2 1B	4 0 2 1 0 0 0 1 0 1 0 0 0 0				
Gary Gaetti, R (1, 5) OBP: 0.327, SLG: 0.442		0-0 ② 5-3	0-0 FC5 1B 1-2 2-H		0-0 ① 5-3 1-2 2-3		0-0 ③ F9		0-0 ② FC5 1B 1-2 2-3f	5 0 1 1 0 0 4				
Tim Teufel, R (1, 4) OBP: 0.340, SLG: 0.391		0-0 ③ G3	0-0 ③ FC5 1-2 2-3f		0-0 ② 6-3 2-3 3-H			0-0 HR	0-0 1-2 2-3 1B	5 1 2 2 0 0 3				
Greg Gagne, R (1, 6) OBP: 0.318, SLG: 0.407 Tom Brunansky, R (9, PH) OBP: 0.365, SLG: 0.510			0-0 1B 1B 2B	0-0 ① F7	0-0 ③ K			0-0 ① L3	0-0 ③ F8	4 1 1 0 0 1 1 1 0 0 0 0 0 3				
Mark Salas, L (1, 2) OBP: 0.359, SLG: 0.455			0-0 ① F2	0-0 ② F5		0-0 ① F8		0-0 6-3 2B		4 0 1 0 0 0 1				
Inning Stats	R: 0 H: 1 E: 0 LOB: 1 K: 0 BB: 0 S: 4 P: 4	R: 0 H: 0 E: 0 LOB: 0 K: 0 BB: 0 S: 3 P: 3	R: 4 H: 5 E: 0 LOB: 2 K: 0 BB: 1 S: 8 P: 12	R: 0 H: 2 E: 0 LOB: 2 K: 0 BB: 0 S: 5 P: 5	R: 1 H: 2 E: 0 LOB: 1 K: 1 BB: 0 S: 7 P: 7	R: 0 H: 1 E: 0 LOB: 1 K: 0 BB: 0 S: 4 P: 4	R: 0 H: 0 E: 0 LOB: 0 K: 0 BB: 0 S: 3 P: 3	R: 1 H: 2 E: 0 LOB: 1 K: 1 BB: 0 S: 7 P: 7	R: 0 H: 3 E: 0 LOB: 3 K: 1 BB: 0 S: 8 P: 8	1B: 12 SF: 0 2B: 3 SAC: 0 3B: 0 DP: 0 HR: 1 HBP: 0	WP: 0 PA: 44 PB: 0 SB: 1 CS: 0			
PITCHER	IP WLS BF H R ER SO BB IBB HBP BLK WP HR S P ERA WHIP													
Dennis Martinez, R (1, 1) ERA: 4.72	4.0		10 5 5 0 1 0 0 0 0 0 0 0 22 26 11.25 2.750											
Nate Snell, R (5, 1) ERA: 2.12	2.2	W	9 1 0 0 1 0 0 0 0 0 0 0 11 11 0.00 0.375											
Sammy Stewart, R (7, 1) ERA: 3.65	1.1		7 3 1 1 1 0 0 0 0 0 0 1 9 9 6.75 2.250											
Tippy Martinez, L (9, 1) ERA: 5.21	1.0		5 2 0 0 1 0 0 0 0 0 0 0 7 7 0.00 2.000											

Minnesota Twins @ Baltimore Orioles
 Memorial Stadium, Baltimore, MD
 Tue Jul 09 1985, 7:05 PM EDT
 Att. 21,560 - Unknown

livebaseballscorecards.com

AB	43
R	6
H	16
RBI	6
BB	1
SO	3
LOB	22



Batter	1	2	3	4	5	6	7	8	9	AB R H RBI BB SO LOB	TOP											
Dave Meier, R (1, 8) OBP: 0.306, SLG: 0.171	4-0 BB G3-6-1		0-0 F9		4-0 BB			0-0 5-3		2 0 0 0 2 0 1												
Roy Smalley, S (1, 6) OBP: 0.387, SLG: 0.413	0-0 G3-6-1		4-0 BB		0-0 F6			0-0 F9		3 0 0 0 1 0 2												
Kent Hrbek, L (9, 3) OBP: 0.316, SLG: 0.385	1-2f		1-2 BB							0 0 0 0 0 0 0												
Mike Stenhouse, L (1, 3) OBP: 0.370, SLG: 0.416	0-0 G3		0-0 F7							4 0 1 0 0 0 2												
Greg Gagne, R (9, PR) OBP: 0.318, SLG: 0.407										0 1 0 0 0 0 0												
Tom Brunansky, R (1, 9) OBP: 0.368, SLG: 0.522		0-3 K		0-0 5-3				0-0 1B	0-0 HR	4 1 2 2 0 1 0												
Randy Bush, L (1, 7) OBP: 0.270, SLG: 0.443		0-0 F5		4-0 BB				0-0 G3-6-3	0-0 3-1	3 0 0 0 1 0 2												
Dave Engle, R (1, 10) OBP: 0.333, SLG: 0.486		0-0 1B		0-3 K				0-0 F9	0-0 F7	4 0 1 0 0 1 2												
Gary Gaetti, R (1, 5) OBP: 0.323, SLG: 0.436		0-0 3-1		0-0 5-3				0-0 F6	0-0 5-3	4 0 0 0 0 0 3												
Ron Washington, R (1, 4) OBP: 0.236, SLG: 0.180			0-0 E5		0-3 K			0-0 F8		3 0 0 0 0 1 0												
Mark Salas, L (1, 2) OBP: 0.353, SLG: 0.448			0-0 F2		0-3 K				0-0 1-3	3 0 0 0 0 1 1												
Tim Laudner, R (9, 2) OBP: 0.289, SLG: 0.398										0 0 0 0 0 0 0												
Inning Stats	R: 0 E: 0 K: 0 S: 2	H: 0 LOB: 0 BB: 1 P: 6	R: 0 E: 0 K: 1 S: 6	H: 1 LOB: 1 BB: 0 P: 6	R: 0 E: 1 K: 0 S: 4	H: 0 LOB: 2 BB: 1 P: 8	R: 0 E: 0 K: 1 S: 5	H: 0 LOB: 1 BB: 1 P: 9	R: 0 E: 0 K: 2 S: 7	H: 0 LOB: 1 BB: 1 P: 11	R: 0 E: 0 K: 0 S: 3	H: 1 LOB: 0 BB: 0 P: 3	R: 0 E: 0 K: 0 S: 3	H: 0 LOB: 0 BB: 0 P: 3	R: 0 E: 0 K: 0 S: 3	H: 0 LOB: 0 BB: 0 P: 3	R: 2 E: 0 K: 0 S: 5	H: 2 LOB: 1 BB: 0 P: 5	1B: 3 2B: 0 3B: 0 HR: 1	SF: 0 SAC: 0 DP: 2 HBP: 0	WP: 0 PB: 0 SB: 2 CS: 0	PA: 34
PITCHER Mike Boddicker, R (1, 1) ERA: 3.97	IP: 9.0 WLS: L BF: 34 H: 4 R: 2 ER: 2 SO: 4 BB: 4 IBB: 0 HBP: 0 BLK: 0 WP: 0 HR: 1 S: 38 P: 54 ERA: 2.00 WHIP: 0.889											PITCHER	IP: 9.0 WLS: L BF: 34 H: 4 R: 2 ER: 2 SO: 4 BB: 4 IBB: 0 HBP: 0 BLK: 0 WP: 0 HR: 1 S: 38 P: 54 ERA: 2.00 WHIP: 0.889									

Minnesota Twins @ Baltimore Orioles
Memorial Stadium, Baltimore, MD
 Wed Jul 10 1985, 7:05 PM EDT
 Att: 18,362 - Unknown

livebaseballscorecards.com

AB	30
R	2
H	4
RBI	2
BB	4
SO	4
LOB	13



Batter	1	2	3	4	5	6	7	8	9	AB	R	H	RBI	BB	SO	LOB
Alan Wiggins, S (1, 4) OBP: 0.194, SLG: 0.175	0-0 5-3		0-0 F7		0-0 F1		0-0 F9			4	0	0	0	0	0	3
Lee Lacy, R (1, 9) OBP: 0.342, SLG: 0.416	0-0 1B		0-0 1-2 1B		0-0 1-H 1B		0-3 K			4	0	3	1	0	1	1
Cal Ripken Jr., R (1, 6) OBP: 0.337, SLG: 0.452	0-0 F9		0-0 F8		0-0 F8			0-0 F9		4	0	0	0	0	0	4
Eddie Murray, S (1, 3) OBP: 0.352, SLG: 0.478	0-0 1-2 1B		0-0 F3		0-0 4-3			0-0 6-3		4	0	1	0	0	0	3
Fred Lynn, L (1, 8) OBP: 0.327, SLG: 0.440	0-0 F9			0-0 3-1		0-3 K		0-0 6-3		4	0	0	0	0	1	2
Gary Roenicke, R (1, 7) OBP: 0.329, SLG: 0.424		0-0 F6		0-0 F9		4-0 L6-3 BB		0-0 F8		2	0	0	0	1	0	0
Jim Dwyer, L (9, PH) OBP: 0.347, SLG: 0.424									0-0 F8	1	0	0	0	0	0	0
Floyd Rayford, R (1, 5) OBP: 0.366, SLG: 0.571		0-0 F9		0-0 1B		0-0 L6-3		0-0 F8		4	0	1	0	0	0	1
Rick Dempsey, R (1, 2) OBP: 0.336, SLG: 0.376		0-3 K		0-0 F9				0-0 F7		3	0	1	0	0	1	1
John Shelby, S (9, PH) OBP: 0.315, SLG: 0.442									0-0 F7	1	0	0	0	0	0	0
Mike Young, S (1, 10) OBP: 0.331, SLG: 0.446			4-0 1B BB		0-0 E 1B		0-0 F7			2	1	1	0	1	0	1

BOTTOM

Minnesota Twins @ Baltimore Orioles
Memorial Stadium, Baltimore, MD

Wed Jul 10 1985, 7:05 PM EDT
 Att. 18,362 - Unknown

livebaseballscorecards.com

AB	33
R	1
H	7
RBI	1
BB	2
SO	3
LOB	16



Inning Stats		R: 0	H: 2	E: 0	LOB: 2	K: 0	BB: 0	S: 5	P: 5	R: 0	H: 0	E: 0	LOB: 0	K: 1	BB: 0	S: 5	P: 5	R: 0	H: 1	E: 0	LOB: 1	K: 0	BB: 0	S: 4	P: 4	R: 1	H: 2	E: 1	LOB: 1	K: 0	BB: 0	S: 5	P: 5	R: 0	H: 0	E: 0	LOB: 0	K: 1	BB: 1	S: 4	P: 8	R: 0	H: 1	E: 0	LOB: 1	K: 1	BB: 0	S: 6	P: 6	R: 0	H: 0	E: 0	LOB: 0	K: 0	BB: 0	S: 3	P: 3	R: 0	H: 0	E: 0	LOB: 0	K: 0	BB: 0	S: 3	P: 3	1B: 7	SF: 0	2B: 1	SAC: 0	3B: 0	DP: 1	HR: 0	HBP: 0	WP: 0	PA: 35	PB: 0	SB: 0	CS: 0	ERA	WHIP
PITCHER	IP	WLS	BF	H	R	ER	SO	BB	IBB	HBP	BLK	WP	HR	S	P	ERA	WHIP	PITCHER	IP	WLS	BF	H	R	ER	SO	BB	IBB	HBP	BLK	WP	HR	S	P	ERA	WHIP																																													
Frank Viola, L (1, 1) ERA: 4.16	8.0	W	32	7	1	0	3	2	0	0	0	0	0	36	44	0.00	1.125	Ron Davis, R (9, 1) ERA: 4.64	1.0	S	3	0	0	0	0	0	0	0	0	3	3	0.00	0.000																																															

Batter	1	2	3	4	5	6	7	8	9	AB R H RBI BB SO LOB	TOP
Kirby Puckett, R (1, 8) OBP: 0.326, SLG: 0.382	0-0 F9		0-0 SF9		0-0 6-3		0-3 K2-3		0-0 F3	4 0 0 1 0 1 3	
Roy Smalley, S (1, 6) OBP: 0.385, SLG: 0.410 Greg Gagne, R (8, 6) OBP: 0.317, SLG: 0.404	0-0 F3		0-0 G3		0-0 E7			0-0 F7	0-0 F8	4 0 1 0 0 0 1 1 0 0 0 0 0 1	
Mike Stenhouse, L (1, 3) OBP: 0.354, SLG: 0.395	0-0 F8			0-0 4-3	0-0 F5			0-0 1-3		4 0 0 0 0 0 1	
Tom Brunansky, R (1, 9) OBP: 0.363, SLG: 0.515		0-0 F8		0-0 6-3		0-0 5-3		0-0 E5		4 1 0 0 0 0 0	
Randy Bush, L (1, 7) OBP: 0.269, SLG: 0.437 Dave Meier, R (8, PR) OBP: 0.306, SLG: 0.171		0-0 4-3		0-3 K		0-0 F6		0-0 F6	0-0 F6	4 0 1 0 0 1 0 0 0 0 0 0 0 0	
Dave Engle, R (1, 10) OBP: 0.348, SLG: 0.512		0-0 5-3			0-0 1B 2B	0-0 F9		0-0 F9	0-0 F9	4 1 2 1 0 0 0	
Gary Gaetti, R (1, 5) OBP: 0.322, SLG: 0.433			0-0 1-3		0-0 1B 2B		0-0 F6	0-0 5-3		4 1 1 0 0 0 3	
Tim Teufel, R (1, 4) OBP: 0.346, SLG: 0.399			4-0 1B SF9 BB		0-0 5-3		0-0 3B		4-0 1B S BB	2 1 1 0 2 0 2	
Mark Salas, L (1, 2) OBP: 0.356, SLG: 0.454			0-0 1B		0-0 E 2B		0-0 F5		0-3 K	4 1 2 2 0 1 2	
Inning Stats	R: 0 H: 0 E: 0 LOB: 0 K: 0 BB: 0 S: 3 P: 3	R: 0 H: 0 E: 0 LOB: 0 K: 0 BB: 0 S: 3 P: 3	R: 1 H: 1 E: 0 LOB: 1 K: 0 BB: 1 S: 4 P: 8	R: 0 H: 0 E: 0 LOB: 0 K: 1 BB: 0 S: 5 P: 5	R: 3 H: 4 E: 1 LOB: 1 K: 0 BB: 0 S: 7 P: 7	R: 0 H: 0 E: 0 LOB: 0 K: 0 BB: 0 S: 3 P: 3	R: 0 H: 1 E: 0 LOB: 1 K: 1 BB: 0 S: 6 P: 6	R: 1 H: 2 E: 1 LOB: 3 K: 0 BB: 0 S: 6 P: 6	R: 0 H: 0 E: 0 LOB: 1 K: 1 BB: 1 S: 5 P: 9	1B: 5 SF: 1 2B: 2 SAC: 0 3B: 1 DP: 0 HR: 0 HBP: 0	WP: 0 PA: 38 PB: 0 SB: 1 CS: 0
PITCHER	IP WLS BF H R ER SO BB IBB HBP BLK WP HR S P ERA WHIP										
Randy O'Neal, R (1, 1) ERA: 2.61	5.0 L 21 5 4 3 1 1 0 0 0 0 0 0 22 26 5.40 1.200										
Aurelio Lopez, R (6, 1) ERA: 3.93	3.0 13 3 1 0 1 0 0 0 0 0 0 0 15 15 0.00 1.000										
Bill Scherrer, L (9, 1) ERA: 4.09	1.0 4 0 0 0 0 1 1 0 0 0 0 0 5 9 0.00 1.000										

Minnesota Twins @ Detroit Tigers
Tiger Stadium, Detroit, MI
Thu Jul 11 1985, 7:05 PM EDT
Att: 26,215 - Unknown

livebaseballscorecards.com

AB	35
R	5
H	8
RBI	4
BB	2
SO	3
LOB	13



Batter	1	2	3	4	5	6	7	8	9	AB	R	H	RBI	BB	SO	LOB	BOTTOM			
Lou Whitaker, L OBP: 0.390, SLG: 0.500 (1, 4)	0-0 F9			0-0 SH1-3 1B 2B		0-0 F5		0-0 F8	0-3 K	5	1	1	0	0	1	3	Minnesota Twins @ Detroit Tigers Tiger Stadium, Detroit, MI Thu Jul 11 1985, 7:05 PM EDT Att. 26,215 - Unknown			
Alan Trammell, R OBP: 0.325, SLG: 0.404 (1, 6)	0-0 5-3			0-0 SH1-3 2-3		0-0 F9		4-0 1B BB		2	0	0	0	1	0	0				
Kirk Gibson, L OBP: 0.361, SLG: 0.538 (1, 10)	0-0 4-3			0-0 FC5 1B		0-0 L6		0-0 1B		4	0	2	1	0	0	0				
Darrell Evans, L OBP: 0.354, SLG: 0.488 (1, 3)		4-0 CS BB		4-0 1-2 BB		0-0 F5		0-0 F8		2	0	0	0	2	0	2				
Larry Herndon, R OBP: 0.288, SLG: 0.386 (1, 7)		0-0 F3		0-0 F9		0-3 K			0-0 BB 1B	4	0	1	0	0	1	3				
Barbaro Garbey, R OBP: 0.333, SLG: 0.391 (1, 9)		0-3 K		0-0 FC5		0-0 FC5 BB 1B			0-0 1-2 BB 1B	4	0	2	0	0	1	3				
Chet Lemon, R OBP: 0.310, SLG: 0.376 (1, 8)			0-3 K		0-0 F4		4-0 1-2 BB		0-3 K	3	0	0	0	1	2	2				
Tom Brookens, R OBP: 0.316, SLG: 0.448 (1, 5)			0-0 5-3		0-0 F8		0-0 FC5		0-3 K	4	0	0	0	0	1	4				
Marty Castillo, R OBP: 0.061, SLG: 0.031 (1, 2) Dave Bergman, L OBP: 0.310, SLG: 0.327 (8, PH) Bob Melvin, R OBP: 0.241, SLG: 0.345 (9, 2) Scotti Madison, S OBP: 0.241, SLG: 0.345 (9, PH)			0-3 K		0-0 6-3			0-0 6-3	4-0 1-2 2-3 BB	2	0	0	0	0	1	0				
Inning Stats	R: 0 E: 0 K: 0 S: 3	H: 0 LOB: 0 BB: 0 P: 3	R: 0 E: 0 K: 1 S: 4	H: 0 LOB: 0 BB: 1 P: 8	R: 0 E: 0 K: 2 S: 7	H: 0 LOB: 0 BB: 0 P: 7	R: 1 E: 0 K: 0 S: 5	H: 2 LOB: 2 BB: 1 P: 9	R: 0 E: 0 K: 0 S: 3	H: 0 LOB: 0 BB: 0 P: 3	R: 0 E: 0 K: 1 S: 6	H: 1 LOB: 2 BB: 1 P: 10	R: 0 E: 0 K: 0 S: 4	H: 1 LOB: 2 BB: 1 P: 8	R: 0 E: 0 K: 3 S: 11	H: 2 LOB: 3 BB: 1 P: 15	1B: 5 2B: 1 3B: 0 HR: 0	SF: 0 SAC: 1 DP: 0 HBP: 0	WP: 0 PB: 0 SB: 1 CS: 1	PA: 37
PITCHER Mike Smithson, R ERA: 4.3 (1, 1) Ron Davis, R ERA: 4.5 (9, 1)	IP 8.0	WLS W	BF 33	H 6	R 1	ER 1	SO 4	BB 4	IBB 0	HBP 0	BLK 0	WP 0	HR 0	S 37	P 53	ERA 1.12	WHIP 1.250			
	IP 1.0	WLS S	BF 4	H 0	R 0	ER 0	SO 3	BB 1	IBB 0	HBP 0	BLK 0	WP 0	HR 0	S 9	P 13	ERA 0.00	WHIP 1.000			



Batter	1	2	3	4	5	6	7	8	9	AB R H RBI BB SO LOB	TOP											
Kirby Puckett, R OBP: 0.322, SLG: 0.377 (1, 8)	0-0 F4		0-0 F9		0-0 1-3		0-0 3-1		0-0 3-1	5 0 0 0 0 0 3												
Ron Washington, R OBP: 0.241, SLG: 0.226 Roy Smalley, S OBP: 0.387, SLG: 0.410 Kent Hrbek, L OBP: 0.316, SLG: 0.385 Steve Lombardozzi, R OBP: 0.354, SLG: 0.395 (1, 5) (7, PH) (7, 3) (9, PH) (9, 3)	0-0 L3		0-0 FC6-4 3B		0-0 F9		4-0 IBB		0-3 K	3 1 1 0 0 0 0 0 0 0 0 1 0 0 0 0 0 0 0 0 0 1 0 0 0 0 1 1 0 0 0 0 0 0 0												
Dave Engle, R OBP: 0.360, SLG: 0.568 (1, 10)	0-0 HR		4-0 FC6-4 BB		0-3 K		0-0 L4			3 1 1 1 1 1 3												
Tom Brunansky, R OBP: 0.359, SLG: 0.508 (1, 9)	0-0 F7		0-0 FC6-4		0-0 F7		0-0 5-3			4 0 0 1 0 0 1												
Gary Gaetti, R OBP: 0.321, SLG: 0.431 (1, 3) (7, 5)		0-0 CS BB 1B	0-0 F8		0-3 K		0-0 F8			4 0 1 0 0 1 1												
Tim Teufel, R OBP: 0.351, SLG: 0.398 (1, 4)		4-0 1B CS 1-2 BB		0-0 6-3		4-0 SH2-4 1B BB		4-0 BB		1 1 0 0 3 0 0												
Tim Laudner, R OBP: 0.280, SLG: 0.385 (1, 2)		0-3 K		0-3 K		0-0 SH2-4 1-2		0-3 K		3 0 0 0 0 3 3												
Greg Gagne, R OBP: 0.325, SLG: 0.409 (1, 6)		0-0 1-3 2-3 1B		0-0 6-3		0-0 3-1 2-H BB 1B		4-0 3-1 SH1-4 BB		3 0 2 1 1 0 0												
Dave Meier, R OBP: 0.308, SLG: 0.163 (1, 7)		0-0 4-3		0-0 5-3		4-0 3-1 BB		0-0 SH1-4		2 0 0 0 1 0 2												
Inning Stats	R: 1 E: 0 K: 0 S: 4	H: 1 LOB: 0 BB: 0 P: 4	R: 0 E: 0 K: 1 S: 6	H: 2 LOB: 2 BB: 1 P: 10	R: 1 E: 0 K: 0 S: 4	H: 1 LOB: 1 BB: 1 P: 8	R: 0 E: 0 K: 1 S: 5	H: 0 LOB: 0 BB: 0 P: 5	R: 0 E: 0 K: 2 S: 7	H: 0 LOB: 0 BB: 0 P: 7	R: 1 E: 0 K: 0 S: 4	H: 1 LOB: 3 BB: 3 P: 16	R: 0 E: 0 K: 1 S: 5	H: 0 LOB: 1 BB: 1 P: 9	R: 0 E: 0 K: 1 S: 5	H: 0 LOB: 1 BB: 1 P: 9	1B: 3 2B: 0 3B: 1 HR: 1	SF: 0 SAC: 2 DP: 0 HBP: 0	WP: 0 PB: 0 SB: 0 CS: 2	PA: 38		
PITCHER	IP WLS BF H R ER SO BB IBB HBP BLK WP HR S P ERA WHIP	IP WLS BF H R ER SO BB IBB HBP BLK WP HR S P ERA WHIP	IP WLS BF H R ER SO BB IBB HBP BLK WP HR S P ERA WHIP	IP WLS BF H R ER SO BB IBB HBP BLK WP HR S P ERA WHIP	IP WLS BF H R ER SO BB IBB HBP BLK WP HR S P ERA WHIP	IP WLS BF H R ER SO BB IBB HBP BLK WP HR S P ERA WHIP	IP WLS BF H R ER SO BB IBB HBP BLK WP HR S P ERA WHIP	IP WLS BF H R ER SO BB IBB HBP BLK WP HR S P ERA WHIP	IP WLS BF H R ER SO BB IBB HBP BLK WP HR S P ERA WHIP	IP WLS BF H R ER SO BB IBB HBP BLK WP HR S P ERA WHIP	IP WLS BF H R ER SO BB IBB HBP BLK WP HR S P ERA WHIP	IP WLS BF H R ER SO BB IBB HBP BLK WP HR S P ERA WHIP	IP WLS BF H R ER SO BB IBB HBP BLK WP HR S P ERA WHIP	IP WLS BF H R ER SO BB IBB HBP BLK WP HR S P ERA WHIP	IP WLS BF H R ER SO BB IBB HBP BLK WP HR S P ERA WHIP	IP WLS BF H R ER SO BB IBB HBP BLK WP HR S P ERA WHIP	IP WLS BF H R ER SO BB IBB HBP BLK WP HR S P ERA WHIP	IP WLS BF H R ER SO BB IBB HBP BLK WP HR S P ERA WHIP	IP WLS BF H R ER SO BB IBB HBP BLK WP HR S P ERA WHIP	IP WLS BF H R ER SO BB IBB HBP BLK WP HR S P ERA WHIP	IP WLS BF H R ER SO BB IBB HBP BLK WP HR S P ERA WHIP	
Frank Tanana, L ERA: 5.14 (1, 1)	6.1 L 27 5 3 3 4 4 0 0 0 0 1 31 47 4.26 1.421																					
Doug Bair, R ERA: 5.21 (7, 1)	2.1 10 0 0 0 1 2 1 0 0 0 0 9 21 0.00 0.857																					
Bill Scherrer, L ERA: 4.05 (9, 1)	0.1 1 0 0 0 0 1 0 0 0 0 0 3 3 0.00 0.000																					

Minnesota Twins @ Detroit Tigers
Tiger Stadium, Detroit, MI
Fri Jul 12 1985, 7:05 PM EDT
Att: 38,524 - Unknown

livebaseballscorecards.com

AB 29
R 3
H 5
RBI 3
BB 7
SO 6
LOB 14



BOTTOM

Minnesota Twins @ Detroit Tigers
Tiger Stadium, Detroit, MI
Fri Jul 12 1985, 7:05 PM EDT
Att. 38,524 - Unknown

AB 35
R 2
H 10
RBI 2
BB 3
SO 2
LOB 18



WP: 0 PA: 38
PB: 0
SB: 0
CS: 0

AB R H RBI BB SO LOB

4 0 2 0 1 0 2

4 0 0 0 1 0 3

4 1 2 1 0 1 2

4 0 0 0 0 1 3

3 0 0 0 1 0 0

4 1 2 0 0 0 3

4 0 2 0 0 0 1

3 0 1 0 0 0 1
1 0 0 0 0 0 1

4 0 1 1 0 0 2

1B: 9 SF: 0
2B: 1 SAC: 0
3B: 0 DP: 1
HR: 1 HBP: 0

WP: 0 PA: 38
PB: 0
SB: 0
CS: 0

Batter	1	2	3	4	5	6	7	8	9
Lou Whitaker, L (1, 4) OBP: 0.392, SLG: 0.500	0-0 BB 1B 1B		0-0 L6 BB 1B	0-0 F9			0-0 F8		4-0 FC6-4 IBB
Alan Trammell, R (1, 6) OBP: 0.323, SLG: 0.399	0-0 F8		4-0 1-2 BB		0-0 F4		0-0 F7		0-0 FC6-4 1-2f
Kirk Gibson, L (1, 10) OBP: 0.363, SLG: 0.547	0-0 1-2 BB 1B		0-0 L6 2-3		0-0 HR		0-3 K		
Darrell Evans, L (1, 3) OBP: 0.349, SLG: 0.480	0-0 F9		0-0 1-3		0-0 1-3			0-3 K	
Larry Herndon, R (1, 7) OBP: 0.287, SLG: 0.382	4-0 1-2 2-3 BB			0-0 6-3	0-0 5-3			0-0 5-3	
Barbaro Garbey, R (1, 9) OBP: 0.340, SLG: 0.396	0-0 F8			0-0 1B 1B		0-0 1B 1B		0-0 F8	
Chet Lemon, R (1, 8) OBP: 0.313, SLG: 0.378		0-0 F8		0-0 F7		0-0 G3 1-3 1B		0-0 6-3 4-3 1B	
Bob Melvin, R (1, 2) OBP: 0.250, SLG: 0.344		0-0 5-3		0-0 1B 1-2 1B		0-0 G3 2-3		0-0 4-3 1-2	
Dave Bergman, L (9, PH) OBP: 0.305, SLG: 0.320				0-0 1-3 2-H 1B		0-0 F6		0-0 6-3 2-3	
Tom Brookens, R (1, 5) OBP: 0.315, SLG: 0.444									

Inning Stats	R: 0	H: 2	E: 0	K: 0	S: 5	LOB: 3	BB: 1	P: 9
	R: 0	H: 0	E: 0	K: 0	S: 3	LOB: 0	BB: 0	P: 3
	R: 0	H: 1	E: 0	K: 0	S: 3	LOB: 1	BB: 1	P: 7
	R: 1	H: 3	E: 0	K: 0	S: 6	LOB: 2	BB: 0	P: 6
	R: 1	H: 1	E: 0	K: 0	S: 4	LOB: 0	BB: 0	P: 4
	R: 0	H: 2	E: 0	K: 0	S: 4	LOB: 1	BB: 0	P: 4
	R: 0	H: 0	E: 0	K: 1	S: 5	LOB: 0	BB: 0	P: 5
	R: 0	H: 0	E: 0	K: 1	S: 5	LOB: 0	BB: 0	P: 5
	R: 0	H: 1	E: 0	K: 0	S: 4	LOB: 2	BB: 1	P: 8
	R: 0	H: 1	E: 0	K: 0	S: 4	LOB: 0	BB: 0	P: 2

PITCHER	IP	WLS	BF	H	R	ER	SO	BB	IBB	HBP	BLK	WP	HR	S	P	ERA	WHIP
John Butcher, R (1, 1) ERA: 4.46	6.2		29	9	2	2	0	2	0	0	0	0	1	27	35	2.70	1.650
Curt Wardle, L (7, 1) ERA: 4.67	0.2		2	0	0	0	2	0	0	0	0	0	0	6	6	0.00	0.000
Frank Eufemia, R (8, 1) ERA: 2.0	1.0		4	1	0	0	0	0	0	0	0	0	0	4	4	0.00	1.000
Ron Davis, R (9, 1) ERA: 4.41	0.2	S	3	0	0	0	0	0	1	0	0	0	0	2	6	0.00	0.000

Batter	1	2	3	4	5	6	7	8	9	AB R H RBI BB SO LOB	TOP									
Kirby Puckett, R OBP: 0.318, SLG: 0.372 (1, 8) X	0-0 6-3 	0-0 L9 			0-0 1-3 	0-0 4-3 			0-0 E3 	5 0 0 0 0 0 2										
Roy Smalley, S OBP: 0.387, SLG: 0.420 (1, 10) X	0-0 HR 		0-0 3-1 		4-0 2B 8-2 BB 		0-0 F4 		0-0 F8 	4 1 1 1 1 0 1										
Randy Bush, L OBP: 0.284, SLG: 0.480 Tim Laudner, R OBP: 0.280, SLG: 0.385 (1, 7) X (9, 2)	0-0 2B 2B 1B 		0-0 G3 		0-0 2B 1-3 2-H 		0-0 HR 			4 2 3 2 0 0 0 0 0 0 0 0 0 0										
Tom Brunansky, R OBP: 0.361, SLG: 0.510 (1, 9) X	0-0 2B 1-3 		0-0 5-3 		4-0 IBB 		0-0 F6 			3 1 1 0 1 0 0										
Gary Gaetti, R OBP: 0.320, SLG: 0.432 (1, 5) X	0-0 F8 2B 2-H 3-H 			0-0 6-3 	0-0 8-2 		0-3 K 			4 0 1 2 0 1 3										
Mike Stenhouse, L OBP: 0.350, SLG: 0.424 (1, 3) X	0-0 F8 2-3 			0-3 K 		0-0 HR 		0-0 		4 1 1 1 0 1 1										
Tim Teufel, R OBP: 0.353, SLG: 0.407 (1, 4) S S S	0-3 K 			0-0 2B 		0-0 6-3 2B 		0-0 F8 		4 0 2 0 0 1 1										
Greg Gagne, R OBP: 0.319, SLG: 0.400 (1, 6) X		0-0 L9 		0-0 F7 		0-0 6-3 		0-3 K 		4 0 0 0 0 1 2										
Mark Salas, L OBP: 0.356, SLG: 0.452 Dave Meier, R OBP: 0.302, SLG: 0.159 (1, 2) (9, PH) (9, 7)		0-0 4-3 			0-0 2B 1-3 1B 		0-0 F9 		0-0 F3 	3 1 1 0 0 0 1 1 0 0 0 0 0 0										
Inning Stats	R: 3 E: 0 K: 1 S: 9	H: 4 LOB: 1 BB: 0 P: 9	R: 0 E: 0 K: 0 S: 3	H: 0 LOB: 0 BB: 0 P: 3	R: 0 E: 0 K: 0 S: 3	H: 1 LOB: 1 BB: 0 P: 6	R: 1 E: 0 K: 1 S: 4	H: 2 LOB: 2 BB: 2 P: 12	R: 1 E: 0 K: 0 S: 5	H: 2 LOB: 1 BB: 0 P: 5	R: 1 E: 0 K: 1 S: 6	H: 1 LOB: 0 BB: 0 P: 6	R: 0 E: 0 K: 1 S: 5	H: 0 LOB: 0 BB: 0 P: 5	R: 0 E: 1 K: 0 S: 3	H: 0 LOB: 0 BB: 0 P: 3	1B: 2 2B: 6 3B: 0 HR: 3	SF: 0 SAC: 0 DP: 1 HBP: 0	WP: 0 PB: 0 SB: 0 CS: 1	PA: 38
PITCHER	IP WLS BF H R ER SO BB IBB HBP BLK WP HR S P ERA WHIP																			
Dan Petry, R ERA: 3.47 (1, 1)	6.0 L 28 9 5 5 2 1 1 0 0 0 2 30 38 7.50 1.667																			
Juan Berenguer, R ERA: 6.21 (7, 1)	2.0 7 1 1 1 2 0 0 0 0 0 1 11 11 4.50 0.500																			
Willie Hernandez, L ERA: 1.81 (9, 1)	1.0 3 0 0 0 0 0 0 0 0 0 0 3 3 0.00 0.000																			

Minnesota Twins @ Detroit Tigers
Tiger Stadium, Detroit, MI
Sat Jul 13 1985, 7:05 PM EDT
Att. 42,887 - Unknown

livebaseballscorecards.com

AB	36
R	6
H	10
RBI	6
BB	2
SO	4
LOB	11



BOTTOM

Minnesota Twins @ Detroit Tigers
Tiger Stadium, Detroit, MI
Sat Jul 13 1985, 7:05 PM EDT
Att. 42,887 - Unknown

livebaseballscorecards.com

AB	35
R	4
H	9
RBI	4
BB	3
SO	2
LOB	17



WP:	0	PA:	38
PB:	0	SB:	0
CS:	0		

AB	R	H	RBI	BB	SO	LOB
5	0	1	2	0	0	1
5	0	0	0	0	0	3
2	1	0	0	2	0	0
4	0	2	1	0	0	2
3	2	1	1	1	1	1
4	0	1	0	0	0	1
4	1	2	0	0	0	2
4	0	1	0	0	0	3
2	0	1	0	0	0	1
0	0	0	0	0	0	0
1	0	0	0	0	1	3
0	0	0	0	0	0	0
1	0	0	0	0	0	0

Batter	1	2	3	4	5	6	7	8	9
Lou Whitaker, L OBP: 0.390, SLG: 0.495 (1, 4)	0-0 F2		0-0 FC4-6 BB		0-0 F7	0-0 1B			0-0 G3
Tom Brookens, R OBP: 0.309, SLG: 0.435 (1, 5)	0-0 F3		0-0 F8		0-0 F3	0-0 F2			0-0 F8
Alan Trammell, R OBP: 0.325, SLG: 0.397 (1, 6)	0-0 6-3		4-0 BB		4-0 2B BB				0-0 F8
Kirk Gibson, L OBP: 0.364, SLG: 0.550 (1, 10)		0-0 1B	0-0 4-3		0-0 2B				0-0 3-1
Barbaro Garbey, R OBP: 0.346, SLG: 0.426 (1, 9)		0-3 K		0-0 HR		4-0 1B BB			0-0 5-3
Darrell Evans, L OBP: 0.348, SLG: 0.476 (1, 3)		0-0 1B		0-0 G3		0-0 F2			0-0 3-1
Larry Herndon, R OBP: 0.290, SLG: 0.384 (1, 7)		0-0 F7		0-0 E7 1B		0-0 1B 1B			0-0 5-3
Chet Lemon, R OBP: 0.312, SLG: 0.376 (1, 8)		0-0 F2		0-0 F7		0-0 1B 1B			0-0 F7
Bob Melvin, R OBP: 0.265, SLG: 0.353 (1, 2)			0-0 FC4-6 1B		0-0 4-3	0-3 K			0-0 4-3
Dave Bergman, L OBP: 0.303, SLG: 0.320 (6, PH)									
Alejandro Sanchez, R OBP: 0.241, SLG: 0.481 (6, PH)									
Marty Castillo, R OBP: 0.061, SLG: 0.031 (7, 2)									
Scotti Madison, S (9, PH)									

Inning Stats	R: 0	H: 0	E: 0	K: 0	S: 3	H: 0	LOB: 0	BB: 0	P: 3	R: 0	H: 2	E: 0	K: 1	S: 7	H: 2	LOB: 2	BB: 0	P: 7	R: 0	H: 1	E: 0	K: 0	S: 4	H: 1	LOB: 2	BB: 1	P: 8	R: 1	H: 2	E: 1	K: 0	S: 5	R: 1	H: 1	E: 0	K: 0	S: 3	R: 2	H: 3	E: 0	K: 1	S: 8	H: 3	LOB: 2	BB: 1	P: 12	R: 0	H: 0	E: 0	K: 0	S: 3	R: 0	H: 0	E: 0	K: 0	S: 3	R: 0	H: 0	E: 0	K: 0	S: 3	R: 0	H: 0	E: 0	K: 0	S: 3	R: 0	H: 0	E: 0	K: 0	S: 3	1B: 7	SF: 0	2B: 1	SAC: 0	3B: 0	DP: 0	HR: 1	HBP: 0	WP: 0	PA: 38
--------------	------	------	------	------	------	------	--------	-------	------	------	------	------	------	------	------	--------	-------	------	------	------	------	------	------	------	--------	-------	------	------	------	------	------	------	------	------	------	------	------	------	------	------	------	------	------	--------	-------	-------	------	------	------	------	------	------	------	------	------	------	------	------	------	------	------	------	------	------	------	------	------	------	------	------	------	-------	-------	-------	--------	-------	-------	-------	--------	-------	--------

PITCHER	IP	WLS	BF	H	R	ER	SO	BB	IBB	HBP	BLK	WP	HR	S	P	ERA	WHIP
Ken Schrom, R ERA: 5.05 (1, 1)	5.1	W	26	8	4	4	1	3	0	0	0	0	1	25	37	6.75	2.062
Curt Wardle, L ERA: 4.63 (6, 1)	0.1		2	1	0	0	1	0	0	0	0	0	0	4	4	0.00	3.000
Frank Eufemia, R ERA: 1.78 (6, 1)	3.1	S	10	0	0	0	0	0	0	0	0	0	0	10	10	0.00	0.000

Batter	1	2	3	4	5	6	7	8	9	AB R H RBI BB SO LOB	TOP									
Kirby Puckett, R (1, 8) OBP: 0.315, SLG: 0.368	0-3 K			0-0 4-3		0-0 4-3		0-0 F8		4 0 0 0 0 1 2										
Roy Smalley, S (1, 10) OBP: 0.385, SLG: 0.415	0-0 3-1			4-0 BB			0-0 3-1		0-0 F4	3 0 0 0 1 0 0										
Randy Bush, L (1, 7) OBP: 0.277, SLG: 0.468 Ron Washington, R (9, PH) OBP: 0.237, SLG: 0.222	0-3 K2-3			0-0 F7			0-0 G3		0-0 F7	3 0 0 0 0 1 1 1 0 0 0 0 0 0										
Tom Brunansky, R (1, 9) OBP: 0.360, SLG: 0.510		0-0 5-3		0-0 6-3			0-0 2B		0-3 K	4 0 1 0 0 1 1										
Gary Gaetti, R (1, 5) OBP: 0.317, SLG: 0.428		0-0 5-3			0-3 K		0-0 6-3			3 0 0 0 0 1 1										
Mike Stenhouse, L (1, 3) OBP: 0.340, SLG: 0.409		0-0 6-3			0-0 3-1			0-0 4-3		3 0 0 0 0 0 0										
Tim Teufel, R (1, 4) OBP: 0.353, SLG: 0.404 Steve Lombardozzi, R (8, PR) (8, 4)			0-3 K		0-0 6-3			4-0 BB BB		2 0 0 0 1 1 0 0 0 0 0 0 0 0										
Greg Gagne, R (1, 6) OBP: 0.319, SLG: 0.396			0-0 1-3			0-0 B1-3		4-0 1-2 BB		2 0 0 0 1 0 0										
Mark Salas, L (1, 2) OBP: 0.352, SLG: 0.447 Dave Engle, R (8, PH) OBP: 0.353, SLG: 0.556 (8, 2)			0-0 4-3			0-3 K		0-3 K		2 0 0 0 0 1 0 1 0 0 0 0 1 2										
Inning Stats	R: 0 E: 0 K: 2 S: 7	H: 0 LOB: 0 BB: 0 P: 7	R: 0 E: 0 K: 0 S: 3	H: 0 LOB: 0 BB: 0 P: 3	R: 0 E: 0 K: 1 S: 5	H: 0 LOB: 0 BB: 0 P: 5	R: 0 E: 0 K: 0 S: 3	H: 0 LOB: 1 BB: 1 P: 7	R: 0 E: 0 K: 1 S: 5	H: 0 LOB: 0 BB: 0 P: 5	R: 0 E: 0 K: 0 S: 4	H: 1 LOB: 1 BB: 0 P: 4	R: 0 E: 0 K: 1 S: 5	H: 0 LOB: 2 BB: 2 P: 13	R: 0 E: 0 K: 1 S: 5	H: 0 LOB: 0 BB: 0 P: 5	1B: 0 2B: 1 3B: 0 HR: 0	SF: 0 SAC: 0 DP: 0 HBP: 0	WP: 0 PB: 0 SB: 0 CS: 0	PA: 31
PITCHER	IP WLS BF H R ER SO BB IBB HBP BLK WP HR S P ERA WHIP																			
Walt Terrell, R (1, 1) ERA: 3.69	7.1 W 26 1 0 0 5 3 0 0 0 0 0 0 33 45 0.00 0.545																			
Willie Hernandez, L (8, 1) ERA: 1.76	1.2 S 5 0 0 0 2 0 0 0 0 0 0 0 9 9 0.00 0.000																			

Minnesota Twins @ Detroit Tigers
Tiger Stadium, Detroit, MI
 Sun Jul 14 1985, 3:33 AM EDT
 Att: 34,879 - Unknown

livebaseballscorecards.com

AB	28
R	0
H	1
RBI	0
BB	3
SO	7
LOB	7



Batter	1	2	3	4	5	6	7	8	9
Lou Whitaker, L (1, 4) OBP: 0.393, SLG: 0.495	0-0 1B 2B 1B	4-0 2-3 BB		0-0 4-3			0-0 F8	0-0 1-2 3-H 1B	
Barbaro Garbey, R (1, 9) OBP: 0.339, SLG: 0.414	0-0 2B 1-2 4-3 1B	0-0 1-3			0-0 5-3		0-0 FC6-4 1-2f	0-0 FC5 2-3f	
Alan Trammell, R (1, 6) OBP: 0.327, SLG: 0.410	0-0 4-3 1-3 2-H 2B		0-0 6-3		0-0 F3			0-0 HR	
Larry Herndon, R (1, 7) OBP: 0.293, SLG: 0.396	0-0 4-3 2-3 3-H		0-0 HR		0-0 5-3			0-0 1B 2B 1B	
Darrell Evans, L (1, 3) OBP: 0.347, SLG: 0.484	0-0 F9		0-0 HR		0-0 F5			0-0 F9	
Chet Lemon, R (1, 8) OBP: 0.311, SLG: 0.375	0-0 5-3		0-3 K		0-0 F6			0-0 1-2 2B 1B	
Alejandro Sanchez, R (1, 10) OBP: 0.241, SLG: 0.470		0-0 F8	0-3 K		0-3 K			0-0 1-2 2-3 2B FC4-2 1B	
Bob Melvin, R (1, 2) OBP: 0.263, SLG: 0.368		0-3 K		0-3 K			0-0 6-3	0-0 FC4-2 1-3 2-H 3-H 1B 2B	
Marty Castillo, R (1, 5) OBP: 0.111, SLG: 0.088		0-0 WP 2B		0-0 5-3			4-0 FC6-4 BB	0-0 FC5 2-3 3-H 1B	
Dave Bergman, L (8, PH) OBP: 0.300, SLG: 0.314									
Doug Flynn, R (9, 5) OBP: 0.172, SLG: 0.207									

Inning Stats	R: 2	H: 3	E: 0	K: 0	S: 6	H: 3	LOB: 1	BB: 0	P: 6	R: 0	H: 1	E: 0	K: 1	S: 6	H: 2	LOB: 0	BB: 1	P: 10	R: 2	H: 2	E: 0	K: 2	S: 9	H: 0	LOB: 0	BB: 0	P: 9	R: 0	H: 0	E: 0	K: 1	S: 5	H: 0	LOB: 0	BB: 0	P: 5	R: 0	H: 0	E: 0	K: 1	S: 5	H: 0	LOB: 0	BB: 0	P: 5	R: 0	H: 0	E: 0	K: 0	S: 3	H: 0	LOB: 1	BB: 1	P: 7	R: 4	H: 6	E: 0	K: 0	S: 9	H: 6	LOB: 2	BB: 0	P: 9
--------------	------	------	------	------	------	------	--------	-------	------	------	------	------	------	------	------	--------	-------	-------	------	------	------	------	------	------	--------	-------	------	------	------	------	------	------	------	--------	-------	------	------	------	------	------	------	------	--------	-------	------	------	------	------	------	------	------	--------	-------	------	------	------	------	------	------	------	--------	-------	------


PITCHER	IP	WLS	BF	H	R	ER	SO	BB	IBB	HBP	BLK	WP	HR	S	P	ERA	WHIP
Frank Viola, L (1, 1) ERA: 4.34	7.0	L	31	8	6	6	5	2	0	0	0	1	3	39	47	7.71	1.429
Curt Wardle, L (8, 1) ERA: 5.0	0.1		4	3	1	1	0	0	0	0	0	0	0	4	4	27.00	9.000
Rick Lysander, R (8, 1) ERA: 6.29	0.2		3	1	1	1	0	0	0	0	0	0	0	3	3	13.50	1.500

MINNESOTA TWINS @ DETROIT TIGERS
Tiger Stadium, Detroit, MI
Sun Jul 14 1985, 3:33 AM EDT
Att. 34,879 - Unknown


AB	R	H	RBI	BB	SO	LOB
4	1	2	1	1	0	1
5	1	1	0	0	0	5
4	1	2	2	0	0	0
4	2	2	2	0	0	1
4	1	1	1	0	0	2
4	1	1	0	0	1	1
4	0	1	0	0	2	0
4	1	1	2	0	2	0
2	0	1	0	1	0	0
1	0	0	0	0	0	2
0	0	0	0	0	0	0

AB	36
R	8
H	12
RBI	8
BB	2
SO	5
LOB	12

WP: 1 PA: 38
PB: 0
SB: 0
CS: 0



PITCHER	IP	WLS	BF	H	R	ER	SO	BB	IBB	HBP	BLK	WP	HR	S	P	ERA	WHIP
Frank Viola, L (1, 1) ERA: 4.34	7.0	L	31	8	6	6	5	2	0	0	0	1	3	39	47	7.71	1.429
Curt Wardle, L (8, 1) ERA: 5.0	0.1		4	3	1	1	0	0	0	0	0	0	0	4	4	27.00	9.000
Rick Lysander, R (8, 1) ERA: 6.29	0.2		3	1	1	1	0	0	0	0	0	0	0	3	3	13.50	1.500

Batter	1	2	3	4	5	6	7	8	9	AB R H RBI BB SO LOB	TOP						
Rickey Henderson, R OBP: 0.442, SLG: 0.550 (1, 8)	0-3 K		0-0 4-3		4-0 1B SF7-6-2 BB		0-0 1-3 1B			3 0 1 0 1 1 1							
Ken Griffey, L OBP: 0.315, SLG: 0.414 (1, 7)	0-0 G3		0-0 4-3		0-0 1B		0-0 4-3			4 0 1 1 0 0 2							
Don Mattingly, L OBP: 0.347, SLG: 0.478 (1, 3)	0-3 K			0-0 F8	0-0 SF7-6-2			4-0 FC4-6 BB		2 0 0 1 1 1 0							
Dave Winfield, R OBP: 0.342, SLG: 0.462 (1, 9)		0-0 F8 4-3 2B		0-3 K		4-0 8-3 BB		0-0 F5		3 1 1 0 1 1 1							
Dan Pasqua, L OBP: 0.277, SLG: 0.400 (1, 10)		0-0 F8 2-3		0-0 5-3		0-0 8-3		0-0 FC4-6		4 0 0 0 0 0 3							
Ron Hassey, L OBP: 0.394, SLG: 0.532 (1, 2)		0-0 4-3			0-0 1B 1B	0-0 1B 2B		0-0 4-3		4 1 2 1 0 0 1							
Willie Randolph, R OBP: 0.376, SLG: 0.346 (1, 4)		0-0 3-H 6-3			0-0 1B 1B	0-0 2-H 1B			0-0 6-3	4 1 2 0 0 0 0	AB 31 R 4 H 9 RBI 4 BB 4 SO 4 LOB 12						
Mike Pagliarulo, L OBP: 0.314, SLG: 0.372 (1, 5)			4-0 FC3-6 BB		0-3 K		0-0 FC5-4 1B		0-0 4-3	3 0 1 0 1 1 2							
Bobby Meacham, S OBP: 0.331, SLG: 0.284 (1, 6)			0-0 FC3-6 4-3 1-2f		0-0 1B S 1B	1-3 2-H SF7-6-2	0-0 FC5-4 1B 1-2f		0-0 6-3	4 1 1 1 0 0 2							
Inning Stats	R: 0 E: 0 K: 2 S: 7 H: 0 LOB: 0 BB: 0 P: 7	R: 1 E: 0 K: 0 S: 4 H: 1 LOB: 0 BB: 0 P: 4	R: 0 E: 0 K: 0 S: 3 H: 0 LOB: 1 BB: 1 P: 7	R: 0 E: 0 K: 1 S: 5 H: 0 LOB: 0 BB: 0 P: 5	R: 3 E: 0 K: 1 S: 8 H: 4 LOB: 1 BB: 1 P: 12	R: 0 E: 0 K: 0 S: 3 H: 2 LOB: 2 BB: 1 P: 7	R: 0 E: 0 K: 0 S: 4 H: 2 LOB: 1 BB: 0 P: 4	R: 0 E: 0 K: 0 S: 3 H: 0 LOB: 1 BB: 1 P: 7	R: 0 E: 0 K: 0 S: 3 H: 0 LOB: 0 BB: 0 P: 3	1B: 7 2B: 4 3B: 0 HR: 0 SF: 1 SAC: 0 DP: 2 HBP: 0	WP: 0 PB: 0 SB: 2 CS: 0 PA: 36						
PITCHER	IP WLS BF H R ER SO BB IBB HBP BLK WP HR S P ERA WHIP																
Mike Smithson, R ERA: 4.37 (1, 1)	6.0	25	7	4	4	4	4	3	0	0	0	0	0	30	42	6.00	1.667
Frank Eufemia, R ERA: 1.62 (7, 1)	3.0	W	11	2	0	0	0	1	0	0	0	0	0	10	14	0.00	1.000

New York Yankees @ Minnesota Twins
 Hubert H. Humphrey Metrodome, Minneapolis, MN

Thu Jul 18 1985, 4:33 AM EDT
 Att: 43,081 - Unknown

livebaseballscorecards.com

Batter	1	2	3	4	5	6	7	8	9	AB R H RBI BB SO LOB	TOP		
Rickey Henderson, R OBP: 0.438, SLG: 0.542 (1, 8)	0-0 F8	0-0 F6		4-0 E S BB		0-0 5-3		0-3 K		4 0 0 0 1 1 2			
Ken Griffey, L OBP: 0.313, SLG: 0.407 (1, 7)	0-3 K		4-0 F9 S BB	0-0 F3		0-0 F5		0-0 F5	4 1 0 0 1 1 1				
Don Mattingly, L OBP: 0.347, SLG: 0.483 (1, 3)	0-0 3B		0-0 F9	0-0 3-1		0-3 K		0-0 1B	5 0 2 0 0 1 2				
Dave Winfield, R OBP: 0.342, SLG: 0.462 (1, 9)	0-3 K		0-0 E5 1B		0-0 HR 1B		0-0 F5	0-0 1B	5 2 2 0 0 1 1				
Ron Hassey, L OBP: 0.386, SLG: 0.517 (1, 2)		0-3 K	0-0 4-3		0-0 F8		0-0 1B	0-0 F8	5 0 1 0 0 1 4				
Don Baylor, R OBP: 0.335, SLG: 0.460 (1, 10)		0-3 K	1-0 1B HBP		0-0 HR		0-3 K	0-0 F3	4 1 1 2 0 2 3				
Willie Randolph, R OBP: 0.378, SLG: 0.351 (1, 4)		0-0 HR 2B	0-0 1B		0-0 F2		0-0 5-3		4 1 2 1 0 0 1				
Mike Pagliarulo, L OBP: 0.317, SLG: 0.390 (1, 5)		0-0 HR	0-0 F8		0-0 1B			0-3 K	4 1 2 2 0 1 2				
Bobby Meacham, S OBP: 0.333, SLG: 0.287 (1, 6)		0-0 1B		0-0 F8	0-0 F8			0-0 CS 1B	4 0 2 0 0 0 1				
Inning Stats	R: 0 H: 1 E: 0 LOB: 1 K: 2 BB: 0 S: 8 P: 8	R: 2 H: 3 E: 0 LOB: 1 K: 2 BB: 0 S: 10 P: 10	R: 2 H: 1 E: 1 LOB: 2 K: 0 BB: 1 S: 5 P: 10	R: 0 H: 0 E: 0 LOB: 1 K: 0 BB: 1 S: 3 P: 7	R: 2 H: 3 E: 0 LOB: 1 K: 0 BB: 0 S: 6 P: 6	R: 0 H: 0 E: 0 LOB: 0 K: 1 BB: 0 S: 5 P: 5	R: 0 H: 1 E: 0 LOB: 1 K: 1 BB: 0 S: 6 P: 6	R: 0 H: 1 E: 0 LOB: 0 K: 2 BB: 0 S: 7 P: 7	R: 0 H: 2 E: 0 LOB: 2 K: 0 BB: 0 S: 5 P: 5	1B: 8 SF: 0 2B: 1 SAC: 0 3B: 1 DP: 0 HR: 2 HBP: 1	WP: 0 PA: 42 PB: 0 SB: 2 CS: 1		
PITCHER	IP WLS BF H R ER SO BB IBB HBP BLK WP HR S P ERA WHIP											PITCHER	IP WLS BF H R ER SO BB IBB HBP BLK WP HR S P ERA WHIP
John Butcher, R ERA: 4.57 (1, 1)	4.2 L 25 7 6 4 4 2 0 1 0 0 0 2 30 39 7.71 1.929												
Pete Filson, L ERA: 4.26 (5, 1)	3.2 14 4 0 0 4 0 0 0 0 0 0 0 22 22 0.00 1.091												
Ron Davis, R ERA: 4.33 (9, 1)	0.2 3 1 0 0 0 0 0 0 0 0 0 0 3 3 0.00 1.500												

New York Yankees @ Minnesota Twins
 Hubert H. Humphrey Metrodome, Minneapolis, MN
 Fri Jul 19 1985, 8:05 PM EDT
 Att: 37,687 - Unknown

AB	39
R	6
H	12
RBI	5
BB	2
SO	8
LOB	17



Batter	1	2	3	4	5	6	7	8	9	AB R H RBI BB SO LOB
Kirby Puckett, R OBP: 0.319, SLG: 0.369 (1, 8)	0-0 4-3		0-0 F9	0-0 1-2 1B		0-0 F4			0-3 K	5 0 1 0 0 1 0
Roy Smalley, S OBP: 0.385, SLG: 0.413 (1, 6) Dave Engle, R OBP: 0.365, SLG: 0.565 (9, PH)	0-0 G3		0-0 F6	0-0 F8			0-3 K		0-0 PB 1B	4 0 0 0 0 1 2 1 0 1 0 0 0 0
Randy Bush, L OBP: 0.294, SLG: 0.511 (1, 7) Tim Laudner, R OBP: 0.277, SLG: 0.380 (9, PH)	4-0 S BB		0-0 HR		0-0 6-3		0-0 2B		0-3 K	3 1 2 1 1 0 0 1 0 0 0 0 1 1
Tom Brunansky, R OBP: 0.357, SLG: 0.506 (1, 9)	0-0 F7		0-0 2B		0-3 K		0-0 F8			4 0 1 0 0 1 1
Kent Hrbek, L OBP: 0.315, SLG: 0.391 (1, 10)		0-0 F3	0-0 F8		0-0 4-3			0-0 G6-4-3 1B		4 0 1 0 0 0 1
Gary Gaetti, R OBP: 0.322, SLG: 0.439 (1, 5)		0-0 1B 1B		0-0 HR		0-0 F4		0-0 G6-4-3 1-2		4 1 2 1 0 0 1
Mike Stenhouse, L OBP: 0.336, SLG: 0.400 (1, 3) Ron Washington, R OBP: 0.250, SLG: 0.236 (8, PH) (9, 3)		0-0 F9		0-0 F8		0-0 F6		0-0 1B		3 0 0 0 0 0 1 1 0 1 0 0 0 0
Tim Teufel, R OBP: 0.357, SLG: 0.402 (1, 4)		0-0 1-2 1B		4-0 1B BB		4-0 HR BB		0-0 F9		2 1 1 0 2 0 1
Mark Salas, L OBP: 0.350, SLG: 0.454 (1, 2) Greg Gagne, R OBP: 0.316, SLG: 0.392 (9, PH)		0-0 F9		0-0 F8		0-0 1-H HR		0-3 K		3 1 1 2 0 0 3 1 0 0 0 0 1 0

BOTTOM

New York Yankees @ Minnesota Twins
 Hubert H. Humphrey Metrodome, Minneapolis, MN

livebaseballscorecards.com

AB	36
R	4
H	11
RBI	4
BB	3
SO	5
LOB	11



WP: 0	PA: 39
PB: 1	
SB: 1	
CS: 0	

Inning Stats	R: 0	H: 0	E: 0	K: 3	S: 3	H: 0	LOB: 1	BB: 1	P: 7	R: 0	H: 2	E: 0	K: 0	S: 5	H: 2	LOB: 2	BB: 0	P: 5	R: 1	H: 2	E: 0	K: 0	S: 5	H: 2	LOB: 1	BB: 0	P: 5	R: 1	H: 2	E: 0	K: 0	S: 5	R: 0	H: 0	E: 0	K: 1	S: 5	R: 2	H: 1	E: 0	K: 0	S: 4	H: 1	LOB: 0	BB: 1	P: 8	R: 0	H: 1	E: 0	K: 1	S: 5	R: 0	H: 2	E: 0	K: 0	S: 4	H: 2	LOB: 1	BB: 0	P: 4	R: 0	H: 1	E: 0	K: 3	S: 10	H: 1	LOB: 1	BB: 0	P: 10	1B: 6	SF: 0	2B: 2	SAC: 0	3B: 0	DP: 1	HR: 3	HBP: 0	WP: 0	PA: 39
--------------	------	------	------	------	------	------	--------	-------	------	------	------	------	------	------	------	--------	-------	------	------	------	------	------	------	------	--------	-------	------	------	------	------	------	------	------	------	------	------	------	------	------	------	------	------	------	--------	-------	------	------	------	------	------	------	------	------	------	------	------	------	--------	-------	------	------	------	------	------	-------	------	--------	-------	-------	-------	-------	-------	--------	-------	-------	-------	--------	-------	--------

PITCHER	IP	WLS	BF	H	R	ER	SO	BB	IBB	HBP	BLK	WP	HR	S	P	ERA	WHIP
Joe Cowley, R ERA: 3.74 (1, 1)	5.2	W	27	7	4	4	1	3	0	0	0	0	3	26	38	6.35	1.765
Rich Bordi, R ERA: 2.67 (6, 1)	2.0		6	2	0	0	1	0	0	0	0	0	0	8	8	0.00	1.000
Dave Righetti, L ERA: 3.03 (8, 1)	1.1	S	6	2	0	0	3	0	0	0	0	0	0	12	12	0.00	1.500

Fri Jul 19 1985, 8:05 PM EDT
 Att. 37,687 - Unknown

Batter	1	2	3	4	5	6	7	8	9	AB R H RBI BB SO LOB	TOP	
Rickey Henderson, R OBP: 0.440, SLG: 0.554 (1, 8) X	0-0 HR	0-0 2-3f 9-3			0-0 5-3		0-0 FC4-6 1-2 1B		0-0 PB 1B	5 1 3 1 0 0 1		
Ken Griffey, L OBP: 0.319, SLG: 0.408 (1, 7) X	0-0 BB 2B 1B		0-0 G4-6-3 1B			4-0 HR BB	0-0 FC4-6 1-2f 2-3 2B		0-0 6-3 1-2	4 3 2 0 1 0 3		
Don Mattingly, L OBP: 0.351, SLG: 0.494 (1, 3) B B B	4-0 2B 1-2 4-3 BB		0-0 G4-6-3 1-2f			0-0 1-H HR	0-0 1-H 3-H 2B		0-0 4-3	4 2 2 4 1 0 2		
Dave Winfield, R OBP: 0.341, SLG: 0.462 (1, 9) X	0-0 4-3 1-3 2-H 1B 2B		0-0 6-3			0-3 K	0-3 K			4 1 1 1 0 2 1		
Ron Hassey, L OBP: 0.382, SLG: 0.508 (1, 2) X	0-0 4-3 2-3 3-H			0-0 4-3		0-0 1B		0-0 5-3		4 0 1 1 0 0 1		
Don Baylor, R OBP: 0.331, SLG: 0.453 (1, 10) X	0-0 5-3			0-0 5-3		0-3 K		0-0 6-3		4 0 0 0 0 1 2		
Willie Randolph, R OBP: 0.379, SLG: 0.351 (1, 4) X	0-0 PO 1B			0-0 6-3		0-0 F8		4-0 BB		3 0 1 1 1 0 1		
Mike Pagliarulo, L OBP: 0.320, SLG: 0.389 (1, 5) X	0-0 PO 1-2	0-0 9-3 SH1-3 1B			0-0 F7		4-0 FC4-6 1B 2B BB	0-3 K		3 1 1 0 1 1 1		
Bobby Meacham, S OBP: 0.330, SLG: 0.284 (1, 6) X		0-0 SH1-3 1-2			0-0 2-3		0-0 F1		0-0 4-3	3 0 0 0 0 0 1		
Inning Stats	R: 4 E: 0 K: 0 S: 6 H: 4 LOB: 0 BB: 1 P: 10	R: 0 E: 0 K: 0 S: 3 H: 1 LOB: 0 BB: 0 P: 3	R: 0 E: 0 K: 0 S: 3 H: 1 LOB: 0 BB: 0 P: 3	R: 0 E: 0 K: 0 S: 3 H: 0 LOB: 0 BB: 0 P: 3	R: 0 E: 0 K: 0 S: 3 H: 0 LOB: 0 BB: 0 P: 3	R: 2 E: 0 K: 2 S: 9 H: 2 LOB: 1 BB: 1 P: 13	R: 2 E: 0 K: 1 S: 7 H: 2 LOB: 1 BB: 1 P: 11	R: 0 E: 0 K: 1 S: 5 H: 0 LOB: 1 BB: 1 P: 9	R: 0 E: 0 K: 0 S: 4 H: 1 LOB: 1 BB: 0 P: 4	1B: 7 2B: 3 3B: 0 HR: 2 SF: 0 SAC: 1 DP: 2 HBP: 0	WP: 0 PB: 1 SB: 0 CS: 0 PA: 40	
PITCHER	IP WLS BF H R ER SO BB IBB HBP BLK WP HR S P ERA WHIP											
Ken Schrom, R ERA: 5.38 (1, 1)	0.0 L 4 3 4 4 0 1 0 0 0 0 0 1 3 7 ∞ ∞											
Rick Lysander, R ERA: 5.84 (1, 1)	5.0 16 3 1 1 0 1 0 0 0 0 0 0 15 19 1.80 0.800											
Curt Wardle, L ERA: 5.4 (6, 1)	1.2 10 4 3 3 2 1 0 0 0 0 0 1 13 17 16.20 3.000											
Mark Brown, R ERA: 8.68 (7, 1)	2.1 9 1 0 0 2 1 0 0 0 0 0 0 12 16 0.00 0.857											

New York Yankees @ Minnesota Twins
 Hubert H. Humphrey Metrodome, Minneapolis, MN
 Sat Jul 20 1985, 8:05 PM EDT
 Att: 37,919 - Unknown

AB	34
R	8
H	11
RBI	8
BB	4
SO	4
LOB	13



Batter	1	2	3	4	5	6	7	8	9	AB	R	H	RBI	BB	SO	LOB
Kirby Puckett, R OBP: 0.319, SLG: 0.368 (1, 8)	0-0 6-3			0-0 6-3		0-0 1B		0-0 6-3		4	0	1	0	0	0	0
Ron Washington, R OBP: 0.250, SLG: 0.254 (1, 4)	0-0 E5 G6-4-3			0-0 2B 2B		0-0 F8		0-0 5-3		4	1	1	0	0	0	1
Dave Engle, R OBP: 0.375, SLG: 0.580 (1, 10)	0-0 G6-4-3 1-2f			0-0 2B 2B		0-0 F4			0-0 1B 1B	4	1	2	1	0	0	2
Tom Brunansky, R OBP: 0.354, SLG: 0.500 (1, 9)		0-0 F7		0-0 F3		0-0 F7			0-0 F8	4	0	0	0	0	0	3
Gary Gaetti, R OBP: 0.321, SLG: 0.437 (1, 5)		0-3 K		0-3 K			0-3 K		0-0 1B 1B	4	0	1	0	0	3	1
Tim Laudner, R OBP: 0.276, SLG: 0.406 (1, 2)		0-0 F8			0-0 HR		0-0 F7		0-0 F4	4	1	1	1	0	0	2
Dave Meier, R OBP: 0.305, SLG: 0.163 (1, 7)			0-0 F4		0-0 F4		4-0 BB		0-0 1B 1B	3	0	1	1	1	0	0
Greg Gagne, R OBP: 0.310, SLG: 0.384 (1, 6)			0-0 F3		0-0 F9		0-0 F9		0-0 F9	4	0	0	0	0	0	3
Randy Bush, L OBP: 0.288, SLG: 0.500 (1, 3)			0-0 G3		0-0 F6			0-0 1-3		3	0	0	0	0	0	0

Inning Stats	R: 0	H: 0	R: 0	H: 0	R: 0	H: 0	R: 1	H: 2	R: 1	H: 1	R: 0	H: 0	R: 0	H: 0	R: 1	H: 3	1B: 4	SF: 0
	E: 1	LOB: 0	E: 0	LOB: 0	E: 0	LOB: 0	E: 0	LOB: 1	E: 0	LOB: 0	E: 0	LOB: 1	E: 0	LOB: 0	E: 0	LOB: 2	2B: 2	SAC: 0
	K: 0	BB: 0	K: 1	BB: 0	K: 0	BB: 0	K: 1	BB: 0	K: 0	BB: 0	K: 0	BB: 0	K: 0	BB: 0	K: 0	BB: 0	3B: 0	DP: 1
	S: 3	P: 3	S: 5	P: 5	S: 3	P: 3	S: 7	P: 7	S: 4	P: 4	S: 4	P: 4	S: 5	P: 9	S: 3	P: 3	HR: 1	HBP: 0

PITCHER	IP	WLS	BF	H	R	ER	SO	BB	IBB	HBP	BLK	WP	HR	S	P	ERA	WHIP	IP	WLS	BF	H	R	ER	SO	BB	IBB	HBP	BLK	WP	HR	S	P	ERA	WHIP	
Ron Guidry, L ERA: 2.61 (1, 1)	9.0	W	35	7	3	3	3	1	0	0	0	0	1	40	44	3.00	0.889																		

BOTTOM

New York Yankees @ Minnesota Twins
 Hubert H. Humphrey Metrodome, Minneapolis, MN
 Sat Jul 20 1985, 8:05 PM EDT
 Att. 37,919 - Unknown

livebaseballscorecards.com

AB	34
R	3
H	7
RBI	3
BB	1
SO	3
LOB	12



WP: 0	PA: 35
PB: 0	
SB: 0	
CS: 0	

Batter	1	2	3	4	5	6	7	8	9	AB R H RBI BB SO LOB	TOP											
Rickey Henderson, R (1, 8) OBP: 0.446, SLG: 0.552	4-0 FC5-4 BB	4-0 G4-3 BB		4-0 G6-3 BB		0-0 F8		4-0 BB		1 0 0 0 4 0 1												
Willie Randolph, R (1, 4) OBP: 0.374, SLG: 0.345	0-0 FC5-4 E 1-2f HR	0-0 G4-3 1-2f		0-0 G6-3 1-2f		0-0 F8		0-0 FC5 2-3f		5 1 0 0 0 0 8												
Don Mattingly, L (1, 3) OBP: 0.349, SLG: 0.493	0-0 E3 1-3 HR		0-0 E SF9 2B		0-0 1-3		0-0 F9		0-3 K	5 2 1 0 0 1 1												
Dave Winfield, R (1, 9) OBP: 0.340, SLG: 0.467	0-0 1-H 3-H HR		0-0 6-3		0-0 4-3		0-0 F8		0-0 6-3	5 1 1 3 0 0 1												
Don Baylor, R (1, 10) OBP: 0.335, SLG: 0.454	0-0 FC6 1B		4-0 BB E IBB		0-0 5-3		0-0 F9		0-0 WP 1B	4 0 2 0 1 0 0												
Ken Griffey, L (1, 7) OBP: 0.316, SLG: 0.404	0-0 FC6 1-2f CS		0-0 E4 BB		0-0 1B		0-0 F9		0-0 F8 1-2	5 0 1 0 0 0 4												
Andre Robertson, R (1, 5) OBP: 0.486, SLG: 0.750	0-0 CS 1-2		0-0 SF9		0-0 F5		0-0 F8 1B 2B			3 1 2 1 0 0 1												
Ron Hassey, L (1, 2) OBP: 0.379, SLG: 0.496			0-0 5-3 2B		0-0 BB		0-3 K		0-0 F8 2-3	3 0 0 0 1 1 2												
Bobby Meacham, S (1, 6) OBP: 0.335, SLG: 0.288			4-0 BB BB		0-3 K		0-0 1B		0-0 FC5 S 3-H 1B	3 0 2 1 1 1 3												
Inning Stats	R: 3 E: 1 K: 0 S: 5	H: 2 LOB: 0 BB: 1 P: 9	R: 0 E: 0 K: 0 S: 3	H: 1 LOB: 2 BB: 2 P: 11	R: 1 E: 1 K: 1 S: 7	H: 1 LOB: 3 BB: 2 P: 15	R: 0 E: 0 K: 0 S: 2	H: 0 LOB: 0 BB: 1 P: 6	R: 0 E: 0 K: 0 S: 4	H: 1 LOB: 1 BB: 0 P: 4	R: 0 E: 0 K: 1 S: 6	H: 1 LOB: 1 BB: 0 P: 6	R: 0 E: 0 K: 0 S: 3	H: 0 LOB: 0 BB: 0 P: 3	R: 1 E: 0 K: 0 S: 5	H: 2 LOB: 2 BB: 1 P: 9	R: 0 E: 0 K: 1 S: 6	H: 1 LOB: 1 BB: 0 P: 6	1B: 5 2B: 3 3B: 0 HR: 1	SF: 1 SAC: 0 DP: 2 HBP: 0	WP: 1 PB: 0 SB: 1 CS: 1	PA: 43
PITCHER	IP WLS BF H R ER SO BB IBB HBP BLK WP HR S P ERA WHIP																					
Frank Viola, L (1, 1) ERA: 4.3	7.2 L 35 7 5 3 2 5 1 0 0 0 1 33 57 3.52 1.565																					
Frank Eufemia, R (8, 1) ERA: 1.56	1.1 7 2 0 0 1 1 0 0 0 1 0 8 12 0.00 2.250																					

New York Yankees @ Minnesota Twins
 Hubert H. Humphrey Metrodome, Minneapolis, MN
 Sun Jul 21 1985, 4:33 AM EDT
 Att: 30,037 - Unknown

AB	34
R	5
H	9
RBI	5
BB	7
SO	3
LOB	21



Batter	1	2	3	4	5	6	7	8	9	AB	R	H	RBI	BB	SO	LOB																		
Kirby Puckett, R OBP: 0.316, SLG: 0.364 (1, 8)	0-0 F9		0-0 F4		0-0 5-3			0-0 F9		4	0	0	0	0	0	1																		
Gary Gaetti, R OBP: 0.324, SLG: 0.439 (1, 5) Kent Hrbek, L OBP: 0.317, SLG: 0.402 (8, PH) (9, 3)	0-0 BB 1B		0-0 BB 1B			0-0 6-3		0-0 1-H HR		3	0	2	0	0	0	0																		
Mike Stenhouse, L OBP: 0.351, SLG: 0.402 (1, 3) Steve Lombardozzi, R OBP: 0.250, SLG: 0.254 (8, PR) (9, 5) Ron Washington, R	4-0 1-2 BB		4-0 1-2 BB			0-0 4-3		0-0 1B		2	0	1	0	2	0	0																		
Tom Brunansky, R OBP: 0.350, SLG: 0.494 (1, 9)	0-3 K		0-0 F3			0-3 K		0-0 F7		0	0	0	0	0	0	0																		
Dave Engle, R OBP: 0.350, SLG: 0.537 (1, 10)	0-3 K			0-0 F7			0-0 5-3		0-3 K	4	0	0	0	0	2	2																		
Randy Bush, L OBP: 0.287, SLG: 0.493 (1, 7)		0-0 4-3		0-0 G5-4-3 1B			0-0 F3		0-0 F7	4	0	1	0	0	0	0																		
Tim Teufel, R OBP: 0.358, SLG: 0.404 (1, 4)		0-0 G5-4-3 1B		0-0 G5-4-3 1-2f			0-0 5-3		0-0 1B	4	0	2	0	0	0	1																		
Greg Gagne, R OBP: 0.307, SLG: 0.380 (1, 6) Roy Smalley, S OBP: 0.386, SLG: 0.411 (8, PH) (9, 6)		0-0 G5-4-3 1-2f			0-0 F5			4-0 HR BB	0-0 G3	2	0	0	0	0	0	1																		
Mark Salas, L OBP: 0.345, SLG: 0.447 (1, 2)			0-0 4-3		0-0 1-3			0-0 F7		3	0	0	0	0	0	1																		
Inning Stats	R: 0 E: 0 K: 2 S: 8	H: 1 LOB: 2 BB: 1 P: 12	R: 0 E: 0 K: 0 S: 3	H: 1 LOB: 0 BB: 0 P: 3	R: 0 E: 0 K: 0 S: 4	H: 1 LOB: 2 BB: 1 P: 8	R: 0 E: 0 K: 0 S: 3	H: 0 LOB: 0 BB: 0 P: 3	R: 0 E: 0 K: 1 S: 5	H: 0 LOB: 0 BB: 0 P: 5	R: 0 E: 0 K: 0 S: 3	H: 0 LOB: 0 BB: 0 P: 3	R: 2 E: 0 K: 0 S: 5	H: 2 LOB: 1 BB: 1 P: 9	R: 0 E: 0 K: 1 S: 6	H: 1 LOB: 1 BB: 0 P: 6	1B: 6 2B: 0 3B: 0 HR: 1	SF: 0 SAC: 0 DP: 2 HBP: 0	WP: 0 PB: 0 SB: 0 CS: 0	PA: 35														
PITCHER Phil Niekro, R ERA: 4.36 (1, 1)	IP 9.0	WLS W	BF 35	H 7	R 2	ER 2	SO 4	BB 3	IBB 0	HBP 0	BLK 0	WP 0	HR 1	S 40	P 52	ERA 2.00	WHIP 1.111																	
																	PITCHER	IP	WLS	BF	H	R	ER	SO	BB	IBB	HBP	BLK	WP	HR	S	P	ERA	WHIP

BOTTOM

New York Yankees @ Minnesota Twins
 Hubert H. Humphrey Metrodome, Minneapolis, MN
 Sun Jul 21 1985, 4:33 AM EDT
 Att. 30,037 - Unknown

livebaseballscorecards.com

AB	32
R	2
H	7
RBI	2
BB	3
SO	4
LOB	12



Batter	1	2	3	4	5	6	7	8	9	AB R H RBI BB SO LOB	TOP
Alan Wiggins, S (1, 4) <small>OBP: 0.189, SLG: 0.157</small> Larry Sheets, L (7, PH) <small>OBP: 0.311, SLG: 0.415</small> Floyd Rayford, R (7, 2) <small>OBP: 0.315, SLG: 0.478</small> Al Pardo, S (9, PH) <small>OBP: 0.083, SLG: 0.083</small>	0-0 F2 		0-0 6-3 1B		0-0 F7 		0-3 K 		0-0 G3 	3 0 1 0 0 0 1 1 0 0 0 0 1 1 0 0 0 0 0 0 0 1 0 0 0 0 0 1	
Lee Lacy, R (1, 9) <small>OBP: 0.357, SLG: 0.420</small> Rich Dauer, R (7, 4) <small>OBP: 0.293, SLG: 0.267</small>	4-0 6-3 HR BB		0-0 6-3 		0-0 5-3 		0-0 6-3 			3 1 0 0 1 0 2 0 0 0 0 0 0 0	
Cal Ripken Jr., R (1, 6) <small>OBP: 0.338, SLG: 0.465</small>	0-0 6-3 		0-0 1B		0-0 F7 		0-0 F7 			4 0 1 0 0 0 1	
Eddie Murray, S (1, 3) <small>OBP: 0.364, SLG: 0.492</small>	0-0 2-H HR		0-0 F7 		0-0 4-3 1B 2B		0-0 G3 			4 2 2 2 0 0 1	
Fred Lynn, L (1, 8) <small>OBP: 0.334, SLG: 0.453</small>	0-0 F3 			0-0 F7 		0-0 4-3 		0-0 S 1B		4 0 1 0 0 0 1	
Mike Young, S (1, 10) <small>OBP: 0.365, SLG: 0.513</small>		4-0 FC5-4 BB		0-0 4-3 		0-0 3-H 1B		0-3 K 		3 0 1 1 1 1 1	
Wayne Gross, L (1, 5) <small>OBP: 0.396, SLG: 0.464</small>		0-0 F9 		0-0 4-3 		0-0 F8 		0-0 4-3 		4 0 0 0 0 0 2	
John Shelby, S (1, 7) <small>OBP: 0.299, SLG: 0.431</small>		0-0 FC5-4 		0-0 1B		0-0 1B 3B		0-3 K 		4 1 2 0 0 1 1	
Rick Dempsey, R (1, 2) <small>OBP: 0.337, SLG: 0.373</small> Jim Dwyer, L (7, PH) <small>OBP: 0.350, SLG: 0.425</small> <small>(7, 9)</small>		0-0 F9 		0-3 K 		0-0 3-H 1B		0-0 CS 1B		2 0 0 0 0 1 2 2 0 2 1 0 0 0	
Inning Stats	R: 2 H: 1 E: 0 LOB: 0 K: 0 BB: 1 S: 4 P: 8	R: 0 H: 0 E: 0 LOB: 1 K: 0 BB: 1 S: 3 P: 7	R: 0 H: 2 E: 0 LOB: 1 K: 0 BB: 0 S: 4 P: 4	R: 0 H: 0 E: 0 LOB: 0 K: 0 BB: 0 S: 3 P: 3	R: 0 H: 1 E: 0 LOB: 1 K: 1 BB: 0 S: 6 P: 6	R: 1 H: 2 E: 0 LOB: 1 K: 0 BB: 0 S: 5 P: 5	R: 1 H: 2 E: 0 LOB: 0 K: 1 BB: 0 S: 6 P: 6	R: 0 H: 1 E: 0 LOB: 1 K: 1 BB: 0 S: 6 P: 6	R: 0 H: 1 E: 0 LOB: 1 K: 1 BB: 0 S: 6 P: 6	1B: 7 SF: 0 2B: 2 SAC: 0 3B: 1 DP: 1 HR: 1 HBP: 0	WP: 0 PA: 37 PB: 0 SB: 2 CS: 1
PITCHER Mike Smithson, R (1, 1) <small>ERA: 4.44</small> Frank Eufemia, R (7, 1) <small>ERA: 1.49</small> Ron Davis, R (8, 1) <small>ERA: 4.17</small>	IP WLS BF H R ER SO BB IBB HBP BLK WP HR S P ERA WHIP 6.0 W 27 8 4 4 1 2 0 0 0 0 1 27 35 6.00 1.667 1.2 5 1 0 0 1 0 0 0 0 0 0 7 7 0.00 0.600 1.1 S 5 1 0 0 2 0 0 0 0 0 0 9 9 0.00 0.750	PITCHER IP WLS BF H R ER SO BB IBB HBP BLK WP HR S P ERA WHIP									

Baltimore Orioles @ Minnesota Twins
 Hubert H. Humphrey Metrodome, Minneapolis, MN
 Mon Jul 22 1985, 8:05 PM EDT
 Att. 19,893 - Unknown

AB	35
R	4
H	10
RBI	4
BB	2
SO	4
LOB	14



Batter	1	2	3	4	5	6	7	8	9
Kirby Puckett, R OBP: 0.317, SLG: 0.363 (1, 8) X	0-0 FC5 S 1B	4-0 BB HR BB	0-0 G6-3 1-2f			0-0 4-3		0-0 L3	
Roy Smalley, S OBP: 0.387, SLG: 0.414 (1, 5) S S S	0-3 K	4-0 HR BB		0-0 G3 2B		0-3 K			
Gary Gaetti, R OBP: 0.324, SLG: 0.439 (9, 5)	1-2 K	1-2 2-3 3-H HR BB		0-0 G3 2B		4-0 BB			
Kent Hrbek, L OBP: 0.321, SLG: 0.412 (1, 3) B B B	4-0 1B FC5 BB	0-0 HR		0-0 G3 2-3		4-0 BB			
Tom Brunansky, R OBP: 0.346, SLG: 0.488 (1, 9) X	0-0 FC5 1B 1-2 2-3f	0-0 E5		0-0 5-3		0-0 F9			
Dave Engle, R OBP: 0.359, SLG: 0.526 (1, 10) X	0-0 1-2 2-3 1B	4-0 BB		0-0 5-3		0-0 6-3			
Randy Bush, L OBP: 0.279, SLG: 0.479 (1, 7) X	0-0 F8	0-3 K		0-0 F9		0-0 G3			
Tim Teufel, R OBP: 0.357, SLG: 0.401 (1, 4)		F6 F8		0-0 1B		0-0 F5			
Mark Salas, L OBP: 0.348, SLG: 0.450 (1, 2)		0-0 1B BB 2B	4-0 G6-3 BB		0-0 F6		0-0 1-3		
Greg Gagne, R OBP: 0.306, SLG: 0.377 (1, 6) X		0-0 BB BB HR 1B	0-0 F2		0-0 F4		0-0 F8		

Inning Stats	R: 0	H: 2	E: 0	LOB: 3	K: 1	BB: 1	S: 7	P: 11	R: 5	H: 3	E: 1	LOB: 2	K: 1	BB: 3	S: 9	P: 21	R: 0	H: 0	E: 0	LOB: 0	K: 0	BB: 1	S: 2	P: 6	R: 0	H: 1	E: 0	LOB: 1	K: 0	BB: 0	S: 4	P: 4	R: 0	H: 1	E: 0	LOB: 1	K: 0	BB: 0	S: 4	P: 4	R: 0	H: 0	E: 0	LOB: 1	K: 1	BB: 1	S: 5	P: 9	R: 0	H: 0	E: 0	LOB: 0	K: 0	BB: 0	S: 3	P: 3	R: 0	H: 0	E: 0	LOB: 0	K: 0	BB: 0	S: 3	P: 3
--------------	------	------	------	--------	------	-------	------	-------	------	------	------	--------	------	-------	------	-------	------	------	------	--------	------	-------	------	------	------	------	------	--------	------	-------	------	------	------	------	------	--------	------	-------	------	------	------	------	------	--------	------	-------	------	------	------	------	------	--------	------	-------	------	------	------	------	------	--------	------	-------	------	------

PITCHER	IP	WLS	BF	H	R	ER	SO	BB	IBB	HBP	BLK	WP	HR	S	P	ERA	WHIP
Storm Davis, R ERA: 5.13 (1, 1)	8.0	L	37	7	5	5	3	6	0	0	0	0	1	37	61	5.62	1.625

BOTTOM

AB	R	H	RBI	BB	SO	LOB
4	1	1	0	1	0	1
3	1	1	1	1	2	1
0	0	0	0	0	0	0
2	1	1	4	2	0	1
4	0	0	0	0	0	4
3	0	1	0	1	0	1
4	0	0	0	0	1	5
4	0	1	0	0	0	2
3	1	1	0	1	0	1
4	1	1	0	0	0	2

AB	31
R	5
H	7
RBI	5
BB	6
SO	3
LOB	18



WP	PA	ERA	WHIP
0	37		

Baltimore Orioles @ Minnesota Twins
Hubert H. Humphrey Metrodome, Minneapolis, MN
 Mon Jul 22 1985, 8:05 PM EDT
 Att. 19,893 - Unknown

livebaseballscorecards.com

Batter	1	2	3	4	5	6	7	8	9	AB R H RBI BB SO LOB	TOP
Alan Wiggins, S (1, 4) <small>B B B</small> OBP: 0.194, SLG: 0.154 Jim Dwyer, L (7, PH) OBP: 0.348, SLG: 0.422 Rich Dauer, R (7, 4) OBP: 0.293, SLG: 0.267 Al Pardo, S (9, PH) OBP: 0.077, SLG: 0.077	4-0 BB		0-0 5-3 		0-0 G6-4-3 1-2f		0-3 K 		0-3 K 	2 0 0 0 1 0 1 1 0 0 0 0 1 1 0 0 0 0 0 0 0 1 0 0 0 0 1 3	
Lee Lacy, R (1, 9) OBP: 0.356, SLG: 0.425	0-0 FC9-6 FC6-4 1-2f		0-0 F9 			0-0 4-3 3B		0-0 4-3 	0-0 4-3 	4 1 1 0 0 0 1	
Cal Ripken Jr., R (1, 6) OBP: 0.337, SLG: 0.463	0-0 FC6-4 1B 1-2f		0-0 			0-0 4-3 3-H		0-0 F7 	0-0 G3 	4 0 1 1 0 0 1	
Eddie Murray, S (1, 3) OBP: 0.363, SLG: 0.489	0-0 		0-0 F8 			0-0 4-3 		0-0 G3 		4 0 1 0 0 0 1	
Fred Lynn, L (1, 8) OBP: 0.330, SLG: 0.448	0-0 5-3 			0-0 F7 		0-3 K 			0-3 K 	4 0 0 0 0 2 2	
Mike Young, S (1, 7) OBP: 0.363, SLG: 0.508		0-0 F9 		0-3 K 			0-0 F8 		0-0 	4 0 1 0 0 1 0	
Larry Sheets, L (1, 10) OBP: 0.319, SLG: 0.433		0-0 		0-0 F7 			0-0 		4-0 	3 1 2 1 1 0 0	
Wayne Gross, L (1, 5) OBP: 0.389, SLG: 0.453		0-0 F6 			0-0 G3 		0-3 K 		0-0 F3 	4 0 0 0 0 1 3	
Floyd Rayford, R (1, 2) OBP: 0.326, SLG: 0.484 John Shelby, S (9, PH) OBP: 0.309, SLG: 0.439		0-0 5-3 			0-0 		0-0 		0-0 	3 0 2 0 0 0 1 1 0 1 0 0 0 0	
Inning Stats	R: 0 H: 1 E: 0 LOB: 2 K: 0 BB: 1 S: 4 P: 8	R: 0 H: 1 E: 0 LOB: 1 K: 0 BB: 0 S: 4 P: 4	R: 0 H: 1 E: 0 LOB: 1 K: 0 BB: 0 S: 4 P: 4	R: 0 H: 0 E: 0 LOB: 0 K: 1 BB: 0 S: 5 P: 5	R: 0 H: 1 E: 0 LOB: 0 K: 0 BB: 0 S: 3 P: 3	R: 1 H: 1 E: 0 LOB: 0 K: 1 BB: 0 S: 6 P: 6	R: 1 H: 2 E: 0 LOB: 1 K: 2 BB: 0 S: 9 P: 9	R: 0 H: 0 E: 0 LOB: 0 K: 0 BB: 0 S: 3 P: 3	R: 0 H: 2 E: 0 LOB: 3 K: 2 BB: 1 S: 9 P: 13	1B: 7 SF: 0 2B: 0 SAC: 0 3B: 1 DP: 1 HR: 1 HBP: 0	WP: 0 PA: 37 PB: 0 SB: 0 CS: 0
PITCHER John Butcher, R (1, 1) ERA: 4.43 Ron Davis, R (9, 1) ERA: 4.1	IP WLS BF H R ER SO BB IBB HBP BLK WP HR S P ERA WHIP 8.1 W 33 8 2 2 5 1 0 0 1 0 1 42 46 2.16 1.080										

Baltimore Orioles @ Minnesota Twins
 Hubert H. Humphrey Metrodome, Minneapolis, MN
 Tue Jul 23 1985, 8:05 PM EDT
 Att. 15,902 - Unknown

AB	35
R	2
H	9
RBI	2
BB	2
SO	6
LOB	14



Batter	1	2	3	4	5	6	7	8	9	AB R H RBI BB SO LOB
Kirby Puckett, R OBP: 0.321, SLG: 0.371 (1, 8) X	0-0 1B 1B 2B	0-0 F8		4-0 1B 1-2 BB		0-0 WP 2B				3 1 2 0 1 0 0
Ron Washington, R OBP: 0.269, SLG: 0.274 (1, 5) X Randy Bush, L OBP: 0.284, SLG: 0.479 (6, PH) (7, 7) X	0-0 1B 2-3 SF8 1B	0-0 F7		0-0 1B 1-2 2-H		4-0 WP BB				3 1 2 1 0 0 0 0 0 0 0 1 0 0
Gary Gaetti, R OBP: 0.323, SLG: 0.437 (1, 7) (7, 5) X	0-0 FC6-4 1-3 3-H 1B		0-0 F3	0-0 F3		0-3 K				4 0 1 1 0 1 4
Tom Brunansky, R OBP: 0.343, SLG: 0.483 (1, 9) X	0-0 SF8 3-H		0-0 F3		0-0 6-3		0-3 K			3 0 0 1 0 1 0
Dave Engle, R OBP: 0.373, SLG: 0.533 (1, 10) X Roy Smalley, S OBP: 0.386, SLG: 0.413 (7, PH) X	0-0 FC6-4 1B 1-2f 1B		0-0 1B		0-0 G6-3 1B		0-0 F9			3 1 2 0 0 0 1 1 0 0 0 0 0 0
Kent Hrbek, L OBP: 0.321, SLG: 0.410 (1, 3) X	0-0 1-H 1B		0-3 K		0-0 G6-3 1-2f		0-0 6-3			4 0 1 1 0 1 2
Tim Teufel, R OBP: 0.356, SLG: 0.397 (1, 4) X	4-0 BB			0-0 F7		0-0 F7		0-0 5-3		3 0 0 0 1 0 0
Greg Gagne, R OBP: 0.301, SLG: 0.370 (1, 6) X	0-0 F8			0-0 F8		0-0 F3		0-0 F8		4 0 0 0 0 0 2
Tim Laudner, R OBP: 0.284, SLG: 0.434 (1, 2) X		0-0 5-3		4-0 BB 1B BB		0-0 HR		0-3 K		3 2 1 1 1 1 0

Inning Stats	R: 3 E: 0 K: 0 S: 7	H: 4 LOB: 2 BB: 1 P: 11	R: 0 E: 0 K: 0 S: 3	H: 0 LOB: 0 BB: 0 P: 3	R: 0 E: 0 K: 1 S: 6	H: 1 LOB: 1 BB: 0 P: 6	R: 1 E: 0 K: 0 S: 4	H: 1 LOB: 2 BB: 2 P: 12	R: 0 E: 0 K: 0 S: 3	H: 1 LOB: 0 BB: 0 P: 3	R: 1 E: 0 K: 1 S: 7	H: 2 LOB: 2 BB: 1 P: 11	R: 0 E: 0 K: 1 S: 5	H: 0 LOB: 0 BB: 0 P: 5	R: 0 E: 0 K: 1 S: 5	H: 0 LOB: 0 BB: 0 P: 5	1B: 6 2B: 2 3B: 0 HR: 1	SF: 1 SAC: 0 DP: 1 HBP: 0	WP: 1 PB: 0 SB: 0 CS: 0	PA: 36
--------------	------------------------------	----------------------------------	------------------------------	---------------------------------	------------------------------	---------------------------------	------------------------------	----------------------------------	------------------------------	---------------------------------	------------------------------	----------------------------------	------------------------------	---------------------------------	------------------------------	---------------------------------	----------------------------------	------------------------------------	----------------------------------	--------


PITCHER	IP	WLS	BF	H	R	ER	SO	BB	IBB	HBP	BLK	WP	HR	S	P	ERA	WHIP	PITCHER	IP	WLS	BF	H	R	ER	SO	BB	IBB	HBP	BLK	WP	HR	S	P	ERA	WHIP	
Scott McGregor, L ERA: 4.72 (1, 1)	5.2	L	28	9	5	5	1	3	0	0	0	0	1	27	39	7.94	2.118																			
Ken Dixon, R ERA: 4.65 (6, 1)	2.1		8	0	0	0	3	1	0	0	0	1	0	13	17	0.00	0.429																			


BOTTOM


Baltimore Orioles @ Minnesota Twins
 Hubert H. Humphrey Metrodome, Minneapolis, MN
 Tue Jul 23 1985, 8:05 PM EDT
 Att. 15,902 - Unknown

livebaseballscorecards.com

AB	31
R	5
H	9
RBI	5
BB	4
SO	4
LOB	9



Batter	1	2	3	4	5	6	7	8	9	AB R H RBI BB SO LOB	TOP														
Alan Wiggins, S (1, 4) OBP: 0.190, SLG: 0.151	0-0 5-3		0-0 SH1-4		0-0 4-3			0-0 SH1-4		2 0 0 0 0 0 0	<p>Baltimore Orioles @ Minnesota Twins Hubert H. Humphrey Metrodome, Minneapolis, MN</p> <p>Wed Jul 24 1985, 8:05 PM EDT Att. 28,164 - Unknown</p> <p>livebaseballscorecards.com</p> <table border="1"> <tr><td>AB</td><td>29</td></tr> <tr><td>R</td><td>4</td></tr> <tr><td>H</td><td>7</td></tr> <tr><td>RBI</td><td>4</td></tr> <tr><td>BB</td><td>2</td></tr> <tr><td>SO</td><td>8</td></tr> <tr><td>LOB</td><td>10</td></tr> </table> 	AB	29	R	4	H	7	RBI	4	BB	2	SO	8	LOB	10
AB	29																								
R	4																								
H	7																								
RBI	4																								
BB	2																								
SO	8																								
LOB	10																								
Lee Lacy, R (1, 9) OBP: 0.354, SLG: 0.431	0-0 HR		0-0 SF9		0-0 6-3			0-0 5-3		3 1 1 1 0 0 1															
Cal Ripken Jr., R (1, 6) OBP: 0.334, SLG: 0.458	0-3 K		0-3 K					0-0 F8		4 0 0 0 0 2 2															
Eddie Murray, S (1, 3) OBP: 0.367, SLG: 0.500	0-0 HR			0-0 G1 BB 1B				0-0 F5	4-0 SH1-4 1B 1B BB	3 2 2 2 1 0 0															
Fred Lynn, L (1, 8) OBP: 0.330, SLG: 0.445	0-3 K			0-3 K				0-0 F7	0-0 1B SH1-4 1B	4 0 1 0 0 2 1															
Larry Sheets, L (1, 10) OBP: 0.319, SLG: 0.429		0-0 G4-1		4-0 G1 BB 1-2				0-0 L3	0-0 SH1-4	2 0 0 0 1 0 0															
Mike Young, S (1, 7) OBP: 0.381, SLG: 0.503		0-0 F8		0-0 G1				0-3 K	0-0 G6-4-3 1B	4 0 1 1 0 1 2															
Rick Dempsey, R (9, 2) OBP: 0.337, SLG: 0.373				1-2 2-3					2-3 3-H	0 0 0 0 0 0 0															
Floyd Rayford, R (1, 5) OBP: 0.313, SLG: 0.464		0-3 K		0-3 K				0-0 5-3	0-0 G6-4-3	4 0 0 0 0 2 4															
Al Pardo, S (1, 2) OBP: 0.188, SLG: 0.250			0-0 SH1-4 SF9 2B		0-3 K				0-0 SH1-4 1B	3 1 2 0 0 1 0															
Gary Roenicke, R (9, 7) OBP: 0.344, SLG: 0.481										0 0 0 0 0 0 0															
Inning Stats	R: 2 E: 0 K: 2 S: 9	H: 2 LOB: 0 BB: 0 P: 9	R: 0 E: 0 K: 1 S: 5	H: 0 LOB: 0 BB: 0 P: 5	R: 1 E: 0 K: 1 S: 6	H: 1 LOB: 0 BB: 0 P: 6	R: 0 E: 0 K: 2 S: 8	H: 1 LOB: 2 BB: 1 P: 12	R: 0 E: 0 K: 1 S: 5	H: 0 LOB: 0 BB: 0 P: 5	R: 0 E: 0 K: 0 S: 3	H: 0 LOB: 0 BB: 0 P: 3	R: 0 E: 0 K: 1 S: 5	H: 0 LOB: 0 BB: 0 P: 5	R: 0 E: 0 K: 0 S: 4	H: 1 LOB: 1 BB: 0 P: 4	R: 1 E: 0 K: 0 S: 4	H: 2 LOB: 1 BB: 1 P: 8	1B: 4 2B: 1 3B: 1 HR: 1	SF: 1 SAC: 3 DP: 1 HBP: 0	WP: 0 PB: 0 SB: 0 CS: 0	PA: 35			
PITCHER	IP WLS BF H R ER SO BB IBB HBP BLK WP HR S P ERA WHIP																				IP WLS BF H R ER SO BB IBB HBP BLK WP HR S P ERA WHIP				
Ken Schrom, R (1, 1) ERA: 5.32	8.0 L 31 5 4 4 8 2 0 0 0 0 1 45 53 4.50 0.875																								
Curt Wardle, L (9, 1) ERA: 5.38	0.1 2 1 0 0 0 0 0 0 0 0 0 0 2 2 0.00 3.000																								
Frank Eufemia, R (9, 1) ERA: 1.46	0.2 2 1 0 0 0 0 0 0 0 0 0 0 2 2 0.00 1.500																								

Batter	1	2	3	4	5	6	7	8	9	AB R H RBI BB SO LOB	TOP											
Lou Whitaker, L (1, 4) OBP: 0.391, SLG: 0.504	0-0 WP 1B		0-0 L5	0-0 F7			0-0 F4		0-0 1B 3B	5 2 2 2 0 0 2												
Alan Trammell, R (1, 6) OBP: 0.328, SLG: 0.402	0-0 6-3 1-2		0-0 F9		0-0 F9		0-0 5-3 1-2		0-0 1B	5 0 1 1 0 0 2												
Kirk Gibson, L (1, 9) OBP: 0.365, SLG: 0.540	0-0 F9		0-0 6-3		0-3 K			0-0 F8	0-3 K	5 0 0 0 0 2 2												
Barbaro Garbey, R (1, 10) OBP: 0.329, SLG: 0.397	0-0 2-H 1B			0-0 HR	0-0 6-3			0-0 F9		4 1 2 2 0 0 0												
Larry Herndon, R (1, 7) OBP: 0.293, SLG: 0.394	0-0 F9		0-0 E 4-3 1B		0-0 F8		0-0 G3			4 1 1 0 0 0 1												
Chet Lemon, R (1, 8) OBP: 0.313, SLG: 0.372		0-3 K	4-0 K	4-3 E 4-3 BB	0-0 F8 2B		4-0 SH1-4 FC5-2 BB		2 1 1 0 2 1 0													
Darrell Evans, L (1, 3) OBP: 0.354, SLG: 0.475		0-0 F9	0-0 4-3	0-0 4-3	0-0 F8		4-0 FC5-2 SH1-4 BB		3 1 0 1 1 0 2		AB 34 R 7 H 8 RBI 6 BB 4 SO 4 LOB 14											
Tom Brookens, R (1, 5) OBP: 0.298, SLG: 0.403		4-0 BB	4-0 4-3	0-0 4-3	0-3 K		0-0 SH1-4		2 0 0 0 1 1 2													
Marty Castillo, R (1, 2) OBP: 0.140, SLG: 0.125		0-0 4-3	0-0 E8	0-0 E8		0-0 CS 1B	0-0 FC5-2 3B		4 1 1 0 0 0 3													
Inning Stats	R: 1 E: 0 K: 0 S: 5	H: 2 LOB: 1 BB: 0 P: 5	R: 0 E: 0 K: 1 S: 5	H: 0 LOB: 1 BB: 1 P: 9	R: 0 E: 0 K: 0 S: 3	H: 0 LOB: 0 BB: 0 P: 3	R: 3 E: 1 K: 0 S: 6	H: 2 LOB: 1 BB: 1 P: 10	R: 0 E: 0 K: 1 S: 5	H: 0 LOB: 0 BB: 0 P: 5	R: 0 E: 0 K: 1 S: 6	H: 1 LOB: 1 BB: 0 P: 6	R: 0 E: 0 K: 0 S: 3	H: 1 LOB: 0 BB: 0 P: 3	R: 0 E: 0 K: 0 S: 3	H: 0 LOB: 0 BB: 0 P: 3	R: 3 E: 0 K: 1 S: 7	H: 2 LOB: 1 BB: 2 P: 15	1B: 5 2B: 1 3B: 1 HR: 1	SF: 0 SAC: 1 DP: 0 HBP: 0	WP: 1 PB: 0 SB: 0 CS: 1	PA: 39
PITCHER	IP WLS BF H R ER SO BB IBB HBP BLK WP HR S P ERA WHIP												IP WLS BF H R ER SO BB IBB HBP BLK WP HR S P ERA WHIP									
Frank Viola, L (1, 1) ERA: 4.31	8.0 L 33 6 5 4 3 3 0 0 0 0 1 1 36 48 4.50 1.125																					
Curt Wardle, L (9, 1) ERA: 5.63	1.0 6 2 2 2 1 1 0 0 0 0 0 0 7 11 18.00 3.000																					

Detroit Tigers @ Minnesota Twins
 Hubert H. Humphrey Metrodome, Minneapolis, MN
 Thu Jul 25 1985, 8:05 PM EDT
 Att. 21,186 - Unknown

livebaseballscorecards.com

Batter	1	2	3	4	5	6	7	8	9
Kirby Puckett, R OBP: 0.321, SLG: 0.372 (1, 8) X	0-0 1-3 ①		0-0 1-3 ③			0-0 F9 ①		0-0 F8 ①	
Roy Smalley, S OBP: 0.381, SLG: 0.407 (1, 6) X	0-0 F4 ②			0-0 F7 ①		0-3 K ②		0-0 HR 2B	
Randy Bush, L OBP: 0.288, SLG: 0.490 (1, 7) X	0-0 F8 ③			0-0 F8 ②		4-0 BB BB		0-0 HR 2-H	
Kent Hrbek, L OBP: 0.319, SLG: 0.403 (1, 3) X		0-0 4-3 ①		0-0 G3 ③		4-0 BB BB		0-0 5-3 ②	
Dave Engle, R OBP: 0.352, SLG: 0.500 (1, 10) X		0-0 6-3 ②			0-0 F8 ①	0-0 F8 ③		0-0 F7 ③	
Gary Gaetti, R OBP: 0.319, SLG: 0.429 (1, 5) X		0-3 K ③			0-0 5-3 ②		0-0 FC5-4 1B	0-0 5-3 ①	
Mike Stenhouse, L OBP: 0.353, SLG: 0.396 (1, 9) X			0-3 K ①		4-0 BB BB		0-0 FC5-4 FC6-4 1-2f	0-0 4-3 ②	
Tim Teufel, R OBP: 0.352, SLG: 0.396 (1, 4) X			0-0 F9 ②		0-3 K ③		0-0 FC6-4 1-2f	0-3 K ③	
Mark Salas, L OBP: 0.350, SLG: 0.450 (1, 2) X			0-0 1B			0-0 E1 BB BB		0-0 F9 ③	

AB	R	H	RBI	BB	SO	LOB
4	0	0	0	0	0	2
4	1	1	0	0	1	1
3	1	1	2	1	0	0
3	0	0	0	1	0	0
4	0	0	0	0	0	3
4	0	1	0	0	1	0
3	0	0	0	1	1	1
4	0	0	0	0	2	2
3	0	1	0	0	0	1


BOTTOM

Detroit Tigers @ Minnesota Twins
 Hubert H. Humphrey Metrodome, Minneapolis, MN
 Thu Jul 25 1985, 8:05 PM EDT
 Att. 21,186 - Unknown

AB	32
R	2
H	4
RBI	2
BB	3
SO	5
LOB	10



Inning Stats	R: 0	H: 0	E: 0	K: 0	S: 3	R: 0	H: 0	E: 0	K: 1	S: 5	R: 0	H: 1	E: 0	K: 1	S: 6	R: 0	H: 0	E: 0	K: 0	S: 3	R: 0	H: 0	E: 0	K: 1	S: 5	R: 0	H: 0	E: 1	K: 1	S: 6	R: 0	H: 1	E: 0	K: 0	S: 4	R: 2	H: 2	E: 0	K: 0	S: 5	R: 0	H: 0	E: 0	K: 1	S: 5	1B: 2	2B: 1	3B: 0	HR: 1	SF: 0	SAC: 0	DP: 0	HBP: 0	WP: 0	PB: 0	SB: 0	CS: 0	PA: 35
PITCHER Jack Morris, R (1, 1) ERA: 2.99	IP	WLS	BF	H	R	ER	SO	BB	IBB	HBP	BLK	WP	HR	S	P	ERA	WHIP																																									

Batter	1	2	3	4	5	6	7	8	9	AB R H RBI BB SO LOB	TOP
Lou Whitaker, L (1, 4) OBP: 0.392, SLG: 0.508	0-0 SH3-4 4-3 2B		0-0 2B		0-0 6-3			0-0 E6 1B 1-2 1B	0-0 F8	5 2 2 0 0 0 2	
Alan Trammell, R (1, 6) OBP: 0.325, SLG: 0.398	0-0 SH3-4 2-3		0-0 5-3			0-3 K		0-3 K		3 0 0 0 0 2 3	
Kirk Gibson, L (1, 9) OBP: 0.367, SLG: 0.540 Larry Herndon, R (1, 7) OBP: 0.291, SLG: 0.390	1-0 4-3 1B S HBP		0-0 5-3			0-0 5-3		0-3 K		0 1 0 0 0 0 0 3 0 0 0 0 1 3	
Barbaro Garbey, R (1, 7) OBP: 0.327, SLG: 0.393 (1, 9) (8, 3)	0-0 4-3 1-3 3-H		0-3 K			0-0 F8		0-0 1B 1-3 2-H 1B		4 0 1 2 0 1 2	
Darrell Evans, L (1, 10) OBP: 0.359, SLG: 0.489	0-0 3-H 1B			0-0 F5			0-0 HR	0-0 1B 1-3 3-H 1B		4 1 3 3 0 0 0	
Dave Bergman, L (1, 3) OBP: 0.250, SLG: 0.254 Bob Melvin, R (8, 2) OBP: 0.213, SLG: 0.298	0-0 F7			0-3 K			0-0 F8	0-3 K		4 0 0 0 0 2 3 0 0 0 0 0 0 0	
Chet Lemon, R (1, 8) OBP: 0.312, SLG: 0.370		0-0 5-3		0-3 K			0-0 5-3		0-0 FC6-4 1B	4 0 1 0 0 1 0	AB 35 R 5 H 8 RBI 5 BB 0 SO 8 LOB 15
Tom Brookens, R (1, 5) OBP: 0.295, SLG: 0.399 Alejandro Sanchez, R (9, PH) OBP: 0.256, SLG: 0.547		0-0 5-3			0-0 F9		0-0 F7		0-0 FC6-4 WP 1-2f	3 0 0 0 0 0 0 1 0 0 0 0 0 1	
Marty Castillo, R (1, 2) OBP: 0.135, SLG: 0.120 Johnny Grubb, L (8, PH) OBP: 0.269, SLG: 0.250 (8, 9)		0-0 F6			0-0 1-3			0-0 E 1B 1B	0-3 K 1-2	2 0 0 0 0 0 0 2 1 1 0 0 1 1	
Inning Stats	R: 2 H: 2 E: 0 LOB: 1 K: 0 BB: 0 S: 5 P: 6	R: 0 H: 0 E: 0 LOB: 0 K: 0 BB: 0 S: 3 P: 3	R: 0 H: 1 E: 0 LOB: 1 K: 1 BB: 0 S: 6 P: 6	R: 0 H: 0 E: 0 LOB: 0 K: 2 BB: 0 S: 7 P: 7	R: 0 H: 0 E: 0 LOB: 0 K: 0 BB: 0 S: 3 P: 3	R: 0 H: 0 E: 0 LOB: 0 K: 1 BB: 0 S: 5 P: 5	R: 1 H: 1 E: 0 LOB: 0 K: 0 BB: 0 S: 4 P: 4	R: 2 H: 3 E: 1 LOB: 2 K: 3 BB: 0 S: 13 P: 13	R: 0 H: 1 E: 0 LOB: 1 K: 1 BB: 0 S: 6 P: 6	1B: 5 SF: 0 2B: 2 SAC: 1 3B: 0 DP: 0 HR: 1 HBP: 1	WP: 1 PA: 37 PB: 0 SB: 1 CS: 0
PITCHER Mike Smithson, R (1, 1) ERA: 4.41 Ron Davis, R (8, 1) ERA: 3.89	IP WLS BF H R ER SO BB IBB HBP BLK WP HR S P ERA WHIP	7.0 W 28 5 5 3 4 0 0 1 0 0 1 35 36 3.86 0.714	2.0 S 9 3 0 0 4 0 0 0 0 1 0 17 17 0.00 1.500	PITCHER IP WLS BF H R ER SO BB IBB HBP BLK WP HR S P ERA WHIP							

Detroit Tigers @ Minnesota Twins
Hubert H. Humphrey Metrodome, Minneapolis, MN
Fri Jul 26 1985, 8:05 PM EDT
Att. 23,194 - Unknown

livebaseballscorecards.com

Batter	1	2	3	4	5	6	7	8	9
Kirby Puckett, R OBP: 0.322, SLG: 0.377 (1, 8)	0-0 FC6-4 1B		0-0 4-3	0-0 1B 3B		0-0 FC6-4 1-2f		0-3 K	
Mickey Hatcher, R OBP: 0.322, SLG: 0.368 Dave Meier, R OBP: 0.300, SLG: 0.160 (8, PH) (9, 7)	0-0 FC6-4 1-2f		0-0 4-3	0-0 BB 1B 3-H		0-0 5-3		0-3 K	
Kent Hrbek, L OBP: 0.324, SLG: 0.405 (1, 3)	0-0 FC6-4 1-2f		0-0 1B 1B	4-0 1-2 BB			0-0 3B 1B		
Tom Brunansky, R OBP: 0.343, SLG: 0.485 (1, 9)	0-3 K		0-0 1B	0-0 F5			0-0 1B 3B 1-H		
Randy Bush, L OBP: 0.281, SLG: 0.477 (1, 10)		0-0 F2	0-3 K		0-0 F9		0-0 F7		
Gary Gaetti, R OBP: 0.318, SLG: 0.427 (1, 5)		0-0 WP SF9 1B		0-0 4-3	0-0 F6		0-0 6-3		
Tim Teufel, R OBP: 0.354, SLG: 0.399 (1, 4)		0-0 SF9 1-H		0-0 FC1-4 1B	0-3 K		0-0 1B		
Greg Gagne, R OBP: 0.300, SLG: 0.364 (1, 6)		4-0 BB		0-0 FC1-4 1B 3B 1-2f		0-0 F9	0-0 G3		
Mark Salas, L OBP: 0.353, SLG: 0.451 (1, 2)		0-0 F9		0-0 3B 1B 1-2		0-0 FC6-4 1B		0-0 F9	

Inning Stats	R: 0	H: 1	E: 0	LOB: 1	K: 1	S: 6	P: 6	R: 1	H: 1	E: 0	LOB: 1	K: 0	S: 4	P: 8	R: 0	H: 2	E: 0	LOB: 2	K: 1	S: 7	P: 7	R: 3	H: 4	E: 0	LOB: 2	K: 0	S: 7	P: 11	R: 0	H: 0	E: 0	LOB: 0	K: 1	S: 5	P: 5	R: 0	H: 1	E: 0	LOB: 1	K: 0	S: 4	P: 4	R: 2	H: 3	E: 0	LOB: 1	K: 0	S: 6	P: 6	R: 0	H: 0	E: 0	LOB: 0	K: 2	S: 7	P: 7
--------------	------	------	------	--------	------	------	------	------	------	------	--------	------	------	------	------	------	------	--------	------	------	------	------	------	------	--------	------	------	-------	------	------	------	--------	------	------	------	------	------	------	--------	------	------	------	------	------	------	--------	------	------	------	------	------	------	--------	------	------	------


PITCHER	IP	WLS	BF	H	R	ER	SO	BB	IBB	HBP	BLK	WP	HR	S	P	ERA	WHIP
Walt Terrell, R ERA: 3.97 (1, 1)	6.0	L	31	11	6	6	3	2	0	0	0	1	0	35	43	9.00	2.167
Juan Berenguer, R ERA: 5.75 (7, 1)	2.0		7	1	0	0	2	0	0	0	0	0	0	11	11	0.00	0.500

BOTTOM

AB	R	H	RBI	BB	SO	LOB
5	1	2	2	0	1	1
4	0	1	1	0	0	2
1	0	0	0	0	1	0
3	1	2	0	1	0	1
4	1	2	1	0	1	3
4	0	0	0	0	1	3
4	1	1	0	0	0	1
3	0	2	2	0	1	0
3	1	0	0	1	0	2
4	1	2	0	0	0	1


AB 35
R 6
H 12
RBI 6
BB 2
SO 5
LOB 14

WP: 1 **PA: 38**
PB: 0
SB: 1
CS: 0



Detroit Tigers @ Minnesota Twins
Hubert H. Humphrey Metrodome, Minneapolis, MN
 Fri Jul 26 1985, 8:05 PM EDT
 Att. 23,194 - Unknown

livebaseballscorecards.com

Batter	1	2	3	4	5	6	7	8	9	AB R H RBI BB SO LOB	TOP											
Lou Whitaker, L (1, 4) OBP: 0.390, SLG: 0.508	0-0 1-6-3		0-0 2B		0-0 F8		0-0 F8			4 0 1 0 0 0 1												
Alan Trammell, R (1, 6) OBP: 0.322, SLG: 0.394	0-0 F7		0-0 L3		0-0 6-3		0-0 F7			4 0 0 0 0 0 2												
Kirk Gibson, L (1, 9) OBP: 0.368, SLG: 0.538	0-3 K			4-0 S BB		0-0 HR 1B		0-3 K		3 1 1 0 1 2 0												
Lance Parrish, R (1, 10) OBP: 0.311, SLG: 0.416		0-0 4-3		0-0 F7		0-0 F9		0-0 5-3		4 0 0 0 0 0 2												
Darrell Evans, L (1, 3) OBP: 0.358, SLG: 0.497		0-0 F9		0-3 K 1-2		0-0 HR 1-H		0-3 K		4 1 1 2 0 2 1												
Barbaro Garbey, R (1, 7) OBP: 0.318, SLG: 0.381		0-0 5-3		0-3 K		0-0 F8			0-0 F9	4 0 0 0 0 1 1												
Chet Lemon, R (1, 8) OBP: 0.320, SLG: 0.388			0-0 4-3 SF9 2B		0-0 1B 3B		0-0 1B		0-0 BLK 1B	4 2 4 0 0 0 0	AB 34 R 4 H 8 RBI 4 BB 1 SO 5 LOB 12											
Tom Brookens, R (1, 5) OBP: 0.291, SLG: 0.393			0-0 4-3 2-3		0-0 F9		0-0 F9		0-0 5-3 1-2	4 0 0 0 0 0 4												
Marty Castillo, R (1, 2) OBP: 0.143, SLG: 0.132			0-0 SF9 3-H		0-0 1B 3-H		0-0 F8		0-0 5-3	3 0 1 2 0 0 1												
Inning Stats	R: 0 E: 0 K: 1 S: 5	H: 0 LOB: 0 BB: 0 P: 5	R: 0 E: 0 K: 0 S: 3	H: 0 LOB: 0 BB: 0 P: 3	R: 1 E: 0 K: 0 S: 5	H: 2 LOB: 1 BB: 0 P: 5	R: 0 E: 0 K: 2 S: 7	H: 0 LOB: 1 BB: 1 P: 11	R: 1 E: 0 K: 0 S: 5	H: 2 LOB: 1 BB: 0 P: 5	R: 2 E: 0 K: 0 S: 6	H: 3 LOB: 1 BB: 0 P: 6	R: 0 E: 0 K: 0 S: 3	H: 0 LOB: 0 BB: 0 P: 3	R: 0 E: 0 K: 2 S: 7	H: 0 LOB: 0 BB: 0 P: 7	R: 0 E: 0 K: 0 S: 4	H: 1 LOB: 1 BB: 0 P: 4	1B: 4 2B: 2 3B: 1 HR: 1	SF: 1 SAC: 0 DP: 0 HBP: 0	WP: 0 PB: 0 SB: 1 CS: 0	PA: 36
PITCHER	IP WLS BF H R ER SO BB IBB HBP BLK WP HR S P ERA WHIP																					
John Butcher, R (1, 1) ERA: 4.46	7.0 W 29 7 4 4 3 1 0 0 0 0 0 1 34 38 5.14 1.143																					
Pete Filson, L (8, 1) ERA: 4.13	2.0 7 1 0 0 2 0 0 0 0 1 0 0 11 11 0.00 0.500																					

Detroit Tigers @ Minnesota Twins
 Hubert H. Humphrey Metrodome, Minneapolis, MN
 Sat Jul 27 1985, 8:05 PM EDT
 Att. 32,607 - Unknown

livebaseballscorecards.com

Batter	1	2	3	4	5	6	7	8	9
Kirby Puckett, R OBP: 0.323, SLG: 0.380 (1, 8) X	0-0 6-3		0-3 K		0-0 1-3	0-0 HR 1B		0-0 F8 2B	
Roy Smalley, S OBP: 0.381, SLG: 0.417 (1, 5) BBB	4-0 4-3 BB		0-0 G6-4-3 1-2f		0-0 4-3	0-0 HR		0-0 F8 2-3	
Kent Hrbek, L OBP: 0.325, SLG: 0.402 (1, 3) X	0-0 4-3 1-2			4-0 1B 2B BB		K		4-0 WP BB	
Tom Brunansky, R OBP: 0.344, SLG: 0.483 (1, 9) X	0-0 F8			0-0 F6		4-0 2B BB	0-0 2B SF9 1B	0-0 4-3 1-2	
Dave Engle, R OBP: 0.373, SLG: 0.522 (1, 10) SSS		0-3 K		0-0 2B 1B		4-0 2B FC5 BB	0-0 SF9 2B		
Ron Washington, R OBP: 0.282, SLG: 0.308 (1, 4) (7, 6) X		0-0 4-3 1B		0-3 K		0-0 BB 2B	0-0 SF9		
Mickey Hatcher, R OBP: 0.324, SLG: 0.376 (1, 7) X		0-0 4-3		0-0 WP 2B		0-0 FC5 BB WP	0-0 8-4 2B		
Dave Meier, R OBP: 0.300, SLG: 0.160 (8, 7) X		1-2		1-H 3-H 2B		3-H 4-0 WP BB 1B BB	3-H 0-0 8-4		
Greg Gagne, R OBP: 0.298, SLG: 0.361 (1, 6) SSS		0-3 K		0-0 F8		4-0 WP BB 1B BB	0-0 8-4		
Mike Stenhouse, L OBP: 0.353, SLG: 0.396 (6, PH) X				2-3		1-2 2-3 3-H	2-3f		
Tim Teufel, R OBP: 0.355, SLG: 0.397 (6, PH) (7, 4) X									
Mark Salas, L OBP: 0.356, SLG: 0.447 (1, 2) BBB			4-0 G6-4-3 BB		0-0 4-3	4-0 1B WP BB		0-3 K	

AB	R	H	RBI	BB	SO	LOB
5	1	2	2	0	1	1
4	1	1	2	1	0	2
3	1	0	0	2	1	1
4	2	1	0	1	0	4
3	2	2	0	1	1	0
3	1	2	2	0	1	2
4	1	2	3	0	0	3
0	0	0	0	0	0	0
2	0	0	0	0	1	2
0	0	0	0	0	0	0
1	1	0	0	1	0	1
2	1	0	1	2	1	0


BOTTOM

Detroit Tigers @ Minnesota Twins
 Hubert H. Humphrey Metrodome, Minneapolis, MN

Sat Jul 27 1985, 8:05 PM EDT
 Att. 32,607 - Unknown


livebaseballscorecards.com

AB	31
R	11
H	10
RBI	10
BB	8
SO	6
LOB	16



Inning Stats	R: 0	H: 0	E: 0	K: 0	S: 3	H: 1	LOB: 1	BB: 1	P: 7	R: 0	H: 1	E: 0	K: 2	S: 8	R: 0	H: 0	E: 0	K: 1	S: 4	R: 2	H: 2	E: 0	K: 1	S: 7	R: 0	H: 0	E: 0	K: 0	S: 3	R: 7	H: 3	E: 0	K: 1	S: 8	R: 2	H: 3	E: 0	K: 0	S: 5	R: 0	H: 1	E: 0	K: 1	S: 6
Randy O'Neal, R ERA: 2.87 (1, 1)	IP	WLS	BF	H	R	ER	SO	BB	IBB	HBP	BLK	WP	HR	S	P	ERA	WHIP																											
Aurelio Lopez, R ERA: 4.48 (6, 1)	0.2	L	5	1	3	3	1	2	0	0	0	0	0	5	13	40.50	4.500																											
Bill Scherrer, L ERA: 4.3 (6, 1)	0.0		2	0	0	0	0	2	0	0	0	0	0	0	8	∞	∞																											
Doug Bair, R ERA: 6.75 (6, 1)	2.1		13	6	6	6	1	1	0	0	0	2	1	14	18	23.14	3.000																											

WP	HR	S	P	ERA	WHIP
3	0	40	0	0	0
0	0	0	0	0	0
0	0	0	0	0	0
0	0	0	0	0	0

Batter	1	2	3	4	5	6	7	8	9	AB R H RBI BB SO LOB	TOP											
Lou Whitaker, L (1, 4) OBP: 0.394, SLG: 0.511	0-0 2B 6-3 1B	0-0 F9			0-0 1B		0-0 1B			4 1 3 0 0 0 0												
Alan Trammell, R (1, 6) OBP: 0.321, SLG: 0.395	0-0 2B 1-3		0-0 F4		0-0 F7		0-0 F9			4 1 1 0 0 0 2												
Kirk Gibson, L (1, 9) OBP: 0.364, SLG: 0.532	0-0 F8		0-0 G3		0-0 F2			0-3 K		4 0 0 0 0 1 3												
Lance Parrish, R (1, 10) OBP: 0.307, SLG: 0.411	0-0 6-3		0-0 1-3			0-3 K		0-0 F4		4 0 0 1 0 1 1												
Darrell Evans, L (1, 5) OBP: 0.359, SLG: 0.505	4-0 2B BB			0-0 F9		0-0 HR		0-0 L3		3 1 1 1 1 0 0												
Barbaro Garbey, R (1, 7) OBP: 0.323, SLG: 0.392	0-0 2B 1-3 2-H		0-0 CS 1B		0-0 6-3			0-0 1-3		4 0 2 1 0 0 0												
Dave Bergman, L (1, 3) OBP: 0.265, SLG: 0.260	0-0 5-3		4-0 FC5-4 BB		0-0 CS 1B			0-3 K		2 0 1 0 1 0 2												
Tom Brookens, R (6, PR) OBP: 0.290, SLG: 0.391			1-2							1 0 0 0 0 1 0	AB 33 R 3 H 8 RBI 3 BB 2 SO 6 LOB 9											
Chet Lemon, R (1, 8) OBP: 0.316, SLG: 0.383		0-3 K		0-0 FC5-4		0-0 CS	0-0 F7		0-3 K	4 0 0 0 0 2 1												
Bob Melvin, R (1, 2) OBP: 0.200, SLG: 0.280		0-0 F8			0-3 K		0-0 F3			3 0 0 0 0 1 0												
Inning Stats	R: 2 E: 0 K: 0 S: 6	H: 3 LOB: 2 BB: 1 P: 10	R: 0 E: 0 K: 1 S: 5	H: 0 LOB: 0 BB: 0 P: 5	R: 0 E: 0 K: 0 S: 3	H: 0 LOB: 0 BB: 0 P: 3	R: 0 E: 0 K: 0 S: 3	H: 1 LOB: 1 BB: 1 P: 7	R: 0 E: 0 K: 1 S: 6	H: 1 LOB: 1 BB: 0 P: 6	R: 1 E: 0 K: 1 S: 6	H: 2 LOB: 1 BB: 0 P: 6	R: 0 E: 0 K: 0 S: 4	H: 1 LOB: 1 BB: 0 P: 4	R: 0 E: 0 K: 1 S: 5	H: 0 LOB: 0 BB: 0 P: 5	R: 0 E: 0 K: 2 S: 7	H: 0 LOB: 0 BB: 0 P: 7	1B: 5 2B: 2 3B: 0 HR: 1	SF: 0 SAC: 0 DP: 0 HBP: 0	WP: 0 PB: 0 SB: 0 CS: 2	PA: 36
PITCHER Ken Schrom, R (1, 1) ERA: 5.16	IP 9.0 WLS L BF 35 H 8 R 3 ER 3 SO 6 BB 2 IBB 0 HBP 0 BLK 0 WP 0 HR 1 S 45 P 53 ERA 3.00 WHIP 1.111											PITCHER	IP WLS BF H R ER SO BB IBB HBP BLK WP HR S P ERA WHIP									

Detroit Tigers @ Minnesota Twins
 Hubert H. Humphrey Metrodome, Minneapolis, MN
 Sun Jul 28 1985, 4:33 AM EDT
 Att. 37,146 - Unknown


livebaseballscorecards.com

Batter	1	2	3	4	5	6	7	8	9	AB R H RBI BB SO LOB
Kirby Puckett, R OBP: 0.327, SLG: 0.382 (1, 8)	4-0 S 2B BB		0-0 3-1		0-0 1-2 1B			0-0 SH 1B		3 1 2 0 1 0 0
Ron Washington, R OBP: 0.270, SLG: 0.294 (1, 6)	0-0 F8		0-0 4-3		0-3 K			0-0 SH G6-4-3 1-2		3 0 0 0 0 1 3
Kent Hrbek, L OBP: 0.321, SLG: 0.397 (1, 3)	0-3 K 1-2		0-3 K		0-0 F6			0-0 F5		4 0 0 0 0 2 5
Tom Brunansky, R OBP: 0.346, SLG: 0.486 (1, 9)	0-0 1B 2B			0-0 4-6 E 1B		0-0 G3		0-0 G6-4-3 1-2f		4 1 2 1 0 0 2
Dave Engle, R OBP: 0.380, SLG: 0.521 (1, 10)	0-0 1B		0-0 E5 1-2		0-3 K			0-0 SH1-4 1B		4 0 2 1 0 1 1
Greg Gagne, R OBP: 0.298, SLG: 0.361 (9, PR)										0 0 0 0 0 0 0
Gary Gaetti, R OBP: 0.315, SLG: 0.423 (1, 5)	0-3 K		0-3 K		0-0 6-3			0-0 SH1-4 1-2		3 0 0 0 0 2 3
Mickey Hatcher, R OBP: 0.321, SLG: 0.373 (1, 7)		0-0 6-3		0-0 4-6 2-3f		0-0 6-3		0-0 F8		3 0 0 0 0 0 2
Dave Meier, R OBP: 0.295, SLG: 0.157 (8, 7)										1 0 0 0 0 0 2
Tim Teufel, R OBP: 0.351, SLG: 0.392 (1, 4)		0-0 6-3		0-3 K		0-0 F7		0-0 F6		4 0 0 0 0 1 2
Tim Laudner, R OBP: 0.286, SLG: 0.431 (1, 2)		0-0 F3		0-0 1B 1B		0-0 F7				3 0 1 0 0 0 0

Inning Stats	R: 2	H: 2	E: 0	K: 2	S: 9	LOB: 1	BB: 1	P: 13	R: 0	H: 0	E: 0	K: 0	S: 3	LOB: 0	BB: 0	P: 3	R: 0	H: 0	E: 0	K: 1	S: 5	LOB: 0	BB: 0	P: 5	R: 0	H: 1	E: 1	K: 1	S: 6	LOB: 1	BB: 0	P: 6	R: 0	H: 2	E: 0	K: 2	S: 9	LOB: 2	BB: 0	P: 9	R: 0	H: 0	E: 0	K: 0	S: 3	LOB: 0	BB: 0	P: 3	R: 0	H: 1	E: 1	K: 0	S: 4	LOB: 1	BB: 0	P: 4	R: 0	H: 1	E: 0	K: 0	S: 4	LOB: 2	BB: 0	P: 4	1B: 6	2B: 2	3B: 0	HR: 0	SF: 0	SAC: 2	DP: 2	HBP: 0	WP: 0	PB: 0	SB: 1	CS: 0	PA: 35
PITCHER	IP	WLS	BF	H	R	ER	SO	BB	IBB	HBP	BLK	WP	HR	S	P	ERA	WHIP																																																												
Frank Tanana, L ERA: 4.62 (1, 1)	7.0	W	28	6	2	2	7	1	0	0	0	0	0	41	45	2.57	1.000																																																												
Willie Hernandez, L ERA: 1.75 (8, 1)	2.0	S	7	1	0	0	0	0	0	0	0	0	0	7	7	0.00	0.500																																																												

DETROIT TIGERS @ MINNESOTA TWINS
 Hubert H. Humphrey Metrodome, Minneapolis, MN
 Sun Jul 28 1985, 4:33 AM EDT
 Att. 37,146 - Unknown

AB	32
R	2
H	7
RBI	2
BB	1
SO	7
LOB	20



Batter	1	2	3	4	5	6	7	8	9	AB R H RBI BB SO LOB	TOP		
Kirby Puckett, R OBP: 0.325, SLG: 0.387 (1, 8) X	0-0 5-3		0-0 5-3		0-0 F9		0-0 HR	0-0 4-3		5 1 1 3 0 0 2			
Gary Gaetti, R OBP: 0.316, SLG: 0.426 (1, 5) X	0-0 4-3 2B		0-0 6-3			0-0 6-3	0-0 1-3		0-0 1B	5 0 2 0 0 0 0			
Kent Hrbek, L OBP: 0.320, SLG: 0.393 (1, 3) X	0-0 4-3 2-3		0-0 4-3			0-3 K	4-0 BB		0-0 F5	4 0 0 0 1 1 2			
Tom Brunansky, R OBP: 0.349, SLG: 0.491 (1, 9) B B B B	4-0 FC5-4 BB			0-0 CS 1B		0-0 HR 3B	0-3 K		0-0 F3	4 1 2 0 1 1 2			
Dave Engle, R OBP: 0.369, SLG: 0.539 (1, 10) X	0-0 FC5-4 1-2f			0-3 K		0-0 HR		0-0 E4 1B	0-0 F8	5 2 1 2 0 1 4			
Tim Teufel, R OBP: 0.353, SLG: 0.391 (1, 4) X		0-0 G3		4-0 BB 1-2		0-0 F9		0-0 1B 1-2 1B		3 0 1 0 1 0 0			
Greg Gagne, R OBP: 0.298, SLG: 0.361 (1, 6)			0-3 K		0-3 K					3 1 1 0 0 2 1			
Roy Smalley, S OBP: 0.380, SLG: 0.415 (8, PH) (8, 6)								0-0 1B HR 1B	0-0 F6	1 0 0 0 0 0 2	AB 38		
Dave Meier, R OBP: 0.313, SLG: 0.204 (1, 7)										3 1 2 0 0 0 0	R 6		
Randy Bush, L OBP: 0.280, SLG: 0.474 (8, PH) (8, 7)										1 0 0 0 0 1 2	H 11		
Tim Laudner, R OBP: 0.284, SLG: 0.425 (1, 2) X			0-0 G3			0-0 5-3		0-0 1B HR 1B	0-3 K		RBI 6		
										4 0 1 1 0 1 3	BB 3		
											SO 7		
											LOB 18		
Inning Stats	R: 0 H: 1 E: 0 LOB: 2 K: 0 BB: 1 S: 4 P: 8	R: 0 H: 1 E: 0 LOB: 1 K: 1 BB: 0 S: 6 P: 6	R: 0 H: 0 E: 0 LOB: 0 K: 0 BB: 0 S: 3 P: 3	R: 0 H: 1 E: 0 LOB: 1 K: 2 BB: 1 S: 7 P: 11	R: 0 H: 0 E: 0 LOB: 0 K: 0 BB: 0 S: 3 P: 3	R: 2 H: 2 E: 0 LOB: 0 K: 1 BB: 0 S: 7 P: 7	R: 3 H: 3 E: 0 LOB: 1 K: 2 BB: 1 S: 10 P: 14	R: 1 H: 2 E: 1 LOB: 2 K: 1 BB: 0 S: 8 P: 8	R: 0 H: 1 E: 0 LOB: 1 K: 0 BB: 0 S: 4 P: 4	1B: 6 SF: 0 2B: 2 SAC: 0 3B: 1 DP: 0 HR: 2 HBP: 0	WP: 0 PA: 41 PB: 0 SB: 0 CS: 1		
PITCHER	IP WLS BF H R ER SO BB IBB HBP BLK WP HR S P ERA WHIP											PITCHER	IP WLS BF H R ER SO BB IBB HBP BLK WP HR S P ERA WHIP
Matt Young, L ERA: 5.06 (1, 1)	6.2 30 8 5 5 5 3 0 0 0 0 2 37 49 6.75 1.650												
Ed Nunez, R ERA: 2.6 (7, 1)	2.1 11 3 1 0 2 0 0 0 0 0 0 15 15 0.00 1.286												

Minnesota Twins @ Seattle Mariners
The Kingdome, Seattle, WA
Mon Jul 29 1985, 10:05 PM EDT
Att. 16,571 - Unknown

livebaseballscorecards.com



Batter	1	2	3	4	5	6	7	8	9	AB	R	H	RBI	BB	SO	LOB
Domingo Ramos, R OBP: 0.237, SLG: 0.224 (1, 6)										4	1	0	0	1	1	7
Ivan Calderon, R OBP: 0.362, SLG: 0.545 (1, 7)										5	1	2	0	0	1	1
Al Cowens, R OBP: 0.269, SLG: 0.447 (1, 9)										4	1	2	2	1	0	2
Gorman Thomas, R OBP: 0.360, SLG: 0.515 (1, 10)										5	2	2	3	0	0	1
Alvin Davis, L OBP: 0.373, SLG: 0.393 (1, 3)										3	1	1	0	2	0	0
Jim Presley, R OBP: 0.346, SLG: 0.528 (1, 5)										4	1	2	0	1	1	3
Dave Henderson, R OBP: 0.312, SLG: 0.391 (1, 8)										3	1	1	3	1	0	2
Bob Kearney, R OBP: 0.302, SLG: 0.404 (1, 2)										4	0	3	0	0	0	1
Harold Reynolds, S OBP: 0.256, SLG: 0.156 (1, 4)										4	0	2	0	0	0	4

Inning Stats	R: 4	H: 4	E: 0	LOB: 3	K: 0	BB: 3	S: 7	R: 0	H: 0	E: 0	LOB: 0	K: 1	BB: 0	S: 5	R: 0	H: 1	E: 0	LOB: 0	K: 0	BB: 0	S: 3	R: 0	H: 2	E: 0	LOB: 2	K: 0	BB: 0	S: 5	R: 1	H: 2	E: 0	LOB: 1	K: 0	BB: 0	S: 5	R: 0	H: 2	E: 0	LOB: 2	K: 1	BB: 0	S: 6	R: 3	H: 4	E: 0	LOB: 1	K: 0	BB: 1	S: 6	R: 0	H: 0	E: 0	LOB: 2	K: 1	BB: 2	S: 5	P: 13
1B: 9	SF: 0	2B: 4	SAC: 0	3B: 0	DP: 2	HR: 3	HBP: 0	WP: 0	PA: 42																																																

MINNESOTA TWINS @ SEATTLE MARINERS
The Kingdome, Seattle, WA
Mon Jul 29 1985, 10:05 PM EDT
Att. 16,571 - Unknown

AB 36
R 8
H 15
RBI 8
BB 6
SO 3
LOB 21

PITCHER	IP	WLS	BF	H	R	ER	SO	BB	IBB	HBP	BLK	WP	HR	S	P	ERA	WHIP
Frank Viola, L ERA: 4.48 (1, 1)	4.1		24	9	5	5	1	2	1	0	0	0	2	23	35	10.38	2.538
Rick Lysander, R ERA: 5.65 (5, 1)	1.2		6	2	0	0	1	0	0	0	0	0	0	8	8	0.00	1.200
Frank Eufemia, R ERA: 2.17 (7, 1)	0.1	L	5	3	3	3	0	0	1	0	0	0	1	4	8	81.00	9.000
Pete Filson, L ERA: 4.07 (7, 1)	1.0		4	1	0	0	0	1	0	0	0	0	0	3	7	0.00	2.000
Ron Davis, R ERA: 3.83 (8, 1)	0.2		3	0	0	0	1	1	0	0	0	0	0	4	8	0.00	1.500

Batter	1	2	3	4	5	6	7	8	9	AB R H RBI BB SO LOB	TOP											
Kirby Puckett, R (1, 8) OBP: 0.323, SLG: 0.383	0-0 4-3		0-0 1-3	0-0 G3	0-0 5-3		0-0 6-3		4-0 WP BB	5 0 0 0 1 0 4												
Roy Smalley, S (1, 6) Greg Gagne, R (7, 6) OBP: 0.384, SLG: 0.420 OBP: 0.297, SLG: 0.359	0-0 F7		0-0 BB 1B 1B	0-0 2B		4-0 HR BB	0-0 3-1		0-0 F9	4 2 2 1 1 0 1 1 0 0 0 0 0 1												
Kent Hrbek, L (1, 3) OBP: 0.328, SLG: 0.407	0-0 1B		0-0 1B BB 1B	4-0 IBB		0-0 HR	0-0 1B		0-3 K	5 2 4 3 1 1 1												
Tom Brunansky, R (1, 9) OBP: 0.349, SLG: 0.489	0-0 4-3		4-0 G3 1B PB BB	0-3 K		0-0 6-3	0-0 1B			4 1 1 0 1 1 3												
Dave Engle, R (1, 10) OBP: 0.382, SLG: 0.532		4-0 E 1B 6-3 BB	0-0 1-2 2-3 3-H PB 1B		4-0 E SF8 BB	0-0 L9	0-0 F2			3 3 1 1 2 0 2												
Randy Bush, L (1, 7) Dave Meier, R (6, PR) OBP: 0.285, SLG: 0.471 OBP: 0.308, SLG: 0.200		0-0 E9 4-3 1B	0-0 G3	0-0 1-2 2-3 3-H		0-0 F8	1-0 HR HBP		0-0 L6	3 0 1 1 0 0 3 1 1 0 0 0 0 0												
Gary Gaetti, R (1, 5) OBP: 0.315, SLG: 0.431		0-0 6-3	0-3 K		0-0 E6 SF8 BB	0-0 HR		0-0 5-3		5 1 1 3 0 1 2												
Tim Teufel, R (1, 4) OBP: 0.350, SLG: 0.386	0-0 4-3		0-0 6-3	0-0 6-3	0-0 F7		0-0 F8			4 0 0 0 1 0 2												
Mark Salas, L (1, 2) Tim Laudner, R (9, 2) OBP: 0.357, SLG: 0.450 OBP: 0.284, SLG: 0.425	0-0 4-3		0-0 G3 2B	0-0 SF8			4-0 3-1 1B BB		0-0 3-1	3 2 1 1 1 0 1 0 0 0 0 0 0 0												
Inning Stats	R: 0 E: 0 K: 0 S: 4	H: 1 LOB: 1 BB: 0 P: 4	R: 1 E: 1 K: 0 S: 4	H: 1 LOB: 1 BB: 1 P: 8	R: 4 E: 0 K: 1 S: 8	H: 3 LOB: 0 BB: 1 P: 12	R: 1 E: 0 K: 1 S: 7	H: 2 LOB: 2 BB: 1 P: 11	R: 1 E: 1 K: 0 S: 4	H: 0 LOB: 2 BB: 2 P: 12	R: 4 E: 0 K: 0 S: 5	H: 2 LOB: 1 BB: 1 P: 10	R: 1 E: 0 K: 0 S: 5	H: 2 LOB: 2 BB: 1 P: 9	R: 0 E: 0 K: 0 S: 3	H: 0 LOB: 0 BB: 0 P: 3	R: 0 E: 0 K: 1 S: 5	H: 0 LOB: 1 BB: 1 P: 9	1B: 7 2B: 2 3B: 0 HR: 2	SF: 1 SAC: 0 DP: 0 HBP: 1	WP: 1 PB: 2 SB: 0 CS: 0	PA: 48
PITCHER	IP WLS BF H R ER SO BB IBB HBP BLK WP HR S P ERA WHIP											PITCHER	IP WLS BF H R ER SO BB IBB HBP BLK WP HR S P ERA WHIP									
Bill Swift, R (1, 1) ERA: 5.12	3.2 L 21 7 6 4 1 2 1 0 0 0 0 20 32 9.82 2.455																					
Roy Thomas, R (4, 1) ERA: 3.75	2.1 14 2 5 4 1 3 0 1 0 0 0 2 12 25 15.43 2.143																					
Brian Snyder, L (7, 1) ERA: 6.37	2.0 9 2 1 1 0 1 0 0 0 0 0 0 8 12 4.50 1.500																					
Bob Long, R (9, 1) ERA: 2.31	1.0 4 0 0 0 0 1 1 0 0 0 1 0 5 9 0.00 1.000																					

Minnesota Twins @ Seattle Mariners
The Kingdome, Seattle, WA
Tue Jul 30 1985, 10:05 PM EDT
Att. 13,406 - Unknown

livebaseballscorecards.com

AB	38
R	12
H	11
RBI	10
BB	8
SO	3
LOB	20



Batter	1	2	3	4	5	6	7	8	9	AB R H RBI BB SO LOB	TOP	
Kirby Puckett, R (1, 8) OBP: 0.323, SLG: 0.382 Dave Meier, R (5, 8) OBP: 0.303, SLG: 0.196	0-0 FC6 1B		0-0 6-3		0-3 K			0-0 F7		3 0 1 0 0 1 0 1 0 0 0 0 0 0		
Roy Smalley, S (1, 6) OBP: 0.382, SLG: 0.429 Ron Washington, R (8, 6) OBP: 0.270, SLG: 0.294	0-0 F8			0-0 1-3		0-0 HR		0-0 F8		4 1 1 1 0 0 1 0 0 0 0 0 0 0		
Kent Hrbek, L (1, 3) OBP: 0.327, SLG: 0.403	0-0 FC6 1-2f			4-0 1B 2B BB		0-0 F6		0-0 F8		3 1 0 0 1 0 1		
Tom Brunansky, R (1, 9) OBP: 0.348, SLG: 0.486	0-0 F8			0-0 2B 1-2 SF8 1B		0-3 K		0-0 4-3		4 1 1 0 0 1 1		
Dave Engle, R (1, 10) OBP: 0.376, SLG: 0.530		0-0 5-3		0-0 2B 1-3 2-H		0-0 F7		0-0 5-3		4 0 1 1 0 0 0		
Randy Bush, L (1, 7) OBP: 0.286, SLG: 0.468		0-0 L4		0-0 SF8 3-H		4-0 G6-4-3 BB				1 0 0 1 1 0 0		
Gary Gaetti, R (1, 5) OBP: 0.312, SLG: 0.427		0-3 K		0-3 K		0-0 F8		0-0 F8		3 0 0 0 0 2 2		
Tim Teufel, R (1, 4) OBP: 0.347, SLG: 0.383			0-0 L6		0-0 F9		0-0 G6-4-3			3 0 0 0 0 0 1		
Mark Salas, L (1, 2) OBP: 0.352, SLG: 0.443			0-0 F8		0-0 1-3		0-0 4-3			3 0 0 0 0 0 0		
Inning Stats	R: 0 H: 1 E: 1 LOB: 1 K: 0 BB: 0 S: 4 P: 4	R: 0 H: 0 E: 0 LOB: 0 K: 1 BB: 0 S: 5 P: 5	R: 0 H: 0 E: 0 LOB: 0 K: 0 BB: 0 S: 3 P: 3	R: 2 H: 2 E: 0 LOB: 1 K: 1 BB: 1 S: 7 P: 11	R: 0 H: 0 E: 0 LOB: 0 K: 1 BB: 0 S: 5 P: 5	R: 1 H: 1 E: 0 LOB: 0 K: 1 BB: 0 S: 6 P: 6	R: 0 H: 0 E: 0 LOB: 0 K: 0 BB: 1 S: 2 P: 6	R: 0 H: 0 E: 0 LOB: 0 K: 0 BB: 0 S: 3 P: 3	R: 0 H: 0 E: 0 LOB: 0 K: 0 BB: 0 S: 3 P: 3	1B: 2 SF: 1 2B: 1 SAC: 0 3B: 0 DP: 1 HR: 1 HBP: 0	WP: 0 PA: 32 PB: 0 SB: 0 CS: 0	
PITCHER Jim Beattie, R (1, 1) ERA: 7.76 Frank Wills, R (6, 1) ERA: 4.88	IP WLS BF H R ER SO BB IBB HBP BLK WP HR S P ERA WHIP	5.0 W 19 3 2 2 3 1 0 0 0 0 0 0 24 28 3.60 0.800	4.0 S 13 1 1 1 1 1 0 0 0 0 0 1 14 18 2.25 0.500	PITCHER IP WLS BF H R ER SO BB IBB HBP BLK WP HR S P ERA WHIP								

Minnesota Twins @ Seattle Mariners
The Kingdome, Seattle, WA
Wed Jul 31 1985, 6:33 AM EDT
Att. 12,229 - Unknown

livebaseballscores.com

AB 29
R 3
H 4
RBI 3
BB 2
SO 4
LOB 6



Batter	1	2	3	4	5	6	7	8	9	AB	R	H	RBI	BB	SO	LOB
Domingo Ramos, R OBP: 0.242, SLG: 0.233 (1, 6)	0-0 4-3 G3 HR 1B	0-0 SF8 3-H		0-0 1B 1B	0-0 FC6-4 1-2f		0-0 G3			4	2	2	1	0	0	1
Phil Bradley, R OBP: 0.368, SLG: 0.486 (1, 7)	0-0 G3 1-2	0-0 1B 2B		0-0 1B 5-3 1B	0-0 F8			0-0 SF8 3B		5	3	3	0	0	0	2
Alvin Davis, L OBP: 0.376, SLG: 0.395 (1, 3)	0-0 4-3 2-3	0-0 2-H 1B		0-0 FC6-5 1-3 3-H 1B		0-0 FC5-4 1B		0-0 SF8		4	0	3	3	0	0	1
Gorman Thomas, R OBP: 0.358, SLG: 0.515 (1, 10)	0-0 HR 3-H	0-3 K		0-0 5-3 1-2		0-0 FC5-4 1B 1-2f		0-0 F8		5	1	1	3	0	1	3
Ivan Calderon, R OBP: 0.353, SLG: 0.528 Barry Bonnell, R OBP: 0.274, SLG: 0.297 (1, 9) (5, 9)	0-0 5-3		0-0 2B WP 1B	0-0 FC6-5 HR 2-3		0-3 K		0-0 L5		3 2	2 0	1 0	0 0	0 0	1 1	
Jim Presley, R OBP: 0.350, SLG: 0.540 (1, 5)		0-0 1B 3B 1B	0-0 WP 1-3 2B	0-0 1-3 1-H HR		0-0 1-2 1B				4	2	4	2	0	0	0
Dave Henderson, R OBP: 0.307, SLG: 0.382 (1, 8)		0-0 F3	0-0 F9 2-3 3-H	0-0 F2		0-0 F8				4	0	0	0	0	0	4
Bob Kearney, R OBP: 0.304, SLG: 0.404 Donnie Scott, S OBP: 0.231, SLG: 0.299 (1, 2) (7, PH) (8, 2)		0-0 1-2 3B 1B	0-0 6-3		0-0 F3		0-0 F7			3 1	1 0	1 0	0 0	0 0	0 0	1 0
Harold Reynolds, S OBP: 0.286, SLG: 0.226 (1, 4)		0-0 1-H 2-H SF8 3B	0-3 K		4-0 FC6-4 BB		0-0 4-3			3	1	1	2	1	1	1

Inning Stats	R: 2	H: 2	E: 0	K: 0	S: 5	LOB: 0	BB: 0	P: 5	R: 4	H: 5	E: 0	K: 1	S: 10	LOB: 1	BB: 0	P: 10	R: 1	H: 2	E: 0	K: 1	S: 7	LOB: 1	BB: 0	P: 7	R: 4	H: 4	E: 0	K: 0	S: 7	LOB: 0	BB: 0	P: 7	R: 0	H: 0	E: 0	K: 0	S: 3	LOB: 1	BB: 1	P: 7	R: 0	H: 2	E: 0	K: 1	S: 7	LOB: 2	BB: 0	P: 7	R: 0	H: 0	E: 0	K: 0	S: 3	LOB: 0	BB: 0	P: 3	R: 1	H: 1	E: 0	K: 0	S: 4	LOB: 0	BB: 0	P: 4
--------------	------	------	------	------	------	--------	-------	------	------	------	------	------	-------	--------	-------	-------	------	------	------	------	------	--------	-------	------	------	------	------	------	------	--------	-------	------	------	------	------	------	------	--------	-------	------	------	------	------	------	------	--------	-------	------	------	------	------	------	------	--------	-------	------	------	------	------	------	------	--------	-------	------

PITCHER	IP	WLS	BF	H	R	ER	SO	BB	IBB	HBP	BLK	WP	HR	S	P	ERA	WHIP
John Butcher, R ERA: 4.76 (1, 1)	1.2	L	11	6	6	6	0	0	0	0	0	0	1	11	11	32.40	3.600
Rick Lysander, R ERA: 6.02 (2, 1)	1.1		9	5	3	3	2	0	0	0	0	1	0	13	13	20.25	3.750
Frank Eufemia, R ERA: 2.58 (4, 1)	1.0		5	2	2	2	0	0	0	0	0	0	1	5	5	18.00	2.000
Mark Brown, R ERA: 6.75 (5, 1)	4.0		16	3	1	1	1	1	0	0	0	0	0	17	21	2.25	1.000


BOTTOM

Minnesota Twins @ Seattle Mariners
The Kingdome, Seattle, WA

Wed Jul 31 1985, 6:33 AM EDT
Att. 12,229 - Unknown

livebaseballscorecards.com

AB	38
R	12
H	16
RBI	11
BB	1
SO	3
LOB	15



1B: 10	SF: 2	WP: 1	PA: 41
2B: 2	SAC: 0	PB: 0	
3B: 2	DP: 0	SB: 0	
HR: 2	HBP: 0	CS: 0	

Batter	1	2	3	4	5	6	7	8	9	AB R H RBI BB SO LOB	TOP								
Kirby Puckett, R (1, 8) OBP: 0.320, SLG: 0.379	0-0 1-3		0-0 1-3			0-0 B1-3			0-0 F9	4 0 0 0 0 0 0									
Roy Smalley, S (1, 6) OBP: 0.383, SLG: 0.439	0-0 HR		0-0 F8			0-0 6-3			4-0 1B BB	3 1 1 1 1 0 0									
Kent Hrbek, L (1, 3) OBP: 0.326, SLG: 0.402 Ron Washington, R (9, PR) OBP: 0.270, SLG: 0.294	0-0 F4				0-0 G3				0-0 1B	4 0 1 0 0 0 0 0 0 0 0 0 0 0									
Tom Brunansky, R (1, 9) OBP: 0.345, SLG: 0.481	0-0 F8				0-0 F8				0-0 F5	4 0 0 0 0 0 2									
Dave Engle, R (1, 10) OBP: 0.365, SLG: 0.512		0-3 K			0-0 F7				0-3 K	3 0 0 0 0 2 0									
Randy Bush, L (1, 7) OBP: 0.281, SLG: 0.460		0-0 F5			0-0 3-1				0-0 F4	3 0 0 0 0 0 0									
Gary Gaetti, R (1, 5) OBP: 0.313, SLG: 0.427		0-0 WP 1B			0-0 5-3				0-0 F8	3 0 1 0 0 0 0									
Tim Teufel, R (1, 4) OBP: 0.345, SLG: 0.379		0-0 F5			0-0 F9				0-0 F1	3 0 0 0 0 0 1									
Mark Salas, L (1, 2) OBP: 0.347, SLG: 0.438			0-0 F9			0-0 4-3			0-0 F5	3 0 0 0 0 0 0									
Inning Stats	R: 1 E: 0 K: 0 S: 4	H: 1 LOB: 0 BB: 0 P: 4	R: 0 E: 0 K: 1 S: 6	H: 1 LOB: 1 BB: 0 P: 6	R: 0 E: 0 K: 0 S: 3	H: 0 LOB: 0 BB: 0 P: 3	R: 0 E: 0 K: 0 S: 3	H: 0 LOB: 0 BB: 0 P: 3	R: 0 E: 0 K: 1 S: 5	H: 0 LOB: 0 BB: 0 P: 5	R: 0 E: 0 K: 0 S: 3	H: 0 LOB: 0 BB: 0 P: 3	R: 0 E: 0 K: 0 S: 4	H: 1 LOB: 2 BB: 1 P: 8	1B: 2 2B: 0 3B: 0 HR: 1	SF: 0 SAC: 0 DP: 0 HBP: 0	WP: 1 PB: 0 SB: 0 CS: 0	PA: 31	
PITCHER	IP WLS BF H R ER SO BB IBB HBP BLK WP HR S P ERA WHIP																		
Kirk McCaskill, R (1, 1) ERA: 4.39	8.2 W 29 2 1 1 2 1 0 0 0 1 1 32 36 1.04 0.346																		
Donnie Moore, R (9, 1) ERA: 1.45	0.1 S 2 1 0 0 0 0 0 0 0 0 0 0 2 2 0.00 3.000																		

Minnesota Twins @ California Angels
Anaheim Stadium, Anaheim, CA

Fri Aug 02 1985, 10:05 PM EDT
Att: 30,646 - Unknown

livebaseballscorecards.com

AB	30
R	1
H	3
RBI	1
BB	1
SO	2
LOB	3



Batter	1	2	3	4	5	6	7	8	9
Gary Pettis, S OBP: 0.356, SLG: 0.325 (1, 8) BBB	4-0 CS BB		0-0 4-3 S 1B			0-0 CS 1B	0-0 G3		
Rod Carew, L OBP: 0.355, SLG: 0.323 (1, 3) X	0-0 1-2 1B		0-0 4-3 1-3			4-0 1-2 HR BB		0-0 1B FC4-2 1B	
Brian Downing, R OBP: 0.354, SLG: 0.390 (1, 7) X	0-0 F7		0-0 1-3			0-0 1-H HR		0-0 1-3 FC4-2 1B	
Reggie Jackson, L OBP: 0.374, SLG: 0.502 (1, 9) X	0-0 G3			0-3 K		0-0 G5-4-3 1B		0-0 FC4-2 1B	
Darrell Miller, R OBP: 0.346, SLG: 0.440 (8, PR) (9, 9) X								1-2 3-H	
Doug DeCinces, R OBP: 0.327, SLG: 0.434 (1, 5) X		0-0 3-1 FC4-2 2B		0-0 F8		0-0 G5-4-3 1-2f		0-3 K	
Ruppert Jones, L OBP: 0.388, SLG: 0.541 (1, 10) X		0-0 3-1 2-3		0-0 4-3			4-0 SH1-3 BB	0-0 1-3 2-H 1B	
Bobby Grich, R OBP: 0.351, SLG: 0.347 (1, 4) X		0-0 FC4-2			0-0 F7		0-0 SH1-3		
Bob Boone, R OBP: 0.305, SLG: 0.315 (1, 2) X		0-3 K			0-0 5-3		0-0 6-3		
Dick Schofield, R OBP: 0.264, SLG: 0.305 (1, 6) X			0-0 F3		0-3 K		4-0 IBB		
Juan Beniquez, R OBP: 0.342, SLG: 0.381 (7, PH) X									
Craig Gerber, L OBP: 0.234, SLG: 0.286 (8, 6) X									

AB	R	H	RBI	BB	SO	LOB
3	0	2	0	1	0	2
3	1	2	0	1	0	1
4	2	2	2	0	0	2
4	0	1	0	0	1	3
0	0	0	0	0	0	0
4	0	1	0	0	1	3
3	0	1	1	1	0	1
2	0	0	0	0	0	1
3	0	0	0	0	1	2
2	0	0	0	0	1	0
0	0	0	0	1	0	0
0	0	0	0	0	0	0


BOTTOM

Minnesota Twins @ California Angels
Anaheim Stadium, Anaheim, CA

Fri Aug 02 1985, 10:05 PM EDT
Att. 30,646 - Unknown

livebaseballscorecards.com

AB	28
R	3
H	9
RBI	3
BB	4
SO	4
LOB	15



Inning Stats		R: 0	H: 1	R: 0	H: 1	R: 0	H: 1	R: 0	H: 0	R: 0	H: 0	R: 2	H: 3	R: 0	H: 0	R: 1	H: 3
		E: 0	LOB: 1	E: 0	LOB: 1	E: 0	LOB: 0	E: 0	LOB: 0	E: 0	LOB: 0	E: 0	LOB: 0	E: 0	LOB: 2	E: 0	LOB: 2
		K: 0	BB: 1	K: 1	BB: 0	K: 1	BB: 0	K: 0	BB: 0	K: 0	BB: 0	K: 0	BB: 1	K: 0	BB: 2	K: 1	BB: 0
		S: 3	P: 7	S: 6	P: 6	S: 4	P: 4	S: 5	P: 5	S: 5	P: 5	S: 4	P: 8	S: 3	P: 11	S: 7	P: 7
PITCHER	IP	WLS	BF	H	R	ER	SO	BB	IBB	HBP	BLK	WP	HR	S	P	ERA	WHIP
Ken Schrom, R ERA: 5.06 (1, 1)	6.0	L	24	6	2	2	3	3	0	0	0	0	1	27	39	3.00	1.500
Frank Eufemia, R ERA: 2.52 (7, 1)	1.0		4	0	0	0	0	0	1	0	0	0	0	3	7	0.00	0.000
Pete Filson, L ERA: 4.19 (8, 1)	0.1		3	2	1	1	0	0	0	0	0	0	0	3	3	27.00	6.000
Ron Davis, R ERA: 3.76 (8, 1)	0.2		2	1	0	0	1	0	0	0	0	0	0	4	4	0.00	1.500

WP	PA	3B	SF	SAC	DP	HBP
0	33	0	0	1	1	0
0		0	0	0	0	0
0		0	0	0	0	0

Batter	1	2	3	4	5	6	7	8	9	AB R H RBI BB SO LOB	TOP					
Kirby Puckett, R OBP: 0.317, SLG: 0.374 (1, 8) X	0-0 1-3 ① X	0-0 5-3 ②		0-0 CS ③	0-3 K ①		X 0-0 L3 ①		X 0-0 4-3 ②	5 0 0 0 0 1 1						
Ron Washington, R OBP: 0.278, SLG: 0.301 (1, 6) X	0-0 5-3 ②	0-3 K ③			0-0 WP 1B		X 0-0 S 1B		X 0-0 F8 ③	5 1 2 0 0 1 1						
Kent Hrbek, L OBP: 0.333, SLG: 0.413 (1, 3) B B B	4-0 1B 2B BB		X 0-0 HR		0-0 G1-4-3 1B 1-H		B B B B 4-0 1-2 BB		B B B B 0-0	2 2 2 2 2 0 0						
Tom Brunansky, R OBP: 0.344, SLG: 0.478 (1, 9) X	0-0 2B 1B		X 0-0 F8 ①		0-0 G1-4-3 ②		X 0-0 K ②		0-3 K ③	4 1 1 0 0 1 3						
Dave Engle, R OBP: 0.380, SLG: 0.523 (1, 10) X	0-0 E 2B 1-H 2-H		B B B B 4-0 G6-4-3 BB		4-0 BB		B B B B 0-3 K ③		0-3 K ③	2 0 1 2 2 1 2						
Gary Gaetti, R OBP: 0.309, SLG: 0.422 (1, 5) X	0-0 E6 2-3		X 0-0 G6-4-3 ② ③ 1-2f		0-0 F4 ③		X 0-0 F8 ①		X 0-0 F8 ①	4 0 0 0 0 0 4						
Tim Laudner, R OBP: 0.283, SLG: 0.418 (1, 2) S S S	0-3 K ③		X 0-0 G6-4-3 1B		0-0 F8 ①		X 0-0 F7 ②		X 0-0 F7 ③	4 0 1 0 0 1 2						
Tim Teufel, R OBP: 0.341, SLG: 0.374 (1, 4) X		0-0 5-3 ①		X 0-0 G6-4-3 ① ② 1-2f		X 0-0 6-3 ②		X 0-0 F7 ③		4 0 0 0 0 0 1						
Dave Meier, R OBP: 0.314, SLG: 0.220 (1, 7) X		0-0 5-3 2B		B B B B 4-0 CS BB		B B B B 0-3 K ③		B B B B 0-3 K ①		3 0 1 0 1 2 0						
Inning Stats	R: 2 H: 2 E: 1 LOB: 2 K: 1 BB: 1 S: 8 P: 12	R: 0 H: 1 E: 0 LOB: 1 K: 1 BB: 0 P: 6	R: 1 H: 1 E: 0 LOB: 0 K: 0 BB: 1 P: 7	R: 0 H: 1 E: 0 LOB: 0 K: 0 BB: 1 P: 6	R: 1 H: 2 E: 0 LOB: 2 K: 1 BB: 1 P: 11	R: 0 H: 0 E: 0 LOB: 0 K: 1 BB: 0 P: 5	R: 0 H: 1 E: 0 LOB: 2 K: 2 BB: 1 P: 12	R: 0 H: 0 E: 0 LOB: 0 K: 0 BB: 0 P: 3	R: 0 H: 0 E: 0 LOB: 0 K: 1 BB: 0 P: 5	1B: 5 SF: 0 2B: 2 SAC: 0 3B: 0 DP: 2 HR: 1 HBP: 0	WP: 1 PA: 39 PB: 0 SB: 1 CS: 1					
PITCHER	IP WLS BF H R ER SO BB IBB HBP BLK WP HR S P ERA WHIP															
Geoff Zahn, L ERA: 2.51 (1, 1)	4.1	21	7	4	4	3	3	0	0	0	1	1	24	36	8.31	2.308
Luis Sanchez, R ERA: 6.48 (5, 1)	2.0	8	1	0	0	1	1	0	0	0	0	0	9	13	0.00	1.000
Al Holland, L ERA: 3.36 (7, 1)	1.2	6	0	0	0	2	1	0	0	0	0	0	9	13	0.00	0.600
Stu Cliburn, R ERA: 2.11 (9, 1)	1.0	W 3	0	0	0	1	0	0	0	0	0	0	5	5	0.00	0.000

Minnesota Twins @ California Angels
Anaheim Stadium, Anaheim, CA

Sat Aug 03 1985, 10:05 PM EDT
Att: 40,290 - Unknown

livebaseballscorecards.com



Batter	1	2	3	4	5	6	7	8	9	AB R H RBI BB SO LOB	TOP														
Kirby Puckett, R (1, 8) OBP: 0.318, SLG: 0.374	0-0 F9		0-0 SF7		0-0 SF8 1B		0-3 K		4-0 BB	3 0 1 3 1 1 1															
Ron Washington, R (1, 6) Roy Smalley, S (7, PH) OBP: 0.381, SLG: 0.436	0-0 F9		0-0 F9		0-0 SF8		0-0 1-3		0-0 4-3	2 0 0 1 0 0 1 2 0 0 0 0 0 4															
Kent Hrbek, L (1, 3) OBP: 0.329, SLG: 0.409	0-3 K			0-3 K	0-0 G3			0-3 K		4 0 0 0 0 3 1															
Tom Brunansky, R (1, 9) OBP: 0.341, SLG: 0.473		0-0 F7		0-0 6-3		0-3 K		0-0 F9		4 0 0 0 0 1 0															
Mickey Hatcher, R (1, 10) OBP: 0.321, SLG: 0.374		0-3 K		0-0 4-3		0-0 1B 2B		0-0 5-3		4 1 1 0 0 1 0															
Dave Engle, R (1, 2) Mark Salas, L (6, PH) OBP: 0.345, SLG: 0.434		0-0 6-3			4-0 BB 1B BB	0-0 F9		0-0 F8		1 1 0 0 1 0 0 2 0 0 0 0 0 1															
Gary Gaetti, R (1, 5) OBP: 0.311, SLG: 0.421			0-0 6-3		0-3 K	0-0 CS 1B		4-0 BB 1B BB		3 0 1 1 1 1 1															
Tim Teufel, R (1, 4) Randy Bush, L (9, PH) OBP: 0.279, SLG: 0.457			4-0 1B SF7 BB		0-0 1B BB 1B	0-0 CS	0-0 SH1-4 1B	0-0 F5		2 2 2 0 1 0 0 1 0 0 0 0 0 1															
Dave Meier, R (1, 7) Mike Stenhouse, L (9, PH) Greg Gagne, R (9, PR) OBP: 0.297, SLG: 0.359			0-0 1B		4-0 1B SF8 BB		0-0 SH1-4	0-0 BB 1B		1 1 1 0 1 0 0 1 0 1 0 0 0 0 0 0 0 0 0 0 0															
Inning Stats	R: 0 E: 0 K: 1 S: 5	H: 0 LOB: 0 BB: 0 P: 5	R: 0 E: 0 K: 1 S: 5	H: 0 LOB: 0 BB: 0 P: 5	R: 1 E: 0 K: 0 S: 4	H: 1 LOB: 1 BB: 1 P: 8	R: 0 E: 0 K: 1 S: 5	H: 0 LOB: 0 BB: 0 P: 5	R: 3 E: 0 K: 1 S: 7	H: 2 LOB: 1 BB: 2 P: 15	R: 1 E: 0 K: 1 S: 6	H: 2 LOB: 0 BB: 0 P: 6	R: 0 E: 0 K: 1 S: 6	H: 1 LOB: 1 BB: 0 P: 6	R: 0 E: 0 K: 1 S: 5	H: 0 LOB: 0 BB: 0 P: 5	R: 0 E: 0 K: 0 S: 4	H: 1 LOB: 3 BB: 2 P: 12	1B: 6 2B: 1 3B: 0 HR: 0	SF: 2 SAC: 1 DP: 0 HBP: 0	WP: 0 PB: 0 SB: 0 CS: 1	PA: 39			
PITCHER	IP	WLS	BF	H	R	ER	SO	BB	IBB	HBP	BLK	WP	HR	S	P	ERA	WHIP								
John Candelaria, L (1, 1) ERA: 3.94	5.0		21	3	4	4	4	3	0	0	0	0	0	26	38	7.20	1.200								
Stu Cliburn, R (6, 1) ERA: 2.15	3.0	W	11	3	1	1	3	0	0	0	0	0	0	17	17	3.00	1.000								
Donnie Moore, R (9, 1) ERA: 1.43	1.0	S	6	1	0	0	0	2	0	0	0	0	0	4	12	0.00	3.000								

Minnesota Twins @ California Angels
Anaheim Stadium, Anaheim, CA

Sun Aug 04 1985, 6:33 AM EDT
Att: 41,630 - Unknown

livebaseballscorecards.com

AB	30
R	5
H	7
RBI	5
BB	5
SO	7
LOB	10



Batter	1	2	3	4	5	6	7	8	9
Brian Downing, R OBP: 0.359, SLG: 0.397 (1, 10)	0-0 6-3 ①		4-0 1B WP BB	0-0 1-3 ③			0-0 2B	0-0 1-2 3-H 1B	
Rod Carew, L OBP: 0.351, SLG: 0.320 (1, 3)	0-0 1-3 ②		0-0 G6-4-3 1-3 1B		0-0 F7 ①		0-0 5-3 ①	0-0 G3 ③	
Bobby Grich, R OBP: 0.346, SLG: 0.342 (1, 4)	0-0 1-3 ③		0-0 G6-4-3 1-2f		0-0 1-3 ②		0-0 6-3 ②		
Doug DeCinces, R OBP: 0.329, SLG: 0.441 (1, 5)		0-0 L4 ①		0-0 E 1B 1B	0-0 F4 ③		4-0 IBB		
George Hendrick, R OBP: 0.277, SLG: 0.308 (1, 9)		0-3 K ②		0-0 F7 ①		4-0 3B BB	0-0 F8 ③		
Juan Beniquez, R OBP: 0.343, SLG: 0.386 (1, 7)		0-0 1B		0-0 E6 1B 1B		0-0 1-H 3B	0-0 F4 ①		
Gary Pettis, S OBP: 0.355, SLG: 0.324 (1, 8)		0-0 L4 ③		0-0 BLK SF8 1B 1-2 3-H		0-3 K ①	0-0 E4 FC3-6 1B S		
Bob Boone, R OBP: 0.307, SLG: 0.315 (1, 2)			0-0 F9 ①	0-0 BLK 1B 1-2 2-H		0-0 F7 ②	4-0 FC3-6 1-2 IBB		
Dick Schofield, R OBP: 0.263, SLG: 0.315 (8, PH)			0-0 HR	0-0 SF8 ②		0-0 F4 ③	0-0 FC3-6 1B 1-2f 2-3		
Reggie Jackson, L OBP: 0.370, SLG: 0.495 (8, PR)									
Craig Gerber, L OBP: 0.234, SLG: 0.286 (9, 6)									

AB	R	H	RBI	BB	SO	LOB
4	0	2	1	1	0	1
5	0	1	0	0	0	3
4	0	0	0	0	0	3
3	1	1	0	1	0	0
3	1	0	0	1	1	3
4	1	2	1	0	0	1
4	2	1	1	0	1	2
3	0	1	1	1	0	1
2	1	1	2	0	0	1
1	0	0	0	0	0	2
0	0	0	0	0	0	0


BOTTOM

Minnesota Twins @ California Angels
Anaheim Stadium, Anaheim, CA

Sun Aug 04 1985, 6:33 AM EDT
Att. 41,630 - Unknown

livebaseballscorecards.com

AB	33
R	6
H	9
RBI	6
BB	4
SO	2
LOB	17



Inning Stats		R: 0	H: 0	E: 0	K: 0	S: 3	H: 0	LOB: 0	BB: 0	P: 3	R: 0	H: 1	E: 0	K: 1	S: 6	H: 1	LOB: 1	BB: 0	P: 6	R: 1	H: 2	E: 0	K: 0	S: 4	H: 3	LOB: 1	BB: 0	P: 7	R: 3	H: 0	E: 1	K: 0	S: 7	H: 1	LOB: 1	BB: 0	P: 7	R: 0	H: 0	E: 0	K: 0	S: 3	R: 1	H: 1	E: 0	K: 1	S: 6	H: 1	LOB: 1	BB: 1	P: 10	R: 0	H: 1	E: 0	K: 0	S: 4	H: 1	LOB: 2	BB: 1	P: 8	R: 1	H: 1	E: 1	K: 0	S: 5	H: 1	LOB: 2	BB: 1	P: 9																																																																																																						
1B:	6	SF:	1	WP:	1	PA:	38	2B:	1	SAC:	0	PB:	0	SB:	1	CS:	0	3B:	1	DP:	1	HR:	1	HBP:	0	BLK:	1	WP:	1	PA:	38	ERA:	4.26	WHIP:	1.579	IP:	6.1	WLS:	0	BF:	29	H:	8	R:	5	ER:	3	SO:	2	BB:	2	IBB:	0	HBP:	0	BLK:	1	WP:	1	HR:	1	S:	31	P:	39	ERA:	0.00	WHIP:	0.000	IP:	1.0	WLS:	L	BF:	6	H:	0	R:	1	ER:	0	SO:	0	BB:	0	IBB:	0	HBP:	0	BLK:	0	WP:	0	HR:	0	S:	0	P:	0	ERA:	0.00	WHIP:	0.000	IP:	0.1	WLS:		BF:	1	H:	0	R:	0	ER:	0	SO:	0	BB:	0	IBB:	0	HBP:	0	BLK:	0	WP:	0	HR:	0	S:	0	P:	0	ERA:	0.00	WHIP:	3.000	IP:	0.1	WLS:		BF:	2	H:	1	R:	0	ER:	0	SO:	0	BB:	0	IBB:	0	HBP:	0	BLK:	0	WP:	0	HR:	0	S:	0	P:	0	ERA:	0.00	WHIP:	0.000

PITCHER	IP	WLS	BF	H	R	ER	SO	BB	IBB	HBP	BLK	WP	HR	S	P	ERA	WHIP
Frank Viola, L ERA: 4.47 (1, 1)	6.1		29	8	5	3	2	2	0	0	1	1	1	31	39	4.26	1.579
Frank Eufemia, R ERA: 2.45 (7, 1)	1.0	L	6	0	1	0	0	0	2	0	0	0	0	4	12	0.00	0.000
Pete Filson, L ERA: 4.16 (8, 1)	0.1		1	0	0	0	0	0	0	0	0	0	0	1	1	0.00	0.000
Ron Davis, R ERA: 3.73 (8, 1)	0.1		2	1	0	0	0	0	0	0	0	0	0	2	2	0.00	3.000

Batter	1	2	3	4	5	6	7	8	9	AB R H RBI BB SO LOB	TOP		
Kirby Puckett, R OBP: 0.315, SLG: 0.371 (1, 8) X	0-0 F9		0-0 B2		0-0 G3			0-0 G1-6-3		4 0 0 0 0 0 0	Minnesota Twins @ Oakland Athletics Oakland-Alameda County Coliseum, Oakland, CA Mon Aug 05 1985, 7:05 PM PDT Att: 18,448 - Unknown livebaseballscorecards.com		
Ron Washington, R OBP: 0.279, SLG: 0.308 (1, 4) X (8, 6)	0-0 F3		4-0 BB			0-0 2B		0-0 2-3		3 0 1 0 1 0 0			
Kent Hrbek, L OBP: 0.329, SLG: 0.407 (1, 3) X	0-0 6-3		0-3 K			0-3 K		0-0 1B 1B		4 0 1 0 0 2 2			
Tom Brunansky, R OBP: 0.340, SLG: 0.471 (1, 9)		0-0 BB 1B 1B		0-0 F4		0-0 4-3		0-3 K 1B		4 0 1 0 0 1 2			
Dave Engle, R OBP: 0.387, SLG: 0.548 (1, 10)		0-0 BB 1-2 1B		0-0 HR		0-0 1-3		0-3 K		4 1 2 1 0 1 2			
Gary Gaetti, R OBP: 0.313, SLG: 0.420 (1, 5)		0-0 F6		4-0 BB G4-6-3		0-0 E6 G1-6-3		0-0 1-2 1B		3 0 1 0 1 0 2			
Mickey Hatcher, R OBP: 0.321, SLG: 0.372 (1, 7) Randy Bush, L OBP: 0.278, SLG: 0.454 (9, PH)		4-0 BB G5-4-3 1-2 2-3 BB		0-0 G4-6-3 1-2f		0-0 G1-6-3 1-2f		0-0 F4		2 0 0 0 1 0 2 1 0 0 0 0 0 2			
Tim Laudner, R OBP: 0.276, SLG: 0.407 (1, 2)		0-0 G5-4-3 1-2f		0-0 F2		0-0 L5		0-0 K		3 0 0 0 0 0 3			
Greg Gagne, R OBP: 0.295, SLG: 0.356 (1, 6) Tim Teufel, R OBP: 0.345, SLG: 0.377 (8, PH) (8, 4)			0-3 K		0-3 K		0-3 K		2 0 0 0 0 2 0 1 0 0 0 0 1 0				
Inning Stats	R: 0 E: 0 K: 0 S: 3 H: 0 LOB: 0 BB: 0 P: 3	R: 0 E: 0 K: 0 S: 4 H: 2 LOB: 2 BB: 1 P: 8	R: 0 E: 0 K: 2 S: 7 H: 0 LOB: 1 BB: 1 P: 11	R: 1 E: 0 K: 0 S: 3 H: 1 LOB: 0 BB: 1 P: 7	R: 0 E: 0 K: 1 S: 5 H: 0 LOB: 0 BB: 0 P: 5	R: 0 E: 0 K: 1 S: 6 H: 1 LOB: 1 BB: 0 P: 6	R: 0 E: 1 K: 0 S: 3 H: 0 LOB: 0 BB: 0 P: 3	R: 0 E: 0 K: 1 S: 5 H: 0 LOB: 0 BB: 0 P: 5	R: 0 E: 0 K: 2 S: 9 H: 2 LOB: 2 BB: 0 P: 9	1B: 4 2B: 1 3B: 0 HR: 1 SF: 0 SAC: 0 DP: 3 HBP: 0		WP: 0 PB: 0 SB: 0 CS: 0 PA: 34	
PITCHER	IP WLS BF H R ER SO BB IBB HBP BLK WP HR S P ERA WHIP											PITCHER	IP WLS BF H R ER SO BB IBB HBP BLK WP HR S P ERA WHIP
Tim Birtsas, L ERA: 3.08 (1, 1)	8.2 W 33 6 1 1 7 3 0 0 0 0 1 44 56 1.04 1.038											Jay Howell, R ERA: 1.95 (9, 1)	0.1 S 1 0 0 0 0 0 0 0 0 0 0 1 1 0.00 0.000

Minnesota Twins @ Oakland Athletics
Oakland-Alameda County Coliseum, Oakland, CA

Mon Aug 05 1985, 7:05 PM PDT
 Att: 18,448 - Unknown

livebaseballscorecards.com

AB 31
R 1
H 6
RBI 1
BB 3
SO 7
LOB 15



Batter	1	2	3	4	5	6	7	8	9	AB R H RBI BB SO LOB	TOP											
Rod Carew, L (1, 3) OBP: 0.351, SLG: 0.322	0-0 3-1 1B 2B		0-0 1-3		0-0 1-3 1B 1B			0-0 F7		4 1 2 0 0 0 0	California Angels @ Minnesota Twins Hubert H. Humphrey Metrodome, Minneapolis, MN Thu Aug 08 1985, 8:05 PM EDT Att: 31,054 - Unknown livebaseballscorecards.com											
Brian Downing, R (1, 7) OBP: 0.362, SLG: 0.399	0-0 3-1		0-0		0-0 1-3 3-H 1B FC4			0-0 E5		4 0 2 1 0 0 1												
Ruppert Jones, L (1, 10) OBP: 0.383, SLG: 0.542 Juan Beniquez, R (8, PH) OBP: 0.340, SLG: 0.383	0-3 K		0-0 F3		0-0 FC4 1-2f			0-0 F8		3 0 0 0 0 1 4 1 0 0 0 0 0 1												
Doug DeCinces, R (1, 5) OBP: 0.328, SLG: 0.435	0-0 3-H 1B			0-3 K				0-3 K		4 0 1 1 0 3 1												
Reggie Jackson, L (1, 9) OBP: 0.370, SLG: 0.493	0-0 F7			0-0 1B				0-0 F7		4 0 1 0 0 0 1												
Bobby Grich, R (1, 4) OBP: 0.342, SLG: 0.337		0-0 5-3		0-0 F8				0-0 F7		4 0 0 0 0 0 0												
Bob Boone, R (1, 2) OBP: 0.301, SLG: 0.308 Rob Wilfong, L (9, PH) OBP: 0.234, SLG: 0.261		0-0 F8			0-0 F4			0-0 F4		3 0 0 0 0 0 0 1 0 0 0 0 0 0												
Craig Gerber, L (1, 6) OBP: 0.224, SLG: 0.273		0-0 L6			0-0 G3			0-0 F5		3 0 0 0 0 0 0												
Gary Pettis, S (1, 8) OBP: 0.354, SLG: 0.324			0-0 L5		0-0 1B S 1B			0-3 K		3 1 1 0 0 1 0												
Inning Stats	R: 1 E: 0 K: 1 S: 7	H: 2 LOB: 1 BB: 0 P: 7	R: 0 E: 0 K: 0 S: 3	H: 0 LOB: 0 BB: 0 P: 3	R: 0 E: 0 K: 0 S: 4	H: 1 LOB: 1 BB: 0 P: 4	R: 0 E: 0 K: 1 S: 5	H: 1 LOB: 0 BB: 0 P: 5	R: 1 E: 0 K: 0 S: 6	H: 3 LOB: 2 BB: 0 P: 6		R: 0 E: 0 K: 1 S: 5	H: 0 LOB: 0 BB: 0 P: 5	R: 0 E: 0 K: 1 S: 5	H: 0 LOB: 0 BB: 0 P: 5	R: 0 E: 1 K: 1 S: 6	H: 0 LOB: 1 BB: 0 P: 6	R: 0 E: 0 K: 0 S: 3	H: 0 LOB: 0 BB: 0 P: 3	1B: 6 2B: 1 3B: 0 HR: 0	SF: 0 SAC: 0 DP: 0 HBP: 0	WP: 0 PB: 0 SB: 1 CS: 0
PITCHER	IP WLS BF H R ER SO BB IBB HBP BLK WP HR S P ERA WHIP																					
Bert Blyleven, R (1, 1) ERA: 3.32	7.1 W 29 7 2 2 4 0 0 0 0 0 0 0 37 37 2.46 0.955																					
Pete Filson, L (8, 1) ERA: 3.99	0.1 1 0 0 0 0 0 0 0 0 0 0 0 1 1 0.00 0.000																					
Ron Davis, R (8, 1) ERA: 3.61	1.1 S 4 0 0 0 1 0 0 0 0 0 0 0 6 6 0.00 0.000																					

Batter	1	2	3	4	5	6	7	8	9	AB	R	H	RBI	BB	SO	LOB
Kirby Puckett, R OBP: 0.319, SLG: 0.376 (1, 8)	0-0 3-6 2B		0-0 F8 BB 1B	0-0 G1-6-3 1B			0-0 6-3			4	1	3	0	0	0	0
Roy Smalley, S OBP: 0.382, SLG: 0.433 (1, 5) Gary Gaetti, R OBP: 0.313, SLG: 0.420 (8, 5)	0-0 3-6 2-3f		4-0 1B E BB	0-0 G1-6-3 1-2f			4-0 G3 BB			2	1	0	0	2	0	2
Kent Hrbek, L OBP: 0.325, SLG: 0.403 (1, 3)	0-0 4-3		0-0 F8 2-3				0-0 G3 1-2			4	0	0	0	0	0	3
Tom Brunansky, R OBP: 0.337, SLG: 0.466 (1, 9)		0-0 F7	0-3 K				0-0 5-3			4	0	0	0	0	1	3
Mike Stenhouse, L OBP: 0.363, SLG: 0.400 (1, 10)		4-0 1B BB	0-0 E9 1H 2B 3H 1B				0-0 4-3			3	2	1	1	1	0	0
Randy Bush, L OBP: 0.283, SLG: 0.461 (1, 7)		0-0 1B 1-2	0-0 2B 2-H				0-3 K			4	0	2	1	0	1	0
Tim Teufel, R OBP: 0.350, SLG: 0.378 (1, 4)		0-0 1B 1-2 2-H	4-0 BB				4-0 FC5-4 BB			2	0	1	1	2	0	0
Mark Salas, L OBP: 0.340, SLG: 0.428 (1, 2)		0-0 F5	0-0 F7				0-3 K			3	0	0	0	0	1	5
Greg Gagne, R OBP: 0.292, SLG: 0.353 (1, 6) Ron Washington, R OBP: 0.276, SLG: 0.304 (6, PH) (7, 6)		0-3 K		0-0 6-3			0-0 FC5-4 1-2f			2	0	0	0	0	1	2
										1	0	0	0	0	0	1

Inning Stats	R: 0	H: 1	E: 0	LOB: 0	K: 0	BB: 0	S: 3	P: 3	R: 1	H: 2	E: 0	LOB: 2	K: 1	BB: 1	S: 7	P: 11	R: 3	H: 3	E: 1	LOB: 2	K: 1	BB: 2	S: 8	P: 16	R: 0	H: 1	E: 0	LOB: 0	K: 0	BB: 0	S: 3	P: 3	R: 0	H: 0	E: 0	LOB: 0	K: 0	BB: 0	S: 3	P: 3	R: 0	H: 0	E: 0	LOB: 1	K: 2	BB: 1	S: 7	P: 11	R: 0	H: 0	E: 0	LOB: 1	K: 0	BB: 1	S: 3	P: 7	R: 0	H: 0	E: 0	LOB: 0	K: 0	BB: 0	S: 3	P: 3
PITCHER	IP	WLS	BF	H	R	ER	SO	BB	IBB	HBP	BLK	WP	HR	S	P	ERA	WHIP																																															
Ron Romanick, R ERA: 3.2 (1, 1)	3.0	L	17	6	4	4	2	3	0	0	0	0	0	18	30	12.00	3.000																																															
Luis Sanchez, R ERA: 5.63 (4, 1)	5.0		17	1	0	0	2	2	0	0	0	0	0	19	27	0.00	0.600																																															
PITCHER	IP	WLS	BF	H	R	ER	SO	BB	IBB	HBP	BLK	WP	HR	S	P	ERA	WHIP	1B: 5	SF: 0	2B: 3	SAC: 0	3B: 0	DP: 2	HR: 0	HBP: 0	WP: 0	PA: 34	PB: 0	SB: 0	CS: 0																																		

BOTTOM

California Angels @ Minnesota Twins
Hubert H. Humphrey Metrodome, Minneapolis, MN

Thu Aug 08 1985, 8:05 PM EDT
Att. 31,054 - Unknown

livebaseballscores.com

AB	29
R	4
H	7
RBI	3
BB	5
SO	4
LOB	16



Batter	1	2	3	4	5	6	7	8	9	AB R H RBI BB SO LOB	TOP		
Brian Downing, R (1, 7) OBP: 0.363, SLG: 0.402	0-0 1B 1B		0-0 2B		0-0 5-3		0-0 F4		0-0 6-3	5 0 2 0 0 0 2			
Darrell Miller, R (1, 10) OBP: 0.333, SLG: 0.414 Reggie Jackson, L (9, PH) OBP: 0.371, SLG: 0.493	0-3 K		0-0 5-3		0-0 CS 1B 1B		0-3 K		4-0 BB BB BB BB	4 0 1 0 0 2 2 0 0 0 0 1 0 0			
Juan Beniquez, R (1, 3) OBP: 0.347, SLG: 0.390	0-0 FC4-6 1-2 1B		0-0 1B		0-0 1-2 1B		0-0 FC6-4 1-2 1B		0-0 F5	5 0 4 0 0 0 2			
Doug DeCinces, R (1, 5) OBP: 0.324, SLG: 0.430	0-0 F8		0-0 5-3		0-3 K 2-3		0-0 FC6-4 1-2f			4 0 0 0 0 1 7			
George Hendrick, R (1, 9) OBP: 0.273, SLG: 0.303	0-0 FC4-6 1-2f				0-0 6-3		0-0 5-3		0-0 6-3	4 0 0 0 0 0 2			
Bobby Grich, R (1, 4) OBP: 0.341, SLG: 0.335		0-0 L5		0-3 K		0-0 1B 1B		0-0 F9		4 0 1 0 0 1 0			
Gary Pettis, S (1, 8) OBP: 0.356, SLG: 0.331		0-3 K		0-0 1B 2B		0-0 1-2 G6-4-3 1B		0-0 F7		4 1 2 0 0 1 0			
Bob Boone, R (1, 2) OBP: 0.304, SLG: 0.309 Jerry Narron, L (7, 2) OBP: 0.300, SLG: 0.416		4-0 BB		0-0 2-H 1B		0-0 1-2f G6-4-3				2 0 1 1 1 0 2 1 0 1 0 0 0 0			
Dick Schofield, R (1, 6) OBP: 0.267, SLG: 0.316 Rod Carew, L (9, PH) OBP: 0.350, SLG: 0.321		0-3 K		0-0 F1			0-0 1B 1B		0-0 F8	3 0 1 0 0 1 2 1 0 0 0 0 0 1			
Inning Stats	R: 0 H: 2 E: 0 LOB: 2 K: 1 BB: 0 S: 7 P: 7	R: 0 H: 0 E: 0 LOB: 1 K: 2 BB: 1 S: 7 P: 11	R: 0 H: 2 E: 0 LOB: 1 K: 0 BB: 0 S: 4 P: 4	R: 1 H: 2 E: 0 LOB: 1 K: 1 BB: 0 S: 7 P: 7	R: 0 H: 2 E: 0 LOB: 2 K: 1 BB: 0 S: 6 P: 6	R: 0 H: 2 E: 0 LOB: 1 K: 0 BB: 0 S: 4 P: 4	R: 0 H: 2 E: 0 LOB: 2 K: 1 BB: 0 S: 7 P: 7	R: 0 H: 0 E: 0 LOB: 0 K: 0 BB: 0 S: 3 P: 3	R: 0 H: 1 E: 0 LOB: 2 K: 0 BB: 1 S: 4 P: 8	1B: 10 SF: 0 2B: 4 SAC: 0 3B: 0 DP: 2 HR: 0 HBP: 0	WP: 0 PA: 39 PB: 0 SB: 0 CS: 1		
PITCHER	IP WLS BF H R ER SO BB IBB HBP BLK WP HR S P ERA WHIP											PITCHER	IP WLS BF H R ER SO BB IBB HBP BLK WP HR S P ERA WHIP
Frank Viola, L (1, 1) ERA: 4.35	6.2 W 30 12 1 1 6 1 0 0 0 0 0 0 41 45 1.35 1.950												
Frank Eufemia, R (7, 1) ERA: 2.32	2.1 9 1 0 0 0 1 0 0 0 0 0 0 8 12 0.00 0.857												

California Angels @ Minnesota Twins
 Hubert H. Humphrey Metrodome, Minneapolis, MN
 Fri Aug 09 1985, 8:05 PM EDT
 Att: 21,738 - Unknown

AB	37
R	1
H	13
RBI	1
BB	2
SO	6
LOB	20



Batter	1	2	3	4	5	6	7	8	9
Kirby Puckett, R OBP: 0.322, SLG: 0.379 (1, 8)	0-0 CS 1B		0-0 BB 2B 1B	0-0 FC4-6 CS 1-2f		0-3 K		0-0 1-2 1B	
Ron Washington, R OBP: 0.293, SLG: 0.373 (1, 6)	0-0 1-2 HR		4-0 2B BB	0-0 CS 1-2	0-0 SF9 3B	0-0 G4-6-3 1-2f		0-3 K	
Kent Hrbek, L OBP: 0.329, SLG: 0.407 (1, 3)	0-0 5-3		0-0 1-H 2-H 2B 2B		4-0 1B BB		0-0 1B		
Tom Brunansky, R OBP: 0.334, SLG: 0.462 (1, 9)	0-0 F7		0-0 F2		0-0 SF9		0-0 F4		
Mickey Hatcher, R OBP: 0.323, SLG: 0.377 (1, 10)		0-0 F7	0-0 2-H 2B		0-0 1-2 1B		0-0 F8		
Gary Gaetti, R OBP: 0.310, SLG: 0.416 (1, 5)		0-0 F3	0-3 K		0-0 F8		0-0 F9		
Tim Laudner, R OBP: 0.283, SLG: 0.410 (1, 2)		0-0 FC5-4 1B		0-0 SH1-3 1B 1B		0-3 K		0-0 F2	
Tim Teufel, R OBP: 0.349, SLG: 0.377 (1, 4)		0-0 FC5-4		0-0 SH1-3		0-0 1B 1B		0-0 F3	
Dave Meier, R OBP: 0.338, SLG: 0.242 (1, 7)			0-0 F8		0-0 FC4-6 1B		0-0 G4-6-3 1B		
Randy Bush, L OBP: 0.290, SLG: 0.464 (6, PH) (7, 7)								4-0 BB	

Inning Stats	R: 1 E: 0 K: 0 S: 4	H: 2 LOB: 0 BB: 0 P: 4	R: 0 E: 0 K: 0 S: 4	H: 1 LOB: 1 BB: 0 P: 4	R: 3 E: 0 K: 1 S: 8	H: 3 LOB: 1 BB: 1 P: 12	R: 1 E: 0 K: 0 S: 4	H: 2 LOB: 0 BB: 0 P: 4	R: 1 E: 0 K: 1 S: 7	H: 2 LOB: 2 BB: 1 P: 11	R: 0 E: 0 K: 1 S: 6	H: 2 LOB: 1 BB: 0 P: 6	R: 0 E: 0 K: 0 S: 4	H: 1 LOB: 1 BB: 0 P: 4	R: 0 E: 0 K: 1 S: 6	H: 1 LOB: 2 BB: 1 P: 10
1B: 10 2B: 2 3B: 1 HR: 1	SF: 1 SAC: 1 DP: 1 HBP: 0	WP: 0 PB: 0 SB: 0 CS: 2														

BOTTOM

AB	R	H	RBI	BB	SO	LOB
5	1	3	0	0	1	3
4	3	2	1	1	1	4
3	1	2	2	1	0	0
3	0	0	1	0	0	2
4	0	2	1	0	0	1
4	0	0	0	0	1	4
4	1	2	0	0	1	2
3	0	1	0	0	0	1
2	0	1	1	0	0	0
1	0	1	0	1	0	0

AB	33
R	6
H	14
RBI	6
BB	3
SO	4
LOB	17



PITCHER	IP	WLS	BF	H	R	ER	SO	BB	IBB	HBP	BLK	WP	HR	S	P	ERA	WHIP
Geoff Zahn, L ERA: 3.86 (1, 1)	4.0	L	21	9	6	6	1	2	0	0	0	0	1	21	29	13.50	2.750
Stu Cliburn, R ERA: 2.09 (5, 1)	2.0		8	3	0	0	2	0	0	0	0	0	0	12	12	0.00	1.500
Al Holland, L ERA: 3.26 (7, 1)	2.0		9	2	0	0	1	1	0	0	0	0	0	10	14	0.00	1.500

California Angels @ Minnesota Twins
Hubert H. Humphrey Metrodome, Minneapolis, MN
 Fri Aug 09 1985, 8:05 PM EDT
 Att. 21,738 - Unknown

livebaseballscores.com

Batter	1	2	3	4	5	6	7	8	9	AB R H RBI BB SO LOB	TOP		
Brian Downing, R (1, 7) OBP: 0.366, SLG: 0.403	0-0 SH5-3 1B		0-3 K			4-0 1B BB	0-0 5-3		0-0 E 3B 1B	4 2 2 0 1 1 0			
Rob Wilfong, L (1, 4) OBP: 0.234, SLG: 0.260	0-0 SH5-3 1-2		0-0 F8			0-0 G3 1B 2B 1B	0-0 F7		0-0 E6 3B	4 2 1 0 0 0 2			
Ruppert Jones, L (1, 10) OBP: 0.384, SLG: 0.547	0-0 F7		0-0 3-1			0-0 G3 2B 1B	0-0 F7		0-0 FC 3B	5 2 2 4 0 0 1			
Reggie Jackson, L (1, 9) OBP: 0.367, SLG: 0.487 Darrell Miller, R (8, 9) OBP: 0.323, SLG: 0.400	0-3 K			0-0 4-3		0-0 G3 1-2 2-3		0-0 F5	0-0 FC G4-6-3	4 0 0 0 0 1 3 1 0 0 1 0 0 0			
Rod Carew, L (1, 3) OBP: 0.351, SLG: 0.320		0-0 L6		0-0 L6		4-0 2B IBB		0-0 1B	0-0 G4-6-3 1-2f	4 1 1 0 1 0 1			
Doug DeCinces, R (1, 5) OBP: 0.323, SLG: 0.431		0-0 F8		0-3 K		0-0 1B 2B		0-3 K		4 1 1 3 0 2 1			
Bob Boone, R (1, 2) OBP: 0.306, SLG: 0.311		0-0 1B 1B			0-0 F5	0-0 2H 1B		0-0 L7		4 0 2 1 0 0 1			
Craig Gerber, L (1, 6) OBP: 0.246, SLG: 0.294 Juan Beniquez, R (6, PH) OBP: 0.346, SLG: 0.389 Dick Schofield, R (6, 6) OBP: 0.266, SLG: 0.314		0-0 1B			0-0 F5	0-0 6-3 1B	0-0 F8		0-3 K	2 0 2 0 0 0 0 1 0 0 0 0 0 1 1 0 0 0 0 1 0			
Gary Pettis, S (1, 8) OBP: 0.355, SLG: 0.327		0-3 K			0-0 6-3	0-0 F9			4-0 E 1B 3B BB	3 1 0 0 1 1 4			
Inning Stats	R: 0 H: 1 E: 0 LOB: 1 K: 1 BB: 0 S: 6 P: 6	R: 0 H: 2 E: 0 LOB: 2 K: 1 BB: 0 S: 7 P: 7	R: 0 H: 0 E: 0 LOB: 0 K: 1 BB: 0 S: 5 P: 5	R: 0 H: 0 E: 0 LOB: 0 K: 1 BB: 0 S: 5 P: 5	R: 0 H: 1 E: 0 LOB: 0 K: 0 BB: 0 S: 3 P: 3	R: 5 H: 4 E: 0 LOB: 1 K: 0 BB: 2 S: 7 P: 15	R: 0 H: 0 E: 0 LOB: 0 K: 0 BB: 0 S: 3 P: 3	R: 0 H: 1 E: 0 LOB: 1 K: 1 BB: 0 S: 6 P: 6	R: 4 H: 2 E: 1 LOB: 0 K: 1 BB: 1 S: 8 P: 12	1B: 9 SF: 0 2B: 2 SAC: 1 3B: 1 DP: 2 HR: 0 HBP: 0	WP: 0 PA: 41 PB: 0 SB: 0 CS: 0		
PITCHER	IP WLS BF H R ER SO BB IBB HBP BLK WP HR S P ERA WHIP											PITCHER	IP WLS BF H R ER SO BB IBB HBP BLK WP HR S P ERA WHIP
Mike Smithson, R (1, 1) ERA: 4.67	5.1 L 25 8 5 5 4 1 1 0 0 0 0 31 39 8.44 1.688												
Pete Filson, L (6, 1) ERA: 4.19	3.0 14 3 4 3 2 1 0 0 0 0 0 17 21 9.00 1.333												
Rick Lysander, R (9, 1) ERA: 5.94	0.2 2 0 0 0 0 0 0 0 0 0 0 2 2 0.00 0.000												

California Angels @ Minnesota Twins
 Hubert H. Humphrey Metrodome, Minneapolis, MN
 Sat Aug 10 1985, 8:05 PM EDT
 Att: 18,396 - Unknown

AB	37
R	9
H	11
RBI	9
BB	3
SO	6
LOB	14



Batter	1	2	3	4	5	6	7	8	9	AB	R	H	RBI	BB	SO	LOB
Kirby Puckett, R OBP: 0.319, SLG: 0.376 (1, 8) X	0-0 G3		0-3 K		0-0 6-3			0-0 1-3		4	0	0	0	0	1	2
Roy Smalley, S OBP: 0.384, SLG: 0.432 (1, 6) X	0-0 FC4-6 1B			0-0 4-3		4-0 F9 BB BB		0-3 K		3	0	1	0	1	1	0
Mike Stenhouse, L OBP: 0.359, SLG: 0.389 Tom Brunansky, R OBP: 0.334, SLG: 0.462 (1, 9) X (9, 9)	0-0 FC4-6 1-2f			0-0 5-3		4-0 1-2 BB		0-0 F7		3	0	0	0	1	0	1
Kent Hrbek, L OBP: 0.326, SLG: 0.403 (1, 3) X	0-0 L8		0-3 K		0-0 F5			0-0 F7		4	0	0	0	0	1	3
Randy Bush, L OBP: 0.289, SLG: 0.477 (1, 7) X		0-0 3-1			0-0 HR		0-0 F9		0-0 F8		4	1	1	1	0	2
Dave Engle, R OBP: 0.373, SLG: 0.526 (1, 10) X		0-0 6-3			0-0 F7		0-0 L6		0-3 K		4	0	0	0	1	2
Gary Gaetti, R OBP: 0.308, SLG: 0.412 (1, 5) X		0-0 F5			0-0 5-3			0-0 4-3		3	0	0	0	0	0	0
Tim Teufel, R OBP: 0.349, SLG: 0.375 (1, 4) X			0-0 4-3		4-0 1B BB			0-3 K		2	0	0	0	1	1	0
Mark Salas, L OBP: 0.340, SLG: 0.427 (1, 2) X			0-0 F7		0-0 1-2 1B			0-0 F5		3	0	1	0	0	0	0

Inning Stats	R: 0	H: 1	E: 0	K: 0	S: 4	H: 0	LOB: 1	BB: 0	P: 4	R: 0	H: 0	E: 0	K: 0	S: 3	R: 0	H: 0	E: 0	K: 1	S: 5	R: 0	H: 0	E: 0	K: 1	S: 5	R: 1	H: 2	E: 0	K: 0	S: 5	R: 0	H: 0	E: 0	K: 0	S: 3	R: 0	H: 0	E: 0	K: 1	S: 5	R: 0	H: 0	E: 0	K: 1	S: 5	R: 0	H: 0	E: 0	K: 1	S: 5
--------------	------	------	------	------	------	------	--------	-------	------	------	------	------	------	------	------	------	------	------	------	------	------	------	------	------	------	------	------	------	------	------	------	------	------	------	------	------	------	------	------	------	------	------	------	------	------	------	------	------	------

PITCHER	IP	WLS	BF	H	R	ER	SO	BB	IBB	HBP	BLK	WP	HR	S	P	ERA	WHIP
Kirk McCaskill, R ERA: 4.14 (1, 1)	9.0	W	33	3	1	1	5	3	0	0	0	0	1	40	52	1.00	0.667

BOTTOM

California Angels @ Minnesota Twins
 Hubert H. Humphrey Metrodome, Minneapolis, MN

Sat Aug 10 1985, 8:05 PM EDT
 Att. 18,396 - Unknown

livebaseballscorecards.com

AB	30
R	1
H	3
RBI	1
BB	3
SO	5
LOB	10



WP	HR	S	P	ERA	WHIP
0	1	40	52	1.00	0.667

Batter	1	2	3	4	5	6	7	8	9	AB R H RBI BB SO LOB	TOP											
Brian Downing, R (1, 7) OBP: 0.366, SLG: 0.409 Darrell Miller, R (7, 9) OBP: 0.313, SLG: 0.387	0-0 1B 1B	0-0 F8 1B			0-0 6-3 1B	0-0 F7 1B	0-0 3B 1-H 2-H 3-H		0-0 F8	5 1 2 3 0 0 3 1 0 0 0 0 0 1												
Gary Pettis, S (1, 8) OBP: 0.358, SLG: 0.331	0-3 K	0-0 1B 1-3 2-H			0-0 1B 1B	0-0 S 1B 2-H	0-0 6-3		0-0 6-3	6 1 3 2 0 1 4												
Rod Carew, L (1, 3) OBP: 0.355, SLG: 0.323	0-0 1B 1-3 G1-2-3	0-0 4-3			4-0 1B E SF9 1-2	0-0 F7 1-2		0-0 1B G4-6-3		4 1 2 0 1 0 3												
Ruppert Jones, L (1, 9) OBP: 0.387, SLG: 0.551	0-0 S 1B 1-3 3-H		0-0 3-1		0-0 E2 1B 1-3 2-H		0-0 1B 2B	0-0 G4-6-3 1-2f		5 1 3 2 0 0 1												
Doug DeCinces, R (1, 5) OBP: 0.325, SLG: 0.431 Craig Gerber, L (7, PR) OBP: 0.243, SLG: 0.290	4-0 BB 1-2		0-0 6-3		0-0 SF9 3-H		0-0 1B FC3-6 2-H	0-0 F5		2 0 1 2 1 0 0 1 0 0 0 0 0 0												
Reggie Jackson, L (1, 10) OBP: 0.365, SLG: 0.481	0-0 G1-2-3 3-Hf		0-3 K		0-3 K		0-0 FC3-6 BB 3B 1-2f		4-0 1B 3B BB	4 2 0 0 1 2 5												
Bobby Grich, R (1, 4) OBP: 0.341, SLG: 0.336		0-0 5-3		0-0 5-3		0-0 SH1-3 2B 1B	0-0 6-3		0-0 3B 1B	5 2 2 0 0 0 1												
Bob Boone, R (1, 2) OBP: 0.310, SLG: 0.316 Jerry Narron, L (8, 2) OBP: 0.297, SLG: 0.412		0-0 1B 2B		0-0 F4		0-0 SH1-3 1-2	4-0 BB 3B BB		0-0 F8	2 2 1 0 1 0 0 1 0 0 0 0 0 2												
Dick Schofield, R (1, 6) OBP: 0.274, SLG: 0.329		4-0 1B BB		0-0 F9		0-0 1B 2B 2-H	4-0 3B BB 1-2 2-3		0-0 3B 1-H 2-H	3 2 2 3 2 0 0												
Inning Stats	R: 1 E: 0 K: 1 S: 7	H: 3 LOB: 2 BB: 1 P: 11	R: 1 E: 0 K: 0 S: 5	H: 2 LOB: 2 BB: 1 P: 9	R: 0 E: 0 K: 1 S: 5	H: 0 LOB: 0 BB: 0 P: 5	R: 0 E: 0 K: 0 S: 3	H: 0 LOB: 0 BB: 0 P: 3	R: 2 E: 1 K: 1 S: 7	H: 2 LOB: 1 BB: 1 P: 11	R: 2 E: 0 K: 0 S: 6	H: 3 LOB: 1 BB: 0 P: 6	R: 4 E: 0 K: 0 S: 6	H: 3 LOB: 2 BB: 2 P: 14	R: 0 E: 0 K: 0 S: 3	H: 1 LOB: 0 BB: 0 P: 3	R: 2 E: 0 K: 0 S: 5	H: 2 LOB: 1 BB: 1 P: 9	1B: 11 2B: 3 3B: 2 HR: 0	SF: 1 SAC: 1 DP: 2 HBP: 0	WP: 0 PB: 0 SB: 2 CS: 0	PA: 47
PITCHER	IP WLS BF H R ER SO BB IBB HBP BLK WP HR S P ERA WHIP																					
John Butcher, R (1, 1) ERA: 4.89	5.0 L 25 8 5 5 3 3 0 0 0 0 0 0 28 40 9.00 2.200																					
Frank Eufemia, R (6, 1) ERA: 2.89	1.0 7 4 3 3 0 0 0 0 0 0 0 0 7 7 27.00 4.000																					
Rick Lysander, R (7, 1) ERA: 6.2	0.2 4 0 0 0 0 2 0 0 0 0 0 0 2 10 0.00 3.000																					
Mark Brown, R (7, 1) ERA: 6.89	2.1 11 4 4 4 0 1 0 0 0 0 0 0 10 14 15.43 2.143																					

California Angels @ Minnesota Twins
Hubert H. Humphrey Metrodome, Minneapolis, MN
 Sun Aug 11 1985, 4:33 AM EDT
 Att: 19,688 - Unknown

AB	39
R	12
H	16
RBI	12
BB	6
SO	3
LOB	20



Batter	1	2	3	4	5	6	7	8	9	AB	R	H	RBI	BB	SO	LOB
Kirby Puckett, R OBP: 0.318, SLG: 0.373 (1, 8) BBB	4-0 F7 S BB		0-3 K		0-0 F9		0-0 1-3			3	0	0	0	1	1	3
Ron Washington, R OBP: 0.292, SLG: 0.368 (1, 6) (8, 4)	0-0 F8		0-0 K 1-2		0-3 K			0-0 F8		4	0	1	0	0	1	2
Mickey Hatcher, R OBP: 0.319, SLG: 0.372 (1, 3) (7, 7)	0-0 F7 1-3		0-0 F8			0-0 5-3		0-0 F9		4	0	0	0	0	0	2
Tom Brunansky, R OBP: 0.333, SLG: 0.460 (1, 9)	0-0 6-3			0-0 6-3		0-0 FC4-6 1B		0-0 F9		4	0	1	0	0	0	1
Dave Engle, R OBP: 0.366, SLG: 0.515 (1, 10) Roy Smalley, S OBP: 0.382, SLG: 0.429 (6, PH)		0-0 5-3		0-0 F7		0-0 FC4-6 1-2		0-0 F7		2	0	0	0	0	0	0
Gary Gaetti, R OBP: 0.307, SLG: 0.411 (1, 5)		0-0 5-3		0-0 K 1B		0-0 F8		0-0 F9		4	0	1	0	0	0	1
Tim Teufel, R OBP: 0.350, SLG: 0.379 (1, 4) Mike Stenhouse, L OBP: 0.357, SLG: 0.385 (7, PH) Alvaro Espinoza, R (8, 6)		0-0 K 2B		0-0 5-3			0-0 F6		0-0 1-3	2	0	1	0	0	0	1
Tim Laudner, R OBP: 0.279, SLG: 0.403 (1, 2) Mark Salas, L OBP: 0.339, SLG: 0.425 (7, PH) (8, 2)		0-3 K		0-0 L8			0-0 F2			2	0	0	0	0	1	1
Dave Meier, R OBP: 0.355, SLG: 0.266 (1, 7) Kent Hrbek, L OBP: 0.328, SLG: 0.405 (7, 3)			0-0 K 1B		0-0 K 1B		0-0 K 1B			2	0	2	0	0	0	0

Inning Stats	R: 0	H: 0	E: 0	K: 0	S: 3	R: 0	H: 1	E: 0	K: 1	S: 6	R: 0	H: 2	E: 0	K: 1	S: 6	R: 0	H: 1	E: 0	K: 0	S: 4	R: 0	H: 1	E: 0	K: 1	S: 6	R: 0	H: 1	E: 0	K: 0	S: 4	R: 0	H: 0	E: 0	K: 0	S: 3	R: 0	H: 0	E: 0	K: 0	S: 3	R: 0	H: 0	E: 0	K: 0	S: 3	1B: 6	SF: 0	2B: 1	SAC: 0	3B: 0	DP: 0	HR: 0	HBP: 0	WP: 0	PA: 34
--------------	------	------	------	------	------	------	------	------	------	------	------	------	------	------	------	------	------	------	------	------	------	------	------	------	------	------	------	------	------	------	------	------	------	------	------	------	------	------	------	------	------	------	------	------	------	-------	-------	-------	--------	-------	-------	-------	--------	-------	--------

PITCHER	IP	WLS	BF	H	R	ER	SO	BB	IBB	HBP	BLK	WP	HR	S	P	ERA	WHIP
John Candelaria, L ERA: 3.64 (1, 1)	5.0	W	20	5	0	0	3	1	0	0	0	0	0	25	29	0.00	1.200
Stu Cliburn, R ERA: 1.97 (6, 1)	4.0	S	14	2	0	0	0	0	0	0	0	0	0	14	14	0.00	0.500


BOTTOM

California Angels @ Minnesota Twins
Hubert H. Humphrey Metrodome, Minneapolis, MN

Sun Aug 11 1985, 4:33 AM EDT
Att. 19,688 - Unknown

livebaseballscorecards.com

AB	33
R	0
H	7
RBI	0
BB	1
SO	3
LOB	12



Batter	1	2	3	4	5	6	7	8	9	AB R H RBI BB SO LOB	TOP	
Alfredo Griffin, S (1, 6) OBP: 0.291, SLG: 0.339	0-0 F8		0-0 1B BB		0-3 K			0-0 4-3		4 1 1 1 0 1 0		
Dwayne Murphy, L (1, 8) OBP: 0.357, SLG: 0.417	0-3 K		4-0 1B BB		0-3 K			0-0 4-3		3 0 0 0 1 2 0		
Bruce Bochte, L (1, 3) OBP: 0.387, SLG: 0.434	0-0 F5		0-0 1B							4 0 1 1 0 0 0		
Dave Kingman, R (1, 10) OBP: 0.312, SLG: 0.432		0-0 F2	0-0 F7			0-3 K		0-0 F8		4 0 0 0 0 1 2		
Dusty Baker Jr., R (1, 7) OBP: 0.385, SLG: 0.532 Steve Henderson, R (9, PR) OBP: 0.393, SLG: 0.383		4-0 CS BB	0-0 F9			0-0 5-3		4-0 WP BB		2 0 0 0 2 0 2 0 0 0 0 0 0 0		
Mike Davis, L (1, 9) OBP: 0.369, SLG: 0.527		0-3 K		0-3 K			0-0 F7		0-0 F6	4 0 0 0 0 2 2		
Mike Heath, R (1, 2) OBP: 0.317, SLG: 0.410	0-0 CS		0-0 E4 2B 1B	0-0 4-3		0-3 K				3 1 1 0 0 1 0		
Donnie Hill, S (1, 4) OBP: 0.315, SLG: 0.335			0-0 SH1 1B 2B	0-3 K			0-0 F7			3 1 1 1 0 1 0		
Steve Kiefer, R (1, 5) OBP: 0.219, SLG: 0.290 Dave Collins, S (8, PH) OBP: 0.285, SLG: 0.334 Mike Gallego, R (8, 5)			0-0 SH1		0-0 F2			0-0 F6		1 0 0 0 0 0 0 1 0 0 0 0 0 0 0 0 0 0 0 0 0		
Inning Stats	R: 0 H: 0 E: 0 LOB: 0 K: 1 BB: 0 S: 5 P: 5	R: 0 H: 0 E: 0 LOB: 0 K: 1 BB: 1 S: 4 P: 8	R: 3 H: 4 E: 1 LOB: 2 K: 0 BB: 1 S: 7 P: 11	R: 0 H: 0 E: 0 LOB: 0 K: 2 BB: 0 S: 7 P: 7	R: 0 H: 0 E: 0 LOB: 0 K: 2 BB: 0 S: 7 P: 7	R: 0 H: 0 E: 0 LOB: 0 K: 1 BB: 0 S: 5 P: 5	R: 0 H: 0 E: 0 LOB: 0 K: 1 BB: 0 S: 5 P: 5	R: 0 H: 0 E: 0 LOB: 0 K: 0 BB: 0 S: 3 P: 3	R: 0 H: 0 E: 0 LOB: 2 K: 0 BB: 1 S: 3 P: 7	1B: 3 SF: 0 2B: 1 SAC: 1 3B: 0 DP: 0 HR: 0 HBP: 0	WP: 1 PA: 34 PB: 0 SB: 0 CS: 1	
PITCHER Bert Blyleven, R (1, 1) ERA: 3.3	IP WLS BF H R ER SO BB IBB HBP BLK WP HR S P ERA WHIP											
	9.0 W 33 4 3 3 8 3 0 0 0 1 0 46 58 3.00 0.778											

Oakland Athletics @ Minnesota Twins
 Hubert H. Humphrey Metrodome, Minneapolis, MN
 Mon Aug 12 1985, 8:05 PM EDT
 Unknown

AB	29
R	3
H	4
RBI	3
BB	3
SO	8
LOB	6



Batter	1	2	3	4	5	6	7	8	9	AB	R	H	RBI	BB	SO	LOB
Kirby Puckett, R OBP: 0.318, SLG: 0.371 (1, 8) X	0-0 G3		0-3 K		4-0 BB		0-3 K			3	0	0	0	1	2	0
Roy Smalley, S OBP: 0.380, SLG: 0.437 Gary Gaetti, R OBP: 0.307, SLG: 0.411 (1, 5) S S (8, 5)	0-3 K			0-0 HR	0-3 K		0-0 F6			4	1	1	1	0	2	2
Kent Hrbek, L OBP: 0.325, SLG: 0.401 (1, 3) X	0-0 F7		0-3 K	0-0 F8				0-0 F6		4	0	0	0	0	1	2
Tom Brunansky, R OBP: 0.335, SLG: 0.460 (1, 9) X		0-0 F8		0-0 1B 1B		0-3 K		0-0 S 1B		4	0	2	0	0	1	0
Randy Bush, L OBP: 0.289, SLG: 0.469 (1, 10) X		0-0 F8		0-0 F6		4-0 HR BB		0-3 K		3	1	0	0	1	1	2
Mickey Hatcher, R OBP: 0.318, SLG: 0.371 (1, 7) X		0-0 6-3		0-0 1B		0-0 4-3		0-0 6-3		4	0	1	0	0	0	2
Mark Salas, L OBP: 0.339, SLG: 0.436 (1, 2) X			0-0 F6	0-3 K		0-0 HR				3	1	1	2	0	1	2
Tim Teufel, R OBP: 0.353, SLG: 0.387 (1, 4) X			0-0 6-3 3B		0-0 BB 1B	0-3 K				3	1	2	0	0	1	0
Alvaro Espinoza, R (1, 6) X			0-0 6-3		0-0 F3		0-0 6-3			3	0	0	1	0	0	1

Inning Stats	R: 0	H: 0	E: 0	K: 1	S: 5	LOB: 0	BB: 0	P: 5	R: 0	H: 0	E: 0	K: 0	S: 3	LOB: 0	BB: 0	P: 3	R: 1	H: 1	E: 0	K: 1	S: 6	LOB: 0	BB: 0	P: 6	R: 1	H: 3	E: 0	K: 2	S: 10	LOB: 2	BB: 0	P: 10	R: 0	H: 1	E: 0	K: 1	S: 6	LOB: 2	BB: 1	P: 10	R: 2	H: 1	E: 0	K: 2	S: 8	LOB: 0	BB: 1	P: 12	R: 0	H: 0	E: 0	K: 1	S: 5	LOB: 0	BB: 0	P: 5	R: 0	H: 1	E: 0	K: 1	S: 6	LOB: 1	BB: 0	P: 6
PITCHER	IP	WLS	BF	H	R	ER	SO	BB	IBB	HBP	BLK	WP	HR	S	P	ERA	WHIP																																															
Steve Mura, R ERA: 4.5 (1, 1)	5.1		23	5	3	3	6	2	0	0	0	0	1	33	41	5.06	1.312																																															
Jose Rijo, R ERA: 3.38 (6, 1)	2.2	L	10	2	1	1	3	0	0	0	0	0	1	16	16	3.38	0.750																																															

BOTTOM

Oakland Athletics @ Minnesota Twins
 Hubert H. Humphrey Metrodome, Minneapolis, MN
 Mon Aug 12 1985, 8:05 PM EDT
 Unknown

livebaseballscorecards.com

AB	31
R	4
H	7
RBI	4
BB	2
SO	9
LOB	11



WP: 0	PA: 33
PB: 0	
SB: 1	
CS: 0	

Batter	1	2	3	4	5	6	7	8	9	AB R H RBI BB SO LOB	TOP												
Alfredo Griffin, S (1, 6) OBP: 0.291, SLG: 0.337	0-0 F7		0-0 L7-2			4-0 HR	0-0 F9			3 1 0 0 1 0 2													
Dwayne Murphy, L (1, 8) OBP: 0.358, SLG: 0.420	0-3 K			0-0 2B		0-0 HR	0-0 3-1			4 1 2 0 0 1 0													
Bruce Bochte, L (1, 3) OBP: 0.385, SLG: 0.442	0-0 3-1			0-0 F9		0-0 HR		0-0 F8		4 1 1 3 0 0 1													
Dave Kingman, R (1, 10) OBP: 0.312, SLG: 0.429		0-0 F9		0-0 1-3		4-0 2B		0-0 F9		3 1 0 0 1 0 1													
Mike Davis, L (1, 9) OBP: 0.368, SLG: 0.527		0-0 F5		0-3 K		0-0 SF9		0-3 K		4 0 1 0 0 2 1													
Dave Collins, S (1, 7) OBP: 0.281, SLG: 0.331		0-0 F7			0-0 4-3	0-0 SF9		0-0 F8		3 0 0 1 0 0 0													
Mike Heath, R (1, 2) OBP: 0.313, SLG: 0.405			0-0 L5		0-3 K	0-0 FC6-2		0-0 F8		4 0 0 0 0 1 1													
Donnie Hill, S (1, 4) OBP: 0.318, SLG: 0.342 Dusty Baker Jr., R (9, PH) OBP: 0.387, SLG: 0.534			0-0 2B		0-0 2B	0-0 F9		0-0 1B		3 0 2 0 0 0 1 1 0 1 0 0 0 0													
Steve Kiefer, R (1, 5) OBP: 0.229, SLG: 0.324 Steve Henderson, R (9, PH) OBP: 0.390, SLG: 0.380			0-0 2B		0-0 F7		0-0 5-3		0-3 K	3 0 1 0 0 0 1 1 0 0 0 0 1 1													
Inning Stats	R: 0 E: 0 K: 1 S: 5	H: 0 LOB: 0 BB: 0 P: 5	R: 0 E: 0 K: 0 S: 3	H: 0 LOB: 0 BB: 0 P: 3	R: 0 E: 0 K: 0 S: 4	H: 2 LOB: 1 BB: 0 P: 4	R: 0 E: 0 K: 1 S: 6	H: 1 LOB: 1 BB: 0 P: 6	R: 0 E: 0 K: 1 S: 6	H: 1 LOB: 1 BB: 0 P: 6	R: 4 E: 0 K: 0 S: 6	H: 3 LOB: 1 BB: 2 P: 14	R: 0 E: 0 K: 0 S: 3	H: 0 LOB: 0 BB: 0 P: 3	R: 0 E: 0 K: 1 S: 5	H: 0 LOB: 0 BB: 0 P: 5	R: 0 E: 0 K: 1 S: 6	H: 1 LOB: 1 BB: 0 P: 6	1B: 3 2B: 5 3B: 0 HR: 1	SF: 1 SAC: 0 DP: 1 HBP: 0	WP: 0 PB: 0 SB: 0 CS: 0	PA: 36	
PITCHER	IP WLS BF H R ER SO BB IBB HBP BLK WP HR S P ERA WHIP																						
Ken Schrom, R (1, 1) ERA: 5.07	5.0		21	6	3	3	3	1	0	0	0	0	1	26	30	5.40	1.400						
Frank Eufemia, R (6, 1) ERA: 3.09	0.0		2	1	0	0	0	1	0	0	0	0	0	1	5	∞	∞						
Steve Howe, L (6, 1) ERA: 4.21	3.2	W	12	1	1	1	1	0	0	0	0	0	0	14	14	2.46	0.273						
Ron Davis, R (9, 1) ERA: 3.59	0.1	S	1	0	0	0	1	0	0	0	0	0	0	3	3	0.00	0.000						

Oakland Athletics @ Minnesota Twins
 Hubert H. Humphrey Metrodome, Minneapolis, MN
 Mon Aug 12 1985, 8:05 PM EDT
 Att: 18,118 - Unknown

livebaseballscorecards.com

AB	33
R	4
H	8
RBI	4
BB	2
SO	5
LOB	9



Batter	1	2	3	4	5	6	7	8	9	AB	R	H	RBI	BB	SO	LOB
Kirby Puckett, R OBP: 0.317, SLG: 0.368 (1, 8)	0-0 F8		0-0 5-3		4-0 S 1B BB		0-0 F6			3	1	0	0	1	0	1
Roy Smalley, S OBP: 0.381, SLG: 0.438 (1, 10)	0-0 G4-3-2			0-0 G3	0-0 1B 1B		0-0 2-3 1B			4	0	2	1	0	0	0
Kent Hrbek, L OBP: 0.324, SLG: 0.399 (1, 3)	0-0 3-1			0-3 K	0-0 1-2 1B		0-0 F4			4	0	1	0	0	1	2
Tom Brunansky, R OBP: 0.334, SLG: 0.466 (1, 9)		0-0 5-3		0-3 K	0-3 K			0-0 HR		4	1	1	1	0	2	2
Mickey Hatcher, R OBP: 0.318, SLG: 0.372 (1, 7)		0-0 2B			0-0 4-3	0-0 F8		0-0 6-3		4	0	1	0	0	0	0
Dave Meier, R OBP: 0.355, SLG: 0.266 (9, 7)										0	0	0	0	0	0	0
Mark Salas, L OBP: 0.337, SLG: 0.433 (1, 2)		0-3 K			0-0 1B 3B 1B	0-0 L3		0-0 F8		4	1	1	0	0	1	1
Gary Gaetti, R OBP: 0.307, SLG: 0.409 (1, 5)		0-0 F9			0-0 1-3 3B 1B	0-0 F5		0-0 6-3		4	1	1	0	0	0	1
Ron Washington, R OBP: 0.303, SLG: 0.393 (1, 4)			0-0 F4		0-0 1-H 3-H SH1 3B		4-0 1B SH3-4 BB			2	1	1	2	1	0	0
Alvaro Espinoza, R (1, 6)			0-3 K		0-0 SH1		0-0 SH3-4			1	0	0	1	0	1	0

Inning Stats	R: 0 E: 0 K: 0 S: 3	H: 0 LOB: 0 BB: 0 P: 3	R: 0 E: 0 K: 1 S: 6	H: 1 LOB: 1 BB: 0 P: 6	R: 0 E: 0 K: 1 S: 5	H: 0 LOB: 0 BB: 0 P: 5	R: 0 E: 0 K: 2 S: 7	H: 0 LOB: 0 BB: 0 P: 7	R: 4 E: 0 K: 1 S: 10	H: 5 LOB: 2 BB: 1 P: 14	R: 0 E: 0 K: 0 S: 3	H: 0 LOB: 0 BB: 0 P: 3	R: 0 E: 0 K: 0 S: 4	H: 1 LOB: 2 BB: 1 P: 8	R: 1 E: 0 K: 0 S: 4	H: 1 LOB: 0 BB: 0 P: 4	1B: 5 2B: 1 3B: 1 HR: 1	SF: 0 SAC: 2 DP: 0 HBP: 0	WP: 0 PB: 0 SB: 1 CS: 0	PA: 34										
PITCHER Chris Codioli, R ERA: 4.11 (1, 1)	IP 8.0	WLS L	BF 34	H 8	R 5	ER 5	SO 5	BB 2	IBB 0	HBP 0	BLK 0	WP 0	HR 1	S 42	P 50	ERA 5.62	WHIP 1.250													
											PITCHER	IP	WLS	BF	H	R	ER	SO	BB	IBB	HBP	BLK	WP	HR	S	P	ERA	WHIP		

BOTTOM

Oakland Athletics @ Minnesota Twins
 Hubert H. Humphrey Metrodome, Minneapolis, MN

Mon Aug 12 1985, 8:05 PM EDT
 Att. 18,118 - Unknown

livebaseballscorecards.com

AB	30
R	5
H	8
RBI	5
BB	2
SO	5
LOB	7




Batter	1	2	3	4	5	6	7	8	9	AB	R	H	RBI	BB	SO	LOB	TOP					
Alfredo Griffin, S (1, 6) OBP: 0.289, SLG: 0.334 Mike Gallego, R (7, 6)	0-0 4-3			0-0 6-3		0-0 F7		0-0 SF8		3	0	0	0	0	0	0						
Dwayne Murphy, L (1, 8) OBP: 0.356, SLG: 0.417 Charlie O'Brien, R (7, 2)	0-0 6-3			0-0 F7		0-0 F7	0-3 K	4-0 BB		3	0	0	0	0	1	0						
Dusty Baker Jr., R (1, 3) OBP: 0.385, SLG: 0.529	0-0 F4			0-0 F3			0-0 1B	0-0 F8		4	0	1	0	0	0	3						
Dave Kingman, R (1, 10) OBP: 0.311, SLG: 0.428		0-3 K			0-0 F8		0-0 1B	0-0 6-3		4	0	1	0	0	1	0						
Mike Heath, R (1, 2) OBP: 0.312, SLG: 0.404 (7, 9)		0-0 F8			0-0 1B		0-0 G5-4-3	0-0 F8		4	0	1	0	0	0	2						
Mike Davis, L (1, 9) OBP: 0.364, SLG: 0.522 (7, 8)		0-0 F5			0-3 K			0-0 3-1	0-0 F7	4	0	0	0	0	1	1						
Steve Henderson, R (1, 7) OBP: 0.389, SLG: 0.378				0-3 K		0-0 1-3		0-0 1B		3	1	1	0	0	1	1						
Donnie Hill, S (1, 4) OBP: 0.318, SLG: 0.341				0-0 F8			0-0 5-3	0-0 SF8		3	0	1	0	0	0	0						
Steve Kiefer, R (1, 5) OBP: 0.237, SLG: 0.324				0-3 K		0-3 K		0-0 1B		3	0	1	0	0	2	0						
Inning Stats	R: 0 E: 0 K: 0 S: 3	H: 0 LOB: 0 BB: 0 P: 3	R: 0 E: 0 K: 1 S: 5	H: 0 LOB: 0 BB: 0 P: 5	R: 0 E: 0 K: 2 S: 7	H: 0 LOB: 0 BB: 0 P: 7	R: 0 E: 0 K: 0 S: 3	H: 0 LOB: 0 BB: 0 P: 3	R: 0 E: 0 K: 1 S: 6	H: 1 LOB: 1 BB: 0 P: 6	R: 0 E: 0 K: 1 S: 5	H: 0 LOB: 0 BB: 0 P: 5	R: 0 E: 0 K: 1 S: 6	H: 2 LOB: 1 BB: 0 P: 6	R: 1 E: 0 K: 0 S: 6	H: 3 LOB: 3 BB: 1 P: 10	R: 0 E: 0 K: 0 S: 3	H: 0 LOB: 0 BB: 0 P: 3	1B: 6 2B: 0 3B: 0 HR: 0	SF: 1 SAC: 0 DP: 1 HBP: 0	WP: 0 PB: 0 SB: 0 CS: 0	PA: 33
PITCHER Frank Viola, L (1, 1) ERA: 4.18	IP: 9.0 WLS: W BF: 33 H: 6 R: 1 ER: 1 SO: 6 BB: 1 IBB: 0 HBP: 0 BLK: 0 WP: 0 HR: 0 S: 44 P: 48 ERA: 1.00 WHIP: 0.778																	PITCHER	IP: 9.0 WLS: W BF: 33 H: 6 R: 1 ER: 1 SO: 6 BB: 1 IBB: 0 HBP: 0 BLK: 0 WP: 0 HR: 0 S: 44 P: 48 ERA: 1.00 WHIP: 0.778			

Oakland Athletics @ Minnesota Twins
 Hubert H. Humphrey Metrodome, Minneapolis, MN
 Tue Aug 13 1985, 8:05 PM EDT
 Att: 14,806 - Unknown

AB	31
R	1
H	6
RBI	1
BB	1
SO	6
LOB	7



Batter	1	2	3	4	5	6	7	8	9	AB R H RBI BB SO LOB	BOTTOM			
Kirby Puckett, R OBP: 0.316, SLG: 0.367 (1, 8)	0-0 1-3		0-0 1B		0-3 K		0-0 F4			5 1 1 0 0 1 2	Oakland Athletics @ Minnesota Twins Hubert H. Humphrey Metrodome, Minneapolis, MN Tue Aug 13 1985, 8:05 PM EDT Att. 14,806 - Unknown livebaseballscorecards.com			
Gary Gaetti, R OBP: 0.310, SLG: 0.410 (1, 5)	0-0 6-3		0-0 1B			0-0 HR 1B		4-0 BB 1B BB	4 2 2 0 1 0 2					
Kent Hrbek, L OBP: 0.330, SLG: 0.409 (1, 3)	0-0 1B		0-0 2B	0-0 1B 2B		0-0 F7		0-0 BB 1B	5 1 4 2 0 0 1					
Tom Brunansky, R OBP: 0.338, SLG: 0.479 Mike Stenhouse, L OBP: 0.357, SLG: 0.385 Dave Meier, R OBP: 0.351, SLG: 0.262 (1, 9) (8, PH) (8, PH) (9, 9)	0-0 F9		0-0 1B HR 2B	0-0 1B		0-0 HR		0-0 F9	4 2 3 3 0 0 1 0 0 0 0 0 0 0 1 0 0 0 0 0 2					
Dave Engle, R OBP: 0.371, SLG: 0.515 Roy Smalley, S OBP: 0.380, SLG: 0.436 (1, 10) (8, PH)		0-0 5-3	0-0 HR 1B	0-0 F2		0-0 1B		0-0 F9	4 1 2 0 0 0 2 1 0 0 0 0 0 2					
Mickey Hatcher, R OBP: 0.319, SLG: 0.382 Randy Bush, L OBP: 0.289, SLG: 0.463 (1, 7) (4, PH) (5, 7)		0-0 F8	0-0 HR	0-3 K		0-0 F9		4-0 1-2 2-3 BB	2 1 1 3 0 0 0 2 0 0 0 1 1 3					
Tim Laudner, R OBP: 0.284, SLG: 0.403 (1, 2)		0-0 E 1B 1B	0-0 FC6-4 1B	0-3 K		0-0 F4		0-0 L6	5 0 2 0 0 1 6					
Tim Teufel, R OBP: 0.352, SLG: 0.386 (1, 4)		0-0 E5 1B	0-0 FC6-4 1B		0-0 5-3		0-3 K		4 0 1 0 0 1 1					
Alvaro Espinoza, R OBP: 0.111, SLG: 0.111 (1, 6)		0-0 F4	0-0 1B		0-3 K		0-0 F4		4 0 1 0 0 1 2					
Inning Stats	R: 0 H: 1 E: 0 LOB: 1 K: 0 BB: 0 S: 4 P: 4	R: 0 H: 2 E: 1 LOB: 2 K: 0 BB: 0 S: 5 P: 5	R: 6 H: 8 E: 0 LOB: 2 K: 0 BB: 0 S: 11 P: 11	R: 0 H: 2 E: 0 LOB: 2 K: 2 BB: 0 S: 9 P: 9	R: 0 H: 0 E: 0 LOB: 0 K: 2 BB: 0 S: 7 P: 7	R: 2 H: 3 E: 0 LOB: 1 K: 0 BB: 0 S: 6 P: 6	R: 0 H: 0 E: 0 LOB: 0 K: 1 BB: 0 S: 5 P: 5	R: 0 H: 1 E: 0 LOB: 3 K: 0 BB: 2 S: 4 P: 12	1B: 12 SF: 0 2B: 3 SAC: 0 3B: 0 DP: 0 HR: 2 HBP: 0	WP: 0 PA: 43 PB: 0 SB: 0 CS: 0				
PITCHER	IP WLS BF H R ER SO BB IBB HBP BLK WP HR S P ERA WHIP	IP WLS BF H R ER SO BB IBB HBP BLK WP HR S P ERA WHIP	IP WLS BF H R ER SO BB IBB HBP BLK WP HR S P ERA WHIP	IP WLS BF H R ER SO BB IBB HBP BLK WP HR S P ERA WHIP	IP WLS BF H R ER SO BB IBB HBP BLK WP HR S P ERA WHIP	IP WLS BF H R ER SO BB IBB HBP BLK WP HR S P ERA WHIP	IP WLS BF H R ER SO BB IBB HBP BLK WP HR S P ERA WHIP	IP WLS BF H R ER SO BB IBB HBP BLK WP HR S P ERA WHIP	IP WLS BF H R ER SO BB IBB HBP BLK WP HR S P ERA WHIP	IP WLS BF H R ER SO BB IBB HBP BLK WP HR S P ERA WHIP				
Tommy John, L ERA: 4.89 (1, 1)	2.1 L	18 11	6 6	6 6	0 0	0 0	0 0	0 0	0 0	0 0	0 0	18 34	23.14 3.86	4.714 1.500
Keith Atherton, R ERA: 4.5 (3, 1)	4.2	21 6	2 2	2 5	1 1	0 0	0 0	0 0	0 0	0 0	0 0	30 7	3.86 0.00	1.500 1.000
Bill Krueger, L ERA: 4.85 (8, 1)	1.0	4 0	0 0	0 0	0 0	1 0	0 0	0 0	0 0	0 0	0 0	3 7	0.00 0.00	1.000 1.000

Batter	1	2	3	4	5	6	7	8	9	AB R H RBI BB SO LOB	TOP														
Alfredo Griffin, S OBP: 0.288, SLG: 0.333 (1, 6) X	0-0 F9		0-0 1B			0-0 F8		0-0 F6		4 0 1 0 0 0 1	<p>Oakland Athletics @ Minnesota Twins Hubert H. Humphrey Metrodome, Minneapolis, MN Wed Aug 14 1985, 4:33 AM EDT Unknown</p> <p>livebaseballscorecards.com</p> <table border="1"> <tr><td>AB</td><td>33</td></tr> <tr><td>R</td><td>5</td></tr> <tr><td>H</td><td>10</td></tr> <tr><td>RBI</td><td>4</td></tr> <tr><td>BB</td><td>2</td></tr> <tr><td>SO</td><td>7</td></tr> <tr><td>LOB</td><td>6</td></tr> </table> 	AB	33	R	5	H	10	RBI	4	BB	2	SO	7	LOB	6
AB	33																								
R	5																								
H	10																								
RBI	4																								
BB	2																								
SO	7																								
LOB	6																								
Dwayne Murphy, L OBP: 0.360, SLG: 0.419 (1, 8) S S S	0-3 K2-3		0-0 1B			4-0 HR BB		0-0 1B 1B		3 2 2 1 1 1 0															
Bruce Bochte, L OBP: 0.387, SLG: 0.454 (1, 3) X	0-0 G3					0-0 HR		0-0 1B 1B		4 1 2 2 0 0 0															
Dave Kingman, R OBP: 0.313, SLG: 0.428 (1, 10) X		0-0 FC3-6 1B				0-3 K		0-0 1B		4 0 2 1 0 1 0															
Mike Davis, L OBP: 0.361, SLG: 0.516 (1, 9) X		0-0 FC3-6 PB				0-3 K		0-3 K		4 1 0 0 0 3 3															
Dave Collins, S OBP: 0.278, SLG: 0.327 (1, 7) X		0-0 F7				0-0 F9		0-0 5-3		4 0 0 0 0 0 1															
Mike Heath, R OBP: 0.312, SLG: 0.400 (1, 2) B B B B		4-0 CS BB				0-3 K		0-0 6-3		3 0 0 0 1 1 0															
Donnie Hill, S OBP: 0.323, SLG: 0.349 (1, 4) X		0-0 CS	0-0 F7			0-0 CS 1B		0-0 SH3-4 1B 2B		4 1 3 0 0 0 0															
Steve Kiefer, R OBP: 0.220, SLG: 0.300 (1, 5) X			0-0 5-3			0-0 CS	0-3 K	0-0 SH3-4	0-0 FC6-4	3 0 0 0 0 1 1															
Inning Stats	R: 0 H: 0 E: 0 LOB: 0 K: 1 BB: 0 S: 5 P: 5	R: 1 H: 1 E: 0 LOB: 0 K: 0 BB: 1 S: 3 P: 7	R: 0 H: 2 E: 0 LOB: 2 K: 0 BB: 0 S: 4 P: 4	R: 0 H: 0 E: 0 LOB: 0 K: 2 BB: 0 S: 7 P: 7	R: 0 H: 1 E: 0 LOB: 0 K: 1 BB: 0 S: 5 P: 5	R: 2 H: 1 E: 0 LOB: 0 K: 1 BB: 1 S: 6 P: 10	R: 0 H: 0 E: 0 LOB: 0 K: 1 BB: 0 S: 5 P: 5	R: 2 H: 4 E: 0 LOB: 2 K: 1 BB: 0 S: 9 P: 9	R: 0 H: 1 E: 0 LOB: 1 K: 0 BB: 0 S: 4 P: 4	1B: 8 SF: 0 2B: 1 SAC: 1 3B: 0 DP: 0 HR: 1 HBP: 0	WP: 0 PA: 38 PB: 1 SB: 1 CS: 2														
PITCHER Mike Smithson, R (1, 1) ERA: 4.72 Steve Howe, L (8, 1) ERA: 4.0	IP WLS BF H R ER SO BB IBB HBP BLK WP HR S P ERA WHIP	7.2 L 29 7 5 5 6 2 0 0 0 0 0 1 39 47 5.87 1.174	1.1 7 3 0 0 1 0 0 0 0 0 0 0 9 9 0.00 2.250	PITCHER IP WLS BF H R ER SO BB IBB HBP BLK WP HR S P ERA WHIP																					

Batter	1	2	3	4	5	6	7	8	9	AB R H RBI BB SO LOB
Ron Washington, R (1, 6) OBP: 0.311, SLG: 0.409	0-0 6-3		0-0 2B		0-0 F3			0-0 G3-6-3 1B		4 0 2 0 0 0 1
Roy Smalley, S (1, 10) OBP: 0.376, SLG: 0.430	0-0 4-3		0-3 K			0-0 F9		0-0 G3-6-3 1-2f		4 0 0 0 0 1 2
Kent Hrbek, L (1, 3) OBP: 0.329, SLG: 0.406	4-0 BB			0-0 4-3		0-0 F4		0-3 K		3 0 0 0 1 1 0
Tom Brunansky, R (1, 8) OBP: 0.337, SLG: 0.476	0-0 F4			0-0 WP 1B		0-0 5-3		0-0 E5 1B 2-3		4 0 1 0 0 0 1
Mike Stenhouse, L (1, 9) OBP: 0.351, SLG: 0.378		0-3 K		0-3 K		0-0 4-3		0-0 2-3		2 0 0 0 0 2 1
Kirby Puckett, R (7, PH) OBP: 0.315, SLG: 0.365			1-2 K					1-2		2 0 0 0 0 0 1
Mark Salas, L (1, 2) OBP: 0.336, SLG: 0.430		0-3 K		0-0 F7		0-0 F8		0-0 FC6-4 1B		4 0 1 0 0 1 1
Mickey Hatcher, R (1, 7) OBP: 0.318, SLG: 0.380		0-0 6-3			0-0 F8		0-0 1B	0-0 FC6-4 1-2f		4 0 1 0 0 0 2
Gary Gaetti, R (1, 5) OBP: 0.310, SLG: 0.412			0-0 6-3		0-0 2B		0-0 F8			3 0 1 0 0 0 1
Tim Teufel, R (1, 4) OBP: 0.349, SLG: 0.382			0-0 F9		0-0 F7			0-0 F7		3 0 0 0 0 0 1

Inning Stats	R: 0	H: 0	E: 0	K: 0	S: 3	LOB: 1	BB: 1	P: 7	R: 0	H: 0	E: 0	K: 2	S: 7	LOB: 0	BB: 0	P: 7	R: 0	H: 1	E: 0	K: 1	S: 6	LOB: 1	BB: 0	P: 6	R: 0	H: 1	E: 0	K: 1	S: 6	LOB: 1	BB: 0	P: 6	R: 0	H: 0	E: 0	K: 0	S: 3	LOB: 0	BB: 0	P: 3	R: 0	H: 1	E: 0	K: 0	S: 4	LOB: 1	BB: 0	P: 4	R: 0	H: 1	E: 0	K: 0	S: 3	LOB: 0	BB: 0	P: 3	R: 0	H: 1	E: 1	K: 1	S: 7	LOB: 2	BB: 0	P: 7	1B: 4	2B: 2	3B: 0	HR: 0	SF: 0	SAC: 0	DP: 1	HBP: 0	WP: 1	PB: 0	SB: 0	CS: 0	PA: 34
PITCHER	IP	WLS	BF	H	R	ER	SO	BB	IBB	HBP	BLK	WP	HR	S	P	ERA	WHIP																																																												
Don Sutton, R (1, 1) ERA: 3.95	7.1	W	28	5	0	0	4	1	0	0	0	1	0	35	39	0.00	0.818																																																												
Steve Ontiveros, R (8, 1) ERA: 0.89	1.2		6	1	0	0	1	0	0	0	0	0	0	8	8	0.00	0.600																																																												

BOTTOM

Oakland Athletics @ Minnesota Twins
 Hubert H. Humphrey Metrodome, Minneapolis, MN
 Wed Aug 14 1985, 4:33 AM EDT
 Unknown

livebaseballscores.com

AB	33
R	0
H	6
RBI	0
BB	1
SO	5
LOB	11



Batter	1	2	3	4	5	6	7	8	9	AB R H RBI BB SO LOB
Alfredo Griffin, S (1, 6) OBP: 0.290, SLG: 0.334	0-0 CS 1B		0-0 2-3 5-3		0-0 F5		0-0 IBB 1B		0-3 K	5 0 2 1 0 1 1
Dwayne Murphy, L (1, 8) OBP: 0.358, SLG: 0.416	0-0 F9		0-0 4-3			0-0 1-3	0-0 1-2 3-H 1B		0-0 F7	5 0 1 1 0 0 2
Bruce Bochte, L (1, 3) OBP: 0.390, SLG: 0.452	0-3 K 1-2			4-0 1B SF8 BB		0-0 F7	4-0 1-2 2-3 IBB		0-0 1B	3 1 1 0 2 1 1
Dave Kingman, R (1, 10) OBP: 0.311, SLG: 0.426		0-0 5-3		0-0 1-3 2B 1B		0-0 6-3	0-3 K		0-0 F9	5 1 1 0 0 1 4
Dusty Baker Jr., R (1, 7) OBP: 0.384, SLG: 0.525		0-0 6-3		0-0 SF8			HR BB			2 1 0 1 1 0 3
Mike Davis, L (1, 9) OBP: 0.367, SLG: 0.530		4-0 BB		0-0 1-H 2B			0-0 1-H HR	0-0 S 5-3 WP 1B		3 2 3 3 1 0 0
Mike Heath, R (1, 2) OBP: 0.308, SLG: 0.395		0-0 F3		0-3 K			0-0 4-3	0-0 5-3		4 0 0 0 0 1 2
Donnie Hill, S (1, 4) OBP: 0.325, SLG: 0.354			0-0 5-3 2B		0-0 6-3		0-0 1B E 1B	0-3 K		4 1 2 0 0 1 1
Steve Kiefer, R (1, 5) OBP: 0.200, SLG: 0.273			0-3 K		0-0 5-3		0-0 1B E5 1B	0-3 K		4 1 0 0 0 2 2

Inning Stats	R: 0 E: 0 K: 1 S: 5	H: 1 LOB: 0 BB: 0 P: 5	R: 0 E: 0 K: 0 S: 3	H: 0 LOB: 1 BB: 1 P: 7	R: 0 E: 0 K: 1 S: 6	H: 1 LOB: 1 BB: 0 P: 6	R: 2 E: 0 K: 1 S: 6	H: 2 LOB: 0 BB: 1 P: 10	R: 0 E: 0 K: 0 S: 3	H: 0 LOB: 0 BB: 0 P: 3	R: 0 E: 0 K: 0 S: 3	H: 0 LOB: 0 BB: 0 P: 3	R: 4 E: 1 K: 1 S: 10	H: 4 LOB: 3 BB: 2 P: 18	R: 1 E: 0 K: 2 S: 8	H: 1 LOB: 0 BB: 0 P: 8	R: 0 E: 0 K: 1 S: 6	H: 1 LOB: 1 BB: 0 P: 6	1B: 7 2B: 2 3B: 0 HR: 1	SF: 1 SAC: 0 DP: 0 HBP: 0	WP: 1 PB: 0 SB: 1 CS: 1	PA: 40
--------------	------------------------------	---------------------------------	------------------------------	---------------------------------	------------------------------	---------------------------------	------------------------------	----------------------------------	------------------------------	---------------------------------	------------------------------	---------------------------------	-------------------------------	----------------------------------	------------------------------	---------------------------------	------------------------------	---------------------------------	----------------------------------	------------------------------------	----------------------------------	--------

PITCHER	IP	WLS	BF	H	R	ER	SO	BB	IBB	HBP	BLK	WP	HR	S	P	ERA	WHIP
Mark Portugal, R (1, 1) ERA: 7.11	6.1	L	27	6	6	5	3	3	0	0	0	0	1	30	42	7.11	1.421
Pete Filson, L (7, 1) ERA: 4.19	0.0		3	2	0	0	0	0	1	0	0	0	0	2	6	∞	∞
Ron Davis, R (7, 1) ERA: 3.57	2.2		10	2	1	1	4	0	0	0	0	1	0	18	18	3.38	0.750

TOP

Oakland Athletics @ Minnesota Twins
Hubert H. Humphrey Metrodome, Minneapolis, MN

Wed Aug 14 1985, 4:38 AM EDT
Att: 13,666 - Unknown

livebaseballscorecards.com

AB	35
R	7
H	10
RBI	6
BB	4
SO	7
LOB	16



Batter	1	2	3	4	5	6	7	8	9	AB	R	H	RBI	BB	SO	LOB
Kirby Puckett, R (1, 8) OBP: 0.313, SLG: 0.362 Dave Engle, R (9, PH) OBP: 0.366, SLG: 0.510	0-0 F9		0-0 F9		0-0 G3		0-3 K		0-0 F7	4	0	0	0	0	1	0
Mickey Hatcher, R (1, 10) OBP: 0.316, SLG: 0.376	0-3 K		0-0 F2		4-0 BB		0-0 F8		0-0 F8	4	0	0	0	0	1	1
Kent Hrbek, L (1, 3) OBP: 0.330, SLG: 0.409	0-0 FC6-4 1B			0-0 F4	0-0 F7			0-0 F8 1B 2B		4	1	2	0	0	0	1
Tom Brunansky, R (1, 9) OBP: 0.336, SLG: 0.473	0-0 FC6-4			4-0 S 1B BB		0-0 F4		0-0 F8 2-3		3	1	0	0	1	0	2
Randy Bush, L (1, 7) OBP: 0.299, SLG: 0.472		1-0 FC6-4 HBP		0-3 K 1-2		0-0 2B		0-0 1B		3	0	2	1	0	1	1
Gary Gaetti, R (1, 5) OBP: 0.310, SLG: 0.410		0-0 FC6-4 S 1-2f		0-0 2B 1B		0-3 K		0-0 F8 3-H		4	1	1	1	0	1	3
Mark Salas, L (1, 2) OBP: 0.338, SLG: 0.433		0-0 F9 1-2		0-0 1B 2B		4-0 IBB		0-0 F6		3	1	1	1	1	0	2
Ron Washington, R (1, 4) OBP: 0.311, SLG: 0.406 Mike Stenhouse, L (9, PH) OBP: 0.348, SLG: 0.375		0-3 K		0-0 CS 1B		0-3 K			0-0 F4	3	0	1	1	0	2	3
Alvaro Espinoza, R (1, 6) OBP: 0.083, SLG: 0.083 Roy Smalley, S (9, PH) OBP: 0.376, SLG: 0.430			0-0 F2	0-0 CS 1-2	0-3 K		0-0 F6		4-0 BB	1	0	0	0	0	1	0

Inning Stats	R: 0	H: 1	E: 0	K: 1	S: 6	R: 0	H: 0	E: 0	K: 1	S: 5	R: 0	H: 0	E: 0	K: 0	S: 3	R: 3	H: 3	E: 0	K: 1	S: 7	R: 0	H: 0	E: 0	K: 1	S: 5	R: 0	H: 1	E: 0	K: 2	S: 8	R: 0	H: 0	E: 0	K: 1	S: 5	R: 1	H: 2	E: 0	K: 0	S: 5	R: 0	H: 0	E: 0	K: 0	S: 3
	LOB: 1	BB: 0	P: 6	LOB: 1	BB: 0	P: 6	LOB: 0	BB: 0	P: 3	LOB: 0	BB: 1	LOB: 1	BB: 1	P: 9	LOB: 2	BB: 1	P: 12	LOB: 0	BB: 0	P: 5	LOB: 1	BB: 0	P: 5	LOB: 1	BB: 0	P: 5	LOB: 1	BB: 1	P: 7	1B: 4	SF: 0	2B: 3	SAC: 0	3B: 0	DP: 0	HR: 0	HBP: 1	WP: 0	PA: 39						

PITCHER	IP	WLS	BF	H	R	ER	SO	BB	IBB	HBP	BLK	WP	HR	S	P	ERA	WHIP
Steve McCatty, R (1, 1) ERA: 5.87	3.2		17	4	3	3	3	1	0	1	0	0	0	21	26	7.36	1.364
Jose Rijo, R (4, 1) ERA: 2.84	3.2	W	15	3	1	1	4	1	1	0	0	0	0	21	29	2.46	1.091
Steve Ontiveros, R (8, 1) ERA: 0.85	1.2	S	6	0	0	0	0	1	0	0	0	0	0	5	9	0.00	0.600

BOTTOM

Oakland Athletics @ Minnesota Twins
 Hubert H. Humphrey Metrodome, Minneapolis, MN
 Wed Aug 14 1985, 4:38 AM EDT
 Att. 13,666 - Unknown

AB	33
R	4
H	7
RBI	4
BB	4
SO	7
LOB	14



WP	HR	S	P	ERA	WHIP
0	0	0	0	0	0

Batter	1	2	3	4	5	6	7	8	9	AB R H RBI BB SO LOB			
Jack Perconte, L (1, 4) OBP: 0.302, SLG: 0.324	0-3 K		0-0 G4-6-3 1-2f			0-0 5-3 1B		0-0 HR 1B	0-0 6-3 1-3 1-3 2-H 1B	5 1 3 1 0 1 1			
Phil Bradley, R (1, 7) Harold Reynolds, S (9, PH) OBP: 0.369, SLG: 0.491 OBP: 0.263, SLG: 0.194	0-0 5-3			0-0 S 1B		0-0 5-3 1-2		0-0 HR 1-H	0-0 1-3 1-2 3-H	4 1 2 2 0 0 1 1 0 0 1 0 0 1			
Alvin Davis, L (1, 3) Ken Phelps, L (6, PH) OBP: 0.370, SLG: 0.418 OBP: 0.336, SLG: 0.469	0-3 K			0-0 L4 1-2		4-0 BB		0-0 HR	0-0 6-3 2-3	2 0 0 0 0 1 1 2 1 1 1 1 0 1			
Gorman Thomas, R (1, 10) OBP: 0.335, SLG: 0.476		0-0 6-3		0-3 K		0-0 F7		0-3 K	0-3 K	5 0 0 0 0 3 4			
Al Cowens, R (1, 9) OBP: 0.295, SLG: 0.449		0-0 F6		0-0 6-3			0-0 G6-4-3 1B	0-0 1B 2B		4 0 2 0 0 0 1			
Jim Presley, R (1, 5) OBP: 0.341, SLG: 0.520		0-0 1B		0-0 4-3			0-0 G6-4-3 1-2f	0-0 FC5-4 1B		4 0 2 0 0 0 1			
Dave Henderson, R (1, 8) OBP: 0.302, SLG: 0.381		0-3 K		0-0 5-3			4-0 BB	0-0 FC5-4 1-2f		3 0 0 0 1 1 3			
Bob Kearney, R (1, 2) Donnie Scott, S (5, 2) OBP: 0.285, SLG: 0.369 OBP: 0.268, SLG: 0.353			0-3 K		0-3 K		0-0 6-3		0-0 WP 1B 1B	2 0 0 0 0 2 0 2 1 1 0 0 0 1			
Spike Owen, S (1, 6) Domingo Ramos, R (5, 6) OBP: 0.314, SLG: 0.352 OBP: 0.242, SLG: 0.231			0-0 G4-6-3 1B			0-0 6-3		0-0 6-3	0-0 1B WP 1-2 1-3 1B	1 0 1 0 0 0 0 3 1 1 0 0 0 0			
Inning Stats	R: 0 E: 0 K: 2 S: 7 H: 0 LOB: 0 BB: 0 P: 7	R: 0 E: 0 K: 1 S: 6 H: 1 LOB: 1 BB: 0 P: 6	R: 0 E: 0 K: 1 S: 5 H: 1 LOB: 0 BB: 0 P: 5	R: 0 E: 0 K: 1 S: 6 H: 1 LOB: 1 BB: 0 P: 6	R: 0 E: 0 K: 1 S: 5 H: 0 LOB: 0 BB: 0 P: 5	R: 0 E: 0 K: 0 S: 4 H: 1 LOB: 2 BB: 1 P: 8	R: 0 E: 0 K: 0 S: 3 H: 1 LOB: 1 BB: 1 P: 7	R: 3 E: 0 K: 1 S: 10 H: 5 LOB: 2 BB: 0 P: 10	R: 2 E: 0 K: 1 S: 8 H: 3 LOB: 1 BB: 0 P: 8	1B: 10 2B: 1 3B: 0 HR: 2 SF: 0 SAC: 0 DP: 2 HBP: 0	WP: 1 PB: 0 SB: 1 CS: 0 PA: 40		
PITCHER	IP WLS BF H R ER SO BB IBB HBP BLK WP HR S P ERA WHIP											PITCHER	IP WLS BF H R ER SO BB IBB HBP BLK WP HR S P ERA WHIP
John Butcher, R (1, 1) ERA: 4.82	8.0 W 34 10 3 3 7 2 0 0 0 0 2 46 54 3.38 1.500												
Frank Eufemia, R (9, 1) ERA: 3.43	1.0 6 3 2 2 1 0 0 0 0 1 0 8 8 18.00 3.000												

Seattle Mariners @ Minnesota Twins
 Hubert H. Humphrey Metrodome, Minneapolis, MN
 Thu Aug 15 1985, 8:05 PM EDT
 Att: 18,576 - Unknown

livebaseballscorecards.com

AB	38
R	5
H	13
RBI	5
BB	2
SO	8
LOB	15



Batter	1	2	3	4	5	6	7	8	9
Kirby Puckett, R OBP: 0.311, SLG: 0.360 (1, 8)	0-0 CS 1B		0-3 K	0-0 F2	0-0 F9	0-0 F9		0-3 K	
Gary Gaetti, R OBP: 0.312, SLG: 0.418 (1, 5)	0-0 F9 1-2		0-3 K	0-0 HR 2-H 3-H	1-0 HR HBP		0-0 1-3 1B	0-0 F4	
Kent Hrbek, L OBP: 0.331, SLG: 0.417 (1, 3)	0-0 G3			0-0 1B 1B	0-0 HR 1-H 2-H 3-H		0-0 F5		
Tim Laudner, R OBP: 0.284, SLG: 0.403 (8, 3)				0-0 L1			0-0 1-3		
Tom Brunansky, R OBP: 0.337, SLG: 0.469 (1, 9)		0-0 F4		0-0 1B BB	0-3 K		0-0 1-3		
Dave Engle, R OBP: 0.369, SLG: 0.500 (1, 2)		0-0 F7		0-0 1B SH		0-3 K	4-0 BB		
Mickey Hatcher, R OBP: 0.322, SLG: 0.384 (1, 10)		0-0 1B 2B		0-0 SH 1B	0-0 2B 1B	0-0 BB 1B	0-0 F9		
Mike Stenhouse, L OBP: 0.351, SLG: 0.377 (5, PR)				1-2 2-H 3-H					
Tim Teufel, R OBP: 0.351, SLG: 0.383 (1, 4)		0-0 1B		0-0 SH 1B	4-0 2B HR BB	0-0 F8		0-0 1-3 1B	
Alvaro Espinoza, R OBP: 0.154, SLG: 0.154 (7, 6)		2-H 1B		1-H 2-H	1-2 HR BB				
Ron Washington, R OBP: 0.324, SLG: 0.426 (1, 6)		0-0 F8		0-0 2B HR 1B	0-0 HR 2B	0-0 BB 1B		0-0 1-3	
(7, 4)				3-H	1-3 2-H	1-2		1-2	
Dave Meier, R OBP: 0.358, SLG: 0.279 (1, 7)			0-0 F8	0-0 HR 2B	0-0 5-3	4-0 BB		4-0 BB	
Randy Bush, L OBP: 0.302, SLG: 0.472 (8, PH)				1-3		1-2 2-3			
(9, 7)									

AB	R	H	RBI	BB	SO	LOB
6	0	1	0	0	2	9
5	2	2	3	0	1	3
5	2	2	4	0	0	1
0	0	0	0	0	0	0
3	1	0	0	2	1	2
4	1	1	0	1	1	1
3	2	3	2	0	0	0
2	1	1	0	0	0	2
2	2	1	1	1	0	1
1	0	1	0	0	0	0
5	2	3	2	0	0	2
3	1	1	0	1	0	2
0	0	0	0	1	0	0

WP	HR	S	P	ERA	WHIP
0	0	24	24	18.00	2.667
0	2	20	33	21.00	3.333
0	0	4	8	0.00	2.000
0	0	6	10	0.00	2.000

Inning Stats	R	H	E	K	S	H	LOB	BB	P
R: 0 E: 0 K: 0 S: 3	1	1	0	3	3	2	0	0	3
R: 1 E: 0 K: 0 S: 5	2	1	0	0	5	1	0	0	7
R: 0 E: 0 K: 2 S: 7	0	0	0	2	7	0	0	0	7
R: 8 E: 1 K: 0 S: 10	6	1	0	2	18	1	0	0	18
R: 5 E: 0 K: 1 S: 8	3	1	0	1	13	1	0	0	13
R: 0 E: 0 K: 1 S: 7	2	3	0	1	11	2	0	0	11
R: 0 E: 0 K: 0 S: 4	1	2	0	1	8	1	0	0	8
R: 0 E: 0 K: 1 S: 6	1	2	0	1	10	2	0	0	10

Seattle Mariners @ Minnesota Twins
Hubert H. Humphrey Metrodome, Minneapolis, MN

Thu Aug 15 1985, 8:05 PM EDT
Att. 18,576 - Unknown

livebaseballscorecards.com

AB	39
R	14
H	16
RBI	12
BB	6
SO	5
LOB	23



PITCHER	IP	WLS	BF	H	R	ER	SO	BB	IBB	HBP	BLK	WP	HR	S	P	ERA	WHIP
Matt Young, L ERA: 5.45 (1, 1)	3.0	L	17	7	7	6	2	1	0	0	0	0	0	20	24	18.00	2.667
Bob Long, R ERA: 3.58 (4, 1)	3.0		20	7	7	7	2	3	0	1	0	0	2	20	33	21.00	3.333
Ed Vande Berg, L ERA: 3.75 (7, 1)	1.0		5	1	0	0	0	1	0	0	0	0	0	4	8	0.00	2.000
Ed Nunez, R ERA: 2.79 (8, 1)	1.0		5	1	0	0	1	1	0	0	0	0	0	6	10	0.00	2.000

Batter	1	2	3	4	5	6	7	8	9	AB R H RBI BB SO LOB	TOP											
Jack Perconte, L (1, 4) <small>OBP: 0.304, SLG: 0.321</small> Harold Reynolds, S (8, 4) <small>OBP: 0.261, SLG: 0.192</small>	4-0 S BB		x 0-0 F4			4-0 1B BB SF9 BB		x 0-0 F8	0-0 L5	2 1 0 0 2 0 0 1 0 0 0 0 0 0												
Phil Bradley, R (1, 7) <small>OBP: 0.370, SLG: 0.489</small>	0-3 K		x 0-0 PO 1B			4-0 SF9 1B 1-2 FC5-4 BB		0-3 K	0-0 4-3	4 1 1 0 1 2 1												
Alvin Davis, L (1, 3) <small>OBP: 0.373, SLG: 0.423</small>	0-3 K		0-0 PO	4-0 1B G6-4-3 BB		x 0-0 1-2 2-3 1B		x 0-0 1B		3 2 2 0 1 1 1												
Gorman Thomas, R (1, 10) <small>OBP: 0.337, SLG: 0.478</small>	0-0 F3		x 0-0 G6-4-3 1-3 1B			x 0-0 SF9		x 0-0 2B		3 1 2 2 0 0 1												
Al Cowens, R (1, 9) <small>OBP: 0.294, SLG: 0.445</small> John Moses, S (9, 8)		x 0-0 6-3		x 0-0 G6-4-3 1-2f 3-H		x 0-0 FC5-4 1-2f 3-H		4-0 2B 1-2 WP BB		3 1 0 1 1 0 2 0 0 0 0 0 0 0												
Jim Presley, R (1, 5) <small>OBP: 0.341, SLG: 0.520</small>		x 0-0 5-3		x 0-3 K		x 0-0 F8		x 0-0 WP 1-3 2-H 2B		4 0 1 1 0 1 1												
Dave Henderson, R (1, 8) <small>OBP: 0.304, SLG: 0.380</small> (9, 9)		x 0-0 1B			0-3 K		x 0-0 F3	4-0 WP BB		3 0 1 0 1 1 0												
Bob Kearney, R (1, 2) <small>OBP: 0.283, SLG: 0.366</small> Donnie Scott, S (6, 2) <small>OBP: 0.264, SLG: 0.347</small>		0-3 K		x 0-0 F5			x 0-0 6-3	0-3 K2-3 1-2 2-3 3-H		2 0 0 0 0 1 1 2 0 0 0 0 1 2												
Domingo Ramos, R (1, 6) <small>OBP: 0.236, SLG: 0.224</small>			x 0-0 F9		x 0-0 F9		x 0-0 4-3		x 0-0 F8	4 0 0 0 0 0 0												
Inning Stats	R: 0 E: 0 K: 2 S: 7	H: 0 LOB: 1 BB: 1 P: 11	R: 0 E: 0 K: 1 S: 6	H: 1 LOB: 1 BB: 0 P: 6	R: 0 E: 0 K: 0 S: 3	H: 1 LOB: 0 BB: 0 P: 3	R: 1 E: 0 K: 1 S: 5	H: 1 LOB: 0 BB: 1 P: 9	R: 0 E: 0 K: 1 S: 5	H: 0 LOB: 0 BB: 0 P: 5	R: 2 E: 0 K: 0 S: 4	H: 1 LOB: 1 BB: 2 P: 12	R: 0 E: 0 K: 0 S: 3	H: 0 LOB: 0 BB: 0 P: 3	R: 3 E: 0 K: 2 S: 10	H: 3 LOB: 2 BB: 2 P: 18	R: 0 E: 0 K: 0 S: 3	H: 0 LOB: 0 BB: 0 P: 3	1B: 5 2B: 2 3B: 0 HR: 0	SF: 1 SAC: 0 DP: 1 HBP: 0	WP: 1 PB: 0 SB: 1 CS: 0	PA: 39
PITCHER	IP WLS BF H R ER SO BB IBB HBP BLK WP HR S P ERA WHIP																					
Ken Schrom, R (1, 1) <small>ERA: 5.08</small> Steve Howe, L (6, 1) <small>ERA: 4.55</small> Ron Davis, R (8, 1) <small>ERA: 3.47</small>	5.0 L 20 3 3 3 5 4 0 0 0 0 0 26 42 5.40 1.400																					

Seattle Mariners @ Minnesota Twins
 Hubert H. Humphrey Metrodome, Minneapolis, MN
 Fri Aug 16 1985, 8:05 PM EDT
 Att. 14,182 - Unknown

AB	31
R	6
H	7
RBI	4
BB	6
SO	7
LOB	9



Batter	1	2	3	4	5	6	7	8	9	AB R H RBI BB SO LOB	TOP											
Jack Perconte, L (1, 4) <small>OBP: 0.305, SLG: 0.319</small> Gorman Thomas, R (8, PH) <small>OBP: 0.336, SLG: 0.477</small> Harold Reynolds, S (8, 4) <small>OBP: 0.261, SLG: 0.192</small>	0-0 3-1		4-0 BB		0-0 FC6 1-2f			0-0 G5-4-3 1-2f		2 0 0 0 1 0 1 1 0 0 0 0 0 1 0 0 0 0 0 0 0												
Phil Bradley, R (1, 7) <small>OBP: 0.369, SLG: 0.489</small>	0-0 F8 2B		0-3 K			0-3 K			0-0 5-3	4 0 1 0 0 2 2												
Alvin Davis, L (1, 3) <small>OBP: 0.372, SLG: 0.420</small>	0-0 F8 2-3		0-0 F8			0-0 F8			4-0 F9 1B BB	3 0 0 0 1 0 3												
Ken Phelps, L (1, 10) <small>OBP: 0.333, SLG: 0.461</small>	0-0 F8			0-0 F9		0-0 G3			0-0 FC6 1B 1-2	4 0 1 0 0 0 1												
Al Cowens, R (1, 9) <small>OBP: 0.291, SLG: 0.440</small>		0-3 K		0-0 F4			0-3 K		0-0 F9 2-3	4 0 0 0 0 2 2												
John Moses, S (1, 8) Jim Presley, R (9, PH) <small>OBP: 0.340, SLG: 0.519</small>		0-0 F6		0-3 K			0-3 K		0-0 FC6 1-2f	3 0 0 0 0 2 0 1 0 0 0 0 0 2												
Domingo Ramos, R (1, 5) <small>OBP: 0.232, SLG: 0.220</small>		0-3 K			0-0 6-3		0-0 6-3			3 0 0 0 0 1 0												
Donnie Scott, S (1, 2) <small>OBP: 0.258, SLG: 0.339</small>			0-3 K		0-0 F8			0-0 F9		3 0 0 0 0 1 0												
Spike Owen, S (1, 6) <small>OBP: 0.322, SLG: 0.354</small>			0-0 BB 1B		4-0 FC6 BB			4-0 G5-4-3 BB		1 0 1 0 2 0 0												
Inning Stats	R: 0 E: 0 K: 0 S: 4	H: 1 LOB: 1 BB: 0 P: 4	R: 0 E: 0 K: 2 S: 7	H: 0 LOB: 0 BB: 0 P: 7	R: 0 E: 0 K: 2 S: 8	H: 1 LOB: 2 BB: 1 P: 12	R: 0 E: 0 K: 1 S: 5	H: 0 LOB: 0 BB: 0 P: 5	R: 0 E: 0 K: 0 S: 3	H: 0 LOB: 1 BB: 1 P: 7	R: 0 E: 0 K: 1 S: 5	H: 0 LOB: 0 BB: 0 P: 5	R: 0 E: 0 K: 2 S: 7	H: 0 LOB: 0 BB: 0 P: 7	R: 0 E: 0 K: 0 S: 2	H: 0 LOB: 0 BB: 1 P: 6	R: 0 E: 0 K: 0 S: 4	H: 1 LOB: 2 BB: 1 P: 8	1B: 2 2B: 1 3B: 0 HR: 0	SF: 0 SAC: 0 DP: 1 HBP: 0	WP: 0 PB: 0 SB: 0 CS: 0	PA: 33
PITCHER Bert Blyleven, R (1, 1) <small>ERA: 3.16</small>	IP: 9.0 WLS: W BF: 33 H: 3 R: 0 ER: 0 SO: 8 BB: 4 IBB: 0 HBP: 0 BLK: 0 WP: 0 HR: 0 S: 45 P: 61 ERA: 0.00 WHIP: 0.778																					

Seattle Mariners @ Minnesota Twins
 Hubert H. Humphrey Metrodome, Minneapolis, MN
 Sat Aug 17 1985, 4:33 AM EDT
 Att: 15,665 - Unknown

AB	29
R	0
H	3
RBI	0
BB	4
SO	8
LOB	12



Batter	1	2	3	4	5	6	7	8	9	AB	R	H	RBI	BB	SO	LOB
Kirby Puckett, R OBP: 0.311, SLG: 0.359 (1, 8)	0-0 BB 5-3 1B		0-0 G3		0-0 HR 4-3 1B		0-0 F9			4	1	2	0	0	0	0
Mark Salas, L OBP: 0.341, SLG: 0.437 (1, 2)	0-0 5-3 1-2		0-0 2B		0-0 4-3 1-2		0-0 FC4-6 1B			4	0	2	0	0	0	2
Kent Hrbek, L OBP: 0.335, SLG: 0.424 (1, 3)	4-0 BB BB		0-0 5-3		0-0 HR 2-H		0-0 F8			3	1	1	2	1	0	2
Tom Brunansky, R OBP: 0.337, SLG: 0.469 (1, 9)	0-0 L7		0-3 K		0-0 1-3		0-0 FC4-6 1-2f			3	0	0	0	0	1	3
Mickey Hatcher, R OBP: 0.317, SLG: 0.377 (6, 7)										1	0	0	0	0	0	1
Randy Bush, L OBP: 0.316, SLG: 0.475 (1, 7) (6, 9)	4-0 1-2 2-3 BB			4-0 WP BB BB	4-0 BB BB			0-0 2B		1	0	1	0	3	0	0
Mike Stenhouse, L OBP: 0.345, SLG: 0.364 (1, 10)	0-0 F7			4-0 WP BB BB	0-0 4-3			0-0 F5		3	0	0	0	1	0	5
Roy Smalley, S OBP: 0.378, SLG: 0.425 (1, 5)		0-0 F9		0-3 K		0-0 F8		0-0 F7		3	0	0	0	0	1	2
Gary Gaetti, R OBP: 0.316, SLG: 0.417 (8, 5)										1	0	0	0	0	0	1
Tim Teufel, R OBP: 0.354, SLG: 0.383 (1, 4)		0-0 F6		4-0 G6-4-3 BB 1-2 2-3		0-0 6-3		4-0 FC6-4 IBB		2	0	0	0	2	0	0
Ron Washington, R OBP: 0.310, SLG: 0.406 (1, 6)		0-0 F9		0-0 G6-4-3 1-2f		0-3 K		0-0 FC6-4 1-2f		4	0	0	0	0	1	5

Inning Stats	R: 0	H: 1	E: 0	K: 0	S: 4	LOB: 3	BB: 2	P: 12	R: 0	H: 0	E: 0	K: 0	S: 3	LOB: 0	BB: 0	P: 3	R: 0	H: 1	E: 0	K: 1	S: 6	LOB: 1	BB: 0	P: 6	R: 0	H: 0	E: 0	K: 1	S: 4	LOB: 2	BB: 3	P: 16	R: 2	H: 2	E: 0	K: 0	S: 5	LOB: 1	BB: 1	P: 9	R: 0	H: 0	E: 0	K: 1	S: 5	LOB: 0	BB: 0	P: 5	R: 0	H: 1	E: 0	K: 0	S: 4	LOB: 1	BB: 0	P: 4	R: 0	H: 1	E: 0	K: 0	S: 4	LOB: 2	BB: 1	P: 8	1B: 3	SF: 0	2B: 2	SAC: 0	3B: 0	DP: 1	HR: 1	HBP: 0	WP: 1	PA: 36	PB: 0	SB: 0	CS: 0	AB	29	R	2	H	6	RBI	2	BB	7	SO	3	LOB	21
PITCHER Frank Wills, R ERA: 4.91 (1, 1)	IP	WLS	BF	H	R	ER	SO	BB	IBB	HBP	BLK	WP	HR	S	P	ERA	WHIP	IP	WLS	BF	H	R	ER	SO	BB	IBB	HBP	BLK	WP	HR	S	P	ERA	WHIP	IP	WLS	BF	H	R	ER	SO	BB	IBB	HBP	BLK	WP	HR	S	P	ERA	WHIP																																								

BOTTOM

Seattle Mariners @ Minnesota Twins
Hubert H. Humphrey Metrodome, Minneapolis, MN

Sat Aug 17 1985, 4:33 AM EDT
Att. 15,665 - Unknown

livebaseballscores.com

AB	29
R	2
H	6
RBI	2
BB	7
SO	3
LOB	21



Batter	1	2	3	4	5	6	7	8	9	AB R H RBI BB SO LOB	TOP																									
Jack Perconte, L (1, 4) <small>OBP: 0.304, SLG: 0.318</small> Harold Reynolds, S (7, 4) <small>OBP: 0.259, SLG: 0.190</small>	0-0 F4	0-0 FC4-6 1-2f			0-0 1B		0-0 G3	0-0 F8		4 0 1 0 0 0 2 1 0 0 0 0 0 1																										
Phil Bradley, R (1, 7) <small>OBP: 0.369, SLG: 0.492</small>	0-0 3B		0-0 5-3		0-0 F8		0-0 BB 2B 1B	0-0 FC5-4 1-2f		5 1 2 1 0 0 2																										
Al Cowens, R (1, 9) <small>OBP: 0.293, SLG: 0.442</small> John Moses, S (8, 8)	0-0 F9		0-0 2B		0-0 L6		4-0 BB BB BB 1-2 2B BB		0-3 K	3 1 1 0 1 0 2 1 0 0 0 0 1 0																										
Gorman Thomas, R (1, 10) <small>OBP: 0.334, SLG: 0.475</small>	0-3 K		0-0 F7			0-0 F5	0-0 1B SF8 2B		0-0 5-3	5 1 1 2 0 1 2																										
Alvin Davis, L (1, 3) <small>OBP: 0.376, SLG: 0.425</small>		0-0 5-3 1B 1B	0-0 4-3			0-0 1B 2B	0-0 2B 1B		4-0 FC6-4 BB	4 2 3 0 1 0 1																										
Jim Presley, R (1, 5) <small>OBP: 0.338, SLG: 0.516</small>		0-0 E6 1-2 1B 5-3		0-0 4-3		0-0 1B 2B	0-0 SF8		0-0 FC6-4 1-2f	4 1 1 2 0 0 2																										
Dave Henderson, R (1, 8) <small>OBP: 0.303, SLG: 0.382</small> (8, 9)		0-0 F8		0-0 5-3		0-0 2B	0-3 K			4 0 1 0 0 1 3																										
Bob Kearney, R (1, 2) <small>OBP: 0.283, SLG: 0.364</small>		0-0 5-3 1-2 2-3		0-3 K		0-0 F9		0-0 FC5-4 1B		4 0 1 0 0 1 3																										
Spike Owen, S (1, 6) <small>OBP: 0.324, SLG: 0.356</small>		0-0 FC4-6 2-H 3-H 1B		0-0 6-3		0-0 1B G3 1B	0-0 F7			4 1 2 2 0 0 1																										
Inning Stats	R: 0 E: 0 K: 1 S: 6	H: 1 LOB: 1 BB: 0 P: 6	R: 2 E: 1 K: 0 S: 6	H: 2 LOB: 1 BB: 0 P: 6	R: 0 E: 0 K: 0 S: 4	H: 1 LOB: 1 BB: 0 P: 4	R: 0 E: 0 K: 1 S: 5	H: 0 LOB: 0 BB: 0 P: 5	R: 0 E: 0 K: 0 S: 4	H: 1 LOB: 1 BB: 0 P: 4	R: 1 E: 0 K: 0 S: 5	H: 3 LOB: 1 BB: 0 P: 5	R: 4 E: 0 K: 1 S: 9	H: 4 LOB: 1 BB: 1 P: 13	R: 0 E: 0 K: 0 S: 4	H: 1 LOB: 1 BB: 0 P: 4	R: 0 E: 0 K: 1 S: 5	H: 0 LOB: 1 BB: 1 P: 9	1B: 8 2B: 4 3B: 1 HR: 0	SF: 1 SAC: 0 DP: 0 HBP: 0	WP: 0 PB: 0 SB: 0 CS: 0	PA: 42														
PITCHER	IP WLS BF H R ER SO BB IBB HBP BLK WP HR S P ERA WHIP																																			
Frank Viola, L (1, 1) <small>ERA: 4.14</small> Steve Howe, L (7, 1) <small>ERA: 5.4</small> Frank Eufemia, R (7, 1) <small>ERA: 3.23</small>	6.0 L	27 5	9 3	4 2	2 2	2 0	2 1	0 0	0 0	0 0	0 0	0 0	0 0	31 4	31 8	3.00 54.00	1.500 12.000																			
	2.2	10	1	1	1	2	1	0	0	0	0	0	0	13	17	3.38	0.750																			

Seattle Mariners @ Minnesota Twins
Hubert H. Humphrey Metrodome, Minneapolis, MN
Sun Aug 18 1985, 4:33 AM EDT
Att: 15,632 - Unknown

AB	39
R	7
H	13
RBI	7
BB	2
SO	4
LOB	19



Batter	1	2	3	4	5	6	7	8	9	AB	R	H	RBI	BB	SO	LOB
Kirby Puckett, R OBP: 0.314, SLG: 0.361 (1, 8)	0-0 4-3		0-0 5-3 1B		0-0 FC1-6 1B		0-0 FC6-4 1B		0-0 G4-6-3	5	0	3	0	0	0	2
Gary Gaetti, R OBP: 0.313, SLG: 0.413 (1, 5)	0-0 5-3		0-0 5-3		0-0 FC1-6		0-0 FC6-4			4	0	0	0	0	0	4
Dave Engle, R OBP: 0.365, SLG: 0.486 (1, 10)	4-0 BB		0-0 FC5-2		0-3 K			0-0 F6		3	0	0	0	1	1	3
Tom Brunansky, R OBP: 0.337, SLG: 0.467 (1, 9)	0-0 F9		0-0 F8		0-0 F8			0-0 G4-6-3 1B		4	0	1	0	0	0	3
Mickey Hatcher, R OBP: 0.317, SLG: 0.375 (1, 3)		4-0 BB		0-0 F9		0-0 F9		0-0 G4-6-3		2	0	0	0	1	0	0
Kent Hrbek, L OBP: 0.335, SLG: 0.423 (8, PH) (9, 3)			0-0 FC5-4 BB		0-3 K		0-0 F8		0-0 1-3	1	0	0	0	0	0	1
Tim Teufel, R OBP: 0.352, SLG: 0.380 (1, 4)		0-0 FC5-4		0-3 K		0-0 F8				3	0	0	0	0	1	1
Mark Salas, L OBP: 0.340, SLG: 0.435 (9, PH)			0-0 FC5-4							1	0	0	0	0	0	0
Tim Laudner, R OBP: 0.299, SLG: 0.432 (1, 2)		4-0 BB		4-0 BB			0-0 HR		4-0 1B	1	1	1	1	2	0	0
Randy Bush, L OBP: 0.319, SLG: 0.475 (9, PH)			0-0 G6-4-3 BB		0-0 BB				0-0 BB	0	1	0	0	1	0	0
Ron Washington, R OBP: 0.303, SLG: 0.394 (1, 6)		0-0 G6-4-3		0-0 F2			0-0 F8		0-0 1B	3	0	0	0	0	0	3
Mike Stenhouse, L OBP: 0.350, SLG: 0.370 (9, PH)			0-0 G6-4-3						0-0 E	1	0	1	0	0	0	0
Dave Meier, R OBP: 0.353, SLG: 0.268 (1, 7)			4-0 FC5-2 BB		0-0 6-3		0-0 F8		0-0 E6	2	0	0	0	1	0	0
Roy Smalley, S OBP: 0.379, SLG: 0.427 (9, PH)									0-0 G4-6-3 1B	1	0	1	0	0	0	0

Inning Stats	R: 0	H: 0	E: 0	K: 0	S: 3	R: 0	H: 0	E: 0	K: 0	S: 2	R: 0	H: 0	E: 0	K: 0	S: 2	R: 0	H: 1	E: 0	K: 0	S: 4	R: 0	H: 0	E: 0	K: 1	S: 5	R: 0	H: 0	E: 0	K: 0	S: 3	R: 1	H: 2	E: 0	K: 0	S: 5	R: 0	H: 1	E: 0	K: 0	S: 3	R: 1	H: 2	E: 1	K: 0	S: 4	1B: 6	2B: 0	3B: 0	HR: 1	SF: 0	SAC: 0	DP: 3	HBP: 0	WP: 0	PB: 0	SB: 2	CS: 0	PA: 37
--------------	------	------	------	------	------	------	------	------	------	------	------	------	------	------	------	------	------	------	------	------	------	------	------	------	------	------	------	------	------	------	------	------	------	------	------	------	------	------	------	------	------	------	------	------	------	-------	-------	-------	-------	-------	--------	-------	--------	-------	-------	-------	-------	--------

PITCHER	IP	WLS	BF	H	R	ER	SO	BB	IBB	HBP	BLK	WP	HR	S	P	ERA	WHIP
Mark Langston, L ERA: 4.23 (1, 1)	7.0		29	4	1	1	2	5	0	0	0	0	1	28	48	1.29	1.286
Ed Nunez, R ERA: 2.93 (8, 1)	1.1		6	2	1	0	0	1	0	0	0	0	0	5	9	0.00	2.250
Ed Vande Berg, L ERA: 3.59 (9, 1)	0.2		2	1	0	0	0	0	0	0	0	0	0	2	2	0.00	1.500

BOTTOM

Seattle Mariners @ Minnesota Twins
 Hubert H. Humphrey Metrodome, Minneapolis, MN


Sun Aug 18 1985, 4:33 AM EDT
 Att. 15,632 - Unknown

livebaseballscorecards.com

AB	31
R	2
H	7
RBI	1
BB	6
SO	2
LOB	17



Batter	1	2	3	4	5	6	7	8	9	AB R H RBI BB SO LOB	TOP													
Kirby Puckett, R (1, 8) OBP: 0.312, SLG: 0.359	0-0 F9			0-0 1-3		0-0 F9			0-3 K	4 0 0 0 0 1 0	Minnesota Twins @ Milwaukee Brewers Milwaukee County Stadium, Milwaukee, WI Mon Aug 19 1985, 8:05 PM EDT Att: 11,870 - Unknown livebaseballscorecards.com													
Mark Salas, L (1, 2) OBP: 0.338, SLG: 0.430	0-0 F3			1-0 FC3-6 HBP		0-0 F8			0-0 F9	3 0 0 0 0 0 0														
Kent Hrbek, L (1, 3) OBP: 0.333, SLG: 0.420	0-3 K			0-0 FC3-6 1-2f					0-0 F9	3 0 0 0 0 1 1														
Tom Brunansky, R (1, 9) OBP: 0.335, SLG: 0.463				0-0 F7					0-0 F8	3 0 0 0 0 0 1														
Roy Smalley, S (1, 10) OBP: 0.379, SLG: 0.436				0-0 4-3					0-3 K	3 1 1 1 0 1 0														
Mickey Hatcher, R (1, 7) OBP: 0.314, SLG: 0.372				0-3 K					0-0 6-3	3 0 0 0 0 1 0														
Gary Gaetti, R (1, 5) OBP: 0.311, SLG: 0.410				0-3 K					0-0 F8	3 0 0 0 0 1 0														
Tim Teufel, R (1, 4) OBP: 0.349, SLG: 0.377				0-0 F8					0-3 K	3 0 0 0 0 2 0														
Alvaro Espinoza, R (1, 6) OBP: 0.133, SLG: 0.133 Mike Stenhouse, L (9, PH) OBP: 0.348, SLG: 0.367				0-0 F9					0-0 F9	2 0 0 0 0 1 0 1 0 0 0 0 0 0														
Inning Stats	R: 0 E: 0 K: 1 S: 5	H: 0 LOB: 0 BB: 0 P: 5	R: 0 E: 0 K: 1 S: 5	H: 0 LOB: 0 BB: 0 P: 5	R: 0 E: 0 K: 1 S: 5	H: 0 LOB: 0 BB: 0 P: 5	R: 0 E: 0 K: 1 S: 3	H: 0 LOB: 1 BB: 0 P: 4	R: 1 E: 0 K: 1 S: 6	H: 1 LOB: 0 BB: 0 P: 6	R: 0 E: 0 K: 1 S: 5	H: 0 LOB: 0 BB: 0 P: 5	R: 0 E: 0 K: 1 S: 5	H: 0 LOB: 0 BB: 0 P: 5	R: 0 E: 0 K: 1 S: 5	H: 0 LOB: 0 BB: 0 P: 5	R: 0 E: 0 K: 1 S: 5	H: 0 LOB: 0 BB: 0 P: 5	R: 0 E: 0 K: 1 S: 5	H: 0 LOB: 0 BB: 0 P: 5	1B: 0 2B: 0 3B: 0 HR: 1	SF: 0 SAC: 0 DP: 0 HBP: 1	WP: 0 PB: 0 SB: 0 CS: 0	PA: 29
PITCHER Danny Darwin, R (1, 1) ERA: 3.62	IP: 9.0 WLS: W BF: 29 H: 1 R: 1 ER: 1 SO: 8 BB: 0 IBB: 0 HBP: 1 BLK: 0 WP: 0 HR: 1 S: 44 P: 45 ERA: 1.00 WHIP: 0.111											PITCHER IP: WLS: BF: H: R: ER: SO: BB: IBB: HBP: BLK: WP: HR: S: P: ERA: WHIP:												



Batter	1	2	3	4	5	6	7	8	9
Ernest Riles, L (1, 6) OBP: 0.338, SLG: 0.409	0-0 3-1		0-0 1B		0-0 1B		0-0 G6-4-3		
Robin Yount, R (1, 8) OBP: 0.343, SLG: 0.459	4-0 1B SF8 BB		0-3 K		0-0 G6-3			4-0 SH1-3 1B BB	
Cecil Cooper, L (1, 3) OBP: 0.329, SLG: 0.475	0-0 1-3 CS 1B		0-0 F7			0-0 F8		0-0 SH1-3 1B	
Ben Oglivie, L (1, 7) OBP: 0.356, SLG: 0.450	0-0 SF8		0-0 4-3			0-0 2B 1B		0-0 SH1-3	
Ted Simmons, S (1, 10) OBP: 0.344, SLG: 0.414	0-0 CS	0-0 F9		0-0 L9		0-0 2B		4-0 IBB	
Rick Manning, L (1, 9) OBP: 0.282, SLG: 0.303				0-0 F4		0-0 F8		0-3 K	
Carlos Ponce, R (8, PH) OBP: 0.222, SLG: 0.389									
Paul Householder, S (9, 9) OBP: 0.291, SLG: 0.319									
Jim Gantner, L (1, 5) OBP: 0.285, SLG: 0.302		0-0 E4		0-3 K		0-0 F8		0-3 K	
Charlie Moore, R (1, 2) OBP: 0.280, SLG: 0.267		0-0 G1-6-3			0-0 F2		0-0 G3		
Ed Romero, R (1, 4) OBP: 0.321, SLG: 0.313			0-0 1B		0-0 1B		0-0 G6-4-3		

Inning Stats	R: 1	H: 1	R: 1	H: 1	R: 1	H: 2	R: 0	H: 2	R: 1	H: 2	R: 0	H: 1	R: 0	H: 1	R: 0	H: 3
	E: 0	LOB: 0	E: 1	LOB: 0	E: 0	LOB: 1	E: 0	LOB: 1	E: 0	LOB: 0	E: 0	LOB: 0	E: 0	LOB: 0	E: 0	LOB: 3
	K: 0	BB: 1	K: 0	BB: 0	K: 1	BB: 0	K: 1	BB: 0	K: 0	BB: 0	K: 0	BB: 0	K: 2	BB: 2	K: 0	BB: 2
	S: 3	P: 7	S: 4	P: 4	S: 7	P: 7	S: 5	P: 5	S: 4	P: 4	S: 5	P: 5	S: 3	P: 3	S: 8	P: 16

PITCHER										PITCHER																								
IP	WLS	BF	H	R	ER	SO	BB	IBB	HBP	BLK	WP	HR	S	P	ERA	WHIP	IP	WLS	BF	H	R	ER	SO	BB	IBB	HBP	BLK	WP	HR	S	P	ERA	WHIP	
Mike Smithson, R (1, 1) ERA: 4.69	7.0	L	30	10	4	3	2	2	0	0	0	0	32	40	3.86	1.714																		
Pete Filson, L (8, 1) ERA: 4.14	1.0		4	0	0	0	2	0	1	0	0	0	7	11	0.00	0.000																		


BOTTOM

Minnesota Twins @ Milwaukee Brewers
Milwaukee County Stadium, Milwaukee, WI

Mon Aug 19 1985, 8:05 PM EDT
Att. 11,870 - Unknown

AB	29
R	4
H	10
RBI	3
BB	3
SO	4
LOB	15

livebaseballscorecards.com



1B: 7	SF: 1	WP: 0	PA: 35
2B: 2	SAC: 1	PB: 0	
3B: 1	DP: 3	SB: 1	
HR: 0	HBP: 0	CS: 1	

Batter	1	2	3	4	5	6	7	8	9	AB R H RBI BB SO LOB	TOP							
Kirby Puckett, R OBP: 0.313, SLG: 0.360 (1, 8) X	0-0 G6-4-3 1B		0-0 P3		0-0 FC5-4		0-0 FC6-4 1B			4 0 2 1 0 0 2	Minnesota Twins @ Milwaukee Brewers Milwaukee County Stadium, Milwaukee, WI Tue Aug 20 1985, 8:05 PM EDT Att. 9,959 - Unknown livebaseballscorecards.com							
Mickey Hatcher, R OBP: 0.311, SLG: 0.368 (1, 7) X	0-0 G6-4-3 1-2f		0-0 CS	0-0 5-3		0-0 F9	0-0 FC6-4			4 0 0 0 0 0 3								
Kent Hrbek, L OBP: 0.336, SLG: 0.426 (1, 3) S S S	0-3 K			0-0 1B		0-0 FC6-4 1B		0-0 2B		4 0 3 0 0 1 0								
Tom Brunansky, R OBP: 0.332, SLG: 0.459 (1, 9) X		0-0 L5		0-0 L8		0-0 FC6-4 1-2f		0-3 K		4 0 0 0 0 1 3								
Dave Engle, R OBP: 0.369, SLG: 0.478 (1, 10) B B B B		4-0 S BB		0-0 F5		0-0 F6		4-0 G5-4-3 BB		2 0 0 0 2 0 2								
Gary Gaetti, R OBP: 0.308, SLG: 0.406 (1, 5) S S S		0-3 K 1-2			0-0 F9		0-0 F9	0-0 G5-4-3 1-2f		4 0 0 0 0 1 3								
Tim Laudner, R OBP: 0.291, SLG: 0.419 (1, 2) X		0-0 F8			0-0 5-3		0-3 K		0-0 F3	4 0 0 0 0 1 1								
Ron Washington, R OBP: 0.317, SLG: 0.425 (1, 4) X			0-0 4-3		0-0 1B 3B		0-0 S 1B 1B		0-0 G5-4-3 1B	4 2 3 0 0 0 0								
Alvaro Espinoza, R OBP: 0.263, SLG: 0.222 (1, 6) X			0-0 CS 1B		0-0 FC5-4 1B 3-H		4-0 1B BB		0-0 G5-4-3 1-2f	3 0 2 1 1 0 1								
Inning Stats	R: 0 E: 0 K: 1 S: 5	H: 1 LOB: 0 BB: 0 P: 5	R: 0 E: 0 K: 1 S: 5	H: 0 LOB: 1 BB: 1 P: 9	R: 0 E: 0 K: 0 S: 3	H: 1 LOB: 0 BB: 0 P: 3	R: 0 E: 0 K: 0 S: 4	H: 1 LOB: 1 BB: 0 P: 4	R: 1 E: 0 K: 1 S: 7	H: 2 LOB: 2 BB: 1 P: 11	R: 0 E: 0 K: 1 S: 5	H: 1 LOB: 1 BB: 1 P: 9	R: 0 E: 0 K: 0 S: 3	H: 1 LOB: 0 BB: 0 P: 3	1B: 8 2B: 1 3B: 1 HR: 0	SF: 0 SAC: 0 DP: 3 HBP: 0	WP: 0 PB: 0 SB: 2 CS: 1	PA: 37
PITCHER Teddy Higuera, L (1, 1) ERA: 4.5	IP: 9.0 WLS: W BF: 36 H: 10 R: 2 ER: 2 SO: 4 BB: 3 IBB: 0 HBP: 0 BLK: 0 WP: 0 HR: 0 S: 41 P: 53 ERA: 2.00 WHIP: 1.444											PITCHER	IP: WLS: BF: H: R: ER: SO: BB: IBB: HBP: BLK: WP: HR: S: P: ERA: WHIP:					

Batter	1	2	3	4	5	6	7	8	9	AB	R	H	RBI	BB	SO	LOB
Ernest Riles, L OBP: 0.337, SLG: 0.406 (1, 6) X	0-0 B1-3			0-0 1-3		0-0 WP 1B		0-3 K		4	0	1	0	0	1	0
Robin Yount, R OBP: 0.342, SLG: 0.457 (1, 8) X	0-0 6-3			0-3 K		0-0 F9			0-0 E 1B 1B	4	1	1	0	0	1	1
Cecil Cooper, L OBP: 0.331, SLG: 0.476 (1, 3) X	0-0 5-3			0-0 1B 1B		0-0 F7 1-2			0-0 E 1B	4	1	2	0	0	0	1
Ben Oglivie, L OBP: 0.355, SLG: 0.447 (1, 7) X		0-0 6-3		0-0 1-2 1B		0-0 4-3			0-0 E6 1B 1-H 2-H	4	1	1	0	0	0	0
Ted Simmons, S OBP: 0.343, SLG: 0.411 (1, 10) X		0-0 F7		0-0 4-3		0-0 F8			4-0 G5-4-3 IBB	3	0	0	0	1	0	2
Bill Schroeder, R OBP: 0.311, SLG: 0.454 (1, 2) X		0-3 K		0-0 6-3		0-0 FC6-4 1B			0-0 G5-4-3 1-2f	4	0	1	0	0	1	2
Rick Manning, L OBP: 0.281, SLG: 0.301 (1, 9) X			0-0 6-3		0-0 F9		0-0 FC6-4 1-2f		0-0 1B	4	0	1	1	0	0	1
Jim Gantner, L OBP: 0.283, SLG: 0.300 (1, 5) X			0-0 3-1		0-0 G3			0-0 4-3		3	0	0	0	0	0	0
Ed Romero, R OBP: 0.315, SLG: 0.307 (1, 4) X			0-0 F7			0-0 F3		0-0 F4		3	0	0	0	0	0	0

Inning Stats	R: 0	H: 0	E: 0	K: 0	S: 3	LOB: 0	BB: 0	P: 3	R: 0	H: 0	E: 0	K: 1	S: 5	LOB: 0	BB: 0	P: 5	R: 0	H: 0	E: 0	K: 0	S: 3	LOB: 0	BB: 0	P: 3	R: 0	H: 2	E: 0	K: 1	S: 7	LOB: 2	BB: 0	P: 7	R: 0	H: 0	E: 0	K: 0	S: 3	LOB: 0	BB: 0	P: 3	R: 0	H: 1	E: 0	K: 0	S: 4	LOB: 1	BB: 0	P: 4	R: 0	H: 1	E: 0	K: 0	S: 4	LOB: 1	BB: 0	P: 4	R: 0	H: 0	E: 0	K: 1	S: 5	LOB: 0	BB: 0	P: 5	R: 3	H: 3	E: 1	K: 0	S: 5	LOB: 1	BB: 1	P: 9	1B: 7	2B: 0	3B: 0	HR: 0	SF: 0	SAC: 0	DP: 1	HBP: 0	WP: 1	PA: 34
--------------	------	------	------	------	------	--------	-------	------	------	------	------	------	------	--------	-------	------	------	------	------	------	------	--------	-------	------	------	------	------	------	------	--------	-------	------	------	------	------	------	------	--------	-------	------	------	------	------	------	------	--------	-------	------	------	------	------	------	------	--------	-------	------	------	------	------	------	------	--------	-------	------	------	------	------	------	------	--------	-------	------	-------	-------	-------	-------	-------	--------	-------	--------	-------	--------

PITCHER	IP	WLS	BF	H	R	ER	SO	BB	IBB	HBP	BLK	WP	HR	S	P	ERA	WHIP
John Butcher, R ERA: 4.6 (1, 1)	8.0		29	5	1	0	3	0	0	0	0	1	0	35	35	0.00	0.625
Steve Howe, L ERA: 5.4 (9, 1)	0.0	L	3	1	1	0	0	0	1	0	0	0	0	2	6	∞	∞
Ron Davis, R ERA: 3.42 (9, 1)	0.2		2	1	1	0	0	0	0	0	0	0	0	2	2	0.00	1.500

BOTTOM

Minnesota Twins @ Milwaukee Brewers
Milwaukee County Stadium, Milwaukee, WI

Tue Aug 20 1985, 8:05 PM EDT
Att. 9,959 - Unknown

livebaseballscorecards.com

AB	33
R	3
H	7
RBI	1
BB	1
SO	3
LOB	7



Batter	1	2	3	4	5	6	7	8	9	AB R H RBI BB SO LOB	TOP	
Kirby Puckett, R OBP: 0.314, SLG: 0.361 (1, 8) X	0-0 F8 ①		0-0 E S G3 1B		0-0 1-2 1B		0-3 K ③			4 1 2 0 0 1 0	Minnesota Twins @ Milwaukee Brewers Milwaukee County Stadium, Milwaukee, WI Wed Aug 21 1985, 8:05 PM EDT Att: 15,136 - Unknown livebaseballscorecards.com	
Mark Salas, L OBP: 0.333, SLG: 0.424 (1, 2) X	0-0 F8 ②		0-0 G3 ②		0-0 F3 ②			0-0 4-3 ①		4 0 0 1 0 0 2		
Kent Hrbek, L OBP: 0.338, SLG: 0.426 (1, 3) X	0-0 BB 1B		0-0 F6 ③		0-0 F7 ③			0-0 1B		4 0 2 0 0 0 2		
Tom Brunansky, R OBP: 0.333, SLG: 0.458 (1, 9) B B B	4-0 1-2 BB			0-0 WP G3 1B		0-0 F6 ①		0-0 L5 ②		3 0 1 0 1 0 1		
Randy Bush, L OBP: 0.313, SLG: 0.465 (1, 7) X	0-0 F8 ③			0-0 G3 ①		0-0 6-3 ②		0-0 F8 ③		4 0 0 0 0 0 4		
Roy Smalley, S OBP: 0.375, SLG: 0.430 (1, 10) X		0-0 F7 ①		0-3 K ②		0-3 K ③			0-0 L4 ①	4 0 0 0 0 2 1		
Gary Gaetti, R OBP: 0.305, SLG: 0.402 (1, 5) X			0-0 5-3 ②		0-3 K ③		0-0 L6 ①		0-0 G3 ②	4 0 0 0 0 1 1		
Tim Teufel, R OBP: 0.348, SLG: 0.384 (1, 4) X			0-0 4-3 ③			0-0 F8 ①		0-0 HR	0-0 F4 ③	4 1 1 1 0 0 0		
Alvaro Espinoza, R OBP: 0.273, SLG: 0.238 (1, 6) X			0-0 F9 ①		0-0 1B 1B		0-0 1-3 ②			3 0 1 0 0 0 0		
Inning Stats	R: 0 H: 1 E: 0 LOB: 2 K: 0 BB: 1 S: 4 P: 8	R: 0 H: 0 E: 0 LOB: 0 K: 0 BB: 0 S: 3 P: 3	R: 1 H: 1 E: 0 LOB: 0 K: 0 BB: 0 S: 4 P: 4	R: 0 H: 1 E: 0 LOB: 1 K: 2 BB: 0 S: 8 P: 8	R: 0 H: 2 E: 0 LOB: 2 K: 0 BB: 0 S: 5 P: 5	R: 0 H: 0 E: 0 LOB: 0 K: 1 BB: 0 S: 5 P: 5	R: 1 H: 1 E: 0 LOB: 0 K: 1 BB: 0 S: 6 P: 6	R: 0 H: 1 E: 0 LOB: 1 K: 0 BB: 0 S: 4 P: 4	R: 0 H: 0 E: 0 LOB: 0 K: 0 BB: 0 S: 3 P: 3	1B: 6 SF: 0 2B: 0 SAC: 0 3B: 0 DP: 0 HR: 1 HBP: 0	WP: 1 PA: 35 PB: 0 SB: 1 CS: 0	
PITCHER Ray Burris, R ERA: 3.6 (1, 1)	IP WLS BF H R ER SO BB IBB HBP BLK WP HR S P ERA WHIP	9.0 W 35 7 2 1 4 1 0 0 0 1 1 42 46 1.00 0.889										

Minnesota Twins @ Milwaukee Brewers
Milwaukee County Stadium, Milwaukee, WI
 Wed Aug 21 1985, 8:05 PM EDT
 Att: 15,136 - Unknown

AB	34
R	2
H	7
RBI	2
BB	1
SO	4
LOB	11



BOTTOM

Minnesota Twins @ Milwaukee Brewers
 Milwaukee County Stadium, Milwaukee, WI

Wed Aug 21 1985, 8:05 PM EDT
 Att. 15,136 - Unknown

livebaseballscores.com

AB	35
R	3
H	11
RBI	2
BB	2
SO	6
LOB	15



WP: 0	PA: 38
PB: 0	
SB: 2	
CS: 0	

AB R H RBI BB SO LOB

4	1	3	1	0	0	1
5	0	2	1	0	0	2
4	0	0	0	0	1	3
4	0	2	0	0	1	1
4	0	2	0	0	0	1
4	0	0	0	0	1	4
4	0	0	0	0	1	2
3	2	1	0	1	2	0
3	0	1	0	1	0	1

Batter	1	2	3	4	5	6	7	8	9
Ernest Riles, L OBP: 0.341, SLG: 0.411 (1, 6)	0-0 FC6-4 1B		0-0 SF9 3-H		0-0 E 1B		0-0 F9		0-0 1B 1B
Robin Yount, R OBP: 0.343, SLG: 0.457 (1, 8)	0-0 F8		0-0 S 1B		0-0 E6 1-H		0-0 FC6-4 1-2f		0-0 1B 1B
Cecil Cooper, L OBP: 0.328, SLG: 0.471 (1, 3)	0-0 FC6-4 1-2f		0-3 K 1-2		0-0 4-3			0-0 6-3	
Ben Oglivie, L OBP: 0.357, SLG: 0.448 (1, 7)	0-0 G3			0-0 FC6-4 1B		0-0 FC3-5 1B		0-3 K	
Ted Simmons, S OBP: 0.344, SLG: 0.412 (1, 10)		0-0 4-3		0-0 L6		0-0 FC3-5-4 1B		0-0 1B	
Bill Schroeder, R OBP: 0.304, SLG: 0.442 (1, 2)		0-3 K		0-0 FC6-4 1-2f		0-0 FC3-5-4 1-2 2-3		0-0 F3	
Rick Manning, L OBP: 0.275, SLG: 0.294 (1, 9)		0-3 K		0-0 L4		0-0 6-3		0-0 L4	
Jim Gantner, L OBP: 0.285, SLG: 0.300 (1, 5)			4-0 F9 S SF9 BB		0-3 K		0-3 K	0-0 1B BB 1B	
Ed Romero, R OBP: 0.320, SLG: 0.308 (1, 4)			0-0 F9 1-3		0-0 6-3		0-0 FC6-4 1B	4-0 1B 1B BB	

Inning Stats	R: 0	H: 1	E: 0	K: 0	S: 4	H: 1	LOB: 1	BB: 0	P: 4	R: 0	H: 0	E: 0	K: 2	S: 7	H: 0	LOB: 0	BB: 0	P: 7	R: 1	H: 1	E: 0	K: 1	S: 6	H: 1	LOB: 1	BB: 1	P: 10	R: 0	H: 1	E: 0	K: 0	S: 4	H: 2	LOB: 1	BB: 0	P: 4	R: 0	H: 1	E: 0	K: 1	S: 6	H: 1	LOB: 1	BB: 0	P: 6	R: 0	H: 1	E: 0	K: 1	S: 6	H: 1	LOB: 1	BB: 0	P: 6	R: 0	H: 1	E: 0	K: 1	S: 6	H: 3	LOB: 3	BB: 1	P: 8	1B: 11	SF: 1	2B: 0	SAC: 0	3B: 0	DP: 1	HR: 0	HBP: 0
--------------	------	------	------	------	------	------	--------	-------	------	------	------	------	------	------	------	--------	-------	------	------	------	------	------	------	------	--------	-------	-------	------	------	------	------	------	------	--------	-------	------	------	------	------	------	------	------	--------	-------	------	------	------	------	------	------	------	--------	-------	------	------	------	------	------	------	------	--------	-------	------	--------	-------	-------	--------	-------	-------	-------	--------

PITCHER	IP	WLS	BF	H	R	ER	SO	BB	IBB	HBP	BLK	WP	HR	S	P	ERA	WHIP
Bert Blyleven, R ERA: 3.09 (1, 1)	8.0		33	8	2	1	6	1	0	0	0	0	0	44	48	1.12	1.125
Steve Howe, L ERA: 5.64 (9, 1)	0.1	L	4	2	1	1	0	1	0	0	0	0	0	3	7	27.00	9.000
Ron Davis, R ERA: 3.42 (9, 1)	0.0		1	1	0	0	0	0	0	0	0	0	0	1	1	∞	∞

Batter	1	2	3	4	5	6	7	8	9	AB R H RBI BB SO LOB	TOP											
Kirby Puckett, R (1, 8) OBP: 0.315, SLG: 0.365	0-3 K		0-0 FC4-6 1-2f 3-H		0-0 6-3		0-0 1B 3B 1-H 2-H		0-0 G6-4-3 1B	5 1 2 3 0 1 1												
Mickey Hatcher, R (1, 7) OBP: 0.310, SLG: 0.366	0-0 6-3		0-0 5-3 1-2			0-0 4-3	0-0 1B 3-H	0-0 1B	0-0 G6-4-3 1-2f	5 0 1 1 0 0 2												
Kent Hrbek, L (1, 3) OBP: 0.338, SLG: 0.426	0-0 F6		0-0 4-3			0-0 FC5-4 1B	0-0 1B 1-3	0-0 1B	0-0 L8	5 0 2 0 0 0 1												
Tom Brunansky, R (1, 9) OBP: 0.331, SLG: 0.454		0-0 5-3		0-0 4-3		0-3 K S S S	0-3 K S S S			4 0 0 0 0 2 3												
Dave Engle, R (1, 10) OBP: 0.361, SLG: 0.466		0-0 F9		0-0 F8		0-0 FC5-4 1-2f	0-0 F4			3 0 0 0 0 0 1												
Roy Smalley, S (7, PH) OBP: 0.374, SLG: 0.429										1 0 0 0 0 0 2												
Tim Laudner, R (1, 2) OBP: 0.310, SLG: 0.439		0-0 FC5-4 1B		4-0 BB			0-0 WP 1B 2B	0-0 1B		3 1 3 0 1 0 0												
Gary Gaetti, R (1, 5) OBP: 0.305, SLG: 0.399		0-0 FC5-4 1-2f		0-0 L8			4-0 1B 3B BB	0-3 K S S S		3 1 0 0 1 1 3												
Tim Teufel, R (1, 4) OBP: 0.347, SLG: 0.385			0-0 1B FC4-6 2B		0-0 F9		0-3 K S S S	0-0 F8		4 1 1 0 0 1 3												
Alvaro Espinoza, R (1, 6) OBP: 0.308, SLG: 0.280			0-0 FC4-6 2-3 1B		0-0 5-3		0-0 3B 1B 1-2 3-H	0-3 K S S S		4 1 2 1 0 1 1												
Inning Stats	R: 0 E: 0 K: 1 S: 5	H: 0 LOB: 0 BB: 0 P: 5	R: 0 E: 0 K: 0 S: 4	H: 1 LOB: 1 BB: 0 P: 4	R: 1 E: 0 K: 0 S: 5	H: 2 LOB: 1 BB: 0 P: 5	R: 0 E: 0 K: 0 S: 3	H: 0 LOB: 1 BB: 1 P: 7	R: 0 E: 0 K: 0 S: 3	H: 0 LOB: 0 BB: 0 P: 3	R: 0 E: 0 K: 1 S: 6	H: 1 LOB: 1 BB: 0 P: 6	R: 4 E: 0 K: 2 S: 12	H: 5 LOB: 2 BB: 1 P: 16	R: 0 E: 0 K: 2 S: 8	H: 1 LOB: 1 BB: 0 P: 8	R: 0 E: 0 K: 0 S: 3	H: 1 LOB: 0 BB: 0 P: 3	1B: 8 2B: 2 3B: 1 HR: 0	SF: 0 SAC: 0 DP: 1 HBP: 0	WP: 1 PB: 0 SB: 1 CS: 0	PA: 39
PITCHER	IP WLS BF H R ER SO BB IBB HBP BLK WP HR S P ERA WHIP																					
Tim Lollar, L (1, 1) ERA: 4.81	6.1 L 28 7 5 5 3 2 0 0 0 1 0 32 40 7.11 1.421																					
Steve Crawford, R (7, 1) ERA: 3.44	2.2 11 4 0 0 3 0 0 0 0 0 0 17 17 0.00 1.500																					

Minnesota Twins @ Boston Red Sox
Fenway Park, Boston, MA
Fri Aug 23 1985, 7:05 PM EDT
Att: 22,041 - Unknown

livebaseballscorecards.com

AB	37
R	5
H	11
RBI	5
BB	2
SO	6
LOB	17



Batter	1	2	3	4	5	6	7	8	9	AB R H RBI BB SO LOB
Dwight Evans, R OBP: 0.372, SLG: 0.400 (1, 9)	0-0 HR		0-0 F4			0-0 5-3		0-3 K		4 1 1 1 0 1 0
Wade Boggs, L OBP: 0.444, SLG: 0.475 (1, 5)	4-0 BB			0-0 2B 1B		0-0 1B		0-0 F7		3 1 2 0 1 0 0
Bill Buckner, L OBP: 0.308, SLG: 0.443 (1, 3)	0-0 G4-6-3 1-2f			0-0 SH5-3 1-2		0-0 3 1-2f		0-0 4-3		3 0 0 0 0 0 2
Jim Rice, R OBP: 0.322, SLG: 0.432 (1, 7)	0-3 K			4-0 2B BB		0-0 F9		0-0 F7		3 0 0 0 1 1 0
Mike Easler, L OBP: 0.323, SLG: 0.413 (1, 10)		0-0 6-3		0-0 2B 1-2 2-H		0-0 6-3				3 0 1 1 0 0 0
Marty Barrett, R OBP: 0.346, SLG: 0.354 (1, 4)		0-0 6-3		0-0 1-3		0-0 2B				3 0 1 0 0 0 1
Jackie Gutierrez, R OBP: 0.281, SLG: 0.292 (1, 6)		0-3 K			0-0 4-3		0-3 K			3 0 0 0 0 2 1
Steve Lyons, L OBP: 0.338, SLG: 0.361 (1, 8)			0-0 F5		0-3 K		0-0 F9			3 0 0 0 0 1 0
Marc Sullivan, R OBP: 0.224, SLG: 0.261 (1, 2)			0-3 K		0-0 L8		0-3 K			3 0 0 0 0 2 0

Inning Stats	R: 1 E: 0 K: 1 S: 5	H: 1 LOB: 0 BB: 1 P: 9	R: 0 E: 0 K: 1 S: 5	H: 0 LOB: 0 BB: 0 P: 5	R: 0 E: 0 K: 1 S: 5	H: 0 LOB: 0 BB: 0 P: 5	R: 1 E: 0 K: 0 S: 4	H: 2 LOB: 1 BB: 1 P: 8	R: 0 E: 0 K: 1 S: 5	H: 0 LOB: 0 BB: 0 P: 5	R: 0 E: 0 K: 0 S: 3	H: 1 LOB: 0 BB: 0 P: 3	R: 0 E: 0 K: 1 S: 6	H: 1 LOB: 1 BB: 0 P: 6	R: 0 E: 0 K: 2 S: 7	H: 0 LOB: 0 BB: 0 P: 7	R: 0 E: 0 K: 0 S: 3	H: 0 LOB: 0 BB: 0 P: 3	1B: 2 2B: 3 3B: 0 HR: 1	SF: 0 SAC: 1 DP: 2 HBP: 0	WP: 0 PB: 0 SB: 0 CS: 0	PA: 31
--------------	------------------------------	---------------------------------	------------------------------	---------------------------------	------------------------------	---------------------------------	------------------------------	---------------------------------	------------------------------	---------------------------------	------------------------------	---------------------------------	------------------------------	---------------------------------	------------------------------	---------------------------------	------------------------------	---------------------------------	----------------------------------	------------------------------------	----------------------------------	--------

PITCHER	IP	WLS	BF	H	R	ER	SO	BB	IBB	HBP	BLK	WP	HR	S	P	ERA	WHIP	PITCHER	IP	WLS	BF	H	R	ER	SO	BB	IBB	HBP	BLK	WP	HR	S	P	ERA	WHIP		
Frank Viola, L ERA: 4.04 (1, 1)	9.0	W	31	5	2	2	7	2	0	0	0	0	1	43	51	2.00	0.778																				

BOTTOM

Minnesota Twins @ Boston Red Sox
Fenway Park, Boston, MA
Fri Aug 23 1985, 7:05 PM EDT
Att. 22,041 - Unknown

livebaseballscorecards.com

AB	28
R	2
H	5
RBI	2
BB	2
SO	7
LOB	4



Batter	1	2	3	4	5	6	7	8	9	AB R H RBI BB SO LOB	TOP										
Kirby Puckett, R OBP: 0.315, SLG: 0.365 (1, 8) X	0-0 4-3		0-0 5-3			0-0 S 1B		0-0 SH3-4 1-2		3 0 1 0 0 0 0											
Mickey Hatcher, R OBP: 0.309, SLG: 0.367 (1, 7) X	0-0 F4			0-0 F7		0-0 6-3 1-2		0-0 2B		4 0 1 0 0 0 1											
Kent Hrbek, L OBP: 0.335, SLG: 0.422 (1, 3) X	0-0 G1			0-0 4-3		0-0 L6		0-0 F4		4 0 0 0 0 0 3											
Tom Brunansky, R OBP: 0.332, SLG: 0.455 (1, 9)		4-0 BB FC5-4 BB		0-0 F4			0-0 2B	0-3 K		3 0 1 0 1 1 2											
Dave Engle, R OBP: 0.358, SLG: 0.458 (1, 10)		0-0 FC5-4 FC6-4 1-2f			0-0 5-3 SH5-3 WP 1B		0-3 K		0-0 5-3	4 1 1 0 0 1 2											
Tim Laudner, R OBP: 0.304, SLG: 0.430 (1, 2)		0-0 FC6-4 1-2f			0-0 SH5-3 1-2		0-3 K		0-0 F7	3 0 0 0 0 1 2											
Gary Gaetti, R OBP: 0.306, SLG: 0.397 (1, 5)		0-0 5-3			0-0 5-3 2-3		1-0 HBP		4-0 BB	2 0 0 0 1 0 2											
Tim Teufel, R OBP: 0.344, SLG: 0.381 (1, 4)			0-0 6-3		0-3 K 3-H		0-3 K		0-0 F8	4 0 0 0 0 2 3											
Alvaro Espinoza, R OBP: 0.310, SLG: 0.286 (1, 6)			0-0 6-3			0-0 5-3		0-0 2B SH3-4 1B		3 0 1 0 0 0 0											
Inning Stats	R: 0 E: 0 K: 0 S: 3	H: 0 LOB: 0 BB: 0 P: 3	R: 0 E: 0 K: 0 S: 3	H: 0 LOB: 1 BB: 1 P: 7	R: 0 E: 0 K: 0 S: 3	H: 0 LOB: 0 BB: 0 P: 3	R: 0 E: 0 K: 0 S: 3	H: 0 LOB: 0 BB: 0 P: 3	R: 1 E: 0 K: 1 S: 6	H: 1 LOB: 0 BB: 0 P: 6	R: 0 E: 0 K: 3 S: 10	H: 1 LOB: 2 BB: 0 P: 11	R: 0 E: 0 K: 1 S: 7	H: 2 LOB: 2 BB: 0 P: 7	R: 0 E: 0 K: 0 S: 3	H: 0 LOB: 1 BB: 1 P: 7	1B: 3 2B: 2 3B: 0 HR: 0	SF: 0 SAC: 2 DP: 0 HBP: 1	WP: 1 PB: 0 SB: 1 CS: 0	PA: 35	
PITCHER Bruce Hurst, L ERA: 4.74 (1, 1)	IP 9.0	WLS L	BF 35	H 5	R 1	ER 1	SO 5	BB 2	IBB 0	HBP 1	BLK 0	WP 1	HR 0	S 42	P 51	ERA 1.00	WHIP 0.778				
PITCHER	IP	WLS	BF	H	R	ER	SO	BB	IBB	HBP	BLK	WP	HR	S	P	ERA	WHIP				

Minnesota Twins @ Boston Red Sox
 Fenway Park, Boston, MA
 Sat Aug 24 1985, 3:33 AM EDT
 Att: 30,463 - Unknown

livebaseballscorecards.com

AB	30
R	1
H	5
RBI	0
BB	2
SO	5
LOB	15



Batter	1	2	3	4	5	6	7	8	9	AB	R	H	RBI	BB	SO	LOB
Dwight Evans, R OBP: 0.371, SLG: 0.398 (1, 9)	0-0 4-3		0-0 1B		0-3 K		0-0 F8			4	0	1	0	0	1	2
Wade Boggs, L OBP: 0.446, SLG: 0.475 (1, 5)	1-0 6-3 1B HBP		0-0 1-2 1B			0-0 L3		4-0 BB		2	0	1	0	1	0	0
Bill Buckner, L OBP: 0.309, SLG: 0.445 (1, 3)	0-0 6-3 1B		0-0 F8			0-0 2B		0-0 F2		4	0	2	0	0	0	3
Tony Armas, R OBP: 0.244, SLG: 0.470 (1, 10)	0-0 6-3		0-3 K			0-0 F5		0-0 F7		4	0	0	0	0	1	6
Mike Easler, L OBP: 0.322, SLG: 0.411 (1, 7)	0-0 4-3			0-3 K		4-0 BB		0-3 K		3	0	0	0	1	2	3
Rich Gedman, L OBP: 0.369, SLG: 0.477 (1, 2)		0-0 F7		0-0 F6		0-0 F8		0-0 F7		4	0	0	0	0	0	2
Marty Barrett, R OBP: 0.345, SLG: 0.353 (1, 4)		0-0 4-3		0-0 F7			0-0 SH1-3 1B		0-0 5-3	4	0	1	0	0	0	0
Steve Lyons, L OBP: 0.338, SLG: 0.361 (1, 8)		0-3 K			0-0 CS SH1-3 1B		0-0 SH1-3		0-0 4-3	3	0	1	0	0	1	0
Jackie Gutierrez, R OBP: 0.279, SLG: 0.290 (1, 6)			0-0 6-3		0-0 SH1-3		0-0 6-3			2	0	0	0	0	0	1

Inning Stats	R: 0 E: 0 K: 0 S: 4	H: 1 LOB: 2 BB: 0 P: 5	R: 0 E: 0 K: 1 S: 5	H: 0 LOB: 0 BB: 0 P: 5	R: 0 E: 0 K: 1 S: 7	H: 2 LOB: 2 BB: 0 P: 7	R: 0 E: 0 K: 1 S: 5	H: 0 LOB: 0 BB: 0 P: 5	R: 0 E: 0 K: 1 S: 5	H: 1 LOB: 1 BB: 0 P: 5	R: 0 E: 0 K: 0 S: 4	H: 1 LOB: 2 BB: 1 P: 8	R: 0 E: 0 K: 0 S: 4	H: 1 LOB: 1 BB: 0 P: 4	R: 0 E: 0 K: 1 S: 5	H: 0 LOB: 1 BB: 1 P: 9	R: 0 E: 0 K: 0 S: 3	H: 0 LOB: 0 BB: 0 P: 3	1B: 5 2B: 2 3B: 0 HR: 0	SF: 0 SAC: 2 DP: 1 HBP: 1	WP: 0 PB: 0 SB: 0 CS: 1	PA: 35
PITCHER Mike Smithson, R ERA: 4.47 (1, 1)	IP 9.0	WLS W	BF 35	H 6	R 0	ER 0	SO 5	BB 2	IBB 0	HBP 1	BLK 0	WP 0	HR 0	S 42	P 51	ERA 0.00	WHIP 0.889					
PITCHER	IP	WLS	BF	H	R	ER	SO	BB	IBB	HBP	BLK	WP	HR	S	P	ERA	WHIP					

MINNESOTA TWINS @ BOSTON RED SOX
Fenway Park, Boston, MA
 Sat Aug 24 1985, 3:33 AM EDT
 Att. 30,463 - Unknown

AB	30
R	0
H	6
RBI	0
BB	2
SO	5
LOB	17



Batter	1	2	3	4	5	6	7	8	9	AB R H RBI BB SO LOB	TOP																								
Tony Fernandez, S (1, 6) OBP: 0.331, SLG: 0.382	0-0 F9	0-0 F8			0-0 CS 2-H 1B		0-0 S 1B			4 0 2 0 0 0 1	Toronto Blue Jays @ Minnesota Twins Hubert H. Humphrey Metrodome, Minneapolis, MN Mon Aug 26 1985, 8:05 PM EDT Att. 13,395 - Unknown livebaseballscorecards.com																								
Lloyd Moseby, L (1, 8) OBP: 0.342, SLG: 0.391	0-0 3-1		0-0 1B		0-0 2-3 1B		0-0 1-2 F7			4 0 2 0 0 0 1																									
Rance Mulliniks, L (1, 5) OBP: 0.384, SLG: 0.476	0-3 K		0-0 F8		0-0 F8			0-0 3-1		4 0 0 0 0 1 2																									
George Bell, R (1, 7) OBP: 0.343, SLG: 0.525		0-0 CS 1B 1B	0-0 F9		0-0 HR			0-3 K		4 1 2 1 0 1 1																									
Al Oliver, L (1, 10) OBP: 0.294, SLG: 0.377		0-0 BB 1B FC5-4 1B	0-0 6-3		0-0 F8			0-0 F7		4 1 1 0 0 0 1																									
Willie Upshaw, L (1, 3) OBP: 0.334, SLG: 0.429		0-0 FC5-4 BB 2B 1B		0-0 G3		0-0 F7		0-0 1-3		4 1 1 0 0 0 0																									
Ernie Whitt, L (1, 2) OBP: 0.337, SLG: 0.487		4-0 BB BB BB FC5-4 BB		0-0 G6-4-3 1B		0-0 F6		0-0 F8		3 0 1 0 1 0 0																									
Jesse Barfield, R (1, 9) OBP: 0.365, SLG: 0.523		0-0 FC5-4 2B		0-0 G6-4-3			0-3 K		0-0 2B	4 1 1 1 0 1 3																									
Garth Iorg, R (1, 4) OBP: 0.364, SLG: 0.427		0-0 1-H 3-H 2B		0-0 1B 2B		0-0 F2		0-0 F4		4 0 2 2 0 0 1																									
Inning Stats	R: 0 E: 0 K: 1 S: 5 H: 0 LOB: 0 BB: 0 P: 5	R: 3 E: 0 K: 0 S: 6 H: 4 LOB: 1 BB: 1 P: 10	R: 0 E: 0 K: 0 S: 4 H: 1 LOB: 1 BB: 0 P: 4	R: 0 E: 0 K: 0 S: 3 H: 1 LOB: 0 BB: 0 P: 3	R: 0 E: 0 K: 0 S: 4 H: 3 LOB: 1 BB: 0 P: 4	R: 1 E: 0 K: 0 S: 4 H: 1 LOB: 0 BB: 0 P: 4	R: 0 E: 0 K: 1 S: 6 H: 1 LOB: 1 BB: 0 P: 6	R: 0 E: 0 K: 1 S: 5 H: 0 LOB: 0 BB: 0 P: 5	R: 0 E: 0 K: 0 S: 4 H: 1 LOB: 1 BB: 0 P: 4	1B: 8 2B: 3 3B: 0 HR: 1 SF: 0 SAC: 0 DP: 1 HBP: 0	WP: 0 PB: 0 SB: 1 CS: 2 PA: 36																								
PITCHER Bert Blyleven, R (1, 1) ERA: 3.13	IP 9.0	WLS L	BF 36	H 12	R 4	ER 4	SO 3	BB 1	IBB 0	HBP 0	BLK 0	WP 0	HR 1	S 41	P 45	ERA 4.00	WHIP 1.444	PITCHER	IP 9.0	WLS L	BF 36	H 12	R 4	ER 4	SO 3	BB 1	IBB 0	HBP 0	BLK 0	WP 0	HR 1	S 41	P 45	ERA 4.00	WHIP 1.444



Batter	1	2	3	4	5	6	7	8	9	AB	R	H	RBI	BB	SO	LOB
Kirby Puckett, R OBP: 0.315, SLG: 0.364 (1, 8)	0-0 6-3 1B		0-0 1B		0-0 4-3			0-0 1-3 2-3		4	0	1	0	0	0	1
Mike Stenhouse, L OBP: 0.338, SLG: 0.355 (1, 10)	0-0 F8		0-0 F9			0-0 5-3		0-0 F7		4	0	0	0	0	0	2
Kent Hrbek, L OBP: 0.339, SLG: 0.427 (1, 3)	0-0 1B			0-0 2B		0-0 F6		0-0 1B		4	1	3	1	0	0	0
Tom Brunansky, R OBP: 0.329, SLG: 0.451 (1, 9)	0-3 K			0-0 5-3		0-0 F9		0-0 F9		4	0	0	0	0	1	3
Randy Bush, L OBP: 0.312, SLG: 0.466 (1, 7)		0-0 4-3		0-0 2B		0-0 F6			0-0 G3	4	0	1	1	0	0	0
Gary Gaetti, R OBP: 0.308, SLG: 0.400 (1, 5)		0-0 F5		0-0 F3		0-0 1B			0-0 1B	4	1	2	0	0	0	1
Mark Salas, L OBP: 0.332, SLG: 0.421 (1, 2)		0-0 6-3		0-0 F9		0-0 1B			0-0 F4	4	0	1	0	0	0	2
Tim Teufel, R OBP: 0.341, SLG: 0.378 (1, 4)			0-0 F8		0-3 K		0-0 G6-4-3		0-0 1B	3	0	0	0	0	1	2
Mickey Hatcher, R OBP: 0.311, SLG: 0.369 (9, PH)							0-0 G6-4-3			1	0	1	1	0	0	0
Ron Washington, R OBP: 0.317, SLG: 0.425 (9, PR)							0-0 1-2			0	0	0	0	0	0	0
Alvaro Espinoza, R OBP: 0.290, SLG: 0.267 (1, 6)			0-0 F3		0-0 L4				0-0 1B	2	0	0	0	0	0	0
Roy Smalley, S OBP: 0.374, SLG: 0.432 (8, PH)									0-3 K	2	1	1	0	0	1	1
									0-0 1B							

BOTTOM

Toronto Blue Jays @ Minnesota Twins
 Hubert H. Humphrey Metrodome, Minneapolis, MN
 Mon Aug 26 1985, 8:05 PM EDT
 Att. 13,395 - Unknown

livebaseballscorecards.com

AB	36
R	3
H	10
RBI	3
BB	0
SO	3
LOB	12



Inning Stats	R: 0	H: 1	E: 0	K: 1	S: 6	LOB: 1	BB: 0	P: 6	R: 0	H: 0	E: 0	K: 0	S: 3	LOB: 0	BB: 0	P: 3	R: 0	H: 1	E: 0	K: 0	S: 4	LOB: 1	BB: 0	P: 4	R: 1	H: 2	E: 0	K: 0	S: 5	LOB: 1	BB: 0	P: 5	R: 0	H: 0	E: 0	K: 1	S: 5	LOB: 0	BB: 0	P: 5	R: 0	H: 0	E: 0	K: 0	S: 3	LOB: 0	BB: 0	P: 3	R: 0	H: 2	E: 0	K: 0	S: 4	LOB: 1	BB: 0	P: 4	R: 1	H: 2	E: 0	K: 1	S: 7	LOB: 1	BB: 0	P: 7	1B: 6	SF: 0	2B: 4	SAC: 0	3B: 0	DP: 1	HR: 0	HBP: 0	WP: 0	PA: 36
--------------	------	------	------	------	------	--------	-------	------	------	------	------	------	------	--------	-------	------	------	------	------	------	------	--------	-------	------	------	------	------	------	------	--------	-------	------	------	------	------	------	------	--------	-------	------	------	------	------	------	------	--------	-------	------	------	------	------	------	------	--------	-------	------	------	------	------	------	------	--------	-------	------	-------	-------	-------	--------	-------	-------	-------	--------	-------	--------

PITCHER	IP	WLS	BF	H	R	ER	SO	BB	IBB	HBP	BLK	WP	HR	S	P	ERA	WHIP
Doyle Alexander, R ERA: 3.96 (1, 1)	6.1	W	25	6	1	1	2	0	0	0	0	0	0	29	29	1.42	0.947
Jim Acker, R ERA: 2.86 (7, 1)	1.1		5	2	1	1	0	0	0	0	0	0	0	5	5	6.75	1.500
Tom Henke, R ERA: 0.47 (8, 1)	1.1	S	6	2	1	1	1	0	0	0	0	0	0	8	8	6.75	1.500

Batter	1	2	3	4	5	6	7	8	9	AB R H RBI BB SO LOB	TOP		
Damaso Garcia, R (1, 4) OBP: 0.311, SLG: 0.373 Manuel Lee, S (9, PR) OBP: 0.152, SLG: 0.125 (9, 4)	0-0 1B 1B 2B	0-0 FC1-5-2 1-3 3-H			0-0 F8		0-0 1B		0-0 E 1B	5 1 3 0 0 0 2 0 1 0 0 0 0 0			
Lloyd Moseby, L (1, 8) OBP: 0.343, SLG: 0.393	0-0 BB 1B 1B 2-3	0-0 5-3			0-0 F7		0-0 4-3		0-0 E9 1B 2B 1-H	5 2 2 1 0 0 3			
Cecil Fielder, R (1, 3) OBP: 0.400, SLG: 0.472 Willie Upshaw, L (8, 3) OBP: 0.335, SLG: 0.430	0-0 BB 1B 1B 1-2 3-H	0-0 F8			0-0 1B			0-0 F9 1B	0-0 G5-4-3 1B 3-H 1-2f	4 1 2 1 0 0 2 1 0 1 1 0 0 0			
George Bell, R (1, 7) OBP: 0.340, SLG: 0.520	0-0 F9		0-0 F8		0-0 F3			0-0 F9	0-0 G5-4-3 1B 1-2f	5 0 0 0 0 0 4			
Jesse Barfield, R (1, 9) OBP: 0.366, SLG: 0.524	4-0 1B BB 1-2 2-3		0-0 6-3		0-3 K			0-0 2B 2B		3 1 1 0 1 1 0			
Jeff Burroughs, R (1, 10) OBP: 0.377, SLG: 0.425 Lou Thornton, L (8, PR) OBP: 0.267, SLG: 0.316	0-0 K 1B 1-2 2-H 3-H		0-0 L6		0-0 4-3		0-0 4-3	0-0 2B 1B 2B		4 0 2 3 0 0 0 0 1 0 0 0 0 0			
Garth Iorg, R (1, 5) OBP: 0.362, SLG: 0.424	0-3 K 1-2			0-0 F7		0-0 4-3		0-0 1B 1B		4 1 1 1 0 1 2			
Tony Fernandez, S (1, 6) OBP: 0.332, SLG: 0.385		0-0 1B FC1-5-2 2B		0-3 K		0-0 F7		0-0 1B 1B		4 0 2 1 0 1 0			
Ernie Whitt, L (1, 2) OBP: 0.336, SLG: 0.484		0-0 FC1-5-2 1B		0-0 4-3		0-0 4-3		0-3 K		4 0 1 0 0 1 0			
Inning Stats	R: 3 E: 0 K: 1 S: 8 H: 4 LOB: 1 BB: 1 P: 12	R: 0 E: 0 K: 0 S: 5 H: 2 LOB: 2 BB: 0 P: 5	R: 0 E: 0 K: 0 S: 3 H: 0 LOB: 0 BB: 0 P: 3	R: 0 E: 0 K: 1 S: 5 H: 0 LOB: 0 BB: 0 P: 5	R: 0 E: 0 K: 0 S: 4 H: 1 LOB: 1 BB: 0 P: 4	R: 0 E: 0 K: 1 S: 5 H: 0 LOB: 0 BB: 0 P: 5	R: 0 E: 0 K: 0 S: 4 H: 1 LOB: 1 BB: 0 P: 4	R: 3 E: 0 K: 0 S: 6 H: 4 LOB: 2 BB: 0 P: 6	R: 2 E: 1 K: 1 S: 7 H: 3 LOB: 1 BB: 0 P: 7	1B: 10 2B: 5 3B: 0 HR: 0 SF: 0 SAC: 0 DP: 1 HBP: 0	WP: 0 PB: 0 SB: 0 CS: 0 PA: 40		
PITCHER	IP WLS BF H R ER SO BB IBB HBP BLK WP HR S P ERA WHIP											PITCHER	IP WLS BF H R ER SO BB IBB HBP BLK WP HR S P ERA WHIP
Frank Viola, L (1, 1) ERA: 4.15	7.2 L 34 11 6 6 3 1 0 0 0 0 0 0 39 43 7.04 1.565												
Steve Howe, L (8, 1) ERA: 5.81	0.2 5 4 2 1 1 0 0 0 0 0 0 0 7 7 13.50 6.000												
Frank Eufemia, R (9, 1) ERA: 3.19	0.2 1 0 0 0 0 0 0 0 0 0 0 0 1 1 0.00 0.000												

Toronto Blue Jays @ Minnesota Twins
 Hubert H. Humphrey Metrodome, Minneapolis, MN
 Tue Aug 27 1985, 8:05 PM EDT
 Att: 12,780 - Unknown

livebaseballscorecards.com

AB	39
R	8
H	15
RBI	8
BB	1
SO	4
LOB	13



Batter	1	2	3	4	5	6	7	8	9	AB	R	H	RBI	BB	SO	LOB
Kirby Puckett, R OBP: 0.314, SLG: 0.367 (1, 8)	0-0 1-3			0-3 K		0-0 3B		0-0 F9		4	0	1	0	0	1	2
Mickey Hatcher, R OBP: 0.308, SLG: 0.365 (1, 7)	0-0 L4			0-0 1-3		0-0 5-3			0-0 F4	4	0	0	0	0	0	1
Kent Hrbek, L OBP: 0.340, SLG: 0.427 (1, 3)	0-0 F8			0-0 1B			0-3 K		4-0 BB	3	0	1	0	1	1	0
Tom Brunansky, R OBP: 0.327, SLG: 0.447 (1, 9)		0-0 F7		0-0 F4			0-0 F9		0-3 K	4	0	0	0	0	1	2
Mike Stenhouse, L OBP: 0.336, SLG: 0.352 (1, 10)		0-3 K			0-0 F8				0-3 K	1	0	0	0	0	1	0
Dave Engle, R OBP: 0.350, SLG: 0.447 (5, PH)						0-0 5-3				3	0	0	0	0	1	1
Gary Gaetti, R OBP: 0.308, SLG: 0.400 (1, 5)										0	0	0	0	0	0	0
Roy Smalley, S OBP: 0.371, SLG: 0.428 (2, 5)										3	0	0	0	0	2	0
Mark Salas, L OBP: 0.329, SLG: 0.416 (1, 2)			0-0 F6			0-0 F9			0-0 F7	3	0	0	0	0	0	0
Tim Teufel, R OBP: 0.341, SLG: 0.377 (1, 4)			0-0 G3				0-0 5-3		0-0 BB 1B	3	0	1	0	0	0	0
Alvaro Espinoza, R OBP: 0.281, SLG: 0.258 (1, 6)			0-0 5-3				0-3 K		4-0 BB 1-2	1	0	0	0	0	0	0
Randy Bush, L OBP: 0.311, SLG: 0.464 (6, PH)										1	0	0	0	0	1	0
Ron Washington, R OBP: 0.323, SLG: 0.425 (7, 6)										0	0	0	0	1	0	0

Inning Stats	R: 0	H: 0	E: 0	LOB: 0	K: 0	S: 3	R: 0	H: 0	E: 0	LOB: 0	K: 2	S: 7	R: 0	H: 0	E: 0	LOB: 0	K: 0	S: 3	R: 0	H: 1	E: 0	LOB: 1	K: 1	S: 6	R: 0	H: 0	E: 0	LOB: 0	K: 0	S: 3	R: 0	H: 1	E: 0	LOB: 1	K: 1	S: 6	R: 0	H: 0	E: 0	LOB: 0	K: 1	S: 5	R: 0	H: 1	E: 0	LOB: 2	K: 1	S: 6	R: 0	H: 0	E: 0	LOB: 1	K: 2	S: 7	1B: 2	2B: 0	3B: 1	SF: 0	SAC: 0	DP: 0	HBP: 0	WP: 0	PB: 0	SB: 0	CS: 0	PA: 32
--------------	------	------	------	--------	------	------	------	------	------	--------	------	------	------	------	------	--------	------	------	------	------	------	--------	------	------	------	------	------	--------	------	------	------	------	------	--------	------	------	------	------	------	--------	------	------	------	------	------	--------	------	------	------	------	------	--------	------	------	-------	-------	-------	-------	--------	-------	--------	-------	-------	-------	-------	--------

PITCHER	IP	WLS	BF	H	R	ER	SO	BB	IBB	HBP	BLK	WP	HR	S	P	ERA	WHIP
Tom Filer, R ERA: 3.63 (1, 1)	1.0		3	0	0	0	0	0	0	0	0	0	0	3	3	0.00	0.000
Steve Davis, L ERA: (2, 1)	4.0	W	13	1	0	0	3	0	0	0	0	0	0	19	19	0.00	0.250
Dennis Lamp, R ERA: 3.21 (6, 1)	3.0		12	2	0	0	3	1	0	0	0	0	0	17	21	0.00	1.000
Bill Caudill, R ERA: 3.36 (9, 1)	1.0		4	0	0	0	2	1	0	0	0	0	0	7	11	0.00	1.000

BOTTOM

Toronto Blue Jays @ Minnesota Twins
 Hubert H. Humphrey Metrodome, Minneapolis, MN
 Tue Aug 27 1985, 8:05 PM EDT
 Att. 12,780 - Unknown

livebaseballscorecards.com

AB	30
R	0
H	3
RBI	0
BB	2
SO	8
LOB	6



Batter	1	2	3	4	5	6	7	8	9	10	AB	R	H	RBI	BB	SO	LOB	TOP							
Damaso Garcia, R (1, 4) OBP: 0.308, SLG: 0.370 Manuel Lee, S (8, 4) OBP: 0.152, SLG: 0.125	0-0 F8	0-3 K			0-0 5-3		0-0 FC5-2 E	0-0 FC6-4			5	0	0	0	0	1	7								
Lloyd Moseby, L (1, 8) OBP: 0.342, SLG: 0.391	0-0 F6		0-0 F8			0-0 2-3	0-0 E9 1B		0-0 4-3		5	0	1	1	0	0	0								
Rance Mulliniks, L (1, 5) OBP: 0.383, SLG: 0.472 Garth Iorg, R (9, PH) OBP: 0.361, SLG: 0.422	0-0 1B		0-0 4-3			0-0 F7	0-3 K		0-0 5-3		4	0	1	0	0	1	2								
George Bell, R (1, 7) OBP: 0.340, SLG: 0.518	0-0 L5		0-3 K			1-0 HBP	0-0 1-3		0-0 WP 1B		4	0	1	0	0	1	3								
Al Oliver, L (1, 10) OBP: 0.298, SLG: 0.376 Lou Thornton, L (8, PR) OBP: 0.267, SLG: 0.316 Jeff Burroughs, R (9, PH) OBP: 0.375, SLG: 0.422 Jimmy Key, R (10, PR)		4-0 1B 2B BB		0-3 K		0-3 K		0-0 BB BLK 1B	0-0 WP		3	1	1	0	1	2	1								
Willie Upshaw, L (1, 3) OBP: 0.336, SLG: 0.434		0-0 2B 1B		0-0 F9			0-0 1B 3B	0-3 K		0-0 E5 8-5	5	2	2	0	0	1	2								
Ernie Whitt, L (1, 2) OBP: 0.341, SLG: 0.489 Cecil Fielder, R (10, PH) OBP: 0.390, SLG: 0.459 Jeff Hearn, R (10, 2)		0-0 F8 2B		0-0 5-3			0-0 BB FC5-2 1B	4-0 BB IBB		0-0 8-5 2-3f	3	0	2	3	1	0	0								
Jesse Barfield, R (1, 9) OBP: 0.365, SLG: 0.520		0-0 5-3			0-0 1-3		4-0 FC5-2 1B BB	0-3 K		0-0 F4	3	1	0	0	1	1	3								
Tony Fernandez, S (1, 6) OBP: 0.333, SLG: 0.384		0-0 F8			0-0 4-3		4-0 1B FC5-2 BB	4-0 FC6-4 BB			2	1	0	0	2	0	1								
Inning Stats	R: 0 E: 0 K: 0 S: 4	H: 1 LOB: 1 BB: 0 P: 4	R: 2 E: 0 K: 1 S: 7	H: 2 LOB: 1 BB: 1 P: 11	R: 0 E: 0 K: 1 S: 5	H: 0 LOB: 0 BB: 0 P: 5	R: 0 E: 0 K: 1 S: 5	H: 0 LOB: 0 BB: 0 P: 3	R: 0 E: 0 K: 1 S: 5	H: 0 LOB: 1 BB: 0 P: 6	R: 3 E: 1 K: 1 S: 8	H: 3 LOB: 2 BB: 2 P: 16	R: 0 E: 0 K: 2 S: 8	H: 1 LOB: 3 BB: 2 P: 16	R: 0 E: 0 K: 0 S: 3	H: 1 LOB: 0 BB: 0 P: 3	R: 0 E: 1 K: 0 S: 3	H: 0 LOB: 1 BB: 0 P: 3	1B: 6 2B: 2 3B: 1 HR: 0	SF: 0 SAC: 0 DP: 1 HBP: 1	WP: 1 PB: 0 SB: 0 CS: 0	PA: 44			
PITCHER	IP WLS BF H R ER SO BB IBB HBP BLK WP HR S P ERA WHIP																								
Mike Smithson, R (1, 1) ERA: 4.51	6.0																								
Ron Davis, R (7, 1) ERA: 3.28	2.0	10	2	0	0	3	1	1	0	1															
Pete Filson, L (9, 1) ERA: 4.03	2.0	W 7	1	0	0	0	0	0	0	0															

Toronto Blue Jays @ Minnesota Twins
 Hubert H. Humphrey Metrodome, Minneapolis, MN
 Wed Aug 28 1985, 4:33 AM EDT
 Att. 12,327 - Unknown

livebaseballscorecards.com

AB 38
 R 5
 H 8
 RBI 4
 BB 5
 SO 7
 LOB 21




Batter	1	2	3	4	5	6	7	8	9	10	AB	R	H	RBI	BB	SO	LOB
Kirby Puckett, R OBP: 0.312, SLG: 0.363 (1, 8)	E6 SH3-4	K			6-3		6-3		F8		5	0	0	0	0	1	3
Roy Smalley, S OBP: 0.370, SLG: 0.426 Gary Gaetti, R OBP: 0.308, SLG: 0.400 (10, 5)	SH3-4		E7 1B FC5-4		K			E 1B SF8 1B	K		4	2	1	0	0	2	1
Kent Hrbek, L OBP: 0.343, SLG: 0.429 (1, 3)	G3				F9			E5 1-3 HR 1B			5	2	3	0	0	0	1
Dave Engle, R OBP: 0.338, SLG: 0.433 (1, 10)	K				F9			SF8			4	0	0	1	0	2	4
Randy Bush, L OBP: 0.317, SLG: 0.472 (1, 7)					FC5-4			3-H 0-3 K			5	1	3	1	0	1	2
Mark Salas, L OBP: 0.330, SLG: 0.425 (1, 2)					F9			0-3 K			4	1	1	2	1	1	3
Mike Stenhouse, L OBP: 0.336, SLG: 0.346 Tom Brunansky, R OBP: 0.328, SLG: 0.447 (7, 9)					F8			1-H HR			2	0	0	0	1	1	1
Ron Washington, R OBP: 0.320, SLG: 0.419 (1, 4)					K			L1			2	0	1	1	0	0	0
Alvaro Espinoza, R OBP: 0.278, SLG: 0.257 (1, 6)					F8			F8			4	0	1	0	0	1	2
					K			K			4	0	1	1	0	2	1

Inning Stats	R: 0	H: 0	E: 1	LOB: 1	K: 1	S: 6	P: 6	R: 1	H: 2	E: 1	LOB: 2	K: 2	S: 9	P: 13	R: 1	H: 1	E: 1	LOB: 1	K: 0	S: 5	P: 5	R: 0	H: 0	E: 0	LOB: 0	K: 1	S: 5	P: 5	R: 0	H: 1	E: 0	LOB: 1	K: 2	S: 8	P: 8	R: 0	H: 0	E: 0	LOB: 0	K: 1	S: 5	P: 5	R: 3	H: 3	E: 1	LOB: 0	K: 1	S: 8	P: 8	R: 0	H: 1	E: 0	LOB: 1	K: 2	S: 8	P: 8	R: 1	H: 3	E: 0	LOB: 3	K: 0	S: 4	P: 8	1B: 9	SF: 1	2B: 1	SAC: 1	3B: 0	DP: 0	HR: 1	HBP: 0	WP: 0	PA: 43
PITCHER	IP	WLS	BF	H	R	ER	SO	BB	IBB	HBP	BLK	WP	HR	S	P	ERA	WHIP																																																								
Dave Stieb, R ERA: 2.35 (1, 1)	7.0		29	5	3	2	8	1	0	0	0	0	0	44	48	2.57	0.857																																																								
Gary Lavelle, L ERA: 3.24 (8, 1)	0.0		1	1	0	0	0	0	0	0	0	0	0	1	1	∞	∞																																																								
Tom Henke, R ERA: 1.27 (8, 1)	2.1	L	12	4	3	3	3	0	1	0	0	0	1	17	21	11.57	1.714																																																								
Jim Acker, R ERA: 2.86 (10, 1)	0.0		1	1	0	0	0	0	0	0	0	0	0	1	1	∞	∞																																																								

Toronto Blue Jays @ Minnesota Twins
 Hubert H. Humphrey Metrodome, Minneapolis, MN
 Wed Aug 28 1985, 4:33 AM EDT
 Att: 12,327 - Unknown

livebaseballscores.com

AB 39
R 6
H 11
RBI 6
BB 2
SO 11
LOB 18



BOTTOM

Boston Red Sox @ Minnesota Twins
Hubert H. Humphrey Metrodome, Minneapolis, MN

livebaseballscorecards.com

AB 35
R 3
H 10
RBI 3
BB 3
SO 1
LOB 24



WP: 0 PA: 41
PB: 0
SB: 1
CS: 1

ERA WHIP

AB R H RBI BB SO LOB

4 1 2 0 1 0 4

4 1 1 0 0 0 4

5 0 1 1 0 0 2

5 0 1 1 0 0 2

4 1 1 0 1 0 1

4 0 2 0 0 0 1

2 0 1 0 1 0 0

0 0 0 1 0 0 0

3 0 1 0 0 0 3

1 0 0 0 0 0 4

1 0 0 0 0 0 1


1 0 0 0 0 1 2

Batter	1	2	3	4	5	6	7	8	9
Kirby Puckett, R OBP: 0.314, SLG: 0.364 (1, 8)	0-0 F9 4-3 1B		0-0 SH5-3 1B	0-0 FC6-4 1-2f		0-0 4-3		4-0 BB	
Gary Gaetti, R OBP: 0.308, SLG: 0.401 (1, 5)	0-0 4-3 1-2		0-0 SH5-3 1-2		0-0 1B 2B		0-0 5-3	0-0 F6	
Kent Hrbek, L OBP: 0.341, SLG: 0.426 (1, 3)	0-0 F9 2-3		0-0 6-3		0-0 CS 1B		0-0 F8	0-0 1-3	
Tom Brunansky, R OBP: 0.326, SLG: 0.445 (1, 9)	0-0 S 1B		0-0 F3		0-0 F7		0-0 6-3	0-0 6-3	
Dave Engle, R OBP: 0.340, SLG: 0.435 (1, 10)	0-0 F8 1-2			0-0 4-3	4-0 1-2 BB			0-0 1B SF9 2B	0-0 F4
Mickey Hatcher, R OBP: 0.310, SLG: 0.367 (1, 7)		0-0 4-3		0-0 E 1B 1B	0-0 F8			0-0 E 1B	
Tim Laudner, R OBP: 0.311, SLG: 0.431 (1, 2)		0-0 F8		0-0 E 1B		4-0 SH5-4 BB		0-0 SF9	
Mark Salas, L OBP: 0.329, SLG: 0.425 (8, PH)				1-2				3-H	
Tim Teufel, R OBP: 0.341, SLG: 0.377 (1, 4)		0-0		0-0 E6 FC6-4 1-2 2-3 1B		0-0 SH5-4		0-0 E6 1-3	
Alvaro Espinoza, R OBP: 0.263, SLG: 0.243 (1, 6)		0-0		0-0		0-0 F4		0-3 K	
Ron Washington, R OBP: 0.318, SLG: 0.415 (6, PH)									
Roy Smalley, S OBP: 0.369, SLG: 0.424 (8, PH)									

Inning Stats	R: 1	H: 2	E: 0	K: 0	S: 5	LOB: 1	BB: 0	P: 5
	R: 0	H: 1	E: 0	K: 0	S: 4	LOB: 1	BB: 0	P: 4
	R: 0	H: 1	E: 0	K: 0	S: 4	LOB: 1	BB: 0	P: 4
	R: 0	H: 2	E: 1	K: 0	S: 6	LOB: 3	BB: 0	P: 6
	R: 1	H: 2	E: 0	K: 0	S: 4	LOB: 1	BB: 1	P: 8
	R: 0	H: 0	E: 0	K: 0	S: 3	LOB: 0	BB: 0	P: 3
	R: 1	H: 2	E: 1	K: 1	S: 8	LOB: 3	BB: 1	P: 12
	R: 0	H: 0	E: 0	K: 0	S: 3	LOB: 0	BB: 0	P: 3

PITCHER	IP	WLS	BF	H	R	ER	SO	BB	IBB	HBP	BLK	WP	HR	S	P	ERA	WHIP
Bob Ojeda, L ERA: 4.37 (1, 1)	7.0	W	33	10	3	3	0	2	0	0	0	0	0	31	39	3.86	1.714
Steve Crawford, R ERA: 3.28 (8, 1)	2.0	S	8	0	0	0	1	1	0	0	0	0	0	9	13	0.00	0.500

Fri Aug 30 1985, 8:05 PM EDT
Att. 17,057 - Unknown

Batter	1	2	3	4	5	6	7	8	9	AB R H RBI BB SO LOB	TOP									
Dwight Evans, R (1, 9) OBP: 0.372, SLG: 0.414	0-0 F4		0-0 4-3			0-3 K	0-0 SF7		0-3 K	4 0 0 1 0 2 1										
Wade Boggs, L (1, 5) OBP: 0.443, SLG: 0.466	0-0 6-3			0-0 1B 1B		0-0 E4 1B HR	0-0 G3			4 1 1 0 0 0 0										
Bill Buckner, L (1, 3) OBP: 0.311, SLG: 0.438	0-0 1B			0-0 L7		0-0 1B HR		0-0 1B		4 1 3 0 0 0 1										
Tony Armas, R (1, 7) OBP: 0.267, SLG: 0.509	0-3 K			0-0 1B		0-0 1B HR		0-0 1B		4 1 3 0 0 1 1										
Rich Gedman, L (1, 2) OBP: 0.370, SLG: 0.491		0-0 F7		0-0 F2		0-3 K		0-0 FC1-5-6		4 0 0 0 0 1 7										
Mike Easler, L (1, 10) OBP: 0.322, SLG: 0.413		0-3 K		0-0 G3		0-0 HR		0-0 F8		4 1 1 4 0 1 3										
Marty Barrett, R (1, 4) OBP: 0.347, SLG: 0.355		0-0 F7			0-3 K	0-0 4-3			0-0 E6	4 0 0 0 0 1 0	AB 36 R 5 H 9 RBI 5 BB 0 SO 6 LOB 16									
Steve Lyons, L (1, 8) OBP: 0.337, SLG: 0.362			0-0 F3		0-0 4-3		0-0 SF7 2B		0-0 F7	4 1 1 0 0 0 1										
Jackie Gutierrez, R (1, 6) OBP: 0.275, SLG: 0.298			0-0 5-3		0-0 F7		0-0 1-4-3		0-0 L7	4 0 0 0 0 0 2										
Inning Stats	R: 0 E: 0 K: 1 S: 6	H: 1 LOB: 1 BB: 0 P: 6	R: 0 E: 0 K: 1 S: 5	H: 0 LOB: 0 BB: 0 P: 5	R: 0 E: 0 K: 0 S: 3	H: 2 LOB: 2 BB: 0 P: 5	R: 0 E: 0 K: 1 S: 5	H: 0 LOB: 0 BB: 0 P: 5	R: 4 E: 1 K: 2 S: 11	H: 3 LOB: 0 BB: 0 P: 11	R: 1 E: 0 K: 0 S: 4	H: 1 LOB: 0 BB: 0 P: 4	R: 0 E: 0 K: 0 S: 4	H: 2 LOB: 1 BB: 0 P: 4	R: 0 E: 1 K: 1 S: 6	H: 0 LOB: 1 BB: 0 P: 6	1B: 7 2B: 1 3B: 0 HR: 1	SF: 1 SAC: 0 DP: 1 HBP: 0	WP: 0 PB: 0 SB: 0 CS: 0	PA: 37
PITCHER Bert Blyleven, R (1, 1) ERA: 3.05	IP 9.0 WLS W BF 37 H 9 R 5 ER 1 SO 6 BB 0 IBB 0 HBP 0 BLK 0 WP 0 HR 1 S 49 P 49 ERA 1.00 WHIP 1.000											PITCHER	IP WLS BF H R ER SO BB IBB HBP BLK WP HR S P ERA WHIP							

Boston Red Sox @ Minnesota Twins
 Hubert H. Humphrey Metrodome, Minneapolis, MN
 Sat Aug 31 1985, 8:05 PM EDT
 Unknown

livebaseballscorecards.com

Batter	1	2	3	4	5	6	7	8	9	AB	R	H	RBI	BB	SO	LOB
Kirby Puckett, R OBP: 0.315, SLG: 0.367 (1, 8)	0-0 SH1-3 1B 2B	0-0 E4 2-3			0-0 1B 1B	0-0 F9		0-3 K		5	2	2	0	0	1	4
Mickey Hatcher, R OBP: 0.311, SLG: 0.366 (1, 7)	0-0 SH1-3 2-3	0-0 5-3			0-0 F9		0-0 6-3 BB 1B		4-0 FC2-5 BB BB	3	0	1	0	1	0	3
Dave Meier, R OBP: 0.353, SLG: 0.268 (9, PR)										0	0	0	0	0	0	0
Kent Hrbek, L OBP: 0.346, SLG: 0.429 (1, 3)	0-0 G5-4-3 1B 3-H		0-0 1B		0-0 1B 1B	0-0 1-2 1B	0-0 1-2 BB	0-0 L7	0-0 1-2 FC2-5 BB	4	0	3	1	1	0	1
Tom Brunansky, R OBP: 0.325, SLG: 0.443 (1, 9)	0-0 G5-4-3 1-2f		0-0 L6		0-0 1-2 2-H 1B	0-0 1B	0-0 F1	4-0 1-2 FC2-5 BB	4-0 1-2 FC2-5 BB	2	0	0	0	0	0	2
Randy Bush, L OBP: 0.322, SLG: 0.472 (5, PH)										2	1	1	1	1	0	2
Mark Salas, L OBP: 0.323, SLG: 0.417 (1, 2)		0-0 3-1	0-0 F8		0-0 F6		0-0 6-3	0-0 1-2 2-3 FC2-5 1B	0-0 1-2 2-3f FC2-5 1B	5	1	0	0	0	0	7
Mike Stenhouse, L OBP: 0.331, SLG: 0.341 (1, 10)		0-0 F3	0-0 F6		0-3 K		0-0 4-3	0-0 1-3 2-H 1B	0-0 1-3 2-H 1B	5	0	1	1	0	1	5
Roy Smalley, S OBP: 0.371, SLG: 0.423 (1, 5)		1-0 1B 2B HBP		0-0 3-1		4-0 SH1-4 BB		0-0 2B	4-0 1B IBB	1	1	0	0	1	0	0
Gary Gaetti, R OBP: 0.310, SLG: 0.405 (6, PR)										1	0	1	0	1	0	0
Ron Washington, R OBP: 0.323, SLG: 0.418 (1, 4)	0-0 2B 1B	0-0 F7		0-0 F7		0-0 SH1-4		0-3 K	0-0 1-2 2-3 3-H 1B	4	1	2	1	0	1	1
Alvaro Espinoza, R OBP: 0.268, SLG: 0.275 (1, 6)		0-0 6-3		0-0 6-3		0-0 5-3		0-0 5-3		3	0	1	2	0	0	2
Dave Engle, R OBP: 0.338, SLG: 0.432 (8, PH)										1	0	0	0	0	0	1
Tim Teufel, R OBP: 0.341, SLG: 0.377 (9, 4)		1-H 2-H 2B								0	0	0	0	0	0	0

Inning Stats	R: 1	H: 2	E: 0	K: 0	S: 4	LOB: 0	BB: 0	P: 4	R: 2	H: 2	E: 1	K: 0	S: 6	LOB: 2	BB: 0	P: 7	R: 0	H: 1	E: 0	K: 0	S: 4	LOB: 1	BB: 0	P: 4	R: 0	H: 0	E: 0	K: 0	S: 3	LOB: 0	BB: 0	P: 3	R: 1	H: 3	E: 0	K: 1	S: 8	LOB: 2	BB: 0	P: 8	R: 0	H: 0	E: 0	K: 0	S: 3	LOB: 2	BB: 1	P: 7	R: 0	H: 1	E: 0	K: 0	S: 4	LOB: 2	BB: 1	P: 8	R: 0	H: 1	E: 0	K: 2	S: 8	LOB: 1	BB: 0	P: 8	R: 2	H: 2	E: 0	K: 0	S: 4	LOB: 3	BB: 3	P: 16	1B: 9	SF: 0	2B: 3	SAC: 2	3B: 0	DP: 1	HR: 0	HBP: 1	WP: 0	PA: 44
PITCHER	IP	WLS	BF	H	R	ER	SO	BB	IBB	HBP	BLK	WP	HR	S	P	ERA	WHIP																																																																	
Oil Can Boyd, R ERA: 3.71 (1, 1)	7.0		33	9	4	4	1	2	0	1	0	0	0	32	41	5.14	1.571																																																																	
Steve Crawford, R ERA: 3.45 (8, 1)	1.2	L	11	3	2	2	2	2	1	0	0	0	0	12	24	10.80	3.000																																																																	

BOTTOM

Boston Red Sox @ Minnesota Twins
Hubert H. Humphrey Metrodome, Minneapolis, MN

Sat Aug 31 1985, 8:05 PM EDT
Unknown

AB	36
R	6
H	12
RBI	6
BB	5
SO	3
LOB	28



PITCHER	IP	WLS	BF	H	R	ER	SO	BB	IBB	HBP	BLK	WP	HR	S	P	ERA	WHIP
Oil Can Boyd, R ERA: 3.71 (1, 1)	7.0		33	9	4	4	1	2	0	1	0	0	0	32	41	5.14	1.571
Steve Crawford, R ERA: 3.45 (8, 1)	1.2	L	11	3	2	2	2	2	1	0	0	0	0	12	24	10.80	3.000

Batter	1	2	3	4	5	6	7	8	9	AB R H RBI BB SO LOB	TOP			
Dwight Evans, R (1, 9) OBP: 0.370, SLG: 0.418	0-0 1-3		0-0 F7			0-0 F3	0-3 K		0-0 HR	5 1 1 2 0 1 2				
Wade Boggs, L (1, 5) OBP: 0.444, SLG: 0.472	0-0 G3 2B		0-3 K			0-0 1B 1B		0-0 F8 2B	0-3 K	5 1 3 0 0 2 0				
Bill Buckner, L (1, 3) OBP: 0.311, SLG: 0.437	0-0 G3 2-3		0-0 1-3			0-0 1-2 1B		0-0 F8 2-3		4 0 1 0 0 0 2				
Tony Armas, R (1, 7) OBP: 0.266, SLG: 0.505	0-0 F8			0-0 6-3		0-0 F7		0-0 3-H 1B		4 0 1 1 0 0 3				
Mike Easler, L (1, 10) OBP: 0.321, SLG: 0.412		0-0 FC6-4 BLK 1B		0-0 4-3		0-0 F7		0-0 F7		4 1 1 0 0 0 3				
Dave Stapleton, R (1, 4) OBP: 0.311, SLG: 0.333		4-0 FC6-4 1-2 BB		0-3 K			0-0 1B 1B	0-0 F5		3 0 1 0 0 1 1				
Dave Sax, R (1, 2) OBP: 0.316, SLG: 0.343		0-0 FC6-4 BLK			0-0 1-3		0-3 K		0-0 FC3-6 1B	3 0 0 0 0 1 3				
Rich Gedman, L (9, PH) OBP: 0.372, SLG: 0.492		1-2 2-3								1 0 1 0 0 0 0				
Steve Lyons, L (1, 8) OBP: 0.335, SLG: 0.360		0-3 K			0-0 3-1		0-0 1-2 1B		0-0 FC3-6 HR	4 1 1 0 0 1 3				
Glenn Hoffman, R (1, 6) OBP: 0.305, SLG: 0.376		0-3 K			0-0 1-3		0-0 F3		0-0 F9	3 0 0 0 0 1 3				
Jim Rice, R (9, PH) OBP: 0.325, SLG: 0.429		1-2 3-H								1 0 0 0 0 0 1				
Inning Stats	R: 0 E: 0 K: 0 S: 4 H: 1 LOB: 1 BB: 0 P: 4	R: 1 E: 0 K: 2 S: 8 H: 1 LOB: 1 BB: 1 P: 12	R: 0 E: 0 K: 1 S: 5 H: 0 LOB: 0 BB: 0 P: 5	R: 0 E: 0 K: 1 S: 5 H: 0 LOB: 0 BB: 0 P: 5	R: 0 E: 0 K: 0 S: 3 H: 0 LOB: 0 BB: 0 P: 3	R: 0 E: 0 K: 0 S: 5 H: 2 LOB: 2 BB: 0 P: 5	R: 0 E: 0 K: 2 S: 9 H: 2 LOB: 2 BB: 0 P: 9	R: 1 E: 0 K: 0 S: 5 H: 2 LOB: 1 BB: 0 P: 5	R: 2 E: 1 K: 1 S: 7 H: 2 LOB: 0 BB: 0 P: 7	1B: 7 2B: 2 3B: 0 HR: 1 SF: 0 SAC: 0 DP: 0 HBP: 0	WP: 0 PB: 0 SB: 0 CS: 0 PA: 38			
PITCHER	IP WLS BF H R ER SO BB IBB HBP BLK WP HR S P ERA WHIP												PITCHER	IP WLS BF H R ER SO BB IBB HBP BLK WP HR S P ERA WHIP
Mark Portugal, R (1, 1) ERA: 4.5	5.2 W 22 4 1 1 4 1 0 0 0 1 0 0 29 33 1.59 0.882													
Pete Filson, L (6, 1) ERA: 3.99	2.1 11 4 1 1 2 0 0 0 0 0 0 0 15 15 3.86 1.714													
Ron Davis, R (9, 1) ERA: 3.58	1.0 S 5 2 2 2 1 0 0 0 0 0 0 1 7 7 18.00 2.000													

Boston Red Sox @ Minnesota Twins
 Hubert H. Humphrey Metrodome, Minneapolis, MN
 Sat Aug 31 1985, 8:05 PM EDT
 Att: 20,779 - Unknown

AB	37
R	4
H	10
RBI	3
BB	1
SO	7
LOB	21



WP: 0	PA: 38
PB: 0	
SB: 0	
CS: 0	

Batter	1	2	3	4	5	6	7	8	9
Kirby Puckett, R OBP: 0.317, SLG: 0.368 (1, 8) BBB	4-0 1-3 S 3B BB	0-0 1-2 3-H 1B	0-0 FC4-6 1-2f			0-0 4-3 6-3 1B		0-0 4-3 2-3	
Mickey Hatcher, R OBP: 0.308, SLG: 0.362 (1, 7) Dave Meier, R OBP: 0.353, SLG: 0.268 (9, 7)	0-0 1-3	0-0 F7			0-0 L6	0-0 6-3 1-2		0-0 F3	
Randy Bush, L OBP: 0.325, SLG: 0.483 (1, 9) 3-H	0-0 1B 3B	0-3 K			0-0 G1-6-3 1B	0-0 4-3 2-3			
Kent Hrbek, L OBP: 0.345, SLG: 0.427 (1, 3) 3-H	0-0 1B		0-3 K		0-0 G1-6-3 1-2f	0-0 G3			
Mike Stenhouse, L OBP: 0.335, SLG: 0.341 (1, 10) 3-H	0-0 F8		4-0 HR BB		0-0 S 1B		0-0 F9		
Gary Gaetti, R OBP: 0.310, SLG: 0.411 (1, 5) 3-H	0-0 F7		0-0 HR		0-3 K 1-2	0-0 5-3			
Mark Salas, L OBP: 0.329, SLG: 0.425 (1, 2) Tim Laudner, R OBP: 0.311, SLG: 0.431 (9, 2)		0-0 1B 3B	4-0 FC6-5 1B BB		4-0 IBB	0-0 F5			
Tim Teufel, R OBP: 0.343, SLG: 0.378 (1, 4)		0-0 1-3	0-0 FC6-5 1-2 1B		0-0 F7		0-0 4-3 SH1-4 1B		
Alvaro Espinoza, R OBP: 0.273, SLG: 0.262 (1, 6) H		1-0 1B HBP	0-0 FC6-5 1-2 2-3f FC4-6		0-0 L4		0-0 SH1-4 1-2		

Inning Stats	R: 2	H: 2	E: 0	LOB: 1	K: 0	S: 5	P: 9	R: 1	H: 2	E: 0	LOB: 2	K: 1	S: 7	P: 8	R: 2	H: 2	E: 0	LOB: 2	K: 1	S: 7	P: 15	R: 0	H: 1	E: 0	LOB: 0	K: 0	S: 3	P: 3	R: 0	H: 1	E: 0	LOB: 2	K: 1	S: 6	P: 10	R: 0	H: 1	E: 0	LOB: 1	K: 0	S: 4	P: 4	R: 0	H: 0	E: 0	LOB: 0	K: 0	S: 3	P: 3	R: 0	H: 1	E: 0	LOB: 1	K: 0	S: 4	P: 4
--------------	------	------	------	--------	------	------	------	------	------	------	--------	------	------	------	------	------	------	--------	------	------	-------	------	------	------	--------	------	------	------	------	------	------	--------	------	------	-------	------	------	------	--------	------	------	------	------	------	------	--------	------	------	------	------	------	------	--------	------	------	------

PITCHER	IP	WLS	BF	H	R	ER	SO	BB	IBB	HBP	BLK	WP	HR	S	P	ERA	WHIP
Al Nipper, R ERA: 4.38 (1, 1)	2.1	L	17	6	5	5	2	3	0	1	0	0	1	17	30	19.29	3.857
Bruce Kison, R ERA: 4.14 (3, 1)	5.2		21	4	0	0	1	0	1	0	0	0	0	22	26	0.00	0.706

BOTTOM

AB	R	H	RBI	BB	SO	LOB
4	1	2	1	1	0	3
5	0	0	0	0	0	5
0	0	0	0	0	0	0
4	1	2	1	0	1	3
4	0	1	1	0	1	2
3	1	1	0	1	0	1
4	1	1	2	0	1	2
2	1	1	0	2	0	0
0	0	0	0	0	0	0
4	0	2	0	0	0	3
2	0	0	0	0	0	4

AB 32
R 5
H 10
RBI 5
BB 4
SO 3
LOB 23



Boston Red Sox @ Minnesota Twins
Hubert H. Humphrey Metrodome, Minneapolis, MN

Sat Aug 31 1985, 8:05 PM EDT
Att. 20,779 - Unknown

WP	PA	ERA	WHIP
0	38		

Batter	1	2	3	4	5	6	7	8	9	AB R H RBI BB SO LOB	TOP	
Dwight Evans, R (1, 9) OBP: 0.370, SLG: 0.415	0-0 1-6-3	0-3 K		4-0 3B BB	4-0 1-2 BB		0-0 F8		0-0 F9	4 1 0 0 2 1 1		
Wade Boggs, L (1, 5) OBP: 0.445, SLG: 0.478	0-0 1B 1B SF8 1B	0-0 F7		0-0 1B 3B	0-3 K			0-0 1B FC3-2 2B	0-3 K	6 2 3 1 0 2 2		
Bill Buckner, L (1, 3) OBP: 0.314, SLG: 0.438	0-0 SF8 1B 1B 1B		0-0 PB HR 1B	0-0 G6-4-3 1B		0-0 F7		0-0 F8		5 2 3 1 0 0 1		
Jim Rice, R (1, 10) OBP: 0.329, SLG: 0.438	0-0 1B 1B 1B		0-0 HR	0-0 G6-4-3		4-0 FC6-4 BB		0-0 FC3-2 WP 1B		4 3 3 2 1 0 1		
Tony Armas, R (1, 7) OBP: 0.272, SLG: 0.518	0-0 SF8		0-0 2B SF7 1B	0-0 HR		0-0 FC6-4 FC5-4		4-0 WP FC3-2 IBB		3 2 2 2 1 0 1		
Marty Barrett, R (1, 4) OBP: 0.347, SLG: 0.357	0-0 1B 1B		0-0 SF7 FC1-2 2B	0-0 F9		0-0 FC5-4		0-0 FC3-2 WP		5 0 2 1 0 0 4		
Glenn Hoffman, R (1, 6) OBP: 0.302, SLG: 0.373	0-0 1-3 3-H 1B		0-0 SF7		0-0 F4		0-3 K	0-3 K		4 0 1 2 0 2 2		
Steve Lyons, L (1, 8) OBP: 0.336, SLG: 0.361	0-0 F2		0-0 FC1-2 FC6-4		0-0 BB 1B		0-0 1B	0-0 3-1		5 0 2 0 0 0 6		
Marc Sullivan, R (1, 2) OBP: 0.196, SLG: 0.226		0-0 F9	0-0 FC6-4		0-0 F5		0-0 F4		0-0 5-3	5 0 0 0 0 0 3		
Inning Stats	R: 3 H: 5 E: 0 LOB: 2 K: 0 BB: 0 S: 8 P: 8	R: 0 H: 0 E: 0 LOB: 0 K: 1 BB: 0 S: 5 P: 5	R: 3 H: 4 E: 0 LOB: 1 K: 0 BB: 0 S: 7 P: 7	R: 3 H: 3 E: 0 LOB: 0 K: 0 BB: 1 S: 5 P: 9	R: 0 H: 1 E: 0 LOB: 2 K: 1 BB: 1 S: 6 P: 10	R: 0 H: 0 E: 0 LOB: 1 K: 0 BB: 1 S: 3 P: 7	R: 0 H: 1 E: 0 LOB: 1 K: 1 BB: 0 S: 6 P: 6	R: 1 H: 2 E: 0 LOB: 3 K: 1 BB: 1 S: 8 P: 12	R: 0 H: 0 E: 0 LOB: 0 K: 1 BB: 0 S: 5 P: 5	1B: 11 SF: 2 2B: 2 SAC: 0 3B: 1 DP: 1 HR: 2 HBP: 0	WP: 1 PA: 47 PB: 1 SB: 0 CS: 0	
PITCHER	IP WLS BF H R ER SO BB IBB HBP BLK WP HR S P ERA WHIP											
Frank Viola, L (1, 1) ERA: 4.38	2.0 L 15 9 6 6 1 0 0 0 0 0 1 17 17 27.00 4.500											
Frank Eufemia, R (3, 1) ERA: 3.61	2.0 9 3 3 3 0 1 0 0 0 0 0 1 8 12 13.50 2.000											
Pete Filson, L (5, 1) ERA: 3.89	2.0 9 1 0 0 1 2 0 0 0 0 0 0 9 17 0.00 1.500											
Steve Howe, L (7, 1) ERA: 5.82	3.0 14 3 1 1 3 0 1 0 0 1 0 19 23 3.00 1.000											

Boston Red Sox @ Minnesota Twins
 Hubert H. Humphrey Metrodome, Minneapolis, MN
 Sun Sep 01 1985, 4:33 AM EDT
 Att: 16,589 - Unknown

AB	41
R	10
H	16
RBI	9
BB	4
SO	5
LOB	21



WP: 1	PA: 47
PB: 1	
SB: 0	
CS: 0	

PITCHER	IP	WLS	BF	H	R	ER	SO	BB	IBB	HBP	BLK	WP	HR	S	P	ERA	WHIP
Frank Viola, L	2.0	L	15	9	6	6	1	0	0	0	0	0	1	17	17	27.00	4.500
Frank Eufemia, R	2.0		9	3	3	3	0	1	0	0	0	0	0	8	12	13.50	2.000
Pete Filson, L	2.0		9	1	0	0	1	2	0	0	0	0	0	9	17	0.00	1.500
Steve Howe, L	3.0		14	3	1	1	3	0	1	0	0	1	0	19	23	3.00	1.000

Batter	1	2	3	4	5	6	7	8	9	AB R H RBI BB SO LOB
Kirby Puckett, R OBP: 0.316, SLG: 0.368 (1, 8)	0-0 4-3		0-0 6-3		0-0 E 2B		0-0 4-3		0-0 4-3	5 1 1 0 0 0 1
Roy Smalley, S OBP: 0.366, SLG: 0.416 (1, 10)	0-0 L1		0-0 F9		0-0 F8		0-0 F8		0-0 F8	5 0 0 0 0 0 1
Gary Gaetti, R OBP: 0.309, SLG: 0.409 (1, 5)	0-0 F3		0-0 5-3		0-0 L5		0-0 BB 1B			4 0 1 0 0 0 1
Kent Hrbek, L OBP: 0.346, SLG: 0.427 (1, 3)		0-0 4-3		0-0 E3 4-3 1-4-3 1B		0-0 1B	0-0 BB BB BB BB 1-2 BB			3 1 1 0 1 0 0
Randy Bush, L OBP: 0.319, SLG: 0.473 (1, 7)		0-0 3-1		0-0 1-4-3		0-0 F7		0-0 4-3		4 0 0 0 0 0 4
Mark Salas, L OBP: 0.332, SLG: 0.428 (1, 2)		0-0 1B		0-0 4-3		0-0 G3 1B		0-0 4-3		3 0 2 0 0 0 1
Tim Laudner, R OBP: 0.309, SLG: 0.428 (8, 2)										1 0 0 0 0 0 0
Mike Stenhouse, L OBP: 0.333, SLG: 0.338 (1, 9)		0-0 F9		0-0 1B 1B		0-0 G3		0-0 F9		4 0 1 1 0 0 2
Tim Teufel, R OBP: 0.345, SLG: 0.388 (1, 4)			0-0	0-0	0-0	0-0	0-0	0-0	0-0	3 1 2 1 0 0 1
Dave Engle, R OBP: 0.336, SLG: 0.429 (8, PH)										1 0 0 0 0 0 0
Ron Washington, R OBP: 0.323, SLG: 0.418 (9, 4)										0 0 0 0 0 0 0
Alvaro Espinoza, R OBP: 0.277, SLG: 0.267 (1, 6)			0-0 HR	0-0	0-0	0-0	0-0	0-0	0-0	3 0 1 0 0 0 3
Mickey Hatcher, R OBP: 0.307, SLG: 0.361 (9, PH)									0-0 F8	1 0 0 0 0 0 0

Inning Stats	R: 0	H: 0	E: 0	K: 0	S: 3	R: 0	H: 1	E: 0	K: 0	S: 4	R: 1	H: 2	E: 0	K: 0	S: 5	R: 1	H: 2	E: 1	K: 0	S: 6	R: 1	H: 2	E: 0	K: 0	S: 5	R: 0	H: 1	E: 0	K: 0	S: 4	R: 0	H: 1	E: 0	K: 0	S: 3	R: 0	H: 0	E: 0	K: 0	S: 3	R: 0	H: 0	E: 0	K: 0	S: 3	1B: 7	SF: 0	2B: 1	SAC: 0	3B: 0	DP: 0	HR: 1	HBP: 0	WP: 0	PA: 38
--------------	------	------	------	------	------	------	------	------	------	------	------	------	------	------	------	------	------	------	------	------	------	------	------	------	------	------	------	------	------	------	------	------	------	------	------	------	------	------	------	------	------	------	------	------	------	-------	-------	-------	--------	-------	-------	-------	--------	-------	--------

PITCHER	IP	WLS	BF	H	R	ER	SO	BB	IBB	HBP	BLK	WP	HR	S	P	ERA	WHIP
Mike Trujillo, R ERA: 4.5 (1, 1)	9.0	W	38	9	3	2	0	1	0	0	0	0	1	37	41	2.00	1.111

BOTTOM

Boston Red Sox @ Minnesota Twins
 Hubert H. Humphrey Metrodome, Minneapolis, MN
 Sun Sep 01 1985, 4:33 AM EDT
 Att. 16,589 - Unknown

livebaseballscorecards.com

AB	37
R	3
H	9
RBI	2
BB	1
SO	0
LOB	14



Batter	1	2	3	4	5	6	7	8	9	AB R H RBI BB SO LOB	TOP	
Paul Molitor, R (1, 5) OBP: 0.360, SLG: 0.410	0-0 5-3		0-3 K			0-3 K		0-0 1B		4 0 1 0 0 2 0		
Ernest Riles, L (1, 6) OBP: 0.348, SLG: 0.401	4-0 BB G3-6-3			0-0 6-3		0-0 G3		0-0 6-3		3 0 0 0 1 0 2		
Cecil Cooper, L (1, 3) OBP: 0.331, SLG: 0.474	0-0 G3-6-3 1-2f			0-0 4-3			0-0 F7		0-0 2B	4 1 1 0 0 0 1		
Ted Simmons, S (1, 10)		0-0 F8		0-0 F8			0-0 4-3		0-0 F9	4 0 0 0 0 0 1		
Rick Manning, L (1, 8) OBP: 0.283, SLG: 0.311					0-0 E S		0-0 2B		0-0 2B	4 0 4 1 0 0 0		
Randy Ready, R (1, 7) OBP: 0.298, SLG: 0.320					4-0 BB		0-0 6-3		0-3 K	3 0 1 0 1 1 2		
Jim Gantner, L (1, 4) OBP: 0.292, SLG: 0.320					0-0 3			0-0 F7	0-3 K	4 0 0 0 0 1 4		
Charlie Moore, R (1, 2) OBP: 0.293, SLG: 0.287			0-3 K		0-0 6-3			4-0 1B		2 0 0 0 1 1 1		
Ed Romero, R (1, 9) OBP: 0.330, SLG: 0.313			0-0 5-3			0-0 F7		0-0 F9		3 0 0 0 0 0 1		
Inning Stats	R: 0 H: 0 E: 0 LOB: 0 K: 0 BB: 1 S: 2 P: 6	R: 0 H: 2 E: 0 LOB: 1 K: 0 BB: 0 S: 4 P: 4	R: 0 H: 0 E: 0 LOB: 0 K: 2 BB: 0 S: 7 P: 7	R: 0 H: 0 E: 0 LOB: 0 K: 0 BB: 0 S: 3 P: 3	R: 0 H: 1 E: 0 LOB: 1 K: 0 BB: 1 S: 3 P: 7	R: 0 H: 0 E: 0 LOB: 0 K: 1 BB: 0 S: 5 P: 5	R: 0 H: 1 E: 0 LOB: 1 K: 0 BB: 0 S: 4 P: 4	R: 0 H: 1 E: 0 LOB: 2 K: 0 BB: 1 S: 4 P: 8	R: 1 H: 2 E: 0 LOB: 1 K: 2 BB: 0 S: 9 P: 9	1B: 4 SF: 0 2B: 4 SAC: 0 3B: 0 DP: 2 HR: 0 HBP: 0	WP: 0 PA: 34 PB: 0 SB: 1 CS: 0	
PITCHER	IP WLS BF H R ER SO BB IBB HBP BLK WP HR S P ERA WHIP											
Mike Smithson, R (1, 1) ERA: 4.36	7.0 W 24 4 0 0 3 2 0 0 0 0 0 0 28 36 0.00 0.857											
Ron Davis, R (8, 1) ERA: 3.61	2.0 S 10 3 1 1 2 1 0 0 0 0 0 0 13 17 4.50 2.000											

Milwaukee Brewers @ Minnesota Twins
 Hubert H. Humphrey Metrodome, Minneapolis, MN
 Mon Sep 02 1985, 4:33 AM EDT
 Att: 11,239 - Unknown

AB	31
R	1
H	7
RBI	1
BB	3
SO	5
LOB	12



Batter	1	2	3	4	5	6	7	8	9	AB	R	H	RBI	BB	SO	LOB
Kirby Puckett, R OBP: 0.319, SLG: 0.369 (1, 8)	4-0 BB		0-0 1-3		0-0 4-3		0-0 G3 S 1B	0-0 1-3 2-H 1B		4	0	2	1	1	0	0
Mike Stenhouse, L OBP: 0.331, SLG: 0.331 (1, 9)	0-0 F8		4-0 G3 1B BB		0-0 F5		0-0 G3 1-3	0-0 F9		3	0	0	0	1	0	2
Greg Gagne, R OBP: 0.291, SLG: 0.351 (8, 6)										1	0	0	0	0	0	2
Roy Smalley, S OBP: 0.362, SLG: 0.411 (1, 10)	0-0 F9		0-0 G3 1-2		0-3 K		0-0 F8			4	0	0	0	0	1	3
Kent Hrbek, L OBP: 0.349, SLG: 0.430 (1, 3)	4-0 1-2 BB		0-0 2-H 1B		0-0 F8		0-0 BB FC6-2 2B			3	0	2	0	1	0	0
Randy Bush, L OBP: 0.318, SLG: 0.467 (1, 7)	0-0 F6				0-0 4-3		0-0 G3 BB BB	4-0 FC6-2 1B BB		3	1	0	0	1	0	2
Gary Gaetti, R OBP: 0.311, SLG: 0.409 (1, 5)					0-0 2B 1B		0-3 K BB BB	4-0 1-2 2-3 1B BB		3	1	1	0	1	1	0
Mark Salas, L OBP: 0.336, SLG: 0.434 (1, 2)					0-0 1-3 2B		0-0 SH3-4 HR 1B	0-0 FC6-2 1B		3	1	2	0	0	0	0
Mickey Hatcher, R OBP: 0.306, SLG: 0.360 (8, PH)								1-2 2-3 3-H 1B		1	1	0	0	0	0	3
Tim Laudner, R OBP: 0.309, SLG: 0.428 (9, 2)										0	0	0	0	0	0	0
Tim Teufel, R OBP: 0.347, SLG: 0.398 (1, 4)					0-3 K		0-0 SH3-4 1-2	0-0 1B 1-2 2-H 3-H 1B		3	1	2	3	0	1	2
Alvaro Espinoza, R OBP: 0.265, SLG: 0.255 (1, 6)					0-0 F8		0-0 2-H HR	0-0 F8		2	0	0	0	0	0	2
Tom Brunansky, R OBP: 0.326, SLG: 0.451 (7, PH)										1	1	1	2	0	0	0
Dave Meier, R OBP: 0.349, SLG: 0.264 (8, 9)										1	0	0	0	0	0	2

Inning Stats	R: 0	H: 0	E: 0	K: 0	S: 3	R: 1	H: 1	E: 0	K: 0	S: 4	R: 0	H: 1	E: 0	K: 0	S: 3	R: 0	H: 2	E: 0	K: 1	S: 7	R: 0	H: 0	E: 0	K: 1	S: 5	R: 0	H: 0	E: 0	K: 1	S: 5	R: 2	H: 3	E: 0	K: 0	S: 6	R: 3	H: 3	E: 0	K: 0	S: 6
	LOB: 2	BB: 2	P: 11	LOB: 0	BB: 0	P: 4	LOB: 0	BB: 0	P: 4	LOB: 0	BB: 0	LOB: 2	BB: 1	P: 7	LOB: 0	BB: 0	LOB: 2	BB: 0	P: 7	LOB: 0	BB: 0	LOB: 0	BB: 0	P: 5	LOB: 0	BB: 0	P: 5	LOB: 1	BB: 0	P: 6	LOB: 2	BB: 2	P: 14	LOB: 2	BB: 2	P: 14				

PITCHER	IP	WLS	BF	H	R	ER	SO	BB	IBB	HBP	BLK	WP	HR	S	P	ERA	WHIP
Jaime Cocanower, R ERA: 4.66 (1, 1)	7.0	L	33	8	6	6	3	5	0	0	0	0	2	34	54	7.71	1.857
Bob McClure, L ERA: 4.66 (8, 1)	1.0		5	2	0	0	0	0	0	0	0	0	0	5	5	0.00	2.000

BOTTOM

Milwaukee Brewers @ Minnesota Twins
 Hubert H. Humphrey Metrodome, Minneapolis, MN

Mon Sep 02 1985, 4:33 AM EDT
 Att. 11,239 - Unknown

AB	32
R	6
H	10
RBI	6
BB	5
SO	3
LOB	18



WP	HR	S	P	ERA	WHIP
0	2	0	2	7.71	1.857
0	0	0	0	0.00	2.000

Batter	1	2	3	4	5	6	7	8	9	AB R H RBI BB SO LOB	TOP																									
Paul Molitor, R (1, 5) OBP: 0.363, SLG: 0.412	0-0 2B SF7 1B		0-0 F8	0-0 1-2 1B		0-0 BB BB 1B		0-0 5-3		5 1 3 0 0 0 0																										
Ernest Riles, L (1, 6) OBP: 0.351, SLG: 0.414	0-0 4-3 1-3 2B		0-0 HR	0-0 F7		4-0 BB 1-2 BB		0-0 G1		4 1 2 1 1 0 2																										
Cecil Cooper, L (1, 3) OBP: 0.331, SLG: 0.479	0-0 SF7		0-0 HR	4-0 1-2 2-3 BB		0-3 K			0-0 F8	3 1 1 2 1 1 2																										
Ted Simmons, S (1, 10) OBP: 0.345, SLG: 0.412	0-0 4-3		4-0 BB 1B BB	0-0 F5		4-0 1-2 2-3 BB			0-0 5-3	3 0 0 0 2 0 4																										
Ben Oglivie, L (1, 9) OBP: 0.363, SLG: 0.454	0-0 6-3		0-0 1-2 1B BB		4-0 WP BB	0-0 4-3			0-0 1-3	4 0 1 0 1 0 4																										
Rick Manning, L (1, 8) OBP: 0.282, SLG: 0.306		0-0 6-3	4-0 1-2 2-3 BB		0-0 F7		0-0 4-3			3 0 0 0 1 0 1																										
Bill Schroeder, R (1, 2) OBP: 0.295, SLG: 0.418		0-0 6-3	0-0 F2		0-3 K		0-0 5-3			4 0 0 0 0 1 4																										
Jim Gantner, L (1, 4) OBP: 0.291, SLG: 0.319		0-0 4-3		0-0 FC5-4 1B		0-0 F8		0-0 5-3		4 0 1 0 0 0 1																										
Randy Ready, R (1, 7) OBP: 0.284, SLG: 0.304			0-0 5-3	0-0 FC5-4 BB 1B		0-0 F7		0-0 F8		4 0 0 0 0 0 1																										
Inning Stats	R: 1 E: 0 K: 0 S: 5	H: 2 LOB: 1 BB: 0 P: 5	R: 0 E: 0 K: 0 S: 3	H: 0 LOB: 0 BB: 0 P: 3	R: 2 E: 0 K: 0 S: 6	H: 3 LOB: 3 BB: 2 P: 14	R: 0 E: 0 K: 0 S: 5	H: 2 LOB: 3 BB: 1 P: 9	R: 0 E: 0 K: 1 S: 5	H: 0 LOB: 1 BB: 1 P: 9	R: 0 E: 0 K: 1 S: 6	H: 1 LOB: 2 BB: 2 P: 14	R: 0 E: 0 K: 0 S: 3	H: 0 LOB: 0 BB: 0 P: 3	R: 0 E: 0 K: 0 S: 3	H: 0 LOB: 0 BB: 0 P: 3	R: 0 E: 0 K: 0 S: 3	H: 0 LOB: 0 BB: 0 P: 3	1B: 5 2B: 1 3B: 0 HR: 2	SF: 1 SAC: 0 DP: 0 HBP: 0	WP: 1 PB: 0 SB: 0 CS: 0	PA: 41														
PITCHER	IP WLS BF H R ER SO BB IBB HBP BLK WP HR S P ERA WHIP																																			
Ken Schrom, R (1, 1) ERA: 5.18	2.2		15	5	3	3	0	2	0	0	0	0	2	13	21	10.12	2.625																			
Pete Filson, L (3, 1) ERA: 3.83	1.1		7	2	0	0	0	1	0	0	0	0	0	6	10	0.00	2.250																			
Mark Portugal, R (5, 1) ERA: 4.05	1.1		7	1	0	0	1	2	0	0	0	1	0	7	15	0.00	2.250																			
Steve Howe, L (6, 1) ERA: 5.26	3.2	W	12	0	0	0	1	1	0	0	0	0	0	13	17	0.00	0.273																			

Milwaukee Brewers @ Minnesota Twins
 Hubert H. Humphrey Metrodome, Minneapolis, MN

Tue Sep 03 1985, 8:05 PM EDT
 Att: 10,869 - Unknown

livebaseballscorecards.com

AB	34
R	3
H	8
RBI	3
BB	6
SO	2
LOB	19



Batter	1	2	3	4	5	6	7	8	9	AB	R	H	RBI	BB	SO	LOB
--------	---	---	---	---	---	---	---	---	---	----	---	---	-----	----	----	-----

Kirby Puckett, R OBP: 0.318, SLG: 0.369 (1, 8)	0-0 F8 1B	0-0 S 1B			0-0 4-3		0-0 SF9			3	0	1	2	0	0	0
Mickey Hatcher, R OBP: 0.304, SLG: 0.357 Dave Engle, R OBP: 0.340, SLG: 0.433 (7, PH)	0-0 F1	0-0 F8 1-2			0-0 F3		0-0 1-3 3-H 1B			3	0	0	0	0	0	1
Roy Smalley, S OBP: 0.362, SLG: 0.420 Tom Brunansky, R OBP: 0.326, SLG: 0.450 (8, 9)	0-0 HR		0-0 F8		0-0 F6		0-3 3-H K			3	1	1	1	0	0	0
Kent Hrbek, L OBP: 0.348, SLG: 0.428 (1, 3)	4-0 FC5 1B BB		0-0 G3		0-0 F8		0-0 F7			3	0	0	0	1	0	2
Randy Bush, L OBP: 0.322, SLG: 0.469 (8, 7)	0-0		0-0		0-0 F6					3	0	2	0	0	0	0
Mark Funderburk, R OBP: 1.000, SLG: 1.000 Dave Meier, R OBP: 0.349, SLG: 0.264 (9, 7)	0-0 1-2 1B		0-0 1B		0-0 F6				0-0 CS 1B	1	0	1	0	0	0	0
Gary Gaetti, R OBP: 0.308, SLG: 0.405 (8, 5)	0-0 FC5 2-3f		0-0 F7		0-0 6-3				0-0 F8	4	0	0	0	0	0	4
Mark Salas, L OBP: 0.338, SLG: 0.438 (1, 2)		0-0 5-3 1B 2B		0-0 4-3			0-0 E SH SF9 1B	0-3 1-2 K		4	2	2	0	0	1	1
Tim Teufel, R OBP: 0.346, SLG: 0.396 (1, 4)		0-3 S K		0-0 F5			0-0 SH SF9 1B			2	1	0	0	0	1	1
Alvaro Espinoza, R OBP: 0.255, SLG: 0.245 Mike Stenhouse, L OBP: 0.335, SLG: 0.331 Greg Gagne, R OBP: 0.291, SLG: 0.351 (8, 6)		0-0 5-3 2-3		0-3 S K			4-0 S 1B S 1B S BB			2	0	0	0	0	1	1

BOTTOM

Milwaukee Brewers @ Minnesota Twins
Hubert H. Humphrey Metrodome, Minneapolis, MN
 Tue Sep 03 1985, 8:05 PM EDT
 Att. 10,869 - Unknown

livebaseballscorecards.com


AB	30
R	4
H	8
RBI	4
BB	2
SO	4
LOB	12



Inning	R	H	E	K	S	WLS	BF	H	R	ER	SO	BB	IBB	HBP	BLK	WP	HR	S	P	ERA	WHIP
1	1	2	0	0	5		29	7	4	4	2	2	0	0	0	0	1	31	39	5.68	1.421
2	1	2	0	1	7		29	4	4	0	2	0	0	0	0	0	0	9	9	0.00	0.600

WP:	0	PA:	34
PB:	0		
SB:	2		
CS:	1		

PITCHER	IP	WLS	BF	H	R	ER	SO	BB	IBB	HBP	BLK	WP	HR	S	P	ERA	WHIP
Danny Darwin, R ERA: 3.58 (1, 1)	6.1	L	29	7	4	4	2	2	0	0	0	0	1	31	39	5.68	1.421
Ray Searge, L ERA: 7.46 (7, 1)	1.2		5	1	0	0	2	0	0	0	0	0	0	9	9	0.00	0.600

Batter	1	2	3	4	5	6	7	8	9	AB R H RBI BB SO LOB	TOP																
Paul Molitor, R (1, 5) OBP: 0.363, SLG: 0.415	0-0 HR 3B	0-0 G6-4-3 1-2f 2-3 3-H		0-0 4-3		4-0 1B BB	0-0 F9			4 2 1 0 1 0 2																	
Ernest Riles, L (1, 6) OBP: 0.357, SLG: 0.420	0-0 G3	0-0 BB BB 1B		0-0 2B 6-3 1B		0-0 HR 1B	0-0 FC6 1B			5 3 4 1 0 0 1																	
Cecil Cooper, L (1, 3) OBP: 0.334, SLG: 0.487	0-0 HR	4-0 1B BB BB BB 1-2 BB		0-0 6-3 2B		0-0 F7	0-0 FC6 1-2f			4 1 2 2 1 0 4																	
Ted Simmons, S (1, 2) OBP: 0.347, SLG: 0.413	0-0 FC4-6 1B	4-0 1B BB 1-2 2-3 BB		0-0 6-3		0-0 HR 1B	0-0 F7			4 1 2 3 1 0 1																	
Rick Manning, L (1, 8) OBP: 0.285, SLG: 0.324	0-0 FC4-6 1-2f	0-0 1-2 2-3 3-H 1B		0-0 G3		0-0 1-H 2-H HR	0-3 K			5 1 2 4 0 1 2																	
Dion James, L (1, 10) OBP: 0.333, SLG: 0.267	0-0 F5	0-0 6-3		4-0 G1-6-3 BB		4-0 1B BB	0-0 F8			3 0 0 0 2 0 4																	
Paul Householder, S (1, 9) OBP: 0.287, SLG: 0.310 (7, 7)		4-0 BB BB BB BB 1B BB G6-4-3	0-0 F4		0-0 G1-6-3 1-2f	0-0 G4-6-3 1B	0-3 K			4 1 1 0 1 1 1	AB 38 R 11 H 14 RBI 10 BB 7 SO 2 LOB 17																
Jim Gantner, L (1, 4) OBP: 0.290, SLG: 0.318		0-0 G6-4-3 1B BB 1B	0-0 F8		0-0 F7	0-0 G4-6-3 1-2f	0-0 F8			5 1 1 0 0 0 2																	
Randy Ready, R (1, 7) OBP: 0.293, SLG: 0.317 Ed Romero, R (7, 9) OBP: 0.329, SLG: 0.311		4-0 G6-4-3 1-2 2-3 BB	0-0 5-3		0-0 1B 2B	0-0 F7	0-0 6-3			3 1 1 0 1 0 0 1 0 0 0 0 0 0																	
Inning Stats	R: 2 E: 0 K: 0 S: 6	H: 3 LOB: 1 BB: 0 P: 6	R: 3 E: 0 K: 0 S: 5	H: 3 LOB: 3 BB: 4 P: 21	R: 0 E: 0 K: 0 S: 3	H: 0 LOB: 0 BB: 0 P: 3	R: 1 E: 0 K: 0 S: 5	H: 2 LOB: 1 BB: 0 P: 5	R: 0 E: 0 K: 0 S: 2	H: 0 LOB: 0 BB: 1 P: 6	R: 5 E: 0 K: 0 S: 7	H: 5 LOB: 1 BB: 2 P: 15	R: 0 E: 0 K: 0 S: 4	H: 1 LOB: 1 BB: 0 P: 4	R: 0 E: 0 K: 1 S: 5	H: 0 LOB: 0 BB: 0 P: 5	R: 0 E: 0 K: 1 S: 5	H: 0 LOB: 0 BB: 0 P: 5	1B: 9 2B: 2 3B: 1 HR: 2	SF: 0 SAC: 0 DP: 3 HBP: 0	WP: 0 PB: 0 SB: 0 CS: 0	PA: 45					
PITCHER	IP	WLS	BF	H	R	ER	SO	BB	IBB	HBP	BLK	WP	HR	S	P	ERA	WHIP										
John Butcher, R (1, 1) ERA: 4.8	1.2		12	5	5	5	0	3	0	0	0	0	1	9	21	27.00	4.800										
Rick Lysander, R (2, 1) ERA: 6.11	2.1		11	3	1	1	0	1	0	0	0	0	0	10	14	3.86	1.714										
Dennis Burt, R (5, 1) ERA: 27.0	1.0	L	6	2	3	3	0	2	0	0	0	0	0	4	12	27.00	4.000										
Pete Filson, L (6, 1) ERA: 4.03	0.1		4	2	2	2	0	1	0	0	0	0	1	3	7	54.00	9.000										
Frank Eufemia, R (6, 1) ERA: 3.38	3.2		12	2	0	0	2	0	0	0	0	0	0	16	16	0.00	0.545										

Milwaukee Brewers @ Minnesota Twins
 Hubert H. Humphrey Metrodome, Minneapolis, MN
 Wed Sep 04 1985, 8:05 PM EDT
 Att: 14,216 - Unknown

livebaseballscorecards.com

Batter	1	2	3	4	5	6	7	8	9	AB	R	H	RBI	BB	SO	LOB
Kirby Puckett, R OBP: 0.319, SLG: 0.369 (1, 8)	0-3 K	0-0 SH5-3		0-0 1B		0-3 K	4-0 BB			3	0	1	0	1	2	2
Roy Smalley, S OBP: 0.363, SLG: 0.418 (1, 10)	0-3 K	4-0 FC3-6		0-0 4-3		0-0 1B	0-0 2B			1	0	0	0	1	1	0
Mark Funderburk, R OBP: 0.500, SLG: 0.750 (4, PH)		BB		3-H		1-3 2-H				3	1	1	2	0	0	3
Kent Hrbek, L OBP: 0.351, SLG: 0.432 (1, 3)	0-0 1B	0-0 FC3-6		0-0 2B		0-0 1B				5	2	3	2	0	0	2
Tom Brunansky, R OBP: 0.326, SLG: 0.450 (1, 9)	4-0 1B	0-0 2B		0-0 6-3		0-0 F8				4	1	1	2	1	0	2
Randy Bush, L OBP: 0.321, SLG: 0.465 (1, 7)	0-0 HR	0-0 3-1				0-0 F7				4	1	1	1	0	0	2
Dave Engle, R OBP: 0.338, SLG: 0.430 (8, PH)										1	0	0	0	0	0	0
Dave Meier, R OBP: 0.349, SLG: 0.264 (9, 7)	1-3 2-H									0	0	0	0	0	0	0
Mark Salas, L OBP: 0.340, SLG: 0.449 (1, 2)	0-0 HR		0-0 3-1			0-0 CS				4	1	2	3	0	0	0
Tim Laudner, R OBP: 0.307, SLG: 0.424 (9, PH)						1B				1	0	0	0	0	0	0
Gary Gaetti, R OBP: 0.307, SLG: 0.403 (1, 5)	0-0 S		0-0 4-3			0-0 F8				5	0	1	0	0	0	1
Tim Teufel, R OBP: 0.346, SLG: 0.397 (1, 4)	0-0 1B		0-0 5-3			0-0 2B				4	1	1	0	0	1	1
Alvaro Espinoza, R OBP: 0.283, SLG: 0.275 (1, 6)						0-0 2B				2	2	2	0	0	0	0
Mike Stenhouse, L OBP: 0.339, SLG: 0.331 (6, PH)						4-0 2B				0	1	0	0	1	0	0
Greg Gagne, R OBP: 0.294, SLG: 0.351 (7, 6)		0-0 FC3-6		0-0 1B		4-0 1B				0	0	0	0	1	0	0

Inning Stats	R: 4	H: 4	E: 0	K: 2	S: 11	LOB: 1	BB: 1	P: 15	R: 2	H: 2	E: 0	K: 0	S: 5	LOB: 1	BB: 1	P: 9	R: 0	H: 0	E: 0	K: 0	S: 3	LOB: 0	BB: 0	P: 3	R: 1	H: 3	E: 0	K: 0	S: 5	LOB: 1	BB: 0	P: 5	R: 0	H: 1	E: 0	K: 0	S: 3	LOB: 0	BB: 0	P: 3	R: 3	H: 3	E: 0	K: 1	S: 8	LOB: 1	BB: 1	P: 12	R: 0	H: 0	E: 0	K: 0	S: 3	LOB: 3	BB: 2	P: 12	R: 0	H: 0	E: 0	K: 0	S: 3	LOB: 0	BB: 0	P: 3	R: 0	H: 0	E: 0	K: 1	S: 5	LOB: 0	BB: 0	P: 5
1B: 8	SF: 0	2B: 4	SAC: 1	3B: 0	DP: 0	HR: 1	HBP: 1	WP: 0	PA: 44	ERA	WHIP	SB: 1	CS: 1																																																											

PITCHER	IP	WLS	BF	H	R	ER	SO	BB	IBB	HBP	BLK	WP	HR	S	P	ERA	WHIP
Pete Vuckovich, R ERA: 5.51 (1, 1)	1.2		13	6	6	6	2	2	0	0	0	0	1	15	23	32.40	4.800
Rick Waits, L ERA: 5.26 (2, 1)	3.1	W	12	4	1	1	0	0	0	0	0	0	0	12	12	2.70	1.200
Bob Gibson, R ERA: 3.77 (6, 1)	2.0		13	3	3	3	1	3	0	1	0	0	0	11	24	13.50	3.000
Ray Seavage, L ERA: 7.18 (8, 1)	1.0		3	0	0	0	0	0	0	0	0	0	0	3	3	0.00	0.000
Rollie Fingers, R ERA: 4.61 (9, 1)	1.0	S	3	0	0	0	1	0	0	0	0	0	0	5	5	0.00	0.000

BOTTOM

Milwaukee Brewers @ Minnesota Twins
 Hubert H. Humphrey Metrodome, Minneapolis, MN

Wed Sep 04 1985, 8:05 PM EDT
 Att. 14,216 - Unknown

AB	37
R	10
H	13
RBI	10
BB	5
SO	4
LOB	13



Batter	1	2	3	4	5	6	7	8	9	AB R H RBI BB SO LOB	TOP																												
Kirby Puckett, R (1, 8) OBP: 0.319, SLG: 0.367	0-3 K			0-0 F9		4-0 BB			0-0 4-3	3 0 0 0 1 1 0																													
Roy Smalley, S (1, 10) OBP: 0.359, SLG: 0.413	0-0 F9			0-0 F4		0-0 1-3			0-0 F8	4 0 0 0 0 0 2																													
Kent Hrbek, L (1, 3) OBP: 0.351, SLG: 0.433	0-0 F5			0-0 2B				0-0 6-3		3 0 1 0 0 0 0																													
Tom Brunansky, R (1, 9) OBP: 0.325, SLG: 0.447		0-0 5-3		0-3 K				0-0 L5		3 0 0 0 0 1 1																													
Randy Bush, L (1, 7) OBP: 0.317, SLG: 0.459		0-3 K			0-0 F4			0-0 L3		3 0 0 0 0 1 0																													
Gary Gaetti, R (1, 5) OBP: 0.305, SLG: 0.400		0-3 K			0-0 F6			0-0 L5		3 0 0 0 0 1 0																													
Mark Salas, L (1, 2) OBP: 0.338, SLG: 0.446			0-0 L9		0-0 5-3			0-0 4-3		2 0 0 0 0 0 0																													
Jeff Reed, L (7, 2)										1 0 0 0 0 0 0	AB 28																												
Tim Teufel, R (1, 4) OBP: 0.345, SLG: 0.395			0-0 6-3			0-3 K		0-0 L8		2 0 0 0 0 1 0	R 0																												
Steve Lombardozzi, R (6, 4)										1 0 0 0 0 0 0	H 2																												
Greg Gagne, R (1, 6) OBP: 0.296, SLG: 0.352			0-0 5-3			0-0 BB			0-0 F1	2 0 1 0 0 0 0	RBI 0																												
Mike Stenhouse, L (9, PH) OBP: 0.337, SLG: 0.329						1B				1 0 0 0 0 0 0	BB 1																												
Inning Stats	R: 0 E: 0 K: 1 S: 5	H: 0 LOB: 0 BB: 0 P: 5	R: 0 E: 0 K: 2 S: 7	H: 0 LOB: 0 BB: 0 P: 7	R: 0 E: 0 K: 0 S: 3	H: 0 LOB: 0 BB: 0 P: 3	R: 0 E: 0 K: 1 S: 6	H: 1 LOB: 1 BB: 0 P: 6	R: 0 E: 0 K: 0 S: 3	H: 0 LOB: 0 BB: 0 P: 3	R: 0 E: 0 K: 0 S: 3	H: 0 LOB: 0 BB: 0 P: 3	R: 0 E: 0 K: 0 S: 3	H: 0 LOB: 0 BB: 0 P: 3	R: 0 E: 0 K: 0 S: 3	H: 0 LOB: 0 BB: 0 P: 3	1B: 1 2B: 2 3B: 0 HR: 0	SF: 0 SAC: 0 DP: 1 HBP: 0	WP: 0 PB: 0 SB: 0 CS: 0	PA: 29																			
PITCHER Doyle Alexander, R (1, 1) ERA: 3.71	IP 9.0	WLS W	BF 29	H 2	R 0	ER 0	SO 5	BB 1	IBB 0	HBP 0	BLK 0	WP 0	HR 0	S 38	P 42	ERA 0.00	WHIP 0.333					PITCHER	IP 9.0	WLS W	BF 29	H 2	R 0	ER 0	SO 5	BB 1	IBB 0	HBP 0	BLK 0	WP 0	HR 0	S 38	P 42	ERA 0.00	WHIP 0.333

Minnesota Twins @ Toronto Blue Jays
Exhibition Stadium, Toronto, ON
 Thu Sep 05 1985, 7:05 PM EDT
 Att. 26,584 - Unknown

livebaseballscorecards.com



Batter	1	2	3	4	5	6	7	8	9
Damaso Garcia, R (1, 4) Cecil Fielder, R (8, PH) Manuel Lee, S (9, 4)	0-0 2B 1B	0-0 5-3		0-3 K		0-0 G4-6-3 1-2f		0-0 F8	
Lloyd Moseby, L (1, 8)	0-0 2B 2B	0-0 SF8		0-0 HR			0-0 F7		
Rance Mulliniks, L (1, 5)	0-0 1B G3 2B	0-0 3-H 1B		0-3 K			0-0 4-3		
George Bell, R (1, 7)	0-0 L6	0-0 F9		0-0 6-3			4-0 BB		
Al Oliver, L (1, 10)	0-0 E5 G3 1B		0-0 FC5-4 1B		0-0 6-3		0-0 4-3		
Willie Upshaw, L (1, 3)	0-0 G3 1B		0-0 FC5-4 G4-6-3		0-0 HR		0-0 BB 1B 1B		
Ernie Whitt, L (1, 2)	0-0 G3		0-0 G4-6-3		0-3 K		4-0 BB 1B BB		
Jesse Barfield, R (1, 9) Rick Leach, L (8, PH)	0-3 K		0-3 K		0-0 G4-6-3 1B		0-0 1B 1B		
Tony Fernandez, S (1, 6)		0-0 WP S SF8 1B		0-0 HR 3B		0-0 F7		0-0 F7	

Inning Stats	R: 3	H: 4	E: 1	K: 1	S: 10	LOB: 2	BB: 0	P: 10	R: 1	H: 2	E: 0	K: 0	S: 5	LOB: 1	BB: 0	P: 5	R: 0	H: 1	E: 0	K: 0	S: 3	LOB: 0	BB: 0	P: 3	R: 2	H: 2	E: 0	K: 3	S: 11	LOB: 0	BB: 0	P: 11	R: 1	H: 1	E: 0	K: 1	S: 6	LOB: 0	BB: 0	P: 6	R: 0	H: 1	E: 0	K: 0	S: 3	LOB: 0	BB: 0	P: 3	R: 0	H: 0	E: 0	K: 0	S: 3	LOB: 1	BB: 1	P: 7	R: 0	H: 2	E: 0	K: 0	S: 4	LOB: 2	BB: 1	P: 8
--------------	------	------	------	------	-------	--------	-------	-------	------	------	------	------	------	--------	-------	------	------	------	------	------	------	--------	-------	------	------	------	------	------	-------	--------	-------	-------	------	------	------	------	------	--------	-------	------	------	------	------	------	------	--------	-------	------	------	------	------	------	------	--------	-------	------	------	------	------	------	------	--------	-------	------

PITCHER	IP	WLS	BF	H	R	ER	SO	BB	IBB	HBP	BLK	WP	HR	S	P	ERA	WHIP
Bert Blyleven, R (1, 1) ERA: 3.18	4.0	L	21	9	6	5	4	0	0	0	0	1	1	29	29	11.25	2.250
Ken Schrom, R (5, 1) ERA: 5.1	4.0		16	4	1	1	1	2	0	0	0	0	1	16	24	2.25	1.500

BOTTOM

AB	R	H	RBI	BB	SO	LOB
4	1	1	0	0	1	3
1	0	0	0	0	0	2
0	0	0	0	0	0	0
3	2	2	3	0	0	0
4	1	2	2	0	1	0
3	0	0	0	1	0	2
4	0	1	0	0	0	2
4	1	3	1	0	0	1
3	0	0	1	1	1	3
3	0	1	0	0	2	2
1	0	1	0	0	0	0
4	2	2	0	0	0	3

Minnesota Twins @ Toronto Blue Jays
Exhibition Stadium, Toronto, ON

Thu Sep 05 1985, 7:05 PM EDT
Att. 26,584 - Unknown

AB	R	H	RBI	BB	SO	LOB
34	7	13	7	2	5	18



WP	HR	S	P	ERA	WHIP
1	1	29	29	11.25	2.250
1	1	16	24	2.25	1.500

Batter	1	2	3	4	5	6	7	8	9	AB R H RBI BB SO LOB	TOP											
Kirby Puckett, R (1, 8) OBP: 0.318, SLG: 0.365	0-0 CS 1B		0-0 1-3		0-0 G3-6 1-2f		0-0 G3		0-0 F8	5 0 1 0 0 0 2												
Dave Meier, R (1, 7) OBP: 0.360, SLG: 0.260	4-0 1-2 BB		4-0 CS BB		0-0 F7			0-0 2B 1B	0-3 K	1 0 0 0 2 0 0 1 0 1 0 0 0 0 1 0 0 0 0 1 1												
Ron Washington, R (7, 4) OBP: 0.328, SLG: 0.423																						
Dave Engle, R (9, PH) OBP: 0.335, SLG: 0.426																						
Kent Hrbek, L (1, 3) OBP: 0.352, SLG: 0.439	0-0 F9		0-0 1-2 HR		4-0 G6-4-3 1B BB			0-0 F7		3 2 1 1 1 0 2												
Tom Brunansky, R (1, 9) OBP: 0.326, SLG: 0.450	0-3 K		0-3 K		0-0 G6-4-3 1B			0-0 2B		4 0 2 0 0 2 1												
Mark Funderburk, R (1, 10) OBP: 0.625, SLG: 1.000		0-0 1B 2B		0-0 F8 2B		0-0 G6-4-3 1-2f 2-3		4-0 BB		3 1 2 0 1 0 2												
Gary Gaetti, R (1, 5) OBP: 0.305, SLG: 0.399		0-3 K		0-0 F8 2-3		0-0 FC4-6 1B 3-H		0-0 F8		4 0 1 1 0 1 5												
Tim Laudner, R (1, 2) OBP: 0.310, SLG: 0.426																						
Mark Salas, L (6, PH) OBP: 0.335, SLG: 0.443																						
Greg Gagne, R (1, 6) OBP: 0.293, SLG: 0.349																						
Roy Smalley, S (7, PH) OBP: 0.357, SLG: 0.411																						
Steve Lombardozzi, R (1, 4) OBP: 0.167, SLG: 0.167																						
Randy Bush, L (7, PH) OBP: 0.319, SLG: 0.459					0-0 G3-6 1B		0-0 F7		0-0 1B	2 0 1 0 0 0 1 2 0 1 0 0 0 0												
Inning Stats	R: 0 E: 0 K: 1 S: 5	H: 1 LOB: 1 BB: 1 P: 9	R: 1 E: 0 K: 2 S: 9	H: 2 LOB: 1 BB: 0 P: 9	R: 1 E: 0 K: 1 S: 5	H: 1 LOB: 0 BB: 1 P: 9	R: 0 E: 0 K: 2 S: 8	H: 1 LOB: 1 BB: 0 P: 8	R: 0 E: 0 K: 0 S: 3	H: 1 LOB: 0 BB: 0 P: 3	R: 1 E: 0 K: 0 S: 4	H: 2 LOB: 1 BB: 1 P: 8	R: 0 E: 0 K: 1 S: 5	H: 0 LOB: 0 BB: 0 P: 5	R: 0 E: 0 K: 1 S: 7	H: 2 LOB: 3 BB: 1 P: 11	R: 0 E: 0 K: 1 S: 6	H: 1 LOB: 1 BB: 0 P: 6	1B: 7 2B: 3 3B: 0 HR: 1	SF: 0 SAC: 0 DP: 2 HBP: 0	WP: 0 PB: 0 SB: 0 CS: 2	PA: 38
PITCHER	IP WLS BF H R ER SO BB IBB HBP BLK WP HR S P ERA WHIP																					
Steve Davis, L (1, 1) ERA: 4.4	5.0 W 21 6 3 3 6 3 0 0 0 0 0 1 30 42 5.40 1.800																					
Dennis Lamp, R (6, 1) ERA: 3.04	2.1 10 4 0 0 1 0 0 0 0 0 0 0 12 12 0.00 1.714																					
Tom Henke, R (8, 1) ERA: 1.75	0.2 3 0 0 0 1 1 0 0 0 0 0 0 4 8 0.00 1.500																					
Bill Caudill, R (9, 1) ERA: 3.17	1.0 4 1 0 0 1 0 0 0 0 0 0 0 6 6 0.00 1.000																					

Minnesota Twins @ Toronto Blue Jays
Exhibition Stadium, Toronto, ON
Fri Sep 06 1985, 7:05 PM EDT
Att. 26,440 - Unknown

livebaseballscorecards.com

AB	34
R	3
H	11
RBI	3
BB	4
SO	9
LOB	21




Batter	1	2	3	4	5	6	7	8	9
Damaso Garcia, R (1, 4) OBP: 0.303, SLG: 0.364	0-3 K		0-0 L5	0-0 G4-6-3		0-0 5-3		0-0 2B	
Lloyd Moseby, L (1, 8) OBP: 0.345, SLG: 0.417	4-0 BB		0-0 BB 1B 2B 1B		0-0 F8		0-0 4-3	0-3 K	
Cliff Johnson, R (1, 10) OBP: 0.333, SLG: 0.434	0-3 K		0-0 BB 2B 1B		0-0 F3		0-0 F9		
George Bell, R (1, 7) OBP: 0.337, SLG: 0.502		4-0 HR BB	4-0 2B BB		0-0 F9		0-0 E5 FC5-4		
Jesse Barfield, R (1, 9) OBP: 0.360, SLG: 0.516		0-0 F9	0-3 K		0-0 E SF7 1B		0-0 FC5-4		
Cecil Fielder, R (1, 3) OBP: 0.385, SLG: 0.521		0-0 HR	0-0 2B		0-3 K		0-0 FC5 G3 1B		
Willie Upshaw, L (8, PR) OBP: 0.342, SLG: 0.441		1-H HR	1-H 2-H 3-H 2B		0-0 K		0-0 G3		
Kelly Gruber, R (1, 5) OBP: 0.250, SLG: 0.250		0-3 K	0-3 K		0-0 E 1B		0-0 G3		
Tony Fernandez, S (1, 6) OBP: 0.338, SLG: 0.389		4-0 BB		0-3 K		0-0 E6	0-0 FC5 1B		
Ernie Whitt, L (1, 2) OBP: 0.344, SLG: 0.482		0-3 K		4-0 G4-6-3 BB		0-0 SF7	0-0 2B 1B		

AB	R	H	RBI	BB	SO	LOB
5	0	1	2	0	1	3
4	1	1	0	1	1	2
4	1	1	0	0	1	1
2	2	0	0	2	0	0
4	1	1	0	0	1	5
4	1	3	5	0	1	1
0	0	0	0	0	0	0
4	0	1	0	0	2	2
3	1	0	0	1	1	4
2	1	1	1	1	1	1

AB	R	H	RBI	BB	SO	LOB
32	8	9	8	5	9	19

Inning Stats		R: 0	H: 0	E: 0	K: 2	S: 6	R: 2	H: 1	E: 0	K: 2	S: 8	R: 3	H: 3	E: 0	K: 2	S: 10	R: 0	H: 0	E: 0	K: 1	S: 4	R: 0	H: 0	E: 0	K: 0	S: 3	R: 1	H: 2	E: 1	K: 1	S: 8	R: 0	H: 0	E: 1	K: 0	S: 4	R: 2	H: 3	E: 0	K: 1	S: 8									
IP	WLS	BF	H	R	ER	SO	BB	IBB	HBP	BLK	WP	HR	S	P	ERA	WHIP	IP	WLS	BF	H	R	ER	SO	BB	IBB	HBP	BLK	WP	HR	S	P	ERA	WHIP	IP	WLS	BF	H	R	ER	SO	BB	IBB	HBP	BLK	WP	HR	S	P	ERA	WHIP
5.1	L	26	6	6	5	8	5	0	0	0	0	1	37	57	8.44	2.062	2.2		12	3	2	2	1	0	0	0	0	0	0	14	14	6.75	1.125																	

WP: 0 PA: 38
 PB: 0
 SB: 0
 CS: 0



Minnesota Twins @ Toronto Blue Jays
 Exhibition Stadium, Toronto, ON
 Fri Sep 06 1985, 7:05 PM EDT
 Att. 26,440 - Unknown

livebaseballscorecards.com

Batter	1	2	3	4	5	6	7	8	9	AB R H RBI BB SO LOB	TOP												
Kirby Puckett, R OBP: 0.319, SLG: 0.367 (1, 8) X	0-0 4-3 K	0-3 K			0-0 4-3		0-0 2-H 1B		0-0 2B	5 0 2 1 0 1 0													
Roy Smalley, S OBP: 0.356, SLG: 0.409 Alvaro Espinoza, R OBP: 0.278, SLG: 0.269 (1, 5) X (7, 6)	0-0 HR 1B	0-0 G3			0-0 4-3		0-0 1-3		0-0 5-3	4 1 1 0 0 0 1 1 0 0 0 0 0 1													
Kent Hrbek, L OBP: 0.352, SLG: 0.443 (1, 3) X	0-0 1-H HR		0-0 F8		0-0 5-3			0-0 1-3	4-0 IBB	4 1 1 2 1 0 0													
Tom Brunansky, R OBP: 0.327, SLG: 0.458 (1, 9) X	0-0 HR		0-3 K			0-3 K		0-0 2B	0-0 F6	5 2 2 1 0 2 2													
Randy Bush, L OBP: 0.321, SLG: 0.459 Dave Meier, R OBP: 0.370, SLG: 0.289 (1, 7) H (1, 7)	1-0 HBP		0-0 1B			0-3 K		0-0 2B		0 0 0 0 0 0 0 3 1 2 1 0 1 0													
Dave Engle, R OBP: 0.333, SLG: 0.423 Mark Funderburk, R OBP: 0.545, SLG: 0.900 (1, 10) S (3, PH) S	0-3 K		0-0 5-3			0-0 F7		0-0 2B	FC1-6-5 2B	1 0 0 0 0 1 1 3 0 1 1 0 0 1													
Mark Salas, L OBP: 0.334, SLG: 0.439 (1, 2) B B B	4-0 BB			0-0 F9			0-0 E6 SH1-4 1B	0-0 FC1-6-5		3 1 0 0 1 0 1													
Tim Teufel, R OBP: 0.342, SLG: 0.392 (1, 4) X	0-0 F7			0-0 F8			0-0 SH1-4	0-0 1-3		3 0 0 0 0 0 3													
Greg Gagne, R OBP: 0.291, SLG: 0.346 Gary Gaetti, R OBP: 0.304, SLG: 0.397 (1, 6) (7, PH) (7, 5)		0-3 K			0-0 F8		0-3 K		0-0 5-3	2 0 0 0 0 1 0 2 0 0 0 0 1 1													
Inning Stats	R: 3 E: 0 K: 1 S: 8	H: 3 LOB: 2 BB: 1 P: 13	R: 0 E: 0 K: 2 S: 7	H: 0 LOB: 0 BB: 0 P: 7	R: 0 E: 0 K: 1 S: 6	H: 1 LOB: 1 BB: 0 P: 6	R: 0 E: 0 K: 0 S: 3	H: 0 LOB: 0 BB: 0 P: 3	R: 0 E: 0 K: 2 S: 7	H: 0 LOB: 0 BB: 0 P: 7	R: 1 E: 1 K: 1 S: 7	H: 1 LOB: 1 BB: 0 P: 7	R: 2 E: 0 K: 0 S: 6	H: 3 LOB: 1 BB: 0 P: 6	R: 0 E: 0 K: 0 S: 4	H: 1 LOB: 2 BB: 1 P: 8	1B: 3 2B: 4 3B: 0 HR: 2	SF: 0 SAC: 1 DP: 0 HBP: 1	WP: 0 PB: 0 SB: 1 CS: 0	PA: 40			
PITCHER	IP WLS BF H R ER SO BB IBB HBP BLK WP HR S P ERA WHIP	IP WLS BF H R ER SO BB IBB HBP BLK WP HR S P ERA WHIP	IP WLS BF H R ER SO BB IBB HBP BLK WP HR S P ERA WHIP	IP WLS BF H R ER SO BB IBB HBP BLK WP HR S P ERA WHIP	IP WLS BF H R ER SO BB IBB HBP BLK WP HR S P ERA WHIP	IP WLS BF H R ER SO BB IBB HBP BLK WP HR S P ERA WHIP	IP WLS BF H R ER SO BB IBB HBP BLK WP HR S P ERA WHIP	IP WLS BF H R ER SO BB IBB HBP BLK WP HR S P ERA WHIP	IP WLS BF H R ER SO BB IBB HBP BLK WP HR S P ERA WHIP	IP WLS BF H R ER SO BB IBB HBP BLK WP HR S P ERA WHIP	IP WLS BF H R ER SO BB IBB HBP BLK WP HR S P ERA WHIP	IP WLS BF H R ER SO BB IBB HBP BLK WP HR S P ERA WHIP	IP WLS BF H R ER SO BB IBB HBP BLK WP HR S P ERA WHIP	IP WLS BF H R ER SO BB IBB HBP BLK WP HR S P ERA WHIP	IP WLS BF H R ER SO BB IBB HBP BLK WP HR S P ERA WHIP	IP WLS BF H R ER SO BB IBB HBP BLK WP HR S P ERA WHIP	IP WLS BF H R ER SO BB IBB HBP BLK WP HR S P ERA WHIP	IP WLS BF H R ER SO BB IBB HBP BLK WP HR S P ERA WHIP	IP WLS BF H R ER SO BB IBB HBP BLK WP HR S P ERA WHIP	IP WLS BF H R ER SO BB IBB HBP BLK WP HR S P ERA WHIP	IP WLS BF H R ER SO BB IBB HBP BLK WP HR S P ERA WHIP		
Dave Stieb, R ERA: 2.48 (1, 1)	7.1 L 33 8 6 5 7 1 0 1 0 0 2 45 50 6.14 1.227																						
Gary Lavelle, L ERA: 3.1 (8, 1)	0.2 2 0 0 0 0 0 0 0 0 0 0 2 2 0.00 0.000																						
Bill Caudill, R ERA: 3.12 (9, 1)	1.0 5 1 0 0 0 0 0 1 0 0 0 4 8 0.00 1.000																						

Minnesota Twins @ Toronto Blue Jays
Exhibition Stadium, Toronto, ON
Sat Sep 07 1985, 3:33 AM EDT
Att: 30,368 - Unknown

AB	36
R	6
H	9
RBI	6
BB	2
SO	7
LOB	11



WP: 0	PA: 40
PB: 0	
SB: 1	
CS: 0	

Batter	1	2	3	4	5	6	7	8	9	AB	R	H	RBI	BB	SO	LOB
Damaso Garcia, R (1, 4) OBP: 0.302, SLG: 0.369	0-0 5-3	0-0 F7			0-0 HR		0-0 F7			4	1	1	1	0	0	1
Lloyd Moseby, L (1, 8) OBP: 0.344, SLG: 0.422	0-0 F6		0-0 5-3		0-0 HR			0-0 F7		4	1	1	1	0	0	0
Rance Mulliniks, L (1, 5) OBP: 0.384, SLG: 0.482	0-0 BB 1B		0-0 1B		0-0 1-5-3			0-0 F7		4	1	2	0	0	0	0
George Bell, R (1, 7) OBP: 0.336, SLG: 0.499	4-0 1B 1-2 BB		0-0 F7		0-0 6-3			0-0 6-3		3	0	0	0	1	0	1
Al Oliver, L (1, 10) OBP: 0.293, SLG: 0.370	0-0 1-3 2-H 1B		0-0 6-3		0-0 6-3			0-0 3-1		4	0	1	1	0	0	1
Willie Upshaw, L (1, 3) OBP: 0.339, SLG: 0.437	0-0 4-3		0-0 3-1		0-0 F9			0-3 K		4	0	0	0	0	1	2
Ernie Whitt, L (1, 2) OBP: 0.340, SLG: 0.476		0-3 K	0-0 F5		0-0 G3			0-3 K		4	0	0	0	0	2	0
Rick Leach, L (1, 9) OBP: 0.250, SLG: 0.250		0-3 K	0-0 G3				0-0 4-3			3	0	0	0	0	1	0
Tony Fernandez, S (1, 6) OBP: 0.338, SLG: 0.389		0-0 1B			0-0 F6			0-0 F8		3	0	1	0	0	0	0

Inning Stats	R: 1	H: 2	E: 0	LOB: 2	K: 0	BB: 1	S: 5	R: 0	H: 1	E: 0	LOB: 1	K: 2	BB: 0	S: 8	R: 0	H: 1	E: 0	LOB: 1	K: 0	BB: 0	S: 4	R: 0	H: 0	E: 0	LOB: 0	K: 0	BB: 0	S: 3	R: 2	H: 2	E: 0	LOB: 0	K: 0	BB: 0	S: 5	R: 0	H: 0	E: 0	LOB: 0	K: 0	BB: 0	S: 3	R: 0	H: 0	E: 0	LOB: 0	K: 0	BB: 0	S: 3	R: 0	H: 0	E: 0	LOB: 0	K: 2	BB: 0	S: 7	R: 0	H: 0	E: 0	LOB: 0	K: 0	BB: 0	S: 3	R: 0	H: 0	E: 0	LOB: 0	K: 0	BB: 0	S: 7	R: 0	H: 0	E: 0	LOB: 0	K: 0	BB: 0	S: 7	1B: 4	SF: 0	2B: 0	SAC: 0	3B: 0	DP: 0	HR: 2	HBP: 0	WP: 0	PA: 34
--------------	------	------	------	--------	------	-------	------	------	------	------	--------	------	-------	------	------	------	------	--------	------	-------	------	------	------	------	--------	------	-------	------	------	------	------	--------	------	-------	------	------	------	------	--------	------	-------	------	------	------	------	--------	------	-------	------	------	------	------	--------	------	-------	------	------	------	------	--------	------	-------	------	------	------	------	--------	------	-------	------	------	------	------	--------	------	-------	------	-------	-------	-------	--------	-------	-------	-------	--------	-------	--------

PITCHER	IP	WLS	BF	H	R	ER	SO	BB	IBB	HBP	BLK	WP	HR	S	P	ERA	WHIP
Mike Smithson, R (1, 1) ERA: 4.31	9.0	W	34	6	3	3	4	1	0	0	0	0	2	41	45	3.00	0.778

BOTTOM

Minnesota Twins @ Toronto Blue Jays
Exhibition Stadium, Toronto, ON

Sat Sep 07 1985, 3:33 AM EDT
Att. 30,368 - Unknown

livebaseballscorecards.com

AB	33
R	3
H	6
RBI	3
BB	1
SO	4
LOB	5



Batter	1	2	3	4	5	6	7	8	9	AB R H RBI BB SO LOB	TOP																
Kirby Puckett, R (1, 8) OBP: 0.319, SLG: 0.366	0-3 K		0-0 F9			0-0 G3		0-0 FC4-6 1B	4-0 E 1B SF9 BB	4 1 1 0 1 1 1																	
Roy Smalley, S (1, 5) OBP: 0.359, SLG: 0.410	4-0 BB		0-3 K			0-0 E7 G3 1B		0-3 K	0-0 E 1B 1B	4 2 2 0 1 2 2																	
Kent Hrbek, L (1, 3) OBP: 0.349, SLG: 0.439 Dave Meier, R (9, PR) OBP: 0.370, SLG: 0.289	0-0 F4				0-0 G3		0-0 G3	0-0 FC4-6 HR	0-0 E3 1B	5 1 0 2 0 0 4 0 0 0 0 0 0 0																	
Tom Brunansky, R (1, 9) OBP: 0.327, SLG: 0.471	0-3 K				0-3 K		0-0 HR	0-0 HR	0-0 SF9	4 2 2 4 0 2 1																	
Mike Stenhouse, L (1, 10) OBP: 0.339, SLG: 0.338		0-0 F7			0-0 1B 2B		0-0 F7		0-0 1B	5 0 2 1 0 0 0																	
Mark Salas, L (1, 2) OBP: 0.334, SLG: 0.438 Jeff Reed, L (8, 2) OBP: 0.500, SLG: 0.500 Tim Laudner, R (9, PH) OBP: 0.308, SLG: 0.423		0-0 G3			0-0 1B		0-0 4-3		0-0 HR 1B K	3 0 1 0 0 0 0 1 1 1 0 0 0 0 1 0 0 0 0 1 2																	
Gary Gaetti, R (1, 7) OBP: 0.303, SLG: 0.396		0-0 L5			0-0 6-3		0-0 S 1B		0-0 L6	4 0 1 0 0 0 1																	
Tim Teufel, R (1, 4) OBP: 0.341, SLG: 0.398			0-0 5-3			0-0 F8		0-0 5-3	0-0 HR	4 1 1 2 0 0 1																	
Greg Gagne, R (1, 6) OBP: 0.289, SLG: 0.343 Randy Bush, L (7, PH) OBP: 0.320, SLG: 0.457 Alvaro Espinoza, R (7, 6) OBP: 0.278, SLG: 0.269 Mark Funderburk, R (9, PH) OBP: 0.583, SLG: 0.900			0-3 K			0-0 F8		0-0 F3	4-0 1B BB E BB	2 0 0 0 0 1 0 1 0 0 0 0 0 1 0 0 0 0 0 0 0 0 1 0 0 1 0 0																	
Inning Stats	R: 0 E: 0 K: 2 S: 7	H: 0 LOB: 1 BB: 1 P: 11	R: 0 E: 0 K: 0 S: 3	H: 0 LOB: 0 BB: 0 P: 3	R: 0 E: 0 K: 2 S: 8	H: 0 LOB: 1 BB: 0 P: 8	R: 0 E: 0 K: 1 S: 6	H: 2 LOB: 2 BB: 0 P: 6	R: 0 E: 0 K: 0 S: 3	H: 0 LOB: 0 BB: 0 P: 3	R: 2 E: 1 K: 0 S: 5	H: 2 LOB: 0 BB: 0 P: 5	R: 0 E: 0 K: 0 S: 4	H: 1 LOB: 1 BB: 0 P: 4	R: 2 E: 0 K: 1 S: 7	H: 2 LOB: 0 BB: 0 P: 7	R: 5 E: 1 K: 1 S: 10	H: 4 LOB: 2 BB: 2 P: 18	1B: 7 2B: 1 3B: 0 HR: 3	SF: 1 SAC: 0 DP: 0 HBP: 0	WP: 1 PB: 0 SB: 2 CS: 0	PA: 42					
PITCHER	IP WLS BF H R ER SO BB IBB HBP BLK WP HR S P ERA WHIP																										
Jim Clancy, R (1, 1) ERA: 3.77	5.0		18	2	0	0	5	1	0	0	0	1	0	27	31	0.00	0.600										
Dennis Lamp, R (6, 1) ERA: 3.17	2.0	W	9	3	2	2	0	0	0	0	0	0	1	9	9	9.00	1.500										
Jim Acker, R (8, 1) ERA: 3.3	1.1		9	4	5	5	1	1	0	0	0	0	2	10	14	33.75	3.750										
Tom Henke, R (9, 1) ERA: 1.73	0.1		5	2	2	0	0	1	0	0	0	0	0	4	8	0.00	9.000										
Gary Lavelle, L (9, 1) ERA: 3.08	0.1	S	1	0	0	0	1	0	0	0	0	0	0	3	3	0.00	0.000										

Minnesota Twins @ Toronto Blue Jays
Exhibition Stadium, Toronto, ON
Sun Sep 08 1985, 3:33 AM EDT
Att: 28,221 - Unknown

AB	38
R	9
H	11
RBI	9
BB	3
SO	7
LOB	13




WP: 1	PA: 42
-------	--------

Batter	1	2	3	4	5	6	7	8	9
Damaso Garcia, R (1, 4) OBP: 0.305, SLG: 0.376 Manuel Lee, S (8, 4) OBP: 0.147, SLG: 0.121	4-0 CS BB			0-0 HR 1B		0-0 4-3 1-3	0-0 HR	0-0 FC5 2-3f	
Lloyd Moseby, L (1, 8) OBP: 0.345, SLG: 0.434	0-0 4-3 1-2			0-0 HR 1-H		0-0 HR 3-H	0-0 5-3		
Rance Mulliniks, L (1, 5) OBP: 0.387, SLG: 0.481 Garth Iorg, R (7, PH) OBP: 0.359, SLG: 0.439 (8, 5)	0-0 4-3			4-0 FC5-4 BB		4-0 G1-4-3 BB	0-0 2B		
George Bell, R (1, 7) OBP: 0.334, SLG: 0.495			0-3 K	0-0 FC5-4 G1-6-3 1-2f		0-0 G1-4-3 1-2f	0-0 F7		
Al Oliver, L (1, 10) OBP: 0.293, SLG: 0.370 Ron Shepherd, R (7, PR) OBP: 0.161, SLG: 0.138			0-0 5-3	0-0 G1-6-3 1-2f			0-0 PB S HR 1B	0-0 5-3	
Willie Upshaw, L (1, 3) OBP: 0.338, SLG: 0.438			0-0 F7		0-0 F8		0-0 F9 1-2	0-0 1B FC5-4 2B	
Ernie Whitt, L (1, 2) OBP: 0.345, SLG: 0.476			4-0 CS BB		0-0 G3		4-0 PB HR IBB	0-0 FC5-4 1B	
Jesse Barfield, R (1, 9) OBP: 0.359, SLG: 0.520			0-3 K 1-2		0-0 5-3		0-0 HR 1-H 2-H	0-0 FC5-4 FC5 1B 1-2f 3-H	
Tony Fernandez, S (1, 6) OBP: 0.341, SLG: 0.394			0-0 3-1			0-0 4-3 HR 1B	0-0 HR 2B	0-0 1B 1-2	

AB	R	H	RBI	BB	SO	LOB
3	2	2	2	1	0	1
1	0	0	0	0	0	2
4	2	2	4	0	0	2
1	0	0	0	2	0	0
1	0	1	0	0	0	0
4	0	0	0	0	1	4
3	0	1	0	0	0	1
1	1	0	0	0	0	0
4	1	1	0	0	0	1
2	1	1	0	2	0	0
4	1	1	4	0	1	2
4	2	3	0	0	0	0

MINNESOTA TWINS @ TORONTO BLUE JAYS
Exhibition Stadium, Toronto, ON
Sun Sep 08 1985, 3:33 AM EDT
Att. 28,221 - Unknown

AB	32
R	10
H	12
RBI	10
BB	5
SO	2
LOB	13



Inning Stats	R	H	E	K	S	P	IP	WLS	BF	H	R	ER	SO	BB	IBB	HBP	BLK	WP	HR	S	P	ERA	WHIP
	0	0	0	1	6		5.1	L	19	3	3	3	2	3	0	0	0	0	1	20	32	5.06	1.125
	0	0	0	1	6		0.0		2	1	1	0	0	1	0	0	0	0	1	1	5	∞	∞
	0	0	0	1	6		1.0		7	4	5	5	0	0	1	0	0	0	2	6	10	45.00	4.000
	0	0	0	1	6		1.2		9	4	1	1	0	0	0	0	0	0	0	9	9	5.40	2.400

PITCHER	IP	WLS	BF	H	R	ER	SO	BB	IBB	HBP	BLK	WP	HR	S	P	ERA	WHIP
Mark Portugal, R (1, 1) ERA: 4.34	5.1	L	19	3	3	3	2	3	0	0	0	0	1	20	32	5.06	1.125
Steve Howe, L (6, 1) ERA: 5.58	0.0		2	1	1	0	0	1	0	0	0	0	1	1	5	∞	∞
Frank Eufemia, R (6, 1) ERA: 4.11	1.0		7	4	5	5	0	0	1	0	0	0	2	6	10	45.00	4.000
Pete Filson, L (7, 1) ERA: 4.06	1.2		9	4	1	1	0	0	0	0	0	0	0	9	9	5.40	2.400

Batter	1	2	3	4	5	6	7	8	9	AB R H RBI BB SO LOB	TOP						
Kirby Puckett, R OBP: 0.320, SLG: 0.367 (1, 8) X	0-0 4-3		0-0 1B	0-0 4-3		0-0 CS 1B			0-0 F9	5 0 2 0 0 0 3							
Dave Meier, R OBP: 0.371, SLG: 0.288 (1, 7) X	0-0 F9		0-0 F4		0-0 HR 1B	0-0 CS 1-2	0-0 5-3		4-0 BB 1-2 BB	4 1 1 0 1 0 2							
Kent Hrbek, L OBP: 0.350, SLG: 0.444 (1, 3) X	0-0 1B		0-0 L4		0-0 HR 1-H		0-0 F9		0-0 4-3	5 1 2 2 0 0 4							
Tom Brunansky, R OBP: 0.327, SLG: 0.468 (1, 9) X	0-0 F7			4-0 HR BB	0-3 K		0-3 K			3 1 0 0 1 2 1							
Gary Gaetti, R OBP: 0.305, SLG: 0.409 (1, 5) X		0-0 F3		0-0 HR 1-H	0-0 HR			0-0 F3		4 2 2 3 0 0 0							
Mark Funderburk, R OBP: 0.438, SLG: 0.643 (1, 10) X		0-3 K		0-0 5-3	0-0 F9			0-0 6-3		4 0 0 0 0 1 0							
Tim Laudner, R OBP: 0.300, SLG: 0.411 (1, 2) X		0-3 K		0-3 K	0-0 5-3			0-0 4-3		4 0 0 0 0 2 0							
Greg Gagne, R OBP: 0.288, SLG: 0.342 (1, 6) X			0-3 K SH1-4	0-0 1B 1B		0-0 5-3			0-3 K	4 0 1 0 0 2 0							
Steve Lombardozzi, R OBP: 0.333, SLG: 0.250 (1, 4) X			0-0 SH1-4 1-2	0-0 1B 1-3 1B		0-0 F9			4-0 BB BB BB BB BB WP BB	2 0 1 0 1 0 0							
Inning Stats	R: 0 E: 0 K: 0 S: 4 H: 1 LOB: 1 BB: 0 P: 4	R: 0 E: 0 K: 2 S: 7 H: 0 LOB: 0 BB: 0 P: 7	R: 0 E: 0 K: 1 S: 7 H: 1 LOB: 2 BB: 0 P: 7	R: 2 E: 0 K: 1 S: 8 H: 3 LOB: 2 BB: 1 P: 12	R: 3 E: 0 K: 1 S: 8 H: 3 LOB: 0 BB: 0 P: 8	R: 0 E: 0 K: 0 S: 3 H: 1 LOB: 0 BB: 0 P: 3	R: 0 E: 0 K: 1 S: 5 H: 0 LOB: 0 BB: 0 P: 5	R: 0 E: 0 K: 0 S: 3 H: 0 LOB: 0 BB: 0 P: 3	R: 0 E: 0 K: 1 S: 5 H: 0 LOB: 2 BB: 2 P: 13	1B: 6 2B: 0 3B: 0 HR: 3 SF: 0 SAC: 1 DP: 0 HBP: 0	WP: 2 PB: 0 SB: 0 CS: 1 PA: 40						
PITCHER Floyd Bannister, L ERA: 4.88 (1, 1)	IP: 4.1 WLS: L BF: 23 H: 8 R: 5 ER: 5 SO: 5 BB: 1																
Dan Spillner, R ERA: 3.3 (5, 1)	IP: 4.1 WLS: BF: 15 H: 1 R: 0 ER: 0 SO: 2 BB: 2																
Juan Agosto, L ERA: 3.63 (9, 1)	IP: 0.1 WLS: BF: 1 H: 0 R: 0 ER: 0 SO: 0 BB: 0																
PITCHER	IP	WLS	BF	H	R	ER	SO	BB	IBB	HBP	BLK	WP	HR	S	P	ERA	WHIP

Minnesota Twins @ Chicago White Sox
Comiskey Park, Chicago, IL
Mon Sep 09 1985, 8:05 PM EDT
Att. 13,487 - Unknown

livebaseballscorecards.com

AB	35
R	5
H	9
RBI	5
BB	3
SO	7
LOB	10



Batter	1	2	3	4	5	6	7	8	9	AB R H RBI BB SO LOB
Rudy Law, L OBP: 0.304, SLG: 0.365 (1, 7)	0-0 B1-3		0-0 4-3			0-0 F9			0-0 F7	4 0 0 0 0 0 1
Bryan Little, S OBP: 0.382, SLG: 0.370 (1, 4)	0-0 B1-3			0-0 G3		0-0 FC1-6-5 FC4-6			0-0 B5-3	4 0 0 0 0 0 1
Harold Baines, L OBP: 0.346, SLG: 0.456 (1, 9)	0-0 2B			0-0 L6		0-0 FC4-6 1-2f			0-0 4-3	4 0 1 0 0 0 1
Greg Walker, L OBP: 0.310, SLG: 0.437 (1, 3)	0-0 L7			0-0 4-3			0-3 K			3 0 0 0 0 0 1 1
Carlton Fisk, R OBP: 0.319, SLG: 0.515 (1, 10)		0-3 K			0-0 CS 1B		0-0 F7			3 0 1 0 0 0 1 0
Daryl Boston, L OBP: 0.279, SLG: 0.349 (1, 8)		0-0 4-3		0-0 3-1 1-2		0-0 G3				3 0 0 0 0 0 0 1
Ozzie Guillen, L OBP: 0.295, SLG: 0.357 (1, 6)		0-0 4-3		0-0 3B			0-0 G3			3 0 1 0 0 0 0 0
Luis Salazar, R OBP: 0.252, SLG: 0.366 (1, 5)			0-0 F7		0-0 F7		0-0 F7			3 0 0 0 0 0 0 1
Joel Skinner, R OBP: 0.522, SLG: 0.579 (1, 2)			0-3 K			0-0 FC1-6-5 2B		0-3 K		3 0 1 0 0 0 2 0


Inning Stats	R: 0 E: 0 K: 0 S: 4	H: 1 LOB: 1 BB: 0 P: 4	R: 0 E: 0 K: 1 S: 5	H: 0 LOB: 0 BB: 0 P: 5	R: 0 E: 0 K: 1 S: 5	H: 0 LOB: 0 BB: 0 P: 5	R: 0 E: 0 K: 0 S: 3	H: 0 LOB: 0 BB: 0 P: 3	R: 0 E: 0 K: 0 S: 4	H: 2 LOB: 1 BB: 0 P: 4	R: 0 E: 0 K: 0 S: 4	H: 1 LOB: 1 BB: 0 P: 4	R: 0 E: 0 K: 1 S: 5	H: 0 LOB: 0 BB: 0 P: 5	R: 0 E: 0 K: 1 S: 3	H: 0 LOB: 0 BB: 0 P: 3	1B: 1 2B: 2 3B: 1 HR: 0	SF: 0 SAC: 0 DP: 0 HBP: 0	WP: 0 PB: 0 SB: 0 CS: 1	PA: 30
--------------	------------------------------	---------------------------------	------------------------------	---------------------------------	------------------------------	---------------------------------	------------------------------	---------------------------------	------------------------------	---------------------------------	------------------------------	---------------------------------	------------------------------	---------------------------------	------------------------------	---------------------------------	----------------------------------	------------------------------------	----------------------------------	--------

PITCHER	IP	WLS	BF	H	R	ER	SO	BB	IBB	HBP	BLK	WP	HR	S	P	ERA	WHIP	PITCHER	IP	WLS	BF	H	R	ER	SO	BB	IBB	HBP	BLK	WP	HR	S	P	ERA	WHIP		
John Butcher, R ERA: 4.58 (1, 1)	9.0	W	30	4	0	0	4	0	0	0	0	0	0	38	38	0.00	0.444																				

MINNESOTA TWINS @ CHICAGO WHITE SOX
Comiskey Park, Chicago, IL
 Mon Sep 09 1985, 8:05 PM EDT
 Att. 13,487 - Unknown

livebaseballscorecards.com

AB 30
R 0
H 4
RBI 0
BB 0
SO 4
LOB 6



Batter	1	2	3	4	5	6	7	8	9	AB R H RBI BB SO LOB	TOP											
Kirby Puckett, R OBP: 0.319, SLG: 0.368 (1, 8) X	0-0 B2		0-0 4-3			0-0 4-3 1B 2B	0-3 K			4 1 1 0 0 1 0												
Roy Smalley, S OBP: 0.358, SLG: 0.408 (1, 5) X	0-0 F7			0-0 1B		0-0 4-3		0-0 4-3		4 0 1 1 0 0 1												
Kent Hrbek, L OBP: 0.349, SLG: 0.443 (1, 3) X	0-0 F9			0-0 F7		0-0 1B 1B		0-0 6-3		4 0 1 1 0 0 1												
Tom Brunansky, R OBP: 0.324, SLG: 0.464 (1, 9) X		0-0 4-3		0-0 F9		0-0 F7		0-0 L4		4 0 0 0 0 0 2												
Mike Stenhouse, L OBP: 0.337, SLG: 0.336 (1, 10) SSS		0-3 K		0-0 F8		0-0 BB 1B		0-0 4-3		4 0 1 0 0 1 1												
Mark Salas, L OBP: 0.336, SLG: 0.436 (1, 2) X		0-0 1B			0-0 F9	4-0 FC6-4 BB		0-3 K		3 0 1 0 1 1 0												
Gary Gaetti, R OBP: 0.303, SLG: 0.406 (1, 7) X		0-0 F7			0-3 K	0-0 FC6-4		0-0 5-3		4 0 0 0 0 1 4												
Tim Teufel, R OBP: 0.339, SLG: 0.396 (1, 4) X			0-0 F8		0-0 6-3		0-0 6-3			3 0 0 0 0 0 0												
Greg Gagne, R OBP: 0.288, SLG: 0.339 (1, 6) X			0-0 F8			4-0 2B 4-3 BB	0-3 K			2 1 0 0 1 1 0												
Inning Stats	R: 0 E: 0 K: 0 S: 3	H: 0 LOB: 0 BB: 0 P: 3	R: 0 E: 0 K: 1 S: 6	H: 1 LOB: 1 BB: 0 P: 6	R: 0 E: 0 K: 0 S: 3	H: 0 LOB: 0 BB: 0 P: 3	R: 0 E: 0 K: 0 S: 4	H: 1 LOB: 1 BB: 0 P: 4	R: 0 E: 0 K: 1 S: 5	H: 0 LOB: 0 BB: 0 P: 5	R: 2 E: 0 K: 0 S: 6	H: 3 LOB: 3 BB: 2 P: 14	R: 0 E: 0 K: 2 S: 7	H: 0 LOB: 0 BB: 0 P: 7	R: 0 E: 0 K: 0 S: 3	H: 0 LOB: 0 BB: 0 P: 3	R: 0 E: 0 K: 1 S: 5	H: 0 LOB: 0 BB: 0 P: 5	1B: 4 2B: 1 3B: 0 HR: 0	SF: 0 SAC: 0 DP: 0 HBP: 0	WP: 0 PB: 0 SB: 0 CS: 0	PA: 34
PITCHER	IP WLS BF H R ER SO BB IBB HBP BLK WP HR S P ERA WHIP																					
Joel Davis, R ERA: 4.47 (1, 1)	7.0 W 28 5 2 2 4 2 0 0 0 0 0 0 34 42 2.57 1.000																					
Bob James, R ERA: 2.19 (8, 1)	2.0 S 6 0 0 0 1 0 0 0 0 0 0 0 8 8 0.00 0.000																					

Minnesota Twins @ Chicago White Sox
Comiskey Park, Chicago, IL
Tue Sep 10 1985, 8:05 PM EDT
Att: 11,251 - Unknown

livebaseballscorecards.com

AB	32
R	2
H	5
RBI	2
BB	2
SO	5
LOB	9



Batter	1	2	3	4	5	6	7	8	9	AB	R	H	RBI	BB	SO	LOB
Rudy Law, L OBP: 0.311, SLG: 0.375 (1, 7)	0-0 G3 1B 1B		0-0 S SF9 1-H 2B	0-0 F9			0-0 E S 2B 1B	0-0 1-3 3-H 1B		5	2	4	2	0	0	1
Bryan Little, S OBP: 0.385, SLG: 0.383 (1, 4) Reid Nichols, R OBP: 0.323, SLG: 0.336 (8, PH) Tim Hulett, R OBP: 0.324, SLG: 0.366 (9, 5)	0-0 F4		0-0 SF9	0-0 CS	0-0 G1-6-3 1B		0-0 PB 1-H 2B	0-3 3-H 1B		3	0	2	2	0	0	1
Harold Baines, L OBP: 0.348, SLG: 0.458 (1, 9)	0-0 G3 1-2 1B		0-0 HBP BB 1B		0-0 F8		0-3 K 2-3	0-0 1-2 3-H 1B		5	0	3	1	0	1	2
Greg Walker, L OBP: 0.309, SLG: 0.434 (1, 3)	0-0 G3 1-2 2-3		4-0 HBP BB		0-0 G1-6-3		0-0 4-3	0-0 F7		4	0	0	0	1	0	6
Carlton Fisk, R OBP: 0.318, SLG: 0.512 (1, 2)	0-0 5-3		1-0 HBP		0-0 L7		0-0 5-3			3	0	0	0	0	0	3
Ron Kittle, R OBP: 0.285, SLG: 0.408 (1, 10) Luis Salazar, R OBP: 0.252, SLG: 0.366 (8, PR)		0-0 1-3	0-0 F6		0-0 HR			4-0 E 1B BB		3	1	1	1	1	0	3
Daryl Boston, L OBP: 0.278, SLG: 0.344 (1, 8)		0-3 K	0-0 F8		4-0 BB			0-0 F5		3	0	0	0	1	1	4
Ozzie Guillen, L OBP: 0.295, SLG: 0.356 (1, 6)		0-0 6-3		0-0 F8		0-0 F8		0-0 E9 1B 1B		4	1	1	0	0	0	1
Scott Fletcher, R OBP: 0.326, SLG: 0.297 (9, 4)			0-0 E 2B 1B	4-0 CS BB		0-0 5-3		0-0 1B 1B		3	2	2	1	1	0	1
Inning Stats	R: 0 H: 2 E: 0 LOB: 2 K: 0 BB: 0 S: 5 P: 5	R: 0 H: 0 E: 0 LOB: 0 K: 1 BB: 0 S: 5 P: 5	R: 2 H: 3 E: 1 LOB: 3 K: 0 BB: 1 S: 6 P: 11	R: 0 H: 0 E: 0 LOB: 0 K: 0 BB: 1 S: 2 P: 6	R: 0 H: 1 E: 0 LOB: 0 K: 0 BB: 0 S: 3 P: 3	R: 1 H: 1 E: 0 LOB: 1 K: 0 BB: 1 S: 4 P: 8	R: 1 H: 2 E: 0 LOB: 1 K: 1 BB: 0 S: 7 P: 7	R: 3 H: 4 E: 1 LOB: 2 K: 1 BB: 1 S: 9 P: 13	1B: 10 SF: 1 2B: 2 SAC: 0 3B: 0 DP: 1 HR: 1 HBP: 1							
PITCHER Bert Blyleven, R ERA: 3.34 (1, 1) Steve Howe, L ERA: 5.49 (8, 1)	IP WLS BF H R ER SO 7.1 L 37 12 7 7 2	IP WLS BF H R ER SO 0.2 3 1 0 0 1	IP WLS BF H R ER SO 4 0 0 0 0 0	IP WLS BF H R ER SO 0 0 0 0 0 0	IP WLS BF H R ER SO 5 5 0 0 5 5	IP WLS BF H R ER SO 0 0 0 0 0 0	IP WLS BF H R ER SO 0 0 0 0 0 0	IP WLS BF H R ER SO 0 0 0 0 0 0	WP: 0 PA: 41 PB: 1 SB: 2 CS: 1							

BOTTOM

Minnesota Twins @ Chicago White Sox
Comiskey Park, Chicago, IL
Tue Sep 10 1985, 8:05 PM EDT
Att. 11,251 - Unknown

livebaseballscorecards.com

AB	34
R	7
H	13
RBI	7
BB	4
SO	3
LOB	24



Batter	1	2	3	4	5	6	7	8	9	AB R H RBI BB SO LOB	TOP											
Kirby Puckett, R (1, 8) OBP: 0.319, SLG: 0.367	0-3 K			0-3 K		0-0 G3			0-0 G3 1B	4 0 1 0 0 2 0												
Gary Gaetti, R (1, 5) OBP: 0.300, SLG: 0.403	0-0 F3			0-0 5-3		0-0 F7			0-0 G3 1-2	4 0 0 0 0 0 1												
Kent Hrbek, L (1, 3) OBP: 0.350, SLG: 0.441	0-3 K			4-0 BB		0-0 F8			4-0 FC6-4 BB	2 0 0 0 2 1 0												
Tom Brunansky, R (1, 9) OBP: 0.322, SLG: 0.460		0-3 K		0-0 F7		0-3 K			0-0 F7	4 0 0 0 0 2 3												
Dave Engle, R (1, 2) OBP: 0.331, SLG: 0.433		0-3 K2-3		0-0 F7		0-0 5-3			0-0 FC6-4 1-2f	4 0 1 0 0 1 2												
Mark Funderburk, R (1, 10) OBP: 0.368, SLG: 0.529		0-0 6-3				0-3 K			0-3 FC6-4 3B	3 0 0 0 0 2 1												
Tim Teufel, R (1, 4) OBP: 0.339, SLG: 0.395			0-0 F9			0-0 FC6-4 1B			0-0 4-3	3 0 1 0 0 0 0												
Steve Lombardozzi, R (8, 4) OBP: 0.333, SLG: 0.250										0 0 0 0 0 0 0												
Dave Meier, R (1, 7) OBP: 0.370, SLG: 0.289			0-0 FC6-4 1B			0-0 FC6-4 1-2f			0-3 K	3 0 1 0 0 1 1												
Alvaro Espinoza, R (1, 6) OBP: 0.268, SLG: 0.259			0-0 G4-3 1B						0-0 K	2 0 0 0 0 1 1												
Ron Washington, R (8, PH) OBP: 0.326, SLG: 0.419			0-0 G4-3 1-2f			0-3 K			0-0 3-1	1 0 0 0 0 0 0												
Inning Stats	R: 0 E: 0 K: 2 S: 7	H: 0 LOB: 0 BB: 0 P: 7	R: 0 E: 0 K: 2 S: 7	H: 0 LOB: 0 BB: 0 P: 7	R: 0 E: 0 K: 0 S: 3	H: 1 LOB: 0 BB: 0 P: 3	R: 0 E: 0 K: 1 S: 5	H: 0 LOB: 1 BB: 1 P: 9	R: 0 E: 0 K: 1 S: 6	H: 1 LOB: 1 BB: 0 P: 6	R: 0 E: 0 K: 1 S: 5	H: 0 LOB: 0 BB: 0 P: 5	R: 0 E: 0 K: 2 S: 8	H: 1 LOB: 1 BB: 0 P: 8	R: 0 E: 0 K: 1 S: 5	H: 0 LOB: 0 BB: 0 P: 5	R: 0 E: 0 K: 0 S: 4	H: 1 LOB: 2 BB: 1 P: 8	1B: 3 2B: 0 3B: 1 HR: 0	SF: 0 SAC: 0 DP: 1 HBP: 0	WP: 0 PB: 0 SB: 0 CS: 0	PA: 32
PITCHER Britt Burns, L (1, 1) ERA: 3.53	IP: 9.0 WLS: W BF: 32 H: 4 R: 0 ER: 0 SO: 10 BB: 2 IBB: 0 HBP: 0 BLK: 0 WP: 0 HR: 0 S: 50 P: 58 ERA: 0.00 WHIP: 0.667											PITCHER IP: WLS: BF: H: R: ER: SO: BB: IBB: HBP: BLK: WP: HR: S: P: ERA: WHIP:										

Minnesota Twins @ Chicago White Sox
Comiskey Park, Chicago, IL
Wed Sep 11 1985, 8:05 PM EDT
Att. 12,407 - Unknown

livebaseballscorecards.com

AB 30
R 0
H 4
RBI 0
BB 2
SO 10
LOB 9



Batter	1	2	3	4	5	6	7	8	9
Reid Nichols, R OBP: 0.326, SLG: 0.333 (1, 7) (7, 8)	0-0 F4	0-0 SH1 1-2 1B		0-0 F7		4-0 1B BB		0-0 L5	
Scott Fletcher, R OBP: 0.329, SLG: 0.298 (1, 6) (6, 5)	0-0 6-3	0-0 SH1 1-2 2-3		4-0 BB		0-0 1B 1-2 3-H		0-0 6-3	
Harold Baines, L OBP: 0.349, SLG: 0.457 (1, 9)	0-0 1B 1B	4-0 IBB		0-0 4-3		0-0 F7			
Carlton Fisk, R OBP: 0.320, SLG: 0.511 (1, 2)	0-0 1B 1-2 1B	0-0 F4			4-0 BB	0-0 F9			
Ron Kittle, R OBP: 0.285, SLG: 0.406 (1, 10)	0-0 E 1-3 2-H 1B 1B	0-0 F3			0-0 F6		0-3 K		
Tim Hulett, R OBP: 0.325, SLG: 0.367 Ozzie Guillen, L OBP: 0.296, SLG: 0.357 (5, PH) (6, 6)	0-0 E 1-2 3-H 1B 1B		0-3 K		0-3 K		0-0 4-3 WP 1B		
Greg Walker, L OBP: 0.309, SLG: 0.432 (1, 3)	0-0 1B 1-H 2-H		0-0 L5		0-0 F8		0-0 4-3 1-3		
Luis Salazar, R OBP: 0.250, SLG: 0.364 Rudy Law, L OBP: 0.312, SLG: 0.375 (1, 8) (6, PH) (7, 7)	0-3 K		0-0 4-3			0-0 SH1-3 1B 1B	0-0 F7		
Julio Cruz, S OBP: 0.296, SLG: 0.231 (1, 4)		4-0 SH1 1B BB		0-3 K		0-0 SH1-3		0-0 F7	

Inning Stats	R: 4 E: 1 K: 1 S: 10	H: 5 LOB: 1 BB: 0 P: 10	R: 0 E: 0 K: 0 S: 4	H: 1 LOB: 3 BB: 2 P: 12	R: 0 E: 0 K: 1 S: 5	H: 0 LOB: 0 BB: 0 P: 5	R: 0 E: 0 K: 1 S: 5	H: 0 LOB: 1 BB: 1 P: 9	R: 0 E: 0 K: 1 S: 5	H: 0 LOB: 1 BB: 1 P: 9	R: 1 E: 0 K: 0 S: 5	H: 2 LOB: 2 BB: 1 P: 9	R: 0 E: 0 K: 1 S: 6	H: 1 LOB: 1 BB: 0 P: 6	R: 0 E: 0 K: 0 S: 3	H: 0 LOB: 0 BB: 0 P: 3
1B: 9 2B: 0 3B: 0 HR: 0	SF: 0 SAC: 2 DP: 0 HBP: 0	WP: 1 PB: 0 SB: 1 CS: 0	PA: 38													

PITCHER	IP	WLS	BF	H	R	ER	SO	BB	IBB	HBP	BLK	WP	HR	S	P	ERA	WHIP
Frank Viola, L ERA: 4.59 (1, 1)	1.0		10	6	4	3	1	1	0	0	0	0	0	11	15	27.00	7.000
Ken Schrom, R ERA: 4.99 (2, 1)	5.0		21	2	1	1	3	3	1	0	0	0	0	23	39	1.80	1.000
Rick Lysander, R ERA: 5.9 (7, 1)	2.0		7	1	0	0	1	0	0	0	0	1	0	9	9	0.00	0.500

BOTTOM

Minnesota Twins @ Chicago White Sox
 Comiskey Park, Chicago, IL
 Wed Sep 11 1985, 8:05 PM EDT
 Att. 12,407 - Unknown

AB	31
R	5
H	9
RBI	5
BB	5
SO	5
LOB	17



WP	HR	S	P	ERA	WHIP
1	0	3	6	0.00	0.500

Batter	1	2	3	4	5	6	7	8	9	AB R H RBI BB SO LOB	TOP									
Kirby Puckett, R (1, 8) OBP: 0.317, SLG: 0.364	0-3 K		0-0 SH2-4 1-2 2-3		0-0 6-3			0-0 4-3	0-3 K	4 0 0 0 0 2 2	Minnesota Twins @ Chicago White Sox Comiskey Park, Chicago, IL Thu Sep 12 1985, 8:05 PM EDT Att: 10,293 - Unknown livebaseballscorecards.com									
Roy Smalley, S (1, 10) OBP: 0.362, SLG: 0.412	0-0 1B		0-0 4-3 2-3 3-H		0-0 1B			0-0 1B		4 0 3 1 0 0 1										
Kent Hrbek, L (1, 3) OBP: 0.347, SLG: 0.438	0-3 K		0-0 F8		0-0 G3			0-3 K		4 0 0 0 0 2 4										
Tom Brunansky, R (1, 9) OBP: 0.320, SLG: 0.456	0-0 F7			0-0 F8		0-0 F8		0-0 F7		4 0 0 0 0 0 2										
Mark Salas, L (1, 2) OBP: 0.335, SLG: 0.434		0-0 4-3		0-0 1B 1B		0-0 F9		0-0 L3		4 0 1 0 0 0 0										
Gary Gaetti, R (1, 5) OBP: 0.302, SLG: 0.403		0-0 G3		0-0 1B		0-3 K		0-0 1B 1B		4 1 2 0 0 1 0										
Dave Meier, R (1, 7) OBP: 0.373, SLG: 0.286 Mike Stenhouse, L (7, PH) OBP: 0.339, SLG: 0.338		4-0 CS BB		0-3 K		0-0 G3		0-0 1B 1B		1 0 0 0 1 1 2 2 0 1 0 0 0 0										
Greg Gagne, R (1, 6) OBP: 0.290, SLG: 0.340 Tim Teufel, R (7, PH) OBP: 0.338, SLG: 0.393		0-0 CS	0-0 SH2-4 SH 4-3 1B	0-3 K		0-0 F8		0-0 F7		2 1 1 0 0 1 2 2 0 0 0 0 0 2										
Steve Lombardozzi, R (1, 4) OBP: 0.300, SLG: 0.222 Ron Washington, R (7, PH) OBP: 0.324, SLG: 0.416 Dave Engle, R (9, PH) OBP: 0.335, SLG: 0.437 Alvaro Espinoza, R (9, PR) OBP: 0.268, SLG: 0.259			0-0 SH 4-3 SH2-4 1-2		0-0 F8		0-0 F8	0-0 1B		1 0 0 0 0 0 0 1 0 0 0 0 0 0 1 0 1 1 0 0 0 0 0 0 0 0 0 0										
Inning Stats	R: 0 E: 0 K: 2 S: 8	H: 1 LOB: 1 BB: 0 P: 8	R: 0 E: 0 K: 0 S: 2	H: 0 LOB: 0 BB: 1 P: 6	R: 1 E: 1 K: 0 S: 5	H: 1 LOB: 1 BB: 0 P: 5	R: 0 E: 0 K: 2 S: 9	H: 2 LOB: 2 BB: 0 P: 9	R: 0 E: 0 K: 1 S: 5	H: 0 LOB: 0 BB: 0 P: 5		R: 0 E: 0 K: 0 S: 3	H: 0 LOB: 0 BB: 0 P: 3	R: 0 E: 0 K: 1 S: 6	H: 1 LOB: 1 BB: 0 P: 6	R: 1 E: 0 K: 1 S: 8	H: 3 LOB: 2 BB: 0 P: 8	1B: 9 2B: 0 3B: 0 HR: 0	SF: 0 SAC: 2 DP: 0 HBP: 0	WP: 0 PB: 0 SB: 0 CS: 1
PITCHER	IP WLS BF H R ER SO BB IBB HBP BLK WP HR S P ERA WHIP																			
Gene Nelson, R (1, 1) ERA: 4.29 Bob James, R (9, 1) ERA: 2.18	8.1 W 33 7 2 1 6 1 0 0 0 0 0 0 44 48 1.08 0.960																			
	0.2 S 4 2 0 0 1 0 0 0 0 0 0 0 6 6 0.00 3.000																			



Batter	1	2	3	4	5	6	7	8	9
Rudy Law, L OBP: 0.309, SLG: 0.371 (1, 8) (9, 7)	0-0 E6 G4-6-3		0-0 F8	0-0 F5			0-0 F8		
Bryan Little, S OBP: 0.382, SLG: 0.379 (1, 4)	0-0 G4-6-3 1-2f		0-0 2B 3B 1B	0-0 4-3			0-0 4-3		
Harold Baines, L OBP: 0.348, SLG: 0.457 (1, 9)	0-0 4-3		0-0 1-3 3B 2B		0-0 G3		0-3 K		
Greg Walker, L OBP: 0.310, SLG: 0.439 (1, 3)		0-0 L4	0-0 2B 3B		0-0 2B		0-0 4-3		
Carlton Fisk, R OBP: 0.319, SLG: 0.508 (1, 10)		4-0 BB 1B BB	0-0 F6		0-0 5-3		0-3 K		
Ron Kittle, R OBP: 0.291, SLG: 0.416 (1, 7)		4-0 1B BB	0-0 2B		0-0 5-3		0-0 2B		
Daryl Boston, L OBP: 0.278, SLG: 0.344 (8, PR) (9, 8)		1-2 1B BB	3-H 2B						
Ozzie Guillen, L OBP: 0.293, SLG: 0.354 (1, 6)		0-0 F8	0-0 F9			0-0 L3	0-0 4-3		
Scott Fletcher, R OBP: 0.329, SLG: 0.298 (1, 5)		0-0 1B		0-0 6-3		0-3 K			
Joel Skinner, R OBP: 0.500, SLG: 0.636 (1, 2)		0-3 K		0-0 3B		0-3 K			

AB R H RBI BB SO LOB	
4	0 0 0 0 0 1
4	1 1 0 0 0 2
4	1 1 0 0 1 0
4	1 2 2 0 0 0
3	1 0 0 1 1 2
3	0 2 1 1 0 1
0	0 0 0 0 0 0
4	0 0 0 0 0 4
3	0 1 1 0 1 0
3	0 1 0 0 2 2

MINNESOTA TWINS @ CHICAGO WHITE SOX
Comiskey Park, Chicago, IL

Thu Sep 12 1985, 8:05 PM EDT
Att. 10,293 - Unknown

AB	32
R	4
H	8
RBI	4
BB	2
SO	5
LOB	12

WP: 0 PA: 34
PB: 0 SB: 0 CS: 0


Inning Stats		Pitcher											
R: 0	H: 0	R: 1	H: 1	R: 3	H: 4	R: 0	H: 1	R: 0	H: 0	R: 0	H: 0	R: 0	H: 1
E: 1	LOB: 0	E: 0	LOB: 2	E: 0	LOB: 1	E: 0	LOB: 1	E: 0	LOB: 0	E: 0	LOB: 0	E: 0	LOB: 1
K: 0	BB: 0	K: 1	BB: 2	K: 0	BB: 0	K: 0	BB: 0	K: 2	BB: 0	K: 1	BB: 0	K: 1	BB: 0
S: 3	P: 3	S: 6	P: 14	S: 7	P: 7	S: 4	P: 4	S: 4	P: 5	S: 5	P: 5	S: 6	P: 6

PITCHER		IP WLS BF H R ER SO BB IBB HBP BLK WP HR S P ERA WHIP																	
Mike Smithson, R ERA: 4.31 (1, 1)	8.0	L	34	8	4	4	5	2	0	0	0	0	0	0	0	42	50	4.50	1.250

PITCHER		IP WLS BF H R ER SO BB IBB HBP BLK WP HR S P ERA WHIP																	



livebaseballscorecards.com

Batter	1	2	3	4	5	6	7	8	9	AB R H RBI BB SO LOB	TOP	
Kirby Puckett, R (1, 8) OBP: 0.317, SLG: 0.365	0-3 K		0-0 2B		0-0 F8			0-0 F7		4 0 1 0 0 1 0		
Dave Meier, R (1, 7) OBP: 0.371, SLG: 0.299 Kent Hrbek, L (8, PH) OBP: 0.349, SLG: 0.439 (8, 3)	0-0 2B		0-0 6-3		0-0 F8			0-0 BB 1B		3 0 1 0 0 0 1 1 0 1 0 0 0 0		
Dave Engle, R (1, 10) OBP: 0.333, SLG: 0.428	0-0 F7		0-0 6-3		0-0 5-3			4-0 BB BB		3 0 0 0 1 0 2		
Tom Brunansky, R (1, 9) OBP: 0.323, SLG: 0.460	0-0 F4			0-0 HR 1B				4-0 BB BB		3 1 2 0 1 0 1		
Mark Funderburk, R (1, 3) OBP: 0.348, SLG: 0.619 (8, 7)		0-3 K		0-0 HR		0-0 F3		0-0 F8		4 1 1 2 0 1 4		
Tim Laudner, R (1, 2) OBP: 0.301, SLG: 0.409 Roy Smalley, S (8, PH) OBP: 0.361, SLG: 0.411 Jeff Reed, L (8, 2) OBP: 0.500, SLG: 0.500		0-0 1B		0-0 F8		0-3 K		0-0 3-1		3 0 1 0 0 1 1 1 0 0 0 0 0 3 0 0 0 0 0 0 0		
Gary Gaetti, R (1, 5) OBP: 0.299, SLG: 0.400		0-3 K		0-0 F4			0-0 F8		0-0 F4	4 0 0 0 0 1 1	AB 34 R 2 H 7 RBI 2 BB 2 SO 8 LOB 14	
Tim Teufel, R (1, 4) OBP: 0.335, SLG: 0.389		0-0 F8		0-3 K			0-3 K		0-3 K	4 0 0 0 0 3 1		
Greg Gagne, R (1, 6) OBP: 0.288, SLG: 0.337 Ron Washington, R (7, PH) OBP: 0.319, SLG: 0.409 (7, 6)			0-3 K		0-0 2-3		0-0 F4		0-0 F9	2 0 0 0 0 1 0 2 0 0 0 0 0 0		
Inning Stats	R: 0 H: 1 E: 0 LOB: 1 K: 1 BB: 0 S: 6 P: 6	R: 0 H: 1 E: 0 LOB: 1 K: 2 BB: 0 S: 8 P: 8	R: 0 H: 1 E: 0 LOB: 1 K: 1 BB: 0 S: 6 P: 6	R: 2 H: 2 E: 0 LOB: 0 K: 1 BB: 0 S: 7 P: 7	R: 0 H: 0 E: 0 LOB: 0 K: 0 BB: 0 S: 3 P: 3	R: 0 H: 1 E: 0 LOB: 1 K: 1 BB: 0 S: 6 P: 6	R: 0 H: 0 E: 0 LOB: 0 K: 1 BB: 0 S: 5 P: 5	R: 0 H: 1 E: 0 LOB: 3 K: 0 BB: 2 S: 4 P: 12	R: 0 H: 0 E: 0 LOB: 0 K: 1 BB: 0 S: 5 P: 5	1B: 3 SF: 0 2B: 3 SAC: 0 3B: 0 DP: 0 HR: 1 HBP: 0	WP: 0 PA: 36 PB: 0 SB: 0 CS: 0	
PITCHER Curt Wardle, L (1, 1) ERA: 5.63 Jerry Reed, R (8, 1) ERA: 4.87	IP WLS BF H R ER SO BB IBB HBP BLK WP HR S P ERA WHIP	7.1 W 30 7 2 2 7 1 0 0 0 0 0 1 43 47 2.46 1.091	1.2 S 6 0 0 0 1 1 0 0 0 0 0 0 7 11 0.00 0.600	PITCHER IP WLS BF H R ER SO BB IBB HBP BLK WP HR S P ERA WHIP								

Minnesota Twins @ Cleveland Indians
Cleveland Municipal Stadium, Cleveland, OH
Fri Sep 13 1985, 7:05 PM EDT
Unknown

livebaseballscorecards.com

Batter	1	2	3	4	5	6	7	8	9	AB R H RBI BB SO LOB
--------	---	---	---	---	---	---	---	---	---	----------------------

Brett Butler, L <small>OBP: 0.370, SLG: 0.440</small> <small>(1, 8)</small>	 <small>0-0</small>	 <small>0-0</small>		 <small>0-0</small>		 <small>0-0</small>				4 1 3 0 0 0 0
Tony Bernazard, S <small>OBP: 0.360, SLG: 0.401</small> <small>(1, 4)</small>	 <small>4-0</small>		 <small>0-0</small>	 <small>4-0</small>		 <small>0-0</small>				2 1 0 0 2 0 2
Julio Franco, R <small>OBP: 0.340, SLG: 0.377</small> <small>(1, 6)</small>	 <small>0-0</small>		 <small>0-0</small>	 <small>0-0</small>		 <small>0-0</small>				4 0 1 0 0 0 5
Jim Wilson, R <small>OBP: 0.500, SLG: 0.333</small> <small>(1, 10)</small>	 <small>0-0</small>		 <small>4-0</small>		 <small>0-0</small>	 <small>0-3</small>				3 1 1 1 1 1 0
Mike Hargrove, L <small>OBP: 0.362, SLG: 0.325</small> <small>(1, 3)</small>	 <small>4-0</small>		 <small>0-3</small>		 <small>0-0</small>	 <small>0-0</small>				3 0 0 0 1 1 2
Brook Jacoby, R <small>OBP: 0.332, SLG: 0.415</small> <small>(1, 5)</small>	 <small>0-0</small>		 <small>0-0</small>		 <small>0-3</small>		 <small>0-0</small>			3 0 0 1 0 1 2
George Vukovich, L <small>OBP: 0.295, SLG: 0.339</small> <small>(1, 9)</small>	 <small>0-0</small>		 <small>0-0</small>		 <small>0-0</small>	 <small>0-0</small>				4 0 1 1 0 0 0
Joe Carter, R <small>OBP: 0.290, SLG: 0.373</small> <small>(1, 7)</small>		 <small>0-3</small>		 <small>0-0</small>		 <small>0-0</small>	 <small>0-0</small>			4 0 1 0 0 1 0
Jerry Willard, L <small>OBP: 0.327, SLG: 0.345</small> <small>(1, 2)</small>		 <small>0-0</small>		 <small>0-0</small>		 <small>0-3</small>				3 0 1 0 0 1 1

Inning Stats	R: 3 E: 0 K: 0 S: 5	H: 3 LOB: 2 BB: 2 P: 13	R: 0 E: 0 K: 1 S: 5	H: 0 LOB: 0 BB: 0 P: 5	R: 0 E: 0 K: 1 S: 6	H: 1 LOB: 2 BB: 1 P: 10	R: 0 E: 0 K: 0 S: 5	H: 2 LOB: 3 BB: 1 P: 9	R: 0 E: 0 K: 1 S: 5	H: 0 LOB: 0 BB: 0 P: 5	R: 0 E: 0 K: 1 S: 7	H: 2 LOB: 2 BB: 0 P: 7	R: 0 E: 0 K: 1 S: 5	H: 0 LOB: 0 BB: 0 P: 5	R: 0 E: 0 K: 0 S: 3	H: 0 LOB: 0 BB: 0 P: 3	1B: 7 2B: 1 3B: 0 HR: 0	SF: 1 SAC: 0 DP: 0 HBP: 0
--------------	------------------------------	----------------------------------	------------------------------	---------------------------------	------------------------------	----------------------------------	------------------------------	---------------------------------	------------------------------	---------------------------------	------------------------------	---------------------------------	------------------------------	---------------------------------	------------------------------	---------------------------------	----------------------------------	------------------------------------

PITCHER	IP	WLS	BF	H	R	ER	SO	BB	IBB	HBP	BLK	WP	HR	S	P	ERA	WHIP
Mark Portugal, R <small>ERA: 4.76</small> <small>(1, 1)</small>	4.0	L	21	6	3	3	2	4	0	0	0	0	0	21	37	6.75	2.500
Pete Filson, L <small>ERA: 3.87</small> <small>(5, 1)</small>	4.0		14	2	0	0	3	0	0	0	0	0	0	20	20	0.00	0.500

BOTTOM

Minnesota Twins @ Cleveland Indians
 Cleveland Municipal Stadium, Cleveland, OH
 Fri Sep 13 1985, 7:05 PM EDT
 Unknown

AB	30
R	3
H	8
RBI	3
BB	4
SO	5
LOB	12



WP: 0	PA: 35
PB: 0	SB: 0
CS: 0	

livebaseballscorecards.com

Batter	1	2	3	4	5	6	7	8	9	AB R H RBI BB SO LOB	TOP									
Kirby Puckett, R (1, 8) OBP: 0.321, SLG: 0.369	0-0 CS 1B		0-0 BB SF8 1B		0-0 WP 1B		0-0 CS 1B			4 1 4 0 0 0 0	Minnesota Twins @ Cleveland Indians Cleveland Municipal Stadium, Cleveland, OH Fri Sep 13 1985, 7:05 PM EDT Att. 4,431 - Unknown livebaseballscorecards.com									
Roy Smalley, S (1, 10) OBP: 0.363, SLG: 0.412	0-0 1-2 1B		0-0 BB 1B		0-0 F8		0-0 CS	0-0 1-3		4 0 2 0 0 0 1										
Kent Hrbek, L (1, 3) OBP: 0.348, SLG: 0.436	0-3 K		4-0 BB		0-0 F9			0-0 4-3		3 0 0 0 1 1 2										
Tom Brunansky, R (1, 9) OBP: 0.322, SLG: 0.459	0-3 K		0-0 SF8		0-0 4-3 1B			0-0 1-3		3 0 1 1 0 1 1										
Mark Salas, L (1, 2) OBP: 0.334, SLG: 0.441		0-0 HR	0-0 4-3		0-0 F7			0-0 G3		4 1 1 1 0 0 3										
Mike Stenhouse, L (1, 7) Dave Meier, R (9, 7) OBP: 0.371, SLG: 0.299		0-0 G3		0-0 F4		0-0 4-3		0-0 4-3		4 0 0 0 0 0 1 0 0 0 0 0 0 0										
Gary Gaetti, R (1, 5) OBP: 0.299, SLG: 0.405		0-0 5-3		0-0 5-3		0-0 6-3		0-0 HR		4 1 1 1 0 0 1										
Ron Washington, R (1, 6) Greg Gagne, R (7, 6) OBP: 0.287, SLG: 0.336		0-0 6-3		0-0 F9		0-0 6-3		0-0 F8		3 0 0 0 0 0 0 1 0 0 0 0 0 0										
Steve Lombardozzi, R (1, 4) OBP: 0.231, SLG: 0.167			0-0 F4		0-0 F9		0-0 4-3			3 0 0 0 0 0 0										
Inning Stats	R: 0 E: 0 K: 2 S: 8	H: 2 LOB: 1 BB: 0 P: 8	R: 1 E: 0 K: 0 S: 4	H: 1 LOB: 0 BB: 0 P: 4	R: 1 E: 0 K: 0 S: 5	H: 2 LOB: 2 BB: 1 P: 9	R: 0 E: 0 K: 0 S: 3	H: 0 LOB: 0 BB: 0 P: 3	R: 0 E: 0 K: 0 S: 4	H: 1 LOB: 1 BB: 0 P: 4		R: 0 E: 0 K: 0 S: 3	H: 1 LOB: 0 BB: 0 P: 3	R: 0 E: 0 K: 0 S: 3	H: 0 LOB: 0 BB: 0 P: 3	R: 1 E: 0 K: 0 S: 4	H: 1 LOB: 0 BB: 0 P: 4	1B: 7 2B: 0 3B: 0 HR: 2	SF: 1 SAC: 0 DP: 0 HBP: 0	WP: 1 PB: 0 SB: 0 CS: 2
PITCHER Don Schulze, R (1, 1) ERA: 6.27	IP: 9.0 WLS: L BF: 35 H: 9 R: 3 ER: 3 SO: 2 BB: 1 IBB: 0 HBP: 0 BLK: 0 WP: 1 HR: 2 S: 38 P: 42 ERA: 3.00 WHIP: 1.111											PITCHER	IP: 9.0 WLS: L BF: 35 H: 9 R: 3 ER: 3 SO: 2 BB: 1 IBB: 0 HBP: 0 BLK: 0 WP: 1 HR: 2 S: 38 P: 42 ERA: 3.00 WHIP: 1.111							

AB	33
R	3
H	9
RBI	3
BB	1
SO	2
LOB	9



Batter	1	2	3	4	5	6	7	8	9	AB	R	H	RBI	BB	SO	LOB
Brett Butler, L (1, 8) OBP: 0.370, SLG: 0.442	0-0 PB 2B		0-0 SH5-3 1-2 2-3		0-0 1-3 1-2			0-0 6-3		3	0	1	0	0	0	1
Julio Franco, R (1, 6) OBP: 0.341, SLG: 0.378	0-3 K 2-3		0-0 FC3-2 2-3 3-H			0-0 FC1-4 1B		0-0 BB 1B		4	0	2	0	0	1	3
Brook Jacoby, R (1, 5) OBP: 0.329, SLG: 0.412	0-3 K		0-3 K			0-0 FC1-4 G6-4-3 1-2f		0-0 F9		4	0	0	0	0	2	5
Andre Thornton, R (1, 10) OBP: 0.288, SLG: 0.340 Otis Nixon, S (8, PR) OBP: 0.268, SLG: 0.317	0-0 5-3			0-0 F8		0-0 G6-4-3 1-2f		4-0 BB BB BB 1-2 BB		3	0	0	0	1	0	2
Jim Wilson, R (1, 3) OBP: 0.375, SLG: 0.286		0-0 4-3		0-0 E7 1B			0-3 K	0-3 K		4	0	1	0	0	2	2
Joe Carter, R (1, 7) OBP: 0.292, SLG: 0.375		0-0 F6		0-0 F7			0-0 2B 1B	0-0 G4-6-3 1B		4	1	2	0	0	0	1
Tony Bernazard, S (1, 4) OBP: 0.358, SLG: 0.399 Benny Ayala, R (7, PH) OBP: 0.288, SLG: 0.406 Mike Fischlin, R (8, 4) OBP: 0.271, SLG: 0.315 Jerry Willard, L (9, PH) OBP: 0.326, SLG: 0.343		0-0 1-3		0-3 K			0-3 K	0-3 K		2	0	0	0	0	1	1
Carmen Castillo, R (1, 9) OBP: 0.296, SLG: 0.439 George Vukovich, L (9, PH) OBP: 0.294, SLG: 0.338			4-0 SH5-3 FC3-2 BB		0-0 F8		0-0 1-H 2B	0-0 G4-6-3		2	0	1	1	1	0	0
Chris Bando, S (1, 2) OBP: 0.226, SLG: 0.170			0-0 FC3-2 SH5-3 1-2 1B		4-0 CS BB		0-0 6-3			2	0	1	0	1	0	1

Inning Stats	R: 0	H: 1	E: 0	LOB: 1	K: 2	BB: 0	S: 8	P: 8	R: 0	H: 0	E: 0	LOB: 0	K: 0	BB: 0	S: 3	P: 3	R: 0	H: 1	E: 0	LOB: 2	K: 1	BB: 1	S: 6	P: 10	R: 0	H: 1	E: 1	LOB: 1	K: 1	BB: 0	S: 6	P: 6	R: 0	H: 0	E: 0	LOB: 0	K: 0	BB: 1	S: 2	P: 6	R: 0	H: 1	E: 0	LOB: 0	K: 2	BB: 0	S: 9	P: 9	R: 0	H: 1	E: 0	LOB: 2	K: 1	BB: 1	S: 6	P: 10	R: 0	H: 1	E: 0	LOB: 0	K: 1	BB: 0	S: 5	P: 5	1B: 6	SF: 0	2B: 2	SAC: 1	3B: 0	DP: 2	HR: 0	HBP: 0	WP: 0	PA: 35
--------------	------	------	------	--------	------	-------	------	------	------	------	------	--------	------	-------	------	------	------	------	------	--------	------	-------	------	-------	------	------	------	--------	------	-------	------	------	------	------	------	--------	------	-------	------	------	------	------	------	--------	------	-------	------	------	------	------	------	--------	------	-------	------	-------	------	------	------	--------	------	-------	------	------	-------	-------	-------	--------	-------	-------	-------	--------	-------	--------

PITCHER	IP	WLS	BF	H	R	ER	SO	BB	IBB	HBP	BLK	WP	HR	S	P	ERA	WHIP
Frank Viola, L (1, 1) ERA: 4.49	7.0	W	27	6	1	1	6	2	0	0	0	0	0	37	45	1.29	1.143
Ron Davis, R (8, 1) ERA: 3.48	2.0	S	8	2	0	0	2	1	0	0	0	0	0	11	15	0.00	1.500

BOTTOM

Minnesota Twins @ Cleveland Indians
Cleveland Municipal Stadium, Cleveland, OH

Fri Sep 13 1985, 7:05 PM EDT
Att. 4,431 - Unknown

AB	31
R	1
H	8
RBI	1
BB	3
SO	8
LOB	19



Batter	1	2	3	4	5	6	7	8	9	AB R H RBI BB SO LOB	TOP
Kirby Puckett, R (1, 8) OBP: 0.320, SLG: 0.370	0-3 K		0-0 B2			0-0 F4	0-0 2B		0-3 K	5 0 1 2 0 2 1	Minnesota Twins @ Cleveland Indians Cleveland Municipal Stadium, Cleveland, OH Sat Sep 14 1985, 3:33 AM EDT Unknown livebaseballscorecards.com
Gary Gaetti, R (1, 5) OBP: 0.298, SLG: 0.403	0-0 5-3		0-0 6-3			0-0 4-3	0-0 1B		0-0 F8	5 0 1 0 0 0 1	
Kent Hrbek, L (1, 3) OBP: 0.348, SLG: 0.442	0-0 3-1		0-0 F7			0-0 HR	0-3 K		0-0 1B	5 1 2 1 0 1 3	
Tom Brunansky, R (1, 9) Mark Funderburk, R (6, PH) OBP: 0.308, SLG: 0.542		0-0 F8		0-0 F7		0-3 K	0-3 K		0-0 F8	2 0 0 0 0 0 0 3 0 0 0 0 2 3	
Mark Salas, L (1, 2) OBP: 0.333, SLG: 0.437		0-0 F8		0-0 3-1			4-0 2B BB	0-0 F7		3 1 0 0 1 0 0	
Roy Smalley, S (1, 10) OBP: 0.364, SLG: 0.416		0-0 3-1		0-0 F8			0-0 2B	0-0 HR		4 2 2 0 0 0 0	
Mike Stenhouse, L (1, 7) OBP: 0.335, SLG: 0.348			4-0 2B BB		0-0 F9		0-3 K	0-0 HR		3 2 1 2 1 1 2	
Tim Teufel, R (1, 4) OBP: 0.336, SLG: 0.395			0-0 2B		0-0 F4		0-0 1B 2B	0-0 5-3		4 2 2 2 0 0 0	
Alvaro Espinoza, R (1, 6) Ron Washington, R (8, PH) Greg Gagne, R (8, 6) OBP: 0.287, SLG: 0.336			0-0 2B		0-0 F7		0-0 2B 1B	0-0 F8		3 1 2 2 0 0 0 1 0 0 0 0 0 0 0 0 0 0 0 0 0	
Inning Stats	R: 0 H: 0 E: 0 LOB: 0 K: 1 BB: 0 S: 5 P: 5	R: 0 H: 0 E: 0 LOB: 0 K: 0 BB: 0 S: 3 P: 3	R: 2 H: 2 E: 0 LOB: 1 K: 0 BB: 1 S: 5 P: 9	R: 0 H: 0 E: 0 LOB: 0 K: 0 BB: 0 S: 3 P: 3	R: 0 H: 0 E: 0 LOB: 0 K: 0 BB: 0 S: 3 P: 3	R: 1 H: 1 E: 0 LOB: 0 K: 1 BB: 0 S: 6 P: 6	R: 4 H: 5 E: 0 LOB: 2 K: 3 BB: 1 S: 14 P: 18	R: 2 H: 2 E: 0 LOB: 0 K: 0 BB: 0 S: 5 P: 5	R: 0 H: 1 E: 0 LOB: 1 K: 1 BB: 0 S: 6 P: 6	1B: 4 SF: 0 2B: 5 SAC: 0 3B: 0 DP: 0 HR: 2 HBP: 0	
PITCHER	IP WLS BF H R ER SO BB IBB HBP BLK WP HR S P ERA WHIP										
Tom Waddell, R (1, 1) ERA: 4.49	6.1 W 27 6 7 7 3 2 0 0 0 0 0 1 31 39 9.95 1.263										
Vern Ruhle, R (7, 1) ERA: 4.68	1.0 7 4 2 2 2 0 0 0 0 0 0 1 11 11 18.00 4.000										
Jerry Reed, R (8, 1) ERA: 4.73	1.2 S 6 1 0 0 1 0 0 0 0 0 0 0 8 8 0.00 0.600										

Minnesota Twins @ Cleveland Indians
Cleveland Municipal Stadium, Cleveland, OH
 Sat Sep 14 1985, 3:33 AM EDT
 Unknown

AB 38
R 9
H 11
RBI 9
BB 2
SO 6
LOB 10



Batter	1	2	3	4	5	6	7	8	9	AB	R	H	RBI	BB	SO	LOB
Brett Butler, L (1, 8) OBP: 0.368, SLG: 0.438	0-0 4-3 HR		0-0 E3 HR	0-0 FC3-6 2B 1B	4-0 G6-4-3 BB		0-0 F8			4	2	0	0	1	0	2
Joe Carter, R (1, 7) OBP: 0.295, SLG: 0.387	0-0 F5		0-0 HR	0-0 1B 2B	0-0 G6-4-3		0-0 BLK 1B			5	2	3	3	0	0	1
Julio Franco, R (1, 6) OBP: 0.341, SLG: 0.377	0-3 K		0-0 6-3	4-0 1B E IBB		0-0 5-3 E 1B	0-0 F5			4	2	1	0	1	1	1
Jim Wilson, R (1, 10) OBP: 0.385, SLG: 0.333		0-0 5-3	0-0 E 1B	0-0 E 1B	1-3 2-H 3-H	0-0 5-3	0-0 F9			5	1	2	2	0	0	2
Mike Hargrove, L (1, 3) OBP: 0.367, SLG: 0.333		4-0 1B BB	0-0 E6	0-0 E3 2B	1-H 3-H	0-0 E9 2B 1B		0-0 F9		4	2	2	3	1	0	1
Brook Jacoby, R (1, 5) OBP: 0.330, SLG: 0.418		0-0 F7	0-0 F8	0-3 K		0-0 2B		0-0 3B		5	0	2	1	0	1	4
George Vukovich, L (1, 9) OBP: 0.296, SLG: 0.337		0-0 1B 1B	0-0 4-3	0-0 4-3		4-0 FC6-4 BB		0-0 5-3		4	0	1	0	1	0	4
Jerry Willard, L (1, 2) OBP: 0.331, SLG: 0.358		0-0 1B		4-0 FC3-6 SH 2B BB	0-0 HR	0-3 K		0-0 1-3		4	2	2	2	1	1	3
Mike Fischlin, R (1, 4) OBP: 0.258, SLG: 0.298		0-0 5-3		0-0 SH FC3-6	0-0 F9	0-0 FC6-4				3	0	0	0	0	0	4

Inning Stats	R: 0	H: 0	E: 0	K: 1	S: 5	LOB: 0	BB: 0	P: 5	R: 1	H: 2	E: 0	K: 0	S: 5	LOB: 2	BB: 1	P: 9	R: 2	H: 2	E: 2	K: 0	S: 7	LOB: 2	BB: 0	P: 7	R: 5	H: 3	E: 2	K: 1	S: 9	LOB: 1	BB: 2	P: 17	R: 1	H: 1	E: 0	K: 0	S: 3	LOB: 0	BB: 1	P: 7	R: 2	H: 3	E: 1	K: 1	S: 8	LOB: 2	BB: 1	P: 12	R: 0	H: 1	E: 0	K: 0	S: 4	LOB: 1	BB: 0	P: 4	R: 0	H: 1	E: 0	K: 0	S: 4	LOB: 1	BB: 0	P: 4
--------------	------	------	------	------	------	--------	-------	------	------	------	------	------	------	--------	-------	------	------	------	------	------	------	--------	-------	------	------	------	------	------	------	--------	-------	-------	------	------	------	------	------	--------	-------	------	------	------	------	------	------	--------	-------	-------	------	------	------	------	------	--------	-------	------	------	------	------	------	------	--------	-------	------

PITCHER	IP	WLS	BF	H	R	ER	SO	BB	IBB	HBP	BLK	WP	HR	S	P	ERA	WHIP
John Butcher, R (1, 1) ERA: 4.78	3.1	L	22	6	8	6	1	2	1	0	0	0	1	21	33	16.20	2.400
Rick Lysander, R (4, 1) ERA: 6.15	2.0		10	4	3	3	1	1	0	0	0	0	1	11	15	13.50	2.500
Frank Eufemia, R (6, 1) ERA: 3.92	2.2		12	3	0	0	1	1	0	0	1	0	0	13	17	0.00	1.500

BOTTOM

Minnesota Twins @ Cleveland Indians
Cleveland Municipal Stadium, Cleveland, OH

Sat Sep 14 1985, 3:33 AM EDT
Unknown

livebaseballscorecards.com

AB	38
R	11
H	13
RBI	11
BB	5
SO	3
LOB	22



WP	HR	S	P	ERA	WHIP
0	0	1	4	0.00	1.500
0	0	1	4	13.50	2.500
0	0	1	4	16.20	2.400

Batter	1	2	3	4	5	6	7	8	9	AB R H RBI BB SO LOB	TOP																
Kirby Puckett, R OBP: 0.322, SLG: 0.370 (1, 8) X	0-0 4-3		0-0 1-3		0-0 1B	0-0 1B			4-0 BLK 6-3 SF7 BB	4 1 2 0 1 0 1																	
Dave Meier, R OBP: 0.373, SLG: 0.304 (1, 9) X	0-0 6-3		0-0 1B 1B		0-0 1B	0-0 F8			0-0 6-3	5 1 2 1 0 0 3																	
Kent Hrbek, L OBP: 0.349, SLG: 0.440 (1, 3) S S S	0-3 K		0-0 1B		0-0 F7				4-0 SF7 BLK WP IBB	4 1 1 0 1 1 2																	
Mark Funderburk, R OBP: 0.355, SLG: 0.556 (1, 10) X		0-0 1-3	0-0 FC5-4 1B		0-0 G6-4-3 1B			4-0 G1-4-3 BB	0-0 SF7	3 0 2 2 1 0 0																	
Dave Engle, R OBP: 0.329, SLG: 0.416 (1, 7) X		0-0 4-3	0-0 FC5-4 1-2f		0-0 G6-4-3 1-2f			0-0 G1-4-3 1-2f	4-0 BB	4 0 0 0 1 0 6																	
Gary Gaetti, R OBP: 0.299, SLG: 0.405 (1, 5) X		0-0 2B		0-3 K2-3		0-0 E6 SH FC3-6 1B			0-0 F9	5 1 2 0 0 1 1																	
Tim Laudner, R OBP: 0.301, SLG: 0.414 (1, 2) X		0-0 5-3		0-3 K		0-0 SH FC3-6			0-0 F9 2B	3 0 1 0 0 1 1																	
Tim Teufel, R OBP: 0.335, SLG: 0.394 (1, 4) X			0-0 6-3		0-0 1B				0-0 F9	4 0 1 1 0 0 2																	
Steve Lombardozzi, R OBP: 0.231, SLG: 0.167 (9, 4) X										0 0 0 0 0 0 0																	
Greg Gagne, R OBP: 0.287, SLG: 0.336 (1, 6) X			0-0 S 1B		0-0 F8				0-0 5-3	3 1 1 0 0 0 2																	
Ron Washington, R OBP: 0.308, SLG: 0.394 (8, 6) X										1 0 0 0 0 0 1																	
Alvaro Espinoza, R OBP: 0.288, SLG: 0.298 (9, 6) X										0 0 0 0 0 0 0																	
Inning Stats	R: 0 E: 0 K: 1 S: 5	H: 0 LOB: 0 BB: 0 P: 5	R: 0 E: 0 K: 0 S: 4	H: 1 LOB: 1 BB: 0 P: 4	R: 2 E: 0 K: 0 S: 7	H: 4 LOB: 2 BB: 0 P: 7	R: 0 E: 0 K: 2 S: 8	H: 1 LOB: 1 BB: 0 P: 8	R: 0 E: 0 K: 0 S: 5	H: 3 LOB: 2 BB: 0 P: 5	R: 1 E: 1 K: 0 S: 6	H: 2 LOB: 2 BB: 0 P: 6	R: 0 E: 0 K: 0 S: 2	H: 0 LOB: 0 BB: 1 P: 6	R: 0 E: 0 K: 0 S: 4	H: 1 LOB: 1 BB: 0 P: 4	R: 2 E: 0 K: 0 S: 3	H: 0 LOB: 1 BB: 3 P: 15	1B: 10 2B: 2 3B: 0 HR: 0	SF: 1 SAC: 1 DP: 2 HBP: 0	WP: 1 PB: 0 SB: 1 CS: 0	PA: 42					
PITCHER	IP WLS BF H R ER SO BB IBB HBP BLK WP HR S P ERA WHIP																										
Neal Heaton, L ERA: 4.76 (1, 1)	8.0		36	12	3	3	3	1	0	0	0	0	0	41	45	3.38	1.625										
Rich Thompson, R ERA: 6.22 (9, 1)	1.0	L	6	0	2	2	0	2	1	0	1	1	0	3	15	18.00	2.000										

Minnesota Twins @ Cleveland Indians
Cleveland Municipal Stadium, Cleveland, OH
Sat Sep 14 1985, 3:38 AM EDT
Att. 5,218 - Unknown

livebaseballscorecards.com

AB 36
R 5
H 12
RBI 4
BB 4
SO 3
LOB 19



Batter	1	2	3	4	5	6	7	8	9	AB	R	H	RBI	BB	SO	LOB
Brett Butler, L (1, 8) OBP: 0.369, SLG: 0.437	4-0 BB		0-0 1B		0-0 6-3		0-0 1-3		0-0 4-3	4	1	1	0	1	0	2
Tony Bernazard, S (1, 4) OBP: 0.355, SLG: 0.395	0-0 F5		0-0 F9		0-0 F7			0-0 F7		4	0	0	0	0	0	2
Julio Franco, R (1, 6) OBP: 0.341, SLG: 0.376	0-3 K		0-0 2B 4-3 1B		0-0 6-3			0-0 6-3		4	1	1	1	0	1	1
Andre Thornton, R (1, 10) OBP: 0.292, SLG: 0.347 Otis Nixon, S (8, PR) OBP: 0.268, SLG: 0.317	0-0 5-3		0-0 4-3 WP 2B		0-0 6-4-3 1B 1B			0-0 1B		4	1	3	0	0	0	1
Jim Wilson, R (1, 3) OBP: 0.400, SLG: 0.357 Mike Hargrove, L (6, 3) OBP: 0.368, SLG: 0.335		0-0 2B 1B	0-0 4-3		0-0 6-4-3 1B			0-0 F9		2	0	1	1	0	0	1
Joe Carter, R (1, 7) OBP: 0.295, SLG: 0.386		0-0 F8	0-0 6-3		0-0 G6-4-3			0-0 F9		2	0	1	0	0	0	1
Brook Jacoby, R (1, 5) OBP: 0.328, SLG: 0.415		0-0 F8		0-3 K		0-0 5-3		0-0 F9		4	0	1	0	0	1	3
George Vukovich, L (1, 9) OBP: 0.295, SLG: 0.339		0-0 F8		0-0 K		0-0 5-3		0-0 F9		4	0	1	0	0	0	1
Chris Bando, S (1, 2) OBP: 0.222, SLG: 0.167 Jerry Willard, L (9, PH) OBP: 0.333, SLG: 0.358 Mike Fischlin, R (9, PR) OBP: 0.258, SLG: 0.298		0-0 F8		0-0 K		0-0 5-3		0-0 F9		3	0	0	0	0	0	2

Inning Stats	R: 0	H: 0	E: 0	K: 1	S: 5	R: 0	H: 2	E: 0	K: 0	S: 5	R: 3	H: 3	E: 0	K: 0	S: 6	R: 0	H: 0	E: 0	K: 1	S: 5	R: 0	H: 0	E: 0	K: 0	S: 3	R: 0	H: 2	E: 0	K: 0	S: 4	R: 0	H: 0	E: 0	K: 0	S: 3	R: 0	H: 1	E: 0	K: 0	S: 4	R: 0	H: 1	E: 0	K: 0	S: 4	R: 0	H: 1	E: 0	K: 0	S: 4	R: 0	H: 1	E: 0	K: 0	S: 4	1B: 7	SF: 0	2B: 2	SAC: 0	3B: 0	DP: 1	HR: 0	HBP: 0	WP: 1	PA: 37
--------------	------	------	------	------	------	------	------	------	------	------	------	------	------	------	------	------	------	------	------	------	------	------	------	------	------	------	------	------	------	------	------	------	------	------	------	------	------	------	------	------	------	------	------	------	------	------	------	------	------	------	------	------	------	------	------	-------	-------	-------	--------	-------	-------	-------	--------	-------	--------

PITCHER	IP	WLS	BF	H	R	ER	SO	BB	IBB	HBP	BLK	WP	HR	S	P	ERA	WHIP
Dennis Burt, R (1, 1) ERA: 6.0	8.0	W	32	8	3	3	2	1	0	0	1	1	0	35	39	3.38	1.125
Ron Davis, R (9, 1) ERA: 3.42	1.0	S	5	1	0	0	0	1	0	0	0	0	0	4	8	0.00	2.000

BOTTOM

Minnesota Twins @ Cleveland Indians
Cleveland Municipal Stadium, Cleveland, OH

livebaseballscorecards.com

AB	35
R	3
H	9
RBI	2
BB	2
SO	2
LOB	17



PITCHER	IP	WLS	BF	H	R	ER	SO	BB	IBB	HBP	BLK	WP	HR	S	P	ERA	WHIP
---------	----	-----	----	---	---	----	----	----	-----	-----	-----	----	----	---	---	-----	------

Sat Sep 14 1985, 3:38 AM EDT
Att: 5,218 - Unknown

Batter	1	2	3	4	5	6	7	8	9	AB R H RBI BB SO LOB	TOP									
Kirby Puckett, R OBP: 0.324, SLG: 0.372 (1, 8) X	0-0 F8	0-0 1B 1-2		0-0 L6		0-0 G4-6-3 1B		0-0 1B 1-3		5 0 3 1 0 0 1										
Mike Stenhouse, L OBP: 0.339, SLG: 0.348 Dave Meier, R OBP: 0.369, SLG: 0.301 (8, PH) (8, 9)	0-0 4-3	0-0 1B 1-3 2-H		4-0 BB		0-0 G4-6-3 1-2f		0-0 4-3		3 0 1 1 1 0 1 1 0 0 0 0 0 2										
Roy Smalley, S OBP: 0.364, SLG: 0.412 (1, 10) B B B	4-0 1B BB		4-0 2B BB	0-0 4-3			0-0 F2		0-0 F8	3 0 0 0 2 0 2										
Kent Hrbek, L OBP: 0.351, SLG: 0.447 (1, 3) X	0-0 1-3 1B		0-0 F7		0-0 L6		0-0 1B 1B		0-0 HR	5 1 3 1 0 0 1										
Mark Funderburk, R OBP: 0.361, SLG: 0.531 (1, 7) S S S	0-3 K		0-0 F3		0-0 F2		0-0 1-2 G1-6-3 1B		0-0 CS 1B	5 0 2 0 0 1 3										
Mark Salas, L OBP: 0.337, SLG: 0.455 (1, 2)		0-0 HR	0-0 1-3 2B	0-0 4-3		0-0 1-2f G1-6-3		0-0 2B 1-2		5 1 3 1 0 0 2										
Gary Gaetti, R OBP: 0.296, SLG: 0.401 (1, 5)		0-0 6-3	0-0 5-3		0-0 5-3		0-0 6-3		0-0 5-3	5 0 0 0 0 0 3										
Greg Gagne, R OBP: 0.287, SLG: 0.335 (1, 6)		0-0 L7		0-0 5-3		0-0 3B 1B		0-0 F8		4 1 1 0 0 0 0										
Steve Lombardozzi, R OBP: 0.412, SLG: 0.533 (1, 4) X		0-0 1B 1B		0-0 2B		0-0 1B 3B 1-H		4-0 1B BB		3 2 3 1 1 0 0										
Inning Stats	R: 0 E: 0 K: 1 S: 6	H: 1 LOB: 2 BB: 1 P: 10	R: 2 E: 0 K: 0 S: 6	H: 4 LOB: 2 BB: 0 P: 6	R: 0 E: 0 K: 0 S: 4	H: 1 LOB: 2 BB: 1 P: 8	R: 0 E: 0 K: 0 S: 4	H: 0 LOB: 0 BB: 0 P: 3	R: 2 E: 0 K: 0 S: 5	H: 3 LOB: 0 BB: 0 P: 5	R: 0 E: 0 K: 0 S: 4	H: 2 LOB: 1 BB: 0 P: 4	R: 0 E: 0 K: 0 S: 4	H: 1 LOB: 2 BB: 1 P: 8	R: 1 E: 0 K: 0 S: 5	H: 3 LOB: 1 BB: 0 P: 5	1B: 10 2B: 3 3B: 1 HR: 2	SF: 0 SAC: 0 DP: 2 HBP: 0	WP: 0 PB: 0 SB: 0 CS: 1	PA: 43
PITCHER	IP WLS BF H R ER SO BB IBB HBP BLK WP HR S P ERA WHIP																			
Roy Smith, R ERA: 5.34 (1, 1)	6.0 L 29 10 4 4 1 3 0 0 0 0 0 1 28 40 6.00 2.167																			
Dave Vonohlen, L ERA: 3.14 (7, 1)	2.0 9 3 0 0 0 1 0 0 0 0 0 0 8 12 0.00 2.000																			
Ramon Romero, L ERA: 6.46 (9, 1)	1.0 5 3 1 1 0 0 0 0 0 0 0 1 5 5 9.00 3.000																			

Minnesota Twins @ Cleveland Indians
Cleveland Municipal Stadium, Cleveland, OH

Sun Sep 15 1985, 3:33 AM EDT
Att. 6,010 - Unknown

livebaseballscorecards.com

AB	39
R	5
H	16
RBI	5
BB	4
SO	1
LOB	15



Batter	1	2	3	4	5	6	7	8	9	AB	R	H	RBI	BB	SO	LOB
Brett Butler, L (1, 8) OBP: 0.371, SLG: 0.438	0-0 CS S 1B		0-0 6-3			0-0 1B		4-0 1-2 BB		3	0	2	0	1	0	0
Joe Carter, R (1, 7) OBP: 0.292, SLG: 0.382	0-0 6-3 1-2			0-0 4-3		0-0 F4		0-3 K		4	0	0	0	0	1	4
Julio Franco, R (1, 6) OBP: 0.340, SLG: 0.374	0-3 K 2-3			0-3 K		0-3 K			4-0 1B BB G4-6-3 BB	3	1	0	0	1	3	2
Andre Thornton, R (1, 10) OBP: 0.294, SLG: 0.355		0-0 4-3		0-0 HR		0-0 F8		4-0 G4-6-3 1B BB		3	1	1	1	1	0	0
Mike Hargrove, L (1, 3) OBP: 0.374, SLG: 0.347		0-0		0-0		0-0		0-0		4	0	3	0	0	0	0
Mike Fischlin, R (9, PR) OBP: 0.258, SLG: 0.298				4-3 2B		0-0 G6-4-3 1B		0-0 G4-6-3 1B		0	0	0	0	0	0	0
Tony Bernazard, S (1, 4) OBP: 0.352, SLG: 0.392		0-0 L5				0-0 F7		0-0 G6-4-3 1-2f	0-0 G4-6-3	4	0	0	0	0	0	4
George Vukovich, L (1, 9) OBP: 0.292, SLG: 0.335		0-0 5-3				0-3 K		0-0 5-3	0-0 L7	4	0	0	0	0	1	3
Brook Jacoby, R (1, 5) OBP: 0.326, SLG: 0.412			0-0 F8			0-0 F9		0-0 5-3		3	0	0	0	0	0	0
Jerry Willard, L (1, 2) OBP: 0.333, SLG: 0.358			0-3 K			0-3 K		0-0 BB 1B		3	0	1	0	0	2	0

Inning Stats	R: 0	H: 1	E: 0	LOB: 0	K: 1	S: 5	P: 5	R: 0	H: 1	E: 0	LOB: 1	K: 0	S: 4	R: 0	H: 0	E: 0	LOB: 0	K: 1	S: 5	R: 1	H: 1	E: 0	LOB: 0	K: 1	S: 6	R: 0	H: 0	E: 0	LOB: 0	K: 1	S: 5	R: 0	H: 1	E: 0	LOB: 1	K: 2	S: 8	R: 0	H: 1	E: 0	LOB: 0	K: 0	S: 3	R: 0	H: 1	E: 0	LOB: 2	K: 1	S: 6	R: 1	H: 1	E: 0	LOB: 2	K: 0	S: 3	1B: 5	SF: 0	2B: 1	SAC: 0	3B: 0	DP: 2	HR: 1	HBP: 0	WP: 0	PA: 34
--------------	------	------	------	--------	------	------	------	------	------	------	--------	------	------	------	------	------	--------	------	------	------	------	------	--------	------	------	------	------	------	--------	------	------	------	------	------	--------	------	------	------	------	------	--------	------	------	------	------	------	--------	------	------	------	------	------	--------	------	------	-------	-------	-------	--------	-------	-------	-------	--------	-------	--------

PITCHER	IP	WLS	BF	H	R	ER	SO	BB	IBB	HBP	BLK	WP	HR	S	P	ERA	WHIP
Bert Blyleven, R (1, 1) ERA: 3.31	8.0	W	32	7	2	2	7	3	0	0	0	0	0	43	55	2.25	1.250
Ron Davis, R (9, 1) ERA: 3.36	1.0	S	2	0	0	0	0	0	0	0	0	0	0	2	2	0.00	0.000

BOTTOM

Minnesota Twins @ Cleveland Indians
Cleveland Municipal Stadium, Cleveland, OH

Sun Sep 15 1985, 3:33 AM EDT
Att. 6,010 - Unknown

AB	31
R	2
H	7
RBI	1
BB	3
SO	7
LOB	13



livebaseballscorecards.com

Batter	1	2	3	4	5	6	7	8	9	10	11	AB R H RBI BB SO LOB	TOP				
Wayne Tolleson, S (1, 6) OBP: 0.366, SLG: 0.405	0-0 4-3	0-0 FC4-6		0-0 G3		4-0 BB		0-0 F8		0-0 6-3		5 0 0 0 1 0 2					
Curtis Wilkerson, S (1, 4) OBP: 0.286, SLG: 0.306	0-0 E6 HR		0-0 6-3	0-0 3B		0-0 F8			0-0 HR		0-3 K	6 2 2 1 0 1 1					
Pete O'Brien, L (1, 3) OBP: 0.333, SLG: 0.436	0-0 HR		0-0 BB 1B	0-0 G3		0-0 4-3			0-0 F5		0-0 G3	6 1 2 2 0 0 3					
Larry Parrish, R (1, 10) OBP: 0.321, SLG: 0.440	0-0 5-3		0-0 BB 1B		0-0 F8		0-0 F9			0-0 HR	0-0 F7	6 1 2 2 0 0 0					
Gary Ward, R (1, 7) OBP: 0.321, SLG: 0.422	0-0 6-3		4-0 BB		0-0	0-0 FC5-4 1B			0-0	0-0		4 0 3 0 1 0 0					
Duane Walker, L (1, 9) OBP: 0.261, SLG: 0.337		0-0 HR	0-3 K		0-0 5-3		0-0 F8		0-3 K			2 1 1 1 0 1 3					
Ellis Valentine, R (5, PH) OBP: 0.250, SLG: 0.182												3 0 0 0 0 1 3					
George Wright, S (1, 8) OBP: 0.242, SLG: 0.243		0-0 4-3	0-0 G3		4-0 FC6-4 BB		0-0 FC5-4 1-2r		0-0 G3			4 0 0 0 1 0 5					
Steve Buechele, R (1, 5) OBP: 0.269, SLG: 0.298		0-0 6-3		0-0 5-3	0-0 FC6-4			0-0 1-3		0-0 F4		5 0 0 0 0 0 2					
Geno Petralli, L (1, 2) OBP: 0.314, SLG: 0.267		1-0 FC4-6 HBP		0-0 G3		0-0 G1		0-0 6-3		0-0 F8		1 1 1 0 0 0 0					
Don Slaught, R (6, PH) OBP: 0.328, SLG: 0.412				0-0 3B								3 0 0 0 0 0 0					
Inning Stats	R: 2 H: 1 E: 1 LOB: 0 K: 0 BB: 0 S: 5 P: 5	R: 1 H: 1 E: 0 LOB: 1 K: 0 BB: 0 S: 4 P: 5	R: 0 H: 2 E: 0 LOB: 3 K: 1 BB: 1 S: 7 P: 11	R: 1 H: 2 E: 0 LOB: 1 K: 0 BB: 0 S: 5 P: 5	R: 0 H: 1 E: 0 LOB: 2 K: 0 BB: 1 S: 4 P: 8	R: 0 H: 0 E: 0 LOB: 1 K: 0 BB: 1 S: 3 P: 7	R: 0 H: 1 E: 0 LOB: 1 K: 0 BB: 0 S: 4 P: 4	R: 0 H: 0 E: 0 LOB: 0 K: 0 BB: 0 S: 3 P: 3	R: 2 H: 3 E: 0 LOB: 1 K: 1 BB: 0 S: 8 P: 8	R: 0 H: 0 E: 0 LOB: 0 K: 0 BB: 0 S: 3 P: 3	R: 0 H: 0 E: 0 LOB: 0 K: 1 BB: 0 S: 5 P: 5	1B: 4 SF: 0 2B: 3 SAC: 0 3B: 1 DP: 0 HR: 3 HBP: 1	WP: 0 PA: 49 PB: 0 SB: 0 CS: 0				
PITCHER	IP WLS BF H R ER SO BB IBB HBP BLK WP HR S P ERA WHIP																
Mike Smithson, R (1, 1) ERA: 4.36	3.2		6	4	3	1	1	0	1	0	0	0	2	20	25	7.36	1.909
Pete Filson, L (4, 1) ERA: 3.77	4.2		19	3	1	1	0	2	0	0	0	0	0	17	25	1.93	1.071
Ron Davis, R (9, 1) ERA: 3.41	1.2		7	2	1	1	0	0	0	0	0	0	1	9	9	5.40	1.200
Frank Eufemia, R (11, 1) ERA: 3.86	1.0	W	3	0	0	0	1	0	0	0	0	0	0	5	5	0.00	0.000

Texas Rangers @ Minnesota Twins
 Hubert H. Humphrey Metrodome, Minneapolis, MN
 Mon Sep 16 1985, 8:05 PM EDT
 Att: 8,479 - Unknown

livebaseballscorecards.com

AB	45
R	6
H	11
RBI	6
BB	3
SO	3
LOB	19



BOTTOM

Texas Rangers @ Minnesota Twins
Hubert H. Humphrey Metrodome, Minneapolis, MN

Mon Sep 16 1986, 8:05 PM EDT
Att: 8,479 - Unknown

livebaseballscores.com

AB	37
R	7
H	14
RBI	6
BB	4
SO	6
LOB	14



WP:	0	PA:	43
PB:	0		
SB:	3		
CS:	0		

Batter	1	2	3	4	5	6	7	8	9	10	11	AB	R	H	RBI	BB	SO	LOB
Kirby Puckett, R OBP: 0.383, SLG: 0.374 (1, 8)	0-0 BB 1B	0-0 2B 1B		0-3 K			0-3 K		0-0 4-3 1B			5	1	3	2	0	2	1
Dave Meier, R OBP: 0.383, SLG: 0.323 (1, 7)	4-0 1B BB	0-0 1B					0-0 F8		0-0 4-3 1B			3	2	2	0	1	0	0
Mike Stenhouse, L OBP: 0.337, SLG: 0.345 (9, PH) (10, 7)	1-2 1B BB	1-2 2B							1-2			1	0	0	0	0	0	2
Kent Hrbek, L OBP: 0.351, SLG: 0.446 (1, 3)	4-0 SF9 1B						0-3 K		0-3 4-3			4	1	1	0	1	2	1
Tom Brunansky, R OBP: 0.324, SLG: 0.457 (1, 9)	0-0 E S						0-0 F8		4-0 S BB			4	0	2	1	1	0	2
Mark Funderburk, R OBP: 0.366, SLG: 0.583 (1, 10)	0-0 SF9						0-0 2B		0-0 F7			4	0	2	2	0	0	2
Tim Laudner, R OBP: 0.296, SLG: 0.406 (1, 2)	0-3 K						0-0 6-3		0-0 F4			3	0	0	0	0	1	3
Mark Salas, L OBP: 0.335, SLG: 0.452 (8, PH) (9, 2)									1-2			2	0	0	0	0	1	1
Gary Gaetti, R OBP: 0.299, SLG: 0.409 (1, 5)	0-0 6-3						0-0 6-3		0-0 6-3			5	2	3	1	0	0	1
Tim Teufel, R OBP: 0.333, SLG: 0.391 (1, 4)							0-0 1B		0-0 SH3-4 1B			3	0	0	0	0	0	1
Steve Lombardozzi, R OBP: 0.412, SLG: 0.533 (7, 4)							0-0 G3-6-3 1B		0-0 5-3			0	0	0	0	0	0	0
Roy Smalley, S OBP: 0.366, SLG: 0.414 (9, PH)							1-2		1-2 SH3-4 1B			1	0	1	0	0	0	0
Ron Washington, R OBP: 0.308, SLG: 0.394 (9, PR) (10, 4)									1-2 1B 1B			0	1	0	0	0	0	0
Greg Gagne, R OBP: 0.287, SLG: 0.332 (1, 6)							4-0 BB		0-0 L9			2	0	0	0	1	0	0

Inning Stats	R	H	E	K	S	H	LOB	BB	IBB	HBP	BLK	WP	HR	S	P	ERA	WHIP				
R: 3 E: 0 K: 1 S: 7	H: 2 LOB: 1 BB: 2 P: 15	R: 0 E: 0 K: 0 S: 4	H: 2 LOB: 2 BB: 0 P: 4	R: 0 E: 0 K: 0 S: 4	H: 2 LOB: 1 BB: 0 P: 4	R: 0 E: 0 K: 1 S: 5	H: 1 LOB: 1 BB: 1 P: 9	R: 1 E: 0 K: 1 S: 6	H: 2 LOB: 1 BB: 0 P: 6	R: 0 E: 0 K: 0 S: 3	H: 0 LOB: 0 BB: 0 P: 3	R: 0 E: 0 K: 1 S: 5	H: 0 LOB: 0 BB: 0 P: 5	R: 0 E: 0 K: 0 S: 3	H: 0 LOB: 1 BB: 1 P: 7	R: 2 E: 0 K: 0 S: 5	H: 3 LOB: 1 BB: 0 P: 5	R: 0 E: 0 K: 1 S: 5	H: 1 LOB: 0 BB: 0 P: 5	R: 1 E: 0 K: 1 S: 4	H: 1 LOB: 0 BB: 0 P: 4

PITCHER	IP	WLS	BF	H	R	ER	SO	BB	IBB	HBP	BLK	WP	HR	S	P	ERA	WHIP
Mike Mason, L ERA: 5.08 (1, 1)	7.1		30	9	4	4	4	3	0	0	0	0	0	35	47	4.91	1.636
Greg Harris, R ERA: 2.45 (8, 1)	3.0	L	13	5	3	3	2	1	0	0	0	0	1	16	20	9.00	2.000

PITCHER	IP	WLS	BF	H	R	ER	SO	BB	IBB	HBP	BLK	WP	HR	S	P	ERA	WHIP
Mike Mason, L ERA: 5.08 (1, 1)	7.1		30	9	4	4	4	3	0	0	0	0	0	35	47	4.91	1.636
Greg Harris, R ERA: 2.45 (8, 1)	3.0	L	13	5	3	3	2	1	0	0	0	0	1	16	20	9.00	2.000

Batter	1	2	3	4	5	6	7	8	9	AB R H RBI BB SO LOB	TOP											
Toby Harrah, R (1, 4) OBP: 0.431, SLG: 0.384	0-3 K		0-3 K			0-3 K		0-0 L4		4 0 0 0 0 3 1												
Don Slaught, R (1, 2) OBP: 0.327, SLG: 0.410	0-0 6-3			0-0 6-3		0-0 HR 1B		0-0 4-3		4 1 1 0 0 0 0												
Pete O'Brien, L (1, 3) OBP: 0.334, SLG: 0.444	0-0 4-3			0-0 4-3 2B		0-0 HR			0-0 4-3	4 1 2 2 0 0 0												
Larry Parrish, R (1, 10) OBP: 0.317, SLG: 0.434		0-3 K		0-0 4-3 2B		0-0 F8			0-0 4-3	4 0 0 0 0 1 1												
Gary Ward, R (1, 7) OBP: 0.319, SLG: 0.419		0-0 5-3		0-0 6-3		0-3 K			0-0 4-3	4 0 0 0 0 1 1												
Ellis Valentine, R (1, 9) OBP: 0.222, SLG: 0.160		0-0 F9			0-3 K		0-0 6-3			3 0 0 0 0 1 0												
Steve Buechele, R (1, 5) OBP: 0.265, SLG: 0.292			0-0 F8		0-0 F3		0-0 F7			3 0 0 0 0 0 0												
George Wright, S (1, 8) OBP: 0.243, SLG: 0.247			0-0 F3		0-0 2B		0-0 5-3			3 0 1 0 0 0 0												
Curtis Wilkerson, S (1, 6) OBP: 0.286, SLG: 0.304			4-0 BB		0-0 6-3			0-0 F6		2 0 0 0 1 0 1												
Inning Stats	R: 0 E: 0 K: 1 S: 5	H: 0 LOB: 0 BB: 0 P: 5	R: 0 E: 0 K: 1 S: 5	H: 0 LOB: 0 BB: 0 P: 5	R: 0 E: 0 K: 1 S: 5	H: 0 LOB: 1 BB: 1 P: 9	R: 0 E: 0 K: 0 S: 4	H: 1 LOB: 1 BB: 0 P: 4	R: 0 E: 0 K: 1 S: 6	H: 1 LOB: 1 BB: 0 P: 6	R: 2 E: 0 K: 2 S: 9	H: 2 LOB: 0 BB: 0 P: 9	R: 0 E: 0 K: 0 S: 3	H: 0 LOB: 0 BB: 0 P: 3	R: 0 E: 0 K: 0 S: 3	H: 0 LOB: 0 BB: 0 P: 3	R: 0 E: 0 K: 0 S: 3	H: 0 LOB: 0 BB: 0 P: 3	1B: 1 2B: 2 3B: 0 HR: 1	SF: 0 SAC: 0 DP: 0 HBP: 0	WP: 0 PB: 0 SB: 0 CS: 0	PA: 32
PITCHER Frank Viola, L (1, 1) ERA: 4.39	IP: 9.0 WLS: W BF: 32 H: 4 R: 2 ER: 2 SO: 6 BB: 1 IBB: 0 HBP: 0 BLK: 0 WP: 0 HR: 1 S: 43 P: 47 ERA: 2.00 WHIP: 0.556											PITCHER	IP: 9.0 WLS: W BF: 32 H: 4 R: 2 ER: 2 SO: 6 BB: 1 IBB: 0 HBP: 0 BLK: 0 WP: 0 HR: 1 S: 43 P: 47 ERA: 2.00 WHIP: 0.556									

Texas Rangers @ Minnesota Twins
 Hubert H. Humphrey Metrodome, Minneapolis, MN
 Tue Sep 17 1985, 8:05 PM EDT
 Att. 8,149 - Unknown

livebaseballscorecards.com

AB 31
 R 2
 H 4
 RBI 2
 BB 1
 SO 6
 LOB 4



Batter	1	2	3	4	5	6	7	8	9	AB	R	H	RBI	BB	SO	LOB
Kirby Puckett, R OBP: 0.324, SLG: 0.371 (1, 8)	0-0 4-3	0-0 6-3		0-0 6-3		0-0 F9		0-0 FC6-4		5	0	0	0	0	0	5
Mike Stenhouse, L OBP: 0.338, SLG: 0.347 Dave Meier, R OBP: 0.383, SLG: 0.323 (9, 7)	0-0 4-3		0-3 K		0-0 1B 2B	0-0 1B 2B		0-0 F7		5	2	2	1	0	1	1
Kent Hrbek, L OBP: 0.355, SLG: 0.448 (1, 3)	0-0 FC5-4 1B		0-0 4-3		0-0 1B 2B	4-0 1B 2B		0-0 1B		4	1	3	0	1	0	0
Tom Brunansky, R OBP: 0.324, SLG: 0.465 (1, 9)	0-0 FC5-4		0-0 HR		0-3 K	0-0 2B		0-0 F4		5	1	2	2	0	1	5
Mark Salas, L OBP: 0.334, SLG: 0.453 (1, 2)		0-0 1B 2B		0-0 F2		0-3 K		0-0 F5		4	1	1	0	0	1	4
Roy Smalley, S OBP: 0.367, SLG: 0.418 (1, 10)		0-0 4-3		0-0 FC1-5 1B		0-0 2B		0-0 6-3		4	0	2	2	0	0	1
Gary Gaetti, R OBP: 0.301, SLG: 0.408 (1, 5)		0-0 E SF8 1B		4-0 1B 2B		0-0 6-3		0-0 4-3		3	1	1	1	1	0	1
Steve Lombardozzi, R OBP: 0.429, SLG: 0.526 (1, 4)		0-0 S 1B		0-0 FC1-5 1B		0-0 1B 1B		0-0 F8		4	1	2	0	0	0	2
Greg Gagne, R OBP: 0.287, SLG: 0.332 (1, 6)		0-0 SF8		0-0 4-3		0-0 F9		0-0 FC6-4 1B		3	0	1	1	0	0	3

Inning Stats	R: 0	H: 1	E: 0	LOB: 1	K: 0	BB: 0	S: 4	R: 2	H: 3	E: 0	LOB: 1	K: 0	BB: 0	S: 6	R: 1	H: 1	E: 0	LOB: 0	K: 1	BB: 0	S: 6	R: 0	H: 1	E: 0	LOB: 2	K: 0	BB: 1	S: 4	R: 2	H: 3	E: 0	LOB: 1	K: 2	BB: 0	S: 10	R: 2	H: 3	E: 0	LOB: 2	K: 0	BB: 1	S: 6	R: 0	H: 2	E: 0	LOB: 0	K: 0	BB: 0	S: 5	R: 0	H: 2	E: 0	LOB: 2	K: 0	BB: 0	S: 5
PITCHER	IP	WLS	BF	H	R	ER	SO	BB	IBB	HBP	BLK	WP	HR	S	P	ERA	WHIP																																							
Dave Schmidt, R ERA: 3.24 (1, 1)	4.0	L	21	8	5	4	1	1	0	0	0	0	0	22	26	9.00	2.250																																							
Matt Williams, R ERA: 4.5 (5, 1)	2.0		11	4	2	2	2	1	0	0	0	0	0	14	18	9.00	2.500																																							
Dave Rozema, R ERA: 4.33 (7, 1)	2.0		8	2	0	0	0	0	0	0	0	0	0	8	8	0.00	1.000																																							


BOTTOM

Texas Rangers @ Minnesota Twins
 Hubert H. Humphrey Metrodome, Minneapolis, MN

Tue Sep 17 1985, 8:05 PM EDT
 Att. 8,149 - Unknown

livebaseballscorecards.com

AB	37
R	7
H	14
RBI	7
BB	2
SO	3
LOB	22



1B:	10	SF:	1	WP:	0	PA:	40
2B:	3	SAC:	0	PB:	0	SB:	1
3B:	0	DP:	0	CS:	0		
HR:	1	HBP:	0				

Batter	1	2	3	4	5	6	7	8	9	AB R H RBI BB SO LOB	TOP									
Curtis Wilkerson, S (1, 6) OBP: 0.286, SLG: 0.304	0-0 F8		0-0 G3-6-1 1-2 3-H 1B		0-0 4-3			0-0 1-3		4 0 1 1 0 0 1										
Alan Bannister, R (1, 4) OBP: 0.314, SLG: 0.340	0-0 F7		0-0 L3			0-0 5-3		0-0 6-3		4 0 0 0 0 0 2										
Pete O'Brien, L (1, 3) OBP: 0.332, SLG: 0.441	0-0 F9		0-0 G3-6-1 1-2f			0-0 F6		0-0 F7		4 0 0 0 0 0 2										
Larry Parrish, R (1, 10) OBP: 0.316, SLG: 0.435		0-0 F7		0-0 4-3 2B		0-0 F9			0-0 F3	4 0 1 0 0 0 0										
Gary Ward, R (1, 7) OBP: 0.320, SLG: 0.418		0-3 K		0-3 K			4-0 HR BB		0-0 BB 1B	3 1 1 0 1 2 1										
Duane Walker, L (1, 9) OBP: 0.266, SLG: 0.333		4-0 S BB		0-0 4-3 2-3			0-3 K		4-0 1-2 BB	2 0 0 0 2 1 2										
Don Slaught, R (1, 2) OBP: 0.326, SLG: 0.418		0-0 4-3 1-2		0-0 5-3			0-0 1-H HR		0-3 K	4 1 1 2 0 1 4										
Steve Buechele, R (1, 5) OBP: 0.267, SLG: 0.301			0-0 1B 2B		0-0 5-3		0-0 L4		0-0 4-3	2 1 1 0 0 0 0 1 0 0 0 0 0 0 1 0 0 0 0 0 2										
Bob Jones, L (7, PH) OBP: 0.276, SLG: 0.292																				
Wayne Tolleson, S (7, 5) OBP: 0.365, SLG: 0.404																				
George Wright, S (1, 8) OBP: 0.247, SLG: 0.251			0-0 1B 2-3 1B		0-0 1B CS 1B		0-3 K			3 0 2 0 0 1 0										
Inning Stats	R: 0 E: 0 K: 0 S: 3	H: 0 LOB: 0 BB: 0 P: 3	R: 0 E: 0 K: 1 S: 5	H: 0 LOB: 1 BB: 1 P: 9	R: 1 E: 0 K: 0 S: 5	H: 3 LOB: 1 BB: 0 P: 5	R: 0 E: 0 K: 1 S: 6	H: 1 LOB: 1 BB: 0 P: 6	R: 0 E: 0 K: 0 S: 3	H: 1 LOB: 0 BB: 0 P: 3	R: 2 E: 0 K: 2 S: 8	H: 1 LOB: 0 BB: 1 P: 12	R: 0 E: 0 K: 0 S: 3	H: 0 LOB: 0 BB: 0 P: 3	R: 0 E: 0 K: 1 S: 6	H: 1 LOB: 2 BB: 1 P: 10	1B: 4 2B: 2 3B: 0 HR: 1	SF: 0 SAC: 0 DP: 1 HBP: 0	WP: 0 PB: 0 SB: 1 CS: 1	PA: 35
PITCHER	IP WLS BF H R ER SO BB IBB HBP BLK WP HR S P ERA WHIP																			
Ken Schrom, R (1, 1) ERA: 4.91	6.0 W 23 5 2 2 2 2 2 0 0 0 0 0 0 25 33 3.00 1.167																			
John Butcher, R (7, 1) ERA: 4.77	2.0 7 1 1 1 2 0 0 0 0 0 0 1 11 11 4.50 0.500																			
Ron Davis, R (9, 1) ERA: 3.36	1.0 S 5 1 0 0 1 1 0 0 0 0 0 0 6 10 0.00 2.000																			

Texas Rangers @ Minnesota Twins
 Hubert H. Humphrey Metrodome, Minneapolis, MN
 Wed Sep 18 1985, 4:33 AM EDT
 Att. 7,977 - Unknown

AB	32
R	3
H	7
RBI	3
BB	3
SO	5
LOB	14




Batter	1	2	3	4	5	6	7	8	9
Kirby Puckett, R OBP: 0.325, SLG: 0.372 (1, 8) X	0-0 E SF8 1B	0-0 5-3 1-2			X 0-0 1B	0-0 F3			
Mike Stenhouse, L OBP: 0.332, SLG: 0.341 (1, 7) X	0-0 SF8 1-H		X 0-0 4-3		X 0-0 F9		X 0-0 F5		
Dave Meier, R OBP: 0.383, SLG: 0.323 (8, 7)									
Kent Hrbek, L OBP: 0.353, SLG: 0.445 (1, 3) X	0-0 G3		X 0-0 6-3		X 0-0 4-3		X 0-0 4-3		
Tom Brunansky, R OBP: 0.325, SLG: 0.464 (1, 9) B B B B	4-0 1B BB		X 0-0 WP 1B		X 0-0 F3		X 0-0 F5		
Mark Salas, L OBP: 0.336, SLG: 0.453 (1, 2) X	0-0 1-3 1B		X 0-0 1-3		X 0-0 BB 2B 1B		X 0-0 F9		
Roy Smalley, S OBP: 0.366, SLG: 0.416 (1, 10) X	0-0 F6		X 0-0 3-1		X 0-0 1-2 2B 1B		X 0-0 F4		
Gary Gaetti, R OBP: 0.304, SLG: 0.409 (1, 5) H		1-0 FC6-4 HBP		X 0-0 FC6-4 1B		B B B B 4-0 2B SF8 BB		X 0-0 F8	
Tim Teufel, R OBP: 0.333, SLG: 0.393 (1, 4) X		0-0 F9		X 0-0 FC6-4		X 0-0 1-3 2-H 3-H 2B			
Steve Lombardozzi, R OBP: 0.429, SLG: 0.526 (7, 4) X									
Greg Gagne, R OBP: 0.284, SLG: 0.329 (1, 6) X		0-0 FC6-4 S 1-2f		X 0-0 F9		X 0-0 SF8 3-H			

AB	R	H	RBI	BB	SO	LOB
4	1	2	0	0	0	2
3	0	0	1	0	0	0
0	0	0	0	0	0	0
4	0	0	0	0	0	0
3	0	1	0	1	0	0
4	1	2	0	0	0	1
4	1	1	0	0	0	2
2	1	1	0	1	0	0
3	0	1	2	0	0	2
0	0	0	0	0	0	0
2	0	0	1	0	0	2

TEXAS RANGERS @ MINNESOTA TWINS
Hubert H. Humphrey Metrodome, Minneapolis, MN
 Wed Sep 18 1985, 4:33 AM EDT
 Att. 7,977 - Unknown

AB	29
R	4
H	8
RBI	4
BB	2
SO	0
LOB	9



1B	7	SF	2	WP	1	PA	34
2B	1	SAC	0	PB	0		
3B	0	DP	0	SB	1		
HR	0	HBP	1	CS	0		

Inning Stats	R	H	E	K	S	LOB	BB	P	IP	WLS	BF	H	R	ER	SO	BB	IBB	HBP	BLK	WP	HR	S	P	ERA	WHIP
	1	2	0	0	5	2	9		8.0	L	34	8	4	4	0	2	0	1	0	1	0	31	40	4.50	1.250
	0	0	0	0	3	0	4																		

PITCHER	IP	WLS	BF	H	R	ER	SO	BB	IBB	HBP	BLK	WP	HR	S	P	ERA	WHIP
Charlie Hough, R ERA: 3.31 (1, 1)	8.0	L	34	8	4	4	0	2	0	1	0	1	0	31	40	4.50	1.250

Batter	1	2	3	4	5	6	7	8	9	AB R H RBI BB SO LOB	TOP									
Kirby Puckett, R (1, 8) OBP: 0.325, SLG: 0.377	0-0 L6		0-0 4-3 2B	0-0 2-H 3B		0-3 K		0-0 F4		5 0 2 1 0 1 3										
Dave Meier, R (1, 7) OBP: 0.381, SLG: 0.323	0-0 BB 1B		0-0 4-3	0-0 4-3		0-0 5-3		0-0 G3	3 0 1 0 0 0 2											
Dave Engle, R (6, PH) OBP: 0.327, SLG: 0.413			2-3						1 0 0 0 0 0 2											
Mike Stenhouse, L (9, PH) OBP: 0.330, SLG: 0.339									1 0 0 0 0 0 0											
Kent Hrbek, L (1, 3) OBP: 0.353, SLG: 0.442	4-0 1-2 BB		4-0 BB BB		0-0 B3		0-0 G3	0-3 K	3 0 0 0 2 1 0											
Tom Brunansky, R (1, 9) OBP: 0.323, SLG: 0.459	0-3 K		0-0 F6		0-0 F7		0-0 F7	0-3 K	5 0 0 0 0 2 4											
Mark Funderburk, R (1, 10) OBP: 0.400, SLG: 0.590	0-0 F6		4-0 1-2 FC6-4 BB		0-0 1B		0-0 1B		3 0 2 0 1 0 2											
Gary Gaetti, R (1, 5) OBP: 0.302, SLG: 0.405		0-0 5-3	0-0 FC6-4		0-3 K		0-0 F9		4 0 0 0 0 1 5											
Tim Laudner, R (1, 2) OBP: 0.301, SLG: 0.409		0-0 1-3 1B		0-0 5-3 3B 1B		0-0 4-3		0-0 F9	4 1 2 0 0 0 0											
Tim Teufel, R (1, 4) OBP: 0.335, SLG: 0.391		0-0 1-3		0-3 K		4-0 1B BB		4-0 BB	2 0 0 0 2 1 2											
Greg Gagne, R (1, 6) OBP: 0.282, SLG: 0.327		0-0 F7		0-0 5-3		0-0 1B		0-0 F8	2 0 0 0 0 0 2											
Mickey Hatcher, R (6, PH) OBP: 0.306, SLG: 0.359									1 0 1 0 0 0 0											
Alvaro Espinoza, R (6, 6) OBP: 0.288, SLG: 0.298									0 0 0 0 0 0 0											
Roy Smalley, S (8, PH) OBP: 0.365, SLG: 0.415									1 0 0 0 0 0 1											
Inning Stats	R: 0 E: 0 K: 1 S: 6	H: 1 LOB: 2 BB: 1 P: 10	R: 0 E: 0 K: 0 S: 4	H: 1 LOB: 1 BB: 0 P: 4	R: 0 E: 0 K: 0 S: 4	H: 1 LOB: 3 BB: 2 P: 12	R: 1 E: 0 K: 1 S: 7	H: 2 LOB: 1 BB: 0 P: 7	R: 0 E: 0 K: 1 S: 6	H: 1 LOB: 1 BB: 0 P: 6	R: 0 E: 0 K: 0 S: 4	H: 1 LOB: 1 BB: 0 P: 4	R: 0 E: 0 K: 0 S: 3	H: 0 LOB: 1 BB: 1 P: 7	R: 0 E: 0 K: 2 S: 7	H: 0 LOB: 0 BB: 0 P: 7	1B: 6 2B: 1 3B: 1 HR: 0	SF: 0 SAC: 0 DP: 0 HBP: 0	WP: 0 PB: 0 SB: 0 CS: 0	PA: 40
PITCHER	IP WLS BF H R ER SO BB IBB HBP BLK WP HR S P ERA WHIP																			
Charlie Leibrandt, L (1, 1) ERA: 2.63	7.1 W 35 8 1 1 4 5 0 0 0 0 0 0 38 58 1.23 1.773																			
Steve Farr, R (8, 1) ERA: 3.49	1.2 5 0 0 0 2 0 0 0 0 0 0 0 9 9 0.00 0.000																			

Minnesota Twins @ Kansas City Royals
Royals Stadium, Kansas City, MO

AB 35
R 1
H 8
RBI 1
BB 5
SO 6
LOB 23



Fri Sep 20 1985, 8:05 PM EDT
Att: 22,845 - Unknown

livebaseballscorecards.com

Batter	1	2	3	4	5	6	7	8	9	AB	R	H	RBI	BB	SO	LOB
Willie Wilson, S OBP: 0.317, SLG: 0.408 (1, 8)	0-0 F4	0-0 F6		0-0 1B		0-3 K				4	0	1	0	0	1	1
Lonnie Smith, R OBP: 0.344, SLG: 0.375 (1, 7)	0-0 BB HR	0-0		0-0 F8		0-3 K2-3				4	1	2	0	0	1	2
Lynn Jones, R OBP: 0.261, SLG: 0.273 (7, 7)										0	0	0	0	0	0	0
George Brett, L OBP: 0.440, SLG: 0.570 (1, 5)	4-0 BB HR	4-0		0-0 4-3			0-0 4-3			2	1	0	0	2	0	1
Greg Pryor, R OBP: 0.274, SLG: 0.267 (9, 5)	1-2 BB	1-2 BB								0	0	0	0	0	0	0
Jorge Orta, L OBP: 0.323, SLG: 0.372 (1, 10)	4-0 BB HR	0-0 5-3			0-3 K		0-0 4-3			3	1	0	0	1	1	2
Steve Balboni, R OBP: 0.305, SLG: 0.479 (1, 3)	0-0 HR		0-3 K		0-3 K		0-0 F7			4	1	1	4	0	2	0
Frank White, R OBP: 0.279, SLG: 0.408 (1, 4)	0-0 1B		0-0 S 1B		0-0 F8			0-0 L5		4	0	2	0	0	0	0
Omar Moreno, L OBP: 0.263, SLG: 0.398 (1, 9)	0-0 F7		0-0 F6			0-0 E 1B		0-0 G3		4	1	1	0	0	0	2
Jamie Quirk, L OBP: 0.300, SLG: 0.359 (1, 2)	0-0 6-3		0-0 L4			0-0 F8		0-0 1B		4	0	1	0	0	0	3
Buddy Biancalana, S OBP: 0.268, SLG: 0.263 (1, 6)		0-3 K		0-3 K		0-0 E2 1B		0-3 K		4	0	1	0	0	3	1

Inning Stats	R: 4	H: 3	E: 0	LOB: 1	K: 0	BB: 2	S: 6	P: 14	R: 0	H: 1	E: 0	LOB: 2	K: 1	BB: 1	S: 6	P: 10	R: 0	H: 1	E: 0	LOB: 1	K: 1	BB: 0	S: 6	P: 6	R: 0	H: 0	E: 0	LOB: 0	K: 2	BB: 0	S: 7	P: 7	R: 1	H: 2	E: 2	LOB: 1	K: 2	BB: 0	S: 9	P: 9	R: 0	H: 0	E: 0	LOB: 0	K: 0	BB: 0	S: 3	P: 3	R: 0	H: 1	E: 0	LOB: 1	K: 1	BB: 0	S: 6	P: 6
1B: 8	SF: 0	2B: 0	SAC: 0	3B: 0	DP: 0	HR: 1	HBP: 0	WP: 0	PA: 36																																															

PITCHER	IP	WLS	BF	H	R	ER	SO	BB	IBB	HBP	BLK	WP	HR	S	P	ERA	WHIP
Bert Blyleven, R ERA: 3.34 (1, 1)	8.0	L	36	9	5	4	8	3	0	0	0	0	1	49	61	4.50	1.500

MINNESOTA TWINS @ KANSAS CITY ROYALS
ROYALS STADIUM, KANSAS CITY, MO
 Fri Sep 20 1985, 8:05 PM EDT
 Att. 22,845 - Unknown

AB	33
R	5
H	9
RBI	4
BB	3
SO	8
LOB	12



Minnesota Twins @ Kansas City Royals
 Royals Stadium, Kansas City, MO

Sat Sep 21 1985, 8:05 PM EDT
 Att: 25,102 - Unknown

livebaseballscorecards.com

AB	36
R	6
H	11
RBI	6
BB	4
SO	6
LOB	8



WP:	1	PA:	42
PB:	0		
SB:	0		
CS:	0		

Batter	1	2	3	4	5	6	7	8	9	10	AB	R	H	RBI	BB	SO	LOB
Willie Wilson, S OBP: 0.316, SLG: 0.406 (1, 8)	0-0 1B	0-3 K			0-0 F8		0-0 F7		0-0 6-3		5	0	1	0	0	1	2
Lonnie Smith, R OBP: 0.342, SLG: 0.372 (1, 7)	0-0 F9		0-0 5-3		0-0 F7			4-0 2B BB	0-0 6-3		4	1	0	0	1	0	0
George Brett, L OBP: 0.443, SLG: 0.574 (1, 5)	0-0 1B		0-0 1B			0-0 F7		0-0 WP SF9 2B		4-0 SH1-3 BB	4	2	3	1	1	0	0
Jorge Orta, L OBP: 0.326, SLG: 0.386 (1, 10)	0-0 1B		0-0 F7			0-0 HR		0-0 SF9		0-0 SH1-3	3	1	2	2	0	0	1
Steve Balboni, R OBP: 0.306, SLG: 0.483 (1, 3)	0-0 F7		0-3 K			0-0 F7		0-0 HR		4-0 1B BB	4	1	1	1	1	1	3
Frank White, R OBP: 0.278, SLG: 0.406 (1, 4)		0-3 K		0-0 F9		0-0 5-3		0-0 5-3		0-0 1B	5	0	1	1	0	1	0
Omar Moreno, L OBP: 0.262, SLG: 0.410 (1, 9)		0-0 4-3		0-3 K			0-0 4-3		0-0 3B		4	0	1	0	0	1	0
Jamie Quirk, L OBP: 0.318, SLG: 0.357 (1, 2)		4-0 2B BB		0-0 4-3			0-0 1B		0-3 K		3	1	1	0	1	1	1
Buddy Biancalana, S OBP: 0.269, SLG: 0.274 (1, 6)		0-0 2B		0-0 L9			0-3 K		0-0 F6		3	0	1	1	0	1	1
Dave Leeper, L OBP: 0.097, SLG: 0.067 (9, PH)											1	0	0	0	0	0	0
Onix Concepcion, R OBP: 0.261, SLG: 0.251 (10, 6)											0	0	0	0	0	0	0

Inning Stats	R: 0	H: 3	E: 0	K: 0	S: 5	P: 5	R: 1	H: 1	E: 0	K: 2	S: 8	P: 12	R: 0	H: 1	E: 0	K: 1	S: 6	R: 0	H: 0	E: 0	K: 1	S: 5	P: 5	R: 0	H: 0	E: 0	K: 0	S: 3	P: 3	R: 1	H: 1	E: 0	K: 0	S: 4	P: 4	R: 0	H: 1	E: 0	K: 1	S: 6	P: 6	R: 3	H: 3	E: 0	K: 1	S: 8	P: 12	R: 0	H: 0	E: 0	K: 0	S: 3	P: 3	R: 1	H: 1	E: 0	K: 0	S: 2	P: 10	1B: 6	SF: 1	2B: 2	SAC: 1	3B: 1	DP: 0	HR: 2	HBP: 0	WP: 1	PA: 42
--------------	------	------	------	------	------	------	------	------	------	------	------	-------	------	------	------	------	------	------	------	------	------	------	------	------	------	------	------	------	------	------	------	------	------	------	------	------	------	------	------	------	------	------	------	------	------	------	-------	------	------	------	------	------	------	------	------	------	------	------	-------	-------	-------	-------	--------	-------	-------	-------	--------	-------	--------

PITCHER	IP	WLS	BF	H	R	ER	SO	BB	IBB	HBP	BLK	WP	HR	S	P	ERA	WHIP
Mike Smithson, R ERA: 4.39 (1, 1)	7.0		30	8	4	4	5	2	0	0	0	0	1	38	46	5.14	1.429
Ron Davis, R ERA: 3.52 (8, 1)	2.1	L	12	3	2	2	1	2	0	0	0	1	1	12	20	7.71	2.143


Batter	1	2	3	4	5	6	7	8	9	AB	R	H	RBI	BB	SO	LOB
Willie Wilson, S OBP: 0.313, SLG: 0.403 (1, 8)	0-0 F5		0-0 4-3		0-3 K			0-3 K		4	0	0	0	0	2	0
Lonnie Smith, R OBP: 0.342, SLG: 0.373 (1, 7)	0-0 F8 2B		0-3 K			0-0 F8		0-0 4-3		4	0	1	0	0	1	0
George Brett, L OBP: 0.440, SLG: 0.569 (1, 5)	0-0 F8 2-3		0-0 4-3			0-0 F7		0-0 4-3		4	0	0	0	0	0	1
Hal McRae, R OBP: 0.345, SLG: 0.450 (1, 10)	0-0 L6			0-0 F9		0-3 K			0-0 FC4-6 1B 1B	4	0	1	0	0	1	1
Frank White, R OBP: 0.282, SLG: 0.410 (1, 4)		0-0 G6-4-3 1B		0-0 4-3 2B			0-0 HR 1B		0-0 F8	4	2	3	0	0	0	1
Steve Balboni, R OBP: 0.307, SLG: 0.482 (1, 3)		4-0 BB BB BB G6-4-3 1-2 BB		0-0 4-3		0-0 F3		0-0 FC4-6 1B		3	0	1	0	1	0	2
Darryl Motley, R OBP: 0.266, SLG: 0.433 (1, 9)		0-0 G6-4-3 1-2f 2-3		0-0 5-3		0-0 HR		0-0 FC4-6 1-2f 2-3		4	1	1	2	0	0	5
Jim Sundberg, R OBP: 0.303, SLG: 0.377 (1, 2)		0-0 3-H 1B			0-0 F7		0-0 1-3		0-0 F9	4	0	1	1	0	0	2
Buddy Biancalana, S OBP: 0.265, SLG: 0.269 (1, 6)		0-0 F6			0-0 6-3			0-0 F8		2	0	0	0	0	0	1
Lynn Jones, R OBP: 0.260, SLG: 0.271 (7, PH)										1	0	0	0	0	0	0
Onix Concepcion, R OBP: 0.261, SLG: 0.251 (8, 6)										0	0	0	0	0	0	0

Inning Stats	R: 0	H: 1	E: 0	K: 0	S: 4	R: 1	H: 2	E: 0	K: 0	S: 4	R: 0	H: 0	E: 0	K: 1	S: 5	R: 0	H: 1	E: 0	K: 0	S: 4	R: 0	H: 0	E: 0	K: 1	S: 5	R: 0	H: 0	E: 0	K: 1	S: 5	R: 2	H: 2	E: 0	K: 0	S: 5	R: 0	H: 0	E: 0	K: 1	S: 5	R: 0	H: 2	E: 0	K: 0	S: 5	R: 0	H: 2	E: 0	K: 0	S: 5	1B: 5	SF: 0	2B: 2	SAC: 0	3B: 0	DP: 1	HR: 1	HBP: 0	WP: 0	PA: 35
--------------	------	------	------	------	------	------	------	------	------	------	------	------	------	------	------	------	------	------	------	------	------	------	------	------	------	------	------	------	------	------	------	------	------	------	------	------	------	------	------	------	------	------	------	------	------	------	------	------	------	------	-------	-------	-------	--------	-------	-------	-------	--------	-------	--------

PITCHER	IP	WLS	BF	H	R	ER	SO	BB	IBB	HBP	BLK	WP	HR	S	P	ERA	WHIP
Frank Viola, L ERA: 4.33 (1, 1)	9.0	W	35	8	3	3	4	1	0	0	0	0	1	42	46	3.00	1.000

MINNESOTA TWINS @ KANSAS CITY ROYALS
ROYALS STADIUM, KANSAS CITY, MO
 Sun Sep 22 1985, 4:33 AM EDT
 Att. 21,277 - Unknown

AB	34
R	3
H	8
RBI	3
BB	1
SO	4
LOB	13



Batter	1	2	3	4	5	6	7	8	9	AB R H RBI BB SO LOB	TOP											
Kirby Puckett, R OBP: 0.323, SLG: 0.372 (1, 8) X	0-0 F9			0-3 K		4-0 BB			0-3 K	3 0 0 0 1 2 0												
Roy Smalley, S OBP: 0.364, SLG: 0.411 (1, 10) BBB	4-0 BB			0-0 F6		0-3 K			0-0 F6	3 0 0 0 1 1 2												
Kent Hrbek, L OBP: 0.350, SLG: 0.442 (1, 3) X	0-0 G3-6-3			0-0 WP		0-0 4-3			0-0 G3	4 0 1 0 0 0 3												
Tom Brunansky, R OBP: 0.326, SLG: 0.459 (1, 9) X		0-0 F8		0-0 5-3		4-0 BB				2 0 0 0 1 0 1												
Mark Salas, L OBP: 0.334, SLG: 0.450 (1, 2) X		0-0 1-3			0-0 1B		0-0 FC4-6			3 0 1 0 0 0 1												
Mark Funderburk, R OBP: 0.404, SLG: 0.647 (1, 7) X		0-0 F8			0-0 G5-4-3		0-0 G5-4-3			3 0 0 0 0 0 2												
Gary Gaetti, R OBP: 0.303, SLG: 0.403 (1, 5) SSS			0-3 K		0-0 F4			0-0 1B		3 0 1 0 0 1 0												
Steve Lombardozzi, R OBP: 0.367, SLG: 0.407 (1, 4) X			0-0 F4			4-0 BB		0-0 G6-4-3		1 0 0 0 0 0 0												
Tim Teufel, R OBP: 0.335, SLG: 0.390 (6, PH) (6, 4)								0-0 G6-4-3		1 0 0 0 1 0 1												
Greg Gagne, R OBP: 0.281, SLG: 0.325 (1, 6) X			0-0 F8			0-3 K		0-0 G3		1 0 0 0 0 0 0												
Mike Stenhouse, L OBP: 0.328, SLG: 0.337 (6, PH)										1 0 0 0 0 1 1												
Alvaro Espinoza, R OBP: 0.288, SLG: 0.298 (6, 6)										0 0 0 0 0 0 0												
Mickey Hatcher, R OBP: 0.308, SLG: 0.366 (8, PH)										1 0 0 0 0 0 0												
Ron Washington, R OBP: 0.308, SLG: 0.394 (8, 6)										0 0 0 0 0 0 0												
Inning Stats	R: 0 E: 0 K: 0 S: 2	H: 0 LOB: 0 BB: 1 P: 6	R: 0 E: 0 K: 0 S: 3	H: 0 LOB: 0 BB: 0 P: 3	R: 0 E: 0 K: 1 S: 5	H: 0 LOB: 0 BB: 0 P: 5	R: 0 E: 0 K: 1 S: 6	H: 1 LOB: 1 BB: 0 P: 6	R: 0 E: 0 K: 0 S: 3	H: 1 LOB: 0 BB: 0 P: 3	R: 0 E: 0 K: 2 S: 7	H: 0 LOB: 2 BB: 2 P: 15	R: 0 E: 0 K: 0 S: 2	H: 0 LOB: 0 BB: 1 P: 6	R: 0 E: 0 K: 0 S: 3	H: 1 LOB: 0 BB: 0 P: 3	R: 0 E: 0 K: 1 S: 5	H: 0 LOB: 0 BB: 0 P: 5	1B: 2 2B: 1 3B: 0 HR: 0	SF: 0 SAC: 0 DP: 4 HBP: 0	WP: 1 PB: 0 SB: 0 CS: 0	PA: 30
PITCHER	IP WLS BF H R ER SO BB IBB HBP BLK WP HR S P ERA WHIP																					
Matt Williams, R ERA: 2.08 (1, 1)	7.0 W 24 2 0 0 4 4 0 0 0 1 0 28 44 0.00 0.857																					
Rick Surhoff, R ERA: 2.57 (8, 1)	2.0 6 1 0 0 1 0 0 0 0 0 0 8 8 0.00 0.500																					

Minnesota Twins @ Texas Rangers
Arlington Stadium, Arlington, TX
Tue Sep 24 1985, 8:05 PM EDT
Att. 5,721 - Unknown

livebaseballscorecards.com

AB	26
R	0
H	3
RBI	0
BB	4
SO	5
LOB	11




Batter	1	2	3	4	5	6	7	8	9
Wayne Tolleson, S OBP: 0.364, SLG: 0.403 (1, 6)	0-0 SH5-3 HR 1B	0-0 4-3 1-2			0-0 G1-4-3			0-0 E4 SH3 SF7 1B	
Curtis Wilkerson, S OBP: 0.295, SLG: 0.313 (1, 4)	0-0 SH5-3 1-2		0-0 4-3 S SF8 1B		0-3 K			0-0 SH3 2-3	
Pete O'Brien, L OBP: 0.336, SLG: 0.452 (1, 3)	0-0 2-H HR		0-0 4-3 1-3		0-0 F7			0-0 SF7 3-H	
Bob Jones, L OBP: 0.273, SLG: 0.342 (1, 9)	0-0 4-3		0-0 SF8		0-0 F8			0-0 1-3	
Gary Ward, R OBP: 0.327, SLG: 0.433 (1, 8)	0-0 5-3		0-0 3-H 1B		0-0 F8				
Duane Walker, L OBP: 0.260, SLG: 0.330 (1, 7)		0-0 E3 1B HBP SF9	0-0 F8		0-0 F7				
Don Slaught, R OBP: 0.327, SLG: 0.419 (1, 2)		1-0 1B HBP		0-0 F9			0-0 5-3		
Alan Bannister, R OBP: 0.342, SLG: 0.358 (1, 10)		0-0 1-2 2-3 S 1B		0-0 F6			0-0 F8		
Steve Buechele, R OBP: 0.268, SLG: 0.333 (1, 5)		0-0 SF9 3-H		0-0 G3			0-0 L6		

Inning Stats	R: 2	H: 2	E: 0	LOB: 0	K: 0	P: 5	R: 1	H: 1	E: 1	LOB: 1	K: 0	P: 5	R: 1	H: 2	E: 0	LOB: 1	K: 0	P: 5	R: 0	H: 0	E: 0	LOB: 0	K: 0	P: 3	R: 0	H: 0	E: 0	LOB: 0	K: 1	P: 5	R: 0	H: 0	E: 0	LOB: 0	K: 0	P: 3	R: 0	H: 0	E: 1	LOB: 0	K: 0	P: 4
	S: 5	BB: 0	S: 4	BB: 0	S: 5	BB: 0	S: 5	BB: 0	S: 3	BB: 0	S: 5	BB: 0	S: 3	BB: 0	S: 5	BB: 0	S: 3	BB: 0	S: 3	BB: 0	S: 3	BB: 0	S: 3	BB: 0	S: 3	BB: 0	S: 4	BB: 0	S: 4	BB: 0	S: 3	BB: 0	S: 3	BB: 0	S: 3	BB: 0	S: 4	BB: 0	S: 4	BB: 0	S: 4	BB: 0

PITCHER	IP	WLS	BF	H	R	ER	SO	BB	IBB	HBP	BLK	WP	HR	S	P	ERA	WHIP
John Butcher, R ERA: 4.84 (1, 1)	2.2	L	14	5	4	3	0	0	0	0	0	0	1	13	14	10.12	1.875
Dennis Burtt, R ERA: 3.77 (3, 1)	5.1		17	1	1	0	1	0	0	0	0	0	0	19	19	0.00	0.188

MINNESOTA TWINS @ TEXAS RANGERS
Arlington Stadium, Arlington, TX
Tue Sep 24 1985, 8:05 PM EDT
Att. 5,721 - Unknown

AB	25
R	5
H	6
RBI	5
BB	0
SO	1
LOB	3



WP	PA	1B	SF	2B	SAC	3B	DP	HR	HBP
0	31	5	3	0	2	0	0	1	1

Batter	1	2	3	4	5	6	7	8	9	AB R H RBI BB SO LOB	TOP											
Kirby Puckett, R (1, 8) OBP: 0.322, SLG: 0.369	0-3 K		0-0 1-3		4-0 1B		0-0 5-3		0-0 6-3	4 1 0 1 1 1 0												
Roy Smalley, S (1, 6) OBP: 0.365, SLG: 0.411 Greg Gagne, R (7, PR) OBP: 0.280, SLG: 0.323	0-3 K		0-3 K		0-0 1B		4-0 BB		0-3 K	3 0 1 2 1 2 0 1 0 0 0 0 1 0												
Kent Hrbek, L (1, 3) OBP: 0.348, SLG: 0.439	0-3 K		0-0 4-3		0-3 K		0-3 K			4 0 0 0 0 3 2												
Tom Brunansky, R (1, 9) OBP: 0.323, SLG: 0.456		0-0 F8		0-0 F3		0-0 F7		0-3 K		4 0 0 0 0 1 1												
Mickey Hatcher, R (1, 7) OBP: 0.306, SLG: 0.362		0-0 F7		0-3 K		0-0 F8		0-0 6-3		4 0 0 0 0 1 0												
Randy Bush, L (1, 10) OBP: 0.323, SLG: 0.456		0-0 1B		4-0 FC5-4		0-3 K		0-0 F7		3 1 1 0 1 1 0												
Gary Gaetti, R (1, 5) OBP: 0.304, SLG: 0.404		0-0 1B		0-0 FC5-4		0-0 1B			0-0 1-3	4 0 2 0 0 0 1												
Mark Salas, L (1, 2) OBP: 0.336, SLG: 0.453		0-0 FC6-4		0-0 F6		0-0 F4			0-0 1B	4 1 2 1 0 0 1												
Steve Lombardozzi, R (1, 4) OBP: 0.382, SLG: 0.419		0-0 FC6-4		0-0 1B			0-0 F9		0-0 6-3	4 2 2 1 0 0 2												
Inning Stats	R: 0 E: 0 K: 3 S: 9	H: 0 LOB: 0 BB: 0 P: 9	R: 1 E: 0 K: 0 S: 6	H: 3 LOB: 2 BB: 0 P: 6	R: 0 E: 0 K: 1 S: 5	H: 0 LOB: 0 BB: 0 P: 5	R: 0 E: 0 K: 1 S: 5	H: 0 LOB: 1 BB: 1 P: 9	R: 2 E: 0 K: 1 S: 7	H: 2 LOB: 1 BB: 1 P: 11	R: 0 E: 0 K: 1 S: 6	H: 1 LOB: 1 BB: 0 P: 6	R: 0 E: 0 K: 1 S: 5	H: 0 LOB: 1 BB: 1 P: 9	R: 0 E: 0 K: 1 S: 5	H: 0 LOB: 0 BB: 0 P: 5	R: 2 E: 1 K: 1 S: 7	H: 2 LOB: 0 BB: 0 P: 7	1B: 7 2B: 1 3B: 0 HR: 0	SF: 0 SAC: 0 DP: 0 HBP: 0	WP: 0 PB: 0 SB: 3 CS: 0	PA: 38
PITCHER	IP WLS BF H R ER SO BB IBB HBP BLK WP HR S P ERA WHIP																					
Jeff Russell, R (1, 1) ERA: 8.81	5.0 L 22 5 3 3 6 2 0 0 0 0 0 0 32 40 5.40 1.400																					
Bob Sebra, R (6, 1) ERA: 7.52	3.0 11 1 0 0 3 1 0 0 0 0 0 0 16 20 0.00 0.667																					
Dwayne Henry, R (9, 1) ERA: 2.95	1.0 5 2 2 1 1 0 0 0 0 0 0 0 7 7 9.00 2.000																					

Minnesota Twins @ Texas Rangers
Arlington Stadium, Arlington, TX
Wed Sep 25 1985, 8:05 PM EDT
Att. 5,932 - Unknown

livebaseballscorecards.com

AB	35
R	5
H	8
RBI	5
BB	3
SO	10
LOB	7



Batter	1	2	3	4	5	6	7	8	9	AB R H RBI BB SO LOB	TOP											
Kirby Puckett, R OBP: 0.322, SLG: 0.369 (1, 8) X	0-0 4-3		0-0 1-3			0-0 4-3 1B			0-0 4-3	4 0 1 0 0 0 0												
Mickey Hatcher, R OBP: 0.305, SLG: 0.361 (1, 7) X	0-0 WP 1B 1B		0-3 K			0-0 4-3 1-2			0-0 5-3	4 0 1 0 0 1 1												
Kent Hrbek, L OBP: 0.350, SLG: 0.441 (1, 3) X	0-0 WP 1B 1-2			0-0 G5-4-3 1B		0-0 F7			0-0 1B 1B	4 0 3 0 0 0 1												
Tom Brunansky, R OBP: 0.323, SLG: 0.454 (1, 9) X	0-0 F4			0-0 G5-4-3 1-2f		0-0 F6			0-0 1B 1B	4 0 1 0 0 0 3												
Mark Salas, L OBP: 0.335, SLG: 0.449 (1, 10) X	0-0 F6 1-2 2-3			0-0 F8		4-0 G3-6-3 BB			0-3 K	3 0 0 0 1 1 4												
Roy Smalley, S OBP: 0.363, SLG: 0.407 (1, 6)		0-3 K			0-0 F4		0-0 G3-6-3 1-2f			3 0 0 0 0 1 1												
Greg Gagne, R OBP: 0.280, SLG: 0.323 (8, 6)										0 0 0 0 0 0 0												
Gary Gaetti, R OBP: 0.303, SLG: 0.402 (1, 5)		0-3 K			0-0 6-3			0-0 6-3		3 0 0 0 0 1 0												
Tim Teufel, R OBP: 0.333, SLG: 0.387 (1, 4)		0-0 F6			0-0 5-3			0-3 K		3 0 0 0 0 1 0												
Jeff Reed, L OBP: 0.250, SLG: 0.250 (1, 2)			0-3 K			0-0 4-3		0-0 F8		2 0 0 0 0 1 0												
Dave Engle, R OBP: 0.333, SLG: 0.428 (8, PH) (8, 2)										1 0 0 0 0 0 0												
Inning Stats	R: 0 E: 0 K: 0 S: 5	H: 2 LOB: 2 BB: 0 P: 5	R: 0 E: 0 K: 2 S: 7	H: 0 LOB: 0 BB: 0 P: 7	R: 0 E: 0 K: 2 S: 7	H: 0 LOB: 0 BB: 0 P: 7	R: 0 E: 0 K: 0 S: 3	H: 1 LOB: 0 BB: 0 P: 3	R: 0 E: 0 K: 0 S: 3	H: 0 LOB: 0 BB: 0 P: 3	R: 0 E: 0 K: 0 S: 4	H: 1 LOB: 1 BB: 0 P: 4	R: 0 E: 0 K: 0 S: 2	H: 0 LOB: 0 BB: 1 P: 6	R: 0 E: 0 K: 1 S: 5	H: 0 LOB: 0 BB: 0 P: 5	R: 0 E: 0 K: 1 S: 7	H: 2 LOB: 2 BB: 0 P: 7	1B: 6 2B: 0 3B: 0 HR: 0	SF: 0 SAC: 0 DP: 2 HBP: 0	WP: 1 PB: 0 SB: 0 CS: 0	PA: 32
PITCHER	IP WLS BF H R ER SO BB IBB HBP BLK WP HR S P ERA WHIP																					
Jose Guzman, R ERA: 2.92 (1, 1)	8.2 W 31 6 0 0 5 1 0 0 0 1 0 40 44 0.00 0.808																					
Dwayne Henry, R ERA: 2.89 (9, 1)	0.1 S 1 0 0 0 1 0 0 0 0 0 0 3 3 0.00 0.000																					

Minnesota Twins @ Texas Rangers
Arlington Stadium, Arlington, TX
Thu Sep 26 1985, 8:05 PM EDT
Att. 6,082 - Unknown

livebaseballscorecards.com

AB	31
R	0
H	6
RBI	0
BB	1
SO	6
LOB	10



Batter	1	2	3	4	5	6	7	8	9	AB R H RBI BB SO LOB	TOP											
Willie Wilson, S (1, 8) OBP: 0.312, SLG: 0.400	0-0 G3		0-0 F8			0-0 2B			0-0 L6	4 0 1 0 0 0 0	Kansas City Royals @ Minnesota Twins Hubert H. Humphrey Metrodome, Minneapolis, MN Fri Sep 27 1985, 8:05 PM EDT Att. 13,035 - Unknown livebaseballscorecards.com											
Lonnie Smith, R (1, 7) OBP: 0.341, SLG: 0.373	0-0 F3			0-0 L6		0-3 K			0-0 F3	4 0 0 0 0 1 1												
George Brett, L (1, 5) OBP: 0.435, SLG: 0.560	0-0 F9			0-0 6-3		0-0 G3			0-0 L5	4 0 0 0 0 0 1												
Frank White, R (1, 4) OBP: 0.288, SLG: 0.420		0-0 HR		4-0 BB		0-0 5-3			0-0 5-3	2 1 1 1 1 0 0												
Steve Balboni, R (1, 3) OBP: 0.305, SLG: 0.478		0-3 K		0-0 F9		0-0 F4			0-0 F4	3 0 0 0 0 1 1												
Darryl Motley, R (1, 10) OBP: 0.261, SLG: 0.425		0-3 K		0-3 K		0-0 F7			0-0 F7	3 0 0 0 0 2 0												
Jim Sundberg, R (1, 2) OBP: 0.302, SLG: 0.372		0-0 F9		0-0 5-3		0-0 5-3			0-0 G4-6-3 1B	3 0 1 0 0 0 0												
Lynn Jones, R (1, 9) OBP: 0.255, SLG: 0.265		0-3 K		0-0 6-3		0-0 6-3			0-0 G4-6-3 1-2f	3 0 0 0 0 1 1												
Onix Concepcion, R (1, 6) OBP: 0.257, SLG: 0.248 Greg Pryor, R (8, PH) OBP: 0.272, SLG: 0.264 (8, 6)		0-0 6-3		0-0 F3		0-0 F3			0-0 F7	2 0 0 0 0 0 0 1 0 0 0 0 0 0												
Inning Stats	R: 0 E: 0 K: 0 S: 3	H: 0 LOB: 0 BB: 0 P: 3	R: 1 E: 0 K: 2 S: 8	H: 1 LOB: 0 BB: 0 P: 8	R: 0 E: 0 K: 1 S: 5	H: 0 LOB: 0 BB: 0 P: 5	R: 0 E: 0 K: 0 S: 3	H: 0 LOB: 1 BB: 1 P: 7	R: 0 E: 0 K: 1 S: 5	H: 0 LOB: 0 BB: 0 P: 5	R: 0 E: 0 K: 1 S: 6	H: 1 LOB: 1 BB: 0 P: 6	R: 0 E: 0 K: 0 S: 3	H: 0 LOB: 0 BB: 0 P: 3	R: 0 E: 0 K: 0 S: 3	H: 1 LOB: 0 BB: 0 P: 3	R: 0 E: 0 K: 0 S: 3	H: 0 LOB: 0 BB: 0 P: 3	1B: 1 2B: 1 3B: 0 HR: 1	SF: 0 SAC: 0 DP: 1 HBP: 0	WP: 0 PB: 0 SB: 0 CS: 0	PA: 30
PITCHER Frank Viola, L (1, 1) ERA: 4.21	IP: 9.0 WLS: W BF: 30 H: 3 R: 1 ER: 1 SO: 5 BB: 1 IBB: 0 HBP: 0 BLK: 0 WP: 0 HR: 1 S: 39 P: 43 ERA: 1.00 WHIP: 0.444											PITCHER	IP: 0.0 WLS: 0 BF: 0 H: 0 R: 0 ER: 0 SO: 0 BB: 0 IBB: 0 HBP: 0 BLK: 0 WP: 0 HR: 0 S: 0 P: 0 ERA: 0.00 WHIP: 0.000									

AB	29
R	1
H	3
RBI	1
BB	1
SO	5
LOB	4



Batter	1	2	3	4	5	6	7	8	9
Kirby Puckett, R OBP: 0.321, SLG: 0.372 (1, 8)	0-0 4-3		0-0 3-1		0-0 HR			0-0 F7	
Mickey Hatcher, R OBP: 0.305, SLG: 0.360 (1, 7)	0-0 1B 9-2 1B		0-0 F8		0-0 5-3			0-0 5-3	
Kent Hrbek, L OBP: 0.351, SLG: 0.440 (1, 3)	0-0 1-3 1B		0-0 4-3		0-3 K			4-0 FC5-4 BB	
Tom Brunansky, R OBP: 0.321, SLG: 0.451 (1, 9)	0-0 9-2 3-Hr			0-0 F7			0-0 F9	0-0 FC5-4 1-2r	
Mark Funderburk, R OBP: 0.400, SLG: 0.630 (1, 10)		0-0 FC5-4 1B		0-0 F4			0-0 F8		
Dave Engle, R OBP: 0.328, SLG: 0.420 (1, 2)		0-0 FC5-4 1B 1-2r		0-0 F8			0-0 2-3		
Gary Gaetti, R OBP: 0.303, SLG: 0.407 (1, 5)		0-0 6-3 1-2			0-0 HR		0-3 K		
Greg Gagne, R OBP: 0.280, SLG: 0.324 (1, 6)		0-0 1B 2-H			0-0 F8		0-0 5-3		
Steve Lombardozzi, R OBP: 0.378, SLG: 0.441 (1, 4)		0-0 5-3			0-0 HR 2B		0-0 4-3		

Inning Stats	R: 0 E: 0 K: 0 S: 4	H: 2 LOB: 1 BB: 0 P: 4	R: 1 E: 0 K: 0 S: 5	H: 2 LOB: 1 BB: 0 P: 5	R: 0 E: 0 K: 0 S: 3	H: 0 LOB: 0 BB: 0 P: 3	R: 0 E: 0 K: 0 S: 3	H: 0 LOB: 0 BB: 0 P: 3	R: 3 E: 0 K: 1 S: 8	H: 3 LOB: 0 BB: 0 P: 8	R: 0 E: 0 K: 0 S: 3	H: 0 LOB: 0 BB: 0 P: 3	R: 0 E: 0 K: 1 S: 5	H: 0 LOB: 0 BB: 0 P: 5	R: 0 E: 0 K: 0 S: 3	H: 0 LOB: 1 BB: 1 P: 7
1B: 4 2B: 2 3B: 0 HR: 2	SF: 0 SAC: 0 DP: 1 HBP: 0	WP: 0 PB: 0 SB: 1 CS: 0														

PITCHER	IP	WLS	BF	H	R	ER	SO	BB	IBB	HBP	BLK	WP	HR	S	P	ERA	WHIP
Bud Black, L ERA: 4.53 (1, 1)	5.0	L	21	7	4	4	1	0	0	0	0	0	2	23	23	7.20	1.400
Mark Huisman, R ERA: 2.25 (6, 1)	2.0		6	0	0	0	1	0	0	0	0	0	0	8	8	0.00	0.000
Joe Beckwith, R ERA: 4.22 (8, 1)	1.0		4	0	0	0	0	1	0	0	0	0	0	3	7	0.00	1.000

BOTTOM

AB	R	H	RBI	BB	SO	LOB
4	1	1	2	0	0	0
4	0	1	0	0	0	0
3	0	1	0	1	1	0
4	0	0	0	0	0	3
3	0	1	0	0	0	0
3	1	0	0	0	0	1
3	1	1	1	0	1	1
3	0	1	1	0	0	0
3	1	1	0	0	0	1

AB	30
R	4
H	7
RBI	4
BB	1
SO	2
LOB	6



WP	HR	S	P	ERA	WHIP
0	0	0	0	0.00	1.000

Kansas City Royals @ Minnesota Twins
Hubert H. Humphrey Metrodome, Minneapolis, MN
 Fri Sep 27 1985, 8:05 PM EDT
 Att. 13,035 - Unknown

livebaseballscorecards.com

Batter	1	2	3	4	5	6	7	8	9	AB R H RBI BB SO LOB	TOP											
Willie Wilson, S (1, 8) OBP: 0.314, SLG: 0.400	0-0 F8		0-0 FC4-6			4-0 FC4-6 BB	0-0 FC6-4 1B			3 0 1 0 1 0 2	Kansas City Royals @ Minnesota Twins Hubert H. Humphrey Metrodome, Minneapolis, MN Sat Sep 28 1985, 4:33 AM EDT Att: 13,256 - Unknown livebaseballscorecards.com											
Lonnie Smith, R (1, 7) OBP: 0.339, SLG: 0.370	0-3 K		0-0 6-3			0-3 K	0-0 FC6-4 1-2f			4 0 0 0 0 2 5												
George Brett, L (1, 5) OBP: 0.432, SLG: 0.556	0-0 F7				0-0 G3	0-0 FC4-6 1-2f HR		0-3 K		4 1 0 0 0 1 1												
Jorge Orta, L (1, 10) Hal McRae, R (8, PH) Dane Iorg, L (8, PH) OBP: 0.323, SLG: 0.389 OBP: 0.349, SLG: 0.451 OBP: 0.260, SLG: 0.317		0-0 4-3			0-0 F8	0-0 HR		0-3 K		3 1 1 2 0 0 0 0 0 0 0 0 0 0 1 0 0 0 0 1 0												
Frank White, R (1, 4) OBP: 0.288, SLG: 0.418		0-0 F9			4-0 BB	0-3 K		0-0 5-3		3 0 0 0 1 1 0												
Steve Balboni, R (1, 3) OBP: 0.304, SLG: 0.476		0-3 K			0-0 F7	4-0 FC5-4 BB		0-3 K		3 0 0 0 1 2 1												
Darryl Motley, R (1, 9) OBP: 0.259, SLG: 0.420			0-0 F7			0-0 FC5-4 1-2f 2B		0-3 K		4 1 0 0 0 1 1												
Jamie Quirk, L (1, 2) OBP: 0.308, SLG: 0.380			0-0 FC4-6 2B			0-0 F9		0-0 F8		4 0 2 1 0 0 0												
Buddy Biancalana, S (1, 6) Jim Sundberg, R (7, PH) Onix Concepcion, R (7, 6) OBP: 0.284, SLG: 0.278 OBP: 0.301, SLG: 0.371 OBP: 0.257, SLG: 0.248			4-0 FC4-6 BB			0-0 F7		0-0 F4		1 0 0 0 1 0 0 1 0 0 0 0 0 1 0 0 0 0 0 0 0												
Inning Stats	R: 0 E: 0 K: 1 S: 5	H: 0 LOB: 0 BB: 0 P: 5	R: 0 E: 0 K: 1 S: 5	H: 0 LOB: 0 BB: 0 P: 5	R: 0 E: 0 K: 0 S: 4	H: 1 LOB: 2 BB: 1 P: 8	R: 0 E: 0 K: 0 S: 3	H: 0 LOB: 1 BB: 1 P: 7	R: 0 E: 0 K: 0 S: 3	H: 0 LOB: 0 BB: 0 P: 3		R: 2 E: 0 K: 2 S: 8	H: 1 LOB: 0 BB: 1 P: 12	R: 1 E: 0 K: 0 S: 5	H: 2 LOB: 2 BB: 1 P: 9	R: 0 E: 0 K: 2 S: 7	H: 0 LOB: 0 BB: 0 P: 7	R: 0 E: 0 K: 2 S: 7	H: 0 LOB: 0 BB: 0 P: 7	1B: 1 2B: 2 3B: 0 HR: 1	SF: 0 SAC: 0 DP: 0 HBP: 0	WP: 0 PB: 0 SB: 0 CS: 0
PITCHER	IP WLS BF H R ER SO BB IBB HBP BLK WP HR S P ERA WHIP																					
Dennis Burt, R (1, 1) ERA: 3.92	6.1 W 26 3 3 3 4 4 0 0 0 0 0 1 30 46 4.26 1.105																					
Pete Filson, L (7, 1) ERA: 3.73	1.0 4 1 0 0 1 0 0 0 0 0 0 0 6 6 0.00 1.000																					
Ron Davis, R (8, 1) ERA: 3.43	1.2 S 5 0 0 0 3 0 0 0 0 0 0 0 11 11 0.00 0.000																					

Kansas City Royals @ Minnesota Twins
 Hubert H. Humphrey Metrodome, Minneapolis, MN
 Sat Sep 28 1985, 4:33 AM EDT
 Att: 13,256 - Unknown

AB	31
R	3
H	4
RBI	3
BB	4
SO	8
LOB	11



Batter	1	2	3	4	5	6	7	8	9
Kirby Puckett, R OBP: 0.320, SLG: 0.370 (1, 8)	0-0 E6 E		0-0 1-3		0-0 4-3		0-3 K		
Mickey Hatcher, R OBP: 0.306, SLG: 0.364 (1, 7)	0-0 E9 G3 2B		0-0 F8			0-0 F7 2B 1B		0-0 4-3	
Kent Hrbek, L OBP: 0.351, SLG: 0.441 (1, 3)	0-0 G3		0-0 2B			0-0 F7 1-2		0-3 K	
Tom Brunansky, R OBP: 0.324, SLG: 0.453 (1, 9)	4-0 CS BB		0-0 L7			0-0 2B		4-0 BB	
Mark Funderburk, R OBP: 0.375, SLG: 0.586 (1, 10)	0-0 F8 1-2			0-0 G1-6-3		0-0 F7		0-0 F9	
Dave Engle, R OBP: 0.330, SLG: 0.439 (1, 2)		0-0 HR		0-0 6-3		0-0 F7			
Mark Salas, L OBP: 0.334, SLG: 0.448 (6, PH) (7, 2)									
Gary Gaetti, R OBP: 0.301, SLG: 0.405 (1, 5)		0-0 F8		0-0 F4			0-0 F4		
Greg Gagne, R OBP: 0.281, SLG: 0.321 (1, 6)		0-0 F9			0-0 F9		1-0 S 1B HBP		
Steve Lombardozzi, R OBP: 0.375, SLG: 0.432 (1, 4)		0-0 L9			0-0 L8		0-0 CS 1B		

Inning Stats	R: 2	H: 1	E: 2	LOB: 0	K: 0	BB: 1	S: 4	P: 8
	R: 1	H: 1	E: 0	LOB: 0	K: 0	BB: 0	S: 4	P: 4
	R: 0	H: 1	E: 0	LOB: 1	K: 0	BB: 0	S: 4	P: 4
	R: 0	H: 0	E: 0	LOB: 0	K: 0	BB: 0	S: 3	P: 3
	R: 0	H: 0	E: 0	LOB: 0	K: 0	BB: 0	S: 3	P: 3
	R: 1	H: 2	E: 0	LOB: 1	K: 0	BB: 0	S: 5	P: 5
	R: 1	H: 1	E: 0	LOB: 0	K: 1	BB: 0	S: 5	P: 6
	R: 0	H: 0	E: 0	LOB: 1	K: 1	BB: 1	S: 5	P: 9

PITCHER															PITCHER																				
IP	WLS	BF	H	R	ER	SO	BB	IBB	HBP	BLK	WP	HR	S	P	ERA	WHIP	IP	WLS	BF	H	R	ER	SO	BB	IBB	HBP	BLK	WP	HR	S	P	ERA	WHIP		
Danny Jackson, L (1, 1)	5.1	L	22	5	4	2	0	1	0	0	0	1	21	25	3.38	1.125																			
Steve Farr, R (6, 1)	2.2		10	1	1	1	2	1	0	1	0	0	12	17	3.38	0.750																			

BOTTOM

AB	R	H	RBI	BB	SO	LOB
4	1	0	0	0	1	1
4	2	2	1	0	0	0
4	0	1	1	0	1	1
2	0	1	1	2	0	1
4	0	0	0	0	0	3
2	1	1	1	0	0	0
1	0	0	0	0	0	1
3	0	0	0	0	0	0
2	1	0	0	0	0	0
3	0	1	1	0	0	0

AB	29
R	5
H	6
RBI	5
BB	2
SO	2
LOB	7



WP: 0	PA: 32
PB: 0	
SB: 1	
CS: 2	

Kansas City Royals @ Minnesota Twins
Hubert H. Humphrey Metrodome, Minneapolis, MN
 Sat Sep 28 1985, 4:33 AM EDT
 Att. 13,256 - Unknown

livebaseballscorecards.com

Batter	1	2	3	4	5	6	7	8	9	AB R H RBI BB SO LOB	TOP											
Lonnie Smith, R (1, 7) OBP: 0.341, SLG: 0.371	0-0 F7		0-0 2B SF7 1B		0-0 2B G3 1B		0-0 2-3 F7		4-0 1-2 BB	4 2 2 0 1 0 1												
Willie Wilson, S (1, 8) OBP: 0.313, SLG: 0.400	0-0 G3		0-0 1-3 2-H 2B		0-0 1-2 G3		0-0 F9		0-3 K	5 0 1 1 0 1 5												
George Brett, L (1, 5) OBP: 0.433, SLG: 0.560	0-0 F7		0-0 3-H SF7		0-0 2-H 2B			0-0 2B		3 0 2 2 0 0 0												
Jorge Orta, L (1, 10) Darryl Motley, R (8, PH) OBP: 0.319, SLG: 0.385 OBP: 0.258, SLG: 0.419		0-0 4-3	0-0 L3		0-0 F9			0-3 K		3 0 0 0 0 0 2 1 0 0 0 0 1 1												
Frank White, R (1, 4) OBP: 0.288, SLG: 0.418		0-3 K		0-0 2B		0-0 6-3		0-0 F3		4 0 1 0 0 1 1												
Steve Balboni, R (1, 3) OBP: 0.304, SLG: 0.474		0-0 1B		0-0 F8		0-0 6-3		0-3 K		4 0 1 0 0 1 2												
Omar Moreno, L (1, 9) Lynn Jones, R (9, PH) OBP: 0.256, SLG: 0.391 OBP: 0.253, SLG: 0.264		0-0 F7		0-0 F7		0-3 K			0-0 5-3	3 0 0 0 0 1 2 1 0 0 0 0 0 0												
Jamie Quirk, L (1, 2) Jim Sundberg, R (9, PH) OBP: 0.309, SLG: 0.377 OBP: 0.303, SLG: 0.372			0-0 FC6-4 1B	0-0 4-3		0-0 F2			0-0 BB 1B	3 0 1 0 0 0 1 1 0 1 0 0 0 0												
Buddy Biancalana, S (1, 6) Dane Iorg, L (7, PH) Onix Concepcion, R (7, PR) Greg Pryor, R (9, PH) Pat Sheridan, L (9, PH) OBP: 0.280, SLG: 0.273 OBP: 0.265, SLG: 0.331 OBP: 0.257, SLG: 0.248 OBP: 0.272, SLG: 0.264 OBP: 0.296, SLG: 0.313			0-0 1-2 2B		0-0 F7		0-0 F7 2B		0-3 K	2 1 0 0 0 0 1 1 0 1 0 0 0 0 0 0 0 0 0 0 0 1 0 0 0 0 1 1												
Inning Stats	R: 0 E: 0 K: 0 S: 3	H: 0 LOB: 0 BB: 0 P: 3	R: 0 E: 0 K: 1 S: 6	H: 1 LOB: 1 BB: 0 P: 6	R: 2 E: 0 K: 0 S: 6	H: 3 LOB: 1 BB: 0 P: 6	R: 0 E: 0 K: 0 S: 4	H: 1 LOB: 1 BB: 0 P: 4	R: 1 E: 0 K: 0 S: 5	H: 2 LOB: 1 BB: 0 P: 5	R: 0 E: 0 K: 1 S: 5	H: 0 LOB: 0 BB: 0 P: 5	R: 0 E: 0 K: 0 S: 4	H: 1 LOB: 2 BB: 0 P: 4	R: 0 E: 0 K: 2 S: 8	H: 1 LOB: 1 BB: 0 P: 8	R: 0 E: 0 K: 2 S: 8	H: 1 LOB: 2 BB: 1 P: 12	1B: 5 2B: 5 3B: 0 HR: 0	SF: 1 SAC: 0 DP: 0 HBP: 0	WP: 0 PB: 0 SB: 0 CS: 0	PA: 38
PITCHER	IP WLS BF H R ER SO BB IBB HBP BLK WP HR S P ERA WHIP																					
John Butcher, R (1, 1) ERA: 4.82	6.2 W 28 8 3 3 2 0 0 0 0 0 0 0 32 32 4.05 1.200																					
Pete Filson, L (7, 1) ERA: 3.67	1.2 7 2 0 0 2 0 0 0 0 0 0 0 11 11 0.00 1.200																					
Ron Davis, R (9, 1) ERA: 3.39	0.2 S 3 0 0 0 2 1 0 0 0 0 0 0 6 10 0.00 1.500																					

Kansas City Royals @ Minnesota Twins
 Hubert H. Humphrey Metrodome, Minneapolis, MN
 Sun Sep 29 1985, 4:33 AM EDT
 Att: 11,292 - Unknown

livebaseballscorecards.com

AB	36
R	3
H	10
RBI	3
BB	1
SO	6
LOB	17



Batter	1	2	3	4	5	6	7	8	9	AB	R	H	RBI	BB	SO	LOB
Kirby Puckett, R OBP: 0.322, SLG: 0.371 (1, 8) BBB	4-0 S SF8 BB	0-0 F4			0-0 1B 1B		0-0 1B 1B			3	3	2	0	1	0	2
Mickey Hatcher, R OBP: 0.308, SLG: 0.365 (1, 7) X	0-0 4-3 1-3		0-0 1-3		0-0 1B 1B		0-0 1B 1B			4	0	2	2	0	0	1
Kent Hrbek, L OBP: 0.350, SLG: 0.441 (1, 3) X	0-0 SF8 3-H		0-0 L6		0-0 1B G6-4-3 1B		0-0 SF7			2	0	1	3	0	0	0
Tom Brunansky, R OBP: 0.322, SLG: 0.450 (1, 9) X	0-0 F2		0-0 6-3		0-0 G6-4-3 1-2f		0-0 F8			4	0	0	0	0	0	3
Mark Salas, L OBP: 0.333, SLG: 0.454 (1, 2) X		0-0 HR		0-0 G3		0-0 F9		0-0 F4		4	1	1	1	0	0	0
Roy Smalley, S OBP: 0.362, SLG: 0.408 (1, 10) Ron Washington, R OBP: 0.308, SLG: 0.394 (8, PR)		0-0 F4		0-0 F6		0-0 F5		0-0 2B		4	0	1	0	0	0	0
Gary Gaetti, R OBP: 0.301, SLG: 0.404 (1, 5) X		0-0 S 1B		0-0 F9		0-0 6-3		0-0 6-3		4	0	1	0	0	0	1
Greg Gagne, R OBP: 0.281, SLG: 0.318 (1, 6) X		0-0 F9			4-0 1B SH3-4 1B BB		0-0 F7		0-0 F8	3	1	0	0	1	0	2
Steve Lombardozzi, R OBP: 0.405, SLG: 0.447 (1, 4) BBB		4-0 1-2 BB			0-0 SH3-4 1-2		0-0 1B 1B			1	1	1	0	1	0	0

Inning Stats	R: 1	H: 0	E: 0	K: 0	S: 3	LOB: 0	BB: 1	P: 7	R: 1	H: 2	E: 0	K: 0	S: 5	LOB: 2	BB: 1	P: 9	R: 0	H: 0	E: 0	K: 0	S: 3	LOB: 0	BB: 0	P: 3	R: 0	H: 0	E: 0	K: 0	S: 3	LOB: 0	BB: 0	P: 3	R: 2	H: 3	E: 0	K: 0	S: 5	LOB: 1	BB: 1	P: 9	R: 0	H: 0	E: 0	K: 0	S: 3	LOB: 0	BB: 0	P: 3	R: 2	H: 3	E: 0	K: 0	S: 6	LOB: 1	BB: 0	P: 6	R: 0	H: 1	E: 0	K: 0	S: 4	LOB: 1	BB: 0	P: 4
	1B: 7	SF: 2	2B: 1	SAC: 1	3B: 0	DP: 1	HR: 1	HBP: 0	1B: 7	SF: 2	2B: 1	SAC: 1	3B: 0	DP: 1	HR: 1	HBP: 0	WP: 0	PA: 35	PB: 0	SB: 2	CS: 0																																											

PITCHER	IP	WLS	BF	H	R	ER	SO	BB	IBB	HBP	BLK	WP	HR	S	P	ERA	WHIP
Mark Gubicza, R ERA: 4.11 (1, 1)	6.1	L	28	7	6	6	0	3	0	0	0	0	1	25	37	8.53	1.579
Mark Huisman, R ERA: 2.04 (7, 1)	1.2		7	2	0	0	0	0	0	0	0	0	0	7	7	0.00	1.200

BOTTOM

Kansas City Royals @ Minnesota Twins
Hubert H. Humphrey Metrodome, Minneapolis, MN

Sun Sep 29 1985, 4:33 AM EDT
 Att. 11,292 - Unknown

livebaseballscorecards.com

AB	29
R	6
H	9
RBI	6
BB	3
SO	0
LOB	9



Batter	1	2	3	4	5	6	7	8	9	AB R H RBI BB SO LOB	TOP													
Rudy Law, L (1, 7) OBP: 0.311, SLG: 0.376	0-0 3-1		0-0 L3		0-0 L9		0-0 4-3			4 0 0 0 0 0 2	Chicago White Sox @ Minnesota Twins Hubert H. Humphrey Metrodome, Minneapolis, MN Mon Sep 30 1985, 8:05 PM EDT Att. 8,242 - Unknown livebaseballscorecards.com													
Bryan Little, S (1, 4) OBP: 0.350, SLG: 0.343	0-3 K		1-0 1B HBP		0-0 E4		0-0 F2			3 1 0 0 0 1 2														
Harold Baines, L (1, 9) OBP: 0.353, SLG: 0.476	0-3 K		0-0 1B		0-3 K		0-0 4-3			4 0 1 0 0 2 3														
Greg Walker, L (1, 3) OBP: 0.311, SLG: 0.453		4-0 FC3-6 1B BB	0-0 1B		0-0 4-3		0-3 K			3 0 1 1 1 1 2														
Carlton Fisk, R (1, 2) OBP: 0.318, SLG: 0.495		0-0 FC3-6 1B	0-0 F8		0-0 S 1B		0-3 K			4 0 2 0 0 1 2														
Joel Skinner, R (8, 2) OBP: 0.455, SLG: 0.615		1-2 FC3-6 1B					0-0 K			0 0 0 0 0 0 0														
Ron Kittle, R (1, 10) OBP: 0.294, SLG: 0.444		0-3 K		0-0 1-3		0-0 L6		0-0 F3		4 0 0 0 0 1 3														
Daryl Boston, L (1, 8) OBP: 0.268, SLG: 0.329		0-0 FC3-6		0-0 4-3		0-3 K		0-0 F8		4 0 0 0 0 1 3														
Ozzie Guillen, L (1, 6) OBP: 0.286, SLG: 0.347		0-0 F4		0-0 4-3		0-0 F4		0-0 L9		4 0 0 0 0 0 3														
Scott Fletcher, R (1, 5) OBP: 0.328, SLG: 0.302			0-0 4-3		0-0 E6		0-0 E8			3 0 1 0 0 0 0														
Jerry Hairston, S (9, PH) OBP: 0.371, SLG: 0.333								0-0 6-3		1 0 0 0 0 0 0														
Inning Stats	R: 0 E: 0 K: 2 S: 7	H: 0 LOB: 0 BB: 0 P: 7	R: 0 E: 0 K: 1 S: 6	H: 1 LOB: 2 BB: 1 P: 10	R: 1 E: 0 K: 0 S: 5	H: 2 LOB: 2 BB: 0 P: 6	R: 0 E: 0 K: 0 S: 3	H: 0 LOB: 0 BB: 0 P: 3	R: 0 E: 2 K: 1 S: 7	H: 0 LOB: 2 BB: 0 P: 7	R: 0 E: 0 K: 1 S: 6	H: 1 LOB: 1 BB: 0 P: 6	R: 0 E: 1 K: 0 S: 4	H: 1 LOB: 1 BB: 0 P: 4	R: 0 E: 0 K: 2 S: 7	H: 0 LOB: 0 BB: 0 P: 7	R: 0 E: 0 K: 0 S: 3	H: 0 LOB: 0 BB: 0 P: 3	R: 0 E: 0 K: 0 S: 3	H: 0 LOB: 0 BB: 0 P: 3	1B: 5 2B: 0 3B: 0 HR: 0	SF: 0 SAC: 0 DP: 0 HBP: 1	WP: 0 PB: 0 SB: 1 CS: 0	PA: 36
PITCHER Bert Blyleven, R (1, 1) ERA: 3.19	IP: 9.0 WLS: W BF: 36 H: 5 R: 1 ER: 1 SO: 7 BB: 1 IBB: 0 HBP: 1 BLK: 0 WP: 0 HR: 0 S: 48 P: 53 ERA: 1.00 WHIP: 0.667																				PITCHER IP: WLS: BF: H: R: ER: SO: BB: IBB: HBP: BLK: WP: HR: S: P: ERA: WHIP:			



Batter	1	2	3	4	5	6	7	8	9	AB	R	H	RBI	BB	SO	LOB
Kirby Puckett, R OBP: 0.326, SLG: 0.377 (1, 8)	0-0 4-3 1B 2B		0-0 CS 1B		0-0 1-3 SF9 1B	0-0 1B				4	1	4	0	0	0	0
Mickey Hatcher, R OBP: 0.305, SLG: 0.363 (1, 7)	0-0 4-3 2-3		0-0 F7		0-0 1-2 SF9	0-0 F9				3	0	0	1	0	0	3
Kent Hrbek, L OBP: 0.352, SLG: 0.446 (1, 3)	0-0 BB 1B		0-0 E2 3B		0-0 3-1		4-0 BB BB BB BB BB	4-0 G5-4-3 BB		3	1	2	1	1	0	1
Tom Brunansky, R OBP: 0.323, SLG: 0.451 (1, 9)	4-0 1-2 BB		0-0 L7			0-0 1B HR 2B		0-0 G5-4-3		3	1	1	0	1	0	1
Mark Funderburk, R OBP: 0.373, SLG: 0.574 (1, 10)	0-3 K			0-3 K		0-0 2-3 HR 1B		0-0 F8		3	1	1	0	0	2	2
Randy Bush, L OBP: 0.322, SLG: 0.454 (7, PH)										1	0	0	0	0	0	0
Dave Engle, R OBP: 0.335, SLG: 0.458 (1, 2)	0-0 F9			4-0 BB		0-0 1-H 3-H HR		0-0 L6		2	1	1	3	1	0	2
Jeff Reed, L OBP: 0.200, SLG: 0.200 (7, 2)					4-0 G6-4-3 BB					1	0	0	0	0	0	0
Gary Gaetti, R OBP: 0.302, SLG: 0.408 (1, 5)		0-0 F8		0-0 G6-4-3		0-0 4-3 SF7 2B		0-0 2B		4	1	2	0	0	0	1
Greg Gagne, R OBP: 0.277, SLG: 0.313 (1, 6)		0-0 F4			0-0 F3	0-0 4-3		0-0 F8		4	0	0	0	0	0	2
Steve Lombardozzi, R OBP: 0.391, SLG: 0.439 (1, 4)		0-0 F6			0-0 1B SF9 1B	0-0 SF7		0-0 F9		3	1	1	1	0	0	1

Inning Stats	R: 1	H: 2	E: 0	K: 1	S: 7	LOB: 2	BB: 1	P: 11	R: 0	H: 0	E: 0	K: 0	S: 3	LOB: 0	BB: 0	P: 3	R: 1	H: 2	E: 1	K: 0	S: 4	LOB: 0	BB: 0	P: 4	R: 0	H: 0	E: 0	K: 1	S: 4	LOB: 0	BB: 1	P: 8	R: 1	H: 2	E: 0	K: 0	S: 5	LOB: 1	BB: 0	P: 5	R: 4	H: 5	E: 0	K: 0	S: 8	LOB: 1	BB: 0	P: 8	R: 0	H: 0	E: 0	K: 0	S: 2	LOB: 0	BB: 1	P: 6	R: 0	H: 1	E: 0	K: 0	S: 4	LOB: 1	BB: 0	P: 4
--------------	------	------	------	------	------	--------	-------	-------	------	------	------	------	------	--------	-------	------	------	------	------	------	------	--------	-------	------	------	------	------	------	------	--------	-------	------	------	------	------	------	------	--------	-------	------	------	------	------	------	------	--------	-------	------	------	------	------	------	------	--------	-------	------	------	------	------	------	------	--------	-------	------


PITCHER	IP	WLS	BF	H	R	ER	SO	BB	IBB	HBP	BLK	WP	HR	S	P	ERA	WHIP
Britt Burns, L ERA: 3.96 (1, 1)	5.0	L	25	10	7	6	2	2	0	0	0	0	1	27	35	10.80	2.400
Dan Spillner, R ERA: 3.54 (6, 1)	1.0		4	1	0	0	0	0	0	0	0	0	0	4	4	0.00	1.000
Al Jones, R ERA: 1.5 (7, 1)	1.0		3	0	0	0	0	1	0	0	0	0	0	2	6	0.00	1.000
Ed Correa, R ERA: 10.13 (8, 1)	1.0		4	1	0	0	0	0	0	0	0	0	0	4	4	0.00	1.000

BOTTOM

Chicago White Sox @ Minnesota Twins
 Hubert H. Humphrey Metrodome, Minneapolis, MN
 Mon Sep 30 1985, 8:05 PM EDT
 Att. 8,242 - Unknown

AB	31
R	7
H	12
RBI	6
BB	3
SO	2
LOB	13

livebaseballscorecards.com



WP: 0	PA: 36
PB: 0	
SB: 0	
CS: 1	

Batter	1	2	3	4	5	6	7	8	9	AB	R	H	RBI	BB	SO	LOB	TOP										
Rudy Law, L (1, 7) x OBP: 0.310, SLG: 0.373	0-0 G3		0-0 B2-3		0-0 HR 1B	0-0 G4-6-3		0-0 F8		5	1	1	0	0	0	2											
Bryan Little, S (1, 4) x OBP: 0.341, SLG: 0.335	0-0 4-3			0-0 F5	0-0 SF9		0-0 F7	0-0 F7		4	0	0	1	0	0	0											
Harold Baines, L (1, 9) x OBP: 0.352, SLG: 0.478 Reid Nichols, R (9, 9) OBP: 0.344, SLG: 0.357	0-0 F7			0-0 3-1	0-0 HR		0-0 F6		0-0 F8	5	1	1	3	0	0	0											
Greg Walker, L (1, 3) OBP: 0.312, SLG: 0.456 Joseph DeSa, L (9, 3) OBP: 0.217, SLG: 0.349		0-0 1B G6-4-3 2B		0-0 F8	0-0 4-3		0-0 2B		0-0 4-3	5	2	2	0	0	0	0											
Carlton Fisk, R (1, 2) OBP: 0.322, SLG: 0.498 Joel Skinner, R (9, 2) OBP: 0.455, SLG: 0.615		0-0 G6-4-3 1B					0-0 HR 2B		4-0 BB	3	2	2	1	2	0	0											
Ron Kittle, R (1, 10) OBP: 0.295, SLG: 0.460		0-0 G6-4-3				0-0 HR	0-0 F9	0-0 HR	0-3 K	5	2	2	4	0	1	2											
Daryl Boston, L (1, 8) OBP: 0.276, SLG: 0.341	0-0 F5				0-0 1B 1B	0-0 1B 2B	0-0 1B			4	2	3	0	0	0	0											
Ozzie Guillen, L (1, 6) OBP: 0.290, SLG: 0.351			0-0 G4-6-3 1B		0-0 1B 1B SF9 1B	0-0 BB 1B	0-0 G3			4	1	3	1	0	0	1											
Scott Fletcher, R (1, 5) OBP: 0.330, SLG: 0.302			0-0 G4-6-3		0-0 SF9 1B HR 1B	4-0 BB G4-6-3 BB		0-0 L6		3	1	1	1	1	0	1											
Inning Stats	R: 0 E: 0 K: 0 S: 3	H: 0 LOB: 0 BB: 0 P: 3	R: 1 E: 0 K: 0 S: 4	H: 2 LOB: 0 BB: 0 P: 4	R: 0 E: 0 K: 0 S: 3	H: 1 LOB: 0 BB: 0 P: 3	R: 0 E: 0 K: 0 S: 3	H: 0 LOB: 0 BB: 0 P: 3	R: 7 E: 0 K: 0 S: 9	H: 6 LOB: 0 BB: 1 P: 13	R: 1 E: 0 K: 0 S: 4	H: 2 LOB: 1 BB: 1 P: 8	R: 3 E: 0 K: 0 S: 7	H: 4 LOB: 1 BB: 0 P: 7	R: 0 E: 0 K: 0 S: 3	H: 0 LOB: 0 BB: 0 P: 3	R: 0 E: 0 K: 1 S: 5	H: 0 LOB: 1 BB: 1 P: 9	1B: 8 2B: 4 3B: 0 HR: 3	SF: 1 SAC: 0 DP: 3 HBP: 0	WP: 1 PB: 0 SB: 0 CS: 0	PA: 42					
PITCHER	IP	WLS	BF	H	R	ER	SO	BB	IBB	HBP	BLK	WP	HR	S	P	ERA	WHIP										
Mike Smithson, R (1, 1) ERA: 4.5	4.0	L	19	8	7	7	0	1	0	0	0	1	1	18	22	15.75	2.250										
Ken Schrom, R (5, 1) ERA: 4.99	1.1		7	3	2	2	0	0	0	0	0	0	1	7	7	13.50	2.250										
Mark Portugal, R (6, 1) ERA: 5.55	1.2		9	4	3	3	0	1	0	0	0	0	1	8	12	16.20	3.000										
Rick Lysander, R (8, 1) ERA: 6.05	1.0		3	0	0	0	0	0	0	0	0	0	0	3	3	0.00	0.000										
Frank Eufemia, R (9, 1) ERA: 3.79	1.0		4	0	0	0	1	1	0	0	0	0	0	5	9	0.00	1.000										

Chicago White Sox @ Minnesota Twins
 Hubert H. Humphrey Metrodome, Minneapolis, MN

Tue Oct 01 1985, 8:05 PM EDT
 Att. 8,278 - Unknown

AB	38
R	12
H	15
RBI	11
BB	3
SO	1
LOB	6



livebaseballscorecards.com

Batter	1	2	3	4	5	6	7	8	9	AB	R	H	RBI	BB	SO	LOB
Kirby Puckett, R OBP: 0.326, SLG: 0.378 (1, 8)	0-3 K		0-3 K		0-0 F9		0-0 HR 1B		0-0 4-3 2B	5	1	2	1	0	2	1
Mickey Hatcher, R OBP: 0.304, SLG: 0.361 Dave Meier, R OBP: 0.374, SLG: 0.346 (5, PH) (6, 7)	0-0 F8		0-0 F8		0-0 E5		0-0 HR		0-0 4-3	2	0	0	0	0	0	1
Kent Hrbek, L OBP: 0.351, SLG: 0.443 (1, 3)	0-0 F8			4-0 HR BB	0-3 K		0-0 E3 G4-6-3		0-0 5-3	4	1	0	0	1	1	2
Tom Brunansky, R OBP: 0.324, SLG: 0.456 (1, 9)		4-0 WP BB		0-0 HR	0-3 K		0-0 G4-6-3			3	1	1	2	1	1	2
Mark Funderburk, R OBP: 0.352, SLG: 0.538 (1, 10)		0-0 F8		0-0 5-3		0-0 F7		0-0 L9		4	0	0	0	0	0	1
Dave Engle, R OBP: 0.335, SLG: 0.456 Jeff Reed, L OBP: 0.167, SLG: 0.167 (8, PH) (9, 2)		0-3 K		0-0 1B 1B		0-0 F8		0-3 K		3	0	1	0	0	1	1
Gary Gaetti, R OBP: 0.302, SLG: 0.407 (1, 5)		0-0 F7 1-2		0-0 1B		0-3 K		0-0 F5		1	0	0	0	0	1	0
Greg Gagne, R OBP: 0.275, SLG: 0.311 Ron Washington, R OBP: 0.310, SLG: 0.403 (7, PH) (8, 6)			0-0 E5 SH5-3		0-3 K		0-0 HR 1B 2B		0-0 L4	2	0	0	0	0	1	2
Steve Lombardozzi, R OBP: 0.383, SLG: 0.429 Tim Teufel, R OBP: 0.334, SLG: 0.390 (7, PH) (8, 4)			0-0 SH5-3		0-3 K		0-0 F9		0-0 2B	2	1	1	0	0	0	0

Inning Stats	R: 0	H: 0	E: 0	K: 1	S: 5	LOB: 0	BB: 0	P: 5	R: 0	H: 0	E: 0	K: 1	S: 5	LOB: 0	BB: 0	P: 5	R: 0	H: 0	E: 0	K: 1	S: 5	LOB: 0	BB: 0	P: 5	R: 0	H: 0	E: 0	K: 1	S: 5	LOB: 0	BB: 0	P: 5	R: 3	H: 3	E: 1	K: 0	S: 6	LOB: 0	BB: 0	P: 6	R: 0	H: 0	E: 0	K: 1	S: 5	LOB: 0	BB: 0	P: 5	R: 1	H: 2	E: 0	K: 0	S: 5	LOB: 1	BB: 0	P: 5	1B: 3	SF: 0	2B: 3	SAC: 1	3B: 0	DP: 1	HR: 2	HBP: 0	WP: 1	PB: 0	SB: 0	CS: 0	PA: 39
--------------	------	------	------	------	------	--------	-------	------	------	------	------	------	------	--------	-------	------	------	------	------	------	------	--------	-------	------	------	------	------	------	------	--------	-------	------	------	------	------	------	------	--------	-------	------	------	------	------	------	------	--------	-------	------	------	------	------	------	------	--------	-------	------	-------	-------	-------	--------	-------	-------	-------	--------	-------	-------	-------	-------	--------

PITCHER	IP	WLS	BF	H	R	ER	SO	BB	IBB	HBP	BLK	WP	HR	S	P	ERA	WHIP
Floyd Bannister, L ERA: 4.81 (1, 1)	6.1	W	30	6	5	5	8	2	0	0	0	1	2	44	52	7.11	1.263
Dan Spillner, R ERA: 3.47 (7, 1)	1.2		4	0	0	0	1	0	0	0	0	0	0	6	6	0.00	0.000
Jerry Don Gleaton, L ERA: 5.76 (8, 1)	1.0		5	2	1	1	0	0	0	0	0	0	0	5	5	9.00	2.000

BOTTOM

Chicago White Sox @ Minnesota Twins
Hubert H. Humphrey Metrodome, Minneapolis, MN

Tue Oct 01 1985, 8:05 PM EDT
Att. 8,278 - Unknown

livebaseballscorecards.com

AB	36
R	6
H	8
RBI	6
BB	2
SO	9
LOB	15



Batter	1	2	3	4	5	6	7	8	9	AB R H RBI BB SO LOB	TOP							
Reid Nichols, R (1, 8) OBP: 0.335, SLG: 0.347	0-0 F8			0-0 F3		0-0 E5			0-0 L7	4 0 0 0 0 0 1								
Scott Fletcher, R (1, 6) OBP: 0.330, SLG: 0.303	0-0 F4			0-0 G6-4-3 1B		0-0 CS	0-0 F7			3 0 1 0 0 0 0								
Harold Baines, L (1, 9) OBP: 0.351, SLG: 0.476	0-0 G3			0-0 G6-4-3 1-2f			0-0 4-3			3 0 0 0 0 0 1								
Carlton Fisk, R (1, 2) OBP: 0.320, SLG: 0.495		0-0 L6			0-0 F6			0-0 5-3		3 0 0 0 0 0 0								
Ron Kittle, R (1, 10) OBP: 0.293, SLG: 0.456		0-0 F7			0-3 K			0-3 K		3 0 0 0 0 2 0								
Greg Walker, L (1, 3) OBP: 0.312, SLG: 0.461		0-3 K			0-0 HR			0-3 K		3 1 1 1 0 2 0								
Luis Salazar, R (1, 7) OBP: 0.267, SLG: 0.404			0-0 F3		0-0 4-3			0-0 F8		3 0 0 0 0 0 0								
Tim Hulett, R (1, 5) OBP: 0.323, SLG: 0.373 Daryl Boston, L (9, PR) OBP: 0.276, SLG: 0.341			0-3 K			0-0 6-3			0-0 G4-6-3 1B	3 0 1 0 0 1 0 0 0 0 0 0 0 0								
Julio Cruz, S (1, 4) OBP: 0.297, SLG: 0.233			0-0 5-3			0-0 6-3			0-0 G4-6-3 1-2f	3 0 0 0 0 0 1								
Inning Stats	R: 0 E: 0 K: 0 S: 3	H: 0 LOB: 0 BB: 0 P: 3	R: 0 E: 0 K: 1 S: 5	H: 0 LOB: 0 BB: 0 P: 5	R: 0 E: 0 K: 1 S: 5	H: 1 LOB: 0 BB: 0 P: 3	R: 1 E: 0 K: 1 S: 6	H: 1 LOB: 0 BB: 0 P: 6	R: 0 E: 1 K: 0 S: 3	H: 0 LOB: 0 BB: 0 P: 3	R: 0 E: 0 K: 0 S: 7	H: 0 LOB: 0 BB: 0 P: 7	R: 0 E: 0 K: 2 S: 3	H: 1 LOB: 1 BB: 0 P: 3	1B: 2 2B: 0 3B: 0 HR: 1	SF: 0 SAC: 0 DP: 2 HBP: 0	WP: 0 PB: 0 SB: 0 CS: 1	PA: 29
PITCHER Frank Viola, L (1, 1) ERA: 4.09	IP 9.0 WLS W BF 28 H 3 R 1 ER 1 SO 5 BB 0 IBB 0 HBP 0 BLK 0 WP 0 HR 1 S 38 P 38 ERA 1.00 WHIP 0.333											PITCHER	IP WLS BF H R ER SO BB IBB HBP BLK WP HR S P ERA WHIP					

Chicago White Sox @ Minnesota Twins
 Hubert H. Humphrey Metrodome, Minneapolis, MN
 Wed Oct 02 1985, 8:05 PM EDT
 Att. 8,290 - Unknown

AB	28
R	1
H	3
RBI	1
BB	0
SO	5
LOB	3



Batter	1	2	3	4	5	6	7	8	9	AB R H RBI BB SO LOB	TOP																
Brett Butler, L (1, 8) OBP: 0.376, SLG: 0.433	0-0 E8 1B	0-0 F4		0-0 2B			0-0 4-3		4-0 1B IBB	4 1 2 0 1 0 1																	
Joe Carter, R (1, 7) OBP: 0.297, SLG: 0.405	0-0 2B	0-0 1B		0-0 6-3			0-0 4-3		0-0 1B	5 1 3 2 0 0 1																	
Julio Franco, R (1, 6) OBP: 0.347, SLG: 0.385	0-0 2B	0-0 F8		0-0 5-3			0-0 F9		0-3 K	5 1 1 0 0 1 6																	
Andre Thornton, R (1, 10) OBP: 0.300, SLG: 0.403	0-0 1B 2B		0-0 F4		0-3 K			0-0 F7	0-0 F8	5 1 1 2 0 1 3																	
Mike Hargrove, L (1, 3) OBP: 0.377, SLG: 0.359	0-0 F8		0-0 L4		0-0 6-3			0-0 F8		4 0 0 0 0 0 1																	
Tony Bernazard, S (1, 4) OBP: 0.366, SLG: 0.411	0-0 CS 1B		0-0 HR		0-0 F8			0-0 1-3		4 1 2 1 0 0 0																	
Mike Fischlin, R (9, 4) OBP: 0.262, SLG: 0.300										0 0 0 0 0 0 0																	
George Vukovich, L (1, 9) OBP: 0.295, SLG: 0.356	0-3 K		0-0 HR				0-0 F9		0-0 1B 2B	4 1 2 2 0 1 1																	
Otis Nixon, S (9, PR) OBP: 0.271, SLG: 0.315										0 1 0 0 0 0 0																	
Brook Jacoby, R (1, 5) OBP: 0.323, SLG: 0.425		0-0 1B 1B	0-0 F9				0-0 F7		0-3 K	4 0 1 0 0 1 1																	
Jerry Willard, L (1, 2) OBP: 0.331, SLG: 0.379		0-0 F5		0-0 6-3			0-0 L3		0-0 1B	4 1 1 1 0 0 1																	
Inning Stats	R: 4 E: 1 K: 1 S: 9	H: 5 LOB: 0 BB: 0 P: 9	R: 0 E: 0 K: 0 S: 5	H: 2 LOB: 2 BB: 0 P: 5	R: 2 E: 0 K: 0 S: 5	H: 2 LOB: 0 BB: 0 P: 5	R: 0 E: 0 K: 0 S: 4	H: 1 LOB: 1 BB: 0 P: 4	R: 0 E: 0 K: 1 S: 5	H: 0 LOB: 0 BB: 0 P: 5	R: 0 E: 0 K: 0 S: 3	H: 0 LOB: 0 BB: 0 P: 3	R: 0 E: 0 K: 0 S: 3	H: 0 LOB: 0 BB: 0 P: 3	R: 0 E: 0 K: 0 S: 3	H: 0 LOB: 0 BB: 0 P: 3	R: 2 E: 0 K: 2 S: 10	H: 3 LOB: 3 BB: 1 P: 14	1B: 7 2B: 5 3B: 0 HR: 1	SF: 0 SAC: 0 DP: 0 HBP: 0	WP: 0 PB: 0 SB: 0 CS: 1	PA: 40					
PITCHER	IP WLS BF H R ER SO BB IBB HBP BLK WP HR S P ERA WHIP																										
John Butcher, R (1, 1) ERA: 4.98	0.1		6	5	4	4	0	0	0	0	0	0	0	6	6	108.00	15.000										
Dennis Burt, R (1, 1) ERA: 3.81	7.2	L	28	6	3	3	2	0	0	0	0	0	1	32	32	3.52	0.783										
Ron Davis, R (9, 1) ERA: 3.48	1.0		6	2	1	1	2	0	1	0	0	0	0	9	13	9.00	2.000										

Cleveland Indians @ Minnesota Twins
 Hubert H. Humphrey Metrodome, Minneapolis, MN
 Fri Oct 04 1985, 8:05 PM EDT
 Att: 30,451 - Unknown

AB	39
R	8
H	13
RBI	8
BB	1
SO	4
LOB	15



livebaseballscorecards.com

Batter	1	2	3	4	5	6	7	8	9	AB	R	H	RBI	BB	SO	LOB
Kirby Puckett, R OBP: 0.329, SLG: 0.383 (1, 8)	0-0 FC6-4 1B		0-0 F9			0-0 4-3 2B		0-0 1-2 1B	0-3 K	5	0	3	1	0	1	3
Mickey Hatcher, R OBP: 0.303, SLG: 0.359 (1, 7)	0-0 F7		0-0 FC4-6 1B		4-3		0-0 F4	0-0 4-3		5	0	1	1	0	0	5
Tim Teufel, R OBP: 0.334, SLG: 0.390 (9, 4)						2-3 3-H			1-2 3-H	0	0	0	0	0	0	0
Kent Hrbek, L OBP: 0.351, SLG: 0.443 (1, 3)	0-0 F7		0-0 FC4-6		4-3		0-3 K		0-0 3-1	5	0	0	0	0	1	6
Tom Brunansky, R OBP: 0.322, SLG: 0.452 (1, 9)	0-0 FC6-4			0-3 K		0-0 2B 1B	0-3 K		0-0 F7	5	1	1	0	0	2	3
Mark Funderburk, R OBP: 0.360, SLG: 0.544 (1, 10)		0-0 5-3		0-0 F3		0-0 1B 2B		0-0 4-3	0-0 4-3	3	0	1	0	0	0	0
Roy Smalley, S OBP: 0.358, SLG: 0.403 (8, PH)										2	0	0	0	0	0	0
Gary Gaetti, R OBP: 0.303, SLG: 0.413 (1, 5)		0-0 6-3		0-0 F8		0-0 G4-6-3 1B		0-0 HR		4	1	2	2	0	0	0
Tim Laudner, R OBP: 0.292, SLG: 0.396 (1, 2)		0-0 L5			0-0 F8	0-0 L5		0-0 E3		3	0	0	0	0	0	2
Ron Washington, R OBP: 0.308, SLG: 0.400 (7, 6)										0	0	0	0	0	0	0
Randy Bush, L OBP: 0.321, SLG: 0.450 (8, PH)										1	0	0	0	0	0	0
Alvaro Espinoza, R OBP: 0.288, SLG: 0.298 (8, PR)										0	1	0	0	0	0	0
Greg Gagne, R OBP: 0.275, SLG: 0.310 (1, 6)			0-0 F4		0-0 1B 2B	0-0 G4-6-3		0-0 WP		2	1	1	0	0	0	0
Dave Engle, R OBP: 0.335, SLG: 0.456 (6, PH)										0	0	0	0	0	0	0
Mark Salas, L OBP: 0.331, SLG: 0.455 (6, PH)										2	1	1	1	0	0	2
Steve Lombardozzi, R OBP: 0.396, SLG: 0.426 (1, 4)			0-0 1B		0-0 2B 4-3		4-0 1B	4-0 WP		2	1	2	0	1	0	0
Mike Stenhouse, L OBP: 0.332, SLG: 0.337 (8, PH)										0	0	0	0	1	0	0
Dave Meier, R OBP: 0.374, SLG: 0.346 (8, PR)										0	0	0	0	0	0	0
										0	0	0	0	0	0	0

Inning Stats	R: 0	H: 1	E: 0	LOB: 1	K: 0	BB: 0	S: 4	P: 4	R: 0	H: 0	E: 0	LOB: 0	K: 0	BB: 0	S: 3	P: 3	R: 0	H: 2	E: 0	LOB: 2	K: 0	BB: 0	S: 5	P: 5	R: 2	H: 3	E: 0	LOB: 1	K: 0	BB: 0	S: 6	P: 6	R: 1	H: 3	E: 0	LOB: 1	K: 0	BB: 0	S: 5	P: 5	R: 0	H: 1	E: 0	LOB: 2	K: 2	BB: 1	S: 8	P: 12	R: 3	H: 2	E: 1	LOB: 2	K: 1	BB: 1	S: 8	P: 12	R: 0	H: 0	E: 0	LOB: 0	K: 0	BB: 0	S: 3	P: 3	1B: 8	SF: 0	2B: 2	SAC: 0	3B: 1	DP: 1	HR: 1	HBP: 0	WP: 1	PA: 41
--------------	------	------	------	--------	------	-------	------	------	------	------	------	--------	------	-------	------	------	------	------	------	--------	------	-------	------	------	------	------	------	--------	------	-------	------	------	------	------	------	--------	------	-------	------	------	------	------	------	--------	------	-------	------	-------	------	------	------	--------	------	-------	------	-------	------	------	------	--------	------	-------	------	------	-------	-------	-------	--------	-------	-------	-------	--------	-------	--------


PITCHER	IP	WLS	BF	H	R	ER	SO	BB	IBB	HBP	BLK	WP	HR	S	P	ERA	WHIP
Neal Heaton, L ERA: 4.9 (1, 1)	5.1		25	9	3	3	1	0	0	0	0	0	0	27	27	5.06	1.688
Vern Ruhle, R ERA: 4.35 (6, 1)	1.0		4	1	0	0	0	1	0	0	0	0	0	3	7	0.00	2.000
Bryan Clark, L ERA: 6.32 (7, 1)	0.1		1	0	0	0	1	0	0	0	0	0	0	3	3	0.00	0.000
Jerry Reed, R ERA: 4.11 (7, 1)	2.1	W	11	2	3	1	2	1	0	0	0	1	1	14	18	3.86	1.286

BOTTOM

Cleveland Indians @ Minnesota Twins
Hubert H. Humphrey Metrodome, Minneapolis, MN

Fri Oct 04 1985, 8:05 PM EDT
Att. 30,451 - Unknown

AB	39
R	6
H	12
RBI	5
BB	2
SO	4
LOB	21



PITCHER	IP	WLS	BF	H	R	ER	SO	BB	IBB	HBP	BLK	WP	HR	S	P	ERA	WHIP
Neal Heaton, L ERA: 4.9 (1, 1)	5.1		25	9	3	3	1	0	0	0	0	0	0	27	27	5.06	1.688
Vern Ruhle, R ERA: 4.35 (6, 1)	1.0		4	1	0	0	0	1	0	0	0	0	0	3	7	0.00	2.000
Bryan Clark, L ERA: 6.32 (7, 1)	0.1		1	0	0	0	1	0	0	0	0	0	0	3	3	0.00	0.000
Jerry Reed, R ERA: 4.11 (7, 1)	2.1	W	11	2	3	1	2	1	0	0	0	1	1	14	18	3.86	1.286

Batter	1	2	3	4	5	6	7	8	9	AB R H RBI BB SO LOB	TOP
Brett Butler, L (1, 8) OBP: 0.377, SLG: 0.433	0-0 G5-4-3 1B			0-0 F5		4-0 2B BB		0-0 4-3		3 1 1 1 1 0 0	
Joe Carter, R (1, 7) OBP: 0.300, SLG: 0.412	0-0 G5-4-3 1-2f			0-0 E S 1B		0-0 2B 1-H		0-0 2B		4 0 3 1 0 0 1	
Julio Franco, R (1, 6) OBP: 0.345, SLG: 0.383	0-0 6-3			0-0 1-3		0-0 L6		0-0 F9		4 0 0 0 0 0 3	
Andre Thornton, R (1, 10) OBP: 0.302, SLG: 0.405		0-0 F6		4-0 BB		0-0 F8		0-0 2B		3 0 1 0 1 0 1	
Mike Hargrove, L (1, 3) OBP: 0.372, SLG: 0.354		0-0 4-3		0-0 4-3		0-0 L7		0-0 F8		4 0 0 0 0 0 3	
Tony Bernazard, S (1, 4) OBP: 0.363, SLG: 0.407		0-3 K		0-3 K		0-0 F4		0-3 K		4 0 0 0 0 3 1	
George Vukovich, L (1, 9) OBP: 0.295, SLG: 0.353		0-0 4-3		0-0 F7		0-3 K		4-0 BB		3 0 0 0 1 1 0	
Brook Jacoby, R (1, 5) OBP: 0.323, SLG: 0.424		0-3 K		0-3 K		0-0 G3 WP 4-3 1B		0-0 F9		4 1 1 0 0 2 2	
Jerry Willard, L (1, 2) OBP: 0.328, SLG: 0.375		0-3 K		0-3 K		0-0 G3 1-3				3 0 0 0 0 2 1	
Inning Stats	R: 0 H: 1 E: 0 LOB: 0 K: 0 BB: 0 S: 3 P: 3	R: 0 H: 0 E: 0 LOB: 0 K: 1 BB: 0 S: 5 P: 5	R: 0 H: 0 E: 0 LOB: 0 K: 2 BB: 0 S: 7 P: 7	R: 0 H: 1 E: 0 LOB: 2 K: 0 BB: 1 S: 4 P: 8	R: 0 H: 0 E: 0 LOB: 0 K: 2 BB: 0 S: 7 P: 7	R: 1 H: 1 E: 0 LOB: 1 K: 1 BB: 1 S: 6 P: 10	R: 0 H: 0 E: 0 LOB: 0 K: 1 BB: 0 S: 5 P: 5	R: 1 H: 2 E: 0 LOB: 1 K: 0 BB: 0 S: 5 P: 5	R: 0 H: 1 E: 0 LOB: 2 K: 1 BB: 1 S: 6 P: 10	1B: 3 SF: 0 2B: 3 SAC: 0 3B: 0 DP: 1 HR: 0 HBP: 0	WP: 1 PA: 35 PB: 0 SB: 1 CS: 0
PITCHER Bert Blyleven, R (1, 1) ERA: 3.16	IP WLS BF H R ER SO BB IBB HBP BLK WP HR S P ERA WHIP	0.0 W 0 0 0 0 0 0 0 0 0 0 0 0 0 0 ∞ ∞									

Cleveland Indians @ Minnesota Twins
 Hubert H. Humphrey Metrodome, Minneapolis, MN
 Sat Oct 05 1985, 4:33 AM EDT
 Att. 8,806 - Unknown

livebaseballscorecards.com

AB	32
R	2
H	6
RBI	2
BB	3
SO	8
LOB	12



Batter	1	2	3	4	5	6	7	8	9
Kirby Puckett, R OBP: 0.330, SLG: 0.384 (1, 8)	0-0 1B 1B		0-0 6-3		0-0 2B		0-0 6-3	0-3 K	
Mickey Hatcher, R OBP: 0.307, SLG: 0.365 (1, 7)	0-0 1B 1B		0-0 1B SF9		0-0 4-3 2B		0-3 K		
Dave Meier, R OBP: 0.374, SLG: 0.346 (8, 7)	1-2 1B 1B		1-3 1B 1B		2-H		2-3		
Kent Hrbek, L OBP: 0.352, SLG: 0.443 (1, 3)	0-0 FC4-6 1B		0-0 WP SF9 PB 1B		0-0 4-3		0-0 L9		
Tom Brunansky, R OBP: 0.320, SLG: 0.450 (1, 9)	0-0 SF9		0-0 SF9		0-3 K		0-0 L7		
Mark Funderburk, R OBP: 0.351, SLG: 0.529 (1, 10)	0-0 F8		0-3 K		0-0 F8		0-0 HR		
Mark Salas, L OBP: 0.330, SLG: 0.454 (6, PH)	3-H		2-H		2-H				
Tim Teufel, R OBP: 0.335, SLG: 0.399 (8, PH)	0-0 FC4-6		0-0 CS BB		0-0 6-3		0-0 6-3		
Dave Engle, R OBP: 0.333, SLG: 0.448 (1, 2)	1-2		0-3 K		0-0 4-3		0-0 1B 1B		
Gary Gaetti, R OBP: 0.303, SLG: 0.412 (1, 5)		0-0 5-3	0-3 K		0-3 K		0-0 2B 2B	0-0 1B 1B	
Greg Gagne, R OBP: 0.278, SLG: 0.316 (1, 6)		0-0 F7	0-3 K		1-2		0-0 2B 2B	0-0 1B 1B	
Steve Lombardozzi, R OBP: 0.404, SLG: 0.451 (1, 4)		0-0 L4			0-0 5-3		0-0 6-3 2B	0-0 1B 1B	

Inning Stats	R: 2	H: 3	E: 0	K: 0	S: 6	LOB: 1	BB: 0	P: 6
	R: 0	H: 0	E: 0	K: 0	S: 3	LOB: 0	BB: 0	P: 3
	R: 2	H: 2	E: 0	K: 1	S: 7	LOB: 0	BB: 0	P: 7
	R: 0	H: 0	E: 0	K: 2	S: 6	LOB: 0	BB: 1	P: 10
	R: 1	H: 2	E: 0	K: 1	S: 7	LOB: 1	BB: 0	P: 7
	R: 0	H: 0	E: 0	K: 0	S: 3	LOB: 0	BB: 0	P: 3
	R: 1	H: 2	E: 0	K: 1	S: 7	LOB: 1	BB: 0	P: 7
	R: 2	H: 4	E: 0	K: 1	S: 9	LOB: 2	BB: 0	P: 9

PITCHER	IP	WLS	BF	H	R	ER	SO	BB	IBB	HBP	BLK	WP	HR	S	P	ERA	WHIP
Jamie Easterly, L ERA: 3.92 (1, 1)	4.2	L	21	7	5	4	3	1	0	0	0	1	0	26	30	7.71	1.714
Rich Thompson, R ERA: 6.3 (5, 1)	2.0		8	2	1	1	2	0	0	0	0	0	0	12	12	4.50	1.000
Curt Wardle, L ERA: 6.18 (7, 1)	0.1		1	0	0	0	0	0	0	0	0	0	0	1	1	0.00	0.000
Dave Vonohlen, L ERA: 2.91 (8, 1)	1.0		7	4	2	2	1	0	0	0	0	0	1	9	9	18.00	4.000

BOTTOM

Cleveland Indians @ Minnesota Twins
 Hubert H. Humphrey Metrodome, Minneapolis, MN

Sat Oct 05 1985, 4:33 AM EDT
 Att. 8,806 - Unknown

AB	R	H	RBI	BB	SO	LOB
5	2	2	0	0	1	3
4	2	3	1	0	1	1
0	0	0	0	0	0	0
4	1	2	1	0	0	2
2	0	0	2	0	1	1
2	0	0	0	0	1	1
1	0	0	0	0	0	0
1	1	1	1	0	0	0
3	0	0	0	1	0	1
4	1	1	0	0	1	1
4	1	2	0	0	1	1
4	0	2	2	0	0	0

AB	34
R	8
H	13
RBI	7
BB	1
SO	6
LOB	11

WP: 1 PA: 37
 PB: 1
 SB: 0
 CS: 1



1B	8	SF	2	WP	1	PA	37
2B	4	SAC	0	PB	1		
3B	0	DP	0	SB	0		
HR	1	HBP	0	CS	1		

Batter	1	2	3	4	5	6	7	8	9	AB R H RBI BB SO LOB	TOP												
Brett Butler, L (1, 8) OBP: 0.377, SLG: 0.431	0-0 1-3		0-0 CS 1B		4-0 BB		0-0 4-3		0-0 FC6-4 1-2f	4 0 1 0 1 0 2													
Joe Carter, R (1, 7) OBP: 0.298, SLG: 0.409	0-0 5-3		0-0 CS 1-3	0-0 4-3	0-0 4-3		0-0 F8			4 0 0 0 0 0 3													
Julio Franco, R (1, 6) OBP: 0.343, SLG: 0.381	0-0 1-3			0-0 6-3		0-0 F5		0-0 6-3		4 0 0 0 0 0 0													
Andre Thornton, R (1, 10) OBP: 0.304, SLG: 0.408		0-0 5-3		0-0 2B		0-0 5-3		0-0 1B		4 0 2 0 0 0 0													
Mike Hargrove, L (1, 3) OBP: 0.370, SLG: 0.352		0-0 E4 3-4		0-0 3-1		0-0 1B		0-0 F4		4 0 1 0 0 0 2													
Tony Bernazard, S (1, 4) OBP: 0.361, SLG: 0.404		0-0 3-4 1-2			0-0 F5	0-0 F7		0-0 F9		4 0 0 0 0 0 3													
George Vukovich, L (1, 9) OBP: 0.292, SLG: 0.350		0-0 F7			0-0 4-3		0-0 6-3		0-3 K	4 0 0 0 0 1 1													
Brook Jacoby, R (1, 5) OBP: 0.324, SLG: 0.426			0-0 5-3		0-0 E 2B		0-0 2B 1B		0-0 F9	4 2 2 0 0 0 0													
Jerry Willard, L (1, 2) OBP: 0.333, SLG: 0.383			0-0 F8		0-0 E6 1B		0-0 4-3 2B		0-0 FC6-4 1B	4 0 3 1 0 0 0 0 0 0 0 0 0 0													
Otis Nixon, S (9, PR) OBP: 0.271, SLG: 0.315																							
Inning Stats	R: 0 E: 0 K: 0 S: 3	H: 0 LOB: 0 BB: 0 P: 3	R: 0 E: 1 K: 0 S: 4	H: 0 LOB: 1 BB: 0 P: 4	R: 0 E: 0 K: 0 S: 3	H: 1 LOB: 0 BB: 0 P: 3	R: 0 E: 0 K: 0 S: 4	H: 1 LOB: 1 BB: 0 P: 4	R: 1 E: 1 K: 0 S: 5	H: 2 LOB: 2 BB: 1 P: 9	R: 0 E: 0 K: 0 S: 4	H: 1 LOB: 1 BB: 0 P: 4	R: 1 E: 0 K: 0 S: 5	H: 2 LOB: 1 BB: 0 P: 5	R: 0 E: 0 K: 0 S: 4	H: 1 LOB: 1 BB: 0 P: 4	R: 0 E: 0 K: 1 S: 6	H: 1 LOB: 1 BB: 0 P: 6	1B: 6 2B: 3 3B: 0 HR: 0	SF: 0 SAC: 0 DP: 0 HBP: 0	WP: 0 PB: 0 SB: 1 CS: 1	PA: 38	
PITCHER Mike Smithson, R (1, 1) ERA: 4.38	IP 9.0	WLS W	BF 37	H 9	R 2	ER 1	SO 1	BB 1	IBB 0	HBP 0	BLK 0	WP 0	HR 0	S 38	P 42	ERA 1.00	WHIP 1.111						PITCHER IP WLS BF H R ER SO BB IBB HBP BLK WP HR S P ERA WHIP

Cleveland Indians @ Minnesota Twins
 Hubert H. Humphrey Metrodome, Minneapolis, MN
 Sun Oct 06 1985, 4:33 AM EDT
 Att. 10,385 - Unknown

livebaseballscorecards.com

AB	36
R	2
H	9
RBI	1
BB	1
SO	1
LOB	11



Batter	1	2	3	4	5	6	7	8	9
Kirby Puckett, R OBP: 0.330, SLG: 0.385 (1, 8)	0-0 F9		H 1-0 FC3-2 HBP		X 0-0 1B 4-3	X 0-0 2B		S 0-3 K	
Mark Salas, L OBP: 0.332, SLG: 0.458 (1, 10) Roy Smalley, S OBP: 0.357, SLG: 0.402 (6, PH)	0-0 F5		X 0-0 FC3-2 1-3 2-H 2B		X 0-0 1B 4-3	X 0-0 1B			
Kent Hrbek, L OBP: 0.351, SLG: 0.444 (1, 3)	0-0 4-3		X 0-0 FC3-2		X 0-0 4-3		X 0-0 2B		
Tom Brunansky, R OBP: 0.320, SLG: 0.449 (1, 9)		X 0-0 1-3 1B	S 0-3 K		X 0-0 F7		X 0-0 F8		
Randy Bush, L OBP: 0.321, SLG: 0.449 (1, 7) Mickey Hatcher, R OBP: 0.308, SLG: 0.365 (6, 7)		X 0-0 F9	X 0-0 4-3		X 0-0 1B		B 4-0 BB		
Gary Gaetti, R OBP: 0.301, SLG: 0.409 (1, 5)		X 0-0 1-3		X 0-0 4-3	X 0-0 F4		X 0-0 F8		
Steve Lombardozzi, R OBP: 0.426, SLG: 0.481 (1, 4)		B 4-0 BB		X 0-0 SH1-4 1B		X 0-0 1B 2B	X 0-0 3-1		
Greg Gagne, R OBP: 0.279, SLG: 0.317 (1, 6) Mike Stenhouse, L OBP: 0.330, SLG: 0.335 (8, PH) Alvaro Espinoza, R OBP: 0.288, SLG: 0.298 (9, 6)		X 0-0 F8		X 0-0 SH1-4		X 0-0 CS 1B	X 0-0 F7		
Jeff Reed, L OBP: 0.200, SLG: 0.200 (1, 2)			X 0-0 HBP 2B 1B		S 0-3 K	X 0-0 F5	X 0-0 4-3		

AB	R	H	RBI	BB	SO	LOB
4	1	1	0	0	1	1
3	1	2	1	0	0	0
1	0	0	0	0	0	1
4	0	1	1	0	0	3
4	0	1	0	0	1	4
3	0	1	1	0	0	3
0	0	0	0	1	0	0
4	0	0	0	0	0	4
3	1	2	0	1	0	2
2	0	1	1	0	0	2
1	0	0	0	0	0	0
0	0	0	0	0	0	0
4	1	1	0	0	1	2

Minnesota Twins

Cleveland Indians @ Minnesota Twins

Hubert H. Humphrey Metrodome, Minneapolis, MN

Sun Oct 06 1985, 4:33 AM EDT
Att. 10,385 - Unknown

AB	33
R	4
H	10
RBI	4
BB	2
SO	3
LOB	22



Inning Stats		R: 0	H: 0	E: 0	K: 0	S: 3	P: 3	R: 0	H: 1	E: 0	K: 0	S: 4	P: 8	R: 1	H: 2	E: 0	K: 1	S: 7	R: 0	H: 1	E: 0	K: 1	S: 6	R: 2	H: 3	E: 0	K: 0	S: 6	R: 1	H: 2	E: 1	K: 0	S: 5	R: 0	H: 1	E: 0	K: 0	S: 4	R: 0	H: 0	E: 0	K: 1	S: 5	R: 0	H: 0	E: 0	K: 1	S: 5																																									
PITCHER	IP	WLS	BF	H	R	ER	SO	BB	IBB	HBP	BLK	WP	HR	S	P	ERA	WHIP																			PITCHER	IP	WLS	BF	H	R	ER	SO	BB	IBB	HBP	BLK	WP	HR	S	P	ERA	WHIP																																				
Don Schulze, R ERA: 6.01 (1, 1)	5.0	L	25	8	4	4	2	1	0	1	0	0	0	0	0	7.20	1.800																			Vern Ruhle, R ERA: 4.32 (6, 1)	1.0		4	1	0	0	0	0	0	0	0	0	4	4	0.00	1.000																			Keith Creel, R ERA: 4.79 (7, 1)	2.0		8	1	0	0	1	1	0	0	0	0	0	0	9	13	0.00	1.000

WP	PA	3B	HR	S	P	ERA	WHIP
0	37	0	0	0	0	0	0