

Minnesota Twins - 1985

Batter	1	2	3	4	5	6	7	8	9	AB	R	H	RBI	BB	SO	LOB	TOP																					
Kirby Puckett, R OBP: 0.600, SLG: 0.600										5	1	3	0	0	0	1																						
Mickey Hatcher, R OBP: 0.400, SLG: 1.000										5	1	2	2	0	0	2																						
Kent Hrbek, L										3	1	0	0	2	0	1																						
Roy Smalley, S OBP: 0.500, SLG: 0.500										4	1	2	0	0	0	2																						
Tom Brunansky, R OBP: 0.500, SLG: 1.333										3	1	1	3	1	1	3																						
Mike Stenhouse, L OBP: 0.500, SLG: 0.750										4	0	2	0	0	0	1																						
Gary Gaetti, R OBP: 0.250, SLG: 0.250										4	0	1	0	0	0	2																						
Tim Teufel, R OBP: 0.250, SLG: 0.250										4	0	1	0	0	0	2																						
Tim Laudner, R										4	1	0	0	0	2	2																						
Inning Stats	R: 1 E: 0 K: 0 S: 5	H: 3 LOB: 1 BB: 0 P: 5	R: 0 E: 0 K: 0 S: 3	H: 1 LOB: 0 BB: 0 P: 3	R: 0 E: 0 K: 1 S: 5	H: 0 LOB: 0 BB: 0 P: 5	R: 0 E: 0 K: 0 S: 3	H: 0 LOB: 1 BB: 1 P: 7	R: 0 E: 0 K: 0 S: 3	H: 0 LOB: 0 BB: 0 P: 3	R: 0 E: 0 K: 1 S: 6	H: 1 LOB: 2 BB: 1 P: 10	R: 0 E: 0 K: 1 S: 6	H: 1 LOB: 1 BB: 0 P: 6	R: 3 E: 0 K: 0 S: 6	H: 4 LOB: 1 BB: 1 P: 10	R: 2 E: 0 K: 0 S: 5	H: 2 LOB: 0 BB: 0 P: 5	1B: 9 2B: 1 3B: 0 HR: 2	SF: 0 SAC: 0 DP: 2 HBP: 0	WP: 0 PB: 0 CS: 1	PA: 40																
PITCHER	IP	WLS	BF	H	R	ER	SO	BB	IBB	HBP	BLK	WP	HR	S	P	ERA	WHIP	PITCHER				IP	WLS	BF	H	R	ER	SO	BB	IBB	HBP	BLK	WP	HR	S	P	ERA	WHIP
Mike Witt, R ERA: 4.7	(1, 1)	7.2	L	33	10	4	4	3	2	1	0	0	0	1	36	48	4.70	1.565																				
Luis Sanchez, R ERA: 18.0	(8, 1)	1.0	S	5	2	2	2	0	0	0	0	0	0	1	5	5	18.00	2.000																				
Pat Clements, L ERA:	(9, 1)	0.1	S	1	0	0	0	0	0	0	0	0	0	0	1	1	0.00	0.000																				

Minnesota Twins @ California Angels
Anaheim Stadium, Anaheim, CA
Tue Apr 09 1985, 9:05 PM EST
Att: 35,244 - Unknown

AB 36
R 6
H 12
RBI 5
BB 3
SO 3
LOB 16



Batter	1	2	3	4	5	6	7	8	9	AB	R	H	RBI	BB	SO	LOB	BOTTOM																					
Rod Carew, L OBP: 0.500, SLG: 0.500										4	1	2	0	0	0	1																						
Juan Beniquez, R										3	0	0	0	0	0	3																						
Bobby Grich, R OBP: 0.500, SLG: 0.500										4	0	2	2	0	0	2																						
Doug DeCinces, R										3	0	0	0	0	0	1																						
Brian Downing, R										3	0	0	0	1	0	3																						
Reggie Jackson, L										4	0	0	0	0	2	1																						
Dick Schofield, R										3	0	0	0	0	1	1																						
Jerry Narron, L (9, PH)										1	0	0	0	0	0	0																						
Bob Boone, R										3	0	0	0	0	0	0																						
Rob Wilfong, L (9, PH)										0	0	0	0	1	0	0																						
Gary Pettis, S										1	1	0	0	2	0	0																						
Ruppert Jones, L (9, PH)										1	0	0	0	0	0	1																						
Inning Stats	R: 0 E: 0 K: 0 S: 3	H: 0 LOB: 0 BB: 0 P: 3	R: 0 E: 0 K: 1 S: 5	H: 0 LOB: 1 BB: 1 P: 9	R: 0 E: 0 K: 0 S: 4	H: 1 LOB: 2 BB: 1 P: 8	R: 0 E: 0 K: 0 S: 3	H: 0 LOB: 0 BB: 0 P: 3	R: 0 E: 0 K: 0 S: 3	H: 0 LOB: 0 BB: 0 P: 3	R: 1 E: 0 K: 0 S: 5	H: 2 LOB: 1 BB: 0 P: 5	R: 0 E: 0 K: 1 S: 5	H: 0 LOB: 0 BB: 0 P: 5	R: 1 E: 0 K: 0 S: 4	H: 1 LOB: 2 BB: 1 P: 9	R: 0 E: 0 K: 1 S: 5	H: 0 LOB: 1 BB: 1 P: 9	1B: 4 2B: 0 3B: 0 HR: 0	SF: 0 SAC: 1 DP: 0 HBP: 1	WP: 0 PB: 0 CS: 0	PA: 36																
PITCHER	IP	WLS	BF	H	R	ER	SO	BB	IBB	HBP	BLK	WP	HR	S	P	ERA	WHIP	PITCHER				IP	WLS	BF	H	R	ER	SO	BB	IBB	HBP	BLK	WP	HR	S	P	ERA	WHIP
Frank Viola, L ERA: 2.35	(1, 1)	7.2	W	30	4	2	2	2	3	0	0	0	0	0	31	43	2.35	0.913																				
Ron Davis, R ERA:	(8, 1)	1.1	S	6	0	0	0	1	1	0	1	0	0	0	6	11	0.00	0.750																				

Minnesota Twins @ California Angels
Anaheim Stadium, Anaheim, CA
Tue Apr 09 1985, 9:05 PM EST
Att: 35,244 - Unknown

AB 30
R 2
H 4
RBI 2
BB 4
SO 3
LOB 13



Batter	1	2	3	4	5	6	7	8	9	AB	R	H	RBI	BB	SO	LOB	TOP					
Kirby Puckett, R OBP: 0.500, SLG: 0.500										5	0	2	0	0	1	0						
Mickey Hatcher, R OBP: 0.500, SLG: 0.800										5	2	3	0	0	0	1						
Kent Hrbek, L										4	2	0	0	1	0	4						
Roy Smalley, S OBP: 0.667, SLG: 0.714										3	1	2	0	2	0	1						
Tom Brunansky, R OBP: 0.333, SLG: 0.625										5	0	1	1	0	0	5						
Gary Gaetti, R OBP: 0.444, SLG: 0.556										5	0	3	4	0	0	1						
Tim Lincecum, R OBP: 0.111, SLG: 0.111										5	0	0	0	0	1	7						
Greg Gagne, R OBP: 0.333, SLG: 0.333										3	0	1	0	0	0	0						
Randy Bush, L (8, PH)										0	0	0	0	1	0	0						
Tim Lincecum, R OBP: 0.143, SLG: 0.571										3	1	1	1	0	0	1						
Mike Stenhouse, L OBP: 0.400, SLG: 0.600										1	0	0	0	0	0	3						
Mark Salas, L (8, 2)										0	0	0	0	0	0	0						
Inning Stats	R: 0 E: 0 K: 0 S: 4	H: 1 LOB: 1 BB: 0 P: 4	R: 0 E: 0 K: 0 S: 3	H: 0 LOB: 0 BB: 0 P: 3	R: 0 E: 0 K: 0 S: 5	H: 3 LOB: 2 BB: 0 P: 5	R: 0 E: 0 K: 0 S: 4	H: 1 LOB: 1 BB: 0 P: 4	R: 1 E: 0 K: 0 S: 4	H: 1 LOB: 0 BB: 0 P: 4	R: 0 E: 0 K: 0 S: 5	H: 2 LOB: 2 BB: 0 P: 5	R: 0 E: 0 K: 1 S: 5	H: 0 LOB: 0 BB: 0 P: 5	R: 2 E: 1 K: 0 S: 6	H: 3 LOB: 3 BB: 2 P: 14	R: 3 E: 0 K: 1 S: 7	H: 2 LOB: 1 BB: 2 P: 15	1B: 10 2B: 2 3B: 0 HR: 1	SF: 0 SAC: 0 DP: 2 HBP: 0	WP: 0 PB: 0 CS: 0	PA: 43
PITCHER	IP WLS BF H R ER SO BB IBB HBP BLK WP HR S P ERA WHIP																					
Geoff Zahn, L ERA: 1.42	(1, 1) 6.1 26 8 1 1 0 0 0 0 0 0 0 1 26 20 1.42 1.263																					
Donnie Moore, R ERA: 9.0	(7, 1) 2.0 L 12 4 3 2 1 1 1 0 0 0 0 0 12 20 9.00 2.500																					
Pat Clements, L ERA: 54.0	(9, 1) 0.0 2 2 0 0 0 0 2 0 0 0 0 0 0 8 ∞ ∞																					
Doug Corbett, R ERA:	(9, 1) 0.2 3 1 2 2 1 0 0 0 0 0 0 0 5 5 27.00 1.500																					

Minnesota Twins @ California Angels
 Anaheim Stadium, Anaheim, CA
 Wed Apr 10 1985, 9:05 PM EST
 Att: 23,140 - Unknown


AB	39
R	6
H	13
RBI	6
BB	4
SO	2
LOB	23



Batter	1	2	3	4	5	6	7	8	9	AB	R	H	RBI	BB	SO	LOB	BOTTOM			
Rod Carew, L OBP: 0.286, SLG: 0.286										3	1	0	0	0	0	1				
Ruppert Jones, L										3	0	0	0	0	0	1				
Juan Beniquez, R (8, PH)										1	0	0	0	0	0	1				
Reggie Jackson, L OBP: 0.286, SLG: 0.714										3	1	2	2	0	0	0				
Darrell Miller, R (8, 9)										1	0	0	0	0	0	1				
Doug DeCinces, R										4	0	0	0	0	0	0				
Brian Downing, R (1, 10)										2	1	0	0	2	0	0				
Bobby Grich, R OBP: 0.429, SLG: 0.429										3	0	1	0	0	0	0				
Bob Boone, R OBP: 0.286, SLG: 0.286										4	0	2	1	0	0	1				
Dick Schofield, R										3	0	0	0	0	1	2				
Rob Wilfong, L (9, PH)										1	0	0	0	0	0	2				
Gary Pettis, S										2	0	0	0	1	0	1				
Jerry Narron, L (9, PH)										1	0	0	0	0	1	2				
Inning Stats	R: 2 E: 1 K: 0 S: 5	H: 1 LOB: 0 BB: 0 P: 5	R: 0 E: 0 K: 0 S: 4	H: 1 LOB: 0 BB: 0 P: 4	R: 0 E: 0 K: 0 S: 3	H: 0 LOB: 0 BB: 0 P: 3	R: 0 E: 0 K: 0 S: 3	H: 0 LOB: 0 BB: 0 P: 3	R: 0 E: 0 K: 1 S: 5	H: 1 LOB: 1 BB: 1 P: 9	R: 0 E: 0 K: 0 S: 3	H: 0 LOB: 1 BB: 1 P: 7	R: 0 E: 0 K: 0 S: 3	H: 0 LOB: 1 BB: 1 P: 7	R: 1 E: 0 K: 1 S: 7	H: 2 LOB: 2 BB: 1 P: 11	1B: 4 2B: 0 3B: 0 HR: 1	SF: 0 SAC: 2 DP: 0 HBP: 0	WP: 0 PB: 0 CS: 0	PA: 36
PITCHER	IP WLS BF H R ER SO BB IBB HBP BLK WP HR S P ERA WHIP																			
Mike Smithson, R ERA: 1.23	(1, 1) 7.1 W 28 3 2 1 1 0 2 0 0 0 0 0 1 28 36 1.23 0.682																			
Curt Wardle, L ERA: 9.0	(8, 1) 1.0 6 2 1 1 0 1 0 0 0 0 0 0 5 9 9.00 3.000																			
Ron Davis, R ERA:	(9, 1) 0.2 S 2 0 0 0 0 1 0 0 0 0 0 0 0 4 4 0.00 0.000																			

Minnesota Twins @ California Angels
 Anaheim Stadium, Anaheim, CA
 Wed Apr 10 1985, 9:05 PM EST
 Att: 23,140 - Unknown

AB	31
R	3
H	5
RBI	3
BB	3
SO	2
LOB	12



Batter	1	2	3	4	5	6	7	8	9	AB	R	H	RBI	BB	SO	LOB	TOP					
Kirby Puckett, R OBP: 0.368, SLG: 0.474	0-0 6-3			0-0 SF7 3B		0-0 F8		0-3 K		4	1	1	0	0	1	0						
Mickey Hatcher, R OBP: 0.421, SLG: 0.833	0-0 G4-6-3 1B			0-0 SF7 3H 4-0		0-0 6-3			0-0 F9	3	0	1	1	0	0	0						
Kent Hrbek, L OBP: 0.368, SLG: 0.077	0-0 G4-6-3 1-2			0-0 BB			0-0 4-3		0-0 G6-4-3 1B	3	0	1	0	1	0	1						
Tom Brunansky, R OBP: 0.471, SLG: 0.769		4-0 G5-4-3 BB		0-3 K			0-0 1B 1B		0-0 G6-4-3 1-2	3	0	1	0	1	1	2						
Gary Gaetti, R OBP: 0.313, SLG: 0.333	0-0 G5-4-3 1-2			0-3 K			0-3 K			3	0	0	0	0	2	3						
Greg Gagne, R OBP: 0.333, SLG: 0.333	0-0 F8				0-0 4-3		0-0 1-3 1B			3	0	1	0	0	0	0						
Dave Engle, R (1, 10)			0-0 5-3		0-0 F4		0-0 F9			3	0	0	0	0	0	2						
Tim Teufel, R OBP: 0.125, SLG: 0.125			0-3 K		0-0 F9			0-0 6-3		3	0	0	0	0	1	0						
Tim Laudner, R OBP: 0.071, SLG: 0.286			0-3 K			0-3 K		0-0 F7		3	0	0	0	0	2	0						
Inning Stats	R: 0 E: 0 K: 0 S: 3	H: 1 LOB: 0 BB: 0 P: 3	R: 0 E: 0 K: 0 S: 2	H: 0 LOB: 0 BB: 1 P: 6	R: 0 E: 0 K: 2 S: 7	H: 0 LOB: 0 BB: 0 P: 7	R: 1 E: 0 K: 2 S: 8	H: 1 LOB: 1 BB: 1 P: 12	R: 0 E: 0 K: 0 S: 3	H: 0 LOB: 0 BB: 0 P: 3	R: 0 E: 0 K: 1 S: 5	H: 0 LOB: 0 BB: 0 P: 5	R: 0 E: 0 K: 1 S: 7	H: 2 LOB: 2 BB: 0 P: 7	R: 0 E: 0 K: 1 S: 5	H: 0 LOB: 0 BB: 0 P: 5	R: 0 E: 0 K: 0 S: 3	H: 1 LOB: 0 BB: 0 P: 3	1B: 4 2B: 0 3B: 1 HR: 0	SF: 1 SAC: 0 DP: 3 HBP: 0	WP: 0 PB: 0 SB: 0 CS: 0	PA: 31
PITCHER	IP	WLS	BF	H	R	ER	SO	BB	IBB	HBP	BLK	WP	HR	S	P	ERA	WHIP					
Matt Young, L ERA: 1.08	(1, 1)	8.1	W	30	5	1	1	7	2	0	0	0	0	42	50	1.08	0.840					
Ed Nunez, R ERA:	(9, 1)	0.2	S	1	0	0	0	0	0	0	0	0	0	1	1	0.00	0.000					

Minnesota Twins @ Seattle Mariners
The Kingdome, Seattle, WA
Fri Apr 12 1985, 9:05 PM EST
Att: 16,963 - Unknown

AB	28
R	1
H	5
RBI	1
BB	2
SO	7
LOB	8



Batter	1	2	3	4	5	6	7	8	9	AB	R	H	RBI	BB	SO	LOB	BOTTOM					
Harold Reynolds, S (1, 4)	4-0 4-3 S BB		0-0 4-3		0-0 6-3		0-0 3-1 1-2			3	1	0	0	1	0	1						
Phil Bradley, R OBP: 0.525, SLG: 0.938	0-0 4-3 1-3		0-0 E6 BB BB		0-0 2B		0-0 5-3			4	0	1	0	0	0	1						
Alvin Davis, L OBP: 0.471, SLG: 0.182	0-0 4-3		4-0 1-2 BB		0-0 1-3		0-0 4-3			3	0	0	1	1	0	1						
Gorman Thomas, R OBP: 0.412, SLG: 0.929	0-0 F6		4-0 1-2 2-3 BB		0-0 F7		0-0 F8			3	0	0	0	1	0	1						
Dave Henderson, R OBP: 0.438, SLG: 0.600		0-0 F7	0-0 F2		0-0 F7					3	0	0	0	0	0	3						
Al Cowens, R OBP: 0.375, SLG: 0.750		0-0 F5		0-0 F7		0-0 4-3				3	0	0	0	0	0	0						
Jim Presley, R OBP: 0.400, SLG: 1.071				0-0 2B		0-0 F7				3	1	2	1	0	0	0						
Dave Valle, R (1, 2)		0-0 F5		0-0 F6			0-0 6-3			3	0	0	0	0	0	1						
Spike Owen, S OBP: 0.200, SLG: 0.267			0-0 6-3		0-0 6-3		0-0 E1 CS			3	0	0	0	0	0	0						
Inning Stats	R: 1 E: 0 K: 0 S: 3	H: 0 LOB: 0 BB: 1 P: 7	R: 0 E: 0 K: 0 S: 4	H: 1 LOB: 1 BB: 0 P: 4	R: 0 E: 1 K: 0 S: 4	H: 0 LOB: 3 BB: 2 P: 12	R: 1 E: 0 K: 0 S: 4	H: 1 LOB: 0 BB: 0 P: 4	R: 0 E: 0 K: 0 S: 3	H: 0 LOB: 0 BB: 0 P: 3	R: 0 E: 1 K: 0 S: 3	H: 0 LOB: 0 BB: 0 P: 3	R: 0 E: 0 K: 0 S: 3	H: 0 LOB: 0 BB: 0 P: 3	R: 0 E: 0 K: 0 S: 3	H: 0 LOB: 0 BB: 0 P: 3	1B: 0 2B: 2 3B: 0 HR: 1	SF: 0 SAC: 0 DP: 0 HBP: 0	WP: 0 PB: 0 SB: 1 CS: 1	PA: 31		
PITCHER	IP	WLS	BF	H	R	ER	SO	BB	IBB	HBP	BLK	WP	HR	S	P	ERA	WHIP					
Ken Schrom, R ERA: 2.25	(1, 1)	8.0	L	31	3	2	2	0	3	0	0	0	0	1	28	40	2.25	0.750				

Minnesota Twins @ Seattle Mariners
The Kingdome, Seattle, WA
Fri Apr 12 1985, 9:05 PM EST
Att: 16,963 - Unknown

AB	28
R	2
H	3
RBI	2
BB	3
SO	0
LOB	8



Batter	1	2	3	4	5	6	7	8	9	AB	R	H	RBI	BB	SO	LOB	TOP										
Kirby Puckett, R OBP: 0.397, SLG: 0.407	F9		1B		F9		FC6-4			4	0	1	0	0	0	2	Minnesota Twins @ Seattle Mariners The Kingdome, Seattle, WA Sun Apr 14 1985, 6:33 AM EST Att: 17,235 - Unknown										
Mickey Hatcher, R OBP: 0.393, SLG: 0.667	BB		1B		1-3			4-3		4	0	2	0	0	0	0											
Kent Hrbek, L OBP: 0.286, SLG: 0.048	F8		K			3-1		6-3		4	0	0	0	0	1	3											
Tom Brunansky, R OBP: 0.500, SLG: 0.737	1-2		K			K		1B	2B	3	1	1	0	1	2	2											
Mike Stenhouse, L OBP: 0.412, SLG: 0.600	K				F6		F7	2H	1B	4	0	1	1	0	1	2											
Gary Gaetti, R OBP: 0.320, SLG: 0.435		L6				BB		6-3	F7	3	0	0	0	1	0	1											
Greg Gagne, R OBP: 0.267, SLG: 0.267		K			F8		F8		F8	4	0	0	0	0	1	1											
Tim Teufel, R OBP: 0.250, SLG: 0.250		6-3			F8		1B		K	4	0	1	0	0	1	1											
Mark Salas, L OBP: 0.200, SLG: 0.200				5-3			FC6-4		K	4	0	1	0	0	1	0											
Inning Stats	R: 0 E: 0 K: 1 S: 6	H: 1 LOB: 2 BB: 1 P: 10	R: 0 E: 0 K: 1 S: 5	H: 0 LOB: 0 BB: 0 P: 5	R: 0 E: 0 K: 2 S: 9	H: 2 LOB: 2 BB: 0 P: 9	R: 0 E: 0 K: 0 S: 3	H: 0 LOB: 1 BB: 1 P: 7	R: 0 E: 0 K: 0 S: 3	H: 0 LOB: 0 BB: 0 P: 3	R: 0 E: 0 K: 1 S: 5	H: 0 LOB: 0 BB: 0 P: 5	R: 0 E: 0 K: 0 S: 5	H: 2 LOB: 2 BB: 0 P: 5	R: 1 E: 0 K: 2 S: 7	H: 2 LOB: 1 BB: 0 P: 5		R: 0 E: 0 K: 2 S: 7	H: 0 LOB: 0 BB: 0 P: 7	1B: 6 2B: 1 3B: 0 HR: 0	SF: 0 SAC: 0 DP: 0 HBP: 0	WP: 0 PB: 0 CS: 0	PA: 36				
PITCHER	IP	WLS	BF	H	R	ER	SO	BB	IBB	HBP	BLK	WP	HR	S	P	ERA	WHIP										
Mike Moore, R ERA: 2.45	(1, 1)	7.2	W	32	7	1	1	5	2	0	0	0	0	40	48	1.17	1.174										
Ed Nunez, R ERA:	(8, 1)	1.1		4	0	0	0	2	0	0	0	0	0	8	8	0.00	0.000										

Batter	1	2	3	4	5	6	7	8	9	AB	R	H	RBI	BB	SO	LOB	BOTTOM										
Harold Reynolds, S OBP: 0.217, SLG: 0.105	6-3		BLK		F7		FC6-4			3	1	0	0	2	0	2	Minnesota Twins @ Seattle Mariners The Kingdome, Seattle, WA Sun Apr 14 1985, 6:33 AM EST Att: 17,235 - Unknown										
Phil Bradley, R OBP: 0.423, SLG: 0.880	5-3		BB				1B			4	1	1	3	0	0	1											
Alvin Davis, L OBP: 0.440, SLG: 0.222	K				4-3		5-3		1B	4	0	1	1	0	1	0											
Gorman Thomas, R OBP: 0.360, SLG: 0.667		5-3			4-3		F7		1B	4	0	1	0	0	0	0											
Dave Henderson, R OBP: 0.375, SLG: 0.478		K			1B		6-3		K	4	0	1	0	0	2	2											
Al Cowens, R OBP: 0.458, SLG: 0.727					1B				F6	4	1	3	0	0	0	0											
Jim Prestley, R OBP: 0.391, SLG: 0.952		1-3			F7		1B		E5	3	1	0	0	1	0	3											
Dave Valle, R OBP: 0.143, SLG: 0.143					F7		F6		F8	4	0	1	0	0	0	3											
Spike Owen, S OBP: 0.227, SLG: 0.238					K		G6-4-3		FC6-4	3	1	1	1	1	1	1											
Inning Stats	R: 0 E: 0 K: 1 S: 5	H: 0 LOB: 0 BB: 0 P: 5	R: 0 E: 0 K: 1 S: 6	H: 1 LOB: 1 BB: 0 P: 6	R: 0 E: 0 K: 1 S: 5	H: 0 LOB: 1 BB: 1 P: 9	R: 0 E: 0 K: 0 S: 5	H: 2 LOB: 2 BB: 0 P: 5	R: 0 E: 0 K: 0 S: 3	H: 1 LOB: 0 BB: 0 P: 3	R: 0 E: 0 K: 0 S: 3	H: 0 LOB: 0 BB: 0 P: 3	R: 5 E: 0 K: 1 S: 10	H: 5 LOB: 2 BB: 2 P: 18	R: 0 E: 1 K: 0 S: 4	H: 0 LOB: 2 BB: 1 P: 8		1B: 7 2B: 1 3B: 1 HR: 0	SF: 0 SAC: 0 DP: 1 HBP: 0	WP: 0 PB: 0 CS: 0	PA: 37						
PITCHER	IP	WLS	BF	H	R	ER	SO	BB	IBB	HBP	BLK	WP	HR	S	P	ERA	WHIP										
Frank Viola, L ERA: 3.77	(1, 1)	6.2	L	28	6	4	4	3	2	1	0	1	1	31	43	5.40	1.200										
Rick Lysander, R ERA: 9.0	(7, 1)	0.1		4	3	1	1	1	0	0	0	0	0	6	6	27.00	9.000										
Tom Klawitter, L ERA:	(8, 1)	1.0		5	0	0	0	0	1	0	0	0	0	4	8	0.00	1.000										

Batter	1	2	3	4	5	6	7	8	9	AB	R	H	RBI	BB	SO	LOB	TOP										
Gary Pettis, S OBP: 0.448, SLG: 0.391 (1, 8)	0-3 K		0-3 K	0-3 K		0-3 K		4-0 BB BB		4	0	0	0	1	4	1	California Angels @ Minnesota Twins Hubert H. Humphrey Metrodome, Minneapolis, MN Mon Apr 15 1985, 7:05 PM EST Att: 51,190 - Unknown livebaseballscorecards.com										
Rod Carew, L OBP: 0.267, SLG: 0.250 (1, 3)	0-0 F8		0-0 F7		0-0 B1-3		4-3 2B	4-0 BB		4	1	1	0	1	0	0											
Brian Downing, R OBP: 0.567, SLG: 0.429 (1, 7)	0-0 6-3		0-0 HBP 1B		0-0 1B		4-3 2-3	0-0 F8		5	0	2	0	0	0	3											
Reggie Jackson, L OBP: 0.227, SLG: 0.333 Darrell Miller, R OBP: 0.333, SLG: 0.333 (7, 9)		0-0 F7	0-0 HBP 1B		0-3 K		4-3		0-0 5-3	4	0	1	1	0	1	1											
Doug DeCinces, R OBP: 0.233, SLG: 0.148 (1, 5)		0-0 5-3	1-0 HBP 1B		0-0 1B		3-H 0-3 K		0-0 F8	4	0	1	0	0	1	0											
Ruppert Jones, L OBP: 0.333, SLG: 0.591 Mike Brown, R OBP: 0.143, SLG: 0.143 (9, PH)		0-0 HR	0-3 K		0-0 G3			0-0 F8 S 1B	0-3 K	4	2	2	1	0	1	5											
Bobby Grich, R OBP: 0.417, SLG: 0.300 (1, 4)		0-0 WP 1B		0-0 6-3		0-0 5-3		4-0 F9 WP BB		3	1	1	0	1	0	0											
Jerry Narron, L OBP: 0.556, SLG: 1.000 (1, 2)		4-0 BB		0-0 HR		4-0 FC3-6 BB		0-0 F8		2	1	1	1	2	0	2											
Craig Gerber, L (1, 6)		0-0 F9		0-0 L4		0-0 FC3-6		0-0 F9		3	0	0	0	0	0	3											
Juan Benquez, R OBP: 0.333, SLG: 0.200 Rob Wilfong, L OBP: 0.174, SLG: 0.304 (8, PH)		0-0 F9				1-2 BB		1-3 3-H		0	0	0	0	0	0	0											
Dick Schofield, R OBP: 0.174, SLG: 0.304 (8, 6)										1	0	0	0	0	0	1											
Dick Schofield, R OBP: 0.174, SLG: 0.304 (8, 6)										0	0	0	0	0	0	0											
Inning Stats	R: 0 E: 0 K: 1 S: 5	H: 0 LOB: 0 BB: 0 P: 5	R: 1 E: 0 K: 0 S: 5	H: 2 LOB: 2 BB: 1 P: 9	R: 0 E: 0 K: 2 S: 9	H: 2 LOB: 3 BB: 0 P: 10	R: 1 E: 0 K: 1 S: 6	H: 1 LOB: 0 BB: 0 P: 6	R: 0 E: 0 K: 1 S: 7	H: 2 LOB: 2 BB: 0 P: 7	R: 1 E: 0 K: 1 S: 6	H: 1 LOB: 0 BB: 0 P: 6	R: 2 E: 0 K: 0 S: 4	H: 1 LOB: 2 BB: 3 P: 16	R: 0 E: 0 K: 1 S: 5	H: 0 LOB: 0 BB: 0 P: 5	1B: 6 2B: 1 3B: 0 HR: 2	SF: 0 SAC: 0 DP: 0 HBP: 1	WP: 3 PB: 0 CS: 1	PA: 42							
PITCHER	IP	WLS	BF	H	R	ER	SO	BB	IBB	HBP	BLK	WP	HR	S	P	ERA	WHIP										
Mike Smithson, R ERA: 3.77 (1, 1)	7.0	L	34	9	5	5	7	3	0	1	0	1	2	44	57	6.43	1.714										
Pete Filson, L ERA: (8, 1)	0.1		1	0	0	0	0	0	0	0	0	0	0	1	1	0.00	0.000										
Rick Lysander, R ERA: 8.44 (8, 1)	0.1		2	0	0	0	0	1	0	0	0	2	0	1	5	0.00	3.000										
Tom Klawitter, L ERA: (8, 1)	1.1		5	0	0	0	1	1	0	0	0	0	0	6	10	0.00	0.750										

Batter	1	2	3	4	5	6	7	8	9	AB	R	H	RBI	BB	SO	LOB	BOTTOM											
Kirby Puckett, R OBP: 0.344, SLG: 0.387 (1, 8)	0-0 6-3		0-0 F8		0-0 4-3		0-0 FC4 1B			4	0	1	0	0	0	1	California Angels @ Minnesota Twins Hubert H. Humphrey Metrodome, Minneapolis, MN Mon Apr 15 1985, 7:05 PM EST Att: 51,190 - Unknown livebaseballscorecards.com											
Mickey Hatcher, R OBP: 0.375, SLG: 0.645 (1, 7)	0-0 F8		0-0 2B		0-0 1-3		0-0 FC4			4	0	1	0	0	0	2												
Kent Hrbek, L OBP: 0.281, SLG: 0.120 (1, 3)	0-0 2B		0-0 3-1		0-0 6-3		0-3 K			4	0	1	0	0	1	2												
Roy Smalley, S OBP: 0.412, SLG: 0.400 (1, 10)	0-0 F4		0-0 F6		0-0 BB 1B		0-0 F7			4	0	1	0	0	0	1												
Tom Brunansky, R OBP: 0.500, SLG: 0.667 (1, 9)		0-0 F7	4-0 BB		4-0 FC5-4 BB		0-0 F8			2	0	0	0	2	0	0												
Gary Gaetti, R OBP: 0.276, SLG: 0.370 (1, 5)		0-0 5-3	0-0 F8		0-0 FC5-4		0-0 6-3			4	0	0	0	0	0	3												
Greg Gagne, R OBP: 0.263, SLG: 0.263 (1, 6)		0-0 G3	0-3 K		0-0 1B 1B		0-0 F6			4	0	1	0	0	1	1												
Tim Teufel, R OBP: 0.214, SLG: 0.214 (1, 4)			0-0 6-3		0-0 F8		0-3 K			4	0	0	0	0	1	1												
Tim Laudner, R OBP: 0.105, SLG: 0.263 (1, 2)			0-0 2B 1B		0-0 F3		0-3 K			3	0	1	0	0	1	1												
Inning Stats	R: 0 E: 0 K: 0 S: 4	H: 1 LOB: 1 BB: 0 P: 4	R: 0 E: 0 K: 0 S: 3	H: 0 LOB: 0 BB: 0 P: 3	R: 0 E: 0 K: 1 S: 5	H: 0 LOB: 1 BB: 1 P: 9	R: 0 E: 0 K: 0 S: 4	H: 0 LOB: 2 BB: 1 P: 8	R: 0 E: 0 K: 2 S: 9	H: 2 LOB: 2 BB: 0 P: 9	R: 0 E: 0 K: 1 S: 5	H: 0 LOB: 0 BB: 0 P: 5	R: 0 E: 0 K: 0 S: 3	H: 0 LOB: 0 BB: 0 P: 3	1B: 4 2B: 2 3B: 0 HR: 0	SF: 0 SAC: 0 DP: 0 HBP: 0		WP: 0 PB: 0 CS: 0	PA: 35									
PITCHER	IP	WLS	BF	H	R	ER	SO	BB	IBB	HBP	BLK	WP	HR	S	P	ERA		WHIP										
Geoff Zahn, L ERA: 0.59 (1, 1)	9.0	W	35	6	0	0	4	2	0	0	0	0	0	41	49	0.00		0.889										

Batter	1	2	3	4	5	6	7	8	9	AB	R	H	RBI	BB	SO	LOB	TOP			
Juan Beniquez, R OBP: 0.300, SLG: 0.222										4	0	1	0	0	1	1	California Angels @ Minnesota Twins Hubert H. Humphrey Metrodome, Minneapolis, MN Wed Apr 17 1985, 7:05 PM EST Att: 14,741 - Unknown			
Rod Carew, L OBP: 0.294, SLG: 0.344										4	1	2	0	0	0	1				
Brian Downing, R OBP: 0.529, SLG: 0.375										3	0	0	0	1	0	1				
Doug DeCinces, R OBP: 0.235, SLG: 0.167										3	1	1	1	0	0	2				
Mike Brown, R OBP: 0.182, SLG: 0.182										4	1	1	0	0	1	2				
Bobby Grich, R OBP: 0.429, SLG: 0.304										3	1	1	1	1	0	0				
Bob Boone, R OBP: 0.231, SLG: 0.269										3	0	1	0	0	0	3				
Dick Schofield, R OBP: 0.148, SLG: 0.259										4	0	0	0	0	1	3				
Gary Pettis, S OBP: 0.438, SLG: 0.385										3	0	1	2	0	0	0				
Inning Stats	R: 0 E: 0 K: 0 S: 3	H: 1 LOB: 0 BB: 0 P: 3	R: 3 E: 0 K: 0 S: 7	H: 4 LOB: 1 BB: 0 P: 7	R: 0 E: 0 K: 0 S: 4	H: 1 LOB: 0 BB: 2 P: 12	R: 0 E: 0 K: 2 S: 7	H: 0 LOB: 0 BB: 0 P: 7	R: 1 E: 0 K: 1 S: 6	H: 1 LOB: 0 BB: 0 P: 6	R: 0 E: 0 K: 0 S: 3	H: 0 LOB: 0 BB: 0 P: 3	R: 0 E: 0 K: 0 S: 3	H: 0 LOB: 0 BB: 0 P: 3	R: 0 E: 0 K: 0 S: 3	H: 1 LOB: 0 BB: 0 P: 3	1B: 7 2B: 0 3B: 1 HR: 0	SF: 1 SAC: 1 DP: 1 HBP: 0	WP: 0 PB: 0 SB: 1 CS: 0	PA: 35
PITCHER John Butcher, R ERA: 2.81	IP: 9.0 WLS: L BF: 35 H: 8 R: 4 ER: 4 SO: 3 BB: 1 IBB: 1 HBP: 0 BLK: 0 WP: 0 HR: 0 S: 39 P: 47 ERA: 4.00 WHIP: 1.000																			

Batter	1	2	3	4	5	6	7	8	9	AB	R	H	RBI	BB	SO	LOB	BOTTOM			
Kirby Puckett, R OBP: 0.333, SLG: 0.400										4	1	1	1	0	0	2	California Angels @ Minnesota Twins Hubert H. Humphrey Metrodome, Minneapolis, MN Wed Apr 17 1985, 7:05 PM EST Att: 14,741 - Unknown			
Mickey Hatcher, R OBP: 0.333, SLG: 0.571										4	0	0	0	0	1	3				
Kent Hrbek, L OBP: 0.278, SLG: 0.172										4	0	1	1	0	1	0				
Roy Smalley, S OBP: 0.381, SLG: 0.526										4	1	1	1	0	1	2				
Tom Brunansky, R OBP: 0.471, SLG: 0.600										4	0	1	0	0	0	2				
Mark Salas, L OBP: 0.125, SLG: 0.125 Randy Bush, L (9, FH)										3	0	0	0	0	0	1				
Gary Gaetti, R OBP: 0.242, SLG: 0.323										4	0	0	0	0	2	1				
Tim Teufel, R OBP: 0.226, SLG: 0.226										3	1	1	0	0	0	0				
Greg Gagne, R OBP: 0.364, SLG: 0.364										3	0	3	0	0	0	0				
Inning Stats	R: 0 E: 0 K: 2 S: 7	H: 0 LOB: 0 BB: 0 P: 7	R: 0 E: 0 K: 1 S: 6	H: 1 LOB: 1 BB: 0 P: 6	R: 2 E: 0 K: 1 S: 9	H: 4 LOB: 2 BB: 0 P: 9	R: 0 E: 0 K: 0 S: 3	H: 0 LOB: 0 BB: 0 P: 3	R: 0 E: 0 K: 0 S: 4	H: 1 LOB: 0 BB: 0 P: 4	R: 0 E: 0 K: 1 S: 6	H: 1 LOB: 1 BB: 0 P: 6	R: 0 E: 0 K: 0 S: 3	H: 0 LOB: 0 BB: 0 P: 3	R: 0 E: 0 K: 0 S: 3	H: 0 LOB: 0 BB: 0 P: 3	1B: 5 2B: 2 3B: 0 HR: 1	SF: 0 SAC: 0 DP: 1 HBP: 0	WP: 0 PB: 0 SB: 0 CS: 0	PA: 34
PITCHER Jim Slaton, R ERA: 4.38 Donnie Moore, R ERA: 2.7	IP: 6.0 WLS: W BF: 24 H: 7 R: 3 ER: 3 SO: 4 BB: 0 IBB: 0 HBP: 0 BLK: 0 WP: 0 HR: 1 S: 32 P: 32 ERA: 4.50 WHIP: 1.167																			

Batter	1	2	3	4	5	6	7	8	9	AB	R	H	RBI	BB	SO	LOB	TOP							
Kirby Puckett, R OBP: 0.311, SLG: 0.364 (1, 8)										4	0	0	0	0	2	2								
Mickey Hatcher, R OBP: 0.318, SLG: 0.535 (1, 7)										4	0	0	0	0	0	1								
Kent Hrbek, L OBP: 0.244, SLG: 0.135 (1, 3)										4	0	0	0	0	1	1								
Mike Stenhouse, L OBP: 0.318, SLG: 0.450 (1, 10)										4	0	0	0	0	0	1								
Tom Brunansky, R OBP: 0.465, SLG: 0.647 (1, 9)										4	1	2	1	0	0	0								
Gary Gaetti, R OBP: 0.333, SLG: 0.378 (1, 5)										3	1	1	0	1	1	1								
Greg Gagne, R OBP: 0.379, SLG: 0.308 (9, PH)										1	0	0	0	2	0	0								
Roy Smalley, S OBP: 0.333, SLG: 0.455 (9, PH)										1	0	0	0	0	1	1								
Tim Teufel, R OBP: 0.275, SLG: 0.243 (1, 4)										3	0	0	0	1	0	4								
Tim Laudner, R OBP: 0.174, SLG: 0.304 (1, 2)										2	0	1	1	0	1	1								
Randy Bush, L OBP: 0.400, SLG: 1.000 (7, PH)										1	0	0	0	0	0	1								
Mark Salas, L OBP: 0.200, SLG: 0.200 (7, 2)										0	0	0	0	0	0	0								
Inning Stats	R: 0 E: 0 K: 1 S: 5	H: 0 LOB: 0 BB: 0 P: 5	R: 2 E: 0 K: 0 S: 4	H: 2 LOB: 2 BB: 2 P: 12	R: 0 E: 1 K: 0 S: 4	H: 0 LOB: 1 BB: 0 P: 4	R: 0 E: 0 K: 0 S: 3	H: 0 LOB: 0 BB: 0 P: 3	R: 0 E: 0 K: 2 S: 7	H: 0 LOB: 1 BB: 1 P: 11	R: 0 E: 0 K: 1 S: 6	H: 1 LOB: 1 BB: 0 P: 6	R: 0 E: 0 K: 1 S: 5	H: 0 LOB: 0 BB: 0 P: 9	R: 0 E: 0 K: 0 S: 3	H: 0 LOB: 0 BB: 0 P: 3	R: 0 E: 0 K: 1 S: 6	H: 1 LOB: 1 BB: 0 P: 6	1B: 3 2B: 0 3B: 0 HR: 1	SF: 0 SAC: 0 DP: 0 HBP: 0	WP: 0 PB: 0 SB: 0 CS: 0	PA: 35		
PITCHER	IP	WLS	BF	H	R	ER	SO	BB	IBB	HBP	BLK	WP	HR	S	P	ERA	WHIP							
Chris Codiroli, R ERA: 3.79 (1, 1)	8.0	W	31	3	2	2	5	4	0	0	0	0	1	37	53	2.25	0.875							
Jay Howell, R ERA: (9, 1)	1.0	S	4	1	0	0	1	0	0	0	0	0	0	6	6	0.00	1.000							

Minnesota Twins @ Oakland Athletics
Oakland-Alameda County Coliseum, Oakland, CA

AB 31
R 2
H 4
RBI 2
BB 4
SO 6
LOB 13



WP: 0 PA: 35
PB: 0
SB: 0
CS: 0

Batter	1	2	3	4	5	6	7	8	9	AB	R	H	RBI	BB	SO	LOB	BOTTOM							
Dave Collins, S OBP: 0.375, SLG: 0.419 (1, 7)										4	0	0	0	0	1	1								
Camey Lansford, R OBP: 0.304, SLG: 0.256 (1, 5)										4	0	0	0	0	0	0								
Dwayne Murphy, L OBP: 0.444, SLG: 0.355 (1, 8)										4	1	1	1	0	2	0								
Dave Kingman, R OBP: 0.357, SLG: 0.457 (1, 3)										2	1	0	0	1	1	0								
Bruce Bochte, L OBP: 0.476, SLG: 0.545 (9, 3)										0	0	0	0	0	0	0								
Dusty Baker Jr., R OBP: 0.500, SLG: 0.500 (1, 10)										3	1	2	0	0	0	0								
Mike Heath, R OBP: 0.341, SLG: 0.486 (1, 2)										3	1	1	3	0	1	2								
Mike Davis, L OBP: 0.410, SLG: 0.800 (1, 9)										3	0	1	0	0	0	1								
Donnie Hill, S OBP: 0.179, SLG: 0.243 (1, 4)										3	0	1	0	0	0	1								
Alfredo Griffin, S OBP: 0.472, SLG: 0.485 (1, 6)										3	0	0	0	0	0	1								
Inning Stats	R: 0 E: 0 K: 0 S: 3	H: 0 LOB: 0 BB: 0 P: 3	R: 0 E: 1 K: 0 S: 4	H: 0 LOB: 1 BB: 0 P: 4	R: 0 E: 0 K: 0 S: 3	H: 1 LOB: 0 BB: 0 P: 3	R: 4 E: 0 K: 0 S: 6	H: 4 LOB: 0 BB: 1 P: 10	R: 0 E: 0 K: 0 S: 3	H: 0 LOB: 0 BB: 0 P: 3	R: 0 E: 0 K: 3 S: 10	H: 1 LOB: 1 BB: 0 P: 10	R: 0 E: 0 K: 0 S: 3	H: 0 LOB: 0 BB: 0 P: 3	R: 0 E: 0 K: 2 S: 7	H: 0 LOB: 0 BB: 0 P: 7	1B: 4 2B: 0 3B: 0 HR: 2	SF: 0 SAC: 0 DP: 1 HBP: 0	WP: 0 PB: 0 SB: 0 CS: 0	PA: 30				
PITCHER	IP	WLS	BF	H	R	ER	SO	BB	IBB	HBP	BLK	WP	HR	S	P	ERA	WHIP							
Frank Viola, L ERA: 4.03 (1, 1)	8.0	L	30	6	4	4	5	1	0	0	0	0	2	39	43	4.50	0.875							

Minnesota Twins @ Oakland Athletics
Oakland-Alameda County Coliseum, Oakland, CA


AB 29
R 4
H 6
RBI 4
BB 1
SO 5
LOB 6




WP: 0 PA: 30
PB: 0
SB: 0
CS: 0

Batter	1	2	3	4	5	6	7	8	9	AB	R	H	RBI	BB	SO	LOB	TOP					
Kirby Puckett, R OBP: 0.286, SLG: 0.333 (1, 8)	0-0 4-3		0-0 5-3		0-0 G3-6			0-0 6-3		4	0	0	1	0	0	3	Minnesota Twins @ Oakland Athletics Oakland-Alameda County Coliseum, Oakland, CA Sat Apr 20 1985, 3:33 AM PST Att: 12,556 - Unknown livebaseballscores.com					
Mickey Hatcher, R OBP: 0.313, SLG: 0.511 (1, 7)	0-0 F7		0-0 1-3				0-0 6-3	0-0 1B		4	0	1	0	0	0	2						
Roy Smalley, S OBP: 0.321, SLG: 0.400 (1, 10)	0-0 5-3		4-0 BB				0-0 F8	0-0 F6		3	0	0	0	1	0	1						
Tom Brunansky, R OBP: 0.447, SLG: 0.595 (1, 9)		0-0 6-3	0-0 F8				4-0 BB	0-0 F7		3	0	0	0	1	0	4						
Gary Gaetti, R OBP: 0.348, SLG: 0.450 (1, 5)		0-0 F8		0-0 5-3			4-0 BB		0-0 HR	3	1	1	1	1	0	0						
Kent Hrbek, L OBP: 0.245, SLG: 0.146 (1, 3)	0-0 5-3		0-0 F5				0-0 F7		0-0 1B	4	0	1	0	0	0	2						
Greg Gagne, R OBP: 0.364, SLG: 0.300 (1, 6)			0-0 BB	0-0 F4			0-0 F8	0-0 F7		4	1	1	0	0	0	1						
Ron Washington, R OBP: 0.400, SLG: 0.250 (1, 4)			0-0 5-3		4-0 BB		0-0 F8	0-0 F6		3	0	1	0	1	0	1						
Tim Laudner, R OBP: 0.185, SLG: 0.269 (1, 2)			4-0 BB	0-0 F7			0-3 K	0-0 F8		3	0	0	0	1	1	2						
Inning Stats	R: 0 E: 0 K: 0 S: 3	H: 0 LOB: 0 BB: 0 P: 3	R: 0 E: 0 K: 0 S: 3	H: 0 LOB: 0 BB: 0 P: 3	R: 1 E: 0 K: 0 S: 5	H: 2 LOB: 3 BB: 2 P: 13	R: 0 E: 0 K: 0 S: 3	H: 0 LOB: 0 BB: 0 P: 3	R: 0 E: 0 K: 0 S: 2	H: 0 LOB: 0 BB: 1 P: 6	R: 0 E: 0 K: 1 S: 5	H: 0 LOB: 2 BB: 0 P: 11	R: 0 E: 0 K: 1 S: 4	H: 0 LOB: 0 BB: 0 P: 5	R: 0 E: 0 K: 0 S: 4	H: 1 LOB: 1 BB: 0 P: 4	R: 1 E: 0 K: 0 S: 5	H: 2 LOB: 1 BB: 0 P: 5	1B: 4 2B: 0 3B: 0 HR: 1	SF: 0 SAC: 0 DP: 1 HBP: 0	WP: 0 PB: 0 SB: 0 CS: 0	PA: 36
PITCHER Bill Krueger, L ERA: 3.54 (1, 1)	IP: 9.0 WLS: W BF: 36 H: 5 R: 2 ER: 2 SO: 1 BB: 5 IBB: 0 HBP: 0 BLK: 0 WP: 0 HR: 1 S: 33 P: 53 ERA: 2.00 WHIP: 1.111															PITCHER	IP: 9.0 WLS: W BF: 36 H: 5 R: 2 ER: 2 SO: 1 BB: 5 IBB: 0 HBP: 0 BLK: 0 WP: 0 HR: 1 S: 33 P: 53 ERA: 2.00 WHIP: 1.111					

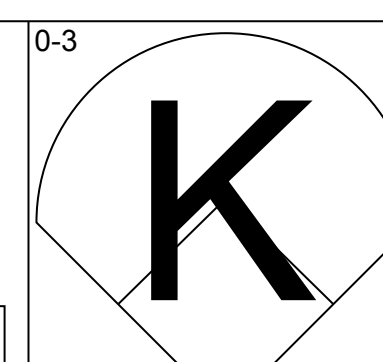
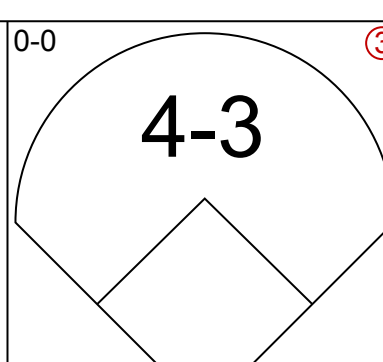
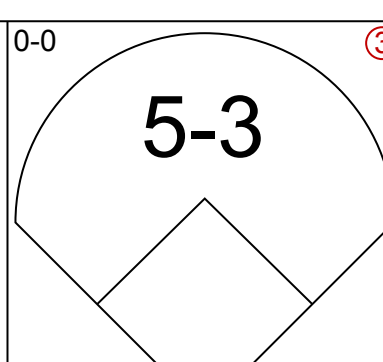
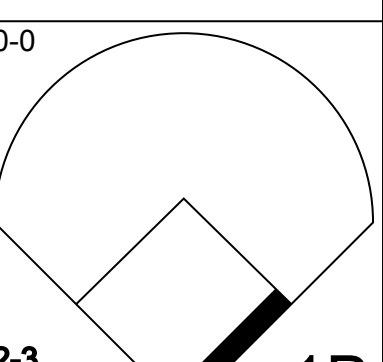
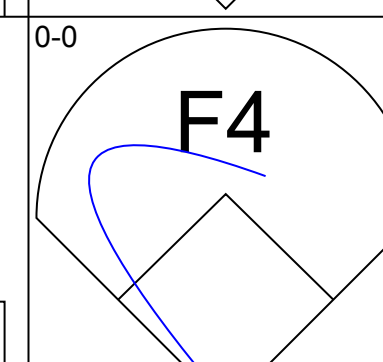
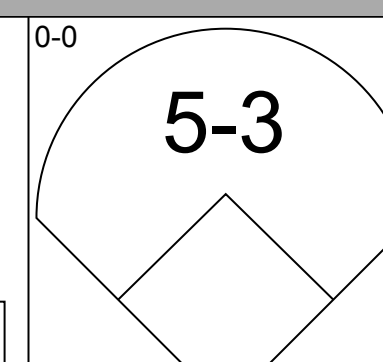
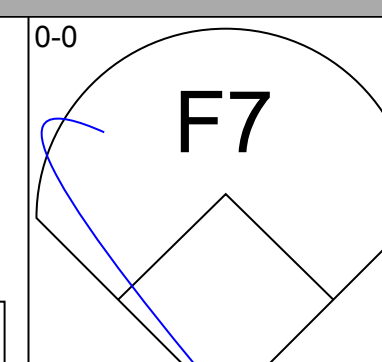
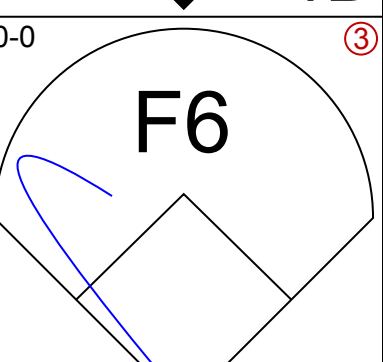
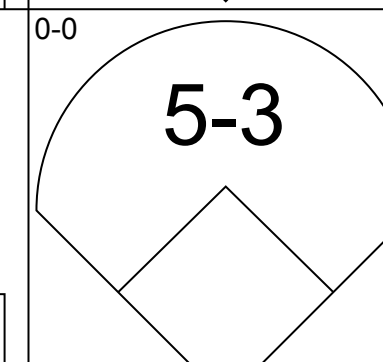
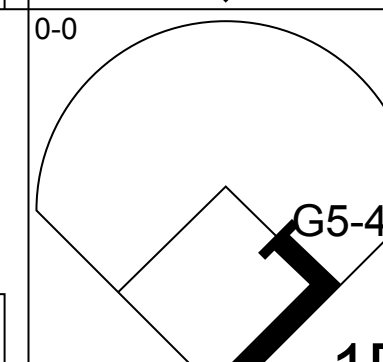
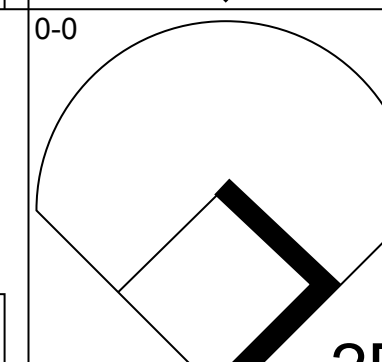
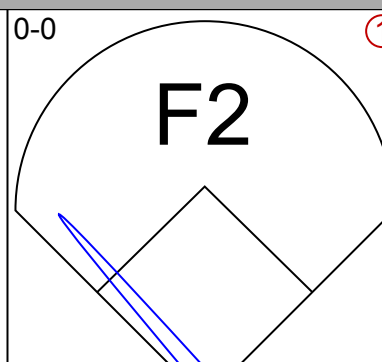
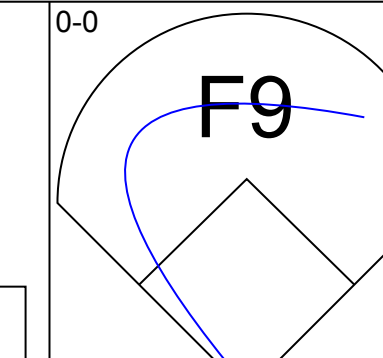
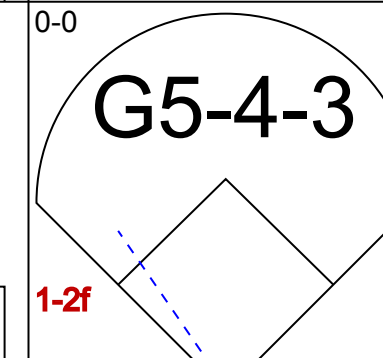
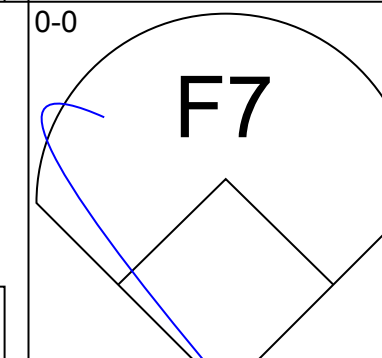
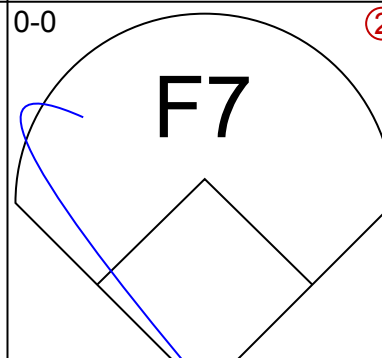
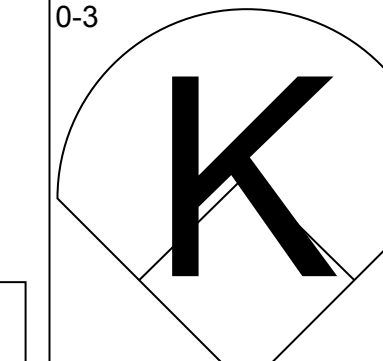
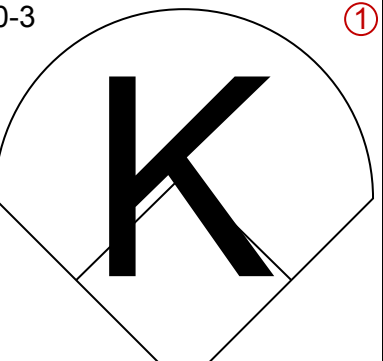
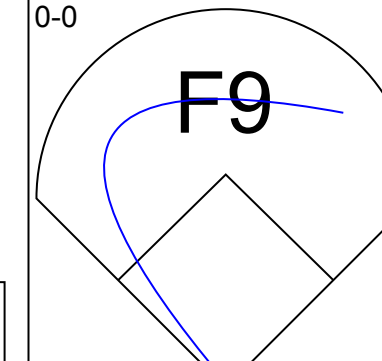
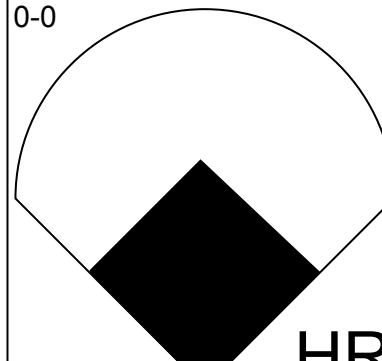
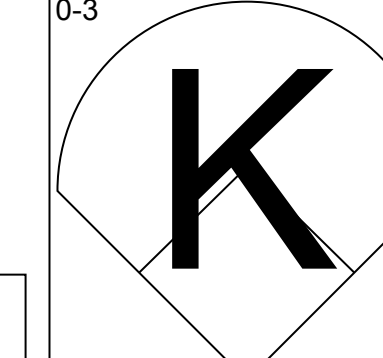
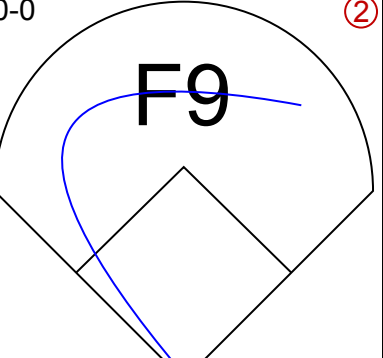
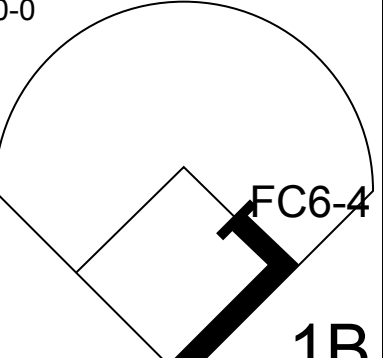
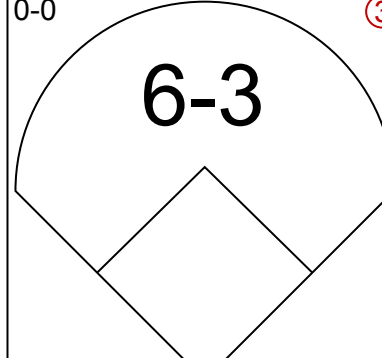
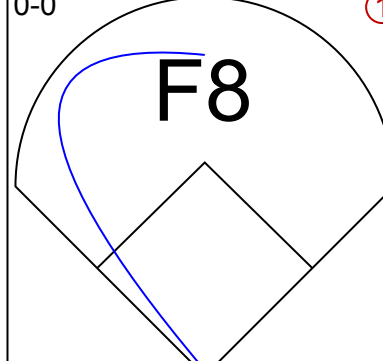
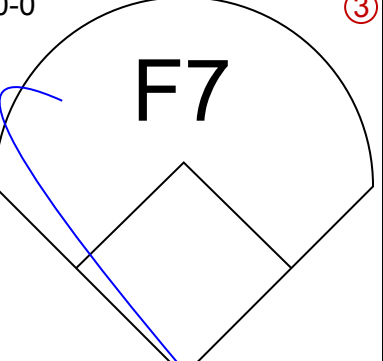
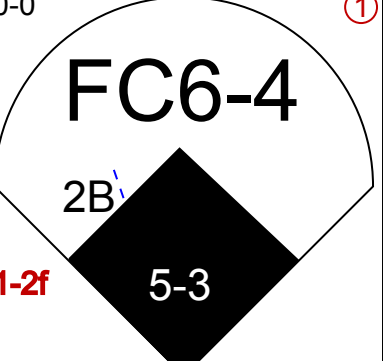
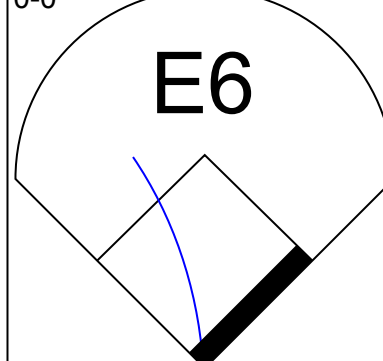
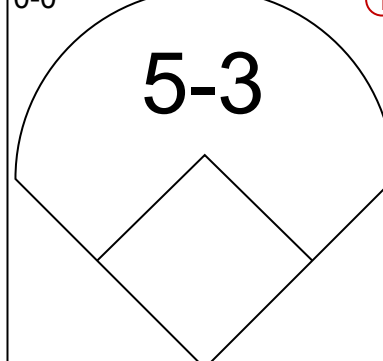
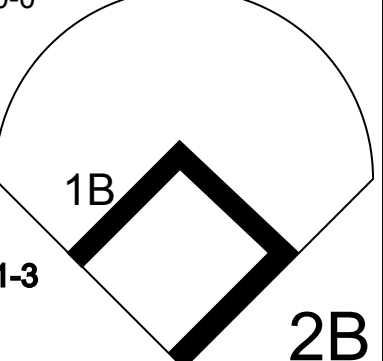
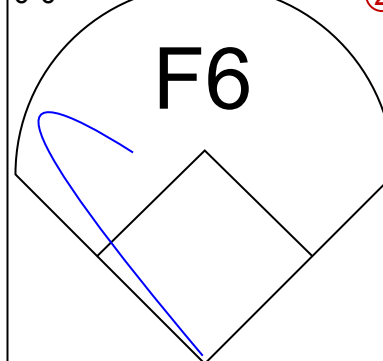
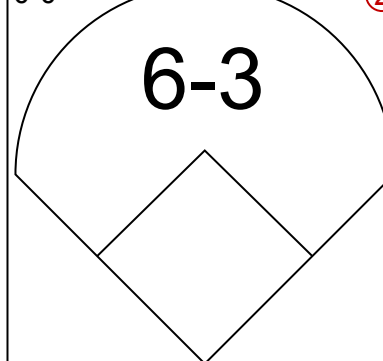
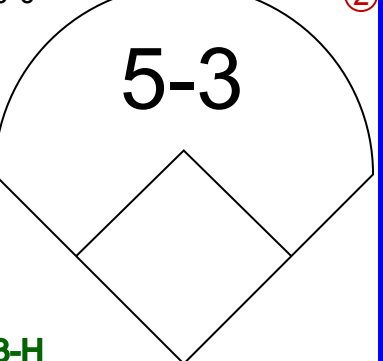
Batter	1	2	3	4	5	6	7	8	9	AB	R	H	RBI	BB	SO	LOB	BOTTOM			
Dave Collins, S OBP: 0.373, SLG: 0.413 (1, 7)	0-0 F8		0-0 1B		0-0 F7			0-0 SH1-3		3	1	1	0	0	0	0	Minnesota Twins @ Oakland Athletics Oakland-Alameda County Coliseum, Oakland, CA Sat Apr 20 1985, 3:33 AM PST Att: 12,556 - Unknown livebaseballscores.com			
Carney Lansford, R OBP: 0.320, SLG: 0.279 (1, 5)	0-0 F3		0-0 1B		0-0 FC5-4		0-0 5-3			4	0	2	0	0	0	1				
Bruce Bochte, L OBP: 0.444, SLG: 0.500 (1, 3)	0-0 1B		0-0 G6-4-3		0-0 F8			0-0 B2-3		4	0	1	0	0	0	2				
Dave Kingman, R OBP: 0.348, SLG: 0.462 Rob Picciolo, R (8, PR)	0-0 F4		0-0 6-3		0-0 FC5-4			0-0 E		4	0	1	0	0	0	2				
Dwayne Murphy, L OBP: 0.429, SLG: 0.371 (1, 8)		0-0 HR		0-0 F8			0-0 3-1	0-0 E4		4	2	1	0	0	0	0				
Mike Heath, R OBP: 0.333, SLG: 0.462 (1, 2)		0-0 F9		0-0 6-3			0-0 1-3	0-0 FC4-6		4	0	1	1	0	0	1				
Mike Davis, L OBP: 0.419, SLG: 0.846 (1, 9)		0-0 HR		0-0 3B			0-0 F9	0-0 FC4-6		4	2	2	2	0	0	2				
Donnie Hill, S OBP: 0.186, SLG: 0.293 (1, 4)		0-0 F7		0-0 3B			0-0 F9	0-0 F5		4	0	1	1	0	0	2				
Alfredo Griffin, S OBP: 0.462, SLG: 0.472 (1, 6)		0-0 F9		0-0 F7			0-0 SH1-3			3	0	1	0	0	0	1				
Inning Stats	R: 0 E: 0 K: 0 S: 4	H: 1 LOB: 1 BB: 0 P: 4	R: 2 E: 0 K: 0 S: 5	H: 2 LOB: 0 BB: 0 P: 5	R: 1 E: 0 K: 0 S: 4	H: 2 LOB: 0 BB: 0 P: 4	R: 1 E: 0 K: 0 S: 5	H: 2 LOB: 1 BB: 0 P: 5	R: 0 E: 0 K: 0 S: 4	H: 1 LOB: 1 BB: 0 P: 4	R: 0 E: 0 K: 0 S: 3	H: 0 LOB: 0 BB: 0 P: 3	R: 0 E: 0 K: 0 S: 4	H: 1 LOB: 1 BB: 0 P: 4	R: 2 E: 1 K: 0 S: 6	H: 2 LOB: 2 BB: 0 P: 6	1B: 7 2B: 2 3B: 1 HR: 1	SF: 0 SAC: 1 DP: 1 HBP: 0	WP: 0 PB: 0 SB: 1 CS: 0	PA: 35
PITCHER Mike Smithson, R ERA: 4.57 Pete Filson, L ERA: (8, 1)	IP: 7.1 WLS: L BF: 31 H: 10 R: 5 ER: 5 SO: 0 BB: 0 IBB: 0 HBP: 0 BLK: 0 WP: 0 HR: 1 S: 31 P: 31 ERA: 6.14 WHIP: 1.364															PITCHER	IP: 0.2 WLS: L BF: 4 H: 1 R: 1 ER: 0 SO: 0 BB: 0 IBB: 0 HBP: 0 BLK: 0 WP: 0 HR: 0 S: 4 P: 4 ERA: 0.00 WHIP: 1.500			

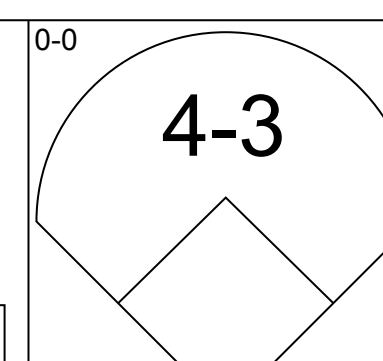
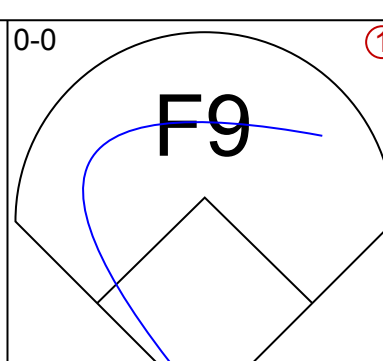
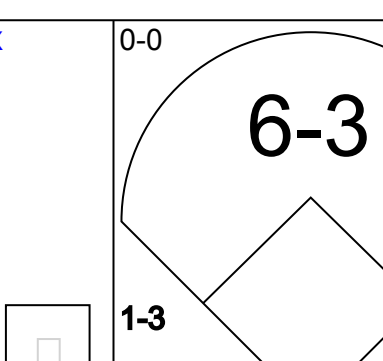
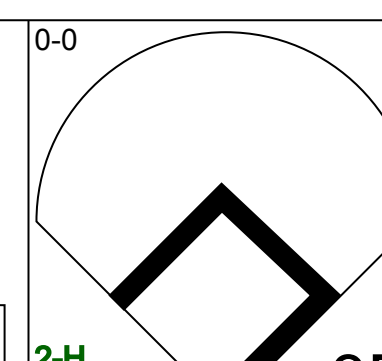
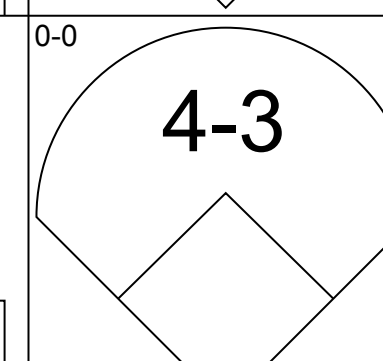
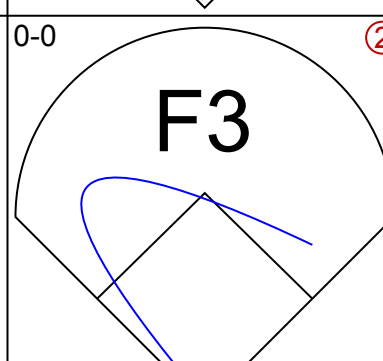
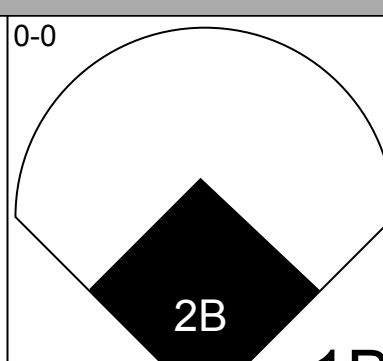
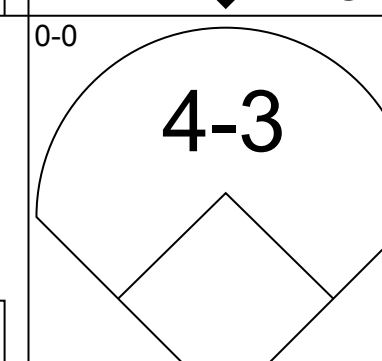
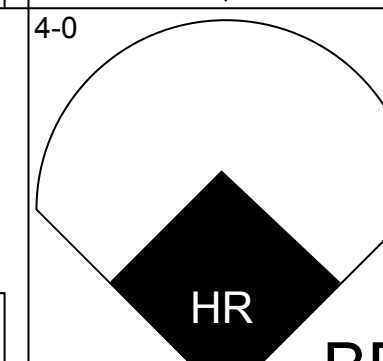
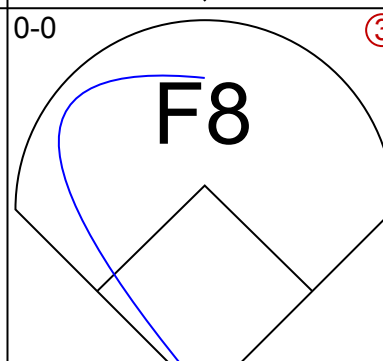
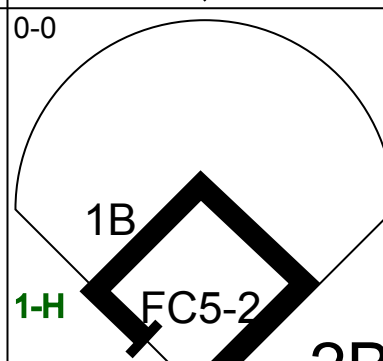
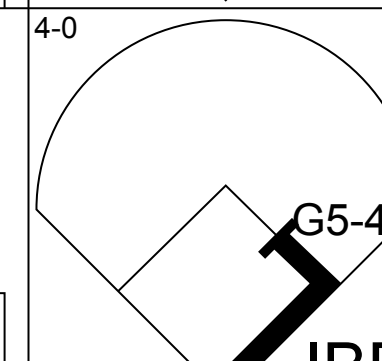
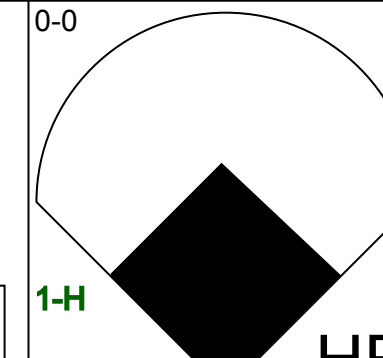
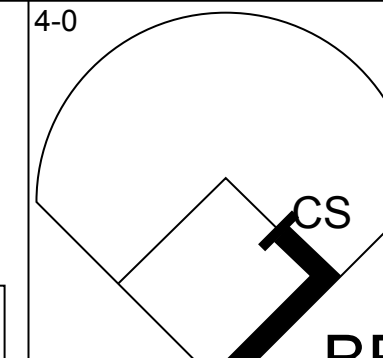
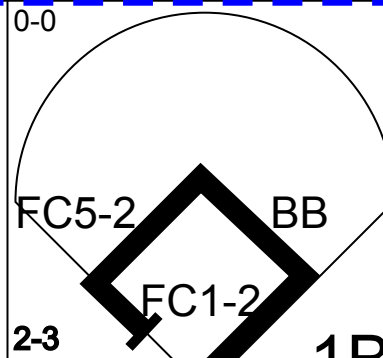
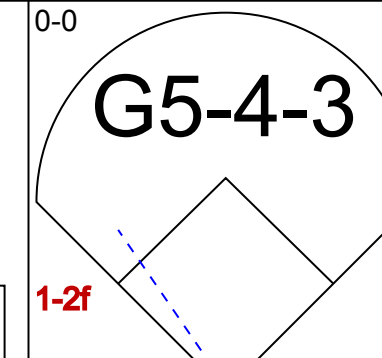
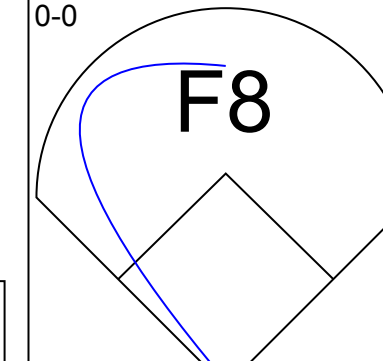
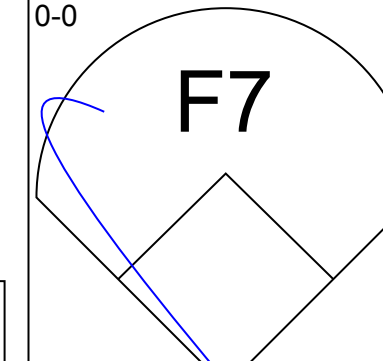
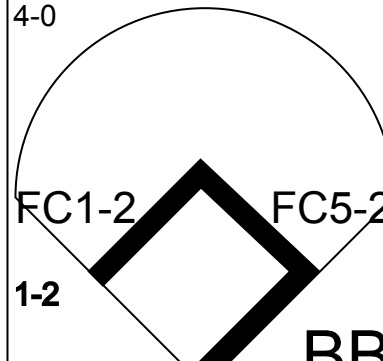
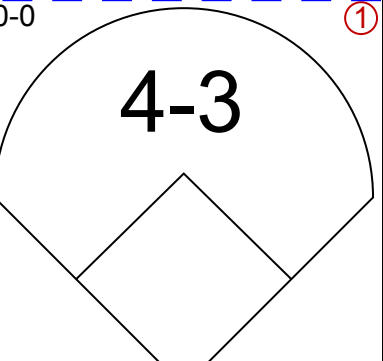
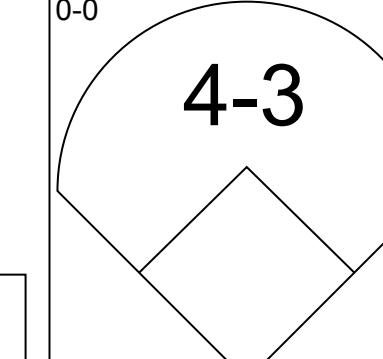
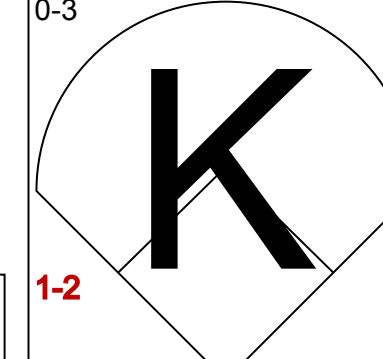
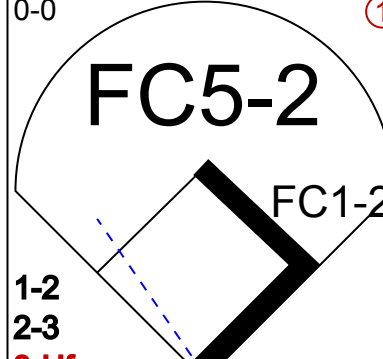
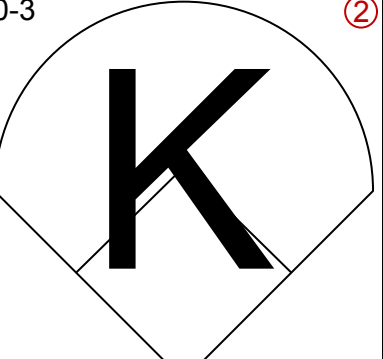
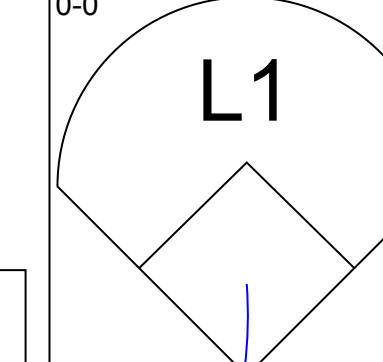
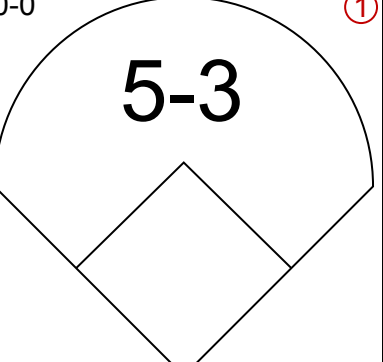
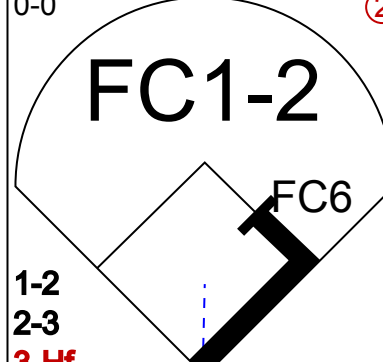
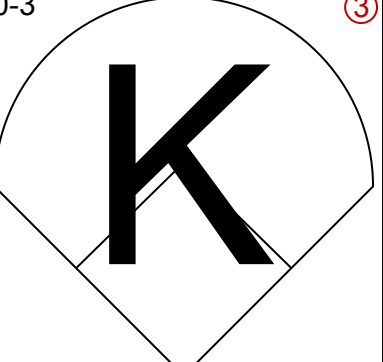
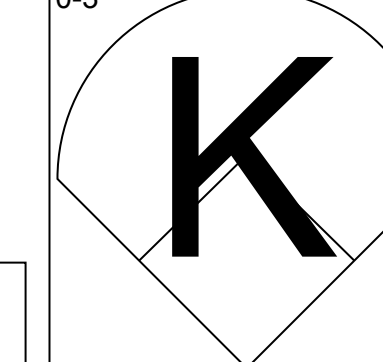
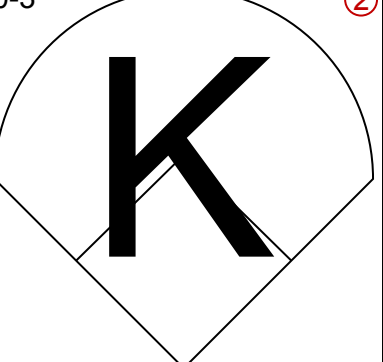
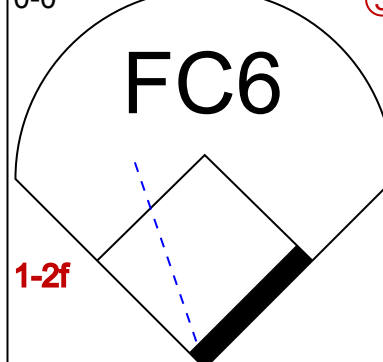
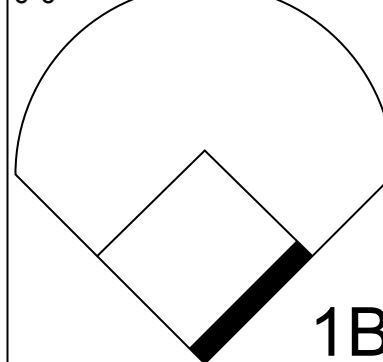
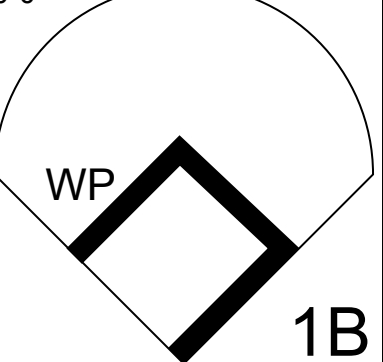
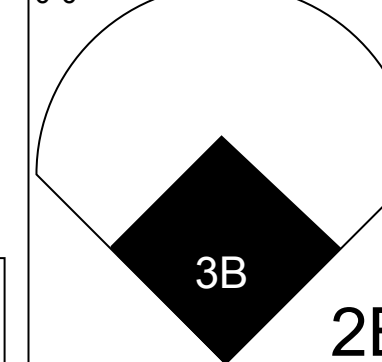
Batter	1	2	3	4	5	6	7	8	9	AB	R	H	RBI	BB	SO	LOB	TOP											
Kirby Puckett, R OBP: 0.315, SLG: 0.358	F9			CS 1B	1-2 2-H 3-H 1B		1-2 1B		G4-6-3	5	0	3	2	0	0	1	Minnesota Twins @ Oakland Athletics Oakland-Alameda County Coliseum, Oakland, CA Sun Apr 21 1985, 3:33 AM PST Att: 9,722 - Unknown AB 33 R 2 H 8 RBI 2 BB 4 SO 3 LOB 15 											
Mickey Hatcher, R OBP: 0.286, SLG: 0.471	6-3			F8	4-3		FC6-4			4	0	0	0	0	0	5												
Kent Hrbek, L OBP: 0.245, SLG: 0.156	1-3			FC5-4 1B			F6		F4	4	0	1	0	0	0	0												
Tom Brunansky, R OBP: 0.431, SLG: 0.561				FC5-4 1-2			F7		BB 1B	4	0	1	0	0	0	1												
Roy Smalley, S OBP: 0.313, SLG: 0.357	K				F8		BB		F6	3	0	0	0	1	1	1												
Gary Gaetti, R OBP: 0.360, SLG: 0.465	K				1B 2B		K		BB	3	1	1	0	1	2	1												
Greg Gagne, R OBP: 0.351, SLG: 0.294				F4	BB 1B		F5		F7	4	1	1	0	0	0	2												
Tim Teufel, R OBP: 0.295, SLG: 0.275				F9	1B BB		L6		FC1-5 2B	3	0	1	0	1	0	0												
Tim Laudner, R OBP: 0.194, SLG: 0.241				F7	L5		L5		FC1-5 G4-6-3	3	0	0	0	1	0	4												
Inning Stats	R: 0 E: 0 K: 0 S: 3	H: 0 LOB: 0 BB: 0 P: 3	R: 0 E: 0 K: 2 S: 7	H: 0 LOB: 0 BB: 0 P: 7	R: 0 E: 0 K: 0 S: 3	H: 0 LOB: 0 BB: 0 P: 3	R: 0 E: 0 K: 0 S: 4	H: 2 LOB: 1 BB: 0 P: 4	R: 2 E: 0 K: 0 S: 6	H: 3 LOB: 2 BB: 1 P: 10	R: 0 E: 0 K: 1 S: 5	H: 0 LOB: 1 BB: 1 P: 9	R: 0 E: 0 K: 0 S: 4	H: 1 LOB: 2 BB: 1 P: 8	R: 0 E: 0 K: 0 S: 4	H: 1 LOB: 2 BB: 1 P: 8	R: 0 E: 0 K: 0 S: 3	H: 1 LOB: 0 BB: 0 P: 3	1B: 6 2B: 2 3B: 0 HR: 0	SF: 0 SAC: 0 DP: 1 HBP: 0	WP: 0 PB: 0 SB: 0 CS: 1	PA: 37						
PITCHER	IP	WLS	BF	H	R	ER	SO	BB	IBB	HBP	BLK	WP	HR	S	P	ERA	WHIP											
Curt Young, L ERA: 9.42	(1, 1)	7.2	L	33	7	2	2	3	4	0	0	0	0	0	35	51	2.35	1.435										
Keith Atherton, R ERA: 4.63	(8, 1)	1.1		4	1	0	0	0	0	0	0	0	0	4	4	0.00	0.750											

Batter	1	2	3	4	5	6	7	8	9	AB	R	H	RBI	BB	SO	LOB	BOTTOM										
Dave Collins, S OBP: 0.364, SLG: 0.400	4-3			CS 1B					G3	4	0	1	0	0	0	0	Minnesota Twins @ Oakland Athletics Oakland-Alameda County Coliseum, Oakland, CA Sun Apr 21 1985, 3:33 AM PST Att: 9,722 - Unknown AB 28 R 0 H 3 RBI 0 BB 0 SO 2 LOB 3 										
Camey Lansford, R OBP: 0.321, SLG: 0.283	5-3			6-3			G4-6-3 1B			3	0	1	0	0	0	1											
Bruce Bochte, L OBP: 0.400, SLG: 0.448	F8			3-1			G4-6-3		F8	3	0	0	0	0	0	0											
Dave Kingman, R OBP: 0.327, SLG: 0.429				6-3			F7		F8	3	0	0	0	0	0	0											
Dwayne Murphy, L OBP: 0.404, SLG: 0.342				F8			F8		K	3	0	0	0	0	1	0											
Mike Heath, R OBP: 0.333, SLG: 0.476				5-3			2B		F7	3	0	1	0	0	0	0											
Mike Davis, L OBP: 0.391, SLG: 0.786				4-3			F6		F6	3	0	0	0	0	0	1											
Donnie Hill, S OBP: 0.178, SLG: 0.279				1-3			G3		F3	2	0	0	0	0	0	0											
Dan Meyer, L (9, PH)										1	0	0	0	0	0	0											
Alfredo Griffin, S OBP: 0.429, SLG: 0.436				1-3			K		F5	3	0	0	0	0	1	0											
Inning Stats	R: 0 E: 0 K: 0 S: 3	H: 0 LOB: 0 BB: 0 P: 3	R: 0 E: 0 K: 0 S: 3	H: 0 LOB: 0 BB: 0 P: 3	R: 0 E: 0 K: 0 S: 3	H: 0 LOB: 0 BB: 0 P: 3	R: 0 E: 0 K: 0 S: 3	H: 1 LOB: 0 BB: 0 P: 3	R: 0 E: 0 K: 0 S: 4	H: 1 LOB: 1 BB: 0 P: 4	R: 0 E: 0 K: 1 S: 5	H: 0 LOB: 0 BB: 0 P: 5	R: 0 E: 0 K: 0 S: 3	H: 1 LOB: 0 BB: 0 P: 3	R: 0 E: 0 K: 1 S: 5	H: 0 LOB: 0 BB: 0 P: 5	R: 0 E: 0 K: 0 S: 3	H: 0 LOB: 0 BB: 0 P: 3	1B: 2 2B: 1 3B: 0 HR: 0	SF: 0 SAC: 0 DP: 1 HBP: 0	WP: 0 PB: 0 SB: 0 CS: 1	PA: 28					
PITCHER	IP	WLS	BF	H	R	ER	SO	BB	IBB	HBP	BLK	WP	HR	S	P	ERA	WHIP										
John Butcher, R ERA: 1.8	(1, 1)	9.0	W	28	3	0	0	2	0	0	0	0	0	32	32	0.00	0.333										

Batter	1	2	3	4	5	6	7	8	9	AB	R	H	RBI	BB	SO	LOB	TOP										
Jack Perconte, L (1,4) OBP: 0.303, SLG: 0.355 Ivan Calderon, R (9, PH) OBP: 0.429, SLG: 0.200	F4			G3		F7		SF8 2B	G4-6-3 1B	4	1	1	0	0	0	0	Seattle Mariners @ Minnesota Twins Hubert H. Humphrey Metrodome, Minneapolis, MN Mon Apr 22 1985, 7:05 PM EST Att: 10,200 - Unknown livebaseballscorecards.com										
Phil Bradley, R (1,7) OBP: 0.375, SLG: 0.630	F8			5-3		BB BB		HR 1B	G4-6-3 1B	4	1	1	0	1	0	3											
Alvin Davis, L (1,3) OBP: 0.372, SLG: 0.188	F7			F7		BB		SF8		2	0	0	1	1	0	0											
Gorman Thomas, R (1,10) OBP: 0.420, SLG: 0.767		F2			1B 1B	F6		HR		4	2	2	2	0	0	2											
Dave Henderson, R (1,8) OBP: 0.278, SLG: 0.333	F7			G6-4-3 1B		5-3		5-3		4	0	1	0	0	0	0											
Al Cowens, R (1,9) OBP: 0.429, SLG: 0.696	K			G6-4-3 1B		6-3			BB 1B	4	1	2	1	0	1	0											
Jim Presley, R (1,5) OBP: 0.353, SLG: 0.721			F8	G6-4-3 1B		1B			1B 1B BB	3	0	1	0	1	0	2											
Dave Valle, R (1,2) OBP: 0.111, SLG: 0.111 Barry Bonnell, R (9, PH) OBP: 0.273, SLG: 0.200			K	6-3		1-3			1B	3	0	0	0	0	1	2											
Spike Owen, S (1,6) OBP: 0.213, SLG: 0.186 Ken Phelps, L (9, PH) OBP: 0.300, SLG: 0.500			K			F6		F8	F5	3	0	0	0	0	1	0											
										1	0	0	0	0	0	2											
Inning Stats	R: 0 E: 0 K: 0 S: 3	H: 0 LOB: 0 BB: 0 P: 3	R: 0 E: 0 K: 1 S: 5	H: 0 LOB: 0 BB: 0 P: 5	R: 0 E: 0 K: 2 S: 7	H: 0 LOB: 0 BB: 0 P: 7	R: 0 E: 0 K: 0 S: 3	H: 0 LOB: 0 BB: 0 P: 3	R: 1 E: 0 K: 0 S: 5	H: 3 LOB: 1 BB: 0 P: 5	R: 0 E: 0 K: 0 S: 3	H: 0 LOB: 2 BB: 2 P: 11	R: 0 E: 0 K: 0 S: 4	H: 1 LOB: 0 BB: 0 P: 4	R: 3 E: 0 K: 0 S: 6	H: 3 LOB: 0 BB: 0 P: 6	R: 1 E: 0 K: 0 S: 5	H: 3 LOB: 2 BB: 1 P: 9	1B: 8 2B: 1 3B: 0 HR: 1	SF: 1 SAC: 0 DP: 2 HBP: 0	WP: 0 PB: 0 CS: 0	PA: 38					
PITCHER	IP	WLS	BF	H	R	ER	SO	BB	IBB	HBP	BLK	WP	HR	S	P	ERA	WHIP										
Ken Schrom, R (1,1) ERA: 5.4	7.2	W	31	7	4	4	3	2	0	0	0	0	1	35	43	4.70	1.174										
Ron Davis, R (8,1) ERA: 7.2	0.2		6	3	1	1	0	1	0	0	0	0	0	5	9	13.50	6.000										
Rick Lysander, R (9,1) ERA: 7.5	0.2	S	1	0	0	0	0	0	0	0	0	0	0	1	1	0.00	0.000										

Batter	1	2	3	4	5	6	7	8	9	AB	R	H	RBI	BB	SO	LOB	BOTTOM										
Kirby Puckett, R (1,8) OBP: 0.339, SLG: 0.431	FC5-4 1B		FC6-4 1B	1-H 3-H HR		6-3		6-3		5	1	3	3	0	0	1	Seattle Mariners @ Minnesota Twins Hubert H. Humphrey Metrodome, Minneapolis, MN Mon Apr 22 1985, 7:05 PM EST Att: 10,200 - Unknown livebaseballscorecards.com										
Mickey Hatcher, R (1,7) OBP: 0.281, SLG: 0.446	FC5-4 1B WP		F9	F8			K	1B SF8 1B		5	2	1	0	0	1	2											
Kent Hrbek, L (1,3) OBP: 0.299, SLG: 0.163	1B 1-2 BB		FC6-4 1-2		K		L6	1B 1-3 1B		4	0	1	0	1	1	1											
Tom Brunansky, R (1,9) OBP: 0.429, SLG: 0.578	F8		F7		1B		1B 2B	SF8		4	1	2	1	0	0	3											
Roy Smalley, S (1,10) OBP: 0.351, SLG: 0.394	1-2 2-H 1B		F3	F4			HR 1B	1-2 1B		5	1	3	2	0	0	1											
Gary Gaetti, R (1,5) OBP: 0.345, SLG: 0.500	6-3		F8	F9			HR	F6		5	1	1	2	0	0	5											
Greg Gagne, R (1,6) OBP: 0.390, SLG: 0.421		F8		1B						4	1	3	0	0	0	0											
Tim Teufel, R (1,4) OBP: 0.313, SLG: 0.279	4-3			1B HR 1B		K				3	1	1	1	1	1	1											
Tim Laudner, R (1,2) OBP: 0.200, SLG: 0.242	F9			3-H HR 1B		K				4	1	1	0	0	2	3											
Inning Stats	R: 1 E: 0 K: 0 S: 5	H: 2 LOB: 2 BB: 1 P: 9	R: 0 E: 0 K: 0 S: 3	H: 0 LOB: 0 BB: 0 P: 3	R: 0 E: 1 K: 0 S: 4	H: 1 LOB: 1 BB: 0 P: 4	R: 4 E: 0 K: 0 S: 7	H: 4 LOB: 0 BB: 0 P: 7	R: 0 E: 0 K: 1 S: 6	H: 1 LOB: 1 BB: 0 P: 6	R: 0 E: 0 K: 2 S: 8	H: 1 LOB: 0 BB: 0 P: 8	R: 3 E: 0 K: 2 S: 11	H: 4 LOB: 2 BB: 1 P: 15	R: 1 E: 0 K: 0 S: 6	H: 3 LOB: 2 BB: 0 P: 6	1B: 11 2B: 2 3B: 1 HR: 2	SF: 1 SAC: 0 DP: 0 HBP: 0	WP: 1 PB: 0 SB: 0 CS: 0	PA: 42							
PITCHER	IP	WLS	BF	H	R	ER	SO	BB	IBB	HBP	BLK	WP	HR	S	P	ERA	WHIP										
Matt Young, L (1,1) ERA: 5.71	5.1	L	26	9	5	5	2	1	0	0	0	0	1	29	33	8.44	1.875										
Karl Best, R (6,1) ERA: 1.5	0.2		2	0	0	0	1	0	0	0	0	0	0	4	4	0.00	0.000										
Mike Stanton, R (7,1) ERA: 9.53	1.1		10	5	4	4	2	1	0	0	0	0	1	13	17	27.00	4.500										
Ed Vande Berg, L (8,1) ERA: 1.59	0.2		4	2	0	0	0	0	0	0	0	0	0	4	4	0.00	3.000										

Batter	1	2	3	4	5	6	7	8	9	AB	R	H	RBI	BB	SO	LOB	TOP					
Jack Perconte, L (1,4) OBP: 0.297, SLG: 0.343										4	0	1	0	0	1	1	Seattle Mariners @ Minnesota Twins Hubert H. Humphrey Metrodome, Minneapolis, MN Tue Apr 23 1985, 7:05 PM EST Att: 11,352 - Unknown livebaseballscorecards.com					
Phil Bradley, R (1,7) OBP: 0.355, SLG: 0.586										4	0	0	0	0	2							
Alvin Davis, L (1,3) OBP: 0.383, SLG: 0.250										4	0	2	0	0	0							
Gorman Thomas, R (1,10) OBP: 0.389, SLG: 0.702										4	0	0	0	0	2							
Dave Henderson, R (1,8) OBP: 0.276, SLG: 0.382										4	1	1	1	0	2	1						
Al Cowens, R (1,9) OBP: 0.415, SLG: 0.660										4	0	1	0	0	1	0						
Jim Presley, R (1,5) OBP: 0.333, SLG: 0.674										3	1	0	0	0	1							
Domingo Ramos, R (1,6) OBP: 0.333, SLG: 0.667										3	0	1	0	0	0							
Bob Kearney, R (1,2) OBP: 0.097, SLG: 0.034										2	0	0	0	0	1							
Barry Bonnell, R (8,PH) OBP: 0.250, SLG: 0.162										1	0	0	1	0	0	1						
Dave Valle, R (8,2) OBP: 0.111, SLG: 0.111										0	0	0	0	0	0	0						
Inning Stats	R: 0 E: 0 K: 1 S: 5	H: 0 LOB: 0 BB: 0 P: 5	R: 0 E: 0 K: 2 S: 7	H: 0 LOB: 0 BB: 0 P: 7	R: 0 E: 1 K: 0 S: 4	H: 0 LOB: 1 BB: 0 P: 4	R: 0 E: 0 K: 0 S: 3	H: 1 LOB: 0 BB: 0 P: 3	R: 0 E: 0 K: 1 S: 5	H: 0 LOB: 0 BB: 0 P: 5	R: 0 E: 0 K: 0 S: 3	H: 0 LOB: 0 BB: 0 P: 3	R: 0 E: 0 K: 0 S: 4	H: 1 LOB: 1 BB: 0 P: 4	R: 1 E: 0 K: 0 S: 6	H: 3 LOB: 2 BB: 0 P: 6	R: 1 E: 0 K: 0 S: 4	H: 1 LOB: 0 BB: 0 P: 4	1B: 3 2B: 2 3B: 0 HR: 1	SF: 0 SAC: 0 DP: 1 HBP: 0	WP: 0 PB: 0 SB: 0 CS: 0	PA: 33
PITCHER Frank Viola, L (1,1) ERA: 3.45	IP: 9.0 WLS: W BF: 33 H: 6 R: 2 ER: 2 SO: 4 BB: 0 IBB: 0 HBP: 0 BLK: 0 WP: 0 HR: 1 S: 41 P: 41 ERA: 2.00 WHIP: 0.667															PITCHER						

Batter	1	2	3	4	5	6	7	8	9	AB	R	H	RBI	BB	SO	LOB	BOTTOM			
Kirby Puckett, R (1,8) OBP: 0.333, SLG: 0.452										4	0	1	1	0	0	2	Seattle Mariners @ Minnesota Twins Hubert H. Humphrey Metrodome, Minneapolis, MN Tue Apr 23 1985, 7:05 PM EST Att: 11,352 - Unknown livebaseballscorecards.com			
Mickey Hatcher, R (1,7) OBP: 0.279, SLG: 0.433										4	1	1	0	0	2					
Kent Hrbek, L (1,3) OBP: 0.290, SLG: 0.196										2	1	1	1	2	0	1				
Tom Brunansky, R (1,9) OBP: 0.450, SLG: 0.646										3	1	2	2	1	0	2				
Roy Smalley, S (1,10) OBP: 0.341, SLG: 0.361										3	0	0	0	1	0	1				
Gary Gaetti, R (1,5) OBP: 0.322, SLG: 0.462										4	0	0	0	0	2	4				
Greg Gagne, R (1,6) OBP: 0.356, SLG: 0.381										4	0	0	0	0	1	3				
Tim Teufel, R (1,4) OBP: 0.294, SLG: 0.261										3	0	0	0	0	2	3				
Mark Salas, L (1,2) OBP: 0.385, SLG: 0.462										3	1	3	0	0	0	0				
Inning Stats	R: 2 E: 0 K: 0 S: 4	H: 1 LOB: 1 BB: 1 P: 8	R: 0 E: 0 K: 1 S: 5	H: 0 LOB: 0 BB: 0 P: 5	R: 0 E: 0 K: 0 S: 4	H: 1 LOB: 1 BB: 0 P: 4	R: 0 E: 0 K: 1 S: 4	H: 0 LOB: 1 BB: 1 P: 8	R: 0 E: 0 K: 0 S: 6	H: 1 LOB: 0 BB: 0 P: 6	R: 1 E: 0 K: 0 S: 6	H: 3 LOB: 3 BB: 1 P: 10	R: 1 E: 0 K: 0 S: 4	H: 2 LOB: 1 BB: 1 P: 8	R: 0 E: 0 K: 2 S: 7	H: 0 LOB: 0 BB: 0 P: 7		1B: 4 2B: 3 3B: 1 HR: 1	SF: 0 SAC: 0 DP: 2 HBP: 0	WP: 2 PB: 0 SB: 0 CS: 1
PITCHER Salome Barojas, R (1,1) ERA: 7.88	IP: 5.0 WLS: L BF: 21 H: 5 R: 3 ER: 3 SO: 3 BB: 2 IBB: 0 HBP: 0 BLK: 0 WP: 1 HR: 1 S: 25 P: 33 ERA: 5.40 WHIP: 1.400															PITCHER				
Mike Stanton, R (6,1) ERA: 8.22	IP: 2.0 WLS: L BF: 10 H: 3 R: 1 ER: 1 SO: 1 BB: 1 IBB: 0 HBP: 0 BLK: 0 WP: 0 HR: 0 S: 8 P: 16 ERA: 4.50 WHIP: 2.000															PITCHER				
Ed Nunez, R (8,1) ERA: 0.87	IP: 1.0 WLS: L BF: 3 H: 0 R: 0 ER: 0 SO: 2 BB: 0 IBB: 0 HBP: 0 BLK: 0 WP: 0 HR: 0 S: 7 P: 7 ERA: 0.00 WHIP: 0.000															PITCHER				

Batter	1	2	3	4	5	6	7	8	9	AB	R	H	RBI	BB	SO	LOB	TOP					
Jack Perconte, L OBP: 0.268, SLG: 0.308 (1, 4)	F7		K		F6			4-3		4	0	0	0	0	1	4	Seattle Mariners @ Minnesota Twins Hubert H. Humphrey Metrodome, Minneapolis, MN Wed Apr 24 1985, 4:33 AM EST Att: 10,465 - Unknown livebaseballscorecards.com					
Phil Bradley, R OBP: 0.346, SLG: 0.581 (1, 9)	2B		FC6-4		G1-2-3			5-3		4	0	1	0	0	0	4						
Alvin Davis, L OBP: 0.392, SLG: 0.256 (1, 3)	F7									3	0	1	0	1	0	1						
Ken Phelps, L OBP: 0.214, SLG: 0.333 (1, 10)	K									4	0	0	0	0	1	3						
Dave Henderson, R OBP: 0.258, SLG: 0.356 (1, 8)										4	0	0	0	0	1	1						
Ivan Calderon, R OBP: 0.364, SLG: 0.125 (1, 7)										3	0	0	0	0	0	1						
Jim Presley, R OBP: 0.346, SLG: 0.653 (1, 5)										3	0	1	0	1	0	1						
Dave Valle, R OBP: 0.190, SLG: 0.105 (1, 2)										1	0	0	0	1	1	1						
Spike Owen, S OBP: 0.220, SLG: 0.196 (1, 6)										3	0	1	0	0	0	2						
Inning Stats	R: 0 E: 0 K: 1 S: 6	H: 1 LOB: 1 BB: 0 P: 6	R: 0 E: 0 K: 0 S: 2	H: 0 LOB: 0 BB: 0 P: 3	R: 0 E: 0 K: 1 S: 5	H: 0 LOB: 1 BB: 0 P: 6	R: 0 E: 0 K: 0 S: 3	H: 0 LOB: 1 BB: 1 P: 7	R: 0 E: 0 K: 0 S: 4	H: 2 LOB: 2 BB: 1 P: 8	R: 0 E: 0 K: 1 S: 5	H: 0 LOB: 0 BB: 0 P: 5	R: 0 E: 0 K: 1 S: 5	H: 0 LOB: 1 BB: 1 P: 9	R: 0 E: 0 K: 0 S: 4	H: 1 LOB: 1 BB: 0 P: 4		R: 0 E: 0 K: 0 S: 3	H: 0 LOB: 0 BB: 0 P: 3	1B: 3 2B: 1 3B: 0 HR: 0	SF: 0 SAC: 0 DP: 2 HBP: 2	WP: 0 PB: 0 SB: 0 CS: 0
PITCHER Mike Smithson, R ERA: 3.23 (1, 1)	IP: 9.0 WLS: W BF: 34 H: 4 R: 0 ER: 0 SO: 4 BB: 3 IBB: 0 HBP: 2 BLK: 0 WP: 0 HR: 0 S: 37 P: 51 ERA: 0.00 WHIP: 0.778															PITCHER						

Batter	1	2	3	4	5	6	7	8	9	AB	R	H	RBI	BB	SO	LOB	BOTTOM			
Kirby Puckett, R OBP: 0.353, SLG: 0.478 (1, 8)	4-3									5	2	3	2	0	0	0	Seattle Mariners @ Minnesota Twins Hubert H. Humphrey Metrodome, Minneapolis, MN Wed Apr 24 1985, 4:33 AM EST Att: 10,465 - Unknown livebaseballscorecards.com			
Mickey Hatcher, R OBP: 0.281, SLG: 0.429 Dave Meier, R (6, FH) (7, 7)	F8									3	1	1	1	0	0	2				
Kent Hrbek, L OBP: 0.313, SLG: 0.273 (1, 3)	F4									4	2	2	3	1	0	1				
Tom Brunansky, R OBP: 0.431, SLG: 0.596 (1, 9)										4	0	0	0	1	0	2				
Roy Smalley, S OBP: 0.348, SLG: 0.375 (1, 10)										4	1	1	1	1	1	2				
Gary Gaetti, R OBP: 0.317, SLG: 0.446 (1, 5)										4	1	1	0	0	0	1				
Greg Gagne, R OBP: 0.367, SLG: 0.490 (1, 6)										3	1	1	1	0	0	2				
Tim Teufel, R OBP: 0.327, SLG: 0.320 (1, 4)										4	2	3	1	0	0	1				
Mark Salas, L OBP: 0.353, SLG: 0.412 (1, 2)										4	0	1	0	0	1	3				
Inning Stats	R: 0 E: 0 K: 0 S: 3	H: 0 LOB: 0 BB: 0 P: 3	R: 0 E: 0 K: 0 S: 3	H: 0 LOB: 0 BB: 0 P: 3	R: 4 E: 0 K: 0 S: 7	H: 4 LOB: 0 BB: 0 P: 7	R: 0 E: 0 K: 0 S: 3	H: 0 LOB: 1 BB: 0 P: 4	R: 1 E: 0 K: 1 S: 7	H: 2 LOB: 1 BB: 0 P: 7	R: 3 E: 1 K: 0 S: 6	H: 3 LOB: 1 BB: 1 P: 10	R: 2 E: 0 K: 0 S: 7	H: 4 LOB: 2 BB: 0 P: 7	R: 0 E: 0 K: 1 S: 5	H: 0 LOB: 2 BB: 2 P: 13		1B: 8 2B: 4 3B: 0 HR: 1	SF: 0 SAC: 0 DP: 0 HBP: 1	WP: 0 PB: 0 SB: 0 CS: 0
PITCHER Mike Moore, R ERA: 6.66 Dave Geisel, L ERA: 7.71 Ed Vande Berg, L ERA: 1.35 (1, 1) (6, 1) (8, 1)	IP: 5.1 WLS: L BF: 26 H: 8 R: 8 ER: 8 SO: 1 BB: 1 IBB: 1 HBP: 1 BLK: 0 WP: 0 HR: 1 S: 26 P: 31 ERA: 13.50 WHIP: 1.688															PITCHER				

Batter	1	2	3	4	5	6	7	8	9	AB	R	H	RBI	BB	SO	LOB	TOP					
Dave Collins, S OBP: 0.338, SLG: 0.362 (1, 7)	3-1		F8		F8					4	0	1	1	0	0	1	<p>Oakland Athletics @ Minnesota Twins Hubert H. Humphrey Metrodome, Minneapolis, MN</p> <p>Thu Apr 25 1985, 7:05 PM EST Att: 9,259 - Unknown</p> <p>livebaseballscores.com</p>					
Carney Lansford, R OBP: 0.306, SLG: 0.313 (1, 5)	6-3		6-3			6-3	F8			4	0	0	0	0	0	2						
Bruce Bochte, L OBP: 0.395, SLG: 0.429 (1, 3)								F8		4	1	2	0	0	1	1						
Dave Kingman, R OBP: 0.328, SLG: 0.429 (1, 10)					F7				F8	4	0	0	0	0	2	2						
Dwayne Murphy, L OBP: 0.400, SLG: 0.431 (1, 8)		4-3							4-3	3	1	1	2	1	0	0						
Mike Heath, R OBP: 0.323, SLG: 0.456 (1, 2)		5-3							F4	3	0	0	0	1	0	1						
Mike Davis, L OBP: 0.381, SLG: 0.741 (1, 9)										4	1	1	0	0	2	1						
Donnie Hill, S OBP: 0.233, SLG: 0.310 (1, 4)										4	1	2	0	0	0	1						
Alfredo Griffin, S OBP: 0.386, SLG: 0.365 (1, 6)										3	0	0	1	0	1	1						
Inning Stats	R: 0 E: 0 K: 1 S: 6	H: 1 LOB: 1 BB: 0 P: 6	R: 0 E: 0 K: 1 S: 5	H: 0 LOB: 0 BB: 0 P: 5	R: 0 E: 0 K: 0 S: 4	H: 1 LOB: 1 BB: 0 P: 4	R: 0 E: 0 K: 1 S: 5	H: 0 LOB: 1 BB: 1 P: 9	R: 0 E: 0 K: 0 S: 4	H: 1 LOB: 0 BB: 0 P: 4	R: 2 E: 0 K: 1 S: 7	H: 2 LOB: 1 BB: 1 P: 11	R: 1 E: 0 K: 0 S: 5	H: 2 LOB: 1 BB: 0 P: 5	R: 0 E: 0 K: 0 S: 3	H: 0 LOB: 0 BB: 0 P: 3	R: 0 E: 0 K: 2 S: 7	H: 0 LOB: 0 BB: 0 P: 7	1B: 5 2B: 1 3B: 0 HR: 1	SF: 0 SAC: 1 DP: 0 HBP: 0	WP: 0 PB: 0 CS: 0	PA: 36
PITCHER John Butcher, R ERA: 2.38 (1, 1)	IP: 9.0 WLS: W BF: 36 H: 7 R: 4 ER: 4 SO: 6 BB: 2 IBB: 0 HBP: 0 BLK: 0 WP: 0 HR: 1 S: 46 P: 54 ERA: 4.00 WHIP: 1.000															PITCHER						

Batter	1	2	3	4	5	6	7	8	9	AB	R	H	RBI	BB	SO	LOB	BOTTOM					
Kirby Puckett, R OBP: 0.356, SLG: 0.472 (1, 8)			4-3							5	0	2	2	0	1	1	<p>Oakland Athletics @ Minnesota Twins Hubert H. Humphrey Metrodome, Minneapolis, MN</p> <p>Thu Apr 25 1985, 7:05 PM EST Att: 9,259 - Unknown</p> <p>livebaseballscores.com</p>					
Mickey Hatcher, R OBP: 0.285, SLG: 0.403 (1, 7)										4	0	0	0	0	0	1						
Kent Hrbek, L OBP: 0.310, SLG: 0.271 (1, 3)										4	0	1	0	0	1	0						
Tom Brunansky, R OBP: 0.420, SLG: 0.625 (1, 9)										4	1	1	1	0	0	1						
Roy Smalley, S OBP: 0.360, SLG: 0.372 (1, 10)										3	1	1	0	1	0	0						
Gary Gaetti, R OBP: 0.326, SLG: 0.431 (1, 5)										2	1	0	0	2	1	2						
Greg Gagne, R OBP: 0.377, SLG: 0.417 (1, 6)										3	1	1	1	1	1	1						
Tim Teufel, R OBP: 0.305, SLG: 0.296 (1, 4)										4	1	0	1	0	0	2						
Tim Laudner, R OBP: 0.211, SLG: 0.250 (9, PH)										3	0	1	0	0	1	1						
Randy Bush, L OBP: 0.400, SLG: 1.000 (9, PH)										0	0	0	0	0	0	0						
Dave Engle, R OBP: 0.286, SLG: 0.167 (9, PH)										0	0	0	0	1	0	0						
Inning Stats	R: 0 E: 0 K: 2 S: 7	H: 0 LOB: 0 BB: 0 P: 7	R: 0 E: 0 K: 0 S: 3	H: 0 LOB: 0 BB: 0 P: 3	R: 0 E: 0 K: 0 S: 4	H: 1 LOB: 1 BB: 0 P: 4	R: 0 E: 0 K: 0 S: 3	H: 0 LOB: 0 BB: 0 P: 3	R: 3 E: 0 K: 1 S: 7	H: 2 LOB: 1 BB: 2 P: 15	R: 1 E: 0 K: 0 S: 6	H: 1 LOB: 1 BB: 1 P: 10	R: 0 E: 0 K: 1 S: 3	H: 0 LOB: 0 BB: 0 P: 3	R: 0 E: 0 K: 1 S: 7	H: 2 LOB: 2 BB: 0 P: 7	R: 0 E: 0 K: 0 S: 2	H: 1 LOB: 2 BB: 2 P: 10	1B: 5 2B: 1 3B: 0 HR: 1	SF: 0 SAC: 0 DP: 0 HBP: 0	WP: 1 PB: 0 CS: 0	PA: 37
PITCHER Bill Krueger, L ERA: 3.86 (8, 1)	IP: 0.2 WLS: L BF: 3 H: 0 R: 1 ER: 1 SO: 1 BB: 1 IBB: 0 HBP: 0 BLK: 0 WP: 0 HR: 0 S: 4 P: 8 ERA: 13.50 WHIP: 1.500															PITCHER						
Keith Aiherton, R ERA: 5.52 (9, 1)	0.0	1	0	0	0	0	0	1	0	0	0	4	8	∞	∞							
Tim Conroy, L ERA: 1.35 (9, 1)	0.0	1	1	0	0	0	0	0	0	1	1	1	1	∞	∞							
Tom Tellmann, R ERA: (9, 1)	0.0	1	1	0	0	0	0	0	0	0	1	1	1	∞	∞							



Batter	1	2	3	4	5	6	7	8	9	AB	R	H	RBI	BB	SO	LOB	TOP								
Dave Collins, S OBP: 0.346, SLG: 0.361 (1, 7)	F9		S 2B 1B		1-3		F9 BB			3	1	1	0	1	0	1									
Carney Lansford, R OBP: 0.303, SLG: 0.324 (1, 5)	F8		1-H 2B			6-3	F9			4	0	1	1	0	0	1									
Bruce Bochte, L Rob Picciolo, R (8, PR) (8, 3)	1-3		F9			F9		S BB		3	0	0	0	1	0	1									
Dave Kingman, R OBP: 0.324, SLG: 0.417 (1, 10)		5-3		K		BB 3B 1B		F7		4	1	1	0	0	1	1									
Dwayne Murphy, L OBP: 0.392, SLG: 0.407 (1, 8)	3-1			3-1		1-2 3B BB		K		3	1	0	0	1	1	1									
Mike Heath, R OBP: 0.333, SLG: 0.541 (1, 2)	6-3			HR		1-H 2-H HR 3B		6-3		4	2	2	3	0	0	2									
Mike Davis, L OBP: 0.403, SLG: 0.836 (1, 9)			HR	F8		3-H HR		SH5-4 1-5 BB		3	2	2	3	1	0	0									
Donnie Hill, S OBP: 0.238, SLG: 0.311 (1, 4)			L3			CS 1B		SH5-4		3	0	1	0	0	1	0									
Alfredo Griffin, S OBP: 0.377, SLG: 0.357 (1, 6)	F9					1-2 1B		1-5		4	0	1	0	0	0	1									
Inning Stats	R: 0 E: 0 K: 0 S: 3	H: 0 LOB: 0 BB: 0 P: 3	R: 0 E: 0 K: 0 S: 3	H: 0 LOB: 0 BB: 0 P: 3	R: 2 E: 0 K: 0 S: 6	H: 3 LOB: 1 BB: 0 P: 6	R: 1 E: 0 K: 1 S: 6	H: 1 LOB: 0 BB: 0 P: 6	R: 0 E: 0 K: 0 S: 3	H: 2 LOB: 0 BB: 0 P: 3	R: 4 E: 0 K: 1 S: 8	H: 3 LOB: 0 BB: 1 P: 12	R: 0 E: 0 K: 0 S: 2	H: 0 LOB: 0 BB: 1 P: 6	R: 0 E: 0 K: 1 S: 5	H: 0 LOB: 2 BB: 1 P: 9	R: 0 E: 0 K: 0 S: 2	H: 0 LOB: 0 BB: 1 P: 6	1B: 4 2B: 3 3B: 1 HR: 3	SF: 0 SAC: 1 DP: 2 HBP: 0	WP: 0 PB: 0 SB: 3 CS: 1	PA: 36			
PITCHER	IP	WLS	BF	H	R	ER	SO	BB	IBB	HBP	BLK	WP	HR	S	P	ERA	WHIP								
Ken Schrom, R ERA: 6.38 (1, 1)	5.2		24	8	6	6	1	1	0	0	0	0	2	25	29	9.53	1.588								
Curt Wardle, L ERA: 5.56 (6, 1)	1.1		6	1	1	1	1	2	0	0	0	0	1	6	14	6.75	2.250								
Rick Lysander, R ERA: 6.43 (8, 1)	1.0		4	0	0	0	1	1	0	0	0	0	0	5	9	0.00	1.000								
Ron Davis, R ERA: 6.0 (9, 1)	1.0	W	2	0	0	0	0	0	0	0	0	0	0	2	2	0.00	0.000								

Oakland Athletics @ Minnesota Twins
Hubert H. Humphrey Metrodome, Minneapolis, MN
Fri Apr 26 1985, 7:05 PM EST
Att: 20,355 - Unknown

AB 31
R 7
H 9
RBI 7
BB 4
SO 3
LOB 8



Batter	1	2	3	4	5	6	7	8	9	AB	R	H	RBI	BB	SO	LOB	BOTTOM								
Kirby Puckett, R OBP: 0.333, SLG: 0.442 (1, 8)	6-3	3-1		1-3		F3		K		5	0	0	0	0	1	1									
Mickey Hatcher, R OBP: 0.247, SLG: 0.375 (1, 7)	3-1	5-3		F2		4-3		1-3		5	0	0	0	0	0	1									
Kent Hrbek, L OBP: 0.303, SLG: 0.313 (1, 3)	G3		E4 BB BB		HR	F3		F7		5	1	1	1	0	0	0									
Tom Brunansky, R OBP: 0.446, SLG: 0.695 (1, 9)		2B 2B	1-2 BB		1B 1B BB	6-3		HR		3	2	2	1	2	0	0									
Roy Smalley, S OBP: 0.352, SLG: 0.383 (1, 10)		2B 2B	F3		F8	6-3				4	1	1	1	0	0	3									
Gary Gaetti, R OBP: 0.352, SLG: 0.459 (1, 5)		K	G5-4-3 BB		1B 1B	1B 2B				3	1	2	0	1	1	1									
Greg Gagne, R OBP: 0.386, SLG: 0.442 (1, 6)		1B 2B	G5-4-3		F6	1B 1B				4	1	2	2	0	0	5									
Tim Teufel, R OBP: 0.333, SLG: 0.328 (1, 4)		2B 1B			F9	FC4-8 1B				4	1	3	1	0	0	0									
Tim Laudner, R OBP: 0.244, SLG: 0.385 Randy Bush, L Mark Salas, L (7, PH) (8, 2)		3-1 2B			HR	FC4-6		F9		3	1	2	2	0	0	3									
Inning Stats	R: 0 E: 0 K: 0 S: 3	H: 5 LOB: 1 BB: 0 P: 10	R: 4 E: 0 K: 1 S: 10	H: 5 LOB: 2 BB: 2 P: 11	R: 1 E: 0 K: 0 S: 4	H: 1 LOB: 0 BB: 0 P: 4	R: 1 E: 0 K: 0 S: 6	H: 3 LOB: 3 BB: 1 P: 10	R: 0 E: 0 K: 0 S: 3	H: 0 LOB: 0 BB: 0 P: 3	R: 1 E: 0 K: 0 S: 6	H: 3 LOB: 2 BB: 0 P: 6	R: 0 E: 0 K: 1 S: 5	H: 0 LOB: 0 BB: 0 P: 5	R: 1 E: 0 K: 0 S: 1	H: 1 LOB: 0 BB: 0 P: 1	1B: 5 2B: 5 3B: 0 HR: 3	SF: 0 SAC: 0 DP: 1 HBP: 0	WP: 0 PB: 0 SB: 0 CS: 0	PA: 40					
PITCHER	IP	WLS	BF	H	R	ER	SO	BB	IBB	HBP	BLK	WP	HR	S	P	ERA	WHIP								
Curt Young, L ERA: 10.31 (1, 1)	4.0		22	7	6	6	1	3	0	0	0	0	0	21	33	13.50	2.500								
Tom Tellmann, R ERA: 3.39 (5, 1)	2.2		12	4	1	1	0	0	0	0	0	0	0	12	12	3.38	1.500								
Keith Atherton, R ERA: 5.63 (7, 1)	1.1	L	6	2	1	1	1	0	0	0	0	0	1	8	8	6.75	1.500								

Oakland Athletics @ Minnesota Twins
Hubert H. Humphrey Metrodome, Minneapolis, MN
Fri Apr 26 1985, 7:05 PM EST
Att: 20,355 - Unknown

AB 37
R 8
H 13
RBI 8
BB 3
SO 2
LOB 16



Batter	1	2	3	4	5	6	7	8	9	AB R H RBI BB SO LOB	TOP											
Dave Collins, S (1, 7) OBP: 0.333, SLG: 0.347 Steve Henderson, R (7, PH) OBP: 0.600, SLG: 0.500	6-3		G5-4-3		5-3		1B		E4	3 0 0 0 0 0 2 2 0 2 1 0 0 0	<p>Oakland Athletics @ Minnesota Twins</p> <p>Hubert H. Humphrey Metrodome, Minneapolis, MN</p> <p>Sat Apr 27 1985, 4:33 AM EST</p> <p>Att: 24,737 - Unknown</p> <p>livebaseballscores.com</p>											
Carney Lansford, R (1, 5) OBP: 0.296, SLG: 0.315	F9			4-3	1B		K		F3	5 0 1 1 0 1 2												
Dwayne Murphy, L (1, 8) OBP: 0.380, SLG: 0.390	K			1B	F7				F8	5 1 1 0 0 1 2												
Dave Kingman, R (1, 3) OBP: 0.320, SLG: 0.406				1B			K		5-3	4 0 1 0 0 1 0												
Dusty Baker Jr., R (1, 10) OBP: 0.483, SLG: 0.650				SF7			5-3			2 0 0 1 1 0 0												
Mike Heath, R (1, 2) OBP: 0.312, SLG: 0.569 Mickey Tettleton, S (8, 2)				1B			4-3		K	4 0 2 0 0 1 1 0 0 0 0 0 0 0												
Mike Davis, L (1, 9) OBP: 0.394, SLG: 0.815				3-1			HR		K	4 1 1 0 0 2 3												
Rob Picciolo, R (1, 4) OBP: 0.750, SLG: 1.500				1B			5-3			4 2 3 2 0 0 0												
Alfredo Griffin, S (1, 6) OBP: 0.385, SLG: 0.367			FC4-6		5-3		4-3			4 2 2 0 0 0 1												
Inning Stats	R: 0 E: 0 K: 1 S: 5	H: 0 LOB: 0 BB: 0 P: 5	R: 0 E: 0 K: 1 S: 6	H: 1 LOB: 1 BB: 0 P: 6	R: 0 E: 0 K: 0 S: 3	H: 1 LOB: 0 BB: 0 P: 3	R: 1 E: 0 K: 0 S: 6	H: 3 LOB: 2 BB: 0 P: 6	R: 1 E: 0 K: 0 S: 5	H: 2 LOB: 1 BB: 0 P: 5	R: 0 E: 0 K: 1 S: 5	H: 0 LOB: 0 BB: 0 P: 5	R: 2 E: 0 K: 1 S: 7	H: 3 LOB: 0 BB: 0 P: 7	R: 0 E: 0 K: 1 S: 5	H: 0 LOB: 1 BB: 1 P: 9	R: 2 E: 1 K: 1 S: 8	H: 3 LOB: 1 BB: 0 P: 8	1B: 10 2B: 1 3B: 1 HR: 1	SF: 1 SAC: 0 DP: 1 HBP: 0	WP: 0 PB: 0 SB: 0 CS: 0	PA: 39
PITCHER	IP WLS BF H R ER SO BB IBB HBP BLK WP HR S P ERA WHIP																					
Frank Viola, L (1, 1) ERA: 3.86	8.1 W 37 13 6 5 6 1 0 0 0 0 1 48 52 5.40 1.680																					
Ron Davis, R (9, 1) ERA: 5.4	0.2 S 2 0 0 0 0 0 0 0 0 0 0 2 2 0.00 0.000																					

Batter	1	2	3	4	5	6	7	8	9	AB R H RBI BB SO LOB	BOTTOM									
Kirby Puckett, R (1, 8) OBP: 0.325, SLG: 0.420	F4				F9	G3	K			4 1 0 0 1 1 3	<p>Oakland Athletics @ Minnesota Twins</p> <p>Hubert H. Humphrey Metrodome, Minneapolis, MN</p> <p>Sat Apr 27 1985, 4:33 AM EST</p> <p>Att: 24,737 - Unknown</p> <p>livebaseballscores.com</p>									
Mickey Hatcher, R (1, 7) OBP: 0.295, SLG: 0.429				1B					FC1	5 1 5 2 0 0 0										
Kent Hrbek, L (1, 3) OBP: 0.321, SLG: 0.324				1B					6-3	4 0 2 1 1 1 2										
Tom Brunansky, R (1, 9) OBP: 0.456, SLG: 0.677				1B					FC1	3 1 1 1 2 0 3										
Roy Smalley, S (1, 10) OBP: 0.339, SLG: 0.353				2B					F7	4 1 0 0 1 1 9										
Gary Gaetti, R (1, 5) OBP: 0.355, SLG: 0.485				2B					F8	5 1 2 2 0 0 0										
Greg Gagne, R (1, 6) OBP: 0.387, SLG: 0.446				1B					K	4 1 1 1 1 1 1										
Tim Teufel, R (1, 4) OBP: 0.324, SLG: 0.317				4-3					F8	5 0 1 0 0 1 1										
Mark Salas, L (1, 2) OBP: 0.381, SLG: 0.571				HR					F6	4 2 2 1 0 0 3										
Inning Stats	R: 0 E: 0 K: 0 S: 4	H: 1 LOB: 2 BB: 1 P: 8	R: 3 E: 0 K: 1 S: 9	H: 4 LOB: 3 BB: 2 P: 17	R: 0 E: 0 K: 1 S: 5	H: 0 LOB: 0 BB: 0 P: 5	R: 4 E: 0 K: 1 S: 9	H: 4 LOB: 1 BB: 1 P: 13	R: 1 E: 0 K: 0 S: 6	H: 3 LOB: 3 BB: 1 P: 10	R: 0 E: 0 K: 1 S: 4	H: 1 LOB: 2 BB: 1 P: 10	R: 0 E: 0 K: 0 S: 4	H: 1 LOB: 0 BB: 0 P: 4	R: 0 E: 0 K: 1 S: 5	H: 0 LOB: 0 BB: 0 P: 5	1B: 9 2B: 4 3B: 0 HR: 1	SF: 0 SAC: 0 DP: 0 HBP: 0	WP: 1 PB: 1 SB: 0 CS: 0	PA: 44
PITCHER	IP WLS BF H R ER SO BB IBB HBP BLK WP HR S P ERA WHIP																			
Don Sutton, R (1, 1) ERA: 6.38	4.2 L 31 12 8 8 3 5 0 0 0 0 1 32 52 15.43 3.643																			
Jeff Kaiser, L (5, 1) ERA: 9.95	2.1 10 2 0 0 1 1 0 0 0 0 0 11 15 0.00 1.286																			
Tim Conroy, L (8, 1) ERA: 1.17	1.0 3 0 0 0 1 0 0 0 0 0 0 5 5 0.00 0.000																			

Batter	1	2	3	4	5	6	7	8	9	AB	R	H	RBI	BB	SO	LOB	TOP										
Alfredo Griffin, S OBP: 0.362, SLG: 0.344 Rob Picciolo, R OBP: 0.600, SLG: 1.200	0-0 6-3		0-0 6-3		0-0 F6		0-0 F8		0-3 K	4	0	0	0	0	0	3											
Carney Lansford, R OBP: 0.282, SLG: 0.299 Mike Heath, R OBP: 0.342, SLG: 0.569	0-0 L7			0-0 G1		0-0 6-3		0-0 F9		4	0	0	0	0	0	0											
Bruce Bochte, L OBP: 0.373, SLG: 0.388 Steve Henderson, R OBP: 0.600, SLG: 0.500	0-0 F8			0-0 L7		0-0 3-1		0-0 1B 1B		4	1	1	0	0	0	0											
Dave Kingman, R OBP: 0.342, SLG: 0.426		0-3 K		0-0 1B		0-0 BB 1B		0-0 1B 1B		4	0	3	0	0	1	0											
Dwayne Murphy, L OBP: 0.390, SLG: 0.393 Dan Meyer, L (8, PH) (8, 5)		0-0 5-3 1B		0-0 F4		4-0 FC6-4 BB 1B		0-0 F8		2	0	1	0	1	0	1											
Dusty Baker Jr., R OBP: 0.455, SLG: 0.583 (8, 3)		0-0 5-3 1-2			0-3 K	0-0 FC6-4 1-2		0-0 1B 1-2 2-H		4	0	1	1	0	1	3											
Mike Davis, L OBP: 0.387, SLG: 0.783 (8, 8)		0-0 4-3			0-0 F9 S 1B		0-0 F9	0-0 3-1		4	0	1	0	0	0	3											
Mickey Tettleton, S (1, 2)			0-3 K		4-0 BB		0-0 F7		0-0 F7	3	0	0	0	1	1	0											
Donnie Hill, S OBP: 0.239, SLG: 0.297 (1, 4)			0-0 6-3		0-0 F9 2-3			BB		3	0	0	0	1	0	2											
Inning Stats	R: 0 E: 0 K: 0 S: 3	H: 0 LOB: 0 BB: 0 P: 3	R: 0 E: 0 K: 1 S: 6	H: 1 LOB: 1 BB: 0 P: 6	R: 0 E: 0 K: 1 S: 5	H: 0 LOB: 0 BB: 0 P: 5	R: 0 E: 0 K: 0 S: 4	H: 1 LOB: 1 BB: 0 P: 4	R: 0 E: 0 K: 1 S: 6	H: 1 LOB: 2 BB: 1 P: 10	R: 0 E: 0 K: 0 S: 4	H: 1 LOB: 2 BB: 1 P: 8	R: 0 E: 0 K: 0 S: 3	H: 0 LOB: 1 BB: 1 P: 7	R: 1 E: 0 K: 0 S: 6	H: 3 LOB: 2 BB: 0 P: 6	R: 0 E: 0 K: 1 S: 5	H: 0 LOB: 0 BB: 0 P: 5	1B: 7 2B: 0 3B: 0 HR: 0	SF: 0 SAC: 0 DP: 0 HBP: 0	WP: 0 PB: 0 SB: 1 CS: 0	PA: 37					
PITCHER Mike Smithson, R ERA: 2.72 (1, 1)	IP 9.0	WLS W	BF 37	H 7	R 1	ER 1	SO 4	BB 3	IBB 0	HBP 0	BLK 0	WP 0	HR 0	S 42	P 54	ERA 1.00	WHIP 1.111										

Oakland Athletics @ Minnesota Twins
Hubert H. Humphrey Metrodome, Minneapolis, MN
Sun Apr 28 1985, 4:33 AM EDT
Att: 17,797 - Unknown

AB 34
R 1
H 7
RBI 1
BB 3
SO 4
LOB 14



Batter	1	2	3	4	5	6	7	8	9	AB	R	H	RBI	BB	SO	LOB	BOTTOM										
Kirby Puckett, R OBP: 0.330, SLG: 0.430 (1, 8)	0-0 F9		0-0 F9		0-0 F9	0-0 1B 2B				5	1	2	3	0	0	0											
Mickey Hatcher, R OBP: 0.325, SLG: 0.476 (1, 7)	0-0 2B SF8 2B		0-0 BB 1B		0-0 3B 2B	0-0 FC6-4 1B	0-0 F9			5	2	4	2	0	0	1											
Kent Hrbek, L OBP: 0.337, SLG: 0.375 (1, 3)	0-0 SF8 2-3 2B		4-0 1-2 BB		0-0 2H 3B	0-0 FC6-4 1-2 1B		0-0 F8		4	0	2	1	1	0	1											
Tom Brunansky, R OBP: 0.440, SLG: 0.646 (1, 9)	0-0 SF8 2-3 3-H		0-3 K		0-0 5-3	0-3 K		4-0 BB		3	0	0	1	1	2	4											
Roy Smalley, S OBP: 0.344, SLG: 0.357 (1, 10)	0-0 F9			0-0 G4-6-3 1B		0-0 F6	0-0 2B 3B 1B	0-0 F9		5	1	2	0	0	0	2											
Gary Gaetti, R OBP: 0.356, SLG: 0.493 (1, 5)		0-3 K		0-0 G4-6-3 1-2		0-0 BB BLK 1B 1B	0-0 3B 2B	0-3 K		5	2	2	0	0	2	2											
Greg Gagne, R OBP: 0.394, SLG: 0.431 (1, 6)		0-0 F8		4-0 S BB		4-0 1B 2B BB	0-0 5-3			2	1	0	0	2	0	2											
Tim Teufel, R OBP: 0.319, SLG: 0.303 (1, 4)		0-3 K		0-3 K		4-0 1B 2B BB	0-0 5-3			3	1	0	0	1	2	3											
Mark Salas, L OBP: 0.400, SLG: 0.640 (1, 2)			0-3 K		0-0 F8	0-0 2B 1B 1B	0-0 1B 3B			4	2	2	3	0	1	0											
Inning Stats	R: 1 E: 0 K: 0 S: 5	H: 2 LOB: 1 BB: 0 P: 5	R: 0 E: 0 K: 2 S: 7	H: 0 LOB: 0 BB: 0 P: 7	R: 0 E: 0 K: 2 S: 8	H: 1 LOB: 2 BB: 1 P: 12	R: 0 E: 0 K: 1 S: 5	H: 1 LOB: 1 BB: 1 P: 9	R: 1 E: 0 K: 0 S: 5	H: 2 LOB: 1 BB: 0 P: 5	R: 5 E: 0 K: 1 S: 9	H: 4 LOB: 1 BB: 2 P: 17	R: 3 E: 0 K: 0 S: 7	H: 4 LOB: 1 BB: 0 P: 7	R: 0 E: 0 K: 1 S: 5	H: 0 LOB: 1 BB: 1 P: 9	1B: 7 2B: 5 3B: 2 HR: 0	SF: 1 SAC: 0 DP: 1 HBP: 0	WP: 0 PB: 0 SB: 1 CS: 0	PA: 42							
PITCHER Mike Warren, R ERA: 6.91 Steve McCatty, R ERA: 7.39 Tom Tellmann, R ERA: 8.31 Tim Conroy, L ERA: 1.04	IP 5.1	WLS L	BF 25	H 4	R 4	ER 4	SO 5	BB 3	IBB 0	HBP 0	BLK 1	WP 0	HR 0	S 32	P 44	ERA 6.75	WHIP 1.875										
PITCHER	IP 0.0	WLS L	BF 3	H 2	R 1	ER 1	SO 0	BB 1	IBB 0	HBP 0	BLK 0	WP 0	HR 0	S 2	P 6	ERA ∞	WHIP ∞										
PITCHER	IP 1.2	WLS L	BF 10	H 5	R 5	ER 5	SO 1	BB 0	IBB 0	HBP 0	BLK 0	WP 0	HR 0	S 12	P 12	ERA 27.00	WHIP 3.000										
PITCHER	IP 1.0	WLS L	BF 4	H 0	R 0	ER 0	SO 1	BB 1	IBB 0	HBP 0	BLK 0	WP 0	HR 0	S 5	P 9	ERA 0.00	WHIP 1.000										

Oakland Athletics @ Minnesota Twins
Hubert H. Humphrey Metrodome, Minneapolis, MN
Sun Apr 28 1985, 4:33 AM EDT
Att: 17,797 - Unknown

AB 36
R 10
H 14
RBI 10
BB 5
SO 7
LOB 15



Batter	1	2	3	4	5	6	7	8	9	AB	R	H	RBI	BB	SO	LOB	TOP								
Kirby Puckett, R OBP: 0.337, SLG: 0.427 (1, 8)	G3		4-3		1B HR	4-3		F3		5	1	1	0	0	0	3	Minnesota Twins @ Detroit Tigers Tiger Stadium, Detroit, MI Wed May 01 1985, 3:33 AM EDT Att: 19,008 - Unknown								
Mickey Hatcher, R OBP: 0.301, SLG: 0.435 (1, 7)	F8				F4		F7		5-3	5	1	1	1	0	0	0									
Kent Hrbek, L OBP: 0.344, SLG: 0.438 (1, 3)	G3				1B BB		G3		F7	4	1	1	3	1	0	0									
Tom Brunansky, R OBP: 0.436, SLG: 0.616 (1, 9)					L4		F7			3	0	0	0	2	0	1									
Roy Smalley, S OBP: 0.378, SLG: 0.413 (1, 10)	F9								K	4	2	2	1	1	1	2									
Gary Gaetti, R OBP: 0.367, SLG: 0.487 (1, 5)					F3		F7			3	0	0	0	0	0	3									
Greg Gagne, R OBP: 0.373, SLG: 0.418 (1, 6)																									
Tim Teufel, R OBP: 0.346, SLG: 0.411 (1, 4)					F7					3	1	2	1	0	0	0									
Mark Salas, L OBP: 0.382, SLG: 0.559 (1, 2)					4-3					4	1	2	1	0	0	1									
Inning Stats	R: 0 E: 0 K: 0 S: 3	H: 0 LOB: 0 BB: 0 P: 3	R: 0 E: 0 K: 0 S: 2	H: 0 LOB: 1 BB: 1 P: 7	R: 0 E: 0 K: 0 S: 3	H: 0 LOB: 0 BB: 0 P: 3	R: 0 E: 0 K: 0 S: 4	H: 1 LOB: 2 BB: 1 P: 8	R: 6 E: 0 K: 0 S: 9	H: 6 LOB: 0 BB: 0 P: 9	R: 0 E: 0 K: 0 S: 4	H: 1 LOB: 0 BB: 0 P: 4	R: 0 E: 0 K: 0 S: 3	H: 0 LOB: 0 BB: 0 P: 3	R: 1 E: 0 K: 0 S: 5	H: 2 LOB: 2 BB: 1 P: 9		R: 0 E: 0 K: 1 S: 5	H: 0 LOB: 1 BB: 1 P: 9	1B: 7 2B: 0 3B: 1 HR: 2	SF: 1 SAC: 0 DP: 1 HBP: 1	WP: 0 PB: 0 SB: 0 CS: 0	PA: 41		
PITCHER	IP	WLS	BF	H	R	ER	SO	BB	IBB	HBP	BLK	WP	HR	S	P	ERA	WHIP								
Jack Morris, R ERA: 2.93 (1, 1)	4.1	L	21	6	5	5	0	2	0	1	0	0	1	18	27	10.38	1.846								
Aurelio Lopez, R ERA: 4.6 (5, 1)	3.2		16	4	2	2	0	1	0	0	0	0	1	15	19	4.91	1.364								
Willie Hernandez, L ERA: 1.93 (9, 1)	1.0		4	0	0	0	1	1	0	0	0	0	0	5	9	0.00	1.000								

AB	35
R	7
H	10
RBI	7
BB	4
SO	1
LOB	12



Batter	1	2	3	4	5	6	7	8	9	AB	R	H	RBI	BB	SO	LOB	BOTTOM								
Lou Whitaker, L OBP: 0.400, SLG: 0.508 (1, 4)	K		1B BB	4-3		1B			4-3	4	1	1	0	1	1	1	Minnesota Twins @ Detroit Tigers Tiger Stadium, Detroit, MI Wed May 01 1985, 3:33 AM EDT Att: 19,008 - Unknown								
Alan Trammell, R OBP: 0.376, SLG: 0.564 (1, 6)	S WP BB		1B			SF8			3-1	2	0	1	1	2	0	0									
Chet Lemon, R OBP: 0.333, SLG: 0.397 (1, 8)	F7		1B		F9		F9			5	0	2	1	0	0	4									
Lance Parrish, R OBP: 0.280, SLG: 0.371 (1, 2)			1B		F9		F8		F8	4	0	0	0	1	0	4									
Larry Herndon, R OBP: 0.267, SLG: 0.352 (1, 7)	L4		K		FC6-4		6-3			4	0	0	0	0	1	5									
Alejandro Sanchez, R OBP: 0.304, SLG: 0.652 (1, 9)			K		K				F8	4	1	1	0	0	2	2									
Nelson Simmons, S OBP: 0.250, SLG: 0.250 (1, 10)										4	1	2	1	0	0	0									
Barbaro Garbey, R OBP: 0.240, SLG: 0.250 (8, PH) (9, 3)										3	0	1	0	0	0	2									
Darrell Evans, L OBP: 0.245, SLG: 0.286 (8, 3) (9, 3)										1	0	0	0	0	1	0									
Tom Brookens, R OBP: 0.406, SLG: 0.483 (1, 5)										3	0	0	0	1	0	2									
Inning Stats	R: 0 E: 0 K: 1 S: 5	H: 0 LOB: 2 BB: 2 P: 13	R: 0 E: 0 K: 1 S: 6	H: 1 LOB: 0 BB: 0 P: 6	R: 1 E: 0 K: 2 S: 9	H: 2 LOB: 2 BB: 1 P: 13	R: 0 E: 0 K: 0 S: 4	H: 1 LOB: 0 BB: 0 P: 4	R: 0 E: 0 K: 0 S: 3	H: 0 LOB: 1 BB: 1 P: 7	R: 2 E: 0 K: 0 S: 6	H: 3 LOB: 2 BB: 1 P: 10	R: 0 E: 0 K: 0 S: 3	H: 0 LOB: 0 BB: 0 P: 3	R: 0 E: 0 K: 1 S: 5	H: 0 LOB: 0 BB: 0 P: 5	R: 0 E: 0 K: 0 S: 4	H: 1 LOB: 1 BB: 0 P: 4	1B: 6 2B: 2 3B: 0 HR: 0	SF: 1 SAC: 0 DP: 0 HBP: 0	WP: 1 PB: 0 SB: 1 CS: 0	PA: 40			
PITCHER	IP	WLS	BF	H	R	ER	SO	BB	IBB	HBP	BLK	WP	HR	S	P	ERA	WHIP								
Frank Viola, L ERA: 4.0 (1, 1)	5.1	W	28	7	3	3	4	5	0	0	0	0	0	31	51	5.06	2.250								
Rick Lysander, R ERA: 4.22 (6, 1)	3.2	S	12	1	0	0	1	0	0	0	0	0	0	14	14	0.00	0.273								

AB	34
R	3
H	8
RBI	3
BB	5
SO	5
LOB	20



Batter	1	2	3	4	5	6	7	8	9	AB	R	H	RBI	BB	SO	LOB	TOP																				
Jim Dwyer, L OBP: 0.341, SLG: 0.447 (1, 9)	F9		HR		F6			E9 1B FC5-4	K	4	2	0	0	1	1	1																					
Wayne Gross, L OBP: 0.406, SLG: 0.490 (1, 5)	F2		HR		F5			FC5-4 1B		4	1	2	3	0	0	0																					
Cal Ripken Jr., R OBP: 0.389, SLG: 0.554 (1, 6)	K		HR			4-3 2B		FC5-4 BB		4	2	2	2	0	1	1																					
Eddie Murray, S OBP: 0.329, SLG: 0.438 (1, 3)		F8	F5		4-3			BB		3	0	0	0	1	0	1																					
Fred Lynn, L OBP: 0.372, SLG: 0.470 (1, 8)		FC1-6 BB	6-3		4-3			F9		3	0	0	1	1	0	2																					
John Lowenstein, L OBP: 0.138, SLG: 0.077 Gary Roenicke, R OBP: 0.231, SLG: 0.412 Larry Sheets, L OBP: 0.348, SLG: 0.548 (8, 9)	F3				F8			F3		3	0	0	0	0	0	1																					
Joe Nolan, L OBP: 0.333, SLG: 0.111 (1, 10)	FC1-6 1-2				K			6-3		3	0	0	0	1	1	1																					
Rich Dauer, R OBP: 0.321, SLG: 0.348 Mike Young, S OBP: 0.325, SLG: 0.353 (9, PH)			HR		5-3			F8		3	1	1	0	0	0	0																					
Rick Dempsey, R OBP: 0.350, SLG: 0.465 (1, 2)			HR		6-3			F6		4	0	0	0	0	1	2																					
Inning Stats	R: 0 E: 0 K: 1 S: 5	H: 0 LOB: 0 BB: 0 P: 5	R: 0 E: 0 K: 0 S: 3	H: 0 LOB: 1 BB: 1 P: 7	R: 4 E: 0 K: 0 S: 6	H: 3 LOB: 0 BB: 1 P: 10	R: 0 E: 0 K: 1 S: 5	H: 0 LOB: 0 BB: 0 P: 5	R: 0 E: 0 K: 0 S: 4	H: 0 LOB: 0 BB: 0 P: 4	R: 0 E: 0 K: 0 S: 3	H: 0 LOB: 0 BB: 0 P: 3	R: 1 E: 1 K: 0 S: 5	H: 1 LOB: 2 BB: 1 P: 9	R: 0 E: 0 K: 1 S: 5	H: 0 LOB: 1 BB: 1 P: 9	1B: 1 2B: 2 3B: 0 HR: 2	SF: 0 SAC: 0 DP: 0 HBP: 0	WP: 0 PA: 37 PB: 1 SB: 0 CS: 0																		
PITCHER	IP	WLS	BF	H	R	ER	SO	BB	IBB	HBP	BLK	WP	HR	S	P	ERA	WHIP	PITCHER			IP	WLS	BF	H	R	ER	SO	BB	IBB	HBP	BLK	WP	HR	S	P	ERA	WHIP
Ken Schrom, R ERA: 6.39 (1, 1)	7.0	W	29	5	6	5	3	2	0	0	0	0	2	33	41	6.43	1.000																				
Rick Lysander, R ERA: 4.09 (8, 1)	0.1		2	0	0	0	0	1	0	0	0	0	0	1	5	0.00	3.000																				
Pete Filson, L ERA: (8, 1)	0.1		1	0	0	0	0	0	0	0	0	0	0	1	1	0.00	0.000																				
Ron Davis, R ERA: 4.0 (8, 1)	1.1	S	5	0	0	0	1	1	0	0	0	0	0	6	10	0.00	0.750																				

Baltimore Orioles @ Minnesota Twins
Hubert H. Humphrey Metrodome, Minneapolis, MN
Sat May 04 1985, 8:05 PM EDT
Att: 34,086 - Unknown

AB 33
R 6
H 5
RBI 6
BB 4
SO 4
LOB 12



Batter	1	2	3	4	5	6	7	8	9	AB	R	H	RBI	BB	SO	LOB	BOTTOM																				
Kirby Puckett, R OBP: 0.361, SLG: 0.462 (1, 8)	HR		6-3		G5-4-3 1B		4-3			5	1	2	1	0	0	2																					
Mickey Hatcher, R OBP: 0.301, SLG: 0.431 (1, 7)	2B	6-3			G5-4-3 1B		F6			5	1	1	1	0	0	1																					
Kent Hrbek, L OBP: 0.340, SLG: 0.433 (1, 3)	2B	BB	1B		FC6-4 1B		4-3			5	1	3	1	0	0	0																					
Tom Brunansky, R OBP: 0.442, SLG: 0.610 (1, 9)	HR	BB	1B		FC6-4 1B		5-3			5	1	3	1	0	0	1																					
Mike Stenhouse, L OBP: 0.407, SLG: 0.652 (1, 10)	HR	FC5-4 BB			6-3		FC5 BB			3	1	2	2	2	0	1																					
Gary Gaetti, R OBP: 0.370, SLG: 0.517 (1, 5)	1B	K			F8 3B		F5			4	1	2	0	1	1	5																					
Greg Gagne, R OBP: 0.381, SLG: 0.411 (1, 6)	F8	FC5-4			F8 2-3		FC5 BB		F9	4	0	0	0	1	0	7																					
Tim Lincecum, R OBP: 0.337, SLG: 0.385 (1, 4)	F8		4-3		3B		FC5			3	1	0	0	1	0	4																					
Mark Salas, L OBP: 0.395, SLG: 0.605 (1, 2)	1B		F7		1B		F9			4	1	2	2	0	0	0																					
Inning Stats	R: 5 E: 0 K: 0 S: 10	H: 7 LOB: 2 BB: 0 P: 10	R: 0 E: 0 K: 1 S: 7	H: 2 LOB: 3 BB: 1 P: 11	R: 0 E: 0 K: 0 S: 3	H: 0 LOB: 0 BB: 0 P: 3	R: 0 E: 0 K: 0 S: 4	H: 1 LOB: 1 BB: 0 P: 4	R: 3 E: 0 K: 0 S: 5	H: 3 LOB: 0 BB: 1 P: 9	R: 0 E: 0 K: 0 S: 4	H: 1 LOB: 2 BB: 2 P: 12	R: 0 E: 0 K: 0 S: 3	H: 0 LOB: 0 BB: 0 P: 3	R: 0 E: 0 K: 0 S: 4	H: 1 LOB: 2 BB: 1 P: 8	1B: 8 2B: 5 3B: 1 HR: 1	SF: 0 SAC: 0 DP: 1 HBP: 0	WP: 0 PA: 43 PB: 0 SB: 0 CS: 0																		
PITCHER	IP	WLS	BF	H	R	ER	SO	BB	IBB	HBP	BLK	WP	HR	S	P	ERA	WHIP	PITCHER			IP	WLS	BF	H	R	ER	SO	BB	IBB	HBP	BLK	WP	HR	S	P	ERA	WHIP
Dennis Martinez, R ERA: 5.75 (1, 1)	1.1	L	14	9	5	5	0	1	0	0	0	0	0	14	18	9.00	1.333																				
Nate Snell, R ERA: 2.41 (2, 1)	3.0		13	3	3	3	1	1	0	0	0	0	0	14	18	9.00	1.333																				
Storm Davis, R ERA: 6.49 (5, 1)	2.2		11	2	0	0	0	2	0	0	0	0	0	9	17	0.00	1.500																				
Tippy Martinez, L ERA: 4.63 (8, 1)	1.0		5	1	0	0	0	0	1	0	0	0	0	4	8	0.00	1.000																				

Baltimore Orioles @ Minnesota Twins
Hubert H. Humphrey Metrodome, Minneapolis, MN
Sat May 04 1985, 8:05 PM EDT
Att: 34,086 - Unknown


AB 38
R 8
H 15
RBI 8
BB 5
SO 1
LOB 21



Batter	1	2	3	4	5	6	7	8	9	AB	R	H	RBI	BB	SO	LOB	TOP					
Jim Dwyer, L (1, 9) <small>OBP: 0.341, SLG: 0.512</small> Gary Roenicke, R (6, PH) <small>OBP: 0.286, SLG: 0.472</small>	F4		K	HR		WP 1B SH BB	1B	WP 1B	WP 1B	3	1	2	0	1	0	0	Baltimore Orioles @ Minnesota Twins Hubert H. Humphrey Metrodome, Minneapolis, MN Sun May 05 1985, 4:33 AM EDT Att: 35,948 - Unknown livebaseballscorecards.com					
Wayne Gross, L (1, 5) <small>OBP: 0.439, SLG: 0.519</small> Fritzie Connally, R (9, PH) <small>OBP: 0.489, SLG: 0.457</small>	3-1		BB	2B		SH WP 1B	1B	1B	1B	3	1	2	1	1	0	0						
Cal Ripken Jr., R (1, 6) <small>OBP: 0.416, SLG: 0.596</small>	2B		FC5-6-4	2B		BB	1B	1B	1B	6	0	5	4	0	0	1						
Eddie Murray, S (1, 3) <small>OBP: 0.316, SLG: 0.406</small>	6-3		F6	IBB		F8	4-3		K	5	0	0	0	1	1	7						
Fred Lynn, L (1, 8) <small>OBP: 0.374, SLG: 0.471</small>	1B		4-3			BB			F9	4	1	1	0	1	0	2						
Larry Sheets, L (1, 10) <small>OBP: 0.380, SLG: 0.565</small> Dan Ford, R (8, PH) <small>OBP: 0.259, SLG: 0.314</small>	F6		2B	1B		G3			K	4	1	2	0	0	0	3						
Mike Young, S (1, 7) <small>OBP: 0.306, SLG: 0.329</small>	K		K						F9	5	0	0	0	0	3	3						
Joe Nolan, L (1, 2) <small>OBP: 0.375, SLG: 0.308</small> Floyd Rayford, R (9, PH) <small>OBP: 0.200, SLG: 0.200</small>	FC6-4		1B	2B		K			F5	4	1	2	2	0	1	1						
Rich Dauer, R (1, 4) <small>OBP: 0.328, SLG: 0.340</small>	FC6-4		HR	1B		F7			4-3	4	2	1	1	1	0	2						
Inning Stats	R: 0 E: 0 K: 0 S: 4	H: 1 LOB: 1 BB: 0 P: 4	R: 1 E: 0 K: 1 S: 7	H: 2 LOB: 1 BB: 0 P: 7	R: 0 E: 0 K: 1 S: 5	H: 0 LOB: 1 BB: 1 P: 9	R: 5 E: 0 K: 1 S: 11	H: 6 LOB: 2 BB: 1 P: 15	R: 0 E: 0 K: 1 S: 6	H: 1 LOB: 1 BB: 0 P: 6	R: 1 E: 1 K: 0 S: 4	H: 1 LOB: 2 BB: 2 P: 12	R: 2 E: 0 K: 1 S: 8	H: 3 LOB: 2 BB: 1 P: 12	R: 0 E: 0 K: 1 S: 5	H: 0 LOB: 0 BB: 0 P: 5		R: 1 E: 0 K: 1 S: 7	H: 2 LOB: 2 BB: 1 P: 11	1B: 8 2B: 7 3B: 0 HR: 1	SF: 0 SAC: 1 DP: 0 HBP: 0	WP: 3 PB: 0 SB: 0 CS: 0
PITCHER	IP WLS BF H R ER SO BB IBB HBP BLK WP HR S P ERA WHIP																					
John Butcher, R (1, 1) <small>ERA: 3.28</small> Pete Filson, L (4, 1) <small>ERA: 3.39</small> Rick Lysander, R (6, 1) <small>ERA: 4.97</small> Tom Klawitter, L (7, 1) <small>ERA: 3.0</small>	3.2 L 21 9 6 6 3 1 0 0 0 0 1 1 26 30 14.73 2.727																					

Batter	1	2	3	4	5	6	7	8	9	AB	R	H	RBI	BB	SO	LOB	BOTTOM					
Kirby Puckett, R (1, 8) <small>OBP: 0.363, SLG: 0.459</small>	1-3		2B	1B			G4-6-3		FC3-6	5	1	2	0	0	1	3	Baltimore Orioles @ Minnesota Twins Hubert H. Humphrey Metrodome, Minneapolis, MN Sun May 05 1985, 4:33 AM EDT Att: 35,948 - Unknown livebaseballscorecards.com					
Mickey Hatcher, R (1, 7) <small>OBP: 0.306, SLG: 0.439</small>	4-3		F8	1B		G4-6-3	1B		K	5	0	2	2	0	1	4						
Kent Hrbek, L (1, 3) <small>OBP: 0.324, SLG: 0.411</small>	4-3		F8			G3			K	5	0	0	0	0	1	3						
Tom Brunansky, R (1, 9) <small>OBP: 0.426, SLG: 0.581</small>	F8		5-3			K			K	4	0	0	0	0	2	2						
Mike Stenhouse, L (1, 10) <small>OBP: 0.419, SLG: 0.654</small>	G3		1B	WP BB		F4			1B	3	2	1	0	1	0	0						
Gary Gaetti, R (1, 5) <small>OBP: 0.375, SLG: 0.516</small>	F4		1B	WP 1B		K			1B	4	1	2	0	0	1	0						
Greg Gagne, R (1, 6) <small>OBP: 0.391, SLG: 0.421</small> Roy Smalley, S (8, PH) <small>OBP: 0.375, SLG: 0.397</small>	K		1B	1B		WP 5-3	1B		1B	3	0	2	0	0	1	0						
Tim Teufel, R (1, 4) <small>OBP: 0.337, SLG: 0.383</small> Randy Bush, L (8, PH) <small>OBP: 0.250, SLG: 0.571</small> Ron Washington, R (9, 4) <small>OBP: 0.400, SLG: 0.250</small>	E7		2B	1B		5-3			F6	3	1	1	1	0	0	1						
Mark Salas, L (1, 2) <small>OBP: 0.381, SLG: 0.571</small>	K		K			4-3			FC3-6	4	0	1	0	0	1	4						
Inning Stats	R: 0 E: 0 K: 0 S: 4	H: 1 LOB: 1 BB: 0 P: 4	R: 0 E: 0 K: 1 S: 5	H: 0 LOB: 0 BB: 0 P: 5	R: 2 E: 1 K: 1 S: 8	H: 2 LOB: 1 BB: 0 P: 8	R: 2 E: 0 K: 1 S: 8	H: 3 LOB: 2 BB: 1 P: 12	R: 0 E: 0 K: 1 S: 5	H: 0 LOB: 0 BB: 0 P: 5	R: 0 E: 0 K: 1 S: 6	H: 1 LOB: 1 BB: 0 P: 6	R: 0 E: 0 K: 0 S: 3	H: 1 LOB: 0 BB: 0 P: 3	R: 1 E: 0 K: 1 S: 7	H: 3 LOB: 1 BB: 0 P: 7		R: 0 E: 0 K: 2 S: 8	H: 1 LOB: 1 BB: 0 P: 8	1B: 10 2B: 2 3B: 0 HR: 0	SF: 0 SAC: 0 DP: 1 HBP: 0	WP: 2 PB: 0 SB: 0 CS: 0
PITCHER	IP WLS BF H R ER SO BB IBB HBP BLK WP HR S P ERA WHIP																					
Mike Boddicker, R (1, 1) <small>ERA: 3.43</small> Don Aase, R (8, 1) <small>ERA: 4.8</small>	7.1 W 33 10 5 4 6 1 0 0 0 0 2 0 0 10 10 4.91 1.500																					



Batter	1	2	3	4	5	6	7	8	9	AB	R	H	RBI	BB	SO	LOB	TOP									
Rickey Henderson, R OBP: 0.365, SLG: 0.434	0-0 2B		0-3 K		0-0 2B	FC6-4		4-0 FC6-4 E SF9 BB	4 3 2 0 1 1 3								New York Yankees @ Minnesota Twins Hubert H. Humphrey Metrodome, Minneapolis, MN Tue May 07 1985, 8:05 PM EDT Att: 21,704 - Unknown livebaseballscorecards.com									
Don Mattingly, L OBP: 0.347, SLG: 0.478	0-0 F7		0-0 E1		0-0 2B		0-0 F8	0-0 E4 FC6-4	5 0 1 1 1 0 0 3																	
Dave Winfield, R OBP: 0.309, SLG: 0.369	0-0 L6		0-3 K		0-0 4-3		0-0 L6	0-0 FC6-4 1B	5 1 0 1 0 1 5																	
Don Baylor, R OBP: 0.398, SLG: 0.500	0-0 2B		0-0 F6		0-0 F7		0-0 F6	0-0 SF9	4 1 1 2 0 0 2																	
Butch Wynegar, S OBP: 0.364, SLG: 0.385	0-0 2B			0-3 K		4-0 2B BB		0-3 K	4 0 2 2 1 2 0																	
Ken Griffey, L OBP: 0.342, SLG: 0.486	0-0 4-3			0-0 1B 2B		0-0 2B		0-3 1B K	5 0 3 0 0 1 2																	
Willie Randolph, R OBP: 0.315, SLG: 0.256		0-0 F8		0-0 1B		0-0 F6		0-0 CS 1B	4 0 2 0 0 0 2																	
Dale Berra, R OBP: 0.292, SLG: 0.396		0-0 L5		0-0 5-3		0-0 F6		0-0 F8	4 0 0 0 0 0 5																	
Bobby Meacham, S OBP: 0.349, SLG: 0.271		0-0 1-3			0-0 F3		1-0 FC6-4 HBP	4-0 E BB FC6-4 BB	2 1 0 0 1 0 0																	
Inning Stats	R: 2 E: 0 K: 0 S: 6	H: 3 LOB: 1 BB: 0 P: 6	R: 0 E: 0 K: 0 S: 3	H: 0 LOB: 0 BB: 0 P: 3	R: 0 E: 1 K: 2 S: 8	H: 0 LOB: 1 BB: 0 P: 8	R: 0 E: 0 K: 1 S: 6	H: 2 LOB: 1 BB: 0 P: 6	R: 1 E: 0 K: 0 S: 5	H: 2 LOB: 1 BB: 0 P: 5	R: 0 E: 0 K: 0 S: 4	H: 1 LOB: 3 BB: 1 P: 9	R: 0 E: 0 K: 1 S: 3	H: 0 LOB: 0 BB: 0 P: 3	R: 0 E: 0 K: 1 S: 6	H: 2 LOB: 1 BB: 0 P: 6		R: 3 E: 1 K: 1 S: 7	H: 1 LOB: 1 BB: 2 P: 15	1B: 5 2B: 6 3B: 0 HR: 0	SF: 1 SAC: 0 DP: 0 HBP: 1	WP: 0 PB: 0 CS: 1	PA: 42			
PITCHER	IP	WLS	BF	H	R	ER	SO	BB	IBB	HBP	BLK	WP	HR	S	P	ERA		WHIP								
Frank Viola, L ERA: 3.98	7.0	W	31	8	3	3	3	1	0	1	0	0	0	35	40	3.86		1.286								
Curt Wardle, L ERA: 5.29	1.0		6	2	2	1	1	2	0	0	0	0	0	6	14	9.00		4.000								
Ron Davis, R ERA: 3.6	1.0		5	1	1	0	1	0	0	0	0	0	0	7	7	0.00		1.000								

Batter	1	2	3	4	5	6	7	8	9	AB	R	H	RBI	BB	SO	LOB	BOTTOM								
Kirby Puckett, R OBP: 0.381, SLG: 0.478	0-0 1B SF8 1B	0-0 4-3		0-0 3-1 2B		0-0 4-3 S 1B		4-0 BB	4 1 3 0 1 0 1								New York Yankees @ Minnesota Twins Hubert H. Humphrey Metrodome, Minneapolis, MN Tue May 07 1985, 8:05 PM EDT Att: 21,704 - Unknown livebaseballscorecards.com								
Mickey Hatcher, R OBP: 0.310, SLG: 0.446	0-0 F7 2B 1B	0-0 1B 2B		0-0 3-1		0-0 4-3		0-0 F9	5 2 2 1 0 0 3																
Kent Hrbek, L OBP: 0.328, SLG: 0.410	0-0 2B 1B	0-0 1B 1B		0-0 F9		0-0 F6		0-0 F8	5 1 2 1 0 0 3																
Tom Brunansky, R OBP: 0.416, SLG: 0.567	0-0 SF8	0-0 1B		0-0 F6		0-0 F8		0-0 F4	4 0 1 1 0 0 3																
Mike Stenhouse, L OBP: 0.371, SLG: 0.567	0-0 F7	0-0 F8			0-0 4-3		0-0 F8		4 0 0 0 0 0 4																
Roy Smalley, S OBP: 0.381, SLG: 0.417	0-0 1B 2B		0-0 F5		0-3 K		0-0 K		4 1 2 2 0 1 0																
Gary Gaetti, R OBP: 0.380, SLG: 0.526	0-0 1B		0-3 K		0-0 E7 HR 2B		0-0 F7		4 1 2 0 0 1 1																
Tim Teufel, R OBP: 0.354, SLG: 0.440		0-3 K		0-0 S BB		0-0 HR		0-0 1B 2B	3 1 2 3 1 1 0																
Mark Salas, L OBP: 0.370, SLG: 0.543		0-0 4-3 2B 1B		0-0 F9		0-0 6-3		0-0 F7	4 1 1 0 0 0 2																
Inning Stats	R: 3 E: 0 K: 0 S: 7	H: 5 LOB: 2 BB: 0 P: 7	R: 2 E: 0 K: 1 S: 9	H: 4 LOB: 2 BB: 0 P: 9	R: 0 E: 0 K: 1 S: 5	H: 0 LOB: 1 BB: 1 P: 9	R: 0 E: 0 K: 0 S: 4	H: 1 LOB: 1 BB: 0 P: 4	R: 2 E: 0 K: 1 S: 7	H: 2 LOB: 0 BB: 0 P: 7	R: 0 E: 0 K: 0 S: 4	H: 1 LOB: 1 BB: 0 P: 4	R: 1 E: 0 K: 0 S: 5	H: 2 LOB: 1 BB: 0 P: 5	R: 0 E: 0 K: 0 S: 3	H: 0 LOB: 1 BB: 1 P: 7	1B: 9 2B: 5 3B: 0 HR: 1	SF: 1 SAC: 0 DP: 0 HBP: 0	WP: 0 PB: 0 CS: 0	PA: 40					
PITCHER	IP	WLS	BF	H	R	ER	SO	BB	IBB	HBP	BLK	WP	HR	S	P	ERA	WHIP								
Ed Whitson, R ERA: 5.33	1.2	L	13	9	5	5	1	0	0	0	0	0	0	15	15	27.00	5.400								
John Montefusco, R ERA: 7.36	3.1		14	3	2	2	2	1	0	0	0	0	1	17	21	5.40	1.200								
Brian Fisher, R ERA: 3.0	3.0		13	3	1	1	0	1	0	0	0	0	0	12	16	3.00	1.333								

New York Yankees @ Minnesota Twins
 Hubert H. Humphrey Metrodome, Minneapolis, MN
 Tue May 07 1985, 8:05 PM EDT
 Att: 21,704 - Unknown



Batter	1	2	3	4	5	6	7	8	9	AB	R	H	RBI	BB	SO	LOB	TOP																			
Rickey Henderson, R OBP: 0.368, SLG: 0.431	F3	2B		F8			SF7		F3	5	1	2	1	0	0	1																				
Ken Griffey, L OBP: 0.358, SLG: 0.548	HBP	F7			F9		SF7		HR	3	1	2	5	1	0	0																				
Don Mattingly, L OBP: 0.330, SLG: 0.453	F7	F7			F8		F4		4-3	5	0	0	0	0	0	3																				
Dave Winfield, R OBP: 0.306, SLG: 0.356	HBP	K			F5		K			3	0	0	0	1	2	2																				
Don Baylor, R OBP: 0.392, SLG: 0.481	HBP			F9		5-3			6-3	3	0	0	0	0	0	0																				
Butch Wynegar, S OBP: 0.359, SLG: 0.378	4-3			G5-4-3		F8			F9	4	0	1	0	0	0	3																				
Willie Randolph, R OBP: 0.323, SLG: 0.268		1B		G5-4-3					5-3	4	1	2	0	0	0	1																				
Mike Pagliarulo, L OBP: 0.380, SLG: 0.375		F8			F6		K		F3	3	1	0	0	1	1	2																				
Bobby Meacham, S OBP: 0.360, SLG: 0.268					4-3				HR	1	2	0	0	2	0	0																				
Ron Hassey, L OBP: 0.500, SLG: 0.571	1B	2B			4-3		1B		F7	1	0	0	0	0	0	1																				
Inning Stats	R: 0 E: 1 K: 0 S: 3	H: 0 LOB: 3 BB: 2 P: 12	R: 3 E: 0 K: 1 S: 8	H: 3 LOB: 1 BB: 1 P: 12	R: 0 E: 0 K: 0 S: 3	H: 1 LOB: 0 BB: 0 P: 3	R: 0 E: 0 K: 0 S: 3	H: 0 LOB: 0 BB: 0 P: 3	R: 0 E: 0 K: 1 S: 6	H: 1 LOB: 1 BB: 1 P: 6	R: 1 E: 0 K: 1 S: 6	H: 1 LOB: 1 BB: 1 P: 10	R: 0 E: 0 K: 0 S: 3	H: 0 LOB: 0 BB: 0 P: 3	R: 2 E: 0 K: 0 S: 4	H: 1 LOB: 0 BB: 1 P: 8	1B: 5 2B: 1 3B: 0 HR: 1	SF: 1 SAC: 0 DP: 1 HBP: 1	WP: 0 PA: 39 CS: 1																	
PITCHER	IP	WLS	BF	H	R	ER	SO	BB	IBB	HBP	BLK	WP	HR	S	P	ERA	WHIP	PITCHER		IP	WLS	BF	H	R	ER	SO	BB	IBB	HBP	BLK	WP	HR	S	P	ERA	WHIP
Mike Smithson, R ERA: 4.18	(1, 1)	8.2	W	38	7	6	6	3	5	0	1	1	0	1	38	59	6.23	1.385																		
Pete Filson, L ERA: 3.0	(9, 1)	0.1	S	1	0	0	0	0	0	0	0	0	0	0	1	1	0.00	0.000																		

New York Yankees @ Minnesota Twins
Hubert H. Humphrey Metrodome, Minneapolis, MN

AB 32
R 6
H 7
RBI 6
BB 5
SO 3
LOB 13



Wed May 08 1985, 8:05 PM EDT
Att: 22,832 - Unknown

Batter	1	2	3	4	5	6	7	8	9	AB	R	H	RBI	BB	SO	LOB	BOTTOM																			
Kirby Puckett, R OBP: 0.366, SLG: 0.458	K	F9		6-3		4-3			3-1	5	0	0	0	0	1	1																				
Mickey Hatcher, R OBP: 0.313, SLG: 0.447	2B	F3		HR		L6				2	1	1	0	0	0	1																				
Dave Meier, R OBP: 0.400, SLG: 0.250	1B			HR					1B	2	1	1	0	1	0	0																				
Kent Hrbek, L OBP: 0.339, SLG: 0.467	HR	K		HR			1B		1-3	5	3	3	3	0	1	2																				
Tom Brunansky, R OBP: 0.419, SLG: 0.564	K			F3			BB		BB	4	0	2	0	0	1	1																				
Mike Stenhouse, L OBP: 0.385, SLG: 0.531	HR	BB		FC5-4		G3			F4	2	1	0	0	2	0	2																				
Roy Smalley, S OBP: 0.396, SLG: 0.419	HR	BB		F8						2	1	1	0	2	0	2																				
Gary Gaetti, R OBP: 0.375, SLG: 0.551	HR			F4		F7			SF7	3	1	1	5	0	0	3																				
Tim Teufel, R OBP: 0.340, SLG: 0.420	K			FC5-4		F9			F9	4	0	0	0	0	1	5																				
Mark Salas, L OBP: 0.360, SLG: 0.540		F9		G3		K			K	4	0	1	0	0	2	0																				
Inning Stats	R: 5 E: 0 K: 3 S: 12	H: 3 LOB: 0 BB: 2 P: 20	R: 0 E: 0 K: 1 S: 6	H: 1 LOB: 1 BB: 0 P: 6	R: 0 E: 0 K: 0 S: 4	H: 1 LOB: 2 BB: 1 P: 8	R: 2 E: 0 K: 0 S: 4	H: 1 LOB: 0 BB: 1 P: 8	R: 0 E: 0 K: 1 S: 5	H: 0 LOB: 0 BB: 0 P: 5	R: 1 E: 0 K: 0 S: 5	H: 2 LOB: 2 BB: 1 P: 9	R: 0 E: 0 K: 1 S: 6	H: 1 LOB: 1 BB: 0 P: 6	1B: 5 2B: 3 3B: 0 HR: 2	SF: 1 SAC: 0 DP: 0 HBP: 0	WP: 0 PA: 39 CS: 0																			
PITCHER	IP	WLS	BF	H	R	ER	SO	BB	IBB	HBP	BLK	WP	HR	S	P	ERA	WHIP	PITCHER		IP	WLS	BF	H	R	ER	SO	BB	IBB	HBP	BLK	WP	HR	S	P	ERA	WHIP
Joe Cowley, R ERA: 6.26	(1, 1)	3.2	L	21	6	7	7	4	4	0	0	0	0	25	41	17.18	2.727																			
Don Cooper, R ERA: 1.5	(4, 1)	3.1		14	3	1	1	1	1	0	0	0	0	15	19	2.70	1.200																			
Brian Fisher, R ERA: 2.25	(8, 1)	1.0		4	1	0	0	1	0	0	0	0	0	6	6	0.00	1.000																			

New York Yankees @ Minnesota Twins
Hubert H. Humphrey Metrodome, Minneapolis, MN

AB 33
R 8
H 10
RBI 8
BB 5
SO 6
LOB 17



Wed May 08 1985, 8:05 PM EDT
Att: 22,832 - Unknown

Batter	1	2	3	4	5	6	7	8	9	AB	R	H	RBI	BB	SO	LOB	TOP										
Kirby Puckett, R OBP: 0.359, SLG: 0.444 (1, 8)	G3	G4-6-3		G4-1 6-3 BB		6-3		L4		4	0	0	0	1	0	2	Minnesota Twins @ Baltimore Orioles Memorial Stadium, Baltimore, MD Fri May 10 1985, 7:05 PM EDT Att: 27,114 - Unknown livebaseballscorecards.com										
Mickey Hatcher, R OBP: 0.308, SLG: 0.437 (1, 7)	1B 2B 1B		5-3	6-3		4-3		4-3		5	1	1	0	0	0	1											
Kent Hrbek, L OBP: 0.341, SLG: 0.491 (1, 3)	2B 1B			G4-1		F7		4-3		5	2	2	1	0	0	1											
Tom Brunansky, R OBP: 0.426, SLG: 0.606 (1, 9)	2B		1B 1B	5-3		HR		F8		5	2	3	3	0	0	1											
Mike Stenhouse, L OBP: 0.349, SLG: 0.472 (1, 10)	L6		F2			4-3		4-3		4	0	0	0	0	1	2											
Roy Smalley, S OBP: 0.402, SLG: 0.416 (1, 6)	FC5-4 BB		1B	1B		K		F8		3	0	1	0	1	1	0											
Gary Gaetti, R OBP: 0.388, SLG: 0.564 (1, 5)	FC5-4		1B	BB		BB		4-3 2B		3	0	2	1	1	0	2											
Tim Teufel, R OBP: 0.346, SLG: 0.418 (1, 4)			G4-6-3 1B	1-2 BB		K		K		3	0	1	0	1	2	2											
Mark Salas, L OBP: 0.333, SLG: 0.500 (1, 2)	F8		F7			F7		4-3		4	0	0	0	0	0	5											
Inning Stats	R: 2 E: 0 K: 0 S: 6	H: 3 LOB: 2 BB: 1 P: 10	R: 0 E: 0 K: 0 S: 3	H: 1 LOB: 0 BB: 0 P: 3	R: 2 E: 0 K: 0 S: 7	H: 4 LOB: 3 BB: 1 P: 11	R: 0 E: 0 K: 0 S: 3	H: 0 LOB: 1 BB: 1 P: 7	R: 0 E: 0 K: 0 S: 9	H: 0 LOB: 0 BB: 0 P: 13	R: 0 E: 0 K: 0 S: 3	H: 0 LOB: 0 BB: 0 P: 3	R: 1 E: 0 K: 0 S: 4	H: 1 LOB: 0 BB: 0 P: 4	R: 0 E: 0 K: 1 S: 6	H: 1 LOB: 0 BB: 0 P: 6	R: 0 E: 0 K: 0 S: 3	H: 0 LOB: 0 BB: 0 P: 3	1B: 6 2B: 2 3B: 0 HR: 2	SF: 0 SAC: 0 DP: 1 HBP: 0	WP: 0 PB: 0 SB: 0 CS: 0	PA: 40					
PITCHER	IP	WLS	BF	H	R	ER	SO	BB	IBB	HBP	BLK	WP	HR	S	P	ERA	WHIP										
Dennis Martinez, R ERA: 6.65 (1, 1)	2.2		15	7	4	4	0	1	0	0	0	0	1	14	18	13.50	3.000										
Sammy Stewart, R ERA: 2.15 (3, 1)	4.1		18	2	1	1	3	3	0	0	0	0	1	21	33	2.08	1.154										
Don Aase, R ERA: 4.0 (8, 1)	2.0	W	7	1	0	0	1	0	0	0	0	0	0	9	9	0.00	0.500										

Batter	1	2	3	4	5	6	7	8	9	AB	R	H	RBI	BB	SO	LOB	BOTTOM										
Jim Dwyer, L OBP: 0.352, SLG: 0.480 (1, 9)	K	E7		F9		F3		FC1-6		4	0	1	0	0	1	2	Minnesota Twins @ Baltimore Orioles Memorial Stadium, Baltimore, MD Fri May 10 1985, 7:05 PM EDT Att: 27,114 - Unknown livebaseballscorecards.com										
Gary Roenicke, R OBP: 0.283, SLG: 0.436 (8, PH) (9, 7)	1B	1B						5-3 S		1	0	0	0	0	0	1											
Wayne Gross, L OBP: 0.403, SLG: 0.468 (1, 5)	K	G3		K		G6-4-3 1B		5-3		4	0	1	0	0	2	4											
Fritzie Connally, R OBP: 0.481, SLG: 0.436 (8, PH) (9, 5)								5-3		1	0	0	0	0	0	1											
Cal Ripken Jr., R OBP: 0.391, SLG: 0.553 (1, 6)	1B		L5	4-3		G6-4-3		K		5	0	1	0	0	1	4											
Eddie Murray, S OBP: 0.312, SLG: 0.410 (1, 3)	4-3		1B 4-3 1B		G3		F8		K	5	0	1	0	0	1	1											
Fred Lynn, L OBP: 0.381, SLG: 0.485 (1, 8)		FC4-6 BB	4-3	4-3	G3		HR 2B		HR	4	2	2	1	1	0	1											
Larry Sheets, L OBP: 0.393, SLG: 0.661 (1, 10)	FC4-6 HR		1B	1B	1B		HR			4	3	3	2	0	0	1											
Mike Young, S OBP: 0.327, SLG: 0.424 (1, 7) (9, 9)	HR		K		1B		4-3			4	1	2	2	0	1	2											
Rich Dauer, R OBP: 0.333, SLG: 0.351 (1, 4)	1-3			BB 1B						2	0	1	0	0	0	0											
Joe Nolan, L OBP: 0.389, SLG: 0.333 (5, PH)										1	0	1	1	0	0	0											
Lenn Sakata, R OBP: 0.219, SLG: 0.167 (5, FR) (6, 4)				1B	1B					1	0	0	0	0	0	0											
Rick Dempsey, R OBP: 0.363, SLG: 0.436 (1, 2)	1B BB			1B				FC1-6 BB		1	0	0	0	3	1	2											
Inning Stats	R: 0 E: 0 K: 2 S: 8	H: 1 LOB: 1 BB: 0 P: 8	R: 2 E: 1 K: 0 S: 5	H: 2 LOB: 2 BB: 2 P: 13	R: 0 E: 0 K: 1 S: 7	H: 2 LOB: 2 BB: 0 P: 7	R: 0 E: 0 K: 1 S: 6	H: 1 LOB: 2 BB: 1 P: 10	R: 1 E: 0 K: 0 S: 8	H: 3 LOB: 0 BB: 0 P: 8	R: 0 E: 0 K: 0 S: 3	H: 1 LOB: 0 BB: 0 P: 3	R: 2 E: 0 K: 0 S: 5	H: 2 LOB: 0 BB: 0 P: 5	R: 0 E: 0 K: 1 S: 5	H: 0 LOB: 1 BB: 1 P: 9	R: 1 E: 0 K: 1 S: 4	H: 1 LOB: 0 BB: 0 P: 4	1B: 9 2B: 1 3B: 0 HR: 3	SF: 0 SAC: 0 DP: 1 HBP: 0	WP: 0 PB: 0 SB: 1 CS: 0	PA: 41					
PITCHER	IP	WLS	BF	H	R	ER	SO	BB	IBB	HBP	BLK	WP	HR	S	P	ERA	WHIP										
John Butcher, R ERA: 3.46 (1, 1)	5.1		29	10	3	3	5	3	0	0	0	0	1	36	48	5.06	2.438										
Rick Lysander, R ERA: 5.65 (6, 1)	1.2		7	2	2	2	0	1	0	0	0	0	1	6	10	10.80	1.800										
Pete Filson, L ERA: 2.7 (8, 1)	0.1		1	0	0	0	0	0	0	0	0	0	0	1	1	0.00	0.000										
Ron Davis, R ERA: 4.09 (8, 1)	1.0	L	4	1	1	1	2	0	0	0	0	0	1	8	8	9.00	1.000										

AB 36
R 5
H 10
RBI 5
BB 4
SO 4
LOB 16



AB 37
R 6
H 13
RBI 6
BB 4
SO 7
LOB 19



Batter	1	2	3	4	5	6	7	8	9	AB	R	H	RBI	BB	SO	LOB	TOP					
Kirby Puckett, R OBP: 0.346, SLG: 0.426	0-3 K		0-0 F3		0-3 K		0-3 K		0-0 G1-6-3	5	0	0	0	0	3	4	Minnesota Twins @ Baltimore Orioles Memorial Stadium, Baltimore, MD Sat May 11 1985, 7:05 PM EDT Att: 49,092 - Unknown					
Mickey Hatcher, R OBP: 0.306, SLG: 0.431	0-0 G3-6-3 1B		0-0 4-3		0-0 5-3		0-0 5-3			4	0	1	0	0	0	2						
Kent Hrbek, L OBP: 0.331, SLG: 0.474	0-0 G3-6-3 1-2		0-0 F5			0-3 K		0-0 F9		4	0	0	0	0	1	1						
Tom Brunansky, R OBP: 0.437, SLG: 0.637		0-0 5-3		0-0 1B 1B		4-0 BB BB		0-0 HR		3	1	2	1	1	0	0						
Mike Stenhouse, L OBP: 0.362, SLG: 0.447		4-0 1B BB		0-0 F2		4-0 BB L4-3		0-0 4-3		2	1	0	0	2	0	1						
Roy Smalley, S OBP: 0.406, SLG: 0.420		0-0 1B 1-2		0-0 1B 1-3		0-0 BB L4-3		0-0 F9		4	0	2	0	0	0	2						
Gary Gaetti, R OBP: 0.392, SLG: 0.562		0-0 1B 1-2 2-H		0-3 K		0-3 K		0-0 1B		4	0	2	1	0	2	2						
Tim Teufel, R OBP: 0.343, SLG: 0.411		0-3 K		0-0 1-3		0-0 1B		0-3 K		4	0	1	0	0	2	5						
Mark Salas, L OBP: 0.345, SLG: 0.491		0-0 F4			0-0 F7		0-0 1B		4-0 G1-6-3 IBB	3	0	1	0	1	0	2						
Inning Stats	R: 0 E: 0 K: 1 S: 5	H: 1 LOB: 0 BB: 0 P: 5	R: 1 E: 0 K: 1 S: 7	H: 2 LOB: 2 BB: 1 P: 11	R: 0 E: 0 K: 0 S: 3	H: 0 LOB: 0 BB: 0 P: 3	R: 0 E: 0 K: 1 S: 7	H: 2 LOB: 2 BB: 0 P: 7	R: 0 E: 0 K: 1 S: 5	H: 0 LOB: 0 BB: 0 P: 5	R: 0 E: 0 K: 1 S: 4	H: 0 LOB: 1 BB: 2 P: 12	R: 0 E: 0 K: 2 S: 9	H: 2 LOB: 2 BB: 0 P: 9	R: 1 E: 0 K: 0 S: 4	H: 1 LOB: 0 BB: 0 P: 4		R: 0 E: 0 K: 1 S: 5	H: 1 LOB: 1 BB: 1 P: 9	1B: 8 2B: 1 3B: 0 HR: 1	SF: 0 SAC: 0 DP: 3 HBP: 0	WP: 0 PB: 0 SB: 1 CS: 0
PITCHER Mike Boddicker, R ERA: 3.17	IP: 9.0 WLS: W BF: 37 H: 9 R: 2 ER: 2 SO: 8 BB: 3 IBB: 1 HBP: 0 BLK: 0 WP: 0 HR: 1 S: 49 P: 65 ERA: 2.00 WHIP: 1.333											PITCHER	IP: 9.0 WLS: W BF: 37 H: 9 R: 2 ER: 2 SO: 8 BB: 3 IBB: 1 HBP: 0 BLK: 0 WP: 0 HR: 1 S: 49 P: 65 ERA: 2.00 WHIP: 1.333									

AB 33
R 2
H 9
RBI 2
BB 4
SO 8
LOB 19



Batter	1	2	3	4	5	6	7	8	9	AB	R	H	RBI	BB	SO	LOB	BOTTOM					
Jim Dwyer, L OBP: 0.362, SLG: 0.472	0-3 K			0-0 BB 1B	0-0 4-3			4-0 BB		3	1	1	0	1	1	1	Minnesota Twins @ Baltimore Orioles Memorial Stadium, Baltimore, MD Sat May 11 1985, 7:05 PM EDT Att: 49,092 - Unknown					
Wayne Gross, L OBP: 0.395, SLG: 0.446	0-0 4-3			4-0 FC3-6 1B 1-2 BB		0-0 3-1		0-0 F5		3	0	0	0	1	0	1						
Cal Ripken Jr., R OBP: 0.387, SLG: 0.542	0-0 F9			0-3 K		0-0 6-3			0-0 1B HR 1B	4	1	1	0	0	1	2						
Eddie Murray, S OBP: 0.320, SLG: 0.414		0-0 G3		0-0 FC3-6 1B 1-2 2-H		0-0 F8		0-0 HR 1B		4	1	2	1	0	0	0						
Fred Lynn, L OBP: 0.385, SLG: 0.515		0-0 1B		0-0 FC3-6		0-0 6-3		0-0 HR 1B		4	1	2	3	0	0	2						
Larry Sheets, L OBP: 0.391, SLG: 0.644		0-0 3		0-0 1-3		0-0 1B			1-H 3-H	3	0	1	0	0	0	3						
Mike Young, S OBP: 0.317, SLG: 0.409			0-3 K		0-0 3-1		0-0 L4-3			3	0	0	0	0	1	1						
Joe Nolan, L OBP: 0.333, SLG: 0.278			0-0 F6		0-0 6-3			0-0 F9		3	0	0	0	0	0	0						
Rich Dauer, R OBP: 0.333, SLG: 0.350			0-0 F1					0-0 F8		3	0	1	0	0	0	0						
Inning Stats	R: 0 E: 0 K: 1 S: 5	H: 0 LOB: 0 BB: 0 P: 5	R: 0 E: 0 K: 0 S: 3	H: 1 LOB: 0 BB: 0 P: 3	R: 0 E: 0 K: 1 S: 5	H: 0 LOB: 0 BB: 0 P: 5	R: 1 E: 0 K: 1 S: 7	H: 2 LOB: 1 BB: 1 P: 11	R: 0 E: 0 K: 0 S: 4	H: 1 LOB: 1 BB: 0 P: 4	R: 0 E: 0 K: 0 S: 3	H: 0 LOB: 0 BB: 0 P: 3	R: 0 E: 0 K: 0 S: 3	H: 1 LOB: 0 BB: 0 P: 3	R: 0 E: 0 K: 0 S: 3	H: 0 LOB: 1 BB: 1 P: 7		R: 3 E: 0 K: 0 S: 3	H: 3 LOB: 0 BB: 0 P: 3	1B: 7 2B: 2 3B: 0 HR: 1	SF: 0 SAC: 0 DP: 2 HBP: 0	WP: 0 PB: 0 SB: 0 CS: 0
PITCHER Ken Schrom, R ERA: 5.31 Ron Davis, R ERA: 5.73 Curt Wardle, L ERA: 5.82	IP: 8.0 WLS: L BF: 29 H: 5 R: 2 ER: 2 SO: 0 BB: 0 IBB: 0 HBP: 0 BLK: 0 WP: 0 HR: 0 S: 2 P: 2 ERA: 1.12 WHIP: 0.875											PITCHER	IP: 8.0 WLS: L BF: 29 H: 5 R: 2 ER: 2 SO: 0 BB: 0 IBB: 0 HBP: 0 BLK: 0 WP: 0 HR: 0 S: 2 P: 2 ERA: 1.12 WHIP: 0.875									



Batter	1	2	3	4	5	6	7	8	9	AB	R	H	RBI	BB	SO	LOB	TOP								
Kirby Puckett, R OBP: 0.345, SLG: 0.418 (1, 8)										5	2	1	0	1	0	6	Minnesota Twins @ Baltimore Orioles Memorial Stadium, Baltimore, MD Sun May 12 1985, 3:33 AM EDT Att: 27,966 - Unknown								
Mickey Hatcher, R OBP: 0.300, SLG: 0.419 (1, 7)										6	1	1	0	0	0	5									
Kent Hrbek, L OBP: 0.348, SLG: 0.496 (1, 3)										5	0	4	2	0	1	2									
Tom Brunansky, R OBP: 0.435, SLG: 0.623 (1, 9)										4	1	1	0	1	1	3									
Randy Bush, L OBP: 0.385, SLG: 1.000 (1, 10)										5	2	3	4	0	0	3									
Roy Smalley, S OBP: 0.406, SLG: 0.405 (1, 6)										3	0	0	0	2	2	3									
Gary Gaetti, R OBP: 0.400, SLG: 0.560 (1, 5)										4	0	2	1	1	1	3									
Tim Teufel, R OBP: 0.345, SLG: 0.410 (1, 4)										5	1	2	0	0	0	4									
Mark Salas, L OBP: 0.349, SLG: 0.475 (1, 2)										4	0	1	0	1	0	3									
Inning Stats	R: 4 E: 0 K: 3 S: 12	H: 3 LOB: 0 BB: 1 P: 16	R: 0 E: 0 K: 0 S: 4	H: 1 LOB: 1 BB: 0 P: 4	R: 0 E: 0 K: 0 S: 4	H: 2 LOB: 2 BB: 1 P: 8	R: 2 E: 0 K: 1 S: 7	H: 2 LOB: 1 BB: 1 P: 11	R: 1 E: 1 K: 0 S: 4	H: 2 LOB: 2 BB: 2 P: 12	R: 0 E: 0 K: 0 S: 4	H: 1 LOB: 1 BB: 0 P: 4	R: 0 E: 0 K: 0 S: 3	H: 0 LOB: 1 BB: 1 P: 7	R: 0 E: 1 K: 1 S: 8	H: 2 LOB: 3 BB: 0 P: 8		R: 0 E: 0 K: 0 S: 5	H: 2 LOB: 2 BB: 0 P: 5	1B: 11 2B: 3 3B: 0 HR: 1	SF: 0 SAC: 0 DP: 2 HBP: 0	WP: 0 PB: 0 SB: 1 CS: 0	PA: 47		
PITCHER	IP	WLS	BF	H	R	ER	SO	BB	IBB	HBP	BLK	WP	HR	S	P	ERA	WHIP								
Ken Dixon, R ERA: 2.53 (1, 1)	2.1	L	15	6	4	4	3	1	1	0	0	0	1	19	27	15.43	3.000								
Nate Snell, R ERA: 3.09 (3, 1)	3.2		17	5	3	3	1	2	1	0	0	0	0	16	28	7.36	1.909								
Tippy Martinez, L ERA: 3.6 (7, 1)	3.0		15	4	0	0	1	1	0	0	0	0	0	16	20	0.00	1.667								

AB	41
R	7
H	15
RBI	7
BB	6
SO	5
LOB	32



Batter	1	2	3	4	5	6	7	8	9	AB	R	H	RBI	BB	SO	LOB	BOTTOM								
Dan Ford, R OBP: 0.250, SLG: 0.286 (1, 10)										3	0	0	0	1	2	1	Minnesota Twins @ Baltimore Orioles Memorial Stadium, Baltimore, MD Sun May 12 1985, 3:33 AM EDT Att: 27,966 - Unknown								
Rich Dauer, R OBP: 0.315, SLG: 0.328 (1, 4)										4	0	0	0	0	0	2									
Cal Ripken Jr., R OBP: 0.382, SLG: 0.541 (1, 6)										4	1	1	0	0	1	1									
Eddie Murray, S OBP: 0.317, SLG: 0.400 (1, 3)										3	1	0	0	1	1	1									
Gary Roenicke, R OBP: 0.280, SLG: 0.405 (1, 7)										3	0	0	0	1	0	2									
Fred Lynn, L OBP: 0.380, SLG: 0.533 (1, 8)										4	1	1	3	0	2	1									
Mike Young, S OBP: 0.314, SLG: 0.402 (1, 9)										4	0	1	0	0	0	1									
Fritzie Connally, R OBP: 0.455, SLG: 0.405 (1, 5)										3	0	0	0	0	0	1									
Rick Dempsey, R OBP: 0.362, SLG: 0.432 (1, 2)										3	0	1	0	0	0	1									
Inning Stats	R: 0 E: 0 K: 1 S: 5	H: 0 LOB: 0 BB: 0 P: 5	R: 0 E: 0 K: 1 S: 5	H: 0 LOB: 1 BB: 1 P: 9	R: 0 E: 0 K: 1 S: 6	H: 1 LOB: 0 BB: 0 P: 6	R: 0 E: 0 K: 1 S: 5	H: 0 LOB: 0 BB: 0 P: 5	R: 0 E: 0 K: 1 S: 5	H: 1 LOB: 1 BB: 1 P: 9	R: 0 E: 0 K: 1 S: 3	H: 0 LOB: 0 BB: 0 P: 3	R: 0 E: 0 K: 0 S: 5	H: 0 LOB: 0 BB: 0 P: 5	R: 3 E: 0 K: 0 S: 5	H: 2 LOB: 0 BB: 1 P: 9		1B: 2 2B: 1 3B: 0 HR: 1	SF: 0 SAC: 0 DP: 0 HBP: 0	WP: 0 PB: 0 SB: 0 CS: 0	PA: 34				
PITCHER	IP	WLS	BF	H	R	ER	SO	BB	IBB	HBP	BLK	WP	HR	S	P	ERA	WHIP								
Frank Viola, L ERA: 3.84 (1, 1)	9.0	W	34	4	3	3	6	3	0	0	0	0	1	43	55	3.00	0.778								



Batter	1	2	3	4	5	6	7	8	9	AB	R	H	RBI	BB	SO	LOB	TOP										
Kirby Puckett, R OBP: 0.336, SLG: 0.403	1-3		BB 1B	FC4-2		1-3		G3		5	1	1	0	0	0	2	Minnesota Twins @ New York Yankees Yankee Stadium, Bronx, NY Tue May 14 1985, 7:05 PM EDT Att: 18,319 - Unknown										
Mickey Hatcher, R OBP: 0.307, SLG: 0.413	F4		BB 1B	4-3		K		6-3		4	1	0	0	1	1	2											
Kent Hrbek, L OBP: 0.345, SLG: 0.481	F7		BB			K		K		5	0	1	2	0	2	0											
Tom Brunansky, R OBP: 0.429, SLG: 0.625		HR	SF7					F7		2	2	1	2	1	0	0											
Randy Bush, L OBP: 0.381, SLG: 0.900	F7		4-3					4-1		4	1	1	0	0	0	1											
Roy Smalley, S OBP: 0.404, SLG: 0.402								K		4	1	3	1	0	1	0											
Gary Gaetti, R OBP: 0.391, SLG: 0.534	G5-4-3									4	0	0	0	0	0	4											
Tim Teufel, R OBP: 0.355, SLG: 0.417			BB 1B	FC4-2				1-3		4	1	3	1	0	0	0											
Mark Salas, L OBP: 0.371, SLG: 0.500 (8, PH)	F8							F7		3	0	1	1	0	0	3											
Tim Laudner, R OBP: 0.244, SLG: 0.395 (8, 2)			FC4-2							1	0	0	0	0	0	0											
Inning Stats	R: 0 E: 0 K: 0 S: 3	H: 0 LOB: 0 BB: 0 P: 3	R: 1 E: 0 K: 0 S: 4	H: 2 LOB: 0 BB: 0 P: 4	R: 3 E: 0 K: 0 S: 6	H: 3 LOB: 1 BB: 1 P: 10	R: 1 E: 0 K: 0 S: 6	H: 3 LOB: 2 BB: 0 P: 6	R: 2 E: 0 K: 0 S: 6	H: 3 LOB: 2 BB: 1 P: 10	R: 0 E: 0 K: 2 S: 7	H: 0 LOB: 0 BB: 0 P: 7	R: 0 E: 0 K: 1 S: 5	H: 0 LOB: 0 BB: 0 P: 5	R: 0 E: 0 K: 0 S: 3	H: 0 LOB: 0 BB: 0 P: 3	R: 0 E: 0 K: 1 S: 5	H: 0 LOB: 0 BB: 0 P: 5	1B: 9 2B: 1 3B: 0 HR: 1	SF: 1 SAC: 0 DP: 1 HBP: 0	WP: 0 PB: 0 CS: 0	PA: 39					
PITCHER	IP	WLS	BF	H	R	ER	SO	BB	IBB	HBP	BLK	WP	HR	S	P	ERA	WHIP										
John Montefusco, R ERA: 10.29	3.1		18	8	5	5	0	1	0	0	0	0	1	17	21	13.50	2.700										
Brian Fisher, R ERA: 2.73	3.2	W	15	3	2	2	3	1	0	0	0	0	0	20	24	4.91	1.091										
Dave Righetti, L ERA: 1.69	2.0	S	6	0	0	0	1	0	0	0	0	0	0	8	8	0.00	0.000										

Batter	1	2	3	4	5	6	7	8	9	AB	R	H	RBI	BB	SO	LOB	BOTTOM										
Willie Randolph, R OBP: 0.365, SLG: 0.286	WP 8-2 BB		BB 1B					BB BB		3	2	3	0	2	0	0	Minnesota Twins @ New York Yankees Yankee Stadium, Bronx, NY Tue May 14 1985, 7:05 PM EDT Att: 18,319 - Unknown										
Don Mattingly, L OBP: 0.336, SLG: 0.466	8-2		BB					BB BB		3	1	2	2	2	0	1											
Dave Winfield, R OBP: 0.320, SLG: 0.400	1-H		BB 1B					BB BB		4	2	1	1	1	1	5											
Don Baylor, R OBP: 0.400, SLG: 0.545	HR		F7					HR BB		4	1	2	2	1	0	3											
Butch Wynegar, S OBP: 0.345, SLG: 0.424	1B		1-3					F5		4	1	2	2	1	0	3											
Ken Griffey, L OBP: 0.361, SLG: 0.552								HR BB		4	1	0	1	1	0	2											
Henry Cotto, R OBP: 0.381, SLG: 0.490			F4					F4		4	1	0	1	1	0	2											
Bobby Meacham, S OBP: 0.362, SLG: 0.295			F9					HR BB		5	1	2	4	0	0	2											
Dale Berra, R OBP: 0.290, SLG: 0.339			1B					HR		4	0	1	0	0	0	1											
Tom Klawitter, L ERA: 5.63			F7					F9		4	0	1	0	0	0	1											
Inning Stats	R: 1 E: 0 K: 0 S: 3	H: 2 LOB: 1 BB: 1 P: 7	R: 0 E: 0 K: 0 S: 3	H: 0 LOB: 0 BB: 0 P: 3	R: 2 E: 0 K: 0 S: 3	H: 1 LOB: 3 BB: 3 P: 15	R: 0 E: 0 K: 1 S: 6	H: 1 LOB: 1 BB: 0 P: 6	R: 0 E: 0 K: 1 S: 6	H: 1 LOB: 2 BB: 1 P: 10	R: 0 E: 0 K: 0 S: 4	H: 1 LOB: 1 BB: 0 P: 4	R: 6 E: 0 K: 1 S: 7	H: 2 LOB: 5 BB: 5 P: 27	R: 1 E: 0 K: 1 S: 8	H: 3 LOB: 2 BB: 0 P: 8	R: 1 E: 0 K: 1 S: 8	H: 3 LOB: 2 BB: 0 P: 8	1B: 8 2B: 2 3B: 0 HR: 2	SF: 0 SAC: 0 DP: 1 HBP: 0	WP: 2 PB: 0 CS: 0	PA: 42					
PITCHER	IP	WLS	BF	H	R	ER	SO	BB	IBB	HBP	BLK	WP	HR	S	P	ERA	WHIP										
Pete Filson, L ERA: 4.15	4.1		20	5	3	3	2	3	0	0	0	0	0	21	33	6.23	1.846										
Rick Lysander, R ERA: 6.28	0.0		1	0	0	0	0	1	0	0	0	0	0	4													
Curt Wardle, L ERA: 6.75	1.2	L	11	4	4	4	2	2	0	0	0	0	1	13	21	21.60	3.600										

AB	36
R	7
H	11
RBI	7
BB	2
SO	4
LOB	12



Batter	1	2	3	4	5	6	7	8	9	AB	R	H	RBI	BB	SO	LOB	TOP			
Lou Whitaker, L (1, 4) OBP: 0.430, SLG: 0.555	4-0 BB		0-0 F5			0-0 5-3		0-0 6-3	0-3 K	4	0	0	0	1	1	1				
Alan Trammell, R (1, 6) OBP: 0.333, SLG: 0.450	0-3 K			0-0 F7		0-0 2B		0-0 6-3		4	0	1	0	0	1	1				
Kirk Gibson, L (1, 9) OBP: 0.344, SLG: 0.478	0-3 K			0-0 4-1		0-0 F9			0-0 HR	4	1	1	0	0	1	2				
Mike Laga, L (1, 3) OBP: 0.222, SLG: 0.556	0-0 F7			0-0 1B			0-0 3-1		0-0 HR	4	1	2	2	0	0	1				
Darrell Evans, L (1, 10) OBP: 0.292, SLG: 0.413		0-0 3-1		0-0 4-3			0-0 3-1		0-0 HR	4	1	1	1	0	0	1				
Larry Hemdon, R (1, 7) OBP: 0.292, SLG: 0.410		0-0 F4			0-0 1-6-3		0-0 2B	1B	0-0 WP	4	2	2	0	0	0	0				
Chet Lemon, R (1, 8) OBP: 0.323, SLG: 0.368		0-3 K			0-0 6-3		0-0 2B	1B	0-3 K	4	0	1	1	0	2	1				
Marty Castillo, R (1, 2) OBP: 0.080, SLG: 0.042			0-0 F4		0-0 5-3		0-0 F8		0-3 K	3	0	0	0	0	0	1				
Johnny Grubb, L (9, PH) OBP: 0.255, SLG: 0.262										1	0	0	0	0	1	1				
Tom Brookens, R (1, 5) OBP: 0.262, SLG: 0.295			0-0 F8			0-0 F9		0-0 F9		3	0	0	0	0	0	0				
Lance Parrish, R (9, PH) OBP: 0.287, SLG: 0.453								0-0 F9	3-H	1	0	1	1	0	0	0				
Inning Stats	R: 0 E: 0 K: 2 S: 7	H: 0 LOB: 1 BB: 1 P: 11	R: 0 E: 0 K: 1 S: 5	H: 0 LOB: 0 BB: 0 P: 5	R: 0 E: 0 K: 0 S: 3	H: 1 LOB: 0 BB: 0 P: 4	R: 0 E: 0 K: 0 S: 4	H: 0 LOB: 0 BB: 0 P: 3	R: 0 E: 0 K: 0 S: 4	H: 1 LOB: 1 BB: 0 P: 4	R: 1 E: 0 K: 0 S: 5	H: 2 LOB: 1 BB: 0 P: 5	R: 0 E: 0 K: 0 S: 3	H: 0 LOB: 0 BB: 0 P: 3	R: 4 E: 0 K: 3 S: 14	H: 5 LOB: 1 BB: 0 P: 14	1B: 3 2B: 4 3B: 0 HR: 2	SF: 0 SAC: 0 DP: 0 HBP: 0	WP: 1 PB: 0 CS: 0	PA: 37
PITCHER	IP WLS BF H R ER SO BB IBB HBP BLK WP HR S P ERA WHIP																			
Ken Schrom, R (1, 1) ERA: 5.36	8.0 W 33 8 5 5 3 1 0 0 0 0 2 38 42 5.62 1.125																			
Ron Davis, R (9, 1) ERA: 6.43	1.0 S 4 1 0 0 3 0 0 0 0 1 0 10 10 0.00 1.000																			

Detroit Tigers @ Minnesota Twins
 Hubert H. Humphrey Metrodome, Minneapolis, MN
 Thu May 16 1985, 4:33 AM EDT
 Att: 22,153 - Unknown

AB 36
R 5
H 9
RBI 5
BB 1
SO 6
LOB 9



Batter	1	2	3	4	5	6	7	8	9	AB	R	H	RBI	BB	SO	LOB	BOTTOM			
Kirby Puckett, R (1, 8) OBP: 0.342, SLG: 0.397	4-0 1B SF7	0-0 6-3		0-0 FC4-6			4-0 1-3 1B	0-0 1-2 1B		3	1	1	3	2	0	1				
Mickey Hatcher, R (1, 7) OBP: 0.311, SLG: 0.416	0-0 HR	0-0 F8		0-3 K		0-0 1-3 1B	0-0 4-3			5	1	2	0	0	1	3				
Kent Hrbek, L (1, 3) OBP: 0.342, SLG: 0.467	0-0 SF7	0-0 G3			0-0 4-3		0-0 1-3			3	0	0	1	0	0	2				
Tom Brunansky, R (1, 9) OBP: 0.427, SLG: 0.653	0-0 HR		0-0 F8		0-0 4-3 2B		4-0 1-2 2-3	0-0 IBB		3	1	2	2	1	0	0				
Randy Bush, L (1, 10) OBP: 0.367, SLG: 0.741	4-0 2B E		0-0 F9		0-0 4-3		0-0 7-2			2	1	0	0	1	0	1				
Dave Engle, R (7, PH) OBP: 0.250, SLG: 0.143										1	0	0	0	0	0	3				
Roy Smalley, S (1, 6) OBP: 0.415, SLG: 0.414	0-0 E		0-0 F7		0-0 F7			0-0 1B		4	1	2	0	0	0	1				
Gary Gaetti, R (1, 5) OBP: 0.387, SLG: 0.516	4-0 IBB			0-0 E5 FC4-6		0-3 K		0-3 K		3	1	0	0	1	2	1				
Tim Teufel, R (1, 4) OBP: 0.354, SLG: 0.405	0-0 G6-4-3			0-0 E3 FC4-6		0-0 6-3		0-0 F8		4	0	1	0	0	0	3				
Mark Salas, L (1, 2) OBP: 0.380, SLG: 0.519		0-0 6-3 3B		0-0 F4		0-3 K		0-0 1-2 1B		4	1	2	0	0	1	2				
Inning Stats	R: 4 E: 1 K: 0 S: 5	H: 3 LOB: 3 BB: 3 P: 17	R: 1 E: 0 K: 0 S: 4	H: 1 LOB: 0 BB: 0 P: 4	R: 0 E: 0 K: 0 S: 3	H: 0 LOB: 0 BB: 0 P: 3	R: 1 E: 2 K: 1 S: 7	H: 1 LOB: 1 BB: 0 P: 7	R: 0 E: 0 K: 0 S: 4	H: 1 LOB: 1 BB: 0 P: 4	R: 0 E: 0 K: 2 S: 7	H: 0 LOB: 0 BB: 0 P: 7	R: 0 E: 0 K: 0 S: 3	H: 1 LOB: 2 BB: 2 P: 11	R: 1 E: 0 K: 1 S: 8	H: 3 LOB: 2 BB: 0 P: 8	1B: 6 2B: 3 3B: 1 HR: 1	SF: 1 SAC: 0 DP: 2 HBP: 0	WP: 0 PB: 0 CS: 0	PA: 38
PITCHER	IP WLS BF H R ER SO BB IBB HBP BLK WP HR S P ERA WHIP																			
Juan Berenguer, R (1, 1) ERA: 9.53	0.1 L 6 3 4 3 0 2 0 0 0 0 0 0 19 23 1.93 0.643																			
Doug Bair, R (1, 1) ERA: 3.52	4.2 18 3 2 1 1 0 1 0 0 0 0 0 19 23 1.93 0.643																			
Bill Scherrer, L (6, 1) ERA: 0.35	2.0 8 1 0 0 2 1 1 0 0 0 0 0 10 18 0.00 1.000																			
Willie Hernandez, L (8, 1) ERA: 1.52	1.0 6 3 1 1 1 0 0 0 0 0 0 0 8 8 9.00 3.000																			

Detroit Tigers @ Minnesota Twins
 Hubert H. Humphrey Metrodome, Minneapolis, MN
 Thu May 16 1985, 4:33 AM EDT
 Att: 22,153 - Unknown

AB 32
R 7
H 10
RBI 6
BB 5
SO 4
LOB 17



Batter	1	2	3	4	5	6	7	8	9	10	11	AB	R	H	RBI	BB	SO	LOB
Damaso Garcia, R OBP: 0.303, SLG: 0.359 (1, 4)												6	2	4	1	0	0	1
Lloyd Moseby, L OBP: 0.356, SLG: 0.435 (1, 8)												5	1	1	0	1	2	3
George Bell, R OBP: 0.345, SLG: 0.531 (1, 7)												6	0	0	0	0	0	4
Jesse Barfield, R OBP: 0.344, SLG: 0.461 (1, 9)												5	0	1	0	0	3	3
Jeff Burroughs, R OBP: 0.371, SLG: 0.436 (1, 10)												3	0	2	1	0	0	0
Len Matuszek, L OBP: 0.308, SLG: 0.326 (7, PH)												2	0	1	0	0	0	1
Willie Upshaw, L OBP: 0.319, SLG: 0.446 (1, 3)												4	1	1	1	1	0	2
Buck Martinez, R OBP: 0.102, SLG: 0.149 (1, 2)												5	0	0	0	0	1	4
Garth Iorg, R OBP: 0.362, SLG: 0.431 (1, 5)												5	1	2	0	0	0	1
Tony Fernandez, S OBP: 0.269, SLG: 0.339 (1, 6)												5	1	1	0	0	1	1

Inning Stats	R: 0	H: 1	E: 0	LOB: 1	K: 1	BB: 0	P: 6	R: 2	H: 1	E: 2	LOB: 1	K: 0	BB: 1	P: 9	R: 0	H: 0	E: 0	LOB: 0	K: 2	BB: 0	P: 7	R: 0	H: 1	E: 0	LOB: 1	K: 0	BB: 0	P: 4	R: 3	H: 4	E: 0	LOB: 2	K: 0	BB: 1	P: 11	R: 1	H: 2	E: 0	LOB: 1	K: 1	BB: 0	P: 7	R: 0	H: 1	E: 0	LOB: 0	K: 0	BB: 0	P: 3	R: 0	H: 2	E: 0	LOB: 2	K: 2	BB: 0	P: 9	R: 0	H: 1	E: 0	LOB: 1	K: 1	BB: 0	P: 6	R: 0	H: 0	E: 0	LOB: 0	K: 0	BB: 0	P: 3	R: 0	H: 0	E: 0	LOB: 0	K: 0	BB: 0	P: 3
--------------	------	------	------	--------	------	-------	------	------	------	------	--------	------	-------	------	------	------	------	--------	------	-------	------	------	------	------	--------	------	-------	------	------	------	------	--------	------	-------	-------	------	------	------	--------	------	-------	------	------	------	------	--------	------	-------	------	------	------	------	--------	------	-------	------	------	------	------	--------	------	-------	------	------	------	------	--------	------	-------	------	------	------	------	--------	------	-------	------

PITCHER	IP	WLS	BF	H	R	ER	SO	BB	IBB	HBP	BLK	WP	HR	S	P	ERA	WHIP
Frank Viola, L ERA: 3.92	(1, 1)	5.2	29	9	6	3	4	0	0	0	0	0	0	35	43	4.76	1.941
Rick Lysander, R ERA: 5.19	(6, 1)	3.0	12	4	0	0	3	0	0	0	0	0	0	18	18	0.00	1.333
Pete Filson, L ERA: 3.27	(9, 1)	2.1	7	0	0	0	0	0	0	0	0	0	0	7	7	0.00	0.000

TOP

Toronto Blue Jays @ Minnesota Twins
Hubert H. Humphrey Metrodome, Minneapolis, MN

Fri May 17 1985, 8:05 PM EDT
Att: 19,253 - Unknown

livebaseballscores.com

AB 46
R 6
H 13
RBI 3
BB 2
SO 7
LOB 20

Batter	1	2	3	4	5	6	7	8	9	10	11	AB	R	H	RBI	BB	SO	LOB
Kirby Puckett, R OBP: 0.348, SLG: 0.401 (1, 8)												6	1	3	1	0	0	1
Mickey Hatcher, R OBP: 0.312, SLG: 0.419 (1, 7)												6	1	2	0	0	0	3
Kent Hrbek, L OBP: 0.348, SLG: 0.465 (1, 3)												5	0	2	1	1	0	1
Tom Brunansky, R OBP: 0.436, SLG: 0.645 (1, 9)												3	0	1	1	3	1	1
Randy Bush, L OBP: 0.346, SLG: 0.742 (1, 10)												4	1	1	0	0	1	2
Dave Engle, R OBP: 0.222, SLG: 0.125 (9, PH)												1	0	0	0	0	1	3
Roy Smalley, S OBP: 0.415, SLG: 0.437 (1, 6)												4	1	1	2	1	1	4
Gary Gaetti, R OBP: 0.395, SLG: 0.512 (1, 5)												3	1	1	0	2	1	2
Tim Teufel, R OBP: 0.346, SLG: 0.395 (1, 4)												3	0	0	0	1	4	
Mike Stenhouse, L OBP: 0.375, SLG: 0.447 (9, PH)												0	1	0	0	1	0	0
Tim Laudner, R OBP: 0.239, SLG: 0.386 (10, 2)												1	0	0	0	0	0	1
Mark Salas, L OBP: 0.519 (1, 2)												4	0	1	1	0	2	0
Ron Washington, R OBP: 0.333, SLG: 0.200 (10, 4)												1	1	0	0	0	0	1

Inning Stats	R: 0	H: 0	E: 0	LOB: 0	K: 0	BB: 0	P: 3	R: 0	H: 0	E: 0	LOB: 2	K: 1	BB: 2	P: 13	R: 0	H: 1	E: 0	LOB: 1	K: 1	BB: 1	P: 6	R: 0	H: 0	E: 0	LOB: 0	K: 0	BB: 0	P: 3	R: 0	H: 0	E: 0	LOB: 0	K: 0	BB: 0	P: 4	R: 1	H: 2	E: 0	LOB: 2	K: 0	BB: 1	P: 6	R: 0	H: 0	E: 0	LOB: 0	K: 0	BB: 0	P: 3	R: 0	H: 0	E: 0	LOB: 0	K: 0	BB: 0	P: 3	R: 0	H: 0	E: 0	LOB: 0	K: 0	BB: 0	P: 3	R: 5	H: 5	E: 1	LOB: 3	K: 1	BB: 3	P: 22	R: 0	H: 0	E: 0	LOB: 1	K: 0	BB: 1	P: 7	R: 1	H: 2	E: 0	LOB: 2	K: 0	BB: 1	P: 6
--------------	------	------	------	--------	------	-------	------	------	------	------	--------	------	-------	-------	------	------	------	--------	------	-------	------	------	------	------	--------	------	-------	------	------	------	------	--------	------	-------	------	------	------	------	--------	------	-------	------	------	------	------	--------	------	-------	------	------	------	------	--------	------	-------	------	------	------	------	--------	------	-------	------	------	------	------	--------	------	-------	-------	------	------	------	--------	------	-------	------	------	------	------	--------	------	-------	------

PITCHER	IP	WLS	BF	H	R	ER	SO	BB	IBB	HBP	BLK	WP	HR	S	P	ERA	WHIP
Dave Stieb, R ERA: 2.83	(1, 1)	7.0	26	3	4	0	2	3	0	0	0	0	0	33	45	0.00	0.857
Jim Acker, R ERA: 2.45	(8, 1)	1.0	8	4	4	4	2	1	0	0	0	0	0	11	15	36.00	5.000
Bill Caudill, R ERA: 5.05	(9, 1)	0.0	2	1	0	0	0	1	0	0	0	0	0	1	5	∞	∞
Dennis Lamp, R ERA: 1.64	(9, 1)	0.1	2	1	2	2	0	0	0	0	0	0	0	2	2	54.00	3.000
Gary Lavelle, L ERA: 3.21	(9, 1)	0.2	4	1	0	0	1	0	1	0	0	0	0	5	9	0.00	1.500

BOTTOM

Toronto Blue Jays @ Minnesota Twins
Hubert H. Humphrey Metrodome, Minneapolis, MN

Fri May 17 1985, 8:05 PM EDT
Att: 19,253 - Unknown

livebaseballscores.com

AB 41
R 7
H 12
RBI 6
BB 8
SO 8
LOB 23

Batter	1	2	3	4	5	6	7	8	9	AB	R	H	RBI	BB	SO	LOB	TOP										
Damaso Garcia, R (1.4) OBP: 0.306, SLG: 0.362	4-0 BB	0-0 F7			0-0 F3		0-0 G3			3	0	0	0	1	0	4											
Lloyd Moseby, L (1.8) OBP: 0.397, SLG: 0.427	0-3 K		0-0 F7		0-3 K		0-0 F7			4	0	0	0	0	2	2											
George Bell, R (1.7) OBP: 0.327, SLG: 0.500	0-3 K		0-0 F5		0-0 FC5-4		0-0 5-3			4	0	0	0	0	1	1											
Jesse Barfield, R (1.9) OBP: 0.346, SLG: 0.504		0-0 HR	0-0 F8		0-0 6-3		0-3 K			4	1	1	1	0	1	0											
Jeff Burroughs, R (1.10) OBP: 0.403, SLG: 0.500	4-0 1B BB		4-0 FC5-4 BB		0-0 1B		0-0 HR			2	1	2	1	2	0	0											
Willie Upshaw, L (1.3) OBP: 0.308, SLG: 0.430	0-0 WP 1B		0-0 F8		0-0 F8		0-0 4-3			4	0	1	0	0	0	2											
Buck Martinez, R (1.2) OBP: 0.094, SLG: 0.137	0-0 G3		0-0 F7		0-0 F5		0-0 5-3			4	0	0	0	0	0	4											
Garth Iorg, R (1.5) OBP: 0.373, SLG: 0.407	4-0 BB		0-0 FC5-4		0-0 6-3		0-0 F8			3	0	0	0	1	0	1											
Tony Fernandez, S (1.6) OBP: 0.289, SLG: 0.336	0-0 F4		0-0 FC5-4 1B		0-0 5-3					3	0	1	0	0	0	3											
Inning Stats	R: 0 E: 0 K: 2 S: 6	H: 0 LOB: 0 BB: 1 P: 10	R: 1 E: 0 K: 0 S: 5	H: 2 LOB: 2 BB: 2 P: 13	R: 0 E: 0 K: 0 S: 3	H: 0 LOB: 0 BB: 0 P: 3	R: 0 E: 0 K: 0 S: 3	H: 0 LOB: 1 BB: 1 P: 7	R: 0 E: 0 K: 1 S: 6	H: 1 LOB: 1 BB: 0 P: 6	R: 0 E: 0 K: 0 S: 4	H: 1 LOB: 0 BB: 0 P: 4	R: 0 E: 0 K: 0 S: 3	H: 0 LOB: 0 BB: 0 P: 3	R: 0 E: 0 K: 1 S: 5	H: 0 LOB: 0 BB: 0 P: 5	R: 1 E: 0 K: 0 S: 4	H: 1 LOB: 0 BB: 0 P: 4	1B: 3 2B: 0 3B: 0 HR: 2	SF: 0 SAC: 0 DP: 0 HBP: 0	WP: 1 PB: 0 SB: 0 CS: 0	PA: 35					
PITCHER	IP	WLS	BF	H	R	ER	SO	BB	IBB	HBP	BLK	WP	HR	S	P	ERA	WHIP										
Tom Klawitter, L (1.1) ERA: 5.79	1.1		8	2	1	1	2	3	0	0	0	1	1	9	21	6.75	3.750										
Pete Filson, L (2.1) ERA: 2.41	7.2	W	27	3	1	1	2	1	0	0	0	0	1	30	34	1.17	0.522										

Toronto Blue Jays @ Minnesota Twins
Hubert H. Humphrey Metrodome, Minneapolis, MN
Sun May 19 1985, 4:33 AM EDT
Att: 25,151 - Unknown

AB 31
R 2
H 5
RBI 2
BB 4
SO 4
LOB 17



Batter	1	2	3	4	5	6	7	8	9	AB	R	H	RBI	BB	SO	LOB	BOTTOM										
Kirby Puckett, R (1.8) OBP: 0.356, SLG: 0.418	0-0 1B 3B	1-0 HBP		0-0 F9		0-0 1B		0-0 FC5-4 WP		4	1	2	2	0	0	2											
Mickey Hatcher, R (1.7) OBP: 0.307, SLG: 0.409	0-0 L6	0-0 F9			0-0 6-3	0-0 4-3		0-0 6-3		5	0	0	0	0	0	5											
Kent Hrbek, L (1.3) OBP: 0.343, SLG: 0.456	4-0 WP 1B G3 BB	0-0 4-3			0-0 4-3		0-0 F9 2B			3	1	1	0	1	0	2											
Tom Brunansky, R (1.9) OBP: 0.445, SLG: 0.667	0-0 G3 WP 1B		0-0 HR		0-3 K		0-0 6-3			4	1	2	2	0	1	1											
Randy Bush, L (1.10) OBP: 0.333, SLG: 0.667	0-0 G3		0-0 G6-4-3 1B		0-0 1B 2B	0-0 F9		0-0 F9		4	1	2	1	0	0	2											
Gary Gaetti, R (1.5) OBP: 0.387, SLG: 0.493	0-3 K		0-0 G6-4-3 1B		0-0 2B 1B	0-0 F3		0-0 F3		4	1	1	0	0	1	3											
Tim Lincecum, R (1.4) OBP: 0.357, SLG: 0.444		0-0 HR	0-0 1-3		0-0 1B 2B		0-0 FC5-4 1B WP			4	3	3	2	0	0												
Greg Gagne, R (1.6) OBP: 0.385, SLG: 0.413	0-0 HBP 1B		0-3 K		0-0 4-3		0-3 K			4	0	1	0	0	2	3											
Mark Salas, L (1.2) OBP: 0.374, SLG: 0.506	0-0 F2		0-0 F9		0-3 K		0-0 FC5-4 1B			4	0	1	0	0	1	3											
Inning Stats	R: 2 E: 0 K: 1 S: 7	H: 2 LOB: 1 BB: 1 P: 11	R: 1 E: 0 K: 0 S: 5	H: 2 LOB: 2 BB: 0 P: 6	R: 1 E: 0 K: 0 S: 4	H: 2 LOB: 0 BB: 0 P: 4	R: 0 E: 0 K: 1 S: 5	H: 0 LOB: 0 BB: 0 P: 5	R: 0 E: 0 K: 1 S: 9	H: 4 LOB: 1 BB: 0 P: 9	R: 0 E: 0 K: 0 S: 4	H: 1 LOB: 1 BB: 0 P: 4	R: 1 E: 0 K: 1 S: 7	H: 2 LOB: 1 BB: 0 P: 7	1B: 7 2B: 3 3B: 1 HR: 2	SF: 0 SAC: 0 DP: 1 HBP: 1	WP: 2 PB: 0 SB: 0 CS: 0	PA: 38									
PITCHER	IP	WLS	BF	H	R	ER	SO	BB	IBB	HBP	BLK	WP	HR	S	P	ERA	WHIP										
Doyle Alexander, R (1.1) ERA: 4.45	5.0	L	25	9	7	7	3	1	0	1	0	0	0	6	6	0.00	1.000										
Dennis Lamp, R (6.1) ERA: 1.57	1.0		4	1	0	0	1	0	0	0	0	0	0	6	6	0.00	1.000										
Ron Musselman, R (7.1) ERA: 7.8	2.0		9	3	1	1	1	0	0	0	0	1	0	11	11	4.50	1.500										

Toronto Blue Jays @ Minnesota Twins
Hubert H. Humphrey Metrodome, Minneapolis, MN
Sun May 19 1985, 4:33 AM EDT
Att: 25,151 - Unknown

AB 36
R 8
H 13
RBI 7
BB 1
SO 5
LOB 21



Batter	1	2	3	4	5	6	7	8	9	AB	R	H	RBI	BB	SO	LOB	TOP					
Wade Boggs, L (1, 5) OBP: 0.303, SLG: 0.354	F8		1-3			G5-4-3 1B		2B 1B	K	5	1	2	1	0	1	3	Boston Red Sox @ Minnesota Twins Hubert H. Humphrey Metrodome, Minneapolis, MN Mon May 20 1985, 8:05 PM EDT Att: 19,583 - Unknown					
Dwight Evans, R (1, 9) OBP: 0.370, SLG: 0.298	5-3			2B 1B		F8		2B BB	K	4	0	1	0	1	1	4						
Jim Rice, R (1, 7) OBP: 0.350, SLG: 0.476				F7		G5-4-3 1-2		K		4	0	1	0	0	1	4						
Bill Buckner, L (1, 3) OBP: 0.351, SLG: 0.472	F7			F8				1B 1-3 2B		4	0	2	1	0	0	2						
Tony Armas, R (1, 8) OBP: 0.271, SLG: 0.510		K		1-3 2B				F4 6-3		4	0	1	0	0	1	3						
Mike Easler, L (1, 10) OBP: 0.287, SLG: 0.388	1-3			3-1				F8	1B BB	3	0	0	0	1	0	3						
Rich Gedman, L (1, 2) Ed Jurak, R (9, PR)	4-3				F2			K	1-3 BB 1B	4	0	1	0	0	1	1						
Marty Barrett, R (1, 4) Rick Miller, L (8, PH) Glenn Hoffman, R (8, 4) Glenn Hoffman, R (8, 4)			F8			G5-4-3 1B		1B 2B	1-2 BB	2	0	1	0	0	0	0						
Jackie Gutierrez, R (1, 6) Steve Lyons, L (9, PH) Reid Nichols, R (9, PH)			F9		G5-4-3 1-2			5-3	F9	3	0	0	0	0	0	2						
										0	0	0	0	0	0	3						
Inning Stats	R: 0 E: 0 K: 0 S: 4	H: 1 LOB: 1 BB: 0 P: 4	R: 0 E: 0 K: 1 S: 5	H: 0 LOB: 0 BB: 0 P: 5	R: 0 E: 0 K: 0 S: 3	H: 0 LOB: 0 BB: 0 P: 3	R: 0 E: 0 K: 0 S: 5	H: 2 LOB: 2 BB: 0 P: 5	R: 0 E: 0 K: 0 S: 3	H: 1 LOB: 0 BB: 0 P: 3	R: 0 E: 0 K: 1 S: 6	H: 1 LOB: 1 BB: 0 P: 6	R: 2 E: 0 K: 1 S: 8	H: 3 LOB: 2 BB: 1 P: 12	R: 0 E: 0 K: 2 S: 8	H: 1 LOB: 3 BB: 2 P: 16	1B: 7 2B: 3 3B: 0 HR: 0	SF: 0 SAC: 0 DP: 2 HBP: 0	WP: 1 PB: 0 SB: 0 CS: 0	PA: 38		
PITCHER	IP WLS BF H R ER SO BB IBB HBP BLK WP HR S P ERA WHIP	7.1 W 28 8 2 2 2 0 0 0 0 0 0 32 32 2.46 1.091	0.2 S 7 2 0 0 1 3 0 0 0 1 0 6 18 0.00 7.500	1.0 S 3 0 0 0 2 0 0 0 0 0 0 7 7 0.00 0.000																		

Batter	1	2	3	4	5	6	7	8	9	AB	R	H	RBI	BB	SO	LOB	BOTTOM					
Kirby Puckett, R (1, 8) OBP: 0.354, SLG: 0.411	K		1B BB		6-3	FC4 1-2				3	0	0	0	1	1	3	Boston Red Sox @ Minnesota Twins Hubert H. Humphrey Metrodome, Minneapolis, MN Mon May 20 1985, 8:05 PM EDT Att: 19,583 - Unknown					
Mickey Hatcher, R (1, 7) OBP: 0.312, SLG: 0.407	F6		FC6 1B			1B BB		K		3	1	1	1	1	1	0						
Kent Hrbek, L (1, 3) OBP: 0.347, SLG: 0.454	F8		FC6 1-2 2-H			F9 1B 1B		G5-4-3 BB		3	1	1	0	1	0	2						
Tom Brunansky, R (1, 9) OBP: 0.440, SLG: 0.654		4-3		F7		1B 1B		G5-4-3		4	1	1	1	0	0	1						
Randy Bush, L (1, 10) OBP: 0.304, SLG: 0.605		F5		3-1		F9		K		4	0	0	0	0	1	2						
Gary Gaetti, R (1, 5) OBP: 0.384, SLG: 0.486	F4			K		1B 1B		L6		4	1	1	1	0	1	0						
Tim Teufel, R (1, 4) OBP: 0.361, SLG: 0.442			K		G3 HBP	1B 1B		K		3	0	1	1	0	2	0						
Greg Gagne, R (1, 6) OBP: 0.394, SLG: 0.434			1B 2B		G3	FC4 1B				3	1	2	1	0	0	1						
Mark Salas, L (1, 2) OBP: 0.362, SLG: 0.489			F9		F9	K				3	0	0	0	0	1	4						
										1B: 6 2B: 1 3B: 0 HR: 0	SF: 0 SAC: 0 DP: 1 HBP: 1	WP: 0 PB: 0 SB: 0 CS: 0	PA: 34									
Inning Stats	R: 0 E: 0 K: 1 S: 5	H: 0 LOB: 0 BB: 0 P: 5	R: 0 E: 0 K: 0 S: 3	H: 0 LOB: 0 BB: 0 P: 3	R: 1 E: 0 K: 1 S: 7	H: 2 LOB: 2 BB: 1 P: 11	R: 0 E: 0 K: 1 S: 5	H: 0 LOB: 0 BB: 0 P: 5	R: 0 E: 0 K: 1 S: 3	H: 0 LOB: 1 BB: 0 P: 4	R: 4 E: 0 K: 1 S: 10	H: 5 LOB: 2 BB: 1 P: 14	R: 0 E: 0 K: 1 S: 4	H: 0 LOB: 0 BB: 1 P: 8	R: 0 E: 0 K: 2 S: 7	H: 0 LOB: 0 BB: 0 P: 7						
PITCHER	IP WLS BF H R ER SO BB IBB HBP BLK WP HR S P ERA WHIP	5.1 L 24 5 5 5 3 2 0 1 0 0 0 27 36 8.44 1.312	2.2 S 10 2 0 0 4 1 0 0 0 0 0 17 21 0.00 1.125																			



Batter	1	2	3	4	5	6	7	8	9	AB	R	H	RBI	BB	SO	LOB	TOP					
Wade Boggs, L (1.5) OBP: 0.396, SLG: 0.342										5	1	0	1	1	0	4	Boston Red Sox @ Minnesota Twins Hubert H. Humphrey Metrodome, Minneapolis, MN Tue May 21 1985, 8:05 PM EDT Att: 16,641 - Unknown					
Dwight Evans, R (1.9) OBP: 0.374, SLG: 0.324										5	1	2	1	1	1	0						
Jim Rice, R (1.7) OBP: 0.345, SLG: 0.467										5	1	1	0	0	2	4						
Bill Buckner, L (1.3) OBP: 0.346, SLG: 0.463										5	1	1	0	0	1	4						
Tony Armas, R (1.8) OBP: 0.275, SLG: 0.526										5	1	2	2	0	1	2						
Mike Easter, L (1.10) OBP: 0.277, SLG: 0.399										4	2	2	0	1	1	2						
Rich Gedman, L (1.2) OBP: 0.344, SLG: 0.441										4	1	2	1	1	1	0						
Marty Barrett, R (1.4) OBP: 0.339, SLG: 0.309										5	1	4	3	0	0	2						
Jackie Gutierrez, R (1.6) OBP: 0.280, SLG: 0.321									5	0	2	0	0	1	3							
Inning Stats	R: 1 E: 0 K: 3 S: 11	H: 2 LOB: 2 BB: 1 P: 15	R: 0 E: 0 K: 2 S: 8	H: 1 LOB: 1 BB: 0 P: 8	R: 3 E: 1 K: 0 S: 6	H: 3 LOB: 0 BB: 0 P: 6	R: 1 E: 0 K: 1 S: 7	H: 2 LOB: 2 BB: 1 P: 11	R: 3 E: 0 K: 0 S: 6	H: 3 LOB: 2 BB: 0 P: 6	R: 0 E: 0 K: 1 S: 5	H: 0 LOB: 0 BB: 0 P: 5	R: 0 E: 0 K: 1 S: 7	H: 2 LOB: 2 BB: 0 P: 7	R: 0 E: 0 K: 0 S: 3	H: 0 LOB: 0 BB: 0 P: 3		1B: 10 2B: 3 3B: 1 HR: 2	SF: 0 SAC: 0 DP: 0 HBP: 0	WP: 0 PB: 0 SB: 1 CS: 0	PA: 47	
PITCHER	IP WLS BF H R ER SO BB IBB HBP BLK WP HR S P ERA WHIP	IP WLS BF H R ER SO BB IBB HBP BLK WP HR S P ERA WHIP	IP WLS BF H R ER SO BB IBB HBP BLK WP HR S P ERA WHIP	IP WLS BF H R ER SO BB IBB HBP BLK WP HR S P ERA WHIP	IP WLS BF H R ER SO BB IBB HBP BLK WP HR S P ERA WHIP	IP WLS BF H R ER SO BB IBB HBP BLK WP HR S P ERA WHIP	IP WLS BF H R ER SO BB IBB HBP BLK WP HR S P ERA WHIP	IP WLS BF H R ER SO BB IBB HBP BLK WP HR S P ERA WHIP	IP WLS BF H R ER SO BB IBB HBP BLK WP HR S P ERA WHIP	IP WLS BF H R ER SO BB IBB HBP BLK WP HR S P ERA WHIP	IP WLS BF H R ER SO BB IBB HBP BLK WP HR S P ERA WHIP	IP WLS BF H R ER SO BB IBB HBP BLK WP HR S P ERA WHIP	IP WLS BF H R ER SO BB IBB HBP BLK WP HR S P ERA WHIP	IP WLS BF H R ER SO BB IBB HBP BLK WP HR S P ERA WHIP	IP WLS BF H R ER SO BB IBB HBP BLK WP HR S P ERA WHIP	IP WLS BF H R ER SO BB IBB HBP BLK WP HR S P ERA WHIP	IP WLS BF H R ER SO BB IBB HBP BLK WP HR S P ERA WHIP	IP WLS BF H R ER SO BB IBB HBP BLK WP HR S P ERA WHIP	IP WLS BF H R ER SO BB IBB HBP BLK WP HR S P ERA WHIP	IP WLS BF H R ER SO BB IBB HBP BLK WP HR S P ERA WHIP	IP WLS BF H R ER SO BB IBB HBP BLK WP HR S P ERA WHIP	IP WLS BF H R ER SO BB IBB HBP BLK WP HR S P ERA WHIP
Ken Schrom, R (1.1) ERA: 5.76	3.0 L	18 5	8 3	5 3	4 3	5 1	5 0	5 0	5 0	5 1	5 0	5 0	5 0	5 0	5 0	5 0	12.00	3.000				
Rick Lysander, R (4.1) ERA: 5.85	2.2	14	5	3	3	1	0	0	0	0	0	15	19	10.12	2.250							
Tom Klawitter, L (6.1) ERA: 6.75	0.0	2	0	0	0	0	0	0	0	0	0	8	∞	∞								
Frank Eufemia, R (6.1) ERA:	3.1	13	3	1	1	2	0	0	0	0	0	17	17	2.70	0.900							

Batter	1	2	3	4	5	6	7	8	9	AB	R	H	RBI	BB	SO	LOB	BOTTOM					
Kirby Puckett, R (1.8) OBP: 0.352, SLG: 0.407										4	0	1	0	0	0	1	Boston Red Sox @ Minnesota Twins Hubert H. Humphrey Metrodome, Minneapolis, MN Tue May 21 1985, 8:05 PM EDT Att: 16,641 - Unknown					
Mickey Hatcher, R (1.7) OBP: 0.310, SLG: 0.404										4	0	1	0	0	0	2						
Kent Hrbek, L (1.3) OBP: 0.345, SLG: 0.455										4	0	1	0	0	1	2						
Tom Brunansky, R (1.9) OBP: 0.436, SLG: 0.643										4	0	1	0	0	1	3						
Randy Bush, L (1.10) OBP: 0.306, SLG: 0.652										3	1	1	1	0	0	1						
Dave Meier, R (9, PH) OBP: 0.333, SLG: 0.200										1	0	0	0	0	0	0						
Roy Smalley, S (1.6) OBP: 0.412, SLG: 0.422										3	0	1	0	1	0	1						
Gary Gaetti, R (1.5) OBP: 0.374, SLG: 0.472										4	0	0	0	0	3	2						
Tim Teufel, R (1.4) OBP: 0.358, SLG: 0.436										4	0	1	0	0	1	2						
Mark Salas, L (1.2) OBP: 0.351, SLG: 0.474										3	0	0	0	0	0	3						
Dave Engle, R (8.2) OBP: 0.222, SLG: 0.125										0	0	0	0	0	0	0						
Inning Stats	R: 0 E: 0 K: 0 S: 4	H: 1 LOB: 1 BB: 0 P: 4	R: 1 E: 0 K: 1 S: 7	H: 2 LOB: 1 BB: 0 P: 7	R: 0 E: 0 K: 1 S: 6	H: 1 LOB: 1 BB: 0 P: 6	R: 0 E: 0 K: 1 S: 5	H: 0 LOB: 0 BB: 0 P: 5	R: 0 E: 0 K: 0 S: 4	H: 1 LOB: 1 BB: 0 P: 4	R: 0 E: 0 K: 0 S: 3	H: 0 LOB: 0 BB: 0 P: 3	R: 0 E: 0 K: 1 S: 6	H: 1 LOB: 1 BB: 0 P: 6	R: 0 E: 0 K: 2 S: 7	H: 0 LOB: 1 BB: 1 P: 11	1B: 5 2B: 1 3B: 0 HR: 1	SF: 0 SAC: 0 DP: 1 HBP: 0	WP: 1 PB: 0 SB: 0 CS: 0	PA: 35		
PITCHER	IP WLS BF H R ER SO BB IBB HBP BLK WP HR S P ERA WHIP	IP WLS BF H R ER SO BB IBB HBP BLK WP HR S P ERA WHIP	IP WLS BF H R ER SO BB IBB HBP BLK WP HR S P ERA WHIP	IP WLS BF H R ER SO BB IBB HBP BLK WP HR S P ERA WHIP	IP WLS BF H R ER SO BB IBB HBP BLK WP HR S P ERA WHIP	IP WLS BF H R ER SO BB IBB HBP BLK WP HR S P ERA WHIP	IP WLS BF H R ER SO BB IBB HBP BLK WP HR S P ERA WHIP	IP WLS BF H R ER SO BB IBB HBP BLK WP HR S P ERA WHIP	IP WLS BF H R ER SO BB IBB HBP BLK WP HR S P ERA WHIP	IP WLS BF H R ER SO BB IBB HBP BLK WP HR S P ERA WHIP	IP WLS BF H R ER SO BB IBB HBP BLK WP HR S P ERA WHIP	IP WLS BF H R ER SO BB IBB HBP BLK WP HR S P ERA WHIP	IP WLS BF H R ER SO BB IBB HBP BLK WP HR S P ERA WHIP	IP WLS BF H R ER SO BB IBB HBP BLK WP HR S P ERA WHIP	IP WLS BF H R ER SO BB IBB HBP BLK WP HR S P ERA WHIP	IP WLS BF H R ER SO BB IBB HBP BLK WP HR S P ERA WHIP	IP WLS BF H R ER SO BB IBB HBP BLK WP HR S P ERA WHIP	IP WLS BF H R ER SO BB IBB HBP BLK WP HR S P ERA WHIP	IP WLS BF H R ER SO BB IBB HBP BLK WP HR S P ERA WHIP	IP WLS BF H R ER SO BB IBB HBP BLK WP HR S P ERA WHIP	IP WLS BF H R ER SO BB IBB HBP BLK WP HR S P ERA WHIP	IP WLS BF H R ER SO BB IBB HBP BLK WP HR S P ERA WHIP
Bruce Kison, R (1.1) ERA: 1.29	8.0	31	7	1	1	4	0	0	0	0	0	39	39	1.12	0.875							
Bob Ojeda, L (9.1) ERA: 1.53	1.0	4	0	0	0	2	1	0	0	0	0	7	11	0.00	1.000							



Batter	1	2	3	4	5	6	7	8	9	AB	R	H	RBI	BB	SO	LOB	TOP					
Wade Boggs, L (1, 5) OBP: 0.390, SLG: 0.338	F7		FC3-6 BB 1B 1-2		F8	E8 1B 1B 1-H 2-H		4-3		5	1	1	2	0	0	3	Boston Red Sox @ Minnesota Twins Hubert H. Humphrey Metrodome, Minneapolis, MN Wed May 22 1985, 8:05 PM EDT Att: 23,263 - Unknown livebaseballscorecards.com					
Dwight Evans, R (1, 9) OBP: 0.390, SLG: 0.329	K								K	4	0	2	1	1	2	0						
Jim Rice, R (1, 7) OBP: 0.341, SLG: 0.455	6-3				F3	FC6-4 1B 1-2 2-H			F9	4	0	0	0	1	0	3						
Bill Buckner, L (1, 3) OBP: 0.341, SLG: 0.454					F8				4-3	5	0	1	0	0	0	5						
Tony Armas, R (1, 8) OBP: 0.274, SLG: 0.538	F8				F9				6-3	4	1	1	1	0	0	1						
Mike Easler, L (1, 10) OBP: 0.289, SLG: 0.404						HR				3	1	2	0	1	0	0						
Marty Barrett, R (1, 4) OBP: 0.328, SLG: 0.297										4	0	0	0	0	0	4						
Jackie Gutierrez, R (1, 6) OBP: 0.279, SLG: 0.319					F9				K	4	0	1	0	0	1	2						
Marc Sullivan, R (1, 2) OBP: 0.292, SLG: 0.391					F8					3	1	2	0	1	0	1						
Inning Stats	R: 0 E: 0 K: 1 S: 5	H: 0 LOB: 0 BB: 0 P: 5	R: 0 E: 0 K: 0 S: 4	H: 2 LOB: 1 BB: 0 P: 4	R: 0 E: 0 K: 0 S: 5	H: 2 LOB: 3 BB: 1 P: 9	R: 0 E: 0 K: 0 S: 3	H: 0 LOB: 1 BB: 1 P: 7	R: 0 E: 0 K: 0 S: 4	H: 1 LOB: 2 BB: 1 P: 8	R: 4 E: 1 K: 0 S: 7	H: 4 LOB: 1 BB: 1 P: 11	R: 0 E: 0 K: 0 S: 3	H: 0 LOB: 0 BB: 0 P: 3	R: 0 E: 0 K: 1 S: 6	H: 1 LOB: 0 BB: 0 P: 6	R: 0 E: 0 K: 1 S: 5	H: 0 LOB: 0 BB: 0 P: 5	1B: 9 2B: 0 3B: 0 HR: 1	SF: 0 SAC: 0 DP: 1 HBP: 0	WP: 0 PB: 1 SB: 0 CS: 0	PA: 40
PITCHER	IP WLS BF H R ER SO BB IBB HBP BLK WP HR S P ERA WHIP																					
Frank Viola, L (1, 1) ERA: 3.86	8.0 L 37 10 4 3 2 4 0 0 0 0 0 1 37 53 3.38 1.750																					
Ron Davis, R (9, 1) ERA: 5.74	1.0 3 0 0 0 1 0 0 0 0 0 0 0 5 5 0.00 0.000																					

Batter	1	2	3	4	5	6	7	8	9	AB	R	H	RBI	BB	SO	LOB	BOTTOM			
Kirby Puckett, R (1, 8) OBP: 0.348, SLG: 0.398	G3		6-3			4-3		E1 FC6-4 1-2 2-3		4	0	0	0	0	0	2	Boston Red Sox @ Minnesota Twins Hubert H. Humphrey Metrodome, Minneapolis, MN Wed May 22 1985, 8:05 PM EDT Att: 23,263 - Unknown livebaseballscorecards.com			
Tim Lincecum, R (1, 4) OBP: 0.346, SLG: 0.420	F8				6-3			K	6-3	5	0	0	0	0	1	5				
Kent Hrbek, L (1, 3) OBP: 0.337, SLG: 0.444	K				F8			FC6-4 BB 1-2 2-3 3-H		4	0	0	1	0	1	2				
Tom Brunansky, R (1, 9) OBP: 0.443, SLG: 0.641					5-3					2	1	1	0	2	0	0				
Randy Bush, L (1, 10) OBP: 0.302, SLG: 0.612										3	0	0	0	1	0	4				
Roy Smalley, S (1, 6) OBP: 0.415, SLG: 0.451										4	1	2	2	0	0	1				
Gary Gaetti, R (1, 5) OBP: 0.365, SLG: 0.459										4	0	0	0	0	0	3				
Mike Stenhouse, L (1, 7) OBP: 0.377, SLG: 0.429										3	1	1	0	1	0	0				
Mark Salas, L (1, 2) OBP: 0.350, SLG: 0.469										3	0	1	0	0	0	1				
Ron Washington, R (8, PR) OBP: 0.333, SLG: 0.200										0	0	0	0	0	0	0				
Tim Lincecum, R (9, 2) OBP: 0.255, SLG: 0.422										1	0	1	0	0	0	0				
Greg Gagne, R (9, PR) OBP: 0.394, SLG: 0.434										0	0	0	0	0	0	0				
Inning Stats	R: 0 E: 0 K: 1 S: 5	H: 0 LOB: 0 BB: 0 P: 5	R: 0 E: 0 K: 0 S: 4	H: 1 LOB: 1 BB: 0 P: 4	R: 0 E: 0 K: 0 S: 3	H: 1 LOB: 0 BB: 0 P: 3	R: 0 E: 0 K: 0 S: 3	H: 0 LOB: 0 BB: 0 P: 3	R: 0 E: 0 K: 0 S: 3	H: 0 LOB: 0 BB: 0 P: 3	R: 1 E: 0 K: 0 S: 4	H: 1 LOB: 2 BB: 2 P: 12	R: 1 E: 1 K: 1 S: 7	H: 1 LOB: 3 BB: 2 P: 15	R: 1 E: 0 K: 0 S: 5	H: 2 LOB: 2 BB: 0 P: 6	1B: 4 2B: 1 3B: 0 HR: 1	SF: 0 SAC: 0 DP: 1 HBP: 1	WP: 0 PB: 0 SB: 0 CS: 0	PA: 38
PITCHER	IP WLS BF H R ER SO BB IBB HBP BLK WP HR S P ERA WHIP																			
Roger Clemens, R (1, 1) ERA: 3.51	7.0 W 27 4 2 1 1 1 3 0 0 0 0 0 26 38 1.29 1.000																			
Bob Stanley, R (8, 1) ERA: 2.75	2.0 S 11 2 1 1 1 1 0 1 0 0 0 1 11 16 4.50 1.500																			


Batter	1	2	3	4	5	6	7	8	9	AB	R	H	RBI	BB	SO	LOB	TOP					
Kirby Puckett, R OBP: 0.340, SLG: 0.389	B1-3		6-3			K		F9		4	0	0	0	0	1	0	Minnesota Twins @ Milwaukee Brewers Milwaukee County Stadium, Milwaukee, WI Fri May 24 1985, 8:05 PM EDT Att: 13,425 - Unknown					
Mickey Hatcher, R OBP: 0.309, SLG: 0.400	5-3		F9			5-3		E8		4	0	1	0	0	0	0						
Kent Hrbek, L OBP: 0.335, SLG: 0.439				4-3				F9	F8	4	0	1	0	0	0	1						
Tom Brunansky, R OBP: 0.444, SLG: 0.655	F6			L5				BB BB		3	1	1	1	1	0	1						
Randy Bush, L OBP: 0.316, SLG: 0.596		F4		K				BB BB		3	0	1	0	1	1	0						
Roy Smalley, S OBP: 0.410, SLG: 0.444		K						F9	G3-6-1	4	0	1	0	0	1	3						
Gary Gaetti, R OBP: 0.366, SLG: 0.477						K				3	1	1	1	1	1	1						
Tim Teufel, R OBP: 0.342, SLG: 0.414										2	0	0	0	0	1	1						
Mike Stenhouse, L OBP: 0.370, SLG: 0.419										1	0	0	0	0	0	3						
Ron Washington, R OBP: 0.333, SLG: 0.200								F8		0	0	0	0	0	0	0						
Mark Salas, L OBP: 0.340, SLG: 0.455			F9							3	0	0	0	0	0	0						
Inning Stats	R: 0 E: 0 K: 0 S: 4	H: 1 LOB: 1 BB: 0 P: 4	R: 1 E: 0 K: 1 S: 6	H: 1 LOB: 0 BB: 0 P: 6	R: 0 E: 0 K: 0 S: 3	H: 0 LOB: 0 BB: 0 P: 3	R: 0 E: 0 K: 1 S: 5	H: 0 LOB: 0 BB: 0 P: 5	R: 0 E: 0 K: 2 S: 7	H: 1 LOB: 1 BB: 0 P: 7	R: 0 E: 0 K: 1 S: 5	H: 0 LOB: 0 BB: 0 P: 5	R: 0 E: 0 K: 0 S: 3	H: 0 LOB: 3 BB: 3 P: 15	R: 0 E: 1 K: 0 S: 4	H: 1 LOB: 1 BB: 0 P: 4	R: 1 E: 0 K: 0 S: 4	H: 2 LOB: 0 BB: 0 P: 4	1B: 4 2B: 1 3B: 0 HR: 2	SF: 0 SAC: 0 DP: 2 HBP: 0	WP: 0 PB: 0 SB: 0 CS: 1	PA: 34
PITCHER	IP WLS BF H R ER SO BB IBB HBP BLK WP HR S P ERA WHIP																					
Ray Burris, R ERA: 2.94	(1, 1) 6.2 W 25 3 1 1 5 3 0 0 0 0 0 1 32 44 1.35 0.900																					
Pete Ladd, R ERA: 2.7	(7, 1) 1.1 7 3 1 1 0 0 0 0 0 0 0 1 7 7 6.75 2.250																					
Rollie Fingers, R ERA: 5.65	(9, 1) 1.0 S 2 0 0 0 0 0 0 0 0 0 0 0 2 2 0.00 0.000																					

AB	31
R	2
H	6
RBI	2
BB	3
SO	5
LOB	10



Batter	1	2	3	4	5	6	7	8	9	AB	R	H	RBI	BB	SO	LOB	BOTTOM					
Paul Molitor, R OBP: 0.376, SLG: 0.391	F8		FC6-4			F8	CS			4	1	1	1	0	0	1	Minnesota Twins @ Milwaukee Brewers Milwaukee County Stadium, Milwaukee, WI Fri May 24 1985, 8:05 PM EDT Att: 13,425 - Unknown					
Charlie Moore, R OBP: 0.358, SLG: 0.452	6-3		5-3							3	1	1	0	1	0	1						
Cecil Cooper, L OBP: 0.352, SLG: 0.457	4-3		6-3							4	1	2	0	0	0	1						
Robin Yount, R OBP: 0.342, SLG: 0.426		B2-3								3	1	1	1	1	0	2						
Ted Simmons, S OBP: 0.366, SLG: 0.362		3-1								3	1	1	2	0	1	2						
Ben Oglivie, L OBP: 0.283, SLG: 0.291										3	0	1	0	1	2	1						
Rick Manning, L OBP: 0.342, SLG: 0.405										4	0	3	1	0	0	0						
Jim Gantner, L OBP: 0.254, SLG: 0.270										4	0	0	0	0	0	4						
Ernest Riles, L OBP: 0.304, SLG: 0.318										4	0	2	0	0	0	2						
Inning Stats	R: 0 E: 0 K: 0 S: 3	H: 0 LOB: 0 BB: 0 P: 3	R: 0 E: 0 K: 0 S: 4	H: 1 LOB: 2 BB: 1 P: 8	R: 0 E: 0 K: 0 S: 4	H: 1 LOB: 1 BB: 0 P: 4	R: 2 E: 0 K: 0 S: 5	H: 3 LOB: 1 BB: 1 P: 9	R: 2 E: 0 K: 1 S: 7	H: 2 LOB: 1 BB: 1 P: 11	R: 0 E: 0 K: 0 S: 3	H: 1 LOB: 0 BB: 0 P: 3	R: 1 E: 0 K: 1 S: 7	H: 3 LOB: 2 BB: 0 P: 7	R: 0 E: 0 K: 1 S: 6	H: 1 LOB: 1 BB: 0 P: 6		R: 0 E: 0 K: 1 S: 6	H: 1 LOB: 0 BB: 0 P: 6	1B: 8 2B: 4 3B: 0 HR: 1	SF: 1 SAC: 0 DP: 1 HBP: 0	WP: 0 PB: 0 SB: 2 CS: 2
PITCHER	IP WLS BF H R ER SO BB IBB HBP BLK WP HR S P ERA WHIP																					
Mike Smithson, R ERA: 4.89	(1, 1) 6.0 L 29 10 5 5 1 3 0 0 0 0 0 0 1 28 40 7.50 2.167																					
Curt Wardle, L ERA: 5.04	(7, 1) 2.0 7 2 0 0 2 0 0 0 0 0 0 0 11 11 0.00 1.000																					

AB	32
R	5
H	12
RBI	5
BB	3
SO	3
LOB	14



Batter	1	2	3	4	5	6	7	8	9	AB	R	H	RBI	BB	SO	LOB	TOP										
Kirby Puckett, R OBP: 0.338, SLG: 0.386 (1, 8)	G3		4-3		K		FC		6-3	5	0	0	1	0	1	3	Minnesota Twins @ Milwaukee Brewers Milwaukee County Stadium, Milwaukee, WI Sun May 26 1985, 4:33 AM EDT Att: 19,327 - Unknown livebaseballscorecards.com										
Mickey Hatcher, R OBP: 0.316, SLG: 0.359 (1, 10)	K					F7				4	0	2	1	0	1	0											
Kent Hrbek, L OBP: 0.325, SLG: 0.422 (1, 3)	F8		L6			F5		G4-6-3		4	0	0	0	0	0	4											
Tom Brunansky, R OBP: 0.434, SLG: 0.625 (1, 9)		5-3			F3					4	0	0	0	0	0	0											
Gary Gaetti, R OBP: 0.383, SLG: 0.506 (1, 5)		FC5 WP 1B			F4					3	1	2	0	1	0	0											
Tim Lincecum, R OBP: 0.346, SLG: 0.408 (1, 4)					F9					3	0	0	0	1	0	2											
Greg Gagne, R OBP: 0.368, SLG: 0.425 (8, PH)					F8					3	1	1	0	0	1	2											
Randy Bush, L OBP: 0.311, SLG: 0.625 (8, PH)	K									1	0	0	0	0	0	1											
Ron Washington, R OBP: 0.333, SLG: 0.200 (8, 6)										0	0	0	0	0	0	0											
Dave Meier, R OBP: 0.300, SLG: 0.222 (9, PH)					F7					3	1	1	1	0	0	2											
Mike Stenhouse, L OBP: 0.357, SLG: 0.400 (9, PH)	FC5									1	0	0	0	0	1	0											
Tim Lincecum, R OBP: 0.280, SLG: 0.426 (9, PH)					F7					2	0	1	0	1	0	0											
Roy Smalley, S OBP: 0.400, SLG: 0.439 (9, PH)										1	0	0	0	0	0	0											
Inning Stats	R: 0 E: 0 K: 1 S: 5	H: 0 LOB: 0 BB: 0 P: 5	R: 0 E: 0 K: 1 S: 6	H: 1 LOB: 2 BB: 1 P: 10	R: 0 E: 0 K: 0 S: 4	H: 1 LOB: 1 BB: 0 P: 4	R: 0 E: 0 K: 0 S: 3	H: 0 LOB: 0 BB: 0 P: 3	R: 0 E: 0 K: 0 S: 6	H: 1 LOB: 1 BB: 0 P: 6	R: 0 E: 0 K: 0 S: 3	H: 0 LOB: 0 BB: 0 P: 3	R: 3 E: 0 K: 0 S: 7	H: 4 LOB: 2 BB: 1 P: 11	R: 0 E: 0 K: 0 S: 3	H: 0 LOB: 0 BB: 1 P: 7	R: 0 E: 0 K: 1 S: 5	H: 0 LOB: 0 BB: 0 P: 5	1B: 6 2B: 1 3B: 0 HR: 0	SF: 0 SAC: 0 DP: 1 HBP: 0	WP: 1 PB: 1 CS: 0	PA: 37					
PITCHER	IP	WLS	BF	H	R	ER	SO	BB	IBB	HBP	BLK	WP	HR	S	P	ERA	WHIP										
Teddy Higuera, L ERA: 5.05 (1, 1)	6.1	W	27	6	3	3	3	2	0	0	0	1	0	31	39	4.26	1.263										
Bob Gibson, R ERA: 2.45 (7, 1)	2.2	S	10	1	0	0	1	1	0	0	0	0	0	11	15	0.00	0.750										

Batter	1	2	3	4	5	6	7	8	9	AB	R	H	RBI	BB	SO	LOB	BOTTOM											
Paul Molitor, R OBP: 0.388, SLG: 0.403 (1, 5)	1B G6-4-3 BB		1B		F9			K		3	2	1	0	1	1	0	Minnesota Twins @ Milwaukee Brewers Milwaukee County Stadium, Milwaukee, WI Sun May 26 1985, 4:33 AM EDT Att: 19,327 - Unknown livebaseballscorecards.com											
Ernest Riles, L OBP: 0.333, SLG: 0.346 (1, 6)			2B					F7		4	1	2	1	0	0	0												
Cecil Cooper, L OBP: 0.353, SLG: 0.479 (1, 3)			1B							3	1	1	1	0	0	1												
Robin Yount, R OBP: 0.344, SLG: 0.463 (1, 7)			3B							3	1	1	2	0	0	0												
Ted Simmons, S OBP: 0.369, SLG: 0.361 (1, 2)			HR							3	0	0	0	0	0	0												
Bobby Clark, R OBP: 0.313, SLG: 0.357 (1, 9)										3	0	0	0	0	0	0												
Ben Oglivie, L OBP: 0.284, SLG: 0.292 (1, 10)										3	0	1	0	0	0	0												
Jim Gantner, L OBP: 0.248, SLG: 0.264 (1, 4)										3	0	0	0	0	0	1												
Rick Manning, L OBP: 0.317, SLG: 0.375 (1, 8)										3	0	0	0	0	0	0												
Inning Stats	R: 1 E: 0 K: 0 S: 3	H: 1 LOB: 0 BB: 1 P: 7	R: 0 E: 0 K: 0 S: 3	H: 0 LOB: 0 BB: 0 P: 3	R: 4 E: 0 K: 0 S: 7	H: 4 LOB: 0 BB: 0 P: 7	R: 0 E: 0 K: 0 S: 3	H: 0 LOB: 0 BB: 0 P: 3	R: 0 E: 0 K: 0 S: 3	H: 0 LOB: 0 BB: 0 P: 3	R: 0 E: 0 K: 0 S: 3	H: 1 LOB: 0 BB: 0 P: 3	R: 0 E: 0 K: 1 S: 5	H: 0 LOB: 0 BB: 0 P: 5	R: 0 E: 0 K: 1 S: 5	H: 0 LOB: 0 BB: 0 P: 5		1B: 3 2B: 1 3B: 1 HR: 1	SF: 0 SAC: 0 DP: 1 HBP: 0	WP: 0 PB: 0 CS: 1	PA: 30							
PITCHER	IP	WLS	BF	H	R	ER	SO	BB	IBB	HBP	BLK	WP	HR	S	P	ERA		WHIP										
John Butcher, R ERA: 3.61 (1, 1)	8.0	L	29	6	5	5	1	1	0	0	0	0	1	30	34	5.62		0.875										

Batter	1	2	3	4	5	6	7	8	9	AB	R	H	RBI	BB	SO	LOB	TOP											
Kirby Puckett, R OBP: 0.341, SLG: 0.389	0-0 4-3		0-0 5-3			0-0 4-3		0-0 G5-4-3		4	0	2	0	0	0	1	Minnesota Twins @ Boston Red Sox Fenway Park, Boston, MA Mon May 27 1985, 3:33 AM EDT Att: 18,496 - Unknown											
Mickey Hatcher, R OBP: 0.314, SLG: 0.392	4-0 BB		0-0 F9			0-0 4-3		0-0 G5-4-3		3	0	0	0	1	0	3												
Kent Hrbek, L OBP: 0.318, SLG: 0.412	0-0 F4		0-0 6-3			0-0 F9			0-0 6-3	4	0	0	0	0	2													
Tom Brunansky, R OBP: 0.425, SLG: 0.609	0-0 F6			0-0 F7			0-0 6-3		0-0 F9	4	0	0	0	0	1													
Randy Bush, L OBP: 0.328, SLG: 0.678 Greg Gagne, R OBP: 0.384, SLG: 0.420		0-0 1B FC4-6 1B		0-0 5-3			0-0 HR		0-0 F4	3	2	2	1	0	0	0												
Roy Smalley, S OBP: 0.395, SLG: 0.437		0-0 FC4-6 1B		0-0 F8			0-0 F9			3	0	1	0	0	0	0												
Gary Gaetti, R OBP: 0.383, SLG: 0.500		0-0 FC4-6 CS			0-0 E5		4-0 BB			2	0	0	1	1	0	1												
Tim Teufel, R OBP: 0.341, SLG: 0.400		0-0 K		0-0 G6-4-3			0-3 K			3	0	0	0	0	2	3												
Mark Salas, L OBP: 0.349, SLG: 0.453			0-0 5-3 1B		0-0 F8			0-0 F4		3	0	1	0	0	0	0												
Inning Stats	R: 0 E: 0 K: 0 S: 3	H: 0 LOB: 1 BB: 1 P: 7	R: 1 E: 0 K: 1 S: 6	H: 2 LOB: 1 BB: 0 P: 6	R: 0 E: 0 K: 0 S: 4	H: 1 LOB: 0 BB: 0 P: 4	R: 0 E: 0 K: 0 S: 3	H: 0 LOB: 0 BB: 0 P: 3	R: 0 E: 1 K: 0 S: 3	H: 1 LOB: 0 BB: 0 P: 3	R: 1 E: 0 K: 1 S: 6	H: 1 LOB: 1 BB: 1 P: 10	R: 0 E: 0 K: 0 S: 3	H: 1 LOB: 0 BB: 0 P: 3	R: 0 E: 0 K: 0 S: 3	H: 0 LOB: 0 BB: 0 P: 3		1B: 5 2B: 2 3B: 0 HR: 1	SF: 0 SAC: 0 DP: 4 HBP: 0	WP: 0 PB: 0 SB: 0 CS: 1	PA: 32							
PITCHER	IP	WLS	BF	H	R	ER	SO	BB	IBB	HBP	BLK	WP	HR	S	P	ERA	WHIP											
Roger Clemens, R ERA: 3.44	(1, 1)	6.2	W	25	5	2	2	1	2	0	0	0	0	1	25	33	2.70	1.050										
Steve Crawford, R ERA: 3.41	(7, 1)	2.1	S	7	1	0	0	1	0	0	0	0	0	9	9	0.00	0.429											

AB	30
R	2
H	6
RBI	2
BB	2
SO	2
LOB	11



Batter	1	2	3	4	5	6	7	8	9	AB	R	H	RBI	BB	SO	LOB	BOTTOM											
Steve Lyons, L OBP: 0.333, SLG: 0.579	0-0 CS 1B		0-0 HR		0-0 4-3		0-3 K	0-0 HR		5	2	3	4	0	1	0	Minnesota Twins @ Boston Red Sox Fenway Park, Boston, MA Mon May 27 1985, 3:33 AM EDT Att: 18,496 - Unknown											
Dwight Evans, R OBP: 0.380, SLG: 0.335	0-0 6-3		0-3 K		0-0 F4		4-0 BB 1B	4-0 1B BB		3	2	0	0	2	1	1												
Wade Boggs, L OBP: 0.396, SLG: 0.345	0-0 1B 1B		0-0 WP 2B 1B		0-0 1B		4-0 1B BB	0-0 1B 1-3 1B		4	2	4	0	1	0	0												
Bill Buckner, L OBP: 0.357, SLG: 0.471	0-0 1B		0-0 6-3 1-3 2B		0-0 4-3		0-0 FC6-4 1B	0-0 G5-4-3 1B		5	0	4	3	0	0	1												
Jim Rice, R OBP: 0.330, SLG: 0.449	0-0 1-2 3-H 1B		0-0 6-3			0-0 F8 PB 1B	0-0 FC6-4 1-2 1B	0-0 G5-4-3		5	0	2	1	0	0	5												
Mike Easler, L OBP: 0.288, SLG: 0.369	0-0 F8			0-0 6-3		0-0 F8		0-0 G3		4	0	0	0	0	0	3												
Rich Gedman, L OBP: 0.347, SLG: 0.451		0-0 SH1 G1-3-2 2B		0-3 K		0-0 5-3		0-0 SF 3B		4	1	2	0	0	1	1												
Marty Barrett, R OBP: 0.321, SLG: 0.314		0-0 SH1		0-0 WP 2B		0-0 F3		0-0 SF PB HR		2	1	1	1	0	0	1												
Glenn Hoffman, R OBP: 0.346, SLG: 0.500		0-0 G1-3-2		0-3 K			0-0 F8	4-0 HR BB		3	1	0	0	1	1	2												
Inning Stats	R: 1 E: 0 K: 0 S: 6	H: 4 LOB: 2 BB: 0 P: 6	R: 0 E: 0 K: 0 S: 3	H: 1 LOB: 0 BB: 0 P: 3	R: 2 E: 0 K: 1 S: 7	H: 3 LOB: 0 BB: 0 P: 7	R: 0 E: 0 K: 2 S: 8	H: 1 LOB: 1 BB: 0 P: 8	R: 0 E: 0 K: 0 S: 4	H: 1 LOB: 1 BB: 0 P: 4	R: 1 E: 0 K: 1 S: 6	H: 1 LOB: 2 BB: 2 P: 14	R: 5 E: 1 K: 0 S: 7	H: 4 LOB: 1 BB: 2 P: 15	R: 0 E: 0 K: 0 S: 3	H: 0 LOB: 0 BB: 0 P: 3		1B: 10 2B: 4 3B: 1 HR: 2	SF: 1 SAC: 1 DP: 2 HBP: 0	WP: 2 PB: 2 SB: 1 CS: 1	PA: 41							
PITCHER	IP	WLS	BF	H	R	ER	SO	BB	IBB	HBP	BLK	WP	HR	S	P	ERA	WHIP											
Ken Schrom, R ERA: 6.02	(1, 1)	2.1	L	13	8	3	3	3	0	0	0	0	0	1	15	15	11.57	3.429										
Rick Lyssander, R ERA: 6.65	(3, 1)	2.2		10	3	0	0	2	0	0	0	0	1	0	14	14	0.00	1.125										
Curt Wardle, L ERA: 5.06	(6, 1)	1.2		8	1	1	1	1	2	0	0	0	0	0	8	16	5.40	1.800										
Ron Davis, R ERA: 7.27	(7, 1)	0.2		9	4	5	4	0	2	0	0	0	0	1	7	15	54.00	9.000										
Frank Eufemia, R ERA:	(8, 1)	0.2		1	0	0	0	0	0	0	0	0	0	0	1	1	0.00	0.000										



Batter	1	2	3	4	5	6	7	8	9	AB	R	H	RBI	BB	SO	LOB	TOP			
Kirby Puckett, R OBP: 0.335, SLG: 0.381 (1, 8)	1-3		F4		5-3			6-3		4	0	0	0	0	0	0	Minnesota Twins @ Boston Red Sox Fenway Park, Boston, MA Wed May 29 1985, 7:05 PM EDT Att: 17,989 - Unknown			
Mickey Hatcher, R OBP: 0.313, SLG: 0.389 (1, 7)	G4-1		6-3			F9				4	0	1	0	0	0					
Kent Hrbek, L OBP: 0.322, SLG: 0.420 (1, 3)	1B						G3	F9		4	0	2	0	0	0	1				
Tom Brunansky, R OBP: 0.421, SLG: 0.600 (1, 9)	1B		F7			F4			F8	4	0	1	0	0	0	1				
Randy Bush, L OBP: 0.324, SLG: 0.645 (1, 10)	K			5-3					K	3	0	0	0	1	2	2				
Roy Smalley, S OBP: 0.395, SLG: 0.431 (1, 6)		F9		F5		FC3-6				4	0	1	0	0	0	1				
Gary Gaetti, R OBP: 0.380, SLG: 0.491 (1, 5)		F5		5-3			FC3-6			3	0	0	0	1	1					
Tim Teufel, R OBP: 0.341, SLG: 0.395 (1, 4)					5-3					2	0	0	0	1	0	2				
Mark Salas, L OBP: 0.339, SLG: 0.440 (1, 2)		6-3								3	0	0	0	0	2	1				
Inning Stats	R: 0 E: 0 K: 1 S: 7	H: 2 LOB: 2 BB: 0 P: 7	R: 0 E: 0 K: 0 S: 3	H: 0 LOB: 1 BB: 1 P: 7	R: 0 E: 0 K: 0 S: 4	H: 1 LOB: 0 BB: 0 P: 4	R: 0 E: 0 K: 0 S: 3	H: 0 LOB: 0 BB: 0 P: 3	R: 0 E: 0 K: 1 S: 5	H: 0 LOB: 0 BB: 0 P: 5	R: 0 E: 0 K: 0 S: 2	H: 0 LOB: 1 BB: 2 P: 10	R: 0 E: 0 K: 1 S: 6	H: 1 LOB: 1 BB: 0 P: 6	R: 0 E: 0 K: 2 S: 8	H: 1 LOB: 1 BB: 0 P: 8	1B: 4 2B: 1 3B: 0 HR: 0	SF: 0 SAC: 0 DP: 1 HBP: 0	WP: 0 PB: 0 SB: 0 CS: 0	PA: 34
PITCHER Oil Can Boyd, R ERA: 2.48 (1, 1)	IP: 9.0 WLS: W BF: 34 H: 5 R: 0 ER: 0 SO: 5 BB: 3 IBB: 0 HBP: 0 BLK: 0 WP: 0 HR: 0 S: 41 P: 53 ERA: 0.00 WHIP: 0.889															PITCHER				

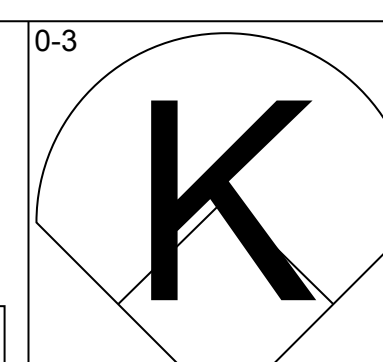
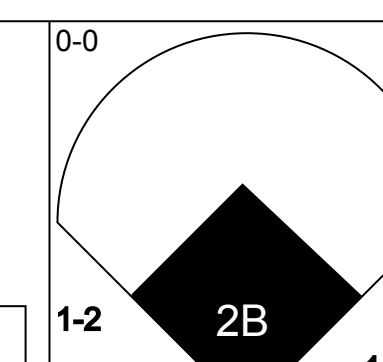
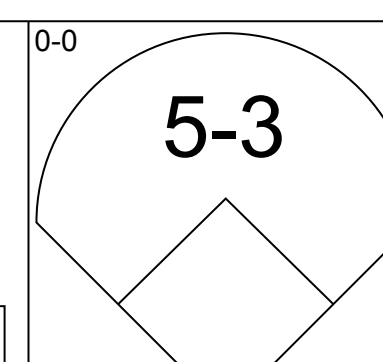
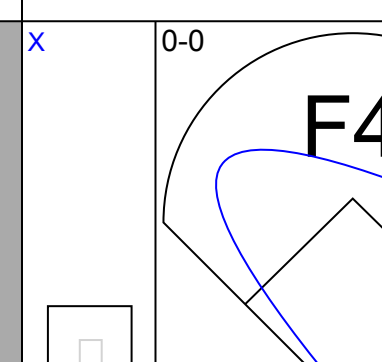
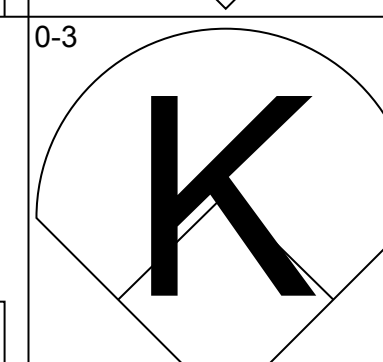
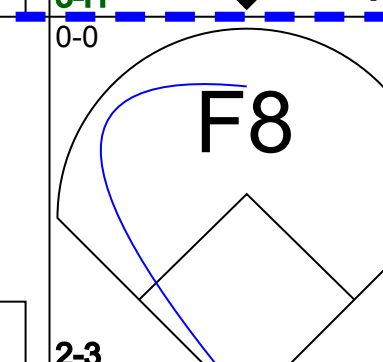
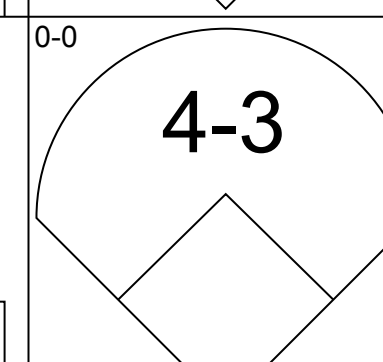
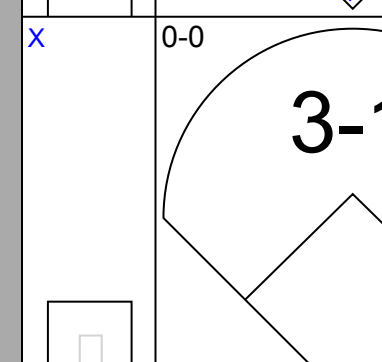
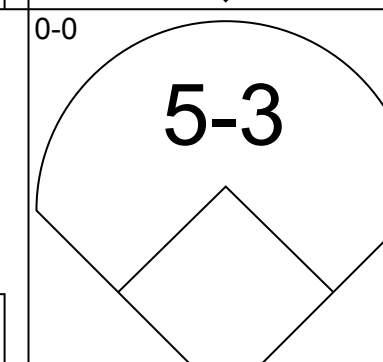
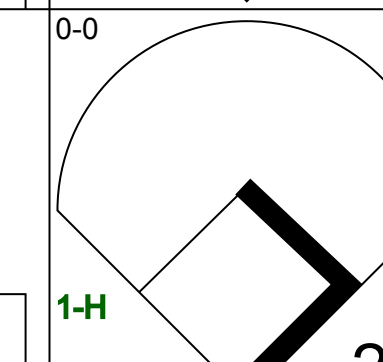
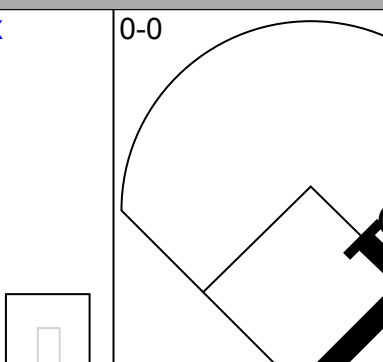
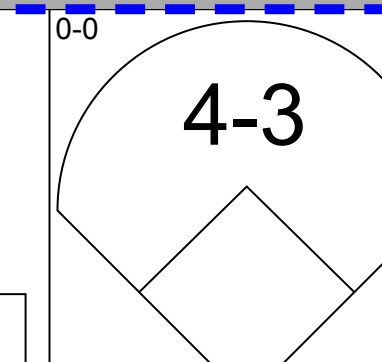
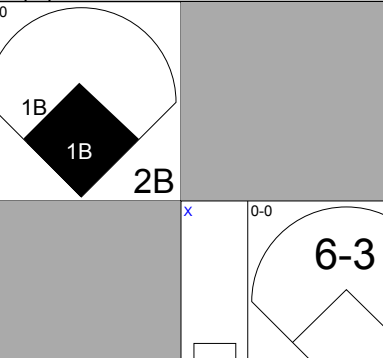
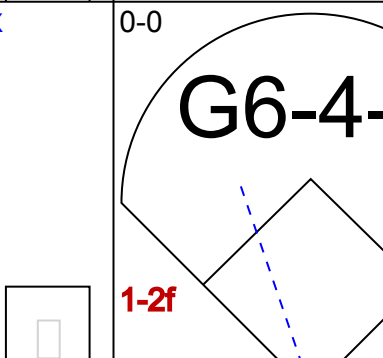
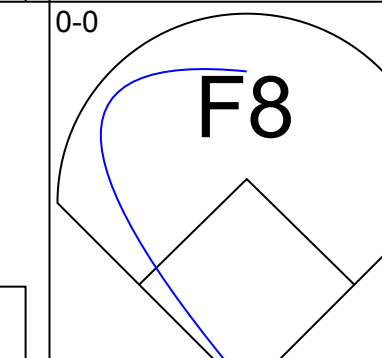
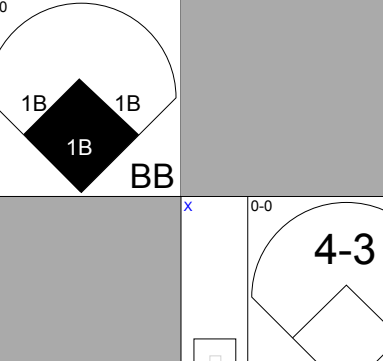
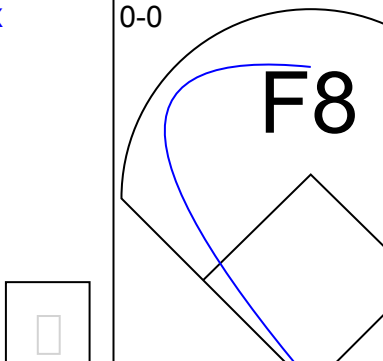
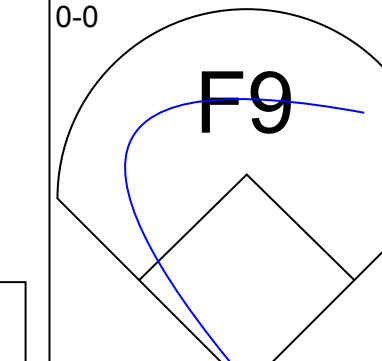
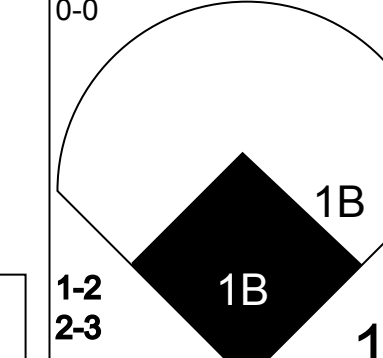
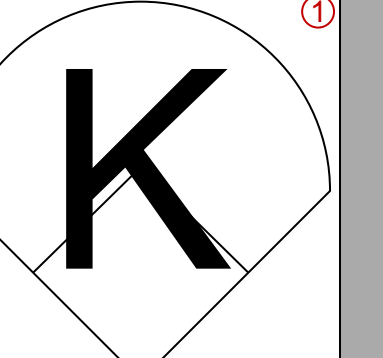
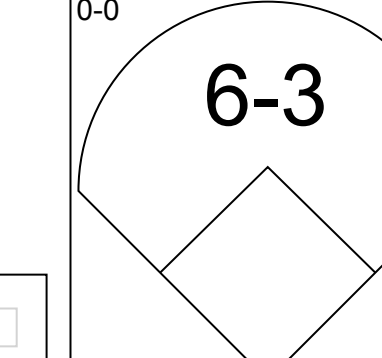
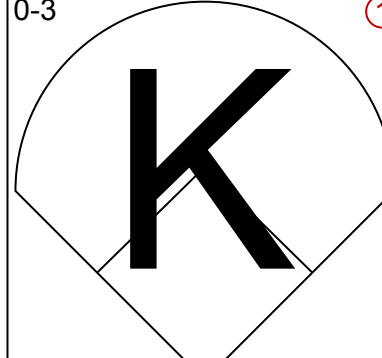
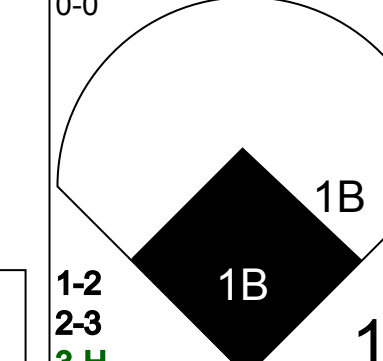
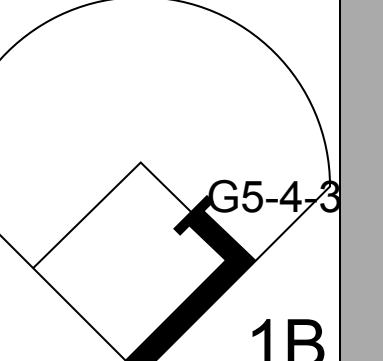
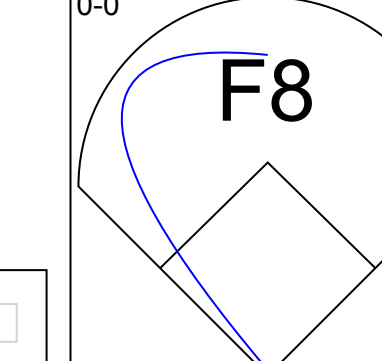
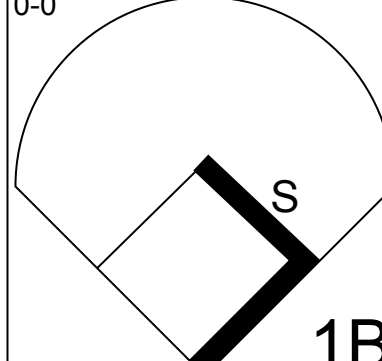
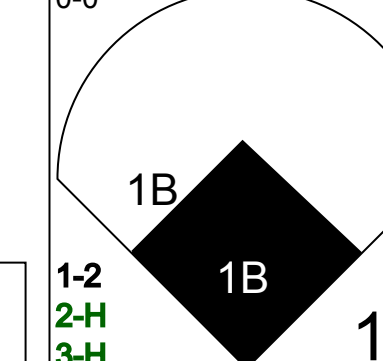
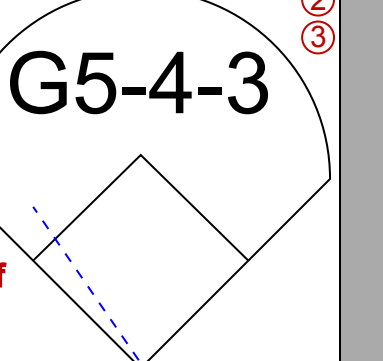
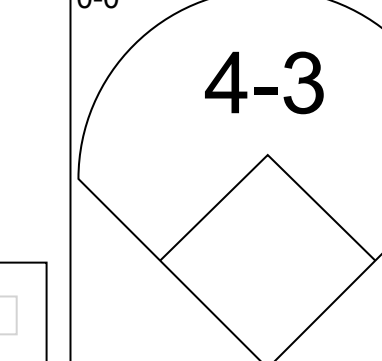
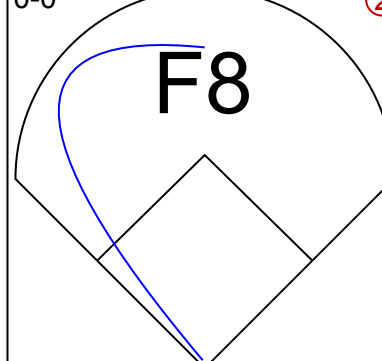
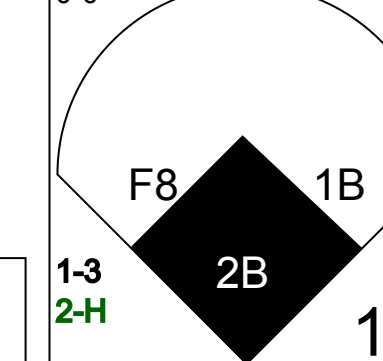
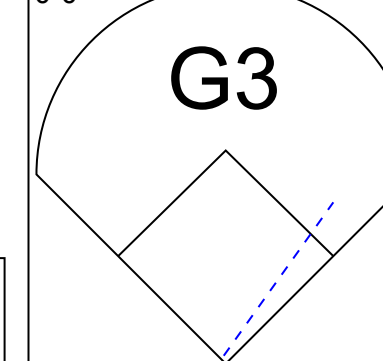
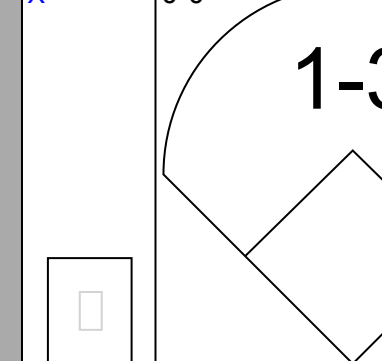
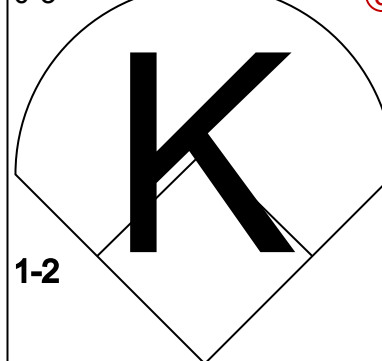
Batter	1	2	3	4	5	6	7	8	9	AB	R	H	RBI	BB	SO	LOB	BOTTOM			
Wade Boggs, L OBP: 0.401, SLG: 0.358 (1, 5)	K					G6-3				5	0	3	3	0	1	2	Minnesota Twins @ Boston Red Sox Fenway Park, Boston, MA Wed May 29 1985, 7:05 PM EDT Att: 17,989 - Unknown			
Dwight Evans, R OBP: 0.371, SLG: 0.325 (1, 9)	5-3		F8		L4	5-3				5	0	0	0	0	1	4				
Bill Buckner, L OBP: 0.354, SLG: 0.466 (1, 3)	K		F9		F9					4	0	1	0	0	1	1				
Jim Rice, R OBP: 0.328, SLG: 0.444 (1, 7)		WP	F7		F8					4	1	1	0	0	1	2				
Tony Armas, R OBP: 0.262, SLG: 0.514 (1, 8)		F4		F8		2B				4	1	1	0	0	0	2				
Mike Easler, L OBP: 0.279, SLG: 0.380 (1, 10)										3	2	2	0	0	0	0				
Marty Barrett, R OBP: 0.326, SLG: 0.322 (1, 4)										3	1	1	2	1	0	2				
Rich Gedman, L OBP: 0.358, SLG: 0.460 (1, 2)										4	2	3	2	0	0	2				
Glenn Hoffman, R OBP: 0.400, SLG: 0.480 (1, 6)										1	0	0	0	3	0	2				
Inning Stats	R: 0 E: 0 K: 2 S: 7	H: 0 LOB: 0 BB: 0 P: 7	R: 3 E: 0 K: 0 S: 5	H: 3 LOB: 2 BB: 1 P: 10	R: 0 E: 0 K: 0 S: 3	H: 0 LOB: 0 BB: 0 P: 3	R: 0 E: 0 K: 0 S: 4	H: 1 LOB: 2 BB: 1 P: 8	R: 0 E: 0 K: 0 S: 4	H: 1 LOB: 1 BB: 0 P: 4	R: 3 E: 0 K: 0 S: 6	H: 4 LOB: 1 BB: 1 P: 10	R: 0 E: 0 K: 1 S: 5	H: 1 LOB: 0 BB: 0 P: 5	R: 1 E: 0 K: 1 S: 7	H: 2 LOB: 2 BB: 1 P: 11	1B: 9 2B: 3 3B: 0 HR: 0	SF: 0 SAC: 0 DP: 2 HBP: 1	WP: 1 PB: 0 SB: 0 CS: 0	PA: 38
PITCHER Frank Viola, L ERA: 4.29 (1, 1)	IP: 5.0 WLS: L BF: 26 H: 9 R: 6 ER: 6 SO: 2 BB: 2 IBB: 0 HBP: 0 BLK: 0 WP: 1 HR: 0 S: 27 P: 36 ERA: 10.80 WHIP: 2.200															PITCHER				
Rick Lysander, R ERA: 6.23 (6, 1)	IP: 3.0 WLS: L BF: 12 H: 3 R: 1 ER: 1 SO: 2 BB: 2 IBB: 0 HBP: 0 BLK: 0 WP: 0 HR: 0 S: 14 P: 22 ERA: 3.00 WHIP: 1.667															PITCHER				

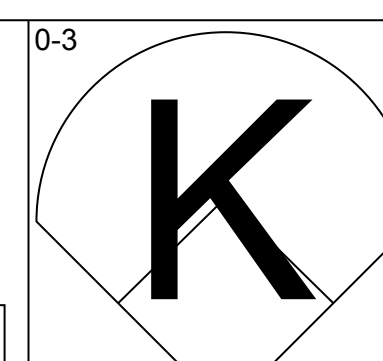
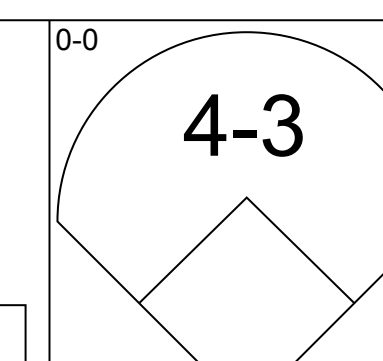
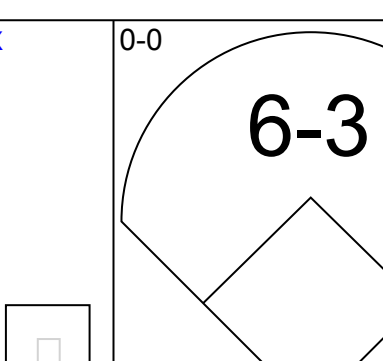
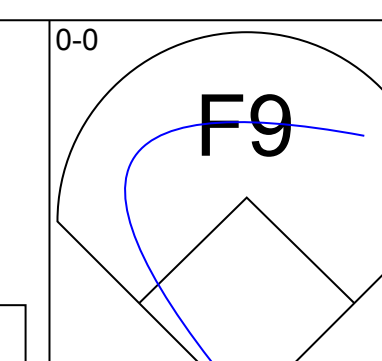
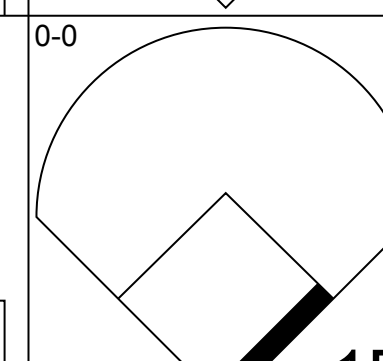
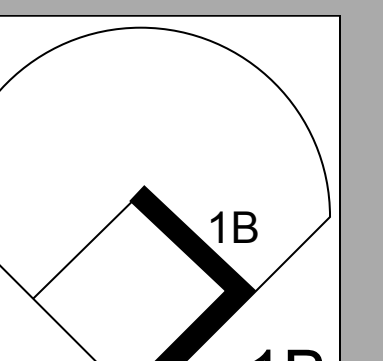
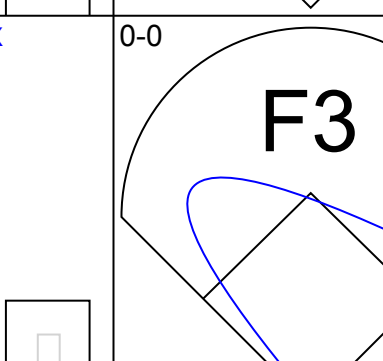
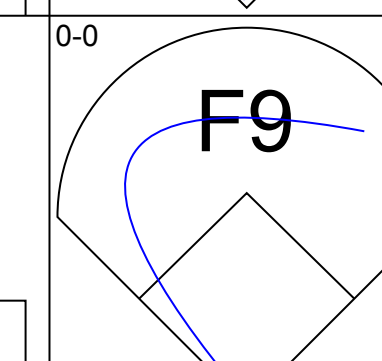
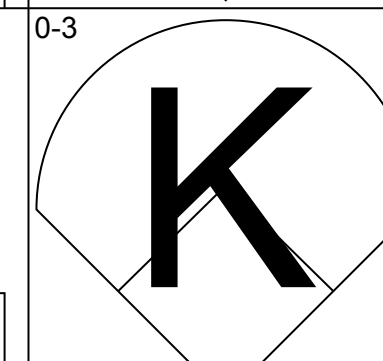
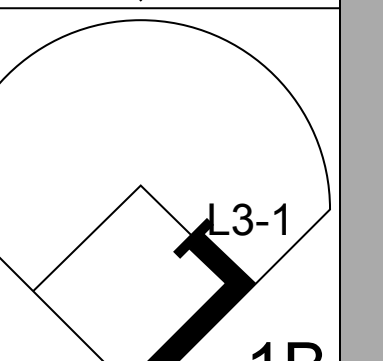

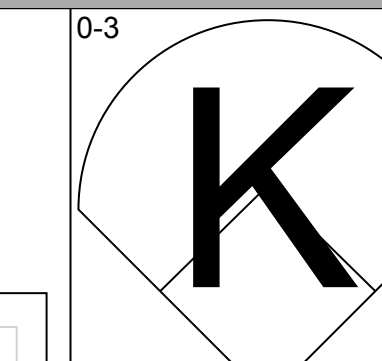
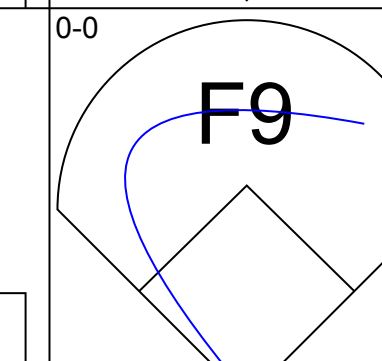
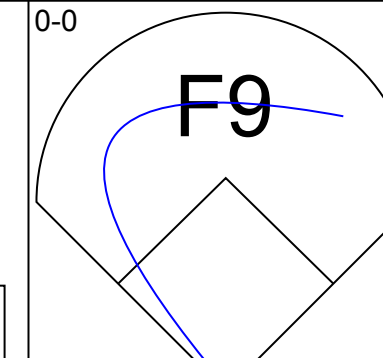
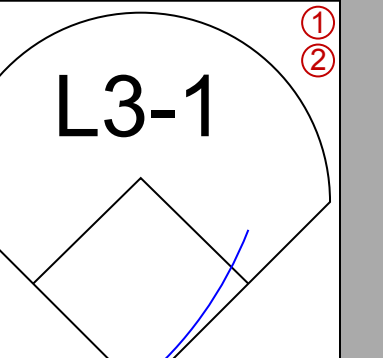
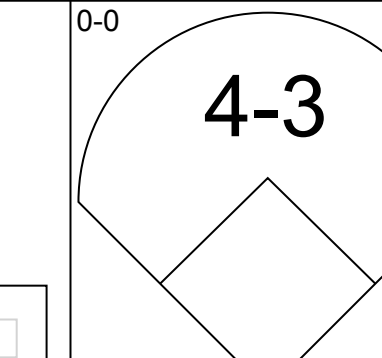
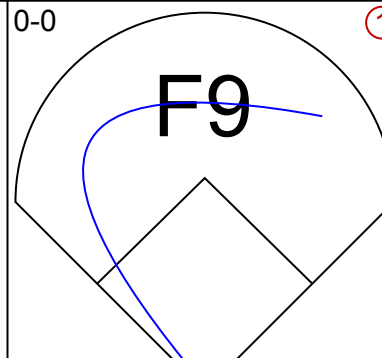
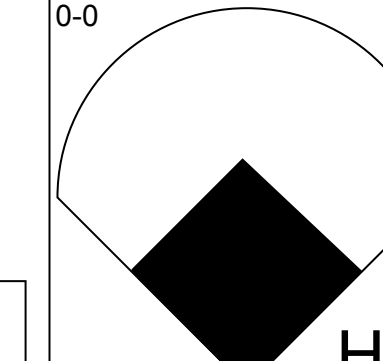
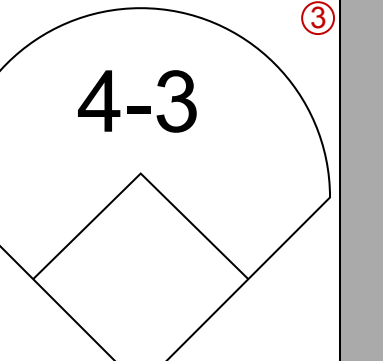
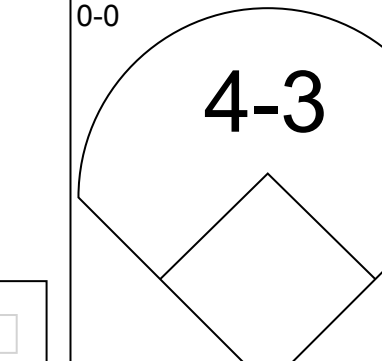
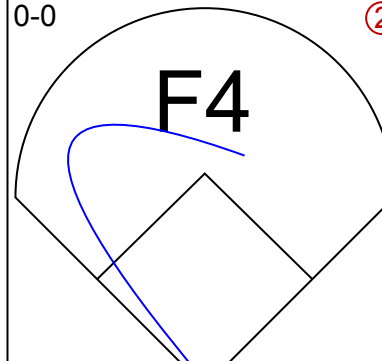
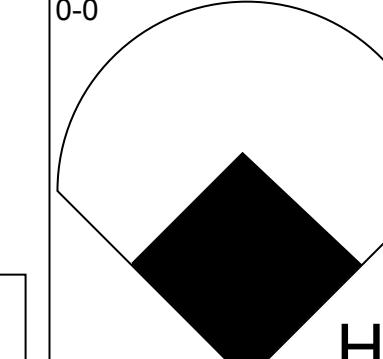
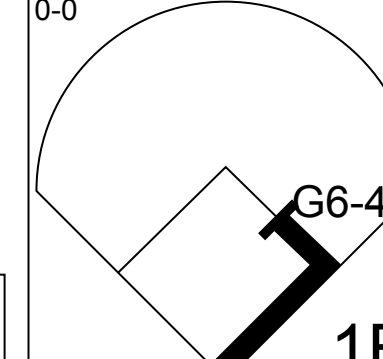

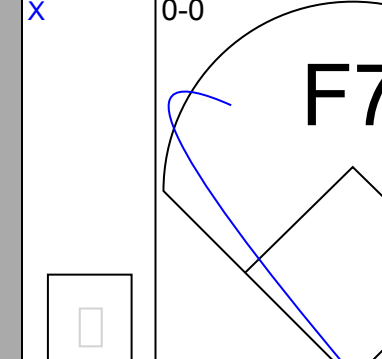
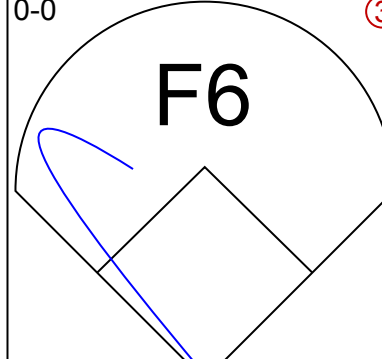
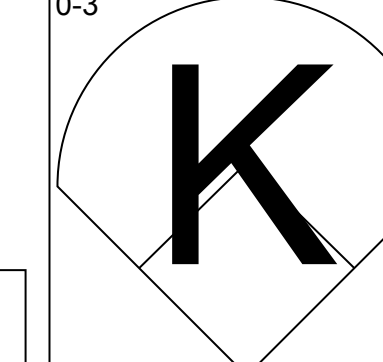
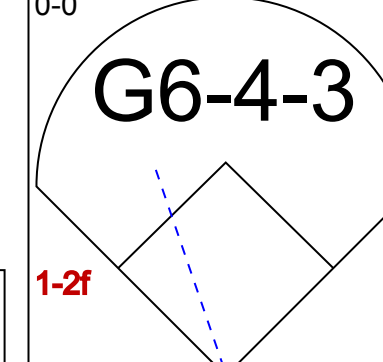
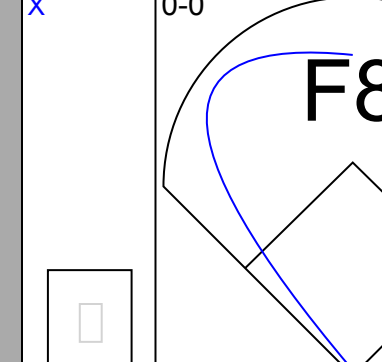
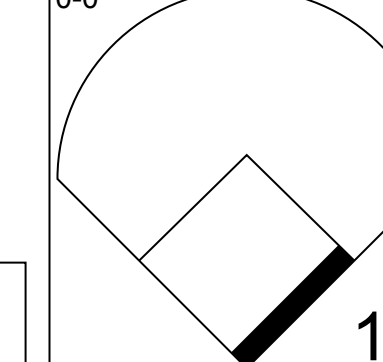
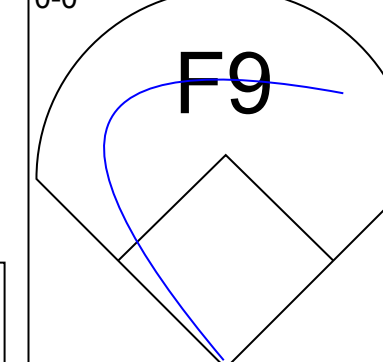
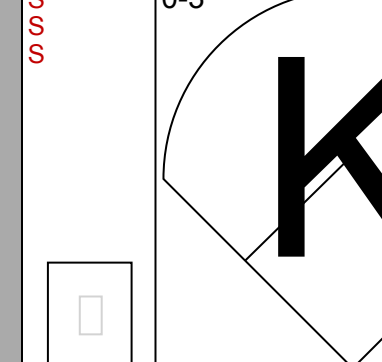
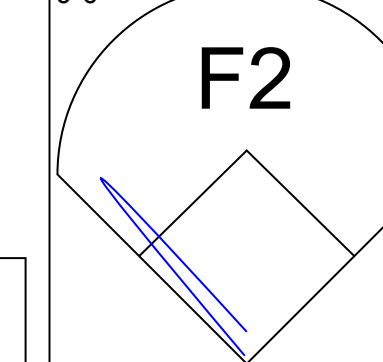
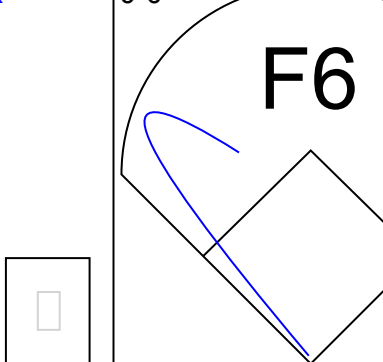
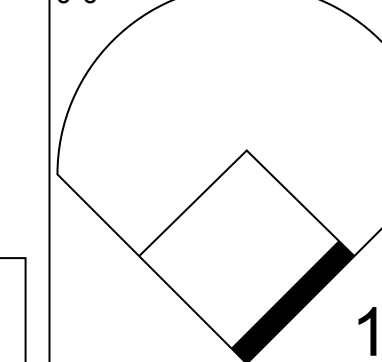
AB	31
R	0
H	5
RBI	0
BB	3
SO	5
LOB	9



AB	33
R	7
H	12
RBI	7
BB	4
SO	4
LOB	17




Batter	1	2	3	4	5	6	7	8	9	AB	R	H	RBI	BB	SO	LOB	TOP										
Paul Moltor, R (1, 5) OBP: 0.369, SLG: 0.388										4	1	1	1	0	1	0	Milwaukee Brewers @ Minnesota Twins Hubert H. Humphrey Metrodome, Minneapolis, MN Sat Jun 01 1985, 8:05 PM EDT Att: 38,317 - Unknown										
Ernest Riles, L (1, 6) OBP: 0.316, SLG: 0.432										4	0	0	0	0	1	2											
Cecil Cooper, L (1, 3) OBP: 0.345, SLG: 0.476										4	0	2	2	0	0	0											
Robin Yount, R (1, 7) OBP: 0.341, SLG: 0.471										4	1	1	0	0	0	2											
Ben Oglivie, L (1, 10) OBP: 0.276, SLG: 0.276										3	1	0	0	1	0	1											
Paul Householder, S (1, 9) OBP: 0.354, SLG: 0.375										4	1	1	0	0	2	0											
Jim Gantner, L (1, 4) OBP: 0.277, SLG: 0.329										4	1	3	1	0	0	0											
Charlie Moore, R (1, 2) OBP: 0.344, SLG: 0.386										4	1	1	2	0	0	2											
Rick Manning, L (1, 8) OBP: 0.327, SLG: 0.373										4	1	1	1	0	1	1											
Inning Stats	R: 0 E: 0 K: 2 S: 7	H: 0 LOB: 0 BB: 0 P: 7	R: 7 E: 0 K: 0 S: 10	H: 7 LOB: 1 BB: 1 P: 14	R: 0 E: 0 K: 1 S: 5	H: 1 LOB: 0 BB: 0 P: 5	R: 0 E: 0 K: 0 S: 3	H: 0 LOB: 0 BB: 0 P: 3	R: 0 E: 0 K: 0 S: 3	H: 0 LOB: 0 BB: 0 P: 3	R: 0 E: 0 K: 0 S: 3	H: 0 LOB: 0 BB: 0 P: 3	R: 0 E: 0 K: 2 S: 8	H: 1 LOB: 1 BB: 0 P: 8	1B: 8 2B: 2 3B: 0 HR: 0	SF: 0 SAC: 0 DP: 2 HBP: 0	WP: 0 PB: 0 SB: 1 CS: 0	PA: 36									
PITCHER	IP	WLS	BF	H	R	ER	SO	BB	IBB	HBP	BLK	WP	HR	S	P	ERA	WHIP										
John Butcher, R (1, 1) ERA: 4.37	1.0	L	10	6	7	7	2	1	0	0	0	0	0	13	17	63.00	7.000										
Rick Lysander, R (2, 1) ERA: 5.06	6.0		19	3	0	0	1	0	0	0	0	0	0	21	21	0.00	0.500										
Len Whitehouse, L (8, 1) ERA:	2.0		7	1	0	0	2	0	0	0	0	0	0	11	11	0.00	0.500										

Batter	1	2	3	4	5	6	7	8	9	AB	R	H	RBI	BB	SO	LOB	BOTTOM										
Kirby Puckett, R (1, 8) OBP: 0.330, SLG: 0.396										4	0	0	0	0	1	2	Milwaukee Brewers @ Minnesota Twins Hubert H. Humphrey Metrodome, Minneapolis, MN Sat Jun 01 1985, 8:05 PM EDT Att: 38,317 - Unknown										
Mickey Hatcher, R (1, 7) OBP: 0.325, SLG: 0.394										4	0	2	0	0	0	1											
Tom Brunansky, R (1, 9) OBP: 0.419, SLG: 0.596										4	0	1	0	0	2	2											
Randy Bush, L (1, 10) OBP: 0.301, SLG: 0.597										4	0	0	0	0	0	3											
Kent Hrbek, L (1, 3) OBP: 0.310, SLG: 0.415										4	1	1	1	0	0	1											
Roy Smalley, S (1, 6) OBP: 0.386, SLG: 0.457										4	1	2	1	0	0	0											
Gary Gaetti, R (1, 5) OBP: 0.372, SLG: 0.474										3	0	0	0	0	1	1											
Tim Teufel, R (1, 4) OBP: 0.339, SLG: 0.390										3	0	1	0	0	1	0											
Mark Salas, L (1, 2) OBP: 0.339, SLG: 0.438										3	0	1	0	0	0	1											
Inning Stats	R: 0 E: 0 K: 2 S: 8	H: 1 LOB: 1 BB: 0 P: 8	R: 2 E: 0 K: 1 S: 8	H: 3 LOB: 1 BB: 0 P: 8	R: 0 E: 0 K: 0 S: 4	H: 2 LOB: 1 BB: 0 P: 4	R: 0 E: 0 K: 0 S: 3	H: 1 LOB: 0 BB: 0 P: 3	R: 0 E: 0 K: 1 S: 5	H: 0 LOB: 0 BB: 0 P: 5	R: 0 E: 0 K: 1 S: 5	H: 0 LOB: 0 BB: 0 P: 5	R: 0 E: 0 K: 0 S: 4	H: 1 LOB: 1 BB: 0 P: 4	1B: 6 2B: 1 3B: 0 HR: 2	SF: 0 SAC: 0 DP: 2 HBP: 0	WP: 0 PB: 0 SB: 0 CS: 0	PA: 33									
PITCHER	IP	WLS	BF	H	R	ER	SO	BB	IBB	HBP	BLK	WP	HR	S	P	ERA	WHIP										
Danny Darwin, R (1, 1) ERA: 3.91	9.0	W	33	8	2	2	5	0	0	0	0	0	2	43	43	2.00	0.889										

Batter	1	2	3	4	5	6	7	8	9	AB	R	H	RBI	BB	SO	LOB	TOP					
Paul Moltor, R OBP: 0.372, SLG: 0.408 (1,5)										4	2	2	2	0	1	1	Milwaukee Brewers @ Minnesota Twins Hubert H. Humphrey Metrodome, Minneapolis, MN Sun Jun 02 1985, 4:33 AM EDT Att: 25,966 - Unknown livebaseballscorecards.com					
Ernest Riles, L OBP: 0.286, SLG: 0.390 (1,6)			4-3							4	0	0	0	0	0	0						
Cecil Cooper, L OBP: 0.343, SLG: 0.470 (1,3)										4	0	1	0	0	1	1						
Robin Yount, R OBP: 0.333, SLG: 0.459 (1,7)							6-3			4	0	0	0	0	0	1						
Ted Simmons, S OBP: 0.345, SLG: 0.331 (1,10)		3-1								4	0	0	0	0	0	0						
Ben Oglivie, L OBP: 0.275, SLG: 0.269 (1,9)							4-3			3	0	0	0	1	1	0						
Jim Gantner, L OBP: 0.283, SLG: 0.340 (1,4)										4	1	2	0	0	1	1						
Charlie Moore, R OBP: 0.347, SLG: 0.381 (1,2)										1	1	0	0	1	0	1						
Rick Manning, L OBP: 0.315, SLG: 0.358 (1,8)										2	0	0	0	0	0	1						
Inning Stats	R: 0 E: 0 K: 0 S: 4	H: 1 LOB: 1 BB: 0 P: 4	R: 0 E: 0 K: 0 S: 3	H: 0 LOB: 1 BB: 1 P: 7	R: 1 E: 0 K: 1 S: 6	H: 1 LOB: 0 BB: 0 P: 6	R: 0 E: 0 K: 1 S: 5	H: 0 LOB: 0 BB: 0 P: 5	R: 3 E: 2 K: 0 S: 5	H: 2 LOB: 0 BB: 1 P: 9	R: 0 E: 0 K: 0 S: 3	H: 0 LOB: 0 BB: 0 P: 3	R: 0 E: 0 K: 1 S: 6	H: 1 LOB: 1 BB: 0 P: 6	R: 0 E: 0 K: 0 S: 3	H: 0 LOB: 0 BB: 0 P: 5	R: 0 E: 0 K: 1 S: 5	H: 0 LOB: 0 BB: 0 P: 5	1B: 3 2B: 2 3B: 0 HR: 1	SF: 0 SAC: 2 DP: 1 HBP: 0	WP: 0 PB: 0 SB: 0 CS: 0	PA: 34
PITCHER Ken Schrom, R ERA: 5.88 (1,1)	IP: 9.0 WLS: W BF: 34 H: 5 R: 4 ER: 3 SO: 4 BB: 2 IBB: 0 HBP: 0 BLK: 0 WP: 0 HR: 1 S: 40 P: 48 ERA: 3.00 WHIP: 0.778															PITCHER IP: 9.0 WLS: W BF: 34 H: 5 R: 4 ER: 3 SO: 4 BB: 2 IBB: 0 HBP: 0 BLK: 0 WP: 0 HR: 1 S: 40 P: 48 ERA: 3.00 WHIP: 0.778						

Batter	1	2	3	4	5	6	7	8	9	AB	R	H	RBI	BB	SO	LOB	BOTTOM					
Kirby Puckett, R OBP: 0.329, SLG: 0.394 (1,8)										4	0	1	0	0	0	1	Milwaukee Brewers @ Minnesota Twins Hubert H. Humphrey Metrodome, Minneapolis, MN Sun Jun 02 1985, 4:33 AM EDT Att: 25,966 - Unknown livebaseballscorecards.com					
Mickey Hatcher, R OBP: 0.327, SLG: 0.391 (1,7)					6-3					4	0	1	0	0	0	2						
Tom Brunansky, R OBP: 0.416, SLG: 0.606 (1,9)										4	1	1	1	0	0	2						
Roy Smalley, S OBP: 0.394, SLG: 0.451 (1,6)					4-3					4	0	1	0	0	0	1						
Kent Hrbek, L OBP: 0.318, SLG: 0.427 (1,3)			3-1							4	2	3	0	0	0	2						
Mike Stenhouse, L OBP: 0.344, SLG: 0.440 (1,10)										4	2	1	2	0	1	2						
Gary Gaetti, R OBP: 0.369, SLG: 0.474 (1,5)						6-3				4	0	1	1	0	0	0						
Ron Washington, R OBP: 0.357, SLG: 0.333 (1,4)										2	0	1	1	0	0	0						
Tim Laudner, R OBP: 0.283, SLG: 0.393 (1,2)										2	0	0	0	0	2	2						
Inning Stats	R: 0 E: 0 K: 0 S: 4	H: 1 LOB: 0 BB: 0 P: 4	R: 2 E: 1 K: 1 S: 7	H: 2 LOB: 0 BB: 0 P: 7	R: 0 E: 0 K: 0 S: 5	H: 2 LOB: 2 BB: 0 P: 5	R: 0 E: 0 K: 2 S: 8	H: 0 LOB: 0 BB: 0 P: 8	R: 1 E: 1 K: 0 S: 4	H: 1 LOB: 1 BB: 0 P: 4	R: 0 E: 0 K: 0 S: 3	H: 1 LOB: 0 BB: 0 P: 3	R: 0 E: 0 K: 0 S: 4	H: 1 LOB: 1 BB: 0 P: 4	R: 2 E: 0 K: 0 S: 5	H: 2 LOB: 2 BB: 0 P: 5	R: 0 E: 0 K: 1 S: 5	H: 0 LOB: 0 BB: 0 P: 5	1B: 6 2B: 2 3B: 0 HR: 2	SF: 1 SAC: 1 DP: 1 HBP: 0	WP: 0 PB: 0 SB: 0 CS: 1	PA: 34
PITCHER Moose Haas, R ERA: 2.62 (1,1) Bob Gibson, R ERA: 2.61 (7,1)	IP: 6.0 WLS: L BF: 26 H: 8 R: 3 ER: 2 SO: 3 BB: 0 IBB: 0 HBP: 0 BLK: 0 WP: 0 HR: 1 S: 32 P: 32 ERA: 3.00 WHIP: 1.333															PITCHER IP: 7.0 WLS: L BF: 26 H: 8 R: 3 ER: 2 SO: 3 BB: 0 IBB: 0 HBP: 0 BLK: 0 WP: 0 HR: 1 S: 32 P: 32 ERA: 9.00 WHIP: 1.000						

Batter	1	2	3	4	5	6	7	8	9	AB	R	H	RBI	BB	SO	LOB	TOP			
Julio Cruz, S OBP: 0.309, SLG: 0.213 (1,4)	L9		G5-4-3 1B		5-3		6-3		F6	5	0	1	0	0	0	1	Chicago White Sox @ Minnesota Twins Hubert H. Humphrey Metrodome, Minneapolis, MN Fri Jun 07 1985, 8:05 PM EDT Att: 19,103 - Unknown livebaseballscorecards.com			
Tom Paciorek, R OBP: 0.276, SLG: 0.264 (1,7)	1B		G5-4-3 1-2		1B		L6			4	0	2	0	0	0	1				
Harold Baines, L OBP: 0.327, SLG: 0.392 (1,9)	FC5-4 1-2			F8	FC5-4 1-3		1B	K		4	0	2	0	0	1	0				
Ron Kittle, R OBP: 0.243, SLG: 0.402 (1,10)	L8			HR	FC5-4 1-2			K		4	1	1	1	0	1	4				
Carlton Fisk, R OBP: 0.320, SLG: 0.574 (1,2)	FC5-4 1-2			HR			F3	F5		4	1	1	1	0	0	2				
Greg Walker, L OBP: 0.323, SLG: 0.470 (1,3)		4-3		F7					4-3	4	0	1	0	0	0	0				
Tim Lulett, R OBP: 0.375, SLG: 0.500 (1,5)	F4			FC5-4 1B			F9		L7	4	0	1	0	0	0	1				
Luis Salazar, R OBP: 0.188, SLG: 0.308 (1,8)	F9			FC5-4 1-2			L5		HR	4	1	1	1	0	0	2				
Ozzie Guillen, L OBP: 0.248, SLG: 0.247 (7,PH) Scott Fletcher, R OBP: 0.298, SLG: 0.254 (7,6)			K		F8		6-3		2B	2	0	0	0	0	1	0				
										2	0	1	0	0	0	0				
Inning Stats	R: 0 E: 0 K: 0 S: 5	H: 2 LOB: 2 BB: 0 P: 5	R: 0 E: 0 K: 0 S: 3	H: 0 LOB: 0 BB: 0 P: 3	R: 0 E: 0 K: 1 S: 5	H: 1 LOB: 0 BB: 0 P: 5	R: 2 E: 0 K: 0 S: 6	H: 3 LOB: 1 BB: 0 P: 6	R: 0 E: 0 K: 0 S: 4	H: 2 LOB: 2 BB: 0 P: 5	R: 0 E: 0 K: 0 S: 3	H: 0 LOB: 0 BB: 0 P: 3	R: 0 E: 0 K: 2 S: 7	H: 0 LOB: 0 BB: 0 P: 7	R: 1 E: 0 K: 0 S: 5	H: 2 LOB: 1 BB: 0 P: 5	1B: 7 2B: 1 3B: 0 HR: 3	SF: 0 SAC: 0 DP: 1 HBP: 0	WP: 0 PB: 0 SB: 1 CS: 0	PA: 37
PITCHER Pete Filson, L ERA: 4.05 (1,1)	IP: 9.0 WLS: W BF: 37 H: 11 R: 3 ER: 3 SO: 3 BB: 0 IBB: 0 HBP: 0 BLK: 0 WP: 0 HR: 3 S: 43 P: 43 ERA: 3.00 WHIP: 1.222															PITCHER				

Batter	1	2	3	4	5	6	7	8	9	AB	R	H	RBI	BB	SO	LOB	BOTTOM			
Kirby Puckett, R OBP: 0.328, SLG: 0.390 (1,8)	2B	4-3 1-3 2-H		3-1		3-1 1-2		WP 1B		4	1	3	1	1	0	0	Chicago White Sox @ Minnesota Twins Hubert H. Humphrey Metrodome, Minneapolis, MN Fri Jun 07 1985, 8:05 PM EDT Att: 19,103 - Unknown livebaseballscorecards.com			
Mickey Hatcher, R OBP: 0.326, SLG: 0.391 (1,7)	1B	4-3		F3		3-1 1-2 2-3		L6		5	1	2	2	0	0	2				
Kent Hrbek, L OBP: 0.309, SLG: 0.408 (1,3)	4-3	1-3			F7 BB	3-1		F3		5	0	1	1	0	0	5				
Tom Brunansky, R OBP: 0.410, SLG: 0.586 (1,9)	FC3-6 3-H 1B	6-3			F7 BB	IBB		F7		3	0	1	1	2	0	2				
Randy Bush, L OBP: 0.272, SLG: 0.533 (1,10) Dave Meier, R OBP: 0.235, SLG: 0.188 (6,PH)	E5 FC3-6 1-2		F9		F7	1-3				3	0	0	0	0	0	3				
Roy Smalley, S OBP: 0.385, SLG: 0.433 (1,6)	FC3-6 1-2 2-3		L4					K		3	0	0	0	1	1	2				
Gary Gaetti, R OBP: 0.369, SLG: 0.492 (1,5)	F6		HR		G5-4-3 IBB			F3		4	1	1	1	0	0	5				
Tim Teufel, R OBP: 0.351, SLG: 0.407 (1,4)		1B 2B		6-3		1B 3-1 1B				4	2	3	0	0	0	0				
Mark Salas, L OBP: 0.342, SLG: 0.462 (1,2)		2B 4-3 1B		F4		F4		4-3		4	1	1	0	0	0	2				
Inning Stats	R: 2 E: 1 K: 0 S: 6	H: 2 LOB: 2 BB: 1 P: 10	R: 2 E: 0 K: 0 S: 6	H: 3 LOB: 1 BB: 0 P: 6	R: 1 E: 0 K: 0 S: 4	H: 1 LOB: 0 BB: 0 P: 4	R: 0 E: 0 K: 0 S: 3	H: 0 LOB: 0 BB: 0 P: 3	R: 0 E: 0 K: 0 S: 3	H: 1 LOB: 2 BB: 2 P: 11	R: 1 E: 0 K: 0 S: 6	H: 3 LOB: 3 BB: 1 P: 10	R: 0 E: 0 K: 1 S: 6	H: 1 LOB: 1 BB: 0 P: 6	R: 0 E: 0 K: 0 S: 4	H: 1 LOB: 1 BB: 0 P: 4	1B: 8 2B: 3 3B: 0 HR: 1	SF: 0 SAC: 0 DP: 1 HBP: 0	WP: 2 PB: 0 SB: 0 CS: 0	PA: 40
PITCHER Richard Dotson, R ERA: 4.47 (1,1) Dan Spillner, R ERA: 3.92 (4,1) Tim Lollar, L ERA: 4.41 (6,1)	IP: 3.0 WLS: L BF: 17 H: 6 R: 5 ER: 5 SO: 0 BB: 1 IBB: 0 HBP: 0 BLK: 0 WP: 0 HR: 1 S: 16 P: 20 ERA: 15.00 WHIP: 2.333															PITCHER				



Batter	1	2	3	4	5	6	7	8	9	AB	R	H	RBI	BB	SO	LOB	TOP										
Rudy Law, L OBP: 0.283, SLG: 0.331 (1, 7)	0-0 1-3		0-0 F9		0-0 F3		0-0 4-3			4	0	0	0	0	0	0											
Tim Hulett, R OBP: 0.360, SLG: 0.479 (1, 5)	0-3 K		0-0 F3		0-0 F9		0-0 L9			4	0	0	0	0	1	0											
Harold Baines, L OBP: 0.330, SLG: 0.397 (1, 9)	0-0 HR		4-0 BB		0-0 3-1			0-0 6-3		3	1	1	0	1	0	0											
Greg Walker, L OBP: 0.321, SLG: 0.481 (1, 3)	0-0 2B		0-0 F3			0-0 4-3		0-0 F5		4	1	1	2	0	0	1											
Carlton Fisk, R OBP: 0.324, SLG: 0.570 (1, 2)	0-3 K			0-0 CS 1B		1-0 HBP		0-0 6-3		3	0	1	0	0	1	0											
Ron Kittle, R OBP: 0.252, SLG: 0.430 (1, 10)		0-0 F8		0-0 1-2 HR		1-0 HBP			0-0 5-3	3	1	1	1	0	0	0											
Daryl Boston, L OBP: 0.258, SLG: 0.295 (1, 8)		0-0 L9		0-3 K		0-0 L6			0-0 4-3	4	0	0	0	0	1	2											
Julio Cruz, S OBP: 0.316, SLG: 0.226 (1, 4)		0-0 1B		0-0 1B		0-0 1-3			0-0 6-3	4	0	2	0	0	0	2											
Ozzie Guillen, L OBP: 0.244, SLG: 0.242 (1, 6)		0-0 F5		0-0 4-3			0-0 4-3			3	0	0	0	0	0	2											
Inning Stats	R: 2 E: 0 K: 2 S: 9	H: 2 LOB: 0 BB: 0 P: 9	R: 0 E: 0 K: 0 S: 4	H: 1 LOB: 1 BB: 0 P: 4	R: 0 E: 0 K: 0 S: 3	H: 0 LOB: 1 BB: 1 P: 7	R: 1 E: 0 K: 1 S: 7	H: 3 LOB: 1 BB: 0 P: 7	R: 0 E: 0 K: 0 S: 3	H: 0 LOB: 0 BB: 0 P: 3	R: 0 E: 0 K: 0 S: 3	H: 0 LOB: 0 BB: 0 P: 3	R: 0 E: 0 K: 0 S: 3	H: 0 LOB: 0 BB: 0 P: 3	R: 0 E: 0 K: 0 S: 3	H: 0 LOB: 0 BB: 0 P: 3	1B: 3 2B: 1 3B: 0 HR: 2	SF: 0 SAC: 0 DP: 0 HBP: 2	WP: 0 PB: 0 SB: 0 CS: 1	PA: 35							
PITCHER John Butcher, R ERA: 4.23 (1, 1)	IP 9.0	WLS L	BF 35	H 6	R 3	ER 3	SO 3	BB 1	IBB 0	HBP 2	BLK 0	WP 0	HR 2	S 38	P 44	ERA 3.00	WHIP 0.778										

Chicago White Sox @ Minnesota Twins
Hubert H. Humphrey Metrodome, Minneapolis, MN
Sat Jun 08 1985, 8:05 PM EDT
Att: 29,001 - Unknown

AB 32
R 3
H 6
RBI 3
BB 1
SO 3
LOB 7



Batter	1	2	3	4	5	6	7	8	9	AB	R	H	RBI	BB	SO	LOB	BOTTOM										
Kirby Puckett, R OBP: 0.327, SLG: 0.388 (1, 8)	0-0 4-3		0-0 B2			0-0 G5-4-3 1B		0-3 K		4	0	1	0	0	1	2											
Tim Lincecum, R OBP: 0.345, SLG: 0.404 (1, 4)	0-0 BB 1B		0-0 F6			0-0 G5-4-3 1-2		0-0 G6-4-3 1-2		4	1	1	0	0	0	3											
Mickey Hatcher, R OBP: 0.325, SLG: 0.386 (1, 7)	4-0 1B 1-2 BB		0-0 5-3			0-0 L4			0-0 F9	3	0	0	0	1	0	0											
Tom Brunansky, R OBP: 0.403, SLG: 0.574 (1, 9)	0-0 F8			0-0 F3			0-0 F8		0-0 F4	4	0	0	0	0	0	2											
Roy Smalley, S OBP: 0.388, SLG: 0.431 (1, 10)	0-0 1-2 2H 1B			0-0 F9		4-0 BB			0-0 L4	3	0	1	1	1	0	0											
Kent Hrbek, L OBP: 0.305, SLG: 0.402 (1, 3)	0-0 3-1			0-3 K			0-3 K			3	0	0	0	0	2	3											
Gary Gaetti, R OBP: 0.364, SLG: 0.484 (1, 5)		0-0 F5			0-0 L4		0-0 L6			3	0	0	0	0	0	1											
Greg Gagne, R OBP: 0.360, SLG: 0.384 (8, PH)		0-3 K			0-0 6-3			0-0 1B		2	0	0	0	0	1	0											
Randy Bush, L OBP: 0.280, SLG: 0.539 (8, PR)								0-0 1B		1	0	1	0	0	0	0											
Ron Washington, R OBP: 0.313, SLG: 0.286 (9, 6)								0-0 1B		0	0	0	0	0	0	0											
Tim Lincecum, R OBP: 0.273, SLG: 0.371 (8, PH)		0-0 5-3						0-0 1B		2	0	0	0	0	0	0											
Mike Stenhouse, L OBP: 0.235, SLG: 0.188 (8, PR)								0-0 1B		1	0	1	0	0	0	0											
Dave Meier, R OBP: 0.235, SLG: 0.188 (8, PR)								0-0 1B		0	0	0	0	0	0	0											
Mark Salas, L OBP: 0.342, SLG: 0.462 (9, 2)								1-2 1B		0	0	0	0	0	0	0											
Inning Stats	R: 1 E: 0 K: 0 S: 5	H: 2 LOB: 2 BB: 1 P: 9	R: 0 E: 0 K: 1 S: 5	H: 0 LOB: 0 BB: 0 P: 5	R: 0 E: 0 K: 0 S: 3	H: 0 LOB: 0 BB: 0 P: 3	R: 0 E: 0 K: 1 S: 5	H: 0 LOB: 0 BB: 0 P: 5	R: 0 E: 0 K: 0 S: 3	H: 1 LOB: 0 BB: 0 P: 3	R: 0 E: 0 K: 1 S: 5	H: 0 LOB: 1 BB: 1 P: 9	R: 0 E: 0 K: 1 S: 6	H: 2 LOB: 2 BB: 0 P: 6	R: 0 E: 0 K: 0 S: 3	H: 0 LOB: 0 BB: 0 P: 3	1B: 5 2B: 0 3B: 0 HR: 0	SF: 0 SAC: 0 DP: 2 HBP: 0	WP: 0 PB: 0 SB: 0 CS: 0	PA: 32							
PITCHER Britt Burns, L ERA: 3.63 (1, 1)	IP 6.2	WLS W	BF 24	H 3	R 1	ER 1	SO 3	BB 2	IBB 0	HBP 0	BLK 0	WP 0	HR 0	S 28	P 36	ERA 1.35	WHIP 0.750										
Bob James, R ERA: 2.34 (7, 1)	IP 2.1	WLS S	BF 8	H 2	R 0	ER 0	SO 1	BB 0	IBB 0	HBP 0	BLK 0	WP 0	HR 0	S 10	P 10	ERA 0.00	WHIP 0.857										

Chicago White Sox @ Minnesota Twins
Hubert H. Humphrey Metrodome, Minneapolis, MN
Sat Jun 08 1985, 8:05 PM EDT
Att: 29,001 - Unknown


AB 30
R 1
H 5
RBI 1
BB 2
SO 4
LOB 11




Batter	1	2	3	4	5	6	7	8	9	AB	R	H	RBI	BB	SO	LOB	TOP											
Rudy Law, L OBP: 0.298, SLG: 0.357 Luis Salazar, R OBP: 0.194, SLG: 0.344	0-0 1B 7-2		4-0 1B SF8		0-0 3B SF8		0-0 HR		0-3 K	2	2	2	0	1	0	0	Chicago White Sox @ Minnesota Twins Hubert H. Humphrey Metrodome, Minneapolis, MN Sun Jun 09 1985, 4:33 AM EDT Att: 21,812 - Unknown											
Scott Fletcher, R OBP: 0.304, SLG: 0.262	0-0 1B 7-2		0-0 1B		0-3 K		0-0 F9			4	0	2	0	0	1	1												
Harold Baines, L OBP: 0.324, SLG: 0.392	0-0 1B 7-2		0-0 1B SF8		0-0 SF8		0-3 K			2	0	0	2	0	1	2												
Greg Walker, L OBP: 0.315, SLG: 0.471	0-0 F9		0-0 F5		0-0 F9				0-0 3-1	4	0	0	0	0	2													
Ron Kittle, R OBP: 0.261, SLG: 0.442		0-0 2B 1B	0-0 4-3		0-0 F8				0-0 1B CS	4	1	2	0	0	1													
Daryl Boston, L OBP: 0.266, SLG: 0.328		0-0 F6		0-0 1B E S		0-0 HR			0-0 F3	4	1	2	1	0	2													
Marc Hill, R OBP: 0.231, SLG: 0.171 Jerry Hairston, S OBP: 0.388, SLG: 0.447 Carlton Fisk, R OBP: 0.324, SLG: 0.570		0-0 1B FC4		0-0 F9		0-0 F8			4-0 BB	3	0	1	1	0	1													
Julio Cruz, S OBP: 0.304, SLG: 0.216		0-0 1B FC4		0-3 K		0-0 F7			0-0 F7	4	0	0	0	1	3													
Ozzie Guillen, L OBP: 0.238, SLG: 0.236		0-3 K		0-0 F7					0-0 F9	4	0	0	0	1	3													
Inning Stats	R: 0 E: 0 K: 0 S: 4	H: 2 LOB: 1 BB: 0 P: 4	R: 1 E: 0 K: 1 S: 7	H: 2 LOB: 1 BB: 0 P: 7	R: 1 E: 0 K: 0 S: 4	H: 1 LOB: 1 BB: 1 P: 8	R: 0 E: 1 K: 1 S: 6	H: 1 LOB: 1 BB: 0 P: 6	R: 1 E: 0 K: 0 S: 6	H: 1 LOB: 0 BB: 0 P: 4	R: 1 E: 0 K: 1 S: 6	H: 1 LOB: 0 BB: 0 P: 6	R: 0 E: 0 K: 0 S: 3	H: 1 LOB: 0 BB: 0 P: 3	R: 0 E: 0 K: 1 S: 5	H: 0 LOB: 1 BB: 1 P: 9		1B: 6 2B: 2 3B: 1 HR: 2	SF: 2 SAC: 0 DP: 1 HBP: 0	WP: 0 PB: 0 SB: 1 CS: 1	PA: 37							
PITCHER	IP	WLS	BF	H	R	ER	SO	BB	IBB	HBP	BLK	WP	HR	S	P	ERA	WHIP											
Ken Schrom, R ERA: 5.61	(1, 1)	6.0	L	26	8	4	4	3	1	0	0	0	0	1	31	35	6.00	1.500										
Curt Wardle, L ERA: 5.04	(7, 1)	2.0		7	2	1	1	1	0	0	0	0	0	1	9	9	4.50	1.000										
Frank Eufemia, R ERA: 2.08	(9, 1)	1.0		4	0	0	0	1	1	0	0	0	0	0	5	9	0.00	1.000										

Batter	1	2	3	4	5	6	7	8	9	AB	R	H	RBI	BB	SO	LOB	BOTTOM											
Kirby Puckett, R OBP: 0.320, SLG: 0.380	0-0 B1-3		0-0 4-3		0-0 F9		0-0 1-3		0-0 F9	5	0	0	0	0	0	3	Chicago White Sox @ Minnesota Twins Hubert H. Humphrey Metrodome, Minneapolis, MN Sun Jun 09 1985, 4:33 AM EDT Att: 21,812 - Unknown											
Mickey Hatcher, R OBP: 0.323, SLG: 0.381	0-0 F7		4-0 BB		0-0 F8				0-0 6-3	3	0	0	0	1	0	0												
Kent Hrbek, L OBP: 0.300, SLG: 0.394	0-0 F8		0-0 F7		0-0 F7				0-3 K	4	0	0	0	0	1	1												
Tom Brunansky, R OBP: 0.396, SLG: 0.562		0-0 5-3		0-0 F7		0-0 F9			0-0 E5 1B	4	0	0	0	0	0	0												
Randy Bush, L OBP: 0.294, SLG: 0.551 Greg Gagne, R OBP: 0.366, SLG: 0.390		0-0 2B		1-0 HBP 1B		0-0 F7			0-0 1B	2	0	1	0	0	0	0												
Roy Smalley, S OBP: 0.385, SLG: 0.427		0-3 K		0-0 4-3 1B					0-0 F3	4	0	1	0	0	1	3												
Gary Gaetti, R OBP: 0.362, SLG: 0.479		0-3 K		0-0 4-3 1B					0-0 6-3	4	0	1	0	0	1	3												
Tim Teufel, R OBP: 0.347, SLG: 0.417			0-0 HR		0-0 F7				0-3 K	4	1	1	1	0	1	3												
Mark Salas, L OBP: 0.347, SLG: 0.458			0-0 F4		0-0 3-1				4-0 BB	3	0	1	0	1	0	0												
Inning Stats	R: 0 E: 0 K: 0 S: 3	H: 0 LOB: 0 BB: 0 P: 3	R: 0 E: 0 K: 2 S: 8	H: 1 LOB: 1 BB: 0 P: 8	R: 1 E: 0 K: 0 S: 4	H: 1 LOB: 1 BB: 1 P: 8	R: 0 E: 0 K: 0 S: 4	H: 1 LOB: 2 BB: 0 P: 5	R: 0 E: 0 K: 0 S: 3	H: 0 LOB: 0 BB: 0 P: 3	R: 0 E: 0 K: 0 S: 5	H: 2 LOB: 2 BB: 0 P: 5	R: 0 E: 1 K: 1 S: 7	H: 1 LOB: 2 BB: 0 P: 7	R: 0 E: 0 K: 1 S: 5	H: 0 LOB: 1 BB: 1 P: 9		1B: 4 2B: 1 3B: 0 HR: 1	SF: 0 SAC: 0 DP: 0 HBP: 1	WP: 0 PB: 0 SB: 0 CS: 0	PA: 37							
PITCHER	IP	WLS	BF	H	R	ER	SO	BB	IBB	HBP	BLK	WP	HR	S	P	ERA	WHIP											
Tom Seaver, R ERA: 2.93	(1, 1)	7.2	W	31	5	1	1	3	1	0	1	0	0	0	35	40	1.17	0.783										
Bob Fallon, L ERA: 2.35	(8, 1)	0.1		2	1	0	0	0	0	0	0	0	0	2	2	0.00	3.000											
Gene Nelson, R ERA: 2.84	(9, 1)	1.0		4	0	0	0	1	1	0	0	0	0	5	9	0.00	1.000											

AB	33
R	5
H	10
RBI	5
BB	2
SO	5
LOB	16



AB	34
R	1
H	6
RBI	1
BB	2
SO	4
LOB	13



Batter	1	2	3	4	5	6	7	8	9	AB	R	H	RBI	BB	SO	LOB	TOP			
Kirby Puckett, R OBP: 0.322, SLG: 0.380 (1, 8)										5	2	2	0	0	0	0	Minnesota Twins @ Cleveland Indians Cleveland Municipal Stadium, Cleveland, OH Mon Jun 10 1985, 7:05 PM EDT Att: 4,056 - Unknown			
Mickey Hatcher, R OBP: 0.321, SLG: 0.377 (1, 7)										2	0	0	0	0	1	3				
Dave Meier, R OBP: 0.300, SLG: 0.222 (4, PH) (4, 7)										2	0	1	0	1	0	0				
Kent Hrbek, L OBP: 0.302, SLG: 0.396 (1, 3)										4	0	1	1	1	0	3				
Tom Brunansky, R OBP: 0.396, SLG: 0.571 (1, 9)										4	1	1	3	1	1	1				
Randy Bush, L OBP: 0.299, SLG: 0.544 (1, 10)										1	0	0	0	0	0	0				
Roy Smalley, S OBP: 0.366, SLG: 0.428 (4, PH)										2	0	1	0	0	0	3				
Gary Gaetti, R OBP: 0.356, SLG: 0.469 (1, 5)										4	0	0	0	0	0	6				
Tim Teufel, R OBP: 0.350, SLG: 0.421 (1, 4)										3	1	1	0	1	1	1				
Greg Gagne, R OBP: 0.362, SLG: 0.404 (1, 6)										4	1	1	1	0	2	1				
Mark Salas, L OBP: 0.346, SLG: 0.455 (1, 2)										3	1	1	1	0	0	1				
Tim Laudner, R OBP: 0.269, SLG: 0.365 (8, PH) (8, 2)										1	0	0	0	0	1	0				
Inning Stats	R: 1 E: 0 K: 1 S: 7	H: 2 LOB: 2 BB: 0 P: 8	R: 5 E: 0 K: 1 S: 10	H: 5 LOB: 0 BB: 0 P: 10	R: 0 E: 0 K: 1 S: 5	H: 0 LOB: 1 BB: 1 P: 9	R: 0 E: 0 K: 0 S: 3	H: 0 LOB: 3 BB: 3 P: 15	R: 0 E: 0 K: 1 S: 5	H: 1 LOB: 0 BB: 0 P: 3	R: 0 E: 0 K: 1 S: 6	H: 1 LOB: 1 BB: 0 P: 6	R: 0 E: 0 K: 1 S: 5	H: 0 LOB: 0 BB: 0 P: 5	R: 0 E: 0 K: 0 S: 3	H: 0 LOB: 0 BB: 0 P: 3	1B: 5 2B: 2 3B: 1 HR: 1	SF: 0 SAC: 0 DP: 0 HBP: 1	WP: 0 PB: 0 SB: 0 CS: 1	PA: 41
PITCHER	IP	WLS	BF	H	R	ER	SO	BB	IBB	HBP	BLK	WP	HR	S	P	ERA	WHIP			
Keith Creel, R ERA: 5.71 (1, 1)	1.1	L	11	6	5	5	2	0	0	1	0	0	0	14	15	33.75	4.500			
Jamie Easterly, L ERA: 2.09 (2, 1)	7.2		29	3	1	1	4	4	0	0	0	0	1	33	49	1.17	0.913			

AB	35
R	6
H	9
RBI	6
BB	4
SO	6
LOB	19



Batter	1	2	3	4	5	6	7	8	9	AB	R	H	RBI	BB	SO	LOB	BOTTOM			
Brett Butler, L OBP: 0.354, SLG: 0.431 (1, 8)										4	1	2	0	0	0	0	Minnesota Twins @ Cleveland Indians Cleveland Municipal Stadium, Cleveland, OH Mon Jun 10 1985, 7:05 PM EDT Att: 4,056 - Unknown			
Tony Bemazzard, S OBP: 0.355, SLG: 0.443 (1, 4)										3	1	2	1	1	0	0				
Brook Jacoby, R OBP: 0.346, SLG: 0.454 (1, 5)										4	1	2	2	0	1	2				
Andre Thornton, R OBP: 0.217, SLG: 0.296 (1, 10)										4	0	0	0	0	0	3				
Pat Tabler, R OBP: 0.337, SLG: 0.388 (1, 3)										3	0	0	0	0	0	1				
Joe Carter, R OBP: 0.285, SLG: 0.329 (1, 7)										4	0	1	0	0	0	1				
George Vukovich, L OBP: 0.327, SLG: 0.342 (1, 9)										4	0	0	0	0	2	2				
Mike Fischlin, R OBP: 0.250, SLG: 0.227 (1, 6)										3	0	0	0	0	0	1				
Mike Hargrove, L OBP: 0.347, SLG: 0.246 (9, PH)										1	0	0	0	0	0	1				
Jerry Willard, L OBP: 0.318, SLG: 0.322 (1, 2)										3	1	0	0	0	0	0				
Inning Stats	R: 1 E: 0 K: 1 S: 7	H: 2 LOB: 1 BB: 0 P: 7	R: 0 E: 0 K: 1 S: 5	H: 0 LOB: 0 BB: 0 P: 5	R: 2 E: 0 K: 0 S: 4	H: 1 LOB: 1 BB: 1 P: 8	R: 0 E: 0 K: 1 S: 6	H: 1 LOB: 1 BB: 0 P: 6	R: 1 E: 1 K: 0 S: 5	H: 2 LOB: 1 BB: 0 P: 5	R: 0 E: 0 K: 0 S: 3	H: 0 LOB: 0 BB: 0 P: 3	R: 0 E: 0 K: 0 S: 3	H: 1 LOB: 0 BB: 0 P: 3	R: 0 E: 0 K: 0 S: 3	H: 0 LOB: 1 BB: 0 P: 4	1B: 5 2B: 1 3B: 0 HR: 1	SF: 0 SAC: 0 DP: 1 HBP: 1	WP: 0 PB: 0 SB: 2 CS: 0	PA: 35
PITCHER	IP	WLS	BF	H	R	ER	SO	BB	IBB	HBP	BLK	WP	HR	S	P	ERA	WHIP			
Frank Viola, L ERA: 4.35 (1, 1)	7.1	W	30	7	4	3	3	1	0	0	0	0	0	35	39	3.68	1.091			
Ron Davis, R ERA: 6.04 (8, 1)	1.2	S	5	0	0	0	0	0	0	1	0	0	0	4	5	0.00	0.000			

AB	33
R	4
H	7
RBI	3
BB	1
SO	3
LOB	11



Batter	1	2	3	4	5	6	7	8	9	AB	R	H	RBI	BB	SO	LOB	TOP					
Kirby Puckett, R OBP: 0.327, SLG: 0.405 (1, 8)	4-3		HR	F8		E2			2B	5	1	3	2	0	0	1						
Tim Lincecum, R OBP: 0.342, SLG: 0.410 (1, 4)	L1		F7		L5	5-3			K	5	0	0	0	0	1	2						
Kent Hrbek, L OBP: 0.300, SLG: 0.389 (1, 3)	K		4-3		F8					4	0	0	0	1	1	0						
Tom Brunansky, R OBP: 0.396, SLG: 0.576 (1, 9)		2B			K				F4	5	1	2	0	0	1	2						
Roy Smalley, S OBP: 0.383, SLG: 0.429 (1, 10)		1B	5-3			K			K	4	1	1	1	0	2	1						
Gary Gaetti, R OBP: 0.354, SLG: 0.465 (1, 5)		SF7			5-3	F8			F7	4	0	1	0	0	0	0						
Greg Gagne, R OBP: 0.367, SLG: 0.439 (1, 6)	SF7					1B			4-3	3	2	2	2	0	0	0						
Dave Meier, R OBP: 0.292, SLG: 0.227 (1, 7)	K				F7				K	4	1	1	0	0	2	1						
Tim Lincecum, R OBP: 0.282, SLG: 0.364 (1, 2)	4-3					2B			G3	3	1	1	1	1	0	1						
Inning Stats	R: 0 E: 0 K: 1 S: 5	H: 0 LOB: 0 BB: 0 P: 5	R: 2 E: 0 K: 1 S: 8	H: 3 LOB: 1 BB: 0 P: 8	R: 1 E: 0 K: 0 S: 5	H: 2 LOB: 1 BB: 0 P: 5	R: 1 E: 0 K: 0 S: 4	H: 1 LOB: 1 BB: 1 P: 8	R: 0 E: 0 K: 1 S: 5	H: 0 LOB: 0 BB: 0 P: 5	R: 3 E: 1 K: 1 S: 9	H: 4 LOB: 1 BB: 0 P: 9	R: 0 E: 0 K: 1 S: 5	H: 0 LOB: 0 BB: 0 P: 5	R: 0 E: 0 K: 1 S: 5	H: 0 LOB: 0 BB: 0 P: 5	R: 0 E: 0 K: 1 S: 6	H: 1 LOB: 2 BB: 1 P: 10	1B: 4 2B: 5 3B: 0 HR: 2	SF: 1 SAC: 0 DP: 0 HBP: 0	WP: 0 PB: 0 CS: 0	PA: 40
PITCHER	IP	WLS	BF	H	R	ER	SO	BB	IBB	HBP	BLK	WP	HR	S	P	ERA	WHIP					
Frank Tanana, L ERA: 5.85 (1, 1)	5.2	L	28	10	7	6	4	1	0	0	0	0	2	35	39	9.53	1.941					
Dickie Noles, R ERA: 3.66 (6, 1)	3.1		12	1	0	0	3	0	1	0	0	0	0	17	21	0.00	0.300					

Minnesota Twins @ Texas Rangers
Arlington Stadium, Arlington, TX
Thu Jun 13 1985, 8:05 PM EDT
Att: 14,984 - Unknown

AB 37
R 7
H 11
RBI 6
BB 2
SO 7
LOB 8



Batter	1	2	3	4	5	6	7	8	9	AB	R	H	RBI	BB	SO	LOB	BOTTOM				
Oddibe McDowell, L OBP: 0.245, SLG: 0.330 (1, 8)	F4			WP	1-6			F5		4	1	1	0	0	0	1					
Curtis Wilkerson, S OBP: 0.308, SLG: 0.331 (1, 6)	B1-3			6-3				4-3		4	1	1	0	0	0	1					
Buddy Bell, R OBP: 0.332, SLG: 0.392 (1, 5)	5-3			HR		E8		K		3	1	1	0	1	1	0					
Cliff Johnson, R OBP: 0.342, SLG: 0.468 (1, 10)		4-3			HR	F7			6-3	4	1	1	3	0	0	1					
Gary Ward, R OBP: 0.328, SLG: 0.405 (1, 7)						G6-4-3				4	1	3	0	0	0	1					
Larry Parrish, R OBP: 0.299, SLG: 0.424 (1, 9)	G6-4-3				6-3				G6-4-3	4	0	0	1	0	0	2					
Pete O'Brien, L OBP: 0.293, SLG: 0.343 (1, 3)			4-3		F8					3	0	1	0	0	0	0					
Don Slaught, R OBP: 0.283, SLG: 0.351 (1, 2)			F9			5-3				3	0	1	0	0	0	1					
Wayne Tolleson, S OBP: 0.356, SLG: 0.379 (1, 4)										2	0	0	0	0	0	1					
Tom Dunbar, L OBP: 0.333, SLG: 0.314 (7, PH)					L5					1	0	0	0	0	0	1					
Toby Harrah, R OBP: 0.464, SLG: 0.375 (8, 4)						F2				0	0	0	0	0	0	0					
Inning Stats	R: 0 E: 0 K: 0 S: 3	H: 1 LOB: 0 BB: 0 P: 3	R: 0 E: 0 K: 0 S: 3	H: 0 LOB: 0 BB: 0 P: 3	R: 0 E: 0 K: 0 S: 3	H: 0 LOB: 0 BB: 0 P: 3	R: 4 E: 0 K: 0 S: 6	H: 3 LOB: 0 BB: 1 P: 10	R: 0 E: 0 K: 0 S: 3	H: 1 LOB: 0 BB: 0 P: 3	R: 1 E: 1 K: 0 S: 4	H: 2 LOB: 0 BB: 0 P: 4	R: 0 E: 0 K: 1 S: 5	H: 0 LOB: 0 BB: 0 P: 5	R: 0 E: 0 K: 0 S: 3	H: 1 LOB: 0 BB: 0 P: 3	1B: 5 2B: 4 3B: 0 HR: 1	SF: 0 SAC: 0 DP: 4 HBP: 0	WP: 1 PB: 0 CS: 0	PA: 33	
PITCHER	IP	WLS	BF	H	R	ER	SO	BB	IBB	HBP	BLK	WP	HR	S	P	ERA	WHIP				
Mike Smithson, R ERA: 5.38 (1, 1)	6.1	W	25	8	5	4	0	1	0	0	0	0	1	24	28	5.68	1.421				
Rick Lysander, R ERA: 4.59 (7, 1)	2.2	S	8	1	0	0	1	0	0	0	0	0	0	10	10	0.00	0.375				

Minnesota Twins @ Texas Rangers
Arlington Stadium, Arlington, TX
Thu Jun 13 1985, 8:05 PM EDT
Att: 14,984 - Unknown

AB 32
R 5
H 9
RBI 4
BB 1
SO 1
LOB 9



Batter	1	2	3	4	5	6	7	8	9	AB	R	H	RBI	BB	SO	LOB	TOP						
Kirby Puckett, R OBP: 0.328, SLG: 0.413	0-0 6-3		0-0 4-3		0-3 K		0-0 3B		0-0 1B	5	0	2	0	0	1	2	Minnesota Twins @ Texas Rangers Arlington Stadium, Arlington, TX Fri Jun 14 1985, 8:05 PM EDT Att: 16,489 - Unknown						
Mickey Hatcher, R OBP: 0.318, SLG: 0.373	0-0 1B		0-0 6-3			0-0 F8	0-0 5-3		0-0 FC5	5	0	1	0	0	0	3							
Kent Hrbek, L OBP: 0.303, SLG: 0.389	0-3 K			0-0 G4-3 1B		4-0 HR BB				3	1	1	0	1	2	2							
Tom Brunansky, R OBP: 0.394, SLG: 0.585	0-3 K			0-3 K		0-0 HR BB			0-0 5-3	4	1	1	2	0	2	2							
Randy Bush, L OBP: 0.286, SLG: 0.518		0-0 F8		0-0 G4-3		0-0 G3			0-0 F8	4	0	0	0	0	0	1							
Gary Gaetti, R OBP: 0.356, SLG: 0.471		0-0 2B			0-0 F7	0-0 2B 1B			0-0 5-3	4	0	2	0	0	0	0							
Tim Lincecum, R OBP: 0.346, SLG: 0.416		0-0 F8			4-0 1B BB	0-0 1B			0-0 F6	2	0	1	0	1	0	1							
Roy Smalley, S OBP: 0.381, SLG: 0.427		0-0 F8			0-0 BB	1-3 2B			0-0 F6	1	0	0	0	0	0	0							
Greg Gagne, R OBP: 0.358, SLG: 0.427		0-0 F8			0-3 K	0-0 4-3			0-0 F6	3	0	0	0	0	1	4							
Mike Stenhouse, L OBP: 0.333, SLG: 0.418		0-0 F8							0-0 F6	1	0	0	0	0	0	0							
Mark Salas, L OBP: 0.351, SLG: 0.457			0-0 4-3			0-0 1B			0-0 FC5 1B	4	0	2	0	0	0	0							
Inning Stats	R: 0 E: 0 K: 2 S: 8	H: 1 LOB: 1 BB: 0 P: 8	R: 0 E: 0 K: 0 S: 4	H: 1 LOB: 1 BB: 0 P: 4	R: 0 E: 0 K: 0 S: 3	H: 0 LOB: 0 BB: 0 P: 3	R: 0 E: 0 K: 1 S: 5	H: 1 LOB: 0 BB: 0 P: 5	R: 0 E: 0 K: 2 S: 8	H: 3 LOB: 2 BB: 1 P: 12	R: 0 E: 0 K: 1 S: 6	H: 1 LOB: 1 BB: 0 P: 6	R: 0 E: 0 K: 0 S: 3	H: 0 LOB: 0 BB: 0 P: 3	R: 0 E: 0 K: 0 S: 5	H: 2 LOB: 2 BB: 0 P: 5	1B: 6 2B: 2 3B: 1 HR: 1	SF: 0 SAC: 0 DP: 1 HBP: 0	WP: 0 PB: 0 SB: 0 CS: 0	PA: 38			
PITCHER	IP WLS BF H R ER SO BB IBB HBP BLK WP HR S P ERA WHIP	6.1 W 28 8 2 2 5 2 0 0 0 0 1 36 44 2.84 1.579	2.2 S 10 2 0 0 1 0 0 0 0 0 0 12 12 0.00 0.750																				

AB	36
R	2
H	10
RBI	2
BB	2
SO	6
LOB	15



Batter	1	2	3	4	5	6	7	8	9	AB	R	H	RBI	BB	SO	LOB	BOTTOM					
Oddibe McDowell, L OBP: 0.255, SLG: 0.347	0-0 HR 1B	0-0 CS 8-2 2B			0-0 B2-3	0-3 K				4	1	2	1	0	1	2	Minnesota Twins @ Texas Rangers Arlington Stadium, Arlington, TX Fri Jun 14 1985, 8:05 PM EDT Att: 16,489 - Unknown					
Toby Harrah, R OBP: 0.469, SLG: 0.399	0-0 HR	0-0 8-2	0-0 F8		0-0 E	4-0 G3 6-3 BB				3	1	2	2	1	0	0						
Buddy Bell, R OBP: 0.331, SLG: 0.389	0-0 F4		0-0 5-3		0-0 E5	0-0 6-3			0-0 6-3	4	0	1	0	0	0	1						
Cliff Johnson, R OBP: 0.339, SLG: 0.464	0-0 F9		0-0 6-3		4-0 1B				0-0 G3	2	0	0	0	0	0	0						
Tom Dunbar, L OBP: 0.339, SLG: 0.308			0-0 6-3		0-0 IBB				0-0 G3	1	0	0	0	1	0	1						
Gary Ward, R OBP: 0.327, SLG: 0.400	4-0 BB			0-0 5-3	0-3 K				0-0 6-3	3	0	0	0	1	1	4						
Larry Parrish, R OBP: 0.302, SLG: 0.438	0-0 5-3			0-0 HR		4-0 BB BB			0-0 6-3	3	1	1	1	1	0	1						
Don Slaught, R OBP: 0.282, SLG: 0.360		0-3 K		0-0 F4		0-3 K			0-0 3B	4	0	1	0	0	2	1						
Pete O'Brien, L OBP: 0.292, SLG: 0.341		0-0 2B 1B		0-3 K		0-0 F9			0-0 3-4-3	4	1	1	0	0	1	2						
Wayne Tolleson, S OBP: 0.351, SLG: 0.367		0-0 F6			0-0 6-3	4-0 BB			0-0 F7	3	0	0	0	1	0	2						
Inning Stats	R: 2 E: 1 K: 0 S: 5	H: 2 LOB: 1 BB: 1 P: 9	R: 1 E: 0 K: 1 S: 6	H: 2 LOB: 1 BB: 0 P: 6	R: 0 E: 0 K: 0 S: 3	H: 0 LOB: 0 BB: 0 P: 3	R: 1 E: 0 K: 1 S: 6	H: 1 LOB: 0 BB: 0 P: 6	R: 0 E: 0 K: 1 S: 7	H: 2 LOB: 3 BB: 1 P: 11	R: 0 E: 0 K: 2 S: 7	H: 0 LOB: 2 BB: 2 P: 15	R: 0 E: 0 K: 0 S: 3	H: 0 LOB: 1 BB: 1 P: 7	R: 0 E: 0 K: 0 S: 4	H: 1 LOB: 1 BB: 0 P: 4	1B: 4 2B: 1 3B: 1 HR: 2	SF: 0 SAC: 0 DP: 0 HBP: 0	WP: 0 PB: 0 SB: 0 CS: 1	PA: 36		
PITCHER	IP WLS BF H R ER SO BB IBB HBP BLK WP HR S P ERA WHIP	2.0 L 11 4 3 1 2 1 1 0 0 0 1 16 24 3.00 1.333	3.0 3 1 1 2 1 1 0 0 0 0 0 7 15 0.00 2.000	1.0 5 0 0 2 2 0 0 0 0 0 0 7 7 0.00 0.500																		



Batter	1	2	3	4	5	6	7	8	9	AB	R	H	RBI	BB	SO	LOB	TOP			
Kirby Puckett, R OBP: 0.323, SLG: 0.406 (1, 8)	F8		4-3			K		F8		4	0	0	0	0	1	0	Minnesota Twins @ Texas Rangers Arlington Stadium, Arlington, TX Sat Jun 15 1985, 8:05 PM EDT Att: 25,765 - Unknown			
Ron Washington, R OBP: 0.300, SLG: 0.278 (1, 10)	FC5-4 1B		5-3			F8		K		4	0	1	0	0	1	0				
Mickey Hatcher, R OBP: 0.321, SLG: 0.373 (1, 7)	FC5-4 1B		5-3			HR BB		F8		3	1	1	0	1	0	0				
Tom Brunansky, R OBP: 0.391, SLG: 0.592 (1, 9)	FC5-4 1B			L7		HR		5-3		4	1	1	2	0	0	2				
Roy Smalley, S OBP: 0.373, SLG: 0.417 (1, 3) (7, 6)	FC5-4 1-2 2-3			F4		6-3		F6		4	0	0	0	0	0	2				
Gary Gaetti, R OBP: 0.354, SLG: 0.464 (1, 5)		1-3		6-3				5-3		3	0	0	0	1	0	0				
Tim Teufel, R OBP: 0.341, SLG: 0.410 (1, 4)		5-3			F9			K		3	0	0	0	0	1	1				
Greg Gagne, R OBP: 0.360, SLG: 0.429 (7, PH) Kent Hrbek, L OBP: 0.302, SLG: 0.387 (7, 3)					F8			F5		2	0	1	0	0	0	0				
Tim Laudner, R OBP: 0.274, SLG: 0.353 (7, PH) Randy Bush, L OBP: 0.283, SLG: 0.512 (7, 2) Mark Salas, L OBP: 0.351, SLG: 0.457 (7, 2)					4-3			K		1	0	0	0	0	1	1				
Inning Stats	R: 0 E: 0 K: 0 S: 5	H: 2 LOB: 2 BB: 0 P: 5	R: 0 E: 0 K: 1 S: 6	H: 1 LOB: 1 BB: 0 P: 6	R: 0 E: 0 K: 0 S: 3	H: 0 LOB: 0 BB: 0 P: 3	R: 0 E: 0 K: 0 S: 3	H: 0 LOB: 0 BB: 0 P: 3	R: 2 E: 0 K: 1 S: 6	H: 1 LOB: 1 BB: 1 P: 10	R: 0 E: 0 K: 2 S: 7	H: 0 LOB: 1 BB: 1 P: 11	R: 0 E: 0 K: 1 S: 5	H: 0 LOB: 0 BB: 0 P: 5	R: 0 E: 0 K: 0 S: 3	H: 0 LOB: 0 BB: 0 P: 3		1B: 3 2B: 0 3B: 0 HR: 1	SF: 0 SAC: 0 DP: 0 HBP: 0	WP: 0 PB: 0 SB: 0 CS: 0
PITCHER	IP	WLS	BF	H	R	ER	SO	BB	IBB	HBP	BLK	WP	HR	S	P	ERA	WHIP			
Mike Mason, L ERA: 4.91 (1, 1)	6.0	W	24	4	2	2	2	2	0	0	0	0	1	26	34	3.00	1.000			
Dave Stewart, R ERA: 4.94 (7, 1)	3.0	S	9	0	0	0	3	0	0	0	0	0	0	15	15	0.00	0.000			

Batter	1	2	3	4	5	6	7	8	9	AB	R	H	RBI	BB	SO	LOB	BOTTOM			
Oddibe McDowell, L OBP: 0.261, SLG: 0.349 (1, 8)	S 2B		1-3			F9	L7			5	1	2	0	0	0	4	Minnesota Twins @ Texas Rangers Arlington Stadium, Arlington, TX Sat Jun 15 1985, 8:05 PM EDT Att: 25,765 - Unknown			
Toby Harrah, R OBP: 0.472, SLG: 0.400 (1, 4)	S 2B	SF9 1B		FC4-6 1B		F7		1B BB		2	2	1	1	2	0	0				
Buddy Bell, R OBP: 0.332, SLG: 0.394 (1, 5)	K	F2		F8		E 2B		SF8 1B		5	2	2	0	0	1	5				
Pete O'Brien, L OBP: 0.296, SLG: 0.341 (8, PH) Alan Bannister, R (9, 3)	2B 6-3	3-1		FC4-6 WP		E3 4-3 1B		F4		3	2	1	0	1	0	3				
Gary Ward, R OBP: 0.332, SLG: 0.417 (1, 7)	WP 2B			2B 2B		L9		4-3		5	1	3	3	0	0	2				
Larry Parrish, R OBP: 0.304, SLG: 0.443 (1, 9)	6-3			1B 2B		K		SF8		4	1	2	4	0	1	1				
Tom Dunbar, L OBP: 0.323, SLG: 0.291 (1, 10) Bill Stein, R OBP: 0.429, SLG: 0.571 (7, PH)	L7			F7		K		F7		3	0	0	0	0	1	2				
Don Slaught, R OBP: 0.286, SLG: 0.363 (1, 2)				5-3		6-3		1B		4	1	2	1	0	0	1				
Wayne Tolleson, S OBP: 0.367, SLG: 0.383 (1, 6)				SF9 1B		CS 1B		F8		4	0	3	0	0	0	1				
Inning Stats	R: 3 E: 0 K: 1 S: 7	H: 2 LOB: 1 BB: 2 P: 15	R: 1 E: 0 K: 0 S: 6	H: 3 LOB: 2 BB: 0 P: 6	R: 1 E: 0 K: 0 S: 6	H: 3 LOB: 2 BB: 0 P: 6	R: 0 E: 0 K: 0 S: 4	H: 1 LOB: 1 BB: 0 P: 4	R: 0 E: 0 K: 2 S: 7	H: 0 LOB: 0 BB: 0 P: 7	R: 0 E: 0 K: 0 S: 3	H: 1 LOB: 0 BB: 0 P: 3	R: 4 E: 1 K: 0 S: 8	H: 5 LOB: 1 BB: 0 P: 8	R: 2 E: 0 K: 0 S: 5	H: 2 LOB: 1 BB: 1 P: 9		1B: 11 2B: 5 3B: 1 HR: 0	SF: 2 SAC: 0 DP: 0 HBP: 0	WP: 2 PB: 0 SB: 0 CS: 1
PITCHER	IP	WLS	BF	H	R	ER	SO	BB	IBB	HBP	BLK	WP	HR	S	P	ERA	WHIP			
John Butcher, R ERA: 4.53 (1, 1)	6.0	L	30	11	6	6	3	1	0	0	0	0	0	34	42	9.00	2.000			
Rick Lyander, R ERA: 5.05 (7, 1)	0.1		3	2	1	1	0	0	0	0	0	0	0	3	3	27.00	6.000			
Len Whitehouse, L ERA: 13.5 (7, 1)	1.0		8	4	4	4	0	1	0	0	0	0	0	7	11	36.00	5.000			
Frank Eufemia, R ERA: 2.19 (8, 1)	0.2		2	0	0	0	0	0	0	0	0	0	0	2	2	0.00	0.000			

Batter	1	2	3	4	5	6	7	8	9	AB	R	H	RBI	BB	SO	LOB	TOP		
Kirby Puckett, R OBP: 0.323, SLG: 0.402	F7	4-3		4-3		6-3			4-3	5	0	0	0	0	0	2			
Mickey Hatcher, R OBP: 0.324, SLG: 0.376	1B		K	5-3			G3		1B	5	1	2	0	0	1	1			
Kent Hrbek, L OBP: 0.313, SLG: 0.398	2-3		1B	2B		FC4-6	K		1B	4	2	3	0	1	1	0			
Tom Brunansky, R OBP: 0.395, SLG: 0.589	2-3		1B	1B		FC4-6			F8	4	0	2	1	1	0	4			
Mike Stenhouse, L OBP: 0.324, SLG: 0.400	1B		F4	1B		FC4-6			5-3	5	0	1	1	0	0	6			
Mark Salas, L OBP: 0.345, SLG: 0.448	3-1		1B	1B		SF7			G3	3	0	1	1	0	0	2			
Gary Gaetti, R OBP: 0.346, SLG: 0.463			G3	K		F7			4-3	4	0	0	0	0	1	3			
Tim Teufel, R OBP: 0.347, SLG: 0.415			6-3	2B		5-3			1B	4	0	2	0	0	0	0			
Greg Gagne, R OBP: 0.353, SLG: 0.450			2B	F9		4-3			F9	4	0	1	0	0	0	2			
Inning Stats	R: 1 E: 0 K: 0 S: 6	H: 3 LOB: 2 BB: 0 P: 6	R: 0 E: 0 K: 0 S: 4	H: 1 LOB: 1 BB: 0 P: 4	R: 1 E: 0 K: 2 S: 10	H: 3 LOB: 2 BB: 0 P: 10	R: 0 E: 0 K: 0 S: 4	H: 1 LOB: 1 BB: 0 P: 4	R: 1 E: 0 K: 0 S: 3	H: 0 LOB: 1 BB: 2 P: 11	R: 0 E: 0 K: 1 S: 6	H: 1 LOB: 1 BB: 0 P: 6	R: 0 E: 0 K: 0 S: 4	H: 1 LOB: 2 BB: 0 P: 5	R: 0 E: 0 K: 0 S: 5	H: 2 LOB: 2 BB: 0 P: 5	1B: 9 2B: 3 3B: 0 HR: 0	SF: 1 SAC: 0 DP: 0 HBP: 0	WP: 0 PA: 41 PB: 0 SB: 0 CS: 0
PITCHER	IP	WLS	BF	H	R	ER	SO	BB	IBB	HBP	BLK	WP	HR	S	P	ERA	WHIP		
Bret Saberhagen, R ERA: 3.35	(1, 1)	8.0	W	36	10	3	3	2	0	0	0	0	0	40	48	3.38	1.500		
Dan Quisenberry, R ERA: 2.7	(9, 1)	1.0		5	2	0	0	0	0	0	0	0	0	5	5	0.00	2.000		

Minnesota Twins @ Kansas City Royals
 Royals Stadium, Kansas City, MO
 Mon Jun 17 1985, 8:05 PM EDT
 Att: 31,885 - Unknown

AB 38
 R 3
 H 12
 RBI 3
 BB 2
 SO 3
 LOB 20



Batter	1	2	3	4	5	6	7	8	9	AB	R	H	RBI	BB	SO	LOB	BOTTOM		
Willie Wilson, S OBP: 0.310, SLG: 0.410	K		FC5-4			CS	4-3	G1-6-3		5	1	4	0	0	1	0			
Lonnie Smith, R OBP: 0.327, SLG: 0.267	5-3		FC5-4			F9	4-3	G1-6-3		4	0	0	0	0	0	4			
Greg Pryor, R OBP: 0.286, SLG: 0.303			1-2			1-2		1-2		1	0	0	0	0	0	2			
George Brett, L OBP: 0.415, SLG: 0.526	F9					1B	1B	1B		3	1	1	0	1	0	0			
Lynn Jones, R OBP: 0.241, SLG: 0.300						1B	1B	IBB		0	1	0	0	0	0	0			
Darryl Motley, R OBP: 0.266, SLG: 0.405		K				1B	1B	1B		4	1	2	2	0	1	0			
Frank White, R OBP: 0.280, SLG: 0.410	F6					HR	1B	1B		4	2	3	2	0	0	0			
Hal McRae, R OBP: 0.325, SLG: 0.304	F9					E6	1B	1B		4	1	1	1	0	0	2			
Steve Balboni, R OBP: 0.298, SLG: 0.439						HR	HR			4	2	2	4	0	0	1			
Jim Sundberg, R OBP: 0.268, SLG: 0.382			F9			1H	F8	F8		4	0	0	0	0	1	0			
Onix Conception, R OBP: 0.240, SLG: 0.224			6-3				F9			3	1	1	0	1	0	0			
Inning Stats	R: 0 E: 0 K: 1 S: 5	H: 0 LOB: 0 BB: 0 P: 5	R: 0 E: 0 K: 1 S: 5	H: 0 LOB: 0 BB: 0 P: 5	R: 1 E: 0 K: 0 S: 5	H: 2 LOB: 1 BB: 0 P: 5	R: 0 E: 0 K: 0 S: 4	H: 1 LOB: 1 BB: 0 P: 4	R: 0 E: 0 K: 0 S: 3	H: 0 LOB: 0 BB: 0 P: 3	R: 5 E: 1 K: 0 S: 8	H: 5 LOB: 0 BB: 0 P: 8	R: 4 E: 0 K: 0 S: 7	H: 5 LOB: 1 BB: 1 P: 11	R: 0 E: 0 K: 1 S: 5	H: 1 LOB: 1 BB: 1 P: 9	1B: 12 2B: 0 3B: 0 HR: 2	SF: 0 SAC: 0 DP: 1 HBP: 0	WP: 0 PA: 38 PB: 0 SB: 0 CS: 1
PITCHER	IP	WLS	BF	H	R	ER	SO	BB	IBB	HBP	BLK	WP	HR	S	P	ERA	WHIP		
Frank Viola, L ERA: 4.27	(1, 1)	6.0	L	26	8	6	2	2	0	0	0	0	0	6	10	54.00	7.500		
Rick Lysander, R ERA: 5.94	(7, 1)	0.2		7	5	4	4	0	0	0	0	0	0	6	10	0.00	1.500		
Curt Wardle, L ERA: 4.68	(7, 1)	1.1		5	1	0	0	1	0	0	0	0	0	6	10	0.00	1.500		

Minnesota Twins @ Kansas City Royals
 Royals Stadium, Kansas City, MO
 Mon Jun 17 1985, 8:05 PM EDT
 Att: 31,885 - Unknown

AB 36
 R 10
 H 14
 RBI 9
 BB 2
 SO 3
 LOB 9



Batter	1	2	3	4	5	6	7	8	9	AB	R	H	RBI	BB	SO	LOB	TOP				
Kirby Puckett, R OBP: 0.313, SLG: 0.389 (1, 8)	0-0 1-3		0-0 G3		0-0 4-3			0-0 L9	0-0 F8	5	0	0	0	0	0	4	Minnesota Twins @ Kansas City Royals Royals Stadium, Kansas City, MO Wed Jun 19 1985, 8:05 PM EDT Att: 22,033 - Unknown livebaseballscorecards.com				
Ron Washington, R OBP: 0.241, SLG: 0.222 (1, 5)	0-0 L4		0-0 5-3		0-0 5-3			0-3 K		4	0	0	0	0	1	1					
Mickey Hatcher, R OBP: 0.322, SLG: 0.375 (1, 7)	0-0 3-1		0-0 2B		0-0 1-3			0-0 1B		4	0	2	1	0	0	0					
Tom Brunansky, R OBP: 0.384, SLG: 0.568 (1, 9)		0-0 L8	0-0 F8		0-0 5-3			0-0 F8		4	0	0	0	0	0	2					
Kent Hrbek, L OBP: 0.330, SLG: 0.423 (1, 3)		0-0 1B		0-0 HR		0-0 BB		0-0 FC3-2 1B		3	1	3	1	1	0	0					
Roy Smalley, S OBP: 0.383, SLG: 0.425 (1, 10)		0-0 F4		0-0 G6-4-3 1B		0-0 F8		0-0 FC3-2 2B		4	0	2	0	0	0	2					
Gary Gaetti, R OBP: 0.340, SLG: 0.455 (9, PR)										0	0	0	0	0	0	0					
Tim Teufel, R OBP: 0.350, SLG: 0.410 (1, 4)		4-0 BB		0-0 G6-4-3 1B		0-0 F8		0-0 L3		2	0	0	0	1	0	1					
Randy Bush, L OBP: 0.277, SLG: 0.500 (9, PH)		1-2 BB		0-0 F8						1	0	0	0	0	0	2					
Greg Gagne, R OBP: 0.341, SLG: 0.432 (1, 6)		0-0 F9		0-0 F8			0-0 5-3		4-0 FC3-2 IBB	3	0	0	0	0	0	2					
Mike Stenhouse, L OBP: 0.333, SLG: 0.400 (9, PH)										0	0	0	0	1	0	0					
Dave Engle, R OBP: 0.250, SLG: 0.182 (1, 2)			0-0 E2 2B 1B		0-0 4-3					3	1	1	0	0	0	0					
Mark Salas, L OBP: 0.347, SLG: 0.446 (9, PH)								0-0 6-3		1	0	0	0	0	0	3					
Inning Stats	R: 0 E: 0 K: 0 S: 3	H: 0 LOB: 0 BB: 0 P: 3	R: 0 E: 0 K: 0 S: 4	H: 1 LOB: 2 BB: 1 P: 8	R: 1 E: 1 K: 0 S: 5	H: 2 LOB: 1 BB: 0 P: 5	R: 1 E: 0 K: 0 S: 4	H: 2 LOB: 0 BB: 0 P: 4	R: 0 E: 0 K: 0 S: 3	H: 0 LOB: 1 BB: 1 P: 7	R: 0 E: 0 K: 0 S: 3	H: 0 LOB: 0 BB: 0 P: 3	R: 0 E: 0 K: 1 S: 6	H: 1 LOB: 1 BB: 0 P: 6	R: 0 E: 0 K: 0 S: 5	H: 2 LOB: 3 BB: 1 P: 9	1B: 5 2B: 2 3B: 0 HR: 1	SF: 0 SAC: 0 DP: 1 HBP: 0	WP: 0 PB: 0 SB: 0 CS: 0	PA: 37	
PITCHER	IP	WLS	BF	H	R	ER	SO	BB	IBB	HBP	BLK	WP	HR	S	P	ERA	WHIP				
Danny Jackson, L ERA: 3.61 (1, 1)	8.0	W	31	6	2	1	1	2	0	0	0	0	1	31	39	1.12	1.000				
Dan Quisenberry, R ERA: 2.54 (9, 1)	1.0	S	6	2	0	0	0	0	1	0	0	0	0	5	9	0.00	2.000				

Batter	1	2	3	4	5	6	7	8	9	AB	R	H	RBI	BB	SO	LOB	BOTTOM				
Willie Wilson, S OBP: 0.315, SLG: 0.413 (1, 8)	0-0 5-3		0-0 2B		0-0 F8			0-0 2B 1B		4	1	2	0	0	0	2	Minnesota Twins @ Kansas City Royals Royals Stadium, Kansas City, MO Wed Jun 19 1985, 8:05 PM EDT Att: 22,033 - Unknown livebaseballscorecards.com				
Lonnie Smith, R OBP: 0.323, SLG: 0.280 (1, 7)	0-0 F9		0-0 F9		0-0 F8			0-0 2B		4	0	1	1	0	0	3					
George Brett, L OBP: 0.421, SLG: 0.527 (1, 5)	4-0 BB			0-0 F7		0-0 4-3		4-0 IBB		2	0	0	0	2	0	0					
Darryl Motley, R OBP: 0.259, SLG: 0.394 (1, 9)	0-0 F3			0-0 F2		0-0 2B 1B		0-0 F8		4	1	1	0	0	0	3					
Frank White, R OBP: 0.283, SLG: 0.408 (1, 4)		0-0 F6		0-0 E6		0-3 K		0-0 F8		4	0	0	0	0	1	1					
Hal McRae, R OBP: 0.333, SLG: 0.370 (1, 10)		0-0 F7		0-0 F9		0-0 2B		0-0 HR		4	1	2	2	0	0	1					
Steve Balboni, R OBP: 0.297, SLG: 0.434 (1, 3)		0-0 F9			4-0 FC1-6 1B BB	0-0 F5		0-3 K		3	0	0	0	1	1	1					
Jim Sundberg, R OBP: 0.278, SLG: 0.395 (1, 2)			0-3 K		0-0 FC1-6 1B		0-0 5-3	0-0 F3		4	0	1	0	0	1	0					
Buddy Biancalana, S OBP: 0.205, SLG: 0.179 (1, 6)					0-0 1-3					2	0	0	0	0	0	2					
Lynn Jones, R OBP: 0.236, SLG: 0.294 (7, PH)						0-0 FC1-6				1	0	0	0	0	0	0					
Onix Concepcion, R OBP: 0.247, SLG: 0.226 (8, 6)					1-2 2-3		0-0 4-3			0	0	0	0	0	0	0					
Inning Stats	R: 0 E: 0 K: 0 S: 3	H: 0 LOB: 1 BB: 1 P: 7	R: 0 E: 0 K: 0 S: 3	H: 0 LOB: 0 BB: 0 P: 3	R: 0 E: 0 K: 1 S: 6	H: 1 LOB: 1 BB: 0 P: 6	R: 0 E: 1 K: 0 S: 4	H: 0 LOB: 1 BB: 0 P: 4	R: 0 E: 0 K: 0 S: 4	H: 1 LOB: 2 BB: 1 P: 8	R: 1 E: 0 K: 1 S: 7	H: 2 LOB: 1 BB: 0 P: 7	R: 1 E: 0 K: 0 S: 5	H: 2 LOB: 2 BB: 1 P: 9	R: 1 E: 0 K: 1 S: 6	H: 1 LOB: 0 BB: 0 P: 6	1B: 3 2B: 3 3B: 0 HR: 1	SF: 0 SAC: 0 DP: 0 HBP: 0	WP: 0 PB: 0 SB: 0 CS: 0	PA: 35	
PITCHER	IP	WLS	BF	H	R	ER	SO	BB	IBB	HBP	BLK	WP	HR	S	P	ERA	WHIP				
Pete Filson, L ERA: 4.2 (1, 1)	7.1	L	33	7	3	3	2	2	1	0	0	0	1	34	46	3.68	1.227				
Ron Davis, R ERA: 5.74 (8, 1)	0.2		2	0	0	0	1	0	0	0	0	0	0	4	4	0.00	0.000				

Batter	1	2	3	4	5	6	7	8	9	AB	R	H	RBI	BB	SO	LOB	TOP					
Oddibe McDowell, L OBP: 0.231, SLG: 0.304 (1, 8)	F8		5-3			4-3		4-3		4	0	0	0	0	0	2	Texas Rangers @ Minnesota Twins Hubert H. Humphrey Metrodome, Minneapolis, MN Fri Jun 21 1985, 8:05 PM EDT Att: 22,712 - Unknown					
Toby Harrah, R OBP: 0.474, SLG: 0.410 (1, 4)	F2			K		2B FC1-2 BB		4-3 1B		3	0	1	0	1	1	0						
Tom Dunbar, L OBP: 0.307, SLG: 0.294 (1, 10)	F6			F8		2B		4-3 1-2		4	0	1	1	0	0	1						
Pete O'Brien, L OBP: 0.313, SLG: 0.374 (1, 3)		G3		F8		IBB		F8		3	0	0	0	1	0	1						
Gary Ward, R OBP: 0.341, SLG: 0.422 (1, 7)						FC1-2			6-3	4	0	2	0	0	0	3						
Larry Parrish, R OBP: 0.303, SLG: 0.442 (1, 9)		1B				1B			K	4	1	1	1	0	1	2						
Bill Stein, R OBP: 0.333, SLG: 0.414 (1, 5)								HR	K	4	0	0	0	0	1	2						
Don Slaught, R OBP: 0.300, SLG: 0.366 (1, 2)			K			SH1-3 2B BB		F7		2	1	0	0	1	1	0						
Wayne Tolleson, S OBP: 0.364, SLG: 0.370 (1, 6)						SH1-3		F5		2	0	1	0	0	0	0						
Inning Stats	R: 0 E: 0 K: 0 S: 3	H: 0 LOB: 0 BB: 0 P: 3	R: 0 E: 0 K: 0 S: 4	H: 1 LOB: 1 BB: 0 P: 4	R: 0 E: 0 K: 1 S: 5	H: 1 LOB: 0 BB: 0 P: 5	R: 0 E: 0 K: 1 S: 5	H: 0 LOB: 0 BB: 0 P: 5	R: 0 E: 0 K: 0 S: 3	H: 1 LOB: 0 BB: 0 P: 3	R: 1 E: 0 K: 0 S: 4	H: 1 LOB: 3 BB: 3 P: 16	R: 1 E: 0 K: 0 S: 4	H: 1 LOB: 0 BB: 0 P: 4	R: 0 E: 0 K: 0 S: 4	H: 1 LOB: 1 BB: 0 P: 4		R: 0 E: 0 K: 2 S: 7	H: 0 LOB: 0 BB: 0 P: 7	1B: 4 2B: 2 3B: 0 HR: 1	SF: 0 SAC: 1 DP: 1 HBP: 0	WP: 0 PB: 0 SB: 0 CS: 1
PITCHER Ken Schrom, R ERA: 4.64 (1, 1)	IP: 9.0 WLS: W BF: 34 H: 6 R: 2 ER: 2 SO: 4 BB: 2 IBB: 1 HBP: 0 BLK: 0 WP: 0 HR: 1 S: 39 P: 51 ERA: 2.00 WHIP: 0.889															PITCHER Ken Schrom, R ERA: 4.64 (1, 1)	IP: 9.0 WLS: W BF: 34 H: 6 R: 2 ER: 2 SO: 4 BB: 2 IBB: 1 HBP: 0 BLK: 0 WP: 0 HR: 1 S: 39 P: 51 ERA: 2.00 WHIP: 0.889					

AB	30
R	2
H	6
RBI	2
BB	3
SO	4
LOB	11



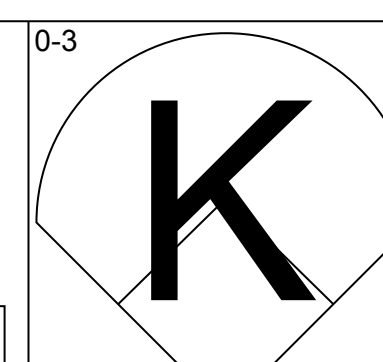
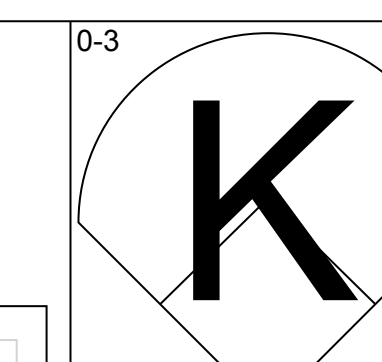
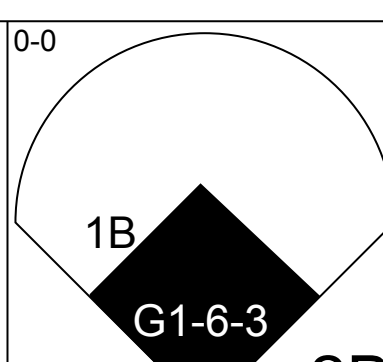
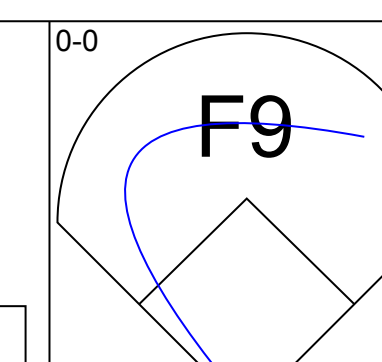
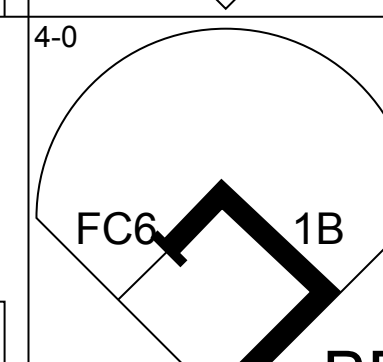
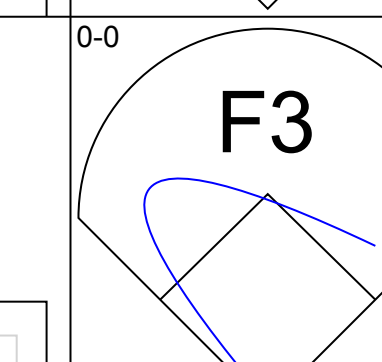
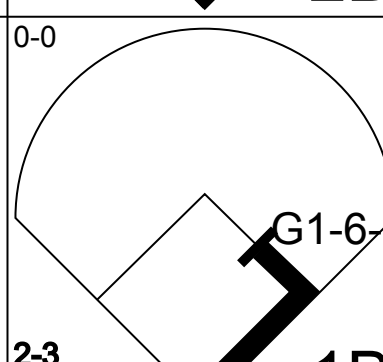
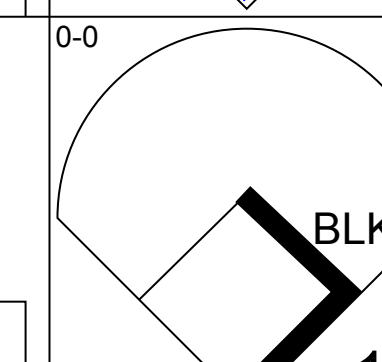
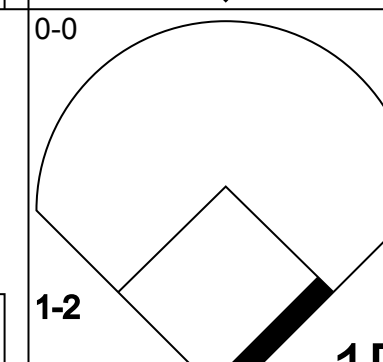
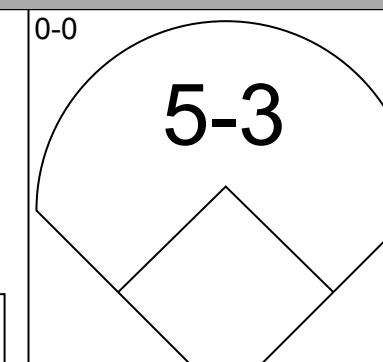
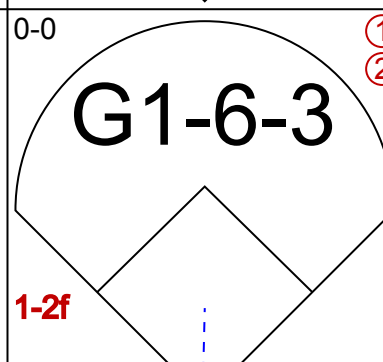
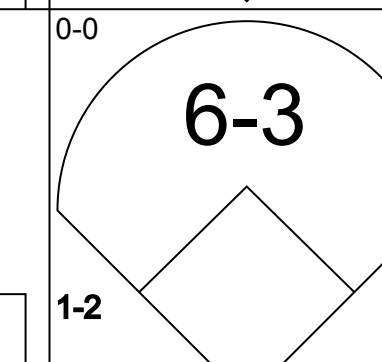
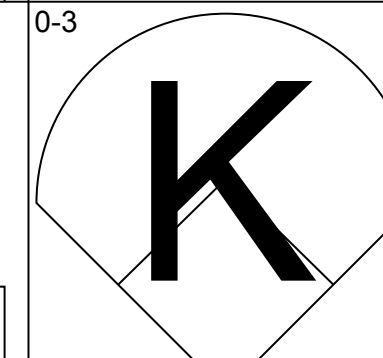
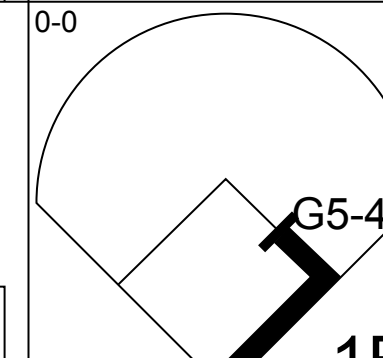
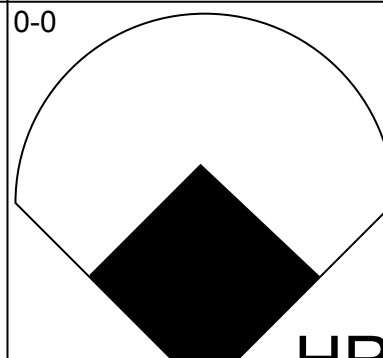

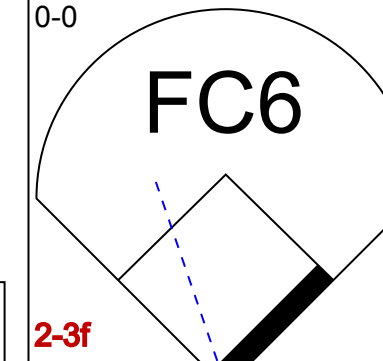
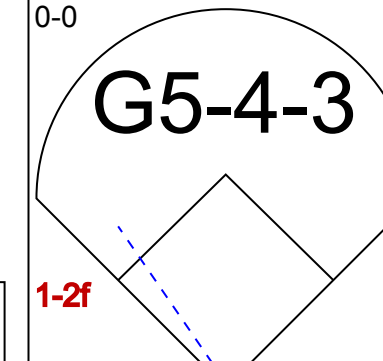
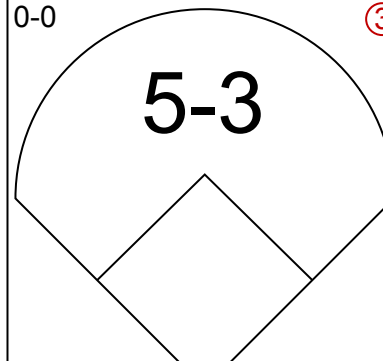

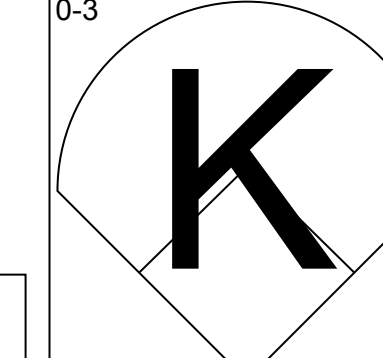
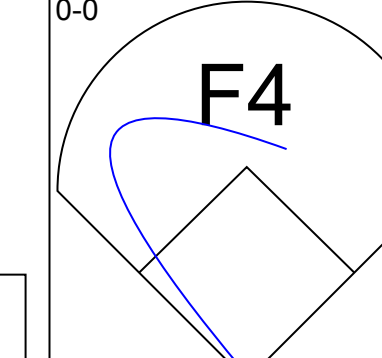


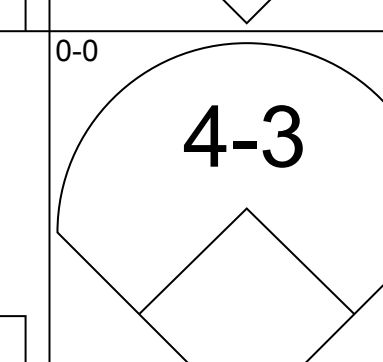
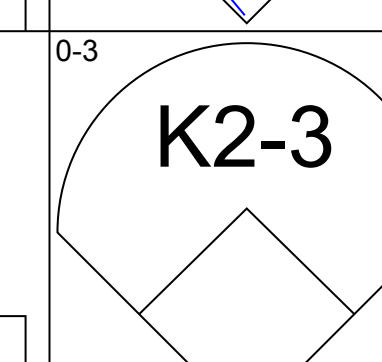

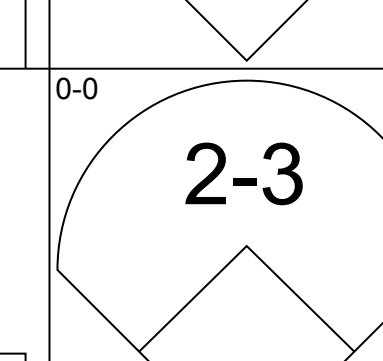
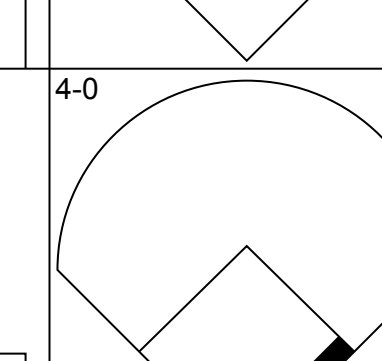

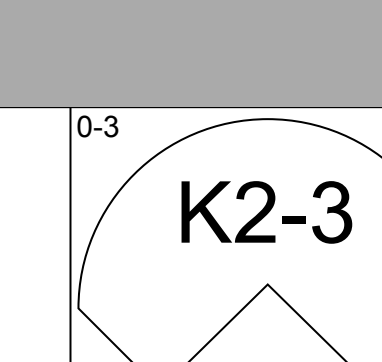
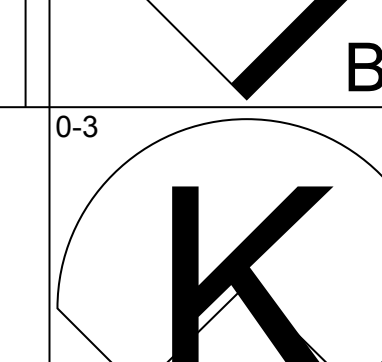
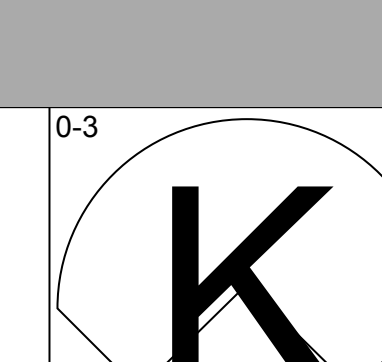
Batter	1	2	3	4	5	6	7	8	9	AB	R	H	RBI	BB	SO	LOB	BOTTOM					
Kirby Puckett, R OBP: 0.319, SLG: 0.400 (1, 8)	4-3		F2					F3		4	0	1	0	0	0	0	Texas Rangers @ Minnesota Twins Hubert H. Humphrey Metrodome, Minneapolis, MN Fri Jun 21 1985, 8:05 PM EDT Att: 22,712 - Unknown					
Mickey Hatcher, R OBP: 0.325, SLG: 0.378 (1, 7)	6-3					CS				4	0	2	0	0	1	0						
Kent Hrbek, L OBP: 0.330, SLG: 0.418 (1, 3)			1B					1B		4	0	2	0	0	1	2						
Tom Brunansky, R OBP: 0.389, SLG: 0.562 (1, 9)					5-3			F3		2	0	0	0	2	0	1						
Roy Smalley, S OBP: 0.381, SLG: 0.423 (1, 10)					K			F8		4	1	1	0	0	1	3						
Gary Gaetti, R OBP: 0.341, SLG: 0.458 (1, 5)								5-3		4	1	1	0	0	0	2						
Tim Teufel, R OBP: 0.349, SLG: 0.404 (1, 4)								6-3		3	1	0	0	1	1	1						
Greg Gagne, R OBP: 0.340, SLG: 0.427 (9, PH)										3	0	0	0	0	1	0						
Randy Bush, L OBP: 0.271, SLG: 0.489 (9, PH)										1	0	0	1	0	0	2						
Mark Salas, L OBP: 0.347, SLG: 0.441 (1, 2)										4	0	1	2	0	1	0						
Inning Stats	R: 0 E: 0 K: 0 S: 4	H: 1 LOB: 2 BB: 1 P: 8	R: 0 E: 0 K: 2 S: 7	H: 0 LOB: 0 BB: 0 P: 7	R: 0 E: 0 K: 1 S: 6	H: 1 LOB: 1 BB: 0 P: 6	R: 0 E: 0 K: 1 S: 6	H: 1 LOB: 0 BB: 0 P: 6	R: 0 E: 0 K: 1 S: 6	H: 1 LOB: 1 BB: 0 P: 6	R: 0 E: 0 K: 0 S: 3	H: 0 LOB: 0 BB: 0 P: 3	R: 0 E: 0 K: 1 S: 6	H: 1 LOB: 1 BB: 0 P: 6	R: 0 E: 0 K: 0 S: 3	H: 0 LOB: 0 BB: 0 P: 3	R: 3 E: 0 K: 0 S: 4	H: 2 LOB: 1 BB: 2 P: 12	1B: 8 2B: 0 3B: 0 HR: 0	SF: 0 SAC: 0 DP: 0 HBP: 0	WP: 0 PB: 0 SB: 0 CS: 1	PA: 37
PITCHER Charlie Hough, R ERA: 3.44 (1, 1)	IP: 8.2 WLS: L BF: 36 H: 8 R: 3 ER: 3 SO: 6 BB: 3 IBB: 0 HBP: 0 BLK: 0 WP: 0 HR: 0 S: 45 P: 57 ERA: 3.12 WHIP: 1.269															PITCHER Charlie Hough, R ERA: 3.44 (1, 1)	IP: 8.2 WLS: L BF: 36 H: 8 R: 3 ER: 3 SO: 6 BB: 3 IBB: 0 HBP: 0 BLK: 0 WP: 0 HR: 0 S: 45 P: 57 ERA: 3.12 WHIP: 1.269					

AB	33
R	3
H	8
RBI	3
BB	3
SO	6
LOB	11




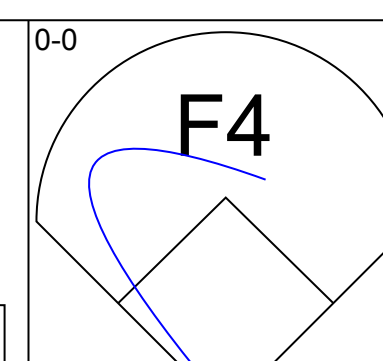
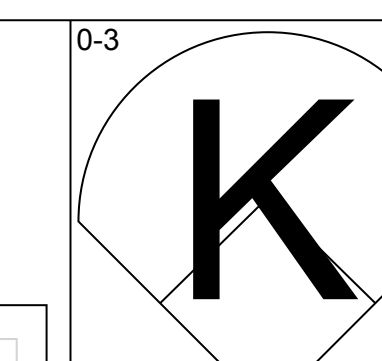
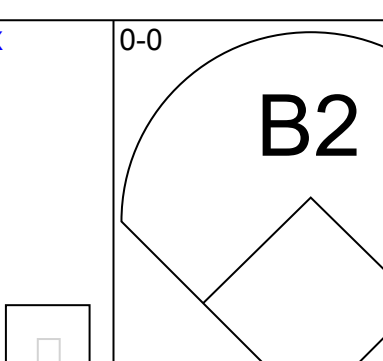
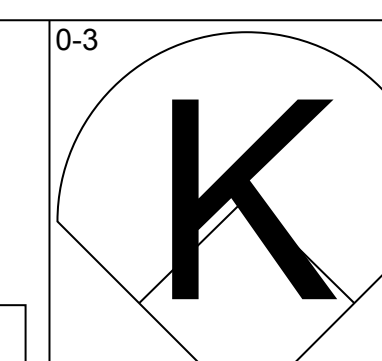
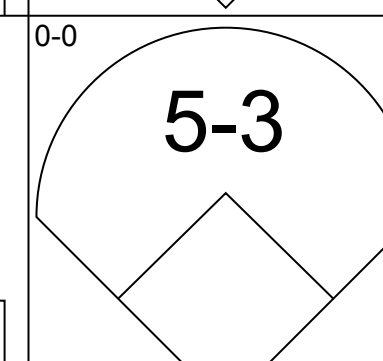
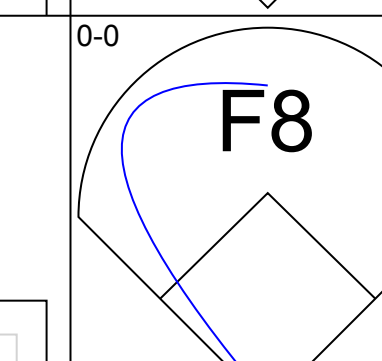
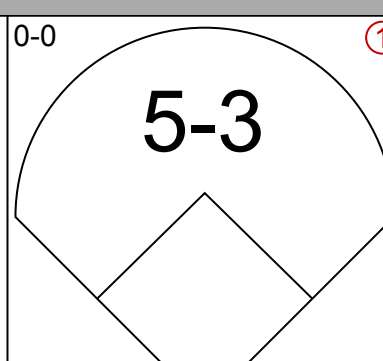
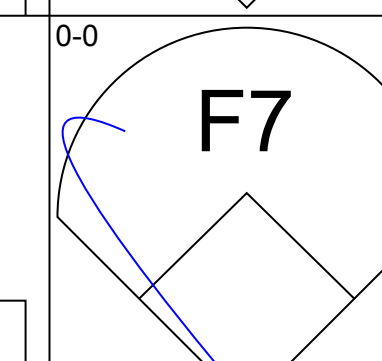
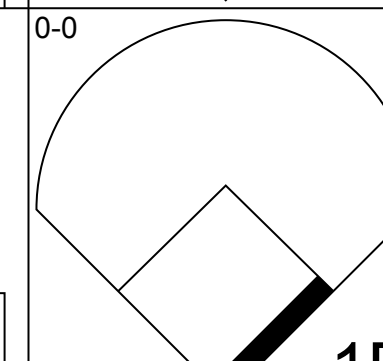
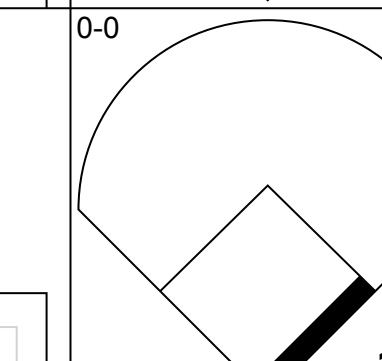
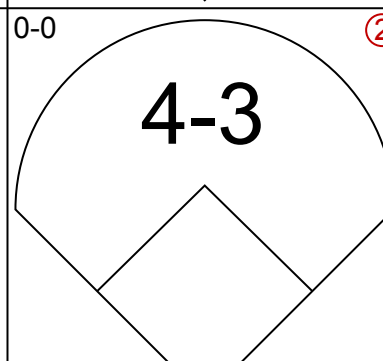

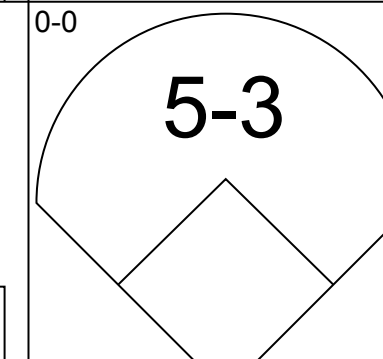
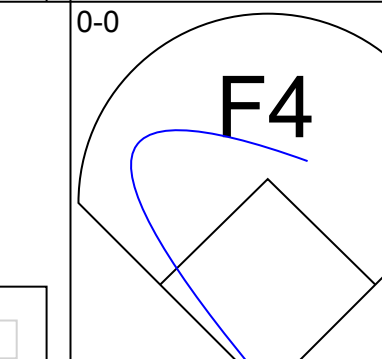
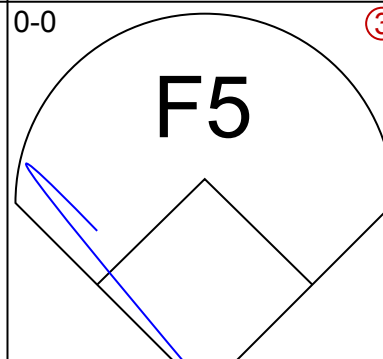

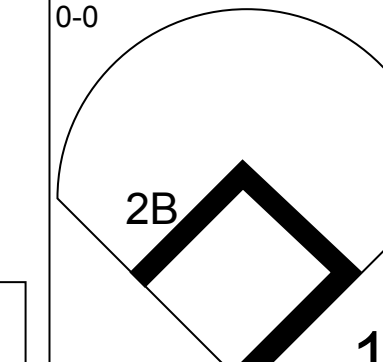
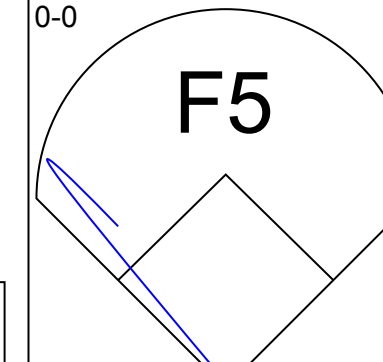
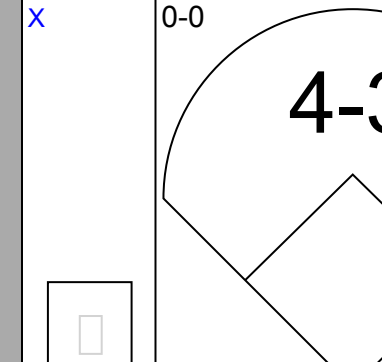

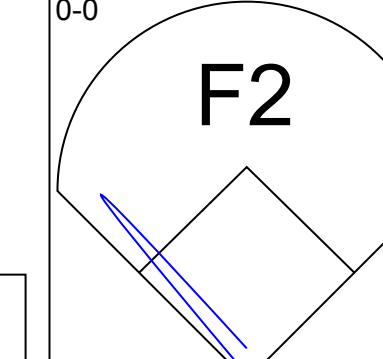
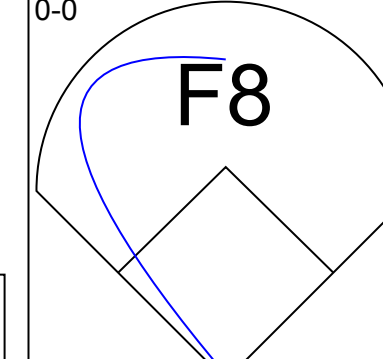
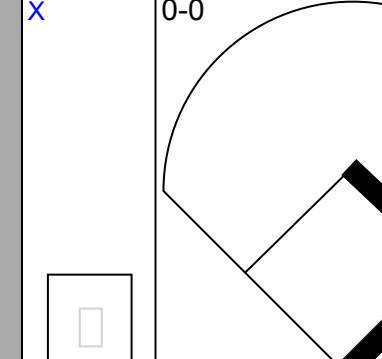


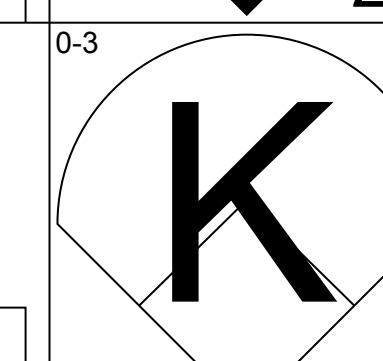

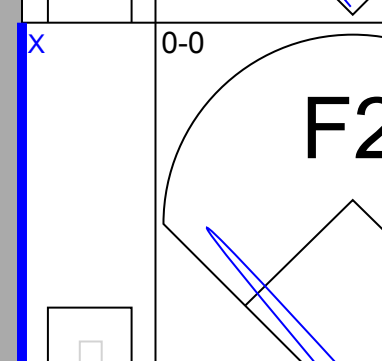

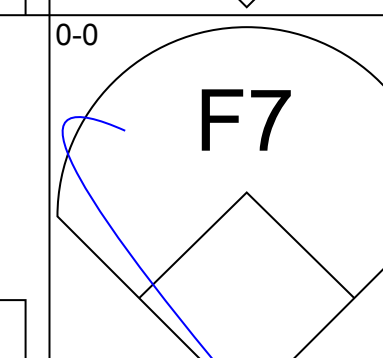
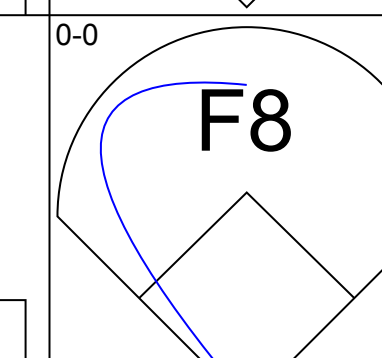

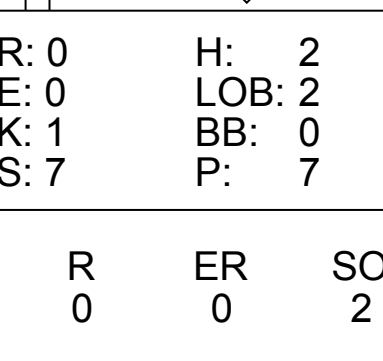
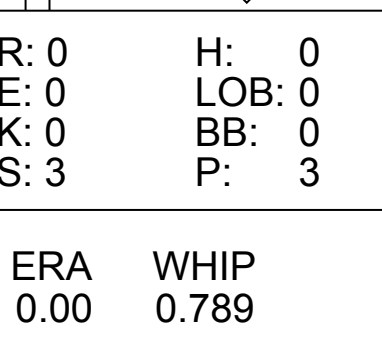
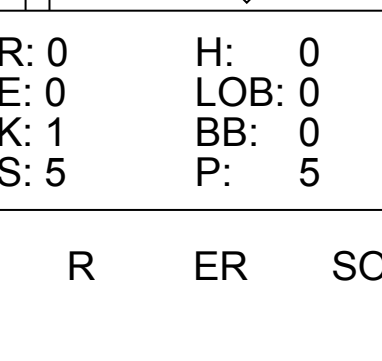
Batter	1	2	3	4	5	6	7	8	9	AB	R	H	RBI	BB	SO	LOB	TOP		
Oddibe McDowell, L (1, 8) OBP: 0.230, SLG: 0.315										5	1	1	0	0	1	4	Texas Rangers @ Minnesota Twins Hubert H. Humphrey Metrodome, Minneapolis, MN Sat Jun 22 1985, 8:05 PM EDT Att: 23,520 - Unknown		
Toby Harrah, R (1, 4) OBP: 0.474, SLG: 0.412										4	0	2	1	0	0	0			
Buddy Bell, R (1, 5) OBP: 0.318, SLG: 0.372										4	0	0	0	0	0	3			
Pete O'Brien, L (1, 3) OBP: 0.308, SLG: 0.368										4	0	0	0	0	0	3			
Gary Ward, R (1, 7) OBP: 0.339, SLG: 0.427										4	1	1	0	0	0	1			
Larry Parrish, R (1, 9) OBP: 0.310, SLG: 0.446										2	0	1	1	2	0	0			
Wayne Tolleson, S (9, PR) OBP: 0.364, SLG: 0.370										0	0	0	0	0	0	0			
Don Slaught, R (1, 2) OBP: 0.300, SLG: 0.362										2	0	0	0	1	0	1			
Alan Bannister, R (1, 10) OBP: 0.393, SLG: 0.273										3	0	0	0	0	1	2			
Tom Dunbar, L (9, PH) OBP: 0.303, SLG: 0.290										1	0	0	0	0	0	2			
Curtis Wilkerson, S (1, 6) OBP: 0.300, SLG: 0.318										3	0	1	0	0	0	1			
Bob Jones, L (9, PH) OBP: 0.255, SLG: 0.190										0	0	0	0	1	0	0			
Inning Stats	R: 1 E: 0 K: 0 S: 5	H: 2 LOB: 1 BB: 0 P: 5	R: 0 E: 0 K: 1 S: 5	H: 0 LOB: 1 BB: 1 P: 9	R: 0 E: 0 K: 0 S: 3	H: 0 LOB: 0 BB: 0 P: 3	R: 1 E: 0 K: 0 S: 5	H: 2 LOB: 1 BB: 0 P: 5	R: 0 E: 0 K: 0 S: 3	H: 0 LOB: 0 BB: 0 P: 3	R: 0 E: 0 K: 0 S: 3	H: 0 LOB: 0 BB: 0 P: 3	R: 0 E: 0 K: 0 S: 5	H: 2 LOB: 2 BB: 0 P: 5	R: 0 E: 0 K: 1 S: 5	H: 0 LOB: 3 BB: 3 P: 17	1B: 3 2B: 1 3B: 2 HR: 0	SF: 0 SAC: 1 DP: 0 HBP: 0	WP: 0 PA: 37 CS: 0
PITCHER	IP WLS BF H R ER SO BB IBB HBP BLK WP HR S P ERA WHIP																		
Frank Viola, L (1, 1) ERA: 4.11	8.1 W 34 6 2 2 1 3 0 0 0 0 0 0 33 45 2.16 1.080																		
Ron Davis, R (9, 1) ERA: 5.6	0.2 S 3 0 0 0 1 1 0 0 0 0 0 0 4 8 0.00 1.500																		

Batter	1	2	3	4	5	6	7	8	9	AB	R	H	RBI	BB	SO	LOB	BOTTOM
Kirby Puckett, R (1, 8) OBP: 0.318, SLG: 0.398										4	1	1	0	0	0	3	Texas Rangers @ Minnesota Twins Hubert H. Humphrey Metrodome, Minneapolis, MN Sat Jun 22 1985, 8:05 PM EDT Att: 23,520 - Unknown
Tim Lincecum, R (1, 4) OBP: 0.347, SLG: 0.401										4	1	1	0	0	0	1	
Kent Hrbek, L (1, 3) OBP: 0.332, SLG: 0.423										4	1	2	2	0	0	1	
Tom Brunansky, R (1, 9) OBP: 0.387, SLG: 0.557										4	0	1	0	0	1	1	
Gary Gaetti, R (1, 5) OBP: 0.340, SLG: 0.454										4	0	1	1	0	3	2	
Mickey Hatcher, R (1, 7) OBP: 0.324, SLG: 0.376										4	0	1	0	0	0	3	
Greg Gagne, R (1, 6) OBP: 0.333, SLG: 0.418										3	0	0	0	0	0	1	
Tim Lincecum, R (1, 2) OBP: 0.291, SLG: 0.397										2	0	1	0	1	0	1	
Ron Washington, R (1, 10) OBP: 0.289, SLG: 0.235										2	0	0	0	1	0	2	
Inning Stats	R: 0 E: 0 K: 0 S: 3	H: 1 LOB: 0 BB: 0 P: 3	R: 0 E: 0 K: 1 S: 5	H: 0 LOB: 0 BB: 0 P: 5	R: 0 E: 0 K: 0 S: 3	H: 0 LOB: 0 BB: 0 P: 3	R: 0 E: 0 K: 1 S: 6	H: 1 LOB: 1 BB: 0 P: 6	R: 3 E: 0 K: 1 S: 8	H: 3 LOB: 1 BB: 1 P: 12	R: 0 E: 0 K: 0 S: 4	H: 1 LOB: 1 BB: 0 P: 4	R: 0 E: 0 K: 1 S: 7	H: 2 LOB: 2 BB: 0 P: 7	1B: 7 2B: 1 3B: 0 HR: 0	SF: 0 SAC: 0 DP: 0 HBP: 0	
PITCHER	IP WLS BF H R ER SO BB IBB HBP BLK WP HR S P ERA WHIP																
Mike Mason, L (1, 1) ERA: 4.92	5.1 L 21 4 3 3 2 2 0 0 0 0 0 0 11 11 5.06 1.125																
Dave Rozema, R (6, 1) ERA: 4.74	2.0 9 3 0 0 1 0 0 0 0 0 0 0 11 11 0.00 1.500																
Dave Schmidt, R (8, 1) ERA: 2.0	0.2 3 1 0 0 1 0 0 0 0 0 0 0 5 5 0.00 1.500																

Batter	1	2	3	4	5	6	7	8	9	AB	R	H	RBI	BB	SO	LOB	TOP								
Oddibe McDowell, L (1, 8) OBP: 0.231, SLG: 0.321										4	1	1	0	0	2	0	Texas Rangers @ Minnesota Twins Hubert H. Humphrey Metrodome, Minneapolis, MN Sun Jun 23 1985, 4:33 AM EDT Att: 22,805 - Unknown								
Toby Harrah, R (1, 4) OBP: 0.479, SLG: 0.416										3	0	2	0	1	0	0									
Buddy Bell, R (1, 5) OBP: 0.317, SLG: 0.370										4	0	1	0	0	0	2									
Pete O'Brien, L (1, 3) OBP: 0.311, SLG: 0.382										4	1	2	1	0	1	2									
Gary Ward, R (1, 7) OBP: 0.335, SLG: 0.420										4	0	0	0	0	0	3									
Larry Parrish, R (1, 9) OBP: 0.313, SLG: 0.447										4	0	2	0	0	1	0									
Wayne Tolleson, S (9, FR) OBP: 0.364, SLG: 0.370										0	1	0	0	0	0	0									
Nick Capra, R (9, 9)										0	0	0	0	0	0	0									
Bob Jones, L (1, 10) OBP: 0.208, SLG: 0.217										4	0	1	1	0	2	1									
Glenn Brummer, R (1, 2) OBP: 0.409, SLG: 0.306										3	0	0	0	1	1	3									
Curtis Wilkerson, S (1, 6) OBP: 0.295, SLG: 0.313										3	0	0	0	0	3	1									
Inning Stats	R: 0 E: 0 K: 2 S: 8	H: 1 LOB: 2 BB: 1 P: 12	R: 0 E: 0 K: 1 S: 5	H: 0 LOB: 0 BB: 0 P: 5	R: 0 E: 0 K: 2 S: 7	H: 0 LOB: 0 BB: 0 P: 7	R: 0 E: 0 K: 0 S: 3	H: 1 LOB: 0 BB: 0 P: 3	R: 0 E: 0 K: 2 S: 7	H: 0 LOB: 1 BB: 1 P: 11	R: 2 E: 0 K: 0 S: 5	H: 3 LOB: 0 BB: 0 P: 5	R: 0 E: 0 K: 2 S: 7	H: 1 LOB: 0 BB: 0 P: 7	R: 0 E: 0 K: 1 S: 6	H: 1 LOB: 1 BB: 0 P: 6	R: 1 E: 0 K: 0 S: 5	H: 2 LOB: 2 BB: 0 P: 5	1B: 6 2B: 2 3B: 0 HR: 1	SF: 0 SAC: 0 DP: 2 HBP: 0	WP: 0 PB: 0 SB: 0 CS: 1	PA: 35			
PITCHER	IP	WLS	BF	H	R	ER	SO	BB	IBB	HBP	BLK	WP	HR	S	P	ERA	WHIP								
Mike Smithson, R (1, 1) ERA: 5.4	6.0	L	24	6	2	2	7	2	0	0	0	0	1	36	44	3.00	1.333								
Frank Eufemia, R (7, 1) ERA: 2.04	3.0		11	3	1	1	3	0	0	0	1	0	0	17	17	3.00	1.000								

AB	33
R	3
H	9
RBI	2
BB	2
SO	10
LOB	12



Batter	1	2	3	4	5	6	7	8	9	AB	R	H	RBI	BB	SO	LOB	BOTTOM								
Kirby Puckett, R (1, 8) OBP: 0.314, SLG: 0.392										4	0	0	0	0	2	0	Texas Rangers @ Minnesota Twins Hubert H. Humphrey Metrodome, Minneapolis, MN Sun Jun 23 1985, 4:33 AM EDT Att: 22,805 - Unknown								
Tim Lincecum, R (1, 4) OBP: 0.342, SLG: 0.394										4	0	0	0	0	0	0									
Kent Hrbek, L (1, 3) OBP: 0.338, SLG: 0.428										4	1	3	0	0	0	0									
Tom Brunansky, R (1, 9) OBP: 0.385, SLG: 0.552										4	0	1	0	0	0	2									
Roy Smalley, S (1, 5) OBP: 0.379, SLG: 0.422										3	0	1	1	0	0	0									
Mike Stenhouse, L (1, 10) OBP: 0.342, SLG: 0.422										4	0	2	0	0	0	1									
Dave Meier, R (9, FR) OBP: 0.346, SLG: 0.227										0	0	0	0	0	0	0									
Mickey Hatcher, R (1, 7) OBP: 0.323, SLG: 0.378										4	0	1	0	0	0	3									
Greg Gagne, R (1, 6) OBP: 0.329, SLG: 0.412										2	0	0	0	0	1	2									
Randy Bush, L (7, PH) OBP: 0.288, SLG: 0.483										1	0	0	0	0	0	1									
Ron Washington, R (8, 6) OBP: 0.289, SLG: 0.235										0	0	0	0	0	0	0									
Mark Salas, L (1, 2) OBP: 0.340, SLG: 0.432										3	0	0	0	0	0	2									
Inning Stats	R: 0 E: 0 K: 0 S: 4	H: 1 LOB: 1 BB: 0 P: 4	R: 0 E: 0 K: 1 S: 7	H: 2 LOB: 2 BB: 0 P: 7	R: 0 E: 0 K: 1 S: 6	H: 1 LOB: 1 BB: 0 P: 6	R: 0 E: 0 K: 0 S: 3	H: 0 LOB: 0 BB: 0 P: 3	R: 0 E: 0 K: 0 S: 3	H: 0 LOB: 0 BB: 0 P: 3	R: 0 E: 0 K: 0 S: 4	H: 1 LOB: 1 BB: 0 P: 4	R: 0 E: 0 K: 1 S: 5	H: 0 LOB: 0 BB: 0 P: 5	R: 1 E: 0 K: 0 S: 5	H: 3 LOB: 2 BB: 0 P: 5	1B: 6 2B: 2 3B: 0 HR: 0	SF: 1 SAC: 0 DP: 1 HBP: 0	WP: 0 PB: 0 SB: 0 CS: 0	PA: 34					
PITCHER	IP	WLS	BF	H	R	ER	SO	BB	IBB	HBP	BLK	WP	HR	S	P	ERA	WHIP								
Glen Cook, R (1, 1) ERA: 1.9	6.1	W	24	5	0	0	2	0	0	0	0	0	0	28	28	0.00	0.789								
Greg Harris, R (7, 1)	2.2	S	10	3	1	1	1	0	0	0	0	0	0	12	12	3.38	1.125								

AB	33
R	1
H	8
RBI	1
BB	0
SO	3
LOB	11



Batter	1	2	3	4	5	6	7	8	9	AB	R	H	RBI	BB	SO	LOB	TOP										
Willie Wilson, S OBP: 0.329, SLG: 0.424 (1, 8)	0-0 HR 1B	0-0 5-3			4-0 E WP BB	0-0 1B	0-0 F8			4	2	2	0	1	0	1											
Lonnie Smith, R OBP: 0.323, SLG: 0.308 (1, 7)	0-0 HR	0-0 6-3			E4 G3 WP WP	0-3 K		0-0 F7		4	2	1	2	0	1	3											
Lynn Jones, R OBP: 0.232, SLG: 0.288 (6, 7)										1	0	0	0	0	0	0											
George Brett, L OBP: 0.423, SLG: 0.521 (1, 5)	0-0 4-3		0-0 L5-4 1B		4-0 WP G3 1-2 3-H IBB		4-0 F8 BB HR BB	0-3 K		3	1	1	0	2	1	0											
Darryl Motley, R OBP: 0.260, SLG: 0.396 (1, 9)	0-0 6-3		0-0 1-2 1B		0-0 G3		4-0 WP HR BB	0-0 HR		4	2	2	1	1	0	2											
Frank White, R OBP: 0.272, SLG: 0.384 (8, PH)	4-0 HR BB		0-0 L5-4		0-0 6-3		0-0 F8	0-0 4-3		3	1	0	0	1	0	5											
Greg Pryor, R OBP: 0.274, SLG: 0.290 (8, 4)			2-3 F8		2-3 3-H 4-0 BB		0-0 1-H HR			1	0	0	0	0	0	0											
Hal McRae, R OBP: 0.354, SLG: 0.443 (1, 10)	0-0 HR		0-0 F8		0-0 BB		0-0 1-H 3-H HR		0-0 F8	4	2	2	5	1	0	1											
Steve Balboni, R OBP: 0.296, SLG: 0.441 (1, 3)	0-3 K			0-3 K			0-0 HR 1B		0-0 6-3	5	1	1	0	0	3	2											
Jim Sundberg, R OBP: 0.284, SLG: 0.400 (1, 2)		0-3 K		0-0 6-3		0-0 F7	0-0 1-H HR		4-0 BB	4	1	1	2	1	1	0											
Onix Conception, R OBP: 0.244, SLG: 0.219 (1, 6)		4-0 5-3 BB		0-0 6-3		0-3 K	0-0 6-3		0-0 F7	4	0	0	0	1	1	1											
Inning Stats	R: 4 E: 0 K: 1 S: 8	H: 3 LOB: 0 BB: 1 P: 12	R: 0 E: 0 K: 1 S: 5	H: 0 LOB: 1 BB: 1 P: 9	R: 0 E: 0 K: 0 S: 4	H: 2 LOB: 1 BB: 0 P: 4	R: 0 E: 0 K: 1 S: 5	H: 0 LOB: 0 BB: 0 P: 5	R: 2 E: 1 K: 1 S: 6	H: 0 LOB: 2 BB: 3 P: 18	R: 0 E: 0 K: 2 S: 8	H: 1 LOB: 1 BB: 0 P: 8	R: 5 E: 0 K: 0 S: 6	H: 3 LOB: 0 BB: 2 P: 14	R: 1 E: 0 K: 1 S: 6	H: 1 LOB: 0 BB: 0 P: 6	R: 0 E: 0 K: 0 S: 3	H: 0 LOB: 1 BB: 1 P: 7	1B: 5 2B: 1 3B: 0 HR: 5	SF: 0 SAC: 0 DP: 1 HBP: 0	WP: 3 PB: 0 SB: 0 CS: 0	PA: 45					
PITCHER	IP	WLS	BF	H	R	ER	SO	BB	IBB	HBP	BLK	WP	HR	S	P	ERA	WHIP										
Pete Filson, L ERA: 4.73 (1, 1)	2.0	L	13	5	4	4	2	2	0	0	0	0	2	15	23	18.00	3.500										
Rick Lysander, R ERA: 6.02 (3, 1)	2.1		9	0	2	1	1	1	1	0	0	1	0	9	17	3.86	0.429										
Frank Eufemia, R ERA: 2.79 (5, 1)	1.2		9	1	2	2	3	3	0	0	0	1	0	12	24	10.80	2.400										
Len Whitehouse, L ERA: 11.05 (7, 1)	2.0		10	4	4	4	1	0	0	0	0	1	3	12	12	18.00	2.000										
Curt Wardle, L ERA: 4.79 (9, 1)	1.0		4	0	0	0	0	1	0	0	0	0	0	3	7	0.00	1.000										

Kansas City Royals @ Minnesota Twins
Hubert H. Humphrey Metrodome, Minneapolis, MN

Mon Jun 24 1985, 8:05 PM EDT
Att: 24,035 - Unknown

AB 37
R 12
H 10
RBI 10
BB 8
SO 7
LOB 15



Batter	1	2	3	4	5	6	7	8	9	AB	R	H	RBI	BB	SO	LOB	BOTTOM										
Kirby Puckett, R OBP: 0.318, SLG: 0.394 (1, 8)	0-0 1-3		0-0 E5 1B	4-0 1-2 BB		0-0 1-H 1B		0-0 2-3		4	1	2	1	1	0	0											
Roy Smalley, S OBP: 0.375, SLG: 0.418 (1, 10)	4-0 FC5-4 BB BB		0-0 FC4-6 1B	0-0 F8		0-0 F7		0-0 F9		4	0	1	1	1	0	3											
Kent Hrbek, L OBP: 0.342, SLG: 0.441 (1, 3)	4-0 FC5-4 1-2 BB		0-0 FC4-6 PB 1-2		0-0 HR 1B		0-3 K		0-0 HR	4	2	2	1	1	1	2											
Tom Brunansky, R OBP: 0.384, SLG: 0.559 (1, 9)	0-0 FC5-4		0-3 K		0-0 HR		0-0 F8		0-0 4-3	4	1	1	2	0	1	3											
Randy Bush, L OBP: 0.265, SLG: 0.478 (9, PH)	0-0 FC6-4 1-2 2-3		1-2 K		1-H HR		0-0 F8		0-0 4-3	1	0	0	0	0	0	0											
Mark Salas, L OBP: 0.335, SLG: 0.421 (1, 2)	0-0 FC6-4 1-2		0-0 1-3		0-0 3-1		4-0 BB		0-0 F9	4	0	0	0	1	0	3											
Mickey Hatcher, R OBP: 0.322, SLG: 0.376 (1, 7)		0-0 FC6-4 1B		0-0 G3	0-0 4-3		0-0 F9		0-0 F9	4	0	1	0	0	0	1											
Gary Gaetti, R OBP: 0.338, SLG: 0.451 (1, 5)		0-0 F9		0-0 4-3 1B	0-0 5-3		0-0 F7			4	1	1	0	0	0	2											
Tim Teufel, R OBP: 0.340, SLG: 0.388 (1, 4)		0-3 K		0-0 4-3		4-0 WP 1B BB		0-0 F7		3	1	0	0	1	1	2											
Greg Gagne, R OBP: 0.329, SLG: 0.410 (1, 6)		0-0 FC6-4		0-0 BB 1B		0-0 F9		0-0 4-3		3	0	1	1	0	0	2											
Dave Engle, R OBP: 0.231, SLG: 0.167 (8, PH)										1	0	0	0	0	0	0											
Ron Washington, R OBP: 0.289, SLG: 0.235 (9, 6)										0	0	0	0	0	0	0											
Inning Stats	R: 0 E: 0 K: 0 S: 3	H: 0 LOB: 2 BB: 2 P: 11	R: 0 E: 0 K: 1 S: 6	H: 1 LOB: 1 BB: 0 P: 6	R: 1 E: 1 K: 1 S: 7	H: 2 LOB: 1 BB: 0 P: 7	R: 1 E: 0 K: 0 S: 5	H: 2 LOB: 2 BB: 1 P: 9	R: 2 E: 0 K: 0 S: 5	H: 2 LOB: 0 BB: 0 P: 5	R: 1 E: 0 K: 1 S: 6	H: 1 LOB: 1 BB: 1 P: 10	R: 0 E: 0 K: 0 S: 3	H: 0 LOB: 1 BB: 1 P: 7	R: 0 E: 0 K: 0 S: 3	H: 0 LOB: 0 BB: 0 P: 3	R: 1 E: 0 K: 0 S: 4	H: 1 LOB: 0 BB: 0 P: 4	1B: 7 2B: 0 3B: 0 HR: 2	SF: 0 SAC: 0 DP: 0 HBP: 0	WP: 1 PB: 1 SB: 0 CS: 0	PA: 41					
PITCHER	IP	WLS	BF	H	R	ER	SO	BB	IBB	HBP	BLK	WP	HR	S	P	ERA	WHIP										
Mark Gubicza, R ERA: 4.39 (1, 1)	5.0	W	26	7	5	5	2	4	0	0	0	0	1	26	42	9.00	2.200										
Joe Beckwith, R ERA: 3.71 (6, 1)	2.0		8	1	0	0	1	1	0	0	0	1	0	9	13	0.00	1.000										
Dan Quisenberry, R ERA: 2.53 (8, 1)	2.0		7	1	1	1	0	0	0	0	0	0	1	7	7	4.50	0.500										

Kansas City Royals @ Minnesota Twins
Hubert H. Humphrey Metrodome, Minneapolis, MN

Mon Jun 24 1985, 8:05 PM EDT
Att: 24,035 - Unknown

AB 36
R 6
H 9
RBI 6
BB 5
SO 3
LOB 18



Batter	1	2	3	4	5	6	7	8	9	AB	R	H	RBI	BB	SO	LOB	TOP			
Willie Wilson, S OBP: 0.331, SLG: 0.432 (1, 8)	F8		F7			1B 3B		CS 1B		4	1	2	0	0	0	0	Kansas City Royals @ Minnesota Twins Hubert H. Humphrey Metrodome, Minneapolis, MN Tue Jun 25 1985, 8:05 PM EDT Att: 19,614 - Unknown			
Lonnie Smith, R OBP: 0.325, SLG: 0.312 Lynn Jones, R OBP: 0.232, SLG: 0.288 (9, 7)	6-3			1B G3		G6-3 1B		F8 1-2		4	1	2	1	0	0	1				
George Brett, L OBP: 0.424, SLG: 0.525 (1, 5)	F8			FC6-5 G3 1-3		G6-3 1-2		F8 2B		4	0	2	0	0	0	1				
Jorge Orta, L OBP: 0.328, SLG: 0.399 (1, 10)		4-3 2B		G3 1-2 3-H		4-3		F8 2-3		4	0	1	1	0	0	2				
Darryl Motley, R OBP: 0.254, SLG: 0.387 (1, 9)	6-3			FC6-5 2-3		5-3		K		4	0	0	0	0	1	3				
Steve Balboni, R OBP: 0.296, SLG: 0.436 (1, 3)	4-3			F4		5-3		FC6-4 BB		3	0	0	0	1	0	2				
Jim Sundberg, R OBP: 0.288, SLG: 0.417 (1, 2)	F8			G1-6-3 1B		HR		FC6-4 1-2		4	1	2	1	0	0	3				
Greg Pryor, R OBP: 0.263, SLG: 0.278 (1, 4)			F8		G1-6-3 1-2	6-3				3	0	0	0	0	0	1				
Onix Concepcion, R OBP: 0.240, SLG: 0.214 (1, 6)	6-3			6-3		6-3		5-3		3	0	0	0	0	0	0				
Inning Stats	R: 0 E: 0 K: 0 S: 3	H: 0 LOB: 0 BB: 0 P: 3	R: 0 E: 0 K: 0 S: 4	H: 1 LOB: 1 BB: 0 P: 4	R: 0 E: 0 K: 0 S: 3	H: 0 LOB: 0 BB: 0 P: 3	R: 1 E: 0 K: 0 S: 5	H: 2 LOB: 1 BB: 0 P: 5	R: 0 E: 0 K: 0 S: 3	H: 1 LOB: 0 BB: 0 P: 3	R: 1 E: 0 K: 0 S: 4	H: 2 LOB: 0 BB: 0 P: 4	R: 1 E: 0 K: 0 S: 4	H: 1 LOB: 0 BB: 0 P: 4	R: 0 E: 0 K: 1 S: 6	H: 1 LOB: 2 BB: 1 P: 10	1B: 5 2B: 2 3B: 1 HR: 1	SF: 0 SAC: 0 DP: 2 HBP: 0	WP: 0 PB: 0 CS: 1	PA: 34
PITCHER John Butcher, R ERA: 4.75 (1, 1)	IP: 9.0 WLS: L BF: 34 H: 9 R: 3 ER: 3 SO: 1 BB: 1 IBB: 0 HBP: 0 BLK: 0 WP: 0 HR: 1 S: 35 P: 39 ERA: 3.00 WHIP: 1.111															PITCHER				

Batter	1	2	3	4	5	6	7	8	9	AB	R	H	RBI	BB	SO	LOB	BOTTOM			
Kirby Puckett, R OBP: 0.317, SLG: 0.390 (1, 8)	6-3		4-3		FC5-4 1-2 2-3			G6-4-3 BB		3	0	0	0	1	0	2	Kansas City Royals @ Minnesota Twins Hubert H. Humphrey Metrodome, Minneapolis, MN Tue Jun 25 1985, 8:05 PM EDT Att: 19,614 - Unknown			
Mickey Hatcher, R OBP: 0.324, SLG: 0.381 (1, 7)	2B 1B				K			G6-4-3 1-2		4	0	2	0	0	1	3				
Kent Hrbek, L OBP: 0.338, SLG: 0.434 (1, 3)	K		F8			F2		K		4	0	0	0	0	2	2				
Tom Brunansky, R OBP: 0.382, SLG: 0.558 (1, 9)	2B			5-3		5-3		F7		4	0	1	0	0	0	0				
Gary Gaetti, R OBP: 0.333, SLG: 0.443 (1, 5)	F7			K		K		6-3		4	0	0	0	0	2	2				
Dave Engle, R OBP: 0.176, SLG: 0.125 (1, 10)		5-3		1-3				G3		4	0	0	0	0	0	0				
Tim Laudner, R OBP: 0.305, SLG: 0.392 (1, 2)	F7				FC5-4 1B HBP			FC6-4 BB		1	0	0	0	1	0	0				
Tim Teufel, R OBP: 0.340, SLG: 0.387 (1, 4)	6-3				FC5-4 1-2 1B			FC6-4 1-2		3	0	1	0	0	0	1				
Greg Gagne, R OBP: 0.323, SLG: 0.401 (1, 6)	F4			F3		5-3				3	0	0	0	0	0	3				
Inning Stats	R: 0 E: 0 K: 1 S: 7	H: 2 LOB: 2 BB: 0 P: 7	R: 0 E: 0 K: 0 S: 3	H: 0 LOB: 0 BB: 0 P: 3	R: 0 E: 0 K: 0 S: 4	H: 1 LOB: 1 BB: 0 P: 4	R: 0 E: 0 K: 1 S: 5	H: 0 LOB: 0 BB: 0 P: 5	R: 0 E: 0 K: 1 S: 3	H: 0 LOB: 1 BB: 1 P: 7	R: 0 E: 0 K: 1 S: 4	H: 0 LOB: 0 BB: 1 P: 8	R: 0 E: 0 K: 1 S: 3	H: 0 LOB: 0 BB: 0 P: 3	R: 0 E: 0 K: 0 S: 6	H: 0 LOB: 0 BB: 0 P: 3	1B: 2 2B: 2 3B: 0 HR: 0	SF: 0 SAC: 0 DP: 1 HBP: 1	WP: 0 PB: 0 CS: 0	PA: 33
PITCHER Danny Jackson, L ERA: 3.25 (1, 1)	IP: 9.0 WLS: W BF: 33 H: 4 R: 0 ER: 0 SO: 5 BB: 2 IBB: 0 HBP: 1 BLK: 0 WP: 0 HR: 0 S: 40 P: 49 ERA: 0.00 WHIP: 0.667															PITCHER				

Batter	1	2	3	4	5	6	7	8	9	AB	R	H	RBI	BB	SO	LOB	TOP			
Willie Wilson, S OBP: 0.330, SLG: 0.430 (1, 8)	0-3 K		0-0 BB 1B		0-3 K			0-0 4-3		4	0	1	0	0	2	1	Kansas City Royals @ Minnesota Twins Hubert H. Humphrey Metrodome, Minneapolis, MN Wed Jun 26 1985, 8:05 PM EDT Att: 20,060 - Unknown livebaseballscorecards.com			
Lonnie Smith, R OBP: 0.328, SLG: 0.309 Darryl Motley, R OBP: 0.254, SLG: 0.387 (1, 7) (8, 7)	4-0 F WP BB		4-0 G4-6-3 BB		4-0 5-3			0-0 1-3		2	1	0	0	2	0	0				
George Brett, L OBP: 0.418, SLG: 0.516 (1, 5)	0-0 F7 1-H		0-0 G4-6-3		0-0 F8			0-0 F8		4	0	0	0	0	2					
Jorge Orta, L OBP: 0.322, SLG: 0.390 (1, 10)	0-0 F8				0-0 F4			0-0 6-3		4	0	0	0	0	0					
Frank White, R OBP: 0.267, SLG: 0.378 (1, 4)					0-0 F9			0-0 F8		4	0	0	0	0	0					
Dane Iorg, L OBP: 0.229, SLG: 0.273 Lynn Jones, R OBP: 0.232, SLG: 0.288 (1, 9) (8, 9)					0-0 4-3			0-0 F8		2	0	0	0	1	0	0				
Steve Balboni, R OBP: 0.296, SLG: 0.432 (1, 3)					0-0 F9			4-0 BB		2	0	0	0	1	1					
Jim Sundberg, R OBP: 0.288, SLG: 0.413 (1, 2)					4-0 FC5-4 BB			0-3 K		2	0	0	0	1	1	2				
Onix Conception, R OBP: 0.235, SLG: 0.210 (1, 6)					0-0 F8			0-0 F7		3	0	0	0	0	0	1				
					0-0 F7			0-0 G3												
Inning Stats	R: 1 E: 1 K: 1 S: 5	H: 0 LOB: 0 BB: 1 P: 9	R: 0 E: 0 K: 1 S: 5	H: 0 LOB: 1 BB: 1 P: 9	R: 0 E: 0 K: 0 S: 3	H: 1 LOB: 1 BB: 1 P: 7	R: 0 E: 0 K: 0 S: 3	H: 0 LOB: 0 BB: 0 P: 3	R: 0 E: 0 K: 1 S: 5	H: 0 LOB: 1 BB: 1 P: 9	R: 0 E: 0 K: 0 S: 3	H: 0 LOB: 0 BB: 0 P: 3	R: 0 E: 0 K: 0 S: 3	H: 0 LOB: 0 BB: 0 P: 3	R: 0 E: 0 K: 0 S: 3	H: 0 LOB: 0 BB: 0 P: 3	1B: 1 2B: 0 3B: 0 HR: 0	SF: 0 SAC: 0 DP: 1 HBP: 0	WP: 1 PB: 0 SB: 0 CS: 0	PA: 32
PITCHER Ken Schrom, R ERA: 4.2 (1, 1)	IP: 9.0 WLS: W BF: 32 H: 1 R: 1 ER: 0 SO: 4 BB: 5 IBB: 0 HBP: 0 BLK: 0 WP: 1 HR: 0 S: 35 P: 55 ERA: 0.00 WHIP: 0.667																			

Batter	1	2	3	4	5	6	7	8	9	AB	R	H	RBI	BB	SO	LOB	BOTTOM			
Kirby Puckett, R OBP: 0.320, SLG: 0.389 (1, 8)	4-0 S BB		0-0 FC6-4 1-2			0-0 6-3			0-0 WP SH1 1B	3	1	1	0	1	0	1	Kansas City Royals @ Minnesota Twins Hubert H. Humphrey Metrodome, Minneapolis, MN Wed Jun 26 1985, 8:05 PM EDT Att: 20,060 - Unknown livebaseballscorecards.com			
Ron Washington, R OBP: 0.268, SLG: 0.216 (1, 5)	0-0 F9		0-0 F8			0-0 6-3		0-0 SH1 1-2		3	0	0	0	0	2					
Kent Hrbek, L OBP: 0.337, SLG: 0.429 Gary Gaetti, R OBP: 0.333, SLG: 0.443 (1, 3) (9, PR)	0-3 K 1-2				0-0 F1		0-3 K	4-0 WP 1B BB		3	0	0	0	1	2	1				
Tom Brunansky, R OBP: 0.380, SLG: 0.552 (1, 9)	0-0 F8				0-0 4-3			4-0 1B IBB		3	0	0	0	1	0	1				
Mickey Hatcher, R OBP: 0.324, SLG: 0.381 Roy Smalley, S OBP: 0.382, SLG: 0.421 (1, 10) (9, PH)			0-0 F3		0-0 1B			0-0 1-2 2-H 3-H		3	0	1	0	0	0	0				
Tim Laudner, R OBP: 0.294, SLG: 0.377 (1, 2)			0-3 K		0-3 K			0-0 F5		3	0	0	0	0	2	1				
Tim Teufel, R OBP: 0.336, SLG: 0.382 (1, 4)			0-3 K		0-0 5-3			0-0 F5		3	0	0	0	0	1	0				
Greg Gagne, R OBP: 0.316, SLG: 0.393 (1, 6)			0-0 B1-3		0-3 K			0-3 K		3	0	0	0	0	2	0				
Dave Meier, R OBP: 0.345, SLG: 0.240 (1, 7)			0-0 FC6-4 1B		0-0 6-3			0-0 6-3		3	0	1	0	0	0	0				
					0-0 F5															
Inning Stats	R: 0 E: 0 K: 1 S: 5	H: 0 LOB: 1 BB: 1 P: 9	R: 0 E: 0 K: 2 S: 7	H: 0 LOB: 0 BB: 0 P: 7	R: 0 E: 0 K: 0 S: 4	H: 1 LOB: 1 BB: 0 P: 4	R: 0 E: 0 K: 1 S: 6	H: 1 LOB: 1 BB: 0 P: 6	R: 0 E: 0 K: 1 S: 5	H: 0 LOB: 0 BB: 0 P: 5	R: 0 E: 0 K: 0 S: 3	H: 0 LOB: 0 BB: 0 P: 3	R: 0 E: 0 K: 1 S: 5	H: 0 LOB: 0 BB: 0 P: 5	R: 2 E: 0 K: 0 S: 3	H: 2 LOB: 2 BB: 2 P: 11	1B: 4 2B: 0 3B: 0 HR: 0	SF: 0 SAC: 1 DP: 0 HBP: 0	WP: 1 PB: 0 SB: 1 CS: 0	PA: 32
PITCHER Charlie Leibrandt, L ERA: 2.96 Dan Quisenberry, R ERA: 2.53 (1, 1) (9, 1)	IP: 8.1 WLS: L BF: 31 H: 3 R: 2 ER: 2 SO: 7 BB: 2 IBB: 1 HBP: 0 BLK: 0 WP: 1 HR: 0 S: 42 P: 54 ERA: 2.16 WHIP: 0.600																			

Batter	1	2	3	4	5	6	7	8	9	AB	R	H	RBI	BB	SO	LOB	TOP									
Kirby Puckett, R OBP: 0.321, SLG: 0.390										5	1	2	1	0	0	4	Minnesota Twins @ Chicago White Sox Comiskey Park, Chicago, IL Fri Jun 28 1985, 8:05 PM EDT Att: 31,097 - Unknown									
Roy Smalley, S OBP: 0.396, SLG: 0.432										2	1	2	0	3	0	0										
Kent Hrbek, L OBP: 0.331, SLG: 0.423										4	0	0	2	0	1	7										
Tom Brunansky, R OBP: 0.384, SLG: 0.549										3	0	1	1	2	0	1										
Mickey Hatcher, R OBP: 0.326, SLG: 0.381										5	0	2	0	0	1	4										
Dave Meier, R OBP: 0.345, SLG: 0.240										0	0	0	0	0	0	0										
Gary Gaetti, R OBP: 0.331, SLG: 0.442										5	1	1	0	0	1	4										
Tim Lofgren, R OBP: 0.333, SLG: 0.376										4	0	0	0	1	1	1										
Greg Gagne, R OBP: 0.337, SLG: 0.412										3	1	3	1	1	0	0										
Mark Salas, L OBP: 0.340, SLG: 0.423										4	1	2	0	0	1	3										
Dave Engle, R OBP: 0.167, SLG: 0.116										1	0	0	0	0	0	1										
Tim Lardner, R OBP: 0.294, SLG: 0.377										0	0	0	0	0	0	0										
Inning Stats	R: 1 E: 1 K: 0 S: 6	H: 3 LOB: 2 BB: 0 P: 6	R: 0 E: 0 K: 1 S: 6	H: 2 LOB: 3 BB: 2 P: 14	R: 0 E: 0 K: 1 S: 5	H: 0 LOB: 0 BB: 0 P: 5	R: 0 E: 0 K: 0 S: 3	H: 0 LOB: 1 BB: 0 P: 4	R: 1 E: 0 K: 0 S: 5	H: 3 LOB: 1 BB: 0 P: 5	R: 2 E: 0 K: 1 S: 7	H: 1 LOB: 3 BB: 3 P: 19	R: 1 E: 0 K: 0 S: 5	H: 3 LOB: 1 BB: 0 P: 5	R: 0 E: 0 K: 1 S: 4	H: 0 LOB: 1 BB: 2 P: 12	R: 0 E: 0 K: 1 S: 6	H: 1 LOB: 1 BB: 0 P: 6	1B: 10 2B: 4 3B: 0 HR: 0	SF: 1 SAC: 0 DP: 2 HBP: 1	WP: 1 PB: 0 SB: 0 CS: 2	PA: 45				
PITCHER	IP	WLS	BF	H	R	ER	SO	BB	IBB	HBP	BLK	WP	HR	S	P	ERA	WHIP									
Bruce Tanner, R ERA: 6.75	(1, 1)	5.1	L	28	9	4	4	2	3	0	1	0	0	0	28	41	6.75	2.250								
Juan Agosto, L ERA: 3.99	(6, 1)	0.1		2	0	0	0	0	1	0	0	0	0	0	1	5	0.00	3.000								
Dan Spillner, R ERA: 2.7	(6, 1)	1.1		7	3	1	1	1	1	0	0	0	1	0	8	12	6.75	3.000								
Tim Lollar, L ERA: 4.14	(8, 1)	2.0		8	1	0	0	2	2	0	0	0	0	0	10	18	0.00	1.500								

Batter	1	2	3	4	5	6	7	8	9	AB	R	H	RBI	BB	SO	LOB	BOTTOM									
Scott Fletcher, R OBP: 0.317, SLG: 0.265										4	0	1	0	0	1	1	Minnesota Twins @ Chicago White Sox Comiskey Park, Chicago, IL Fri Jun 28 1985, 8:05 PM EDT Att: 31,097 - Unknown									
Jerry Hairston, S OBP: 0.328, SLG: 0.340										1	0	0	0	0	1	1										
Tim Luetz, R OBP: 0.335, SLG: 0.421										4	0	0	0	0	1	3										
Oscar Gamble, L OBP: 0.353, SLG: 0.323										1	0	0	0	0	0	1										
Harold Baines, L OBP: 0.329, SLG: 0.401										4	0	1	0	1	2	1										
Ron Kittle, R OBP: 0.263, SLG: 0.401										3	1	1	0	1	0	2										
Carlton Fisk, R OBP: 0.317, SLG: 0.512										4	1	1	0	0	0	3										
Tom Paciorek, R OBP: 0.303, SLG: 0.283										4	1	2	1	0	0	2										
Greg Walker, L OBP: 0.323, SLG: 0.510										4	1	2	3	0	1	1										
Julio Cruz, S OBP: 0.323, SLG: 0.202										3	0	0	0	1	2	1										
Rudy Law, L OBP: 0.323, SLG: 0.398										3	0	2	0	0	0	1										
Inning Stats	R: 0 E: 0 K: 2 S: 7	H: 0 LOB: 1 BB: 1 P: 11	R: 1 E: 0 K: 0 S: 5	H: 2 LOB: 0 BB: 0 P: 5	R: 0 E: 0 K: 1 S: 5	H: 0 LOB: 0 BB: 0 P: 5	R: 0 E: 0 K: 0 S: 3	H: 1 LOB: 1 BB: 1 P: 7	R: 0 E: 0 K: 0 S: 3	H: 0 LOB: 1 BB: 1 P: 7	R: 0 E: 0 K: 0 S: 4	H: 1 LOB: 1 BB: 0 P: 4	R: 0 E: 0 K: 2 S: 9	H: 2 LOB: 2 BB: 0 P: 9	R: 3 E: 0 K: 1 S: 8	H: 3 LOB: 0 BB: 0 P: 8	R: 0 E: 0 K: 2 S: 8	H: 1 LOB: 1 BB: 0 P: 8	1B: 8 2B: 1 3B: 0 HR: 1	SF: 0 SAC: 1 DP: 0 HBP: 0	WP: 1 PB: 0 SB: 1 CS: 1	PA: 39				
PITCHER	IP	WLS	BF	H	R	ER	SO	BB	IBB	HBP	BLK	WP	HR	S	P	ERA	WHIP									
Frank Viola, L ERA: 4.14	(1, 1)	8.0	W	35	9	4	4	6	3	0	0	0	0	1	1	44	4.50	1.500								
Ron Davis, R ERA: 5.4	(9, 1)	1.0	S	4	1	0	0	2	0	0	0	0	0	0	8	8	0.00	1.000								

Batter	1	2	3	4	5	6	7	8	9	AB	R	H	RBI	BB	SO	LOB	TOP								
Kirby Puckett, R OBP: 0.320, SLG: 0.388 (1, 8)	0-0 5-3		0-0 1B		0-0 L1		1-0 2B BB HBP	0-3 K		4	1	1	0	0	1	2									
Roy Smalley, S OBP: 0.393, SLG: 0.427 (1, 10)	0-0 F7		0-3 K		0-3 K		0-0 BB 2B		0-3 K	5	0	1	2	0	3	2									
Kent Hrbek, L OBP: 0.332, SLG: 0.420 (1, 3)	0-0 L4		0-0 1-3 1B		0-0 F8		0-0 BB IBB		0-0 4-3	4	0	1	0	1	0	1									
Tom Brunansky, R OBP: 0.385, SLG: 0.540 (1, 9)		4-0 1B BB	0-3 K		0-0 G3-6 1B		4-0 1-2 2-3 3-H BB		0-3 K	3	0	1	1	2	2	2									
Randy Bush, L OBP: 0.255, SLG: 0.457 (7, 7)		0-3 K		0-0 4-3		0-0 G3-6 1-2	0-0 F3			4	0	0	0	0	1	5									
Dave Meier, R OBP: 0.303, SLG: 0.207 (7, 7)										0	0	0	0	0	0	0									
Gary Gaetti, R OBP: 0.333, SLG: 0.447 (1, 5)		0-0 1-2 1B		0-0 1B 2B		0-0 F2	0-0 1-3			4	1	2	0	0	0	3									
Tim Teufel, R OBP: 0.344, SLG: 0.389 (1, 4)		0-0 F7		0-0 G4-6-3 2-H 1B			4-0 FC1-6 BB	0-0 F9 2B		3	0	2	1	1	0	2									
Greg Gagne, R OBP: 0.327, SLG: 0.394 (1, 6)		0-0 4-3		0-0 G4-6-3 1-2			0-0 FC1-6 1B 2B	0-3 K2-3		4	1	0	0	0	1	5									
Mark Salas, L OBP: 0.343, SLG: 0.431 (1, 2)			0-0 3-1		0-0 2B		0-0 1-3 2B HBP 1B	0-0 F9 2-3		4	1	2	0	0	0	1									
Inning Stats	R: 0 E: 0 K: 0 S: 3	H: 0 LOB: 0 BB: 0 P: 3	R: 0 E: 0 K: 1 S: 6	H: 1 LOB: 2 BB: 1 P: 10	R: 0 E: 0 K: 2 S: 9	H: 2 LOB: 0 BB: 0 P: 9	R: 1 E: 0 K: 0 S: 4	H: 2 LOB: 0 BB: 0 P: 4	R: 0 E: 0 K: 1 S: 6	H: 1 LOB: 1 BB: 0 P: 6	R: 0 E: 0 K: 0 S: 3	H: 1 LOB: 0 BB: 0 P: 3	R: 3 E: 0 K: 0 S: 5	H: 2 LOB: 3 BB: 3 P: 18	R: 0 E: 0 K: 2 S: 8	H: 1 LOB: 1 BB: 0 P: 8	R: 0 E: 0 K: 1 S: 7	H: 0 LOB: 0 BB: 0 P: 7	1B: 6 2B: 4 3B: 0 HR: 0	SF: 0 SAC: 0 DP: 2 HBP: 1	WP: 0 PB: 0 SB: 0 CS: 0	PA: 40			
PITCHER	IP	WLS	BF	H	R	ER	SO	BB	IBB	HBP	BLK	WP	HR	S	P	ERA	WHIP								
Tom Seaver, R ERA: 3.28 Gene Nelson, R ERA: 2.89	(1, 1) (8, 1)	7.0 2.0	L 7	33 1	9 0	4 0	4 0	4 4	3 0	1 0	1 0	0 0	0 0	0 15	53 15	5.14 0.00	1.714 0.500								

Minnesota Twins @ Chicago White Sox
Comiskey Park, Chicago, IL
Sun Jun 30 1985, 4:33 AM EDT
Att: 26,038 - Unknown

AB	35
R	4
H	10
RBI	4
BB	4
SO	8
LOB	23



Batter	1	2	3	4	5	6	7	8	9	AB	R	H	RBI	BB	SO	LOB	BOTTOM								
Rudy Law, L OBP: 0.321, SLG: 0.389 (1, 7)	0-0 SH1-3 1B		0-0 G3		0-0 3-1		0-0 F3			4	1	1	0	0	0	2									
John Cangelosi, S OBP: 0.348, SLG: 0.364 (8, PH)	0-0 SH1-3		0-3 K		0-0 G3		0-0 G4-6-3 1B			2	0	0	0	0	1	0									
Luis Salazar, R OBP: 0.211, SLG: 0.306 (9, 8)	1-3									0	1	0	1	0	0	0									
Harold Baines, L OBP: 0.330, SLG: 0.398 (1, 9)	0-0 1B			0-0 F7		0-0 1B		0-0 G4-6-3 1-2		4	0	2	1	0	0	2									
Greg Walker, L OBP: 0.325, SLG: 0.502 (1, 3)	0-0 G6-4-3 1B			0-0 4-3		0-0 4-3			0-0 F8	4	0	1	0	0	0	1									
Carlton Fisk, R OBP: 0.315, SLG: 0.514 (1, 2)	0-0 G6-4-3 1-2			0-0 HR			0-0 6-3		0-3 K	4	1	1	1	0	1	2									
Ron Kittle, R OBP: 0.268, SLG: 0.392 (1, 10)		0-0 F5		0-0 F6		0-0 4-3		0-0 L7		4	0	0	0	0	0	0									
Tim Lulett, R OBP: 0.322, SLG: 0.404 (1, 5)		0-3 K			0-0 F5		0-0 5-3			3	0	0	0	0	1	0									
Ozzie Guillen, L OBP: 0.250, SLG: 0.255 (1, 6)		0-0 3-1			0-0 4-3			0-0 E BB 1B 1B		3	1	1	0	0	0	0									
Julio Cruz, S OBP: 0.313, SLG: 0.194 (8, PH)			0-0 F7		0-0 6-3			4-0 1-2 BB		2	0	0	0	0	0	0									
Oscar Gamble, L OBP: 0.359, SLG: 0.323 (8, PR)										0	0	0	0	1	0	0									
Scott Fletcher, R OBP: 0.317, SLG: 0.265 (9, 4)										0	0	0	0	0	0	0									
Inning Stats	R: 1 E: 0 K: 0 S: 5	H: 3 LOB: 1 BB: 0 P: 5	R: 0 E: 0 K: 1 S: 5	H: 0 LOB: 0 BB: 0 P: 5	R: 0 E: 0 K: 1 S: 5	H: 0 LOB: 0 BB: 0 P: 5	R: 1 E: 0 K: 0 S: 4	H: 1 LOB: 0 BB: 0 P: 4	R: 0 E: 0 K: 0 S: 3	H: 0 LOB: 0 BB: 0 P: 3	R: 0 E: 0 K: 0 S: 4	H: 1 LOB: 1 BB: 0 P: 4	R: 0 E: 0 K: 0 S: 3	H: 0 LOB: 0 BB: 0 P: 3	R: 1 E: 1 K: 0 S: 4	H: 2 LOB: 2 BB: 1 P: 8	R: 0 E: 0 K: 1 S: 5	H: 0 LOB: 0 BB: 0 P: 5	1B: 6 2B: 0 3B: 0 HR: 1	SF: 0 SAC: 1 DP: 2 HBP: 0	WP: 0 PB: 0 SB: 1 CS: 0	PA: 33			
PITCHER	IP	WLS	BF	H	R	ER	SO	BB	IBB	HBP	BLK	WP	HR	S	P	ERA	WHIP								
John Butcher, R ERA: 4.69 Curt Wardle, L ERA: 4.63 Ron Davis, R ERA: 5.28	(1, 1) (8, 1) (9, 1)	7.1 1.0 0.2	W S	29 2	7 0	3 0	3 0	2 0	0 0	0 0	0 0	0 0	0 0	0 4	32 2 4	3.68 0.00 0.00	1.091 0.000 0.000								

Minnesota Twins @ Chicago White Sox
Comiskey Park, Chicago, IL
Sun Jun 30 1985, 4:33 AM EDT
Att: 26,038 - Unknown

AB	31
R	3
H	7
RBI	3
BB	1
SO	3
LOB	7



Batter	1	2	3	4	5	6	7	8	9	AB	R	H	RBI	BB	SO	LOB	TOP										
Brett Butler, L OBP: 0.354, SLG: 0.433 (1, 8)										5	0	2	0	0	1	0	Cleveland Indians @ Minnesota Twins Hubert H. Humphrey Metrodome, Minneapolis, MN Mon Jul 01 1985, 8:05 PM EDT Att: 22,729 - Unknown livebaseballscorecards.com										
Julio Franco, R OBP: 0.341, SLG: 0.371 (1, 6)										4	0	1	0	0	0	4											
Brook Jacoby, R OBP: 0.338, SLG: 0.441 (1, 5)										3	0	0	1	0	0	2											
Pat Tabler, R OBP: 0.322, SLG: 0.354 (1, 10)										3	1	0	0	1	1	2											
Tony Bernazard, S OBP: 0.365, SLG: 0.453 (1, 4)										4	1	3	0	0	0	0											
George Vukovich, L OBP: 0.310, SLG: 0.333 (8, PH)										3	1	2	3	0	0	1											
Benny Ayala, R OBP: 0.242, SLG: 0.394 (8, PH)										1	0	0	0	0	1	1											
Otis Nixon, S OBP: 0.196, SLG: 0.216 (8, 7)										0	0	0	0	0	0	0											
Joe Carter, R OBP: 0.285, SLG: 0.373 (8, 9)										4	0	1	0	0	1	1											
Mike Hargrove, L OBP: 0.349, SLG: 0.293 (1, 3)										3	1	0	0	1	0	1											
Jerry Willard, L OBP: 0.325, SLG: 0.347 (1, 2)										3	1	1	1	1	1	0											
Inning Stats	R: 0 E: 0 K: 0 S: 3	H: 0 LOB: 0 BB: 0 P: 3	R: 3 E: 0 K: 0 S: 5	H: 2 LOB: 0 BB: 1 P: 9	R: 0 E: 0 K: 0 S: 4	H: 1 LOB: 1 BB: 0 P: 4	R: 0 E: 0 K: 0 S: 4	H: 2 LOB: 1 BB: 0 P: 4	R: 0 E: 0 K: 1 S: 6	H: 1 LOB: 1 BB: 0 P: 6	R: 2 E: 0 K: 0 S: 5	H: 2 LOB: 1 BB: 1 P: 9	R: 0 E: 1 K: 2 S: 7	H: 1 LOB: 0 BB: 0 P: 7	R: 0 E: 0 K: 2 S: 7	H: 0 LOB: 0 BB: 0 P: 7		1B: 8 2B: 1 3B: 0 HR: 1	SF: 1 SAC: 0 DP: 2 HBP: 0	WP: 0 PB: 0 CS: 1	PA: 37						
PITCHER	IP	WLS	BF	H	R	ER	SO	BB	IBB	HBP	BLK	WP	HR	S	P	ERA	WHIP										
Ken Schrom, R ERA: 4.3 (1, 1)	4.0	L	19	6	3	3	0	2	0	0	0	0	1	17	25	6.75	2.000										
Mark Brown, R ERA: 6.0 (5, 1)	3.0		12	3	2	2	1	1	0	0	0	0	0	13	17	6.00	1.333										
Curt Wardle, L ERA: 4.38 (8, 1)	2.0		6	1	0	0	4	0	0	0	0	0	0	14	14	0.00	0.500										

Batter	1	2	3	4	5	6	7	8	9	AB	R	H	RBI	BB	SO	LOB	BOTTOM										
Kirby Puckett, R OBP: 0.320, SLG: 0.386 (1, 8)										4	0	1	0	0	0	2	Cleveland Indians @ Minnesota Twins Hubert H. Humphrey Metrodome, Minneapolis, MN Mon Jul 01 1985, 8:05 PM EDT Att: 22,729 - Unknown livebaseballscorecards.com										
Mickey Hatcher, R OBP: 0.324, SLG: 0.375 (1, 7)										3	0	1	1	0	0	3											
Kent Hrbek, L OBP: 0.328, SLG: 0.414 (1, 3)										4	0	0	0	0	0	2											
Tom Brunansky, R OBP: 0.381, SLG: 0.532 (1, 9)										4	0	0	0	0	1	1											
Mike Stenhouse, L OBP: 0.350, SLG: 0.418 (1, 10)										3	0	1	0	1	0	0											
Gary Gaetti, R OBP: 0.325, SLG: 0.440 (1, 5)										4	0	0	0	0	0	2											
Tim Lincecum, R OBP: 0.343, SLG: 0.392 (1, 4)										3	1	1	0	0	1	1											
Roy Smalley, S OBP: 0.391, SLG: 0.425 (9, PH)										1	0	0	0	0	0	0											
Greg Gagne, R OBP: 0.322, SLG: 0.386 (1, 6)										3	0	0	0	0	0	1											
Randy Bush, L OBP: 0.252, SLG: 0.453 (9, PH)										1	0	0	0	0	0	0											
Mark Salas, L OBP: 0.355, SLG: 0.442 (1, 2)										3	1	3	1	0	0	0											
Inning Stats	R: 0 E: 0 K: 0 S: 3	H: 0 LOB: 1 BB: 0 P: 4	R: 0 E: 0 K: 1 S: 5	H: 0 LOB: 0 BB: 0 P: 5	R: 1 E: 0 K: 0 S: 5	H: 2 LOB: 1 BB: 0 P: 5	R: 0 E: 0 K: 1 S: 6	H: 1 LOB: 1 BB: 0 P: 6	R: 0 E: 0 K: 0 S: 4	H: 1 LOB: 1 BB: 0 P: 4	R: 0 E: 0 K: 0 S: 3	H: 0 LOB: 0 BB: 1 P: 7	R: 1 E: 0 K: 0 S: 5	H: 3 LOB: 1 BB: 0 P: 5	R: 0 E: 0 K: 0 S: 3	H: 0 LOB: 0 BB: 0 P: 3		R: 0 E: 0 K: 0 S: 3	H: 0 LOB: 0 BB: 0 P: 3	1B: 6 2B: 1 3B: 0 HR: 0	SF: 0 SAC: 0 DP: 1 HBP: 1	WP: 1 PB: 1 CS: 0	PA: 35				
PITCHER	IP	WLS	BF	H	R	ER	SO	BB	IBB	HBP	BLK	WP	HR	S	P	ERA	WHIP										
Vern Ruhle, R ERA: 4.17 (1, 1)	6.1	W	28	7	2	1	2	1	0	0	0	0	0	30	35	1.42	1.263										
Jeff Barkley, R ERA: 4.99 (7, 1)	2.2	S	7	0	0	0	0	0	0	0	0	0	0	7	7	0.00	0.000										



Batter	1	2	3	4	5	6	7	8	9	AB	R	H	RBI	BB	SO	LOB	TOP																
Brett Butler, L OBP: 0.355, SLG: 0.433 (1, 8)										5	1	2	0	0	1	1	Cleveland Indians @ Minnesota Twins Hubert H. Humphrey Metrodome, Minneapolis, MN Tue Jul 02 1985, 8:05 PM EDT Att: 14,817 - Unknown livebaseballscorecards.com																
Julio Franco, R OBP: 0.342, SLG: 0.373 (1, 6)										4	2	1	0	1	1	1																	
Brook Jacoby, R OBP: 0.343, SLG: 0.444 (1, 5)										3	2	2	0	1	1	1																	
Pat Tabler, R OBP: 0.325, SLG: 0.356 (1, 3)										4	2	2	3	0	0	1																	
Andre Thornton, R OBP: 0.214, SLG: 0.211 (1, 10)										4	0	2	3	0	0	0																	
Joe Carter, R OBP: 0.280, SLG: 0.366 (1, 7) (8, 9)										4	0	0	0	0	2	2																	
Tony Bernazard, S OBP: 0.363, SLG: 0.449 (1, 4)										4	0	1	0	0	0	1																	
Carmen Castillo, R OBP: 0.213, SLG: 0.289 (6, PH)										2	0	1	0	0	0	0																	
George Vukovich, L OBP: 0.309, SLG: 0.332 (6, PH)										1	0	0	0	0	0	0																	
Benny Ayala, R OBP: 0.382, SLG: 0.382 (6, PH)										1	0	0	0	0	0	1																	
Otis Nixon, S OBP: 0.196, SLG: 0.216 (6, 7)										0	0	0	0	0	0	0																	
Jerry Willard, L OBP: 0.316, SLG: 0.337 (1, 2)										3	0	0	0	0	2	1																	
Chris Bando, S OBP: 0.178, SLG: 0.091 (9, PH)										1	0	0	0	0	0	0																	
Inning Stats	R: 0 E: 0 K: 1 S: 6	H: 1 LOB: 1 BB: 0 P: 6	R: 0 E: 0 K: 0 S: 3	H: 0 LOB: 0 BB: 0 P: 3	R: 4 E: 1 K: 1 S: 9	H: 4 LOB: 1 BB: 1 P: 13	R: 0 E: 0 K: 1 S: 5	H: 0 LOB: 2 BB: 0 P: 5	R: 3 E: 0 K: 1 S: 8	H: 4 LOB: 1 BB: 1 P: 12	R: 0 E: 0 K: 1 S: 5	H: 0 LOB: 0 BB: 0 P: 5	R: 0 E: 0 K: 1 S: 5	H: 1 LOB: 0 BB: 0 P: 5	R: 0 E: 0 K: 1 S: 6	H: 1 LOB: 1 BB: 0 P: 6	R: 0 E: 0 K: 0 S: 3	H: 0 LOB: 0 BB: 0 P: 3	1B: 9 2B: 2 3B: 0 HR: 0	SF: 0 SAC: 0 DP: 0 HBP: 0	WP: 0 PB: 0 SB: 3 CS: 1	PA: 38											
PITCHER	IP WLS BF H R ER SO BB IBB HBP BLK WP HR S P ERA WHIP																																
Frank Viola, L ERA: 4.44 (1, 1)	4.1	22	8	7	6	3	2	0	0	0	0	0	0	26	34	12.46	2.308																
Frank Eufemia, R ERA: 2.35 (5, 1)	2.2	W	9	2	0	0	3	0	0	0	0	0	0	15	15	0.00	0.750																
Pete Filson, L ERA: 4.56 (8, 1)	2.0	S	7	1	0	0	1	0	0	0	0	0	0	9	9	0.00	0.500																

Batter	1	2	3	4	5	6	7	8	9	AB	R	H	RBI	BB	SO	LOB	BOTTOM																
Kirby Puckett, R OBP: 0.327, SLG: 0.387 (1, 8)										2	2	1	0	3	0	0	Cleveland Indians @ Minnesota Twins Hubert H. Humphrey Metrodome, Minneapolis, MN Tue Jul 02 1985, 8:05 PM EDT Att: 14,817 - Unknown livebaseballscorecards.com																
Mickey Hatcher, R OBP: 0.321, SLG: 0.373 (1, 7)										2	0	0	0	0	1	2																	
Randy Bush, L OBP: 0.248, SLG: 0.443 (4, PH) (5, 7)										2	0	0	0	0	0	3																	
Tim Teufel, R OBP: 0.342, SLG: 0.391 (8, PH) (9, 4)										4	2	0	1	1	3	1																	
Kent Hrbek, L OBP: 0.326, SLG: 0.408 (1, 3)										4	1	2	1	0	1	1																	
Tom Brunansky, R OBP: 0.382, SLG: 0.532 (1, 9)										4	1	2	1	0	1	1																	
Roy Smalley, S OBP: 0.389, SLG: 0.422 (1, 10)										4	0	1	1	0	2	2																	
Mark Salas, L OBP: 0.357, SLG: 0.448 (1, 2)										2	1	1	0	0	0	2																	
Dave Engle, R OBP: 0.250, SLG: 0.318 (6, PH) (7, 2)										2	1	1	1	0	0	0																	
Gary Gaetti, R OBP: 0.331, SLG: 0.445 (1, 5)										4	1	2	2	0	0	0																	
Greg Gagne, R OBP: 0.331, SLG: 0.414 (1, 6)										4	0	3	2	0	1	0																	
Ron Washington, R OBP: 0.245, SLG: 0.182 (1, 4)										4	0	0	0	0	1	4																	
Dave Meier, R OBP: 0.303, SLG: 0.207 (9, 7)										0	0	0	0	0	0	0																	
Inning Stats	R: 2 E: 2 K: 0 S: 5	H: 2 LOB: 1 BB: 1 P: 9	R: 0 E: 0 K: 1 S: 5	H: 0 LOB: 0 BB: 0 P: 5	R: 0 E: 0 K: 3 S: 9	H: 0 LOB: 1 BB: 1 P: 13	R: 2 E: 0 K: 0 S: 6	H: 3 LOB: 2 BB: 1 P: 10	R: 0 E: 0 K: 2 S: 7	H: 0 LOB: 0 BB: 0 P: 7	R: 0 E: 0 K: 0 S: 4	H: 1 LOB: 1 BB: 0 P: 4	R: 4 E: 0 K: 2 S: 12	H: 5 LOB: 2 BB: 1 P: 16	R: 0 E: 0 K: 1 S: 5	H: 0 LOB: 0 BB: 0 P: 5	R: 0 E: 0 K: 0 S: 5	H: 0 LOB: 0 BB: 0 P: 3	1B: 7 2B: 3 3B: 1 HR: 0	SF: 0 SAC: 0 DP: 1 HBP: 0	WP: 2 PB: 0 SB: 2 CS: 0	PA: 39											
PITCHER	IP WLS BF H R ER SO BB IBB HBP BLK WP HR S P ERA WHIP																																
Jerry Reed, R ERA: 8.1 (1, 1)	3.1	16	4	4	3	4	2	0	0	0	0	0	0	22	30	8.10	1.800																
Rich Thompson, R ERA: 3.43 (4, 1)	0.1	3	1	0	0	0	1	0	0	0	0	0	0	2	6	0.00	6.000																
Bryan Clark, L ERA: 5.72 (4, 1)	2.2	11	2	2	2	2	1	0	0	0	0	0	0	14	18	6.75	1.125																
Tom Waddell, R ERA: 3.8 (7, 1)	0.1	L	5	4	2	2	1	0	0	0	0	0	0	7	7	54.00	12.000																
Jamie Easterly, L ERA: 1.9 (7, 1)	1.1	4	0	0	0	2	0	0	0	0	0	0	0	8	8	0.00	0.000																



Batter	1	2	3	4	5	6	7	8	9	AB	R	H	RBI	BB	SO	LOB	TOP			
Brett Butler, L (1, 8) OBP: 0.352, SLG: 0.429 Otis Nixon, S (6, 8) OBP: 0.192, SLG: 0.212	L4		G3		F9			1-3		3	0	0	0	0	0	1	Cleveland Indians @ Minnesota Twins Hubert H. Humphrey Metrodome, Minneapolis, MN Wed Jul 03 1985, 8:05 PM EDT Att: 22,834 - Unknown livebaseballscorecards.com			
Julio Franco, R (1, 6) OBP: 0.344, SLG: 0.373	1B BB		F8			6-3		1B 1B		3	0	1	0	1	0	0				
Brook Jacoby, R (1, 5) OBP: 0.348, SLG: 0.448	1B			1B		K		1B		4	0	3	0	0	1	0				
Pat Tabler, R (1, 3) OBP: 0.320, SLG: 0.350	F8			K		K		6-3		4	0	0	0	0	2	5				
Andre Thornton, R (1, 10) OBP: 0.215, SLG: 0.212	K			L6			FC6-4 1B		F5	4	0	1	0	0	1	3				
Tony Bemazzard, S (1, 4) OBP: 0.357, SLG: 0.441		K		4-3			F7		G3	4	0	0	0	0	1	2				
George Vukovich, L (1, 9) OBP: 0.303, SLG: 0.326		K			4-3		F5		F4	4	0	0	0	0	1	1				
Joe Carter, R (1, 7) OBP: 0.281, SLG: 0.362		5-3			4-3 BB		FC6-4			2	0	0	0	1	0	1				
Chris Bando, S (1, 2) OBP: 0.172, SLG: 0.088			4-3		4-3			1-3		3	0	0	0	0	0	1				
Inning Stats	R: 0 E: 0 K: 1 S: 6	H: 1 LOB: 2 BB: 1 P: 10	R: 0 E: 0 K: 2 S: 7	H: 0 LOB: 0 BB: 0 P: 7	R: 0 E: 0 K: 0 S: 3	H: 0 LOB: 1 BB: 0 P: 3	R: 0 E: 0 K: 1 S: 6	H: 1 LOB: 1 BB: 0 P: 6	R: 0 E: 0 K: 0 S: 3	H: 0 LOB: 1 BB: 1 P: 7	R: 0 E: 0 K: 0 S: 4	H: 1 LOB: 1 BB: 0 P: 4	R: 0 E: 0 K: 0 S: 5	H: 2 LOB: 2 BB: 0 P: 5	R: 0 E: 0 K: 0 S: 3	H: 0 LOB: 0 BB: 0 P: 3	1B: 5 2B: 0 3B: 0 HR: 0	SF: 0 SAC: 0 DP: 0 HBP: 0	WP: 0 PB: 0 CS: 0	PA: 34
PITCHER Mike Smithson, R (1, 1) ERA: 4.61	IP: 9.0 WLS: W BF: 34 H: 5 R: 0 ER: 0 SO: 6 BB: 2 IBB: 0 HBP: 0 BLK: 0 WP: 0 HR: 0 S: 44 P: 52 ERA: 0.00 WHIP: 0.778															PITCHER				

Batter	1	2	3	4	5	6	7	8	9	AB	R	H	RBI	BB	SO	LOB	BOTTOM			
Kirby Puckett, R (1, 8) OBP: 0.322, SLG: 0.381	6-3			FC6-4		3-1		G3		5	0	0	0	0	1	5	Cleveland Indians @ Minnesota Twins Hubert H. Humphrey Metrodome, Minneapolis, MN Wed Jul 03 1985, 8:05 PM EDT Att: 22,834 - Unknown livebaseballscorecards.com			
Gary Gaetti, R (1, 5) OBP: 0.325, SLG: 0.440	F7		F8		1B		6-3	K		5	0	1	0	0	1	2				
Kent Hrbek, L (1, 3) OBP: 0.328, SLG: 0.410	1B 1B		6-3		G5-4-3 1B		F8			4	0	2	0	0	0	0				
Tom Brunansky, R (1, 9) OBP: 0.380, SLG: 0.527	FC6-4 1B		F7		G5-4-3		F8			4	0	1	0	0	0	1				
Dave Engle, R (1, 10) OBP: 0.321, SLG: 0.458	FC6-4			FC5 1B BB		IHR		HBP 1B BB		2	2	1	1	2	0	2				
Tim Lincecum, R (1, 4) OBP: 0.344, SLG: 0.390		E SF9 BB		FC6-4 1B 1B		F7		F9		3	2	1	0	1	0	1				
Greg Gagne, R (1, 6) OBP: 0.335, SLG: 0.422		L6		FC5 FC6-4		F9 HR		HBP 1B 1B		4	2	2	0	0	0	3				
Dave Meier, R (1, 7) OBP: 0.297, SLG: 0.188		E4		FC6-4 1B		F9		G3 1B HBP		3	0	0	0	0	0	4				
Tim Lincecum, R (1, 2) OBP: 0.315, SLG: 0.438		SF9		FC5 FC6-4 1B		HR		G3 1B		3	1	3	6	0	0	0				
Inning Stats	R: 0 E: 0 K: 0 S: 5	H: 2 LOB: 2 BB: 0 P: 5	R: 1 E: 1 K: 1 S: 6	H: 0 LOB: 1 BB: 1 P: 10	R: 0 E: 0 K: 0 S: 3	H: 0 LOB: 0 BB: 0 P: 3	R: 1 E: 0 K: 0 S: 5	H: 2 LOB: 2 BB: 1 P: 9	R: 0 E: 0 K: 0 S: 3	H: 2 LOB: 0 BB: 0 P: 3	R: 3 E: 0 K: 0 S: 6	H: 3 LOB: 0 BB: 0 P: 6	R: 0 E: 0 K: 0 S: 3	H: 0 LOB: 0 BB: 0 P: 3	R: 2 E: 0 K: 1 S: 7	H: 2 LOB: 2 BB: 1 P: 12	1B: 8 2B: 1 3B: 0 HR: 2	SF: 1 SAC: 0 DP: 1 HBP: 1	WP: 0 PB: 0 CS: 0	PA: 38
PITCHER Neal Heaton, L (1, 1) ERA: 5.06 Rich Thompson, R (8, 1) ERA: 3.36	IP: 7.1 WLS: L BF: 34 H: 10 R: 7 ER: 6 SO: 1 BB: 3 IBB: 0 HBP: 0 BLK: 0 WP: 0 HR: 1 S: 33 P: 45 ERA: 7.36 WHIP: 1.773															PITCHER				

Batter	1	2	3	4	5	6	7	8	9	AB	R	H	RBI	BB	SO	LOB	TOP							
Kirby Puckett, R OBP: 0.324, SLG: 0.389	F8			6-3 3B		B1-3		FC5-4 1B		4	1	2	0	0	0	0	Minnesota Twins @ New York Yankees Yankee Stadium, Bronx, NY Thu Jul 04 1985, 7:05 PM EDT Att: 35,110 - Unknown							
Gary Gaetti, R OBP: 0.324, SLG: 0.433	K			6-3		F9		FC5-4 1-2		4	0	0	1	0	1	1								
Kent Hrbek, L OBP: 0.324, SLG: 0.404	5-3			G3		4-3			F8	4	0	0	0	0	0	0								
Tom Brunansky, R OBP: 0.379, SLG: 0.534		K							F8	4	1	1	1	0	1	0								
Dave Engle, R OBP: 0.313, SLG: 0.429 Ron Washington, R (9, PR) OBP: 0.245, SLG: 0.182	K			6-3						4	0	1	0	0	2	0								
Tim Lincecum, R OBP: 0.343, SLG: 0.388										0	0	0	0	0	0	0								
Tim Lincecum, R OBP: 0.343, SLG: 0.388	F7									4	0	1	0	0	0	1								
Greg Gagne, R OBP: 0.330, SLG: 0.414			F8							3	0	0	0	0	1	1								
Dave Meier, R OBP: 0.300, SLG: 0.200			K							3	0	1	0	0	1	0								
Tim Lincecum, R OBP: 0.304, SLG: 0.422			K			F3				3	0	0	0	0	2	1								
Inning Stats	R: 0 E: 0 K: 1 S: 5	H: 0 LOB: 0 BB: 0 P: 5	R: 0 E: 0 K: 2 S: 7	H: 0 LOB: 0 BB: 0 P: 7	R: 0 E: 0 K: 2 S: 7	H: 0 LOB: 0 BB: 0 P: 7	R: 2 E: 0 K: 0 S: 5	H: 2 LOB: 0 BB: 0 P: 5	R: 0 E: 0 K: 1 S: 6	H: 1 LOB: 1 BB: 0 P: 6	R: 0 E: 0 K: 0 S: 3	H: 0 LOB: 0 BB: 0 P: 3	R: 0 E: 0 K: 1 S: 6	H: 1 LOB: 1 BB: 0 P: 6	R: 0 E: 0 K: 1 S: 6	H: 1 LOB: 1 BB: 0 P: 6	R: 0 E: 0 K: 0 S: 4	H: 1 LOB: 1 BB: 0 P: 4	R: 0 E: 0 K: 0 S: 4	H: 1 LOB: 1 BB: 0 P: 4	1B: 4 2B: 0 3B: 1 HR: 1	SF: 0 SAC: 0 DP: 0 HBP: 0	WP: 0 PB: 0 CS: 0	PA: 33
PITCHER Ron Guidry, L ERA: 2.73	IP: 9.0 WLS: W BF: 33 H: 6 R: 2 ER: 2 SO: 8 BB: 0 IBB: 0 HBP: 0 BLK: 0 WP: 0 HR: 1 S: 49 P: 49 ERA: 2.00 WHIP: 0.667																							

Batter	1	2	3	4	5	6	7	8	9	AB	R	H	RBI	BB	SO	LOB	BOTTOM			
Rickey Henderson, R OBP: 0.433, SLG: 0.549	1B 2B 1B									4	1	2	0	0	0	0	Minnesota Twins @ New York Yankees Yankee Stadium, Bronx, NY Thu Jul 04 1985, 7:05 PM EDT Att: 35,110 - Unknown			
Ken Griffey, L OBP: 0.307, SLG: 0.385	2B 1B									4	1	1	0	0	2	2				
Don Mattingly, L OBP: 0.347, SLG: 0.466	1B SF9 2B									4	1	2	1	0	0	0				
Dave Winfield, R OBP: 0.326, SLG: 0.431	F2									4	0	0	0	0	0	3				
Ron Hassey, L OBP: 0.400, SLG: 0.565	SF9 1B IBB									3	0	0	0	1	0	1				
Don Baylor, R OBP: 0.337, SLG: 0.446										3	0	2	1	0	0	1				
Willie Randolph, R OBP: 0.376, SLG: 0.333	SF9									2	0	1	1	0	0	1				
Mike Pagliarulo, L OBP: 0.319, SLG: 0.363	G3									2	0	0	0	0	0	3				
Bobby Meacham, S OBP: 0.341, SLG: 0.287	1-3									3	0	0	0	0	1	1				
Inning Stats	R: 3 E: 0 K: 0 S: 7	H: 4 LOB: 2 BB: 1 P: 11	R: 0 E: 0 K: 0 S: 3	H: 0 LOB: 0 BB: 0 P: 3	R: 0 E: 0 K: 0 S: 3	H: 0 LOB: 0 BB: 0 P: 3	R: 0 E: 0 K: 0 S: 3	H: 1 LOB: 0 BB: 0 P: 3	R: 0 E: 0 K: 1 S: 5	H: 0 LOB: 0 BB: 0 P: 5	R: 0 E: 0 K: 0 S: 4	H: 1 LOB: 1 BB: 0 P: 4	R: 0 E: 0 K: 2 S: 9	H: 2 LOB: 2 BB: 0 P: 9	R: 0 E: 0 K: 0 S: 3	H: 0 LOB: 0 BB: 0 P: 3	1B: 7 2B: 2 3B: 0 HR: 0	SF: 1 SAC: 1 DP: 1 HBP: 0	WP: 0 PB: 0 CS: 0	PA: 32
PITCHER John Butcher, R ERA: 4.65 Curt Wardle, L ERA: 4.23	IP: 6.2 WLS: L BF: 28 H: 8 R: 3 ER: 3 SO: 2 BB: 0 IBB: 0 HBP: 0 BLK: 0 WP: 0 HR: 0 S: 31 P: 35 ERA: 4.05 WHIP: 1.200																			

Batter	1	2	3	4	5	6	7	8	9	AB	R	H	RBI	BB	SO	LOB	TOP										
Kirby Puckett, R OBP: 0.323, SLG: 0.385	G4-1		K			E 1B BB BB	K			3	1	0	0	1	2	1	Minnesota Twins @ New York Yankees Yankee Stadium, Bronx, NY Fri Jul 05 1985, 7:05 PM EDT Att: 26,046 - Unknown										
Gary Gaetti, R OBP: 0.323, SLG: 0.431	F9		F8			E8 BB BB 1-3	F7			4	0	1	0	0	0	1											
Kent Hrbek, L OBP: 0.323, SLG: 0.400	K			F7		4-0 BB BB 1-2		F9		3	0	0	0	1	1	0											
Tom Brunansky, R OBP: 0.374, SLG: 0.527		6-3		F2		4-0 BB BB	F5		5-3	4	0	0	0	0	0	3											
Dave Engle, R OBP: 0.324, SLG: 0.500				F7		4-0			F8	2	1	1	0	0	0	0											
Mike Stenhouse, L (6, PH) OBP: 0.358, SLG: 0.418		SF8 3B				1-2 2-3 3-H				0	0	0	1	1	0	0											
Mark Salas, L OBP: 0.355, SLG: 0.446										1	0	0	0	0	0	0											
Roy Smalley, S OBP: 0.387, SLG: 0.417		SF8			F9		F7			2	0	0	1	1	0	3											
Tim Teufel, R OBP: 0.347, SLG: 0.391				F7					F4	3	1	2	0	0	0	0											
Randy Bush, L (9, PH) OBP: 0.245, SLG: 0.439		FC5-4 1B					2B 1B			1	0	0	0	0	0	1											
Greg Gagne, R OBP: 0.328, SLG: 0.416		FC5-4		F7			1-H 2B		K	4	0	1	1	0	1	2											
Dave Meier, R OBP: 0.302, SLG: 0.189									F9	2	0	0	0	1	0	0											
Mickey Hatcher, R (9, PH) OBP: 0.320, SLG: 0.372			4-3				6-3			1	0	0	0	0	0	1											
Inning Stats	R: 0 E: 0 K: 1 S: 5	H: 0 LOB: 0 BB: 0 P: 5	R: 1 E: 0 K: 0 S: 5	H: 2 LOB: 1 BB: 0 P: 5	R: 0 E: 0 K: 1 S: 5	H: 0 LOB: 0 BB: 0 P: 5	R: 0 E: 0 K: 0 S: 3	H: 0 LOB: 0 BB: 0 P: 3	R: 0 E: 0 K: 0 S: 3	H: 0 LOB: 0 BB: 0 P: 3	R: 1 E: 1 K: 0 S: 4	H: 1 LOB: 3 BB: 3 P: 16	R: 1 E: 0 K: 1 S: 6	H: 2 LOB: 1 BB: 1 P: 10	R: 0 E: 0 K: 0 S: 3	H: 0 LOB: 0 BB: 0 P: 3	R: 0 E: 0 K: 1 S: 5	H: 0 LOB: 1 BB: 1 P: 9	1B: 3 2B: 1 3B: 1 HR: 0	SF: 1 SAC: 0 DP: 0 HBP: 0	WP: 0 PB: 0 CS: 0	PA: 36					
PITCHER	IP	WLS	BF	H	R	ER	SO	BB	IBB	HBP	BLK	WP	HR	S	P	ERA	WHIP										
Dennis Rasmussen, L ERA: 3.54	(1, 1)	5.1	W	21	3	2	2	2	0	0	0	0	0	23	31	3.38	0.938										
Rich Bondi, R ERA: 2.15	(6, 1)	1.0		6	2	1	1	0	0	0	0	0	0	4	12	9.00	4.000										
Brian Fisher, R ERA: 2.72	(7, 1)	2.2	S	9	0	0	0	2	1	0	0	0	0	12	16	0.00	0.375										

Batter	1	2	3	4	5	6	7	8	9	AB	R	H	RBI	BB	SO	LOB	BOTTOM										
Rickey Henderson, R OBP: 0.441, SLG: 0.571	4-3 FC 2B			CS BB			FC4-6 1B			3	2	3	1	1	0	0	Minnesota Twins @ New York Yankees Yankee Stadium, Bronx, NY Fri Jul 05 1985, 7:05 PM EDT Att: 26,046 - Unknown										
Ken Griffey, L OBP: 0.306, SLG: 0.398	4-3			CS	4-3		FC4-6			4	1	1	1	0	0	2											
Don Mattingly, L OBP: 0.345, SLG: 0.473	2-3 FC 1B SF7		F7				4-3			4	2	1	2	0	0	1											
Ron Hassey, L OBP: 0.394, SLG: 0.552	3-H 1B 1B		F7		6-3				L4	4	1	1	0	0	0	0											
Don Baylor, R OBP: 0.336, SLG: 0.442	SF7			F9-3 BB		K		6-3		2	0	0	1	1	1	0											
Willie Randolph, R OBP: 0.375, SLG: 0.332	3-H 1B 1B		F9			5-3			L5	4	0	1	0	0	0	1											
Mike Pagliarulo, L OBP: 0.319, SLG: 0.363					F9-3		F9			3	0	1	1	0	0	1											
Bobby Meacham, S OBP: 0.337, SLG: 0.283										3	0	0	0	0	2	2											
Omar Moreno, L OBP: 0.200, SLG: 0.288			F6							3	0	0	0	0	1	0											
Inning Stats	R: 3 E: 0 K: 0 S: 8	H: 4 LOB: 2 BB: 0 P: 8	R: 2 E: 0 K: 0 S: 5	H: 2 LOB: 0 BB: 0 P: 5	R: 0 E: 0 K: 0 S: 2	H: 0 LOB: 1 BB: 1 P: 6	R: 0 E: 0 K: 1 S: 4	H: 0 LOB: 0 BB: 1 P: 8	R: 1 E: 0 K: 1 S: 6	H: 1 LOB: 0 BB: 0 P: 6	R: 0 E: 0 K: 1 S: 5	H: 0 LOB: 0 BB: 0 P: 5	R: 0 E: 0 K: 1 S: 6	H: 1 LOB: 1 BB: 0 P: 6	R: 0 E: 0 K: 0 S: 3	H: 0 LOB: 0 BB: 0 P: 3		R: 0 E: 0 K: 0 S: 3	H: 0 LOB: 0 BB: 0 P: 3	1B: 4 2B: 2 3B: 0 HR: 3	SF: 1 SAC: 0 DP: 1 HBP: 0	WP: 0 PB: 0 CS: 1	PA: 34				
PITCHER	IP	WLS	BF	H	R	ER	SO	BB	IBB	HBP	BLK	WP	HR	S	P	ERA	WHIP										
Ken Schrom, R ERA: 4.7	(1, 1)	1.1	L	11	6	5	5	0	0	0	0	0	0	11	11	33.75	4.500										
Pete Filson, L ERA: 4.34	(2, 1)	4.2		15	1	1	1	3	2	0	0	0	1	19	27	1.93	0.643										
Frank Eufemia, R ERA: 2.19	(7, 1)	2.0		7	1	0	0	1	0	0	0	0	0	9	9	0.00	0.500										

Batter	1	2	3	4	5	6	7	8	9	10	11	AB	R	H	RBI	BB	SO	LOB	TOP																
Kirby Puckett, R OBP: 0.324, SLG: 0.385 (1, 8)	4-3 ①		G6-4-3 1B		4-3 ①		K ②		1B			5	0	2	0	0	1	0																	
Roy Smalley, S OBP: 0.369, SLG: 0.419 Greg Gagne, R OBP: 0.326, SLG: 0.414 (1, 6) (7, 6)	1B		K		4-3 1B		K		F4 ③			4	0	2	0	0	2	2																	
Kent Hrbek, L OBP: 0.318, SLG: 0.393 (1, 3)	F8		G6-4-3 ②		4-3 ②				F5 ①		K	5	0	0	0	0	1	4																	
Tom Brunansky, R OBP: 0.372, SLG: 0.524 (1, 9)	F8				F7				K		F9	5	1	1	0	0	1	2																	
Randy Bush, L OBP: 0.261, SLG: 0.461 (1, 10)		E3 G4-6-3		1B 3B		SH1-4 BB		1B 1B			4-3	4	1	2	1	1	0	0																	
Mickey Hatcher, R OBP: 0.322, SLG: 0.372 Mike Stenhouse, L OBP: 0.366, SLG: 0.426 Dave Meier, R OBP: 0.295, SLG: 0.184 (1, 7) (8, PH) (8, PR) (8, 7)	G4-6-3 ③		4-3 SH1-3 1B		SH1-4		1-2	1B			5-3 ①	2	0	1	1	0	0	1																	
Gary Gaetti, R OBP: 0.326, SLG: 0.435 (1, 5)	2B		SH1-3		F9		1-2	F7			E8 1B	4	0	2	0	0	0	3																	
Tim Teufel, R OBP: 0.340, SLG: 0.383 (1, 4)	K		4-3		5-3			F8			K	5	0	0	0	0	2	4																	
Mark Salas, L OBP: 0.334, SLG: 0.444 Tim Laudner, R OBP: 0.298, SLG: 0.412 (1, 2) (9, PH) (9, 2)	1B 1B		F7		G3			K			5-3 ③	3	0	1	0	0	0	1																	
Inning Stats	R: 0 E: 0 K: 0 S: 4	H: 1 LOB: 1 BB: 0 P: 4	R: 0 E: 1 K: 1 S: 6	H: 1 LOB: 1 BB: 0 P: 6	R: 0 E: 0 K: 1 S: 6	H: 2 LOB: 1 BB: 0 P: 6	R: 2 E: 0 K: 0 S: 6	H: 3 LOB: 1 BB: 0 P: 6	R: 0 E: 0 K: 0 S: 4	H: 1 LOB: 1 BB: 0 P: 4	R: 0 E: 0 K: 2 S: 7	H: 0 LOB: 0 BB: 0 P: 7	R: 0 E: 0 K: 1 S: 7	H: 2 LOB: 2 BB: 0 P: 7	R: 0 E: 0 K: 1 S: 6	H: 1 LOB: 1 BB: 0 P: 6	R: 0 E: 0 K: 1 S: 5	H: 0 LOB: 0 BB: 0 P: 5	R: 0 E: 1 K: 1 S: 6	H: 1 LOB: 1 BB: 0 P: 6	1B: 9 2B: 2 3B: 1 HR: 0	SF: 0 SAC: 2 DP: 2 HBP: 0	WP: 0 PB: 0 SB: 0 CS: 0	PA: 45											
PITCHER	IP ERA WLS BF H R ER SO BB IBB HBP BLK WP HR S P ERA WHIP	Ed Whitson, R ERA: 4.06 Brian Fisher, R ERA: 2.61 Dave Righetti, L ERA: 3.34	(1, 1) (7, 1) (9, 1)	6.0 2.0 3.0	WLS 8 W	BF 26 11	H 8 2	R 2 0	ER 0 0	SO 3 3	BB 1 0	IBB 0 0	HBP 0 0	BLK 0 0	WP 0 0	HR 0 0	S 29 14 17	P 33 14 17	ERA 3.00 0.00 0.00	WHIP 1.500 1.000 0.667	PITCHER	IP WLS BF H R ER SO BB IBB HBP BLK WP HR S P ERA WHIP													

Minnesota Twins @ New York Yankees
Yankee Stadium, Bronx, NY
Sun Jul 07 1985, 3:33 AM EDT
Unknown

AB 42
R 2
H 12
RBI 2
BB 1
SO 8
LOB 19



Batter	1	2	3	4	5	6	7	8	9	10	11	AB	R	H	RBI	BB	SO	LOB	BOTTOM																
Rickey Henderson, R OBP: 0.436, SLG: 0.563 (1, 8)	4-3		F8		1B		F7			L3		5	0	1	0	0	0	2																	
Ken Griffey, L OBP: 0.304, SLG: 0.393 (1, 7)	K		K		4-3			K		1B		5	0	1	0	0	3	2																	
Don Mattingly, L OBP: 0.346, SLG: 0.472 (1, 3)	WP 2B 1B		F8		F8		F8		1B	4-3		5	1	2	0	0	0	1																	
Dave Winfield, R OBP: 0.327, SLG: 0.444 (1, 9)	1H 2B		F5		6-3		F9				HR	5	1	2	2	0	0	1																	
Ron Hassey, L OBP: 0.384, SLG: 0.535 Butch Wynegar, S OBP: 0.358, SLG: 0.358 (1, 2) (8, PH) (9, 2)	G3		K		4-3		4-3		F7			3	0	0	0	0	1	1																	
Don Baylor, R OBP: 0.334, SLG: 0.443 (1, 10)		F8		1B 2B		5-3		F8				4	1	1	0	0	0	0																	
Willie Randolph, R OBP: 0.379, SLG: 0.338 (1, 4)	G4-6-3 1B		FC4-6 1B		1B 1B		1B 1B		F4			4	0	3	1	0	0	0																	
Mike Pagliarulo, L OBP: 0.318, SLG: 0.360 (1, 5)	G4-6-3 ③		F9		F9		1B		F9			4	0	1	0	0	0	2																	
Bobby Meacham, S OBP: 0.332, SLG: 0.276 (1, 6)			6-3		FC4-6 1B		F2		K2-3			4	0	0	0	0	1	3																	
Inning Stats	R: 1 E: 0 K: 1 S: 7	H: 2 LOB: 1 BB: 0 P: 7	R: 0 E: 0 K: 0 S: 3	H: 1 LOB: 0 BB: 0 P: 3	R: 0 E: 0 K: 1 S: 5	H: 0 LOB: 0 BB: 0 P: 5	R: 0 E: 0 K: 1 S: 5	H: 0 LOB: 0 BB: 0 P: 5	R: 1 E: 0 K: 0 S: 6	H: 3 LOB: 2 BB: 0 P: 6	R: 0 E: 0 K: 0 S: 3	H: 0 LOB: 0 BB: 0 P: 3	R: 0 E: 0 K: 0 S: 5	H: 2 LOB: 2 BB: 0 P: 5	R: 0 E: 0 K: 1 S: 6	H: 1 LOB: 1 BB: 0 P: 6	R: 0 E: 0 K: 0 S: 6	H: 0 LOB: 0 BB: 0 P: 3	R: 0 E: 0 K: 1 S: 6	H: 1 LOB: 1 BB: 0 P: 6	R: 1 E: 0 K: 0 S: 1	H: 1 LOB: 0 BB: 0 P: 1	1B: 8 2B: 2 3B: 0 HR: 1	SF: 0 SAC: 0 DP: 1 HBP: 0	WP: 1 PB: 0 SB: 0 CS: 0	PA: 40									
PITCHER	IP ERA WLS BF H R ER SO BB IBB HBP BLK WP HR S P ERA WHIP	Mike Smithson, R ERA: 4.5 Curt Wardle, L ERA: 4.14	(1, 1) (8, 1)	7.0 3.0	L	BF 28 12	H 8 3	R 2 1	ER 2 1	SO 3 2	BB 0 0	IBB 0 0	HBP 0 0	BLK 0 0	WP 1 0	HR 0 1	S 34 16	P 34 16	ERA 2.57 3.00	WHIP 1.143 1.000	PITCHER	IP WLS BF H R ER SO BB IBB HBP BLK WP HR S P ERA WHIP													

Minnesota Twins @ New York Yankees
Yankee Stadium, Bronx, NY
Sun Jul 07 1985, 3:33 AM EDT
Unknown

AB 40
R 3
H 11
RBI 3
BB 0
SO 5
LOB 13



Batter	1	2	3	4	5	6	7	8	9	AB	R	H	RBI	BB	SO	LOB	TOP										
Kirby Puckett, R OBP: 0.323, SLG: 0.384 (1, 8)										4	0	1	0	0	0	2	Minnesota Twins @ New York Yankees Yankee Stadium, Bronx, NY Sun Jul 07 1985, 3:38 AM EDT Att: 31,549 - Unknown										
Mickey Hatcher, R OBP: 0.322, SLG: 0.372 Randy Bush, L OBP: 0.259, SLG: 0.456 (1, 7) (5, 7)										3	1	1	0	0	0	1											
Kent Hrbek, L OBP: 0.318, SLG: 0.391 (1, 3)										4	0	1	0	0	0	2											
Tom Brunansky, R OBP: 0.368, SLG: 0.519 Mike Stenhouse, L OBP: 0.391, SLG: 0.420 (1, 9) (8, 9)										3	0	0	0	0	0	3											
Dave Engle, R OBP: 0.324, SLG: 0.500 Roy Smalley, S OBP: 0.391, SLG: 0.422 (1, 10) (9, PH)										2	1	1	1	0	0	0											
Gary Gaetti, R OBP: 0.325, SLG: 0.433 (1, 5)										4	0	1	0	0	0	2											
Greg Gagne, R OBP: 0.321, SLG: 0.407 (1, 6)										3	0	0	0	0	1	2											
Ron Washington, R OBP: 0.250, SLG: 0.191 (1, 4)										3	0	1	1	0	0	0											
Tim Laudner, R OBP: 0.289, SLG: 0.398 (1, 2)										3	0	0	0	0	1	2											
Inning Stats	R: 0 E: 1 K: 0 S: 4	H: 1 LOB: 1 BB: 0 P: 4	R: 1 E: 0 K: 1 S: 8	H: 3 LOB: 2 BB: 0 P: 8	R: 1 E: 0 K: 0 S: 5	H: 2 LOB: 1 BB: 0 P: 5	R: 0 E: 0 K: 1 S: 5	H: 0 LOB: 0 BB: 0 P: 5	R: 0 E: 0 K: 0 S: 3	H: 0 LOB: 0 BB: 0 P: 3	R: 0 E: 0 K: 0 S: 3	H: 0 LOB: 0 BB: 0 P: 3	R: 0 E: 0 K: 1 S: 5	H: 0 LOB: 0 BB: 0 P: 5	R: 0 E: 0 K: 0 S: 3	H: 1 LOB: 0 BB: 0 P: 3		1B: 7 2B: 0 3B: 0 HR: 0	SF: 1 SAC: 0 DP: 2 HBP: 0	WP: 0 PB: 0 CS: 0	PA: 33						
PITCHER	IP	WLS	BF	H	R	ER	SO	BB	IBB	HBP	BLK	WP	HR	S	P	ERA	WHIP										
Bob Shirley, L ERA: 3.53 (1, 1)	2.1		13	6	2	2	1	0	0	0	0	0	0	15	15	7.71	2.571										
Rich Bordi, R ERA: 1.95 (3, 1)	4.2	W	14	0	0	0	1	0	0	0	0	0	0	16	16	0.00	0.000										
Mike Armstrong, R ERA: 4.76 (8, 1)	2.0		6	1	0	0	1	0	0	0	0	0	0	8	8	0.00	0.500										

Batter	1	2	3	4	5	6	7	8	9	AB	R	H	RBI	BB	SO	LOB	BOTTOM										
Rickey Henderson, R OBP: 0.441, SLG: 0.563 Bill Sample, R OBP: 0.316, SLG: 0.328 (1, 8) (7, PH) (8, 7)										2	2	1	0	2	0	2	Minnesota Twins @ New York Yankees Yankee Stadium, Bronx, NY Sun Jul 07 1985, 3:38 AM EDT Att: 31,549 - Unknown										
Ken Griffey, L OBP: 0.306, SLG: 0.422 (1, 7) (8, 8)										5	2	2	6	0	1	4											
Don Mattingly, L OBP: 0.344, SLG: 0.468 (1, 3)										5	1	1	1	0	0	1											
Dave Winfield, R OBP: 0.331, SLG: 0.446 (1, 9)										5	2	3	0	0	1	0											
Butch Wynegar, S OBP: 0.354, SLG: 0.351 (1, 2)										4	1	0	0	1	2	3											
Don Baylor, R OBP: 0.339, SLG: 0.456 (1, 10)										4	2	2	4	1	1	1											
Mike Pagliarulo, L OBP: 0.325, SLG: 0.385 (1, 5)										5	1	3	2	0	1	1											
Bobby Meacham, S OBP: 0.327, SLG: 0.275 (1, 6)										3	0	0	1	0	0	1											
Andre Robertson, R OBP: 0.476, SLG: 0.750 (1, 4)										3	2	2	0	1	0	0											
Inning Stats	R: 1 E: 0 K: 1 S: 6	H: 1 LOB: 0 BB: 0 P: 6	R: 0 E: 0 K: 2 S: 7	H: 0 LOB: 1 BB: 1 P: 11	R: 6 E: 0 K: 0 S: 8	H: 5 LOB: 0 BB: 1 P: 12	R: 0 E: 0 K: 0 S: 3	H: 0 LOB: 1 BB: 1 P: 7	R: 3 E: 0 K: 0 S: 6	H: 3 LOB: 2 BB: 2 P: 14	R: 1 E: 0 K: 0 S: 5	H: 3 LOB: 2 BB: 0 P: 5	R: 3 E: 1 K: 1 S: 8	H: 2 LOB: 0 BB: 0 P: 8	R: 0 E: 0 K: 2 S: 7	H: 0 LOB: 0 BB: 0 P: 7		1B: 10 2B: 0 3B: 0 HR: 4	SF: 1 SAC: 0 DP: 0 HBP: 0	WP: 0 PB: 0 CS: 0	PA: 43						
PITCHER	IP	WLS	BF	H	R	ER	SO	BB	IBB	HBP	BLK	WP	HR	S	P	ERA	WHIP										
Rick Lysander, R ERA: 6.54 (1, 1)	2.1	L	13	4	5	4	3	2	0	0	0	0	0	17	25	15.43	2.571										
Pete Filson, L ERA: 4.53 (3, 1)	1.2		8	2	2	2	0	1	0	0	0	0	2	7	11	10.80	1.800										
Mark Brown, R ERA: 12.0 (5, 1)	3.0		19	8	7	6	1	2	0	0	0	0	1	19	27	18.00	3.333										
Ron Davis, R ERA: 5.1 (8, 1)	1.0		3	0	0	0	2	0	0	0	0	0	0	7	7	0.00	0.000										

Batter	1	2	3	4	5	6	7	8	9	10	AB	R	H	RBI	BB	SO	LOB				
Kirby Puckett, R OBP: 0.326, SLG: 0.382 (1, 8)		6-3		F9			1B BB		FC3-6 1B	1B BB	4	0	1	0	2	1	1				
Mickey Hatcher, R OBP: 0.322, SLG: 0.369 (1, 10)	BB HBP	F3			3-1		F9		FC3-6 1-2	1B	5	0	1	2	0	0	4				
Kent Hrbek, L OBP: 0.318, SLG: 0.388 (1, 3)	F7	K			F8			FC6-4 1B		K	5	0	1	1	1	2	4				
Tom Brunansky, R OBP: 0.366, SLG: 0.512 (1, 9)	BB				F8		FC6-4 1-2		K		4	0	0	0	1	1	4				
Randy Bush, L OBP: 0.389, SLG: 0.444 (1, 7)	BB					3-1		F9		F2	5	0	1	0	0	1	2				
Tim Laudner, R OBP: 0.289, SLG: 0.398 (10, 2)	K										0	0	0	0	0	0	0				
Roy Smalley, S OBP: 0.361, SLG: 0.419 (1, 6)											4	1	1	0	0	0	1				
Greg Gagne, R OBP: 0.320, SLG: 0.404 (8, 6)		HR			F5		F8		G3	K	1	0	0	0	0	1	0				
Gary Gaetti, R OBP: 0.329, SLG: 0.446 (1, 5)		HR			F3		F5			BB 1B	5	2	3	2	0	0	1				
Tim Lincecum, R OBP: 0.339, SLG: 0.379 (1, 4)										BB 1B	3	1	0	0	1	1	1				
Mike Stenhouse, L OBP: 0.359, SLG: 0.420 (10, PH)					B1-3					1B BB	0	0	0	0	1	0	0				
Ron Washington, R OBP: 0.250, SLG: 0.191 (10, PR)		2B								1B BB	0	1	0	0	0	0	0				
Mark Salas, L OBP: 0.361, SLG: 0.454 (1, 2)										BB	5	2	3	2	0	1	0				
Dave Meier, R OBP: 0.295, SLG: 0.184 (10, 7)	6-3 1-H	2B			K		WP 1B		1-3	BB 1B	0	0	0	0	0	0	0				
Inning Stats	R: 0 E: 0 K: 2 S: 7	H: 0 LOB: 2 BB: 1 P: 12	R: 3 E: 0 K: 1 S: 8	H: 3 LOB: 1 BB: 1 P: 12	R: 0 E: 0 K: 0 S: 4	H: 1 LOB: 1 BB: 0 P: 4	R: 0 E: 0 K: 1 S: 5	H: 0 LOB: 0 BB: 0 P: 5	R: 0 E: 0 K: 0 S: 3	H: 0 LOB: 0 BB: 0 P: 3	R: 1 E: 0 K: 0 S: 5	H: 2 LOB: 2 BB: 1 P: 9	R: 0 E: 0 K: 1 S: 6	H: 1 LOB: 1 BB: 0 P: 6	R: 0 E: 1 K: 1 S: 6	H: 1 LOB: 2 BB: 1 P: 10	R: 3 E: 0 K: 2 S: 10	H: 3 LOB: 2 BB: 2 P: 18	1B: 9 2B: 1 3B: 0 HR: 1	SF: 0 SAC: 0 DP: 0 HBP: 1	WP: 1 PA: 48
PITCHER	IP WLS BF H R ER SO BB IBB HBP BLK WP HR S P ERA WHIP	IP WLS BF H R ER SO BB IBB HBP BLK WP HR S P ERA WHIP	IP WLS BF H R ER SO BB IBB HBP BLK WP HR S P ERA WHIP	IP WLS BF H R ER SO BB IBB HBP BLK WP HR S P ERA WHIP	IP WLS BF H R ER SO BB IBB HBP BLK WP HR S P ERA WHIP	IP WLS BF H R ER SO BB IBB HBP BLK WP HR S P ERA WHIP	IP WLS BF H R ER SO BB IBB HBP BLK WP HR S P ERA WHIP	IP WLS BF H R ER SO BB IBB HBP BLK WP HR S P ERA WHIP	IP WLS BF H R ER SO BB IBB HBP BLK WP HR S P ERA WHIP	IP WLS BF H R ER SO BB IBB HBP BLK WP HR S P ERA WHIP	IP WLS BF H R ER SO BB IBB HBP BLK WP HR S P ERA WHIP	IP WLS BF H R ER SO BB IBB HBP BLK WP HR S P ERA WHIP	IP WLS BF H R ER SO BB IBB HBP BLK WP HR S P ERA WHIP	IP WLS BF H R ER SO BB IBB HBP BLK WP HR S P ERA WHIP	IP WLS BF H R ER SO BB IBB HBP BLK WP HR S P ERA WHIP	IP WLS BF H R ER SO BB IBB HBP BLK WP HR S P ERA WHIP	IP WLS BF H R ER SO BB IBB HBP BLK WP HR S P ERA WHIP	IP WLS BF H R ER SO BB IBB HBP BLK WP HR S P ERA WHIP	IP WLS BF H R ER SO BB IBB HBP BLK WP HR S P ERA WHIP	IP WLS BF H R ER SO BB IBB HBP BLK WP HR S P ERA WHIP	IP WLS BF H R ER SO BB IBB HBP BLK WP HR S P ERA WHIP
Ken Dixon, R ERA: 4.58 (1, 1)	6.2	30	6	4	4	4	3	0	0	0	1	1	34	47	5.40	1.350					
Don Aase, R ERA: 5.83 (7, 1)	3.0	L	15	4	3	3	1	1	0	0	0	0	19	27	9.00	1.667					
Sammy Stewart, R ERA: 3.59 (10, 1)	0.1	3	1	0	0	1	1	0	0	0	0	0	4	8	0.00	6.000					

TOP

Minnesota Twins @ Baltimore Orioles
Memorial Stadium, Baltimore, MD
Mon Jul 08 1986, 7:05 PM EDT
Att: 22,105 - Unknown

livebaseballscores.com

AB 41
R 7
H 11
RBI 7
BB 6
SO 8
LOB 18

WP: 1 PA: 48
PB: 0
SB: 0
CS: 0

Batter	1	2	3	4	5	6	7	8	9	10	AB	R	H	RBI	BB	SO	LOB				
Alan Wiggins, S OBP: 0.190, SLG: 0.167 (1, 4)	B1-3		6-3				2-H 3-H 1B		G3		5	0	2	2	0	0	1				
Lee Lacy, R OBP: 0.333, SLG: 0.408 (1, 9)	1B 2B		F7				F9		6-3		4	1	1	0	1	0	2				
Cal Ripken Jr., R OBP: 0.334, SLG: 0.451 (1, 6)	F7				4-3			4-3	F5		5	0	0	0	0	0	3				
Eddie Murray, S OBP: 0.355, SLG: 0.475 (1, 3)					3-1			2B 1B		3-1		5	1	2	1	0	0				
Larry Sheets, L OBP: 0.316, SLG: 0.434 (1, 10)	2-H 3-1				K			F9	K		5	0	0	0	0	2	2				
Mike Young, S OBP: 0.326, SLG: 0.445 (1, 7)					F7						4	0	2	1	0	0	0				
Wayne Gross, L OBP: 0.397, SLG: 0.468 (1, 5)								1-H 2B		1B	4	1	0	0	0	0	2				
John Shelby, S OBP: 0.313, SLG: 0.457 (1, 8)					F8				F9		3	1	0	0	1	1	0				
Al Pardo, S OBP: 0.111, SLG: 0.111 (1, 2)											3	0	0	0	0	0	2				
Jim Dwyer, L OBP: 0.347, SLG: 0.426 (9, PH)											1	0	1	0	0	0	0				
Rick Dempsey, R OBP: 0.341, SLG: 0.383 (10, 2)					F5						0	0	0	0	0	0	0				
Inning Stats	R: 1 E: 0 K: 0 S: 5	H: 2 LOB: 1 BB: 5 P: 5	R: 0 E: 0 K: 0 S: 3	H: 0 LOB: 0 BB: 3 P: 3	R: 0 E: 0 K: 0 S: 3	H: 0 LOB: 0 BB: 0 P: 3	R: 0 E: 0 K: 1 S: 5	H: 0 LOB: 0 BB: 0 P: 5	R: 2 E: 1 K: 0 S: 5	H: 1 LOB: 1 BB: 1 P: 9	R: 1 E: 0 K: 0 S: 4	H: 2 LOB: 2 BB: 1 P: 8	R: 0 E: 0 K: 1 S: 6	H: 1 LOB: 1 BB: 0 P: 6	R: 0 E: 0 K: 1 S: 6	H: 1 LOB: 1 BB: 0 P: 6	R: 0 E: 0 K: 0 S: 3	H: 0 LOB: 0 BB: 0 P: 3	1B: 5 2B: 3 3B: 0 HR: 0	SF: 0 SAC: 0 DP: 0 HBP: 0	WP: 0 PA: 41 PB: 0 SB: 1 CS: 0
PITCHER	IP WLS BF H R ER SO BB IBB HBP BLK WP HR S P ERA WHIP	IP WLS BF H R ER SO BB IBB HBP BLK WP HR S P ERA WHIP	IP WLS BF H R ER SO BB IBB HBP BLK WP HR S P ERA WHIP	IP WLS BF H R ER SO BB IBB HBP BLK WP HR S P ERA WHIP	IP WLS BF H R ER SO BB IBB HBP BLK WP HR S P ERA WHIP	IP WLS BF H R ER SO BB IBB HBP BLK WP HR S P ERA WHIP	IP WLS BF H R ER SO BB IBB HBP BLK WP HR S P ERA WHIP	IP WLS BF H R ER SO BB IBB HBP BLK WP HR S P ERA WHIP	IP WLS BF H R ER SO BB IBB HBP BLK WP HR S P ERA WHIP	IP WLS BF H R ER SO BB IBB HBP BLK WP HR S P ERA WHIP	IP WLS BF H R ER SO BB IBB HBP BLK WP HR S P ERA WHIP	IP WLS BF H R ER SO BB IBB HBP BLK WP HR S P ERA WHIP	IP WLS BF H R ER SO BB IBB HBP BLK WP HR S P ERA WHIP	IP WLS BF H R ER SO BB IBB HBP BLK WP HR S P ERA WHIP	IP WLS BF H R ER SO BB IBB HBP BLK WP HR S P ERA WHIP	IP WLS BF H R ER SO BB IBB HBP BLK WP HR S P ERA WHIP	IP WLS BF H R ER SO BB IBB HBP BLK WP HR S P ERA WHIP	IP WLS BF H R ER SO BB IBB HBP BLK WP HR S P ERA WHIP	IP WLS BF H R ER SO BB IBB HBP BLK WP HR S P ERA WHIP	IP WLS BF H R ER SO BB IBB HBP BLK WP HR S P ERA WHIP	IP WLS BF H R ER SO BB IBB HBP BLK WP HR S P ERA WHIP
John Butcher, R ERA: 4.55 (1, 1)	6.2	29	6	4	2	1	2	0	0	0	1	1	29	37	2.70	1.200					
Frank Eufemia, R ERA: 2.09 (7, 1)	1.1	5	1	0	0	1	0	0	0	0	0	0	7	7	0.00	0.750					
Ron Davis, R ERA: 4.78 (9, 1)	2.0	W	7	1	0	0	1	0	0	0	0	0	9	9	0.00	0.500					

BOTTOM

Minnesota Twins @ Baltimore Orioles
Memorial Stadium, Baltimore, MD
Mon Jul 08 1986, 7:05 PM EDT
Att: 22,105 - Unknown

livebaseballscores.com

AB 39
R 4
H 8
RBI 4
BB 2
SO 3
LOB 12

WP: 0 PA: 41
PB: 0
SB: 1
CS: 0

Batter	1	2	3	4	5	6	7	8	9	AB	R	H	RBI	BB	SO	LOB	TOP					
Dave Meier, R OBP: 0.306, SLG: 0.171 (1, 8)										2	0	0	0	2	0	1	Minnesota Twins @ Baltimore Orioles Memorial Stadium, Baltimore, MD Wed Jul 10 1985, 7:05 PM EDT Att: 18,362 - Unknown					
Roy Smalley, S OBP: 0.387, SLG: 0.413 (1, 6)										3	0	0	0	1	0	2						
Kent Hrbek, L OBP: 0.316, SLG: 0.385 (9, 3)										0	0	0	0	0	0	0						
Mike Stenhouse, L OBP: 0.370, SLG: 0.416 (1, 3)										4	0	1	0	0	0	2						
Greg Gagne, R OBP: 0.318, SLG: 0.407 (9, PR) (9, 6)										0	1	0	0	0	0	0						
Tom Brunansky, R OBP: 0.368, SLG: 0.522 (1, 9)										4	1	2	2	0	1	0						
Randy Bush, L OBP: 0.270, SLG: 0.443 (1, 7)										3	0	0	0	1	0	2						
Dave Engle, R OBP: 0.333, SLG: 0.486 (1, 10)										4	0	1	0	0	1	2						
Gary Gaetti, R OBP: 0.323, SLG: 0.436 (1, 5)										4	0	0	0	0	0	3						
Ron Washington, R OBP: 0.236, SLG: 0.180 (1, 4)										3	0	0	0	0	1	0						
Mark Salas, L OBP: 0.353, SLG: 0.448 (1, 2)										3	0	0	0	0	1	1						
Tim Laudner, R OBP: 0.289, SLG: 0.398 (9, 2)										0	0	0	0	0	0	0						
Inning Stats	R: 0 E: 0 K: 0 S: 2	H: 0 LOB: 0 BB: 1 P: 6	R: 0 E: 0 K: 1 S: 6	H: 1 LOB: 1 BB: 0 P: 6	R: 0 E: 1 K: 0 S: 4	H: 0 LOB: 2 BB: 1 P: 8	R: 0 E: 0 K: 1 S: 5	H: 0 LOB: 1 BB: 1 P: 9	R: 0 E: 0 K: 2 S: 7	H: 0 LOB: 1 BB: 1 P: 11	R: 0 E: 0 K: 0 S: 3	H: 1 LOB: 0 BB: 0 P: 3	R: 0 E: 0 K: 0 S: 3	H: 0 LOB: 0 BB: 0 P: 3	R: 0 E: 0 K: 0 S: 3	H: 0 LOB: 0 BB: 0 P: 3	R: 2 E: 0 K: 0 S: 5	H: 2 LOB: 1 BB: 0 P: 5	1B: 3 2B: 0 3B: 0 HR: 1	SF: 0 SAC: 0 DP: 2 HBP: 0	WP: 0 PB: 0 SB: 2 CS: 0	PA: 34
PITCHER Mike Boddicker, R ERA: 3.97 (1, 1)	IP: 9.0 WLS: L BF: 34	H: 4 R: 2 ER: 2 SO: 4	BB: 4 IBB: 0 HBP: 0 BLK: 0	WP: 0 HR: 1 S: 38 P: 54	ERA: 2.00 WHIP: 0.889																	

AB	30
R	2
H	4
RBI	2
BB	4
SO	4
LOB	13



Batter	1	2	3	4	5	6	7	8	9	AB	R	H	RBI	BB	SO	LOB	BOTTOM					
Alan Wiggins, S OBP: 0.194, SLG: 0.175 (1, 4)										4	0	0	0	0	0	3	Minnesota Twins @ Baltimore Orioles Memorial Stadium, Baltimore, MD Wed Jul 10 1985, 7:05 PM EDT Att: 18,362 - Unknown					
Lee Lacy, R OBP: 0.342, SLG: 0.416 (1, 9)										4	0	3	1	0	1	1						
Cal Ripken Jr., R OBP: 0.337, SLG: 0.452 (1, 6)										4	0	0	0	0	0	4						
Eddie Murray, S OBP: 0.352, SLG: 0.478 (1, 3)										4	0	1	0	0	0	3						
Fred Lynn, L OBP: 0.327, SLG: 0.440 (1, 8)										4	0	0	0	0	1	2						
Gary Roenicke, R OBP: 0.325, SLG: 0.424 (1, 7)										2	0	0	0	1	0	0						
Jim Dwyer, L OBP: 0.347, SLG: 0.424 (9, PH) (9, PH)										1	0	0	0	0	0	0						
Floyd Rayford, R OBP: 0.366, SLG: 0.571 (1, 5)										4	0	1	0	0	0	1						
Rick Dempsey, R OBP: 0.336, SLG: 0.376 (1, 2)										3	0	1	0	0	1	1						
John Shelby, S OBP: 0.315, SLG: 0.442 (9, PH) (9, PH)										1	0	0	0	0	0	0						
Mike Young, S OBP: 0.331, SLG: 0.446 (1, 10)										2	1	1	0	1	0	1						
Inning Stats	R: 0 E: 0 K: 0 S: 5	H: 2 LOB: 2 BB: 0 P: 5	R: 0 E: 0 K: 1 S: 5	H: 0 LOB: 0 BB: 0 P: 5	R: 0 E: 0 K: 0 S: 4	H: 1 LOB: 1 BB: 1 P: 8	R: 0 E: 0 K: 0 S: 4	H: 1 LOB: 1 BB: 0 P: 4	R: 1 E: 1 K: 0 S: 5	H: 2 LOB: 1 BB: 0 P: 5	R: 0 E: 0 K: 1 S: 4	H: 0 LOB: 0 BB: 1 P: 8	R: 0 E: 0 K: 1 S: 6	H: 1 LOB: 1 BB: 0 P: 6	R: 0 E: 0 K: 0 S: 3	H: 0 LOB: 0 BB: 0 P: 3	R: 0 E: 0 K: 0 S: 3	H: 0 LOB: 0 BB: 0 P: 3	1B: 7 2B: 1 3B: 0 HR: 0	SF: 0 SAC: 0 DP: 1 HBP: 0	WP: 0 PB: 0 SB: 0 CS: 0	PA: 35
PITCHER Frank Viola, L ERA: 4.16 (1, 1)	IP: 8.0 WLS: W BF: 32	H: 7 R: 1 ER: 1 SO: 3	BB: 2 IBB: 0 HBP: 0 BLK: 0	WP: 0 HR: 0 S: 36 P: 44	ERA: 0.00 WHIP: 1.125																	
PITCHER Ron Davis, R ERA: 4.64 (9, 1)	IP: 1.0 WLS: S BF: 3	H: 0 R: 0 ER: 0 SO: 0	BB: 0 IBB: 0 HBP: 0 BLK: 0	WP: 0 HR: 0 S: 3 P: 3	ERA: 0.00 WHIP: 0.000																	

AB	33
R	1
H	7
RBI	1
BB	2
SO	3
LOB	16



Batter	1	2	3	4	5	6	7	8	9	AB	R	H	RBI	BB	SO	LOB	TOP																						
Kirby Puckett, R OBP: 0.326, SLG: 0.382 (1, 8)	F9		SF9		6-3		K2-3		F3	4	0	0	1	0	1	3																							
Roy Smalley, S OBP: 0.385, SLG: 0.410 Greg Gagne, R OBP: 0.317, SLG: 0.404 (1, 6) (8, 6)	F3		G3		E7			F7	F8	4	0	1	0	0	0	1																							
Mike Stenhouse, L OBP: 0.354, SLG: 0.395 (1, 3)	F8			4-3	F5			1-3		4	0	0	0	0	0	1																							
Tom Brunansky, R OBP: 0.363, SLG: 0.515 (1, 9)		F8		6-3		5-3		E5		4	1	0	0	0	0	0																							
Randy Bush, L OBP: 0.269, SLG: 0.437 Dave Meier, R OBP: 0.306, SLG: 0.171 (8, PR) (8, 7)		4-3		K		F6		1B	1B	4	0	1	0	0	1	0																							
Dave Engle, R OBP: 0.348, SLG: 0.512 (1, 10)		5-3				F9		1B	1B	4	1	2	1	0	0	0																							
Gary Gaetti, R OBP: 0.322, SLG: 0.433 (1, 5)			1-3			2B	F6	5-3		4	1	1	0	0	0	3																							
Tim Teufel, R OBP: 0.346, SLG: 0.399 (1, 4)			1B	SF9	BB		5-3			2	1	1	0	2	0	2																							
Mark Salas, L OBP: 0.356, SLG: 0.454 (1, 2)							F5		K	4	1	2	2	0	1	2																							
Inning Stats	R: 0 E: 0 K: 0 S: 3	H: 0 LOB: 0 BB: 0 P: 3	R: 0 E: 0 K: 0 S: 3	H: 0 LOB: 0 BB: 0 P: 3	R: 1 E: 0 K: 0 S: 4	H: 1 LOB: 1 BB: 1 P: 8	R: 0 E: 0 K: 1 S: 5	H: 0 LOB: 0 BB: 0 P: 5	R: 3 E: 1 K: 0 S: 7	H: 4 LOB: 1 BB: 0 P: 7	R: 0 E: 0 K: 0 S: 3	H: 0 LOB: 0 BB: 0 P: 3	R: 0 E: 0 K: 1 S: 6	H: 1 LOB: 1 BB: 0 P: 6	R: 1 E: 0 K: 0 S: 6	H: 2 LOB: 2 BB: 0 P: 6	R: 0 E: 0 K: 1 S: 5	H: 0 LOB: 1 BB: 1 P: 9	1B: 5 2B: 2 3B: 1 HR: 0	SF: 1 SAC: 0 DP: 0 HBP: 0	WP: 0 PB: 0 SB: 1 CS: 0	PA: 38																	
PITCHER	IP	WLS	BF	H	R	ER	SO	BB	IBB	HBP	BLK	WP	HR	S	P	ERA	WHIP	PITCHER					IP	WLS	BF	H	R	ER	SO	BB	IBB	HBP	BLK	WP	HR	S	P	ERA	WHIP
Randy O'Neal, R ERA: 2.61 (1, 1)	5.0	L	21	5	4	3	1	1	0	0	0	0	0	22	26	5.40	1.200																						
Aurelio Lopez, R ERA: 3.53 (6, 1)	3.0		13	3	1	0	1	0	0	0	0	0	0	15	15	0.00	1.000																						
Bill Scherrer, L ERA: 4.09 (9, 1)	1.0		4	0	0	0	1	1	0	0	0	0	0	5	9	0.00	1.000																						

Minnesota Twins @ Detroit Tigers
Tiger Stadium, Detroit, MI
Thu Jul 11 1985, 7:05 PM EDT
Att: 26,215 - Unknown

AB	35
R	5
H	8
RBI	4
BB	2
SO	3
LOB	13



Batter	1	2	3	4	5	6	7	8	9	AB	R	H	RBI	BB	SO	LOB	BOTTOM																						
Lou Whitaker, L OBP: 0.390, SLG: 0.500 (1, 4)	F9			SH1-3		F5		F8	K	5	1	1	0	0	1	3																							
Alan Trammell, R OBP: 0.325, SLG: 0.404 (1, 6)	5-3			SH1-3		F9		1B	BB	2	0	0	0	1	0	0																							
Kirk Gibson, L OBP: 0.361, SLG: 0.538 (1, 10)	4-3			FC5	S	L6		1B		4	0	2	1	0	0	0																							
Darrell Evans, L OBP: 0.354, SLG: 0.488 (1, 3)				CS	BB		F5	F8		2	0	0	0	2	0	2																							
Larry Herndon, R OBP: 0.288, SLG: 0.386 (1, 7)	F3			F9		K		BB	1B	4	0	1	0	0	1	3																							
Barbaro Garbey, R OBP: 0.333, SLG: 0.391 (1, 9)	K			FC5		FC5	BB	1B	BB	4	0	2	0	0	1	3																							
Chet Lemon, R OBP: 0.310, SLG: 0.376 (1, 8)			K		F4		BB	K		3	0	0	0	1	2	2																							
Tom Brookens, R OBP: 0.316, SLG: 0.448 (1, 5)			5-3		F8		FC5	K		4	0	0	0	0	1	4																							
Marty Castillo, R OBP: 0.061, SLG: 0.031 Dave Bergman, L OBP: 0.310, SLG: 0.327 (8, PH) Bob Melvin, R OBP: 0.241, SLG: 0.345 Scotti Madison, S (9, PH)			K		6-3			6-3		2	0	0	0	0	1	0																							
Inning Stats	R: 0 E: 0 K: 0 S: 3	H: 0 LOB: 0 BB: 0 P: 3	R: 0 E: 0 K: 1 S: 4	H: 0 LOB: 0 BB: 1 P: 8	R: 0 E: 0 K: 2 S: 7	H: 0 LOB: 0 BB: 0 P: 7	R: 1 E: 0 K: 0 S: 5	H: 2 LOB: 2 BB: 1 P: 9	R: 0 E: 0 K: 0 S: 3	H: 0 LOB: 0 BB: 0 P: 3	R: 0 E: 0 K: 0 S: 3	H: 0 LOB: 0 BB: 0 P: 3	R: 0 E: 0 K: 1 S: 6	H: 1 LOB: 2 BB: 1 P: 10	R: 0 E: 0 K: 0 S: 4	H: 1 LOB: 2 BB: 1 P: 8	R: 0 E: 0 K: 3 S: 11	H: 2 LOB: 3 BB: 1 P: 15	1B: 5 2B: 1 3B: 0 HR: 0	SF: 0 SAC: 1 DP: 0 HBP: 0	WP: 0 PB: 0 SB: 1 CS: 1	PA: 37																	
PITCHER	IP	WLS	BF	H	R	ER	SO	BB	IBB	HBP	BLK	WP	HR	S	P	ERA	WHIP	PITCHER					IP	WLS	BF	H	R	ER	SO	BB	IBB	HBP	BLK	WP	HR	S	P	ERA	WHIP
Mike Smithson, R ERA: 4.3 (1, 1)	8.0	W	33	6	1	1	4	4	0	0	0	0	0	37	53	1.12	1.250																						
Ron Davis, R ERA: 4.5 (9, 1)	1.0	S	4	0	0	0	3	1	0	0	0	0	0	9	13	0.00	1.000																						

Minnesota Twins @ Detroit Tigers
Tiger Stadium, Detroit, MI
Thu Jul 11 1985, 7:05 PM EDT
Att: 26,215 - Unknown

AB	31
R	1
H	6
RBI	1
BB	5
SO	7
LOB	17



Batter	1	2	3	4	5	6	7	8	9	AB	R	H	RBI	BB	SO	LOB	TOP										
Kirby Puckett, R OBP: 0.322, SLG: 0.377 (1, 8)	F4		F9		1-3		3-1		3-1	5	0	0	0	0	0	3	Minnesota Twins @ Detroit Tigers Tiger Stadium, Detroit, MI Fri Jul 12, 1985, 7:05 PM EDT Att: 38,524 - Unknown										
Ron Washington, R OBP: 0.241, SLG: 0.226 (1, 5)	L3				F9					3	1	1	0	0	0	0											
Roy Smalley, S OBP: 0.387, SLG: 0.410 (7, PH)										0	0	0	0	1	0	0											
Kent Hrbek, L OBP: 0.316, SLG: 0.385 (7, 3)			FC6-4							0	0	0	0	0	0	0											
Steve Lombardozzi, R OBP: 0.316, SLG: 0.385 (9, PH)										1	0	0	0	0	1	1											
Mike Stenhouse, L OBP: 0.354, SLG: 0.395 (9, 3)										0	0	0	0	0	0	0											
Dave Engle, R OBP: 0.360, SLG: 0.568 (1, 10)	HR		FC6-4							3	1	1	1	1	1	3											
Tom Brunansky, R OBP: 0.359, SLG: 0.508 (1, 9)	F7		FC6-4							4	0	0	1	0	0	1											
Gary Gaetti, R OBP: 0.321, SLG: 0.431 (1, 3)										4	0	1	0	0	1	1											
Tim Lincecum, R OBP: 0.351, SLG: 0.398 (1, 4)										1	1	0	0	3	0	0											
Tim Lincecum, R OBP: 0.351, SLG: 0.398 (1, 4)										3	0	0	0	0	3	3											
Tim Lincecum, R OBP: 0.351, SLG: 0.398 (1, 2)										3	0	0	0	0	3	3											
Greg Gagne, R OBP: 0.325, SLG: 0.409 (1, 6)										3	0	2	1	1	0	0											
Dave Meier, R OBP: 0.308, SLG: 0.163 (1, 7)										2	0	0	0	1	0	2											
Inning Stats	R: 1 E: 0 K: 0 S: 4	H: 1 LOB: 0 BB: 0 P: 4	R: 0 E: 0 K: 1 S: 6	H: 2 LOB: 2 BB: 1 P: 10	R: 1 E: 0 K: 0 S: 4	H: 1 LOB: 1 BB: 1 P: 8	R: 0 E: 0 K: 1 S: 5	H: 0 LOB: 0 BB: 0 P: 5	R: 0 E: 0 K: 0 S: 3	H: 0 LOB: 0 BB: 0 P: 3	R: 0 E: 0 K: 2 S: 7	H: 0 LOB: 0 BB: 0 P: 7	R: 1 E: 0 K: 0 S: 4	H: 1 LOB: 3 BB: 3 P: 16	R: 0 E: 0 K: 1 S: 5	H: 0 LOB: 1 BB: 1 P: 9	R: 0 E: 0 K: 1 S: 5	H: 0 LOB: 1 BB: 1 P: 9	1B: 3 2B: 0 3B: 1 HR: 1	SF: 0 SAC: 2 DP: 0 HBP: 0	WP: 0 PB: 0 SB: 0 CS: 2	PA: 38					
PITCHER	IP	WLS	BF	H	R	ER	SO	BB	IBB	HBP	BLK	WP	HR	S	P	ERA	WHIP										
Frank Tanana, L ERA: 5.14 (1, 1)	6.1	L	27	5	3	3	4	4	0	0	0	0	1	31	47	4.26	1.421										
Doug Bair, R ERA: 5.21 (7, 1)	2.1		10	0	0	0	1	2	1	0	0	0	0	9	21	0.00	0.857										
Bill Scherrer, L ERA: 4.05 (9, 1)	0.1		1	0	0	0	1	0	0	0	0	0	0	3	3	0.00	0.000										
Batter	1	2	3	4	5	6	7	8	9	AB	R	H	RBI	BB	SO	LOB	BOTTOM										
Lou Whitaker, L OBP: 0.392, SLG: 0.500 (1, 4)	BB 1B		L6 BB	F9			F8		FC6-4	4	0	2	0	1	0	2	Minnesota Twins @ Detroit Tigers Tiger Stadium, Detroit, MI Fri Jul 12, 1985, 7:05 PM EDT Att: 38,524 - Unknown										
Alan Trammell, R OBP: 0.323, SLG: 0.399 (1, 6)	F8						F4		F7	4	0	0	0	1	0	3											
Kirk Gibson, L OBP: 0.363, SLG: 0.547 (1, 10)			L6							4	1	2	1	0	1	2											
Darrell Evans, L OBP: 0.349, SLG: 0.480 (1, 3)	F9		1-3				1-3			4	0	0	0	0	1	3											
Larry Herndon, R OBP: 0.287, SLG: 0.382 (1, 7)							6-3		5-3	3	0	0	0	1	0	0											
Barbato Garbey, R OBP: 0.340, SLG: 0.396 (1, 9)	F8									4	1	2	0	0	0	3											
Chet Lemon, R OBP: 0.313, SLG: 0.378 (1, 8)										4	0	2	0	0	0	1											
Bob Melvin, R OBP: 0.250, SLG: 0.344 (1, 2)										3	0	1	0	0	0	1											
Dave Bergman, L OBP: 0.305, SLG: 0.320 (9, PH)										1	0	0	0	0	0	1											
Tom Brookens, R OBP: 0.315, SLG: 0.444 (1, 5)										4	0	1	1	0	0	2											
Inning Stats	R: 0 E: 0 K: 0 S: 5	H: 2 LOB: 3 BB: 1 P: 9	R: 0 E: 0 K: 0 S: 3	H: 0 LOB: 0 BB: 0 P: 3	R: 0 E: 0 K: 0 S: 3	H: 1 LOB: 1 BB: 1 P: 7	R: 1 E: 0 K: 0 S: 6	H: 3 LOB: 2 BB: 0 P: 6	R: 1 E: 0 K: 0 S: 4	H: 1 LOB: 0 BB: 0 P: 4	R: 0 E: 0 K: 0 S: 4	H: 2 LOB: 1 BB: 0 P: 4	R: 0 E: 0 K: 1 S: 5	H: 0 LOB: 0 BB: 0 P: 5	R: 0 E: 0 K: 1 S: 5	H: 0 LOB: 0 BB: 0 P: 5	R: 0 E: 0 K: 0 S: 4	H: 1 LOB: 2 BB: 1 P: 8	1B: 9 2B: 1 3B: 0 HR: 1	SF: 0 SAC: 0 DP: 1 HBP: 0	WP: 0 PB: 0 SB: 0 CS: 0	PA: 38					
PITCHER	IP	WLS	BF	H	R	ER	SO	BB	IBB	HBP	BLK	WP	HR	S	P	ERA	WHIP										
John Butcher, R ERA: 4.46 (1, 1)	6.2	W	29	9	2	2	0	2	0	0	0	0	0	6	6	0.00	0.000										
Curt Wardle, L ERA: 4.67 (7, 1)	0.2		2	0	0	0	2	0	0	0	0	0	0	6	6	0.00	0.000										
Frank Eufemia, R ERA: 2.0 (8, 1)	1.0		4	1	0	0	0	0	0	0	0	0	0	4	4	0.00	1.000										
Ron Davis, R ERA: 4.41 (9, 1)	0.2	S	3	0	0	0	0	0	1	0	0	0	0	2	6	0.00	0.000										

Batter	1	2	3	4	5	6	7	8	9	AB	R	H	RBI	BB	SO	LOB	TOP											
Kirby Puckett, R OBP: 0.318, SLG: 0.372	6-3	L9				1-3	4-3		E3	5	0	0	0	0	0	2												
Roy Smalley, S OBP: 0.397, SLG: 0.420	HR		3-1			2B	F4		F8	4	1	1	1	1	0	1												
Randy Bush, L OBP: 0.284, SLG: 0.480	2B		G3			2B				4	2	3	2	0	0	0												
Tim Laudner, R OBP: 0.280, SLG: 0.385	2B	1B				2B	HR			0	0	0	0	0	0	0												
Tom Brunansky, R OBP: 0.361, SLG: 0.510	2B	2B	5-3			IBB	F6			3	1	1	0	1	0	0												
Gary Gaetti, R OBP: 0.320, SLG: 0.432	F8	2B		6-3		8-2	K			4	0	1	2	0	1	3												
Mike Stenhouse, L OBP: 0.350, SLG: 0.424	F8			K			HR			4	1	1	1	0	1	1												
Tim Teufel, R OBP: 0.353, SLG: 0.407	K			2B			2B		F8	4	0	2	0	0	1	1												
Greg Gagne, R OBP: 0.319, SLG: 0.400		L9		F7			6-3		K	4	0	0	0	0	1	2												
Mark Salas, L OBP: 0.356, SLG: 0.452		4-3								3	1	1	0	0	0	1												
Dave Meier, R OBP: 0.302, SLG: 0.159						1-3	2B	1B	F3	1	0	0	0	0	0	0												
Inning Stats	R: 3 E: 0 K: 1 S: 9	H: 4 LOB: 1 BB: 0 P: 9	R: 0 E: 0 K: 0 S: 3	H: 0 LOB: 0 BB: 0 P: 3	R: 0 E: 0 K: 0 S: 3	H: 0 LOB: 0 BB: 0 P: 3	R: 0 E: 0 K: 1 S: 6	H: 1 LOB: 1 BB: 0 P: 6	R: 1 E: 0 K: 0 S: 4	H: 2 LOB: 2 BB: 2 P: 12	R: 1 E: 0 K: 1 S: 5	H: 2 LOB: 1 BB: 0 P: 5	R: 1 E: 0 K: 1 S: 6	H: 1 LOB: 0 BB: 0 P: 6	R: 0 E: 0 K: 1 S: 5	H: 0 LOB: 0 BB: 0 P: 5	R: 0 E: 1 K: 0 S: 3	H: 0 LOB: 0 BB: 0 P: 3	1B: 2 2B: 6 3B: 0 HR: 3	SF: 0 SAC: 0 DP: 1 HBP: 0	WP: 0 PB: 0 SB: 0 CS: 1	PA: 38						
PITCHER	IP	WLS	BF	H	R	ER	SO	BB	IBB	HBP	BLK	WP	HR	S	P	ERA	WHIP											
Dan Petry, R ERA: 3.47	(1, 1)	6.0	L	28	9	5	5	2	1	1	0	0	0	2	30	38	7.50	1.667										
Juan Berenguer, R ERA: 6.21	(7, 1)	2.0		7	1	1	1	2	0	0	0	0	0	1	11	11	4.50	0.500										
Willie Hernandez, L ERA: 1.81	(9, 1)	1.0	S	3	0	0	0	0	0	0	0	0	0	0	3	3	0.00	0.000										

Minnesota Twins @ Detroit Tigers
Tiger Stadium, Detroit, MI
Sat Jul 13 1985, 7:05 PM EDT
Att: 42,887 - Unknown

AB 36
R 6
H 10
RBI 6
BB 2
SO 4
LOB 11



Batter	1	2	3	4	5	6	7	8	9	AB	R	H	RBI	BB	SO	LOB	BOTTOM											
Lou Whitaker, L OBP: 0.390, SLG: 0.495	F2		FC4-6			F7			G3	5	0	1	2	0	0	1												
Tom Brookens, R OBP: 0.309, SLG: 0.435	F3		F8			F3			F8	5	0	0	0	0	0	3												
Alan Trammell, R OBP: 0.325, SLG: 0.397	6-3					2B			F8	2	1	0	0	2	0	0												
Kirk Gibson, L OBP: 0.364, SLG: 0.550		1B	4-3			2B			3-1	4	0	2	1	0	0	2												
Barbaro Garbey, R OBP: 0.346, SLG: 0.426		K				HR			5-3	3	2	1	1	1	1	1												
Darrell Evans, L OBP: 0.348, SLG: 0.476			G3			F2			3-1	4	0	1	0	0	0	1												
Larry Hemdon, R OBP: 0.290, SLG: 0.384		F7				E7			5-3	4	1	2	0	0	0	2												
Chet Lemon, R OBP: 0.312, SLG: 0.376		F2				F7			F7	4	0	1	0	0	0	3												
Bob Melvin, R OBP: 0.285, SLG: 0.353										2	0	1	0	0	0	1												
Dave Bergman, L OBP: 0.320, SLG: 0.320										0	0	0	0	0	0	0												
Alejandro Sanchez, R OBP: 0.241, SLG: 0.481										1	0	0	0	0	1	3												
Marty Castillo, R OBP: 0.081, SLG: 0.031										0	0	0	0	0	0	0												
Scotti Madison, S ERA: 1.78										1	0	0	0	0	0	0												
Inning Stats	R: 0 E: 0 K: 0 S: 3	H: 0 LOB: 0 BB: 0 P: 3	R: 0 E: 0 K: 1 S: 7	H: 2 LOB: 2 BB: 0 P: 7	R: 0 E: 0 K: 0 S: 4	H: 1 LOB: 2 BB: 1 P: 8	R: 1 E: 1 K: 0 S: 5	H: 2 LOB: 1 BB: 0 P: 5	R: 1 E: 0 K: 0 S: 3	H: 1 LOB: 1 BB: 1 P: 7	R: 2 E: 0 K: 1 S: 8	H: 3 LOB: 2 BB: 1 P: 12	R: 0 E: 0 K: 0 S: 3	H: 0 LOB: 0 BB: 0 P: 3	R: 0 E: 0 K: 0 S: 3	H: 0 LOB: 0 BB: 0 P: 3	R: 0 E: 0 K: 0 S: 3	H: 0 LOB: 0 BB: 0 P: 3	1B: 7 2B: 1 3B: 0 HR: 1	SF: 0 SAC: 0 DP: 0 HBP: 0	WP: 0 PB: 0 SB: 0 CS: 0	PA: 38						
PITCHER	IP	WLS	BF	H	R	ER	SO	BB	IBB	HBP	BLK	WP	HR	S	P	ERA	WHIP											
Ken Schrom, R ERA: 5.05	(1, 1)	5.1	W	26	8	4	4	1	0	0	0	0	0	1	25	37	6.75	2.062										
Curt Wardle, L ERA: 4.63	(6, 1)	0.1		2	1	0	0	1	0	0	0	0	0	4	4	0.00	3.000											
Frank Eufemia, R ERA: 1.78	(6, 1)	3.1	S	10	0	0	0	0	0	0	0	0	0	10	10	0.00	0.000											

Minnesota Twins @ Detroit Tigers
Tiger Stadium, Detroit, MI
Sat Jul 13 1985, 7:05 PM EDT
Att: 42,887 - Unknown

AB 35
R 4
H 9
RBI 4
BB 3
SO 2
LOB 17



Batter	1	2	3	4	5	6	7	8	9	AB	R	H	RBI	BB	SO	LOB	TOP		
Kirby Puckett, R OBP: 0.315, SLG: 0.368 (1, 8)	0-3 K			0-0 4-3		0-0 4-3		0-0 F8		4	0	0	0	0	1	2			
Roy Smalley, S OBP: 0.385, SLG: 0.415 (1, 10)	0-0 3-1			4-0 BB			0-0 3-1		0-0 F4	3	0	0	0	1	0	0			
Randy Bush, L OBP: 0.277, SLG: 0.468 Ron Washington, R OBP: 0.237, SLG: 0.222 (9, PH)	0-3 K2-3			0-0 F7			0-0 G3		0-0 F7	3	0	0	0	0	1	1			
Tom Brunansky, R OBP: 0.360, SLG: 0.510 (1, 9)		0-0 5-3		0-0 6-3			0-0 2B		0-3 K	4	0	1	0	0	1	1			
Gary Gaetti, R OBP: 0.317, SLG: 0.428 (1, 5)		0-0 5-3			0-3 K				0-0 6-3	3	0	0	0	0	1	1			
Mike Stenhouse, L OBP: 0.340, SLG: 0.409 (1, 3)		0-0 6-3			0-0 3-1				0-0 4-3	3	0	0	0	0	0	0			
Tim Lincecum, R OBP: 0.353, SLG: 0.404 Steve Lombardozzi, R (8, PR) (8, 4)			0-3 K		0-0 6-3			4-0 BB		2	0	0	0	1	1	0	AB 28		
Greg Gagne, R OBP: 0.319, SLG: 0.396 (1, 6)			0-0 1-3			0-0 B1-3		4-0 BB		2	0	0	0	1	0	0	R 0		
Mark Salas, L OBP: 0.352, SLG: 0.447 Dave Engle, R OBP: 0.353, SLG: 0.556 (8, PH) (8, 2)			0-0 4-3			0-3 K		0-3 K		2	0	0	0	0	1	0	H 1		
Inning Stats	R: 0 E: 0 K: 2 S: 7	H: 0 LOB: 0 BB: 7 P: 7	R: 0 E: 0 K: 0 S: 3	H: 0 LOB: 0 BB: 0 P: 3	R: 0 E: 0 K: 1 S: 5	H: 0 LOB: 0 BB: 1 P: 5	R: 0 E: 0 K: 0 S: 3	H: 0 LOB: 1 BB: 0 P: 7	R: 0 E: 0 K: 1 S: 5	H: 0 LOB: 0 BB: 0 P: 5	R: 0 E: 0 K: 0 S: 4	H: 1 LOB: 1 BB: 0 P: 4	R: 0 E: 0 K: 1 S: 5	H: 0 LOB: 2 BB: 2 P: 13	R: 0 E: 0 K: 1 S: 5	H: 0 LOB: 0 BB: 0 P: 5	1B: 0 2B: 1 3B: 0 HR: 0	SF: 0 SAC: 0 DP: 0 HBP: 0	WP: 0 PA: 31 PB: 0 SB: 0 CS: 0
PITCHER	IP WLS BF H R ER SO BB IBB HBP BLK WP HR S P ERA WHIP	IP WLS BF H R ER SO BB IBB HBP BLK WP HR S P ERA WHIP	IP WLS BF H R ER SO BB IBB HBP BLK WP HR S P ERA WHIP	IP WLS BF H R ER SO BB IBB HBP BLK WP HR S P ERA WHIP	IP WLS BF H R ER SO BB IBB HBP BLK WP HR S P ERA WHIP	IP WLS BF H R ER SO BB IBB HBP BLK WP HR S P ERA WHIP	IP WLS BF H R ER SO BB IBB HBP BLK WP HR S P ERA WHIP	IP WLS BF H R ER SO BB IBB HBP BLK WP HR S P ERA WHIP	IP WLS BF H R ER SO BB IBB HBP BLK WP HR S P ERA WHIP	IP WLS BF H R ER SO BB IBB HBP BLK WP HR S P ERA WHIP	IP WLS BF H R ER SO BB IBB HBP BLK WP HR S P ERA WHIP	IP WLS BF H R ER SO BB IBB HBP BLK WP HR S P ERA WHIP	IP WLS BF H R ER SO BB IBB HBP BLK WP HR S P ERA WHIP	IP WLS BF H R ER SO BB IBB HBP BLK WP HR S P ERA WHIP	IP WLS BF H R ER SO BB IBB HBP BLK WP HR S P ERA WHIP	IP WLS BF H R ER SO BB IBB HBP BLK WP HR S P ERA WHIP	IP WLS BF H R ER SO BB IBB HBP BLK WP HR S P ERA WHIP	IP WLS BF H R ER SO BB IBB HBP BLK WP HR S P ERA WHIP	IP WLS BF H R ER SO BB IBB HBP BLK WP HR S P ERA WHIP

Minnesota Twins @ Detroit Tigers
Tiger Stadium, Detroit, MI
Sun Jul 14 1985, 3:33 AM EDT
Att: 34,879 - Unknown

AB 28
R 0
H 1
RBI 0
BB 3
SO 7
LOB 7



Batter	1	2	3	4	5	6	7	8	9	AB	R	H	RBI	BB	SO	LOB	BOTTOM		
Lou Whitaker, L OBP: 0.393, SLG: 0.495 (1, 4)	0-0 1B 2B 1B	4-0 BB		0-0 4-3			0-0 F8	0-0 1B		4	1	2	1	1	0	1			
Barbaro Garbey, R OBP: 0.339, SLG: 0.414 (1, 9)	0-0 2B 1-2 4-3 1B	0-0 1-3			0-0 5-3		0-0 FC6-4	0-0 FC5		5	1	1	0	0	0	5			
Alan Trammell, R OBP: 0.327, SLG: 0.410 (1, 6)	0-0 4-3 1-3 2-H 2B		0-0 6-3		0-0 F3			0-0 HR		4	1	2	2	0	0	0			
Larry Herndon, R OBP: 0.293, SLG: 0.396 (1, 7)	0-0 4-3		0-0 HR		0-0 5-3			0-0 1B 2B 1B		4	2	2	2	0	0	1			
Darrell Evans, L OBP: 0.347, SLG: 0.484 (1, 3)	0-0 F9		0-0 HR			0-0 F5		0-0 F9		4	1	1	1	0	0	2			
Chet Lemon, R OBP: 0.311, SLG: 0.375 (1, 8)	0-0 5-3		0-3 K			0-0 F6		1-2 2B 1B		4	1	1	0	0	1	1			
Alejandro Sanchez, R OBP: 0.241, SLG: 0.470 (1, 10)		0-0 F8	0-3 K			0-3 K		0-0 2B FC4-2 1B		4	0	1	0	0	2	0	AB 36		
Bob Melvin, R OBP: 0.263, SLG: 0.368 (1, 2)		0-3 K		0-3 K			0-0 6-3	0-0 FC4-2 1B 2B		4	1	1	2	0	2	0	R 8		
Marty Castillo, R OBP: 0.111, SLG: 0.088 Dave Bergman, L OBP: 0.300, SLG: 0.314 Doug Flynn, R OBP: 0.172, SLG: 0.207 (8, PH) (8, 5)		0-0 WP 2B		0-0 5-3			4-0 FC6-4 BB	0-0 FC4-2 1B		2	0	1	0	1	0	0	H 12		
Inning Stats	R: 2 E: 0 K: 0 S: 6	H: 3 LOB: 1 BB: 0 P: 6	R: 0 E: 0 K: 1 S: 6	H: 1 LOB: 2 BB: 1 P: 10	R: 2 E: 0 K: 2 S: 9	H: 2 LOB: 0 BB: 0 P: 9	R: 0 E: 0 K: 1 S: 5	H: 0 LOB: 0 BB: 0 P: 5	R: 0 E: 0 K: 0 S: 3	H: 0 LOB: 0 BB: 0 P: 3	R: 0 E: 0 K: 1 S: 5	H: 0 LOB: 1 BB: 1 P: 7	R: 4 E: 0 K: 0 S: 9	H: 6 LOB: 2 BB: 0 P: 9	R: 0 E: 0 K: 1 S: 5	H: 0 LOB: 0 BB: 0 P: 5	1B: 6 2B: 3 3B: 0 HR: 3	SF: 0 SAC: 0 DP: 0 HBP: 0	WP: 1 PA: 38 PB: 0 SB: 0 CS: 0
PITCHER	IP WLS BF H R ER SO BB IBB HBP BLK WP HR S P ERA WHIP	IP WLS BF H R ER SO BB IBB HBP BLK WP HR S P ERA WHIP	IP WLS BF H R ER SO BB IBB HBP BLK WP HR S P ERA WHIP	IP WLS BF H R ER SO BB IBB HBP BLK WP HR S P ERA WHIP	IP WLS BF H R ER SO BB IBB HBP BLK WP HR S P ERA WHIP	IP WLS BF H R ER SO BB IBB HBP BLK WP HR S P ERA WHIP	IP WLS BF H R ER SO BB IBB HBP BLK WP HR S P ERA WHIP	IP WLS BF H R ER SO BB IBB HBP BLK WP HR S P ERA WHIP	IP WLS BF H R ER SO BB IBB HBP BLK WP HR S P ERA WHIP	IP WLS BF H R ER SO BB IBB HBP BLK WP HR S P ERA WHIP	IP WLS BF H R ER SO BB IBB HBP BLK WP HR S P ERA WHIP	IP WLS BF H R ER SO BB IBB HBP BLK WP HR S P ERA WHIP	IP WLS BF H R ER SO BB IBB HBP BLK WP HR S P ERA WHIP	IP WLS BF H R ER SO BB IBB HBP BLK WP HR S P ERA WHIP	IP WLS BF H R ER SO BB IBB HBP BLK WP HR S P ERA WHIP	IP WLS BF H R ER SO BB IBB HBP BLK WP HR S P ERA WHIP	IP WLS BF H R ER SO BB IBB HBP BLK WP HR S P ERA WHIP	IP WLS BF H R ER SO BB IBB HBP BLK WP HR S P ERA WHIP	IP WLS BF H R ER SO BB IBB HBP BLK WP HR S P ERA WHIP

Minnesota Twins @ Detroit Tigers
Tiger Stadium, Detroit, MI
Sun Jul 14 1985, 3:33 AM EDT
Att: 34,879 - Unknown

AB 36
R 8
H 12
RBI 8
BB 2
SO 5
LOB 12



Batter	1	2	3	4	5	6	7	8	9	AB	R	H	RBI	BB	SO	LOB	TOP
Rickey Henderson, R OBP: 0.442, SLG: 0.550 (1, 8)										3	0	1	0	1	1	1	<p>New York Yankees @ Minnesota Twins Hubert H. Humphrey Metrodome, Minneapolis, MN Thu Jul 18 1985, 4:33 AM EDT Att: 43,081 - Unknown</p> <p>livebaseballscorecards.com</p>
Ken Griffey, L OBP: 0.315, SLG: 0.414 (1, 7)										4	0	1	1	0	0	2	
Don Mattingly, L OBP: 0.347, SLG: 0.478 (1, 3)										2	0	0	1	1	1	0	
Dave Winfield, R OBP: 0.342, SLG: 0.462 (1, 9)										3	1	1	0	1	1	1	
Dan Pasqua, L OBP: 0.277, SLG: 0.400 (1, 10)										4	0	0	0	0	0	3	
Ron Hassey, L OBP: 0.394, SLG: 0.532 (1, 2)										4	1	2	1	0	0	1	
Willie Randolph, R OBP: 0.376, SLG: 0.346 (1, 4)										4	1	2	0	0	0	0	
Mike Pagliarulo, L OBP: 0.314, SLG: 0.372 (1, 5)										3	0	1	0	1	1	2	
Bobby Meacham, S OBP: 0.331, SLG: 0.284 (1, 6)										4	1	1	1	0	0	2	
Inning Stats	R: 0 E: 0 K: 2 S: 7	H: 0 LOB: 0 BB: 0 P: 7	R: 1 E: 0 K: 0 S: 4	H: 1 LOB: 0 BB: 0 P: 4	R: 0 E: 0 K: 0 S: 3	H: 0 LOB: 1 BB: 1 P: 7	R: 0 E: 0 K: 1 S: 5	H: 2 LOB: 2 BB: 1 P: 7	R: 0 E: 0 K: 0 S: 4	H: 0 LOB: 1 BB: 0 P: 7	R: 0 E: 0 K: 0 S: 3	H: 0 LOB: 0 BB: 0 P: 3	R: 0 E: 0 K: 0 S: 3	H: 0 LOB: 0 BB: 0 P: 3	1B: 7 2B: 4 3B: 0 HR: 0	SF: 1 SAC: 0 DP: 2 HBP: 0	WP: 0 PA: 36 CS: 0
PITCHER	IP WLS BF H R ER SO BB IBB HBP BLK WP HR S P ERA WHIP																
Mike Smithson, R ERA: 4.37 (1, 1)	6.0	25	7	4	4	4	3	0	0	0	0	0	0	30	42	6.00	1.667
Frank Eufemia, R ERA: 1.62 (7, 1)	3.0	W	11	2	0	0	1	0	0	0	0	0	0	10	14	0.00	1.000

Batter	1	2	3	4	5	6	7	8	9	AB	R	H	RBI	BB	SO	LOB	BOTTOM		
Kirby Puckett, R OBP: 0.321, SLG: 0.372 (1, 8)										4	2	3	1	1	0	0	<p>New York Yankees @ Minnesota Twins Hubert H. Humphrey Metrodome, Minneapolis, MN Thu Jul 18 1985, 4:33 AM EDT Att: 43,081 - Unknown</p> <p>livebaseballscorecards.com</p>		
Roy Smalley, S OBP: 0.391, SLG: 0.420 (1, 6)										2	2	1	1	2	1	2			
Greg Gagne, R OBP: 0.318, SLG: 0.394 (8, 6)										1	0	0	0	0	1	0			
Randy Bush, L OBP: 0.391, SLG: 0.477 (1, 7)										2	0	1	0	0	0	1			
Dave Meier, R OBP: 0.291, SLG: 0.152 (4, PH) (5, 7)										2	0	0	0	0	1	3			
Tom Brunansky, R OBP: 0.358, SLG: 0.506 (1, 9)										2	1	0	1	1	1	1			
Kent Hrbek, L OBP: 0.315, SLG: 0.393 (1, 10)										4	1	1	4	0	2	1			
Mike Stenhouse, L OBP: 0.346, SLG: 0.413 (1, 3)										4	1	2	0	0	1	1			
Gary Gaetti, R OBP: 0.320, SLG: 0.429 (1, 5)										4	1	2	0	0	2	0			
Tim Teufel, R OBP: 0.352, SLG: 0.401 (1, 4)										4	0	1	1	0	1	2			
Mark Salas, L OBP: 0.350, SLG: 0.440 (1, 2)										3	0	0	0	1	1	4			
Inning Stats	R: 2 E: 0 K: 1 S: 7	H: 2 LOB: 0 BB: 0 P: 7	R: 2 E: 0 K: 1 S: 8	H: 4 LOB: 2 BB: 0 P: 8	R: 0 E: 0 K: 1 S: 6	H: 1 LOB: 1 BB: 0 P: 6	R: 0 E: 0 K: 2 S: 7	H: 0 LOB: 3 BB: 3 P: 19	R: 0 E: 0 K: 2 S: 7	H: 0 LOB: 0 BB: 0 P: 7	R: 0 E: 0 K: 2 S: 7	H: 0 LOB: 0 BB: 0 P: 7	R: 4 E: 0 K: 1 S: 9	H: 4 LOB: 2 BB: 2 P: 17	R: 0 E: 0 K: 1 S: 5	H: 0 LOB: 0 BB: 0 P: 5	1B: 8 2B: 2 3B: 0 HR: 1	SF: 1 SAC: 1 DP: 0 HBP: 0	WP: 0 PA: 39 CS: 0
PITCHER	IP WLS BF H R ER SO BB IBB HBP BLK WP HR S P ERA WHIP																		
Ed Whitson, R ERA: 4.02 (1, 1)	1.1	10	6	4	4	1	0	0	0	0	0	0	0	12	27.00	4.500			
Dennis Rasmussen, L ERA: 3.66 (2, 1)	2.1	10	1	0	0	3	3	0	0	0	0	0	0	13	25	0.00	1.714		
Bob Shirley, L ERA: 3.44 (4, 1)	1.1	4	0	0	0	3	0	0	0	0	0	0	0	10	10	0.00	0.000		
Rich Bordi, R ERA: 2.77 (6, 1)	1.1	L	7	1	3	3	1	1	0	0	0	0	0	9	17	20.25	1.500		
Brian Fisher, R ERA: 2.66 (7, 1)	1.2	8	3	1	1	2	0	0	0	0	0	1	12	12	5.40	1.800			

Batter	1	2	3	4	5	6	7	8	9	AB R H RBI BB SO LOB	TOP											
Rickey Henderson, R OBP: 0.438, SLG: 0.542	F8	F6		E S BB		5-3		K		4 0 0 0 1 1 2	New York Yankees @ Minnesota Twins Hubert H. Humphrey Metrodome, Minneapolis, MN Fri Jul 19 1985, 8:05 PM EDT Att: 37,687 - Unknown											
Ken Griffey, L OBP: 0.313, SLG: 0.407	K		F9 S BB	F3		F5		F5	4 1 0 0 1 1 1													
Don Mattingly, L OBP: 0.347, SLG: 0.483			F9	3-1		K			5 0 2 0 0 1 2													
Dave Winfield, R OBP: 0.342, SLG: 0.462	K		E5 4-3 1B		HR		F5		5 2 2 0 0 1 1													
Ron Hassey, L OBP: 0.386, SLG: 0.517		K	4-3		F8			F8	5 0 1 0 0 1 4													
Don Baylor, R OBP: 0.335, SLG: 0.460		K	1B HBP		HR		K	F3	4 1 1 2 0 2 3													
Willie Randolph, R OBP: 0.378, SLG: 0.351		HR	2B		F2		5-3		4 1 2 1 0 0 1													
Mike Pagliarulo, L OBP: 0.317, SLG: 0.390		HR	F8				K		4 1 2 2 0 1 2													
Bobby Meacham, S OBP: 0.333, SLG: 0.287				F8	F8			CS 1B	4 0 2 0 0 0 1													
Inning Stats	R: 0 E: 0 K: 2 S: 8	H: 1 LOB: 1 BB: 0 P: 8	R: 2 E: 0 K: 2 S: 10	H: 3 LOB: 1 BB: 0 P: 10	R: 2 E: 1 K: 0 S: 5	H: 1 LOB: 2 BB: 1 P: 10	R: 0 E: 0 K: 0 S: 3	H: 0 LOB: 1 BB: 1 P: 7	R: 2 E: 0 K: 0 S: 6	H: 3 LOB: 1 BB: 0 P: 6	R: 0 E: 0 K: 1 S: 5	H: 0 LOB: 0 BB: 0 P: 5	R: 0 E: 0 K: 1 S: 6	H: 1 LOB: 1 BB: 0 P: 6	R: 0 E: 0 K: 2 S: 7	H: 1 LOB: 0 BB: 0 P: 7	R: 0 E: 0 K: 0 S: 5	H: 2 LOB: 2 BB: 0 P: 5	1B: 8 2B: 1 3B: 1 HR: 2	SF: 0 SAC: 0 DP: 0 HBP: 1	WP: 0 PB: 0 CS: 1	PA: 42
PITCHER	IP WLS BF H R ER SO BB IBB HBP BLK WP HR S P ERA WHIP											PITCHER	IP WLS BF H R ER SO BB IBB HBP BLK WP HR S P ERA WHIP									
John Butcher, R ERA: 4.57	(1, 1) 4.2 L 25 7 6 4 4 2 0 0 0 0 0 2 30 39 7.71 1.929																					
Pete Filson, L ERA: 4.29	(5, 1) 3.2 14 4 0 0 4 0 0 0 0 0 0 22 22 0.00 1.091																					
Ron Davis, R ERA: 4.33	(9, 1) 0.2 3 1 0 0 0 0 0 0 0 0 0 3 3 0.00 1.500																					

AB	39
R	6
H	12
RBI	5
BB	2
SO	8
LOB	17



Batter	1	2	3	4	5	6	7	8	9	AB R H RBI BB SO LOB	BOTTOM											
Kirby Puckett, R OBP: 0.319, SLG: 0.369	4-3		F9			F4			K	5 0 1 0 0 1 0	New York Yankees @ Minnesota Twins Hubert H. Humphrey Metrodome, Minneapolis, MN Fri Jul 19 1985, 8:05 PM EDT Att: 37,687 - Unknown											
Roy Smalley, S OBP: 0.385, SLG: 0.413	G3		F6							4 0 0 0 0 1 2												
Dave Engle, R OBP: 0.365, SLG: 0.565				F8						1 0 1 0 0 0 0												
Randy Bush, L OBP: 0.294, SLG: 0.511					6-3					3 1 2 1 1 0 0												
Tim Laudner, R OBP: 0.277, SLG: 0.380			HR							1 0 0 0 0 1 1												
Tom Brunansky, R OBP: 0.357, SLG: 0.506	F7									4 0 1 0 0 1 1												
Kent Hrbek, L OBP: 0.315, SLG: 0.391		F3	F8		4-3					4 0 1 0 0 0 1												
Gary Gaetti, R OBP: 0.322, SLG: 0.439						F4		G6-4-3		4 1 2 1 0 0 1												
Mike Stenhouse, L OBP: 0.336, SLG: 0.490										3 0 0 0 0 0 1												
Ron Washington, R OBP: 0.250, SLG: 0.236		F9		F8		F6				1 0 1 0 0 0 0												
Tim Teufel, R OBP: 0.357, SLG: 0.402										2 1 1 0 2 0 1												
Mark Salas, L OBP: 0.350, SLG: 0.454										3 1 1 2 0 0 3												
Greg Gagne, R OBP: 0.316, SLG: 0.392		F9		F8					K	1 0 0 0 0 1 0												
Inning Stats	R: 0 E: 0 K: 0 S: 3	H: 0 LOB: 1 BB: 1 P: 7	R: 0 E: 0 K: 0 S: 5	H: 2 LOB: 2 BB: 0 P: 5	R: 1 E: 0 K: 0 S: 5	H: 2 LOB: 1 BB: 0 P: 5	R: 1 E: 0 K: 0 S: 5	H: 2 LOB: 2 BB: 1 P: 9	R: 0 E: 0 K: 1 S: 5	H: 0 LOB: 0 BB: 0 P: 5	R: 2 E: 0 K: 0 S: 4	H: 1 LOB: 0 BB: 1 P: 8	R: 0 E: 0 K: 1 S: 5	H: 1 LOB: 0 BB: 0 P: 5	R: 0 E: 0 K: 0 S: 4	H: 2 LOB: 1 BB: 0 P: 4	R: 0 E: 0 K: 3 S: 10	H: 1 LOB: 1 BB: 0 P: 10	1B: 6 2B: 2 3B: 0 HR: 3	SF: 0 SAC: 0 DP: 1 HBP: 0	WP: 0 PB: 1 CS: 0	PA: 39
PITCHER	IP WLS BF H R ER SO BB IBB HBP BLK WP HR S P ERA WHIP											PITCHER	IP WLS BF H R ER SO BB IBB HBP BLK WP HR S P ERA WHIP									
Joe Cowley, R ERA: 3.74	(1, 1) 5.2 W 27 7 4 4 1 3 0 0 0 0 0 3 26 38 6.35 1.765																					
Rich Bordi, R ERA: 2.07	(6, 1) 2.0 6 2 0 0 1 0 0 0 0 0 0 8 8 0.00 1.000																					
Dave Righetti, L ERA: 3.03	(8, 1) 1.1 S 6 2 0 0 3 0 0 0 0 0 0 0 12 12 0.00 1.500																					

AB	36
R	4
H	11
RBI	4
BB	3
SO	5
LOB	11



Batter	1	2	3	4	5	6	7	8	9	AB	R	H	RBI	BB	SO	LOB	TOP							
Rickey Henderson, R OBP: 0.440, SLG: 0.554	0-0 HR	0-0 9-3			0-0 5-3		0-0 FC4-6 1B		0-0 PB 1B	5	1	3	1	0	0	1	New York Yankees @ Minnesota Twins Hubert H. Humphrey Metrodome, Minneapolis, MN Sat Jul 20 1985, 8:05 PM EDT Att: 37,919 - Unknown AB 34 R 8 H 11 RBI 8 BB 4 SO 4 LOB 13							
Ken Griffey, L OBP: 0.319, SLG: 0.408	0-0 2B 1B		0-0 G4-6-3 1B		4-0 HR BB	0-0 FC4-6 2B		0-0 6-3	4	3	2	0	1	0	3									
Don Mattingly, L OBP: 0.351, SLG: 0.494	4-0 2B 4-3 BB		0-0 G4-6-3 1-2		0-0 HR	0-0		0-0 4-3	4	2	2	4	1	0	2									
Dave Winfield, R OBP: 0.341, SLG: 0.462	0-0 4-3 1-3 2H 1B 2B		0-0 6-3		0-3 K	0-3 K			4	1	1	1	0	2	1									
Ron Hassey, L OBP: 0.382, SLG: 0.508	0-0 4-3			0-0 4-3		0-0 1B		0-0 5-3	4	0	1	1	0	0	1									
Don Baylor, R OBP: 0.331, SLG: 0.453	0-0 5-3			0-0 5-3		0-3 K		0-0 6-3	4	0	0	0	0	1	2									
Willie Randolph, R OBP: 0.379, SLG: 0.351	0-0 PO 3H 1B			0-0 6-3		0-0 F8		4-0 BB	3	0	1	1	1	0	1									
Mike Pagliarulo, L OBP: 0.320, SLG: 0.389	0-0 PO	0-0 9-3 SH1-3 1B			0-0 F7		4-0 FC4-6 1B 2B BB	0-3 K	3	1	1	0	1	1	1									
Bobby Meacham, S OBP: 0.330, SLG: 0.284		0-0 SH1-3 1-2			0-0 2-3		0-0 F1		0-0 4-3	3	0	0	0	0	1									
Inning Stats	R: 4 E: 0 K: 0 S: 6	H: 4 LOB: 0 BB: 1 P: 10	R: 0 E: 0 K: 0 S: 3	H: 1 LOB: 0 BB: 0 P: 3	R: 0 E: 0 K: 0 S: 3	H: 1 LOB: 0 BB: 0 P: 3	R: 0 E: 0 K: 0 S: 3	H: 0 LOB: 0 BB: 0 P: 3	R: 0 E: 0 K: 2 S: 9	H: 2 LOB: 1 BB: 1 P: 13	R: 2 E: 0 K: 1 S: 7	H: 2 LOB: 1 BB: 1 P: 11	R: 0 E: 0 K: 1 S: 5	H: 0 LOB: 1 BB: 1 P: 9	R: 0 E: 0 K: 0 S: 4	H: 1 LOB: 1 BB: 0 P: 4	1B: 7 2B: 3 3B: 0 HR: 2	SF: 0 SAC: 1 DP: 2 HBP: 0	WP: 0 PB: 1 CS: 0	PA: 40				
PITCHER	IP WLS BF H R ER SO BB IBB HBP BLK WP HR S P ERA WHIP	IP WLS BF H R ER SO BB IBB HBP BLK WP HR S P ERA WHIP	IP WLS BF H R ER SO BB IBB HBP BLK WP HR S P ERA WHIP	IP WLS BF H R ER SO BB IBB HBP BLK WP HR S P ERA WHIP	IP WLS BF H R ER SO BB IBB HBP BLK WP HR S P ERA WHIP	IP WLS BF H R ER SO BB IBB HBP BLK WP HR S P ERA WHIP	IP WLS BF H R ER SO BB IBB HBP BLK WP HR S P ERA WHIP	IP WLS BF H R ER SO BB IBB HBP BLK WP HR S P ERA WHIP	IP WLS BF H R ER SO BB IBB HBP BLK WP HR S P ERA WHIP	IP WLS BF H R ER SO BB IBB HBP BLK WP HR S P ERA WHIP	IP WLS BF H R ER SO BB IBB HBP BLK WP HR S P ERA WHIP	IP WLS BF H R ER SO BB IBB HBP BLK WP HR S P ERA WHIP	IP WLS BF H R ER SO BB IBB HBP BLK WP HR S P ERA WHIP	IP WLS BF H R ER SO BB IBB HBP BLK WP HR S P ERA WHIP	IP WLS BF H R ER SO BB IBB HBP BLK WP HR S P ERA WHIP	IP WLS BF H R ER SO BB IBB HBP BLK WP HR S P ERA WHIP								
Ken Schrom, R ERA: 5.38	(1, 1)	0.0	L	4	3	4	4	0	0	1	0	0	0	0	0	0	0	0	0	15	19	1.80	0.800	
Rick Lysander, R ERA: 5.84	(1, 1)	5.0		16	3	1	1	0	1	0	0	0	0	0	0	0	0	0	0	1	13	17	16.20	3.000
Curt Wardle, L ERA: 5.4	(6, 1)	1.2		10	4	3	3	2	1	0	0	0	0	0	0	0	0	0	0	0	12	16	0.00	0.857
Mark Brown, R ERA: 8.68	(7, 1)	2.1		9	1	0	0	2	1	0	0	0	0	0	0	0	0	0	0	0	12	16	0.00	0.857
PITCHER	IP WLS BF H R ER SO BB IBB HBP BLK WP HR S P ERA WHIP	IP WLS BF H R ER SO BB IBB HBP BLK WP HR S P ERA WHIP	IP WLS BF H R ER SO BB IBB HBP BLK WP HR S P ERA WHIP	IP WLS BF H R ER SO BB IBB HBP BLK WP HR S P ERA WHIP	IP WLS BF H R ER SO BB IBB HBP BLK WP HR S P ERA WHIP	IP WLS BF H R ER SO BB IBB HBP BLK WP HR S P ERA WHIP	IP WLS BF H R ER SO BB IBB HBP BLK WP HR S P ERA WHIP	IP WLS BF H R ER SO BB IBB HBP BLK WP HR S P ERA WHIP	IP WLS BF H R ER SO BB IBB HBP BLK WP HR S P ERA WHIP	IP WLS BF H R ER SO BB IBB HBP BLK WP HR S P ERA WHIP	IP WLS BF H R ER SO BB IBB HBP BLK WP HR S P ERA WHIP	IP WLS BF H R ER SO BB IBB HBP BLK WP HR S P ERA WHIP	IP WLS BF H R ER SO BB IBB HBP BLK WP HR S P ERA WHIP	IP WLS BF H R ER SO BB IBB HBP BLK WP HR S P ERA WHIP	IP WLS BF H R ER SO BB IBB HBP BLK WP HR S P ERA WHIP	IP WLS BF H R ER SO BB IBB HBP BLK WP HR S P ERA WHIP								
Kirby Puckett, R OBP: 0.319, SLG: 0.368	0-0 6-3			0-0 6-3		0-0 1B		0-0 6-3	4	0	1	0	0	0	0									
Ron Washington, R OBP: 0.250, SLG: 0.254	0-0 E5 G6-4-3		0-0 2B 2B		0-0 F8		0-0 5-3	4	1	1	0	0	0	1										
Dave Engle, R OBP: 0.375, SLG: 0.580	0-0 G6-4-3 1-2		0-0 2B 2B		0-0 F4		0-0 1B 1B	4	1	2	1	0	0	2										
Tom Brunansky, R OBP: 0.354, SLG: 0.500		0-0 F7		0-0 F3		0-0 F7		0-0 F8	4	0	0	0	0	3										
Gary Gaetti, R OBP: 0.321, SLG: 0.437		0-3 K		0-3 K		0-3 K		0-0 1B 1B	4	0	1	0	0	3	1									
Tim Laudner, R OBP: 0.276, SLG: 0.406		0-0 F8		0-0 HR		0-0 F7		0-0 F4	4	1	1	1	0	2										
Dave Meier, R OBP: 0.305, SLG: 0.163			0-0 F4		0-0 F4		4-0 BB	0-0 1B 1B	3	0	1	1	1	0	0									
Greg Gagne, R OBP: 0.310, SLG: 0.384			0-0 F3		0-0 F9		0-0 F9	0-0 F9	4	0	0	0	0	3										
Randy Bush, L OBP: 0.288, SLG: 0.500			0-0 G3		0-0 F6			0-0 1-3	3	0	0	0	0	0	0									
Inning Stats	R: 0 E: 1 K: 0 S: 3	H: 0 LOB: 0 BB: 0 P: 3	R: 0 E: 0 K: 1 S: 5	H: 0 LOB: 0 BB: 0 P: 5	R: 0 E: 0 K: 0 S: 3	H: 0 LOB: 0 BB: 0 P: 3	R: 1 E: 0 K: 1 S: 7	H: 2 LOB: 1 BB: 0 P: 7	R: 1 E: 0 K: 0 S: 4	H: 1 LOB: 0 BB: 0 P: 4	R: 0 E: 0 K: 0 S: 4	H: 0 LOB: 1 BB: 1 P: 4	R: 0 E: 0 K: 1 S: 5	H: 0 LOB: 0 BB: 1 P: 9	R: 0 E: 0 K: 0 S: 3	H: 0 LOB: 0 BB: 0 P: 3	R: 1 E: 0 K: 0 S: 6	H: 3 LOB: 2 BB: 0 P: 6	1B: 4 2B: 2 3B: 0 HR: 1	SF: 0 SAC: 0 DP: 1 HBP: 0	WP: 0 PB: 0 CS: 0	PA: 35		
PITCHER	IP WLS BF H R ER SO BB IBB HBP BLK WP HR S P ERA WHIP	IP WLS BF H R ER SO BB IBB HBP BLK WP HR S P ERA WHIP	IP WLS BF H R ER SO BB IBB HBP BLK WP HR S P ERA WHIP	IP WLS BF H R ER SO BB IBB HBP BLK WP HR S P ERA WHIP	IP WLS BF H R ER SO BB IBB HBP BLK WP HR S P ERA WHIP	IP WLS BF H R ER SO BB IBB HBP BLK WP HR S P ERA WHIP	IP WLS BF H R ER SO BB IBB HBP BLK WP HR S P ERA WHIP	IP WLS BF H R ER SO BB IBB HBP BLK WP HR S P ERA WHIP	IP WLS BF H R ER SO BB IBB HBP BLK WP HR S P ERA WHIP	IP WLS BF H R ER SO BB IBB HBP BLK WP HR S P ERA WHIP	IP WLS BF H R ER SO BB IBB HBP BLK WP HR S P ERA WHIP	IP WLS BF H R ER SO BB IBB HBP BLK WP HR S P ERA WHIP	IP WLS BF H R ER SO BB IBB HBP BLK WP HR S P ERA WHIP	IP WLS BF H R ER SO BB IBB HBP BLK WP HR S P ERA WHIP	IP WLS BF H R ER SO BB IBB HBP BLK WP HR S P ERA WHIP	IP WLS BF H R ER SO BB IBB HBP BLK WP HR S P ERA WHIP								
Ron Guidry, L ERA: 2.61	(1, 1)	9.0	W	35	7	3	3	3	1	0	0	0	0	0	0	0	0	0	0	40	44	3.00	0.889	

Batter	1	2	3	4	5	6	7	8	9	AB	R	H	RBI	BB	SO	LOB	TOP										
Rickey Henderson, R OBP: 0.446, SLG: 0.552 (1, 8)	4-0 FC5-4 BB	4-0 G4-3 BB		4-0 G6-3 BB		0-0 F8		4-0 BB		1	0	0	0	4	0	1											
Willie Randolph, R OBP: 0.374, SLG: 0.345 (1, 4)	0-0 FC5-4 HR	0-0 G4-3		0-0 G6-3		0-0 F8		0-0 FC5		5	1	0	0	0	0	8											
Don Mattingly, L OBP: 0.349, SLG: 0.493 (1, 3)	0-0 E3 HR		0-0 SF9 2B		0-0 1-3		0-0 F9		0-3 K	5	2	1	0	0	1	1											
Dave Winfield, R OBP: 0.340, SLG: 0.467 (1, 9)	0-0 HR		0-0 6-3		0-0 4-3		0-0 F8		0-0 6-3	5	1	1	3	0	0	1											
Don Baylor, R OBP: 0.335, SLG: 0.454 (1, 10)	0-0 FC6 1B		0-0 BB E IBB		0-0 5-3		0-0 F9		0-0 WP 1B	4	0	2	0	1	0	0											
Ken Griffey, L OBP: 0.316, SLG: 0.404 (1, 7)	0-0 FC6 CS		0-0 E4 BB		0-0 1B			0-0 F9	0-0 F8	5	0	1	0	0	0	4											
Andre Robertson, R OBP: 0.486, SLG: 0.750 (1, 5)	0-0 CS	0-0 BB 2B	0-0 SF9		0-0 F5			0-0 F8 1B		3	1	2	1	0	0	1											
Ron Hassey, L OBP: 0.379, SLG: 0.496 (1, 2)		0-0 5-3	0-0 BB 2B	0-0 K	0-3 K			0-0 F8 2B		3	0	0	0	1	1	2											
Bobby Meacham, S OBP: 0.335, SLG: 0.288 (1, 6)		0-0 BB BB	0-0 K	0-0 1B				0-0 FC5 S 1B		3	0	2	1	1	1	3											
Inning Stats	R: 3 E: 1 K: 0 S: 5	H: 2 LOB: 0 BB: 1 P: 9	R: 0 E: 0 K: 0 S: 3	H: 1 LOB: 2 BB: 2 P: 11	R: 1 E: 1 K: 1 S: 7	H: 1 LOB: 3 BB: 2 P: 15	R: 0 E: 0 K: 0 S: 2	H: 0 LOB: 0 BB: 1 P: 6	R: 0 E: 0 K: 0 S: 4	H: 1 LOB: 1 BB: 0 P: 4	R: 0 E: 0 K: 1 S: 6	H: 1 LOB: 1 BB: 0 P: 6	R: 0 E: 0 K: 0 S: 3	H: 0 LOB: 0 BB: 0 P: 3	R: 0 E: 0 K: 0 S: 5	H: 2 LOB: 2 BB: 1 P: 9	R: 0 E: 0 K: 1 S: 6	H: 1 LOB: 1 BB: 0 P: 6	1B: 5 2B: 3 3B: 0 HR: 1	SF: 1 SAC: 0 DP: 2 HBP: 0	WP: 1 PA: 43						
PITCHER	IP	WLS	BF	H	R	ER	SO	BB	IBB	HBP	BLK	WP	HR	S	P	ERA	WHIP	PITCHER									
Frank Viola, L ERA: 4.3 (1, 1)	7.2	L	35	7	5	3	2	5	1	0	0	0	1	33	57	3.52	1.565										
Frank Eufemia, R ERA: 1.96 (8, 1)	1.1		7	2	0	0	1	1	0	0	0	1	0	8	12	0.00	2.250										

New York Yankees @ Minnesota Twins
Hubert H. Humphrey Metrodome, Minneapolis, MN

AB 34
R 5
H 9
RBI 5
BB 7
SO 3
LOB 21



WP: 1
PA: 43

New York Yankees @ Minnesota Twins
Hubert H. Humphrey Metrodome, Minneapolis, MN

AB 32
R 2
H 7
RBI 2
BB 3
SO 4
LOB 12



Batter	1	2	3	4	5	6	7	8	9	AB	R	H	RBI	BB	SO	LOB	BOTTOM										
Kirby Puckett, R OBP: 0.316, SLG: 0.364 (1, 8)	0-0 F9		0-0 F4		0-0 5-3			0-0 F9		4	0	0	0	0	0	1											
Gary Gaetti, R OBP: 0.324, SLG: 0.439 (1, 5)	0-0		0-0			0-0 6-3		0-0 HR		3	0	2	0	0	0	0											
Kent Hrbek, L OBP: 0.317, SLG: 0.402 (8, PH)	BB 1B		BB 1B			BB 1B		HR		1	1	1	2	0	0	0											
Mike Stenhouse, L OBP: 0.391, SLG: 0.402 (8, PR)	4-0		4-0			4-0 4-3		0-0 1B		2	0	1	0	2	0	0											
Ron Washington, R OBP: 0.250, SLG: 0.254 (9, 5)	1-2 BB		1-2 BB			0-0 K		0-0 F7		0	0	0	0	0	0	0											
Tom Brunansky, R OBP: 0.350, SLG: 0.494 (1, 9)	0-3 K		0-0 F3			0-3 K		0-0 F7		4	0	0	0	0	2	5											
Dave Engle, R OBP: 0.350, SLG: 0.537 (1, 10)	0-3 K			0-0 F7			0-0 5-3		0-3 K	4	0	0	0	0	2	2											
Randy Bush, L OBP: 0.287, SLG: 0.493 (1, 7)		0-0 4-3		0-0 G5-4-3 1B			0-0 F3		0-0 F7	4	0	1	0	0	0	0											
Tim Lincecum, R OBP: 0.358, SLG: 0.404 (1, 4)		0-0 G5-4-3 1B		0-0 G5-4-3			0-0 5-3			4	0	2	0	0	0	1											
Greg Gagne, R OBP: 0.307, SLG: 0.380 (8, PH)		0-0 G5-4-3			0-0 F5			4-0 HR BB		2	0	0	0	0	0	1											
Roy Smalley, S OBP: 0.386, SLG: 0.411 (9, 6)		0-0 G5-4-3						0-0 G3		1	1	0	0	1	0	1											
Mark Salas, L OBP: 0.345, SLG: 0.447 (1, 2)			0-0 4-3		0-0 1-3			0-0 F7		3	0	0	0	0	0	1											
Inning Stats	R: 0 E: 0 K: 2 S: 8	H: 1 LOB: 2 BB: 1 P: 12	R: 0 E: 0 K: 0 S: 3	H: 1 LOB: 0 BB: 0 P: 3	R: 0 E: 0 K: 0 S: 4	H: 1 LOB: 2 BB: 1 P: 8	R: 0 E: 0 K: 0 S: 3	H: 1 LOB: 0 BB: 0 P: 3	R: 0 E: 0 K: 1 S: 5	H: 0 LOB: 0 BB: 0 P: 5	R: 0 E: 0 K: 0 S: 3	H: 0 LOB: 0 BB: 0 P: 3	R: 0 E: 0 K: 0 S: 5	H: 2 LOB: 1 BB: 1 P: 9	R: 0 E: 0 K: 1 S: 6	H: 1 LOB: 1 BB: 0 P: 6	1B: 6 2B: 0 3B: 0 HR: 1	SF: 0 SAC: 0 DP: 2 HBP: 0	WP: 0 PA: 35								
PITCHER	IP	WLS	BF	H	R	ER	SO	BB	IBB	HBP	BLK	WP	HR	S	P	ERA	WHIP	PITCHER									
Phil Niekro, R ERA: 4.36 (1, 1)	9.0	W	35	7	2	2	4	3	0	0	0	0	1	40	52	2.00	1.111										

New York Yankees @ Minnesota Twins
Hubert H. Humphrey Metrodome, Minneapolis, MN

AB 32
R 2
H 7
RBI 2
BB 3
SO 4
LOB 12



WP: 0
PA: 35

Sun Jul 21 1985, 4:33 AM EDT
Att: 30,037 - Unknown

livebaseballscores.com

livebaseballscores.com

Batter	1	2	3	4	5	6	7	8	9	AB	R	H	RBI	BB	SO	LOB	TOP								
Alan Wiggins, S (1,4) OBP: 0.189, SLG: 0.157	F2																								
Larry Sheets, L (7,PH) OBP: 0.311, SLG: 0.415																									
Floyd Rayford, R (7,2) OBP: 0.315, SLG: 0.478																									
Al Pardo, S (9,PH) OBP: 0.083, SLG: 0.083																									
Lee Lacy, R (1,9) OBP: 0.357, SLG: 0.420																									
Rich Dauer, R (7,4) OBP: 0.293, SLG: 0.267																									
Cal Ripken Jr., R (1,6) OBP: 0.338, SLG: 0.465																									
Eddie Murray, S (1,3) OBP: 0.364, SLG: 0.492																									
Fred Lynn, L (1,8) OBP: 0.334, SLG: 0.453																									
Mike Young, S (1,10) OBP: 0.365, SLG: 0.513																									
Wayne Gross, L (1,5) OBP: 0.396, SLG: 0.464																									
John Shelby, S (1,7) OBP: 0.299, SLG: 0.431																									
Rick Dempsey, R (1,2) OBP: 0.337, SLG: 0.373																									
Jim Dwyer, L (7,PH) OBP: 0.350, SLG: 0.425																									
Inning Stats	R: 2 E: 0 K: 0 S: 4	H: 1 LOB: 0 BB: 1 P: 8	R: 0 E: 0 K: 0 S: 3	H: 0 LOB: 1 BB: 1 P: 7	R: 0 E: 0 K: 0 S: 4	H: 2 LOB: 1 BB: 0 P: 4	R: 0 E: 0 K: 0 S: 3	H: 0 LOB: 0 BB: 0 P: 3	R: 0 E: 0 K: 1 S: 6	H: 1 LOB: 1 BB: 0 P: 6	R: 1 E: 0 K: 0 S: 5	H: 2 LOB: 1 BB: 0 P: 5	R: 0 E: 0 K: 1 S: 6	H: 1 LOB: 1 BB: 0 P: 6	R: 0 E: 0 K: 1 S: 6	H: 1 LOB: 1 BB: 0 P: 6	R: 0 E: 0 K: 1 S: 6	H: 1 LOB: 1 BB: 0 P: 6	1B: 7 2B: 2 3B: 1 HR: 1	SF: 0 SAC: 0 DP: 1 HBP: 0	WP: 0 PB: 0 SB: 2 CS: 1	PA: 37			
PITCHER	IP	WLS	BF	H	R	ER	SO	BB	IBB	HBP	BLK	WP	HR	S	P	ERA	WHIP								
Mike Smithson, R (1,1) ERA: 4.44	6.0	W	27	8	4	4	1	2	0	0	0	0	1	27	35	6.00	1.667								
Frank Eufemia, R (7,1) ERA: 1.49	1.2	S	5	1	0	0	1	0	0	0	0	0	0	7	7	0.00	0.600								
Ron Davis, R (8,1) ERA: 4.17	1.1	S	5	1	0	0	2	0	0	0	0	0	0	9	9	0.00	0.750								

Baltimore Orioles @ Minnesota Twins
 Hubert H. Humphrey Metrodome, Minneapolis, MN
 Mon Jul 22 1985, 8:05 PM EDT
 Att: 19,893 - Unknown

AB 35
 R 4
 H 10
 RBI 4
 BB 2
 SO 4
 LOB 14





Batter	1	2	3	4	5	6	7	8	9	AB	R	H	RBI	BB	SO	LOB	BOTTOM								
Kirby Puckett, R (1,8) OBP: 0.317, SLG: 0.363																									
Roy Smalley, S (1,5) OBP: 0.387, SLG: 0.414																									
Gary Gaetti, R (9,5) OBP: 0.324, SLG: 0.439																									
Kent Hrbek, L (1,3) OBP: 0.321, SLG: 0.412																									
Tom Brunansky, R (1,9) OBP: 0.346, SLG: 0.488																									
Dave Engle, R (1,10) OBP: 0.359, SLG: 0.526																									
Randy Bush, L (1,7) OBP: 0.279, SLG: 0.479																									
Tim Lincecum, R (1,4) OBP: 0.357, SLG: 0.491																									
Mark Salas, L (1,2) OBP: 0.348, SLG: 0.450																									
Greg Gagne, R (1,6) OBP: 0.306, SLG: 0.377																									
Inning Stats	R: 0 E: 0 K: 1 S: 7	H: 2 LOB: 3 BB: 1 P: 11	R: 5 E: 1 K: 1 S: 9	H: 3 LOB: 3 BB: 3 P: 21	R: 0 E: 0 K: 0 S: 2	H: 0 LOB: 0 BB: 1 P: 6	R: 0 E: 0 K: 0 S: 4	H: 1 LOB: 1 BB: 0 P: 4	R: 0 E: 0 K: 0 S: 4	H: 1 LOB: 1 BB: 0 P: 4	R: 0 E: 0 K: 1 S: 5	H: 0 LOB: 1 BB: 1 P: 9	R: 0 E: 0 K: 0 S: 3	H: 0 LOB: 0 BB: 0 P: 3	R: 0 E: 0 K: 0 S: 3	H: 0 LOB: 0 BB: 0 P: 3	R: 0 E: 0 K: 1 S: 3	H: 0 LOB: 0 BB: 0 P: 3	1B: 4 2B: 2 3B: 0 HR: 1	SF: 0 SAC: 0 DP: 1 HBP: 0	WP: 0 PB: 0 SB: 1 CS: 0	PA: 37			
PITCHER	IP	WLS	BF	H	R	ER	SO	BB	IBB	HBP	BLK	WP	HR	S	P	ERA	WHIP								
Storm Davis, R (1,1) ERA: 5.13	8.0	L	37	7	5	5	3	6	0	0	0	0	1	37	61	5.62	1.625								

Baltimore Orioles @ Minnesota Twins
 Hubert H. Humphrey Metrodome, Minneapolis, MN
 Mon Jul 22 1985, 8:05 PM EDT
 Att: 19,893 - Unknown

AB 31
 R 5
 H 7
 RBI 5
 BB 6
 SO 3
 LOB 18




Batter	1	2	3	4	5	6	7	8	9	AB	R	H	RBI	BB	SO	LOB	TOP								
Alan Wiggins, S OBP: 0.190, SLG: 0.151 (1, 4)	5-3		SH1-4		4-3			SH1-4		2	0	0	0	0	0	0	<p>Baltimore Orioles @ Minnesota Twins Hubert H. Humphrey Metrodome, Minneapolis, MN Wed Jul 24 1985, 8:05 PM EDT Att: 28,164 - Unknown</p> <p>livebaseballscores.com</p> <p>AB 29 R 4 H 7 RBI 4 BB 2 SO 8 LOB 10</p> 								
Lee Lacy, R OBP: 0.354, SLG: 0.431 (1, 9)	HR		SF9		6-3			5-3		3	1	1	1	0	0	1									
Cal Ripken Jr., R OBP: 0.334, SLG: 0.458 (1, 6)	K		K					F8		4	0	0	0	0	2	2									
Eddie Murray, S OBP: 0.367, SLG: 0.500 (1, 3)	HR				G1 BB			F5		3	2	2	2	1	0	0									
Fred Lynn, L OBP: 0.330, SLG: 0.445 (1, 8)	K				K			F7		4	0	1	0	0	2	1									
Larry Sheets, L OBP: 0.319, SLG: 0.429 (1, 10)					G1 BB			L3		2	0	0	0	1	0	0									
Mike Young, S OBP: 0.361, SLG: 0.503 Rick Dempsey, R OBP: 0.337, SLG: 0.373 (1, 7) (9, 2)	F8				G1			K		4	0	1	1	0	1	2									
Floyd Rayford, R OBP: 0.313, SLG: 0.464 (1, 5)	K				K			5-3		0	0	0	0	0	0	0									
Al Pardo, S OBP: 0.188, SLG: 0.250 Gary Roenicke, R OBP: 0.344, SLG: 0.481 (1, 2) (9, 7)			SH1-4 SF9		K			SH1-4		3	1	2	0	0	1	0									
Inning Stats	R: 2 E: 0 K: 2 S: 9	H: 2 LOB: 0 BB: 0 P: 9	R: 0 E: 0 K: 1 S: 5	H: 0 LOB: 0 BB: 0 P: 5	R: 1 E: 0 K: 1 S: 6	H: 1 LOB: 0 BB: 0 P: 6	R: 0 E: 0 K: 2 S: 8	H: 1 LOB: 2 BB: 1 P: 12	R: 0 E: 0 K: 1 S: 5	H: 0 LOB: 0 BB: 0 P: 5	R: 0 E: 0 K: 1 S: 5	H: 0 LOB: 0 BB: 0 P: 5	R: 0 E: 0 K: 0 S: 4	H: 1 LOB: 1 BB: 0 P: 4	R: 1 E: 0 K: 0 S: 4	H: 2 LOB: 1 BB: 1 P: 8	1B: 4 2B: 1 3B: 1 HR: 1	SF: 1 SAC: 3 DP: 1 HBP: 0	WP: 0 PB: 0 SB: 0 CS: 0	PA: 35					
PITCHER	IP	WLS	BF	H	R	ER	SO	BB	IBB	HBP	BLK	WP	HR	S	P	ERA	WHIP								
Ken Schrom, R ERA: 5.32 (1, 1)	8.0	L	31	5	4	4	8	2	0	0	0	0	1	45	53	4.50	0.875								
Curt Wardle, L ERA: 5.39 (9, 1)	0.1		2	1	0	0	0	0	0	0	0	0	0	2	2	0.00	3.000								
Frank Eufemia, R ERA: 1.46 (9, 1)	0.2		2	1	0	0	0	0	0	0	0	0	0	2	2	0.00	1.500								

Batter	1	2	3	4	5	6	7	8	9	AB	R	H	RBI	BB	SO	LOB	BOTTOM								
Kirby Puckett, R OBP: 0.324, SLG: 0.376 (1, 8)	3-1		FC4 BB		S			K		5	1	3	0	0	1	1	<p>Baltimore Orioles @ Minnesota Twins Hubert H. Humphrey Metrodome, Minneapolis, MN Wed Jul 24 1985, 8:05 PM EDT Att: 28,164 - Unknown</p> <p>livebaseballscores.com</p> <p>AB 35 R 2 H 9 RBI 2 BB 2 SO 9 LOB 21</p> 								
Roy Smalley, S OBP: 0.383, SLG: 0.406 (1, 10)	3-1		FC4 BB		F6			F8		4	0	0	0	1	0	3									
Kent Hrbek, L OBP: 0.320, SLG: 0.407 (1, 3)	K		F7		F7			BLK		3	0	0	0	0	1	4									
Tom Brunansky, R OBP: 0.342, SLG: 0.479 (1, 9)	5-3		FC4		BB			F7		3	0	0	0	1	0	4									
Randy Bush, L OBP: 0.283, SLG: 0.473 (1, 7)	K		1B		K			F9		4	0	1	1	0	2	3									
Gary Gaetti, R OBP: 0.319, SLG: 0.431 (1, 5)	F7		K		F3			F9		4	0	0	0	0	1	3									
Mark Salas, L OBP: 0.350, SLG: 0.451 (1, 2)	1B				1-3			K		4	0	2	0	0	1	0									
Greg Gagne, R OBP: 0.301, SLG: 0.370 Mike Stenhouse, L OBP: 0.357, SLG: 0.408 (1, 6) (9, PH)	S		G6-4-3		K			2B		3	0	1	0	0	1	1									
Steve Lombardozzi, R Tim Teufel, R OBP: 0.357, SLG: 0.401 (1, 4) (7, PH) (8, 4)	K		K		K			4-3		2	0	0	0	0	2	2									
Inning Stats	R: 0 E: 0 K: 1 S: 6	H: 1 LOB: 1 BB: 0 P: 6	R: 0 E: 0 K: 2 S: 9	H: 2 LOB: 2 BB: 0 P: 9	R: 1 E: 0 K: 1 S: 7	H: 2 LOB: 2 BB: 1 P: 11	R: 0 E: 0 K: 1 S: 5	H: 1 LOB: 0 BB: 0 P: 5	R: 0 E: 0 K: 1 S: 6	H: 1 LOB: 2 BB: 1 P: 10	R: 0 E: 0 K: 1 S: 5	H: 0 LOB: 0 BB: 0 P: 5	R: 0 E: 0 K: 1 S: 5	H: 0 LOB: 0 BB: 0 P: 5	R: 0 E: 0 K: 0 S: 3	H: 0 LOB: 1 BB: 0 P: 4	R: 1 E: 0 K: 1 S: 7	H: 2 LOB: 1 BB: 0 P: 7	1B: 7 2B: 2 3B: 0 HR: 0	SF: 0 SAC: 0 DP: 1 HBP: 1	WP: 0 PB: 0 SB: 2 CS: 0	PA: 38			
PITCHER	IP	WLS	BF	H	R	ER	SO	BB	IBB	HBP	BLK	WP	HR	S	P	ERA	WHIP								
Mike Boddicker, R ERA: 4.08 (1, 1)	7.0	W	30	7	1	1	8	2	0	1	0	0	0	43	52	1.29	1.286								
Don Aase, R ERA: 4.7 (8, 1)	2.0	S	8	2	1	1	1	0	0	0	1	0	0	10	10	4.50	1.000								

Batter	1	2	3	4	5	6	7	8	9	AB	R	H	RBI	BB	SO	LOB	TOP					
Lou Whitaker, L (1,4) OBP: 0.391, SLG: 0.504	WP 1B		L5	F7			F4		1B	5	2	2	2	0	0	2						
Alan Trammell, R (1,6) OBP: 0.326, SLG: 0.402	6-3		F9				5-3		1B	5	0	1	1	0	0	2						
Kirk Gibson, L (1,9) OBP: 0.365, SLG: 0.540	F9		6-3						K	5	0	0	0	0	2	2						
Barbaro Garbey, R (1,10) OBP: 0.329, SLG: 0.397	2H 1B			HR					F9	4	1	2	2	0	0	0						
Larry Herndon, R (1,7) OBP: 0.293, SLG: 0.394	F9			E 4-3 1B			F8		G3	4	1	1	0	0	0	1						
Chet Lemon, R (1,8) OBP: 0.313, SLG: 0.372										2	1	1	0	2	1	0						
Darrell Evans, L (1,3) OBP: 0.354, SLG: 0.475										3	1	0	1	1	0	2						
Tom Brookens, R (1,5) OBP: 0.296, SLG: 0.403										2	0	0	0	1	1	2						
Marty Castillo, R (1,2) OBP: 0.140, SLG: 0.125										4	1	1	0	0	0	3						
Inning Stats	R: 1 E: 0 K: 0 S: 5	H: 2 LOB: 1 BB: 0 P: 5	R: 0 E: 0 K: 1 S: 5	H: 0 LOB: 1 BB: 1 P: 9	R: 0 E: 0 K: 0 S: 3	H: 0 LOB: 0 BB: 0 P: 3	R: 3 E: 1 K: 0 S: 6	H: 2 LOB: 1 BB: 1 P: 10	R: 0 E: 0 K: 1 S: 5	H: 0 LOB: 0 BB: 0 P: 5	R: 0 E: 0 K: 1 S: 6	H: 1 LOB: 1 BB: 0 P: 6	R: 0 E: 0 K: 0 S: 3	H: 1 LOB: 0 BB: 0 P: 3	R: 0 E: 0 K: 0 S: 3	H: 0 LOB: 0 BB: 0 P: 3	R: 3 E: 0 K: 1 S: 7	H: 2 LOB: 1 BB: 2 P: 15	1B: 5 2B: 1 3B: 1 HR: 1	SF: 0 SAC: 1 DP: 0 HBP: 0	WP: 1 PB: 0 SB: 0 CS: 1	PA: 39
PITCHER	IP	WLS	BF	H	R	ER	SO	BB	IBB	HBP	BLK	WP	HR	S	P	ERA	WHIP					
Frank Viola, L (1,1) ERA: 4.31	8.0	L	33	6	5	4	3	3	0	0	0	1	1	36	48	4.50	1.125					
Curt Wardle, L (9,1) ERA: 5.63	1.0		6	2	2	2	1	1	0	0	0	0	0	7	11	18.00	3.000					

Detroit Tigers @ Minnesota Twins
 Hubert H. Humphrey Metrodome, Minneapolis, MN
 Thu Jul 25 1985, 8:05 PM EDT
 Att: 21,186 - Unknown


AB	34
R	7
H	8
RBI	6
BB	4
SO	4
LOB	14



Batter	1	2	3	4	5	6	7	8	9	AB	R	H	RBI	BB	SO	LOB	BOTTOM					
Kirby Puckett, R (1,8) OBP: 0.321, SLG: 0.372	1-3		1-3							4	0	0	0	0	0	2						
Roy Smalley, S (1,6) OBP: 0.381, SLG: 0.407	F4									4	1	1	0	0	1	1						
Randy Bush, L (1,7) OBP: 0.288, SLG: 0.490	F8									3	1	1	2	1	0	0						
Kent Hrbek, L (1,3) OBP: 0.319, SLG: 0.403										3	0	0	0	1	0	0						
Dave Engle, R (1,10) OBP: 0.352, SLG: 0.500										4	0	0	0	0	0	3						
Gary Gaetti, R (1,5) OBP: 0.319, SLG: 0.429										4	0	1	0	0	1	0						
Mike Stenhouse, L (1,9) OBP: 0.353, SLG: 0.396										3	0	0	0	1	1	1						
Tim Teufel, R (1,4) OBP: 0.352, SLG: 0.396										4	0	0	0	0	2	2						
Mark Salas, L (1,2) OBP: 0.350, SLG: 0.450										3	0	1	0	0	0	1						
Inning Stats	R: 0 E: 0 K: 0 S: 3	H: 0 LOB: 0 BB: 0 P: 3	R: 0 E: 0 K: 1 S: 5	H: 0 LOB: 0 BB: 0 P: 5	R: 0 E: 0 K: 1 S: 6	H: 1 LOB: 1 BB: 0 P: 6	R: 0 E: 0 K: 0 S: 3	H: 0 LOB: 0 BB: 0 P: 3	R: 0 E: 0 K: 1 S: 5	H: 0 LOB: 1 BB: 0 P: 9	R: 0 E: 1 K: 1 S: 6	H: 0 LOB: 3 BB: 2 P: 14	R: 0 E: 0 K: 0 S: 4	H: 1 LOB: 1 BB: 0 P: 4	R: 2 E: 0 K: 0 S: 5	H: 2 LOB: 0 BB: 0 P: 5	R: 0 E: 0 K: 1 S: 5	H: 0 LOB: 0 BB: 0 P: 5	1B: 2 2B: 1 3B: 0 HR: 1	SF: 0 SAC: 0 DP: 0 HBP: 0	WP: 0 PB: 0 SB: 0 CS: 0	PA: 35
PITCHER	IP	WLS	BF	H	R	ER	SO	BB	IBB	HBP	BLK	WP	HR	S	P	ERA	WHIP					
Jack Morris, R (1,1) ERA: 2.99	9.0	W	35	4	2	2	5	3	0	0	0	0	1	42	54	2.00	0.778					

Detroit Tigers @ Minnesota Twins
 Hubert H. Humphrey Metrodome, Minneapolis, MN
 Thu Jul 25 1985, 8:05 PM EDT
 Att: 21,186 - Unknown


AB	32
R	2
H	4
RBI	2
BB	3
SO	5
LOB	10



Batter	1	2	3	4	5	6	7	8	9	AB	R	H	RBI	BB	SO	LOB	TOP	
Lou Whitaker, L (1,4) OBP: 0.392, SLG: 0.508	0-0 SH3-4 4-3 2B		0-0 2B		0-0 6-3			0-0 E6 1B 1-2	0-0 F8	5	2	2	0	0	0	2		
Alan Trammell, R (1,6) OBP: 0.325, SLG: 0.398	0-0 SH3-4 2-3		0-0 5-3			0-3 K		0-3 K		3	0	0	0	0	0	2	3	
Kirk Gibson, L (1,9) OBP: 0.367, SLG: 0.540	1-0		0-0 5-3			0-0 5-3		0-3 K		0	1	0	0	0	0	0	0	
Larry Herndon, R (1,7) OBP: 0.291, SLG: 0.390	4-3 1B HBP		0-0 5-3			0-0 5-3		0-0 K		3	0	0	0	0	0	1	3	
Barbaro Garbey, R (1,7) OBP: 0.327, SLG: 0.393	0-0 4-3		0-3 K			0-0 F8		0-0 1B 1-3 2-H		4	0	1	2	0	1	2		
Darrell Evans, L (1,10) OBP: 0.359, SLG: 0.489	0-0 1B 3-H		0-0 F5			0-0 HR		0-0 1B 1-3 3-H		4	1	3	3	0	0	0		
Dave Bergman, L (1,3) OBP: 0.250, SLG: 0.254	0-0 F7		0-3 K			0-0 F8		0-3 K		4	0	0	0	0	0	2	3	
Bob Melvin, R (8,2) OBP: 0.213, SLG: 0.298			0-0 K							0	0	0	0	0	0	0	0	
Chet Lemon, R (1,8) OBP: 0.312, SLG: 0.370		0-0 5-3		0-3 K				0-0 5-3		4	0	1	0	0	1	0		
Tom Brookens, R (1,5) OBP: 0.295, SLG: 0.399		0-0 5-3				0-0 F9			0-0 FC6-4 1B	3	0	0	0	0	0	0		
Alejandro Sanchez, R (8,PH) OBP: 0.256, SLG: 0.547									0-0 FC6-4 WP 1-2	1	0	0	0	0	0	0	1	
Marty Castillo, R (1,2) OBP: 0.135, SLG: 0.120		0-0 F6				0-0 1-3			0-0 K 1-2	2	0	0	0	0	0	0	0	
Johnny Grubb, L (8,PH) OBP: 0.269, SLG: 0.250								0-0 E 1B		2	1	1	0	0	1	1		
Inning Stats	R: 2 H: 2 E: 0 LOB: 1 K: 0 BB: 0 S: 5	R: 0 H: 0 E: 0 LOB: 0 K: 0 BB: 0 S: 3	R: 0 H: 1 E: 0 LOB: 1 K: 1 BB: 0 S: 6	R: 0 H: 0 E: 0 LOB: 0 K: 2 BB: 0 S: 7	R: 0 H: 0 E: 0 LOB: 0 K: 0 BB: 0 S: 3	R: 0 H: 0 E: 0 LOB: 0 K: 1 BB: 0 S: 5	R: 1 H: 1 E: 0 LOB: 0 K: 0 BB: 0 S: 4	R: 2 H: 3 E: 1 LOB: 2 K: 3 BB: 0 S: 13	R: 0 H: 1 E: 0 LOB: 1 K: 1 BB: 0 S: 6	1B: 5 SF: 0 2B: 2 SAC: 1 3B: 0 DP: 0 HR: 1 HBP: 1	WP: 1 PA: 37	FB: 0 SB: 1 CS: 0						
PITCHER	IP WLS BF H R ER SO BB IBB HBP BLK WP HR S P ERA WHIP																	
Mike Smithson, R (1,1) ERA: 4.41	7.0 W 28 5 5 3 4 0 0 1 0 0 1 35 36 3.86 0.714																	
Ron Davis, R (8,1) ERA: 3.89	2.0 S 9 3 0 0 4 0 0 0 0 1 0 17 17 0.00 1.500																	

Detroit Tigers @ Minnesota Twins
 Hubert H. Humphrey Metrodome, Minneapolis, MN
 Fri Jul 26 1985, 8:05 PM EDT
 Att: 23,194 - Unknown


AB 35
 R 5
 H 8
 RBI 5
 BB 0
 SO 8
 LOB 15



Batter	1	2	3	4	5	6	7	8	9	AB	R	H	RBI	BB	SO	LOB	BOTTOM
Kirby Puckett, R (1,8) OBP: 0.322, SLG: 0.377	0-0 FC6-4 1B		0-0 4-3	0-0 1B 1-H 2-H 3B		0-0 FC6-4 1-2		0-3 K		5	1	2	2	0	1	1	
Mickey Hatcher, R (1,7) OBP: 0.322, SLG: 0.368	0-0 FC6-4 1-2		0-0 4-3	0-0 BB 1B		0-0 5-3		0-3 K		4	0	1	1	0	0	2	
Dave Meier, R (8,PH) OBP: 0.300, SLG: 0.160										1	0	0	0	0	1	0	
Kent Hrbek, L (1,3) OBP: 0.324, SLG: 0.405	0-0 FC6-4 1-2		0-0 1B	0-0 1B 1-2 BB			0-0 3B 1B			3	1	2	0	1	0	1	
Tom Brunansky, R (1,9) OBP: 0.343, SLG: 0.485	0-3 K		0-0 1B	0-0 F5			0-0 1B 1-H 3B			4	1	2	1	0	1	3	
Randy Bush, L (1,10) OBP: 0.281, SLG: 0.477		0-0 F2	0-3 K		0-0 F9		0-0 F7			4	0	0	0	0	1	3	
Gary Gaetti, R (1,5) OBP: 0.316, SLG: 0.427		0-0 WP S SF9 1B		0-0 4-3	0-0 F6		0-0 6-3			4	1	1	0	0	0	1	
Tim Lincecum, R (1,4) OBP: 0.354, SLG: 0.399		0-0 SF9 1-H		0-0 FC1-4 1B	0-3 K		0-0 1B			3	0	2	2	0	1	0	
Greg Gagne, R (1,6) OBP: 0.300, SLG: 0.364		4-0 BB		0-0 FC1-4 1B 1-2 3B		0-0 F9	0-0 G3			3	1	0	0	1	0	2	
Mark Salas, L (1,2) OBP: 0.353, SLG: 0.451		0-0 F9		0-0 1B 1-2 3B		0-0 FC6-4 1B		0-0 F9		4	1	2	0	0	0	1	
Inning Stats	R: 0 H: 1 E: 0 LOB: 1 K: 1 BB: 0 S: 6	R: 1 H: 1 E: 0 LOB: 1 K: 0 BB: 1 S: 4	R: 0 H: 2 E: 0 LOB: 0 K: 1 BB: 0 S: 7	R: 3 H: 4 E: 0 LOB: 2 K: 0 BB: 1 S: 7	R: 0 H: 0 E: 0 LOB: 0 K: 1 BB: 0 S: 5	R: 0 H: 1 E: 0 LOB: 1 K: 0 BB: 0 S: 4	R: 2 H: 3 E: 0 LOB: 1 K: 0 BB: 0 S: 6	R: 0 H: 0 E: 0 LOB: 0 K: 2 BB: 0 S: 7	R: 0 H: 0 E: 0 LOB: 0 K: 1 BB: 0 S: 7	1B: 10 SF: 1 2B: 0 SAC: 0 3B: 2 DP: 0 HR: 0 HBP: 0	WP: 1 PA: 38	FB: 0 SB: 1 CS: 0					
PITCHER	IP WLS BF H R ER SO BB IBB HBP BLK WP HR S P ERA WHIP																
Walt Terrell, R (1,1) ERA: 3.97	6.0 L 31 11 6 6 3 2 0 0 0 0 0 0 35 43 9.00 2.167																
Juan Berenguer, R (7,1) ERA: 5.75	2.0 7 1 0 0 2 0 0 0 0 0 0 0 11 11 0.00 0.500																

Detroit Tigers @ Minnesota Twins
 Hubert H. Humphrey Metrodome, Minneapolis, MN
 Fri Jul 26 1985, 8:05 PM EDT
 Att: 23,194 - Unknown

AB 35
 R 6
 H 12
 RBI 6
 BB 2
 SO 5
 LOB 14



Batter	1	2	3	4	5	6	7	8	9	AB	R	H	RBI	BB	SO	LOB	TOP								
Lou Whitaker, L (1, 4) OBP: 0.390, SLG: 0.508	1-6-3		2B		F8		F8			4	0	1	0	0	0	1	Detroit Tigers @ Minnesota Twins Hubert H. Humphrey Metrodome, Minneapolis, MN Sat Jul 27 1985, 8:05 PM EDT Att: 32,607 - Unknown livebaseballscores.com								
Alan Trammell, R (1, 6) OBP: 0.322, SLG: 0.394	F7		L3		6-3		F7			4	0	0	0	0	0	2									
Kirk Gibson, L (1, 9) OBP: 0.368, SLG: 0.538	K			BB		HR		K		3	1	1	0	1	2	0									
Lance Parrish, R (1, 10) OBP: 0.311, SLG: 0.416		4-3		F7		F9		5-3		4	0	0	0	0	0	2									
Darrell Evans, L (1, 3) OBP: 0.358, SLG: 0.497		F9		K		HR		K		4	1	1	2	0	2	1									
Barbato Garbey, R (1, 7) OBP: 0.318, SLG: 0.381		5-3		K		F8			F9	4	0	0	0	0	1	1									
Chet Lemon, R (1, 8) OBP: 0.320, SLG: 0.388			4-3 SF9		1B				BLK	4	2	4	0	0	0	0									
Tom Brookens, R (1, 5) OBP: 0.291, SLG: 0.393			4-3		F9		F9		5-3	4	0	0	0	0	0	4									
Marty Castillo, R (1, 2) OBP: 0.143, SLG: 0.132			SF9				F8		5-3	3	0	1	2	0	0	1									
Inning Stats	R: 0 E: 0 K: 1 S: 5	H: 0 LOB: 0 BB: 0 P: 5	R: 0 E: 0 K: 0 S: 3	H: 0 LOB: 0 BB: 0 P: 3	R: 0 E: 0 K: 0 S: 5	H: 2 LOB: 1 BB: 0 P: 5	R: 0 E: 0 K: 2 S: 7	H: 0 LOB: 1 BB: 1 P: 11	R: 0 E: 0 K: 0 S: 6	H: 2 LOB: 1 BB: 0 P: 5	R: 2 E: 0 K: 0 S: 6	H: 3 LOB: 1 BB: 0 P: 6	R: 0 E: 0 K: 0 S: 3	H: 0 LOB: 0 BB: 0 P: 3	R: 0 E: 0 K: 2 S: 7	H: 0 LOB: 0 BB: 0 P: 7		R: 0 E: 0 K: 0 S: 4	H: 1 LOB: 1 BB: 0 P: 4	1B: 4 2B: 2 3B: 1 HR: 1	SF: 1 SAC: 0 DP: 0 HBP: 0	WP: 0 PB: 0 SB: 1 CS: 0	PA: 36		
PITCHER	IP	WLS	BF	H	R	ER	SO	BB	IBB	HBP	BLK	WP	HR	S	P	ERA	WHIP								
John Butcher, R (1, 1) ERA: 4.46	7.0	W	29	7	4	4	3	1	0	0	0	0	1	34	38	5.14	1.143								
Pete Filson, L (8, 1) ERA: 4.13	2.0		7	1	0	0	2	0	0	0	1	0	0	11	11	0.00	0.500								

Batter	1	2	3	4	5	6	7	8	9	AB	R	H	RBI	BB	SO	LOB	BOTTOM								
Kirby Puckett, R (1, 8) OBP: 0.323, SLG: 0.380	6-3		K		1-3	HR		F8		5	1	2	2	0	1	1	Detroit Tigers @ Minnesota Twins Hubert H. Humphrey Metrodome, Minneapolis, MN Sat Jul 27 1985, 8:05 PM EDT Att: 32,607 - Unknown livebaseballscores.com								
Roy Smalley, S (1, 5) OBP: 0.381, SLG: 0.417	4-3		G6-4-3		4-3	HR		F8		4	1	1	2	1	0	2									
Kent Hrbek, L (1, 3) OBP: 0.325, SLG: 0.402	4-3			1B		K				3	1	0	0	2	1	1									
Tom Brunansky, R (1, 9) OBP: 0.344, SLG: 0.483	F8			F6		2B		4-3		4	2	1	0	1	0	4									
Dave Engle, R (1, 10) OBP: 0.373, SLG: 0.522		K		2B		2B		SF9		3	2	2	0	1	1	0									
Ron Washington, R (1, 4) OBP: 0.282, SLG: 0.308		4-3		K		BB		SF9		3	1	2	2	0	1	2									
Mickey Hatcher, R (1, 7) OBP: 0.324, SLG: 0.376		4-3		WP		FC5		BB		4	1	2	3	0	0	3									
Dave Meier, R (8, 7) OBP: 0.300, SLG: 0.160		4-3		WP		FC5		BB		0	0	0	0	0	0	0									
Greg Gagne, R (1, 6) OBP: 0.298, SLG: 0.361				WP		FC5		BB		2	0	0	0	0	1	2									
Mike Stenhouse, L (6, PH) OBP: 0.353, SLG: 0.396				3H		FC5		BB		0	0	0	0	0	0	0									
Tim Teufel, R (6, PH) OBP: 0.355, SLG: 0.397				3H		FC5		BB		1	1	0	0	1	0	1									
Mark Salas, L (1, 2) OBP: 0.356, SLG: 0.447			G6-4-3		4-3	WP		K		2	1	0	1	2	1	0									
Inning Stats	R: 0 E: 0 K: 0 S: 3	H: 0 LOB: 1 BB: 1 P: 7	R: 0 E: 0 K: 2 S: 8	H: 1 LOB: 0 BB: 0 P: 8	R: 0 E: 0 K: 1 S: 4	H: 0 LOB: 0 BB: 1 P: 8	R: 2 E: 0 K: 1 S: 7	H: 2 LOB: 1 BB: 1 P: 11	R: 0 E: 0 K: 0 S: 3	H: 0 LOB: 0 BB: 0 P: 3	R: 7 E: 0 K: 1 S: 8	H: 3 LOB: 4 BB: 0 P: 24	R: 2 E: 0 K: 0 S: 5	H: 3 LOB: 0 BB: 0 P: 5	R: 0 E: 0 K: 1 S: 6	H: 1 LOB: 2 BB: 1 P: 10	1B: 4 2B: 6 3B: 0 HR: 1	SF: 1 SAC: 0 DP: 2 HBP: 0	WP: 3 PB: 0 SB: 0 CS: 0	PA: 40					
PITCHER	IP	WLS	BF	H	R	ER	SO	BB	IBB	HBP	BLK	WP	HR	S	P	ERA	WHIP								
Randy O'Neal, R (1, 1) ERA: 2.87	5.0		20	3	2	2	4	3	0	0	0	0	0	25	37	3.60	1.200								
Aurelio Lopez, R (6, 1) ERA: 4.49	0.2	L	5	1	3	3	1	2	0	0	0	0	0	5	13	40.50	4.500								
Bill Scherrer, L (6, 1) ERA: 4.3	0.0		2	0	0	0	0	2	0	0	0	0	0	0	8	∞	∞								
Doug Bair, R (6, 1) ERA: 6.75	2.1		13	6	6	6	1	1	0	0	0	2	1	14	18	23.14	3.000								

Batter	1	2	3	4	5	6	7	8	9	AB	R	H	RBI	BB	SO	LOB	TOP					
Lou Whitaker, L (1,4) OBP: 0.394, SLG: 0.511										4	1	3	0	0	0	0	Detroit Tigers @ Minnesota Twins Hubert H. Humphrey Metrodome, Minneapolis, MN Sun Jul 28 1985, 4:33 AM EDT Att: 37,146 - Unknown					
Alan Trammell, R (1,6) OBP: 0.321, SLG: 0.395										4	1	1	0	0	0	2						
Kirk Gibson, L (1,9) OBP: 0.364, SLG: 0.532										4	0	0	0	0	1	3						
Lance Parrish, R (1,10) OBP: 0.307, SLG: 0.411										4	0	0	1	0	1	1						
Darrell Evans, L (1,5) OBP: 0.359, SLG: 0.505										3	1	1	1	1	0	0						
Barbaro Garbey, R (1,7) OBP: 0.323, SLG: 0.392										4	0	2	1	0	0	0						
Dave Bergman, L (1,3) OBP: 0.265, SLG: 0.260										2	0	1	0	1	0	2						
Tom Brookens, R (6, PR) OBP: 0.290, SLG: 0.391										1	0	0	0	0	1	0						
Chet Lemon, R (1,8) OBP: 0.316, SLG: 0.383										4	0	0	0	0	2	1						
Bob Melvin, R (1,2) OBP: 0.200, SLG: 0.280										3	0	0	0	0	1	0						
Inning Stats	R: 2 E: 0 K: 0 S: 6	H: 3 LOB: 2 BB: 1 P: 10	R: 0 E: 0 K: 1 S: 5	H: 0 LOB: 0 BB: 0 P: 5	R: 0 E: 0 K: 0 S: 3	H: 0 LOB: 0 BB: 0 P: 3	R: 0 E: 0 K: 0 S: 3	H: 1 LOB: 1 BB: 1 P: 7	R: 0 E: 0 K: 1 S: 6	H: 1 LOB: 1 BB: 0 P: 6	R: 1 E: 0 K: 1 S: 6	H: 2 LOB: 1 BB: 0 P: 6	R: 0 E: 0 K: 0 S: 4	H: 1 LOB: 1 BB: 0 P: 4	R: 0 E: 0 K: 2 S: 5	H: 0 LOB: 0 BB: 0 P: 5	R: 0 E: 0 K: 2 S: 7	H: 0 LOB: 0 BB: 0 P: 7	1B: 5 2B: 2 3B: 0 HR: 1	SF: 0 SAC: 0 DP: 0 HBP: 0	WP: 0 PB: 0 SB: 0 CS: 2	PA: 36
PITCHER Ken Schrom, R (1,1) ERA: 5.16	IP: 9.0 WLS: L BF: 35	H: 8 R: 3 ER: 3 SO: 6	BB: 2 IBB: 0 HBP: 0 BLK: 0	WP: 0 HR: 1 S: 45 P: 53	ERA: 3.00 WHIP: 1.111	PITCHER																

Batter	1	2	3	4	5	6	7	8	9	AB	R	H	RBI	BB	SO	LOB	BOTTOM					
Kirby Puckett, R (1,8) OBP: 0.327, SLG: 0.382										3	1	2	0	1	0	0	Detroit Tigers @ Minnesota Twins Hubert H. Humphrey Metrodome, Minneapolis, MN Sun Jul 28 1985, 4:33 AM EDT Att: 37,146 - Unknown					
Ron Washington, R (1,6) OBP: 0.270, SLG: 0.294										3	0	0	0	0	1	3						
Kent Hrbek, L (1,3) OBP: 0.321, SLG: 0.397										4	0	0	0	0	2	5						
Tom Brunansky, R (1,9) OBP: 0.346, SLG: 0.486										4	1	2	1	0	0	2						
Dave Engle, R (1,10) OBP: 0.380, SLG: 0.521										4	0	2	1	0	1	1						
Greg Gagne, R (9, PR) OBP: 0.298, SLG: 0.361										0	0	0	0	0	0	0						
Gary Gaetti, R (1,5) OBP: 0.315, SLG: 0.423										3	0	0	0	0	2	3						
Mickey Hatcher, R (1,7) OBP: 0.321, SLG: 0.373										3	0	0	0	0	0	2						
Dave Meier, R (8,7) OBP: 0.295, SLG: 0.157										1	0	0	0	0	0	2						
Tim Teufel, R (1,4) OBP: 0.351, SLG: 0.392										4	0	0	0	0	1	2						
Tim Laudner, R (1,2) OBP: 0.286, SLG: 0.431										3	0	1	0	0	0	0						
Inning Stats	R: 2 E: 0 K: 2 S: 9	H: 2 LOB: 1 BB: 1 P: 13	R: 0 E: 0 K: 0 S: 3	H: 0 LOB: 0 BB: 0 P: 3	R: 0 E: 0 K: 1 S: 5	H: 0 LOB: 0 BB: 0 P: 5	R: 0 E: 1 K: 1 S: 6	H: 1 LOB: 1 BB: 0 P: 6	R: 0 E: 0 K: 2 S: 9	H: 2 LOB: 2 BB: 0 P: 9	R: 0 E: 0 K: 1 S: 5	H: 0 LOB: 0 BB: 0 P: 5	R: 0 E: 0 K: 0 S: 3	H: 0 LOB: 0 BB: 0 P: 3	R: 0 E: 1 K: 0 S: 4	H: 1 LOB: 1 BB: 0 P: 4	R: 0 E: 0 K: 0 S: 4	H: 1 LOB: 2 BB: 0 P: 4	1B: 6 2B: 2 3B: 0 HR: 0	SF: 0 SAC: 2 DP: 2 HBP: 0	WP: 0 PB: 0 SB: 1 CS: 0	PA: 35
PITCHER Frank Tanana, L (1,1) ERA: 4.62	IP: 7.0 WLS: W BF: 28	H: 6 R: 2 ER: 2 SO: 7	BB: 1 IBB: 0 HBP: 0 BLK: 0	WP: 0 HR: 0 S: 41 P: 45	ERA: 2.57 WHIP: 1.000	PITCHER																
Willie Hernandez, L (8,1) ERA: 1.75	IP: 2.0 WLS: S BF: 7	H: 1 R: 0 ER: 0 SO: 0	BB: 0 IBB: 0 HBP: 0 BLK: 0	WP: 0 HR: 0 S: 7 P: 7	ERA: 0.00 WHIP: 0.500	PITCHER																



Batter	1	2	3	4	5	6	7	8	9	AB	R	H	RBI	BB	SO	LOB	TOP								
Kirby Puckett, R OBP: 0.323, SLG: 0.383 (1, 8)	0-0 4-3		0-0 1-3	0-0 G3	0-0 5-3		0-0 6-3		4-0 WP BB	5	0	0	0	1	0	4									
Roy Smalley, S OBP: 0.384, SLG: 0.420 (1, 6)	0-0 F7		0-0 BB 1B	0-0 2B		4-0 HR BB	0-0 3-1		0-0 F9	4	2	2	1	1	0	1									
Greg Gagne, R OBP: 0.297, SLG: 0.359 (7, 6)			0-0 1B BB	0-0 3-H 4-0 2B		0-0 HR BB	0-0 2-3		0-3 K	5	2	4	3	1	1	1									
Kent Hrbek, L OBP: 0.328, SLG: 0.407 (1, 3)	0-0 1B		0-0 1B BB	0-3 IBB		0-0 HR	0-0 1B			4	1	1	0	1	1	3									
Tom Brunansky, R OBP: 0.349, SLG: 0.489 (1, 9)	0-0 4-3		4-0 G3 1B PB BB	0-3 K		0-0 6-3	0-0 1B			3	3	1	1	2	0	2									
Dave Engle, R OBP: 0.382, SLG: 0.532 (1, 10)		4-0 E 1B 6-3 BB	0-0 G3 PB 1B		4-0 E SF8 BB	0-0 L9	0-0 F2			3	0	1	1	0	0	3									
Randy Bush, L OBP: 0.285, SLG: 0.471 (1, 7)	0-0 E9		0-0 G3		0-0 F8	1-0 HR HBP		0-0 L6		5	1	1	3	0	1	2									
Dave Meier, R OBP: 0.308, SLG: 0.200 (6, PR) (6, 7)	0-0 4-3 1B		0-0 G3		0-0 F8			0-0 L6		3	0	1	1	0	0	3									
Gary Gaetti, R OBP: 0.315, SLG: 0.431 (1, 5)	0-0 6-3		0-0 K		0-0 E6 SF8 BB	0-0 HR		0-0 5-3		5	1	1	3	0	1	2									
Tim Teufel, R OBP: 0.350, SLG: 0.386 (1, 4)	0-0 4-3		0-0 6-3		4-0 F7		0-0 F8			4	0	0	0	1	0	2									
Mark Salas, L OBP: 0.357, SLG: 0.450 (1, 2)	0-0 4-3		0-0 G3 2B		0-0 SF8		4-0 3-1 6-3 1B BB		0-0 3-1	3	2	1	1	1	0	1									
Tim Laudner, R OBP: 0.284, SLG: 0.425 (9, 2)										0	0	0	0	0	0	0									
Inning Stats	R: 0 E: 0 K: 0 S: 4	H: 1 LOB: 1 BB: 0 P: 4	R: 1 E: 1 K: 0 S: 4	H: 1 LOB: 1 BB: 1 P: 8	R: 4 E: 0 K: 1 S: 8	H: 3 LOB: 0 BB: 1 P: 12	R: 1 E: 0 K: 1 S: 7	H: 2 LOB: 2 BB: 1 P: 11	R: 1 E: 1 K: 0 S: 4	H: 0 LOB: 2 BB: 2 P: 12	R: 4 E: 0 K: 0 S: 5	H: 2 LOB: 1 BB: 1 P: 10	R: 1 E: 0 K: 0 S: 5	H: 2 LOB: 2 BB: 1 P: 9	R: 0 E: 0 K: 0 S: 3	H: 0 LOB: 0 BB: 0 P: 3	R: 0 E: 0 K: 1 S: 5	H: 0 LOB: 1 BB: 1 P: 9	1B: 7 2B: 2 3B: 0 HR: 2	SF: 1 SAC: 0 DP: 0 HBP: 1	WP: 1 PB: 2 CS: 0	PA: 48			
PITCHER	IP	WLS	BF	H	R	ER	SO	BB	IBB	HBP	BLK	WP	HR	S	P	ERA	WHIP								
Bill Swift, R ERA: 5.12 (1, 1)	3.2	L	21	7	6	4	1	2	1	0	0	0	0	20	32	9.82	2.455								
Roy Thomas, R ERA: 3.75 (4, 1)	2.1		14	2	5	4	1	3	0	1	0	0	2	12	25	15.43	2.143								
Brian Snyder, L ERA: 6.37 (7, 1)	2.0		9	2	1	1	0	1	0	0	0	0	0	8	12	4.50	1.500								
Bob Long, R ERA: 2.31 (9, 1)	1.0		4	0	0	0	1	1	0	0	0	1	0	5	9	0.00	1.000								

Minnesota Twins @ Seattle Mariners
The Kingdome, Seattle, WA
Tue Jul 30 1985, 10:05 PM EDT
Att: 13,406 - Unknown

AB	38
R	12
H	11
RBI	10
BB	8
SO	3
LOB	20



Batter	1	2	3	4	5	6	7	8	9	AB	R	H	RBI	BB	SO	LOB	BOTTOM								
Domingo Ramos, R OBP: 0.236, SLG: 0.223 (1, 6)	0-0 6-3	0-0 FC5-4 1B		0-0 6-3		0-0 L9		0-0 2-H 1B		5	0	1	1	0	0	3									
Phil Bradley, R OBP: 0.355, SLG: 0.477 (1, 7)	1-0 BB HBP	0-0 1-2 3-H 1B			0-0 FC6-4 1B		0-0 6-3	0-0 1-3		4	0	2	1	0	0	1									
Alvin Davis, L OBP: 0.373, SLG: 0.391 (1, 3)	0-0 F8	0-0 G3			4-0 FC6-4 BB		0-0 1B		0-0 F2	4	0	1	0	1	0	3									
Gorman Thomas, R OBP: 0.361, SLG: 0.509 (1, 10)	4-0 BB		4-0 FC4-6 BB		0-3 K		0-0 F9		0-3 K	3	0	0	0	2	2	3									
Ivan Calderon, R OBP: 0.353, SLG: 0.531 (1, 9)	0-3 K		0-0 FC4-6 5-3		0-0 FC6-4		0-3 K		0-3 K	5	0	0	0	0	3	6									
Jim Prestley, R OBP: 0.344, SLG: 0.524 (1, 5)		0-3 K		0-0 5-3		0-0 1-3				3	0	0	0	0	1	3									
Darnell Coles, R OBP: 0.338, SLG: 0.356 (7, 5)								1-0 2B HBP		0	1	0	0	0	0	0									
Dave Henderson, R OBP: 0.311, SLG: 0.387 (1, 8)		4-0 E 1B BB		0-0 F9		0-0 L7		0-0 F9		3	1	0	0	1	0	2									
Bob Kearney, R OBP: 0.304, SLG: 0.405 (1, 2)		0-0 E7		0-0 5-3		0-3 K		0-3 K		2	1	1	0	0	0	0									
Donnie Scott, S OBP: 0.233, SLG: 0.302 (6, PH) (7, 2)		0-0 FC5-4 1B 1B								2	0	0	0	0	2	1									
Harold Reynolds, S OBP: 0.277, SLG: 0.198 (1, 4)		0-0 FC5-4 1B				0-0 F9		0-0 1B		4	1	3	2	0	0	0									
Inning Stats	R: 0 E: 0 K: 1 S: 5	H: 0 LOB: 2 BB: 1 P: 10	R: 2 E: 1 K: 1 S: 8	H: 3 LOB: 2 BB: 1 P: 12	R: 0 E: 0 K: 0 S: 3	H: 0 LOB: 0 BB: 0 P: 7	R: 0 E: 0 K: 0 S: 3	H: 0 LOB: 0 BB: 0 P: 3	R: 0 E: 0 K: 1 S: 6	H: 1 LOB: 2 BB: 1 P: 10	R: 0 E: 0 K: 1 S: 6	H: 1 LOB: 1 BB: 0 P: 6	R: 0 E: 0 K: 1 S: 6	H: 1 LOB: 1 BB: 0 P: 6	R: 2 E: 0 K: 1 S: 7	H: 2 LOB: 1 BB: 0 P: 8	R: 0 E: 0 K: 2 S: 7	H: 0 LOB: 0 BB: 0 P: 7	1B: 7 2B: 1 3B: 0 HR: 0	SF: 0 SAC: 0 DP: 0 HBP: 2	WP: 1 PB: 0 CS: 0	PA: 41			
PITCHER	IP	WLS	BF	H	R	ER	SO	BB	IBB	HBP	BLK	WP	HR	S	P	ERA	WHIP								
Mike Smithson, R ERA: 4.42 (1, 1)	8.0	W	38	8	4	4	6	4	0	2	0	0	0	44	62	4.50	1.500								
Curt Wardle, L ERA: 5.51 (9, 1)	1.0		3	0	0	0	2	0	0	0	0	0	0	7	7	0.00	0.000								

Minnesota Twins @ Seattle Mariners
The Kingdome, Seattle, WA
Tue Jul 30 1985, 10:05 PM EDT
Att: 13,406 - Unknown

AB	35
R	4
H	8
RBI	4
BB	4
SO	8
LOB	22



Batter	1	2	3	4	5	6	7	8	9	AB	R	H	RBI	BB	SO	LOB	TOP											
Kirby Puckett, R OBP: 0.323, SLG: 0.382 Dave Meier, R OBP: 0.303, SLG: 0.196	0-0 FC6 1B		0-0 6-3		0-3 K			0-0 F7		3	0	1	0	0	1	0	Minnesota Twins @ Seattle Mariners The Kingdome, Seattle, WA Wed Jul 31 1985, 6:33 AM EDT Att: 12,229 - Unknown livebaseballscores.com											
Roy Smalley, S OBP: 0.382, SLG: 0.429 Ron Washington, R OBP: 0.270, SLG: 0.294	0-0 F8			0-0 1-3		0-0 HR		0-0 F8		4	1	1	1	0	0	1												
Kent Hrbek, L OBP: 0.327, SLG: 0.403	0-0 FC6 1-2			4-0 1B 2B BB		0-0 F6		0-0 F8		3	1	0	0	1	0	1												
Tom Brunansky, R OBP: 0.348, SLG: 0.486	0-0 F8			0-0 2B SF8 1B		0-3 K		0-0 4-3		4	1	1	0	0	1	1												
Dave Engle, R OBP: 0.376, SLG: 0.530		0-0 5-3		0-0 1-3 2H 2B		0-0 F7		0-0 5-3		4	0	1	1	0	0	0												
Randy Bush, L OBP: 0.286, SLG: 0.468		0-0 L4		0-0 SF8			4-0 G6-4-3 BB			1	0	0	1	1	0	0												
Gary Gaetti, R OBP: 0.312, SLG: 0.427			0-3 K		0-0 K		0-0 F8			3	0	0	0	0	2	2												
Tim Teufel, R OBP: 0.347, SLG: 0.383			0-0 L6		0-0 F9		0-0 G6-4-3 1-2			3	0	0	0	0	0	1												
Mark Salas, L OBP: 0.352, SLG: 0.443			0-0 F8		0-0 1-3			0-0 4-3		3	0	0	0	0	0	0												
Inning Stats	R: 0 E: 1 K: 0 S: 4	H: 1 LOB: 1 BB: 0 P: 4	R: 0 E: 0 K: 1 S: 5	H: 0 LOB: 0 BB: 0 P: 5	R: 0 E: 0 K: 0 S: 3	H: 0 LOB: 0 BB: 0 P: 3	R: 2 E: 0 K: 1 S: 7	H: 2 LOB: 1 BB: 1 P: 11	R: 0 E: 0 K: 1 S: 5	H: 0 LOB: 0 BB: 0 P: 5	R: 1 E: 0 K: 1 S: 6	H: 1 LOB: 0 BB: 0 P: 6	R: 0 E: 0 K: 0 S: 2	H: 0 LOB: 0 BB: 1 P: 6	R: 0 E: 0 K: 0 S: 3	H: 0 LOB: 0 BB: 0 P: 3		R: 0 E: 0 K: 0 S: 3	H: 0 LOB: 0 BB: 0 P: 3	1B: 2 2B: 1 3B: 0 HR: 1	SF: 1 SAC: 0 DP: 1 HBP: 0	WP: 0 PB: 0 CS: 0	PA: 32					
PITCHER	IP	WLS	BF	H	R	ER	SO	BB	IBB	HBP	BLK	WP	HR	S	P	ERA	WHIP											
Jim Beattie, R ERA: 7.76 Frank Willis, R ERA: 4.88	(1, 1)	5.0	W	19	3	2	2	3	1	0	0	0	0	0	24	28	3.60	0.800										
(6, 1)	4.0	S	13	1	1	1	1	1	0	0	0	0	1	14	18	2.25	0.500											

Batter	1	2	3	4	5	6	7	8	9	AB	R	H	RBI	BB	SO	LOB	BOTTOM											
Domingo Ramos, R OBP: 0.242, SLG: 0.233	0-0 4-3 HR 1B			0-0 1B 1B	0-0 FC6-4 1-2		0-0 G3			4	2	2	1	0	0	1	Minnesota Twins @ Seattle Mariners The Kingdome, Seattle, WA Wed Jul 31 1985, 6:33 AM EDT Att: 12,229 - Unknown livebaseballscores.com											
Phil Bradley, R OBP: 0.365, SLG: 0.486	0-0 G3 1-2	0-0 1B 2B		0-0 1B 5-3 1B	0-0 F8			0-0 SF8 3B		5	3	3	0	0	0	2												
Alvin Davis, L OBP: 0.376, SLG: 0.395	0-0 4-3 2-3	0-0 1B		0-0 FC6-5 1-3 3H 1B	0-0 5-3 1B		0-0 FC5-4 1B	0-0 SF8		4	0	3	3	0	0	1												
Gorman Thomas, R OBP: 0.358, SLG: 0.515	0-0 HR	0-3 K		0-0 5-3 1-2 3H 1B	0-0 5-3 1B		0-0 FC5-4 1B 1-2	0-0 F8		5	1	1	3	0	1	3												
Ivan Calderon, R OBP: 0.353, SLG: 0.528 Barry Bonnell, R OBP: 0.274, SLG: 0.297	0-0 5-3		0-0 2B WP 1B	0-0 FC6-5 HR 2-3	0-0 K		0-0 K	0-0 L5		3	2	1	0	0	0	1												
Jim Prestley, R OBP: 0.350, SLG: 0.540		0-0 1B 3B 1B		0-0 WP 1-3 2B	0-0 HR 1H		0-0 1B			4	2	4	2	0	0	0												
Dave Henderson, R OBP: 0.307, SLG: 0.382		0-0 F3		0-0 F9 2-3 3H	0-0 F2		0-0 F8			4	0	0	0	0	0	4												
Bob Kearney, R OBP: 0.304, SLG: 0.404 Donnie Scott, S OBP: 0.231, SLG: 0.299		0-0 3B 1B		0-0 6-3		0-0 F3		0-0 F7		3	1	1	0	0	0	1												
Harold Reynolds, S OBP: 0.286, SLG: 0.226		0-0 SF8 3B		0-3 K		4-0 FC6-4 BB		0-0 4-3		3	1	1	2	1	1	1												
Inning Stats	R: 2 E: 0 K: 0 S: 5	H: 2 LOB: 0 BB: 0 P: 5	R: 4 E: 0 K: 1 S: 10	H: 5 LOB: 1 BB: 0 P: 10	R: 1 E: 0 K: 1 S: 7	H: 2 LOB: 0 BB: 0 P: 7	R: 4 E: 0 K: 0 S: 7	H: 4 LOB: 0 BB: 0 P: 7	R: 0 E: 0 K: 0 S: 3	H: 0 LOB: 1 BB: 1 P: 7	R: 0 E: 0 K: 1 S: 7	H: 2 LOB: 2 BB: 0 P: 7	R: 0 E: 0 K: 0 S: 3	H: 0 LOB: 0 BB: 0 P: 3	R: 1 E: 0 K: 0 S: 4	H: 1 LOB: 0 BB: 0 P: 4		1B: 10 2B: 2 3B: 2 HR: 2	SF: 2 SAC: 0 DP: 0 HBP: 0	WP: 1 PB: 0 CS: 0	PA: 41							
PITCHER	IP	WLS	BF	H	R	ER	SO	BB	IBB	HBP	BLK	WP	HR	S	P	ERA	WHIP											
John Butcher, R ERA: 4.76 Rick Lysander, R ERA: 6.02 Frank Eufemia, R ERA: 2.58 Mark Brown, R ERA: 6.75	(1, 1)	1.2	L	11	6	6	6	0	0	0	0	0	0	0	13	13	20.25	3.750										
(2, 1)	1.1		9	5	3	3	2	0	0	0	0	1	0	13	13	20.25	3.750											
(4, 1)	1.0		5	2	2	2	0	0	0	0	0	0	1	5	5	18.00	2.000											
(5, 1)	4.0		16	3	1	1	1	1	0	0	0	0	0	17	21	2.25	1.000											

Batter	1	2	3	4	5	6	7	8	9	AB	R	H	RBI	BB	SO	LOB	TOP										
Kirby Puckett, R OBP: 0.320, SLG: 0.379	1-3		1-3			B1-3			F9	4	0	0	0	0	0	0											
Roy Smalley, S OBP: 0.383, SLG: 0.439	HR		F8			6-3			1B BB	3	1	1	1	1	0	0											
Kent Hrbek, L OBP: 0.326, SLG: 0.492 Ron Washington, R OBP: 0.270, SLG: 0.294	F4			G3			F7		1-3 1B	4	0	1	0	0	0	0											
Tom Brunansky, R OBP: 0.345, SLG: 0.481	F8			F8			F7		F5	4	0	0	0	0	0	2											
Dave Engle, R OBP: 0.365, SLG: 0.512		K			F7					3	0	0	0	0	2	0											
Randy Bush, L OBP: 0.281, SLG: 0.460		F5				3-1			F4	3	0	0	0	0	0	0											
Gary Gaetti, R OBP: 0.313, SLG: 0.427						5-3			F8	3	0	1	0	0	0	0											
Tim Teufel, R OBP: 0.345, SLG: 0.379						F9			F1	3	0	0	0	0	0	1											
Mark Salas, L OBP: 0.347, SLG: 0.438									F5	3	0	0	0	0	0	0											
Inning Stats	R: 1 E: 0 K: 0 S: 4	H: 1 LOB: 0 BB: 0 P: 4	R: 0 E: 0 K: 1 S: 6	H: 1 LOB: 1 BB: 0 P: 6	R: 0 E: 0 K: 0 S: 3	H: 0 LOB: 0 BB: 0 P: 3	R: 0 E: 0 K: 0 S: 3	H: 0 LOB: 0 BB: 0 P: 3	R: 0 E: 0 K: 0 S: 3	H: 0 LOB: 0 BB: 0 P: 3	R: 0 E: 0 K: 1 S: 5	H: 0 LOB: 0 BB: 0 P: 5	R: 0 E: 0 K: 0 S: 3	H: 0 LOB: 0 BB: 1 P: 3	R: 0 E: 0 K: 0 S: 4	H: 1 LOB: 2 BB: 1 P: 8	1B: 2 2B: 0 3B: 0 HR: 1	SF: 0 SAC: 0 DP: 0 HBP: 0	WP: 1 PB: 0 CS: 0	PA: 31							
PITCHER	IP	WLS	BF	H	R	ER	SO	BB	IBB	HBP	BLK	WP	HR	S	P	ERA	WHIP										
Kirk McCaskill, R ERA: 4.39	8.2	W	29	2	1	1	2	1	0	0	0	1	1	32	36	1.04	3.046										
Donnie Moore, R ERA: 1.45	0.1	S	2	1	0	0	0	0	0	0	0	0	0	2	2	0.00	3.000										

Minnesota Twins @ California Angels
Anaheim Stadium, Anaheim, CA
Fri Aug 02, 1985, 10:05 PM EDT
Att: 30,646 - Unknown

AB 30
R 1
H 3
RBI 1
BB 1
SO 2
LOB 3





Batter	1	2	3	4	5	6	7	8	9	AB	R	H	RBI	BB	SO	LOB	BOTTOM										
Gary Pettis, S OBP: 0.356, SLG: 0.325	CS BB		4-3 S 1B			CS 1B			G3	3	0	2	0	1	0	2											
Rod Carew, L OBP: 0.355, SLG: 0.323	1-2 1B		4-3 1-3			1-2 HR BB			1B FC4-2 1B	3	1	2	0	1	0	1											
Brian Downing, R OBP: 0.354, SLG: 0.390	F7		1-3			1-H HR			FC4-2 1B 1B	4	2	2	2	0	0	2											
Reggie Jackson, L OBP: 0.374, SLG: 0.502 Darrell Miller, R OBP: 0.342, SLG: 0.440	G3					G5-4-3 1B			FC4-2 1B 1-2 1-2 3-H	4	0	1	0	0	1	3											
Doug DeCinces, R OBP: 0.327, SLG: 0.434			3-1 FC4-2 2B			1-2 G5-4-3			K	4	0	1	0	0	1	3											
Ruppert Jones, L OBP: 0.388, SLG: 0.541			3-1			1-2 SH1-3 BB			1-3 2-H 1B	3	0	1	1	1	0	1											
Bobby Grich, R OBP: 0.351, SLG: 0.347			FC4-2			1-2 SH1-3				2	0	0	0	0	0	1											
Bob Boone, R OBP: 0.305, SLG: 0.315			3-H K			5-3			6-3	3	0	0	0	0	1	2											
Dick Schofield, R OBP: 0.264, SLG: 0.305 Juan Benquez, R OBP: 0.342, SLG: 0.381 Craig Gerber, L OBP: 0.234, SLG: 0.286			F3			K			IBB	2	0	0	0	0	1	0											
Inning Stats	R: 0 E: 0 K: 0 S: 3	H: 1 LOB: 1 BB: 1 P: 7	R: 0 E: 0 K: 1 S: 6	H: 1 LOB: 1 BB: 0 P: 6	R: 0 E: 0 K: 0 S: 4	H: 1 LOB: 1 BB: 0 P: 4	R: 0 E: 0 K: 1 S: 5	H: 0 LOB: 0 BB: 0 P: 5	R: 0 E: 0 K: 0 S: 5	H: 0 LOB: 0 BB: 0 P: 5	R: 2 E: 0 K: 0 S: 4	H: 3 LOB: 1 BB: 1 P: 8	R: 0 E: 0 K: 0 S: 3	H: 0 LOB: 2 BB: 2 P: 11	R: 1 E: 0 K: 1 S: 7	H: 3 LOB: 2 BB: 0 P: 7	1B: 7 2B: 1 3B: 0 HR: 1	SF: 0 SAC: 1 DP: 1 HBP: 0	WP: 0 PB: 0 CS: 2	PA: 33							
PITCHER	IP	WLS	BF	H	R	ER	SO	BB	IBB	HBP	BLK	WP	HR	S	P	ERA	WHIP										
Ken Schrom, R ERA: 5.06	6.0	L	24	6	2	2	3	3	0	0	0	0	0	27	39	3.00	1.500										
Frank Eufemia, R ERA: 2.52	7.1		4	0	0	0	0	0	1	0	0	0	0	3	7	0.00	0.000										
Pete Filson, L ERA: 4.19	8.1		3	2	1	1	0	0	0	0	0	0	0	3	3	27.00	6.000										
Ron Davis, R ERA: 3.76	8.1		2	1	0	0	1	0	0	0	0	0	0	4	4	0.00	1.500										

Minnesota Twins @ California Angels
Anaheim Stadium, Anaheim, CA
Fri Aug 02, 1985, 10:05 PM EDT
Att: 30,646 - Unknown

AB 28
R 3
H 9
RBI 3
BB 4
SO 4
LOB 15



Batter	1	2	3	4	5	6	7	8	9	AB	R	H	RBI	BB	SO	LOB	TOP										
Kirby Puckett, R OBP: 0.317, SLG: 0.374 (1, 8)	0-0 1-3	0-0 5-3		0-0 CS	0-3 K		0-0 L3		0-0 4-3	5	0	0	0	0	1	1	Minnesota Twins @ California Angels Anaheim Stadium, Anaheim, CA Sat Aug 03 1985, 10:05 PM EDT Att: 40,290 - Unknown AB 33 R 4 H 8 RBI 4 BB 5 SO 7 LOB 14 										
Ron Washington, R OBP: 0.276, SLG: 0.301 (1, 6)	0-0 5-3	0-3 K		1-2	0-0 WP 1B		0-0 S 1B		0-0 F8	5	1	2	0	0	1	1											
Kent Hrbek, L OBP: 0.333, SLG: 0.413 (1, 3)	4-0 1B 2B			0-0 HR	0-0 G1-4-3 1H 1B		4-0 1-2 BB			2	2	2	2	2	0	0											
Tom Brunansky, R OBP: 0.344, SLG: 0.478 (1, 9)	0-0 2B 1B			0-0 F8	0-0 G1-4-3		0-3 K			4	1	1	0	0	1	3											
Dave Engle, R OBP: 0.380, SLG: 0.523 (1, 10)	0-0 E 1-2 1H 2H 2B			4-0 G6-4-3 BB	4-0 BB		0-3 K			2	0	1	2	2	1	2											
Gary Gaetti, R OBP: 0.309, SLG: 0.422 (1, 5)	0-0 E6			0-0 G6-4-3	0-0 F4				0-0 F8	4	0	0	0	0	0	4											
Tim Laudner, R OBP: 0.283, SLG: 0.418 (1, 2)	0-3 K			0-0 G6-4-3 1B	0-0 F8				0-0 F7	4	0	1	0	0	1	2											
Tim Teufel, R OBP: 0.341, SLG: 0.374 (1, 4)		0-0 5-3		0-0 G6-4-3	0-0 6-3				0-0 F7	4	0	0	0	0	0	1											
Dave Meier, R OBP: 0.314, SLG: 0.220 (1, 7)		0-0 5-3 2B		4-0 CS BB	0-3 K				0-3 K	3	0	1	0	1	2	0											
Inning Stats	R: 2 E: 1 K: 1 S: 8	H: 2 LOB: 2 BB: 1 P: 12	R: 0 E: 0 K: 1 S: 6	H: 1 LOB: 1 BB: 0 P: 6	R: 1 E: 0 K: 0 S: 3	H: 1 LOB: 0 BB: 1 P: 7	R: 0 E: 0 K: 0 S: 2	H: 1 LOB: 2 BB: 1 P: 11	R: 0 E: 0 K: 2 S: 8	H: 1 LOB: 2 BB: 1 P: 12	R: 0 E: 0 K: 0 S: 3	H: 0 LOB: 0 BB: 0 P: 3	R: 0 E: 0 K: 1 S: 5	H: 0 LOB: 0 BB: 0 P: 5	R: 0 E: 0 K: 1 S: 5	H: 0 LOB: 0 BB: 0 P: 5	1B: 5 2B: 2 3B: 0 HR: 1	SF: 0 SAC: 0 DP: 2 HBP: 0	WP: 1 PB: 0 CS: 1	PA: 39							
PITCHER	IP	WLS	BF	H	R	ER	SO	BB	IBB	HBP	BLK	WP	HR	S	P	ERA	WHIP										
Geoff Zahn, L ERA: 2.51 (1, 1)	4.1		21	7	4	4	3	3	0	0	0	1	1	24	36	8.31	2.308										
Luis Sanchez, R ERA: 6.45 (5, 1)	2.0		8	1	0	0	1	1	0	0	0	0	0	9	13	0.00	1.000										
Al Holland, L ERA: 3.36 (7, 1)	1.2		6	0	0	0	2	1	0	0	0	0	0	9	13	0.00	0.600										
Stu Cliburn, R ERA: 2.11 (9, 1)	1.0	W	3	0	0	0	1	0	0	0	0	0	0	5	5	0.00	0.000										

Batter	1	2	3	4	5	6	7	8	9	AB	R	H	RBI	BB	SO	LOB	BOTTOM										
Rod Carew, L OBP: 0.353, SLG: 0.322 (1, 3)	0-0 F8			0-0 BB BB G4-6-3 1B		0-0 F6		0-0 F8		4	1	1	0	0	0	2	Minnesota Twins @ California Angels Anaheim Stadium, Anaheim, CA Sat Aug 03 1985, 10:05 PM EDT Att: 40,290 - Unknown AB 29 R 5 H 5 RBI 4 BB 2 SO 2 LOB 6 										
Juan Beniquez, R OBP: 0.341, SLG: 0.378 (1, 8)	0-0 5-3			4-0 G4-6-3 BB 1-2 HR BB		0-0 6-3		0-0 F9		3	1	0	0	1	0	0											
Brian Downing, R OBP: 0.355, SLG: 0.392 (1, 7)	0-0 G3			4-0 G4-6-3 1-2 2-3 BB		0-0 6-3		0-0 HR 2B		3	1	1	0	1	0	0											
Doug DeCinces, R OBP: 0.327, SLG: 0.442 (1, 5)		0-0 6-3		0-0 G4-6-3		0-0 F5		0-0 HR		4	1	1	2	0	0	2											
Ruppert Jones, L OBP: 0.388, SLG: 0.551 (1, 10)		0-0 B1-3		0-0 HR		0-0 F9				3	1	1	2	0	0	0											
Reggie Jackson, L OBP: 0.371, SLG: 0.497 (1, 9)		0-0 4-3		0-0 F7		0-3 K				3	0	0	0	0	1	0											
Bobby Grich, R OBP: 0.350, SLG: 0.347 (1, 4)			0-0 5-3		0-0 L7					3	0	1	0	0	0	0											
Gary Pettis, S OBP: 0.356, SLG: 0.325 (8, PR)										0	0	0	0	0	0	0											
Rob Wilfong, L OBP: 0.235, SLG: 0.262 (9, 4)										0	0	0	0	0	0	0											
Jerry Narron, L OBP: 0.294, SLG: 0.400 (1, 2)			0-0 4-3		0-0 F5			0-3 K		3	0	0	0	0	1	1											
Dick Schofield, R OBP: 0.262, SLG: 0.303 (1, 6)										2	0	0	0	0	0	0											
George Hendrick, R OBP: 0.277, SLG: 0.311 (8, PH)										1	0	0	0	0	0	1											
Craig Gerber, L OBP: 0.234, SLG: 0.286 (9, 6)										0	0	0	0	0	0	0											
Inning Stats	R: 0 E: 0 K: 0 S: 3	H: 0 LOB: 0 BB: 0 P: 3	R: 0 E: 0 K: 0 S: 3	H: 0 LOB: 0 BB: 0 P: 3	R: 0 E: 0 K: 0 S: 3	H: 0 LOB: 0 BB: 0 P: 3	R: 3 E: 0 K: 0 S: 4	H: 2 LOB: 0 BB: 2 P: 12	R: 0 E: 0 K: 0 S: 3	H: 0 LOB: 0 BB: 0 P: 3	R: 0 E: 0 K: 1 S: 5	H: 0 LOB: 0 BB: 0 P: 5	R: 0 E: 0 K: 1 S: 6	H: 1 LOB: 2 BB: 0 P: 6	R: 2 E: 0 K: 0 S: 3	H: 2 LOB: 0 BB: 0 P: 3	1B: 2 2B: 1 3B: 0 HR: 2	SF: 0 SAC: 0 DP: 1 HBP: 0	WP: 0 PB: 0 CS: 0	PA: 31							
PITCHER	IP	WLS	BF	H	R	ER	SO	BB	IBB	HBP	BLK	WP	HR	S	P	ERA	WHIP										
Bert Blyleven, R ERA: 3.35 (1, 1)	8.1	L	31	5	5	5	2	2	0	0	0	0	2	33	41	5.40	0.840										


Batter	1	2	3	4	5	6	7	8	9	AB	R	H	RBI	BB	SO	LOB	TOP					
Kirby Puckett, R OBP: 0.318, SLG: 0.374 (1, 8)	F9		SF7		SF8		K		BB	3	0	1	3	1	1	1	Minnesota Twins @ California Angels Anaheim Stadium, Anaheim, CA Sun Aug 04 1985, 6:33 AM EDT Att: 41,630 - Unknown					
Ron Washington, R OBP: 0.288, SLG: 0.293 Roy Smalley, S OBP: 0.381, SLG: 0.436 (7, PH) (7, 6)	F9		F9		SF8		1-3		BB	2	0	0	1	0	0	1						
Kent Hrbek, L OBP: 0.329, SLG: 0.409 (1, 3)	K			K	G3				K	4	0	0	0	0	3	1						
Tom Brunansky, R OBP: 0.341, SLG: 0.473 (1, 9)		F7		6-3		K			F9	4	0	0	0	0	1	0						
Mickey Hatcher, R OBP: 0.321, SLG: 0.374 (1, 10)	K			4-3		1B	2B		5-3	4	1	1	0	0	1	0						
Dave Engle, R OBP: 0.382, SLG: 0.517 Mark Salas, L OBP: 0.345, SLG: 0.434 (6, PH) (6, 2)	6-3				BB	1B	F9		F8	1	1	0	0	1	0	0						
Gary Gaetti, R OBP: 0.311, SLG: 0.421 (1, 5)			6-3		K		CS	1B	BB	3	0	1	1	1	1	1						
Tim Teufel, R OBP: 0.346, SLG: 0.378 Randy Bush, L OBP: 0.270, SLG: 0.457 (9, PH) (9, PH)			1B	SF7	BB		CS	1B	F5	2	2	2	0	1	0	0						
Dave Meier, R OBP: 0.333, SLG: 0.233 Mike Stenhouse, L OBP: 0.359, SLG: 0.402 Greg Gagne, R OBP: 0.297, SLG: 0.359 (9, PR) (9, PR)					1B	SF8	BB		SH1-4	1	1	1	0	1	0	0						
Inning Stats	R: 0 E: 0 K: 1 S: 5	H: 0 LOB: 0 BB: 0 P: 5	R: 0 E: 0 K: 1 S: 5	H: 0 LOB: 0 BB: 0 P: 5	R: 1 E: 0 K: 0 S: 4	H: 1 LOB: 1 BB: 1 P: 8	R: 0 E: 0 K: 1 S: 5	H: 0 LOB: 0 BB: 0 P: 5	R: 3 E: 0 K: 1 S: 7	H: 2 LOB: 1 BB: 2 P: 15	R: 1 E: 0 K: 1 S: 6	H: 2 LOB: 0 BB: 0 P: 6	R: 0 E: 0 K: 1 S: 6	H: 1 LOB: 1 BB: 0 P: 6	R: 0 E: 0 K: 1 S: 5	H: 0 LOB: 0 BB: 0 P: 5	R: 0 E: 0 K: 0 S: 4	H: 1 LOB: 3 BB: 2 P: 12	1B: 6 2B: 1 3B: 0 HR: 0	SF: 2 SAC: 1 DP: 0 HBP: 0	WP: 0 PB: 0 CS: 1	PA: 39
PITCHER	IP	WLS	BF	H	R	ER	SO	BB	IBB	HBP	BLK	WP	HR	S	P	ERA	WHIP					
John Candelaria, L ERA: 3.94 Stu Cliburn, R ERA: 2.15 Donnie Moore, R ERA: 1.43	(1, 1) (6, 1) (9, 1)	5.0 3.0 1.0	21 11 6	3 3 1	4 1 0	4 1 0	4 3 0	3 0 2	0 0 0	0 0 0	0 0 0	0 0 0	0 0 0	26 17 4	38 17 12	7.20 3.00 0.00	1.200 1.000 3.000					

Batter	1	2	3	4	5	6	7	8	9	AB	R	H	RBI	BB	SO	LOB	BOTTOM				
Brian Downing, R OBP: 0.359, SLG: 0.397 (1, 10)	6-3		1B	WP	BB		1-3			4	0	2	1	1	0	1	Minnesota Twins @ California Angels Anaheim Stadium, Anaheim, CA Sun Aug 04 1985, 6:33 AM EDT Att: 41,630 - Unknown				
Rod Carew, L OBP: 0.351, SLG: 0.320 (1, 3)	1-3					F7		2B	1B	5	0	1	0	0	0	3					
Bobby Grich, R OBP: 0.346, SLG: 0.342 (1, 4)	1-3		G6-4-3			1-3				4	0	0	0	0	0	3					
Doug DeCinces, R OBP: 0.329, SLG: 0.441 (1, 5)		L4				F4				3	1	1	0	1	0	0					
George Hendrick, R OBP: 0.277, SLG: 0.308 (1, 9)		K				F7		3B	BB	3	1	0	0	1	1	3					
Juan Beniquez, R OBP: 0.343, SLG: 0.386 (1, 7)						E6				4	1	2	1	0	0	1					
Gary Pettis, S OBP: 0.355, SLG: 0.324 (1, 8)		L4				BLK				4	2	1	1	0	1	2					
Bob Boone, R OBP: 0.307, SLG: 0.315 (1, 2)						F9				3	0	1	1	1	0	1					
Dick Schofield, R OBP: 0.263, SLG: 0.315 Reggie Jackson, L OBP: 0.370, SLG: 0.495 Craig Gerber, L OBP: 0.234, SLG: 0.286 (8, PH) (8, PR) (9, 6)						BLK				2	1	1	2	0	0	1					
Inning Stats	R: 0 E: 0 K: 0 S: 3	H: 0 LOB: 0 BB: 0 P: 3	R: 0 E: 0 K: 1 S: 6	H: 1 LOB: 1 BB: 0 P: 6	R: 1 E: 0 K: 0 S: 4	H: 2 LOB: 1 BB: 1 P: 8	R: 3 E: 1 K: 0 S: 7	H: 3 LOB: 1 BB: 0 P: 7	R: 0 E: 0 K: 0 S: 3	H: 0 LOB: 0 BB: 0 P: 3	R: 1 E: 0 K: 1 S: 6	H: 1 LOB: 1 BB: 1 P: 10	R: 0 E: 0 K: 0 S: 4	H: 1 LOB: 2 BB: 1 P: 8	R: 1 E: 1 K: 0 S: 5	H: 1 LOB: 2 BB: 1 P: 9	1B: 6 2B: 1 3B: 1 HR: 1	SF: 1 SAC: 0 DP: 1 HBP: 0	WP: 1 PB: 0 CS: 0	PA: 38	
PITCHER	IP	WLS	BF	H	R	ER	SO	BB	IBB	HBP	BLK	WP	HR	S	P	ERA	WHIP				
Frank Viola, L ERA: 4.47 Frank Eufemia, R ERA: 2.45 Pete Filson, L ERA: 4.16 Ron Davis, R ERA: 3.73	(1, 1) (7, 1) (8, 1) (8, 1)	6.1 1.0 0.1 0.1	29 6 1 2	8 0 0 1	5 1 0 0	3 0 0 0	2 0 0 0	2 0 0 0	0 2 0 0	0 0 0 0	0 0 0 0	0 0 0 0	0 0 0 0	4 4 1 2	12 1 1 2	0.00 0.00 0.00 0.00	0.000 0.000 0.000 3.000				

AB	30
R	5
H	7
RBI	5
BB	5
SO	7
LOB	10



AB	33
R	6
H	9
RBI	6
BB	4
SO	2
LOB	17



Batter	1	2	3	4	5	6	7	8	9	AB	R	H	RBI	BB	SO	LOB	TOP											
Kirby Puckett, R OBP: 0.315, SLG: 0.371 (1, 8)										4	0	0	0	0	0	0	Minnesota Twins @ Oakland Athletics Oakland-Alameda County Coliseum, Oakland, CA Mon Aug 05 1985, 7:05 PM PDT Att: 18,448 - Unknown											
Ron Washington, R OBP: 0.279, SLG: 0.308 (1, 4) (8, 6)										3	0	1	0	1	0	0												
Kent Hrbek, L OBP: 0.329, SLG: 0.407 (1, 3)										4	0	1	0	0	2	2												
Tom Brunansky, R OBP: 0.340, SLG: 0.471 (1, 9)										4	0	1	0	0	1	2												
Dave Engle, R OBP: 0.387, SLG: 0.548 (1, 10)										4	1	2	1	0	1	2												
Gary Gaetti, R OBP: 0.313, SLG: 0.420 (1, 5)										3	0	1	0	1	0	2												
Mickey Hatcher, R OBP: 0.321, SLG: 0.372 (1, 7) (8, PH)										2	0	0	0	1	0	2												
Randy Bush, L OBP: 0.278, SLG: 0.454 (8, PH)										1	0	0	0	0	0	2												
Tim Laudner, R OBP: 0.276, SLG: 0.407 (1, 2)										3	0	0	0	0	0	3												
Greg Gagne, R OBP: 0.295, SLG: 0.356 (1, 6) (8, PH)										2	0	0	0	0	2	0												
Tim Teufel, R OBP: 0.345, SLG: 0.377 (8, 4)										1	0	0	0	0	1	0												
Inning Stats	R: 0 E: 0 K: 0 S: 3	H: 0 LOB: 0 BB: 0 P: 3	R: 0 E: 0 K: 0 S: 4	H: 2 LOB: 2 BB: 1 P: 8	R: 0 E: 0 K: 2 S: 7	H: 0 LOB: 1 BB: 1 P: 11	R: 1 E: 0 K: 0 S: 3	H: 1 LOB: 0 BB: 1 P: 7	R: 0 E: 0 K: 1 S: 5	H: 0 LOB: 0 BB: 0 P: 5	R: 0 E: 0 K: 1 S: 6	H: 1 LOB: 1 BB: 0 P: 6	R: 0 E: 1 K: 0 S: 3	H: 0 LOB: 0 BB: 0 P: 3	R: 0 E: 0 K: 1 S: 5	H: 0 LOB: 0 BB: 0 P: 5	R: 0 E: 0 K: 2 S: 9	H: 2 LOB: 2 BB: 0 P: 9	1B: 4 2B: 1 3B: 0 HR: 1	SF: 0 SAC: 0 DP: 3 HBP: 0	WP: 0 PB: 0 SB: 0 CS: 0	PA: 34						
PITCHER	IP	WLS	BF	H	R	ER	SO	BB	IBB	HBP	BLK	WP	HR	S	P	ERA	WHIP											
Tim Lirtsas, L ERA: 3.08	(1, 1)	8.2	W	33	6	1	1	7	3	0	0	0	0	1	44	56	1.04	1.038										
Jay Howell, R ERA: 1.95	(9, 1)	0.1	S	1	0	0	0	0	0	0	0	0	0	0	1	1	0.00	0.000										

Batter	1	2	3	4	5	6	7	8	9	AB	R	H	RBI	BB	SO	LOB	BOTTOM											
Alfredo Griffin, S OBP: 0.294, SLG: 0.342 (1, 6)										4	2	2	0	0	0	1	Minnesota Twins @ Oakland Athletics Oakland-Alameda County Coliseum, Oakland, CA Mon Aug 05 1985, 7:05 PM PDT Att: 18,448 - Unknown											
Dwayne Murphy, L OBP: 0.354, SLG: 0.407 (1, 8)										3	1	0	0	1	2	2												
Bruce Bochte, L OBP: 0.397, SLG: 0.451 (1, 3)										4	1	3	2	0	0	0												
Dave Kingman, R OBP: 0.313, SLG: 0.438 (1, 10)										3	1	0	0	1	0	2												
Dusty Baker Jr., R OBP: 0.375, SLG: 0.525 (1, 7)										3	0	1	1	1	0	0												
Mike Davis, L OBP: 0.383, SLG: 0.532 (1, 9)										4	0	2	1	0	1	2												
Mike Heath, R OBP: 0.318, SLG: 0.413 (1, 2)										2	0	0	0	1	0	2												
Steve Kiefer, R OBP: 0.214, SLG: 0.357 (1, 5)										4	0	0	0	0	1	4												
Donnie Hill, S OBP: 0.305, SLG: 0.319 (1, 4)										3	0	0	0	1	0	1												
Inning Stats	R: 2 E: 0 K: 0 S: 4	H: 2 LOB: 0 BB: 1 P: 8	R: 0 E: 0 K: 0 S: 3	H: 1 LOB: 0 BB: 0 P: 3	R: 0 E: 0 K: 1 S: 5	H: 0 LOB: 0 BB: 0 P: 5	R: 0 E: 0 K: 1 S: 6	H: 1 LOB: 3 BB: 2 P: 14	R: 3 E: 0 K: 1 S: 9	H: 4 LOB: 2 BB: 1 P: 13	R: 0 E: 0 K: 0 S: 3	H: 0 LOB: 1 BB: 1 P: 7	R: 0 E: 0 K: 0 S: 3	H: 0 LOB: 0 BB: 0 P: 3	R: 0 E: 1 K: 1 S: 6	H: 0 LOB: 1 BB: 0 P: 6		R: 0 E: 0 K: 1 S: 6	H: 0 LOB: 1 BB: 0 P: 6	1B: 6 2B: 2 3B: 0 HR: 0	SF: 0 SAC: 1 DP: 1 HBP: 0	WP: 0 PB: 0 SB: 0 CS: 0	PA: 36					
PITCHER	IP	WLS	BF	H	R	ER	SO	BB	IBB	HBP	BLK	WP	HR	S	P	ERA	WHIP											
Mike Smithson, R ERA: 4.55	(1, 1)	5.1	L	27	8	5	5	3	5	0	0	0	0	0	28	48	8.44	2.438										
Pete Filson, L ERA: 4.0	(6, 1)	2.2		9	0	0	0	1	0	0	0	0	0	11	11	0.00	0.000											

AB	31
R	1
H	6
RBI	1
BB	3
SO	7
LOB	15



AB	30
R	5
H	8
RBI	4
BB	5
SO	4
LOB	14



Batter	1	2	3	4	5	6	7	8	9	AB	R	H	RBI	BB	SO	LOB	TOP			
Rod Carew, L (1, 3) OBP: 0.351, SLG: 0.322										4	1	2	0	0	0	0	California Angels @ Minnesota Twins Hubert H. Humphrey Metrodome, Minneapolis, MN Thu Aug 08 1985, 8:05 PM EDT Att: 31,054 - Unknown			
Brian Downing, R (1, 7) OBP: 0.382, SLG: 0.399										4	0	2	1	0	0	1				
Ruppert Jones, L (1, 10) OBP: 0.383, SLG: 0.542										3	0	0	0	0	1	4				
Juan Beniquez, R (6, PH) OBP: 0.340, SLG: 0.383										1	0	0	0	0	0	1				
Doug DeCinces, R (1, 5) OBP: 0.328, SLG: 0.435										4	0	1	1	0	3	1				
Reggie Jackson, L (1, 9) OBP: 0.370, SLG: 0.493										4	0	1	0	0	0	1				
Bobby Grich, R (1, 4) OBP: 0.342, SLG: 0.337										4	0	0	0	0	0	0				
Bob Boone, R (1, 2) OBP: 0.301, SLG: 0.308										3	0	0	0	0	0	0				
Rob Wilfong, L (6, PH) OBP: 0.231, SLG: 0.261										1	0	0	0	0	0	0				
Craig Gerber, L (1, 6) OBP: 0.224, SLG: 0.273										3	0	0	0	0	0	0				
Gary Pettis, S (1, 8) OBP: 0.354, SLG: 0.324										3	1	1	0	0	1	0				
Inning Stats	R: 1 E: 0 K: 1 S: 7	H: 2 LOB: 1 BB: 0 P: 7	R: 0 E: 0 K: 0 S: 3	H: 0 LOB: 0 BB: 0 P: 3	R: 0 E: 0 K: 0 S: 4	H: 1 LOB: 1 BB: 0 P: 4	R: 0 E: 0 K: 1 S: 5	H: 1 LOB: 0 BB: 0 P: 5	R: 1 E: 0 K: 0 S: 6	H: 3 LOB: 2 BB: 0 P: 6	R: 0 E: 0 K: 1 S: 5	H: 0 LOB: 0 BB: 0 P: 5	R: 0 E: 1 K: 1 S: 6	H: 0 LOB: 1 BB: 0 P: 6	R: 0 E: 0 K: 0 S: 3	H: 0 LOB: 0 BB: 0 P: 3	1B: 6 2B: 1 3B: 0 HR: 0	SF: 0 SAC: 0 DP: 0 HBP: 0	WP: 0 PB: 0 SB: 1 CS: 0	PA: 34
PITCHER	IP WLS BF H R ER SO BB IBB HBP BLK WP HR S P ERA WHIP																			
Bert Blyleven, R (1, 1) ERA: 3.32	7.1 W 29 7 2 2 4 0 0 0 0 0 0 37 37 2.46 0.955																			
Pete Filson, L (8, 1) ERA: 3.99	0.1 1 0 0 0 0 0 0 0 0 0 0 1 1 0.00 0.000																			
Ron Davis, R (8, 1) ERA: 3.61	1.1 S 4 0 0 0 1 0 0 0 0 0 0 6 6 0.00 0.000																			

Batter	1	2	3	4	5	6	7	8	9	AB	R	H	RBI	BB	SO	LOB	BOTTOM			
Kirby Puckett, R (1, 8) OBP: 0.319, SLG: 0.376										4	1	3	0	0	0	0	California Angels @ Minnesota Twins Hubert H. Humphrey Metrodome, Minneapolis, MN Thu Aug 08 1985, 8:05 PM EDT Att: 31,054 - Unknown			
Roy Smalley, S (1, 5) OBP: 0.382, SLG: 0.433										2	1	0	0	2	0	2				
Gary Gaetti, R (8, 5) OBP: 0.313, SLG: 0.420										0	0	0	0	0	0	0				
Kent Hrbek, L (1, 3) OBP: 0.325, SLG: 0.403										4	0	0	0	0	0	3				
Tom Brunansky, R (1, 9) OBP: 0.337, SLG: 0.466										4	0	0	0	1	3					
Mike Stenhouse, L (1, 10) OBP: 0.363, SLG: 0.400										3	2	1	1	1	0	0				
Randy Bush, L (1, 7) OBP: 0.283, SLG: 0.461										4	0	2	1	0	1	0				
Tim Lincecum, R (1, 4) OBP: 0.350, SLG: 0.378										2	0	1	1	2	0	0				
Mark Salas, L (1, 2) OBP: 0.340, SLG: 0.428										3	0	0	0	0	1	5				
Greg Gagne, R (1, 6) OBP: 0.292, SLG: 0.353										2	0	0	0	0	1	2				
Ron Washington, R (6, PH) OBP: 0.276, SLG: 0.304										1	0	0	0	0	0	1				
Inning Stats	R: 0 E: 0 K: 0 S: 3	H: 1 LOB: 0 BB: 0 P: 3	R: 1 E: 0 K: 1 S: 7	H: 2 LOB: 2 BB: 1 P: 11	R: 3 E: 1 K: 1 S: 8	H: 3 LOB: 2 BB: 2 P: 16	R: 0 E: 0 K: 0 S: 3	H: 1 LOB: 0 BB: 0 P: 3	R: 0 E: 0 K: 2 S: 7	H: 0 LOB: 1 BB: 1 P: 11	R: 0 E: 0 K: 0 S: 3	H: 0 LOB: 1 BB: 1 P: 7	R: 0 E: 0 K: 0 S: 3	H: 0 LOB: 0 BB: 0 P: 3	R: 0 E: 0 K: 0 S: 3	H: 0 LOB: 0 BB: 0 P: 3	1B: 5 2B: 3 3B: 0 HR: 0	SF: 0 SAC: 0 DP: 2 HBP: 0	WP: 0 PB: 0 SB: 0 CS: 0	PA: 34
PITCHER	IP WLS BF H R ER SO BB IBB HBP BLK WP HR S P ERA WHIP																			
Ron Romanick, R (1, 1) ERA: 3.2	3.0 L 17 6 4 4 2 3 0 0 0 0 0 0 18 30 12.00 3.000																			
Luis Sanchez, R (4, 1) ERA: 5.63	5.0 17 1 0 0 2 2 0 0 0 0 0 0 19 27 0.00 0.600																			

Batter	1	2	3	4	5	6	7	8	9	AB	R	H	RBI	BB	SO	LOB	TOP								
Brian Downing, R OBP: 0.363, SLG: 0.402 (1, 7)	0-0 1B 1B		0-0 2B		0-0 5-3		0-0 F4		0-0 6-3	5	0	2	0	0	0	2	California Angels @ Minnesota Twins Hubert H. Humphrey Metrodome, Minneapolis, MN Fri Aug 09 1985, 8:05 PM EDT Att: 21,738 - Unknown livebaseballscorecards.com								
Darrell Miller, R OBP: 0.333, SLG: 0.414 (1, 10)	0-3 K		0-0 5-3		0-0 CS 1B 1B		0-3 K		4-0 BB	4	0	1	0	0	2	2									
Reggie Jackson, L OBP: 0.371, SLG: 0.493 (9, PH)										0	0	0	0	1	0	0									
Juan Beniquez, R OBP: 0.347, SLG: 0.390 (1, 3)	0-0 FC4-6 1-2 1B								0-0 F5	5	0	4	0	0	0	2									
Doug DeCinces, R OBP: 0.324, SLG: 0.430 (1, 5)	0-0 F8		0-0 5-3		0-3 K 2-3		0-0 FC6-4 1-2 1B			4	0	0	0	0	1	7									
George Hendrick, R OBP: 0.273, SLG: 0.303 (1, 9)	0-0 FC4-6 1-2				0-0 6-3		0-0 5-3		0-0 6-3	4	0	0	0	0	0	2									
Bobby Grich, R OBP: 0.341, SLG: 0.335 (1, 4)		0-0 L5		0-3 K		0-0 1B 1B		0-0 F9	4	0	1	0	0	1	0										
Gary Pettis, S OBP: 0.356, SLG: 0.331 (1, 8)		0-3 K		0-0 1B 2B		0-0 G6-4-3 1-2 1B		0-0 F7	4	1	2	0	0	1	0										
Bob Boone, R OBP: 0.304, SLG: 0.309 (1, 2)		4-0 BB		0-0 1B					0-0 2B	2	0	1	1	1	0	2									
Jerry Narron, L OBP: 0.300, SLG: 0.416 (7, 2)				2-H 1B		0-0 G6-4-3 1-2				1	0	1	0	0	0	0									
Dick Schofield, R OBP: 0.267, SLG: 0.316 (1, 6)		0-3 K		0-0 F1					0-0 F8	3	0	1	0	0	1	2									
Rod Carew, L OBP: 0.350, SLG: 0.321 (9, PH)										1	0	0	0	0	0	1									
Inning Stats	R: 0 E: 0 K: 1 S: 7	H: 2 LOB: 2 BB: 0 P: 7	R: 0 E: 0 K: 2 S: 7	H: 0 LOB: 1 BB: 1 P: 11	R: 0 E: 0 K: 0 S: 4	H: 2 LOB: 1 BB: 0 P: 4	R: 1 E: 0 K: 1 S: 7	H: 2 LOB: 1 BB: 0 P: 7	R: 0 E: 0 K: 0 S: 6	H: 2 LOB: 2 BB: 0 P: 6	R: 0 E: 0 K: 0 S: 4	H: 2 LOB: 2 BB: 0 P: 7	R: 0 E: 0 K: 0 S: 3	H: 0 LOB: 0 BB: 0 P: 3	R: 0 E: 0 K: 0 S: 4	H: 1 LOB: 2 BB: 1 P: 8	1B: 10 2B: 4 3B: 0 HR: 0	SF: 0 SAC: 0 DP: 2 HBP: 0	WP: 0 PB: 0 SB: 0 CS: 1	PA: 39					
PITCHER	IP	WLS	BF	H	R	ER	SO	BB	IBB	HBP	BLK	WP	HR	S	P	ERA	WHIP								
Frank Viola, L ERA: 4.35 (1, 1)	6.2	W	30	12	1	1	6	1	0	0	0	0	0	41	45	1.35	1.950								
Frank Eufemia, R ERA: 2.32 (7, 1)	2.1		9	1	0	0	0	1	0	0	0	0	0	8	12	0.00	0.857								

Batter	1	2	3	4	5	6	7	8	9	AB	R	H	RBI	BB	SO	LOB	BOTTOM								
Kirby Puckett, R OBP: 0.322, SLG: 0.379 (1, 8)	0-0 CS 1B		0-0 BB 2B 1B	0-0 FC4-6 CS 1-2		0-3 K		0-0 1B		5	1	3	0	0	1	3	California Angels @ Minnesota Twins Hubert H. Humphrey Metrodome, Minneapolis, MN Fri Aug 09 1985, 8:05 PM EDT Att: 21,738 - Unknown livebaseballscorecards.com								
Ron Washington, R OBP: 0.293, SLG: 0.373 (1, 6)	0-0 1-2 HR		4-0 2B BB	0-0 CS 1-2	0-0 SF9 3B	0-0 G4-6-3 1-2		0-3 K		4	3	2	1	1	1	4									
Kent Hrbek, L OBP: 0.329, SLG: 0.407 (1, 3)	0-0 5-3		0-0 1-H 2-H 2B		4-0 1B BB		0-0 1B			3	1	2	2	1	0	0									
Tom Brunansky, R OBP: 0.334, SLG: 0.462 (1, 9)	0-0 F7		0-0 F2		0-0 SF9		0-0 F4			3	0	0	1	0	0	2									
Mickey Hatcher, R OBP: 0.323, SLG: 0.377 (1, 10)		0-0 F7	0-0 2-H 2B	0-0 2B	0-0 3-H 1B	0-0 1B	0-0 F8	0-0 F8		4	0	2	1	0	0	1									
Gary Gaetti, R OBP: 0.310, SLG: 0.416 (1, 5)		0-0 F3	0-3 K		0-0 F8		0-0 F9			4	0	0	0	0	1	4									
Tim Laudner, R OBP: 0.283, SLG: 0.410 (1, 2)		0-0 FC5-4 1B		0-0 SH1-3 1B	0-3 K		0-0 F2			4	1	2	0	0	1	2									
Tim Teufel, R OBP: 0.349, SLG: 0.377 (1, 4)		0-0 FC5-4 1-2		0-0 SH1-3		0-0 1B 1B	0-0 F3			3	0	1	0	0	0	1									
Dave Meier, R OBP: 0.338, SLG: 0.242 (1, 7)			0-0 F8		0-0 FC4-6 2-H 1B	0-0 G4-6-3 1B		4-0 1B		2	0	1	1	0	0	0									
Randy Bush, L OBP: 0.290, SLG: 0.464 (6, PH) (7, 7)										1	0	1	0	1	0	0									
Inning Stats	R: 1 E: 0 K: 0 S: 4	H: 2 LOB: 0 BB: 0 P: 4	R: 0 E: 0 K: 0 S: 4	H: 1 LOB: 0 BB: 0 P: 4	R: 3 E: 0 K: 1 S: 8	H: 3 LOB: 1 BB: 1 P: 12	R: 1 E: 0 K: 0 S: 4	H: 2 LOB: 0 BB: 0 P: 4	R: 1 E: 0 K: 1 S: 7	H: 2 LOB: 2 BB: 1 P: 11	R: 0 E: 0 K: 1 S: 6	H: 2 LOB: 1 BB: 0 P: 6	R: 0 E: 0 K: 0 S: 4	H: 1 LOB: 0 BB: 0 P: 4	R: 0 E: 0 K: 1 S: 6	H: 1 LOB: 2 BB: 1 P: 10	1B: 10 2B: 2 3B: 1 HR: 1	SF: 1 SAC: 1 DP: 1 HBP: 0	WP: 0 PB: 0 SB: 0 CS: 2	PA: 39					
PITCHER	IP	WLS	BF	H	R	ER	SO	BB	IBB	HBP	BLK	WP	HR	S	P	ERA	WHIP								
Geoff Zahn, L ERA: 3.86 (1, 1)	4.0	L	21	9	6	6	1	2	0	0	0	0	0	12	29	13.50	2.750								
Steve Criburn, R ERA: 2.09 (5, 1)	2.0		8	3	0	0	2	0	0	0	0	0	0	12	12	0.00	1.500								
Al Holland, L ERA: 3.26 (7, 1)	2.0		9	2	0	0	1	1	0	0	0	0	0	10	14	0.00	1.500								

Batter	1	2	3	4	5	6	7	8	9	AB	R	H	RBI	BB	SO	LOB	TOP					
Brian Downing, R OBP: 0.366, SLG: 0.403										4	2	2	0	1	1	0	California Angels @ Minnesota Twins Hubert H. Humphrey Metrodome, Minneapolis, MN Sat Aug 10 1985, 8:05 PM EDT Att: 18,396 - Unknown					
Rob Wilford, L OBP: 0.234, SLG: 0.260										4	2	1	0	0	0	2						
Ruppert Jones, L OBP: 0.384, SLG: 0.547										5	2	2	4	0	0	1						
Reggie Jackson, L OBP: 0.367, SLG: 0.487										4	0	0	0	0	1	3						
Darrell Miller, R OBP: 0.323, SLG: 0.400										4	1	1	0	1	0	1						
Rod Carew, L OBP: 0.351, SLG: 0.320										4	1	1	0	1	0	1						
Doug DeCinces, R OBP: 0.323, SLG: 0.431										4	1	1	3	0	2	1						
Bob Boone, R OBP: 0.306, SLG: 0.311										4	0	2	1	0	0	1						
Craig Gerber, L OBP: 0.246, SLG: 0.294										2	0	2	0	0	0	0						
Juan Beniquez, R OBP: 0.349, SLG: 0.389										1	0	0	0	0	0	1						
Dick Schofield, R OBP: 0.266, SLG: 0.314										1	0	0	0	0	1	0						
Gary Pettis, S OBP: 0.355, SLG: 0.327										3	1	0	0	1	1	4						
Inning Stats	R: 0 E: 0 K: 1 S: 6	H: 1 LOB: 1 BB: 0 P: 6	R: 0 E: 0 K: 1 S: 7	H: 2 LOB: 2 BB: 0 P: 7	R: 0 E: 0 K: 1 S: 5	H: 0 LOB: 0 BB: 0 P: 5	R: 0 E: 0 K: 1 S: 5	H: 0 LOB: 0 BB: 0 P: 5	R: 0 E: 0 K: 0 S: 3	H: 1 LOB: 0 BB: 0 P: 3	R: 5 E: 0 K: 0 S: 7	H: 4 LOB: 1 BB: 2 P: 15	R: 0 E: 0 K: 0 S: 3	H: 0 LOB: 0 BB: 0 P: 3	R: 0 E: 0 K: 1 S: 6	H: 1 LOB: 1 BB: 0 P: 6	R: 4 E: 1 K: 1 S: 8	H: 2 LOB: 0 BB: 1 P: 12	1B: 9 2B: 2 3B: 1 HR: 0	SF: 0 SAC: 1 DP: 2 HBP: 0	WP: 0 PB: 0 CS: 0	PA: 41
PITCHER	IP WLS BF H R ER SO BB IBB HBP BLK WP HR S P ERA WHIP																					
Mike Smithson, R ERA: 4.67	(1, 1) 5.1 L 25 8 5 5 4 1 1 0 0 0 0 0 31 39 8.44 1.688																					
Pete Filson, L ERA: 4.19	(6, 1) 3.0 14 3 4 3 2 1 0 0 0 0 0 0 17 21 9.00 1.333																					
Rick Lysander, R ERA: 5.94	(9, 1) 0.2 2 0 0 0 0 0 0 0 0 0 0 0 2 2 0.00 0.000																					

Batter	1	2	3	4	5	6	7	8	9	AB	R	H	RBI	BB	SO	LOB	BOTTOM					
Kirby Puckett, R OBP: 0.319, SLG: 0.376										4	0	0	0	0	1	2	California Angels @ Minnesota Twins Hubert H. Humphrey Metrodome, Minneapolis, MN Sat Aug 10 1985, 8:05 PM EDT Att: 18,396 - Unknown					
Roy Smalley, S OBP: 0.384, SLG: 0.432										3	0	1	0	1	1	0						
Mike Stenhouse, L OBP: 0.359, SLG: 0.389										3	0	0	0	1	0	1						
Tom Brunansky, R OBP: 0.334, SLG: 0.462										0	0	0	0	0	0	0						
Kent Hrbek, L OBP: 0.326, SLG: 0.403										4	0	0	0	0	1	3						
Randy Bush, L OBP: 0.289, SLG: 0.477										4	1	1	1	0	0	2						
Dave Engle, R OBP: 0.373, SLG: 0.526										4	0	0	0	0	1	2						
Gary Gaetti, R OBP: 0.308, SLG: 0.412										3	0	0	0	0	0	0						
Tim Teufel, R OBP: 0.349, SLG: 0.375										2	0	0	0	1	1	0						
Mark Salas, L OBP: 0.340, SLG: 0.427										3	0	1	0	0	0	0						
Inning Stats	R: 0 E: 0 K: 0 S: 4	H: 1 LOB: 1 BB: 0 P: 4	R: 0 E: 0 K: 0 S: 3	H: 0 LOB: 0 BB: 0 P: 3	R: 0 E: 0 K: 1 S: 5	H: 0 LOB: 0 BB: 0 P: 5	R: 0 E: 0 K: 1 S: 5	H: 0 LOB: 0 BB: 0 P: 5	R: 1 E: 0 K: 0 S: 5	H: 2 LOB: 2 BB: 1 P: 9	R: 0 E: 0 K: 0 S: 3	H: 0 LOB: 2 BB: 2 P: 11	R: 0 E: 0 K: 1 S: 5	H: 0 LOB: 0 BB: 0 P: 5	R: 0 E: 0 K: 1 S: 5	H: 0 LOB: 0 BB: 0 P: 5	R: 0 E: 0 K: 1 S: 5	H: 0 LOB: 0 BB: 0 P: 5	1B: 2 2B: 0 3B: 0 HR: 1	SF: 0 SAC: 0 DP: 0 HBP: 0	WP: 0 PB: 0 CS: 0	PA: 33
PITCHER	IP WLS BF H R ER SO BB IBB HBP BLK WP HR S P ERA WHIP																					
Kirk McCaskill, R ERA: 4.14	(1, 1) 9.0 W 33 3 1 1 5 3 0 0 0 0 0 1 40 52 1.00 0.667																					

Batter	1	2	3	4	5	6	7	8	9	AB	R	H	RBI	BB	SO	LOB	TOP			
Alfredo Griffin, S (1, 6) OBP: 0.291, SLG: 0.339	F8		BB 1B					4-3		4	1	1	1	0	1	0	<p>Oakland Athletics @ Minnesota Twins</p> <p>Hubert H. Humphrey Metrodome, Minneapolis, MN</p> <p>Mon Aug 12 1985, 8:05 PM EDT</p> <p>Unknown</p> <p>livebaseballscores.com</p>			
Dwayne Murphy, L (1, 8) OBP: 0.357, SLG: 0.417	K		3-H 4-0 1B					4-3		3	0	0	0	1	2	0				
Bruce Bochte, L (1, 3) OBP: 0.387, SLG: 0.434	F5		1-2 2-H 1B							4	0	1	1	0	0	0				
Dave Kingman, R (1, 10) OBP: 0.312, SLG: 0.432		F2	F7					F8		4	0	0	0	0	1	2				
Dusty Baker Jr., R (1, 7) OBP: 0.385, SLG: 0.532 Steve Henderson, R (9, PR) OBP: 0.393, SLG: 0.383		CS BB	F9					5-3		2	0	0	0	2	0	2				
Mike Davis, L (1, 9) OBP: 0.369, SLG: 0.527	K									0	0	0	0	0	0	0				
Mike Heath, R (1, 2) OBP: 0.317, SLG: 0.410	CS		E4 2B 1B					K		3	1	1	0	0	1	0				
Donnie Hill, S (1, 4) OBP: 0.315, SLG: 0.335			SH1 2-H 1B 2B					F7		3	1	1	1	0	1	0				
Steve Kiefer, R (1, 5) OBP: 0.219, SLG: 0.290 Dave Collins, S (8, PH) OBP: 0.285, SLG: 0.334 Mike Gallego, R (8, 5)			SH1 2-3					F6		1	0	0	0	0	0	0				
										1	0	0	0	0	0	0				
Inning Stats	R: 0 E: 0 K: 1 S: 5	H: 0 LOB: 0 BB: 0 P: 5	R: 0 E: 0 K: 1 S: 4	H: 0 LOB: 0 BB: 1 P: 8	R: 3 E: 1 K: 0 S: 7	H: 4 LOB: 2 BB: 1 P: 11	R: 0 E: 0 K: 2 S: 7	H: 0 LOB: 0 BB: 0 P: 7	R: 0 E: 0 K: 1 S: 5	H: 0 LOB: 0 BB: 0 P: 5	R: 0 E: 0 K: 1 S: 5	H: 0 LOB: 0 BB: 0 P: 5	R: 0 E: 0 K: 0 S: 3	H: 0 LOB: 0 BB: 0 P: 3	R: 0 E: 0 K: 0 S: 3	H: 0 LOB: 2 BB: 1 P: 7	1B: 3 2B: 1 3B: 0 HR: 0	SF: 0 SAC: 1 DP: 0 HBP: 0	WP: 1 PB: 0 SB: 0 CS: 1	PA: 34
PITCHER Bert Blyleven, R (1, 1) ERA: 3.3	IP: 9.0 WLS: W BF: 33 H: 4 R: 3 ER: 3 SO: 8 BB: 3 IBB: 0 HBP: 0 BLK: 0 WP: 1 HR: 0 S: 46 P: 58 ERA: 3.00 WHIP: 0.778																			

Batter	1	2	3	4	5	6	7	8	9	AB	R	H	RBI	BB	SO	LOB	BOTTOM			
Kirby Puckett, R (1, 8) OBP: 0.318, SLG: 0.371	G3		K					K		3	0	0	0	1	2	0	<p>Oakland Athletics @ Minnesota Twins</p> <p>Hubert H. Humphrey Metrodome, Minneapolis, MN</p> <p>Mon Aug 12 1985, 8:05 PM EDT</p> <p>Unknown</p> <p>livebaseballscores.com</p>			
Roy Smalley, S (1, 5) OBP: 0.380, SLG: 0.437 Gary Gaetti, R (8, 5) OBP: 0.307, SLG: 0.411	K							F6		4	1	1	1	0	2	2				
Kent Hrbek, L (1, 3) OBP: 0.325, SLG: 0.401	F7									4	0	0	0	0	1	2				
Tom Brunansky, R (1, 9) OBP: 0.335, SLG: 0.460		F8								4	0	2	0	0	1	0				
Randy Bush, L (1, 10) OBP: 0.289, SLG: 0.469		F8								3	1	0	0	1	1	2				
Mickey Hatcher, R (1, 7) OBP: 0.318, SLG: 0.371										4	0	1	0	0	0	2				
Mark Salas, L (1, 2) OBP: 0.339, SLG: 0.436										3	1	1	2	0	1	2				
Tim Teufel, R (1, 4) OBP: 0.353, SLG: 0.387										3	1	2	0	0	1	0				
Alvaro Espinoza, R (1, 6) OBP: 0.353, SLG: 0.387										3	0	0	1	0	0	1				
										3	0	0	1	0	0	1				
Inning Stats	R: 0 E: 0 K: 1 S: 5	H: 0 LOB: 0 BB: 0 P: 5	R: 0 E: 0 K: 0 S: 3	H: 0 LOB: 0 BB: 0 P: 3	R: 1 E: 0 K: 1 S: 6	H: 3 LOB: 0 BB: 0 P: 6	R: 1 E: 0 K: 2 S: 10	H: 3 LOB: 2 BB: 0 P: 10	R: 0 E: 0 K: 1 S: 5	H: 1 LOB: 1 BB: 1 P: 10	R: 2 E: 0 K: 2 S: 8	H: 1 LOB: 0 BB: 1 P: 12	R: 0 E: 0 K: 1 S: 5	H: 0 LOB: 0 BB: 0 P: 5	R: 0 E: 0 K: 1 S: 6	H: 1 LOB: 1 BB: 0 P: 6	1B: 4 2B: 0 3B: 1 HR: 2	SF: 0 SAC: 0 DP: 0 HBP: 0	WP: 0 PB: 0 SB: 1 CS: 0	PA: 33
PITCHER Steve Mura, R (1, 1) ERA: 4.5 Jose Rijo, R (6, 1) ERA: 3.38	IP: 5.1 WLS: L BF: 23 H: 5 R: 3 ER: 3 SO: 6 BB: 2 IBB: 0 HBP: 0 BLK: 0 WP: 0 HR: 1 S: 33 P: 41 ERA: 5.06 WHIP: 1.312																			


Batter	1	2	3	4	5	6	7	8	9	AB	R	H	RBI	BB	SO	LOB	TOP										
Alfredo Griffin, S OBP: 0.291, SLG: 0.337 (1, 6)	F7		L7-2				F9			3	1	0	0	1	0	2	Oakland Athletics @ Minnesota Twins Hubert H. Humphrey Metrodome, Minneapolis, MN Mon Aug 12 1985, 8:05 PM EDT Att: 18,118 - Unknown										
Dwayne Murphy, L OBP: 0.356, SLG: 0.420 (1, 8)	K						3-1			4	1	2	0	0	1	0											
Bruce Bochte, L OBP: 0.385, SLG: 0.442 (1, 3)	3-1									4	1	1	3	0	0	1											
Dave Kingman, R OBP: 0.312, SLG: 0.429 (1, 10)		F9								3	1	0	0	1	0	1											
Mike Davis, L OBP: 0.368, SLG: 0.527 (1, 9)	F5									4	0	1	0	0	2	1											
Dave Collins, S OBP: 0.281, SLG: 0.331 (1, 7)	F7									3	0	0	1	0	0	0											
Mike Heath, R OBP: 0.313, SLG: 0.405 (1, 2)			L5							4	0	0	0	0	1	1											
Donnie Hill, S OBP: 0.318, SLG: 0.342 (1, 4)										3	0	2	0	0	0	1											
Dusty Baker Jr., R OBP: 0.387, SLG: 0.534 (9, PH)			2B L7-2				F9			1	0	1	0	0	0	0											
Steve Kiefer, R OBP: 0.229, SLG: 0.324 Steve Henderson, R OBP: 0.390, SLG: 0.380 (9, PH)										3	0	1	0	0	0	1											
										1	0	0	0	0	1	1											
Inning Stats	R: 0 E: 0 K: 1 S: 5	H: 0 LOB: 0 BB: 0 P: 5	R: 0 E: 0 K: 0 S: 3	H: 0 LOB: 0 BB: 0 P: 3	R: 0 E: 0 K: 0 S: 4	H: 2 LOB: 1 BB: 0 P: 4	R: 0 E: 0 K: 1 S: 6	H: 1 LOB: 1 BB: 0 P: 6	R: 0 E: 0 K: 1 S: 6	H: 1 LOB: 0 BB: 0 P: 6	R: 4 E: 0 K: 0 S: 6	H: 3 LOB: 1 BB: 2 P: 14	R: 0 E: 0 K: 0 S: 3	H: 0 LOB: 0 BB: 0 P: 3	R: 0 E: 0 K: 1 S: 5	H: 1 LOB: 1 BB: 0 P: 6	1B: 3 2B: 5 3B: 0 HR: 1	SF: 1 SAC: 0 DP: 1 HBP: 0	WP: 0 PB: 0 SB: 0 CS: 0	PA: 36							
PITCHER	IP	WLS	BF	H	R	ER	SO	BB	IBB	HBP	BLK	WP	HR	S	P	ERA	WHIP										
Ken Schrom, R ERA: 5.07 (1, 1)	5.0		21	6	3	3	3	1	0	0	0	0	1	26	30	5.40	1.400										
Frank Eufemia, R ERA: 3.09 (6, 1)	0.0		2	1	0	0	0	1	0	0	0	0	0	1	5	∞	∞										
Steve Howe, L ERA: 4.21 (6, 1)	3.2	W	12	1	1	1	1	0	0	0	0	0	0	14	14	2.46	0.273										
Ron Davis, R ERA: 3.59 (9, 1)	0.1	S	1	0	0	0	1	0	0	0	0	0	0	3	3	0.00	0.000										


AB	33
R	4
H	8
RBI	4
BB	2
SO	5
LOB	9



Batter	1	2	3	4	5	6	7	8	9	AB	R	H	RBI	BB	SO	LOB	BOTTOM										
Kirby Puckett, R OBP: 0.317, SLG: 0.368 (1, 8)	F8		5-3							3	1	0	0	1	0	1	Oakland Athletics @ Minnesota Twins Hubert H. Humphrey Metrodome, Minneapolis, MN Mon Aug 12 1985, 8:05 PM EDT Att: 18,118 - Unknown										
Roy Smalley, S OBP: 0.381, SLG: 0.438 (1, 10)	G4-3-2									4	0	2	1	0	0	0											
Kent Hrbek, L OBP: 0.324, SLG: 0.399 (1, 3)	3-1									4	0	1	0	0	1	2											
Tom Brunansky, R OBP: 0.334, SLG: 0.466 (1, 9)		5-3								4	1	1	1	0	2	2											
Mickey Hatcher, R OBP: 0.318, SLG: 0.372 Dave Meier, R OBP: 0.355, SLG: 0.266 (1, 7) (9, 7)										4	0	1	0	0	0	0											
Mark Salas, L OBP: 0.337, SLG: 0.433 (1, 2)										4	1	1	0	0	1	1											
Gary Gaetti, R OBP: 0.307, SLG: 0.409 (1, 5)										4	1	1	0	0	0	1											
Ron Washington, R OBP: 0.303, SLG: 0.393 (1, 4)										2	1	1	2	1	0	0											
Alvaro Espinoza, R (1, 6)										1	0	0	1	0	1	0											
Inning Stats	R: 0 E: 0 K: 0 S: 3	H: 0 LOB: 0 BB: 0 P: 3	R: 0 E: 0 K: 1 S: 6	H: 1 LOB: 1 BB: 0 P: 6	R: 0 E: 0 K: 1 S: 5	H: 0 LOB: 0 BB: 0 P: 5	R: 0 E: 0 K: 2 S: 7	H: 0 LOB: 0 BB: 0 P: 7	R: 0 E: 0 K: 1 S: 10	H: 5 LOB: 2 BB: 1 P: 14	R: 0 E: 0 K: 0 S: 3	H: 0 LOB: 0 BB: 0 P: 3	R: 0 E: 0 K: 0 S: 4	H: 1 LOB: 2 BB: 1 P: 8	R: 1 E: 0 K: 0 S: 4	H: 1 LOB: 0 BB: 0 P: 4	1B: 5 2B: 1 3B: 1 HR: 1	SF: 0 SAC: 2 DP: 0 HBP: 0	WP: 0 PB: 0 SB: 1 CS: 0	PA: 34							
PITCHER	IP	WLS	BF	H	R	ER	SO	BB	IBB	HBP	BLK	WP	HR	S	P	ERA	WHIP										
Chris Codiroli, R ERA: 4.11 (1, 1)	8.0	L	34	8	5	5	5	2	0	0	0	0	1	42	50	5.62	1.250										




Batter	1	2	3	4	5	6	7	8	9	AB	R	H	RBI	BB	SO	LOB	TOP					
Alfredo Griffin, S OBP: 0.289, SLG: 0.334 Mike Gallego, R (7, 6)	0-0 4-3			0-0 6-3		0-0 F7		0-0 SF8		3	0	0	0	0	0	0	<p>Oakland Athletics @ Minnesota Twins Hubert H. Humphrey Metrodome, Minneapolis, MN Tue Aug 13 1985, 8:05 PM EDT Att: 14,806 - Unknown</p> <p>AB 31 R 1 H 6 RBI 1 BB 1 SO 6 LOB 7</p> 					
Dwayne Murphy, L OBP: 0.356, SLG: 0.417 Charlie O'Brien, R (7, 2)	0-0 6-3			0-0 F7			0-3 K	2-3 3-H 4-0		3	0	0	0	0	1	0						
Dusty Baker Jr., R OBP: 0.385, SLG: 0.529 (1, 3)	0-0 F4			0-0 F3			0-0 1B	0-0 F8		4	0	1	0	0	0	3						
Dave Kingman, R OBP: 0.311, SLG: 0.428 (1, 10)		0-3 K			0-0 F8		0-0 G5-4-3 1B		0-0 6-3	4	0	1	0	0	1	0						
Mike Heath, R OBP: 0.312, SLG: 0.404 (7, 9)	0-0 F8				0-0 1B		0-0 G5-4-3		0-0 F8	4	0	1	0	0	0	2						
Mike Davis, L OBP: 0.384, SLG: 0.522 (7, 8)	0-0 F5				0-3 K				0-0 3-1	4	0	0	0	0	1	1						
Steve Henderson, R OBP: 0.389, SLG: 0.378 (1, 7)			0-3 K		0-0 1-3				0-0 1B SF8 1B	3	1	1	0	0	1	1						
Donnie Hill, S OBP: 0.318, SLG: 0.341 (1, 4)			0-0 F8			0-0 5-3			0-0 SF8 1B 1B	3	0	1	0	0	0	0						
Steve Kiefer, R OBP: 0.237, SLG: 0.324 (1, 5)			0-3 K			0-3 K			0-0 1B BB 1B	3	0	1	0	0	2	0						
Inning Stats	R: 0 E: 0 K: 0 S: 3	H: 0 LOB: 0 BB: 0 P: 3	R: 0 E: 0 K: 1 S: 5	H: 0 LOB: 0 BB: 0 P: 5	R: 0 E: 0 K: 2 S: 7	H: 0 LOB: 0 BB: 0 P: 7	R: 0 E: 0 K: 0 S: 3	H: 0 LOB: 0 BB: 0 P: 3	R: 0 E: 0 K: 1 S: 6	H: 1 LOB: 1 BB: 0 P: 6	R: 0 E: 0 K: 1 S: 5	H: 0 LOB: 0 BB: 0 P: 5	R: 0 E: 0 K: 0 S: 6	H: 2 LOB: 1 BB: 0 P: 6	R: 1 E: 0 K: 0 S: 6	H: 3 LOB: 3 BB: 1 P: 10	R: 0 E: 0 K: 0 S: 3	H: 0 LOB: 0 BB: 0 P: 3	1B: 6 2B: 0 3B: 0 HR: 0	SF: 1 SAC: 0 DP: 1 HBP: 0	WP: 0 PB: 0 SB: 0 CS: 0	PA: 33
PITCHER Frank Viola, L ERA: 4.18 (1, 1)	IP: 9.0 WLS: W BF: 33 H: 6 R: 1 ER: 1 SO: 6 BB: 1 IBB: 0 HBP: 0 BLK: 0 WP: 0 HR: 0 S: 44 P: 48 ERA: 1.00 WHIP: 0.778															PITCHER						

Batter	1	2	3	4	5	6	7	8	9	AB	R	H	RBI	BB	SO	LOB	BOTTOM			
Kirby Puckett, R OBP: 0.316, SLG: 0.367 (1, 8)	0-0 1-3		0-0 1B		0-3 K		0-0 F4			5	1	1	0	0	1	2	<p>Oakland Athletics @ Minnesota Twins Hubert H. Humphrey Metrodome, Minneapolis, MN Tue Aug 13 1985, 8:05 PM EDT Att: 14,806 - Unknown</p> <p>AB 41 R 8 H 17 RBI 8 BB 2 SO 5 LOB 24</p> 			
Gary Gaetti, R OBP: 0.310, SLG: 0.410 (1, 5)	0-0 6-3		0-0 1B			0-0 HR 1B		4-0 BB 1B BB		4	2	2	0	1	0	2				
Kent Hrbek, L OBP: 0.330, SLG: 0.409 (1, 3)	0-0 1B		0-0 2B	0-0 1B 2B		0-0 F7		0-0 BB 1B		5	1	4	2	0	0	1				
Tom Brunansky, R OBP: 0.338, SLG: 0.479 (8, PH) Mike Stenhouse, L OBP: 0.397, SLG: 0.385 Dave Meier, R OBP: 0.351, SLG: 0.262 (8, 9)	0-0 F9		0-0 1B HR 2B	0-0 1B 2B	0-0 2-3 1B	0-0 HR		0-0 F9		4	2	3	3	0	0	1				
Dave Engle, R OBP: 0.371, SLG: 0.515 Roy Smalley, S OBP: 0.380, SLG: 0.436 (8, PH)	0-0 5-3		0-0 HR 1B	0-0 F2		0-0 1B		0-0 F9		4	1	2	0	0	0	2				
Mickey Hatcher, R OBP: 0.319, SLG: 0.382 Randy Bush, L OBP: 0.289, SLG: 0.463 (4, PH)	0-0 F8		0-0 HR	0-3 K		0-0 F9		4-0 1-2 2-3 BB		2	1	1	3	0	0	0				
Tim Laudner, R OBP: 0.284, SLG: 0.403 (1, 2)	0-0 E 1B 1B		0-0 FC6-4 1B	0-3 K		0-0 F4		0-0 L6		5	0	2	0	0	1	6				
Tim Teufel, R OBP: 0.352, SLG: 0.386 (1, 4)	0-0 E5 1B		0-0 FC6-4 F9 1B		0-0 5-3		0-3 K			4	0	1	0	0	1	1				
Alvaro Espinoza, R OBP: 0.111, SLG: 0.111 (1, 6)	0-0 F4		0-0 1B		0-3 K		0-0 F4			4	0	1	0	0	1	2				
Inning Stats	R: 0 E: 0 K: 0 S: 4	H: 1 LOB: 1 BB: 0 P: 4	R: 0 E: 1 K: 0 S: 5	H: 2 LOB: 2 BB: 0 P: 5	R: 6 E: 0 K: 0 S: 11	H: 8 LOB: 2 BB: 0 P: 11	R: 0 E: 0 K: 2 S: 9	H: 2 LOB: 2 BB: 0 P: 9	R: 0 E: 0 K: 2 S: 7	H: 0 LOB: 0 BB: 0 P: 7	R: 2 E: 0 K: 0 S: 6	H: 3 LOB: 1 BB: 0 P: 6	R: 0 E: 0 K: 1 S: 5	H: 0 LOB: 0 BB: 0 P: 5	R: 0 E: 0 K: 0 S: 4	H: 1 LOB: 3 BB: 2 P: 12	1B: 12 2B: 3 3B: 0 HR: 2	SF: 0 SAC: 0 DP: 0 HBP: 0	WP: 0 PB: 0 SB: 0 CS: 0	PA: 43
PITCHER Tommy John, L ERA: 4.89 Keith Atherton, R ERA: 4.5 Bill Krueger, L ERA: 4.85 (8, 1)	IP: 2.1 WLS: L BF: 18 H: 11 R: 6 ER: 2 SO: 5 BB: 1 IBB: 0 HBP: 0 BLK: 0 WP: 0 HR: 1 S: 18 P: 18 ERA: 23.14 WHIP: 4.714															PITCHER				


Batter	1	2	3	4	5	6	7	8	9	AB	R	H	RBI	BB	SO	LOB	TOP								
Alfredo Griffin, S OBP: 0.288, SLG: 0.333 (1, 6)	F9		1B			F8		F6		4	0	1	0	0	0	1	Oakland Athletics @ Minnesota Twins Hubert H. Humphrey Metrodome, Minneapolis, MN Wed Aug 14 1985, 4:33 AM EDT Unknown								
Dwayne Murphy, L OBP: 0.360, SLG: 0.419 (1, 8)	K2-3		1B			HR		1B		3	2	2	1	1	1	0									
Bruce Bochte, L OBP: 0.387, SLG: 0.454 (1, 3)	G3				F5			1B		4	1	2	2	0	0	0									
Dave Kingman, R OBP: 0.313, SLG: 0.428 (1, 10)			FC3-6 1B		K			1B		4	0	2	1	0	1	0									
Mike Davis, L OBP: 0.361, SLG: 0.516 (1, 9)			FC3-6 E S PB 1-2		K			K		4	1	0	0	0	3	3									
Dave Collins, S OBP: 0.276, SLG: 0.327 (1, 7)	F7				F9					4	0	0	0	0	0	1									
Mike Heath, R OBP: 0.312, SLG: 0.400 (1, 2)					K					3	0	0	0	1	1	0									
Donnie Hill, S OBP: 0.323, SLG: 0.349 (1, 4)			CS		F7			SH3-4 1B		4	1	3	0	0	0	0									
Steve Kiefer, R OBP: 0.220, SLG: 0.300 (1, 5)			5-3		CS			SH3-4 2B		3	0	0	0	0	1	1									
Inning Stats	R: 0 E: 0 K: 1 S: 5	H: 0 LOB: 0 BB: 0 P: 5	R: 1 E: 0 K: 0 S: 3	H: 1 LOB: 0 BB: 1 P: 7	R: 0 E: 0 K: 0 S: 4	H: 2 LOB: 2 BB: 0 P: 4	R: 0 E: 0 K: 2 S: 7	H: 0 LOB: 0 BB: 0 P: 7	R: 0 E: 0 K: 1 S: 5	H: 1 LOB: 0 BB: 0 P: 5	R: 2 E: 0 K: 1 S: 6	H: 1 LOB: 0 BB: 1 P: 10	R: 0 E: 0 K: 1 S: 5	H: 0 LOB: 0 BB: 0 P: 5	R: 2 E: 0 K: 1 S: 9	H: 4 LOB: 2 BB: 0 P: 9	R: 0 E: 0 K: 0 S: 4	H: 1 LOB: 1 BB: 0 P: 4	1B: 8 2B: 1 3B: 0 HR: 1	SF: 0 SAC: 1 DP: 0 HBP: 0	WP: 0 PB: 1 SB: 1 CS: 2	PA: 38			
PITCHER	IP	WLS	BF	H	R	ER	SO	BB	IBB	HBP	BLK	WP	HR	S	P	ERA	WHIP								
Mike Smithson, R ERA: 4.72 (1, 1)	7.2	L	29	7	5	5	6	2	0	0	0	0	1	39	47	5.87	1.174								
Steve Howe, L ERA: 4.0 (8, 1)	1.1		7	3	0	0	1	0	0	0	0	0	0	9	9	0.00	2.250								

AB 33
R 5
H 10
RBI 4
BB 2
SO 7
LOB 6



Batter	1	2	3	4	5	6	7	8	9	AB	R	H	RBI	BB	SO	LOB	BOTTOM								
Ron Washington, R OBP: 0.311, SLG: 0.409 (1, 6)	6-3					F3		G3-6-3 1B		4	0	2	0	0	0	1	Oakland Athletics @ Minnesota Twins Hubert H. Humphrey Metrodome, Minneapolis, MN Wed Aug 14 1985, 4:33 AM EDT Unknown								
Roy Smalley, S OBP: 0.376, SLG: 0.430 (1, 10)	4-3		2B			F9		G3-6-3 1B		4	0	0	0	0	1	2									
Kent Hrbek, L OBP: 0.329, SLG: 0.406 (1, 3)					4-3					3	0	0	0	1	1	0									
Tom Brunansky, R OBP: 0.337, SLG: 0.476 (1, 8)					F4					4	0	1	0	0	0	1									
Mike Stenhouse, L OBP: 0.351, SLG: 0.378 (1, 9)										2	0	0	0	0	2	1									
Kirby Puckett, R OBP: 0.315, SLG: 0.365 (7, PH) (8, 8)					K					2	0	0	0	0	0	1									
Mark Salas, L OBP: 0.336, SLG: 0.430 (1, 2)					K					4	0	1	0	0	1	1									
Mickey Hatcher, R OBP: 0.318, SLG: 0.380 (1, 7)					F7			FC6-4 1B		4	0	1	0	0	0	2									
Gary Gaetti, R OBP: 0.310, SLG: 0.412 (1, 5)					6-3					3	0	1	0	0	0	1									
Tim Teufel, R OBP: 0.349, SLG: 0.382 (1, 4)					6-3					3	0	0	0	0	0	1									
Inning Stats	R: 0 E: 0 K: 0 S: 3	H: 0 LOB: 1 BB: 1 P: 7	R: 0 E: 0 K: 2 S: 7	H: 0 LOB: 0 BB: 0 P: 7	R: 0 E: 0 K: 1 S: 6	H: 1 LOB: 1 BB: 0 P: 6	R: 0 E: 0 K: 1 S: 6	H: 1 LOB: 1 BB: 0 P: 6	R: 0 E: 0 K: 0 S: 4	H: 1 LOB: 1 BB: 0 P: 4	R: 0 E: 0 K: 0 S: 3	H: 0 LOB: 0 BB: 0 P: 3	R: 0 E: 0 K: 0 S: 4	H: 1 LOB: 1 BB: 0 P: 4	R: 0 E: 0 K: 0 S: 3	H: 1 LOB: 0 BB: 0 P: 3	R: 0 E: 1 K: 1 S: 7	H: 1 LOB: 2 BB: 0 P: 7	1B: 4 2B: 2 3B: 0 HR: 0	SF: 0 SAC: 0 DP: 1 HBP: 0	WP: 1 PB: 0 SB: 0 CS: 0	PA: 34			
PITCHER	IP	WLS	BF	H	R	ER	SO	BB	IBB	HBP	BLK	WP	HR	S	P	ERA	WHIP								
Don Sutton, R ERA: 3.95 (1, 1)	7.1	W	28	5	0	0	4	1	0	0	0	0	0	35	39	0.00	0.818								
Steve Ontiveros, R ERA: 0.69 (8, 1)	1.2		6	1	0	0	1	0	0	0	0	0	0	8	8	0.00	0.600								

AB 33
R 0
H 6
RBI 0
BB 1
SO 5
LOB 11



Batter	1	2	3	4	5	6	7	8	9	AB	R	H	RBI	BB	SO	LOB	TOP					
Jack Perconte, L (1,4) OBP: 0.302, SLG: 0.324										5	1	3	1	0	1	1	Seattle Mariners @ Minnesota Twins Hubert H. Humphrey Metrodome, Minneapolis, MN Thu Aug 15 1985, 8:05 PM EDT Att: 18,576 - Unknown					
Phil Bradley, R (1,7) Harold Reynolds, S (9, PH) OBP: 0.263, SLG: 0.194										4	1	2	2	0	0	1						
Alvin Davis, L (1,3) Ken Phelps, L (6, PH) OBP: 0.336, SLG: 0.469										2	0	0	0	0	1	1						
Gorman Thomas, R (1,10) OBP: 0.335, SLG: 0.476										5	0	0	0	0	3	4						
Al Cowens, R (1,9) OBP: 0.295, SLG: 0.449										4	0	2	0	0	0	1						
Jim Prestley, R (1,5) OBP: 0.341, SLG: 0.520										4	0	2	0	0	0	1						
Dave Henderson, R (1,8) OBP: 0.302, SLG: 0.381										3	0	0	0	1	1	3						
Bob Kearney, R (1,2) Donnie Scott, S (5,2) OBP: 0.285, SLG: 0.369 OBP: 0.266, SLG: 0.353										2	0	0	0	0	2	0						
Spike Owen, S (1,6) Domingo Ramos, R (5,6) OBP: 0.314, SLG: 0.352 OBP: 0.242, SLG: 0.231										1	0	1	0	0	0	0						
Inning Stats	R: 0 E: 0 K: 2 S: 7	H: 0 LOB: 0 BB: 0 P: 7	R: 0 E: 0 K: 1 S: 6	H: 1 LOB: 1 BB: 0 P: 6	R: 0 E: 0 K: 1 S: 5	H: 1 LOB: 1 BB: 0 P: 5	R: 0 E: 0 K: 1 S: 6	H: 1 LOB: 1 BB: 0 P: 6	R: 0 E: 0 K: 1 S: 5	H: 0 LOB: 0 BB: 0 P: 5	R: 0 E: 0 K: 0 S: 4	H: 1 LOB: 2 BB: 1 P: 8	R: 0 E: 0 K: 0 S: 3	H: 1 LOB: 1 BB: 1 P: 7	R: 3 E: 0 K: 1 S: 10	H: 5 LOB: 2 BB: 0 P: 10		R: 2 E: 0 K: 1 S: 8	H: 3 LOB: 1 BB: 0 P: 8	1B: 10 2B: 1 3B: 0 HR: 2	SF: 0 SAC: 0 DP: 2 HBP: 0	WP: 1 PB: 0 CS: 1
PITCHER	IP WLS BF H R ER SO BB IBB HBP BLK WP HR S P ERA WHIP																					
John Butcher, R (1,1) ERA: 4.82	8.0 W 34 10 3 3 7 2 0 0 0 0 2 46 54 3.38 1.500																					
Frank Eufemia, R (9,1) ERA: 3.43	1.0 6 3 2 2 1 0 0 0 0 1 0 8 8 18.00 3.000																					

Batter	1	2	3	4	5	6	7	8	9	AB	R	H	RBI	BB	SO	LOB	BOTTOM			
Kirby Puckett, R (1,8) OBP: 0.311, SLG: 0.360										6	0	1	0	0	2	9	Seattle Mariners @ Minnesota Twins Hubert H. Humphrey Metrodome, Minneapolis, MN Thu Aug 15 1985, 8:05 PM EDT Att: 18,576 - Unknown			
Gary Gaetti, R (1,5) OBP: 0.312, SLG: 0.418										5	2	2	3	0	1	3				
Kent Hrbek, L (1,3) Tim Laudner, R (8,3) OBP: 0.351, SLG: 0.417 OBP: 0.284, SLG: 0.403										5	2	2	4	0	0	1				
Tom Brunansky, R (1,9) OBP: 0.337, SLG: 0.469										3	1	0	0	2	1	2				
Dave Engle, R (1,2) OBP: 0.369, SLG: 0.500										4	1	1	0	1	1	1				
Mickey Hatcher, R (1,10) Mike Stenhouse, L (5, FR) OBP: 0.322, SLG: 0.384 OBP: 0.351, SLG: 0.377										3	2	3	2	0	0	0				
Tim Teufel, R (1,4) Alvaro Espinoza, R (7,6) OBP: 0.351, SLG: 0.383 OBP: 0.154, SLG: 0.154										2	2	1	1	1	0	1				
Ron Washington, R (1,6) OBP: 0.324, SLG: 0.426										5	2	3	2	0	0	2				
Dave Meier, R (1,7) Randy Bush, L (8, PH) OBP: 0.358, SLG: 0.279 OBP: 0.302, SLG: 0.472										3	1	1	0	1	0	2				
Inning Stats	R: 0 E: 0 K: 0 S: 3	H: 1 LOB: 1 BB: 0 P: 3	R: 1 E: 0 K: 0 S: 5	H: 2 LOB: 1 BB: 0 P: 5	R: 0 E: 0 K: 2 S: 7	H: 0 LOB: 0 BB: 0 P: 7	R: 8 E: 1 K: 0 S: 10	H: 6 LOB: 1 BB: 2 P: 18	R: 5 E: 0 K: 1 S: 8	H: 3 LOB: 1 BB: 1 P: 13	R: 0 E: 0 K: 1 S: 7	H: 2 LOB: 3 BB: 1 P: 11	R: 0 E: 0 K: 0 S: 4	H: 1 LOB: 2 BB: 1 P: 8	R: 0 E: 0 K: 1 S: 6	H: 1 LOB: 2 BB: 1 P: 10		1B: 11 2B: 3 3B: 0 HR: 2	SF: 0 SAC: 1 DP: 0 HBP: 1	WP: 0 PB: 0 CS: 1
PITCHER	IP WLS BF H R ER SO BB IBB HBP BLK WP HR S P ERA WHIP																			
Matt Young, L (1,1) ERA: 5.45	3.0 L 17 7 7 7 2 3 0 1 0 0 2 20 24 21.00 3.333																			
Bob Long, R (4,1) ERA: 3.58	1.0 5 1 0 0 0 1 0 0 0 0 0 4 8 0.00 2.000																			
Ed Vande Berg, L (7,1) ERA: 3.75	1.0 5 1 0 0 0 1 0 0 0 0 0 6 10 0.00 2.000																			
Ed Nunez, R (8,1) ERA: 2.79	1.0 5 1 0 0 0 1 0 0 0 0 0 6 10 0.00 2.000																			

Batter	1	2	3	4	5	6	7	8	9	AB	R	H	RBI	BB	SO	LOB	TOP								
Jack Perconte, L (1,4) OBP: 0.304, SLG: 0.321 Harold Reynolds, S (8,4) OBP: 0.261, SLG: 0.192	4-0 S BB		0-0 F4			4-0 1B BB SF9 BB		0-0 F8	0-0 L5	2	1	0	0	2	0	0									
Phil Bradley, R (1,7) OBP: 0.370, SLG: 0.489	0-3 K		0-0 PO 1B			4-0 SF9 1B FC5-4 BB		0-3 K	0-0 4-3	4	1	1	0	1	2	1									
Alvin Davis, L (1,3) OBP: 0.373, SLG: 0.423	0-3 K		0-0 PO	4-0 1B BB G6-4-3		0-0 FC5-4 1B		0-0 1B		3	2	2	0	1	1	1									
Gorman Thomas, R (1,10) OBP: 0.337, SLG: 0.478	0-0 F3			0-0 G6-4-3 1B		0-0 SF9		0-0 2B		3	1	2	2	0	0	1									
Al Cowens, R (1,9) OBP: 0.294, SLG: 0.445 John Moses, S (9,8)		0-0 6-3		0-0 G6-4-3		0-0 FC5-4		4-0 2B BB		3	1	0	1	1	0	2									
Jim Prestley, R (1,5) OBP: 0.341, SLG: 0.520		0-0 5-3		0-3 K		0-0 F8		0-0 WP 2B		4	0	1	1	0	1	1									
Dave Henderson, R (1,8) OBP: 0.304, SLG: 0.380					0-3 K		0-0 F3	4-0 WP BB		3	0	1	0	1	1	0									
Bob Kearney, R (1,2) OBP: 0.283, SLG: 0.366 Donnie Scott, S (6,2) OBP: 0.264, SLG: 0.347		0-3 K			0-0 F5		0-0 6-3	0-3 K2-3		2	0	0	0	0	1	1									
Domingo Ramos, R (1,6) OBP: 0.236, SLG: 0.224					0-0 F9		0-0 F9		0-0 F8	4	0	0	0	0	0	0									
Inning Stats	R: 0 E: 0 K: 2 S: 7	H: 0 LOB: 1 BB: 1 P: 11	R: 0 E: 0 K: 1 S: 6	H: 1 LOB: 0 BB: 0 P: 6	R: 0 E: 0 K: 0 S: 3	H: 1 LOB: 0 BB: 0 P: 3	R: 1 E: 0 K: 1 S: 5	H: 1 LOB: 0 BB: 1 P: 9	R: 0 E: 0 K: 1 S: 5	H: 0 LOB: 0 BB: 0 P: 5	R: 2 E: 0 K: 0 S: 4	H: 1 LOB: 1 BB: 2 P: 12	R: 0 E: 0 K: 0 S: 3	H: 0 LOB: 0 BB: 0 P: 3	R: 3 E: 0 K: 2 S: 10	H: 3 LOB: 2 BB: 2 P: 18	R: 0 E: 0 K: 0 S: 3	H: 0 LOB: 0 BB: 0 P: 3	1B: 5 2B: 2 3B: 0 HR: 0	SF: 1 SAC: 0 DP: 1 HBP: 0	WP: 1 PB: 0 SB: 1 CS: 0	PA: 39			
PITCHER	IP	WLS	BF	H	R	ER	SO	BB	IBB	HBP	BLK	WP	HR	S	P	ERA	WHIP								
Ken Schrom, R (1,1) ERA: 5.08	5.0		20	3	3	3	5	4	0	0	0	0	0	26	42	5.40	1.400								
Steve Howe, L (6,1) ERA: 4.55	2.2	L	13	4	3	3	1	1	0	0	0	0	0	14	18	10.12	1.875								
Ron Davis, R (8,1) ERA: 3.47	1.1		5	0	0	0	1	1	0	0	0	1	0	6	10	0.00	0.750								

Seattle Mariners @ Minnesota Twins
 Hubert H. Humphrey Metrodome, Minneapolis, MN
 Fri Aug 16 1985, 8:05 PM EDT
 Att: 14,182 - Unknown

AB 31
 R 6
 H 7
 RBI 4
 BB 6
 SO 7
 LOB 9



Batter	1	2	3	4	5	6	7	8	9	AB	R	H	RBI	BB	SO	LOB	BOTTOM								
Kirby Puckett, R (1,8) OBP: 0.310, SLG: 0.358	0-0 4-3				0-3 K	0-0 G4-6-3			0-0 G3	5	0	1	1	0	1	2									
Roy Smalley, S (1,6) OBP: 0.381, SLG: 0.429	0-0 WP 1B	2H 1B	0-0 4-3		4-0 1B BB		0-0 4-3		4-0 2B BB	3	2	1	0	2	0	1									
Kent Hrbek, L (1,3) OBP: 0.334, SLG: 0.417	0-0 1H BB 1B		0-0 WP 1B		0-0 F8		0-0 F7		4-0 2B 1-2 6-3 BB	4	2	2	1	1	0	1									
Tom Brunansky, R (1,9) OBP: 0.340, SLG: 0.472	4-0 FC6-4 BB		0-0 5-3		0-0 BB 1B		0-0 F7		0-0 6-3 2B	4	0	2	1	1	0	1									
Randy Bush, L (1,7) OBP: 0.302, SLG: 0.467 Dave Meier, R (8,PH) OBP: 0.354, SLG: 0.275	0-0 FC6-4		0-0 F8		4-0 BB 1B			0-3 K	0-0 6-3	2	0	0	0	1	0	2									
Ron Washington, R (8,PH) OBP: 0.321, SLG: 0.422	1-2 2H		0-0 F8		1-2 BB			0-0 K	0-0 6-3	1	0	0	0	0	1	0									
Mickey Hatcher, R (1,10) OBP: 0.317, SLG: 0.378	0-0 G3		0-0 1-3		0-0 4-3			0-0 4-3	0-0 6-3	5	0	0	0	0	0	6									
Gary Gaetti, R (1,5) OBP: 0.316, SLG: 0.418		0-0 4-3		4-0 G4-6-3 BB		1-0 BB HBP		0-0 2B 1B		2	0	1	0	1	0	0									
Tim Teufel, R (1,4) OBP: 0.353, SLG: 0.386		0-0 6-3		0-3 K		4-0 G4-6-3 BB		0-0 2B		3	0	1	0	1	1	1									
Mark Salas, L (1,2) OBP: 0.338, SLG: 0.432 Dave Engle, R (8,PH) OBP: 0.369, SLG: 0.500 Mike Stenhouse, L (8,PH) OBP: 0.348, SLG: 0.374 Tim Laudner, R (9,2) OBP: 0.284, SLG: 0.403		0-0 E8 1B		0-0 G4-6-3		0-3 K		0-0 2B F7		3	1	1	0	0	1	3									
Inning Stats	R: 2 E: 1 K: 0 S: 5	H: 2 LOB: 1 BB: 1 P: 9	R: 1 E: 1 K: 0 S: 5	H: 2 LOB: 1 BB: 0 P: 5	R: 0 E: 0 K: 1 S: 4	H: 1 LOB: 0 BB: 1 P: 8	R: 0 E: 0 K: 1 S: 6	H: 1 LOB: 3 BB: 2 P: 14	R: 0 E: 0 K: 1 S: 4	H: 0 LOB: 1 BB: 1 P: 9	R: 0 E: 0 K: 0 S: 3	H: 0 LOB: 0 BB: 0 P: 3	R: 0 E: 0 K: 1 S: 7	H: 2 LOB: 2 BB: 0 P: 7	R: 2 E: 0 K: 0 S: 4	H: 1 LOB: 1 BB: 2 P: 12	1B: 7 2B: 2 3B: 0 HR: 0	SF: 0 SAC: 0 DP: 2 HBP: 1	WP: 3 PB: 0 SB: 0 CS: 0	PA: 42					
PITCHER	IP	WLS	BF	H	R	ER	SO	BB	IBB	HBP	BLK	WP	HR	S	P	ERA	WHIP								
Bill Swift, R (1,1) ERA: 4.79	4.2		23	6	3	1	2	4	0	0	0	0	0	23	39	1.93	2.143								
Jack Lazorko, R (5,1) ERA:	1.1		5	0	0	0	1	1	0	1	0	0	0	5	10	0.00	0.750								
Ed Vande Berg, L (7,1) ERA: 3.63	1.2	W	7	2	0	0	1	0	0	0	0	0	0	9	9	0.00	1.200								
Ed Nunez, R (8,1) ERA: 2.99	1.1	S	7	1	2	2	0	2	0	0	0	0	0	5	13	13.50	2.250								

Seattle Mariners @ Minnesota Twins
 Hubert H. Humphrey Metrodome, Minneapolis, MN
 Fri Aug 16 1985, 8:05 PM EDT
 Att: 14,182 - Unknown

AB 34
 R 5
 H 9
 RBI 4
 BB 7
 SO 4
 LOB 20



Batter	1	2	3	4	5	6	7	8	9	AB	R	H	RBI	BB	SO	LOB	TOP					
Jack Perconte, L (1, 4) OBP: 0.305, SLG: 0.319	0-0 3-1		4-0 BB		0-0 FC6			0-0 G5-4-3		2	0	0	0	1	0	1	Seattle Mariners @ Minnesota Twins Hubert H. Humphrey Metrodome, Minneapolis, MN Sat Aug 17 1985, 4:33 AM EDT Att: 15,665 - Unknown livebaseballscorecards.com					
Gorman Thomas, R (8, PH) OBP: 0.336, SLG: 0.477			0-3 BB							1	0	0	0	0	0	1						
Harold Reynolds, S (8, 4)										0	0	0	0	0	0	0						
Phil Bradley, R (1, 7) OBP: 0.369, SLG: 0.489	0-0 F8		0-3 K						0-0 5-3	4	0	1	0	0	2	2						
Alvin Davis, L (1, 3) OBP: 0.372, SLG: 0.420	0-0 F8		0-0 F8					0-0 F8	4-0 F9 1B	3	0	0	0	1	0	3						
Ken Phelps, L (1, 10) OBP: 0.333, SLG: 0.461	0-0 F8				0-0 F9			0-0 G3	0-0 FC6 1B	4	0	1	0	0	0	1						
Al Cowens, R (1, 9) OBP: 0.291, SLG: 0.440		0-3 K			0-0 F4			0-3 K	0-0 F9	4	0	0	0	0	2	2						
John Moses, S (1, 8)		0-0 F6			0-3 K			0-3 K	0-0 FC6	3	0	0	0	0	2	0						
Jim Presley, R (9, PH) OBP: 0.340, SLG: 0.519									0-0 FC6	1	0	0	0	0	2							
Domingo Ramos, R (1, 5) OBP: 0.232, SLG: 0.220		0-3 K			0-0 6-3			0-0 6-3		3	0	0	0	0	1	0						
Donnie Scott, S (1, 2) OBP: 0.258, SLG: 0.339			0-3 K		0-0 F8			0-0 F9		3	0	0	0	0	1	0						
Spike Owen, S (1, 6) OBP: 0.322, SLG: 0.354			0-0 BB		4-0 BB			4-0 BB		1	0	1	0	2	0	0						
Inning Stats	R: 0 E: 0 K: 0 S: 4	H: 1 LOB: 1 BB: 0 P: 4	R: 0 E: 0 K: 2 S: 7	H: 0 LOB: 0 BB: 0 P: 7	R: 0 E: 0 K: 2 S: 8	H: 1 LOB: 2 BB: 1 P: 12	R: 0 E: 0 K: 1 S: 5	H: 0 LOB: 0 BB: 0 P: 5	R: 0 E: 0 K: 2 S: 3	H: 0 LOB: 1 BB: 1 P: 7	R: 0 E: 0 K: 1 S: 5	H: 0 LOB: 0 BB: 0 P: 5	R: 0 E: 0 K: 2 S: 7	H: 0 LOB: 0 BB: 0 P: 7	R: 0 E: 0 K: 0 S: 2	H: 0 LOB: 0 BB: 1 P: 6	R: 0 E: 0 K: 0 S: 4	H: 1 LOB: 2 BB: 1 P: 8	1B: 2 2B: 1 3B: 0 HR: 0	SF: 0 SAC: 0 DP: 1 HBP: 0	WP: 0 PB: 0 CS: 0	PA: 33
PITCHER Bert Blyleven, R (1, 1) ERA: 3.16	IP: 9.0 WLS: W BF: 33 H: 3 R: 0 ER: 0 SO: 8 BB: 4 IBB: 0 HBP: 0 BLK: 0 WP: 0 HR: 0 S: 45 P: 61 ERA: 0.00 WHIP: 0.778															PITCHER	IP: 9.0 WLS: W BF: 33 H: 3 R: 0 ER: 0 SO: 8 BB: 4 IBB: 0 HBP: 0 BLK: 0 WP: 0 HR: 0 S: 45 P: 61 ERA: 0.00 WHIP: 0.778					

Batter	1	2	3	4	5	6	7	8	9	AB	R	H	RBI	BB	SO	LOB	BOTTOM			
Kirby Puckett, R (1, 8) OBP: 0.311, SLG: 0.359	0-0 BB		0-0 G3		0-0 HR			0-0 F9		4	1	2	0	0	0	0	Seattle Mariners @ Minnesota Twins Hubert H. Humphrey Metrodome, Minneapolis, MN Sat Aug 17 1985, 4:33 AM EDT Att: 15,665 - Unknown livebaseballscorecards.com			
Mark Salas, L (1, 2) OBP: 0.341, SLG: 0.437	0-0 5-3		0-0 2B		0-0 4-3			0-0 FC4-6 1B		4	0	2	0	0	0	2				
Kent Hrbek, L (1, 3) OBP: 0.335, SLG: 0.424	4-0 BB		0-0 5-3		0-0 HR			0-0 F8		3	1	1	2	1	0	2				
Tom Brunansky, R (1, 9) OBP: 0.337, SLG: 0.469	0-0 L7		0-3 K		0-0 1-3			0-0 FC4-6		3	0	0	0	0	1	3				
Mickey Hatcher, R (6, 7) OBP: 0.317, SLG: 0.377								0-0 FC4-6		1	0	0	0	0	0	1				
Randy Bush, L (1, 7) OBP: 0.316, SLG: 0.475	4-0 BB				4-0 WP			4-0 BB		1	0	1	0	3	0	0				
Mike Stenhouse, L (1, 10) OBP: 0.345, SLG: 0.364	0-0 F7				4-0 WP			0-0 4-3		3	0	0	0	1	0	5				
Roy Smalley, S (1, 5) OBP: 0.376, SLG: 0.425		0-0 F9			0-3 K			0-0 F8		3	0	0	0	0	1	2				
Gary Gaetti, R (8, 5) OBP: 0.316, SLG: 0.417								0-0 F7		1	0	0	0	0	0	1				
Tim Teufel, R (1, 4) OBP: 0.354, SLG: 0.383	0-0 F6				4-0 G6-4-3			0-0 6-3		2	0	0	0	2	0	0				
Ron Washington, R (1, 6) OBP: 0.310, SLG: 0.406	0-0 F9				0-0 G6-4-3			0-0 FC6-4		4	0	0	0	0	1	5				
Inning Stats	R: 0 E: 0 K: 0 S: 4	H: 1 LOB: 3 BB: 2 P: 12	R: 0 E: 0 K: 0 S: 3	H: 0 LOB: 0 BB: 0 P: 3	R: 0 E: 0 K: 1 S: 6	H: 1 LOB: 1 BB: 0 P: 6	R: 0 E: 0 K: 1 S: 4	H: 0 LOB: 2 BB: 3 P: 16	R: 2 E: 0 K: 0 S: 5	H: 2 LOB: 1 BB: 1 P: 9	R: 0 E: 0 K: 1 S: 5	H: 0 LOB: 0 BB: 0 P: 5	R: 0 E: 0 K: 0 S: 4	H: 1 LOB: 1 BB: 0 P: 4	R: 0 E: 0 K: 0 S: 4	H: 1 LOB: 2 BB: 1 P: 8	1B: 3 2B: 2 3B: 0 HR: 1	SF: 0 SAC: 0 DP: 1 HBP: 0	WP: 1 PB: 0 CS: 0	PA: 36
PITCHER Frank Wills, R (1, 1) ERA: 4.91	IP: 8.0 WLS: L BF: 36 H: 6 R: 2 ER: 2 SO: 3 BB: 6 IBB: 1 HBP: 0 BLK: 0 WP: 1 HR: 1 S: 35 P: 63 ERA: 2.25 WHIP: 1.500															PITCHER	IP: 8.0 WLS: L BF: 36 H: 6 R: 2 ER: 2 SO: 3 BB: 6 IBB: 1 HBP: 0 BLK: 0 WP: 1 HR: 1 S: 35 P: 63 ERA: 2.25 WHIP: 1.500			

Batter	1	2	3	4	5	6	7	8	9	AB	R	H	RBI	BB	SO	LOB	TOP								
Jack Perconte, L (1,4) OBP: 0.304, SLG: 0.318 Harold Reynolds, S (7,4) OBP: 0.259, SLG: 0.190	F4	FC4-6					G3	F8		4	0	1	0	0	0	2	Seattle Mariners @ Minnesota Twins Hubert H. Humphrey Metrodome, Minneapolis, MN Sun Aug 18 1985, 4:33 AM EDT Att: 15,632 - Unknown livebaseballscorecards.com								
Phil Bradley, R (1,7) OBP: 0.393, SLG: 0.492			5-3		F8		2B	FC5-4		5	1	2	1	0	0	2									
Al Cowens, R (1,9) John Moses, S (8,8)	F9				L6		2B			3	1	1	0	1	0	2									
Gorman Thomas, R (1,10) OBP: 0.334, SLG: 0.475	K		F7				2B			5	1	1	2	0	1	2									
Alvin Davis, L (1,3) OBP: 0.376, SLG: 0.425		5-3	4-3				1B			4	2	3	0	1	0	1									
Jim Prestley, R (1,5) OBP: 0.336, SLG: 0.516		E6			4-3		2B			4	1	1	2	0	0	2									
Dave Henderson, R (1,8) OBP: 0.303, SLG: 0.382		F8			5-3		2B			4	0	1	0	0	1	3									
Bob Kearney, R (1,2) OBP: 0.283, SLG: 0.364		5-3			K		F9			4	0	1	0	0	1	3									
Spike Owen, S (1,6) OBP: 0.324, SLG: 0.356					6-3			F7		4	1	2	2	0	0	1									
Inning Stats	R: 0 E: 0 K: 1 S: 6	H: 1 LOB: 1 BB: 0 P: 6	R: 2 E: 1 K: 0 S: 6	H: 2 LOB: 1 BB: 0 P: 6	R: 0 E: 0 K: 0 S: 4	H: 1 LOB: 1 BB: 0 P: 4	R: 0 E: 0 K: 1 S: 5	H: 0 LOB: 0 BB: 0 P: 5	R: 0 E: 0 K: 0 S: 4	H: 1 LOB: 1 BB: 0 P: 4	R: 1 E: 0 K: 0 S: 5	H: 3 LOB: 1 BB: 0 P: 5	R: 4 E: 0 K: 1 S: 9	H: 4 LOB: 1 BB: 1 P: 13	R: 0 E: 0 K: 0 S: 4	H: 1 LOB: 1 BB: 1 P: 4	R: 0 E: 0 K: 1 S: 5	H: 0 LOB: 1 BB: 1 P: 9	1B: 8 2B: 4 3B: 1 HR: 0	SF: 1 SAC: 0 DP: 0 HBP: 0	WP: 0 PB: 0 CS: 0	PA: 42			
PITCHER	IP	WLS	BF	H	R	ER	SO	BB	IBB	HBP	BLK	WP	HR	S	P	ERA	WHIP								
Frank Viola, L (1,1) ERA: 4.14	6.0	L	27	9	4	2	2	0	0	0	0	0	0	31	31	3.00	1.500								
Steve Howe, L (7,1) ERA: 5.4	0.1		5	3	2	2	0	1	0	0	0	0	0	4	8	54.00	12.000								
Frank Eufemia, R (7,1) ERA: 3.23	2.2		10	1	1	1	2	1	0	0	0	0	0	13	17	3.38	0.750								


Batter	1	2	3	4	5	6	7	8	9	AB	R	H	RBI	BB	SO	LOB	BOTTOM								
Kirby Puckett, R (1,8) OBP: 0.314, SLG: 0.361	4-3		5-3		FC1-6		FC6-4		G4-6-3	5	0	3	0	0	0	2	Seattle Mariners @ Minnesota Twins Hubert H. Humphrey Metrodome, Minneapolis, MN Sun Aug 18 1985, 4:33 AM EDT Att: 15,632 - Unknown livebaseballscorecards.com								
Gary Gaetti, R (1,5) OBP: 0.313, SLG: 0.413	5-3		5-3		FC1-6		FC6-4			4	0	0	0	0	0	4									
Dave Engle, R (1,10) OBP: 0.365, SLG: 0.486			FC5-2		K			F6		3	0	0	0	1	1	3									
Tom Brunansky, R (1,9) OBP: 0.337, SLG: 0.467	F9		F8				F8		G4-6-3	4	0	1	0	0	0	3									
Mickey Hatcher, R (1,3) OBP: 0.317, SLG: 0.375 Kent Hrbek, L (8,PH) OBP: 0.335, SLG: 0.423		FC5-4			F9		F9		G4-6-3	2	0	0	0	1	0	0									
Tim Lincecum, R (1,4) OBP: 0.352, SLG: 0.380 Mark Salas, L (9,PH) OBP: 0.340, SLG: 0.435		FC5-4			K		F8		1-3	3	0	0	0	0	1	1									
Tim Lincecum, R (1,2) OBP: 0.299, SLG: 0.432 Randy Bush, L (9,PH) OBP: 0.319, SLG: 0.475		G6-4-3						HR	1B	1	1	1	1	2	0	0									
Ron Washington, R (1,6) OBP: 0.303, SLG: 0.394 Mike Stenhouse, L (9,PH) OBP: 0.350, SLG: 0.370		G6-4-3			F2		F8		E	3	0	0	0	0	0	3									
Dave Meier, R (1,7) OBP: 0.353, SLG: 0.268 Roy Smalley, S (9,PH) OBP: 0.379, SLG: 0.427			5-3		6-3		F8		E6	2	0	0	0	1	0	0									
Inning Stats	R: 0 E: 0 K: 0 S: 3	H: 0 LOB: 1 BB: 1 P: 7	R: 0 E: 0 K: 0 S: 2	H: 0 LOB: 2 BB: 2 P: 10	R: 0 E: 0 K: 1 S: 5	H: 1 LOB: 1 BB: 1 P: 8	R: 0 E: 0 K: 1 S: 5	H: 0 LOB: 1 BB: 1 P: 9	R: 0 E: 0 K: 0 S: 3	H: 0 LOB: 0 BB: 0 P: 3	R: 1 E: 0 K: 0 S: 5	H: 2 LOB: 1 BB: 0 P: 5	R: 0 E: 0 K: 0 S: 3	H: 1 LOB: 0 BB: 0 P: 3	R: 1 E: 1 K: 0 S: 4	H: 2 LOB: 1 BB: 1 P: 8	1B: 6 2B: 0 3B: 0 HR: 1	SF: 0 SAC: 0 DP: 3 HBP: 0	WP: 0 PB: 0 CS: 0	PA: 37					
PITCHER	IP	WLS	BF	H	R	ER	SO	BB	IBB	HBP	BLK	WP	HR	S	P	ERA	WHIP								
Mark Langston, L (1,1) ERA: 4.23	7.0	W	29	4	1	1	2	5	0	0	0	0	0	28	48	1.29	1.286								
Ed Nunez, R (8,1) ERA: 2.93	1.1		6	2	1	0	0	1	0	0	0	0	0	5	9	0.00	2.250								
Ed Vande Berg, L (9,1) ERA: 3.59	0.2		2	1	0	0	0	0	0	0	0	0	0	2	2	0.00	1.500								

Batter	1	2	3	4	5	6	7	8	9	AB	R	H	RBI	BB	SO	LOB	TOP			
Kirby Puckett, R OBP: 0.312, SLG: 0.359	F9			1-3		F9			K	4	0	0	0	0	1	0	Minnesota Twins @ Milwaukee Brewers Milwaukee County Stadium, Milwaukee, WI Mon Aug 19 1985, 8:05 PM EDT Att: 11,870 - Unknown			
Mark Salas, L OBP: 0.338, SLG: 0.430	F3			FC3-6 HBP		F8			F9	3	0	0	0	0	0					
Kent Hrbek, L OBP: 0.333, SLG: 0.420	K			FC3-6 1-2						3	0	0	0	0	1					
Tom Brunansky, R OBP: 0.335, SLG: 0.463		F7		F7						3	0	0	0	0	1					
Roy Smalley, S OBP: 0.378, SLG: 0.436		4-3			HR				K	3	1	1	1	0	1					
Mickey Hatcher, R OBP: 0.314, SLG: 0.372		K			F3				6-3	3	0	0	0	0	1					
Gary Gaetti, R OBP: 0.311, SLG: 0.410			K		5-3				F8	3	0	0	0	0	1					
Tim Teufel, R OBP: 0.349, SLG: 0.377			F8		K				K	3	0	0	0	0	2					
Alvaro Espinoza, R OBP: 0.133, SLG: 0.133			F9						F9	2	0	0	0	0	1					
Mike Stenhouse, L OBP: 0.348, SLG: 0.367						K				1	0	0	0	0	0					
Inning Stats	R: 0 E: 0 K: 1 S: 5	H: 0 LOB: 0 BB: 0 P: 5	R: 0 E: 0 K: 1 S: 5	H: 0 LOB: 0 BB: 0 P: 5	R: 0 E: 0 K: 1 S: 5	H: 0 LOB: 0 BB: 0 P: 5	R: 0 E: 0 K: 0 S: 3	H: 0 LOB: 1 BB: 0 P: 4	R: 1 E: 0 K: 1 S: 6	H: 1 LOB: 0 BB: 0 P: 6	R: 0 E: 0 K: 1 S: 5	H: 0 LOB: 0 BB: 0 P: 5	R: 0 E: 0 K: 1 S: 5	H: 0 LOB: 0 BB: 0 P: 5	R: 0 E: 0 K: 1 S: 5	H: 0 LOB: 0 BB: 0 P: 5	1B: 0 2B: 0 3B: 0 HR: 1	SF: 0 SAC: 0 DP: 0 HBP: 1	WP: 0 PB: 0 CS: 0	PA: 29
PITCHER Danny Darwin, R ERA: 3.62	IP: 9.0 WLS: W BF: 29 H: 1 R: 1 ER: 1 SO: 8 BB: 0 IBB: 0 HBP: 1 BLK: 0 WP: 0 HR: 1 S: 44 P: 45 ERA: 1.00 WHIP: 0.111																			

Batter	1	2	3	4	5	6	7	8	9	AB	R	H	RBI	BB	SO	LOB	BOTTOM			
Ernest Riles, L OBP: 0.338, SLG: 0.409	3-1						G6-4-3			4	0	2	1	0	0	1	Minnesota Twins @ Milwaukee Brewers Milwaukee County Stadium, Milwaukee, WI Mon Aug 19 1985, 8:05 PM EDT Att: 11,870 - Unknown			
Robin Yount, R OBP: 0.343, SLG: 0.459	1B SF8 BB		1B		G6-3 1B			SH1-3 1B BB		2	1	0	0	2	1	3				
Cecil Cooper, L OBP: 0.329, SLG: 0.475	CS 1-3 1B		F7			F8		SH1-3 1-2 1B		4	0	2	0	0	0	1				
Ben Oglivie, L OBP: 0.356, SLG: 0.450	SF8		4-3			2B 1B		SH1-3 1-2 2-3		2	1	1	1	0	0	1				
Ted Simmons, S OBP: 0.344, SLG: 0.414	CS 1-2	F9		L9		2B 1B		IBB		3	0	1	1	1	0	0				
Rick Manning, L OBP: 0.282, SLG: 0.303				F4				K		3	1	1	0	0	0	1				
Carlos Ponce, R OBP: 0.222, SLG: 0.389								K		1	0	0	0	0	1	3				
Paul Householder, S OBP: 0.291, SLG: 0.319								K		0	0	0	0	0	0	0				
Jim Gantner, L OBP: 0.285, SLG: 0.302		E4 G1-6-3		K			F8		K	4	0	0	0	0	2	4				
Charlie Moore, R OBP: 0.280, SLG: 0.267		G1-6-3					F2		G3	3	0	0	0	0	0	1				
Ed Romero, R OBP: 0.321, SLG: 0.313				1B 3B					G6-4-3 1B	3	1	3	0	0	0	0				
Inning Stats	R: 1 E: 0 K: 0 S: 3	H: 1 LOB: 0 BB: 1 P: 7	R: 1 E: 1 K: 0 S: 4	H: 1 LOB: 0 BB: 0 P: 4	R: 1 E: 0 K: 1 S: 7	H: 2 LOB: 1 BB: 0 P: 7	R: 0 E: 0 K: 1 S: 5	H: 0 LOB: 0 BB: 0 P: 5	R: 0 E: 0 K: 0 S: 4	H: 2 LOB: 1 BB: 0 P: 4	R: 1 E: 0 K: 0 S: 5	H: 1 LOB: 1 BB: 0 P: 5	R: 0 E: 0 K: 2 S: 8	H: 1 LOB: 3 BB: 2 P: 16	R: 0 E: 0 K: 2 S: 8	H: 1 LOB: 3 BB: 2 P: 16	1B: 7 2B: 2 3B: 1 HR: 0	SF: 1 SAC: 1 DP: 3 HBP: 0	WP: 0 PB: 0 CS: 1	PA: 35
PITCHER Mike Smithson, R ERA: 4.69	IP: 7.0 WLS: L BF: 30 H: 10 R: 4 ER: 3 SO: 2 BB: 2 IBB: 0 HBP: 0 BLK: 0 WP: 0 HR: 0 S: 32 P: 40 ERA: 3.86 WHIP: 1.714																			
PITCHER Pete Filson, L ERA: 4.14	IP: 1.0 WLS: L BF: 4 H: 0 R: 0 ER: 0 SO: 2 BB: 0 IBB: 1 HBP: 0 BLK: 0 WP: 0 HR: 0 S: 7 P: 11 ERA: 0.00 WHIP: 0.000																			

AB	28
R	1
H	1
RBI	1
BB	0
SO	8
LOB	2

AB	29
R	4
H	10
RBI	3
BB	3
SO	4
LOB	15



Batter	1	2	3	4	5	6	7	8	9	AB	R	H	RBI	BB	SO	LOB	TOP
Kirby Puckett, R OBP: 0.313, SLG: 0.360										4	0	2	1	0	0	2	Minnesota Twins @ Milwaukee Brewers Milwaukee County Stadium, Milwaukee, WI Tue Aug 20 1985, 8:05 PM EDT Att: 9,959 - Unknown
Mickey Hatcher, R OBP: 0.311, SLG: 0.368										4	0	0	0	0	0	3	
Kent Hrbek, L OBP: 0.336, SLG: 0.426										4	0	3	0	0	1	0	
Tom Brunansky, R OBP: 0.332, SLG: 0.459										4	0	0	0	0	1	3	
Dave Engle, R OBP: 0.369, SLG: 0.478										2	0	0	0	2	0	2	
Gary Gaetti, R OBP: 0.306, SLG: 0.406										4	0	0	0	0	1	3	
Tim Laudner, R OBP: 0.317, SLG: 0.419										4	0	0	0	0	1	1	
Ron Washington, R OBP: 0.317, SLG: 0.425										4	2	3	0	0	0	0	
Alvaro Espinoza, R OBP: 0.263, SLG: 0.222										3	0	2	1	1	0	1	
Inning Stats	R: 0 E: 0 K: 1 S: 5	H: 1 LOB: 0 BB: 0 P: 5	R: 0 E: 0 K: 1 S: 5	H: 0 LOB: 1 BB: 1 P: 9	R: 0 E: 0 K: 0 S: 3	H: 1 LOB: 0 BB: 0 P: 3	R: 0 E: 0 K: 0 S: 4	H: 1 LOB: 1 BB: 0 P: 4	R: 1 E: 0 K: 1 S: 7	H: 2 LOB: 2 BB: 1 P: 11	R: 0 E: 0 K: 1 S: 5	H: 1 LOB: 1 BB: 1 P: 9	R: 0 E: 0 K: 0 S: 3	H: 1 LOB: 0 BB: 0 P: 3	1B: 8 2B: 1 3B: 1 HR: 0	SF: 0 SAC: 0 DP: 3 HBP: 0	WP: 0 PA: 37
PITCHER Teddy Higuera, L ERA: 4.5	IP: 9.0 WLS: W BF: 36 H: 10 R: 2 ER: 2 SO: 4 BB: 3 IBB: 0 HBP: 0 BLK: 0 WP: 0 HR: 0 S: 41 P: 53 ERA: 2.00 WHIP: 1.444																

Batter	1	2	3	4	5	6	7	8	9	AB	R	H	RBI	BB	SO	LOB	BOTTOM				
Ernest Riles, L OBP: 0.337, SLG: 0.406										4	0	1	0	0	1	0	Minnesota Twins @ Milwaukee Brewers Milwaukee County Stadium, Milwaukee, WI Tue Aug 20 1985, 8:05 PM EDT Att: 9,959 - Unknown				
Robin Yount, R OBP: 0.342, SLG: 0.457										4	1	1	0	0	1	1					
Cecil Cooper, L OBP: 0.331, SLG: 0.476										4	1	2	0	0	0	1					
Ben Oglivie, L OBP: 0.355, SLG: 0.447										4	1	1	0	0	0	0					
Ted Simmons, S OBP: 0.343, SLG: 0.411										3	0	0	0	1	0	2					
Bill Schroeder, R OBP: 0.311, SLG: 0.454										4	0	1	0	0	1	2					
Rick Manning, L OBP: 0.281, SLG: 0.301										4	0	1	1	0	0	1					
Jim Gantner, L OBP: 0.283, SLG: 0.300										3	0	0	0	0	0	0					
Ed Romero, R OBP: 0.315, SLG: 0.307										3	0	0	0	0	0	0					
Inning Stats	R: 0 E: 0 K: 0 S: 3	H: 0 LOB: 0 BB: 0 P: 3	R: 0 E: 0 K: 1 S: 5	H: 0 LOB: 0 BB: 0 P: 5	R: 0 E: 0 K: 0 S: 3	H: 0 LOB: 0 BB: 0 P: 3	R: 0 E: 0 K: 1 S: 7	H: 2 LOB: 2 BB: 0 P: 7	R: 0 E: 0 K: 0 S: 3	H: 0 LOB: 0 BB: 0 P: 3	R: 0 E: 0 K: 0 S: 4	H: 1 LOB: 1 BB: 0 P: 4	R: 0 E: 0 K: 0 S: 4	H: 1 LOB: 1 BB: 0 P: 4	R: 0 E: 0 K: 1 S: 5	H: 0 LOB: 0 BB: 0 P: 5	R: 3 E: 1 K: 0 S: 5	H: 3 LOB: 1 BB: 1 P: 9	1B: 7 2B: 0 3B: 0 HR: 0	SF: 0 SAC: 0 DP: 1 HBP: 0	WP: 1 PA: 34
PITCHER John Butcher, R ERA: 4.6 Steve Howe, L ERA: 5.4 Ron Davis, R ERA: 3.42	IP: 8.0 WLS: L BF: 29 H: 5 R: 1 ER: 1 SO: 3 BB: 0 IBB: 1 HBP: 0 BLK: 0 WP: 0 HR: 0 S: 35 P: 35 ERA: 0.00 WHIP: 0.625																				

Batter	1	2	3	4	5	6	7	8	9	AB	R	H	RBI	BB	SO	LOB	TOP			
Kirby Puckett, R OBP: 0.314, SLG: 0.361										4	1	2	0	0	1	0	Minnesota Twins @ Milwaukee Brewers Milwaukee County Stadium, Milwaukee, WI Wed Aug 21 1985, 8:05 PM EDT Att: 15,136 - Unknown			
Mark Salas, L OBP: 0.333, SLG: 0.424										4	0	0	1	0	0	2				
Kent Hrbek, L OBP: 0.338, SLG: 0.426										4	0	2	0	0	0	2				
Tom Brunansky, R OBP: 0.333, SLG: 0.458										3	0	1	0	1	0	1				
Randy Bush, L OBP: 0.313, SLG: 0.465										4	0	0	0	0	0	4				
Roy Smalley, S OBP: 0.375, SLG: 0.430										4	0	0	0	0	2	1				
Gary Gaetti, R OBP: 0.305, SLG: 0.402										4	0	0	0	0	1	1				
Tim Teufel, R OBP: 0.348, SLG: 0.384										4	1	1	1	0	0	0				
Alvaro Espinoza, R OBP: 0.273, SLG: 0.238										3	0	1	0	0	0	0				
Inning Stats	R: 0 E: 0 K: 0 S: 4	H: 1 LOB: 2 BB: 1 P: 8	R: 0 E: 0 K: 0 S: 3	H: 0 LOB: 0 BB: 0 P: 3	R: 1 E: 0 K: 0 S: 4	H: 1 LOB: 0 BB: 0 P: 4	R: 0 E: 0 K: 2 S: 8	H: 1 LOB: 1 BB: 0 P: 8	R: 0 E: 0 K: 1 S: 5	H: 2 LOB: 2 BB: 0 P: 5	R: 0 E: 0 K: 1 S: 6	H: 1 LOB: 0 BB: 0 P: 6	R: 0 E: 0 K: 0 S: 4	H: 1 LOB: 1 BB: 0 P: 4	R: 0 E: 0 K: 0 S: 3	H: 0 LOB: 0 BB: 0 P: 3	1B: 6 2B: 0 3B: 0 HR: 1	SF: 0 SAC: 0 DP: 0 HBP: 0	WP: 1 PB: 0 SB: 1 CS: 0	PA: 35
PITCHER	IP	WLS	BF	H	R	ER	SO	BB	IBB	HBP	BLK	WP	HR	S	P	ERA	WHIP			
Ray Burris, R ERA: 3.6	(1, 1)	9.0	W	35	7	2	1	4	1	0	0	1	1	42	46	1.00	0.889			

Batter	1	2	3	4	5	6	7	8	9	AB	R	H	RBI	BB	SO	LOB	BOTTOM					
Ernest Riles, L OBP: 0.341, SLG: 0.411										4	1	3	1	0	0	1	Minnesota Twins @ Milwaukee Brewers Milwaukee County Stadium, Milwaukee, WI Wed Aug 21 1985, 8:05 PM EDT Att: 15,136 - Unknown					
Robin Yount, R OBP: 0.343, SLG: 0.457										5	0	2	1	0	0	2						
Cecil Cooper, L OBP: 0.328, SLG: 0.471										4	0	0	0	0	1	3						
Ben Oglivie, L OBP: 0.357, SLG: 0.448										4	0	2	0	0	1	1						
Ted Simmons, S OBP: 0.344, SLG: 0.412										4	0	2	0	0	0	1						
Bill Schroeder, R OBP: 0.304, SLG: 0.442										4	0	0	0	0	1	4						
Rick Manning, L OBP: 0.275, SLG: 0.294										4	0	0	0	0	1	2						
Jim Gantner, L OBP: 0.285, SLG: 0.300										3	2	1	0	1	2	0						
Ed Romero, R OBP: 0.320, SLG: 0.308										3	0	1	0	1	0	1						
Inning Stats	R: 0 E: 0 K: 0 S: 4	H: 1 LOB: 1 BB: 0 P: 4	R: 0 E: 0 K: 2 S: 7	H: 0 LOB: 0 BB: 0 P: 7	R: 1 E: 0 K: 1 S: 6	H: 1 LOB: 1 BB: 1 P: 10	R: 0 E: 0 K: 0 S: 4	H: 1 LOB: 0 BB: 0 P: 4	R: 1 E: 1 K: 1 S: 7	H: 1 LOB: 1 BB: 0 P: 7	R: 0 E: 0 K: 0 S: 4	H: 2 LOB: 1 BB: 0 P: 4	R: 0 E: 0 K: 1 S: 6	H: 1 LOB: 1 BB: 0 P: 6	R: 0 E: 0 K: 1 S: 6	H: 1 LOB: 1 BB: 0 P: 6	R: 1 E: 0 K: 0 S: 4	H: 3 LOB: 3 BB: 1 P: 8	1B: 11 2B: 0 3B: 0 HR: 0	SF: 1 SAC: 0 DP: 1 HBP: 0	WP: 0 PB: 0 SB: 2 CS: 0	PA: 38
PITCHER	IP	WLS	BF	H	R	ER	SO	BB	IBB	HBP	BLK	WP	HR	S	P	ERA	WHIP					
Bert Blyleven, R ERA: 3.09	(1, 1)	8.0	L	33	8	2	1	6	1	0	0	0	0	3	7	1.12	1.125					
Steve Howe, L ERA: 5.64	(9, 1)	0.1	L	4	2	1	1	0	1	0	0	0	0	3	7	27.00	9.000					
Ron Davis, R ERA: 3.42	(9, 1)	0.0	L	1	1	0	0	0	0	0	0	0	0	1	1	∞	∞					

AB 34
R 2
H 7
RBI 2
BB 1
SO 4
LOB 11

AB 35
R 3
H 11
RBI 2
BB 2
SO 6
LOB 15

Batter	1	2	3	4	5	6	7	8	9	AB	R	H	RBI	BB	SO	LOB	TOP			
Kirby Puckett, R OBP: 0.315, SLG: 0.365 (1, 8)	0-3 K		0-0 FC4-6		0-0 6-3		0-0 1B 3B		0-0 G6-4-3 1B	5	1	2	3	0	1	1				
Mickey Hatcher, R OBP: 0.310, SLG: 0.366 (1, 7)	0-0 6-3		0-0 5-3			0-0 4-3	0-0 1B		0-0 G6-4-3 1B	5	0	1	1	0	0	2				
Kent Hrbek, L OBP: 0.338, SLG: 0.426 (1, 3)	0-0 F6		0-0 4-3			0-0 FC5-4 1B	0-0 1B		0-0 L8	5	0	2	0	0	0	1				
Tom Brunansky, R OBP: 0.331, SLG: 0.454 (1, 9)		0-0 5-3		0-0 4-3		0-3 K	0-3 K			4	0	0	0	0	2	3				
Dave Engle, R OBP: 0.361, SLG: 0.466 Roy Smalley, S OBP: 0.374, SLG: 0.429 (7, PH)		0-0 F9		0-0 F8		0-0 FC5-4 1B	0-0 F4			3	0	0	0	0	0	1				
Tim Laudner, R OBP: 0.310, SLG: 0.439 (1, 2)		0-0 FC5-4 1B		4-0 BB			0-0 WP 1B	0-0 1B		3	1	3	0	1	0	0				
Gary Gaetti, R OBP: 0.305, SLG: 0.399 (1, 5)		0-0 FC5-4 1B		0-0 L8			4-0 2B 3B	0-3 K		3	1	0	0	1	1	3				
Tim Teufel, R OBP: 0.347, SLG: 0.385 (1, 4)			0-0 1B FC4-6 2B		0-0 F9		0-3 K	0-0 F8		4	1	1	0	0	1	3				
Alvaro Espinoza, R OBP: 0.308, SLG: 0.280 (1, 6)			0-0 FC4-6 1B		0-0 5-3		0-0 3B 1B	0-3 K		4	1	2	1	0	1	1				
Inning Stats	R: 0 E: 0 K: 1 S: 5	H: 0 LOB: 0 BB: 0 P: 5	R: 0 E: 0 K: 0 S: 4	H: 1 LOB: 1 BB: 0 P: 4	R: 1 E: 0 K: 0 S: 5	H: 2 LOB: 1 BB: 0 P: 5	R: 0 E: 0 K: 0 S: 3	H: 0 LOB: 0 BB: 1 P: 7	R: 0 E: 0 K: 1 S: 6	H: 1 LOB: 1 BB: 0 P: 6	R: 4 E: 0 K: 2 S: 12	H: 5 LOB: 2 BB: 1 P: 16	R: 0 E: 0 K: 2 S: 8	H: 1 LOB: 1 BB: 0 P: 8	R: 0 E: 0 K: 0 S: 3	H: 1 LOB: 0 BB: 0 P: 3	1B: 8 2B: 2 3B: 1 HR: 0	SF: 0 SAC: 0 DP: 1 HBP: 0	WP: 1 PB: 0 SB: 1 CS: 0	PA: 39
PITCHER	IP	WLS	BF	H	R	ER	SO	BB	IBB	HBP	BLK	WP	HR	S	P	ERA	WHIP			
Tim Lollar, L ERA: 4.81	(1, 1)	6.1	L	28	7	5	5	3	2	0	0	0	0	32	40	7.11	1.421			
Steve Crawford, R ERA: 3.44	(7, 1)	2.2		11	4	0	0	3	0	0	0	0	0	17	17	0.00	1.500			

Minnesota Twins @ Boston Red Sox
Fenway Park, Boston, MA
Fri Aug 23 1985, 7:05 PM EDT
Att: 22,041 - Unknown

AB	37
R	5
H	11
RBI	5
BB	2
SO	6
LOB	17



Batter	1	2	3	4	5	6	7	8	9	AB	R	H	RBI	BB	SO	LOB	BOTTOM					
Dwight Evans, R OBP: 0.372, SLG: 0.400 (1, 9)	0-0 HR		0-0 F4			0-0 5-3		0-3 K		4	1	1	1	0	1	0						
Wade Boggs, L OBP: 0.424, SLG: 0.475 (1, 5)	4-0 G4-6-3 BB			0-0 SH5-3 2B		0-0 1B		0-0 F7		3	1	2	0	1	0	0						
Bill Buckner, L OBP: 0.308, SLG: 0.443 (1, 3)	0-0 G4-6-3			0-0 SH5-3		0-0 3		0-0 4-3		3	0	0	0	0	0	2						
Jim Rice, R OBP: 0.322, SLG: 0.432 (1, 7)	0-3 K			4-0 2B BB		0-0 F9		0-0 F7		3	0	0	0	1	1	0						
Mike Easter, L OBP: 0.323, SLG: 0.413 (1, 10)		0-0 6-3		0-0 2B		0-0 6-3				3	0	1	1	0	0	0						
Marty Barrett, R OBP: 0.346, SLG: 0.354 (1, 4)		0-0 6-3		0-0 1-3			0-0 2B			3	0	1	0	0	0	1						
Jackie Gutierrez, R OBP: 0.281, SLG: 0.292 (1, 6)		0-3 K			0-0 4-3		0-3 K			3	0	0	0	0	2	1						
Steve Lyons, L OBP: 0.338, SLG: 0.361 (1, 8)			0-0 F5		0-3 K		0-0 F9			3	0	0	0	0	1	0						
Marc Sullivan, R OBP: 0.224, SLG: 0.261 (1, 2)			0-3 K		0-0 L8		0-3 K			3	0	0	0	0	2	0						
Inning Stats	R: 1 E: 0 K: 1 S: 5	H: 1 LOB: 1 BB: 0 P: 9	R: 0 E: 0 K: 1 S: 5	H: 0 LOB: 0 BB: 0 P: 5	R: 0 E: 0 K: 1 S: 5	H: 0 LOB: 0 BB: 0 P: 5	R: 1 E: 0 K: 0 S: 4	H: 2 LOB: 1 BB: 1 P: 8	R: 0 E: 0 K: 1 S: 5	H: 0 LOB: 0 BB: 0 P: 5	R: 0 E: 0 K: 0 S: 3	H: 1 LOB: 0 BB: 0 P: 3	R: 0 E: 0 K: 1 S: 6	H: 1 LOB: 1 BB: 0 P: 6	R: 0 E: 0 K: 2 S: 7	H: 0 LOB: 0 BB: 0 P: 7	R: 0 E: 0 K: 0 S: 3	H: 0 LOB: 0 BB: 0 P: 3	1B: 2 2B: 3 3B: 0 HR: 1	SF: 0 SAC: 1 DP: 2 HBP: 0	WP: 0 PB: 0 SB: 0 CS: 0	PA: 31
PITCHER	IP	WLS	BF	H	R	ER	SO	BB	IBB	HBP	BLK	WP	HR	S	P	ERA	WHIP					
Frank Viola, L ERA: 4.04	(1, 1)	9.0	W	31	5	2	2	7	2	0	0	0	1	43	51	2.00	0.778					

Minnesota Twins @ Boston Red Sox
Fenway Park, Boston, MA
Fri Aug 23 1985, 7:05 PM EDT
Att: 22,041 - Unknown

AB	28
R	2
H	5
RBI	2
BB	2
SO	7
LOB	4



Batter	1	2	3	4	5	6	7	8	9	AB	R	H	RBI	BB	SO	LOB	TOP			
Kirby Puckett, R OBP: 0.315, SLG: 0.365 (1.8)	0-0 4-3		0-0 5-3			0-0 S 1B		0-0 SH3-4		3	0	1	0	0	0	0	Minnesota Twins @ Boston Red Sox Fenway Park, Boston, MA Sat Aug 24 1985, 3:33 AM EDT Att: 30,463 - Unknown			
Mickey Hatcher, R OBP: 0.309, SLG: 0.367 (1.7)	0-0 F4			0-0 F7		0-0 6-3		0-0 2B		4	0	1	0	0	0	1				
Kent Hrbek, L OBP: 0.335, SLG: 0.422 (1.3)	0-0 G1			0-0 4-3		0-0 L6		0-0 F4		4	0	0	0	0	0	3				
Tom Brunansky, R OBP: 0.332, SLG: 0.455 (1.9)		4-0 FC5-4 BB		0-0 F4			0-0 2B	0-3 K		3	0	1	0	1	1	2				
Dave Engle, R OBP: 0.358, SLG: 0.458 (1.10)		0-0 FC5-4 FC6-4 1-2			0-0 SH5-3 WP 1B		0-3 K		0-0 5-3	4	1	1	0	0	1	2				
Tim Laudner, R OBP: 0.304, SLG: 0.430 (1.2)		0-0 FC6-4 1-2			0-0 SH5-3 1-2		0-3 K		0-0 F7	3	0	0	0	0	1	2				
Gary Gaetti, R OBP: 0.306, SLG: 0.397 (1.5)		0-0 5-3			0-0 5-3 2-3		1-0 HBP		4-0 BB	2	0	0	0	1	0	2				
Tim Teufel, R OBP: 0.344, SLG: 0.381 (1.4)			0-0 6-3		0-3 K		0-3 K		0-0 F8	4	0	0	0	0	2	3				
Alvaro Espinoza, R OBP: 0.310, SLG: 0.286 (1.6)			0-0 6-3			0-0 5-3		0-0 2B SH3-4 1B		3	0	1	0	0	0	0				
Inning Stats	R: 0 E: 0 K: 0 S: 3	H: 0 LOB: 0 BB: 0 P: 3	R: 0 E: 0 K: 0 S: 3	H: 0 LOB: 1 BB: 1 P: 7	R: 0 E: 0 K: 0 S: 3	H: 0 LOB: 0 BB: 0 P: 3	R: 0 E: 0 K: 0 S: 3	H: 0 LOB: 0 BB: 0 P: 3	R: 1 E: 0 K: 1 S: 6	H: 1 LOB: 0 BB: 0 P: 6	R: 0 E: 0 K: 3 S: 10	H: 1 LOB: 2 BB: 0 P: 11	R: 0 E: 0 K: 1 S: 7	H: 2 LOB: 2 BB: 0 P: 7	R: 0 E: 0 K: 0 S: 3	H: 0 LOB: 1 BB: 1 P: 7	1B: 3 2B: 2 3B: 0 HR: 0	SF: 0 SAC: 2 DP: 0 HBP: 1	WP: 1 PB: 0 SB: 1 CS: 0	PA: 35
PITCHER Bruce Hurst, L ERA: 4.74 (1.1)	IP: 9.0 WLS: L BF: 35 H: 5 R: 1 ER: 1 SO: 5 BB: 2 IBB: 0 HBP: 1 BLK: 0 WP: 1 HR: 0 S: 42 P: 51 ERA: 1.00 WHIP: 0.778															PITCHER				

Batter	1	2	3	4	5	6	7	8	9	AB	R	H	RBI	BB	SO	LOB	BOTTOM			
Dwight Evans, R OBP: 0.371, SLG: 0.398 (1.9)	0-0 4-3		0-0 1B		0-3 K		0-0 F8			4	0	1	0	0	1	2	Minnesota Twins @ Boston Red Sox Fenway Park, Boston, MA Sat Aug 24 1985, 3:33 AM EDT Att: 30,463 - Unknown			
Wade Boggs, L OBP: 0.446, SLG: 0.475 (1.5)	1-0 6-3 1B HBP		0-0 1-2 1B		0-0 L3		4-0 BB			2	0	1	0	1	0	0				
Bill Buckner, L OBP: 0.309, SLG: 0.445 (1.3)	0-0 1-2 6-3 1B		0-0 F8		0-0 2B		0-0 F2			4	0	2	0	0	0	3				
Tony Armas, R OBP: 0.244, SLG: 0.470 (1.10)	0-0 6-3		0-3 K		0-0 F5		0-0 F7			4	0	0	0	0	1	6				
Mike Easter, L OBP: 0.322, SLG: 0.411 (1.7)	0-0 4-3			0-3 K		4-0 BB		0-3 K		3	0	0	0	1	2	3				
Rich Gedman, L OBP: 0.368, SLG: 0.477 (1.2)		0-0 F7		0-0 F6		0-0 F8		0-0 F7		4	0	0	0	0	0	2				
Marty Barrett, R OBP: 0.345, SLG: 0.353 (1.4)		0-0 4-3		0-0 F7		0-0 SH1-3 1B		0-0 5-3		4	0	1	0	0	0	0				
Steve Lyons, L OBP: 0.338, SLG: 0.361 (1.8)		0-3 K		0-0 CS SH1-3 1B		0-0 SH1-3		0-0 4-3		3	0	1	0	0	1	0				
Jackie Gutierrez, R OBP: 0.279, SLG: 0.290 (1.6)			0-0 6-3		0-0 SH1-3		0-0 6-3			2	0	0	0	0	0	1				
Inning Stats	R: 0 E: 0 K: 0 S: 4	H: 1 LOB: 2 BB: 0 P: 5	R: 0 E: 0 K: 1 S: 5	H: 0 LOB: 0 BB: 0 P: 5	R: 0 E: 0 K: 1 S: 5	H: 2 LOB: 2 BB: 0 P: 7	R: 0 E: 0 K: 1 S: 5	H: 0 LOB: 0 BB: 0 P: 5	R: 0 E: 0 K: 0 S: 4	H: 1 LOB: 1 BB: 1 P: 8	R: 0 E: 0 K: 0 S: 4	H: 1 LOB: 1 BB: 0 P: 4	R: 0 E: 0 K: 1 S: 5	H: 0 LOB: 1 BB: 1 P: 9	R: 0 E: 0 K: 0 S: 3	H: 0 LOB: 0 BB: 0 P: 3	1B: 5 2B: 2 3B: 0 HR: 0	SF: 0 SAC: 2 DP: 1 HBP: 1	WP: 0 PB: 0 SB: 0 CS: 1	PA: 35
PITCHER Mike Smithson, R ERA: 4.47 (1.1)	IP: 9.0 WLS: W BF: 35 H: 6 R: 0 ER: 0 SO: 5 BB: 2 IBB: 0 HBP: 1 BLK: 0 WP: 0 HR: 0 S: 42 P: 51 ERA: 0.00 WHIP: 0.889															PITCHER				



Batter	1	2	3	4	5	6	7	8	9	AB	R	H	RBI	BB	SO	LOB	TOP										
Tony Fernandez, S (1, 6) OBP: 0.331, SLG: 0.382										4	0	2	0	0	0	1	Toronto Blue Jays @ Minnesota Twins Hubert H. Humphrey Metrodome, Minneapolis, MN Mon Aug 26 1985, 8:05 PM EDT Att: 13,395 - Unknown										
Lloyd Moseby, L (1, 8) OBP: 0.342, SLG: 0.391										4	0	2	0	0	0	1											
Rance Mulliniks, L (1, 5) OBP: 0.384, SLG: 0.476										4	0	0	0	0	1	2											
George Bell, R (1, 7) OBP: 0.343, SLG: 0.525										4	1	2	1	0	1	1											
Al Oliver, L (1, 10) OBP: 0.294, SLG: 0.377										4	1	1	0	0	0	1											
Willie Upshaw, L (1, 3) OBP: 0.334, SLG: 0.429										4	1	1	0	0	0	0											
Ernie Whitt, L (1, 2) OBP: 0.337, SLG: 0.487										3	0	1	0	1	0	0											
Jesse Barfield, R (1, 9) OBP: 0.365, SLG: 0.523										4	1	1	1	0	1	3											
Garth Iorg, R (1, 4) OBP: 0.364, SLG: 0.427										4	0	2	2	0	0	1											
Inning Stats	R: 0 E: 0 K: 1 S: 5	H: 0 LOB: 0 BB: 0 P: 5	R: 3 E: 0 K: 0 S: 6	H: 4 LOB: 1 BB: 1 P: 10	R: 0 E: 0 K: 0 S: 4	H: 1 LOB: 1 BB: 0 P: 4	R: 0 E: 0 K: 0 S: 3	H: 1 LOB: 0 BB: 0 P: 3	R: 0 E: 0 K: 0 S: 4	H: 3 LOB: 1 BB: 0 P: 4	R: 1 E: 0 K: 0 S: 4	H: 1 LOB: 0 BB: 0 P: 4	R: 0 E: 0 K: 1 S: 6	H: 1 LOB: 1 BB: 0 P: 6	R: 0 E: 0 K: 0 S: 5	H: 0 LOB: 0 BB: 0 P: 5	R: 0 E: 0 K: 0 S: 4	H: 1 LOB: 1 BB: 0 P: 4	1B: 8 2B: 3 3B: 0 HR: 1	SF: 0 SAC: 0 DP: 1 HBP: 0	WP: 0 PB: 0 SB: 1 CS: 2	PA: 36					
PITCHER	IP	WLS	BF	H	R	ER	SO	BB	IBB	HBP	BLK	WP	HR	S	P	ERA	WHIP										
Bert Blyleven, R (1, 1) ERA: 3.13	9.0	L	36	12	4	4	3	1	0	0	0	0	1	41	45	4.00	1.444										

AB	35
R	4
H	12
RBI	4
BB	1
SO	3
LOB	10



Batter	1	2	3	4	5	6	7	8	9	AB	R	H	RBI	BB	SO	LOB	BOTTOM										
Kirby Puckett, R (1, 8) OBP: 0.315, SLG: 0.364										4	0	1	0	0	0	1	Toronto Blue Jays @ Minnesota Twins Hubert H. Humphrey Metrodome, Minneapolis, MN Mon Aug 26 1985, 8:05 PM EDT Att: 13,395 - Unknown										
Mike Stenhouse, L (1, 10) OBP: 0.338, SLG: 0.355										4	0	0	0	0	0	2											
Kent Hrbek, L (1, 3) OBP: 0.339, SLG: 0.427										4	1	3	1	0	0	0											
Tom Brunansky, R (1, 9) OBP: 0.329, SLG: 0.451										4	0	0	0	0	1	3											
Randy Bush, L (1, 7) OBP: 0.312, SLG: 0.466										4	0	1	1	0	0	0											
Gary Gaetti, R (1, 5) OBP: 0.308, SLG: 0.400										4	1	2	0	0	0	1											
Mark Salas, L (1, 2) OBP: 0.332, SLG: 0.421										4	0	1	0	0	0	2											
Tim Teufel, R (1, 4) OBP: 0.341, SLG: 0.378										3	0	0	0	0	1	2											
Mickey Hatcher, R (9, PH) OBP: 0.311, SLG: 0.369										1	0	1	1	0	0	0											
Ron Washington, R (9, FR) OBP: 0.317, SLG: 0.425										0	0	0	0	0	0	0											
Alvaro Espinoza, R (1, 6) OBP: 0.290, SLG: 0.267										2	0	0	0	0	0	0											
Roy Smalley, S (8, PH) OBP: 0.374, SLG: 0.432										2	1	1	0	0	1	1											
Inning Stats	R: 0 E: 0 K: 1 S: 6	H: 1 LOB: 1 BB: 0 P: 6	R: 0 E: 0 K: 0 S: 3	H: 0 LOB: 0 BB: 0 P: 3	R: 0 E: 0 K: 0 S: 4	H: 1 LOB: 1 BB: 0 P: 4	R: 1 E: 0 K: 0 S: 5	H: 2 LOB: 1 BB: 0 P: 5	R: 0 E: 0 K: 1 S: 5	H: 0 LOB: 0 BB: 0 P: 5	R: 0 E: 0 K: 0 S: 3	H: 0 LOB: 0 BB: 0 P: 3	R: 0 E: 0 K: 0 S: 4	H: 2 LOB: 1 BB: 0 P: 4	R: 1 E: 0 K: 0 S: 5	H: 2 LOB: 1 BB: 0 P: 5	R: 1 E: 0 K: 1 S: 7	H: 2 LOB: 1 BB: 0 P: 7	1B: 6 2B: 4 3B: 0 HR: 0	SF: 0 SAC: 0 DP: 1 HBP: 0	WP: 0 PB: 0 SB: 0 CS: 0	PA: 36					
PITCHER	IP	WLS	BF	H	R	ER	SO	BB	IBB	HBP	BLK	WP	HR	S	P	ERA	WHIP										
Doyle Alexander, R (1, 1) ERA: 3.96	6.1	W	25	6	1	1	2	0	0	0	0	0	0	5	29	1.42	0.947										
Jim Acker, R (7, 1) ERA: 2.86	1.1	S	5	2	1	1	0	0	0	0	0	0	0	5	5	6.75	1.500										
Tom Henke, R (8, 1) ERA: 0.47	1.1	S	6	2	1	1	1	0	0	0	0	0	0	8	8	6.75	1.500										



Batter	1	2	3	4	5	6	7	8	9	AB	R	H	RBI	BB	SO	LOB	TOP					
Dwight Evans, R OBP: 0.375, SLG: 0.418 (1, 9)	F7		HR		F6		1B HBP		E 1B BB	3	3	1	1	1	0	1						
Wade Boggs, L OBP: 0.344, SLG: 0.468 (1, 5)	3-1		1B		1B		1B G4-6-3		E8 1B 1B	5	1	4	0	0	0	0						
Bill Buckner, L OBP: 0.308, SLG: 0.436 (1, 3)	F8		F8		F7		1B G4-6-3		1B	5	0	2	3	0	0	3						
Jim Rice, R OBP: 0.325, SLG: 0.430 Steve Lyons, L OBP: 0.336, SLG: 0.360 (1, 7) (7, 7)		5-3		6-3		E6 FC3-6	G4-6-3		F8	4	0	0	0	0	0	1						
Tony Armas, R OBP: 0.260, SLG: 0.506 (1, 8)		G3 2B		4-3 1B		F7	K		F7	5	0	2	0	0	1	3						
Mike Easter, L OBP: 0.322, SLG: 0.408 (1, 10)		G3		4-3		FC3-6 HR			6-3	4	1	0	0	0	0	3						
Rich Gedman, L OBP: 0.374, SLG: 0.496 (1, 2)		4-3		F8		HR			4-3	4	1	1	2	0	0	2						
Dave Stapleton, R OBP: 0.293, SLG: 0.333 Marty Barrett, R OBP: 0.350, SLG: 0.358 (1, 4) (9, 4)			5-3		1B BB	F7			F9	3	0	0	0	1	0	0						
Jackie Gutierrez, R OBP: 0.280, SLG: 0.303 (1, 6)			F8		K		1B HBP 1B		4-3	4	1	1	0	0	1	1						
Inning Stats	R: 0 E: 0 K: 0 S: 3	H: 0 LOB: 0 BB: 0 P: 3	R: 0 E: 0 K: 0 S: 4	H: 1 LOB: 1 BB: 0 P: 4	R: 1 E: 0 K: 0 S: 5	H: 2 LOB: 1 BB: 0 P: 5	R: 0 E: 0 K: 0 S: 4	H: 1 LOB: 1 BB: 0 P: 4	R: 0 E: 0 K: 1 S: 6	H: 1 LOB: 0 BB: 1 P: 10	R: 2 E: 1 K: 0 S: 5	H: 1 LOB: 0 BB: 0 P: 5	R: 3 E: 0 K: 1 S: 7	H: 3 LOB: 0 BB: 0 P: 8	R: 0 E: 0 K: 0 S: 3	H: 0 LOB: 0 BB: 0 P: 3	R: 1 E: 1 K: 0 S: 5	H: 2 LOB: 2 BB: 1 P: 9	1B: 8 2B: 1 3B: 0 HR: 2	SF: 0 SAC: 0 DP: 1 HBP: 1	WP: 0 PB: 0 SB: 0 CS: 0	PA: 41
PITCHER	IP	WLS	BF	H	R	ER	SO	BB	IBB	HBP	BLK	WP	HR	S	P	ERA	WHIP					
John Butcher, R ERA: 4.6 (1, 1)	6.0	L	28	7	5	3	1	1	0	1	0	0	2	28	33	4.50	1.333					
Steve Howe, L ERA: 6.1 (7, 1)	0.0		2	2	0	0	0	0	0	0	0	0	0	2	2	∞	∞					
Frank Eufemia, R ERA: 3.22 (7, 1)	2.1		8	1	2	2	1	1	0	0	0	0	0	9	13	7.71	0.857					
Pete Filson, L ERA: 3.99 (9, 1)	0.2		3	1	0	0	0	0	0	0	0	0	0	3	3	0.00	1.500					

Boston Red Sox @ Minnesota Twins
Hubert H. Humphrey Metrodome, Minneapolis, MN

AB 38
R 7
H 11
RBI 6
BB 2
SO 2
LOB 16



WP: 0 PA: 41
PB: 0
SB: 0
CS: 0

livebaseballscores.com

Boston Red Sox @ Minnesota Twins
Hubert H. Humphrey Metrodome, Minneapolis, MN

AB 35
R 3
H 10
RBI 3
BB 3
SO 1
LOB 24

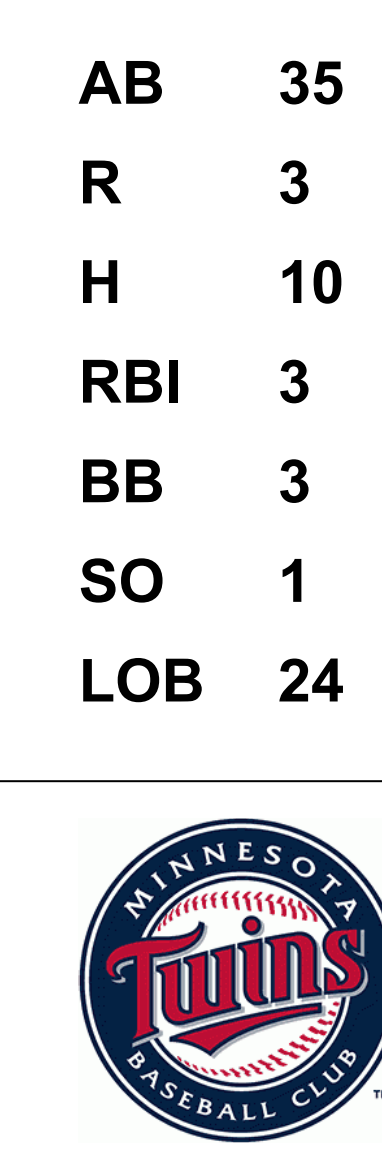


WP: 0 PA: 41
PB: 0
SB: 1
CS: 1

livebaseballscores.com


Batter	1	2	3	4	5	6	7	8	9	AB	R	H	RBI	BB	SO	LOB	BOTTOM					
Kirby Puckett, R OBP: 0.314, SLG: 0.364 (1, 8)	F9 4-3 1B		SH5-3 1B	FC6-4		4-3		BB		4	1	2	0	1	0	4						
Gary Gaetti, R OBP: 0.306, SLG: 0.401 (1, 5)	4-3		SH5-3		1B 2B		5-3	F6		4	1	1	0	0	0	4						
Kent Hrbek, L OBP: 0.341, SLG: 0.426 (1, 3)	F9		6-3		CS 1B		F8		1-3	5	0	1	1	0	0	2						
Tom Brunansky, R OBP: 0.326, SLG: 0.445 (1, 9)	S 1B		F3		F7		6-3		6-3	5	0	1	1	0	0	2						
Dave Engle, R OBP: 0.340, SLG: 0.435 (1, 10)	F8			4-3	4-0 BB			1B SF9 2B	F4	4	1	1	0	1	0	1						
Mickey Hatcher, R OBP: 0.310, SLG: 0.367 (1, 7)		4-3		E 1B	F8			E 1B		4	0	2	0	0	0	1						
Tim Laudner, R OBP: 0.311, SLG: 0.431 Mark Salas, L OBP: 0.329, SLG: 0.425 (1, 2) (6, PH) (9, 2)		F8		E 1B		SH5-4 BB		SF9		2	0	1	0	1	0	0						
Tim Teufel, R OBP: 0.341, SLG: 0.377 (1, 4)				E6 FC6-4		SH5-4		E6		3	0	1	0	0	0	3						
Alvaro Espinoza, R OBP: 0.263, SLG: 0.243 Ron Washington, R OBP: 0.318, SLG: 0.415 (1, 6) (6, PH) (7, 6) Roy Smalley, S OBP: 0.369, SLG: 0.424 (8, PH) (9, 6)		F4		F6		F4		K		2	0	0	0	0	0	4						
Inning Stats	R: 1 E: 0 K: 0 S: 5	H: 2 LOB: 1 BB: 0 P: 5	R: 0 E: 0 K: 0 S: 4	H: 1 LOB: 1 BB: 0 P: 4	R: 0 E: 0 K: 0 S: 6	H: 2 LOB: 3 BB: 0 P: 6	R: 1 E: 0 K: 0 S: 4	H: 2 LOB: 1 BB: 1 P: 8	R: 0 E: 0 K: 0 S: 3	H: 0 LOB: 1 BB: 1 P: 7	R: 0 E: 0 K: 0 S: 3	H: 0 LOB: 0 BB: 0 P: 3	R: 1 E: 1 K: 1 S: 8	H: 2 LOB: 3 BB: 1 P: 12	R: 0 E: 0 K: 0 S: 3	H: 0 LOB: 0 BB: 0 P: 3	1B: 8 2B: 2 3B: 0 HR: 0	SF: 1 SAC: 2 DP: 0 HBP: 0	WP: 0 PB: 0 SB: 1 CS: 1	PA: 41		
PITCHER	IP	WLS	BF	H	R	ER	SO	BB	IBB	HBP	BLK	WP	HR	S	P	ERA	WHIP					
Bob Ojeda, L ERA: 4.37 (1, 1)	7.0	W	33	10	3	3	0	2	0	0	0	0	0	31	39	3.86	1.714					
Steve Crawford, R ERA: 3.29 (8, 1)	2.0	S	8	0	0	0	1	1	0	0	0	0	0	9	13	0.00	0.500					

AB 35
R 3
H 10
RBI 3
BB 3
SO 1
LOB 24



WP: 0 PA: 41
PB: 0
SB: 1
CS: 1

livebaseballscores.com

Batter	1	2	3	4	5	6	7	8	9	AB	R	H	RBI	BB	SO	LOB	TOP					
Dwight Evans, R OBP: 0.372, SLG: 0.414 (1, 9)	F4		4-3			K	SF7		K	4	0	0	1	0	2	1	Boston Red Sox @ Minnesota Twins Hubert H. Humphrey Metrodome, Minneapolis, MN Sat Aug 31 1985, 8:05 PM EDT Unknown livebaseballscorecards.com					
Wade Boggs, L OBP: 0.443, SLG: 0.466 (1, 5)	6-3			1B		E4	G3			4	1	1	0	0	0	0						
Bill Buckner, L OBP: 0.311, SLG: 0.438 (1, 3)				L7		1B			1B	4	1	3	0	0	0	1						
Tony Armas, R OBP: 0.267, SLG: 0.509 (1, 7)	K			1B		1B			1B	4	1	3	0	0	1	1						
Rich Gedman, L OBP: 0.370, SLG: 0.491 (1, 2)		F7		F2		K			FC1-5-6	4	0	0	0	0	1	7						
Mike Easter, L OBP: 0.322, SLG: 0.413 (1, 10)	K			G3					F8	4	1	1	4	0	1	3						
Marty Barrett, R OBP: 0.347, SLG: 0.355 (1, 4)		F7				K			E6	4	0	0	0	0	1	0						
Steve Lyons, L OBP: 0.337, SLG: 0.362 (1, 8)			F3		4-3				F7	4	1	1	0	0	0	1						
Jackie Gutierrez, R OBP: 0.275, SLG: 0.298 (1, 6)			5-3		F7				L7	4	0	0	0	0	0	2						
Inning Stats	R: 0 E: 0 K: 1 S: 6	H: 1 LOB: 1 BB: 0 P: 6	R: 0 E: 0 K: 1 S: 5	H: 0 LOB: 0 BB: 0 P: 5	R: 0 E: 0 K: 0 S: 3	H: 0 LOB: 0 BB: 0 P: 3	R: 0 E: 0 K: 0 S: 5	H: 2 LOB: 2 BB: 0 P: 5	R: 0 E: 0 K: 1 S: 5	H: 0 LOB: 0 BB: 0 P: 5	R: 4 E: 1 K: 2 S: 11	H: 3 LOB: 0 BB: 0 P: 11	R: 1 E: 0 K: 0 S: 4	H: 1 LOB: 1 BB: 0 P: 4	R: 0 E: 0 K: 0 S: 4	H: 2 LOB: 1 BB: 0 P: 4	R: 0 E: 1 K: 1 S: 6	H: 0 LOB: 1 BB: 0 P: 6	1B: 7 2B: 1 3B: 0 HR: 1	SF: 1 SAC: 0 DP: 1 HBP: 0	WP: 0 PB: 0 SB: 0 CS: 0	PA: 37
PITCHER Bert Blyleven, R ERA: 3.05 (1, 1)	IP: 9.0 WLS: W BF: 37 H: 9 R: 5 ER: 1 SO: 6 BB: 0 IBB: 0 HBP: 0 BLK: 0 WP: 0 HR: 1 S: 49 P: 49 ERA: 1.00 WHIP: 1.000															PITCHER						

Batter	1	2	3	4	5	6	7	8	9	AB	R	H	RBI	BB	SO	LOB	BOTTOM					
Kirby Puckett, R OBP: 0.315, SLG: 0.367 (1, 8)	SH1-3	E4			1B	F9		K		5	2	2	0	0	1	4	Boston Red Sox @ Minnesota Twins Hubert H. Humphrey Metrodome, Minneapolis, MN Sat Aug 31 1985, 8:05 PM EDT Unknown livebaseballscorecards.com					
Mickey Hatcher, R OBP: 0.311, SLG: 0.366 Dave Meier, R OBP: 0.353, SLG: 0.268 (1, 7) (9, PR)	SH1-3	5-3			F9		6-3		FC2-5	3	0	1	0	1	0	3						
Kent Hrbek, L OBP: 0.346, SLG: 0.429 (1, 3)					1B		6-3		L7	4	0	3	1	1	0	1						
Tom Brunansky, R OBP: 0.325, SLG: 0.443 Randy Bush, L OBP: 0.322, SLG: 0.472 (1, 9) (6, PH) (6, 9)	G5-4-3				L6		F1		FC2-5	2	0	0	0	0	0	2						
Mark Salas, L OBP: 0.323, SLG: 0.417 (1, 2)		3-1			F6		6-3		FC2-5	5	1	0	0	0	0	7						
Mike Stenhouse, L OBP: 0.331, SLG: 0.341 (1, 10)		F3			F6		4-3		1B	5	0	1	1	0	1	5						
Roy Smalley, S OBP: 0.371, SLG: 0.423 Gary Gaetti, R OBP: 0.310, SLG: 0.405 (1, 5) (6, PR) (7, 5)					3-1				1B	1	1	0	0	1	0	0						
Ron Washington, R OBP: 0.323, SLG: 0.418 (1, 4) (9, 6)					F7		SH1-4		1B	4	1	2	1	0	1	1						
Alvaro Espinoza, R OBP: 0.268, SLG: 0.275 Dave Engle, R OBP: 0.336, SLG: 0.432 Tim Teufel, R OBP: 0.341, SLG: 0.377 (1, 6) (8, PH) (9, 4)					6-3		5-3			3	0	1	2	0	0	2						
Inning Stats	R: 1 E: 0 K: 0 S: 4	H: 2 LOB: 0 BB: 0 P: 4	R: 2 E: 1 K: 0 S: 6	H: 2 LOB: 2 BB: 0 P: 7	R: 0 E: 0 K: 0 S: 4	H: 1 LOB: 1 BB: 0 P: 4	R: 0 E: 0 K: 0 S: 3	H: 0 LOB: 0 BB: 0 P: 3	R: 1 E: 0 K: 1 S: 8	H: 3 LOB: 2 BB: 0 P: 8	R: 0 E: 0 K: 0 S: 3	H: 0 LOB: 2 BB: 1 P: 7	R: 0 E: 0 K: 0 S: 4	H: 1 LOB: 2 BB: 1 P: 8	R: 0 E: 0 K: 2 S: 8	H: 1 LOB: 1 BB: 0 P: 8	R: 2 E: 0 K: 0 S: 4	H: 2 LOB: 3 BB: 3 P: 16	1B: 9 2B: 3 3B: 0 HR: 0	SF: 0 SAC: 2 DP: 1 HBP: 1	WP: 0 PB: 0 SB: 0 CS: 0	PA: 44
PITCHER Oil Can Boyd, R ERA: 3.71 Steve Crawford, R ERA: 3.45 (1, 1) (8, 1)	IP: 7.0 WLS: L BF: 33 H: 9 R: 4 ER: 4 SO: 2 BB: 2 IBB: 1 HBP: 0 BLK: 0 WP: 0 HR: 0 S: 41 P: 41 ERA: 5.14 WHIP: 1.571															PITCHER						

Batter	1	2	3	4	5	6	7	8	9	AB	R	H	RBI	BB	SO	LOB	TOP											
Dwight Evans, R OBP: 0.370, SLG: 0.418	1-3		F7			F3	K		HR	5	1	1	2	0	1	2	Boston Red Sox @ Minnesota Twins Hubert H. Humphrey Metrodome, Minneapolis, MN Sat Aug 31 1985, 8:05 PM EDT Att: 20,779 - Unknown											
Wade Boggs, L OBP: 0.444, SLG: 0.472	G3 2B		K			1B		F8 1B 2B	K	5	1	3	0	0	2	0												
Bill Buckner, L OBP: 0.311, SLG: 0.437	G3 2-3		1-3			1B		F8 2-3		4	0	1	0	0	0	2												
Tony Armas, R OBP: 0.266, SLG: 0.505	F8			6-3		F7		1B		4	0	1	1	0	0	3												
Mike Easter, L OBP: 0.321, SLG: 0.412		FC6-4 BLK 1B		4-3		F7		F7 3-H 1B		4	1	1	0	0	0	3												
Dave Stapleton, R OBP: 0.311, SLG: 0.333		FC6-4 BB 1-2		K		1B		F5		3	0	1	0	1	1	1												
Dave Sax, R OBP: 0.305, SLG: 0.343		FC6-4 BLK 1-2 2-3		1-3		K		FC3-6 1B		3	0	0	0	0	1	3												
Rich Gedman, L OBP: 0.372, SLG: 0.492										1	0	1	0	0	0	0												
Steve Lyons, L OBP: 0.335, SLG: 0.360		K		3-1		1B		FC3-6 HR		4	1	1	0	0	1	3												
Glenn Hoffman, R OBP: 0.305, SLG: 0.376		K		1-3		F3		F9		3	0	0	0	0	1	3												
Jim Rice, R OBP: 0.325, SLG: 0.429		K		1-3						1	0	0	0	0	0	1												
Inning Stats	R: 0 E: 0 K: 0 S: 4	H: 1 LOB: 1 BB: 0 P: 4	R: 1 E: 0 K: 2 S: 8	H: 1 LOB: 1 BB: 1 P: 12	R: 0 E: 0 K: 1 S: 5	H: 0 LOB: 0 BB: 0 P: 5	R: 0 E: 0 K: 1 S: 5	H: 0 LOB: 0 BB: 0 P: 5	R: 0 E: 0 K: 0 S: 3	H: 0 LOB: 0 BB: 0 P: 3	R: 0 E: 0 K: 0 S: 5	H: 2 LOB: 2 BB: 0 P: 5	R: 0 E: 0 K: 2 S: 9	H: 2 LOB: 2 BB: 0 P: 9	R: 1 E: 0 K: 0 S: 5	H: 2 LOB: 1 BB: 0 P: 5	R: 2 E: 1 K: 1 S: 7	H: 2 LOB: 0 BB: 0 P: 7	1B: 7 2B: 2 3B: 0 HR: 1	SF: 0 SAC: 0 DP: 0 HBP: 0	WP: 0 PB: 0 SB: 0 CS: 0	PA: 38						
PITCHER	IP	WLS	BF	H	R	ER	SO	BB	IBB	HBP	BLK	WP	HR	S	P	ERA	WHIP											
Mark Portugal, R ERA: 4.5	(1, 1)	5.2	W	22	4	1	1	4	1	0	0	1	0	0	29	33	1.59	0.882										
Pete Filson, L ERA: 3.99	(6, 1)	2.1		11	4	1	1	2	0	0	0	0	0	0	15	15	3.86	1.714										
Ron Davis, R ERA: 3.58	(9, 1)	1.0	S	5	2	2	2	1	0	0	0	0	0	1	7	7	18.00	2.000										

Batter	1	2	3	4	5	6	7	8	9	AB	R	H	RBI	BB	SO	LOB	BOTTOM											
Kirby Puckett, R OBP: 0.317, SLG: 0.368	1-3 3B BB		FC4-6			4-3 6-3 1B		4-3		4	1	2	1	1	0	3	Boston Red Sox @ Minnesota Twins Hubert H. Humphrey Metrodome, Minneapolis, MN Sat Aug 31 1985, 8:05 PM EDT Att: 20,779 - Unknown											
Mickey Hatcher, R OBP: 0.308, SLG: 0.362	1-3	F7		L6		6-3		F3		5	0	0	0	0	0	5												
Dave Meier, R OBP: 0.353, SLG: 0.268	1-3					1-2				0	0	0	0	0	0	0												
Randy Bush, L OBP: 0.325, SLG: 0.483	1B 3B	K		G1-6-3 1B		4-3		4-3		4	1	2	1	0	1	3												
Kent Hrbek, L OBP: 0.345, SLG: 0.427	1B		K	G1-6-3		G3				4	0	1	1	0	1	2												
Mike Stenhouse, L OBP: 0.335, SLG: 0.341	F8		HR BB		S 1B			F9		3	1	1	0	1	0	1												
Gary Gaetti, R OBP: 0.310, SLG: 0.411	F7		HR		K			5-3		4	1	1	2	0	1	2												
Mark Salas, L OBP: 0.329, SLG: 0.425										2	1	1	0	2	0	0												
Tim Laidner, R OBP: 0.311, SLG: 0.431		1B 3B	FC6-5 1B BB		IBB			F5		0	0	0	0	0	0	0												
Tim Teufel, R OBP: 0.343, SLG: 0.378	1-3		FC6-5 1B			F7		4-3 SH1-4 1B		4	0	2	0	0	0	3												
Alvaro Espinoza, R OBP: 0.273, SLG: 0.262	1B HBP		FC6-5 FC4-6		L4			SH1-4		2	0	0	0	0	0	4												
Inning Stats	R: 2 E: 0 K: 0 S: 5	H: 2 LOB: 1 BB: 1 P: 9	R: 1 E: 0 K: 1 S: 7	H: 2 LOB: 2 BB: 0 P: 8	R: 2 E: 0 K: 1 S: 7	H: 2 LOB: 2 BB: 2 P: 15	R: 0 E: 0 K: 0 S: 3	H: 1 LOB: 0 BB: 0 P: 3	R: 0 E: 0 K: 0 S: 6	H: 1 LOB: 2 BB: 1 P: 10	R: 0 E: 0 K: 0 S: 4	H: 1 LOB: 1 BB: 0 P: 4	R: 0 E: 0 K: 0 S: 3	H: 0 LOB: 0 BB: 0 P: 3	R: 0 E: 0 K: 0 S: 4	H: 1 LOB: 1 BB: 0 P: 4	1B: 7 2B: 0 3B: 2 HR: 1	SF: 0 SAC: 1 DP: 1 HBP: 1	WP: 0 PB: 0 SB: 0 CS: 0	PA: 38								
PITCHER	IP	WLS	BF	H	R	ER	SO	BB	IBB	HBP	BLK	WP	HR	S	P	ERA	WHIP											
Al Nipper, R ERA: 4.38	(1, 1)	2.1	L	17	6	5	5	2	3	0	1	0	0	0	17	30	19.29	3.857										
Bruce Kison, R ERA: 4.14	(3, 1)	5.2		21	4	0	0	1	0	1	0	0	0	0	22	26	0.00	0.706										



Batter	1	2	3	4	5	6	7	8	9	AB	R	H	RBI	BB	SO	LOB	TOP					
Dwight Evans, R OBP: 0.370, SLG: 0.415	1-6-3	K		3B BB	1-2 BB		F8		F9	4	1	0	0	2	1	1	Boston Red Sox @ Minnesota Twins Hubert H. Humphrey Metrodome, Minneapolis, MN Sun Sep 01 1985, 4:33 AM EDT Att: 16,589 - Unknown livebaseballscorecards.com					
Wade Boggs, L OBP: 0.445, SLG: 0.478	1B SF8 1B	F7		1-H 1B 3B	K			1B FC3-2 2B	K	6	2	3	1	0	2	2						
Bill Buckner, L OBP: 0.314, SLG: 0.438	SF8 1B 1B			HR 1B	G6-4-3 1B		F7	F8		5	2	3	1	0	0	1						
Jim Rice, R OBP: 0.329, SLG: 0.438	1B 1B			HR	G6-4-3			FC3-2 WP 1B		4	3	3	2	1	0	1						
Tony Armas, R OBP: 0.272, SLG: 0.518	SF8			2B SF7 1B	HR		FC6-4	WP FC3-2		3	2	2	2	1	0	1						
Marty Barrett, R OBP: 0.347, SLG: 0.357	1B 1B			SF7 FC1-2 2B	F9		FC5-4	FC3-2 WP		5	0	2	1	0	0	4						
Glenn Hoffman, R OBP: 0.302, SLG: 0.373	1B			SF7			F4	K	K	4	0	1	2	0	2	2						
Steve Lyons, L OBP: 0.336, SLG: 0.361	F2			FC1-2 FC6-4				3-1		5	0	2	0	0	0	6						
Marc Sullivan, R OBP: 0.196, SLG: 0.226				F9 FC6-4	F5		F4		5-3	5	0	0	0	0	0	3						
Inning Stats	R: 3 E: 0 K: 0 S: 8	H: 5 LOB: 2 BB: 0 P: 8	R: 0 E: 0 K: 1 S: 5	H: 0 LOB: 0 BB: 0 P: 5	R: 3 E: 0 K: 0 S: 7	H: 4 LOB: 1 BB: 0 P: 7	R: 3 E: 0 K: 0 S: 5	H: 3 LOB: 0 BB: 1 P: 9	R: 0 E: 0 K: 1 S: 6	H: 1 LOB: 2 BB: 1 P: 10	R: 0 E: 0 K: 1 S: 6	H: 1 LOB: 1 BB: 0 P: 6	R: 1 E: 0 K: 1 S: 8	H: 2 LOB: 3 BB: 1 P: 12	R: 0 E: 0 K: 1 S: 5	H: 0 LOB: 0 BB: 0 P: 5		1B: 11 2B: 2 3B: 1 HR: 2	SF: 2 SAC: 0 DP: 1 HBP: 0	WP: 1 PB: 1 SB: 0 CS: 0	PA: 47	
PITCHER	IP WLS BF H R ER SO BB IBB HBP BLK WP HR S P ERA WHIP																					
Frank Viola, L ERA: 4.38	(1, 1) 2.0 L 15 9 6 6 1 0 0 0 0 0 0 1 17 17 27.00 4.500																					
Frank Eufemia, R ERA: 3.51	(3, 1) 2.0 9 3 3 3 0 1 0 0 0 0 0 1 8 12 13.50 2.000																					
Pete Filson, L ERA: 3.89	(5, 1) 2.0 9 1 0 0 1 2 0 0 0 0 0 0 9 17 0.00 1.500																					
Steve Howe, L ERA: 5.82	(7, 1) 3.0 14 3 1 1 3 0 1 0 0 1 0 19 23 3.00 1.000																					
Batter	1	2	3	4	5	6	7	8	9	AB	R	H	RBI	BB	SO	LOB	BOTTOM					
Kirby Puckett, R OBP: 0.316, SLG: 0.368	4-3				E 2B		4-3		4-3	5	1	1	0	0	0	1	Boston Red Sox @ Minnesota Twins Hubert H. Humphrey Metrodome, Minneapolis, MN Sun Sep 01 1985, 4:33 AM EDT Att: 16,589 - Unknown livebaseballscorecards.com					
Roy Smalley, S OBP: 0.366, SLG: 0.416	L1				F9		F8		F8	5	0	0	0	0	0	1						
Gary Gaetti, R OBP: 0.309, SLG: 0.409	F3				5-3		L5			4	0	1	0	0	0	1						
Kent Hrbek, L OBP: 0.346, SLG: 0.427					E3 1B					3	1	1	0	1	0	0						
Randy Bush, L OBP: 0.319, SLG: 0.473					1-4-3		F7		4-3	4	0	0	0	0	0	4						
Mark Salas, L OBP: 0.332, SLG: 0.428					4-3				4-3	3	0	2	0	0	0	1						
Tim Laudner, R OBP: 0.309, SLG: 0.428					1B		G3 1B			1	0	0	0	0	0	0						
Mike Stenhouse, L OBP: 0.333, SLG: 0.338					F9		G3		F9	4	0	1	1	0	0	2						
Tim Teufel, R OBP: 0.345, SLG: 0.388										3	1	2	1	0	0	1						
Dave Engle, R OBP: 0.336, SLG: 0.429									1-3	1	0	0	0	0	0	0						
Ron Washington, R OBP: 0.323, SLG: 0.418					HR					0	0	0	0	0	0	0						
Alvaro Espinoza, R OBP: 0.277, SLG: 0.267										3	0	1	0	0	0	3						
Mickey Hatcher, R OBP: 0.307, SLG: 0.361					F9 1B				F8	1	0	0	0	0	0	0						
Inning Stats	R: 0 E: 0 K: 0 S: 3	H: 0 LOB: 0 BB: 0 P: 3	R: 0 E: 0 K: 0 S: 4	H: 1 LOB: 1 BB: 0 P: 4	R: 1 E: 0 K: 0 S: 5	H: 2 LOB: 1 BB: 0 P: 5	R: 1 E: 1 K: 0 S: 6	H: 2 LOB: 2 BB: 0 P: 6	R: 1 E: 1 K: 0 S: 5	H: 2 LOB: 1 BB: 0 P: 5	R: 0 E: 0 K: 0 S: 4	H: 1 LOB: 1 BB: 0 P: 4	R: 0 E: 0 K: 0 S: 4	H: 1 LOB: 2 BB: 1 P: 8	R: 0 E: 0 K: 0 S: 3	H: 0 LOB: 0 BB: 0 P: 3	R: 0 E: 0 K: 0 S: 3	H: 0 LOB: 0 BB: 0 P: 3	1B: 7 2B: 1 3B: 0 HR: 1	SF: 0 SAC: 0 DP: 0 HBP: 0	WP: 0 PB: 0 SB: 0 CS: 0	PA: 38
PITCHER	IP WLS BF H R ER SO BB IBB HBP BLK WP HR S P ERA WHIP																					
Mike Trujillo, R ERA: 4.5	(1, 1) 9.0 W 38 9 3 2 0 1 0 0 0 0 0 1 37 41 2.00 1.111																					

Batter	1	2	3	4	5	6	7	8	9	AB	R	H	RBI	BB	SO	LOB	TOP								
Paul Moltor, R OBP: 0.360, SLG: 0.410 (1, 5)	5-3		K			K				4	0	1	0	0	2	0	Milwaukee Brewers @ Minnesota Twins Hubert H. Humphrey Metrodome, Minneapolis, MN Mon Sep 02 1985, 4:33 AM EDT Att: 11,239 - Unknown								
Ernest Riles, L OBP: 0.348, SLG: 0.401 (1, 6)	G3-6-3 BB			6-3		G3		6-3		3	0	0	0	1	0	2									
Cecil Cooper, L OBP: 0.331, SLG: 0.474 (1, 3)	G3-6-3 1-2			4-3			F7		2B	4	1	1	0	0	0	1									
Ted Simmons, S OBP: 0.344, SLG: 0.415 (1, 10)		F8		F8			4-3		F9	4	0	0	0	0	0	1									
Rick Manning, L OBP: 0.283, SLG: 0.311 (1, 8)		1B			E S	1B				4	0	4	1	0	0	0									
Randy Ready, R OBP: 0.298, SLG: 0.320 (1, 7)		1B			1-3	BB		6-3		3	0	1	0	1	1	2									
Jim Gantner, L OBP: 0.292, SLG: 0.320 (1, 4)					3	1-2			F7	4	0	0	0	0	1	4									
Charlie Moore, R OBP: 0.293, SLG: 0.287 (1, 2)			K		6-3					2	0	0	0	1	1	1									
Ed Romero, R OBP: 0.330, SLG: 0.313 (1, 9)		5-3					F7		F9	3	0	0	0	0	0	1									
Inning Stats	R: 0 E: 0 K: 0 S: 2	H: 0 LOB: 0 BB: 1 P: 6	R: 0 E: 0 K: 0 S: 4	H: 2 LOB: 1 BB: 0 P: 4	R: 0 E: 0 K: 2 S: 7	H: 0 LOB: 0 BB: 0 P: 7	R: 0 E: 0 K: 0 S: 3	H: 0 LOB: 0 BB: 0 P: 3	R: 0 E: 0 K: 1 S: 5	H: 1 LOB: 1 BB: 1 P: 7	R: 0 E: 0 K: 1 S: 5	H: 0 LOB: 0 BB: 0 P: 5	R: 0 E: 0 K: 0 S: 4	H: 1 LOB: 1 BB: 0 P: 4	R: 0 E: 0 K: 0 S: 4	H: 1 LOB: 2 BB: 1 P: 8	R: 1 E: 0 K: 2 S: 9	H: 2 LOB: 1 BB: 0 P: 9	1B: 4 2B: 4 3B: 0 HR: 0	SF: 0 SAC: 0 DP: 2 HBP: 0	WP: 0 PB: 0 SB: 1 CS: 0	PA: 34			
PITCHER	IP	WLS	BF	H	R	ER	SO	BB	IBB	HBP	BLK	WP	HR	S	P	ERA	WHIP								
Mike Smithson, R ERA: 4.36 (1, 1)	7.0	W	24	4	0	0	3	2	0	0	0	0	0	28	36	0.00	0.857								
Ron Davis, R ERA: 3.61 (8, 1)	2.0	S	10	3	1	1	2	1	0	0	0	0	0	13	17	4.50	2.000								

Batter	1	2	3	4	5	6	7	8	9	AB	R	H	RBI	BB	SO	LOB	BOTTOM								
Kirby Puckett, R OBP: 0.319, SLG: 0.369 (1, 8)	S BB		1-3		4-3		G3 S 1B			4	0	2	1	1	0	0	Milwaukee Brewers @ Minnesota Twins Hubert H. Humphrey Metrodome, Minneapolis, MN Mon Sep 02 1985, 4:33 AM EDT Att: 11,239 - Unknown								
Mike Stenhouse, L OBP: 0.331, SLG: 0.331 (1, 9)	F8				F5			1-3 2-H	1B	3	0	0	0	1	0	2									
Greg Gagne, R OBP: 0.291, SLG: 0.351 (8, 6)			G3 1B BB							1	0	0	0	0	0	2									
Roy Smalley, S OBP: 0.362, SLG: 0.411 (1, 10)	F9		G3							4	0	0	0	0	1	3									
Kent Hrbek, L OBP: 0.349, SLG: 0.430 (1, 3)						F8			BB FC6-2	3	0	2	0	1	0	0									
Randy Bush, L OBP: 0.318, SLG: 0.467 (1, 7)	F6			4-3		G3		FC6-2 BB	1B BB	3	1	0	0	1	0	2									
Gary Gaetti, R OBP: 0.311, SLG: 0.409 (1, 5)		5-3			2B 1B		K		FC6-2 1B BB	3	1	1	0	1	1	0									
Mark Salas, L OBP: 0.265, SLG: 0.434 (1, 2)									1-2 2-3 3-H	3	1	2	0	0	0	0									
Mickey Hatcher, R OBP: 0.306, SLG: 0.360 (8, PH)		6-3					SH3-4 HR 1B		FC6-2 1B BB	1	1	0	0	0	0	3									
Tim Laudner, R OBP: 0.309, SLG: 0.428 (9, 2)					1-3					0	0	0	0	0	0	0									
Tim Teufel, R OBP: 0.347, SLG: 0.398 (1, 4)			HR		K		SH3-4		1B 1B	3	1	2	3	0	1	2									
Alvaro Espinoza, R OBP: 0.265, SLG: 0.255 (1, 6)									1-2 2-H 3-H	2	0	0	0	0	0	2									
Tom Brunansky, R OBP: 0.326, SLG: 0.451 (7, PH)		6-3								1	1	1	2	0	0	0									
Dave Meier, R OBP: 0.348, SLG: 0.264 (8, 9)					F8				F8	1	0	0	0	0	0	2									
Inning Stats	R: 0 E: 0 K: 0 S: 3	H: 0 LOB: 2 BB: 2 P: 11	R: 1 E: 0 K: 0 S: 4	H: 1 LOB: 0 BB: 0 P: 4	R: 0 E: 0 K: 0 S: 3	H: 1 LOB: 2 BB: 1 P: 7	R: 0 E: 0 K: 1 S: 7	H: 2 LOB: 2 BB: 0 P: 7	R: 0 E: 0 K: 1 S: 5	H: 0 LOB: 0 BB: 0 P: 5	R: 0 E: 0 K: 1 S: 5	H: 0 LOB: 0 BB: 0 P: 5	R: 2 E: 0 K: 0 S: 6	H: 3 LOB: 1 BB: 0 P: 6	R: 3 E: 0 K: 0 S: 6	H: 3 LOB: 2 BB: 2 P: 14	R: 1 E: 0 K: 2 S: 9	H: 3 LOB: 1 BB: 0 P: 9	1B: 6 2B: 2 3B: 0 HR: 2	SF: 0 SAC: 1 DP: 0 HBP: 0	WP: 0 PB: 0 SB: 2 CS: 0	PA: 38			
PITCHER	IP	WLS	BF	H	R	ER	SO	BB	IBB	HBP	BLK	WP	HR	S	P	ERA	WHIP								
Jaime Cocanower, R ERA: 4.66 (1, 1)	7.0	L	33	8	6	6	3	5	0	0	0	0	0	5	5	0.00	2.000								
Bob McClure, L ERA: 4.66 (8, 1)	1.0		5	2	0	0	0	0	0	0	0	0	0	5	5	0.00	2.000								



Batter	1	2	3	4	5	6	7	8	9	AB	R	H	RBI	BB	SO	LOB	TOP										
Paul Mollitor, R OBP: 0.363, SLG: 0.412 (1, 5)										5	1	3	0	0	0	0	Milwaukee Brewers @ Minnesota Twins Hubert H. Humphrey Metrodome, Minneapolis, MN Tue Sep 03 1985, 8:05 PM EDT Att: 10,869 - Unknown										
Ernest Riles, L OBP: 0.351, SLG: 0.414 (1, 6)										4	1	2	1	1	0	2											
Cecil Cooper, L OBP: 0.331, SLG: 0.479 (1, 3)										3	1	1	2	1	1	2											
Ted Simmons, S OBP: 0.345, SLG: 0.412 (1, 10)										3	0	0	0	2	0	4											
Ben Oglivie, L OBP: 0.363, SLG: 0.454 (1, 9)											4	0	1	0	1	0											
Rick Manning, L OBP: 0.282, SLG: 0.306 (1, 8)											3	0	0	0	1	0											
Bill Schroeder, R OBP: 0.295, SLG: 0.418 (1, 2)											4	0	0	0	0	1											
Jim Gantner, L OBP: 0.291, SLG: 0.319 (1, 4)										4	0	1	0	0	0	1											
Randy Ready, R OBP: 0.284, SLG: 0.304 (1, 7)										4	0	0	0	0	0	1											
Inning Stats	R: 1 E: 0 K: 0 S: 5	H: 2 LOB: 1 BB: 0 P: 5	R: 0 E: 0 K: 0 S: 3	H: 0 LOB: 0 BB: 0 P: 3	R: 2 E: 0 K: 0 S: 6	H: 3 LOB: 3 BB: 2 P: 14	R: 0 E: 0 K: 1 S: 5	H: 2 LOB: 3 BB: 1 P: 9	R: 0 E: 0 K: 1 S: 6	H: 1 LOB: 3 BB: 2 P: 14	R: 0 E: 0 K: 0 S: 3	H: 0 LOB: 0 BB: 0 P: 3	R: 0 E: 0 K: 0 S: 3	H: 0 LOB: 0 BB: 0 P: 3	R: 0 E: 0 K: 0 S: 3	H: 0 LOB: 0 BB: 0 P: 3	1B: 5 2B: 1 3B: 0 HR: 2	SF: 1 SAC: 0 DP: 0 HBP: 0	WP: 1 PB: 0 SB: 0 CS: 0	PA: 41							
PITCHER	IP	WLS	BF	H	R	ER	SO	BB	IBB	HBP	BLK	WP	HR	S	P	ERA	WHIP										
Ken Schrom, R ERA: 5.18 (1, 1)	2.2		15	5	3	3	0	2	0	0	0	0	2	13	21	10.12	2.625										
Pete Filson, L ERA: 3.53 (3, 1)	1.1		7	2	0	0	0	1	0	0	0	0	0	6	10	0.00	2.250										
Mark Portugal, R ERA: 4.05 (5, 1)	1.1		7	1	0	0	1	2	0	0	0	1	0	7	15	0.00	2.250										
Steve Howe, L ERA: 5.26 (6, 1)	3.2	W	12	0	0	0	1	1	0	0	0	0	0	13	17	0.00	0.273										

Batter	1	2	3	4	5	6	7	8	9	AB	R	H	RBI	BB	SO	LOB	BOTTOM										
Kirby Puckett, R OBP: 0.318, SLG: 0.369 (1, 8)										3	0	1	2	0	0	0	Milwaukee Brewers @ Minnesota Twins Hubert H. Humphrey Metrodome, Minneapolis, MN Tue Sep 03 1985, 8:05 PM EDT Att: 10,869 - Unknown										
Mickey Hatcher, R OBP: 0.304, SLG: 0.357 (1, 10)										3	0	0	0	0	0	1											
Dave Engle, R OBP: 0.340, SLG: 0.433 (7, PH)										1	0	1	1	0	0	0											
Roy Smalley, S OBP: 0.362, SLG: 0.420 (1, 5)										3	1	1	1	0	0	0											
Tom Brunansky, R OBP: 0.326, SLG: 0.450 (7, PH) (8, 9)										1	0	0	0	0	1	2											
Kent Hrbek, L OBP: 0.348, SLG: 0.428 (1, 3)										3	0	0	0	1	0	2											
Randy Bush, L OBP: 0.322, SLG: 0.469 (1, 9) (8, 7)										3	0	2	0	0	0	0											
Mark Funderburk, R OBP: 1.000, SLG: 1.000 (8, PH)										1	0	1	0	0	0	0											
Dave Meier, R OBP: 0.349, SLG: 0.264 (8, PR) (9, 7)										0	0	0	0	0	0	0											
Gary Gaetti, R OBP: 0.306, SLG: 0.405 (1, 7) (8, 5)										4	0	0	0	0	0	4											
Mark Salas, L OBP: 0.338, SLG: 0.438 (1, 2)										4	2	2	0	0	1	1											
Tim Teufel, R OBP: 0.346, SLG: 0.396 (1, 4)										2	1	0	0	0	1	1											
Alvaro Espinoza, R OBP: 0.255, SLG: 0.245 (1, 6)										2	0	0	0	0	1	1											
Mike Stenhouse, L OBP: 0.335, SLG: 0.331 (7, PH)										0	0	0	0	1	0	0											
Greg Gagne, R OBP: 0.291, SLG: 0.351 (7, PR) (8, 6)										0	0	0	0	0	0	0											
Inning Stats	R: 1 E: 0 K: 0 S: 5	H: 2 LOB: 2 BB: 1 P: 9	R: 1 E: 0 K: 1 S: 7	H: 2 LOB: 1 BB: 0 P: 7	R: 0 E: 0 K: 0 S: 4	H: 1 LOB: 1 BB: 0 P: 4	R: 0 E: 0 K: 1 S: 5	H: 0 LOB: 0 BB: 0 P: 5	R: 0 E: 0 K: 0 S: 3	H: 0 LOB: 0 BB: 0 P: 3	R: 0 E: 0 K: 0 S: 3	H: 0 LOB: 0 BB: 0 P: 3	R: 2 E: 1 K: 1 S: 8	H: 2 LOB: 2 BB: 1 P: 12	R: 0 E: 0 K: 1 S: 5	H: 1 LOB: 1 BB: 0 P: 5	1B: 6 2B: 2 3B: 0 HR: 1	SF: 1 SAC: 1 DP: 1 HBP: 0	WP: 0 PB: 0 SB: 0 CS: 1	PA: 34							
PITCHER	IP	WLS	BF	H	R	ER	SO	BB	IBB	HBP	BLK	WP	HR	S	P	ERA	WHIP										
Danny Darwin, R ERA: 3.58 (1, 1)	6.1	L	29	7	4	4	2	2	0	0	0	0	1	31	39	5.68	1.421										
Ray Seavage, L ERA: 7.40 (7, 1)	1.2		5	1	0	0	2	0	0	0	0	0	0	9	9	0.00	0.600										

AB	34
R	3
H	8
RBI	3
BB	6
SO	2
LOB	19



Batter	1	2	3	4	5	6	7	8	9	AB	R	H	RBI	BB	SO	LOB	TOP					
Paul Moltzer, R OBP: 0.363, SLG: 0.415 (1, 5)										4	2	1	0	1	0	2	Milwaukee Brewers @ Minnesota Twins Hubert H. Humphrey Metrodome, Minneapolis, MN Wed Sep 04 1985, 8:05 PM EDT Att: 14,216 - Unknown livebaseballscorecards.com					
Ernest Riles, L OBP: 0.357, SLG: 0.420 (1, 6)										5	3	4	1	0	0	1						
Cecil Cooper, L OBP: 0.334, SLG: 0.487 (1, 3)										4	1	2	2	1	0	4						
Ted Simmons, S OBP: 0.347, SLG: 0.413 (1, 2)										4	1	2	3	1	0	1						
Rick Manning, L OBP: 0.285, SLG: 0.324 (1, 8)										5	1	2	4	0	1	2						
Dion James, L OBP: 0.333, SLG: 0.267 (1, 10)										3	0	0	0	2	0	4						
Paul Householder, S OBP: 0.287, SLG: 0.310 (7, 7)										4	1	1	0	1	1	1						
Jim Gantner, L OBP: 0.290, SLG: 0.318 (1, 4)										5	1	1	0	0	0	2						
Randy Ready, R OBP: 0.293, SLG: 0.317 (1, 7)										3	1	1	0	1	0	0						
Ed Romero, R OBP: 0.329, SLG: 0.311 (7, 9)										1	0	0	0	0	0	0						
Inning Stats	R: 2 E: 0 K: 0 S: 6	H: 3 LOB: 1 BB: 0 P: 6	R: 3 E: 0 K: 0 S: 5	H: 3 LOB: 3 BB: 4 P: 21	R: 0 E: 0 K: 0 S: 3	H: 0 LOB: 0 BB: 0 P: 3	R: 1 E: 0 K: 0 S: 5	H: 2 LOB: 1 BB: 0 P: 5	R: 0 E: 0 K: 0 S: 2	H: 0 LOB: 0 BB: 1 P: 6	R: 5 E: 0 K: 0 S: 7	H: 5 LOB: 1 BB: 2 P: 15	R: 0 E: 0 K: 1 S: 4	H: 1 LOB: 0 BB: 0 P: 4	R: 0 E: 0 K: 1 S: 5	H: 0 LOB: 0 BB: 0 P: 5	R: 0 E: 0 K: 1 S: 5	H: 0 LOB: 0 BB: 0 P: 5	1B: 9 2B: 2 3B: 1 HR: 2	SF: 0 SAC: 0 DP: 3 HBP: 0	WP: 0 PB: 0 SB: 0 CS: 0	PA: 45
PITCHER	IP WLS BF H R ER SO BB IBB HBP BLK WP HR S P ERA WHIP																					
John Butcher, R ERA: 4.8 (1, 1)	1.2	12	5	5	5	0	3	0	0	0	0	0	0	0	1	9	21	27.00	4.800			
Rick Lysander, R ERA: 8.11 (2, 1)	2.1	11	3	1	1	0	1	0	0	0	0	0	0	0	0	10	14	3.86	1.714			
Dennis Burt, R ERA: 27.0 (5, 1)	1.0	L	6	2	3	3	0	2	0	0	0	0	0	0	0	4	12	27.00	4.000			
Pete Filson, L ERA: 4.03 (6, 1)	0.1		4	2	2	2	0	1	0	0	0	0	0	1	3	7	54.00	9.000				
Frank Eufemia, R ERA: 3.39 (6, 1)	3.2	12	2	0	0	2	0	0	0	0	0	0	0	0	16	16	0.00	0.545				

Batter	1	2	3	4	5	6	7	8	9	AB	R	H	RBI	BB	SO	LOB	BOTTOM					
Kirby Puckett, R OBP: 0.319, SLG: 0.369 (1, 8)										3	0	1	0	1	2	2	Milwaukee Brewers @ Minnesota Twins Hubert H. Humphrey Metrodome, Minneapolis, MN Wed Sep 04 1985, 8:05 PM EDT Att: 14,216 - Unknown livebaseballscorecards.com					
Roy Smalley, S OBP: 0.383, SLG: 0.418 (1, 10)										1	0	0	0	1	1	0						
Mark Funderburk, R OBP: 0.500, SLG: 0.750 (4, PH)										3	1	1	2	0	0	3						
Kent Hrbek, L OBP: 0.351, SLG: 0.432 (1, 3)										5	2	3	2	0	0	2						
Tom Brunansky, R OBP: 0.326, SLG: 0.450 (1, 9)										4	1	1	2	1	0	2						
Randy Bush, L OBP: 0.321, SLG: 0.465 (8, PH)										4	1	1	1	0	0	2						
Dave Engle, R OBP: 0.338, SLG: 0.430 (8, PH)										1	0	0	0	0	0	0						
Dave Meier, R OBP: 0.348, SLG: 0.264 (9, 7)										0	0	0	0	0	0	0						
Mark Salas, L OBP: 0.340, SLG: 0.449 (1, 2)										4	1	2	3	0	0	0						
Tim Laudner, R OBP: 0.307, SLG: 0.424 (9, PH)										1	0	0	0	0	0	0						
Gary Gaetti, R OBP: 0.307, SLG: 0.403 (1, 5)										5	0	1	0	0	0	1						
Tim Teufel, R OBP: 0.346, SLG: 0.397 (1, 4)										4	1	1	0	0	1	1						
Alvaro Espinoza, R OBP: 0.283, SLG: 0.275 (1, 6)										2	2	2	0	0	0	0						
Mike Stenhouse, L OBP: 0.339, SLG: 0.331 (6, PH)										0	1	0	0	1	0	0						
Greg Gagne, R OBP: 0.294, SLG: 0.351 (7, 6)										0	0	0	0	1	0	0						
Inning Stats	R: 4 E: 0 K: 2 S: 11	H: 4 LOB: 1 BB: 1 P: 15	R: 2 E: 0 K: 0 S: 5	H: 2 LOB: 1 BB: 1 P: 9	R: 0 E: 0 K: 0 S: 3	H: 0 LOB: 0 BB: 0 P: 3	R: 1 E: 0 K: 0 S: 5	H: 3 LOB: 1 BB: 0 P: 5	R: 0 E: 0 K: 0 S: 3	H: 1 LOB: 0 BB: 0 P: 3	R: 3 E: 0 K: 1 S: 8	H: 3 LOB: 1 BB: 1 P: 12	R: 0 E: 0 K: 0 S: 3	H: 0 LOB: 3 BB: 2 P: 12	R: 0 E: 0 K: 0 S: 3	H: 0 LOB: 0 BB: 0 P: 3	R: 0 E: 0 K: 1 S: 5	H: 0 LOB: 0 BB: 0 P: 5	1B: 8 2B: 4 3B: 0 HR: 1	SF: 0 SAC: 1 DP: 0 HBP: 1	WP: 0 PB: 0 SB: 1 CS: 1	PA: 44
PITCHER	IP WLS BF H R ER SO BB IBB HBP BLK WP HR S P ERA WHIP																					
Pete Vuckovich, R ERA: 5.51 (1, 1)	1.2	13	6	6	6	2	0	0	0	0	0	0	0	0	1	15	23	32.40	4.800			
Rick Waits, L ERA: 5.29 (2, 1)	3.1	W	12	4	1	1	0	0	0	0	0	0	0	0	12	12	2.70	1.200				
Bob Gibson, R ERA: 3.77 (6, 1)	2.0		13	3	3	3	1	3	0	1	0	0	0	0	11	24	13.50	3.000				
Ray Searge, L ERA: 7.18 (8, 1)	1.0		3	0	0	0	0	0	0	0	0	0	0	3	3	0.00	0.000					
Rollie Fingers, R ERA: 4.61 (9, 1)	1.0	S	3	0	0	0	1	0	0	0	0	0	0	5	5	0.00	0.000					

Batter	1	2	3	4	5	6	7	8	9	AB	R	H	RBI	BB	SO	LOB	TOP			
Kirby Puckett, R OBP: 0.319, SLG: 0.367	0-3 K			0-0 F9		4-0 BB		0-0 4-3	3 0 0 0 1 1 0								Minnesota Twins @ Toronto Blue Jays Exhibition Stadium, Toronto, ON Thu Sep 05 1985, 7:05 PM EDT Att: 26,584 - Unknown			
Roy Smalley, S OBP: 0.355, SLG: 0.413	0-0 F9			0-0 F4		0-0 1-3		0-0 F8	4 0 0 0 0 0 2											
Kent Hrbek, L OBP: 0.351, SLG: 0.433	0-0 F5			0-0 2B			0-0 6-3		3 0 1 0 0 0 0											
Tom Brunansky, R OBP: 0.325, SLG: 0.447		0-0 5-3		0-3 K			0-0 L5		3 0 0 0 0 1 1											
Randy Bush, L OBP: 0.317, SLG: 0.459		0-3 K			0-0 F4		0-0 L3		3 0 0 0 0 1 0											
Gary Gaetti, R OBP: 0.305, SLG: 0.400		0-3 K			0-0 F6			0-0 L5	3 0 0 0 0 1 0											
Mark Salas, L Jeff Reed, L			0-0 L9		0-0 5-3			0-0 4-3	2 0 0 0 0 0 0 1 0 0 0 0 0 0											
Tim Teufel, R Steve Lombardozzi, R			0-0 6-3			0-3 K		0-0 L8	2 0 0 0 0 1 0 1 0 0 0 0 0 0											
Greg Gagne, R Mike Stenhouse, L			0-0 5-3			0-0 BB 1B		0-0 F1	2 0 1 0 0 0 0 1 0 0 0 0 0 0											
Inning Stats	R: 0 E: 0 K: 1 S: 5	H: 0 LOB: 0 BB: 0 P: 5	R: 0 E: 0 K: 2 S: 7	H: 0 LOB: 0 BB: 0 P: 7	R: 0 E: 0 K: 0 S: 3	H: 1 LOB: 1 BB: 0 P: 6	R: 0 E: 0 K: 0 S: 3	H: 0 LOB: 0 BB: 0 P: 3	R: 0 E: 0 K: 1 S: 5	H: 1 LOB: 1 BB: 1 P: 9	R: 0 E: 0 K: 0 S: 3	H: 0 LOB: 0 BB: 0 P: 3	R: 0 E: 0 K: 0 S: 3	H: 0 LOB: 0 BB: 0 P: 3	R: 0 E: 0 K: 0 S: 3	H: 0 LOB: 0 BB: 0 P: 3		1B: 1 2B: 2 3B: 0 HR: 0	SF: 0 SAC: 0 DP: 1 HBP: 0	WP: 0 PB: 0 SB: 0 CS: 0
PITCHER Doyle Alexander, R ERA: 3.71	IP: 9.0 WLS: W BF: 29 H: 2 R: 0 ER: 0 SO: 5 BB: 1 IBB: 0 HBP: 0 BLK: 0 WP: 0 HR: 0 S: 38 P: 42 ERA: 0.00 WHIP: 0.333															PITCHER				

Batter	1	2	3	4	5	6	7	8	9	AB	R	H	RBI	BB	SO	LOB	BOTTOM			
Damaso Garcia, R OBP: 0.303, SLG: 0.364	0-0 2B 1B	0-0 5-3		0-3 K		0-0 G4-6-3		0-0 F8	4 1 1 0 0 1 3								Minnesota Twins @ Toronto Blue Jays Exhibition Stadium, Toronto, ON Thu Sep 05 1985, 7:05 PM EDT Att: 26,584 - Unknown			
Cecil Fielder, R Manuel Lee, S	0-0 2B 1B	1-3 2B		0-0 HR		1-2 1B		0-0 F7	1 0 0 0 0 0 2 0 0 0 0 0 0 0											
Lloyd Moseby, L	0-0 2B	0-0 SF8		0-0 HR		0-0 F7		0-0 4-3	3 2 2 3 0 0 0											
Rance Mulliniks, L	0-0 1B G3 2B	0-0 1B		0-3 K		0-0 4-3		0-0 4-3	4 1 2 2 0 1 0											
George Bell, R	0-0 L6	0-0 F9		0-0 6-3		0-0 6-3		0-0 4-3	3 0 0 0 1 0 2											
Al Oliver, L	0-0 E5 G3 1B		0-0 FC5-4 1B		0-0 6-3		0-0 4-3		4 0 1 0 0 0 2											
Willie Upshaw, L	0-0 G3 1B		0-0 FC5-4 G4-6-3 1B		0-0 HR		0-0 BB 1B 1B		4 1 3 1 0 0 1											
Ernie Whitt, L	0-0 G3		0-0 G4-6-3		0-3 K		0-0 BB 1B BB		3 0 0 1 1 1 3											
Jesse Barfield, R Rick Leach, L	0-3 K		0-3 K		0-0 K		0-0 BB 1B		3 0 1 0 0 2 2 1 0 1 0 0 0 0											
Tony Fernandez, S		0-0 WP SF8 1B		0-0 HR 3B		0-0 F7		0-0 F7	4 2 2 0 0 0 3											
Inning Stats	R: 3 E: 1 K: 1 S: 10	H: 4 LOB: 2 BB: 0 P: 10	R: 1 E: 0 K: 0 S: 5	H: 2 LOB: 1 BB: 0 P: 5	R: 0 E: 0 K: 0 S: 3	H: 1 LOB: 0 BB: 0 P: 3	R: 2 E: 0 K: 3 S: 11	H: 2 LOB: 0 BB: 0 P: 11	R: 1 E: 0 K: 1 S: 6	H: 1 LOB: 0 BB: 0 P: 6	R: 0 E: 0 K: 0 S: 3	H: 1 LOB: 0 BB: 0 P: 3	R: 0 E: 0 K: 0 S: 3	H: 0 LOB: 1 BB: 1 P: 7	R: 0 E: 0 K: 0 S: 4	H: 2 LOB: 2 BB: 1 P: 8	1B: 8 2B: 2 3B: 1 HR: 2	SF: 1 SAC: 0 DP: 2 HBP: 0	WP: 1 PB: 0 SB: 1 CS: 0	PA: 37
PITCHER Bert Blyleven, R Ken Schrom, R	IP: 4.0 WLS: L BF: 16 H: 4 R: 1 ER: 1 SO: 1 BB: 2 IBB: 0 HBP: 0 BLK: 0 WP: 0 HR: 1 S: 29 P: 24 ERA: 3.18 WHIP: 2.250															PITCHER				

AB	28
R	0
H	2
RBI	0
BB	1
SO	5
LOB	3



Batter	1	2	3	4	5	6	7	8	9	AB	R	H	RBI	BB	SO	LOB	TOP																			
Kirby Puckett, R OBP: 0.318, SLG: 0.365 (1, 8)			1-3		G3-6		G3		F8	5	0	1	0	0	0	2																				
Dave Meier, R OBP: 0.360, SLG: 0.260 Ron Washington, R OBP: 0.328, SLG: 0.423 Dave Engle, R OBP: 0.335, SLG: 0.426 (9, PH)	4-0 1-2 BB				F7			2B 1B	K	1	0	0	0	2	0	0																				
Kent Hrbek, L OBP: 0.352, SLG: 0.439 (1, 3)	F9					G6-4-3 1B BB		F7		3	2	1	1	1	0	2																				
Tom Brunansky, R OBP: 0.326, SLG: 0.450 (1, 9)	K		K			G6-4-3 1B				4	0	2	0	0	2	1																				
Mark Funderburk, R OBP: 0.625, SLG: 1.000 (1, 10)		1B 2B			F8 2B					3	1	2	0	1	0	2																				
Gary Gaetti, R OBP: 0.305, SLG: 0.399 (1, 5)	K				F8			F8		4	0	1	1	0	1	5																				
Tim Laudner, R OBP: 0.310, SLG: 0.426 Mark Salas, L OBP: 0.335, SLG: 0.443 (6, PH)					K					2	0	1	1	0	1	1																				
Greg Gagne, R OBP: 0.293, SLG: 0.349 Roy Smalley, S OBP: 0.357, SLG: 0.411 (7, PH)		2H 1B			K					2	0	0	0	0	2	2																				
Steve Lombardozzi, R OBP: 0.167, SLG: 0.167 Randy Bush, L OBP: 0.319, SLG: 0.459 (7, PH)	F8				K				G3	2	0	0	0	0	2	2																				
Inning Stats	R: 0 E: 0 K: 1 S: 5	H: 1 LOB: 1 BB: 1 P: 9	R: 1 E: 0 K: 2 S: 9	H: 2 LOB: 1 BB: 0 P: 9	R: 1 E: 0 K: 1 S: 5	H: 1 LOB: 0 BB: 1 P: 9	R: 0 E: 0 K: 2 S: 8	H: 1 LOB: 1 BB: 0 P: 8	R: 0 E: 0 K: 0 S: 3	H: 1 LOB: 0 BB: 1 P: 3	R: 1 E: 0 K: 0 S: 4	H: 2 LOB: 1 BB: 1 P: 8	R: 0 E: 0 K: 1 S: 5	H: 0 LOB: 0 BB: 0 P: 5	R: 0 E: 0 K: 1 S: 7	H: 2 LOB: 3 BB: 1 P: 11	R: 0 E: 0 K: 1 S: 6	H: 1 LOB: 1 BB: 0 P: 6	1B: 7 2B: 3 3B: 0 HR: 1	SF: 0 SAC: 0 DP: 2 HBP: 0	WP: 0 PB: 0 SB: 0 CS: 2	PA: 38														
PITCHER	IP	WLS	BF	H	R	ER	SO	BB	IBB	HBP	BLK	WP	HR	S	P	ERA	WHIP	PITCHER	IP	WLS	BF	H	R	ER	SO	BB	IBB	HBP	BLK	WP	HR	S	P	ERA	WHIP	
Steve Davis, L ERA: 4.4 (1, 1)	5.0	W	21	6	3	3	6	3	0	0	0	0	1	30	42	5.40	1.800																			
Dennis Lamp, R ERA: 3.04 (6, 1)	2.1	10	4	0	0	1	0	0	0	0	0	0	0	12	12	0.00	1.714																			
Tom Henke, R ERA: 1.75 Bill Caudill, R ERA: 3.17 (8, 1)	0.2	3	0	0	0	1	1	0	0	0	0	0	0	4	8	0.00	1.500																			
(9, 1)	1.0	4	1	0	0	1	0	0	0	0	0	0	0	6	6	0.00	1.000																			

Minnesota Twins @ Toronto Blue Jays
Exhibition Stadium, Toronto, ON
Fri Sep 06 1985, 7:05 PM EDT
Att: 26,440 - Unknown

AB 34
R 3
H 11
RBI 3
BB 4
SO 9
LOB 21



Batter	1	2	3	4	5	6	7	8	9	AB	R	H	RBI	BB	SO	LOB	BOTTOM																			
Damaso Garcia, R OBP: 0.303, SLG: 0.364 (1, 4)	K		L5	G4-6-3		5-3				5	0	1	2	0	1	3																				
Lloyd Moseby, L OBP: 0.345, SLG: 0.417 (1, 8)			BB 1B		F8		4-3	1H 2H 2B	K	4	1	1	0	1	1	2																				
Cliff Johnson, R OBP: 0.333, SLG: 0.434 (1, 10)	K		BB 1B		F3		F9			4	1	1	0	0	1	1																				
George Bell, R OBP: 0.337, SLG: 0.502 (1, 7)		HR BB	2B BB		F9		E5 FC5-4			2	2	0	0	2	0	0																				
Jesse Barfield, R OBP: 0.360, SLG: 0.516 (1, 9)		F9	K			E SF7 1B	FC5-4			4	1	1	0	0	1	5																				
Cecil Fielder, R OBP: 0.385, SLG: 0.521 Willie Upshaw, L OBP: 0.342, SLG: 0.441 (8, FR)						K		FC5 G3 1B		4	1	3	5	0	1	1																				
Kelly Gruber, R OBP: 0.250, SLG: 0.250 (1, 5)		K	K					G3		4	0	1	0	0	2	2																				
Tony Fernandez, S OBP: 0.338, SLG: 0.389 (1, 6)					K		E6	FC5 1B 2B		3	1	0	0	1	1	4																				
Ernie Whitt, L OBP: 0.344, SLG: 0.482 (1, 2)		K				SF7		2B 1B		2	1	1	1	1	1	1																				
Inning Stats	R: 0 E: 0 K: 2 S: 6	H: 0 LOB: 0 BB: 1 P: 10	R: 2 E: 0 K: 2 S: 8	H: 1 LOB: 1 BB: 2 P: 16	R: 3 E: 0 K: 2 S: 10	H: 3 LOB: 1 BB: 1 P: 14	R: 0 E: 0 K: 1 S: 4	H: 0 LOB: 0 BB: 1 P: 8	R: 0 E: 1 K: 1 S: 8	H: 2 LOB: 2 BB: 0 P: 8	R: 0 E: 0 K: 0 S: 4	H: 0 LOB: 1 BB: 0 P: 4	R: 2 E: 0 K: 1 S: 8	H: 3 LOB: 2 BB: 0 P: 8	R: 0 E: 0 K: 1 S: 8	H: 0 LOB: 0 BB: 0 P: 8	1B: 6 2B: 2 3B: 0 HR: 1	SF: 1 SAC: 0 DP: 1 HBP: 0	WP: 0 PB: 0 SB: 0 CS: 0	PA: 38																
PITCHER	IP	WLS	BF	H	R	ER	SO	BB	IBB	HBP	BLK	WP	HR	S	P	ERA	WHIP	PITCHER	IP	WLS	BF	H	R	ER	SO	BB	IBB	HBP	BLK	WP	HR	S	P	ERA	WHIP	
Frank Viola, L ERA: 4.49 Steve Howe, L ERA: 5.36 (1, 1)	5.1	L	26	6	5	8	5	0	0	0	0	0	1	37	57	8.44	2.062																			
(6, 1)	2.2	12	3	2	2	1	0	0	0	0	0	0	0	14	14	6.75	1.125																			

Minnesota Twins @ Toronto Blue Jays
Exhibition Stadium, Toronto, ON
Fri Sep 06 1985, 7:05 PM EDT
Att: 26,440 - Unknown

AB 32
R 8
H 9
RBI 8
BB 5
SO 9
LOB 19



Batter	1	2	3	4	5	6	7	8	9	AB	R	H	RBI	BB	SO	LOB	TOP				
Kirby Puckett, R OBP: 0.320, SLG: 0.367	0-0 4-3		0-0 1B	0-0 4-3		0-0 CS 1B			0-0 F9	5	0	2	0	0	0	3					
Dave Meier, R OBP: 0.371, SLG: 0.288	0-0 F9		0-0 F4		0-0 HR 1B	0-0 CS 1-2	0-0 5-3		4-0 1-2 BB	4	1	1	0	1	0	2					
Kent Hrbek, L OBP: 0.350, SLG: 0.444	0-0 1B		0-0 L4		0-0 HR 1-H				0-0 F9	5	1	2	2	0	0	4					
Tom Brunansky, R OBP: 0.327, SLG: 0.468	0-0 F7			4-0 HR BB	0-3 K				0-3 K	3	1	0	0	1	2	1					
Gary Gaetti, R OBP: 0.305, SLG: 0.409		0-0 F3		0-0 HR 1-H	0-0 HR				0-0 F3	4	2	2	3	0	0	0					
Mark Funderburk, R OBP: 0.438, SLG: 0.643		0-3 K		0-0 5-3	0-0 F9				0-0 6-3	4	0	0	0	0	1	0					
Tim Laudner, R OBP: 0.300, SLG: 0.411		0-3 K		0-3 K	0-0 5-3				0-0 4-3	4	0	0	0	0	2	0					
Greg Gagne, R OBP: 0.288, SLG: 0.342			0-3 K SH1-4	0-0 1B	0-0 1B				0-3 K	4	0	1	0	0	2	0					
Sieve Lombardozzi, R OBP: 0.333, SLG: 0.250			0-0 SH1-4 1-2	0-0 1B 1-3					4-0 F9 BB	2	0	1	0	1	0	0					
Inning Stats	R: 0 E: 0 K: 0 S: 4	H: 1 LOB: 1 BB: 0 P: 4	R: 0 E: 0 K: 2 S: 7	H: 0 LOB: 0 BB: 0 P: 7	R: 0 E: 0 K: 1 S: 7	H: 1 LOB: 2 BB: 0 P: 7	R: 2 E: 0 K: 1 S: 8	H: 3 LOB: 1 BB: 1 P: 12	R: 3 E: 0 K: 1 S: 8	H: 3 LOB: 0 BB: 0 P: 8	R: 0 E: 0 K: 1 S: 5	H: 0 LOB: 0 BB: 0 P: 5	R: 0 E: 0 K: 0 S: 3	H: 0 LOB: 0 BB: 0 P: 3	R: 0 E: 0 K: 1 S: 5	H: 0 LOB: 2 BB: 2 P: 13	1B: 6 2B: 0 3B: 0 HR: 3	SF: 0 SAC: 1 DP: 0 HBP: 0	WP: 2 PB: 0 CS: 1	PA: 40	
PITCHER	IP	WLS	BF	H	R	ER	SO	BB	IBB	HBP	BLK	WP	HR	S	P	ERA	WHIP				
Floyd Bannister, L ERA: 4.88	4.1	L	23	8	5	5	5	1	0	0	0	1	3	32	36	10.38	2.077				
Dan Spillner, R ERA: 3.3	4.1		15	1	0	0	2	2	0	0	0	1	0	17	25	0.00	0.692				
Juan Agosto, L ERA: 3.63	0.1		1	0	0	0	0	0	0	0	0	0	0	1	1	0.00	0.000				

Minnesota Twins @ Chicago White Sox
Comiskey Park, Chicago, IL
Mon Sep 09 1985, 8:05 PM EDT
Att: 13,487 - Unknown

AB 35
R 5
H 9
RBI 5
BB 3
SO 7
LOB 10



Batter	1	2	3	4	5	6	7	8	9	AB	R	H	RBI	BB	SO	LOB	BOTTOM				
Rudy Law, L OBP: 0.304, SLG: 0.365	0-0 B1-3		0-0 4-3			0-0 F9			0-0 F7	4	0	0	0	0	0	1					
Bryan Little, S OBP: 0.382, SLG: 0.370	0-0 B1-3			0-0 G3		0-0 FC1-6-5 FC4-6 2-3			0-0 B5-3	4	0	0	0	0	0	1					
Harold Baines, L OBP: 0.346, SLG: 0.456	0-0 2B			0-0 L6		0-0 FC4-6 1-2			0-0 4-3	4	0	1	0	0	0	1					
Greg Walker, L OBP: 0.310, SLG: 0.437	0-0 L7			0-0 4-3			0-3 K			3	0	0	0	0	1	1					
Carlton Fisk, R OBP: 0.319, SLG: 0.515		0-3 K			0-0 CS 1B				0-0 F7	3	0	1	0	0	1	0					
Daryl Boston, L OBP: 0.279, SLG: 0.349		0-0 4-3			0-0 3-1 1-2				0-0 G3	3	0	0	0	0	0	1					
Ozzie Guillen, L OBP: 0.295, SLG: 0.357		0-0 4-3			0-0 3B				0-0 G3	3	0	1	0	0	0	0					
Luis Salazar, R OBP: 0.252, SLG: 0.366			0-0 F7		0-0 F7				0-0 F7	3	0	0	0	0	0	1					
Joel Skinner, R OBP: 0.522, SLG: 0.579			0-3 K			0-0 FC1-4 2B			0-3 K	3	0	1	0	0	2	0					
Inning Stats	R: 0 E: 0 K: 0 S: 4	H: 1 LOB: 1 BB: 0 P: 4	R: 0 E: 0 K: 1 S: 5	H: 0 LOB: 0 BB: 0 P: 5	R: 0 E: 0 K: 0 S: 3	H: 0 LOB: 0 BB: 0 P: 3	R: 0 E: 0 K: 0 S: 4	H: 2 LOB: 1 BB: 0 P: 4	R: 0 E: 0 K: 0 S: 4	H: 1 LOB: 1 BB: 0 P: 4	R: 0 E: 0 K: 1 S: 5	H: 0 LOB: 0 BB: 0 P: 5	R: 0 E: 0 K: 1 S: 5	H: 0 LOB: 0 BB: 0 P: 5	R: 0 E: 0 K: 0 S: 3	H: 0 LOB: 0 BB: 0 P: 3	1B: 1 2B: 2 3B: 1 HR: 0	SF: 0 SAC: 0 DP: 0 HBP: 0	WP: 0 PB: 0 CS: 1	PA: 30	
PITCHER	IP	WLS	BF	H	R	ER	SO	BB	IBB	HBP	BLK	WP	HR	S	P	ERA	WHIP				
John Butcher, R ERA: 4.88	9.0	W	30	4	0	0	4	0	0	0	0	0	0	38	38	0.00	0.444				

Minnesota Twins @ Chicago White Sox
Comiskey Park, Chicago, IL
Mon Sep 09 1985, 8:05 PM EDT
Att: 13,487 - Unknown

AB 30
R 0
H 4
RBI 0
BB 0
SO 4
LOB 6



Batter	1	2	3	4	5	6	7	8	9	AB	R	H	RBI	BB	SO	LOB	TOP					
Kirby Puckett, R OBP: 0.319, SLG: 0.367 (1, 8)	0-3 K 1			0-3 K 1		0-0 G3 2			0-0 G3 1B 2	4	0	1	0	0	2	0	Minnesota Twins @ Chicago White Sox Comiskey Park, Chicago, IL Wed Sep 11 1985, 8:05 PM EDT Att: 12,407 - Unknown livebaseballscorecards.com					
Gary Gaetti, R OBP: 0.300, SLG: 0.403 (1, 5)	0-0 F3 2			0-0 5-3 2		0-0 F7 3			0-0 G3 1-2 1	4	0	0	0	0	0	1						
Kent Hrbek, L OBP: 0.350, SLG: 0.441 (1, 3)	0-3 K 3			4-0 BB 3			0-0 F8 1		4-0 FC6-4 BB 2	2	0	0	0	2	1	0						
Tom Brunansky, R OBP: 0.322, SLG: 0.460 (1, 9)		0-3 K 1		0-0 F7 3			0-3 K 2		0-0 F7 2	4	0	0	0	0	2	3						
Dave Engle, R OBP: 0.331, SLG: 0.433 (1, 2)		0-3 K2-3 2			0-0 5-3 1			0-0 3B 3	0-0 FC6-4 1-2 3	4	0	1	0	0	1	2						
Mark Funderburk, R OBP: 0.398, SLG: 0.529 (1, 10)		0-0 6-3 3			0-3 K 2					3	0	0	0	0	2	1						
Tim Lincecum, R OBP: 0.339, SLG: 0.395 Steve Lombardozzi, R OBP: 0.333, SLG: 0.250 (1, 4) (8, 4)			0-0 F9 1		0-0 FC6-4 1B 3				0-0 4-3 1	3	0	1	0	0	0	0						
Dave Meier, R OBP: 0.370, SLG: 0.289 (1, 7)			0-0 FC6-4 1B 3		0-0 FC6-4 1-2 3				0-3 K 2	3	0	1	0	0	1	1						
Alvaro Espinoza, R OBP: 0.268, SLG: 0.259 Ron Washington, R OBP: 0.326, SLG: 0.419 (1, 6) (8, 6)			0-0 G4-3 1-2 3		0-3 K 1				0-0 3-1 3	2	0	0	0	0	1	1						
1 1										1	0	0	0	0	0	0						
Inning Stats	R: 0 E: 0 K: 2 S: 7	H: 0 LOB: 0 BB: 0 P: 7	R: 0 E: 0 K: 2 S: 7	H: 0 LOB: 0 BB: 0 P: 7	R: 0 E: 0 K: 0 S: 3	H: 1 LOB: 0 BB: 0 P: 3	R: 0 E: 0 K: 1 S: 5	H: 0 LOB: 1 BB: 0 P: 9	R: 0 E: 0 K: 1 S: 6	H: 1 LOB: 1 BB: 0 P: 6	R: 0 E: 0 K: 1 S: 5	H: 0 LOB: 0 BB: 0 P: 5	R: 0 E: 0 K: 2 S: 8	H: 1 LOB: 1 BB: 0 P: 8	R: 0 E: 0 K: 1 S: 5	H: 0 LOB: 0 BB: 0 P: 5	R: 0 E: 0 K: 0 S: 4	H: 1 LOB: 2 BB: 1 P: 8	1B: 3 2B: 0 3B: 1 HR: 0	SF: 0 SAC: 0 DP: 1 HBP: 0	WP: 0 PB: 0 SB: 0 CS: 0	PA: 32
PITCHER Britt Burns, L ERA: 3.53 (1, 1)	IP: 9.0 WLS: W BF: 32 H: 4 R: 0 ER: 0 SO: 10 BB: 2 IBB: 0 HBP: 0 BLK: 0 WP: 0 HR: 0 S: 50 P: 58 ERA: 0.00 WHIP: 0.667															PITCHER	IP: 9.0 WLS: W BF: 32 H: 4 R: 0 ER: 0 SO: 10 BB: 2 IBB: 0 HBP: 0 BLK: 0 WP: 0 HR: 0 S: 50 P: 58 ERA: 0.00 WHIP: 0.667					

Batter	1	2	3	4	5	6	7	8	9	AB	R	H	RBI	BB	SO	LOB	BOTTOM	
Reid Nichols, R OBP: 0.326, SLG: 0.333 (1, 7) (7, 8)	0-0 F4 1	0-0 SH1 1B 1-2		0-0 F7 2		4-0 1B BB		0-0 L5 2		4	0	1	0	1	0	0	Minnesota Twins @ Chicago White Sox Comiskey Park, Chicago, IL Wed Sep 11 1985, 8:05 PM EDT Att: 12,407 - Unknown livebaseballscorecards.com	
Scott Fletcher, R OBP: 0.329, SLG: 0.298 (1, 6) (6, 5)	0-0 6-3 2	0-0 SH1 1-2 2-3		4-0 BB		1-2 3B 1B		0-0 6-3 3		3	0	1	1	1	0	0		
Harold Baines, L OBP: 0.349, SLG: 0.457 (1, 9)	0-0 1B 1B	4-0 IBB		0-0 4-3 3		0-0 F7 2				3	1	1	0	1	0	3		
Carlton Fisk, R OBP: 0.320, SLG: 0.511 (1, 2)	0-0 1B 1B 1-2	0-0 F4 2		4-0 BB		0-0 F9 3				3	1	1	0	1	0	5		
Ron Kittle, R OBP: 0.285, SLG: 0.406 (1, 10)	0-0 E 1B 1-3 2-H	0-0 F3 3		0-0 F6 1			0-3 K 1			4	1	1	1	0	1	4		
Tim Lincecum, R OBP: 0.325, SLG: 0.367 Ozzie Guillen, L OBP: 0.296, SLG: 0.357 (1, 5) (6, 6)	0-0 E 1B 1-2 3-H		0-3 K 1		0-3 K 2		0-0 4-3 WP 1B			2	1	1	1	0	1	0		
Greg Walker, L OBP: 0.309, SLG: 0.432 (1, 3)	0-0 1B 1-1 2-H		0-0 L5 2		0-0 F8 3		0-0 4-3 1-3 2			4	0	1	2	0	0	2		
Luis Salazar, R OBP: 0.250, SLG: 0.364 Rudy Law, L OBP: 0.312, SLG: 0.375 (1, 8) (6, 7) (7, 7)	0-3 K 3		0-0 4-3 3			0-0 SH1-3 1B 1B		0-0 F7 3		2	0	0	0	0	1	1		
Julio Cruz, S OBP: 0.296, SLG: 0.231 (1, 4)		4-0 SH1 1B BB		0-3 K 1		0-0 SH1-3 1-3		0-0 F7 1		2	0	0	0	1	1	0		
Inning Stats	R: 4 E: 1 K: 1 S: 10	H: 5 LOB: 1 BB: 0 P: 10	R: 0 E: 0 K: 0 S: 4	H: 1 LOB: 3 BB: 2 P: 12	R: 0 E: 0 K: 1 S: 5	H: 0 LOB: 0 BB: 0 P: 5	R: 0 E: 0 K: 1 S: 5	H: 0 LOB: 1 BB: 1 P: 9	R: 0 E: 0 K: 0 S: 5	H: 2 LOB: 2 BB: 1 P: 9	R: 0 E: 0 K: 1 S: 6	H: 1 LOB: 1 BB: 0 P: 6	R: 0 E: 0 K: 0 S: 3	H: 0 LOB: 0 BB: 0 P: 3	1B: 9 2B: 0 3B: 0 HR: 0	SF: 0 SAC: 2 DP: 0 HBP: 0		WP: 1 PB: 0 SB: 1 CS: 0
PITCHER Frank Viola, L ERA: 4.59 Ken Schrom, R ERA: 4.99 Rick Lysander, R ERA: 5.9 (1, 1) (2, 1) (7, 1)	IP: 1.0 WLS: L BF: 10 H: 6 R: 4 ER: 3 SO: 1 BB: 1 IBB: 0 HBP: 0 BLK: 0 WP: 0 HR: 0 S: 11 P: 15 ERA: 27.00 WHIP: 7.000															PITCHER	IP: 1.0 WLS: L BF: 10 H: 6 R: 4 ER: 3 SO: 1 BB: 1 IBB: 0 HBP: 0 BLK: 0 WP: 0 HR: 0 S: 11 P: 15 ERA: 27.00 WHIP: 7.000	

Batter	1	2	3	4	5	6	7	8	9	AB	R	H	RBI	BB	SO	LOB	TOP				
Kirby Puckett, R OBP: 0.317, SLG: 0.364 (1, 8)			SH2-4		6-3			4-3	K	4	0	0	0	0	2	2					
Roy Smalley, S OBP: 0.362, SLG: 0.412 (1, 10)			4-3							4	0	3	1	0	0	1					
Kent Hrbek, L OBP: 0.347, SLG: 0.438 (1, 3)	K		F8		G3			K		4	0	0	0	0	2	4					
Tom Brunansky, R OBP: 0.320, SLG: 0.456 (1, 9)	F7				F8			F7		4	0	0	0	0	2						
Mark Salas, L OBP: 0.335, SLG: 0.434 (1, 2)		4-3								4	0	1	0	0	0	0					
Gary Gaetti, R OBP: 0.302, SLG: 0.403 (1, 5)		G3								4	1	2	0	0	1	0					
Dave Meier, R OBP: 0.373, SLG: 0.286 (7, PH)										1	0	0	0	1	1	2					
Mike Stenhouse, L OBP: 0.339, SLG: 0.338 (7, 7)										2	0	1	0	0	0	0					
Greg Gagne, R OBP: 0.290, SLG: 0.340 (7, PH)										2	1	1	0	0	1	2					
Tim Lincecum, R OBP: 0.338, SLG: 0.393 (7, 4)										2	0	0	0	0	0	2					
Sieve Lombardozzi, R OBP: 0.300, SLG: 0.222 (7, PH)										1	0	0	0	0	0	0					
Ron Washington, R OBP: 0.324, SLG: 0.416 (7, 6)										1	0	0	0	0	0	0					
Dave Engle, R OBP: 0.335, SLG: 0.437 (9, PH)										1	0	1	1	0	0	0					
Alvaro Espinoza, R OBP: 0.298, SLG: 0.259 (9, PR)										0	0	0	0	0	0	0					
Inning Stats	R: 0 E: 0 K: 2 S: 8	H: 1 LOB: 1 BB: 0 P: 8	R: 0 E: 0 K: 0 S: 2	H: 0 LOB: 0 BB: 1 P: 6	R: 1 E: 1 K: 0 S: 5	H: 1 LOB: 1 BB: 0 P: 5	R: 0 E: 0 K: 2 S: 9	H: 2 LOB: 2 BB: 0 P: 9	R: 0 E: 0 K: 0 S: 4	H: 1 LOB: 1 BB: 0 P: 4	R: 0 E: 0 K: 1 S: 5	H: 0 LOB: 0 BB: 0 P: 5	R: 0 E: 0 K: 0 S: 3	H: 0 LOB: 0 BB: 0 P: 3	R: 0 E: 0 K: 1 S: 6	H: 1 LOB: 1 BB: 0 P: 6	R: 1 E: 0 K: 1 S: 8	H: 3 LOB: 2 BB: 0 P: 8	1B: 9 2B: 0 3B: 0 HR: 0	SF: 0 SAC: 2 DP: 0 HBP: 0	WP: 0 PA: 38 CS: 1
PITCHER	IP	WLS	BF	H	R	ER	SO	BB	IBB	HBP	BLK	WP	HR	S	P	ERA	WHIP				
Gene Nelson, R ERA: 4.29 (1, 1)	8.1	W	33	7	2	1	6	1	0	0	0	0	0	44	48	1.08	0.960				
Bob James, R ERA: 2.18 (9, 1)	0.2	S	4	2	0	0	1	0	0	0	0	0	0	6	6	0.00	3.000				

Minnesota Twins @ Chicago White Sox
Comiskey Park, Chicago, IL
Thu Sep 12 1985, 8:05 PM EDT
Att: 10,293 - Unknown

AB 34
R 2
H 9
RBI 2
BB 1
SO 7
LOB 15



Batter	1	2	3	4	5	6	7	8	9	AB	R	H	RBI	BB	SO	LOB	BOTTOM				
Rudy Law, L OBP: 0.309, SLG: 0.371 (1, 8)	E6		F8	F5			F8			4	0	0	0	0	0	1					
Bryan Little, S OBP: 0.382, SLG: 0.379 (1, 4)	G4-6-3			4-3						4	1	1	0	0	0	2					
Harold Baines, L OBP: 0.348, SLG: 0.457 (1, 9)	4-3									4	1	1	0	0	1	0					
Greg Walker, L OBP: 0.310, SLG: 0.439 (1, 3)		L4								4	1	2	2	0	0	0					
Carlton Fisk, R OBP: 0.319, SLG: 0.508 (1, 10)										3	1	0	0	1	1	2					
Ron Kittle, R OBP: 0.291, SLG: 0.416 (8, FR)										3	0	2	1	1	0	1					
Daryl Boston, L OBP: 0.278, SLG: 0.344 (9, 8)										0	0	0	0	0	0	0					
Ozzie Guillen, L OBP: 0.293, SLG: 0.354 (1, 6)										4	0	0	0	0	0	4					
Scott Fletcher, R OBP: 0.329, SLG: 0.298 (1, 5)										3	0	1	1	0	1	0					
Joel Skinner, R OBP: 0.500, SLG: 0.636 (1, 2)										3	0	1	0	0	2	2					
Inning Stats	R: 0 E: 1 K: 0 S: 3	H: 0 LOB: 0 BB: 0 P: 3	R: 1 E: 0 K: 1 S: 6	H: 1 LOB: 2 BB: 2 P: 14	R: 3 E: 0 K: 0 S: 7	H: 4 LOB: 1 BB: 0 P: 7	R: 0 E: 0 K: 0 S: 4	H: 1 LOB: 1 BB: 0 P: 4	R: 0 E: 0 K: 2 S: 7	H: 0 LOB: 0 BB: 0 P: 7	R: 0 E: 0 K: 1 S: 5	H: 0 LOB: 0 BB: 0 P: 5	R: 0 E: 0 K: 1 S: 6	H: 1 LOB: 1 BB: 0 P: 6	R: 0 E: 0 K: 1 S: 6	H: 1 LOB: 1 BB: 0 P: 6	1B: 2 2B: 4 3B: 2 HR: 0	SF: 0 SAC: 0 DP: 1 HBP: 0	WP: 0 PA: 34 CS: 0		
PITCHER	IP	WLS	BF	H	R	ER	SO	BB	IBB	HBP	BLK	WP	HR	S	P	ERA	WHIP				
Mike Smithson, R ERA: 4.31 (1, 1)	8.0	L	34	8	4	4	5	2	0	0	0	0	0	42	50	4.50	1.250				

Minnesota Twins @ Chicago White Sox
Comiskey Park, Chicago, IL
Thu Sep 12 1985, 8:05 PM EDT
Att: 10,293 - Unknown

AB 32
R 4
H 8
RBI 4
BB 2
SO 5
LOB 12



Batter	1	2	3	4	5	6	7	8	9	AB	R	H	RBI	BB	SO	LOB	TOP				
Kirby Puckett, R OBP: 0.317, SLG: 0.365 (1, 8)										4	0	1	0	0	1	0	Minnesota Twins @ Cleveland Indians Cleveland Municipal Stadium, Cleveland, OH Fri Sep 13 1985, 7:05 PM EDT Unknown				
Dave Meier, R OBP: 0.371, SLG: 0.299 Kent Hrbek, L OBP: 0.349, SLG: 0.439 (1, 7) (8, PH) (8, 3)										3	0	1	0	0	0	1					
Dave Engle, R OBP: 0.333, SLG: 0.428 (1, 10)										3	0	0	0	1	0	2					
Tom Brunansky, R OBP: 0.323, SLG: 0.460 (1, 9)										3	1	2	0	1	0	1					
Mark Funderburk, R OBP: 0.348, SLG: 0.619 (1, 3) (8, 7)										4	1	1	2	0	1	4					
Tim Lauder, R OBP: 0.301, SLG: 0.409 Roy Smalley, S OBP: 0.361, SLG: 0.411 Jeff Reed, L OBP: 0.500, SLG: 0.500 (1, 2) (8, PH) (8, 2)										3	0	1	0	0	1	1					
Gary Gaetti, R OBP: 0.299, SLG: 0.400 (1, 5)										4	0	0	0	0	1	1					
Tim Teufel, R OBP: 0.335, SLG: 0.389 (1, 4)										4	0	0	0	0	3	1					
Greg Gagne, R OBP: 0.288, SLG: 0.337 Ron Washington, R OBP: 0.319, SLG: 0.409 (1, 6) (7, PH) (7, 6)										2	0	0	0	0	1	0					
Inning Stats	R: 0 E: 0 K: 1 S: 6	H: 1 LOB: 1 BB: 0 P: 6	R: 0 E: 0 K: 2 S: 8	H: 1 LOB: 1 BB: 0 P: 8	R: 0 E: 0 K: 1 S: 6	H: 1 LOB: 1 BB: 0 P: 6	R: 2 E: 0 K: 1 S: 7	H: 2 LOB: 0 BB: 0 P: 7	R: 0 E: 0 K: 0 S: 3	H: 0 LOB: 0 BB: 0 P: 3	R: 0 E: 0 K: 1 S: 5	H: 0 LOB: 0 BB: 0 P: 5	R: 0 E: 0 K: 0 S: 4	H: 1 LOB: 3 BB: 2 P: 12	R: 0 E: 0 K: 1 S: 5	H: 0 LOB: 0 BB: 0 P: 5		1B: 3 2B: 3 3B: 0 HR: 1	SF: 0 SAC: 0 DP: 0 HBP: 0	WP: 0 PB: 0 SB: 0 CS: 0	PA: 36
PITCHER	IP WLS BF H R ER SO BB IBB HBP BLK WP HR S P ERA WHIP	IP WLS BF H R ER SO BB IBB HBP BLK WP HR S P ERA WHIP	IP WLS BF H R ER SO BB IBB HBP BLK WP HR S P ERA WHIP	IP WLS BF H R ER SO BB IBB HBP BLK WP HR S P ERA WHIP	IP WLS BF H R ER SO BB IBB HBP BLK WP HR S P ERA WHIP	IP WLS BF H R ER SO BB IBB HBP BLK WP HR S P ERA WHIP	IP WLS BF H R ER SO BB IBB HBP BLK WP HR S P ERA WHIP	IP WLS BF H R ER SO BB IBB HBP BLK WP HR S P ERA WHIP	IP WLS BF H R ER SO BB IBB HBP BLK WP HR S P ERA WHIP	IP WLS BF H R ER SO BB IBB HBP BLK WP HR S P ERA WHIP	IP WLS BF H R ER SO BB IBB HBP BLK WP HR S P ERA WHIP	IP WLS BF H R ER SO BB IBB HBP BLK WP HR S P ERA WHIP	IP WLS BF H R ER SO BB IBB HBP BLK WP HR S P ERA WHIP	IP WLS BF H R ER SO BB IBB HBP BLK WP HR S P ERA WHIP	IP WLS BF H R ER SO BB IBB HBP BLK WP HR S P ERA WHIP	IP WLS BF H R ER SO BB IBB HBP BLK WP HR S P ERA WHIP	IP WLS BF H R ER SO BB IBB HBP BLK WP HR S P ERA WHIP	IP WLS BF H R ER SO BB IBB HBP BLK WP HR S P ERA WHIP	IP WLS BF H R ER SO BB IBB HBP BLK WP HR S P ERA WHIP	IP WLS BF H R ER SO BB IBB HBP BLK WP HR S P ERA WHIP	IP WLS BF H R ER SO BB IBB HBP BLK WP HR S P ERA WHIP

AB 34
R 2
H 7
RBI 2
BB 2
SO 8
LOB 14



Batter	1	2	3	4	5	6	7	8	9	AB	R	H	RBI	BB	SO	LOB	BOTTOM				
Brett Butler, L OBP: 0.370, SLG: 0.440 (1, 8)										4	1	3	0	0	0	0	Minnesota Twins @ Cleveland Indians Cleveland Municipal Stadium, Cleveland, OH Fri Sep 13 1985, 7:05 PM EDT Unknown				
Tony Bemazzard, S OBP: 0.380, SLG: 0.401 (1, 4)										2	1	0	0	2	0	2					
Julio Franco, R OBP: 0.340, SLG: 0.377 (1, 6)										4	0	1	0	0	0	5					
Jim Wilson, R OBP: 0.500, SLG: 0.333 (1, 10)										3	1	1	1	1	1	0					
Mike Hargrove, L OBP: 0.362, SLG: 0.325 (1, 3)										3	0	0	0	1	1	2					
Brook Jacoby, R OBP: 0.332, SLG: 0.415 (1, 5)										3	0	0	1	0	1	2					
George Vukovich, L OBP: 0.295, SLG: 0.339 (1, 9)										4	0	1	1	0	0	0					
Joe Carter, R OBP: 0.290, SLG: 0.373 (1, 7)										4	0	1	0	0	1	0					
Jerry Willard, L OBP: 0.327, SLG: 0.345 (1, 2)										3	0	1	0	0	1	1					
Inning Stats	R: 3 E: 0 K: 0 S: 5	H: 3 LOB: 2 BB: 2 P: 13	R: 0 E: 0 K: 1 S: 5	H: 0 LOB: 0 BB: 0 P: 5	R: 0 E: 0 K: 1 S: 6	H: 1 LOB: 2 BB: 1 P: 10	R: 0 E: 0 K: 0 S: 5	H: 2 LOB: 3 BB: 1 P: 9	R: 0 E: 0 K: 1 S: 7	H: 0 LOB: 2 BB: 0 P: 7	R: 0 E: 0 K: 1 S: 5	H: 0 LOB: 0 BB: 0 P: 5	R: 0 E: 0 K: 0 S: 3	H: 0 LOB: 0 BB: 0 P: 3	R: 0 E: 0 K: 1 S: 3	H: 0 LOB: 0 BB: 0 P: 3		1B: 7 2B: 1 3B: 0 HR: 0	SF: 1 SAC: 0 DP: 0 HBP: 0	WP: 0 PB: 0 SB: 0 CS: 0	PA: 35
PITCHER	IP WLS BF H R ER SO BB IBB HBP BLK WP HR S P ERA WHIP	IP WLS BF H R ER SO BB IBB HBP BLK WP HR S P ERA WHIP	IP WLS BF H R ER SO BB IBB HBP BLK WP HR S P ERA WHIP	IP WLS BF H R ER SO BB IBB HBP BLK WP HR S P ERA WHIP	IP WLS BF H R ER SO BB IBB HBP BLK WP HR S P ERA WHIP	IP WLS BF H R ER SO BB IBB HBP BLK WP HR S P ERA WHIP	IP WLS BF H R ER SO BB IBB HBP BLK WP HR S P ERA WHIP	IP WLS BF H R ER SO BB IBB HBP BLK WP HR S P ERA WHIP	IP WLS BF H R ER SO BB IBB HBP BLK WP HR S P ERA WHIP	IP WLS BF H R ER SO BB IBB HBP BLK WP HR S P ERA WHIP	IP WLS BF H R ER SO BB IBB HBP BLK WP HR S P ERA WHIP	IP WLS BF H R ER SO BB IBB HBP BLK WP HR S P ERA WHIP	IP WLS BF H R ER SO BB IBB HBP BLK WP HR S P ERA WHIP	IP WLS BF H R ER SO BB IBB HBP BLK WP HR S P ERA WHIP	IP WLS BF H R ER SO BB IBB HBP BLK WP HR S P ERA WHIP	IP WLS BF H R ER SO BB IBB HBP BLK WP HR S P ERA WHIP	IP WLS BF H R ER SO BB IBB HBP BLK WP HR S P ERA WHIP	IP WLS BF H R ER SO BB IBB HBP BLK WP HR S P ERA WHIP	IP WLS BF H R ER SO BB IBB HBP BLK WP HR S P ERA WHIP	IP WLS BF H R ER SO BB IBB HBP BLK WP HR S P ERA WHIP	IP WLS BF H R ER SO BB IBB HBP BLK WP HR S P ERA WHIP



Batter	1	2	3	4	5	6	7	8	9	AB	R	H	RBI	BB	SO	LOB	TOP			
Kirby Puckett, R OBP: 0.321, SLG: 0.369 (1, 8)										4	1	4	0	0	0	0	Minnesota Twins @ Cleveland Indians Cleveland Municipal Stadium, Cleveland, OH Fri Sep 13 1985, 7:05 PM EDT Att: 4,431 - Unknown			
Roy Smalley, S OBP: 0.353, SLG: 0.412 (1, 10)										4	0	2	0	0	0	1				
Kent Hrbek, L OBP: 0.348, SLG: 0.436 (1, 3)										3	0	0	0	1	1	2				
Tom Brunansky, R OBP: 0.322, SLG: 0.459 (1, 9)										3	0	1	1	0	1	1				
Mark Salas, L OBP: 0.334, SLG: 0.441 (1, 2)										4	1	1	1	0	0	3				
Mike Stenhouse, L OBP: 0.332, SLG: 0.329 (1, 7)										4	0	0	0	0	0	1				
Dave Meier, R OBP: 0.371, SLG: 0.299 (9, 7)										0	0	0	0	0	0	0				
Gary Gaetti, R OBP: 0.299, SLG: 0.405 (1, 5)										4	1	1	1	0	0	1				
Ron Washington, R OBP: 0.312, SLG: 0.400 (1, 6)										3	0	0	0	0	0	0				
Greg Gagne, R OBP: 0.297, SLG: 0.336 (7, 6)										1	0	0	0	0	0	0				
Sieve Lombardozzi, R OBP: 0.291, SLG: 0.167 (1, 4)										3	0	0	0	0	0	0				
Inning Stats	R: 0 E: 0 K: 2 S: 8	H: 2 LOB: 1 BB: 0 P: 8	R: 1 E: 0 K: 0 S: 4	H: 1 LOB: 0 BB: 0 P: 4	R: 1 E: 0 K: 0 S: 5	H: 2 LOB: 2 BB: 1 P: 9	R: 0 E: 0 K: 0 S: 3	H: 0 LOB: 0 BB: 0 P: 3	R: 0 E: 0 K: 0 S: 4	H: 1 LOB: 1 BB: 0 P: 4	R: 0 E: 0 K: 0 S: 4	H: 1 LOB: 0 BB: 0 P: 3	R: 0 E: 0 K: 0 S: 3	H: 0 LOB: 0 BB: 0 P: 3	R: 1 E: 0 K: 0 S: 4	H: 1 LOB: 0 BB: 0 P: 4	1B: 7 2B: 0 3B: 0 HR: 2	SF: 1 SAC: 0 DP: 0 HBP: 0	WP: 1 PB: 0 SB: 0 CS: 2	PA: 36
PITCHER Don Schulte, R ERA: 6.27 (1, 1)	IP: 9.0 WLS: L BF: 35 H: 9 R: 3 ER: 3 SO: 2 BB: 1 IBB: 0 HBP: 0 BLK: 0 WP: 1 HR: 2 S: 38 P: 42 ERA: 3.00 WHIP: 1.111																			

AB	33
R	3
H	9
RBI	3
BB	1
SO	2
LOB	9



Batter	1	2	3	4	5	6	7	8	9	AB	R	H	RBI	BB	SO	LOB	BOTTOM					
Brett Butler, L OBP: 0.370, SLG: 0.442 (1, 8)										3	0	1	0	0	0	1	Minnesota Twins @ Cleveland Indians Cleveland Municipal Stadium, Cleveland, OH Fri Sep 13 1985, 7:05 PM EDT Att: 4,431 - Unknown					
Julio Franco, R OBP: 0.341, SLG: 0.378 (1, 6)										4	0	2	0	0	1	3						
Brook Jacoby, R OBP: 0.329, SLG: 0.412 (1, 5)										4	0	0	0	0	2	5						
Andre Thornton, R OBP: 0.288, SLG: 0.340 (1, 10)										3	0	0	0	1	0	2						
Otis Nixon, S OBP: 0.266, SLG: 0.317 (9, PR)										0	0	0	0	0	0	0						
Jim Wilson, R OBP: 0.375, SLG: 0.286 (1, 3)										4	0	1	0	0	2	2						
Joe Carter, R OBP: 0.292, SLG: 0.375 (1, 7)										4	1	2	0	0	0	1						
Tony Bernazard, S OBP: 0.358, SLG: 0.399 (1, 4)										2	0	0	0	0	1	1						
Benny Ayala, R OBP: 0.288, SLG: 0.406 (7, PH)										1	0	0	0	0	1	1						
Mike Fischlin, R OBP: 0.271, SLG: 0.315 (8, 4)										0	0	0	0	0	0	0						
Jerry Willard, L OBP: 0.326, SLG: 0.343 (9, PH)										1	0	0	0	0	1	1						
Carmen Castillo, R OBP: 0.296, SLG: 0.439 (1, 9)										2	0	1	1	1	0	0						
George Vukovich, L OBP: 0.294, SLG: 0.338 (9, PH)										1	0	0	0	0	0	1						
Chris Bando, S OBP: 0.226, SLG: 0.170 (1, 2)										2	0	1	0	1	0	1						
Inning Stats	R: 0 E: 0 K: 2 S: 8	H: 1 LOB: 1 BB: 0 P: 8	R: 0 E: 0 K: 0 S: 3	H: 0 LOB: 0 BB: 0 P: 3	R: 0 E: 0 K: 1 S: 6	H: 1 LOB: 2 BB: 1 P: 10	R: 0 E: 1 K: 1 S: 6	H: 1 LOB: 1 BB: 0 P: 6	R: 0 E: 0 K: 0 S: 2	H: 0 LOB: 0 BB: 1 P: 6	R: 0 E: 0 K: 0 S: 3	H: 1 LOB: 0 BB: 0 P: 3	R: 1 E: 0 K: 2 S: 9	H: 2 LOB: 1 BB: 0 P: 9	R: 0 E: 0 K: 1 S: 6	H: 1 LOB: 2 BB: 1 P: 10	R: 0 E: 0 K: 1 S: 5	H: 1 LOB: 0 BB: 0 P: 5	1B: 6 2B: 2 3B: 0 HR: 0	SF: 0 SAC: 1 DP: 2 HBP: 0	WP: 0 PB: 1 SB: 0 CS: 1	PA: 35
PITCHER Frank Viola, L ERA: 4.49 (1, 1)	IP: 7.0 WLS: W BF: 27 H: 6 R: 1 ER: 1 SO: 6 BB: 2 IBB: 0 HBP: 0 BLK: 0 WP: 0 HR: 0 S: 37 P: 45 ERA: 1.29 WHIP: 1.143																					
Ron Davis, R ERA: 3.45 (8, 1)	IP: 2.0 WLS: S BF: 8 H: 2 R: 0 ER: 0 SO: 2 BB: 1 IBB: 0 HBP: 0 BLK: 0 WP: 0 HR: 0 S: 11 P: 15 ERA: 0.00 WHIP: 1.500																					

AB	31
R	1
H	8
RBI	1
BB	3
SO	8
LOB	19



Batter	1	2	3	4	5	6	7	8	9	AB	R	H	RBI	BB	SO	LOB	TOP								
Kirby Puckett, R OBP: 0.322, SLG: 0.370 (1, 8)	4-3		1-3		1B 1B	1-3			BLK SF7 BB	4	1	2	0	1	0	1	Minnesota Twins @ Cleveland Indians Cleveland Municipal Stadium, Cleveland, OH Sat Sep 14, 1985, 3:38 AM EDT Att: 5,218 - Unknown livebaseballscorecards.com								
Dave Meier, R OBP: 0.373, SLG: 0.304 (1, 9)	6-3		1B		1-2	F8			6-3	5	1	2	1	0	0	3									
Kent Hrbek, L OBP: 0.349, SLG: 0.440 (1, 3)	K		1B		1-3	F7			SF7 BLK WP IBB	4	1	1	0	1	1	2									
Mark Funderburk, R OBP: 0.355, SLG: 0.556 (1, 10)		1-3	FC5-4		1-2	G6-4-3			SF7	3	0	2	2	1	0	0									
Dave Engle, R OBP: 0.329, SLG: 0.416 (1, 7)	4-3		FC5-4		1-2	G6-4-3				4	0	0	0	1	0	6									
Gary Gaetti, R OBP: 0.299, SLG: 0.405 (1, 5)					K2-3				F9	5	1	2	0	0	1	1									
Tim Laudner, R OBP: 0.301, SLG: 0.414 (1, 2)	5-3				K	SH			F9	3	0	1	0	0	1	1									
Tim Teufel, R OBP: 0.335, SLG: 0.394 (1, 4)			6-3			FC3-6			F9	4	0	1	1	0	0	2									
Steve Lombardozzi, R OBP: 0.231, SLG: 0.167 (9, 4)						1B			F9	0	0	0	0	0	0	0									
Greg Gagne, R OBP: 0.287, SLG: 0.336 (1, 6)									F4	3	1	1	0	0	0	2									
Ron Washington, R (8, PH) OBP: 0.308, SLG: 0.394 (8, 6)					F8				5-3	1	0	0	0	0	0	1									
Alvaro Espinoza, R OBP: 0.288, SLG: 0.298 (9, 6)			S							0	0	0	0	0	0	0									
Inning Stats	R: 0 E: 0 K: 1 S: 5	H: 0 LOB: 0 BB: 0 P: 5	R: 0 E: 0 K: 0 S: 4	H: 1 LOB: 1 BB: 0 P: 4	R: 2 E: 0 K: 0 S: 7	H: 4 LOB: 2 BB: 0 P: 7	R: 0 E: 0 K: 2 S: 8	H: 1 LOB: 1 BB: 0 P: 8	R: 0 E: 0 K: 0 S: 5	H: 3 LOB: 2 BB: 0 P: 5	R: 1 E: 1 K: 0 S: 6	H: 2 LOB: 2 BB: 0 P: 6	R: 0 E: 0 K: 0 S: 2	H: 0 LOB: 0 BB: 1 P: 6	R: 0 E: 0 K: 0 S: 4	H: 1 LOB: 1 BB: 0 P: 4	R: 2 E: 0 K: 0 S: 3	H: 0 LOB: 1 BB: 3 P: 15	1B: 10 2B: 2 3B: 0 HR: 0	SF: 1 SAC: 1 DP: 2 HBP: 0	WP: 1 PB: 0 SB: 1 CS: 0	PA: 42			
PITCHER	IP	WLS	BF	H	R	ER	SO	BB	IBB	HBP	BLK	WP	HR	S	P	ERA	WHIP								
Neal Heaton, L ERA: 4.76 (1, 1)	8.0		36	12	3	3	3	1	0	0	0	0	0	41	45	3.38	1.625								
Rich Thompson, R ERA: 6.22 (9, 1)	1.0	L	6	0	2	2	0	2	1	0	1	1	0	3	15	18.00	2.000								

Batter	1	2	3	4	5	6	7	8	9	AB	R	H	RBI	BB	SO	LOB	BOTTOM								
Brett Butler, L OBP: 0.369, SLG: 0.437 (1, 8)	S		E S		6-3				4-3	4	1	1	0	1	0	2	Minnesota Twins @ Cleveland Indians Cleveland Municipal Stadium, Cleveland, OH Sat Sep 14, 1985, 3:38 AM EDT Att: 5,218 - Unknown livebaseballscorecards.com								
Tony Bemazzard, S OBP: 0.355, SLG: 0.395 (1, 4)	F5		F9		F7				F7	4	0	0	0	0	0	2									
Julio Franco, R OBP: 0.341, SLG: 0.376 (1, 6)	K		2B		6-3				6-3	4	1	1	1	0	1	1									
Andre Thornton, R OBP: 0.292, SLG: 0.347 (1, 10)	5-3		4-3							4	1	3	0	0	0	1									
Otis Nixon, S OBP: 0.266, SLG: 0.317 (8, PR)			WP							0	0	0	0	0	0	0									
Jim Wilson, R OBP: 0.400, SLG: 0.357 (1, 3)					4-3					2	0	1	1	0	0	1									
Mike Hargrove, L OBP: 0.368, SLG: 0.335 (6, 3)		2B							F9	2	0	1	0	0	0	1									
Joe Carter, R OBP: 0.295, SLG: 0.386 (1, 7)		F8			6-3					4	0	1	0	0	0	3									
Brook Jacoby, R OBP: 0.328, SLG: 0.415 (1, 5)		F8							5-3	4	0	0	0	0	1	3									
George Vukovich, L OBP: 0.295, SLG: 0.339 (1, 9)					F8				5-3	4	0	1	0	0	0	1									
Chris Bando, S OBP: 0.222, SLG: 0.167 (1, 2)										3	0	0	0	0	0	2									
Jerry Willard, L OBP: 0.333, SLG: 0.358 (9, PH)					6-3					0	0	0	0	1	0	0									
Mike Fischlin, R OBP: 0.258, SLG: 0.298 (9, PR)										0	0	0	0	0	0	0									
Inning Stats	R: 0 E: 0 K: 1 S: 5	H: 0 LOB: 1 BB: 1 P: 9	R: 0 E: 0 K: 0 S: 5	H: 2 LOB: 2 BB: 0 P: 5	R: 3 E: 0 K: 0 S: 6	H: 3 LOB: 0 BB: 0 P: 6	R: 0 E: 0 K: 1 S: 5	H: 0 LOB: 0 BB: 0 P: 5	R: 0 E: 0 K: 0 S: 3	H: 0 LOB: 0 BB: 0 P: 3	R: 0 E: 0 K: 0 S: 4	H: 2 LOB: 1 BB: 0 P: 4	R: 0 E: 0 K: 0 S: 3	H: 0 LOB: 0 BB: 0 P: 3	R: 0 E: 0 K: 0 S: 4	H: 1 LOB: 1 BB: 0 P: 4	R: 0 E: 0 K: 0 S: 4	H: 1 LOB: 2 BB: 1 P: 8	1B: 7 2B: 2 3B: 0 HR: 0	SF: 0 SAC: 0 DP: 1 HBP: 0	WP: 1 PB: 0 SB: 2 CS: 0	PA: 37			
PITCHER	IP	WLS	BF	H	R	ER	SO	BB	IBB	HBP	BLK	WP	HR	S	P	ERA	WHIP								
Dennis Burt, R ERA: 6.0 (1, 1)	8.0		32	8	3	3	2	1	0	0	1	0	0	35	39	3.38	1.125								
Ron Davis, R ERA: 3.42 (9, 1)	1.0	S	5	1	0	0	0	1	0	0	0	0	0	4	8	0.00	2.000								

Batter	1	2	3	4	5	6	7	8	9	AB	R	H	RBI	BB	SO	LOB	TOP					
Kirby Puckett, R OBP: 0.324, SLG: 0.372 (1, 8)										5	0	3	1	0	0	1	Minnesota Twins @ Cleveland Indians Cleveland Municipal Stadium, Cleveland, OH Sun Sep 15 1985, 3:33 AM EDT Att: 6,010 - Unknown					
Mike Stenhouse, L OBP: 0.339, SLG: 0.348 (1, 9)										3	0	1	1	1	0	1						
Dave Meier, R OBP: 0.369, SLG: 0.301 (8, FH) (8, 9)										1	0	0	0	0	0	2						
Roy Smalley, S OBP: 0.364, SLG: 0.412 (1, 10)										3	0	0	0	2	0	2						
Kent Hrbek, L OBP: 0.351, SLG: 0.447 (1, 3)										5	1	3	1	0	0	1						
Mark Funderburk, R OBP: 0.361, SLG: 0.531 (1, 7)										5	0	2	0	0	1	3						
Mark Salas, L OBP: 0.337, SLG: 0.455 (1, 2)										5	1	3	1	0	0	2						
Gary Gaetti, R OBP: 0.296, SLG: 0.401 (1, 5)										5	0	0	0	0	0	3						
Greg Gagne, R OBP: 0.287, SLG: 0.335 (1, 6)										4	1	1	0	0	0	0						
Steve Lombardozzi, R OBP: 0.412, SLG: 0.533 (1, 4)										3	2	3	1	1	0	0						
Inning Stats	R: 0 E: 0 K: 1 S: 6	H: 1 LOB: 2 BB: 1 P: 10	R: 2 E: 0 K: 0 S: 6	H: 4 LOB: 2 BB: 0 P: 6	R: 0 E: 0 K: 0 S: 4	H: 1 LOB: 2 BB: 1 P: 8	R: 0 E: 0 K: 0 S: 4	H: 1 LOB: 0 BB: 0 P: 8	R: 0 E: 0 K: 0 S: 3	H: 0 LOB: 0 BB: 0 P: 3	R: 2 E: 0 K: 0 S: 5	H: 3 LOB: 0 BB: 0 P: 5	R: 0 E: 0 K: 0 S: 4	H: 2 LOB: 1 BB: 0 P: 4	R: 0 E: 0 K: 0 S: 4	H: 1 LOB: 2 BB: 1 P: 8	R: 1 E: 0 K: 0 S: 5	H: 3 LOB: 1 BB: 0 P: 5	1B: 10 2B: 3 3B: 1 HR: 2	SF: 0 SAC: 0 DP: 2 HBP: 0	WP: 0 PB: 0 SB: 0 CS: 1	PA: 43
PITCHER	IP	WLS	BF	H	R	ER	SO	BB	IBB	HBP	BLK	WP	HR	S	P	ERA	WHIP					
Roy Smith, R ERA: 5.34 (1, 1)	6.0	L	29	10	4	4	1	3	0	0	0	0	1	28	40	6.00	2.167					
Dave Vonohlen, L ERA: 3.14 (7, 1)	2.0		9	3	0	0	0	1	0	0	0	0	0	8	12	0.00	2.000					
Ramon Romero, L ERA: 6.46 (9, 1)	1.0		5	3	1	1	0	0	0	0	0	0	1	5	5	9.00	3.000					

Batter	1	2	3	4	5	6	7	8	9	AB	R	H	RBI	BB	SO	LOB	BOTTOM					
Brett Butler, L OBP: 0.371, SLG: 0.438 (1, 8)										3	0	2	0	1	0	0	Minnesota Twins @ Cleveland Indians Cleveland Municipal Stadium, Cleveland, OH Sun Sep 15 1985, 3:33 AM EDT Att: 6,010 - Unknown					
Joe Carter, R OBP: 0.292, SLG: 0.382 (1, 7)										4	0	0	0	0	1	4						
Julio Franco, R OBP: 0.340, SLG: 0.374 (1, 6)										3	1	0	0	1	3	2						
Andre Thornton, R OBP: 0.294, SLG: 0.355 (1, 10)										3	1	1	1	1	0	0						
Mike Hargrove, L OBP: 0.374, SLG: 0.347 (1, 3)										4	0	3	0	0	0	0						
Mike Fischlin, R OBP: 0.258, SLG: 0.298 (9, PR)										0	0	0	0	0	0	0						
Tony Bemazzard, S OBP: 0.352, SLG: 0.392 (1, 4)										4	0	0	0	0	0	4						
George Vukovich, L OBP: 0.292, SLG: 0.335 (1, 9)										4	0	0	0	0	1	3						
Brook Jacoby, R OBP: 0.326, SLG: 0.412 (1, 5)										3	0	0	0	0	0	0						
Jerry Willard, L OBP: 0.333, SLG: 0.358 (1, 2)										3	0	1	0	0	2	0						
Inning Stats	R: 0 E: 0 K: 1 S: 5	H: 1 LOB: 0 BB: 0 P: 5	R: 0 E: 0 K: 0 S: 4	H: 1 LOB: 1 BB: 0 P: 4	R: 0 E: 0 K: 1 S: 5	H: 0 LOB: 0 BB: 0 P: 5	R: 1 E: 0 K: 1 S: 6	H: 1 LOB: 0 BB: 0 P: 6	R: 0 E: 0 K: 2 S: 8	H: 1 LOB: 1 BB: 0 P: 8	R: 0 E: 0 K: 0 S: 3	H: 1 LOB: 0 BB: 0 P: 3	R: 0 E: 0 K: 1 S: 6	H: 1 LOB: 2 BB: 1 P: 10	R: 0 E: 0 K: 0 S: 3	H: 1 LOB: 2 BB: 2 P: 11	1B: 5 2B: 1 3B: 0 HR: 1	SF: 0 SAC: 0 DP: 2 HBP: 0	WP: 0 PB: 0 SB: 1 CS: 1	PA: 34		
PITCHER	IP	WLS	BF	H	R	ER	SO	BB	IBB	HBP	BLK	WP	HR	S	P	ERA	WHIP					
Bert Blyleven, R ERA: 3.31 (1, 1)	8.0	W	32	7	2	2	7	3	0	0	0	0	0	43	55	2.25	1.250					
Ron Davis, R ERA: 3.35 (9, 1)	1.0	S	2	0	0	0	0	0	0	0	0	0	0	2	2	0.00	0.000					

Batter	1	2	3	4	5	6	7	8	9	AB	R	H	RBI	BB	SO	LOB	TOP			
Toby Harrah, R OBP: 0.431, SLG: 0.384 (1, 4)	0-3 K		0-3 K			0-3 K		0-0 L4		4	0	0	0	0	3	1				
Don Slaught, R OBP: 0.327, SLG: 0.410 (1, 2)	0-0 6-3			0-0 6-3		0-0 HR		0-0 4-3		4	1	1	0	0	0	0				
Pete O'Brien, L OBP: 0.334, SLG: 0.444 (1, 3)	0-0 4-3			0-0 4-3		0-0 HR			0-0 4-3	4	1	2	2	0	0	0				
Larry Parrish, R OBP: 0.317, SLG: 0.434 (1, 10)		0-3 K		0-0 4-3		0-0 F8		0-0 4-3		4	0	0	0	0	1	1				
Gary Ward, R OBP: 0.319, SLG: 0.419 (1, 7)		0-0 5-3		0-0 6-3		0-3 K			0-0 4-3	4	0	0	0	0	1	1				
Ellis Valentine, R OBP: 0.222, SLG: 0.160 (1, 9)		0-0 F9			0-3 K				0-0 6-3	3	0	0	0	0	1	0				
Steve Buechele, R OBP: 0.265, SLG: 0.292 (1, 5)			0-0 F8		0-0 F3			0-0 F7		3	0	0	0	0	0	0				
George Wright, S OBP: 0.243, SLG: 0.247 (1, 8)			0-0 F3			0-0 2B		0-0 5-3		3	0	1	0	0	0	0				
Curtis Wilkerson, S OBP: 0.286, SLG: 0.304 (1, 6)			4-0 BB		0-0 6-3			0-0 F6		2	0	0	0	1	0	1				
Inning Stats	R: 0 E: 0 K: 1 S: 5	H: 0 LOB: 0 BB: 0 P: 5	R: 0 E: 0 K: 1 S: 5	H: 0 LOB: 0 BB: 0 P: 5	R: 0 E: 0 K: 1 S: 5	H: 0 LOB: 1 BB: 1 P: 9	R: 0 E: 0 K: 0 S: 4	H: 1 LOB: 1 BB: 0 P: 4	R: 0 E: 0 K: 1 S: 6	H: 1 LOB: 1 BB: 0 P: 6	R: 0 E: 0 K: 0 S: 3	H: 0 LOB: 0 BB: 0 P: 3	R: 0 E: 0 K: 0 S: 3	H: 0 LOB: 0 BB: 0 P: 3	R: 0 E: 0 K: 0 S: 3	H: 0 LOB: 0 BB: 0 P: 3	1B: 1 2B: 2 3B: 0 HR: 1	SF: 0 SAC: 0 DP: 0 HBP: 0	WP: 0 PB: 0 SB: 0 CS: 0	PA: 32
PITCHER Frank Viola, L ERA: 4.39 (1, 1)	IP: 9.0 WLS: W BF: 32 H: 4 R: 2 ER: 2 SO: 6 BB: 1 IBB: 0 HBP: 0 BLK: 0 WP: 0 HR: 1 S: 43 P: 47 ERA: 2.00 WHIP: 0.556															PITCHER				

Texas Rangers @ Minnesota Twins
Hubert H. Humphrey Metrodome, Minneapolis, MN
Tue Sep 17 1985, 8:05 PM EDT
Att: 8,149 - Unknown

AB 31
R 2
H 4
RBI 2
BB 1
SO 6
LOB 4



Batter	1	2	3	4	5	6	7	8	9	AB	R	H	RBI	BB	SO	LOB	BOTTOM			
Kirby Puckett, R OBP: 0.324, SLG: 0.371 (1, 8)	0-0 4-3	0-0 6-3		0-0 6-3		0-0 F9		0-0 FC6-4		5	0	0	0	0	0	5				
Mike Stenhouse, L OBP: 0.338, SLG: 0.347 Dave Meier, R OBP: 0.383, SLG: 0.323 (1, 7) (9, 7)	0-0 4-3		0-3 K		0-0 1B	0-0 2B		0-0 F7		5	2	2	1	0	1	1				
Kent Hrbek, L OBP: 0.355, SLG: 0.448 (1, 3)	0-0 FC5-4		0-0 4-3		0-0 1B	4-0 2B		0-0 1B		4	1	3	0	1	0	0				
Tom Brunansky, R OBP: 0.324, SLG: 0.465 (1, 9)	0-0 FC5-4		0-0 HR		0-3 K	0-0 2B		0-0 F4		5	1	2	2	0	1	5				
Mark Salas, L OBP: 0.334, SLG: 0.453 (1, 2)		0-0 4-3	0-0 F2		0-3 K	0-0 F5				4	1	1	0	0	1	4				
Roy Smalley, S OBP: 0.367, SLG: 0.418 (1, 10)		0-0 4-3		0-0 FC1-5	0-0 1B	0-0 2B		0-0 6-3		4	0	2	2	0	0	1				
Gary Gaetti, R OBP: 0.301, SLG: 0.408 (1, 5)		0-0 E		4-0 FC1-5	0-0 6-3			0-0 4-3		3	1	1	1	1	0	1				
Steve Lombardozzi, R OBP: 0.429, SLG: 0.526 (1, 4)		0-0 S		0-0 FC1-5		0-0 1B		0-0 F8		4	1	2	0	0	0	2				
Greg Gagne, R OBP: 0.287, SLG: 0.332 (1, 6)		0-0 SF8		0-0 4-3		0-0 F9		0-0 FC6-4		3	0	1	1	0	0	3				
Inning Stats	R: 0 E: 0 K: 0 S: 4	H: 1 LOB: 1 BB: 0 P: 4	R: 2 E: 0 K: 0 S: 6	H: 3 LOB: 1 BB: 0 P: 6	R: 1 E: 0 K: 1 S: 6	H: 1 LOB: 0 BB: 0 P: 6	R: 0 E: 0 K: 0 S: 4	H: 1 LOB: 2 BB: 1 P: 8	R: 2 E: 0 K: 0 S: 10	H: 3 LOB: 1 BB: 0 P: 10	R: 2 E: 0 K: 0 S: 6	H: 3 LOB: 2 BB: 1 P: 10	R: 0 E: 0 K: 0 S: 3	H: 0 LOB: 0 BB: 0 P: 3	R: 0 E: 0 K: 0 S: 5	H: 2 LOB: 2 BB: 0 P: 5	1B: 10 2B: 3 3B: 0 HR: 1	SF: 1 SAC: 0 DP: 0 HBP: 0	WP: 0 PB: 0 SB: 1 CS: 0	PA: 40
PITCHER Dave Schmidt, R ERA: 3.24 Matt Williams, R ERA: 4.5 Dave Rozema, R ERA: 4.33 (1, 1) (5, 1) (7, 1)	IP: 4.0 WLS: L BF: 21 H: 8 R: 5 ER: 4 SO: 1 BB: 1 IBB: 0 HBP: 0 BLK: 0 WP: 0 HR: 1 S: 22 P: 26 ERA: 9.00 WHIP: 2.250															PITCHER				

Texas Rangers @ Minnesota Twins
Hubert H. Humphrey Metrodome, Minneapolis, MN
Tue Sep 17 1985, 8:05 PM EDT
Att: 8,149 - Unknown

AB 37
R 7
H 14
RBI 7
BB 2
SO 3
LOB 22



Batter	1	2	3	4	5	6	7	8	9	AB	R	H	RBI	BB	SO	LOB	TOP								
Curtis Wilkerson, S OBP: 0.289, SLG: 0.304 (1,6)	F8		G3-6-1 1B		4-3			1-3		4	0	1	1	0	0	1	Texas Rangers @ Minnesota Twins Hubert H. Humphrey Metrodome, Minneapolis, MN Wed Sep 18 1985, 4:33 AM EDT Att: 7,977 - Unknown livebaseballscorecards.com								
Alan Bannister, R OBP: 0.314, SLG: 0.340 (1,4)	F7		L3			5-3		6-3		4	0	0	0	0	0	2									
Pete O'Brien, L OBP: 0.332, SLG: 0.441 (1,3)	F9		G3-6-1 1-2			F6		F7		4	0	0	0	0	0	2									
Larry Parrish, R OBP: 0.316, SLG: 0.435 (1,10)		F7		4-3 2B		F9			F3	4	0	1	0	0	0	0									
Gary Ward, R OBP: 0.320, SLG: 0.418 (1,7)		K		K			HR BB		BB 1B	3	1	1	0	1	2	1									
Duane Walker, L OBP: 0.265, SLG: 0.333 (1,9)		S BB		4-3			K		1-2 BB	2	0	0	0	2	1	2									
Don Slaught, R OBP: 0.326, SLG: 0.418 (1,2)		4-3		5-3			HR		K	4	1	1	2	0	1	4									
Steve Buechele, R OBP: 0.267, SLG: 0.301 (7, PH)										2	1	1	0	0	0	0									
Bob Jones, L OBP: 0.276, SLG: 0.292 (7, PH)										1	0	0	0	0	0	0									
Wayne Tolleson, S OBP: 0.365, SLG: 0.404 (7, 5)			1B 2B		5-3		L4		4-3	1	0	0	0	0	0	2									
George Wright, S OBP: 0.247, SLG: 0.251 (1,8)			1B				K			3	0	2	0	0	1	0									
Inning Stats	R: 0 E: 0 K: 0 S: 3	H: 0 LOB: 0 BB: 0 P: 3	R: 0 E: 0 K: 1 S: 5	H: 0 LOB: 1 BB: 1 P: 9	R: 1 E: 0 K: 0 S: 5	H: 3 LOB: 1 BB: 0 P: 5	R: 0 E: 0 K: 1 S: 6	H: 1 LOB: 1 BB: 0 P: 6	R: 0 E: 0 K: 0 S: 3	H: 0 LOB: 0 BB: 0 P: 3	R: 2 E: 0 K: 2 S: 8	H: 1 LOB: 0 BB: 1 P: 12	R: 0 E: 0 K: 0 S: 3	H: 0 LOB: 0 BB: 0 P: 3	R: 0 E: 0 K: 1 S: 6	H: 1 LOB: 2 BB: 1 P: 10	1B: 4 2B: 2 3B: 0 HR: 1	SF: 0 SAC: 0 DP: 1 HBP: 0	WP: 0 PB: 0 SB: 1 CS: 1	PA: 35					
PITCHER	IP	WLS	BF	H	R	ER	SO	BB	IBB	HBP	BLK	WP	HR	S	P	ERA	WHIP								
Ken Schrom, R ERA: 4.91 (1, 1)	6.0	W	23	5	2	2	2	2	0	0	0	0	0	25	33	3.00	1.167								
John Butcher, R ERA: 4.77 (7, 1)	2.0		7	1	1	1	2	0	0	0	0	0	1	11	11	4.50	0.500								
Ron Davis, R ERA: 3.36 (9, 1)	1.0	S	5	1	0	0	1	1	0	0	0	0	0	6	10	0.00	2.000								

Batter	1	2	3	4	5	6	7	8	9	AB	R	H	RBI	BB	SO	LOB	BOTTOM								
Kirby Puckett, R OBP: 0.325, SLG: 0.372 (1,8)	E SF8 1B	5-3				F3				4	1	2	0	0	0	2	Texas Rangers @ Minnesota Twins Hubert H. Humphrey Metrodome, Minneapolis, MN Wed Sep 18 1985, 4:33 AM EDT Att: 7,977 - Unknown livebaseballscorecards.com								
Mike Stenhouse, L OBP: 0.332, SLG: 0.341 (1,7)	SF8		4-3		F9		F5			3	0	0	1	0	0	0									
Dave Meier, R OBP: 0.383, SLG: 0.323 (8,7)	1-2 H									0	0	0	0	0	0	0									
Kent Hrbek, L OBP: 0.353, SLG: 0.445 (1,3)	G3		6-3		4-3		4-3			4	0	0	0	0	0	0									
Tom Brunansky, R OBP: 0.325, SLG: 0.464 (1,9)	1B BB		WP 1B		F3		F5			3	0	1	0	1	0	0									
Mark Salas, L OBP: 0.336, SLG: 0.453 (1,2)	1-3 1B		1-3			BB 1B 2B 1B		F9		4	1	2	0	0	0	1									
Roy Smalley, S OBP: 0.365, SLG: 0.416 (1,10)	F6				3-1		BB 2B 1B		F4	4	1	1	0	0	0	2									
Gary Gaetti, R OBP: 0.304, SLG: 0.409 (1,5)			FC6-4 HBP		FC6-4 1B		2B SF8 BB		F8	2	1	1	0	1	0	0									
Tim Teufel, R OBP: 0.333, SLG: 0.393 (1,4)			F9		FC6-4					3	0	1	2	0	0	2									
Steve Lombardozzi, R OBP: 0.429, SLG: 0.526 (7, 4)					1-2		1-3 2-H 3-H			0	0	0	0	0	0	0									
Greg Gagne, R OBP: 0.284, SLG: 0.329 (1,6)		FC6-4 S			F9		SF8			2	0	0	1	0	0	2									
Inning Stats	R: 1 E: 0 K: 0 S: 5	H: 2 LOB: 2 BB: 1 P: 9	R: 0 E: 0 K: 0 S: 3	H: 0 LOB: 1 BB: 0 P: 4	R: 0 E: 0 K: 0 S: 4	H: 1 LOB: 1 BB: 0 P: 4	R: 0 E: 0 K: 0 S: 4	H: 1 LOB: 1 BB: 0 P: 4	R: 0 E: 0 K: 0 S: 3	H: 0 LOB: 0 BB: 0 P: 3	R: 3 E: 0 K: 0 S: 6	H: 3 LOB: 1 BB: 1 P: 10	R: 0 E: 0 K: 0 S: 3	H: 0 LOB: 0 BB: 0 P: 3	R: 0 E: 0 K: 0 S: 3	H: 0 LOB: 0 BB: 0 P: 3	1B: 7 2B: 1 3B: 0 HR: 0	SF: 2 SAC: 0 DP: 0 HBP: 1	WP: 1 PB: 0 SB: 1 CS: 0	PA: 34					
PITCHER	IP	WLS	BF	H	R	ER	SO	BB	IBB	HBP	BLK	WP	HR	S	P	ERA	WHIP								
Charlie Hough, R ERA: 3.31 (1, 1)	8.0	L	34	8	4	4	0	2	0	1	0	1	0	31	40	4.50	1.250								

Batter	1	2	3	4	5	6	7	8	9	AB	R	H	RBI	BB	SO	LOB	TOP										
Kirby Puckett, R OBP: 0.325, SLG: 0.377 (1, 8)	L6		4-3 2B	2H 3B		K		F4		5	0	2	1	0	1	3	Minnesota Twins @ Kansas City Royals Royals Stadium, Kansas City, MO Fri Sep 20 1985, 8:05 PM EDT Att: 22,845 - Unknown										
Dave Meier, R OBP: 0.381, SLG: 0.323 (1, 7)			4-3	4-3		5-3			G3	3	0	1	0	0	0	2											
Dave Engle, R OBP: 0.327, SLG: 0.413 (6, PH)	BB									1	0	0	0	0	0	2											
Mike Stenhouse, L OBP: 0.330, SLG: 0.339 (9, PH)	1B		2-3							1	0	0	0	0	0	0											
Kent Hrbek, L OBP: 0.353, SLG: 0.442 (1, 3)	1-2 BB		BB BB	BB BB		B3			G3	3	0	0	0	2	1	0											
Tom Brunansky, R OBP: 0.323, SLG: 0.459 (1, 9)	K		F6			F7			K	5	0	0	0	0	2	4											
Mark Funderburk, R OBP: 0.400, SLG: 0.590 (1, 10)	F6		FC6-4 BB							3	0	2	0	1	0	2											
Gary Gaetti, R OBP: 0.302, SLG: 0.405 (1, 5)		5-3	FC6-4 1-2			K			F9	4	0	0	0	0	1	5											
Tim Laudner, R OBP: 0.301, SLG: 0.409 (1, 2)	1-3 1B			5-3 3B		4-3			F9	4	1	2	0	0	0	0											
Tim Teufel, R OBP: 0.335, SLG: 0.391 (1, 4)	1-3			K		1B BB				2	0	0	0	2	1	2											
Greg Gagne, R OBP: 0.282, SLG: 0.327 (6, PH)	F7			5-3					F8	2	0	0	0	0	0	2											
Mickey Hatcher, R OBP: 0.306, SLG: 0.359 (6, PH)										1	0	1	0	0	0	0											
Alvaro Espinoza, R OBP: 0.288, SLG: 0.298 (6, 6)										0	0	0	0	0	0	0											
Roy Smalley, S OBP: 0.365, SLG: 0.415 (8, 6)				1-2		1-3 1B				1	0	0	0	0	0	1											
Inning Stats	R: 0 E: 0 K: 1 S: 6	H: 1 LOB: 2 BB: 1 P: 10	R: 0 E: 0 K: 0 S: 4	H: 1 LOB: 1 BB: 0 P: 4	R: 0 E: 0 K: 0 S: 4	H: 1 LOB: 3 BB: 2 P: 12	R: 1 E: 0 K: 1 S: 7	H: 2 LOB: 1 BB: 0 P: 7	R: 0 E: 0 K: 1 S: 6	H: 1 LOB: 1 BB: 0 P: 6	R: 0 E: 0 K: 0 S: 4	H: 1 LOB: 1 BB: 0 P: 4	R: 0 E: 0 K: 0 S: 3	H: 0 LOB: 1 BB: 1 P: 7	R: 0 E: 0 K: 2 S: 7	H: 0 LOB: 0 BB: 0 P: 7	1B: 6 2B: 1 3B: 1 HR: 0	SF: 0 SAC: 0 DP: 0 HBP: 0	WP: 0 PB: 0 SB: 0 CS: 0	PA: 40							
PITCHER	IP	WLS	BF	H	R	ER	SO	BB	IBB	HBP	BLK	WP	HR	S	P	ERA	WHIP										
Charlie Leibrandt, L ERA: 2.63	(1, 1)	7.1	W	35	8	1	1	4	5	0	0	0	0	38	58	1.23	1.773										
Steve Farr, R ERA: 3.49	(8, 1)	1.2		5	0	0	0	2	0	0	0	0	0	9	9	0.00	0.000										

AB	35
R	1
H	8
RBI	1
BB	5
SO	6
LOB	23



Batter	1	2	3	4	5	6	7	8	9	AB	R	H	RBI	BB	SO	LOB	BOTTOM										
Willie Wilson, S OBP: 0.317, SLG: 0.408 (1, 8)	F4	F6		1B		K				4	0	1	0	0	1	1	Minnesota Twins @ Kansas City Royals Royals Stadium, Kansas City, MO Fri Sep 20 1985, 8:05 PM EDT Att: 22,845 - Unknown										
Lonnie Smith, R OBP: 0.344, SLG: 0.375 (1, 7)				F8		K2-3				4	1	2	0	0	1	2											
Lynn Jones, R OBP: 0.261, SLG: 0.273 (7, 7)	BB HR	S 1B								0	0	0	0	0	0	0											
George Brett, L OBP: 0.440, SLG: 0.570 (1, 5)	4-0 BB									2	1	0	0	2	0	1											
Greg Pryor, R OBP: 0.274, SLG: 0.267 (9, 5)	1-2 BB	BB		4-3						0	0	0	0	0	0	0											
Jorge Orta, L OBP: 0.323, SLG: 0.372 (1, 10)	4-0 HR	5-3				K				3	1	0	0	1	1	2											
Steve Balboni, R OBP: 0.305, SLG: 0.479 (1, 3)	1-1 2H 3H HR			K		K			F7	4	1	1	4	0	2	0											
Frank White, R OBP: 0.279, SLG: 0.408 (1, 4)	1B			S 1B		F8			L5	4	0	2	0	0	0	0											
Omar Moreno, L OBP: 0.263, SLG: 0.398 (1, 9)	F7			F6		E 1B			G3	4	1	1	0	0	0	2											
Jamie Quirk, L OBP: 0.300, SLG: 0.359 (1, 2)	6-3			L4		F8				4	0	1	0	0	0	3											
Buddy Biancalana, S OBP: 0.288, SLG: 0.263 (1, 6)				K		E2 1B			K	4	0	1	0	0	3	1											
Inning Stats	R: 4 E: 0 K: 0 S: 6	H: 3 LOB: 1 BB: 2 P: 14	R: 0 E: 0 K: 1 S: 6	H: 1 LOB: 2 BB: 1 P: 10	R: 0 E: 0 K: 1 S: 6	H: 1 LOB: 1 BB: 0 P: 6	R: 0 E: 0 K: 1 S: 6	H: 1 LOB: 0 BB: 0 P: 6	R: 0 E: 0 K: 2 S: 7	H: 0 LOB: 0 BB: 0 P: 7	R: 1 E: 2 K: 2 S: 9	H: 2 LOB: 1 BB: 0 P: 9	R: 0 E: 0 K: 0 S: 3	H: 0 LOB: 0 BB: 0 P: 3	R: 0 E: 0 K: 1 S: 6	H: 1 LOB: 1 BB: 0 P: 6		1B: 8 2B: 0 3B: 0 HR: 1	SF: 0 SAC: 0 DP: 0 HBP: 0	WP: 0 PB: 0 SB: 3 CS: 0	PA: 36						
PITCHER	IP	WLS	BF	H	R	ER	SO	BB	IBB	HBP	BLK	WP	HR	S	P	ERA		WHIP									
Bert Blyleven, R ERA: 3.34	(1, 1)	8.0	L	36	9	5	4	8	3	0	0	0	1	49	61	4.50	1.500										

AB	33
R	5
H	9
RBI	4
BB	3
SO	8
LOB	12



Batter	1	2	3	4	5	6	7	8	9	AB	R	H	RBI	BB	SO	LOB	TOP										
Kirby Puckett, R OBP: 0.324, SLG: 0.373 (1, 8)										5	0	0	0	0	1	3											
Mickey Hatcher, R OBP: 0.309, SLG: 0.367 (1, 10)										5	2	3	0	0	0	2											
Kent Hrbek, L OBP: 0.351, SLG: 0.442 (1, 3)										5	3	2	1	0	0	2											
Tom Brunansky, R OBP: 0.326, SLG: 0.461 (1, 9)										4	1	3	1	1	0	0											
Mark Funderburk, R OBP: 0.426, SLG: 0.688 Dave Meier, R OBP: 0.375, SLG: 0.317 (8, 7)										4	1	3	3	0	1	0											
Dave Engle, R OBP: 0.335, SLG: 0.430 (1, 2)										4	0	1	2	0	1	3											
Gary Gaetti, R OBP: 0.303, SLG: 0.404 (1, 5)										4	0	1	0	0	2	4											
Greg Gagne, R OBP: 0.282, SLG: 0.326 (1, 6)										3	0	0	0	0	1	1											
Steve Lombardozzi, R OBP: 0.379, SLG: 0.423 (1, 4)										3	0	1	0	1	0	1											
Inning Stats	R: 0 E: 0 K: 0 S: 3	H: 1 LOB: 0 BB: 0 P: 3	R: 0 E: 0 K: 1 S: 5	H: 0 LOB: 0 BB: 0 P: 5	R: 0 E: 0 K: 0 S: 4	H: 1 LOB: 2 BB: 1 P: 8	R: 3 E: 0 K: 1 S: 9	H: 4 LOB: 1 BB: 0 P: 9	R: 2 E: 0 K: 2 S: 10	H: 3 LOB: 2 BB: 1 P: 14	R: 0 E: 0 K: 1 S: 5	H: 1 LOB: 0 BB: 0 P: 5	R: 2 E: 1 K: 1 S: 8	H: 3 LOB: 1 BB: 0 P: 8	R: 0 E: 0 K: 0 S: 3	H: 0 LOB: 0 BB: 0 P: 3	R: 0 E: 0 K: 0 S: 4	H: 1 LOB: 1 BB: 0 P: 4	1B: 9 2B: 5 3B: 0 HR: 0	SF: 0 SAC: 1 DP: 1 HBP: 0	WP: 1 PB: 0 SB: 0 CS: 1	PA: 41					
PITCHER	IP	WLS	BF	H	R	ER	SO	BB	IBB	HBP	BLK	WP	HR	S	P	ERA	WHIP										
Danny Jackson, L ERA: 3.53 (1, 1)	4.1	L	21	8	5	5	2	1	0	0	0	0	0	24	28	10.38	2.077										
Steve Farr, R ERA: 3.48 (5, 1)	2.2		13	5	2	1	4	1	0	0	0	1	0	20	24	3.38	2.250										
Mike Jones, L ERA: 4.65 (8, 1)	1.0		3	0	0	0	0	0	0	0	0	0	0	3	3	0.00	0.000										
Dan Quisenberry, R ERA: 2.48 (9, 1)	1.0		4	1	0	0	0	0	0	0	0	0	0	4	4	0.00	1.000										

Minnesota Twins @ Kansas City Royals
Royals Stadium, Kansas City, MO
Sun Sep 22 1985, 4:33 AM EDT
Att: 21,277 - Unknown

AB 38
R 7
H 14
RBI 7
BB 2
SO 6
LOB 17



Batter	1	2	3	4	5	6	7	8	9	AB	R	H	RBI	BB	SO	LOB	BOTTOM										
Willie Wilson, S OBP: 0.313, SLG: 0.403 (1, 8)										4	0	0	0	0	2	0											
Lonnie Smith, R OBP: 0.342, SLG: 0.373 (1, 7)										4	0	1	0	0	1	0											
George Brett, L OBP: 0.440, SLG: 0.569 (1, 5)										4	0	0	0	0	0	1											
Hal McRae, R OBP: 0.345, SLG: 0.450 (1, 10)										4	0	1	0	0	1	1											
Frank White, R OBP: 0.282, SLG: 0.410 (1, 4)										4	2	3	0	0	0	1											
Steve Balboni, R OBP: 0.307, SLG: 0.482 (1, 3)										3	0	1	0	1	0	2											
Darryl Motley, R OBP: 0.266, SLG: 0.433 (1, 9)										4	1	1	2	0	0	5											
Jim Sundberg, R OBP: 0.303, SLG: 0.377 (1, 2)										4	0	1	1	0	0	2											
Buddy Biancalana, S OBP: 0.285, SLG: 0.289 Lynn Jones, R OBP: 0.250, SLG: 0.271 Onix Concepcion, R OBP: 0.281, SLG: 0.251 (7, Ph)										2	0	0	0	0	0	1											
Inning Stats	R: 0 E: 0 K: 0 S: 4	H: 1 LOB: 1 BB: 0 P: 4	R: 1 E: 0 K: 0 S: 4	H: 2 LOB: 1 BB: 1 P: 8	R: 0 E: 0 K: 1 S: 5	H: 0 LOB: 0 BB: 0 P: 5	R: 0 E: 0 K: 0 S: 4	H: 1 LOB: 1 BB: 0 P: 4	R: 0 E: 0 K: 1 S: 5	H: 0 LOB: 0 BB: 0 P: 5	R: 0 E: 0 K: 1 S: 5	H: 0 LOB: 0 BB: 0 P: 5	R: 2 E: 0 K: 0 S: 5	H: 2 LOB: 0 BB: 0 P: 5	R: 0 E: 0 K: 1 S: 5	H: 0 LOB: 0 BB: 0 P: 5	R: 0 E: 0 K: 0 S: 5	H: 2 LOB: 2 BB: 0 P: 5	1B: 5 2B: 2 3B: 0 HR: 1	SF: 0 SAC: 0 DP: 1 HBP: 0	WP: 0 PB: 0 SB: 0 CS: 0	PA: 35					
PITCHER	IP	WLS	BF	H	R	ER	SO	BB	IBB	HBP	BLK	WP	HR	S	P	ERA	WHIP										
Frank Viola, L ERA: 4.33 (1, 1)	9.0	W	35	8	3	3	4	1	0	0	0	0	1	42	46	3.00	1.000										

Minnesota Twins @ Kansas City Royals
Royals Stadium, Kansas City, MO
Sun Sep 22 1985, 4:33 AM EDT
Att: 21,277 - Unknown

AB 34
R 3
H 8
RBI 3
BB 1
SO 4
LOB 13



Batter	1	2	3	4	5	6	7	8	9	AB	R	H	RBI	BB	SO	LOB	TOP					
Kirby Puckett, R OBP: 0.323, SLG: 0.372	F9			K		K			K	3	0	0	0	1	2	0	Minnesota Twins @ Texas Rangers Arlington Stadium, Arlington, TX Tue Sep 24 1985, 8:05 PM EDT Att: 5,721 - Unknown					
Roy Smalley, S OBP: 0.364, SLG: 0.411	G3-6-3 BB			F6		K			F6	3	0	0	0	1	1	2						
Kent Hrbek, L OBP: 0.350, SLG: 0.442	G3-6-3 1-2			WP 2B		4-3			G3	4	0	1	0	0	0	3						
Tom Brunansky, R OBP: 0.326, SLG: 0.459		F8		5-3						2	0	0	0	1	0	1						
Mark Salas, L OBP: 0.334, SLG: 0.450		1-3								3	0	1	0	0	0	1						
Mark Funderburk, R OBP: 0.404, SLG: 0.647		F8			G5-4-3 1B					3	0	0	0	0	0	2						
Gary Gaetti, R OBP: 0.303, SLG: 0.403				K						3	0	1	0	0	1	0						
Steve Lombardozzi, R OBP: 0.367, SLG: 0.407				F4						1	0	0	0	0	0	0						
Tim Teufel, R OBP: 0.335, SLG: 0.390				F4		BB BB			G6-4-3 1B	1	0	0	0	1	0	1						
Greg Gagne, R OBP: 0.281, SLG: 0.325				F8					G3	1	0	0	0	0	0	0						
Mike Stenhouse, L OBP: 0.329, SLG: 0.337										1	0	0	0	0	1	1						
Alvaro Espinoza, R OBP: 0.288, SLG: 0.298										0	0	0	0	0	0	0						
Mickey Hatcher, R OBP: 0.308, SLG: 0.366										1	0	0	0	0	0	0						
Ron Washington, R OBP: 0.308, SLG: 0.394										0	0	0	0	0	0	0						
Inning Stats	R: 0 E: 0 K: 0 S: 2	H: 0 LOB: 0 BB: 1 P: 6	R: 0 E: 0 K: 0 S: 3	H: 0 LOB: 0 BB: 0 P: 3	R: 0 E: 0 K: 1 S: 5	H: 0 LOB: 0 BB: 0 P: 5	R: 0 E: 0 K: 1 S: 6	H: 1 LOB: 1 BB: 0 P: 6	R: 0 E: 0 K: 0 S: 3	H: 1 LOB: 0 BB: 0 P: 3	R: 0 E: 0 K: 2 S: 7	H: 0 LOB: 2 BB: 2 P: 15	R: 0 E: 0 K: 0 S: 2	H: 0 LOB: 0 BB: 1 P: 6	R: 0 E: 0 K: 0 S: 3	H: 1 LOB: 0 BB: 0 P: 3	R: 0 E: 0 K: 1 S: 5	H: 0 LOB: 0 BB: 0 P: 5	1B: 2 2B: 1 3B: 0 HR: 0	SF: 0 SAC: 0 DP: 4 HBP: 0	WP: 1 PB: 0 CS: 0	PA: 30
PITCHER	IP WLS BF H R ER SO BB IBB HBP BLK WP HR S P ERA WHIP	7.0 W 24 2 0 0 4 4 0 0 0 1 0 28 44 0.00 0.857	2.0 L 6 1 0 0 1 0 0 0 0 0 0 8 8 0.00 0.500	PITCHER																		
Matt Williams, R ERA: 2.08																						
Rick Sutthoff, R ERA: 2.57																						

AB	26
R	0
H	3
RBI	0
BB	4
SO	5
LOB	11



Batter	1	2	3	4	5	6	7	8	9	AB	R	H	RBI	BB	SO	LOB	BOTTOM			
Wayne Tolleson, S OBP: 0.364, SLG: 0.403	SH5-3 HR 1B	4-3			G1-4-3			E4 SH3 SF7 1B		4	2	2	0	0	0	1	Minnesota Twins @ Texas Rangers Arlington Stadium, Arlington, TX Tue Sep 24 1985, 8:05 PM EDT Att: 5,721 - Unknown			
Curtis Wilkerson, S OBP: 0.296, SLG: 0.313	SH5-3 1-2			4-3 S SF8 1B	K			SH3		2	1	1	0	0	1	0				
Pete O'Brien, L OBP: 0.336, SLG: 0.452	2H HR			4-3	F7			SF7		3	1	1	3	0	0	1				
Bob Jones, L OBP: 0.273, SLG: 0.342	4-3			SF8				1-3		3	0	0	1	0	0	0				
Gary Ward, R OBP: 0.327, SLG: 0.433	5-3									3	0	1	0	0	0	0				
Duane Walker, L OBP: 0.260, SLG: 0.330		E3 1B HBP SF9		F8				F7		3	1	0	0	0	0	1				
Don Slaught, R OBP: 0.327, SLG: 0.419					F9					2	0	0	0	0	0	0				
Alan Bannister, R OBP: 0.342, SLG: 0.358										3	0	1	0	0	0	0				
Steve Buechele, R OBP: 0.268, SLG: 0.333										2	0	0	1	0	0	0				
Inning Stats	R: 2 E: 0 K: 0 S: 5	H: 2 LOB: 0 BB: 0 P: 5	R: 1 E: 1 K: 0 S: 4	H: 1 LOB: 1 BB: 0 P: 5	R: 1 E: 0 K: 0 S: 5	H: 2 LOB: 1 BB: 0 P: 5	R: 0 E: 0 K: 0 S: 3	H: 0 LOB: 0 BB: 0 P: 3	R: 0 E: 0 K: 1 S: 5	H: 0 LOB: 0 BB: 0 P: 5	R: 0 E: 0 K: 0 S: 3	H: 0 LOB: 0 BB: 0 P: 3	R: 0 E: 0 K: 0 S: 3	H: 0 LOB: 0 BB: 0 P: 3	R: 1 E: 1 K: 0 S: 4	H: 1 LOB: 0 BB: 0 P: 4		1B: 5 2B: 0 3B: 0 HR: 1	SF: 3 SAC: 2 DP: 0 HBP: 1	WP: 0 PB: 0 CS: 0
PITCHER	IP WLS BF H R ER SO BB IBB HBP BLK WP HR S P ERA WHIP	2.2 L 14 5 4 3 0 0 0 1 0 0 0 19 19 0.00 0.1875	3.1 L 17 1 1 0 1 0 0 0 0 0 0 19 19 0.00 0.188	PITCHER																
John Butcher, R ERA: 4.84																				
Dennis Burtl, R ERA: 3.77																				

AB	25
R	5
H	6
RBI	5
BB	0
SO	1
LOB	3



Batter	1	2	3	4	5	6	7	8	9	AB	R	H	RBI	BB	SO	LOB	TOP										
Kirby Puckett, R (1, 8) OBP: 0.322, SLG: 0.369	0-3 K		0-0 1-3		4-0 1-2 S BB		0-0 5-3		0-0 6-3	4	1	0	1	1	1	0	Minnesota Twins @ Texas Rangers Arlington Stadium, Arlington, TX Wed Sep 25 1985, 8:05 PM EDT Att: 5,932 - Unknown										
Roy Smalley, S (1, 6) OBP: 0.365, SLG: 0.411 Greg Gagne, R (7, PR) OBP: 0.320, SLG: 0.323	0-3 K		0-3 K		0-0 1-2 1-H 2-H 1B		4-0 BB		0-3 K	3	0	1	2	1	2	0											
Kent Hrbek, L (1, 3) OBP: 0.348, SLG: 0.439	0-3 K		0-0 4-3		0-3 K		0-3 BB			4	0	0	0	0	3	2											
Tom Brunansky, R (1, 9) OBP: 0.323, SLG: 0.456		0-0 F8		0-0 F3	0-0 F7			0-3 K		4	0	0	0	0	1	1											
Mickey Hatcher, R (1, 7) OBP: 0.306, SLG: 0.362		0-0 F7		0-3 K		0-0 F8		0-0 6-3		4	0	0	0	0	1	0											
Randy Bush, L (1, 10) OBP: 0.323, SLG: 0.456		0-0 1B		4-0 FC5-4 BB		0-3 K		0-0 F7		3	1	1	0	1	1	0											
Gary Gaetti, R (1, 5) OBP: 0.304, SLG: 0.404		0-0 1B		0-0 FC5-4 1-2		0-0 1B			0-0 1-3	4	0	2	0	0	0	1											
Mark Salas, L (1, 2) OBP: 0.336, SLG: 0.453		0-0 FC6-4 1-3 2-H 1B		0-0 F6	0-0 F4			0-0 1B	2B	4	1	2	1	0	0	1											
Steve Lombardozzi, R (1, 4) OBP: 0.382, SLG: 0.419		0-0 FC6-4 1-2		0-0 S S 1B		0-0 F9		0-0 E 6-3 1B		4	2	2	1	0	0	2											
Inning Stats	R: 0 E: 0 K: 3 S: 9	H: 0 LOB: 0 BB: 0 P: 9	R: 1 E: 0 K: 0 S: 6	H: 3 LOB: 2 BB: 0 P: 6	R: 0 E: 0 K: 1 S: 5	H: 0 LOB: 0 BB: 0 P: 5	R: 0 E: 0 K: 1 S: 5	H: 0 LOB: 1 BB: 1 P: 9	R: 2 E: 0 K: 1 S: 7	H: 2 LOB: 1 BB: 1 P: 11	R: 0 E: 0 K: 1 S: 6	H: 1 LOB: 1 BB: 0 P: 6	R: 0 E: 0 K: 1 S: 5	H: 0 LOB: 1 BB: 1 P: 9	R: 0 E: 0 K: 1 S: 5	H: 0 LOB: 0 BB: 0 P: 5		R: 2 E: 1 K: 1 S: 7	H: 2 LOB: 0 BB: 0 P: 7	1B: 7 2B: 1 3B: 0 HR: 0	SF: 0 SAC: 0 DP: 0 HBP: 0	WP: 0 PB: 0 SB: 3 CS: 0	PA: 38				
PITCHER	IP	WLS	BF	H	R	ER	SO	BB	IBB	HBP	BLK	WP	HR	S	P	ERA	WHIP										
Jeff Russell, R (1, 1) ERA: 8.81	5.0	L	22	5	3	3	6	2	0	0	0	0	0	32	40	5.40	1.400										
Bob Sebra, R (6, 1) ERA: 7.52	3.0		11	1	0	0	3	1	0	0	0	0	0	16	20	0.00	0.667										
Dwayne Henry, R (9, 1) ERA: 2.95	1.0		5	2	2	1	1	0	0	0	0	0	0	7	7	9.00	2.000										
Batter	1	2	3	4	5	6	7	8	9	AB	R	H	RBI	BB	SO	LOB	BOTTOM										
Wayne Tolleson, S (1, 6) OBP: 0.365, SLG: 0.402	4-0 CS BB			0-0 G4-6-3 1B		0-3 K		0-0 L6		3	0	1	0	1	1	2	Minnesota Twins @ Texas Rangers Arlington Stadium, Arlington, TX Wed Sep 25 1985, 8:05 PM EDT Att: 5,932 - Unknown										
Don Slaught, R (1, 2) OBP: 0.324, SLG: 0.413	0-0 F9			0-0 F4		0-0 F9			0-0 5-3	4	0	0	0	0	0	3											
Pete O'Brien, L (1, 3) OBP: 0.334, SLG: 0.448	0-0 5-3 1-2			0-0 G4-6-3 1-2		0-0 F3			0-0 F8	4	0	0	0	0	0	3											
Oddibe McDowell, L (1, 10) OBP: 0.313, SLG: 0.445		0-3 K			0-0 HR		0-0 1-3		0-0 F8	4	1	1	1	0	1	0											
Gary Ward, R (1, 8) OBP: 0.325, SLG: 0.431		0-0 F9			0-0 F7		0-0 F7			3	0	0	0	0	0	0											
Bob Jones, L (1, 9) OBP: 0.274, SLG: 0.342		0-3 K			0-0 1B		0-0 4-3			3	0	1	0	0	1	0											
Duane Walker, L (1, 7) OBP: 0.256, SLG: 0.324				0-0 4-3		0-0 F9		0-0 F8		3	0	0	0	0	0	1											
Steve Buechele, R (1, 5) OBP: 0.266, SLG: 0.330 Geno Petralli, L (8, PH) OBP: 0.311, SLG: 0.269 Alan Bannister, R (9, 5) OBP: 0.342, SLG: 0.358				0-0 1-3		0-0 F2		0-3 K		2	0	0	0	0	0	1											
Curtis Wilkerson, S (1, 4) OBP: 0.299, SLG: 0.316				0-0 5-3			0-0 S 1B		0-0 1B	3	0	2	0	0	0	0											
Inning Stats	R: 0 E: 0 K: 0 S: 2	H: 0 LOB: 0 BB: 1 P: 6	R: 0 E: 0 K: 2 S: 7	H: 0 LOB: 0 BB: 0 P: 7	R: 0 E: 0 K: 0 S: 3	H: 1 LOB: 0 BB: 0 P: 3	R: 1 E: 0 K: 0 S: 5	H: 2 LOB: 1 BB: 0 P: 5	R: 0 E: 0 K: 1 S: 6	H: 1 LOB: 1 BB: 0 P: 6	R: 0 E: 0 K: 1 S: 3	H: 0 LOB: 0 BB: 0 P: 3	R: 0 E: 0 K: 1 S: 6	H: 1 LOB: 1 BB: 0 P: 6	R: 0 E: 0 K: 1 S: 3	H: 0 LOB: 0 BB: 0 P: 3		1B: 4 2B: 0 3B: 0 HR: 1	SF: 0 SAC: 0 DP: 1 HBP: 0	WP: 0 PB: 0 SB: 1 CS: 1	PA: 31						
PITCHER	IP	WLS	BF	H	R	ER	SO	BB	IBB	HBP	BLK	WP	HR	S	P	ERA	WHIP										
Bert Blyleven, R (1, 1) ERA: 3.26	9.0	W	31	5	1	1	4	1	0	0	0	0	1	38	42	1.00	0.667										


Batter	1	2	3	4	5	6	7	8	9	AB	R	H	RBI	BB	SO	LOB	TOP			
Kirby Puckett, R OBP: 0.322, SLG: 0.369 (1, 8)	0-0 4-3		0-0 1-3			0-0 4-3 1B		0-0 4-3	0-0 4-3	4	0	1	0	0	0	0	Minnesota Twins @ Texas Rangers Arlington Stadium, Arlington, TX Thu Sep 26 1985, 8:05 PM EDT Att: 6,082 - Unknown livebaseballscorecards.com			
Mickey Hatcher, R OBP: 0.305, SLG: 0.361 (1, 7)	0-0 WP 1B		0-3 K			0-0 4-3 1-2		0-0 5-3	0-0 5-3	4	0	1	0	0	1	1				
Kent Hrbek, L OBP: 0.350, SLG: 0.441 (1, 3)	0-0 WP 1B			0-0 G5-4-3 1B		0-0 F7		0-0 1B	0-0 1B	4	0	3	0	0	0	1				
Tom Brunansky, R OBP: 0.323, SLG: 0.454 (1, 9)	0-0 F4			0-0 G5-4-3 1-2		0-0 F6		0-0 1B	0-0 1B	4	0	1	0	0	0	3				
Mark Salas, L OBP: 0.335, SLG: 0.449 (1, 10)	0-0 F6 1-2 2-3			0-0 F8		4-0 G3-6-3 BB		0-3 K	0-3 K	3	0	0	0	1	1	4				
Roy Smalley, S OBP: 0.283, SLG: 0.407 Greg Gagne, R OBP: 0.280, SLG: 0.323 (8, 6)		0-3 K		0-0 F4		0-0 G3-6-3 1-2				3	0	0	0	0	1	1				
Gary Gaetti, R OBP: 0.303, SLG: 0.402 (1, 5)		0-3 K		0-0 6-3				0-0 6-3		3	0	0	0	0	1	0				
Tim Teufel, R OBP: 0.333, SLG: 0.387 (1, 4)		0-0 F6		0-0 5-3				0-3 K		3	0	0	0	0	1	0				
Jeff Reed, L OBP: 0.250, SLG: 0.250 Dave Engle, R OBP: 0.333, SLG: 0.428 (8, PH) (8, 2)			0-3 K		0-0 4-3			0-0 F8		2	0	0	0	0	1	0				
Inning Stats	R: 0 E: 0 K: 0 S: 5	H: 2 LOB: 2 BB: 0 P: 5	R: 0 E: 0 K: 2 S: 7	H: 0 LOB: 0 BB: 0 P: 7	R: 0 E: 0 K: 2 S: 7	H: 0 LOB: 0 BB: 0 P: 7	R: 0 E: 0 K: 0 S: 3	H: 1 LOB: 0 BB: 0 P: 3	R: 0 E: 0 K: 0 S: 4	H: 1 LOB: 1 BB: 0 P: 4	R: 0 E: 0 K: 0 S: 2	H: 0 LOB: 0 BB: 1 P: 6	R: 0 E: 0 K: 1 S: 5	H: 0 LOB: 2 BB: 0 P: 5	R: 0 E: 0 K: 1 S: 7	H: 2 LOB: 2 BB: 0 P: 7		1B: 6 2B: 0 3B: 0 HR: 0	SF: 0 SAC: 0 DP: 2 HBP: 0	WP: 1 PB: 0 SB: 0 CS: 0
PITCHER	IP WLS BF H R ER SO BB IBB HBP BLK WP HR S P ERA WHIP	8.2 W 31 6 0 0 5 1 0 0 0 1 0 0 40 44 0.00 0.808	0.1 S 1 0 0 0 1 0 0 0 0 0 0 3 3 0.00 0.000	PITCHER																


Batter	1	2	3	4	5	6	7	8	9	AB	R	H	RBI	BB	SO	LOB	BOTTOM			
Wayne Tolleson, S OBP: 0.361, SLG: 0.397 (1, 6)	0-0 3-1		0-0 G6-3 1-2		0-0 4-3		0-0 3 1-2	0-3 K		4	0	0	0	0	1	2	Minnesota Twins @ Texas Rangers Arlington Stadium, Arlington, TX Thu Sep 26 1985, 8:05 PM EDT Att: 6,082 - Unknown livebaseballscorecards.com			
Curtis Wilkerson, S OBP: 0.296, SLG: 0.312 (1, 4)	0-0 B3			0-0 B3		0-0 4-3		0-0 6-3		4	0	0	0	0	0	0				
Pete O'Brien, L OBP: 0.338, SLG: 0.455 (1, 3)	4-0 BB			0-0 HR		4-0 G3-6-3 BB		4-0 BB		1	1	1	1	3	0	0				
Oddibe McDowell, L OBP: 0.311, SLG: 0.441 (1, 10)	0-3 K			0-0 1-3		0-0 G3-6-3 1-2		0-0 4-3		4	0	0	0	0	1	3				
Gary Ward, R OBP: 0.328, SLG: 0.434 (8, 7)		0-0 1B		0-0 S 1B		0-0 1B FC5				3	1	3	0	0	0	0				
Bob Jones, L OBP: 0.276, SLG: 0.342 (1, 9)		0-0 F7		0-3 K 1-2		0-0 FC5 BB		1-3 1B		3	0	1	0	0	1	1				
Don Slaught, R OBP: 0.321, SLG: 0.409 (1, 2)		0-0 B2			0-3 K2-3		0-0 F6			3	0	0	0	0	1	2				
Duane Walker, L OBP: 0.262, SLG: 0.322 George Wright, S OBP: 0.245, SLG: 0.249 (8, 8)			0-0 L9		1-0 5-3 HBP		4-0 FC5 BB			1	0	0	0	1	0	0				
Steve Buechele, R OBP: 0.268, SLG: 0.332 Bill Stein, R OBP: 0.273, SLG: 0.347 (7, PH) (8, 5)			0-0 G6-3 1B		0-0 5-3		0-0 FC5		1-2 3H	2	0	1	0	0	0	1				
Inning Stats	R: 0 E: 0 K: 1 S: 5	H: 0 LOB: 1 BB: 1 P: 9	R: 0 E: 0 K: 0 S: 3	H: 1 LOB: 0 BB: 0 P: 3	R: 0 E: 0 K: 0 S: 3	H: 1 LOB: 0 BB: 0 P: 3	R: 1 E: 0 K: 1 S: 7	H: 2 LOB: 1 BB: 0 P: 7	R: 0 E: 0 K: 1 S: 5	H: 0 LOB: 1 BB: 0 P: 6	R: 0 E: 0 K: 0 S: 2	H: 0 LOB: 0 BB: 1 P: 6	R: 1 E: 0 K: 0 S: 4	H: 2 LOB: 2 BB: 1 P: 8	R: 0 E: 0 K: 1 S: 5	H: 0 LOB: 1 BB: 1 P: 9		1B: 5 2B: 0 3B: 0 HR: 1	SF: 0 SAC: 0 DP: 2 HBP: 1	WP: 0 PB: 0 SB: 1 CS: 0
PITCHER	IP WLS BF H R ER SO BB IBB HBP BLK WP HR S P ERA WHIP	8.0 L 32 6 2 2 4 4 0 1 0 0 1 34 51 2.25 1.250	PITCHER																	

Batter	1	2	3	4	5	6	7	8	9	AB	R	H	RBI	BB	SO	LOB	TOP			
Willie Wilson, S OBP: 0.312, SLG: 0.400 (1, 8)	G3		F8						L6	4	0	1	0	0	0	0	Kansas City Royals @ Minnesota Twins Hubert H. Humphrey Metrodome, Minneapolis, MN Fri Sep 27 1985, 8:05 PM EDT Att: 13,035 - Unknown livebaseballscorecards.com			
Lonnie Smith, R OBP: 0.341, SLG: 0.373 (1, 7)	F3			L6		K			F3	4	0	0	0	0	1	1				
George Brett, L OBP: 0.435, SLG: 0.560 (1, 5)	F9			6-3		G3			L5	4	0	0	0	0	0	1				
Frank White, R OBP: 0.288, SLG: 0.420 (1, 4)		HR			BB				5-3	2	1	1	1	1	0	0				
Steve Balboni, R OBP: 0.305, SLG: 0.478 (1, 3)		K			F9				F4	3	0	0	0	0	1	1				
Darryl Motley, R OBP: 0.261, SLG: 0.425 (1, 10)		K							F7	3	0	0	0	0	2	0				
Jim Sundberg, R OBP: 0.302, SLG: 0.372 (1, 2)		F9				5-3			G4-6-3 1B	3	0	1	0	0	0	0				
Lynn Jones, R OBP: 0.255, SLG: 0.265 (1, 9)			K			6-3			G4-6-3 1-2	3	0	0	0	0	1	1				
Onix Conception, R OBP: 0.257, SLG: 0.248 (1, 6)			6-3						F7	2	0	0	0	0	0	0				
Greg Pryor, R OBP: 0.272, SLG: 0.264 (8, PH) (8, 6)						F3			F7	1	0	0	0	0	0	0				
Inning Stats	R: 0 E: 0 K: 0 S: 3	H: 0 LOB: 0 BB: 0 P: 3	R: 1 E: 0 K: 2 S: 8	H: 1 LOB: 0 BB: 0 P: 8	R: 0 E: 0 K: 1 S: 5	H: 0 LOB: 0 BB: 0 P: 5	R: 0 E: 0 K: 0 S: 3	H: 0 LOB: 1 BB: 1 P: 7	R: 0 E: 0 K: 1 S: 5	H: 0 LOB: 0 BB: 0 P: 5	R: 0 E: 0 K: 0 S: 3	H: 0 LOB: 0 BB: 0 P: 3	R: 0 E: 0 K: 0 S: 3	H: 1 LOB: 0 BB: 0 P: 3	R: 0 E: 0 K: 0 S: 3	H: 0 LOB: 0 BB: 0 P: 3	1B: 1 2B: 1 3B: 0 HR: 1	SF: 0 SAC: 0 DP: 1 HBP: 0	WP: 0 PB: 0 SB: 0 CS: 0	PA: 30
PITCHER Frank Viola, L ERA: 4.21 (1, 1)	IP: 9.0 WLS: W BF: 30 H: 3 R: 1 ER: 1 SO: 5 BB: 1 IBB: 0 HBP: 0 BLK: 0 WP: 0 HR: 1 S: 39 P: 43 ERA: 1.00 WHIP: 0.444															PITCHER				

Batter	1	2	3	4	5	6	7	8	9	AB	R	H	RBI	BB	SO	LOB	BOTTOM			
Kirby Puckett, R OBP: 0.321, SLG: 0.372 (1, 8)	4-3		3-1					F7		4	1	1	2	0	0	0	Kansas City Royals @ Minnesota Twins Hubert H. Humphrey Metrodome, Minneapolis, MN Fri Sep 27 1985, 8:05 PM EDT Att: 13,035 - Unknown livebaseballscorecards.com			
Mickey Hatcher, R OBP: 0.305, SLG: 0.360 (1, 7)	1B		F8		5-3			5-3		4	0	1	0	0	0	0				
Kent Hrbek, L OBP: 0.351, SLG: 0.440 (1, 3)	1B		4-3		K			FC5-4 BB		3	0	1	0	1	1	0				
Tom Brunansky, R OBP: 0.321, SLG: 0.451 (1, 9)	9-2				F7			F9		4	0	0	0	0	0	3				
Mark Funderburk, R OBP: 0.400, SLG: 0.630 (1, 10)					F4			F8		3	0	1	0	0	0	0				
Dave Engle, R OBP: 0.326, SLG: 0.420 (1, 2)					F8			2-3		3	1	0	0	0	0	1				
Gary Gaetti, R OBP: 0.303, SLG: 0.407 (1, 5)			6-3					K		3	1	1	1	0	1	1				
Greg Gagne, R OBP: 0.280, SLG: 0.324 (1, 6)					F8			5-3		3	0	1	1	0	0	0				
Steve Lombardozzi, R OBP: 0.378, SLG: 0.441 (1, 4)			5-3					4-3		3	1	1	0	0	0	1				
Inning Stats	R: 0 E: 0 K: 0 S: 4	H: 2 LOB: 1 BB: 0 P: 4	R: 1 E: 0 K: 0 S: 5	H: 2 LOB: 1 BB: 0 P: 5	R: 0 E: 0 K: 0 S: 3	H: 0 LOB: 0 BB: 0 P: 3	R: 0 E: 0 K: 0 S: 3	H: 0 LOB: 0 BB: 0 P: 3	R: 3 E: 0 K: 1 S: 8	H: 3 LOB: 0 BB: 0 P: 8	R: 0 E: 0 K: 0 S: 3	H: 0 LOB: 0 BB: 0 P: 3	R: 0 E: 0 K: 1 S: 5	H: 0 LOB: 1 BB: 1 P: 7	R: 0 E: 0 K: 0 S: 3	H: 0 LOB: 0 BB: 0 P: 3	1B: 4 2B: 2 3B: 0 HR: 2	SF: 0 SAC: 0 DP: 1 HBP: 0	WP: 0 PB: 0 SB: 1 CS: 0	PA: 31
PITCHER Bud Black, L ERA: 4.53 Mark Huisman, R ERA: 2.25 Joe Beckwith, R ERA: 4.22	IP: 5.0 WLS: L BF: 21 H: 7 R: 4 ER: 4 SO: 1 BB: 0 IBB: 0 HBP: 0 BLK: 0 WP: 0 HR: 2 S: 23 P: 23 ERA: 7.20 WHIP: 1.400															PITCHER				



Batter	1	2	3	4	5	6	7	8	9	AB	R	H	RBI	BB	SO	LOB	TOP										
Willie Wilson, S (1, 8) OBP: 0.314, SLG: 0.400	F8		FC4-6			FC4-6	FC6-4			3	0	1	0	1	0	2	Kansas City Royals @ Minnesota Twins Hubert H. Humphrey Metrodome, Minneapolis, MN Sat Sep 28 1985, 4:33 AM EDT Att: 13,256 - Unknown 										
Lonnie Smith, R (1, 7) OBP: 0.339, SLG: 0.370	K		6-3			K	FC6-4			4	0	0	0	0	2	5											
George Brett, L (1, 5) OBP: 0.432, SLG: 0.556	F7			G3		FC4-6		K		4	1	0	0	0	1	1											
Jorge Orta, L (1, 10) OBP: 0.323, SLG: 0.389		4-3		F8				K		3	1	1	2	0	0	0											
Hal McRae, R (8, PH) OBP: 0.349, SLG: 0.451										0	0	0	0	0	0	0											
Dane Iorg, L (8, PH) OBP: 0.260, SLG: 0.317										1	0	0	0	0	1	0											
Frank White, R (1, 4) OBP: 0.288, SLG: 0.418	F9							5-3		3	0	0	0	1	1	0											
Steve Balboni, R (1, 3) OBP: 0.304, SLG: 0.476	K									3	0	0	0	1	2	1											
Darryl Motley, R (1, 9) OBP: 0.299, SLG: 0.420			F7		5-3		FC5-4			4	1	0	0	0	1	1											
Jamie Quirk, L (1, 2) OBP: 0.308, SLG: 0.380										4	0	2	1	0	0	0											
Buddy Biancalana, S (1, 6) OBP: 0.284, SLG: 0.278										1	0	0	0	1	0	0											
Jim Sundberg, R (7, PH) OBP: 0.301, SLG: 0.371										1	0	0	0	0	0	1											
Onix Concepcion, R (7, 6) OBP: 0.297, SLG: 0.248										0	0	0	0	0	0	0											
Inning Stats	R: 0 E: 0 K: 1 S: 5	H: 0 LOB: 0 BB: 0 P: 5	R: 0 E: 0 K: 1 S: 5	H: 0 LOB: 0 BB: 0 P: 5	R: 0 E: 0 K: 0 S: 4	H: 1 LOB: 2 BB: 1 P: 8	R: 0 E: 0 K: 0 S: 3	H: 0 LOB: 1 BB: 1 P: 7	R: 0 E: 0 K: 0 S: 3	H: 0 LOB: 0 BB: 0 P: 3	R: 2 E: 0 K: 2 S: 8	H: 1 LOB: 0 BB: 1 P: 12	R: 1 E: 0 K: 0 S: 5	H: 2 LOB: 2 BB: 1 P: 9	R: 0 E: 0 K: 2 S: 7	H: 0 LOB: 0 BB: 0 P: 7	R: 0 E: 0 K: 2 S: 7	H: 0 LOB: 0 BB: 0 P: 7	1B: 1 2B: 2 3B: 0 HR: 1	SF: 0 SAC: 0 DP: 0 HBP: 0	WP: 0 PB: 0 SB: 0 CS: 0	PA: 35					
PITCHER	IP	WLS	BF	H	R	ER	SO	BB	IBB	HBP	BLK	WP	HR	S	P	ERA	WHIP										
Dennis Burt, R (1, 1) ERA: 3.92	6.1	W	26	3	3	3	4	4	0	0	0	0	1	30	46	4.26	1.105										
Pete Filson, L (7, 1) ERA: 3.73	1.0		4	1	0	0	1	0	0	0	0	0	0	6	6	0.00	1.000										
Ron Davis, R (8, 1) ERA: 3.43	1.2	S	5	0	0	0	3	0	0	0	0	0	0	11	11	0.00	0.000										

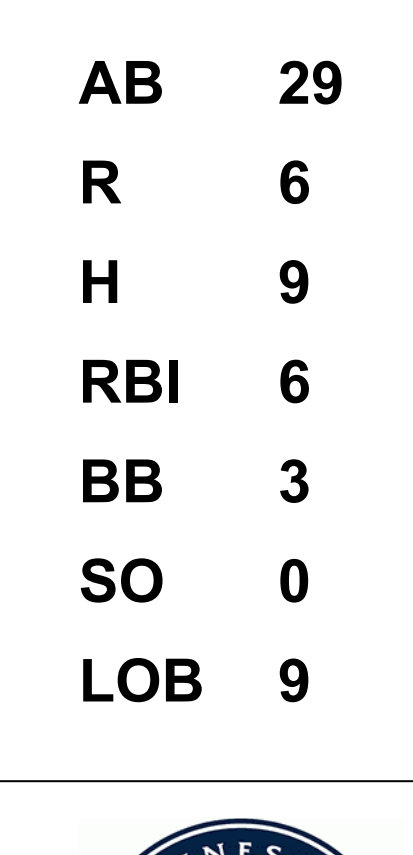
Batter	1	2	3	4	5	6	7	8	9	AB	R	H	RBI	BB	SO	LOB	BOTTOM											
Kirby Puckett, R (1, 8) OBP: 0.320, SLG: 0.370	E6		1-3		4-3					4	1	0	0	0	1	1	Kansas City Royals @ Minnesota Twins Hubert H. Humphrey Metrodome, Minneapolis, MN Sat Sep 28 1985, 4:33 AM EDT Att: 13,256 - Unknown 											
Mickey Hatcher, R (1, 7) OBP: 0.306, SLG: 0.364	E9		F8			F7		4-3		4	2	2	1	0	0	0												
Kent Hrbek, L (1, 3) OBP: 0.351, SLG: 0.441	G3					F7				4	0	1	1	0	1	1												
Tom Brunansky, R (1, 9) OBP: 0.324, SLG: 0.453										2	0	1	1	2	0	1												
Mark Funderburk, R (1, 10) OBP: 0.375, SLG: 0.586	F8									4	0	0	0	0	0	3												
Dave Engle, R (1, 2) OBP: 0.330, SLG: 0.439										2	1	1	1	0	0	0												
Mark Salas, L (6, PH) OBP: 0.334, SLG: 0.448										1	0	0	0	0	0	1												
Gary Gaetti, R (1, 5) OBP: 0.301, SLG: 0.405										3	0	0	0	0	0	0												
Greg Gagne, R (1, 6) OBP: 0.281, SLG: 0.321										2	1	0	0	0	0	0												
Steve Lombardozzi, R (1, 4) OBP: 0.375, SLG: 0.432										3	0	1	1	0	0	0												
Inning Stats	R: 2 E: 2 K: 0 S: 4	H: 1 LOB: 0 BB: 1 P: 8	R: 1 E: 0 K: 0 S: 4	H: 1 LOB: 0 BB: 0 P: 4	R: 0 E: 0 K: 0 S: 3	H: 1 LOB: 1 BB: 0 P: 4	R: 0 E: 0 K: 0 S: 3	H: 0 LOB: 0 BB: 0 P: 3	R: 0 E: 0 K: 0 S: 3	H: 0 LOB: 0 BB: 0 P: 3	R: 1 E: 0 K: 0 S: 5	H: 2 LOB: 1 BB: 0 P: 5	R: 1 E: 0 K: 1 S: 5	H: 1 LOB: 0 BB: 0 P: 6	R: 0 E: 0 K: 1 S: 5	H: 0 LOB: 1 BB: 1 P: 9		1B: 2 2B: 3 3B: 0 HR: 1	SF: 0 SAC: 0 DP: 0 HBP: 1	WP: 0 PB: 0 SB: 1 CS: 2	PA: 32							
PITCHER	IP	WLS	BF	H	R	ER	SO	BB	IBB	HBP	BLK	WP	HR	S	P	ERA		WHIP										
Danny Jackson, L (1, 1) ERA: 3.52	5.1	L	22	5	4	2	0	1	0	0	0	0	1	21	25	3.38		1.125										
Steve Farr, R (6, 1) ERA: 3.44	2.2		10	1	1	1	2	1	0	1	0	0	0	12	17	3.38	0.750											

Batter	1	2	3	4	5	6	7	8	9	AB	R	H	RBI	BB	SO	LOB	TOP					
Lonnie Smith, R OBP: 0.341, SLG: 0.371 (1, 7)										4	2	2	0	1	0	1	Kansas City Royals @ Minnesota Twins Hubert H. Humphrey Metrodome, Minneapolis, MN Sun Sep 29 1985, 4:33 AM EDT Att: 11,292 - Unknown					
Willie Wilson, S OBP: 0.313, SLG: 0.400 (1, 8)										5	0	1	1	0	1	5						
George Brett, L OBP: 0.433, SLG: 0.560 (1, 5)										3	0	2	2	0	0	0						
Jorge Orta, L OBP: 0.319, SLG: 0.385 (1, 10)										3	0	0	0	0	0	2						
Darryl Motley, R OBP: 0.236, SLG: 0.419 (8, PH)										1	0	0	0	0	1	1						
Frank White, R OBP: 0.288, SLG: 0.418 (1, 4)										4	0	1	0	0	1	1						
Steve Balboni, R OBP: 0.304, SLG: 0.474 (1, 3)										4	0	1	0	0	1	2						
Omar Moreno, L OBP: 0.256, SLG: 0.391 (1, 9)										3	0	0	0	0	1	2						
Lynn Jones, R OBP: 0.253, SLG: 0.264 (9, PH)										1	0	0	0	0	0	0						
Jamie Quirk, L OBP: 0.309, SLG: 0.377 (1, 2)										3	0	1	0	0	0	1						
Jim Sundberg, R OBP: 0.303, SLG: 0.372 (9, PH)										1	0	1	0	0	0	0						
Buddy Biancalana, S OBP: 0.288, SLG: 0.373 (7, PH)										2	1	0	0	0	0	1						
Daneborg, L OBP: 0.288, SLG: 0.331 (7, PH)										1	0	1	0	0	0	0						
Onix Contreras, R OBP: 0.257, SLG: 0.248 (7, 6)										0	0	0	0	0	0	0						
Greg Pryor, R OBP: 0.271, SLG: 0.264 (9, PH)										0	0	0	0	0	0	0						
Pat Sheridan, L OBP: 0.298, SLG: 0.313 (9, PH)										1	0	0	0	0	1	1						
Inning Stats	R: 0 E: 0 K: 0 S: 3	H: 0 LOB: 0 BB: 0 P: 3	R: 0 E: 0 K: 1 S: 6	H: 1 LOB: 1 BB: 0 P: 6	R: 2 E: 0 K: 0 S: 6	H: 3 LOB: 1 BB: 0 P: 6	R: 0 E: 0 K: 0 S: 4	H: 1 LOB: 1 BB: 0 P: 4	R: 1 E: 0 K: 0 S: 5	H: 2 LOB: 1 BB: 0 P: 5	R: 0 E: 0 K: 1 S: 5	H: 0 LOB: 0 BB: 0 P: 5	R: 0 E: 0 K: 0 S: 4	H: 1 LOB: 2 BB: 0 P: 4	R: 0 E: 0 K: 2 S: 8	H: 1 LOB: 1 BB: 0 P: 8	R: 0 E: 0 K: 2 S: 8	H: 1 LOB: 2 BB: 1 P: 12	1B: 5 2B: 5 3B: 0 HR: 0	SF: 1 SAC: 0 DP: 0 HBP: 0	WP: 0 PB: 0 SB: 0 CS: 0	PA: 38
PITCHER	IP	WLS	BF	H	R	ER	SO	BB	IBB	HBP	BLK	WP	HR	S	P	ERA	WHIP					
John Butcher, R ERA: 4.82 (1, 1)	6.2	W	28	8	3	3	2	0	0	0	0	0	0	32	32	4.05	1.200					
Pete Filson, L ERA: 3.87 (7, 1)	1.2		7	2	0	0	2	0	0	0	0	0	0	11	11	0.00	1.200					
Ron Davis, R ERA: 3.39 (9, 1)	0.2	S	3	0	0	0	2	1	0	0	0	0	0	6	10	0.00	1.500					

AB 36
R 3
H 10
RBI 3
BB 1
SO 6
LOB 17



Batter	1	2	3	4	5	6	7	8	9	AB	R	H	RBI	BB	SO	LOB	BOTTOM				
Kirby Puckett, R OBP: 0.322, SLG: 0.371 (1, 8)										3	3	2	0	1	0	2	Kansas City Royals @ Minnesota Twins Hubert H. Humphrey Metrodome, Minneapolis, MN Sun Sep 29 1985, 4:33 AM EDT Att: 11,292 - Unknown				
Mickey Hatcher, R OBP: 0.308, SLG: 0.365 (1, 7)										4	0	2	2	0	0	1					
Kent Hrbek, L OBP: 0.350, SLG: 0.441 (1, 3)										2	0	1	3	0	0	0					
Tom Brunansky, R OBP: 0.322, SLG: 0.450 (1, 9)										4	0	0	0	0	0	3					
Mark Salas, L OBP: 0.333, SLG: 0.454 (1, 2)										4	1	1	1	0	0	0					
Roy Smalley, S OBP: 0.382, SLG: 0.408 (1, 10)										4	0	1	0	0	0	0					
Ron Washington, R OBP: 0.308, SLG: 0.394 (8, FR)										0	0	0	0	0	0	0					
Gary Gaetti, R OBP: 0.301, SLG: 0.404 (1, 5)										4	0	1	0	0	0	1					
Greg Gagne, R OBP: 0.281, SLG: 0.318 (1, 6)										3	1	0	0	1	0	2					
Steve Lombardozzi, R OBP: 0.405, SLG: 0.447 (1, 4)										1	1	1	0	1	0	0					
Inning Stats	R: 1 E: 0 K: 0 S: 3	H: 0 LOB: 0 BB: 1 P: 7	R: 1 E: 0 K: 0 S: 5	H: 2 LOB: 2 BB: 1 P: 9	R: 0 E: 0 K: 0 S: 3	H: 0 LOB: 0 BB: 0 P: 3	R: 0 E: 0 K: 0 S: 3	H: 0 LOB: 0 BB: 0 P: 3	R: 2 E: 0 K: 0 S: 6	H: 3 LOB: 1 BB: 0 P: 6	R: 0 E: 0 K: 0 S: 3	H: 0 LOB: 0 BB: 0 P: 3	R: 2 E: 0 K: 0 S: 6	H: 3 LOB: 1 BB: 0 P: 6	R: 0 E: 0 K: 0 S: 4	H: 1 LOB: 1 BB: 0 P: 4	1B: 7 2B: 1 3B: 0 HR: 1	SF: 2 SAC: 1 DP: 1 HBP: 0	WP: 0 PB: 0 SB: 2 CS: 0	PA: 35	
PITCHER	IP	WLS	BF	H	R	ER	SO	BB	IBB	HBP	BLK	WP	HR	S	P	ERA	WHIP				
Mark Gubicza, R ERA: 4.11 (1, 1)	6.1	L	28	7	6	6	0	3	0	0	0	0	0	25	37	8.53	1.579				
Mark Huisman, R ERA: 2.04 (7, 1)	1.2		7	2	0	0	0	0	0	0	0	0	0	7	7	0.00	1.200				



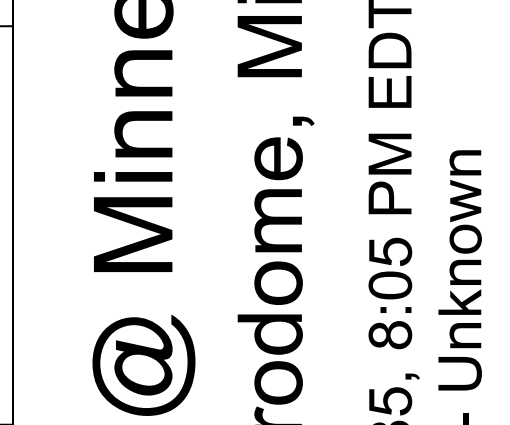
Batter	1	2	3	4	5	6	7	8	9	AB	R	H	RBI	BB	SO	LOB	TOP			
Rudy Law, L OBP: 0.311, SLG: 0.376 (1, 7)	0-0 3-1		0-0 L3		0-0 L9		0-0 4-3			4	0	0	0	0	0	2	Chicago White Sox @ Minnesota Twins Hubert H. Humphrey Metrodome, Minneapolis, MN Mon Sep 30 1985, 8:05 PM EDT Att: 8,242 - Unknown			
Bryan Little, S OBP: 0.350, SLG: 0.343 (1, 4)	0-3 K		1-0 1B 1B HBP		0-0 E4		0-0 F2			3	1	0	0	0	1	2				
Harold Baines, L OBP: 0.353, SLG: 0.476 (1, 9)	0-3 K		0-0 1B 1-2 1B		0-3 K		0-0 4-3			4	0	1	0	0	2	3				
Greg Walker, L OBP: 0.311, SLG: 0.453 (1, 3)		4-0 FC3-6 1B BB	0-0 1-3 2H 1B		0-0 4-3			0-3 K		3	0	1	1	1	1	2				
Carlton Fisk, R OBP: 0.318, SLG: 0.495 (1, 2)	0-0 FC3-6 1B		0-0 F8			0-0 S 1B		0-3 K		4	0	2	0	0	1	2				
Joel Skinner, R OBP: 0.455, SLG: 0.615 (8, 2)	1-2 FC3-6 1B									0	0	0	0	0	0	0				
Ron Kittle, R OBP: 0.294, SLG: 0.444 (1, 10)	0-3 K			0-0 1-3		0-0 L6		0-0 F3		4	0	0	0	0	1	3				
Daryl Boston, L OBP: 0.268, SLG: 0.329 (1, 8)	0-0 FC3-6			0-0 4-3		0-3 K		0-0 F8		4	0	0	0	0	1	3				
Ozzie Guillen, L OBP: 0.286, SLG: 0.347 (1, 6)	0-0 F4			0-0 4-3		0-0 F4		0-0 L9		4	0	0	0	0	0	3				
Scott Fletcher, R OBP: 0.328, SLG: 0.302 (1, 5)			0-0 4-3		0-0 E6		0-0 E8		0-0 6-3	3	0	1	0	0	0	0				
Jerry Hairston, S OBP: 0.371, SLG: 0.333 (9, PH)										1	0	0	0	0	0	0				
Inning Stats	R: 0 E: 0 K: 2 S: 7	H: 0 LOB: 0 BB: 0 P: 7	R: 0 E: 0 K: 1 S: 6	H: 1 LOB: 2 BB: 1 P: 10	R: 1 E: 0 K: 0 S: 5	H: 2 LOB: 2 BB: 0 P: 6	R: 0 E: 0 K: 0 S: 3	H: 0 LOB: 0 BB: 0 P: 3	R: 0 E: 2 K: 1 S: 7	H: 0 LOB: 2 BB: 0 P: 7	R: 0 E: 1 K: 0 S: 4	H: 1 LOB: 1 BB: 0 P: 4	R: 0 E: 0 K: 2 S: 7	H: 0 LOB: 0 BB: 0 P: 7	R: 0 E: 0 K: 0 S: 3	H: 0 LOB: 0 BB: 0 P: 3	1B: 5 2B: 0 3B: 0 HR: 0	SF: 0 SAC: 0 DP: 0 HBP: 1	WP: 0 PB: 0 SB: 1 CS: 0	PA: 36
PITCHER Bert Blyleven, R ERA: 3.19 (1, 1)	IP: 9.0 WLS: W BF: 36 H: 5 R: 1 ER: 1 SO: 7 BB: 1 IBB: 0 HBP: 1 BLK: 0 WP: 0 HR: 0 S: 48 P: 53 ERA: 1.00 WHIP: 0.667																			

Batter	1	2	3	4	5	6	7	8	9	AB	R	H	RBI	BB	SO	LOB	BOTTOM			
Kirby Puckett, R OBP: 0.326, SLG: 0.377 (1, 8)	0-0 4-3 1B 2B		0-0 CS 1B		0-0 SF9 1B		0-0 1B			4	1	4	0	0	0	0	Chicago White Sox @ Minnesota Twins Hubert H. Humphrey Metrodome, Minneapolis, MN Mon Sep 30 1985, 8:05 PM EDT Att: 8,242 - Unknown			
Mickey Hatcher, R OBP: 0.305, SLG: 0.363 (1, 7)	0-0 4-3		0-0 F7		0-0 SF9 1B		0-0 F9			3	0	0	1	0	0	3				
Kent Hrbek, L OBP: 0.352, SLG: 0.446 (1, 3)	0-0 BB 1B		0-0 E2 1-2 3B		0-0 3-1		4-0 G5-4-3 BB			3	1	2	1	1	0	1				
Tom Brunansky, R OBP: 0.323, SLG: 0.451 (1, 9)	4-0 3H 1-2 BB		0-0 L7			0-0 1B HR 2B	0-0 G5-4-3			3	1	1	0	1	0	1				
Mark Funderburk, R OBP: 0.373, SLG: 0.574 (1, 10)	0-3 K			0-3 K		0-0 HR 1B		0-0 F8		3	1	1	0	0	2	2				
Randy Bush, L OBP: 0.322, SLG: 0.454 (7, PH)						2-3 HR 1B				1	0	0	0	0	0	0				
Dave Engle, R OBP: 0.335, SLG: 0.458 (1, 2)	0-0 F9			4-0 G6-4-3 BB		0-0 HR		0-0 L6		2	1	1	3	1	0	2				
Jeff Reed, L OBP: 0.200, SLG: 0.200 (7, 2)										1	0	0	0	0	0	0				
Gary Gaetti, R OBP: 0.302, SLG: 0.408 (1, 5)		0-0 F8		0-0 G6-4-3		0-0 SF7 2B				4	1	2	0	0	0	1				
Greg Gagne, R OBP: 0.277, SLG: 0.313 (1, 6)		0-0 F4			0-0 F3		0-0 4-3		0-0 F8	4	0	0	0	0	0	2				
Steve Lombardozzi, R OBP: 0.391, SLG: 0.439 (1, 4)		0-0 F6			0-0 1B SF9 1B		0-0 SF7		0-0 F9	3	1	1	1	0	0	1				
Inning Stats	R: 1 E: 0 K: 1 S: 7	H: 2 LOB: 2 BB: 1 P: 11	R: 0 E: 0 K: 0 S: 3	H: 0 LOB: 0 BB: 0 P: 3	R: 1 E: 1 K: 0 S: 4	H: 2 LOB: 0 BB: 0 P: 4	R: 0 E: 0 K: 1 S: 4	H: 0 LOB: 0 BB: 1 P: 8	R: 1 E: 0 K: 0 S: 5	H: 2 LOB: 1 BB: 0 P: 5	R: 4 E: 0 K: 0 S: 8	H: 5 LOB: 1 BB: 0 P: 8	R: 0 E: 0 K: 0 S: 2	H: 0 LOB: 0 BB: 1 P: 6	R: 0 E: 0 K: 0 S: 4	H: 1 LOB: 1 BB: 0 P: 4	1B: 6 2B: 4 3B: 1 HR: 1	SF: 2 SAC: 0 DP: 2 HBP: 0	WP: 0 PB: 0 SB: 0 CS: 1	PA: 36
PITCHER Britt Burns, L ERA: 3.96 (1, 1)	IP: 5.0 WLS: L BF: 25 H: 10 R: 7 ER: 6 SO: 2 BB: 2 IBB: 0 HBP: 0 BLK: 0 WP: 0 HR: 1 S: 27 P: 35 ERA: 10.80 WHIP: 2.400																			
Dan Spillner, R ERA: 3.54 (6, 1)	1.0 4 1 0 0 0																			
Al Jones, R ERA: 1.5 (7, 1)	1.0 3 0 0 0 0																			
Ed Correa, R ERA: 10.13 (8, 1)	1.0 4 1 0 0 0																			

AB	34
R	1
H	5
RBI	1
BB	1
SO	7
LOB	20



AB	31
R	7
H	12
RBI	6
BB	3
SO	2
LOB	13



WP	0
PB	0
SB	0
CS	1

Batter	1	2	3	4	5	6	7	8	9	AB	R	H	RBI	BB	SO	LOB	TOP								
Rudy Law, L OBP: 0.310, SLG: 0.373 (1, 7)	G3		B2-3		HR	G4-6-3		F8		5	1	1	0	0	0	2	Chicago White Sox @ Minnesota Twins Hubert H. Humphrey Metrodome, Minneapolis, MN Tue Oct 01 1985, 8:05 PM EDT Att: 8,278 - Unknown								
Bryan Little, S OBP: 0.341, SLG: 0.335 (1, 4)	4-3			F5	SF9		F7	F7		4	0	0	1	0	0	0									
Harold Baines, L OBP: 0.352, SLG: 0.478 Reid Nichols, R OBP: 0.344, SLG: 0.357 (1, 9) (9, 9)	F7			3-1	HR		F6	F8		5	1	1	3	0	0	0									
Greg Walker, L OBP: 0.312, SLG: 0.456 Joseph DeSa, L OBP: 0.217, SLG: 0.349 (1, 3) (9, 3)		1B G6-4-3 2B		F8	4-3		2B	4-3		5	2	2	0	0	0	0									
Carlton Fisk, R OBP: 0.322, SLG: 0.498 Joel Skinner, R OBP: 0.455, SLG: 0.615 (1, 2) (9, 2)		G6-4-3 1B			HR		HR	BB		3	2	2	1	2	0	0									
Ron Kittle, R OBP: 0.295, SLG: 0.460 (1, 10)	G6-4-3				HR	F9		HR		5	2	2	4	0	1	2									
Daryl Boston, L OBP: 0.276, SLG: 0.341 (1, 8)	F5				1B					4	2	3	0	0	0	0									
Ozzie Guillen, L OBP: 0.290, SLG: 0.351 (1, 6)			G4-6-3 1B		1B	1B	BB	G3		4	1	3	1	0	0	1									
Scott Fletcher, R OBP: 0.330, SLG: 0.302 (1, 5)	G4-6-3				SF9	1B		L6		3	1	1	1	1	0	1									
Inning Stats	R: 0 E: 0 K: 0 S: 3	H: 0 LOB: 0 BB: 0 P: 3	R: 1 E: 0 K: 0 S: 4	H: 2 LOB: 0 BB: 0 P: 4	R: 0 E: 0 K: 0 S: 3	H: 1 LOB: 0 BB: 0 P: 3	R: 0 E: 0 K: 0 S: 3	H: 0 LOB: 0 BB: 0 P: 3	R: 7 E: 0 K: 0 S: 9	H: 6 LOB: 0 BB: 1 P: 13	R: 1 E: 0 K: 0 S: 4	H: 2 LOB: 1 BB: 1 P: 8	R: 3 E: 0 K: 0 S: 7	H: 4 LOB: 1 BB: 0 P: 7	R: 0 E: 0 K: 1 S: 5	H: 0 LOB: 0 BB: 0 P: 3		R: 0 E: 0 K: 1 S: 5	H: 0 LOB: 1 BB: 1 P: 9	1B: 8 2B: 4 3B: 0 HR: 3	SF: 1 SAC: 0 DP: 3 HBP: 0	WP: 1 PB: 0 SB: 0 CS: 0	PA: 42		
PITCHER	IP	WLS	BF	H	R	ER	SO	BB	IBB	HBP	BLK	WP	HR	S	P	ERA	WHIP								
Mike Smithson, R ERA: 4.5 (1, 1)	4.0	L	19	8	7	2	0	1	0	0	0	1	1	18	22	15.75	2.250								
Ken Schrom, R ERA: 4.99 (5, 1)	1.1		7	3	2	2	0	0	0	0	0	0	1	7	7	13.50	2.250								
Mark Portugal, R ERA: 5.55 (6, 1)	1.2		9	4	3	3	0	1	0	0	0	0	1	8	12	16.20	3.000								
Rick Lysander, R ERA: 6.05 (8, 1)	1.0		3	0	0	0	0	0	0	0	0	0	0	3	3	0.00	0.000								
Frank Eufemia, R ERA: 3.79 (9, 1)	1.0		4	0	0	0	1	1	0	0	0	0	0	5	9	0.00	1.000								

Batter	1	2	3	4	5	6	7	8	9	AB	R	H	RBI	BB	SO	LOB	BOTTOM								
Kirby Puckett, R OBP: 0.326, SLG: 0.378 (1, 8)	K		K		F9		HR		4-3 2B	5	1	2	1	0	2	1	Chicago White Sox @ Minnesota Twins Hubert H. Humphrey Metrodome, Minneapolis, MN Tue Oct 01 1985, 8:05 PM EDT Att: 8,278 - Unknown								
Mickey Hatcher, R OBP: 0.304, SLG: 0.361 Dave Meier, R OBP: 0.374, SLG: 0.346 (1, 7) (5, FH) (6, 7)	F8		F8		E5		HR		4-3 2B	2	0	0	0	0	0	1									
Kent Hrbek, L OBP: 0.351, SLG: 0.443 (1, 3)	F8			HR	K		E3		5-3	4	1	0	0	1	1	2									
Tom Brunansky, R OBP: 0.324, SLG: 0.456 (1, 9)		WP BB		HR	K		G4-6-3			3	1	1	2	1	1	2									
Mark Funderburk, R OBP: 0.352, SLG: 0.538 (1, 10)	F8			5-3		F7		L9		4	0	0	0	0	0	1									
Dave Engle, R OBP: 0.335, SLG: 0.456 Jeff Reed, L OBP: 0.167, SLG: 0.167 (1, 2) (8, FH) (9, 2)	K			1B		F8		K		3	0	1	0	0	1	1									
Gary Gaetti, R OBP: 0.302, SLG: 0.407 (1, 5)	F7			1B		K		F5		4	0	1	0	0	1	1									
Greg Gagne, R OBP: 0.275, SLG: 0.311 Ron Washington, R OBP: 0.310, SLG: 0.403 (1, 6) (7, FH) (8, 6)			E5 SH5-3		K		1B HR		L4	2	0	0	0	0	1	2									
Steve Lombardozzi, R OBP: 0.383, SLG: 0.429 Tim Teufel, R OBP: 0.334, SLG: 0.390 (1, 4) (7, FH) (8, 4)			SH5-3		K		F9		2B	1	0	0	0	0	1	2									
Inning Stats	R: 0 E: 0 K: 1 S: 5	H: 0 LOB: 0 BB: 0 P: 5	R: 0 E: 0 K: 1 S: 5	H: 0 LOB: 1 BB: 1 P: 9	R: 0 E: 1 K: 2 S: 6	H: 0 LOB: 0 BB: 0 P: 6	R: 2 E: 0 K: 2 S: 10	H: 3 LOB: 2 BB: 1 P: 14	R: 0 E: 1 K: 2 S: 8	H: 0 LOB: 1 BB: 0 P: 8	R: 0 E: 0 K: 1 S: 5	H: 0 LOB: 0 BB: 0 P: 5	R: 3 E: 1 K: 0 S: 6	H: 3 LOB: 0 BB: 0 P: 6	R: 0 E: 0 K: 1 S: 5	H: 0 LOB: 0 BB: 0 P: 5		R: 1 E: 0 K: 0 S: 5	H: 2 LOB: 1 BB: 0 P: 5	1B: 3 2B: 3 3B: 0 HR: 2	SF: 0 SAC: 1 DP: 1 HBP: 0	WP: 1 PB: 0 SB: 0 CS: 0	PA: 39		
PITCHER	IP	WLS	BF	H	R	ER	SO	BB	IBB	HBP	BLK	WP	HR	S	P	ERA	WHIP								
Floyd Bannister, L ERA: 4.81 (1, 1)	6.1	W	30	6	5	5	8	2	0	0	0	0	2	44	52	7.11	1.263								
Dan Spillner, R ERA: 3.47 (7, 1)	1.2		4	0	0	0	1	0	0	0	0	0	0	6	6	0.00	0.000								
Jerry Don Gleaton, L ERA: 5.76 (9, 1)	1.0		5	2	1	1	0	0	0	0	0	0	0	5	5	9.00	2.000								



Batter	1	2	3	4	5	6	7	8	9	AB	R	H	RBI	BB	SO	LOB	TOP			
Reid Nichols, R (1, 8) OBP: 0.335, SLG: 0.347	F8			F3		E5			L7	4	0	0	0	0	0	1	Chicago White Sox @ Minnesota Twins Hubert H. Humphrey Metrodome, Minneapolis, MN Wed Oct 02 1985, 8:05 PM EDT Att: 8,290 - Unknown livebaseballscorecards.com			
Scott Fletcher, R (1, 6) OBP: 0.330, SLG: 0.303	F4			G6-4-3 1B		CS	F7			3	0	1	0	0	0	0				
Harold Baines, L (1, 9) OBP: 0.351, SLG: 0.476	G3			G6-4-3			4-3			3	0	0	0	0	0	1				
Carlton Fisk, R (1, 2) OBP: 0.320, SLG: 0.495		L6			F6		5-3			3	0	0	0	0	0	0				
Ron Kittle, R (1, 10) OBP: 0.293, SLG: 0.456		F7			K			K		3	0	0	0	0	2	0				
Greg Walker, L (1, 3) OBP: 0.312, SLG: 0.461		K			HR			K		3	1	1	1	0	2	0				
Luis Salazar, R (1, 7) OBP: 0.287, SLG: 0.404			F3		4-3			F8		3	0	0	0	0	0	0				
Tim Hulett, R (1, 5) OBP: 0.323, SLG: 0.373 Daryl Boston, L (9, PR) OBP: 0.276, SLG: 0.341			K			6-3			G4-6-3 1B	3	0	1	0	0	1	0				
Julio Cruz, S (1, 4) OBP: 0.297, SLG: 0.233			5-3			6-3			G4-6-3	3	0	0	0	0	0	1				
Inning Stats	R: 0 E: 0 K: 0 S: 3	H: 0 LOB: 0 BB: 0 P: 3	R: 0 E: 0 K: 1 S: 5	H: 0 LOB: 0 BB: 0 P: 5	R: 0 E: 0 K: 1 S: 5	H: 0 LOB: 0 BB: 0 P: 5	R: 0 E: 0 K: 0 S: 3	H: 1 LOB: 0 BB: 0 P: 3	R: 1 E: 0 K: 1 S: 6	H: 1 LOB: 0 BB: 0 P: 6	R: 0 E: 1 K: 0 S: 3	H: 0 LOB: 0 BB: 0 P: 3	R: 0 E: 0 K: 2 S: 7	H: 0 LOB: 0 BB: 0 P: 7	R: 0 E: 0 K: 0 S: 3	H: 1 LOB: 1 BB: 0 P: 3		1B: 2 2B: 0 3B: 0 HR: 1	SF: 0 SAC: 0 DP: 2 HBP: 0	WP: 0 PB: 0 CS: 1
PITCHER Frank Viola, L (1, 1) ERA: 4.09	IP: 9.0 WLS: W BF: 28 H: 3 R: 1 ER: 1 SO: 5 BB: 0 IBB: 0 HBP: 0 BLK: 0 WP: 0 HR: 1 S: 38 P: 38 ERA: 1.00 WHIP: 0.333																			

Batter	1	2	3	4	5	6	7	8	9	AB	R	H	RBI	BB	SO	LOB	BOTTOM			
Kirby Puckett, R (1, 8) OBP: 0.327, SLG: 0.380	G3 S BB		4-3			2B		5-3		3	0	1	0	1	0	0	Chicago White Sox @ Minnesota Twins Hubert H. Humphrey Metrodome, Minneapolis, MN Wed Oct 02 1985, 8:05 PM EDT Att: 8,290 - Unknown livebaseballscorecards.com			
Mark Salas, L (1, 2) OBP: 0.330, SLG: 0.449	F4			G3		F5		F2		4	0	0	0	0	0	1				
Kent Hrbek, L (1, 3) OBP: 0.354, SLG: 0.447	G3			FC6-4 1B		WP 1B	1B	1B	2B	4	2	3	0	0	0	1				
Tom Brunansky, R (1, 9) OBP: 0.323, SLG: 0.454	5-3			FC6-4		L6		1B	2B	4	0	1	1	0	0	3				
Randy Bush, L (1, 10) OBP: 0.359, SLG: 0.452 Ron Washington, R (7, PR) OBP: 0.308, SLG: 0.400	6-3			F8		E 1B	1B	5-3		3	0	1	1	0	0	1				
Mike Stenhouse, L (1, 7) OBP: 0.329, SLG: 0.337 Dave Meier, R (7, PR) OBP: 0.374, SLG: 0.346	4-3			K		5-3 1B		1B		3	0	1	1	0	1	0				
Roy Smalley, S (1, 5) OBP: 0.359, SLG: 0.405 Gary Gaetti, R (8, 5) OBP: 0.302, SLG: 0.407	K			F4		5-3		5-3		3	0	0	0	0	1	1				
Greg Gagne, R (1, 6) OBP: 0.273, SLG: 0.309 Mark Funderburk, R (7, PH) OBP: 0.361, SLG: 0.538 Alvaro Espinoza, R (7, PR) OBP: 0.288, SLG: 0.298			F8		E5			BB		2	0	0	0	0	0	0				
Steve Lombardozzi, R (1, 4) OBP: 0.360, SLG: 0.400			6-3			F6		1-3		3	0	0	0	0	0	2				
Inning Stats	R: 0 E: 0 K: 0 S: 3	H: 0 LOB: 1 BB: 1 P: 7	R: 0 E: 0 K: 1 S: 5	H: 0 LOB: 0 BB: 0 P: 5	R: 0 E: 0 K: 0 S: 3	H: 0 LOB: 0 BB: 0 P: 3	R: 0 E: 0 K: 0 S: 4	H: 1 LOB: 1 BB: 0 P: 4	R: 0 E: 1 K: 1 S: 5	H: 0 LOB: 1 BB: 0 P: 5	R: 0 E: 0 K: 0 S: 3	H: 1 LOB: 0 BB: 0 P: 3	R: 2 E: 1 K: 0 S: 6	H: 3 LOB: 2 BB: 1 P: 10	R: 1 E: 0 K: 0 S: 5	H: 2 LOB: 1 BB: 0 P: 5		1B: 5 2B: 2 3B: 0 HR: 0	SF: 0 SAC: 0 DP: 0 HBP: 0	WP: 1 PB: 0 SB: 1 CS: 0
PITCHER Joel Davis, R (1, 1) ERA: 4.35	IP: 8.0 WLS: L BF: 32 H: 7 R: 3 ER: 2 SO: 2 BB: 2 IBB: 0 HBP: 0 BLK: 0 WP: 1 HR: 0 S: 34 P: 42 ERA: 2.25 WHIP: 1.125																			



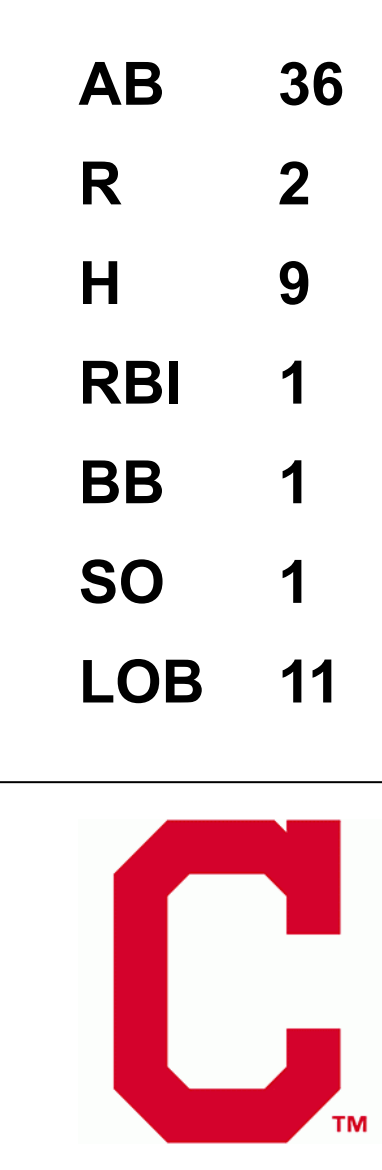
Batter	1	2	3	4	5	6	7	8	9	AB	R	H	RBI	BB	SO	LOB	TOP										
Brett Butler, L OBP: 0.376, SLG: 0.433 (1, 8)										4	1	2	0	1	0	1	Cleveland Indians @ Minnesota Twins Hubert H. Humphrey Metrodome, Minneapolis, MN Fri Oct 04 1985, 8:05 PM EDT Att: 30,451 - Unknown										
Joe Carter, R OBP: 0.297, SLG: 0.405 (1, 7) (9, 9)										5	1	3	2	0	0	1											
Julio Franco, R OBP: 0.347, SLG: 0.385 (1, 6)										5	1	1	0	0	1	6											
Andre Thornton, R OBP: 0.300, SLG: 0.403 (1, 10)										5	1	1	2	0	1	3											
Mike Hargrove, L OBP: 0.377, SLG: 0.359 (1, 3)										4	0	0	0	0	0	1											
Tony Bemazzard, S OBP: 0.386, SLG: 0.411 (1, 4) Mike Fischlin, R OBP: 0.262, SLG: 0.300 (9, 4)										4	1	2	1	0	0	0											
George Vukovich, L OBP: 0.295, SLG: 0.356 (9, PR) Otis Nixon, S OBP: 0.271, SLG: 0.315 (9, 7)										4	1	2	2	0	1	1											
Brook Jacoby, R OBP: 0.323, SLG: 0.425 (1, 5)										4	0	1	0	0	1	1											
Jerry Willard, L OBP: 0.331, SLG: 0.379 (1, 2)										4	1	1	1	0	0	1											
Inning Stats	R: 4 E: 1 K: 1 S: 9	H: 5 LOB: 0 BB: 0 P: 9	R: 0 E: 0 K: 0 S: 5	H: 2 LOB: 2 BB: 0 P: 5	R: 2 E: 0 K: 0 S: 5	H: 2 LOB: 0 BB: 0 P: 5	R: 0 E: 0 K: 1 S: 4	H: 1 LOB: 1 BB: 0 P: 4	R: 0 E: 0 K: 0 S: 5	H: 0 LOB: 0 BB: 0 P: 5	R: 0 E: 0 K: 0 S: 3	H: 0 LOB: 0 BB: 0 P: 3	R: 0 E: 0 K: 0 S: 3	H: 0 LOB: 0 BB: 0 P: 3	R: 2 E: 0 K: 2 S: 10	H: 3 LOB: 3 BB: 1 P: 14		1B: 7 2B: 5 3B: 0 HR: 1	SF: 0 SAC: 0 DP: 0 HBP: 0	WP: 0 PB: 0 SB: 0 CS: 1	PA: 40						
PITCHER	IP	WLS	BF	H	R	ER	SO	BB	IBB	HBP	BLK	WP	HR	S	P	ERA	WHIP										
John Butcher, R ERA: 4.98 (1, 1)	0.1		6	5	4	4	0	0	0	0	0	0	0	6	6	108.00	15.000										
Dennis Burt, R ERA: 3.81 (1, 1)	7.2	L	28	6	3	3	2	0	0	0	0	0	1	32	32	3.52	0.783										
Ron Davis, R ERA: 3.48 (9, 1)	1.0		6	2	1	1	2	0	1	0	0	0	0	9	13	9.00	2.000										
Batter	1	2	3	4	5	6	7	8	9	AB	R	H	RBI	BB	SO	LOB	BOTTOM										
Kirby Puckett, R OBP: 0.329, SLG: 0.383 (1, 8)										5	0	3	1	0	1	3	Cleveland Indians @ Minnesota Twins Hubert H. Humphrey Metrodome, Minneapolis, MN Fri Oct 04 1985, 8:05 PM EDT Att: 30,451 - Unknown										
Mickey Hatcher, R OBP: 0.303, SLG: 0.359 (1, 7) Tim Teufel, R OBP: 0.334, SLG: 0.390 (9, 4)										5	0	1	1	0	0	5											
Kent Hrbek, L OBP: 0.351, SLG: 0.443 (1, 3)										5	0	0	0	0	1	6											
Tom Brunansky, R OBP: 0.322, SLG: 0.452 (1, 9)										5	1	1	0	0	2	3											
Mark Funderburk, R OBP: 0.360, SLG: 0.544 Roy Smalley, S OBP: 0.356, SLG: 0.403 (8, PH)										3	0	1	0	0	0	0											
Gary Gaetti, R OBP: 0.303, SLG: 0.413 (1, 5)										4	1	2	2	0	0	0											
Tim Laidner, R OBP: 0.292, SLG: 0.396 Ron Washington, R OBP: 0.308, SLG: 0.400 Randy Bush, L OBP: 0.321, SLG: 0.450 Alvaro Espinoza, R OBP: 0.288, SLG: 0.298 (8, PH)										3	0	0	0	0	0	2											
Greg Gagne, R OBP: 0.275, SLG: 0.310 Dave Engle, R OBP: 0.335, SLG: 0.456 Mark Salas, L OBP: 0.331, SLG: 0.455 (7, 2)										2	1	1	0	0	0	0											
Steve Lombardozzi, R OBP: 0.396, SLG: 0.428 Mike Stenhouse, L OBP: 0.332, SLG: 0.337 Dave Meier, R OBP: 0.374, SLG: 0.346 (8, PH)										2	1	2	0	1	0	0											
Inning Stats	R: 0 E: 0 K: 0 S: 4	H: 1 LOB: 1 BB: 0 P: 4	R: 0 E: 0 K: 0 S: 3	H: 0 LOB: 0 BB: 0 P: 3	R: 0 E: 0 K: 1 S: 5	H: 0 LOB: 0 BB: 0 P: 5	R: 2 E: 0 K: 0 S: 6	H: 3 LOB: 1 BB: 0 P: 6	R: 1 E: 0 K: 0 S: 5	H: 3 LOB: 1 BB: 0 P: 5	R: 0 E: 0 K: 2 S: 8	H: 1 LOB: 2 BB: 1 P: 12	R: 3 E: 1 K: 1 S: 8	H: 2 LOB: 2 BB: 1 P: 12	R: 0 E: 0 K: 0 S: 3	H: 0 LOB: 0 BB: 0 P: 3		1B: 8 2B: 2 3B: 1 HR: 1	SF: 0 SAC: 0 DP: 1 HBP: 0	WP: 1 PB: 0 SB: 0 CS: 0	PA: 41						
PITCHER	IP	WLS	BF	H	R	ER	SO	BB	IBB	HBP	BLK	WP	HR	S	P	ERA	WHIP										
Neal Heaton, L ERA: 4.9 (1, 1)	5.1		25	9	3	3	1	0	0	0	0	0	0	3	7	5.06	1.688										
Vern Riffe, R ERA: 4.35 (6, 1)	1.0		4	1	0	0	0	1	0	0	0	0	0	3	7	0.00	2.000										
Bryan Clark, L ERA: 6.32 (7, 1)	0.1		1	0	0	0	1	0	0	0	0	0	0	3	3	0.00	0.000										
Jerry Reed, R ERA: 4.11 (7, 1)	2.1	W	11	2	3	1	2	1	0	0	0	1	1	14	18	3.86	1.286										

Batter	1	2	3	4	5	6	7	8	9	AB	R	H	RBI	BB	SO	LOB	TOP					
Brett Butler, L OBP: 0.377, SLG: 0.433 (1,8)										3	1	1	1	1	0	0	Cleveland Indians @ Minnesota Twins Hubert H. Humphrey Metrodome, Minneapolis, MN Sat Oct 05 1985, 4:33 AM EDT Att: 8,806 - Unknown livebaseballscorecards.com					
Joe Carter, R OBP: 0.300, SLG: 0.412 (1,7)										4	0	3	1	0	0	1						
Julio Franco, R OBP: 0.345, SLG: 0.383 (1,6)										4	0	0	0	0	0	3						
Andre Thornton, R OBP: 0.302, SLG: 0.405 (1,10)										3	0	1	0	1	0	1						
Mike Hargrove, L OBP: 0.372, SLG: 0.354 (1,3)										4	0	0	0	0	0	3						
Tony Bemazzard, S OBP: 0.383, SLG: 0.407 (1,4)										4	0	0	0	0	3	1						
George Vukovich, L OBP: 0.295, SLG: 0.353 (1,9)										3	0	0	0	1	1	0						
Brook Jacoby, R OBP: 0.323, SLG: 0.424 (1,5)										4	1	1	0	0	2	2						
Jerry Willard, L OBP: 0.328, SLG: 0.375 (1,2)										3	0	0	0	0	2	1						
Inning Stats	R: 0 E: 0 K: 0 S: 3	H: 1 LOB: 0 BB: 0 P: 3	R: 0 E: 0 K: 1 S: 5	H: 0 LOB: 0 BB: 0 P: 5	R: 0 E: 0 K: 2 S: 7	H: 0 LOB: 0 BB: 0 P: 7	R: 0 E: 0 K: 0 S: 4	H: 1 LOB: 2 BB: 1 P: 8	R: 0 E: 0 K: 1 S: 5	H: 0 LOB: 0 BB: 0 P: 5	R: 1 E: 0 K: 1 S: 6	H: 1 LOB: 1 BB: 1 P: 10	R: 0 E: 0 K: 1 S: 5	H: 0 LOB: 0 BB: 0 P: 5	R: 1 E: 0 K: 0 S: 5	H: 2 LOB: 1 BB: 0 P: 5	R: 0 E: 0 K: 1 S: 6	H: 1 LOB: 2 BB: 1 P: 10	1B: 3 2B: 3 3B: 0 HR: 0	SF: 0 SAC: 0 DP: 1 HBP: 0	WP: 1 PB: 0 SB: 0 CS: 1	PA: 35
PITCHER Bert Blyleven, R ERA: 3.16 (1,1)	IP: 0.0 WLS: W BF: 0	H: 0 R: 0 ER: 0 SO: 0	BB: 0 IBB: 0 HBP: 0 BLK: 0	WP: 0 HR: 0 S: 0 P: 0	ERA: ∞ WHIP: ∞											ERA: ∞ WHIP: ∞						

Batter	1	2	3	4	5	6	7	8	9	AB	R	H	RBI	BB	SO	LOB	BOTTOM					
Kirby Puckett, R OBP: 0.330, SLG: 0.384 (1,8)										5	2	2	0	0	1	3	Cleveland Indians @ Minnesota Twins Hubert H. Humphrey Metrodome, Minneapolis, MN Sat Oct 05 1985, 4:33 AM EDT Att: 8,806 - Unknown livebaseballscorecards.com					
Mickey Hatcher, R OBP: 0.307, SLG: 0.365 (1,7)										4	2	3	1	0	1	1						
Dave Meier, R OBP: 0.374, SLG: 0.346 (8,7)										0	0	0	0	0	0	0						
Kent Hrbek, L OBP: 0.352, SLG: 0.443 (1,3)										4	1	2	1	0	0	2						
Tom Brunansky, R OBP: 0.320, SLG: 0.450 (1,9)										2	0	0	2	0	1	1						
Mark Funderburk, R OBP: 0.351, SLG: 0.529 (1,10)										2	0	0	0	0	1	1						
Mark Salas, L OBP: 0.330, SLG: 0.454 (6, PH)										1	0	0	0	0	0	0						
Tim Teufel, R OBP: 0.335, SLG: 0.399 (8, PH)										1	1	1	1	0	0	0						
Dave Engle, R OBP: 0.333, SLG: 0.448 (1,2)										3	0	0	0	1	0	1						
Gary Gaetti, R OBP: 0.303, SLG: 0.412 (1,5)										4	1	1	0	0	1	1						
Greg Gagne, R OBP: 0.278, SLG: 0.316 (1,6)										4	1	2	0	0	1	1						
Steve Lombardozzi, R OBP: 0.404, SLG: 0.451 (1,4)										4	0	2	2	0	0	0						
Inning Stats	R: 2 E: 0 K: 0 S: 6	H: 3 LOB: 1 BB: 0 P: 6	R: 0 E: 0 K: 0 S: 3	H: 0 LOB: 0 BB: 0 P: 3	R: 2 E: 0 K: 1 S: 7	H: 2 LOB: 0 BB: 0 P: 7	R: 0 E: 0 K: 2 S: 6	H: 0 LOB: 0 BB: 1 P: 10	R: 1 E: 0 K: 1 S: 7	H: 2 LOB: 1 BB: 0 P: 7	R: 0 E: 0 K: 0 S: 3	H: 0 LOB: 0 BB: 0 P: 3	R: 1 E: 0 K: 1 S: 7	H: 2 LOB: 1 BB: 0 P: 7	R: 2 E: 0 K: 1 S: 9	H: 4 LOB: 2 BB: 0 P: 9	R: 0 E: 0 K: 1 S: 6	H: 1 LOB: 1 BB: 0 P: 9	1B: 8 2B: 4 3B: 0 HR: 1	SF: 2 SAC: 0 DP: 0 HBP: 0	WP: 1 PB: 1 SB: 0 CS: 1	PA: 37
PITCHER Jamie Easterly, L ERA: 3.92 (1,1)	IP: 4.2 WLS: L BF: 21	H: 7 R: 5 ER: 4 SO: 3	BB: 1 IBB: 0 HBP: 0 BLK: 0	WP: 0 HR: 0 S: 26 P: 30	ERA: 7.71 WHIP: 1.714											ERA: 4.50 WHIP: 1.000						
Rich Thompson, R ERA: 6.3 (5,1)	IP: 2.0 WLS: 0 BF: 8	H: 2 R: 1 ER: 1 SO: 2	BB: 0 IBB: 0 HBP: 0 BLK: 0	WP: 0 HR: 0 S: 12 P: 12	ERA: 0.00 WHIP: 0.000											ERA: 18.00 WHIP: 4.000						
Curt Wardle, L ERA: 6.18 (7,1)	IP: 0.1 WLS: 0 BF: 1	H: 0 R: 0 ER: 0 SO: 0	BB: 0 IBB: 0 HBP: 0 BLK: 0	WP: 0 HR: 0 S: 1 P: 1	ERA: 0.00 WHIP: 0.000											ERA: 18.00 WHIP: 4.000						
Dave Vonohlen, L ERA: 2.91 (8,1)	IP: 1.0 WLS: 0 BF: 7	H: 4 R: 2 ER: 2 SO: 1	BB: 0 IBB: 0 HBP: 0 BLK: 0	WP: 1 HR: 0 S: 9 P: 9	ERA: 18.00 WHIP: 4.000											ERA: 18.00 WHIP: 4.000						

Batter	1	2	3	4	5	6	7	8	9	AB	R	H	RBI	BB	SO	LOB	TOP					
Brett Butler, L OBP: 0.377, SLG: 0.431 (1, 8)	0-0 1-3		0-0 CS 1B		4-0 BB		0-0 4-3		0-0 FC6-4	4	0	1	0	1	0	2						
Joe Carter, R OBP: 0.286, SLG: 0.409 (1, 7)	0-0 5-3		0-0 CS 1-3	0-0 4-3	0-0 4-3		0-0 F8			4	0	0	0	0	0	3						
Julio Franco, R OBP: 0.343, SLG: 0.381 (1, 6)	0-0 1-3			0-0 6-3		0-0 F5		0-0 6-3		4	0	0	0	0	0	0						
Andre Thornton, R OBP: 0.304, SLG: 0.408 (1, 10)		0-0 5-3		0-0 2B		0-0 5-3		0-0 1B		4	0	2	0	0	0	0						
Mike Hargrove, L OBP: 0.370, SLG: 0.352 (1, 3)		0-0 E4 3-4		0-0 3-1		0-0 1B		0-0 F4		4	0	1	0	0	0	2						
Tony Bemazzard, S OBP: 0.381, SLG: 0.404 (1, 4)		0-0 3-4 1-2			0-0 F5	0-0 F7		0-0 F9		4	0	0	0	0	0	3						
George Vukovich, L OBP: 0.292, SLG: 0.350 (1, 9)		0-0 F7			0-0 4-3		0-0 6-3	0-3 K		4	0	0	0	0	1	1	AB 36 R 2 H 9 RBI 1 BB 1 SO 1 LOB 11					
Brook Jacoby, R OBP: 0.324, SLG: 0.426 (1, 5)			0-0 5-3		0-0 E 2B		0-0 2B 1B		0-0 F9	4	2	2	0	0	0	0						
Jerry Willard, L OBP: 0.333, SLG: 0.383 (1, 2)			0-0 F8		0-0 E6 2H 1B		0-0 4-3 1H 2B		0-0 FC6-4 1B	4	0	3	1	0	0	0						
Otis Nixon, S OBP: 0.271, SLG: 0.315 (9, PR)										0	0	0	0	0	0	0						
Inning Stats	R: 0 E: 0 K: 0 S: 3	H: 0 LOB: 0 BB: 0 P: 3	R: 0 E: 1 K: 0 S: 4	H: 0 LOB: 1 BB: 0 P: 4	R: 0 E: 0 K: 0 S: 3	H: 1 LOB: 0 BB: 0 P: 3	R: 0 E: 0 K: 0 S: 4	H: 1 LOB: 1 BB: 0 P: 4	R: 1 E: 1 K: 0 S: 5	H: 2 LOB: 2 BB: 1 P: 9	R: 0 E: 0 K: 0 S: 4	H: 1 LOB: 1 BB: 0 P: 4	R: 1 E: 0 K: 0 S: 5	H: 2 LOB: 1 BB: 0 P: 5	R: 0 E: 0 K: 0 S: 4	H: 1 LOB: 1 BB: 0 P: 4	R: 0 E: 0 K: 1 S: 6	H: 1 LOB: 1 BB: 0 P: 6	1B: 6 2B: 3 3B: 0 HR: 0	SF: 0 SAC: 0 DP: 0 HBP: 0	WP: 0 PB: 0 SB: 0 CS: 1	PA: 38
PITCHER Mike Smithson, R ERA: 4.38 (1, 1)	IP: 9.0 WLS: W BF: 37 H: 9 R: 2 ER: 1 SO: 1 BB: 1 IBB: 0 HBP: 0 BLK: 0 WP: 0 HR: 0 S: 38 P: 42 ERA: 1.00 WHIP: 1.111															PITCHER						

Cleveland Indians @ Minnesota Twins
Hubert H. Humphrey Metrodome, Minneapolis, MN
Sun Oct 06 1985, 4:33 AM EDT
Att: 10,385 - Unknown



Batter	1	2	3	4	5	6	7	8	9	AB	R	H	RBI	BB	SO	LOB	BOTTOM					
Kirby Puckett, R OBP: 0.330, SLG: 0.385 (1, 8)	0-0 F9		1-0 2B FC3-2 HBP		0-0 1B 4-3 2B	0-0 E3		0-3 K		4	1	1	0	0	1	1						
Mark Salas, L OBP: 0.332, SLG: 0.458 (1, 10)	0-0 F5		0-0 FC3-2 1-3 2H 2B		0-0 2-3 1B 4-3	0-0 G3				3	1	2	1	0	0	0						
Roy Smalley, S OBP: 0.357, SLG: 0.402 (6, PH)										1	0	0	0	0	0	1						
Kent Hrbek, L OBP: 0.351, SLG: 0.444 (1, 3)	0-0 4-3		0-0 FC3-2		0-0 4-3		0-0 2B			4	0	1	1	0	0	3						
Tom Brunansky, R OBP: 0.320, SLG: 0.449 (1, 9)		0-0 1-3 1B	0-0 K		0-0 F7		0-0 F8			4	0	1	0	0	1	4						
Randy Bush, L OBP: 0.321, SLG: 0.449 (1, 7)		0-0 F9		0-0 4-3		0-0 1B		4-0 BB		3	0	1	1	0	0	3						
Mickey Hatcher, R OBP: 0.308, SLG: 0.365 (6, 7)		0-0 F9		0-0 4-3		0-0 1B		0-0 BB		0	0	0	0	1	0	0						
Gary Gaetti, R OBP: 0.301, SLG: 0.409 (1, 5)		0-0 1-3		0-0 4-3		0-0 F4		0-0 F8		4	0	0	0	0	0	4						
Steve Lombardozzi, R OBP: 0.426, SLG: 0.481 (1, 4)		4-0 BB		0-0 SH1-4 1B		0-0 1B 2B		0-0 3-1		3	1	2	0	1	0	2	AB 33 R 4 H 10 RBI 4 BB 2 SO 3 LOB 22					
Greg Gagne, R OBP: 0.279, SLG: 0.317 (1, 6)		0-0 F8		0-0 SH1-4		0-0 CS 1B		0-0 F7		2	0	1	1	0	0	2						
Mike Stenhouse, L OBP: 0.330, SLG: 0.335 (8, PH)										1	0	0	0	0	0	0						
Alvaro Espinoza, R OBP: 0.288, SLG: 0.298 (9, 6)										0	0	0	0	0	0	0						
Jeff Reed, L OBP: 0.200, SLG: 0.200 (1, 2)			0-0 HBP 2B		0-3 K		0-0 F5		0-0 4-3	4	1	1	0	0	1	2						
Inning Stats	R: 0 E: 0 K: 0 S: 3	H: 0 LOB: 0 BB: 0 P: 3	R: 0 E: 0 K: 0 S: 4	H: 1 LOB: 2 BB: 1 P: 8	R: 1 E: 0 K: 1 S: 7	H: 2 LOB: 2 BB: 0 P: 8	R: 0 E: 0 K: 1 S: 6	H: 1 LOB: 1 BB: 0 P: 6	R: 2 E: 0 K: 0 S: 6	H: 3 LOB: 1 BB: 0 P: 6	R: 1 E: 1 K: 0 S: 5	H: 2 LOB: 1 BB: 0 P: 5	R: 0 E: 0 K: 0 S: 4	H: 1 LOB: 2 BB: 1 P: 8	R: 0 E: 0 K: 1 S: 5	H: 0 LOB: 0 BB: 0 P: 5	R: 0 E: 0 K: 1 S: 5	H: 0 LOB: 0 BB: 0 P: 5	1B: 6 2B: 4 3B: 0 HR: 0	SF: 0 SAC: 1 DP: 0 HBP: 1	WP: 0 PB: 0 SB: 0 CS: 1	PA: 37
PITCHER Don Schulze, R ERA: 6.01 (1, 1)	IP: 5.0 WLS: L BF: 25 H: 8 R: 4 ER: 4 SO: 2 BB: 1 IBB: 0 HBP: 1 BLK: 0 WP: 0 HR: 0 S: 27 P: 32 ERA: 7.20 WHIP: 1.800															PITCHER						
Vern Riffe, R ERA: 4.32 (6, 1)	1.0 4 1 0 0 0 0 0 0 0 4 4 0.00 1.000																					
Keith Creel, R ERA: 4.79 (7, 1)	2.0 8 1 0 0 1 1 0 0 0 9 13 0.00 1.000																					

Cleveland Indians @ Minnesota Twins
Hubert H. Humphrey Metrodome, Minneapolis, MN
Sun Oct 06 1985, 4:33 AM EDT
Att: 10,385 - Unknown

