

Minnesota Twins - 1986

Batter	1	2	3	4	5	6	7	8	9	AB R H RBI BB SO LOB	TOP											
Kirby Puckett, R OBP: 0.200, SLG: 0.200	0-0 FC6-4 1B		0-0 5-3		0-3 K	0-0 F9			0-0 4-3	5 1 1 0 0 1 2	Minnesota Twins @ Oakland Athletics Oakland-Alameda County Coliseum, Oakland, CA Tue Apr 08 1986, 6:05 PM PST Att: 44,726 - Unknown livebaseballscores.com											
Mickey Hatcher, R (1, 7)	0-0 E3 FC6-4		0-0 4-3		0-0 E3 1B		0-0 F8		0-0 4-3	5 0 0 0 0 0 1												
Kent Hrbek, L OBP: 0.600, SLG: 0.333	0-0 FC6-4 1B		0-0 F9		0-0 1B		4-0 6-3 BB		4-0 6-3 BB	3 1 1 1 2 0 1												
Tom Brunansky, R OBP: 0.200, SLG: 0.400	0-0 6-3			0-0 2B	0-3 K		0-0 6-3		0-0 F6	5 0 1 0 0 1 5												
Mark Salas, L OBP: 0.500, SLG: 0.333	0-0 1B			0-0 F8		0-0 E1 1B				3 1 1 1 1 0 1												
Gary Gaetti, R OBP: 0.250, SLG: 0.250	0-0 F9			0-0 6-3		0-0 SH2-4 1B				4 0 1 1 0 0 4												
Roy Smalley, S OBP: 0.750, SLG: 0.500				4-0 1B		4-0 SH2-4 BB		0-0 F7		2 0 1 0 2 0 0												
Greg Gagne, R (1, 6)				0-0 F8		0-0 SH2-4		0-0 F3		3 0 0 0 0 0 3												
Steve Lombardozzi, R (1, 4)				0-0 8-3		0-0 L5		0-0 F3		4 0 0 0 0 1 3												
Inning Stats	R: 2 E: 1 K: 0 S: 6	H: 2 LOB: 1 BB: 0 P: 6	R: 0 E: 0 K: 0 S: 3	H: 1 LOB: 0 BB: 0 P: 3	R: 0 E: 0 K: 0 S: 3	H: 0 LOB: 0 BB: 0 P: 3	R: 0 E: 0 K: 0 S: 4	H: 1 LOB: 2 BB: 1 P: 8	R: 0 E: 1 K: 2 S: 9	H: 1 LOB: 2 BB: 0 P: 9	R: 1 E: 1 K: 1 S: 7	H: 1 LOB: 2 BB: 1 P: 11	R: 0 E: 0 K: 0 S: 3	H: 0 LOB: 0 BB: 0 P: 11	R: 0 E: 0 K: 0 S: 3	H: 0 LOB: 1 BB: 0 P: 7	R: 0 E: 0 K: 0 S: 3	H: 0 LOB: 1 BB: 1 P: 7	1B: 5 2B: 2 3B: 0 HR: 0	SF: 0 SAC: 1 DP: 1 HBP: 0	WP: 0 PB: 0 SB: 2 CS: 0	PA: 40
PITCHER	IP WLS BF H R ER SO BB IBB HBP BLK WP HR S P ERA WHIP																					
Chris Codiroli, R ERA:	(1, 1) 5.0 L 25 6 3 0 2 1 1 0 0 0 0 0 27 35 0.00 1.400																					
Keith Atherton, R ERA:	(6, 1) 2.0 8 0 0 0 1 1 1 0 0 0 0 0 8 16 0.00 0.500																					
Steve Ontiveros, R ERA:	(8, 1) 2.0 7 0 0 0 0 1 0 0 0 0 0 0 6 10 0.00 0.500																					

Batter	1	2	3	4	5	6	7	8	9	AB R H RBI BB SO LOB	BOTTOM											
Tony Phillips, S OBP: 1.000, SLG: 1.667	4-0 BB 1B								0-0 2B	3 1 3 1 2 0 0	Minnesota Twins @ Oakland Athletics Oakland-Alameda County Coliseum, Oakland, CA Tue Apr 08 1986, 6:05 PM PST Att: 44,726 - Unknown livebaseballscores.com											
Dwayne Murphy, L OBP: 0.400, SLG: 0.250	0-0 L7				0-0 F7				4-0 2B	4 0 1 1 1 0 3												
Dusty Baker Jr., R OBP: 0.200, SLG: 0.200	0-0 BB 1B		0-0 6-3		0-0 F9		0-0 F7		0-0 G1-2-3	5 0 1 0 0 0 5												
Dave Kingman, R (1, 3)	0-0 F8		0-0 F7		0-0 F7				0-0 6-3	4 0 0 0 0 0 3												
Jose Canseco, R OBP: 0.500, SLG: 0.333	4-0 BB		0-0 F4			0-0 G4-6-3 1B		0-0 F4		3 0 1 0 1 0 0												
Carney Lansford, R (1, 5)	0-0 F8			0-0 F8		0-0 G4-6-3		0-0 E4		4 0 0 0 0 0 4												
Mike Davis, L OBP: 0.250, SLG: 0.250				0-0 3-1		0-0 F6		0-3 K		4 1 1 0 0 1 1												
Alfredo Griffin, S OBP: 0.250, SLG: 0.250				0-3 K			0-0 4-3		0-0 F6	4 0 1 0 0 1 1												
Mickey Tettleton, S Bruce Bochte, L (9, PH) Rick Peters, S (9, PR)				0-3 K			0-0 5-3		4-0 BB	3 0 0 0 0 1 2 0 0 0 0 1 0 0 0 0 0 0 0 0 0												
Inning Stats	R: 0 E: 0 K: 0 S: 4	H: 1 LOB: 3 BB: 2 P: 12	R: 1 E: 0 K: 2 S: 9	H: 2 LOB: 1 BB: 0 P: 9	R: 0 E: 0 K: 0 S: 3	H: 0 LOB: 0 BB: 0 P: 3	R: 0 E: 0 K: 0 S: 4	H: 1 LOB: 1 BB: 0 P: 4	R: 0 E: 0 K: 0 S: 3	H: 0 LOB: 1 BB: 1 P: 7	R: 0 E: 0 K: 0 S: 3	H: 1 LOB: 1 BB: 0 P: 3	R: 1 E: 0 K: 0 S: 5	H: 2 LOB: 1 BB: 0 P: 5	R: 0 E: 1 K: 1 S: 6	H: 0 LOB: 1 BB: 0 P: 6	R: 0 E: 0 K: 0 S: 3	H: 1 LOB: 2 BB: 2 P: 11	1B: 6 2B: 2 3B: 0 HR: 0	SF: 0 SAC: 0 DP: 2 HBP: 0	WP: 1 PB: 0 SB: 1 CS: 0	PA: 39
PITCHER	IP WLS BF H R ER SO BB IBB HBP BLK WP HR S P ERA WHIP																					
Frank Viola, L ERA: 2.57	(1, 1) 7.0 W 30 7 2 2 2 2 3 0 0 0 0 0 31 43 2.57 1.429																					
Roy Smith, R ERA:	(8, 1) 1.1 8 1 0 0 1 1 1 0 0 0 0 0 8 16 0.00 1.500																					
Ron Davis, R ERA:	(9, 1) 0.2 S 1 0 0 0 0 0 0 0 0 0 0 0 1 1 0.00 0.000																					

Batter	1	2	3	4	5	6	7	8	9	AB	R	H	RBI	BB	SO	LOB	TOP				
Kirby Puckett, R OBP: 0.333, SLG: 0.250 (1, 8)										3	1	1	0	1	1	0	Minnesota Twins @ Oakland Athletics Oakland-Alameda County Coliseum, Oakland, CA Wed Apr 09 1986, 3:33 AM PST Att: 12,213 - Unknown				
Mark Salas, L OBP: 0.286, SLG: 0.167 (1, 2)										3	0	0	0	0	0	1					
Kent Hrbek, L OBP: 0.556, SLG: 0.571 (1, 3)										4	1	2	1	0	1	0					
Tom Brunansky, R OBP: 0.111, SLG: 0.222 (1, 9)										4	0	0	0	0	3	2					
Roy Smalley, S OBP: 0.625, SLG: 0.500 (1, 10)										4	1	2	1	0	0	1					
Randy Bush, L OBP: 0.500, SLG: 0.333 (1, 7)										3	2	1	0	1	0	2					
Gary Gaetti, R OBP: 0.250, SLG: 0.375 (1, 5)										4	0	1	1	0	0	2					
Greg Gagne, R OBP: 0.143, SLG: 0.143 (1, 6)										4	0	1	1	0	2	1					
Steve Lombardozzi, R (1, 4)										4	0	0	0	0	2	1					
Inning Stats	R: 0 E: 0 K: 2 S: 7	H: 0 LOB: 0 BB: 0 P: 7	R: 2 E: 0 K: 2 S: 10	H: 3 LOB: 1 BB: 0 P: 10	R: 0 E: 0 K: 0 S: 3	H: 0 LOB: 0 BB: 0 P: 3	R: 1 E: 0 K: 1 S: 6	H: 1 LOB: 1 BB: 1 P: 10	R: 0 E: 0 K: 1 S: 2	H: 0 LOB: 0 BB: 0 P: 6	R: 0 E: 0 K: 1 S: 5	H: 0 LOB: 0 BB: 0 P: 5	R: 2 E: 0 K: 0 S: 6	H: 3 LOB: 1 BB: 0 P: 6	R: 0 E: 0 K: 2 S: 7	H: 0 LOB: 0 BB: 0 P: 7	1B: 6 2B: 2 3B: 0 HR: 0	SF: 0 SAC: 1 DP: 0 HBP: 0	WP: 0 PB: 0 SB: 1 CS: 1	PA: 36	
PITCHER	IP	WLS	BF	H	R	ER	SO	BB	IBB	HBP	BLK	WP	HR	S	P	ERA	WHIP				
Jose Rijo, R ERA: 3.86 (1, 1)	7.0		27	5	3	3	7	2	0	0	1	0	0	39	47	3.86	1.000				
Jay Howell, R ERA: 9.0 (8, 1)	2.0	L	9	3	2	2	2	0	0	0	0	0	0	13	13	9.00	1.500				

AB	33
R	5
H	8
RBI	4
BB	2
SO	9
LOB	10



Batter	1	2	3	4	5	6	7	8	9	AB	R	H	RBI	BB	SO	LOB	BOTTOM				
Tony Phillips, S OBP: 0.800, SLG: 1.000 (1, 4) (9, 5)										4	1	2	0	1	0	1	Minnesota Twins @ Oakland Athletics Oakland-Alameda County Coliseum, Oakland, CA Wed Apr 09 1986, 3:33 AM PST Att: 12,213 - Unknown				
Bruce Bochte, L OBP: 0.600, SLG: 0.500 (1, 3) (8, FR)										4	0	2	2	0	1	1					
Rick Peters, S (8, 4) (9, 4)										0	0	0	0	0	0	0					
Dwayne Murphy, L OBP: 0.375, SLG: 0.286 (1, 8)										3	0	1	0	0	0	2					
Dave Kingman, R (1, 10)										3	0	0	1	0	1	1					
Mike Davis, L OBP: 0.375, SLG: 0.429 (1, 9)										3	1	1	0	1	0	0					
Carney Lansford, R (1, 5) (9, 3)										4	0	0	0	0	0	3					
Jose Canseco, R OBP: 0.250, SLG: 0.143 (1, 7)										4	1	0	0	0	1	1					
Alfredo Griffin, S OBP: 0.250, SLG: 0.250 (1, 6)										4	1	1	1	0	0	0					
Mickey Tettleton, S (1, 2) (9, PH)										3	0	0	0	0	0	2					
Dusty Baker Jr., R OBP: 0.333, SLG: 0.333 (9, PH)										1	0	1	0	0	0	0					
Inning Stats	R: 0 E: 0 K: 0 S: 4	H: 2 LOB: 1 BB: 0 P: 4	R: 3 E: 1 K: 0 S: 7	H: 3 LOB: 2 BB: 1 P: 11	R: 0 E: 0 K: 1 S: 5	H: 0 LOB: 0 BB: 0 P: 5	R: 0 E: 0 K: 1 S: 5	H: 0 LOB: 0 BB: 0 P: 5	R: 0 E: 0 K: 1 S: 3	H: 0 LOB: 0 BB: 0 P: 3	R: 0 E: 0 K: 0 S: 3	H: 0 LOB: 0 BB: 0 P: 3	R: 1 E: 0 K: 0 S: 5	H: 2 LOB: 2 BB: 1 P: 9	R: 0 E: 0 K: 0 S: 4	H: 1 LOB: 1 BB: 0 P: 4	1B: 7 2B: 1 3B: 0 HR: 0	SF: 1 SAC: 1 DP: 1 HBP: 0	WP: 0 PB: 0 SB: 0 CS: 0	PA: 37	
PITCHER	IP	WLS	BF	H	R	ER	SO	BB	IBB	HBP	BLK	WP	HR	S	P	ERA	WHIP				
Mike Smithson, R ERA: 2.0 (1, 1)	9.0	W	37	8	4	2	3	2	0	0	0	0	0	41	49	2.00	1.111				

AB	33
R	4
H	8
RBI	4
BB	2
SO	3
LOB	11



Batter	1	2	3	4	5	6	7	8	9	AB	R	H	RBI	BB	SO	LOB	TOP					
Danny Tartabull, R OBP: 0.278, SLG: 0.333	L9		6-3			BB BB 1B		K		4	0	1	0	0	1	2	Seattle Mariners @ Minnesota Twins Hubert H. Humphrey Metrodome, Minneapolis, MN Fri Apr 11 1986, 7:05 PM EST Att: 42,871 - Unknown					
Phil Bradley, R OBP: 0.436, SLG: 0.357	CS 1B		L6			BB 1-2 BB		BB 1B 1B		3	0	2	0	1	0	1						
Ivan Calderon, R OBP: 0.412, SLG: 0.400	5-3			6-3		F8		BB 1B 1-2 2-3 1B		4	0	1	0	0	0	3						
Gorman Thomas, R OBP: 0.412, SLG: 0.714		K		6-3		BB 1-2 2-3 BB		BB 1-2 2-3 3-H 1B		3	0	1	1	1	1	0						
Alvin Davis, L OBP: 0.417, SLG: 0.917		BB 1B		K		K		F3		4	0	1	0	0	2	6						
Jim Prestley, R OBP: 0.412, SLG: 0.750	F9				6-3			G3		4	0	1	0	0	0	4						
Dave Henderson, R Ken Phelps, L (9, PH)	F7				6-3		G5-4-3 1B		F9		3	0	0	0	0	2						
Bob Kearney, R Al Cowens, R (9, PH)			L9		F6		G5-4-3 1-2		5-3		3	0	0	0	0	1						
Spike Owen, S OBP: 0.267, SLG: 0.500						G3		BB 1B 1B BB	G3		3	1	1	0	1	0						
Inning Stats	R: 0 E: 0 K: 0 S: 3	H: 1 LOB: 0 BB: 0 P: 3	R: 0 E: 0 K: 1 S: 6	H: 1 LOB: 1 BB: 0 P: 6	R: 0 E: 0 K: 0 S: 4	H: 0 LOB: 0 BB: 0 P: 4	R: 0 E: 0 K: 1 S: 5	H: 0 LOB: 0 BB: 0 P: 5	R: 0 E: 0 K: 0 S: 3	H: 0 LOB: 0 BB: 0 P: 3	R: 0 E: 0 K: 1 S: 6	H: 1 LOB: 3 BB: 2 P: 14	R: 0 E: 0 K: 0 S: 3	H: 0 LOB: 0 BB: 0 P: 3	R: 1 E: 0 K: 1 S: 8	H: 3 LOB: 3 BB: 1 P: 12		R: 0 E: 0 K: 0 S: 3	H: 0 LOB: 0 BB: 0 P: 3	1B: 7 2B: 1 3B: 0 HR: 0	SF: 0 SAC: 0 DP: 1 HBP: 0	WP: 0 PB: 0 SB: 0 CS: 1
PITCHER	IP WLS BF H R ER SO BB IBB HBP BLK WP HR S P ERA WHIP																					
Bert Blyleven, R ERA: 1.17	(1, 1) 7.2 W 32 8 1 1 4 3 0 0 0 0 0 0 0 37 49 1.17 1.435																					
Ron Davis, R ERA:	(8, 1) 1.1 S 4 0 0 0 0 0 0 0 0 0 0 0 0 4 4 0.00 0.000																					

AB 33
R 1
H 8
RBI 1
BB 3
SO 4
LOB 19



Batter	1	2	3	4	5	6	7	8	9	AB	R	H	RBI	BB	SO	LOB	BOTTOM			
Kirby Puckett, R OBP: 0.412, SLG: 0.438	G4-6-3 1B		CS 1B	G6-4-3 1B			F8			4	0	3	1	0	0	0	Seattle Mariners @ Minnesota Twins Hubert H. Humphrey Metrodome, Minneapolis, MN Fri Apr 11 1986, 7:05 PM EST Att: 42,871 - Unknown			
Randy Bush, L Mickey Hatcher, R (4, PH)	G4-6-3 1B		SF9 3B	G6-4-3 1-2			6-3			2	1	2	0	0	0	0				
Kent Hrbek, L OBP: 0.471, SLG: 0.538	G4-6-3 1-2 2-3		SF9		G4-6-3 BB		F8			2	0	0	1	1	0	2				
Tom Brunansky, R OBP: 0.188, SLG: 0.400	BB		HR		G4-6-3 1-2			F9		3	1	1	1	1	0	1				
Mark Salas, L OBP: 0.267, SLG: 0.214	F9		G3		1B			G3		4	0	1	0	0	0	2				
Gary Gaetti, R OBP: 0.500, SLG: 0.733		HR		2B BLK 1B		1-3 1B		1B		4	2	4	1	0	0	0				
Roy Smalley, S OBP: 0.500, SLG: 0.500		L4		BLK 1B 2B			F4			4	1	1	0	0	0	1				
Greg Gagne, R OBP: 0.154, SLG: 0.083		6-3		1B BLK BB			K			2	0	0	0	1	1	0				
Steve Lombardozzi, R		F3		L5			6-3			3	0	0	0	0	0	3				
Inning Stats	R: 0 E: 0 K: 0 S: 4	H: 2 LOB: 2 BB: 1 P: 8	R: 1 E: 0 K: 0 S: 4	H: 1 LOB: 0 BB: 0 P: 4	R: 2 E: 0 K: 0 S: 5	H: 3 LOB: 0 BB: 0 P: 5	R: 2 E: 0 K: 0 S: 5	H: 3 LOB: 1 BB: 1 P: 9	R: 0 E: 0 K: 1 S: 5	H: 0 LOB: 0 BB: 0 P: 5	R: 0 E: 0 K: 0 S: 3	H: 0 LOB: 0 BB: 0 P: 3	R: 0 E: 0 K: 0 S: 4	H: 1 LOB: 1 BB: 0 P: 4	R: 0 E: 0 K: 0 S: 4	H: 0 LOB: 0 BB: 0 P: 4		1B: 8 2B: 1 3B: 1 HR: 2	SF: 1 SAC: 0 DP: 3 HBP: 0	WP: 0 PB: 0 SB: 0 CS: 1
PITCHER	IP WLS BF H R ER SO BB IBB HBP BLK WP HR S P ERA WHIP																			
Milt Wilcox, R ERA: 13.5	(1, 1) 3.1 L 19 9 5 0 1 2 0 0 0 1 0 0 16 20 13.50 3.300																			
Lee Guetterman, L ERA:	(4, 1) 4.2 15 3 0 0 1 1 0 0 0 0 0 0 16 20 0.00 0.857																			

AB 30
R 5
H 12
RBI 4
BB 3
SO 1
LOB 11



Batter	1	2	3	4	5	6	7	8	9	AB	R	H	RBI	BB	SO	LOB	TOP					
Danny Tartabull, R (1,4) OBP: 0.407, SLG: 0.731										4	2	3	3	0	0	1	Seattle Mariners @ Minnesota Twins Hubert H. Humphrey Metrodome, Minneapolis, MN Sun Apr 13 1986, 4:33 AM EST Att: 11,222 - Unknown livebaseballscorecards.com					
Phil Bradley, R (1,7) OBP: 0.400, SLG: 0.391										4	0	0	0	0	1	3						
Ivan Calderon, R (1,8) OBP: 0.346, SLG: 0.348 (9,9)										4	0	0	1	0	0	2						
Gorman Thomas, R (1,10) OBP: 0.423, SLG: 0.727										4	0	1	0	0	2	1						
Alvin Davis, L (1,3) OBP: 0.286, SLG: 0.571										4	0	0	0	0	0	1						
Al Cowens, R (1,9) Dave Henderson, R (9,8) OBP: 0.150, SLG: 0.158										4	0	0	0	0	2	0						
Jim Prestley, R (1,5) OBP: 0.360, SLG: 0.583										3	0	0	0	0	3	0						
Steve Yeager, R (1,2) Ken Phelps, L (8, FH) Bob Kearney, R (8, FH) OBP: 0.222, SLG: 0.222 (8,2)										2	0	0	0	0	1	0						
Spike Owen, S (1,6) OBP: 0.400, SLG: 0.579										0	0	0	0	0	0	0						
Inning Stats	R: 1 E: 0 K: 1 S: 6	H: 1 LOB: 0 BB: 0 P: 6	R: 0 E: 0 K: 1 S: 5	H: 0 LOB: 0 BB: 0 P: 5	R: 0 E: 0 K: 1 S: 5	H: 1 LOB: 0 BB: 0 P: 5	R: 0 E: 0 K: 0 S: 4	H: 1 LOB: 1 BB: 0 P: 4	R: 0 E: 0 K: 1 S: 5	H: 0 LOB: 0 BB: 0 P: 5	R: 0 E: 0 K: 2 S: 7	H: 2 LOB: 1 BB: 0 P: 7	R: 0 E: 0 K: 0 S: 7	H: 0 LOB: 0 BB: 0 P: 7	R: 2 E: 0 K: 0 S: 4	H: 1 LOB: 1 BB: 1 P: 8		R: 0 E: 0 K: 2 S: 7	H: 0 LOB: 0 BB: 0 P: 7	1B: 3 2B: 2 3B: 0 HR: 1	SF: 0 SAC: 1 DP: 1 HBP: 0	WP: 0 PB: 0 SB: 0 CS: 0
PITCHER Mike Smithson, R (1,1) ERA: 3.0	IP: 9.0 WLS: L BF: 33	H: 6 R: 4 ER: 4 SO: 9	BB: 1 IBB: 0 HBP: 0 BLK: 0	WP: 0 HR: 1 S: 50 P: 54	ERA: 4.00 WHIP: 0.778																	

Batter	1	2	3	4	5	6	7	8	9	AB	R	H	RBI	BB	SO	LOB	BOTTOM			
Kirby Puckett, R (1,8) OBP: 0.423, SLG: 0.435										4	1	2	0	0	0	0	Seattle Mariners @ Minnesota Twins Hubert H. Humphrey Metrodome, Minneapolis, MN Sun Apr 13 1986, 4:33 AM EST Att: 11,222 - Unknown livebaseballscorecards.com			
Randy Bush, L (1,7) OBP: 0.636, SLG: 1.111									3	1	1	2	1	1	0					
Kent Hrbek, L (1,3) Ron Washington, R (9, PR) OBP: 0.423, SLG: 0.590									4	0	1	0	0	2	0					
Tom Brunansky, R (1,9) OBP: 0.280, SLG: 0.391									4	0	1	0	0	1	2					
Mark Salas, L (1,2) OBP: 0.174, SLG: 0.136									4	0	0	0	0	0	3					
Roy Smalley, S (1,10) OBP: 0.522, SLG: 0.619									3	0	1	0	0	0	1					
Gary Gaetti, R (1,5) OBP: 0.435, SLG: 0.571									3	0	0	0	0	0	1					
Chris Pittaro, S (1,4)									3	0	0	0	0	1	1					
Greg Gagne, R (1,6) OBP: 0.111, SLG: 0.059									3	0	0	0	0	0	1					
Inning Stats	R: 2 E: 0 K: 1 S: 7	H: 2 LOB: 0 BB: 0 P: 7	R: 0 E: 0 K: 0 S: 4	H: 1 LOB: 1 BB: 0 P: 4	R: 0 E: 0 K: 0 S: 3	H: 0 LOB: 0 BB: 0 P: 3	R: 0 E: 0 K: 0 S: 3	H: 1 LOB: 0 BB: 0 P: 3	R: 0 E: 0 K: 2 S: 7	H: 0 LOB: 0 BB: 0 P: 7	R: 0 E: 0 K: 0 S: 3	H: 0 LOB: 0 BB: 0 P: 3	R: 0 E: 0 K: 1 S: 5	H: 0 LOB: 0 BB: 0 P: 5	R: 0 E: 0 K: 1 S: 6	H: 1 LOB: 2 BB: 1 P: 10		1B: 3 2B: 2 3B: 0 HR: 1	SF: 0 SAC: 0 DP: 1 HBP: 0	WP: 0 PB: 0 SB: 0 CS: 0
PITCHER Mike Moore, R (1,1) ERA: 3.24	IP: 9.0 WLS: W BF: 32	H: 6 R: 2 ER: 2 SO: 5	BB: 1 IBB: 0 HBP: 0 BLK: 0	WP: 0 HR: 1 S: 41 P: 45	ERA: 2.00 WHIP: 0.778															

Batter	1	2	3	4	5	6	7	8	9	AB	R	H	RBI	BB	SO	LOB	TOP								
Tony Phillips, S OBP: 0.438, SLG: 0.385 (1, 4)	G3		L8		F7		K		F8	5	0	0	0	0	1	1	Oakland Athletics @ Minnesota Twins Hubert H. Humphrey Metrodome, Minneapolis, MN Mon Apr 14 1986, 7:05 PM EST Att: 8,240 - Unknown								
Bruce Bochte, L OBP: 0.296, SLG: 0.250 (1, 3)	BB 1B		G3		L8		K		G3	5	0	1	0	0	1	1									
Dwayne Murphy, L OBP: 0.500, SLG: 0.417 (1, 8)	G5-4-3 BB		1B BB		4-3		BB 2B HBP		1B	2	2	1	0	2	0	0									
Dusty Baker Jr., R OBP: 0.364, SLG: 0.300 (1, 10)	G5-4-3		1B		6-3		2B 1B BB		K	4	1	1	1	1	1	3									
Mike Davis, L OBP: 0.345, SLG: 0.423 Rick Peters, S (7, PR) (7, 7)			L9		FC5-4 1B		1B 2B			4	1	3	2	0	0	0									
Carney Lansford, R OBP: 0.345, SLG: 0.320 (1, 5)			1B		1B		1B 2B			0	1	0	0	0	0	0									
Jose Canseco, R OBP: 0.250, SLG: 0.400 (7, 9)			6-3		6-3		FC5-4 1B			4	0	2	2	0	0	2									
Alfredo Griffin, S OBP: 0.321, SLG: 0.308 (1, 6)			F6		K		FC5-4 1B		K	4	0	0	0	0	2	2									
Mickey Tettleton, S OBP: 0.304, SLG: 0.211 (1, 2)			F5		F5		F8		F8	4	1	2	1	0	0	0									
			2B 2B		1B		1B		L9	4	1	1	1	0	0	2									
			L8 1B 2B		4-3		F7			4	1	1	1	0	0	2									
Inning Stats	R: 0 E: 0 K: 0 S: 3	H: 1 LOB: 1 BB: 1 P: 7	R: 0 E: 0 K: 0 S: 3	H: 0 LOB: 0 BB: 0 P: 3	R: 3 E: 0 K: 0 S: 7	H: 4 LOB: 2 BB: 1 P: 11	R: 0 E: 0 K: 1 S: 5	H: 0 LOB: 0 BB: 0 P: 5	R: 0 E: 0 K: 0 S: 3	H: 0 LOB: 0 BB: 0 P: 3	R: 1 E: 0 K: 0 S: 6	H: 3 LOB: 2 BB: 0 P: 6	R: 3 E: 0 K: 2 S: 8	H: 2 LOB: 1 BB: 1 P: 13	R: 0 E: 0 K: 1 S: 5	H: 0 LOB: 0 BB: 0 P: 5	R: 0 E: 0 K: 1 S: 6	H: 1 LOB: 1 BB: 0 P: 6	1B: 8 2B: 3 3B: 0 HR: 0	SF: 0 SAC: 0 DP: 1 HBP: 1	WP: 0 PB: 0 SB: 0 CS: 0	PA: 40			
PITCHER	IP	WLS	BF	H	R	ER	SO	BB	IBB	HBP	BLK	WP	HR	S	P	ERA	WHIP								
John Butcher, R ERA: 4.85 (1, 1)	6.0		27	8	4	4	1	2	0	0	0	0	0	27	35	6.00	1.667								
Roy Smith, R ERA: 6.75 (7, 1)	2.2	L	12	3	3	3	3	1	0	1	0	0	0	16	21	10.12	1.500								
Ron Davis, R ERA: (9, 1)	0.1		1	0	0	0	1	0	0	0	0	0	0	3	3	0.00	0.000								


AB	36
R	7
H	11
RBI	7
BB	3
SO	5
LOB	11




Batter	1	2	3	4	5	6	7	8	9	AB	R	H	RBI	BB	SO	LOB	BOTTOM								
Kirby Puckett, R OBP: 0.400, SLG: 0.519 (1, 8)	3-1		4-3		HR		FC5-4 WP			4	1	1	1	0	0	1	Oakland Athletics @ Minnesota Twins Hubert H. Humphrey Metrodome, Minneapolis, MN Mon Apr 14 1986, 7:05 PM EST Att: 8,240 - Unknown								
Randy Bush, L OBP: 0.467, SLG: 0.769 (1, 7)	F6				F8		F8		F8	4	0	0	0	0	0	1									
Kent Hrbek, L OBP: 0.467, SLG: 0.600 (1, 3)	CS BB				WP HR		2B		4-3	3	1	2	0	1	0	0									
Tom Brunansky, R OBP: 0.310, SLG: 0.630 (1, 9)			HR		2B		L8		K	5	2	2	3	0	1	2									
Roy Smalley, S OBP: 0.481, SLG: 0.640 (1, 10)			6-3		HR		4-3		4-3	4	1	1	0	0	0	0									
Gary Gaetti, R OBP: 0.407, SLG: 0.640 (1, 5)			6-3		HR		F6		6-3	4	1	1	2	0	0	0									
Mark Salas, L OBP: 0.148, SLG: 0.115 (1, 2)			F8		G3		F7		K	4	0	0	0	0	1	0									
Chris Pittaro, S OBP: 0.100, SLG: 0.100 Mickey Hatcher, R OBP: 0.059, SLG: 0.059 (9, PH)			K		K		FC1-6 1B		6-3	3	0	1	0	0	2	0									
Greg Gagne, R OBP: 0.095, SLG: 0.050 (1, 6)			F2		L9		FC1-6 FC5-4			3	0	0	0	0	0	1									
Inning Stats	R: 0 E: 0 K: 0 S: 2	H: 0 LOB: 0 BB: 1 P: 6	R: 1 E: 0 K: 0 S: 4	H: 1 LOB: 0 BB: 0 P: 4	R: 0 E: 0 K: 1 S: 5	H: 0 LOB: 0 BB: 0 P: 5	R: 4 E: 0 K: 1 S: 9	H: 4 LOB: 0 BB: 0 P: 9	R: 1 E: 0 K: 0 S: 5	H: 2 LOB: 1 BB: 0 P: 5	R: 0 E: 0 K: 0 S: 3	H: 0 LOB: 0 BB: 0 P: 3	R: 0 E: 1 K: 0 S: 4	H: 1 LOB: 1 BB: 0 P: 4	R: 0 E: 0 K: 1 S: 5	H: 0 LOB: 0 BB: 0 P: 5	R: 0 E: 0 K: 1 S: 5	H: 0 LOB: 0 BB: 0 P: 5	1B: 1 2B: 2 3B: 1 HR: 4	SF: 0 SAC: 0 DP: 0 HBP: 0	WP: 2 PB: 0 SB: 0 CS: 1	PA: 36			
PITCHER	IP	WLS	BF	H	R	ER	SO	BB	IBB	HBP	BLK	WP	HR	S	P	ERA	WHIP								
Jose Rijo, R ERA: 6.94 (1, 1)	4.2		22	7	6	6	2	1	0	0	0	0	0	5	5	0.00	0.750								
Keith Atherton, R ERA: 1.93 (5, 1)	1.1	W	5	1	0	0	0	0	0	0	0	0	0	5	5	0.00	0.750								
Steve Ontiveros, R ERA: 2.25 (7, 1)	2.0		6	0	0	0	1	0	0	0	0	1	0	8	8	0.00	0.000								
Jay Howell, R ERA: 3.38 (9, 1)	1.0	S	3	0	0	0	1	0	0	0	0	0	0	5	5	0.00	0.000								

AB	35
R	6
H	8
RBI	6
BB	1
SO	4
LOB	5



Batter	1	2	3	4	5	6	7	8	9	10	AB	R	H	RBI	BB	SO	LOB	TOP										
Tony Phillips, S OBP: 0.452, SLG: 0.382 (1, 10)	K		HR		4-3		K		CS 1B		4	1	1	0	1	2	0	Oakland Athletics @ Minnesota Twins Hubert H. Humphrey Metrodome, Minneapolis, MN Wed Apr 16 1986, 4:33 AM EST Atl. 11,282 - Unknown AB 36 R 5 H 9 RBI 5 BB 7 SO 11 LOB 19 										
Bruce Bochte, L OBP: 0.364, SLG: 0.393 (1, 3)	F8				F8						3	2	1	2	2	0	0											
Steve Henderson, R (9, PR)											0	0	0	0	0	0	0											
Dave Kingman, R OBP: 0.172, SLG: 0.179 (9, 3)			HR				BB 1B		BB 1B		0	0	0	0	0	0	0											
Dwayne Murphy, L OBP: 0.500, SLG: 0.400 (1, 8)	K2-3		1-3		K		BB 1B		BB 1B		3	0	0	0	2	2	0											
Jose Canseco, R OBP: 0.289, SLG: 0.394 (1, 9)											4	0	1	1	1	3	2											
Dusty Baker Jr., R OBP: 0.316, SLG: 0.276 (1, 7)											3	0	0	0	0	0	1											
Rick Peters, S OBP: 0.333, SLG: 0.333 (7, 7)	FC5-4 1B				F3						2	0	1	0	0	1	2											
Camey Lansford, R OBP: 0.385, SLG: 0.353 (1, 5)											4	1	2	0	0	0	1											
Donnie Hill, S OBP: 0.750, SLG: 1.500 (1, 4)											4	1	3	2	0	1	2											
Alfredo Griffin, S OBP: 0.388, SLG: 0.343 (1, 6)											4	0	0	0	1	0	5											
Mickey Tettleton, S OBP: 0.250, SLG: 0.167 (1, 2)											5	0	0	0	0	2	6											
Inning Stats	R: 0 E: 0 K: 2 S: 7	H: 0 LOB: 0 BB: 0 P: 7	R: 0 E: 0 K: 1 S: 6	H: 1 LOB: 2 BB: 1 P: 10	R: 2 E: 0 K: 1 S: 6	H: 1 LOB: 0 BB: 1 P: 10	R: 0 E: 0 K: 0 S: 4	H: 1 LOB: 2 BB: 0 P: 5	R: 0 E: 0 K: 1 S: 5	H: 0 LOB: 0 BB: 0 P: 5	R: 2 E: 0 K: 1 S: 7	H: 2 LOB: 0 BB: 0 P: 7	R: 1 E: 0 K: 1 S: 5	H: 1 LOB: 2 BB: 2 P: 13	R: 0 E: 1 K: 1 S: 6	H: 1 LOB: 3 BB: 1 P: 10	R: 0 E: 0 K: 2 S: 7	H: 1 LOB: 2 BB: 2 P: 15	R: 0 E: 0 K: 1 S: 6	H: 1 LOB: 1 BB: 0 P: 6	1B: 7 2B: 1 3B: 0 HR: 2	SF: 0 SAC: 1 DP: 1 HBP: 1	WP: 0 PB: 0 SB: 0 CS: 2	PA: 45				
PITCHER	IP	WLS	BF	H	R	ER	SO	BB	IBB	HBP	BLK	WP	HR	S	P	ERA	WHIP											
Bert Blyleven, R ERA: 3.38 (1, 1)	8.1		39	8	5	5	8	6	0	1	0	0	0	2	47	76	5.40	1.680										
Ron Davis, R ERA: (9, 1)	1.2	W	6	1	0	0	3	0	0	0	0	0	0	12	12	0.00	0.600											

Batter	1	2	3	4	5	6	7	8	9	10	AB	R	H	RBI	BB	SO	LOB	BOTTOM									
Kirby Puckett, R OBP: 0.359, SLG: 0.500 (1, 8)	G3 3B						E5 HR				5	2	2	0	0	1	4	Oakland Athletics @ Minnesota Twins Hubert H. Humphrey Metrodome, Minneapolis, MN Wed Apr 16 1986, 4:33 AM EST Atl. 11,282 - Unknown AB 39 R 7 H 9 RBI 7 BB 4 SO 6 LOB 15 									
Randy Bush, L OBP: 0.500, SLG: 0.875 (1, 7)	G3						HR				3	1	1	4	2	0	0										
Kent Hrbek, L OBP: 0.359, SLG: 0.441 (1, 3)	F8						1-3				5	0	0	0	0	0	3										
Tom Brunansky, R OBP: 0.289, SLG: 0.556 (1, 9)	K										5	0	1	0	0	1	2										
Roy Smalley, S OBP: 0.355, SLG: 0.485 (1, 10)											4	0	0	0	1	1	1										
Mark Salas, L OBP: 0.229, SLG: 0.294 (1, 2)											5	2	3	1	0	0	0										
Gary Gaetti, R OBP: 0.371, SLG: 0.636 (1, 5)											5	1	1	2	0	1	2										
Steve Lombardozzi, R OBP: 0.190, SLG: 0.158 (1, 4)											3	0	0	0	1	2	0										
Greg Gagne, R OBP: 0.115, SLG: 0.080 (1, 6)											3	1	1	0	0	0	3										
Mickey Hatcher, R ERA: 2.08 OBP: 0.048, SLG: 0.048 (9, PH)											1	0	0	0	0	0	0										
Chris Pittaro, S OBP: 0.100, SLG: 0.100 (10, 6)											0	0	0	0	0	0	0										
Inning Stats	R: 1 E: 0 K: 1 S: 6	H: 1 LOB: 3 BB: 2 P: 12	R: 0 E: 0 K: 0 S: 4	H: 0 LOB: 0 BB: 1 P: 3	R: 0 E: 0 K: 0 S: 3	H: 0 LOB: 0 BB: 0 P: 3	R: 0 E: 0 K: 2 S: 7	H: 0 LOB: 0 BB: 0 P: 7	R: 0 E: 0 K: 0 S: 4	H: 1 LOB: 2 BB: 1 P: 8	R: 1 E: 0 K: 0 S: 4	H: 1 LOB: 0 BB: 0 P: 4	R: 0 E: 0 K: 1 S: 5	H: 0 LOB: 1 BB: 1 P: 9	R: 2 E: 0 K: 1 S: 6	H: 2 LOB: 0 BB: 0 P: 6	1B: 4 2B: 1 3B: 1 HR: 3	SF: 0 SAC: 0 DP: 0 HBP: 0	WP: 0 PB: 0 SB: 1 CS: 0	PA: 43							
PITCHER	IP	WLS	BF	H	R	ER	SO	BB	IBB	HBP	BLK	WP	HR	S	P	ERA	WHIP										
Joaquin Andujar, R ERA: 7.84 (1, 1)	6.1		27	5	4	3	4	2	0	0	0	0	0	33	41	4.26	1.105										
Steve Ontiveros, R ERA: 2.08 (7, 1)	0.2		4	1	0	0	0	1	0	0	0	0	0	3	7	0.00	3.000										
Jay Howell, R ERA: 3.68 (8, 1)	2.0		8	1	1	1	1	1	0	0	0	0	1	9	13	4.50	1.000										
Keith Atherton, R ERA: 5.06 (10, 1)	0.2	L	4	2	2	2	1	0	0	0	0	0	1	6	6	27.00	3.000										

Batter	1	2	3	4	5	6	7	8	9	AB	R	H	RBI	BB	SO	LOB	TOP											
Kirby Puckett, R OBP: 0.388, SLG: 0.556 (1, 8)										5	1	3	5	0	0	0	Minnesota Twins @ California Angels Anaheim Stadium, Anaheim, CA Fri Apr 18 1986, 9:05 PM EST Att: 30,535 - Unknown											
Randy Bush, L OBP: 0.497, SLG: 0.652 Alejandro Sanchez, R (7, PH) (7, 7)										3	0	1	0	0	1	2												
Kent Hrbek, L OBP: 0.383, SLG: 0.425 (1, 3)										3	0	1	0	1	0	1												
Tom Brunansky, R OBP: 0.304, SLG: 0.523 (1, 9)										4	0	1	0	0	0	2												
Roy Smalley, S OBP: 0.386, SLG: 0.450 (1, 10)										3	0	0	0	1	1	2												
Mark Salas, L OBP: 0.233, SLG: 0.286 (1, 2)										4	1	1	0	0	2	2												
Gary Gaetti, R OBP: 0.372, SLG: 0.610 (1, 5)										4	2	2	0	0	0	2												
Steve Lombardozzi, R OBP: 0.222, SLG: 0.200 Mickey Hatcher, R OBP: 0.043, SLG: 0.043 (9, PH)										3	1	1	0	0	1	2												
Greg Gagne, R OBP: 0.242, SLG: 0.281 Tim Laudner, R (9, PH)										3	0	2	0	0	1	0												
Inning Stats	R: 0 E: 0 K: 0 S: 3	H: 1 LOB: 0 BB: 0 P: 3	R: 0 E: 0 K: 1 S: 6	H: 2 LOB: 1 BB: 0 P: 6	R: 0 E: 0 K: 2 S: 7	H: 0 LOB: 0 BB: 0 P: 7	R: 0 E: 0 K: 1 S: 5	H: 0 LOB: 0 BB: 0 P: 5	R: 2 E: 1 K: 0 S: 7	H: 3 LOB: 2 BB: 0 P: 7	R: 0 E: 0 K: 1 S: 4	H: 0 LOB: 1 BB: 2 P: 12	R: 1 E: 0 K: 0 S: 5	H: 3 LOB: 1 BB: 0 P: 5	R: 0 E: 0 K: 1 S: 6	H: 1 LOB: 1 BB: 0 P: 6		R: 2 E: 0 K: 2 S: 9	H: 2 LOB: 0 BB: 0 P: 9	1B: 11 2B: 0 3B: 0 HR: 1	SF: 0 SAC: 0 DP: 4 HBP: 0	WP: 0 PB: 0 CS: 0	PA: 38					
PITCHER	IP	WLS	BF	H	R	ER	SO	BB	IBB	HBP	BLK	WP	HR	S	P	ERA	WHIP											
Mike Witt, R ERA: 4.0 Ken Forsch, R ERA: 7.11 Terry Forster, L ERA: Donnie Moore, R ERA: 6.35	(1, 1)	6.1	W	27	8	3	1	5	2	0	0	0	0	0	35	43	1.42	1.579										
	(7, 1)	0.0		1	1	0	0	0	0	0	0	0	0	0	1	1	∞	∞										
	(7, 1)	0.2		1	1	0	0	0	0	0	0	0	0	2	2	0.00	1.500											
	(8, 1)	2.0	S	8	2	2	2	3	0	0	0	0	0	1	14	14	9.00	1.000										

Batter	1	2	3	4	5	6	7	8	9	AB	R	H	RBI	BB	SO	LOB	BOTTOM											
Ruppert Jones, L OBP: 0.379, SLG: 0.150 (9, 7)										3	2	0	0	2	0	1	Minnesota Twins @ California Angels Anaheim Stadium, Anaheim, CA Fri Apr 18 1986, 9:05 PM EST Att: 30,535 - Unknown											
Wally Joyner, L OBP: 0.373, SLG: 0.532 (1, 3)										4	1	2	1	1	1	5												
Reggie Jackson, L OBP: 0.567, SLG: 1.045 (1, 10)										5	1	3	3	0	1	4												
Brian Downing, R OBP: 0.471, SLG: 0.649 George Hendrick, R OBP: 0.500, SLG: 0.995 (9, 9)										4	0	1	1	1	0	4												
Rob Wilfong, L OBP: 0.364, SLG: 0.476 (1, 4)										5	0	1	0	0	1	4												
Doug DeCinces, R OBP: 0.327, SLG: 0.426 (1, 5)										4	0	2	0	0	0	2												
Rick Burleson, R OBP: 0.395, SLG: 0.314 (1, 6)										4	1	1	0	0	0	4												
Bob Boone, R OBP: 0.342, SLG: 0.371 (1, 2)										3	0	2	1	1	0	0												
Gary Pettis, S OBP: 0.383, SLG: 0.325 (1, 8)										4	1	2	0	0	0	2												
Inning Stats	R: 2 E: 0 K: 0 S: 7	H: 4 LOB: 2 BB: 0 P: 7	R: 0 E: 0 K: 2 S: 8	H: 1 LOB: 3 BB: 2 P: 16	R: 1 E: 0 K: 0 S: 5	H: 2 LOB: 1 BB: 0 P: 5	R: 0 E: 0 K: 0 S: 3	H: 1 LOB: 0 BB: 0 P: 3	R: 0 E: 0 K: 0 S: 4	H: 1 LOB: 1 BB: 0 P: 4	R: 1 E: 0 K: 0 S: 5	H: 2 LOB: 3 BB: 2 P: 13	R: 0 E: 0 K: 0 S: 3	H: 1 LOB: 0 BB: 0 P: 3	R: 2 E: 0 K: 1 S: 7	H: 2 LOB: 1 BB: 1 P: 11		1B: 10 2B: 2 3B: 0 HR: 2	SF: 0 SAC: 0 DP: 2 HBP: 0	WP: 0 PB: 0 CS: 0	PA: 41							
PITCHER	IP	WLS	BF	H	R	ER	SO	BB	IBB	HBP	BLK	WP	HR	S	P	ERA	WHIP											
Mike Smithson, R ERA: 3.86 Peter Filson, L ERA: 4.29 Mark Portugal, R ERA: 10.8 Ron Davis, R ERA:	(1, 1)	5.1	L	27	10	4	4	2	2	0	0	0	0	2	29	37	6.75	2.250										
	(6, 1)	0.1		3	1	0	0	0	1	0	0	0	0	2	6	0.00	6.000											
	(6, 1)	1.2		9	3	2	2	0	2	0	0	0	0	7	15	10.80	3.000											
	(8, 1)	0.2		2	0	0	0	1	0	0	0	0	0	4	4	0.00	0.000											

Batter	1	2	3	4	5	6	7	8	9	AB	R	H	RBI	BB	SO	LOB	TOP										
Kirby Puckett, R OBP: 0.370, SLG: 0.540 (1, 8)										5	2	1	0	0	1	1	Minnesota Twins @ California Angels Anaheim Stadium, Anaheim, CA Sat Apr 19 1986, 6:33 AM EST Att: 23,498 - Unknown										
Mickey Hatcher, R OBP: 0.074, SLG: 0.077 (1, 7)										3	1	1	1	0	0	1											
Kent Hrbek, L OBP: 0.412, SLG: 0.500 (1, 3)										2	1	1	1	2	0	0											
Tom Brunansky, R OBP: 0.280, SLG: 0.489 (1, 9)										3	0	0	1	0	0	2											
Roy Smalley, S OBP: 0.396, SLG: 0.442 (1, 10)										3	0	1	1	1	0	0											
Gary Gaetti, R OBP: 0.362, SLG: 0.578 (1, 5)										4	0	1	0	0	1	4											
Chris Pittaro, S OBP: 0.077, SLG: 0.077 (1, 4) (7, 6)										3	0	0	0	0	2	1											
Alejandro Sanchez, R (9, PH)										1	0	0	0	0	1	0											
Greg Gagne, R OBP: 0.229, SLG: 0.265 (1, 6) (7, PH)										2	0	0	0	0	1	1											
Mark Salas, L OBP: 0.222, SLG: 0.273 (7, 2)										2	0	0	0	0	0	0											
Jeff Reed, L (1, 2) Steve Lombardozzi, R OBP: 0.222, SLG: 0.250 (7, 4) Randy Bush, L OBP: 0.429, SLG: 0.652 (9, PH)										3	0	0	0	0	0	0											
Inning Stats	R: 1 E: 0 K: 0 S: 5	H: 2 LOB: 2 BB: 1 P: 9	R: 0 E: 0 K: 2 S: 7	H: 0 LOB: 0 BB: 0 P: 7	R: 1 E: 0 K: 0 S: 4	H: 1 LOB: 1 BB: 0 P: 4	R: 0 E: 0 K: 1 S: 6	H: 1 LOB: 0 BB: 0 P: 6	R: 1 E: 1 K: 0 S: 4	H: 0 LOB: 0 BB: 0 P: 4	R: 0 E: 0 K: 0 S: 5	H: 0 LOB: 0 BB: 0 P: 5	R: 0 E: 0 K: 0 S: 3	H: 0 LOB: 0 BB: 0 P: 3	R: 1 E: 0 K: 0 S: 4	H: 1 LOB: 2 BB: 2 P: 12	R: 0 E: 0 K: 2 S: 7	H: 0 LOB: 1 BB: 1 P: 11	1B: 3 2B: 1 3B: 0 HR: 1	SF: 2 SAC: 0 DP: 0 HBP: 0	WP: 0 PB: 2 CS: 1	PA: 37					
PITCHER	IP	WLS	BF	H	R	ER	SO	BB	IBB	HBP	BLK	WP	HR	S	P	ERA	WHIP										
Jim Slaton, R ERA: 3.2 (1, 1)	7.1	W	29	5	4	2	4	1	0	0	0	0	1	36	40	2.46	0.818										
Terry Forster, L ERA: (8, 1)	0.0		1	0	0	0	0	1	0	0	0	0	0	0	4	∞	∞										
Donnie Moore, R ERA: 4.91 (8, 1)	1.2	S	7	0	0	0	2	2	0	0	0	0	0	9	17	0.00	1.200										
Batter	1	2	3	4	5	6	7	8	9	AB	R	H	RBI	BB	SO	LOB	BOTTOM										
Gary Pettis, S OBP: 0.353, SLG: 0.295 (1, 8)										4	0	0	0	0	0	0	Minnesota Twins @ California Angels Anaheim Stadium, Anaheim, CA Sat Apr 19 1986, 6:33 AM EST Att: 23,498 - Unknown										
Wally Joyner, L OBP: 0.370, SLG: 0.520 (1, 3) George Hendrick, R OBP: 0.480, SLG: 0.864 (6, 3)										3	0	1	0	0	1	0											
Brian Downing, R OBP: 0.455, SLG: 0.610 (1, 7)										4	1	1	0	0	1	1											
Doug DeCinces, R OBP: 0.327, SLG: 0.420 (1, 5)										3	1	1	0	0	0	1											
Reggie Jackson, L OBP: 0.545, SLG: 0.960 (1, 10)										3	0	1	0	0	1	1											
Ruppert Jones, L OBP: 0.344, SLG: 0.130 (1, 9)										3	1	0	1	0	1	3											
Rob Wilfong, L OBP: 0.360, SLG: 0.458 (1, 4)										3	1	1	1	0	0	0											
Dick Schofield, R OBP: 0.200, SLG: 0.600 (1, 6)										3	1	1	3	0	0	0											
Jerry Naron, L OBP: 0.167, SLG: 0.167 (1, 2)										3	0	0	0	0	1	0											
Inning Stats	R: 0 E: 0 K: 0 S: 4	H: 1 LOB: 1 BB: 0 P: 4	R: 0 E: 0 K: 2 S: 7	H: 0 LOB: 0 BB: 0 P: 7	R: 0 E: 0 K: 0 S: 3	H: 0 LOB: 0 BB: 0 P: 3	R: 0 E: 0 K: 2 S: 12	H: 5 LOB: 0 BB: 0 P: 12	R: 0 E: 0 K: 1 S: 5	H: 0 LOB: 0 BB: 0 P: 5	R: 0 E: 0 K: 0 S: 3	H: 0 LOB: 0 BB: 0 P: 3	R: 0 E: 0 K: 0 S: 3	H: 0 LOB: 0 BB: 0 P: 3	R: 0 E: 0 K: 0 S: 3	H: 0 LOB: 0 BB: 0 P: 3		1B: 5 2B: 0 3B: 0 HR: 1	SF: 0 SAC: 0 DP: 1 HBP: 0	WP: 0 PB: 0 CS: 0	PA: 30						
PITCHER	IP	WLS	BF	H	R	ER	SO	BB	IBB	HBP	BLK	WP	HR	S	P	ERA	WHIP										
John Butcher, R ERA: 5.14 (1, 1)	8.0	L	30	6	5	5	5	0	0	0	0	0	1	40	40	5.62	0.750										

Batter	1	2	3	4	5	6	7	8	9	AB	R	H	RBI	BB	SO	LOB	TOP				
Kirby Puckett, R OBP: 0.362, SLG: 0.574	L5		HR		5-3			F5		4	1	1	1	0	0	0	Minnesota Twins @ California Angels Anaheim Stadium, Anaheim, CA Sun Apr 20 1986, 6:33 AM EST Att: 58,066 - Unknown				
Mickey Hatcher, R OBP: 0.065, SLG: 0.067	5-3		4-3		1-3			6-3		4	0	0	0	0	0	0					
Kent Hrbek, L OBP: 0.436, SLG: 0.500									6-3	2	1	1	0	2	0	0					
Tom Brunansky, R OBP: 0.278, SLG: 0.529	F7				F8			F5		4	1	1	1	0	0	3					
Roy Smalley, S OBP: 0.385, SLG: 0.413		G3			G4-6-3			5-3		3	1	0	0	1	0	1					
Gary Gaetti, R OBP: 0.353, SLG: 0.551								6-3		4	0	1	0	0	0	2					
Mark Salas, L OBP: 0.229, SLG: 0.340										3	1	1	3	0	0	1					
Greg Gagne, R OBP: 0.211, SLG: 0.243										3	0	0	0	0	1	0					
Steve Lombardozzi, R OBP: 0.200, SLG: 0.179										3	0	0	0	0	0	0					
Inning Stats	R: 0 E: 0 K: 0 S: 3	H: 0 LOB: 1 BB: 1 P: 7	R: 0 E: 0 K: 0 S: 3	H: 1 LOB: 0 BB: 0 P: 3	R: 1 E: 0 K: 1 S: 6	H: 1 LOB: 0 BB: 0 P: 6	R: 3 E: 0 K: 0 S: 5	H: 2 LOB: 0 BB: 1 P: 9	R: 0 E: 0 K: 0 S: 3	H: 0 LOB: 0 BB: 1 P: 6	R: 0 E: 0 K: 0 S: 3	H: 0 LOB: 0 BB: 0 P: 3	R: 0 E: 0 K: 0 S: 3	H: 0 LOB: 0 BB: 0 P: 3	R: 1 E: 0 K: 0 S: 4	H: 1 LOB: 0 BB: 0 P: 4	1B: 2 2B: 0 3B: 0 HR: 3	SF: 0 SAC: 0 DP: 1 HBP: 0	WP: 0 PB: 0 CS: 1	PA: 33	
PITCHER	IP	WLS	BF	H	R	ER	SO	BB	IBB	HBP	BLK	WP	HR	S	P	ERA	WHIP				
Don Sutton, R ERA: 11.37	(1, 1)	8.0	29	4	4	4	1	3	0	0	0	0	2	28	40	4.50	0.875				
Terry Forster, L ERA: 3.95	(9, 1)	1.0	W	4	1	1	0	0	0	0	0	0	1	4	4	9.00	1.000				

Batter	1	2	3	4	5	6	7	8	9	AB	R	H	RBI	BB	SO	LOB	BOTTOM					
Ruppert Jones, L OBP: 0.351, SLG: 0.115	4-3							4-3		3	1	0	0	2	1	0	Minnesota Twins @ California Angels Anaheim Stadium, Anaheim, CA Sun Apr 20 1986, 6:33 AM EST Att: 58,066 - Unknown					
Wally Joyner, L OBP: 0.390, SLG: 0.545										5	3	3	1	0	0	1						
Doug DeCinces, R OBP: 0.333, SLG: 0.463										4	1	1	2	1	2	4						
Brian Downing, R OBP: 0.483, SLG: 0.711										4	2	3	4	0	1	1						
Reggie Jackson, L OBP: 0.541, SLG: 0.931										4	0	2	0	0	2	2						
Rob Wilfong, L OBP: 0.345, SLG: 0.407										3	0	0	0	1	0	3						
Dick Schofield, R OBP: 0.143, SLG: 0.429										4	0	0	0	0	1	5						
Darrell Miller, R OBP: 0.200, SLG: 0.217										3	0	0	0	0	0	2						
Jerry Narron, L OBP: 0.143, SLG: 0.143										1	0	0	0	0	1	2						
Gary Pettis, S OBP: 0.333, SLG: 0.277										3	0	0	0	0	1	0						
Rick Burleson, R OBP: 0.409, SLG: 0.333										1	1	1	0	0	0	0						
Inning Stats	R: 1 E: 0 K: 2 S: 9	H: 2 LOB: 1 BB: 0 P: 9	R: 0 E: 0 K: 0 S: 3	H: 0 LOB: 0 BB: 0 P: 3	R: 0 E: 0 K: 0 S: 3	H: 0 LOB: 1 BB: 1 P: 7	R: 0 E: 0 K: 0 S: 5	H: 2 LOB: 2 BB: 0 P: 5	R: 0 E: 0 K: 1 S: 5	H: 0 LOB: 0 BB: 0 P: 5	R: 0 E: 0 K: 2 S: 7	H: 0 LOB: 1 BB: 1 P: 11	R: 0 E: 0 K: 1 S: 5	H: 0 LOB: 0 BB: 0 P: 5	R: 3 E: 0 K: 2 S: 10	H: 3 LOB: 2 BB: 1 P: 15	R: 4 E: 0 K: 1 S: 6	H: 3 LOB: 0 BB: 1 P: 10	1B: 5 2B: 3 3B: 0 HR: 2	SF: 0 SAC: 0 DP: 0 HBP: 1	WP: 1 PB: 0 CS: 0	PA: 40
PITCHER	IP	WLS	BF	H	R	ER	SO	BB	IBB	HBP	BLK	WP	HR	S	P	ERA	WHIP					
Bert Blyleven, R ERA: 3.47	(1, 1)	7.1	30	6	3	3	6	2	0	0	0	0	1	40	48	3.68	1.091					
Ron Davis, R ERA: 7.94	(8, 1)	1.0	L	4	5	5	3	1	1	1	0	1	1	13	22	45.00	5.000					

Batter	1	2	3	4	5	6	7	8	9	AB	R	H	RBI	BB	SO	LOB	TOP	
Kirby Puckett, R OBP: 0.343, SLG: 0.587 (1, 8)	0-0 6-3			0-0 1-3			0-0 HR	0-0 F7		4	1	1	1	0	0	0	Minnesota Twins @ Seattle Mariners The Kingdome, Seattle, WA Tue Apr 22 1986, 9:05 PM EST Att: 7,044 - Unknown AB 35 R 7 H 7 RBI 6 BB 0 SO 6 LOB 6	
Roy Smalley, S OBP: 0.377, SLG: 0.500 (1, 10)	0-0 G3			0-0 F8			0-0 F6	0-0 HR		4	1	1	1	0	0	0		
Kent Hrbek, L OBP: 0.406, SLG: 0.442 (1, 3)	0-0 4-3			0-0 F8			0-0 E 1B 3B 1B	0-0 F9		4	1	1	0	0	0	0		
Tom Brunansky, R OBP: 0.286, SLG: 0.492 (1, 9)		0-0 6-3			0-0 5-3		0-3 K	0-3 K		4	0	0	0	0	2	1		
Gary Gaetti, R OBP: 0.356, SLG: 0.518 (1, 5)		0-0 F7			0-0 F8		0-0 E 3B 1B		0-3 K	4	1	1	0	0	1	0		
Billy Beane, R Randy Bush, L OBP: 0.429, SLG: 0.571 (7, PH) (7, 7)		0-3 K			0-3 K		0-0 E4 3B		0-0 F5	2	0	0	0	0	2	0		
Mark Salas, L OBP: 0.286, SLG: 0.491 (1, 2)			0-0 F5			0-0 FC6-4 1B	0-0 E 3B		0-0 HR	4	2	3	4	0	0	0		
Greg Gagne, R OBP: 0.217, SLG: 0.227 (1, 6)			0-0 L5			0-0 FC6-4 G5-4-3	0-0 E6 S		0-3 K	4	0	0	0	0	1	1		
Sieve Lombardozzi, R OBP: 0.171, SLG: 0.152 (1, 4)			0-0 F3			0-0 G5-4-3	0-0 F7			3	0	0	0	0	2	2		
Inning Stats	R: 0 E: 0 K: 0 S: 3	H: 0 LOB: 0 BB: 0 P: 3	R: 0 E: 0 K: 1 S: 5	H: 0 LOB: 0 BB: 0 P: 5	R: 0 E: 0 K: 0 S: 3	H: 0 LOB: 0 BB: 0 P: 3	R: 0 E: 0 K: 0 S: 3	H: 1 LOB: 0 BB: 0 P: 3	R: 5 E: 2 K: 1 S: 11	H: 4 LOB: 1 BB: 0 P: 11	R: 1 E: 0 K: 2 S: 6	H: 1 LOB: 0 BB: 0 P: 6	R: 1 E: 0 K: 2 S: 8	H: 1 LOB: 0 BB: 0 P: 8	1B: 3 2B: 0 3B: 1 HR: 3	SF: 0 SAC: 0 DP: 1 HBP: 0	WP: 0 PB: 0 SB: 1 CS: 0	PA: 35
PITCHER	IP WLS BF H R ER SO BB IBB HBP BLK WP HR S P ERA WHIP																	
Mike Morgan, R ERA: 2.37 (1, 1)	6.2 L 24 4 4 1 3 0 0 0 0 0 0 1 30 30 1.35 0.600																	
Paul Mirabella, L ERA: 7.35 (7, 1)	0.0 1 1 0 0 0 0 0 0 0 0 0 0 1 1 ∞ ∞																	
Pete Ladd, R ERA: 4.0 (7, 1)	2.1 10 2 3 2 3 0 0 0 0 0 0 2 16 16 7.71 0.857																	

Batter	1	2	3	4	5	6	7	8	9	AB	R	H	RBI	BB	SO	LOB	BOTTOM	
Danny Tartabull, R OBP: 0.370, SLG: 0.596 (1, 4)	0-0 5-3		0-3 K		0-3 K					4	0	1	0	0	2	1	Minnesota Twins @ Seattle Mariners The Kingdome, Seattle, WA Tue Apr 22 1986, 9:05 PM EST Att: 7,044 - Unknown AB 31 R 1 H 4 RBI 1 BB 1 SO 7 LOB 13	
Phil Bradley, R OBP: 0.375, SLG: 0.365 (1, 7)	0-0 1-3			0-0 F9 FC3-2 2B		0-0 E6 WP		0-0 4-3 1B		4	0	1	0	0	0	1		
Ivan Calderon, R OBP: 0.293, SLG: 0.352 (1, 9)	0-0 6-3			4-0 FC3-2 BB		0-3 K2-3		0-0 5-3		3	0	0	0	1	1	2		
Gorman Thomas, R OBP: 0.390, SLG: 0.531 (1, 10)		0-3 K		0-0 F9		0-0 1-3		0-0 F7		4	0	0	0	0	1	3		
Alvin Davis, L OBP: 0.261, SLG: 0.419 (1, 3)		0-0 HR		0-0 FC3-2 FC5-4		0-0 4-3		0-0 F8		4	1	1	1	0	0	3		
Jim Prestley, R OBP: 0.259, SLG: 0.345 (1, 5)		0-3 K		0-0 FC5-4			0-0 5-3		0-0 6-3	4	0	0	0	0	1	2		
Dave Henderson, R OBP: 0.275, SLG: 0.294 (1, 8)		0-3 K			0-0 G3 SH3-4 1B		0-0 F8			3	0	1	0	0	1	0		
Bob Kearney, R OBP: 0.176, SLG: 0.235 (1, 2)			0-0 L4		0-0 SH3-4		0-3 K			2	0	0	0	0	1	0		
Spike Owen, S OBP: 0.356, SLG: 0.415 (1, 6)			0-0 G3		0-0 G3			0-0 1-3		3	0	0	0	0	0	1		
Inning Stats	R: 0 E: 0 K: 0 S: 3	H: 1 LOB: 0 BB: 0 P: 10	R: 0 E: 0 K: 1 S: 5	H: 0 LOB: 0 BB: 0 P: 5	R: 0 E: 0 K: 0 S: 4	H: 1 LOB: 2 BB: 1 P: 8	R: 0 E: 0 K: 1 S: 6	H: 0 LOB: 1 BB: 0 P: 6	R: 0 E: 0 K: 1 S: 5	H: 0 LOB: 0 BB: 0 P: 5	R: 0 E: 0 K: 0 S: 4	H: 1 LOB: 0 BB: 0 P: 4	R: 0 E: 0 K: 0 S: 3	H: 0 LOB: 0 BB: 0 P: 3	1B: 2 2B: 1 3B: 0 HR: 1	SF: 0 SAC: 1 DP: 0 HBP: 0	WP: 1 PB: 0 SB: 0 CS: 0	PA: 33
PITCHER	IP WLS BF H R ER SO BB IBB HBP BLK WP HR S P ERA WHIP																	
Mike Smithson, R ERA: 3.06 (1, 1)	9.0 W 33 4 1 1 7 1 0 0 0 0 1 1 46 50 1.00 0.556																	

Batter	1	2	3	4	5	6	7	8	9	10	AB	R	H	RBI	BB	SO	LOB	TOP			
Kirby Puckett, R OBP: 0.361, SLG: 0.627 (1, 8)											4	2	2	1	0	1	1				
Randy Bush, L OBP: 0.410, SLG: 0.531 (1, 7)											4	1	1	0	0	1	1				
Kent Hrbek, L OBP: 0.420, SLG: 0.446 (1, 3)											4	0	2	1	1	0	0				
Tom Brunansky, R OBP: 0.309, SLG: 0.500 (1, 9)											5	0	3	1	0	1	3				
Roy Smalley, S OBP: 0.394, SLG: 0.509 (1, 10)											3	0	1	0	2	1	1				
Gary Gaetti, R OBP: 0.344, SLG: 0.492 (1, 5)											5	0	1	0	0	0	5				
Mark Salas, L OBP: 0.267, SLG: 0.458 (1, 2)											4	0	0	0	0	1	1				
Greg Gagne, R OBP: 0.240, SLG: 0.250 (1, 6)											4	0	2	0	0	0	0				
Chris Pittaro, S OBP: 0.118, SLG: 0.118 Mickey Hatcher, R OBP: 0.091, SLG: 0.093 Steve Lombardozzi, R OBP: 0.171, SLG: 0.152 (1, 4)											3	0	1	0	0	1	0				
Inning Stats	R: 1 E: 0 K: 1 S: 6	H: 2 LOB: 1 BB: 0 P: 6	R: 0 E: 0 K: 0 S: 3	H: 0 LOB: 0 BB: 0 P: 3	R: 0 E: 0 K: 1 S: 5	H: 0 LOB: 0 BB: 0 P: 5	R: 0 E: 0 K: 1 S: 6	H: 2 LOB: 1 BB: 0 P: 6	R: 0 E: 0 K: 1 S: 5	H: 1 LOB: 0 BB: 0 P: 5	R: 1 E: 0 K: 1 S: 7	H: 2 LOB: 3 BB: 2 P: 15	R: 0 E: 0 K: 0 S: 4	H: 1 LOB: 1 BB: 0 P: 4	R: 0 E: 0 K: 0 S: 4	H: 2 LOB: 2 BB: 0 P: 4	R: 0 E: 0 K: 0 S: 6	H: 2 LOB: 2 BB: 1 P: 11	1B: 11 2B: 1 3B: 0 HR: 1	SF: 0 SAC: 1 DP: 1 HBP: 1	WP: 0 PA: 43 PB: 0 SB: 0 CS: 2
PITCHER	IP	WLS	BF	H	R	ER	SO	BB	IBB	HBP	BLK	WP	HR	S	P	ERA	WHIP				
Mike Moore, R ERA: 2.08 (1, 1)	9.0		36	12	2	2	5	2	0	0	0	0	1	44	52	2.00	1.556				
Lee Guetterman, L ERA: 2.79 (10, 1)	0.1		3	1	1	1	0	0	0	1	0	0	0	2	3	27.00	3.000				
Karl Best, R ERA: (10, 1)	0.2	W	3	0	0	0	1	1	0	0	0	0	0	4	8	0.00	1.500				

Minnesota Twins @ Seattle Mariners
The Kingdome, Seattle, WA
Wed Apr 23 1986, 6:33 AM EST
Att: 7,547 - Unknown

AB	37
R	3
H	13
RBI	3
BB	3
SO	6
LOB	13



Batter	1	2	3	4	5	6	7	8	9	10	AB	R	H	RBI	BB	SO	LOB	BOTTOM			
Phil Bradley, R OBP: 0.365, SLG: 0.375 (1, 7)											4	1	1	0	0	1	2				
Al Cowens, R OBP: 0.150, SLG: 0.211 (1, 9)										5	0	1	0	0	1	2					
Alvin Davis, L OBP: 0.314, SLG: 0.489 (1, 3)										2	1	1	1	3	0	1					
Gorman Thomas, R OBP: 0.359, SLG: 0.481 (1, 10)										5	0	0	0	0	1	5					
Danny Tartabull, R OBP: 0.390, SLG: 0.580 (1, 4)											3	1	1	0	2	0	2				
Jim Presley, R OBP: 0.246, SLG: 0.328 (1, 5)										3	0	0	0	0	2	4					
Dave Henderson, R OBP: 0.311, SLG: 0.378 (1, 8)											3	1	1	2	2	2	0				
Steve Yeager, R OBP: 0.179, SLG: 0.154 Ivan Calderon, R OBP: 0.288, SLG: 0.345 Bob Kearney, R OBP: 0.176, SLG: 0.235 (1, 2)											2	0	0	0	0	0	0				
Spike Owen, S OBP: 0.327, SLG: 0.378 (1, 6)											4	0	0	0	0	4					
Inning Stats	R: 0 E: 1 K: 1 S: 6	H: 0 LOB: 2 BB: 1 P: 10	R: 0 E: 1 K: 1 S: 6	H: 0 LOB: 2 BB: 1 P: 10	R: 0 E: 0 K: 2 S: 8	H: 1 LOB: 2 BB: 1 P: 12	R: 0 E: 0 K: 1 S: 5	H: 0 LOB: 0 BB: 0 P: 5	R: 1 E: 0 K: 1 S: 6	H: 1 LOB: 0 BB: 0 P: 6	R: 0 E: 1 K: 0 S: 4	H: 0 LOB: 2 BB: 1 P: 8	R: 0 E: 0 K: 0 S: 3	H: 0 LOB: 1 BB: 1 P: 7	R: 2 E: 0 K: 0 S: 2	H: 1 LOB: 0 BB: 1 P: 6	1B: 2 2B: 1 3B: 0 HR: 2	SF: 0 SAC: 2 DP: 0 HBP: 0	WP: 2 PA: 43 PB: 1 SB: 1 CS: 0		
PITCHER	IP	WLS	BF	H	R	ER	SO	BB	IBB	HBP	BLK	WP	HR	S	P	ERA	WHIP				
John Butcher, R ERA: 4.2 (1, 1)	9.0		40	4	2	2	7	5	1	0	0	2	1	48	72	2.00	1.000				
Mark Portugal, R ERA: 18.0 (10, 1)	0.1	L	3	1	2	2	0	1	0	0	0	0	1	2	6	54.00	6.000				

Minnesota Twins @ Seattle Mariners
The Kingdome, Seattle, WA
Wed Apr 23 1986, 6:33 AM EST
Att: 7,547 - Unknown

AB	32
R	4
H	5
RBI	3
BB	7
SO	7
LOB	22



Batter	1	2	3	4	5	6	7	8	9	AB	R	H	RBI	BB	SO	LOB	TOP			
Rick Burleson, R (1,6) OBP: 0.417, SLG: 0.375										4	1	2	0	0	0	0	California Angels @ Minnesota Twins Hubert H. Humphrey Metrodome, Minneapolis, MN Fri Apr 25 1986, 7:05 PM EST Att: 16,156 - Unknown			
Wally Joyner, L (1,3) OBP: 0.355, SLG: 0.542										4	2	3	0	0	0	1				
Doug DeCinces, R (1,5) OBP: 0.333, SLG: 0.455										4	0	1	2	0	0	3				
Brian Downing, R (1,7) OBP: 0.440, SLG: 0.667										4	0	1	1	0	1	2				
Reggie Jackson, L (1,10) OBP: 0.519, SLG: 0.833										4	1	1	1	0	2	2				
Ruppert Jones, L (1,9) OBP: 0.321, SLG: 0.195										4	0	0	0	0	0	1				
Rob Wilfong, L (1,4) OBP: 0.290, SLG: 0.310										4	0	0	0	0	1	0				
Gary Pettis, S (1,8) OBP: 0.290, SLG: 0.258										3	0	0	0	0	0	0				
Bob Boone, R (1,2) OBP: 0.300, SLG: 0.304										3	0	0	0	0	0	0				
Inning Stats	R: 1 E: 0 K: 2 S: 9	H: 2 LOB: 1 BB: 0 P: 9	R: 0 E: 0 K: 1 S: 5	H: 0 LOB: 0 BB: 0 P: 5	R: 1 E: 0 K: 0 S: 5	H: 2 LOB: 1 BB: 0 P: 5	R: 0 E: 0 K: 0 S: 3	H: 0 LOB: 0 BB: 0 P: 3	R: 0 E: 0 K: 1 S: 7	H: 2 LOB: 1 BB: 0 P: 7	R: 0 E: 0 K: 0 S: 3	H: 0 LOB: 0 BB: 0 P: 3	R: 0 E: 0 K: 0 S: 3	H: 1 LOB: 0 BB: 0 P: 3	R: 1 E: 0 K: 0 S: 4	H: 1 LOB: 0 BB: 0 P: 4	1B: 3 2B: 4 3B: 0 HR: 1	SF: 0 SAC: 0 DP: 1 HBP: 0	WP: 0 PB: 1 SB: 0 CS: 0	PA: 34
PITCHER Bert Blyleven, R (1,1) ERA: 3.62	IP: 9.0 WLS: W BF: 34 H: 8 R: 4 ER: 4 SO: 4 BB: 0 IBB: 0 HBP: 0 BLK: 0 WP: 0 HR: 1 S: 42 P: 42 ERA: 4.00 WHIP: 0.889															PITCHER				

Batter	1	2	3	4	5	6	7	8	9	AB	R	H	RBI	BB	SO	LOB	BOTTOM			
Kirby Puckett, R (1,8) OBP: 0.364, SLG: 0.666										4	1	1	0	0	0	2	California Angels @ Minnesota Twins Hubert H. Humphrey Metrodome, Minneapolis, MN Fri Apr 25 1986, 7:05 PM EST Att: 16,156 - Unknown			
Randy Bush, L (1,7) OBP: 0.409, SLG: 0.500										4	1	1	1	0	2	2				
Billy Beane, R (9,7)										0	0	0	0	0	0	0				
Kent Hrbek, L (1,3) OBP: 0.438, SLG: 0.458										3	2	2	2	1	0	1				
Tom Brunansky, R (1,9) OBP: 0.319, SLG: 0.500										4	0	2	1	0	0	3				
Roy Smalley, S (1,10) OBP: 0.400, SLG: 0.574										4	1	2	3	0	1	3				
Gary Gaetti, R (1,5) OBP: 0.336, SLG: 0.477										4	0	1	0	0	1	3				
Mark Salas, L (1,2) OBP: 0.250, SLG: 0.429										4	0	0	0	0	1	4				
Steve Lombardozzi, R (1,4) OBP: 0.179, SLG: 0.189										4	0	1	0	0	0	1				
Greg Gagne, R (1,6) OBP: 0.259, SLG: 0.288										4	2	2	0	0	2	1				
Inning Stats	R: 0 E: 0 K: 1 S: 4	H: 0 LOB: 0 BB: 0 P: 5	R: 0 E: 0 K: 1 S: 6	H: 1 LOB: 0 BB: 0 P: 6	R: 2 E: 1 K: 0 S: 7	H: 4 LOB: 2 BB: 0 P: 7	R: 0 E: 0 K: 0 S: 3	H: 0 LOB: 0 BB: 0 P: 3	R: 0 E: 0 K: 1 S: 5	H: 0 LOB: 0 BB: 0 P: 5	R: 2 E: 0 K: 0 S: 5	H: 2 LOB: 1 BB: 1 P: 9	R: 3 E: 0 K: 2 S: 11	H: 4 LOB: 2 BB: 0 P: 12	R: 0 E: 0 K: 2 S: 8	H: 1 LOB: 1 BB: 0 P: 8	1B: 8 2B: 3 3B: 0 HR: 1	SF: 0 SAC: 0 DP: 0 HBP: 2	WP: 0 PB: 0 SB: 0 CS: 1	PA: 38
PITCHER Jim Slaton, R (1,1) ERA: 3.96	IP: 5.1 WLS: L BF: 24 H: 7 R: 4 ER: 4 SO: 3 BB: 1 IBB: 0 HBP: 1 BLK: 0 WP: 0 HR: 1 S: 28 P: 33 ERA: 6.75 WHIP: 1.500															PITCHER Ken Forsch, R (6,1) ERA: 8.0				

Batter	1	2	3	4	5	6	7	8	9	AB	R	H	RBI	BB	SO	LOB	TOP								
Bobby Grich, R OBP: 0.300, SLG: 0.462 Jerry Narron, L OBP: 0.143, SLG: 0.143	F9		F7			L6		F3	K	5	0	0	0	0	1	2									
Wally Joyner, L OBP: 0.370, SLG: 0.584	F7			4-3		SF9			HR	5	2	3	2	0	0	0									
Doug DeCinces, R OBP: 0.325, SLG: 0.437	6-3			F9				F3	K	5	0	1	0	0	1	1									
Brian Downing, R OBP: 0.430, SLG: 0.667		K			K				HR	3	1	1	1	0	2	0									
George Hendrick, R OBP: 0.483, SLG: 0.923						F8			HR	4	1	2	2	0	0	1									
Dick Schofield, R OBP: 0.214, SLG: 0.556 Rob Wilfong, L OBP: 0.267, SLG: 0.326					BB				HR	2	0	0	0	1	0	1									
Bob Boone, R OBP: 0.283, SLG: 0.286 Ruppert Jones, L OBP: 0.333, SLG: 0.286					F5			F9	HR	3	0	0	0	0	0	2									
Darrell Miller, R OBP: 0.241, SLG: 0.231 Rick Burleson, R OBP: 0.406, SLG: 0.366			4-3					K	F2	2	0	0	0	1	1	0									
Gary Pettis, S OBP: 0.292, SLG: 0.262 Reggie Jackson, L OBP: 0.528, SLG: 0.833					F9			5-3	HR	3	0	1	0	0	0	2									
Inning Stats	R: 0 E: 0 K: 0 S: 3	H: 0 LOB: 0 BB: 0 P: 3	R: 0 E: 0 K: 1 S: 6	H: 1 LOB: 1 BB: 0 P: 6	R: 0 E: 0 K: 0 S: 3	H: 1 LOB: 0 BB: 0 P: 3	R: 0 E: 0 K: 1 S: 5	H: 0 LOB: 0 BB: 0 P: 5	R: 0 E: 0 K: 0 S: 3	H: 0 LOB: 2 BB: 2 P: 11	R: 1 E: 0 K: 0 S: 5	H: 2 LOB: 1 BB: 0 P: 5	R: 0 E: 0 K: 1 S: 5	H: 0 LOB: 0 BB: 0 P: 5	R: 0 E: 0 K: 0 S: 4	H: 1 LOB: 1 BB: 0 P: 4	R: 6 E: 0 K: 2 S: 12	H: 5 LOB: 0 BB: 1 P: 16	1B: 6 2B: 1 3B: 0 HR: 3	SF: 1 SAC: 0 DP: 0 HBP: 0	WP: 0 PB: 0 SB: 1 CS: 1	PA: 39			
PITCHER	IP	WLS	BF	H	R	ER	SO	BB	IBB	HBP	BLK	WP	HR	S	P	ERA	WHIP								
Frank Viola, L ERA: 2.97 Ron Davis, R ERA: 12.15	8.0		32	7	3	3	3	2	0	0	0	0	1	36	44	3.38	1.125								

California Angels @ Minnesota Twins
Hubert H. Humphrey Metrodome, Minneapolis, MN

AB 35
R 7
H 10
RBI 7
BB 3
SO 5
LOB 9



Sat Apr 26 1986, 7:05 PM EST
Att: 31,966 - Unknown

Batter	1	2	3	4	5	6	7	8	9	AB	R	H	RBI	BB	SO	LOB	BOTTOM								
Kirby Puckett, R OBP: 0.378, SLG: 0.645	5-3							F9		5	2	3	1	0	0	2									
Randy Bush, L OBP: 0.383, SLG: 0.462 Mickey Hatcher, R OBP: 0.057, SLG: 0.061	4-3		G3			K		SF9		3	0	0	0	0	1	2									
Kent Hrbek, L OBP: 0.449, SLG: 0.468	F4							F9		3	0	1	1	2	0	1									
Tom Brunansky, R OBP: 0.312, SLG: 0.479		K	5-3			F8			L4	5	0	1	0	0	1	3									
Roy Smalley, S OBP: 0.387, SLG: 0.545	6-3					4-3			4-3	5	1	1	0	0	0	3									
Gary Gaetti, R OBP: 0.342, SLG: 0.500								K	L7	5	0	2	0	0	2	2									
Mark Salas, L OBP: 0.250, SLG: 0.415								4-3	F6	2	0	0	1	1	0	2									
Steve Lombardozzi, R OBP: 0.209, SLG: 0.200									F9	3	2	1	0	1	1	3									
Greg Gagne, R OBP: 0.276, SLG: 0.357									HR	4	1	2	2	0	0	1									
Inning Stats	R: 0 E: 0 K: 0 S: 3	H: 1 LOB: 2 BB: 1 P: 10	R: 0 E: 0 K: 0 S: 4	H: 1 LOB: 1 BB: 1 P: 8	R: 1 E: 0 K: 1 S: 7	H: 2 LOB: 1 BB: 0 P: 7	R: 1 E: 0 K: 1 S: 7	H: 2 LOB: 1 BB: 0 P: 7	R: 3 E: 0 K: 1 S: 8	H: 3 LOB: 0 BB: 0 P: 8	R: 0 E: 0 K: 1 S: 6	H: 1 LOB: 2 BB: 1 P: 10	R: 1 E: 0 K: 0 S: 4	H: 1 LOB: 1 BB: 1 P: 8	R: 0 E: 0 K: 0 S: 3	H: 0 LOB: 0 BB: 0 P: 3	1B: 6 2B: 3 3B: 0 HR: 2	SF: 2 SAC: 0 DP: 0 HBP: 0	WP: 0 PB: 0 SB: 1 CS: 0	PA: 42					
PITCHER	IP	WLS	BF	H	R	ER	SO	BB	IBB	HBP	BLK	WP	HR	S	P	ERA	WHIP								
Don Sutton, R ERA: 10.31 Terry Forster, L ERA: 2.45 T.R. Bryden, R ERA: 4.66 Donnie Moore, R ERA: 4.32	5.2		28	9	5	5	4	2	0	0	0	0	0	7	11	0.00	1.500								
	1.1		6	1	0	0	1	1	0	0	0	0	0	4	8	9.00	2.000								
	1.0	W	5	1	1	1	0	1	0	0	0	0	0	3	3	0.00	0.000								
	1.0	S	3	0	0	0	0	0	0	0	0	0	0	3	3	0.00	0.000								

California Angels @ Minnesota Twins
Hubert H. Humphrey Metrodome, Minneapolis, MN

AB 36
R 6
H 11
RBI 6
BB 4
SO 5
LOB 19



Sat Apr 26 1986, 7:05 PM EST
Att: 31,966 - Unknown

Batter	1	2	3	4	5	6	7	8	9	AB	R	H	RBI	BB	SO	LOB	TOP										
Kirby Puckett, R OBP: 0.413, SLG: 0.698 (1, 8)	F9	F8		F8		S 1B		WP 1B	HR 2B	6	2	3	1	0	0	1	Minnesota Twins @ New York Yankees Yankee Stadium, Bronx, NY Tue Apr 29 1986, 7:05 PM EDT Att: 13,213 - Unknown AB 44 R 11 H 17 RBI 10 BB 6 SO 5 LOB 29										
Billy Beane, R OBP: 0.667, SLG: 1.000 (1, 7)	E7 1B		1B 1B	1B		BB		2B 1B	HR	5	2	5	4	1	0	0											
Kent Hrbek, L OBP: 0.420, SLG: 0.444 (1, 3)	F3		1B E 1B	1-3		K		2B	F5	6	1	2	0	0	1	4											
Tom Brunansky, R OBP: 0.310, SLG: 0.451 (1, 9)	4-3		F7			S 2B BB		1-3	FC5-4 1B	5	1	1	0	1	0	7											
Roy Smalley, S OBP: 0.366, SLG: 0.500 (1, 5)		6-3	F3			F8		F7	FC5-4 1B	6	0	0	0	0	0	8											
Alejandro Sanchez, R OBP: 0.100, SLG: 0.100 (1, 10)		F8	E8 1B			K		F8		5	0	1	1	0	1	3											
Tim Laudner, R OBP: 0.667, SLG: 1.500 (9, PH)										2	2	2	2	2	0	0											
Mark Salas, L OBP: 0.274, SLG: 0.456 (9, PH)		HR	BB			2B		BB	WP 2B BB	0	1	0	0	1	0	0											
Steve Lombardozzi, R OBP: 0.260, SLG: 0.340 (9, PH)									F5	4	1	2	2	0	2	3											
Randy Bush, L OBP: 0.365, SLG: 0.419 (9, PH)			K							1	0	0	0	0	0	1											
Greg Gagne, R OBP: 0.262, SLG: 0.349 (9, PH)										4	0	1	0	0	1	2											
Gary Gaetti, R OBP: 0.333, SLG: 0.473 (9, PH)									2B HR BB	0	1	0	0	1	0	0											
Inning Stats	R: 0 E: 1 K: 0 S: 4	H: 1 LOB: 1 BB: 0 P: 4	R: 2 E: 0 K: 0 S: 6	H: 3 LOB: 1 BB: 0 P: 6	R: 2 E: 1 K: 1 S: 8	H: 3 LOB: 2 BB: 1 P: 12	R: 0 E: 0 K: 0 S: 4	H: 1 LOB: 1 BB: 0 P: 4	R: 2 E: 0 K: 1 S: 7	H: 2 LOB: 1 BB: 1 P: 11	R: 0 E: 0 K: 1 S: 6	H: 1 LOB: 2 BB: 1 P: 10	R: 0 E: 0 K: 2 S: 7	H: 0 LOB: 1 BB: 1 P: 11	R: 1 E: 0 K: 0 S: 6	H: 3 LOB: 2 BB: 0 P: 6	R: 4 E: 0 K: 0 S: 6	H: 3 LOB: 1 BB: 2 P: 14	1B: 9 2B: 5 3B: 0 HR: 3	SF: 0 SAC: 0 DP: 0 HBP: 0	WP: 2 PB: 0 CS: 0	PA: 50					
PITCHER	IP	WLS	BF	H	R	ER	SO	BB	IBB	HBP	BLK	WP	HR	S	P	ERA	WHIP										
Ron Guidry, L ERA: 2.45 (1, 1)	5.0		27	10	6	5	2	2	0	0	0	0	2	29	37	9.00	2.400										
Ed Whitson, R ERA: 6.46 (6, 1)	3.1	W	20	6	5	5	3	4	0	0	0	2	1	22	38	13.50	3.000										
Bob Shirley, L ERA: 7.71 (9, 1)	0.2		3	1	0	0	0	0	0	0	0	0	0	3	3	0.00	1.500										

Batter	1	2	3	4	5	6	7	8	9	AB	R	H	RBI	BB	SO	LOB	BOTTOM										
Rickey Henderson, R OBP: 0.385, SLG: 0.421 (1, 8)	6-3		1B 2B		G6-4-3		HR			5	3	3	4	0	0	1	Minnesota Twins @ New York Yankees Yankee Stadium, Bronx, NY Tue Apr 29 1986, 7:05 PM EDT Att: 13,213 - Unknown AB 37 R 14 H 14 RBI 14 BB 4 SO 3 LOB 14										
Ken Griffey, L OBP: 0.377, SLG: 0.443 (1, 7)	4-3		1-3 1B		HR					4	2	2	2	0	0	0											
Henry Cotto, R OBP: 0.200, SLG: 0.200 (8, 7)										0	0	0	0	0	0	0											
Don Mattingly, L OBP: 0.345, SLG: 0.321 (1, 3)	F7		1-3		G3		BB 1B BB		F7	4	1	0	1	1	0	1											
Mike Easler, L OBP: 0.302, SLG: 0.373 (1, 10)		F8	K				HR			4	2	2	2	1	1	1											
Dave Winfield, R OBP: 0.407, SLG: 0.414 (1, 9)		K			BB					3	1	0	1	2	1	1											
Ron Hassey, L OBP: 0.348, SLG: 0.385 (1, 2)	4-3				F8		1B BB		F9	5	1	1	2	0	0	2											
Mike Pagliarulo, L OBP: 0.324, SLG: 0.448 (1, 5)			HR		F8					4	1	2	1	0	1	3											
Willie Randolph, R OBP: 0.440, SLG: 0.362 (1, 4)										4	2	2	1	0	0	2											
Mike Fischlin, R ERA: 5.4 (8, 4)			6-3 2B 1B		F8					0	0	0	0	0	0	0											
Bobby Meacham, S OBP: 0.368, SLG: 0.300 (1, 6)		6-3								4	1	2	0	0	0	3											
Inning Stats	R: 0 E: 0 K: 0 S: 3	H: 0 LOB: 0 BB: 0 P: 3	R: 0 E: 0 K: 1 S: 5	H: 0 LOB: 0 BB: 0 P: 5	R: 3 E: 0 K: 1 S: 9	H: 4 LOB: 1 BB: 0 P: 9	R: 0 E: 0 K: 0 S: 3	H: 0 LOB: 1 BB: 1 P: 7	R: 1 E: 0 K: 0 S: 4	H: 2 LOB: 0 BB: 0 P: 4	R: 1 E: 0 K: 0 S: 5	H: 2 LOB: 1 BB: 0 P: 5	R: 9 E: 1 K: 1 S: 11	H: 5 LOB: 3 BB: 3 P: 23	R: 0 E: 0 K: 0 S: 4	H: 1 LOB: 1 BB: 0 P: 4	1B: 8 2B: 2 3B: 0 HR: 4	SF: 0 SAC: 1 DP: 1 HBP: 0	WP: 0 PB: 0 CS: 0	PA: 42							
PITCHER	IP	WLS	BF	H	R	ER	SO	BB	IBB	HBP	BLK	WP	HR	S	P	ERA	WHIP										
John Butcher, R ERA: 4.79 (1, 1)	5.2		25	8	5	5	2	1	0	0	0	0	0	3	32	7.94	1.588										
Mark Portugal, R ERA: 23.14 (6, 1)	0.1	L	3	2	2	2	0	0	0	0	0	0	0	3	3	54.00	6.000										
Bill Latham, L ERA: 5.0 (7, 1)	0.0		3	0	0	0	0	2	0	0	0	0	0	1	9	∞	∞										
Ron Davis, R ERA: 15.43 (7, 1)	0.1		4	2	4	3	1	1	0	0	0	0	0	5	9	81.00	9.000										
Frank Pastore, R ERA: 5.4 (7, 1)	1.2		7	2	3	3	0	0	0	0	0	1	7	7	16.20	1.200											

Batter	1	2	3	4	5	6	7	8	9	AB	R	H	RBI	BB	SO	LOB	TOP										
Kirby Puckett, R OBP: 0.433, SLG: 0.747 (1, 8)	0-0 6-3		0-0 HR		0-0 4-3 2B		0-0 1B S 1B		0-0 G6-4-3 1B	5	1	4	1	0	0	0	Minnesota Twins @ New York Yankees Yankee Stadium, Bronx, NY Wed Apr 30 1986, 7:05 PM EDT Att: 18,774 - Unknown AB 35 R 2 H 10 RBI 2 BB 3 SO 7 LOB 20										
Billy Beane, R OBP: 0.500, SLG: 0.667 (1, 7)	4-0 1B BB		0-3 K		0-0 4-3 2-3		0-0 F5		0-0 G6-4-3 1-2	4	0	0	0	1	1	3											
Randy Bush, L OBP: 0.375, SLG: 0.426 (1, 9)	0-0 F6		0-0 1B		0-3 K		0-0 1-3 1B			4	0	2	0	0	1	2											
Kent Hrbek, L OBP: 0.424, SLG: 0.447 (1, 3)	0-0 1-3 1B		0-0 F4		0-0 BB 1B		0-3 K			4	1	2	0	0	1	3											
Gary Gaetti, R OBP: 0.317, SLG: 0.449 (1, 5)	0-3 K		0-0 F7		0-0 F3		0-0 L6			4	0	0	0	0	1	6											
Mark Salas, L OBP: 0.286, SLG: 0.443 (1, 2)		0-0 F9		0-0 4-3		4-0 1B 1-2 BB		4-0 G5-4-3 BB		2	0	0	0	2	0	0											
Mickey Hatcher, R OBP: 0.070, SLG: 0.098 (1, 10)		0-0 6-3		0-0 F7		0-0 F7		0-0 G5-4-3 1-2		4	0	0	0	0	0	3											
Steve Lombardozzi, R OBP: 0.269, SLG: 0.347 (6, PH) Roy Smalley, S OBP: 0.369, SLG: 0.500 (6, 6)		0-0 BLK 1B		0-0 L6		0-0 1-3 2-H 1B		0-3 K		2	0	1	0	0	0	0											
Greg Gagne, R OBP: 0.246, SLG: 0.328 (6, 4)		0-3 K 1-2		0-0 F7		0-0 F7		0-3 K		4	0	0	0	0	2	3											
Inning Stats	R: 0 E: 0 K: 1 S: 6	H: 1 LOB: 2 BB: 1 P: 10	R: 0 E: 0 K: 1 S: 6	H: 1 LOB: 1 BB: 0 P: 6	R: 1 E: 0 K: 1 S: 7	H: 2 LOB: 1 BB: 0 P: 7	R: 0 E: 0 K: 0 S: 3	H: 0 LOB: 0 BB: 0 P: 3	R: 0 E: 0 K: 1 S: 6	H: 1 LOB: 1 BB: 0 P: 6	R: 1 E: 0 K: 0 S: 5	H: 2 LOB: 2 BB: 1 P: 9	R: 0 E: 0 K: 1 S: 7	H: 2 LOB: 0 BB: 0 P: 7	R: 0 E: 0 K: 1 S: 4	H: 0 LOB: 0 BB: 1 P: 8	R: 0 E: 0 K: 1 S: 5	H: 1 LOB: 0 BB: 0 P: 5	1B: 8 2B: 1 3B: 0 HR: 1	SF: 0 SAC: 0 DP: 2 HBP: 0	WP: 0 PB: 0 CS: 1	PA: 38					
PITCHER	IP	WLS	BF	H	R	ER	SO	BB	IBB	HBP	BLK	WP	HR	S	P	ERA	WHIP										
Joe Niekro, R ERA: 3.16 Brian Fisher, R ERA: 3.75	(1, 1) (7, 1)	6.0 S	W 27 11	7 3	2 0	2 0	4 3	2 1	0 0	0 0	1 0	0 0	0 0	1 16	41 20	3.00 0.00	1.500 1.333										

Batter	1	2	3	4	5	6	7	8	9	AB	R	H	RBI	BB	SO	LOB	BOTTOM										
Rickey Henderson, R OBP: 0.379, SLG: 0.413 (1, 8)	0-0 F9		0-3 K		0-0 HR 1B		0-0 5-3			4	1	1	0	0	1	1	Minnesota Twins @ New York Yankees Yankee Stadium, Bronx, NY Wed Apr 30 1986, 7:05 PM EDT Att: 18,774 - Unknown AB 31 R 3 H 8 RBI 3 BB 2 SO 6 LOB 18										
Ken Griffey, L OBP: 0.384, SLG: 0.446 (1, 7)	0-0 1B		0-0 L4-3 1B		0-0 F8		0-0 F7			4	0	2	0	0	0	2											
Don Mattingly, L OBP: 0.341, SLG: 0.354 (1, 3)	0-0 F7		0-0 L4-3 1-2		0-0 1-H 2-H HR		0-0 F7			4	1	1	3	0	0	2											
Mike Easler, L OBP: 0.299, SLG: 0.365 (1, 10)	0-0 F8			0-0 F5		0-0 1B		0-0 4-3		4	0	1	0	0	0	1											
Dave Winfield, R OBP: 0.411, SLG: 0.425 (1, 9)		4-0 S BB		0-0 G3 2B		0-0 F6		0-3 K		3	0	1	0	1	1	1											
Ron Hassey, L OBP: 0.340, SLG: 0.357 (1, 2)		0-3 K 1-2		1-0 G3 HBP		0-0 G3		0-0 4-3		3	0	0	0	0	1	2											
Mike Pagliarulo, L OBP: 0.319, SLG: 0.426 (1, 5)		4-0 BB		0-0 G3 1-2 2-3		0-0 4-3		0-0 F8		3	0	0	0	1	0	2											
Willie Randolph, R OBP: 0.437, SLG: 0.361 (1, 4)		0-3 K		0-0 6-3		0-0 S 1B				3	0	1	0	0	1	4											
Bobby Meacham, S OBP: 0.366, SLG: 0.317 (1, 6)		0-3 K		0-0 HR 2B		0-3 K 1-2				3	1	1	0	0	2	3											
Inning Stats	R: 0 E: 0 K: 0 S: 4	H: 1 LOB: 1 BB: 0 P: 4	R: 0 E: 0 K: 3 S: 9	H: 0 LOB: 2 BB: 2 P: 17	R: 0 E: 0 K: 1 S: 5	H: 1 LOB: 0 BB: 0 P: 5	R: 0 E: 0 K: 0 S: 4	H: 1 LOB: 2 BB: 0 P: 5	R: 3 E: 0 K: 0 S: 7	H: 4 LOB: 1 BB: 0 P: 7	R: 0 E: 0 K: 1 S: 6	H: 1 LOB: 1 BB: 0 P: 6	R: 0 E: 0 K: 0 S: 3	H: 0 LOB: 0 BB: 0 P: 3	R: 0 E: 0 K: 1 S: 5	H: 0 LOB: 0 BB: 0 P: 5	1B: 5 2B: 3 3B: 0 HR: 1	SF: 0 SAC: 0 DP: 1 HBP: 1	WP: 0 PB: 0 CS: 0	PA: 34							
PITCHER	IP	WLS	BF	H	R	ER	SO	BB	IBB	HBP	BLK	WP	HR	S	P	ERA	WHIP										
Bert Blyleven, R ERA: 3.57	(1, 1)	8.0 L	34 34	8 8	3 3	3 3	6 6	2 2	0 0	1 1	0 0	0 0	1 1	43 43	52 52	3.38 3.38	1.250 1.250										

Batter	1	2	3	4	5	6	7	8	9	AB	R	H	RBI	BB	SO	LOB	TOP					
Kirby Puckett, R OBP: 0.431, SLG: 0.758 (1, 8)	L4		HR		6-3		B2-3		BB	4	1	1	3	1	0	0	Minnesota Twins @ New York Yankees Yankee Stadium, Bronx, NY Thu May 01 1986, 7:05 PM EDT Att: 15,081 - Unknown livebaseballscorecards.com					
Billy Beane, R OBP: 0.388, SLG: 0.471 (1, 7)	K		G3		5-3		L5		F8	5	0	0	0	0	1							
Kent Hrbek, L OBP: 0.433, SLG: 0.481 (1, 3)	BB		4-3			BB	HR		F3	3	2	1	1	2	0	1						
Tom Brunansky, R OBP: 0.297, SLG: 0.430 (1, 9)	F5		F9			F3	F8			4	0	0	0	0	2							
Alejandro Sanchez, R OBP: 0.154, SLG: 0.063 Randy Bush, L OBP: 0.369, SLG: 0.417 (8, PH)	K			K2-3		1B	BB		F4	2	1	0	0	1	2	0						
Gary Gaetti, R OBP: 0.314, SLG: 0.476 (1, 5)	F8			F7		K			HR	4	1	1	1	0	1	2						
Steve Lombardozzi, R OBP: 0.289, SLG: 0.346 (1, 4)	1-3			BB		1B	1B		6-3	3	0	1	1	1	0	0						
Tim Laudner, R OBP: 0.600, SLG: 1.000 (1, 2)			HR	BB		F8			L6	3	1	1	1	1	0	1						
Greg Gagne, R OBP: 0.247, SLG: 0.324 (1, 6)			HR	1B		K	F7		F6	4	1	1	0	0	1	2						
Inning Stats	R: 0 E: 0 K: 1 S: 5	H: 0 LOB: 1 BB: 1 P: 9	R: 0 E: 0 K: 1 S: 5	H: 0 LOB: 0 BB: 0 P: 5	R: 3 E: 0 K: 0 S: 5	H: 2 LOB: 0 BB: 1 P: 9	R: 0 E: 0 K: 1 S: 5	H: 0 LOB: 1 BB: 1 P: 9	R: 0 E: 0 K: 1 S: 5	H: 0 LOB: 0 BB: 0 P: 5	R: 2 E: 0 K: 1 S: 7	H: 2 LOB: 2 BB: 2 P: 15	R: 1 E: 0 K: 0 S: 4	H: 1 LOB: 0 BB: 0 P: 4	R: 1 E: 0 K: 0 S: 4	H: 1 LOB: 0 BB: 0 P: 4		R: 0 E: 0 K: 0 S: 3	H: 0 LOB: 1 BB: 1 P: 7	1B: 3 2B: 0 3B: 0 HR: 3	SF: 0 SAC: 0 DP: 0 HBP: 0	WP: 0 PB: 0 CS: 0
PITCHER	IP	WLS	BF	H	R	ER	SO	BB	IBB	HBP	BLK	WP	HR	S	P	ERA	WHIP					
Dennis Rasmussen, L ERA: 3.75 John Montefusco, R ERA: 2.19 Rod Scurrey, L ERA: 3.6	5.1	L	23	2	5	5	4	5	0	0	0	0	1	26	46	8.44	1.312					

Batter	1	2	3	4	5	6	7	8	9	AB	R	H	RBI	BB	SO	LOB	BOTTOM					
Rickey Henderson, R OBP: 0.364, SLG: 0.393 (1, 8)	L3		K		6-3		6-3			4	0	0	0	0	1	0	Minnesota Twins @ New York Yankees Yankee Stadium, Bronx, NY Thu May 01 1986, 7:05 PM EDT Att: 15,081 - Unknown livebaseballscorecards.com					
Willie Randolph, R OBP: 0.451, SLG: 0.365 (1, 4)	FC1-6			2B	1B		F9			2	1	1	0	2	0	0						
Don Mattingly, L OBP: 0.347, SLG: 0.372 (1, 3)	FC1-6			WP	HR		G4-6-3		K	4	1	2	0	0	1	1						
Dave Winfield, R OBP: 0.404, SLG: 0.455 (1, 9)	F5			HR	G4-6-3		5-3			4	1	1	2	0	0	3						
Gary Roenicke, R OBP: 0.417, SLG: 0.222 (1, 10)		CS		K		6-3		1B		4	0	2	0	0	1	0						
Henry Cotto, R OBP: 0.208, SLG: 0.250 (1, 7)	F9			1B	2B		6-3		6-3	4	1	1	0	0	0	2						
Dale Berra, R OBP: 0.436, SLG: 0.429 (1, 5)	L1			BB	1B					4	0	3	1	0	0	0						
Phil Lombardi, R OBP: 0.333, SLG: 0.200 (1, 2)				G5-4-3	G6-4-3		6-3		G5-4-3	3	0	1	0	1	0	2						
Bobby Meacham, S OBP: 0.347, SLG: 0.299 (1, 6)	G5-4-3			G6-4-3			B1		F8	4	0	0	0	0	0	3						
Inning Stats	R: 0 E: 0 K: 0 S: 4	H: 1 LOB: 1 BB: 0 P: 4	R: 0 E: 0 K: 0 S: 3	H: 1 LOB: 0 BB: 0 P: 3	R: 0 E: 0 K: 1 S: 5	H: 1 LOB: 0 BB: 0 P: 5	R: 4 E: 0 K: 1 S: 8	H: 4 LOB: 1 BB: 2 P: 16	R: 0 E: 0 K: 0 S: 3	H: 1 LOB: 1 BB: 1 P: 7	R: 0 E: 0 K: 0 S: 4	H: 1 LOB: 0 BB: 0 P: 4	R: 0 E: 0 K: 0 S: 3	H: 0 LOB: 0 BB: 0 P: 3	R: 0 E: 0 K: 1 S: 6	H: 1 LOB: 1 BB: 0 P: 6		R: 0 E: 0 K: 0 S: 3	H: 1 LOB: 0 BB: 0 P: 3	1B: 7 2B: 3 3B: 0 HR: 1	SF: 0 SAC: 0 DP: 4 HBP: 0	WP: 1 PB: 0 CS: 1
PITCHER	IP	WLS	BF	H	R	ER	SO	BB	IBB	HBP	BLK	WP	HR	S	P	ERA	WHIP					
Frank Viola, L ERA: 3.59 Juan Agosto, L ERA: 3.49	3.1	W	19	4	0	0	1	1	0	0	0	0	0	20	24	0.00	0.882					

Batter	1	2	3	4	5	6	7	8	9	AB	R	H	RBI	BB	SO	LOB	TOP					
Kirby Puckett, R OBP: 0.435, SLG: 0.782 (1, 8)										6	3	3	2	0	0	4						
Randy Bush, L OBP: 0.383, SLG: 0.460 (1, 7)										2	0	1	2	1	0	0						
Billy Beane, R OBP: 0.318, SLG: 0.400 (6, PH)										2	0	0	0	0	0	2						
Kent Hrbek, L OBP: 0.424, SLG: 0.469 (1, 3)										2	1	2	1	1	0	0						
Mickey Hatcher, R OBP: 0.130, SLG: 0.140 (2, PR)										2	1	2	1	1	0	0						
Tom Brunansky, R OBP: 0.313, SLG: 0.420 (1, 9)										2	1	0	0	3	1	2						
Roy Smalley, S OBP: 0.371, SLG: 0.481 (1, 10)										3	0	0	0	2	1	2						
Gary Gaetti, R OBP: 0.330, SLG: 0.488 (1, 5)										4	2	3	1	0	0	2						
Steve Lombardozzi, R OBP: 0.329, SLG: 0.497 (1, 4)										2	1	1	1	3	0	1						
Mark Salas, L OBP: 0.296, SLG: 0.438 (1, 2)										3	0	1	0	1	0	4						
Greg Gagne, R OBP: 0.256, SLG: 0.338 (1, 6)										3	2	1	1	1	0	1						
Inning Stats	R: 1 E: 0 K: 0 S: 3	H: 1 LOB: 2 BB: 3 P: 15	R: 3 E: 0 K: 1 S: 8	H: 3 LOB: 2 BB: 2 P: 16	R: 1 E: 0 K: 0 S: 4	H: 1 LOB: 1 BB: 1 P: 8	R: 0 E: 0 K: 0 S: 3	H: 1 LOB: 0 BB: 0 P: 3	R: 1 E: 1 K: 0 S: 5	H: 2 LOB: 2 BB: 1 P: 9	R: 0 E: 0 K: 0 S: 4	H: 0 LOB: 1 BB: 1 P: 8	R: 0 E: 1 K: 0 S: 3	H: 1 LOB: 1 BB: 1 P: 7	R: 4 E: 0 K: 1 S: 8	H: 3 LOB: 3 BB: 3 P: 20	R: 0 E: 0 K: 0 S: 3	H: 0 LOB: 0 BB: 0 P: 3	1B: 7 2B: 3 3B: 1 HR: 2	SF: 2 SAC: 1 DP: 4 HBP: 0	WP: 2 PB: 1 SB: 0 CS: 0	PA: 47
PITCHER	IP WLS BF H R ER SO BB IBB HBP BLK WP HR S P ERA WHIP																					
Jack Morris, R ERA: 6.38 (1, 1)	1.1 L 11 4 4 4 0 4 0 0 0 0 2 7 23 27.00 6.000																					
Chuck Cary, L ERA: 2.31 (2, 1)	1.2 8 1 1 1 1 1 1 0 0 0 0 8 16 5.40 1.200																					
Dave LaPoint, L ERA: 2.77 (4, 1)	4.0 16 4 1 0 1 2 1 0 1 0 0 15 27 0.00 1.500																					
Randy O'Neal, R ERA: 4.6 (8, 1)	2.0 12 3 4 4 1 3 0 0 0 2 0 11 23 18.00 3.000																					

Minnesota Twins @ Detroit Tigers
Tiger Stadium, Detroit, MI
Fri May 02 1986, 7:05 PM EDT
Att: 15,446 - Unknown

AB 32
R 10
H 12
RBI 8
BB 12
SO 3
LOB 19



Batter	1	2	3	4	5	6	7	8	9	AB	R	H	RBI	BB	SO	LOB	BOTTOM			
Dave Collins, S OBP: 0.418, SLG: 0.386 (1, 8)										4	0	0	0	0	0	3				
Scotti Madison, S OBP: 0.301, SLG: 0.377 (1, 5)										3	0	0	1	0	2	2				
Lou Whitaker, L OBP: 0.301, SLG: 0.377 (1, 4)										4	0	1	0	0	1	1				
Lance Parrish, R OBP: 0.232, SLG: 0.243 (1, 2)										3	0	0	0	0	1	1				
Brian Harper, R OBP: 0.455, SLG: 0.700 (9, PH)										0	0	0	0	0	0	0				
Harry Spilman, L OBP: 0.455, SLG: 0.700 (9, PH)										1	0	1	0	0	0	0				
Darrell Evans, L OBP: 0.324, SLG: 0.484 (1, 10)										3	0	0	0	1	0	1				
Mike Lago, L OBP: 0.350, SLG: 0.543 (1, 3)										4	0	1	0	0	1	1				
Larry Hemdon, R OBP: 0.294, SLG: 0.338 (1, 7)										4	0	0	0	0	2	3				
Pat Sheridan, L OBP: 0.125, SLG: 0.133 (1, 9)										3	0	0	0	0	2					
Alan Trammell, R OBP: 0.315, SLG: 0.565 (1, 6)										3	1	3	0	0	0	0				
Inning Stats	R: 0 E: 0 K: 1 S: 6	H: 1 LOB: 1 BB: 0 P: 6	R: 0 E: 0 K: 1 S: 5	H: 0 LOB: 0 BB: 0 P: 5	R: 0 E: 0 K: 1 S: 6	H: 1 LOB: 1 BB: 0 P: 6	R: 0 E: 0 K: 1 S: 5	H: 0 LOB: 0 BB: 0 P: 5	R: 0 E: 0 K: 0 S: 4	H: 1 LOB: 0 BB: 0 P: 4	R: 0 E: 0 K: 2 S: 8	H: 1 LOB: 2 BB: 1 P: 12	R: 0 E: 0 K: 0 S: 4	H: 1 LOB: 1 BB: 0 P: 4	R: 0 E: 0 K: 0 S: 4	H: 1 LOB: 1 BB: 0 P: 4	1B: 4 2B: 2 3B: 0 HR: 0	SF: 1 SAC: 0 DP: 0 HBP: 0	WP: 0 PB: 0 SB: 0 CS: 0	PA: 34
PITCHER	IP WLS BF H R ER SO BB IBB HBP BLK WP HR S P ERA WHIP																			
Mike Smithson, R ERA: 3.38 (1, 1)	9.0 W 34 6 1 1 7 1 0 0 0 0 0 47 51 1.00 0.778																			

Minnesota Twins @ Detroit Tigers
Tiger Stadium, Detroit, MI
Fri May 02 1986, 7:05 PM EDT
Att: 15,446 - Unknown

AB 32
R 1
H 6
RBI 1
BB 1
SO 7
LOB 14



Batter	1	2	3	4	5	6	7	8	9	AB	R	H	RBI	BB	SO	LOB	TOP			
Kirby Puckett, R OBP: 0.429, SLG: 0.790 (1, 8)										4	1	1	1	0	0	2				
Randy Bush, L OBP: 0.375, SLG: 0.434 (1, 7)										3	0	0	0	1	0	1				
Roy Smalley, S OBP: 0.355, SLG: 0.457 (1, 10)										4	0	0	0	0	1	1				
Tom Brunansky, R OBP: 0.310, SLG: 0.413 (1, 9)										4	1	1	0	0	0	0				
Gary Gaetti, R OBP: 0.347, SLG: 0.567 (1, 5)										4	2	3	3	0	0	0				
Mark Salas, L OBP: 0.296, SLG: 0.421 (1, 2)										3	0	0	0	0	0	1				
Steve Lombardozzi, R OBP: 0.339, SLG: 0.497 (7, 4)										0	0	0	0	0	0	0				
Billy Beane, R OBP: 0.304, SLG: 0.381 (9, PH)										1	0	0	0	0	1	0				
Chris Pittaro, S OBP: 0.105, SLG: 0.105 (7, PH)										2	0	0	0	0	0	0				
Tim Laudner, R OBP: 0.545, SLG: 0.875 (7, 2)										1	0	0	0	0	0	1				
Mickey Hatcher, R OBP: 0.122, SLG: 0.130 (1, 3)										3	0	0	0	0	2	0				
Greg Gagne, R OBP: 0.272, SLG: 0.364 (1, 6)										3	0	2	0	0	0	0				
Inning Stats	R: 3 E: 0 K: 0 S: 6	H: 3 LOB: 0 BB: 0 P: 6	R: 0 E: 0 K: 1 S: 6	H: 1 LOB: 1 BB: 0 P: 6	R: 0 E: 0 K: 0 S: 2	H: 0 LOB: 0 BB: 1 P: 6	R: 0 E: 0 K: 0 S: 3	H: 0 LOB: 0 BB: 0 P: 3	R: 0 E: 0 K: 0 S: 3	H: 0 LOB: 0 BB: 0 P: 3	R: 0 E: 0 K: 0 S: 3	H: 1 LOB: 0 BB: 0 P: 3	R: 0 E: 0 K: 1 S: 6	H: 1 LOB: 1 BB: 0 P: 6	R: 1 E: 0 K: 2 S: 8	H: 1 LOB: 0 BB: 0 P: 8	1B: 3 2B: 2 3B: 0 HR: 3	SF: 0 SAC: 0 DP: 2 HBP: 0	WP: 0 PB: 0 SB: 0 CS: 0	PA: 33
PITCHER Walt Terrell, R ERA: 5.51 (1, 1)	IP: 9.0 WLS: W BF: 33 H: 7 R: 4 ER: 4 SO: 4 BB: 1 IBB: 0 HBP: 0 BLK: 0 WP: 0 HR: 3 S: 40 P: 44 ERA: 4.00 WHIP: 0.889															PITCHER				

Minnesota Twins @ Detroit Tigers
Tiger Stadium, Detroit, MI
Sat May 03 1986, 7:05 PM EDT
Att: 18,851 - Unknown

AB 32
R 4
H 7
RBI 4
BB 1
SO 4
LOB 6



Batter	1	2	3	4	5	6	7	8	9	AB	R	H	RBI	BB	SO	LOB	BOTTOM			
Dave Collins, S OBP: 0.417, SLG: 0.367 (1, 8)										3	1	0	0	2	0	1				
Darnell Coles, R OBP: 0.303, SLG: 0.452 (1, 5)										3	2	1	2	1	0	3				
Lou Whitaker, L OBP: 0.299, SLG: 0.370 (1, 4)										4	1	1	0	0	0	0				
Lance Parrish, R OBP: 0.244, SLG: 0.247 (1, 2)										3	1	1	0	0	0	0				
Darrell Evans, L OBP: 0.333, SLG: 0.530 (1, 10)										4	1	2	4	0	1	1				
Mike Lago, L OBP: 0.318, SLG: 0.487 (1, 3)										4	0	0	0	0	2	1				
Larry Hemdon, R OBP: 0.292, SLG: 0.324 (1, 7)										3	0	0	0	1	1	0				
Pat Sheridan, L OBP: 0.150, SLG: 0.316 (1, 9)										4	1	1	1	0	1	1				
Alan Trammell, R OBP: 0.325, SLG: 0.556 (1, 6)										3	0	1	0	1	0	0				
Inning Stats	R: 0 E: 0 K: 0 S: 3	H: 0 LOB: 0 BB: 0 P: 3	R: 0 E: 0 K: 2 S: 7	H: 0 LOB: 0 BB: 0 P: 7	R: 0 E: 0 K: 0 S: 3	H: 0 LOB: 0 BB: 0 P: 3	R: 4 E: 0 K: 0 S: 5	H: 2 LOB: 0 BB: 1 P: 10	R: 3 E: 0 K: 0 S: 6	H: 3 LOB: 1 BB: 1 P: 10	R: 0 E: 0 K: 2 S: 7	H: 0 LOB: 3 BB: 3 P: 19	R: 0 E: 0 K: 0 S: 4	H: 1 LOB: 1 BB: 0 P: 4	R: 0 E: 0 K: 1 S: 6	H: 1 LOB: 1 BB: 0 P: 6	1B: 4 2B: 0 3B: 0 HR: 3	SF: 0 SAC: 0 DP: 0 HBP: 1	WP: 0 PB: 0 SB: 1 CS: 0	PA: 37
PITCHER John Butcher, R ERA: 5.85 (1, 1)	IP: 4.1 WLS: L BF: 20 H: 4 R: 7 ER: 7 SO: 2 BB: 2 IBB: 0 HBP: 1 BLK: 0 WP: 0 HR: 3 S: 21 P: 30 ERA: 14.54 WHIP: 1.385															PITCHER				
Frank Pastore, R ERA: 2.25 (5, 1)	2.1 11 1 0 0 2 3 0 0 0 0 0 12 24 0.00 1.714																			
Bill Latham, L ERA: 4.82 (7, 1)	0.1 2 1 0 0 0 0 0 0 0 0 2 2 0.00 3.000																			
Roy Smith, R ERA: 6.48 (8, 1)	1.0 4 1 0 0 1 0 0 0 0 0 6 6 0.00 1.000																			

Minnesota Twins @ Detroit Tigers
Tiger Stadium, Detroit, MI
Sat May 03 1986, 7:05 PM EDT
Att: 18,851 - Unknown

AB 31
R 7
H 7
RBI 7
BB 5
SO 5
LOB 7



Batter	1	2	3	4	5	6	7	8	9	AB	R	H	RBI	BB	SO	LOB	TOP										
Kirby Puckett, R OBP: 0.414, SLG: 0.761 (1, 8)										4	0	0	0	0	0	1											
Greg Gagne, R OBP: 0.256, SLG: 0.346 (1, 6)										4	0	0	0	0	1	0											
Gary Gaetti, R OBP: 0.333, SLG: 0.543 (1, 5)										4	0	0	0	0	1	0											
Tom Brunansky, R OBP: 0.317, SLG: 0.427 (1, 9)										4	0	2	0	0	0	1											
Tim Laudner, R OBP: 0.533, SLG: 0.727 (1, 2)										3	0	1	0	1	1	1											
Alejandro Sanchez, R OBP: 0.176, SLG: 0.125 (1, 10)										4	0	1	0	0	1	3											
Billy Beane, R OBP: 0.269, SLG: 0.333 (1, 7)										3	0	0	0	0	1	2											
Mickey Hatcher, R OBP: 0.135, SLG: 0.143 (1, 3)										3	1	1	0	0	0	2											
Steve Lombardozzi, R OBP: 0.328, SLG: 0.421 (1, 4)										3	0	1	1	0	0	2											
Inning Stats	R: 0 E: 1 K: 0 S: 4	H: 0 LOB: 1 BB: 0 P: 4	R: 0 E: 0 K: 2 S: 7	H: 0 LOB: 0 BB: 0 P: 7	R: 0 E: 0 K: 0 S: 3	H: 0 LOB: 0 BB: 0 P: 3	R: 0 E: 0 K: 0 S: 3	H: 2 LOB: 2 BB: 0 P: 3	R: 0 E: 0 K: 0 S: 3	H: 0 LOB: 0 BB: 0 P: 3	R: 0 E: 0 K: 0 S: 3	H: 1 LOB: 0 BB: 0 P: 3	R: 1 E: 0 K: 0 S: 4	H: 2 LOB: 2 BB: 0 P: 4	R: 0 E: 0 K: 3 S: 10	H: 1 LOB: 2 BB: 1 P: 14	1B: 4 2B: 3 3B: 0 HR: 0	SF: 0 SAC: 0 DP: 2 HBP: 0	WP: 0 PB: 0 SB: 0 CS: 0	PA: 33							
PITCHER	IP	WLS	BF	H	R	ER	SO	BB	IBB	HBP	BLK	WP	HR	S	P	ERA	WHIP										
Frank Tanana, L ERA: 2.89 (1, 1)	8.2	W	32	6	1	1	4	1	0	0	0	0	0	39	43	1.04	0.808										
Willie Hernandez, L ERA: 5.4 (9, 1)	0.1	S	1	0	0	0	1	0	0	0	0	0	0	3	3	0.00	0.000										

Minnesota Twins @ Detroit Tigers
Tiger Stadium, Detroit, MI
Sun May 04 1986, 3:33 AM EDT
Att: 19,458 - Unknown

AB 32
R 1
H 6
RBI 1
BB 1
SO 5
LOB 12



Batter	1	2	3	4	5	6	7	8	9	AB	R	H	RBI	BB	SO	LOB	BOTTOM										
Dave Collins, S OBP: 0.421, SLG: 0.375 (1, 8)										4	1	2	0	0	0	0											
Chet Lemon, R OBP: 0.290, SLG: 0.365 (9, 8)										0	0	0	0	0	0	0											
Darnell Coles, R OBP: 0.300, SLG: 0.481 (1, 5)										4	1	1	1	0	1	2											
Lou Whitaker, L OBP: 0.309, SLG: 0.408 (1, 4)										3	1	1	2	1	0	0											
Lance Parrish, R OBP: 0.256, SLG: 0.288 (1, 2)										3	1	1	1	1	2	2											
Darrell Evans, L OBP: 0.316, SLG: 0.500 (1, 3)										4	0	0	0	0	0	3											
Harry Spillman, L OBP: 0.428, SLG: 0.692 (1, 10)										3	0	1	0	0	0	0											
Brian Harper, R (7, FR)										0	0	0	0	0	0	0											
Larry Hemdon, R OBP: 0.280, SLG: 0.310 (1, 7)										3	0	0	0	0	0	1											
Pat Sheridan, L OBP: 0.130, SLG: 0.273 (1, 9)										3	0	0	0	0	2	2											
Alan Trammell, R OBP: 0.313, SLG: 0.533 (1, 6)										3	0	0	0	0	2	2											
Inning Stats	R: 1 E: 0 K: 0 S: 4	H: 1 LOB: 1 BB: 1 P: 8	R: 0 E: 0 K: 1 S: 5	H: 0 LOB: 0 BB: 0 P: 5	R: 2 E: 1 K: 2 S: 9	H: 2 LOB: 0 BB: 0 P: 9	R: 0 E: 0 K: 0 S: 3	H: 0 LOB: 0 BB: 0 P: 3	R: 0 E: 0 K: 2 S: 7	H: 0 LOB: 0 BB: 0 P: 7	R: 1 E: 0 K: 1 S: 6	H: 1 LOB: 2 BB: 0 P: 6	R: 0 E: 0 K: 0 S: 4	H: 1 LOB: 2 BB: 0 P: 4	R: 0 E: 0 K: 1 S: 6	H: 1 LOB: 2 BB: 1 P: 10	1B: 2 2B: 1 3B: 0 HR: 3	SF: 0 SAC: 0 DP: 0 HBP: 0	WP: 0 PB: 0 SB: 0 CS: 0	PA: 32							
PITCHER	IP	WLS	BF	H	R	ER	SO	BB	IBB	HBP	BLK	WP	HR	S	P	ERA	WHIP										
Bert Blyleven, R ERA: 3.78 (1, 1)	7.1	L	29	6	4	4	6	1	0	0	0	0	0	3	40	4.91	0.955										
Juan Agosto, L ERA: 3.49 (8, 1)	0.0		1	0	0	0	0	1	0	0	0	0	0	0	4	∞	∞										
Ron Davis, R ERA: 14.09 (8, 1)	0.2		2	0	0	0	1	0	0	0	0	0	0	4	4	0.00	0.000										

Minnesota Twins @ Detroit Tigers
Tiger Stadium, Detroit, MI
Sun May 04 1986, 3:33 AM EDT
Att: 19,458 - Unknown

AB 30
R 4
H 6
RBI 4
BB 2
SO 7
LOB 12





Batter	1	2	3	4	5	6	7	8	9	AB	R	H	RBI	BB	SO	LOB	TOP					
Alan Wiggins, S OBP: 0.267, SLG: 0.263 (1, 4)										4	0	3	1	0	0	0	Baltimore Orioles @ Minnesota Twins Hubert H. Humphrey Metrodome, Minneapolis, MN Wed May 07 1986, 8:05 PM EDT Att: 9,257 - Unknown livebaseballscorecards.com					
Lee Lacy, R OBP: 0.345, SLG: 0.415 Mike Young, S OBP: 0.398, SLG: 0.324 (1, 9) (2, 7)									1	0	0	0	0	0	1	2						
Cal Ripken Jr., R OBP: 0.358, SLG: 0.436 (1, 6)									3	0	1	0	1	0	4							
Eddie Murray, S OBP: 0.346, SLG: 0.435 (1, 3)									4	0	0	0	0	1	2							
Fred Lynn, L OBP: 0.340, SLG: 0.388 (1, 8)									4	0	2	0	0	0	1							
Jim Dwyer, L OBP: 0.265, SLG: 0.452 (1, 10)									4	1	1	0	0	0	2							
John Shelby, S OBP: 0.235, SLG: 0.262 (1, 7) (2, 9)									4	1	1	1	0	0	2							
Floyd Rayford, R OBP: 0.200, SLG: 0.233 Lary Sheets, L OBP: 0.372, SLG: 0.488 (9, PH)									3	0	0	0	0	1	1							
Rick Dempsey, R OBP: 0.320, SLG: 0.448 (1, 2)									4	0	1	0	0	1	1							
Inning Stats	R: 0 E: 1 K: 1 S: 6	H: 1 LOB: 1 BB: 0 P: 6	R: 0 E: 0 K: 0 S: 3	H: 0 LOB: 0 BB: 0 P: 3	R: 0 E: 0 K: 1 S: 5	H: 1 LOB: 0 BB: 0 P: 5	R: 0 E: 0 K: 0 S: 3	H: 0 LOB: 1 BB: 1 P: 7	R: 2 E: 0 K: 0 S: 6	H: 3 LOB: 2 BB: 1 P: 10	R: 0 E: 0 K: 0 S: 4	H: 1 LOB: 1 BB: 0 P: 4	R: 0 E: 0 K: 1 S: 6	H: 1 LOB: 2 BB: 1 P: 10	R: 0 E: 0 K: 0 S: 4	H: 1 LOB: 1 BB: 0 P: 4		R: 0 E: 0 K: 0 S: 3	H: 1 LOB: 1 BB: 0 P: 4	1B: 7 2B: 0 3B: 2 HR: 0	SF: 1 SAC: 0 DP: 2 HBP: 1	WP: 0 PB: 0 SB: 1 CS: 1
PITCHER Mike Smithson, R ERA: 3.14 (1, 1)	IP: 9.0 WLS: W BF: 38	H: 9 R: 2 ER: 2 SO: 3	BB: 3 IBB: 0 HBP: 1 BLK: 0	WP: 0 HR: 0 S: 40 P: 53	ERA: 2.00 WHIP: 1.333																	

Batter	1	2	3	4	5	6	7	8	9	AB	R	H	RBI	BB	SO	LOB	BOTTOM			
Kirby Puckett, R OBP: 0.419, SLG: 0.739 (1, 8)										2	0	1	0	2	1	2	Baltimore Orioles @ Minnesota Twins Hubert H. Humphrey Metrodome, Minneapolis, MN Wed May 07 1986, 8:05 PM EDT Att: 9,257 - Unknown livebaseballscorecards.com			
Mickey Hatcher, R OBP: 0.125, SLG: 0.135 (1, 10)										3	1	0	1	0	0	2				
Kent Hrbek, L OBP: 0.421, SLG: 0.489 (1, 3)										4	0	0	0	0	0	4				
Tom Brunansky, R OBP: 0.321, SLG: 0.481 (1, 9)									4	2	2	3	0	0	1					
Tim Laudner, R OBP: 0.474, SLG: 0.571 (1, 2)									3	0	0	0	1	1	0					
Gary Gaetti, R OBP: 0.336, SLG: 0.535 (1, 5)									3	1	1	0	1	0	1					
Steve Lombardozzi, R OBP: 0.339, SLG: 0.443 (1, 4)									4	1	2	0	0	1	1					
Billy Beane, R OBP: 0.290, SLG: 0.321 (1, 7)									3	0	1	1	1	1	1					
Greg Gagne, R OBP: 0.264, SLG: 0.345 (1, 6)									2	0	0	0	0	0	2					
Inning Stats	R: 0 E: 0 K: 0 S: 4	H: 1 LOB: 1 BB: 0 P: 4	R: 1 E: 0 K: 2 S: 9	H: 2 LOB: 2 BB: 1 P: 13	R: 2 E: 1 K: 0 S: 5	H: 1 LOB: 0 BB: 0 P: 5	R: 0 E: 0 K: 0 S: 3	H: 0 LOB: 0 BB: 0 P: 3	R: 0 E: 0 K: 0 S: 2	H: 0 LOB: 0 BB: 1 P: 6	R: 0 E: 0 K: 0 S: 3	H: 1 LOB: 0 BB: 0 P: 3	R: 1 E: 0 K: 2 S: 8	H: 1 LOB: 1 BB: 1 P: 12	R: 1 E: 0 K: 2 S: 8	H: 1 LOB: 1 BB: 1 P: 12		1B: 4 2B: 1 3B: 0 HR: 2	SF: 1 SAC: 1 DP: 1 HBP: 0	WP: 0 PB: 0 SB: 1 CS: 1
PITCHER Mike Flanagan, L ERA: 4.75 Rich Bordi, R ERA: 3.0 (8, 1)	IP: 7.0 WLS: L BF: 30	H: 6 R: 4 ER: 3 SO: 2	BB: 3 IBB: 1 HBP: 0 BLK: 0	WP: 0 HR: 1 S: 30 P: 46	ERA: 3.86 WHIP: 1.286															

Batter	1	2	3	4	5	6	7	8	9	AB	R	H	RBI	BB	SO	LOB	TOP											
Tom Brookens, R OBP: 0.360, SLG: 0.458 (1, 4)	F9		FC6-4 1B		1B		L3		L4-3 1B	5	0	3	0	0	0	0	Detroit Tigers @ Minnesota Twins Hubert H. Humphrey Metrodome, Minneapolis, MN Sat May 10 1986, 8:05 PM EDT Att: 22,388 - Unknown livebaseballscorecards.com											
Alan Trammell, R OBP: 0.297, SLG: 0.484 Harry Spillman, L OBP: 0.400, SLG: 0.708 (7, PH) (7, 5)	F4		F8		F9				L4-3 1-2 1B	3	0	0	0	0	0	2												
Darnell Coles, R OBP: 0.327, SLG: 0.490 (7, 6)	2B		FC6-4 1-2 1B		1B		5-3		BB	4	1	2	0	1	0	2												
Lance Parrish, R OBP: 0.297, SLG: 0.371 Dave Collins, S OBP: 0.227, SLG: 0.416 Pat Sheridan, L OBP: 0.162, SLG: 0.306 (1, 2) (5, 9) (8, 8)	2B		F9		F8			F9 1B 1B	6-3	3	0	1	1	0	0	3												
Brian Harper, R OBP: 0.071, SLG: 0.071 (1, 9) (5, 2)	5-3			6-3			F3		1B 1-2 1B	4	0	1	0	0	0	1												
Chet Lemon, R OBP: 0.309, SLG: 0.387 Dave Bergman, L OBP: 0.364, SLG: 0.300 (8, PH) (8, 9)	2B			FC5-4 1B			1B		F9 2-3 1B	3	0	3	0	0	0	0												
Larry Hemdon, R OBP: 0.250, SLG: 0.264 (1, 7)	K			FC5-4 1B 1-2			L6		1-2 3-H 1B	4	0	1	1	0	1	3												
Darrell Evans, L OBP: 0.303, SLG: 0.449 Mike Lega, L OBP: 0.304, SLG: 0.463 (1, 3) (7, 3)	F6			1B 1-2			F6		F6	3	0	1	0	0	0	2												
Scotti Madison, S (1, 10)	K				F5		2-3		F7	4	0	0	0	0	1	3												
Inning Stats	R: 1 E: 0 K: 0 S: 5	H: 2 LOB: 1 BB: 0 P: 5	R: 0 E: 0 K: 2 S: 8	H: 1 LOB: 1 BB: 0 P: 8	R: 0 E: 0 K: 0 S: 4	H: 2 LOB: 1 BB: 0 P: 4	R: 0 E: 0 K: 0 S: 5	H: 2 LOB: 2 BB: 0 P: 5	R: 0 E: 0 K: 0 S: 4	H: 1 LOB: 1 BB: 0 P: 4	R: 1 E: 0 K: 0 S: 6	H: 3 LOB: 2 BB: 1 P: 6	R: 0 E: 0 K: 0 S: 3	H: 1 LOB: 1 BB: 1 P: 7	1B: 10 2B: 5 3B: 0 HR: 0	SF: 0 SAC: 0 DP: 1 HBP: 0		WP: 0 PB: 0 SB: 0 CS: 0	PA: 40									
PITCHER	IP	WLS	BF	H	R	ER	SO	BB	IBB	HBP	BLK	WP	HR	S	P	ERA		WHIP	PITCHER									
Frank Viola, L ERA: 3.7 (1, 1)	5.0	W	22	8	1	1	2	0	0	0	0	0	0	26	26	1.80		1.600										
John Butcher, R ERA: 5.65 (6, 1)	3.0		14	5	1	1	0	0	0	0	0	0	0	14	14	3.00		1.667										
Frank Pastore, R ERA: 1.8 (9, 1)	1.0		4	1	0	0	0	1	0	0	0	0	0	3	7	0.00	2.000											

Batter	1	2	3	4	5	6	7	8	9	AB	R	H	RBI	BB	SO	LOB	BOTTOM											
Ron Washington, R OBP: 0.500, SLG: 0.500 Al Woods, L (5, PH) (1, 10)	5-3			1B HR 1B		1B WP 1B BB		FC6 1-2		3	1	2	0	0	0	0	Detroit Tigers @ Minnesota Twins Hubert H. Humphrey Metrodome, Minneapolis, MN Sat May 10 1986, 8:05 PM EDT Att: 22,388 - Unknown livebaseballscorecards.com											
Kirby Puckett, R OBP: 0.425, SLG: 0.726 (1, 8)	1B			HR 1B		F9 1B 3-H 1B		4-3 G1 1B		5	2	4	0	0	0	1												
Kent Hrbek, L OBP: 0.431, SLG: 0.531 Billy Beane, R OBP: 0.281, SLG: 0.310 (7, PH) (8, 7)	2B			HR 1B		HR 1B 3-H 3-H 1B		G1 1-2		4	2	3	4	0	0	1												
Tom Brunansky, R OBP: 0.339, SLG: 0.505 Randy Bush, L OBP: 0.375, SLG: 0.407 (1, 9) (7, PH) (8, 9)	1B			HR BB		F9 2-3 1B		4-3 2-3		3	1	2	2	1	0	2												
Gary Gaetti, R OBP: 0.342, SLG: 0.541 (1, 5)	FC5-4 HR 1-2 2-H			F4 1-2		G6-4-3 BB 2-3		K BB		4	1	0	0	1	1	4												
Tim Laudner, R OBP: 0.542, SLG: 0.625 (1, 2)	HR BB			BB 2B		2B BB		K		2	1	1	0	3	1	2												
Steve Lombardozzi, R OBP: 0.364, SLG: 0.500 (1, 4)	HR			F7 1-H 2-H		F9		F4 BB		4	1	1	3	1	0	3												
Mickey Hatcher, R OBP: 0.145, SLG: 0.172 (1, 7) (8, 3)	1B			F9		6-3		K		5	0	2	0	0	1	2												
Greg Gagne, R OBP: 0.260, SLG: 0.389 (1, 6)	F4			HR		WP 3B		F8		5	2	2	1	0	1	4												
Inning Stats	R: 5 E: 1 K: 0 S: 8	H: 5 LOB: 1 BB: 1 P: 12	R: 0 E: 0 K: 0 S: 3	H: 1 LOB: 0 BB: 0 P: 3	R: 1 E: 0 K: 0 S: 4	H: 1 LOB: 1 BB: 1 P: 8	R: 4 E: 0 K: 0 S: 7	H: 5 LOB: 1 BB: 1 P: 11	R: 2 E: 0 K: 1 S: 8	H: 3 LOB: 2 BB: 1 P: 12	R: 0 E: 0 K: 2 S: 6	H: 1 LOB: 2 BB: 1 P: 10	R: 0 E: 0 K: 1 S: 5	H: 0 LOB: 1 BB: 1 P: 9	1B: 9 2B: 3 3B: 1 HR: 4	SF: 0 SAC: 0 DP: 1 HBP: 0		WP: 1 PB: 0 SB: 0 CS: 1	PA: 46									
PITCHER	IP	WLS	BF	H	R	ER	SO	BB	IBB	HBP	BLK	WP	HR	S	P	ERA		WHIP	PITCHER									
Frank Tanana, L ERA: 4.15 (1, 1)	3.0	L	19	8	8	8	0	2	0	0	0	0	0	1	2	2		3.667										
Chuck Gandy, L ERA: 3.29 (4, 1)	0.0		2	2	2	2	0	0	0	0	0	0	1	2	2	-		-										
Randy O'Neal, R ERA: 5.56 (4, 1)	1.1		8	3	2	2	0	2	0	0	0	1	0	6	14	13.50	3.750											
Willie Hernandez, L ERA: 4.11 (5, 1)	1.2		8	2	0	0	3	1	0	0	0	0	0	13	17	0.00	1.800											
Walt Terrell, R ERA: 6.14 (7, 1)	2.0		9	1	0	0	2	2	0	0	0	0	0	11	19	0.00	1.500											

Batter	1	2	3	4	5	6	7	8	9	AB	R	H	RBI	BB	SO	LOB	TOP			
Lou Whitaker, L (1.4) OBP: 0.317, SLG: 0.412	F8		5-3 1B		K		4-3		B2	5	0	1	0	0	1	1	Detroit Tigers @ Minnesota Twins Hubert H. Humphrey Metrodome, Minneapolis, MN Sun May 11 1986, 4:33 AM EDT Att: 22,189 - Unknown			
Alan Trammell, R (1.6) OBP: 0.292, SLG: 0.470	L9		5-3		6-3			BB 1B	F9	5	1	1	0	0	0	2				
Darrell Evans, L (1.3) OBP: 0.308, SLG: 0.435	G3		L9		4-3			SH5-3 1B BB		3	0	0	0	2	0	1				
Lance Parrish, R (1.2) OBP: 0.302, SLG: 0.402		HR			K			SH5-3 1B	K	5	1	2	2	0	3	2				
Harry Spilman, L (1.10) OBP: 0.357, SLG: 0.630	4-3				F8			SH5-3		3	0	0	0	0	0	0				
Darnell Coles, R (1.5) OBP: 0.343, SLG: 0.490		CS 1B			1B HBP			1-2 2-3 K		2	1	1	0	0	1	2				
Pat Sheridan, L (1.9) OBP: 0.220, SLG: 0.410		1-2 HR			1B HBP			G3		3	1	2	1	1	0	1				
Chet Lemon, R (1.8) OBP: 0.318, SLG: 0.385	6-3				1-2 1B			IBB		3	0	1	1	0	0	3				
Dave Collins, S (1.7) OBP: 0.419, SLG: 0.407			G3		G3			G6-4-3 HBP		4	0	1	0	0	0	3				
Inning Stats	R: 0 E: 0 K: 0 S: 3	H: 0 LOB: 0 BB: 0 P: 3	R: 2 E: 0 K: 0 S: 5	H: 3 LOB: 0 BB: 0 P: 5	R: 0 E: 0 K: 0 S: 4	H: 1 LOB: 1 BB: 0 P: 4	R: 1 E: 0 K: 1 S: 7	H: 2 LOB: 2 BB: 0 P: 8	R: 0 E: 0 K: 1 S: 5	H: 0 LOB: 1 BB: 0 P: 6	R: 0 E: 0 K: 0 S: 2	H: 0 LOB: 0 BB: 0 P: 3	R: 1 E: 0 K: 1 S: 7	H: 2 LOB: 2 BB: 2 P: 15	R: 0 E: 0 K: 1 S: 6	H: 1 LOB: 2 BB: 1 P: 10		1B: 7 2B: 0 3B: 0 HR: 2	SF: 0 SAC: 1 DP: 1 HBP: 3	WP: 0 PB: 0 CS: 1
PITCHER	IP	WLS	BF	H	R	ER	SO	BB	IBB	HBP	BLK	WP	HR	S	P	ERA	WHIP			
Mike Smithson, R (1.1) ERA: 3.28	6.0	L	26	6	3	3	3	0	0	3	0	0	2	29	32	4.50	1.000			
Juan Agosto, L (7.1) ERA: 2.93	1.1		6	2	1	1	0	1	0	0	0	0	0	5	9	6.75	2.250			
Ron Davis, R (8.1) ERA: 11.57	1.2		8	1	0	0	2	0	2	0	0	0	0	10	18	0.00	0.600			

Batter	1	2	3	4	5	6	7	8	9	AB	R	H	RBI	BB	SO	LOB	BOTTOM					
Roy Smalley, S (1.10) OBP: 0.340, SLG: 0.413	4-3		F9		K		K			4	0	0	0	0	2	3	Detroit Tigers @ Minnesota Twins Hubert H. Humphrey Metrodome, Minneapolis, MN Sun May 11 1986, 4:33 AM EDT Att: 22,189 - Unknown					
Kirby Puckett, R (1.8) OBP: 0.435, SLG: 0.722	1-3		1-2 HBP		G4-6-3 BB			1B		2	0	1	0	1	0	0						
Kent Hrbek, L (1.3) OBP: 0.425, SLG: 0.530			F7		G4-6-3			F8		4	0	1	0	0	0	6						
Tom Brunansky, R (1.9) OBP: 0.328, SLG: 0.487	6-3		6-3				F8	K		4	0	0	0	1	4							
Randy Bush, L (1.7) OBP: 0.368, SLG: 0.397		BB 1B			3-1		K	K		4	0	1	0	0	2	1						
Gary Gaetti, R (1.5) OBP: 0.339, SLG: 0.527		G4-6-3 BB			5-3		5-3		5-3	3	0	0	0	1	0	0						
Steve Lombardozzi, R (1.4) OBP: 0.359, SLG: 0.535		K			5-3			HR	K	4	1	1	1	0	2	2						
Mark Salas, L (1.2) OBP: 0.289, SLG: 0.391	G4-6-3		1-2 BB				F6		G3	3	0	0	0	1	0	2						
Greg Gagne, R (1.6) OBP: 0.272, SLG: 0.385			HBP BB				5-3			1	0	0	0	2	0	0						
Inning Stats	R: 0 E: 0 K: 0 S: 4	H: 1 LOB: 1 BB: 0 P: 4	R: 0 E: 0 K: 1 S: 5	H: 1 LOB: 1 BB: 1 P: 9	R: 0 E: 0 K: 0 S: 3	H: 0 LOB: 2 BB: 1 P: 8	R: 0 E: 0 K: 0 S: 3	H: 0 LOB: 0 BB: 0 P: 3	R: 0 E: 0 K: 1 S: 4	H: 0 LOB: 2 BB: 3 P: 16	R: 0 E: 0 K: 1 S: 5	H: 0 LOB: 0 BB: 0 P: 5	R: 1 E: 0 K: 1 S: 6	H: 1 LOB: 0 BB: 0 P: 6	R: 0 E: 0 K: 2 S: 8	H: 1 LOB: 0 BB: 0 P: 8		R: 0 E: 0 K: 1 S: 5	H: 0 LOB: 0 BB: 0 P: 5	1B: 2 2B: 1 3B: 0 HR: 1	SF: 0 SAC: 0 DP: 2 HBP: 1	WP: 0 PB: 0 CS: 0
PITCHER	IP	WLS	BF	H	R	ER	SO	BB	IBB	HBP	BLK	WP	HR	S	P	ERA	WHIP					
Dan Petry, R (1.1) ERA: 4.69	9.0	W	35	4	1	1	7	5	0	1	0	0	1	43	64	1.00	1.000					

Batter	1	2	3	4	5	6	7	8	9	AB	R	H	RBI	BB	SO	LOB	TOP								
Rickey Henderson, R OBP: 0.354, SLG: 0.421 (1, 8)	0-0 PB 6-3 2B		0-0 F8			0-0 2H HR	0-0 CS 1B	4-0 S BB E BB		4	3	3	2	1	0	2									
Willie Randolph, R OBP: 0.442, SLG: 0.360 (1, 4)	0-0 6-3 2H		4-0 BB		0-0 F8	0-0 1B	0-0 1B	4-0 S E BB		3	1	1	1	2	0	0									
Don Mattingly, L OBP: 0.357, SLG: 0.433 (1, 3)	0-0 G5-3 2B		0-0 SF8		0-0 L3	0-0 1B	0-0 1B	0-0 E3		4	0	2	1	0	0	0									
Dave Winfield, R OBP: 0.383, SLG: 0.378 (1, 9)	0-0 G5-3 2-3f		0-0 K		0-0 K	4-0 1B BB	0-0 F6	0-0 F6		4	0	0	0	1	1	6									
Mike Easter, L OBP: 0.313, SLG: 0.368 (1, 10)		0-0 F8		0-0 5-3		0-0 1B		0-3 K	4-0 L3-6 1B BB	4	0	1	0	1	1	0									
Ken Griffey, L OBP: 0.346, SLG: 0.379 (1, 7)		0-0 F7		0-0 L5		0-3 K		0-0 1B HR	0-0 1B	5	1	2	0	0	1	2									
Mike Pagliarulo, L OBP: 0.314, SLG: 0.393 (1, 5)		0-3 K		0-0 F7		0-0 F9		0-0 1B HR	0-0 L3-6	5	1	1	0	0	1	4									
Butch Wynegar, S OBP: 0.356, SLG: 0.479 (1, 2)			4-0 F8 SF8 BB		4-0 HR BB	0-3 K		0-0 1B HR	0-0 5-3	3	3	1	3	2	1	3									
Bobby Meacham, S OBP: 0.333, SLG: 0.274 (1, 6)			4-0 1-2 BB		0-0 4-3		0-0 5-3	0-3 K		3	0	0	0	1	1	1									
Inning Stats	R: 1 E: 0 K: 0 S: 4	H: 2 LOB: 0 BB: 0 P: 4	R: 0 E: 0 K: 1 S: 5	H: 0 LOB: 0 BB: 0 P: 5	R: 1 E: 0 K: 1 S: 5	H: 0 LOB: 2 BB: 3 P: 17	R: 0 E: 0 K: 0 S: 3	H: 0 LOB: 0 BB: 0 P: 3	R: 2 E: 0 K: 2 S: 4	H: 1 LOB: 0 BB: 1 P: 8	R: 0 E: 0 K: 2 S: 8	H: 1 LOB: 2 BB: 1 P: 12	R: 0 E: 0 K: 0 S: 5	H: 3 LOB: 2 BB: 0 P: 5	R: 5 E: 1 K: 2 S: 11	H: 3 LOB: 1 BB: 2 P: 19	R: 0 E: 0 K: 0 S: 3	H: 1 LOB: 1 BB: 1 P: 7	1B: 7 2B: 4 3B: 0 HR: 2	SF: 1 SAC: 0 DP: 2 HBP: 0	WP: 0 PB: 1 CS: 2	PA: 44			
PITCHER	IP	WLS	BF	H	R	ER	SO	BB	IBB	HBP	BLK	WP	HR	S	P	ERA	WHIP								
Mark Portugal, R ERA: 12.27 (1, 1)	5.0	L	21	3	4	4	2	4	0	0	0	0	1	21	37	7.20	1.400								
Juan Agosto, L ERA: 4.0 (6, 1)	2.2		18	7	5	3	4	3	0	0	0	0	1	23	35	10.12	3.750								
Frank Pastore, R ERA: 1.42 (8, 1)	1.1		5	1	0	0	0	1	0	0	0	0	0	4	8	0.00	1.500								

New York Yankees @ Minnesota Twins
Hubert H. Humphrey Metrodome, Minneapolis, MN
Mon May 12 1986, 8:05 PM EDT
Att: 14,666 - Unknown

AB 35
R 9
H 11
RBI 7
BB 8
SO 6
LOB 18



Batter	1	2	3	4	5	6	7	8	9	AB	R	H	RBI	BB	SO	LOB	BOTTOM								
Ron Washington, R OBP: 0.250, SLG: 0.250 (1, 10)	0-0 6-3		0-3 K			0-3 K		0-3 K	0-0 HR 1B	4	0	0	0	0	3	1									
Al Woods, L OBP: 0.500, SLG: 0.333 (9, PH)									1-2 2H HR 1B	1	1	1	2	0	0	0									
Kirby Puckett, R OBP: 0.441, SLG: 0.740 (1, 8)	0-0 F8		0-0 CS 1B		0-0 F4		0-0 1B	0-0 1B HR	0-0 HR	5	1	3	3	0	0	0									
Kent Hrbek, L OBP: 0.416, SLG: 0.514 (1, 3)	0-0 2B 1B		0-0 F9		0-3 K		0-3 K	0-3 K	0-0 4-3	5	1	1	0	0	2	3									
Tom Brunansky, R OBP: 0.333, SLG: 0.496 (1, 9)	0-0 1H 2B		0-0 CS	0-0 F4		0-0 1B		0-0 5-3		4	0	2	1	0	0	0									
Gary Gaetti, R OBP: 0.344, SLG: 0.518 (1, 5)	0-0 F4		4-0 CS BB		0-3 K		0-3 K	4-0 1B BB		2	1	0	0	2	1	2									
Mickey Hatcher, R OBP: 0.152, SLG: 0.177 (1, 7)		0-0 1-3		0-0 F9		0-0 F4		0-0 1B 1B	0-0 1B 1B	4	1	1	0	0	0	2									
Steve Lombardozzi, R OBP: 0.341, SLG: 0.500 (1, 4)		0-0 L5			0-0 F8		0-0 F5		0-3 K	4	0	0	0	0	1	3									
Tim Laudner, R OBP: 0.571, SLG: 0.789 (1, 2)		0-0 HR			0-0 F9			4-0 1B BB	0-0 1B 1B	3	2	2	2	1	0	0									
Greg Gagne, R OBP: 0.267, SLG: 0.378 (1, 6)		0-3 K			0-0 F8			0-3 K	4-0 1B BB	2	0	0	0	0	1	0									
Billy Beane, R OBP: 0.273, SLG: 0.300 (8, PH)									1-2 HR BB	1	0	0	0	0	1	1									
Roy Smalley, S OBP: 0.346, SLG: 0.413 (9, 6)									1-2 HR BB	0	1	0	0	1	0	0									
Inning Stats	R: 1 E: 0 K: 0 S: 5	H: 2 LOB: 1 BB: 0 P: 5	R: 1 E: 0 K: 1 S: 6	H: 1 LOB: 0 BB: 0 P: 6	R: 0 E: 0 K: 1 S: 5	H: 1 LOB: 0 BB: 0 P: 5	R: 0 E: 0 K: 0 S: 2	H: 0 LOB: 0 BB: 1 P: 6	R: 0 E: 0 K: 2 S: 7	H: 0 LOB: 0 BB: 0 P: 7	R: 0 E: 0 K: 1 S: 6	H: 1 LOB: 1 BB: 0 P: 6	R: 0 E: 0 K: 3 S: 10	H: 1 LOB: 2 BB: 1 P: 14	R: 6 E: 0 K: 1 S: 9	H: 4 LOB: 0 BB: 2 P: 17	1B: 7 2B: 1 3B: 0 HR: 2	SF: 0 SAC: 0 DP: 0 HBP: 0	WP: 0 PB: 0 CS: 2	PA: 40					
PITCHER	IP	WLS	BF	H	R	ER	SO	BB	IBB	HBP	BLK	WP	HR	S	P	ERA	WHIP								
Dennis Rasmussen, L ERA: 4.19 (1, 1)	8.2	W	36	8	6	6	9	4	0	0	0	0	1	50	66	6.23	1.385								
Mike Armstrong, R ERA: 9.0 (9, 1)	0.0		2	2	2	2	0	0	0	0	0	0	1	2	2	-	-								
Dave Righetti, L ERA: 3.1 (9, 1)	0.1	S	1	0	0	0	0	0	0	0	0	0	0	1	1	0.00	0.000								

New York Yankees @ Minnesota Twins
Hubert H. Humphrey Metrodome, Minneapolis, MN
Mon May 12 1986, 8:05 PM EDT
Att: 14,666 - Unknown

AB 35
R 8
H 10
RBI 8
BB 4
SO 9
LOB 12



Batter	1	2	3	4	5	6	7	8	9	AB	R	H	RBI	BB	SO	LOB	TOP			
Rickey Henderson, R OBP: 0.362, SLG: 0.458 (1, 8)	F4		1B		2B		HR		F9	5	1	3	2	0	0	1				
Bobby Meacham, S OBP: 0.321, SLG: 0.283 (1, 6)	G3		G3		K		B1-3		SH5-3	4	0	0	0	0	1	3				
Don Mattingly, L OBP: 0.358, SLG: 0.450 (1, 3)	F9				HR		L8		1B	4	1	1	1	1	0	0				
Mike Easter, L OBP: 0.307, SLG: 0.359 (1, 10)		F7			F7		4-3		F7	5	0	1	1	0	0	0				
Dave Winfield, R OBP: 0.384, SLG: 0.405 (1, 9)		1B			F8		HR		E5	5	2	2	1	0	1	2				
Ken Griffey, L OBP: 0.351, SLG: 0.394 (1, 7)		L7			4-3		1B		2B	4	0	2	1	0	0	1				
Mike Pagliarulo, L OBP: 0.312, SLG: 0.387 (1, 5)		F8			E3		F7		1B	4	0	1	0	0	0	2				
Butch Wynegar, S OBP: 0.333, SLG: 0.442 (1, 2)			F9		F9		F8		K	4	0	0	0	0	1	2				
Mike Fischlin, R OBP: 0.364, SLG: 0.300 (1, 4)			4-3		F9		HR		SH5-3	4	2	2	0	0	0	1				
Inning Stats	R: 0 E: 0 K: 0 S: 3	H: 0 LOB: 0 BB: 0 P: 3	R: 0 E: 0 K: 0 S: 4	H: 1 LOB: 1 BB: 0 P: 4	R: 0 E: 0 K: 0 S: 4	H: 1 LOB: 1 BB: 0 P: 4	R: 1 E: 0 K: 0 S: 4	H: 1 LOB: 0 BB: 0 P: 4	R: 0 E: 1 K: 1 S: 7	H: 1 LOB: 2 BB: 0 P: 7	R: 1 E: 0 K: 0 S: 5	H: 2 LOB: 1 BB: 0 P: 5	R: 2 E: 0 K: 0 S: 5	H: 2 LOB: 0 BB: 0 P: 5	R: 1 E: 1 K: 1 S: 7	H: 2 LOB: 1 BB: 1 P: 11	1B: 7 2B: 2 3B: 0 HR: 3	SF: 0 SAC: 1 DP: 0 HBP: 0	WP: 0 PA: 41 CS: 0	
PITCHER	IP	WLS	BF	H	R	ER	SO	BB	IBB	HBP	BLK	WP	HR	S	P	ERA	WHIP			
Bert Blyleven, R ERA: 4.67 (1, 1)	8.0	L	36	11	6	5	2	0	0	0	0	0	3	40	40	5.62	1.375			
Ron Davis, R ERA: 10.45 (9, 1)	1.0	S	5	1	0	0	1	0	1	0	0	0	0	6	10	0.00	1.000			

New York Yankees @ Minnesota Twins
Hubert H. Humphrey Metrodome, Minneapolis, MN
Tue May 13 1986, 4:33 AM EDT
Att: 13,824 - Unknown

AB 39
R 6
H 12
RBI 6
BB 1
SO 3
LOB 12



Batter	1	2	3	4	5	6	7	8	9	AB	R	H	RBI	BB	SO	LOB	BOTTOM			
Ron Washington, R OBP: 0.417, SLG: 0.667 (1, 10)	G4-6-3		HR			FC4-6		6-3		4	1	3	1	0	0	0				
Kirby Puckett, R OBP: 0.435, SLG: 0.733 (1, 8)	G4-6-3		4-3			FC4-6		2B		4	0	1	0	0	0	2				
Kent Hrbek, L OBP: 0.411, SLG: 0.500 (1, 3)	FC6-4				3-1	4-3		K		3	0	0	0	1	1	2				
Tom Brunansky, R OBP: 0.323, SLG: 0.480 (1, 9)	FC6-4				5-3		E6	K		4	1	0	0	0	1	2				
Tim Laudner, R OBP: 0.563, SLG: 0.727 Al Woods, L OBP: 0.500, SLG: 0.333 (9, PR)	G5-4-3				5-3		HR	E6		3	1	1	0	0	0	0				
Gary Gaetti, R OBP: 0.341, SLG: 0.508 (1, 5)	G5-4-3				F3		L8	G6-3		4	0	1	0	0	0	3				
Steve Lombardozzi, R OBP: 0.337, SLG: 0.525 (1, 4)	5-3				5-3		HR	K		4	1	1	3	0	1	2				
Billy Beane, R OBP: 0.243, SLG: 0.265 (1, 7)			4-3		6-3		4-3	G6-3		4	0	0	0	0	0	2				
Greg Gagne, R OBP: 0.259, SLG: 0.366 (1, 6)			K			F8	6-3			3	0	0	0	0	1	0				
Inning Stats	R: 0 E: 0 K: 0 S: 3	H: 1 LOB: 1 BB: 1 P: 7	R: 0 E: 0 K: 0 S: 2	H: 0 LOB: 0 BB: 0 P: 3	R: 1 E: 0 K: 1 S: 6	H: 1 LOB: 0 BB: 0 P: 6	R: 0 E: 0 K: 0 S: 3	H: 0 LOB: 0 BB: 0 P: 3	R: 0 E: 0 K: 0 S: 4	H: 1 LOB: 1 BB: 0 P: 4	R: 3 E: 1 K: 0 S: 6	H: 2 LOB: 0 BB: 0 P: 6	R: 0 E: 0 K: 2 S: 8	H: 1 LOB: 1 BB: 0 P: 8	R: 0 E: 1 K: 1 S: 6	H: 1 LOB: 1 BB: 0 P: 6	1B: 4 2B: 1 3B: 0 HR: 2	SF: 0 SAC: 0 DP: 3 HBP: 1	WP: 0 PA: 35 CS: 0	
PITCHER	IP	WLS	BF	H	R	ER	SO	BB	IBB	HBP	BLK	WP	HR	S	P	ERA	WHIP			
Tommy John, L ERA: 2.76 (1, 1)	7.0	W	27	5	4	3	1	1	0	1	0	0	2	27	32	3.86	0.857			
Dave Righetti, L ERA: 2.62 (8, 1)	2.0	S	8	2	0	0	3	0	0	0	0	0	0	14	14	0.00	1.000			

New York Yankees @ Minnesota Twins
Hubert H. Humphrey Metrodome, Minneapolis, MN
Tue May 13 1986, 4:33 AM EDT
Att: 13,824 - Unknown

AB 33
R 4
H 7
RBI 4
BB 1
SO 4
LOB 13



Batter	1	2	3	4	5	6	7	8	9	AB	R	H	RBI	BB	SO	LOB	TOP										
Roy Smalley, S (1.10) OBP: 0.351, SLG: 0.479	0-0 HR		0-0 6-3		0-0 F9			0-0 HR		4	2	2	2	0	0	0	Minnesota Twins @ Baltimore Orioles Memorial Stadium, Baltimore, MD Wed May 14 1986, 7:05 PM EDT Att: 13,461 - Unknown										
Kirby Puckett, R (1.8) OBP: 0.437, SLG: 0.748	0-0 CS BB 1B		0-0 HR		0-0 F9			0-3 K		4	1	2	1	0	1	0											
Kent Hrbek, L (1.3) OBP: 0.406, SLG: 0.491	0-3 K		0-0 F8			0-0 4-3		0-0 G5-4-3 1B		4	0	1	0	0	1	1											
Tom Brunansky, R (1.9) OBP: 0.328, SLG: 0.476	4-0 1-2 BB			0-3 K		0-0 BB 1B		0-0 G5-4-3 1-2		3	0	1	0	1	1	1											
Randy Bush, L (1.7) OBP: 0.363, SLG: 0.379	0-3 K			0-3 K		4-0 1-2 BB G4-6-3		0-0 6-3		3	0	0	0	1	2	2											
Gary Gaetti, R (1.5) OBP: 0.336, SLG: 0.508		0-0 F8		0-0 2B		0-0 G4-6-3 1-2		0-3 K		4	0	1	0	0	1	2											
Steve Lombardozzi, R (1.4) OBP: 0.348, SLG: 0.519 Al Woods, L (9, PH) OBP: 0.400, SLG: 0.250	4-0 G3-6-3 BB		4-0 BB		0-0 5-3			0-0 3-1		1	0	0	0	2	0	0											
Mark Salas, L (1.2) OBP: 0.280, SLG: 0.378	0-0 G3-6-3 1-2		0-0 F9		0-0 L8			0-0 3-1		3	0	0	0	0	0	3											
Greg Gagne, R (1.6) OBP: 0.252, SLG: 0.356			0-3 K		0-3 K		0-0 F4			3	0	0	0	0	2	0											
Inning Stats	R: 1 E: 0 K: 2 S: 8	H: 2 LOB: 1 P: 12	R: 0 E: 0 K: 0 S: 2	H: 0 LOB: 0 BB: 1 P: 6	R: 1 E: 0 K: 1 S: 6	H: 1 LOB: 0 BB: 0 P: 6	R: 0 E: 0 K: 2 S: 8	H: 1 LOB: 2 BB: 1 P: 12	R: 0 E: 0 K: 1 S: 5	H: 0 LOB: 0 BB: 0 P: 5	R: 0 E: 0 K: 0 S: 3	H: 1 LOB: 1 BB: 1 P: 7	R: 0 E: 0 K: 0 S: 3	H: 0 LOB: 0 BB: 0 P: 3	R: 1 E: 0 K: 1 S: 6	H: 2 LOB: 0 BB: 0 P: 6	R: 0 E: 0 K: 1 S: 5	H: 0 LOB: 0 BB: 0 P: 5	1B: 3 2B: 1 3B: 0 HR: 3	SF: 0 SAC: 0 DP: 3 HBP: 0	WP: 0 PB: 0 SB: 0 CS: 1	PA: 34					
PITCHER	IP	WLS	BF	H	R	ER	SO	BB	IBB	HBP	BLK	WP	HR	S	P	ERA	WHIP										
Ken Dixon, R (1.1) ERA: 3.45	7.1	W	30	7	3	3	7	4	0	0	0	0	3	40	56	3.68	1.500										
Nate Snell, R (8.1) ERA: 2.7	1.2		4	0	0	0	1	0	0	0	0	0	0	6	6	0.00	0.000										

Batter	1	2	3	4	5	6	7	8	9	AB	R	H	RBI	BB	SO	LOB	BOTTOM										
Alan Wiggins, S (1.4) OBP: 0.299, SLG: 0.296	4-0 4-3 S BB		0-0 SF7 3B		0-0 B2-3		0-0 FC1-5 HR 1B	0-0 F9		4	2	2	1	1	0	1	Minnesota Twins @ Baltimore Orioles Memorial Stadium, Baltimore, MD Wed May 14 1986, 7:05 PM EDT Att: 13,461 - Unknown										
Lee Lacy, R (1.9) OBP: 0.306, SLG: 0.362	0-3 K		0-0 SF7		0-0 B2-3		0-0 FC1-5 HR		3	1	1	1	0	1	3												
Fred Lynn, L (1.8) OBP: 0.380, SLG: 0.440	0-0 4-3 2-3		0-0 3H 4-0 G3-6-3 BB		0-0 G4-6-3 1-2		0-0 1H 2H HR		3	1	1	3	1	0	2												
Eddie Murray, S (1.3) OBP: 0.336, SLG: 0.398	4-0 BB BB		0-0 G3-6-3 1-2		0-0 G3		4-0 BB		2	0	0	0	2	0	1												
Cal Ripken Jr., R (1.6) OBP: 0.364, SLG: 0.396	4-0 1-2 FC6 BB			0-0 6-3		0-0 1B F7			3	1	1	0	1	0	1												
Larry Sheets, L (1.10) OBP: 0.370, SLG: 0.538 Juan Beniquez, R (7, PH) OBP: 0.375, SLG: 0.308	0-0 FC6 1-2			0-0 3-1		0-0 CI 1B F8			2	0	0	0	0	0	3												
Mike Young, S (1.7) OBP: 0.396, SLG: 0.296		0-3 K		0-3 K		0-0 2B 1B 1B	4-0 S BB		3	1	1	0	1	2	0												
Floyd Rayford, R (1.5) OBP: 0.241, SLG: 0.259	4-0 G5-4-3 BB				0-3 K		0-0 1B 1B 2B	0-0 F2	3	1	1	2	1	1	1												
Rick Dempsey, R (1.2) OBP: 0.303, SLG: 0.444	0-0 G5-4-3 1-2				0-3 K		0-0 FC1-5 1B 1B	0-3 K	4	0	1	1	0	2	2												
Inning Stats	R: 0 E: 0 K: 1 S: 5	H: 0 LOB: 3 BB: 3 P: 17	R: 0 E: 0 K: 1 S: 4	H: 0 LOB: 0 BB: 1 P: 8	R: 1 E: 0 K: 0 S: 3	H: 1 LOB: 0 BB: 1 P: 7	R: 0 E: 0 K: 1 S: 5	H: 0 LOB: 0 BB: 0 P: 5	R: 0 E: 0 K: 2 S: 7	H: 0 LOB: 0 BB: 0 P: 7	R: 0 E: 0 K: 0 S: 3	H: 1 LOB: 0 BB: 0 P: 3	R: 7 E: 1 K: 0 S: 10	H: 6 LOB: 1 BB: 1 P: 14	R: 0 E: 0 K: 1 S: 5	H: 0 LOB: 1 BB: 1 P: 9	1B: 5 2B: 1 3B: 1 HR: 1	SF: 1 SAC: 0 DP: 3 HBP: 0	WP: 0 PB: 0 SB: 2 CS: 0	PA: 37							
PITCHER	IP	WLS	BF	H	R	ER	SO	BB	IBB	HBP	BLK	WP	HR	S	P	ERA	WHIP										
John Butcher, R (1.1) ERA: 5.33	6.0		23	3	2	2	5	5	0	0	0	0	0	28	48	3.00	1.333										
Juan Agosto, L (7.1) ERA: 5.5	0.0	L	4	3	2	1	0	0	0	0	0	0	0	4	4	∞	∞										
Roy Smith, R (7.1) ERA: 6.97	2.0		10	2	4	4	1	2	0	0	0	0	1	10	18	18.00	2.000										



Batter	1	2	3	4	5	6	7	8	9	AB	R	H	RBI	BB	SO	LOB	TOP										
Roy Smalley, S OBP: 0.362, SLG: 0.475 (1, 6)										3	1	1	0	2	0	0	Minnesota Twins @ Baltimore Orioles Memorial Stadium, Baltimore, MD Thu May 15 1986, 7:05 PM EDT Att: 15,277 - Unknown										
Kirby Puckett, R OBP: 0.428, SLG: 0.729 (1, 8)										5	0	1	0	0	1	7											
Kent Hrbek, L OBP: 0.413, SLG: 0.491 (1, 3)										4	0	2	2	1	0	3											
Tom Brunansky, R OBP: 0.324, SLG: 0.462 (1, 9)										4	0	0	0	1	1	4											
Al Woods, L OBP: 0.222, SLG: 0.125 (1, 10)										4	0	0	0	0	0	2											
Gary Gaetti, R OBP: 0.343, SLG: 0.528 (1, 5)										3	1	1	1	1	1	0											
Randy Bush, L OBP: 0.357, SLG: 0.362 (1, 7)										3	0	0	0	1	1	1											
Tim Laudner, R OBP: 0.543, SLG: 0.667 (7, PR)										2	0	0	0	1	2	0											
Ron Washington, R OBP: 0.385, SLG: 0.615 (7, 4)										1	1	0	0	0	0	1											
Sieve Lombardozzi, R OBP: 0.362, SLG: 0.524 (7, PH)										1	0	1	0	1	0	0											
Mark Salas, L OBP: 0.275, SLG: 0.370 (7, 2)										2	0	0	0	0	1	2											
Inning Stats	R: 0 E: 0 K: 0 S: 4	H: 1 LOB: 1 BB: 0 P: 4	R: 1 E: 0 K: 1 S: 6	H: 1 LOB: 0 BB: 0 P: 6	R: 0 E: 0 K: 0 S: 4	H: 2 LOB: 2 BB: 1 P: 8	R: 0 E: 0 K: 2 S: 7	H: 0 LOB: 0 BB: 0 P: 7	R: 0 E: 0 K: 1 S: 5	H: 0 LOB: 2 BB: 2 P: 13	R: 0 E: 0 K: 0 S: 3	H: 0 LOB: 1 BB: 1 P: 7	R: 2 E: 1 K: 2 S: 9	H: 2 LOB: 2 BB: 2 P: 17	R: 0 E: 0 K: 0 S: 3	H: 0 LOB: 1 BB: 1 P: 7	R: 0 E: 0 K: 1 S: 5	H: 0 LOB: 1 BB: 1 P: 9	1B: 5 2B: 1 3B: 0 HR: 1	SF: 0 SAC: 0 DP: 1 HBP: 0	WP: 0 PB: 0 SB: 1 CS: 0	PA: 40					
PITCHER	IP	WLS	BF	H	R	ER	SO	BB	IBB	HBP	BLK	WP	HR	S	P	ERA	WHIP										
Mike Boddicker, R ERA: 2.95 (1, 1)	7.1	W	34	6	3	2	6	7	0	0	0	0	1	39	67	2.46	1.773										
Don Aase, R ERA: 0.95 (8, 1)	1.2	S	6	0	0	0	1	1	0	0	0	0	0	7	11	0.00	0.600										

Batter	1	2	3	4	5	6	7	8	9	AB	R	H	RBI	BB	SO	LOB	BOTTOM										
Alan Wiggins, S OBP: 0.313, SLG: 0.320 (1, 4)										5	2	3	0	0	0	2	Minnesota Twins @ Baltimore Orioles Memorial Stadium, Baltimore, MD Thu May 15 1986, 7:05 PM EDT Att: 15,277 - Unknown										
Rex Hudler, R (9, 4)										0	0	0	0	0	0	0											
Lee Lacy, R OBP: 0.304, SLG: 0.358 (1, 9)										4	0	1	0	0	0	2											
Cal Ripken Jr., R OBP: 0.353, SLG: 0.386 (1, 6)										3	0	0	1	0	0	3											
Eddie Murray, S OBP: 0.341, SLG: 0.402 (1, 3)										4	0	2	0	0	1	0											
Fred Lynn, L OBP: 0.364, SLG: 0.442 (1, 8)										4	1	2	1	0	1	1											
Juan Beniquez, R OBP: 0.385, SLG: 0.395 (1, 7)										4	1	2	2	0	0	2											
Floyd Rayford, R OBP: 0.242, SLG: 0.246 (1, 5)										3	0	0	0	1	1	1											
Mike Young, S OBP: 0.390, SLG: 0.329 (1, 10)										4	1	1	1	0	2	3											
Rick Dempsey, R OBP: 0.290, SLG: 0.424 (1, 2)										4	0	0	0	0	0	3											
Inning Stats	R: 1 E: 0 K: 0 S: 6	H: 3 LOB: 2 BB: 0 P: 6	R: 1 E: 0 K: 1 S: 8	H: 3 LOB: 2 BB: 0 P: 8	R: 2 E: 0 K: 1 S: 7	H: 2 LOB: 1 BB: 1 P: 11	R: 1 E: 1 K: 1 S: 7	H: 2 LOB: 1 BB: 0 P: 7	R: 0 E: 1 K: 0 S: 5	H: 1 LOB: 2 BB: 0 P: 5	R: 0 E: 0 K: 1 S: 5	H: 0 LOB: 0 BB: 0 P: 5	R: 0 E: 0 K: 0 S: 3	H: 0 LOB: 0 BB: 0 P: 3	R: 0 E: 0 K: 1 S: 5	H: 0 LOB: 0 BB: 0 P: 5	1B: 8 2B: 1 3B: 0 HR: 2	SF: 1 SAC: 0 DP: 0 HBP: 0	WP: 0 PB: 0 SB: 0 CS: 0	PA: 37							
PITCHER	IP	WLS	BF	H	R	ER	SO	BB	IBB	HBP	BLK	WP	HR	S	P	ERA	WHIP										
Frank Viola, L ERA: 3.94 (1, 1)	8.0	L	37	11	5	5	5	1	0	0	0	0	2	46	50	5.62	1.500										

Batter	1	2	3	4	5	6	7	8	9	AB	R	H	RBI	BB	SO	LOB	TOP										
Roy Smalley, S (1, 10) OBP: 0.364, SLG: 0.481	F7		F9					K		5	1	2	1	0	1	1	Minnesota Twins @ Milwaukee Brewers Milwaukee County Stadium, Milwaukee, WI Fri May 16 1986, 8:05 PM EDT Att: 11,077 - Unknown										
Kirby Puckett, R (1, 8) OBP: 0.422, SLG: 0.709	6-3		B2-3		4-3			F4		4	0	0	0	1	0	1											
Kent Hrbek, L (1, 3) OBP: 0.406, SLG: 0.475	K		F8		4-3			K		4	1	0	0	1	2	3											
Tom Brunansky, R (1, 9) OBP: 0.327, SLG: 0.455		L4			4-3			K		4	2	1	1	0	1	0											
Gary Gaetti, R (1, 5) OBP: 0.348, SLG: 0.523		E5			4-3					3	0	1	1	1	0	2											
Randy Bush, L (1, 7) OBP: 0.352, SLG: 0.347		3-1						FC4-2		3	0	0	0	1	0	3											
Steve Lombardozzi, R (1, 4) OBP: 0.357, SLG: 0.512										4	0	1	2	0	1	2											
Mark Salas, L (1, 2) OBP: 0.274, SLG: 0.396										4	1	1	1	0	1	2											
Greg Gagne, R (1, 6) OBP: 0.270, SLG: 0.389										4	1	3	0	0	0	0											
Inning Stats	R: 0 E: 0 K: 1 S: 5	H: 0 LOB: 0 BB: 0 P: 5	R: 0 E: 1 K: 1 S: 6	H: 0 LOB: 1 BB: 0 P: 6	R: 4 E: 1 K: 0 S: 8	H: 5 LOB: 1 BB: 0 P: 8	R: 0 E: 0 K: 0 S: 4	H: 1 LOB: 0 BB: 0 P: 4	R: 2 E: 0 K: 0 S: 4	H: 1 LOB: 2 BB: 2 P: 13	R: 0 E: 0 K: 0 S: 3	H: 2 LOB: 1 BB: 1 P: 7	R: 0 E: 0 K: 0 S: 3	H: 0 LOB: 1 BB: 1 P: 7	R: 0 E: 0 K: 2 S: 7	H: 0 LOB: 0 BB: 0 P: 7	R: 0 E: 0 K: 2 S: 7	H: 0 LOB: 0 BB: 0 P: 7	1B: 5 2B: 3 3B: 0 HR: 1	SF: 0 SAC: 0 DP: 1 HBP: 1	WP: 1 PB: 1 CS: 0	PA: 40					
PITCHER	IP	WLS	BF	H	R	ER	SO	BB	IBB	HBP	BLK	WP	HR	S	P	ERA	WHIP										
Bill Wegman, R ERA: 5.36	(1, 1)	4.2	25	7	6	6	2	1	1	1	0	0	1	26	35	11.57	1.714										
Jaime Cocanower, R ERA: 3.43	(5, 1)	2.1	9	2	0	0	0	2	0	0	0	1	0	7	15	0.00	1.714										
Mark Clear, R ERA: 0.69	(8, 1)	2.0	W	6	0	0	0	4	0	0	0	0	0	14	14	0.00	0.000										

Batter	1	2	3	4	5	6	7	8	9	AB	R	H	RBI	BB	SO	LOB	BOTTOM										
Jim Gantner, L (1, 4) OBP: 0.404, SLG: 0.437	G3							G3		4	1	2	0	2	0	0	Minnesota Twins @ Milwaukee Brewers Milwaukee County Stadium, Milwaukee, WI Fri May 16 1986, 8:05 PM EDT Att: 11,077 - Unknown										
Robin Yount, R (1, 8) OBP: 0.435, SLG: 0.470	G3							FC6-4		6	0	3	2	0	0	3											
Cecil Cooper, L (1, 10) OBP: 0.318, SLG: 0.379										4	0	2	1	1	0	2											
Juan Castillo, S (9, PR) OBP: 0.381, SLG: 0.188										0	1	0	0	0	0	0											
Ben Oglivie, L (1, 7) OBP: 0.371, SLG: 0.382	F9									4	0	1	0	2	0	4											
Bill Schroeder, R (1, 3) OBP: 0.524, SLG: 0.688										4	1	2	1	1	0	6											
Ernest Riles, L (1, 6) OBP: 0.293, SLG: 0.364										3	1	2	0	1	0	3											
Rick Manning, L (1, 9) OBP: 0.364, SLG: 0.263										2	1	0	0	1	0	5											
Randy Ready, R (6, PH) OBP: 0.246, SLG: 0.267	FC4-6									1	0	0	0	1	1	1											
Dale Sveum, S (1, 5) OBP: 0.438, SLG: 0.500										4	0	1	1	0	0	2											
Rick Cerone, R (1, 2) OBP: 0.200, SLG: 0.232										4	2	2	2	0	0	2											
Inning Stats	R: 1 E: 0 K: 0 S: 5	H: 2 LOB: 3 BB: 1 P: 10	R: 1 E: 0 K: 0 S: 4	H: 1 LOB: 0 BB: 0 P: 4	R: 0 E: 0 K: 0 S: 4	H: 1 LOB: 2 BB: 1 P: 8	R: 1 E: 0 K: 0 S: 6	H: 3 LOB: 3 BB: 1 P: 10	R: 2 E: 0 K: 0 S: 5	H: 2 LOB: 3 BB: 2 P: 14	R: 1 E: 0 K: 1 S: 7	H: 2 LOB: 1 BB: 0 P: 7	R: 0 E: 0 K: 0 S: 5	H: 2 LOB: 3 BB: 1 P: 9	R: 0 E: 0 K: 0 S: 3	H: 0 LOB: 2 BB: 2 P: 11	R: 1 E: 0 K: 0 S: 2	H: 2 LOB: 3 BB: 1 P: 6	1B: 9 2B: 4 3B: 1 HR: 1	SF: 1 SAC: 2 DP: 0 HBP: 2	WP: 2 PB: 0 CS: 0	PA: 50					
PITCHER	IP	WLS	BF	H	R	ER	SO	BB	IBB	HBP	BLK	WP	HR	S	P	ERA	WHIP										
Mike Smithson, R ERA: 3.75	(1, 1)	4.2	29	9	5	5	0	4	1	1	0	1	0	11	16	5.40	3.000										
Juan Agosto, L ERA: 5.49	(5, 1)	1.2	11	4	1	1	1	1	0	1	0	1	0	11	16	5.40	3.000										
Ron Davis, R ERA: 9.75	(7, 1)	1.2	L	10	2	1	1	0	2	1	0	0	0	7	19	5.40	2.400										

Batter	1	2	3	4	5	6	7	8	9	AB	R	H	RBI	BB	SO	LOB	TOP										
Kirby Puckett, R OBP: 0.411, SLG: 0.683 (1, 8)	0-0 4-3	0-3 K			0-0 FC1-6 2B	0-0 4-3		0-3 K		5	0	1	0	0	2	2											
Roy Smalley, S OBP: 0.354, SLG: 0.478 (1, 10)	0-0 2B		0-0 2B		0-0 FC1-6 HR	0-3 K			0-0 5-3	5	2	2	0	0	1	1											
Kent Hrbek, L OBP: 0.395, SLG: 0.481 (1, 3)	0-0 F9 1B		0-0 F5		0-0 HR	0-0 1-3			0-0 4-3	5	2	2	3	0	0	1											
Tom Brunansky, R OBP: 0.325, SLG: 0.463 (1, 9)	0-0 F9		0-0 F3		0-0 HR		0-0 6-3 1B		0-0 F8	5	1	2	1	0	0	2											
Mark Salas, L OBP: 0.291, SLG: 0.404 (1, 2)	0-0 FC5-4 1B		0-0 BB		0-0 F8 1B 2B		0-3 K			3	1	2	1	1	1	1											
Gary Gaetti, R OBP: 0.351, SLG: 0.540 (1, 5)	0-0 FC5-4		0-3 K		0-0 2B		0-0 6-3			4	1	1	0	0	1	4											
Steve Lombardozzi, R OBP: 0.349, SLG: 0.474 (1, 4)		0-0 F9		0-0 5-3	0-0 F8		0-3 K			4	0	0	0	0	1	3											
Mickey Hatcher, R OBP: 0.155, SLG: 0.194 (1, 7)		0-0 F5		0-0 G3	0-0 2B			0-0 F3		4	0	1	2	0	0	0											
Greg Gagne, R OBP: 0.294, SLG: 0.403 (1, 6)		0-0 1B		0-0 F3	0-0 3-1			0-0 CS 1B		4	0	2	0	0	0	1											
Inning Stats	R: 2 E: 0 K: 0 S: 6	H: 3 LOB: 1 BB: 0 P: 6	R: 0 E: 0 K: 1 S: 6	H: 1 LOB: 1 BB: 0 P: 6	R: 0 E: 0 K: 1 S: 6	H: 1 LOB: 2 BB: 1 P: 10	R: 0 E: 0 K: 0 S: 3	H: 0 LOB: 0 BB: 0 P: 3	R: 5 E: 0 K: 0 S: 9	H: 6 LOB: 1 BB: 0 P: 9	R: 0 E: 0 K: 1 S: 5	H: 0 LOB: 0 BB: 0 P: 5	R: 0 E: 0 K: 2 S: 8	H: 1 LOB: 1 BB: 0 P: 8	R: 0 E: 0 K: 1 S: 5	H: 1 LOB: 1 BB: 0 P: 5	R: 0 E: 0 K: 0 S: 3	H: 0 LOB: 0 BB: 0 P: 3	1B: 6 2B: 6 3B: 0 HR: 2	SF: 0 SAC: 0 DP: 1 HBP: 0	WP: 0 PB: 0 SB: 1 CS: 1	PA: 40					
PITCHER	IP	WLS	BF	H	R	ER	SO	BB	IBB	HBP	BLK	WP	HR	S	P	ERA	WHIP										
Mike Brown, R ERA: 5.4 (1, 1)	4.1		23	9	6	6	2	1	0	0	0	0	2	26	30	12.46	2.308										
Tim Lollar, L ERA: 1.98 (5, 1)	2.0		9	3	1	1	2	0	0	0	0	0	0	13	13	4.50	1.500										
Steve Crawford, R ERA: 2.13 (7, 1)	1.2		5	1	0	0	2	0	0	0	0	0	0	9	9	0.00	0.600										
Joe Sambito, L ERA: 1.42 (9, 1)	1.0	W	3	0	0	0	0	0	0	0	0	0	0	3	3	0.00	0.000										

Minnesota Twins @ Boston Red Sox
Fenway Park, Boston, MA
Mon May 19 1986, 7:05 PM EDT
Att: 18,428 - Unknown

AB	39
R	7
H	13
RBI	7
BB	1
SO	6
LOB	15



Batter	1	2	3	4	5	6	7	8	9	AB	R	H	RBI	BB	SO	LOB	BOTTOM										
Marty Barrett, R OBP: 0.373, SLG: 0.456 (1, 4)	0-0 G6-4-3 1B	0-0 7-5			0-0 F8		0-0 5-3		0-0 2B BB	4	1	1	0	1	0	2											
Wade Boggs, L OBP: 0.485, SLG: 0.556 (1, 5)	0-0 G6-4-3		0-0 G4-6-3 BB		0-0 1B BB		0-0 L7		0-0 BB HBP 2B	3	1	1	0	2	0	1											
Bill Buckner, L OBP: 0.275, SLG: 0.358 (1, 3)	0-0 HR		0-0 G4-6-3		0-0 1B		0-0 6-3		0-0 HBP BB IBB	4	1	2	2	1	0	1											
Jim Rice, R OBP: 0.367, SLG: 0.490 (1, 7)	0-0 F3		0-0 1B		0-0 F8		0-0 1B 5-3		0-0 HBP BB	4	1	2	1	1	0	2											
Rich Gedman, L OBP: 0.317, SLG: 0.391 (1, 2)		0-0 L9		0-0 4-3	0-0 F8		0-0 F8		0-0 HBP	4	0	1	0	0	0	3											
Ed Romero, R OBP: 0.304, SLG: 0.286 (8, PR)									0-0 HBP	0	0	0	0	0	0	0											
Marc Sullivan, R OBP: 0.400, SLG: 0.385 (9, 2)									0-0 HBP	0	0	0	1	0	0	0											
Don Baylor, R OBP: 0.321, SLG: 0.360 (1, 10)		0-0 2B 1B BB		0-0 G4-6-3 1B		0-0 F2		0-0 5-3		3	1	1	1	1	0	1											
Mike Stenhouse, L OBP: 0.400, SLG: 0.500 (1, 9)		0-0 1B 2B		0-0 G4-6-3		0-3 K		0-3 K		4	1	1	0	0	2	3											
Rey Quinones, R OBP: 0.727, SLG: 0.833 (1, 6)		0-0 2B 1B		0-0 CS BB		0-3 K		0-3 K		3	1	1	1	1	2	0											
Steve Lyons, L OBP: 0.329, SLG: 0.385 (1, 8)		0-0 7-5 2B		0-0 CS	0-0 BB 1B		0-0 5-3		0-0 F7	4	1	2	2	0	0	0											
Inning Stats	R: 1 E: 0 K: 0 S: 4	H: 2 LOB: 0 BB: 0 P: 4	R: 3 E: 0 K: 0 S: 5	H: 3 LOB: 0 BB: 1 P: 9	R: 0 E: 0 K: 0 S: 3	H: 1 LOB: 1 BB: 1 P: 7	R: 0 E: 0 K: 0 S: 2	H: 1 LOB: 0 BB: 1 P: 6	R: 1 E: 0 K: 0 S: 5	H: 2 LOB: 2 BB: 1 P: 9	R: 0 E: 0 K: 2 S: 7	H: 0 LOB: 0 BB: 0 P: 7	R: 0 E: 0 K: 0 S: 3	H: 0 LOB: 0 BB: 0 P: 3	R: 1 E: 0 K: 1 S: 7	H: 2 LOB: 2 BB: 0 P: 7	R: 2 E: 0 K: 1 S: 5	H: 1 LOB: 3 BB: 3 P: 18	1B: 8 2B: 4 3B: 0 HR: 1	SF: 0 SAC: 0 DP: 4 HBP: 1	WP: 0 PB: 0 SB: 0 CS: 1	PA: 42					
PITCHER	IP	WLS	BF	H	R	ER	SO	BB	IBB	HBP	BLK	WP	HR	S	P	ERA	WHIP										
John Butcher, R ERA: 5.67 (1, 1)	5.0		23	9	5	5	0	4	0	0	0	0	0	19	35	9.00	2.600										
Frank Pastore, R ERA: 1.93 (6, 1)	3.0		11	2	1	1	3	0	0	0	0	0	0	17	17	3.00	0.667										
Ron Davis, R ERA: 10.66 (9, 1)	0.2	L	7	1	2	2	1	2	1	1	0	0	0	5	18	27.00	4.500										

Minnesota Twins @ Boston Red Sox
Fenway Park, Boston, MA
Mon May 19 1986, 7:05 PM EDT
Att: 18,428 - Unknown

AB	33
R	8
H	12
RBI	8
BB	7
SO	4
LOB	13




Batter	1	2	3	4	5	6	7	8	9	AB	R	H	RBI	BB	SO	LOB	TOP									
Kirby Puckett, R OBP: 0.408, SLG: 0.673 Billy Beane, R OBP: 0.268, SLG: 0.316	F9		FC4-6	FC6			6-3		4-3	4	0	1	2	0	0	2	Minnesota Twins @ Boston Red Sox Fenway Park, Boston, MA Tue May 20 1986, 7:05 PM EDT Att: 20,860 - Unknown									
Randy Bush, L OBP: 0.340, SLG: 0.338	K		K		3-1		G3		4-3	5	0	0	0	0	2	1										
Kent Hrbek, L OBP: 0.396, SLG: 0.489 Mickey Hatcher, R OBP: 0.149, SLG: 0.186			FC4-6		6-3		E6		6-3	2	0	1	0	0	0	1										
Tom Brunansky, R OBP: 0.317, SLG: 0.450	F8		F4		F8		F8			4	0	0	0	0	3											
Roy Smalley, S OBP: 0.346, SLG: 0.466 Al Woods, L OBP: 0.200, SLG: 0.111		4-3		4-3		F7		6-3		3	0	0	0	0	0	0										
Gary Gaetti, R OBP: 0.361, SLG: 0.596	F9			1B		HR		HR		4	3	3	2	0	0	0										
Steve Lombardozzi, R OBP: 0.345, SLG: 0.485	K		K		L5			SF8		4	1	1	0	0	2	1										
Mark Salas, L OBP: 0.298, SLG: 0.412 Tim Laudner, R OBP: 0.476, SLG: 0.650			WP	1B		1B		SF8		3	1	2	2	0	0	0										
Greg Gagne, R OBP: 0.308, SLG: 0.439			WP	1B		FC6		5-3		4	2	3	1	0	0	0										
Inning Stats	R: 0 E: 0 K: 1 S: 6	H: 1 LOB: 1 BB: 0 P: 6	R: 0 E: 0 K: 1 S: 5	H: 0 LOB: 0 BB: 0 P: 5	R: 2 E: 0 K: 1 S: 8	H: 3 LOB: 1 BB: 0 P: 8	R: 1 E: 0 K: 1 S: 8	H: 3 LOB: 2 BB: 0 P: 8	R: 0 E: 0 K: 0 S: 3	H: 0 LOB: 0 BB: 0 P: 3	R: 1 E: 1 K: 0 S: 4	H: 1 LOB: 0 BB: 0 P: 4	R: 1 E: 1 K: 0 S: 5	H: 1 LOB: 0 BB: 0 P: 5	R: 2 E: 0 K: 0 S: 5	H: 2 LOB: 0 BB: 0 P: 5		R: 0 E: 0 K: 0 S: 3	H: 0 LOB: 0 BB: 0 P: 3	1B: 5 2B: 2 3B: 1 HR: 3	SF: 1 SAC: 0 DP: 0 HBP: 0	WP: 1 PB: 0 SB: 0 CS: 0	PA: 39			
PITCHER	IP	WLS	BF	H	R	ER	SO	BB	IBB	HBP	BLK	WP	HR	S	P	ERA		WHIP								
Roger Clemens, R ERA: 2.92 Bob Stanley, R ERA: 5.06	7.0	W	31	9	5	5	4	0	0	0	0	1	2	39	39	6.43		1.286								
2.0	8	2	2	2	0	0	0	0	0	0	0	0	1	8	8	9.00		1.000								

Batter	1	2	3	4	5	6	7	8	9	AB	R	H	RBI	BB	SO	LOB	BOTTOM									
Marty Barrett, R OBP: 0.378, SLG: 0.461			F7		F9		E			5	1	2	1	1	0	2	Minnesota Twins @ Boston Red Sox Fenway Park, Boston, MA Tue May 20 1986, 7:05 PM EDT Att: 20,860 - Unknown									
Wade Boggs, L OBP: 0.497, SLG: 0.574 Ed Romero, R OBP: 0.304, SLG: 0.286	1B	2B	PB		1B		E3			6	3	5	3	0	0	1										
Dave Stapleton, R OBP: 0.429, SLG: 0.500	2B	FC6-5	K		K		K			5	1	1	0	1	3	5										
Jim Rice, R OBP: 0.368, SLG: 0.487 Mike Stenhouse, L OBP: 0.333, SLG: 0.400	2B	K	FC6-4		6-3		1B		3-1	5	2	2	1	0	1	3										
Don Baylor, R OBP: 0.327, SLG: 0.368	2B	FC6-5			F9		1B		5-3	1	0	0	0	0	0	0										
Tony Armas, R OBP: 0.277, SLG: 0.299	F9	E8					E5		F9	6	2	4	2	0	1	1										
Rey Quinones, R OBP: 0.563, SLG: 0.500	F9	F9			F3		5-3			4	1	0	1	1	0	5										
Steve Lyons, L OBP: 0.321, SLG: 0.371	F9		1-3		K		4-3			5	1	1	1	0	1	3										
Marc Sullivan, R OBP: 0.500, SLG: 0.471	E7		2B		F7		1B		E	4	3	3	2	0	0	0										
Inning Stats	R: 6 E: 1 K: 0 S: 9	H: 6 LOB: 1 BB: 1 P: 13	R: 1 E: 1 K: 1 S: 8	H: 3 LOB: 2 BB: 0 P: 8	R: 2 E: 1 K: 1 S: 8	H: 2 LOB: 1 BB: 0 P: 8	R: 0 E: 0 K: 1 S: 6	H: 1 LOB: 1 BB: 0 P: 6	R: 0 E: 0 K: 1 S: 6	H: 1 LOB: 1 BB: 0 P: 6	R: 4 E: 2 K: 1 S: 10	H: 4 LOB: 2 BB: 0 P: 11	R: 0 E: 0 K: 0 S: 3	H: 0 LOB: 0 BB: 0 P: 3	1B: 15 2B: 5 3B: 0 HR: 0	SF: 0 SAC: 0 DP: 0 HBP: 1		WP: 0 PB: 1 SB: 0 CS: 0	PA: 51							
PITCHER	IP	WLS	BF	H	R	ER	SO	BB	IBB	HBP	BLK	WP	HR	S	P	ERA		WHIP								
Frank Viola, L ERA: 4.78 Roy Lee Jackson, R ERA: 6.75 Keith Atherton, R ERA: 5.89 Juan Agosto, L ERA: 7.4 Ron Davis, R ERA: 9.64	0.0	L	15	6	3	2	2	0	0	0	0	0	0	19	19	6.75		2.250								
3.0	13	2	2	2	3	2	0	0	0	0	0	0	0	17	25	6.00		1.333								
6.1	11	6	6	5	0	1	0	1	0	0	0	0	9	14	45.00	7.000										
7.1	6	1	0	0	1	0	0	0	0	0	0	0	8	8	0.00	0.750										

AB	38
R	7
H	11
RBI	7
BB	0
SO	4
LOB	8

AB	46
R	17
H	20
RBI	14
BB	4
SO	6
LOB	21



Batter	1	2	3	4	5	6	7	8	9	AB	R	H	RBI	BB	SO	LOB	TOP		
Jim Gantner, L (1,4) OBP: 0.376, SLG: 0.450	0-3 K		0-0 HR	0-3 K		0-0 1B		0-0 SH1-3		4	1	2	1	0	2	1	Milwaukee Brewers @ Minnesota Twins Hubert H. Humphrey Metrodome, Minneapolis, MN Fri May 23 1986, 8:05 PM EDT Att: 15,065 - Unknown		
Ernest Riles, L (1,6) OBP: 0.392, SLG: 0.359	0-0 1B		0-0 HR	4-3		0-0 G4-6-3		0-0 SF8		4	1	2	1	0	0	3			
Cecil Cooper, L (1,10) OBP: 0.328, SLG: 0.434	0-0 E2		0-0 F7		0-0 FC4 1B		0-0 HR	0-0 5-3		5	1	2	0	0	0	3			
Jim Adduci, L (1,3) OBP: 0.378, SLG: 0.479	0-3 K		0-0 F8		0-0 F7		0-0 F5		0-0 5-3	5	0	0	0	0	1	5			
Ben Oglivie, L (1,7) OBP: 0.378, SLG: 0.479	4-0 IBB		0-0 HR		0-0 FC4 1B		0-0 HR		0-0 F6	4	2	3	4	1	0	0			
Dale Sveum, S (1,5) OBP: 0.410, SLG: 0.556	0-3 K		0-0 1B		0-0 FC4		0-0 L4-3		0-0 2B	5	0	3	0	0	1	5			
Paul Householder, S (1,9) OBP: 0.227, SLG: 0.237		0-3 K	0-3 K		0-3 K		0-0 L4-3		0-0 F9	5	0	0	0	0	3	5			
Rick Manning, L (1,8) OBP: 0.364, SLG: 0.276		0-0 F9		0-0 1B		0-0 E4		4-0 2B		3	1	1	0	1	0	0			
Rick Cerone, R (1,2) OBP: 0.209, SLG: 0.302		0-0 5-3		0-0 F9		0-0 F6		0-0 SH1-3		4	0	1	1	0	0	2			
Robin Yount, R (8, PR) OBP: 0.432, SLG: 0.493								0-0 SF8		0	1	0	0	0	0	0			
Charlie Moore, R (8, 2) OBP: 0.397, SLG: 0.458								1-H 2B		0	0	0	0	0	0	0			
Inning Stats	R: 0 E: 1 K: 3 S: 11	H: 1 LOB: 3 BB: 1 P: 15	R: 0 E: 0 K: 1 S: 5	H: 0 LOB: 0 BB: 0 P: 5	R: 3 E: 0 K: 1 S: 9	H: 4 LOB: 1 BB: 0 P: 9	R: 0 E: 0 K: 1 S: 6	H: 1 LOB: 1 BB: 0 P: 6	R: 0 E: 0 K: 0 S: 4	H: 2 LOB: 2 BB: 0 P: 7	R: 2 E: 0 K: 0 S: 5	H: 3 LOB: 0 BB: 0 P: 5	R: 2 E: 0 K: 0 S: 4	H: 1 LOB: 1 BB: 1 P: 8	R: 0 E: 0 K: 0 S: 4	H: 1 LOB: 1 BB: 0 P: 4	1B: 9 2B: 3 3B: 0 HR: 3	SF: 1 SAC: 1 DP: 2 HBP: 0	WP: 0 PA: 43 PB: 0 SB: 1 CS: 0
PITCHER	IP WLS BF H R ER SO BB IBB HBP BLK WP HR S P ERA WHIP	IP WLS BF H R ER SO BB IBB HBP BLK WP HR S P ERA WHIP	IP WLS BF H R ER SO BB IBB HBP BLK WP HR S P ERA WHIP	IP WLS BF H R ER SO BB IBB HBP BLK WP HR S P ERA WHIP	IP WLS BF H R ER SO BB IBB HBP BLK WP HR S P ERA WHIP	IP WLS BF H R ER SO BB IBB HBP BLK WP HR S P ERA WHIP	IP WLS BF H R ER SO BB IBB HBP BLK WP HR S P ERA WHIP	IP WLS BF H R ER SO BB IBB HBP BLK WP HR S P ERA WHIP	IP WLS BF H R ER SO BB IBB HBP BLK WP HR S P ERA WHIP	IP WLS BF H R ER SO BB IBB HBP BLK WP HR S P ERA WHIP	IP WLS BF H R ER SO BB IBB HBP BLK WP HR S P ERA WHIP	IP WLS BF H R ER SO BB IBB HBP BLK WP HR S P ERA WHIP	IP WLS BF H R ER SO BB IBB HBP BLK WP HR S P ERA WHIP	IP WLS BF H R ER SO BB IBB HBP BLK WP HR S P ERA WHIP	IP WLS BF H R ER SO BB IBB HBP BLK WP HR S P ERA WHIP	IP WLS BF H R ER SO BB IBB HBP BLK WP HR S P ERA WHIP	IP WLS BF H R ER SO BB IBB HBP BLK WP HR S P ERA WHIP		
Bert Blyleven, R (1,1) ERA: 4.68	6.1	33	12	5	5	7	0	0	0	0	0	0	0	0	0	0	7.11	1.895	
Ron Davis, R (7,1) ERA: 10.43	0.2	3	1	2	2	0	1	0	0	0	0	0	0	0	0	0	27.00	3.000	
Frank Pastore, R (8,1) ERA: 1.35	2.0	W	7	1	0	0	0	0	0	0	0	0	0	0	0	0	0.00	0.500	

Batter	1	2	3	4	5	6	7	8	9	AB	R	H	RBI	BB	SO	LOB	BOTTOM				
Kirby Puckett, R (1,8) OBP: 0.413, SLG: 0.663	0-0 6-3			0-3 K		0-0 S		0-0 F7		5	1	2	2	0	1	0	Milwaukee Brewers @ Minnesota Twins Hubert H. Humphrey Metrodome, Minneapolis, MN Fri May 23 1986, 8:05 PM EDT Att: 15,065 - Unknown				
Roy Smalley, S (1,10) OBP: 0.341, SLG: 0.479	0-0 F8		0-0 FC6		0-0 HR		0-0 F7		0-0 1B	4	1	1	1	0	0	3					
Billy Beane, R (8, PH) OBP: 0.267, SLG: 0.310	0-0 1B		0-0 FC6		0-0 HR		0-0 F7		0-0 1B	1	0	1	0	0	0	0					
Kent Hrbek, L (1,3) OBP: 0.400, SLG: 0.507	4-0 FC6-4		0-0 HR		0-0 F7		0-0 1B		0-0 4-3	4	1	2	2	1	0	1					
Tom Brunansky, R (1,9) OBP: 0.324, SLG: 0.456	0-0 FC6-4		0-0 F9		4-0 S		0-0 1B		0-0 F4	4	0	1	0	1	0	1					
Randy Bush, L (1,7) OBP: 0.347, SLG: 0.381		0-0 HR		0-0 4-3		0-0 S		0-0 1B		4	1	2	1	0	0	2					
Mickey Hatcher, R (7,7) OBP: 0.167, SLG: 0.216					0-0 1B		0-0 3-1		0-0 2B	1	1	1	0	0	0	0					
Gary Gaetti, R (1,5) OBP: 0.360, SLG: 0.584	0-0 F7		0-0 F6		0-3 K		0-0 6-3		4-0 1B	4	0	0	0	1	1	2					
Greg Gagne, R (1,6) OBP: 0.312, SLG: 0.431	0-0 FC5-4		0-0 1B		0-0 6-3		0-0 6-3		0-0 IBB	4	1	2	1	1	0	2					
Tim Laudner, R (1,2) OBP: 0.469, SLG: 0.629	0-0 E4		0-0 FC5-4		0-0 HR		0-3 K		0-0 1B	4	1	1	1	0	1	2					
Steve Lombardozzi, R (1,4) OBP: 0.339, SLG: 0.481	0-0 FC5-4		0-0 1B		0-0 L5		0-0 1B		0-3 K	4	1	1	0	0	1	2					
Inning Stats	R: 0 E: 0 K: 0 S: 3	H: 0 LOB: 1 BB: 1 P: 7	R: 2 E: 1 K: 0 S: 7	H: 3 LOB: 2 BB: 0 P: 7	R: 1 E: 0 K: 0 S: 4	H: 1 LOB: 0 BB: 0 P: 4	R: 1 E: 0 K: 1 S: 6	H: 1 LOB: 0 BB: 0 P: 6	R: 1 E: 0 K: 1 S: 7	H: 2 LOB: 2 BB: 1 P: 11	R: 2 E: 0 K: 1 S: 9	H: 4 LOB: 2 BB: 0 P: 9	R: 0 E: 0 K: 0 S: 2	H: 0 LOB: 0 BB: 1 P: 6	R: 0 E: 0 K: 1 S: 6	H: 1 LOB: 1 BB: 0 P: 6	R: 1 E: 0 K: 0 S: 3	H: 2 LOB: 2 BB: 1 P: 7	1B: 8 2B: 1 3B: 1 HR: 4	SF: 0 SAC: 0 DP: 1 HBP: 0	WP: 0 PA: 43 PB: 0 SB: 3 CS: 0
PITCHER	IP WLS BF H R ER SO BB IBB HBP BLK WP HR S P ERA WHIP	IP WLS BF H R ER SO BB IBB HBP BLK WP HR S P ERA WHIP	IP WLS BF H R ER SO BB IBB HBP BLK WP HR S P ERA WHIP	IP WLS BF H R ER SO BB IBB HBP BLK WP HR S P ERA WHIP	IP WLS BF H R ER SO BB IBB HBP BLK WP HR S P ERA WHIP	IP WLS BF H R ER SO BB IBB HBP BLK WP HR S P ERA WHIP	IP WLS BF H R ER SO BB IBB HBP BLK WP HR S P ERA WHIP	IP WLS BF H R ER SO BB IBB HBP BLK WP HR S P ERA WHIP	IP WLS BF H R ER SO BB IBB HBP BLK WP HR S P ERA WHIP	IP WLS BF H R ER SO BB IBB HBP BLK WP HR S P ERA WHIP	IP WLS BF H R ER SO BB IBB HBP BLK WP HR S P ERA WHIP	IP WLS BF H R ER SO BB IBB HBP BLK WP HR S P ERA WHIP	IP WLS BF H R ER SO BB IBB HBP BLK WP HR S P ERA WHIP	IP WLS BF H R ER SO BB IBB HBP BLK WP HR S P ERA WHIP	IP WLS BF H R ER SO BB IBB HBP BLK WP HR S P ERA WHIP	IP WLS BF H R ER SO BB IBB HBP BLK WP HR S P ERA WHIP					
Tim Leary, R (1,1) ERA: 6.05	5.1	27	8	3	1	1	0	1	0	0	0	0	0	0	0	0	8.44	1.875			
Jaime Cocanower, R (6,1) ERA: 3.57	1.2	8	3	1	1	0	1	0	0	0	0	0	0	0	0	0	5.40	2.400			
Dan Plesac, L (8,1) ERA: 3.16	1.1	L	8	3	1	1	1	0	1	0	0	0	0	0	0	0	6.75	2.250			

Batter	1	2	3	4	5	6	7	8	9	AB	R	H	RBI	BB	SO	LOB	TOP																						
Randy Ready, R OBP: 0.240, SLG: 0.246 Robin Yount, R OBP: 0.432, SLG: 0.493	4-3		BB				F7		FC5-4	4	1	1	0	1	0	1																							
Ernest Riles, L OBP: 0.299, SLG: 0.373	K		FC1-4-6 1B					F7	6-3	5	2	1	2	0	1	2																							
Cecil Cooper, L OBP: 0.333, SLG: 0.437	6-3									4	1	2	1	0	1	0																							
Bill Schroeder, R OBP: 0.333, SLG: 0.385		K	K				F9			4	0	0	0	0	2	2																							
Dale Sveum, S OBP: 0.395, SLG: 0.525		F9							5-3	4	1	1	0	0	1	0																							
Rob Deer, R OBP: 0.328, SLG: 0.441										4	1	2	3	0	0	0																							
Jim Gantner, L OBP: 0.380, SLG: 0.461										4	0	2	0	0	0	1																							
Rick Cerone, R OBP: 0.197, SLG: 0.284										4	0	0	0	0	2	2																							
Rick Manning, L OBP: 0.351, SLG: 0.273										4	0	1	0	0	0	0																							
Inning Stats	R: 0 E: 0 K: 1 S: 5	H: 0 LOB: 0 BB: 0 P: 5	R: 1 E: 0 K: 2 S: 9	H: 2 LOB: 1 BB: 0 P: 9	R: 1 E: 0 K: 1 S: 6	H: 1 LOB: 1 BB: 1 P: 10	R: 0 E: 0 K: 1 S: 6	H: 1 LOB: 1 BB: 0 P: 6	R: 2 E: 0 K: 1 S: 7	H: 2 LOB: 0 BB: 0 P: 7	R: 0 E: 0 K: 0 S: 3	H: 0 LOB: 0 BB: 0 P: 3	R: 0 E: 0 K: 1 S: 5	H: 0 LOB: 0 BB: 0 P: 5	R: 2 E: 0 K: 0 S: 6	H: 3 LOB: 1 BB: 0 P: 6	R: 0 E: 0 K: 0 S: 4	H: 1 LOB: 1 BB: 0 P: 4	1B: 6 2B: 1 3B: 1 HR: 2	SF: 0 SAC: 0 DP: 0 HBP: 0	WP: 2 PB: 0 CS: 0	PA: 38																	
PITCHER	IP	WLS	BF	H	R	ER	SO	BB	IBB	HBP	BLK	WP	HR	S	P	ERA	WHIP	PITCHER					IP	WLS	BF	H	R	ER	SO	BB	IBB	HBP	BLK	WP	HR	S	P	ERA	WHIP
Frank Viola, L ERA: 5.0	(1, 1)	8.0	L	34	9	6	6	7	1	0	0	0	2	2	47	51	6.75	1.250																					
Keith Atherton, R ERA: 5.99	(9, 1)	1.0		4	1	0	0	0	0	0	0	0	0	0	4	4	0.00	1.000																					

Milwaukee Brewers @ Minnesota Twins
Hubert H. Humphrey Metrodome, Minneapolis, MN

AB 37
R 6
H 10
RBI 6
BB 1
SO 7
LOB 8



Sat May 24 1986, 8:05 PM EDT
Att: 20,991 - Unknown

Batter	1	2	3	4	5	6	7	8	9	AB	R	H	RBI	BB	SO	LOB	BOTTOM																						
Kirby Puckett, R OBP: 0.420, SLG: 0.665	FC4-6 1B		L1-3 1B							4	1	3	0	0	0	0																							
Mickey Hatcher, R OBP: 0.171, SLG: 0.218	FC4-6 1B		L1-3							4	0	1	0	0	0	2																							
Kent Hrbek, L OBP: 0.391, SLG: 0.493	FC4-6 1B									4	0	0	0	0	2	2																							
Tom Brunansky, R OBP: 0.328, SLG: 0.463										4	1	2	0	0	1	0																							
Gary Gaetti, R OBP: 0.357, SLG: 0.575	F8									4	0	1	0	0	1	3																							
Tim Laudner, R OBP: 0.453, SLG: 0.667										4	1	1	2	0	0	1																							
Greg Gagne, R OBP: 0.305, SLG: 0.421										3	0	0	0	0	2	0																							
Billy Beane, R OBP: 0.250, SLG: 0.289										3	0	0	0	0	0	0																							
Steve Lombardozzi, R OBP: 0.331, SLG: 0.468										3	0	0	0	0	0	0																							
Inning Stats	R: 0 E: 0 K: 0 S: 5	H: 2 LOB: 2 BB: 0 P: 5	R: 0 E: 0 K: 1 S: 5	H: 0 LOB: 0 BB: 0 P: 5	R: 0 E: 0 K: 0 S: 3	H: 1 LOB: 0 BB: 0 P: 3	R: 2 E: 0 K: 3 S: 11	H: 2 LOB: 0 BB: 0 P: 11	R: 1 E: 1 K: 0 S: 5	H: 2 LOB: 1 BB: 0 P: 5	R: 0 E: 0 K: 0 S: 3	H: 1 LOB: 0 BB: 0 P: 3	R: 0 E: 0 K: 0 S: 3	H: 0 LOB: 0 BB: 0 P: 3	R: 0 E: 0 K: 1 S: 5	H: 0 LOB: 0 BB: 0 P: 5	R: 0 E: 0 K: 1 S: 5	H: 0 LOB: 0 BB: 0 P: 5	1B: 6 2B: 2 3B: 0 HR: 1	SF: 0 SAC: 0 DP: 1 HBP: 0	WP: 0 PB: 0 CS: 1	PA: 33																	
PITCHER	IP	WLS	BF	H	R	ER	SO	BB	IBB	HBP	BLK	WP	HR	S	P	ERA	WHIP	PITCHER					IP	WLS	BF	H	R	ER	SO	BB	IBB	HBP	BLK	WP	HR	S	P	ERA	WHIP
Juan Nieves, L ERA: 4.55	(1, 1)	9.0	W	33	8	3	2	6	0	0	0	0	1	45	45	2.00	0.889																						

Milwaukee Brewers @ Minnesota Twins
Hubert H. Humphrey Metrodome, Minneapolis, MN

AB 33
R 3
H 8
RBI 2
BB 0
SO 6
LOB 8



Sat May 24 1986, 8:05 PM EDT
Att: 20,991 - Unknown

Batter	1	2	3	4	5	6	7	8	9	AB	R	H	RBI	BB	SO	LOB	TOP						
Jim Gantner, L OBP: 0.373, SLG: 0.450 (1, 4)	L7		4-3		4-3		FC3-6 1B	F8		5	0	1	0	0	0	0	Milwaukee Brewers @ Minnesota Twins Hubert H. Humphrey Metrodome, Minneapolis, MN Sun May 25 1986, 4:33 AM EDT Att: 24,697 - Unknown livebaseballscorecards.com						
Ernest Riles, L OBP: 0.302, SLG: 0.374 (1, 6)	K		K				FC3-6 1B		F8	5	0	2	0	0	2	2							
Cecil Cooper, L OBP: 0.336, SLG: 0.435 (1, 10)									F7	5	0	2	0	0	0	2							
Ben Oglivie, L OBP: 0.384, SLG: 0.481 (1, 7)	FC6								F7	4	1	2	0	0	0	1							
Jim Adduci, L OBP: 0.111, SLG: 0.222 (1, 3)									F7	4	1	1	0	0	1	2							
Dale Sveum, S OBP: 0.383, SLG: 0.500 (1, 5)									F7	4	0	1	2	0	0	2							
Rob Deer, R OBP: 0.341, SLG: 0.486 (1, 9)									F7	3	1	2	1	1	1	1							
Rick Manning, L OBP: 0.317, SLG: 0.243 (1, 8)									F7	4	0	0	0	0	0	5							
Charlie Moore, R OBP: 0.375, SLG: 0.429 (1, 2)									F6	4	0	0	0	0	1	1	Brewers						
Inning Stats	R: 0 E: 0 K: 1 S: 6	H: 1 LOB: 1 BB: 0 P: 6	R: 1 E: 0 K: 1 S: 6	H: 1 LOB: 0 BB: 0 P: 6	R: 0 E: 0 K: 1 S: 5	H: 0 LOB: 0 BB: 0 P: 5	R: 0 E: 0 K: 0 S: 5	H: 2 LOB: 3 BB: 1 P: 9	R: 0 E: 0 K: 0 S: 4	H: 1 LOB: 1 BB: 0 P: 4	R: 0 E: 0 K: 0 S: 3	H: 0 LOB: 0 BB: 0 P: 3	R: 0 E: 0 K: 0 S: 5	H: 2 LOB: 2 BB: 0 P: 5	R: 2 E: 0 K: 1 S: 8	H: 3 LOB: 1 BB: 0 P: 8		R: 0 E: 0 K: 1 S: 6	H: 1 LOB: 1 BB: 0 P: 6	1B: 8 2B: 2 3B: 0 HR: 1	SF: 0 SAC: 0 DP: 0 HBP: 0	WP: 0 PB: 0 SB: 0 CS: 0	PA: 39
PITCHER Mike Smithson, R ERA: 3.54 (1, 1)	IP: 9.0 WLS: W BF: 39 H: 11 R: 3 ER: 3 SO: 5 BB: 1 IBB: 0 HBP: 0 BLK: 0 WP: 0 HR: 1 S: 48 P: 52 ERA: 3.00 WHIP: 1.333															PITCHER							

Batter	1	2	3	4	5	6	7	8	9	AB	R	H	RBI	BB	SO	LOB	BOTTOM						
Kirby Puckett, R OBP: 0.411, SLG: 0.650 (1, 8)	K									4	0	0	0	0	2	1	Milwaukee Brewers @ Minnesota Twins Hubert H. Humphrey Metrodome, Minneapolis, MN Sun May 25 1986, 4:33 AM EDT Att: 24,697 - Unknown livebaseballscorecards.com						
Roy Smalley, S OBP: 0.345, SLG: 0.476 (1, 10)										3	1	1	0	1	0	0							
Kent Hrbek, L OBP: 0.387, SLG: 0.507 (1, 3)										4	2	1	2	0	0	1							
Tom Brunansky, R OBP: 0.331, SLG: 0.470 (1, 9)										4	1	2	1	0	0	0							
Randy Bush, L OBP: 0.362, SLG: 0.432 (1, 7)										4	0	3	1	0	0	1							
Mickey Hatcher, R OBP: 0.171, SLG: 0.218 (9, 7)										0	0	0	0	0	0	0							
Gary Gaetti, R OBP: 0.335, SLG: 0.564 (1, 5)										3	0	0	0	0	0	2							
Steve Lombardozzi, R OBP: 0.323, SLG: 0.455 (1, 4)										3	0	0	0	0	0	2							
Jeff Reed, L (1, 2)										3	0	0	0	0	0	2							
Greg Gagne, R OBP: 0.306, SLG: 0.419 (1, 6)										3	0	1	0	0	1	0	Twins						
Inning Stats	R: 3 E: 0 K: 1 S: 8	H: 3 LOB: 2 BB: 1 P: 13	R: 0 E: 0 K: 1 S: 5	H: 0 LOB: 0 BB: 0 P: 5	R: 0 E: 0 K: 0 S: 4	H: 1 LOB: 1 BB: 0 P: 4	R: 0 E: 0 K: 0 S: 4	H: 1 LOB: 1 BB: 0 P: 4	R: 1 E: 0 K: 0 S: 4	H: 2 LOB: 0 BB: 0 P: 4	R: 0 E: 0 K: 0 S: 3	H: 0 LOB: 0 BB: 0 P: 3	R: 0 E: 0 K: 1 S: 5	H: 0 LOB: 0 BB: 0 P: 5	R: 0 E: 0 K: 0 S: 4	H: 1 LOB: 1 BB: 0 P: 4		R: 0 E: 0 K: 0 S: 4	H: 1 LOB: 1 BB: 0 P: 4	1B: 4 2B: 2 3B: 1 HR: 1	SF: 0 SAC: 0 DP: 0 HBP: 1	WP: 1 PB: 0 SB: 0 CS: 1	PA: 34
PITCHER Bill Wegman, R ERA: 5.0 (1, 1)	IP: 8.0 WLS: L BF: 33 H: 8 R: 4 ER: 4 SO: 3 BB: 1 IBB: 0 HBP: 1 BLK: 0 WP: 1 HR: 1 S: 37 P: 42 ERA: 4.50 WHIP: 1.125															PITCHER							

Batter	1	2	3	4	5	6	7	8	9	AB	R	H	RBI	BB	SO	LOB	TOP										
Damaso Garcia, R OBP: 0.322, SLG: 0.333 (1, 4)	4-3		G6-3 1B				L6		G6-4-3	5	0	2	0	0	0	4	Toronto Blue Jays @ Minnesota Twins Hubert H. Humphrey Metrodome, Minneapolis, MN Mon May 26 1986, 4:33 AM EDT Att: 10,885 - Unknown livebaseballscores.com										
Lloyd Moseby, L OBP: 0.375, SLG: 0.456 (1, 8)	K		G6-3 1-2				F8		F7	4	0	0	0	0	1	3											
Rance Mulliniks, L OBP: 0.345, SLG: 0.392 (1, 5)	5-3			6-3			3-1		2B	4	0	1	0	0	0	0											
Willie Upshaw, L OBP: 0.381, SLG: 0.365 (1, 3)		F8		1B BB			4-3		K	3	0	0	0	1	1	1											
George Bell, R OBP: 0.357, SLG: 0.491 (1, 7)							F8		L5	4	0	2	0	0	0	1											
Jesse Barfield, R OBP: 0.326, SLG: 0.512 (1, 9)										4	1	1	1	0	1	3											
Cliff Johnson, R OBP: 0.400, SLG: 0.519 (1, 10)										3	0	1	0	1	0	3											
Ernie Whitt, L OBP: 0.270, SLG: 0.372 (1, 2)			1B BB				F8			3	0	2	0	1	0	0											
Tony Fernandez, S OBP: 0.305, SLG: 0.333 (1, 6)			F8				F9		F7	4	0	0	0	0	0	5											
Inning Stats	R: 0 E: 0 K: 1 S: 5	H: 0 LOB: 0 BB: 0 P: 5	R: 0 E: 0 K: 0 S: 4	H: 1 LOB: 1 BB: 0 P: 4	R: 0 E: 0 K: 0 S: 3	H: 1 LOB: 1 BB: 1 P: 7	R: 0 E: 0 K: 0 S: 4	H: 1 LOB: 2 BB: 1 P: 8	R: 0 E: 0 K: 0 S: 3	H: 0 LOB: 0 BB: 0 P: 3	R: 0 E: 0 K: 1 S: 7	H: 2 LOB: 2 BB: 0 P: 7	R: 0 E: 0 K: 1 S: 6	H: 1 LOB: 1 BB: 0 P: 6	R: 1 E: 0 K: 0 S: 4	H: 2 LOB: 1 BB: 1 P: 8	1B: 6 2B: 2 3B: 0 HR: 1	SF: 0 SAC: 0 DP: 2 HBP: 0	WP: 0 PB: 0 SB: 0 CS: 0	PA: 37							
PITCHER	IP	WLS	BF	H	R	ER	SO	BB	IBB	HBP	BLK	WP	HR	S	P	ERA	WHIP										
Mark Portugal, R ERA: 6.56 (1, 1)	8.0	W	35	9	1	1	3	3	0	0	0	0	1	38	50	1.12	1.500										
Keith Atherton, R ERA: 5.31 (9, 1)	1.0		2	0	0	0	0	0	0	0	0	0	0	2	2	0.00	0.000										

Batter	1	2	3	4	5	6	7	8	9	AB	R	H	RBI	BB	SO	LOB	BOTTOM										
Kirby Puckett, R OBP: 0.418, SLG: 0.668 (1, 8)	F8		SH3-4 1-2 2-3				HR			4	3	3	3	0	0	0	Toronto Blue Jays @ Minnesota Twins Hubert H. Humphrey Metrodome, Minneapolis, MN Mon May 26 1986, 4:33 AM EDT Att: 10,885 - Unknown livebaseballscores.com										
Al Woods, L OBP: 0.286, SLG: 0.250 (1, 10)	F7		SF9							2	0	1	1	0	0	0											
Roy Smalley, S OBP: 0.340, SLG: 0.468 (5, FR)							1B			2	0	0	0	0	0	2											
Kent Hrbek, L OBP: 0.388, SLG: 0.542 (1, 3)	F8		F8				K			5	2	2	4	0	1	2											
Tom Brunansky, R OBP: 0.323, SLG: 0.456 (1, 9)				4-3			K			5	0	0	0	0	2	1											
Gary Gaetti, R OBP: 0.352, SLG: 0.556 (1, 5)		K					L5			4	1	1	0	0	1	0											
Mickey Hatcher, R OBP: 0.209, SLG: 0.247 (1, 7)										3	0	3	0	1	0	0											
Steve Lombardozi, R OBP: 0.321, SLG: 0.446 (1, 4)										4	0	1	1	0	0	3											
Jeff Reed, L OBP: 0.182, SLG: 0.100 (1, 2)										4	1	1	0	0	0	3											
Greg Gagne, R OBP: 0.318, SLG: 0.435 (1, 6)			SH3-4 SF9 1B							2	2	1	0	2	1	0											
Inning Stats	R: 0 E: 0 K: 0 S: 3	H: 0 LOB: 0 BB: 0 P: 3	R: 0 E: 0 K: 2 S: 7	H: 0 LOB: 1 BB: 1 P: 11	R: 1 E: 0 K: 0 S: 4	H: 1 LOB: 1 BB: 1 P: 8	R: 0 E: 0 K: 0 S: 4	H: 1 LOB: 1 BB: 0 P: 4	R: 2 E: 0 K: 2 S: 9	H: 2 LOB: 1 BB: 1 P: 13	R: 0 E: 0 K: 0 S: 4	H: 1 LOB: 1 BB: 0 P: 4	R: 4 E: 0 K: 0 S: 9	H: 6 LOB: 2 BB: 0 P: 9	R: 2 E: 0 K: 1 S: 7	H: 2 LOB: 0 BB: 0 P: 7	1B: 9 2B: 0 3B: 1 HR: 3	SF: 1 SAC: 1 DP: 0 HBP: 0	WP: 0 PB: 0 SB: 0 CS: 0	PA: 40							
PITCHER	IP	WLS	BF	H	R	ER	SO	BB	IBB	HBP	BLK	WP	HR	S	P	ERA	WHIP										
Doyle Alexander, R ERA: 4.61 (1, 1)	6.1	L	30	8	6	6	4	8	6	6	4	0	0	0	0	8.53	1.737										
Jim Acker, R ERA: 3.86 (7, 1)	0.2		5	3	1	1	0	0	0	0	0	0	0	5	5	13.50	4.500										
Bill Caudill, R ERA: 7.15 (8, 1)	1.0		5	2	2	2	1	0	0	0	0	0	1	7	7	18.00	2.000										

Batter	1	2	3	4	5	6	7	8	9	AB	R	H	RBI	BB	SO	LOB	TOP								
Damaso Garcia, R (1,4) OBP: 0.303, SLG: 0.314 Garth Iorg, R (8,4) OBP: 0.299, SLG: 0.254	5-3		F9		3-1		F4	SF8	F7	4	0	0	1	0	0	1									
Rance Mulliniks, L (1,5) OBP: 0.336, SLG: 0.372	3-1		6-3			K	K	2B		5	1	1	0	0	2	1									
Lloyd Moseby, L (1,8) OBP: 0.380, SLG: 0.455	K					K	K	1B		5	1	2	3	0	3	1									
George Bell, R (1,7) OBP: 0.370, SLG: 0.523										3	2	2	1	2	0	1									
Cliff Johnson, R (1,10) OBP: 0.396, SLG: 0.504 Ron Shepherd, R (8, PR) OBP: 1.000, SLG: 1.000	G3									4	0	1	0	0	1	3									
Rick Leach, L (1,3) OBP: 0.346, SLG: 0.417	SF8									3	2	2	2	0	1	1									
Jesse Barfield, R (1,9) OBP: 0.325, SLG: 0.517	K									5	3	3	2	0	2	2									
Ernie Whitt, L (1,2) OBP: 0.278, SLG: 0.372 Buck Martinez, R (8, PH) OBP: 0.294, SLG: 0.233			K							3	1	1	1	0	1	0									
Tony Fernandez, S (1,6) OBP: 0.310, SLG: 0.344										4	2	2	3	1	0	0									
Inning Stats	R: 0 E: 0 K: 1 S: 5	H: 0 LOB: 0 BB: 0 P: 5	R: 1 E: 0 K: 1 S: 6	H: 1 LOB: 0 BB: 0 P: 6	R: 1 E: 0 K: 1 S: 5	H: 0 LOB: 0 BB: 1 P: 9	R: 0 E: 0 K: 2 S: 8	H: 1 LOB: 1 BB: 0 P: 8	R: 1 E: 0 K: 0 S: 4	H: 1 LOB: 0 BB: 0 P: 4	R: 0 E: 0 K: 2 S: 7	H: 0 LOB: 1 BB: 1 P: 11	R: 3 E: 0 K: 2 S: 11	H: 4 LOB: 1 BB: 0 P: 11	R: 8 E: 0 K: 1 S: 13	H: 8 LOB: 2 BB: 2 P: 21	R: 0 E: 0 K: 1 S: 5	H: 0 LOB: 0 BB: 0 P: 5	1B: 10 2B: 1 3B: 2 HR: 2	SF: 3 SAC: 0 DP: 0 HBP: 0	WP: 0 PB: 0 SB: 3 CS: 0	PA: 46			
PITCHER	IP	WLS	BF	H	R	ER	SO	BB	IBB	HBP	BLK	WP	HR	S	P	ERA	WHIP								
Bert Blyleven, R (1,1) ERA: 5.04	7.0	L	32	9	8	7	9	2	0	0	0	0	2	48	56	9.00	1.571								
Keith Atherton, R (8,1) ERA: 8.2	0.0		2	2	0	0	0	0	0	0	0	0	0	2	2	∞	∞								
Juan Agosto, L (8,1) ERA: 8.27	0.0		2	1	1	0	0	1	0	0	0	0	0	1	5	∞	∞								
Ron Davis, R (8,1) ERA: 10.26	0.1		4	2	4	4	0	1	0	0	0	0	0	3	7	108.00	9.000								
Roy Lee Jackson, R (8,1) ERA: 4.15	1.2		6	1	1	1	2	0	0	0	0	0	0	10	10	5.40	0.600								

Toronto Blue Jays @ Minnesota Twins
Hubert H. Humphrey Metrodome, Minneapolis, MN
Wed May 28 1986, 8:05 PM EDT
Att: 9,133 - Unknown

AB 39
R 14
H 15
RBI 13
BB 4
SO 11
LOB 10



Batter	1	2	3	4	5	6	7	8	9	AB	R	H	RBI	BB	SO	LOB	BOTTOM									
Kirby Puckett, R (1,8) OBP: 0.401, SLG: 0.652	6-3		4-3	G5-4-3				K		5	1	1	1	0	1	1										
Roy Smalley, S (1,10) OBP: 0.344, SLG: 0.474 Mickey Hatcher, R (9, PH) OBP: 0.247, SLG: 0.295			1B							4	0	2	0	0	1	0										
Kent Hrbek, L (1,3) OBP: 0.394, SLG: 0.531 Billy Beane, R (9, PH) OBP: 0.255, SLG: 0.277	L4									3	1	2	0	1	0	1										
Tom Brunansky, R (1,9) OBP: 0.340, SLG: 0.505	F6									5	2	3	2	0	0	2										
Randy Bush, L (1,7) OBP: 0.360, SLG: 0.447										5	1	1	1	0	0	4										
Gary Gaetti, R (1,5) OBP: 0.353, SLG: 0.559										5	1	1	3	0	1	5										
Steve Lombardozzi, R (1,4) OBP: 0.329, SLG: 0.467										3	1	1	1	1	2	1										
Jeff Reed, L (1,2) OBP: 0.143, SLG: 0.077 Ron Washington, R (8, PH) OBP: 0.227, SLG: 0.384	3-1									3	0	0	0	0	0	2										
Greg Gagne, R (1,6) OBP: 0.314, SLG: 0.421 Tim Laudner, R (8, PH) OBP: 0.433, SLG: 0.644	K									3	0	1	0	0	2	2										
Inning Stats	R: 0 E: 0 K: 0 S: 4	H: 1 LOB: 1 BB: 0 P: 4	R: 0 E: 1 K: 2 S: 8	H: 0 LOB: 2 BB: 1 P: 12	R: 0 E: 0 K: 0 S: 6	H: 3 LOB: 3 BB: 0 P: 6	R: 1 E: 0 K: 0 S: 4	H: 2 LOB: 0 BB: 0 P: 4	R: 2 E: 0 K: 2 S: 10	H: 3 LOB: 1 BB: 0 P: 10	R: 1 E: 0 K: 1 S: 6	H: 1 LOB: 0 BB: 0 P: 6	R: 2 E: 0 K: 1 S: 6	H: 1 LOB: 0 BB: 1 P: 10	R: 0 E: 0 K: 3 S: 9	H: 0 LOB: 0 BB: 0 P: 9	R: 2 E: 0 K: 1 S: 7	H: 2 LOB: 0 BB: 0 P: 7	1B: 7 2B: 2 3B: 0 HR: 4	SF: 0 SAC: 0 DP: 1 HBP: 0	WP: 1 PB: 1 SB: 0 CS: 0	PA: 42				
PITCHER	IP	WLS	BF	H	R	ER	SO	BB	IBB	HBP	BLK	WP	HR	S	P	ERA	WHIP									
Jim Clancy, R (1,1) ERA: 3.71	7.0	W	34	11	6	6	6	2	0	0	0	0	1	3	44	52	7.71	1.857								
John Cerutti, L (8,1) ERA: 2.65	2.0		8	2	2	2	4	0	0	0	0	0	1	16	16	9.00	1.000									

Toronto Blue Jays @ Minnesota Twins
Hubert H. Humphrey Metrodome, Minneapolis, MN
Wed May 28 1986, 8:05 PM EDT
Att: 9,133 - Unknown

AB 40
R 8
H 13
RBI 8
BB 2
SO 10
LOB 19



Batter	1	2	3	4	5	6	7	8	9	AB	R	H	RBI	BB	SO	LOB	TOP																			
Marty Barrett, R OBP: 0.348, SLG: 0.404 (1, 4)	G3	F9	6-3		1-3			6-3		5	0	0	0	0	0	4	Boston Red Sox @ Minnesota Twins Hubert H. Humphrey Metrodome, Minneapolis, MN Sat May 31 1986, 8:05 PM EDT Att: 20,217 - Unknown livebaseballscorecards.com																			
Wade Boggs, L OBP: 0.514, SLG: 0.580 (1, 5)	1B	2B		1B		F9		BB		5	2	5	1	0	0	0																				
Bill Buckner, L OBP: 0.298, SLG: 0.392 Dave Stapleton, R OBP: 0.429, SLG: 0.500 (1, 3) (9, 3)	F8	1B		F8		6-3		F7		5	1	1	2	0	0	4																				
Jim Rice, R OBP: 0.384, SLG: 0.471 (1, 7)	F8	1B		1B				F9		0	0	0	0	0	0	0																				
Don Baylor, R OBP: 0.350, SLG: 0.460 (1, 10)		1B		SF8				F7		4	0	2	1	1	0	2																				
Rich Gedman, L OBP: 0.321, SLG: 0.393 (1, 2)				G3				F7		4	1	2	1	0	0	3																				
Dwight Evans, R OBP: 0.352, SLG: 0.382 (1, 9)	1-3		K		K			F3		5	0	0	0	0	3	3																				
Steve Lyons, L OBP: 0.320, SLG: 0.396 (1, 8)	SF	1B		F8				F8		4	1	2	1	0	0	1																				
Rey Quinones, R OBP: 0.420, SLG: 0.270 (1, 6)	1B	2B		5-3				F9		3	1	0	0	2	0	3																				
Inning Stats	R: 0 E: 0 K: 0 S: 4	H: 1 LOB: 1 BB: 0 P: 4	R: 6 E: 1 K: 0 S: 10	H: 6 LOB: 2 BB: 1 P: 14	R: 0 E: 0 K: 1 S: 6	H: 1 LOB: 1 BB: 0 P: 6	R: 1 E: 0 K: 0 S: 5	H: 2 LOB: 1 BB: 0 P: 5	R: 0 E: 0 K: 1 S: 5	H: 0 LOB: 1 BB: 1 P: 9	R: 0 E: 0 K: 0 S: 4	H: 1 LOB: 1 BB: 0 P: 4	R: 0 E: 0 K: 0 S: 4	H: 1 LOB: 2 BB: 0 P: 8	R: 0 E: 0 K: 1 S: 6	H: 1 LOB: 0 BB: 0 P: 6		1B: 8 2B: 6 3B: 0 HR: 0	SF: 2 SAC: 0 DP: 0 HBP: 0	WP: 1 PB: 0 CS: 0	PA: 45															
PITCHER	IP	WLS	BF	H	R	ER	SO	BB	IBB	HBP	BLK	WP	HR	S	P	ERA	WHIP	PITCHER		IP	WLS	BF	H	R	ER	SO	BB	IBB	HBP	BLK	WP	HR	S	P	ERA	WHIP
Mike Smithson, R ERA: 3.65 (1, 1)	5.0	L	29	11	7	3	2	2	0	0	0	1	0	31	39	5.40	2.600			5.0	L	29	11	7	3	2	2	0	0	0	1	0	31	39	5.40	2.600
Roy Lee Jackson, R ERA: 2.45 (6, 1)	3.0		12	2	0	0	0	1	0	0	0	0	0	11	15	0.00	1.000			3.0		12	2	0	0	0	1	0	0	0	0	11	15	0.00	1.000	
Ron Davis, R ERA: 9.68 (9, 1)	1.0		4	1	0	0	1	0	0	0	0	0	0	6	6	0.00	1.000			1.0		4	1	0	0	1	0	0	0	0	6	6	0.00	1.000		

Batter	1	2	3	4	5	6	7	8	9	AB	R	H	RBI	BB	SO	LOB	BOTTOM																			
Kirby Puckett, R OBP: 0.410, SLG: 0.647 (1, 8)	F3		F8			BB		4-3	FC4-6	5	1	3	1	0	0	2	Boston Red Sox @ Minnesota Twins Hubert H. Humphrey Metrodome, Minneapolis, MN Sat May 31 1986, 8:05 PM EDT Att: 20,217 - Unknown livebaseballscorecards.com																			
Mickey Hatcher, R OBP: 0.245, SLG: 0.290 Randy Bush, L OBP: 0.362, SLG: 0.449 (1, 7) (6, FH) (7, 7)	F3		5-3			F7		K	4-3	2	0	0	0	0	0	1																				
Kent Hrbek, L OBP: 0.386, SLG: 0.512 (1, 3)	F9				F7			4-3		3	0	0	0	1	0	2																				
Tom Brunansky, R OBP: 0.340, SLG: 0.529 (1, 9)	K					F8		E6	FC6-4	4	0	1	0	0	1	3																				
Gary Gaetti, R OBP: 0.352, SLG: 0.548 (1, 5)		WP			K			FC6-4		3	0	0	0	1	1	4																				
Tim Laudner, R OBP: 0.413, SLG: 0.604 Jeff Reed, L OBP: 0.250, SLG: 0.222 (1, 2) (9, FH)	K				K			6-3	K	3	0	0	0	0	2	2																				
Steve Lombardozi, R OBP: 0.331, SLG: 0.469 Roy Smalley, S OBP: 0.361, SLG: 0.522 (1, 4) (7, FH) (8, 6)	F4				F4			1B	FC4-6	2	0	0	0	0	0	1																				
Ron Washington, R OBP: 0.208, SLG: 0.333 Andre David, L OBP: 0.500, SLG: 0.500 (1, 10) (7, FH)	6-3				K			FC4-6	BB	2	0	1	0	0	1	1																				
Greg Gagne, R OBP: 0.309, SLG: 0.412 (1, 6) (8, 4)			F7		F9			FC4-6	BB	3	0	0	0	1	0	1																				
Inning Stats	R: 0 E: 0 K: 1 S: 6	H: 1 LOB: 0 BB: 0 P: 6	R: 0 E: 0 K: 1 S: 5	H: 0 LOB: 1 BB: 1 P: 9	R: 0 E: 0 K: 2 S: 8	H: 1 LOB: 0 BB: 0 P: 8	R: 0 E: 0 K: 1 S: 5	H: 0 LOB: 2 BB: 1 P: 8	R: 0 E: 1 K: 1 S: 7	H: 0 LOB: 1 BB: 0 P: 7	R: 1 E: 0 K: 1 S: 7	H: 2 LOB: 2 BB: 1 P: 11	1B: 5 2B: 0 3B: 1 HR: 0	SF: 0 SAC: 0 DP: 0 HBP: 0	WP: 1 PB: 0 CS: 0	PA: 38																				
PITCHER	IP	WLS	BF	H	R	ER	SO	BB	IBB	HBP	BLK	WP	HR	S	P	ERA	WHIP	PITCHER		IP	WLS	BF	H	R	ER	SO	BB	IBB	HBP	BLK	WP	HR	S	P	ERA	WHIP
Bruce Hurst, L ERA: 2.79 (1, 1)	5.0	W	18	2	0	0	5	1	0	0	0	0	0	27	31	0.00	0.600			5.0	W	18	2	0	0	5	1	0	0	0	0	27	31	0.00	0.600	
Sammy Stewart, R ERA: 1.13 (6, 1)	3.1		18	4	2	1	3	3	0	0	0	0	0	21	33	2.70	2.100			3.1		18	4	2	1	3	3	0	0	0	0	21	33	2.70	2.100	
Bob Stanley, R ERA: 4.22 (9, 1)	0.2		2	0	0	0	0	0	0	0	0	0	0	2	2	0.00	0.000			0.2		2	0	0	0	0	0	0	0	0	2	2	0.00	0.000		

Batter	1	2	3	4	5	6	7	8	9	AB	R	H	RBI	BB	SO	LOB	TOP					
Marty Barrett, R (1,4) OBP: 0.356, SLG: 0.418										4	0	3	2	0	0	0	Boston Red Sox @ Minnesota Twins Hubert H. Humphrey Metrodome, Minneapolis, MN Sun Jun 01 1986, 4:33 AM EDT Att: 16,645 - Unknown					
Wade Boggs, L (1,5) OBP: 0.511, SLG: 0.573										4	0	1	0	1	0	2						
Bill Buckner, L (1,3) OBP: 0.292, SLG: 0.383										4	0	0	0	0	1	4						
Dave Stapleton, R (9,3) OBP: 0.429, SLG: 0.500										0	0	0	0	0	0	0						
Jim Rice, R (1,7) OBP: 0.386, SLG: 0.469										3	1	1	0	1	1	1						
Don Baylor, R (1,10) OBP: 0.348, SLG: 0.472										4	1	1	1	0	0	2						
Rich Gedman, L (1,2) OBP: 0.325, SLG: 0.388										2	1	0	0	2	1	1						
Dwight Evans, R (1,9) OBP: 0.360, SLG: 0.401										2	1	1	3	2	1	1						
Steve Lyons, L (1,8) OBP: 0.317, SLG: 0.400										4	1	1	0	0	1	3						
Rey Quinones, R (1,6) OBP: 0.407, SLG: 0.268										4	1	1	0	0	0	2						
Inning Stats	R: 0 E: 0 K: 1 S: 6	H: 2 LOB: 1 BB: 0 P: 6	R: 1 E: 0 K: 1 S: 5	H: 1 LOB: 0 BB: 1 P: 9	R: 0 E: 0 K: 0 S: 3	H: 1 LOB: 1 BB: 1 P: 7	R: 3 E: 0 K: 0 S: 5	H: 2 LOB: 0 BB: 1 P: 9	R: 0 E: 0 K: 1 S: 5	H: 0 LOB: 0 BB: 0 P: 13	R: 0 E: 0 K: 0 S: 3	H: 0 LOB: 0 BB: 0 P: 3	R: 0 E: 0 K: 0 S: 3	H: 0 LOB: 0 BB: 0 P: 3	R: 2 E: 0 K: 1 S: 7	H: 2 LOB: 1 BB: 1 P: 11	1B: 5 2B: 2 3B: 0 HR: 2	SF: 0 SAC: 1 DP: 3 HBP: 0	WP: 0 PB: 0 SB: 0 CS: 0	PA: 38		
PITCHER	IP WLS BF H R ER SO BB IBB HBP BLK WP HR S P ERA WHIP	8.1 L 35 8 6 6 5 6 0 0 0 0 2 39 63 6.48 1.680	0.2 3 1 0 0 0 0 0 0 0 0 0 0 3 3 0.00 1.500																			

Batter	1	2	3	4	5	6	7	8	9	AB	R	H	RBI	BB	SO	LOB	BOTTOM					
Kirby Puckett, R (1,8) OBP: 0.412, SLG: 0.649										4	1	2	0	0	2	0	Boston Red Sox @ Minnesota Twins Hubert H. Humphrey Metrodome, Minneapolis, MN Sun Jun 01 1986, 4:33 AM EDT Att: 16,645 - Unknown					
Roy Smalley, S (1,10) OBP: 0.352, SLG: 0.507										4	0	0	0	0	2	2						
Kent Hrbek, L (1,3) OBP: 0.393, SLG: 0.532										3	1	2	2	1	0	0						
Tom Brunansky, R (1,9) OBP: 0.343, SLG: 0.528										4	0	2	0	0	0	1						
Randy Bush, L (1,7) OBP: 0.350, SLG: 0.431										4	0	0	0	0	1	3						
Gary Gaetti, R (1,5) OBP: 0.345, SLG: 0.536										4	0	0	0	0	2	2						
Steve Lombardozzi, R (1,4) OBP: 0.327, SLG: 0.462										2	0	0	0	0	1	0						
Andre David, L (7,PH) OBP: 0.333, SLG: 0.333										1	0	0	0	0	0	0						
Ron Washington, R (8,4) OBP: 0.240, SLG: 0.380										1	1	1	0	0	0	0						
Jeff Reed, L (1,2) OBP: 0.261, SLG: 0.286										3	0	1	0	0	1	0						
Mickey Hatcher, R (9,PH) OBP: 0.253, SLG: 0.319										1	0	1	1	0	0	0						
Greg Gagne, R (1,6) OBP: 0.304, SLG: 0.404										3	0	0	0	0	1	1						
Tim Laudner, R (9,PH) OBP: 0.406, SLG: 0.592										1	0	0	0	0	1	1						
Inning Stats	R: 0 E: 0 K: 1 S: 5	H: 1 LOB: 1 BB: 1 P: 9	R: 0 E: 0 K: 3 S: 9	H: 0 LOB: 0 BB: 0 P: 9	R: 0 E: 0 K: 3 S: 9	H: 0 LOB: 0 BB: 0 P: 9	R: 0 E: 0 K: 0 S: 4	H: 1 LOB: 1 BB: 0 P: 4	R: 0 E: 0 K: 0 S: 4	H: 1 LOB: 1 BB: 0 P: 4	R: 1 E: 0 K: 0 S: 6	H: 3 LOB: 2 BB: 0 P: 6	R: 0 E: 0 K: 0 S: 3	H: 0 LOB: 0 BB: 0 P: 3	R: 1 E: 0 K: 2 S: 8	H: 1 LOB: 0 BB: 0 P: 8	R: 1 E: 0 K: 2 S: 9	H: 2 LOB: 1 BB: 0 P: 9	1B: 5 2B: 3 3B: 1 HR: 1	SF: 0 SAC: 0 DP: 1 HBP: 0	WP: 0 PB: 0 SB: 0 CS: 1	PA: 36
PITCHER	IP WLS BF H R ER SO BB IBB HBP BLK WP HR S P ERA WHIP	8.0 W 31 7 2 2 2 2 0 0 0 0 1 48 52 2.25 1.000	1.0 5 2 1 1 2 0 0 0 0 0 0 0 9 9 9.00 2.000																			



Batter	1	2	3	4	5	6	7	8	9	AB	R	H	RBI	BB	SO	LOB	TOP		
Kirby Puckett, R OBP: 0.404, SLG: 0.637 (1, 8)	F8		FC6-4			F5		6-3		4	0	0	0	0	0	3			
Roy Smalley, S OBP: 0.345, SLG: 0.500 Ron Washington, R OBP: 0.240, SLG: 0.360 (1, 6)	3-1			4-3		G3			SF7 1B	4	0	1	0	0	0	1			
Kent Hrbek, L OBP: 0.395, SLG: 0.531 (1, 3)	G3			F9					E5 1B	4	0	2	0	0	0	0			
Tom Brunansky, R OBP: 0.336, SLG: 0.520 (1, 9)		F9		K			K		SF7	3	0	0	1	0	2	1			
Randy Bush, L OBP: 0.339, SLG: 0.415 (1, 7)	F8				F8		F7		K	4	0	0	0	0	1	3			
Gary Gaetti, R OBP: 0.336, SLG: 0.524 (1, 5)	K				K		F8		K	4	0	0	0	0	3	3			
Mickey Hatcher, R OBP: 0.245, SLG: 0.309 (1, 10)			5-3		1-3			F8		3	0	0	0	0	0	0			
Jeff Reed, L OBP: 0.231, SLG: 0.250 (1, 2)			F6			K		K		3	0	0	0	0	2	0			
Steve Lombardozzi, R OBP: 0.336, SLG: 0.462 Andre David, L OBP: 0.260, SLG: 0.333 Greg Gagne, R OBP: 0.304, SLG: 0.404 (1, 4)										0	0	0	0	2	0	0			
Inning Stats	R: 0 E: 0 K: 0 S: 3	H: 0 LOB: 0 BB: 0 P: 3	R: 0 E: 0 K: 1 S: 5	H: 0 LOB: 0 BB: 0 P: 5	R: 0 E: 0 K: 0 S: 3	H: 0 LOB: 1 BB: 1 P: 7	R: 0 E: 0 K: 1 S: 5	H: 0 LOB: 0 BB: 0 P: 5	R: 0 E: 0 K: 1 S: 5	H: 0 LOB: 1 BB: 1 P: 9	R: 0 E: 0 K: 1 S: 6	H: 1 LOB: 1 BB: 0 P: 6	R: 0 E: 0 K: 1 S: 5	H: 0 LOB: 1 BB: 0 P: 6	R: 1 E: 1 K: 2 S: 9	H: 2 LOB: 2 BB: 0 P: 9	1B: 3 2B: 0 3B: 0 HR: 0	SF: 1 SAC: 0 DP: 0 HBP: 1	WP: 0 PA: 33 SB: 0 CS: 0
PITCHER	IP	WLS	BF	H	R	ER	SO	BB	IBB	HBP	BLK	WP	HR	S	P	ERA	WHIP		
Jim Clancy, R ERA: 3.43 Tom Henke, R ERA: 6.04 (1, 1)	8.0	W	30	3	1	1	6	2	0	1	0	0	0	39	48	1.12	0.625		
(9, 1)	1.0	S	3	0	0	0	2	0	0	0	0	0	0	7	7	0.00	0.000		

Minnesota Twins @ Toronto Blue Jays
Exhibition Stadium, Toronto, ON
Mon Jun 02 1986, 7:05 PM EDT
Att: 26,022 - Unknown

AB	29
R	1
H	3
RBI	1
BB	2
SO	8
LOB	11



Batter	1	2	3	4	5	6	7	8	9	AB	R	H	RBI	BB	SO	LOB	BOTTOM		
Damaso Garcia, R OBP: 0.292, SLG: 0.306 (1, 4)	K	L9-3			4-3		4-3			4	0	0	0	0	1	2			
Rance Mulliniks, L OBP: 0.345, SLG: 0.386 Garth Iorg, R OBP: 0.316, SLG: 0.282 (1, 5)	HR BB	K			L9			F9		3	1	0	0	1	1	0			
Lloyd Moseby, L OBP: 0.384, SLG: 0.473 (1, 8)	K				4-3			K		4	0	0	0	0	3	1			
George Bell, R OBP: 0.373, SLG: 0.539 (1, 7)	HR			5-3		5-3				3	1	1	2	1	0	0			
Jesse Barfield, R OBP: 0.337, SLG: 0.521 (1, 9)	1B 1B					K		F5		4	1	2	0	0	1	1			
Rick Leach, L OBP: 0.328, SLG: 0.444 (1, 3)	1B			G3		F7				3	0	1	0	0	0	1			
Cliff Johnson, R OBP: 0.396, SLG: 0.504 (1, 10)				5-3			K			3	0	1	1	0	1	0			
Ernie Whitt, L OBP: 0.248, SLG: 0.317 (1, 2)	F5				F9		4-3			3	0	0	0	0	0	2			
Tony Fernandez, S OBP: 0.318, SLG: 0.357 (1, 6)			L9-3 1B		4-3					3	0	2	0	0	0	0			
Inning Stats	R: 3 E: 0 K: 2 S: 11	H: 4 LOB: 2 BB: 1 P: 15	R: 0 E: 0 K: 1 S: 5	H: 1 LOB: 0 BB: 0 P: 5	R: 0 E: 0 K: 1 S: 6	H: 1 LOB: 1 BB: 0 P: 6	R: 0 E: 0 K: 0 S: 3	H: 0 LOB: 0 BB: 0 P: 3	R: 0 E: 0 K: 1 S: 5	H: 0 LOB: 0 BB: 0 P: 5	R: 0 E: 0 K: 1 S: 6	H: 1 LOB: 1 BB: 0 P: 6	R: 0 E: 0 K: 1 S: 5	H: 0 LOB: 1 BB: 1 P: 9	1B: 4 2B: 2 3B: 1 HR: 1	SF: 0 SAC: 0 DP: 1 HBP: 0	WP: 0 PA: 32 SB: 1 CS: 0		
PITCHER	IP	WLS	BF	H	R	ER	SO	BB	IBB	HBP	BLK	WP	HR	S	P	ERA	WHIP		
Bert Blyleven, R ERA: 4.89 (1, 1)	8.0	L	32	7	3	3	7	2	0	0	0	0	1	44	52	3.38	1.125		

Minnesota Twins @ Toronto Blue Jays
Exhibition Stadium, Toronto, ON
Mon Jun 02 1986, 7:05 PM EDT
Att: 26,022 - Unknown

AB	30
R	3
H	7
RBI	3
BB	2
SO	7
LOB	7



Batter	1	2	3	4	5	6	7	8	9	AB	R	H	RBI	BB	SO	LOB	TOP					
Kirby Puckett, R OBP: 0.409, SLG: 0.635 (1, 8)										4	1	2	0	1	0	4	Minnesota Twins @ Toronto Blue Jays Exhibition Stadium, Toronto, ON Tue Jun 03 1986, 7:05 PM EDT Att: 27,112 - Unknown					
Mickey Hatcher, R OBP: 0.252, SLG: 0.314 (1, 10)										5	1	2	0	0	0	1						
Gary Gaetti, R OBP: 0.340, SLG: 0.534 (1, 5)										4	1	1	3	1	0	2						
Tom Brunansky, R OBP: 0.342, SLG: 0.530 (1, 9)										4	1	2	0	1	0	1						
Tim Laudner, R OBP: 0.412, SLG: 0.577 Andre David, L OBP: 0.400, SLG: 0.250 (9, PH)										3	1	1	0	1	0	2						
Kent Hrbek, L OBP: 0.395, SLG: 0.528 (1, 3)										5	0	2	1	0	0	2						
Billy Beane, R OBP: 0.271, SLG: 0.271 Randy Bush, L OBP: 0.336, SLG: 0.409 (3, PH)										1	0	0	0	0	0	1						
Steve Lombardozi, R OBP: 0.344, SLG: 0.463 (1, 4)										4	0	2	0	1	0	1						
Greg Gagne, R OBP: 0.300, SLG: 0.399 Roy Smalley, S OBP: 0.351, SLG: 0.497 (5, PH)										2	0	0	0	0	1	1						
										1	0	0	1	1	0	1						
Inning Stats	R: 4 E: 0 K: 0 S: 7	H: 5 LOB: 0 BB: 0 P: 7	R: 0 E: 0 K: 1 S: 5	H: 1 LOB: 0 BB: 0 P: 5	R: 0 E: 1 K: 0 S: 5	H: 1 LOB: 3 BB: 1 P: 9	R: 0 E: 0 K: 0 S: 4	H: 1 LOB: 2 BB: 1 P: 8	R: 1 E: 0 K: 1 S: 6	H: 1 LOB: 3 BB: 3 P: 18	R: 0 E: 0 K: 0 S: 4	H: 1 LOB: 1 BB: 0 P: 4	R: 0 E: 0 K: 1 S: 6	H: 1 LOB: 1 BB: 0 P: 6	R: 0 E: 0 K: 0 S: 3	H: 1 LOB: 1 BB: 0 P: 7	R: 0 E: 0 K: 1 S: 6	H: 1 LOB: 1 BB: 0 P: 6	1B: 10 2B: 2 3B: 0 HR: 1	SF: 0 SAC: 0 DP: 3 HBP: 0	WP: 0 PB: 0 SB: 0 CS: 0	PA: 44
PITCHER	IP WLS BF H R ER SO BB IBB HBP BLK WP HR S P ERA WHIP																					
John Cerutti, L ERA: 4.67 (1, 1)	0.1	6	5	4	4	0	0	0	0	0	0	0	0	0	17	29	2.25	1.750				
Dennis Lamp, R ERA: 7.39 (5, 1)	4.0	18	4	1	1	1	3	0	0	0	0	0	0	16	28	0.00	1.800					
Mark Eichhorn, R ERA: 0.93 (8, 1)	3.1	W	15	3	0	0	2	3	0	0	0	0	0	7	7	0.00	0.750					

Batter	1	2	3	4	5	6	7	8	9	AB	R	H	RBI	BB	SO	LOB	BOTTOM					
Damaso Garcia, R OBP: 0.289, SLG: 0.302 Garth Iorg, R OBP: 0.321, SLG: 0.301 (4, PH)										2	0	0	0	0	0	2	Minnesota Twins @ Toronto Blue Jays Exhibition Stadium, Toronto, ON Tue Jun 03 1986, 7:05 PM EDT Att: 27,112 - Unknown					
Rance Mulliniks, L OBP: 0.355, SLG: 0.392 (1, 5)										3	1	2	1	1	0	0						
Lloyd Moseby, L OBP: 0.386, SLG: 0.486 (1, 8)										3	2	1	3	1	1	3						
George Bell, R OBP: 0.376, SLG: 0.544 (1, 7)										4	0	2	1	0	0	1						
Jesse Barfield, R OBP: 0.335, SLG: 0.521 (1, 9)										4	0	1	0	0	1	1						
Rick Leach, L OBP: 0.310, SLG: 0.418 (1, 3)										4	0	0	0	0	0	1						
Cliff Johnson, R OBP: 0.385, SLG: 0.488 (1, 10)										4	0	0	0	0	1	0						
Ernie Whitt, L OBP: 0.256, SLG: 0.333 (1, 2)										4	1	2	0	0	0	0						
Tony Fernandez, S OBP: 0.321, SLG: 0.360 (1, 6)										4	2	2	0	0	0	1						
										1	0	0	0	0	0	1						
Inning Stats	R: 0 E: 0 K: 0 S: 4	H: 1 LOB: 1 BB: 0 P: 4	R: 0 E: 0 K: 1 S: 5	H: 0 LOB: 0 BB: 0 P: 5	R: 4 E: 0 K: 0 S: 8	H: 6 LOB: 1 BB: 0 P: 8	R: 1 E: 0 K: 2 S: 9	H: 2 LOB: 2 BB: 1 P: 13	R: 0 E: 0 K: 0 S: 3	H: 0 LOB: 0 BB: 0 P: 3	R: 0 E: 0 K: 0 S: 3	H: 0 LOB: 0 BB: 0 P: 3	R: 1 E: 0 K: 0 S: 4	H: 1 LOB: 1 BB: 1 P: 8	R: 0 E: 0 K: 0 S: 4	H: 1 LOB: 1 BB: 0 P: 4	1B: 6 2B: 4 3B: 0 HR: 1	SF: 0 SAC: 0 DP: 0 HBP: 0	WP: 1 PB: 0 SB: 0 CS: 0	PA: 36		
PITCHER	IP WLS BF H R ER SO BB IBB HBP BLK WP HR S P ERA WHIP																					
John Butcher, R ERA: 5.95 (3, 1)	2.1	13	6	4	4	1	0	0	0	0	0	0	0	1	15	29	3.86	1.286				
Keith Atherton, R ERA: 4.75 (8, 1)	4.2	L	19	4	2	2	2	0	0	0	0	0	0	4	4	0.00	1.000					

Batter	1	2	3	4	5	6	7	8	9	AB	R	H	RBI	BB	SO	LOB	TOP										
Kirby Puckett, R OBP: 0.400, SLG: 0.621 (1, 8)	F8	K		3-1		FC5		F9		5	0	0	0	0	1	4	Minnesota Twins @ Toronto Blue Jays Exhibition Stadium, Toronto, ON Wed Jun 04 1986, 7:05 PM EDT Att: 30,234 - Unknown										
Gary Gaetti, R OBP: 0.336, SLG: 0.523 (1, 5)	F8	FC6-4-5			5-3		4-3	G4-6-3		4	0	0	1	1	0	1											
Kent Hrbek, L OBP: 0.395, SLG: 0.519 (1, 3)	HR				K		4-3	G4-6-3		3	1	0	0	2	1	1											
Tom Brunansky, R OBP: 0.344, SLG: 0.556 (1, 9)	HR	K			K		HR		6-3	5	2	2	3	0	2	2											
Randy Bush, L OBP: 0.338, SLG: 0.409 (1, 7)	1B		5-3			F5	HR	1B	F7	5	1	2	0	0	0	0											
Roy Smalley, S OBP: 0.353, SLG: 0.533 (1, 10)	F8		F9			HR	HR		F5	5	2	2	3	0	0	1											
Steve Lombardozzi, R OBP: 0.354, SLG: 0.471 (1, 4)		PB 1B	F9			FC5	HR	1B		4	2	3	0	0	0	0											
Jeff Reed, L OBP: 0.333, SLG: 0.423 (1, 2)		1B PB		L1-3				HR		2	2	2	2	2	0	0											
Greg Gagne, R OBP: 0.299, SLG: 0.395 (1, 6)		S 1B	L1-3			K		6-3		4	0	1	1	0	1	3											
Inning Stats	R: 2 E: 0 K: 0 S: 5	H: 2 LOB: 1 BB: 1 P: 9	R: 2 E: 0 K: 2 S: 10	H: 3 LOB: 2 BB: 1 P: 14	R: 0 E: 0 K: 0 S: 3	H: 0 LOB: 0 BB: 0 P: 3	R: 0 E: 0 K: 0 S: 2	H: 0 LOB: 0 BB: 1 P: 6	R: 0 E: 0 K: 1 S: 7	H: 0 LOB: 0 BB: 0 P: 7	R: 0 E: 0 K: 0 S: 2	H: 0 LOB: 0 BB: 0 P: 6	R: 0 E: 0 K: 0 S: 3	H: 0 LOB: 0 BB: 0 P: 3	R: 0 E: 0 K: 0 S: 2	H: 0 LOB: 0 BB: 0 P: 3	1B: 7 2B: 1 3B: 0 HR: 5	SF: 0 SAC: 0 DP: 2 HBP: 0	WP: 0 PB: 1 SB: 2 CS: 0	PA: 42							
PITCHER	IP	WLS	BF	H	R	ER	SO	BB	IBB	HBP	BLK	WP	HR	S	P	ERA	WHIP										
Dave Stieb, R ERA: 6.23 (1, 1)	6.2	L	33	10	8	7	5	4	0	0	0	0	4	39	55	9.45	2.100										
Jim Acker, R ERA: 3.98 (7, 1)	1.1		6	2	2	2	0	1	0	0	0	0	1	5	9	13.50	2.250										
Bill Caudill, R ERA: 6.08 (9, 1)	1.0		3	0	0	0	0	0	0	0	0	0	0	3	3	0.00	0.000										

Batter	1	2	3	4	5	6	7	8	9	AB	R	H	RBI	BB	SO	LOB	BOTTOM										
Damaso Garcia, R OBP: 0.288, SLG: 0.301 (1, 10)	K		G6-3		K		WP		K	4	0	1	1	0	2	1	Minnesota Twins @ Toronto Blue Jays Exhibition Stadium, Toronto, ON Wed Jun 04 1986, 7:05 PM EDT Att: 30,234 - Unknown										
Willie Upshaw, L OBP: 0.385, SLG: 0.371 (9, FH)	K						1B			1	0	0	0	0	1	0											
Garth Iorg, R OBP: 0.317, SLG: 0.299 (1, 4)	K				F8		F9			4	0	1	0	0	1	2											
Lloyd Moseby, L OBP: 0.383, SLG: 0.481 (1, 8)	1B				1-3		4-3			4	0	1	1	0	1	2											
George Bell, R OBP: 0.378, SLG: 0.558 (1, 7)	6-3				WP	HR	F3			4	2	2	1	0	0	2											
Cliff Johnson, R OBP: 0.382, SLG: 0.477 (1, 3)		FC5-4		F8		5-3		6-3		3	0	0	0	1	0	1											
Jesse Barfield, R OBP: 0.338, SLG: 0.518 (1, 9)		FC5-4			BB		CS		F9	3	0	1	1	1	0	1											
Kelly Gruber, R OBP: 0.204, SLG: 0.326 (1, 5)										2	0	0	0	1	1	2											
Rance Mulliniks, L OBP: 0.353, SLG: 0.389 (9, 5)	K						F9		K	1	0	0	0	0	1	0											
Tony Fernandez, S OBP: 0.320, SLG: 0.357 (1, 6)	G3				F3		CS		6-3	4	1	1	0	0	0	3											
Buck Martinez, R OBP: 0.309, SLG: 0.277 (1, 2)					F8		2B		K	4	1	2	0	0	1	2											
Inning Stats	R: 0 E: 0 K: 2 S: 8	H: 1 LOB: 1 BB: 0 P: 8	R: 0 E: 0 K: 1 S: 5	H: 0 LOB: 1 BB: 1 P: 9	R: 0 E: 0 K: 1 S: 6	H: 2 LOB: 1 BB: 0 P: 6	R: 1 E: 0 K: 0 S: 5	H: 2 LOB: 2 BB: 1 P: 9	R: 0 E: 0 K: 1 S: 5	H: 0 LOB: 0 BB: 0 P: 5	R: 1 E: 0 K: 0 S: 3	H: 1 LOB: 0 BB: 1 P: 7	R: 2 E: 0 K: 0 S: 6	H: 3 LOB: 1 BB: 0 P: 6	R: 0 E: 0 K: 1 S: 5	H: 0 LOB: 0 BB: 0 P: 5	R: 0 E: 0 K: 2 S: 7	H: 0 LOB: 0 BB: 0 P: 7	1B: 7 2B: 1 3B: 0 HR: 1	SF: 0 SAC: 0 DP: 1 HBP: 0	WP: 2 PB: 0 SB: 0 CS: 1	PA: 38					
PITCHER	IP	WLS	BF	H	R	ER	SO	BB	IBB	HBP	BLK	WP	HR	S	P	ERA	WHIP										
Frank Viola, L ERA: 5.33 (1, 1)	7.0	W	31	9	4	4	5	3	0	0	0	0	1	38	50	5.14	1.714										
Frank Pastore, R ERA: 0.87 (8, 1)	2.0		6	0	0	0	3	0	0	0	0	0	0	12	12	0.00	0.000										

Batter	1	2	3	4	5	6	7	8	9	AB	R	H	RBI	BB	SO	LOB	TOP		
Kirby Puckett, R OBP: 0.404, SLG: 0.618 (1, 8)	F4								4-3	4	0	2	1	1	0	1	Minnesota Twins @ Kansas City Royals Royals Stadium, Kansas City, MO Thu Jun 05 1986, 8:05 PM EDT Att: 30,343 - Unknown		
Mickey Hatcher, R OBP: 0.252, SLG: 0.311 (1, 7)	F8								F5	4	0	1	0	0	1	4			
Billy Beane, R OBP: 0.245, SLG: 0.265 (7, 7)		K								1	0	0	0	0	0	1			
Kent Hrbek, L OBP: 0.386, SLG: 0.505 (1, 3)	4-3								1-3	5	0	0	0	0	1	4			
Tom Brunansky, R OBP: 0.346, SLG: 0.550 (1, 9)										2	0	0	0	2	1	2			
Roy Smalley, S OBP: 0.345, SLG: 0.519 (1, 10)										4	1	0	0	0	1	3			
Gary Gaetti, R OBP: 0.335, SLG: 0.518 (1, 5)										4	0	1	0	0	1	1			
Steve Lombardozzi, R OBP: 0.364, SLG: 0.482 (1, 4)										3	1	2	0	1	0	1			
Jeff Reed, L OBP: 0.333, SLG: 0.393 (8, 2)										2	0	0	0	1	0	2			
Tim Laudner, R OBP: 0.406, SLG: 0.566 (8, 2)										1	0	0	0	0	0	1			
Greg Gagne, R OBP: 0.299, SLG: 0.390 (1, 6)										2	0	0	1	1	0	2			
Ron Washington, R OBP: 0.269, SLG: 0.423 (9, 2)										1	0	1	0	0	0	0			
Inning Stats	R: 0 E: 0 K: 0 S: 3	H: 0 LOB: 0 BB: 0 P: 3	R: 2 E: 0 K: 2 S: 8	H: 1 LOB: 3 BB: 4 P: 24	R: 0 E: 0 K: 1 S: 5	H: 0 LOB: 0 BB: 0 P: 5	R: 0 E: 0 K: 0 S: 4	H: 1 LOB: 2 BB: 1 P: 4	R: 0 E: 0 K: 0 S: 4	H: 2 LOB: 2 BB: 0 P: 4	R: 0 E: 0 K: 0 S: 3	H: 0 LOB: 1 BB: 0 P: 7	R: 0 E: 0 K: 0 S: 4	H: 1 LOB: 1 BB: 0 P: 4	1B: 5 2B: 2 3B: 0 HR: 0	SF: 0 SAC: 0 DP: 1 HBP: 0	WP: 1 PB: 0 SB: 0 CS: 0	PA: 39	
PITCHER	IP	WLS	BF	H	R	ER	SO	BB	IBB	HBP	BLK	WP	HR	S	P	ERA	WHIP		
Mark Gubicza, R ERA: 4.88 (1, 1)	1.2		10	1	2	2	1	4	0	0	0	0	0	8	24	10.80	3.000		
Scott Bankhead, R ERA: 1.29 (2, 1)	5.1	W	21	5	0	0	4	1	0	0	0	1	0	28	32	0.00	1.125		
Bud Black, L ERA: 4.84 (8, 1)	2.0		8	1	0	0	0	1	0	0	0	0	0	7	11	0.00	1.000		

Batter	1	2	3	4	5	6	7	8	9	AB	R	H	RBI	BB	SO	LOB	BOTTOM			
Willie Wilson, S OBP: 0.316, SLG: 0.355 (1, 8)										5	2	2	0	0	0	1	Minnesota Twins @ Kansas City Royals Royals Stadium, Kansas City, MO Thu Jun 05 1986, 8:05 PM EDT Att: 30,343 - Unknown			
Lonnie Smith, R OBP: 0.287, SLG: 0.234 (1, 7)										3	2	1	1	0	0	2				
Lynn Jones, R OBP: 0.250, SLG: 0.118 (8, 9)										1	0	1	0	0	0	0				
Rudy Law, L OBP: 0.372, SLG: 0.472 (1, 9)										3	2	3	2	2	0	0				
George Brett, L OBP: 0.407, SLG: 0.466 (1, 5)										5	1	2	4	0	1	4				
Frank White, R OBP: 0.300, SLG: 0.443 (1, 4)										4	0	1	0	0	0	3				
Greg Pryor, R OBP: 0.333, SLG: 0.400 (9, 4)										0	0	0	0	0	0	0				
Jorge Orta, L OBP: 0.355, SLG: 0.400 (1, 10)										3	0	0	0	1	0	1				
Steve Balboni, R OBP: 0.295, SLG: 0.419 (1, 3)										4	0	0	0	0	0	3				
Jim Sundberg, R OBP: 0.290, SLG: 0.293 (1, 2)										4	0	1	0	0	0	1				
Angel Salazar, R OBP: 0.294, SLG: 0.316 (1, 6)										4	1	1	0	0	0	1				
Inning Stats	R: 3 E: 0 K: 0 S: 5	H: 3 LOB: 1 BB: 1 P: 10	R: 0 E: 1 K: 0 S: 4	H: 0 LOB: 1 BB: 0 P: 4	R: 2 E: 0 K: 0 S: 5	H: 2 LOB: 1 BB: 1 P: 9	R: 2 E: 0 K: 1 S: 8	H: 3 LOB: 1 BB: 0 P: 8	R: 0 E: 0 K: 0 S: 4	H: 1 LOB: 1 BB: 1 P: 4	R: 1 E: 0 K: 0 S: 4	H: 1 LOB: 1 BB: 1 P: 8	R: 0 E: 0 K: 0 S: 3	H: 0 LOB: 0 BB: 0 P: 3	R: 0 E: 1 K: 0 S: 5	H: 2 LOB: 2 BB: 0 P: 5	1B: 8 2B: 1 3B: 2 HR: 1	SF: 0 SAC: 0 DP: 1 HBP: 1	WP: 1 PB: 1 SB: 5 CS: 0	PA: 40
PITCHER	IP	WLS	BF	H	R	ER	SO	BB	IBB	HBP	BLK	WP	HR	S	P	ERA	WHIP			
Mike Smithson, R ERA: 4.1 (1, 1)	2.0	L	14	5	3	2	1	1	0	0	0	0	0	19	23	4.50	1.500			
Roy Lee Jackson, R ERA: 3.18 (3, 1)	4.0		18	5	3	2	1	1	0	0	0	0	0	19	23	4.50	1.500			
John Butcher, R ERA: 5.77 (7, 1)	2.0		8	2	0	0	0	0	0	0	0	0	0	8	8	0.00	1.000			

Batter	1	2	3	4	5	6	7	8	9	AB	R	H	RBI	BB	SO	LOB	TOP			
Kirby Puckett, R OBP: 0.402, SLG: 0.612 (1, 8)	L8			G3		G1-6-3			G5-4-3 1B	4	0	1	0	0	0	1	Minnesota Twins @ Kansas City Royals Royals Stadium, Kansas City, MO Fri Jun 06 1986, 8:05 PM EDT Att: 32,516 - Unknown livebaseballscores.com			
Mickey Hatcher, R OBP: 0.281, SLG: 0.318 (1, 10)	6-3			K					G5-4-3 1B	4	0	2	0	0	1	0				
Gary Gaetti, R OBP: 0.329, SLG: 0.507 (1, 5)	F7			1-3		K			G5-4-3	4	0	0	0	0	1	3				
Tom Brunansky, R OBP: 0.345, SLG: 0.545 (1, 9)		6-3			BB 1B				K2-3	4	1	1	0	0	1	1				
Tim Laudner, R OBP: 0.403, SLG: 0.545 (1, 2)		L7			G6-4-3 1B BB					2	0	0	0	1	1	0				
Kent Hrbek, L OBP: 0.386, SLG: 0.503 (1, 3)		4-3			G6-4-3 1B					3	0	1	1	0	1	0				
Billy Beane, R OBP: 0.232, SLG: 0.250 (1, 7)				F8		G6-4-3			6-3	3	0	0	0	0	0	2				
Steve Lombardozzi, R OBP: 0.350, SLG: 0.476 Ron Washington, R OBP: 0.259, SLG: 0.407 (8, PH) (8, 4)		6-3			F4				K	2	0	0	0	0	0	1				
Greg Gagne, R OBP: 0.300, SLG: 0.389 (1, 6)		F7							K	1	0	0	0	0	1	0				
Inning Stats	R: 0 E: 0 K: 0 S: 3	H: 0 LOB: 0 BB: 0 P: 3	R: 0 E: 0 K: 0 S: 3	H: 0 LOB: 0 BB: 0 P: 3	R: 0 E: 0 K: 1 S: 5	H: 0 LOB: 0 BB: 0 P: 5	R: 1 E: 0 K: 0 S: 4	H: 2 LOB: 1 BB: 1 P: 8	R: 0 E: 0 K: 1 S: 6	H: 2 LOB: 1 BB: 0 P: 6	R: 0 E: 0 K: 2 S: 7	H: 0 LOB: 0 BB: 0 P: 7	R: 0 E: 0 K: 2 S: 7	H: 0 LOB: 0 BB: 0 P: 7	R: 0 E: 0 K: 1 S: 6	H: 2 LOB: 1 BB: 0 P: 6	1B: 6 2B: 0 3B: 0 HR: 0	SF: 0 SAC: 0 DP: 3 HBP: 0	WP: 0 PB: 0 SB: 0 CS: 0	PA: 31
PITCHER Charlie Leibrandt, L ERA: 3.43 (1, 1)	IP: 9.0 WLS: W BF: 31 H: 6 R: 1 ER: 1 SO: 7 BB: 1 IBB: 0 HBP: 0 BLK: 0 WP: 0 HR: 0 S: 44 P: 48 ERA: 1.00 WHIP: 0.778																			

Batter	1	2	3	4	5	6	7	8	9	AB	R	H	RBI	BB	SO	LOB	BOTTOM				
Willie Wilson, S OBP: 0.322, SLG: 0.358 (1, 8)	BB 1B	1B BB		1B BB		1-3			L7	4	2	2	1	1	0	0	Minnesota Twins @ Kansas City Royals Royals Stadium, Kansas City, MO Fri Jun 06 1986, 8:05 PM EDT Att: 32,516 - Unknown livebaseballscores.com				
Lonnie Smith, R OBP: 0.301, SLG: 0.255 Lynn Jones, R OBP: 0.250, SLG: 0.118 (1, 7) (9, 9)	BB 1B	1B BB		F8		F8			BB	4	2	2	1	1	0	1					
George Brett, L OBP: 0.420, SLG: 0.478 (1, 5)	BB 1B	1B BB		F8		F8			BB	0	0	0	0	0	0	0					
Frank White, R OBP: 0.307, SLG: 0.449 Greg Pryor, R OBP: 0.333, SLG: 0.400 (1, 4) (9, 4)	BB 1B	1B BB		G6-4-3 1B		G6-4-3			BB	4	0	4	2	1	0	0					
Hal McRae, R OBP: 0.283, SLG: 0.391 Jorge Orta, L OBP: 0.344, SLG: 0.386 (1, 10) (5, PH)	F4	F4		G6-4-3		BB			CS IBB	4	0	2	2	1	0	4					
Steve Balboni, R OBP: 0.299, SLG: 0.426 (1, 3)	F9	F3		G6-4-3 1B		BB			2B	0	0	0	0	0	0	0					
Hal McRae, R OBP: 0.283, SLG: 0.391 Jorge Orta, L OBP: 0.344, SLG: 0.386 (1, 10) (5, PH)	F9	F3		G6-4-3 1B		BB			2B	2	0	0	0	0	0	4					
Steve Balboni, R OBP: 0.299, SLG: 0.426 (1, 3)	F9	F3		G6-4-3 1B		BB			2B	3	0	0	0	0	0	3					
Steve Balboni, R OBP: 0.299, SLG: 0.426 (1, 3)	K	FC6-4		G6-4-3 1B		BB			3-1	4	0	2	0	0	1	4					
Jim Sundberg, R OBP: 0.294, SLG: 0.304 (1, 2)		1B BB		K		1B BB				4	1	2	0	0	1	1					
Darryl Motley, R OBP: 0.241, SLG: 0.359 Rudy Law, L OBP: 0.374, SLG: 0.469 (1, 9) (6, PH) (9, 7)		1B BB		K		1B BB				2	0	0	0	0	0	1					
Angel Salazar, R OBP: 0.293, SLG: 0.314 (1, 6)		1B BB		K		1B BB				1	0	0	0	1	0	2					
Angel Salazar, R OBP: 0.293, SLG: 0.314 (1, 6)		1B BB		K		1B BB				4	1	1	0	0	0	4					
Inning Stats	R: 1 E: 0 K: 1 S: 7	H: 2 LOB: 2 BB: 1 P: 11	R: 4 E: 0 K: 0 S: 9	H: 6 LOB: 2 BB: 0 P: 9	R: 0 E: 0 K: 1 S: 5	H: 0 LOB: 0 BB: 0 P: 5	R: 0 E: 0 K: 0 S: 3	H: 1 LOB: 1 BB: 1 P: 7	R: 0 E: 0 K: 0 S: 4	H: 1 LOB: 2 BB: 1 P: 8	R: 0 E: 0 K: 0 S: 4	H: 2 LOB: 1 BB: 0 P: 4	R: 0 E: 0 K: 0 S: 4	H: 2 LOB: 1 BB: 1 P: 8	R: 1 E: 0 K: 0 S: 4	H: 2 LOB: 1 BB: 1 P: 8		1B: 11 2B: 4 3B: 0 HR: 0	SF: 0 SAC: 0 DP: 2 HBP: 0	WP: 0 PB: 0 SB: 0 CS: 1	PA: 41
PITCHER Juan Agosto, L ERA: 9.41 Keith Aitherton, R ERA: 4.37 Ron Davis, R ERA: 9.15 (1, 1) (2, 1) (7, 1)	IP: 1.1 WLS: L BF: 10 H: 5 R: 4 ER: 4 SO: 4 BB: 1 IBB: 0 HBP: 0 BLK: 0 WP: 0 HR: 0 S: 21 P: 33 ERA: 27.00 WHIP: 4.500																				

Batter	1	2	3	4	5	6	7	8	9	AB	R	H	RBI	BB	SO	LOB	TOP										
Kirby Puckett, R OBP: 0.398, SLG: 0.603 (1, 8)	0-0 4-3	0-3 K		0-0 1-2 1B		0-0 F8			0-0 F8	5	0	1	0	0	1	2	Minnesota Twins @ Kansas City Royals Royals Stadium, Kansas City, MO Sat Jun 07 1986, 8:05 PM EDT Att: 37,204 - Unknown livebaseballscorecards.com										
Mickey Hatcher, R OBP: 0.283, SLG: 0.319 Roy Smalley, S OBP: 0.341, SLG: 0.513 (6, PH)	0-0 PB 2B		0-0 4-3	0-0 G3		0-0 G4-3			0-0 4-3	3	1	1	0	0	0	2											
Kent Hrbek, L OBP: 0.399, SLG: 0.536 (1, 3)	0-0 1-H HR		0-0 E 1B		0-0 BB 1B				0-0 FC5-4 1B	5	2	5	2	0	0	0											
Tom Brunansky, R OBP: 0.338, SLG: 0.532 (1, 9)	0-0 6-3		0-0 F8		0-0 F8				0-0 FC5-4	5	0	0	0	0	0	4											
Gary Gaetti, R OBP: 0.332, SLG: 0.522 (1, 5)	0-0 2-H HR		0-0 E5 FC5-4		0-0 BB 1B				0-0 6-3	4	1	2	2	0	0	1											
Billy Beane, R OBP: 0.233, SLG: 0.236 (1, 7)	0-0 L9		0-0 FC5-4		0-0 BB				0-0 F7	3	0	0	0	1	0	2											
Steve Lombardozzi, R OBP: 0.357, SLG: 0.469 (1, 4)		0-0 6-3		0-0 F9		0-3 K			0-0 F7 E 1B	4	0	1	0	0	1	3											
Tim Laudner, R OBP: 0.395, SLG: 0.542 (1, 2)		0-0 4-3 2B		0-0 4-3		0-3 K			0-0 F7 1-3	4	0	1	0	0	1	4											
Greg Gagne, R OBP: 0.304, SLG: 0.392 (1, 6)		0-0 4-3		0-0 1B		0-0 G4-3 1B			0-0 1-3	4	0	2	0	0	0	1											
Inning Stats	R: 3 E: 0 K: 0 S: 6	H: 3 LOB: 0 BB: 0 P: 6	R: 0 E: 0 K: 1 S: 6	H: 1 LOB: 1 BB: 0 P: 6	R: 0 E: 1 K: 0 S: 5	H: 1 LOB: 2 BB: 0 P: 5	R: 0 E: 0 K: 2 S: 9	H: 2 LOB: 3 BB: 1 P: 13	R: 0 E: 0 K: 0 S: 3	H: 1 LOB: 0 BB: 0 P: 3	R: 1 E: 0 K: 0 S: 4	H: 1 LOB: 0 BB: 0 P: 4	R: 0 E: 1 K: 0 S: 3	H: 1 LOB: 1 BB: 0 P: 3	R: 0 E: 0 K: 0 S: 4	H: 1 LOB: 1 BB: 0 P: 4	1B: 9 2B: 2 3B: 0 HR: 2	SF: 0 SAC: 0 DP: 1 HBP: 0	WP: 0 PB: 1 SB: 0 CS: 0	PA: 40							
PITCHER	IP	WLS	BF	H	R	ER	SO	BB	IBB	HBP	BLK	WP	HR	S	P	ERA	WHIP										
Danny Jackson, L ERA: 4.38 (1, 1)	4.1	L	24	9	3	3	1	1	0	0	0	0	1	25	29	6.23	2.308										
Steve Farr, R ERA: 2.03 (5, 1)	2.2		9	2	1	1	2	0	0	0	0	0	1	13	13	3.38	0.750										
Dan Quisenberry, R ERA: 2.67 (8, 1)	2.0		7	2	0	0	0	0	0	0	0	0	0	7	7	0.00	1.000										

Batter	1	2	3	4	5	6	7	8	9	AB	R	H	RBI	BB	SO	LOB	BOTTOM										
Willie Wilson, S OBP: 0.321, SLG: 0.365 (1, 8)	0-3 K		0-0 3B		0-0 F4				0-3 K	4	0	1	0	0	2	1	Minnesota Twins @ Kansas City Royals Royals Stadium, Kansas City, MO Sat Jun 07 1986, 8:05 PM EDT Att: 37,204 - Unknown livebaseballscorecards.com										
Lonnie Smith, R OBP: 0.299, SLG: 0.255 (1, 7)	0-0 G3-6-3 1B		0-3 K			0-0 4-3			0-0 5-3	4	0	1	0	0	1	2											
Rudy Law, L OBP: 0.376, SLG: 0.470 (1, 9)	0-0 G3-6-3			0-0 FC4-6 1B		0-0 F9			0-0 4-3 1B	4	0	2	0	0	0	1											
George Brett, L OBP: 0.417, SLG: 0.473 (9, 6)		0-0 1B		0-0 F9		0-0 4-3			0-0 F8	4	0	1	0	0	0	2											
Jorge Orta, L OBP: 0.340, SLG: 0.379 (1, 10)		0-0 F6		0-0 FC4-6 2B			0-0 6-3		0-0 4-3 1B	4	1	1	0	0	0	2											
Steve Balboni, R OBP: 0.298, SLG: 0.428 (1, 3)		0-3 K		0-0 PB 2B			0-0 5-3		0-0 4-3	4	0	1	1	0	1	3											
Jim Sundberg, R OBP: 0.288, SLG: 0.297 (1, 2)		0-0 L9		0-0 6-3			0-0 L9		0-3 K	4	0	0	0	0	1	4											
Greg Pryor, R OBP: 0.294, SLG: 0.353 Frank White, R OBP: 0.311, SLG: 0.449 (8, PH)			0-0 F8		0-0 6-3			4-0 BB		2	0	0	0	0	0	0											
Angel Salazar, R OBP: 0.289, SLG: 0.310 Jamie Quirk, L OBP: 0.283, SLG: 0.340 (8, PH)			0-0 L3		0-0 F8			0-0 F7		2	0	0	0	0	0	0											
Inning Stats	R: 0 E: 0 K: 1 S: 5	H: 1 LOB: 0 BB: 0 P: 5	R: 0 E: 0 K: 1 S: 6	H: 1 LOB: 1 BB: 0 P: 6	R: 0 E: 0 K: 1 S: 6	H: 1 LOB: 1 BB: 0 P: 6	R: 1 E: 0 K: 0 S: 5	H: 2 LOB: 1 BB: 0 P: 5	R: 0 E: 0 K: 0 S: 3	H: 0 LOB: 0 BB: 0 P: 3	R: 0 E: 0 K: 0 S: 3	H: 0 LOB: 0 BB: 0 P: 3	R: 0 E: 0 K: 1 S: 5	H: 0 LOB: 1 BB: 1 P: 9	R: 0 E: 0 K: 1 S: 7	H: 2 LOB: 2 BB: 0 P: 7	1B: 5 2B: 1 3B: 1 HR: 0	SF: 0 SAC: 0 DP: 1 HBP: 0	WP: 0 PB: 1 SB: 0 CS: 0	PA: 34							
PITCHER	IP	WLS	BF	H	R	ER	SO	BB	IBB	HBP	BLK	WP	HR	S	P	ERA	WHIP										
Bert Blyleven, R ERA: 4.54 (1, 1)	9.0	W	34	7	1	1	5	1	0	0	0	0	0	43	47	1.00	0.889										

Batter	1	2	3	4	5	6	7	8	9	AB	R	H	RBI	BB	SO	LOB	TOP																				
Kirby Puckett, R OBP: 0.394, SLG: 0.595 (1, 8)	0-0 4-3		0-0 2B 1B	0-0 CS	0-0 F5			0-0 F9	0-0 FC6-2	5	1	1	0	0	0	2																					
Randy Bush, L OBP: 0.333, SLG: 0.408 (1, 7)	0-3 K		0-0 6-3 1B 2B		0-0 F6			0-0 4-3	0-0 G4-1	5	1	1	2	0	1	2																					
Kent Hrbek, L OBP: 0.397, SLG: 0.545 (1, 3)	0-3 K		0-0 6-3		0-0 1-3			0-0 HR		4	1	1	1	0	1	1																					
Tom Brunansky, R OBP: 0.344, SLG: 0.536 (1, 9)		0-0 F8	0-0 1B 1B			0-0 G6-4-3 1B		0-0 1B		4	0	3	1	0	0	0																					
Roy Smalley, S OBP: 0.344, SLG: 0.512 (1, 10)		0-0 1B	0-0 1-3 1B		0-0 K			0-0 4-3		4	0	2	0	0	1	2																					
Gary Gaetti, R OBP: 0.326, SLG: 0.512 (1, 5)		0-0 F7	0-0 6-3		0-0 G6-4-3				0-0 5-3	4	0	0	0	0	0	4																					
Steve Lombardozzi, R OBP: 0.355, SLG: 0.464 (1, 4)		0-0 6-3		0-3 K				0-0 F7	0-0 1B 1B	4	1	1	0	0	1	1																					
Jeff Reed, L OBP: 0.351, SLG: 0.406 (1, 2)			0-0 1B 2B 1B	0-0 F8				0-0 4-3	0-0 1B FC6-2 1B	4	1	2	0	0	0	0																					
Greg Gagne, R OBP: 0.309, SLG: 0.394 (1, 6)			0-3 K	0-0 CS 1B				0-0 L5	0-0 FC6-2 1B	4	0	2	1	0	1	1																					
Inning Stats	R: 0 E: 0 K: 2 S: 7	H: 0 LOB: 0 BB: 0 P: 7	R: 0 E: 0 K: 0 S: 4	H: 1 LOB: 1 BB: 0 P: 4	R: 3 E: 0 K: 1 S: 10	H: 5 LOB: 2 BB: 0 P: 10	R: 0 E: 0 K: 1 S: 5	H: 1 LOB: 0 BB: 0 P: 5	R: 0 E: 0 K: 0 S: 3	H: 0 LOB: 0 BB: 0 P: 3	R: 0 E: 0 K: 0 S: 5	H: 0 LOB: 0 BB: 0 P: 3	R: 1 E: 0 K: 0 S: 5	H: 2 LOB: 1 BB: 0 P: 5	R: 1 E: 0 K: 0 S: 6	H: 3 LOB: 2 BB: 0 P: 6	1B: 11 2B: 1 3B: 0 HR: 1	SF: 0 SAC: 0 DP: 1 HBP: 0	WP: 0 PA: 39																		
PITCHER	IP	WLS	BF	H	R	ER	SO	BB	IBB	HBP	BLK	WP	HR	S	P	ERA	WHIP	PITCHER			IP	WLS	BF	H	R	ER	SO	BB	IBB	HBP	BLK	WP	HR	S	P	ERA	WHIP
Bret Saberhagen, R ERA: 3.48 (1, 1)	8.0	L	32	10	4	4	5	0	0	0	0	0	1	42	42	4.50	1.250																				
David Cone, R ERA: 9.0 (9, 1)	1.0	S	6	3	1	1	0	0	0	0	0	0	0	6	6	9.00	3.000																				

Minnesota Twins @ Kansas City Royals
 Royals Stadium, Kansas City, MO
 Sun Jun 08 1986, 4:33 AM EDT
 Att: 25,870 - Unknown

AB 38
 R 5
 H 13
 RBI 5
 BB 0
 SO 5
 LOB 13





Batter	1	2	3	4	5	6	7	8	9	AB	R	H	RBI	BB	SO	LOB	BOTTOM																				
Willie Wilson, S OBP: 0.324, SLG: 0.362 (1, 8)	4-0 K BB		0-0 5-3			4-0 BB		0-3 K		2	0	0	0	2	1	1																					
Lonnie Smith, R OBP: 0.285, SLG: 0.245 (1, 7)	0-3 K			0-0 F3		0-0 F9		0-0 F8		4	0	0	0	0	1	3																					
Rudy Law, L OBP: 0.368, SLG: 0.459 (1, 9)	0-0 F5			0-3 K		0-0 4-3		0-0 4-3		4	0	0	0	0	1	2																					
George Brett, L OBP: 0.414, SLG: 0.466 (1, 5)		0-3 K		0-0 4-3		4-0 FC3 G6-4-3 WP BB		0-0 F7		3	1	0	0	1	1	0																					
Frank White, R OBP: 0.314, SLG: 0.445 (1, 4)		0-0 L4			0-0 L4	4-0 G6-4-3 E BB		4-0 2B SF8 BB		2	1	0	0	2	0	0																					
Jorge Orta, L OBP: 0.356, SLG: 0.407 (1, 10)		0-0 1B			0-0 1B	0-0 FC3 G6-4-3		0-0 2B		4	0	3	0	0	0	2																					
Steve Balboni, R OBP: 0.292, SLG: 0.421 (1, 3)		0-3 K			0-3 K	0-0 G6-4-3		0-0 SF8		3	0	0	1	0	2	4																					
Jamie Quirk, L OBP: 0.281, SLG: 0.333 (1, 2)			0-0 G1-6-3 1B		0-0 F3	0-0 6-3		0-0 G3		4	0	1	0	0	0	3																					
Buddy Biancalana, S OBP: 0.283, SLG: 0.368 (1, 6)				0-0 G1-6-3						2	0	0	0	0	0	1																					
Hal McRae, R OBP: 0.238, SLG: 0.405 (8, PH)										1	0	1	0	0	0	0																					
Angel Salazar, R OBP: 0.289, SLG: 0.310 (8, PH)										0	0	0	0	0	0	0																					
Inning Stats	R: 0 E: 0 K: 1 S: 4	H: 0 LOB: 1 BB: 1 P: 8	R: 0 E: 0 K: 2 S: 8	H: 1 LOB: 0 BB: 0 P: 8	R: 0 E: 0 K: 0 S: 3	H: 1 LOB: 0 BB: 0 P: 3	R: 0 E: 0 K: 1 S: 5	H: 0 LOB: 0 BB: 0 P: 5	R: 0 E: 0 K: 0 S: 3	H: 0 LOB: 1 BB: 1 P: 7	R: 1 E: 1 K: 0 S: 3	H: 0 LOB: 1 BB: 2 P: 11	R: 0 E: 0 K: 1 S: 6	H: 1 LOB: 1 BB: 0 P: 6	R: 1 E: 0 K: 0 S: 4	H: 1 LOB: 1 BB: 1 P: 8	1B: 3 2B: 2 3B: 0 HR: 0	SF: 1 SAC: 0 DP: 2 HBP: 0	WP: 1 PA: 35																		
PITCHER	IP	WLS	BF	H	R	ER	SO	BB	IBB	HBP	BLK	WP	HR	S	P	ERA	WHIP	PITCHER			IP	WLS	BF	H	R	ER	SO	BB	IBB	HBP	BLK	WP	HR	S	P	ERA	WHIP
Mark Portugal, R ERA: 5.5 (1, 1)	6.0	W	24	3	1	0	5	4	0	0	0	0	0	30	46	0.00	1.167																				
Frank Pastore, R ERA: 1.14 (7, 1)	3.0	S	11	2	1	1	1	1	0	0	0	0	0	12	16	3.00	1.000																				

Minnesota Twins @ Kansas City Royals
 Royals Stadium, Kansas City, MO
 Sun Jun 08 1986, 4:33 AM EDT
 Att: 25,870 - Unknown

AB 29
 R 2
 H 5
 RBI 1
 BB 5
 SO 6
 LOB 16



Batter	1	2	3	4	5	6	7	8	9	AB	R	H	RBI	BB	SO	LOB	TOP										
Curtis Wilkerson, S OBP: 0.272, SLG: 0.277	0-0 5-3 S 1B	0-3 K		0-0 FC4-6 FC5-4		0-0 G3		0-0 F7	0-0 1B	6	0	2	0	0	1	5	Texas Rangers @ Minnesota Twins Hubert H. Humphrey Metrodome, Minneapolis, MN Tue Jun 10 1986, 8:05 PM EDT Att: 12,084 - Unknown AB 42 R 14 H 17 RBI 14 BB 4 SO 4 LOB 22 										
Gary Ward, R OBP: 0.336, SLG: 0.361	0-0 5-3	0-0 1B 1B		0-0 FC5-4		0-0 FC3-5		0-0 5-3	0-0 SF8 1B	5	1	1	3	0	0	3											
Pete O'Brien, L OBP: 0.374, SLG: 0.484	4-0 G4-6-3 BB	0-0 1B 1B				0-0 F7		0-0 HR 1B	0-0 F8 1B	5	1	3	3	1	0	1											
Pete Incaviglia, R OBP: 0.332, SLG: 0.533	0-0 G4-6-3	0-0 F7				0-0 4-3		0-0 K	4-0 BB	0	0	0	0	0	0	0											
Oddibe McDowell, L OBP: 0.397, SLG: 0.460										4	0	0	0	1	1	3											
Scott Fletcher, R OBP: 0.367, SLG: 0.401										0	0	0	0	0	0	0											
Ruben Sierra, S OBP: 0.238, SLG: 0.500		4-0 HBP 1B E BB		0-0 4-3		0-0 4-3		0-0 E7 E 2B	0-3 K	4	2	1	0	1	1	2											
George Wright, S OBP: 0.255, SLG: 0.347		0-0 E HBP 1B		0-3 K		0-0 1B 2B		4-0 E 1B BB	0-0 F7	4	3	2	0	1	1	0											
Tom Paciorek, R OBP: 0.315, SLG: 0.333		1-0 E HBP 1B		0-0 F8		0-0 2B 2B 1B		0-0 E6 1B 8-2	0-0 1B 2B	3	2	1	1	0	0	1											
Steve Buechele, R OBP: 0.309, SLG: 0.434		1-2 2-3 HBP 1B				0-0 2B 2B 1B		0-0 1B 8-2	0-0 1B 2B	1	1	1	0	0	0	0											
Toby Harrah, R OBP: 0.324, SLG: 0.333		0-0 L6		0-0 6-3		0-0 2B 2B		0-0 1B 2B	0-0 1B 2B	5	2	3	2	0	0	3											
Geno Petralli, L OBP: 0.278, SLG: 0.371		0-0 E4 1B		0-0 FC4-6 1B		0-0 G3 FC3-5 2B		0-0 8-2	0-0 1B SF8 2B	5	2	3	5	0	0	4											
Inning Stats	R: 0 E: 0 K: 0 S: 3	H: 1 LOB: 1 BB: 1 P: 7	R: 5 E: 1 K: 1 S: 9	H: 3 LOB: 1 BB: 1 P: 14	R: 0 E: 0 K: 1 S: 5	H: 0 LOB: 0 BB: 0 P: 5	R: 0 E: 0 K: 0 S: 4	H: 1 LOB: 1 BB: 0 P: 4	R: 0 E: 0 K: 0 S: 3	H: 0 LOB: 0 BB: 0 P: 3	R: 3 E: 0 K: 1 S: 6	H: 4 LOB: 0 BB: 0 P: 6	R: 3 E: 2 K: 1 S: 8	H: 3 LOB: 1 BB: 1 P: 12	R: 0 E: 0 K: 1 S: 6	H: 1 LOB: 2 BB: 1 P: 10	R: 3 E: 0 K: 0 S: 7	H: 4 LOB: 1 BB: 0 P: 7	1B: 11 2B: 7 3B: 0 HR: 1	SF: 1 SAC: 0 DP: 3 HBP: 1	WP: 1 PB: 0 CS: 1	PA: 48					
PITCHER	IP	WLS	BF	H	R	ER	SO	BB	IBB	HBP	BLK	WP	HR	S	P	ERA	WHIP										
Mike Smithson, R ERA: 4.13	1.2		12	4	5	1	1	2	0	0	0	0	0	11	20	5.40	3.600										
John Butcher, R ERA: 5.89	3.1		15	5	3	3	1	0	0	0	0	0	0	17	17	8.10	1.500										
Ron Davis, R ERA: 9.43	1.1	L	6	2	3	2	1	1	0	0	0	0	1	7	11	13.50	2.250										
Frank Pastore, R ERA: 2.1	2.0		13	6	3	3	1	1	0	0	0	1	0	14	18	13.50	3.500										
Roy Lee Jackson, R ERA: 3.0	0.2		2	0	0	0	0	0	0	0	0	0	0	2	2	0.00	0.000										

Batter	1	2	3	4	5	6	7	8	9	AB	R	H	RBI	BB	SO	LOB	BOTTOM										
Kirby Puckett, R OBP: 0.393, SLG: 0.593	0-0 6-3		0-0 1B 1B 2B	0-0 4-3		0-0 1B 1B		0-0 F9	0-0 L7	6	2	2	0	0	0	0	Texas Rangers @ Minnesota Twins Hubert H. Humphrey Metrodome, Minneapolis, MN Tue Jun 10 1986, 8:05 PM EDT Att: 12,084 - Unknown AB 47 R 10 H 20 RBI 10 BB 3 SO 5 LOB 24 										
Mickey Hatcher, R OBP: 0.280, SLG: 0.322	0-0 6-3		0-0 2B 1B	0-0 6-3		0-0 1B FC6-4 BB		0-0 F8	0-0 1B	5	2	2	0	1	0	0											
Kent Hrbek, L OBP: 0.420, SLG: 0.558	0-0 G3		0-0 2B 1B	0-0 1B		0-0 FC6-4 1B		0-0 BB	0-0 1B	5	1	4	2	1	0	0											
Tom Brunansky, R OBP: 0.337, SLG: 0.524		0-0 F8	0-0 F8	0-0 4-3		0-0 FC6-4 1B		0-0 F6	0-0 F3	6	1	0	1	0	0	7											
Gary Gaetti, R OBP: 0.325, SLG: 0.516		0-0 1B 2B	0-0 1B 2B		0-0 5-3	0-0 1B 2B		0-0 4-3	0-3 K	6	3	3	1	0	1	2											
Tim Laudner, R OBP: 0.405, SLG: 0.548		0-3 K	0-0 1B BB		0-0 1B	0-0 1B		0-0 G3 1B 2B		3	0	2	2	0	1	1											
Randy Bush, L OBP: 0.340, SLG: 0.429			0-0 2B 1B		0-0 1B	0-0 1B		0-0 G3 1B 2B		2	1	2	1	0	0	0											
Steve Lombardozzi, R OBP: 0.360, SLG: 0.462		0-0 1B	0-0 1B BB		0-0 1B	0-0 F6		0-0 G3		4	0	2	1	1	0	3											
Billy Beane, R OBP: 0.234, SLG: 0.237		0-0 1B	0-0 1B BB		0-3 K	0-0 1B		0-0 G3 1B 2B		3	0	1	0	0	1	3											
Roy Smalley, S OBP: 0.346, SLG: 0.509		1-3	0-0 1B		0-0 K	0-0 1B		0-0 G3 1B 2B		1	0	1	1	0	0	0											
Jeff Reed, L OBP: 0.341, SLG: 0.389			0-0 1B		0-0 K	0-0 1B		0-0 G3 1B 2B		1	0	1	1	0	0	0											
Greg Gagne, R OBP: 0.296, SLG: 0.377		0-0 F7		0-3 K		0-3 K		0-0 F7		4	0	0	0	0	2	7											
Andre David, L OBP: 0.333, SLG: 0.200										1	0	0	0	0	0	1											
Ron Washington, R OBP: 0.233, SLG: 0.367										0	0	0	0	0	0	0											
Inning Stats	R: 0 E: 0 K: 0 S: 3	H: 0 LOB: 0 BB: 0 P: 3	R: 1 E: 0 K: 1 S: 7	H: 2 LOB: 1 BB: 0 P: 7	R: 4 E: 0 K: 0 S: 9	H: 6 LOB: 3 BB: 1 P: 13	R: 0 E: 0 K: 0 S: 4	H: 1 LOB: 1 BB: 0 P: 4	R: 0 E: 0 K: 2 S: 9	H: 2 LOB: 2 BB: 0 P: 9	R: 4 E: 0 K: 1 S: 10	H: 5 LOB: 2 BB: 1 P: 14	R: 0 E: 0 K: 0 S: 3	H: 0 LOB: 1 BB: 1 P: 7	R: 1 E: 0 K: 0 S: 5	H: 2 LOB: 1 BB: 0 P: 5	R: 0 E: 0 K: 1 S: 7	H: 2 LOB: 2 BB: 0 P: 7	1B: 15 2B: 5 3B: 0 HR: 0	SF: 0 SAC: 0 DP: 0 HBP: 0	WP: 0 PB: 0 CS: 0	PA: 50					
PITCHER	IP	WLS	BF	H	R	ER	SO	BB	IBB	HBP	BLK	WP	HR	S	P	ERA	WHIP										
Mickey Mahler, L ERA: 3.96	2.2		15	7	5	5	1	0	0	0	0	0	0	17	25	11.57	3.429										
Ricky Wright, L ERA: 4.89	2.1		15	6	3	3	2	2	0	0	0	0	0	17	25	11.57	3.429										
Dale Mohorcic, R ERA: 3.6	0.2		5	3	1	1	0	0	0	0	0	0	0	5	5	13.50	4.500										
Jeff Russell, R ERA: 4.5	2.0	W	9	2	1	1	1	1	0	0	0	0	0	10	14	4.50	1.500										
Greg Harris, R ERA: 3.02	1.1	S	6	2	0	0	1	0	0	0	0	0	0	8	8	0.00	1.500										

Batter	1	2	3	4	5	6	7	8	9	10	11	12	13	14	15	16	AB	R	H	RBI	BB	SO	LOB	TOP													
Scott Fletcher, R OBP: 0.372, SLG: 0.395 (14, 5)																	5	2	1	0	3	0	2														
Toby Harrah, R OBP: 0.321, SLG: 0.343 (1, 4)																	8	0	2	1	0	2	4														
Pete O'Brien, L OBP: 0.379, SLG: 0.485 (1, 3)																	6	0	2	1	2	1	3														
Gary Ward, R OBP: 0.346, SLG: 0.366 (1, 10)																	7	1	3	0	1	0	3														
Ruben Sierra, S OBP: 0.265, SLG: 0.489 (1, 9)																	7	1	3	0	0	0	4														
Tom Paciorek, R OBP: 0.312, SLG: 0.230 (11, PH)																	4	0	1	0	0	0	0														
O'dellie McDowell, L OBP: 0.388, SLG: 0.475 (11, 8)																	2	1	1	3	0	1	2														
George Wright, S OBP: 0.227, SLG: 0.330 (11, 7)																	5	0	0	0	2	0	2														
Steve Buechele, R OBP: 0.361, SLG: 0.421 (14, PH)																	5	0	0	0	0	2	1														
Darrell Porter, L OBP: 0.369, SLG: 0.522 (14, 6)																	1	0	0	0	0	0	2														
Curtis Wilkerson, S OBP: 0.278, SLG: 0.292 (14, 6)																	1	1	1	0	0	0	0														
Orlando Mercado, R OBP: 0.279, SLG: 0.395 (12, PH)																	4	0	1	0	0	1	0														
Geno Petrali, L OBP: 0.282, SLG: 0.395 (12, 2)																	3	0	1	1	0	0	2														
Inning Stats	R: 1 E: 0 K: 0 S: 3	H: 1 LOB: 0 BB: 1 P: 7	R: 0 E: 0 K: 0 S: 3	H: 0 LOB: 0 BB: 0 P: 3	R: 1 E: 0 K: 1 S: 5	H: 1 LOB: 1 BB: 1 P: 9	R: 0 E: 0 K: 0 S: 5	H: 2 LOB: 2 BB: 0 P: 5	R: 0 E: 0 K: 0 S: 3	H: 0 LOB: 0 BB: 0 P: 5	R: 0 E: 0 K: 1 S: 5	H: 1 LOB: 0 BB: 0 P: 5	R: 0 E: 0 K: 0 S: 3	H: 0 LOB: 0 BB: 0 P: 3	R: 0 E: 0 K: 0 S: 3	H: 1 LOB: 1 BB: 1 P: 7	R: 0 E: 0 K: 1 S: 5	H: 1 LOB: 0 BB: 0 P: 5	R: 0 E: 0 K: 0 S: 3	H: 0 LOB: 0 BB: 0 P: 3	R: 0 E: 0 K: 0 S: 3	H: 1 LOB: 1 BB: 1 P: 10	R: 0 E: 0 K: 0 S: 3	H: 0 LOB: 0 BB: 0 P: 3	R: 0 E: 0 K: 0 S: 3	H: 1 LOB: 1 BB: 1 P: 8	R: 0 E: 0 K: 1 S: 5	H: 1 LOB: 0 BB: 0 P: 5	R: 4 E: 0 K: 2 S: 12	H: 5 LOB: 2 BB: 1 P: 16	1B: 11 2B: 4 3B: 1 HR: 1	SF: 0 SAC: 1 DP: 2 HBP: 0	WP: 1 PB: 0 SB: 0 CS: 1	PA: 68			
PITCHER	IP: 10.0 WLS: 37 BF: 8	H: 2 ER: 2 SO: 3	BB: 3 IBB: 1 HBP: 0 BLK: 0	WP: 0 HR: 0 S: 39 P: 55	ERA: 1.80 WHIP: 1.100	PITCHER											IP: 10.0 WLS: 37 BF: 8	H: 2 ER: 2 SO: 3	BB: 3 IBB: 1 HBP: 0 BLK: 0	WP: 0 HR: 0 S: 39 P: 55	ERA: 1.80 WHIP: 1.100	PITCHER											IP: 10.0 WLS: 37 BF: 8	H: 2 ER: 2 SO: 3	BB: 3 IBB: 1 HBP: 0 BLK: 0	WP: 0 HR: 0 S: 39 P: 55	ERA: 1.80 WHIP: 1.100
Allan Anderson, L ERA: 3.73	4.0	2	0	0	1	2	1	0	0	0	0	16	28	0.00	1.000																						
Keith Atherton, R ERA: 3.73	1.1	L	9	5	4	1	0	0	0	0	1	1	10	10	27.00	3.750																					
Roy Lee Jackson, R ERA: 5.4	0.0	2	1	0	0	0	1	0	0	0	0	0	1	5	∞	∞																					
John Butcher, R ERA: 5.88	0.2	2	0	0	0	2	0	0	0	0	0	0	6	6	0.00	0.000																					
Ron Davis, R ERA: 9.14																																					

Texas Rangers @ Minnesota Twins
Hubert H. Humphrey Metrodome, Minneapolis, MN
Wed Jun 11 1986, 8:05 PM EDT
Att: 11,506 - Unknown

AB 58
R 16
H 6
RBI 6
BB 8
SO 7
LOB 25



Batter	1	2	3	4	5	6	7	8	9	10	11	12	13	14	15	16	AB	R	H	RBI	BB	SO	LOB	BOTTOM													
Kirby Puckett, R OBP: 0.401, SLG: 0.598 (1, 8)																	6	0	4	1	1	2	0														
Mickey Hatcher, R OBP: 0.286, SLG: 0.304 (1, 7)																	7	0	0	0	0	1	5														
Kent Hrbek, L OBP: 0.412, SLG: 0.542 (1, 3)																	6	0	0	0	1	1	1														
Tom Brunansky, R OBP: 0.333, SLG: 0.519 (1, 9)																	6	1	1	0	0	2	3														
Roy Smalley, S OBP: 0.335, SLG: 0.491 (1, 10)																	6	0	0	0	0	1	1														
Gary Gaetti, R OBP: 0.325, SLG: 0.520 (1, 5)																	6	0	2	1	0	0	0														
Steve Lombardozzi, R OBP: 0.328, SLG: 0.447 (1, 4)																	5	0	0	0	1	0	2														
Jeff Reed, L OBP: 0.304, SLG: 0.341 (15, PH)																	5	0	0	0	0	0	1														
Tim Laudner, R OBP: 0.400, SLG: 0.540 (16, 2)																	1	0	0	0	0	1	1														
Greg Gagne, R OBP: 0.292, SLG: 0.370 (1, 6)																	6	1	1	0	0	3	1														
Inning Stats	R: 0 E: 0 K: 1 S: 6	H: 1 LOB: 1 BB: 0 P: 6	R: 0 E: 0 K: 0 S: 4	H: 0 LOB: 1 BB: 0 P: 4	R: 0 E: 0 K: 1 S: 5	H: 1 LOB: 0 BB: 0 P: 5	R: 0 E: 0 K: 0 S: 3	H: 1 LOB: 0 BB: 0 P: 3	R: 0 E: 0 K: 0 S: 3	H: 0 LOB: 0 BB: 0 P: 3	R: 0 E: 0 K: 1 S: 5	H: 0 LOB: 0 BB: 0 P: 5	R: 0 E: 0 K: 0 S: 3	H: 0 LOB: 0 BB: 0 P: 3	R: 0 E: 0 K: 0 S: 3	H: 1 LOB: 0 BB: 0 P: 5	R: 0 E: 0 K: 0 S: 3	H: 0 LOB: 0 BB: 0 P: 3	R: 0 E: 0 K: 2 S: 7	H: 0 LOB: 1 BB: 1 P: 11	R: 0 E: 0 K: 2 S: 7	H: 0 LOB: 0 BB: 0 P: 7	R: 0 E: 0 K: 2 S: 7	H: 0 LOB: 0 BB: 0 P: 7	1B: 4 2B: 5 3B: 0 HR: 0	SF: 0 SAC: 0 DP: 1 HBP: 0	WP: 0 PB: 0 SB: 0 CS: 1	PA: 58									
PITCHER	IP: 13.0 WLS: 47 BF: 10	H: 2 ER: 2 SO: 7	BB: 2 IBB: 0 HBP: 0 BLK: 0	WP: 0 HR: 0 S: 59 P: 67	ERA: 1.39 WHIP: 0.769	PITCHER											IP: 13.0 WLS: 47 BF: 10	H: 2 ER: 2 SO: 7	BB: 2 IBB: 0 HBP: 0 BLK: 0	WP: 0 HR: 0 S: 59 P: 67	ERA: 1.39 WHIP: 0.769	PITCHER											IP: 13.0 WLS: 47 BF: 10	H: 2 ER: 2 SO: 7	BB: 2 IBB: 0 HBP: 0 BLK: 0	WP: 0 HR: 0 S: 59 P: 67	ERA: 1.39 WHIP: 0.769
Charlie Hough, R ERA: 1.72	3.0	W	10	0	0	4	1	0	0	0	0	0	17	21	0.00	0.333																					

Texas Rangers @ Minnesota Twins
Hubert H. Humphrey Metrodome, Minneapolis, MN
Wed Jun 11 1986, 8:05 PM EDT
Att: 11,506 - Unknown

AB 54
R 8
H 8
RBI 2
BB 3
SO 11
LOB 15



Batter	1	2	3	4	5	6	7	8	9	AB	R	H	RBI	BB	SO	LOB	TOP					
Kirby Puckett, R OBP: 0.395, SLG: 0.589 (1, 8)	5-3		F9		G5-4-3		G6-4-3			4	0	0	0	0	0	4	Minnesota Twins @ Cleveland Indians Cleveland Municipal Stadium, Cleveland, OH Fri Jun 13 1986, 7:05 PM EDT Att: 61,411 - Unknown					
Roy Smalley, S OBP: 0.333, SLG: 0.486 (1, 10)	F7		F5			1B 2B 1B		K	4	1	1	0	0	1	1							
Kent Hrbek, L OBP: 0.409, SLG: 0.541 (1, 3)	K			1B 2-1 2B		F9		G3	4	0	1	0	0	1	1							
Tom Brunansky, R OBP: 0.336, SLG: 0.531 (1, 9)		5-3		K		2B 1-2 1B		HR	4	1	2	1	0	1	1							
Gary Gaetti, R OBP: 0.328, SLG: 0.520 (1, 5)		K		2-3 1B		K		1B	4	0	2	0	0	2	2							
Steve Lombardozzi, R OBP: 0.359, SLG: 0.455 (1, 4)		1B		F9		1-3 2-H 2B		L1	4	0	2	1	0	0	3							
Mickey Hatcher, R OBP: 0.259, SLG: 0.297 (1, 7)		G3		2-1		F9			3	0	0	0	0	0	3							
Billy Beane, R OBP: 0.231, SLG: 0.233 (7, 7)		G3		3-H		F4			1	0	0	0	0	1	0							
Jeff Reed, L OBP: 0.327, SLG: 0.364 (9, PH)			K			HBP 1B			3	0	2	0	0	1	0							
Al Woods, L OBP: 0.297, SLG: 0.231 (9, PH)							G6-4-3 1B		4-3	1	0	0	0	0	0							
Greg Gagne, R OBP: 0.298, SLG: 0.372 (9, PH)									6-3	2	0	1	0	0	1							
Randy Bush, L OBP: 0.338, SLG: 0.425 (9, PH)										1	0	0	0	0	0							
Inning Stats	R: 0 E: 0 K: 1 S: 5	H: 0 LOB: 0 BB: 0 P: 5	R: 0 E: 0 K: 1 S: 6	H: 1 LOB: 1 BB: 0 P: 6	R: 0 E: 0 K: 1 S: 6	H: 1 LOB: 1 BB: 0 P: 6	R: 0 E: 0 K: 0 S: 3	H: 2 LOB: 2 BB: 0 P: 6	R: 0 E: 0 K: 1 S: 8	H: 1 LOB: 1 BB: 0 P: 4	R: 1 E: 0 K: 1 S: 8	H: 3 LOB: 2 BB: 0 P: 8	R: 0 E: 0 K: 1 S: 5	H: 1 LOB: 0 BB: 0 P: 5	R: 1 E: 0 K: 1 S: 7	H: 2 LOB: 1 BB: 0 P: 7	R: 0 E: 0 K: 1 S: 5	H: 0 LOB: 0 BB: 0 P: 5	1B: 8 2B: 2 3B: 0 HR: 1	SF: 0 SAC: 0 DP: 2 HBP: 1	WP: 0 PB: 0 SB: 0 CS: 0	PA: 36
PITCHER Tom Candiotti, R ERA: 4.0 (1, 1)	IP: 9.0 WLS: W BF: 37 H: 11 R: 2 ER: 2 SO: 8 BB: 0 IBB: 0 HBP: 1 BLK: 0 WP: 0 HR: 1 S: 51 P: 52 ERA: 2.00 WHIP: 1.222																					

Batter	1	2	3	4	5	6	7	8	9	AB	R	H	RBI	BB	SO	LOB	BOTTOM			
Brett Butler, L OBP: 0.352, SLG: 0.338 (1, 8)	E5 1B	4-3		K		1B 2B 1B		F8	5	2	2	0	0	1	1	Minnesota Twins @ Cleveland Indians Cleveland Municipal Stadium, Cleveland, OH Fri Jun 13 1986, 7:05 PM EDT Att: 61,411 - Unknown				
Tony Bernazard, S OBP: 0.385, SLG: 0.413 (1, 4)	E3 1B	L3		F9		1-3 2B 1B		F8	4	2	1	0	0	0	2					
Fran Mullins, R OBP: 0.154, SLG: 0.250 (8, 4)									1	0	0	0	0	0	0					
Joe Carter, R OBP: 0.329, SLG: 0.447 (1, 3)	1B E HBP		5-3		1-3 HR 1B		4-3	4-3	4	2	1	0	0	0	2					
Andre Thornton, R OBP: 0.335, SLG: 0.400 (1, 10)	E 1B		L6		1-3 2-H 3-H HR		F6		4	1	2	5	0	0	2					
Mel Hall, L OBP: 0.342, SLG: 0.551 (1, 7)	K		1B 2B		F7				4	1	2	2	0	1	2					
Brook Jacoby, R OBP: 0.346, SLG: 0.456 (1, 5)	E6 FC5-4					SF9 3B	1-3		4	1	2	2	0	0	2					
Julio Franco, R OBP: 0.289, SLG: 0.357 (1, 6)	F9		G3					4-3	3	0	0	1	0	0	3					
Cory Snyder, R OBP: 0.250, SLG: 0.750 (1, 9)	FC5-4							4-3	4	1	1	0	0	1	2					
Andy Allanson, R OBP: 0.288, SLG: 0.326 (1, 2)		F2		1B HR 1B		5-3		K	4	1	1	1	0	1	0					
Inning Stats	R: 3 E: 3 K: 1 S: 9	H: 2 LOB: 2 BB: 0 P: 10	R: 0 E: 0 K: 0 S: 3	H: 0 LOB: 0 BB: 0 P: 3	R: 1 E: 0 K: 0 S: 5	H: 2 LOB: 1 BB: 0 P: 5	R: 4 E: 0 K: 1 S: 9	H: 4 LOB: 0 BB: 0 P: 9	R: 1 E: 0 K: 1 S: 6	H: 1 LOB: 0 BB: 0 P: 6	R: 2 E: 0 K: 0 S: 6	H: 3 LOB: 1 BB: 0 P: 6	R: 0 E: 0 K: 1 S: 5	H: 0 LOB: 0 BB: 0 P: 5	R: 0 E: 0 K: 0 S: 3	H: 0 LOB: 0 BB: 0 P: 3	1B: 7 2B: 2 3B: 2 HR: 1	SF: 1 SAC: 0 DP: 0 HBP: 1	WP: 0 PB: 0 SB: 0 CS: 0	PA: 39
PITCHER Bert Blyleven, R ERA: 4.9 (1, 1)	IP: 3.2 WLS: L BF: 22 H: 8 R: 8 ER: 6 SO: 2 BB: 0 IBB: 0 HBP: 1 BLK: 0 WP: 0 HR: 1 S: 25 P: 26 ERA: 14.73 WHIP: 2.182																			
John Butcher, R ERA: 6.07 (4, 1)	2.1	11	4	3	3	1	0	0	0	0	0	13	13	11.57	1.714					
Ron Davis, R ERA: 8.37 (7, 1)	2.0	6	0	0	0	1	0	0	0	0	0	8	8	0.00	0.000					

Batter	1	2	3	4	5	6	7	8	9	AB	R	H	RBI	BB	SO	LOB	TOP										
Kirby Puckett, R OBP: 0.395, SLG: 0.586 (1, 8)	0-0 1B	0-0 6-3		0-0 F6		0-0 6-3		0-0 2H 1B		5	1	2	1	0	0	0											
Steve Lombardozzi, R OBP: 0.356, SLG: 0.459 (1, 4)	0-0 BB 1B		0-0 4-3 2B		0-0 5-3		0-0 6-3		0-0 F3	5	0	2	0	0	0	0											
Kent Hrbek, L OBP: 0.413, SLG: 0.543 (1, 3)	0-0 1-2 2H 1B		0-0 L3		0-0 HR 1B		0-0 L9		0-0 2B 1B	5	2	3	1	0	0	1											
Tom Brunansky, R OBP: 0.341, SLG: 0.547 (1, 9)	4-0 1-2 2-3 BB		0-0 4-3 2-3		0-0 HR		0-0 F7		0-0 2B 2B	4	2	2	2	1	0	1											
Gary Gaetti, R OBP: 0.333, SLG: 0.517 (1, 5)	0-0 F5		4-0 BB BB		0-0 S 1B			0-0 E7 F9 2B	4-0 2B IBB	3	2	1	0	2	0	3											
Tim Laudner, R OBP: 0.400, SLG: 0.537 (1, 2)	0-3 K		4-0 1-2 BB		0-3 K			0-3 K	0-0 3-1 2B	4	0	1	3	1	3	5											
Mickey Hatcher, R OBP: 0.259, SLG: 0.290 (1, 10)	0-0 4-3		0-0 F7		0-0 5-3			4-0 2B IBB	0-0 3-1 2B	3	1	0	0	1	0	7											
Roy Smalley, L OBP: 0.332, SLG: 0.483 (9, PH)										1	0	0	0	0	0	1											
Billy Beane, R OBP: 0.217, SLG: 0.219 (1, 7)		0-0 6-3		0-0 F8		0-0 6-3		0-0 F9	0-0 4-3	4	0	0	0	0	0	2											
Randy Bush, L OBP: 0.336, SLG: 0.422 (9, PH)								2-3		1	0	0	0	0	0	1											
Greg Gagne, R OBP: 0.297, SLG: 0.374 (1, 6)		0-0 5-3		0-0 F9		0-0 1-3		0-0 1H 3H 1B 2B		4	1	1	2	0	0	0											
Inning Stats	R: 1 E: 0 K: 1 S: 8	H: 3 LOB: 3 BB: 1 P: 12	R: 0 E: 0 K: 0 S: 3	H: 0 LOB: 0 BB: 0 P: 3	R: 0 E: 0 K: 0 S: 4	H: 1 LOB: 3 BB: 2 P: 12	R: 0 E: 0 K: 0 S: 3	H: 0 LOB: 0 BB: 0 P: 3	R: 2 E: 0 K: 1 S: 8	H: 3 LOB: 1 BB: 0 P: 8	R: 0 E: 0 K: 0 S: 3	H: 0 LOB: 0 BB: 0 P: 3	R: 0 E: 0 K: 0 S: 3	H: 0 LOB: 0 BB: 0 P: 3	R: 3 E: 1 K: 1 S: 7	H: 2 LOB: 1 BB: 1 P: 11	R: 3 E: 0 K: 0 S: 6	H: 3 LOB: 1 BB: 1 P: 10	1B: 7 2B: 4 3B: 0 HR: 1	SF: 0 SAC: 0 DP: 0 HBP: 0	WP: 0 PA: 44 PB: 0 SB: 1 CS: 0						
PITCHER	IP	WLS	BF	H	R	ER	SO	BB	IBB	HBP	BLK	WP	HR	S	P	ERA	WHIP										
Neal Heaton, L ERA: 4.24 (1, 1)	7.1	L	34	7	5	4	3	3	1	0	0	0	1	36	52	4.91	1.364										
Scott Bailes, L ERA: 5.03 (8, 1)	1.0		8	5	4	3	0	0	1	0	0	0	0	7	11	27.00	5.000										
Ernie Camacho, R ERA: 3.86 (9, 1)	0.2		2	0	0	0	0	0	0	0	0	0	0	2	2	0.00	0.000										
Batter	1	2	3	4	5	6	7	8	9	AB	R	H	RBI	BB	SO	LOB	BOTTOM										
Brett Butler, L OBP: 0.349, SLG: 0.340 (1, 8)	0-0 5-3		0-0 4-3 2H 1B 2B	0-3 K			0-0 B2		0-3 K	5	1	1	1	0	2	2											
Tony Bemazard, S OBP: 0.397, SLG: 0.403 (1, 4)	0-0 6-3		0-0 4-3 2-3		0-0 5-3		0-3 K		0-0 F7	5	0	0	0	0	1	2											
Joe Carter, R OBP: 0.340, SLG: 0.466 (1, 3)	0-0 2B		0-0 BB 1B		0-0 2B		0-0 1B		0-0 3-4-3	4	0	4	1	0	0	0											
Mel Hall, L OBP: 0.339, SLG: 0.540 (1, 7)	0-0 3-1		4-0 1-2 BB		0-3 K		0-0 3-4-3			3	0	0	0	1	1	4											
Brook Jacoby, R OBP: 0.340, SLG: 0.448 (1, 5)		0-3 K	0-0 F3		0-3 K			0-0 4-3		4	0	0	0	0	2	3											
Julio Franco, R OBP: 0.293, SLG: 0.364 (1, 6)	0-0 4-3		0-0 1B 2B		0-0 F9		0-0 1B		0-0 1B	4	1	2	0	0	0	0											
Cory Snyder, R OBP: 0.250, SLG: 0.500 (1, 9)	0-0 5-3		0-0 6-3		0-0 G5-4-3 1B		0-3 K		0-3 K	4	0	1	0	0	1	2											
Carmen Castillo, R OBP: 0.306, SLG: 0.388 (1, 10)			4-0 SH5-3 2B BB		0-3 K		0-0 G5-4-3 1B		0-0 F3	3	1	0	0	1	1	3											
Andy Allanson, R OBP: 0.297, SLG: 0.336 (1, 2)			0-0 SH5-3		0-0 K		0-0 1B		0-3 K	2	0	2	1	0	0	0											
Otis Nixon, S OBP: 0.256, SLG: 0.220 (9, PH)			1-2 S 1B		2H 1B					1	0	0	0	0	1	0											
Inning Stats	R: 0 E: 0 K: 0 S: 4	H: 1 LOB: 1 BB: 0 P: 4	R: 0 E: 0 K: 1 S: 5	H: 0 LOB: 0 BB: 0 P: 5	R: 2 E: 0 K: 0 S: 5	H: 2 LOB: 2 BB: 2 P: 13	R: 1 E: 0 K: 2 S: 9	H: 2 LOB: 1 BB: 0 P: 9	R: 0 E: 0 K: 0 S: 8	H: 1 LOB: 1 BB: 0 P: 8	R: 0 E: 0 K: 0 S: 3	H: 1 LOB: 2 BB: 0 P: 7	R: 0 E: 0 K: 1 S: 6	H: 1 LOB: 1 BB: 0 P: 6	R: 0 E: 0 K: 2 S: 7	H: 0 LOB: 0 BB: 0 P: 7	1B: 6 2B: 4 3B: 0 HR: 0	SF: 0 SAC: 1 DP: 1 HBP: 0	WP: 0 PA: 38 PB: 0 SB: 1 CS: 0								
PITCHER	IP	WLS	BF	H	R	ER	SO	BB	IBB	HBP	BLK	WP	HR	S	P	ERA	WHIP										
Mark Portugal, R ERA: 5.36 (1, 1)	6.0		27	8	3	3	5	2	0	0	0	0	0	35	43	4.50	1.667										
Keith Altherton, R ERA: 3.45 (7, 1)	3.0	W	11	2	0	0	4	0	0	0	0	0	0	19	19	0.00	0.667										

Minnesota Twins @ Cleveland Indians
Cleveland Municipal Stadium, Cleveland, OH
Sat Jun 14 1986, 3:33 AM EDT
Att: 10,742 - Unknown

AB 39
R 9
H 12
RBI 9
BB 5
SO 3
LOB 21



Minnesota Twins @ Cleveland Indians
Cleveland Municipal Stadium, Cleveland, OH
Sat Jun 14 1986, 3:33 AM EDT
Att: 10,742 - Unknown

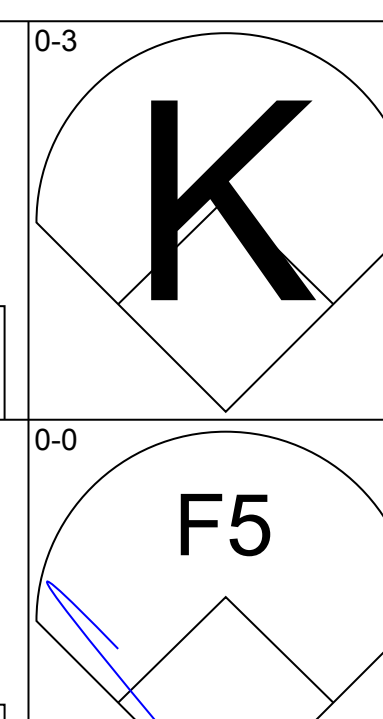
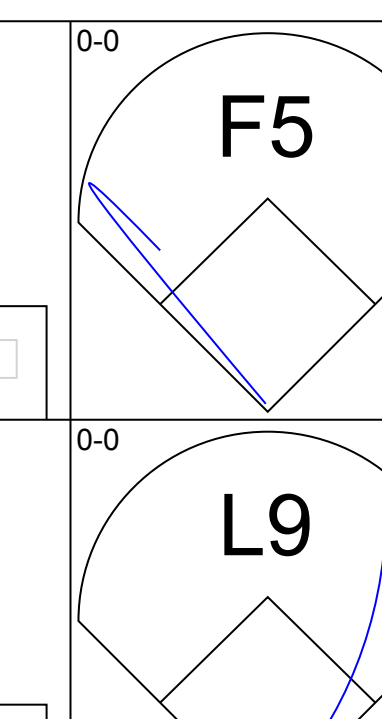
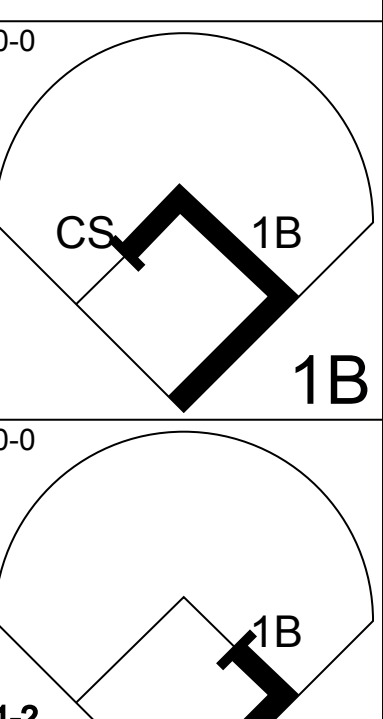
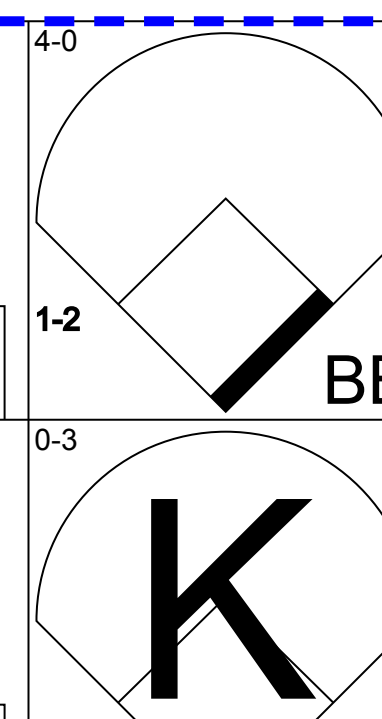
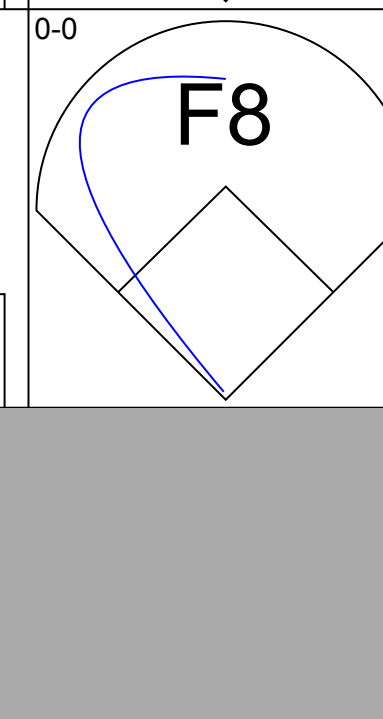

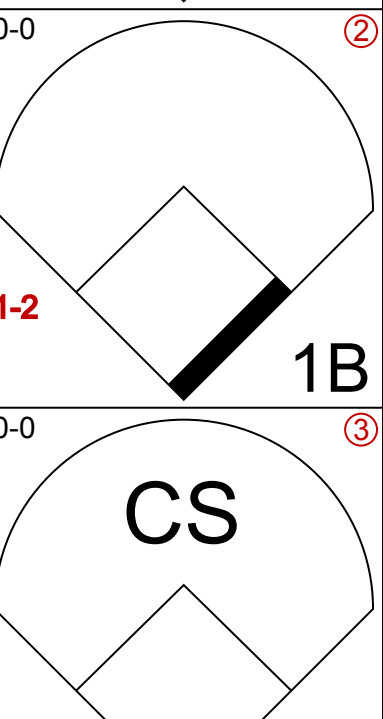
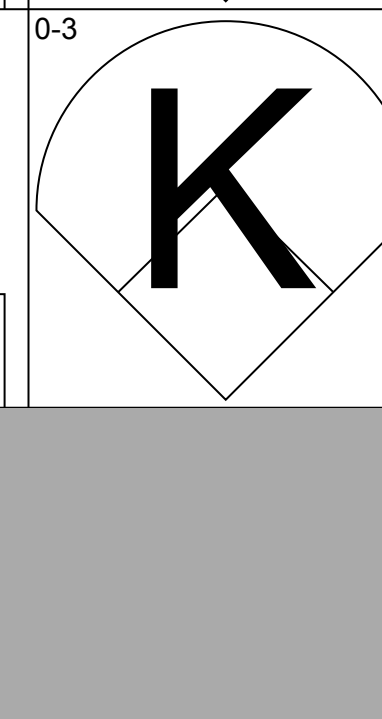

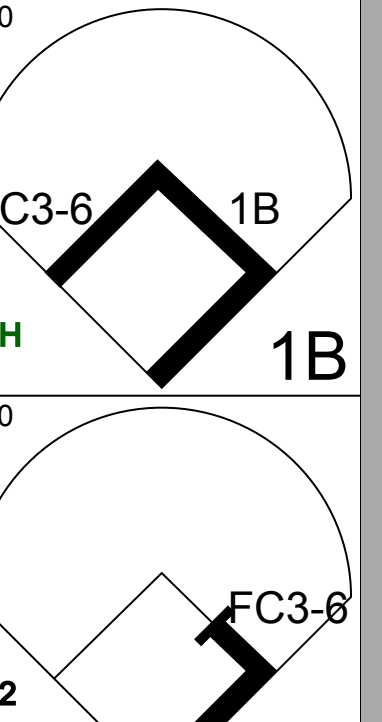


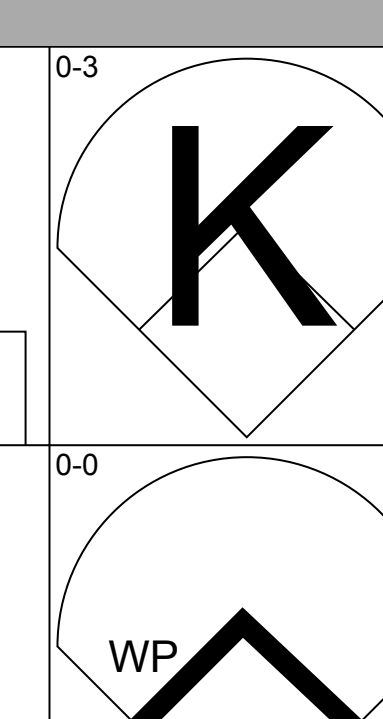
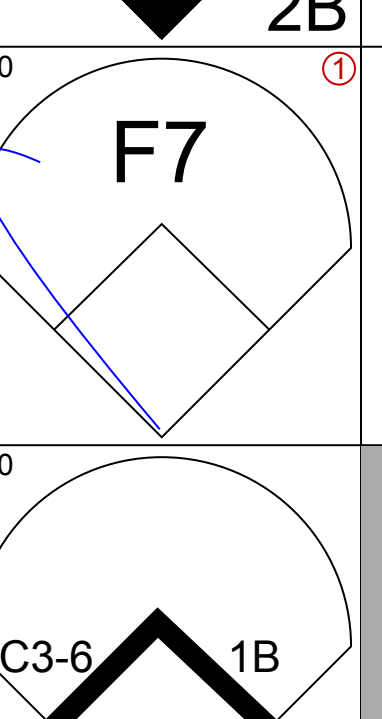
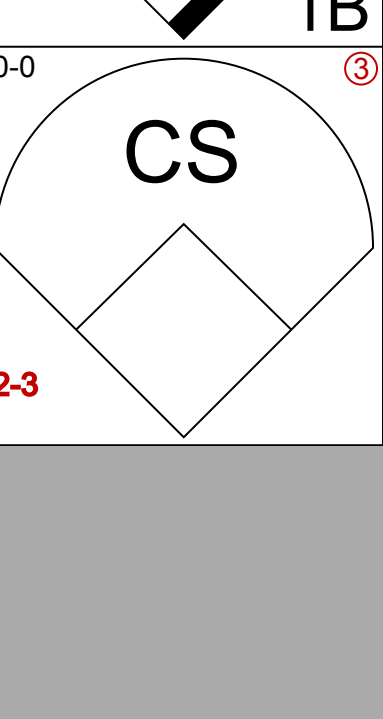
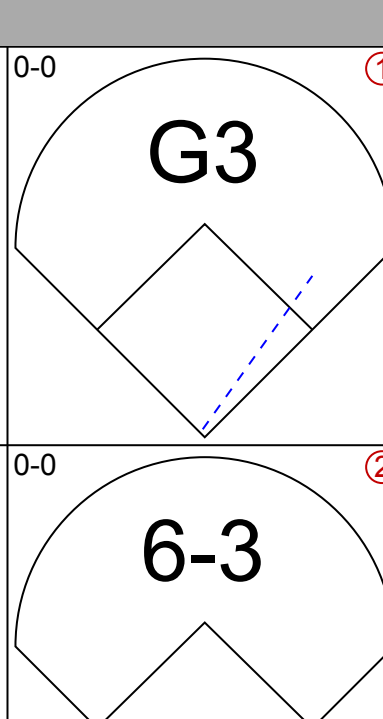
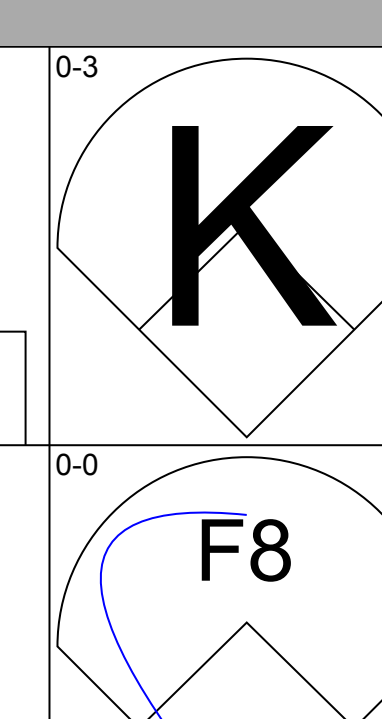
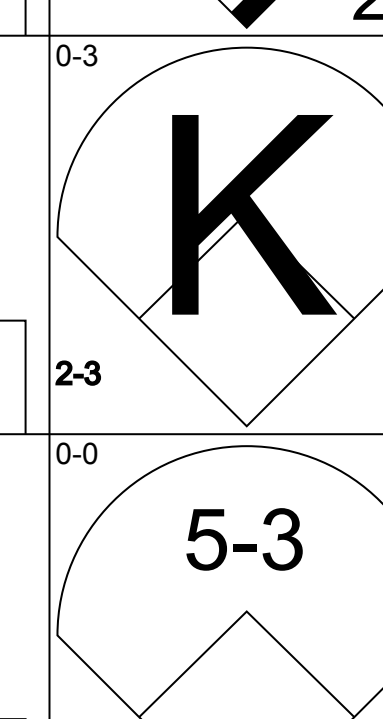
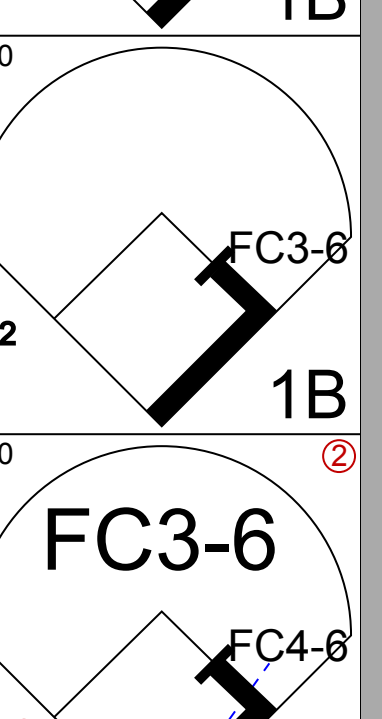
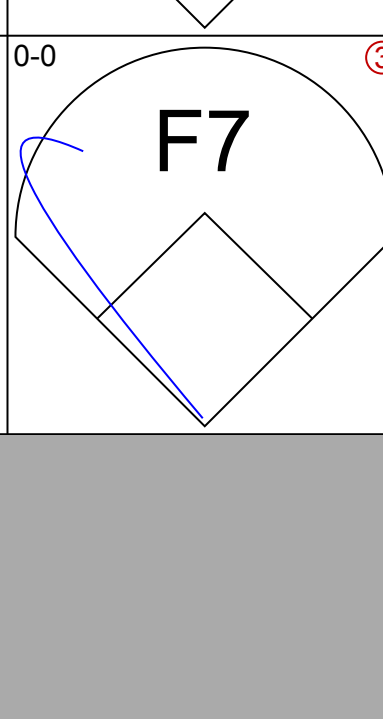
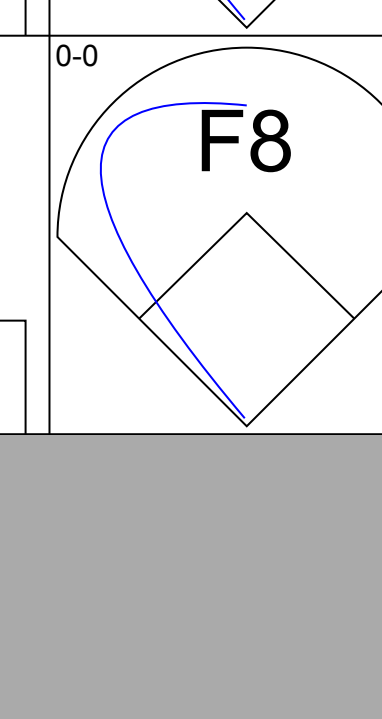

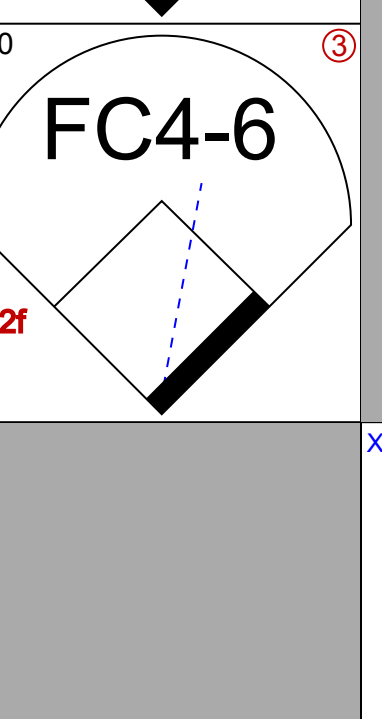



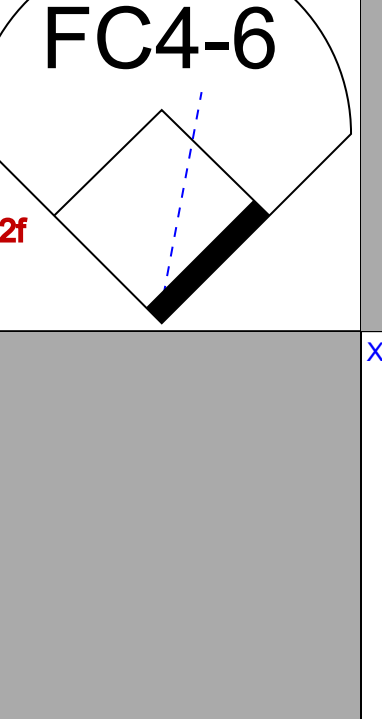


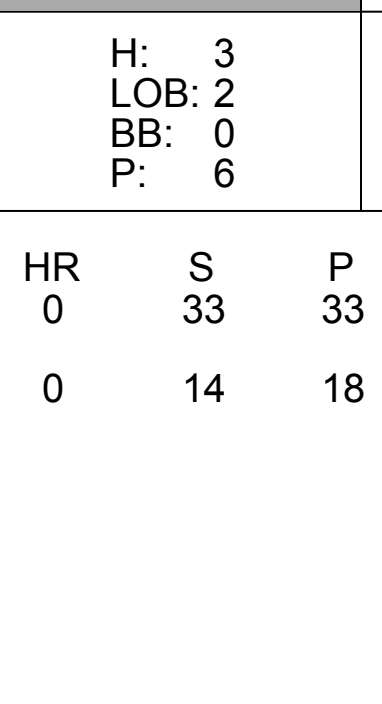
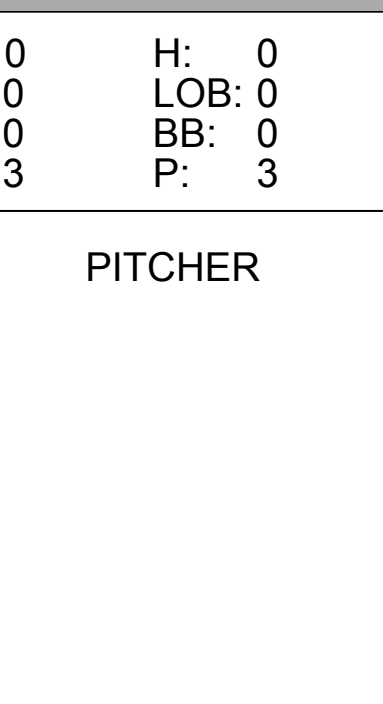
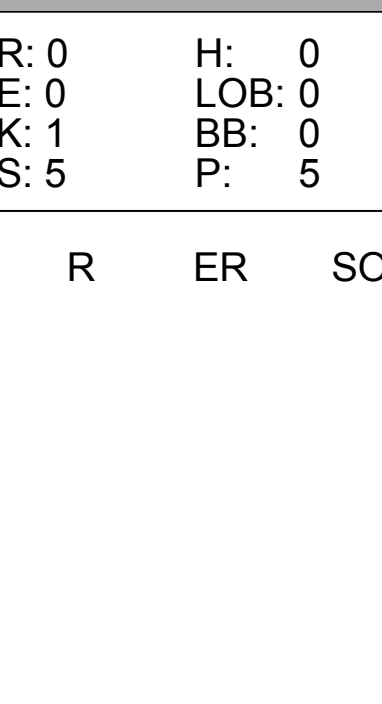
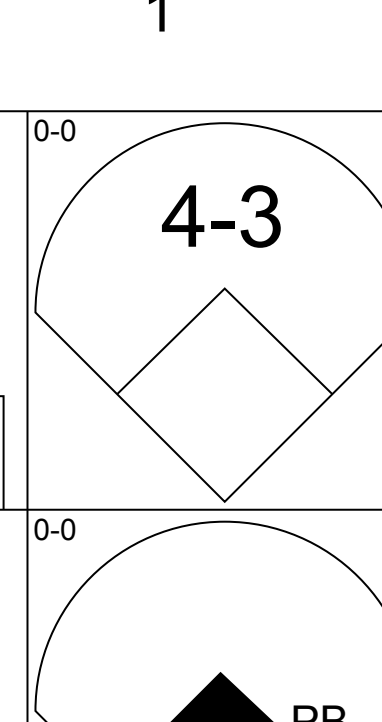



AB 35
R 3
H 10
RBI 3
SO 9
LOB 16



Batter	1	2	3	4	5	6	7	8	9	AB	R	H	RBI	BB	SO	LOB	TOP								
Kirby Puckett, R OBP: 0.395, SLG: 0.582 (1, 8)	0-0 3-1		0-0 E9 2H 1B		0-0 F9	0-0 F8		0-0 1-2 1B		5	0	2	1	0	0	3	Minnesota Twins @ Cleveland Indians Cleveland Municipal Stadium, Cleveland, OH Sun Jun 15 1986, 3:33 AM EDT Att: 15,657 - Unknown								
Steve Lombardozzi, R OBP: 0.348, SLG: 0.446 (1, 4)	0-0 1-4-3			0-0 F2	0-0 F9		0-0 F4	0-0 6-3		5	0	0	0	0	0	2									
Kent Hrbek, L OBP: 0.420, SLG: 0.556 (1, 3)	0-0 4-3			0-0 HR	4-0 BB		1-0 HBP		4-0 BB 1B BB	2	2	1	1	2	0	0									
Tom Brunansky, R OBP: 0.338, SLG: 0.540 (1, 9)		0-0 F8		0-0 HR 1B	0-0 F6		0-0 F7		0-3 K BB	5	1	1	0	0	1	3									
Roy Smalley, S OBP: 0.338, SLG: 0.497 (1, 10)		0-0 F9		0-0 HR		4-0 F9 1B BB	0-0 F7		4-0 1B SF7 BB	3	1	1	2	2	0	1									
Ron Washington, R OBP: 0.233, SLG: 0.367 (9, PR)				1-0 HR						0	1	0	0	0	0	0									
Gary Gaetti, R OBP: 0.346, SLG: 0.536 (1, 5)		4-0 CS BB		1-0 S HBP		0-0 HBP 1B			0-0 FC6-4 1B	3	1	3	2	1	0	0									
Randy Bush, L OBP: 0.331, SLG: 0.412 (1, 7)	0-0 CS 1-2		0-0 3-1	0-3 K		0-0 F9 2-3		4-0 1B BB	0-0 SF7	3	0	0	1	1	1	3									
Greg Gagne, R OBP: 0.299, SLG: 0.372 (1, 6)			0-0 5-3 1B	4-0 BB		0-0 F4		0-0 F4	0-0 FC6-4	4	1	1	0	1	0	4									
Jeff Reed, L OBP: 0.321, SLG: 0.340 (1, 2)			0-0 5-3 1-2	0-3 K		1-0 HBP		0-0 F7		3	0	0	0	0	1	4									
Inning Stats	R: 0 E: 0 K: 0 S: 3	H: 0 LOB: 0 BB: 0 P: 3	R: 0 E: 0 K: 0 S: 2	H: 0 LOB: 0 BB: 1 P: 6	R: 1 E: 1 K: 0 S: 4	H: 2 LOB: 0 BB: 0 P: 4	R: 3 E: 0 K: 2 S: 10	H: 3 LOB: 2 BB: 1 P: 15	R: 0 E: 0 K: 0 S: 4	H: 1 LOB: 3 BB: 1 P: 9	R: 0 E: 0 K: 0 S: 3	H: 0 LOB: 1 BB: 0 P: 4	R: 1 E: 0 K: 0 S: 5	H: 2 LOB: 2 BB: 1 P: 9	R: 2 E: 0 K: 1 S: 6	H: 1 LOB: 1 BB: 2 P: 14	1B: 6 2B: 0 3B: 0 HR: 3	SF: 1 SAC: 0 DP: 0 HBP: 3	WP: 0 PB: 0 SB: 1 CS: 1	PA: 45					
PITCHER	IP	WLS	BF	H	R	ER	SO	BB	IBB	HBP	BLK	WP	HR	S	P	ERA	WHIP								
Don Schulze, R ERA: 4.7 (1, 1)	3.1	L	15	5	4	4	0	1	0	1	0	0	2	13	18	10.80	1.800								
Bryan Oelkers, L ERA: 1.89 (4, 1)	3.2		19	2	1	1	2	4	0	2	0	0	1	17	35	2.46	1.636								
Ernie Camacho, R ERA: 4.35 (8, 1)	2.0		10	2	2	2	1	2	0	0	0	0	0	10	18	9.00	2.000								

Batter	1	2	3	4	5	6	7	8	9	AB	R	H	RBI	BB	SO	LOB	BOTTOM								
Brett Butler, L OBP: 0.343, SLG: 0.332 (1, 8)	0-3 K		0-0 F3		0-0 4-3		0-0 6-3		0-0 4-3	5	0	0	0	0	1	1	Minnesota Twins @ Cleveland Indians Cleveland Municipal Stadium, Cleveland, OH Sun Jun 15 1986, 3:33 AM EDT Att: 15,657 - Unknown								
Julio Franco, R OBP: 0.296, SLG: 0.370 (1, 6)	0-0 F8		0-0 2B			0-0 6-3		0-0 2B 1B		4	1	2	0	0	0	0									
Joe Carter, R OBP: 0.343, SLG: 0.467 (1, 3)	0-0 1B		0-3 K			0-0 E 1B		0-0 F3		4	0	2	0	0	1	2									
Andre Thornton, R OBP: 0.333, SLG: 0.402 (1, 10)	0-3 K			0-0 F7		0-0 E5		0-0 1-2 1H 2B		4	0	1	1	0	1	2									
Brook Jacoby, R OBP: 0.339, SLG: 0.442 (1, 5)		0-3 K		0-0 F4		0-0 E8		4-0 BB		3	0	0	0	1	1	2									
Carmen Castillo, R OBP: 0.307, SLG: 0.422 (1, 9)		0-0 HR		0-0 5-3		0-0 G6-4-3		0-0 BB		3	1	1	1	0	0	3									
Mel Hall, L OBP: 0.337, SLG: 0.536 (8, PH)						0-0 G6-4-3		0-0 F7		1	0	0	0	0	0	2									
Tony Bernazard, S OBP: 0.360, SLG: 0.410 (1, 4)		0-0 2B				0-0 S 1B		0-0 F7		4	0	2	0	0	0	2									
Cory Snyder, R OBP: 0.250, SLG: 0.667 (1, 7)		0-3 K				0-3 K			0-3 K	4	1	1	1	0	3	1									
Andy Allanson, R OBP: 0.291, SLG: 0.329 (1, 2)						0-3 K			0-0 F7	3	0	0	0	0	1	1									
Chris Bando, S OBP: 0.375, SLG: 0.407 (8, PH)			0-0 F8			0-3 K			0-0 F7	1	0	0	0	0	0	0									
Inning Stats	R: 0 E: 0 K: 2 S: 8	H: 1 LOB: 1 BB: 0 P: 8	R: 1 E: 0 K: 2 S: 8	H: 2 LOB: 0 BB: 0 P: 8	R: 0 E: 0 K: 1 S: 6	H: 1 LOB: 1 BB: 0 P: 6	R: 0 E: 0 K: 0 S: 3	H: 0 LOB: 0 BB: 0 P: 3	R: 0 E: 0 K: 2 S: 8	H: 1 LOB: 1 BB: 0 P: 8	R: 0 E: 0 K: 0 S: 5	H: 1 LOB: 2 BB: 0 P: 5	R: 1 E: 0 K: 0 S: 4	H: 1 LOB: 0 BB: 0 P: 4	R: 1 E: 0 K: 0 S: 5	H: 2 LOB: 2 BB: 1 P: 9	R: 0 E: 0 K: 1 S: 5	H: 0 LOB: 0 BB: 0 P: 5	1B: 4 2B: 3 3B: 0 HR: 2	SF: 0 SAC: 0 DP: 1 HBP: 0	WP: 0 PB: 0 SB: 1 CS: 0	PA: 37			
PITCHER	IP	WLS	BF	H	R	ER	SO	BB	IBB	HBP	BLK	WP	HR	S	P	ERA	WHIP								
Frank Viola, L ERA: 4.78 (1, 1)	7.1	W	31	9	3	3	7	0	0	0	0	0	2	45	45	3.68	1.227								
Frank Pastore, R ERA: 1.99 (8, 1)	1.2	S	6	0	0	0	1	1	0	0	0	0	0	7	11	0.00	0.600								

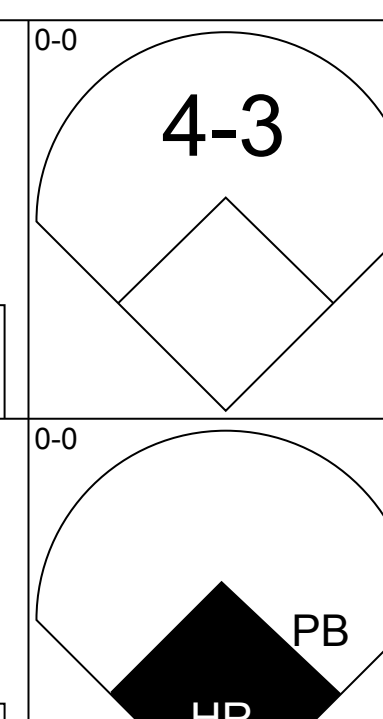
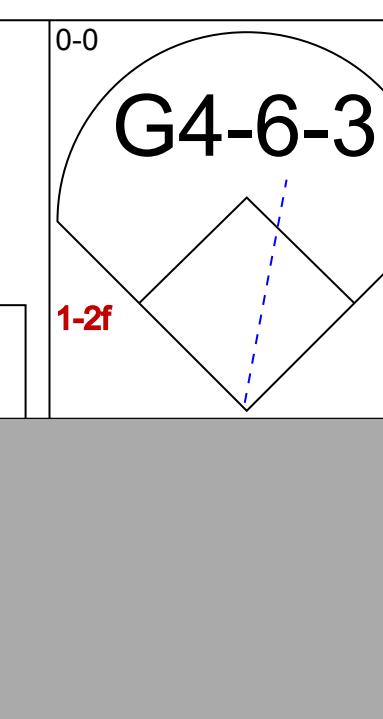

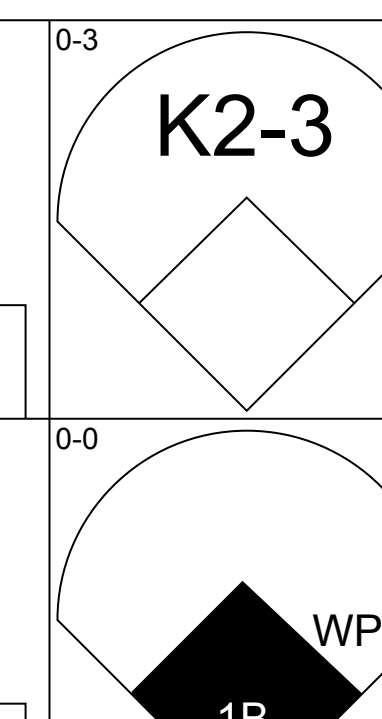
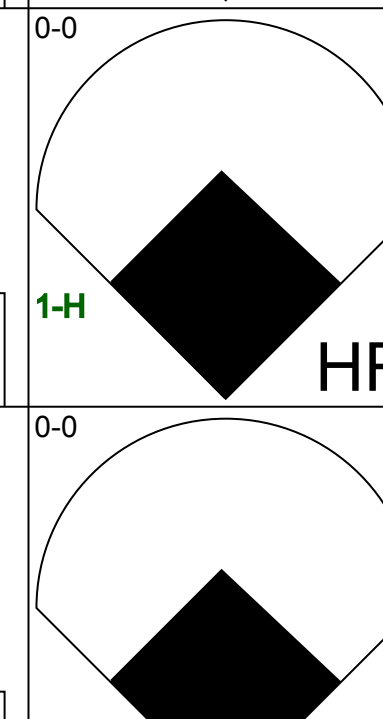
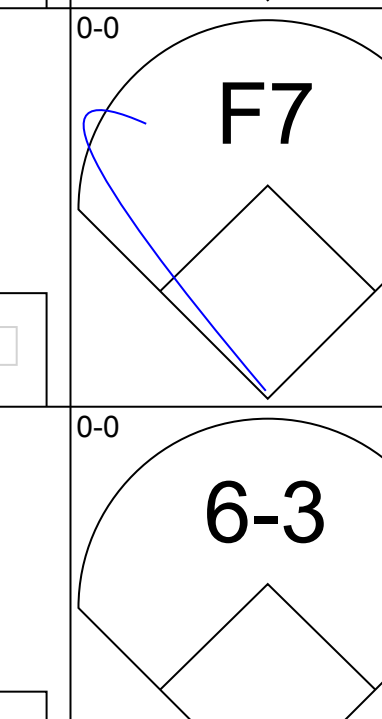
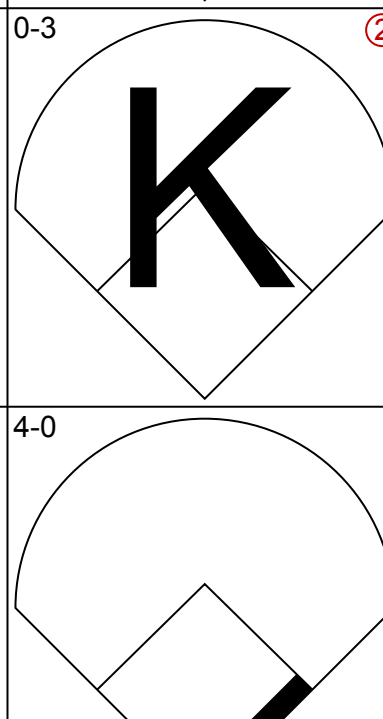
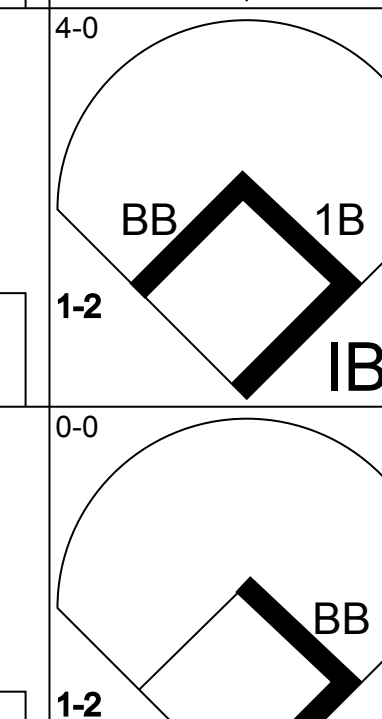
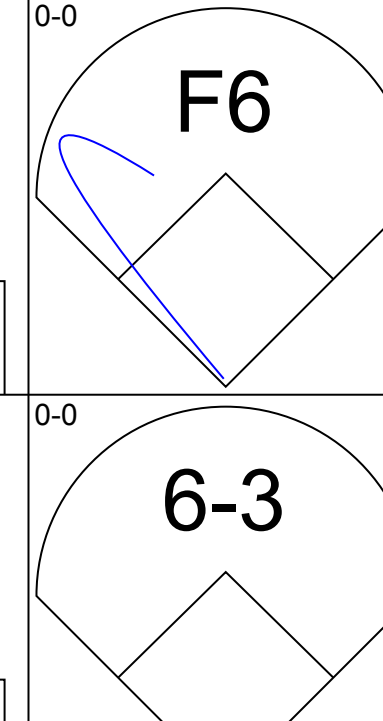

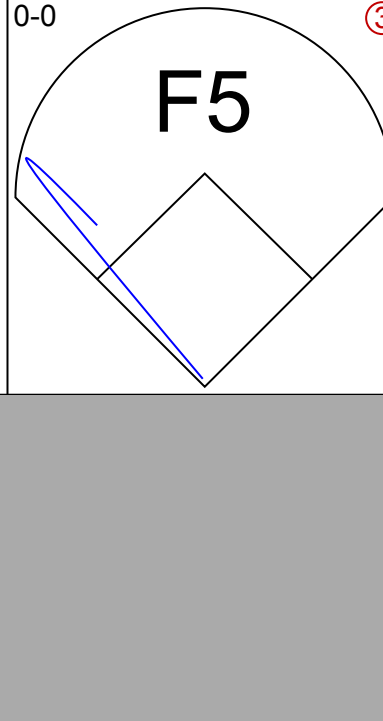
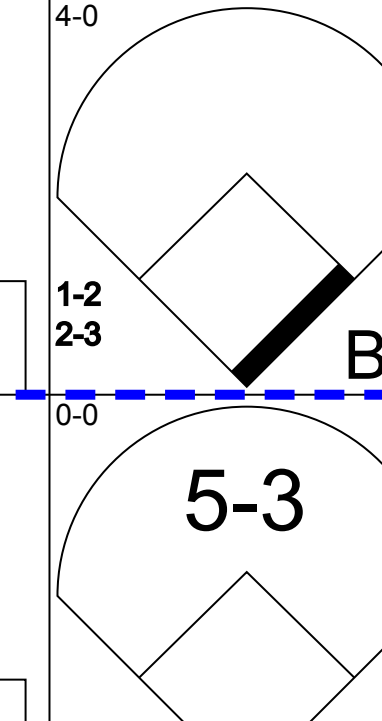





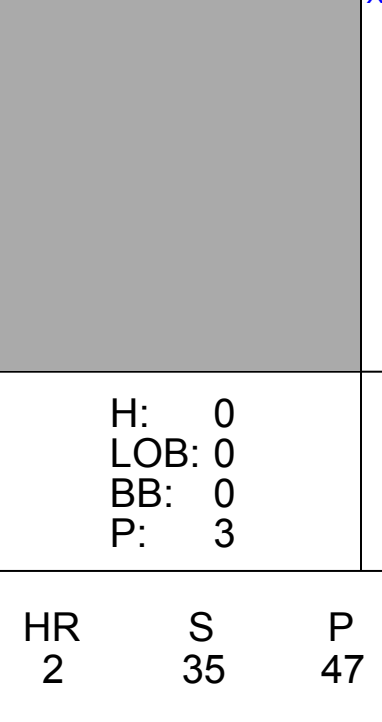
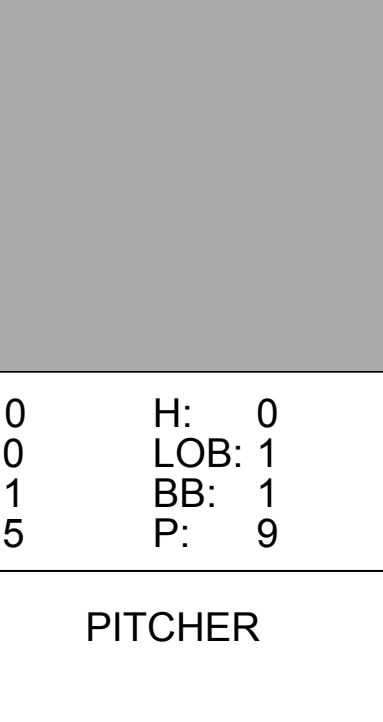
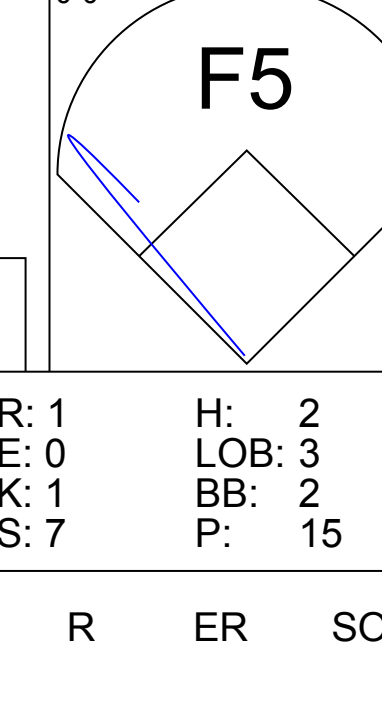






Batter	1	2	3	4	5	6	7	8	9	AB	R	H	RBI	BB	SO	LOB	TOP					
John Cangelosi, S (1, 8) OBP: 0.372, SLG: 0.275																	3 0 1 0 1 1 1					
Carlton Fisk, R (1, 2) OBP: 0.292, SLG: 0.329																	4 0 1 0 0 1 4					
Harold Baines, L (1, 9) OBP: 0.347, SLG: 0.481																	4 1 2 0 0 1 3					
Greg Walker, L (1, 3) OBP: 0.373, SLG: 0.551																	4 0 0 0 0 2 1					
Jerry Hairston, S (1, 7) OBP: 0.365, SLG: 0.402																	4 0 2 1 0 0 0					
Ron Kittle, R (1, 10) OBP: 0.261, SLG: 0.353																	4 0 1 0 0 1 1					
Wayne Tolleson, S (1, 5) Scott Bradley, L (9, PH) OBP: 0.375, SLG: 0.286																	3 0 0 0 0 0 3 1 0 0 0 0 0 0					
Ozzie Guillen, L (1, 6) OBP: 0.267, SLG: 0.335																	4 0 2 0 0 0 2					
Julio Cruz, S (1, 4) OBP: 0.326, SLG: 0.250																	4 0 1 0 0 0 1					
Inning Stats	R: 0 E: 0 K: 1 S: 5	H: 0 LOB: 0 BB: 0 P: 5	R: 0 E: 0 K: 2 S: 8	H: 1 LOB: 1 BB: 0 P: 8	R: 0 E: 0 K: 0 S: 4	H: 1 LOB: 1 BB: 0 P: 4	R: 1 E: 0 K: 0 S: 6	H: 3 LOB: 2 BB: 0 P: 6	R: 0 E: 0 K: 0 S: 4	H: 3 LOB: 1 BB: 0 P: 4	R: 0 E: 0 K: 0 S: 3	H: 0 LOB: 0 BB: 0 P: 3	R: 0 E: 0 K: 1 S: 9	H: 2 LOB: 3 BB: 1 P: 13	R: 0 E: 0 K: 1 S: 5	H: 0 LOB: 0 BB: 0 P: 5	R: 0 E: 0 K: 0 S: 3	H: 0 LOB: 0 BB: 0 P: 3	1B: 8 2B: 2 3B: 0 HR: 0	SF: 0 SAC: 0 DP: 0 HBP: 0	WP: 1 PB: 0 SB: 0 CS: 1	PA: 37
PITCHER	IP	WLS	BF	H	R	ER	SO	BB	IBB	HBP	BLK	WP	HR	S	P	ERA	WHIP					
Mike Smithson, R (1, 1) ERA: 3.94	6.1	W	27	10	1	1	3	0	0	0	0	1	0	33	33	1.42	1.579					
Keith Atherton, R (7, 1) ERA: 3.28	2.2	S	9	0	0	0	3	1	0	0	0	0	0	14	18	0.00	0.375					

Chicago White Sox @ Minnesota Twins
Hubert H. Humphrey Metrodome, Minneapolis, MN
Tue Jun 17 1986, 8:05 PM EDT
Att: 14,303 - Unknown

AB 35
R 1
H 10
RBI 1
BB 1
SO 6
LOB 16



Batter	1	2	3	4	5	6	7	8	9	AB	R	H	RBI	BB	SO	LOB	BOTTOM					
Kirby Puckett, R (1, 8) OBP: 0.390, SLG: 0.574																	4 0 0 0 0 2 2					
Steve Lombardozzi, R (1, 4) OBP: 0.351, SLG: 0.447																	4 2 2 0 0 0 0					
Kent Hrbek, L (1, 3) OBP: 0.422, SLG: 0.566																	3 1 1 2 1 1 0					
Tom Brunansky, R (1, 9) OBP: 0.344, SLG: 0.553																	3 1 2 2 1 0 0					
Roy Smalley, S (1, 10) Ron Washington, R (8, PR) OBP: 0.233, SLG: 0.367																	3 0 0 0 1 0 1 0 0 0 0 0 0 0					
Gary Gaetti, R (1, 5) OBP: 0.341, SLG: 0.527																	4 0 0 0 0 0 3					
Randy Bush, L (1, 7) Billy Beane, R (9, 7) OBP: 0.217, SLG: 0.219																	3 0 0 0 0 0 0 0 0 0 0 0 0 0					
Greg Gagne, R (1, 6) OBP: 0.300, SLG: 0.371																	3 0 1 0 0 0 0					
Jeff Reed, L (1, 2) OBP: 0.321, SLG: 0.340																	3 0 1 0 0 0 0					
Inning Stats	R: 3 E: 0 K: 0 S: 6	H: 3 LOB: 0 BB: 0 P: 6	R: 0 E: 0 K: 0 S: 4	H: 2 LOB: 0 BB: 0 P: 4	R: 0 E: 0 K: 0 S: 3	H: 0 LOB: 0 BB: 0 P: 3	R: 0 E: 0 K: 0 S: 3	H: 0 LOB: 0 BB: 0 P: 3	R: 0 E: 0 K: 1 S: 5	H: 0 LOB: 1 BB: 1 P: 9	R: 0 E: 0 K: 0 S: 3	H: 0 LOB: 0 BB: 0 P: 3	R: 1 E: 0 K: 1 S: 7	H: 2 LOB: 3 BB: 2 P: 15	R: 0 E: 0 K: 0 S: 3	H: 0 LOB: 0 BB: 0 P: 3	R: 0 E: 0 K: 0 S: 3	H: 0 LOB: 0 BB: 0 P: 3	1B: 5 2B: 0 3B: 0 HR: 2	SF: 0 SAC: 0 DP: 1 HBP: 0	WP: 1 PB: 1 SB: 0 CS: 0	PA: 33
PITCHER	IP	WLS	BF	H	R	ER	SO	BB	IBB	HBP	BLK	WP	HR	S	P	ERA	WHIP					
Richard Dotson, R (1, 1) ERA: 5.77	7.2	L	32	7	4	4	3	2	1	0	0	1	2	35	47	4.70	1.174					
Bob James, R (8, 1) ERA: 6.31	0.1		1	0	0	0	0	0	0	0	0	0	0	1	1	0.00	0.000					

Chicago White Sox @ Minnesota Twins
Hubert H. Humphrey Metrodome, Minneapolis, MN
Tue Jun 17 1986, 8:05 PM EDT
Att: 14,303 - Unknown

AB 30
R 4
H 7
RBI 4
BB 3
SO 3
LOB 6



Batter	1	2	3	4	5	6	7	8	9	10	AB	R	H	RBI	BB	SO	LOB	
John Cangelosi, S OBP: 0.384, SLG: 0.294 (1, 8)											5	2	4	0	1	0	2	
Carlton Fisk, R OBP: 0.293, SLG: 0.326 (1, 2)											5	1	1	1	1	0	6	
Harold Baines, L OBP: 0.343, SLG: 0.472 (1, 9)												5	0	0	0	1	0	2
Greg Walker, L OBP: 0.372, SLG: 0.549 (1, 10)												6	1	2	2	0	0	2
Bobby Bonilla, S OBP: 0.357, SLG: 0.345 (1, 3)												3	1	0	0	3	2	3
Ron Kittle, R OBP: 0.269, SLG: 0.397 (1, 7)												5	3	3	3	0	0	5
Ozzie Guillen, L OBP: 0.265, SLG: 0.332 (1, 6)											5	0	1	1	0	0	0	
Tim Lincecum, R OBP: 0.306, SLG: 0.425 (1, 5)											4	0	0	0	1	0	1	
Julio Cruz, S OBP: 0.351, SLG: 0.265 (1, 4)											3	1	2	0	2	0	0	
Inning Stats	R: 1 E: 1 K: 0 S: 5	H: 1 LOB: 2 BB: 0 P: 6	R: 0 E: 0 K: 0 S: 4	H: 1 LOB: 2 BB: 1 P: 8	R: 2 E: 0 K: 0 S: 4	H: 1 LOB: 1 BB: 0 P: 8	R: 0 E: 0 K: 1 S: 4	H: 2 LOB: 1 BB: 0 P: 4	R: 1 E: 0 K: 1 S: 6	H: 1 LOB: 0 BB: 0 P: 6	R: 3 E: 0 K: 0 S: 5	H: 3 LOB: 2 BB: 3 P: 17	R: 0 E: 0 K: 0 S: 3	H: 0 LOB: 2 BB: 2 P: 11	R: 0 E: 0 K: 0 S: 2	H: 0 LOB: 0 BB: 1 P: 6	1B: 8 2B: 3 3B: 0 HR: 2	SF: 0 SAC: 0 DP: 1 HBP: 1
PITCHER	IP	WLS	BF	H	R	ER	SO	BB	IBB	HBP	BLK	WP	HR	S	P	ERA	WHIP	
Bert Blyleven, R ERA: 5.0	7.0		34	10	6	5	2	2	0	1	0	0	2	35	44	6.43	1.714	
Frank Pastore, R ERA: 2.93	0.1		7	3	3	0	1	2	0	0	0	0	0	4	16	81.00	12.000	
Ron Davis, R ERA: 7.52	2.2	W	9	0	0	0	3	0	0	0	0	0	0	6	18	0.00	1.125	

TOP

Chicago White Sox @ Minnesota Twins
Hubert H. Humphrey Metrodome, Minneapolis, MN

Wed Jun 18 1986, 8:05 PM EDT
Att: 13,123 - Unknown

livebaseballscorecards.com

AB 41
R 9
H 13
RBI 7
BB 8
SO 2
LOB 21

WP: 0 PA: 51
PB: 0
SB: 6
CS: 1

Batter	1	2	3	4	5	6	7	8	9	10	AB	R	H	RBI	BB	SO	LOB			
Kirby Puckett, R OBP: 0.392, SLG: 0.572 (1, 8)												6	2	3	0	0	1	3		
Steve Lombardozzi, R OBP: 0.361, SLG: 0.459 (1, 4)												4	2	2	1	2	0	1		
Kent Hrbek, L OBP: 0.425, SLG: 0.592 (1, 3)											5	2	3	4	0	0	2			
Tom Brunansky, R OBP: 0.349, SLG: 0.550 (1, 9)											3	2	1	0	2	0	2			
Randy Bush, L OBP: 0.327, SLG: 0.403 (1, 7)											5	0	2	1	0	1	2			
Billy Beane, R OBP: 0.217, SLG: 0.219 (9, PR) (10, 7)											0	1	0	0	0	0	0			
Gary Gaetti, R OBP: 0.335, SLG: 0.519 (1, 5) (10, 6)											4	0	0	1	0	0	4			
Roy Smalley, S OBP: 0.333, SLG: 0.492 (1, 10)											5	0	1	0	0	1	5			
Jeff Reed, L OBP: 0.333, SLG: 0.396 (1, 2)											3	1	1	1	1	0	0			
Ron Washington, R OBP: 0.233, SLG: 0.367 (8, PR) (9, 6)											0	0	0	0	0	0	0			
Mickey Hatcher, R OBP: 0.264, SLG: 0.295 (9, PH) (10, 5)											1	0	1	2	0	0	0			
Greg Gagne, R OBP: 0.300, SLG: 0.368 (1, 6)											2	0	0	0	1	1	0			
Mark Salas, L OBP: 0.299, SLG: 0.404 (8, PH) (9, 2)											1	0	0	0	1	0	2			
Inning Stats	R: 2 E: 0 K: 1 S: 7	H: 2 LOB: 2 BB: 2 P: 15	R: 0 E: 0 K: 1 S: 5	H: 0 LOB: 1 BB: 1 P: 9	R: 1 E: 0 K: 0 S: 4	H: 1 LOB: 1 BB: 1 P: 8	R: 1 E: 1 K: 1 S: 7	H: 2 LOB: 2 BB: 1 P: 11	R: 0 E: 0 K: 0 S: 3	H: 0 LOB: 0 BB: 0 P: 3	R: 1 E: 0 K: 1 S: 6	H: 1 LOB: 0 BB: 0 P: 6	R: 0 E: 0 K: 0 S: 3	H: 1 LOB: 2 BB: 2 P: 11	R: 4 E: 1 K: 0 S: 8	H: 5 LOB: 2 BB: 0 P: 8	R: 1 E: 0 K: 0 S: 2	H: 2 LOB: 1 BB: 0 P: 2	1B: 9 2B: 0 3B: 2 HR: 3	SF: 1 SAC: 0 DP: 0 HBP: 0
PITCHER	IP	WLS	BF	H	R	ER	SO	BB	IBB	HBP	BLK	WP	HR	S	P	ERA	WHIP			
Joe Cowley, R ERA: 4.91	2.1		14	3	3	2	2	4	0	0	0	0	0	14	30	11.57	3.000			
Dave Schmidt, R ERA: 4.4	5.1		21	4	2	2	2	2	0	0	0	0	2	23	31	3.38	1.125			
Bob James, R ERA: 6.5	0.1		3	1	1	1	0	1	0	0	0	0	0	2	6	27.00	6.000			
Joel McKeon, L ERA: 4.11	0.0		1	1	1	1	0	0	0	0	0	0	1	1	1	∞	∞			
Gene Nelson, R ERA: 3.44	1.0	L	8	5	3	3	0	0	0	0	0	0	0	8	8	27.00	5.000			

BOTTOM

Chicago White Sox @ Minnesota Twins
Hubert H. Humphrey Metrodome, Minneapolis, MN

Wed Jun 18 1986, 8:05 PM EDT
Att: 13,123 - Unknown


livebaseballscorecards.com


AB 39
R 10
H 14
RBI 10
BB 7
SO 4
LOB 21

WP: 0 PA: 47
PB: 0
SB: 2
CS: 0

Batter	1	2	3	4	5	6	7	8	9	AB	R	H	RBI	BB	SO	LOB	TOP										
John Cangelosi, S OBP: 0.384, SLG: 0.307 (1, 8)	F2		F3			CS 1-H 2B		F9		5	0	2	2	0	0	0	Chicago White Sox @ Minnesota Twins Hubert H. Humphrey Metrodome, Minneapolis, MN Thu Jun 19 1986, 4:33 AM EDT Att: 17,432 - Unknown livebaseballscorecards.com										
Carlton Fisk, R OBP: 0.295, SLG: 0.339 (1, 10)	K			HR		SF7 1-3 2-H 2B			K	3	1	1	2	1	2	0											
Harold Baines, L OBP: 0.348, SLG: 0.476 (1, 9)				6-3	CS				WP BB	4	1	2	0	1	0	1											
Ron Kittle, R OBP: 0.276, SLG: 0.411 (1, 7)	K			HR		2B 6-3			G4-6-3 BB	3	2	1	1	2	1	1											
Bobby Bonilla, S OBP: 0.361, SLG: 0.356 Ozzie Guillen, L OBP: 0.263, SLG: 0.328 (6, 6)		F3		G6-4-3 1B		1B 2B			G4-6-3 BB	3	1	2	1	0	0	0											
Tim Lulett, R OBP: 0.303, SLG: 0.421 Greg Walker, L OBP: 0.367, SLG: 0.542 (6, PH) (6, 3)		F3		G6-4-3		6-3			E6	2	0	0	0	0	0	1											
Wayne Tolleson, S OBP: 0.332, SLG: 0.347 (6, 5)		6-3				K			5-3	4	1	1	1	0	1	1											
Julio Cruz, S OBP: 0.356, SLG: 0.276 (1, 4)			6-3			2B 1B			K	4	2	2	0	0	1	0											
Joel Skinner, R OBP: 0.245, SLG: 0.263 (1, 2)			K			L6			F3	4	1	1	1	0	1	1											
Inning Stats	R: 0 E: 0 K: 2 S: 8	H: 1 LOB: 1 BB: 0 P: 8	R: 0 E: 0 K: 0 S: 3	H: 0 LOB: 0 BB: 0 P: 3	R: 0 E: 0 K: 1 S: 5	H: 0 LOB: 0 BB: 0 P: 5	R: 2 E: 0 K: 0 S: 5	H: 3 LOB: 1 BB: 0 P: 10	R: 1 E: 0 K: 1 S: 6	H: 2 LOB: 1 BB: 1 P: 10	R: 6 E: 0 K: 0 S: 9	H: 6 LOB: 1 BB: 1 P: 13	R: 0 E: 1 K: 0 S: 4	H: 0 LOB: 1 BB: 0 P: 4	R: 0 E: 0 K: 1 S: 5	H: 0 LOB: 1 BB: 0 P: 5		R: 0 E: 0 K: 1 S: 4	H: 0 LOB: 1 BB: 2 P: 12	1B: 6 2B: 4 3B: 0 HR: 2	SF: 1 SAC: 0 DP: 2 HBP: 0	WP: 1 PB: 0 CS: 1	PA: 42				
PITCHER	IP	WLS	BF	H	R	ER	SO	BB	IBB	HBP	BLK	WP	HR	S	P	ERA	WHIP										
Allan Anderson, L ERA: 4.8 (1, 1)	5.0	L	23	8	6	6	4	2	0	0	0	0	2	29	37	10.80	2.000										
John Butcher, R ERA: 6.3 (6, 1)	0.1		3	2	0	0	0	0	0	0	0	0	0	3	3	0.00	6.000										
Keith Atherton, R ERA: 3.35 (6, 1)	1.2		8	2	3	3	0	0	0	0	0	0	0	8	8	16.20	1.200										
Roy Lee Jackson, R ERA: 4.91 (8, 1)	1.1		6	0	0	0	2	2	0	0	0	1	0	8	16	0.00	1.500										
Frank Pastore, R ERA: 2.89 (9, 1)	0.2		1	0	0	0	0	0	0	0	0	0	0	1	1	0.00	0.000										

Batter	1	2	3	4	5	6	7	8	9	AB	R	H	RBI	BB	SO	LOB	BOTTOM										
Kirby Puckett, R OBP: 0.392, SLG: 0.571 (1, 8)	K			F3		6-3				4	0	1	0	0	1	1	Chicago White Sox @ Minnesota Twins Hubert H. Humphrey Metrodome, Minneapolis, MN Thu Jun 19 1986, 4:33 AM EDT Att: 17,432 - Unknown livebaseballscorecards.com										
Steve Lombardozzi, R OBP: 0.362, SLG: 0.455 (1, 4)	F9		5-3		1B FC4-6 BB			L5		4	2	1	0	1	0	2											
Kent Hrbek, L OBP: 0.432, SLG: 0.599 (1, 3)				4-3 WP HBP	5-3 FC4-6 1B			F9		4	2	3	0	0	0	1											
Tom Brunansky, R OBP: 0.346, SLG: 0.548 (1, 9)	4-3			5-3	FC4-6 1B			K		5	0	1	1	0	1	5											
Randy Bush, L OBP: 0.331, SLG: 0.427 Tim Laudner, R OBP: 0.407, SLG: 0.537 (9, PH) (1, 7)				4-3	F8				FC6-4 BB	4	1	2	3	0	0	2											
Gary Gaetti, R OBP: 0.336, SLG: 0.512 (1, 5)	G5-4-3 1B			4-3	F8				FC6-4 BB	0	0	0	0	1	0	0											
Mark Salas, L OBP: 0.303, SLG: 0.434 Mickey Hatcher, R OBP: 0.266, SLG: 0.296 (8, PH) (1, 10)	G5-4-3 1B			HR BB	1-2 BB				FC6-4 FC5-2	3	1	0	0	2	1	3											
Jeff Reed, L OBP: 0.323, SLG: 0.379 (1, 2)				HR BB	1-2 BB				FC6-4 FC5-2	2	1	1	2	0	0	0											
Greg Gagne, R OBP: 0.296, SLG: 0.362 Roy Smalley, S OBP: 0.332, SLG: 0.489 (8, PH) (9, 6)	L5			HR	F3				FC5-2	3	0	1	0	0	0	4											
Jeff Reed, L OBP: 0.323, SLG: 0.379 (1, 2)				4-3		3-1		F6		5	1	1	0	0	0	3											
Greg Gagne, R OBP: 0.296, SLG: 0.362 Roy Smalley, S OBP: 0.332, SLG: 0.489 (8, PH) (9, 6)				4-3	E8			F5		3	0	0	0	0	0	0											
Inning Stats	R: 0 E: 0 K: 1 S: 6	H: 1 LOB: 1 BB: 0 P: 6	R: 0 E: 0 K: 0 S: 3	H: 1 LOB: 0 BB: 0 P: 3	R: 0 E: 0 K: 0 S: 4	H: 1 LOB: 1 BB: 0 P: 4	R: 4 E: 1 K: 0 S: 6	H: 2 LOB: 1 BB: 1 P: 11	R: 1 E: 0 K: 0 S: 4	H: 1 LOB: 2 BB: 2 P: 12	R: 0 E: 0 K: 0 S: 3	H: 0 LOB: 0 BB: 0 P: 3	R: 3 E: 0 K: 2 S: 11	H: 4 LOB: 1 BB: 0 P: 11	R: 0 E: 0 K: 0 S: 3	H: 0 LOB: 1 BB: 0 P: 4	R: 0 E: 0 K: 0 S: 4	H: 1 LOB: 2 BB: 1 P: 8	1B: 6 2B: 3 3B: 0 HR: 2	SF: 0 SAC: 0 DP: 1 HBP: 2	WP: 1 PB: 0 CS: 0	PA: 44					
PITCHER	IP	WLS	BF	H	R	ER	SO	BB	IBB	HBP	BLK	WP	HR	S	P	ERA	WHIP										
Joel Davis, R ERA: 4.81 (5, 1)	4.2		24	6	5	4	1	3	0	1	0	0	0	5	5	6.75	0.750										
Floyd Bannister, L ERA: 2.96 (7, 1)	1.1	W	5	1	1	1	0	0	0	0	0	0	0	5	5	6.75	0.750										
Bill Dawley, R ERA: 3.13 (8, 1)	1.2		9	3	2	2	2	0	0	1	0	0	1	12	13	10.80	1.800										
Joel McKeon, L ERA: 4.02 Bob James, R ERA: 6.32 (9, 1)	0.1		2	1	0	0	0	0	0	0	0	0	0	2	2	0.00	3.000										
Bob James, R ERA: 6.32 (9, 1)	1.0	S	4	0	0	0	0	1	0	0	0	0	0	3	7	0.00	1.000										

Batter	1	2	3	4	5	6	7	8	9	AB	R	H	RBI	BB	SO	LOB	TOP									
Brett Butler, L OBP: 0.336, SLG: 0.332 (1, 8)	0-0 6-3			4-0 4-3 S BB		4-0 1B HR BB		0-0 F9	0-0 4-3	3	1	0	0	2	0	0	Cleveland Indians @ Minnesota Twins Hubert H. Humphrey Metrodome, Minneapolis, MN Fri Jun 20 1986, 8:05 PM EDT Att: 13,403 - Unknown AB 34 R 8 H 8 RBI 8 BB 5 SO 6 LOB 10 									
Tony Bernazard, S OBP: 0.357, SLG: 0.416 (1, 4)	0-3 K		0-3 K			0-0 HR 1B		0-0 E5 S 1B	0-0 4-3	5	2	1	0	0	2	1										
Joe Carter, R OBP: 0.344, SLG: 0.496 (1, 3)	0-0 F3		0-0 4-3			0-0 HR		0-0 F9	0-0 F8	5	1	1	4	0	0	2										
Andre Thornton, R OBP: 0.340, SLG: 0.398 (1, 10)		0-0 L4		0-0 F7		4-0 G6-4-3 BB		4-0 1B 1B BB		2	1	0	0	2	0	1										
Brook Jacoby, R OBP: 0.341, SLG: 0.437 (1, 5)		0-3 K			0-0 5-3	0-0 G6-4-3 1-2		0-0 BB 1B 1B		4	1	1	1	0	1	1										
Julio Franco, R OBP: 0.301, SLG: 0.378 (1, 6)		0-3 K			0-0 F9			0-0 BB 1B 1B		4	1	1	1	0	1	0										
Carmen Castillo, R OBP: 0.315, SLG: 0.419 (1, 9)			0-0 CS 1B		0-3 K			0-0 1B BB		3	0	1	0	1	1	0										
Cory Snyder, R OBP: 0.192, SLG: 0.538 (8, PH)			0-0 F8		0-0 F7			0-0 BB 1B		3	0	1	0	0	0	1										
Mel Hall, R OBP: 0.346, SLG: 0.552 (8, 7)								1-3 2-H 3-H		1	0	1	2	0	0	0										
Andy Allanson, R OBP: 0.284, SLG: 0.325 (8, PH)			0-3 K		0-0 K			0-0 F8		3	1	1	0	0	1	2										
Chris Bando, S OBP: 0.382, SLG: 0.413 (8, 2)			1-2 K		0-0 1B HR 2B			0-0 F8		1	0	0	0	0	0	2										
Inning Stats	R: 0 E: 0 K: 1 S: 5	H: 0 LOB: 0 BB: 0 P: 5	R: 0 E: 0 K: 2 S: 7	H: 0 LOB: 0 BB: 0 P: 7	R: 0 E: 0 K: 1 S: 5	H: 1 LOB: 1 BB: 1 P: 5	R: 0 E: 0 K: 1 S: 5	H: 0 LOB: 1 BB: 1 P: 9	R: 0 E: 0 K: 1 S: 5	H: 0 LOB: 0 BB: 0 P: 5	R: 4 E: 0 K: 0 S: 5	H: 3 LOB: 2 BB: 2 P: 13	R: 0 E: 0 K: 0 S: 4	H: 1 LOB: 1 BB: 0 P: 4	R: 4 E: 1 K: 0 S: 7	H: 3 LOB: 2 BB: 2 P: 15	R: 0 E: 0 K: 0 S: 3	H: 0 LOB: 0 BB: 0 P: 3	1B: 5 2B: 3 3B: 0 HR: 1	SF: 0 SAC: 0 DP: 2 HBP: 0	WP: 0 PB: 0 SB: 2 CS: 1	PA: 39				
PITCHER	IP	WLS	BF	H	R	ER	SO	BB	IBB	HBP	BLK	WP	HR	S	P	ERA	WHIP									
Frank Viola, L ERA: 4.77	(1, 1)	7.2	W	34	7	8	4	6	5	0	0	0	0	1	41	61	4.70	1.565								
Ron Davis, R ERA: 7.43	(8, 1)	0.1		2	1	0	0	0	0	0	0	0	0	0	2	2	0.00	3.000								
Keith Atherton, R ERA: 3.28	(9, 1)	1.0	S	3	0	0	0	0	0	0	0	0	0	0	3	3	0.00	0.000								

Batter	1	2	3	4	5	6	7	8	9	AB	R	H	RBI	BB	SO	LOB	BOTTOM									
Kirby Puckett, R OBP: 0.389, SLG: 0.565 (1, 8)	0-0 5-3		0-3 K2-3		0-0 F9	0-0 S 2B 1B		0-0 5-3		5	1	1	0	0	1	2	Cleveland Indians @ Minnesota Twins Hubert H. Humphrey Metrodome, Minneapolis, MN Fri Jun 20 1986, 8:05 PM EDT Att: 13,403 - Unknown AB 35 R 9 H 13 RBI 9 BB 2 SO 6 LOB 13 									
Steve Lombardozzi, R OBP: 0.358, SLG: 0.445 (1, 4)	0-0 5-3		0-0 F8		0-3 K	4-0 2B BB		0-0 F7		4	1	0	0	1	1	2										
Kent Hrbek, L OBP: 0.435, SLG: 0.616 (1, 3)	0-3 K			0-0 5-3 E FC5-2 1B	0-0 HR	0-0 1B HR 2B		0-0 4-3		5	2	3	3	0	1	0										
Tom Brunansky, R OBP: 0.348, SLG: 0.558 (1, 9)		0-0 F4		0-0 E5 FC5-2 5-3 1-2	0-0 HR	0-0 S 1B				4	1	2	1	0	0	1										
Gary Gaetti, R OBP: 0.331, SLG: 0.506 (1, 5)		0-3 K		0-0 5-3 1-2 2-3	0-3 K	0-0 SF9-3-5-6 1-3 3-H				3	0	0	1	0	2	2										
Tim Laudner, R OBP: 0.400, SLG: 0.563 (1, 2)		0-0 F8		0-0 FC5-2 BB		0-0 HR		0-0 F8		4	1	1	1	0	0	2										
Mickey Hatcher, R OBP: 0.272, SLG: 0.297				0-0 SH3-4 1B		0-0 F8		0-0 F8		3	0	1	0	1	0	0										
Mark Davidson, R (8, 7)				1-2 BB						0	0	0	0	0	0	0										
Greg Gagne, R OBP: 0.304, SLG: 0.370 (1, 6)			0-0 SH3-4 1B		0-0 F8			0-0 HR 1B		4	1	3	0	0	0	3										
Ron Washington, R OBP: 0.258, SLG: 0.484			0-0 SH3-4 1B		0-0 HR 1B			0-3 K		1	1	1	1	0	0	0										
Randy Bush, L OBP: 0.333, SLG: 0.448 (6, PH)			1-2 2-3		0-0 HR	0-0 1B HR				2	1	1	2	0	1	1										
Inning Stats	R: 0 E: 0 K: 1 S: 5	H: 0 LOB: 0 BB: 0 P: 5	R: 0 E: 0 K: 1 S: 5	H: 0 LOB: 0 BB: 0 P: 5	R: 0 E: 0 K: 1 S: 7	H: 2 LOB: 2 BB: 0 P: 7	R: 0 E: 1 K: 0 S: 5	H: 1 LOB: 3 BB: 1 P: 9	R: 3 E: 0 K: 2 S: 10	H: 3 LOB: 0 BB: 0 P: 10	R: 6 E: 0 K: 0 S: 8	H: 6 LOB: 1 BB: 1 P: 12	R: 0 E: 0 K: 1 S: 6	H: 1 LOB: 1 BB: 0 P: 6	R: 0 E: 0 K: 0 S: 3	H: 0 LOB: 0 BB: 0 P: 3	1B: 7 2B: 2 3B: 0 HR: 5	SF: 1 SAC: 1 DP: 1 HBP: 0	WP: 0 PB: 0 SB: 2 CS: 0	PA: 39						
PITCHER	IP	WLS	BF	H	R	ER	SO	BB	IBB	HBP	BLK	WP	HR	S	P	ERA	WHIP									
Bryan Oelkers, L ERA: 2.84	(1, 1)	4.2		6	3	3	4	1	0	0	0	0	0	2	8	12	67.50	7.500								
Dickie Noles, R ERA: 14.73	(5, 1)	0.2	L	7	4	5	5	1	1	0	0	0	0	0	3	3	13.50	3.000								
Scott Bailes, L ERA: 4.81	(6, 1)	0.2		3	2	1	1	0	0	0	0	0	0	0	3	3	0.00	0.500								
Rich Yett, R ERA: 3.9	(7, 1)	2.0		7	1	0	0	1	0	0	0	0	0	0	9	9	0.00	0.500								

Batter	1	2	3	4	5	6	7	8	9	AB	R	H	RBI	BB	SO	LOB	TOP								
Tony Bernazard, S (1, 4) OBP: 0.361, SLG: 0.425	0-3 K		0-3 K		0-0 2B	0-0 3B		0-0 1B		5	2	3	3	0	2	0	Cleveland Indians @ Minnesota Twins Hubert H. Humphrey Metrodome, Minneapolis, MN Sat Jun 21 1986, 8:05 PM EDT Att: 17,195 - Unknown								
Brett Butler, L (1, 8) OBP: 0.337, SLG: 0.346	0-0 6-3		0-3 K		0-0 1B	0-0 3B		0-0 FC3-6		5	0	2	3	0	1	2									
Joe Carter, R (1, 3) OBP: 0.341, SLG: 0.490	0-0 F4			0-0 F3	0-0 1B	0-0 F7		0-0 F8		5	0	1	0	0	0	3									
Andre Thornton, R (1, 10) OBP: 0.337, SLG: 0.394		0-0 5-3		0-0 2B	0-0 G6-4-3		0-0 E5		0-0 F8	5	1	1	0	0	0	2									
Mel Hall, L (1, 7) OBP: 0.337, SLG: 0.536 Otis Nixon, S (9, 7) OBP: 0.256, SLG: 0.220		0-3 K		0-3 K		0-0 L3	0-3 K		0-0 F7	5	0	0	0	0	0	3		2							
Brook Jacoby, R (1, 5) OBP: 0.346, SLG: 0.449		0-0 2B		0-0 2B		0-0 1B	0-0 F9		0-0 F9	5	1	3	1	0	0	1									
Julio Franco, R (1, 6) OBP: 0.304, SLG: 0.378		4-0 BB		0-3 K		0-0 1B	0-3 K			3	1	1	0	1	2	2									
Cory Snyder, R (1, 9) OBP: 0.200, SLG: 0.500		0-0 F8			0-0 2B	0-3 K		0-0 F8		4	1	1	0	0	1	4									
Chris Bando, S (1, 2) OBP: 0.375, SLG: 0.394			0-0 5-3		0-0 F7	4-0 1B		0-0 E5		3	1	0	0	1	0	1									
Inning Stats	R: 0 E: 0 K: 1 S: 5	H: 0 LOB: 0 BB: 0 P: 5	R: 0 E: 0 K: 1 S: 6	H: 1 LOB: 2 BB: 1 P: 10	R: 0 E: 0 K: 2 S: 7	H: 0 LOB: 0 BB: 0 P: 7	R: 1 E: 0 K: 2 S: 9	H: 2 LOB: 1 BB: 0 P: 9	R: 2 E: 0 K: 0 S: 6	H: 4 LOB: 1 BB: 0 P: 6	R: 4 E: 0 K: 1 S: 9	H: 4 LOB: 1 BB: 1 P: 13	R: 0 E: 1 K: 2 S: 8	H: 0 LOB: 0 BB: 0 P: 8	R: 0 E: 1 K: 0 S: 5	H: 1 LOB: 2 BB: 0 P: 5		R: 0 E: 0 K: 0 S: 3	H: 0 LOB: 0 BB: 0 P: 3	1B: 7 2B: 4 3B: 1 HR: 0	SF: 0 SAC: 0 DP: 1 HBP: 0	WP: 1 PB: 0 SB: 1 CS: 0	PA: 42		
PITCHER	IP	WLS	BF	H	R	ER	SO	BB	IBB	HBP	BLK	WP	HR	S	P	ERA	WHIP								
Mark Portugal, R (1, 1) ERA: 5.84	5.2	L	27	9	6	6	7	2	0	0	0	1	0	39	47	9.53	1.941								
Neal Heaton, L (6, 1) ERA: 4.23	2.1		12	3	1	1	2	0	0	0	0	0	0	16	16	3.86	1.286								
Frank Pastore, R (9, 1) ERA: 2.76	1.0	S	3	0	0	0	0	0	0	0	0	0	0	3	3	0.00	0.000								

Batter	1	2	3	4	5	6	7	8	9	AB	R	H	RBI	BB	SO	LOB	BOTTOM								
Kirby Puckett, R (1, 8) OBP: 0.389, SLG: 0.561	4-0 BB		0-0 FC6-4		0-0 G3	0-0 F7		0-0 4-3		4	0	1	0	1	0	2	Cleveland Indians @ Minnesota Twins Hubert H. Humphrey Metrodome, Minneapolis, MN Sat Jun 21 1986, 8:05 PM EDT Att: 17,195 - Unknown								
Steve Lombardozzi, R (1, 4) OBP: 0.354, SLG: 0.449	0-0 F4		0-0 FC6-4		0-0 F8		0-0 G3		0-3 K	5	1	1	0	0	1	3									
Kent Hrbek, L (1, 3) OBP: 0.431, SLG: 0.611	0-0 E4		0-3 K		0-0 1B	0-0 2B		0-3 K		5	1	1	2	0	2	2									
Tom Brunansky, R (1, 9) OBP: 0.346, SLG: 0.551	0-0 F8		0-0 5-3		0-0 1B	0-0 F9		0-0 F3		5	0	1	0	0	0	4									
Gary Gaetti, R (1, 5) OBP: 0.336, SLG: 0.520	0-0 F7			0-0 L6	0-0 1B		0-0 HR		0-0 1B	5	1	3	2	0	0	2									
Roy Smalley, S (1, 10) OBP: 0.333, SLG: 0.508		0-0 F4		0-0 F4	0-0 F6		0-0 HR		0-0 F7	5	1	2	1	0	0	4									
Mark Salas, L (1, 2) OBP: 0.303, SLG: 0.431 Tim Laudner, R (7, PH) OBP: 0.396, SLG: 0.556		0-0 F4		0-0 1B		0-0 L3	0-3 K			3	0	1	0	0	0	1									
Greg Gagne, R (1, 6) OBP: 0.300, SLG: 0.364 Mickey Hatcher, R (8, PH) OBP: 0.270, SLG: 0.295 Ron Washington, R (9, 6) OBP: 0.258, SLG: 0.484		0-0 5-3		0-0 1-3		0-0 G3		0-3 K		3	0	0	0	0	0	2									
Mark Davidson, R (1, 7) OBP: 0.300, SLG: 0.484		0-0 1-3			4-0 2B	4-0 BB		0-0 F5		2	1	0	0	2	0	1									
Inning Stats	R: 0 E: 1 K: 0 S: 4	H: 0 LOB: 2 BB: 1 P: 8	R: 0 E: 0 K: 0 S: 4	H: 1 LOB: 0 BB: 0 P: 4	R: 0 E: 0 K: 0 S: 4	H: 1 LOB: 0 BB: 0 P: 4	R: 2 E: 0 K: 0 S: 6	H: 3 LOB: 2 BB: 1 P: 10	R: 0 E: 0 K: 0 S: 3	H: 0 LOB: 1 BB: 1 P: 7	R: 3 E: 0 K: 1 S: 8	H: 3 LOB: 0 BB: 0 P: 8	R: 0 E: 0 K: 1 S: 5	H: 0 LOB: 0 BB: 0 P: 5	R: 0 E: 0 K: 2 S: 9	H: 1 LOB: 2 BB: 0 P: 9		1B: 5 2B: 2 3B: 1 HR: 2	SF: 0 SAC: 0 DP: 0 HBP: 0	WP: 1 PB: 0 SB: 0 CS: 0	PA: 42				
PITCHER	IP	WLS	BF	H	R	ER	SO	BB	IBB	HBP	BLK	WP	HR	S	P	ERA	WHIP								
Don Schulte, R (1, 1) ERA: 4.77	6.2	W	32	8	4	4	1	3	0	0	0	0	1	31	43	5.40	1.650								
Scott Bailes, L (7, 1) ERA: 4.63	1.2		7	1	1	0	4	0	0	0	0	1	1	15	15	0.00	0.600								
Ernie Camacho, R (9, 1) ERA: 4.22	0.2	S	3	1	0	0	0	0	0	0	0	0	0	3	3	0.00	1.500								



Batter	1	2	3	4	5	6	7	8	9	AB	R	H	RBI	BB	SO	LOB	TOP									
Kirby Puckett, R OBP: 0.383, SLG: 0.549	F9		5-3			K			6-3	4	0	0	0	0	1	0										
Steve Lombardozzi, R OBP: 0.339, SLG: 0.450 Randy Bush, L OBP: 0.337, SLG: 0.473	K			SF9 3B		F6			HR	3	1	1	0	0	1	0										
Kent Hrbek, L OBP: 0.429, SLG: 0.603	BB			SF9		F2			K	2	0	0	1	1	1	0										
Tom Brunansky, R OBP: 0.343, SLG: 0.545	K			3-H 4-0 1B BB		F7			WP 2B	3	0	1	0	1	1	1										
Mark Salas, L OBP: 0.299, SLG: 0.421		G3		1B BB		F6			K	4	0	1	0	0	1	1										
Gary Gaetti, R OBP: 0.329, SLG: 0.508	F5			G6-4-3 1B		5-3				3	0	0	0	0	0	2										
Roy Smalley, S OBP: 0.324, SLG: 0.493	F7			1-2 1B						3	0	0	0	0	1	0										
Mark Davidson, R OBP: 0.300, SLG: 0.349			K			F8			K	3	0	0	0	0	1	0										
Jeff Reed, L OBP: 0.300, SLG: 0.349			4-3			F7			F6	3	0	0	0	0	1	0										
Jeff Reed, L OBP: 0.300, SLG: 0.349						F2			F6	3	0	0	0	0	0	0										
Inning Stats	R: 0 E: 0 K: 2 S: 7	H: 0 LOB: 1 BB: 1 P: 11	R: 0 E: 0 K: 0 S: 3	H: 0 LOB: 0 BB: 0 P: 3	R: 0 E: 0 K: 1 S: 5	H: 0 LOB: 0 BB: 0 P: 5	R: 1 E: 0 K: 0 S: 4	H: 2 LOB: 1 BB: 1 P: 8	R: 0 E: 0 K: 0 S: 3	H: 0 LOB: 0 BB: 0 P: 3	R: 0 E: 0 K: 1 S: 5	H: 0 LOB: 0 BB: 0 P: 5	R: 0 E: 0 K: 0 S: 3	H: 0 LOB: 0 BB: 0 P: 3	R: 0 E: 0 K: 1 S: 5	H: 0 LOB: 1 BB: 0 P: 9	R: 1 E: 0 K: 2 S: 9	H: 2 LOB: 1 BB: 0 P: 9	1B: 1 2B: 1 3B: 1 HR: 1	SF: 1 SAC: 0 DP: 1 HBP: 0	WP: 1 PB: 0 SB: 0 CS: 0	PA: 32				
PITCHER	IP	WLS	BF	H	R	ER	SO	BB	IBB	HBP	BLK	WP	HR	S	P	ERA	WHIP									
Joe Cowley, R ERA: 4.28	(1, 1)	8.0	W	27	2	1	1	5	2	0	0	0	0	35	43	1.12	0.500									
Bob James, R ERA: 6.39	(9, 1)	1.0		5	2	1	1	2	0	0	0	0	1	1	9	9	9.00	2.000								

Minnesota Twins @ Chicago White Sox
Comiskey Park, Chicago, IL
Mon Jun 23 1986, 8:05 PM EDT
Att: 18,687 - Unknown

AB 29
R 2
H 4
RBI 2
BB 2
SO 7
LOB 4



Batter	1	2	3	4	5	6	7	8	9	AB	R	H	RBI	BB	SO	LOB	BOTTOM								
John Cangelosi, S OBP: 0.398, SLG: 0.329	E 1B BB	F7	FC5-2-6-5 2B		K			4-3		4	1	1	0	1	1	3									
Carlton Fisk, R OBP: 0.289, SLG: 0.329	F4	WP HR 1B	FC5-2-6-5			K		F6		5	1	1	0	0	1	5									
Harold Baines, L OBP: 0.347, SLG: 0.471	F8	HR 1B	2-3 3-H F5			4-3				4	1	1	2	1	0	3									
Greg Walker, L OBP: 0.361, SLG: 0.531	HR 1B	HR			F5	L9		F8		5	2	2	5	0	0	1									
Ron Kittle, R OBP: 0.284, SLG: 0.443	HR	HR						F9		4	2	3	3	0	0	0									
Bobby Bonilla, S OBP: 0.355, SLG: 0.362		6-3			6-3			K		4	0	1	0	0	1	1									
Tim Lincecum, R OBP: 0.300, SLG: 0.406	F8				5-3	6-3		F4		4	0	0	0	0	0	2									
Ozzie Guillen, L OBP: 0.267, SLG: 0.333		F8	E8 1B			F6		4-3 1B 1B		4	2	1	0	0	0	0									
Julio Cruz, S OBP: 0.381, SLG: 0.284		WP HR 1B	2B FC5-2-6-5 1B			F8		1-2 1B 1B		4	2	3	1	0	0	0									
Inning Stats	R: 3 E: 0 K: 0 S: 6	H: 3 LOB: 1 BB: 1 P: 10	R: 5 E: 0 K: 0 S: 7	H: 4 LOB: 0 BB: 1 P: 11	R: 1 E: 1 K: 0 S: 6	H: 2 LOB: 2 BB: 0 P: 6	R: 0 E: 0 K: 0 S: 4	H: 1 LOB: 1 BB: 0 P: 4	R: 0 E: 0 K: 1 S: 5	H: 0 LOB: 0 BB: 0 P: 5	R: 0 E: 0 K: 1 S: 5	H: 0 LOB: 0 BB: 0 P: 5	R: 0 E: 0 K: 1 S: 5	H: 0 LOB: 0 BB: 0 P: 5	R: 2 E: 0 K: 0 S: 6	H: 3 LOB: 1 BB: 0 P: 6	R: 7 E: 0 K: 3 S: 6	H: 7 LOB: 0 BB: 0 P: 6	1B: 7 2B: 2 3B: 1 HR: 3	SF: 0 SAC: 0 DP: 0 HBP: 0	WP: 1 PB: 0 SB: 1 CS: 0	PA: 40			
PITCHER	IP	WLS	BF	H	R	ER	SO	BB	IBB	HBP	BLK	WP	HR	S	P	ERA	WHIP								
Bert Blyleven, R ERA: 5.56	(1, 1)	1.2	L	14	7	8	8	0	0	0	0	0	0	26	26	0.00	0.562								
Neal Heaton, L ERA: 3.95	(2, 1)	5.1		20	3	1	0	3	0	0	0	0	0	6	6	18.00	3.000								
Ron Davis, R ERA: 7.81	(8, 1)	1.0		6	3	2	2	0	0	0	0	0	0	6	6	18.00	3.000								

Minnesota Twins @ Chicago White Sox
Comiskey Park, Chicago, IL
Mon Jun 23 1986, 8:05 PM EDT
Att: 18,687 - Unknown

AB 38
R 11
H 13
RBI 11
BB 2
SO 3
LOB 15



Batter	1	2	3	4	5	6	7	8	9	AB	R	H	RBI	BB	SO	LOB	TOP										
Kirby Puckett, R OBP: 0.378, SLG: 0.542 (1, 8)	L9		1-3		F9		CS	5-3		4	0	0	0	0	0	1											
Randy Bush, L OBP: 0.335, SLG: 0.463 Mark Davidson, R (8, FR) (8, 7)	L9		4-3			6-3		4-3 BB		3	0	0	0	1	0	0											
Kent Hrbek, L OBP: 0.423, SLG: 0.594 (1, 3)	F7			4-3		F9		4-3		4	0	0	0	0	0	1											
Tom Brunansky, R OBP: 0.342, SLG: 0.541 (1, 9)		1B		4-3		F7		K		4	0	1	0	0	1	2											
Roy Smalley, S OBP: 0.328, SLG: 0.498 (1, 10)	F8				FC5-4 1B		F8			4	0	2	0	0	0	1											
Gary Gaetti, R OBP: 0.328, SLG: 0.508 (1, 5)	F8			FC5-4			1B	2B		4	1	1	0	0	1	3											
Mark Salas, L OBP: 0.313, SLG: 0.427 (1, 2)						F9		1B FC6-4 1B		3	1	2	1	1	0	0											
Steve Lombardozzi, R OBP: 0.352, SLG: 0.451 (1, 4)	F4							FC6-4 1B		4	0	2	0	0	0	4											
Greg Gagne, R OBP: 0.291, SLG: 0.353 (1, 6)			1-3			F3		FC6-4 CS		4	0	0	1	0	1	4											
Inning Stats	R: 0 E: 0 K: 0 S: 3	H: 0 LOB: 0 BB: 0 P: 3	R: 0 E: 0 K: 0 S: 5	H: 2 LOB: 2 BB: 0 P: 5	R: 0 E: 0 K: 0 S: 3	H: 0 LOB: 0 BB: 0 P: 3	R: 0 E: 0 K: 0 S: 4	H: 1 LOB: 1 BB: 0 P: 4	R: 0 E: 0 K: 0 S: 4	H: 1 LOB: 1 BB: 0 P: 4	R: 0 E: 0 K: 0 S: 3	H: 0 LOB: 0 BB: 0 P: 3	R: 2 E: 0 K: 0 S: 5	H: 3 LOB: 0 BB: 0 P: 5	R: 0 E: 0 K: 1 S: 5	H: 0 LOB: 2 BB: 1 P: 9	R: 0 E: 0 K: 2 S: 8	H: 1 LOB: 2 BB: 1 P: 12	1B: 6 2B: 2 3B: 0 HR: 0	SF: 0 SAC: 0 DP: 0 HBP: 0	WP: 0 PA: 37						
PITCHER	IP	WLS	BF	H	R	ER	SO	BB	IBB	HBP	BLK	WP	HR	S	P	ERA	WHIP										
Joel Davis, R ERA: 4.67 (1, 1)	6.1	L	26	7	2	2	0	0	0	0	0	0	0	26	26	2.84	1.105										
Gene Nelson, R ERA: 3.17 (7, 1)	2.2		10	1	0	0	3	1	1	0	0	0	0	14	22	0.00	0.750										

Minnesota Twins @ Chicago White Sox
Comiskey Park, Chicago, IL
Tue Jun 24 1986, 8:05 PM EDT
Att: 14,174 - Unknown

AB 34
R 2
H 8
RBI 2
BB 2
SO 3
LOB 16



Batter	1	2	3	4	5	6	7	8	9	AB	R	H	RBI	BB	SO	LOB	BOTTOM										
John Cangelosi, S OBP: 0.392, SLG: 0.323 (1, 8)	F9		K			F9		F3		4	0	0	0	0	1	0											
Ozzie Guillen, L OBP: 0.286, SLG: 0.337 (1, 6)	PB 2B			1-3		B1-3		4-3		4	0	1	0	0	0	0											
Harold Baines, L OBP: 0.349, SLG: 0.474 (1, 9)	8-4 BB			F7				2B		3	0	1	0	1	0	0											
Ron Kittle, R OBP: 0.279, SLG: 0.434 (1, 7)	8-4			K		K		K		4	0	0	0	0	3	3											
Carlton Fisk, R OBP: 0.285, SLG: 0.324 (1, 10)				F5		5-3		K		4	0	0	0	0	1	0											
Tim Lincecum, R OBP: 0.305, SLG: 0.422 (1, 5)				K		HR		BB		2	1	1	1	1	1	0											
Greg Walker, L OBP: 0.355, SLG: 0.521 (1, 3)				F7		3-1		K		3	0	0	0	0	1	1											
Joel Skinner, R OBP: 0.248, SLG: 0.267 (1, 2)						K		FC6-4 BB		2	0	0	0	1	2	1											
Julio Cruz, S OBP: 0.371, SLG: 0.276 (1, 4)				F7		FC6-4		F7		3	0	0	0	0	0	1											
Inning Stats	R: 0 E: 0 K: 0 S: 3	H: 1 LOB: 1 BB: 1 P: 7	R: 0 E: 0 K: 1 S: 5	H: 0 LOB: 0 BB: 0 P: 5	R: 0 E: 0 K: 2 S: 7	H: 0 LOB: 0 BB: 0 P: 7	R: 0 E: 0 K: 1 S: 5	H: 0 LOB: 0 BB: 0 P: 5	R: 1 E: 0 K: 0 S: 4	H: 1 LOB: 1 BB: 1 P: 8	R: 0 E: 0 K: 1 S: 6	H: 1 LOB: 1 BB: 0 P: 6	R: 0 E: 0 K: 3 S: 9	H: 0 LOB: 1 BB: 1 P: 13	R: 0 E: 0 K: 0 S: 3	H: 0 LOB: 0 BB: 0 P: 3	R: 0 E: 0 K: 1 S: 5	H: 0 LOB: 0 BB: 0 P: 5	1B: 0 2B: 3 3B: 0 HR: 1	SF: 0 SAC: 0 DP: 1 HBP: 0	WP: 0 PA: 32						
PITCHER	IP	WLS	BF	H	R	ER	SO	BB	IBB	HBP	BLK	WP	HR	S	P	ERA	WHIP										
Allan Anderson, L ERA: 3.38 (1, 1)	9.0	W	32	3	1	1	9	3	0	0	0	0	1	47	59	1.00	0.667										

Minnesota Twins @ Chicago White Sox
Comiskey Park, Chicago, IL
Tue Jun 24 1986, 8:05 PM EDT
Att: 14,174 - Unknown

AB 29
R 1
H 3
RBI 1
BB 3
SO 9
LOB 6



Batter	1	2	3	4	5	6	7	8	9	AB	R	H	RBI	BB	SO	LOB	TOP								
Kirby Puckett, R OBP: 0.380, SLG: 0.542 (1, 8)	0-0 4-3		0-0 1B			0-0 3B 1B		0-0 F8		4	1	2	0	0	0	0	Minnesota Twins @ Chicago White Sox Comiskey Park, Chicago, IL Wed Jun 25 1986, 8:05 PM EDT Att: 19,294 - Unknown								
Randy Bush, L OBP: 0.339, SLG: 0.474 (1, 7)	0-0 F8		0-0 F7			0-0 G3 3B		4-0 4-3 BB		3	1	1	1	1	0	1									
Mark Davidson, R (8, PR) (8, 7)										0	0	0	0	0	0	0									
Kent Hrbek, L OBP: 0.421, SLG: 0.587 (1, 3)	4-0 FC6-4 BB			0-0 4-3		0-0 G3		0-0 4-3		3	0	0	1	1	0	1									
Tom Brunansky, R OBP: 0.338, SLG: 0.533 (1, 9)	0-0 FC6-4			0-0 6-3		0-0 F7		0-3 K		4	0	0	0	0	1	3									
Mark Salas, L OBP: 0.311, SLG: 0.421 (1, 2)		0-0 F9		0-0 F5		0-0 2-3			0-0 1B	4	0	1	0	0	0	0									
Ron Washington, R OBP: 0.258, SLG: 0.484 (9, PR)									0-3 1B	0	0	0	0	0	0	0									
Gary Gaetti, R OBP: 0.330, SLG: 0.517 (1, 5)		0-0 F3			0-0 HR		4-0 S BB		0-3 K	3	1	1	1	1	1	1									
Roy Smalley, S OBP: 0.322, SLG: 0.488 (1, 10)		0-0 F5			0-0 F5		0-3 K		0-0 F7	4	0	0	0	0	1	2									
Steve Lombardozzi, R OBP: 0.352, SLG: 0.450 (1, 4)			0-0 5-3		0-0 G6-4-3 1B		0-0 6-3		0-0 FC6 1B	3	0	1	0	0	0	1									
Tim Laudner, R OBP: 0.402, SLG: 0.562 (9, PH)									1-3 1B	1	0	1	0	0	0	0									
Greg Gagne, R OBP: 0.288, SLG: 0.348 (1, 6)			0-0 6-3		0-0 G6-4-3		0-3 K		0-0 FC6	3	0	0	0	0	1	2									
Mickey Hatcher, R OBP: 0.267, SLG: 0.291 (9, PH)									1-2 1B	1	0	0	0	0	0	2									
Inning Stats	R: 0 E: 0 K: 0 S: 3	H: 0 LOB: 1 BB: 1 P: 7	R: 0 E: 0 K: 0 S: 3	H: 0 LOB: 0 BB: 0 P: 3	R: 0 E: 0 K: 0 S: 4	H: 1 LOB: 1 BB: 0 P: 4	R: 0 E: 0 K: 0 S: 3	H: 0 LOB: 0 BB: 0 P: 3	R: 1 E: 0 K: 0 S: 4	H: 2 LOB: 0 BB: 0 P: 4	R: 2 E: 0 K: 0 S: 5	H: 2 LOB: 0 BB: 0 P: 5	R: 0 E: 0 K: 2 S: 7	H: 0 LOB: 1 BB: 1 P: 11	R: 0 E: 0 K: 1 S: 5	H: 0 LOB: 2 BB: 1 P: 9	R: 0 E: 0 K: 1 S: 7	H: 2 LOB: 2 BB: 0 P: 7	1B: 5 2B: 0 3B: 1 HR: 1	SF: 0 SAC: 0 DP: 1 HBP: 0	WP: 0 PB: 0 SB: 1 CS: 0	PA: 36			
PITCHER	IP WLS BF H R ER SO BB IBB HBP BLK WP HR S P ERA WHIP																								
Tom Seaver, R ERA: 4.38 (1, 1)	5.0		20	5	3	3	0	1	0	0	0	0	0	0	1	19	23	5.40	1.200						
Joel McKeon, L ERA: 3.25 (6, 1)	1.0	W	3	0	0	0	0	0	0	0	0	0	0	0	0	3	3	0.00	0.000						
Bill Dawley, R ERA: 2.76 (7, 1)	1.0		4	0	0	0	2	1	0	0	0	0	0	0	0	7	11	0.00	1.000						
Bob James, R ERA: 6.08 (8, 1)	2.0	S	9	2	0	0	2	1	0	0	0	0	0	0	0	12	16	0.00	1.500						

Batter	1	2	3	4	5	6	7	8	9	AB	R	H	RBI	BB	SO	LOB	BOTTOM							
John Cangelosi, S OBP: 0.384, SLG: 0.320 (1, 8)	4-0 1B G3 BB		4-0 1B 1B BB		0-0 6-3		0-0 F8			2	2	0	0	2	0	1	Minnesota Twins @ Chicago White Sox Comiskey Park, Chicago, IL Wed Jun 25 1986, 8:05 PM EDT Att: 19,294 - Unknown							
Ozzie Guillen, L OBP: 0.271, SLG: 0.340 (1, 6)	0-0 CS 1B		0-0 1B 1B		0-0 4-3		0-0 F7			4	0	2	1	0	0	1								
Harold Baines, L OBP: 0.348, SLG: 0.470 (1, 9)	0-0 G3		0-0 1B		0-0 4-3		0-0 F8			4	0	1	2	0	0	2								
Ron Kittle, R OBP: 0.274, SLG: 0.426 (1, 10)	0-3 K		0-0 F5			0-0 F7		0-3 K		4	0	0	0	0	2	2								
Carlton Fisk, R OBP: 0.285, SLG: 0.323 (1, 2)		0-0 F4		0-3 K		0-3 K		0-0 G3-6-3 1B		4	0	1	0	0	2	2								
Bobby Bonilla, S OBP: 0.358, SLG: 0.365 (1, 7)		0-0 6-3		0-0 2B 4-5 1B		0-0 2B 1B		0-0 G3-6-3		4	1	2	0	0	0	1								
Greg Walker, L OBP: 0.354, SLG: 0.524 (1, 3)		0-3 K		0-3 K		0-0 1B		0-0 1B		3	0	1	0	0	2	1								
Tim Hulett, R OBP: 0.310, SLG: 0.428 (1, 5)			4-0 FC1-4 BB		0-0 2B		0-3 K			2	0	1	0	1	1	1								
Julio Cruz, S OBP: 0.370, SLG: 0.270 (1, 4)			0-0 FC1-4 BB		0-0 4-5		4-0 BB			2	1	0	0	1	0	3								
Inning Stats	R: 1 E: 0 K: 1 S: 5	H: 1 LOB: 0 BB: 1 P: 9	R: 0 E: 0 K: 1 S: 5	H: 0 LOB: 0 BB: 0 P: 5	R: 2 E: 0 K: 1 S: 7	H: 2 LOB: 2 BB: 2 P: 15	R: 0 E: 0 K: 1 S: 6	H: 2 LOB: 1 BB: 0 P: 6	R: 0 E: 0 K: 0 S: 3	H: 0 LOB: 0 BB: 0 P: 3	R: 1 E: 0 K: 2 S: 9	H: 2 LOB: 1 BB: 0 P: 9	R: 0 E: 0 K: 0 S: 3	H: 0 LOB: 1 BB: 1 P: 7	R: 0 E: 0 K: 1 S: 5	H: 1 LOB: 0 BB: 0 P: 5		1B: 6 2B: 3 3B: 0 HR: 0	SF: 0 SAC: 0 DP: 2 HBP: 0	WP: 0 PB: 0 SB: 0 CS: 1	PA: 33			
PITCHER	IP WLS BF H R ER SO BB IBB HBP BLK WP HR S P ERA WHIP																							
Frank Viola, L ERA: 4.85 (1, 1)	5.2	L	25	7	4	4	5	3	0	0	0	0	0	0	32	44	6.35	1.765						
Keith Atherton, R ERA: 3.05 (6, 1)	2.1		8	1	0	0	2	1	0	0	0	0	0	0	11	15	0.00	0.857						

Batter	1	2	3	4	5	6	7	8	9	AB	R	H	RBI	BB	SO	LOB	TOP										
Willie Wilson, S OBP: 0.319, SLG: 0.354 (1, 8)	F7		4-3		6-3				FC6-4	5	0	1	0	0	0	2	Kansas City Royals @ Minnesota Twins Hubert H. Humphrey Metrodome, Minneapolis, MN Sat Jun 28 1986, 8:05 PM EDT Att: 31,789 - Unknown livebaseballscorecards.com										
Lonnie Smith, R OBP: 0.348, SLG: 0.381 (1, 7)	K		F7				F8			4	1	1	2	0	1	1											
Rudy Law, L OBP: 0.342, SLG: 0.413 (1, 9)	K			4-3			4-3			4	0	1	0	0	1	1											
George Brett, L OBP: 0.431, SLG: 0.459 (1, 5)		1-3		4-3				4-3		4	0	1	0	0	0	0											
Jorge Orta, L OBP: 0.361, SLG: 0.419 (1, 10)		F8								2	0	0	0	1	0	2											
Hal McRae, R OBP: 0.280, SLG: 0.383 (8, PH)				1B	F8			K		1	0	0	0	0	1	0											
Frank White, R OBP: 0.311, SLG: 0.442 (1, 4)		WP		1B				4-3		3	0	2	0	0	0	0											
Steve Balboni, R OBP: 0.286, SLG: 0.440 (1, 3)										3	0	0	0	1	1	3											
Jamie Quirk, L OBP: 0.287, SLG: 0.338 (1, 2)										3	0	0	0	0	1	2											
Jim Sundberg, R OBP: 0.294, SLG: 0.277 (9, PH)										1	0	0	0	0	1	0											
Buddy Biancalana, S OBP: 0.338, SLG: 0.413 (1, 6)			K							4	1	2	0	0	1	0											
Inning Stats	R: 0 E: 0 K: 2 S: 7	H: 0 LOB: 0 BB: 0 P: 7	R: 0 E: 0 K: 1 S: 6	H: 1 LOB: 2 BB: 1 P: 10	R: 0 E: 0 K: 1 S: 5	H: 0 LOB: 0 BB: 0 P: 5	R: 0 E: 0 K: 1 S: 6	H: 1 LOB: 2 BB: 1 P: 10	R: 2 E: 0 K: 0 S: 7	H: 4 LOB: 2 BB: 0 P: 7	R: 0 E: 0 K: 0 S: 2	H: 0 LOB: 0 BB: 0 P: 3	R: 0 E: 0 K: 0 S: 4	H: 1 LOB: 1 BB: 0 P: 4	R: 0 E: 0 K: 1 S: 5	H: 0 LOB: 0 BB: 0 P: 5	R: 0 E: 0 K: 1 S: 6	H: 1 LOB: 1 BB: 0 P: 6	1B: 5 2B: 2 3B: 0 HR: 1	SF: 0 SAC: 0 DP: 1 HBP: 1	WP: 1 PB: 0 SB: 0 CS: 0	PA: 37					
PITCHER	IP	WLS	BF	H	R	ER	SO	BB	IBB	HBP	BLK	WP	HR	S	P	ERA	WHIP										
Bert Blyleven, R ERA: 5.43 (1, 1)	6.0	W	26	6	2	2	5	2	0	1	0	1	1	33	42	3.00	1.333										
Neal Heaton, L ERA: 3.61 (7, 1)	3.0	S	11	2	0	0	2	0	0	0	0	0	0	15	15	0.00	0.667										

Batter	1	2	3	4	5	6	7	8	9	AB	R	H	RBI	BB	SO	LOB	BOTTOM										
Kirby Puckett, R OBP: 0.384, SLG: 0.551 (1, 8)	FC6-4		6-3							4	2	3	1	0	0	0	Kansas City Royals @ Minnesota Twins Hubert H. Humphrey Metrodome, Minneapolis, MN Sat Jun 28 1986, 8:05 PM EDT Att: 31,789 - Unknown livebaseballscorecards.com										
Mickey Hatcher, R OBP: 0.269, SLG: 0.293 (1, 3)	FC6-4		3-1							4	1	2	1	0	0	0											
Gary Gaetti, R OBP: 0.332, SLG: 0.513 (1, 5)	F6									2	1	0	0	2	0	3											
Tom Brunansky, R OBP: 0.339, SLG: 0.527 (1, 9)	FC6-4									4	1	2	1	0	0	3											
Tim Laudner, R OBP: 0.400, SLG: 0.592 (1, 2)										3	1	1	1	0	1	2											
Mark Salas, L OBP: 0.314, SLG: 0.421 (7, PH) (8, 2)	5-3									1	0	0	0	0	0	2											
Steve Lombardozzi, R OBP: 0.352, SLG: 0.449 (1, 4)	K									4	0	0	0	0	1	0											
Ron Washington, R OBP: 0.286, SLG: 0.471 (1, 10)	1-3									3	0	1	0	1	0	0											
Mark Davidson, R OBP: 0.176, SLG: 0.067 (1, 7)	5-3									4	1	1	0	0	0	2											
Greg Gagne, R OBP: 0.287, SLG: 0.348 (1, 6)			5-3							3	0	0	0	0	1	1											
Inning Stats	R: 0 E: 0 K: 0 S: 5	H: 2 LOB: 2 BB: 0 P: 5	R: 0 E: 0 K: 1 S: 5	H: 0 LOB: 0 BB: 0 P: 5	R: 0 E: 0 K: 0 S: 3	H: 0 LOB: 0 BB: 0 P: 3	R: 1 E: 0 K: 0 S: 3	H: 1 LOB: 1 BB: 1 P: 7	R: 5 E: 1 K: 1 S: 8	H: 2 LOB: 2 BB: 2 P: 16	R: 0 E: 0 K: 0 S: 3	H: 1 LOB: 0 BB: 0 P: 3	R: 1 E: 0 K: 1 S: 8	H: 3 LOB: 2 BB: 0 P: 8	R: 0 E: 0 K: 0 S: 3	H: 1 LOB: 0 BB: 0 P: 3	1B: 7 2B: 1 3B: 1 HR: 1	SF: 0 SAC: 0 DP: 0 HBP: 0	WP: 2 PB: 0 SB: 0 CS: 3	PA: 36							
PITCHER	IP	WLS	BF	H	R	ER	SO	BB	IBB	HBP	BLK	WP	HR	S	P	ERA	WHIP										
Danny Jackson, L ERA: 3.86 (1, 1)	6.2	L	31	9	7	3	3	3	0	0	0	0	0	34	46	4.05	1.800										
Dan Quisenberry, R ERA: 1.95 (7, 1)	1.1		4	1	0	0	0	0	0	0	0	0	0	4	4	0.00	0.750										

Batter	1	2	3	4	5	6	7	8	9	AB	R	H	RBI	BB	SO	LOB	TOP								
Willie Wilson, S OBP: 0.320, SLG: 0.354	F8		5-3		K			1B 2B	G6-4	5	1	2	0	0	1	3									
Lonnie Smith, R OBP: 0.340, SLG: 0.372	K			5-3		L8		SF9	G6-4	4	0	0	1	0	1	3									
George Brett, L OBP: 0.429, SLG: 0.456	L7			G5-4-3 1B		4-3		F8		4	0	1	0	0	0	1									
Frank White, R OBP: 0.313, SLG: 0.442		F8		G5-4-3 1-2				2B 1B		4	1	2	0	0	0	1									
Hal McRae, R OBP: 0.286, SLG: 0.401		5-3			1B FC6-4 2B		F9			4	1	2	2	0	0	1									
Steve Balboni, R OBP: 0.282, SLG: 0.433	K				F4		K	F8		4	0	0	0	0	2	2									
Lynn Jones, R OBP: 0.290, SLG: 0.192			F8			5-3			1B 2B	4	0	2	0	0	0	0									
Jim Sundberg, R OBP: 0.288, SLG: 0.278						F9		F8		3	0	1	0	1	0	1									
Angel Salazar, R OBP: 0.272, SLG: 0.296										3	1	1	1	0	0	3									
Rudy Law, L OBP: 0.345, SLG: 0.413	F8				FC6-4			1B SF9 2B	BB	0	0	0	0	1	0	0									
Inning Stats	R: 0 E: 0 K: 1 S: 5	H: 0 LOB: 0 BB: 0 P: 5	R: 0 E: 0 K: 1 S: 5	H: 0 LOB: 0 BB: 0 P: 5	R: 0 E: 0 K: 0 S: 4	H: 1 LOB: 1 BB: 0 P: 4	R: 0 E: 0 K: 0 S: 3	H: 1 LOB: 0 BB: 0 P: 3	R: 1 E: 0 K: 1 S: 7	H: 2 LOB: 2 BB: 1 P: 11	R: 0 E: 0 K: 0 S: 4	H: 1 LOB: 1 BB: 0 P: 4	R: 0 E: 0 K: 1 S: 5	H: 0 LOB: 0 BB: 0 P: 5	R: 3 E: 0 K: 0 S: 7	H: 4 LOB: 1 BB: 0 P: 7	R: 0 E: 0 K: 0 S: 4	H: 2 LOB: 2 BB: 1 P: 8	1B: 7 2B: 4 3B: 0 HR: 0	SF: 1 SAC: 0 DP: 2 HBP: 0	WP: 0 PB: 0 SB: 0 CS: 0	PA: 38			
PITCHER	IP	WLS	BF	H	R	ER	SO	BB	IBB	HBP	BLK	WP	HR	S	P	ERA	WHIP								
Allan Anderson, L ERA: 3.69	7.2	W	32	9	4	4	4	1	0	0	0	0	0	39	43	4.70	1.304								
Frank Pastore, R ERA: 2.97	0.2		5	2	0	0	0	1	0	0	0	0	0	4	8	0.00	4.500								
Keith Atherton, R ERA: 3.02	0.2	S	1	0	0	0	0	0	0	0	0	0	0	1	1	0.00	0.000								

Kansas City Royals @ Minnesota Twins
Hubert H. Humphrey Metrodome, Minneapolis, MN

AB 35
R 4
H 11
RBI 4
BB 2
SO 4
LOB 15



Sun Jun 29 1986, 4:33 AM EDT
Att: 22,727 - Unknown

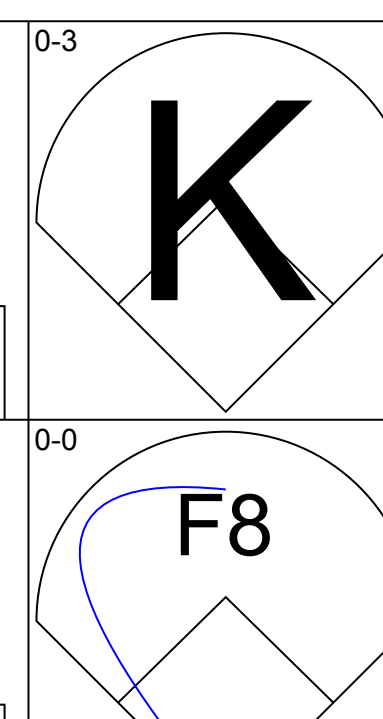
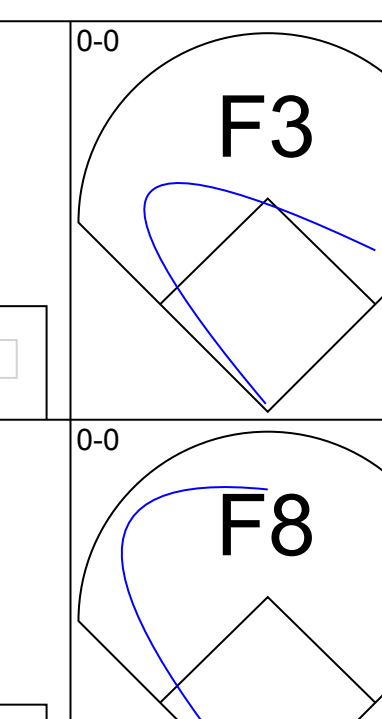
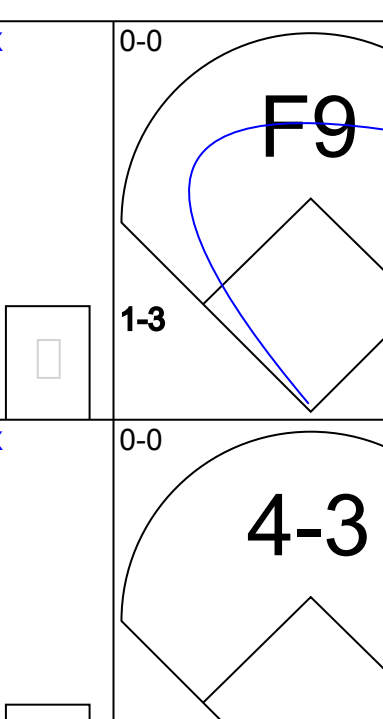
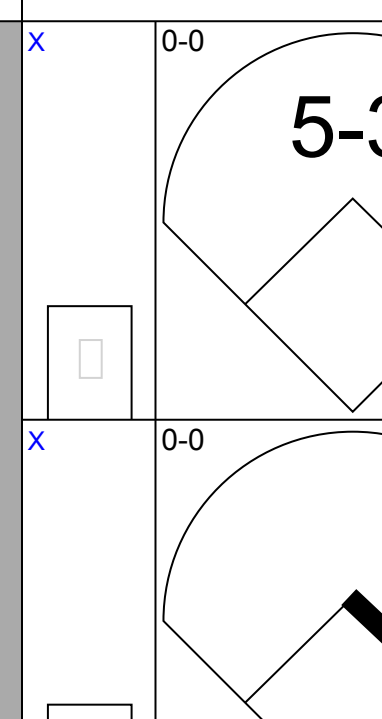
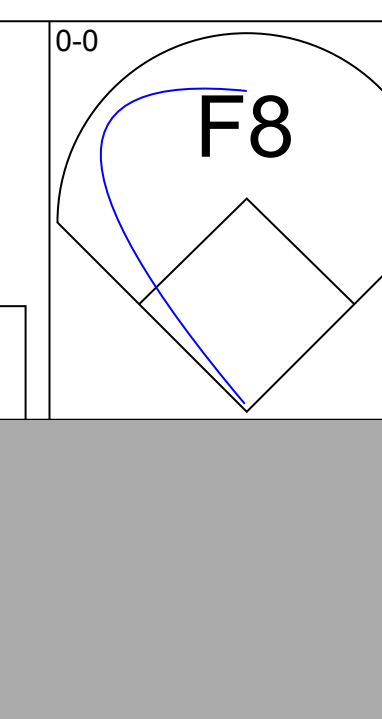
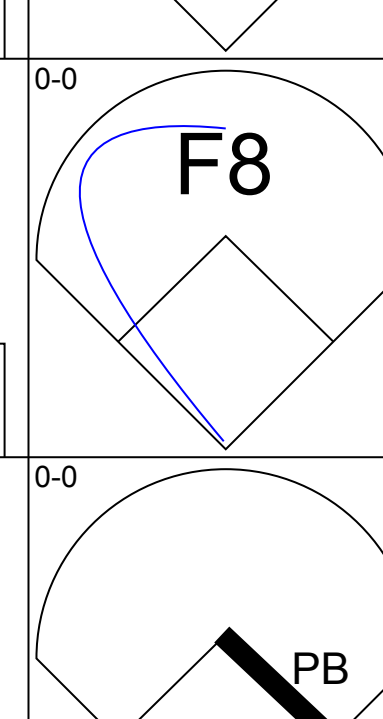
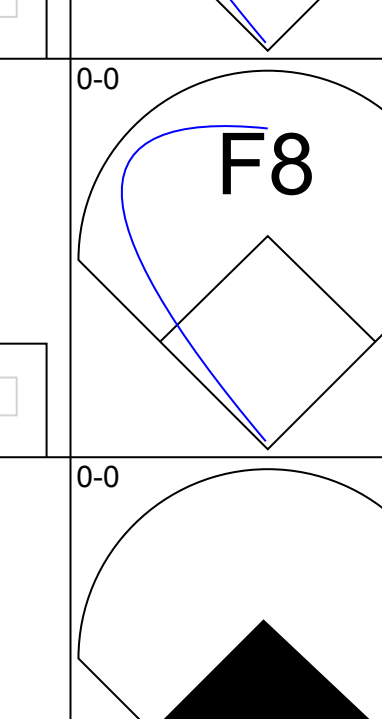
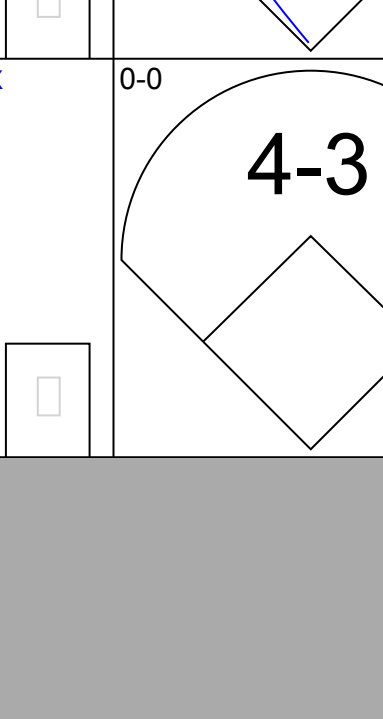
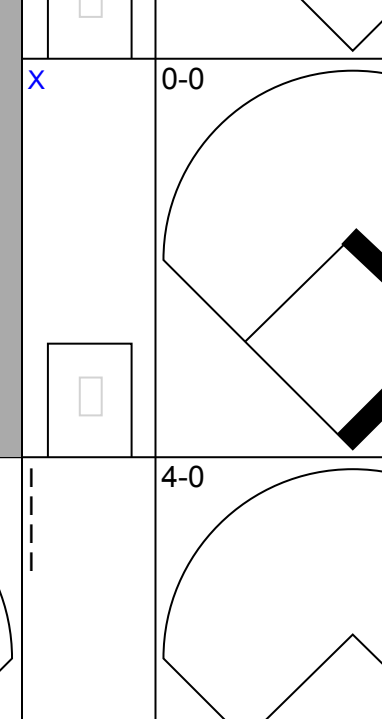
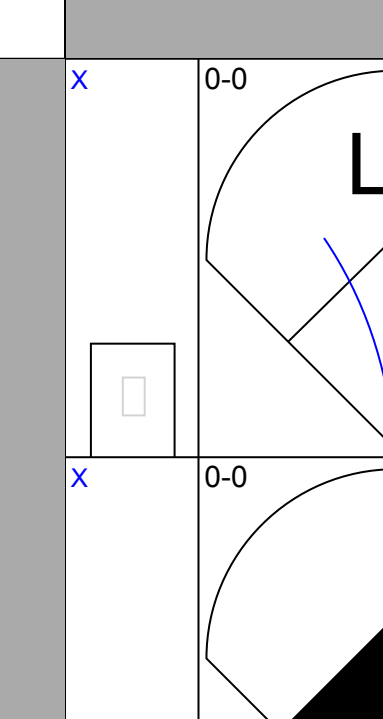
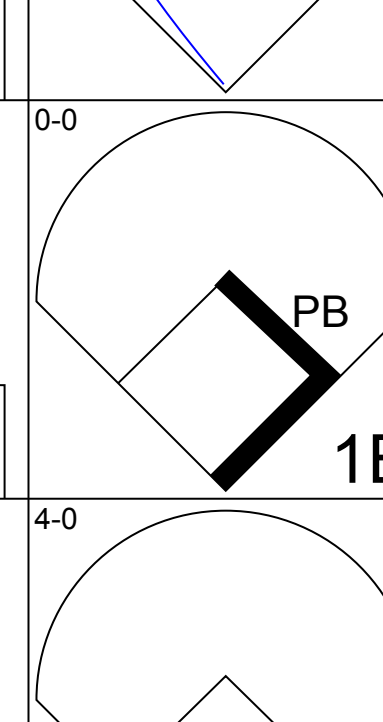
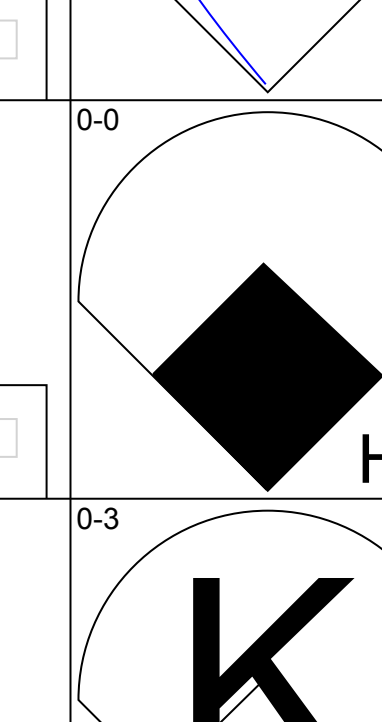

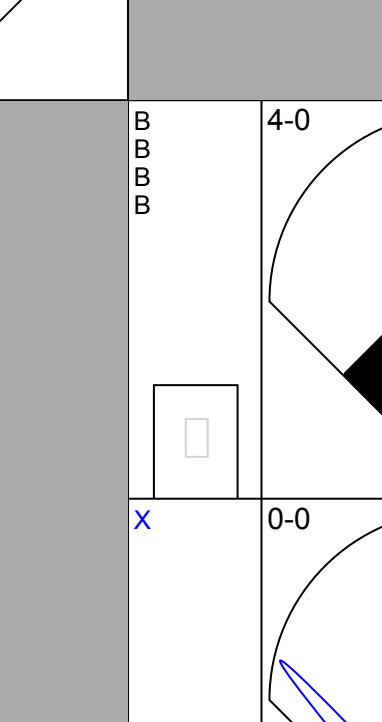
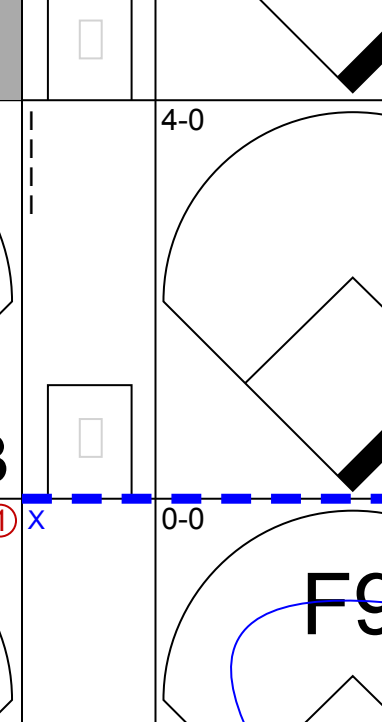
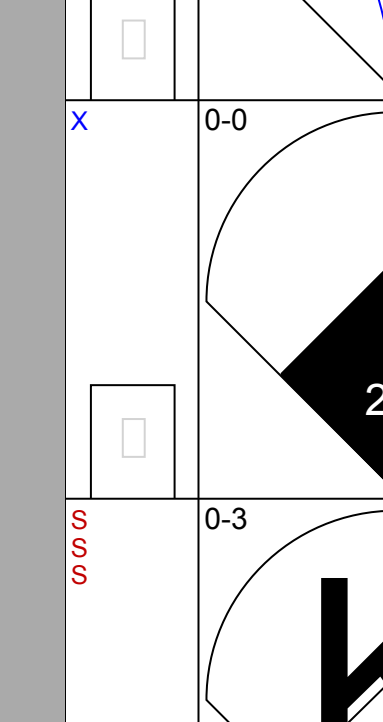
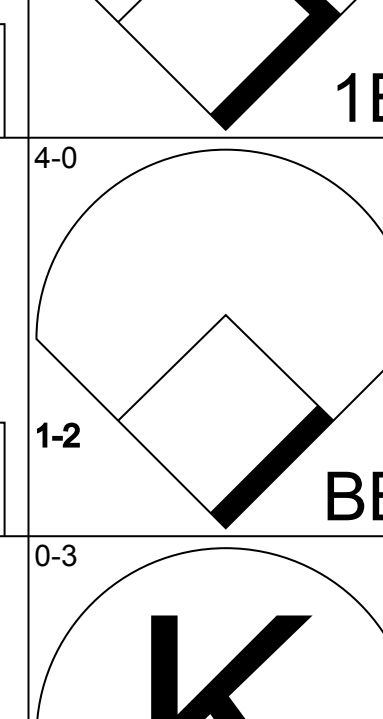
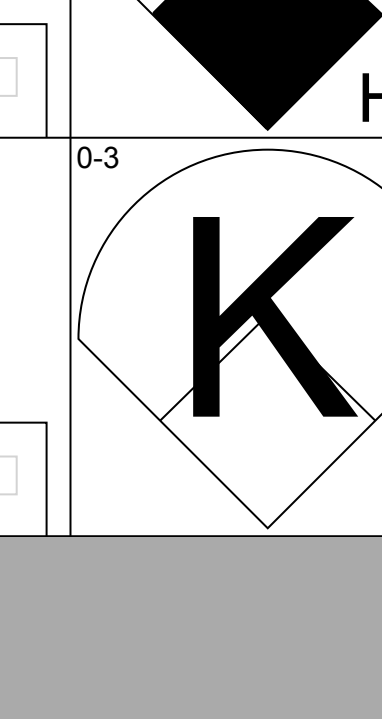

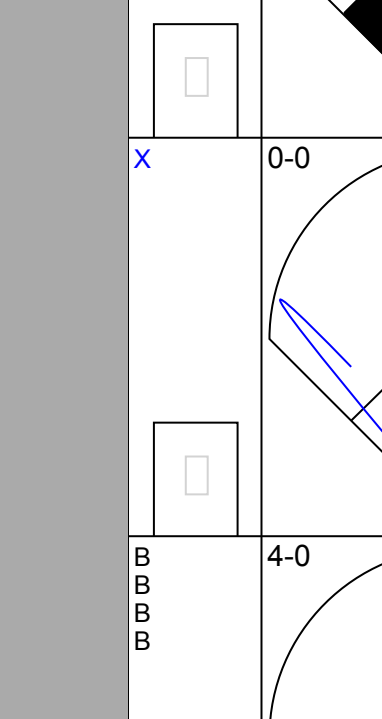
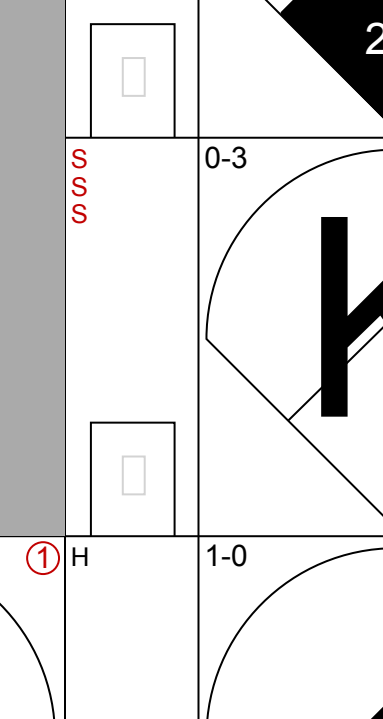
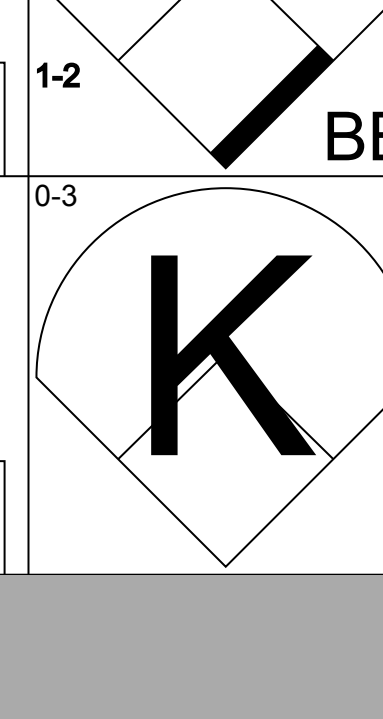
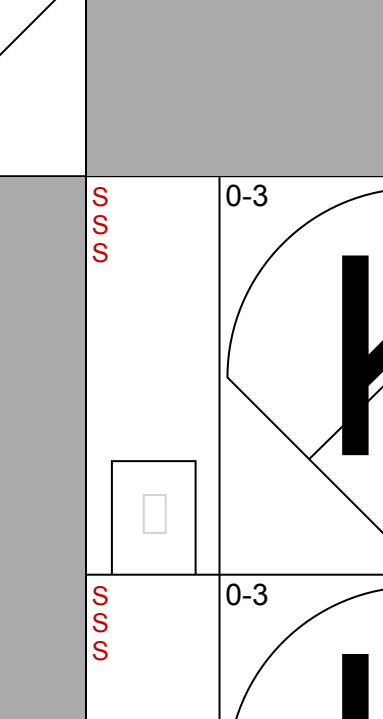
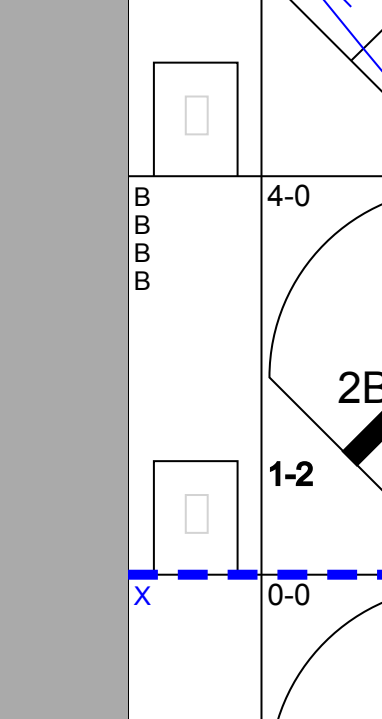
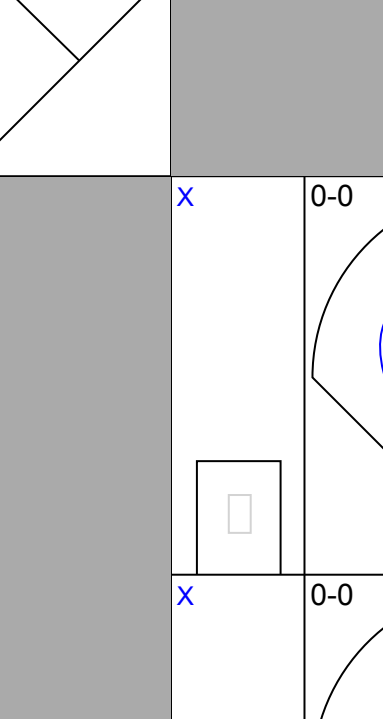
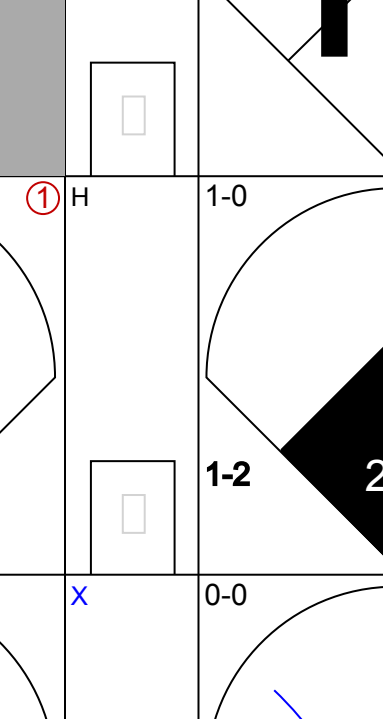
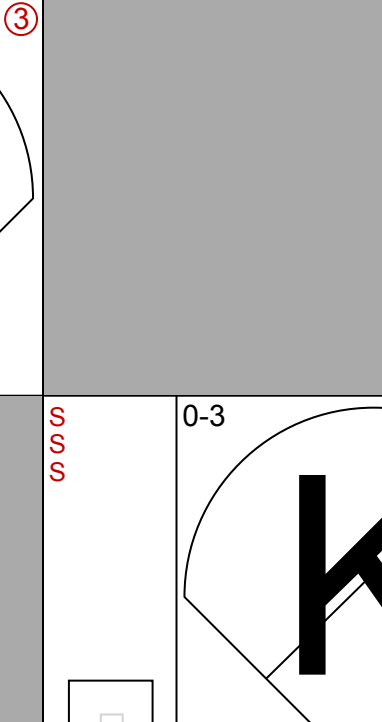
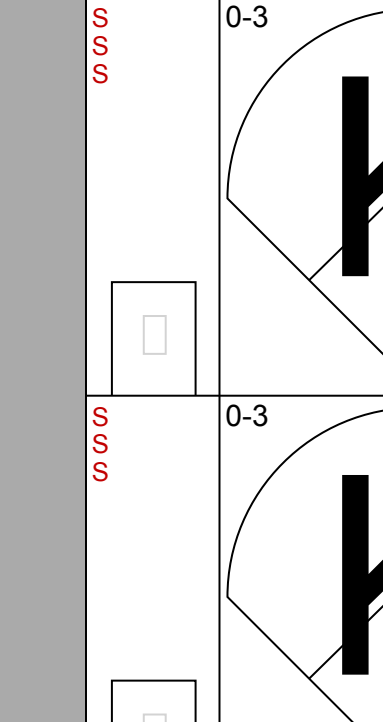
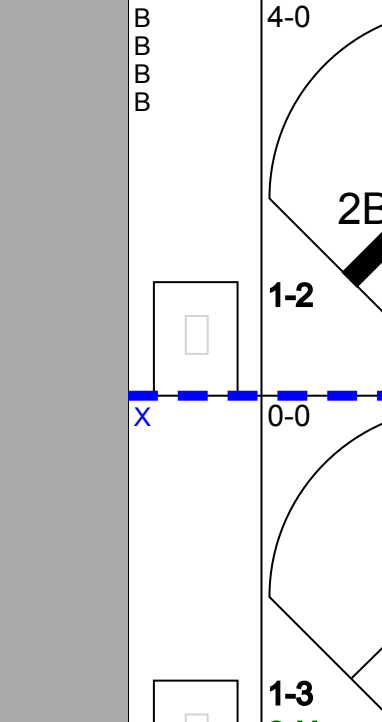
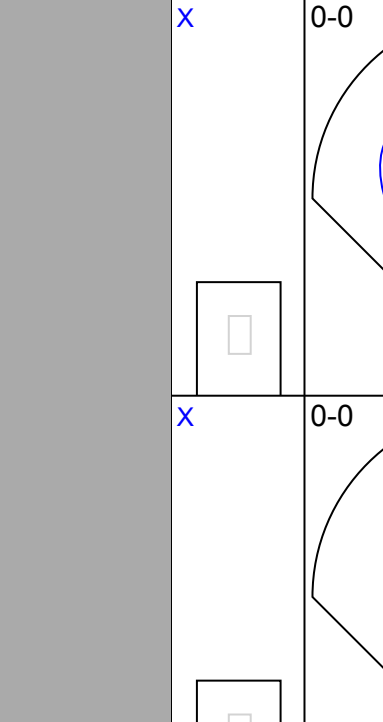
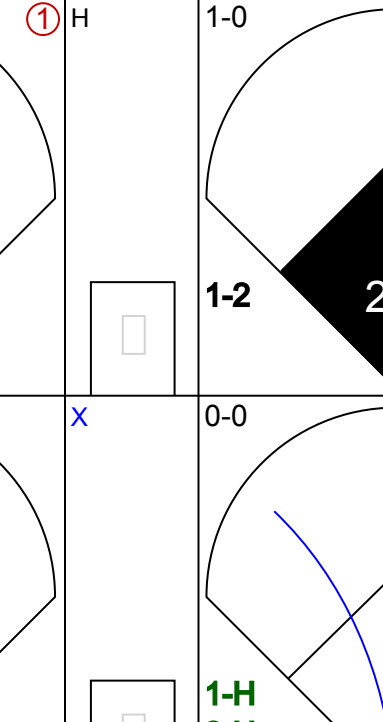
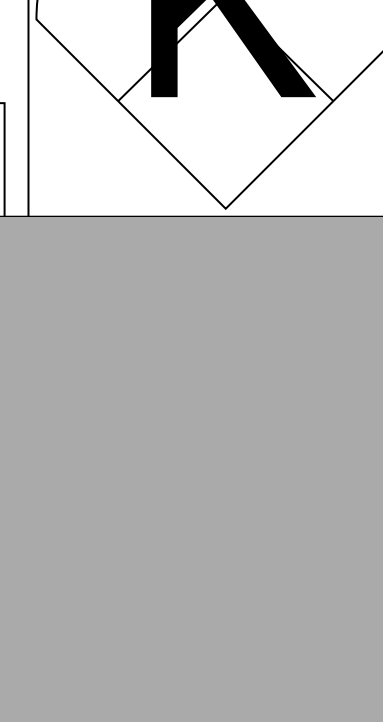



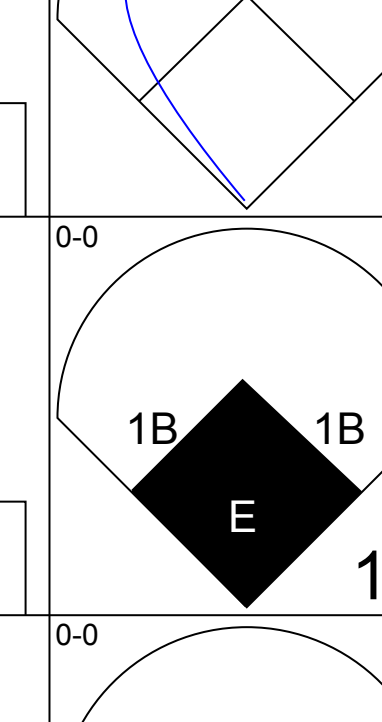
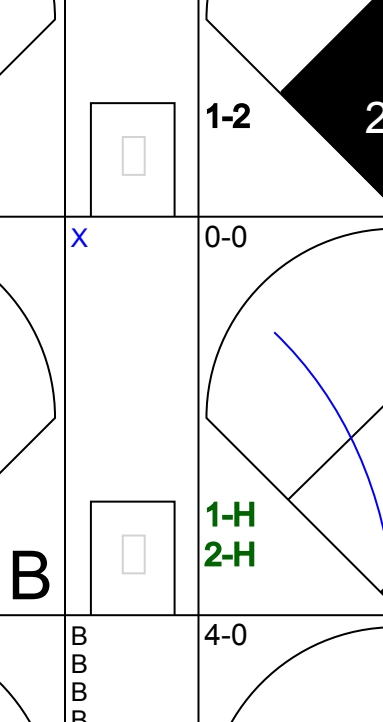


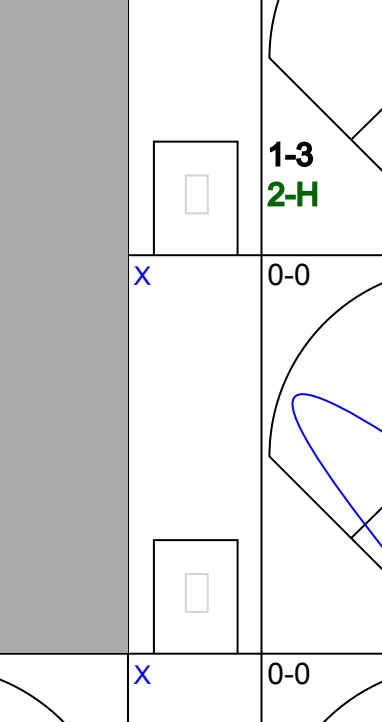
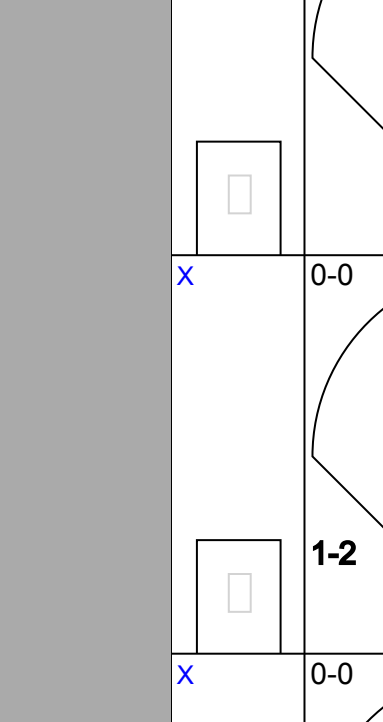
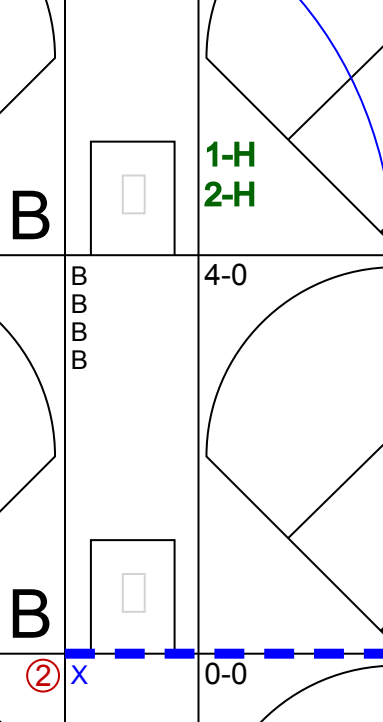


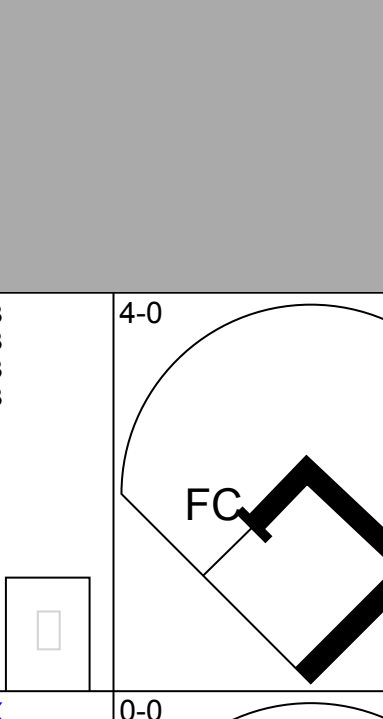

Batter	1	2	3	4	5	6	7	8	9	AB	R	H	RBI	BB	SO	LOB	BOTTOM								
Kirby Puckett, R OBP: 0.387, SLG: 0.551	1B HR HBP	3B 1B	F4		F8		WP 1B			4	2	2	0	0	0	3									
Randy Bush, L OBP: 0.343, SLG: 0.481	F7						F8			3	1	2	2	1	0	1									
Mark Davidson, R OBP: 0.167, SLG: 0.063		SF7 3B								1	0	0	0	0	0	2									
Mark Salas, L OBP: 0.310, SLG: 0.408	L7	1B SF7 BB	F9		K		K			4	1	0	0	1	2	7									
Tom Brunansky, R OBP: 0.340, SLG: 0.527	HR 1B	SF7		4-3				F9		4	1	2	1	0	0	0									
Roy Smalley, S OBP: 0.326, SLG: 0.514	HR 1B			3-1		L7				5	1	3	3	0	0	1									
Gary Gaetti, R OBP: 0.330, SLG: 0.507	1B BB	SF7		K		K		K		3	1	0	1	1	3	2									
Steve Lombardozzi, R OBP: 0.353, SLG: 0.452	1B 1B	L5			F8 2B		K			5	1	2	0	0	2	3									
Mickey Hatcher, R OBP: 0.275, SLG: 0.298					F8		L7			4	1	2	2	0	0	1									
Greg Gagne, R OBP: 0.291, SLG: 0.348	FC6-4		3-1 1B				WP 1B			3	0	1	0	1	0	2									
Inning Stats	R: 5 E: 0 K: 0 S: 7	H: 4 LOB: 1 BB: 1 P: 12	R: 3 E: 0 K: 0 S: 6	H: 3 LOB: 1 BB: 1 P: 10	R: 1 E: 0 K: 0 S: 5	H: 2 LOB: 1 BB: 0 P: 5	R: 0 E: 0 K: 1 S: 5	H: 0 LOB: 0 BB: 0 P: 5	R: 0 E: 0 K: 2 S: 8	H: 1 LOB: 1 BB: 0 P: 8	R: 0 E: 0 K: 1 S: 7	H: 2 LOB: 2 BB: 0 P: 7	R: 0 E: 0 K: 2 S: 8	H: 1 LOB: 1 BB: 0 P: 8	1B: 10 2B: 1 3B: 2 HR: 1	SF: 2 SAC: 0 DP: 0 HBP: 1	WP: 1 PB: 0 SB: 0 CS: 0	PA: 43							
PITCHER	IP	WLS	BF	H	R	ER	SO	BB	IBB	HBP	BLK	WP	HR	S	P	ERA	WHIP								
Bret Saberhagen, R ERA: 4.13	1.0	L	12	6	8	8	0	2	0	1	0	0	0	9	18	72.00	8.000								
Mark Gubicza, R ERA: 4.66	4.0		18	4	1	1	2	2	0	0	0	0	0	20	28	2.25	1.500								
Bud Black, L ERA: 4.27	2.0		9	3	0	0	3	0	0	0	0	1	0	15	15	0.00	1.500								
Steve Farr, R ERA: 1.78	1.0		4	1	0	0	2	0	0	0	0	0	0	8	8	0.00	1.000								

Kansas City Royals @ Minnesota Twins
Hubert H. Humphrey Metrodome, Minneapolis, MN

AB 36
R 9
H 14
RBI 9
BB 4
SO 7
LOB 22

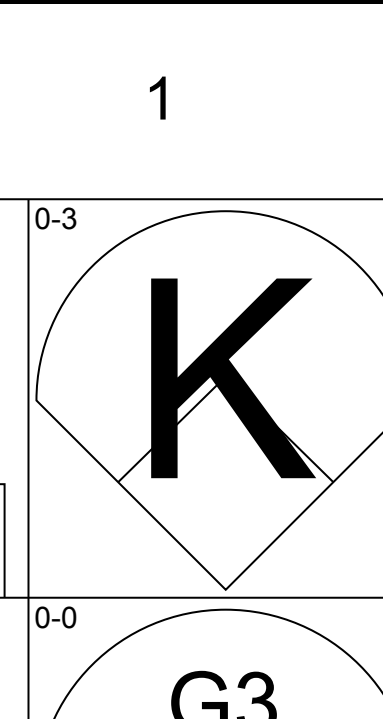
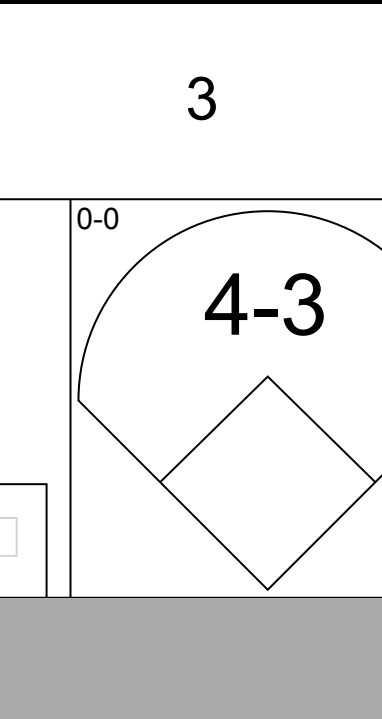
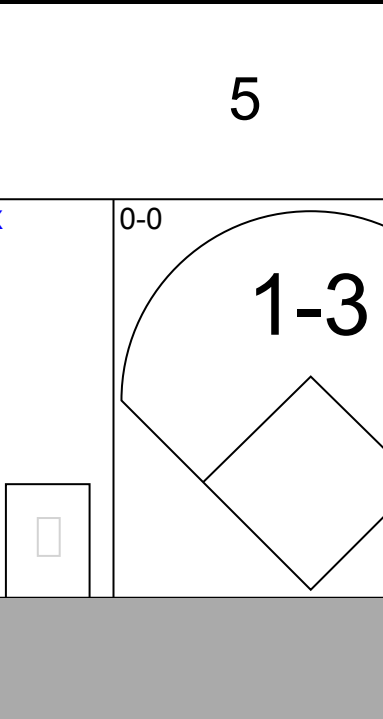
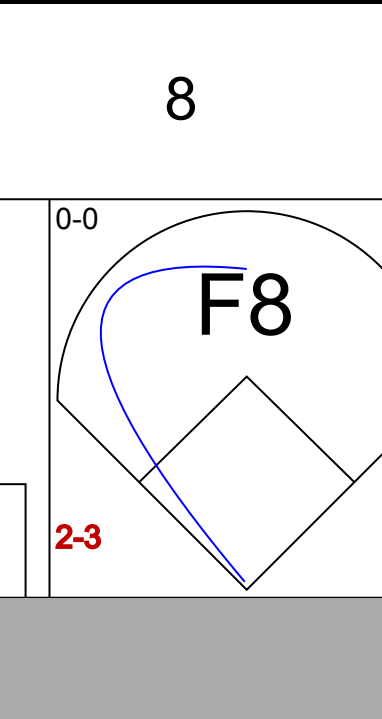
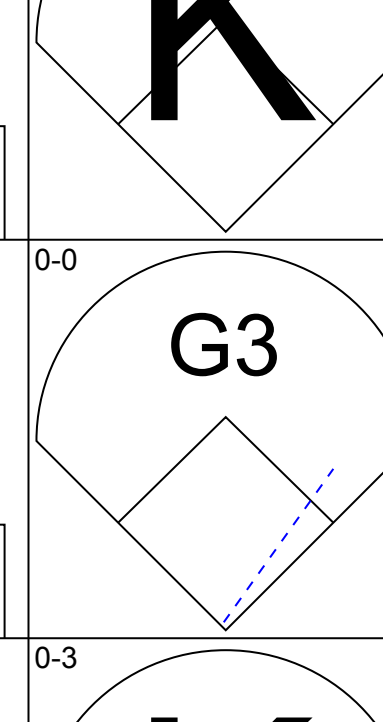
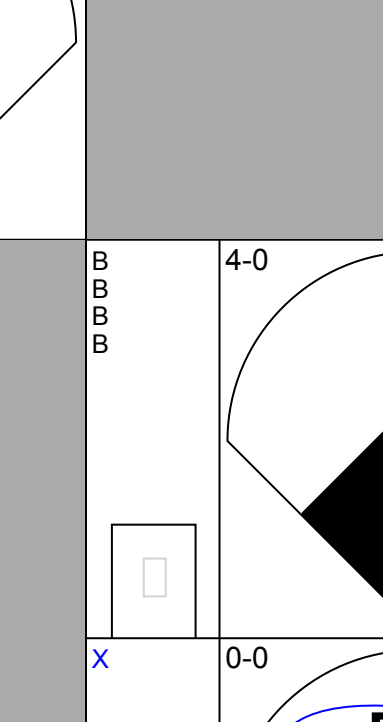
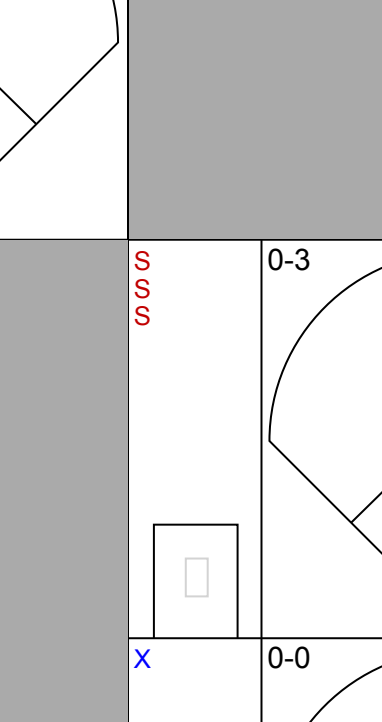
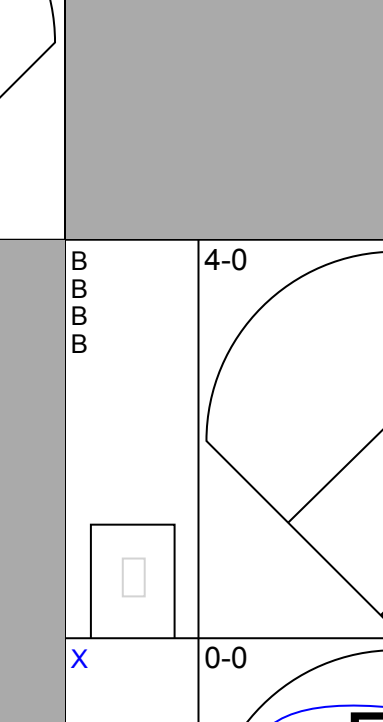
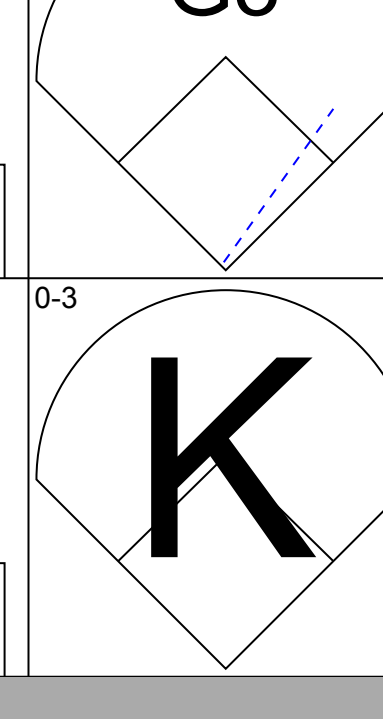
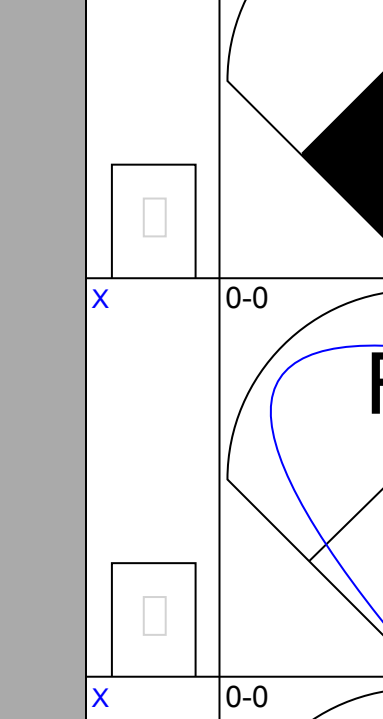
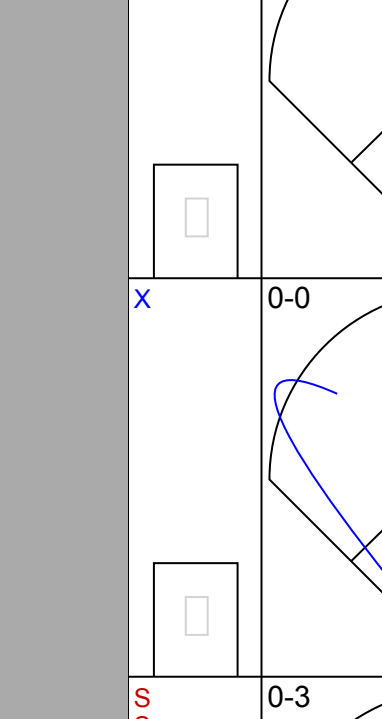
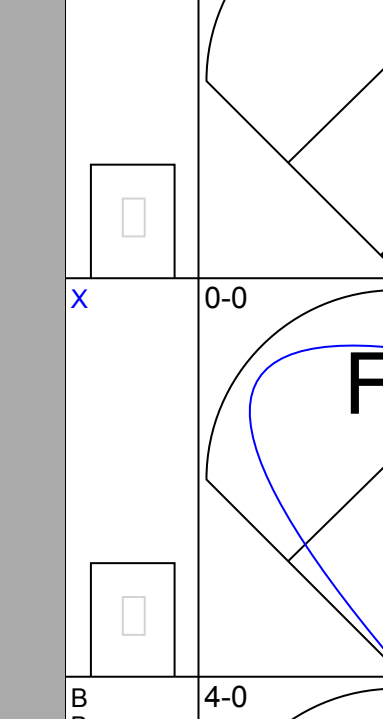
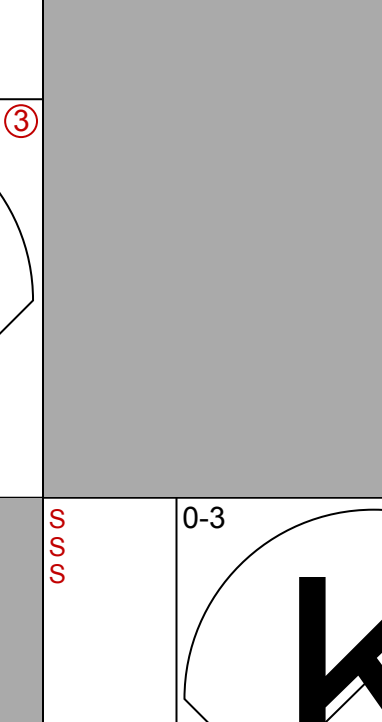
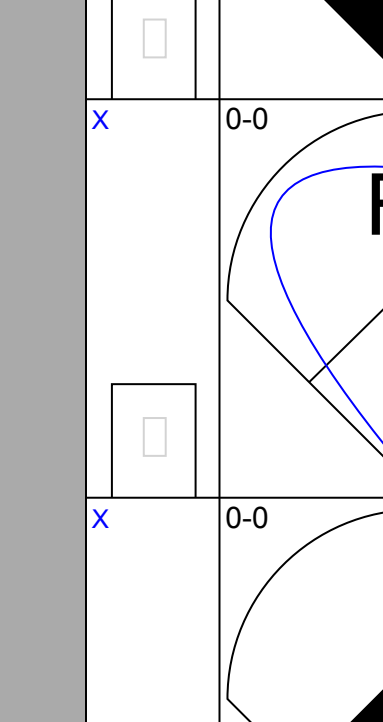
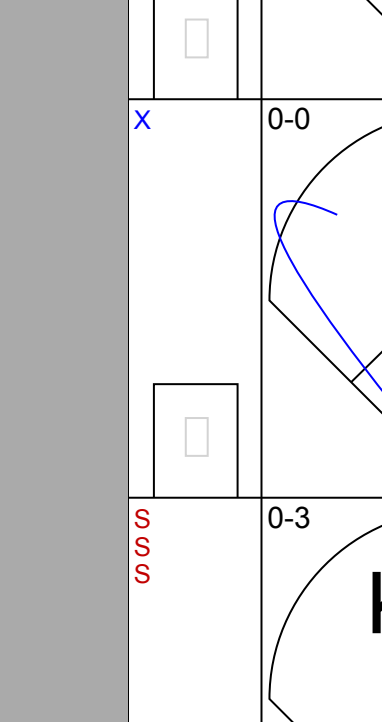
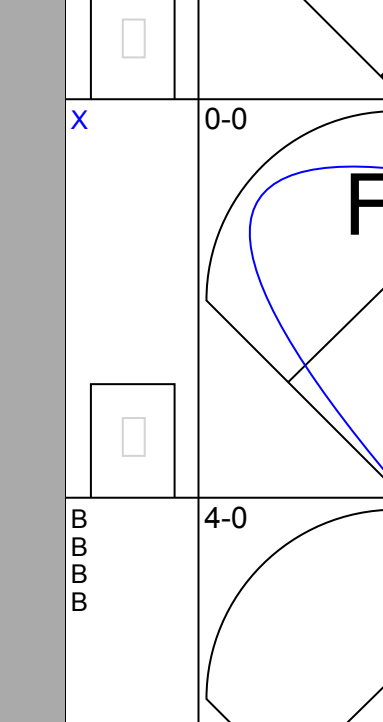
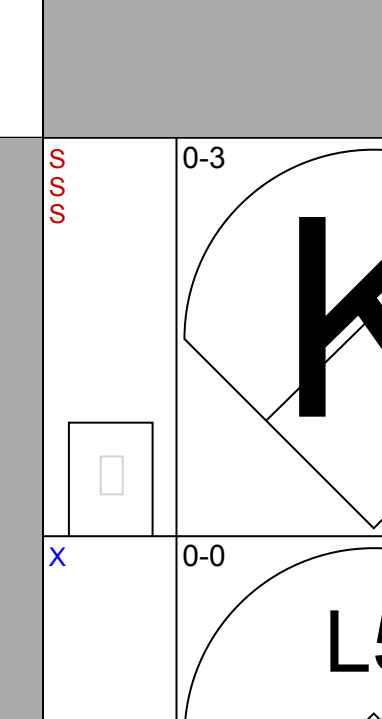
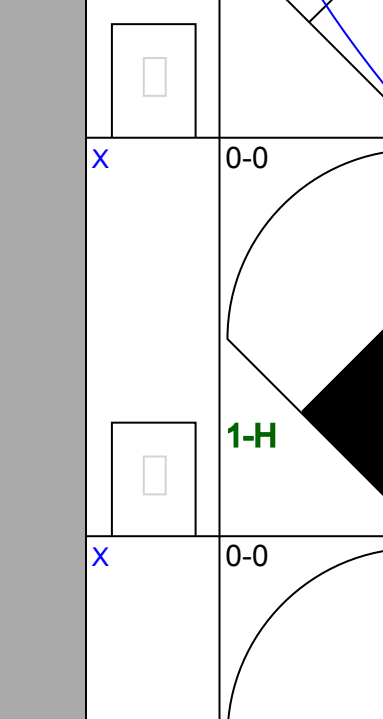

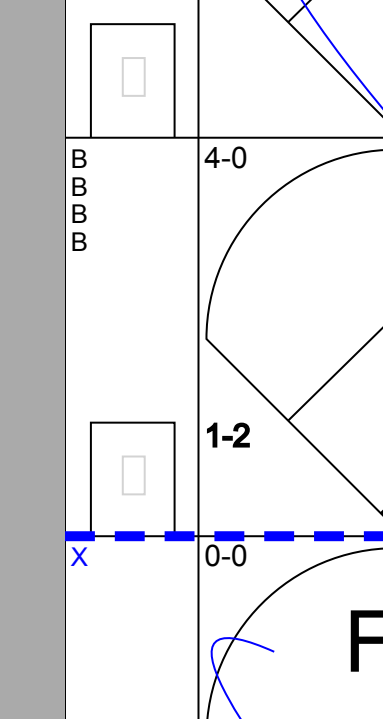
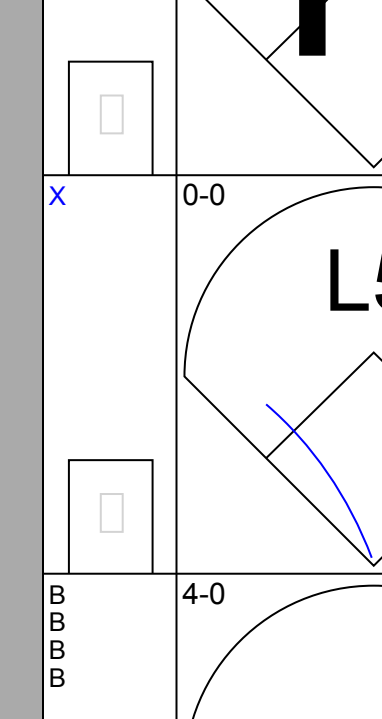
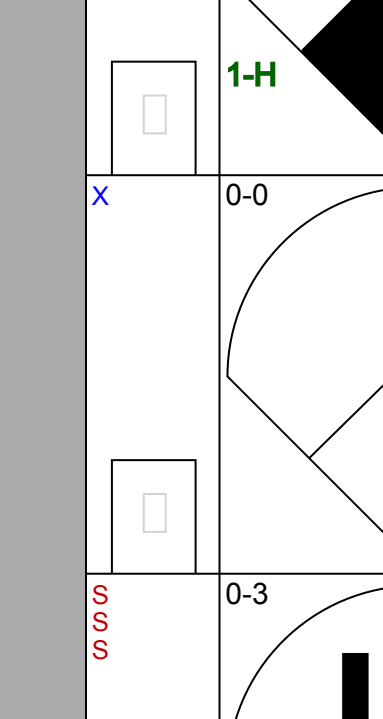

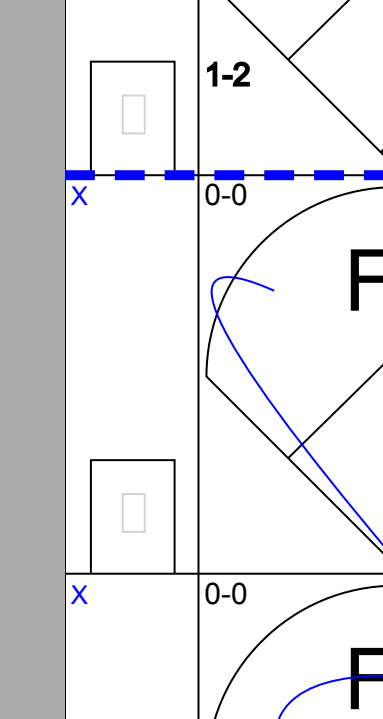
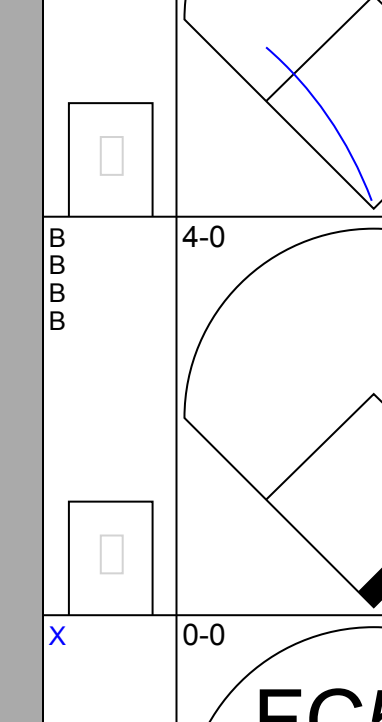
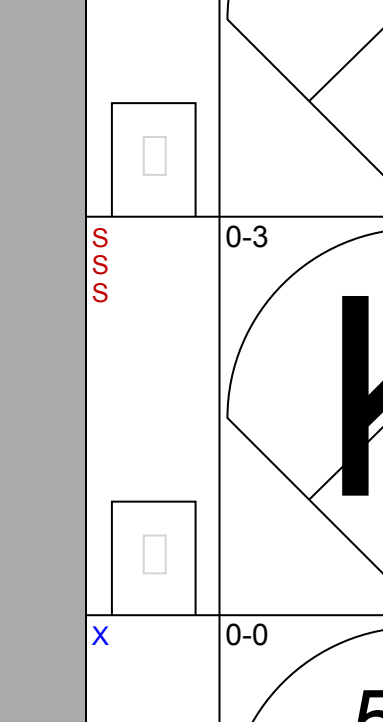
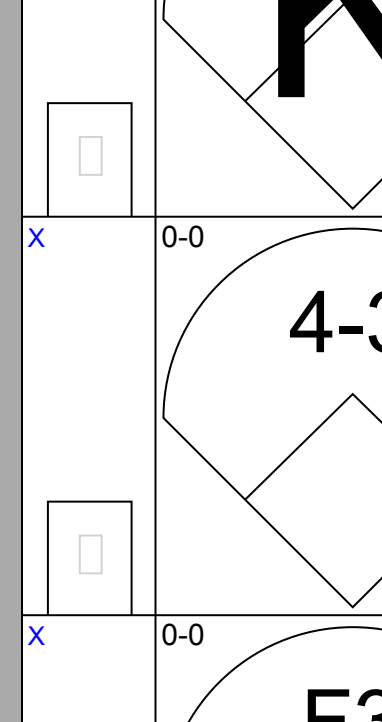



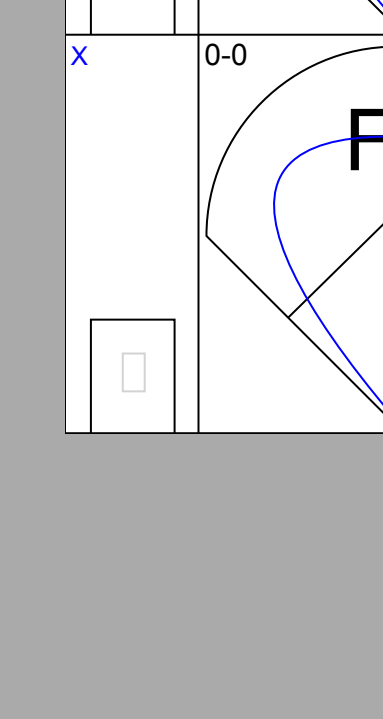


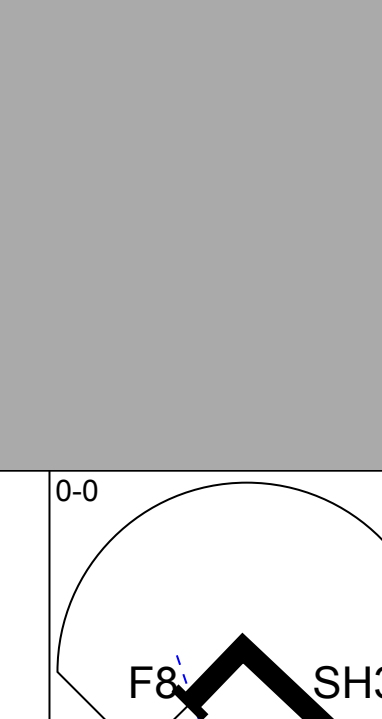


Sun Jun 29 1986, 4:33 AM EDT
Att: 22,727 - Unknown

Batter	1	2	3	4	5	6	7	8	9	AB	R	H	RBI	BB	SO	LOB	TOP					
Kirby Puckett, R OBP: 0.382, SLG: 0.542 (1, 8)										5	0	0	0	0	1	3	Minnesota Twins @ Texas Rangers Arlington Stadium, Arlington, TX Mon Jun 30 1986, 8:05 PM EDT Att: 16,997 - Unknown					
Randy Bush, L OBP: 0.339, SLG: 0.479 Mark Davidson, R OBP: 0.167, SLG: 0.063 (1, 7)										5	0	1	0	0	0	1						
Roy Smalley, S OBP: 0.340, SLG: 0.534 (1, 10)										3	3	3	1	2	0	0						
Tom Brunansky, R OBP: 0.337, SLG: 0.520 (1, 9)										4	0	0	0	1	2	4						
Mark Salas, L OBP: 0.313, SLG: 0.398 (1, 2)										3	1	0	0	1	2	2						
Gary Gaetti, R OBP: 0.334, SLG: 0.516 (1, 5)										5	1	3	3	0	2	0						
Sveve Lombardozzi, R OBP: 0.354, SLG: 0.449 (1, 4)										4	0	1	0	1	0	2						
Mickey Hatcher, R OBP: 0.279, SLG: 0.303 (1, 3)										4	0	1	0	1	0	6						
Greg Gagne, R OBP: 0.291, SLG: 0.347 (1, 6)										4	0	1	0	0	0	2						
Inning Stats	R: 0 E: 0 K: 2 S: 8	H: 1 LOB: 2 BB: 1 P: 12	R: 0 E: 0 K: 1 S: 6	H: 1 LOB: 1 BB: 0 P: 6	R: 1 E: 0 K: 1 S: 6	H: 1 LOB: 0 BB: 0 P: 6	R: 0 E: 0 K: 2 S: 7	H: 0 LOB: 0 BB: 0 P: 7	R: 0 E: 1 K: 0 S: 3	H: 0 LOB: 1 BB: 1 P: 7	R: 1 E: 0 K: 0 S: 4	H: 1 LOB: 2 BB: 2 P: 12	R: 0 E: 0 K: 0 S: 4	H: 1 LOB: 2 BB: 1 P: 8	R: 1 E: 1 K: 0 S: 6	H: 3 LOB: 2 BB: 0 P: 6	R: 2 E: 0 K: 1 S: 7	H: 2 LOB: 2 BB: 1 P: 12	1B: 5 2B: 4 3B: 0 HR: 1	SF: 0 SAC: 1 DP: 0 HBP: 1	WP: 0 PB: 1 CS: 0	PA: 44
PITCHER	IP	WLS	BF	H	R	ER	SO	BB	IBB	HBP	BLK	WP	HR	S	P	ERA	WHIP					
Bobby Witt, R ERA: 6.11 (1, 1)	5.1		23	3	2	2	6	4	0	0	0	0	1	31	47	3.38	1.312					
Dale Mohroric, R ERA: 1.53 (6, 1)	1.1		7	2	0	0	0	0	1	0	0	0	0	6	10	0.00	1.500					
Greg Harris, R ERA: 3.17 (7, 1)	2.0	L	13	5	3	2	1	1	0	1	0	0	0	13	18	9.00	3.000					
Mitch Williams, L ERA: 2.58 (9, 1)	0.1		1	0	0	0	0	0	0	0	0	0	0	1	1	0.00	0.000					

AB	37
R	5
H	10
RBI	4
BB	6
SO	7
LOB	20



Batter	1	2	3	4	5	6	7	8	9	AB	R	H	RBI	BB	SO	LOB	BOTTOM					
Oddibe McDowell, L OBP: 0.353, SLG: 0.473 (1, 8)										4	0	0	0	0	1	1	Minnesota Twins @ Texas Rangers Arlington Stadium, Arlington, TX Mon Jun 30 1986, 8:05 PM EDT Att: 16,997 - Unknown					
Gary Ward, R OBP: 0.360, SLG: 0.400 (1, 7)										2	1	0	0	2	1	0						
Tom Paciorek, R OBP: 0.322, SLG: 0.398 (1, 3)										4	0	0	0	0	1	2						
Pete Incaviglia, R OBP: 0.332, SLG: 0.492 (1, 10)										3	1	1	2	1	2	0						
Larry Parrish, R OBP: 0.302, SLG: 0.480 (1, 5)										4	0	1	0	0	1	2						
Steve Buechele, R OBP: 0.317, SLG: 0.469 (1, 4)										3	0	0	0	1	1	3						
Ruben Sierra, S OBP: 0.228, SLG: 0.358 (1, 9)										3	0	0	0	0	0	2						
Mike Stanley, R OBP: 0.231, SLG: 0.308 (1, 2)										3	0	1	0	0	0	0						
Scott Fletcher, R OBP: 0.359, SLG: 0.386 (1, 6)										2	0	0	0	0	0	0						
Inning Stats	R: 0 E: 0 K: 2 S: 7	H: 0 LOB: 0 BB: 0 P: 7	R: 0 E: 0 K: 1 S: 5	H: 0 LOB: 1 BB: 1 P: 9	R: 0 E: 0 K: 0 S: 3	H: 0 LOB: 0 BB: 0 P: 3	R: 2 E: 0 K: 1 S: 7	H: 2 LOB: 1 BB: 1 P: 11	R: 0 E: 0 K: 0 S: 3	H: 0 LOB: 0 BB: 0 P: 3	R: 0 E: 0 K: 2 S: 7	H: 0 LOB: 0 BB: 0 P: 7	R: 0 E: 0 K: 1 S: 5	H: 0 LOB: 0 BB: 0 P: 5	R: 0 E: 0 K: 0 S: 3	H: 1 LOB: 0 BB: 0 P: 3	R: 0 E: 0 K: 0 S: 3	H: 0 LOB: 2 BB: 2 P: 11	1B: 2 2B: 0 3B: 0 HR: 1	SF: 0 SAC: 1 DP: 0 HBP: 0	WP: 0 PB: 0 CS: 0	PA: 33
PITCHER	IP	WLS	BF	H	R	ER	SO	BB	IBB	HBP	BLK	WP	HR	S	P	ERA	WHIP					
Frank Viola, L ERA: 4.66 (1, 1)	8.1		31	3	2	2	7	4	0	0	0	0	1	41	57	2.16	0.840					
Keith Atherton, R ERA: 2.96 (9, 1)	0.2	S	2	0	0	0	0	0	0	0	0	0	0	2	2	0.00	0.000					


AB	28
R	2
H	3
RBI	2
BB	4
SO	7
LOB	10



Batter	1	2	3	4	5	6	7	8	9	AB	R	H	RBI	BB	SO	LOB	TOP
Kirby Puckett, R OBP: 0.383, SLG: 0.542	0-0 1B		0-0 1B			0-0 F8		0-0 F7		4	0	2	0	0	0	1	
Mickey Hatcher, R OBP: 0.272, SLG: 0.296	0-0 G6-4-3		0-0 G4-6-3			0-0 F8			0-0 5-3	4	0	0	0	0	0	3	
Gary Gaetti, R OBP: 0.337, SLG: 0.514	0-0 1B			4-0 BB		0-0 F7			0-3 K	3	0	1	0	1	1	0	
Tom Brunansky, R OBP: 0.333, SLG: 0.513	0-0 F4			0-0 G6-4-3		0-0 F7			0-0 F8	4	0	0	0	0	0	2	
Roy Smalley, S OBP: 0.340, SLG: 0.529		0-0 1-3		4-0 WP BB		0-0 3-1				2	0	0	0	1	0	0	
Steve Lombardozzi, R OBP: 0.350, SLG: 0.443		0-0 5-3		0-3 K		0-0 5-3				3	0	0	0	0	1	1	
Mark Davidson, R OBP: 0.150, SLG: 0.056 Randy Bush, L OBP: 0.337, SLG: 0.476	0-0 F7				0-0 4-3			0-0 4-3		2	0	0	0	0	0	0	AB 27 R 0 H 5 RBI 0 BB 3 SO 2 LOB 8
Mark Salas, L OBP: 0.320, SLG: 0.404				0-0 1B SH3-4		0-0 1B		0-0 1-3		3	0	2	0	0	0	0	
Greg Gagne, R OBP: 0.293, SLG: 0.346			0-0 SH3-4		0-0 4-3			4-0 BB		1	0	0	0	1	0	1	
Inning Stats	R: 0 E: 0 K: 0 S: 4	H: 2 LOB: 1 BB: 0 P: 4	R: 0 E: 0 K: 0 S: 3	H: 0 LOB: 0 BB: 0 P: 3	R: 0 E: 0 K: 1 S: 4	H: 2 LOB: 1 BB: 0 P: 4	R: 0 E: 0 K: 0 S: 3	H: 0 LOB: 0 BB: 0 P: 3	R: 0 E: 0 K: 0 S: 3	H: 0 LOB: 0 BB: 0 P: 3	R: 0 E: 0 K: 0 S: 3	H: 0 LOB: 0 BB: 0 P: 7	R: 0 E: 0 K: 1 S: 5	H: 0 LOB: 0 BB: 0 P: 5	1B: 5 2B: 1 3B: 0 HR: 0	SF: 0 SAC: 1 DP: 4 HBP: 0	WP: 1 PA: 31 CS: 0
PITCHER Charlie Hough, R ERA: 2.59	IP: 9.0 WLS: W BF: 31 H: 5 R: 0 ER: 0 SO: 2 BB: 3 IBB: 0 HBP: 0 BLK: 0 WP: 1 HR: 0 S: 32 P: 44 ERA: 0.00 WHIP: 0.889																

Minnesota Twins @ Texas Rangers
Arlington Stadium, Arlington, TX
Tue Jul 01 1986, 8:05 PM EDT
Att: 29,632 - Unknown


livebaseballscorecards.com



Batter	1	2	3	4	5	6	7	8	9	AB	R	H	RBI	BB	SO	LOB	BOTTOM
Oddibe McDowell, L OBP: 0.352, SLG: 0.467	0-0 3-1		0-0 4-3			0-3 K		4-0 SH3-4 HR BB		3	1	0	0	1	1	0	
Scott Fletcher, R OBP: 0.363, SLG: 0.387	4-0 1B BB			0-0 HR 1B		0-0 6-3		0-0 SH3-4 1-3		2	1	1	0	1	0	0	
Pete O'Brien, L OBP: 0.378, SLG: 0.476	0-0 L4-3			0-0 HR		0-0 1B 1B		0-0 F6		4	2	2	2	0	0	2	
Pete Incaviglia, R OBP: 0.335, SLG: 0.504 Ruben Sierra, S OBP: 0.226, SLG: 0.358		0-0 F9		0-0 6-3		0-0 1B 1B		0-0 HR		4	1	2	2	0	0	0	
Gary Ward, R OBP: 0.362, SLG: 0.402		0-0 FC6-4 1B		0-0 F8		0-0 1B 1B		0-0 F9		4	0	2	1	0	0	0	
Larry Parrish, R OBP: 0.297, SLG: 0.471		0-0 FC6-4 1-2		0-0 6-3		0-0 F6				3	0	0	0	0	0	3	
Steve Buechele, R OBP: 0.313, SLG: 0.463		0-0 FC5-4 1-2			0-0 5-3			0-0 F9		3	0	0	0	0	0	1	AB 29 R 5 H 7 RBI 5 BB 2 SO 3 LOB 6
Orlando Mercado, R OBP: 0.265, SLG: 0.240			0-0 F6		0-0 F8			0-0 F7		3	0	0	0	0	0	0	
Curtis Wilkerson, S OBP: 0.272, SLG: 0.286			0-3 K2-3		0-0 F7			0-3 K		3	0	0	0	0	2	0	
Inning Stats	R: 0 E: 0 K: 0 S: 2	H: 0 LOB: 0 BB: 1 P: 6	R: 0 E: 0 K: 0 S: 4	H: 1 LOB: 0 BB: 0 P: 4	R: 0 E: 0 K: 1 S: 5	H: 0 LOB: 0 BB: 0 P: 5	R: 2 E: 0 K: 0 S: 5	H: 2 LOB: 0 BB: 0 P: 5	R: 0 E: 0 K: 1 S: 8	H: 0 LOB: 2 BB: 0 P: 8	R: 0 E: 0 K: 1 S: 5	H: 0 LOB: 0 BB: 1 P: 8	R: 2 E: 0 K: 0 S: 4	H: 1 LOB: 0 BB: 1 P: 8	1B: 5 2B: 1 3B: 0 HR: 2	SF: 0 SAC: 1 DP: 1 HBP: 0	WP: 0 PA: 32 CS: 0
PITCHER Mark Portugal, R ERA: 5.73 Frank Pastore, R ERA: 2.56 Neal Heaton, L ERA: 3.98	IP: 5.2 WLS: L BF: 23 H: 6 R: 3 ER: 3 SO: 2 BB: 1 IBB: 0 HBP: 0 BLK: 0 WP: 0 HR: 1 S: 26 P: 30 ERA: 4.76 WHIP: 1.235																

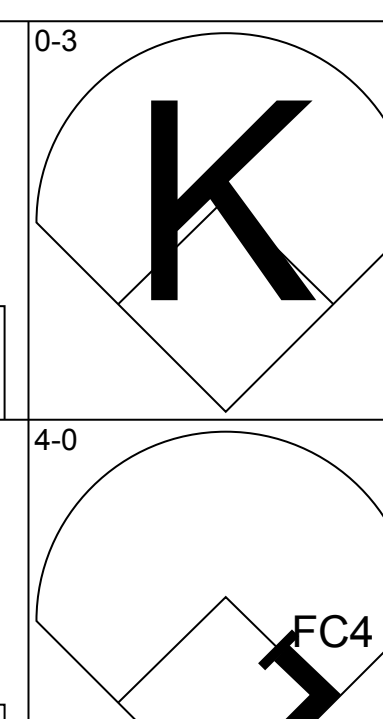
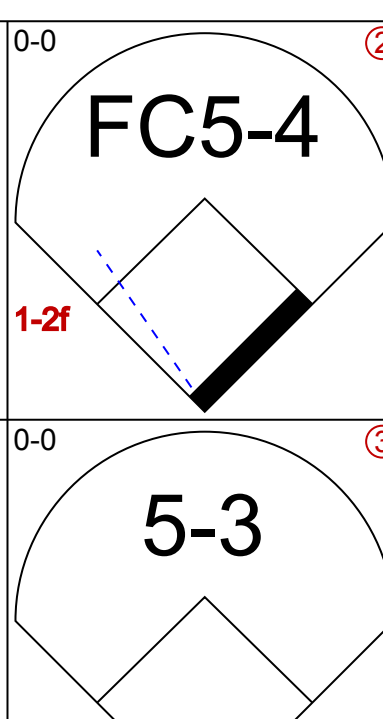
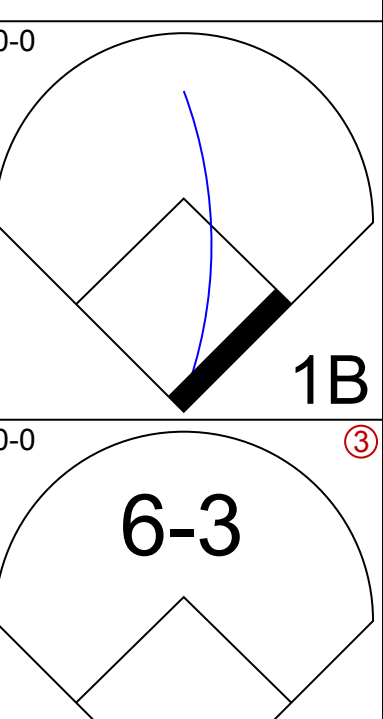
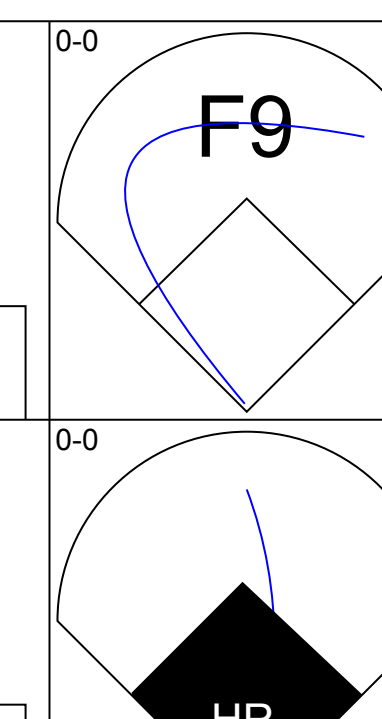
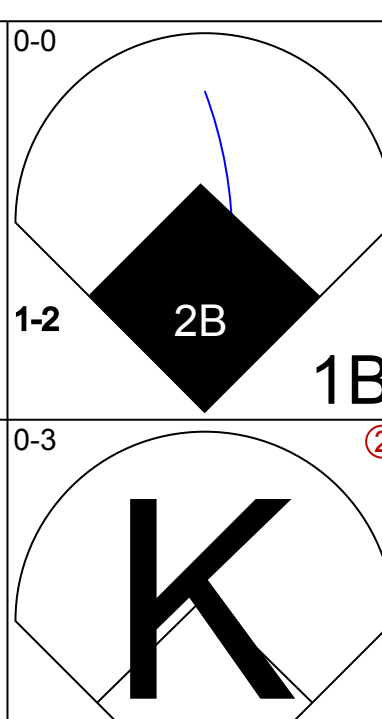

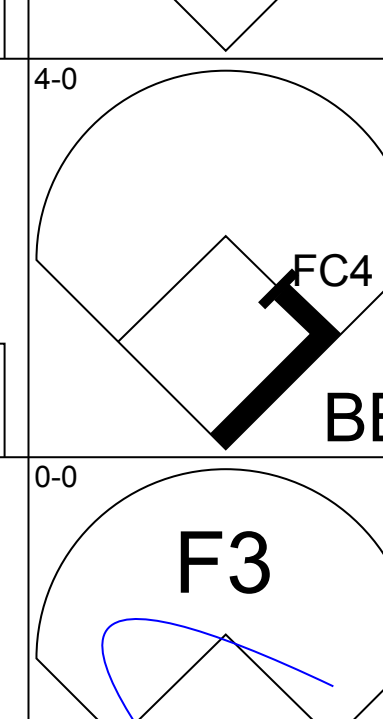
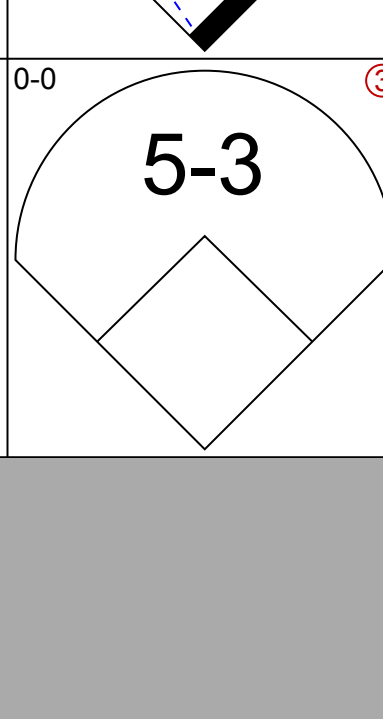
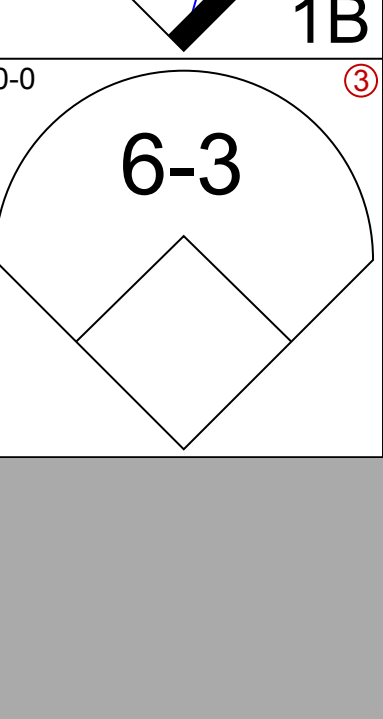
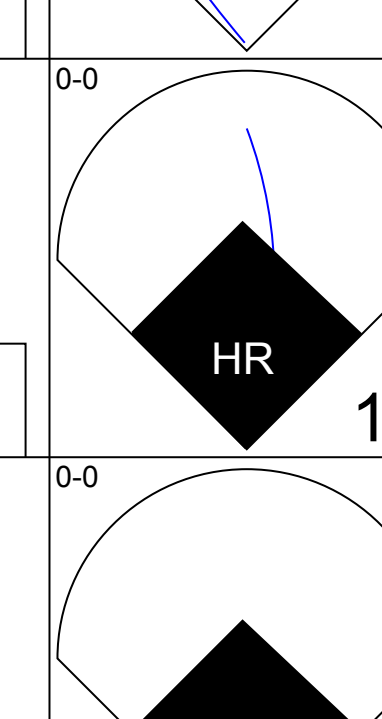
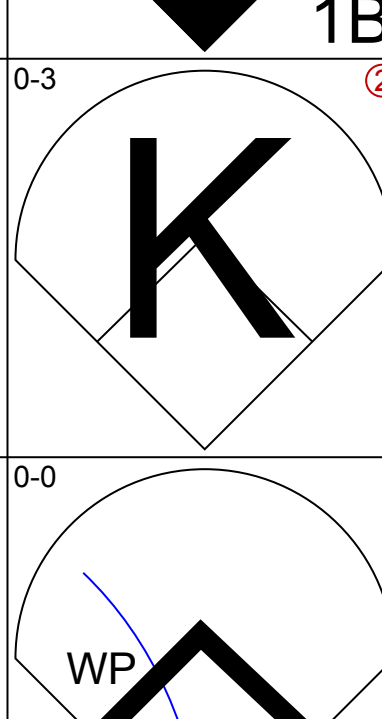
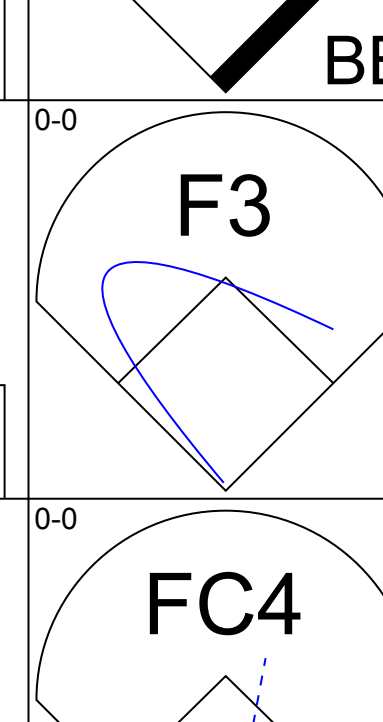
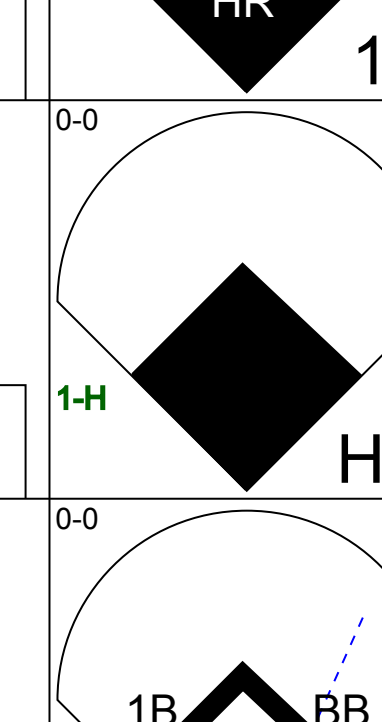
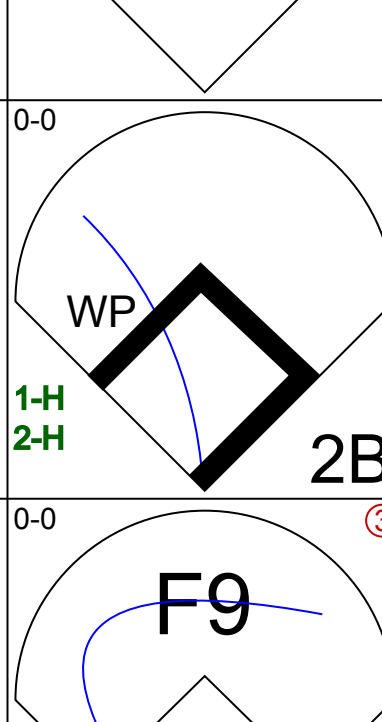
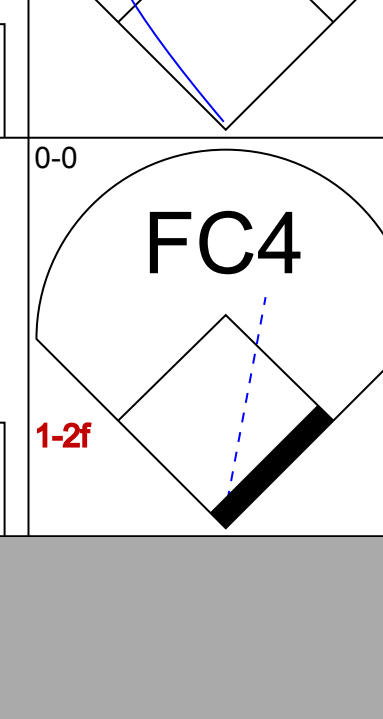
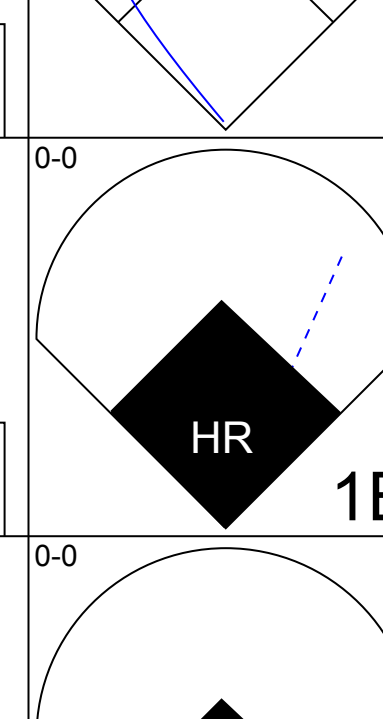
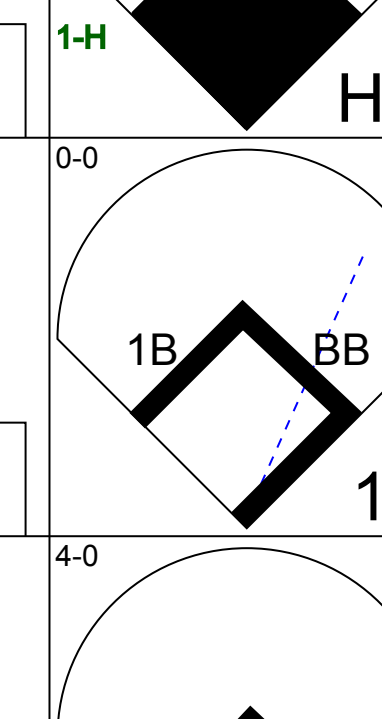
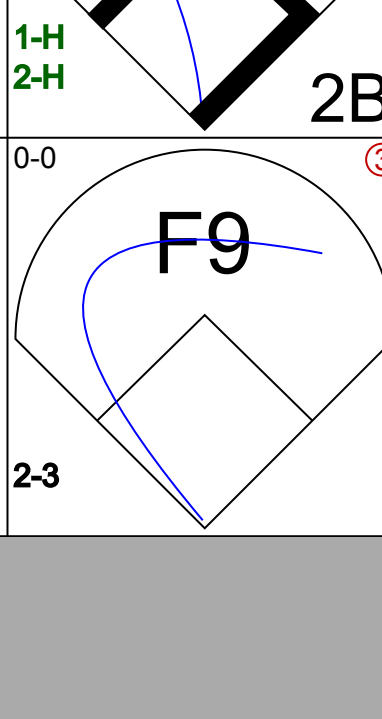
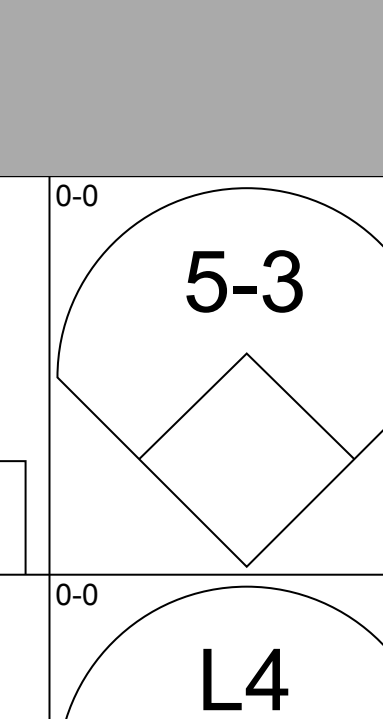
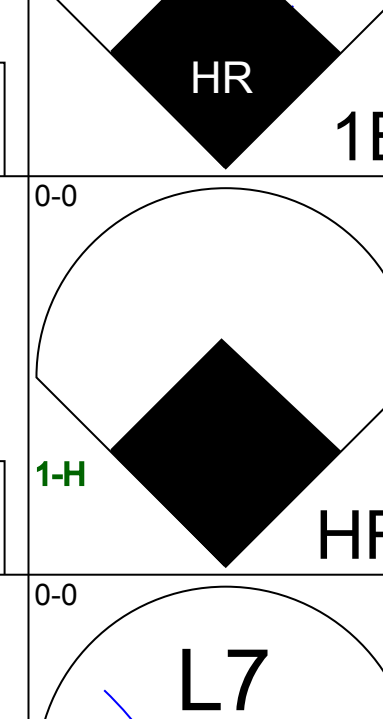
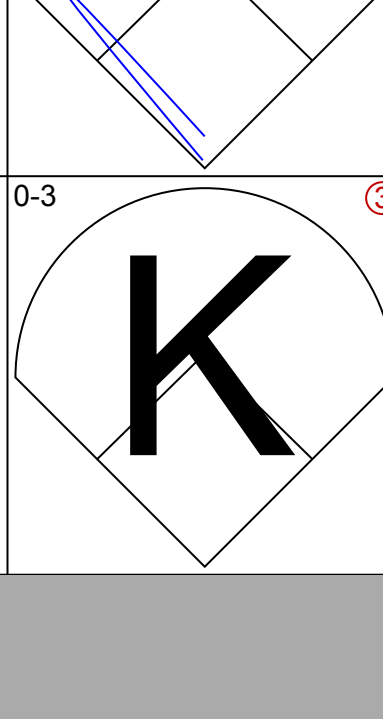
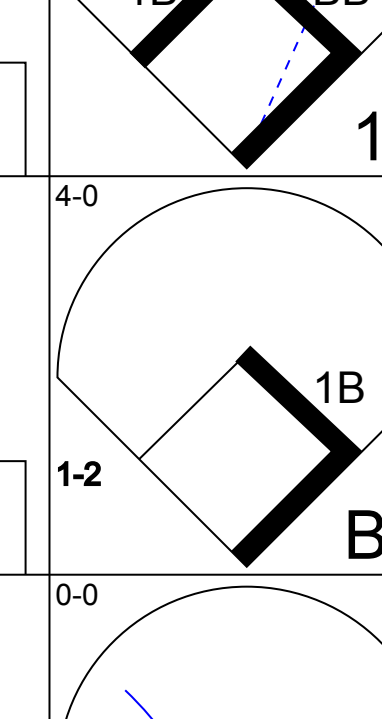
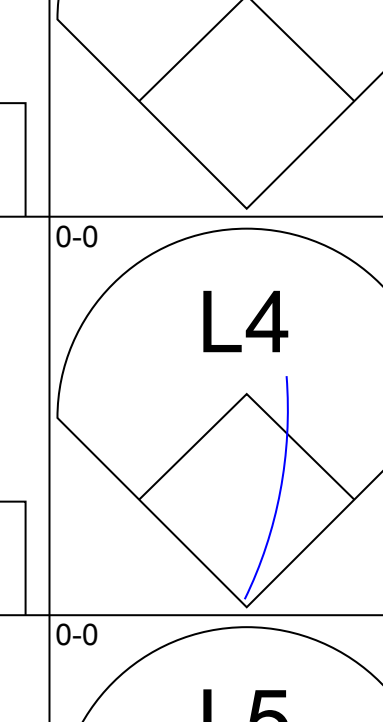
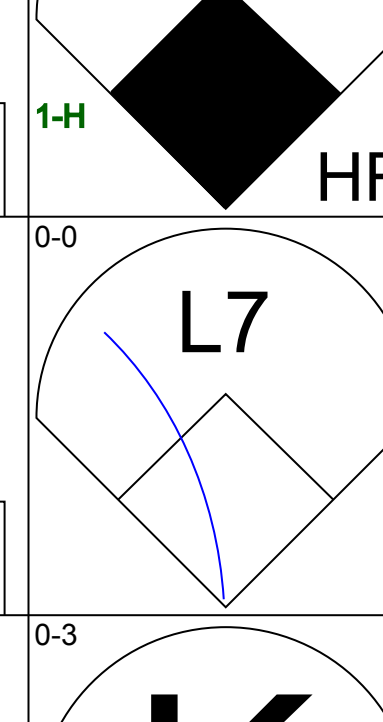
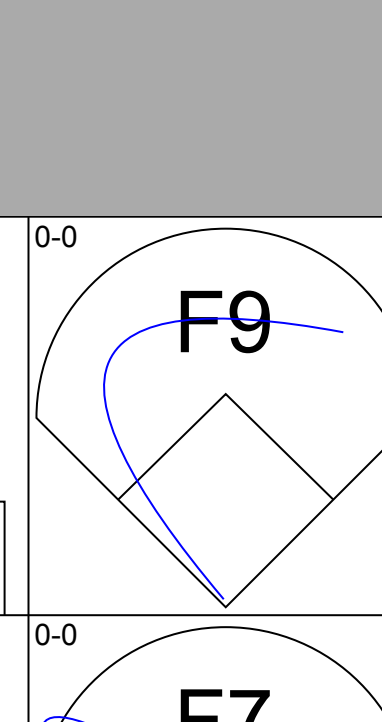
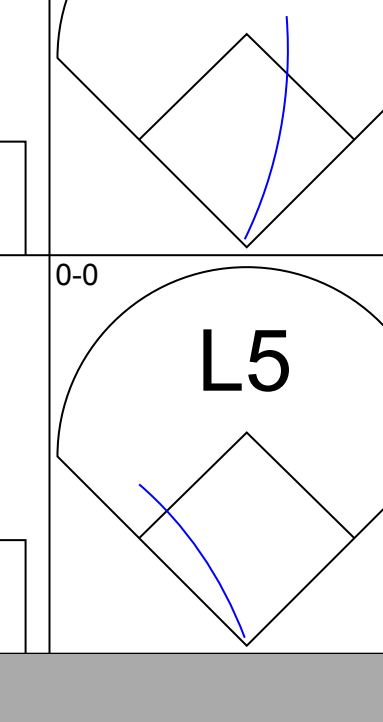
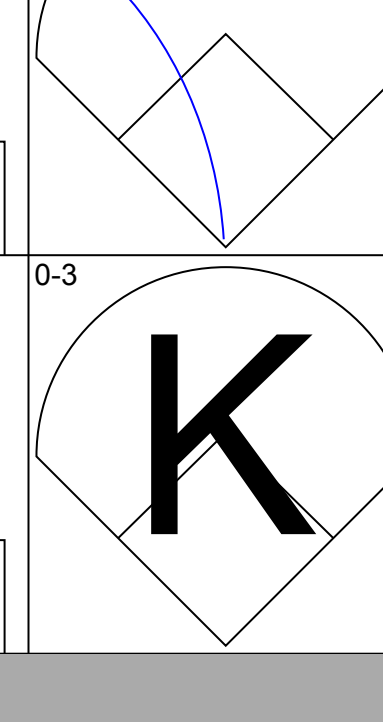
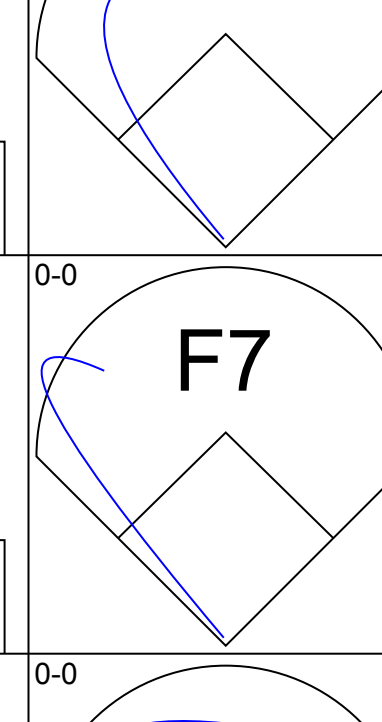
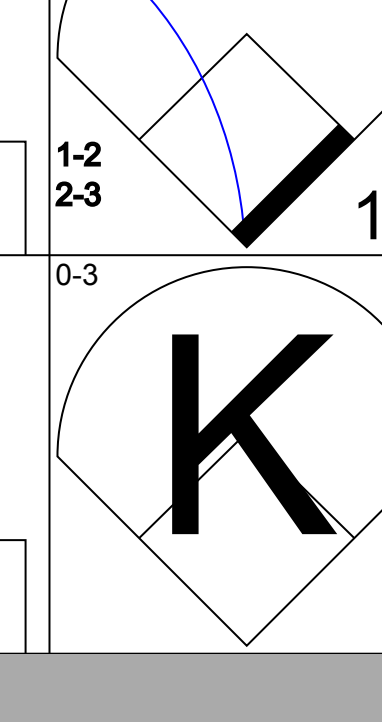
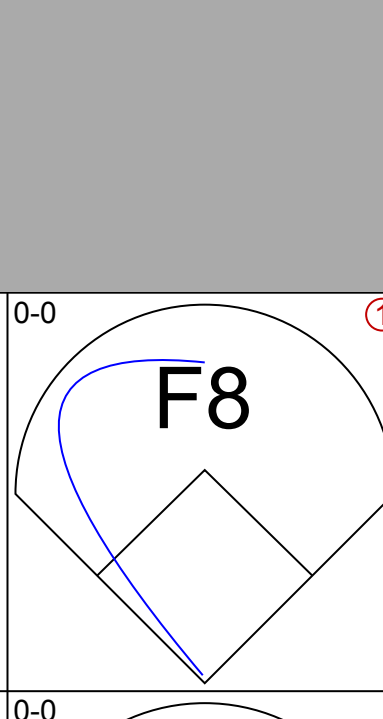
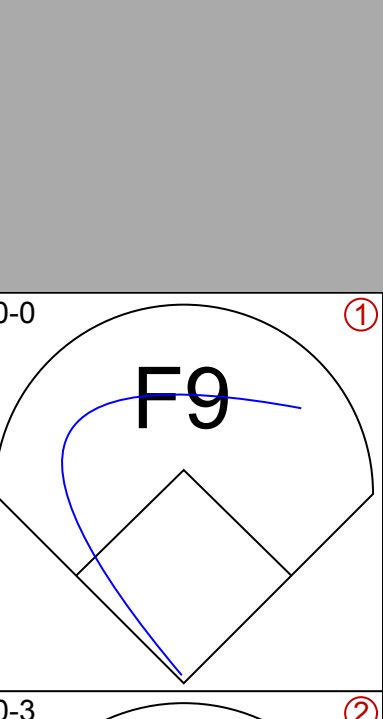
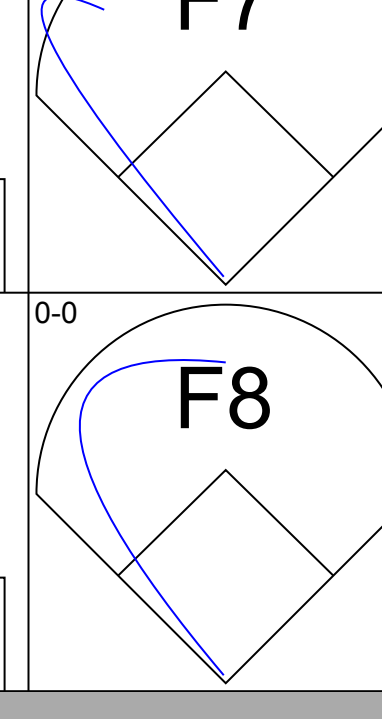
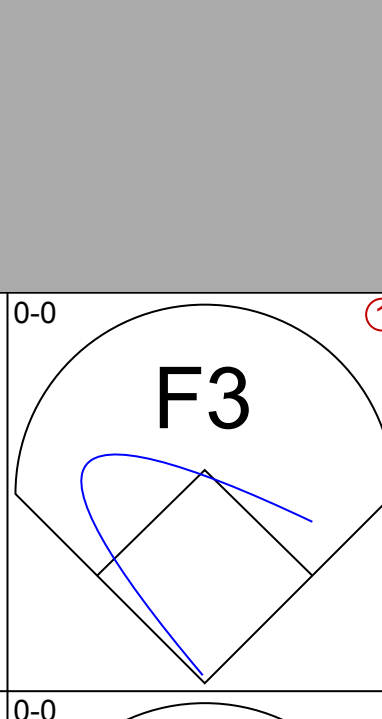
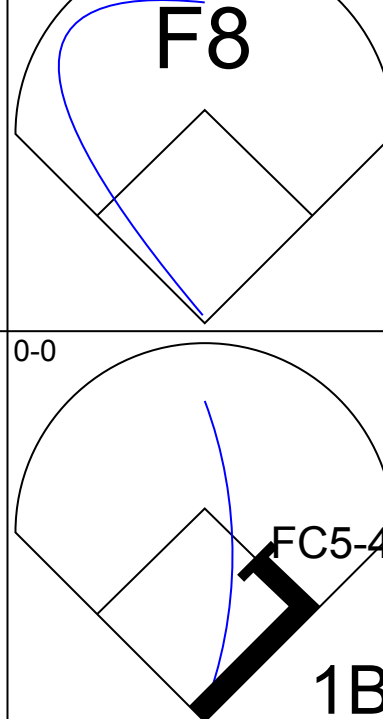
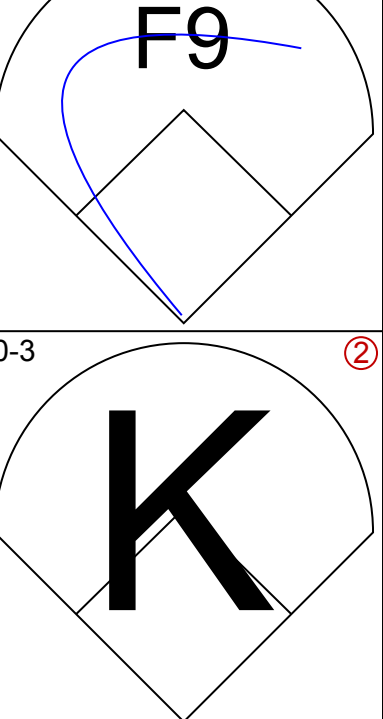
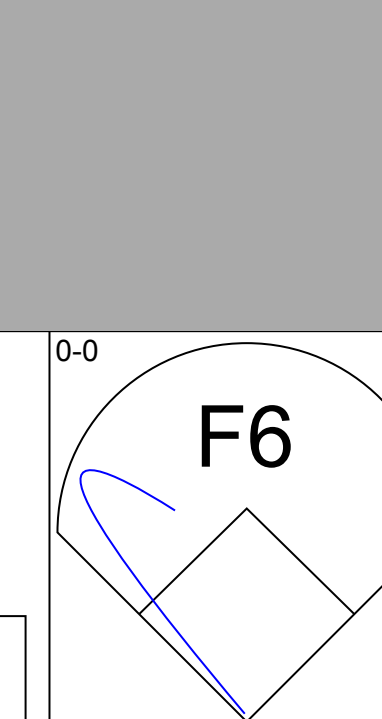
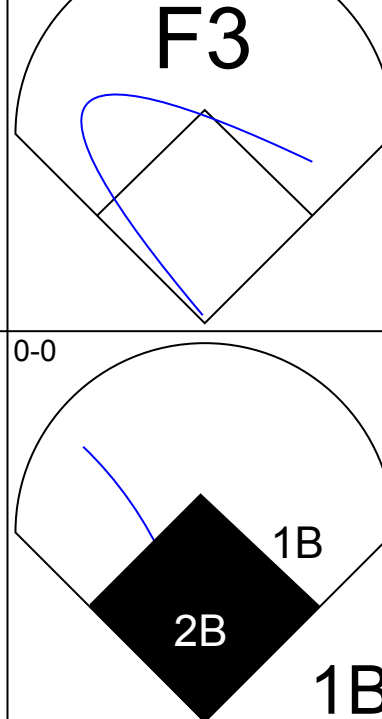
Minnesota Twins @ Texas Rangers
Arlington Stadium, Arlington, TX
Tue Jul 01 1986, 8:05 PM EDT
Att: 29,632 - Unknown

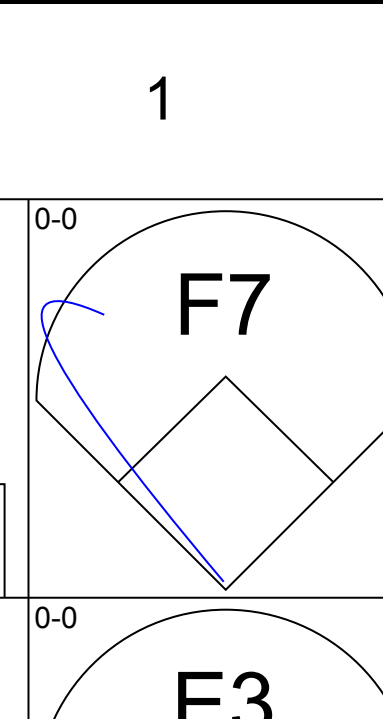
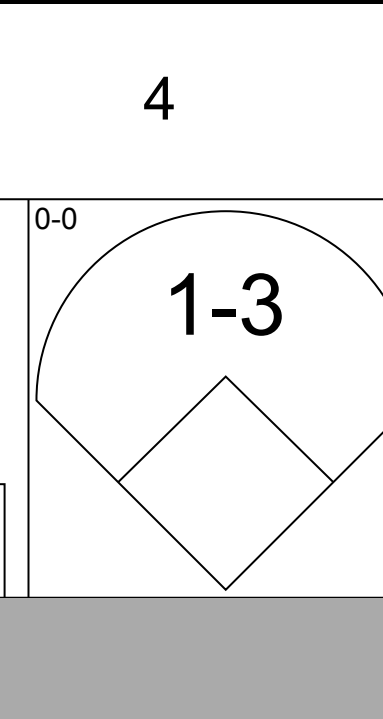
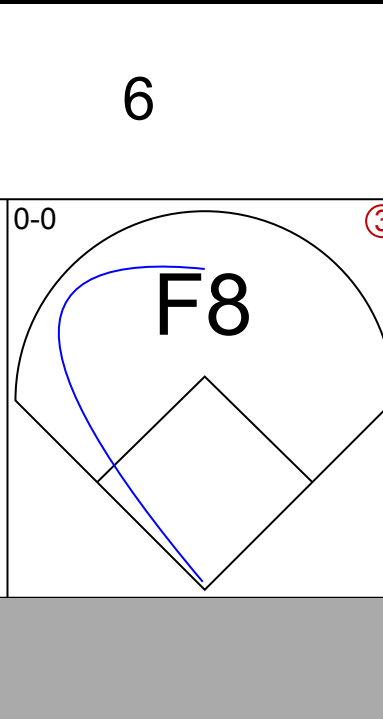

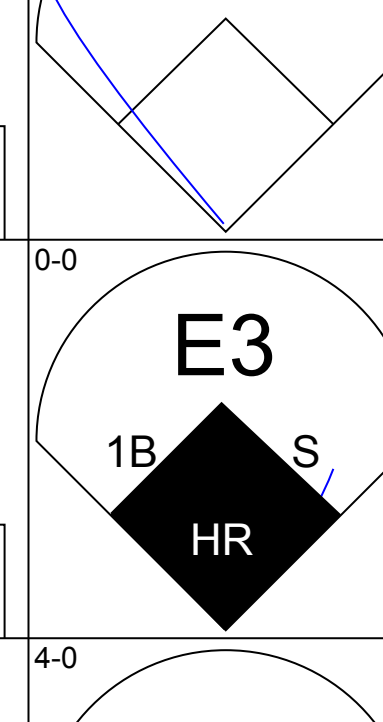
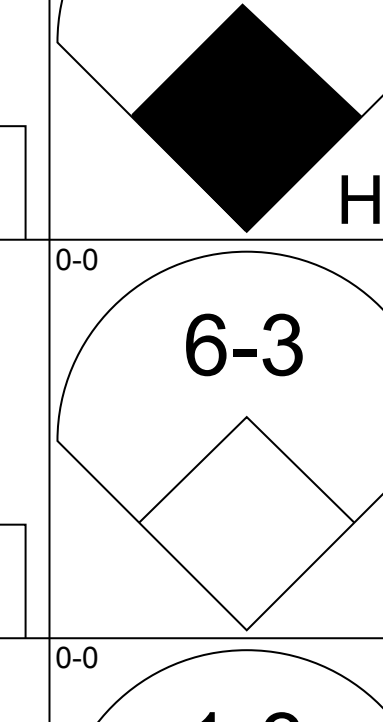
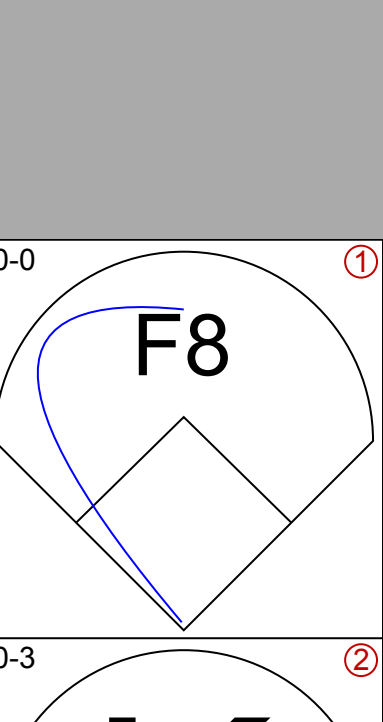
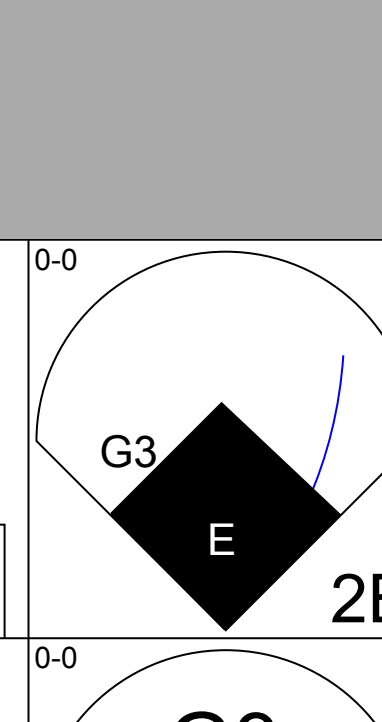
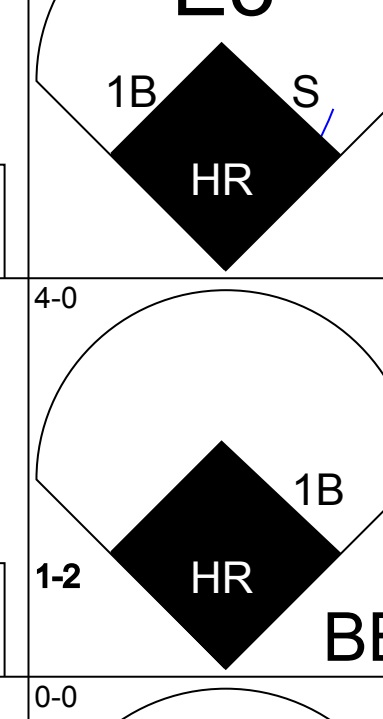
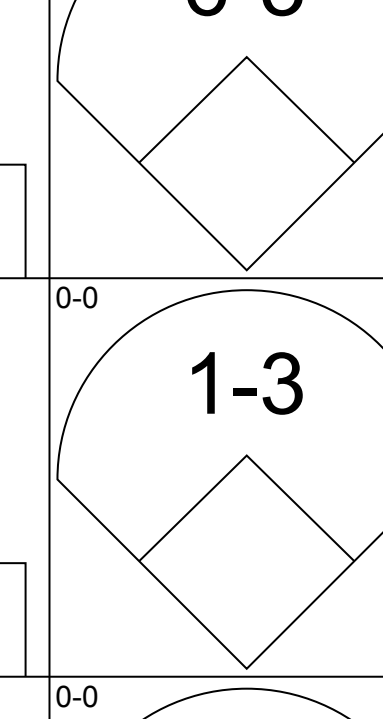
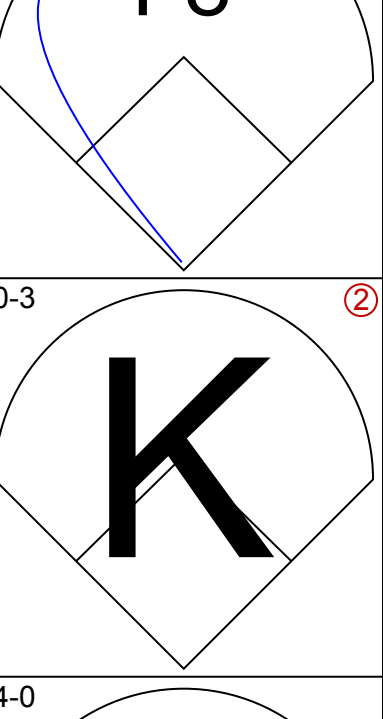
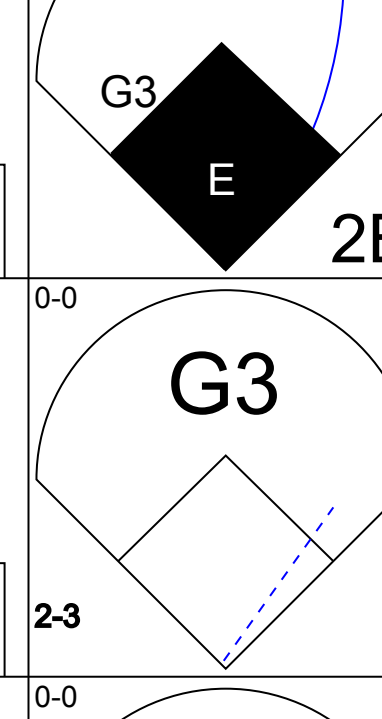
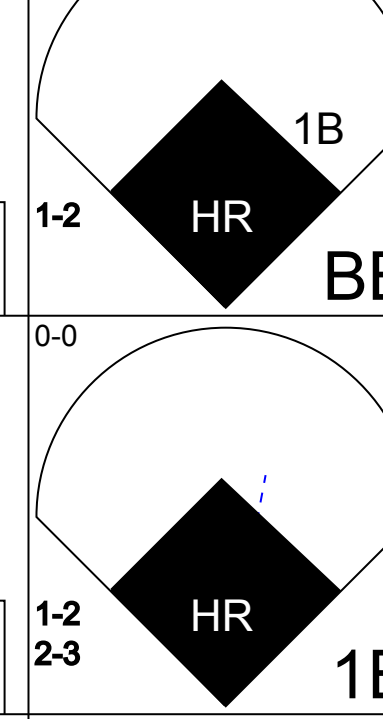
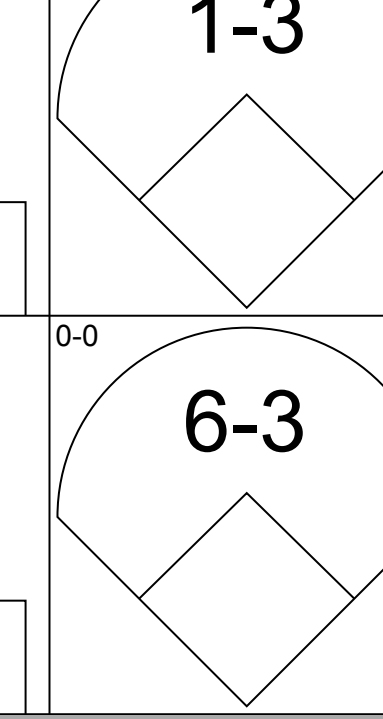
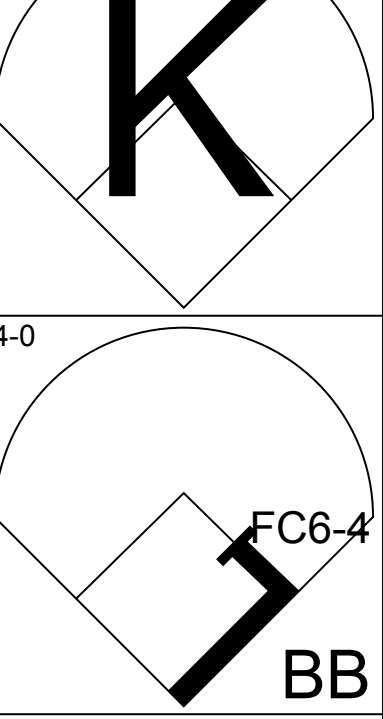
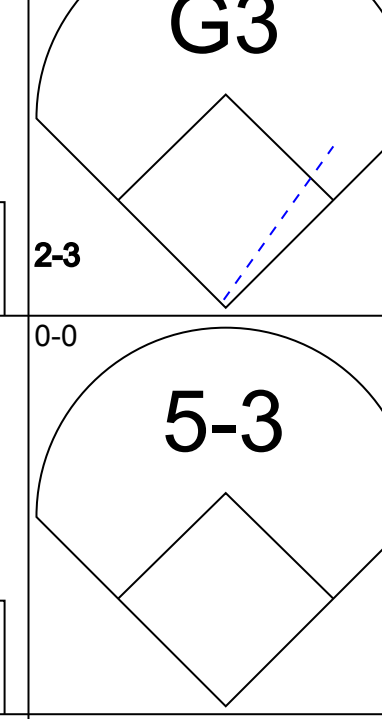
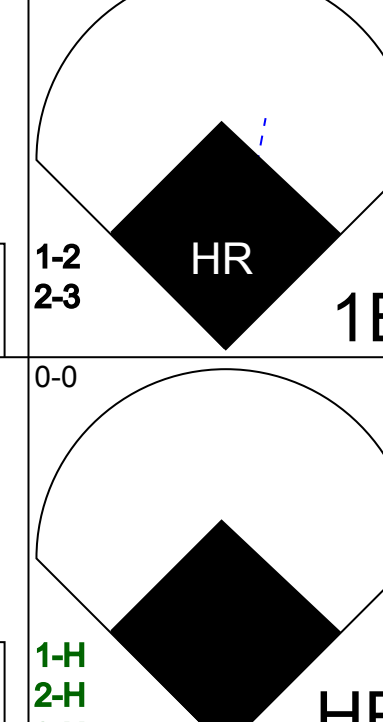
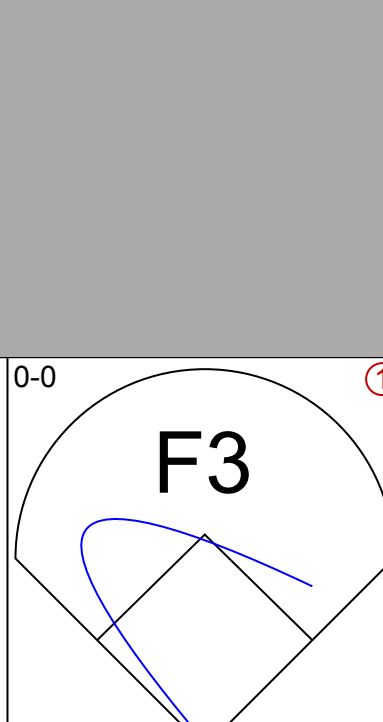
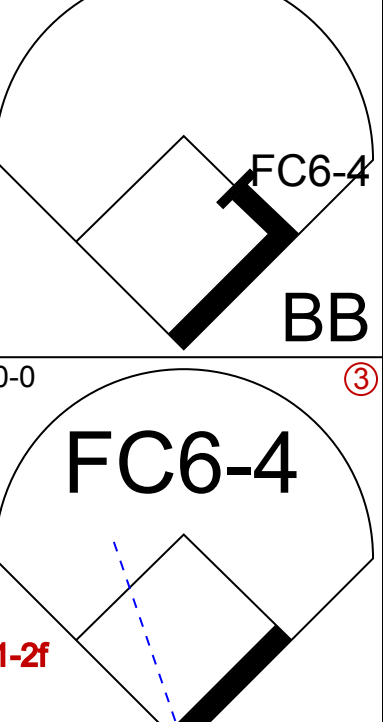
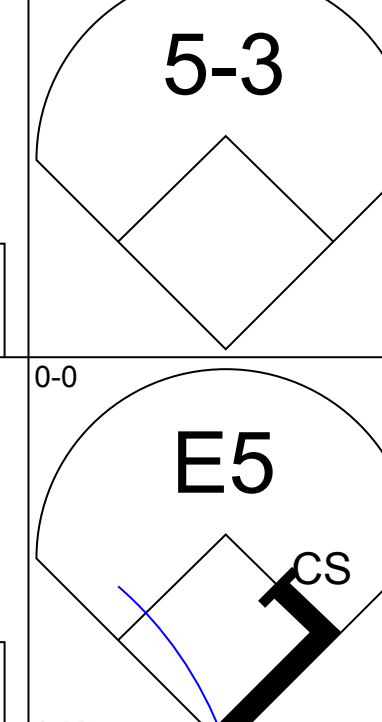
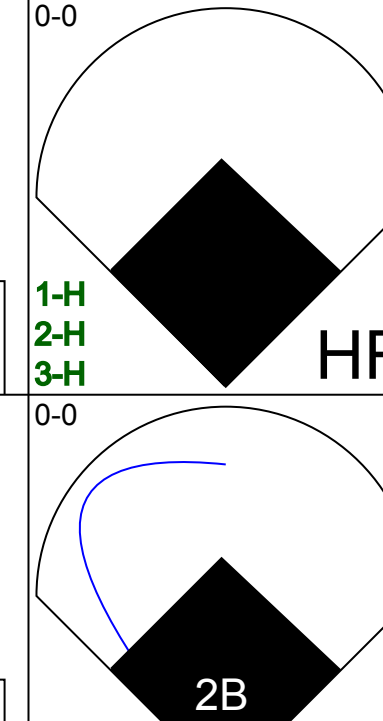
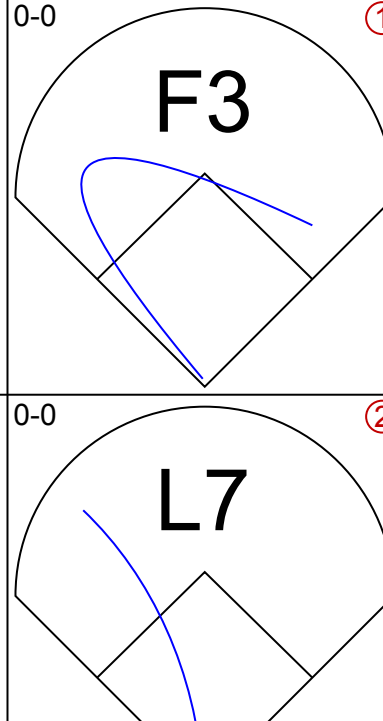
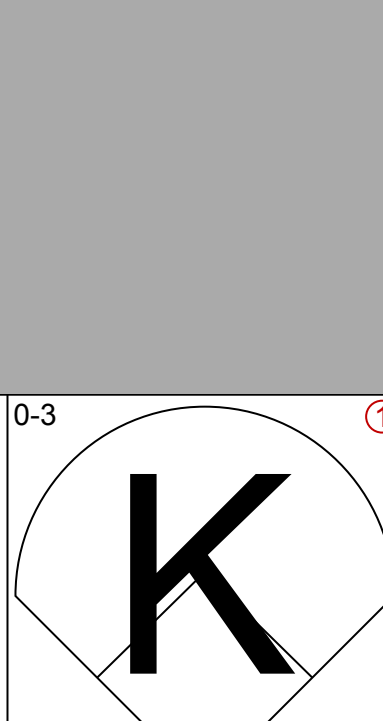
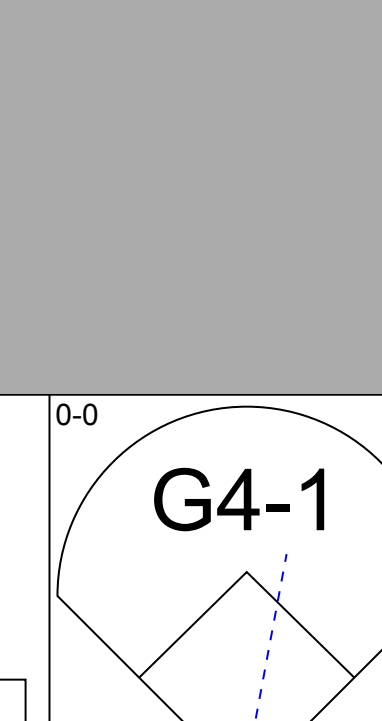

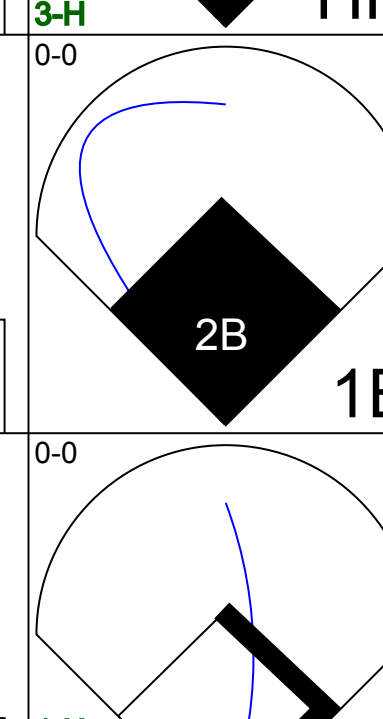
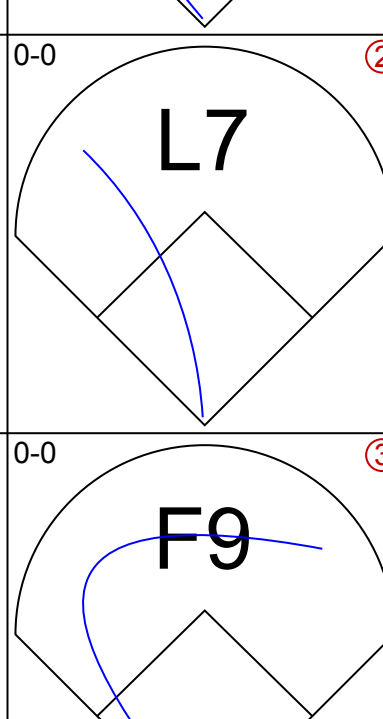
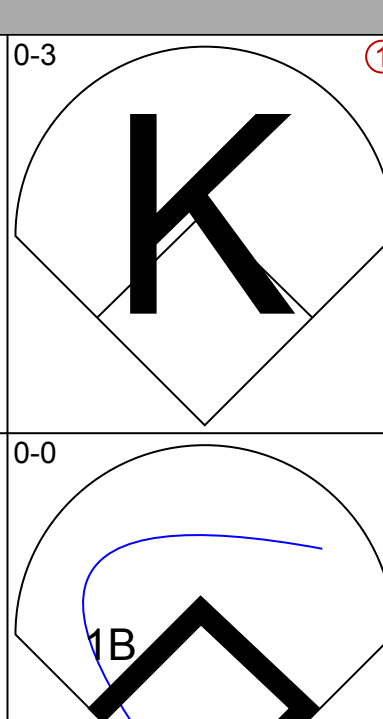
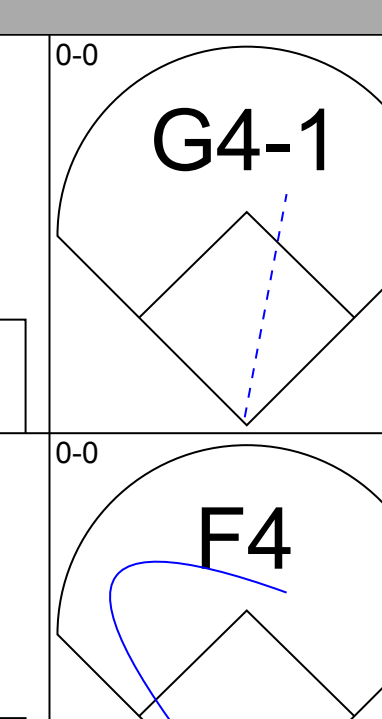
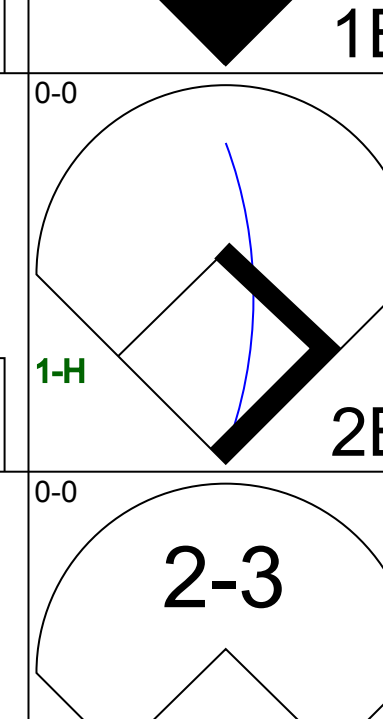
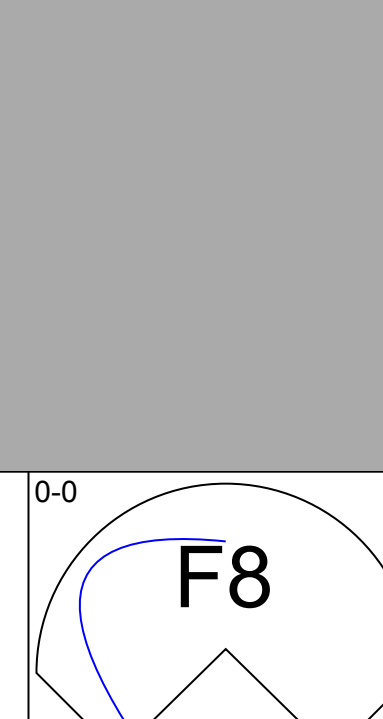
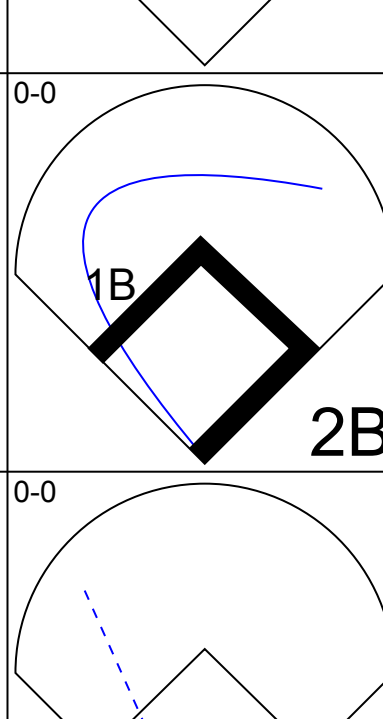
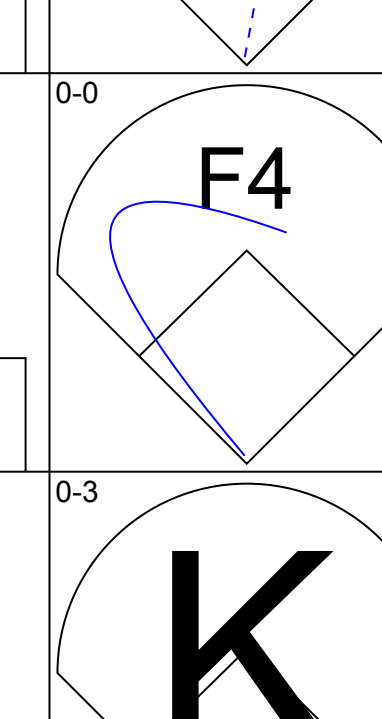
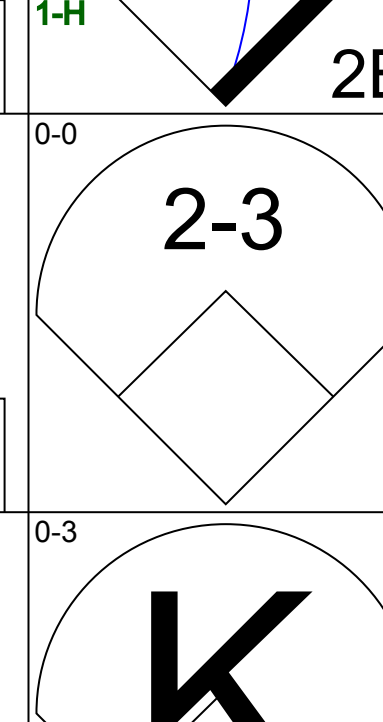
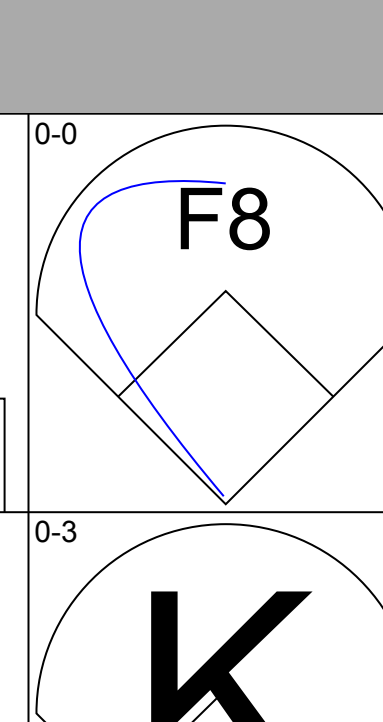
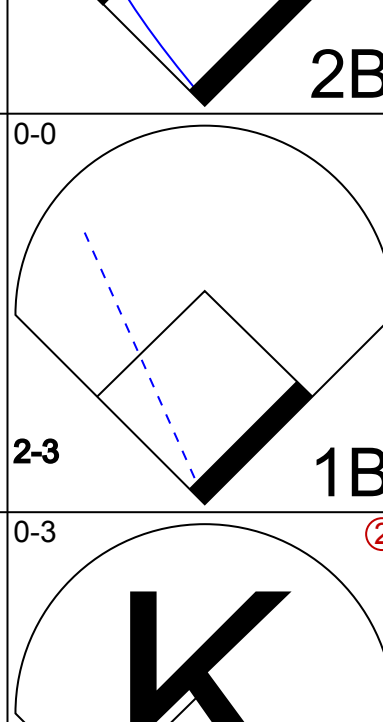
livebaseballscorecards.com




Batter	1	2	3	4	5	6	7	8	9	AB	R	H	RBI	BB	SO	LOB	TOP				
Ron Washington, R OBP: 0.282, SLG: 0.432 (1, 10)	F8		K			F7		G6-3 BB		3	0	0	0	1	1	1	Minnesota Twins @ Texas Rangers Arlington Stadium, Arlington, TX Wed Jul 02 1986, 8:05 PM EDT Att: 14,740 - Unknown				
Steve Lombardozzi, R OBP: 0.369, SLG: 0.437 (1, 4)	WP BB			5-3		F9		G6-3 1-2		3	0	0	0	1	0	2					
Gary Gaetti, R OBP: 0.335, SLG: 0.514 (1, 5)	F9			L5		1-H 2B		K		4	0	1	1	0	1	1					
Tom Brunansky, R OBP: 0.332, SLG: 0.510 (1, 9)	K 1-2			K		F3				4	0	1	0	0	2	2					
Tim Laudner, R OBP: 0.392, SLG: 0.577 Mark Salas, L OBP: 0.316, SLG: 0.399 (7, PH) (7, 2)		K			4-3		4-3		K	2	0	0	0	0	1	0					
Mickey Hatcher, R OBP: 0.272, SLG: 0.294 (1, 3)		5-3			5-3	F8 1B		F9		4	0	1	0	0	0	1					
Randy Bush, L OBP: 0.340, SLG: 0.476 (1, 7)		3-1			F8 1-2		2B 1B		1-3 1B	4	1	2	0	0	0	1					
Mark Davidson, R OBP: 0.136, SLG: 0.050 Roy Smalley, S OBP: 0.341, SLG: 0.533 (7, PH) (7, 6)			F9		K		1-H 2B		K	2	0	0	0	0	1	1					
Greg Gagne, R OBP: 0.295, SLG: 0.345 Kirby Puckett, R OBP: 0.382, SLG: 0.540 (7, PH) (7, 8)		1-3				2B BB		5-3		1	1	0	0	1	0	0					
Inning Stats	R: 0 E: 0 K: 1 S: 5	H: 0 LOB: 1 BB: 1 P: 9	R: 0 E: 0 K: 1 S: 5	H: 0 LOB: 0 BB: 0 P: 5	R: 0 E: 0 K: 1 S: 5	H: 0 LOB: 0 BB: 0 P: 5	R: 0 E: 0 K: 1 S: 6	H: 1 LOB: 1 BB: 1 P: 6	R: 1 E: 0 K: 0 S: 4	H: 1 LOB: 1 BB: 1 P: 8	R: 1 E: 0 K: 0 S: 5	H: 2 LOB: 1 BB: 0 P: 5	R: 0 E: 0 K: 1 S: 4	H: 0 LOB: 0 BB: 1 P: 8	R: 0 E: 0 K: 2 S: 9	H: 2 LOB: 2 BB: 0 P: 9		1B: 4 2B: 2 3B: 0 HR: 0	SF: 0 SAC: 0 DP: 1 HBP: 0	WP: 1 PB: 0 CS: 0	PA: 35
PITCHER	IP	WLS	BF	H	R	ER	SO	BB	IBB	HBP	BLK	WP	HR	S	P	ERA	WHIP				
Mike Mason, L ERA: 4.44 (1, 1)	6.0	W	22	2	1	1	5	2	0	0	0	1	0	30	38	1.50	0.667				
Dale Mohorcic, R ERA: 1.93 (7, 1)	1.0		5	2	1	1	0	0	0	0	0	0	0	5	5	9.00	2.000				
Mitch Williams, L ERA: 2.52 (8, 1)	1.0		3	0	0	0	1	1	0	0	0	0	0	4	8	0.00	1.000				
Greg Harris, R ERA: 3.11 (9, 1)	1.0		5	2	0	0	2	0	0	0	0	0	0	9	9	0.00	2.000				

Batter	1	2	3	4	5	6	7	8	9	AB	R	H	RBI	BB	SO	LOB	BOTTOM				
Oddibe McDowell, L OBP: 0.351, SLG: 0.471 Ruben Sierra, S OBP: 0.233, SLG: 0.378 (1, 8) (7, 8)	4-3	F 1B 2B		SF8			4-3	1-H WP 3B		2	1	1	3	0	0	0	Minnesota Twins @ Texas Rangers Arlington Stadium, Arlington, TX Wed Jul 02 1986, 8:05 PM EDT Att: 14,740 - Unknown				
Scott Fletcher, R OBP: 0.368, SLG: 0.396 (1, 6)	F8	2H 1B		F8		1B 2B		3H 1B		5	1	3	1	0	0	0					
Pete O'Brien, L OBP: 0.372, SLG: 0.467 (1, 3)	G3	4-3			F8		K	F8		5	0	0	0	0	1	3					
Pete Incaviglia, R OBP: 0.331, SLG: 0.498 Bob Jones, L OBP: 0.174, SLG: 0.095 (1, 9) (7, 9)		K	F3		5-3		1B 1B 1B	F8		3	0	0	0	0	1	0					
Gary Ward, R OBP: 0.364, SLG: 0.401 Tom Paciorek, R OBP: 0.322, SLG: 0.398 (1, 7) (8, 7)		S HR BB	E6 1-6-3		4-3		1-3 1B			3	1	1	0	1	0	0					
Larry Parrish, R OBP: 0.306, SLG: 0.494 (1, 10)		1-6-3		1-6-3			1-2 1B			4	1	3	3	0	0	1					
Geno Petralli, L OBP: 0.270, SLG: 0.347 (1, 2)		3-1		4-3			F8	G3		4	0	0	0	0	0	4					
Steve Buechele, R OBP: 0.320, SLG: 0.470 Mike Stanley, R OBP: 0.231, SLG: 0.308 (1, 5) (8, PR) (9, 5)		WP 1B 2B BB		4-3 SF8		K		WP 3B 1B		3	2	2	0	1	1	1					
Curtis Wilkerson, S OBP: 0.272, SLG: 0.285 (1, 4)		1-2 2B 1B		4-3			F7	F7		4	1	1	0	0	0	3					
Inning Stats	R: 0 E: 0 K: 0 S: 3	H: 0 LOB: 0 BB: 0 P: 3	R: 5 E: 1 K: 1 S: 9	H: 4 LOB: 1 BB: 2 P: 17	R: 0 E: 1 K: 0 S: 4	H: 0 LOB: 1 BB: 0 P: 4	R: 1 E: 0 K: 0 S: 4	H: 1 LOB: 0 BB: 0 P: 4	R: 0 E: 0 K: 1 S: 6	H: 1 LOB: 1 BB: 0 P: 6	R: 2 E: 0 K: 1 S: 9	H: 4 LOB: 2 BB: 0 P: 9	R: 2 E: 0 K: 0 S: 6	H: 3 LOB: 1 BB: 0 P: 6	1B: 8 2B: 3 3B: 1 HR: 1	SF: 1 SAC: 0 DP: 0 HBP: 0		WP: 3 PB: 1 CS: 0	PA: 40		
PITCHER	IP	WLS	BF	H	R	ER	SO	BB	IBB	HBP	BLK	WP	HR	S	P	ERA	WHIP				
Mike Smithson, R ERA: 4.43 (1, 1)	1.2	L	11	4	5	4	1	2	0	0	0	1	1	11	19	21.60	3.600				
Roy Lee Jackson, R ERA: 3.29 (2, 1)	4.1		16	2	1	1	1	0	0	0	0	0	0	18	18	2.08	0.462				
Ron Davis, R ERA: 8.49 (7, 1)	2.0		13	7	4	4	1	0	0	0	0	2	0	15	15	18.00	3.500				

Batter	1	2	3	4	5	6	7	8	9	AB	R	H	RBI	BB	SO	LOB	TOP					
Juan Bonilla, R OBP: 0.344, SLG: 0.367 (1, 4)										5	1	2	0	0	1	1	<p>Baltimore Orioles @ Minnesota Twins Hubert H. Humphrey Metrodome, Minneapolis, MN</p> <p>Sat Jul 05 1986, 4:33 AM EDT Att: 14,716 - Unknown</p> <p>livebaseballscorecards.com</p> <p>AB 38 R 6 H 11 RBI 6 BB 2 SO 6 LOB 11</p> 					
Lee Lacy, R OBP: 0.310, SLG: 0.375 (1, 9)										4	1	1	0	1	1	4						
Cal Ripken Jr., R OBP: 0.378, SLG: 0.476 (1, 6)										5	1	2	4	0	0	1						
Eddie Murray, S OBP: 0.388, SLG: 0.448 (1, 10)										5	1	2	0	0	0	2						
Fred Lynn, L OBP: 0.396, SLG: 0.533 (1, 8)										3	1	1	2	1	1	0						
Juan Beniquez, R OBP: 0.388, SLG: 0.434 (1, 3)										4	0	1	0	0	0	0						
Kelly Paris, R OBP: 0.200, SLG: 0.200 (1, 5)										4	0	0	0	0	2	3						
John Shelby, S OBP: 0.251, SLG: 0.337 (1, 7)										4	0	0	0	0	0	0						
Rick Dempsey, R OBP: 0.301, SLG: 0.380 (1, 2)										4	1	2	0	0	1	0						
Inning Stats	R: 0 E: 0 K: 1 S: 5	H: 0 LOB: 1 BB: 1 P: 9	R: 0 E: 0 K: 0 S: 3	H: 0 LOB: 0 BB: 0 P: 3	R: 0 E: 0 K: 0 S: 4	H: 1 LOB: 1 BB: 0 P: 4	R: 2 E: 0 K: 1 S: 7	H: 2 LOB: 0 BB: 0 P: 7	R: 0 E: 0 K: 1 S: 6	H: 1 LOB: 1 BB: 0 P: 6	R: 0 E: 0 K: 1 S: 5	H: 0 LOB: 0 BB: 0 P: 5	R: 0 E: 0 K: 0 S: 3	H: 0 LOB: 0 BB: 0 P: 3	R: 2 E: 0 K: 1 S: 9	H: 4 LOB: 3 BB: 1 P: 13	R: 2 E: 0 K: 1 S: 8	H: 3 LOB: 1 BB: 0 P: 8	1B: 8 2B: 1 3B: 0 HR: 2	SF: 0 SAC: 0 DP: 0 HBP: 0	WP: 1 PB: 0 SB: 0 CS: 0	PA: 40
PITCHER Frank Viola, L ERA: 4.76 (1, 1)	IP: 9.0 WLS: W BF: 40 H: 11 R: 6 ER: 6 SO: 6 BB: 2 IBB: 0 HBP: 0 BLK: 0 WP: 1 HR: 2 S: 50 P: 58 ERA: 6.00 WHIP: 1.444															PITCHER	IP: WLS: BF: H: R: ER: SO: BB: IBB: HBP: BLK: WP: HR: S: P: ERA: WHIP:					

Batter	1	2	3	4	5	6	7	8	9	AB	R	H	RBI	BB	SO	LOB	BOTTOM			
Kirby Puckett, R OBP: 0.376, SLG: 0.542 (1, 8)										4	1	1	1	0	0	2	<p>Baltimore Orioles @ Minnesota Twins Hubert H. Humphrey Metrodome, Minneapolis, MN</p> <p>Sat Jul 05 1986, 4:33 AM EDT Att: 14,716 - Unknown</p> <p>livebaseballscorecards.com</p> <p>AB 33 R 7 H 8 RBI 6 BB 2 SO 6 LOB 9</p> 			
Mickey Hatcher, R OBP: 0.271, SLG: 0.298 (1, 3)										4	2	1	0	0	0	0				
Kent Hrbek, L OBP: 0.416, SLG: 0.597 (1, 10)										3	1	0	0	1	1	1				
Tom Brunansky, R OBP: 0.332, SLG: 0.502 (1, 9)										3	1	1	0	1	0	1				
Gary Gaetti, R OBP: 0.338, SLG: 0.517 (1, 7) (9, 5)										4	1	1	4	0	0	1				
Steve Lombardozzi, R OBP: 0.368, SLG: 0.447 (1, 4)										4	1	1	0	0	1	0				
Roy Smalley, S OBP: 0.344, SLG: 0.534 Mark Davidson, R OBP: 0.125, SLG: 0.045 (1, 5) (9, 7)										4	0	2	1	0	0	0				
Tim Laudner, R OBP: 0.385, SLG: 0.553 (1, 2)										4	0	1	0	0	1	1				
Greg Gagne, R OBP: 0.297, SLG: 0.361 (1, 6)										3	0	0	0	0	3	3				
Inning Stats	R: 5 E: 1 K: 1 S: 10	H: 4 LOB: 1 BB: 1 P: 14	R: 1 E: 0 K: 0 S: 4	H: 1 LOB: 0 BB: 0 P: 4	R: 0 E: 0 K: 0 S: 3	H: 0 LOB: 0 BB: 0 P: 3	R: 0 E: 0 K: 1 S: 5	H: 0 LOB: 0 BB: 0 P: 5	R: 0 E: 0 K: 1 S: 5	H: 0 LOB: 1 BB: 1 P: 9	R: 0 E: 0 K: 2 S: 9	H: 2 LOB: 2 BB: 0 P: 9	R: 1 E: 1 K: 0 S: 4	H: 1 LOB: 0 BB: 0 P: 4	R: 0 E: 0 K: 1 S: 5	H: 0 LOB: 0 BB: 0 P: 5	1B: 3 2B: 3 3B: 0 HR: 2	SF: 0 SAC: 0 DP: 0 HBP: 0	WP: 0 PB: 0 SB: 1 CS: 1	PA: 36
PITCHER Mike Flanagan, L ERA: 4.35 (1, 1)	IP: 8.0 WLS: L BF: 35 H: 8 R: 7 ER: 5 SO: 6 BB: 2 IBB: 0 HBP: 0 BLK: 0 WP: 0 HR: 2 S: 45 P: 53 ERA: 5.62 WHIP: 1.250															PITCHER	IP: WLS: BF: H: R: ER: SO: BB: IBB: HBP: BLK: WP: HR: S: P: ERA: WHIP:			

Batter	1	2	3	4	5	6	7	8	9	AB	R	H	RBI	BB	SO	LOB	TOP					
Juan Bonilla, R (1,4) OBP: 0.336, SLG: 0.358	L4			L7		4-3		SH1		3	0	0	0	0	0	1	<p>Baltimore Orioles @ Minnesota Twins Hubert H. Humphrey Metrodome, Minneapolis, MN</p> <p>Sun Jul 06 1986, 4:33 AM EDT Att: 12,707 - Unknown</p> <p>livebaseballscorecards.com</p>					
Lee Lacy, R (1,9) OBP: 0.309, SLG: 0.373	G4-6-3 1B			5-3		5-3		4-3		4	0	1	0	0	0	2						
Cal Ripken Jr., R (1,6) OBP: 0.382, SLG: 0.480	G4-6-3 1-2									2	0	1	0	2	0	1						
Eddie Murray, S (1,10) OBP: 0.389, SLG: 0.449 John Shelby, S (4,PH) OBP: 0.252, SLG: 0.333				L4		F8				1	0	1	0	0	0	0						
Fred Lynn, L (1,8) OBP: 0.397, SLG: 0.547	G6-4-3 1-2							2-1		4	1	2	1	0	0	1						
Juan Beniquez, R (1,3) OBP: 0.385, SLG: 0.426	5-3									3	0	0	0	1	0	1						
Mike Young, S (1,7) OBP: 0.343, SLG: 0.354										3	0	0	0	1	1	1						
Floyd Rayford, R (1,5) OBP: 0.188, SLG: 0.196										3	0	0	0	0	2	2						
Rick Dempsey, R (1,2) OBP: 0.307, SLG: 0.390	5-3									3	0	2	0	0	0	0						
Inning Stats	R: 0 E: 0 K: 0 S: 3	H: 1 LOB: 0 BB: 0 P: 3	R: 0 E: 0 K: 0 S: 3	H: 1 LOB: 0 BB: 0 P: 3	R: 0 E: 0 K: 0 S: 2	H: 0 LOB: 0 BB: 1 P: 6	R: 0 E: 0 K: 0 S: 4	H: 1 LOB: 1 BB: 0 P: 4	R: 1 E: 0 K: 1 S: 5	H: 1 LOB: 0 BB: 1 P: 9	R: 0 E: 0 K: 0 S: 4	H: 1 LOB: 2 BB: 1 P: 8	R: 0 E: 1 K: 1 S: 6	H: 1 LOB: 1 BB: 0 P: 6	R: 0 E: 0 K: 0 S: 3	H: 1 LOB: 3 BB: 2 P: 11		R: 0 E: 0 K: 1 S: 5	H: 0 LOB: 0 BB: 0 P: 5	1B: 4 2B: 2 3B: 0 HR: 1	SF: 0 SAC: 1 DP: 5 HBP: 0	WP: 1 PB: 0 SB: 0 CS: 0
PITCHER Neal Heaton, L (1,1) ERA: 3.69	IP: 9.0 WLS: L BF: 35 H: 7 R: 1 ER: 1 SO: 3 BB: 3 IBB: 2 HBP: 0 BLK: 0 WP: 1 HR: 1 S: 35 P: 55 ERA: 1.00 WHIP: 1.111															PITCHER	IP: 9.0 WLS: L BF: 35 H: 7 R: 1 ER: 1 SO: 3 BB: 3 IBB: 2 HBP: 0 BLK: 0 WP: 1 HR: 1 S: 35 P: 55 ERA: 1.00 WHIP: 1.111					

Batter	1	2	3	4	5	6	7	8	9	AB	R	H	RBI	BB	SO	LOB	BOTTOM			
Kirby Puckett, R (1,8) OBP: 0.377, SLG: 0.541	G4-6-3 1B			F8		F4				4	0	2	0	0	0	0	<p>Baltimore Orioles @ Minnesota Twins Hubert H. Humphrey Metrodome, Minneapolis, MN</p> <p>Sun Jul 06 1986, 4:33 AM EDT Att: 12,707 - Unknown</p> <p>livebaseballscorecards.com</p>			
Randy Bush, L (1,7) OBP: 0.335, SLG: 0.463	G4-6-3 1-2			K						4	0	0	0	0	1	2				
Kent Hrbek, L (1,3) OBP: 0.414, SLG: 0.591	F5			4-3						3	0	0	0	1	0	1				
Tom Brunansky, R (1,9) OBP: 0.330, SLG: 0.497										3	0	0	0	0	0	1				
Roy Smalley, S (1,10) OBP: 0.343, SLG: 0.530										2	0	0	0	1	1	1				
Gary Gaetti, R (1,5) OBP: 0.336, SLG: 0.515										3	0	1	0	0	0	1				
Steve Lombardozzi, R (1,4) OBP: 0.344, SLG: 0.442										3	0	0	0	0	1	1				
Mark Salas, L (1,2) OBP: 0.307, SLG: 0.397										3	0	0	0	0	1	0				
Greg Gagne, R (1,6) OBP: 0.295, SLG: 0.359 Mickey Hatcher, R (9,PH) OBP: 0.269, SLG: 0.297										2	0	0	0	0	1	0				
Inning Stats	R: 0 E: 0 K: 0 S: 3	H: 1 LOB: 0 BB: 0 P: 3	R: 0 E: 0 K: 1 S: 5	H: 1 LOB: 0 BB: 0 P: 5	R: 0 E: 0 K: 2 S: 7	H: 0 LOB: 0 BB: 0 P: 7	R: 0 E: 0 K: 1 S: 5	H: 0 LOB: 0 BB: 0 P: 5	R: 0 E: 0 K: 1 S: 3	H: 0 LOB: 1 BB: 1 P: 7	R: 0 E: 0 K: 0 S: 3	H: 0 LOB: 0 BB: 0 P: 3	R: 0 E: 0 K: 0 S: 3	H: 0 LOB: 1 BB: 0 P: 3	R: 0 E: 0 K: 1 S: 6	H: 1 LOB: 1 BB: 0 P: 6	1B: 3 2B: 0 3B: 0 HR: 0	SF: 0 SAC: 0 DP: 1 HBP: 0	WP: 0 PB: 0 SB: 0 CS: 0	PA: 31
PITCHER Ken Dixon, R (1,1) ERA: 4.29 Don Aase, R (9,1) ERA: 1.67	IP: 8.1 WLS: W BF: 28 H: 3 R: 0 ER: 0 SO: 6 BB: 2 IBB: 0 HBP: 0 BLK: 0 WP: 0 HR: 0 S: 38 P: 46 ERA: 0.00 WHIP: 0.600															PITCHER	IP: 8.1 WLS: W BF: 28 H: 3 R: 0 ER: 0 SO: 6 BB: 2 IBB: 0 HBP: 0 BLK: 0 WP: 0 HR: 0 S: 38 P: 46 ERA: 0.00 WHIP: 0.600			



Batter	1	2	3	4	5	6	7	8	9	AB	R	H	RBI	BB	SO	LOB	TOP		
Lou Whitaker, L (1,4) OBP: 0.327, SLG: 0.455										4	1	2	0	1	0	1			
Alan Trammell, R (1,6) OBP: 0.307, SLG: 0.387										5	1	1	0	0	0	5			
Kirk Gibson, L (1,9) OBP: 0.395, SLG: 0.500										4	1	2	3	0	1	4			
Lance Parrish, R (1,2)										4	1	2	1	0	1	1			
Darrell Evans, L (1,10) OBP: 0.360, SLG: 0.488										4	1	2	1	0	1	0			
Dave Bergman, L (1,3) OBP: 0.374, SLG: 0.388										4	0	0	0	0	0	2			
Chet Lemon, R (1,8) OBP: 0.306, SLG: 0.369										3	0	1	0	1	0	0			
Dave Collins, S (1,7) OBP: 0.360, SLG: 0.351										3	0	2	0	1	1	0			
Tom Brookens, R (1,5) OBP: 0.355, SLG: 0.387										3	0	0	0	0	1	3			
Inning Stats	R: 0 E: 0 K: 1 S: 5	H: 1 LOB: 1 BB: 0 P: 5	R: 0 E: 0 K: 1 S: 5	H: 0 LOB: 0 BB: 0 P: 5	R: 0 E: 0 K: 1 S: 5	H: 0 LOB: 0 BB: 0 P: 5	R: 4 E: 0 K: 0 S: 7	H: 4 LOB: 0 BB: 0 P: 7	R: 0 E: 0 K: 0 S: 3	H: 1 LOB: 0 BB: 0 P: 3	R: 0 E: 0 K: 2 S: 8	H: 1 LOB: 2 BB: 1 P: 12	R: 0 E: 0 K: 0 S: 6	H: 3 LOB: 2 BB: 0 P: 6	R: 0 E: 0 K: 0 S: 4	H: 1 LOB: 3 BB: 0 P: 12	1B: 8 2B: 2 3B: 0 HR: 3	SF: 1 SAC: 1 DP: 3 HBP: 0	WP: 0 PA: 39 PB: 0 SB: 1 CS: 1
PITCHER	IP WLS BF H R ER SO BB IBB HBP BLK WP HR S P ERA WHIP																		
Bert Blyleven, R (1,1) ERA: 5.28	7.2 L 32 11 5 5 5 1 0 0 0 0 3 41 45 5.87 1.565																		
Frank Pastore, R (8,1) ERA: 3.44	0.2 5 1 0 0 0 1 1 0 0 0 0 3 11 0.00 3.000																		
Ron Davis, R (9,1) ERA: 8.22	0.2 2 0 0 0 0 0 0 0 0 0 0 2 2 0.00 0.000																		

Detroit Tigers @ Minnesota Twins
 Hubert H. Humphrey Metrodome, Minneapolis, MN
 Tue Jul 08 1986, 8:05 PM EDT
 Att: 16,320 - Unknown

AB	34
R	5
H	12
RBI	5
BB	3
SO	5
LOB	16

Batter	1	2	3	4	5	6	7	8	9	AB	R	H	RBI	BB	SO	LOB	BOTTOM		
Kirby Puckett, R (1,8) OBP: 0.376, SLG: 0.544										4	0	0	0	0	1	2			
Randy Bush, L (1,7) OBP: 0.337, SLG: 0.462										3	1	1	0	1	0	0			
Kent Hrbek, L (1,3) OBP: 0.415, SLG: 0.597										3	0	1	0	1	0	1			
Tom Brunansky, R (1,9) OBP: 0.330, SLG: 0.494										4	0	0	0	0	0	4			
Roy Smalley, S (1,10) OBP: 0.347, SLG: 0.525										3	0	1	1	1	1	0			
Gary Gaetti, R (1,5) OBP: 0.336, SLG: 0.511										4	0	0	0	0	1	4			
Mark Salas, L (1,2) OBP: 0.305, SLG: 0.400										4	0	1	0	0	1	0			
Steve Lombardozzi, R (1,4) OBP: 0.351, SLG: 0.437										2	0	0	0	2	0	0			
Greg Gagne, R (1,6) OBP: 0.296, SLG: 0.359										1	0	0	0	0	0	0			
Mickey Hatcher, R (7, PH) OBP: 0.266, SLG: 0.293										2	0	0	0	0	0	3			
Inning Stats	R: 0 E: 0 K: 0 S: 4	H: 1 LOB: 3 BB: 2 P: 12	R: 0 E: 0 K: 1 S: 5	H: 0 LOB: 1 BB: 0 P: 6	R: 0 E: 0 K: 3 S: 9	H: 0 LOB: 0 BB: 1 P: 9	R: 0 E: 0 K: 0 S: 3	H: 0 LOB: 0 BB: 0 P: 3	R: 1 E: 0 K: 0 S: 5	H: 2 LOB: 1 BB: 0 P: 5	R: 0 E: 0 K: 0 S: 3	H: 0 LOB: 1 BB: 1 P: 7	R: 0 E: 0 K: 0 S: 3	H: 0 LOB: 0 BB: 0 P: 3	R: 0 E: 0 K: 0 S: 4	H: 1 LOB: 2 BB: 1 P: 8	1B: 0 2B: 4 3B: 0 HR: 0	SF: 0 SAC: 0 DP: 1 HBP: 1	WP: 1 PA: 36 PB: 0 SB: 1 CS: 0
PITCHER	IP WLS BF H R ER SO BB IBB HBP BLK WP HR S P ERA WHIP																		
Eric King, R (1,1) ERA: 2.86	8.2 W 35 4 1 1 4 5 0 1 0 0 1 0 37 58 1.04 1.038																		
Willie Hernandez, L (9,1) ERA: 3.29	0.1 S 1 0 0 0 0 0 0 0 0 0 0 1 1 0.00 0.000																		


Detroit Tigers @ Minnesota Twins
 Hubert H. Humphrey Metrodome, Minneapolis, MN
 Tue Jul 08 1986, 8:05 PM EDT
 Att: 16,320 - Unknown

AB	30
R	1
H	4
RBI	1
BB	5
SO	4
LOB	14

Batter	1	2	3	4	5	6	7	8	9	AB	R	H	RBI	BB	SO	LOB	TOP					
Tom Brookens, R (1, 4) OBP: 0.363, SLG: 0.401										5	1	3	1	0	0	1						
Alan Trammell, R (1, 6) OBP: 0.308, SLG: 0.387										5	1	2	0	0	0	3						
Kirk Gibson, L (1, 9) OBP: 0.386, SLG: 0.486										5	0	0	0	0	0	6						
Lance Parrish, R (1, 2) OBP: 0.347, SLG: 0.514										2	2	2	3	1	0	0						
Darnell Coles, R (1, 5) OBP: 0.332, SLG: 0.482										4	1	2	2	0	1	1						
Chet Lemon, R (1, 8) OBP: 0.305, SLG: 0.364										3	0	0	0	1	1	1						
Darrell Evans, L (1, 3) OBP: 0.362, SLG: 0.488										4	1	2	0	0	0	2						
Larry Hemdon, R (1, 7) OBP: 0.301, SLG: 0.385										4	1	1	0	0	1	1						
Dave Engle, R (1, 10) OBP: 0.306, SLG: 0.292										1	0	1	0	0	0	0						
Johnny Grubb, L (5, PH) OBP: 0.367, SLG: 0.500										3	0	1	1	0	1	0						
Pat Sheridan, L (9, PR) OBP: 0.255, SLG: 0.348										0	0	0	0	0	0	0						
Inning Stats	R: 2 E: 0 K: 0 S: 5	H: 3 LOB: 1 BB: 0 P: 5	R: 0 E: 0 K: 1 S: 4	H: 0 LOB: 0 BB: 1 P: 8	R: 0 E: 0 K: 0 S: 4	H: 1 LOB: 1 BB: 0 P: 4	R: 2 E: 0 K: 1 S: 7	H: 3 LOB: 0 BB: 0 P: 7	R: 0 E: 0 K: 1 S: 6	H: 2 LOB: 1 BB: 0 P: 6	R: 0 E: 0 K: 0 S: 5	H: 0 LOB: 0 BB: 1 P: 9	R: 0 E: 0 K: 0 S: 3	H: 0 LOB: 0 BB: 0 P: 3	R: 1 E: 0 K: 0 S: 4	H: 1 LOB: 0 BB: 0 P: 4	R: 2 E: 0 K: 0 S: 7	H: 4 LOB: 2 BB: 0 P: 7	1B: 8 2B: 3 3B: 0 HR: 3	SF: 1 SAC: 0 DP: 2 HBP: 0	WP: 0 PB: 0 SB: 2 CS: 1	PA: 39
PITCHER	IP WLS BF H R ER SO BB IBB HBP BLK WP HR S P ERA WHIP																					
Allan Anderson, L (1, 1) ERA: 4.97	3.1 L 16 7 4 4 2 1 0 0 0 0 2 19 23 10.80 2.400																					
Roy Lee Jackson, R (4, 1) ERA: 2.7	3.2 12 2 0 0 2 1 0 0 0 0 0 15 19 0.00 0.818																					
Ron Davis, R (8, 1) ERA: 8.54	2.0 11 5 3 3 0 0 0 0 0 0 0 1 11 13.50 2.500																					

Detroit Tigers @ Minnesota Twins
 Hubert H. Humphrey Metrodome, Minneapolis, MN
 Wed Jul 09 1986, 4:33 AM EDT
 Att: 21,489 - Unknown


AB 36
R 7
H 14
RBI 7
BB 2
SO 4
LOB 15



Batter	1	2	3	4	5	6	7	8	9	AB	R	H	RBI	BB	SO	LOB	BOTTOM			
Kirby Puckett, R (1, 8) OBP: 0.377, SLG: 0.546										4	0	2	0	0	0	1				
Roy Smalley, S (1, 10) OBP: 0.345, SLG: 0.520										4	0	1	0	0	1	2				
Kent Hrbek, L (1, 3) OBP: 0.410, SLG: 0.589										4	0	0	0	0	1	3				
Tom Brunansky, R (1, 9) OBP: 0.326, SLG: 0.488										4	0	0	0	0	1	2				
Randy Bush, L (1, 7) OBP: 0.335, SLG: 0.457										4	0	1	0	0	0	0				
Gary Gaetti, R (1, 5) OBP: 0.334, SLG: 0.505										4	0	0	0	0	1	1				
Steve Lombardozzi, R (1, 4) OBP: 0.351, SLG: 0.440										3	0	1	0	0	0	1				
Mark Salas, L (1, 2) OBP: 0.300, SLG: 0.392										3	0	0	0	0	0	1				
Greg Gagne, R (1, 6) OBP: 0.296, SLG: 0.359										3	0	1	0	0	0	0				
Inning Stats	R: 0 E: 0 K: 1 S: 5	H: 0 LOB: 0 BB: 0 P: 5	R: 0 E: 0 K: 1 S: 6	H: 1 LOB: 1 BB: 0 P: 6	R: 0 E: 0 K: 0 S: 4	H: 1 LOB: 1 BB: 0 P: 4	R: 0 E: 0 K: 0 S: 3	H: 0 LOB: 0 BB: 0 P: 3	R: 0 E: 0 K: 2 S: 9	H: 2 LOB: 2 BB: 0 P: 9	R: 0 E: 0 K: 0 S: 4	H: 1 LOB: 1 BB: 0 P: 4	R: 0 E: 0 K: 0 S: 4	H: 1 LOB: 0 BB: 0 P: 4	R: 0 E: 0 K: 0 S: 3	H: 0 LOB: 0 BB: 0 P: 3	1B: 4 2B: 2 3B: 0 HR: 0	SF: 0 SAC: 0 DP: 0 HBP: 0	WP: 1 PB: 0 SB: 1 CS: 0	PA: 33
PITCHER	IP WLS BF H R ER SO BB IBB HBP BLK WP HR S P ERA WHIP																			
Jack Morris, R (1, 1) ERA: 3.94	9.0 W 33 6 0 0 4 0 0 0 0 1 0 41 41 0.00 0.667																			

Detroit Tigers @ Minnesota Twins
 Hubert H. Humphrey Metrodome, Minneapolis, MN
 Wed Jul 09 1986, 4:33 AM EDT
 Att: 21,489 - Unknown

AB 33
R 0
H 6
RBI 0
BB 0
SO 4
LOB 11



Batter	1	2	3	4	5	6	7	8	9	AB	R	H	RBI	BB	SO	LOB	TOP									
Rickey Henderson, R OBP: 0.376, SLG: 0.493 Claudell Washington, L OBP: 0.335, SLG: 0.497	(1, 8) 0-3 K		(1, 8) 4-0 BB		(1, 8) 0-3 K	(1, 8) 0-0 G4-6-3 1B 1B	(1, 8) 0-0 G3			3	1	1	2	1	2	0										
Willie Randolph, R OBP: 0.397, SLG: 0.319 Mike Fischlin, R OBP: 0.328, SLG: 0.288	(1, 4) 0-0 F8		(1, 4) 0-0 F8		(1, 4) 0-0 F8	(1, 4) 0-0 1B	(1, 4) 0-0 1B	(1, 4) 0-3 K		4	1	1	0	1	1	1										
Don Mattingly, L OBP: 0.376, SLG: 0.531	(1, 3) 0-0 2B		(1, 3) 0-0 F9		(1, 3) 0-0 F9	(1, 3) 0-0 E3 1B	(1, 3) 0-0 G4-6-3 1B	(1, 3) 0-0 F7		5	1	1	0	0	0	4										
Dave Winfield, R OBP: 0.345, SLG: 0.455	(1, 9) 0-0 G3			(1, 9) 0-0 5-3		(1, 9) 0-0 1B	(1, 9) 0-0 1B	(1, 9) 0-0 4-3		5	1	2	1	0	0	1										
Gary Roenicke, R OBP: 0.458, SLG: 0.462 Dan Pasqua, L OBP: 0.397, SLG: 0.515	(1, 7) 0-0 5-3		(1, 7) 0-0 5-3		(1, 7) 0-3 K	(1, 7) 0-0 1B	(1, 7) 0-0 1B	(1, 7) 0-0 G3-6-1 1B		4	1	2	1	0	1	0										
Mike Easter, L OBP: 0.385, SLG: 0.477	(1, 10) 0-0 HR		(1, 10) 0-0 4-3		(1, 10) 0-0 4-3	(1, 10) 0-0 1B	(1, 10) 0-0 1B	(1, 10) 0-3 K		4	2	2	2	1	1	1										
Butch Wynegar, S OBP: 0.328, SLG: 0.377	(1, 2) 0-0 F7		(1, 2) 0-0 F7		(1, 2) 0-0 HR	(1, 2) 0-0 HR	(1, 2) 0-0 L9	(1, 2) 0-0 G3-6-1 1B		4	2	1	2	1	0	2										
Mike Pagliarulo, L OBP: 0.332, SLG: 0.529	(1, 5) 0-3 K		(1, 5) 0-3 K		(1, 5) 0-0 1B	(1, 5) 0-0 1B	(1, 5) 0-0 F6			4	1	2	1	0	1	1										
Dale Berra, R OBP: 0.320, SLG: 0.396	(1, 6) 0-0 F4		(1, 6) 0-0 F4		(1, 6) 0-3 K	(1, 6) 0-0 E6 1B	(1, 6) 0-0 1B			4	1	1	1	0	1	2										
Inning Stats	R: 0 E: 0 K: 1 S: 6	H: 1 LOB: 1 BB: 0 P: 6	R: 1 E: 0 K: 1 S: 6	H: 1 LOB: 0 BB: 0 P: 6	R: 0 E: 0 K: 0 S: 3	H: 0 LOB: 0 BB: 1 P: 7	R: 0 E: 0 K: 1 S: 5	H: 0 LOB: 0 BB: 0 P: 5	R: 1 E: 0 K: 2 S: 8	H: 2 LOB: 0 BB: 0 P: 8	R: 9 E: 2 K: 0 S: 11	H: 8 LOB: 1 BB: 2 P: 19	R: 0 E: 0 K: 0 S: 4	H: 1 LOB: 2 BB: 1 P: 8	R: 0 E: 0 K: 1 S: 5	H: 1 LOB: 0 BB: 0 P: 5	R: 0 E: 0 K: 1 S: 5	H: 1 LOB: 0 BB: 0 P: 5	1B: 11 2B: 1 3B: 0 HR: 2	SF: 0 SAC: 0 DP: 2 HBP: 0	WP: 0 PB: 0 CS: 0	PA: 44				
PITCHER	IP	WLS	BF	H	R	ER	SO	BB	IBB	HBP	BLK	WP	HR	S	P	ERA	WHIP									
Frank Viola, L ERA: 5.05	(1, 1)	5.0	L	25	8	8	7	5	2	0	0	0	0	2	33	41	12.60	2.000								
Frank Pastore, R ERA: 3.39	(6, 1)	0.2		7	4	3	0	0	1	0	0	0	0	6	10	0.00	7.500									
Mark Portugal, R ERA: 5.58	(6, 1)	3.1		11	2	0	0	2	1	0	0	0	0	14	18	0.00	0.900									

New York Yankees @ Minnesota Twins
Hubert H. Humphrey Metrodome, Minneapolis, MN
Thu Jul 10 1986, 8:05 PM EDT
Att: 21,759 - Unknown

AB 39
R 11
H 14
RBI 10
BB 4
SO 7
LOB 14



Batter	1	2	3	4	5	6	7	8	9	AB	R	H	RBI	BB	SO	LOB	BOTTOM								
Kirby Puckett, R OBP: 0.376, SLG: 0.543 Mark Davidson, R OBP: 0.120, SLG: 0.043	(1, 8) 0-3 K		(1, 8) 0-3 K		(1, 8) 0-3 K	(1, 8) 0-3 K		(1, 8) 0-0 BB 1B		4	0	1	0	0	3	1									
Mickey Hatcher, R OBP: 0.286, SLG: 0.288	(1, 7) 0-0 F7		(1, 7) 0-0 F8		(1, 7) 0-0 F8	(1, 7) 0-0 F8		(1, 7) 0-0 L1-3 BB		3	0	0	0	1	0	1									
Kent Hrbek, L OBP: 0.405, SLG: 0.581	(1, 3) 0-0 F3		(1, 3) 0-0 F3		(1, 3) 0-0 4-3	(1, 3) 0-0 F5		(1, 3) 0-0 L1-3 1B		4	0	0	0	0	0	3									
Tom Brunansky, R OBP: 0.326, SLG: 0.496 Randy Bush, L OBP: 0.333, SLG: 0.455	(1, 9) 0-0 HR		(1, 9) 0-0 HR		(1, 9) 0-0 F9	(1, 9) 0-0 F9		(1, 9) 0-0 F7		3	1	1	1	0	0	0									
Tim Laudner, R OBP: 0.380, SLG: 0.534 Jeff Reed, L OBP: 0.307, SLG: 0.343	(1, 2) 0-0 F3		(1, 2) 0-0 F3		(1, 2) 0-3 K	(1, 2) 0-0 BB		(1, 2) 0-0 F9		2	0	0	0	1	1	0									
Gary Gaetti, R OBP: 0.333, SLG: 0.502	(1, 5) 0-0 F7		(1, 5) 0-0 F7		(1, 5) 0-0 F3	(1, 5) 0-0 F5		(1, 5) 0-0 1B		4	0	1	0	0	0	1									
Steve Lombardozzi, R OBP: 0.351, SLG: 0.436 Mark Salas, L OBP: 0.298, SLG: 0.390	(1, 4) 0-0 F9		(1, 4) 0-0 F9		(1, 4) 4-0 G3 BB	(1, 4) 0-0 F9		(1, 4) 0-0 F9		2	0	0	0	1	0	1									
Roy Smalley, S OBP: 0.345, SLG: 0.518	(1, 10) 0-3 K		(1, 10) 0-3 K		(1, 10) 0-0 G3	(1, 10) 0-0 G3		(1, 10) 0-0 BB 1B		3	0	1	0	0	1	1									
Greg Gagne, R OBP: 0.298, SLG: 0.364 Ron Washington, R OBP: 0.304, SLG: 0.523	(1, 6) 0-0 2B		(1, 6) 0-0 2B		(1, 6) 0-3 K	(1, 6) 0-0 K		(1, 6) 0-0 F8		2	0	1	0	0	1	1									
Inning Stats	R: 0 E: 0 K: 1 S: 5	H: 0 LOB: 0 BB: 0 P: 5	R: 1 E: 0 K: 0 S: 4	H: 1 LOB: 0 BB: 0 P: 4	R: 0 E: 0 K: 2 S: 8	H: 1 LOB: 1 BB: 0 P: 8	R: 0 E: 0 K: 1 S: 5	H: 0 LOB: 0 BB: 0 P: 5	R: 0 E: 0 K: 0 S: 3	H: 0 LOB: 1 BB: 1 P: 7	R: 0 E: 0 K: 0 S: 4	H: 2 LOB: 3 BB: 1 P: 8	R: 0 E: 0 K: 0 S: 4	H: 1 LOB: 1 BB: 0 P: 4	R: 0 E: 0 K: 0 S: 4	H: 1 LOB: 0 BB: 0 P: 4	1B: 3 2B: 2 3B: 0 HR: 1	SF: 0 SAC: 0 DP: 1 HBP: 0	WP: 0 PB: 0 CS: 0	PA: 34					
PITCHER	IP	WLS	BF	H	R	ER	SO	BB	IBB	HBP	BLK	WP	HR	S	P	ERA	WHIP								
Dennis Rasmussen, L ERA: 3.33	(1, 1)	7.1	W	29	4	1	1	6	3	0	0	0	0	38	50	1.23	0.955								
Tim Stockard, R ERA: 3.64	(8, 1)	1.2		5	1	0	0	0	0	0	0	0	0	5	5	0.00	0.600								

New York Yankees @ Minnesota Twins
Hubert H. Humphrey Metrodome, Minneapolis, MN
Thu Jul 10 1986, 8:05 PM EDT
Att: 21,759 - Unknown

AB 31
R 1
H 5
RBI 1
BB 3
SO 6
LOB 11

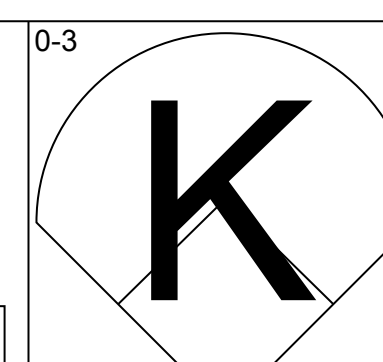
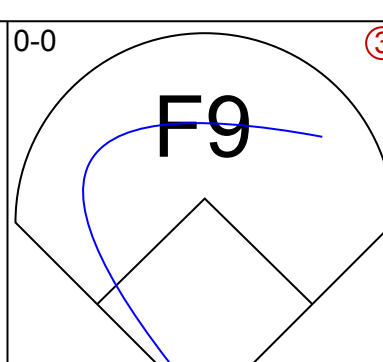
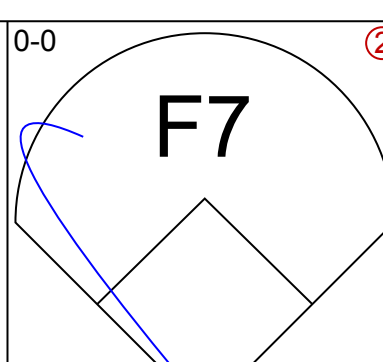
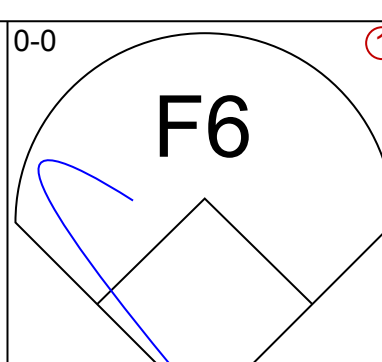
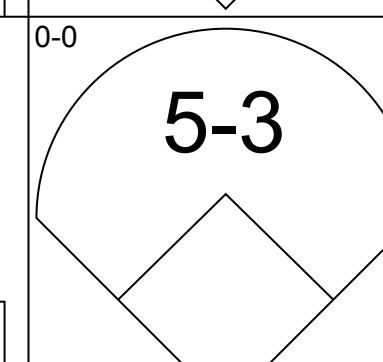
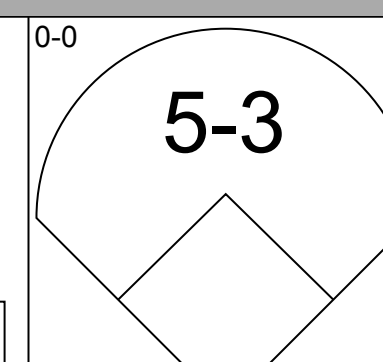
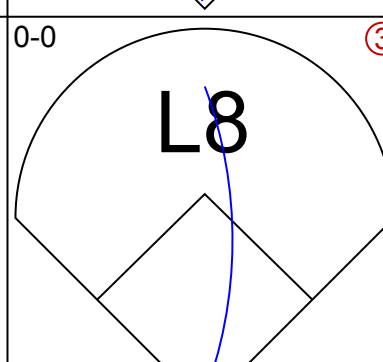
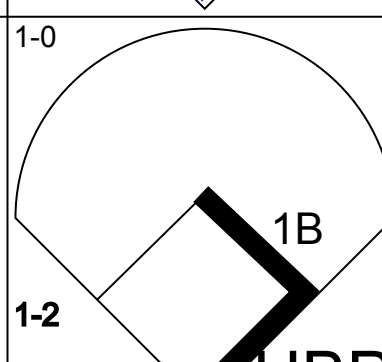
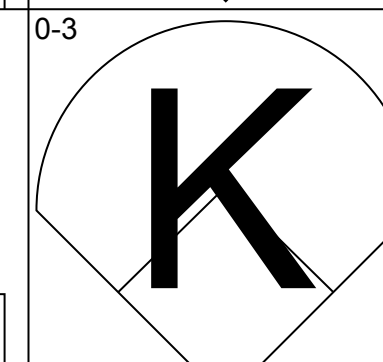
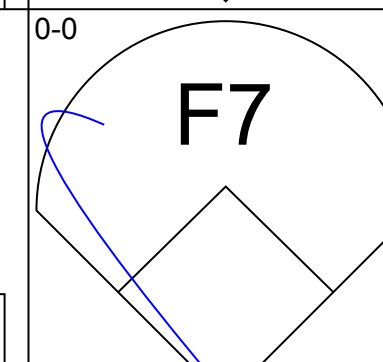
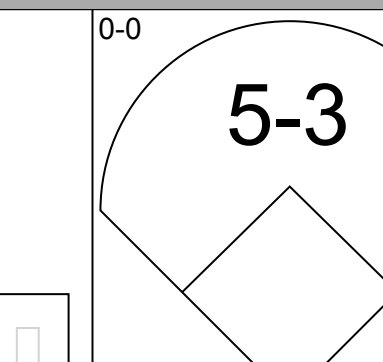
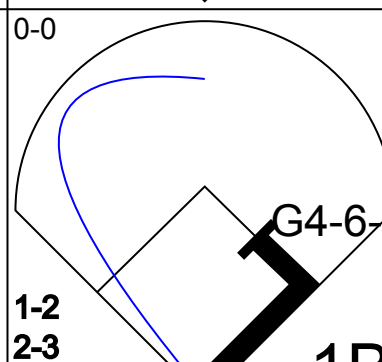
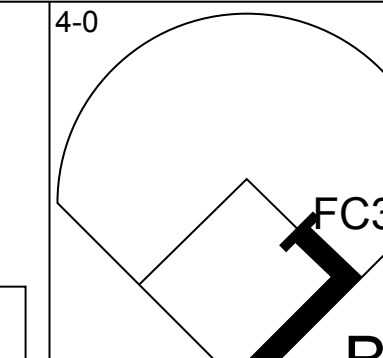
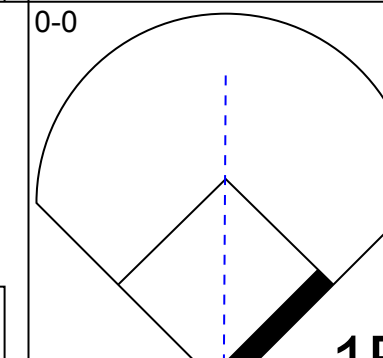
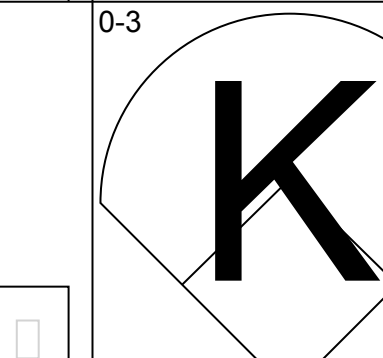
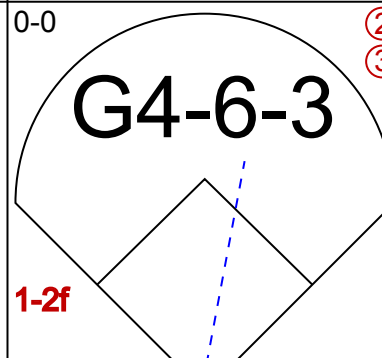
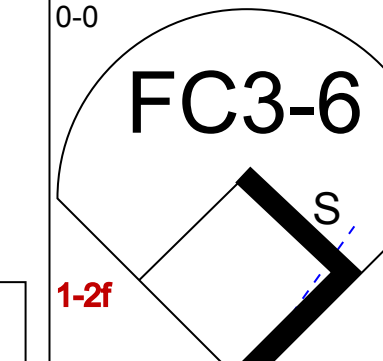
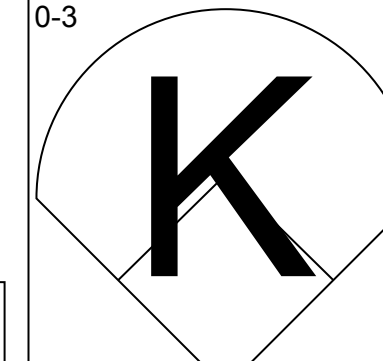
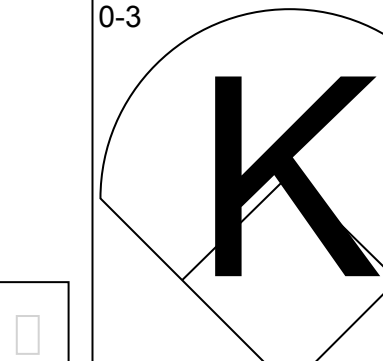
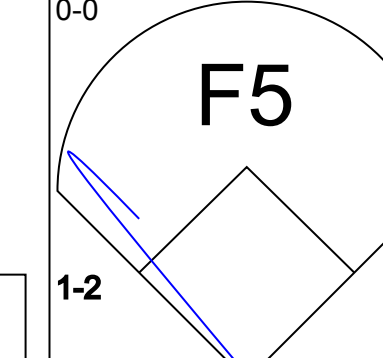
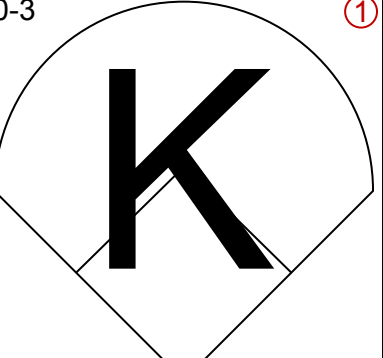
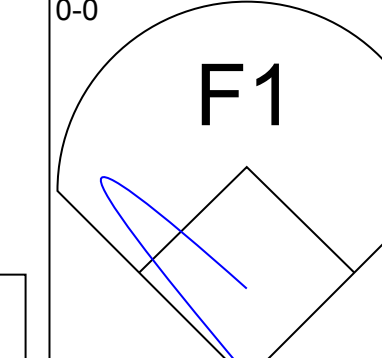
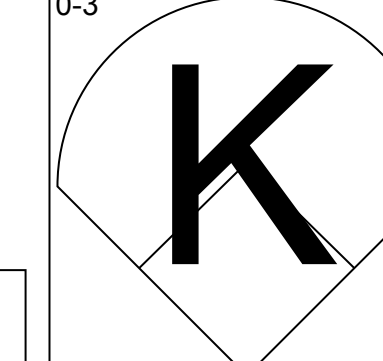
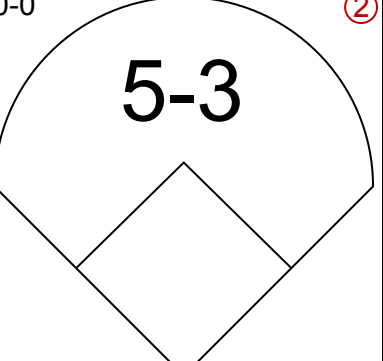
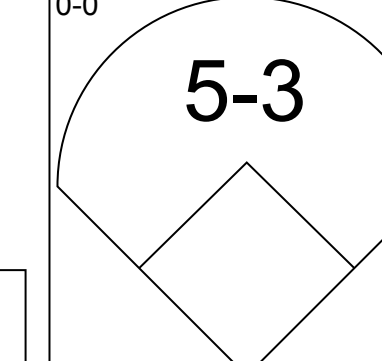
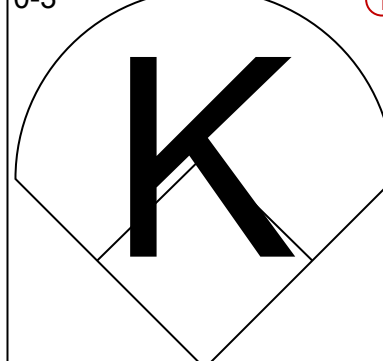
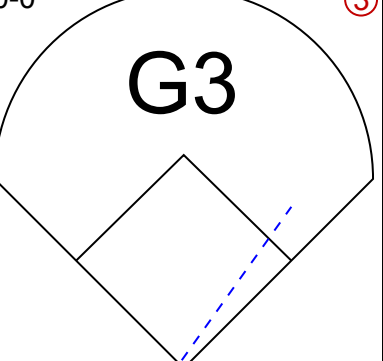
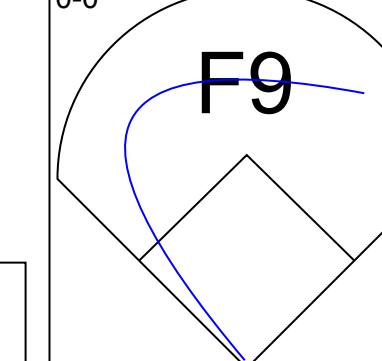
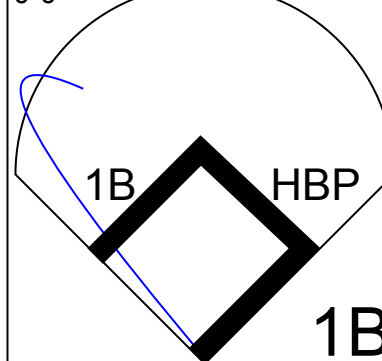
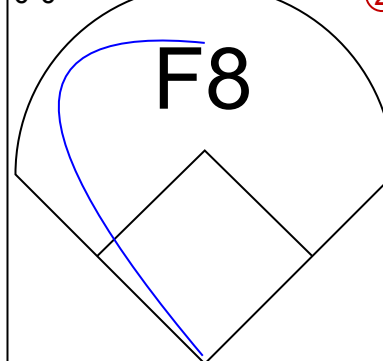
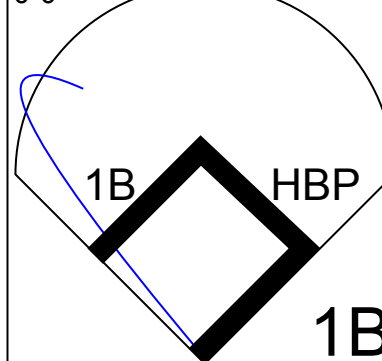
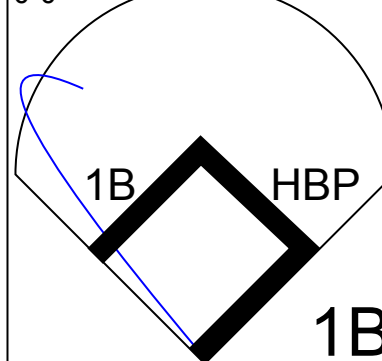


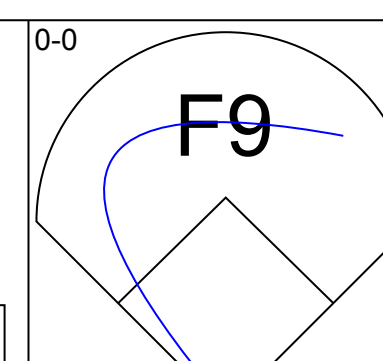
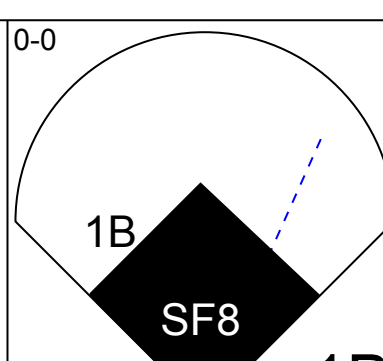
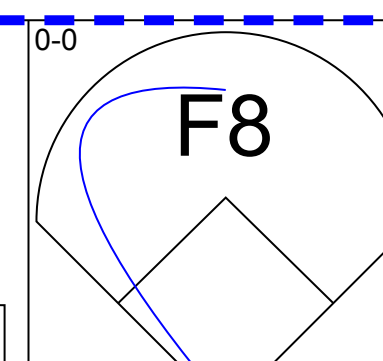
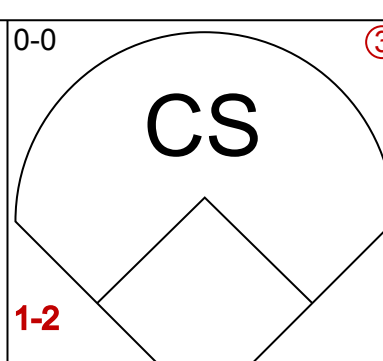
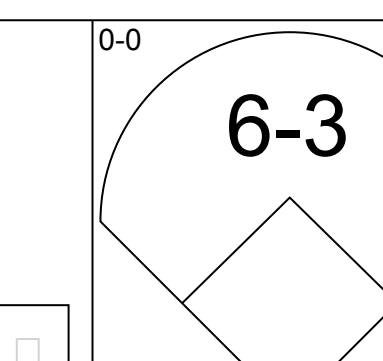
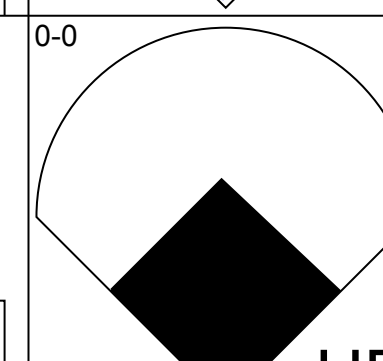
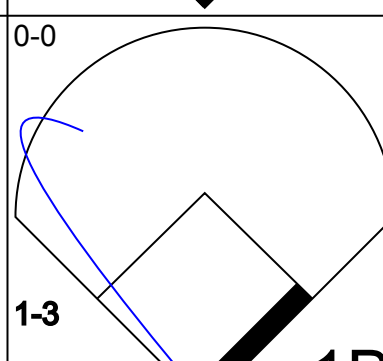
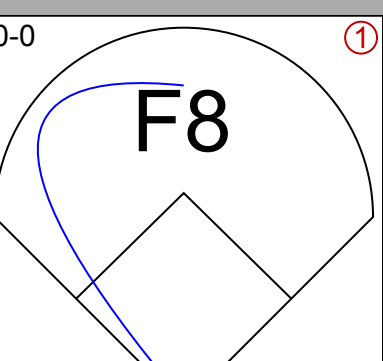
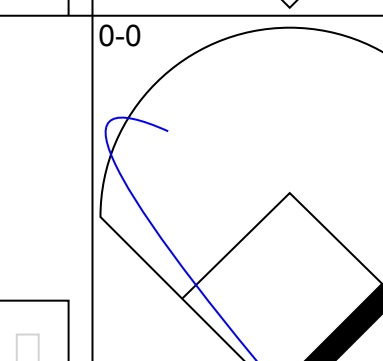
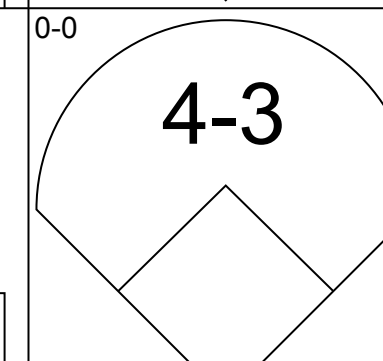
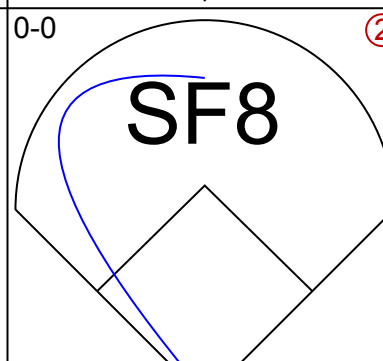
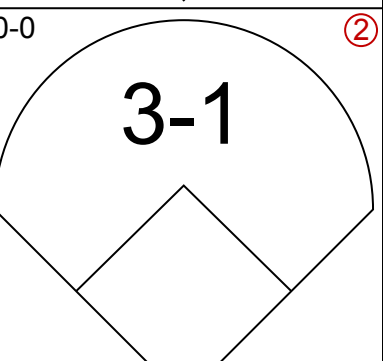
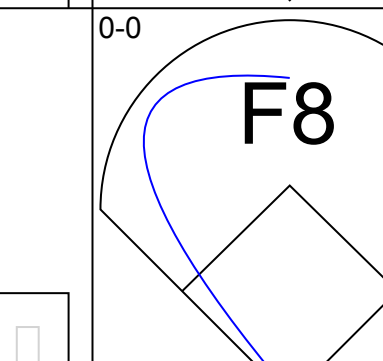
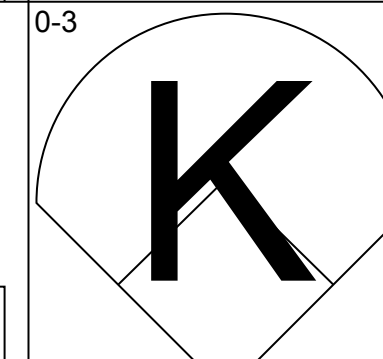
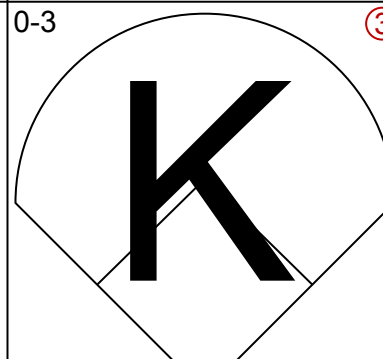
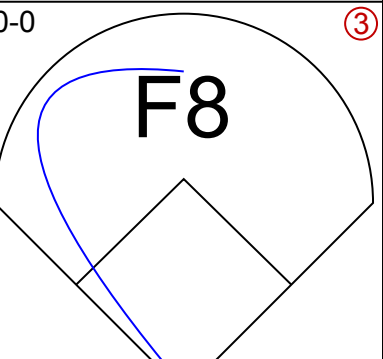
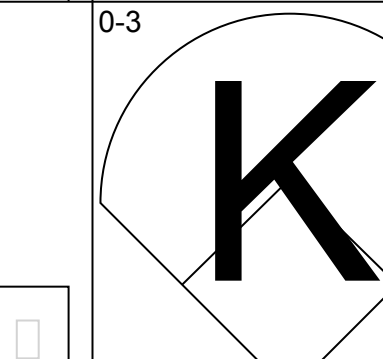
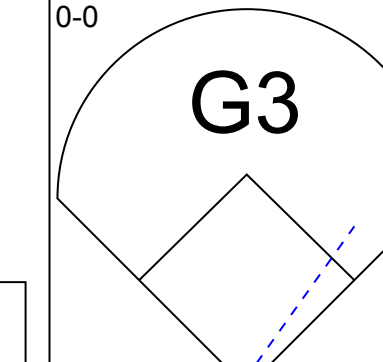
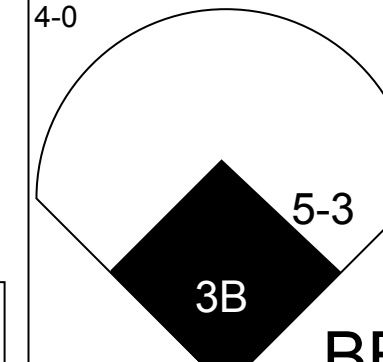
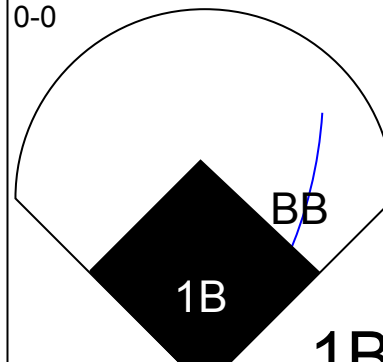
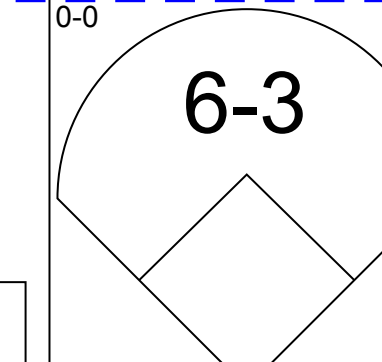
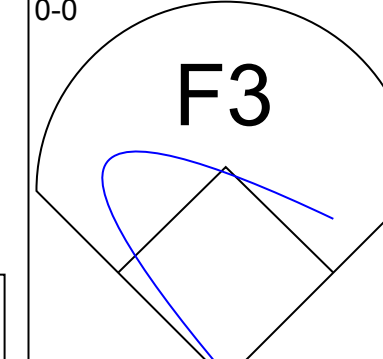
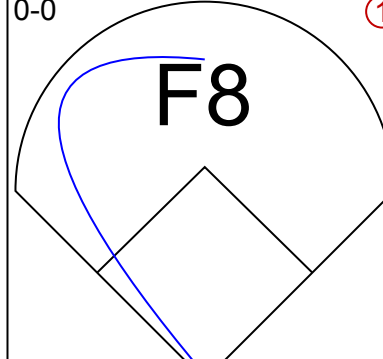
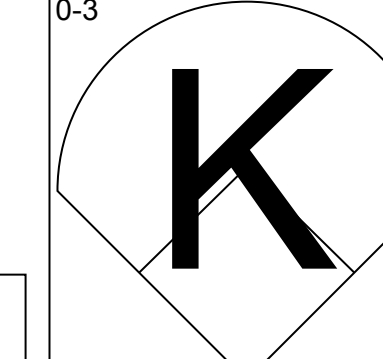
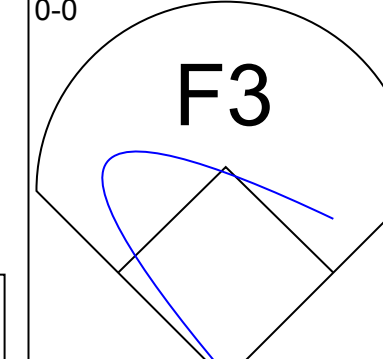
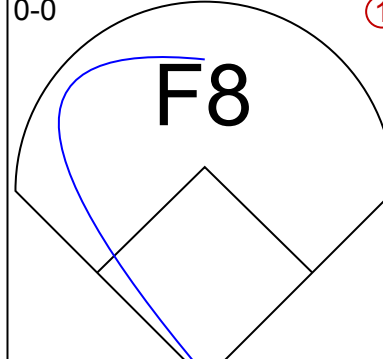
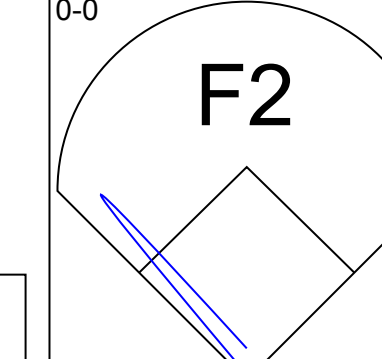
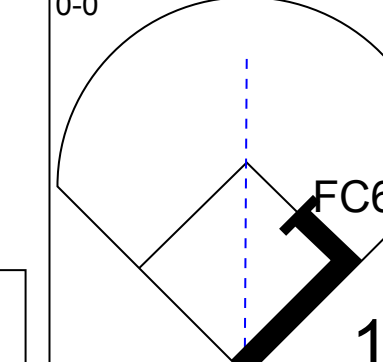
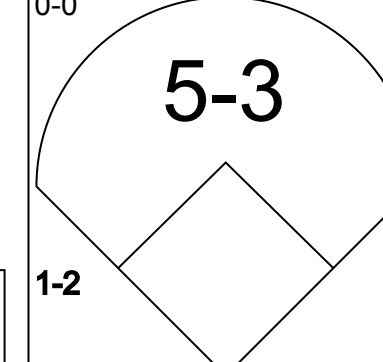
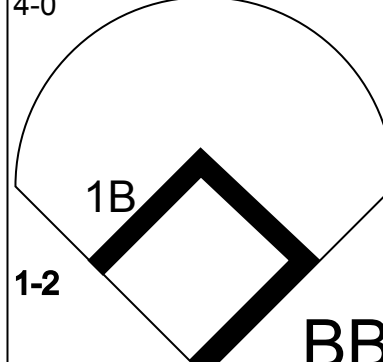
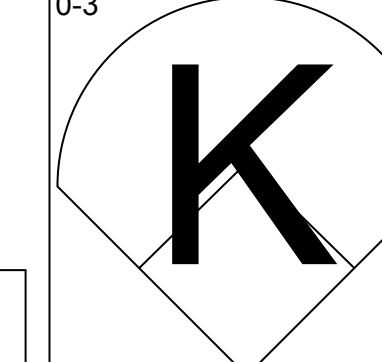
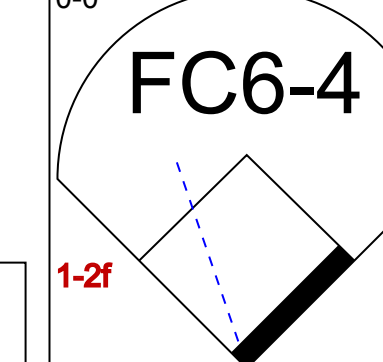
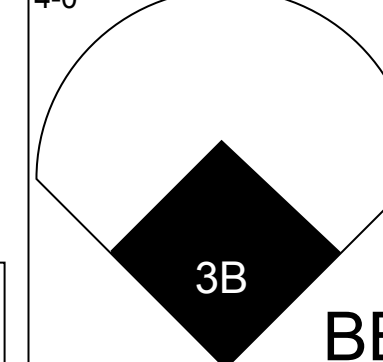
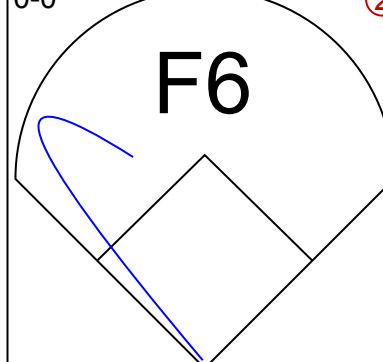
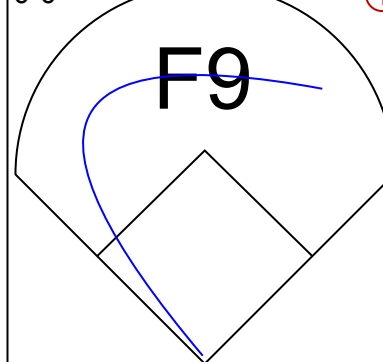
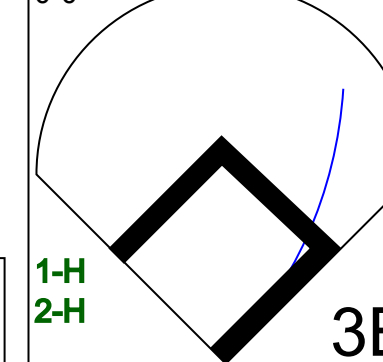
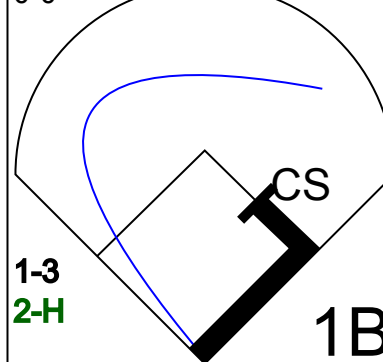
Batter	1	2	3	4	5	6	7	8	9	AB	R	H	RBI	BB	SO	LOB	TOP				
Rickey Henderson, R OBP: 0.379, SLG: 0.500 (1, 8)	5-3		2B 1B		5-3		1-H 2B		1-3 2B	5	2	3	1	0	0	0	New York Yankees @ Minnesota Twins Hubert H. Humphrey Metrodome, Minneapolis, MN Fri Jul 11 1986, 8:05 PM EDT Att: 25,020 - Unknown livebaseballscorecards.com				
Willie Randolph, R OBP: 0.395, SLG: 0.317 (1, 4)	FC6-4 1B		6-3 1-2		5-3		6-3		1-3	5	0	1	0	0	0	3					
Don Mattingly, L OBP: 0.378, SLG: 0.540 (1, 3)	F9		1B 2B		2B		6-3		HR 2B	5	2	3	2	0	0	2					
Dave Winfield, R OBP: 0.340, SLG: 0.447 (1, 10)	FC6-4 1-2		K		F3				K F7	5	0	0	0	0	2	4					
Gary Roenicke, R OBP: 0.459, SLG: 0.464 Dan Pasqua, L OBP: 0.402, SLG: 0.550 (9, PH) (9, 7)		K	1B		K				G6-4-3 HR 1B 2H HR	4	1	2	1	0	2	0					
Mike Easler, L OBP: 0.350, SLG: 0.477 Claudell Washington, L OBP: 0.333, SLG: 0.494 (9, PH) (9, 9)			K2-3		G6-4-3 BB				K	2	1	1	0	2	1	1					
Butch Wynegar, S OBP: 0.326, SLG: 0.370 (1, 2)		1B BB			G6-4-3				G6-4-3	3	0	0	0	1	1	3					
Mike Pagliarulo, L OBP: 0.331, SLG: 0.535 (1, 5)		K							K	4	1	1	3	0	3	2					
Dale Berra, R OBP: 0.317, SLG: 0.383 (1, 6)									HR K	3	1	0	0	1	2	2					
Inning Stats	R: 0 E: 0 K: 0 S: 4	H: 1 LOB: 1 BB: 0 P: 4	R: 0 E: 0 K: 2 S: 8	H: 1 LOB: 2 BB: 1 P: 12	R: 2 E: 0 K: 2 S: 10	H: 3 LOB: 1 BB: 0 P: 10	R: 0 E: 0 K: 3 S: 9	H: 0 LOB: 0 BB: 0 P: 9	R: 0 E: 0 K: 1 S: 4	H: 1 LOB: 1 BB: 1 P: 8	R: 1 E: 0 K: 1 S: 6	H: 1 LOB: 1 BB: 1 P: 10	R: 3 E: 0 K: 2 S: 9	H: 2 LOB: 0 BB: 1 P: 13	R: 3 E: 0 K: 1 S: 8	H: 3 LOB: 0 BB: 0 P: 8		1B: 5 2B: 5 3B: 0 HR: 2	SF: 0 SAC: 0 DP: 1 HBP: 0	WP: 0 PB: 0 CS: 0	PA: 42
PITCHER	IP	WLS	BF	H	R	ER	SO	BB	IBB	HBP	BLK	WP	HR	S	P	ERA	WHIP				
Neal Heaton, L ERA: 3.94 Keith Atherton, R ERA: 3.69	(1, 1) (8, 1)	7.2 1.1	L 7	35 3	9 3	6 3	6 3	10 2	4 0	0 0	0 0	0 0	1 11	51 11	67 11	7.04 20.25	1.696 2.250				

Batter	1	2	3	4	5	6	7	8	9	AB	R	H	RBI	BB	SO	LOB	BOTTOM					
Kirby Puckett, R OBP: 0.372, SLG: 0.537 (1, 8)	G1-4-3		FC2-6 1-2		K				K	4	0	0	0	0	2	1	New York Yankees @ Minnesota Twins Hubert H. Humphrey Metrodome, Minneapolis, MN Fri Jul 11 1986, 8:05 PM EDT Att: 25,020 - Unknown livebaseballscorecards.com					
Randy Bush, L OBP: 0.336, SLG: 0.456 (1, 7)	K		4-3		2B 1B				4-3 1B	4	2	2	0	0	1	1						
Kent Hrbek, L OBP: 0.403, SLG: 0.580 (1, 3)	6-3				6-3		1-H 2B		4-3	4	0	1	1	0	0	1						
Tom Brunansky, R OBP: 0.325, SLG: 0.493 (1, 9)		6-3			F8		F3		1B 1B	4	1	1	1	0	0	1						
Roy Smalley, S OBP: 0.347, SLG: 0.516 (1, 10)		F4			F8				1B 1B	3	0	1	0	1	0	0						
Gary Gaetti, R OBP: 0.335, SLG: 0.502 (1, 5)					F6		FC1-6 BB		1B 1B	4	0	2	1	0	0	1						
Steve Lombardozzi, R OBP: 0.347, SLG: 0.431 Tim Laudner, R OBP: 0.376, SLG: 0.528 (9, PH) (9, 6)					F7		G5-4-3		1B	3	0	0	0	0	0	2						
Mark Salas, L OBP: 0.297, SLG: 0.382 (1, 2)					K				F5 F5	3	0	0	0	1	1	2						
Greg Gagne, R OBP: 0.296, SLG: 0.361 Mickey Hatcher, R OBP: 0.265, SLG: 0.287 Alvaro Espinoza, R (9, 6)					F4		F6		K	2	0	0	0	0	0	1						
Inning Stats	R: 0 E: 0 K: 1 S: 5	H: 0 LOB: 0 BB: 0 P: 5	R: 0 E: 0 K: 0 S: 4	H: 1 LOB: 1 BB: 0 P: 4	R: 0 E: 0 K: 0 S: 3	H: 0 LOB: 1 BB: 1 P: 7	R: 0 E: 0 K: 0 S: 3	H: 0 LOB: 0 BB: 0 P: 3	R: 0 E: 0 K: 1 S: 5	H: 0 LOB: 0 BB: 0 P: 5	R: 1 E: 0 K: 1 S: 7	H: 2 LOB: 1 BB: 0 P: 7	R: 0 E: 0 K: 0 S: 2	H: 0 LOB: 0 BB: 1 P: 6	R: 0 E: 0 K: 2 S: 7	H: 0 LOB: 0 BB: 0 P: 7		R: 2 E: 0 K: 1 S: 9	H: 4 LOB: 2 BB: 0 P: 9	1B: 6 2B: 1 3B: 0 HR: 0	SF: 0 SAC: 0 DP: 1 HBP: 0	WP: 0 PB: 0 CS: 0
PITCHER	IP	WLS	BF	H	R	ER	SO	BB	IBB	HBP	BLK	WP	HR	S	P	ERA	WHIP					
Doug Drabek, R ERA: 5.18 Brian Fisher, R ERA: 5.2	(1, 1) (7, 1)	6.0 3.0	W S	23 12	4 4	2 2	2 3	3 0	0 0	0 0	0 0	0 0	0 18	27 18	35 18	1.50 6.00	0.833 1.333					

Batter	1	2	3	4	5	6	7	8	9	AB	R	H	RBI	BB	SO	LOB	TOP				
Rickey Henderson, R OBP: 0.381, SLG: 0.497 (1.8)	5-3		1B			L7		2B	F9	4	2	1	0	2	0	3	New York Yankees @ Minnesota Twins Hubert H. Humphrey Metrodome, Minneapolis, MN Sat Jul 12 1986, 8:05 PM EDT Att: 30,366 - Unknown livebaseballscorecards.com				
Claudell Washington, L OBP: 0.340, SLG: 0.550 (1.9)	3-1		1B			1B		BB		4	2	2	1	1	0	2					
Don Mattingly, L OBP: 0.381, SLG: 0.541 (1.3)	4-3		1B			1B		BB	F6	5	1	3	2	0	0	2					
Mike Easter, L OBP: 0.390, SLG: 0.476 (1.7)		K	1B			1B			K	5	0	2	1	0	2	3					
Ron Hassey, L OBP: 0.387, SLG: 0.482 (1.2)	L9		F8			F7			F7	5	0	0	0	0	0	4					
Dan Pasqua, L OBP: 0.418, SLG: 0.596 (1.10)									F8 1B HBP	4	1	3	2	0	1	0					
Mike Pagliarulo, L OBP: 0.332, SLG: 0.544 (1.5)	F9					F5			BB 1-2	5	1	2	1	0	0	3					
Willie Randolph, R OBP: 0.392, SLG: 0.315 (1.4)			5-3			F3			F8	5	1	1	0	0	0	2					
Paul Zuvella, R OBP: 0.171, SLG: 0.033 (1.6)	5-3								BB 1-2	4	0	1	0	1	1	0					
Inning Stats	R: 0 E: 0 K: 0 S: 3	H: 0 LOB: 0 BB: 0 P: 3	R: 0 E: 0 K: 1 S: 6	H: 1 LOB: 1 BB: 0 P: 6	R: 2 E: 0 K: 0 S: 7	H: 4 LOB: 2 BB: 0 P: 7	R: 1 E: 0 K: 2 S: 8	H: 1 LOB: 0 BB: 0 P: 8	R: 2 E: 0 K: 0 S: 5	H: 3 LOB: 2 BB: 1 P: 9	R: 1 E: 0 K: 0 S: 4	H: 1 LOB: 0 BB: 0 P: 4	R: 0 E: 0 K: 1 S: 6	H: 1 LOB: 2 BB: 1 P: 10	R: 0 E: 0 K: 0 S: 4	H: 1 LOB: 3 BB: 1 P: 9		1B: 11 2B: 3 3B: 0 HR: 2	SF: 0 SAC: 0 DP: 1 HBP: 1	WP: 0 PB: 1 CS: 2	PA: 46
PITCHER	IP	WLS	BF	H	R	ER	SO	BB	IBB	HBP	BLK	WP	HR	S	P	ERA	WHIP				
Mike Smithson, R ERA: 4.88 (1.1)	4.2	L	24	9	5	5	3	1	0	0	0	0	1	29	33	9.64	2.143				
Allan Anderson, L ERA: 5.23 (5.1)	3.1		16	5	3	3	1	2	0	0	0	0	0	16	24	8.10	2.100				
Ron Davis, R ERA: 8.29 (9.1)	1.0		6	1	0	0	0	1	0	1	0	0	0	4	9	0.00	2.000				

Batter	1	2	3	4	5	6	7	8	9	AB	R	H	RBI	BB	SO	LOB	BOTTOM				
Kirby Puckett, R OBP: 0.373, SLG: 0.540 (1.8)	4-3		BB 2B			F9		1B		4	0	2	0	0	0	0	New York Yankees @ Minnesota Twins Hubert H. Humphrey Metrodome, Minneapolis, MN Sat Jul 12 1986, 8:05 PM EDT Att: 30,366 - Unknown livebaseballscorecards.com				
Randy Bush, L OBP: 0.330, SLG: 0.447 (1.7)	K		4-3			6-3		K		4	0	0	0	0	2	2					
Kent Hrbek, L OBP: 0.407, SLG: 0.579 (1.3)			BB			F8		1-4-6 1B		2	0	1	0	2	0	0					
Tom Brunansky, R OBP: 0.324, SLG: 0.488 (1.9)	L5		BB			6-3		L4-6		3	0	0	0	1	0	3					
Roy Smalley, S OBP: 0.353, SLG: 0.518 (1.10)			G3			G5-4-3 1B		FC5-4 1B		3	0	2	0	1	0	3					
Gary Gaetti, R OBP: 0.331, SLG: 0.495 (1.5)	F7					G5-4-3		FC5-4 G4-6-3		4	0	0	0	0	0	3					
Steve Lombardozzi, R OBP: 0.347, SLG: 0.434 (1.4)	F6							F7		3	0	1	0	0	0	1					
Mark Salas, L OBP: 0.295, SLG: 0.380 (9. PH)								G4-6-3		1	0	0	0	0	0	1					
Jeff Reed, L OBP: 0.295, SLG: 0.329 (1.2)	4-3					6-3		F8		3	0	0	0	0	0	2					
Alvaro Espinoza, R OBP: 0.295, SLG: 0.329 (1.6)			6-3					K		3	0	0	0	0	2	1					
Inning Stats	R: 0 E: 0 K: 1 S: 5	H: 0 LOB: 1 BB: 1 P: 9	R: 0 E: 0 K: 0 S: 3	H: 0 LOB: 1 BB: 1 P: 7	R: 0 E: 0 K: 0 S: 4	H: 1 LOB: 3 BB: 2 P: 12	R: 0 E: 0 K: 1 S: 6	H: 1 LOB: 0 BB: 0 P: 6	R: 0 E: 0 K: 0 S: 3	H: 0 LOB: 0 BB: 0 P: 3	R: 0 E: 0 K: 1 S: 5	H: 0 LOB: 0 BB: 0 P: 5	R: 0 E: 0 K: 1 S: 6	H: 2 LOB: 1 BB: 0 P: 6	R: 0 E: 0 K: 0 S: 3	H: 1 LOB: 0 BB: 0 P: 3	1B: 4 2B: 3 3B: 0 HR: 0	SF: 0 SAC: 0 DP: 3 HBP: 0	WP: 0 PB: 0 CS: 0	PA: 34	
PITCHER	IP	WLS	BF	H	R	ER	SO	BB	IBB	HBP	BLK	WP	HR	S	P	ERA	WHIP				
Scott Nielsen, R ERA: 1.69 (1.1)	9.0	W	34	6	0	0	4	4	0	0	0	0	0	38	54	0.00	1.111				


Batter	1	2	3	4	5	6	7	8	9	AB	R	H	RBI	BB	SO	LOB	TOP					
Claudell Washington, L OBP: 0.333, SLG: 0.489 (1, 8)										4	0	0	0	0	1	1	New York Yankees @ Minnesota Twins Hubert H. Humphrey Metrodome, Minneapolis, MN Sun Jul 13 1986, 4:33 AM EDT Att: 26,722 - Unknown livebaseballscorecards.com					
Wille Randolph, R OBP: 0.391, SLG: 0.312 (1, 4)										3	0	0	0	0	0	0						
Don Mattingly, L OBP: 0.380, SLG: 0.538 (1, 3)										4	0	1	0	0	1	0						
Mike Easter, L OBP: 0.391, SLG: 0.475 (1, 10)										3	0	1	0	1	1	3						
Dan Pasqua, L OBP: 0.408, SLG: 0.579 (1, 9)										3	0	0	0	0	2	2						
Mike Pagliarulo, L OBP: 0.329, SLG: 0.538 (1, 5)										3	0	0	0	0	1	1						
Gary Roenicke, R OBP: 0.448, SLG: 0.450 (1, 7)										3	0	0	0	0	1	1						
Butch Wynegar, S OBP: 0.321, SLG: 0.364 (1, 2)										3	0	0	0	0	1	0						
Paul Zuvella, R OBP: 0.162, SLG: 0.031 (1, 6)										2	0	0	0	0	0	0						
Ron Hassey, L OBP: 0.390, SLG: 0.485 (9, PH)										1	0	1	0	0	0	0						
Mike Fischlin, R OBP: 0.328, SLG: 0.288 (9, PR)										0	0	0	0	0	0	0						
Inning Stats	R: 0 E: 0 K: 2 S: 7	H: 0 LOB: 0 BB: 0 P: 7	R: 0 E: 0 K: 1 S: 5	H: 0 LOB: 1 BB: 1 P: 9	R: 0 E: 0 K: 1 S: 5	H: 0 LOB: 0 BB: 0 P: 5	R: 0 E: 0 K: 1 S: 6	H: 1 LOB: 1 BB: 0 P: 6	R: 0 E: 0 K: 1 S: 5	H: 0 LOB: 0 BB: 0 P: 5	R: 0 E: 0 K: 2 S: 7	H: 0 LOB: 0 BB: 0 P: 7	R: 0 E: 0 K: 0 S: 3	H: 0 LOB: 0 BB: 0 P: 3	R: 0 E: 0 K: 0 S: 3	H: 0 LOB: 0 BB: 0 P: 3	R: 0 E: 0 K: 0 S: 4	H: 2 LOB: 2 BB: 0 P: 5	1B: 3 2B: 0 3B: 0 HR: 0	SF: 0 SAC: 0 DP: 1 HBP: 1	WP: 0 PB: 0 CS: 1	PA: 31
PITCHER Bert Blyleven, R ERA: 4.95 (1, 1)	IP: 9.0 WLS: W BF: 31 H: 3 R: 0 ER: 0 SO: 8 BB: 1 IBB: 0 HBP: 1 BLK: 0 WP: 0 HR: 0 S: 45 P: 50 ERA: 0.00 WHIP: 0.444															PITCHER						

Batter	1	2	3	4	5	6	7	8	9	AB	R	H	RBI	BB	SO	LOB	BOTTOM			
Kirby Puckett, R OBP: 0.372, SLG: 0.537 (1, 8)										4	1	1	0	0	0	1	New York Yankees @ Minnesota Twins Hubert H. Humphrey Metrodome, Minneapolis, MN Sun Jul 13 1986, 4:33 AM EDT Att: 26,722 - Unknown livebaseballscorecards.com			
Roy Smalley, S OBP: 0.356, SLG: 0.533 (1, 10)										4	1	3	1	0	0	0				
Kent Hrbek, L OBP: 0.403, SLG: 0.573 (1, 3)										3	0	0	1	0	0	1				
Tom Brunansky, R OBP: 0.321, SLG: 0.483 (1, 9)										4	0	0	0	0	3	2				
Randy Bush, L OBP: 0.335, SLG: 0.447 (8, PH)										2	2	1	0	1	0	0				
Mickey Hatcher, R OBP: 0.263, SLG: 0.285 (9, 7)										1	0	0	0	0	0	0				
Gary Gaetti, R OBP: 0.326, SLG: 0.489 (1, 5)										4	0	0	0	0	1	2				
Jeff Reed, L OBP: 0.305, SLG: 0.329 (1, 2)										3	0	1	0	1	1	1				
Steve Lombardozzi, R OBP: 0.347, SLG: 0.430 (1, 4)										2	1	0	0	1	0	3				
Greg Gagne, R OBP: 0.300, SLG: 0.372 (1, 6)										3	0	2	3	0	0	0				
Inning Stats	R: 1 E: 0 K: 1 S: 6	H: 1 LOB: 0 BB: 0 P: 6	R: 0 E: 0 K: 1 S: 6	H: 1 LOB: 0 BB: 0 P: 6	R: 1 E: 0 K: 1 S: 7	H: 2 LOB: 1 BB: 0 P: 7	R: 2 E: 0 K: 0 S: 4	H: 1 LOB: 1 BB: 2 P: 12	R: 0 E: 0 K: 0 S: 3	H: 0 LOB: 0 BB: 0 P: 3	R: 1 E: 0 K: 0 S: 4	H: 2 LOB: 1 BB: 1 P: 8	R: 0 E: 0 K: 1 S: 6	H: 1 LOB: 1 BB: 0 P: 6	R: 0 E: 0 K: 1 S: 5	H: 0 LOB: 0 BB: 0 P: 5	1B: 6 2B: 0 3B: 1 HR: 1	SF: 1 SAC: 0 DP: 0 HBP: 0	WP: 0 PB: 0 CS: 1	PA: 35
PITCHER Bob Tewksbury, R ERA: 3.59 (1, 1)	IP: 3.2 WLS: L BF: 18 H: 5 R: 4 ER: 4 SO: 3 BB: 2 IBB: 0 HBP: 0 BLK: 0 WP: 0 HR: 1 S: 22 P: 30 ERA: 9.82 WHIP: 1.909															PITCHER				
Tim Stoddard, R ERA: 3.58 (4, 1)	IP: 3.1 WLS: L BF: 13 H: 3 R: 1 ER: 1 SO: 1 BB: 1 IBB: 0 HBP: 0 BLK: 0 WP: 0 HR: 0 S: 14 P: 18 ERA: 2.70 WHIP: 1.200															PITCHER				
Al Holland, L ERA: 3.98 (8, 1)	IP: 1.0 WLS: L BF: 3 H: 0 R: 0 ER: 0 SO: 1 BB: 0 IBB: 0 HBP: 0 BLK: 0 WP: 0 HR: 0 S: 5 P: 5 ERA: 0.00 WHIP: 0.000															PITCHER				


Batter	1	2	3	4	5	6	7	8	9	AB	R	H	RBI	BB	SO	LOB	TOP				
Kirby Puckett, R OBP: 0.373, SLG: 0.547 (1, 8)	0-0 6-3		0-0 SF9 1-3 2B		0-0 F9			0-0 HR		4	1	2	1	0	0	0	Minnesota Twins @ Baltimore Orioles Memorial Stadium, Baltimore, MD Thu Jul 17 1986, 7:05 PM EDT Att: 20,317 - Unknown				
Roy Smalley, S OBP: 0.357, SLG: 0.527 (1, 10)	0-0 F8		4-0 BB		0-0 F8			0-0 F6		3	0	0	0	1	0	0					
Kent Hrbek, L OBP: 0.398, SLG: 0.568 (1, 3)	0-0 5-3		0-0 SF9		0-0 L8			0-0 3-1		3	0	0	1	0	0	0					
Tom Brunansky, R OBP: 0.318, SLG: 0.477 (1, 9)		0-0 F2	0-0 F4		0-0 F7			0-0 L7		4	0	0	0	0	0	2					
Randy Bush, L OBP: 0.333, SLG: 0.441 (1, 7)		4-0 S BB		0-0 4-3			0-3 K		0-3 K	3	0	0	0	1	2	0					
Gary Gaetti, R OBP: 0.327, SLG: 0.489 (1, 5)		0-3 K 1-2		0-0 E5 CS			0-0 BB 2B		0-0 F3	4	0	1	0	0	1	1					
Mark Salas, L OBP: 0.294, SLG: 0.373 (1, 2)		0-0 F5		0-0 F5			4-0 BB BB		0-0 3-1	3	0	0	0	1	0	2					
Steve Lombardozi, R OBP: 0.347, SLG: 0.427 (1, 4)			0-3 K	0-0 CS	0-0 F4		4-0 L5-3 BB			2	0	0	0	1	1	0					
Greg Gagne, R OBP: 0.300, SLG: 0.372 (1, 6)			0-0 2B SF9 1B		0-0 F8		0-0 L5-3 BB			3	1	1	0	0	0	3					
Inning Stats	R: 0 E: 0 K: 0 S: 3	H: 0 LOB: 0 BB: 0 P: 3	R: 0 E: 0 K: 1 S: 5	H: 0 LOB: 1 BB: 1 P: 9	R: 1 E: 0 K: 1 S: 7	H: 2 LOB: 2 BB: 1 P: 11	R: 0 E: 1 K: 0 S: 3	H: 0 LOB: 0 BB: 0 P: 3	R: 0 E: 0 K: 0 S: 3	H: 0 LOB: 0 BB: 0 P: 3	R: 0 E: 0 K: 1 S: 5	H: 1 LOB: 2 BB: 2 P: 13	R: 1 E: 0 K: 1 S: 4	H: 1 LOB: 0 BB: 0 P: 4	R: 0 E: 0 K: 1 S: 5	H: 0 LOB: 0 BB: 0 P: 5	1B: 1 2B: 3 3B: 0 HR: 1	SF: 1 SAC: 0 DP: 1 HBP: 0	WP: 0 PB: 0 SB: 1 CS: 1	PA: 35	
PITCHER	IP WLS BF H R ER SO BB IBB HBP BLK WP HR S P ERA WHIP	7.0 W 28 4 2 2 3 4 0 0 0 0 1 30 46 2.57 1.143	2.0 S 6 0 0 0 1 0 0 0 0 0 0 8 8 0.00 0.000																		

Batter	1	2	3	4	5	6	7	8	9	AB	R	H	RBI	BB	SO	LOB	BOTTOM				
Mike Young, S OBP: 0.343, SLG: 0.347 (1, 10)	0-3 K		0-0 F9			4-0 G3-6-3 BB		4-0 S 1B BB		2	1	0	0	2	1	0	Minnesota Twins @ Baltimore Orioles Memorial Stadium, Baltimore, MD Thu Jul 17 1986, 7:05 PM EDT Att: 20,317 - Unknown				
Lee Lacy, R OBP: 0.311, SLG: 0.379 (1, 9)	0-0 F8			0-0 HR		0-0 F9		0-0 BB HBP 1B		4	2	2	3	0	0	1					
Fred Lynn, L OBP: 0.384, SLG: 0.523 (1, 8)	0-0 F7			0-0 F7		0-0 G3-6-3		0-0 1-3		4	0	0	0	0	0	2					
Cal Ripken Jr., R OBP: 0.382, SLG: 0.497 (1, 6)		0-0 G3		0-0 5-3			0-0 HR	4-0 HBP BB BB		3	1	1	1	1	0	0					
Rick Dempsey, R OBP: 0.316, SLG: 0.396 (1, 2)		0-0 2B		0-0 F8			0-0 F8	4-0 HBP BB		3	0	1	0	1	0	0					
Juan Bonilla, R OBP: 0.323, SLG: 0.338 (1, 4)		0-0 F9			0-0 6-3		0-0 F7	1-0 HBP		3	0	0	1	0	0	1					
Floyd Rayford, R OBP: 0.292, SLG: 0.215 (1, 5)		0-3 K			4-0 G3-6-3 BB		0-0 5-3	0-3 HBP		2	0	0	0	1	1	1					
Jim Dwyer, L OBP: 0.369, SLG: 0.578 (6, PH)										1	0	0	0	0	1	3					
Tom O'Malley, L OBP: 0.325, SLG: 0.359 (9, 5)										0	0	0	0	0	0	0					
Larry Sheets, L OBP: 0.356, SLG: 0.533 (1, 3)			0-0 1-3		0-0 G3-6-3			0-0 G4-1		3	0	0	0	0	0	1					
John Shelby, S OBP: 0.254, SLG: 0.349 (1, 7)			0-3 K			0-0 HR		0-0 S BB 1B		3	2	2	1	0	1	0					
Inning Stats	R: 0 E: 0 K: 1 S: 5	H: 0 LOB: 0 BB: 0 P: 5	R: 0 E: 0 K: 1 S: 6	H: 1 LOB: 0 BB: 0 P: 6	R: 0 E: 0 K: 1 S: 5	H: 0 LOB: 0 BB: 0 P: 5	R: 1 E: 0 K: 0 S: 4	H: 1 LOB: 0 BB: 0 P: 4	R: 0 E: 0 K: 0 S: 2	H: 0 LOB: 0 BB: 1 P: 6	R: 1 E: 0 K: 0 S: 3	H: 1 LOB: 1 BB: 1 P: 7	R: 1 E: 0 K: 0 S: 4	H: 1 LOB: 0 BB: 0 P: 4	R: 3 E: 0 K: 1 S: 7	H: 2 LOB: 3 BB: 3 P: 20	1B: 2 2B: 1 3B: 0 HR: 3	SF: 0 SAC: 0 DP: 2 HBP: 1	WP: 0 PB: 0 SB: 2 CS: 0	PA: 34	
PITCHER	IP WLS BF H R ER SO BB IBB HBP BLK WP HR S P ERA WHIP	7.1 L 29 6 6 6 3 3 0 0 0 0 1 32 44 7.36 1.227	0.1 1 0 0 0 0 0 0 0 0 0 0 0 1 1 0.00 0.000	0.1 4 0 0 0 0 1 2 0 1 0 0 0 3 12 0.00 6.000																	

AB 29
R 2
H 4
RBI 2
BB 4
SO 4
LOB 8




AB 28
R 6
H 6
RBI 6
BB 5
SO 4
LOB 9




Batter	1	2	3	4	5	6	7	8	9	AB	R	H	RBI	BB	SO	LOB	TOP			
Kirby Puckett, R OBP: 0.374, SLG: 0.560 (1, 8)										5	2	3	0	0	1		Minnesota Twins @ Baltimore Orioles Memorial Stadium, Baltimore, MD Fri Jul 18, 1986, 7:05 PM EDT Att: 33,914 - Unknown			
Gary Gaetti, R OBP: 0.333, SLG: 0.503 (1, 5)										5	1	4	1	0	1	0				
Kent Hrbek, L OBP: 0.398, SLG: 0.573 (1, 3)										4	2	1	1	1	1	3				
Tom Brunansky, R OBP: 0.317, SLG: 0.475 (1, 9)										4	0	1	0	0	1	1				
Roy Smalley, S OBP: 0.355, SLG: 0.526 (1, 10)										4	0	1	1	0	1	1				
Tim Laudner, R OBP: 0.386, SLG: 0.511 Randy Bush, L OBP: 0.336, SLG: 0.443 (9, PH) (9, 7)										3	0	0	0	0	1	2				
Steve Lombardozzi, R OBP: 0.343, SLG: 0.422 (1, 4)										3	0	0	0	0	2	2				
Mickey Hatcher, R OBP: 0.268, SLG: 0.291 Jeff Reed, L OBP: 0.305, SLG: 0.329 (9, 2)										3	1	1	1	1	1	2				
Greg Gagne, R OBP: 0.296, SLG: 0.366 (1, 6)										4	0	0	0	0	0	2				
Inning Stats	R: 3 E: 0 K: 1 S: 9	H: 4 LOB: 2 BB: 1 P: 13	R: 0 E: 0 K: 1 S: 5	H: 0 LOB: 0 BB: 0 P: 5	R: 1 E: 0 K: 0 S: 4	H: 1 LOB: 0 BB: 0 P: 4	R: 0 E: 0 K: 2 S: 7	H: 0 LOB: 0 BB: 0 P: 7	R: 0 E: 0 K: 1 S: 3	H: 1 LOB: 0 BB: 0 P: 3	R: 0 E: 0 K: 1 S: 5	H: 0 LOB: 1 BB: 1 P: 9	R: 0 E: 0 K: 1 S: 6	H: 1 LOB: 1 BB: 0 P: 6	R: 3 E: 0 K: 1 S: 9	H: 4 LOB: 1 BB: 0 P: 9	1B: 5 2B: 2 3B: 0 HR: 4	SF: 0 SAC: 1 DP: 1 HBP: 0	WP: 0 PB: 0 SB: 0 CS: 0	PA: 39
PITCHER	IP WLS BF H R ER SO BB IBB HBP BLK WP HR S P ERA WHIP																			
Scott McGregor, L ERA: 4.69 (1, 1)	0.0 L 5 4 3 3 0 1 0 0 0 0 0 2 4 8 ∞ ∞																			
Rich Bordi, R ERA: 3.5 (1, 1)	7.0 23 2 1 1 6 1 0 0 0 0 1 34 38 1.29 0.429																			
Odell Jones, R ERA: 4.76 (8, 1)	2.0 11 5 3 3 2 0 0 0 0 0 0 1 15 15 13.50 2.500																			

Batter	1	2	3	4	5	6	7	8	9	AB	R	H	RBI	BB	SO	LOB	BOTTOM			
Tom O'Malley, L OBP: 0.319, SLG: 0.352 (1, 5)										5	1	1	0	0	0	2	Minnesota Twins @ Baltimore Orioles Memorial Stadium, Baltimore, MD Fri Jul 18, 1986, 7:05 PM EDT Att: 33,914 - Unknown			
Lee Lacy, R OBP: 0.313, SLG: 0.383 (1, 9)										5	2	2	0	0	1	2				
Fred Lynn, L OBP: 0.379, SLG: 0.515 (1, 8)										4	0	0	1	0	2	4				
Cal Ripken Jr., R OBP: 0.383, SLG: 0.497 (1, 6)										4	0	2	2	0	1	2				
Larry Sheets, L OBP: 0.353, SLG: 0.524 (1, 10)										3	0	0	0	0	0	2				
Jim Traher, L OBP: 0.250, SLG: 0.250 Alan Wiggins, S OBP: 0.316, SLG: 0.276 (8, FR) (9, 4)										4	0	1	0	0	1	4				
John Shelby, S OBP: 0.251, SLG: 0.345 Jim Dwyer, L OBP: 0.365, SLG: 0.571 (6, PH) (9, 3)										3	0	0	0	0	0	0				
Juan Bonilla, R OBP: 0.318, SLG: 0.331 Mike Young, S OBP: 0.345, SLG: 0.350 (9, 7)										3	0	0	0	0	0	0				
Al Pardo, S OBP: 0.137, SLG: 0.216 (1, 2)										4	0	0	0	0	1	1				
Inning Stats	R: 0 E: 1 K: 1 S: 7	H: 1 LOB: 3 BB: 0 P: 8	R: 0 E: 1 K: 0 S: 4	H: 0 LOB: 1 BB: 0 P: 4	R: 1 E: 1 K: 1 S: 7	H: 2 LOB: 1 BB: 0 P: 7	R: 0 E: 0 K: 0 S: 3	H: 0 LOB: 0 BB: 0 P: 3	R: 0 E: 0 K: 1 S: 5	H: 0 LOB: 0 BB: 0 P: 5	R: 0 E: 0 K: 0 S: 3	H: 0 LOB: 0 BB: 0 P: 3	R: 2 E: 1 K: 1 S: 9	H: 3 LOB: 2 BB: 0 P: 9	R: 0 E: 0 K: 2 S: 8	H: 1 LOB: 1 BB: 0 P: 8	1B: 6 2B: 1 3B: 0 HR: 0	SF: 0 SAC: 0 DP: 0 HBP: 1	WP: 0 PB: 0 SB: 0 CS: 0	PA: 38
PITCHER	IP WLS BF H R ER SO BB IBB HBP BLK WP HR S P ERA WHIP																			
Bert Blyleven, R ERA: 4.78 (1, 1)	7.0 W 29 4 3 1 3 0 0 0 0 0 0 34 35 1.29 0.571																			
Juan Agosto, L ERA: 9.13 (8, 1)	0.1 1 0 0 0 1 0 0 0 0 0 0 3 3 0.00 0.000																			
Keith Atherton, R ERA: 3.59 (8, 1)	1.2 S 8 3 0 0 2 0 0 0 0 0 0 0 12 12 0.00 1.800																			

AB 36
R 7
H 11
RBI 7
BB 2
SO 8
LOB 14



AB 37
R 3
H 7
RBI 3
BB 0
SO 6
LOB 19



Batter	1	2	3	4	5	6	7	8	9	AB	R	H	RBI	BB	SO	LOB	TOP										
Kirby Puckett, R OBP: 0.375, SLG: 0.558 (1, 8)										3	0	1	0	1	0	0	Minnesota Twins @ Baltimore Orioles Memorial Stadium, Baltimore, MD Sat Jul 19 1986, 7:05 PM EDT Att: 30,556 - Unknown										
Gary Gaetti, R OBP: 0.335, SLG: 0.501 (1, 5)										3	0	1	0	1	1	3											
Kent Hrbek, L OBP: 0.394, SLG: 0.566 (1, 3)										4	0	0	0	0	1	4											
Tom Brunansky, R OBP: 0.316, SLG: 0.472 (1, 9)										4	0	1	0	0	1	0											
Roy Smalley, S OBP: 0.352, SLG: 0.520 (1, 10)										3	0	0	0	0	2	0											
Mickey Hatcher, R OBP: 0.273, SLG: 0.292 (1, 7)										3	0	1	0	1	1	1											
Steve Lombardozzi, R OBP: 0.343, SLG: 0.421 (1, 4)									3	0	1	0	0	1	2												
Mark Salas, L OBP: 0.293, SLG: 0.370 (9, PH)										1	0	0	0	0	0	0											
Tim Laudner, R OBP: 0.357, SLG: 0.495 (1, 2)									3	0	0	0	0	0	2												
Randy Bush, L OBP: 0.330, SLG: 0.446 (9, PH)									1	0	1	0	0	0	0												
Greg Gagne, R OBP: 0.295, SLG: 0.362 (1, 6)										3	0	0	0	1	0	1											
Inning Stats	R: 0 E: 0 K: 1 S: 5	H: 1 LOB: 0 BB: 0 P: 5	R: 0 E: 0 K: 1 S: 7	H: 2 LOB: 2 BB: 0 P: 7	R: 0 E: 0 K: 1 S: 5	H: 0 LOB: 1 BB: 1 P: 9	R: 0 E: 0 K: 3 S: 9	H: 0 LOB: 1 BB: 1 P: 13	R: 0 E: 1 K: 0 S: 5	H: 1 LOB: 2 BB: 0 P: 5	R: 0 E: 0 K: 0 S: 4	H: 1 LOB: 1 BB: 2 P: 4	R: 0 E: 0 K: 0 S: 2	H: 0 LOB: 1 BB: 2 P: 10	R: 0 E: 0 K: 0 S: 3	H: 0 LOB: 0 BB: 0 P: 3	R: 0 E: 0 K: 1 S: 6	H: 1 LOB: 1 BB: 0 P: 6	1B: 6 2B: 0 3B: 0 HR: 0	SF: 0 SAC: 1 DP: 1 HBP: 0	WP: 0 PB: 0 SB: 0 CS: 1	PA: 36					
PITCHER	IP	WLS	BF	H	R	ER	SO	BB	IBB	HBP	BLK	WP	HR	S	P	ERA	WHIP										
Mike Flanagan, L ERA: 3.8 (1, 1)	6.1	W	27	5	0	0	6	3	0	0	0	0	0	36	48	0.00	1.263										
Don Aase, R ERA: 2.19 (7, 1)	2.2	S	9	1	0	0	1	1	0	0	0	0	0	10	14	0.00	0.750										

livebaseballscores.com

AB 31
R 0
H 6
RBI 0
BB 4
SO 7
LOB 13

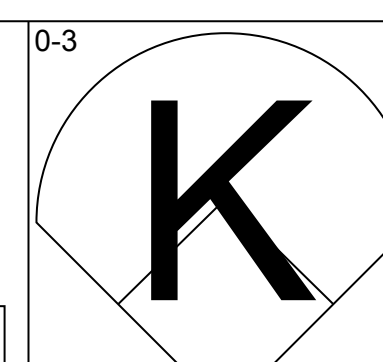
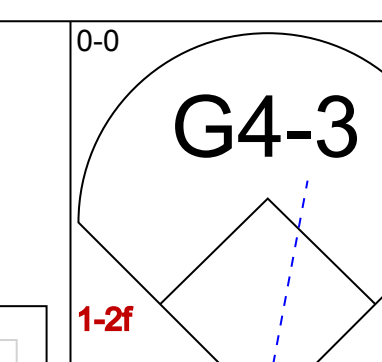
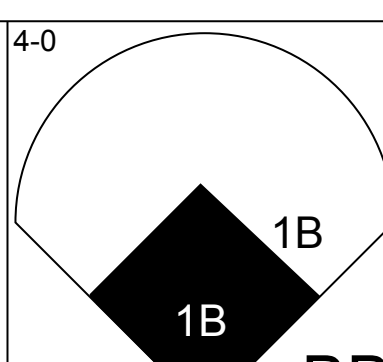
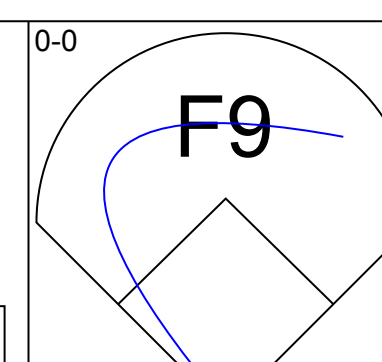
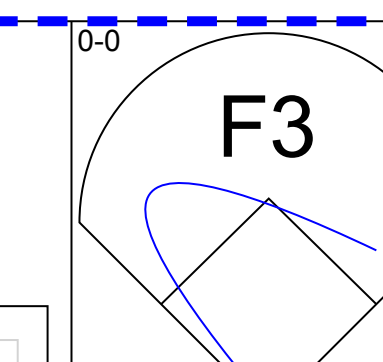
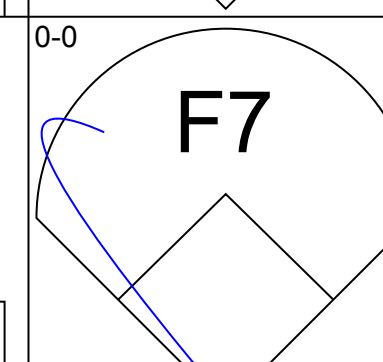
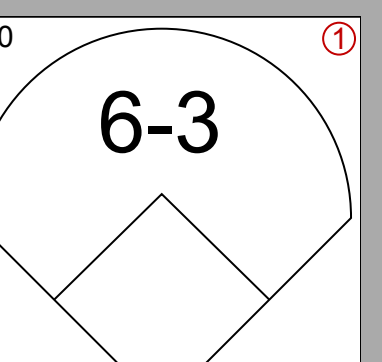
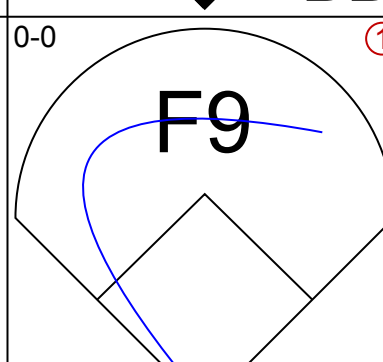
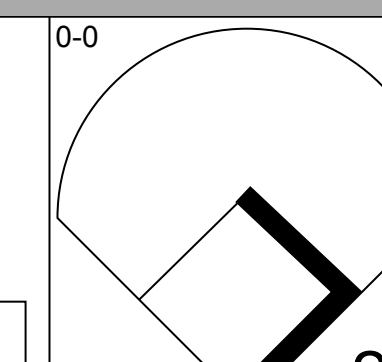
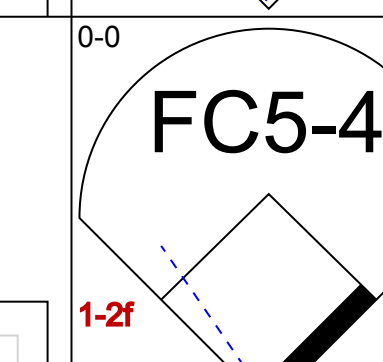
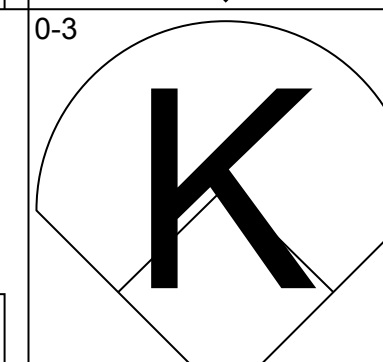
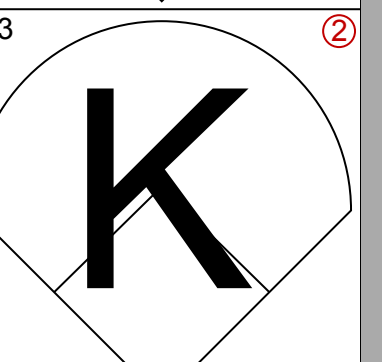
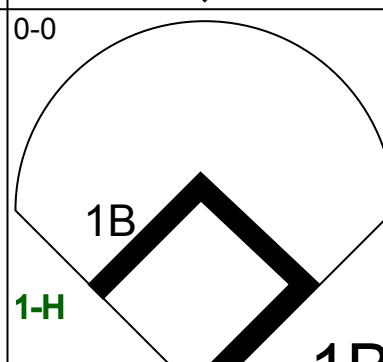
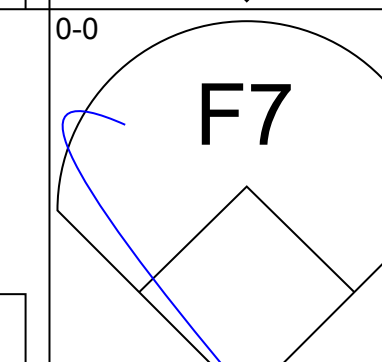
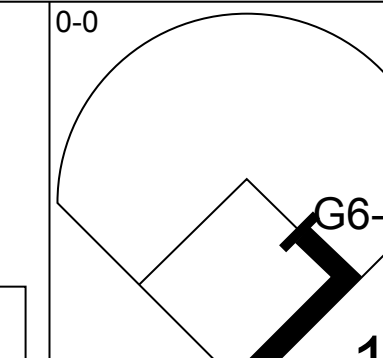
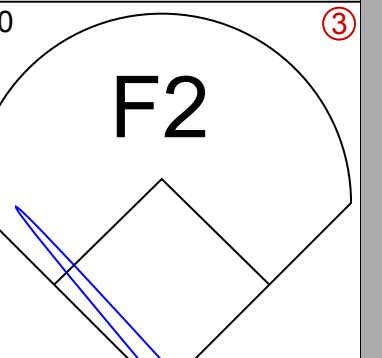
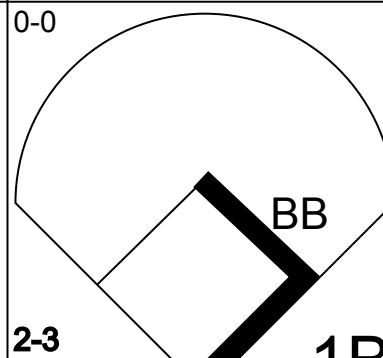
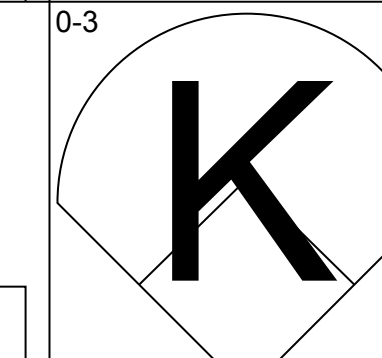
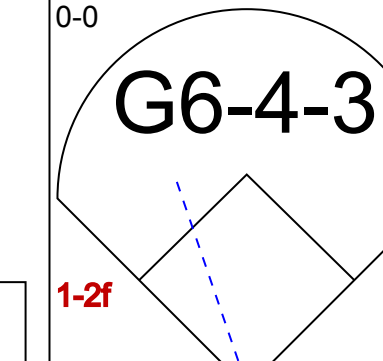
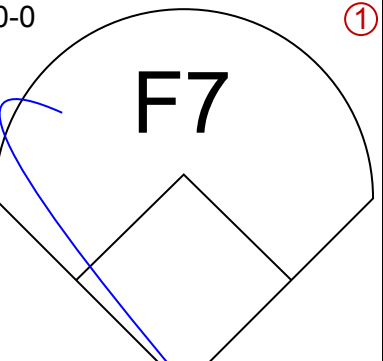
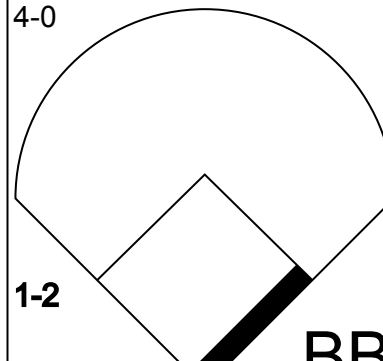
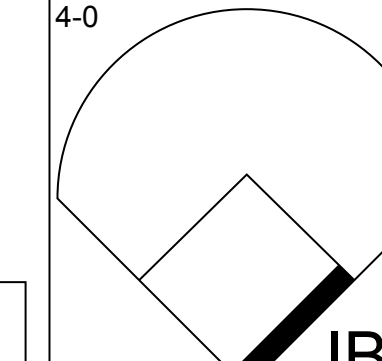
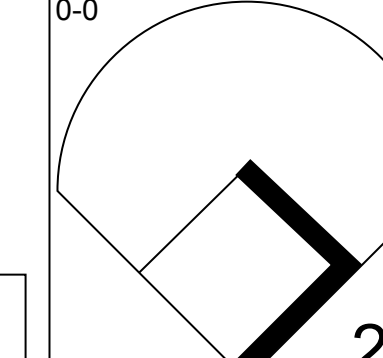
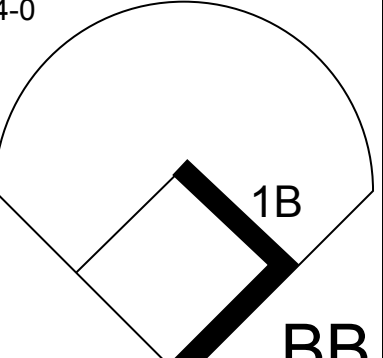
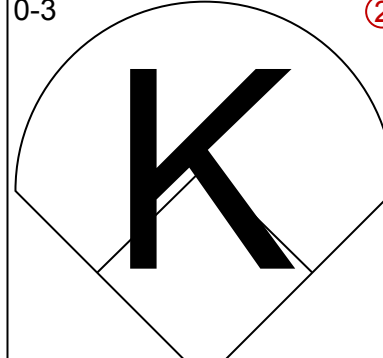
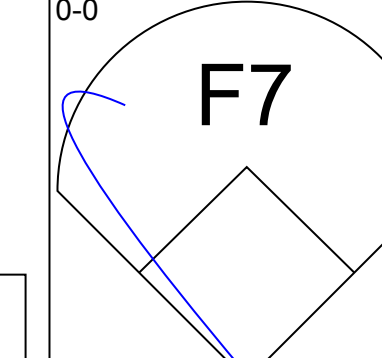
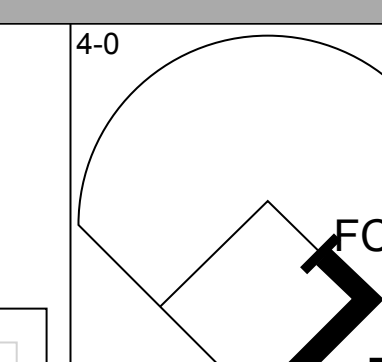
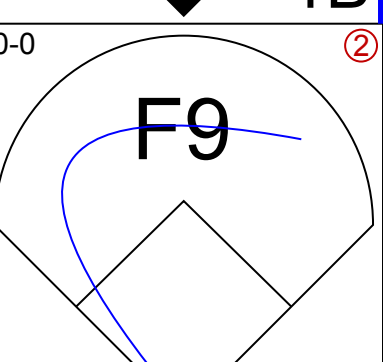
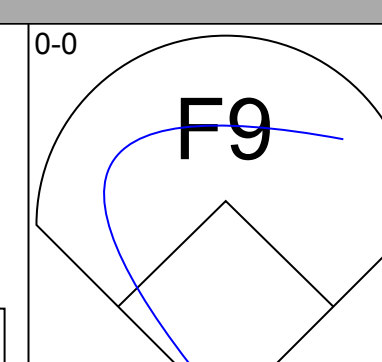
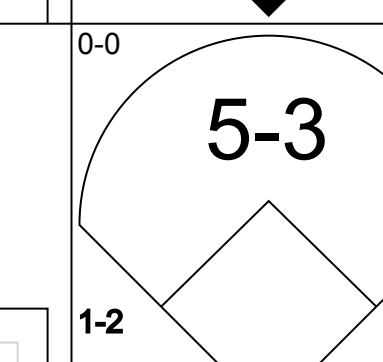
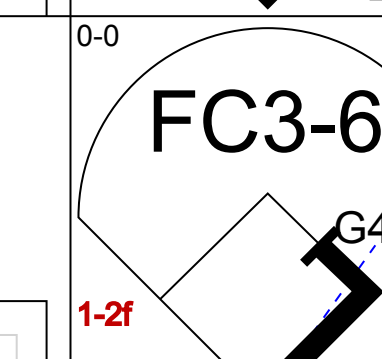
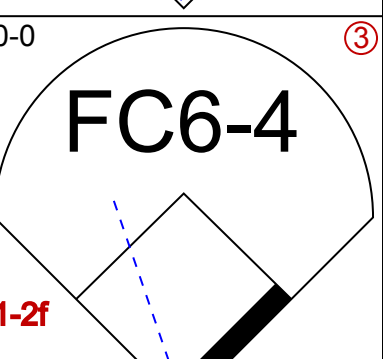
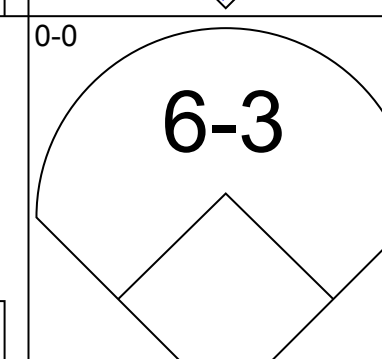
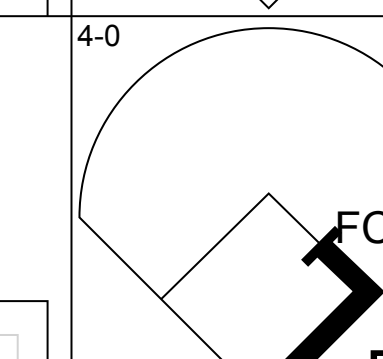


Batter	1	2	3	4	5	6	7	8	9	AB	R	H	RBI	BB	SO	LOB	BOTTOM										
Alan Wiggins, S OBP: 0.311, SLG: 0.271 (1, 4)										4	0	0	0	0	1	0	Minnesota Twins @ Baltimore Orioles Memorial Stadium, Baltimore, MD Sat Jul 19 1986, 7:05 PM EDT Att: 30,556 - Unknown										
Juan Bonilla, R OBP: 0.318, SLG: 0.331 (9, 4)										0	0	0	0	0	0	0											
Lee Lacy, R OBP: 0.316, SLG: 0.385 (1, 9)										3	0	2	0	0	0	0											
Fred Lynn, L OBP: 0.375, SLG: 0.508 (1, 8)										3	0	0	0	0	0	2											
Cal Ripken Jr., R OBP: 0.382, SLG: 0.494 (1, 6)										2	0	0	0	1	0	1											
Juan Beniquez, R OBP: 0.372, SLG: 0.405 (1, 3)										3	0	0	0	0	1	1											
Rick Dempsey, R OBP: 0.321, SLG: 0.415 (1, 2)										3	1	2	1	0	0	0											
Mike Young, S OBP: 0.345, SLG: 0.349 (1, 10)										3	0	1	0	0	1	1											
Floyd Rayford, R OBP: 0.197, SLG: 0.210 (1, 5)										3	0	0	0	2	1												
John Shelby, S OBP: 0.248, SLG: 0.340 (1, 7)										3	0	0	0	0	1												
Inning Stats	R: 0 E: 0 K: 1 S: 6	H: 1 LOB: 1 BB: 0 P: 6	R: 1 E: 0 K: 2 S: 9	H: 2 LOB: 0 BB: 0 P: 9	R: 0 E: 0 K: 0 S: 3	H: 0 LOB: 0 BB: 0 P: 3	R: 0 E: 0 K: 1 S: 5	H: 1 LOB: 0 BB: 1 P: 9	R: 0 E: 0 K: 1 S: 5	H: 0 LOB: 0 BB: 0 P: 5	R: 0 E: 0 K: 0 S: 3	H: 1 LOB: 0 BB: 0 P: 3	R: 0 E: 0 K: 0 S: 3	H: 0 LOB: 0 BB: 0 P: 3	R: 0 E: 0 K: 0 S: 3	H: 0 LOB: 0 BB: 0 P: 3	R: 0 E: 0 K: 0 S: 3	H: 0 LOB: 0 BB: 0 P: 3	1B: 4 2B: 0 3B: 0 HR: 1	SF: 0 SAC: 0 DP: 2 HBP: 0	WP: 0 PB: 0 SB: 0 CS: 0	PA: 28					
PITCHER	IP	WLS	BF	H	R	ER	SO	BB	IBB	HBP	BLK	WP	HR	S	P	ERA	WHIP										
Neal Heaton, L ERA: 3.74 (1, 1)	8.0	L	28	5	1	1	5	1	0	0	0	0	1	37	41	1.12	0.750										

livebaseballscores.com

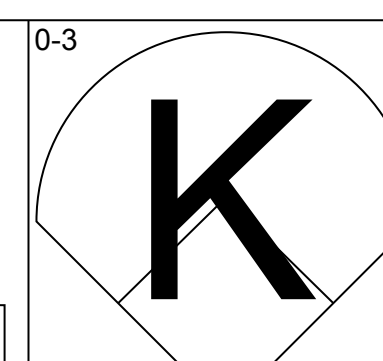
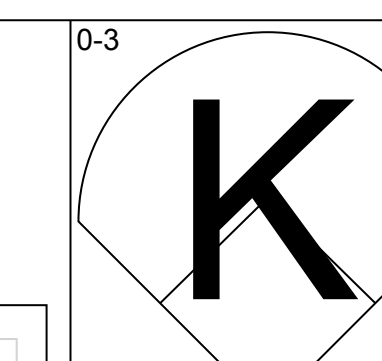
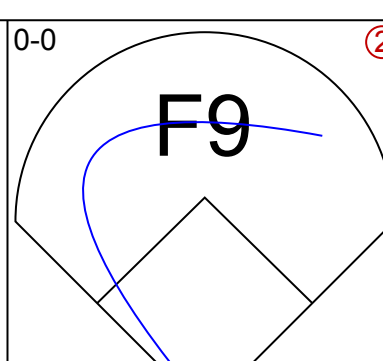
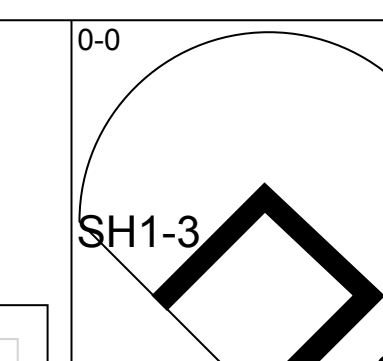
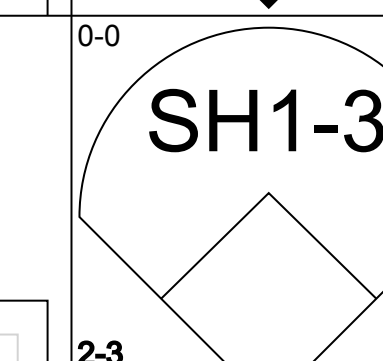
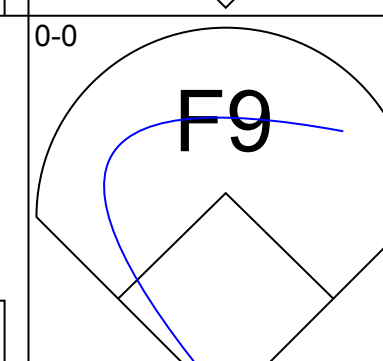
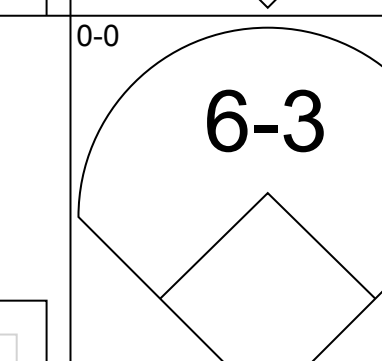
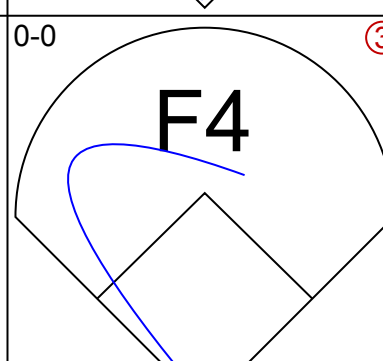
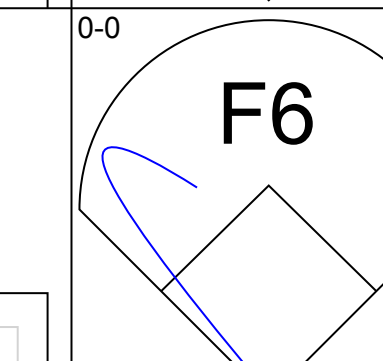
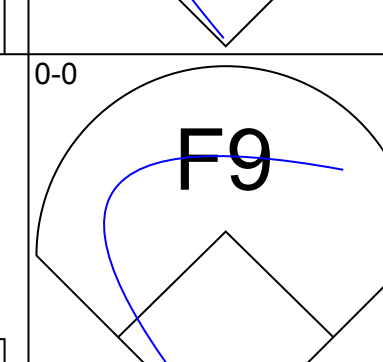
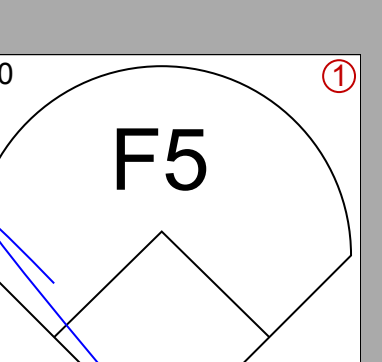
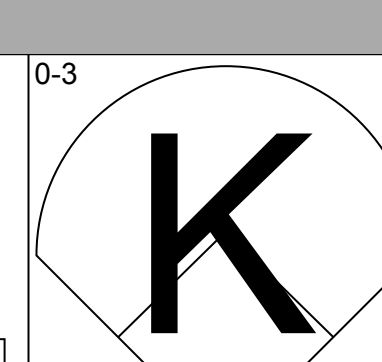
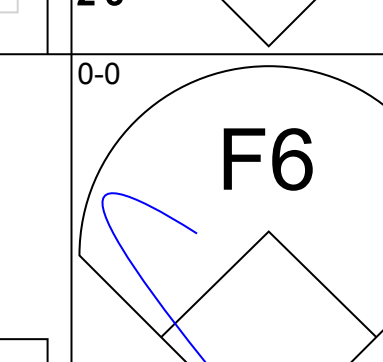
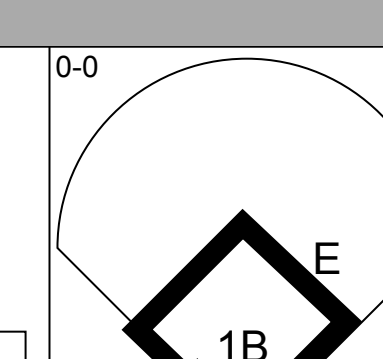
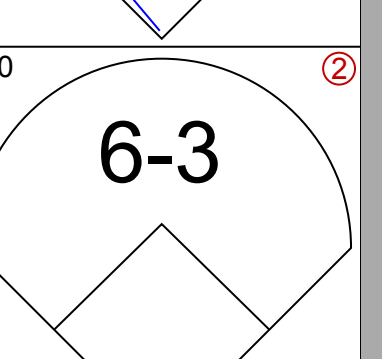
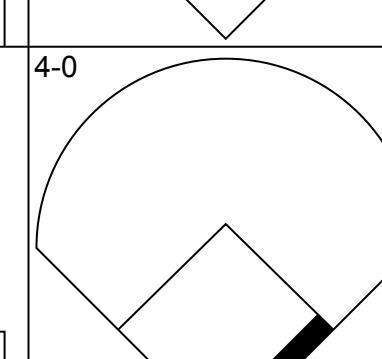
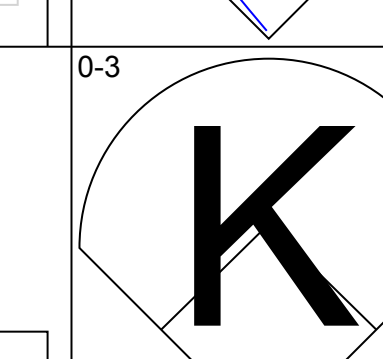
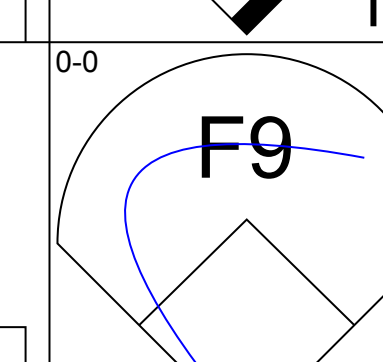
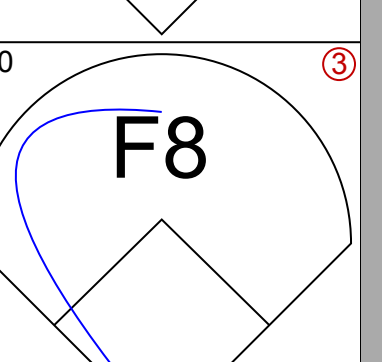
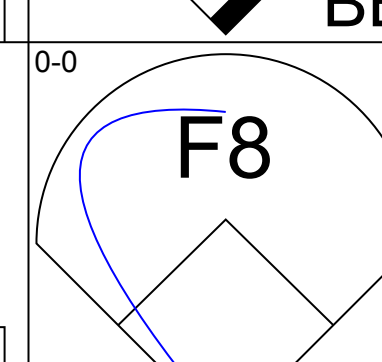
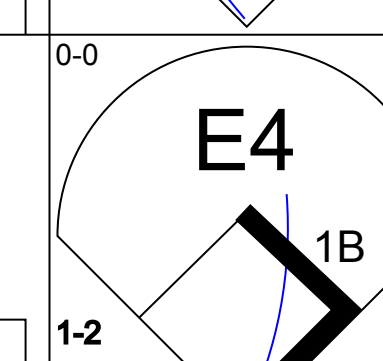
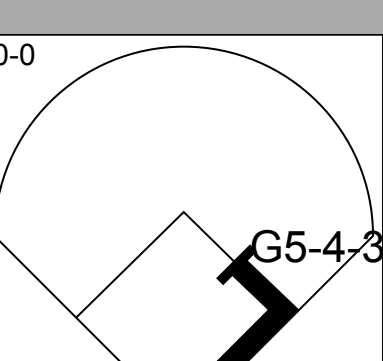
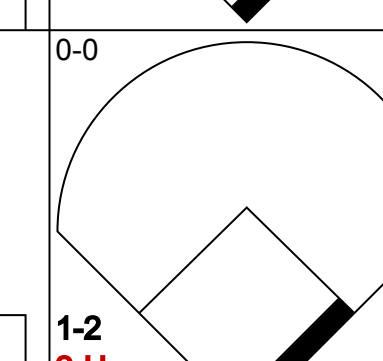
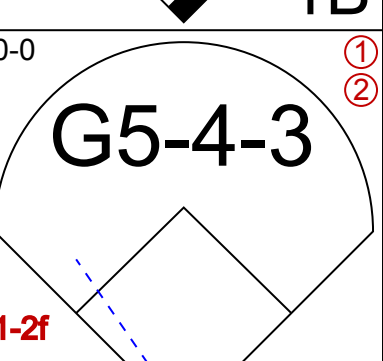
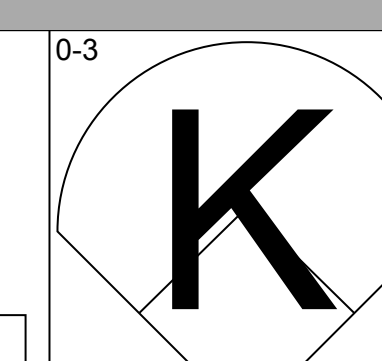
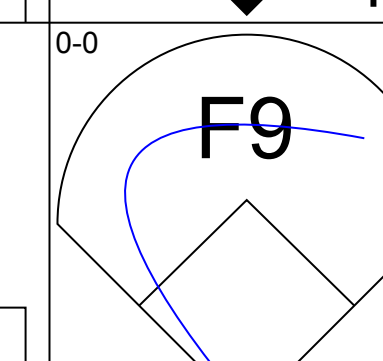
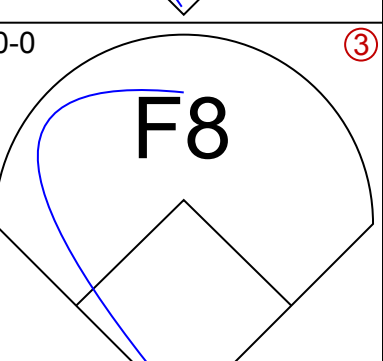
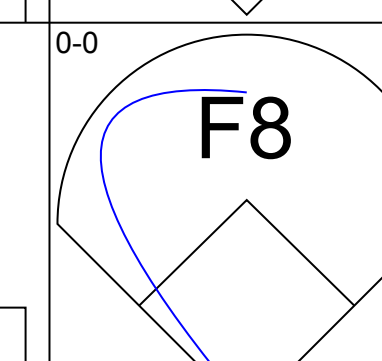
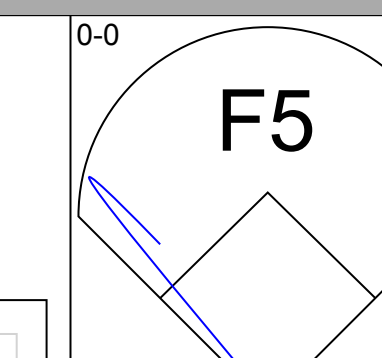
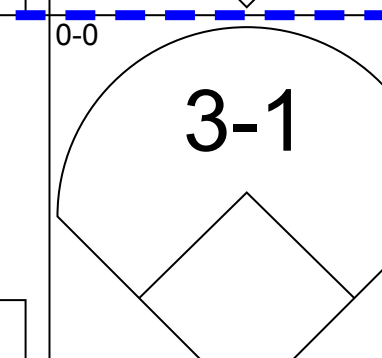
AB 27
R 1
H 5
RBI 1
BB 1
SO 5
LOB 7



Batter	1	2	3	4	5	6	7	8	9	AB	R	H	RBI	BB	SO	LOB	TOP					
Kirby Puckett, R OBP: 0.371, SLG: 0.548 (1, 8)										4	1	0	0	1	1	3	Minnesota Twins @ Detroit Tigers Tiger Stadium, Detroit, MI Mon Jul 21 1986, 7:05 PM EDT Att: 21,895 - Unknown					
Gary Gaetti, R OBP: 0.332, SLG: 0.497 (1, 5)										5	0	1	0	0	0	3						
Kent Hrbek, L OBP: 0.391, SLG: 0.557 (1, 3)										4	0	1	1	0	2	1						
Tom Brunansky, R OBP: 0.318, SLG: 0.470 (1, 9)										4	0	2	0	0	1	1						
Roy Smalley, S OBP: 0.356, SLG: 0.527 (1, 10)										2	0	0	0	2	0	1						
Tim Laudner, R OBP: 0.384, SLG: 0.505 (8, PH)										2	0	1	0	1	1	3						
Randy Bush, L OBP: 0.340, SLG: 0.450 (8, 2)										1	0	0	0	0	2							
Jeff Reed, L OBP: 0.291, SLG: 0.312 (8, 2)										0	0	0	0	0	0							
Ron Washington, R OBP: 0.300, SLG: 0.511 (6, PH)										2	0	1	0	0	0	1						
Mark Salas, L OBP: 0.295, SLG: 0.372 (6, 4)										1	0	0	0	0	3							
Steve Lombardozzi, R OBP: 0.343, SLG: 0.420 (6, 4)										1	0	1	0	0	0							
Mickey Hatcher, R OBP: 0.272, SLG: 0.287 (1, 7)										3	0	0	0	1	0	3						
Greg Gagne, R OBP: 0.295, SLG: 0.356 (1, 6)										3	0	0	0	1	0	3						
Inning Stats	R: 0 E: 0 K: 2 S: 7	H: 0 LOB: 0 BB: 0 P: 7	R: 0 E: 0 K: 0 S: 4	H: 2 LOB: 1 BB: 0 P: 4	R: 0 E: 0 K: 0 S: 2	H: 0 LOB: 0 BB: 1 P: 6	R: 0 E: 0 K: 1 S: 5	H: 0 LOB: 0 BB: 0 P: 5	R: 0 E: 0 K: 0 S: 4	H: 1 LOB: 2 BB: 1 P: 8	R: 1 E: 0 K: 1 S: 7	H: 2 LOB: 3 BB: 2 P: 15	R: 0 E: 0 K: 0 S: 3	H: 0 LOB: 0 BB: 0 P: 3	R: 0 E: 0 K: 1 S: 6	H: 1 LOB: 2 BB: 1 P: 10	R: 0 E: 0 K: 0 S: 4	H: 1 LOB: 2 BB: 1 P: 8	1B: 5 2B: 2 3B: 0 HR: 0	SF: 0 SAC: 0 DP: 2 HBP: 0	WP: 0 PB: 0 SB: 0 CS: 0	PA: 38
PITCHER	IP	WLS	BF	H	R	ER	SO	BB	IBB	HBP	BLK	WP	HR	S	P	ERA	WHIP					
Mark Thurmond, L ERA: 6.13 (1, 1)	5.1	L	23	5	1	1	3	4	0	0	0	0	0	25	41	1.69	1.688					
Jim Slaton, R ERA: 5.42 (6, 1)	3.0		13	2	0	0	2	1	1	0	0	0	0	15	23	0.00	1.000					
Jim Slaton, R ERA: 5.42 (9, 1)	3.0		13	2	0	0	2	1	1	0	0	0	0	15	23	0.00	1.000					
Bill Campbell, R ERA: 3.55 (9, 1)	0.2		2	0	0	0	0	0	0	0	0	0	0	2	2	0.00	0.000					

AB	32
R	1
H	7
RBI	1
BB	6
SO	5
LOB	24



Batter	1	2	3	4	5	6	7	8	9	AB	R	H	RBI	BB	SO	LOB	BOTTOM					
Tom Brookens, R OBP: 0.343, SLG: 0.366 (1, 4)										3	0	0	0	0	2	0	Minnesota Twins @ Detroit Tigers Tiger Stadium, Detroit, MI Mon Jul 21 1986, 7:05 PM EDT Att: 21,895 - Unknown					
Lou Whitaker, L OBP: 0.323, SLG: 0.444 (9, PH)										1	0	1	0	0	0	0						
Alan Trammell, R OBP: 0.318, SLG: 0.397 (1, 6)										3	0	0	0	0	0	0						
Kirk Gibson, L OBP: 0.385, SLG: 0.488 (1, 9)										4	0	0	0	0	1	1						
Lance Parrish, R OBP: 0.329, SLG: 0.471 (1, 10)										3	0	1	0	1	1	1						
Darnell Coles, R OBP: 0.336, SLG: 0.482 (1, 5)										3	0	0	0	0	2	2						
Larry Hemdon, R OBP: 0.306, SLG: 0.389 (1, 7)										3	0	1	0	0	2	2						
Chet Lemon, R OBP: 0.313, SLG: 0.367 (1, 8)										3	0	1	0	0	1	1						
Dave Engle, R OBP: 0.321, SLG: 0.351 (1, 3)										3	0	0	0	0	2	2						
Dwight Lowry, L OBP: 0.400, SLG: 0.447 (1, 2)										2	0	0	0	0	0	0						
Dave Collins, S OBP: 0.386, SLG: 0.366 (8, PH)										1	0	0	0	0	0	0						
Jim Slaton, R (9, 1)										0	0	0	0	0	0	0						
Bill Campbell, R (9, 1)										0	0	0	0	0	0	0						
Inning Stats	R: 0 E: 0 K: 1 S: 5	H: 0 LOB: 0 BB: 0 P: 5	R: 0 E: 1 K: 0 S: 5	H: 2 LOB: 2 BB: 0 P: 5	R: 0 E: 0 K: 1 S: 5	H: 0 LOB: 0 BB: 0 P: 5	R: 0 E: 0 K: 0 S: 3	H: 0 LOB: 0 BB: 0 P: 3	R: 0 E: 0 K: 0 S: 3	H: 1 LOB: 0 BB: 0 P: 3	R: 0 E: 0 K: 0 S: 3	H: 0 LOB: 0 BB: 0 P: 3	R: 0 E: 0 K: 1 S: 5	H: 0 LOB: 1 BB: 1 P: 9	R: 0 E: 0 K: 1 S: 5	H: 0 LOB: 0 BB: 0 P: 5	R: 0 E: 0 K: 1 S: 6	H: 1 LOB: 1 BB: 0 P: 6	1B: 3 2B: 1 3B: 0 HR: 0	SF: 0 SAC: 1 DP: 1 HBP: 0	WP: 0 PB: 0 SB: 0 CS: 0	PA: 31
PITCHER	IP	WLS	BF	H	R	ER	SO	BB	IBB	HBP	BLK	WP	HR	S	P	ERA	WHIP					
Frank Viola, L ERA: 4.9 (1, 1)	7.2	W	26	3	0	0	4	1	0	0	0	0	0	33	37	0.00	0.522					
Keith Atherton, R ERA: 3.52 (8, 1)	1.1	S	5	1	0	0	1	0	0	0	0	0	0	7	7	0.00	0.750					



Batter	1	2	3	4	5	6	7	8	9	AB	R	H	RBI	BB	SO	LOB	TOP										
Kirby Puckett, R (1, 8) OBP: 0.367, SLG: 0.543	0-3 K		0-0 4-3			0-0 6-3		0-0 6-3		4	0	0	0	0	1	0	Minnesota Twins @ Detroit Tigers Tiger Stadium, Detroit, MI Tue Jul 22 1986, 7:05 PM EDT Att: 18,974 - Unknown										
Randy Bush, L (1, 7) OBP: 0.335, SLG: 0.441	0-3 K			0-0 E4 BB		0-3 K		0-3 K		4	0	0	0	0	3	0											
Kent Hrbek, L (1, 3) OBP: 0.392, SLG: 0.559	0-3 K			0-0 F6		0-0 2B		0-0 1B BB		4	0	2	0	0	1	1											
Tom Brunansky, R (1, 9) OBP: 0.314, SLG: 0.465		0-0 F8		0-0 F9		0-0 6-3		0-0 F8		4	0	0	0	0	3	0											
Gary Gaetti, R (1, 5) OBP: 0.334, SLG: 0.494		0-0 F9		4-0 BB			0-3 K		4-0 1B BB	2	0	0	0	2	1	0											
Roy Smalley, S (1, 10) OBP: 0.354, SLG: 0.522		4-0 FC6-4 BB		0-0 F7			0-3 K		0-0 F8	3	0	0	0	1	1	4											
Steve Lombardozzi, R (1, 4) OBP: 0.343, SLG: 0.417 Tim Laudner, R (9, PH) OBP: 0.370, SLG: 0.510		0-0 FC6-4		0-0 5-3			4-0 BB		0-0 1-2 2-3 1B	2	0	0	0	1	0	1											
Mark Salas, L (1, 2) OBP: 0.290, SLG: 0.365 Mickey Hatcher, R (9, PH) OBP: 0.271, SLG: 0.286			0-0 F2		0-0 6-3		0-0 F9		0-0 F3	3	0	0	0	0	0	1											
Greg Gagne, R (1, 6) OBP: 0.292, SLG: 0.352			0-0 4-3		0-3 K			0-0 F8		3	0	0	0	0	1	0											
Inning Stats	R: 0 E: 0 K: 3 S: 9	H: 0 LOB: 0 BB: 0 P: 9	R: 0 E: 0 K: 0 S: 3	H: 0 LOB: 1 BB: 1 P: 7	R: 0 E: 0 K: 0 S: 3	H: 0 LOB: 0 BB: 0 P: 3	R: 0 E: 1 K: 0 S: 4	H: 0 LOB: 2 BB: 1 P: 8	R: 0 E: 0 K: 1 S: 5	H: 0 LOB: 0 BB: 0 P: 5	R: 0 E: 0 K: 2 S: 6	H: 1 LOB: 1 BB: 0 P: 6	R: 0 E: 0 K: 2 S: 7	H: 0 LOB: 1 BB: 1 P: 11	R: 0 E: 0 K: 1 S: 5	H: 0 LOB: 0 BB: 0 P: 5		R: 0 E: 0 K: 0 S: 5	H: 2 LOB: 3 BB: 1 P: 9	1B: 2 2B: 1 3B: 0 HR: 0	SF: 0 SAC: 0 DP: 0 HBP: 0	WP: 0 PB: 0 SB: 0 CS: 0	PA: 35				
PITCHER	IP	WLS	BF	H	R	ER	SO	BB	IBB	HBP	BLK	WP	HR	S	P	ERA	WHIP										
Walt Terrell, R (1, 1) ERA: 4.14	8.2	W	34	3	0	0	8	4	0	0	0	0	0	46	62	0.00	0.808										
Willie Hernandez, L (9, 1) ERA: 3.2	0.1	S	1	0	0	0	0	0	0	0	0	0	0	1	1	0.00	0.000										

AB	31
R	0
H	3
RBI	0
BB	4
SO	8
LOB	13



Batter	1	2	3	4	5	6	7	8	9	AB	R	H	RBI	BB	SO	LOB	BOTTOM										
Lou Whitaker, L (1, 4) OBP: 0.319, SLG: 0.439	0-0 4-3		0-0 6-3		0-0 G4-6-3			0-0 F8		4	0	0	0	0	0	2	Minnesota Twins @ Detroit Tigers Tiger Stadium, Detroit, MI Tue Jul 22 1986, 7:05 PM EDT Att: 18,974 - Unknown										
Alan Trammell, R (1, 6) OBP: 0.315, SLG: 0.392	0-3 K		0-0 5-3			0-0 F9		0-0 F3		4	0	0	0	0	1	0											
Kirk Gibson, L (1, 9) OBP: 0.379, SLG: 0.479	0-0 L3		0-0 4-3			0-3 K		0-3 K		4	0	0	0	0	2	0											
Darrell Evans, L (1, 3) OBP: 0.355, SLG: 0.453		0-0 G3		4-0 CS BB		4-0 HR BB				1	1	0	0	2	0	0											
Johnny Grubb, L (1, 10) OBP: 0.422, SLG: 0.684		0-0 HR		0-0 F7		0-0 1-H HR				3	2	2	3	0	0	1											
Darnell Coles, R (1, 5) OBP: 0.335, SLG: 0.479		4-0 SH2-3 BB		0-0 F9		0-3 K				2	0	0	0	1	1	1											
Dave Collins, S (1, 7) OBP: 0.363, SLG: 0.363		0-0 SH2-3		0-0 CS	0-0 F7		0-0 4-3			2	0	0	0	0	0	0											
Chet Lemon, R (1, 8) OBP: 0.316, SLG: 0.367 Pat Sheridan, L (2, PR) OBP: 0.265, SLG: 0.368		1-0 HBP			0-0 1B		0-0 G3			0	0	0	0	0	0	0											
Dwight Lowry, L (1, 2) OBP: 0.396, SLG: 0.440		0-3 K			0-0 1-3 1B		0-0 F8			3	0	1	0	0	1	2											
Inning Stats	R: 0 E: 0 K: 1 S: 5	H: 0 LOB: 0 BB: 0 P: 5	R: 1 E: 0 K: 1 S: 6	H: 1 LOB: 2 BB: 1 P: 11	R: 0 E: 0 K: 0 S: 3	H: 0 LOB: 0 BB: 0 P: 3	R: 0 E: 0 K: 0 S: 2	H: 0 LOB: 1 BB: 1 P: 6	R: 0 E: 0 K: 2 S: 8	H: 2 LOB: 1 BB: 0 P: 4	R: 2 E: 0 K: 2 S: 8	H: 1 LOB: 0 BB: 1 P: 12	R: 0 E: 0 K: 0 S: 3	H: 0 LOB: 0 BB: 0 P: 3	R: 0 E: 0 K: 1 S: 5	H: 0 LOB: 0 BB: 0 P: 5		R: 0 E: 0 K: 0 S: 5	H: 0 LOB: 0 BB: 0 P: 5	1B: 2 2B: 0 3B: 0 HR: 2	SF: 0 SAC: 1 DP: 1 HBP: 1	WP: 0 PB: 0 SB: 0 CS: 1	PA: 31				
PITCHER	IP	WLS	BF	H	R	ER	SO	BB	IBB	HBP	BLK	WP	HR	S	P	ERA	WHIP										
Bert Blyleven, R (1, 1) ERA: 4.71	8.0	L	30	4	3	3	5	3	0	1	0	0	2	36	49	3.38	0.875										



Batter	1	2	3	4	5	6	7	8	9	AB	R	H	RBI	BB	SO	LOB	TOP								
Kirby Puckett, R OBP: 0.366, SLG: 0.539 (1, 8)										3	1	0	0	1	1	2									
Roy Smalley, S OBP: 0.350, SLG: 0.514 (1, 10)										4	0	0	0	0	1	2									
Kent Hrbek, L OBP: 0.391, SLG: 0.558 (1, 3)										4	1	1	0	0	0	2									
Tom Brunansky, R OBP: 0.316, SLG: 0.466 (1, 9)										4	0	2	1	0	0	0									
Randy Bush, L OBP: 0.335, SLG: 0.440 (1, 7)											3	0	1	0	0	1	2								
Mickey Hatcher, R OBP: 0.270, SLG: 0.284 (8, 7)											1	0	0	0	0	1	1								
Gary Gaetti, R OBP: 0.331, SLG: 0.489 (1, 5)											4	0	0	0	0	1	3								
Steve Lombardozzi, R OBP: 0.343, SLG: 0.416 (1, 4)										3	0	1	0	0	0	0									
Jeff Reed, L OBP: 0.284, SLG: 0.304 (1, 2)										2	0	0	0	0	1	0									
Greg Gagne, R OBP: 0.294, SLG: 0.353 (8, PH)										2	0	1	0	0	0	1									
Ron Washington, R OBP: 0.294, SLG: 0.500 (8, PH)										1	0	0	0	0	1	0									
Alvaro Espinoza, R (8, 6)										0	0	0	0	0	0	0									
Inning Stats	R: 1 E: 1 K: 0 S: 4	H: 0 LOB: 1 BB: 1 P: 8	R: 0 E: 0 K: 2 S: 7	H: 0 LOB: 0 BB: 0 P: 7	R: 0 E: 0 K: 1 S: 6	H: 1 LOB: 1 BB: 0 P: 6	R: 0 E: 0 K: 1 S: 5	H: 1 LOB: 0 BB: 0 P: 5	R: 0 E: 0 K: 1 S: 6	H: 1 LOB: 1 BB: 0 P: 6	R: 0 E: 0 K: 0 S: 3	H: 0 LOB: 0 BB: 0 P: 3	R: 0 E: 0 K: 0 S: 3	H: 1 LOB: 0 BB: 0 P: 3	R: 0 E: 0 K: 1 S: 5	H: 0 LOB: 0 BB: 0 P: 5	R: 0 E: 0 K: 1 S: 7	H: 2 LOB: 1 BB: 0 P: 7	1B: 5 2B: 1 3B: 0 HR: 0	SF: 0 SAC: 1 DP: 1 HBP: 0	WP: 1 PB: 0 SB: 2 CS: 1	PA: 34			
PITCHER	IP	WLS	BF	H	R	ER	SO	BB	IBB	HBP	BLK	WP	HR	S	P	ERA	WHIP								
Jack Morris, R ERA: 3.3 (1, 1)	8.0	W	28	4	1	0	6	1	0	0	0	1	0	39	43	0.00	0.625								
Jim Slaton, R ERA: 5.47 (9, 1)	1.0		5	2	1	1	1	0	0	0	0	0	0	7	7	9.00	2.000								

Minnesota Twins @ Detroit Tigers
Tiger Stadium, Detroit, MI
Wed Jul 23 1986, 7:05 PM EDT
Att: 23,096 - Unknown

AB 31
R 2
H 6
RBI 1
BB 1
SO 7
LOB 13



Batter	1	2	3	4	5	6	7	8	9	AB	R	H	RBI	BB	SO	LOB	BOTTOM								
Tom Brookens, R OBP: 0.333, SLG: 0.355 (1, 4)										5	1	0	0	0	1	1									
Alan Trammell, R OBP: 0.319, SLG: 0.392 (1, 6)										3	2	1	0	2	0	0									
Kirk Gibson, L OBP: 0.383, SLG: 0.495 (1, 9)										5	2	3	3	0	1	0									
Lance Parrish, R OBP: 0.331, SLG: 0.470 (1, 2)										3	2	1	0	0	0	2									
Dwight Lowry, L OBP: 0.399, SLG: 0.431 (8, 2)										1	0	0	0	0	1	0									
Darnell Coles, R OBP: 0.333, SLG: 0.474 (1, 5)										5	0	1	1	0	0	1									
Larry Hemdon, R OBP: 0.310, SLG: 0.393 (1, 7)										3	1	2	1	0	0	1									
Chet Lemon, R OBP: 0.323, SLG: 0.374 (1, 8)										1	2	1	1	1	0	0									
Darrell Evans, L OBP: 0.357, SLG: 0.457 (1, 3)										4	1	2	2	0	0	3									
Dave Engle, R OBP: 0.313, SLG: 0.342 (1, 10)											2	0	0	0	0	1	3								
Johnny Grubb, L OBP: 0.439, SLG: 0.746 (6, PH)										2	1	2	4	0	0	0									
Inning Stats	R: 0 E: 0 K: 1 S: 5	H: 1 LOB: 1 BB: 1 P: 9	R: 0 E: 0 K: 0 S: 4	H: 1 LOB: 2 BB: 1 P: 8	R: 0 E: 0 K: 0 S: 3	H: 0 LOB: 0 BB: 0 P: 3	R: 2 E: 0 K: 1 S: 8	H: 3 LOB: 1 BB: 0 P: 8	R: 0 E: 0 K: 1 S: 5	H: 0 LOB: 0 BB: 0 P: 5	R: 4 E: 0 K: 0 S: 6	H: 3 LOB: 0 BB: 0 P: 7	R: 3 E: 0 K: 0 S: 6	H: 3 LOB: 1 BB: 0 P: 7	R: 3 E: 0 K: 1 S: 7	H: 2 LOB: 0 BB: 1 P: 11	1B: 9 2B: 2 3B: 0 HR: 2	SF: 2 SAC: 0 DP: 1 HBP: 2	WP: 1 PB: 0 SB: 0 CS: 0	PA: 41					
PITCHER	IP	WLS	BF	H	R	ER	SO	BB	IBB	HBP	BLK	WP	HR	S	P	ERA	WHIP								
Allan Anderson, L ERA: 5.69 (1, 1)	5.2	L	26	7	5	5	3	2	0	1	0	0	0	29	38	7.94	1.588								
Frank Pastore, R ERA: 3.72 (6, 1)	0.1		4	3	3	3	0	0	0	0	0	0	1	4	4	81.00	9.000								
Roy Lee Jackson, R ERA: 2.87 (7, 1)	1.0		5	1	1	1	0	0	0	1	0	0	0	4	5	9.00	1.000								
Ron Davis, R ERA: 9.0 (8, 1)	1.0		6	2	3	3	1	1	0	0	0	1	1	7	11	27.00	3.000								

Minnesota Twins @ Detroit Tigers
Tiger Stadium, Detroit, MI
Wed Jul 23 1986, 7:05 PM EDT
Att: 23,096 - Unknown

AB 34
R 12
H 13
RBI 12
BB 3
SO 4
LOB 11



Batter	1	2	3	4	5	6	7	8	9	AB	R	H	RBI	BB	SO	LOB	TOP					
Kirby Puckett, R OBP: 0.369, SLG: 0.546 (1, 8)	F8	HR		1B		SF8 IBB		K2-3		4	1	2	2	1	1	0	Minnesota Twins @ New York Yankees Yankee Stadium, Bronx, NY Fri Jul 25 1986, 7:05 PM EDT Att: 32,201 - Unknown					
Roy Smalley, S OBP: 0.346, SLG: 0.510 (1, 10)	4-3	1B		F8		SF8		4-3		4	1	1	1	0	0	1						
Kent Hrbek, L OBP: 0.388, SLG: 0.553 (1, 3)	F8	1B		F3		K		F6		5	0	1	0	0	1	3						
Tom Brunansky, R OBP: 0.317, SLG: 0.465 (1, 9)		1B			F8			4-3		5	1	2	1	0	0	0						
Randy Bush, L OBP: 0.337, SLG: 0.442 Mickey Hatcher, R OBP: 0.269, SLG: 0.284 (2, PH) (2, 7)		1B			4-3			HR		1	1	1	0	0	0	0						
Gary Gaetti, R OBP: 0.332, SLG: 0.504 (1, 5)					5-3			HR		5	2	2	5	0	1	0						
Tim Laudner, R OBP: 0.374, SLG: 0.510 (1, 2)										4	1	2	0	0	2	0						
Steve Lombardozzi, R OBP: 0.339, SLG: 0.410 (1, 4)										4	0	0	0	0	2	2						
Greg Gagne, R OBP: 0.293, SLG: 0.355 (1, 6)										4	1	1	0	0	0	1						
Inning Stats	R: 0 E: 0 K: 0 S: 3	H: 0 LOB: 0 BB: 0 P: 3	R: 6 E: 1 K: 1 S: 13	H: 7 LOB: 2 BB: 0 P: 13	R: 0 E: 0 K: 3 S: 9	H: 0 LOB: 0 BB: 0 P: 9	R: 0 E: 0 K: 0 S: 4	H: 1 LOB: 1 BB: 0 P: 4	R: 0 E: 0 K: 0 S: 3	H: 0 LOB: 0 BB: 0 P: 3	R: 1 E: 0 K: 2 S: 9	H: 2 LOB: 1 BB: 1 P: 13	R: 2 E: 0 K: 0 S: 6	H: 3 LOB: 1 BB: 0 P: 6	R: 0 E: 0 K: 1 S: 5	H: 0 LOB: 0 BB: 0 P: 5		R: 0 E: 0 K: 0 S: 3	H: 0 LOB: 0 BB: 0 P: 3	1B: 9 2B: 1 3B: 0 HR: 3	SF: 1 SAC: 0 DP: 0 HBP: 0	WP: 0 PB: 0 CS: 0
PITCHER	IP	WLS	BF	H	R	ER	SO	BB	IBB	HBP	BLK	WP	HR	S	P	ERA	WHIP					
Scott Nielsen, R ERA: 5.09 (1, 1)	1.2	L	11	5	6	3	1	0	0	0	0	0	2	13	13	16.20	3.000					
Bob Shirley, L ERA: 5.11 (2, 1)	4.2		23	8	3	3	5	0	1	0	0	0	1	32	36	5.79	1.714					
Tim Stoddard, R ERA: 3.47 (7, 1)	0.2		2	0	0	0	0	0	0	0	0	0	0	2	2	0.00	0.000					
Rod Scurry, L ERA: 2.25 (8, 1)	2.0		6	0	0	0	1	0	0	0	0	0	0	8	8	0.00	0.000					

Batter	1	2	3	4	5	6	7	8	9	AB	R	H	RBI	BB	SO	LOB	BOTTOM					
Rickey Henderson, R OBP: 0.383, SLG: 0.501 (1, 8)	4-3 S BB		4-3		F8		1B S BB	1-2 BB		2	1	0	0	3	0	1	Minnesota Twins @ New York Yankees Yankee Stadium, Bronx, NY Fri Jul 25 1986, 7:05 PM EDT Att: 32,201 - Unknown					
Willie Randolph, R OBP: 0.386, SLG: 0.314 (1, 4)	F7		F6			F7	F7	F9		5	0	0	0	0	5							
Don Mattingly, L OBP: 0.384, SLG: 0.567 (1, 3)	4-3 1-3		3-1			HR	1B 1B	F9		5	2	2	1	0	0	4						
Dave Winfield, R OBP: 0.353, SLG: 0.469 (1, 9)	BB				F6	1B 1B BB	1B 1B	HR		3	2	2	2	2	0	0						
Gary Roenicke, R OBP: 0.425, SLG: 0.417 Dan Pasqua, L OBP: 0.401, SLG: 0.556 (7, PH) (8, 7)	F2				FC6-4 BB	F6	1-2 3-H 1B	BB		2	0	0	0	1	0	3						
Mike Easter, L OBP: 0.391, SLG: 0.472 (1, 10)			1-3		FC6-4 FC5-4	1B 1B	F7	K		5	0	1	0	0	1	4						
Butch Wynegar, S OBP: 0.318, SLG: 0.361 (1, 2)	F6				FC5-4	1B 1B	4-3	F9		5	0	1	1	0	0	4						
Mike Pagliarulo, L OBP: 0.343, SLG: 0.547 (1, 5)	4-3				6-3	1B 1B	1-3 BB	F2		4	0	0	0	1	0	1						
Dale Berra, R OBP: 0.294, SLG: 0.352 Ron Hassey, L OBP: 0.378, SLG: 0.465 Paul Zuvella, R OBP: 0.295, SLG: 0.128 Claudell Washington, L OBP: 0.327, SLG: 0.487 Mike Fischlin, R OBP: 0.311, SLG: 0.278 (6, PH) (7, 6) (8, PH) (9, 6)					F8	1-3	F9 BB			2	0	1	0	0	0	0						
Inning Stats	R: 0 E: 0 K: 0 S: 3	H: 0 LOB: 2 BB: 2 P: 11	R: 0 E: 0 K: 0 S: 3	H: 0 LOB: 0 BB: 0 P: 3	R: 0 E: 0 K: 0 S: 4	H: 1 LOB: 1 BB: 0 P: 4	R: 0 E: 0 K: 0 S: 3	H: 0 LOB: 1 BB: 1 P: 7	R: 0 E: 0 K: 0 S: 3	H: 0 LOB: 0 BB: 0 P: 3	R: 2 E: 0 K: 0 S: 6	H: 3 LOB: 3 BB: 2 P: 14	R: 2 E: 0 K: 0 S: 6	H: 3 LOB: 2 BB: 1 P: 10	R: 0 E: 0 K: 0 S: 4	H: 1 LOB: 2 BB: 1 P: 8		R: 1 E: 0 K: 1 S: 6	H: 1 LOB: 1 BB: 1 P: 10	1B: 6 2B: 1 3B: 0 HR: 2	SF: 0 SAC: 0 DP: 0 HBP: 0	WP: 0 PB: 0 CS: 0
PITCHER	IP	WLS	BF	H	R	ER	SO	BB	IBB	HBP	BLK	WP	HR	S	P	ERA	WHIP					
Neal Heaton, L ERA: 3.71 (1, 1)	5.2	W	25	4	2	2	0	4	0	0	0	0	1	21	37	3.18	1.412					
Juan Agosto, L ERA: 9.13 (6, 1)	0.0		1	0	0	0	0	1	0	0	0	0	0	0	4	∞	∞					
Keith Atherton, R ERA: 3.74 (6, 1)	3.1	S	18	5	3	3	1	3	0	0	0	0	1	17	29	8.10	2.400					

Batter	1	2	3	4	5	6	7	8	9	AB	R	H	RBI	BB	SO	LOB	TOP					
Kirby Puckett, R OBP: 0.369, SLG: 0.545 (1, 8)										6	1	2	0	0	1	6	Minnesota Twins @ New York Yankees Yankee Stadium, Bronx, NY Sat Jul 26 1986, 3:33 AM EDT Att: 36,335 - Unknown					
Roy Smalley, S OBP: 0.344, SLG: 0.503 (1, 10)										4	1	0	1	1	1	4						
Kent Hrbek, L OBP: 0.388, SLG: 0.560 (1, 3)										5	1	2	2	0	2							
Tom Brunansky, R OBP: 0.325, SLG: 0.472 (1, 9)										3	1	3	2	2	0							
Randy Bush, L OBP: 0.339, SLG: 0.439 (1, 7)										4	0	1	0	1	1	3						
Gary Gaetti, R OBP: 0.333, SLG: 0.506 (1, 5)										5	2	2	0	0	1	5						
Tim Laudner, R OBP: 0.383, SLG: 0.514 (1, 2)										5	0	3	1	0	0	2						
Steve Lombardozi, R OBP: 0.338, SLG: 0.408 (1, 4)										4	1	1	1	0	0	4						
Greg Gagne, R OBP: 0.295, SLG: 0.354 (1, 6)										4	1	1	1	0	2	2						
Inning Stats	R: 0 E: 0 K: 0 S: 4	H: 1 LOB: 2 BB: 1 P: 8	R: 4 E: 2 K: 0 S: 8	H: 4 LOB: 2 BB: 0 P: 8	R: 1 E: 0 K: 0 S: 5	H: 2 LOB: 2 BB: 0 P: 6	R: 0 E: 0 K: 1 S: 6	H: 1 LOB: 1 BB: 1 P: 10	R: 0 E: 0 K: 2 S: 8	H: 1 LOB: 1 BB: 0 P: 8	R: 2 E: 0 K: 0 S: 5	H: 2 LOB: 2 BB: 2 P: 13	R: 0 E: 1 K: 0 S: 3	H: 0 LOB: 0 BB: 0 P: 3	R: 1 E: 0 K: 1 S: 6	H: 2 LOB: 0 BB: 0 P: 6	R: 0 E: 0 K: 2 S: 9	H: 2 LOB: 2 BB: 0 P: 9	1B: 11 2B: 4 3B: 0 HR: 1	SF: 1 SAC: 1 DP: 2 HBP: 1	WP: 0 PB: 0 CS: 0	PA: 47
PITCHER	IP	WLS	BF	H	R	ER	SO	BB	IBB	HBP	BLK	WP	HR	S	P	ERA	WHIP					
Doug Drabek, R ERA: 5.29 (1, 1)	2.2	L	18	7	5	2	3	1	0	1	0	0	0	16	21	6.75	3.000					
Tim Stoddard, R ERA: 3.62 (3, 1)	2.2		14	3	2	2	3	3	0	0	0	0	0	17	29	6.75	2.250					
Brian Fisher, R ERA: 4.67 (6, 1)	2.2		10	3	1	1	1	0	0	0	0	0	1	12	12	3.38	1.125					
Al Holland, L ERA: 3.14 (9, 1)	1.0		5	2	0	0	2	0	0	0	0	0	0	9	9	0.00	2.000					

Batter	1	2	3	4	5	6	7	8	9	AB	R	H	RBI	BB	SO	LOB	BOTTOM					
Rickey Henderson, R OBP: 0.382, SLG: 0.507 (1, 8)										4	1	1	1	0	1	0	Minnesota Twins @ New York Yankees Yankee Stadium, Bronx, NY Sat Jul 26 1986, 3:33 AM EDT Att: 36,335 - Unknown					
Willie Randolph, R OBP: 0.387, SLG: 0.314 (1, 4)										3	1	1	0	1	1	0						
Don Mattingly, L OBP: 0.385, SLG: 0.571 (1, 3)										4	2	2	1	0	0	1						
Dave Winfield, R OBP: 0.355, SLG: 0.470 (1, 9)										4	0	2	2	0	1	1						
Mike Easter, L OBP: 0.386, SLG: 0.466 (1, 10)										4	0	0	0	0	2	3						
Mike Pagliarulo, L OBP: 0.339, SLG: 0.541 (1, 5)										4	0	0	0	0	2	0						
Gary Roenicke, R OBP: 0.428, SLG: 0.414 (1, 7)										3	0	1	0	1	1	0						
Butch Wynegar, S OBP: 0.312, SLG: 0.353 (1, 2)										4	0	0	0	0	1	2						
Paul Zuvella, R OBP: 0.188, SLG: 0.116 (1, 6)										4	0	0	0	0	0	2						
Inning Stats	R: 0 E: 0 K: 1 S: 5	H: 0 LOB: 0 BB: 0 P: 5	R: 0 E: 0 K: 1 S: 5	H: 0 LOB: 0 BB: 0 P: 5	R: 0 E: 0 K: 1 S: 5	H: 0 LOB: 0 BB: 0 P: 5	R: 1 E: 0 K: 1 S: 6	H: 1 LOB: 1 BB: 1 P: 10	R: 0 E: 0 K: 2 S: 7	H: 0 LOB: 0 BB: 0 P: 7	R: 2 E: 0 K: 0 S: 6	H: 3 LOB: 1 BB: 0 P: 6	R: 0 E: 0 K: 0 S: 3	H: 0 LOB: 1 BB: 1 P: 7	R: 1 E: 0 K: 2 S: 9	H: 2 LOB: 0 BB: 0 P: 9	R: 0 E: 0 K: 1 S: 6	H: 1 LOB: 1 BB: 0 P: 6	1B: 4 2B: 2 3B: 0 HR: 1	SF: 0 SAC: 0 DP: 0 HBP: 0	WP: 0 PB: 0 CS: 0	PA: 36
PITCHER	IP	WLS	BF	H	R	ER	SO	BB	IBB	HBP	BLK	WP	HR	S	P	ERA	WHIP					
Frank Viola, L ERA: 4.83 (1, 1)	4.0		14	6	3	3	5	1	0	0	1	0	0	31	35	5.40	1.400					
Allan Anderson, L ERA: 5.67 (5, 1)	5.0	W	22	6	3	3	5	1	0	0	1	0	0	31	35	5.40	1.400					

Batter	1	2	3	4	5	6	7	8	9	AB	R	H	RBI	BB	SO	LOB	TOP				
Kirby Puckett, R OBP: 0.367, SLG: 0.541 (1, 8)	0-3 K		4-0 1B BB		0-0 CS	0-3 K		0-0 F8		3	0	0	0	1	2	0					
Gary Gaetti, R OBP: 0.334, SLG: 0.505 (1, 5)	0-3 K		0-0 1B			0-0 FC6-4 1B			0-3 K	4	0	2	0	0	2	0					
Kent Hrbek, L OBP: 0.384, SLG: 0.553 (1, 3)	0-3 K		0-0 G3			0-0 F9			0-0 4-3	4	0	0	0	0	1	3					
Tom Brunansky, R OBP: 0.322, SLG: 0.467 (1, 9)		0-3 K			0-0 F7				0-0 FC6-4	4	0	0	0	0	1	1					
Tim Laudner, R OBP: 0.374, SLG: 0.500 (1, 2)		0-3 K			0-3 K				0-3 K2-3	3	0	0	0	0	3	0					
Ron Washington, R OBP: 0.276, SLG: 0.471 (1, 10)		0-0 6-3			0-3 K				0-0 6-3	3	0	0	0	0	1	0					
Mickey Hatcher, R OBP: 0.275, SLG: 0.305 (1, 7)			0-0 HR		0-0 FC1-6 1B				0-0 4-3	3	1	2	1	0	0	0					
Steve Lombardozi, R OBP: 0.334, SLG: 0.404 (1, 4)			0-0 F7		0-0 FC1-6 CS				0-0 6-3	3	0	0	0	0	0	1					
Greg Gagne, R OBP: 0.293, SLG: 0.351 (1, 6)			0-3 K		0-3 K				0-3 K	2	0	0	0	0	2	1					
Roy Smalley, S OBP: 0.343, SLG: 0.502 (8, PH)										1	0	0	0	0	1	0					
Inning Stats	R: 0 E: 0 K: 3 S: 9	H: 0 LOB: 0 BB: 0 P: 9	R: 0 E: 0 K: 2 S: 7	H: 0 LOB: 0 BB: 0 P: 7	R: 1 E: 0 K: 1 S: 7	H: 2 LOB: 2 BB: 1 P: 11	R: 0 E: 0 K: 2 S: 7	H: 0 LOB: 0 BB: 0 P: 7	R: 0 E: 0 K: 1 S: 5	H: 1 LOB: 0 BB: 0 P: 5	R: 0 E: 0 K: 1 S: 6	H: 0 LOB: 0 BB: 0 P: 6	R: 0 E: 0 K: 1 S: 5	H: 0 LOB: 0 BB: 0 P: 5	R: 0 E: 0 K: 1 S: 5	H: 0 LOB: 0 BB: 0 P: 5	1B: 3 2B: 0 3B: 0 HR: 1	SF: 0 SAC: 0 DP: 0 HBP: 0	WP: 0 PB: 0 CS: 1	PA: 32	
PITCHER	IP	WLS	BF	H	R	ER	SO	BB	IBB	HBP	BLK	WP	HR	S	P	ERA	WHIP				
Ron Guidry, L ERA: 3.95 (1, 1)	5.0	W	18	3	1	1	9	1	0	0	0	0	1	35	39	1.80	0.800				
Rod Scurry, L ERA: 2.0 (6, 1)	2.0		7	1	0	0	2	0	0	0	0	0	0	11	11	0.00	0.500				
Dave Righetti, L ERA: 3.15 (8, 1)	2.0	S	6	0	0	0	2	0	0	0	0	0	0	10	10	0.00	0.000				

Minnesota Twins @ New York Yankees
Yankee Stadium, Bronx, NY
Sun Jul 27 1986, 3:33 AM EDT
Att: 30,312 - Unknown

AB	30
R	1
H	4
RBI	1
BB	1
SO	13
LOB	6



Batter	1	2	3	4	5	6	7	8	9	AB	R	H	RBI	BB	SO	LOB	BOTTOM				
Rickey Henderson, R OBP: 0.383, SLG: 0.505 (1, 8)	4-0 F8 S BB		0-3 K		0-0 S HR 1B		0-0 G5-4-3			3	1	1	0	1	1	1					
Claudell Washington, L OBP: 0.326, SLG: 0.498 (1, 7)	0-3 K		0-3 K		0-0 H HR			0-3 K		4	1	1	2	0	3	1					
Don Mattingly, L OBP: 0.381, SLG: 0.565 (1, 3)	0-0 F8		0-0 G3		0-0 4-3			0-0 3-1		4	0	0	0	0	0	1					
Mike Easter, L OBP: 0.388, SLG: 0.465 (1, 10)	4-0 BB			0-0 1B G4-6-3 1B		0-0 3-1		0-0 4-3		3	1	1	0	1	0	0					
Ron Hassey, L OBP: 0.376, SLG: 0.463 (1, 2)	0-0 F4			0-0 G4-6-3 1B		0-0 G3		0-0 4-3		3	0	1	0	0	0	2					
Dave Winfield, R OBP: 0.354, SLG: 0.467 (1, 9)		1-0 G4-3 HBP		0-0 G4-6-3		0-0 4-3				2	0	0	0	0	0	1					
Mike Pagliarulo, L OBP: 0.336, SLG: 0.536 (1, 5)		0-0 G4-3		0-0 F7			0-0 F5			3	0	0	0	0	0	1					
Willie Randolph, R OBP: 0.389, SLG: 0.313 (1, 4)		4-0 FC5-4 BB		0-0 6-3		4-0 1B BB				1	1	0	0	2	0	0					
Paul Zuvella, R OBP: 0.180, SLG: 0.111 (1, 6)		0-0 FC5-4		0-0 4-3			0-0 G5-4-3 1B			2	0	0	0	0	0	1					
Dan Pasqua, L OBP: 0.406, SLG: 0.559 (7, PH)										1	0	1	1	0	0	0					
Mike Fischlin, R OBP: 0.311, SLG: 0.278 (8, 6)										0	0	0	0	0	0	0					
Inning Stats	R: 0 E: 0 K: 1 S: 5	H: 0 LOB: 2 BB: 2 P: 13	R: 0 E: 0 K: 0 S: 2	H: 0 LOB: 1 BB: 1 P: 7	R: 0 E: 0 K: 2 S: 7	H: 0 LOB: 0 BB: 0 P: 7	R: 1 E: 0 K: 0 S: 4	H: 2 LOB: 0 BB: 0 P: 4	R: 2 E: 0 K: 0 S: 5	H: 2 LOB: 0 BB: 0 P: 5	R: 0 E: 0 K: 0 S: 3	H: 0 LOB: 0 BB: 0 P: 3	R: 1 E: 0 K: 0 S: 3	H: 1 LOB: 0 BB: 1 P: 7	R: 0 E: 0 K: 1 S: 5	H: 0 LOB: 0 BB: 0 P: 5	1B: 4 2B: 0 3B: 0 HR: 1	SF: 0 SAC: 0 DP: 3 HBP: 1	WP: 1 PB: 0 CS: 0	PA: 31	
PITCHER	IP	WLS	BF	H	R	ER	SO	BB	IBB	HBP	BLK	WP	HR	S	P	ERA	WHIP				
Bert Blyleven, R ERA: 4.7 (1, 1)	8.0	L	31	5	4	4	4	4	0	1	0	1	1	34	51	4.50	1.125				

Minnesota Twins @ New York Yankees
Yankee Stadium, Bronx, NY
Sun Jul 27 1986, 3:33 AM EDT
Att: 30,312 - Unknown

AB	26
R	4
H	5
RBI	3
BB	4
SO	4
LOB	8



Batter	1	2	3	4	5	6	7	8	9	10	11	AB	R	H	RBI	BB	SO	LOB	TOP						
John Moses, S OBP: 0.336, SLG: 0.332 (1, 8)	1-3		2B		K			6-3 WP 1B	FC3-6 1B		K	5	2	1	0	1	2	2							
Phil Bradley, R OBP: 0.379, SLG: 0.404 (1, 7)	G3		2B					6-3				5	0	2	2	0	1	1							
Jim Presley, R OBP: 0.301, SLG: 0.489 (1, 5)	F7				F9							5	0	1	0	0	1	2							
Ken Phelps, L OBP: 0.424, SLG: 0.575 (1, 3)		HR			1B							2	2	2	1	3	0	0							
Alvin Davis, L OBP: 0.408, SLG: 0.477 Ricky Nelson, L OBP: 0.167, SLG: 0.167 (8, PR)	F7											4	0	2	0	0	0	2							
Danny Tartabull, R OBP: 0.333, SLG: 0.513 Dave Henderson, R OBP: 0.345, SLG: 0.477 (9, 9)	F8											4	0	1	1	0	1	2							
Scott Bradley, L OBP: 0.348, SLG: 0.452 Bob Kearney, R OBP: 0.268, SLG: 0.348 (9, 2)	1-3				G6-4-3							4	0	1	0	0	1	3							
Spike Owen, S OBP: 0.320, SLG: 0.363 (1, 6)			3-1									5	0	1	0	0	0	1							
Harold Reynolds, S OBP: 0.276, SLG: 0.281 (1, 4)					1-3							5	0	1	0	0	0	3							
Inning Stats	R: 0 E: 0 K: 0 S: 3	H: 0 LOB: 0 BB: 0 P: 3	R: 1 E: 0 K: 0 S: 4	H: 1 LOB: 0 BB: 0 P: 4	R: 1 E: 0 K: 0 S: 3	H: 2 LOB: 1 BB: 1 P: 7	R: 1 E: 0 K: 0 S: 5	H: 3 LOB: 1 BB: 0 P: 5	R: 0 E: 0 K: 1 S: 5	H: 1 LOB: 1 BB: 1 P: 9	R: 0 E: 0 K: 2 S: 8	H: 0 LOB: 1 BB: 0 P: 8	R: 1 E: 0 K: 1 S: 7	H: 2 LOB: 2 BB: 1 P: 11	R: 1 E: 0 K: 0 S: 6	H: 3 LOB: 2 BB: 0 P: 6	R: 0 E: 0 K: 2 S: 7	H: 0 LOB: 1 BB: 1 P: 11	R: 0 E: 0 K: 1 S: 5	H: 0 LOB: 0 BB: 0 P: 5	1B: 8 2B: 3 3B: 0 HR: 1	SF: 0 SAC: 0 DP: 2 HBP: 0	WP: 2 PB: 0 SB: 2 CS: 1	PA: 46	
PITCHER	IP 7.2	WLS 0.0	BF 31	H 8	R 4	ER 4	SO 5	BB 2	IBB 1	HBP 0	BLK 0	WP 2	HR 1	S 38	P 50	ERA 4.70	WHIP 1.304								
Mike Smittson, R ERA: 5.12 (1, 1)																									
Juan Agosto, L ERA: 9.13 (8, 1)																									
Frank Pastore, R ERA: 3.69 (8, 1)																									
Keith Atherton, R ERA: 3.71 (9, 1)																									

Seattle Mariners @ Minnesota Twins
Hubert H. Humphrey Metrodome, Minneapolis, MN
Mon Jul 28 1986, 8:05 PM EDT
Att: 14,879 - Unknown

AB 42
R 5
H 12
RBI 4
BB 4
SO 8
LOB 19



Batter	1	2	3	4	5	6	7	8	9	10	11	AB	R	H	RBI	BB	SO	LOB	BOTTOM						
Kirby Puckett, R OBP: 0.369, SLG: 0.548 (1, 8)	K		F3									6	1	3	4	0	1	1							
Roy Smalley, S OBP: 0.350, SLG: 0.508 (1, 10)			F7									4	1	3	0	1	0	0							
Kent Hrbek, L OBP: 0.382, SLG: 0.548 (1, 3)	F8											5	0	1	1	0	0	4							
Tom Brunansky, R OBP: 0.319, SLG: 0.461 (1, 9)	6-3											5	0	0	0	0	0	7							
Randy Bush, L OBP: 0.339, SLG: 0.435 Mickey Hatcher, R OBP: 0.277, SLG: 0.307 (8, PH)			G3									2	0	0	0	1	0	0							
Gary Gaetti, R OBP: 0.333, SLG: 0.500 (1, 5)	F7											4	0	0	0	1	1	1							
Tim Laudner, R OBP: 0.388, SLG: 0.482 (1, 2)												4	0	0	0	0	0	2							
Greg Gagne, R OBP: 0.294, SLG: 0.350 (1, 6)	F9											4	2	1	0	0	0	1							
Alvaro Espinoza, R OBP: 0.278, SLG: 0.471 Ron Washington, R OBP: 0.336, SLG: 0.409 (8, PH)												2	0	0	0	0	0	0							
Mark Salas, L OBP: 0.294, SLG: 0.369 Steve Lombardozzi, R OBP: 0.336, SLG: 0.409 (8, PR)			6-3									1	0	1	0	0	0	0							
Steve Lombardozzi, R OBP: 0.336, SLG: 0.409 (9, 4)												1	1	1	0	0	0	0							
Inning Stats	R: 0 E: 0 K: 1 S: 6	H: 1 LOB: 1 BB: 0 P: 6	R: 0 E: 0 K: 0 S: 3	H: 0 LOB: 1 BB: 0 P: 4	R: 0 E: 0 K: 0 S: 3	H: 0 LOB: 0 BB: 0 P: 3	R: 0 E: 0 K: 0 S: 3	H: 0 LOB: 1 BB: 1 P: 7	R: 0 E: 0 K: 0 S: 4	H: 2 LOB: 1 BB: 0 P: 4	R: 0 E: 0 K: 1 S: 5	H: 0 LOB: 0 BB: 0 P: 5	R: 4 E: 0 K: 0 S: 7	H: 4 LOB: 2 BB: 1 P: 12	R: 1 E: 0 K: 0 S: 5	H: 2 LOB: 2 BB: 1 P: 9	R: 0 E: 0 K: 0 S: 3	H: 0 LOB: 0 BB: 0 P: 3	R: 1 E: 0 K: 0 S: 3	H: 2 LOB: 1 BB: 0 P: 3	1B: 8 2B: 2 3B: 0 HR: 1	SF: 0 SAC: 1 DP: 1 HBP: 2	WP: 1 PB: 0 SB: 0 CS: 0	PA: 46	
PITCHER	IP 7.0	WLS 0.2	BF 28	H 5	R 2	ER 4	SO 2	BB 1	IBB 0	HBP 0	BLK 0	WP 0	HR 1	S 29	P 35	ERA 5.14	WHIP 0.857								
Mike Moore, R ERA: 4.77 (8, 1)																									
Matt Young, L ERA: 3.46 (8, 1)																									
Pete Ladd, R ERA: 3.72 (8, 1)																									
Lee Guetterman, L ERA: 6.15 (9, 1)																									
Karl Best, R ERA: 4.37 (9, 1)																									

Seattle Mariners @ Minnesota Twins
Hubert H. Humphrey Metrodome, Minneapolis, MN
Mon Jul 28 1986, 8:05 PM EDT
Att: 14,879 - Unknown

AB 40
R 6
H 11
RBI 6
BB 3
SO 2
LOB 16



Batter	1	2	3	4	5	6	7	8	9	AB	R	H	RBI	BB	SO	LOB	TOP								
John Moses, S OBP: 0.341, SLG: 0.335 (1, 8)										4	0	2	1	1	1	0	Seattle Mariners @ Minnesota Twins Hubert H. Humphrey Metrodome, Minneapolis, MN Tue Jul 29 1986, 8:05 PM EDT Att: 10,991 - Unknown AB 36 R 2 H 8 RBI 2 BB 3 SO 7 LOB 15								
Phil Bradley, R OBP: 0.376, SLG: 0.404 (1, 7)										5	0	2	0	0	0	2									
Jim Presley, R OBP: 0.298, SLG: 0.483 (1, 5)										5	0	0	0	0	2	4									
Danny Tartabull, R OBP: 0.352, SLG: 0.510 (1, 9)										4	0	1	0	0	1	2									
Dave Henderson, R OBP: 0.347, SLG: 0.483 (1, 10)										4	1	2	0	0	1	1									
Ken Phelps, L OBP: 0.425, SLG: 0.569 (1, 3)										2	0	0	0	2	1	1									
Spike Owen, S OBP: 0.316, SLG: 0.359 (1, 6)										4	0	0	0	0	1	4									
Steve Yeager, R OBP: 0.286, SLG: 0.283 (9, PH)										3	1	1	1	0	0	0									
Scott Bradley, L OBP: 0.344, SLG: 0.447 (9, PH)										1	0	0	0	0	0	0									
Harold Reynolds, S OBP: 0.273, SLG: 0.278 (9, PH)										3	0	0	0	0	0	1									
Alvin Davis, L OBP: 0.407, SLG: 0.475 (9, PH)										1	0	0	0	0	0	0									
Inning Stats	R: 0 E: 0 K: 2 S: 7	H: 0 LOB: 0 BB: 0 P: 7	R: 0 E: 0 K: 1 S: 5	H: 0 LOB: 1 BB: 1 P: 9	R: 0 E: 0 K: 0 S: 3	H: 0 LOB: 0 BB: 0 P: 3	R: 0 E: 0 K: 0 S: 4	H: 1 LOB: 1 BB: 0 P: 4	R: 0 E: 0 K: 0 S: 3	H: 0 LOB: 0 BB: 0 P: 3	R: 0 E: 0 K: 1 S: 7	H: 2 LOB: 2 BB: 0 P: 7	R: 2 E: 1 K: 2 S: 11	H: 3 LOB: 2 BB: 0 P: 11	R: 0 E: 0 K: 0 S: 4	H: 1 LOB: 2 BB: 1 P: 8	R: 0 E: 0 K: 1 S: 6	H: 1 LOB: 2 BB: 1 P: 10	1B: 7 2B: 3 3B: 1 HR: 0	SF: 0 SAC: 0 DP: 0 HBP: 0	WP: 1 PB: 0 SB: 1 CS: 0	PA: 39			
PITCHER	IP	WLS	BF	H	R	ER	SO	BB	IBB	HBP	BLK	WP	HR	S	P	ERA	WHIP								
Frank Viola, L ERA: 4.69 (1, 1)	6.2	W	28	6	2	1	6	1	0	0	0	1	0	39	43	1.35	1.050								
Roy Lee Jackson, R ERA: 2.67 (7, 1)	2.1	S	11	2	0	0	1	2	0	0	0	0	0	11	19	0.00	1.714								




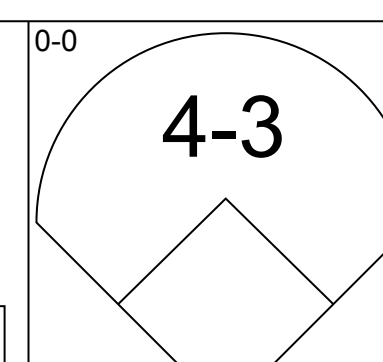
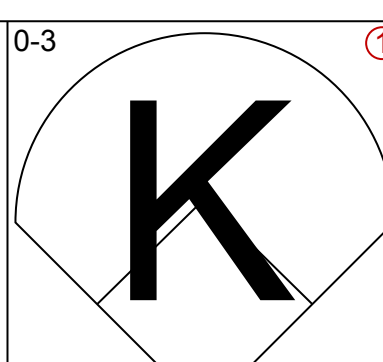
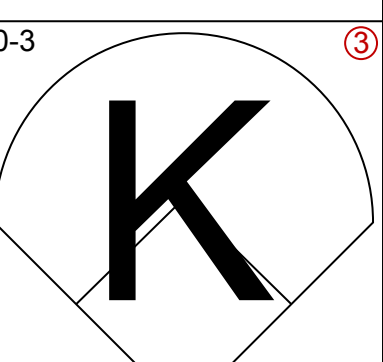
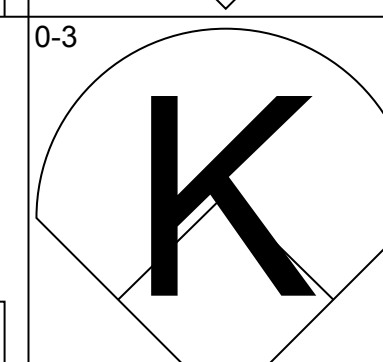
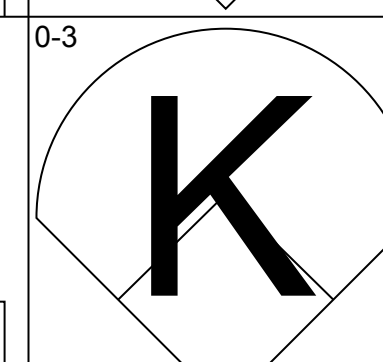
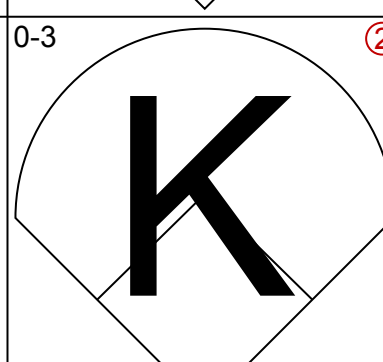
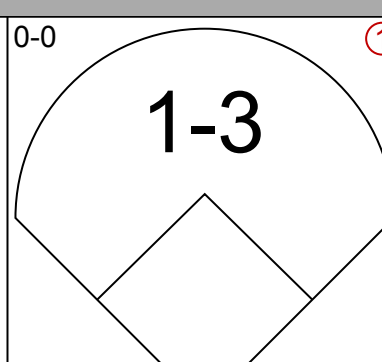
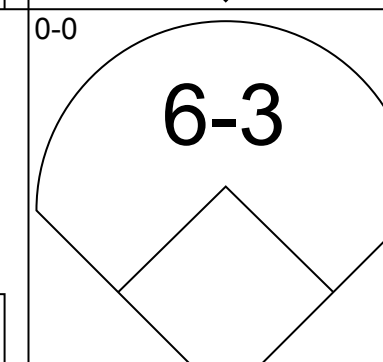
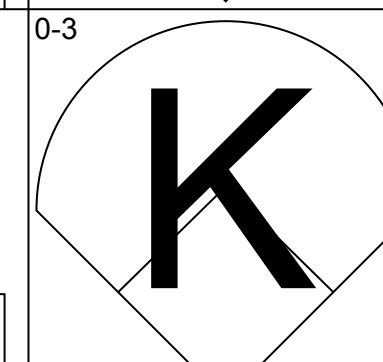
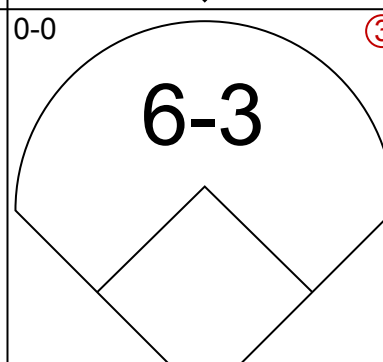
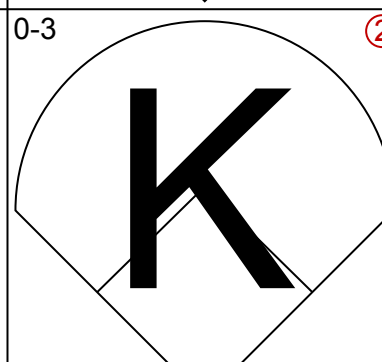
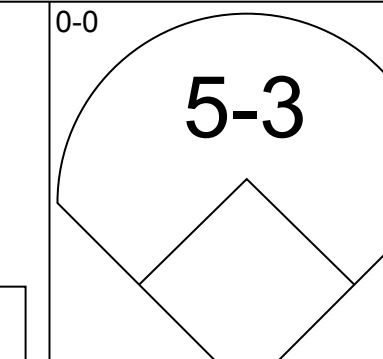
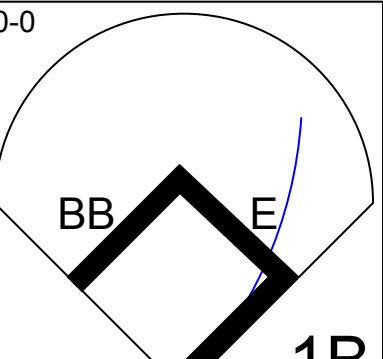
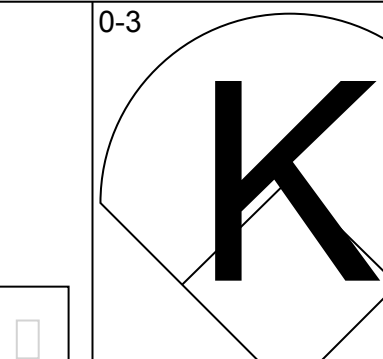
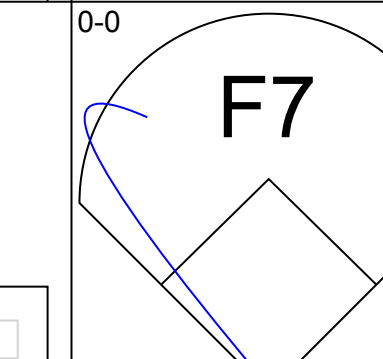
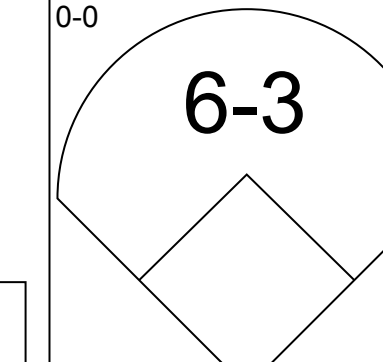
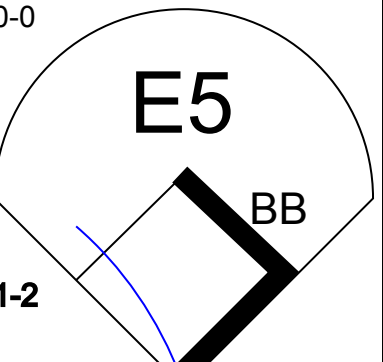
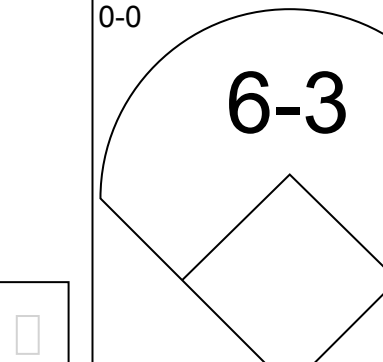
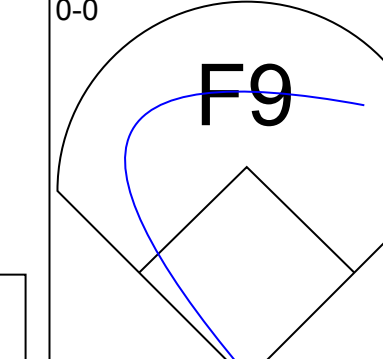
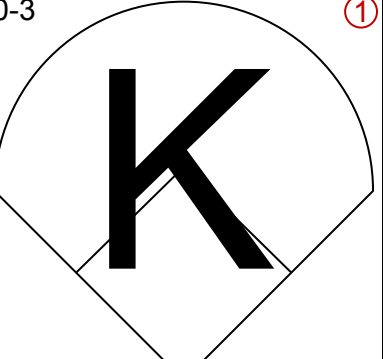
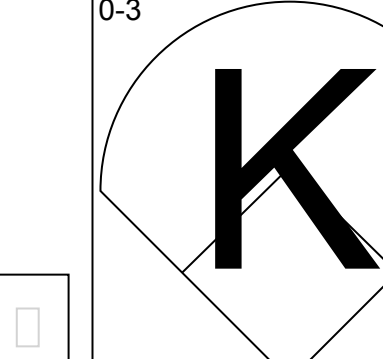
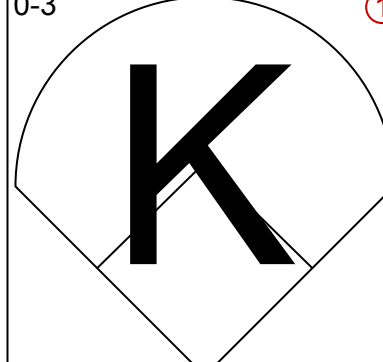
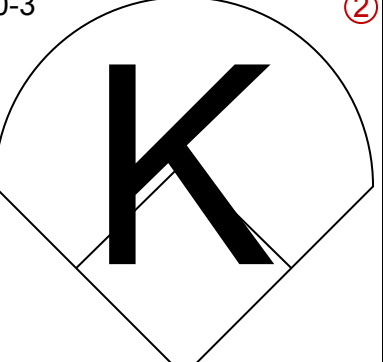
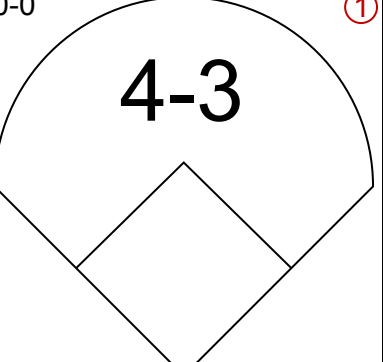
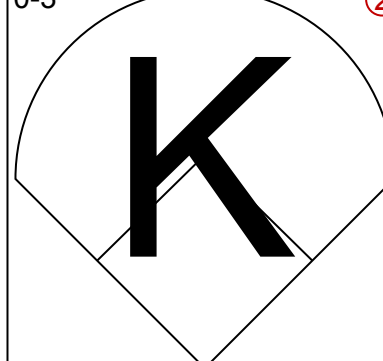
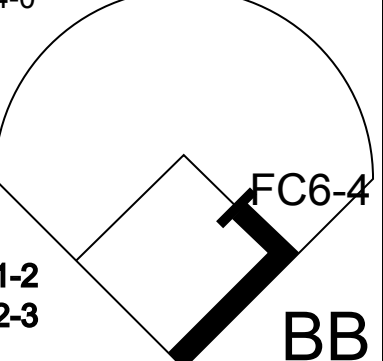
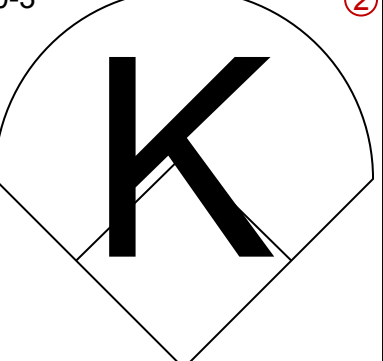
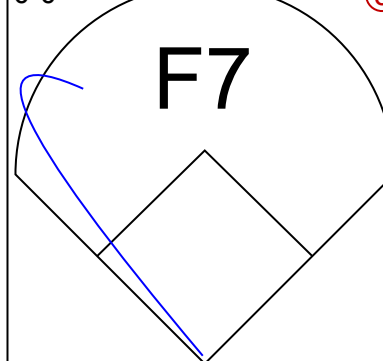
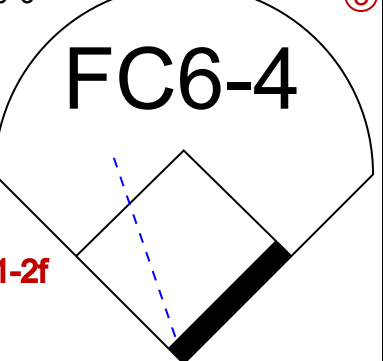
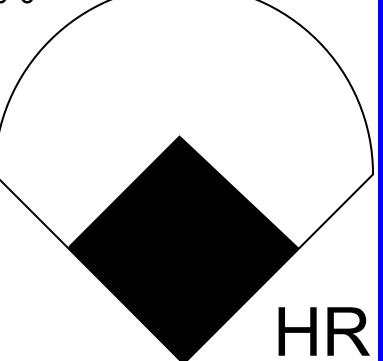
Batter	1	2	3	4	5	6	7	8	9	AB	R	H	RBI	BB	SO	LOB	BOTTOM								
Kirby Puckett, R OBP: 0.373, SLG: 0.557 (1, 8)										4	2	3	1	0	1	1	Seattle Mariners @ Minnesota Twins Hubert H. Humphrey Metrodome, Minneapolis, MN Tue Jul 29 1986, 8:05 PM EDT Att: 10,991 - Unknown AB 32 R 4 H 9 RBI 4 BB 1 SO 7 LOB 12								
Roy Smalley, S OBP: 0.346, SLG: 0.502 (1, 10)										4	0	0	0	0	2	4									
Kent Hrbek, L OBP: 0.381, SLG: 0.553 (1, 3)										4	1	1	2	0	2	2									
Tom Brunansky, R OBP: 0.318, SLG: 0.459 (1, 9)										4	0	1	1	0	1	0									
Mark Salas, L OBP: 0.293, SLG: 0.363 (1, 2)										3	0	0	0	1	0	1									
Gary Gaetti, R OBP: 0.332, SLG: 0.503 (1, 5)										4	0	1	0	0	1	1									
Mickey Hatcher, R OBP: 0.279, SLG: 0.308 (1, 7)										2	0	1	0	0	0	0									
Randy Bush, L OBP: 0.337, SLG: 0.433 (4, PR) (5, 7)										1	0	0	0	0	0	1									
Steve Lombardozzi, R OBP: 0.336, SLG: 0.412 (1, 4)										3	0	1	0	0	0	1									
Greg Gagne, R OBP: 0.295, SLG: 0.353 (1, 6)										3	1	1	0	0	0	1									
Inning Stats	R: 2 E: 0 K: 0 S: 5	H: 2 LOB: 0 BB: 0 P: 5	R: 0 E: 0 K: 0 S: 3	H: 0 LOB: 0 BB: 0 P: 3	R: 2 E: 0 K: 2 S: 10	H: 3 LOB: 1 BB: 0 P: 10	R: 0 E: 0 K: 0 S: 3	H: 1 LOB: 1 BB: 0 P: 3	R: 0 E: 0 K: 1 S: 6	H: 1 LOB: 1 BB: 0 P: 6	R: 0 E: 0 K: 2 S: 8	H: 1 LOB: 1 BB: 0 P: 8	R: 0 E: 0 K: 2 S: 7	H: 0 LOB: 1 BB: 1 P: 11	1B: 3 2B: 3 3B: 2 HR: 1	SF: 0 SAC: 0 DP: 1 HBP: 0	WP: 0 PB: 0 SB: 0 CS: 0	PA: 33							
PITCHER	IP	WLS	BF	H	R	ER	SO	BB	IBB	HBP	BLK	WP	HR	S	P	ERA	WHIP								
Jim Beattie, R ERA: 5.89 (1, 1)	5.0	L	21	7	4	4	2	0	0	0	0	0	0	25	25	7.20	1.400								
Mark Huismann, R ERA: 4.81 (6, 1)	1.2		7	2	0	0	2	0	0	0	0	0	0	11	11	0.00	1.200								
Matt Young, L ERA: 3.4 (7, 1)	1.1		5	0	0	0	3	1	0	0	0	0	0	10	14	0.00	0.750								

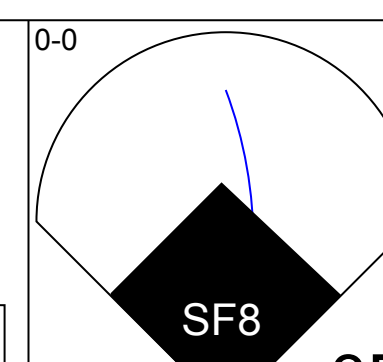
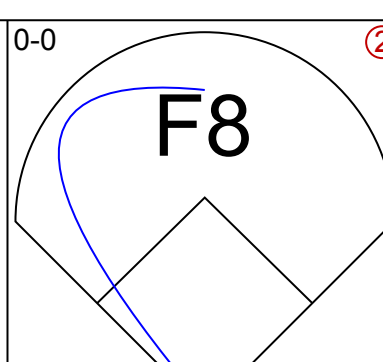
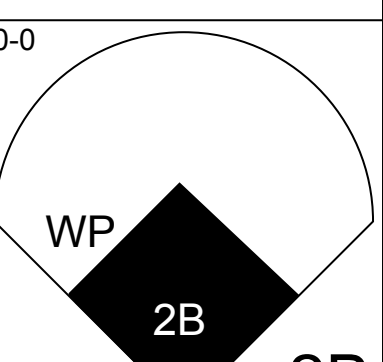
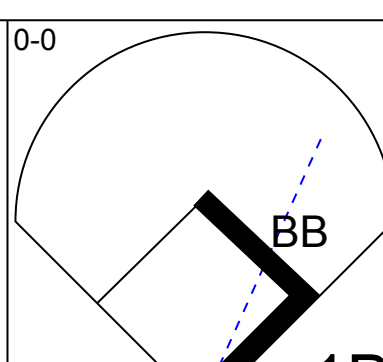
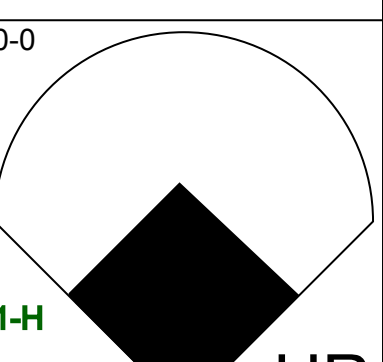
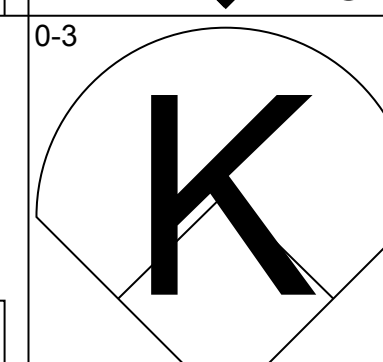
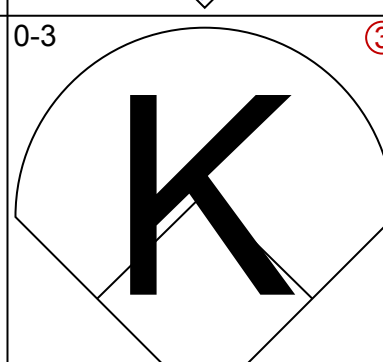
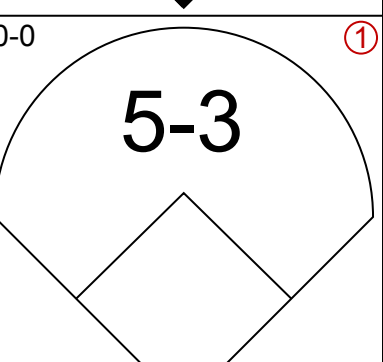
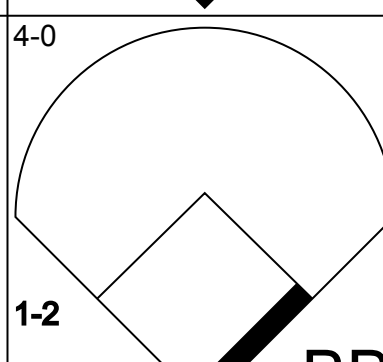
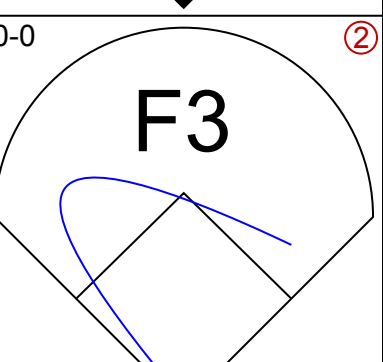
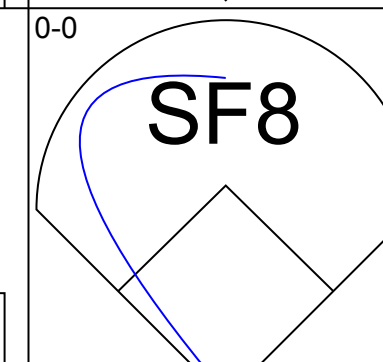
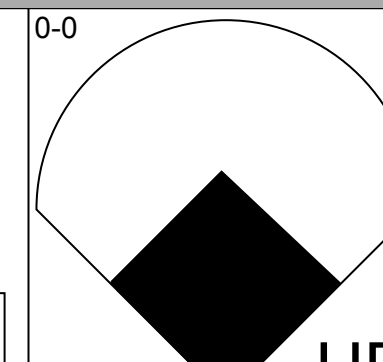
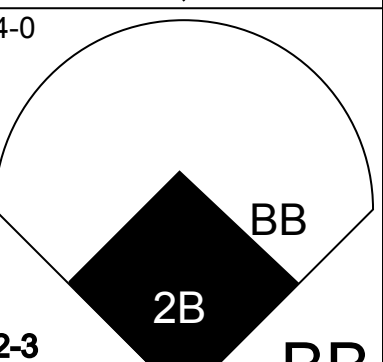
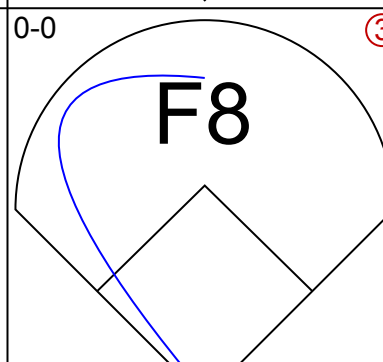
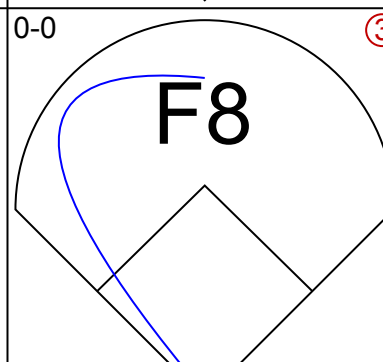
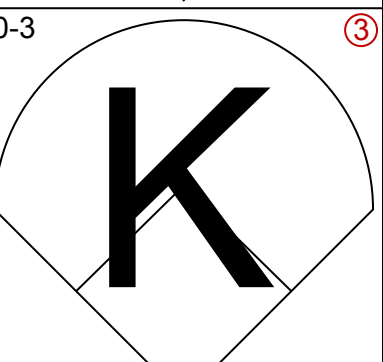
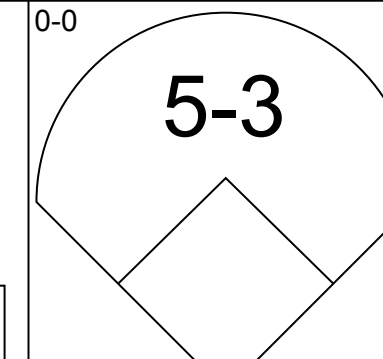
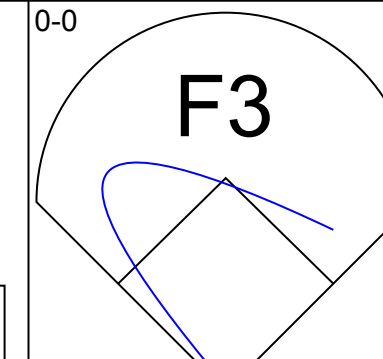
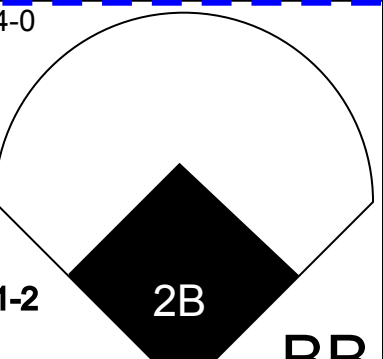


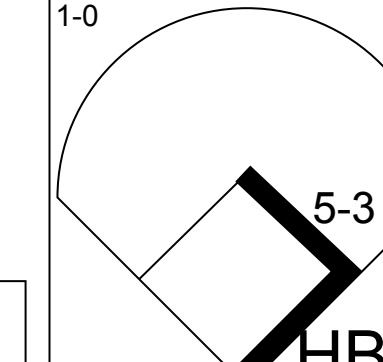
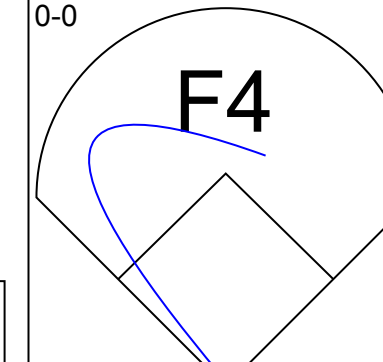
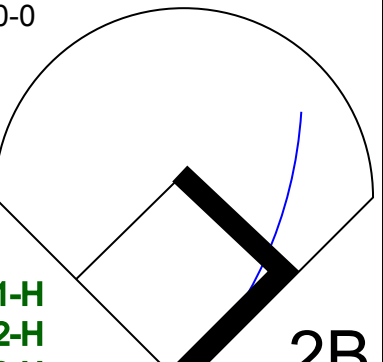
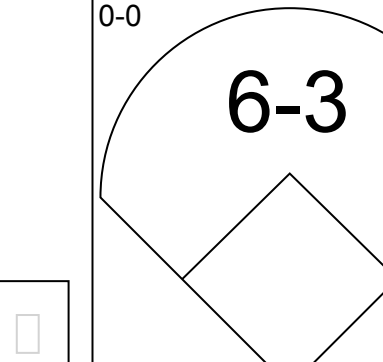
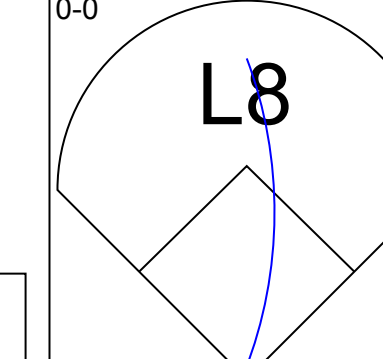
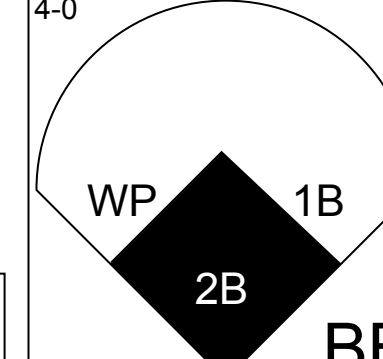
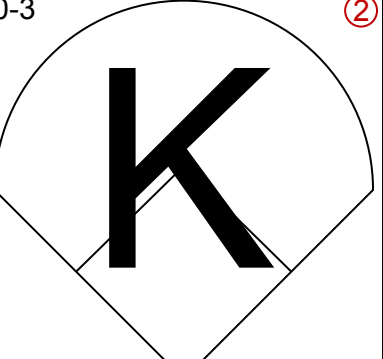
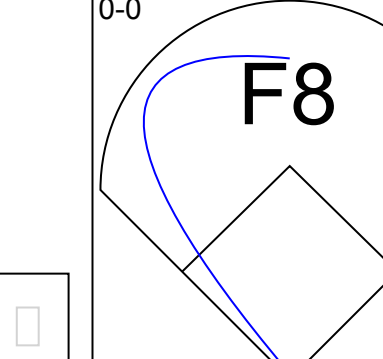
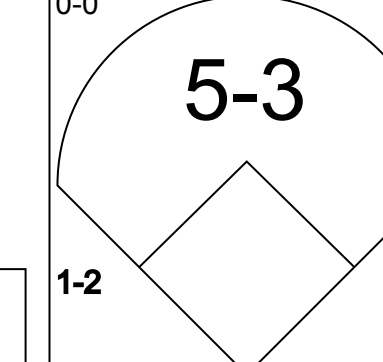
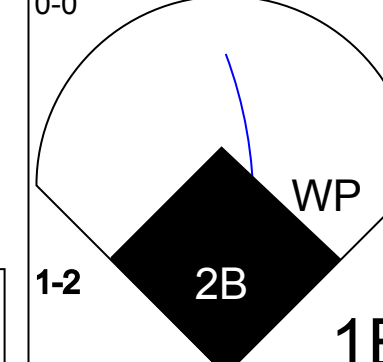
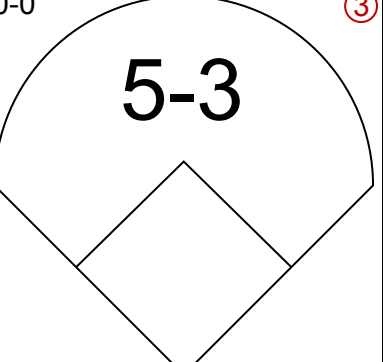
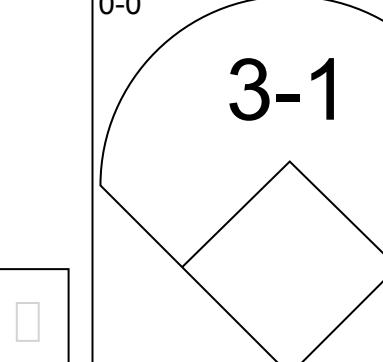
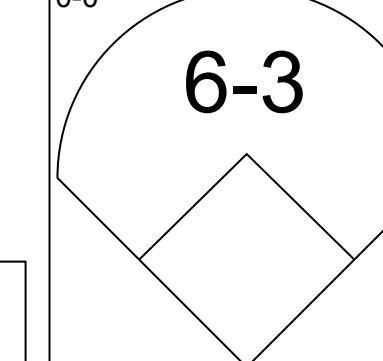
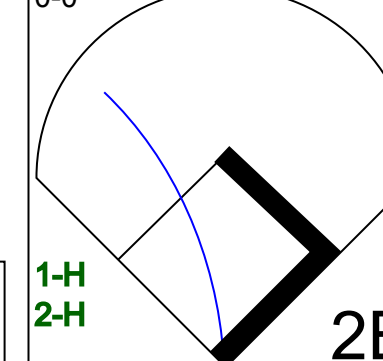

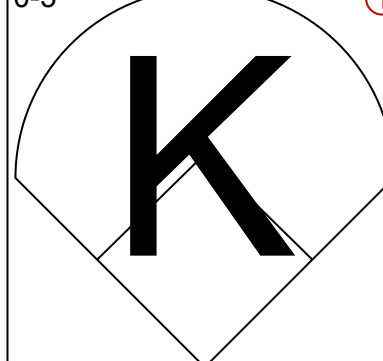
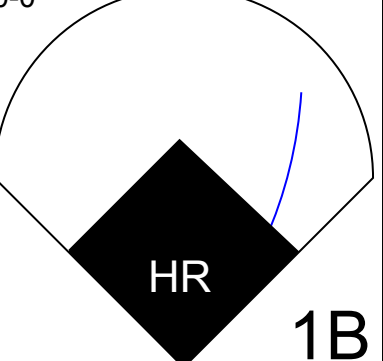

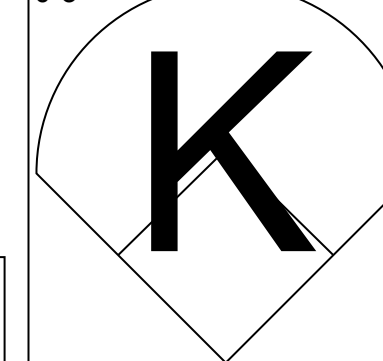
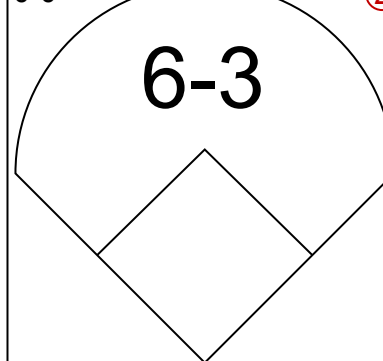
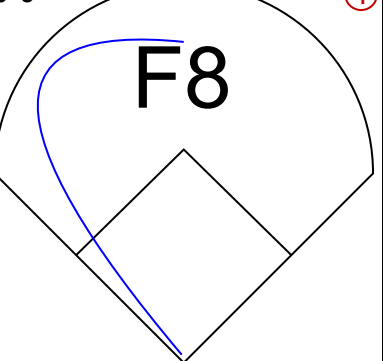


Batter	1	2	3	4	5	6	7	8	9	AB	R	H	RBI	BB	SO	LOB	TOP										
John Moses, S OBP: 0.342, SLG: 0.345 (1, 8)	E9 6-3 2B		6-3		6-3		1-3		2B	5	1	2	0	0	0	0	Seattle Mariners @ Minnesota Twins Hubert H. Humphrey Metrodome, Minneapolis, MN Wed Jul 30 1986, 8:05 PM EDT Att: 10,396 - Unknown livebaseballscorecards.com										
Domingo Ramos, R OBP: 0.271, SLG: 0.231 (1, 5)	5-3		1B			SH1-4 1B BB	5-3		F8	4	1	1	0	1	0	2											
Phil Bradley, R OBP: 0.383, SLG: 0.408 (1, 7)	6-3		1B			BB SH1-4 1B	FC6-4 1B			4	1	3	1	0	0	0											
Danny Tartabull, R OBP: 0.349, SLG: 0.505 (1, 9)	F9 3-H		F7			SH1-4 1-2 2-3	FC6-4 1-2			3	0	0	0	0	0	3											
Dave Henderson, R OBP: 0.346, SLG: 0.479 (1, 10)		K		K		BB 1B IBB		F8		3	1	0	0	1	2	0											
Ken Phelps, L OBP: 0.426, SLG: 0.565 (1, 3)		1B		3-1		1B 1-2 2-3 3-H BB		K		3	0	1	1	1	1	0											
Spike Owen, S OBP: 0.316, SLG: 0.358 (1, 6)		F8		F8		1-3 2-H 3-H 1B		F7		4	0	1	2	0	0	1											
Bob Kearney, R OBP: 0.265, SLG: 0.343 (1, 2)		F9						F8		2	0	0	0	0	0	1											
Scott Bradley, L OBP: 0.337, SLG: 0.437 (6, PH)								F2		2	0	0	0	0	0	2											
Harold Reynolds, S OBP: 0.270, SLG: 0.274 (1, 4)			F4		6-3			F7		4	0	0	0	0	0	2											
Inning Stats	R: 1 E: 1 K: 0 S: 4	H: 1 LOB: 0 BB: 0 P: 4	R: 0 E: 0 K: 1 S: 6	H: 1 LOB: 1 BB: 0 P: 6	R: 0 E: 0 K: 0 S: 5	H: 2 LOB: 2 BB: 0 P: 5	R: 0 E: 0 K: 1 S: 5	H: 0 LOB: 0 BB: 0 P: 5	R: 0 E: 0 K: 0 S: 3	H: 0 LOB: 0 BB: 0 P: 3	R: 3 E: 0 K: 0 S: 5	H: 2 LOB: 2 BB: 3 P: 17	R: 0 E: 0 K: 0 S: 4	H: 1 LOB: 1 BB: 0 P: 4	R: 0 E: 0 K: 1 S: 5	H: 0 LOB: 0 BB: 0 P: 5	R: 0 E: 0 K: 0 S: 4	H: 1 LOB: 1 BB: 0 P: 4	1B: 6 2B: 2 3B: 0 HR: 0	SF: 0 SAC: 1 DP: 0 HBP: 0	WP: 0 PB: 0 SB: 0 CS: 0	PA: 38					
PITCHER	IP	WLS	BF	H	R	ER	SO	BB	IBB	HBP	BLK	WP	HR	S	P	ERA	WHIP										
Neal Heaton, L ERA: 3.77 (1, 1)	5.1	L	25	6	4	3	2	2	1	0	0	0	0	26	38	5.06	1.500										
Frank Pastore, R ERA: 3.38 (6, 1)	3.2		13	2	0	0	1	0	0	0	0	0	0	15	15	0.00	0.545										

Batter	1	2	3	4	5	6	7	8	9	AB	R	H	RBI	BB	SO	LOB	BOTTOM										
Kirby Puckett, R OBP: 0.375, SLG: 0.557 (1, 8)	F1		BB S 1B		BB 1B		G5-3		G6-3 1B	5	0	3	1	0	0	2	Seattle Mariners @ Minnesota Twins Hubert H. Humphrey Metrodome, Minneapolis, MN Wed Jul 30 1986, 8:05 PM EDT Att: 10,396 - Unknown livebaseballscorecards.com										
Roy Smalley, S OBP: 0.350, SLG: 0.498 (1, 10)	CS BB		BB BB		BB BB		K		G6-3	2	0	0	0	3	1	3											
Kent Hrbek, L OBP: 0.380, SLG: 0.548 (1, 3)	F7		BB 1-2 2-3 BB		F9			3-1		3	0	0	0	1	0	3											
Tom Brunansky, R OBP: 0.317, SLG: 0.457 (1, 9)	CS	F9	4-3		F4			1B 1B		4	0	1	0	0	0	5											
Randy Bush, L OBP: 0.340, SLG: 0.432 (1, 7)		4-3		L3		G5-4-3 BB		1B		3	0	1	0	1	0	0											
Gary Gaetti, R OBP: 0.325, SLG: 0.497 (1, 5)		F8		6-3		G5-4-3 1-2		F5		4	0	0	0	0	0	3											
Tim Laudner, R OBP: 0.364, SLG: 0.500 (1, 2)			K		HR		5-3		K	4	1	1	1	0	2	2											
Steve Lombardozzi, R OBP: 0.338, SLG: 0.416 (1, 4)			BB 1B 2B		F9			F7		4	1	2	0	0	0	0											
Greg Gagne, R OBP: 0.295, SLG: 0.353 (1, 6)			BB 2B				G5-3 1B 1B		F7	3	0	1	0	0	0	1											
Mark Salas, L OBP: 0.297, SLG: 0.366 (9, PH)			F4				G5-3 1-2 1B		1B	1	0	1	0	0	0	0											
Alvaro Espinoza, R OBP: 0.297, SLG: 0.366 (9, PR)					G1			1B		0	0	0	0	0	0	0											
Inning Stats	R: 0 E: 0 K: 0 S: 2	H: 0 LOB: 0 BB: 1 P: 6	R: 0 E: 0 K: 0 S: 3	H: 0 LOB: 0 BB: 0 P: 3	R: 1 E: 0 K: 1 S: 7	H: 2 LOB: 3 BB: 2 P: 15	R: 1 E: 0 K: 0 S: 4	H: 1 LOB: 0 BB: 0 P: 4	R: 0 E: 0 K: 0 S: 4	H: 1 LOB: 2 BB: 1 P: 8	R: 0 E: 0 K: 0 S: 2	H: 0 LOB: 0 BB: 1 P: 6	R: 0 E: 0 K: 1 S: 6	H: 2 LOB: 1 BB: 0 P: 6	R: 0 E: 0 K: 1 S: 7	H: 2 LOB: 2 BB: 0 P: 7	R: 0 E: 0 K: 0 S: 4	H: 2 LOB: 2 BB: 0 P: 4	1B: 8 2B: 1 3B: 0 HR: 1	SF: 0 SAC: 0 DP: 3 HBP: 0	WP: 0 PB: 0 SB: 0 CS: 1	PA: 39					
PITCHER	IP	WLS	BF	H	R	ER	SO	BB	IBB	HBP	BLK	WP	HR	S	P	ERA	WHIP										
Mike Morgan, R ERA: 4.52 (1, 1)	5.0	W	23	4	2	2	1	5	0	0	0	0	1	20	40	3.60	1.800										
Pete Ladd, R ERA: 3.48 (6, 1)	3.1		14	6	0	0	2	0	0	0	0	0	0	18	18	0.00	1.800										
Matt Young, L ERA: 3.38 (9, 1)	0.2	S	1	0	0	0	0	0	0	0	0	0	0	1	1	0.00	0.000										



Batter	1	2	3	4	5	6	7	8	9	AB	R	H	RBI	BB	SO	LOB	TOP			
Tony Phillips, S OBP: 0.361, SLG: 0.342 (1, 4)										4	0	0	0	0	3	0	<p>Oakland Athletics @ Minnesota Twins Hubert H. Humphrey Metrodome, Minneapolis, MN</p> <p>Fri Aug 01 1986, 8:05 PM EDT Att: 14,855 - Unknown</p> <p>livebaseballscorecards.com</p>			
Donnie Hill, S OBP: 0.320, SLG: 0.373 (1, 5) (8, 6)										4	0	0	0	0	3	0				
Jose Canseco, R OBP: 0.342, SLG: 0.479 (1, 7)										4	0	0	0	0	2	0				
Bruce Bochte, L OBP: 0.373, SLG: 0.366 (1, 3)					 1B					4	0	1	0	0	1	0				
Carney Lansford, R OBP: 0.327, SLG: 0.400 (1, 10) (8, 5)					 1-2 BB					3	0	0	0	0	0	1				
Dwayne Murphy, L OBP: 0.356, SLG: 0.350 (1, 8)										3	0	0	0	0	2	2				
Mike Davis, L OBP: 0.302, SLG: 0.422 (1, 9)										3	0	0	0	0	2	2				
Mickey Tettleton, S OBP: 0.305, SLG: 0.288 (1, 2)					 1-2 2-3 BB					2	0	0	0	1	2	0				
Alfredo Griffin, S OBP: 0.331, SLG: 0.362 Darrel Akerfelds, R (8, 1)					 1-2					3	1	1	1	0	0	3				
										0	0	0	0	0	0	0				
Inning Stats	R: 0 E: 0 K: 2 S: 7	H: 0 LOB: 0 BB: 0 P: 7	R: 0 E: 0 K: 0 S: 3	H: 0 LOB: 0 BB: 0 P: 3	R: 0 E: 0 K: 2 S: 7	H: 0 LOB: 0 BB: 0 P: 7	R: 0 E: 0 K: 2 S: 7	H: 1 LOB: 3 BB: 1 P: 13	R: 0 E: 0 K: 2 S: 7	H: 0 LOB: 0 BB: 0 P: 7	R: 0 E: 0 K: 2 S: 7	H: 0 LOB: 0 BB: 0 P: 7	R: 1 E: 0 K: 2 S: 8	H: 1 LOB: 0 BB: 0 P: 8	R: 0 E: 0 K: 1 S: 5	H: 0 LOB: 0 BB: 0 P: 5	1B: 1 2B: 0 3B: 0 HR: 1	SF: 0 SAC: 0 DP: 0 HBP: 0	WP: 0 PB: 0 SB: 0 CS: 0	PA: 31
PITCHER Bert Blyleven, R ERA: 4.51 (1, 1)	IP: 9.0 WLS: W BF: 31 H: 2 R: 1 ER: 1 SO: 15 BB: 1 IBB: 0 HBP: 0 BLK: 0 WP: 0 HR: 1 S: 60 P: 64 ERA: 1.00 WHIP: 0.333																			

Batter	1	2	3	4	5	6	7	8	9	AB	R	H	RBI	BB	SO	LOB	BOTTOM				
Kirby Puckett, R OBP: 0.380, SLG: 0.573 (1, 8)	 3B				 2B	 1B		 1-H		5	3	4	2	0	0	0	<p>Oakland Athletics @ Minnesota Twins Hubert H. Humphrey Metrodome, Minneapolis, MN</p> <p>Fri Aug 01 1986, 8:05 PM EDT Att: 14,855 - Unknown</p> <p>livebaseballscorecards.com</p>				
Billy Beane, R OBP: 0.216, SLG: 0.206 (1, 7)						 1-2				4	0	0	0	1	2	2					
Gary Gaetti, R OBP: 0.329, SLG: 0.504 (1, 5)	 3-H				 2-3					3	2	1	2	1	1	2					
Tom Brunansky, R OBP: 0.319, SLG: 0.463 (1, 9)					 1-2					3	2	1	1	1	0	0					
Tim Laudner, R OBP: 0.368, SLG: 0.504 (1, 2)		 HBP			 1-H 2-H 3-H					3	0	1	3	0	0	0					
Roy Smalley, S OBP: 0.343, SLG: 0.493 (1, 10)				 1B 2B						3	1	0	0	1	1	2					
Mickey Hatcher, R OBP: 0.279, SLG: 0.307 (1, 3)	 1-2			 1B 2B						4	1	1	0	0	0	2					
Steve Lombardozzi, R OBP: 0.340, SLG: 0.421 (1, 4)				 2-H				 1B		4	1	2	2	0	1	1					
Greg Gagne, R OBP: 0.292, SLG: 0.348 (1, 6)										4	0	0	0	0	2	2					
Inning Stats	R: 1 E: 0 K: 1 S: 6	H: 1 LOB: 0 BB: 0 P: 6	R: 0 E: 0 K: 0 S: 3	H: 0 LOB: 1 BB: 0 P: 4	R: 0 E: 0 K: 2 S: 7	H: 0 LOB: 0 BB: 0 P: 7	R: 3 E: 0 K: 1 S: 8	H: 3 LOB: 1 BB: 1 P: 12	R: 3 E: 0 K: 1 S: 7	H: 2 LOB: 1 BB: 2 P: 15	R: 0 E: 0 K: 1 S: 6	H: 1 LOB: 2 BB: 1 P: 10	R: 1 E: 0 K: 0 S: 4	H: 1 LOB: 0 BB: 0 P: 4	R: 2 E: 0 K: 1 S: 7	H: 2 LOB: 0 BB: 0 P: 7		1B: 3 2B: 3 3B: 1 HR: 3	SF: 1 SAC: 0 DP: 0 HBP: 1	WP: 2 PB: 0 SB: 0 CS: 0	PA: 39
PITCHER Curt Young, L ERA: 3.86 Darrel Akerfelds, R ERA: 7.36 (5, 1) Darrel Akerfelds, R ERA: 7.36 (8, 1)	IP: 4.1 WLS: L BF: 21 H: 5 R: 6 ER: 6 SO: 4 BB: 2 IBB: 0 HBP: 0 BLK: 0 WP: 0 HR: 1 S: 26 P: 35 ERA: 12.46 WHIP: 1.615																				

AB	30
R	1
H	2
RBI	1
BB	1
SO	15
LOB	8



AB	33
R	10
H	10
RBI	10
BB	4
SO	7
LOB	11



Batter	1	2	3	4	5	6	7	8	9	AB	R	H	RBI	BB	SO	LOB	TOP			
Tony Phillips, S OBP: 0.361, SLG: 0.342 Donnie Hill, S OBP: 0.321, SLG: 0.374	4-0 G4-6-3 BB		0-3 K			0-0 G3		0-0 WP 1B		1	0	0	0	1	1	1	<p>Oakland Athletics @ Minnesota Twins</p> <p>Hubert H. Humphrey Metrodome, Minneapolis, MN</p> <p>Sat Aug 02 1986, 8:05 PM EDT</p> <p>Att: 29,311 - Unknown</p> <p>livebaseballscores.com</p>			
Mike Davis, L OBP: 0.301, SLG: 0.418	0-0 G4-6-3 1-2		0-3 K2-3			4-0 S BB		0-0 F7		3	0	0	0	1	1	3				
Jose Canseco, R OBP: 0.341, SLG: 0.475 Jay Howell, R	4-0 S BB			0-0 F4		0-3 K		0-3 K		3	0	0	0	1	2	2				
Bruce Bochte, L OBP: 0.371, SLG: 0.362	0-3 K			4-0 G5-4-3 BB		0-0 4-3		0-0 F7		3	0	0	0	1	1	3				
Carney Lansford, R OBP: 0.324, SLG: 0.396		0-0 F6		0-0 G5-4-3 1-2			0-0 F3		0-3 K	4	0	0	0	0	1	1				
Jerry Willard, L OBP: 0.388, SLG: 0.400		0-0 4-3			0-0 6-3		4-0 1B BB		0-3 K	3	0	0	0	1	1	0				
Dwayne Murphy, L OBP: 0.356, SLG: 0.347		0-0 G3			0-0 F8		0-0 S 1B		0-0 F8	4	0	1	0	0	0	0				
Mickey Tettleton, S OBP: 0.313, SLG: 0.286 Doug Bair, R Rusty Tillman, R			4-0 BB		4-0 BB		0-3 K			1	0	0	0	2	1	2				
Alfredo Griffin, S OBP: 0.328, SLG: 0.359			0-0 F8		0-0 F8		0-0 F6			0	0	0	0	0	0	0				
Alfredo Griffin, S OBP: 0.328, SLG: 0.359			0-0 F8		0-0 F8		0-0 F6			3	0	0	0	0	0	4				
Inning Stats	R: 0 E: 0 K: 1 S: 4	H: 0 LOB: 1 BB: 2 P: 12	R: 0 E: 0 K: 0 S: 3	H: 0 LOB: 0 BB: 0 P: 3	R: 0 E: 0 K: 2 S: 7	H: 0 LOB: 1 BB: 1 P: 11	R: 0 E: 0 K: 0 S: 2	H: 0 LOB: 0 BB: 1 P: 6	R: 0 E: 0 K: 0 S: 3	H: 0 LOB: 1 BB: 1 P: 7	R: 0 E: 0 K: 1 S: 5	H: 1 LOB: 2 BB: 1 P: 9	R: 0 E: 0 K: 1 S: 6	H: 1 LOB: 2 BB: 1 P: 10	R: 0 E: 0 K: 2 S: 7	H: 0 LOB: 0 BB: 0 P: 7	1B: 2 2B: 0 3B: 0 HR: 0	SF: 0 SAC: 0 DP: 2 HBP: 0	WP: 1 PB: 0 SB: 3 CS: 0	PA: 34
PITCHER Mike Smithson, R ERA: 4.77	IP: 9.0 WLS: W BF: 34 H: 2 R: 0 ER: 0 SO: 8 BB: 7 IBB: 0 HBP: 0 BLK: 0 WP: 1 HR: 0 S: 43 P: 71 ERA: 0.00 WHIP: 1.000															PITCHER				

Batter	1	2	3	4	5	6	7	8	9	AB	R	H	RBI	BB	SO	LOB	BOTTOM			
Kirby Puckett, R OBP: 0.380, SLG: 0.570	4-0 1B FC6-4 BB	4-0 S 1B BB	0-0 F9		0-0 5-3		0-0 L9			3	2	0	0	2	0	2	<p>Oakland Athletics @ Minnesota Twins</p> <p>Hubert H. Humphrey Metrodome, Minneapolis, MN</p> <p>Sat Aug 02 1986, 8:05 PM EDT</p> <p>Att: 29,311 - Unknown</p> <p>livebaseballscores.com</p>			
Roy Smalley, S OBP: 0.352, SLG: 0.492	0-0 FC6-4 1B	0-0 F4		4-0 2B BB		4-0 E 1B BB		0-0 4-3		3	1	1	0	2	0	1				
Gary Gaetti, R OBP: 0.333, SLG: 0.504	0-0 FC6-4 HR	0-0 2B 1B		4-0 L6-3 BB		0-0 E 1B		0-3 K		4	2	2	2	1	1	1				
Tom Brunansky, R OBP: 0.320, SLG: 0.470	0-0 HR	0-0 2B 1B		0-0 L6-3		0-0 F4		0-0 F8		5	1	2	2	0	0	4				
Randy Bush, L OBP: 0.341, SLG: 0.437 Mickey Hatcher, R OBP: 0.281, SLG: 0.314	0-0 G3			0-0 2B		0-0 E3		0-0 4-3		2	0	1	1	0	0	0				
Mark Salas, L OBP: 0.296, SLG: 0.364 Jeff Reed, L OBP: 0.284, SLG: 0.304	0-0 PB 1B	0-0 G3		0-0 2B		0-0 G4-6-3				2	0	1	1	0	0	2				
Steve Lombardozzi, R OBP: 0.342, SLG: 0.422	0-0 PB 1B	0-0 F7		0-0 F8		0-0 G4-6-3				4	1	1	0	0	0	6				
Billy Beane, R OBP: 0.218, SLG: 0.197	4-0 1B BB		0-0 F8		0-0 6-3		0-0 1B		0-3 K	3	0	0	0	1	1	1				
Greg Gagne, R OBP: 0.294, SLG: 0.350 Alvaro Espinoza, R	0-0 1B		0-3 K		0-0 4-3		0-0 F8			4	0	2	2	0	1	1				
Alvaro Espinoza, R	0-0 1B		0-3 K		0-0 1B		0-0 F8			0	0	0	0	0	0	0				
Inning Stats	R: 5 E: 0 K: 0 S: 7	H: 5 LOB: 2 BB: 2 P: 15	R: 2 E: 0 K: 0 S: 6	H: 3 LOB: 2 BB: 1 P: 10	R: 0 E: 0 K: 1 S: 5	H: 0 LOB: 0 BB: 0 P: 5	R: 1 E: 0 K: 0 S: 3	H: 1 LOB: 1 BB: 2 P: 11	R: 0 E: 0 K: 0 S: 4	H: 1 LOB: 1 BB: 0 P: 4	R: 0 E: 1 K: 0 S: 4	H: 1 LOB: 2 BB: 1 P: 8	R: 0 E: 0 K: 1 S: 6	H: 1 LOB: 1 BB: 0 P: 6	R: 0 E: 0 K: 1 S: 5	H: 0 LOB: 0 BB: 0 P: 5	1B: 9 2B: 3 3B: 0 HR: 1	SF: 0 SAC: 0 DP: 2 HBP: 0	WP: 0 PB: 1 SB: 1 CS: 0	PA: 40
PITCHER Joaquin Andujar, R ERA: 4.68 Dave Leiper, L ERA: 3.6 Bill Mooneyham, R ERA: 4.08 Doug Bair, R ERA: 2.3 Jay Howell, R ERA: 4.63	IP: 1.1 WLS: L BF: 13 H: 7 R: 7 ER: 7 SO: 7 BB: 3 IBB: 0 HBP: 0 BLK: 0 WP: 0 HR: 1 S: 10 P: 22 ERA: 47.25 WHIP: 7.500															PITCHER				

Batter	1	2	3	4	5	6	7	8	9	AB	R	H	RBI	BB	SO	LOB	TOP								
Rick Burleson, R OBP: 0.381, SLG: 0.450 Wally Joyner, L OBP: 0.357, SLG: 0.513										4	1	2	1	0	0	2	California Angels @ Minnesota Twins Hubert H. Humphrey Metrodome, Minneapolis, MN Mon Aug 04 1986, 8:05 PM EDT Att: 14,986 - Unknown								
Dick Schofield, R OBP: 0.317, SLG: 0.397										4	1	1	1	0	0	2									
Brian Downing, R OBP: 0.392, SLG: 0.443										3	0	0	0	1	0	0									
Doug DeCinces, R OBP: 0.316, SLG: 0.427										3	1	1	2	0	0	0									
George Hendrick, R OBP: 0.325, SLG: 0.449										5	0	0	0	0	1	2									
Bobby Grich, R OBP: 0.352, SLG: 0.426										4	1	3	0	0	1	0									
Bob Boone, R OBP: 0.266, SLG: 0.280										4	0	1	0	0	0	2									
Ruppert Jones, L OBP: 0.344, SLG: 0.460										4	0	0	0	0	1	3									
Gary Pettis, S OBP: 0.327, SLG: 0.328										4	1	2	1	0	0	0									
Inning Stats	R: 1 E: 0 K: 0 S: 4	H: 1 LOB: 0 BB: 0 P: 4	R: 1 E: 0 K: 0 S: 6	H: 3 LOB: 2 BB: 0 P: 6	R: 0 E: 0 K: 0 S: 3	H: 0 LOB: 0 BB: 0 P: 3	R: 0 E: 0 K: 0 S: 4	H: 1 LOB: 1 BB: 0 P: 4	R: 1 E: 0 K: 0 S: 4	H: 2 LOB: 1 BB: 1 P: 8	R: 0 E: 0 K: 2 S: 7	H: 0 LOB: 0 BB: 0 P: 7	R: 0 E: 0 K: 1 S: 5	H: 0 LOB: 0 BB: 0 P: 5	R: 2 E: 0 K: 0 S: 6	H: 3 LOB: 1 BB: 0 P: 6	R: 0 E: 0 K: 0 S: 3	H: 0 LOB: 0 BB: 0 P: 3	1B: 5 2B: 2 3B: 0 HR: 3	SF: 1 SAC: 0 DP: 0 HBP: 0	WP: 1 PB: 0 SB: 0 CS: 0	PA: 38			
PITCHER	IP	WLS	BF	H	R	ER	SO	BB	IBB	HBP	BLK	WP	HR	S	P	ERA	WHIP								
Neal Heaton, L ERA: 3.85	(1, 1)	7.0	30	8	4	4	3	1	0	0	0	1	2	34	38	5.14	1.286								
Frank Pastore, R ERA: 3.43	(8, 1)	2.0	W	8	2	1	1	0	0	0	0	0	1	8	8	4.50	1.000								

Batter	1	2	3	4	5	6	7	8	9	AB	R	H	RBI	BB	SO	LOB	BOTTOM									
Kirby Puckett, R OBP: 0.380, SLG: 0.566										4	0	1	1	1	1	2	California Angels @ Minnesota Twins Hubert H. Humphrey Metrodome, Minneapolis, MN Mon Aug 04 1986, 8:05 PM EDT Att: 14,986 - Unknown									
Mickey Hatcher, R OBP: 0.280, SLG: 0.327 Kent Hrbek, L OBP: 0.345, SLG: 0.547										3	1	1	2	0	0	1										
Gary Gaetti, R OBP: 0.334, SLG: 0.501										5	0	2	1	0	2	2										
Tom Brunansky, R OBP: 0.322, SLG: 0.469										3	1	1	0	1	1	0										
Tim Laudner, R OBP: 0.372, SLG: 0.524 Randy Bush, L OBP: 0.345, SLG: 0.433 Jeff Reed, L OBP: 0.284, SLG: 0.304										2	1	1	1	1	1	1										
Roy Smalley, S OBP: 0.352, SLG: 0.495										4	0	0	0	0	1	4										
Steve Lombardozzi, R OBP: 0.340, SLG: 0.414 Mark Salas, L OBP: 0.287, SLG: 0.352 Alvaro Espinoza, R OBP: 0.294, SLG: 0.356										2	0	0	0	1	1	0										
Billy Beane, R OBP: 0.233, SLG: 0.215										4	2	2	0	0	1	4										
Greg Gagne, R OBP: 0.294, SLG: 0.356										2	1	0	0	1	0	2										
Inning Stats	R: 0 E: 0 K: 1 S: 5	H: 0 LOB: 0 BB: 0 P: 5	R: 1 E: 0 K: 1 S: 6	H: 1 LOB: 0 BB: 0 P: 6	R: 2 E: 0 K: 1 S: 7	H: 2 LOB: 0 BB: 0 P: 7	R: 0 E: 0 K: 2 S: 7	H: 1 LOB: 0 BB: 0 P: 7	R: 1 E: 1 K: 0 S: 6	H: 2 LOB: 2 BB: 0 P: 6	R: 0 E: 0 K: 1 S: 4	H: 0 LOB: 0 BB: 1 P: 8	R: 0 E: 0 K: 1 S: 5	H: 0 LOB: 2 BB: 2 P: 13	R: 1 E: 1 K: 0 S: 5	H: 2 LOB: 3 BB: 1 P: 9	R: 1 E: 0 K: 1 S: 4	H: 1 LOB: 2 BB: 2 P: 12	1B: 6 2B: 2 3B: 0 HR: 2	SF: 0 SAC: 1 DP: 3 HBP: 0	WP: 1 PB: 0 SB: 1 CS: 1	PA: 39				
PITCHER	IP	WLS	BF	H	R	ER	SO	BB	IBB	HBP	BLK	WP	HR	S	P	ERA	WHIP									
John Candelaria, L ERA: 4.04	(1, 1)	6.2	L	28	6	4	4	7	2	1	0	1	2	39	51	5.40	1.200									
Donnie Moore, R ERA: 3.35	(7, 1)	1.2	L	11	3	2	1	1	2	1	0	0	1	0	10	22	5.40	3.000								

Batter	1	2	3	4	5	6	7	8	9	AB	R	H	RBI	BB	SO	LOB	TOP				
Rick Burleson, R OBP: 0.382, SLG: 0.446 Reggie Jackson, L OBP: 0.403, SLG: 0.406										4	0	1	1	1	0	7	California Angels @ Minnesota Twins Hubert H. Humphrey Metrodome, Minneapolis, MN Tue Aug 05 1986, 8:05 PM EDT Att: 22,689 - Unknown livebaseballscorecards.com				
Dick Schofield, R OBP: 0.319, SLG: 0.403										6	1	3	2	0	1	6					
Wally Joyner, L OBP: 0.356, SLG: 0.517										7	1	2	2	0	2	6					
Doug DeCinces, R OBP: 0.321, SLG: 0.427 Jack Howell, L OBP: 0.298, SLG: 0.402										2	2	1	0	2	1	0					
Brian Downing, R OBP: 0.398, SLG: 0.453										5	2	4	2	1	0	3					
George Hendrick, R OBP: 0.329, SLG: 0.452 Ruppert Jones, L OBP: 0.341, SLG: 0.453										1	1	1	0	0	0	0					
Bobby Grich, R OBP: 0.351, SLG: 0.417										4	0	0	0	2	0	2					
Gary Pettis, S OBP: 0.334, SLG: 0.334										5	3	4	2	1	0	0					
Bob Boone, R OBP: 0.276, SLG: 0.288										3	1	2	4	3	0	1					
Inning Stats	R: 0 E: 1 K: 1 S: 5	H: 0 LOB: 2 BB: 2 P: 13	R: 1 E: 1 K: 0 S: 5	H: 2 LOB: 1 BB: 0 P: 5	R: 4 E: 0 K: 2 S: 10	H: 3 LOB: 3 BB: 4 P: 26	R: 2 E: 0 K: 1 S: 7	H: 2 LOB: 3 BB: 2 P: 16	R: 1 E: 0 K: 0 S: 4	H: 2 LOB: 1 BB: 1 P: 8	R: 0 E: 0 K: 1 S: 6	H: 1 LOB: 1 BB: 0 P: 6	R: 3 E: 0 K: 2 S: 11	H: 4 LOB: 2 BB: 1 P: 15	R: 1 E: 0 K: 1 S: 7	H: 2 LOB: 2 BB: 1 P: 11		1B: 13 2B: 4 3B: 0 HR: 1	SF: 1 SAC: 0 DP: 1 HBP: 1	WP: 1 PB: 1 SB: 0 CS: 0	PA: 57
PITCHER	IP	WLS	BF	H	R	ER	SO	BB	IBB	HBP	BLK	WP	HR	S	P	ERA	WHIP				
Allan Anderson, L ERA: 6.11	2.0	L	14	5	5	4	1	2	1	0	0	0	1	13	25	18.00	3.500				
Ron Davis, R ERA: 9.09	1.2		11	1	2	2	3	4	0	1	0	0	0	12	29	10.80	3.000				
Juan Agosto, L ERA: 8.64	2.1		14	5	2	1	0	2	0	0	0	0	0	12	20	3.86	3.000				
Frank Pastore, R ERA: 3.94	1.0		7	3	3	3	1	1	0	0	0	0	0	8	12	27.00	4.000				
Keith Atherton, R ERA: 3.75	2.0		11	4	1	1	3	1	0	0	0	1	0	16	20	4.50	2.500				

Batter	1	2	3	4	5	6	7	8	9	AB	R	H	RBI	BB	SO	LOB	BOTTOM				
Kirby Puckett, R OBP: 0.377, SLG: 0.561 Alvaro Espinoza, R										4	1	0	0	0	1	1	California Angels @ Minnesota Twins Hubert H. Humphrey Metrodome, Minneapolis, MN Tue Aug 05 1986, 8:05 PM EDT Att: 22,689 - Unknown livebaseballscorecards.com				
Roy Smalley, S OBP: 0.346, SLG: 0.489										4	0	0	0	0	0	1					
Kent Hrbek, L OBP: 0.376, SLG: 0.541										4	0	0	0	0	1	1					
Tom Brunansky, R OBP: 0.322, SLG: 0.467										4	0	1	1	0	1	0					
Gary Gaetti, R OBP: 0.332, SLG: 0.497										3	0	0	0	0	2	1					
Billy Beane, R OBP: 0.225, SLG: 0.207										3	0	0	0	0	1	0					
Steve Lombardozzi, R OBP: 0.341, SLG: 0.414 Mickey Hatcher, R OBP: 0.279, SLG: 0.325										2	0	1	0	0	0	0					
Jeff Reed, L OBP: 0.286, SLG: 0.317										3	0	1	0	0	1	1					
Greg Gagne, R OBP: 0.292, SLG: 0.354 Randy Bush, L OBP: 0.343, SLG: 0.432 Keith Atherton, R										2	0	0	0	0	0	1					
Inning Stats	R: 1 E: 1 K: 1 S: 7	H: 1 LOB: 1 BB: 0 P: 7	R: 0 E: 0 K: 2 S: 7	H: 0 LOB: 0 BB: 0 P: 7	R: 0 E: 0 K: 0 S: 3	H: 0 LOB: 0 BB: 0 P: 3	R: 0 E: 0 K: 1 S: 5	H: 0 LOB: 0 BB: 0 P: 5	R: 0 E: 0 K: 0 S: 4	H: 1 LOB: 1 BB: 0 P: 4	R: 0 E: 0 K: 1 S: 5	H: 0 LOB: 0 BB: 0 P: 5	R: 0 E: 0 K: 0 S: 4	H: 1 LOB: 1 BB: 0 P: 4	R: 0 E: 0 K: 1 S: 5	H: 0 LOB: 0 BB: 0 P: 5		1B: 2 2B: 1 3B: 0 HR: 0	SF: 0 SAC: 0 DP: 0 HBP: 0	WP: 0 PB: 0 SB: 0 CS: 0	PA: 31
PITCHER	IP	WLS	BF	H	R	ER	SO	BB	IBB	HBP	BLK	WP	HR	S	P	ERA	WHIP				
Mike Witt, R ERA: 2.94	9.0	W	31	3	1	0	7	0	0	0	0	0	0	45	45	0.00	0.333				

Batter	1	2	3	4	5	6	7	8	9	AB	R	H	RBI	BB	SO	LOB	TOP					
Rick Burleson, R OBP: 0.384, SLG: 0.447 (1, 6)										4	0	2	0	0	0	1	California Angels @ Minnesota Twins Hubert H. Humphrey Metrodome, Minneapolis, MN Wed Aug 06 1986, 4:33 AM EDT Att: 21,129 - Unknown livebaseballscorecards.com					
Reggie Jackson, L OBP: 0.402, SLG: 0.415 (1, 10)										4	1	1	1	0	2	2						
Doug DeCinces, R OBP: 0.320, SLG: 0.434 (1, 5)										4	1	1	1	0	2	2						
Brian Downing, R OBP: 0.394, SLG: 0.448 (1, 7)										4	0	0	0	0	0	1						
Ruppert Jones, L OBP: 0.338, SLG: 0.448 (1, 9)										3	0	0	0	0	1	0						
George Hendrick, R OBP: 0.324, SLG: 0.445 (1, 3)										3	0	0	0	0	1	0						
Rob Wilfong, L OBP: 0.293, SLG: 0.347 (1, 4)										3	0	0	0	0	0	0						
Gary Pettis, S OBP: 0.332, SLG: 0.332 (1, 8)										3	0	0	0	0	1	0						
Jerry Narron, L OBP: 0.308, SLG: 0.333 (1, 2)										3	0	1	0	0	0	0						
Inning Stats	R: 0 E: 0 K: 1 S: 5	H: 1 LOB: 0 BB: 0 P: 5	R: 0 E: 0 K: 1 S: 5	H: 0 LOB: 0 BB: 0 P: 5	R: 0 E: 0 K: 1 S: 6	H: 1 LOB: 1 BB: 0 P: 6	R: 2 E: 0 K: 0 S: 5	H: 2 LOB: 0 BB: 0 P: 5	R: 0 E: 0 K: 0 S: 3	H: 0 LOB: 0 BB: 0 P: 3	R: 0 E: 0 K: 1 S: 5	H: 0 LOB: 0 BB: 0 P: 5	R: 0 E: 0 K: 1 S: 5	H: 0 LOB: 0 BB: 0 P: 5	R: 0 E: 0 K: 0 S: 3	H: 0 LOB: 0 BB: 0 P: 3		R: 0 E: 0 K: 2 S: 8	H: 1 LOB: 1 BB: 0 P: 8	1B: 3 2B: 0 3B: 0 HR: 2	SF: 0 SAC: 0 DP: 1 HBP: 0	WP: 0 PB: 0 SB: 0 CS: 0
PITCHER Bert Blyleven, R ERA: 4.39 (1, 1)	IP: 9.0 WLS: W BF: 31	H: 5 R: 2 ER: 2 SO: 7	BB: 0 IBB: 0 HBP: 0 BLK: 0	WP: 0 HR: 2 S: 45 P: 45	ERA: 2.00 WHIP: 0.556											IP: 9.0 WLS: W BF: 31	H: 5 R: 2 ER: 2 SO: 7	BB: 0 IBB: 0 HBP: 0 BLK: 0	WP: 0 HR: 2 S: 45 P: 45	ERA: 2.00 WHIP: 0.556		

Batter	1	2	3	4	5	6	7	8	9	AB	R	H	RBI	BB	SO	LOB	BOTTOM					
Kirby Puckett, R OBP: 0.376, SLG: 0.558 (1, 8)										4	1	1	0	0	1	0	California Angels @ Minnesota Twins Hubert H. Humphrey Metrodome, Minneapolis, MN Wed Aug 06 1986, 4:33 AM EDT Att: 21,129 - Unknown livebaseballscorecards.com					
Roy Smalley, S OBP: 0.347, SLG: 0.486 (1, 10)										4	1	1	0	0	0	0						
Kent Hrbek, L OBP: 0.378, SLG: 0.539 (1, 3)										3	1	1	0	1	1	0						
Gary Gaetti, R OBP: 0.333, SLG: 0.507 (1, 5)										4	2	2	3	0	0	1						
Randy Bush, L OBP: 0.346, SLG: 0.437 (1, 9)										4	0	2	2	0	0	0						
Mickey Hatcher, R OBP: 0.287, SLG: 0.330 (1, 7)										3	0	2	0	1	0	1						
Steve Lombardozzi, R OBP: 0.337, SLG: 0.409 (1, 4)										4	0	0	0	0	1	4						
Tim Laudner, R OBP: 0.364, SLG: 0.512 (1, 2)										3	0	0	0	0	3	2						
Greg Gagne, R OBP: 0.290, SLG: 0.351 (1, 6)										3	0	0	0	0	0	0						
Inning Stats	R: 0 E: 0 K: 1 S: 5	H: 0 LOB: 0 BB: 0 P: 5	R: 0 E: 1 K: 1 S: 7	H: 1 LOB: 2 BB: 0 P: 7	R: 0 E: 0 K: 1 S: 5	H: 0 LOB: 0 BB: 0 P: 5	R: 1 E: 0 K: 1 S: 7	H: 2 LOB: 1 BB: 0 P: 7	R: 4 E: 0 K: 1 S: 9	H: 4 LOB: 2 BB: 2 P: 17	R: 0 E: 0 K: 1 S: 5	H: 0 LOB: 0 BB: 0 P: 5	R: 0 E: 0 K: 0 S: 3	H: 1 LOB: 0 BB: 0 P: 3	R: 0 E: 0 K: 0 S: 3	H: 1 LOB: 0 BB: 0 P: 3		R: 0 E: 0 K: 0 S: 3	H: 1 LOB: 0 BB: 0 P: 3	1B: 6 2B: 2 3B: 0 HR: 1	SF: 0 SAC: 0 DP: 1 HBP: 0	WP: 0 PB: 0 SB: 2 CS: 1
PITCHER Don Sutton, R ERA: 4.48 Doug Corbett, R ERA: 3.41 (6, 1)	IP: 5.0 WLS: L BF: 25	H: 7 R: 5 ER: 5 SO: 5	BB: 1 IBB: 1 HBP: 0 BLK: 0	WP: 0 HR: 1 S: 33 P: 41	ERA: 9.00 WHIP: 1.600											IP: 3.0 WLS: 9 BF: 2	H: 2 R: 0 ER: 0 SO: 1	BB: 0 IBB: 0 HBP: 0 BLK: 0	WP: 0 HR: 0 S: 11 P: 11	ERA: 0.00 WHIP: 0.667		

Batter	1	2	3	4	5	6	7	8	9	AB	R	H	RBI	BB	SO	LOB	TOP				
Kirby Puckett, R OBP: 0.377, SLG: 0.559 (1, 8)										3	1	1	0	1	1	1	Minnesota Twins @ Oakland Athletics Oakland-Alameda County Coliseum, Oakland, CA Fri Aug 08 1986, 7:05 PM PDT Att: 11,746 - Unknown livebaseballscores.com				
Roy Smalley, S OBP: 0.346, SLG: 0.483 (1, 10)										4	0	1	0	0	2	2					
Kent Hrbek, L OBP: 0.379, SLG: 0.538 (1, 3)										4	1	2	0	0	0	1					
Tom Brunansky, R OBP: 0.323, SLG: 0.465 (1, 9)										2	0	0	0	2	0	0					
Randy Bush, L OBP: 0.344, SLG: 0.432 (1, 7)										3	0	0	0	0	1	4					
Gary Gaetti, R OBP: 0.333, SLG: 0.506 (1, 5)										3	0	1	1	0	0	0					
Tim Laudner, R OBP: 0.361, SLG: 0.594 (1, 2)										4	0	1	0	0	0	3					
Alvaro Espinoza, R OBP: 0.340, SLG: 0.408 (9, PH)										1	0	0	0	2	0	0					
Steve Lombardozzi, R OBP: 0.286, SLG: 0.329 (9, PH)										1	0	0	0	0	1	1					
Greg Gagne, R OBP: 0.288, SLG: 0.349 (1, 6)										2	0	0	0	0	1	2					
Mark Salas, L OBP: 0.286, SLG: 0.350 (9, PH)										1	0	0	0	0	1						
Inning Stats	R: 1 E: 0 K: 0 S: 4	H: 2 LOB: 0 BB: 0 P: 4	R: 0 E: 0 K: 0 S: 3	H: 1 LOB: 2 BB: 1 P: 8	R: 0 E: 0 K: 1 S: 6	H: 1 LOB: 0 BB: 1 P: 10	R: 0 E: 0 K: 0 S: 3	H: 0 LOB: 0 BB: 0 P: 3	R: 0 E: 0 K: 1 S: 4	H: 0 LOB: 0 BB: 1 P: 8	R: 0 E: 0 K: 0 S: 7	H: 0 LOB: 1 BB: 1 P: 11	R: 0 E: 0 K: 1 S: 5	H: 0 LOB: 0 BB: 0 P: 5	R: 0 E: 0 K: 1 S: 6	H: 1 LOB: 1 BB: 0 P: 6	1B: 5 2B: 1 3B: 0 HR: 0	SF: 1 SAC: 1 DP: 3 HBP: 1	WP: 0 PB: 0 SB: 0 CS: 0	PA: 36	
PITCHER	IP	WLS	BF	H	R	ER	SO	BB	IBB	HBP	BLK	WP	HR	S	P	ERA	WHIP				
Joaquin Andujar, R ERA: 4.48 (1, 1)	6.0	W	26	5	2	2	2	5	0	1	0	0	0	24	45	3.00	1.667				
Doug Bair, R ERA: 2.04 (7, 1)	3.0	S	10	1	0	0	4	0	0	0	0	0	0	18	18	0.00	0.333				

Batter	1	2	3	4	5	6	7	8	9	AB	R	H	RBI	BB	SO	LOB	BOTTOM				
Tony Phillips, S OBP: 0.365, SLG: 0.342 (1, 4)										3	1	1	1	1	0	0	Minnesota Twins @ Oakland Athletics Oakland-Alameda County Coliseum, Oakland, CA Fri Aug 08 1986, 7:05 PM PDT Att: 11,746 - Unknown livebaseballscores.com				
Dwayne Murphy, L OBP: 0.353, SLG: 0.355 (1, 8)										4	1	1	1	0	0	2					
Jose Canseco, R OBP: 0.344, SLG: 0.500 (1, 7)										4	1	1	2	0	0	2					
Bruce Bochte, L OBP: 0.365, SLG: 0.351 (1, 3)										4	0	0	0	0	0	0					
Dave Kingman, R OBP: 0.258, SLG: 0.457 (1, 10)										3	1	2	1	1	0	0					
Mike Davis, L OBP: 0.304, SLG: 0.422 (1, 9)										3	0	1	0	1	0	1					
Donnie Hill, S OBP: 0.328, SLG: 0.383 (1, 5)										4	0	0	0	0	0	4					
Jerry Willard, L OBP: 0.383, SLG: 0.382 (1, 2)										2	0	0	0	0	1	2					
Rusty Tillman, R OBP: 0.316, SLG: 0.305 (7, PR)										0	1	0	0	0	0	0					
Mickey Tettleton, S OBP: 0.316, SLG: 0.305 (8, 2)										0	0	0	0	0	0	0					
Alfredo Griffin, S OBP: 0.333, SLG: 0.363 (1, 6)										3	0	1	0	0	0	3					
Inning Stats	R: 3 E: 0 K: 0 S: 6	H: 3 LOB: 1 BB: 1 P: 10	R: 0 E: 0 K: 0 S: 3	H: 1 LOB: 0 BB: 0 P: 3	R: 0 E: 0 K: 1 S: 6	H: 1 LOB: 2 BB: 1 P: 10	R: 0 E: 0 K: 0 S: 3	H: 0 LOB: 0 BB: 0 P: 3	R: 0 E: 0 K: 0 S: 7	H: 0 LOB: 1 BB: 1 P: 7	R: 0 E: 0 K: 0 S: 4	H: 0 LOB: 2 BB: 0 P: 5	R: 0 E: 0 K: 0 S: 4	H: 1 LOB: 2 BB: 0 P: 4	R: 1 E: 0 K: 0 S: 4	H: 1 LOB: 0 BB: 0 P: 4	1B: 3 2B: 2 3B: 0 HR: 2	SF: 0 SAC: 0 DP: 0 HBP: 1	WP: 0 PB: 1 SB: 0 CS: 0	PA: 34	
PITCHER	IP	WLS	BF	H	R	ER	SO	BB	IBB	HBP	BLK	WP	HR	S	P	ERA	WHIP				
Mike Smithson, R ERA: 4.83 (1, 1)	6.0	L	26	5	4	4	1	3	0	1	1	0	1	24	37	6.00	1.333				
Roy Lee Jackson, R ERA: 2.49 (7, 1)	2.0		8	2	1	1	0	0	0	0	0	0	1	8	8	4.50	1.000				

Batter	1	2	3	4	5	6	7	8	9	AB	R	H	RBI	BB	SO	LOB	TOP										
Kirby Puckett, R OBP: 0.378, SLG: 0.561 (1, 8)	0-3 K		0-0 2B		0-0 1B			0-0 F7	0-0 F8	5	0	2	0	0	1	0	Minnesota Twins @ Oakland Athletics Oakland-Alameda County Coliseum, Oakland, CA Sun Aug 10 1986, 3:33 AM PDT Unknown livebaseballscores.com										
Mickey Hatcher, R OBP: 0.303, SLG: 0.341 (1, 7)	0-3 K		4-0 BB		0-0 F9			4-0 BB 1B BB		2	1	0	0	2	1	1											
Gary Gaetti, R OBP: 0.337, SLG: 0.506 (1, 5)	0-0 5-3		0-0 6-3			0-3 K		4-0 1B FC3-6 BB		3	1	0	0	1	1	2											
Tom Brunansky, R OBP: 0.326, SLG: 0.460 (1, 9)		0-0 L7		0-3 K		0-3 K		4-0 FC3-6 1B BB		3	0	0	0	1	2	0											
Kent Hrbek, L OBP: 0.379, SLG: 0.534 (1, 3)		0-0 6-3		0-0 1B		0-0 1B		0-0 FC3-6 1B		4	0	3	1	0	0	0											
Tim Laudner, R OBP: 0.361, SLG: 0.500 (1, 2)		0-0 1B		0-0 L9		0-0 F8		0-0 FC3-6		3	0	1	0	0	0	2											
Randy Bush, L OBP: 0.342, SLG: 0.428 (8, PH)								1-2 2-3 3-4		1	0	0	1	0	0	2											
Jeff Reed, L OBP: 0.281, SLG: 0.302 (8, 2)								1-2 2-3 3-4		0	0	0	0	0	0	0											
Roy Smalley, S OBP: 0.342, SLG: 0.482 (1, 10)		0-0 L8		0-0 F9			0-0 F6	0-0 F6		4	0	0	0	0	0	4											
Steve Lombardozi, R OBP: 0.339, SLG: 0.403 (1, 4)			0-0 F8		0-0 L8		0-3 K		0-0 G3	3	0	0	0	0	1	0											
Mark Sales, L OBP: 0.284, SLG: 0.348 (9, PH)										1	0	0	0	0	0	0											
Greg Gagne, R OBP: 0.287, SLG: 0.352 (1, 6)			0-0 F4		0-3 K		0-0 F9		0-3 K	3	0	0	0	0	1	0											
Billy Beane, R OBP: 0.213, SLG: 0.195 (9, PH)										1	0	0	0	0	1	0											
Inning Stats	R: 0 E: 0 K: 2 S: 7	H: 0 LOB: 0 BB: 0 P: 7	R: 0 E: 0 K: 0 S: 4	H: 1 LOB: 1 BB: 0 P: 4	R: 0 E: 0 K: 0 S: 4	H: 1 LOB: 2 BB: 1 P: 8	R: 0 E: 0 K: 1 S: 6	H: 1 LOB: 1 BB: 0 P: 6	R: 0 E: 0 K: 1 S: 8	H: 1 LOB: 1 BB: 0 P: 8	R: 0 E: 0 K: 1 S: 5	H: 0 LOB: 0 BB: 0 P: 5	R: 2 E: 0 K: 0 S: 4	H: 1 LOB: 2 BB: 3 P: 16	R: 0 E: 0 K: 1 S: 5	H: 0 LOB: 0 BB: 0 P: 5	1B: 5 2B: 1 3B: 0 HR: 0	SF: 0 SAC: 0 DP: 0 HBP: 0	WP: 0 PB: 0 SB: 0 CS: 0	PA: 37							
PITCHER	IP	WLS	BF	H	R	ER	SO	BB	IBB	HBP	BLK	WP	HR	S	P	ERA	WHIP										
Curt Young, L ERA: 3.64 (1, 1)	7.0	W	27	5	0	0	7	1	0	0	0	0	0	40	44	0.00	0.857										
Bill Mooneyham, R ERA: 4.59 (8, 1)	0.1		4	0	2	2	0	3	0	0	0	0	0	1	13	54.00	9.000										
Dave Vonohien, L ERA: (8, 1)	0.0		1	1	0	0	0	0	0	0	0	0	0	1	1	∞	∞										
Jay Howell, R ERA: 3.77 (8, 1)	1.2	S	5	0	0	0	1	0	0	0	0	0	0	7	7	0.00	0.000										

Batter	1	2	3	4	5	6	7	8	9	AB	R	H	RBI	BB	SO	LOB	BOTTOM										
Tony Phillips, S OBP: 0.363, SLG: 0.336 (1, 4)	0-3 K		0-0 5-3		4-0 1B BB			4-0 FC3-2 BB		3	0	0	0	2	1	1	Minnesota Twins @ Oakland Athletics Oakland-Alameda County Coliseum, Oakland, CA Sun Aug 10 1986, 3:33 AM PDT Unknown livebaseballscores.com										
Alfredo Griffin, S OBP: 0.326, SLG: 0.356 (1, 6)	0-0 F3		0-0 5-3		0-0 F7		0-0 B4	0-0 FC3-2		5	0	0	0	0	0	4											
Carney Lansford, R OBP: 0.327, SLG: 0.391 (1, 3)			4-0 1B BB		0-0 FC6-4 1B		0-0 5-3	0-0 G1-6-3		4	1	2	0	1	0	3											
Dave Kingman, R OBP: 0.260, SLG: 0.453 (1, 10)	0-0 F8		0-0 1B		0-0 F7		0-0 F5			4	0	1	1	0	0	3											
Dusty Baker Jr., R OBP: 0.315, SLG: 0.328 (1, 7)		4-0 1B BB		0-0 L6		0-0 FC6-4		0-0 1B 2B		3	1	1	0	1	0	3											
Mike Davis, L OBP: 0.304, SLG: 0.422 (8, PR) (9, 9)		5-3 1B BB			0-0 FC6-4					0	1	0	0	0	0	0											
Donnie Hill, S OBP: 0.333, SLG: 0.390 (1, 5)		0-0 5-3		0-0 SF8 3B		0-0 2B 1B		0-0 B3		4	2	2	0	0	0	2											
Rusty Tillman, R OBP: 0.400, SLG: 0.400 (1, 9) (9, 7)		0-0 1B		0-0 6-3		0-0 F9		0-0 S 1B 1B		4	1	2	2	0	0	2											
Dwayne Murphy, L OBP: 0.349, SLG: 0.346 (1, 8)		0-0 F7		0-0 SF8		0-0 F8		4-0 BB 1B BB		2	0	0	1	1	0	2											
Mickey Tettleton, S OBP: 0.321, SLG: 0.313 (1, 2)		0-0 F3		0-0 5-3		0-0 2B		0-0 FC3-2 BB		4	0	2	2	0	0	1											
Inning Stats	R: 0 E: 0 K: 1 S: 6	H: 1 LOB: 1 BB: 0 P: 6	R: 1 E: 0 K: 0 S: 4	H: 1 LOB: 1 BB: 1 P: 8	R: 1 E: 0 K: 0 S: 4	H: 1 LOB: 0 BB: 0 P: 4	R: 0 E: 0 K: 0 S: 4	H: 1 LOB: 2 BB: 1 P: 8	R: 1 E: 0 K: 0 S: 5	H: 2 LOB: 1 BB: 0 P: 5	R: 0 E: 0 K: 0 S: 3	H: 0 LOB: 0 BB: 0 P: 3	R: 2 E: 0 K: 0 S: 6	H: 3 LOB: 3 BB: 2 P: 14	R: 0 E: 0 K: 1 S: 6	H: 0 LOB: 0 BB: 0 P: 5	1B: 7 2B: 2 3B: 1 HR: 0	SF: 1 SAC: 0 DP: 0 HBP: 0	WP: 0 PB: 0 SB: 3 CS: 0	PA: 39							
PITCHER	IP	WLS	BF	H	R	ER	SO	BB	IBB	HBP	BLK	WP	HR	S	P	ERA	WHIP										
Neal Heaton, L ERA: 3.94 (1, 1)	6.0	L	28	7	4	4	1	3	0	0	0	0	0	6	39	6.00	1.667										
Roy Lee Jackson, R ERA: 2.53 (7, 1)	1.1		6	2	2	2	0	0	0	0	0	0	0	6	6	13.50	1.500										
Juan Agosto, L ERA: 8.64 (8, 1)	0.0		2	1	0	0	0	1	0	0	0	0	0	1	5	∞	∞										
Ron Davis, R ERA: 8.92 (8, 1)	0.2		3	0	0	0	0	1	0	0	0	0	0	2	6	0.00	1.500										



Batter	1	2	3	4	5	6	7	8	9	AB	R	H	RBI	BB	SO	LOB	TOP					
Roy Smalley, S (1, 10) OBP: 0.340, SLG: 0.478	6-3		4-3	K				FC4-6		5	0	1	2	0	1	2	Minnesota Twins @ Oakland Athletics Oakland-Alameda County Coliseum, Oakland, CA Sun Aug 10 1986, 3:38 AM PDT Att: 13,455 - Unknown					
Mickey Hatcher, R (1, 7) OBP: 0.302, SLG: 0.339	6-3			CS	4-3	K		K		4	0	1	0	0	1	1						
Billy Beane, R (8, PH) OBP: 0.211, SLG: 0.193	6-3		2B	1B	1-2					1	0	0	0	0	1	1						
Kent Hrbek, L (1, 3) OBP: 0.380, SLG: 0.531			F6		L8			1B		4	0	1	0	1	0	1						
Tom Brunansky, R (1, 8) OBP: 0.328, SLG: 0.462					F3			F2		3	0	1	0	2	0	1						
Randy Bush, L (1, 9) OBP: 0.342, SLG: 0.427										3	1	1	0	0	1	4						
Steve Lombardozi, R (6, 4) OBP: 0.340, SLG: 0.454	K		4-3			SH3-4	1B	1B		2	0	1	0	0	0	1						
Gary Gaetti, R (1, 5) OBP: 0.340, SLG: 0.506										4	2	2	0	1	2	2						
Mark Salas, L (1, 2) OBP: 0.284, SLG: 0.351			L9		SH1-4	1B	2B			4	1	1	1	0	0	4						
Greg Gagne, R (1, 6) OBP: 0.290, SLG: 0.353					SH1-4					2	1	1	0	1	0	0						
Alvaro Espinoza, R (1, 4) OBP: 0.143, SLG: 0.143										2	0	1	1	0	1	1						
Kirby Puckett, R (6, PH) OBP: 0.379, SLG: 0.560	K							FC4-6		2	0	1	1	0	0	2						
Inning Stats	R: 0 E: 0 K: 1 S: 5	H: 0 LOB: 2 BB: 2 P: 13	R: 0 E: 0 K: 2 S: 8	H: 1 LOB: 1 BB: 0 P: 8	R: 0 E: 0 K: 0 S: 5	H: 2 LOB: 2 BB: 0 P: 5	R: 2 E: 0 K: 1 S: 6	H: 2 LOB: 0 BB: 1 P: 10	R: 0 E: 0 K: 0 S: 3	H: 0 LOB: 0 BB: 0 P: 3	R: 3 E: 0 K: 1 S: 8	H: 3 LOB: 1 BB: 1 P: 12	R: 0 E: 0 K: 1 S: 7	H: 2 LOB: 2 BB: 0 P: 7	R: 0 E: 1 K: 1 S: 6	H: 1 LOB: 1 BB: 0 P: 6	R: 0 E: 0 K: 0 S: 4	H: 1 LOB: 2 BB: 1 P: 8	1B: 10 2B: 2 3B: 0 HR: 0	SF: 0 SAC: 2 DP: 0 HBP: 0	WP: 0 PB: 0 SB: 1 CS: 1	PA: 44
PITCHER	IP WLS BF H R ER SO BB IBB HBP BLK WP HR S P ERA WHIP	6.0 W 30 9 5 5 5 4 0 0 0 0 0 0 36 52 7.50 2.167	2.1 S 10 2 0 0 2 1 0 0 0 0 0 0 13 17 0.00 1.286	0.2 S 3 1 0 0 0 0 0 0 0 0 0 0 3 3 0.00 1.500	PITCHER										IP WLS BF H R ER SO BB IBB HBP BLK WP HR S P ERA WHIP							

Batter	1	2	3	4	5	6	7	8	9	AB	R	H	RBI	BB	SO	LOB	BOTTOM			
Donnie Hill, S (1, 4) OBP: 0.339, SLG: 0.389	F9					K				3	0	1	0	2	1	0	Minnesota Twins @ Oakland Athletics Oakland-Alameda County Coliseum, Oakland, CA Sun Aug 10 1986, 3:38 AM PDT Att: 13,455 - Unknown			
Dwayne Murphy, L (1, 8) OBP: 0.350, SLG: 0.362						K				5	1	2	2	0	2	3				
Carney Lansford, R (1, 5) OBP: 0.328, SLG: 0.395	F7									4	0	2	1	0	0	2				
Bruce Bochte, L (1, 3) OBP: 0.364, SLG: 0.350										4	0	1	0	0	0	5				
Dave Kingman, R (1, 10) OBP: 0.260, SLG: 0.453	FC5-4									4	1	1	0	0	0	1				
Mike Davis, L (1, 9) OBP: 0.306, SLG: 0.420										2	2	0	0	2	0	0				
Rusty Tillman, R (1, 7) OBP: 0.333, SLG: 0.444										4	0	1	1	0	1	1				
Jerry Willard, L (1, 2) OBP: 0.386, SLG: 0.395										4	1	2	1	0	0	2				
Tony Phillips, S (8, PR) OBP: 0.363, SLG: 0.336	F9									0	0	0	0	0	0	0				
Mickey Tettleton, S (9, 2) OBP: 0.321, SLG: 0.313										0	0	0	0	0	0	0				
Alfredo Griffin, S (1, 6) OBP: 0.326, SLG: 0.356										3	1	1	0	0	0	2				
Inning Stats	R: 1 E: 0 K: 0 S: 5	H: 2 LOB: 1 BB: 0 P: 5	R: 0 E: 1 K: 0 S: 4	H: 0 LOB: 1 BB: 0 P: 4	R: 0 E: 0 K: 1 S: 6	H: 2 LOB: 1 BB: 0 P: 6	R: 1 E: 0 K: 0 S: 4	H: 1 LOB: 1 BB: 1 P: 8	R: 0 E: 0 K: 2 S: 8	H: 1 LOB: 1 BB: 0 P: 8	R: 4 E: 0 K: 1 S: 9	H: 4 LOB: 2 BB: 2 P: 17	R: 0 E: 0 K: 0 S: 3	H: 0 LOB: 0 BB: 0 P: 3	R: 0 E: 0 K: 0 S: 4	H: 1 LOB: 2 BB: 1 P: 8	1B: 6 2B: 4 3B: 0 HR: 1	SF: 1 SAC: 1 DP: 1 HBP: 0	WP: 2 PB: 0 SB: 1 CS: 0	PA: 39
PITCHER	IP WLS BF H R ER SO BB IBB HBP BLK WP HR S P ERA WHIP	3.1 L 16 5 2 2 2 1 0 0 0 1 0 11 15 10.80 1.800	1.2 L 8 2 2 2 2 1 0 0 0 0 0 7 11 27.00 6.000	0.2 L 6 3 2 2 1 1 0 0 0 0 0 7 11 0.00 1.000	2.0 L 8 1 0 0 0 1 0 0 0 0 0 7 11 0.00 1.000	0.1 L 1 0 0 0 0 0 0 0 0 0 0 1 1 0.00 0.000	PITCHER										IP WLS BF H R ER SO BB IBB HBP BLK WP HR S P ERA WHIP			



Batter	1	2	3	4	5	6	7	8	9	AB	R	H	RBI	BB	SO	LOB	TOP										
Kirby Puckett, R OBP: 0.378, SLG: 0.558 (1, 8)										4	0	1	0	0	1	0	Minnesota Twins @ California Angels Anaheim Stadium, Anaheim, CA Mon Aug 11 1986, 10:05 PM EDT Att: 25,802 - Unknown										
Roy Smalley, S OBP: 0.335, SLG: 0.475 (1, 10)										4	0	1	0	0	0	1											
Gary Gaetti, R OBP: 0.341, SLG: 0.512 (1, 5)										3	1	1	1	1	0	2											
Kent Hrbek, L OBP: 0.376, SLG: 0.525 (1, 3)										4	0	0	0	0	2	4											
Tom Brunansky, R OBP: 0.330, SLG: 0.462 (1, 9)										4	1	2	0	0	0	0											
Tim Laudner, R OBP: 0.358, SLG: 0.493 (1, 2)										4	0	1	0	0	0	4											
Billy Beane, R OBP: 0.222, SLG: 0.207 (1, 7)										4	0	2	1	0	0	1											
Steve Lombardozzi, R OBP: 0.336, SLG: 0.399 (1, 4)										4	0	0	0	0	2	2											
Alvaro Espinoza, R OBP: 0.100, SLG: 0.100 (1, 6)										3	0	0	0	0	0	0											
Inning Stats	R: 0 E: 0 K: 0 S: 5	H: 2 LOB: 3 BB: 1 P: 9	R: 0 E: 0 K: 1 S: 5	H: 0 LOB: 0 BB: 0 P: 5	R: 0 E: 1 K: 1 S: 6	H: 1 LOB: 1 BB: 0 P: 6	R: 0 E: 0 K: 1 S: 6	H: 1 LOB: 1 BB: 0 P: 6	R: 0 E: 0 K: 0 S: 3	H: 0 LOB: 0 BB: 0 P: 3	R: 1 E: 0 K: 0 S: 5	H: 2 LOB: 1 BB: 0 P: 5	R: 0 E: 0 K: 1 S: 5	H: 0 LOB: 0 BB: 0 P: 5	R: 1 E: 0 K: 0 S: 4	H: 2 LOB: 2 BB: 0 P: 4	1B: 7 2B: 1 3B: 0 HR: 1	SF: 0 SAC: 0 DP: 3 HBP: 0	WP: 0 PB: 0 CS: 1	PA: 35							
PITCHER	IP	WLS	BF	H	R	ER	SO	BB	IBB	HBP	BLK	WP	HR	S	P	ERA	WHIP										
Don Sutton, R ERA: 4.32 (1, 1)	7.0	L	28	6	1	1	4	1	0	0	0	0	1	35	39	1.29	1.000										
Gary Lucas, L ERA: 3.0 (8, 1)	1.0		3	0	0	0	1	0	0	0	0	0	0	5	5	0.00	0.000										
Doug Corbett, R ERA: 3.41 (9, 1)	1.0		4	2	1	1	0	0	0	0	0	0	0	4	4	9.00	2.000										

AB	34
R	2
H	8
RBI	2
BB	1
SO	5
LOB	14



Batter	1	2	3	4	5	6	7	8	9	AB	R	H	RBI	BB	SO	LOB	BOTTOM										
Rick Burleson, R OBP: 0.376, SLG: 0.433 (1, 6)										3	0	0	0	1	0	1	Minnesota Twins @ California Angels Anaheim Stadium, Anaheim, CA Mon Aug 11 1986, 10:05 PM EDT Att: 25,802 - Unknown										
Reggie Jackson, L OBP: 0.391, SLG: 0.403 (1, 10)										4	0	0	0	0	2	1											
Doug DeCinces, R OBP: 0.327, SLG: 0.451 (1, 5)										4	0	0	0	0	1	0											
Wally Joyner, L OBP: 0.360, SLG: 0.509 (1, 3)										4	0	1	0	0	1	0											
Brian Downing, R OBP: 0.389, SLG: 0.442 (1, 7)										3	0	1	0	0	0	1											
Ruppert Jones, L OBP: 0.343, SLG: 0.442 (1, 9)										2	0	0	0	1	0	1											
Rob Wilfong, L OBP: 0.301, SLG: 0.359 (1, 4)										3	0	1	0	0	0	1											
Jerry Narron, L OBP: 0.299, SLG: 0.322 (1, 2)										2	0	0	0	0	1	0											
Gary Pettis, S OBP: 0.324, SLG: 0.321 (1, 8)										2	0	0	0	0	1	0											
Jack Howell, L OBP: 0.305, SLG: 0.444 (8, PH)										1	0	0	0	0	0	1											
George Hendrick, R OBP: 0.333, SLG: 0.442 (9, 9)										0	0	0	0	0	0	0											
Inning Stats	R: 0 E: 0 K: 1 S: 5	H: 0 LOB: 0 BB: 0 P: 5	R: 0 E: 0 K: 0 S: 4	H: 1 LOB: 1 BB: 0 P: 4	R: 0 E: 0 K: 2 S: 7	H: 0 LOB: 1 BB: 1 P: 11	R: 0 E: 0 K: 1 S: 5	H: 1 LOB: 1 BB: 1 P: 9	R: 0 E: 0 K: 1 S: 5	H: 0 LOB: 0 BB: 0 P: 5	R: 0 E: 0 K: 0 S: 3	H: 0 LOB: 0 BB: 0 P: 3	R: 0 E: 0 K: 1 S: 5	H: 0 LOB: 0 BB: 0 P: 5	R: 0 E: 0 K: 0 S: 4	H: 1 LOB: 1 BB: 0 P: 4	R: 0 E: 0 K: 0 S: 3	H: 0 LOB: 0 BB: 0 P: 3	1B: 3 2B: 0 3B: 0 HR: 0	SF: 0 SAC: 1 DP: 0 HBP: 0	WP: 0 PB: 0 CS: 0	PA: 32					
PITCHER	IP	WLS	BF	H	R	ER	SO	BB	IBB	HBP	BLK	WP	HR	S	P	ERA	WHIP										
Bert Blyleven, R ERA: 4.18 (1, 1)	9.0	W	31	3	0	0	6	2	0	0	0	0	0	41	49	0.00	0.556										

AB	28
R	0
H	3
RBI	0
BB	2
SO	6
LOB	6



Batter	1	2	3	4	5	6	7	8	9	10	11	12	AB	R	H	RBI	BB	SO	LOB	TOP										
Kirby Puckett, R OBP: 0.379, SLG: 0.559 (1, 8)	0-0 6-3 2B	0-0 2-3			0-0 1B		0-0 3B 1B		0-3 K		0-0 F8		6	1	3	0	0	1	2											
Roy Smalley, S OBP: 0.338, SLG: 0.479 (10, 6)	0-0 6-3	0-0 G1-4-3			0-0 1B		0-0 3B		0-0 E3		0-0 F7		6	0	2	2	0	0	3											
Gary Gaetti, R OBP: 0.339, SLG: 0.507 (1, 5)	0-3 K		0-0 F9		0-0 1B		0-0 F4		0-0 F8		0-0 F8		6	0	1	0	0	1	4											
Kent Hrbek, L OBP: 0.376, SLG: 0.521 (1, 3)	4-0 BB BB		0-0		0-3 K		0-0 G3		0-0 E3		0-0 4-3		5	0	1	0	1	1	5											
Tom Brunansky, R OBP: 0.328, SLG: 0.457 (1, 9)	4-0 1-2 BB		0-0 L9		0-0 G5-4-3		0-0 L6		0-3 K		0-0 6-3		5	0	0	0	1	1	7											
Tim Laudner, R OBP: 0.354, SLG: 0.496 Mark Salas, L OBP: 0.283, SLG: 0.349 (6, PH)	0-3 K		0-0 5-3			0-0 G3		0-0 F9		0-0 SH1-4 1B		0-3 K	2	0	0	0	0	1	4											
Ron Davis, R Roy Lee Jackson, R (12, 1)																														
Billy Beane, R Steve Lombardozzi, R OBP: 0.335, SLG: 0.398 (7, 4)		0-0 E3 WP 1B			0-0 F9		0-3 K		0-0 F3		0-0 SH1-4		3	1	0	0	0	1	0											
Greg Gagne, R OBP: 0.290, SLG: 0.352 Mickey Hatcher, R OBP: 0.301, SLG: 0.339 Keith Atherton, R (10, 1)		0-0			0-3 K		0-3 K2-3		0-0 F3		0-0 6-3		4	0	1	1	0	2	0											
Jeff Reed, L OBP: 0.281, SLG: 0.302 (12, 2)		1-4 1B											0	0	0	0	0	0	0											
Alvaro Espinoza, R OBP: 0.353, SLG: 0.483 Randy Bush, L OBP: 0.345, SLG: 0.430 (7, PH)		0-3 K			0-0 F8		0-0 1B 3B 1B		0-0 E 1B		0-0 6-3		2	0	0	0	0	1	1											
													3	2	2	0	0	0	1											
Inning Stats	R: 0 E: 0 K: 2 S: 8	H: 1 LOB: 3 BB: 2 P: 16	R: 1 E: 1 K: 1 S: 7	H: 1 LOB: 1 BB: 0 P: 7	R: 0 E: 0 K: 0 S: 4	H: 1 LOB: 1 BB: 0 P: 4	R: 0 E: 0 K: 1 S: 5	H: 0 LOB: 0 BB: 0 P: 6	R: 0 E: 0 K: 1 S: 7	H: 3 LOB: 2 BB: 0 P: 7	R: 0 E: 0 K: 2 S: 7	H: 0 LOB: 0 BB: 0 P: 7	R: 2 E: 0 K: 0 S: 6	H: 3 LOB: 1 BB: 0 P: 6	R: 0 E: 0 K: 0 S: 3	H: 0 LOB: 0 BB: 0 P: 3	R: 1 E: 2 K: 2 S: 10	H: 1 LOB: 2 BB: 0 P: 10	R: 0 E: 0 K: 0 S: 4	H: 1 LOB: 1 BB: 0 P: 4	R: 0 E: 0 K: 0 S: 3	H: 0 LOB: 0 BB: 0 P: 3	R: 0 E: 0 K: 1 S: 5	H: 0 LOB: 0 BB: 0 P: 6	1B: 9 2B: 1 3B: 1 HR: 0	SF: 0 SAC: 1 DP: 1 HBP: 0	WP: 1 PB: 0 SB: 0 CS: 0	PA: 51		
PITCHER	IP WLS BF H R ER SO BB IBB HBP BLK WP HR S P ERA WHIP	7.0 3.0 32 9 3 2 7 2 0 0 0 0 0 0 17 17 0.00 0.667	2.0 W 6 0 0 0 1 0 0 0 0 0 0 0 8 8 0.00 0.000																											

Minnesota Twins @ California Angels
Anaheim Stadium, Anaheim, CA
Tue Aug 12 1986, 10:05 PM EDT
Alt. 29,094 - Unknown

AB 48
R 4
H 11
RBI 3
BB 2
SO 10
LOB 28



Batter	1	2	3	4	5	6	7	8	9	10	11	12	AB	R	H	RBI	BB	SO	LOB	BOTTOM										
Ruppert Jones, L OBP: 0.346, SLG: 0.453 (1, 9)	0-0 HR		0-0 E WP 1B	0-0 G3			0-0 3-1 1B		0-0 F3		0-0 G3-6-1		6	2	3	1	0	0	4											
Wally Joyner, L OBP: 0.362, SLG: 0.508 (1, 3)	4-0 G3-6-3 1B BB		0-0 E4 1B WP 1B		0-0 F8		0-0 3-1		0-0		0-0 1B		5	2	2	1	1	0	2											
Brian Downing, R OBP: 0.389, SLG: 0.440 (1, 7)	0-0 G3-6-3 1-2 1B		0-3 3H 1B		0-0 6-3		0-0 F4		0-0 F8		0-0 1B BB		6	0	2	0	0	1	4											
Reggie Jackson, L OBP: 0.393, SLG: 0.491 (1, 10)	0-0 G3-6-3 1-2 2-3		0-0 1B		4-0 BB		0-3 K		0-0 3-1		0-0 3-1		4	0	1	0	2	1	3											
Doug DeCinces, R OBP: 0.329, SLG: 0.452 (1, 5)	0-0 5-3		0-0 G4-6-3 1B		0-0 L9		0-0 G3-6 1B		0-0 F7		0-0 6-3		6	0	3	2	0	0	2											
Rob Wilfong, L OBP: 0.298, SLG: 0.353 (1, 4)		0-0 G3	0-0 G4-6-3		4-0 SH1-3 BB		0-0 G3-6		0-0 6-3		0-0 6-3		4	0	0	0	1	0	3											
Bob Boone, R OBP: 0.289, SLG: 0.282 Jack Howell, L OBP: 0.311, SLG: 0.444 Jerry Narron, L OBP: 0.299, SLG: 0.322 (11, PH)		0-0 F7		0-0 5-3		0-0 SH1-3		0-3 K2-3		4-0 BB BB		3	0	0	0	0	1	0	0											
Dick Schofield, R OBP: 0.317, SLG: 0.397 (1, 6)	0-0 F8		0-0 F7		4-0 G4-6-3 BB		0-0 4-3		0-0 4-3		4-0 G3-6-1 BB		3	0	0	0	2	0	0											
Gary Pettis, S OBP: 0.327, SLG: 0.325 (1, 8)			0-0 1B E 1B		0-0 1B		0-0 G4-6-3		0-0 1B 1B		0-3 K		5	1	3	0	0	1	4											
Inning Stats	R: 1 E: 0 K: 0 S: 4	H: 2 LOB: 1 BB: 1 P: 8	R: 0 E: 0 K: 0 S: 3	H: 0 LOB: 0 BB: 0 P: 3	R: 3 E: 1 K: 1 S: 9	H: 4 LOB: 1 BB: 0 P: 9	R: 0 E: 0 K: 0 S: 4	H: 1 LOB: 1 BB: 0 P: 4	R: 0 E: 0 K: 0 S: 3	H: 0 LOB: 1 BB: 1 P: 7	R: 0 E: 0 K: 0 S: 2	H: 1 LOB: 1 BB: 0 P: 5	R: 0 E: 0 K: 0 S: 5	H: 2 LOB: 2 BB: 0 P: 5	R: 0 E: 0 K: 0 S: 3	H: 0 LOB: 0 BB: 0 P: 3	R: 0 E: 0 K: 1 S: 4	H: 0 LOB: 1 BB: 1 P: 12	R: 0 E: 0 K: 0 S: 3	H: 3 LOB: 3 BB: 1 P: 7	1B: 13 2B: 0 3B: 0 HR: 1	SF: 0 SAC: 1 DP: 5 HBP: 0	WP: 1 PB: 0 SB: 0 CS: 0	PA: 50						
PITCHER	IP WLS BF H R ER SO BB IBB HBP BLK WP HR S P ERA WHIP	8.0 3.0 32 9 4 3 3 4 0 0 0 1 1 36 52 3.38 1.625	3.0 L 3 2 1 1 0 0 0 0 0 0 0 0 2 6 ∞ ∞																											

Minnesota Twins @ California Angels
Anaheim Stadium, Anaheim, CA
Tue Aug 12 1986, 10:05 PM EDT
Alt. 29,094 - Unknown

AB 42
R 5
H 14
RBI 4
BB 7
SO 4
LOB 22



Batter	1	2	3	4	5	6	7	8	9	AB	R	H	RBI	BB	SO	LOB	TOP			
Kirby Puckett, R OBP: 0.382, SLG: 0.565	0-0 4-3		0-0 1B		0-0 HR	4-0 BB		0-0 6-3	0-0 6-3	4	2	1	1	0	0		Minnesota Twins @ California Angels Anaheim Stadium, Anaheim, CA Wed Aug 13 1986, 10:05 PM EDT Att: 27,533 - Unknown			
Roy Smalley, S OBP: 0.340, SLG: 0.476	0-0 5-3		0-0 F4		0-3 K	4-0 BB		0-0 1B	0-0 1B	4	0	1	0	1	1					
Kent Hrbek, L OBP: 0.374, SLG: 0.524	0-0 F8		0-0 F4		0-0 HR	0-0 5-3		0-0 F8	0-0 F8	5	1	1	1	0	4					
Gary Gaetti, R OBP: 0.342, SLG: 0.508		0-0 1B SF8	0-0 1B		0-0 1-3 1B			0-0 6-3	0-3 K	5	2	3	0	0	1					
Randy Bush, L OBP: 0.351, SLG: 0.435		0-0 BB	0-0 1B		0-0 1-3 1B			0-0 F8		4	1	3	1	0	0					
Billy Beane, R OBP: 0.216, SLG: 0.200		1-3 1B	1-3 2-H 1B		1-2 1B			0-0 F8		0	0	0	0	0	0					
Tom Brunansky, R OBP: 0.325, SLG: 0.453		0-3 K	0-0 L8		0-0 1-3			0-0 4-3		4	0	0	0	0	1					
Mark Salas, L OBP: 0.282, SLG: 0.349		0-0 SF8			0-0 F9			0-0 G3		3	0	1	3	0	0					
Steve Lombardozzi, R OBP: 0.334, SLG: 0.394		4-0 3-H			0-0 L6			0-0 F8	0-0 F8	3	0	0	0	1	0					
Greg Gagne, R OBP: 0.287, SLG: 0.348		0-3 K			0-0 F9			0-0 F8	0-0 F8	4	0	0	0	0	2					
Inning Stats	R: 0 E: 0 K: 0 S: 3	H: 0 LOB: 0 BB: 0 P: 3	R: 1 E: 0 K: 2 S: 9	H: 2 LOB: 2 BB: 1 P: 13	R: 1 E: 0 K: 0 S: 6	H: 3 LOB: 2 BB: 0 P: 6	R: 0 E: 0 K: 0 S: 3	H: 0 LOB: 0 BB: 0 P: 3	R: 4 E: 0 K: 1 S: 9	H: 5 LOB: 1 BB: 0 P: 9	R: 0 E: 0 K: 0 S: 5	H: 0 LOB: 2 BB: 2 P: 13	R: 0 E: 0 K: 0 S: 3	H: 0 LOB: 0 BB: 0 P: 3	R: 0 E: 0 K: 1 S: 6	H: 1 LOB: 1 BB: 0 P: 6	1B: 9 2B: 0 3B: 0 HR: 2	SF: 1 SAC: 0 DP: 0 HBP: 0	WP: 0 PB: 0 CS: 0	PA: 40
PITCHER	IP WLS BF H R ER SO BB IBB HBP BLK WP HR S P ERA WHIP																			
Vern Ruhle, R ERA: 3.81	(1, 1) 4.1 L 22 8 5 5 3 1 0 0 0 0 2 27 31 10.38 2.077																			
Chuck Finley, L ERA: 2.99	(5, 1) 3.2 14 2 1 1 1 2 0 0 0 0 0 14 22 2.46 1.091																			
Doug Corbett, R ERA: 3.36	(9, 1) 1.0 4 1 0 0 1 0 0 0 0 0 0 6 6 0.00 1.000																			


Batter	1	2	3	4	5	6	7	8	9	AB	R	H	RBI	BB	SO	LOB	BOTTOM			
Bobby Grich, R OBP: 0.357, SLG: 0.427	0-3 K		0-0 F8			0-0 5-3		0-0 1B		4	0	1	0	0	1	0	Minnesota Twins @ California Angels Anaheim Stadium, Anaheim, CA Wed Aug 13 1986, 10:05 PM EDT Att: 27,533 - Unknown			
Dick Schofield, R OBP: 0.319, SLG: 0.399	0-0 2B			4-0 CS BB		0-0 F2		0-0 F4		3	0	1	0	1	0					
Doug DeCinces, R OBP: 0.328, SLG: 0.453	0-0 F8			0-3 K		0-0 HR 2B		0-0 F8		4	1	1	0	0	1					
Brian Downing, R OBP: 0.385, SLG: 0.436	0-0 F8			0-0 F8		0-0 L5		0-0 6-3		4	0	0	0	0	2					
George Hendrick, R OBP: 0.336, SLG: 0.458		0-0 F8			0-0 F7		0-0 2-H HR		0-0 1B	4	1	2	2	0	0					
Rick Burleson, R OBP: 0.374, SLG: 0.426		0-0 L8			4-0 BB		0-3 K		0-0 6-3	3	0	0	0	1	1					
Bob Boone, R OBP: 0.266, SLG: 0.279		0-0 F4			0-0 F9		0-3 K			3	0	0	0	0	1					
Jack Howell, L OBP: 0.303, SLG: 0.432			0-0 4-3		0-0 4-3			0-0 F8		3	0	0	0	0	1					
Gary Pettis, S OBP: 0.325, SLG: 0.322			0-3 K			0-0 F4		0-0 F9		3	0	0	0	0	1					
Inning Stats	R: 0 E: 0 K: 1 S: 6	H: 1 LOB: 1 BB: 0 P: 6	R: 0 E: 0 K: 0 S: 3	H: 0 LOB: 0 BB: 0 P: 3	R: 0 E: 0 K: 1 S: 5	H: 0 LOB: 0 BB: 0 P: 5	R: 0 E: 0 K: 1 S: 4	H: 0 LOB: 1 BB: 1 P: 8	R: 0 E: 0 K: 0 S: 3	H: 0 LOB: 0 BB: 0 P: 3	R: 2 E: 0 K: 2 S: 9	H: 2 LOB: 2 BB: 0 P: 9	R: 0 E: 0 K: 0 S: 4	H: 1 LOB: 1 BB: 0 P: 4	R: 0 E: 0 K: 0 S: 4	H: 1 LOB: 1 BB: 0 P: 4		1B: 2 2B: 2 3B: 0 HR: 1	SF: 0 SAC: 0 DP: 0 HBP: 0	WP: 0 PB: 0 CS: 1
PITCHER	IP WLS BF H R ER SO BB IBB HBP BLK WP HR S P ERA WHIP																			
Frank Viola, L ERA: 4.5	(1, 1) 9.0 W 33 5 2 2 5 2 0 0 0 0 1 41 49 2.00 0.778																			

AB	36
R	6
H	11
RBI	6
BB	3
SO	5
LOB	14




Batter	1	2	3	4	5	6	7	8	9	AB	R	H	RBI	BB	SO	LOB	TOP			
Kirby Puckett, R OBP: 0.381, SLG: 0.560 (1, 8)	0-0 5-3		0-0 1-2 1B			0-0 F9			0-0 F7	4	0	1	0	0	0	0	Minnesota Twins @ Seattle Mariners The Kingdome, Seattle, WA Fri Aug 15 1986, 10:05 PM EDT Att: 7,726 - Unknown			
Roy Smalley, S OBP: 0.336, SLG: 0.471 (1, 10)	0-0 L9		0-0 PO	0-0 L3			4-0 G3-6-3 BB		0-0 3-1	3	0	0	0	1	0					
Kent Hrbek, L OBP: 0.368, SLG: 0.513 (1, 3)	0-0 F3			0-0 1-3			0-0 G3-6-3 1-2		0-3 K	4	0	0	0	0	1	1				
Gary Gaetti, R OBP: 0.343, SLG: 0.506 (1, 5)		0-0 L7		0-0 F8			4-0 BB			2	0	0	0	1	0	0				
Tom Brunansky, R OBP: 0.324, SLG: 0.453 (1, 9)		0-0 5-3			0-0 F7		0-3 K			3	0	0	0	0	1	1				
Randy Bush, L OBP: 0.349, SLG: 0.430 (1, 7)		0-0 F5			0-0 4-3			0-0 E3 SH1		3	0	0	0	0	0	0				
Steve Lombardozzi, R OBP: 0.333, SLG: 0.393 (1, 4)			0-0 L7		0-0 6-3			0-0 SH1		2	0	0	0	0	0	0				
Mark Salas, L OBP: 0.283, SLG: 0.348 (1, 2)			0-0 PO 1B			0-0 F9		0-0 F4		3	0	1	0	0	0	1				
Greg Gagne, R OBP: 0.288, SLG: 0.346 (1, 6)			0-3 K			0-0 F8		0-0 F4		2	0	0	0	0	1	1				
Billy Beane, R OBP: 0.231, SLG: 0.228 (8, PH)										1	0	0	0	0	0	1				
Alvaro Espinoza, R OBP: 0.077, SLG: 0.077 (8, 6)										0	0	0	0	0	0	0				
Inning Stats	R: 0 E: 0 K: 0 S: 3	H: 0 LOB: 0 BB: 0 P: 3	R: 0 E: 0 K: 0 S: 3	H: 0 LOB: 0 BB: 0 P: 3	R: 0 E: 0 K: 1 S: 6	H: 2 LOB: 1 BB: 0 P: 6	R: 0 E: 0 K: 0 S: 3	H: 0 LOB: 0 BB: 0 P: 3	R: 0 E: 0 K: 0 S: 3	H: 0 LOB: 0 BB: 0 P: 3	R: 0 E: 0 K: 1 S: 4	H: 0 LOB: 1 BB: 2 P: 12	R: 0 E: 1 K: 0 S: 4	H: 0 LOB: 1 BB: 0 P: 4	R: 0 E: 0 K: 1 S: 5	H: 0 LOB: 0 BB: 0 P: 5	1B: 2 2B: 0 3B: 0 HR: 0	SF: 0 SAC: 1 DP: 1 HBP: 0	WP: 0 PB: 0 SB: 0 CS: 0	PA: 31
PITCHER Mike Moore, R ERA: 4.48 (1, 1)	IP: 9.0 WLS: W BF: 30 H: 2 R: 0 ER: 0 SO: 3 BB: 2 IBB: 0 HBP: 0 BLK: 0 WP: 0 HR: 0 S: 34 P: 42 ERA: 0.00 WHIP: 0.444															ERA: 0.00 WHIP: 0.444				


AB	27
R	0
H	2
RBI	0
BB	2
SO	3
LOB	5




Batter	1	2	3	4	5	6	7	8	9	AB	R	H	RBI	BB	SO	LOB	BOTTOM					
John Moses, S OBP: 0.327, SLG: 0.326 (1, 8)	0-3 K		0-0 6-3		0-0 FC5-4 CS			0-3 K		4	0	0	0	0	2	1	Minnesota Twins @ Seattle Mariners The Kingdome, Seattle, WA Fri Aug 15 1986, 10:05 PM EDT Att: 7,726 - Unknown					
Phil Bradley, R OBP: 0.391, SLG: 0.420 (1, 7)	4-0 BB		0-0 L7		0-0 5-3			0-0 5-3		3	0	0	0	1	0	1						
Jim Presley, R OBP: 0.298, SLG: 0.471 (1, 5)	4-0 1-2 BB		0-3 K			0-0 SH1 2B		0-0 5-3		3	0	1	0	1	1	0						
Danny Tartabull, R OBP: 0.354, SLG: 0.524 (1, 9)	0-0 L8			4-0 BB		0-0 SH1		0-3 K		2	0	0	0	1	1	2						
Alvin Davis, L OBP: 0.389, SLG: 0.458 (1, 3)	0-0 L7			0-0 F8		0-3 K		0-0 HR		4	1	1	1	0	1	4						
Dave Henderson, R OBP: 0.345, SLG: 0.473 (1, 10)		0-0 L6		0-3 K		0-0 F2				3	0	0	0	0	1	2						
Spike Owen, S OBP: 0.306, SLG: 0.330 (1, 6)				4-0 1B		4-0 FC5-4 BB		0-3 K		2	0	1	0	1	1	0						
Bob Kearney, R OBP: 0.285, SLG: 0.364 (1, 2)		0-0 F9		0-0 FC5-4			0-0 CS 1B			3	0	1	0	0	0	3						
Harold Reynolds, S OBP: 0.262, SLG: 0.259 (1, 4)		0-0 F8			0-0 FC5-4 1B		0-0 F3			3	0	1	0	0	0	2						
Inning Stats	R: 0 E: 0 K: 1 S: 5	H: 0 LOB: 2 BB: 2 P: 13	R: 0 E: 0 K: 0 S: 4	H: 1 LOB: 0 BB: 0 P: 4	R: 0 E: 0 K: 1 S: 5	H: 0 LOB: 0 BB: 0 P: 5	R: 0 E: 0 K: 1 S: 5	H: 0 LOB: 2 BB: 2 P: 13	R: 0 E: 0 K: 0 S: 3	H: 1 LOB: 0 BB: 0 P: 3	R: 0 E: 0 K: 1 S: 6	H: 1 LOB: 1 BB: 0 P: 6	R: 0 E: 0 K: 1 S: 5	H: 1 LOB: 0 BB: 0 P: 5	R: 0 E: 0 K: 1 S: 5	H: 0 LOB: 0 BB: 0 P: 5		R: 1 E: 0 K: 1 S: 4	H: 1 LOB: 0 BB: 0 P: 4	1B: 3 2B: 1 3B: 0 HR: 1	SF: 0 SAC: 1 DP: 0 HBP: 0	WP: 0 PB: 0 SB: 0 CS: 2
PITCHER Neal Heaton, L ERA: 3.72 (1, 1)	IP: 8.0 WLS: L BF: 30 H: 4 R: 0 ER: 0 SO: 6 BB: 4 IBB: 0 HBP: 0 BLK: 0 WP: 0 HR: 0 S: 38 P: 54 ERA: 0.00 WHIP: 1.000															ERA: 0.00 WHIP: 1.000						
Keith Atherton, R ERA: 3.92 (9, 1)	IP: 0.1 WLS: L BF: 2 H: 1 R: 1 ER: 1 SO: 1 BB: 0 IBB: 0 HBP: 0 BLK: 0 WP: 0 HR: 1 S: 4 P: 4 ERA: 27.00 WHIP: 3.000															ERA: 27.00 WHIP: 3.000						

AB	27
R	1
H	5
RBI	1
BB	4
SO	7
LOB	15



Batter	1	2	3	4	5	6	7	8	9	AB	R	H	RBI	BB	SO	LOB	TOP										
Kirby Puckett, R OBP: 0.385, SLG: 0.562 (1, 8)	4-0 FC4-6 BB	0-0 S 1B			0-3 K		0-0 1B 1B	0-0 1B		4	1	3	1	1	1	0	Minnesota Twins @ Seattle Mariners The Kingdome, Seattle, WA Sat Aug 16 1986, 10:05 PM EDT Att: 15,535 - Unknown AB 37 R 6 H 13 RBI 5 BB 2 SO 5 LOB 15 										
Roy Smalley, S OBP: 0.335, SLG: 0.468 (1, 10)	0-0 FC4-6 1B	4-0 2H 1B			0-0 L8		0-0 1B SF8 1B	0-3 K		4	2	1	1	1	1	3											
Kent Hrbek, L OBP: 0.368, SLG: 0.511 (1, 3)	0-0 1B	0-0 4-3			0-0 6-3		0-0 SF8 1B WP		0-0 4-3	5	1	2	0	0	0	2											
Gary Gaetti, R OBP: 0.346, SLG: 0.507 (1, 5)	0-0 FC4-6 1B				0-0 E3 4-6		0-0 G4-6-3 1B WP		0-0 1-3	5	0	3	2	0	0	0											
Tom Brunansky, R OBP: 0.321, SLG: 0.449 (1, 9)	0-0 P3				0-0 4-6		0-0 G4-6-3 1B SF8		0-0 P4	4	0	0	1	0	0	4											
Randy Bush, L OBP: 0.349, SLG: 0.429 Mickey Hatcher, R OBP: 0.308, SLG: 0.346 (7, PH) (7, 7)	0-0 FC4-6 1B				0-0 1-3		0-0 1B K			3	0	1	0	0	0	2											
Steve Lombardozzi, R OBP: 0.330, SLG: 0.385 (1, 4)					0-0 5-3		0-3 K		0-0 5-3	4	0	0	0	0	1	1											
Jeff Reed, L OBP: 0.290, SLG: 0.311 (1, 2)					0-0 L3		0-0 G6-4-3 1B		0-0 F7 1B	4	0	2	0	0	0	0											
Greg Gagne, R OBP: 0.290, SLG: 0.348 (1, 6)					0-0 1B 2B		0-0 G6-4-3 1B HBP		0-3 K	3	2	1	0	0	1	2											
Inning Stats	R: 1 E: 0 K: 0 S: 5	H: 2 LOB: 2 BB: 1 P: 9	R: 1 E: 0 K: 0 S: 5	H: 2 LOB: 2 BB: 1 P: 9	R: 0 E: 0 K: 0 S: 3	H: 0 LOB: 0 BB: 0 P: 3	R: 0 E: 0 K: 0 S: 3	H: 1 LOB: 0 BB: 0 P: 3	R: 0 E: 0 K: 1 S: 6	H: 2 LOB: 1 BB: 0 P: 6	R: 4 E: 0 K: 1 S: 9	H: 4 LOB: 1 BB: 0 P: 10	R: 0 E: 0 K: 2 S: 9	H: 2 LOB: 2 BB: 0 P: 9	R: 0 E: 0 K: 0 S: 3	H: 0 LOB: 0 BB: 0 P: 3		1B: 12 2B: 2 3B: 0 HR: 0	SF: 1 SAC: 0 DP: 3 HBP: 1	WP: 1 PB: 0 SB: 1 CS: 0	PA: 41						
PITCHER	IP	WLS	BF	H	R	ER	SO	BB	IBB	HBP	BLK	WP	HR	S	P	ERA	WHIP										
Bill Swift, R ERA: 5.99 (1, 1)	6.1		29	9	5	5	2	2	0	1	0	0	0	30	39	7.11	1.737										
Matt Young, L ERA: 3.51 (7, 1)	0.2		4	2	1	1	1	0	0	0	0	1	0	6	6	13.50	3.000										
Mark Huisman, R ERA: 4.26 (8, 1)	0.2		4	2	0	0	1	0	0	0	0	0	0	6	6	0.00	3.000										
Lee Guetterman, L ERA: 7.06 (8, 1)	0.2		2	0	0	0	1	0	0	0	0	0	0	4	4	0.00	0.000										
Pete Ladd, R ERA: 3.55 (9, 1)	0.2	W	2	0	0	0	0	0	0	0	0	0	0	2	2	0.00	0.000										

Batter	1	2	3	4	5	6	7	8	9	AB	R	H	RBI	BB	SO	LOB	BOTTOM										
John Moses, S OBP: 0.327, SLG: 0.326 Mickey Brantley, R OBP: 0.148, SLG: 0.280 Domingo Ramos, R OBP: 0.250, SLG: 0.198 (1, 8) (7, PH) (8, 4)	4-3 BB 1B				0-3 K		0-0 P5		0-0 F9	3	0	1	0	0	1	0	Minnesota Twins @ Seattle Mariners The Kingdome, Seattle, WA Sat Aug 16 1986, 10:05 PM EDT Att: 15,535 - Unknown AB 37 R 7 H 11 RBI 6 BB 2 SO 8 LOB 16 										
Phil Bradley, R OBP: 0.394, SLG: 0.429 (1, 7)	4-0 4-3 BB				0-0 2B		0-0 6-3 3B		0-3 K	4	0	2	3	1	1	0											
Alvin Davis, L OBP: 0.389, SLG: 0.464 (1, 3)	0-0 4-3				0-3 K		0-0 F9 BB		0-0 HR	4	1	1	1	1	1	3											
Ken Phelps, L OBP: 0.410, SLG: 0.513 (1, 10)	0-0 F5				0-0 3-1		0-0 F8 K			4	0	0	0	0	1	4											
Danny Tartabull, R OBP: 0.353, SLG: 0.529 (1, 9)	0-0 F9				0-0 HR		0-0 P8 F7		0-0 F7	4	1	1	1	0	0	2											
Jim Presley, R OBP: 0.301, SLG: 0.476 (1, 5)					0-0 K		0-0 G4-6-3 1B		0-0 2B E 2B	4	2	3	0	0	1	0											
Scott Bradley, L OBP: 0.281, SLG: 0.444 Bob Kearney, R OBP: 0.283, SLG: 0.361 (6, PH) (9, 2)					0-0 4-3		0-0 G4-6-3		0-0 F2	3	1	1	0	0	0	1											
Spike Owen, S OBP: 0.306, SLG: 0.332 (1, 6)					0-0 4-3		0-0 K		0-0 E6 1B E7 2B	4	1	1	1	0	1	1											
Harold Reynolds, S OBP: 0.281, SLG: 0.257 Dave Henderson, R OBP: 0.346, SLG: 0.473 (7, PH) (8, 8)					0-0 F9		0-0 6-3		0-0 K	2	0	0	0	0	0	0											
Inning Stats	R: 0 E: 0 K: 0 S: 4	H: 1 LOB: 2 BB: 1 P: 8	R: 0 E: 0 K: 1 S: 5	H: 0 LOB: 0 BB: 0 P: 5	R: 0 E: 0 K: 2 S: 8	H: 1 LOB: 1 BB: 0 P: 8	R: 1 E: 0 K: 0 S: 4	H: 2 LOB: 0 BB: 0 P: 4	R: 0 E: 0 K: 1 S: 5	H: 0 LOB: 0 BB: 0 P: 5	R: 0 E: 0 K: 0 S: 3	H: 0 LOB: 0 BB: 0 P: 3	R: 4 E: 1 K: 2 S: 12	H: 4 LOB: 2 BB: 1 P: 16	R: 1 E: 1 K: 1 S: 7	H: 2 LOB: 1 BB: 0 P: 7		R: 1 E: 0 K: 1 S: 5	H: 1 LOB: 0 BB: 0 P: 5	1B: 4 2B: 4 3B: 1 HR: 2	SF: 0 SAC: 0 DP: 1 HBP: 0	WP: 0 PB: 0 SB: 0 CS: 0	PA: 39				
PITCHER	IP	WLS	BF	H	R	ER	SO	BB	IBB	HBP	BLK	WP	HR	S	P	ERA	WHIP										
Bert Blyleven, R ERA: 4.13 (1, 1)	6.2		29	8	5	2	5	1	0	0	0	0	1	38	42	2.70	1.350										
Ray Fontenot, L ERA: 3.51 (7, 1)	0.2		4	1	1	0	1	1	0	0	0	0	0	5	9	0.00	3.000										
Keith Atherton, R ERA: 3.97 (8, 1)	1.1	L	6	2	1	1	2	0	0	0	0	0	1	10	10	6.75	1.500										

Batter	1	2	3	4	5	6	7	8	9	AB	R	H	RBI	BB	SO	LOB	TOP					
Kirby Puckett, R OBP: 0.387, SLG: 0.569	4-0 BB G4-6-3		0-0 5-3			0-0 HR		0-0 1B FC4-6		3	1	2	1	1	0	1						
Roy Smalley, S OBP: 0.336, SLG: 0.463	0-0 G4-6-3		0-3 K			0-0 F7		0-0 FC4-6		4	0	0	0	0	0	1						
Kent Hrbek, L OBP: 0.367, SLG: 0.507	0-0 3-1			4-0 BB G5-4-3		0-0 F8		0-3 K		3	0	0	0	0	1	2						
Tom Brunansky, R OBP: 0.318, SLG: 0.445		0-0 L8		0-0 F8		0-0 F9			0-0 F9	4	0	0	0	0	0	1						
Randy Bush, L OBP: 0.351, SLG: 0.433				0-0 G5-4-3			0-3 K			4	0	2	0	0	1	1						
Gary Gaetti, R OBP: 0.343, SLG: 0.502					0-0 F5		0-0 F4		0-3 K	4	0	0	0	0	1	2						
Mark Salas, L OBP: 0.279, SLG: 0.343					0-3 K		0-3 K			3	0	0	0	0	2	1						
Steve Lombardozzi, R OBP: 0.329, SLG: 0.387									0-0 F4	1	0	0	0	0	0	1						
Billy Beane, R OBP: 0.243, SLG: 0.243			4-0 SH3-4 BB		0-0 2B			0-3 K		2	0	1	0	1	1	0						
Alvaro Espinoza, R OBP: 0.071, SLG: 0.071									0-0 FC4-6 1B	1	0	0	0	0	0	1						
Jeff Reed, L OBP: 0.297, SLG: 0.319			0-0 SH3-4		0-0 5-3					1	0	1	0	0	0	0						
Inning Stats	R: 0 E: 0 K: 0 S: 2	H: 0 LOB: 0 BB: 1 P: 6	R: 0 E: 0 K: 0 S: 4	H: 1 LOB: 1 BB: 0 P: 4	R: 0 E: 0 K: 1 S: 5	H: 0 LOB: 1 BB: 1 P: 9	R: 0 E: 0 K: 0 S: 2	H: 0 LOB: 0 BB: 1 P: 6	R: 0 E: 0 K: 1 S: 6	H: 1 LOB: 1 BB: 0 P: 6	R: 1 E: 0 K: 0 S: 4	H: 1 LOB: 0 BB: 0 P: 4	R: 0 E: 0 K: 2 S: 7	H: 0 LOB: 0 BB: 0 P: 7	R: 0 E: 0 K: 2 S: 9	H: 2 LOB: 2 BB: 0 P: 9	R: 0 E: 0 K: 1 S: 6	H: 1 LOB: 1 BB: 0 P: 6	1B: 3 2B: 2 3B: 0 HR: 1	SF: 0 SAC: 1 DP: 2 HBP: 0	WP: 0 PB: 0 CS: 0	PA: 34
PITCHER Mike Morgan, R ERA: 4.46	IP: 9.0 WLS: W BF: 34 H: 6 R: 1 ER: 1 SO: 7 BB: 3 IBB: 0 HBP: 0 BLK: 0 WP: 0 HR: 1 S: 45 P: 57 ERA: 1.00 WHIP: 1.000															PITCHER	IP: 9.0 WLS: W BF: 34 H: 6 R: 1 ER: 1 SO: 7 BB: 3 IBB: 0 HBP: 0 BLK: 0 WP: 0 HR: 1 S: 45 P: 57 ERA: 1.00 WHIP: 1.000					

Minnesota Twins @ Seattle Mariners
The Kingdome, Seattle, WA
Sun Aug 17 1986, 6:33 AM EDT
Att: 8,253 - Unknown

AB 30
R 1
H 6
RBI 1
BB 3
SO 7
LOB 14



Batter	1	2	3	4	5	6	7	8	9	AB	R	H	RBI	BB	SO	LOB	BOTTOM					
John Moses, S OBP: 0.328, SLG: 0.325	4-3 WP BB		0-0 B1-3		0-0 F8		0-0 G3	0-0 E 1B		4	2	1	0	1	0	2						
Phil Bradley, R OBP: 0.391, SLG: 0.428	0-0 4-3		0-0 6-3		0-0 1-3		0-0 5-3	0-0 E8 1B 2B		5	1	1	2	0	0	3						
Alvin Davis, L OBP: 0.392, SLG: 0.473	0-0 4-3			0-0 HR		0-0 L4	4-0 HR IBB	0-0 G4-6-3 1B		4	2	2	2	1	0	1						
Ken Phelps, L OBP: 0.407, SLG: 0.518	0-0 F7			0-3 K		0-0 4-3	0-0 HR	0-0 G4-6-3		5	1	1	3	0	1	1						
Dave Henderson, R OBP: 0.350, SLG: 0.481		0-0 F9 2B		0-0 2B		0-0 BB 1B HBP	0-0 K			3	1	2	0	0	1	0						
Jim Presley, R OBP: 0.303, SLG: 0.475		0-0 F9		0-0 F9		4-0 1B BB		0-0 HR 1B		3	1	1	0	1	0	2						
Scott Bradley, L OBP: 0.362, SLG: 0.469		0-0 G3		0-3 K		0-0 1B		0-0 HR 1B		4	1	2	3	0	1	2						
Spike Owen, S OBP: 0.305, SLG: 0.331		0-0 4-3			0-0 1B		0-0 F8		0-0 F7	4	0	1	0	0	0	3						
Harold Reynolds, S OBP: 0.263, SLG: 0.256			0-0 F8		0-3 K		4-0 HR BB	4-0 1B E BB		2	2	0	0	2	1	1						
Inning Stats	R: 1 E: 0 K: 0 S: 3	H: 0 LOB: 0 BB: 1 P: 7	R: 0 E: 0 K: 0 S: 4	H: 1 LOB: 1 BB: 0 P: 4	R: 0 E: 0 K: 0 S: 3	H: 0 LOB: 0 BB: 0 P: 3	R: 1 E: 0 K: 2 S: 9	H: 2 LOB: 1 BB: 0 P: 9	R: 0 E: 0 K: 1 S: 6	H: 1 LOB: 1 BB: 0 P: 6	R: 1 E: 0 K: 0 S: 4	H: 1 LOB: 2 BB: 1 P: 9	R: 3 E: 0 K: 1 S: 6	H: 1 LOB: 2 BB: 2 P: 14	R: 5 E: 1 K: 0 S: 7	H: 5 LOB: 0 BB: 1 P: 11	R: 0 E: 0 K: 0 S: 3	H: 0 LOB: 0 BB: 0 P: 3	1B: 5 2B: 3 3B: 0 HR: 3	SF: 0 SAC: 0 DP: 1 HBP: 1	WP: 1 PB: 0 CS: 0	PA: 40
PITCHER Mike Smithson, R ERA: 4.89	IP: 6.2 WLS: L BF: 31 H: 6 R: 6 ER: 6 SO: 3 BB: 3 IBB: 1 HBP: 1 BLK: 0 WP: 1 HR: 2 S: 32 P: 49 ERA: 8.10 WHIP: 1.350															PITCHER	IP: 6.2 WLS: L BF: 31 H: 6 R: 6 ER: 6 SO: 3 BB: 3 IBB: 1 HBP: 1 BLK: 0 WP: 1 HR: 2 S: 32 P: 49 ERA: 8.10 WHIP: 1.350					
Roy Lee Jackson, R ERA: 3.49	0.2 7 4 5 4 1 1 0 0 0 0 1 8 12 54.00 7.500																					
Allan Anderson, L ERA: 6.17	0.2 2 1 0 0 0 0 0 0 0 0 0 2 2 0.00 1.500																					

Minnesota Twins @ Seattle Mariners
The Kingdome, Seattle, WA
Sun Aug 17 1986, 6:33 AM EDT
Att: 8,253 - Unknown

AB 34
R 11
H 11
RBI 10
BB 5
SO 4
LOB 15



Batter	1	2	3	4	5	6	7	8	9	AB	R	H	RBI	BB	SO	LOB	TOP			
Ed Romero, R OBP: 0.271, SLG: 0.278 (1, 6)										5	1	1	0	0	0	1	Boston Red Sox @ Minnesota Twins Hubert H. Humphrey Metrodome, Minneapolis, MN Mon Aug 18 1986, 8:05 PM EDT Att: 20,492 - Unknown			
Marty Barrett, R OBP: 0.342, SLG: 0.387 (1, 4)										3	0	1	1	1	0	0				
Jim Rice, R OBP: 0.380, SLG: 0.478 (1, 7)										4	0	2	0	0	0	2				
Don Baylor, R OBP: 0.337, SLG: 0.432 (1, 10)										3	0	0	0	0	1	3				
Dwight Evans, R OBP: 0.373, SLG: 0.455 (1, 9)										4	0	0	0	0	1	5				
Bill Buckner, L OBP: 0.284, SLG: 0.381 (1, 3)										4	0	0	0	0	0	1				
Tony Armas, R OBP: 0.315, SLG: 0.421 (1, 8)										4	1	3	0	0	0	0				
Rich Gedman, L OBP: 0.311, SLG: 0.417 (1, 2)									4	1	1	2	0	0	2					
Dave Stapleton, R OBP: 0.133, SLG: 0.138 (1, 5)										4	0	0	0	0	0	2				
Inning Stats	R: 1 E: 0 K: 1 S: 7	H: 2 LOB: 1 BB: 0 P: 7	R: 0 E: 0 K: 0 S: 3	H: 0 LOB: 0 BB: 0 P: 3	R: 0 E: 0 K: 0 S: 3	H: 0 LOB: 0 BB: 0 P: 3	R: 0 E: 0 K: 0 S: 4	H: 1 LOB: 1 BB: 0 P: 4	R: 0 E: 0 K: 0 S: 4	H: 1 LOB: 1 BB: 0 P: 4	R: 0 E: 0 K: 0 S: 4	H: 1 LOB: 1 BB: 0 P: 4	R: 0 E: 0 K: 1 S: 5	H: 0 LOB: 2 BB: 1 P: 10	R: 2 E: 0 K: 0 S: 5	H: 2 LOB: 0 BB: 0 P: 5	1B: 5 2B: 1 3B: 1 HR: 1	SF: 0 SAC: 0 DP: 0 HBP: 1	WP: 0 PB: 0 SB: 0 CS: 0	PA: 37
PITCHER Frank Viola, L ERA: 4.43 (1, 1)	IP: 9.0 WLS: L BF: 37 H: 8 R: 3 ER: 3 SO: 2 BB: 1 IBB: 0 HBP: 1 BLK: 0 WP: 0 HR: 1 S: 39 P: 44 ERA: 3.00 WHIP: 1.000															PITCHER				

Batter	1	2	3	4	5	6	7	8	9	AB	R	H	RBI	BB	SO	LOB	BOTTOM			
Kirby Puckett, R OBP: 0.388, SLG: 0.567 (1, 8)										3	0	1	0	1	0	0	Boston Red Sox @ Minnesota Twins Hubert H. Humphrey Metrodome, Minneapolis, MN Mon Aug 18 1986, 8:05 PM EDT Att: 20,492 - Unknown			
Roy Smalley, S OBP: 0.335, SLG: 0.469 (1, 10)										4	1	1	1	0	2	2				
Kent Hrbek, L OBP: 0.366, SLG: 0.504 (1, 3)										3	0	0	0	1	0	2				
Gary Gaetti, R OBP: 0.342, SLG: 0.499 (1, 5)										3	0	0	0	1	1	2				
Randy Bush, L OBP: 0.350, SLG: 0.434 (1, 9)										4	0	1	0	0	2	2				
Billy Beane, R OBP: 0.237, SLG: 0.236 (1, 7)										3	0	0	0	0	0	0				
Tom Brunansky, R OBP: 0.318, SLG: 0.444 (9, FH)										1	0	0	0	0	1	1				
Steve Lombardozzi, R OBP: 0.329, SLG: 0.384 (1, 4)										3	0	0	0	0	1	0				
Jeff Reed, L OBP: 0.288, SLG: 0.309 (1, 2)										3	0	0	0	0	0	0				
Greg Gagne, R OBP: 0.290, SLG: 0.346 (1, 6)										2	0	0	0	1	1	0				
Inning Stats	R: 0 E: 0 K: 1 S: 6	H: 1 LOB: 2 BB: 1 P: 10	R: 0 E: 0 K: 1 S: 5	H: 0 LOB: 0 BB: 0 P: 5	R: 1 E: 0 K: 0 S: 4	H: 1 LOB: 1 BB: 1 P: 8	R: 0 E: 0 K: 1 S: 5	H: 0 LOB: 0 BB: 0 P: 5	R: 0 E: 0 K: 1 S: 5	H: 0 LOB: 0 BB: 0 P: 5	R: 0 E: 0 K: 0 S: 3	H: 0 LOB: 0 BB: 0 P: 3	R: 0 E: 0 K: 1 S: 4	H: 0 LOB: 1 BB: 2 P: 12	R: 0 E: 0 K: 2 S: 8	H: 1 LOB: 1 BB: 0 P: 8	1B: 1 2B: 1 3B: 0 HR: 1	SF: 0 SAC: 0 DP: 1 HBP: 0	WP: 0 PB: 1 SB: 0 CS: 1	PA: 33
PITCHER Tom Seaver, R ERA: 3.6 (1, 1)	IP: 8.2 WLS: W BF: 32 H: 3 R: 1 ER: 1 SO: 7 BB: 4 IBB: 0 HBP: 0 BLK: 0 WP: 0 HR: 1 S: 42 P: 58 ERA: 1.04 WHIP: 0.808															PITCHER				
Bob Stanley, R ERA: 4.76 (9, 1)	IP: 0.1 WLS: S BF: 1 H: 0 R: 0 ER: 0 SO: 1 BB: 0 IBB: 0 HBP: 0 BLK: 0 WP: 0 HR: 0 S: 3 P: 3 ERA: 0.00 WHIP: 0.000															PITCHER				



Batter	1	2	3	4	5	6	7	8	9	AB	R	H	RBI	BB	SO	LOB	TOP					
Wade Boggs, L (1, 5) OBP: 0.353, SLG: 0.470	F8		5-3		FC6-4 1B		6-3		F7	5	0	1	0	0	0	0	Boston Red Sox @ Minnesota Twins Hubert H. Humphrey Metrodome, Minneapolis, MN Tue Aug 19 1986, 8:05 PM EDT Att: 13,698 - Unknown livebaseballscores.com					
Marty Barrett, R (1, 4) OBP: 0.342, SLG: 0.386	1B		1-3		FC6-4 1-2			5-3		4	0	1	0	0	0	1						
Mike Greenwell, L (1, 10) OBP: 0.538, SLG: 0.400	G6-4-3 1B				F6			BB 2B 1B		3	1	2	0	1	0	1						
Jim Rice, R (1, 7) OBP: 0.377, SLG: 0.474	G6-4-3 1-2		K		1-3			F9		4	0	0	0	0	1	5						
Dwight Evans, R (1, 9) OBP: 0.378, SLG: 0.461					1B			G4-6-3 1B		3	0	3	0	1	0	0						
Bill Buckner, L (1, 3) OBP: 0.286, SLG: 0.384	F6				1B			G4-6-3 1-2		4	0	2	1	0	0	2						
Tony Armas, R (1, 8) OBP: 0.311, SLG: 0.415					F9			1-3 2-H 2B		4	0	0	0	0	0	5						
Rich Gedman, L (1, 2) OBP: 0.311, SLG: 0.414					F5			K		3	0	0	0	1	1	2						
Spike Owen, S (1, 6) OBP: 0.303, SLG: 0.328					4-3			6-3		3	0	0	0	0	0	4						
Dave Henderson, R (9, PH) OBP: 0.349, SLG: 0.479	FC6-4 1-2							6-3		1	0	0	0	0	1	0						
Inning Stats	R: 0 E: 0 K: 0 S: 4	H: 2 LOB: 1 BB: 0 P: 4	R: 0 E: 0 K: 0 S: 4	H: 1 LOB: 2 BB: 1 P: 8	R: 0 E: 0 K: 1 S: 5	H: 0 LOB: 1 BB: 1 P: 9	R: 0 E: 0 K: 0 S: 5	H: 2 LOB: 2 BB: 0 P: 5	R: 0 E: 0 K: 0 S: 3	H: 1 LOB: 0 BB: 0 P: 3	R: 0 E: 0 K: 1 S: 5	H: 0 LOB: 0 BB: 0 P: 5	R: 1 E: 0 K: 0 S: 5	H: 2 LOB: 2 BB: 1 P: 9	R: 0 E: 0 K: 1 S: 5	H: 0 LOB: 0 BB: 0 P: 5	1B: 7 2B: 2 3B: 0 HR: 0	SF: 0 SAC: 0 DP: 2 HBP: 0	WP: 0 PB: 0 SB: 0 CS: 0	PA: 37		
PITCHER	IP WLS BF H R ER SO BB IBB HBP BLK WP HR S P ERA WHIP	IP WLS BF H R ER SO BB IBB HBP BLK WP HR S P ERA WHIP	IP WLS BF H R ER SO BB IBB HBP BLK WP HR S P ERA WHIP	IP WLS BF H R ER SO BB IBB HBP BLK WP HR S P ERA WHIP	IP WLS BF H R ER SO BB IBB HBP BLK WP HR S P ERA WHIP	IP WLS BF H R ER SO BB IBB HBP BLK WP HR S P ERA WHIP	IP WLS BF H R ER SO BB IBB HBP BLK WP HR S P ERA WHIP	IP WLS BF H R ER SO BB IBB HBP BLK WP HR S P ERA WHIP	IP WLS BF H R ER SO BB IBB HBP BLK WP HR S P ERA WHIP	IP WLS BF H R ER SO BB IBB HBP BLK WP HR S P ERA WHIP	IP WLS BF H R ER SO BB IBB HBP BLK WP HR S P ERA WHIP	IP WLS BF H R ER SO BB IBB HBP BLK WP HR S P ERA WHIP	IP WLS BF H R ER SO BB IBB HBP BLK WP HR S P ERA WHIP	IP WLS BF H R ER SO BB IBB HBP BLK WP HR S P ERA WHIP	IP WLS BF H R ER SO BB IBB HBP BLK WP HR S P ERA WHIP	IP WLS BF H R ER SO BB IBB HBP BLK WP HR S P ERA WHIP	IP WLS BF H R ER SO BB IBB HBP BLK WP HR S P ERA WHIP	IP WLS BF H R ER SO BB IBB HBP BLK WP HR S P ERA WHIP	IP WLS BF H R ER SO BB IBB HBP BLK WP HR S P ERA WHIP	IP WLS BF H R ER SO BB IBB HBP BLK WP HR S P ERA WHIP	IP WLS BF H R ER SO BB IBB HBP BLK WP HR S P ERA WHIP	IP WLS BF H R ER SO BB IBB HBP BLK WP HR S P ERA WHIP

Batter	1	2	3	4	5	6	7	8	9	AB	R	H	RBI	BB	SO	LOB	BOTTOM					
Steve Lombardozzi, R (1, 4) OBP: 0.326, SLG: 0.382	G4-6-3 1B		5-3		SH2-4 1-2		5-3	F6		4	0	1	0	0	0	2	Boston Red Sox @ Minnesota Twins Hubert H. Humphrey Metrodome, Minneapolis, MN Tue Aug 19 1986, 8:05 PM EDT Att: 13,698 - Unknown livebaseballscores.com					
Randy Bush, L (1, 7) OBP: 0.345, SLG: 0.428	G4-6-3 1-2		6-3		F8			F9		4	0	0	0	0	0	2						
Billy Beane, R (8, 7) OBP: 0.237, SLG: 0.236	1-2				2-3			K		0	0	0	0	0	0	0						
Kirby Puckett, R (1, 8) OBP: 0.391, SLG: 0.576	1B				K 3-H			2B		4	1	3	1	0	1	0						
Kent Hrbek, L (1, 3) OBP: 0.371, SLG: 0.514	1-2				HR			HR 1B		3	2	3	1	1	0	0						
Gary Gaetti, R (1, 5) OBP: 0.341, SLG: 0.503	F7				F5			HR 1B		4	1	1	2	0	0	4						
Tom Brunansky, R (1, 9) OBP: 0.319, SLG: 0.446					F2			K		4	0	2	0	0	1	0						
Roy Smalley, S (1, 10) OBP: 0.334, SLG: 0.465					K			F8		3	0	0	0	1	1	2						
Jeff Reed, L (1, 2) OBP: 0.287, SLG: 0.306					FC5-4 1B			L1-3		4	0	1	0	0	1	3						
Greg Gagne, R (1, 6) OBP: 0.292, SLG: 0.346	FC5-4 1-2							F8 SH2-4 BLK BB		3	1	1	0	1	1	2						
Inning Stats	R: 0 E: 0 K: 0 S: 5	H: 3 LOB: 2 BB: 0 P: 5	R: 0 E: 0 K: 1 S: 6	H: 1 LOB: 0 BB: 0 P: 6	R: 2 E: 0 K: 0 S: 5	H: 2 LOB: 0 BB: 0 P: 5	R: 0 E: 0 K: 0 S: 3	H: 1 LOB: 0 BB: 0 P: 3	R: 1 E: 0 K: 1 S: 5	H: 0 LOB: 0 BB: 1 P: 9	R: 2 E: 0 K: 2 S: 10	H: 3 LOB: 1 BB: 0 P: 10	R: 0 E: 0 K: 0 S: 4	H: 1 LOB: 2 BB: 1 P: 8	R: 0 E: 0 K: 1 S: 6	H: 1 LOB: 2 BB: 1 P: 10	1B: 7 2B: 3 3B: 0 HR: 3	SF: 0 SAC: 1 DP: 2 HBP: 0	WP: 0 PB: 0 SB: 0 CS: 0	PA: 37		
PITCHER	IP WLS BF H R ER SO BB IBB HBP BLK WP HR S P ERA WHIP	IP WLS BF H R ER SO BB IBB HBP BLK WP HR S P ERA WHIP	IP WLS BF H R ER SO BB IBB HBP BLK WP HR S P ERA WHIP	IP WLS BF H R ER SO BB IBB HBP BLK WP HR S P ERA WHIP	IP WLS BF H R ER SO BB IBB HBP BLK WP HR S P ERA WHIP	IP WLS BF H R ER SO BB IBB HBP BLK WP HR S P ERA WHIP	IP WLS BF H R ER SO BB IBB HBP BLK WP HR S P ERA WHIP	IP WLS BF H R ER SO BB IBB HBP BLK WP HR S P ERA WHIP	IP WLS BF H R ER SO BB IBB HBP BLK WP HR S P ERA WHIP	IP WLS BF H R ER SO BB IBB HBP BLK WP HR S P ERA WHIP	IP WLS BF H R ER SO BB IBB HBP BLK WP HR S P ERA WHIP	IP WLS BF H R ER SO BB IBB HBP BLK WP HR S P ERA WHIP	IP WLS BF H R ER SO BB IBB HBP BLK WP HR S P ERA WHIP	IP WLS BF H R ER SO BB IBB HBP BLK WP HR S P ERA WHIP	IP WLS BF H R ER SO BB IBB HBP BLK WP HR S P ERA WHIP	IP WLS BF H R ER SO BB IBB HBP BLK WP HR S P ERA WHIP	IP WLS BF H R ER SO BB IBB HBP BLK WP HR S P ERA WHIP	IP WLS BF H R ER SO BB IBB HBP BLK WP HR S P ERA WHIP	IP WLS BF H R ER SO BB IBB HBP BLK WP HR S P ERA WHIP	IP WLS BF H R ER SO BB IBB HBP BLK WP HR S P ERA WHIP	IP WLS BF H R ER SO BB IBB HBP BLK WP HR S P ERA WHIP	IP WLS BF H R ER SO BB IBB HBP BLK WP HR S P ERA WHIP



Batter	1	2	3	4	5	6	7	8	9	AB	R	H	RBI	BB	SO	LOB	TOP					
Wade Boggs, L (1,5) OBP: 0.455, SLG: 0.479 Mike Greenwell, L (9,9) OBP: 0.538, SLG: 0.400	F7	F7			SF7 3B	1-H 2B		BB 1B		5	1	3	1	0	0	0	Boston Red Sox @ Minnesota Twins Hubert H. Humphrey Metrodome, Minneapolis, MN Wed Aug 20 1986, 8:05 PM EDT Att: 23,485 - Unknown					
Marty Barrett, R (1,4) OBP: 0.342, SLG: 0.385	2B 1B	F7			SF7	F6		1-2 BB		3	1	1	1	1	0	1						
Jim Rice, R (1,7) OBP: 0.379, SLG: 0.486	1-H 1B 2B			K				F9		5	2	3	2	0	1	2						
Don Baylor, R (1,10) OBP: 0.336, SLG: 0.436	E6 1B 2B			F7				HR		5	2	1	1	0	0	2						
Dwight Evans, R (1,9) OBP: 0.376, SLG: 0.465 Ed Romero, R (9,5) OBP: 0.271, SLG: 0.278	K			F9				6-3		5	1	1	1	0	1	3						
Bill Buckner, L (1,3) OBP: 0.289, SLG: 0.388 Dave Stapleton, R (8,3) OBP: 0.129, SLG: 0.133	2B 1-2 2-H 1B							HR		4	1	3	1	0	0	0						
Tony Armas, R (1,8) OBP: 0.313, SLG: 0.419 Dave Henderson, R (7,8) OBP: 0.348, SLG: 0.478	1-3 2-H 2B			F9				F7		4	0	2	1	0	0	1						
Rich Gedman, L (1,2) OBP: 0.307, SLG: 0.409	K			K				G3		4	0	0	0	0	2	5						
Spike Owen, S (1,6) OBP: 0.300, SLG: 0.325		F9		3-1				5-3		4	1	0	0	0	0	2						
								FC6-4 2B		1	2	3	0	0	0	0						
Inning Stats	R: 3 E: 1 K: 2 S: 12	H: 4 LOB: 2 BB: 0 P: 12	R: 0 E: 0 K: 0 S: 3	H: 0 LOB: 0 BB: 0 P: 3	R: 0 E: 0 K: 1 S: 5	H: 0 LOB: 0 BB: 0 P: 5	R: 0 E: 0 K: 1 S: 6	H: 1 LOB: 1 BB: 0 P: 6	R: 1 E: 0 K: 0 S: 5	H: 2 LOB: 1 BB: 0 P: 5	R: 2 E: 1 K: 0 S: 6	H: 3 LOB: 1 BB: 0 P: 6	R: 2 E: 0 K: 0 S: 5	H: 2 LOB: 0 BB: 0 P: 5	R: 0 E: 0 K: 0 S: 4	H: 1 LOB: 2 BB: 1 P: 8	R: 1 E: 0 K: 0 S: 4	H: 1 LOB: 0 BB: 0 P: 4	1B: 6 2B: 4 3B: 1 HR: 3	SF: 1 SAC: 0 DP: 0 HBP: 0	WP: 0 PB: 0 SB: 2 CS: 0	PA: 43
PITCHER	IP WLS BF H R ER SO BB IBB HBP BLK WP HR S P ERA WHIP																					
Neal Heaton, L (1,1) ERA: 3.73	4.1 L 21 7 4 2 4 0 0 0 0 0 0 2 29 29 4.15 1.615																					
Roy Lee Jackson, R (5,1) ERA: 4.11	2.0 11 5 4 4 0 0 0 0 0 0 0 2 11 11 18.00 2.500																					
Ray Fontenot, L (7,1) ERA: 3.7	1.2 7 1 0 0 0 1 0 0 0 0 0 0 6 10 0.00 1.200																					
Keith Atherton, R (9,1) ERA: 4.03	1.0 4 1 1 1 0 0 0 0 0 0 0 1 4 4 9.00 1.000																					

AB	41
R	9
H	14
RBI	8
BB	1
SO	4
LOB	16



Batter	1	2	3	4	5	6	7	8	9	AB	R	H	RBI	BB	SO	LOB	BOTTOM					
Steve Lombardozzi, R (1,4) OBP: 0.326, SLG: 0.380 Mickey Hatcher, R (8,PH) OBP: 0.307, SLG: 0.345 Alvaro Espinoza, R (9,4) OBP: 0.071, SLG: 0.071	K		K		1-2 BB			6-3		2	0	0	0	1	2	0	Boston Red Sox @ Minnesota Twins Hubert H. Humphrey Metrodome, Minneapolis, MN Wed Aug 20 1986, 8:05 PM EDT Att: 23,485 - Unknown					
Randy Bush, L (1,7) OBP: 0.344, SLG: 0.425	F7			WP SF8 1B	F3			F8		4	1	1	0	0	0	2						
Kirby Puckett, R (1,8) OBP: 0.390, SLG: 0.573	K			K				K		3	0	0	0	1	3	1						
Kent Hrbek, L (1,3) OBP: 0.368, SLG: 0.511								G4-6-3 BB		3	0	0	1	0	0	1						
Gary Gaetti, R (1,5) OBP: 0.343, SLG: 0.502								F8		3	0	1	0	1	0	0						
Tom Brunansky, R (1,9) OBP: 0.318, SLG: 0.443								BB		3	0	0	0	1	0	2						
Roy Smalley, S (1,10) OBP: 0.333, SLG: 0.462								F3		3	0	0	0	1	0	2						
Jeff Reed, L (1,2) OBP: 0.279, SLG: 0.297								F7		3	0	0	0	1	0	2						
Greg Gagne, R (1,6) OBP: 0.293, SLG: 0.344								FC6-4 BB		3	0	0	0	1	0	1						
								F3		2	0	0	0	1	0	1						
Inning Stats	R: 0 E: 0 K: 2 S: 7	H: 0 LOB: 0 BB: 0 P: 7	R: 0 E: 0 K: 0 S: 3	H: 0 LOB: 1 BB: 1 P: 7	R: 0 E: 0 K: 2 S: 7	H: 0 LOB: 0 BB: 0 P: 7	R: 1 E: 0 K: 1 S: 7	H: 2 LOB: 1 BB: 0 P: 7	R: 0 E: 0 K: 0 S: 3	H: 0 LOB: 2 BB: 2 P: 11	R: 0 E: 0 K: 0 S: 2	H: 0 LOB: 0 BB: 1 P: 6	R: 0 E: 0 K: 0 S: 3	H: 0 LOB: 1 BB: 1 P: 7	R: 0 E: 0 K: 1 S: 5	H: 0 LOB: 0 BB: 0 P: 5	R: 0 E: 0 K: 0 S: 3	H: 0 LOB: 1 BB: 1 P: 7	1B: 2 2B: 0 3B: 0 HR: 0	SF: 1 SAC: 0 DP: 1 HBP: 0	WP: 2 PB: 0 SB: 0 CS: 0	PA: 34
PITCHER	IP WLS BF H R ER SO BB IBB HBP BLK WP HR S P ERA WHIP																					
Roger Clemens, R (1,1) ERA: 2.54	9.0 W 34 2 1 1 6 6 0 0 0 0 2 0 40 64 1.00 0.889																					

AB	27
R	1
H	2
RBI	1
BB	6
SO	6
LOB	10



Batter	1	2	3	4	5	6	7	8	9	AB	R	H	RBI	BB	SO	LOB	TOP				
Tony Fernandez, S OBP: 0.338, SLG: 0.434 (1, 6)										4	0	1	0	0	1	1	Toronto Blue Jays @ Minnesota Twins Hubert H. Humphrey Metrodome, Minneapolis, MN Fri Aug 22 1986, 8:05 PM EDT Att: 14,359 - Unknown				
Willie Upshaw, L OBP: 0.350, SLG: 0.379 (1, 3)										4	1	0	0	0	2	1					
Lloyd Moseby, L OBP: 0.357, SLG: 0.449 (1, 8)										4	0	1	0	0	1	2					
George Bell, R OBP: 0.367, SLG: 0.563 (1, 10)										4	1	2	1	0	1	2					
Jesse Barfield, R OBP: 0.386, SLG: 0.578 Ron Shepherd, R OBP: 0.321, SLG: 0.462 (1, 9) (7, 9)										3	1	1	0	0	2	1					
Ernie Whitt, L OBP: 0.304, SLG: 0.418 (1, 2)										3	0	0	1	0	2	1					
Rick Leach, L OBP: 0.308, SLG: 0.409 (1, 7)										4	0	1	0	0	0	1					
Garth Iorg, R OBP: 0.278, SLG: 0.290 Cliff Johnson, R OBP: 0.378, SLG: 0.463 Kelly Gruber, R OBP: 0.163, SLG: 0.293 (1, 5) (7, PH) (7, PH) (7, 5)										2	0	0	0	0	0	1					
Damaso Garcia, R OBP: 0.308, SLG: 0.384 (1, 4)										3	0	1	0	0	0	1					
Inning Stats	R: 0 E: 1 K: 0 S: 4	H: 1 LOB: 1 BB: 0 P: 4	R: 0 E: 0 K: 1 S: 6	H: 1 LOB: 1 BB: 0 P: 6	R: 0 E: 0 K: 3 S: 3	H: 1 LOB: 0 BB: 0 P: 3	R: 0 E: 0 K: 3 S: 10	H: 0 LOB: 1 BB: 0 P: 10	R: 0 E: 0 K: 2 S: 7	H: 0 LOB: 0 BB: 0 P: 7	R: 2 E: 1 K: 0 S: 6	H: 3 LOB: 1 BB: 0 P: 6	R: 1 E: 0 K: 2 S: 9	H: 1 LOB: 1 BB: 0 P: 9	R: 0 E: 0 K: 1 S: 5	H: 0 LOB: 0 BB: 0 P: 5		1B: 6 2B: 2 3B: 0 HR: 0	SF: 1 SAC: 0 DP: 1 HBP: 0	WP: 1 PB: 0 SB: 1 CS: 0	PA: 35
PITCHER	IP WLS BF H R ER SO BB IBB HBP BLK WP HR S P ERA WHIP																				
Bert Blyleven, R ERA: 4.04 (1, 1)	7.0 W 27	H 7 R 2 ER 1 SO 6	BB 0 IBB 0 HBP 0 BLK 0	WP 0 HR 0 S 39 P 39	ERA 1.29 WHIP 1.000																
Ray Fontenot, L ERA: 3.81 (8, 1)	0.2	4 1 1 1 2	0 0 0 0	1 0 8 8	13.50 1.500																
George Frazier, R ERA: 5.13 (8, 1)	1.1 S 4	0 0 0 1	0 0 0 0	0 0 6 6	0.00 0.000																

AB	34
R	3
H	8
RBI	3
BB	0
SO	9
LOB	12



Batter	1	2	3	4	5	6	7	8	9	AB	R	H	RBI	BB	SO	LOB	BOTTOM				
Steve Lombardozzi, R OBP: 0.326, SLG: 0.380 (1, 4)										3	0	1	0	0	0	0	Toronto Blue Jays @ Minnesota Twins Hubert H. Humphrey Metrodome, Minneapolis, MN Fri Aug 22 1986, 8:05 PM EDT Att: 14,359 - Unknown				
Randy Bush, L OBP: 0.340, SLG: 0.419 Billy Beane, R OBP: 0.237, SLG: 0.236 (1, 7) (9, 7)										4	0	0	0	0	1	2					
Kirby Puckett, R OBP: 0.387, SLG: 0.569 (1, 8)										4	0	0	0	0	0	1					
Kent Hrbek, L OBP: 0.368, SLG: 0.510 (1, 3)										3	0	1	0	0	0	0					
Gary Gaetti, R OBP: 0.341, SLG: 0.499 (1, 5)										3	0	0	0	0	1	1					
Tom Brunansky, R OBP: 0.319, SLG: 0.442 (1, 9)										2	1	0	0	1	0	0					
Roy Smalley, S OBP: 0.333, SLG: 0.461 (1, 10)										3	1	1	0	0	1	1					
Tim Laudner, R OBP: 0.343, SLG: 0.466 (1, 2)										3	0	0	0	0	1	2					
Greg Gagne, R OBP: 0.298, SLG: 0.369 (1, 6)										3	2	3	4	0	0	0					
Inning Stats	R: 0 E: 0 K: 0 S: 3	H: 0 LOB: 0 BB: 0 P: 3	R: 0 E: 0 K: 0 S: 3	H: 0 LOB: 0 BB: 0 P: 3	R: 2 E: 0 K: 0 S: 5	H: 2 LOB: 0 BB: 0 P: 5	R: 0 E: 0 K: 1 S: 5	H: 0 LOB: 0 BB: 0 P: 5	R: 2 E: 0 K: 0 S: 5	H: 2 LOB: 1 BB: 1 P: 9	R: 0 E: 0 K: 2 S: 7	H: 0 LOB: 0 BB: 0 P: 7	R: 0 E: 0 K: 1 S: 6	H: 1 LOB: 1 BB: 0 P: 6	R: 0 E: 0 K: 0 S: 3	H: 0 LOB: 0 BB: 0 P: 3		1B: 3 2B: 1 3B: 0 HR: 2	SF: 0 SAC: 1 DP: 1 HBP: 0	WP: 0 PB: 0 SB: 0 CS: 0	PA: 30
PITCHER	IP WLS BF H R ER SO BB IBB HBP BLK WP HR S P ERA WHIP																				
Jim Clancy, R ERA: 3.83 Mark Eichhorn, R ERA: 1.79 (1, 1) (7, 1)	6.0 L 23	H 5 R 4 ER 4 SO 3	BB 1 IBB 0 HBP 0 BLK 0	WP 0 HR 2 S 24 P 28	ERA 6.00 WHIP 1.000																
	2.0	7 1 0 0 3	0 0 0 0	0 0 13 13	0.00 0.500																

AB	28
R	4
H	6
RBI	4
BB	1
SO	4
LOB	7



Batter	1	2	3	4	5	6	7	8	9	AB	R	H	RBI	BB	SO	LOB	TOP			
Tony Fernandez, S (1, 6) OBP: 0.337, SLG: 0.432	F7			F9		K		4-3		5	0	1	1	0	1	0	Toronto Blue Jays @ Minnesota Twins Hubert H. Humphrey Metrodome, Minneapolis, MN Sat Aug 23 1986, 8:05 PM EDT Att: 22,604 - Unknown livebaseballscorecards.com			
Willie Upshaw, L (1, 3) OBP: 0.346, SLG: 0.375	F8			6-3		F8			3-1	5	0	0	0	0	0	2				
Lloyd Moseby, L (1, 8) OBP: 0.358, SLG: 0.453	HR	K			1B BB		F8		3-1	4	1	1	1	1	1	0				
George Bell, R (1, 7) OBP: 0.367, SLG: 0.566	1B	2B		6-3		F9		6-3	F9	5	1	2	0	0	0	1				
Cliff Johnson, R (1, 10) OBP: 0.377, SLG: 0.460	2B	1B		5-3		F3		6-3		4	1	1	1	0	0	2				
Ernie Whitt, L (1, 2) OBP: 0.309, SLG: 0.425	E	2B			FC4-6	1B		4-3		4	1	3	0	0	0	1				
Rick Leach, L (1, 9) OBP: 0.317, SLG: 0.434	E2	1B		FC4-6	1B					4	2	3	2	0	0	1				
Garth Iorg, R (1, 5) OBP: 0.278, SLG: 0.289	1B	1B		L3		F8		L3		4	1	1	0	0	0	4				
Damaso Garcia, R (1, 4) OBP: 0.308, SLG: 0.384				6-3				4-3		3	0	1	1	0	0	0				
Manuel Lee, S (7, 4) OBP: 0.364, SLG: 0.364	1B	1B				F4				1	0	0	0	0	0	0				
Inning Stats	R: 6 E: 1 K: 0 S: 11	H: 8 LOB: 2 BB: 0 P: 11	R: 0 E: 0 K: 1 S: 5	H: 0 LOB: 0 BB: 0 P: 5	R: 0 E: 0 K: 0 S: 3	H: 1 LOB: 0 BB: 0 P: 3	R: 0 E: 0 K: 0 S: 3	H: 0 LOB: 0 BB: 0 P: 3	R: 0 E: 0 K: 1 S: 5	H: 0 LOB: 0 BB: 0 P: 5	R: 0 E: 0 K: 0 S: 4	H: 1 LOB: 1 BB: 0 P: 4	R: 1 E: 0 K: 0 S: 4	H: 1 LOB: 0 BB: 0 P: 4	R: 0 E: 0 K: 0 S: 3	H: 0 LOB: 0 BB: 0 P: 3	1B: 8 2B: 4 3B: 0 HR: 2	SF: 0 SAC: 0 DP: 1 HBP: 0	WP: 0 PB: 0 SB: 0 CS: 0	PA: 40
PITCHER	IP WLS BF H R ER SO BB IBB HBP BLK WP HR S P ERA WHIP																			
Mike Smithson, R (1, 1) ERA: 5.05	0.2 L 9 7 6 3 0 0 0 0 0 0 0 1 9 9 40.50 10.500																			
Allan Anderson, L (1, 1) ERA: 5.63	5.2 22 5 0 0 2 1 0 0 0 0 0 0 25 29 0.00 1.059																			
Keith Atherton, R (7, 1) ERA: 4.06	1.2 6 1 1 1 0 0 0 0 0 0 0 1 6 6 5.40 0.600																			
Ray Fontenot, L (9, 1) ERA: 3.75	1.0 3 0 0 0 0 0 0 0 0 0 0 0 3 3 0.00 0.000																			

Batter	1	2	3	4	5	6	7	8	9	AB	R	H	RBI	BB	SO	LOB	BOTTOM					
Steve Lombardozzi, R (1, 4) OBP: 0.325, SLG: 0.376	F7				F9		K		4-3	3	0	0	0	1	1	1	Toronto Blue Jays @ Minnesota Twins Hubert H. Humphrey Metrodome, Minneapolis, MN Sat Aug 23 1986, 8:05 PM EDT Att: 22,604 - Unknown livebaseballscorecards.com					
Roy Smalley, S (9, PH) OBP: 0.333, SLG: 0.459		BB								1	0	0	0	0	0	0						
Mickey Hatcher, R (1, 10) OBP: 0.310, SLG: 0.351	F8			4-3		G6-4-3		5-3		4	0	2	0	0	0	2						
Kirby Puckett, R (1, 8) OBP: 0.384, SLG: 0.564	F8			L7-6-3-1		G6-4-3		K		4	0	0	0	0	1	3						
Gary Gaetti, R (1, 5) OBP: 0.340, SLG: 0.503	F6			F9				K		4	1	1	1	0	1	1						
Tom Brunansky, R (1, 9) OBP: 0.320, SLG: 0.440		1B		6-3		F3		FC4-6		2	1	0	0	2	0	0						
Kent Hrbek, L (1, 3) OBP: 0.365, SLG: 0.505	K			F5		F4		FC4-6		4	0	0	0	0	1	2						
Tim Laudner, R (1, 2) OBP: 0.339, SLG: 0.460				F6		5-3		4-3		2	0	0	0	0	0	1						
Mark Salas, L (6, PH) OBP: 0.281, SLG: 0.355								2B		2	1	1	0	0	0	1						
Billy Beane, R (1, 7) OBP: 0.241, SLG: 0.241										2	1	1	0	0	1	0						
Randy Bush, L (6, PH) OBP: 0.341, SLG: 0.423		2B								2	0	1	1	0	0	0						
Greg Gagne, R (1, 6) OBP: 0.301, SLG: 0.374										3	0	2	2	0	0	1						
Jeff Reed, L (9, PH) OBP: 0.277, SLG: 0.294										1	0	0	0	0	1	0						
Inning Stats	R: 0 E: 0 K: 0 S: 4	H: 1 LOB: 1 BB: 0 P: 4	R: 2 E: 0 K: 1 S: 7	H: 2 LOB: 2 BB: 2 P: 15	R: 0 E: 0 K: 0 S: 3	H: 0 LOB: 0 BB: 0 P: 3	R: 0 E: 0 K: 1 S: 5	H: 0 LOB: 0 BB: 0 P: 5	R: 0 E: 0 K: 0 S: 4	H: 2 LOB: 1 BB: 0 P: 4	R: 2 E: 0 K: 0 S: 6	H: 3 LOB: 1 BB: 0 P: 6	R: 0 E: 0 K: 2 S: 7	H: 0 LOB: 0 BB: 0 P: 7	R: 0 E: 0 K: 1 S: 5	H: 0 LOB: 1 BB: 1 P: 9	R: 0 E: 0 K: 1 S: 5	H: 0 LOB: 0 BB: 0 P: 5	1B: 3 2B: 3 3B: 1 HR: 1	SF: 0 SAC: 0 DP: 1 HBP: 0	WP: 0 PB: 0 SB: 0 CS: 0	PA: 37
PITCHER	IP WLS BF H R ER SO BB IBB HBP BLK WP HR S P ERA WHIP																					
John Cerutti, L (1, 1) ERA: 4.08	5.2 W 24 6 3 3 2 2 0 0 0 0 0 0 26 34 4.76 1.412																					
Luis Aquino, R (6, 1) ERA: 7.5	0.0 2 2 1 1 0 0 0 0 0 0 0 0 2 2 ∞ ∞																					
Mark Eichhorn, R (6, 1) ERA: 1.74	3.1 S 11 0 0 0 4 1 0 0 0 0 0 0 18 22 0.00 0.300																					

AB	39
R	7
H	13
RBI	6
BB	1
SO	2
LOB	11



WP	0
PB	0
SB	0
CS	0

AB	34
R	4
H	8
RBI	4
BB	3
SO	6
LOB	12



Batter	1	2	3	4	5	6	7	8	9	10	AB	R	H	RBI	BB	SO	LOB	TOP	
Tony Fernandez, S (1, 6) OBP: 0.339, SLG: 0.434	1-0 SF7 BB HBP		0-0 2B	0-0 F7			0-0 3-1 HR 2B		0-0 4-3	0-3 K	5	3	2	0	0	1	5		
Garth Iorg, R (1, 5) OBP: 0.283, SLG: 0.296 (10, 4)	4-0 BB BB BB 1-2 E BB		0-0 4-3 1-H 2B				0-0 3-1		0-0 5-3	0-0 1-2 2-H 3-H 1B	5	0	2	3	1	0	1		
Lloyd Moseby, L (1, 8) OBP: 0.355, SLG: 0.457	0-0 SF7		0-0 4-3				0-0 2-3		0-0 E4	0-0 G3	5	1	1	3	0	0	3		
George Bell, R (1, 7) OBP: 0.354, SLG: 0.560	0-0 F3		0-0 6-3				0-0 3-H F8		0-0 F8		5	0	0	0	0	0	3		
Cliff Johnson, R (1, 10) OBP: 0.377, SLG: 0.459 Kelly Gruber, R (10, PR) OBP: 0.163, SLG: 0.293 (10, 5)	0-3 K		0-0 F7				0-0 1B G1-2-3 1B		0-0 K	0-0 SH 1B 1B	5	0	2	0	0	2	2		
Buck Martinez, R (1, 2) OBP: 0.288, SLG: 0.315		0-0 2B		0-0 FC4-6 1B			0-0 F8		0-0 5-3	0-0 SH 1B 5-3 1B	4	1	2	0	0	0	1		
Willie Upshaw, L (1, 3) OBP: 0.345, SLG: 0.373		0-0 L7		0-0 FC4-6 1B 1-2			0-0 1-3 BB 1B		0-3 K	0-0 5-3	5	0	1	0	0	1	4		
Ron Shepherd, R (1, 9) OBP: 0.344, SLG: 0.448 Rick Leach, L (10, PH) OBP: 0.321, SLG: 0.434 (10, 9)		0-3 K		0-0 F3			4-0 1-2 BB BB		0-0 1B	4-0 1B 1B IBB	3	0	1	0	1	1	2		
Damaso Garcia, R (1, 4) OBP: 0.309, SLG: 0.383 Manuel Lee, S (7, 4) OBP: 0.333, SLG: 0.333 Ernie Whitt, L (10, PH) OBP: 0.311, SLG: 0.427 Tom Henke, R (10, 1)		0-3 K		0-0 1-3 1B			0-0 G1-2-3 3-H		0-3 K	0-0 1-2 2-3 3-H 1B	3	0	1	0	0	1	4		
Inning Stats	R: 1 E: 1 K: 1 S: 5	H: 0 LOB: 1 BB: 1 P: 10	R: 0 E: 0 K: 2 S: 8	H: 1 LOB: 1 BB: 0 P: 8	R: 1 E: 0 K: 0 S: 5	H: 2 LOB: 2 BB: 0 P: 5	R: 0 E: 0 K: 0 S: 3	H: 2 LOB: 2 BB: 1 P: 8	R: 2 E: 0 K: 1 S: 7	H: 2 LOB: 0 BB: 0 P: 7	R: 0 E: 0 K: 2 S: 8	H: 1 LOB: 1 BB: 0 P: 8	R: 0 E: 1 K: 0 S: 4	H: 0 LOB: 1 BB: 0 P: 4	R: 3 E: 1 K: 1 S: 9	H: 3 LOB: 2 BB: 1 P: 13	1B: 9 2B: 3 3B: 0 HR: 1	SF: 1 SAC: 1 DP: 1 HBP: 1	WP: 0 PA: 48
PITCHER	IP WLS BF H R ER SO ERA WHIP	IP WLS BF H R ER SO ERA WHIP	IP WLS BF H R ER SO ERA WHIP	IP WLS BF H R ER SO ERA WHIP	IP WLS BF H R ER SO ERA WHIP	IP WLS BF H R ER SO ERA WHIP	IP WLS BF H R ER SO ERA WHIP	IP WLS BF H R ER SO ERA WHIP	IP WLS BF H R ER SO ERA WHIP	IP WLS BF H R ER SO ERA WHIP	IP WLS BF H R ER SO ERA WHIP	IP WLS BF H R ER SO ERA WHIP	IP WLS BF H R ER SO ERA WHIP	IP WLS BF H R ER SO ERA WHIP	IP WLS BF H R ER SO ERA WHIP	IP WLS BF H R ER SO ERA WHIP	IP WLS BF H R ER SO ERA WHIP	IP WLS BF H R ER SO ERA WHIP	IP WLS BF H R ER SO ERA WHIP
Frank Viola, L (1, 1) ERA: 4.42	6.1	30	9	4	3	3	2	0	0	0	0	0	0	0	0	0	0	4.26	1.737
George Frazier, R (7, 1) ERA: 4.89	2.2	10	1	0	0	3	0	0	0	0	0	0	0	0	0	0	0	0.00	0.375
Keith Atherton, R (10, 1) ERA: 4.04	0.1	L 4	1	3	0	0	0	1	0	0	0	0	0	0	0	0	0	0.00	3.000
Ray Fontenot, L (10, 1) ERA: 3.71	0.2	4	2	0	0	1	0	0	0	0	0	0	0	0	0	0	0	0.00	3.000

Toronto Blue Jays @ Minnesota Twins
Hubert H. Humphrey Metrodome, Minneapolis, MN
Sun Aug 24 1986, 4:33 AM EDT
Att. 18,117 - Unknown

livebaseballscores.com
AB 42
R 7
H 13
RBI 7
BB 3
SO 7
LOB 26

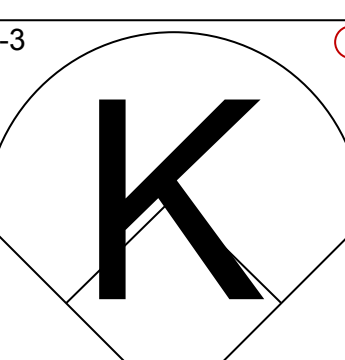
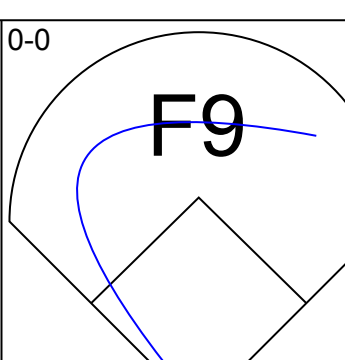
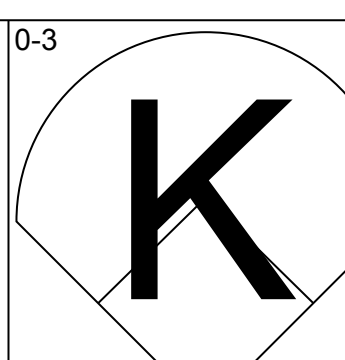
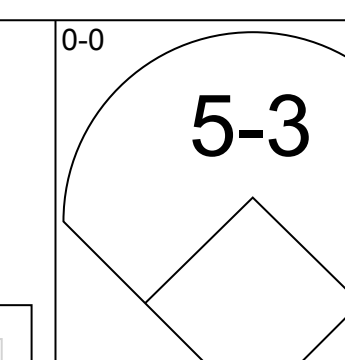
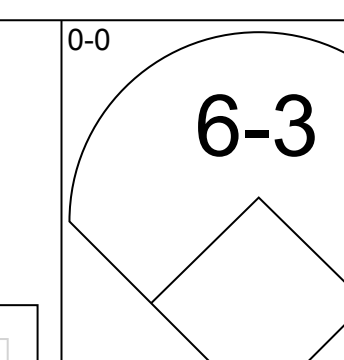
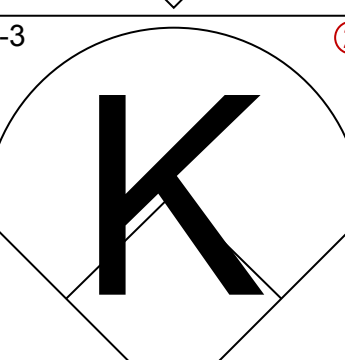
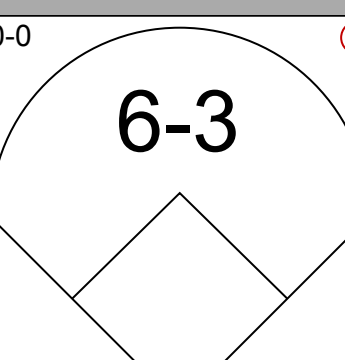
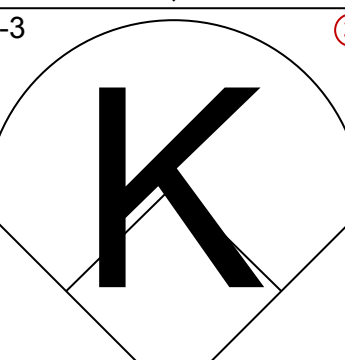
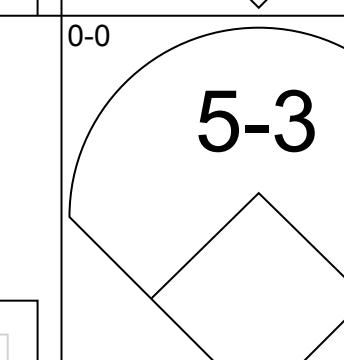

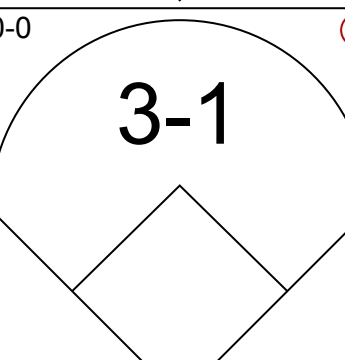

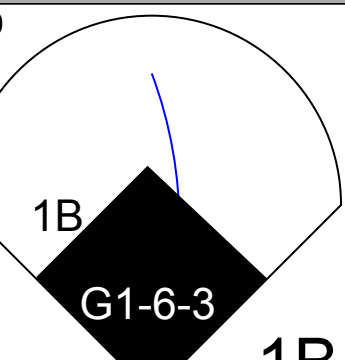
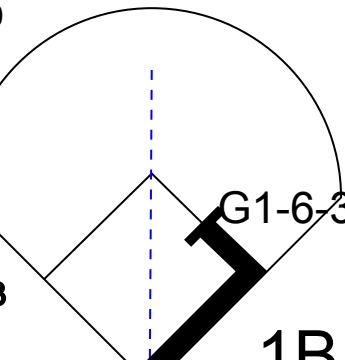
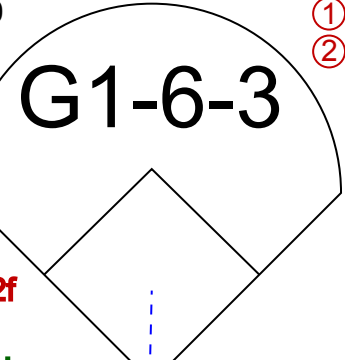


Batter	1	2	3	4	5	6	7	8	9	10	AB	R	H	RBI	BB	SO	LOB	BOTTOM					
Roy Smalley, S (1, 10) OBP: 0.333, SLG: 0.457 (10, 6)	0-0 3-1		0-0 3-1				0-0 L3		0-0 1-2 BB		4	0	1	1	1	0	1						
Randy Bush, L (1, 7) OBP: 0.345, SLG: 0.432	0-0 1B 3B		0-0 F9				0-0 2-3 1B		0-0 F5	0-0 2-H 1B	4	1	2	0	1	0	2						
Kirby Puckett, R (1, 8) OBP: 0.363, SLG: 0.561	0-0 HR 1B		0-0 4-3				0-3 K		0-0 F9	0-0 F7	5	1	1	1	0	1	4						
Kent Hrbek, L (1, 3) OBP: 0.363, SLG: 0.508	0-0 1-H HR			0-0 4-3			0-0 F8		0-0 F8	0-0 F2	5	1	1	2	0	0	0						
Tom Brunansky, R (1, 9) OBP: 0.319, SLG: 0.439	0-3 K			0-0 F4			0-0 F9		0-0 2B	0-3 K	5	0	1	0	0	2	0						
Gary Gaetti, R (1, 5) OBP: 0.340, SLG: 0.506 (10, 4)	0-0 6-3			0-0 2B			0-0 F7		0-3 K	0-0 WP 1B 2B	5	1	2	0	0	1	1						
Steve Lombardozzi, R (1, 4) OBP: 0.323, SLG: 0.374 Mark Salas, L (7, PH) OBP: 0.289, SLG: 0.353 Alvaro Espinoza, R (8, 4) OBP: 0.071, SLG: 0.071 Mickey Hatcher, R (9, PH) OBP: 0.312, SLG: 0.353 (10, 5)		0-3 K		0-3 K			0-0 4-3		0-0 5-3	0-0 2-H 1B	2	0	0	0	0	2	1						
Jeff Reed, L (1, 2) OBP: 0.293, SLG: 0.321 Billy Beane, R (9, PR) OBP: 0.241, SLG: 0.241 Keith Atherton, R (10, 1) OBP: 0.311, SLG: 0.427 Ray Fontenot, L (10, 1) OBP: 0.143, SLG: 0.143		0-0 F8			0-0 1B SH2-4 1B		0-0 BB 1B		0-0 1B 2B	0-3 K	4	0	3	0	0	0	0						
Greg Gagne, R (1, 6) OBP: 0.299, SLG: 0.372 Tim Laidner, R (9, PH) OBP: 0.337, SLG: 0.457 (10, 2)		0-0 F7			0-0 SH2-4		0-0 K		0-3 K		2	0	0	0	0	1	1						
Inning Stats	R: 3 E: 0 K: 1 S: 8	H: 3 LOB: 0 BB: 0 P: 8	R: 0 E: 0 K: 1 S: 5	H: 0 LOB: 0 BB: 0 P: 5	R: 0 E: 0 K: 0 S: 3	H: 0 LOB: 0 BB: 0 P: 3	R: 0 E: 0 K: 1 S: 6	H: 1 LOB: 1 BB: 0 P: 6	R: 0 E: 0 K: 1 S: 7	H: 2 LOB: 2 BB: 0 P: 7	R: 0 E: 0 K: 0 S: 3	H: 0 LOB: 0 BB: 0 P: 3	R: 0 E: 0 K: 1 S: 6	H: 1 LOB: 2 BB: 1 P: 10	R: 0 E: 0 K: 1 S: 6	H: 1 LOB: 1 BB: 0 P: 6	R: 1 E: 0 K: 1 S: 7	H: 2 LOB: 2 BB: 0 P: 11	R: 1 E: 0 K: 2 S: 9	H: 2 LOB: 1 BB: 0 P: 9	1B: 6 2B: 4 3B: 1 HR: 1	SF: 0 SAC: 1 DP: 0 HBP: 0	WP: 1 PA: 44
PITCHER	IP WLS BF H R ER SO ERA WHIP	IP WLS BF H R ER SO ERA WHIP	IP WLS BF H R ER SO ERA WHIP	IP WLS BF H R ER SO ERA WHIP	IP WLS BF H R ER SO ERA WHIP	IP WLS BF H R ER SO ERA WHIP	IP WLS BF H R ER SO ERA WHIP	IP WLS BF H R ER SO ERA WHIP	IP WLS BF H R ER SO ERA WHIP	IP WLS BF H R ER SO ERA WHIP	IP WLS BF H R ER SO ERA WHIP	IP WLS BF H R ER SO ERA WHIP	IP WLS BF H R ER SO ERA WHIP	IP WLS BF H R ER SO ERA WHIP	IP WLS BF H R ER SO ERA WHIP	IP WLS BF H R ER SO ERA WHIP	IP WLS BF H R ER SO ERA WHIP	IP WLS BF H R ER SO ERA WHIP	IP WLS BF H R ER SO ERA WHIP				
Dave Stieb, R (1, 1) ERA: 5.38	6.2	28	7	3	3	5	1	0	0	0	0	0	0	0	0	0	0	4.05	1.200				
Tom Henke, R (7, 1) ERA: 3.5	3.1	W 16	5	2	2	4	1	0	0	0	1	0	0	0	0	0	0	5.40	1.800				
Tom Henke, R (10, 1) ERA: 3.5	3.1	W 16	5	2	2	4	1	0	0	0	1	0	0	0	0	0	0	5.40	1.800				

Toronto Blue Jays @ Minnesota Twins
Hubert H. Humphrey Metrodome, Minneapolis, MN
Sun Aug 24 1986, 4:33 AM EDT
Att. 18,117 - Unknown

livebaseballscores.com
AB 41
R 5
H 12
RBI 5
BB 2
SO 9
LOB 12



Batter	1	2	3	4	5	6	7	8	9	10	AB	R	H	RBI	BB	SO	LOB	
Kirby Puckett, R (1, 8) OBP: 0.379, SLG: 0.556											5	0	0	0	0	2	2	
Randy Bush, L (1, 7) OBP: 0.345, SLG: 0.431												3	1	1	1	0	1	
Billy Beane, R (8, PH) OBP: 0.239, SLG: 0.239												1	0	0	0	0	1	
Mickey Hatcher, R (10, PH) OBP: 0.310, SLG: 0.351												1	0	0	0	0	0	
Kent Hrbek, L (1, 3) OBP: 0.365, SLG: 0.514												3	1	1	2	1	1	
Tom Brunansky, R (1, 9) OBP: 0.320, SLG: 0.440												4	1	2	0	0	0	
Roy Smalley, S (1, 10) OBP: 0.333, SLG: 0.455												4	0	1	0	0	0	
Gary Gaetti, R (1, 5) OBP: 0.340, SLG: 0.506												4	1	1	0	0	1	
Jeff Reed, L (1, 2) OBP: 0.288, SLG: 0.315												2	0	0	0	0	0	
Tim Laudner, R (7, PH) OBP: 0.333, SLG: 0.451												2	0	0	0	0	1	
Steve Lombardozzi, R (1, 4) OBP: 0.325, SLG: 0.376												4	1	2	0	0	0	
Greg Gagne, R (1, 6) OBP: 0.297, SLG: 0.370												2	0	0	1	0	0	
Inning Stats	R: 0 E: 0 K: 3 S: 9	H: 0 LOB: 0 BB: 0 P: 9	R: 1 E: 0 K: 0 S: 4	H: 2 LOB: 0 BB: 0 P: 4	R: 0 E: 0 K: 0 S: 3	H: 0 LOB: 0 BB: 0 P: 3	R: 0 E: 0 K: 0 S: 3	H: 0 LOB: 0 BB: 0 P: 3	R: 3 E: 0 K: 1 S: 9	H: 4 LOB: 1 BB: 0 P: 9	R: 1 E: 0 K: 2 S: 7	H: 2 LOB: 0 BB: 0 P: 7	R: 0 E: 0 K: 0 S: 3	H: 0 LOB: 0 BB: 0 P: 3	R: 0 E: 0 K: 0 S: 3	H: 0 LOB: 0 BB: 0 P: 3	1B: 6 2B: 1 3B: 0 HR: 1	SF: 1 SAC: 1 DP: 1 HBP: 0
PITCHER	IP WLS BF H R ER SO BB IBB HBP BLK WP HR S P ERA WHIP	IP WLS BF H R ER SO BB IBB HBP BLK WP HR S P ERA WHIP	IP WLS BF H R ER SO BB IBB HBP BLK WP HR S P ERA WHIP	IP WLS BF H R ER SO BB IBB HBP BLK WP HR S P ERA WHIP	IP WLS BF H R ER SO BB IBB HBP BLK WP HR S P ERA WHIP	IP WLS BF H R ER SO BB IBB HBP BLK WP HR S P ERA WHIP	IP WLS BF H R ER SO BB IBB HBP BLK WP HR S P ERA WHIP	IP WLS BF H R ER SO BB IBB HBP BLK WP HR S P ERA WHIP	IP WLS BF H R ER SO BB IBB HBP BLK WP HR S P ERA WHIP	IP WLS BF H R ER SO BB IBB HBP BLK WP HR S P ERA WHIP	IP WLS BF H R ER SO BB IBB HBP BLK WP HR S P ERA WHIP	IP WLS BF H R ER SO BB IBB HBP BLK WP HR S P ERA WHIP	IP WLS BF H R ER SO BB IBB HBP BLK WP HR S P ERA WHIP	IP WLS BF H R ER SO BB IBB HBP BLK WP HR S P ERA WHIP	IP WLS BF H R ER SO BB IBB HBP BLK WP HR S P ERA WHIP	IP WLS BF H R ER SO BB IBB HBP BLK WP HR S P ERA WHIP	IP WLS BF H R ER SO BB IBB HBP BLK WP HR S P ERA WHIP	IP WLS BF H R ER SO BB IBB HBP BLK WP HR S P ERA WHIP


TOP

Minnesota Twins @ Milwaukee Brewers
Milwaukee County Stadium, Milwaukee, WI

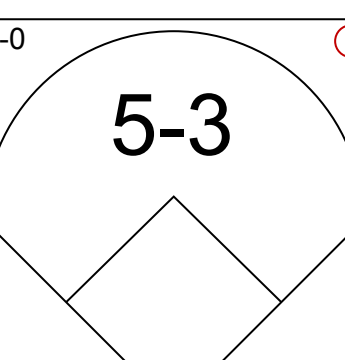
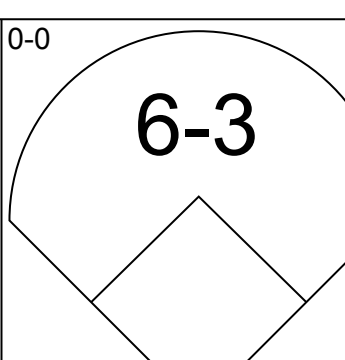
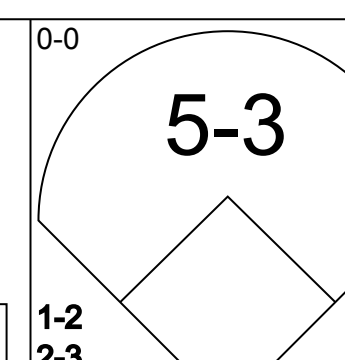
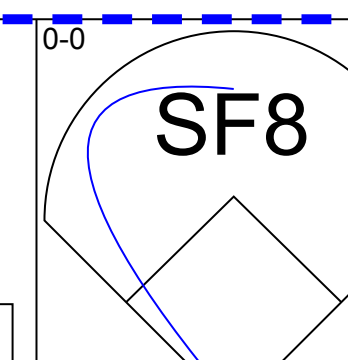
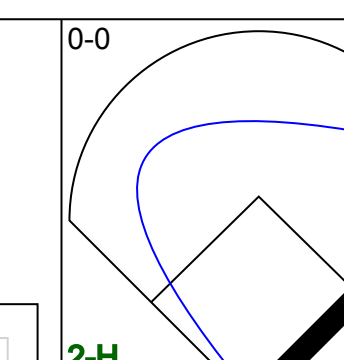
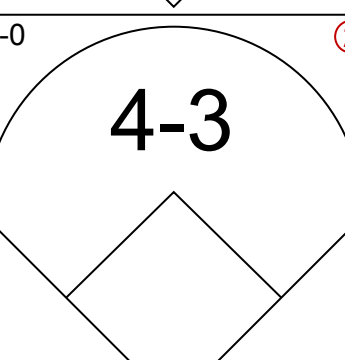
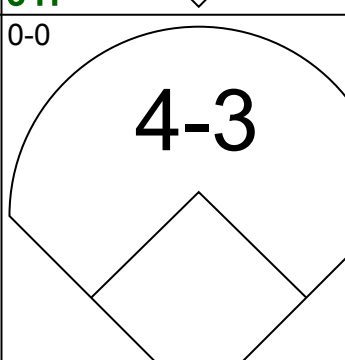
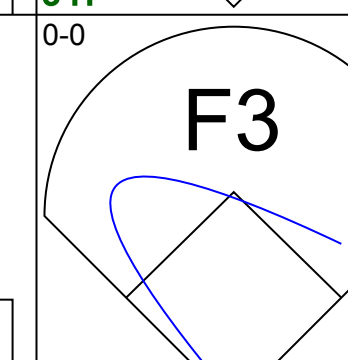
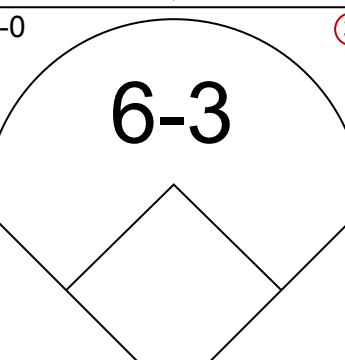
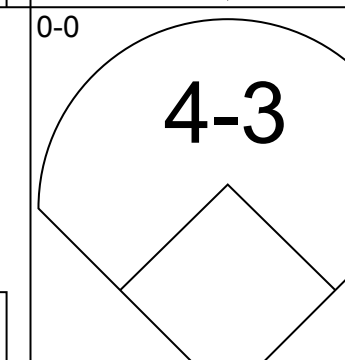
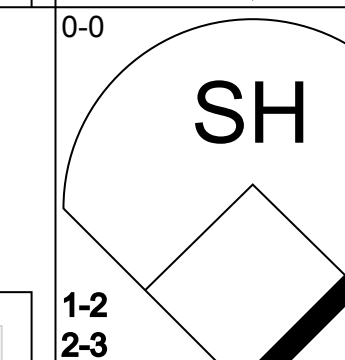
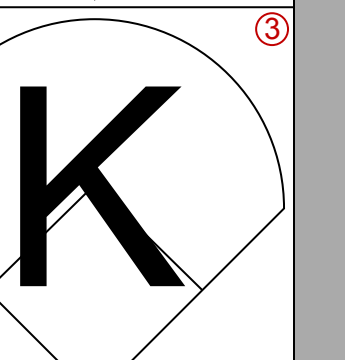
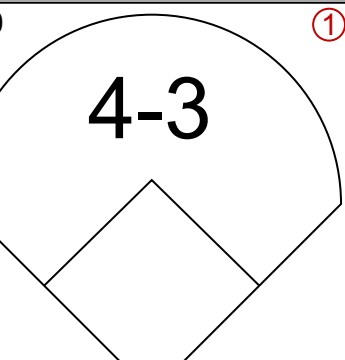
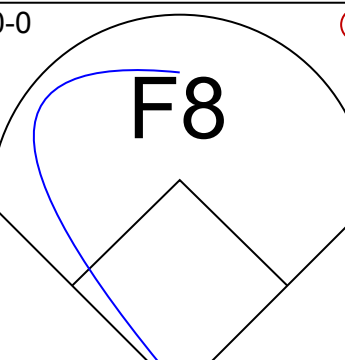
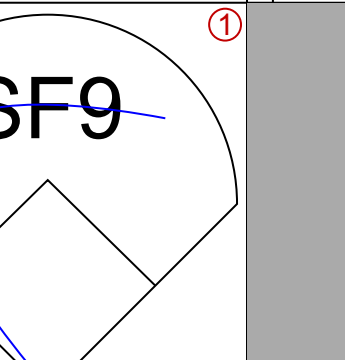
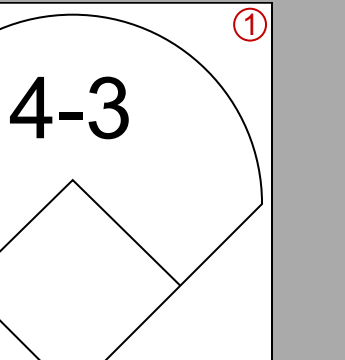
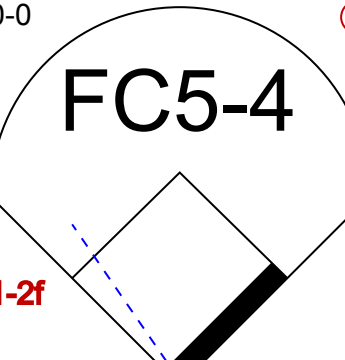
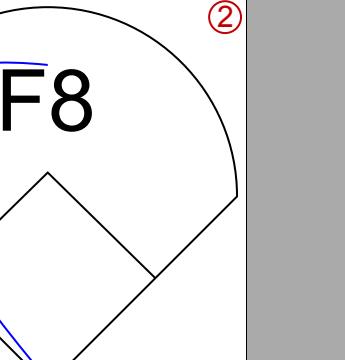
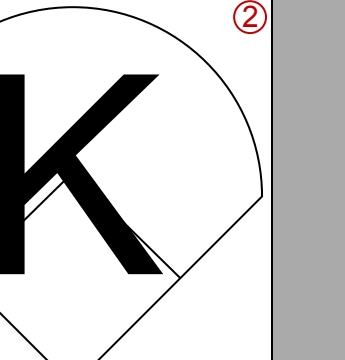
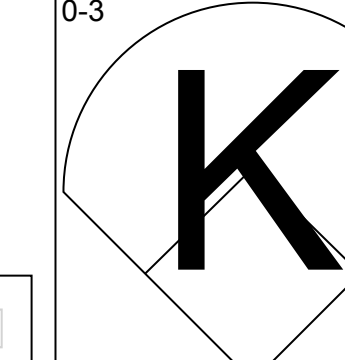
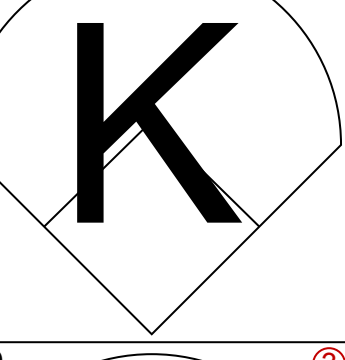
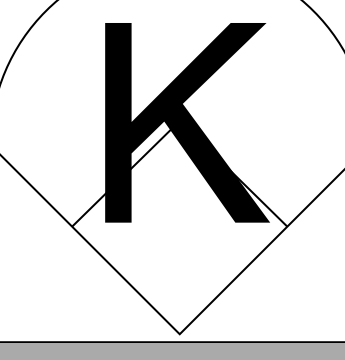

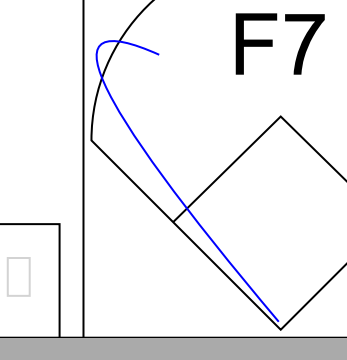
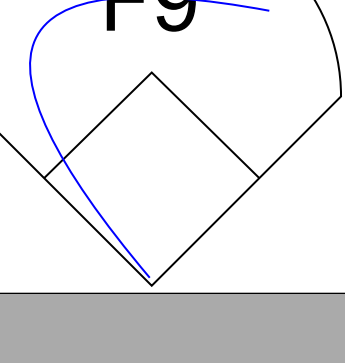
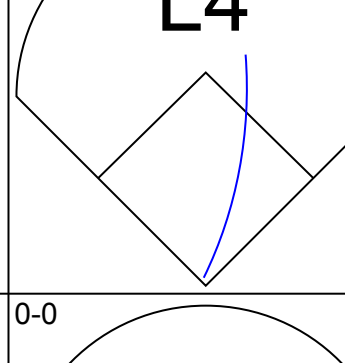
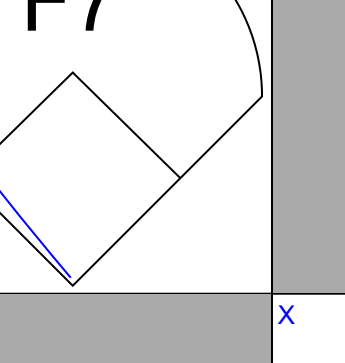
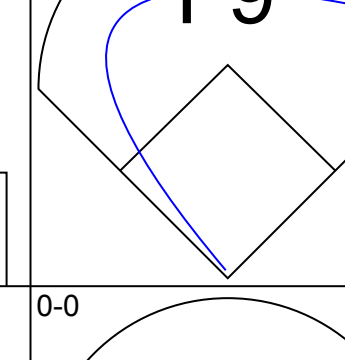
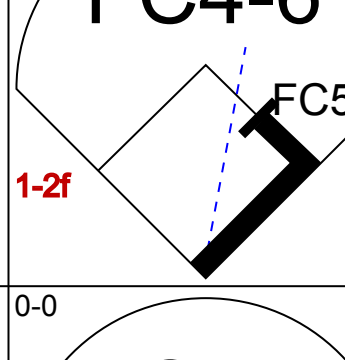
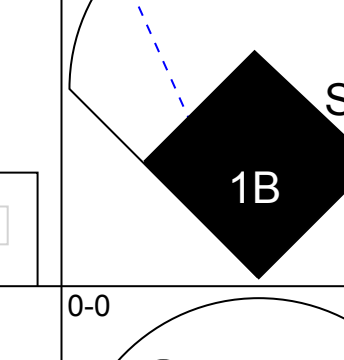
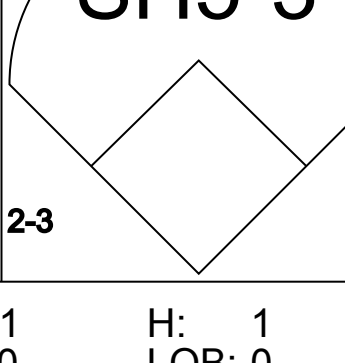
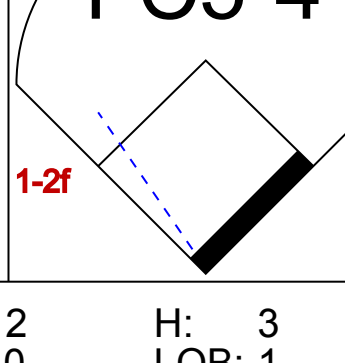
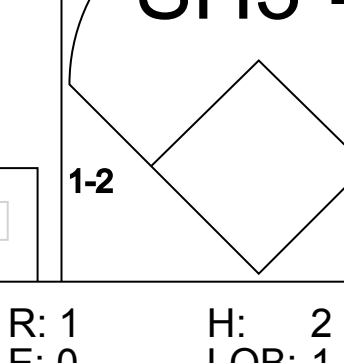
Tue Aug 26 1986, 8:05 PM EDT
Att: 10,048 - Unknown

livebaseballscorecards.com

AB 35
R 5
H 8
RBI 4
BB 1
SO 7
LOB 7



WP: 0 PA: 38
PB: 0
SB: 0
CS: 0

Batter	1	2	3	4	5	6	7	8	9	10	AB	R	H	RBI	BB	SO	LOB			
Paul Molitor, R (1, 5) OBP: 0.347, SLG: 0.431											4	1	1	3	1	0	2			
Robin Yount, R (1, 8) OBP: 0.399, SLG: 0.430											4	0	1	0	1	0	2			
Glenn Braggs, R (1, 7) OBP: 0.276, SLG: 0.360											4	0	1	0	0	1	5			
Cecil Cooper, L (1, 3) OBP: 0.310, SLG: 0.386											4	1	1	2	0	0	1			
Rob Deer, R (1, 9) OBP: 0.338, SLG: 0.531											4	1	1	1	1	1	3			
Gorman Thomas, R (1, 10) OBP: 0.321, SLG: 0.387											4	0	1	0	1	3	4			
Rick Manning, L (9, PR) OBP: 0.333, SLG: 0.469											0	0	0	0	0	0	0			
Ernest Riles, L (1, 6) OBP: 0.325, SLG: 0.353											3	1	0	0	2	0	3			
Jim Gantner, L (1, 4) OBP: 0.336, SLG: 0.394											4	2	2	0	1	0	2			
Rick Cerone, R (1, 2) OBP: 0.281, SLG: 0.333											3	0	2	0	0	0	1			
Inning Stats	R: 0 E: 0 K: 0 S: 3	H: 0 LOB: 0 BB: 0 P: 3	R: 0 E: 0 K: 1 S: 5	H: 0 LOB: 1 BB: 1 P: 9	R: 1 E: 0 K: 0 S: 4	H: 1 LOB: 0 BB: 0 P: 4	R: 0 E: 0 K: 1 S: 6	H: 1 LOB: 1 BB: 0 P: 6	R: 0 E: 0 K: 0 S: 4	H: 1 LOB: 3 BB: 2 P: 12	R: 2 E: 0 K: 1 S: 6	H: 3 LOB: 2 BB: 0 P: 6	R: 1 E: 0 K: 1 S: 7	H: 1 LOB: 2 BB: 1 P: 11	R: 0 E: 0 K: 1 S: 5	H: 0 LOB: 1 BB: 0 P: 9	R: 1 E: 0 K: 0 S: 3	H: 2 LOB: 1 BB: 0 P: 3	1B: 7 2B: 1 3B: 0 HR: 2	SF: 2 SAC: 3 DP: 0 HBP: 0
PITCHER	IP WLS BF H R ER SO BB IBB HBP BLK WP HR S P ERA WHIP	IP WLS BF H R ER SO BB IBB HBP BLK WP HR S P ERA WHIP	IP WLS BF H R ER SO BB IBB HBP BLK WP HR S P ERA WHIP	IP WLS BF H R ER SO BB IBB HBP BLK WP HR S P ERA WHIP	IP WLS BF H R ER SO BB IBB HBP BLK WP HR S P ERA WHIP	IP WLS BF H R ER SO BB IBB HBP BLK WP HR S P ERA WHIP	IP WLS BF H R ER SO BB IBB HBP BLK WP HR S P ERA WHIP	IP WLS BF H R ER SO BB IBB HBP BLK WP HR S P ERA WHIP	IP WLS BF H R ER SO BB IBB HBP BLK WP HR S P ERA WHIP	IP WLS BF H R ER SO BB IBB HBP BLK WP HR S P ERA WHIP	IP WLS BF H R ER SO BB IBB HBP BLK WP HR S P ERA WHIP	IP WLS BF H R ER SO BB IBB HBP BLK WP HR S P ERA WHIP	IP WLS BF H R ER SO BB IBB HBP BLK WP HR S P ERA WHIP	IP WLS BF H R ER SO BB IBB HBP BLK WP HR S P ERA WHIP	IP WLS BF H R ER SO BB IBB HBP BLK WP HR S P ERA WHIP	IP WLS BF H R ER SO BB IBB HBP BLK WP HR S P ERA WHIP	IP WLS BF H R ER SO BB IBB HBP BLK WP HR S P ERA WHIP	IP WLS BF H R ER SO BB IBB HBP BLK WP HR S P ERA WHIP		


BOTTOM

Minnesota Twins @ Milwaukee Brewers
Milwaukee County Stadium, Milwaukee, WI

Tue Aug 26 1986, 8:05 PM EDT
Att: 10,048 - Unknown

livebaseballscorecards.com

AB 34
R 6
H 10
RBI 6
BB 7
SO 5
LOB 23



WP: 0 PA: 46
PB: 0
SB: 0
CS: 0

Batter	1	2	3	4	5	6	7	8	9	AB	R	H	RBI	BB	SO	LOB	TOP										
Kirby Puckett, R OBP: 0.383, SLG: 0.560 (1, 8)										5	1	4	3	0	0	0	Minnesota Twins @ Milwaukee Brewers Milwaukee County Stadium, Milwaukee, WI Wed Aug 27 1986, 8:05 PM EDT Att: 9,161 - Unknown livebaseballscores.com										
Mickey Hatcher, R OBP: 0.308, SLG: 0.348 (1, 10)										5	0	1	2	0	0	2											
Gary Gaetti, R OBP: 0.336, SLG: 0.501 (1, 5)										5	0	0	0	0	0	1											
Tom Brunansky, R OBP: 0.321, SLG: 0.439 (1, 9)										5	1	2	0	0	0	0											
Kent Hrbek, L OBP: 0.366, SLG: 0.514 (1, 3)										4	1	2	0	0	0	0											
Tim Laudner, R OBP: 0.337, SLG: 0.452 (1, 2)										4	1	2	0	0	1	4											
Billy Beane, R OBP: 0.231, SLG: 0.230 (1, 7)										4	0	0	0	0	1	4											
Steve Lombardozzi, R OBP: 0.324, SLG: 0.374 (1, 4)										4	1	1	1	0	0	1											
Greg Gagne, R OBP: 0.299, SLG: 0.374 (1, 6)										4	2	2	1	0	0	0											
Inning Stats	R: 0 E: 0 K: 0 S: 3	H: 1 LOB: 0 BB: 0 P: 3	R: 4 E: 0 K: 1 S: 10	H: 5 LOB: 1 BB: 0 P: 10	R: 0 E: 0 K: 0 S: 3	H: 0 LOB: 0 BB: 0 P: 3	R: 3 E: 1 K: 0 S: 7	H: 4 LOB: 1 BB: 0 P: 7	R: 0 E: 0 K: 0 S: 4	H: 1 LOB: 1 BB: 0 P: 4	R: 0 E: 0 K: 0 S: 3	H: 0 LOB: 0 BB: 0 P: 3	R: 0 E: 1 K: 1 S: 7	H: 2 LOB: 0 BB: 0 P: 7	R: 0 E: 1 K: 0 S: 4	H: 1 LOB: 1 BB: 0 P: 4	R: 0 E: 0 K: 0 S: 3	H: 0 LOB: 0 BB: 0 P: 3	1B: 12 2B: 2 3B: 0 HR: 0	SF: 0 SAC: 0 DP: 1 HBP: 0	WP: 0 PB: 0 SB: 0 CS: 1	PA: 41					
PITCHER	IP	WLS	BF	H	R	ER	SO	BB	IBB	HBP	BLK	WP	HR	S	P	ERA	WHIP										
Juan Nieves, L ERA: 4.76 (1, 1)	3.2	L	19	9	7	7	1	0	0	0	0	0	0	21	21	17.18	2.455										
Tim Leary, R ERA: 4.48 (4, 1)	5.1		21	5	0	0	1	0	0	0	0	0	0	23	23	0.00	0.938										

Batter	1	2	3	4	5	6	7	8	9	AB	R	H	RBI	BB	SO	LOB	BOTTOM										
Paul Moltitor, R OBP: 0.354, SLG: 0.447 (1, 5)										5	2	4	0	0	0	1	Minnesota Twins @ Milwaukee Brewers Milwaukee County Stadium, Milwaukee, WI Wed Aug 27 1986, 8:05 PM EDT Att: 9,161 - Unknown livebaseballscores.com										
Robin Yount, R OBP: 0.401, SLG: 0.431 (1, 8)										4	1	2	1	1	0	1											
Cecil Cooper, L OBP: 0.314, SLG: 0.395 (1, 3)										5	1	3	3	0	1	3											
Rob Deer, R OBP: 0.336, SLG: 0.529 (1, 9)										5	0	1	0	0	3	1											
Gorman Thomas, R OBP: 0.319, SLG: 0.384 (1, 10)										5	0	1	0	0	2	2											
Glenn Briggs, R OBP: 0.283, SLG: 0.369 (1, 7)										5	0	2	0	0	1	2											
Dale Sveum, S OBP: 0.329, SLG: 0.389 (1, 6)										3	0	0	0	1	0	3											
Jim Gantner, L OBP: 0.333, SLG: 0.390 (1, 4)										4	0	0	0	0	1	3											
Rick Cerone, R OBP: 0.287, SLG: 0.355 (1, 2)										3	1	2	1	0	0	2											
Ben Oglivie, L OBP: 0.354, SLG: 0.399 (8, PH)										1	0	0	0	0	0	0											
Charlie Moore, R OBP: 0.342, SLG: 0.393 (9, 2)										0	0	0	0	0	0	0											
Inning Stats	R: 1 E: 0 K: 0 S: 6	H: 3 LOB: 2 BB: 0 P: 6	R: 0 E: 0 K: 0 S: 4	H: 1 LOB: 1 BB: 0 P: 4	R: 0 E: 0 K: 1 S: 5	H: 1 LOB: 0 BB: 0 P: 5	R: 0 E: 0 K: 1 S: 7	H: 2 LOB: 2 BB: 0 P: 7	R: 0 E: 0 K: 0 S: 4	H: 2 LOB: 1 BB: 0 P: 4	R: 0 E: 0 K: 1 S: 5	H: 0 LOB: 1 BB: 1 P: 9	R: 4 E: 0 K: 2 S: 11	H: 4 LOB: 1 BB: 1 P: 15	R: 0 E: 0 K: 1 S: 7	H: 2 LOB: 2 BB: 0 P: 7	R: 0 E: 0 K: 2 S: 7	H: 0 LOB: 0 BB: 0 P: 7	1B: 9 2B: 3 3B: 1 HR: 2	SF: 0 SAC: 0 DP: 1 HBP: 0	WP: 0 PB: 0 SB: 0 CS: 1	PA: 42					
PITCHER	IP	WLS	BF	H	R	ER	SO	BB	IBB	HBP	BLK	WP	HR	S	P	ERA	WHIP										
Neal Heaton, L ERA: 3.88 (1, 1)	6.0	W	30	12	5	5	3	2	0	0	0	0	0	34	42	7.50	2.333										
George Frazier, R ERA: 4.67 (7, 1)	3.0	S	12	3	0	0	5	0	0	0	0	0	0	22	22	0.00	1.000										

Batter	1	2	3	4	5	6	7	8	9	AB	R	H	RBI	BB	SO	LOB	TOP										
Kirby Puckett, R OBP: 0.383, SLG: 0.558 (1, 8)	F8			1B HR	G3 1B		4-3		K	5	2	2	0	0	1	1	Minnesota Twins @ Milwaukee Brewers Milwaukee County Stadium, Milwaukee, WI Thu Aug 28 1986, 4:33 AM EDT Att: 13,854 - Unknown										
Randy Bush, L OBP: 0.342, SLG: 0.426 (1, 7)	K			F4	G3		2-3		4-3	3	0	0	0	0	1	2											
Mickey Hatcher, R OBP: 0.310, SLG: 0.349 (7, 7)	K			F4	G3		G4-6-3 1B		4-3	2	0	1	1	0	0	0											
Billy Beane, R OBP: 0.231, SLG: 0.230 (9, 7)	K			F4	G3		G4-6-3 1B		4-3	0	0	0	0	0	0	0											
Kent Hrbek, L OBP: 0.365, SLG: 0.511 (1, 3)	K			HR 1B	K		G4-6-3 1-2		K	4	1	1	0	0	2	2											
Gary Gaetti, R OBP: 0.341, SLG: 0.511 (1, 5)				HR 1B	S 1B				1B 1B	4	1	4	4	0	0	0											
Roy Smalley, S OBP: 0.332, SLG: 0.461 (1, 10)	G1-6-3			HR 1B	3-H 1B				L6	4	1	1	1	0	0	3											
Tom Brunansky, R OBP: 0.320, SLG: 0.438 (1, 9)	K			HR	3-1				F7	4	0	1	0	0	1	1											
Jeff Reed, L OBP: 0.295, SLG: 0.315 (1, 2)				F8	BB BB		G6-3 1-2		1B	3	0	1	0	1	0	1											
Steve Lombardozzi, R OBP: 0.324, SLG: 0.371 (1, 4)				K	1-2 BB		F7		F6	3	0	0	0	1	1	2											
Greg Gagne, R OBP: 0.299, SLG: 0.376 (1, 6)				F3	F7		4-3 1B 2B		K	4	1	1	0	0	1	2											
Inning Stats	R: 0 E: 0 K: 2 S: 7	H: 0 LOB: 0 BB: 7	R: 0 E: 0 K: 1 S: 5	H: 1 LOB: 0 BB: 0 P: 5	R: 0 E: 0 K: 1 S: 5	H: 0 LOB: 0 BB: 0 P: 5	R: 4 E: 0 K: 0 S: 7	H: 4 LOB: 2 BB: 2 P: 15	R: 1 E: 0 K: 1 S: 7	H: 2 LOB: 1 BB: 0 P: 7	R: 0 E: 0 K: 0 S: 3	H: 1 LOB: 0 BB: 0 P: 3	R: 1 E: 0 K: 0 S: 4	H: 2 LOB: 0 BB: 0 P: 4	R: 0 E: 0 K: 0 S: 5	H: 2 LOB: 2 BB: 0 P: 5	R: 0 E: 0 K: 2 S: 7	H: 0 LOB: 0 BB: 0 P: 7	1B: 9 2B: 1 3B: 0 HR: 2	SF: 0 SAC: 0 DP: 3 HBP: 0	WP: 0 PB: 0 CS: 0	PA: 38					
PITCHER	IP	WLS	BF	H	R	ER	SO	BB	IBB	HBP	BLK	WP	HR	S	P	ERA	WHIP										
Chris Bosio, R ERA: 5.65 (1, 1)	3.2	L	17	5	4	4	4	2	0	0	0	0	2	23	31	9.82	1.909										
Bryan Clutterbuck, R ERA: 3.99 (4, 1)	2.2		11	4	2	2	1	0	0	0	0	0	0	13	13	6.75	1.500										
John Henry Johnson, L ERA: 3.12 (7, 1)	2.2		10	3	0	0	2	0	0	0	0	0	0	14	14	0.00	1.125										

Batter	1	2	3	4	5	6	7	8	9	AB	R	H	RBI	BB	SO	LOB	BOTTOM										
Paul Moltzer, R OBP: 0.352, SLG: 0.442 (1, 5)	5-3		4-3 S BB	K			F9		F9	4	0	0	0	1	1	2	Minnesota Twins @ Milwaukee Brewers Milwaukee County Stadium, Milwaukee, WI Thu Aug 28 1986, 4:33 AM EDT Att: 13,854 - Unknown										
Robin Yount, R OBP: 0.400, SLG: 0.429 (1, 8)	F6		4-3	1B			F7		F7	4	0	1	0	0	0	1											
Cecil Cooper, L OBP: 0.315, SLG: 0.393 (1, 3)	BB		1-3				F9		BB	2	0	0	0	2	0	2											
Ben Oglivie, L OBP: 0.356, SLG: 0.410 (1, 10)	4-3			HR			F8		F8	4	1	2	1	0	0	2											
Ernest Riles, L OBP: 0.324, SLG: 0.352 (1, 6)			4-3 1B	4-3			K		K	4	0	1	0	0	2	2											
Rob Deer, R OBP: 0.336, SLG: 0.526 (1, 9)	K			1B 1B			L7		F6	4	1	1	0	0	1	3											
Rick Manning, L OBP: 0.331, SLG: 0.462 (1, 7)	4-3			1B 1B			F8		F9	4	0	1	0	0	0	1											
Jim Gantner, L OBP: 0.330, SLG: 0.387 (1, 4)	1-3			K			K		1-3	4	0	0	0	0	2	3											
Charlie Moore, R OBP: 0.340, SLG: 0.390 (1, 2)				F8			L6		K	4	0	1	1	0	1	0											
Inning Stats	R: 0 E: 0 K: 0 S: 3	H: 0 LOB: 1 BB: 1 P: 7	R: 0 E: 0 K: 1 S: 6	H: 1 LOB: 1 BB: 0 P: 6	R: 0 E: 0 K: 0 S: 3	H: 0 LOB: 1 BB: 1 P: 7	R: 2 E: 0 K: 2 S: 11	H: 4 LOB: 2 BB: 0 P: 11	R: 0 E: 0 K: 1 S: 7	H: 2 LOB: 2 BB: 0 P: 7	R: 0 E: 0 K: 1 S: 5	H: 0 LOB: 0 BB: 0 P: 5	R: 0 E: 0 K: 0 S: 3	H: 0 LOB: 1 BB: 1 P: 7	R: 0 E: 0 K: 1 S: 5	H: 0 LOB: 0 BB: 0 P: 5		R: 0 E: 0 K: 1 S: 5	H: 0 LOB: 0 BB: 0 P: 5	1B: 6 2B: 0 3B: 0 HR: 1	SF: 0 SAC: 0 DP: 0 HBP: 0	WP: 0 PB: 0 CS: 0	PA: 37				
PITCHER	IP	WLS	BF	H	R	ER	SO	BB	IBB	HBP	BLK	WP	HR	S	P	ERA	WHIP										
Bert Blyleven, R ERA: 3.95 (1, 1)	9.0	W	37	7	2	2	7	3	0	0	0	0	1	48	60	2.00	1.111										

AB	36
R	6
H	12
RBI	6
BB	2
SO	7
LOB	14



AB	34
R	2
H	7
RBI	2
BB	3
SO	7
LOB	16



Batter	1	2	3	4	5	6	7	8	9	AB	R	H	RBI	BB	SO	LOB	TOP								
Kirby Puckett, R OBP: 0.382, SLG: 0.556 (1, 8)	F2		K			BB 2B 1B		F4		4	1	1	0	0	1	0	Minnesota Twins @ Toronto Blue Jays Exhibition Stadium, Toronto, ON Fri Aug 29 1986, 7:05 PM EDT Att: 38,241 - Unknown								
Randy Bush, L OBP: 0.340, SLG: 0.427 (1, 7)	K		2B			F6		4-3		4	0	1	0	0	1	1									
Kent Hrbek, L OBP: 0.366, SLG: 0.510 (1, 3)	1B		F6			BB 1-2 2B		G3		3	1	1	0	1	0	1									
Gary Gaetti, R OBP: 0.341, SLG: 0.511 (1, 5)	F7					BB 1B 2B		F4		4	1	1	2	0	0	1									
Roy Smalley, S OBP: 0.336, SLG: 0.466 Billy Beane, R OBP: 0.231, SLG: 0.230 (9, PR)	3B 1B		F6			1-2 2H 1B		2B		4	1	3	1	0	0	0									
Tom Brunansky, R OBP: 0.320, SLG: 0.438 (1, 9)	F9		3-1			K		1B 2B		4	0	1	1	0	1	1									
Mark Salas, L OBP: 0.279, SLG: 0.361 (1, 2)	CS 3B					G1		F5		4	0	1	1	0	1	1									
Steve Lombardozzi, R OBP: 0.323, SLG: 0.370 (1, 4)	G3					F8		6-3		4	0	1	0	0	0	1									
Greg Gagne, R OBP: 0.296, SLG: 0.373 (1, 6)	3-H		6-3			K		K		3	0	0	0	0	2	0									
Inning Stats	R: 0 E: 0 K: 1 S: 6	H: 1 LOB: 1 BB: 0 P: 6	R: 1 E: 0 K: 0 S: 4	H: 2 LOB: 0 BB: 4 P: 4	R: 0 E: 0 K: 1 S: 6	H: 1 LOB: 1 BB: 0 P: 6	R: 0 E: 0 K: 0 S: 3	H: 0 LOB: 0 BB: 0 P: 3	R: 0 E: 0 K: 1 S: 5	H: 0 LOB: 0 BB: 0 P: 5	R: 3 E: 0 K: 1 S: 7	H: 3 LOB: 0 BB: 1 P: 11	R: 0 E: 0 K: 0 S: 5	H: 0 LOB: 0 BB: 0 P: 5	R: 0 E: 0 K: 0 S: 3	H: 0 LOB: 0 BB: 0 P: 3		R: 1 E: 0 K: 1 S: 7	H: 3 LOB: 3 BB: 0 P: 7	1B: 5 2B: 4 3B: 1 HR: 0	SF: 0 SAC: 0 DP: 0 HBP: 0	WP: 0 PB: 0 SB: 0 CS: 1	PA: 35		
PITCHER	IP	WLS	BF	H	R	ER	SO	BB	IBB	HBP	BLK	WP	HR	S	P	ERA	WHIP								
Dave Stieb, R ERA: 5.37 Mark Eichhorn, R ERA: 1.71	(1, 1)	7.0	27	7	4	4	5	1	0	0	0	0	0	36	40	5.14	1.143								
(8, 1)	2.0	W	8	3	1	1	1	0	0	0	0	0	0	10	10	4.50	1.500								

AB	34
R	5
H	10
RBI	5
BB	1
SO	6
LOB	6



Batter	1	2	3	4	5	6	7	8	9	AB	R	H	RBI	BB	SO	LOB	BOTTOM								
Tony Fernandez, S OBP: 0.344, SLG: 0.442 (1, 6)	F9		S 1B			F9		G3		5	1	2	0	0	0	1	Minnesota Twins @ Toronto Blue Jays Exhibition Stadium, Toronto, ON Fri Aug 29 1986, 7:05 PM EDT Att: 38,241 - Unknown								
Willie Upshaw, L OBP: 0.338, SLG: 0.362 (1, 3)	K		L5			F2		K		5	0	0	0	0	2	4									
Cliff Johnson, R OBP: 0.374, SLG: 0.453 (1, 10)	FC6-4 HBP		5-3			F7		HR		4	1	2	2	0	0	1									
George Bell, R OBP: 0.365, SLG: 0.558 (1, 7)	FC6-4		1-2			L4		K		4	0	1	0	1	1	1									
Jesse Barfield, R OBP: 0.384, SLG: 0.568 (1, 8)	1B		FC4-2 2B			L4		K		4	0	1	0	1	1	1									
Jesse Barfield, R OBP: 0.384, SLG: 0.568 (1, 8)	1B		4-3			F9		F9		5	0	1	1	0	0	3									
Ernie Whitt, L OBP: 0.310, SLG: 0.439 (1, 2)	F5		FC4-2			1B		1B		4	1	2	0	0	0	2									
Rick Leach, L OBP: 0.338, SLG: 0.450 (1, 9)	G6-3 1B		3-H			1B		1B		4	1	3	0	0	1	1									
Garth Iorg, R OBP: 0.295, SLG: 0.318 (8, 4)	G6-3		6-3			G3		FC6-4		4	0	1	1	0	0	4									
Manuel Lee, S OBP: 0.300, SLG: 0.414 Ron Shepherd, R OBP: 0.351, SLG: 0.559 Lloyd Moseby, L OBP: 0.353, SLG: 0.452 Kelly Gruber, R OBP: 0.194, SLG: 0.314 (8, 5)	3-1		3-1			G3		1B		2	1	1	1	0	0	0									
Inning Stats	R: 0 E: 0 K: 1 S: 5	H: 0 LOB: 1 BB: 0 P: 6	R: 0 E: 0 K: 0 S: 4	H: 2 LOB: 1 BB: 0 P: 4	R: 0 E: 0 K: 0 S: 4	H: 1 LOB: 1 BB: 0 P: 4	R: 0 E: 0 K: 1 S: 6	H: 1 LOB: 0 BB: 0 P: 6	R: 1 E: 0 K: 0 S: 4	H: 1 LOB: 0 BB: 0 P: 4	R: 0 E: 0 K: 0 S: 3	H: 0 LOB: 0 BB: 0 P: 3	R: 2 E: 0 K: 1 S: 8	H: 3 LOB: 1 BB: 0 P: 8	R: 1 E: 0 K: 0 S: 8	H: 3 LOB: 2 BB: 0 P: 8	R: 2 E: 1 K: 0 S: 4	H: 2 LOB: 3 BB: 2 P: 12	1B: 10 2B: 1 3B: 0 HR: 2	SF: 0 SAC: 0 DP: 1 HBP: 1	WP: 0 PB: 0 SB: 1 CS: 0	PA: 41			
PITCHER	IP	WLS	BF	H	R	ER	SO	BB	IBB	HBP	BLK	WP	HR	S	P	ERA	WHIP								
Mike Smithson, R ERA: 5.03 Ray Fontenot, L ERA: 3.65 George Frazier, R ERA: 5.0 Keith Atherton, R ERA: 4.11	(1, 1)	6.0	25	7	3	3	2	0	0	0	0	0	0	1	1	4.50	1.167								
(7, 1)	0.0	1	1	0	0	0	0	0	0	0	0	0	0	1	1	∞	∞								
(7, 1)	2.0	10	3	2	2	2	2	1	0	0	0	0	1	13	17	9.00	2.000								
(9, 1)	0.2	L	5	2	1	1	0	0	1	0	0	0	0	4	8	13.50	3.000								


AB	38
R	6
H	13
RBI	6
BB	2
SO	4
LOB	18




Batter	1	2	3	4	5	6	7	8	9	AB	R	H	RBI	BB	SO	LOB	TOP										
Kirby Puckett, R OBP: 0.381, SLG: 0.554 (1, 8)	0-0 4-3		0-0 4-3					0-0 6-3		4	0	1	0	0	0	0	Minnesota Twins @ Toronto Blue Jays Exhibition Stadium, Toronto, ON Sat Aug 30 1986, 3:33 AM EDT Att: 43,556 - Unknown										
Mickey Hatcher, R OBP: 0.305, SLG: 0.344 (1, 7)	0-0 6-3			0-0 G3		0-0 E5		0-0 5-3		4	0	0	0	0	0	1											
Kent Hrbek, L OBP: 0.365, SLG: 0.508 (1, 3)	0-3 K			0-0 F3		0-0 F8		0-0 1B		4	0	1	0	0	1	2											
Gary Gaetti, R OBP: 0.340, SLG: 0.508 (1, 5)		0-0 6-3		0-3 K		1-0 1B		0-3 K		3	0	0	0	0	2	1											
Roy Smalley, S OBP: 0.335, SLG: 0.464 (1, 10)		0-3 K			0-0 SH1-3	0-3 K		0-0 4-3		4	1	1	0	0	2	3											
Tom Brunansky, R OBP: 0.321, SLG: 0.439 (1, 9)		0-0 1B			0-0 1B	0-0 F6		0-0 F4		4	0	2	0	0	0	3											
Jeff Reed, L OBP: 0.293, SLG: 0.313 Steve Lombardozi, R OBP: 0.322, SLG: 0.369 Randy Bush, L OBP: 0.339, SLG: 0.426 (1, 2) (5, 4) (9, PH)	0-0 F8				0-0 SH1-3		0-0 5-3	0-0 L6		1	0	0	0	0	0	1		AB 32 R 1 H 6 RBI 1 BB 0 SO 5 LOB 13									
Greg Gagne, R OBP: 0.297, SLG: 0.372 (1, 6)			0-0 F7		0-0 1B	0-0 F9				3	0	1	1	0	0	0											
Alvaro Espinoza, R OBP: 0.067, SLG: 0.067 Mark Salas, L OBP: 0.277, SLG: 0.357 (5, PH) (5, 2)			0-0 6-3		0-0 G4-6-3		0-0 F4			1	0	0	0	0	0	0											
Inning Stats	R: 0 E: 0 K: 1 S: 5	H: 0 LOB: 0 BB: 0 P: 5	R: 0 E: 0 K: 1 S: 6	H: 1 LOB: 1 BB: 0 P: 6	R: 0 E: 0 K: 0 S: 3	H: 0 LOB: 0 BB: 0 P: 3	R: 0 E: 0 K: 1 S: 5	H: 0 LOB: 0 BB: 0 P: 5	R: 1 E: 0 K: 0 S: 5	H: 3 LOB: 3 BB: 0 P: 5	R: 0 E: 1 K: 1 S: 7	H: 1 LOB: 3 BB: 0 P: 8	R: 0 E: 0 K: 0 S: 3	H: 0 LOB: 0 BB: 0 P: 3	R: 0 E: 0 K: 1 S: 6	H: 1 LOB: 1 BB: 0 P: 6		R: 0 E: 0 K: 0 S: 3	H: 0 LOB: 0 BB: 0 P: 3	1B: 6 2B: 0 3B: 0 HR: 0	SF: 0 SAC: 1 DP: 1 HBP: 1	WP: 0 PB: 0 SB: 0 CS: 0	PA: 34				
PITCHER	IP	WLS	BF	H	R	ER	SO	BB	IBB	HBP	BLK	WP	HR	S	P	ERA	WHIP	PITCHER									
Joe Johnson, R ERA: 4.63 (1, 1)	5.1	W	22	5	1	1	3	0	0	1	0	0	0	27	28	1.69	0.938										
Bill Caudill, R ERA: 5.94 (6, 1)	0.2		2	0	0	0	1	0	0	0	0	0	0	4	4	0.00	0.000										
Dennis Lamp, R ERA: 5.4 (7, 1)	3.0	S	10	1	0	0	1	0	0	0	0	0	0	12	12	0.00	0.333										

Batter	1	2	3	4	5	6	7	8	9	AB	R	H	RBI	BB	SO	LOB	BOTTOM										
Tony Fernandez, S OBP: 0.345, SLG: 0.441 (1, 6)	0-0 5-3	0-0 1B		0-0 F9	0-0 F2			0-0 5-3		5	0	2	2	0	0	4	Minnesota Twins @ Toronto Blue Jays Exhibition Stadium, Toronto, ON Sat Aug 30 1986, 3:33 AM EDT Att: 43,556 - Unknown										
Garth Iorg, R OBP: 0.293, SLG: 0.319 (1, 5)	0-0 2B	0-0 F9			0-0 K		0-0 5-3			5	0	1	0	0	1	6											
Cliff Johnson, R OBP: 0.371, SLG: 0.449 (1, 10)	0-0 L7		0-0 6-3		0-0 1B	0-3 K		0-0 6-3		5	1	1	0	0	1	3											
George Bell, R OBP: 0.369, SLG: 0.559 (1, 7)	0-3 K		0-0 1B		4-0 1B	1-0 HBP		0-0 1B		3	1	2	0	1	1	1											
Jesse Barfield, R OBP: 0.384, SLG: 0.566 (1, 9)		0-3 K		0-0 1B	0-0 1B	0-0 F4		0-0 F8		4	1	1	0	1	1	2											
Buck Martinez, R OBP: 0.278, SLG: 0.304 (1, 2)		0-0 1B		0-0 G5-4-3	0-0 1B	0-0 F4		0-0 G6-3		5	2	2	2	0	0	4											
Ron Shepherd, R OBP: 0.359, SLG: 0.556 Lloyd Moseby, L OBP: 0.354, SLG: 0.451 (1, 8) (5, PH) (6, 8)	0-0 1B	0-0 2-3		0-3 K	0-0 1B	0-0 5-3				2	1	1	0	0	1	0		AB 36 R 8 H 14 RBI 8 BB 5 SO 5 LOB 23									
Willie Upshaw, L OBP: 0.341, SLG: 0.363 (1, 3)	0-0 2-3			0-0 1B	4-0 1B	4-0 1B		4-0 1B		2	1	1	1	2	0	2											
Manuel Lee, S OBP: 0.353, SLG: 0.515 (1, 4)	0-0 1B	0-0 3B		0-0 F9	0-0 1B		0-0 5-3			4	1	3	3	0	0	1											
Inning Stats	R: 0 E: 0 K: 1 S: 6	H: 1 LOB: 1 BB: 0 P: 6	R: 3 E: 0 K: 1 S: 9	H: 4 LOB: 1 BB: 0 P: 9	R: 0 E: 0 K: 0 S: 4	H: 2 LOB: 1 BB: 0 P: 4	R: 0 E: 0 K: 1 S: 6	H: 1 LOB: 1 BB: 0 P: 6	R: 4 E: 0 K: 1 S: 8	H: 3 LOB: 3 BB: 4 P: 24	R: 0 E: 0 K: 1 S: 5	H: 0 LOB: 1 BB: 0 P: 6	R: 1 E: 0 K: 0 S: 5	H: 2 LOB: 2 BB: 1 P: 9	R: 0 E: 0 K: 0 S: 3	H: 1 LOB: 0 BB: 0 P: 3		1B: 12 2B: 1 3B: 1 HR: 0	SF: 0 SAC: 0 DP: 2 HBP: 1	WP: 0 PB: 0 SB: 0 CS: 0	PA: 42						
PITCHER	IP	WLS	BF	H	R	ER	SO	BB	IBB	HBP	BLK	WP	HR	S	P	ERA	WHIP	PITCHER									
Frank Viola, L ERA: 4.64 (1, 1)	4.1	L	24	10	7	7	3	2	0	0	0	0	0	28	36	14.54	2.769										
Roy Lee Jackson, R ERA: 3.99 (5, 1)	3.2		18	4	1	1	2	3	0	1	0	0	0	18	31	2.46	1.909										

AB 32
R 1
H 6
RBI 1
BB 0
SO 5
LOB 13



AB 36
R 8
H 14
RBI 8
BB 5
SO 5
LOB 23



Batter	1	2	3	4	5	6	7	8	9	AB	R	H	RBI	BB	SO	LOB	TOP						
Greg Gagne, R (1, 6) OBP: 0.299, SLG: 0.376	1-3			F8			G4-6-3 1B			4	0	2	2	0	0	0	Minnesota Twins @ Toronto Blue Jays Exhibition Stadium, Toronto, ON Sun Aug 31 1986, 3:33 AM EDT Att: 45,161 - Unknown livebaseballscores.com						
Kirby Puckett, R (1, 8) OBP: 0.382, SLG: 0.561		6-3					G4-6-3 1-2 2B			4	1	2	1	0	0	2							
Gary Gaetti, R (1, 5) OBP: 0.339, SLG: 0.508	F3							5-3		4	0	1	0	0	1	1							
Tom Brunansky, R (1, 9) OBP: 0.319, SLG: 0.435	F7			F4				F9		4	0	0	0	0	2	2							
Kent Hrbek, L (1, 3) OBP: 0.366, SLG: 0.506										2	1	0	0	2	1	1							
Mickey Hatcher, R (1, 10) OBP: 0.307, SLG: 0.345										2	1	1	0	0	2	2							
Roy Smalley, S (6, PH) OBP: 0.333, SLG: 0.462										2	0	0	0	0	0	0							
Tim Laudner, R (1, 2) OBP: 0.333, SLG: 0.447										2	0	0	0	0	4	4							
Jeff Reed, L (6, PH) OBP: 0.296, SLG: 0.333										2	1	1	0	0	0	0							
Billy Beane, R (1, 7) OBP: 0.236, SLG: 0.235										2	1	1	1	0	0	0							
Randy Bush, L (6, PH) OBP: 0.337, SLG: 0.423										2	0	0	1	0	0	0							
Sieve Lombardozzi, R (1, 4) OBP: 0.319, SLG: 0.385										4	0	0	0	0	2	2							
Inning Stats	R: 1 E: 0 K: 0 S: 4	H: 1 LOB: 0 BB: 0 P: 4	R: 3 E: 0 K: 0 S: 6	H: 3 LOB: 1 BB: 1 P: 10	R: 0 E: 0 K: 0 S: 4	H: 1 LOB: 2 BB: 1 P: 8	R: 0 E: 0 K: 0 S: 3	H: 0 LOB: 0 BB: 0 P: 3	R: 0 E: 0 K: 0 S: 6	H: 1 LOB: 1 BB: 0 P: 6	R: 0 E: 0 K: 0 S: 3	H: 0 LOB: 0 BB: 0 P: 3	R: 0 E: 0 K: 0 S: 5	H: 0 LOB: 0 BB: 0 P: 5	R: 1 E: 0 K: 0 S: 4	H: 1 LOB: 0 BB: 0 P: 4		1B: 3 2B: 3 3B: 1 HR: 1	SF: 0 SAC: 0 DP: 1 HBP: 0	WP: 0 PB: 0 SB: 0 CS: 0	PA: 36		
PITCHER	IP WLS BF H R ER SO BB IBB HBP BLK WP HR S P ERA WHIP	IP WLS BF H R ER SO BB IBB HBP BLK WP HR S P ERA WHIP	IP WLS BF H R ER SO BB IBB HBP BLK WP HR S P ERA WHIP	IP WLS BF H R ER SO BB IBB HBP BLK WP HR S P ERA WHIP	IP WLS BF H R ER SO BB IBB HBP BLK WP HR S P ERA WHIP	IP WLS BF H R ER SO BB IBB HBP BLK WP HR S P ERA WHIP	IP WLS BF H R ER SO BB IBB HBP BLK WP HR S P ERA WHIP	IP WLS BF H R ER SO BB IBB HBP BLK WP HR S P ERA WHIP	IP WLS BF H R ER SO BB IBB HBP BLK WP HR S P ERA WHIP	IP WLS BF H R ER SO BB IBB HBP BLK WP HR S P ERA WHIP	IP WLS BF H R ER SO BB IBB HBP BLK WP HR S P ERA WHIP	IP WLS BF H R ER SO BB IBB HBP BLK WP HR S P ERA WHIP	IP WLS BF H R ER SO BB IBB HBP BLK WP HR S P ERA WHIP	IP WLS BF H R ER SO BB IBB HBP BLK WP HR S P ERA WHIP	IP WLS BF H R ER SO BB IBB HBP BLK WP HR S P ERA WHIP	IP WLS BF H R ER SO BB IBB HBP BLK WP HR S P ERA WHIP		IP WLS BF H R ER SO BB IBB HBP BLK WP HR S P ERA WHIP	IP WLS BF H R ER SO BB IBB HBP BLK WP HR S P ERA WHIP	IP WLS BF H R ER SO BB IBB HBP BLK WP HR S P ERA WHIP	IP WLS BF H R ER SO BB IBB HBP BLK WP HR S P ERA WHIP	IP WLS BF H R ER SO BB IBB HBP BLK WP HR S P ERA WHIP	IP WLS BF H R ER SO BB IBB HBP BLK WP HR S P ERA WHIP
John Cerutti, L (1, 1) ERA: 4.31	1.2	10	4	4	4	0	1	0	0	0	0	0	0	0	0	0		21.60	3.000				
Luis Aquino, R (2, 1) ERA: 4.66	3.2	W	14	2	0	0	1	0	1	0	0	0	0	0	0	0	0.00	0.545					
Mark Eichhorn, R (6, 1) ERA: 1.73	3.2	S	12	2	1	1	1	0	0	0	0	0	0	0	0	0	2.46	0.545					

Batter	1	2	3	4	5	6	7	8	9	AB	R	H	RBI	BB	SO	LOB	BOTTOM						
Tony Fernandez, S (1, 6) OBP: 0.347, SLG: 0.442	G3 WP 1B									4	1	2	1	1	0	0	Minnesota Twins @ Toronto Blue Jays Exhibition Stadium, Toronto, ON Sun Aug 31 1986, 3:33 AM EDT Att: 45,161 - Unknown livebaseballscores.com						
Willie Upshaw, L (1, 3) OBP: 0.344, SLG: 0.372	G3									4	3	2	1	1	1	2							
Lloyd Moseby, L (1, 8) OBP: 0.355, SLG: 0.457	K									3	1	1	4	1	2	1							
George Bell, R (1, 7) OBP: 0.368, SLG: 0.558	F8									4	0	1	1	0	0	1							
Jesse Barfield, R (1, 9) OBP: 0.386, SLG: 0.568										2	0	1	0	2	1	0							
Ernie Whitt, L (1, 2) OBP: 0.310, SLG: 0.437										4	0	1	0	0	2	4							
Rick Leach, L (1, 10) OBP: 0.337, SLG: 0.447										1	0	0	0	0	1	2							
Cliff Johnson, R (4, PH) OBP: 0.371, SLG: 0.446										2	0	0	0	0	0	3							
Ron Shepherd, R (8, FR) OBP: 0.359, SLG: 0.556										0	1	0	0	0	0	0							
Garth Iorg, R (1, 5) OBP: 0.289, SLG: 0.314										4	0	0	0	0	3	3							
Manuel Lee, S (1, 4) OBP: 0.342, SLG: 0.472										3	1	0	0	1	0	2							
Inning Stats	R: 0 E: 0 K: 1 S: 6	H: 1 LOB: 1 BB: 0 P: 6	R: 0 E: 0 K: 1 S: 5	H: 1 LOB: 1 BB: 1 P: 9	R: 4 E: 0 K: 2 S: 8	H: 1 LOB: 0 BB: 3 P: 20	R: 0 E: 0 K: 0 S: 3	H: 0 LOB: 0 BB: 0 P: 3	R: 1 E: 0 K: 1 S: 7	H: 2 LOB: 3 BB: 2 P: 15	R: 0 E: 0 K: 0 S: 3	H: 0 LOB: 0 BB: 0 P: 3	R: 1 E: 0 K: 1 S: 7	H: 2 LOB: 1 BB: 0 P: 7	R: 1 E: 0 K: 1 S: 6	H: 1 LOB: 1 BB: 0 P: 7		1B: 3 2B: 3 3B: 0 HR: 2	SF: 0 SAC: 0 DP: 1 HBP: 1	WP: 2 PB: 0 SB: 0 CS: 0	PA: 38		
PITCHER	IP WLS BF H R ER SO BB IBB HBP BLK WP HR S P ERA WHIP	IP WLS BF H R ER SO BB IBB HBP BLK WP HR S P ERA WHIP	IP WLS BF H R ER SO BB IBB HBP BLK WP HR S P ERA WHIP	IP WLS BF H R ER SO BB IBB HBP BLK WP HR S P ERA WHIP	IP WLS BF H R ER SO BB IBB HBP BLK WP HR S P ERA WHIP	IP WLS BF H R ER SO BB IBB HBP BLK WP HR S P ERA WHIP	IP WLS BF H R ER SO BB IBB HBP BLK WP HR S P ERA WHIP	IP WLS BF H R ER SO BB IBB HBP BLK WP HR S P ERA WHIP	IP WLS BF H R ER SO BB IBB HBP BLK WP HR S P ERA WHIP	IP WLS BF H R ER SO BB IBB HBP BLK WP HR S P ERA WHIP	IP WLS BF H R ER SO BB IBB HBP BLK WP HR S P ERA WHIP	IP WLS BF H R ER SO BB IBB HBP BLK WP HR S P ERA WHIP	IP WLS BF H R ER SO BB IBB HBP BLK WP HR S P ERA WHIP	IP WLS BF H R ER SO BB IBB HBP BLK WP HR S P ERA WHIP	IP WLS BF H R ER SO BB IBB HBP BLK WP HR S P ERA WHIP	IP WLS BF H R ER SO BB IBB HBP BLK WP HR S P ERA WHIP		IP WLS BF H R ER SO BB IBB HBP BLK WP HR S P ERA WHIP	IP WLS BF H R ER SO BB IBB HBP BLK WP HR S P ERA WHIP	IP WLS BF H R ER SO BB IBB HBP BLK WP HR S P ERA WHIP	IP WLS BF H R ER SO BB IBB HBP BLK WP HR S P ERA WHIP	IP WLS BF H R ER SO BB IBB HBP BLK WP HR S P ERA WHIP	IP WLS BF H R ER SO BB IBB HBP BLK WP HR S P ERA WHIP
Mark Portugal, R (1, 1) ERA: 4.97	2.0	12	3	4	4	2	4	0	0	0	0	0	0	0	0	0		18.00	3.500				
Allan Anderson, L (3, 1) ERA: 5.64	2.2	L	12	2	1	1	3	1	1	0	0	0	0	0	0	0		3.38	1.125				
Keith Atherton, R (5, 1) ERA: 4.12	2.0	8	2	1	1	1	1	0	0	0	0	0	0	0	0	0	4.50	1.000					
Ray Fontenot, L (7, 1) ERA: 3.71	1.1	6	1	1	1	1	1	0	0	1	0	0	0	0	0	0	6.75	0.750					

Minnesota Twins @ Toronto Blue Jays
 Exhibition Stadium, Toronto, ON
 Sun Aug 31 1986, 3:33 AM EDT
 Att: 45,161 - Unknown

AB	34
R	5
H	8
RBI	5
BB	2
SO	2
LOB	14



Minnesota Twins @ Toronto Blue Jays
 Exhibition Stadium, Toronto, ON
 Sun Aug 31 1986, 3:33 AM EDT
 Att: 45,161 - Unknown

AB	31
R	7
H	8
RBI	7
BB	6
SO	7
LOB	18



Batter	1	2	3	4	5	6	7	8	9	AB	R	H	RBI	BB	SO	LOB	TOP								
Paul Mollitor, R OBP: 0.341, SLG: 0.425 (1, 5)										5	0	0	0	0	0	3	2								
Robin Yount, R OBP: 0.402, SLG: 0.434 (1, 8)										3	1	1	0	2	1	1	0								
Cecil Cooper, L OBP: 0.316, SLG: 0.390 (1, 3)										4	0	1	0	0	1	3									
Rob Deer, R OBP: 0.338, SLG: 0.528 (1, 9)										3	1	2	1	1	0	0	0								
Gorman Thomas, R OBP: 0.314, SLG: 0.387 (1, 10)										4	1	1	1	0	1	4									
Glenn Braggs, R OBP: 0.276, SLG: 0.365 Rick Manning, L OBP: 0.342, SLG: 0.462 (8, 7)										3	0	1	0	0	0	1									
Dale Sveum, S OBP: 0.325, SLG: 0.380 Ernest Riles, L OBP: 0.325, SLG: 0.354 (8, 6)										3	0	0	0	0	1	3									
Jim Gantner, L OBP: 0.326, SLG: 0.382 (1, 4)										4	0	0	0	0	0	3									
Rick Cerone, R OBP: 0.284, SLG: 0.349 Ben Oglivie, L OBP: 0.345, SLG: 0.399 (9, 7)										3	0	2	0	0	0	0									
Inning Stats	R: 0 E: 0 K: 2 S: 6	H: 0 LOB: 0 BB: 1 P: 10	R: 0 E: 1 K: 1 S: 5	H: 0 LOB: 1 BB: 1 P: 9	R: 0 E: 0 K: 1 S: 6	H: 1 LOB: 2 BB: 1 P: 10	R: 0 E: 0 K: 0 S: 4	H: 1 LOB: 1 BB: 0 P: 4	R: 0 E: 0 K: 0 S: 3	H: 0 LOB: 0 BB: 0 P: 3	R: 2 E: 0 K: 0 S: 5	H: 2 LOB: 0 BB: 0 P: 5	R: 0 E: 0 K: 1 S: 6	H: 1 LOB: 1 BB: 0 P: 6	R: 1 E: 0 K: 0 S: 6	H: 3 LOB: 3 BB: 1 P: 10	R: 0 E: 0 K: 3 S: 9	H: 0 LOB: 0 BB: 0 P: 9	1B: 5 2B: 1 3B: 0 HR: 2	SF: 1 SAC: 0 DP: 0 HBP: 0	WP: 1 PB: 0 SB: 0 CS: 1	PA: 39			
PITCHER	IP	WLS	BF	H	R	ER	SO	BB	IBB	HBP	BLK	WP	HR	S	P	ERA	WHIP								
Neal Heaton, L ERA: 3.85 (1, 1)	6.0	W	24	4	2	2	4	3	0	0	0	0	2	29	41	3.00	1.167								
Roy Lee Jackson, R ERA: 3.91 (7, 1)	1.0		4	1	0	0	1	0	0	0	0	0	0	6	6	0.00	1.000								
Ray Fontenot, L ERA: 3.86 (8, 1)	0.0		2	2	1	1	0	0	0	0	0	0	0	2	2	∞	∞								
George Frazier, R ERA: 4.85 (8, 1)	2.0	S	8	1	0	0	3	1	0	0	0	1	0	13	17	0.00	1.000								

Milwaukee Brewers @ Minnesota Twins
Hubert H. Humphrey Metrodome, Minneapolis, MN

AB 33
R 3
H 8
RBI 3
BB 4
SO 8
LOB 16



Mon Sep 01 1986, 8:05 PM EDT
Att: 16,374 - Unknown

Batter	1	2	3	4	5	6	7	8	9	AB	R	H	RBI	BB	SO	LOB	BOTTOM								
Kirby Puckett, R OBP: 0.384, SLG: 0.563 (1, 8)										5	2	3	1	0	1	1									
Mickey Hatcher, R OBP: 0.305, SLG: 0.347 Roy Smalley, S OBP: 0.335, SLG: 0.463 (1, 10)										4	1	2	0	0	0	3									
Gary Gaetti, R OBP: 0.342, SLG: 0.521 (1, 5)										5	2	3	5	0	0	2									
Tom Brunansky, R OBP: 0.318, SLG: 0.432 (1, 9)										4	0	0	0	1	3	2									
Kent Hrbek, L OBP: 0.367, SLG: 0.506 (1, 3)										4	0	2	1	0	1	1									
Tim Laudner, R OBP: 0.333, SLG: 0.463 Jeff Reed, L OBP: 0.302, SLG: 0.339 (9, 2)										3	1	1	1	0	1	3									
Billy Beane, R OBP: 0.228, SLG: 0.227 (1, 7)										4	0	0	0	0	1	1									
Greg Gagne, R OBP: 0.296, SLG: 0.372 (1, 6)										4	0	0	0	0	1	1									
Alvaro Espinoza, R OBP: 0.167, SLG: 0.167 Randy Bush, L OBP: 0.339, SLG: 0.425 Steve Lombardozzi, R OBP: 0.319, SLG: 0.385 (9, 4)										3	0	2	0	0	0	0									
Inning Stats	R: 1 E: 0 K: 0 S: 5	H: 2 LOB: 2 BB: 1 P: 9	R: 0 E: 0 K: 1 S: 7	H: 2 LOB: 2 BB: 0 P: 7	R: 0 E: 0 K: 1 S: 6	H: 2 LOB: 1 BB: 0 P: 6	R: 0 E: 0 K: 1 S: 6	H: 1 LOB: 0 BB: 0 P: 6	R: 3 E: 0 K: 1 S: 8	H: 3 LOB: 0 BB: 0 P: 8	R: 0 E: 0 K: 0 S: 3	H: 0 LOB: 0 BB: 0 P: 3	R: 0 E: 0 K: 2 S: 8	H: 1 LOB: 1 BB: 0 P: 8	R: 5 E: 0 K: 2 S: 12	H: 5 LOB: 0 BB: 0 P: 12	1B: 12 2B: 1 3B: 0 HR: 3	SF: 0 SAC: 0 DP: 1 HBP: 0	WP: 0 PB: 0 SB: 1 CS: 0	PA: 40					
PITCHER	IP	WLS	BF	H	R	ER	SO	BB	IBB	HBP	BLK	WP	HR	S	P	ERA	WHIP								
Juan Nieves, L ERA: 4.84 (1, 1)	5.0	L	25	10	4	4	4	1	0	0	0	0	0	11	11	0.00	0.500								
John Henry Johnson, L ERA: 2.89 (8, 1)	2.0		7	1	0	0	2	0	0	0	0	0	0	11	11	0.00	0.500								
Mark Clear, R ERA: 2.04 (8, 1)	1.0		8	5	5	5	2	0	0	0	0	0	1	12	12	45.00	5.000								

Milwaukee Brewers @ Minnesota Twins
Hubert H. Humphrey Metrodome, Minneapolis, MN

AB 39
R 9
H 16
RBI 9
BB 1
SO 8
LOB 14



Mon Sep 01 1986, 8:05 PM EDT
Att: 16,374 - Unknown

Batter	1	2	3	4	5	6	7	8	9	AB	R	H	RBI	BB	SO	LOB	TOP			
Paul Mollitor, R OBP: 0.340, SLG: 0.422 (1, 5)										4	0	1	0	0	2	0	Milwaukee Brewers @ Minnesota Twins Hubert H. Humphrey Metrodome, Minneapolis, MN Tue Sep 02 1986, 8:05 PM EDT Att: 8,616 - Unknown livebaseballscorecards.com			
Robin Yount, R OBP: 0.401, SLG: 0.435 (1, 8)										4	0	1	0	0	0	1				
Cecil Cooper, L OBP: 0.317, SLG: 0.390 (1, 3)										3	0	1	0	1	1	0				
Ben Oglivie, L OBP: 0.347, SLG: 0.400 (1, 10)										4	0	2	0	0	0	3				
Ernest Riles, L OBP: 0.323, SLG: 0.351 (1, 6)										3	0	0	0	0	0	2				
Rob Deer, R OBP: 0.336, SLG: 0.524 (1, 9)										3	0	0	0	0	2	1				
Rick Manning, L OBP: 0.335, SLG: 0.452 (1, 7)										3	0	0	0	0	0	0				
Jim Gantner, L OBP: 0.324, SLG: 0.379 (1, 4)										3	0	0	0	0	2	0				
Charlie Moore, R OBP: 0.330, SLG: 0.378 (1, 2)										3	0	0	0	0	1	0				
Inning Stats	R: 0 E: 0 K: 1 S: 5	H: 1 LOB: 1 BB: 1 P: 9	R: 0 E: 0 K: 0 S: 3	H: 0 LOB: 0 BB: 0 P: 3	R: 0 E: 0 K: 1 S: 6	H: 1 LOB: 1 BB: 0 P: 6	R: 0 E: 0 K: 2 S: 7	H: 0 LOB: 0 BB: 0 P: 7	R: 0 E: 0 K: 1 S: 5	H: 0 LOB: 0 BB: 0 P: 5	R: 0 E: 0 K: 1 S: 6	H: 1 LOB: 1 BB: 0 P: 6	R: 0 E: 0 K: 0 S: 3	H: 0 LOB: 0 BB: 0 P: 3	R: 0 E: 0 K: 1 S: 6	H: 1 LOB: 1 BB: 0 P: 6	1B: 4 2B: 1 3B: 0 HR: 0	SF: 0 SAC: 0 DP: 2 HBP: 0	WP: 0 PB: 0 SB: 1 CS: 1	PA: 31
PITCHER Bert Blyleven, R ERA: 3.79 (1, 1)	IP: 9.0 WLS: W BF: 31 H: 5 R: 0 ER: 0 SO: 8 BB: 1 IBB: 0 HBP: 0 BLK: 0 WP: 0 HR: 0 S: 46 P: 50 ERA: 0.00 WHIP: 0.667															PITCHER				

Batter	1	2	3	4	5	6	7	8	9	AB	R	H	RBI	BB	SO	LOB	BOTTOM			
Kirby Puckett, R OBP: 0.385, SLG: 0.562 (1, 8)										4	2	2	0	0	1	1	Milwaukee Brewers @ Minnesota Twins Hubert H. Humphrey Metrodome, Minneapolis, MN Tue Sep 02 1986, 8:05 PM EDT Att: 8,616 - Unknown livebaseballscorecards.com			
Randy Bush, L OBP: 0.339, SLG: 0.422 (1, 9)										2	1	0	0	1	0	1				
Greg Gagne, R OBP: 0.295, SLG: 0.372 (8, 6)										1	0	0	0	0	0	1				
Kent Hrbek, L OBP: 0.366, SLG: 0.504 (1, 3)										3	0	1	2	0	0	1				
Gary Gaetti, R OBP: 0.341, SLG: 0.521 (1, 5)										4	0	1	1	0	1	1				
Roy Smalley, S OBP: 0.335, SLG: 0.462 (1, 10)										1	0	0	0	1	0	0				
Mickey Hatcher, R OBP: 0.308, SLG: 0.346 (6, PH)										1	0	0	0	0	1	1				
Al Woods, L OBP: 0.313, SLG: 0.286 (8, PH)										1	0	1	0	0	0	0				
Jeff Reed, L OBP: 0.308, SLG: 0.347 (1, 2)										3	1	1	0	1	0	1				
Steve Lombardozzi, R OBP: 0.316, SLG: 0.361 (1, 4)										4	0	0	0	0	0	4				
Billy Beane, R OBP: 0.246, SLG: 0.240 (1, 7)										2	0	2	1	1	0	0				
Alvaro Espinoza, R OBP: 0.150, SLG: 0.150 (1, 6)										2	0	0	0	0	0	1				
Tom Brunansky, R OBP: 0.317, SLG: 0.431 (7, PH)										1	0	0	0	0	1	1				
Inning Stats	R: 1 E: 0 K: 0 S: 4	H: 1 LOB: 0 BB: 0 P: 4	R: 1 E: 0 K: 0 S: 4	H: 2 LOB: 1 BB: 0 P: 4	R: 0 E: 0 K: 1 S: 5	H: 0 LOB: 0 BB: 0 P: 5	R: 0 E: 0 K: 0 S: 3	H: 0 LOB: 1 BB: 1 P: 7	R: 0 E: 0 K: 0 S: 3	H: 0 LOB: 1 BB: 1 P: 7	R: 1 E: 0 K: 1 S: 5	H: 1 LOB: 0 BB: 1 P: 9	R: 0 E: 0 K: 1 S: 6	H: 1 LOB: 1 BB: 0 P: 6	R: 1 E: 1 K: 1 S: 8	H: 3 LOB: 3 BB: 1 P: 12	1B: 6 2B: 2 3B: 0 HR: 0	SF: 1 SAC: 0 DP: 0 HBP: 0	WP: 2 PB: 0 SB: 1 CS: 1	PA: 34
PITCHER Pete Vuckovich, R ERA: 5.06 (1, 1)	IP: 2.0 WLS: L BF: 8 H: 4 R: 3 ER: 3 SO: 1 BB: 3 IBB: 0 HBP: 0 BLK: 0 WP: 0 HR: 0 S: 12 P: 12 ERA: 4.50 WHIP: 1.500															PITCHER				
John Henry Johnson, L ERA: 3.0 (8, 1)	IP: 0.2 WLS: L BF: 4 H: 1 R: 0 ER: 0 SO: 1 BB: 1 IBB: 0 HBP: 0 BLK: 0 WP: 0 HR: 0 S: 5 P: 9 ERA: 0.00 WHIP: 3.000															PITCHER				



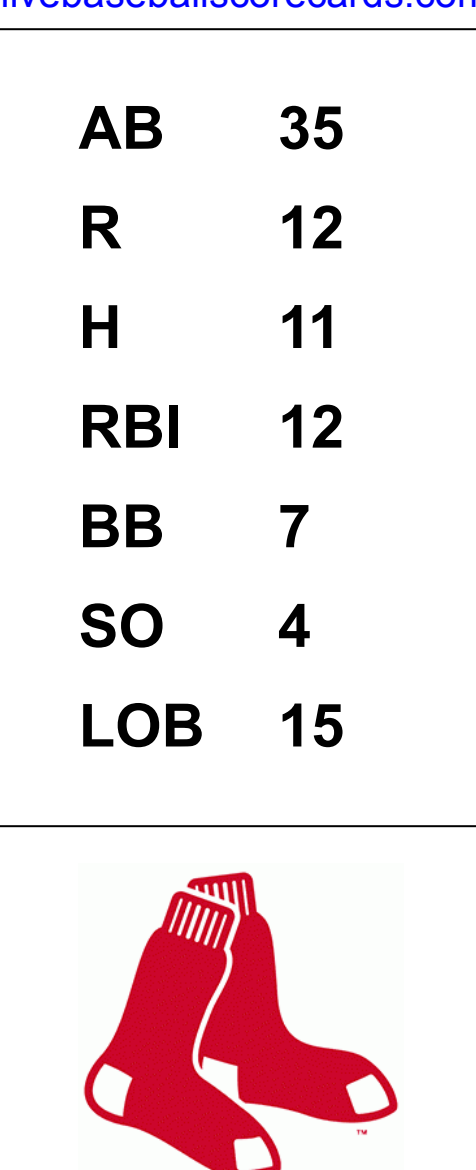
Batter	1	2	3	4	5	6	7	8	9	AB	R	H	RBI	BB	SO	LOB	TOP										
Robin Yount, R OBP: 0.403, SLG: 0.443 (1, 8)	0-0 HR		0-0 1B		0-0 E6			0-0 2B 1B	0-0 F3	5	2	3	1	0	0	1	Milwaukee Brewers @ Minnesota Twins Hubert H. Humphrey Metrodome, Minneapolis, MN Wed Sep 03 1986, 8:05 PM EDT Att: 9,391 - Unknown livebaseballscorecards.com										
Charlie Moore, R OBP: 0.329, SLG: 0.380 (1, 2)	0-0 6-3		0-0 G5-4-3		0-3 K			0-0 HR 2B		4	1	1	2	0	1	3											
Cecil Cooper, L Bill Schroeder, R OBP: 0.296, SLG: 0.350 (1, 3) (6, 3)	0-0 F7			0-0 4-3			0-0 F7	0-0 HR		3	0	0	0	0	0	0											
Gorman Thomas, R OBP: 0.311, SLG: 0.382 (1, 10)	0-0 L7			0-0 F8			0-3 K	0-3 K		4	0	0	0	0	2	0											
Ernest Riles, L OBP: 0.325, SLG: 0.355 (1, 6)		0-0 1B		0-0 2B			0-0 1-3	0-0 4-3		4	0	2	0	0	0	0											
Rob Deer, R OBP: 0.335, SLG: 0.521 (1, 9)		0-3 K		0-3 K			0-3 K	0-0 FC6-4 1B		4	0	1	0	0	3	2											
Glenn Braggs, R OBP: 0.266, SLG: 0.355 (1, 7)		0-3 K			0-0 4-3		0-0 5-3	0-0 FC6-4 1-2		4	0	0	0	0	1	2											
Dale Sveum, S OBP: 0.321, SLG: 0.375 (1, 5)	0-0 F7				0-0 G3		0-0 6-3		0-0 1-3	4	0	0	0	0	0	1											
Jim Gantner, L OBP: 0.325, SLG: 0.380 (1, 4)			0-0 6-3		0-0 E WP 1B			0-0 1B 2B 1B	0-0 L3	4	1	2	0	0	0	0											
Inning Stats	R: 1 E: 0 K: 0 S: 4	H: 1 LOB: 0 BB: 0 P: 4	R: 0 E: 0 K: 2 S: 8	H: 1 LOB: 1 BB: 0 P: 8	R: 0 E: 0 K: 1 S: 3	H: 1 LOB: 0 BB: 0 P: 3	R: 0 E: 0 K: 1 S: 6	H: 1 LOB: 1 BB: 0 P: 6	R: 0 E: 1 K: 1 S: 7	H: 1 LOB: 2 BB: 0 P: 7	R: 0 E: 0 K: 1 S: 5	H: 0 LOB: 0 BB: 0 P: 5	R: 0 E: 0 K: 1 S: 5	H: 0 LOB: 0 BB: 0 P: 5	R: 4 E: 0 K: 1 S: 10	H: 5 LOB: 1 BB: 0 P: 10	R: 0 E: 0 K: 0 S: 3	H: 0 LOB: 0 BB: 0 P: 3	1B: 6 2B: 2 3B: 0 HR: 2	SF: 0 SAC: 0 DP: 1 HBP: 0	WP: 1 PB: 0 SB: 0 CS: 0	PA: 37					
PITCHER	IP	WLS	BF	H	R	ER	SO	BB	IBB	HBP	BLK	WP	HR	S	P	ERA	WHIP										
Mike Smithson, R ERA: 5.03 (1, 1)	7.0	W	29	8	4	4	6	0	0	0	0	1	1	41	41	5.14	1.143										
Allan Anderson, L ERA: 5.61 (8, 1)	0.2		4	2	1	1	1	0	0	0	0	0	1	6	6	13.50	3.000										
Roy Lee Jackson, R ERA: 3.81 (8, 1)	1.1		4	0	0	0	0	0	0	0	0	0	0	4	4	0.00	0.000										

Batter	1	2	3	4	5	6	7	8	9	AB	R	H	RBI	BB	SO	LOB	BOTTOM										
Greg Gagne, R OBP: 0.292, SLG: 0.368 Alvaro Espinoza, R OBP: 0.143, SLG: 0.143 (1, 6) (7, 6)	0-3 K	0-3 K		0-3 K	0-0 F9			0-0 F7		4	0	0	0	0	3	3	Milwaukee Brewers @ Minnesota Twins Hubert H. Humphrey Metrodome, Minneapolis, MN Wed Sep 03 1986, 8:05 PM EDT Att: 9,391 - Unknown livebaseballscorecards.com										
Kirby Puckett, R OBP: 0.388, SLG: 0.571 (1, 8)	0-0 S 1B	0-0 HR		0-0 F9			0-0 FC5-4 1B	0-0 2B		5	2	4	2	0	0	1											
Gary Gaetti, R OBP: 0.343, SLG: 0.526 (1, 5)	0-0 1B	0-0 HR		0-0 2B			0-0 FC5-4 WP 1-2	0-0 5-3		5	2	3	2	0	0	2											
Tom Brunansky, R OBP: 0.320, SLG: 0.438 (1, 9)	0-0 E9 FC3-6 1B	0-0 HR		0-0 F4			0-3 K	4-0 BB		4	1	2	2	1	1	2											
Kent Hrbek, L OBP: 0.364, SLG: 0.501 (1, 3)	0-0 FC3-6 1-2	0-3 K			0-0 1B HR 1B		0-0 4-3	0-0 3-1		5	1	1	0	0	1	4											
Tim Laudner, R OBP: 0.330, SLG: 0.457 Mark Salas, L OBP: 0.279, SLG: 0.358 (1, 2) (5, FH) (6, 2)	0-3 K		0-0 1-3		0-0 HR 1B		0-0 F8			2	0	0	0	0	1	1											
Billy Beane, R OBP: 0.242, SLG: 0.236 Al Woods, L OBP: 0.353, SLG: 0.533 Mark Davidson, R OBP: 0.115, SLG: 0.042 (1, 7) (5, FH) (6, 7)		0-3 K	0-3 K		0-0 HR 1B		0-3 K			2	0	0	0	0	2	0											
Mickey Hatcher, R OBP: 0.310, SLG: 0.345 Roy Smalley, S OBP: 0.336, SLG: 0.461 (1, 10) (5, FH)		4-0 1B WP BB	0-0 F5		0-0 F7		4-0 FC6-4 BB			1	1	0	0	1	0	0											
Steve Lombardozzi, R OBP: 0.318, SLG: 0.383 (1, 4)		0-0 WP HR 1B		0-0 2B 1B			0-0 L8	0-0 FC6-4 1-2		4	2	2	0	0	0	1											
Inning Stats	R: 2 E: 1 K: 2 S: 10	H: 3 LOB: 1 BB: 0 P: 10	R: 5 E: 1 K: 3 S: 13	H: 4 LOB: 0 BB: 1 P: 17	R: 0 E: 0 K: 1 S: 5	H: 0 LOB: 0 BB: 0 P: 5	R: 1 E: 0 K: 1 S: 7	H: 2 LOB: 1 BB: 0 P: 7	R: 3 E: 0 K: 0 S: 6	H: 3 LOB: 0 BB: 0 P: 6	R: 0 E: 0 K: 1 S: 6	H: 1 LOB: 1 BB: 0 P: 6	R: 0 E: 0 K: 1 S: 5	H: 0 LOB: 1 BB: 1 P: 9	R: 0 E: 0 K: 0 S: 4	H: 1 LOB: 2 BB: 1 P: 8	1B: 8 2B: 3 3B: 0 HR: 3	SF: 0 SAC: 0 DP: 0 HBP: 0	WP: 2 PB: 0 SB: 1 CS: 0	PA: 41							
PITCHER	IP	WLS	BF	H	R	ER	SO	BB	IBB	HBP	BLK	WP	HR	S	P	ERA	WHIP										
Teddy Higuera, L ERA: 2.97 (1, 1)	1.2	L	13	7	7	7	4	1	0	0	0	0	1	21	24	37.80	4.800										
Bryan Clutterback, R ERA: 4.58 (2, 1)	3.1		15	5	4	4	3	0	0	0	0	0	1	21	21	10.80	1.500										
Mike Birkbeck, R ERA: 6.22 (6, 1)	3.0		13	2	0	0	2	2	0	0	0	1	0	15	23	0.00	1.333										

Batter	1	2	3	4	5	6	7	8	9	AB	R	H	RBI	BB	SO	LOB	TOP				
Kirby Puckett, R OBP: 0.388, SLG: 0.570 Mark Davidson, R OBP: 0.115, SLG: 0.042	F4		E SH1-3 1B		F9		6-3			5	0	2	0	0	0	1	Minnesota Twins @ Boston Red Sox Fenway Park, Boston, MA Fri Sep 05 1986, 7:05 PM EDT Att: 30,546 - Unknown				
Mark Salas, L OBP: 0.283, SLG: 0.366	WP 2B		SH1-3				F8		1B	4	0	2	0	0	0	1					
Kent Hrbek, L OBP: 0.364, SLG: 0.505	F5		E4		G3				HR	4	1	1	2	0	0	4					
Gary Gaetti, R OBP: 0.345, SLG: 0.525			F6		F7				1B	3	0	1	0	1	0	4					
Roy Smalley, S OBP: 0.335, SLG: 0.457	K		F5				L3		1B BB	3	0	0	0	1	1	4					
Tom Brunansky, R OBP: 0.323, SLG: 0.442					F7		F8 2B			4	0	3	0	0	0	0					
Randy Bush, L OBP: 0.335, SLG: 0.416 Billy Beane, R OBP: 0.242, SLG: 0.236	G4-6-3 1B						F8		G4-6-3 1B	4	0	0	0	0	1	4					
Steve Lombardozzi, R OBP: 0.316, SLG: 0.360 Ron Washington, R OBP: 0.273, SLG: 0.462	F8						5-3		F7	3	0	0	0	0	1	1					
Greg Gagne, R OBP: 0.295, SLG: 0.368 Alvaro Espinoza, R OBP: 0.136, SLG: 0.136			SH1-3 E 1B		G3 1B BB		K		1-3	1	0	0	0	0	0	0					
Inning Stats	R: 0 E: 0 K: 1 S: 6	H: 1 LOB: 2 BB: 1 P: 10	R: 0 E: 0 K: 0 S: 3	H: 1 LOB: 0 BB: 0 P: 3	R: 1 E: 1 K: 0 S: 6	H: 2 LOB: 2 BB: 0 P: 6	R: 0 E: 0 K: 2 S: 7	H: 0 LOB: 0 BB: 0 P: 7	R: 0 E: 0 K: 0 S: 4	H: 1 LOB: 1 BB: 0 P: 4	R: 0 E: 0 K: 1 S: 5	H: 0 LOB: 0 BB: 0 P: 5	R: 1 E: 0 K: 0 S: 4	H: 3 LOB: 1 BB: 1 P: 8	R: 0 E: 0 K: 0 S: 4	H: 1 LOB: 1 BB: 0 P: 4		1B: 7 2B: 2 3B: 0 HR: 1	SF: 0 SAC: 1 DP: 2 HBP: 0	WP: 1 PB: 0 SB: 0 CS: 0	PA: 38
PITCHER	IP	WLS	BF	H	R	ER	SO	BB	IBB	HBP	BLK	WP	HR	S	P	ERA	WHIP				
Roger Clemens, R ERA: 2.53	7.0	W	29	6	1	1	4	2	0	0	0	1	0	35	43	1.29	1.143				
Steve Crawford, R ERA: 4.15	1.0		5	3	1	1	0	1	0	0	0	0	1	4	8	9.00	4.000				
Bob Stanley, R ERA: 4.6	1.0		4	1	0	0	0	0	0	0	0	0	0	4	4	0.00	1.000				

Batter	1	2	3	4	5	6	7	8	9	AB	R	H	RBI	BB	SO	LOB	BOTTOM				
Wade Boggs, L OBP: 0.349, SLG: 0.483	G3		E HR BB		F7				1-3	4	2	1	0	1	0	2	Minnesota Twins @ Boston Red Sox Fenway Park, Boston, MA Fri Sep 05 1986, 7:05 PM EDT Att: 30,546 - Unknown				
Marty Barrett, R OBP: 0.351, SLG: 0.390	L7		HR BB		K			HR BB		3	3	1	3	2	1	1					
Bill Buckner, L OBP: 0.305, SLG: 0.401 Pat Dodson, L OBP: 0.342, SLG: 0.464	6-3		E6 HR		1B 2B		6-3		HR	5	3	2	3	0	0	2					
Jim Rice, R OBP: 0.380, SLG: 0.486									6-3	5	1	2	5	0	0	0					
Don Baylor, R OBP: 0.346, SLG: 0.447			HR		1B					3	1	2	0	2	1	0					
Dwight Evans, R OBP: 0.376, SLG: 0.463 Dave Henderson, R OBP: 0.342, SLG: 0.464			1B 2B					FC5-4 1B		2	0	0	0	2	1	2					
Tony Armas, R OBP: 0.322, SLG: 0.448	F3		G4-6-3 1B							4	0	2	1	0	0	2					
Rich Gedman, L OBP: 0.315, SLG: 0.404	4-3		G4-6-3		FC4-6 1B HR		F9			4	1	0	0	0	0	5					
Spike Owen, S OBP: 0.300, SLG: 0.327			K		6-3			F8		4	1	1	0	0	1	0					
Inning Stats	R: 0 E: 0 K: 0 S: 3	H: 0 LOB: 0 BB: 0 P: 3	R: 0 E: 0 K: 0 S: 3	H: 0 LOB: 2 BB: 2 P: 11	R: 5 E: 1 K: 1 S: 8	H: 3 LOB: 1 BB: 3 P: 20	R: 2 E: 0 K: 2 S: 10	H: 3 LOB: 2 BB: 1 P: 14	R: 3 E: 0 K: 0 S: 6	H: 3 LOB: 0 BB: 0 P: 6	R: 0 E: 0 K: 1 S: 5	H: 0 LOB: 0 BB: 0 P: 5	R: 0 E: 0 K: 0 S: 3	H: 0 LOB: 0 BB: 0 P: 3	R: 2 E: 0 K: 0 S: 5	H: 2 LOB: 1 BB: 1 P: 9		1B: 6 2B: 2 3B: 0 HR: 3	SF: 0 SAC: 0 DP: 1 HBP: 0	WP: 0 PB: 0 SB: 0 CS: 0	PA: 42
PITCHER	IP	WLS	BF	H	R	ER	SO	BB	IBB	HBP	BLK	WP	HR	S	P	ERA	WHIP				
Frank Viola, L ERA: 4.82	3.2	L	21	5	7	6	2	5	0	0	0	0	0	20	40	14.73	2.727				
Frank Pastore, R ERA: 4.01	0.1		3	1	0	0	1	1	0	0	0	0	0	4	8	0.00	6.000				
Ray Fontenot, L ERA: 4.3	4.0		18	5	5	5	1	1	0	0	0	0	2	19	23	11.25	1.500				

AB	34
R	2
H	10
RBI	2
BB	3
SO	4
LOB	19



Batter	1	2	3	4	5	6	7	8	9	AB	R	H	RBI	BB	SO	LOB	TOP			
Kirby Puckett, R OBP: 0.387, SLG: 0.569 (1, 8)	F4		L7					F7		4	0	1	2	0	0	0	Minnesota Twins @ Boston Red Sox Fenway Park, Boston, MA Sat Sep 06 1986, 3:33 AM EDT Att: 31,236 - Unknown			
Roy Smalley, S OBP: 0.335, SLG: 0.455 (1, 10)	F8		K					K		4	0	1	0	0	2	1				
Kent Hrbek, L OBP: 0.361, SLG: 0.501 (1, 3)	F7		G4-1					L6		4	0	0	0	0	1	2				
Gary Gaetti, R OBP: 0.344, SLG: 0.523 (1, 5)		5-3						F7		4	0	1	0	0	1	1				
Tom Brunansky, R OBP: 0.320, SLG: 0.438 (1, 9)		6-3						F4		4	0	0	0	0	2	2				
Randy Bush, L OBP: 0.335, SLG: 0.416 (1, 7)										3	0	1	0	0	0	0				
Billy Beane, R OBP: 0.242, SLG: 0.236 (7, 7)										0	0	0	0	0	0	0				
Jeff Reed, L OBP: 0.308, SLG: 0.347 (1, 2)										3	1	1	0	0	0	1				
Steve Lombardozi, R OBP: 0.314, SLG: 0.357 (1, 4)										3	0	0	0	0	2	1				
Greg Gagne, R OBP: 0.295, SLG: 0.368 (1, 6)										3	1	1	0	0	1	0				
Inning Stats	R: 0 E: 0 K: 0 S: 3	H: 0 LOB: 0 BB: 0 P: 3	R: 0 E: 0 K: 0 S: 3	H: 0 LOB: 0 BB: 0 P: 3	R: 2 E: 0 K: 2 S: 10	H: 3 LOB: 1 BB: 0 P: 10	R: 0 E: 0 K: 1 S: 6	H: 2 LOB: 1 BB: 0 P: 6	R: 0 E: 0 K: 1 S: 5	H: 0 LOB: 0 BB: 0 P: 5	R: 0 E: 0 K: 1 S: 5	H: 0 LOB: 0 BB: 0 P: 5	R: 0 E: 0 K: 3 S: 9	H: 0 LOB: 0 BB: 0 P: 9	R: 0 E: 0 K: 3 S: 9	H: 0 LOB: 0 BB: 0 P: 9	1B: 5 2B: 1 3B: 0 HR: 0	SF: 0 SAC: 0 DP: 0 HBP: 0	WP: 0 PB: 0 SB: 0 CS: 1	PA: 32
PITCHER Oil Can Boyd, R ERA: 3.69 (1, 1)	IP: 9.0 WLS: W BF: 32 H: 6 R: 2 ER: 2 SO: 9 BB: 0 IBB: 0 HBP: 0 BLK: 0 WP: 0 HR: 0 S: 50 P: 50 ERA: 2.00 WHIP: 0.667																			

Batter	1	2	3	4	5	6	7	8	9	AB	R	H	RBI	BB	SO	LOB	BOTTOM			
Wade Boggs, L OBP: 0.350, SLG: 0.488 (1, 5)	1-3							F6		4	1	2	0	1	0	0	Minnesota Twins @ Boston Red Sox Fenway Park, Boston, MA Sat Sep 06 1986, 3:33 AM EDT Att: 31,236 - Unknown			
Marty Barrett, R OBP: 0.352, SLG: 0.391 (1, 4)								F8		5	0	2	1	0	1	2				
Bill Buckner, L OBP: 0.304, SLG: 0.399 (1, 3)										3	0	0	0	1	0	2				
Ed Romero, R OBP: 0.272, SLG: 0.279 (6, PR) (9, 6)										0	0	0	0	0	0	0				
Jim Rice, R OBP: 0.383, SLG: 0.488 (1, 7)										4	0	3	1	0	0	0				
Don Baylor, R OBP: 0.347, SLG: 0.445 (1, 10)										2	1	0	0	1	0	0				
Dwight Evans, R OBP: 0.375, SLG: 0.459 (1, 9)										3	0	0	0	1	0	5				
Tony Armas, R OBP: 0.321, SLG: 0.445 (1, 8)										4	0	1	1	0	1	1				
Rich Gedman, L OBP: 0.312, SLG: 0.400 (1, 2)										4	0	0	0	0	0	3				
Spike Owen, S OBP: 0.299, SLG: 0.326 (1, 6)										2	0	0	0	0	0	0				
La Schelle Tarver, L OBP: 0.174, SLG: 0.136 (8, PH)										1	0	0	0	0	1	0				
Pat Dodson, L OBP: 1.000, SLG: 1.000 (9, 3)										1	0	1	0	0	0	0				
Dave Henderson, R OBP: 0.342, SLG: 0.464 (9, PR)										0	1	0	0	0	0	0				
Inning Stats	R: 0 E: 0 K: 0 S: 4	H: 2 LOB: 2 BB: 0 P: 4	R: 0 E: 0 K: 0 S: 3	H: 0 LOB: 1 BB: 1 P: 7	R: 0 E: 0 K: 0 S: 4	H: 1 LOB: 1 BB: 0 P: 4	R: 0 E: 0 K: 0 S: 3	H: 0 LOB: 0 BB: 0 P: 3	R: 0 E: 0 K: 0 S: 3	H: 0 LOB: 0 BB: 0 P: 3	R: 1 E: 1 K: 0 S: 4	H: 2 LOB: 1 BB: 0 P: 5	R: 1 E: 0 K: 2 S: 9	H: 2 LOB: 3 BB: 2 P: 17	R: 1 E: 0 K: 1 S: 6	H: 2 LOB: 2 BB: 1 P: 10	1B: 7 2B: 2 3B: 0 HR: 0	SF: 0 SAC: 0 DP: 1 HBP: 1	WP: 0 PB: 0 SB: 0 CS: 0	PA: 38
PITCHER Mark Portugal, R ERA: 4.62 (1, 1)	IP: 6.1 WLS: L BF: 13 H: 4 R: 2 ER: 2 SO: 3 BB: 3 IBB: 0 HBP: 0 BLK: 0 WP: 0 HR: 0 S: 16 P: 28 ERA: 7.71 WHIP: 3.000																			
George Frazier, R ERA: 4.95 (7, 1)	IP: 2.1 WLS: L BF: 13 H: 4 R: 2 ER: 2 SO: 3 BB: 3 IBB: 0 HBP: 0 BLK: 0 WP: 0 HR: 0 S: 16 P: 28 ERA: 7.71 WHIP: 3.000																			
Keith Atherton, R ERA: 4.12 (9, 1)	IP: 0.0 WLS: 1 BF: 1 H: 1 R: 0 ER: 0 SO: 0 BB: 0 IBB: 0 HBP: 0 BLK: 0 WP: 0 HR: 0 S: 1 P: 1 ERA: ∞ WHIP: ∞																			

Batter	1	2	3	4	5	6	7	8	9	AB	R	H	RBI	BB	SO	LOB	TOP			
Ron Washington, R (1, 10) OBP: 0.271, SLG: 0.446										4	0	1	0	0	1	0	Minnesota Twins @ Boston Red Sox Fenway Park, Boston, MA Sun Sep 07 1986, 3:33 AM EDT Att: 30,359 - Unknown			
Kirby Puckett, R (1, 8) OBP: 0.386, SLG: 0.567										4	0	1	0	0	2	2				
Gary Gaetti, R (1, 5) OBP: 0.345, SLG: 0.522										4	0	2	0	0	0	0				
Tom Brunansky, R (1, 9) OBP: 0.319, SLG: 0.436										3	0	0	0	0	2	0				
Roy Smalley, S (8, PH) OBP: 0.334, SLG: 0.454										1	0	0	0	0	0	2				
Tim Laudner, R (1, 2) OBP: 0.328, SLG: 0.452										4	0	1	0	0	0	0				
Mickey Hatcher, R (1, 3) OBP: 0.312, SLG: 0.347										4	0	2	0	0	0	1				
Billy Beane, R (1, 7) OBP: 0.243, SLG: 0.236										4	0	1	0	0	1	2				
Steve Lombardozzi, R (1, 4) OBP: 0.313, SLG: 0.356										4	0	1	0	0	0	3				
Greg Gagne, R (1, 6) OBP: 0.295, SLG: 0.367										1	0	0	0	0	1	0				
Mark Davidson, R (8, PH) OBP: 0.111, SLG: 0.040										1	0	0	0	0	0	0				
Inning Stats	R: 0 E: 0 K: 1 S: 5	H: 0 LOB: 0 BB: 0 P: 5	R: 0 E: 0 K: 1 S: 6	H: 1 LOB: 1 BB: 0 P: 6	R: 0 E: 0 K: 0 S: 5	H: 3 LOB: 2 BB: 0 P: 5	R: 0 E: 0 K: 1 S: 7	H: 2 LOB: 2 BB: 0 P: 7	R: 0 E: 0 K: 3 S: 9	H: 0 LOB: 0 BB: 0 P: 9	R: 0 E: 0 K: 0 S: 3	H: 0 LOB: 0 BB: 0 P: 3	R: 0 E: 0 K: 0 S: 5	H: 2 LOB: 2 BB: 0 P: 5	R: 0 E: 0 K: 0 S: 4	H: 1 LOB: 1 BB: 0 P: 4	1B: 9 2B: 0 3B: 0 HR: 0	SF: 0 SAC: 1 DP: 0 HBP: 0	WP: 0 PB: 0 SB: 0 CS: 0	PA: 35
PITCHER Bruce Hurst, L (1, 1) ERA: 3.22	IP: 9.0 WLS: W BF: 35 H: 9 R: 0 ER: 0 SO: 7 BB: 0 IBB: 0 HBP: 0 BLK: 0 WP: 0 HR: 0 S: 49 P: 49 ERA: 0.00 WHIP: 1.000															PITCHER				

Batter	1	2	3	4	5	6	7	8	9	AB	R	H	RBI	BB	SO	LOB	BOTTOM			
Wade Boggs, L (1, 5) OBP: 0.346, SLG: 0.485										5	0	1	0	0	0	6	Minnesota Twins @ Boston Red Sox Fenway Park, Boston, MA Sun Sep 07 1986, 3:33 AM EDT Att: 30,359 - Unknown			
Marty Barrett, R (1, 4) OBP: 0.354, SLG: 0.393										5	1	3	0	0	0	0				
Ed Romero, R (9, 4) OBP: 0.272, SLG: 0.279										0	0	0	0	0	0	0				
Bill Buckner, L (1, 3) OBP: 0.303, SLG: 0.403										5	2	1	1	0	0	6				
Pat Dodson, L (9, 3) OBP: 1.000, SLG: 1.000										0	0	0	0	0	0	0				
Jim Rice, R (1, 7) OBP: 0.385, SLG: 0.494										3	2	2	4	1	0	0				
Mike Greenwell, L (8, 7) OBP: 0.393, SLG: 0.375										1	0	0	0	0	0	1				
Don Baylor, R (1, 10) OBP: 0.346, SLG: 0.441										4	1	0	0	1	0	3				
Dwight Evans, R (1, 9) OBP: 0.374, SLG: 0.458										4	0	1	0	0	0	2				
Tony Armas, R (1, 8) OBP: 0.323, SLG: 0.452										4	2	2	1	0	0	1				
Dave Henderson, R (8, 8) OBP: 0.342, SLG: 0.464										0	0	0	0	0	0	0				
Marc Sullivan, R (1, 2) OBP: 0.257, SLG: 0.245										3	0	2	2	1	0	1				
Spike Owen, S (1, 6) OBP: 0.303, SLG: 0.330										4	1	3	1	0	0	1				
Inning Stats	R: 0 E: 0 K: 0 S: 3	H: 0 LOB: 0 BB: 0 P: 3	R: 0 E: 0 K: 0 S: 3	H: 0 LOB: 0 BB: 0 P: 3	R: 5 E: 0 K: 0 S: 7	H: 4 LOB: 0 BB: 1 P: 11	R: 0 E: 0 K: 0 S: 5	H: 2 LOB: 2 BB: 0 P: 5	R: 4 E: 0 K: 0 S: 7	H: 4 LOB: 1 BB: 1 P: 11	R: 0 E: 0 K: 0 S: 4	H: 2 LOB: 2 BB: 1 P: 8	R: 0 E: 0 K: 0 S: 5	H: 2 LOB: 2 BB: 0 P: 5	R: 0 E: 0 K: 0 S: 4	H: 1 LOB: 1 BB: 0 P: 4	1B: 11 2B: 2 3B: 0 HR: 2	SF: 0 SAC: 0 DP: 1 HBP: 0	WP: 0 PB: 0 SB: 0 CS: 0	PA: 41
PITCHER Neal Heaton, L (1, 1) ERA: 4.23	IP: 4.2 WLS: L BF: 26 H: 10 R: 9 ER: 9 SO: 9 BB: 2 IBB: 0 HBP: 0 BLK: 0 WP: 0 HR: 2 S: 24 P: 32 ERA: 17.36 WHIP: 2.571															PITCHER				
Allan Anderson, L (5, 1) ERA: 5.35	IP: 3.1 WLS: L BF: 15 H: 5 R: 0 ER: 0 SO: 0 BB: 1 IBB: 0 HBP: 0 BLK: 0 WP: 0 HR: 0 S: 14 P: 18 ERA: 0.00 WHIP: 1.800															PITCHER				

AB	34
R	0
H	9
RBI	0
BB	0
SO	7
LOB	10



Batter	1	2	3	4	5	6	7	8	9	AB	R	H	RBI	BB	SO	LOB	TOP	
Kirby Puckett, R OBP: 0.385, SLG: 0.564	4-0 K2-5-2 E BB		0-0 F3			0-0 F9			0-0 FC1-6	3	0	0	0	1	0	1	Minnesota Twins @ Kansas City Royals Royals Stadium, Kansas City, MO Mon Sep 08 1986, 8:05 PM EDT Att: 21,425 - Unknown livebaseballscores.com	
Tom Brunansky, R OBP: 0.318, SLG: 0.435	0-0 E5			0-0 5-3			0-0 1B		0-3 K	4	0	1	0	0	1	2		
Kent Hrbek, L OBP: 0.358, SLG: 0.497	0-3 K2-5-2			0-0 4-3			0-0 F8		0-0 4-3	4	0	0	0	0	1	4		
Gary Gaetti, R OBP: 0.343, SLG: 0.519	0-3 K			0-0 F9			0-3 K			3	0	0	0	0	2	2		
Mark Salas, L OBP: 0.283, SLG: 0.365		0-0 G6-4-3 1B			0-0 4-3			0-3 K		3	0	1	0	0	1	1		
Randy Bush, L OBP: 0.335, SLG: 0.413		0-0 G6-4-3 1-2f		4-0 CS BB				0-0 1-3		2	0	0	0	1	0	1		
Steve Lombardozzi, R OBP: 0.372, SLG: 0.354 Al Woods, L OBP: 0.333, SLG: 0.500 Alvaro Espinoza, R OBP: 0.136, SLG: 0.136	0-0 1-3			0-3 K				0-0 1-3		2	0	0	0	0	1	1		
Jeff Reed, L OBP: 0.301, SLG: 0.339			0-0 3-1			0-0 4-3		0-0 F9		3	0	0	0	0	0	0		
Greg Gagne, R OBP: 0.293, SLG: 0.365 Roy Smalley, S OBP: 0.335, SLG: 0.455			0-0 F8			0-0 F6			0-0 FC1-6 1B	2	0	0	0	0	0	0		
Inning Stats	R: 0 E: 1 K: 2 S: 7	H: 0 LOB: 1 BB: 1 P: 11	R: 0 E: 0 K: 0 S: 3	H: 1 LOB: 0 BB: 0 P: 3	R: 0 E: 0 K: 0 S: 3	H: 0 LOB: 0 BB: 0 P: 3	R: 0 E: 0 K: 0 S: 4	H: 0 LOB: 1 BB: 1 P: 8	R: 0 E: 0 K: 0 S: 8	H: 1 LOB: 1 BB: 0 P: 8	R: 0 E: 0 K: 0 S: 3	H: 0 LOB: 0 BB: 0 P: 3	R: 0 E: 0 K: 1 S: 6	H: 1 LOB: 1 BB: 0 P: 6	1B: 3 2B: 2 3B: 0 HR: 0	SF: 0 SAC: 0 DP: 3 HBP: 0	WP: 0 PB: 0 SB: 0 CS: 1	PA: 30
PITCHER Dennis Leonard, R ERA: 3.82	IP: 9.0 WLS: W BF: 30 H: 3 R: 0 ER: 0 SO: 6 BB: 2 IBB: 0 HBP: 0 BLK: 0 WP: 0 HR: 0 S: 40 P: 48 ERA: 0.00 WHIP: 0.556																	

Batter	1	2	3	4	5	6	7	8	9	AB	R	H	RBI	BB	SO	LOB	BOTTOM	
Willie Wilson, S OBP: 0.311, SLG: 0.349	0-3 K		0-0 SF7 1B 1-2			0-0 G3		0-0 4-3 S 1B	0-0 F4	5	0	2	1	0	1	2	Minnesota Twins @ Kansas City Royals Royals Stadium, Kansas City, MO Mon Sep 08 1986, 8:05 PM EDT Att: 21,425 - Unknown livebaseballscores.com	
Kevin Seitzer, R OBP: 0.357, SLG: 0.357	0-0 1B		0-0 1-2 2-3 1B		0-0 F9		0-0 4-3 1-3			4	0	2	0	0	0	1		
Rudy Law, L OBP: 0.323, SLG: 0.377	0-0 F5		0-0 L3		0-0 4-3		0-0 1-3			4	0	0	0	0	0	5		
Steve Balboni, R OBP: 0.287, SLG: 0.455	0-3 K		0-0 SF7			0-0 F3		4-0 2B 1B BB		2	1	0	1	1	1	1		
Mike Kingery, L OBP: 0.294, SLG: 0.373		0-0 G3	0-3 K			0-0 F7		0-0 F7		4	0	0	0	0	1	3		
Jamie Quirk, L OBP: 0.281, SLG: 0.344	0-3 K			0-0 2B		0-0 1B		0-0 1-3 1B 2B		4	1	3	0	0	1	0		
Rondin Johnson, S OBP: 0.286, SLG: 0.286	0-0 F4			0-3 K		0-0 4-3		0-0 E4 1B		4	0	0	0	0	1	4		
Jim Sundberg, R OBP: 0.300, SLG: 0.294			0-0 HR	0-3 K			0-0 1-3	0-3 K		4	1	1	1	0	2	4		
Buddy Biancalana, S OBP: 0.333, SLG: 0.331 Jorge Orta, L OBP: 0.339, SLG: 0.408 Greg Pryor, R OBP: 0.196, SLG: 0.211			4-0 1B 1B SF7 BB		0-0 1-3		0-0 1B 2B	0-0 1-2 2-4 3-H 1B		2	2	1	0	1	0	1		
Inning Stats	R: 0 E: 0 K: 2 S: 8	H: 1 LOB: 1 BB: 0 P: 8	R: 0 E: 0 K: 1 S: 5	H: 0 LOB: 0 BB: 0 P: 5	R: 2 E: 0 K: 1 S: 8	H: 3 LOB: 2 BB: 1 P: 12	R: 0 E: 0 K: 2 S: 8	H: 1 LOB: 1 BB: 0 P: 8	R: 0 E: 0 K: 0 S: 4	H: 0 LOB: 0 BB: 0 P: 4	R: 1 E: 0 K: 0 S: 5	H: 2 LOB: 1 BB: 0 P: 5	R: 2 E: 1 K: 1 S: 8	H: 2 LOB: 2 BB: 1 P: 12	1B: 6 2B: 3 3B: 0 HR: 1	SF: 1 SAC: 0 DP: 0 HBP: 0	WP: 0 PB: 0 SB: 1 CS: 0	PA: 37
PITCHER Bert Blyleven, R ERA: 3.78	IP: 8.0 WLS: L BF: 37 H: 10 R: 5 ER: 3 SO: 7 BB: 2 IBB: 0 HBP: 0 BLK: 0 WP: 0 HR: 1 S: 49 P: 57 ERA: 3.38 WHIP: 1.500																	

Batter	1	2	3	4	5	6	7	8	9	AB	R	H	RBI	BB	SO	LOB	TOP										
Scott Fletcher, R OBP: 0.369, SLG: 0.409 (1, 6)										3	0	1	0	2	0	2	Texas Rangers @ Minnesota Twins Hubert H. Humphrey Metrodome, Minneapolis, MN Thu Sep 11 1986, 8:05 PM EDT Att: 6,875 - Unknown										
Mike Stanley, R OBP: 0.316, SLG: 0.632 (1, 5)										5	1	3	1	0	1	4											
Ruben Sierra, S OBP: 0.298, SLG: 0.478 (1, 8) (6, 9)										4	0	0	0	0	1	5											
Larry Parrish, R OBP: 0.340, SLG: 0.518 (1, 10)										4	0	0	0	0	2	0											
Pete O'Brien, L OBP: 0.374, SLG: 0.466 (1, 3)										3	0	0	0	1	0	0											
Pete Incaviglia, R OBP: 0.318, SLG: 0.446 Oddibe McDowell, L OBP: 0.338, SLG: 0.437 (1, 9) (6, 8)										3	0	1	0	0	2	1											
Don Slaught, R OBP: 0.314, SLG: 0.472 (1, 2)										4	0	1	0	0	2	2											
Tom Paciorek, R OBP: 0.307, SLG: 0.385 (1, 7)										4	1	3	1	0	0	1											
Steve Buechele, R OBP: 0.310, SLG: 0.405 Darrell Porter, L OBP: 0.331, SLG: 0.496 Jerry Browne, S (9, PR) (9, PR)										3	0	0	0	0	2	2											
Inning Stats	R: 1 E: 0 K: 1 S: 6	H: 1 LOB: 0 BB: 0 P: 6	R: 0 E: 0 K: 2 S: 7	H: 0 LOB: 0 BB: 0 P: 7	R: 0 E: 0 K: 2 S: 8	H: 1 LOB: 2 BB: 1 P: 12	R: 0 E: 0 K: 1 S: 6	H: 1 LOB: 1 BB: 0 P: 6	R: 1 E: 0 K: 2 S: 9	H: 3 LOB: 1 BB: 0 P: 9	R: 0 E: 0 K: 2 S: 7	H: 0 LOB: 1 BB: 1 P: 11	R: 0 E: 0 K: 0 S: 4	H: 2 LOB: 2 BB: 1 P: 8	R: 0 E: 0 K: 0 S: 3	H: 0 LOB: 0 BB: 0 P: 3		R: 0 E: 0 K: 0 S: 5	H: 2 LOB: 2 BB: 0 P: 5	1B: 5 2B: 3 3B: 0 HR: 2	SF: 0 SAC: 0 DP: 1 HBP: 0	WP: 0 PB: 0 SB: 0 CS: 1	PA: 38				
PITCHER	IP	WLS	BF	H	R	ER	SO	BB	IBB	HBP	BLK	WP	HR	S	P	ERA	WHIP										
Frank Viola, L ERA: 4.75 George Frazier, R ERA: 4.99	(1, 1) (8, 1)	7.0 2.0	W 8	30 8	8 2	2 0	10 0	3 0	0 0	0 0	0 0	0 0	2 0	47 8	59 8	2.57 0.00	1.571 1.000										

AB	35
R	2
H	10
RBI	2
BB	3
SO	10
LOB	17



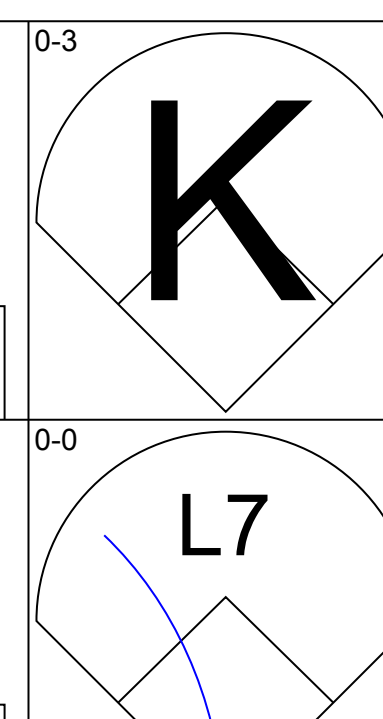
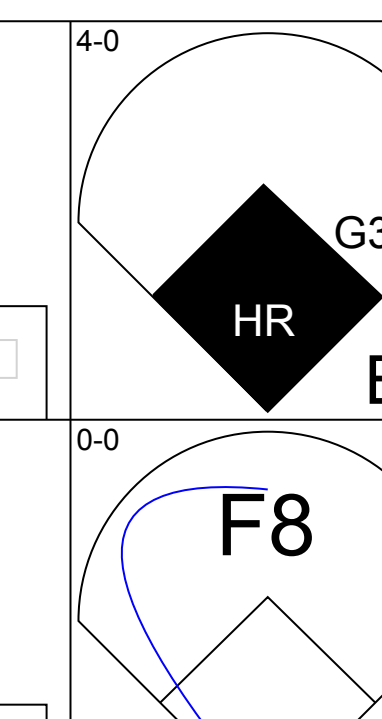
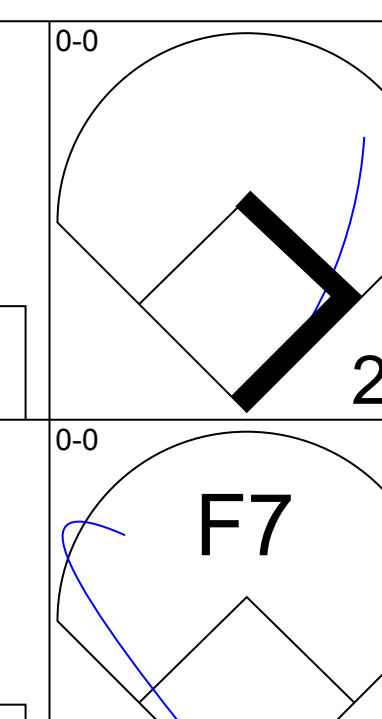
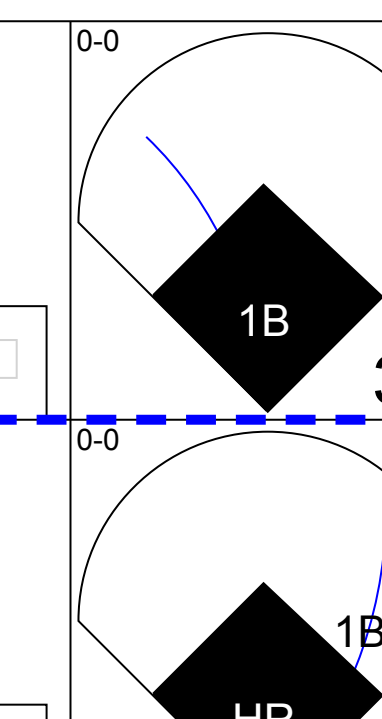
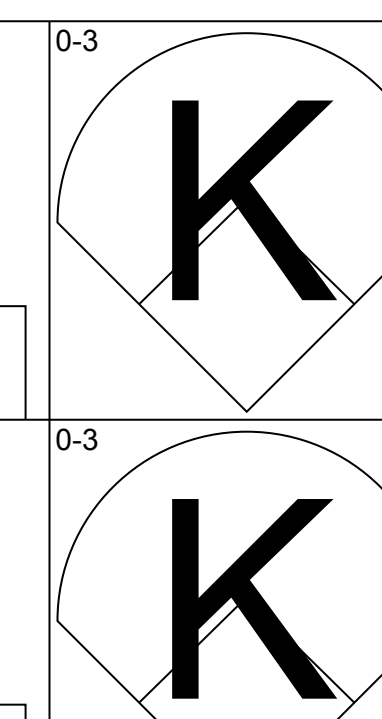
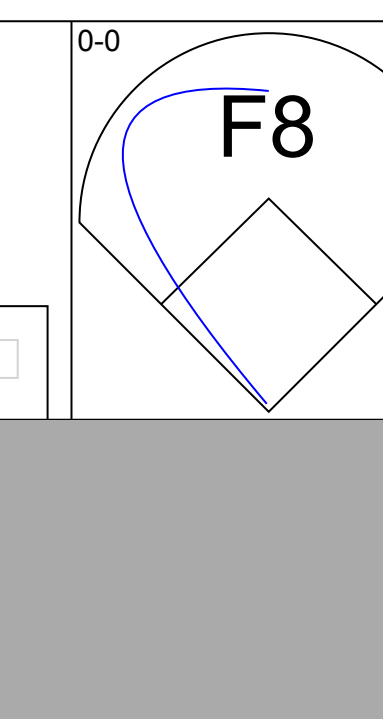
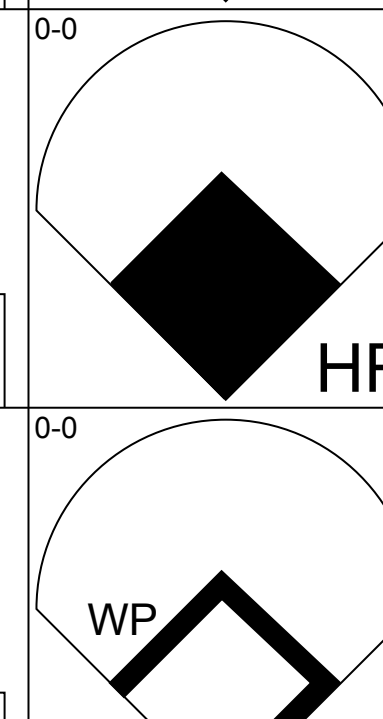
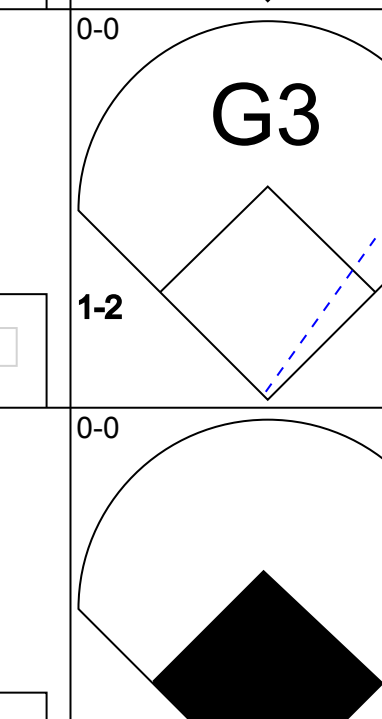
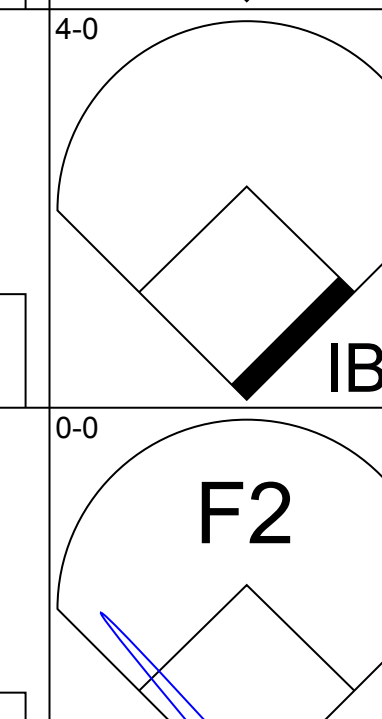
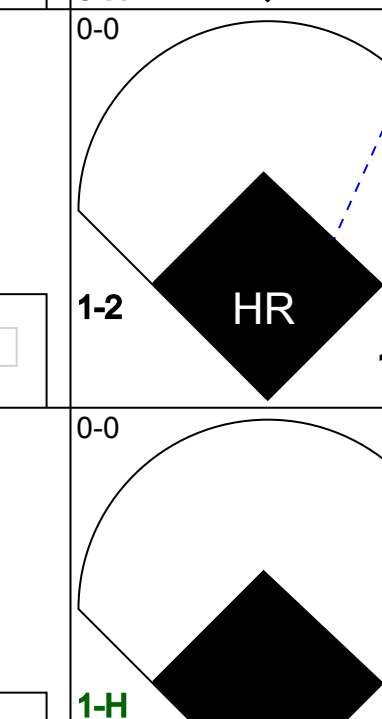
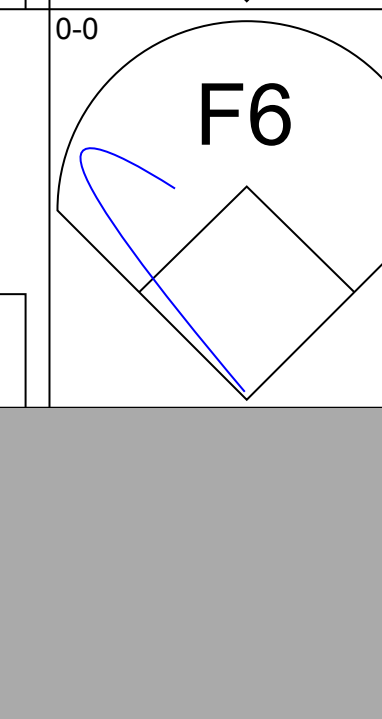
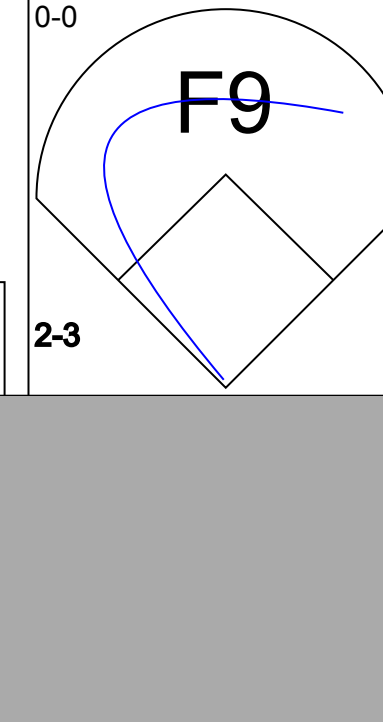
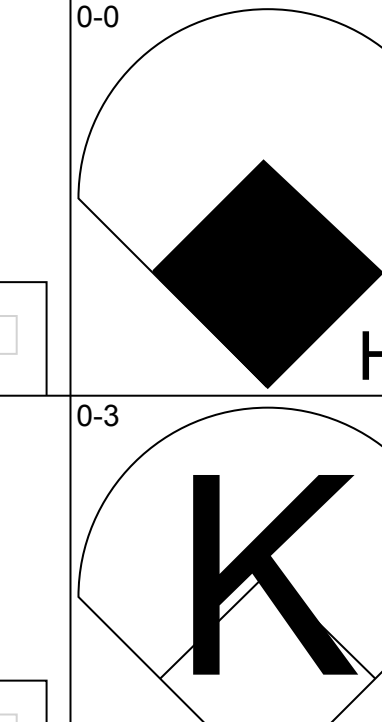
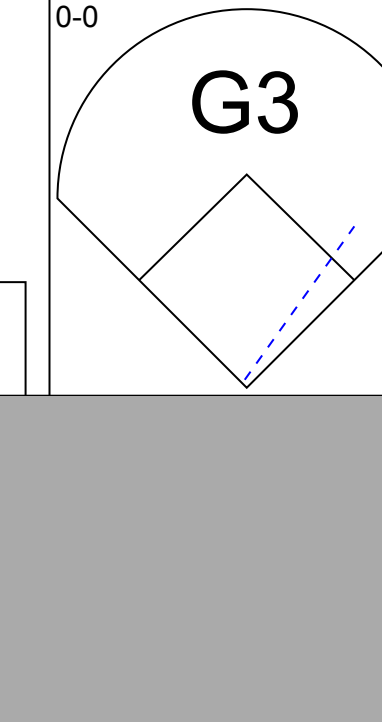
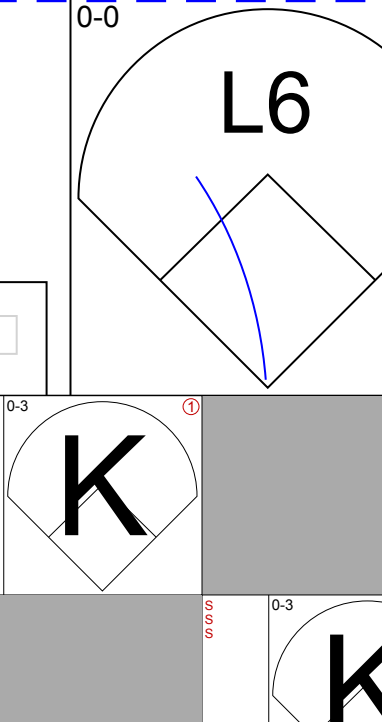




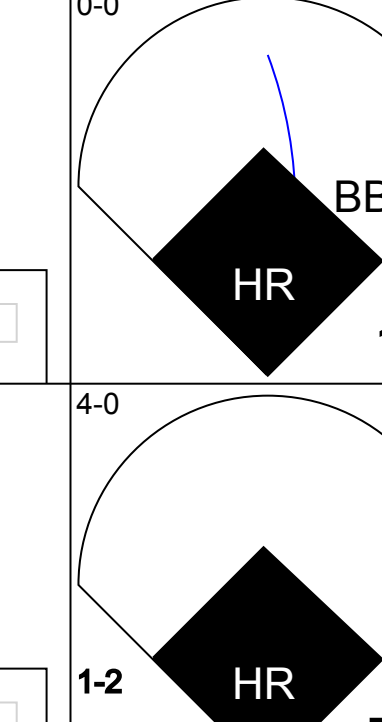
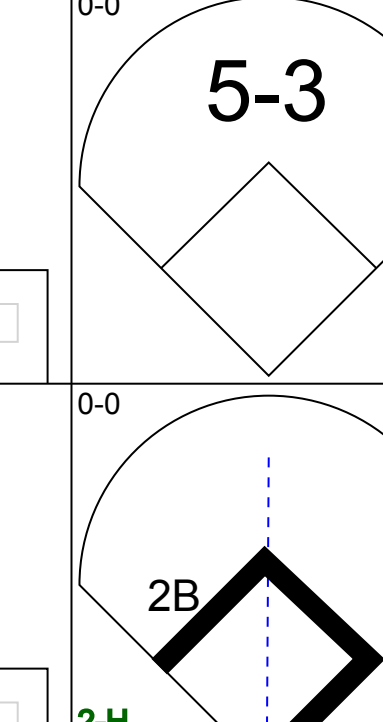
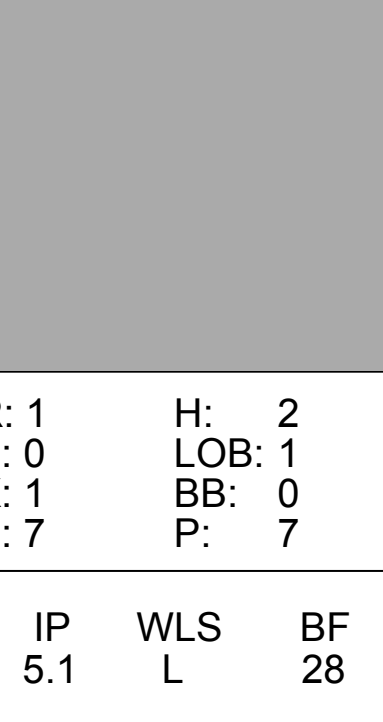
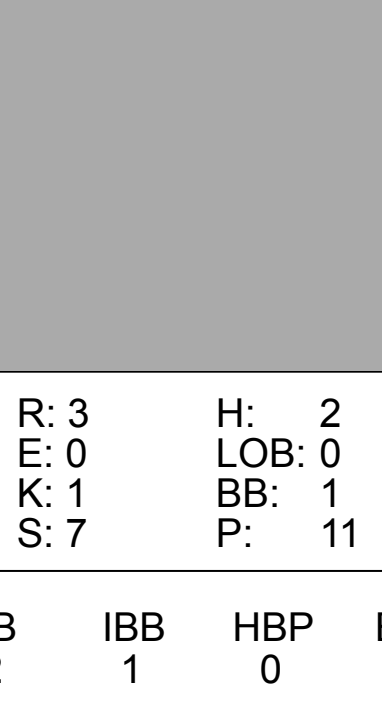
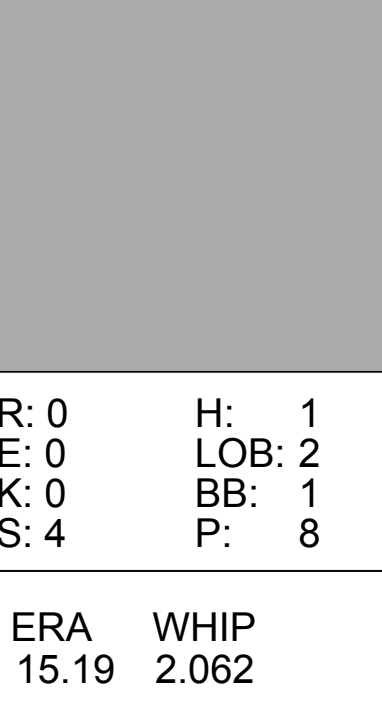
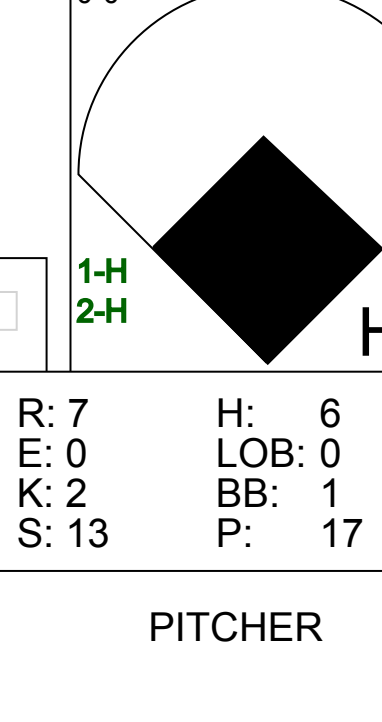
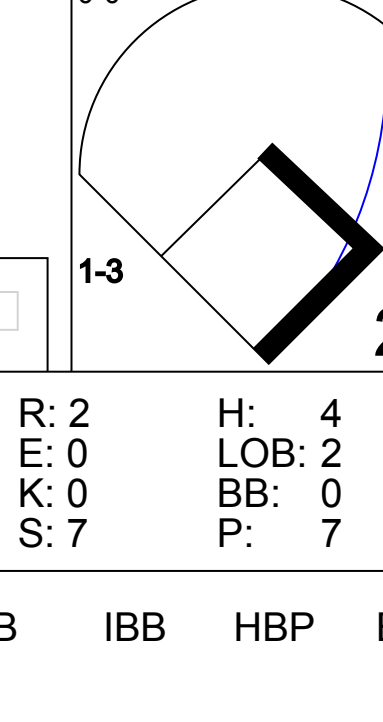
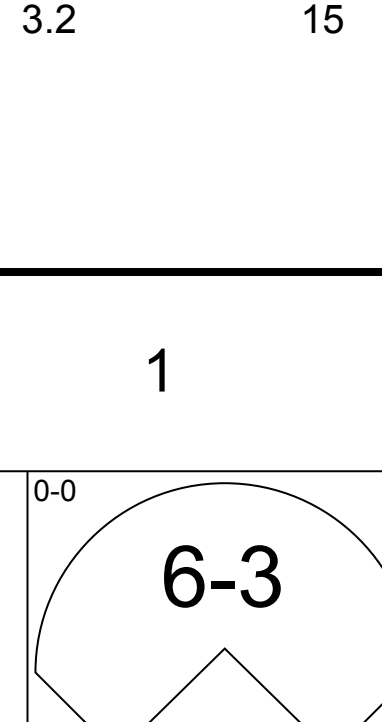
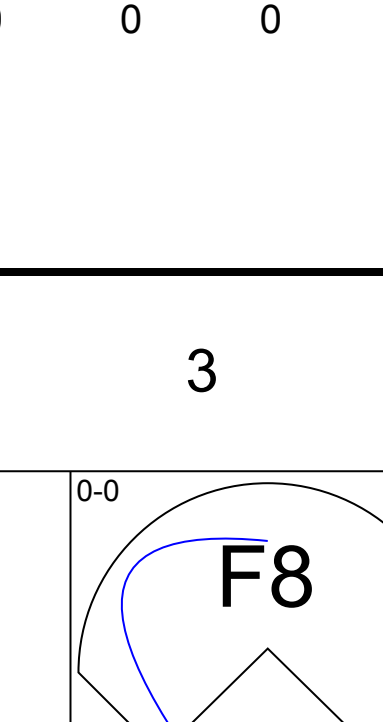
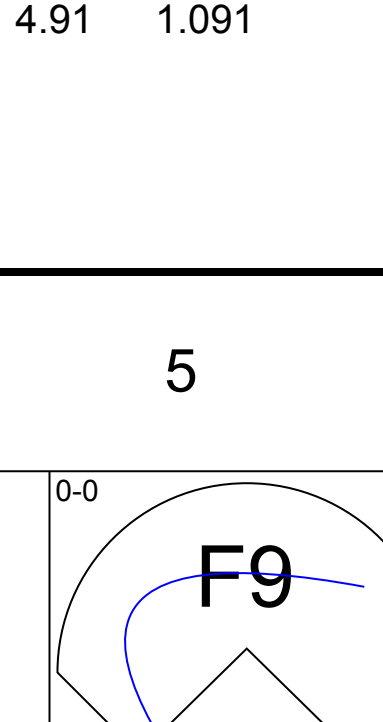
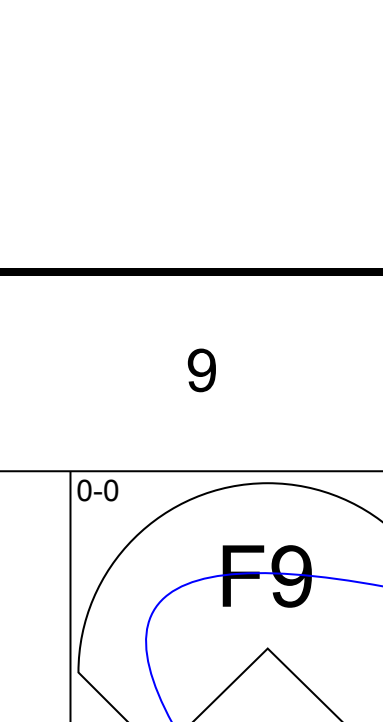
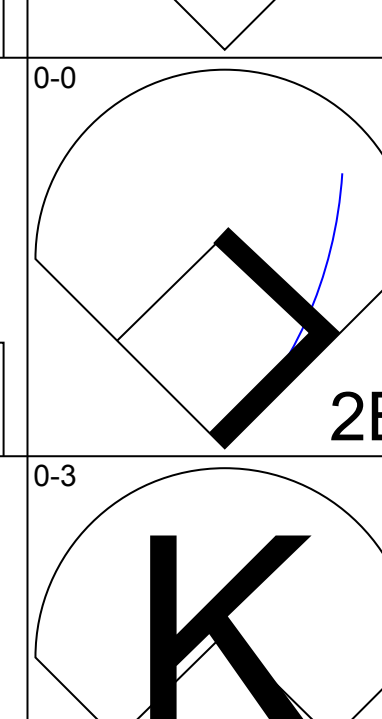
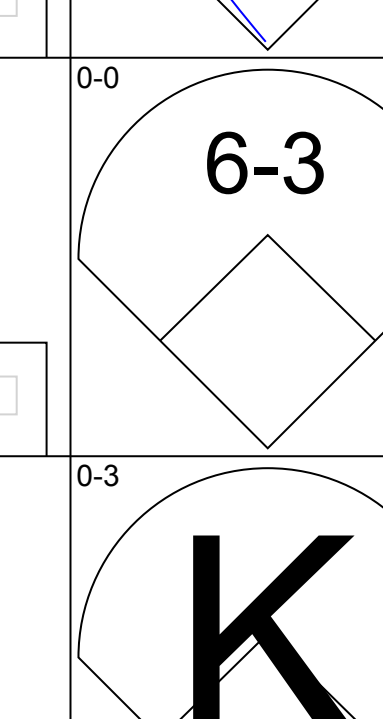
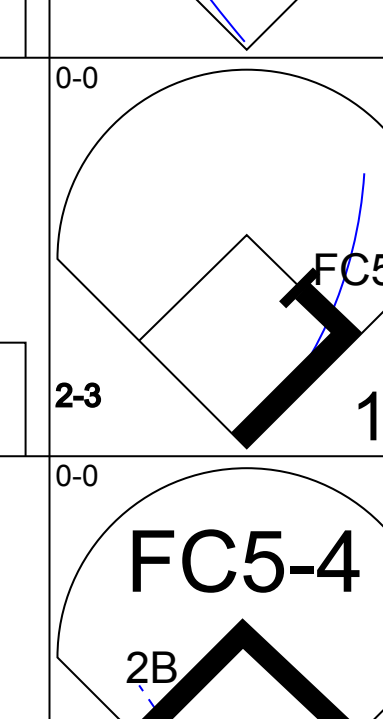
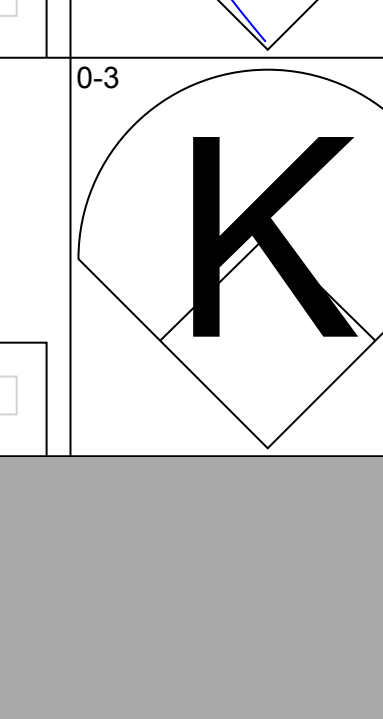
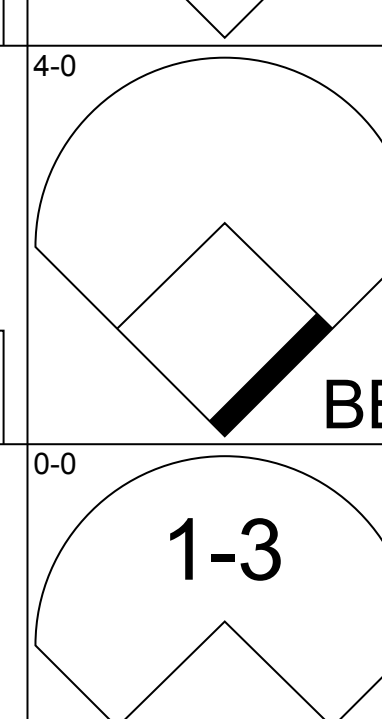
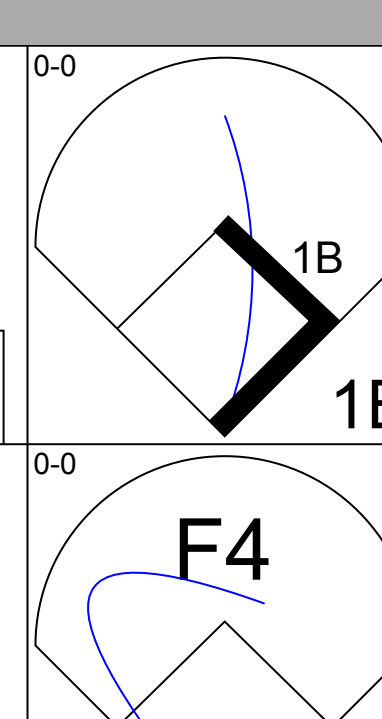

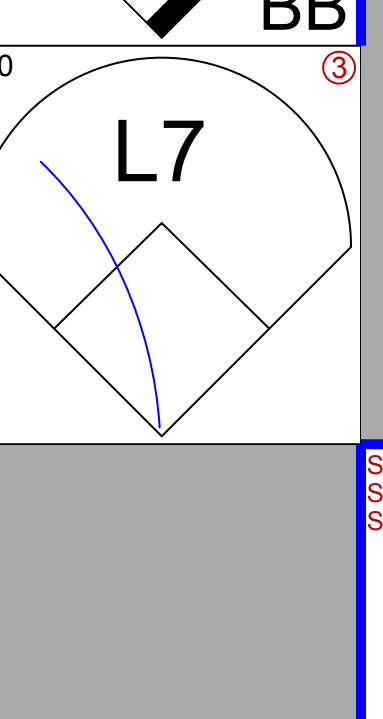


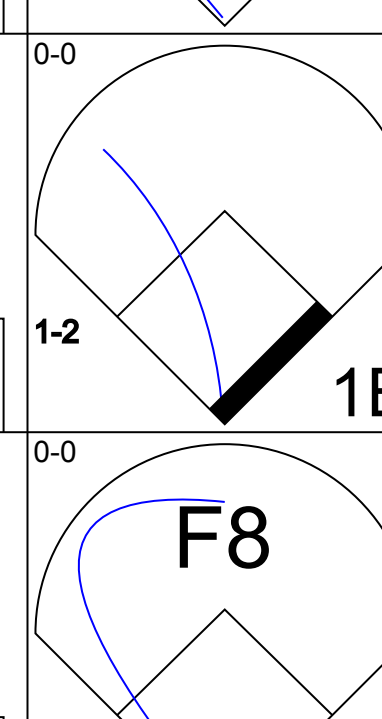
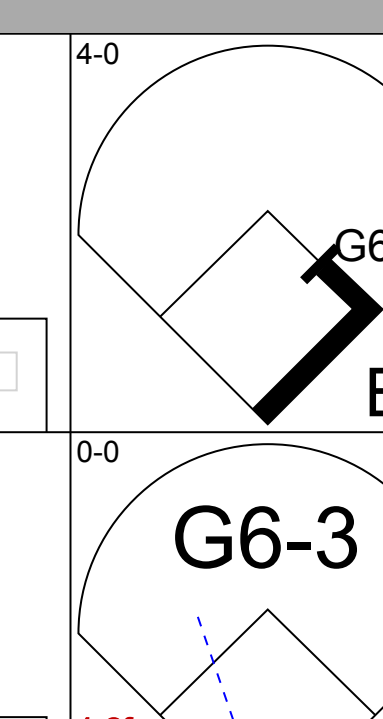



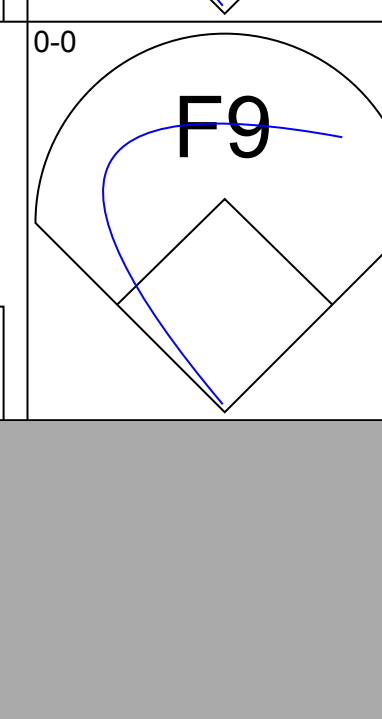
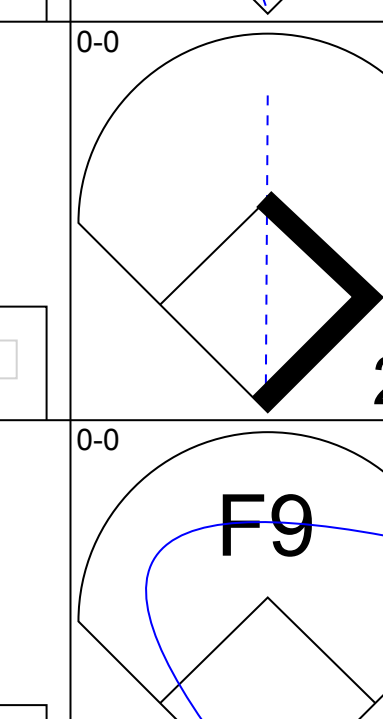

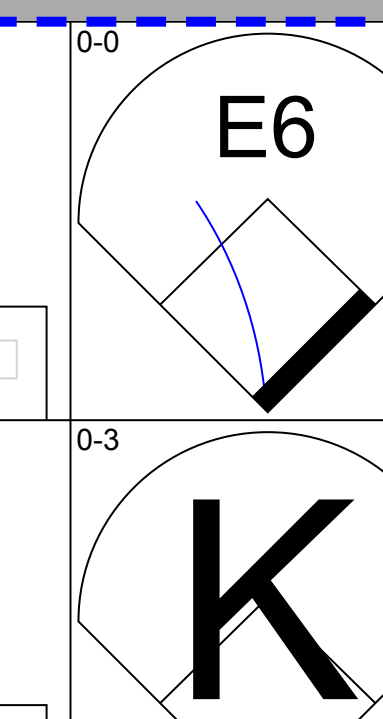
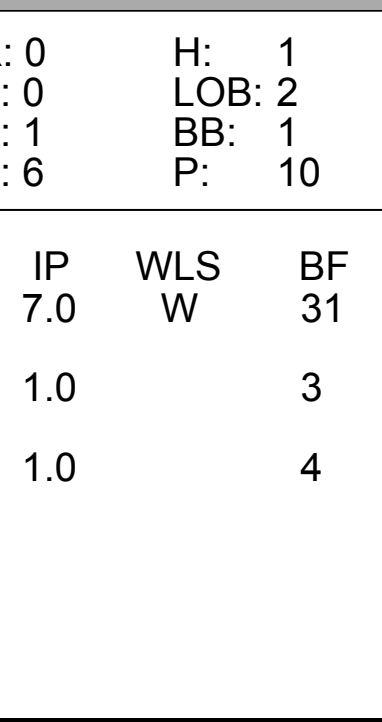
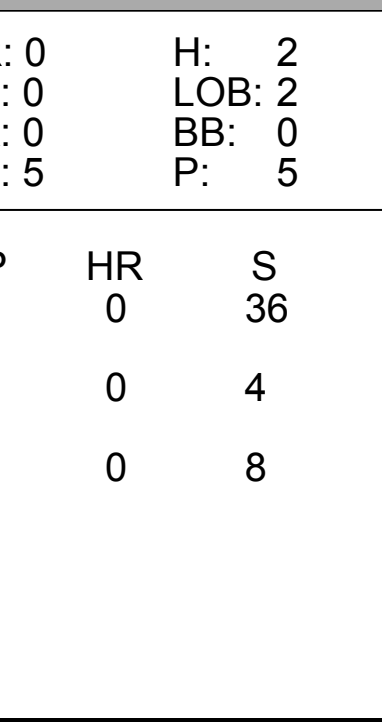
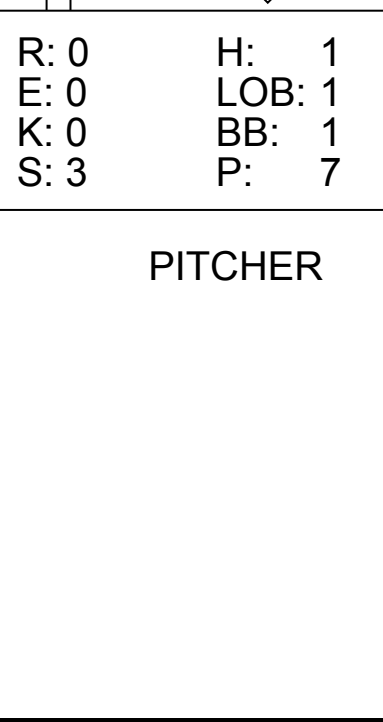
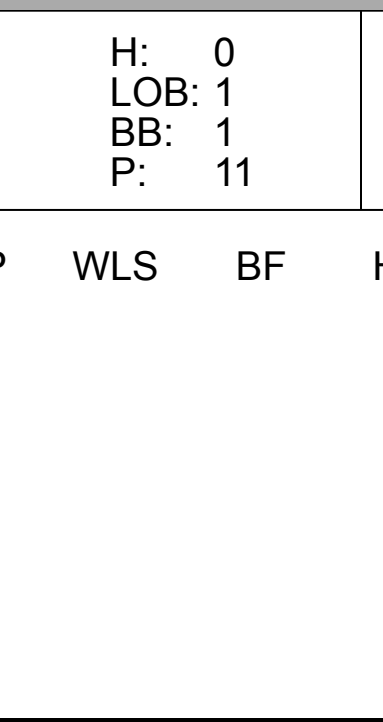
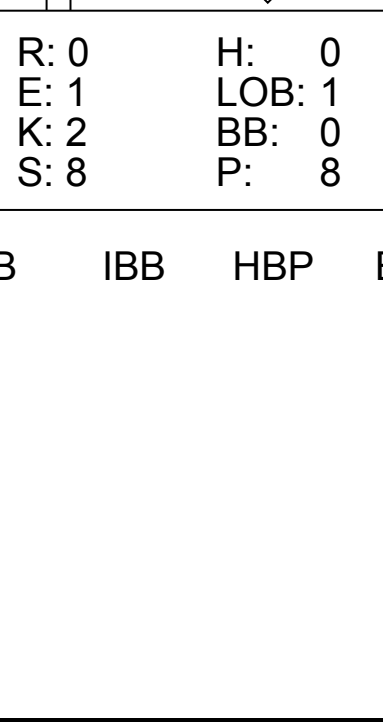
Batter	1	2	3	4	5	6	7	8	9	AB	R	H	RBI	BB	SO	LOB	BOTTOM											
Kirby Puckett, R OBP: 0.382, SLG: 0.557 (1, 8)										4	2	1	0	0	0	1	Texas Rangers @ Minnesota Twins Hubert H. Humphrey Metrodome, Minneapolis, MN Thu Sep 11 1986, 8:05 PM EDT Att: 6,875 - Unknown											
Mark Salas, L OBP: 0.287, SLG: 0.394 Ron Washington, R OBP: 0.267, SLG: 0.439 (1, 10) (7, PH)										3	2	3	4	0	0	0												
Kent Hrbek, L OBP: 0.359, SLG: 0.493 (1, 3)										2	0	0	0	2	2	0												
Gary Gaetti, R OBP: 0.344, SLG: 0.522 (1, 5)										4	1	2	1	0	1	3												
Tom Brunansky, R OBP: 0.317, SLG: 0.436 (1, 9)										4	0	0	0	0	1	4												
Mickey Hatcher, R OBP: 0.321, SLG: 0.363 Billy Beane, R OBP: 0.252, SLG: 0.254 (1, 7) (8, PR) (9, 7)										4	1	3	0	0	0	0												
Greg Gagne, R OBP: 0.293, SLG: 0.365 (1, 6)										3	0	1	0	0	1	1												
Jeff Reed, L OBP: 0.300, SLG: 0.336 (1, 2)										3	0	0	1	0	0	3												
Steve Lombardozzi, R OBP: 0.310, SLG: 0.352 (1, 4)										3	0	1	0	0	1	1												
Inning Stats	R: 2 E: 0 K: 2 S: 9	H: 2 LOB: 0 BB: 0 P: 9	R: 0 E: 0 K: 1 S: 5	H: 0 LOB: 0 BB: 0 P: 5	R: 2 E: 0 K: 1 S: 7	H: 2 LOB: 1 BB: 1 P: 11	R: 0 E: 0 K: 0 S: 4	H: 1 LOB: 0 BB: 0 P: 4	R: 1 E: 1 K: 0 S: 4	H: 1 LOB: 1 BB: 1 P: 8	R: 1 E: 0 K: 1 S: 6	H: 1 LOB: 0 BB: 0 P: 6	R: 0 E: 0 K: 2 S: 7	H: 1 LOB: 0 BB: 0 P: 7	R: 0 E: 0 K: 0 S: 5	H: 3 LOB: 2 BB: 0 P: 5		1B: 7 2B: 0 3B: 1 HR: 3	SF: 0 SAC: 2 DP: 2 HBP: 0	WP: 0 PB: 0 SB: 1 CS: 0	PA: 35							
PITCHER	IP	WLS	BF	H	R	ER	SO	BB	IBB	HBP	BLK	WP	HR	S	P	ERA	WHIP											
Charlie Hough, R ERA: 4.06 Jeff Russell, R ERA: 3.78 Mitch Williams, L ERA: 3.17 Dale Mohorcic, R ERA: 2.32	(1, 1) (5, 1) (7, 1) (8, 1)	4.0 2.0 1.0 1.0	L 7	21 7	6 2	5 1	4 1	4 1	4 1	2 0	0 0	0 0	0 0	0 0	9 7	9 7	4.50 0.00 0.00	1.000 1.000 2.000										

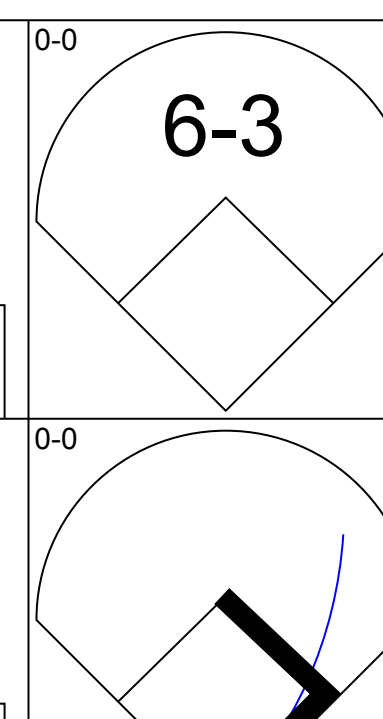
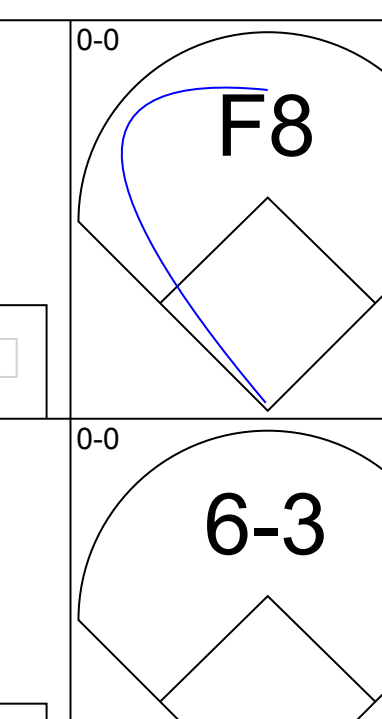
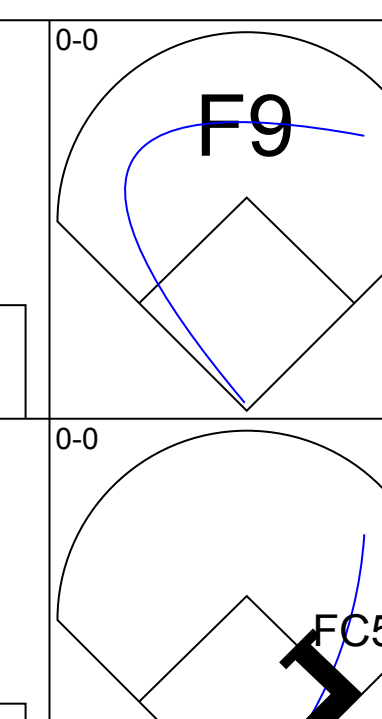
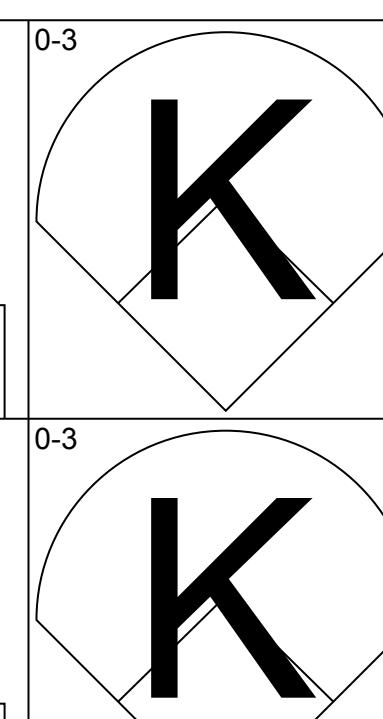
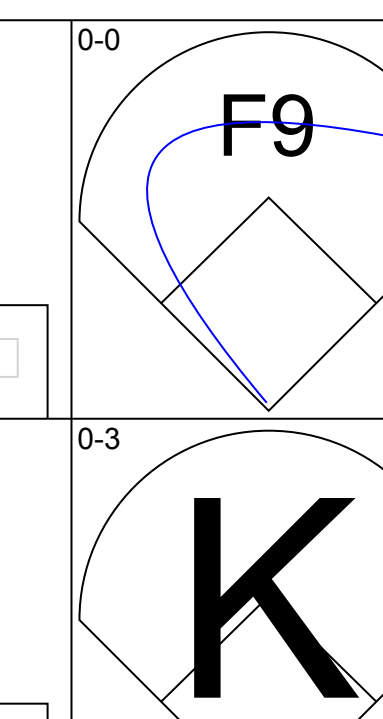
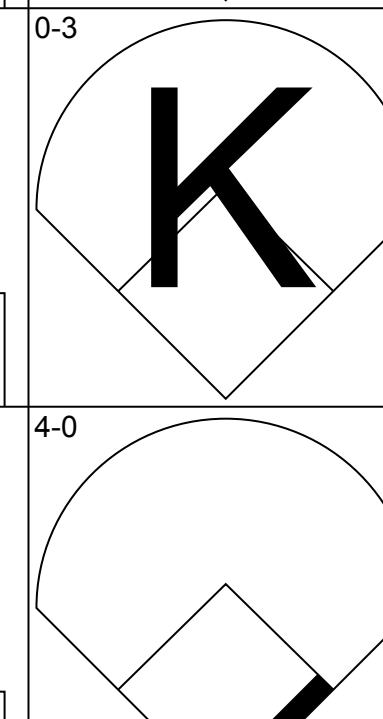
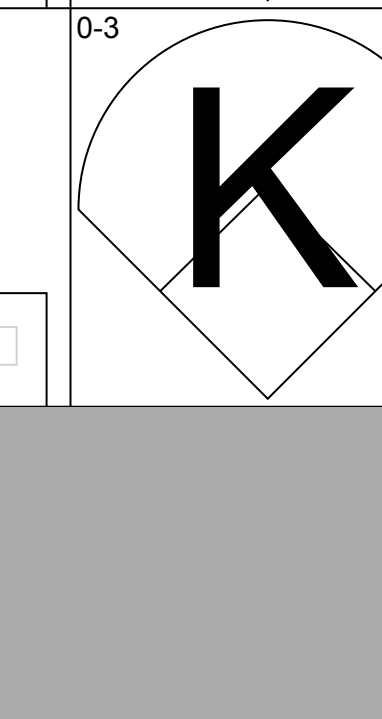
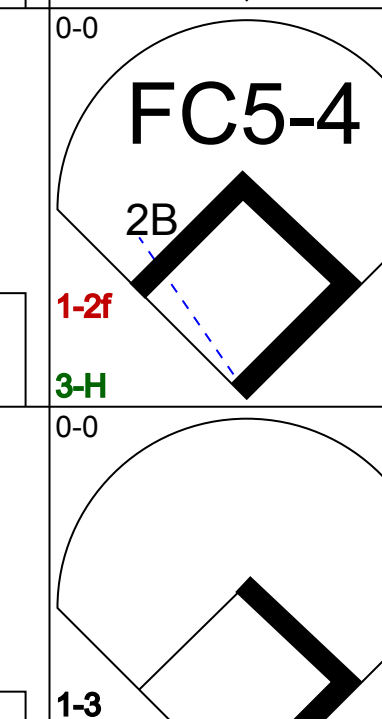
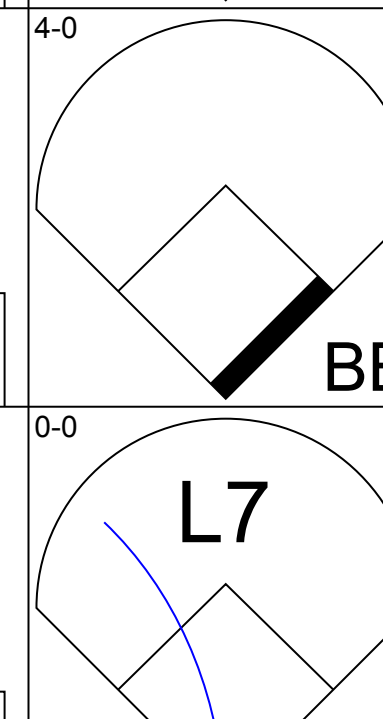

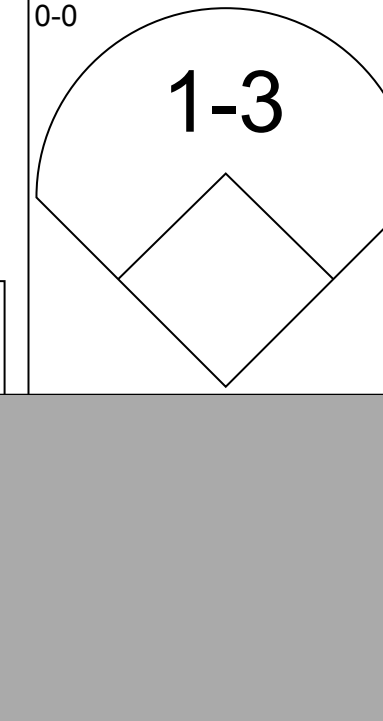

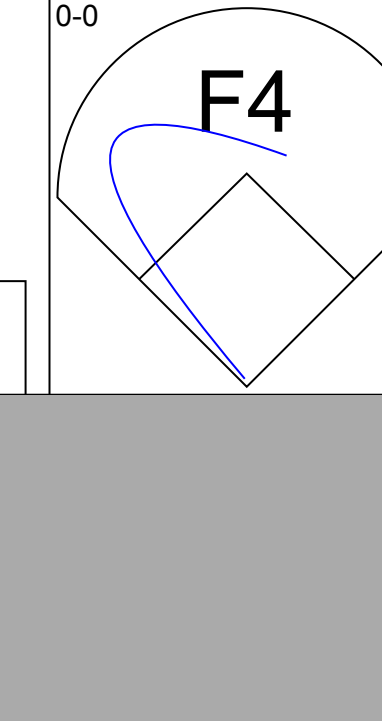






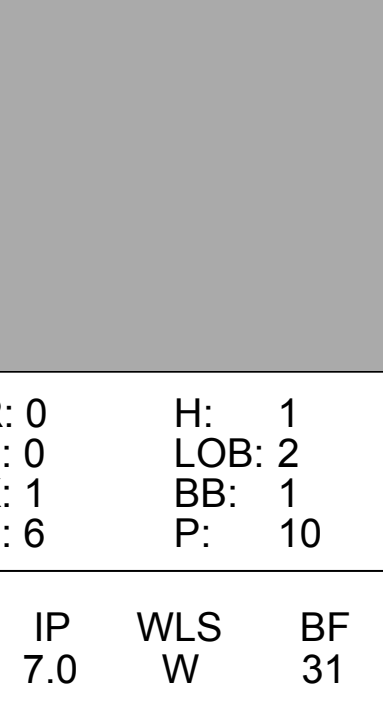
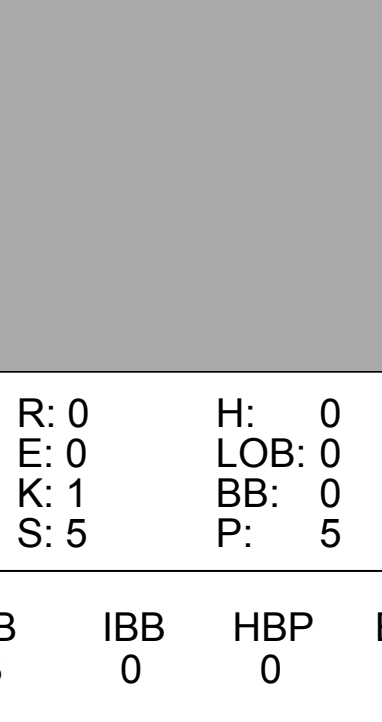
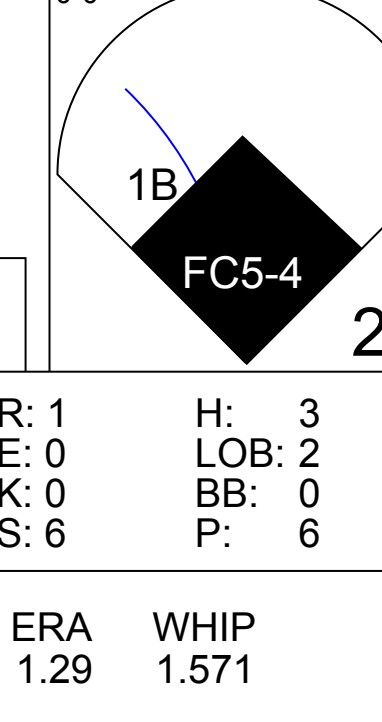



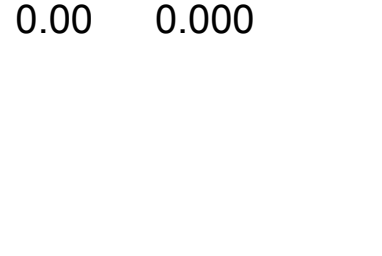

AB	31
R	6
H	11
RBI	6
BB	2
SO	7
LOB	14



Batter	1	2	3	4	5	6	7	8	9	AB	R	H	RBI	BB	SO	LOB	TOP										
Oddibe McDowell, L (1, 8) OBP: 0.335, SLG: 0.434	F7		F3			4-3	F8			4	0	0	0	0	0	2	Texas Rangers @ Minnesota Twins Hubert H. Humphrey Metrodome, Minneapolis, MN Fri Sep 12 1986, 8:05 PM EDT Att: 9,236 - Unknown livebaseballscorecards.com										
Scott Fletcher, R (1, 6) OBP: 0.365, SLG: 0.406	4-3		6-3			5-3		K		4	0	0	0	0	1	0											
Ruben Sierra, S (1, 7) OBP: 0.301, SLG: 0.478								K		4	0	2	0	0	2	0											
Larry Parrish, R (1, 10) OBP: 0.339, SLG: 0.514								K		3	0	0	0	1	0	1											
Tom Paciorek, R (1, 3) OBP: 0.308, SLG: 0.381 Geno Petralli, L (9, PH) OBP: 0.289, SLG: 0.427								K		2	0	0	0	1	2	2											
Pete Incaviglia, R (1, 9) OBP: 0.321, SLG: 0.453										1	0	0	0	0	0	0											
Don Slaught, R (1, 2) OBP: 0.320, SLG: 0.486										4	1	2	1	0	0	1											
Mike Stanley, R (1, 5) OBP: 0.364, SLG: 0.619 Pete O'Brien, L (9, PH) OBP: 0.373, SLG: 0.465										3	1	2	1	1	0	1											
Toby Harrah, R (1, 4) OBP: 0.324, SLG: 0.375 Darrell Porter, L (9, PH) OBP: 0.328, SLG: 0.492										2	0	1	0	1	0	1											
										1	0	0	0	0	0	0											
Inning Stats	R: 0 E: 0 K: 0 S: 4	H: 1 LOB: 1 BB: 0 P: 4	R: 0 E: 0 K: 0 S: 2	H: 0 LOB: 1 BB: 2 P: 10	R: 0 E: 0 K: 0 S: 3	H: 0 LOB: 0 BB: 0 P: 3	R: 0 E: 0 K: 2 S: 7	H: 0 LOB: 0 BB: 0 P: 7	R: 0 E: 0 K: 1 S: 6	H: 2 LOB: 1 BB: 0 P: 6	R: 0 E: 0 K: 1 S: 6	H: 1 LOB: 2 BB: 1 P: 10	R: 0 E: 0 K: 0 S: 4	H: 1 LOB: 2 BB: 1 P: 8	R: 0 E: 0 K: 2 S: 7	H: 0 LOB: 0 BB: 0 P: 7	R: 2 E: 0 K: 0 S: 5	H: 2 LOB: 0 BB: 0 P: 5	1B: 5 2B: 0 3B: 0 HR: 2	SF: 0 SAC: 0 DP: 1 HBP: 0	WP: 0 PB: 0 SB: 0 CS: 0	PA: 36					
PITCHER	IP	WLS	BF	H	R	ER	SO	BB	IBB	HBP	BLK	WP	HR	S	P	ERA	WHIP										
Neal Heaton, L (1, 1) ERA: 4.08	6.1	W	26	5	0	0	4	4	0	0	0	0	0	30	46	0.00	1.421										
Roy Lee Jackson, R (7, 1) ERA: 4.0	2.0		8	2	2	2	2	0	0	0	0	0	2	12	12	9.00	1.000										
Ray Fontenot, L (9, 1) ERA: 4.28	0.1	S	1	0	0	0	0	0	0	0	0	0	0	1	1	0.00	0.000										
Keith Atherton, R (9, 1) ERA: 4.1	0.1		1	0	0	0	0	0	0	0	0	0	0	1	1	0.00	0.000										

Batter	1	2	3	4	5	6	7	8	9	AB	R	H	RBI	BB	SO	LOB	BOTTOM										
Kirby Puckett, R (1, 8) OBP: 0.382, SLG: 0.562	1-3									4	2	2	3	0	0	0	Texas Rangers @ Minnesota Twins Hubert H. Humphrey Metrodome, Minneapolis, MN Fri Sep 12 1986, 8:05 PM EDT Att: 9,236 - Unknown livebaseballscorecards.com										
Roy Smalley, S (1, 10) OBP: 0.336, SLG: 0.451	F8									3	0	1	1	1	1	0											
Kent Hrbek, L (1, 3) OBP: 0.356, SLG: 0.489	F9									4	0	0	0	0	1	2											
Gary Gaetti, R (1, 5) OBP: 0.343, SLG: 0.520										4	0	1	0	0	2	0											
Mark Salas, L (1, 2) OBP: 0.285, SLG: 0.390										2	0	0	0	0	0	0											
Tom Brunansky, R (1, 9) OBP: 0.317, SLG: 0.435										2	0	0	0	1	2	1											
Billy Beane, R (1, 7) OBP: 0.254, SLG: 0.250										2	1	0	0	1	1	2											
Greg Gagne, R (1, 6) OBP: 0.291, SLG: 0.363										3	0	0	0	0	1	1											
Steve Lombardozzi, R (1, 4) OBP: 0.311, SLG: 0.351										2	1	0	0	1	0	0											
										1	0	0	0	0	0	0											
Inning Stats	R: 0 E: 0 K: 0 S: 3	H: 0 LOB: 0 BB: 0 P: 3	R: 0 E: 0 K: 2 S: 7	H: 0 LOB: 1 BB: 1 P: 11	R: 1 E: 0 K: 0 S: 5	H: 2 LOB: 1 BB: 0 P: 5	R: 0 E: 0 K: 1 S: 5	H: 0 LOB: 0 BB: 0 P: 5	R: 3 E: 0 K: 1 S: 5	H: 1 LOB: 0 BB: 3 P: 17	R: 0 E: 0 K: 1 S: 6	H: 1 LOB: 1 BB: 0 P: 6	R: 0 E: 0 K: 0 S: 3	H: 0 LOB: 0 BB: 0 P: 3	R: 0 E: 0 K: 3 S: 9	H: 0 LOB: 0 BB: 0 P: 9	1B: 3 2B: 0 3B: 0 HR: 1	SF: 0 SAC: 1 DP: 1 HBP: 0	WP: 0 PB: 0 SB: 3 CS: 0	PA: 31							
PITCHER	IP	WLS	BF	H	R	ER	SO	BB	IBB	HBP	BLK	WP	HR	S	P	ERA	WHIP										
Ed Correa, R (1, 1) ERA: 4.93	4.1	L	20	3	4	4	4	4	0	0	0	0	1	24	40	8.31	1.615										
Ron Meredith, L (5, 1) ERA: 3.75	1.0		3	1	0	0	0	0	0	0	0	0	0	3	3	0.00	1.000										
Jeff Russell, R (6, 1) ERA: 3.75	0.2		2	0	0	0	1	0	0	0	0	0	0	4	4	0.00	0.000										
Dale Mohorcic, R (7, 1) ERA: 2.28	1.0		3	0	0	0	0	0	0	0	0	0	0	3	3	0.00	0.000										
Greg Harris, R (8, 1) ERA: 2.75	1.0		3	0	0	0	3	0	0	0	0	0	0	9	9	0.00	0.000										

Batter	1	2	3	4	5	6	7	8	9	AB	R	H	RBI	BB	SO	LOB	TOP					
Oddibe McDowell, L OBP: 0.337, SLG: 0.439 (1, 8)										5	2	2	0	1	2	2	Texas Rangers @ Minnesota Twins Hubert H. Humphrey Metrodome, Minneapolis, MN Sat Sep 13 1986, 4:33 AM EDT Att: 10,820 - Unknown livebaseballscorecards.com					
Curtis Wilkerson, S OBP: 0.260, SLG: 0.317 (1, 6)										5	1	1	1	0	1	2						
Pete O'Brien, L OBP: 0.375, SLG: 0.471 (1, 3)										4	2	2	1	1	0	1						
Darrell Porter, L OBP: 0.340, SLG: 0.556 (9, PH)										4	2	3	5	0	0	2						
Ruben Sierra, S OBP: 0.302, SLG: 0.497 (6, 9)										5	2	2	2	0	0	3						
Pete Incauiglia, R OBP: 0.321, SLG: 0.458 (6, PH)										3	1	1	1	0	2	0						
Bob Brower, R OBP: 0.500, SLG: 1.000 (6, 7)										2	1	1	0	0	1	0						
Geno Petralli, L OBP: 0.342, SLG: 0.425 (7, PH)										3	1	1	0	0	0	0						
Orlando Mercado, R OBP: 0.274, SLG: 0.289 (7, 2)										2	0	0	0	0	0	1						
Mike Stanley, R OBP: 0.360, SLG: 0.565 (6, 4)										2	1	0	0	1	1	0						
Jerry Browne, S OBP: 0.500, SLG: 0.500 (6, 4)										2	0	1	1	0	0	0						
Steve Buechele, R OBP: 0.311, SLG: 0.415 (6, 5)										5	1	2	3	0	0	0						
Inning Stats	R: 1 E: 0 K: 1 S: 7	H: 2 LOB: 1 BB: 0 P: 7	R: 1 E: 0 K: 1 S: 6	H: 1 LOB: 0 BB: 0 P: 6	R: 3 E: 0 K: 1 S: 7	H: 2 LOB: 0 BB: 1 P: 11	R: 0 E: 0 K: 0 S: 3	H: 0 LOB: 0 BB: 0 P: 3	R: 0 E: 0 K: 0 S: 4	H: 1 LOB: 2 BB: 1 P: 8	R: 7 E: 0 K: 2 S: 13	H: 6 LOB: 0 BB: 1 P: 17	R: 0 E: 0 K: 0 S: 3	H: 0 LOB: 0 BB: 0 P: 3	R: 0 E: 0 K: 2 S: 7	H: 0 LOB: 0 BB: 0 P: 7	R: 2 E: 0 K: 0 S: 7	H: 4 LOB: 4 BB: 0 P: 7	1B: 4 2B: 4 3B: 1 HR: 7	SF: 0 SAC: 0 DP: 0 HBP: 0	WP: 1 PB: 0 CS: 0	PA: 46
PITCHER	IP	WLS	BF	H	R	ER	SO	BB	IBB	HBP	BLK	WP	HR	S	P	ERA	WHIP					
Bert Blyleven, R ERA: 4.03 (1, 1)	5.1	L	28	9	9	9	4	2	1	0	0	1	5	33	45	15.19	2.062					
Keith Atherton, R ERA: 4.4 (6, 1)	0.0		3	3	3	3	0	0	0	0	0	0	1	3	3	∞	∞					
Bill Latham, L ERA: 4.85 (6, 1)	3.2		15	4	2	2	3	0	0	0	0	0	1	21	21	4.91	1.091					

Batter	1	2	3	4	5	6	7	8	9	AB	R	H	RBI	BB	SO	LOB	BOTTOM					
Kirby Puckett, R OBP: 0.381, SLG: 0.559 (7, 8)										3	0	0	0	0	0	1	Texas Rangers @ Minnesota Twins Hubert H. Humphrey Metrodome, Minneapolis, MN Sat Sep 13 1986, 4:33 AM EDT Att: 10,820 - Unknown livebaseballscorecards.com					
Billy Beane, R OBP: 0.250, SLG: 0.246 (7, 8)										2	0	0	0	0	1	1						
Mark Davidson, R OBP: 0.196, SLG: 0.133 (1, 7)										5	0	2	0	0	2	1						
Gary Gaetti, R OBP: 0.342, SLG: 0.517 (1, 5)										3	0	0	1	1	2	2						
Alvaro Espinoza, R OBP: 0.136, SLG: 0.136 (8, 6)										0	0	0	0	0	0	0						
Tom Brunansky, R OBP: 0.320, SLG: 0.438 (1, 9)										3	0	2	0	1	0	1						
Kent Hrbek, L OBP: 0.354, SLG: 0.486 (1, 3)										3	0	0	0	0	0	5						
Randy Bush, L OBP: 0.336, SLG: 0.413 (8, 3)										1	0	0	0	0	1	0						
Mickey Hatcher, R OBP: 0.327, SLG: 0.364 (1, 10)										2	0	1	0	2	0	0						
Tim Laudner, R OBP: 0.327, SLG: 0.448 (1, 2)										4	0	1	0	0	0	4						
Greg Gagne, R OBP: 0.290, SLG: 0.361 (6, PH)										2	0	0	0	0	0	3						
Ron Washington, R OBP: 0.274, SLG: 0.458 (7, 6)										2	0	1	0	0	0	0						
Steve Lombardozzi, R OBP: 0.310, SLG: 0.352 (1, 4)										4	1	1	0	0	1	3						
Inning Stats	R: 0 E: 0 K: 1 S: 6	H: 1 LOB: 2 BB: 1 P: 10	R: 0 E: 0 K: 0 S: 4	H: 1 LOB: 1 BB: 0 P: 4	R: 0 E: 0 K: 1 S: 5	H: 0 LOB: 0 BB: 0 P: 5	R: 0 E: 0 K: 0 S: 5	H: 2 LOB: 2 BB: 0 P: 5	R: 1 E: 0 K: 0 S: 6	H: 3 LOB: 1 BB: 0 P: 6	R: 0 E: 0 K: 0 S: 3	H: 1 LOB: 1 BB: 1 P: 7	R: 0 E: 0 K: 2 S: 7	H: 0 LOB: 1 BB: 1 P: 11	R: 0 E: 0 K: 1 S: 4	H: 0 LOB: 0 BB: 1 P: 8	R: 0 E: 1 K: 2 S: 8	H: 0 LOB: 1 BB: 0 P: 8	1B: 4 2B: 4 3B: 0 HR: 0	SF: 0 SAC: 0 DP: 2 HBP: 0	WP: 0 PB: 0 CS: 0	PA: 38
PITCHER	IP	WLS	BF	H	R	ER	SO	BB	IBB	HBP	BLK	WP	HR	S	P	ERA	WHIP					
Mike Mason, L ERA: 4.21 (1, 1)	7.0		31	8	1	1	4	3	0	0	0	0	0	36	48	0.00	1.571					
Dwayne Henry, R ERA: 4.91 (8, 1)	1.0		3	0	0	0	1	1	0	0	0	0	0	4	8	0.00	1.000					
Mitch Williams, L ERA: 3.13 (9, 1)	1.0		4	0	0	0	2	0	0	0	0	0	0	8	8	0.00	0.000					

Batter	1	2	3	4	5	6	7	8	9	AB	R	H	RBI	BB	SO	LOB	TOP					
Kirby Puckett, R OBP: 0.377, SLG: 0.553 (1, 8)	0-0 6-3		0-0 6-3		0-0 F8		0-0 G1-4-3			4	0	0	0	0	0	3	Minnesota Twins @ Cleveland Indians Cleveland Municipal Stadium, Cleveland, OH Mon Sep 15 1986, 7:05 PM EDT Att: 4,055 - Unknown livebaseballscorecards.com					
Roy Smalley, S OBP: 0.335, SLG: 0.455 (1, 10)	0-0 3-1		0-0 2B			0-0 1B		0-0 1-3		4	0	2	0	0	0	0						
Kent Hrbek, L OBP: 0.358, SLG: 0.497 (1, 3)	4-0 1B		0-0 F2			0-0 F4		0-0 BB		3	0	1	0	1	0	2						
Gary Gaetti, R OBP: 0.343, SLG: 0.514 (1, 5)	0-0 1B			0-3 K		0-3 K		4-0 FC6-4		3	0	1	0	1	2	1						
Randy Bush, L OBP: 0.337, SLG: 0.420 (1, 9)	0-0 F7		0-0 4-3			0-0 FC6-4		0-0 F7		4	0	1	0	0	0	4						
Billy Beane, R OBP: 0.237, SLG: 0.232 (1, 7)		0-0 F2		0-0 F9		0-0 FC6-4		0-0 FC6-4		4	0	0	0	0	0	4						
Mark Salas, L OBP: 0.281, SLG: 0.384 (1, 2)		0-0 F8			0-0 F9		0-0 F2		0-0 6-3	4	0	0	0	0	0	0						
Greg Gagne, R OBP: 0.290, SLG: 0.367 (9, PH) Al Woods, L OBP: 0.333, SLG: 0.526 (9, PH)		0-0 F2			0-3 K		0-0 E6		0-3 K	3	0	0	0	0	1	0						
Steve Lombardozzi, R OBP: 0.310, SLG: 0.351 (1, 4)			0-0 F7				0-0 G1-4-3		0-3 K	4	0	2	0	0	1	0						
Inning Stats	R: 0 E: 0 K: 0 S: 4	H: 1 LOB: 2 BB: 1 P: 8	R: 0 E: 0 K: 0 S: 3	H: 0 LOB: 0 BB: 0 P: 3	R: 0 E: 0 K: 0 S: 4	H: 1 LOB: 1 BB: 0 P: 4	R: 0 E: 0 K: 1 S: 5	H: 0 LOB: 0 BB: 0 P: 5	R: 0 E: 0 K: 1 S: 6	H: 1 LOB: 1 BB: 0 P: 6	R: 0 E: 0 K: 1 S: 7	H: 2 LOB: 2 BB: 0 P: 7	R: 0 E: 1 K: 0 S: 4	H: 1 LOB: 1 BB: 0 P: 4	R: 0 E: 0 K: 0 S: 4	H: 1 LOB: 2 BB: 1 P: 8	R: 0 E: 0 K: 2 S: 7	H: 0 LOB: 0 BB: 0 P: 7	1B: 6 2B: 1 3B: 0 HR: 0	SF: 0 SAC: 0 DP: 1 HBP: 0	WP: 0 PB: 0 SB: 0 CS: 0	PA: 36
PITCHER Tom Candiotti, R ERA: 3.58 (1, 1)	IP: 9.0 WLS: W BF: 36 H: 7 R: 0 ER: 0 SO: 5 BB: 2 IBB: 0 HBP: 0 BLK: 0 WP: 0 HR: 0 S: 44 P: 52 ERA: 0.00 WHIP: 1.000															PITCHER						

Batter	1	2	3	4	5	6	7	8	9	AB	R	H	RBI	BB	SO	LOB	BOTTOM			
Tony Bernazard, S OBP: 0.374, SLG: 0.467 (1, 4)	0-0 FC6-4		0-0 5-3		0-0 HR		0-0 6-3			4	1	2	1	0	0	0	Minnesota Twins @ Cleveland Indians Cleveland Municipal Stadium, Cleveland, OH Mon Sep 15 1986, 7:05 PM EDT Att: 4,055 - Unknown livebaseballscorecards.com			
Brett Butler, L OBP: 0.341, SLG: 0.355 (1, 8)	0-0 FC6-4		0-0 G3		0-0 E		0-0 1B		0-0 CS	4	0	2	0	0	0	1				
Julio Franco, R OBP: 0.333, SLG: 0.418 (1, 6)	0-0 F7		0-0 6-3		0-0 F9		0-0 F9		0-0 E	4	1	1	0	0	0	2				
Joe Carter, R OBP: 0.343, SLG: 0.521 (9, 3)	0-0 F8			0-0 S		0-0 4-3		0-0 E		4	1	2	0	0	0	2				
Cory Snyder, R OBP: 0.307, SLG: 0.525 (1, 9)		0-0 CS		0-3 K		0-3 K		0-0 E6		4	1	1	1	0	2	2				
Pat Tabler, R OBP: 0.375, SLG: 0.431 (8, FR) Otis Nixon, S OBP: 0.293, SLG: 0.253 (9, 7)		0-0 5-3		0-3 K		0-0 F7		0-0 1B		4	0	1	2	0	1	2				
Brook Jacoby, R OBP: 0.335, SLG: 0.424 (1, 5)		0-0 2B		4-0 FC4		0-0 F8		0-0 F8		3	0	1	0	1	0	1				
Carmen Castillo, R OBP: 0.304, SLG: 0.421 (8, PH) Mel Hall, L OBP: 0.341, SLG: 0.489 (8, PH) Andre Thornton, R OBP: 0.333, SLG: 0.393 (8, PH)		4-0 BB		0-0 FC4		0-3 K		0-0 F8		2	0	0	0	1	1	2				
Chris Bando, S OBP: 0.329, SLG: 0.314 (1, 2)		0-0 L5			0-0 4-3		0-0 6-3			3	0	0	0	0	0	2				
Inning Stats	R: 0 E: 0 K: 0 S: 4	H: 1 LOB: 1 BB: 0 P: 4	R: 0 E: 0 K: 0 S: 4	H: 2 LOB: 2 BB: 1 P: 8	R: 0 E: 0 K: 2 S: 8	H: 1 LOB: 2 BB: 1 P: 12	R: 1 E: 0 K: 0 S: 5	H: 2 LOB: 1 BB: 0 P: 5	R: 0 E: 0 K: 1 S: 5	H: 0 LOB: 0 BB: 0 P: 5	R: 0 E: 0 K: 1 S: 5	H: 0 LOB: 0 BB: 0 P: 5	R: 3 E: 1 K: 0 S: 7	H: 4 LOB: 1 BB: 0 P: 7	R: 0 E: 0 K: 0 S: 7	H: 0 LOB: 0 BB: 0 P: 7	1B: 7 2B: 1 3B: 1 HR: 1	SF: 0 SAC: 0 DP: 0 HBP: 0	WP: 0 PB: 0 SB: 2 CS: 2	PA: 35
PITCHER Frank Viola, L ERA: 4.71 (8, 1) Keith Atherton, R ERA: 4.38 (8, 1) Ray Fontenot, L ERA: 4.26 (8, 1)	IP: 7.1 WLS: L BF: 32 H: 9 R: 4 ER: 3 SO: 4 BB: 2 IBB: 0 HBP: 0 BLK: 0 WP: 0 HR: 1 S: 38 P: 46 ERA: 3.68 WHIP: 1.500															PITCHER				

Batter	1	2	3	4	5	6	7	8	9	AB	R	H	RBI	BB	SO	LOB	TOP								
Mark Davidson, R (1, 8) OBP: 0.162, SLG: 0.143	F9		K	K			F5		K	5	1	1	0	0	2	0	Minnesota Twins @ Cleveland Indians Cleveland Municipal Stadium, Cleveland, OH Tue Sep 16 1986, 7:05 PM EDT Att. 4,940 - Unknown livebaseballscorecards.com								
Mickey Hatcher, R (1, 10) OBP: 0.325, SLG: 0.361	L5		F8				K		6-3	5	0	1	0	0	1	1									
Gary Gaetti, R (1, 5) OBP: 0.343, SLG: 0.512	F9		F7							4	1	1	0	0	0	2									
Tom Brunansky, R (1, 9) OBP: 0.322, SLG: 0.439		SH1-3 HR	S				F7		HBP	5	2	3	2	0	1	2									
Kent Hrbek, L (1, 3) OBP: 0.362, SLG: 0.500		SH1-3 HR	WP							3	2	2	1	2	0	0									
Tim Laudner, R (1, 2) OBP: 0.330, SLG: 0.455		SH1-3								4	0	2	1	0	0	4									
Billy Beane, R (1, 7) OBP: 0.244, SLG: 0.260			L6				K			4	1	2	3	0	1	1									
Greg Gagne, R (1, 6) OBP: 0.288, SLG: 0.363	F4						K		K	4	0	0	0	0	2	2									
Sieve Lombardozzi, R (1, 4) OBP: 0.307, SLG: 0.348	F7						F8		K	4	0	0	0	0	1	2									
Inning Stats	R: 0 E: 0 K: 0 S: 3	H: 0 LOB: 0 BB: 0 P: 3	R: 3 E: 0 K: 0 S: 5	H: 2 LOB: 0 BB: 1 P: 9	R: 3 E: 0 K: 0 S: 7	H: 4 LOB: 1 BB: 0 P: 7	R: 0 E: 0 K: 1 S: 5	H: 0 LOB: 0 BB: 0 P: 5	R: 0 E: 0 K: 1 S: 6	H: 1 LOB: 2 BB: 1 P: 10	R: 0 E: 0 K: 2 S: 7	H: 0 LOB: 0 BB: 0 P: 7	R: 0 E: 0 K: 1 S: 6	H: 1 LOB: 1 BB: 0 P: 6	R: 0 E: 0 K: 2 S: 9	H: 2 LOB: 2 BB: 0 P: 9	R: 1 E: 0 K: 1 S: 7	H: 2 LOB: 2 BB: 0 P: 8	1B: 9 2B: 2 3B: 0 HR: 1	SF: 0 SAC: 1 DP: 0 HBP: 1	WP: 1 PB: 0 SB: 3 CS: 0	PA: 42			
PITCHER	IP	WLS	BF	H	R	ER	SO	BB	IBB	HBP	BLK	WP	HR	S	P	ERA	WHIP								
Scott Bailes, L (1, 1) ERA: 4.8	2.2	L	14	5	6	6	0	1	0	0	0	0	1	13	17	20.25	2.250								
Rich Yett, R (3, 1) ERA: 5.84	3.1		13	2	0	0	4	0	1	0	0	1	0	20	24	0.00	0.600								
Doug Jones, R (7, 1) ERA: 5.4	2.0		9	3	0	0	3	0	0	0	0	0	0	15	15	0.00	1.500								
Ernie Camacho, R (9, 1) ERA: 4.17	1.0		6	2	1	1	1	0	0	1	0	0	0	7	8	9.00	2.000								

Batter	1	2	3	4	5	6	7	8	9	AB	R	H	RBI	BB	SO	LOB	BOTTOM								
Tony Bernazard, S (1, 4) OBP: 0.374, SLG: 0.470	G5-4-3 1B		F9				4-3		K	5	1	2	0	0	1	1	Minnesota Twins @ Cleveland Indians Cleveland Municipal Stadium, Cleveland, OH Tue Sep 16 1986, 7:05 PM EDT Att. 4,940 - Unknown livebaseballscorecards.com								
Brett Butler, L (1, 8) OBP: 0.344, SLG: 0.356	G5-4-3 1B		1B				6-3			3	1	2	0	1	0	1									
Julio Franco, R (1, 6) OBP: 0.333, SLG: 0.417	G5-4-3		BB				4-3		5-3	4	0	1	1	0	0	3									
Joe Carter, R (1, 7) OBP: 0.342, SLG: 0.520	K		BB				F9			4	0	1	0	0	1	1									
Cory Snyder, R (1, 9) OBP: 0.309, SLG: 0.523		K							F8	3	0	1	1	1	1	0									
Pat Tabler, R (1, 3) OBP: 0.374, SLG: 0.429		1B					F7		5-3	4	1	1	0	0	0	4									
Brook Jacoby, R (1, 5) OBP: 0.336, SLG: 0.424		1B					L6			4	0	2	0	0	0	1									
Carmen Castillo, R (1, 10) OBP: 0.306, SLG: 0.422							K		F8	2	0	1	1	0	1	1									
Mel Hall, L (6, PH) OBP: 0.340, SLG: 0.486										2	0	0	0	0	1	2									
Andy Allanson, R (1, 2) OBP: 0.262, SLG: 0.284									F9	2	0	0	0	0	0	3									
Chris Bando, S (7, PH) OBP: 0.326, SLG: 0.311										2	0	0	0	0	1	1									
Inning Stats	R: 0 E: 0 K: 1 S: 6	H: 2 LOB: 1 BB: 0 P: 6	R: 1 E: 0 K: 1 S: 7	H: 3 LOB: 1 BB: 0 P: 7	R: 1 E: 0 K: 0 S: 5	H: 3 LOB: 2 BB: 1 P: 9	R: 0 E: 1 K: 1 S: 5	H: 0 LOB: 0 BB: 0 P: 5	R: 1 E: 0 K: 0 S: 4	H: 1 LOB: 0 BB: 0 P: 4	R: 0 E: 0 K: 1 S: 6	H: 1 LOB: 1 BB: 0 P: 6	R: 0 E: 0 K: 1 S: 5	H: 0 LOB: 1 BB: 1 P: 9	R: 0 E: 0 K: 0 S: 3	H: 0 LOB: 0 BB: 0 P: 3	R: 0 E: 0 K: 1 S: 6	H: 1 LOB: 1 BB: 0 P: 6	1B: 10 2B: 0 3B: 1 HR: 0	SF: 0 SAC: 0 DP: 4 HBP: 0	WP: 0 PB: 0 SB: 0 CS: 0	PA: 37			
PITCHER	IP	WLS	BF	H	R	ER	SO	BB	IBB	HBP	BLK	WP	HR	S	P	ERA	WHIP								
Bill Latham, L (1, 1) ERA: 5.28	2.1		14	8	2	2	2	1	0	0	0	0	0	17	21	7.71	3.857								
Mark Portugal, R (3, 1) ERA: 4.53	6.2	W	23	3	1	1	4	1	0	0	0	0	0	30	34	1.35	0.600								

Batter	1	2	3	4	5	6	7	8	9	AB	R	H	RBI	BB	SO	LOB	TOP										
Mark Davidson, R (1, 10) OBP: 0.175, SLG: 0.184 Roy Smalley, S (8, PH) OBP: 0.338, SLG: 0.453	0-3 K		1-3-5 2B		0-0 F7			0-0 4-3		3	0	1	0	0	1	0											
Mickey Hatcher, R (1, 3) OBP: 0.320, SLG: 0.356	0-0 4-3		1-3-5 2-3F		0-0 F8			0-0 F8		4	0	0	0	0	0	1											
Kirby Puckett, R (1, 8) OBP: 0.374, SLG: 0.549	0-3 K			0-0 F7			1-3 2	0-3 K		4	0	0	0	0	2	0											
Gary Gaetti, R (1, 5) OBP: 0.348, SLG: 0.521		0-0 E7 1B		0-0 HR				0-0 CS 1B		4	1	4	1	0	0	0											
Tom Brunansky, R (1, 9) OBP: 0.322, SLG: 0.436		4-0 BB		0-0 4-3				0-0 F8		3	0	0	0	1	0	1											
Tim Laudner, R (1, 2) OBP: 0.325, SLG: 0.447 Randy Bush, L (9, PH) OBP: 0.339, SLG: 0.420		0-0 F5		0-0 6-3				0-0 L5		3	0	0	0	0	0	2											
Billy Beane, R (1, 7) OBP: 0.290, SLG: 0.262 Kent Hrbek, L (9, PH) OBP: 0.361, SLG: 0.499		0-3 K		0-0 F9				0-0 1B 1B		3	0	1	0	0	1	2											
Greg Gagne, R (1, 6) OBP: 0.290, SLG: 0.372 Al Woods, L (9, PH) OBP: 0.316, SLG: 0.500		0-3 K		0-0 HR				0-0 K		3	1	2	1	0	1	2											
Steve Lombardozzi, R (1, 4) OBP: 0.305, SLG: 0.345			0-0 F9		0-0 G3			0-0 FC6-4 1B		3	0	0	0	0	0	2											
Inning Stats	R: 0 E: 0 K: 2 S: 7	H: 0 LOB: 0 BB: 0 P: 7	R: 0 E: 1 K: 2 S: 8	H: 1 LOB: 2 BB: 1 P: 12	R: 0 E: 0 K: 0 S: 3	H: 1 LOB: 0 BB: 0 P: 3	R: 1 E: 0 K: 0 S: 4	H: 1 LOB: 0 BB: 0 P: 4	R: 1 E: 0 K: 0 S: 4	H: 1 LOB: 0 BB: 0 P: 4	R: 0 E: 0 K: 0 S: 3	H: 1 LOB: 0 BB: 0 P: 3	R: 0 E: 0 K: 0 S: 5	H: 2 LOB: 2 BB: 0 P: 5	R: 0 E: 0 K: 1 S: 6	H: 0 LOB: 0 BB: 1 P: 10	1B: 5 2B: 2 3B: 0 HR: 2	SF: 0 SAC: 0 DP: 1 HBP: 0	WP: 0 PB: 0 SB: 0 CS: 1	PA: 36							
PITCHER	IP	WLS	BF	H	R	ER	SO	BB	IBB	HBP	BLK	WP	HR	S	P	ERA	WHIP										
Greg Swindell, L (1, 1) ERA: 4.54 Frank Willis, R (8, 1) ERA: 4.26	7.0	W	27	7	2	2	4	1	0	0	0	0	2	34	38	2.57	1.143										

Minnesota Twins @ Cleveland Indians
 Cleveland Municipal Stadium, Cleveland, OH
 Wed Sep 17 1986, 7:05 PM EDT
 Att: 5,101 - Unknown

AB 33
 R 2
 H 8
 RBI 2
 BB 2
 SO 6
 LOB 14



Batter	1	2	3	4	5	6	7	8	9	AB	R	H	RBI	BB	SO	LOB	BOTTOM										
Tony Bernazard, S (1, 4) OBP: 0.375, SLG: 0.468	4-0 1B BB		0-3 K		4-0 1B IBB			0-0 F8		2	0	0	0	2	1	1											
Brett Butler, L (1, 8) OBP: 0.348, SLG: 0.360	0-0 1-2 1B		0-0 G4-3 1B		0-0 1-2 2-3 1B			4-0 F7 6-3 BB		3	0	3	0	1	0	0											
Julio Franco, R (1, 6) OBP: 0.331, SLG: 0.414	0-0 F3		0-0 G4-3 1-2F		0-0 1-3			0-0 6-3 1-2		4	0	0	0	0	0	6											
Joe Carter, R (1, 7) OBP: 0.342, SLG: 0.518	0-0 1-2 F7			0-3 K				0-0 1B S 1B		4	1	1	0	0	1	2											
Cory Snyder, R (1, 9) OBP: 0.308, SLG: 0.523		0-0 5-3		0-0 L4-6 2B				0-0 F4		4	0	1	0	0	1	2											
Pat Tabler, R (1, 3) OBP: 0.372, SLG: 0.427		0-0 F9		0-0 L4-6 2-3				0-0 5-3 1H 2B 1B		4	1	1	1	0	0	1											
Brook Jacoby, R (1, 5) OBP: 0.339, SLG: 0.429		0-0 HR 1B			0-0 1B BB 1B			0-0 4-3 WP 2B 2B		4	2	3	1	0	0	0											
Carmen Castillo, R (1, 10) OBP: 0.313, SLG: 0.440 Mel Hall, L (6, PH) OBP: 0.338, SLG: 0.484		0-0 1H HR		4-0 L1-3 BB				0-3 K		1	1	1	2	1	0	0											
Chris Bando, S (1, 2) OBP: 0.326, SLG: 0.316		0-0 6-3		0-0 L1-3 1-2				0-0 2B		3	0	1	1	0	0	2											
Inning Stats	R: 0 E: 0 K: 0 S: 3	H: 1 LOB: 1 BB: 1 P: 7	R: 2 E: 0 K: 0 S: 5	H: 2 LOB: 0 BB: 0 P: 5	R: 0 E: 0 K: 1 S: 5	H: 1 LOB: 0 BB: 0 P: 5	R: 0 E: 0 K: 1 S: 5	H: 1 LOB: 0 BB: 0 P: 5	R: 0 E: 0 K: 1 S: 9	H: 4 LOB: 1 BB: 0 P: 9	R: 0 E: 0 K: 1 S: 5	H: 0 LOB: 1 BB: 1 P: 9	R: 0 E: 0 K: 0 S: 3	H: 0 LOB: 0 BB: 0 P: 3	1B: 7 2B: 5 3B: 0 HR: 1	SF: 0 SAC: 0 DP: 3 HBP: 0	WP: 1 PB: 1 SB: 1 CS: 0	PA: 35									
PITCHER	IP	WLS	BF	H	R	ER	SO	BB	IBB	HBP	BLK	WP	HR	S	P	ERA	WHIP										
Neal Heaton, L (1, 1) ERA: 4.06 Mike Smithson, R (6, 1) ERA: 5.24	5.0	L	14	4	3	3	2	1	0	0	0	1	0	17	21	9.00	1.667										

Minnesota Twins @ Cleveland Indians
 Cleveland Municipal Stadium, Cleveland, OH
 Wed Sep 17 1986, 7:05 PM EDT
 Att: 5,101 - Unknown

AB 31
 R 5
 H 11
 RBI 5
 BB 4
 SO 4
 LOB 15



Batter	1	2	3	4	5	6	7	8	9	AB	R	H	RBI	BB	SO	LOB	TOP						
Kirby Puckett, R OBP: 0.372, SLG: 0.545 (1, 8)	0-0 1-3		0-0 6-3			0-0 F2		0-0 F8		4	0	0	0	0	0	1							
Mark Salas, L OBP: 0.284, SLG: 0.386 (1, 10)	0-0 S BB E 1B		0-0 F4			0-0 F8			0-0 4-3 PB 1B	4	1	2	0	0	0	0							
Kent Hrbek, L OBP: 0.360, SLG: 0.496 (1, 3)	4-0 1-2 S BB			0-0 4-3		0-3 K2-3			0-0 4-3	3	0	0	0	1	1	1							
Gary Gaetti, R OBP: 0.347, SLG: 0.521 (1, 5)	0-3 1-2 2H K			0-0 2B			0-3 K		0-3 K	4	0	1	0	0	3	2							
Randy Bush, L OBP: 0.335, SLG: 0.415 (1, 7)	0-0 F9			0-0 F4			0-3 K		0-0 5-3	4	0	0	0	0	1	3							
Tom Brunansky, R OBP: 0.320, SLG: 0.434 (1, 9)		0-0 F3		0-0 6-3			0-0 F6			3	0	0	0	0	0	1							
Jeff Reed, L OBP: 0.306, SLG: 0.341 (1, 2)		0-0 G5-4-3 1B			0-0 F6			0-0 F7		3	0	1	0	0	0	0							
Greg Gagne, R OBP: 0.290, SLG: 0.372 (1, 6)		0-0 G5-4-3 1-2			0-0 CS 1B			0-0 F7		3	0	1	0	0	0	1							
Steve Lombardozzi, R OBP: 0.304, SLG: 0.344 (8, PH)			0-0 F7		0-3 K			0-0 1B		2	0	0	0	0	1	1							
Al Woods, L OBP: 0.348, SLG: 0.524 (8, PR)					0-3 K					1	0	1	0	0	0	0							
Ron Washington, R OBP: 0.274, SLG: 0.458 (8, 4)					1-2 K					0	0	0	0	0	0	0							
Inning Stats	R: 1 E: 0 K: 1 S: 6	H: 1 LOB: 1 BB: 1 P: 10	R: 0 E: 0 K: 0 S: 3	H: 1 LOB: 0 BB: 0 P: 3	R: 0 E: 0 K: 0 S: 3	H: 1 LOB: 1 BB: 0 P: 4	R: 0 E: 0 K: 1 S: 5	H: 0 LOB: 0 BB: 0 P: 5	R: 0 E: 0 K: 2 S: 7	H: 0 LOB: 0 BB: 0 P: 7	R: 0 E: 0 K: 0 S: 4	H: 1 LOB: 1 BB: 0 P: 4	R: 0 E: 0 K: 1 S: 6	H: 1 LOB: 1 BB: 0 P: 6	1B: 5 2B: 1 3B: 0 HR: 0	SF: 0 SAC: 0 DP: 1 HBP: 0	WP: 0 PB: 1 CS: 1	PA: 32					
PITCHER Charlie Hough, R ERA: 3.86 (1, 1)	IP: 9.0 WLS: W BF: 32 H: 6 R: 1 ER: 0 SO: 6 BB: 1 IBB: 0 HBP: 0 BLK: 0 WP: 0 HR: 0 S: 43 P: 47 ERA: 0.00 WHIP: 0.778											PITCHER	IP: 9.0 WLS: W BF: 32 H: 6 R: 1 ER: 0 SO: 6 BB: 1 IBB: 0 HBP: 0 BLK: 0 WP: 0 HR: 0 S: 43 P: 47 ERA: 0.00 WHIP: 0.778										

Minnesota Twins @ Texas Rangers
Arlington Stadium, Arlington, TX
Fri Sep 19 1986, 8:05 PM EDT
Att: 15,315 - Unknown

AB 31
R 1
H 6
RBI 0
BB 1
SO 6
LOB 10



Batter	1	2	3	4	5	6	7	8	9	AB	R	H	RBI	BB	SO	LOB	BOTTOM						
Oddibe McDowell, L OBP: 0.339, SLG: 0.441 (1, 8)	0-0 F3		0-0 BB 1B 1B	0-3 K			0-0 4-3			4	1	1	0	0	1	1							
Ruben Sierra, S OBP: 0.301, SLG: 0.481 (1, 7) (8, 9)	0-0 1B 2B 1B		0-0 1B BB 1B		0-3 K		0-3 K			4	1	2	0	0	2	0							
Pete O'Brien, L OBP: 0.384, SLG: 0.477 (1, 3)	0-0 2B 1-2 1B		4-0 1-2 2-3 BB		0-0 HR 1B		4-0 BB BB BB			2	1	2	0	2	0	0							
Darrell Porter, L OBP: 0.344, SLG: 0.554 (1, 10)	0-0 1-3 2H 2B		0-0 1-2 2-3 3-H 1B		0-0 1-H HR		4-0 BB BB			3	1	3	4	1	0	0							
Larry Parrish, R OBP: 0.341, SLG: 0.528 (1, 5)	0-3 K		0-3 K		0-3 K		4-0 BB BB			3	0	0	0	1	3	5							
Curtis Wilkerson, S OBP: 0.280, SLG: 0.313 (7, PR) (8, 4)	0-0 K		0-0 K		0-0 K		1-2 2-3 BB			0	0	0	0	0	0	0							
Pete Incaviglia, R OBP: 0.322, SLG: 0.466 (1, 9)	0-0 F9		0-0 L6-3		0-0 6-3		0-0 F3			4	0	0	0	0	0	8							
Bob Brower, R OBP: 0.333, SLG: 0.667 (8, 7)			1-2 F9							0	0	0	0	0	0	0							
Don Slaught, R OBP: 0.311, SLG: 0.473 (1, 2)		0-0 6-3		0-0 F8 SH1-3 1B		0-0 F9		0-0 F5		4	0	1	0	0	0	0							
Steve Buechele, R OBP: 0.305, SLG: 0.403 (8, 5)		0-0 6-3		0-0 SH1-3		0-0 F9		0-0 F9		3	0	0	0	0	0	0							
Scott Fletcher, R OBP: 0.363, SLG: 0.402 (1, 6)		0-0 F5		0-0 F8 2-3		0-0 F9		0-0 4-3		4	0	0	0	0	0	1							
Inning Stats	R: 1 E: 0 K: 1 S: 8	H: 3 LOB: 2 BB: 0 P: 8	R: 0 E: 0 K: 0 S: 3	H: 0 LOB: 0 BB: 0 P: 3	R: 1 E: 0 K: 1 S: 7	H: 3 LOB: 2 BB: 1 P: 11	R: 0 E: 0 K: 1 S: 6	H: 1 LOB: 1 BB: 0 P: 6	R: 2 E: 0 K: 2 S: 9	H: 2 LOB: 0 BB: 0 P: 9	R: 0 E: 0 K: 0 S: 3	H: 0 LOB: 0 BB: 0 P: 3	R: 0 E: 0 K: 0 S: 3	H: 0 LOB: 0 BB: 0 P: 3	1B: 7 2B: 2 3B: 0 HR: 1	SF: 0 SAC: 1 DP: 1 HBP: 0	WP: 0 PB: 0 CS: 0	PA: 36					
PITCHER Bert Blyleven, R ERA: 4.07 Keith Atherton, R ERA: 4.34 (8, 1)	IP: 7.0 WLS: L BF: 33 H: 9 R: 4 ER: 4 SO: 6 BB: 4 IBB: 0 HBP: 0 BLK: 0 WP: 0 HR: 1 S: 41 P: 57 ERA: 5.14 WHIP: 1.857											PITCHER	IP: 1.0 WLS: 3 BF: 3 H: 0 R: 0 ER: 0 SO: 3 BB: 0 IBB: 0 HBP: 0 BLK: 0 WP: 0 HR: 0 S: 3 P: 3 ERA: 0.00 WHIP: 0.000										

Minnesota Twins @ Texas Rangers
Arlington Stadium, Arlington, TX
Fri Sep 19 1986, 8:05 PM EDT
Att: 15,315 - Unknown

AB 31
R 4
H 9
RBI 4
BB 4
SO 6
LOB 15



Batter	1	2	3	4	5	6	7	8	9	AB	R	H	RBI	BB	SO	LOB	TOP										
Mark Davidson, R (1, 7) OBP: 0.156, SLG: 0.163	0-3 K		0-3 K			0-0 F4	0-0 F3		0-3 K	5	0	0	0	0	0	3	2										
Mickey Hatcher, R (1, 3) OBP: 0.333, SLG: 0.361 Steve Lombardozzi, R (8, 4) OBP: 0.304, SLG: 0.344	0-0 1B		0-0 6-3			0-0 2B		0-0 6-3		4	0	2	0	0	0	0	0										
Kirby Puckett, R (1, 8) OBP: 0.370, SLG: 0.542	0-3 K		0-0 6-3			0-0 F9		0-0 4-3		4	0	0	0	0	0	1	2										
Gary Gaetti, R (1, 5) OBP: 0.346, SLG: 0.519	0-0 F5			0-0 5-3		0-0 6-3		0-0 HR 1B		4	1	1	0	0	0	2											
Tom Brunansky, R (1, 9) OBP: 0.321, SLG: 0.439		4-0 BB BB		0-0 F8		0-0 F3		0-0 HR 1B		3	1	1	2	1	0	0											
Tim Laudner, R (1, 2) OBP: 0.333, SLG: 0.444		4-0 BB 1-2		0-3 K		4-0 1B SF8 BB		4-0 BB		1	1	0	0	3	1	0											
Billy Beane, R (1, 10) OBP: 0.245, SLG: 0.261	0-3 K				0-0 6-3		0-0 SF8 1B	0-0 F9		4	0	1	0	0	1	3											
Greg Gagne, R (1, 6) OBP: 0.290, SLG: 0.370	0-3 K				0-0 F8		4-0 1-2 BB	0-3 K		3	0	0	0	1	2	2											
Alvaro Espinoza, R (1, 4) OBP: 0.125, SLG: 0.125 Ron Washington, R (7, PH) OBP: 0.270, SLG: 0.458 Kent Hrbek, L (8, 3) OBP: 0.360, SLG: 0.495	0-0 F9				0-0 5-3		0-0 SF8	0-0 F6		2	0	0	0	0	0	2											
Inning Stats	R: 0 E: 0 K: 2 S: 8	H: 1 LOB: 1 BB: 0 P: 8	R: 0 E: 0 K: 2 S: 7	H: 0 LOB: 2 BB: 2 P: 15	R: 0 E: 0 K: 1 S: 5	H: 0 LOB: 0 BB: 0 P: 5	R: 0 E: 0 K: 1 S: 5	H: 0 LOB: 0 BB: 0 P: 5	R: 0 E: 0 K: 0 S: 3	H: 1 LOB: 1 BB: 0 P: 4	R: 1 E: 0 K: 0 S: 4	H: 1 LOB: 2 BB: 2 P: 12	R: 2 E: 0 K: 0 S: 5	H: 2 LOB: 1 BB: 1 P: 9	R: 0 E: 0 K: 2 S: 7	H: 0 LOB: 0 BB: 0 P: 7	1B: 3 2B: 1 3B: 0 HR: 1	SF: 1 SAC: 0 DP: 0 HBP: 0	WP: 0 PB: 0 SB: 0 CS: 0	PA: 37							
PITCHER	IP	WLS	BF	H	R	ER	SO	BB	IBB	HBP	BLK	WP	HR	S	P	ERA	WHIP										
Mike Mason, L (1, 1) ERA: 4.07	6.1		25	3	1	1	6	3	0	0	0	0	0	34	46	1.42	0.947										
Mitch Williams, L (7, 1) ERA: 3.22	2.2	L	12	2	2	2	2	2	0	0	0	0	1	14	22	6.75	1.500										

Minnesota Twins @ Texas Rangers
Arlington Stadium, Arlington, TX
Sat Sep 20 1986, 8:05 PM EDT
Att: 27,118 - Unknown

AB 31
R 3
H 5
RBI 3
BB 5
SO 8
LOB 13



Batter	1	2	3	4	5	6	7	8	9	AB	R	H	RBI	BB	SO	LOB	BOTTOM										
Scott Fletcher, R (1, 6) OBP: 0.362, SLG: 0.407	0-0 5-3		0-0 HR		0-3 K		0-3 K		0-0 F9	5	1	1	1	0	2	2											
Ruben Sierra, S (1, 8) OBP: 0.503, SLG: 0.482	0-0 1B		0-0 4-3		0-0 F6		0-0 1B			4	0	2	0	0	0	0											
Pete O'Brien, L (1, 3) OBP: 0.385, SLG: 0.477	0-0 1-2 1B		0-0 WP 1B		0-3 K		0-3 K2-3			4	0	2	0	0	2	2											
Larry Parrish, R (1, 10) OBP: 0.340, SLG: 0.524	0-3 K		0-3 K		4-0 BB		0-0 F8			3	0	0	0	1	2	3											
Pete Incaviglia, R (1, 9) OBP: 0.320, SLG: 0.462	0-3 K		0-3 K		0-0 F9		0-3 K		0-3 K	4	0	0	0	0	3	4											
Tom Paciorek, R (1, 7) OBP: 0.305, SLG: 0.376 Oddibe McDowell, L (7, 8) OBP: 0.338, SLG: 0.440	0-0 F8			0-0 F3		0-3 K		0-0 4-3		3	0	0	0	0	1	1											
Don Slaught, R (1, 2) OBP: 0.307, SLG: 0.466	0-0 5-3			0-3 K		0-0 E5 1B SF8		0-3 K		4	1	0	0	0	2	0											
Steve Buechele, R (1, 5) OBP: 0.308, SLG: 0.405 Geno Petrilli, L (9, PH) OBP: 0.295, SLG: 0.440	0-0 1B			0-0 F8		0-0 1B CS 1B		0-0 4-3		3	0	2	0	0	0	0											
Toby Harrah, R (1, 4) OBP: 0.321, SLG: 0.373 Darrell Porter, L (9, PH) OBP: 0.348, SLG: 0.554 Bob Brower, R (9, PR) OBP: 0.333, SLG: 0.667	0-0 F9			0-0 F8		0-0 SF8		4-0 BB		2	0	0	1	0	0	1											
Inning Stats	R: 0 E: 0 K: 2 S: 9	H: 2 LOB: 2 BB: 0 P: 9	R: 0 E: 0 K: 0 S: 4	H: 1 LOB: 1 BB: 0 P: 4	R: 1 E: 0 K: 2 S: 9	H: 2 LOB: 1 BB: 0 P: 9	R: 0 E: 0 K: 1 S: 5	H: 0 LOB: 0 BB: 0 P: 5	R: 0 E: 0 K: 1 S: 5	H: 0 LOB: 1 BB: 1 P: 11	R: 1 E: 1 K: 2 S: 10	H: 2 LOB: 2 BB: 0 P: 10	R: 0 E: 0 K: 1 S: 5	H: 0 LOB: 0 BB: 0 P: 5	R: 0 E: 0 K: 1 S: 5	H: 0 LOB: 1 BB: 1 P: 9	1B: 6 2B: 0 3B: 0 HR: 1	SF: 1 SAC: 0 DP: 0 HBP: 0	WP: 1 PB: 0 SB: 0 CS: 1	PA: 37							
PITCHER	IP	WLS	BF	H	R	ER	SO	BB	IBB	HBP	BLK	WP	HR	S	P	ERA	WHIP										
Frank Viola, L (1, 1) ERA: 4.61	7.0	W	30	7	2	1	10	1	0	0	0	0	0	49	53	1.29	1.143										
George Frazier, R (8, 1) ERA: 4.96	2.0	S	7	0	0	0	2	1	0	0	0	0	0	10	14	0.00	0.500										

Minnesota Twins @ Texas Rangers
Arlington Stadium, Arlington, TX
Sat Sep 20 1986, 8:05 PM EDT
Att: 27,118 - Unknown

AB 34
R 2
H 7
RBI 2
BB 2
SO 12
LOB 13



Batter	1	2	3	4	5	6	7	8	9	AB	R	H	RBI	BB	SO	LOB	TOP										
Greg Gagne, R OBP: 0.291, SLG: 0.368 (1, 6)	F8	F6							F9	4	0	1	0	0	0	2	Minnesota Twins @ Texas Rangers Arlington Stadium, Arlington, TX Sun Sep 21 1986, 4:33 AM EDT Att: 10,838 - Unknown										
Randy Bush, L OBP: 0.339, SLG: 0.412 (1, 10)	1B 2B BB		G3				F7		BB	2	1	0	0	3	0	1											
Kirby Puckett, R OBP: 0.369, SLG: 0.539 (1, 8)	2B 1B		F8				K		5-3	5	0	1	0	0	1	7											
Kent Hrbek, L OBP: 0.359, SLG: 0.495 (1, 3)	2B		3-1				F3		3-1	4	0	1	1	0	0	3											
Roy Smalley, S OBP: 0.339, SLG: 0.451 (1, 5)	BB		4-3				BB		K	2	0	0	0	2	1	0											
Tom Brunansky, R OBP: 0.319, SLG: 0.435 (1, 9)	K		K				K		4-3	4	0	0	0	0	3	4											
Jeff Reed, L Mark Davidson, R OBP: 0.156, SLG: 0.163 (9, PR)	F2		6-3				K		WP BB 1B	4	0	1	0	0	1	4											
Billy Beane, R OBP: 0.241, SLG: 0.256 (1, 7)		K					K		F9	3	0	0	0	0	3	1											
Mark Salas, L OBP: 0.293, SLG: 0.384 (9, PH)		K					K		1B	1	0	0	0	0	0	1											
Alvaro Espinoza, R OBP: 0.148, SLG: 0.148 (1, 4)		K					BB 1B		5-3	3	0	1	0	0	1	0											
Al Woods, L OBP: 0.376, SLG: 0.524 (9, PH)									WP BB	0	0	0	0	1	0	0											
Steve Lombardozzi, R OBP: 0.304, SLG: 0.344 (9, PR)									1-2 BB	0	0	0	0	0	0	0											
Inning Stats	R: 1 E: 0 K: 1 S: 7	H: 2 LOB: 3 BB: 2 P: 15	R: 0 E: 0 K: 2 S: 7	H: 0 LOB: 0 BB: 0 P: 7	R: 0 E: 0 K: 0 S: 3	H: 0 LOB: 0 BB: 0 P: 3	R: 0 E: 0 K: 1 S: 5	H: 0 LOB: 0 BB: 0 P: 5	R: 0 E: 0 K: 2 S: 9	H: 2 LOB: 3 BB: 1 P: 13	R: 0 E: 0 K: 0 S: 3	H: 0 LOB: 1 BB: 0 P: 4	R: 0 E: 0 K: 1 S: 5	H: 0 LOB: 0 BB: 0 P: 5	R: 0 E: 0 K: 0 S: 4	H: 1 LOB: 3 BB: 2 P: 12	1B: 4 2B: 1 3B: 0 HR: 0	SF: 0 SAC: 0 DP: 0 HBP: 1	WP: 1 PB: 0 SB: 0 CS: 0	PA: 39							
PITCHER	IP	WLS	BF	H	R	ER	SO	BB	IBB	HBP	BLK	WP	HR	S	P	ERA	WHIP										
Bobby Witt, R ERA: 5.66 (1, 1)	6.0	W	26	4	1	1	9	4	0	0	0	0	0	40	56	1.50	1.333										
Dale Mohorcic, R ERA: 2.33 (7, 1)	2.0		8	1	0	0	1	0	0	1	0	0	0	9	10	0.00	0.500										
Greg Harris, R ERA: 2.73 (9, 1)	1.0	S	5	0	0	0	0	2	0	0	0	1	0	3	11	0.00	2.000										

Batter	1	2	3	4	5	6	7	8	9	AB	R	H	RBI	BB	SO	LOB	BOTTOM										
Oddibe McDowell, L OBP: 0.338, SLG: 0.437 (1, 8)	K		1B BB				4-3		F5	3	0	0	0	1	1	1	Minnesota Twins @ Texas Rangers Arlington Stadium, Arlington, TX Sun Sep 21 1986, 4:33 AM EDT Att: 10,838 - Unknown										
Ruben Sierra, S OBP: 0.302, SLG: 0.479 (1, 7) (8, 9)	K		G4-6-3 1B				K		F6	4	0	1	2	0	2	1											
Pete O'Brien, L OBP: 0.383, SLG: 0.473 (1, 3)	6-3		G4-6-3 1B				4-3		K	4	0	0	0	0	1	2											
Darrell Porter, L OBP: 0.342, SLG: 0.542 (1, 10)		K		K			K			3	0	0	0	0	3	0											
Larry Parrish, R OBP: 0.342, SLG: 0.525 (1, 5)		4-3					1B			3	0	2	0	0	0	0											
Curtis Wilkerson, S OBP: 0.290, SLG: 0.313 (9, 4)							1B			0	0	0	0	0	0	0											
Pete Incaviglia, R OBP: 0.318, SLG: 0.459 (1, 9)							1B			3	0	0	0	0	3	2											
Bob Brower, R OBP: 0.333, SLG: 0.667 (8, 7)		K		K			K			0	0	0	0	0	0	0											
Geno Petralli, L OBP: 0.295, SLG: 0.433 (1, 2)			1B S 1B BB				K			2	1	0	0	1	2	1											
Steve Buechele, R OBP: 0.308, SLG: 0.405 (1, 4) (9, 5)			K				4-3 1B		F8	3	0	1	0	0	1	1											
Scott Fletcher, R OBP: 0.361, SLG: 0.406 (1, 6)			1-3 1B 1B				B2		G3	3	1	1	0	0	0	1											
Inning Stats	R: 0 E: 0 K: 2 S: 7	H: 0 LOB: 0 BB: 0 P: 7	R: 0 E: 0 K: 2 S: 7	H: 0 LOB: 0 BB: 0 P: 7	R: 2 E: 0 K: 1 S: 6	H: 2 LOB: 1 BB: 2 P: 14	R: 0 E: 0 K: 3 S: 10	H: 1 LOB: 1 BB: 0 P: 10	R: 0 E: 0 K: 1 S: 6	H: 1 LOB: 1 BB: 0 P: 6	R: 0 E: 0 K: 2 S: 8	H: 1 LOB: 1 BB: 0 P: 8	R: 0 E: 0 K: 1 S: 5	H: 0 LOB: 0 BB: 0 P: 5	R: 0 E: 0 K: 1 S: 5	H: 0 LOB: 0 BB: 0 P: 5	1B: 5 2B: 0 3B: 0 HR: 0	SF: 0 SAC: 0 DP: 1 HBP: 0	WP: 0 PB: 0 SB: 1 CS: 0	PA: 30							
PITCHER	IP	WLS	BF	H	R	ER	SO	BB	IBB	HBP	BLK	WP	HR	S	P	ERA	WHIP										
Mark Portugal, R ERA: 4.36 (1, 1)	8.0	L	30	5	2	2	13	2	0	0	0	0	0	54	62	2.25	0.875										

Batter	1	2	3	4	5	6	7	8	9	AB	R	H	RBI	BB	SO	LOB	TOP					
Willie Wilson, S OBP: 0.320, SLG: 0.373 Greg Pryor, R OBP: 0.195, SLG: 0.209										4	0	2	0	0	1	3	Kansas City Royals @ Minnesota Twins Hubert H. Humphrey Metrodome, Minneapolis, MN Tue Sep 23 1986, 8:05 PM EDT Att: 7,714 - Unknown livebaseballscorecards.com					
Rudy Law, L OBP: 0.321, SLG: 0.377 Lynn Jones, R OBP: 0.226, SLG: 0.170										4	0	1	0	0	0	2						
Mike Kingery, L OBP: 0.300, SLG: 0.397										5	0	4	1	0	0	2						
Jorge Orta, L OBP: 0.321, SLG: 0.404										5	0	1	1	0	1	6						
Jamie Quirk, L OBP: 0.284, SLG: 0.352										5	0	1	0	0	1	6						
Rondin Johnson, S OBP: 0.281, SLG: 0.348										4	0	0	0	0	0	1						
Kevin Seitzer, R OBP: 0.371, SLG: 0.373										4	0	1	0	0	0	1						
Jim Sundberg, R OBP: 0.307, SLG: 0.318 Terry Bell, R									3	0	0	0	0	0	2	2						
Buddy Biancalana, S OBP: 0.304, SLG: 0.314 Bo Jackson, R OBP: 0.327, SLG: 0.413									2	0	1	0	0	0	0	0						
Inning Stats	R: 0 E: 0 K: 1 S: 7	H: 2 LOB: 2 BB: 0 P: 7	R: 0 E: 0 K: 1 S: 7	H: 2 LOB: 2 BB: 0 P: 7	R: 0 E: 0 K: 0 S: 4	H: 1 LOB: 1 BB: 0 P: 4	R: 0 E: 0 K: 0 S: 3	H: 0 LOB: 0 BB: 0 P: 3	R: 0 E: 0 K: 0 S: 5	H: 2 LOB: 2 BB: 0 P: 5	R: 0 E: 0 K: 1 S: 6	H: 1 LOB: 1 BB: 0 P: 6	R: 1 E: 0 K: 1 S: 6	H: 1 LOB: 1 BB: 1 P: 10	R: 0 E: 0 K: 0 S: 3	H: 0 LOB: 0 BB: 0 P: 3		R: 1 E: 1 K: 3 S: 13	H: 3 LOB: 3 BB: 0 P: 13	1B: 10 2B: 2 3B: 0 HR: 0	SF: 0 SAC: 0 DP: 0 HBP: 0	WP: 0 PB: 0 SB: 0 CS: 0
PITCHER Mike Smithson, R ERA: 5.03	IP: 9.0 WLS: W BF: 41 H: 12 R: 2 ER: 1 SO: 7 BB: 1 IBB: 0 HBP: 0 BLK: 0 WP: 0 HR: 0 S: 54 P: 58 ERA: 1.00 WHIP: 1.444											PITCHER	IP: WLS: BF: H: R: ER: SO: BB: IBB: HBP: BLK: WP: HR: S: P: ERA: WHIP:									

Batter	1	2	3	4	5	6	7	8	9	AB	R	H	RBI	BB	SO	LOB	BOTTOM			
Mark Davidson, R OBP: 0.185, SLG: 0.160										4	1	1	0	1	1	5	Kansas City Royals @ Minnesota Twins Hubert H. Humphrey Metrodome, Minneapolis, MN Tue Sep 23 1986, 8:05 PM EDT Att: 7,714 - Unknown livebaseballscorecards.com			
Randy Bush, L OBP: 0.340, SLG: 0.412										5	1	2	1	0	3	2				
Kirby Puckett, R OBP: 0.370, SLG: 0.537										4	2	1	1	1	1	2				
Kent Hrbek, L OBP: 0.359, SLG: 0.496										5	2	2	0	0	0	3				
Gary Gaetti, R OBP: 0.346, SLG: 0.527										5	2	3	6	0	0	1				
Roy Smalley, S OBP: 0.341, SLG: 0.449										2	0	0	0	2	1	1				
Jeff Reed, L OBP: 0.310, SLG: 0.343										4	0	2	1	0	0	1				
Greg Gagne, R OBP: 0.292, SLG: 0.367 Alvaro Espinoza, R OBP: 0.143, SLG: 0.143										3	1	1	0	0	0	4				
Steve Lombardozzi, R OBP: 0.304, SLG: 0.340 Ron Washington, R OBP: 0.266, SLG: 0.450										1	0	0	0	0	0	0				
Inning Stats	R: 3 E: 0 K: 1 S: 8	H: 3 LOB: 0 BB: 0 P: 8	R: 1 E: 0 K: 1 S: 7	H: 2 LOB: 2 BB: 1 P: 11	R: 1 E: 0 K: 2 S: 10	H: 3 LOB: 3 BB: 1 P: 14	R: 1 E: 0 K: 1 S: 6	H: 1 LOB: 1 BB: 1 P: 10	R: 0 E: 0 K: 0 S: 3	H: 1 LOB: 0 BB: 0 P: 3	R: 3 E: 1 K: 1 S: 8	H: 2 LOB: 1 BB: 1 P: 12	R: 0 E: 0 K: 1 S: 5	H: 0 LOB: 1 BB: 1 P: 9	R: 0 E: 0 K: 0 S: 3	H: 0 LOB: 0 BB: 0 P: 3		1B: 9 2B: 1 3B: 0 HR: 2	SF: 0 SAC: 0 DP: 1 HBP: 0	WP: 0 PB: 0 SB: 1 CS: 0
PITCHER Dennis Leonard, R ERA: 4.33 David Cone, R ERA: 5.57 Bud Black, L ERA: 3.4 Dan Quisenberry, R ERA: 3.03	IP: 1.2 WLS: L BF: 11 H: 5 R: 4 ER: 4 SO: 4 BB: 1 IBB: 0 HBP: 0 BLK: 0 WP: 0 HR: 1 S: 16 P: 16 ERA: 21.60 WHIP: 3.600											PITCHER	IP: WLS: BF: H: R: ER: SO: BB: IBB: HBP: BLK: WP: HR: S: P: ERA: WHIP:							



Batter	1	2	3	4	5	6	7	8	9	AB	R	H	RBI	BB	SO	LOB	TOP	
Willie Wilson, S (1, 8) OBP: 0.318, SLG: 0.370	L6		F6			FC4-6	FC5-4			4	0	0	0	0	0	4	Kansas City Royals @ Minnesota Twins Hubert H. Humphrey Metrodome, Minneapolis, MN Wed Sep 24 1986, 8:05 PM EDT Att: 6,835 - Unknown livebaseballscorecards.com	
Lonnie Smith, R (1, 7) OBP: 0.382, SLG: 0.411	F8			FC5-4		K		F9		4	0	1	0	0	1			
Mike Kingery, L (1, 9) OBP: 0.294, SLG: 0.389	5-3			K		K		K		4	0	0	0	0	3	2		
Jorge Orta, L (1, 10) OBP: 0.317, SLG: 0.399		K		K				4-3	4-3	4	0	0	0	0	2	1		
Frank White, R (1, 4) OBP: 0.321, SLG: 0.456		PO		FC5-4				1B	HR	4	2	3	1	0	0	1		
Jamie Quirk, L (1, 5) OBP: 0.279, SLG: 0.345		K			K		F8		K	4	0	0	0	0	3	2		
Kevin Seltzer, R (1, 3) OBP: 0.378, SLG: 0.381					K		E		K	4	0	2	0	0	2	0		
Jim Sundberg, R (1, 2) OBP: 0.308, SLG: 0.319	PO		K		K					4	0	2	1	0	2	0		
Buddy Biancalana, S (1, 6) OBP: 0.306, SLG: 0.316										2	0	1	0	0	1	0		
Hal McRae, R (7, PH) OBP: 0.303, SLG: 0.387			K							1	0	0	0	0	0	2		
Greg Pryor, R (7, 6) OBP: 0.193, SLG: 0.207									1-3	1	0	0	0	0	0	1		
Inning Stats	R: 0 E: 0 K: 0 S: 3	H: 0 LOB: 0 BB: 0 P: 3	R: 0 E: 0 K: 2 S: 8	H: 2 LOB: 1 BB: 0 P: 8	R: 0 E: 0 K: 2 S: 7	H: 0 LOB: 0 BB: 0 P: 7	R: 0 E: 0 K: 2 S: 8	H: 1 LOB: 1 BB: 0 P: 8	R: 0 E: 0 K: 3 S: 9	H: 0 LOB: 0 BB: 0 P: 9	R: 0 E: 0 K: 2 S: 5	H: 0 LOB: 0 BB: 0 P: 5	R: 1 E: 0 K: 2 S: 9	H: 2 LOB: 1 BB: 0 P: 9	1B: 8 2B: 0 3B: 0 HR: 1	SF: 0 SAC: 0 DP: 0 HBP: 0	WP: 0 PB: 0 SB: 1 CS: 0	PA: 37
PITCHER Bert Blyleven, R (1, 1) ERA: 3.99	IP: 9.0 WLS: L BF: 36 H: 9 R: 2 ER: 2 SO: 14 BB: 0 IBB: 0 HBP: 0 BLK: 0 WP: 0 HR: 1 S: 64 P: 64 ERA: 2.00 WHIP: 1.000																	

Batter	1	2	3	4	5	6	7	8	9	AB	R	H	RBI	BB	SO	LOB	BOTTOM	
Steve Lombardozzi, R (1, 4) OBP: 0.302, SLG: 0.338	F5		F9		6-3			SH1-4		3	0	0	0	0	0	1	Kansas City Royals @ Minnesota Twins Hubert H. Humphrey Metrodome, Minneapolis, MN Wed Sep 24 1986, 8:05 PM EDT Att: 6,835 - Unknown livebaseballscorecards.com	
Kirby Puckett, R (1, 8) OBP: 0.369, SLG: 0.535	F8		HBP		6-3			G3		4	0	1	1	0	0	1		
Kent Hrbek, L (1, 3) OBP: 0.360, SLG: 0.494	4-3		3-H			K				2	0	0	0	1	1	0		
Gary Gaetti, R (1, 5) OBP: 0.344, SLG: 0.523		F7	1-3			L4		K		4	0	0	0	0	1	4		
Roy Smalley, S (1, 10) OBP: 0.244, SLG: 0.259		F6			F6					3	0	0	0	1	0	0		
Ron Washington, R (9, PR) OBP: 0.266, SLG: 0.450						L7				0	0	0	0	0	0	0		
Tom Brunansky, R (1, 9) OBP: 0.320, SLG: 0.434							F7		G5-4-3	3	0	1	0	1	0	1		
Jeff Reed, L (1, 2) OBP: 0.314, SLG: 0.342									1-2	3	0	1	0	1	0	2		
Billy Beane, R (1, 7) OBP: 0.244, SLG: 0.259										2	1	1	0	0	1	1		
Randy Bush, L (7, PH) OBP: 0.339, SLG: 0.411										1	0	0	0	0	0	1		
Greg Gagne, R (1, 6) OBP: 0.293, SLG: 0.367										2	0	1	0	0	0	0		
Inning Stats	R: 0 E: 0 K: 0 S: 3	H: 0 LOB: 0 BB: 0 P: 3	R: 1 E: 0 K: 0 S: 5	H: 2 LOB: 2 BB: 0 P: 6	R: 0 E: 0 K: 1 S: 6	H: 2 LOB: 1 BB: 0 P: 6	R: 0 E: 0 K: 1 S: 5	H: 0 LOB: 0 BB: 0 P: 5	R: 0 E: 0 K: 0 S: 2	H: 0 LOB: 0 BB: 1 P: 6	R: 0 E: 0 K: 1 S: 6	H: 1 LOB: 2 BB: 1 P: 10	R: 0 E: 0 K: 0 S: 2	H: 0 LOB: 1 BB: 1 P: 6	1B: 4 2B: 1 3B: 0 HR: 0	SF: 0 SAC: 2 DP: 2 HBP: 1	WP: 0 PB: 0 SB: 0 CS: 0	PA: 34
PITCHER Mark Gubicza, R (1, 1) ERA: 3.86	IP: 6.1 WLS: W BF: 25 H: 4 R: 1 ER: 1 SO: 2 BB: 2 IBB: 0 HBP: 1 BLK: 0 WP: 0 HR: 0 S: 26 P: 35 ERA: 1.42 WHIP: 0.947																	
PITCHER Dan Quisenberry, R (7, 1) ERA: 2.92	IP: 2.2 WLS: W BF: 9 H: 1 R: 0 ER: 0 SO: 1 BB: 1 IBB: 1 HBP: 0 BLK: 0 WP: 0 HR: 0 S: 9 P: 17 ERA: 0.00 WHIP: 0.750																	

Batter	1	2	3	4	5	6	7	8	9	AB	R	H	RBI	BB	SO	LOB	TOP					
Willie Wilson, S (1, 8) OBP: 0.320, SLG: 0.377										5	3	3	2	0	2	1	Kansas City Royals @ Minnesota Twins Hubert H. Humphrey Metrodome, Minneapolis, MN Thu Sep 25 1986, 4:33 AM EDT Att: 7,694 - Unknown livebaseballscorecards.com					
Lonnie Smith, R (1, 7) OBP: 0.382, SLG: 0.415 Lynn Jones, R (9, 7) OBP: 0.226, SLG: 0.170										5	1	2	1	0	0	0						
Kevin Seitzer, R (1, 3) OBP: 0.392, SLG: 0.388										4	0	2	1	1	0	0						
Hal McRae, R (1, 10) OBP: 0.302, SLG: 0.383										5	0	1	0	0	0	4						
Frank White, R (1, 4) OBP: 0.325, SLG: 0.461										5	2	4	0	0	0	1						
Bo Jackson, R (1, 9) OBP: 0.316, SLG: 0.431										5	0	1	1	0	3	5						
Jim Sundberg, R (1, 2) OBP: 0.307, SLG: 0.325										5	1	1	1	0	2	3						
Bill Pecota, R (1, 5) OBP: 0.222, SLG: 0.375										4	1	2	1	0	0	1						
Buddy Biancalana, S (1, 6) OBP: 0.305, SLG: 0.315										4	0	1	0	0	0	2						
Inning Stats	R: 1 E: 0 K: 0 S: 4	H: 1 LOB: 0 BB: 0 P: 4	R: 0 E: 0 K: 1 S: 6	H: 1 LOB: 1 BB: 0 P: 6	R: 0 E: 0 K: 1 S: 5	H: 0 LOB: 0 BB: 0 P: 5	R: 0 E: 0 K: 1 S: 6	H: 1 LOB: 1 BB: 0 P: 6	R: 1 E: 0 K: 1 S: 7	H: 2 LOB: 0 BB: 0 P: 6	R: 0 E: 0 K: 1 S: 7	H: 2 LOB: 2 BB: 0 P: 7	R: 2 E: 1 K: 0 S: 6	H: 3 LOB: 2 BB: 1 P: 10	R: 1 E: 0 K: 1 S: 7	H: 2 LOB: 1 BB: 0 P: 7		R: 3 E: 0 K: 1 S: 9	H: 5 LOB: 1 BB: 0 P: 9	1B: 11 2B: 2 3B: 2 HR: 2	SF: 0 SAC: 0 DP: 1 HBP: 0	WP: 0 PB: 0 CS: 1
PITCHER	IP WLS BF H R ER SO BB IBB HBP BLK WP HR S P ERA WHIP																					
Frank Viola, L (1, 1) ERA: 4.59	6.2 L 29 10 4 3 5 0 0 0 0 0 2 39 39 4.05 1.500																					
Ray Fontenot, L (7, 1) ERA: 4.63	2.1 14 7 4 4 2 1 0 0 0 0 0 0 17 21 15.43 3.429																					

Batter	1	2	3	4	5	6	7	8	9	AB	R	H	RBI	BB	SO	LOB	BOTTOM			
Kirby Puckett, R (1, 8) OBP: 0.369, SLG: 0.534										4	0	1	0	0	1	2	Kansas City Royals @ Minnesota Twins Hubert H. Humphrey Metrodome, Minneapolis, MN Thu Sep 25 1986, 4:33 AM EDT Att: 7,694 - Unknown livebaseballscorecards.com			
Randy Bush, L (1, 7) OBP: 0.340, SLG: 0.409										4	1	1	0	0	0	2				
Kent Hrbek, L (1, 3) OBP: 0.362, SLG: 0.495										5	0	3	0	0	1	1				
Tom Brunansky, R (1, 9) OBP: 0.319, SLG: 0.432										5	0	1	0	0	0	6				
Roy Smalley, S (1, 5) OBP: 0.341, SLG: 0.446										5	0	2	1	0	1	4				
Mark Salas, L (1, 10) OBP: 0.282, SLG: 0.386										4	0	1	0	0	2	6				
Jeff Reed, L (1, 2) OBP: 0.319, SLG: 0.338										2	0	0	0	2	1	3				
Greg Gagne, R (1, 6) OBP: 0.291, SLG: 0.365										2	0	0	0	0	0	2				
Al Woods, L (6, PH) OBP: 0.360, SLG: 0.500										1	0	0	0	0	1	3				
Alvaro Espinoza, R (7, 6) OBP: 0.143, SLG: 0.143										0	0	0	0	0	0	0				
Gary Gaetti, R (8, PH) OBP: 0.343, SLG: 0.522										1	0	0	0	0	0	3				
Steve Lombardozzi, R (1, 4) OBP: 0.305, SLG: 0.340										3	0	2	0	0	0	0				
Mickey Hatcher, R (9, PH) OBP: 0.317, SLG: 0.355										1	0	0	0	0	0	0				
Inning Stats	R: 0 E: 0 K: 0 S: 3	H: 1 LOB: 0 BB: 0 P: 3	R: 0 E: 0 K: 1 S: 6	H: 1 LOB: 2 BB: 1 P: 10	R: 0 E: 0 K: 1 S: 6	H: 1 LOB: 1 BB: 0 P: 6	R: 0 E: 0 K: 1 S: 5	H: 1 LOB: 0 BB: 0 P: 5	R: 0 E: 0 K: 1 S: 7	H: 2 LOB: 3 BB: 1 P: 11	R: 0 E: 0 K: 1 S: 5	H: 0 LOB: 0 BB: 0 P: 5	R: 0 E: 0 K: 1 S: 7	H: 2 LOB: 3 BB: 1 P: 11	R: 0 E: 0 K: 1 S: 5	H: 2 LOB: 3 BB: 0 P: 6	1B: 10 2B: 1 3B: 0 HR: 0	SF: 0 SAC: 0 DP: 0 HBP: 2	WP: 1 PB: 0 CS: 2	PA: 41
PITCHER	IP WLS BF H R ER SO BB IBB HBP BLK WP HR S P ERA WHIP																			
Bret Saberhagen, R (1, 1) ERA: 4.13	5.0 W 23 7 1 1 3 1 0 0 0 0 0 0 18 22 0.00 1.125																			
Scott Bankhead, R (6, 1) ERA: 4.25	2.2 11 2 0 0 4 1 0 0 0 0 0 0 18 22 0.00 1.125																			
Dan Quisenberry, R (8, 1) ERA: 2.87	1.1 S 7 2 0 0 0 0 0 0 1 0 0 0 6 7 0.00 1.500																			

Batter	1	2	3	4	5	6	7	8	9	AB	R	H	RBI	BB	SO	LOB	TOP			
Steve Lombardozzi, R (1.4) OBP: 0.303, SLG: 0.338	0-3 K			0-0 5-3		0-3 K			4-0 G3 HR BB	3	0	0	0	0	2	2	Minnesota Twins @ Chicago White Sox Comiskey Park, Chicago, IL Sat Sep 27 1986, 4:33 AM EDT Unknown livebaseballscores.com			
Al Woods, L (9, PH) OBP: 0.336, SLG: 0.500	0-0 F9			0-0 1-3		0-3 K			0-0 G3	4	0	0	0	0	1	3				
Ron Washington, R (9, PR) OBP: 0.266, SLG: 0.450	0-0 F8			0-3 K					0-0 HR	4	1	1	2	0	2	0				
Randy Bush, L (1.7) OBP: 0.336, SLG: 0.404	0-0 F9			0-0 1-3		0-3 K			0-0 G3	4	0	0	0	0	1	3				
Kirby Puckett, R (1.8) OBP: 0.368, SLG: 0.536	0-0 F8			0-3 K					0-0 HR	4	1	1	2	0	2	0				
Gary Gaetti, R (1.5) OBP: 0.341, SLG: 0.518		0-3 K			0-0 5-3				0-3 K	4	0	0	0	0	2	1				
Roy Smalley, S (1.10) OBP: 0.339, SLG: 0.443		0-3 K			0-0 F6				0-0 F5	3	0	0	0	0	1	0				
Tom Brunansky, R (1.9) OBP: 0.317, SLG: 0.430		0-0 F8			0-3 K				0-0 B1-3	3	0	0	0	0	1	0				
Mickey Hatcher, R (1.3) OBP: 0.314, SLG: 0.351			0-0 5-3			0-0 F9			0-0 6-3	3	0	0	0	0	0	0				
Jeff Reed, L (1.2) OBP: 0.319, SLG: 0.338			0-0 F8			0-0 1B			0-0 6-3	3	0	1	0	0	0	0				
Greg Gagne, R (1.6) OBP: 0.292, SLG: 0.365			0-3 K			0-0 1B			0-0 F7	3	0	1	0	0	1	0				
Inning Stats	R: 0 E: 0 K: 1 S: 5	H: 0 LOB: 0 BB: 0 P: 5	R: 0 E: 0 K: 2 S: 7	H: 0 LOB: 0 BB: 0 P: 7	R: 0 E: 0 K: 1 S: 5	H: 0 LOB: 0 BB: 0 P: 5	R: 0 E: 0 K: 1 S: 5	H: 0 LOB: 0 BB: 0 P: 5	R: 0 E: 0 K: 2 S: 9	H: 2 LOB: 2 BB: 0 P: 9	R: 0 E: 0 K: 1 S: 5	H: 0 LOB: 0 BB: 0 P: 5	R: 0 E: 0 K: 0 S: 3	H: 0 LOB: 0 BB: 0 P: 3	R: 2 E: 0 K: 1 S: 6	H: 1 LOB: 1 BB: 1 P: 10	1B: 2 2B: 0 3B: 0 HR: 1	SF: 0 SAC: 0 DP: 0 HBP: 0	WP: 0 PB: 0 CS: 0	PA: 31
PITCHER Jose DeLeon, R (1.1) ERA: 3.97	IP: 9.0 WLS: W BF: 31 H: 3 R: 2 ER: 2 SO: 10 BB: 1 IBB: 0 HBP: 0 BLK: 0 WP: 0 HR: 1 S: 50 P: 54 ERA: 2.00 WHIP: 0.444																			

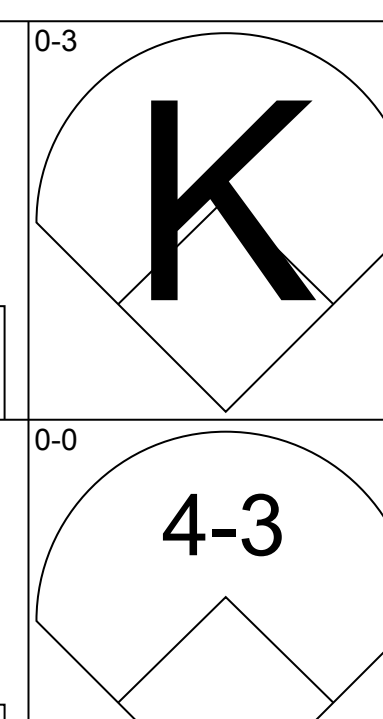
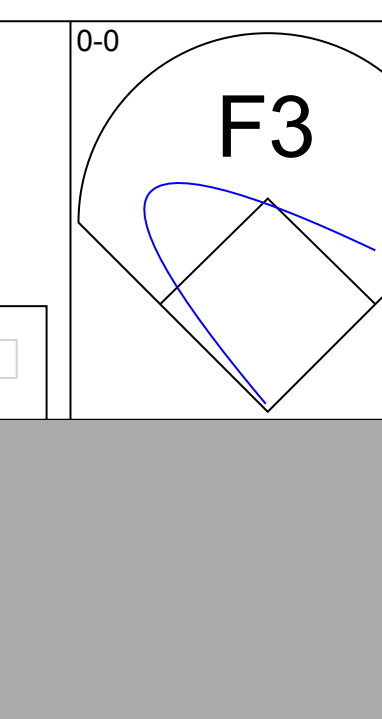
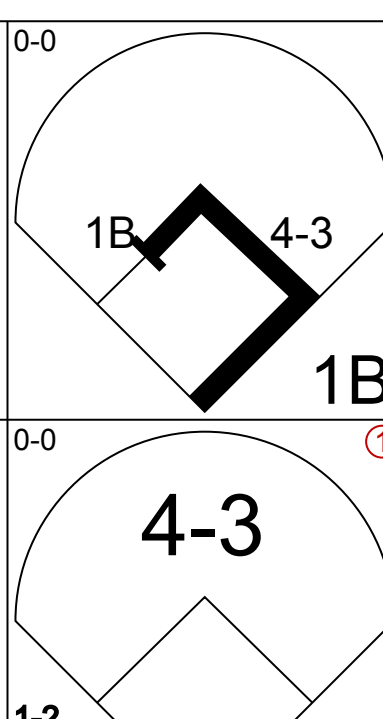
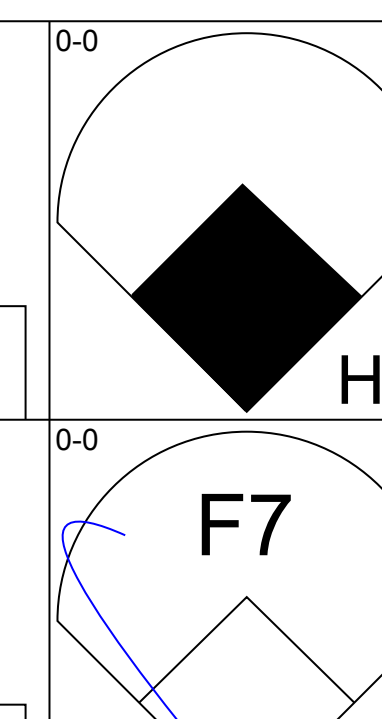
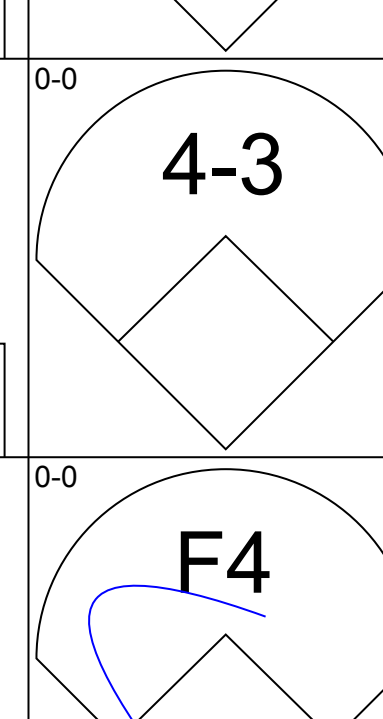
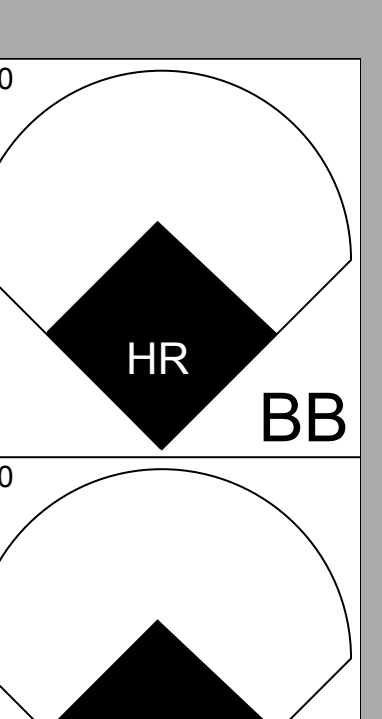
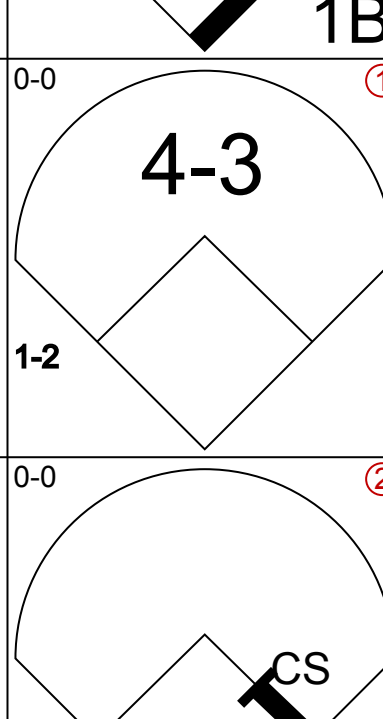
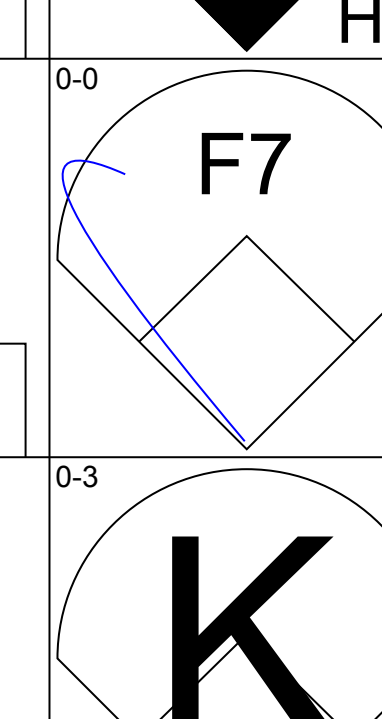
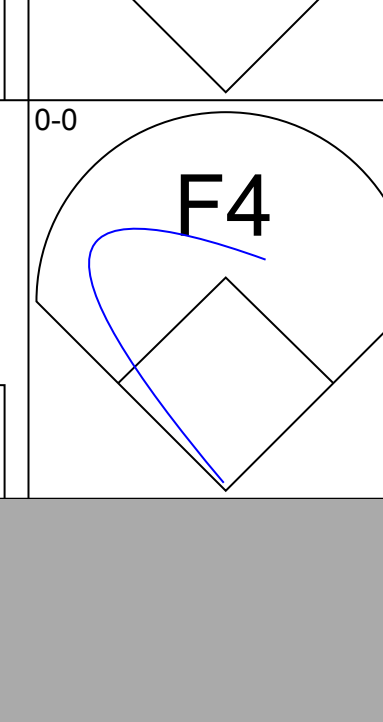
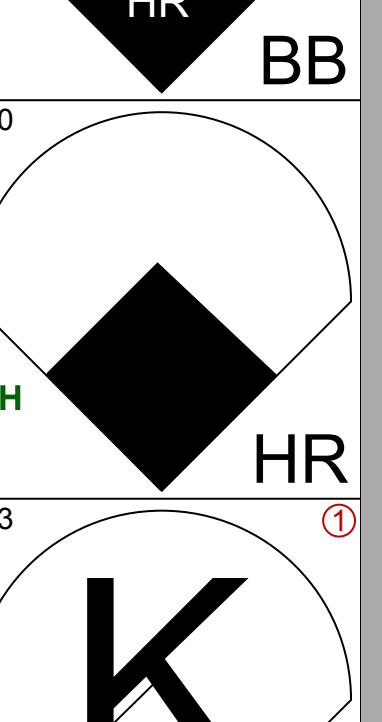
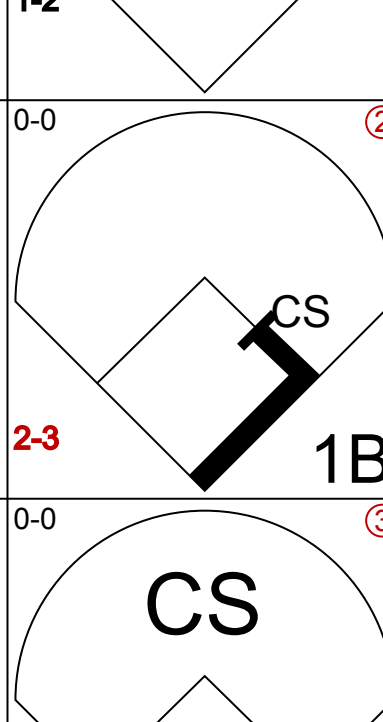
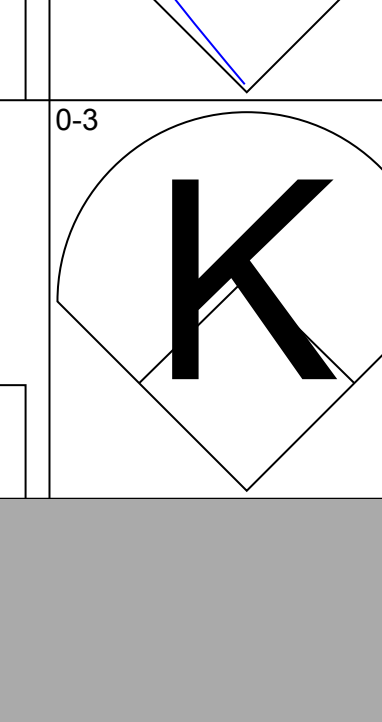
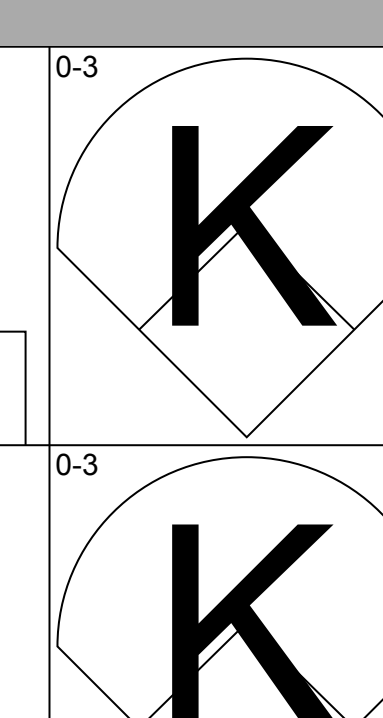
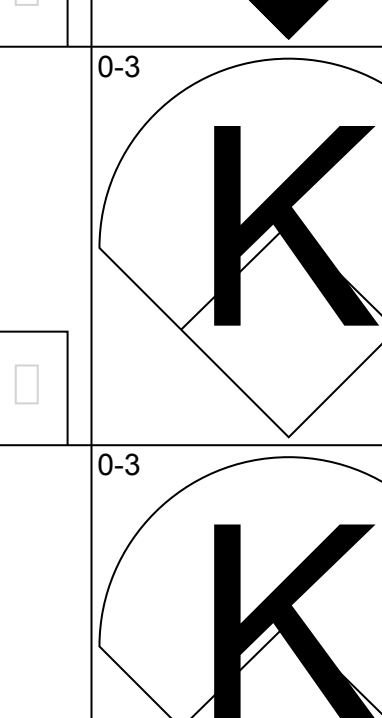
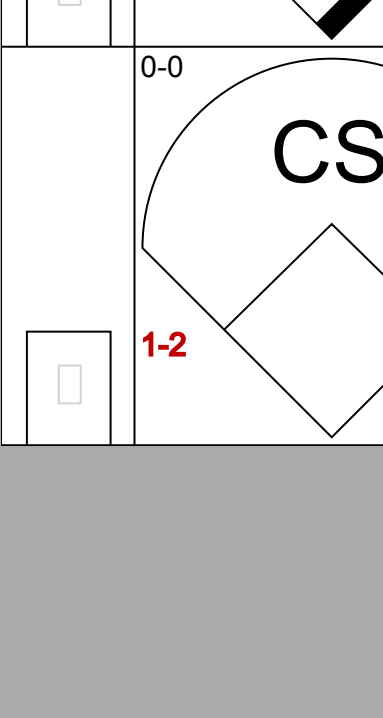
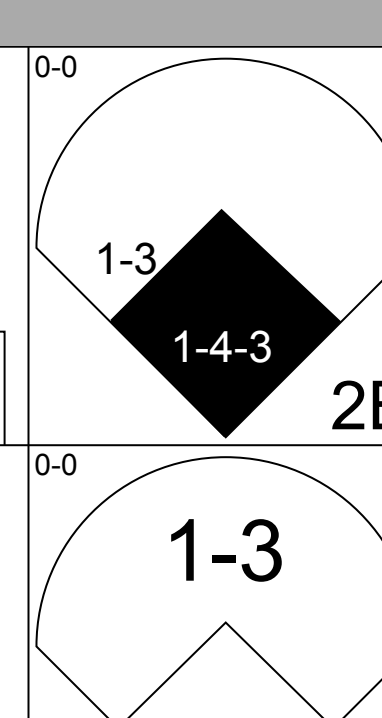
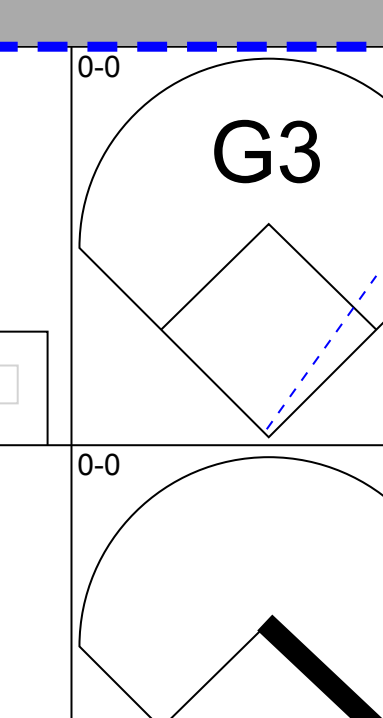
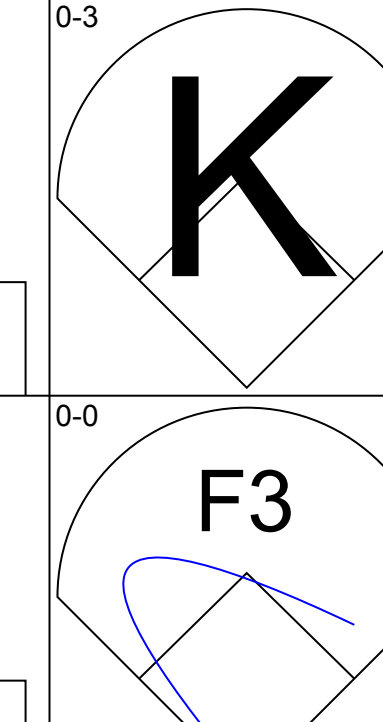
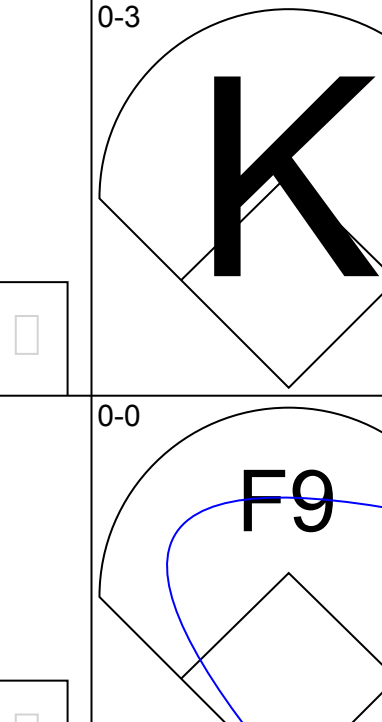
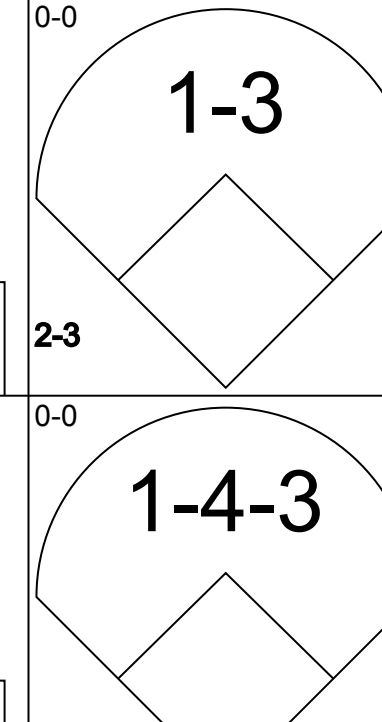
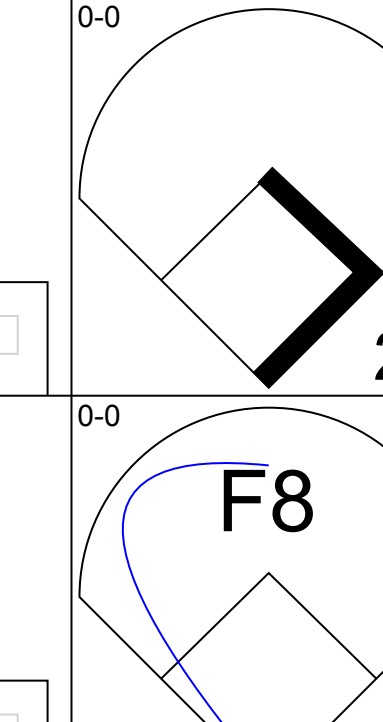
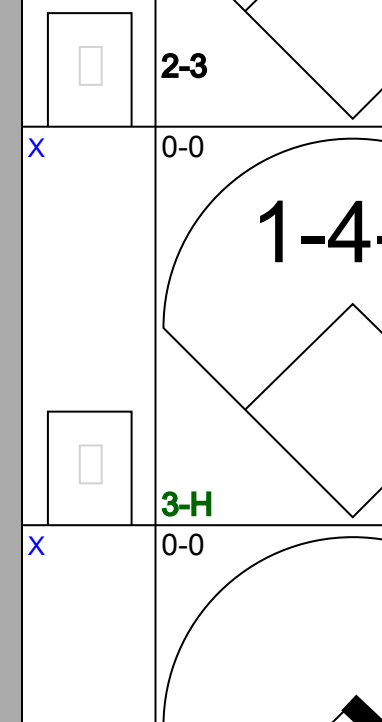
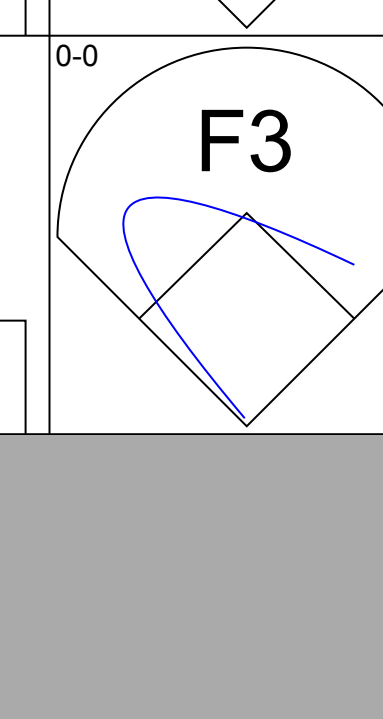
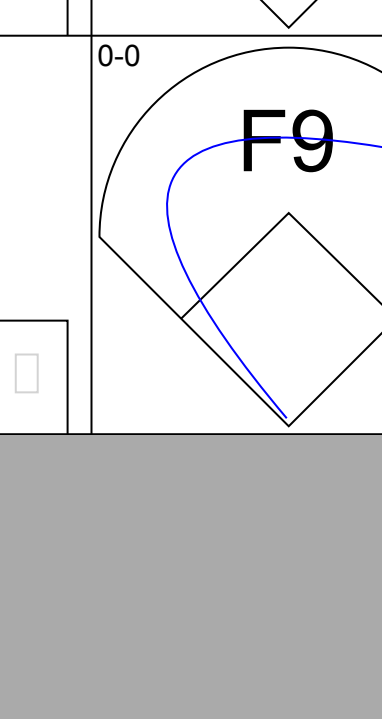
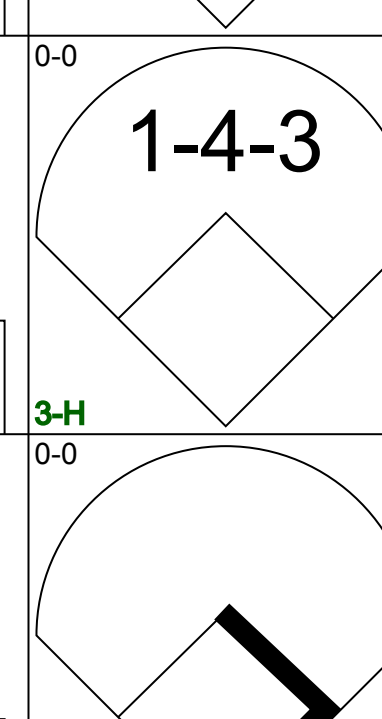
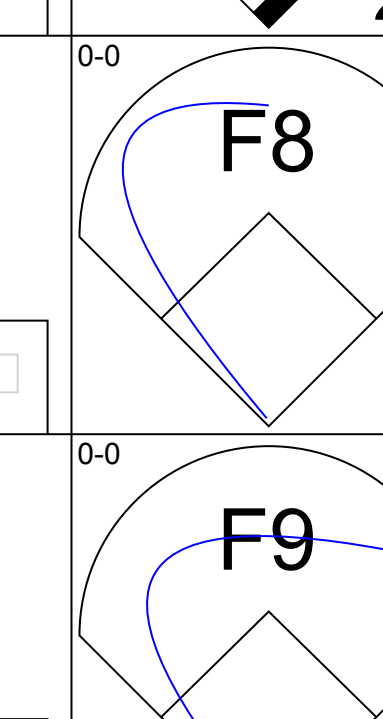
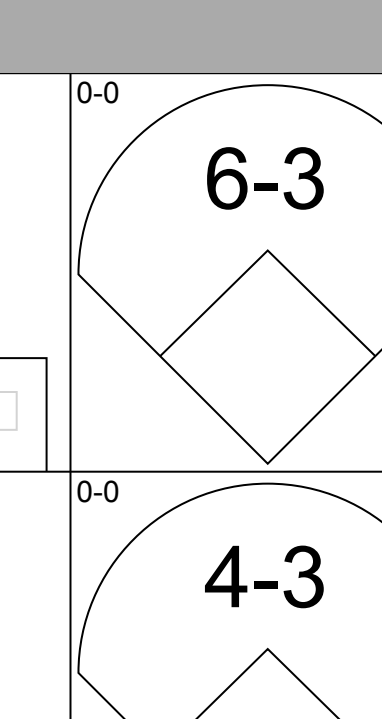
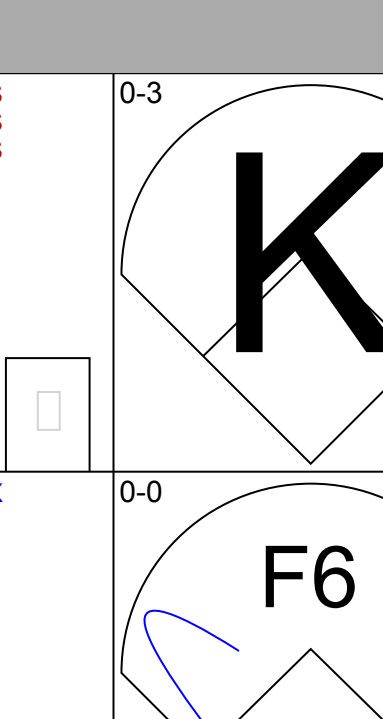
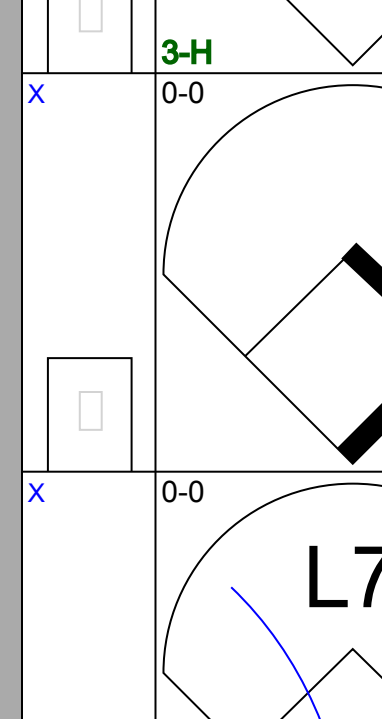
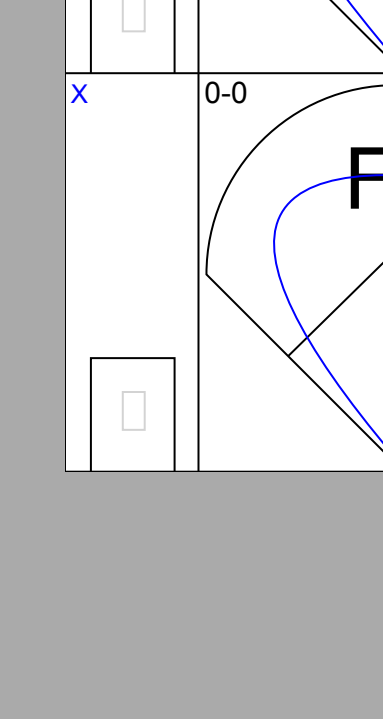
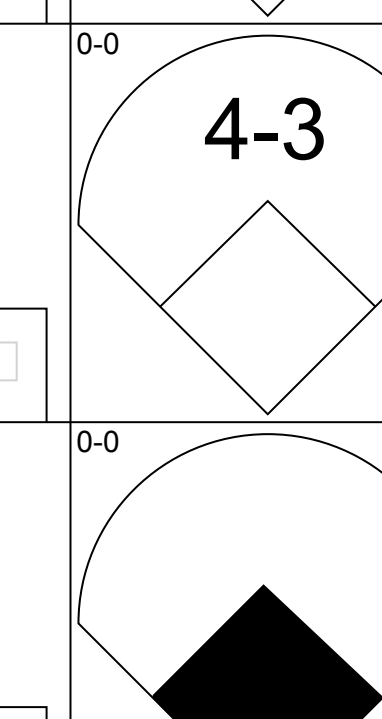
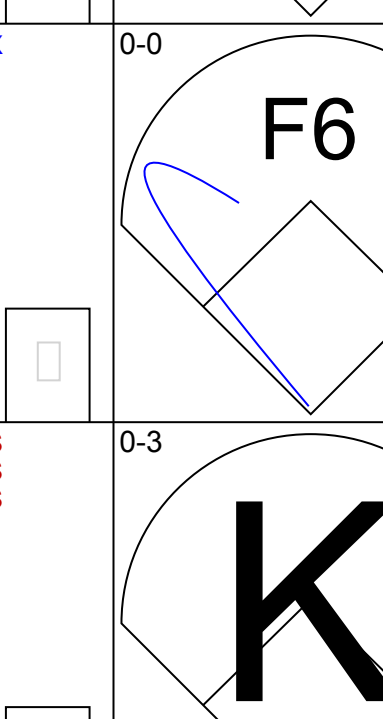
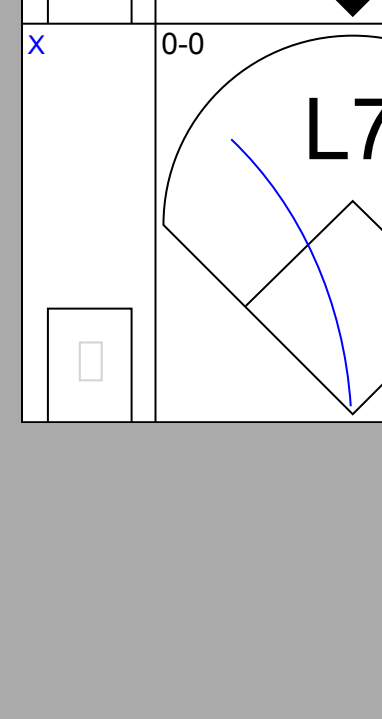
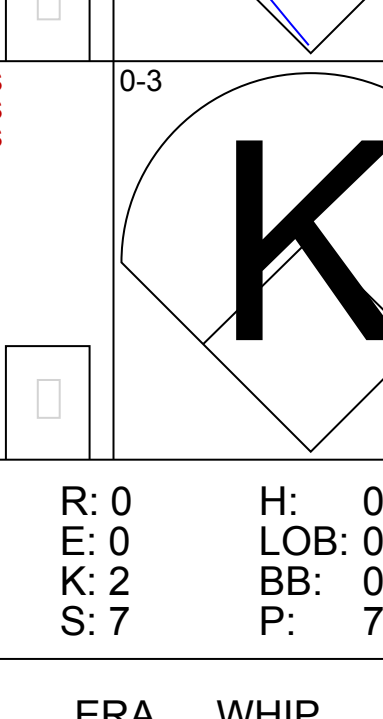
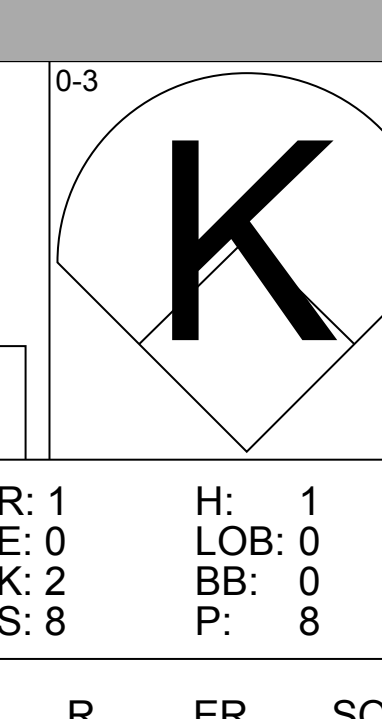
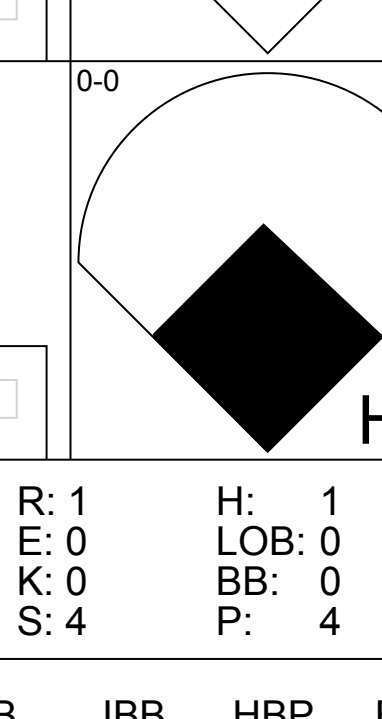
Batter	1	2	3	4	5	6	7	8	9	AB	R	H	RBI	BB	SO	LOB	BOTTOM			
John Cangelosi, S (1.8) OBP: 0.350, SLG: 0.301	0-0 6-3		4-0 2B 3-1 BB	0-0 5-3			0-0 6-3			3	1	0	0	1	0	0	Minnesota Twins @ Chicago White Sox Comiskey Park, Chicago, IL Sat Sep 27 1986, 4:33 AM EDT Unknown livebaseballscores.com			
Reid Nichols, R (1.7) OBP: 0.277, SLG: 0.248	0-0 5-3		0-0 3-1 1-3 2B	0-0 3-1		0-0 F4				4	0	1	0	0	0	0				
Harold Baines, L (1.9) OBP: 0.338, SLG: 0.465	0-0 2B		0-0 3-1		0-3 K		0-0 HR			2	0	1	1	0	0	1				
Kenny Williams, R (6, PH) OBP: 0.095, SLG: 0.238	0-0 2B		0-0 2-3 3-H		0-0 F4		0-0 G5-4-3 1B			2	1	1	1	0	1	0				
Russ Morman, R (1.3) OBP: 0.326, SLG: 0.365	0-3 K		0-0 FC5-2-6 2B		0-0 F4		0-0 G5-4-3 1B			4	1	1	0	0	1	2				
Ron Hassey, L (1.2) OBP: 0.399, SLG: 0.478		0-0 4-3	0-0 1-H HR 2B		0-0 1B		0-0 F4			4	1	2	1	0	0	1				
Jerry Hairston, S (1.10) OBP: 0.352, SLG: 0.404		0-0 1B	0-0 2-H HR		0-0 F7		0-0 G5-4-3			4	1	2	2	0	0	1				
Tim Hulett, R (1.4) OBP: 0.265, SLG: 0.389		0-0 1B	0-0 HR		0-0 5-3		0-0 G5-4-3			3	0	2	0	0	0	0				
Dave Cochrane, S (1.5) OBP: 0.260, SLG: 0.283		0-3 K	0-0 5-3		0-0 4-3					3	0	0	0	0	1	3				
Ozzie Guillen, L (1.6) OBP: 0.271, SLG: 0.320		0-0 4-3		0-0 F7		0-0 G3				3	0	0	0	0	0	2				
Inning Stats	R: 0 E: 0 K: 1 S: 6	H: 1 LOB: 1 BB: 0 P: 6	R: 0 E: 0 K: 1 S: 7	H: 2 LOB: 2 BB: 0 P: 7	R: 4 E: 0 K: 0 S: 7	H: 4 LOB: 1 BB: 1 P: 11	R: 0 E: 0 K: 0 S: 3	H: 0 LOB: 0 BB: 0 P: 3	R: 0 E: 0 K: 1 S: 5	H: 1 LOB: 1 BB: 0 P: 5	R: 0 E: 0 K: 0 S: 3	H: 0 LOB: 0 BB: 0 P: 3	R: 0 E: 0 K: 0 S: 3	H: 0 LOB: 0 BB: 0 P: 3	R: 1 E: 0 K: 0 S: 4	H: 2 LOB: 2 BB: 0 P: 4	1B: 5 2B: 3 3B: 0 HR: 2	SF: 0 SAC: 0 DP: 1 HBP: 0	WP: 0 PB: 0 CS: 0	PA: 33
PITCHER Neal Heaton, L (1.1) ERA: 4.04	IP: 8.0 WLS: L BF: 33 H: 10 R: 5 ER: 5 SO: 3 BB: 1 IBB: 0 HBP: 0 BLK: 0 WP: 0 HR: 2 S: 38 P: 42 ERA: 5.62 WHIP: 1.375																			

Batter	1	2	3	4	5	6	7	8	9	AB	R	H	RBI	BB	SO	LOB	TOP								
Mark Davidson, R (1, 8) OBP: 0.186, SLG: 0.164	0-3 K		0-3 K			0-0 F7		0-0 1B	0-3 K	5	0	1	0	0	3	3	Minnesota Twins @ Chicago White Sox Comiskey Park, Chicago, IL Sat Sep 27 1986, 8:05 PM EDT Att: 14,148 - Unknown livebaseballscores.com								
Ron Washington, R (1, 4) OBP: 0.250, SLG: 0.422	0-0 4-3		0-3 K			0-0 6-3		0-0 F9		4	0	0	0	0	1	3									
Randy Bush, L (1, 9) OBP: 0.338, SLG: 0.408	0-0 2B		0-0 F6			0-3 K		0-0 1B		4	0	2	1	0	1	1									
Kent Hrbek, L (1, 3) OBP: 0.359, SLG: 0.491	0-0 G3			0-0 1-3			0-0 4-3	0-0 F8		4	0	0	0	0	0	3									
Gary Gaetti, R (1, 5) OBP: 0.342, SLG: 0.523		4-0 S BB		0-0 G3			0-0 6-3		0-0 HR	3	1	1	1	1	0	0									
Al Woods, L (1, 10) OBP: 0.333, SLG: 0.423		0-0 F8		0-3 K			0-0 F7		0-0 L1	4	0	0	0	0	1	1									
Billy Beane, R (1, 7) OBP: 0.250, SLG: 0.290		0-3 K			0-3 K			0-0 HR	0-0 FC5-4 2B	4	1	2	1	0	2	1									
Mark Salas, L (1, 2) OBP: 0.283, SLG: 0.385		0-0 F5			0-0 L4			0-0 1B	4-0 FC5-4 IBB	3	1	1	0	0	0	1									
Tom Brunansky, R (9, PH) OBP: 0.319, SLG: 0.430								0-0 1B		0	0	0	0	1	0	0									
Jeff Reed, L (9, 2) OBP: 0.319, SLG: 0.338								0-0 1B		0	0	0	0	0	0	0									
Alvaro Espinoza, R (1, 6) OBP: 0.167, SLG: 0.200								0-3 K	0-0 FC5-4	2	0	1	0	0	1	0									
Roy Smalley, S (8, PH) OBP: 0.336, SLG: 0.442									1-2 2-3	1	0	0	0	0	1	1									
Kirby Puckett, R (9, PH) OBP: 0.368, SLG: 0.536										1	0	0	0	0	0	2									
Greg Gagne, R (9, 6) OBP: 0.392, SLG: 0.365										0	0	0	0	0	0	0									
Inning Stats	R: 0 E: 0 K: 1 S: 6	H: 1 LOB: 1 BB: 0 P: 6	R: 0 E: 0 K: 1 S: 5	H: 0 LOB: 1 BB: 1 P: 9	R: 0 E: 0 K: 2 S: 8	H: 1 LOB: 0 BB: 0 P: 8	R: 0 E: 0 K: 1 S: 5	H: 0 LOB: 0 BB: 0 P: 5	R: 0 E: 0 K: 2 S: 7	H: 0 LOB: 0 BB: 0 P: 7	R: 0 E: 0 K: 0 S: 3	H: 0 LOB: 0 BB: 0 P: 3	R: 0 E: 0 K: 0 S: 3	H: 0 LOB: 0 BB: 0 P: 3	R: 2 E: 0 K: 1 S: 9	H: 4 LOB: 2 BB: 0 P: 9		R: 1 E: 0 K: 1 S: 7	H: 2 LOB: 2 BB: 1 P: 11	1B: 3 2B: 3 3B: 0 HR: 2	SF: 0 SAC: 0 DP: 0 HBP: 0	WP: 0 PB: 0 SB: 1 CS: 0	PA: 37		
PITCHER	IP	WLS	BF	H	R	ER	SO	BB	IBB	HBP	BLK	WP	HR	S	P	ERA	WHIP								
Richard Dotson, R (1, 1) ERA: 5.24	7.1		28	5	2	2	9	1	0	0	0	0	1	45	49	2.46	0.818								
Bobby Thigpen, R (8, 1) ERA: 1.41	1.0		6	3	1	1	0	0	0	0	0	0	1	6	6	9.00	3.000								
Ray Searage, L (9, 1) ERA: 3.35	0.0		1	0	0	0	0	0	1	0	0	0	0	4	4	∞	∞								
Dave Schmidt, R (9, 1) ERA: 3.29	0.2	W	2	0	0	0	1	0	0	0	0	0	0	4	4	0.00	0.000								

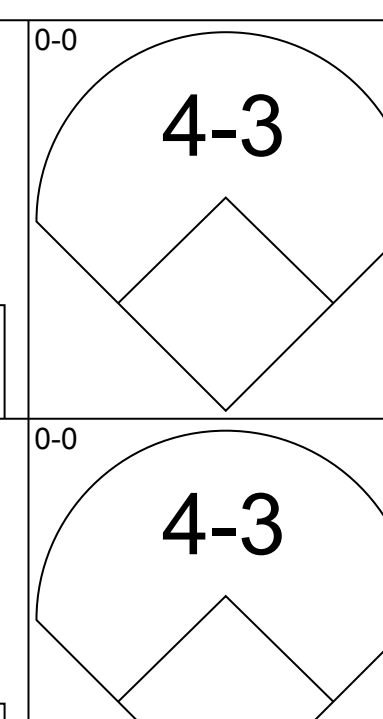
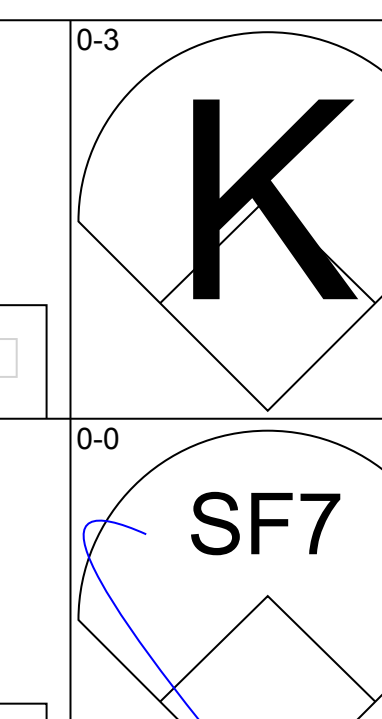
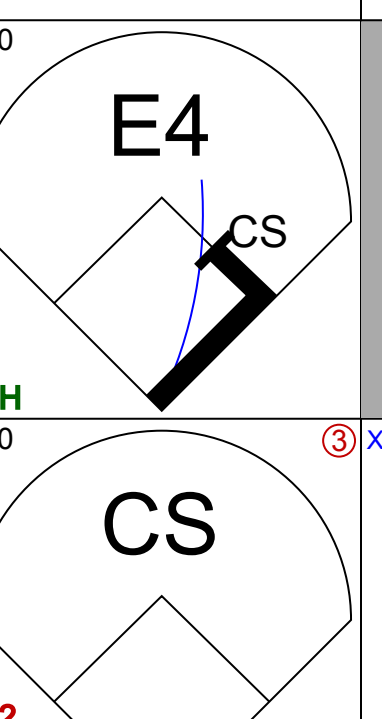
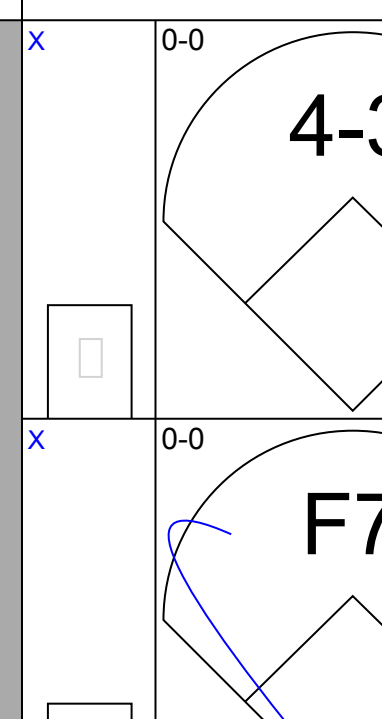
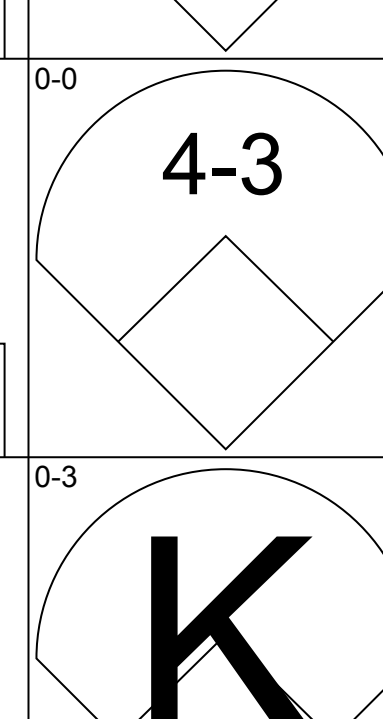
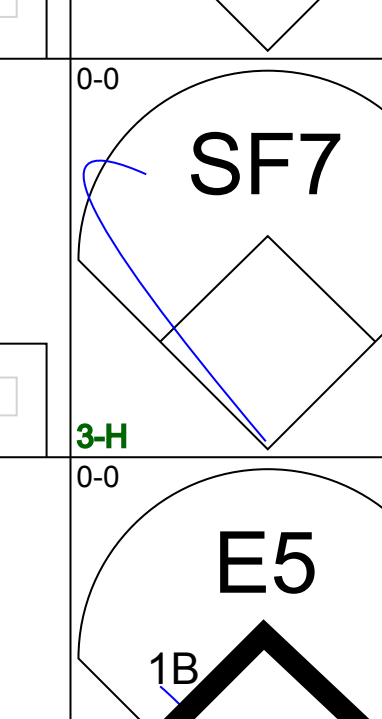
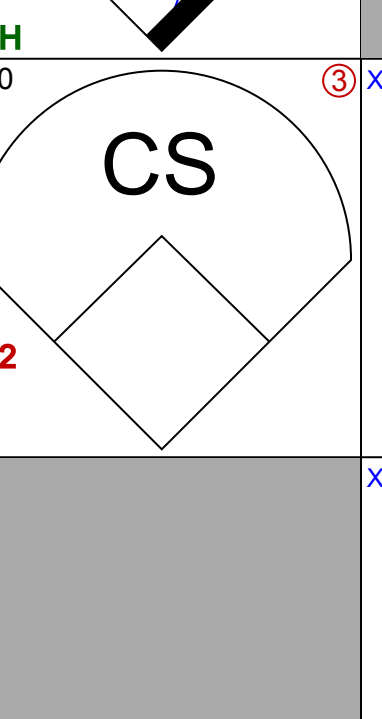
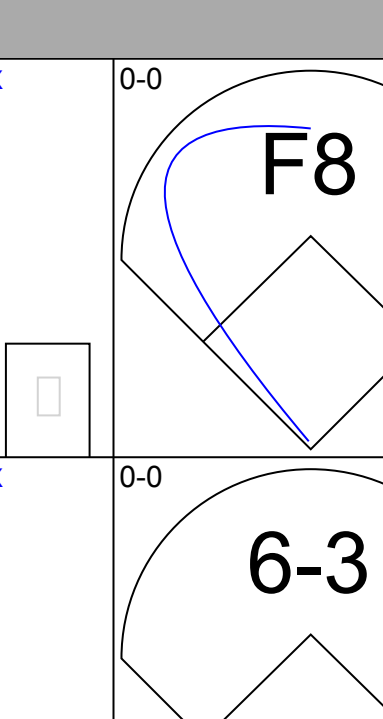
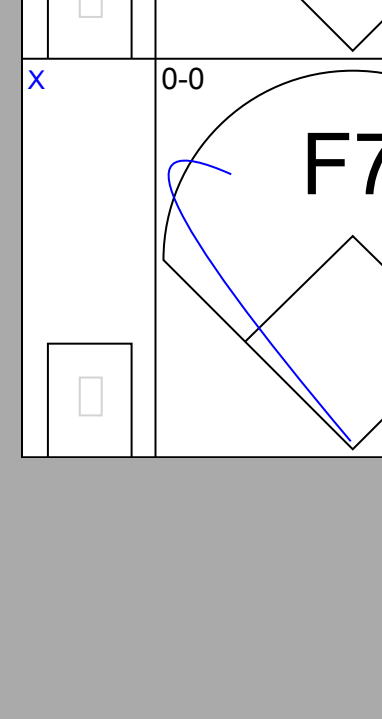
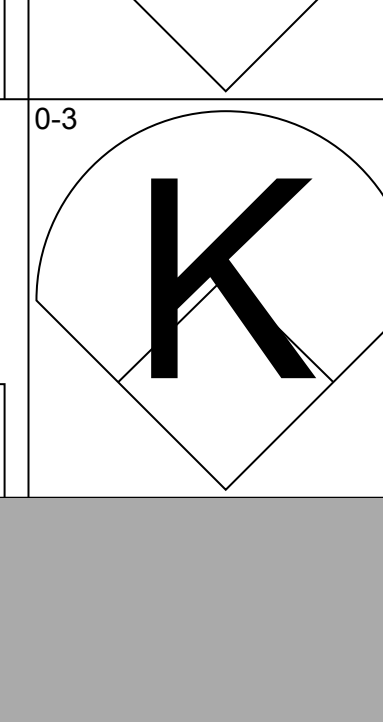
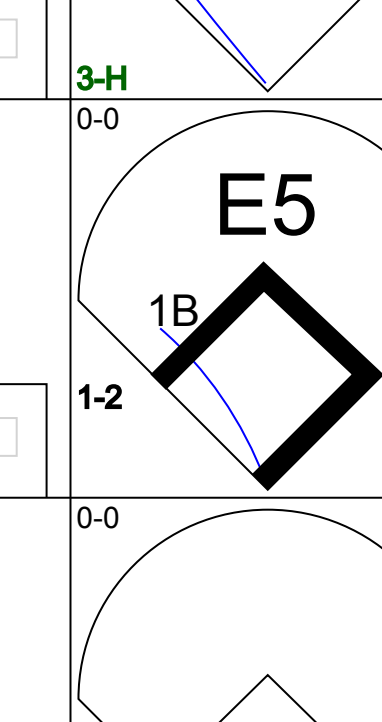
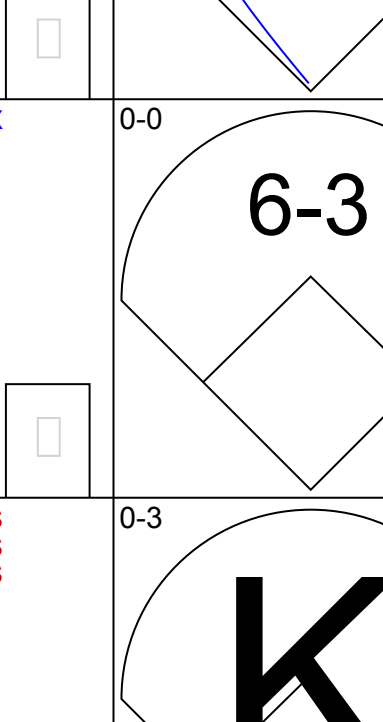
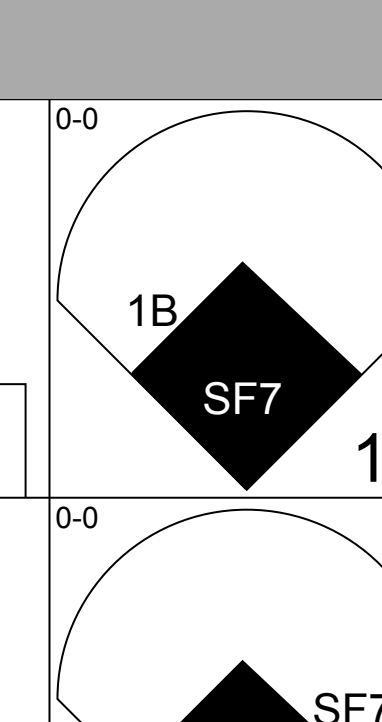
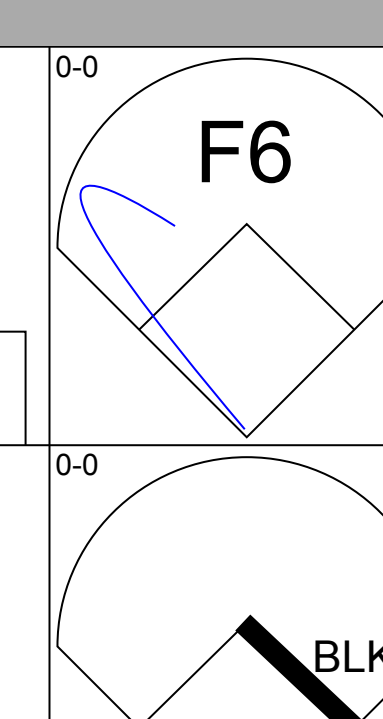

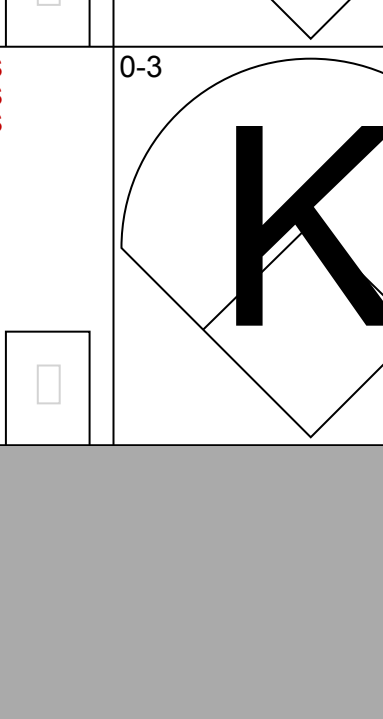
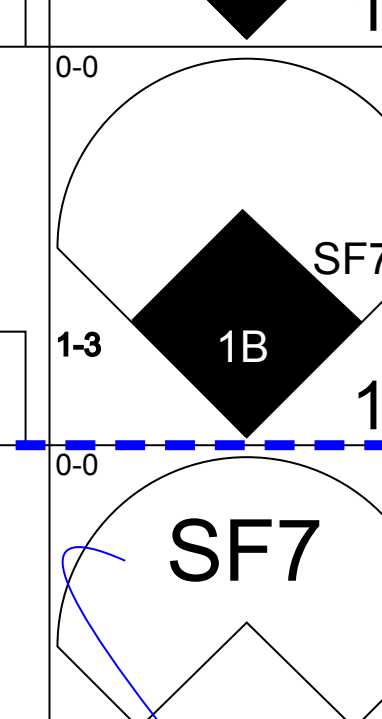
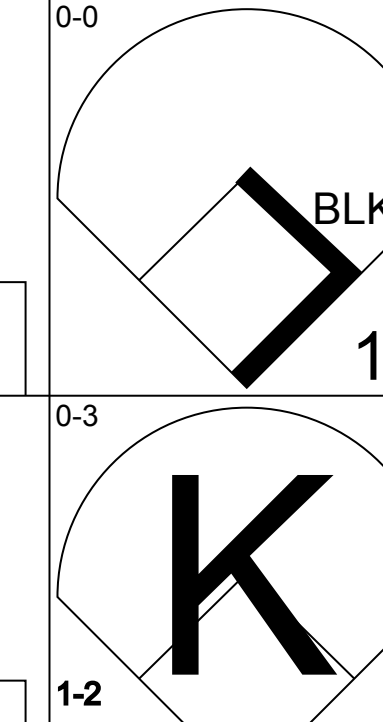
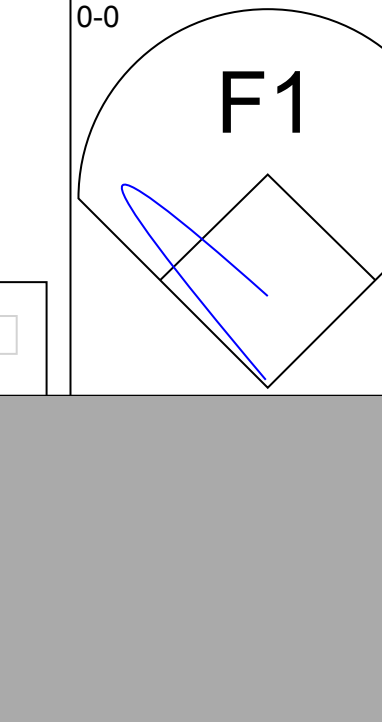
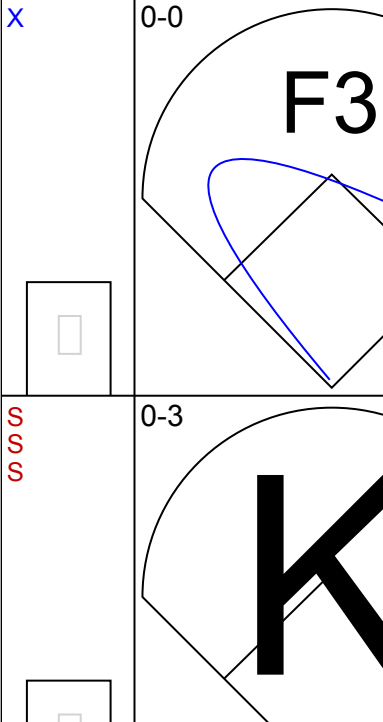
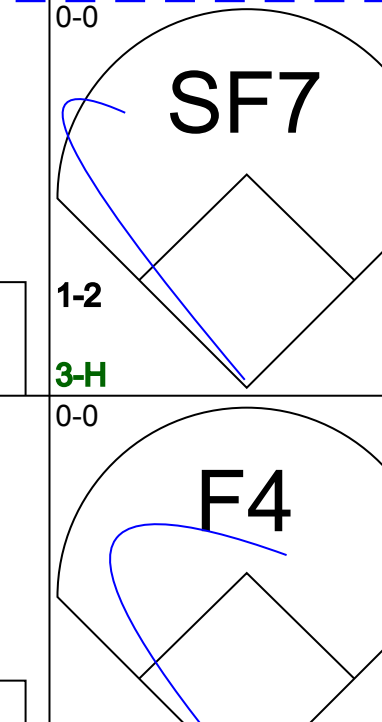
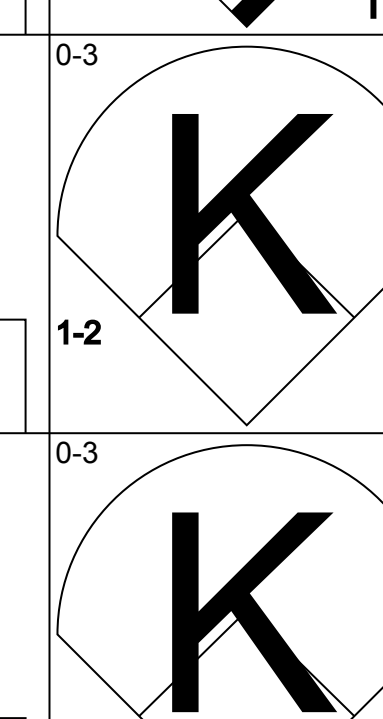
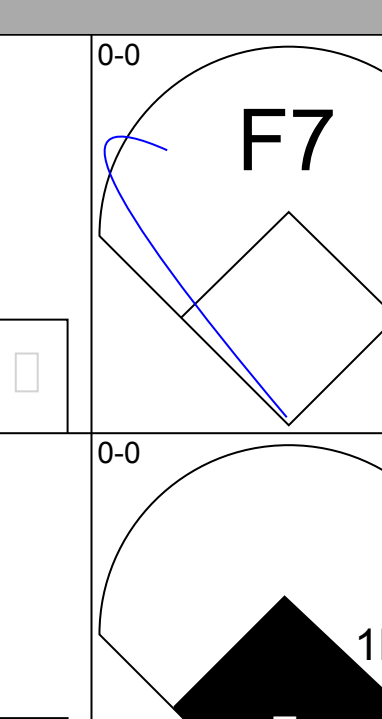
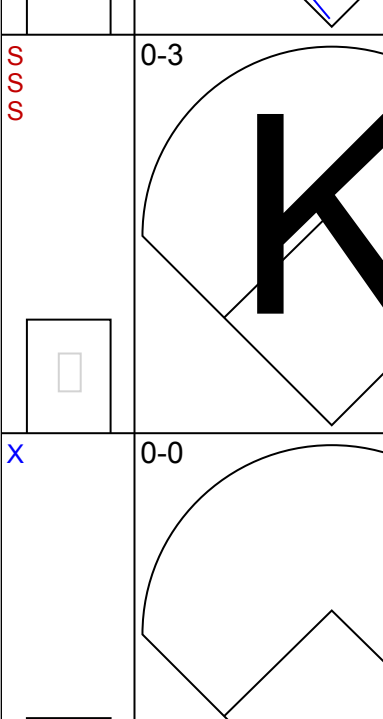
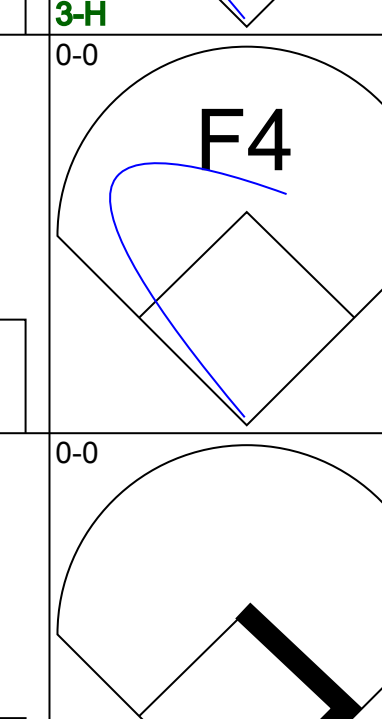
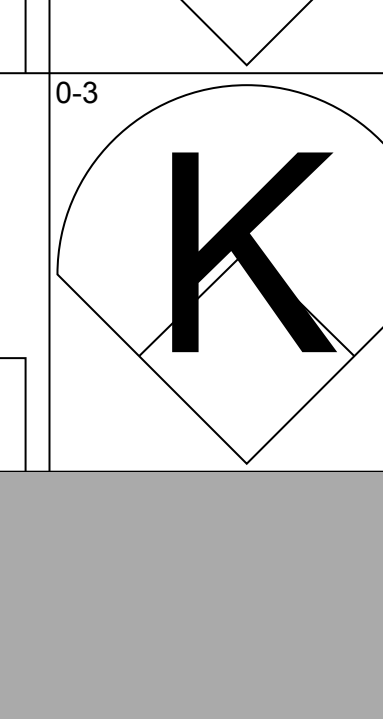
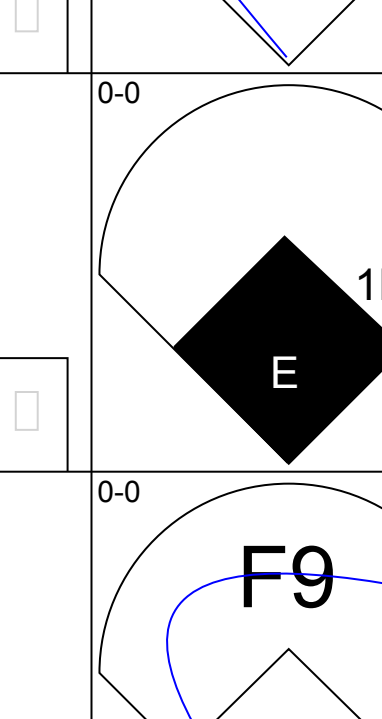

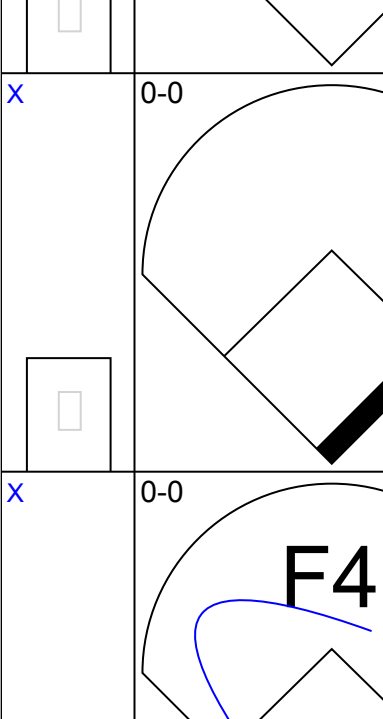
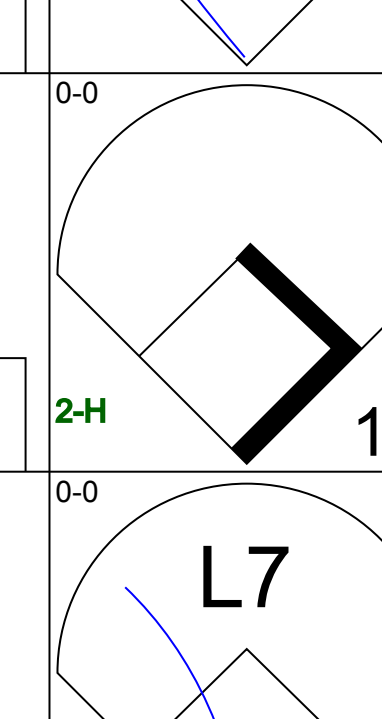
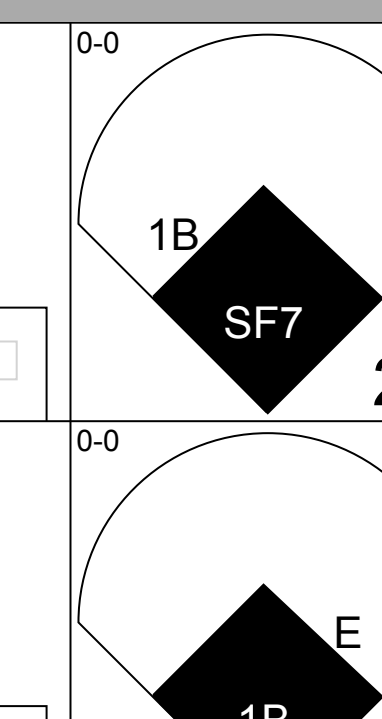
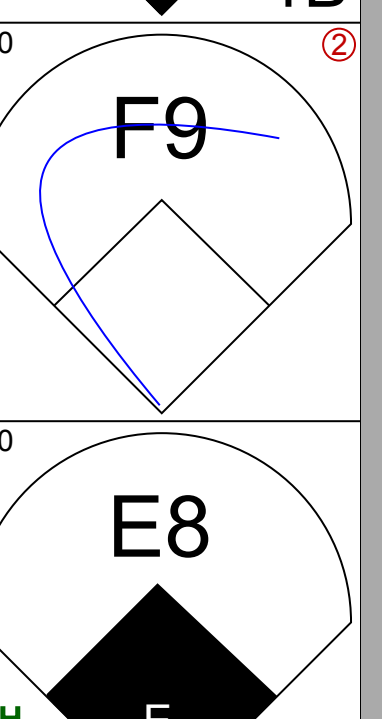
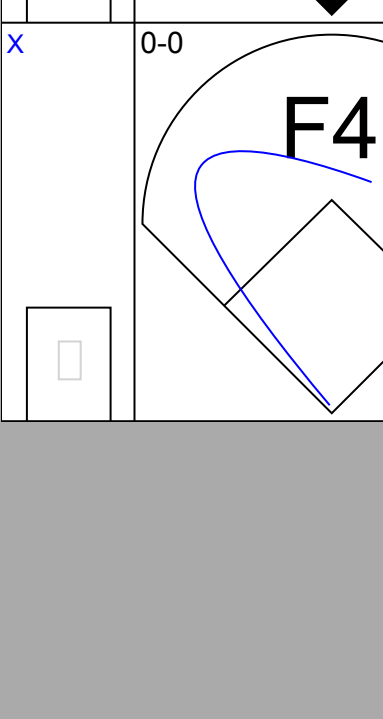
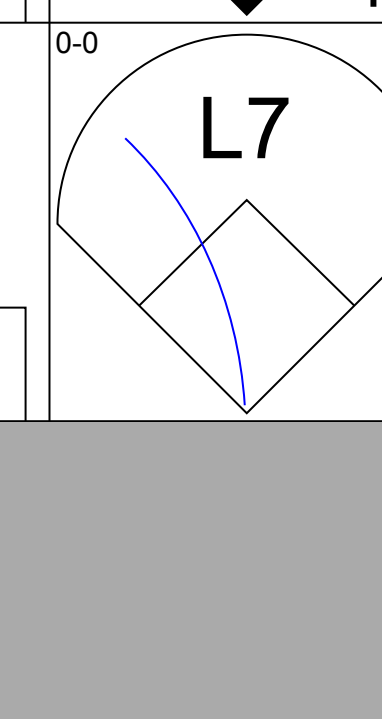
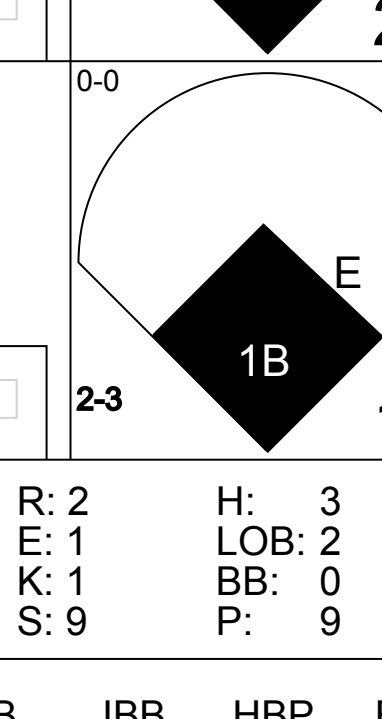
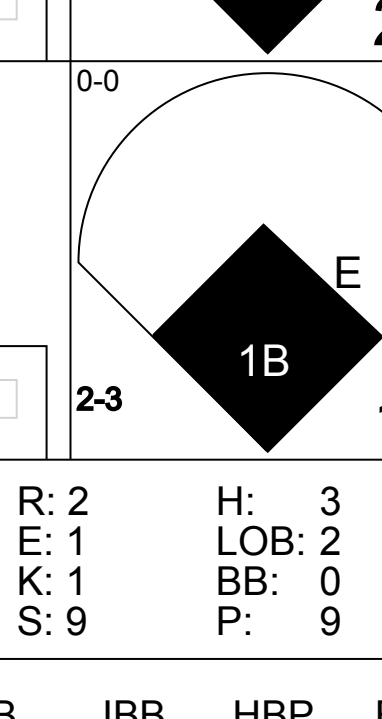
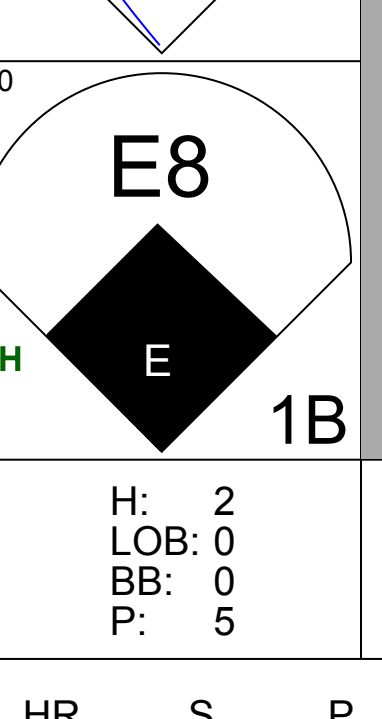
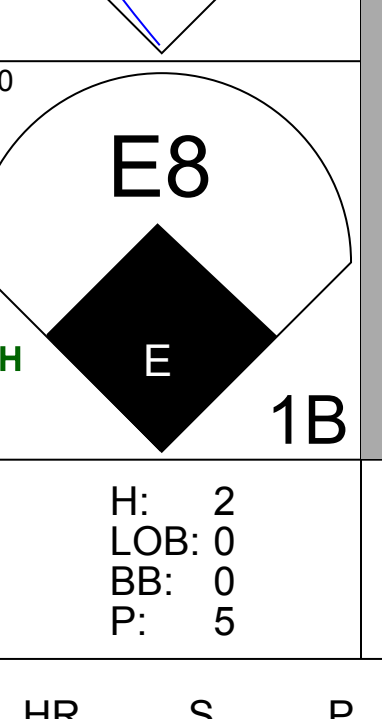
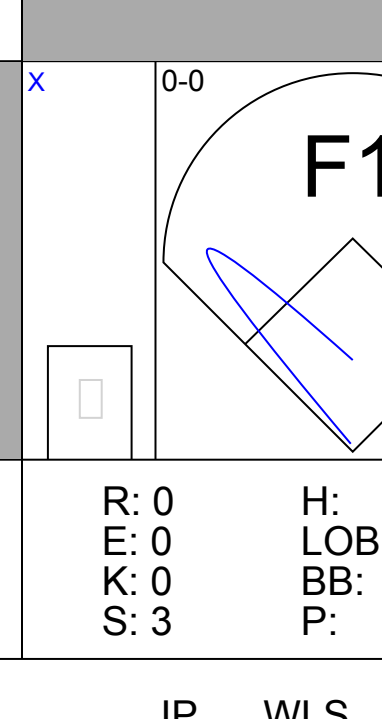
Batter	1	2	3	4	5	6	7	8	9	AB	R	H	RBI	BB	SO	LOB	BOTTOM									
John Cangelosi, S (1, 8) OBP: 0.351, SLG: 0.303	0-0 1-3		0-0 CS 1B		0-0 B2			0-0 CS 1B		4	0	2	2	0	0	1	Minnesota Twins @ Chicago White Sox Comiskey Park, Chicago, IL Sat Sep 27 1986, 8:05 PM EDT Att: 14,148 - Unknown livebaseballscores.com									
Kenny Williams, R (1, 9) OBP: 0.160, SLG: 0.250	4-0 CS S BB		0-3 2H 3H K		0-0 G5-4-3 1B			0-0 F8		3	0	1	0	1	1	2										
Reid Nichols, R (1, 7) OBP: 0.269, SLG: 0.240	0-0 F7		0-0 F7		0-0 G5-4-3			0-0 F6		4	0	0	0	0	0	3										
Jerry Hairston, S (1, 3) OBP: 0.350, SLG: 0.416		0-0 HR		0-0 F2			0-0 5-3		0-0 4-3	4	1	1	1	0	0	0										
Carlton Fisk, R (1, 10) OBP: 0.261, SLG: 0.329		0-0 F7		0-0 1B			0-0 5-3		0-0 G3 1B	4	0	2	0	0	0	0										
Daryl Boston, L (9, PR) OBP: 0.337, SLG: 0.407									0-0 1B	0	1	0	0	0	0	0										
Tim Lincecum, R (1, 4) OBP: 0.284, SLG: 0.388	0-3 K		0-0 F9		0-0 F8			0-0 1B G3		4	0	1	0	0	1	1										
Dave Cochrane, S (1, 5) OBP: 0.264, SLG: 0.286		0-0 6-3						0-0 1B		3	0	1	0	0	1	0										
Ron Hassey, L (9, PH) OBP: 0.398, SLG: 0.477								1-2 2-3		1	0	0	0	0	0	2										
Ozzie Guillen, L (1, 6) OBP: 0.272, SLG: 0.322			0-0 1B 1B		0-0 1-3			0-0 1B		4	1	2	1	0	0	2										
Ron Karkovice, R (1, 2) OBP: 0.303, SLG: 0.420			0-0 1B 1B		0-0 1B			0-0 K		3	1	2	0	0	1	0										
Inning Stats	R: 0 E: 0 K: 0 S: 2	H: 0 LOB: 0 BB: 1 P: 6	R: 1 E: 0 K: 1 S: 6	H: 1 LOB: 0 BB: 0 P: 6	R: 2 E: 0 K: 1 S: 7	H: 3 LOB: 0 BB: 0 P: 7	R: 0 E: 0 K: 0 S: 5	H: 2 LOB: 2 BB: 0 P: 5	R: 0 E: 0 K: 0 S: 3	H: 0 LOB: 0 BB: 0 P: 3	R: 0 E: 0 K: 2 S: 7	H: 0 LOB: 0 BB: 0 P: 7	R: 0 E: 0 K: 0 S: 3	H: 1 LOB: 0 BB: 0 P: 3	R: 1 E: 0 K: 0 S: 5	H: 3 LOB: 2 BB: 0 P: 5		1B: 11 2B: 0 3B: 0 HR: 1	SF: 0 SAC: 0 DP: 1 HBP: 0	WP: 0 PB: 0 SB: 1 CS: 3	PA: 35					
PITCHER	IP	WLS	BF	H	R	ER	SO	BB	IBB	HBP	BLK	WP	HR	S	P	ERA		WHIP								
Allan Anderson, L (1, 1) ERA: 5.42	6.0		24	8	3	3	2	1	0	0	0	0	1	27	31	4.50		1.500								
Roy Lee Jackson, R (7, 1) ERA: 3.53	2.0		6	1	0	0	2	0	0	0	0	0	0	10	10	0.00		0.500								
Mark Portugal, R (9, 1) ERA: 4.42	0.2	L	5	3	1	1	0	0	0	0	0	0	0	5	5	13.50	4.500									

Batter	1	2	3	4	5	6	7	8	9	AB	R	H	RBI	BB	SO	LOB	TOP			
Mark Davidson, R OBP: 0.177, SLG: 0.155	L4		K		F3			SH3-4	SH2-3	3	0	0	1	0	1	2	Minnesota Twins @ Chicago White Sox Comiskey Park, Chicago, IL Sun Sep 28 1986, 4:33 AM EDT Att: 11,606 - Unknown			
Mickey Hatcher, R OBP: 0.316, SLG: 0.362	L4		F8		L9			BB WP	HR	5	1	2	2	0	0	2				
Kirby Puckett, R OBP: 0.368, SLG: 0.534	K				F8 1B			1B	K	4	1	1	0	1	2	0				
Gary Gaetti, R OBP: 0.344, SLG: 0.522					FC1-6 1B			1B	K	4	0	2	1	1	1	0				
Tim Laudner, R OBP: 0.332, SLG: 0.441					F8			BB		3	0	0	0	0	1	3				
Randy Bush, L OBP: 0.338, SLG: 0.408 (8, PH)					F9			BB		0	0	0	0	0	0	0				
Tom Brunansky, R OBP: 0.318, SLG: 0.429 (8, PH)					F8			K		1	0	0	0	0	1	3				
Jeff Reed, L OBP: 0.319, SLG: 0.338 (8, 2)					F9			K		0	0	0	0	0	0	0				
Kent Hrbek, L OBP: 0.358, SLG: 0.491 (1, 3)					FC1-6			F6	FC6-4	4	0	1	1	0	0	4				
Billy Beane, R OBP: 0.250, SLG: 0.289 (1, 7)					F9			K		4	1	1	0	0	2	2				
Greg Gagne, R OBP: 0.293, SLG: 0.369 (1, 6)					SH1-3 1B			F6	SH2-3 2B	4	1	2	1	0	0	0				
Alvaro Espinoza, R OBP: 0.219, SLG: 0.226 (1, 4)					SH1-3			F4	SH2-3 2B	1	1	1	0	1	0	0				
Roy Smalley, S OBP: 0.336, SLG: 0.442 (8, PH)					E4 1B			F6	SH2-3 S	0	1	0	0	1	0	0				
Steve Lombardozzi, R OBP: 0.303, SLG: 0.338 (8, 4)								WP SH3-4 BB	SH2-3 S	0	0	0	0	0	0	0				
Inning Stats	R: 0 E: 0 K: 1 S: 5	H: 0 LOB: 0 BB: 0 P: 5	R: 0 E: 0 K: 1 S: 6	H: 2 LOB: 1 BB: 0 P: 6	R: 0 E: 0 K: 1 S: 6	H: 1 LOB: 1 BB: 0 P: 6	R: 1 E: 0 K: 0 S: 5	H: 2 LOB: 1 BB: 0 P: 5	R: 0 E: 1 K: 0 S: 4	H: 1 LOB: 1 BB: 0 P: 4	R: 0 E: 0 K: 1 S: 5	H: 0 LOB: 0 BB: 0 P: 5	R: 0 E: 0 K: 1 S: 5	H: 0 LOB: 0 BB: 0 P: 5	R: 1 E: 0 K: 1 S: 6	H: 3 LOB: 0 BB: 1 P: 14	1B: 7 2B: 2 3B: 0 HR: 1	SF: 0 SAC: 3 DP: 0 HBP: 0	WP: 1 PA: 40 CS: 1	
PITCHER	IP	WLS	BF	H	R	ER	SO	BB	IBB	HBP	BLK	WP	HR	S	P	ERA	WHIP			
Floyd Bannister, L ERA: 3.28	(1, 1)	7.1	L	28	6	2	2	5	1	0	0	0	0	37	41	2.46	0.955			
Gene Nelson, R ERA: 3.95	(8, 1)	0.0		3	1	0	0	0	1	1	0	0	1	0	1	∞	∞			
Ray Seearge, L ERA: 3.31	(8, 1)	0.2		2	0	0	0	1	0	0	0	0	0	4	4	0.00	0.000			
Bill Dawley, R ERA: 3.42	(9, 1)	1.0		7	3	4	4	2	1	0	0	0	0	1	10	36.00	4.000			

Batter	1	2	3	4	5	6	7	8	9	AB	R	H	RBI	BB	SO	LOB	BOTTOM				
John Cangelosi, S OBP: 0.348, SLG: 0.300	F7		4-3		FC1-5		4-3			4	0	0	0	0	0	3	Minnesota Twins @ Chicago White Sox Comiskey Park, Chicago, IL Sun Sep 28 1986, 4:33 AM EDT Att: 11,606 - Unknown				
Daryl Boston, L OBP: 0.335, SLG: 0.409	4-3 1B		F5		G4-6-3			K		4	1	1	0	0	1	2					
Jerry Hairston, S OBP: 0.344, SLG: 0.408	4-3		F7		F7			1-3		4	0	0	0	0	0	1					
Ron Hassey, L OBP: 0.402, SLG: 0.477					F7					2	0	1	1	2	0	0					
Kenny Williams, R OBP: 0.180, SLG: 0.250 (8, PR)					F7			BB		0	0	0	0	0	0	0					
Steve Lyons, L OBP: 0.285, SLG: 0.310	F8				BB			BB		3	0	0	0	1	0	3					
Ozzie Guillen, L OBP: 0.270, SLG: 0.319			4-3		L9			F7		4	0	0	0	0	0	2					
Tim Hulett, R OBP: 0.266, SLG: 0.389					5-3					4	0	2	0	0	1	1					
Jack Perconte, L OBP: 0.328, SLG: 0.241			L6		E9			B1-6-3 1B		3	0	1	0	1	0	1					
Ron Karkovics, R OBP: 0.304, SLG: 0.417					FC1-5 1B			B1-6-3 1B													
Carlton Fisk, R OBP: 0.260, SLG: 0.328 (8, PH)			1-3		FC1-5 1B			B1-6-3		3	0	1	0	0	0	3					
Inning Stats	R: 1 E: 0 K: 0 S: 5	H: 2 LOB: 1 BB: 0 P: 5	R: 0 E: 0 K: 0 S: 4	H: 1 LOB: 1 BB: 0 P: 4	R: 0 E: 0 K: 0 S: 3	H: 0 LOB: 0 BB: 0 P: 3	R: 0 E: 0 K: 0 S: 3	H: 0 LOB: 1 BB: 1 P: 7	R: 0 E: 0 K: 0 S: 4	H: 2 LOB: 1 BB: 0 P: 4	R: 0 E: 0 K: 1 S: 5	H: 0 LOB: 1 BB: 1 P: 9	R: 0 E: 0 K: 1 S: 5	H: 0 LOB: 1 BB: 1 P: 9	1B: 5 2B: 1 3B: 0 HR: 0	SF: 0 SAC: 0 DP: 2 HBP: 0		WP: 0 PA: 36 CS: 0			
PITCHER	IP	WLS	BF	H	R	ER	SO	BB	IBB	HBP	BLK	WP	HR	S	P	ERA		WHIP			
Mike Smithson, R ERA: 4.88	(1, 1)	7.2		31	6	1	1	1	3	0	0	0	0	30	42	1.17		1.174			
George Frazier, R ERA: 4.88	(8, 1)	1.1	S	5	0	0	0	1	1	0	0	0	0	6	10	0.00	0.750				

Batter	1	2	3	4	5	6	7	8	9	AB	R	H	RBI	BB	SO	LOB	TOP					
Brett Butler, L (1, 8) OBP: 0.352, SLG: 0.372										4	1	2	1	0	1	0	Cleveland Indians @ Minnesota Twins Hubert H. Humphrey Metrodome, Minneapolis, MN Mon Sep 29 1986, 8:05 PM EDT Att: 6,232 - Unknown					
Dave Clark, L (1, 9) OBP: 0.340, SLG: 0.400										3	1	0	0	1	0	1						
Joe Carter, R (1, 3) OBP: 0.336, SLG: 0.514										4	1	2	2	0	1	0						
Mel Hall, L (1, 7) OBP: 0.345, SLG: 0.492										4	1	1	0	0	2	0						
Cory Snyder, R (1, 6) OBP: 0.311, SLG: 0.523										4	0	1	0	0	2	1						
Otis Nixon, S (9, PR) OBP: 0.326, SLG: 0.305										0	0	0	0	0	0	0						
Pat Tabler, R (1, 10) OBP: 0.364, SLG: 0.419										4	0	0	1	0	0	1						
Brook Jacoby, R (1, 5) OBP: 0.349, SLG: 0.441										4	0	1	0	0	1	1						
Chris Bando, S (1, 2) OBP: 0.318, SLG: 0.307										3	0	0	0	0	0	1						
Jay Bell, R (1, 4) OBP: 0.333, SLG: 1.333										3	1	1	1	0	2	0						
Fran Mullins, R (8, 4) OBP: 0.214, SLG: 0.282										0	0	0	0	0	0	0						
Inning Stats	R: 0 E: 0 K: 1 S: 5	H: 0 LOB: 0 BB: 0 P: 5	R: 0 E: 0 K: 2 S: 7	H: 0 LOB: 0 BB: 0 P: 7	R: 1 E: 0 K: 0 S: 4	H: 1 LOB: 0 BB: 1 P: 4	R: 2 E: 0 K: 2 S: 8	H: 1 LOB: 0 BB: 1 P: 12	R: 0 E: 0 K: 0 S: 3	H: 0 LOB: 0 BB: 0 P: 7	R: 0 E: 0 K: 0 S: 3	H: 2 LOB: 1 BB: 0 P: 3	R: 1 E: 0 K: 0 S: 5	H: 2 LOB: 1 BB: 0 P: 5	R: 1 E: 0 K: 2 S: 8	H: 1 LOB: 0 BB: 0 P: 8	R: 0 E: 0 K: 0 S: 4	H: 1 LOB: 1 BB: 0 P: 4	1B: 2 2B: 3 3B: 0 HR: 3	SF: 0 SAC: 0 DP: 0 HBP: 0	WP: 0 PB: 0 SB: 0 CS: 1	PA: 35
PITCHER	IP	WLS	BF	H	R	ER	SO	BB	IBB	HBP	BLK	WP	HR	S	P	ERA	WHIP					
Bert Blyleven, R (1, 1) ERA: 4.04	8.0	W	30	7	5	5	9	1	0	0	0	0	3	47	51	5.62	1.000					
Mark Portugal, R (9, 1) ERA: 4.36	1.0	S	4	1	0	0	0	0	0	0	0	0	0	4	4	0.00	1.000					



Batter	1	2	3	4	5	6	7	8	9	AB	R	H	RBI	BB	SO	LOB	BOTTOM					
Mark Davidson, R (1, 9) OBP: 0.167, SLG: 0.145										4	0	0	0	0	1	2	Cleveland Indians @ Minnesota Twins Hubert H. Humphrey Metrodome, Minneapolis, MN Mon Sep 29 1986, 8:05 PM EDT Att: 6,232 - Unknown					
Mickey Hatcher, R (1, 3) OBP: 0.312, SLG: 0.359										3	0	0	1	0	0	0						
Kent Hrbek, L (9, 3) OBP: 0.358, SLG: 0.491										0	0	0	0	0	0	0						
Kirby Puckett, R (1, 8) OBP: 0.367, SLG: 0.532										4	1	1	0	0	1	1						
Gary Gaetti, R (1, 5) OBP: 0.345, SLG: 0.522										4	1	2	1	0	1	0						
Tom Brunansky, R (1, 10) OBP: 0.318, SLG: 0.429										3	0	1	1	0	0	2						
Tim Laudner, R (1, 2) OBP: 0.327, SLG: 0.434										3	0	0	0	0	2	1						
Mark Salas, L (8, PH) OBP: 0.282, SLG: 0.384										1	0	0	0	0	0	1						
Jeff Reed, L (9, 2) OBP: 0.319, SLG: 0.338										0	0	0	0	0	0	0						
Billy Beane, R (1, 7) OBP: 0.257, SLG: 0.296										3	1	2	0	0	1	1						
Randy Bush, L (8, PH) OBP: 0.339, SLG: 0.410										1	0	1	1	0	0	0						
Greg Gagne, R (1, 6) OBP: 0.294, SLG: 0.371										3	1	1	0	0	0	2						
Roy Smalley, S (8, PH) OBP: 0.339, SLG: 0.441										1	0	0	0	0	0	1						
Steve Lombardozzi, R (9, 4) OBP: 0.353, SLG: 0.335										0	0	0	0	0	0	0						
Alvaro Espinoza, R (1, 4) OBP: 0.257, SLG: 0.265										3	2	2	0	0	0	0						
Inning Stats	R: 0 E: 0 K: 1 S: 5	H: 0 LOB: 0 BB: 0 P: 5	R: 0 E: 0 K: 2 S: 8	H: 1 LOB: 1 BB: 0 P: 8	R: 2 E: 1 K: 1 S: 9	H: 3 LOB: 2 BB: 0 P: 9	R: 2 E: 2 K: 0 S: 5	H: 2 LOB: 0 BB: 0 P: 5	R: 0 E: 0 K: 1 S: 5	H: 0 LOB: 0 BB: 0 P: 5	R: 0 E: 0 K: 1 S: 6	H: 1 LOB: 1 BB: 0 P: 6	R: 0 E: 0 K: 0 S: 3	H: 0 LOB: 0 BB: 0 P: 3	R: 2 E: 0 K: 0 S: 6	H: 3 LOB: 1 BB: 0 P: 6	R: 0 E: 0 K: 0 S: 4	H: 1 LOB: 1 BB: 0 P: 4	1B: 9 2B: 1 3B: 0 HR: 0	SF: 2 SAC: 0 DP: 0 HBP: 0	WP: 0 PB: 0 SB: 0 CS: 1	PA: 36
PITCHER	IP	WLS	BF	H	R	ER	SO	BB	IBB	HBP	BLK	WP	HR	S	P	ERA	WHIP					
Greg Swindell, L (1, 1) ERA: 4.02	7.0	L	31	9	6	3	6	0	0	0	1	0	0	43	43	3.86	1.286					
Doug Jones, R (8, 1) ERA: 2.7	1.0		4	1	0	0	0	0	0	0	0	0	0	4	4	0.00	1.000					



Batter	1	2	3	4	5	6	7	8	9	AB	R	H	RBI	BB	SO	LOB	TOP																			
John Cangelosi, S OBP: 0.350, SLG: 0.300 (1, 7)										4	1	2	0	0	0	1																				
Daryl Boston, L OBP: 0.330, SLG: 0.411 (1, 8)										4	1	1	2	0	1	2																				
Ron Hassey, L OBP: 0.407, SLG: 0.484 (1, 10)										4	0	1	0	0	0	2																				
Jerry Hairston, S OBP: 0.351, SLG: 0.406 (1, 3)										3	0	0	0	1	0	1																				
Steve Lyons, L OBP: 0.284, SLG: 0.304 (1, 9)										4	0	0	0	0	1	1																				
Tim Hulett, R OBP: 0.282, SLG: 0.381 (1, 5)										4	0	0	0	0	3	1																				
Ozzie Guillen, L OBP: 0.265, SLG: 0.311 (1, 6)										3	0	0	0	0	0	0																				
Jack Perconte, L OBP: 0.338, SLG: 0.246 (1, 4)										3	0	0	0	0	2	0																				
Ron Karkovics, R OBP: 0.314, SLG: 0.453 (1, 2)										1	0	0	0	1	1	0																				
Inning Stats	R: 2 E: 0 K: 0 S: 5	H: 2 LOB: 1 BB: 1 P: 9	R: 0 E: 0 K: 1 S: 5	H: 0 LOB: 1 BB: 0 P: 6	R: 0 E: 0 K: 0 S: 3	H: 0 LOB: 0 BB: 0 P: 3	R: 0 E: 0 K: 2 S: 7	H: 0 LOB: 0 BB: 0 P: 7	R: 0 E: 0 K: 1 S: 7	H: 1 LOB: 0 BB: 0 P: 3	R: 0 E: 0 K: 1 S: 5	H: 0 LOB: 0 BB: 0 P: 5	R: 0 E: 0 K: 1 S: 6	H: 1 LOB: 2 BB: 1 P: 10	R: 0 E: 0 K: 1 S: 5	H: 0 LOB: 0 BB: 0 P: 5	1B: 3 2B: 0 3B: 0 HR: 1	SF: 0 SAC: 0 DP: 1 HBP: 1	WP: 1 PA: 33 PB: 0 SB: 1 CS: 0																	
PITCHER	IP	WLS	BF	H	R	ER	SO	BB	IBB	HBP	BLK	WP	HR	S	P	ERA	WHIP	PITCHER		IP	WLS	BF	H	R	ER	SO	BB	IBB	HBP	BLK	WP	HR	S	P	ERA	WHIP
Mike Smithson, R ERA: 4.77 (1, 1)	8.0	W	30	4	2	2	7	2	0	1	0	1	1	41	50	2.25	0.750																			
Mark Portugal, R ERA: 4.31 (9, 1)	1.0		3	0	0	0	1	0	0	0	0	0	0	5	5	0.00	0.000																			

Chicago White Sox @ Minnesota Twins
Hubert H. Humphrey Metrodome, Minneapolis, MN

AB 30
R 2
H 4
RBI 2
BB 2
SO 8
LOB 8



WP: 1 PA: 33
PB: 0
SB: 1
CS: 0

Batter	1	2	3	4	5	6	7	8	9	AB	R	H	RBI	BB	SO	LOB	BOTTOM																			
Kirby Puckett, R OBP: 0.369, SLG: 0.542 (1, 8)										5	2	2	2	0	0	0																				
Randy Bush, L OBP: 0.345, SLG: 0.420 (1, 10)										3	0	1	1	0	1	0																				
Mark Davidson, R OBP: 0.169, SLG: 0.164 (6, FH)										1	0	1	0	0	0	0																				
Kent Hrbek, L OBP: 0.355, SLG: 0.483 (1, 3)										3	0	0	0	1	0	2																				
Tom Brunansky, R OBP: 0.315, SLG: 0.425 (1, 9)										4	0	0	0	0	0	3																				
Roy Smalley, S OBP: 0.343, SLG: 0.441 (1, 5)										4	1	1	0	0	1	1																				
Billy Beane, R OBP: 0.258, SLG: 0.301 (1, 7)										4	1	2	0	0	0	0																				
Mark Salas, L OBP: 0.282, SLG: 0.384 (1, 2)										3	1	0	0	1	0	1																				
Greg Gagne, R OBP: 0.296, SLG: 0.377 (1, 6)										3	2	1	2	1	0	0																				
Steve Lombardozzi, R OBP: 0.303, SLG: 0.345 (1, 4)										4	2	2	4	0	0	0																				
Inning Stats	R: 0 E: 0 K: 1 S: 5	H: 0 LOB: 0 BB: 0 P: 5	R: 0 E: 0 K: 1 S: 6	H: 1 LOB: 0 BB: 0 P: 6	R: 2 E: 0 K: 0 S: 6	H: 3 LOB: 1 BB: 0 P: 6	R: 6 E: 0 K: 0 S: 7	H: 4 LOB: 1 BB: 3 P: 19	R: 1 E: 0 K: 0 S: 4	H: 1 LOB: 0 BB: 0 P: 4	R: 0 E: 0 K: 0 S: 3	H: 0 LOB: 0 BB: 0 P: 3	R: 0 E: 0 K: 0 S: 3	H: 0 LOB: 0 BB: 0 P: 3	R: 0 E: 0 K: 0 S: 3	H: 0 LOB: 0 BB: 0 P: 3	1B: 3 2B: 3 3B: 1 HR: 3	SF: 0 SAC: 0 DP: 0 HBP: 0	WP: 0 PA: 37 PB: 0 SB: 0 CS: 0																	
PITCHER	IP	WLS	BF	H	R	ER	SO	BB	IBB	HBP	BLK	WP	HR	S	P	ERA	WHIP	PITCHER		IP	WLS	BF	H	R	ER	SO	BB	IBB	HBP	BLK	WP	HR	S	P	ERA	WHIP
Richard Dotson, R ERA: 5.48 (1, 1)	3.0	L	18	7	7	7	2	2	0	0	0	0	0	20	28	21.00	3.000																			
Pete Filson, L ERA: 6.0 (4, 1)	5.0		19	3	2	2	0	1	0	0	0	0	2	18	22	3.60	0.800																			

Chicago White Sox @ Minnesota Twins
Hubert H. Humphrey Metrodome, Minneapolis, MN

AB 34
R 9
H 10
RBI 9
BB 3
SO 2
LOB 7



WP: 0 PA: 37
PB: 0
SB: 0
CS: 0

Batter	1	2	3	4	5	6	7	8	9	AB	R	H	RBI	BB	SO	LOB	TOP
John Cangelosi, S (1, 7) OBP: 0.350, SLG: 0.300	0-0 SH1-3 S 1B		0-0 L6		0-0 F7		0-0 3-1			4	1	1	0	0	0	1	Chicago White Sox @ Minnesota Twins Hubert H. Humphrey Metrodome, Minneapolis, MN Sat Oct 04 1986, 8:05 PM EDT Att: 28,136 - Unknown livebaseballscorecards.com
Daryl Boston, L (1, 8) OBP: 0.335, SLG: 0.427	0-0 SH1-3		0-0 3-1		4-0 G5-4-3 BB		0-0 HR			2	1	1	1	1	0	0	
Ron Hassey, L (1, 2) OBP: 0.406, SLG: 0.481	0-0 1B		0-0 6-3		0-0 G5-4-3 1-2		0-0 3-1			4	0	1	1	0	0	2	
Jerry Hairston, S (1, 3) OBP: 0.353, SLG: 0.412	0-0 1-2 1B			0-0 F7		0-0 1B 2B		0-0 G3		4	1	2	0	0	0	0	
Carlton Fisk, R (1, 10) OBP: 0.263, SLG: 0.337	0-0 F4			0-0 F4		0-0 1B		0-0 6-3		4	0	1	1	0	0	2	
Steve Lyons, L (1, 9) OBP: 0.284, SLG: 0.303	0-3 K			0-0 1B		0-0 F8		0-0 5-3		4	0	1	0	0	1	3	
Ozzie Guillen, L (1, 6) OBP: 0.265, SLG: 0.311		0-3 K		0-0 1B		0-0 F5		0-0 G3		4	0	1	0	0	1	1	
Jack Perconte, L (1, 4) OBP: 0.321, SLG: 0.233		0-3 K		0-0 4-3		0-0 B5-3		0-0 1-3		4	0	0	0	0	1	3	
Dave Cochrane, S (1, 5) OBP: 0.266, SLG: 0.288		0-3 K			0-0 2B		0-0 1-3		0-0 F6	4	0	1	0	0	1	0	
Inning Stats	R: 1 E: 0 K: 1 S: 8	H: 3 LOB: 2 BB: 0 P: 8	R: 0 E: 0 K: 3 S: 9	H: 0 LOB: 0 BB: 0 P: 9	R: 0 E: 0 K: 0 S: 3	H: 2 LOB: 2 BB: 0 P: 5	R: 0 E: 0 K: 0 S: 5	H: 1 LOB: 1 BB: 1 P: 7	R: 1 E: 0 K: 0 S: 4	H: 1 LOB: 0 BB: 0 P: 4	R: 0 E: 0 K: 0 S: 3	H: 0 LOB: 0 BB: 0 P: 3	R: 0 E: 0 K: 0 S: 3	H: 0 LOB: 0 BB: 0 P: 3	1B: 6 2B: 2 3B: 0 HR: 1	SF: 0 SAC: 1 DP: 1 HBP: 0	WP: 0 PA: 36 PB: 0 SB: 1 CS: 0
PITCHER Bert Blyleven, R (1, 1) ERA: 4.01	IP: 9.0 WLS: W BF: 36 H: 9 R: 3 ER: 3 SO: 4 BB: 1 IBB: 0 HBP: 0 BLK: 0 WP: 0 HR: 1 S: 43 P: 47 ERA: 3.00 WHIP: 1.111																

Batter	1	2	3	4	5	6	7	8	9	AB	R	H	RBI	BB	SO	LOB	BOTTOM			
Ron Washington, R (1, 5) OBP: 0.278, SLG: 0.459	0-3 K		0-0 F3		0-3 K		0-0 FC6-4		0-0 FC6-4	5	0	0	1	0	2	4	Chicago White Sox @ Minnesota Twins Hubert H. Humphrey Metrodome, Minneapolis, MN Sat Oct 04 1986, 8:05 PM EDT Att: 28,136 - Unknown livebaseballscorecards.com			
Mickey Hatcher, R (1, 10) OBP: 0.315, SLG: 0.367	0-0 E 3B		0-0 FC5-4 1B		1-3 1B		0-0 F8			4	1	3	0	0	0	1				
Kirby Puckett, R (1, 8) OBP: 0.367, SLG: 0.539	0-0 E5 CS		0-3 K		0-3 K		0-3 K2-3			4	0	0	1	0	3	3				
Tom Brunansky, R (1, 9) OBP: 0.315, SLG: 0.423	0-0 F9		0-0 FC5-4		0-0 F6		4-0 L6-3 BB			3	0	0	0	1	0	2				
Kent Hrbek, L (1, 3) OBP: 0.352, SLG: 0.479	0-0 CS 1-2		0-3 K		0-0 5-3		0-3 K		0-0 L6-3	4	0	0	0	0	2	1				
Billy Beane, R (1, 7) OBP: 0.283, SLG: 0.302		4-0 CS BB		0-0 BB IHR 1B		0-0 F8		0-0 F3		3	1	1	0	1	0	0				
Tim Laudner, R (1, 2) OBP: 0.333, SLG: 0.451		0-0 1-2 HR		4-0 BB IHR BB 1B		0-3 K		0-0 1B 1B		3	2	2	1	1	1	0				
Greg Gagne, R (1, 6) OBP: 0.300, SLG: 0.397		0-0 IHR		0-0 1-2 IHR		0-0 FC6-4 3B		0-0 F9		4	3	3	4	0	0	1				
Steve Lombardozzi, R (1, 4) OBP: 0.307, SLG: 0.347		0-3 K		0-0 1B		4-0 FC6-4 BB		0-0 FC6-4 1B		3	0	2	0	1	1	0				
Inning Stats	R: 1 E: 1 K: 1 S: 6	H: 1 LOB: 0 BB: 0 P: 6	R: 2 E: 0 K: 2 S: 8	H: 2 LOB: 1 BB: 1 P: 12	R: 0 E: 0 K: 1 S: 6	H: 1 LOB: 1 BB: 0 P: 6	R: 3 E: 0 K: 2 S: 11	H: 4 LOB: 2 BB: 1 P: 15	R: 0 E: 0 K: 1 S: 5	H: 0 LOB: 0 BB: 0 P: 5	R: 1 E: 0 K: 1 S: 6	H: 1 LOB: 1 BB: 1 P: 10	R: 0 E: 0 K: 1 S: 4	H: 0 LOB: 0 BB: 1 P: 8	R: 0 E: 0 K: 0 S: 5	H: 2 LOB: 2 BB: 0 P: 5		1B: 6 2B: 1 3B: 2 HR: 3	SF: 0 SAC: 0 DP: 1 HBP: 0	WP: 0 PA: 38 PB: 0 SB: 0 CS: 2
PITCHER Floyd Bannister, L (1, 1) ERA: 3.54 Gene Nelson, R (4, 1) ERA: 3.85	IP: 3.2 WLS: L BF: 20 H: 6 R: 6 ER: 6 SO: 5 BB: 2 IBB: 0 HBP: 0 BLK: 0 WP: 0 HR: 1 S: 28 P: 36 ERA: 14.73 WHIP: 2.727																			

Batter	1	2	3	4	5	6	7	8	9	AB	R	H	RBI	BB	SO	LOB	TOP
John Cangelosi, S (1, 7) OBP: 0.348, SLG: 0.299	0-3 K			0-0 5-3 1B		0-0 5-3			0-0 F7	4	0	1	0	0	1	0	Chicago White Sox @ Minnesota Twins Hubert H. Humphrey Metrodome, Minneapolis, MN Sun Oct 05 1986, 4:33 AM EDT Att: 7,208 - Unknown livebaseballscorecards.com
Kenny Williams, R (1, 8) OBP: 0.182, SLG: 0.226	0-0 4-3			0-0 F7		0-0 F4			0-0 F8	4	0	0	0	0	0	1	
Jerry Hairston, S (1, 10) OBP: 0.348, SLG: 0.404	0-3 K			0-0 5-3 1-2					0-0 F9	4	0	0	0	0	1	1	
Russ Morman, R (1, 3) OBP: 0.324, SLG: 0.358		0-0 5-3		0-3 K					0-3 K	3	0	0	0	0	2	1	
Tim Hulett, R (1, 4) OBP: 0.260, SLG: 0.379		0-0 F4				0-0 F4			0-0 F9	3	0	0	0	0	0	0	
Dave Cochrane, S (1, 5) OBP: 0.254, SLG: 0.274		0-3 K				0-3 K			0-0 6-3	3	0	0	0	0	2	0	
Ron Karkovics, R (1, 2) OBP: 0.315, SLG: 0.443			0-3 K		4-0 FC3-6 BB				0-0 6-3	2	0	0	0	1	1	0	
Ozzie Guillen, L (1, 6) OBP: 0.265, SLG: 0.311			0-0 6-3		0-0 FC3-6 1-2				0-0 FC3-6 1B	3	0	1	0	0	0	1	
Steve Lyons, L (1, 9) OBP: 0.280, SLG: 0.300			0-0 F6			0-3 K			0-3 K	3	0	0	0	0	2	1	
Inning Stats	R: 0 E: 0 K: 2 S: 7	H: 0 LOB: 0 BB: 0 P: 7	R: 0 E: 0 K: 1 S: 5	H: 0 LOB: 0 BB: 0 P: 5	R: 0 E: 0 K: 1 S: 5	H: 1 LOB: 1 BB: 0 P: 6	R: 0 E: 0 K: 1 S: 5	H: 0 LOB: 0 BB: 0 P: 5	R: 0 E: 0 K: 1 S: 5	H: 0 LOB: 0 BB: 0 P: 5	R: 0 E: 0 K: 1 S: 6	H: 1 LOB: 1 BB: 0 P: 6	R: 0 E: 0 K: 0 S: 3	H: 0 LOB: 0 BB: 0 P: 3	1B: 2 2B: 0 3B: 0 HR: 0	SF: 0 SAC: 0 DP: 0 HBP: 0	WP: 0 PA: 30 CS: 0
PITCHER Frank Viola, L (1, 1) ERA: 4.51	IP: 9.0 WLS: W BF: 30 H: 2 R: 0 ER: 0 SO: 9 BB: 1 IBB: 0 HBP: 0 BLK: 0 WP: 0 HR: 0 S: 47 P: 51 ERA: 0.00 WHIP: 0.333											PITCHER	IP: 9.0 WLS: W BF: 30 H: 2 R: 0 ER: 0 SO: 9 BB: 1 IBB: 0 HBP: 0 BLK: 0 WP: 0 HR: 0 S: 47 P: 51 ERA: 0.00 WHIP: 0.333				

Batter	1	2	3	4	5	6	7	8	9	AB	R	H	RBI	BB	SO	LOB	BOTTOM		
Steve Lombardozzi, R (1, 4) OBP: 0.308, SLG: 0.347	0-0 F9			4-0 FC6-4 1-2 2-3 BB		0-3 K				3	0	1	0	1	1	0	Chicago White Sox @ Minnesota Twins Hubert H. Humphrey Metrodome, Minneapolis, MN Sun Oct 05 1986, 4:33 AM EDT Att: 7,208 - Unknown livebaseballscorecards.com		
Randy Bush, L (1, 9) OBP: 0.347, SLG: 0.420	1-0 BB	0-0 1B		4-0 FC6-4 1-2 2-3 3-H BB			4-0 WP 1B BB			0	0	0	0	0	0	0			
Mark Davidson, R (1, FR) OBP: 0.189, SLG: 0.162	BB	F2		1-2 2-3 3-H BB			0-0 WP 1B BB			1	0	0	1	2	0	1			
Kirby Puckett, R (1, 8) OBP: 0.366, SLG: 0.537	0-0 F4		4-0 S BB	0-0 FC6-4 1-2 2-3 3-H BB			0-3 K			3	0	0	1	1	1	4			
Kent Hrbek, L (1, 3) OBP: 0.353, SLG: 0.478	4-0 BB		0-3 K	0-0 4-3			0-0 8-4 WP 1B			3	0	1	0	1	1	3			
Roy Smalley, S (1, 5) OBP: 0.342, SLG: 0.438	4-0 1-2 2-3 BB		0-3 K		0-0 4-3		0-0 8-4			3	0	0	0	1	1	3			
Mickey Hatcher, R (1, 10) OBP: 0.315, SLG: 0.366	0-0 F9		0-3 K		0-0 F9					4	0	1	0	0	1	4			
Jeff Reed, L (1, 2) OBP: 0.308, SLG: 0.321		0-0 4-3		4-0 BB 1B BB		0-0 4-3			0-0 1B	3	1	0	0	1	0	1			
Billy Beane, R (1, 7) OBP: 0.258, SLG: 0.295		0-3 K		0-0 F9		0-0 F3			0-0 F9	4	0	0	0	0	1	2			
Greg Gagne, R (1, 6) OBP: 0.301, SLG: 0.398		0-0 E7 1B		0-0 BB FC6-4 1B		0-3 K			0-3 K	4	2	2	0	0	2	1			
Inning Stats	R: 0 E: 0 K: 0 S: 3	H: 0 LOB: 3 BB: 2 P: 12	R: 1 E: 1 K: 1 S: 7	H: 2 LOB: 1 BB: 0 P: 7	R: 0 E: 0 K: 3 S: 9	H: 0 LOB: 1 BB: 1 P: 13	R: 2 E: 0 K: 0 S: 4	H: 1 LOB: 2 BB: 3 P: 16	R: 0 E: 0 K: 0 S: 3	H: 0 LOB: 0 BB: 0 P: 3	R: 0 E: 0 K: 2 S: 7	H: 0 LOB: 0 BB: 0 P: 7	R: 0 E: 0 K: 1 S: 5	H: 1 LOB: 1 BB: 1 P: 9	R: 0 E: 0 K: 1 S: 6	H: 1 LOB: 1 BB: 0 P: 6	1B: 5 2B: 1 3B: 0 HR: 0	SF: 0 SAC: 0 DP: 1 HBP: 1	WP: 1 PA: 36 CS: 0
PITCHER Joe Cowley, R (1, 1) ERA: 3.88	IP: 8.0 WLS: L BF: 36 H: 5 R: 3 ER: 2 SO: 8 BB: 7 IBB: 0 HBP: 1 BLK: 0 WP: 1 HR: 0 S: 44 P: 73 ERA: 2.25 WHIP: 1.500											PITCHER	IP: 8.0 WLS: L BF: 36 H: 5 R: 3 ER: 2 SO: 8 BB: 7 IBB: 0 HBP: 1 BLK: 0 WP: 1 HR: 0 S: 44 P: 73 ERA: 2.25 WHIP: 1.500						