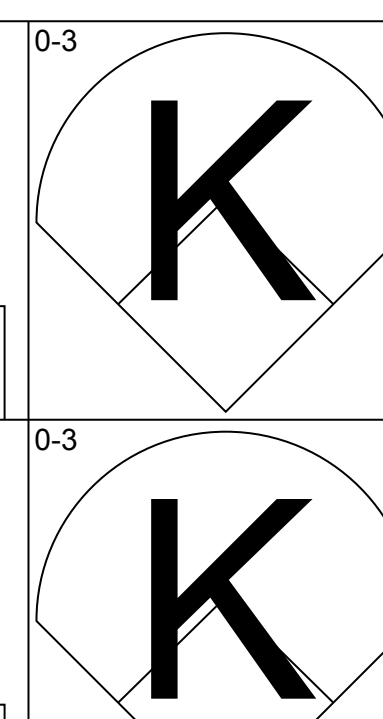
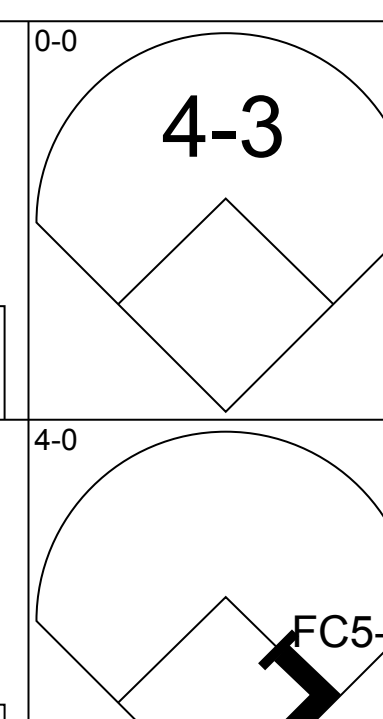
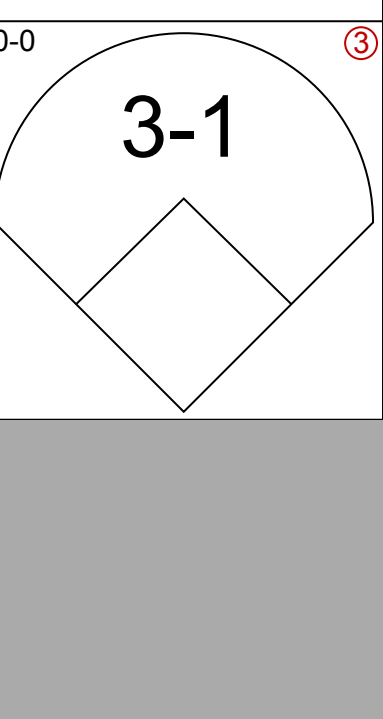
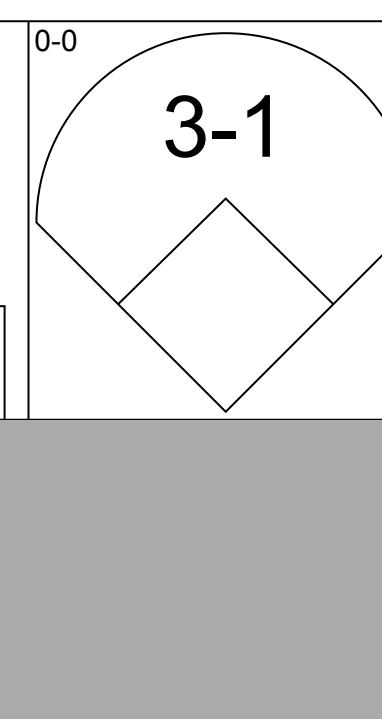
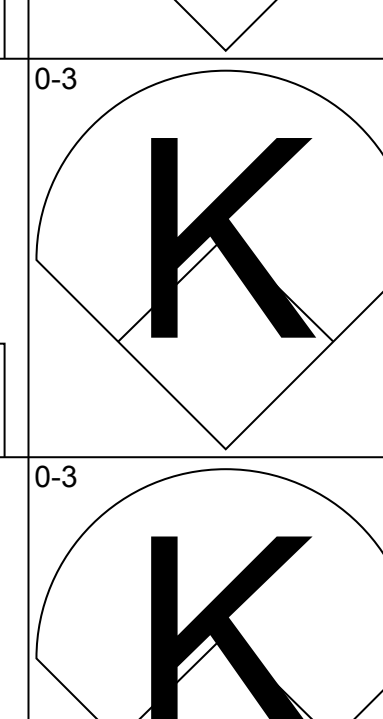
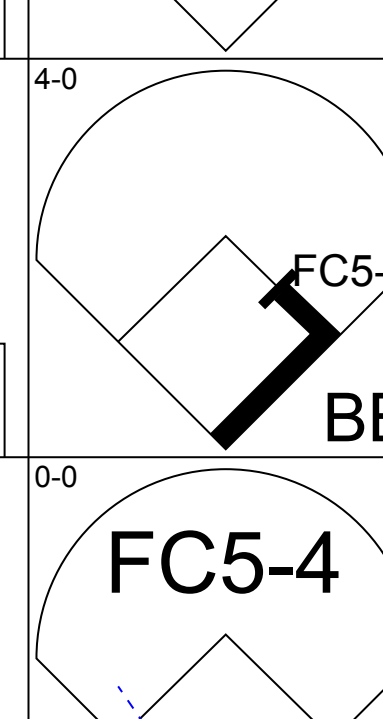
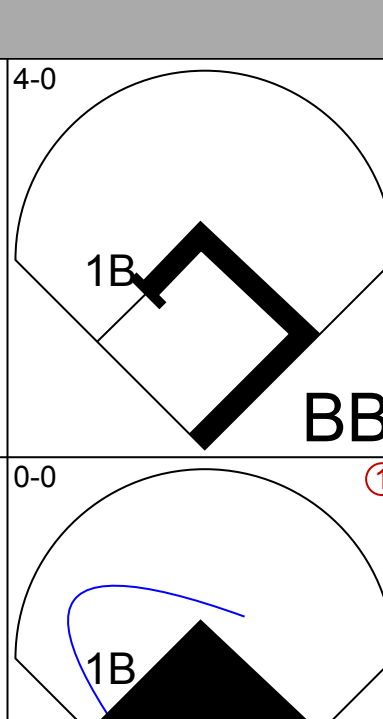
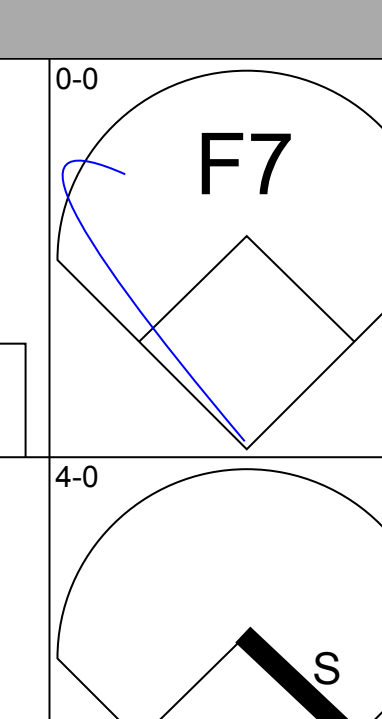
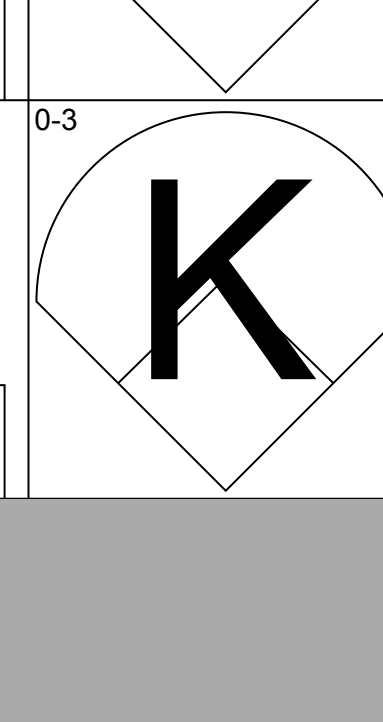
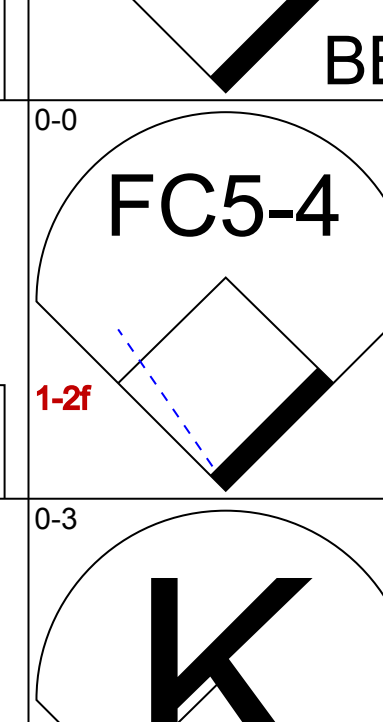
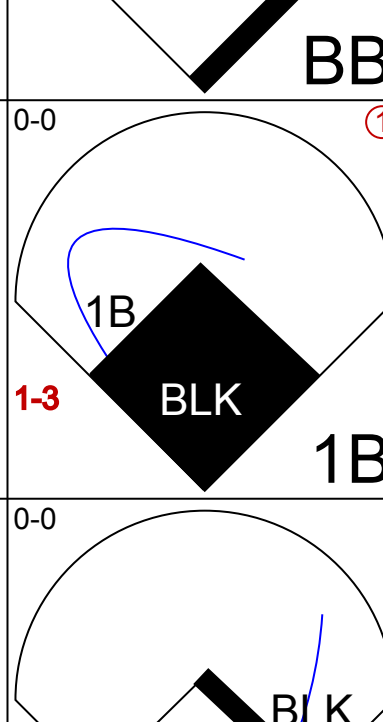
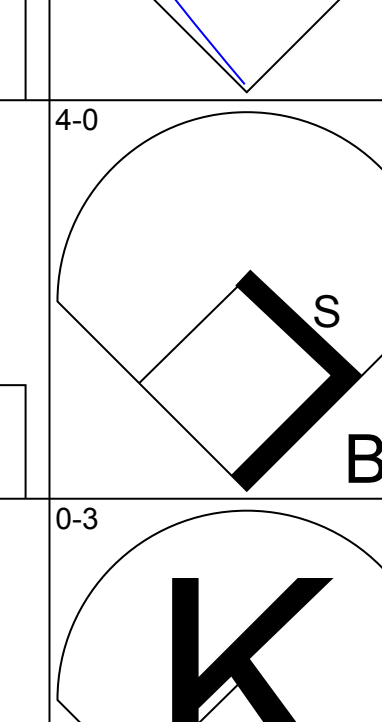
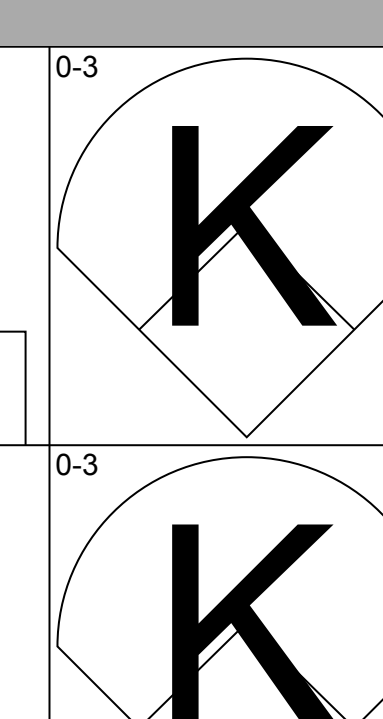
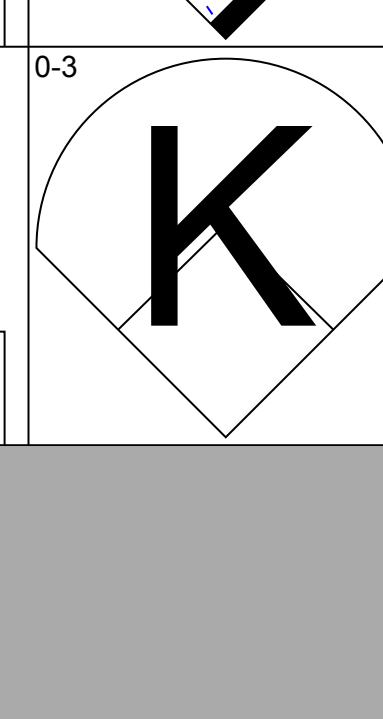
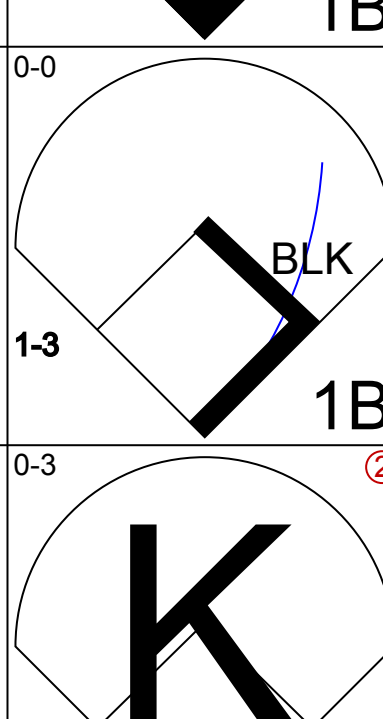
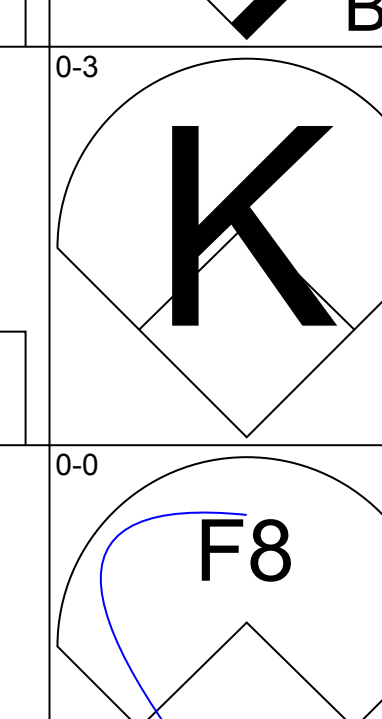
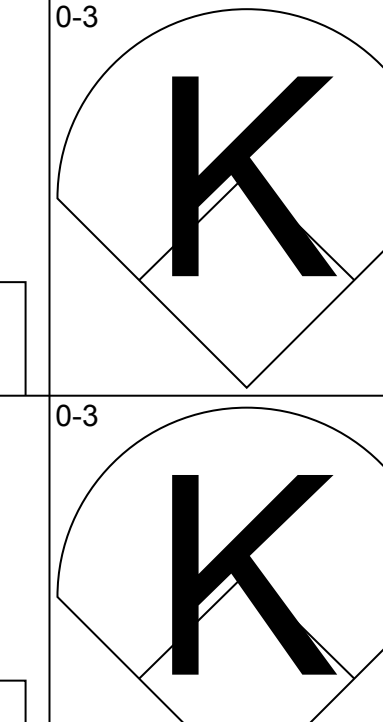
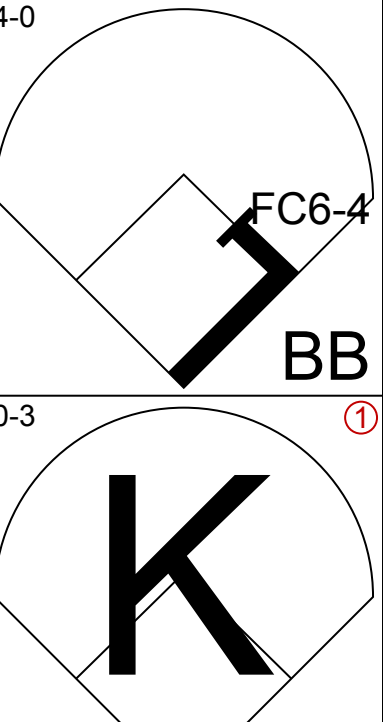
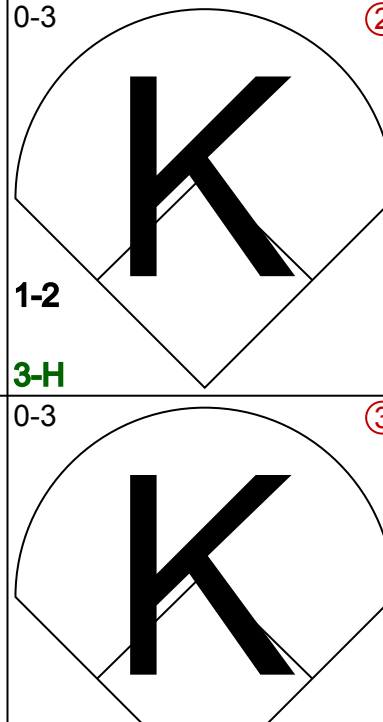
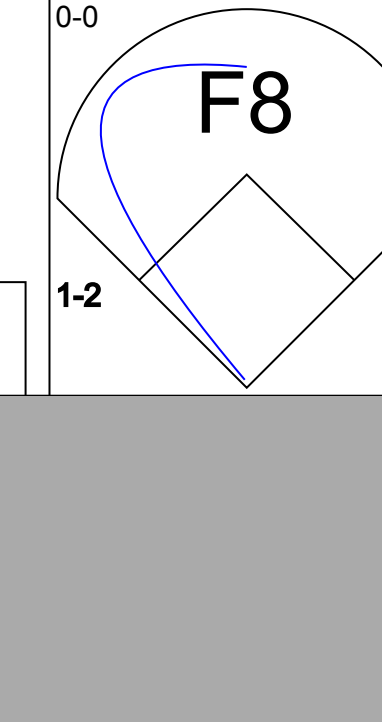
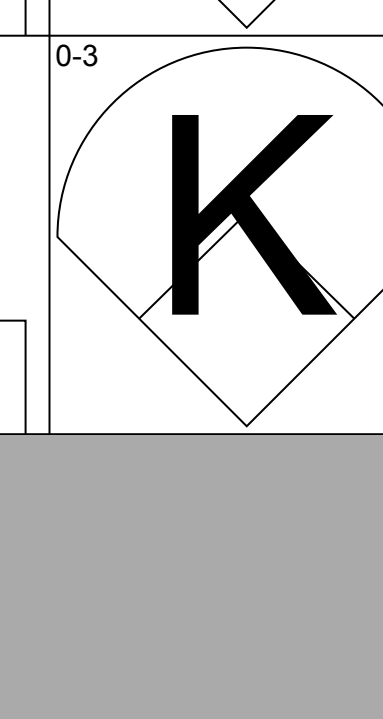
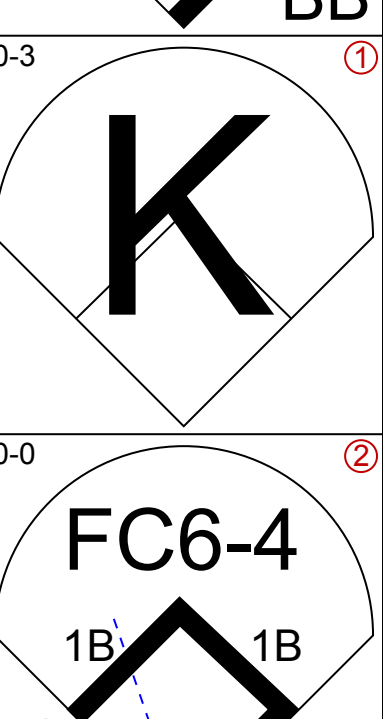

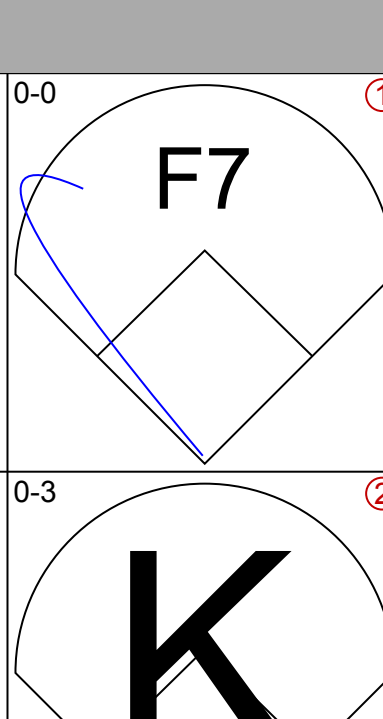
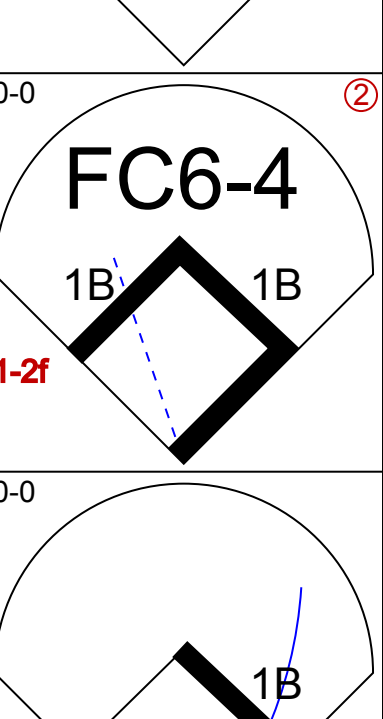
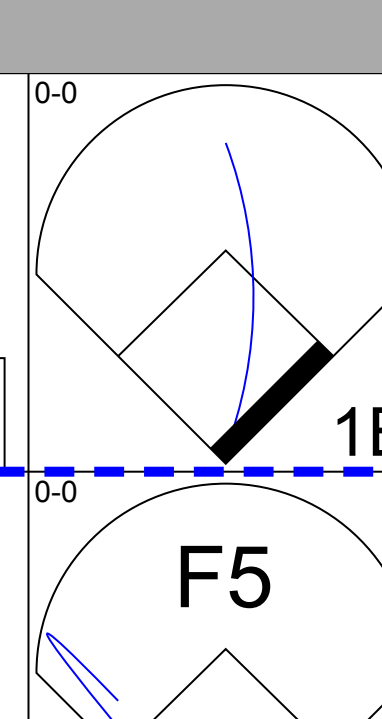
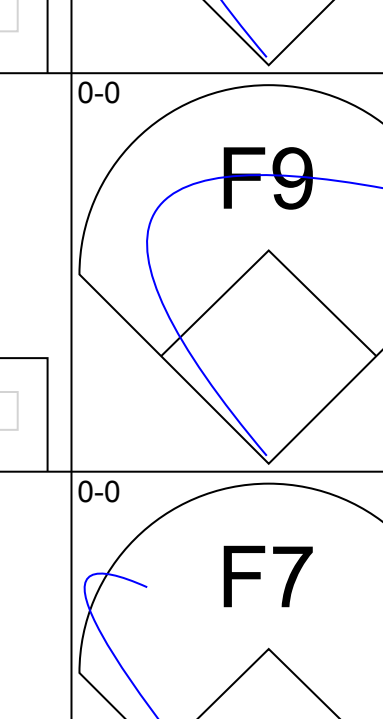
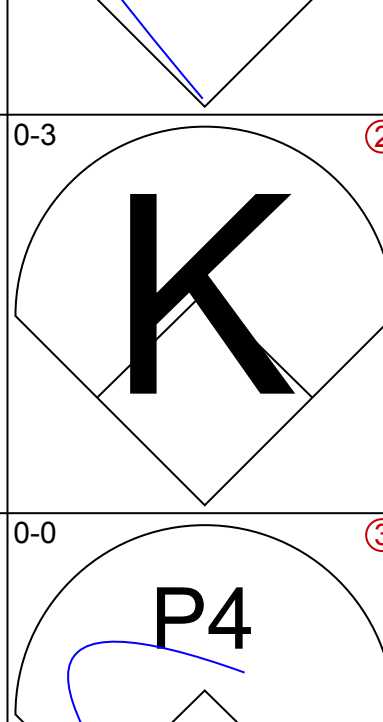
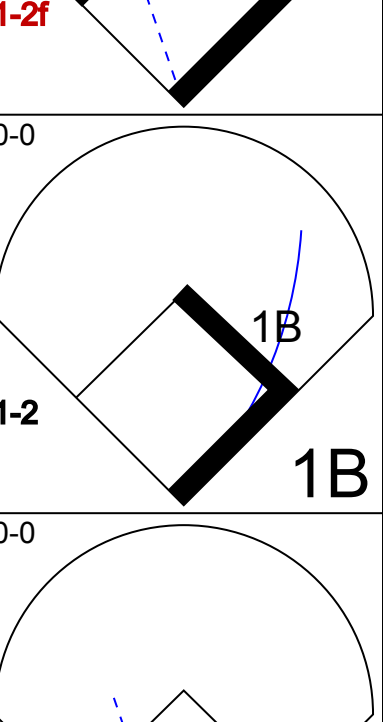
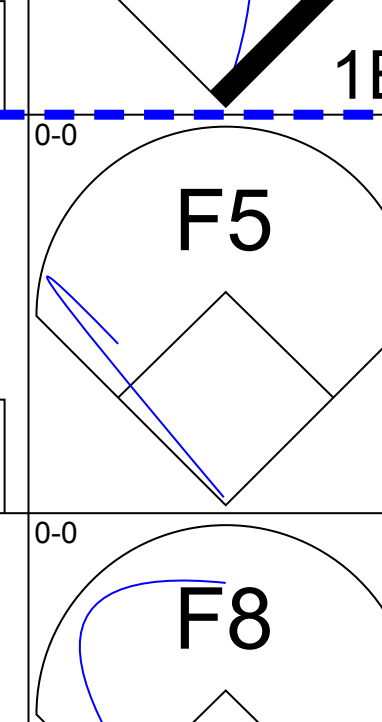
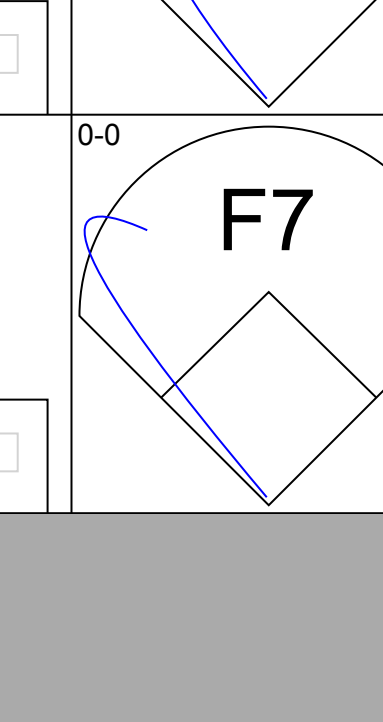
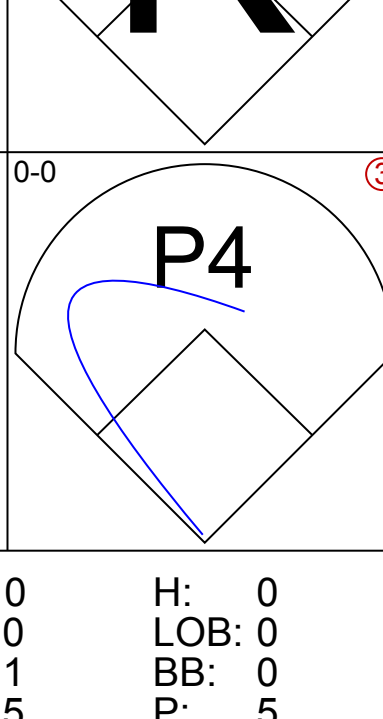
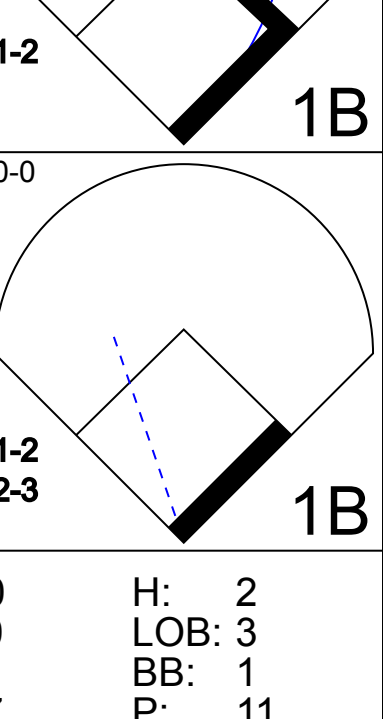
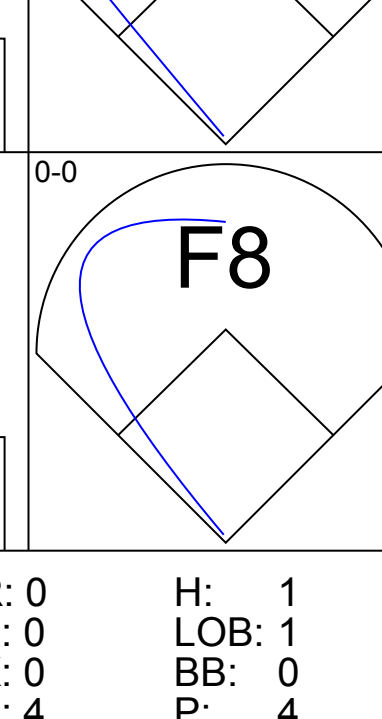


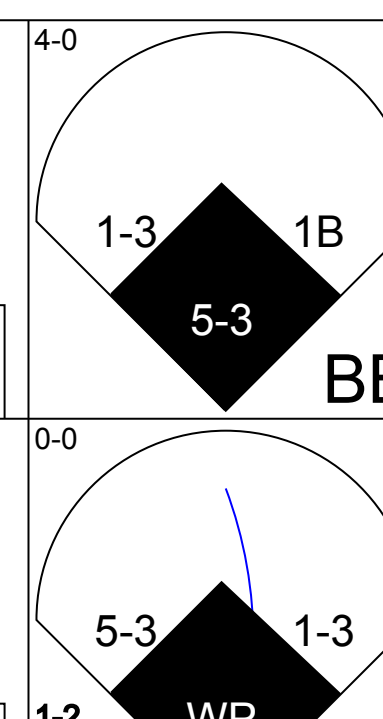
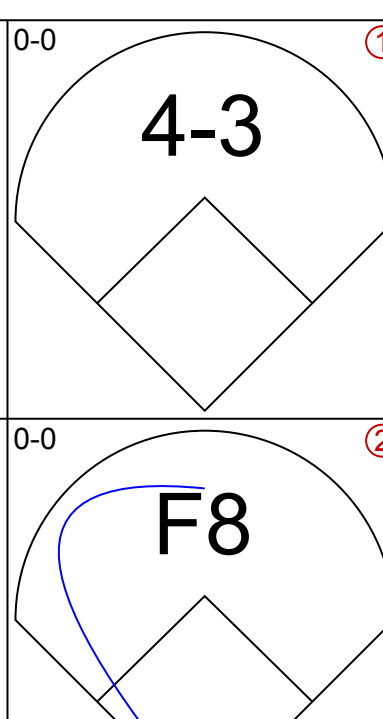
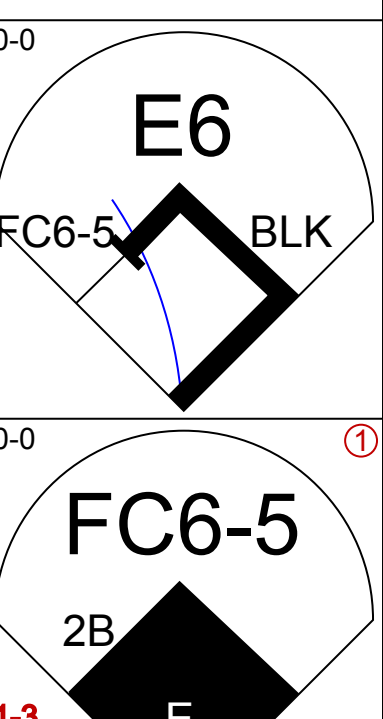
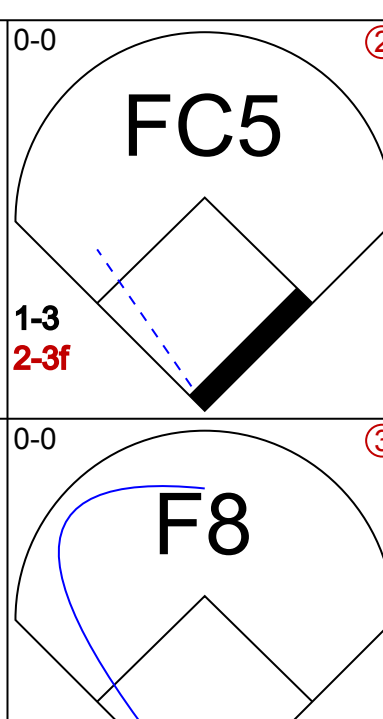
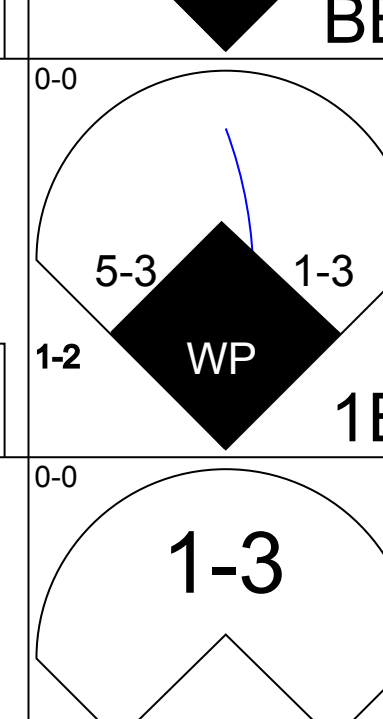
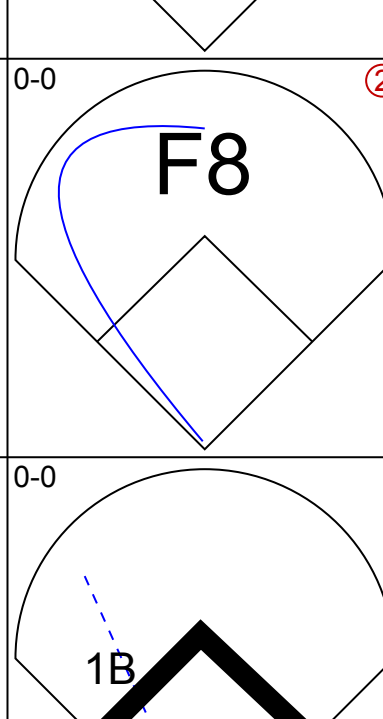
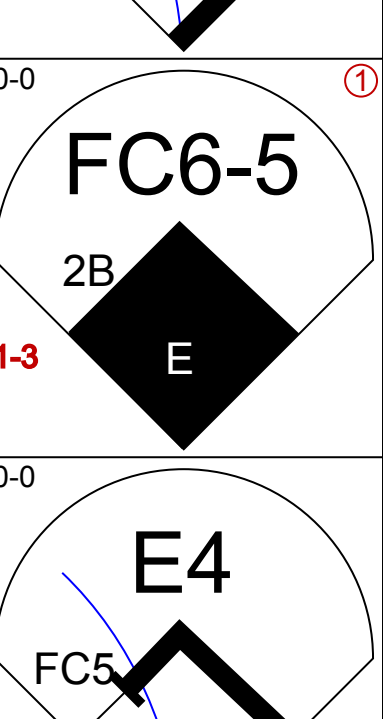
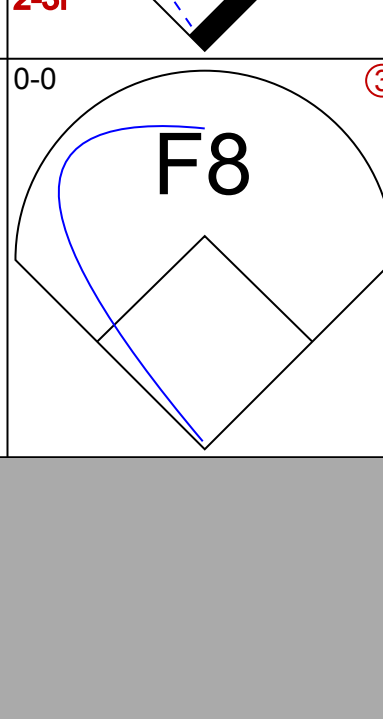
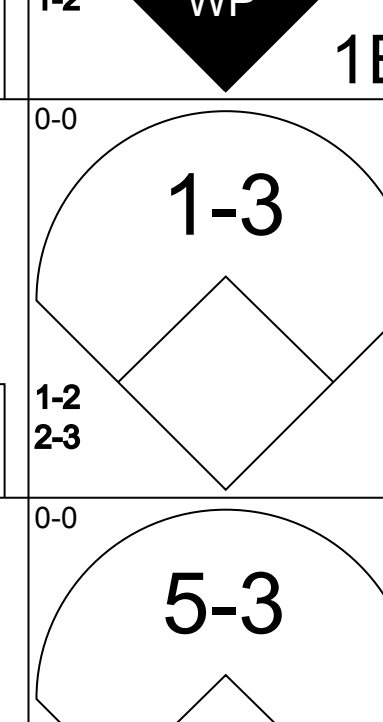
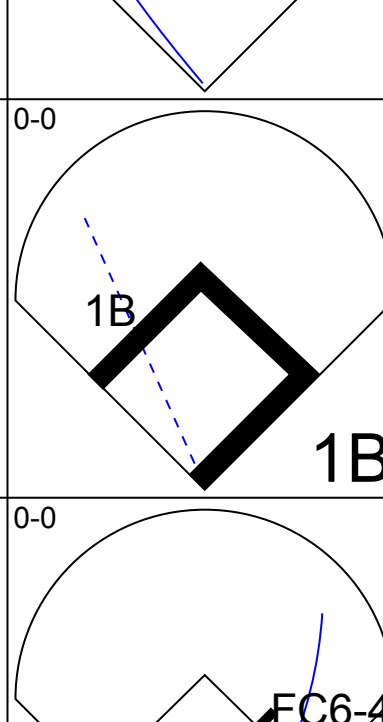
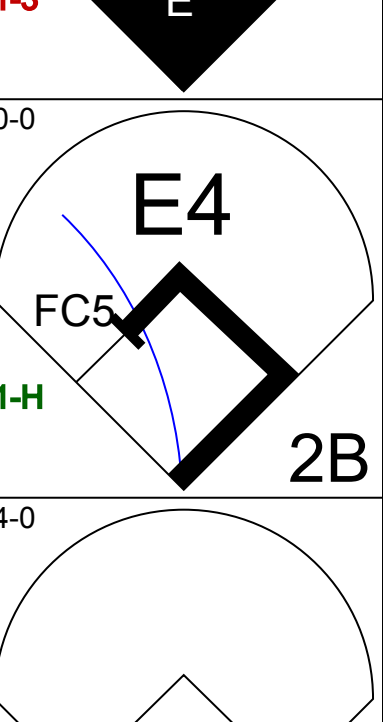
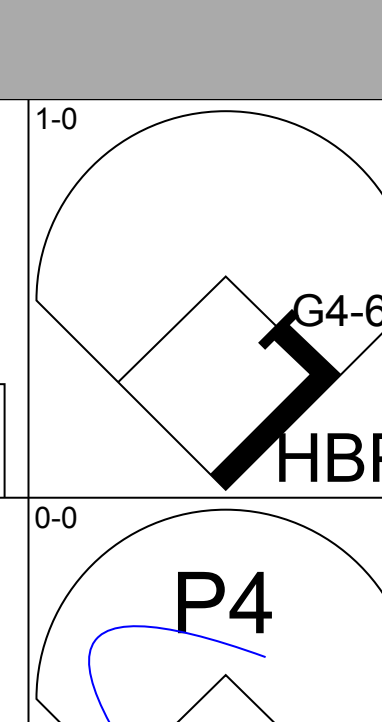
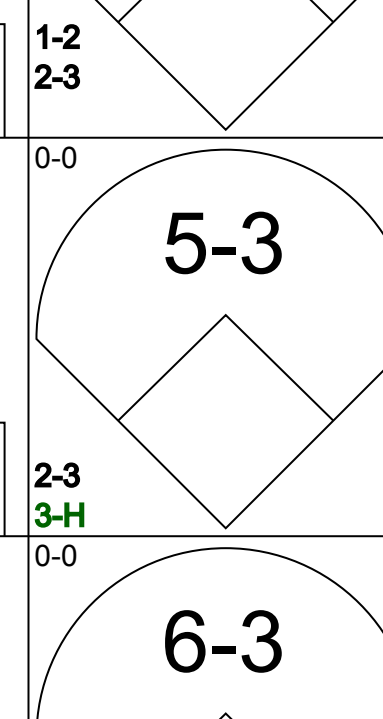
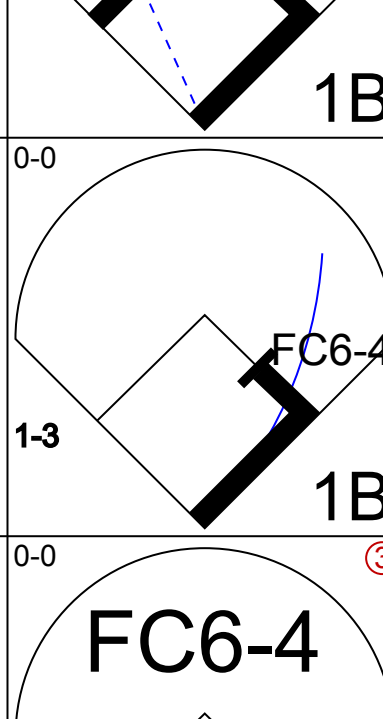
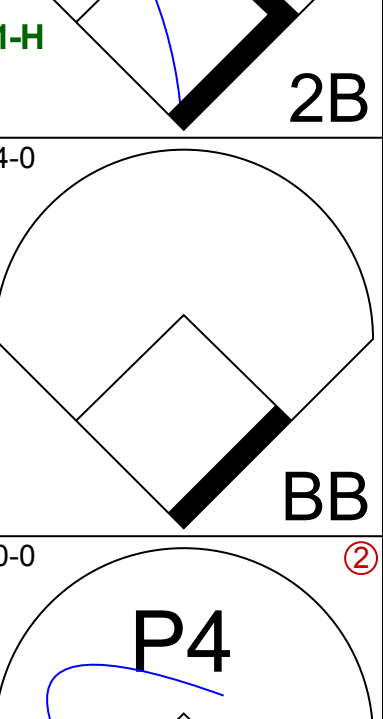
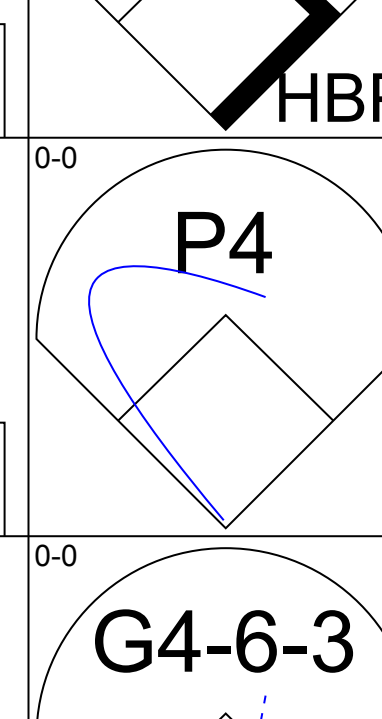
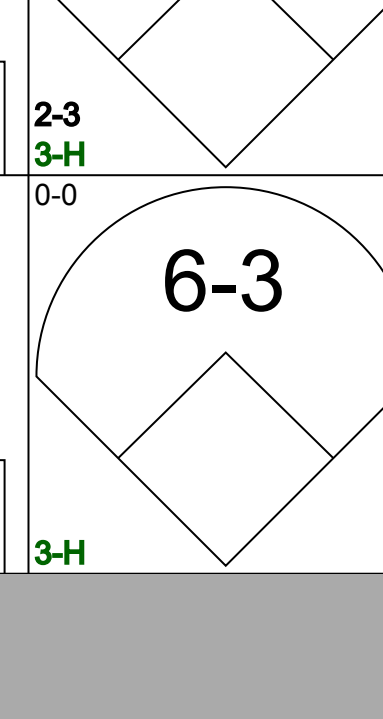
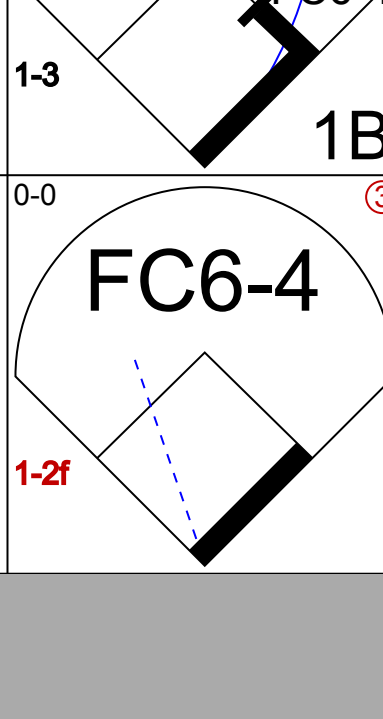
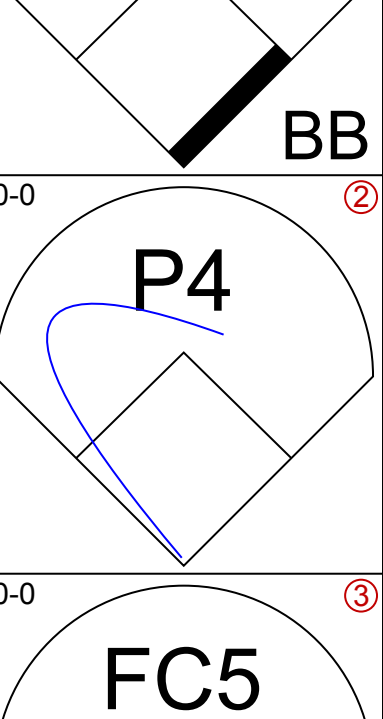
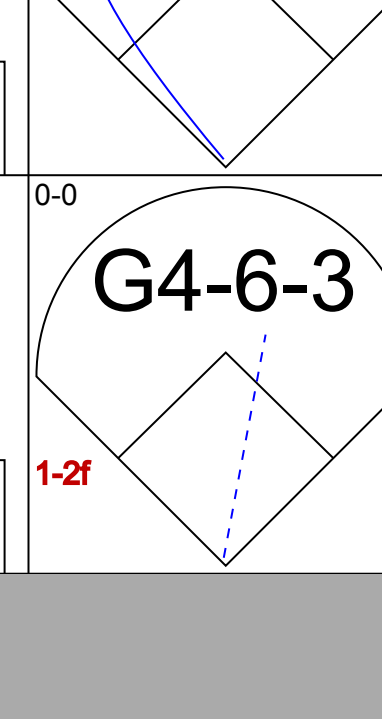
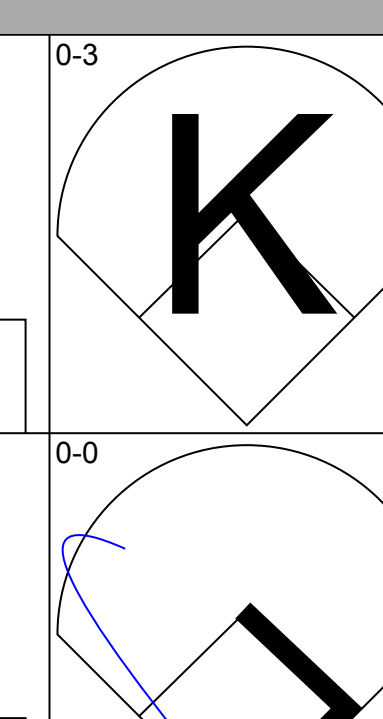
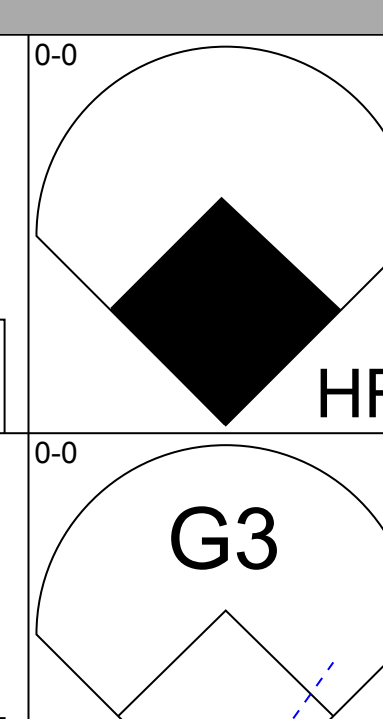
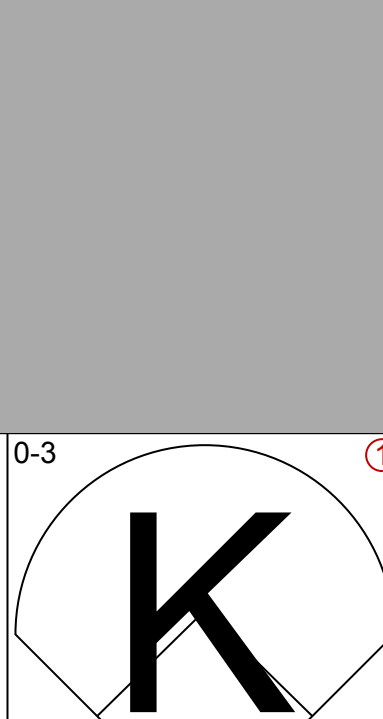
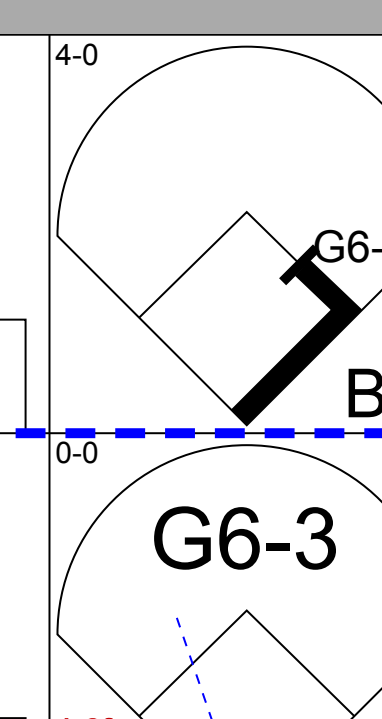
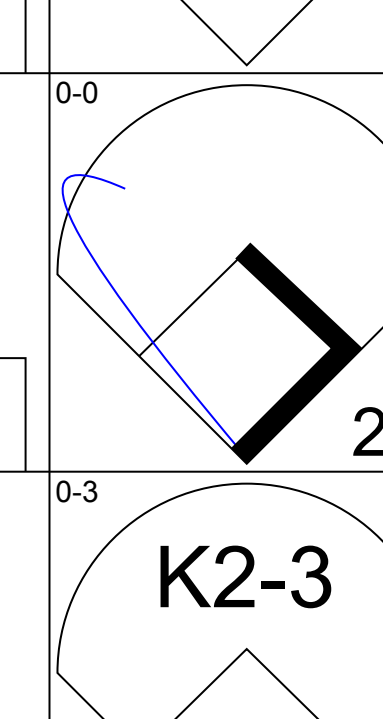
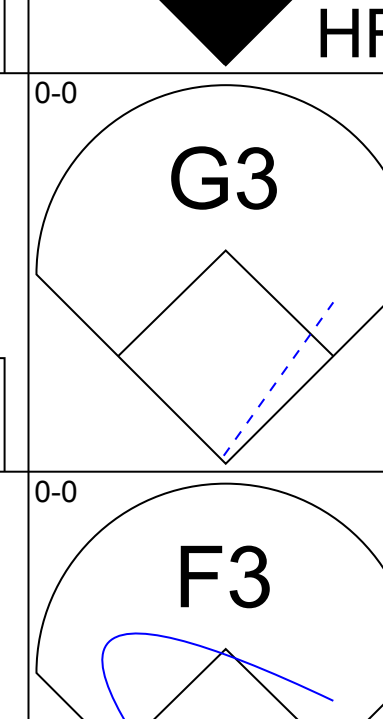
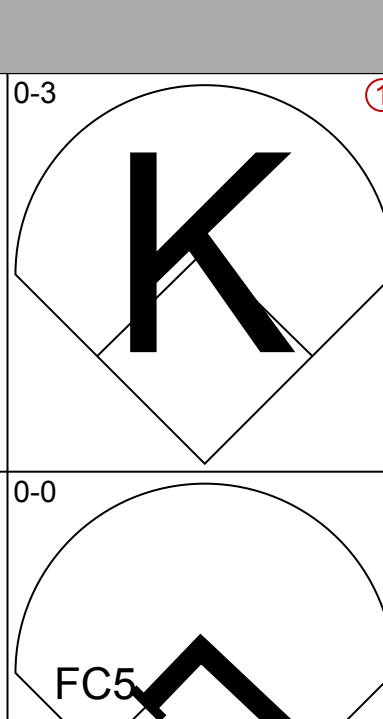
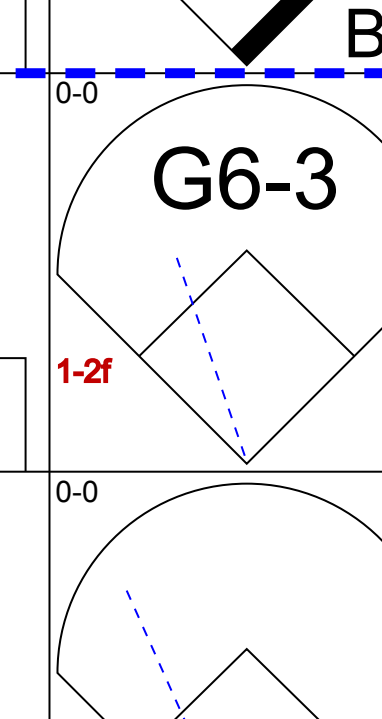
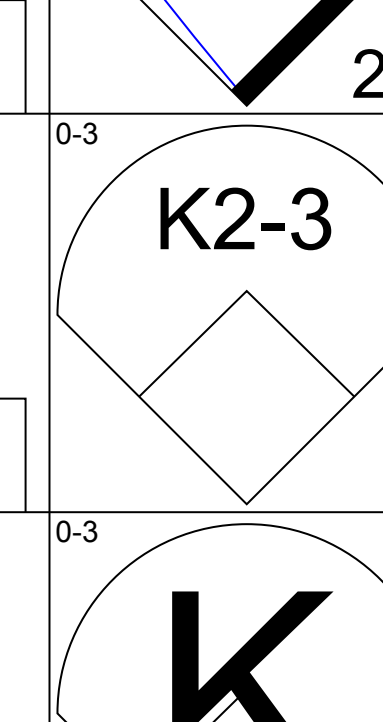
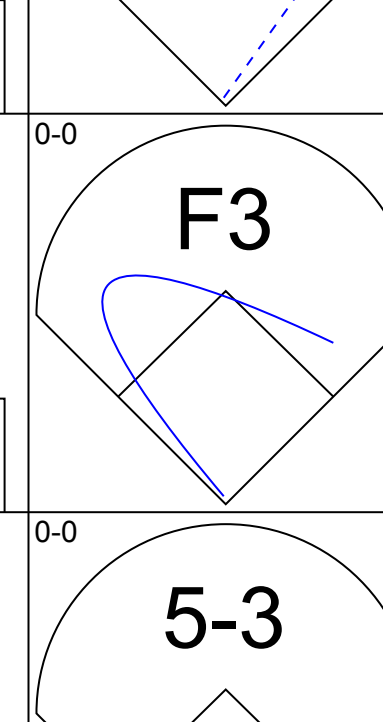
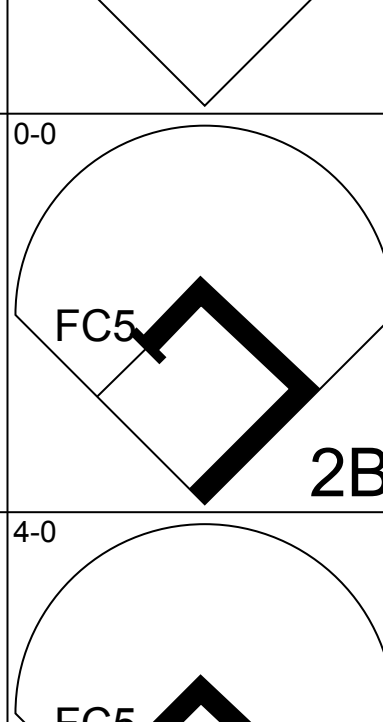
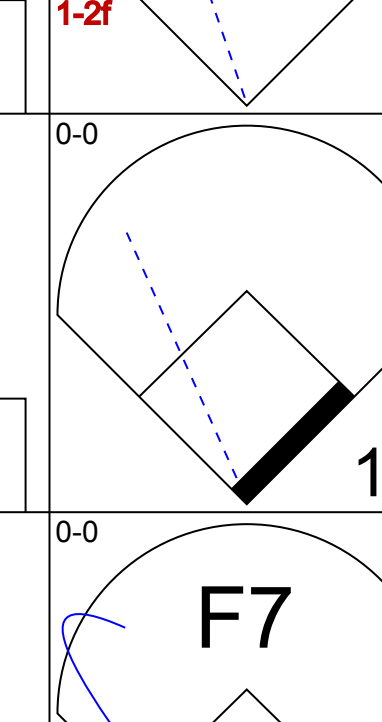
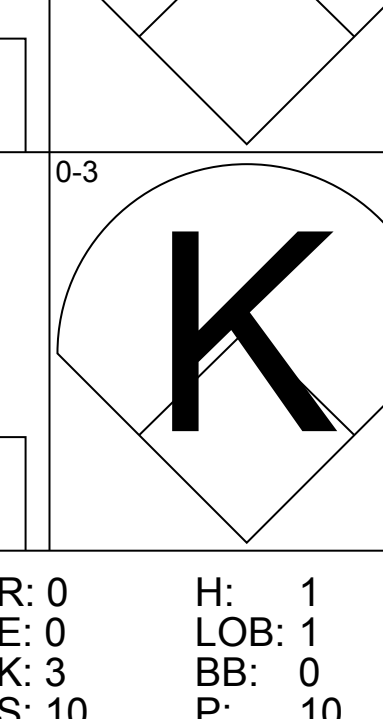
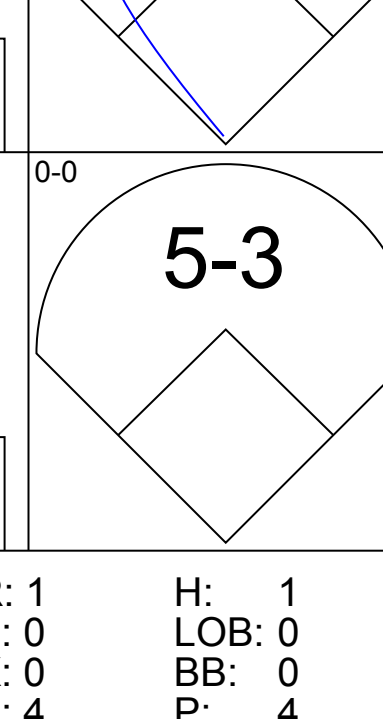
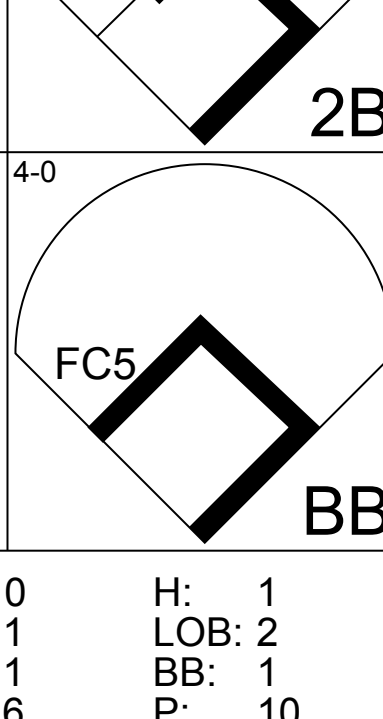
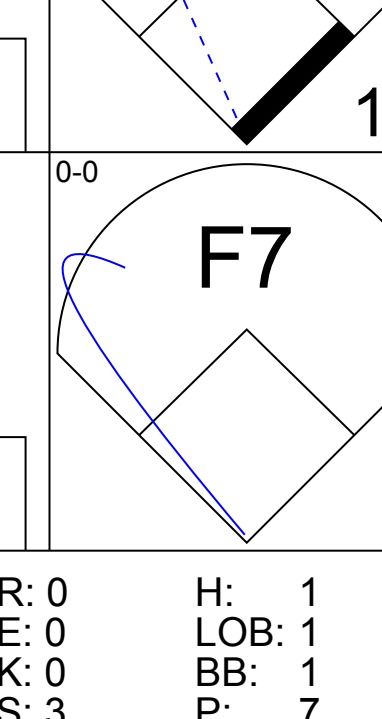
Minnesota Twins - 1987

Batter	1	2	3	4	5	6	7	8	9	AB	R	H	RBI	BB	SO	LOB	TOP										
Mike Davis, L (1, 9) OBP: 0.222, SLG: 0.333										4	0	0	0	0	1	4											
Tony Phillips, S (1, 4) OBP: 0.333, SLG: 0.286										2	0	0	0	2	1	0											
Carney Lansford, R (1, 5) OBP: 0.500, SLG: 0.333										3	1	1	0	1	1	1											
Jose Canseco, R (1, 7) OBP: 0.125, SLG: 0.125										4	0	1	0	0	3	2											
Ron Cey, R (1, 10) Reggie Jackson, L (8, PH)										2	0	0	0	1	2	1											
Mark McGwire, R (1, 3)										4	0	0	0	0	3	2											
Terry Steinbach, R (1, 2) OBP: 0.250, SLG: 0.250										4	0	1	0	0	0	1											
Stan Javier, S (1, 8) Dwayne Murphy, L (7, PH)										2	0	1	0	0	1	0											
Alfredo Griffin, S (1, 6) OBP: 0.286, SLG: 0.714										3	0	1	0	0	0	1											
Inning Stats	R: 0 E: 0 K: 3 S: 9	H: 0 LOB: 0 BB: 0 P: 9	R: 0 E: 0 K: 3 S: 9	H: 0 LOB: 0 BB: 0 P: 9	R: 0 E: 0 K: 1 S: 5	H: 0 LOB: 0 BB: 0 P: 5	R: 0 E: 0 K: 1 S: 5	H: 0 LOB: 1 BB: 1 P: 9	R: 1 E: 0 K: 2 S: 8	H: 2 LOB: 1 BB: 0 P: 12	R: 0 E: 0 K: 0 S: 4	H: 1 LOB: 1 BB: 0 P: 4	R: 0 E: 0 K: 1 S: 5	H: 0 LOB: 0 BB: 0 P: 3	R: 0 E: 0 K: 0 S: 3	H: 0 LOB: 0 BB: 0 P: 3	1B: 5 2B: 0 3B: 0 HR: 0	SF: 0 SAC: 0 DP: 0 HBP: 0	WP: 0 PB: 0 SB: 1 CS: 0	PA: 35							
PITCHER	IP	WLS	BF	H	R	ER	SO	BB	IBB	HBP	BLK	WP	HR	S	P	ERA	WHIP										
Frank Viola, L (1, 1) ERA: 1.5	6.0	W	25	5	1	1	11	3	0	0	1	0	0	44	56	1.50	1.333										
Keith Atherton, R (7, 1) ERA:	2.0		7	0	0	0	1	1	0	0	0	0	0	8	12	0.00	0.500										
Jeff Reardon, R (9, 1) ERA:	1.0	S	3	0	0	0	0	0	0	0	0	0	0	3	3	0.00	0.000										

Oakland Athletics @ Minnesota Twins
Hubert H. Humphrey Metrodome, Minneapolis, MN
Wed Apr 08 1987, 8:05 PM EDT
Att: 12,577 - Unknown

AB 31
R 1
H 5
RBI 0
BB 4
SO 12
LOB 14



Batter	1	2	3	4	5	6	7	8	9	AB	R	H	RBI	BB	SO	LOB	BOTTOM										
Steve Lombardozzi, R (1, 4) OBP: 0.333, SLG: 0.375										3	1	0	0	1	0	2											
Randy Bush, L (1, 9) Mark Davidson, R (9, 7) OBP: 0.250, SLG: 0.250										4	2	1	0	0	0	3											
Kirby Puckett, R (1, 8) OBP: 0.667, SLG: 1.250										3	0	2	0	0	0	2											
Kent Hrbek, L (1, 3) OBP: 0.444, SLG: 0.375										3	0	1	1	1	0	2											
Gary Gaetti, R (1, 5) OBP: 0.333, SLG: 0.500										4	0	0	0	0	0	5											
Tom Brunansky, R (1, 7) OBP: 0.500, SLG: 0.800										3	1	1	1	1	1	2											
Roy Smalley, S (1, 10) OBP: 0.250, SLG: 0.500										4	0	1	0	0	1	1											
Greg Gagne, R (1, 6) OBP: 0.250, SLG: 0.375										4	0	2	0	0	1	1											
Tom Nieto, R (1, 2)										3	0	0	0	1	1	2											
Inning Stats	R: 2 E: 0 K: 0 S: 4	H: 1 LOB: 0 BB: 1 P: 8	R: 0 E: 0 K: 3 S: 10	H: 1 LOB: 0 BB: 0 P: 10	R: 0 E: 0 K: 0 S: 5	H: 2 LOB: 0 BB: 0 P: 5	R: 1 E: 0 K: 0 S: 4	H: 1 LOB: 0 BB: 0 P: 4	R: 1 E: 2 K: 1 S: 5	H: 1 LOB: 2 BB: 1 P: 9	R: 0 E: 0 K: 1 S: 2	H: 0 LOB: 0 BB: 0 P: 3	R: 0 E: 0 K: 0 S: 3	H: 1 LOB: 1 BB: 1 P: 7	R: 0 E: 0 K: 0 S: 3	H: 0 LOB: 0 BB: 0 P: 3	1B: 4 2B: 3 3B: 0 HR: 1	SF: 0 SAC: 0 DP: 2 HBP: 1	WP: 1 PB: 0 SB: 0 CS: 0	PA: 36							
PITCHER	IP	WLS	BF	H	R	ER	SO	BB	IBB	HBP	BLK	WP	HR	S	P	ERA	WHIP										
Eric Plunk, R (1, 1) ERA: 3.86	7.0	L	33	7	4	3	4	4	0	1	1	1	0	36	53	3.86	1.571										
Rick Rodriguez, R (8, 1) ERA:	1.0		3	1	0	0	0	0	0	0	0	0	0	3	3	0.00	1.000										

Oakland Athletics @ Minnesota Twins
Hubert H. Humphrey Metrodome, Minneapolis, MN
Wed Apr 08 1987, 8:05 PM EDT
Att: 12,577 - Unknown

AB 31
R 4
H 8
RBI 2
BB 4
SO 4
LOB 20



Batter	1	2	3	4	5	6	7	8	9	AB	R	H	RBI	BB	SO	LOB	TOP																	
Mike Davis, L (1, 9) OBP: 0.429, SLG: 0.769										4	1	3	3	1	0	0																		
Tony Phillips, S (1, 4) OBP: 0.214, SLG: 0.167										5	0	0	0	0	1	3																		
Carney Lansford, R (1, 5) OBP: 0.538, SLG: 0.400										4	1	2	0	1	0	0																		
Jose Canseco, R (1, 7) OBP: 0.167, SLG: 0.250										4	0	1	1	0	2	3																		
Reggie Jackson, L (1, 10) OBP: 0.222, SLG: 0.125										4	0	1	0	0	1	1																		
Dwayne Murphy, L (1, 8)										2	0	0	0	2	1	1																		
Mickey Tettleton, S (1, 2)										3	0	0	0	1	3	2																		
Rob Nelson, L (1, 3) OBP: 0.125, SLG: 0.125										4	1	1	0	0	1	2																		
Alfredo Griffin, S (1, 6) OBP: 0.273, SLG: 0.545										4	1	1	0	0	0	2																		
Inning Stats	R: 0 E: 0 K: 0 S: 3	H: 1 LOB: 1 BB: 1 P: 7	R: 0 E: 0 K: 0 S: 3	H: 0 LOB: 2 BB: 2 P: 11	R: 2 E: 0 K: 1 S: 8	H: 3 LOB: 2 BB: 1 P: 12	R: 0 E: 0 K: 1 S: 5	H: 0 LOB: 1 BB: 1 P: 9	R: 0 E: 0 K: 2 S: 7	H: 1 LOB: 0 BB: 0 P: 7	R: 0 E: 0 K: 2 S: 8	H: 1 LOB: 1 BB: 0 P: 8	R: 0 E: 0 K: 2 S: 7	H: 0 LOB: 0 BB: 0 P: 7	R: 0 E: 0 K: 0 S: 3	H: 0 LOB: 0 BB: 0 P: 3	1B: 6 2B: 3 3B: 0 HR: 1	SF: 0 SAC: 0 DP: 2 HBP: 0	WP: 0 PB: 0 CS: 1	PA: 39														
PITCHER	IP WLS BF H R ER SO BB IBB HBP BLK WP HR S P ERA WHIP																																	
Mark Portugal, R (1, 1) ERA: 6.35	5.2	27	7	4	4	5	5	0	0	0	0	0	1	32	52	6.35	2.118																	
Joe Kiriak, L (6, 1) ERA:	0.1	2	1	0	0	0	0	0	0	0	0	0	0	2	2	0.00	3.000																	
Juan Berenguer, R (7, 1) ERA:	3.0	W	10	1	0	0	4	0	0	0	0	0	0	18	18	0.00	0.333																	

Oakland Athletics @ Minnesota Twins
Hubert H. Humphrey Metrodome, Minneapolis, MN
Thu Apr 09 1987, 4:33 AM EDT
Att: 11,586 - Unknown

AB	34
R	4
H	9
RBI	4
BB	5
SO	9
LOB	14



Batter	1	2	3	4	5	6	7	8	9	AB	R	H	RBI	BB	SO	LOB	BOTTOM																	
Al Newman, S (1, 4)										4	0	0	0	0	0	1																		
Randy Bush, L (1, 9) OBP: 0.250, SLG: 0.143										3	0	0	0	1	0	0																		
Kirby Puckett, R (1, 8) OBP: 0.462, SLG: 0.833										4	0	0	0	0	0	1																		
Kent Hrbek, L (1, 3) OBP: 0.538, SLG: 0.700										2	1	1	1	2	0	0																		
Gary Gaetti, R (1, 5) OBP: 0.308, SLG: 0.500										4	1	1	0	0	0	3																		
Tom Brunansky, R (1, 7) OBP: 0.583, SLG: 0.778										4	1	3	1	0	0	1																		
Roy Smalley, S (1, 10) OBP: 0.250, SLG: 0.500										4	1	1	0	0	1	2																		
Mark Davidson, R (9, PR)										0	1	0	0	0	0	0																		
Greg Gagne, R (1, 6) OBP: 0.364, SLG: 0.455										3	0	2	0	0	0	1																		
Mark Salas, L (9, PH)										0	0	0	0	1	0	0																		
Steve Lombardozzi, R (9, PR)										0	0	0	0	0	0	0																		
Tom Nieto, R (1, 2) OBP: 0.273, SLG: 0.222										3	0	1	0	0	1	2																		
Dan Gladden, R (9, PH)										1	0	1	2	0	0	0																		
Inning Stats	R: 0 E: 0 K: 0 S: 3	H: 0 LOB: 0 BB: 0 P: 3	R: 2 E: 0 K: 0 S: 6	H: 3 LOB: 1 BB: 0 P: 6	R: 0 E: 0 K: 0 S: 3	H: 0 LOB: 0 BB: 0 P: 3	R: 0 E: 0 K: 0 S: 2	H: 0 LOB: 1 BB: 1 P: 6	R: 0 E: 0 K: 1 S: 6	H: 2 LOB: 1 BB: 0 P: 6	R: 0 E: 0 K: 0 S: 2	H: 0 LOB: 1 BB: 2 P: 10	R: 0 E: 0 K: 1 S: 6	H: 1 LOB: 1 BB: 0 P: 6	R: 0 E: 0 K: 0 S: 3	H: 0 LOB: 0 BB: 0 P: 3	R: 3 E: 0 K: 0 S: 5	H: 4 LOB: 2 BB: 1 P: 9	1B: 6 2B: 3 3B: 0 HR: 1	SF: 0 SAC: 0 DP: 1 HBP: 0	WP: 3 PB: 0 SB: 1 CS: 1	PA: 36												
PITCHER	IP WLS BF H R ER SO BB IBB HBP BLK WP HR S P ERA WHIP																																	
Chris Codiroli, R (1, 1) ERA: 3.38	5.1	21	5	2	2	1	2	0	0	0	0	0	0	4	4	3.38	1.312																	
Bill Krueger, L (6, 1) ERA: 8.75	0.0	1	0	0	0	0	1	0	0	0	0	0	0	0	0	0	0																	
Dennis Eckersley, R (6, 1) ERA:	2.2	8	1	0	0	1	0	0	0	0	1	0	10	10	0.00	0.375																		
Jay Howell, R (9, 1) ERA: 81.0	0.1	L	6	4	3	3	0	0	1	0	0	0	5	9	81.00	12.000																		

Oakland Athletics @ Minnesota Twins
Hubert H. Humphrey Metrodome, Minneapolis, MN
Thu Apr 09 1987, 4:33 AM EDT
Att: 11,586 - Unknown

AB	32
R	5
H	10
RBI	4
BB	4
SO	2
LOB	11



Batter	1	2	3	4	5	6	7	8	9	AB	R	H	RBI	BB	SO	LOB	TOP					
Al Newman, S (1, 6) OBP: 0.333, SLG: 0.333										5	1	3	0	0	0	2	Minnesota Twins @ Seattle Mariners The Kingdome, Seattle, WA Fri Apr 10 1987, 10:05 PM EDT Att: 38,122 - Unknown					
Randy Bush, L (1, 9) OBP: 0.417, SLG: 0.636 Mark Davidson, R (8, 7)										4	1	3	3	0	0	1						
Kirby Puckett, R (1, 8) OBP: 0.471, SLG: 0.938										4	2	2	2	0	0	2						
Kent Hrbek, L (1, 3) OBP: 0.412, SLG: 0.500										4	0	0	0	0	0	2						
Gary Gaetti, R (1, 5) OBP: 0.294, SLG: 0.625										4	1	1	2	0	1	0						
Tom Brunansky, R (1, 7) OBP: 0.438, SLG: 0.538										4	0	0	0	0	1	0						
Roy Smalley, S (1, 10) OBP: 0.250, SLG: 0.583										4	1	1	0	0	1	0						
Steve Lombardozzi, R (1, 4) OBP: 0.462, SLG: 0.545										3	2	2	1	1	0	0						
Tom Nieto, R (1, 2) OBP: 0.214, SLG: 0.167 Tim Laudner, R (9, 2)										3	0	0	0	0	1	2						
Inning Stats	R: 0 E: 0 K: 0 S: 4	H: 2 LOB: 1 BB: 0 P: 4	R: 0 E: 0 K: 1 S: 5	H: 0 LOB: 0 BB: 0 P: 5	R: 1 E: 0 K: 0 S: 4	H: 2 LOB: 0 BB: 0 P: 4	R: 1 E: 0 K: 2 S: 8	H: 1 LOB: 0 BB: 0 P: 8	R: 3 E: 0 K: 0 S: 6	H: 3 LOB: 0 BB: 0 P: 6	R: 0 E: 0 K: 0 S: 3	H: 0 LOB: 0 BB: 0 P: 3	R: 0 E: 0 K: 0 S: 3	H: 0 LOB: 0 BB: 0 P: 3	R: 3 E: 0 K: 0 S: 6	H: 3 LOB: 0 BB: 0 P: 6		R: 0 E: 0 K: 1 S: 6	H: 1 LOB: 2 BB: 1 P: 10	1B: 7 2B: 1 3B: 1 HR: 3	SF: 0 SAC: 1 DP: 1 HBP: 0	WP: 0 PB: 0 CS: 1
PITCHER	IP	WLS	BF	H	R	ER	SO	BB	IBB	HBP	BLK	WP	HR	S	P	ERA	WHIP					
Mike Morgan, R (1, 1) ERA: 9.0	8.0	L	33	11	8	8	3	0	0	0	0	0	3	39	39	9.00	1.375					
Ed Nunez, R (9, 1) ERA:	1.0		5	1	0	0	1	1	0	0	0	0	0	6	10	0.00	2.000					

AB	36
R	8
H	12
RBI	8
BB	1
SO	4
LOB	11



Batter	1	2	3	4	5	6	7	8	9	AB	R	H	RBI	BB	SO	LOB	BOTTOM					
Donell Nixon, R (1, 8)										4	0	0	0	0	0	2	Minnesota Twins @ Seattle Mariners The Kingdome, Seattle, WA Fri Apr 10 1987, 10:05 PM EDT Att: 38,122 - Unknown					
Mike Kingery, L (1, 9) OBP: 0.308, SLG: 0.182										3	0	1	0	1	1	0						
Phil Bradley, R (1, 7) OBP: 0.294, SLG: 0.077										4	1	0	0	0	1	3						
Ken Phelps, L (1, 10) OBP: 0.091, SLG: 0.091										4	0	0	0	0	0	2						
Alvin Davis, L (1, 3) OBP: 0.250, SLG: 0.375										4	0	0	0	0	0	2						
Jim Presley, R (1, 5) OBP: 0.250, SLG: 0.250										4	0	2	1	0	1	0						
Dave Valle, R (1, 2) OBP: 0.400, SLG: 0.846										4	0	0	0	0	1	3						
Rey Quinones, R (1, 6) OBP: 0.214, SLG: 0.286										4	0	2	0	0	0	2						
Harold Reynolds, S (1, 4) OBP: 0.231, SLG: 0.231										3	0	0	0	0	0	2						
Inning Stats	R: 0 E: 0 K: 1 S: 5	H: 0 LOB: 0 BB: 0 P: 5	R: 0 E: 1 K: 0 S: 5	H: 1 LOB: 2 BB: 0 P: 5	R: 0 E: 0 K: 1 S: 5	H: 0 LOB: 0 BB: 0 P: 5	R: 1 E: 1 K: 0 S: 5	H: 1 LOB: 1 BB: 0 P: 5	R: 0 E: 0 K: 0 S: 4	H: 1 LOB: 1 BB: 1 P: 8	R: 0 E: 0 K: 0 S: 3	H: 0 LOB: 0 BB: 0 P: 3	R: 0 E: 0 K: 1 S: 6	H: 1 LOB: 1 BB: 0 P: 6	R: 0 E: 0 K: 0 S: 4	H: 1 LOB: 1 BB: 0 P: 4		R: 0 E: 0 K: 1 S: 5	H: 0 LOB: 0 BB: 0 P: 5	1B: 5 2B: 0 3B: 0 HR: 0	SF: 0 SAC: 0 DP: 0 HBP: 0	WP: 0 PB: 0 CS: 0
PITCHER	IP	WLS	BF	H	R	ER	SO	BB	IBB	HBP	BLK	WP	HR	S	P	ERA	WHIP					
Mike Smithson, R (1, 1) ERA:	8.0	W	32	5	1	0	3	1	0	0	0	0	0	37	41	0.00	0.750					
George Frazier, R (9, 1) ERA:	1.0		3	0	0	0	1	0	0	0	0	0	0	5	5	0.00	0.000					


AB	34
R	1
H	5
RBI	1
BB	1
SO	4
LOB	16



Batter	1	2	3	4	5	6	7	8	9	AB	R	H	RBI	BB	SO	LOB	TOP								
Steve Lombardozzi, R OBP: 0.389, SLG: 0.400	5-3		F7		L6		K			4	0	0	0	1	1	2									
Randy Bush, L OBP: 0.412, SLG: 0.750	HR		3-1				K		F6	5	2	2	1	0	1	2									
Kirby Puckett, R OBP: 0.524, SLG: 1.050	6-3				G4-3 1B		HR			4	1	3	1	0	0	0									
Kent Hrbek, L OBP: 0.429, SLG: 0.438					G4-3				FC3-6 1B	2	0	0	0	2	0	2									
Gary Gaetti, R OBP: 0.238, SLG: 0.500	FC5-4				6-3		F4		G5-4-3	4	0	0	0	0	0	3									
Tom Brunansky, R OBP: 0.350, SLG: 0.412					6-3		K			4	0	0	0	0	1	1									
Roy Smalley, S OBP: 0.313, SLG: 0.563										4	0	2	0	0	1	0									
Al Newman, S OBP: 0.333, SLG: 0.333			3-1				K		1B SF8	0	1	0	0	0	0	0									
Greg Gagne, R OBP: 0.357, SLG: 0.429										3	1	1	0	0	2	1									
Mark Salas, L OBP: 1.000, SLG: 1.000										1	0	1	0	0	0	0									
Mark Davidson, R OBP: 1.000, SLG: 1.000										0	0	0	0	0	0	0									
Jeff Reardon, R OBP: 1.000, SLG: 1.000										0	0	0	0	0	0	0									
Tom Nieto, R OBP: 0.235, SLG: 0.267										3	0	1	1	0	0	1									
Dan Gladden, R OBP: 0.286, SLG: 0.500										0	0	0	1	0	0	0									
Tim Laudner, R OBP: 0.286, SLG: 0.500										0	0	0	0	0	0	0									
Inning Stats	R: 1 E: 0 K: 0 S: 4	H: 1 LOB: 1 BB: 1 P: 8	R: 0 E: 0 K: 1 S: 5	H: 0 LOB: 0 BB: 0 P: 5	R: 0 E: 0 K: 0 S: 3	H: 0 LOB: 0 BB: 0 P: 3	R: 0 E: 0 K: 0 S: 3	H: 1 LOB: 0 BB: 0 P: 3	R: 1 E: 0 K: 1 S: 7	H: 2 LOB: 1 BB: 0 P: 7	R: 1 E: 0 K: 2 S: 8	H: 1 LOB: 1 BB: 1 P: 12	R: 0 E: 0 K: 2 S: 8	H: 1 LOB: 0 BB: 0 P: 8	R: 1 E: 1 K: 0 S: 4	H: 2 LOB: 0 BB: 0 P: 4	R: 1 E: 0 K: 0 S: 5	H: 2 LOB: 2 BB: 1 P: 9	1B: 7 2B: 1 3B: 0 HR: 2	SF: 1 SAC: 0 DP: 2 HBP: 0	WP: 0 PB: 0 SB: 1 CS: 1	PA: 38			
PITCHER	IP	WLS	BF	H	R	ER	SO	BB	IBB	HBP	BLK	WP	HR	S	P	ERA	WHIP								
Mike Trujillo, R ERA: 5.06	(1, 1)	5.1	22	5	3	3	3	2	0	0	0	0	2	26	34	5.06	1.312								
Steve Shields, R ERA: 2.25	(6, 1)	1.2	8	3	1	0	3	0	0	0	0	0	0	14	14	0.00	1.800								
Ed Nunez, R ERA: 3.0	(8, 1)	2.0	W	8	2	1	1	0	1	0	0	0	0	7	11	4.50	1.500								

Minnesota Twins @ Seattle Mariners
The Kingdome, Seattle, WA
Sat Apr 11 1987, 10:05 PM EDT
Att: 26,312 - Unknown


AB 34
R 5
H 10
RBI 4
BB 3
SO 6
LOB 12



Batter	1	2	3	4	5	6	7	8	9	AB	R	H	RBI	BB	SO	LOB	BOTTOM								
Donell Nixon, R OBP: 0.333, SLG: 0.214	4-3 S BB				E S 4-3 1B		1-3		1B 2B	3	1	2	1	1	0	0									
Mickey Brantley, R OBP: 0.429, SLG: 0.500										1	0	1	0	0	0	0									
Mike Kingery, L OBP: 0.333, SLG: 0.200	4-3 1-3 BB		F7		1B S BB		L7			4	1	1	1	1	0	1									
Phil Bradley, R OBP: 0.286, SLG: 0.063			4-3		4-3		5-3			3	0	0	1	1	0	1									
Ken Phelps, L OBP: 0.267, SLG: 0.429							4-3			3	1	2	2	1	0	0									
Alvin Davis, L OBP: 0.250, SLG: 0.316										3	0	0	0	1	1	3									
John Moses, S OBP: 0.200, SLG: 0.400										0	0	0	0	0	0	0									
Jim Prestley, R OBP: 0.200, SLG: 0.200										4	0	0	0	0	1	2									
Dave Valle, R OBP: 0.368, SLG: 0.706										4	1	1	0	0	0	2									
Rey Quinones, R OBP: 0.333, SLG: 0.389										4	1	3	1	0	0	0									
Harold Reynolds, S OBP: 0.188, SLG: 0.188										3	0	0	0	0	0	2									
Scott Bradley, L OBP: 0.500, SLG: 0.500										1	1	1	0	0	0	0									
Inning Stats	R: 0 E: 0 K: 0 S: 2	H: 0 LOB: 2 BB: 3 P: 14	R: 1 E: 1 K: 0 S: 5	H: 2 LOB: 2 BB: 0 P: 5	R: 1 E: 0 K: 1 S: 6	H: 1 LOB: 0 BB: 0 P: 6	R: 1 E: 0 K: 0 S: 4	H: 2 LOB: 0 BB: 0 P: 4	R: 2 E: 0 K: 1 S: 7	H: 2 LOB: 2 BB: 2 P: 15	R: 0 E: 0 K: 0 S: 3	H: 1 LOB: 0 BB: 0 P: 3	R: 0 E: 0 K: 0 S: 3	H: 0 LOB: 0 BB: 0 P: 3	R: 0 E: 0 K: 0 S: 3	H: 0 LOB: 0 BB: 0 P: 3	R: 1 E: 0 K: 0 S: 4	H: 3 LOB: 2 BB: 0 P: 4	1B: 8 2B: 2 3B: 0 HR: 1	SF: 0 SAC: 0 DP: 1 HBP: 0	WP: 0 PB: 0 SB: 5 CS: 1	PA: 38			
PITCHER	IP	WLS	BF	H	R	ER	SO	BB	IBB	HBP	BLK	WP	HR	S	P	ERA	WHIP								
Les Straker, R ERA: 6.75	(1, 1)	4.0	20	6	5	3	1	4	0	0	0	0	0	18	34	6.75	2.500								
Keith Atherton, R ERA: 6.75	(5, 1)	4.0	14	2	0	0	1	1	0	0	0	0	0	15	19	0.00	0.750								
Jeff Reardon, R ERA: 6.75	(9, 1)	0.1	L	4	3	1	1	0	0	0	0	0	0	4	4	27.00	9.000								

Minnesota Twins @ Seattle Mariners
The Kingdome, Seattle, WA
Sat Apr 11 1987, 10:05 PM EDT
Att: 26,312 - Unknown

AB 33
R 6
H 11
RBI 6
BB 5
SO 2
LOB 11



Batter	1	2	3	4	5	6	7	8	9	AB	R	H	RBI	BB	SO	LOB	TOP									
Dan Gladden, R OBP: 0.333, SLG: 0.545	E6 1B 3B	L7		CS 2H 2B			K		S 1B	5	1	2	1	0	1	1	Minnesota Twins @ Seattle Mariners The Kingdome, Seattle, WA Sun Apr 12 1987, 6:33 AM EDT Att: 9,358 - Unknown livebaseballscorecards.com									
Steve Lombardozzi, R OBP: 0.391, SLG: 0.369			S 1B BB	K			K		K	4	1	1	0	1	3	2										
Kirby Puckett, R OBP: 0.538, SLG: 1.160			S 1B				5-3		K	5	2	3	3	0	1	1										
Gary Gaetti, R OBP: 0.240, SLG: 0.500	1H 2H 3B				HR					4	1	1	0	0	0	3										
Tom Brunansky, R OBP: 0.292, SLG: 0.333	P3		P3		4-3				HR 2B	4	0	0	0	0	3	3										
Tim Laudner, R OBP: 0.200, SLG: 0.800	K		F2		K				K	4	0	0	0	0	3	3										
Mark Davidson, R OBP: 0.250, SLG: 0.250	K		1-2 2-3 K		F4				HR	4	1	1	2	0	2	2										
Greg Gagne, R OBP: 0.278, SLG: 0.333			S 1B		F9				6-3	4	1	2	0	0	0	0										
Tom Nieto, R OBP: 0.238, SLG: 0.316			F4		1-2 K				4-3	4	0	0	0	0	2	2										
			F9		2H 2B 2B				F9	4	1	1	1	0	0	1										
Inning Stats	R: 3 E: 1 K: 2 S: 10	H: 2 LOB: 0 BB: 0 P: 10	R: 0 E: 0 K: 1 S: 6	H: 1 LOB: 1 BB: 0 P: 6	R: 0 E: 0 K: 1 S: 6	H: 1 LOB: 2 BB: 1 P: 10	R: 2 E: 0 K: 1 S: 7	H: 3 LOB: 0 BB: 0 P: 7	R: 1 E: 0 K: 1 S: 6	H: 1 LOB: 0 BB: 0 P: 6	R: 0 E: 0 K: 1 S: 5	H: 0 LOB: 0 BB: 0 P: 5	R: 0 E: 0 K: 2 S: 7	H: 0 LOB: 0 BB: 0 P: 7	R: 2 E: 0 K: 1 S: 7	H: 2 LOB: 2 BB: 0 P: 7	R: 0 E: 0 K: 2 S: 8	H: 1 LOB: 1 BB: 0 P: 8	1B: 5 2B: 3 3B: 1 HR: 2	SF: 0 SAC: 0 DP: 0 HBP: 0	WP: 0 PB: 0 SB: 5 CS: 1	PA: 39				
PITCHER	IP	WLS	BF	H	R	ER	SO	BB	IBB	HBP	BLK	WP	HR	S	P	ERA	WHIP									
Mark Langston, L ERA: 6.75	(1, 1)	7.1	L	33	10	8	7	10	1	0	0	1	0	2	52	56	8.59	1.500								
Mark Huisman, R ERA: 6.75	(8, 1)	1.2		6	1	0	0	2	0	0	0	0	0	10	10	0.00	0.600									

Batter	1	2	3	4	5	6	7	8	9	AB	R	H	RBI	BB	SO	LOB	BOTTOM								
Donell Nixon, R OBP: 0.304, SLG: 0.211	WP S 1B		1-3		P3		P4		K	5	0	1	0	0	1	0	Minnesota Twins @ Seattle Mariners The Kingdome, Seattle, WA Sun Apr 12 1987, 6:33 AM EDT Att: 9,358 - Unknown livebaseballscorecards.com								
Mike Kingery, L OBP: 0.273, SLG: 0.158	F8		L6		1-3				K	4	0	0	0	0	1	1									
Phil Bradley, R OBP: 0.320, SLG: 0.056	4-0 1-2 BB		4-3		6-3				1B 2B BB	2	1	0	0	2	0	0									
Ken Phelps, L OBP: 0.368, SLG: 0.833	F4				HR				HR 2B 1B	4	3	3	2	0	0	2									
Alvin Davis, L OBP: 0.292, SLG: 0.391	F8				G4-6-3 1B 1B				1H 2H 2B	4	1	2	2	0	1	2									
Jim Presley, R OBP: 0.250, SLG: 0.217			G6-4-3 1B		1-2 BB				K	3	0	1	0	1	1	1									
Scott Bradley, L OBP: 0.333, SLG: 0.333			G6-4-3 1B		G4-6-3				F8	4	0	1	0	0	0	3									
Rey Quinones, R OBP: 0.318, SLG: 0.364			G6-4-3		1-2 2-3 1B				L8	4	0	1	1	0	1	2									
Harold Reynolds, S OBP: 0.158, SLG: 0.158			K		3H 4-3				K	3	0	0	0	0	2	2									
John Moses, S OBP: 0.167, SLG: 0.333									K	1	0	0	0	0	1	0									
Inning Stats	R: 0 E: 0 K: 0 S: 4	H: 1 LOB: 2 BB: 1 P: 8	R: 0 E: 0 K: 1 S: 6	H: 2 LOB: 1 BB: 0 P: 6	R: 0 E: 0 K: 0 S: 3	H: 0 LOB: 0 BB: 0 P: 3	R: 2 E: 0 K: 0 S: 5	H: 3 LOB: 1 BB: 1 P: 9	R: 0 E: 0 K: 0 S: 3	H: 0 LOB: 0 BB: 0 P: 3	R: 1 E: 0 K: 1 S: 6	H: 1 LOB: 0 BB: 0 P: 6	R: 0 E: 0 K: 1 S: 5	H: 0 LOB: 0 BB: 0 P: 5	R: 2 E: 0 K: 2 S: 9	H: 2 LOB: 1 BB: 1 P: 13	R: 0 E: 0 K: 3 S: 9	H: 0 LOB: 0 BB: 0 P: 9	1B: 6 2B: 1 3B: 0 HR: 2	SF: 0 SAC: 0 DP: 2 HBP: 0	WP: 1 PB: 0 SB: 2 CS: 0	PA: 37			
PITCHER	IP	WLS	BF	H	R	ER	SO	BB	IBB	HBP	BLK	WP	HR	S	P	ERA	WHIP								
Bert Blyleven, R ERA: 4.5	(1, 1)	6.0	W	25	7	3	3	2	2	0	0	0	0	27	35	4.50	1.500								
Juan Berenguer, R ERA: 3.0	(7, 1)	3.0	S	12	2	2	2	6	1	0	0	0	0	23	27	6.00	1.000								

Batter	1	2	3	4	5	6	7	8	9	AB	R	H	RBI	BB	SO	LOB	TOP										
Al Newman, S (1, 6) OBP: 0.357, SLG: 0.308	0-0 6-3		4-0 BB			0-0 FC4 1B	0-0 6-3		0-0 F8	4	1	1	0	1	0	1	Minnesota Twins @ Oakland Athletics Oakland-Alameda County Coliseum, Oakland, CA Mon Apr 13 1987, 7:05 PM PDT Att: 14,447 - Unknown livebaseballscorecards.com										
Randy Bush, L (1, 9) OBP: 0.333, SLG: 0.600	0-0 1-3		0-0 F8			0-0 FC4 1B	0-0 F8			4	1	0	0	0	0	4											
Kirby Puckett, R (1, 8) OBP: 0.533, SLG: 1.179	0-0 4-3			0-3 K		4-0 1B BB		0-0 HR		3	1	1	1	1	1	0											
Kent Hrbek, L (1, 3) OBP: 0.480, SLG: 0.444		4-0 BB		0-0 F7		0-0 1B		4-0 BB		2	0	1	2	2	0	0											
Gary Gaetti, R (1, 5) OBP: 0.241, SLG: 0.464		0-0 F8		0-0 CS 1B		0-0 L7		0-3 BB		4	0	1	0	0	1	4											
Tom Brunansky, R (1, 7) OBP: 0.250, SLG: 0.280		0-0 G6-4-3		0-0 CS	0-3 K	0-3 K		0-0 F9		4	0	0	0	0	2	4											
Roy Smalley, S (1, 10) OBP: 0.350, SLG: 0.650			0-0 WP 2B		0-0 2B	0-0 F5		0-0 5-3		4	0	2	0	0	0	3											
Steve Lombardozi, R (1, 4) OBP: 0.333, SLG: 0.304			0-0 B1-3		0-0 F8		0-0 F4	0-3 K		4	0	0	0	0	1	2											
Tom Nieto, R (1, 2) OBP: 0.250, SLG: 0.286			0-0 6-3		0-3 K		4-0 BB	0-3 K		2	0	0	0	1	1	2											
Mark Salas, L (9, PH) OBP: 0.667, SLG: 0.500									0-3 K	1	0	0	0	0	1	0											
Inning Stats	R: 0 E: 0 K: 0 S: 3	H: 0 LOB: 0 BB: 0 P: 3	R: 0 E: 0 K: 0 S: 2	H: 0 LOB: 0 BB: 1 P: 6	R: 0 E: 0 K: 0 S: 4	H: 1 LOB: 2 BB: 1 P: 8	R: 0 E: 0 K: 1 S: 5	H: 1 LOB: 0 BB: 0 P: 5	R: 0 E: 0 K: 2 S: 8	H: 1 LOB: 1 BB: 0 P: 8	R: 2 E: 0 K: 1 S: 8	H: 2 LOB: 2 BB: 1 P: 12	R: 0 E: 0 K: 0 S: 3	H: 0 LOB: 1 BB: 1 P: 7	R: 1 E: 0 K: 1 S: 6	H: 1 LOB: 1 BB: 1 P: 10	R: 0 E: 0 K: 2 S: 7	H: 0 LOB: 0 BB: 0 P: 7	1B: 3 2B: 2 3B: 0 HR: 1	SF: 0 SAC: 0 DP: 1 HBP: 0	WP: 2 PB: 0 SB: 0 CS: 1	PA: 38					
PITCHER	IP	WLS	BF	H	R	ER	SO	BB	IBB	HBP	BLK	WP	HR	S	P	ERA	WHIP										
Eric Plunk, R (1, 1) ERA: 3.86	7.0		31	6	3	3	4	5	0	0	0	2	1	34	54	3.86	1.571										
Jay Howell, R (8, 1) ERA: 13.5	2.0	W	6	0	0	0	3	0	0	0	0	0	0	12	12	0.00	0.000										

Batter	1	2	3	4	5	6	7	8	9	AB	R	H	RBI	BB	SO	LOB	BOTTOM										
Tony Phillips, S (1, 4) OBP: 0.344, SLG: 0.385	4-0 CS BB		4-0 FC4-6 BB		0-0 G3		0-0 SH2-4	4-0 1B BB		1	1	0	0	3	0	0	Minnesota Twins @ Oakland Athletics Oakland-Alameda County Coliseum, Oakland, CA Mon Apr 13 1987, 7:05 PM PDT Att: 14,447 - Unknown livebaseballscorecards.com										
Alfredo Griffin, S (1, 6) OBP: 0.296, SLG: 0.481	0-0 4-3		0-0 FC4-6 BB 1B		0-0 S 1B		0-0 1B 1B	0-3 K		5	1	2	1	0	1	6											
Carney Lansford, R (1, 5) OBP: 0.531, SLG: 0.500	0-0 F9		0-0 BB 1B		0-0 F9		0-3 K	0-0 1B 1B		5	0	2	3	0	1	2											
Ron Cey, R (1, 3) OBP: 0.500, SLG: 0.200		0-0 F4	4-0 BB 1B		0-3 K		0-0 1B 1B	0-0 1B 1B		3	0	1	0	1	1	1											
Dwayne Murphy, L (7, PR) OBP: 0.346, SLG: 0.263		0-0 F4	1-2 2-3 BB		1-2 K		1-3 1B 1B	1-3 1B 1B		1	0	1	1	0	0	0											
Jose Canseco, R (1, 7) OBP: 0.160, SLG: 0.240		0-0 2B	0-3 K		0-0 F8		0-0 FC4 1B	0-0 F7		5	0	2	1	0	1	5											
Terry Steinbach, R (1, 2) OBP: 0.250, SLG: 0.333		0-0 6-3		0-0 6-3		0-0 6-3	0-0 FC4			4	0	0	0	0	0	3											
Mark McGwire, R (1, 9) OBP: 0.267, SLG: 0.333		0-0 L7		4-0 BB BB		4-0 BB		0-0 SH 1B 1B		1	0	0	0	2	0	1											
Reggie Jackson, L (8, PH) OBP: 0.364, SLG: 0.421										1	0	1	0	0	0	0											
Johnnie LeMaster, R (8, PR) OBP: 0.364, SLG: 0.421										0	1	0	0	0	0	0											
Mickey Tettleton, S (1, 10) OBP: 0.333, SLG: 0.250			0-0 F9		0-0 F3		0-0 F3	0-0 SH BB 1B		3	1	0	0	0	0	2											
Stan Javier, S (1, 8) OBP: 0.333, SLG: 0.250			0-0 F3		0-0 F3		4-0 SH2-4 1B BB	0-3 K		2	2	1	0	1	0	1											
Mike Davis, L (8, PH) OBP: 0.300, SLG: 0.586			FC4-6 BB 1B		0-0 F3					1	0	0	0	0	1	2											
Inning Stats	R: 0 E: 0 K: 0 S: 2	H: 0 LOB: 0 BB: 1 P: 6	R: 0 E: 0 K: 0 S: 4	H: 1 LOB: 1 BB: 0 P: 4	R: 1 E: 0 K: 1 S: 7	H: 2 LOB: 3 BB: 2 P: 15	R: 0 E: 0 K: 0 S: 3	H: 0 LOB: 1 BB: 1 P: 7	R: 0 E: 0 K: 0 S: 3	H: 0 LOB: 1 BB: 1 P: 7	R: 2 E: 0 K: 1 S: 8	H: 3 LOB: 2 BB: 1 P: 12	R: 3 E: 1 K: 2 S: 11	H: 3 LOB: 2 BB: 1 P: 15	R: 0 E: 0 K: 0 S: 2	H: 0 LOB: 0 BB: 0 P: 6	1B: 9 2B: 1 3B: 0 HR: 0	SF: 0 SAC: 2 DP: 0 HBP: 0	WP: 0 PB: 0 SB: 1 CS: 1	PA: 41							
PITCHER	IP	WLS	BF	H	R	ER	SO	BB	IBB	HBP	BLK	WP	HR	S	P	ERA	WHIP										
Frank Viola, L (1, 1) ERA: 2.84	6.2		32	7	3	3	3	6	0	0	0	0	0	32	56	4.05	1.950										
George Frazier, R (7, 1) ERA: 6.23	1.1	L	9	3	3	3	2	1	0	0	0	0	0	12	16	20.25	3.000										



Batter	1	2	3	4	5	6	7	8	9	AB	R	H	RBI	BB	SO	LOB	TOP								
Dan Gladden, R OBP: 0.412, SLG: 0.563 (1, 7)	E6 SH FC5-2	K		E 2B 1B		BB 2B 1B		BB SH5-3 1B		5	2	3	1	0	1	1	Minnesota Twins @ Oakland Athletics Oakland-Alameda County Coliseum, Oakland, CA Tue Apr 14 1987, 7:05 PM PDT Att: 10,435 - Unknown livebaseballscorecards.com								
Al Newman, S OBP: 0.353, SLG: 0.313 (1, 4)	SH FC5-2 1-3	F8		E 2B 1B		F8		SH5-3		3	1	1	0	0	0	2									
Kirby Puckett, R OBP: 0.514, SLG: 1.065 (1, 8)	FC5-2 2-3 3-H		F8	K		BB 2B BB		BB IBB		3	1	0	0	2	1	4									
Kent Hrbek, L OBP: 0.467, SLG: 0.455 (1, 3)	F8		K	WP 2B		2B BB		K		4	0	1	2	1	2	4									
Gary Gaetti, R OBP: 0.265, SLG: 0.469 (1, 5)	F6		5-3	F2		2B				4	0	1	2	1	0	3									
Randy Bush, L OBP: 0.308, SLG: 0.520 Mark Davidson, R OBP: 0.250, SLG: 0.250 (9, 9)		4-3		2B 1B		F6		3-1		5	1	1	0	0	0	5									
Roy Smalley, S OBP: 0.360, SLG: 0.640 (1, 10)				2B 1B		F8		1-3		5	2	2	1	0	0	0									
Greg Gagne, R OBP: 0.348, SLG: 0.364 (1, 6)				2B 2B				6-3		4	1	2	1	0	1	1									
Tom Nieto, R OBP: 0.276, SLG: 0.346 (1, 2)				1B 2B		CS		5-3		5	1	2	2	0	1	1									
Inning Stats	R: 0 E: 2 K: 0 S: 5	H: 0 LOB: 2 BB: 0 P: 5	R: 2 E: 0 K: 1 S: 8	H: 3 LOB: 1 BB: 0 P: 8	R: 0 E: 0 K: 1 S: 5	H: 0 LOB: 0 BB: 0 P: 5	R: 5 E: 1 K: 2 S: 13	H: 6 LOB: 1 BB: 0 P: 13	R: 0 E: 0 K: 0 S: 2	H: 0 LOB: 0 BB: 0 P: 3	R: 2 E: 0 K: 0 S: 5	H: 2 LOB: 2 BB: 2 P: 13	R: 0 E: 0 K: 0 S: 3	H: 1 LOB: 0 BB: 0 P: 3	R: 0 E: 0 K: 1 S: 6	H: 1 LOB: 3 BB: 2 P: 14		R: 0 E: 0 K: 1 S: 5	H: 0 LOB: 0 BB: 0 P: 5	1B: 9 2B: 4 3B: 0 HR: 0	SF: 0 SAC: 0 DP: 0 HBP: 1	WP: 2 PB: 0 SB: 2 CS: 2	PA: 46		
PITCHER	IP	WLS	BF	H	R	ER	SO	BB	IBB	HBP	BLK	WP	HR	S	P	ERA	WHIP								
Chris Codiroli, R ERA: 7.27 (1, 1)	3.1	L	18	6	5	5	3	0	0	0	0	0	0	24	24	13.50	1.800								
Gene Nelson, R ERA: 12.46 (4, 1)	2.1		14	5	4	4	1	2	0	1	0	2	0	13	22	15.43	3.000								
Rick Rodriguez, R ERA: (6, 1)	1.2		7	2	0	0	0	0	1	0	0	0	0	6	10	0.00	1.200								
Bill Krueger, L ERA: 6.75 (8, 1)	0.1		1	0	0	0	1	0	0	0	0	0	0	3	3	0.00	0.000								
Dennis Eckerstley, R ERA: (8, 1)	1.1		5	0	0	0	1	1	0	0	0	0	0	6	10	0.00	0.750								

Batter	1	2	3	4	5	6	7	8	9	AB	R	H	RBI	BB	SO	LOB	BOTTOM								
Mike Davis, L OBP: 0.286, SLG: 0.618 (1, 9)	G3		K		K	F4			HR	5	1	1	1	0	2	1	Minnesota Twins @ Oakland Athletics Oakland-Alameda County Coliseum, Oakland, CA Tue Apr 14 1987, 7:05 PM PDT Att: 10,435 - Unknown livebaseballscorecards.com								
Tony Phillips, S OBP: 0.378, SLG: 0.433 (1, 4)			4-3		K			BB		4	0	2	0	1	1	0									
Carney Lansford, R OBP: 0.486, SLG: 0.548 (1, 5)					G3			F8		5	1	1	1	0	0	3									
Reggie Jackson, L OBP: 0.370, SLG: 0.500 (1, 10)					HR			F6		5	2	2	0	0	1	3									
Jose Canseco, R OBP: 0.233, SLG: 0.400 (1, 7)					1B FC3-6 2B			HR 2B		5	1	3	2	0	1	2									
Dwayne Murphy, L OBP: 0.296, SLG: 0.217 (1, 8)					1B			HR		4	1	0	1	0	1	2									
Terry Steinbach, R OBP: 0.375, SLG: 0.571 (1, 2)					1B HR			BB		2	2	1	2	2	0	0									
Rob Nelson, L OBP: 0.214, SLG: 0.214 Mark McGwire, R OBP: 0.294, SLG: 0.357 (6, PH) (7, 3)					1B			BB		2	0	0	0	0	1	2									
Alfredo Griffin, S OBP: 0.258, SLG: 0.419 (1, 6)					K			F7		2	0	1	0	0	0	1									
					K			FC4-6 1B		4	0	0	1	0	0	2									
Inning Stats	R: 0 E: 0 K: 0 S: 4	H: 1 LOB: 1 BB: 0 P: 4	R: 0 E: 0 K: 1 S: 5	H: 1 LOB: 1 BB: 1 P: 9	R: 0 E: 0 K: 1 S: 5	H: 0 LOB: 0 BB: 0 P: 5	R: 4 E: 0 K: 1 S: 9	H: 4 LOB: 0 BB: 0 P: 9	R: 0 E: 0 K: 2 S: 7	H: 0 LOB: 0 BB: 0 P: 7	R: 3 E: 0 K: 0 S: 6	H: 3 LOB: 1 BB: 1 P: 10	R: 0 E: 0 K: 1 S: 5	H: 0 LOB: 1 BB: 1 P: 9	R: 0 E: 1 K: 0 S: 4	H: 0 LOB: 1 BB: 0 P: 4	R: 1 E: 0 K: 1 S: 7	H: 2 LOB: 1 BB: 0 P: 7	1B: 4 2B: 4 3B: 0 HR: 4	SF: 0 SAC: 0 DP: 1 HBP: 0	WP: 0 PB: 0 SB: 1 CS: 0	PA: 41			
PITCHER	IP	WLS	BF	H	R	ER	SO	BB	IBB	HBP	BLK	WP	HR	S	P	ERA	WHIP								
Mark Portugal, R ERA: 8.0 (1, 1)	3.1		16	6	4	4	2	1	0	0	0	0	1	15	19	13.50	2.100								
Joe Klink, L ERA: 11.57 (4, 1)	2.0		10	3	3	3	3	1	0	0	0	0	1	15	19	13.50	2.000								
Keith Atherton, R ERA: (6, 1)	1.2	W	6	0	0	0	1	1	0	0	0	0	0	7	11	0.00	0.600								
Jeff Reardon, R ERA: 5.4 (8, 1)	2.0	S	9	2	1	1	1	0	0	0	0	0	1	11	11	4.50	1.000								

Batter	1	2	3	4	5	6	7	8	9	AB	R	H	RBI	BB	SO	LOB	TOP								
Dan Gladden, R OBP: 0.409, SLG: 0.500 (1, 7)	F7		1B		FC3-6		FC1-2	L6		4	3	1	0	1	0	2	Minnesota Twins @ Oakland Athletics Oakland-Alameda County Coliseum, Oakland, CA Wed Apr 15 1987, 3:33 AM PDT Att: 17,182 - Unknown livebaseballscorecards.com								
Al Newman, S OBP: 0.409, SLG: 0.429 (1, 4)	F9		1B		FC1-2		FC1-2	CS		5	0	3	1	0	0	2									
Kirby Puckett, R OBP: 0.500, SLG: 0.972 (1, 8)	F7		1B		F9		FC1-2	G3		5	0	2	2	0	0	2									
Kent Hrbek, L OBP: 0.400, SLG: 0.370 (1, 3)		3-1	K		6-3		K			5	0	0	0	0	2	5									
Gary Gaetti, R OBP: 0.289, SLG: 0.457 (1, 5)		5-3						5-3		3	0	1	0	1	0	0									
Randy Bush, L OBP: 0.345, SLG: 0.571 Tom Brunansky, R (8, PH) OBP: 0.276, SLG: 0.308 (8, 9)								2B		3	0	2	0	0	1	1									
Roy Smalley, S OBP: 0.310, SLG: 0.552 (1, 10)								1B		4	0	0	0	0	1	3									
Greg Gagne, R OBP: 0.370, SLG: 0.423 (1, 6)										4	1	2	0	0	0	1									
Tom Nieto, R OBP: 0.281, SLG: 0.345 (1, 2)										3	0	1	2	0	1	0									
Inning Stats	R: 0 E: 0 K: 0 S: 3	H: 0 LOB: 0 BB: 0 P: 3	R: 0 E: 0 K: 1 S: 6	H: 1 LOB: 1 BB: 0 P: 6	R: 1 E: 0 K: 2 S: 10	H: 3 LOB: 2 BB: 0 P: 10	R: 0 E: 0 K: 0 S: 4	H: 2 LOB: 1 BB: 0 P: 4	R: 1 E: 1 K: 0 S: 5	H: 1 LOB: 1 BB: 0 P: 5	R: 0 E: 0 K: 1 S: 4	H: 0 LOB: 0 BB: 1 P: 8	R: 1 E: 0 K: 1 S: 7	H: 2 LOB: 2 BB: 1 P: 11	R: 2 E: 0 K: 0 S: 6	H: 3 LOB: 1 BB: 0 P: 6		R: 0 E: 0 K: 0 S: 3	H: 1 LOB: 0 BB: 0 P: 3	1B: 10 2B: 3 3B: 0 HR: 0	SF: 0 SAC: 1 DP: 0 HBP: 0	WP: 1 PB: 0 SB: 0 CS: 2	PA: 40		
PITCHER	IP	WLS	BF	H	R	ER	SO	BB	IBB	HBP	BLK	WP	HR	S	P	ERA	WHIP								
Dave Stewart, R ERA: 4.4 (1, 1)	6.2	L	30	9	3	2	4	2	0	0	0	1	0	36	44	2.70	1.650								
Bill Krueger, L ERA: 9.0 (7, 1)	1.1		7	3	2	2	1	0	0	0	0	0	0	9	9	13.50	2.250								
Rick Rodriguez, R ERA: (9, 1)	1.0		3	1	0	0	0	0	0	0	0	0	0	3	3	0.00	1.000								

Batter	1	2	3	4	5	6	7	8	9	AB	R	H	RBI	BB	SO	LOB	BOTTOM								
Mike Davis, L OBP: 0.282, SLG: 0.605 (1, 9)	F7		F9							4	0	1	1	0	0	0	Minnesota Twins @ Oakland Athletics Oakland-Alameda County Coliseum, Oakland, CA Wed Apr 15 1987, 3:33 AM PDT Att: 17,182 - Unknown livebaseballscorecards.com								
Tony Phillips, S OBP: 0.395, SLG: 0.394 (1, 4)	6-3							4-3		3	0	0	0	1	0	1									
Carney Lansford, R OBP: 0.488, SLG: 0.559 (1, 5)										3	1	1	0	0	0	2									
Reggie Jackson, L OBP: 0.323, SLG: 0.429 (1, 10)	G3-4-3									4	0	0	0	0	2	3									
Jose Canseco, R OBP: 0.206, SLG: 0.353 (1, 7)										4	0	0	0	0	1	2									
Dwayne Murphy, L OBP: 0.323, SLG: 0.269 (1, 8)										3	0	1	1	1	1	0									
Rob Nelson, L OBP: 0.222, SLG: 0.278 (1, 3)										4	0	1	0	0	1	1									
Mickey Tettleton, S (1, 2)										3	0	0	0	0	2	0									
Ron Cey, R OBP: 0.444, SLG: 0.167 (9, PH)										1	0	0	0	0	0	2									
Alfredo Griffin, S OBP: 0.265, SLG: 0.412 (1, 6)										3	1	1	0	0	0	0									
Inning Stats	R: 0 E: 0 K: 0 S: 3	H: 0 LOB: 1 BB: 0 P: 4	R: 0 E: 0 K: 1 S: 5	H: 0 LOB: 0 BB: 0 P: 5	R: 0 E: 0 K: 1 S: 3	H: 0 LOB: 0 BB: 0 P: 3	R: 0 E: 0 K: 1 S: 5	H: 0 LOB: 1 BB: 1 P: 9	R: 0 E: 0 K: 2 S: 7	H: 0 LOB: 0 BB: 0 P: 7	R: 0 E: 0 K: 0 S: 3	H: 0 LOB: 0 BB: 0 P: 3	R: 1 E: 0 K: 0 S: 5	H: 2 LOB: 1 BB: 0 P: 5	R: 1 E: 0 K: 1 S: 7	H: 2 LOB: 1 BB: 0 P: 7	R: 0 E: 0 K: 2 S: 8	H: 1 LOB: 2 BB: 1 P: 12	1B: 1 2B: 4 3B: 0 HR: 0	SF: 0 SAC: 0 DP: 0 HBP: 1	WP: 0 PB: 0 SB: 3 CS: 0	PA: 35			
PITCHER	IP	WLS	BF	H	R	ER	SO	BB	IBB	HBP	BLK	WP	HR	S	P	ERA	WHIP								
Mike Smithson, R ERA: 1.17 (1, 1)	7.1	W	28	4	2	2	5	1	0	1	0	0	0	36	41	2.46	0.682								
George Frazier, R ERA: 4.79 (8, 1)	1.1		6	1	0	0	2	1	0	0	0	0	0	9	13	0.00	1.500								
Jeff Reardon, R ERA: 4.91 (9, 1)	0.1	S	1	0	0	0	0	0	0	0	0	0	0	1	1	0.00	0.000								

Batter	1	2	3	4	5	6	7	8	9	AB	R	H	RBI	BB	SO	LOB	TOP			
Al Newman, S OBP: 0.346, SLG: 0.360 (1, 4)										4	0	0	0	0	0	2	Minnesota Twins @ California Angels Anaheim Stadium, Anaheim, CA Fri Apr 17 1987, 10:05 PM EDT Att: 36,175 - Unknown			
Randy Bush, L OBP: 0.333, SLG: 0.594 (1, 9)										4	1	1	0	0	0	1				
Kirby Puckett, R OBP: 0.477, SLG: 0.900 (1, 8)										4	0	1	1	0	1	0				
Kent Hrbek, L OBP: 0.359, SLG: 0.323 (1, 3)										4	0	0	0	0	1	2				
Gary Gaetti, R OBP: 0.262, SLG: 0.410 (1, 5)										4	0	0	0	0	2	2				
Roy Smalley, S OBP: 0.273, SLG: 0.485 (1, 10)										4	0	0	0	0	1	2				
Tom Brunansky, R OBP: 0.250, SLG: 0.276 (1, 7)										3	0	0	0	0	1	2				
Greg Gagne, R OBP: 0.367, SLG: 0.414 (1, 6)										3	0	1	0	0	0	0				
Tom Nieto, R OBP: 0.294, SLG: 0.333 (1, 2)										1	0	0	0	1	0	1				
Dan Gladden, R OBP: 0.391, SLG: 0.476 (8, PH)										1	0	0	0	0	1	0				
Tim Laudner, R OBP: 0.200, SLG: 0.800 (8, 2)										0	0	0	0	0	0	0				
Inning Stats	R: 0 E: 0 K: 0 S: 3	H: 0 LOB: 0 BB: 0 P: 3	R: 0 E: 0 K: 2 S: 7	H: 0 LOB: 0 BB: 0 P: 7	R: 0 E: 0 K: 0 S: 4	H: 1 LOB: 1 BB: 0 P: 4	R: 1 E: 1 K: 1 S: 8	H: 2 LOB: 2 BB: 0 P: 8	R: 0 E: 0 K: 0 S: 3	H: 0 LOB: 1 BB: 1 P: 7	R: 0 E: 0 K: 1 S: 5	H: 0 LOB: 0 BB: 0 P: 5	R: 0 E: 0 K: 1 S: 5	H: 0 LOB: 0 BB: 0 P: 5	R: 0 E: 0 K: 1 S: 6	H: 0 LOB: 1 BB: 0 P: 6	1B: 2 2B: 0 3B: 1 HR: 0	SF: 0 SAC: 0 DP: 0 HBP: 0	WP: 0 PB: 1 CS: 0	PA: 33
PITCHER Mike Witt, R ERA: 3.27 (1, 1)	IP: 9.0 WLS: W BF: 33 H: 3 R: 1 ER: 1 SO: 7 BB: 1 IBB: 0 HBP: 0 BLK: 0 WP: 0 HR: 0 S: 46 P: 50 ERA: 1.00 WHIP: 0.444															PITCHER Mike Witt, R ERA: 3.27 (1, 1)	IP: 9.0 WLS: W BF: 33 H: 3 R: 1 ER: 1 SO: 7 BB: 1 IBB: 0 HBP: 0 BLK: 0 WP: 0 HR: 0 S: 46 P: 50 ERA: 1.00 WHIP: 0.444			

AB	32
R	1
H	3
RBI	1
BB	1
SO	7
LOB	12



Batter	1	2	3	4	5	6	7	8	9	AB	R	H	RBI	BB	SO	LOB	BOTTOM			
Brian Downing, R OBP: 0.511, SLG: 0.892 (1, 10)										4	0	2	0	0	0	1	Minnesota Twins @ California Angels Anaheim Stadium, Anaheim, CA Fri Apr 17 1987, 10:05 PM EDT Att: 36,175 - Unknown			
Devon White, S OBP: 0.333, SLG: 0.610 (1, 9)										4	1	1	1	0	2	4				
Wally Joyner, L OBP: 0.217, SLG: 0.250 (1, 3)										4	0	1	1	0	0	2				
Doug DeCinces, R OBP: 0.444, SLG: 0.400 (1, 5)										2	0	1	0	1	0	1				
Jack Howell, L OBP: 0.324, SLG: 0.400 (1, 7)										3	0	0	0	0	1	4				
Butch Wynegar, S OBP: 0.394, SLG: 0.310 (1, 2)										3	0	0	0	1	0	1				
Dick Schofield, R OBP: 0.237, SLG: 0.294 (1, 6)										4	0	1	0	0	0	2				
Gary Pettis, S OBP: 0.368, SLG: 0.429 (1, 8)										3	0	1	0	0	1	1				
Mark McLemore, S OBP: 0.457, SLG: 0.414 (1, 4)										2	1	1	0	1	0	2				
Inning Stats	R: 0 E: 0 K: 1 S: 6	H: 1 LOB: 1 BB: 0 P: 6	R: 0 E: 0 K: 0 S: 4	H: 1 LOB: 2 BB: 1 P: 8	R: 1 E: 0 K: 1 S: 7	H: 2 LOB: 1 BB: 0 P: 7	R: 0 E: 0 K: 0 S: 3	H: 1 LOB: 0 BB: 0 P: 3	R: 1 E: 1 K: 1 S: 7	H: 2 LOB: 2 BB: 0 P: 8	R: 0 E: 0 K: 1 S: 5	H: 0 LOB: 0 BB: 0 P: 5	R: 0 E: 1 K: 0 S: 3	H: 1 LOB: 1 BB: 1 P: 7	R: 0 E: 0 K: 0 S: 3	H: 0 LOB: 1 BB: 1 P: 7		1B: 5 2B: 3 3B: 0 HR: 1	SF: 0 SAC: 1 DP: 2 HBP: 1	WP: 0 PB: 0 CS: 1
PITCHER Bert Blyleven, R ERA: 3.88 (1, 1)	IP: 8.0 WLS: L BF: 34 H: 8 R: 2 ER: 2 SO: 4 BB: 3 IBB: 0 HBP: 1 BLK: 0 WP: 0 HR: 1 S: 38 P: 51 ERA: 2.25 WHIP: 1.375															PITCHER Bert Blyleven, R ERA: 3.88 (1, 1)	IP: 8.0 WLS: L BF: 34 H: 8 R: 2 ER: 2 SO: 4 BB: 3 IBB: 0 HBP: 1 BLK: 0 WP: 0 HR: 1 S: 38 P: 51 ERA: 2.25 WHIP: 1.375			


AB	29
R	2
H	8
RBI	2
BB	3
SO	4
LOB	18



Batter	1	2	3	4	5	6	7	8	9	AB	R	H	RBI	BB	SO	LOB	TOP										
Dan Gladden, R OBP: 0.333, SLG: 0.400 (1, 7)	F7		G6-4-3			L9		K		4	0	0	0	0	1	2											
Mark Davidson, R OBP: 0.182, SLG: 0.182 Randy Bush, L OBP: 0.324, SLG: 0.576 (8, PH) (8, 9)	6-3			F8		F7		F5		3	0	0	0	0	0	0											
Kirby Puckett, R OBP: 0.479, SLG: 0.860 (1, 8)	1-3			1-3		BB		1B		3	0	1	0	1	0	0											
Gary Gaetti, R OBP: 0.239, SLG: 0.372 (1, 5)		6-3		F4		F4		K		4	0	0	0	0	1	2											
Tom Brunansky, R OBP: 0.229, SLG: 0.250 Roy Smalley, S OBP: 0.265, SLG: 0.471 (9, PH)		F8			5-3		K		F7	3	0	0	0	0	1	0											
Kent Hrbek, L OBP: 0.372, SLG: 0.343 (1, 3)		1B		1B		F8		4-3		4	0	2	0	0	0	1											
Greg Gagne, R OBP: 0.333, SLG: 0.375 (1, 6)		5-3			K		5-3			3	0	0	0	0	1	2											
Steve Lombardozzi, R OBP: 0.367, SLG: 0.320 (1, 4)			F7			1B		SH1-4 BB		2	0	1	0	1	0	0											
Tom Nieto, R OBP: 0.306, SLG: 0.344 (1, 2)			G6-4-3 1B			K		SH1-4		2	0	1	0	0	1	2											
Inning Stats	R: 0 E: 0 K: 0 S: 3	H: 0 LOB: 0 BB: 0 P: 3	R: 0 E: 0 K: 0 S: 4	H: 1 LOB: 1 BB: 0 P: 4	R: 0 E: 0 K: 0 S: 3	H: 1 LOB: 0 BB: 0 P: 3	R: 0 E: 0 K: 0 S: 3	H: 0 LOB: 0 BB: 0 P: 3	R: 0 E: 0 K: 2 S: 9	H: 2 LOB: 2 BB: 0 P: 9	R: 0 E: 0 K: 1 S: 5	H: 0 LOB: 0 BB: 0 P: 5	R: 0 E: 0 K: 1 S: 5	H: 0 LOB: 1 BB: 1 P: 9	R: 0 E: 0 K: 1 S: 6	H: 1 LOB: 1 BB: 0 P: 6	1B: 5 2B: 0 3B: 0 HR: 0	SF: 0 SAC: 1 DP: 1 HBP: 0	WP: 0 PB: 0 SB: 1 CS: 0	PA: 33							
PITCHER	IP	WLS	BF	H	R	ER	SO	BB	IBB	HBP	BLK	WP	HR	S	P	ERA	WHIP										
John Candelaria, L ERA: 1.35 Donnie Moore, R ERA: 2.7	7.1	W	27	4	0	0	3	2	0	0	0	0	0	31	39	0.00	0.818										

Minnesota Twins @ California Angels
Anaheim Stadium, Anaheim, CA
Sat Apr 18, 1987, 10:05 PM EDT
Att: 36,881 - Unknown


AB	30
R	0
H	5
RBI	0
BB	2
SO	5
LOB	11



Batter	1	2	3	4	5	6	7	8	9	AB	R	H	RBI	BB	SO	LOB	BOTTOM										
Brian Downing, R OBP: 0.469, SLG: 0.805 (1, 10)	K		5-3			FC5-4		G2-6-3		4	0	0	0	0	1	2											
Wally Joyner, L OBP: 0.220, SLG: 0.250 (1, 3)	F6			6-3		F9		1B		4	0	1	0	0	0	1											
George Hendrick, R OBP: 0.077, SLG: 0.077 (1, 9)	6-3			F5		1-3		F6		4	0	0	0	0	0	1											
Doug DeCinces, R OBP: 0.462, SLG: 0.429 (1, 5)		4-3 SH2-3 1B		F4		1B E 1B				3	1	2	0	0	0	0											
Dick Schofield, R OBP: 0.250, SLG: 0.306 (1, 6)		SH2-3		6-3		E 1B				2	0	1	0	0	0	0											
Devon White, S OBP: 0.313, SLG: 0.568 (1, 7)		4-3		L9		F2				3	0	0	0	0	0	3											
Butch Wynegar, S OBP: 0.361, SLG: 0.313 (1, 2)		G3		F7		E4 1-3 2-H 1B				3	0	1	0	0	0	1											
Gary Pettis, S OBP: 0.341, SLG: 0.395 (1, 8)			K			K		F7		3	0	0	0	0	2	2											
Mark McLemore, S OBP: 0.474, SLG: 0.419 (1, 4)			6-3			FC5-4 BB		G2-6-3 1B		2	0	1	0	1	0	0											
Inning Stats	R: 0 E: 0 K: 1 S: 5	H: 0 LOB: 0 BB: 0 P: 5	R: 0 E: 0 K: 0 S: 4	H: 1 LOB: 1 BB: 0 P: 4	R: 0 E: 0 K: 1 S: 5	H: 0 LOB: 0 BB: 0 P: 5	R: 0 E: 0 K: 0 S: 3	H: 0 LOB: 0 BB: 0 P: 3	R: 0 E: 0 K: 1 S: 5	H: 0 LOB: 1 BB: 1 P: 9	R: 1 E: 1 K: 0 S: 6	H: 3 LOB: 2 BB: 0 P: 6	R: 0 E: 0 K: 0 S: 4	H: 2 LOB: 1 BB: 0 P: 4	1B: 6 2B: 0 3B: 0 HR: 0	SF: 0 SAC: 1 DP: 1 HBP: 0	WP: 0 PB: 0 SB: 0 CS: 0	PA: 30									
PITCHER	IP	WLS	BF	H	R	ER	SO	BB	IBB	HBP	BLK	WP	HR	S	P	ERA	WHIP										
Frank Viola, L ERA: 1.74	8.0	L	30	6	1	0	3	1	0	0	0	0	0	35	39	0.00	0.875										

Minnesota Twins @ California Angels
Anaheim Stadium, Anaheim, CA
Sat Apr 18, 1987, 10:05 PM EDT
Att: 36,881 - Unknown

AB	28
R	1
H	6
RBI	0
BB	1
SO	3
LOB	10



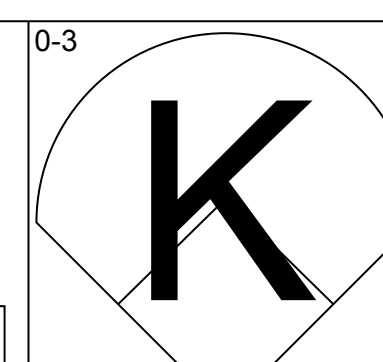
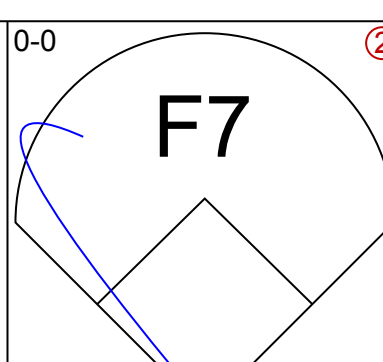
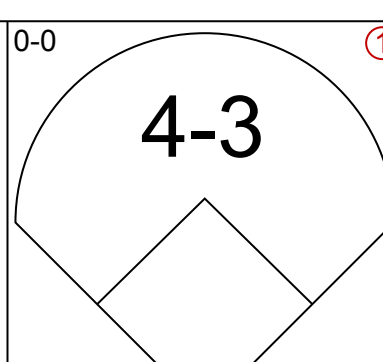
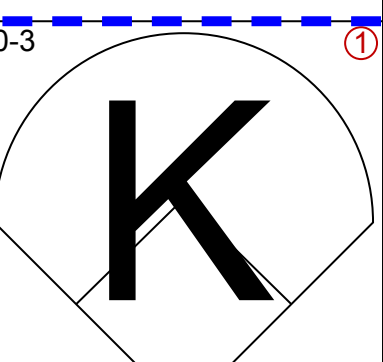
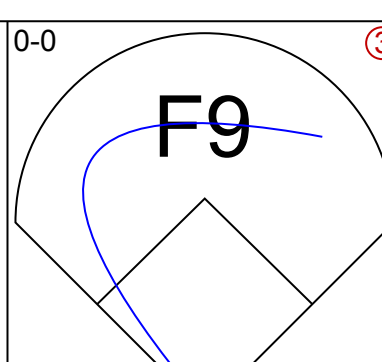
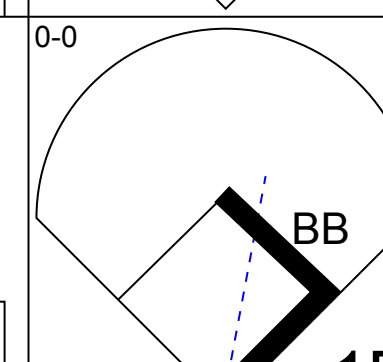
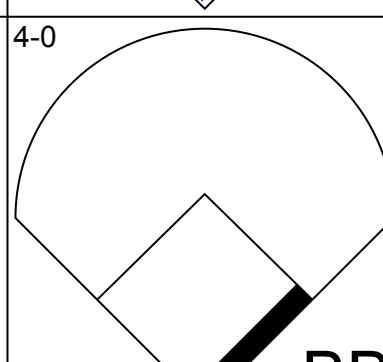
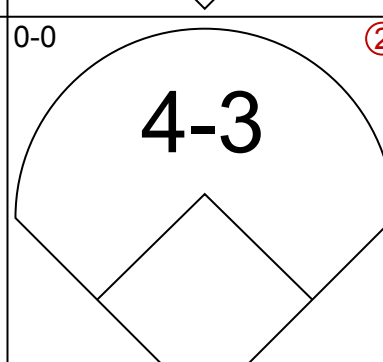
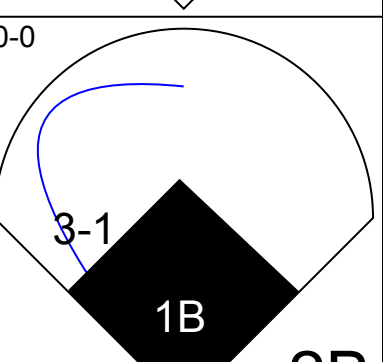
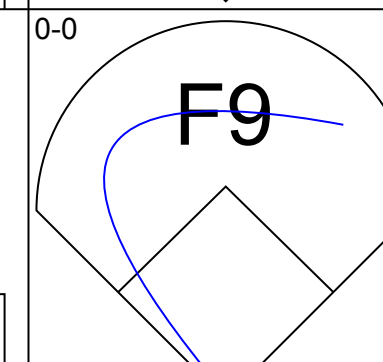
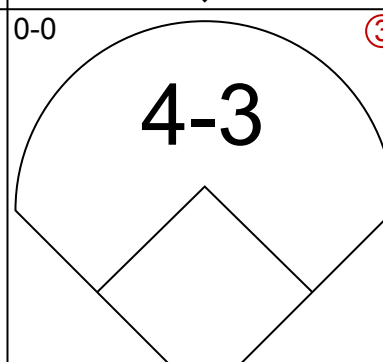
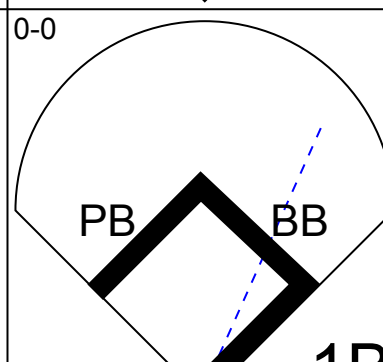
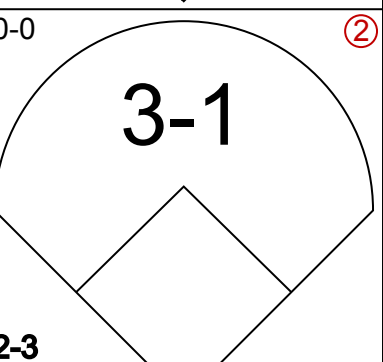
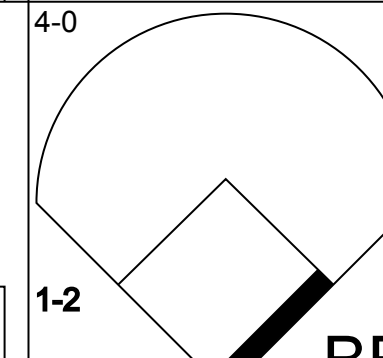
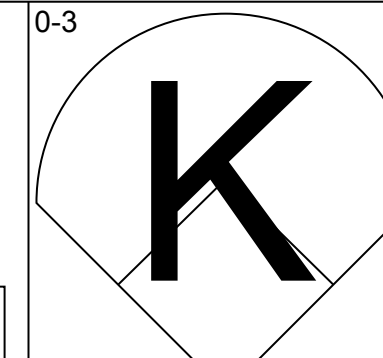
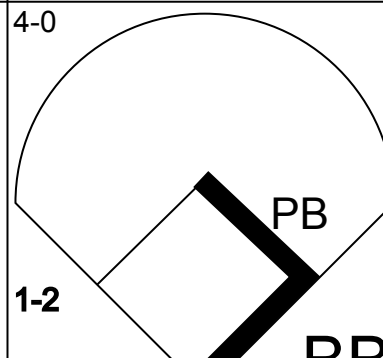
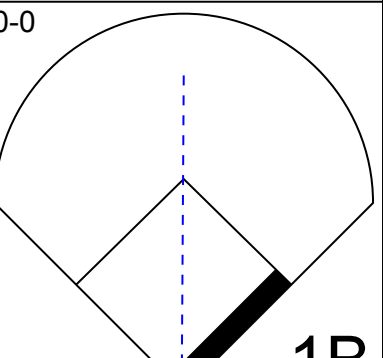
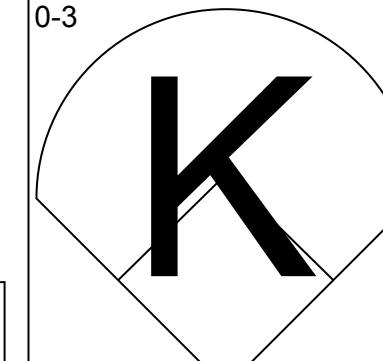
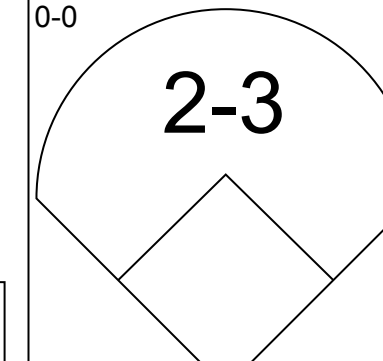
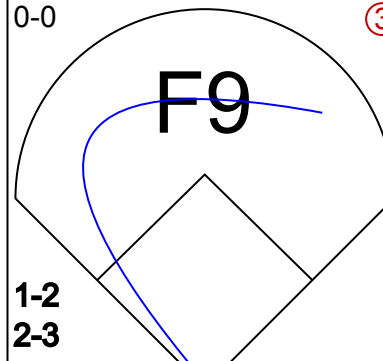
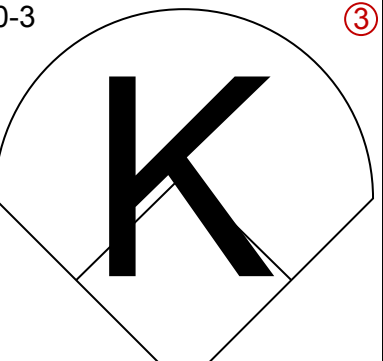
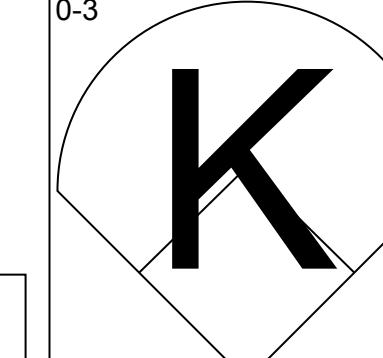
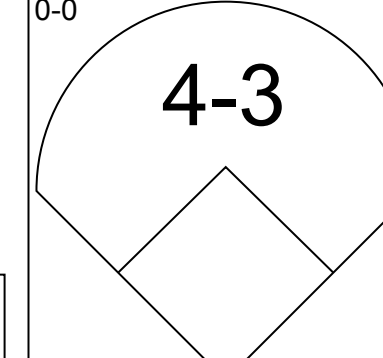
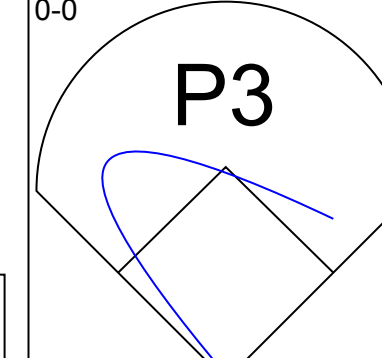
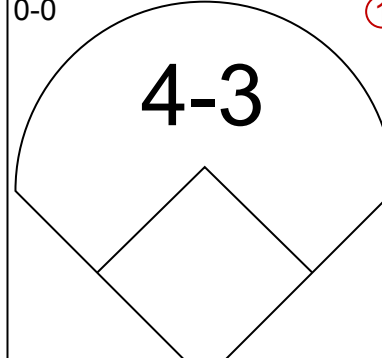
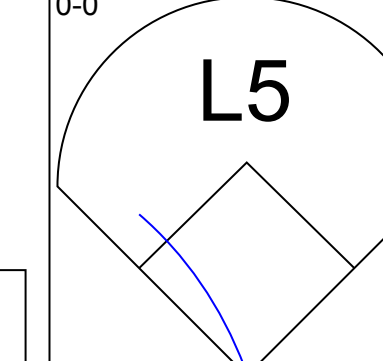
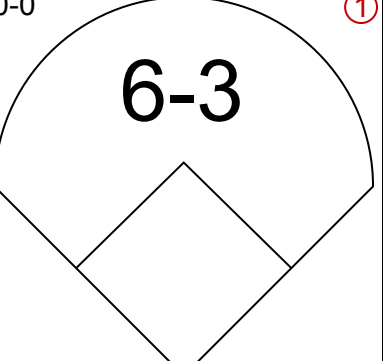
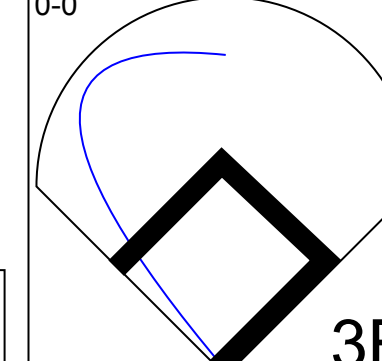
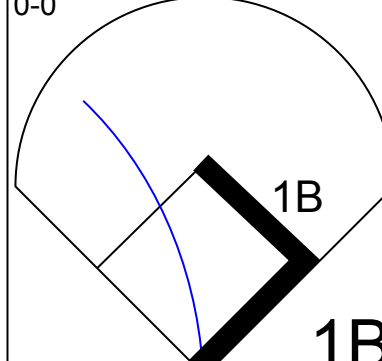
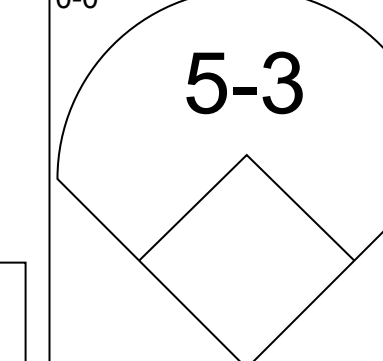
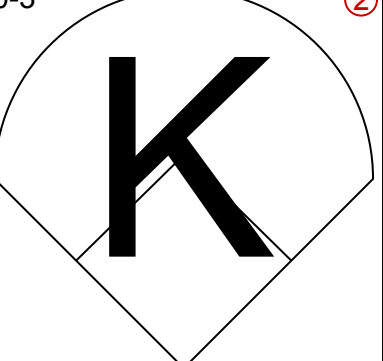
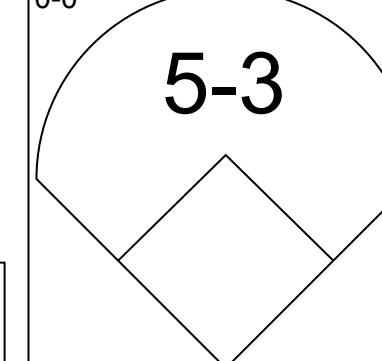
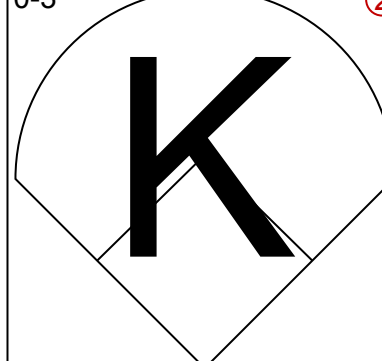
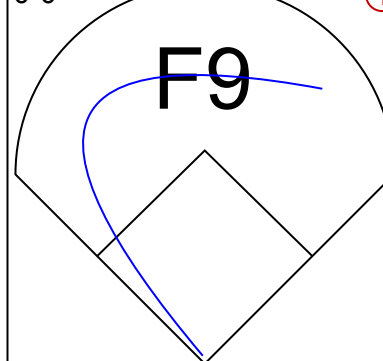
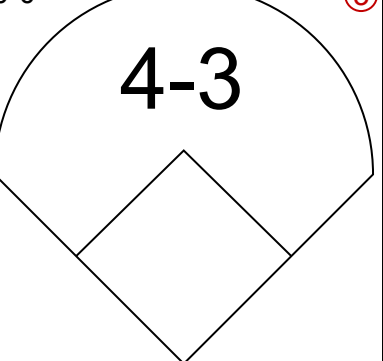
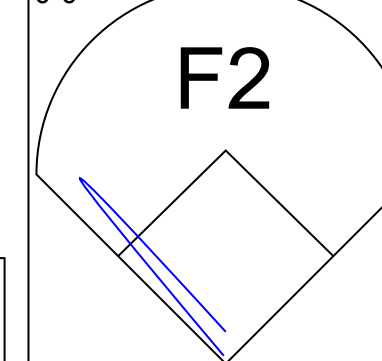
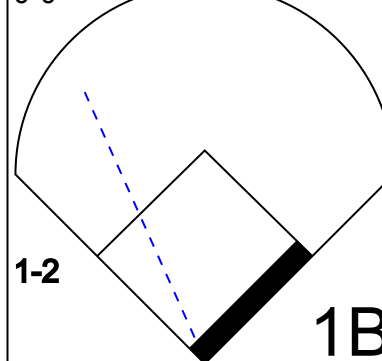
Batter	1	2	3	4	5	6	7	8	9	AB	R	H	RBI	BB	SO	LOB	TOP								
Al Newman, S (1, 6) OBP: 0.355, SLG: 0.345	F8						F7		SH5-3 1B	4	0	1	1	1	1	1	Minnesota Twins @ California Angels Anaheim Stadium, Anaheim, CA Sun Apr 19 1987, 6:33 AM EDT Att: 49,627 - Unknown livebaseballscorecards.com								
Randy Bush, L (1, 9) OBP: 0.316, SLG: 0.528 Mark Davidson, R (9, 9) OBP: 0.182, SLG: 0.182	G3		1-3		4-3				SH5-3 1B	3	0	0	0	1	0	2									
Kirby Puckett, R (1, 8) OBP: 0.491, SLG: 0.830	HBP						K		6-3	4	2	2	1	0	1	2									
Kent Hrbek, L (1, 3) OBP: 0.375, SLG: 0.350	F6						K		3-1	5	1	2	0	0	1	3									
Gary Gaetti, R (1, 5) OBP: 0.240, SLG: 0.426									6-3	4	1	1	3	0	2	2									
Roy Smalley, S (1, 10) OBP: 0.283, SLG: 0.444	4-3								6-3	2	0	0	1	1	0	0									
Tom Brunansky, R (1, 7) OBP: 0.231, SLG: 0.250	CS 1B								K	4	0	1	0	0	2	2									
Mark Salas, L (1, 2) OBP: 0.714, SLG: 0.500	CS		4-3						E SH 1B BB	2	1	1	0	2	0	0									
Sieve Lombardozzi, R (1, 4) OBP: 0.333, SLG: 0.286			P3						SH SH5-3 1B 1-3 6-3	3	1	0	0	0	1	2									
Inning Stats	R: 0 E: 0 K: 0 S: 3	H: 0 LOB: 1 BB: 0 P: 4	R: 0 E: 0 K: 1 S: 5	H: 1 LOB: 0 BB: 0 P: 5	R: 0 E: 0 K: 0 S: 3	H: 0 LOB: 1 BB: 1 P: 7	R: 1 E: 0 K: 2 S: 9	H: 2 LOB: 1 BB: 0 P: 9	R: 0 E: 0 K: 1 S: 6	H: 1 LOB: 1 BB: 0 P: 6	R: 3 E: 0 K: 1 S: 7	H: 3 LOB: 1 BB: 2 P: 15	R: 0 E: 0 K: 2 S: 7	H: 0 LOB: 1 BB: 1 P: 11	R: 0 E: 0 K: 1 S: 5	H: 0 LOB: 0 BB: 0 P: 5	R: 2 E: 1 K: 0 S: 5	H: 1 LOB: 1 BB: 1 P: 9	1B: 7 2B: 0 3B: 0 HR: 1	SF: 1 SAC: 2 DP: 1 HBP: 1	WP: 0 PB: 0 SB: 2 CS: 1	PA: 41			
PITCHER	IP	WLS	BF	H	R	ER	SO	BB	IBB	HBP	BLK	WP	HR	S	P	ERA	WHIP								
Don Sutton, R (1, 1) ERA: 7.07	5.0	L	23	7	4	4	4	1	0	1	0	0	1	29	34	7.20	1.600								
Willie Fraser, R (6, 1) ERA: 1.99	4.0		17	1	2	2	4	4	0	0	0	0	0	21	37	4.50	1.250								

Batter	1	2	3	4	5	6	7	8	9	AB	R	H	RBI	BB	SO	LOB	BOTTOM								
Brian Downing, R (1, 10) OBP: 0.463, SLG: 0.778	G1-6-3 BB		F6						F7	4	0	1	0	1	0	2	Minnesota Twins @ California Angels Anaheim Stadium, Anaheim, CA Sun Apr 19 1987, 6:33 AM EDT Att: 49,627 - Unknown livebaseballscorecards.com								
Devon White, S (1, 9) OBP: 0.321, SLG: 0.604	F9		K						4-3 2B	4	1	1	1	0	1	2									
Ruppert Jones, L (1, 7) OBP: 0.333, SLG: 0.200	G1-6-3								1B HBP	4	0	1	2	1	0	1									
Wally Joyner, L (1, 3) OBP: 0.236, SLG: 0.250									1B	4	1	1	0	1	0	4									
Jack Howell, L (1, 5) OBP: 0.368, SLG: 0.500										2	1	1	2	2	0	1									
Butch Wynegar, S (1, 2) OBP: 0.325, SLG: 0.278	G3									4	0	0	0	0	1	4									
Dick Schofield, R (1, 6) OBP: 0.250, SLG: 0.282	F4								5-3	3	0	0	0	1	1	0									
Gary Pettis, S (1, 8) OBP: 0.356, SLG: 0.390	6-3								HBP 1B BB	3	1	1	0	1	1	1									
Mark McLemore, S (1, 4) OBP: 0.452, SLG: 0.400			K						HBP 1B 1B	4	1	1	0	0	1	2									
Inning Stats	R: 0 E: 0 K: 0 S: 2	H: 0 LOB: 0 BB: 1 P: 6	R: 2 E: 0 K: 0 S: 4	H: 1 LOB: 0 BB: 1 P: 8	R: 0 E: 0 K: 2 S: 7	H: 0 LOB: 0 BB: 0 P: 7	R: 0 E: 0 K: 1 S: 5	H: 0 LOB: 1 BB: 1 P: 9	R: 0 E: 0 K: 1 S: 5	H: 1 LOB: 0 BB: 0 P: 5	R: 1 E: 0 K: 0 S: 5	H: 2 LOB: 1 BB: 0 P: 5	R: 0 E: 0 K: 1 S: 5	H: 0 LOB: 1 BB: 1 P: 9	R: 0 E: 0 K: 0 S: 4	H: 1 LOB: 3 BB: 2 P: 12	R: 2 E: 0 K: 0 S: 5	H: 2 LOB: 2 BB: 1 P: 10	1B: 4 2B: 1 3B: 0 HR: 2	SF: 0 SAC: 0 DP: 1 HBP: 1	WP: 0 PB: 0 SB: 2 CS: 0	PA: 40			
PITCHER	IP	WLS	BF	H	R	ER	SO	BB	IBB	HBP	BLK	WP	HR	S	P	ERA	WHIP								
Mark Portugal, R (1, 1) ERA: 6.75	5.2	W	22	4	3	3	4	3	0	0	0	0	0	27	39	4.76	1.235								
Juan Berenguer, R (6, 1) ERA: 2.45	1.1		6	1	0	0	1	1	0	0	0	0	0	7	11	0.00	1.500								
Jeff Reardon, R (8, 1) ERA: 6.35	2.0	S	12	2	2	2	0	3	0	1	0	0	0	8	21	9.00	2.500								

Batter	1	2	3	4	5	6	7	8	9	AB	R	H	RBI	BB	SO	LOB	TOP											
John Moses, S OBP: 0.450, SLG: 0.526 (1, 8)	F8		FC4-6 1B	3B 1B			G6-5-3 1B		1B	5	1	4	1	0	0	0	Seattle Mariners @ Minnesota Twins Hubert H. Humphrey Metrodome, Minneapolis, MN Mon Apr 20 1987, 8:05 PM EDT Att: 11,927 - Unknown livebaseballscorecards.com											
Phil Bradley, R OBP: 0.390, SLG: 0.262 Donell Nixon, R OBP: 0.257, SLG: 0.194 (1, 7)	6-3		FC4-6 FC3-6 E 1-2 2-3	3B			G6-5-3 1-2		4-3	4	0	1	1	0	0	3												
Scott Bradley, L OBP: 0.480, SLG: 0.545 (1, 2)	6-3		E3 FC3-6 1-2	G3			L3			4	0	0	0	0	0	3												
Ken Phelps, L OBP: 0.378, SLG: 0.583 (1, 10)		4-0 1B BB	FC3-6 WP 1-2 2-3 3-H				F9		HR	3	1	1	2	1	0	2												
Jim Prestley, R OBP: 0.296, SLG: 0.314 (1, 5)	F9		5-3 1-2				F3		6-3	4	0	0	0	0	0	3												
Alvin Davis, L OBP: 0.321, SLG: 0.327 (1, 3)	F7			2B G3 1B			4-3		K	4	1	1	0	0	1	1												
Mike Kingery, L OBP: 0.265, SLG: 0.194 (1, 9)	FC5-4 1B			F6			F7		F2	4	0	1	0	0	0	1												
Rey Quinones, R OBP: 0.308, SLG: 0.412 Rick Renteria, R (6, 4)	FC5-4 1-2			G3 1B 2B			F8		4-3	3	1	1	0	0	0	2												
Harold Reynolds, S OBP: 0.271, SLG: 0.311 Domingo Ramos, R (6, 6)			FC4-6 FC3-6 1B	G3			F6		6-3	3	1	1	1	0	0	1												
Inning Stats	R: 0 E: 0 K: 0 S: 3	H: 0 LOB: 0 BB: 0 P: 3	R: 0 E: 0 K: 0 S: 4	H: 1 LOB: 2 BB: 1 P: 8	R: 1 E: 1 K: 0 S: 6	H: 2 LOB: 2 BB: 0 P: 6	R: 3 E: 0 K: 0 S: 7	H: 4 LOB: 1 BB: 0 P: 7	R: 0 E: 0 K: 0 S: 3	H: 0 LOB: 0 BB: 0 P: 3	R: 0 E: 0 K: 0 S: 3	H: 1 LOB: 0 BB: 0 P: 3	R: 1 E: 0 K: 1 S: 6	H: 1 LOB: 1 BB: 0 P: 6	R: 0 E: 0 K: 0 S: 4	H: 1 LOB: 1 BB: 0 P: 4		1B: 7 2B: 1 3B: 1 HR: 1	SF: 0 SAC: 0 DP: 1 HBP: 0	WP: 1 PB: 0 SB: 0 CS: 0	PA: 38							
PITCHER	IP	WLS	BF	H	R	ER	SO	BB	IBB	HBP	BLK	WP	HR	S	P	ERA	WHIP											
Mike Smithson, R ERA: 2.01 Joe Klimk, L ERA: 8.31	(1, 1)	7.0	W	30	8	4	3	0	1	0	0	0	0	0	29	33	3.86	1.286										
(8, 1)	2.0		8	2	1	1	1	0	0	0	0	0	1	10	10	4.50	1.000											

Batter	1	2	3	4	5	6	7	8	9	AB	R	H	RBI	BB	SO	LOB	BOTTOM										
Al Newman, S OBP: 0.389, SLG: 0.394 (8, 5)	6-3		BB 1B				E8 SF7 2B		F6	4	2	2	2	1	0	1	Seattle Mariners @ Minnesota Twins Hubert H. Humphrey Metrodome, Minneapolis, MN Mon Apr 20 1987, 8:05 PM EDT Att: 11,927 - Unknown livebaseballscorecards.com										
Randy Bush, L OBP: 0.333, SLG: 0.553 Mark Davidson, R OBP: 0.250, SLG: 0.250 (8, PH)	E6 2B	1-5-3	2H 1B				SF7		FC6 1B SF9	2	1	1	2	1	0	0											
Kirby Puckett, R OBP: 0.474, SLG: 0.780 Dan Gladden, R OBP: 0.357, SLG: 0.423 (7, 8)	FC1 2B HR		FC6-4 BB				6-3		SF9 1B E 1B	3	1	0	0	1	0	3											
Kent Hrbek, L OBP: 0.358, SLG: 0.356 (1, 3)	F8 HR 2B						F8		FC6 1B	5	1	1	1	0	1	3											
Gary Gaetti, R OBP: 0.259, SLG: 0.480 Greg Gagne, R OBP: 0.324, SLG: 0.375 (8, 6)	HR	1-3					K		SF9	3	1	1	3	1	1	1											
Roy Smalley, S OBP: 0.256, SLG: 0.488 (1, 10)	HR						K		F6	5	1	1	1	0	1	3											
Tom Brunansky, R OBP: 0.250, SLG: 0.250 (1, 7)	F7		1B 1B HBP				6-3		F6	4	1	1	1	0	0	1											
Steve Lombardozzi, R OBP: 0.342, SLG: 0.303 (1, 4)	6-3		1B 1B				HBP E 1B		6-3 4-3	5	2	2	1	0	0	2											
Tom Nieto, R OBP: 0.325, SLG: 0.343 Tim Laudner, R OBP: 0.200, SLG: 0.800 (9, 2)	1B		L5				E HBP		5-3	3	1	1	0	0	0	1											
Inning Stats	R: 6 E: 1 K: 0 S: 9	H: 5 LOB: 1 BB: 1 P: 13	R: 0 E: 0 K: 0 S: 3	H: 0 LOB: 1 BB: 1 P: 7	R: 2 E: 0 K: 0 S: 5	H: 2 LOB: 2 BB: 1 P: 10	R: 0 E: 0 K: 1 S: 5	H: 0 LOB: 1 BB: 1 P: 9	R: 3 E: 1 K: 1 S: 7	H: 2 LOB: 0 BB: 0 P: 8	R: 0 E: 0 K: 1 S: 5	H: 0 LOB: 0 BB: 0 P: 5	R: 0 E: 0 K: 0 S: 3	H: 0 LOB: 0 BB: 0 P: 3	R: 2 E: 1 K: 0 S: 7	H: 3 LOB: 2 BB: 0 P: 7		1B: 7 2B: 3 3B: 0 HR: 2	SF: 2 SAC: 0 DP: 0 HBP: 2	WP: 0 PB: 0 SB: 0 CS: 0	PA: 44						
PITCHER	IP	WLS	BF	H	R	ER	SO	BB	IBB	HBP	BLK	WP	HR	S	P	ERA	WHIP										
Mike Morgan, R ERA: 10.8 Rich Monteleone, R ERA: 3.6 Mark Huisman, R ERA: 7.71 Jerry Reed, R ERA: 5.4 Bill Wilkerson, L ERA: 3.0	(1, 1)	0.0	L	6	4	6	6	0	1	0	0	0	0	17	30	4.50	1.500										
(5, 1)	2.0		9	2	3	2	2	0	0	1	0	0	0	12	13	9.00	1.000										
(7, 1)	1.0		3	0	0	0	0	0	0	0	0	0	0	3	3	0.00	0.000										
(8, 1)	1.0		7	3	2	1	0	0	0	0	0	0	0	7	7	9.00	3.000										

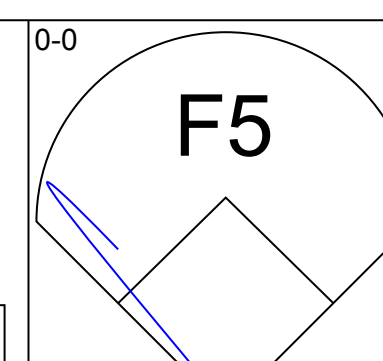
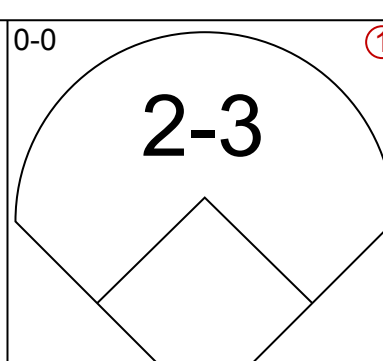
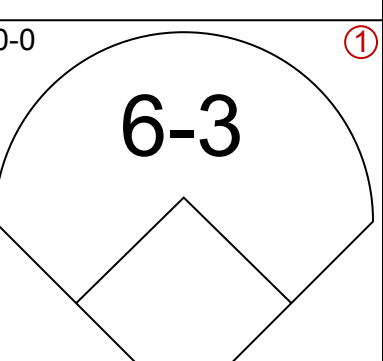
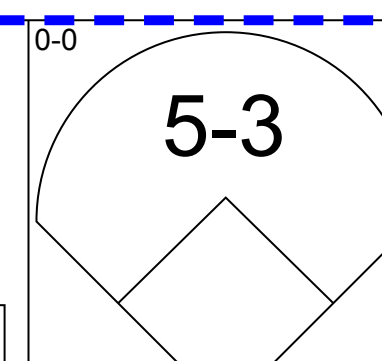
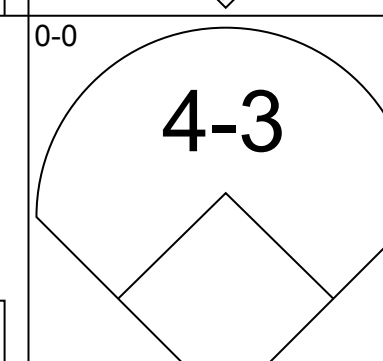
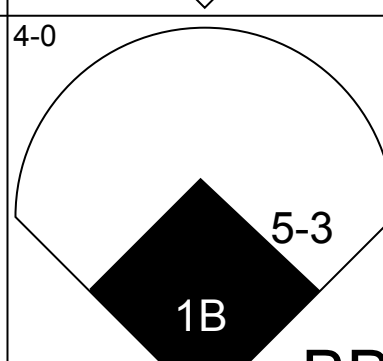
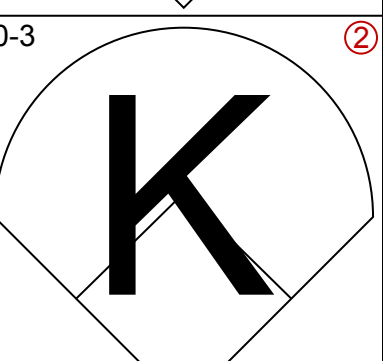
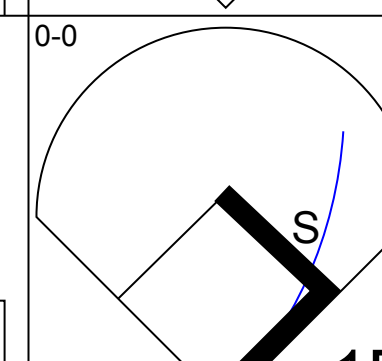
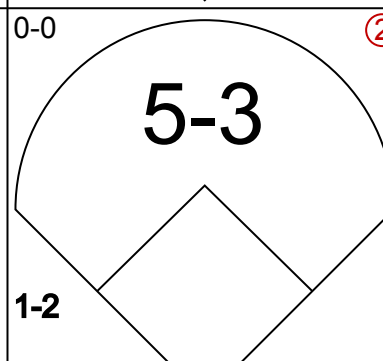
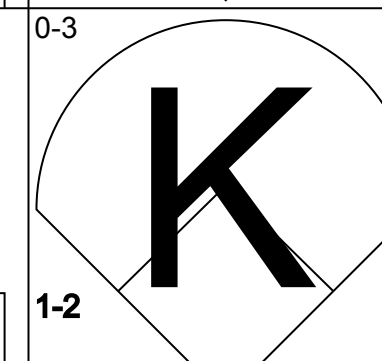

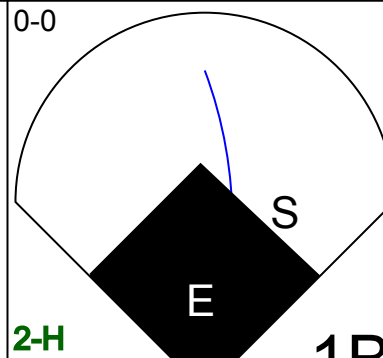
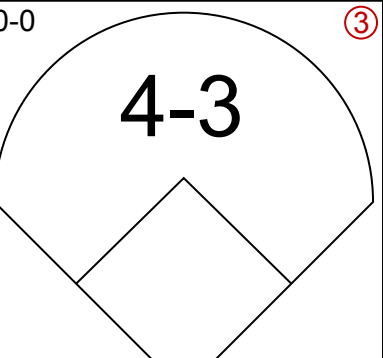
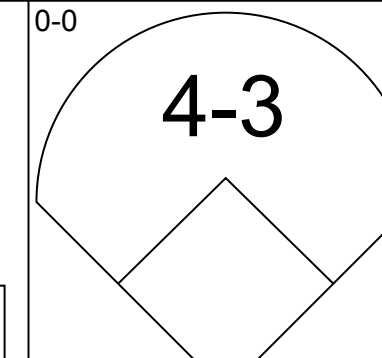
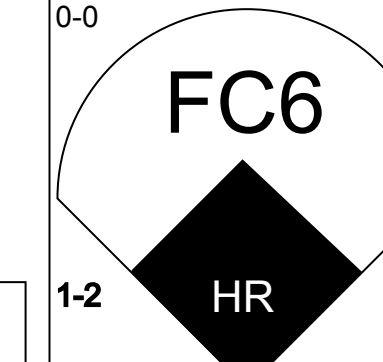
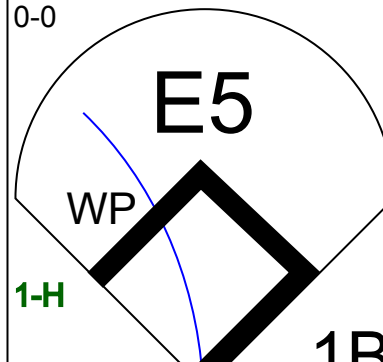


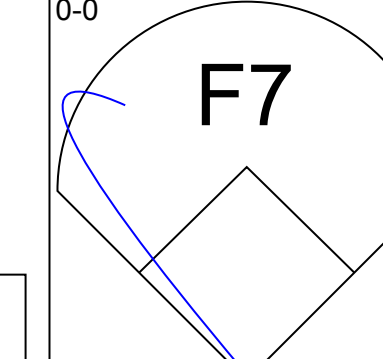
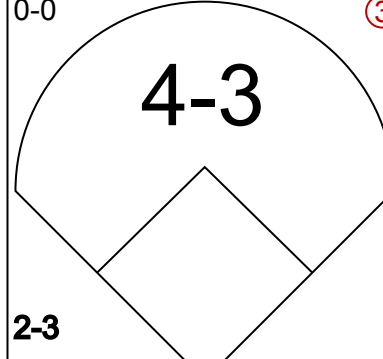
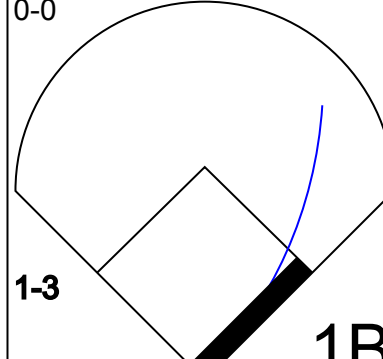
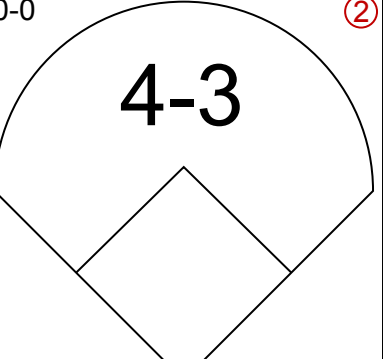


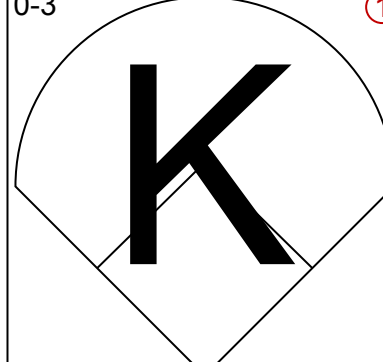
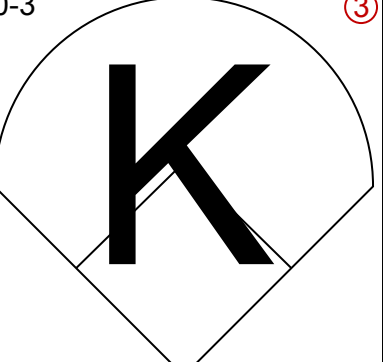
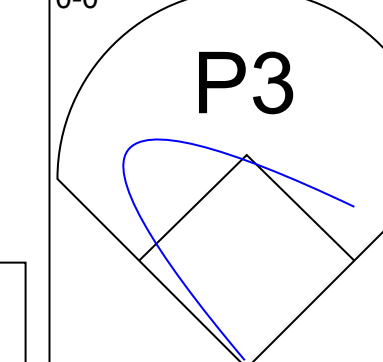
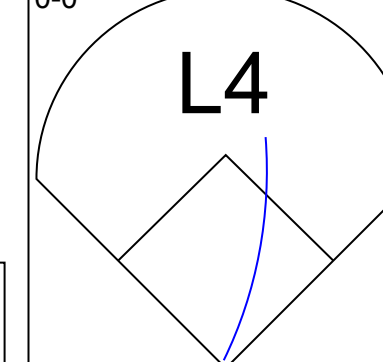
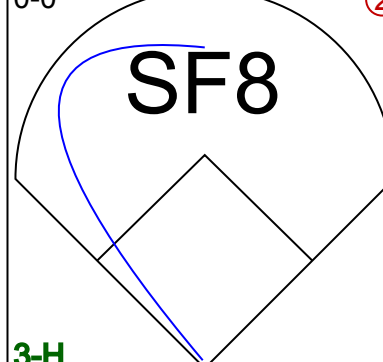

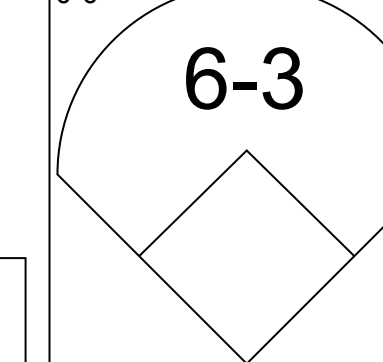
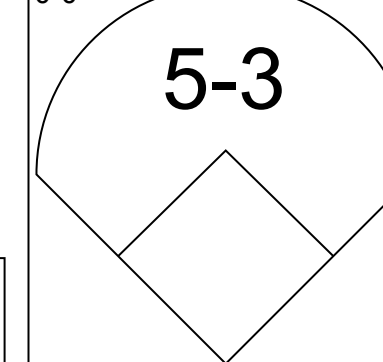
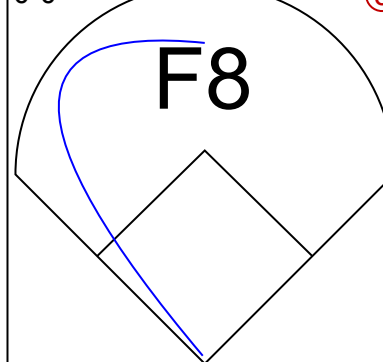
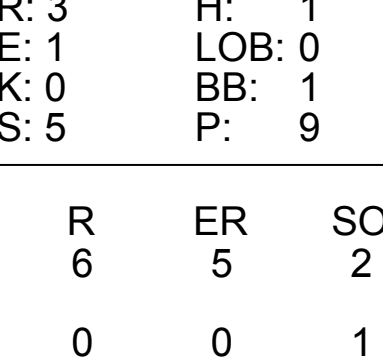
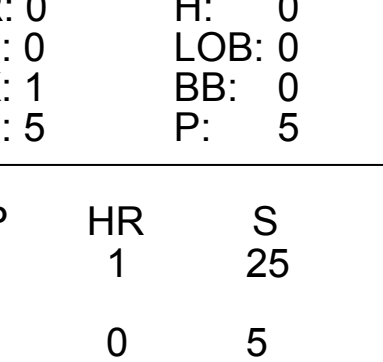
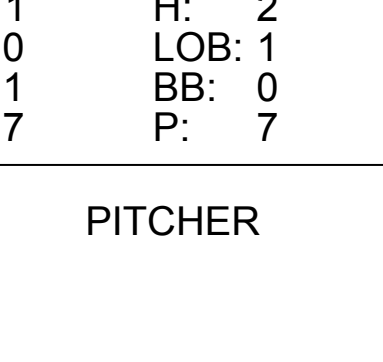


Batter	1	2	3	4	5	6	7	8	9	AB	R	H	RBI	BB	SO	LOB	TOP										
John Moses, S (1, 8) OBP: 0.400, SLG: 0.465										5	0	0	0	0	2	2											
Phil Bradley, R (1, 7) OBP: 0.415, SLG: 0.311										3	1	2	0	1	0	0											
Scott Bradley, L (1, 2) OBP: 0.448, SLG: 0.500										4	0	1	0	0	0	3											
Ken Phelps, L (1, 10) OBP: 0.408, SLG: 0.579										2	0	1	1	2	1	0											
Jim Prestley, R (1, 5) OBP: 0.276, SLG: 0.291										4	0	0	0	0	2	5											
Alvin Davis, L (1, 3) OBP: 0.300, SLG: 0.302										4	0	0	0	0	1	0											
Mike Kingery, L (1, 9) OBP: 0.289, SLG: 0.286										4	0	2	0	0	0	0											
Rey Quinones, R (1, 6) OBP: 0.286, SLG: 0.382										4	0	0	0	0	2	2											
Harold Reynolds, S (1, 4) OBP: 0.269, SLG: 0.306										4	0	1	0	0	0	1											
Inning Stats	R: 0 E: 0 K: 2 S: 8	H: 1 LOB: 2 BB: 1 P: 12	R: 0 E: 0 K: 1 S: 5	H: 0 LOB: 0 BB: 0 P: 5	R: 0 E: 0 K: 0 S: 3	H: 0 LOB: 1 BB: 1 P: 7	R: 0 E: 0 K: 1 S: 5	H: 0 LOB: 0 BB: 0 P: 5	R: 0 E: 0 K: 1 S: 5	H: 1 LOB: 2 BB: 1 P: 8	R: 0 E: 0 K: 0 S: 4	H: 1 LOB: 1 BB: 0 P: 4	R: 1 E: 0 K: 2 S: 9	H: 2 LOB: 1 BB: 0 P: 9	R: 0 E: 0 K: 1 S: 7	H: 2 LOB: 2 BB: 0 P: 7	1B: 5 2B: 1 3B: 1 HR: 0	SF: 0 SAC: 0 DP: 0 HBP: 0	WP: 0 PB: 1 CS: 0	PA: 37							
PITCHER	IP	WLS	BF	H	R	ER	SO	BB	IBB	HBP	BLK	WP	HR	S	P	ERA	WHIP										
Les Straker, R (1, 1) ERA: 2.45	7.0	W	27	3	0	0	5	3	0	0	0	0	0	34	46	0.00	0.857										
Keith Atherton, R (8, 1) ERA: 0.93	2.0		10	4	1	1	3	0	0	0	0	0	0	16	16	4.50	2.000										

Seattle Mariners @ Minnesota Twins
Hubert H. Humphrey Metrodome, Minneapolis, MN
Tue Apr 21 1987, 8:05 PM EDT
Att: 10,776 - Unknown

AB 34
R 1
H 7
RBI 1
BB 3
SO 8
LOB 13



Batter	1	2	3	4	5	6	7	8	9	AB	R	H	RBI	BB	SO	LOB	BOTTOM										
Al Newman, S (1, 4) OBP: 0.350, SLG: 0.351										4	0	0	0	0	0	0											
Randy Bush, L (1, 9) OBP: 0.333, SLG: 0.525										2	1	0	0	1	1	0											
Mark Davidson, R (7, PH) OBP: 0.308, SLG: 0.308										1	0	1	0	0	0	0											
Kirby Puckett, R (1, 8) OBP: 0.459, SLG: 0.736										3	0	0	0	1	1	2											
Kent Hrbek, L (1, 3) OBP: 0.368, SLG: 0.354										3	2	1	1	1	0	2											
Gary Gaetti, R (1, 5) OBP: 0.276, SLG: 0.481										4	2	2	1	0	0	1											
Roy Smalley, S (1, 10) OBP: 0.255, SLG: 0.467										4	0	1	0	0	0	3											
Tom Brunansky, R (1, 7) OBP: 0.250, SLG: 0.318										4	1	1	3	0	3	2											
Mark Salas, L (1, 2) OBP: 0.500, SLG: 0.333										2	0	0	1	0	0	0											
Greg Gagne, R (1, 6) OBP: 0.297, SLG: 0.343										3	0	0	0	0	0	1											
Inning Stats	R: 0 E: 0 K: 0 S: 3	H: 0 LOB: 0 BB: 0 P: 3	R: 3 E: 1 K: 0 S: 5	H: 1 LOB: 0 BB: 1 P: 9	R: 2 E: 1 K: 0 S: 5	H: 2 LOB: 1 BB: 1 P: 9	R: 0 E: 0 K: 1 S: 5	H: 0 LOB: 0 BB: 0 P: 5	R: 0 E: 0 K: 1 S: 5	H: 0 LOB: 1 BB: 1 P: 9	R: 1 E: 0 K: 1 S: 7	H: 2 LOB: 1 BB: 0 P: 7	R: 0 E: 0 K: 1 S: 6	H: 1 LOB: 0 BB: 0 P: 6	R: 0 E: 0 K: 1 S: 5	H: 0 LOB: 0 BB: 0 P: 5	1B: 5 2B: 0 3B: 0 HR: 1	SF: 1 SAC: 0 DP: 0 HBP: 0	WP: 1 PB: 0 SB: 2 CS: 0	PA: 34							
PITCHER	IP	WLS	BF	H	R	ER	SO	BB	IBB	HBP	BLK	WP	HR	S	P	ERA	WHIP										
Mike Trujillo, R (1, 1) ERA: 6.75	5.0	L	24	5	6	5	2	3	0	0	0	0	1	25	37	9.00	1.600										
Mike Morgan, R (6, 1) ERA: 10.13	1.0		3	0	0	0	1	0	0	0	0	0	0	5	5	0.00	0.000										
Bill Wilkinson, L (7, 1) ERA: 2.25	1.0		4	1	0	0	1	0	0	0	0	0	0	6	6	0.00	1.000										
Ed Nunez, R (8, 1) ERA: 4.5	1.0		3	0	0	0	1	0	0	0	0	0	0	5	5	0.00	0.000										

Seattle Mariners @ Minnesota Twins
Hubert H. Humphrey Metrodome, Minneapolis, MN
Tue Apr 21 1987, 8:05 PM EDT
Att: 10,776 - Unknown

AB 30
R 6
H 6
RBI 6
BB 3
SO 5
LOB 11



Batter	1	2	3	4	5	6	7	8	9	AB	R	H	RBI	BB	SO	LOB	TOP										
John Moses, S OBP: 0.367, SLG: 0.426 (1, 8)	4-3	6-3			F9		SH	F6		4	0	0	0	0	0	4	Seattle Mariners @ Minnesota Twins Hubert H. Humphrey Metrodome, Minneapolis, MN Wed Apr 22 1987, 4:33 AM EDT Att: 11,247 - Unknown livebaseballscorecards.com										
Phil Bradley, R OBP: 0.412, SLG: 0.320 (1, 7)	1B		G3				FC4-6	K		5	0	2	1	0	1	4											
Scott Bradley, L OBP: 0.455, SLG: 0.500 (7, PR)	1B																										
Donell Nixon, R OBP: 0.257, SLG: 0.194 (7, 2)	1B		4-3		F9				K	4	0	2	1	0	0	1											
Bob Kearney, R OBP: 0.500, SLG: 1.250 (7, 2)	1B									0	0	0	0	0	0	0											
Ken Phelps, L OBP: 0.407, SLG: 0.548 (1, 10)	K								K	1	0	0	0	0	1	0											
Jim Prestley, R OBP: 0.270, SLG: 0.300 (1, 5)	K								K	4	0	1	0	1	3	2											
Alvin Davis, L OBP: 0.292, SLG: 0.293 (1, 3)										5	0	1	0	0	1	2											
Mike Kingery, L OBP: 0.310, SLG: 0.308 (1, 9)										5	0	1	0	0	1	2											
Rey Quinones, R OBP: 0.317, SLG: 0.448 (1, 6)										4	1	2	0	0	0	1											
Harold Reynolds, S OBP: 0.286, SLG: 0.321 (1, 4)										3	2	2	1	1	0	2											
Inning Stats	R: 0 E: 0 K: 2 S: 9	H: 2 LOB: 2 BB: 0 P: 9	R: 0 E: 0 K: 0 S: 5	H: 2 LOB: 2 BB: 0 P: 5	R: 0 E: 0 K: 1 S: 5	H: 0 LOB: 0 BB: 0 P: 5	R: 0 E: 0 K: 0 S: 3	H: 0 LOB: 0 BB: 0 P: 3	R: 1 E: 0 K: 0 S: 5	H: 2 LOB: 1 BB: 0 P: 5	R: 0 E: 0 K: 0 S: 4	H: 1 LOB: 1 BB: 0 P: 4	R: 2 E: 1 K: 0 S: 5	H: 2 LOB: 3 BB: 2 P: 13	R: 1 E: 0 K: 1 S: 8	H: 3 LOB: 2 BB: 0 P: 8	R: 0 E: 0 K: 3 S: 10	H: 1 LOB: 1 BB: 0 P: 10	1B: 11 2B: 3 3B: 0 HR: 1	SF: 0 SAC: 1 DP: 1 HBP: 0	WP: 0 PB: 0 CS: 0	PA: 42					
PITCHER	IP	WLS	BF	H	R	ER	SO	BB	IBB	HBP	BLK	WP	HR	S	P	ERA	WHIP										
Bert Blyleven, R ERA: 3.86 (1, 1)	6.0		28	8	3	3	3	1	0	0	0	0	1	33	37	4.50	1.500										
George Frazier, R ERA: 5.14 (7, 1)	1.1	L	8	4	1	1	0	0	1	0	0	0	0	7	11	6.75	3.000										
Juan Berenguer, R ERA: 2.0 (8, 1)	1.2		6	1	0	0	4	0	0	0	0	0	0	14	14	0.00	0.600										

Batter	1	2	3	4	5	6	7	8	9	AB	R	H	RBI	BB	SO	LOB	BOTTOM										
Al Newman, S OBP: 0.364, SLG: 0.415 (1, 4)	4-3							L6		4	1	2	2	0	0	0	Seattle Mariners @ Minnesota Twins Hubert H. Humphrey Metrodome, Minneapolis, MN Wed Apr 22 1987, 4:33 AM EDT Att: 11,247 - Unknown livebaseballscorecards.com										
Dan Gladden, R OBP: 0.375, SLG: 0.433 (1, 8)								F6		4	0	2	1	0	0	0											
Kirby Puckett, R OBP: 0.431, SLG: 0.684 (1, 10)	K									4	0	0	0	0	2	2											
Gary Gaetti, R OBP: 0.258, SLG: 0.448 (1, 5)										4	0	0	0	0	0	1											
Kent Hrbek, L OBP: 0.377, SLG: 0.365 (1, 3)										4	0	2	0	0	2	1											
Tom Brunansky, R OBP: 0.289, SLG: 0.319 (1, 9)										3	1	1	0	1	0	1											
Mark Davidson, R OBP: 0.235, SLG: 0.235 (1, 7)										4	0	0	0	0	1	4											
Greg Gagne, R OBP: 0.300, SLG: 0.324 (1, 6)										2	1	0	0	1	2	1											
Tom Nieto, R OBP: 0.302, SLG: 0.316 (1, 2)										3	0	0	0	0	2	2											
Inning Stats	R: 0 E: 0 K: 1 S: 5	H: 1 LOB: 1 BB: 0 P: 5	R: 0 E: 0 K: 1 S: 5	H: 0 LOB: 0 BB: 0 P: 5	R: 0 E: 0 K: 2 S: 7	H: 0 LOB: 0 BB: 0 P: 7	R: 1 E: 0 K: 2 S: 9	H: 2 LOB: 1 BB: 0 P: 9	R: 2 E: 0 K: 1 S: 6	H: 2 LOB: 0 BB: 1 P: 10	R: 0 E: 0 K: 0 S: 3	H: 0 LOB: 0 BB: 0 P: 3	R: 0 E: 0 K: 1 S: 6	H: 1 LOB: 1 BB: 0 P: 6	R: 0 E: 0 K: 1 S: 5	H: 0 LOB: 0 BB: 0 P: 5		R: 0 E: 0 K: 0 S: 4	H: 1 LOB: 2 BB: 1 P: 8	1B: 6 2B: 1 3B: 1 HR: 0	SF: 0 SAC: 0 DP: 1 HBP: 0	WP: 1 PB: 0 CS: 2	PA: 35				
PITCHER	IP	WLS	BF	H	R	ER	SO	BB	IBB	HBP	BLK	WP	HR	S	P	ERA	WHIP										
Mark Langston, L ERA: 4.02 (1, 1)	9.0	W	34	7	3	3	9	2	0	0	0	1	0	50	58	3.00	1.000										

Batter	1	2	3	4	5	6	7	8	9	AB	R	H	RBI	BB	SO	LOB	TOP								
Brian Downing, R OBP: 0.478, SLG: 0.817 (1, 10)	F8			5-3		5-3	4-3		HR	5	1	2	0	0	0	0	California Angels @ Minnesota Twins Hubert H. Humphrey Metrodome, Minneapolis, MN Thu Apr 23 1987, 8:05 PM EDT Att: 14,204 - Unknown livebaseballscorecards.com								
Wally Joyner, L OBP: 0.274, SLG: 0.409 (1, 3)	K			HR		HR		SH2-4 1B	4-3	4	2	2	1	1	1	0									
Devon White, S OBP: 0.343, SLG: 0.672 (1, 9)	G3			HR		K		SH2-4 1-2		3	1	1	2	0	1	0									
Doug DeCinces, R OBP: 0.438, SLG: 0.389 (1, 5)		F6		K		1B		F3		4	1	1	0	0	1	1									
Dick Schofield, R OBP: 0.271, SLG: 0.283 (1, 6)		F7		F8		1B		1-3		4	0	1	0	0	0	1									
Darrell Miller, R OBP: 0.143, SLG: 0.357 Mark Ryal, L OBP: 0.300, SLG: 0.400 (9, PH) (9, 7)		K			F7			L7		3	0	1	1	0	1	0									
Butch Wynegar, S OBP: 0.315, SLG: 0.250 (1, 2)			L5		FC6-4 1B			1-3		4	0	1	0	0	0	2									
Gary Pettis, S OBP: 0.355, SLG: 0.483 (1, 8)			4-3		F8		1-3		1B 2B	4	1	1	0	0	0	1									
Mark McLemore, S OBP: 0.386, SLG: 0.327 (1, 4)			K		FC6-4 1-2		K		HR 1B	4	1	1	1	0	2	1									
Inning Stats	R: 0 E: 0 K: 1 S: 5	H: 0 LOB: 0 BB: 0 P: 5	R: 0 E: 0 K: 1 S: 5	H: 0 LOB: 0 BB: 0 P: 5	R: 0 E: 0 K: 1 S: 5	H: 0 LOB: 0 BB: 0 P: 5	R: 2 E: 0 K: 1 S: 6	H: 1 LOB: 0 BB: 1 P: 10	R: 0 E: 0 K: 0 S: 4	H: 1 LOB: 0 BB: 0 P: 4	R: 2 E: 0 K: 1 S: 9	H: 4 LOB: 2 BB: 0 P: 9	R: 0 E: 0 K: 0 S: 5	H: 0 LOB: 0 BB: 0 P: 5	R: 0 E: 0 K: 0 S: 4	H: 1 LOB: 1 BB: 0 P: 4	R: 3 E: 0 K: 0 S: 6	H: 3 LOB: 0 BB: 0 P: 6	1B: 6 2B: 1 3B: 0 HR: 3	SF: 0 SAC: 1 DP: 0 HBP: 0	WP: 0 PB: 0 SB: 1 CS: 0	PA: 38			
PITCHER	IP	WLS	BF	H	R	ER	SO	BB	IBB	HBP	BLK	WP	HR	S	P	ERA	WHIP								
Frank Viola, L ERA: 2.57 (1, 1)	7.1	L	30	7	4	4	6	1	0	0	0	0	2	41	45	4.91	1.091								
Keith Atherton, R ERA: 3.18 (8, 1)	1.2		8	3	3	3	0	0	0	0	0	0	1	8	8	16.20	1.800								

Batter	1	2	3	4	5	6	7	8	9	AB	R	H	RBI	BB	SO	LOB	BOTTOM								
Al Newman, S OBP: 0.333, SLG: 0.378 Randy Bush, L OBP: 0.326, SLG: 0.512 (9, PH) (9, 6)	F8		K		E6 6-3		6-3		K	4	0	0	1	0	1	3	California Angels @ Minnesota Twins Hubert H. Humphrey Metrodome, Minneapolis, MN Thu Apr 23 1987, 8:05 PM EDT Att: 14,204 - Unknown livebaseballscorecards.com								
Dan Gladden, R OBP: 0.324, SLG: 0.371 (1, 7)	K		FC6-5 FC5-4		6-3 1-2 2-3		6-3		F9	5	0	0	0	0	1	6									
Kirby Puckett, R OBP: 0.406, SLG: 0.639 (1, 8)	E5 HR		FC5-4 1-2		K				E5 F8	4	1	0	0	0	1	3									
Gary Gaetti, R OBP: 0.258, SLG: 0.484 (1, 5)	HR			K		5-3		F8 1-2		4	1	1	2	0	1	1									
Tom Brunansky, R OBP: 0.250, SLG: 0.294 (1, 9)	4-3			K		F9		F9		4	0	0	0	0	1	1									
Kent Hrbek, L OBP: 0.385, SLG: 0.375 (1, 3)		1-3		CS 1B		F5		BB E 1B		4	0	2	0	0	0	0									
Tim Laudner, R OBP: 0.250, SLG: 0.571 Mark Davidson, R OBP: 0.235, SLG: 0.235 Roy Smalley, S OBP: 0.250, SLG: 0.457 (7, PR) (9, PH)		5-3		CS		SH5-4 1B E BB		E4		2	1	0	0	1	0	0									
Steve Lombardozzi, R OBP: 0.357, SLG: 0.306 (1, 4)		K				6-3 SH5-4 1B		F8 1-2 2-3 BB		3	0	1	0	1	1	1									
Tom Nieto, R OBP: 0.311, SLG: 0.350 Mark Salas, L OBP: 0.455, SLG: 0.286 (9, PH) (9, 2)			FC6-5 2B		SH5-4 1B		F8		F4	2	0	1	0	0	0	1									
Inning Stats	R: 2 E: 1 K: 1 S: 7	H: 1 LOB: 0 BB: 0 P: 7	R: 0 E: 0 K: 1 S: 5	H: 0 LOB: 0 BB: 0 P: 5	R: 0 E: 0 K: 1 S: 6	H: 1 LOB: 1 BB: 0 P: 6	R: 0 E: 0 K: 2 S: 7	H: 1 LOB: 0 BB: 0 P: 7	R: 1 E: 1 K: 1 S: 7	H: 1 LOB: 2 BB: 1 P: 11	R: 0 E: 0 K: 0 S: 3	H: 0 LOB: 0 BB: 0 P: 3	R: 0 E: 1 K: 0 S: 4	H: 0 LOB: 1 BB: 0 P: 4	R: 0 E: 1 K: 0 S: 4	H: 0 LOB: 1 BB: 0 P: 4	R: 0 E: 1 K: 1 S: 7	H: 1 LOB: 3 BB: 1 P: 11	1B: 3 2B: 1 3B: 0 HR: 1	SF: 0 SAC: 1 DP: 0 HBP: 0	WP: 0 PB: 0 SB: 0 CS: 1	PA: 39			
PITCHER	IP	WLS	BF	H	R	ER	SO	BB	IBB	HBP	BLK	WP	HR	S	P	ERA	WHIP								
John Candelaria, L ERA: 1.33 (1, 1)	7.0	W	28	4	3	1	6	1	0	0	0	0	1	39	43	1.29	0.714								
Donnie Moore, R ERA: 2.06 (8, 1)	2.0	S	10	1	0	0	1	1	0	0	0	0	0	11	15	0.00	1.000								

Batter	1	2	3	4	5	6	7	8	9	AB	R	H	RBI	BB	SO	LOB	TOP					
Brian Downing, R OBP: 0.474, SLG: 0.781 (1, 10)										4	3	1	1	1	1	2						
Wally Joyner, L OBP: 0.321, SLG: 0.457 (1, 3)										4	2	4	3	1	0	0						
Devon White, S OBP: 0.333, SLG: 0.632 (1, 9)										4	0	0	0	1	2	4						
Jack Howell, L OBP: 0.380, SLG: 0.463 (1, 7)										3	0	0	1	1	2	1						
Doug DeCinces, R OBP: 0.442, SLG: 0.400 Gus Polidor, R (7, 5)										4	0	2	2	0	1	1						
Butch Wynegar, S OBP: 0.322, SLG: 0.264 (1, 2)										5	0	2	0	0	2	2						
Dick Schofield, R OBP: 0.297, SLG: 0.310 (1, 6)										5	1	3	0	0	0	2						
Gary Pettis, S OBP: 0.343, SLG: 0.460 (1, 8)										5	1	1	0	0	2	5						
Mark McLemore, S OBP: 0.387, SLG: 0.340 (1, 4)										4	1	1	0	1	0	2						
Inning Stats	R: 2 E: 1 K: 0 S: 5	H: 1 LOB: 1 BB: 1 P: 9	R: 0 E: 0 K: 1 S: 6	H: 1 LOB: 1 BB: 0 P: 6	R: 1 E: 0 K: 2 S: 9	H: 2 LOB: 0 BB: 0 P: 9	R: 4 E: 0 K: 2 S: 9	H: 3 LOB: 0 BB: 2 P: 17	R: 0 E: 0 K: 2 S: 7	H: 0 LOB: 0 BB: 0 P: 7	R: 0 E: 0 K: 1 S: 8	H: 1 LOB: 2 BB: 1 P: 12	R: 0 E: 0 K: 1 S: 7	H: 2 LOB: 2 BB: 0 P: 7	R: 1 E: 0 K: 0 S: 5	H: 2 LOB: 2 BB: 1 P: 9	R: 0 E: 0 K: 0 S: 4	H: 2 LOB: 1 BB: 0 P: 4	1B: 12 2B: 2 3B: 0 HR: 0	SF: 1 SAC: 0 DP: 1 HBP: 0	WP: 2 PB: 0 CS: 0	PA: 45
PITCHER	IP	WLS	BF	H	R	ER	SO	BB	IBB	HBP	BLK	WP	HR	S	P	ERA	WHIP					
Mark Portugal, R ERA: 7.64 (1, 1)	3.0	L	18	6	6	4	3	2	0	0	0	0	0	22	30	12.00	2.667					
Juan Berenguer, R ERA: 2.25 (4, 1)	3.0		12	2	1	1	6	2	0	0	0	1	0	22	30	3.00	1.333					
Joe Klink, L ERA: 6.14 (7, 1)	3.0		15	6	1	1	1	1	0	0	0	1	0	16	20	3.00	2.333					

California Angels @ Minnesota Twins
Hubert H. Humphrey Metrodome, Minneapolis, MN
Fri Apr 24 1987, 8:05 PM EDT
Att: 20,116 - Unknown

AB 39
R 8
H 14
RBI 7
BB 5
SO 10
LOB 21



Batter	1	2	3	4	5	6	7	8	9	AB	R	H	RBI	BB	SO	LOB	BOTTOM					
Al Newman, S OBP: 0.302, SLG: 0.340 (1, 6)										5	0	0	1	0	0	6						
Randy Bush, L OBP: 0.314, SLG: 0.467 (1, 9)										4	0	0	0	1	0	4						
Kirby Puckett, R OBP: 0.411, SLG: 0.631 (1, 8)										4	0	2	0	0	1	3						
Kent Hrbek, L OBP: 0.362, SLG: 0.350 (1, 3)										4	0	0	0	0	0	2						
Gary Gaetti, R OBP: 0.257, SLG: 0.470 (1, 5)										4	0	1	0	0	0	1						
Roy Smalley, S OBP: 0.265, SLG: 0.449 (1, 10)										3	1	1	0	1	0	1						
Tom Brunansky, R OBP: 0.283, SLG: 0.327 (1, 7)										4	0	3	0	0	0	1						
Mark Salas, L OBP: 0.467, SLG: 0.364 (1, 2)										4	0	2	0	0	0	3						
Steve Lombardozzi, R OBP: 0.370, SLG: 0.308 (1, 4)										3	0	1	0	1	2	2						
Inning Stats	R: 0 E: 0 K: 0 S: 4	H: 1 LOB: 1 BB: 0 P: 4	R: 0 E: 0 K: 0 S: 4	H: 1 LOB: 0 BB: 0 P: 4	R: 0 E: 0 K: 1 S: 5	H: 0 LOB: 0 BB: 0 P: 5	R: 0 E: 0 K: 0 S: 4	H: 1 LOB: 1 BB: 0 P: 4	R: 0 E: 0 K: 0 S: 3	H: 2 LOB: 2 BB: 0 P: 7	R: 0 E: 0 K: 1 S: 3	H: 1 LOB: 0 BB: 0 P: 3	R: 1 E: 0 K: 1 S: 8	H: 3 LOB: 3 BB: 1 P: 12	R: 0 E: 0 K: 0 S: 3	H: 0 LOB: 1 BB: 1 P: 7	R: 0 E: 0 K: 0 S: 3	H: 1 LOB: 1 BB: 1 P: 7	1B: 10 2B: 1 3B: 0 HR: 0	SF: 0 SAC: 0 DP: 2 HBP: 0	WP: 0 PB: 0 CS: 0	PA: 38
PITCHER	IP	WLS	BF	H	R	ER	SO	BB	IBB	HBP	BLK	WP	HR	S	P	ERA	WHIP					
Don Sutton, R ERA: 5.23 (1, 1)	6.2	W	29	9	1	1	2	1	0	0	0	0	0	32	36	1.35	1.500					
Mike Cook, R ERA: 3.66 (7, 1)	2.1		9	1	0	0	1	2	0	0	0	0	0	9	17	0.00	1.286					

California Angels @ Minnesota Twins
Hubert H. Humphrey Metrodome, Minneapolis, MN
Fri Apr 24 1987, 8:05 PM EDT
Att: 20,116 - Unknown

AB 35
R 1
H 10
RBI 1
BB 3
SO 3
LOB 23



Batter	1	2	3	4	5	6	7	8	9	AB	R	H	RBI	BB	SO	LOB	TOP											
Brian Downing, R OBP: 0.470, SLG: 0.765 (1, 10)	5-3		1-3 2B		4-0 HR BB		4-3	F6		4	1	1	0	1	0	3	California Angels @ Minnesota Twins Hubert H. Humphrey Metrodome, Minneapolis, MN Sat Apr 25 1987, 8:05 PM EDT Att: 51,717 - Unknown livebaseballscorecards.com											
Ruppert Jones, L OBP: 0.273, SLG: 0.400 Doug DeCinces, R OBP: 0.442, SLG: 0.400 (1, 7) (9, 5)	F7		K		0-0 HR		FC3-2	F8		5	1	1	2	0	1	2												
Devon White, S OBP: 0.325, SLG: 0.616 (1, 9)	4-3		1-3		0-0 L5		4-3			5	1	1	0	0	0	2												
Wally Joyner, L OBP: 0.325, SLG: 0.446 (1, 3)		G3	F8		0-0 L8			2B 1B BB		4	1	1	1	1	0	1												
Jack Howell, L OBP: 0.400, SLG: 0.489 (1, 5) (9, 7)		1B 1B		2B G3 BB	4-3			1B 2B	K	4	3	2	0	1	1	1												
Butch Wynegar, S OBP: 0.328, SLG: 0.293 (1, 2)		1B		G3 2B		L8		L5	L3	5	0	2	0	0	0	3												
Dick Schofield, R OBP: 0.317 Mark Ryal, L OBP: 0.273, SLG: 0.364 Gus Polidor, R OBP: 0.364 (1, 6) (8, PH) (8, 6)		1B		G3		G6-4-3 BB		K		2	0	1	2	1	0	1												
Gary Pettis, S OBP: 0.338, SLG: 0.439 (1, 8)		K		4-3		G6-4-3		1B BB		3	0	0	0	1	1	4												
Mark McLemore, S OBP: 0.394, SLG: 0.351 (1, 4)		L5		6-3				4-3 S 1B	1-2 2-H 3-H 1B	4	0	2	2	0	0	3												
Inning Stats	R: 0 E: 0 K: 0 S: 3	H: 0 LOB: 0 BB: 0 P: 3	R: 1 E: 0 K: 1 S: 8	H: 3 LOB: 2 BB: 0 P: 8	R: 0 E: 0 K: 1 S: 6	H: 1 LOB: 1 BB: 0 P: 6	R: 1 E: 0 K: 0 S: 4	H: 1 LOB: 1 BB: 1 P: 8	R: 2 E: 0 K: 0 S: 4	H: 1 LOB: 0 BB: 1 P: 6	R: 0 E: 0 K: 0 S: 2	H: 0 LOB: 0 BB: 0 P: 6	R: 0 E: 0 K: 0 S: 4	H: 1 LOB: 1 BB: 0 P: 4	R: 2 E: 0 K: 1 S: 7	H: 2 LOB: 2 BB: 2 P: 15		R: 1 E: 0 K: 1 S: 7	H: 2 LOB: 1 BB: 0 P: 7	1B: 6 2B: 4 3B: 0 HR: 1	SF: 0 SAC: 0 DP: 1 HBP: 0	WP: 0 PB: 0 SB: 2 CS: 0	PA: 42					
PITCHER	IP	WLS	BF	H	R	ER	SO	BB	IBB	HBP	BLK	WP	HR	S	P	ERA		WHIP										
Mike Smithson, R ERA: 2.93 George Frazier, R ERA: 4.15 Jeff Reardon, R ERA: 8.22 (1, 1) (6, 1) (8, 1)	5.1		25	6	4	4	2	3	0	0	0	0	1	26	38	6.75		1.688										

Batter	1	2	3	4	5	6	7	8	9	AB	R	H	RBI	BB	SO	LOB	BOTTOM											
Al Newman, S OBP: 0.310, SLG: 0.333 (1, 4)	FC4-6 BB	L4-3			K				F8	4	0	1	0	1	1	1	California Angels @ Minnesota Twins Hubert H. Humphrey Metrodome, Minneapolis, MN Sat Apr 25 1987, 8:05 PM EDT Att: 51,717 - Unknown livebaseballscorecards.com											
Randy Bush, L OBP: 0.315, SLG: 0.458 Mark Davidson, R OBP: 0.278, SLG: 0.278 (1, 9) (8, 7)	FC4-6 S				K		SH2-4 1B		1B 1B	3	0	1	0	0	1	1												
Kirby Puckett, R OBP: 0.410, SLG: 0.623 (1, 8)	K				K		SF8		1B BB 1B	4	0	2	1	0	2	2												
Kent Hrbek, L OBP: 0.351, SLG: 0.328 (1, 3)	G3				F3		G3		1B BB	4	0	0	0	1	0	3												
Gary Gaetti, R OBP: 0.280, SLG: 0.514 (1, 5)		HR BB			F4		6-3		HR 1B	4	2	2	2	1	0	0												
Roy Smalley, S OBP: 0.286, SLG: 0.509 Dan Gladden, R OBP: 0.324, SLG: 0.371 (1, 10) (8, FR)		HR			K		F8		S 1B	4	1	2	2	0	1	0												
Tom Brunansky, R OBP: 0.281, SLG: 0.310 (1, 7) (8, 9)		5-3			E7 HR			F6		3	1	0	0	1	0	1												
Greg Gagne, R OBP: 0.318, SLG: 0.488 (1, 6)		HR			HR		K		K	4	2	2	3	0	2	2												
Tom Nieto, R OBP: 0.327, SLG: 0.364 (1, 2)		L4-3 1B			5-3		SH2-4 1B SF8 1B		K	4	1	2	0	0	1	1												
Inning Stats	R: 0 E: 0 K: 1 S: 5	H: 0 LOB: 1 BB: 1 P: 9	R: 3 E: 0 K: 0 S: 5	H: 3 LOB: 0 BB: 1 P: 9	R: 0 E: 0 K: 1 S: 5	H: 1 LOB: 0 BB: 0 P: 5	R: 2 E: 1 K: 1 S: 7	H: 1 LOB: 0 BB: 0 P: 7	R: 0 E: 0 K: 2 S: 8	H: 1 LOB: 1 BB: 0 P: 8	R: 0 E: 0 K: 1 S: 5	H: 0 LOB: 1 BB: 1 P: 9	R: 1 E: 0 K: 0 S: 5	H: 2 LOB: 1 BB: 0 P: 5	R: 1 E: 0 K: 2 S: 9	H: 2 LOB: 2 BB: 0 P: 9		R: 1 E: 0 K: 0 S: 4	H: 3 LOB: 3 BB: 1 P: 8	1B: 9 2B: 2 3B: 0 HR: 4	SF: 1 SAC: 1 DP: 2 HBP: 0	WP: 0 PB: 0 SB: 3 CS: 1	PA: 41					
PITCHER	IP	WLS	BF	H	R	ER	SO	BB	IBB	HBP	BLK	WP	HR	S	P	ERA		WHIP										
Willie Fraser, R ERA: 2.76 DeWayne Buice, R ERA: 3.39 Gary Lucas, L ERA: 11.81 Chuck Finley, L ERA: 1.5 (1, 1) (5, 1) (7, 1) (9, 1)	4.0		18	5	3	3	3	2	0	0	0	0	0	17	21	3.38		1.500										

Batter	1	2	3	4	5	6	7	8	9	AB	R	H	RBI	BB	SO	LOB	TOP										
Brian Downing, R OBP: 0.471, SLG: 0.792 (1, 10)	L7		1B		HR		F7			4	1	2	1	0	0	1	California Angels @ Minnesota Twins Hubert H. Humphrey Metrodome, Minneapolis, MN Sun Apr 26 1987, 4:33 AM EDT Att: 19,116 - Unknown										
Devon White, S OBP: 0.310, SLG: 0.584 (1, 9)	3-1		K		4-3		K			4	0	0	0	0	2	2											
Wally Joyner, L OBP: 0.333, SLG: 0.532 (1, 3)	HR				1-3		SF8			3	2	2	3	0	0	0											
Doug DeCinces, R OBP: 0.429, SLG: 0.386 (1, 5)	5-3			2B	F9		CS	L7		4	1	1	0	0	0	0											
Jack Howell, L OBP: 0.407, SLG: 0.510 (1, 7)		FC8-4		WP			K			4	0	2	0	0	2	0											
Darrell Miller, R OBP: 0.111, SLG: 0.294 (1, 2)		FC8-4		SF9			5-3			3	0	0	1	0	0	1											
Dick Schofield, R OBP: 0.324, SLG: 0.317 (1, 6)		G5-4-3					E4			3	0	1	0	1	0	1											
Gary Pettis, S OBP: 0.333, SLG: 0.420 (1, 8)			K	K			K			3	0	0	0	1	3	3											
Mark McLemore, S OBP: 0.386, SLG: 0.333 (1, 4)			K	K				G4-6-3		3	1	0	0	1	2	3											
Inning Stats	R: 1 E: 0 K: 0 S: 4	H: 1 LOB: 0 BB: 0 P: 4	R: 0 E: 0 K: 0 S: 3	H: 1 LOB: 0 BB: 0 P: 3	R: 0 E: 0 K: 3 S: 10	H: 1 LOB: 1 BB: 0 P: 10	R: 2 E: 0 K: 2 S: 10	H: 3 LOB: 2 BB: 1 P: 14	R: 1 E: 0 K: 0 S: 4	H: 1 LOB: 0 BB: 0 P: 4	R: 0 E: 1 K: 2 S: 8	H: 1 LOB: 1 BB: 0 P: 8	R: 1 E: 0 K: 1 S: 5	H: 0 LOB: 0 BB: 1 P: 9	R: 0 E: 0 K: 1 S: 5	H: 0 LOB: 0 BB: 1 P: 5		R: 0 E: 0 K: 0 S: 2	H: 0 LOB: 0 BB: 1 P: 6	1B: 4 2B: 1 3B: 0 HR: 3	SF: 2 SAC: 0 DP: 2 HBP: 0	WP: 2 PB: 0 SB: 1 CS: 1	PA: 37				
PITCHER	IP	WLS	BF	H	R	ER	SO	BB	IBB	HBP	BLK	WP	HR	S	P	ERA	WHIP										
Bert Blyleven, R ERA: 4.24 (1, 1)	6.0		26	8	4	4	7	1	0	0	0	1	3	39	43	6.00	1.500										
George Frazier, R ERA: 3.86 (7, 1)	3.0	W	10	0	1	1	2	2	0	0	0	1	0	12	20	3.00	0.667										

Batter	1	2	3	4	5	6	7	8	9	AB	R	H	RBI	BB	SO	LOB	BOTTOM										
Dan Gladden, R OBP: 0.310, SLG: 0.375 (1, 7)	1B	CS	K		F7		F8	K		5	1	1	0	0	2	0	California Angels @ Minnesota Twins Hubert H. Humphrey Metrodome, Minneapolis, MN Sun Apr 26 1987, 4:33 AM EDT Att: 19,116 - Unknown										
Steve Lombardozzi, R OBP: 0.392, SLG: 0.361 (1, 4)	6-3				F8		HR	G5-4-3		3	1	1	1	2	0	1											
Kirby Puckett, R OBP: 0.410, SLG: 0.649 (1, 8)	K		F9		HR		2B	G5-4-3		5	2	2	1	0	1	3											
Kent Hrbek, L OBP: 0.359, SLG: 0.328 (1, 3)	HR		F2		F7		2B	BB		3	2	1	1	1	0	1											
Gary Gaetti, R OBP: 0.291, SLG: 0.548 (1, 5)	HR			K		2B	K			3	2	1	2	1	2	2											
Roy Smalley, S OBP: 0.317, SLG: 0.554 (1, 10)	K			1B		F8	1B	2B		3	1	2	3	1	1	0											
Tom Brunansky, R OBP: 0.294, SLG: 0.323 (1, 9)			K			F8	1B	2B		4	0	2	1	0	2	1											
Randy Bush, L OBP: 0.315, SLG: 0.458 (8, 9)				1B		K	WP	1B		0	0	0	0	0	0	0											
Tim Laudner, R OBP: 0.167, SLG: 0.364 (1, 2)		K		K		F8	K			4	0	0	0	0	3	4											
Greg Gagne, R OBP: 0.333, SLG: 0.545 (1, 6)				L8		F9		HR		3	1	1	1	1	0	3											
Inning Stats	R: 3 E: 0 K: 2 S: 10	H: 3 LOB: 0 BB: 0 P: 10	R: 0 E: 0 K: 2 S: 6	H: 0 LOB: 1 BB: 1 P: 10	R: 0 E: 0 K: 1 S: 5	H: 0 LOB: 1 BB: 1 P: 9	R: 0 E: 0 K: 2 S: 8	H: 1 LOB: 2 BB: 1 P: 12	R: 1 E: 0 K: 0 S: 4	H: 1 LOB: 0 BB: 0 P: 4	R: 1 E: 0 K: 1 S: 6	H: 1 LOB: 1 BB: 1 P: 10	R: 4 E: 0 K: 2 S: 11	H: 4 LOB: 1 BB: 1 P: 15	R: 1 E: 0 K: 1 S: 5	H: 1 LOB: 0 BB: 1 P: 9	1B: 4 2B: 3 3B: 0 HR: 4	SF: 0 SAC: 0 DP: 1 HBP: 0	WP: 1 PB: 0 SB: 1 CS: 1	PA: 40							
PITCHER	IP	WLS	BF	H	R	ER	SO	BB	IBB	HBP	BLK	WP	HR	S	P	ERA	WHIP										
Urbano Lugo, R ERA: 7.79 (1, 1)	5.0		24	6	5	5	7	4	0	0	0	0	2	34	50	9.00	2.000										
Mike Cook, R ERA: 5.91 (6, 1)	1.1	L	7	2	3	3	1	1	0	0	0	0	1	8	12	20.25	2.250										
DeWayne Buice, R ERA: 6.23 (7, 1)	1.2		8	3	2	2	3	1	0	0	0	1	1	13	17	10.80	2.400										

Batter	1	2	3	4	5	6	7	8	9	AB	R	H	RBI	BB	SO	LOB	TOP					
Randy Bush, L OBP: 0.310, SLG: 0.431										3	0	0	0	1	1	1						
Steve Lombardozzi, R OBP: 0.389, SLG: 0.379										3	0	1	0	0	0	1						
Kirby Puckett, R OBP: 0.402, SLG: 0.628										4	0	1	0	0	0	1						
Kent Hrbek, L OBP: 0.378, SLG: 0.386										3	1	2	1	1	1	1						
Gary Gaetti, R OBP: 0.277, SLG: 0.519										4	0	0	0	0	1	2						
Roy Smalley, S OBP: 0.313, SLG: 0.533										4	0	1	0	0	0	1						
Tom Brunansky, R OBP: 0.306, SLG: 0.323										3	0	1	0	1	0	2						
Greg Gagne, R OBP: 0.314, SLG: 0.511										3	0	0	0	0	0	2						
Tom Nieto, R OBP: 0.308, SLG: 0.340										3	0	0	0	0	0	0						
Inning Stats	R: 0 E: 0 K: 1 S: 5	H: 1 LOB: 1 BB: 1 P: 9	R: 0 E: 0 K: 1 S: 5	H: 0 LOB: 1 BB: 1 P: 9	R: 0 E: 0 K: 0 S: 3	H: 0 LOB: 0 BB: 0 P: 3	R: 1 E: 0 K: 0 S: 5	H: 2 LOB: 1 BB: 0 P: 5	R: 0 E: 0 K: 1 S: 6	H: 0 LOB: 1 BB: 0 P: 6	R: 0 E: 0 K: 0 S: 2	H: 0 LOB: 0 BB: 1 P: 6	R: 0 E: 0 K: 0 S: 3	H: 1 LOB: 0 BB: 0 P: 3	R: 0 E: 0 K: 0 S: 4	H: 1 LOB: 1 BB: 0 P: 4	R: 0 E: 0 K: 0 S: 4	H: 1 LOB: 1 BB: 0 P: 4	1B: 5 2B: 0 3B: 0 HR: 1	SF: 0 SAC: 1 DP: 2 HBP: 0	WP: 0 PB: 0 SB: 0 CS: 0	PA: 34
PITCHER Jim Clancy, R ERA: 4.13	IP: 9.0 WLS: W BF: 34 H: 6 R: 1 ER: 1 SO: 3 BB: 3 IBB: 0 HBP: 0 BLK: 0 WP: 0 HR: 1 S: 37 P: 49 ERA: 1.00 WHIP: 1.000															PITCHER						

Minnesota Twins @ Toronto Blue Jays
Exhibition Stadium, Toronto, ON
Tue Apr 28 1987, 7:05 PM EDT
Att: 21,182 - Unknown

AB 30
R 1
H 6
RBI 1
BB 3
SO 3
LOB 11



Batter	1	2	3	4	5	6	7	8	9	AB	R	H	RBI	BB	SO	LOB	BOTTOM			
Tony Fernandez, S OBP: 0.299, SLG: 0.325										3	1	0	0	1	0	0				
Garth Iorg, R OBP: 0.214, SLG: 0.087										4	0	0	0	0	1	1				
Lloyd Moseby, L OBP: 0.271, SLG: 0.313										4	1	2	0	0	2	0				
George Bell, R OBP: 0.321, SLG: 0.560										2	2	1	3	1	0	1				
Jesse Barfield, R OBP: 0.402, SLG: 0.588										2	1	1	0	2	0	1				
Willie Upshaw, L OBP: 0.358, SLG: 0.521										4	0	0	0	0	0	5				
Cecil Fielder, R OBP: 0.316, SLG: 0.563										1	0	1	2	1	0	0				
Fred McGriff, L OBP: 0.400, SLG: 0.415										1	0	0	0	0	1	0				
Jeffrey DeWitt, R OBP: 0.286, SLG: 0.714										3	0	0	0	0	2	2				
Mike Sharperson, R OBP: 0.266, SLG: 0.267										3	0	0	0	0	1	2				
Inning Stats	R: 0 E: 0 K: 1 S: 5	H: 0 LOB: 0 BB: 0 P: 5	R: 2 E: 0 K: 2 S: 9	H: 2 LOB: 1 BB: 1 P: 13	R: 1 E: 0 K: 0 S: 4	H: 1 LOB: 2 BB: 2 P: 12	R: 0 E: 0 K: 0 S: 2	H: 0 LOB: 0 BB: 1 P: 6	R: 2 E: 0 K: 1 S: 7	H: 2 LOB: 1 BB: 1 P: 11	R: 0 E: 0 K: 2 S: 7	H: 0 LOB: 0 BB: 0 P: 7	R: 0 E: 0 K: 1 S: 5	H: 0 LOB: 0 BB: 0 P: 5	R: 0 E: 0 K: 0 S: 2	H: 0 LOB: 0 BB: 0 P: 3	1B: 3 2B: 1 3B: 0 HR: 1	SF: 0 SAC: 0 DP: 2 HBP: 1	WP: 0 PB: 0 SB: 0 CS: 0	PA: 33
PITCHER Frank Viola, L ERA: 3.55 Les Straker, R ERA: 2.08 Jeff Reardon, R ERA: 7.27	IP: 5.0 WLS: L BF: 24 H: 5 R: 5 ER: 5 SO: 4 BB: 5 IBB: 0 HBP: 0 BLK: 0 WP: 0 HR: 1 S: 27 P: 47 ERA: 9.00 WHIP: 2.000															PITCHER				

Minnesota Twins @ Toronto Blue Jays
Exhibition Stadium, Toronto, ON
Tue Apr 28 1987, 7:05 PM EDT
Att: 21,182 - Unknown

AB 27
R 5
H 5
RBI 5
BB 5
SO 7
LOB 12



Batter	1	2	3	4	5	6	7	8	9	AB	R	H	RBI	BB	SO	LOB	TOP					
Steve Lombardozzi, R OBP: 0.362, SLG: 0.347	1-3		5-3			5-3		K		4	0	0	0	0	1	0						
Randy Bush, L OBP: 0.306, SLG: 0.407	4-3 BB		F4			4-3			3-1	3	0	0	0	1	0	0						
Kirby Puckett, R OBP: 0.407, SLG: 0.622	4-3					6-3			3-4-1 1B	4	0	2	0	0	0	1						
Kent Hrbek, L OBP: 0.360, SLG: 0.365	G3					4-3 1B			3-4-1 1B	4	0	0	0	0	0	3						
Gary Gaetti, R OBP: 0.264, SLG: 0.494			F9			4-3			3-4-1	4	0	0	0	0	1	2						
Roy Smalley, S OBP: 0.313, SLG: 0.516			FC6 BB			F6			K	2	0	0	0	1	0	1						
Tom Brunansky, R OBP: 0.320, SLG: 0.328			F8			4-0 CS BB			2B 1B	2	1	1	0	1	0	1						
Greg Gagne, R OBP: 0.315, SLG: 0.520			FC6			5-3			2B	3	0	1	1	0	0	2						
Tom Nieto, R OBP: 0.291, SLG: 0.320			F7			1-3			5-3	3	0	0	0	0	0	0						
Inning Stats	R: 0 E: 0 K: 0 S: 3	H: 0 LOB: 1 BB: 1 P: 7	R: 0 E: 0 K: 0 S: 3	H: 0 LOB: 1 BB: 1 P: 7	R: 0 E: 0 K: 0 S: 3	H: 0 LOB: 0 BB: 0 P: 3	R: 0 E: 0 K: 0 S: 4	H: 1 LOB: 1 BB: 0 P: 4	R: 0 E: 0 K: 0 S: 2	H: 0 LOB: 0 BB: 1 P: 6	R: 0 E: 0 K: 0 S: 3	H: 0 LOB: 0 BB: 0 P: 3	R: 0 E: 0 K: 0 S: 3	H: 0 LOB: 0 BB: 0 P: 3	R: 1 E: 0 K: 1 S: 6	H: 2 LOB: 0 BB: 0 P: 6	R: 0 E: 0 K: 1 S: 6	H: 1 LOB: 1 BB: 0 P: 6	1B: 3 2B: 1 3B: 0 HR: 0	SF: 0 SAC: 0 DP: 0 HBP: 0	WP: 0 PB: 0 SB: 0 CS: 1	PA: 32
PITCHER	IP	WLS	BF	H	R	ER	SO	BB	IBB	HBP	BLK	WP	HR	S	P	ERA	WHIP					
Joe Johnson, R ERA: 4.08	7.1	W	26	3	1	1	0	3	0	0	0	0	0	23	35	1.23	0.818					
Mark Eichhorn, R ERA: 2.19	1.0		4	1	0	0	1	0	0	0	0	0	0	6	6	0.00	1.000					
Tom Henke, R ERA:	0.2		2	0	0	0	1	0	0	0	0	0	0	4	4	0.00	0.000					

Minnesota Twins @ Toronto Blue Jays
Exhibition Stadium, Toronto, ON
Wed Apr 29 1987, 7:05 PM EDT
Att: 19,020 - Unknown

AB 29
R 1
H 4
RBI 1
BB 3
SO 2
LOB 10



Batter	1	2	3	4	5	6	7	8	9	AB	R	H	RBI	BB	SO	LOB	BOTTOM					
Tony Fernandez, S OBP: 0.293, SLG: 0.317	F6		4-3			F7	1B	6-3		5	0	1	0	0	0	2						
Rance Mulliniks, L OBP: 0.420, SLG: 0.512			4-3			F7	1B			4	1	2	0	0	0	1						
Garth Iorg, R OBP: 0.214, SLG: 0.087	1B 2B					F7	1B			0	0	0	0	0	0	0						
Lloyd Moseby, L OBP: 0.281, SLG: 0.357	2H 1B					F7	HR	F9		4	1	2	2	0	0	2						
George Bell, R OBP: 0.306, SLG: 0.532	F9					F8		5-3		4	0	0	0	0	1	0						
Jesse Barfield, R OBP: 0.407, SLG: 0.577			G4-6-3 1B			F7		E9 2B	CS 2B BB	3	2	1	0	1	0	0						
Willie Upshaw, L OBP: 0.353, SLG: 0.520			F7			F5	HR 2B	K		4	1	1	1	0	1	2						
Ernie Whitt, L OBP: 0.367, SLG: 0.388			G4-6-3			3-1 BB	HR 2B	2B 3B IBB		2	2	1	2	2	0	1						
Fred McGriff, L OBP: 0.389, SLG: 0.422			G3			3-1		K	3B 2B	4	1	1	1	0	1	1						
Mike Sharperson, R OBP: 0.279, SLG: 0.302			4-3 E BB			6-3		4-3	3B 3B	3	0	1	2	1	0	1						
Inning Stats	R: 1 E: 0 K: 0 S: 4	H: 2 LOB: 0 BB: 0 P: 4	R: 0 E: 0 K: 0 S: 3	H: 1 LOB: 0 BB: 0 P: 3	R: 0 E: 1 K: 0 S: 3	H: 0 LOB: 1 BB: 1 P: 7	R: 0 E: 0 K: 0 S: 3	H: 0 LOB: 0 BB: 0 P: 3	R: 0 E: 0 K: 0 S: 3	H: 0 LOB: 1 BB: 1 P: 7	R: 1 E: 0 K: 1 S: 6	H: 1 LOB: 0 BB: 0 P: 6	R: 3 E: 0 K: 1 S: 10	H: 4 LOB: 2 BB: 0 P: 10	R: 3 E: 0 K: 1 S: 7	H: 2 LOB: 1 BB: 2 P: 15	R: 0 E: 0 K: 1 S: 6	H: 2 LOB: 1 BB: 2 P: 15	1B: 4 2B: 3 3B: 1 HR: 2	SF: 0 SAC: 0 DP: 1 HBP: 0	WP: 0 PB: 0 SB: 0 CS: 1	PA: 37
PITCHER	IP	WLS	BF	H	R	ER	SO	BB	IBB	HBP	BLK	WP	HR	S	P	ERA	WHIP					
Mike Smithson, R ERA: 3.48	6.0	L	25	6	5	4	1	2	0	0	0	0	0	25	33	6.00	1.333					
Juan Berenguer, R ERA: 2.06	1.0		5	2	0	0	1	0	0	0	0	0	0	7	7	0.00	2.000					
Keith Atherton, R ERA: 2.92	1.0		7	2	3	0	1	1	1	0	0	0	0	7	15	0.00	3.000					

Minnesota Twins @ Toronto Blue Jays
Exhibition Stadium, Toronto, ON
Wed Apr 29 1987, 7:05 PM EDT
Att: 19,020 - Unknown

AB 33
R 8
H 10
RBI 8
BB 4
SO 3
LOB 10




Batter	1	2	3	4	5	6	7	8	9	AB	R	H	RBI	BB	SO	LOB	TOP								
Rickey Henderson, R OBP: 0.500, SLG: 0.722 (1, 7)										4	0	1	0	0	1	2	New York Yankees @ Minnesota Twins Hubert H. Humphrey Metrodome, Minneapolis, MN Fri May 01 1987, 8:05 PM EDT Att: 23,531 - Unknown								
Willie Randolph, R OBP: 0.400, SLG: 0.329 (1, 4)										4	0	1	1	0	0	2									
Don Mattingly, L OBP: 0.343, SLG: 0.523 (1, 3)										3	1	1	1	1	1	2									
Dave Winfield, R OBP: 0.469, SLG: 0.513 (1, 9)										3	1	0	0	1	2	2									
Dan Pasqua, L OBP: 0.241, SLG: 0.280 (1, 10)										4	1	1	2	0	3	0									
Claudell Washington, L OBP: 0.344, SLG: 0.414 (1, 8)										4	0	1	0	0	1	0									
Mike Pagliarulo, L OBP: 0.247, SLG: 0.222 (1, 5)										4	0	0	0	0	1	1									
Joel Skinner, R OBP: 0.185, SLG: 0.216 (9, PH)										3	1	2	0	0	1	0									
Gary Ward, R OBP: 0.349, SLG: 0.449 (9, PH)										0	0	0	0	1	0	0									
Wayne Tolleson, S OBP: 0.395, SLG: 0.386 (1, 6)										4	0	1	0	0	1	2									
Inning Stats	R: 0 E: 0 K: 0 S: 3	H: 1 LOB: 1 BB: 1 P: 7	R: 0 E: 0 K: 2 S: 7	H: 0 LOB: 0 BB: 0 P: 7	R: 0 E: 0 K: 3 S: 9	H: 0 LOB: 0 BB: 0 P: 9	R: 1 E: 0 K: 2 S: 8	H: 1 LOB: 1 BB: 0 P: 8	R: 0 E: 0 K: 0 S: 4	H: 1 LOB: 1 BB: 0 P: 4	R: 0 E: 0 K: 0 S: 3	H: 1 LOB: 1 BB: 0 P: 3	R: 0 E: 0 K: 2 S: 8	H: 1 LOB: 1 BB: 0 P: 8	R: 1 E: 0 K: 1 S: 7	H: 2 LOB: 1 BB: 0 P: 7	R: 2 E: 0 K: 1 S: 6	H: 1 LOB: 1 BB: 2 P: 14	1B: 6 2B: 1 3B: 0 HR: 2	SF: 0 SAC: 0 DP: 2 HBP: 0	WP: 0 SB: 0 CS: 1	PA: 36			
PITCHER	IP	WLS	BF	H	R	ER	SO	BB	IBB	HBP	BLK	WP	HR	S	P	ERA	WHIP								
Bert Blyleven, R ERA: 4.29 (1, 1)	8.0	W	32	8	4	4	10	1	1	0	0	0	2	50	58	4.50	1.125								
Jeff Reardon, R ERA: 6.52 (9, 1)	1.0	S	4	0	0	0	1	1	0	0	0	0	0	5	9	0.00	1.000								

AB	33
R	4
H	8
RBI	4
BB	3
SO	11
LOB	11



Batter	1	2	3	4	5	6	7	8	9	AB	R	H	RBI	BB	SO	LOB	BOTTOM								
Steve Lombardozzi, R OBP: 0.381, SLG: 0.472 (1, 4)										4	3	2	2	1	0	0	New York Yankees @ Minnesota Twins Hubert H. Humphrey Metrodome, Minneapolis, MN Fri May 01 1987, 8:05 PM EDT Att: 23,531 - Unknown								
Randy Bush, L OBP: 0.303, SLG: 0.397 (1, 9)										4	1	1	2	0	0	0									
Mark Davidson, R OBP: 0.263, SLG: 0.263 (8, PH)										1	0	0	0	0	0	0									
Kirby Puckett, R OBP: 0.411, SLG: 0.612 (1, 8)										3	0	1	1	1	0	0									
Kent Hrbek, L OBP: 0.367, SLG: 0.355 (1, 3)										2	0	0	0	2	0	1									
Gary Gaetti, R OBP: 0.264, SLG: 0.518 (1, 5)										4	1	1	1	0	1	3									
Roy Smalley, S OBP: 0.310, SLG: 0.500 (1, 10)										4	0	1	0	0	0	0									
Tom Brunansky, R OBP: 0.338, SLG: 0.348 (1, 7)										2	0	2	0	0	0	0									
Dan Gladden, R OBP: 0.318, SLG: 0.366 (6, 7)										1	0	0	0	1	0	1									
Mark Salas, L OBP: 0.421, SLG: 0.333 (1, 2)										4	0	1	0	0	1	3									
Greg Gagne, R OBP: 0.310, SLG: 0.500 (1, 6)										4	1	1	0	0	0	3									
Inning Stats	R: 1 E: 0 K: 1 S: 6	H: 1 LOB: 1 BB: 1 P: 10	R: 0 E: 0 K: 1 S: 6	H: 1 LOB: 1 BB: 0 P: 6	R: 0 E: 0 K: 0 S: 3	H: 0 LOB: 1 BB: 1 P: 7	R: 5 E: 1 K: 0 S: 8	H: 5 LOB: 2 BB: 2 P: 16	R: 0 E: 0 K: 0 S: 3	H: 1 LOB: 1 BB: 1 P: 7	R: 0 E: 0 K: 0 S: 4	H: 1 LOB: 0 BB: 0 P: 4	R: 0 E: 0 K: 0 S: 4	H: 1 LOB: 1 BB: 0 P: 4	R: 0 E: 0 K: 0 S: 3	H: 0 LOB: 0 BB: 0 P: 3	1B: 7 2B: 1 3B: 0 HR: 3	SF: 0 SAC: 0 DP: 1 HBP: 0	WP: 1 SB: 0 CS: 0	PA: 38					
PITCHER	IP	WLS	BF	H	R	ER	SO	BB	IBB	HBP	BLK	WP	HR	S	P	ERA	WHIP								
Rick Rhoden, R ERA: 4.71 (1, 1)	3.2	L	21	7	6	5	2	3	0	0	0	0	1	22	34	12.27	2.727								
Bob Shirley, L ERA: 3.07 (4, 1)	3.1		14	3	1	1	0	2	0	0	0	0	1	12	20	2.70	1.500								
Pat Clements, L ERA: 10.13 (8, 1)	1.0		3	0	0	0	0	0	0	0	0	0	0	3	3	0.00	0.000								

AB	33
R	6
H	10
RBI	6
BB	5
SO	2
LOB	11



Batter	1	2	3	4	5	6	7	8	9	AB	R	H	RBI	BB	SO	LOB	TOP																			
Rickey Henderson, R OBP: 0.516, SLG: 0.720	F8		FC5-4 1B	BB		1B BB		1B		3	1	2	0	2	0	0	New York Yankees @ Minnesota Twins Hubert H. Humphrey Metrodome, Minneapolis, MN Sat May 02 1987, 8:05 PM EDT Att: 33,173 - Unknown																			
Don Mattingly, L OBP: 0.336, SLG: 0.505	FC6-4 1B		F7	3-1		F7		F8		5	0	1	0	0	0	4																				
Dave Winfield, R OBP: 0.465, SLG: 0.543	K		FC5-4 1-2			HR		1B		5	1	2	2	0	1	2																				
Gary Ward, R OBP: 0.341, SLG: 0.427	FC6-4 1-2		1-3			1-3		L3		4	1	0	0	1	0	3																				
Ron Kittle, R OBP: 0.333, SLG: 0.579		K							L7	5	1	2	1	0	2	1																				
Len Sakata, R OBP: 0.375, SLG: 0.533				HR						2	1	1	0	0	0	0																				
Mike Pagliarulo, L OBP: 0.250, SLG: 0.227	F8			HR		K				3	0	1	0	0	2	1																				
Willie Randolph, R OBP: 0.420, SLG: 0.386				HR						4	1	3	3	1	0	0																				
Joel Skinner, R OBP: 0.186, SLG: 0.232										5	0	1	0	0	0	4																				
Wayne Tolleson, S OBP: 0.375, SLG: 0.365	F8									4	0	0	0	0	0	2																				
Inning Stats	R: 0 E: 0 K: 1 S: 6	H: 1 LOB: 1 BB: 0 P: 6	R: 0 E: 0 K: 1 S: 7	H: 2 LOB: 2 BB: 0 P: 7	R: 0 E: 0 K: 0 S: 4	H: 1 LOB: 1 BB: 0 P: 4	R: 3 E: 0 K: 0 S: 6	H: 3 LOB: 1 BB: 1 P: 10	R: 1 E: 0 K: 0 S: 4	H: 2 LOB: 2 BB: 1 P: 11	R: 0 E: 0 K: 1 S: 5	H: 0 LOB: 0 BB: 0 P: 5	R: 0 E: 0 K: 0 S: 4	H: 1 LOB: 1 BB: 0 P: 4	R: 1 E: 0 K: 1 S: 7	H: 2 LOB: 2 BB: 1 P: 11	1B: 8 2B: 2 3B: 0 HR: 3	SF: 0 SAC: 0 DP: 0 HBP: 0	WP: 0 PA: 44 SB: 0 CS: 1																	
PITCHER	IP	WLS	BF	H	R	ER	SO	BB	IBB	HBP	BLK	WP	HR	S	P	ERA	WHIP	PITCHER		IP	WLS	BF	H	R	ER	SO	BB	IBB	HBP	BLK	WP	HR	S	P	ERA	WHIP
Frank Viola, L ERA: 4.1	4.1	L	23	9	4	4	2	1	0	0	0	0	3	26	30	8.31	2.308																			
Juan Berenguer, R ERA: 2.65	4.0		17	2	2	2	2	3	0	0	0	0	0	18	30	4.50	1.250																			
George Frazier, R ERA: 3.65	0.2		4	2	0	0	1	0	0	0	0	0	0	6	6	0.00	3.000																			

AB	40
R	6
H	13
RBI	6
BB	4
SO	5
LOB	17



Batter	1	2	3	4	5	6	7	8	9	AB	R	H	RBI	BB	SO	LOB	BOTTOM																			
Dan Gladden, R OBP: 0.319, SLG: 0.364			FC6-4							3	0	1	1	0	0	1	New York Yankees @ Minnesota Twins Hubert H. Humphrey Metrodome, Minneapolis, MN Sat May 02 1987, 8:05 PM EDT Att: 33,173 - Unknown																			
Randy Bush, L OBP: 0.313, SLG: 0.397			G4-6-3							0	0	0	0	1	0	0																				
Tim Laudner, R OBP: 0.154, SLG: 0.333			1-2 3-H							1	0	0	0	0	1	0																				
Steve Lombardozzi, R OBP: 0.364, SLG: 0.446			G5-4-3							3	0	0	0	0	0	2																				
Roy Smalley, S OBP: 0.306, SLG: 0.493			G4-6-3							1	0	0	0	0	1	3																				
Kirby Puckett, R OBP: 0.404, SLG: 0.596										4	1	1	0	0	0	0																				
Gary Gaetti, R OBP: 0.263, SLG: 0.506										4	1	1	0	0	2	1																				
Kent Hrbek, L OBP: 0.362, SLG: 0.388										4	1	1	2	0	1	1																				
Tom Brunansky, R OBP: 0.346, SLG: 0.361										3	0	1	0	1	0	0																				
Mark Davidson, R OBP: 0.261, SLG: 0.261										4	0	1	1	0	1	1																				
Al Newman, S OBP: 0.323, SLG: 0.345										4	1	2	0	0	1	2																				
Tom Nieto, R OBP: 0.305, SLG: 0.352										4	0	2	0	0	1	0																				
Inning Stats	R: 0 E: 0 K: 0 S: 3	H: 1 LOB: 0 BB: 0 P: 3	R: 0 E: 0 K: 1 S: 6	H: 1 LOB: 1 BB: 0 P: 6	R: 1 E: 0 K: 0 S: 4	H: 2 LOB: 0 BB: 0 P: 4	R: 1 E: 0 K: 0 S: 5	H: 2 LOB: 2 BB: 1 P: 9	R: 0 E: 0 K: 1 S: 5	H: 0 LOB: 0 BB: 0 P: 5	R: 0 E: 0 K: 1 S: 7	H: 2 LOB: 3 BB: 1 P: 11	R: 2 E: 0 K: 2 S: 9	H: 2 LOB: 0 BB: 0 P: 9	R: 0 E: 0 K: 3 S: 9	H: 0 LOB: 0 BB: 0 P: 9	1B: 7 2B: 2 3B: 0 HR: 1	SF: 0 SAC: 0 DP: 2 HBP: 0	WP: 1 PA: 37 SB: 0 CS: 0																	
PITCHER	IP	WLS	BF	H	R	ER	SO	BB	IBB	HBP	BLK	WP	HR	S	P	ERA	WHIP	PITCHER		IP	WLS	BF	H	R	ER	SO	BB	IBB	HBP	BLK	WP	HR	S	P	ERA	WHIP
Tommy John, L ERA: 2.59	6.2	W	27	8	2	2	2	1	0	0	0	0	0	30	34	2.70	1.350																			
Cecilio Guante, R ERA: 4.8	0.0		1	0	0	0	0	1	0	0	0	0	0	0	4	∞	∞																			
Dave Righetti, L ERA: 5.19	2.1	S	9	2	2	2	6	0	0	0	0	0	1	21	21	7.71	0.857																			



Batter	1	2	3	4	5	6	7	8	9	AB	R	H	RBI	BB	SO	LOB	TOP		
Rickey Henderson, R OBP: 0.530, SLG: 0.722				6-3						4	0	3	0	1	0	0	New York Yankees @ Minnesota Twins Hubert H. Humphrey Metrodome, Minneapolis, MN Sun May 03 1987, 4:33 AM EDT Att: 23,798 - Unknown livebaseballscorecards.com		
Don Mattingly, L OBP: 0.338, SLG: 0.495	F7									4	0	1	0	1	0	4			
Dave Winfield, R OBP: 0.443, SLG: 0.512	F3		K							5	0	0	0	0	1	4			
Dan Pasqua, L OBP: 0.242, SLG: 0.264	4-3		K							3	0	0	0	1	1	3			
Gary Ward, R OBP: 0.348, SLG: 0.424		4-3								3	1	1	0	1	0	2			
Mike Pagliarulo, L OBP: 0.250, SLG: 0.241	G3									4	1	1	0	0	1	3			
Willie Randolph, R OBP: 0.423, SLG: 0.391										4	1	2	1	0	0	0			
Joel Skinner, R OBP: 0.194, SLG: 0.254										3	0	1	2	0	0	1			
Claude Washington, L OBP: 0.333, SLG: 0.400	P3									1	0	0	0	0	1	0			
Rick Cerone, R OBP: 0.250, SLG: 0.105										0	0	0	0	0	0	0			
Wayne Tolleson, S OBP: 0.369, SLG: 0.359			6-3	4-3						4	0	1	0	0	0	0			
Inning Stats	R: 0 E: 0 K: 0 S: 4	H: 1 LOB: 1 BB: 0 P: 4	R: 0 E: 0 K: 0 S: 4	H: 1 LOB: 1 BB: 0 P: 4	R: 0 E: 0 K: 2 S: 7	H: 0 LOB: 2 BB: 2 P: 15	R: 3 E: 0 K: 0 S: 6	H: 4 LOB: 0 BB: 0 P: 6	R: 0 E: 0 K: 0 S: 5	H: 2 LOB: 2 BB: 0 P: 5	R: 0 E: 0 K: 1 S: 5	H: 0 LOB: 1 BB: 1 P: 9	R: 0 E: 0 K: 1 S: 5	H: 0 LOB: 0 BB: 0 P: 5	R: 0 E: 0 K: 0 S: 3	H: 1 LOB: 0 BB: 0 P: 3	1B: 8 2B: 2 3B: 0 HR: 0	SF: 0 SAC: 0 DP: 1 HBP: 0	WP: 0 PA: 39 SB: 0 CS: 4
PITCHER	IP WLS BF H R ER SO BB IBB HBP BLK WP HR S P ERA WHIP																		
Mark Portugal, R ERA: 7.36	(1, 1) 4.1 22 7 3 3 2 2 1 0 0 0 0 0 23 35 6.23 2.077																		
Keith Atherton, R ERA: 2.4	(5, 1) 2.2 11 2 0 0 1 1 0 0 0 0 0 0 12 16 0.00 1.125																		
George Frazier, R ERA: 3.38	(8, 1) 1.0 W 3 0 0 0 1 0 0 0 0 0 0 0 5 5 0.00 0.000																		
Jeff Reardon, R ERA: 5.91	(9, 1) 1.0 S 3 1 0 0 0 0 0 0 0 0 0 0 3 3 0.00 1.000																		

Batter	1	2	3	4	5	6	7	8	9	AB	R	H	RBI	BB	SO	LOB	BOTTOM		
Dan Gladden, R OBP: 0.333, SLG: 0.426			P3							3	1	1	1	1	1	0	New York Yankees @ Minnesota Twins Hubert H. Humphrey Metrodome, Minneapolis, MN Sun May 03 1987, 4:33 AM EDT Att: 23,798 - Unknown livebaseballscorecards.com		
Steve Lombardozzi, R OBP: 0.397, SLG: 0.424	F7		F8							3	0	0	0	1	0	1			
Kirby Puckett, R OBP: 0.408, SLG: 0.624			F4							4	1	2	1	0	0	1			
Gary Gaetti, R OBP: 0.273, SLG: 0.538										4	1	2	1	0	0	0			
Kent Hrbek, L OBP: 0.378, SLG: 0.390										2	0	1	0	2	1	0			
Tom Brunansky, R OBP: 0.341, SLG: 0.395	K									4	1	1	1	0	2	5			
Tim Laudner, R OBP: 0.125, SLG: 0.267			F7							3	0	0	0	0	1	1			
Mark Davidson, R OBP: 0.240, SLG: 0.240			F8							2	0	0	0	0	0	1			
Al Newman, S OBP: 0.317, SLG: 0.339										1	0	0	0	0	0	0			
Greg Gagne, R OBP: 0.295, SLG: 0.474			F3							3	0	0	0	0	0	0			
Inning Stats	R: 0 E: 0 K: 1 S: 7	H: 2 LOB: 3 BB: 2 P: 15	R: 0 E: 0 K: 0 S: 3	H: 0 LOB: 0 BB: 0 P: 3	R: 0 E: 0 K: 0 S: 3	H: 0 LOB: 0 BB: 0 P: 3	R: 1 E: 0 K: 1 S: 7	H: 2 LOB: 1 BB: 0 P: 7	R: 1 E: 0 K: 0 S: 3	H: 1 LOB: 0 BB: 1 P: 7	R: 0 E: 0 K: 1 S: 5	H: 0 LOB: 0 BB: 0 P: 5	R: 1 E: 0 K: 1 S: 6	H: 1 LOB: 1 BB: 1 P: 10	R: 0 E: 0 K: 1 S: 6	H: 0 LOB: 0 BB: 0 P: 5	1B: 3 2B: 0 3B: 0 HR: 4	SF: 0 SAC: 0 DP: 1 HBP: 0	WP: 0 PA: 33 SB: 0 CS: 1
PITCHER	IP WLS BF H R ER SO BB IBB HBP BLK WP HR S P ERA WHIP																		
Dennis Rasmussen, L ERA: 3.87	(1, 1) 5.2 24 6 3 3 3 3 0 0 0 0 0 0 1 9 9 4.50 0.500																		
Tim Stoddard, R ERA: 3.86	(6, 1) 2.0 L 7 1 1 1 1 0 0 0 0 0 0 1 9 9 4.50 0.500																		
Pat Clements, L ERA: 10.13	(8, 1) 0.0 1 0 0 0 0 1 0 0 0 0 0 0 0 4 4 0.00 0.000																		
Cecilio Guante, R ERA: 4.7	(8, 1) 0.1 1 0 0 0 0 0 0 0 0 0 0 0 3 3 0.00 0.000																		

Batter	1	2	3	4	5	6	7	8	9	AB	R	H	RBI	BB	SO	LOB	TOP									
Alan Wiggins, S OBP: 0.394, SLG: 0.388 (1, 4)	0-0 1-3		0-1 SH5-3		0-0 F8	0-0 1B			0-0 2B 1B	4	1	2	0	0	0	0	Baltimore Orioles @ Minnesota Twins Hubert H. Humphrey Metrodome, Minneapolis, MN Tue May 05 1987, 8:05 PM EDT Att: 8,891 - Unknown livebaseballscorecards.com									
Jim Dwyer, L OBP: 0.348, SLG: 0.450 (1, 10)	0-0 BB 1B		0-0 HR		0-0 G3	0-3 K			0-0 L7	5	1	2	2	0	1	4										
Cal Ripken Jr., R OBP: 0.412, SLG: 0.694 (1, 6)	4-0 1-2 BB		0-0 L6		0-3 K				0-0 F8	4	0	0	0	1	2	1										
Eddie Murray, S OBP: 0.279, SLG: 0.371 (1, 3)	0-3 K		0-0 1B		0-0 HR				0-0 4-3 1B 2B	5	1	3	1	0	1	2										
Larry Sheets, L OBP: 0.442, SLG: 0.457 John Shelby, S OBP: 0.241, SLG: 0.321 (8, 8)	0-0 4-3		0-0 4-3		0-0 2B 1B				0-0 BB 1B	3	1	1	0	1	0	3										
Ray Knight, R OBP: 0.419, SLG: 0.473 Rene Gonzales, R OBP: 0.231, SLG: 0.417 (8, 5)		0-0 E6 L6-3		0-0 5-3	0-0 2B BB				0-0 2B 1B	3	0	0	0	1	1	1										
Terry Kennedy, L OBP: 0.302, SLG: 0.367 (1, 2)	0-0 L7		0-0 F7		0-0 1B 2B				0-0 F7	4	0	1	1	0	0	1										
Nelson Simmons, S OBP: 0.333, SLG: 0.439 (1, 9)	0-0 L6-3		0-0 1B		0-0 4-3				0-0 5-3	4	0	1	0	0	0	3										
Ken Gerhart, R OBP: 0.315, SLG: 0.447 (8, 7)			0-0 SH5-3 HR 1B		0-0 F9				0-0 FC5-2-5 1B	4	1	1	0	0	1	3										
Inning Stats	R: 0 E: 0 K: 1 S: 6	H: 1 LOB: 2 BB: 1 P: 10	R: 0 E: 1 K: 0 S: 3	H: 0 LOB: 0 BB: 0 P: 3	R: 2 E: 0 K: 0 S: 7	H: 3 LOB: 1 BB: 0 P: 7	R: 0 E: 0 K: 0 S: 4	H: 1 LOB: 1 BB: 0 P: 4	R: 0 E: 0 K: 1 S: 5	H: 0 LOB: 0 BB: 0 P: 5	R: 2 E: 0 K: 1 S: 9	H: 4 LOB: 3 BB: 1 P: 13	R: 0 E: 0 K: 2 S: 7	H: 0 LOB: 1 BB: 1 P: 11	R: 0 E: 0 K: 1 S: 5	H: 0 LOB: 0 BB: 0 P: 5		R: 1 E: 0 K: 0 S: 5	H: 3 LOB: 2 BB: 0 P: 5	1B: 8 2B: 3 3B: 0 HR: 2	SF: 0 SAC: 1 DP: 1 HBP: 0	WP: 0 PB: 0 SB: 1 CS: 0	PA: 41			
PITCHER	IP	WLS	BF	H	R	ER	SO	BB	IBB	HBP	BLK	WP	HR	S	P	ERA	WHIP									
Mike Smithson, R ERA: 3.96 Juan Berenguer, R ERA: 2.51 Joe Klink, L ERA: 5.87	(1, 1)	5.0	L	25	8	4	4	2	2	0	0	0	0	2	28	36	7.20	2.000								
	(6, 1)	3.2		15	3	1	1	4	1	0	0	0	0	0	22	26	2.46	1.091								
	(9, 1)	0.1		1	1	0	0	0	0	0	0	0	0	1	1	0.00	3.000									

Batter	1	2	3	4	5	6	7	8	9	AB	R	H	RBI	BB	SO	LOB	BOTTOM									
Dan Gladden, R OBP: 0.309, SLG: 0.392 (1, 10)	0-3 K			0-3 K		4-3			0-0 4-3	4	0	0	0	0	2	2	Baltimore Orioles @ Minnesota Twins Hubert H. Humphrey Metrodome, Minneapolis, MN Tue May 05 1987, 8:05 PM EDT Att: 8,891 - Unknown livebaseballscorecards.com									
Steve Lombardozzi, R OBP: 0.366, SLG: 0.419 (1, 4)	0-0 L6			4-0 BB					0-0 HR 1B	3	1	1	1	1	0	0										
Kirby Puckett, R OBP: 0.402, SLG: 0.639 (1, 8)	0-0 3-1			0-0 F8					0-0 HR 1B	4	1	1	3	0	0	1										
Gary Gaetti, R OBP: 0.272, SLG: 0.526 (1, 5)		0-0 F7		0-0 F2					0-0 1-3 1B	4	0	1	0	0	1	1										
Kent Hrbek, L OBP: 0.373, SLG: 0.384 (1, 3)		0-0 L4			0-0 B3				0-0 4-3 1-3 1B	4	0	1	0	0	0	0										
Tom Brunansky, R OBP: 0.326, SLG: 0.375 (1, 9)		0-0 5-3			0-3 K				0-0 K2-3 1-3	4	0	0	0	0	2	2										
Mark Davidson, R OBP: 0.214, SLG: 0.214 Randy Bush, L OBP: 0.324, SLG: 0.397 (9, PH)			0-3 K		0-0 F9				4-0 F4 IBB	3	0	0	0	0	1	0										
Greg Gagne, R OBP: 0.281, SLG: 0.450 Roy Smalley, S OBP: 0.301, SLG: 0.485 (9, PH)			0-0 F9			0-0 3-1			0-0 E6 1B F5	3	1	0	0	0	0	0										
Tom Nieto, R OBP: 0.306, SLG: 0.351 (1, 2)			0-3 K			0-0 G3			0-0 1B HR 1B	3	1	1	0	0	1	0										
Inning Stats	R: 0 E: 0 K: 1 S: 5	H: 0 LOB: 0 BB: 0 P: 5	R: 0 E: 0 K: 0 S: 3	H: 0 LOB: 0 BB: 0 P: 3	R: 0 E: 0 K: 2 S: 7	H: 0 LOB: 0 BB: 0 P: 7	R: 0 E: 0 K: 1 S: 5	H: 0 LOB: 1 BB: 1 P: 9	R: 0 E: 0 K: 1 S: 5	H: 0 LOB: 0 BB: 0 P: 5	R: 0 E: 0 K: 1 S: 5	H: 0 LOB: 0 BB: 0 P: 5	R: 0 E: 0 K: 1 S: 5	H: 0 LOB: 0 BB: 0 P: 5	R: 4 E: 1 K: 0 S: 9	H: 5 LOB: 3 BB: 1 P: 13		1B: 4 2B: 0 3B: 0 HR: 1	SF: 0 SAC: 0 DP: 0 HBP: 0	WP: 0 PB: 0 SB: 0 CS: 0	PA: 35					
PITCHER	IP	WLS	BF	H	R	ER	SO	BB	IBB	HBP	BLK	WP	HR	S	P	ERA	WHIP									
Eric Bell, L ERA: 3.81 Dave Schmidt, R ERA: 3.32 Mike Kinnunen, L ERA: 2.57 Mark Williamson, R ERA: 5.89 Ken Dixon, R ERA: 6.08	(1, 1)	8.1	W	29	2	3	2	7	1	0	0	0	0	1	2	2	*	*								
	(9, 1)	0.0		2	2	1	1	0	0	0	0	0	0	1	2	2	*	*								
	(9, 1)	0.0		1	1	0	0	0	0	0	0	0	0	1	1	*	*									
	(9, 1)	0.1		2	0	0	0	0	0	1	0	0	0	1	5	0.00	0.000									
	(9, 1)	0.1	S	1	0	0	0	0	0	0	0	0	0	1	1	0.00	0.000									

Batter	1	2	3	4	5	6	7	8	9	AB	R	H	RBI	BB	SO	LOB	TOP										
Alan Wiggins, S OBP: 0.384, SLG: 0.378 (1, 4)										5	1	1	0	0	0	3											
Jim Dwyer, L OBP: 0.333, SLG: 0.417 (1, 10)										4	1	1	1	0	0	0											
Cal Ripken Jr., R OBP: 0.407, SLG: 0.706 (1, 6)										4	1	1	3	0	0	0											
Eddie Murray, S OBP: 0.278, SLG: 0.366 (1, 3)										4	0	1	0	0	0	0											
Larry Sheets, L OBP: 0.435, SLG: 0.432 John Shelby, S OBP: 0.233, SLG: 0.310 (1, 7) (8, 8)										2	1	0	0	1	0	0											
Ray Knight, R OBP: 0.422, SLG: 0.487 (1, 5)										4	0	2	0	0	0	0											
Terry Kennedy, L OBP: 0.300, SLG: 0.362 (1, 2)										4	0	1	2	0	0	1											
Nelson Simmons, S OBP: 0.327, SLG: 0.422 (1, 9)										4	0	1	0	0	1	1											
Ken Gerhart, R OBP: 0.312, SLG: 0.438 (1, 8) (8, 7)										4	1	1	0	0	0	3											
Inning Stats	R: 0 E: 0 K: 0 S: 3	H: 0 LOB: 0 BB: 0 P: 3	R: 1 E: 0 K: 1 S: 6	H: 1 LOB: 1 BB: 1 P: 10	R: 4 E: 0 K: 0 S: 7	H: 4 LOB: 0 BB: 0 P: 7	R: 0 E: 0 K: 0 S: 3	H: 0 LOB: 0 BB: 0 P: 3	R: 0 E: 0 K: 0 S: 3	H: 0 LOB: 0 BB: 0 P: 3	R: 0 E: 0 K: 0 S: 3	H: 0 LOB: 0 BB: 0 P: 3	R: 0 E: 0 K: 0 S: 3	H: 0 LOB: 0 BB: 0 P: 3	R: 1 E: 0 K: 0 S: 7	H: 4 LOB: 3 BB: 0 P: 7	1B: 7 2B: 1 3B: 0 HR: 1	SF: 0 SAC: 0 DP: 0 HBP: 0	WP: 0 PB: 0 SB: 0 CS: 0	PA: 37							
PITCHER	IP	WLS	BF	H	R	ER	SO	BB	IBB	HBP	BLK	WP	HR	S	P	ERA	WHIP										
Bert Blyleven, R ERA: 4.65 (1, 1)	8.1	L	33	7	6	6	1	1	0	0	0	0	1	34	38	6.48	0.960										
Joe Klink, L ERA: 5.87 (9, 1)	0.0		2	2	0	0	0	0	0	0	0	0	0	2	2	∞	∞										
Keith Atherton, R ERA: 2.3 (9, 1)	0.2		2	0	0	0	0	0	0	0	0	0	0	2	2	0.00	0.000										

Baltimore Orioles @ Minnesota Twins
Hubert H. Humphrey Metrodome, Minneapolis, MN
Wed May 06 1987, 8:05 PM EDT
Att: 10,840 - Unknown

AB 36
R 6
H 9
RBI 6
BB 1
SO 1
LOB 9





Batter	1	2	3	4	5	6	7	8	9	AB	R	H	RBI	BB	SO	LOB	BOTTOM										
Dan Gladden, R OBP: 0.305, SLG: 0.370 (1, 7)										3	0	0	0	0	1	2											
Steve Lombardozzi, R OBP: 0.359, SLG: 0.499 (1, 4)										4	0	1	0	0	0	2											
Kirby Puckett, R OBP: 0.387, SLG: 0.614 (1, 8)										4	0	0	0	0	0	1											
Gary Gaetti, R OBP: 0.271, SLG: 0.510 (1, 5)										3	0	0	0	1	0	1											
Kent Hrbek, L OBP: 0.368, SLG: 0.371 (1, 3)										3	0	0	0	1	0	1											
Tom Brunansky, R OBP: 0.326, SLG: 0.366 (1, 9)										2	0	0	0	1	0	3											
Tim Laudner, R OBP: 0.105, SLG: 0.222 (1, 10)										3	0	0	0	0	0	1											
Greg Gagne, R OBP: 0.269, SLG: 0.429 (1, 6)										3	0	0	0	0	0	0											
Tom Nieto, R OBP: 0.323, SLG: 0.367 (1, 2)										3	0	2	0	0	0	0											
Inning Stats	R: 0 E: 0 K: 0 S: 2	H: 0 LOB: 0 BB: 0 P: 3	R: 0 E: 0 K: 0 S: 2	H: 0 LOB: 0 BB: 1 P: 6	R: 0 E: 0 K: 0 S: 4	H: 1 LOB: 1 BB: 0 P: 4	R: 0 E: 0 K: 0 S: 4	H: 1 LOB: 2 BB: 1 P: 8	R: 0 E: 0 K: 0 S: 3	H: 0 LOB: 0 BB: 0 P: 3	R: 0 E: 0 K: 0 S: 3	H: 0 LOB: 1 BB: 1 P: 7	R: 0 E: 0 K: 1 S: 6	H: 1 LOB: 1 BB: 0 P: 6	R: 0 E: 0 K: 0 S: 3	H: 0 LOB: 0 BB: 0 P: 3	1B: 3 2B: 0 3B: 0 HR: 0	SF: 0 SAC: 0 DP: 1 HBP: 1	WP: 0 PB: 0 SB: 0 CS: 1	PA: 33							
PITCHER	IP	WLS	BF	H	R	ER	SO	BB	IBB	HBP	BLK	WP	HR	S	P	ERA	WHIP										
Scott McGregor, L ERA: 3.92 (1, 1)	9.0	W	32	3	0	0	1	3	0	1	0	0	0	30	43	0.00	0.667										

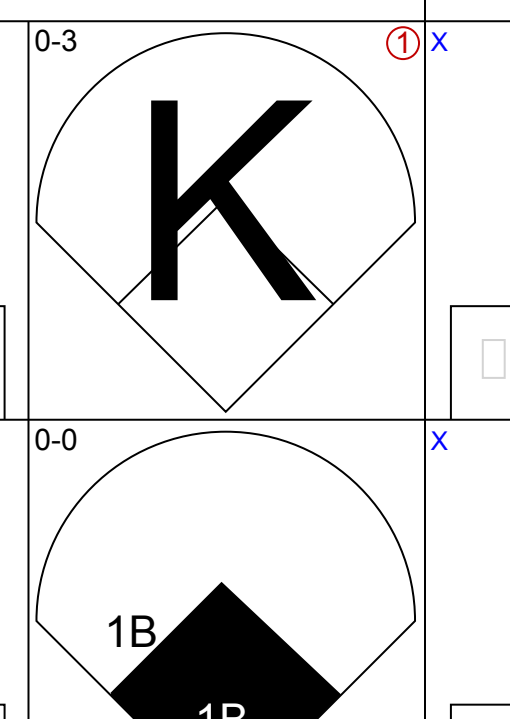
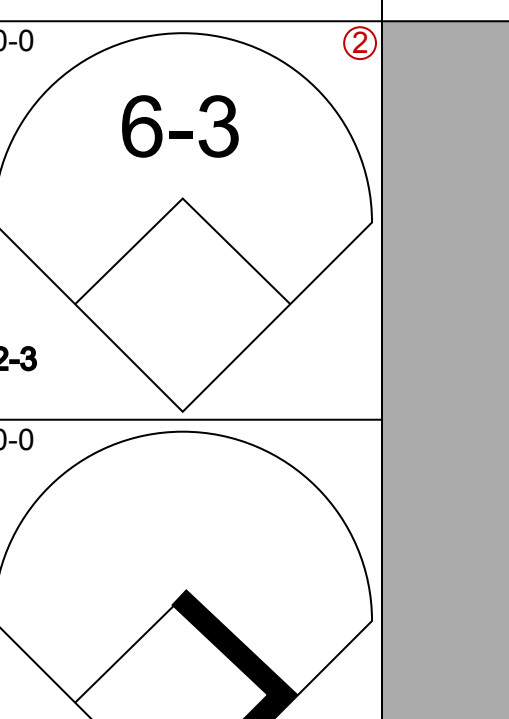
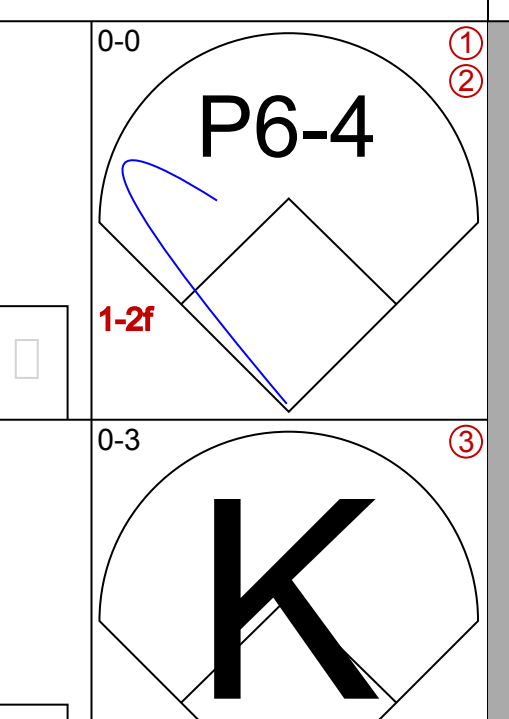
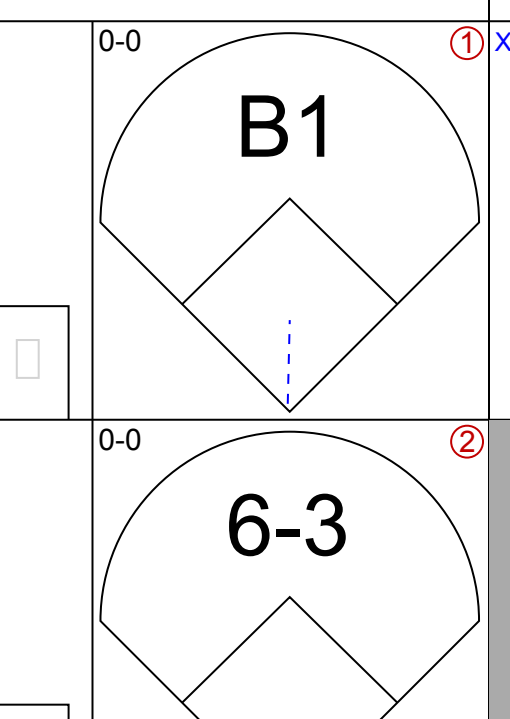
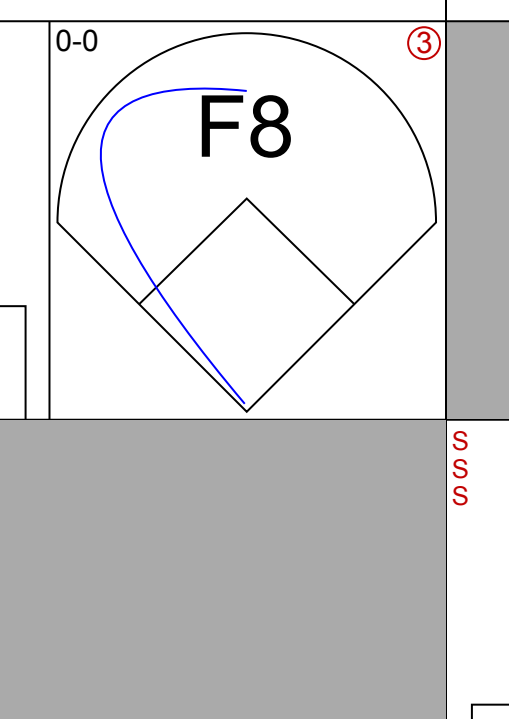
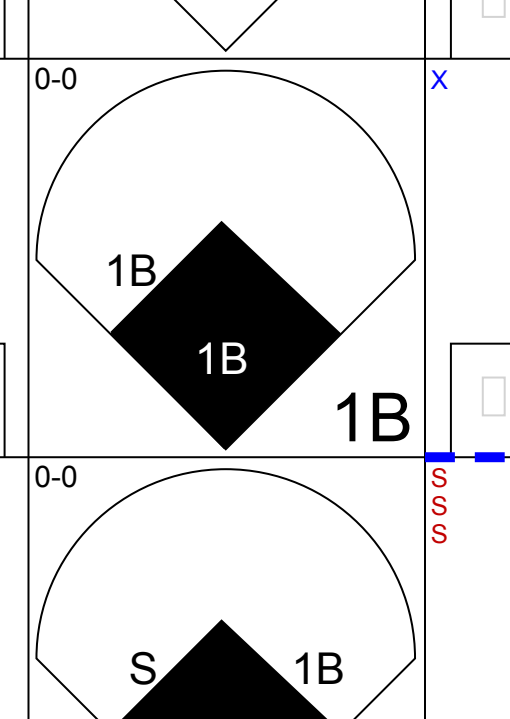
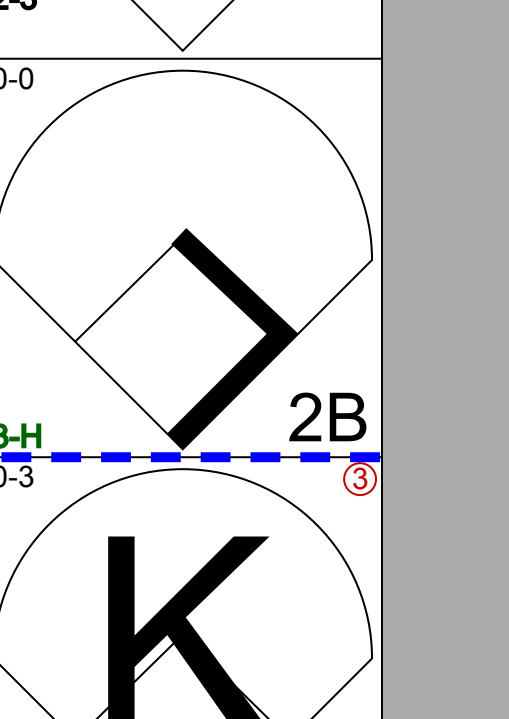
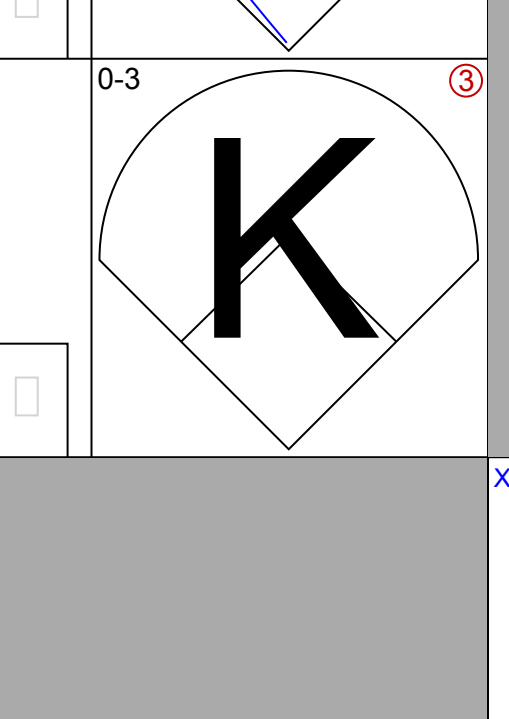
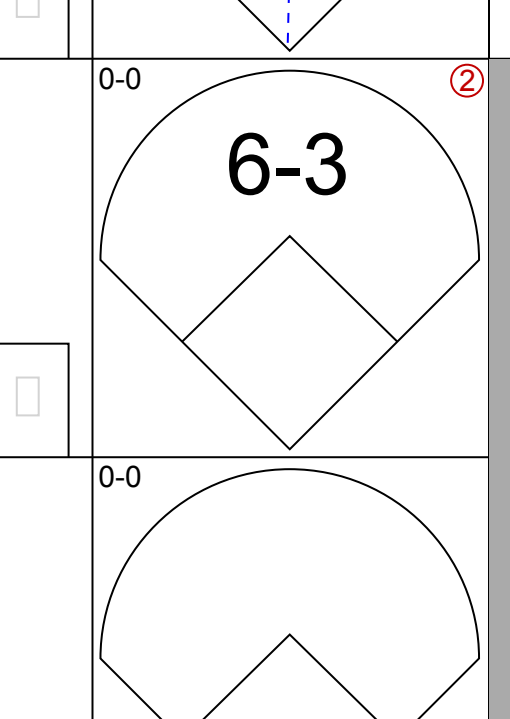
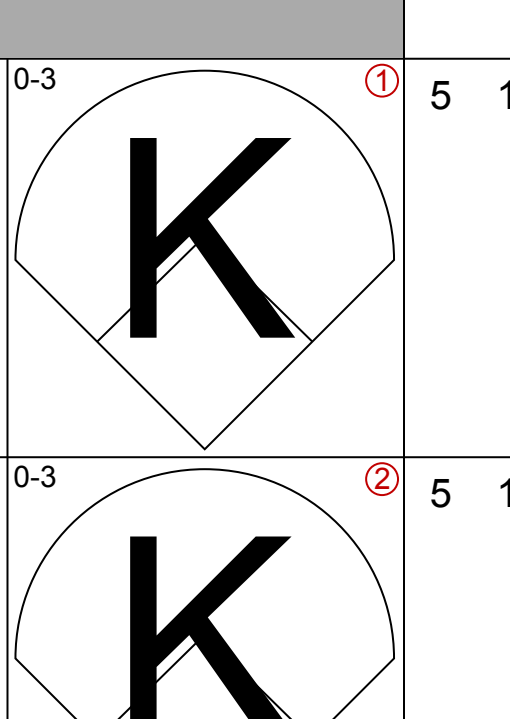
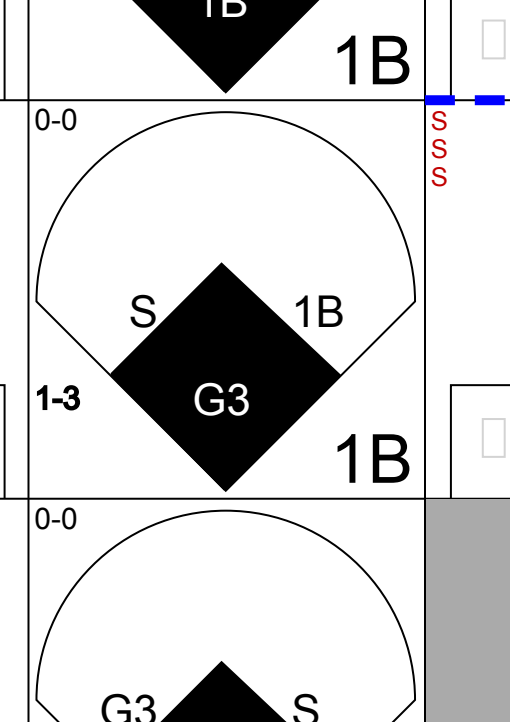
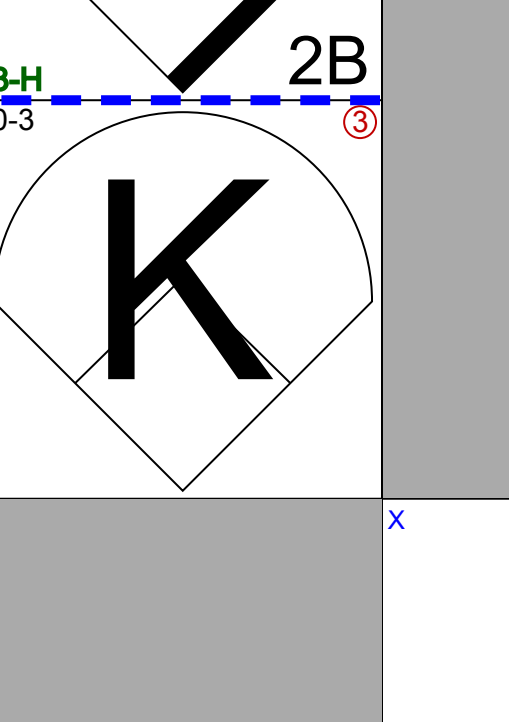
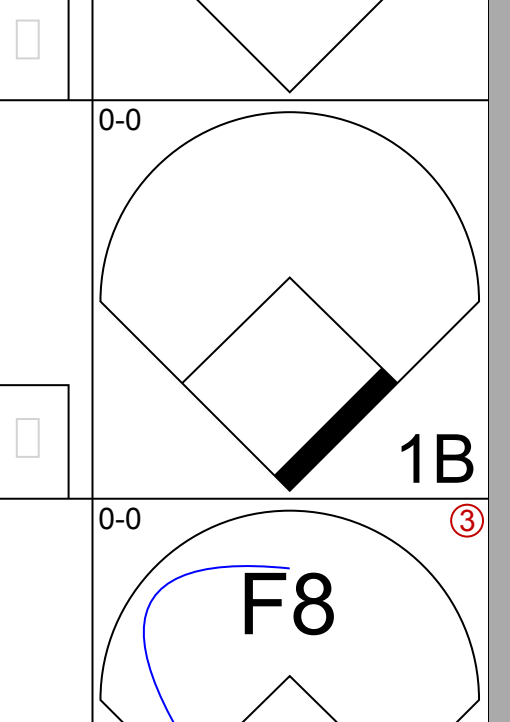
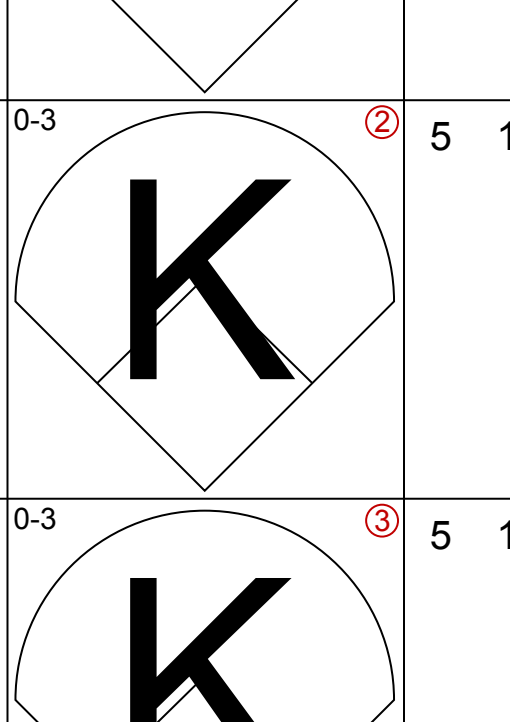
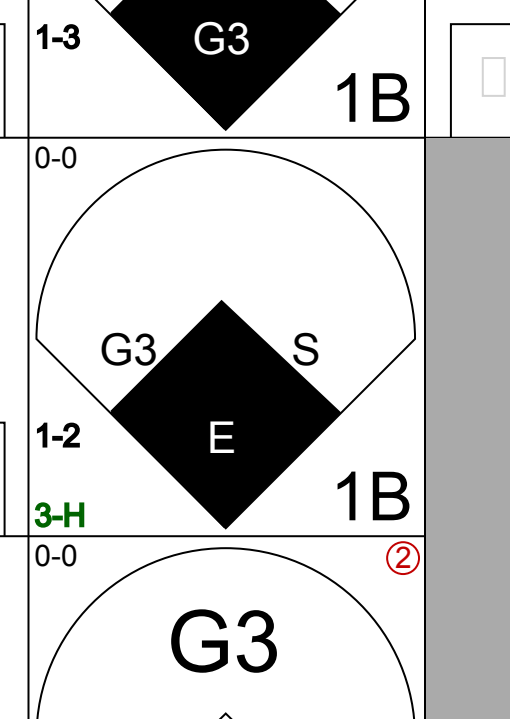
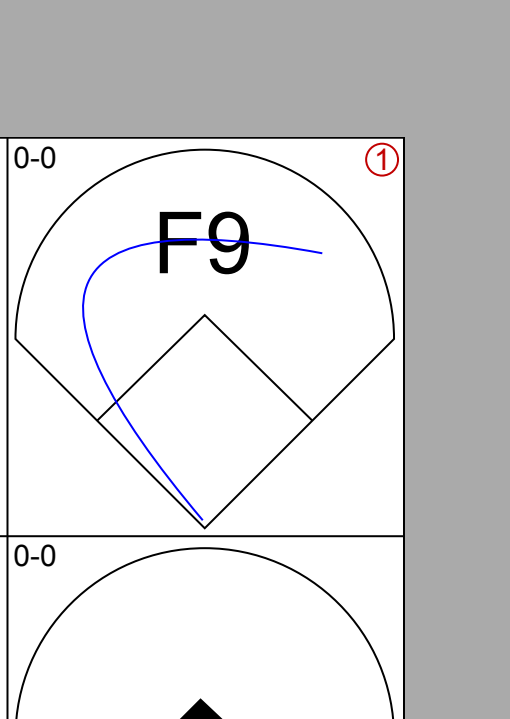
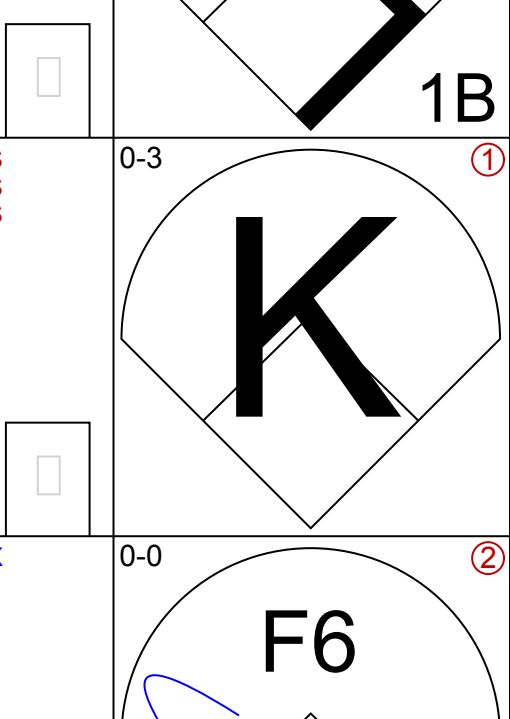
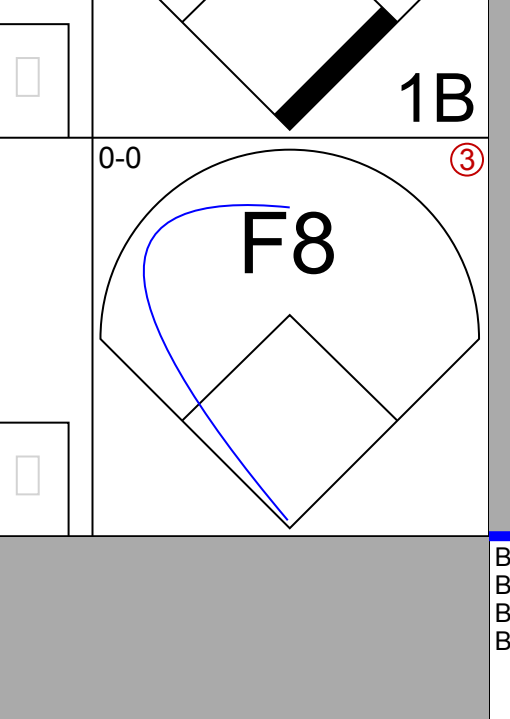
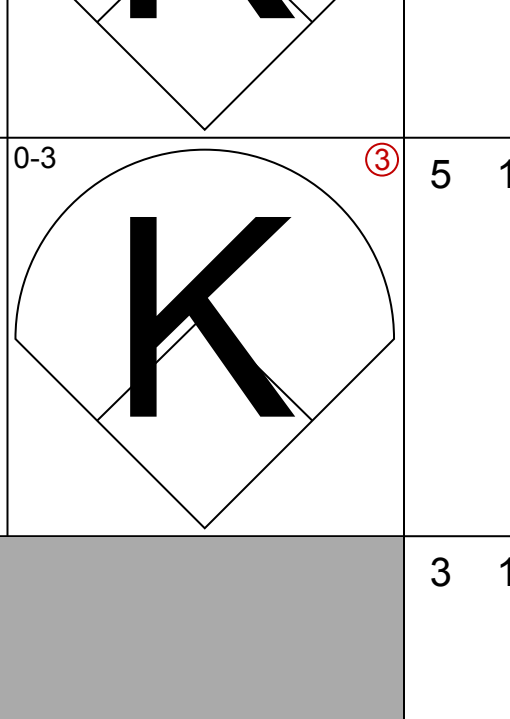
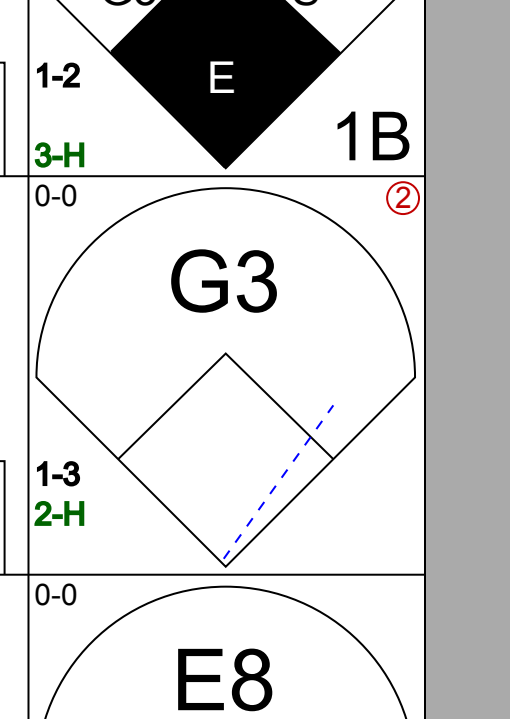
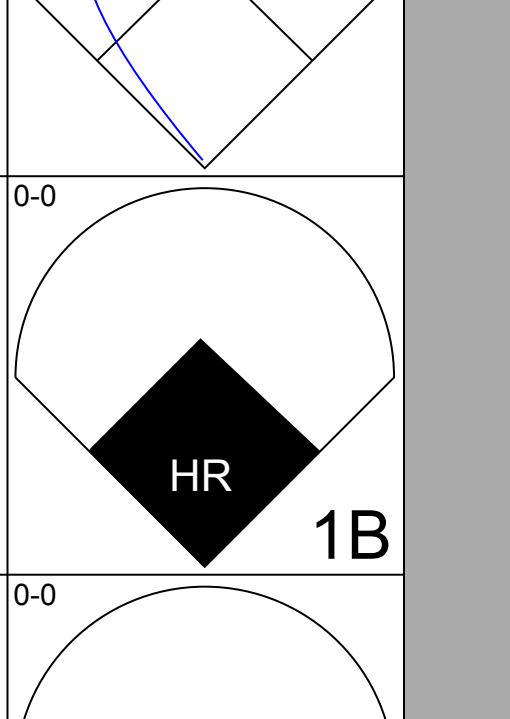
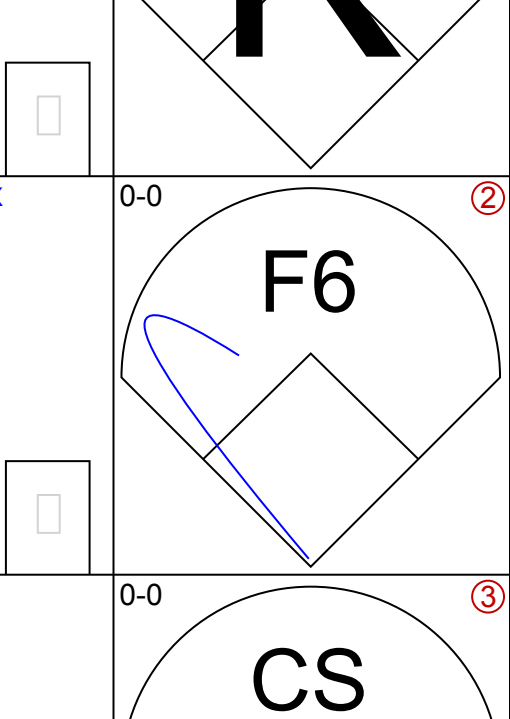
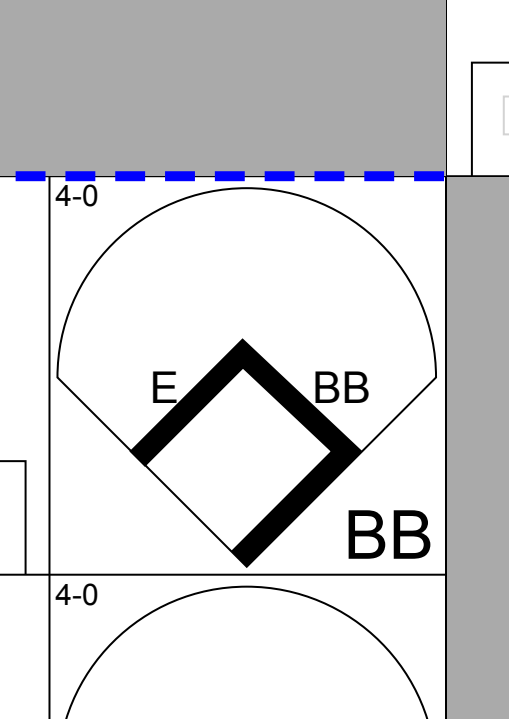
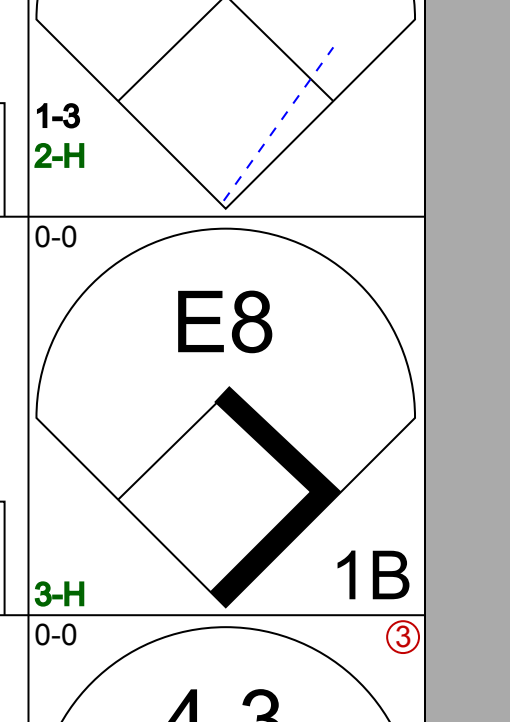
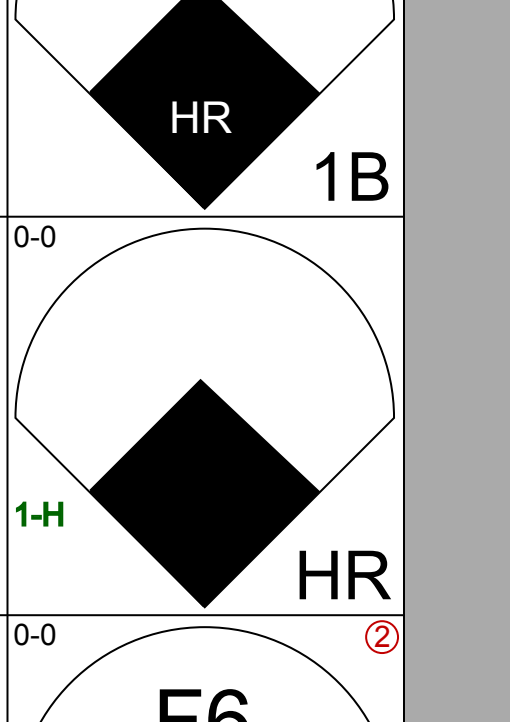
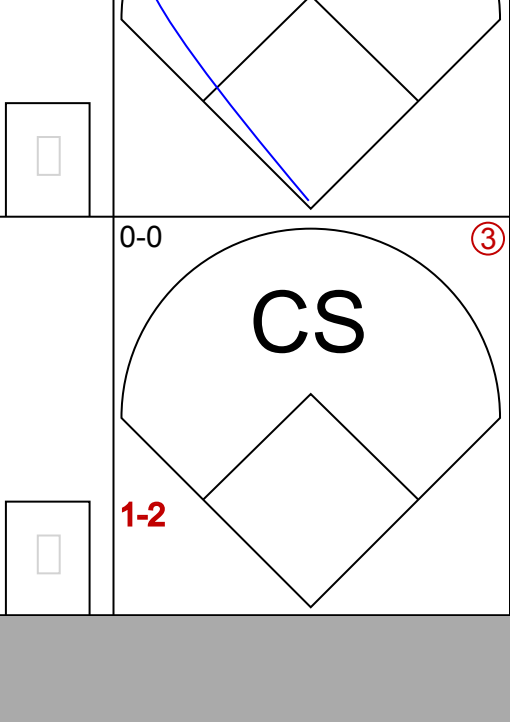
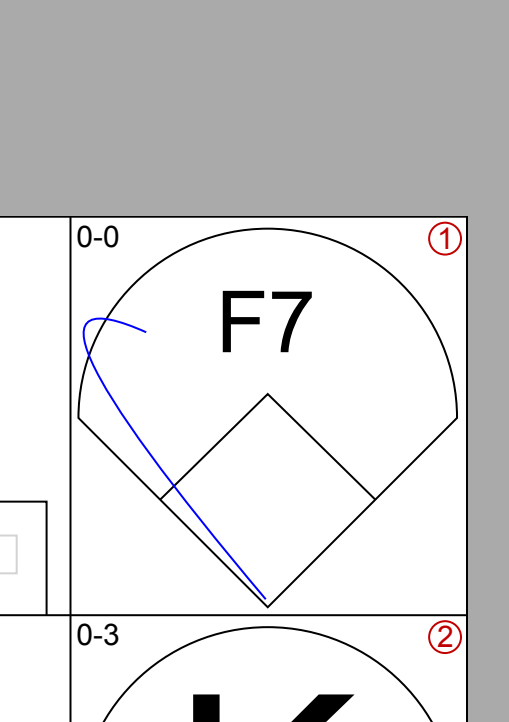
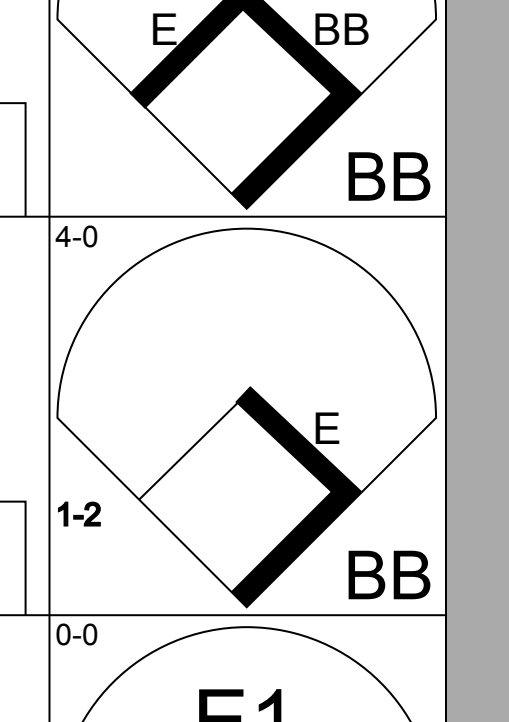
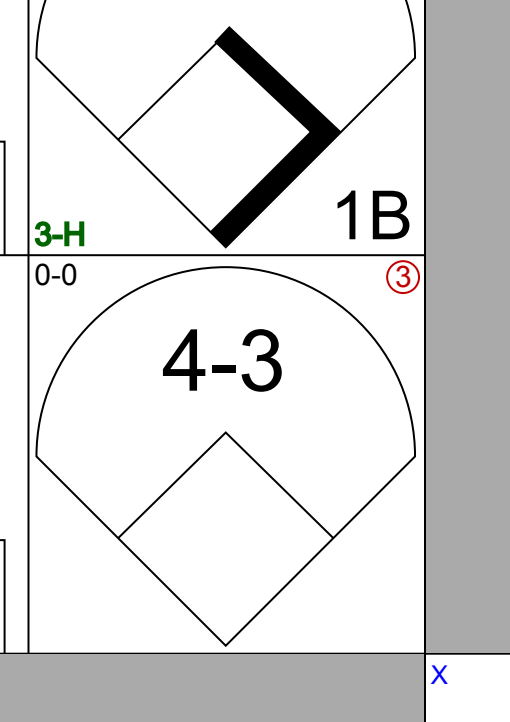
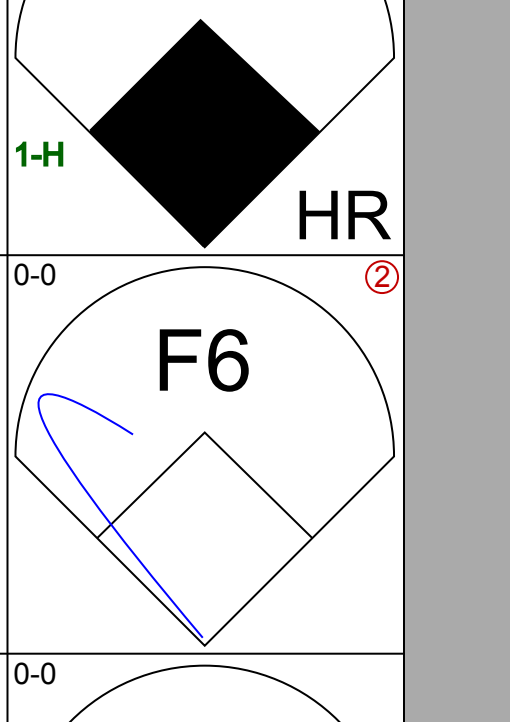
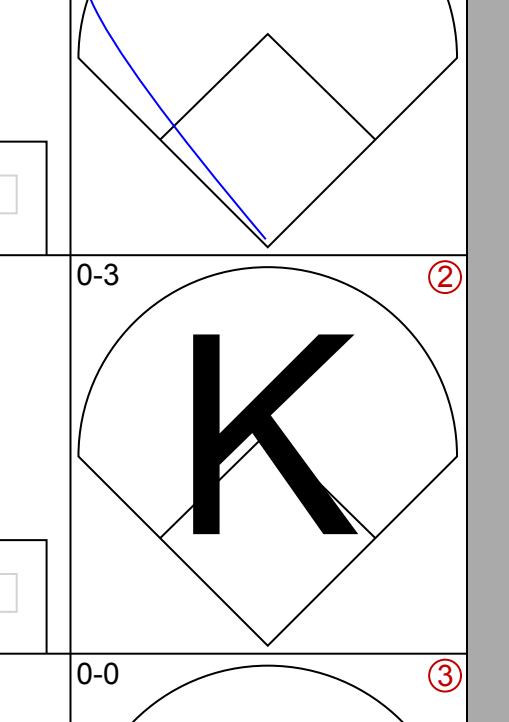
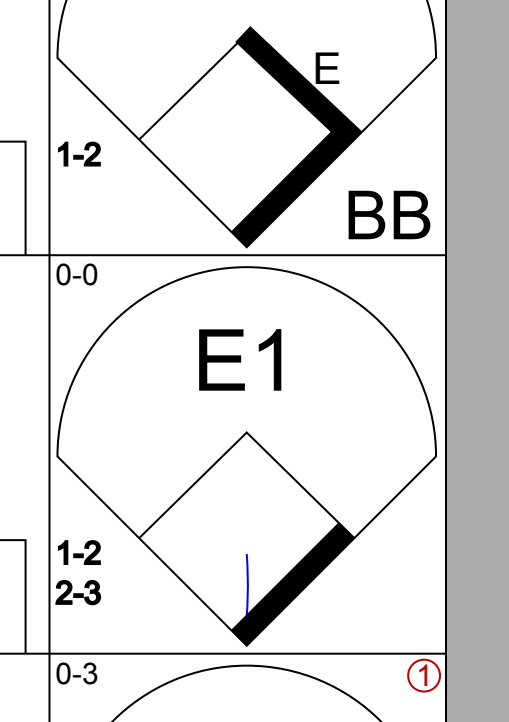
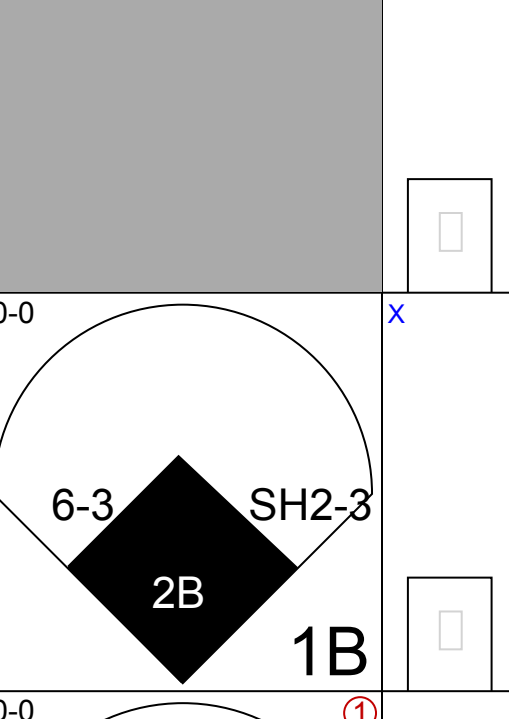

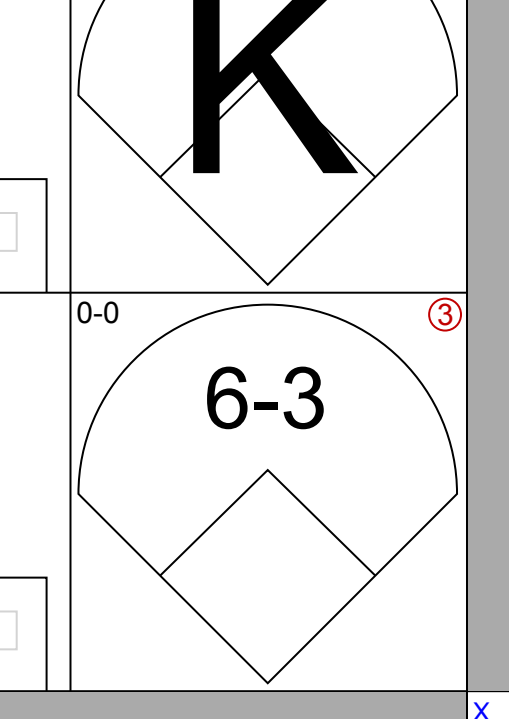
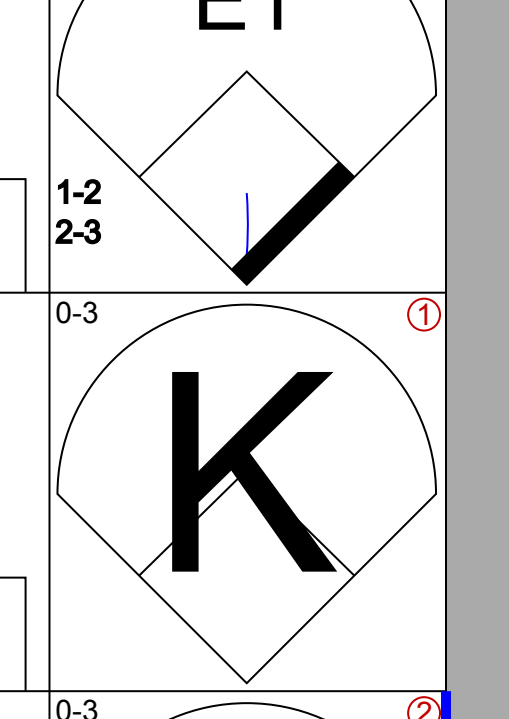
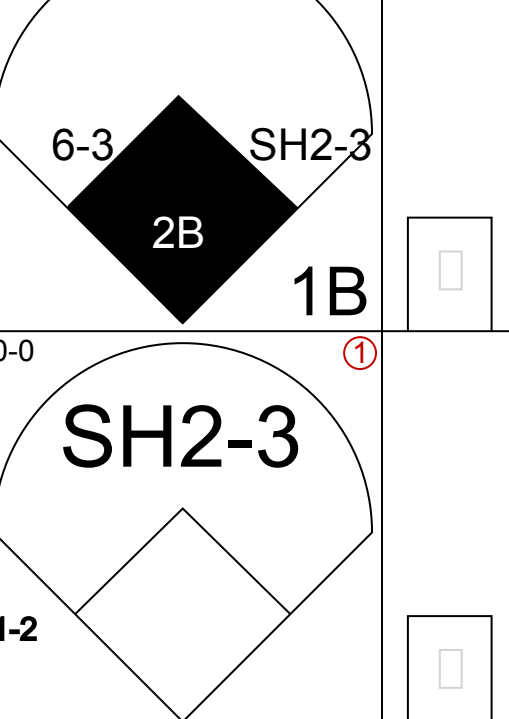
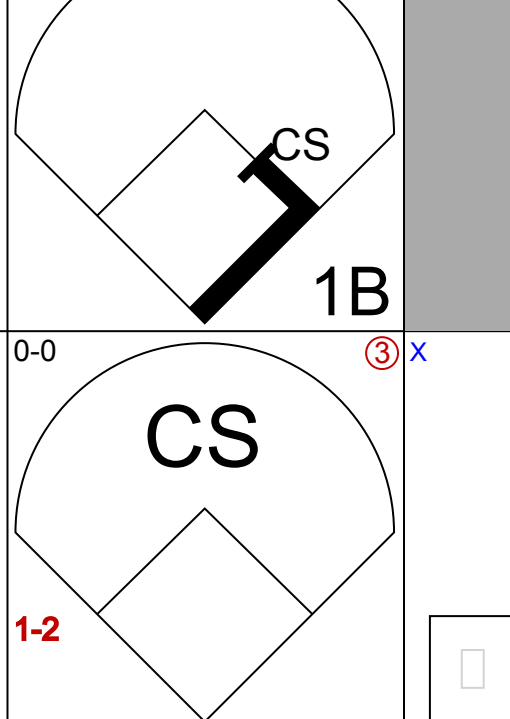
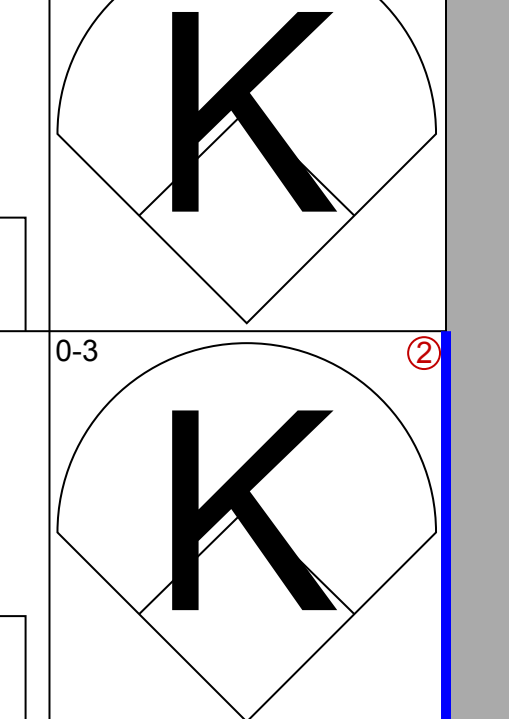
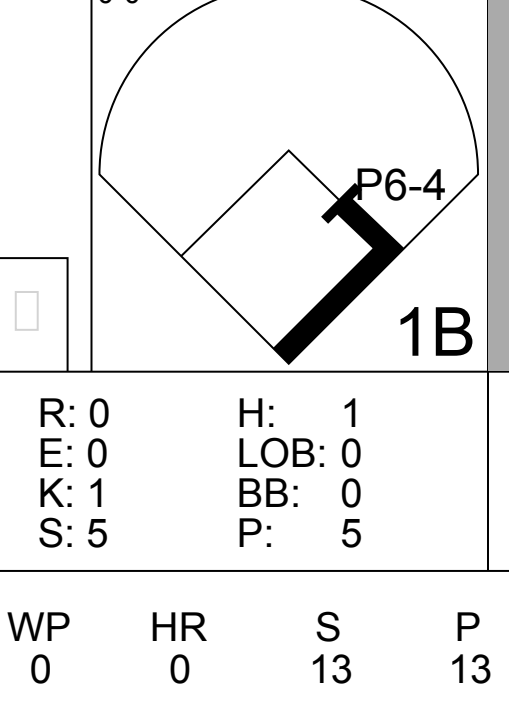
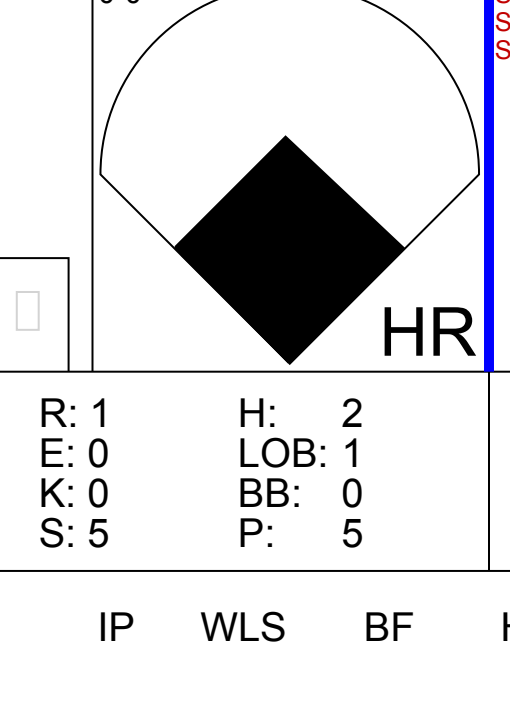
Baltimore Orioles @ Minnesota Twins
Hubert H. Humphrey Metrodome, Minneapolis, MN
Wed May 06 1987, 8:05 PM EDT
Att: 10,840 - Unknown

AB 28
R 0
H 3
RBI 0
BB 3
SO 1
LOB 11



Batter	1	2	3	4	5	6	7	8	9	AB	R	H	RBI	BB	SO	LOB	TOP										
Alan Wiggins, S (1, 4) OBP: 0.394, SLG: 0.389	L5		E 1B 1B		CS 1B		1-3		1-2 1B	5	0	3	0	0	0	0	Baltimore Orioles @ Minnesota Twins Hubert H. Humphrey Metrodome, Minneapolis, MN Thu May 07 1987, 4:33 AM EDT Att: 14,198 - Unknown AB 34 R 2 H 9 RBI 2 BB 2 SO 9 LOB 16 										
Rick Burleson, R (1, 10) OBP: 0.270, SLG: 0.195 Fred Lynn, L (9, PH) OBP: 0.297, SLG: 0.299	L9		E 1B		K 1-2			5-3	K	4	0	1	0	0	1	1											
Cal Ripken Jr., R (1, 6) OBP: 0.418, SLG: 0.714	BB		F8 1-2 2-3		F9 1B SF9 1B			1B 2B		3	2	2	0	1	0	2											
Eddie Murray, S (1, 3) OBP: 0.286, SLG: 0.365	5-3		IBB		1B 1-2			K		3	0	1	0	1	1	2											
Ray Knight, R (1, 5) OBP: 0.415, SLG: 0.476			F8 K		F9 2-3			1B 2H		4	0	1	1	0	1	5											
Nelson Simmons, S (1, 9) OBP: 0.302, SLG: 0.396			F9		SF9			4-1		3	0	0	1	0	0	1											
Terry Kennedy, L (1, 2) OBP: 0.298, SLG: 0.351			HBP K		4-3			K		3	0	0	0	0	2	1											
John Shelby, S (1, 8) OBP: 0.212, SLG: 0.281 Jim Dwyer, L (9, PH) OBP: 0.357, SLG: 0.440			K		6-3			K 1B 1B		3	0	0	0	0	2	1											
Ken Gerhart, R (1, 7) OBP: 0.302, SLG: 0.424 Larry Sheets, L (9, PH) OBP: 0.426, SLG: 0.421			F2		K			6-3 F8		3	0	0	0	0	1	0											
Inning Stats	R: 0 E: 0 K: 0 S: 3	H: 0 LOB: 1 BB: 1 P: 7	R: 0 E: 0 K: 1 S: 5	H: 0 LOB: 1 BB: 0 P: 6	R: 0 E: 1 K: 1 S: 7	H: 2 LOB: 3 BB: 1 P: 11	R: 0 E: 0 K: 1 S: 5	H: 0 LOB: 0 BB: 0 P: 5	R: 0 E: 0 K: 2 S: 7	H: 1 LOB: 1 BB: 0 P: 7	R: 1 E: 0 K: 0 S: 5	H: 2 LOB: 1 BB: 0 P: 5	R: 0 E: 0 K: 1 S: 5	H: 0 LOB: 0 BB: 0 P: 5	R: 1 E: 0 K: 1 S: 7	H: 2 LOB: 1 BB: 0 P: 7		R: 0 E: 0 K: 2 S: 9	H: 2 LOB: 2 BB: 0 P: 9	1B: 8 2B: 1 3B: 0 HR: 0	SF: 1 SAC: 0 DP: 0 HBP: 1	WP: 0 PB: 0 SB: 0 CS: 1	PA: 38				
PITCHER	IP	WLS	BF	H	R	ER	SO	BB	IBB	HBP	BLK	WP	HR	S	P	ERA	WHIP										
Frank Viola, L (1, 1) ERA: 3.83	7.1	W	30	6	2	2	6	1	1	1	0	0	0	39	48	2.46	0.955										
George Frazier, R (8, 1) ERA: 3.21	0.2		3	1	0	0	1	0	0	0	0	0	0	5	5	0.00	1.500										
Jeff Reardon, R (9, 1) ERA: 5.4	1.0	S	5	2	0	0	2	0	0	0	0	0	0	9	9	0.00	2.000										

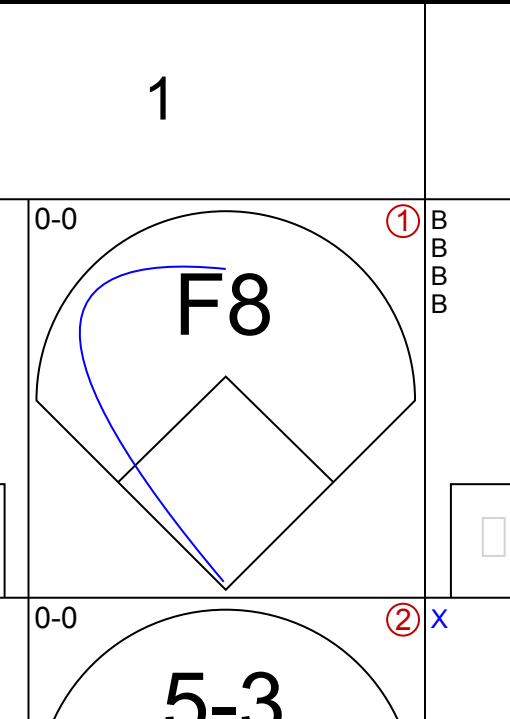
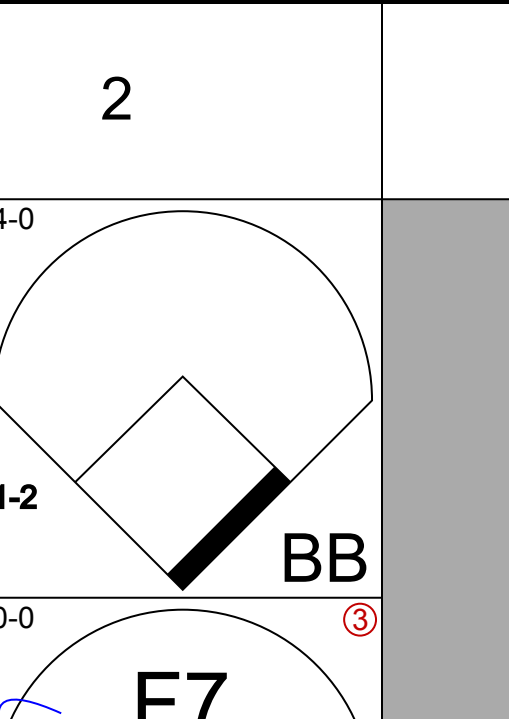
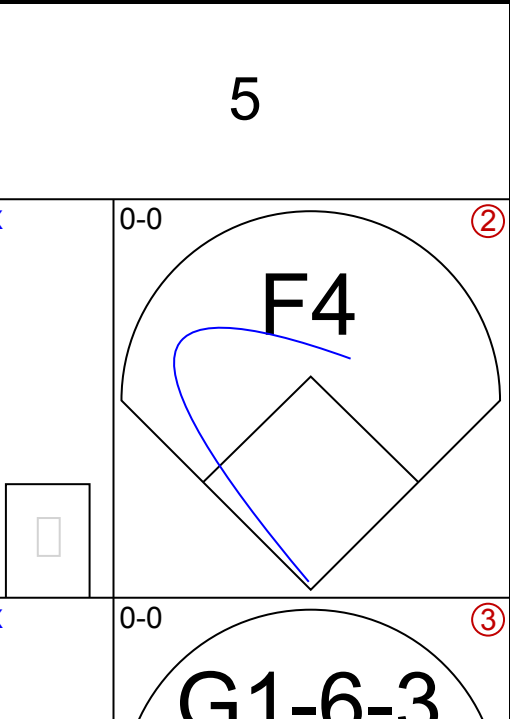
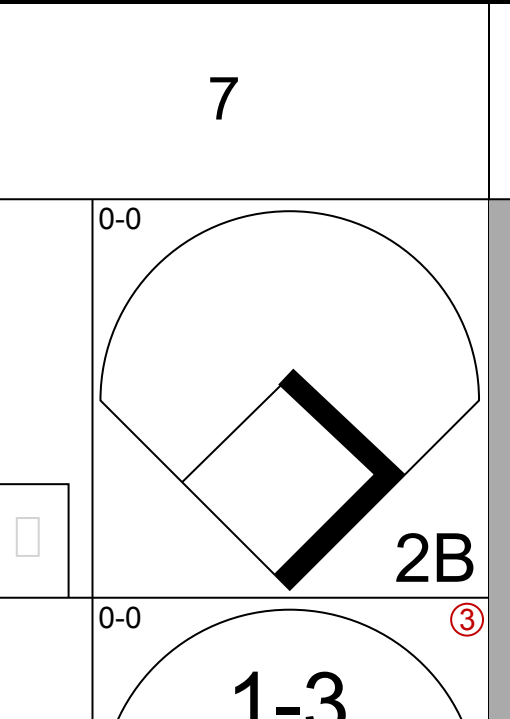
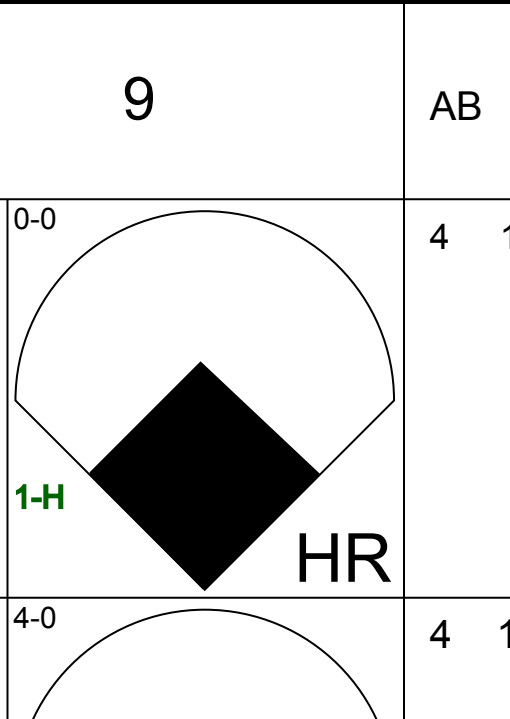
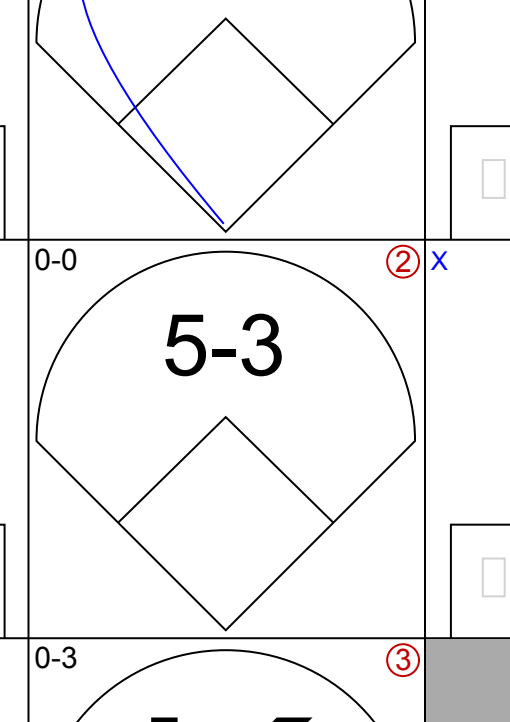
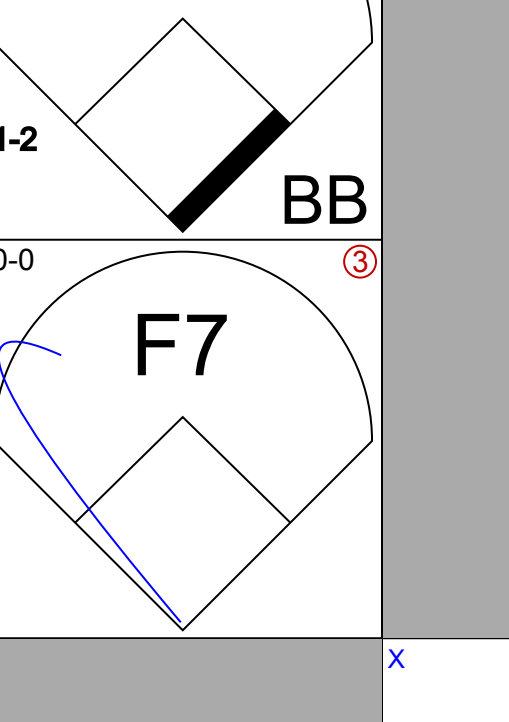
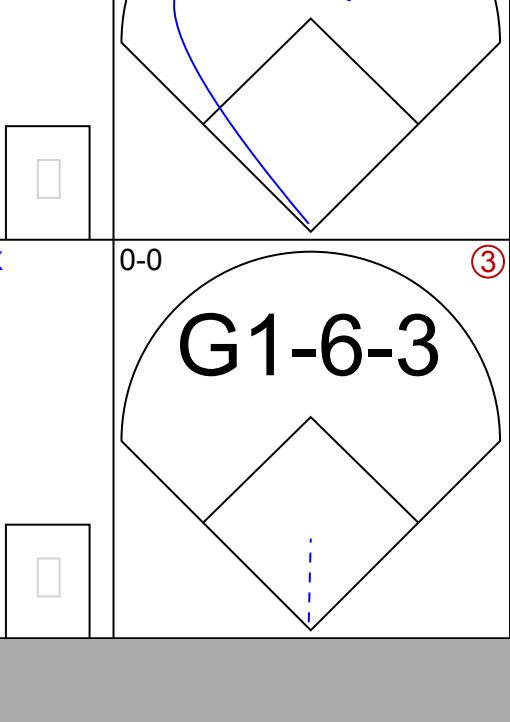
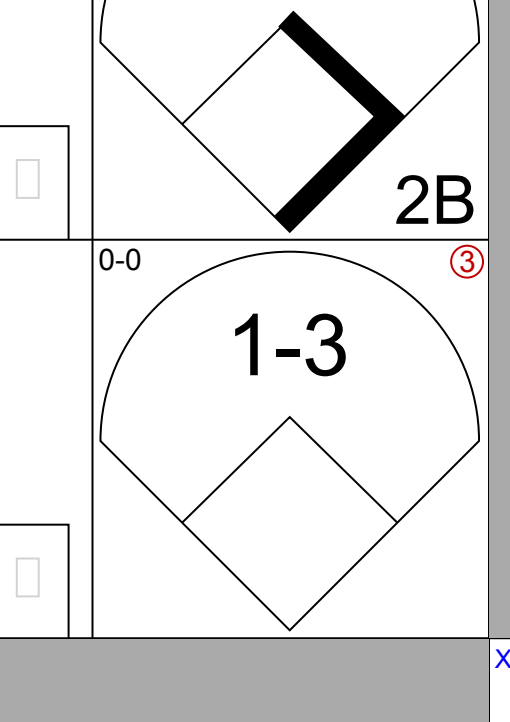
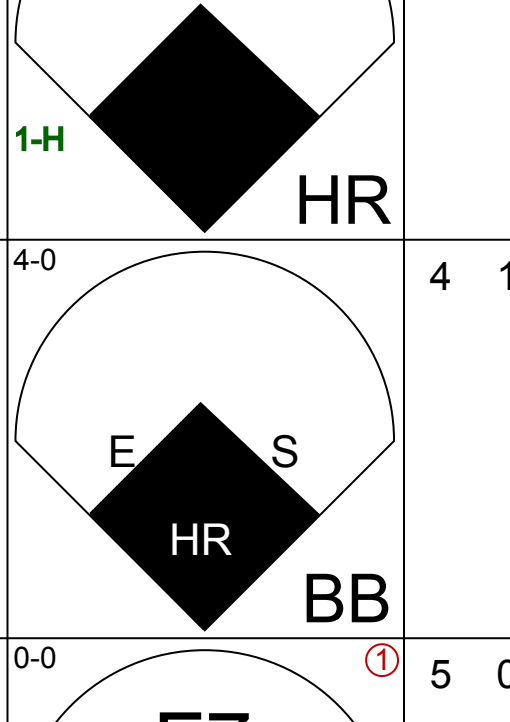
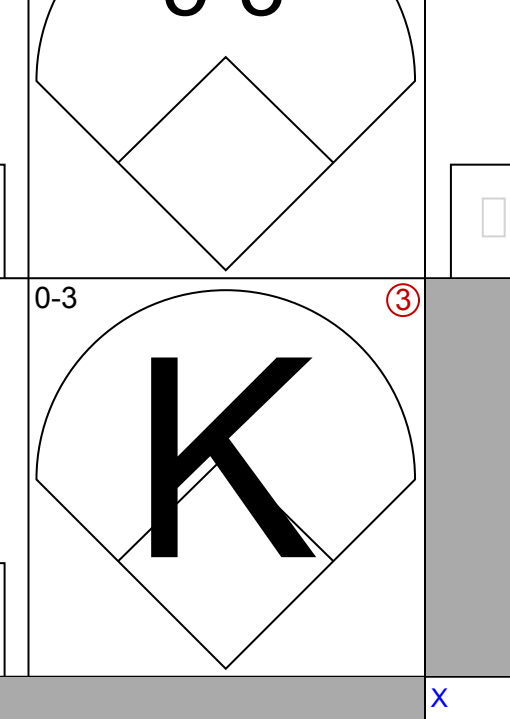
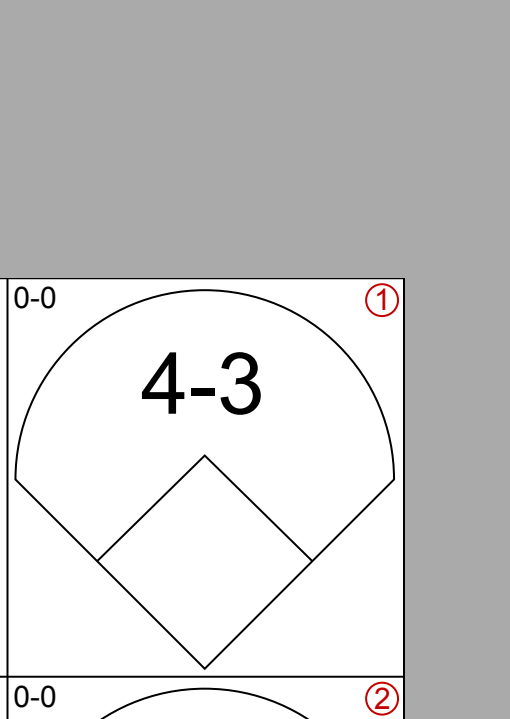
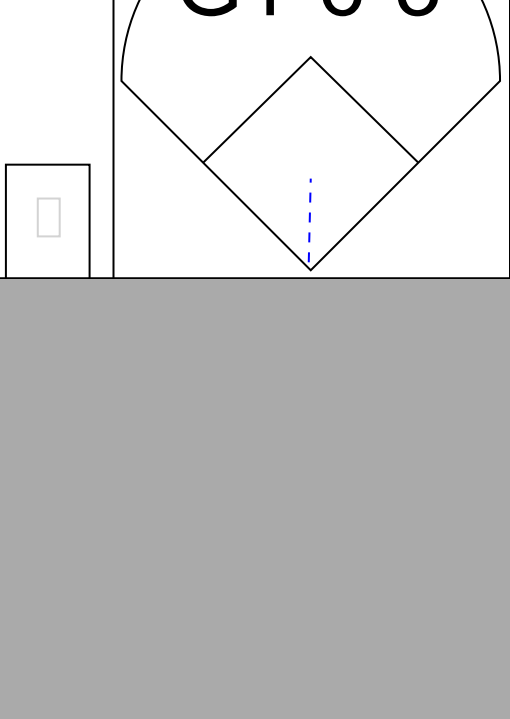
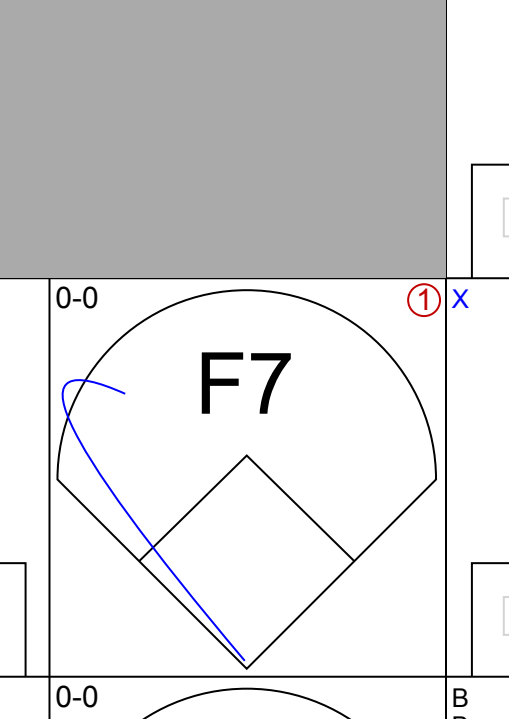
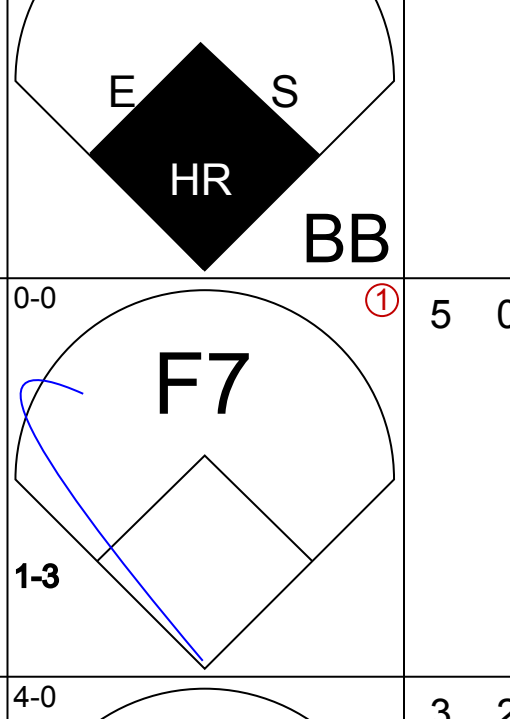
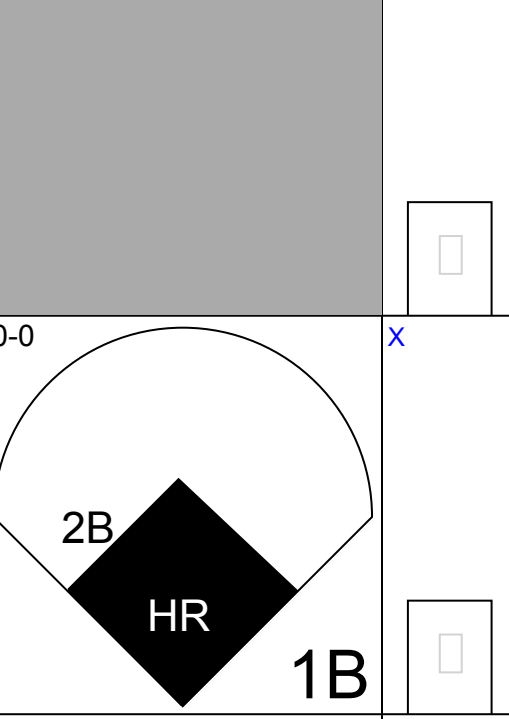
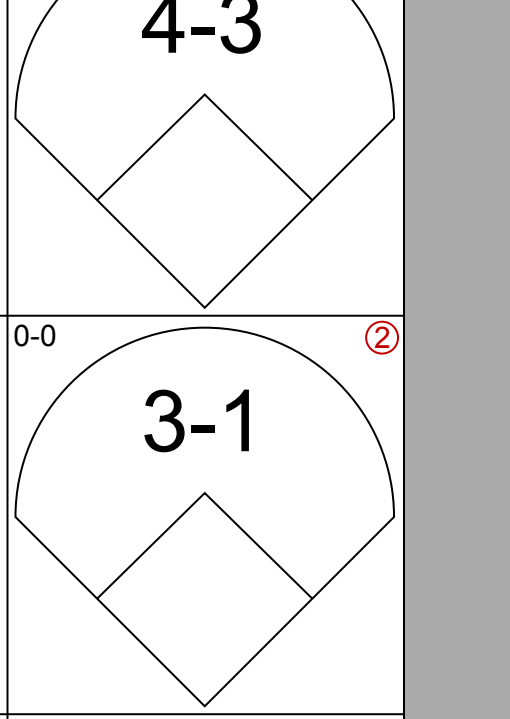


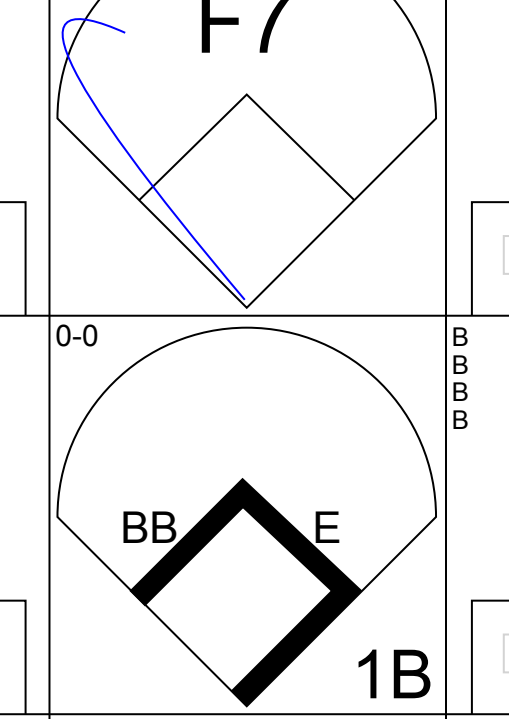
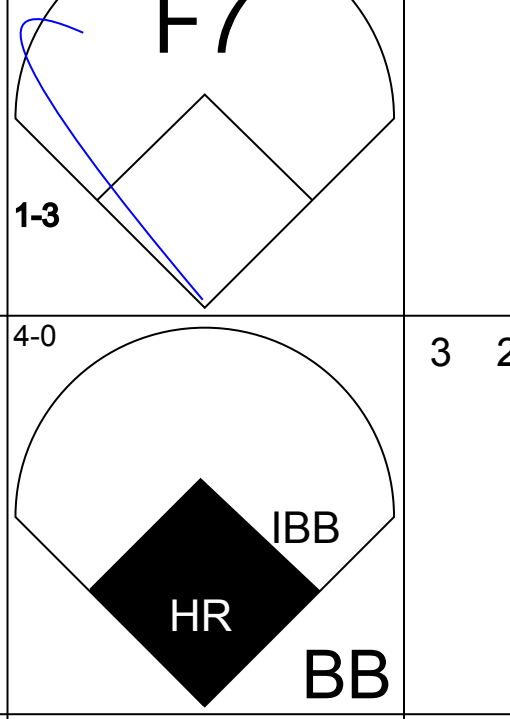
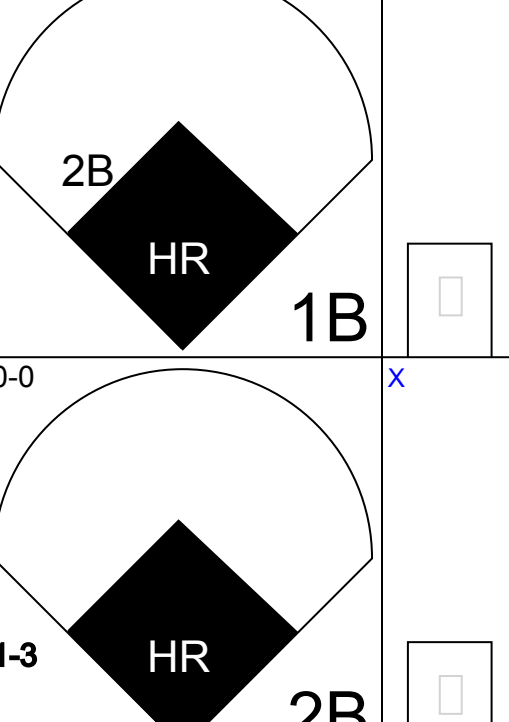
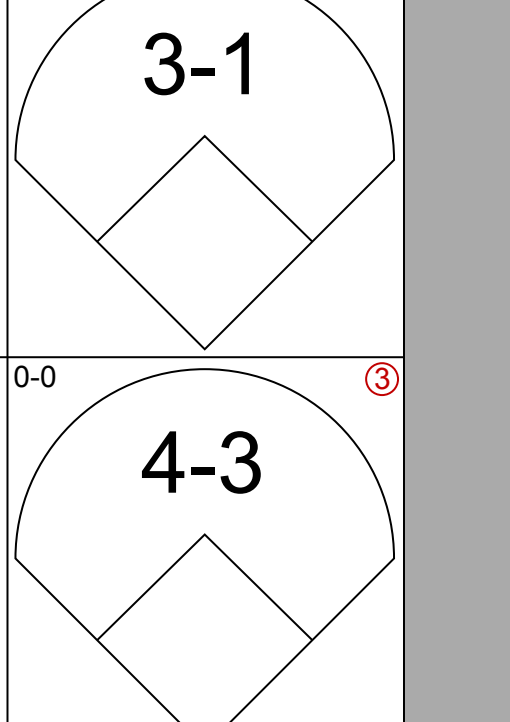


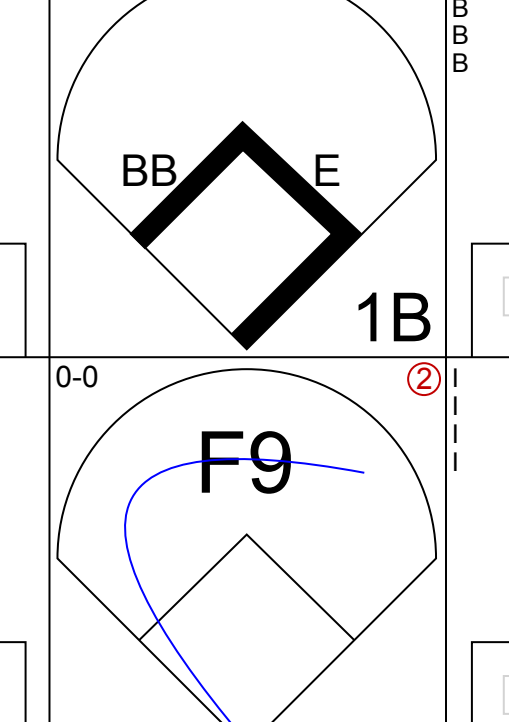
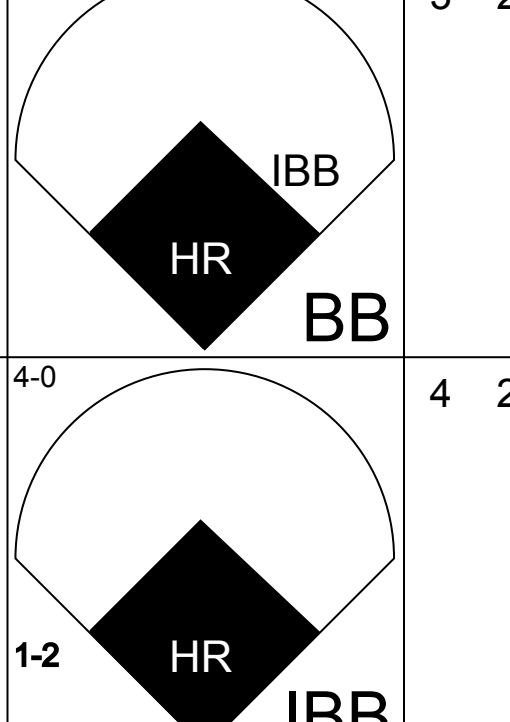
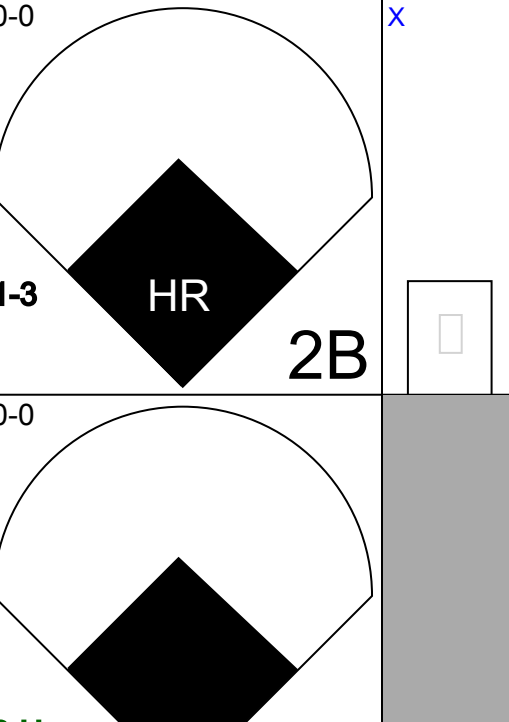
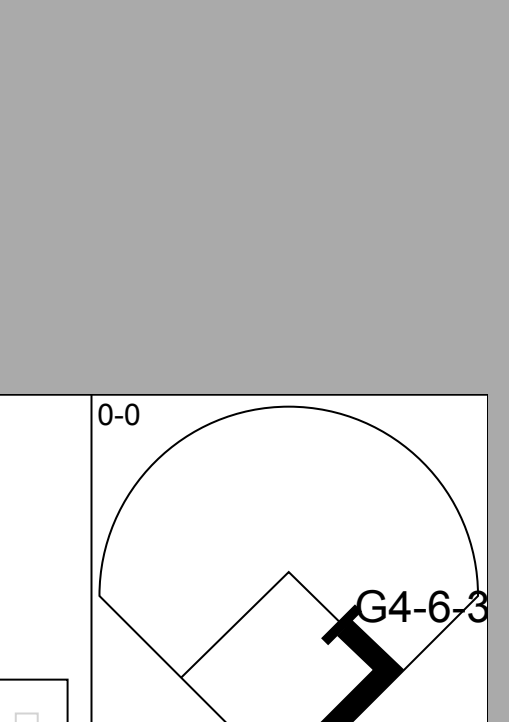
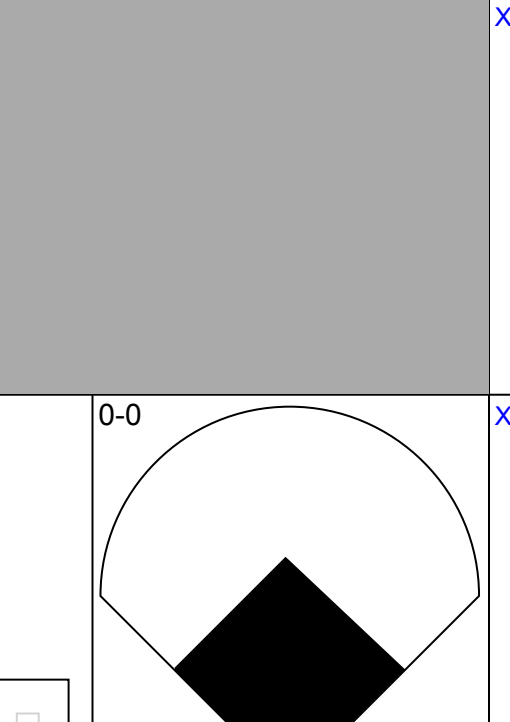
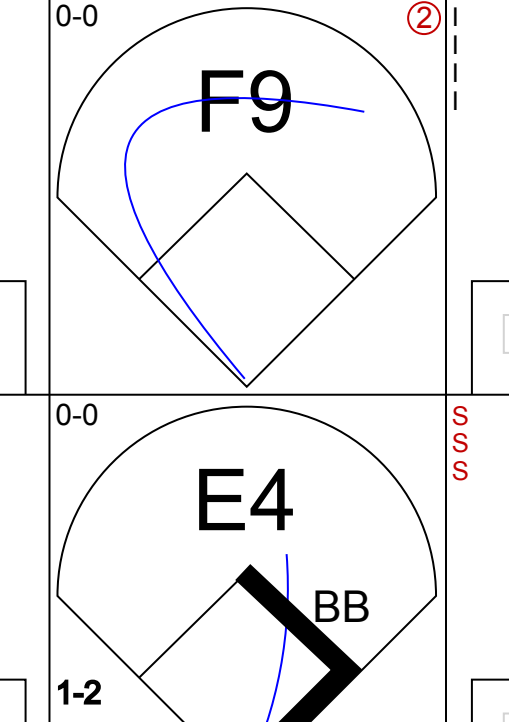
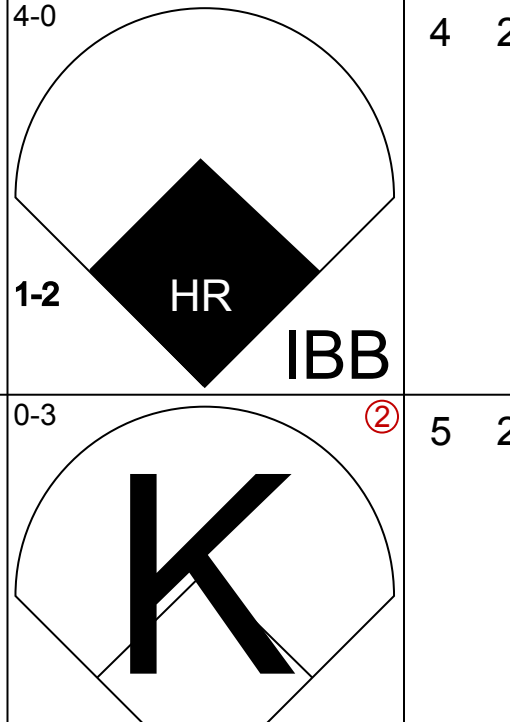
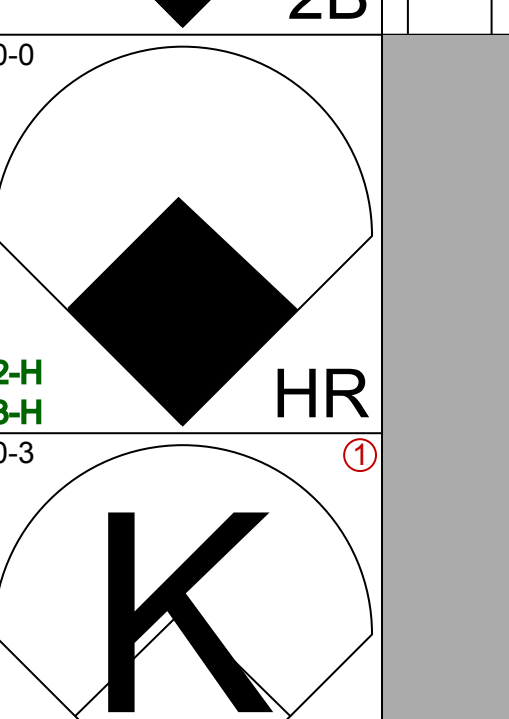
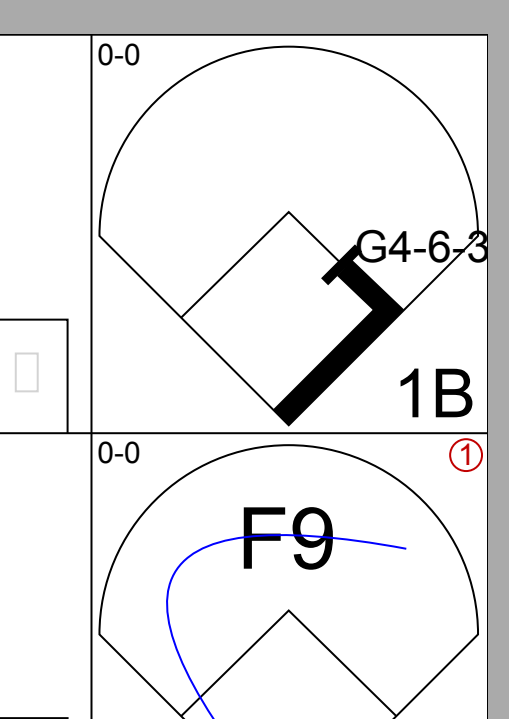
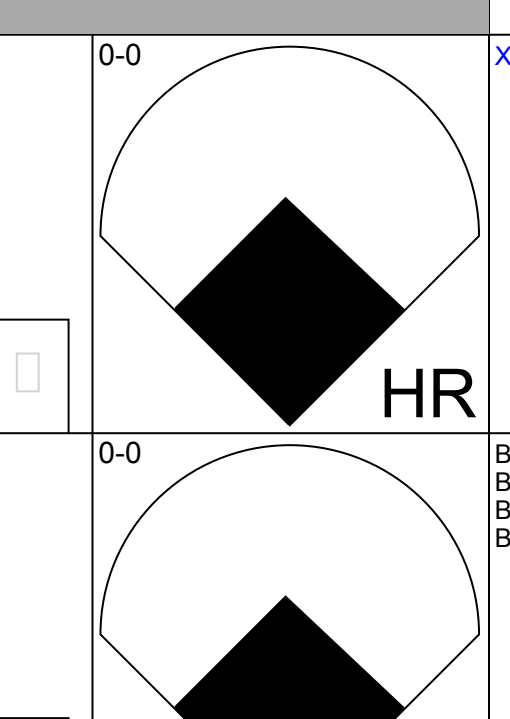
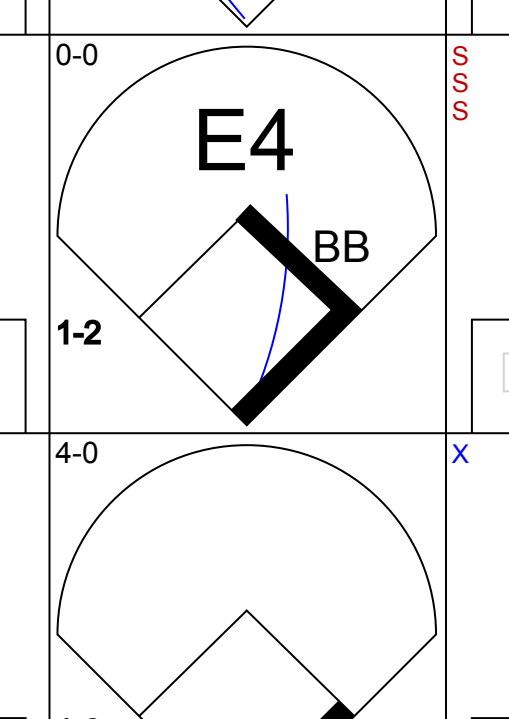
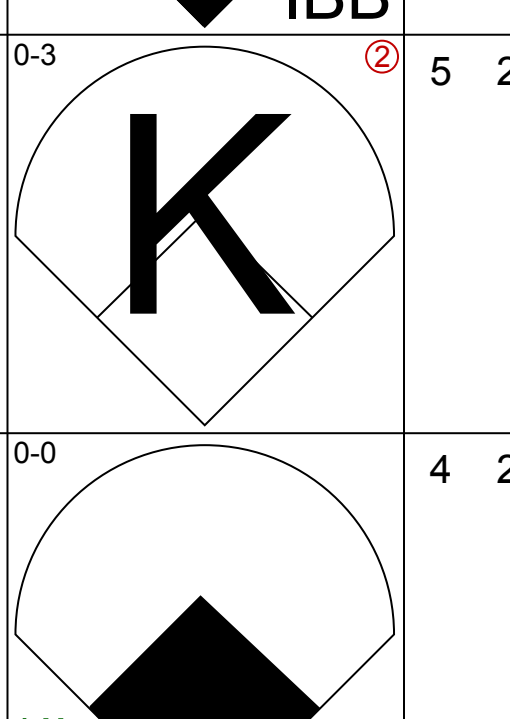
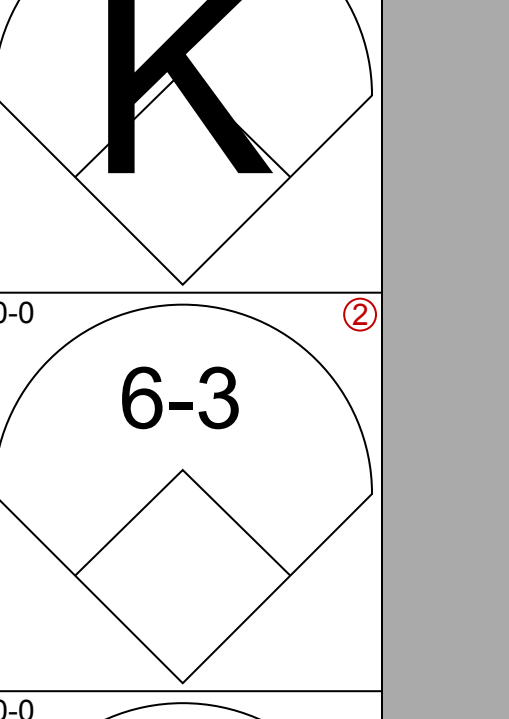
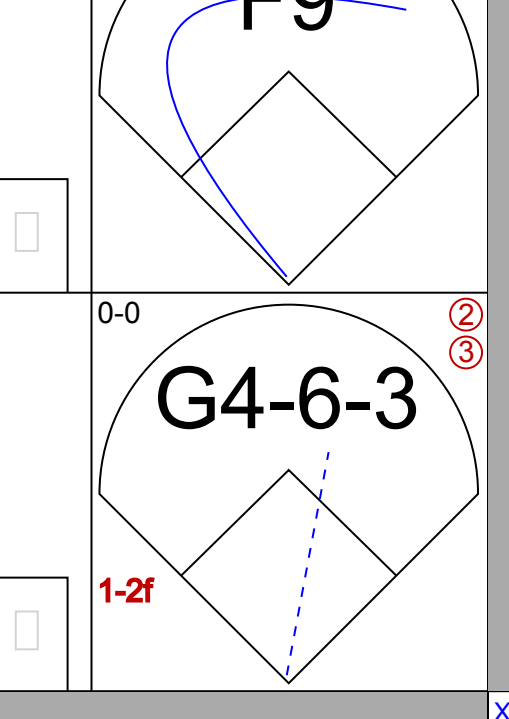
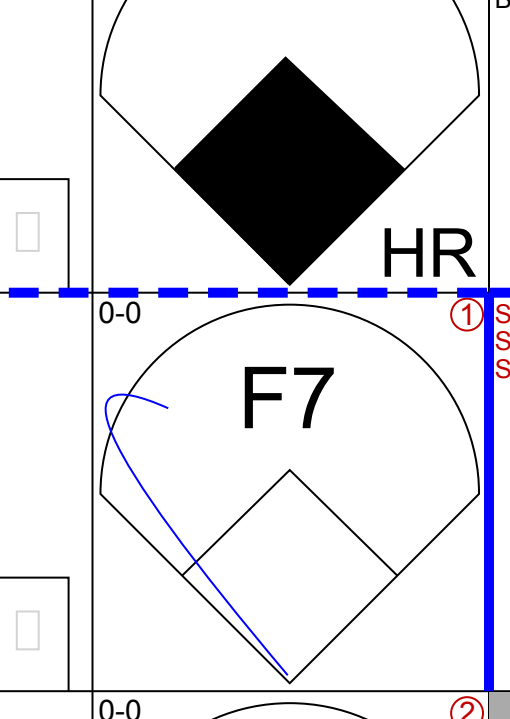
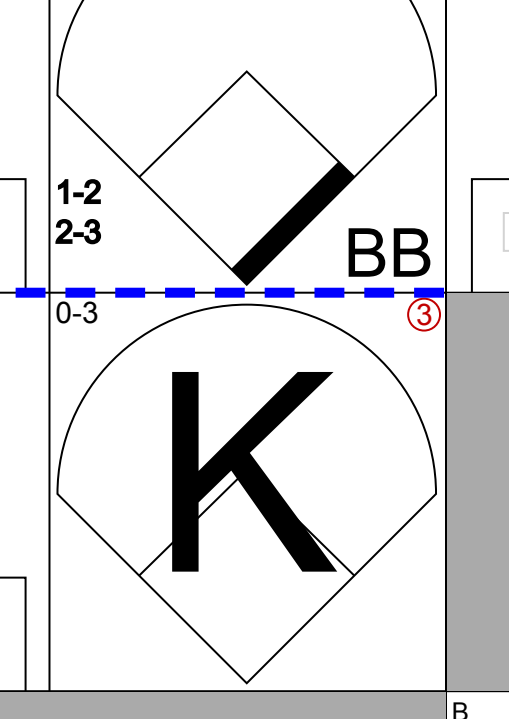
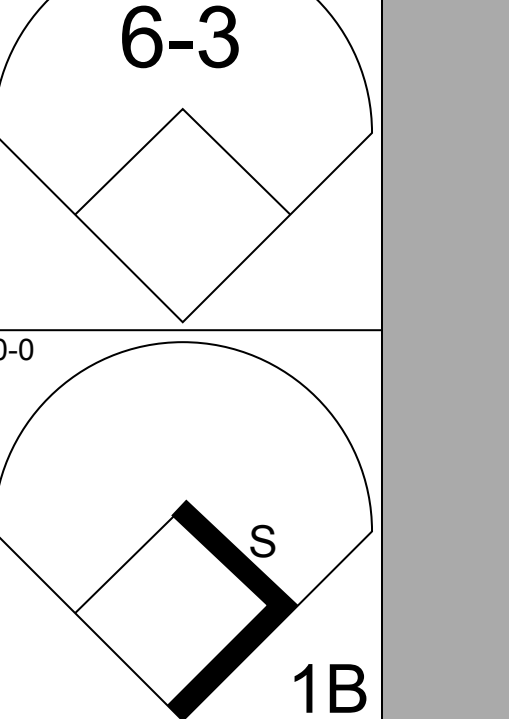
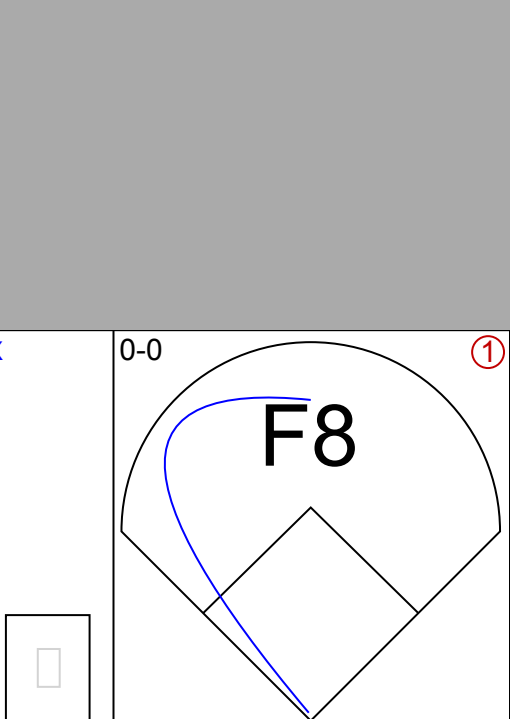
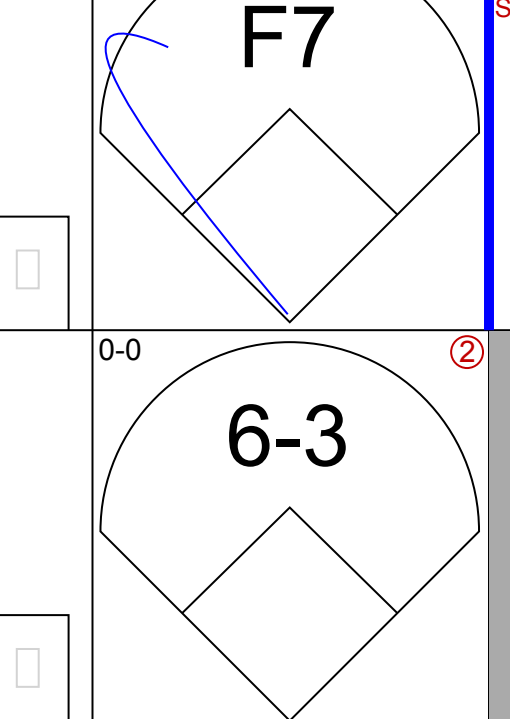
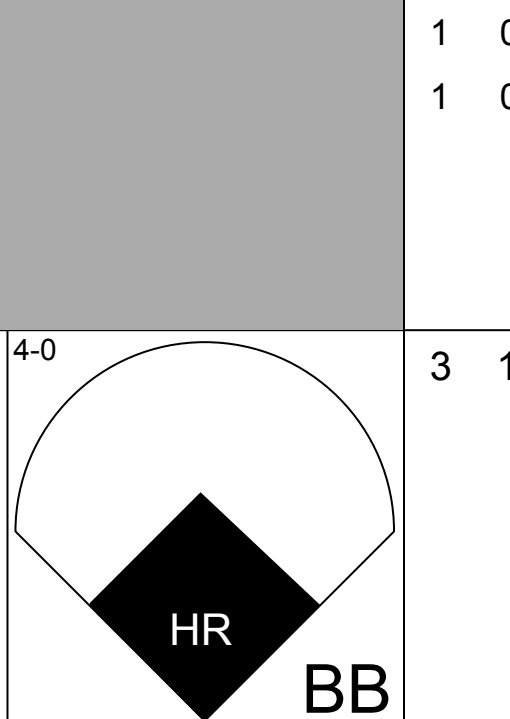
Batter	1	2	3	4	5	6	7	8	9	AB	R	H	RBI	BB	SO	LOB	BOTTOM										
Al Newman, S (1, 6) OBP: 0.324, SLG: 0.349	2B BB	FC5-4 S 1-2			5-3		1B 2B	4-3		4	2	1	0	1	0	2	Baltimore Orioles @ Minnesota Twins Hubert H. Humphrey Metrodome, Minneapolis, MN Thu May 07 1987, 4:33 AM EDT Att: 14,198 - Unknown AB 33 R 5 H 9 RBI 5 BB 3 SO 2 LOB 15 										
Dan Gladden, R (1, 8) OBP: 0.348, SLG: 0.411	6-3 2B	1-2 BB			1B BB		1B 2-3	1B		2	2	2	1	2	0	0											
Kirby Puckett, R (1, 10) OBP: 0.383, SLG: 0.600	6-3 3H	F7			F4		1B S	1B		4	1	1	2	0	0	3											
Gary Gaetti, R (1, 5) OBP: 0.288, SLG: 0.519	1B		5-3		1B 1-2		1B S FC5-6	1B		4	0	3	2	0	0	0											
Kent Hrbek, L (1, 3) OBP: 0.364, SLG: 0.366	1-3 1B		5-3		F5		FC5-6 G5-4-3	1B		4	0	1	0	0	0	3											
Tom Brunansky, R (1, 9) OBP: 0.313, SLG: 0.349	K		F7		E5 SH1-4		G5-4-3			4	0	0	0	0	1	3											
Tim Laudner, R (1, 2) OBP: 0.091, SLG: 0.190	F8			6-3		SH1-4		K		3	0	0	0	0	1	2											
Steve Lombardozzi, R (1, 4) OBP: 0.341, SLG: 0.386		6-3			F2		F3	6-3		4	0	0	0	0	0	1											
Mark Davidson, R (1, 7) OBP: 0.219, SLG: 0.219					F7		F9	E4 S		4	0	1	0	0	0	1											
Inning Stats	R: 2 E: 0 K: 1 S: 8	H: 3 LOB: 2 BB: 1 P: 12	R: 0 E: 0 K: 0 S: 4	H: 1 LOB: 2 BB: 1 P: 8	R: 0 E: 0 K: 0 S: 3	H: 0 LOB: 0 BB: 0 P: 3	R: 0 E: 0 K: 0 S: 3	H: 0 LOB: 0 BB: 0 P: 3	R: 0 E: 1 K: 0 S: 4	H: 0 LOB: 1 BB: 0 P: 4	R: 3 E: 0 K: 0 S: 6	H: 4 LOB: 0 BB: 0 P: 6	R: 0 E: 1 K: 1 S: 6	H: 0 LOB: 1 BB: 0 P: 6	1B: 7 2B: 2 3B: 0 HR: 0	SF: 0 SAC: 1 DP: 1 HBP: 0		WP: 0 PB: 0 SB: 3 CS: 0	PA: 37								
PITCHER	IP	WLS	BF	H	R	ER	SO	BB	IBB	HBP	BLK	WP	HR	S	P	ERA	WHIP										
Mike Flanagan, L (1, 1) ERA: 6.25	6.0	L	30	8	5	5	1	3	0	0	0	0	0	1	1	7.50	1.833										
Tony Arnold, R (7, 1) ERA: 4.08	0.0		1	1	0	0	0	0	0	0	0	0	0	1	1	∞	∞										
Mike Kinnunen, L (7, 1) ERA: 2.45	0.1		1	0	0	0	0	0	0	0	0	0	0	1	1	0.00	0.000										
Mark Williamson, R (7, 1) ERA: 5.4	1.2		5	0	0	0	1	0	0	0	0	0	0	7	7	0.00	0.000										

Batter	1	2	3	4	5	6	7	8	9	AB	R	H	RBI	BB	SO	LOB	TOP			
Al Newman, S OBP: 0.301, SLG: 0.324 (1, 6)										5	0	0	0	0	1	5				
Dan Gladden, R OBP: 0.353, SLG: 0.426 (1, 7)										5	1	2	1	0	2	0				
Kirby Puckett, R OBP: 0.392, SLG: 0.600 (1, 8)										5	1	3	0	0	2	1				
Gary Gaetti, R OBP: 0.284, SLG: 0.505 (1, 5)										5	1	1	1	0	2	2				
Kent Hrbek, L OBP: 0.368, SLG: 0.365 (1, 3)										3	1	1	1	1	0	2				
Tom Brunansky, R OBP: 0.330, SLG: 0.393 (1, 10)										3	1	2	3	1	0	0				
Tim Laudner, R OBP: 0.077, SLG: 0.160 (1, 2)										4	0	0	0	0	1	3				
Steve Lombardozi, R OBP: 0.349, SLG: 0.392 (1, 4)										4	1	2	0	0	1	3				
Mark Davidson, R OBP: 0.265, SLG: 0.353 (8, PH)										2	1	2	1	0	0	0				
Roy Smalley, S OBP: 0.297, SLG: 0.478 (8, PH)										1	0	0	0	0	1	3				
Randy Bush, L OBP: 0.324, SLG: 0.397 (8, 9)										0	0	0	0	0	0	0				
Inning Stats	R: 3 E: 1 K: 1 S: 9	H: 4 LOB: 1 BB: 0 P: 9	R: 1 E: 0 K: 1 S: 7	H: 2 LOB: 1 BB: 0 P: 7	R: 2 E: 0 K: 0 S: 5	H: 3 LOB: 0 BB: 0 P: 5	R: 0 E: 0 K: 1 S: 5	H: 1 LOB: 0 BB: 0 P: 5	R: 0 E: 0 K: 1 S: 5	H: 0 LOB: 0 BB: 0 P: 5	R: 0 E: 0 K: 0 S: 5	H: 2 LOB: 1 BB: 0 P: 5	R: 0 E: 1 K: 2 S: 8	H: 0 LOB: 3 BB: 2 P: 16	R: 0 E: 0 K: 3 S: 9	H: 0 LOB: 0 BB: 0 P: 9	1B: 10 2B: 2 3B: 0 HR: 2	SF: 0 SAC: 1 DP: 1 HBP: 0	WP: 0 PB: 0 CS: 2	PA: 42
PITCHER	IP	WLS	BF	H	R	ER	SO	BB	IBB	HBP	BLK	WP	HR	S	P	ERA	WHIP			
Tommy John, L ERA: 3.81 (1, 1)	1.2		11	6	4	4	1	0	0	0	0	0	0	13	13	21.60	3.600			
Tim Stoddard, R ERA: 4.39 (2, 1)	5.1		20	7	3	3	4	0	0	0	0	0	2	28	28	5.06	1.312			
Cecilio Guante, R ERA: 4.15 (8, 1)	2.0	W	9	0	0	0	5	2	0	0	0	0	0	17	25	0.00	1.000			

Minnesota Twins @ New York Yankees
Yankee Stadium, Bronx, NY
Fri May 08 1987, 7:05 PM EDT
Att: 25,921 - Unknown

AB	37
R	7
H	13
RBI	7
BB	2
SO	10
LOB	19



Batter	1	2	3	4	5	6	7	8	9	AB	R	H	RBI	BB	SO	LOB	BOTTOM				
Rickey Henderson, R OBP: 0.483, SLG: 0.677 (1, 8)										4	1	2	2	1	0	0					
Willie Randolph, R OBP: 0.400, SLG: 0.343 (1, 4)										4	1	0	0	1	0	3					
Don Mattingly, L OBP: 0.328, SLG: 0.450 (1, 3)										5	0	0	0	0	1	1					
Dan Pasqua, L OBP: 0.297, SLG: 0.290 (1, 7)										3	2	2	0	2	0	0					
Dave Winfield, R OBP: 0.434, SLG: 0.520 (1, 9)										4	2	1	0	1	0	2					
Gary Ward, R OBP: 0.353, SLG: 0.484 (1, 10)										5	2	3	4	0	1	4					
Mike Pagliarulo, L OBP: 0.260, SLG: 0.311 (1, 5)										4	2	2	5	1	1	1					
Joel Skinner, R OBP: 0.178, SLG: 0.229 (1, 2)										2	0	0	0	0	0	1					
Claudell Washington, L OBP: 0.310, SLG: 0.385 (7, PH)										1	0	0	0	0	0	0					
Rick Cerone, R OBP: 0.240, SLG: 0.100 (8, 2)										1	0	0	0	0	1	3					
Wayne Tolleson, S OBP: 0.364, SLG: 0.333 (1, 6)										3	1	1	0	1	0	0					
Inning Stats	R: 0 E: 0 K: 1 S: 5	H: 4 LOB: 2 BB: 1 P: 13	R: 0 E: 0 K: 0 S: 3	H: 0 LOB: 0 BB: 0 P: 3	R: 0 E: 0 K: 0 S: 3	H: 1 LOB: 0 BB: 0 P: 3	R: 0 E: 0 K: 0 S: 2	H: 0 LOB: 1 BB: 1 P: 6	R: 2 E: 0 K: 0 S: 6	H: 3 LOB: 1 BB: 0 P: 6	R: 0 E: 1 K: 1 S: 7	H: 1 LOB: 3 BB: 1 P: 11	R: 6 E: 0 K: 1 S: 6	H: 2 LOB: 0 BB: 4 P: 22	1B: 4 2B: 2 3B: 0 HR: 5	SF: 0 SAC: 0 DP: 2 HBP: 0	WP: 0 PB: 0 CS: 0	PA: 43			
PITCHER	IP	WLS	BF	H	R	ER	SO	BB	IBB	HBP	BLK	WP	HR	S	P	ERA	WHIP				
Mark Portugal, R ERA: 7.39 (1, 1)	6.0		25	7	5	5	2	2	0	0	0	0	0	3	27	35	7.50	1.500			
Keith Atherton, R ERA: 2.08 (7, 1)	1.2		9	2	0	0	1	0	0	0	0	0	0	8	12	0.00	1.800				
Jeff Reardon, R ERA: 9.24 (8, 1)	1.0	L	9	2	6	6	2	3	1	0	0	0	2	9	25	54.00	5.000				

Minnesota Twins @ New York Yankees
Yankee Stadium, Bronx, NY
Fri May 08 1987, 7:05 PM EDT
Att: 25,921 - Unknown

AB	36
R	11
H	11
RBI	11
BB	7
SO	4
LOB	15



Batter	1	2	3	4	5	6	7	8	9	AB	R	H	RBI	BB	SO	LOB	TOP			
Al Newman, S (1, 6) OBP: 0.316, SLG: 0.380										3	0	2	2	0	0	0	Minnesota Twins @ New York Yankees Yankee Stadium, Bronx, NY Sat May 09 1987, 7:05 PM EDT Att: 27,220 - Unknown			
Dan Gladden, R (1, 7) OBP: 0.333, SLG: 0.400										4	0	0	0	0	2					
Kirby Puckett, R (1, 8) OBP: 0.395, SLG: 0.596										4	0	2	0	0	1					
Gary Gaetti, R (1, 5) OBP: 0.275, SLG: 0.487										4	0	0	0	0	4					
Kent Hrbek, L (1, 3) OBP: 0.356, SLG: 0.350										4	0	0	0	1	2					
Tom Brunansky, R (1, 10) OBP: 0.317, SLG: 0.376										4	0	0	0	0	2					
Mark Davidson, R (1, 9) OBP: 0.270, SLG: 0.378										3	1	1	0	0	1					
Steve Lombardozzi, R (1, 4) OBP: 0.352, SLG: 0.408										2	1	1	0	0	0					
Tom Nieto, R (1, 2) OBP: 0.309, SLG: 0.349										3	0	0	0	0	2					
Inning Stats	R: 0 E: 1 K: 0 S: 4	H: 1 LOB: 1 BB: 0 P: 4	R: 0 E: 0 K: 1 S: 5	H: 0 LOB: 0 BB: 0 P: 5	R: 1 E: 0 K: 0 S: 4	H: 1 LOB: 1 BB: 0 P: 4	R: 0 E: 0 K: 0 S: 4	H: 1 LOB: 1 BB: 0 P: 4	R: 1 E: 0 K: 1 S: 5	H: 2 LOB: 1 BB: 0 P: 5	R: 0 E: 0 K: 0 S: 3	H: 0 LOB: 0 BB: 0 P: 3	R: 0 E: 0 K: 0 S: 3	H: 0 LOB: 0 BB: 0 P: 3	R: 0 E: 0 K: 0 S: 4	H: 1 LOB: 1 BB: 0 P: 4	1B: 2 2B: 3 3B: 1 HR: 0	SF: 0 SAC: 2 DP: 1 HBP: 0	WP: 0 PB: 0 CS: 0	PA: 33
PITCHER Dennis Rasmussen, L (1, 1) ERA: 2.89	IP: 9.0 WLS: L BF: 33 H: 6 R: 2 ER: 2 SO: 2 BB: 0 IBB: 0 HBP: 0 BLK: 0 WP: 0 HR: 0 S: 37 P: 37 ERA: 2.00 WHIP: 0.667															PITCHER				

Batter	1	2	3	4	5	6	7	8	9	AB	R	H	RBI	BB	SO	LOB	BOTTOM			
Rickey Henderson, R (1, 8) OBP: 0.484, SLG: 0.667										3	0	1	0	1	1	1	Minnesota Twins @ New York Yankees Yankee Stadium, Bronx, NY Sat May 09 1987, 7:05 PM EDT Att: 27,220 - Unknown			
Willie Randolph, R (1, 4) OBP: 0.395, SLG: 0.350										4	0	1	0	0	2					
Don Mattingly, L (1, 3) OBP: 0.318, SLG: 0.434										4	0	0	0	0	2					
Dan Pasqua, L (1, 7) OBP: 0.321, SLG: 0.286										1	0	0	0	3	0					
Henry Cotto, R (9, PR)										0	0	0	0	0	0					
Dave Winfield, R (1, 9) OBP: 0.429, SLG: 0.510										4	0	1	0	0	3					
Gary Ward, R (1, 10) OBP: 0.349, SLG: 0.469										3	0	0	0	0	2					
Mike Pagliarulo, L (1, 5) OBP: 0.260, SLG: 0.301										3	0	0	0	1	0					
Wayne Tolleson, S (1, 6) OBP: 0.363, SLG: 0.326										2	0	0	0	1	0					
Joel Skinner, R (1, 2) OBP: 0.173, SLG: 0.222										2	0	0	0	0	1					
Claudell Washington, L (8, PH) OBP: 0.302, SLG: 0.375										1	0	0	0	0	1					
Rick Cerone, R (9, 2) OBP: 0.240, SLG: 0.100										0	0	0	0	0	0					
Inning Stats	R: 0 E: 0 K: 0 S: 3	H: 0 LOB: 0 BB: 0 P: 3	R: 0 E: 0 K: 1 S: 5	H: 1 LOB: 1 BB: 1 P: 9	R: 0 E: 0 K: 0 S: 3	H: 1 LOB: 1 BB: 1 P: 7	R: 0 E: 0 K: 0 S: 3	H: 0 LOB: 0 BB: 0 P: 3	R: 0 E: 0 K: 1 S: 5	H: 0 LOB: 1 BB: 1 P: 9	R: 0 E: 0 K: 0 S: 2	H: 0 LOB: 0 BB: 1 P: 6	R: 0 E: 0 K: 2 S: 7	H: 0 LOB: 1 BB: 1 P: 11	R: 0 E: 0 K: 0 S: 4	H: 1 LOB: 3 BB: 1 P: 9	1B: 2 2B: 2 3B: 0 HR: 0	SF: 0 SAC: 0 DP: 3 HBP: 1	WP: 0 PB: 0 CS: 2	PA: 34
PITCHER Les Straker, R (1, 1) ERA: 1.45	IP: 5.2 WLS: W BF: 20 H: 2 R: 0 ER: 0 SO: 2 BB: 3 IBB: 0 HBP: 0 BLK: 0 WP: 0 HR: 0 S: 21 P: 33 ERA: 0.00 WHIP: 0.882															PITCHER				
Juan Berenguer, R (6, 1) ERA: 2.35	IP: 2.1 WLS: S BF: 9 H: 1 R: 0 ER: 0 SO: 3 BB: 2 IBB: 0 HBP: 0 BLK: 0 WP: 0 HR: 0 S: 13 P: 21 ERA: 0.00 WHIP: 1.286															PITCHER				
Jeff Reardon, R (9, 1) ERA: 8.56	IP: 1.0 WLS: S BF: 5 H: 0 R: 0 ER: 0 SO: 0 BB: 1 IBB: 0 HBP: 0 BLK: 0 WP: 0 HR: 0 S: 3 P: 8 ERA: 0.00 WHIP: 1.000															PITCHER				

Batter	1	2	3	4	5	6	7	8	9	AB R H RBI BB SO LOB	TOP											
Al Newman, S (1,6) OBP: 0.318, SLG: 0.392	4-0 CS FC4-6 BB	0-0 SF9 3B		0-0 L7		0-0 1-3		0-3 K		4 2 1 0 1 1 1	Minnesota Twins @ Baltimore Orioles Memorial Stadium, Baltimore, MD Mon May 11 1987, 7:05 PM EDT Att: 25,353 - Unknown											
Dan Gladden, R (1,7) OBP: 0.325, SLG: 0.382	4-0 FC4-6 BB	0-0 SF9		0-0 1-3		0-0 6-3		0-0 G3		3 0 0 1 1 0 1												
Kirby Puckett, R (1,8) OBP: 0.376, SLG: 0.561	0-0 FC4-6 CS 1-2 3-H	0-0 F8			0-3 K		0-0 F9		0-0 FC5-4 1B	5 0 1 1 0 1 1												
Gary Gaetti, R (1,5) OBP: 0.295, SLG: 0.496	0-0 1-2 1B		4-0 HR BB		0-0 FC5 BB 1B		0-0 HR 1B		0-0 FC5-4 BB 1-2 1B	4 3 3 0 1 0 1 0 0 0 0 0 0 0												
Kent Hrbek, L (1,3) OBP: 0.341, SLG: 0.361	0-0 4-3		0-0 B1		0-0 L6		0-0 HR		4-0 BB 1B BB	4 1 1 2 0 0 3 0 0 0 0 1 0 0												
Randy Bush, L (8,3) OBP: 0.342, SLG: 0.410									0-0 BB 1B BB	4 1 3 3 1 0 0												
Tom Brunansky, R (1,10) OBP: 0.345, SLG: 0.420		0-0 5-3	0-0 HR		4-0 1-2 BB		0-0 1B		0-0 1-2 2-H 1B	4 1 3 3 1 0 0												
Mark Davidson, R (1,9) OBP: 0.286, SLG: 0.381		0-0 1B HR 1B	0-0 G1-6-3 1B		0-0 FC5 2-3F		0-0 4-3		0-3 K	5 1 2 0 0 1 5												
Steve Lombardozzi, R (1,4) OBP: 0.355, SLG: 0.400		0-0 1-2 HR 1B	0-0 G1-6-3 1-2		0-0 6-3		0-3 K		4-0 1-2 2-3 BB FC6-4	4 1 1 0 1 1 1												
Tom Nieto, R (1,2) OBP: 0.315, SLG: 0.412		0-0 1-H 2-H HR		0-0 6-3		0-0 F9		0-0 2B FC6-4 1-2F	0-0 FC6-4	5 1 2 3 0 0 3												
Inning Stats	R: 1 E: 0 K: 0 S: 3	H: 1 LOB: 1 BB: 2 P: 11	R: 4 E: 0 K: 0 S: 7	H: 4 LOB: 0 BB: 7 P: 7	R: 2 E: 0 K: 0 S: 4	H: 2 LOB: 0 BB: 1 P: 8	R: 0 E: 0 K: 0 S: 3	H: 0 LOB: 0 BB: 0 P: 3	R: 0 E: 0 K: 1 S: 6	H: 1 LOB: 2 BB: 1 P: 10	R: 0 E: 0 K: 0 S: 3	H: 0 LOB: 0 BB: 0 P: 3	R: 2 E: 0 K: 0 S: 6	H: 3 LOB: 1 BB: 0 P: 6	R: 0 E: 0 K: 2 S: 8	H: 1 LOB: 3 BB: 2 P: 8	R: 1 E: 0 K: 1 S: 7	H: 2 LOB: 3 BB: 2 P: 15	1B: 9 2B: 1 3B: 1 HR: 3	SF: 1 SAC: 0 DP: 1 HBP: 0	WP: 0 PB: 0 SB: 0 CS: 2	PA: 45
PITCHER	IP WLS BF H R ER SO BB IBB HBP BLK WP HR S P ERA WHIP																					
Scott McGregor, L (1,1) ERA: 5.01	2.1 L 15 6 7 6 0 3 0 0 0 0 0 2 12 24 23.14 3.857																					
Tony Arnold, R (3,1) ERA: 5.01	4.2 19 5 2 2 1 1 0 0 0 0 1 20 24 3.86 1.286																					
Mike Kinnunen, L (8,1) ERA: 2.79	1.2 10 3 1 1 3 2 0 0 0 0 0 0 14 22 5.40 3.000																					
Mark Williamson, R (9,1) ERA: 5.14	0.1 1 0 0 0 0 0 0 0 0 0 0 0 1 1 0.00 0.000																					

Batter	1	2	3	4	5	6	7	8	9	AB R H RBI BB SO LOB	BOTTOM											
Alan Wiggins, S (1,4) OBP: 0.376, SLG: 0.395	0-0 F8	0-0 G3			0-0 F8			0-0 4-3	0-3 K	5 0 0 0 0 1 6	Minnesota Twins @ Baltimore Orioles Memorial Stadium, Baltimore, MD Mon May 11 1987, 7:05 PM EDT Att: 25,353 - Unknown											
Lee Lacy, R (1,9) OBP: 0.282, SLG: 0.400	0-0 5-3		0-3 K		0-0 G4-6-3 1-2F			0-0 L8		4 0 0 0 0 1 1												
Cal Ripken Jr., R (1,6) OBP: 0.404, SLG: 0.669	0-0 F7		0-3 K			0-3 K		0-0 HR		4 1 1 1 0 2 0												
Eddie Murray, S (1,3) OBP: 0.312, SLG: 0.516		0-0 G3	0-0 L9			0-0 HR		0-0 4-3		4 1 1 1 0 0 0												
Fred Lynn, L (1,8) OBP: 0.345, SLG: 0.422		0-0 HR		0-0 1B		0-0 4-3			0-3 K	4 1 2 1 0 1 0												
Ray Knight, R (1,5) OBP: 0.387, SLG: 0.454		0-0 E5 1B		0-0 F4		0-0 F9			0-0 1B E 1B	4 1 1 0 0 0 1												
Terry Kennedy, L (1,2) OBP: 0.281, SLG: 0.351		0-0 L9		0-0 L7			0-0 F7		0-0 1-2 1B E 1B	4 0 1 0 0 0 2												
Jim Dwyer, L (1,7) OBP: 0.364, SLG: 0.553		4-0 1B BB		0-0 B2-3			0-0 4-3		0-0 E3	3 0 0 0 1 0 2												
Larry Sheets, L (1,10) OBP: 0.429, SLG: 0.500		0-0 1-2 2-3 1B			0-0 G4-6-3 1B		0-0 F9		0-0 F7	4 0 2 0 0 0 2												
Inning Stats	R: 0 E: 0 K: 0 S: 3	H: 0 LOB: 0 BB: 0 P: 3	R: 1 E: 1 K: 0 S: 6	H: 2 LOB: 3 BB: 1 P: 10	R: 0 E: 0 K: 2 S: 7	H: 0 LOB: 0 BB: 0 P: 7	R: 0 E: 0 K: 0 S: 4	H: 1 LOB: 1 BB: 0 P: 4	R: 0 E: 0 K: 0 S: 3	H: 1 LOB: 0 BB: 0 P: 3		R: 1 E: 0 K: 1 S: 6	H: 1 LOB: 0 BB: 0 P: 6	R: 0 E: 0 K: 0 S: 3	H: 0 LOB: 0 BB: 0 P: 3	R: 1 E: 0 K: 0 S: 4	H: 1 LOB: 0 BB: 0 P: 4	R: 1 E: 1 K: 2 S: 10	H: 2 LOB: 2 BB: 0 P: 10	1B: 5 2B: 0 3B: 0 HR: 3	SF: 0 SAC: 0 DP: 1 HBP: 0	WP: 0 PB: 0 SB: 0 CS: 0
PITCHER	IP WLS BF H R ER SO BB IBB HBP BLK WP HR S P ERA WHIP																					
Bert Blyleven, R (1,1) ERA: 4.4	9.0 W 37 8 4 3 5 1 0 0 0 0 0 3 46 50 3.00 1.000																					

Batter	1	2	3	4	5	6	7	8	9	AB	R	H	RBI	BB	SO	LOB	TOP								
Al Newman, S (1, 6) OBP: 0.311, SLG: 0.378	F8		S 1B BB	K		4-3		SF7		3	1	0	1	1	1	1	Minnesota Twins @ Baltimore Orioles Memorial Stadium, Baltimore, MD Tue May 12 1987, 7:05 PM EDT Att: 14,279 - Unknown								
Dan Gladden, R (1, 10) OBP: 0.321, SLG: 0.375 Roy Smalley, S (8, PH) OBP: 0.304, SLG: 0.466	S 1B		F2	F4			F3	F6		4	0	1	0	0	0	1									
Kirby Puckett, R (1, 8) OBP: 0.370, SLG: 0.547	K		1B 1B		F8		F3		F8	5	1	1	1	0	1	1									
Gary Gaetti, R (1, 5) OBP: 0.291, SLG: 0.484	F7		1B 1B		F5		K		K	5	1	1	0	0	2	1									
Tim Laudner, R (1, 3) OBP: 0.103, SLG: 0.179 Randy Bush, L (8, PH) OBP: 0.347, SLG: 0.403		5-3	1B 1B		F5			1B 1-3 1B BB	L4	3	1	1	1	0	0	0									
Tom Brunansky, R (1, 7) OBP: 0.359, SLG: 0.442		1B		FC5-4		SH3-4 2B		1-3		4	1	3	2	0	0	1									
Mark Davidson, R (1, 9) OBP: 0.289, SLG: 0.364		F3		K		SH3-4		1B 1B SF7 IBB		2	1	0	0	1	1	2									
Steve Lombardozi, R (1, 4) OBP: 0.371, SLG: 0.429				FC5-4				1B		4	0	3	1	0	0	1									
Tom Nieto, R (1, 2) OBP: 0.312, SLG: 0.403	F7				F9		K			4	0	1	1	0	1	3									
Inning Stats	R: 0 E: 0 K: 1 S: 6	H: 1 LOB: 1 BB: 0 P: 6	R: 0 E: 0 K: 0 S: 5	H: 2 LOB: 2 BB: 0 P: 5	R: 4 E: 0 K: 1 S: 9	H: 4 LOB: 1 BB: 1 P: 13	R: 0 E: 0 K: 1 S: 5	H: 0 LOB: 0 BB: 0 P: 5	R: 0 E: 0 K: 0 S: 3	H: 0 LOB: 0 BB: 0 P: 3	R: 1 E: 0 K: 1 S: 7	H: 2 LOB: 1 BB: 0 P: 7	R: 0 E: 0 K: 1 S: 5	H: 0 LOB: 0 BB: 0 P: 5	R: 2 E: 0 K: 0 S: 5	H: 2 LOB: 2 BB: 2 P: 13		R: 0 E: 0 K: 1 S: 5	H: 0 LOB: 0 BB: 0 P: 5	1B: 9 2B: 2 3B: 0 HR: 0	SF: 1 SAC: 1 DP: 0 HBP: 0	WP: 0 PB: 0 SB: 3 CS: 0	PA: 41		
PITCHER	IP	WLS	BF	H	R	ER	SO	BB	IBB	HBP	BLK	WP	HR	S	P	ERA	WHIP								
Mike Flanagan, L (1, 1) ERA: 6.53 Ken Dixon, R (6, 1) ERA: 6.03	5.1		25	8	5	5	3	1	0	0	0	0	0	30	34	8.44	1.688								

Batter	1	2	3	4	5	6	7	8	9	AB	R	H	RBI	BB	SO	LOB	BOTTOM								
Alan Wiggins, S (1, 10) OBP: 0.380, SLG: 0.407 Larry Sheets, L (9, PH) OBP: 0.438, SLG: 0.564					F9			F8		4	0	2	0	0	0	1	Minnesota Twins @ Baltimore Orioles Memorial Stadium, Baltimore, MD Tue May 12 1987, 7:05 PM EDT Att: 14,279 - Unknown								
Lee Lacy, R (1, 9) OBP: 0.256, SLG: 0.359	2B		1B		F9			K		4	0	0	0	0	2	3									
Cal Ripken Jr., R (1, 6) OBP: 0.407, SLG: 0.664				FC6-4 1B		F2		HR 1B		4	1	2	0	0	1	1									
Eddie Murray, S (1, 3) OBP: 0.310, SLG: 0.504	F8			FC6-4 HR		K		HR BB		3	2	0	0	1	1	2									
Fred Lynn, L (1, 8) OBP: 0.341, SLG: 0.443			F9		F2			HR		4	1	1	4	0	1	1									
Ray Knight, R (1, 5) OBP: 0.383, SLG: 0.475			F2		HR		4-3	F7		4	1	1	2	0	0	0									
Ken Gerhart, R (1, 7) OBP: 0.293, SLG: 0.411 Jim Dwyer, L (9, PH) OBP: 0.378, SLG: 0.564			5-3		5-3			F5		3	0	0	0	0	0	0									
Rick Burleson, R (1, 4) OBP: 0.266, SLG: 0.195					F7			F4		4	1	1	0	0	0	0									
Dave Vangorder, R (1, 2) OBP: 0.667, SLG: 2.000 Terry Kennedy, L (9, PH) OBP: 0.279, SLG: 0.348					K			HR BB		2	2	1	1	1	1	0									
Inning Stats	R: 0 E: 0 K: 1 S: 6	H: 1 LOB: 0 BB: 0 P: 6	R: 0 E: 0 K: 0 S: 3	H: 0 LOB: 0 BB: 0 P: 3	R: 0 E: 0 K: 2 S: 8	H: 1 LOB: 1 BB: 0 P: 8	R: 2 E: 0 K: 0 S: 5	H: 2 LOB: 2 BB: 0 P: 5	R: 1 E: 0 K: 0 S: 4	H: 1 LOB: 0 BB: 0 P: 4	R: 0 E: 0 K: 2 S: 7	H: 0 LOB: 0 BB: 0 P: 7	R: 0 E: 0 K: 0 S: 3	H: 0 LOB: 0 BB: 0 P: 3	R: 4 E: 0 K: 1 S: 7	H: 2 LOB: 2 BB: 2 P: 15		R: 3 E: 0 K: 0 S: 4	H: 3 LOB: 3 BB: 0 P: 4	1B: 5 2B: 1 3B: 0 HR: 4	SF: 0 SAC: 0 DP: 0 HBP: 0	WP: 0 PB: 0 SB: 0 CS: 0	PA: 37		
PITCHER	IP	WLS	BF	H	R	ER	SO	BB	IBB	HBP	BLK	WP	HR	S	P	ERA	WHIP								
Frank Viola, L (1, 1) ERA: 4.01 Keith Atherton, R (8, 1) ERA: 3.0 Jeff Reardon, R (8, 1) ERA: 10.67	7.0		27	5	4	4	5	1	0	0	0	0	0	5	9	0.00	3.000								

Batter	1	2	3	4	5	6	7	8	9	AB	R	H	RBI	BB	SO	LOB	TOP																			
Tony Fernandez, S OBP: 0.338, SLG: 0.347 (1, 6)	G3		FC4			G3				5	0	2	1	0	0	1	Toronto Blue Jays @ Minnesota Twins Hubert H. Humphrey Metrodome, Minneapolis, MN Wed May 13 1987, 8:05 PM EDT Att: 9,158 - Unknown																			
Rob Ducey, L OBP: 0.348, SLG: 0.125 (1, 9)		4-3		G3		G3		K		4	1	0	0	1	1	4																				
Lloyd Moseby, L OBP: 0.289, SLG: 0.397 (1, 8)	K		F6	F8			K	F7		5	0	0	0	0	2	4																				
George Bell, R OBP: 0.352, SLG: 0.636 Rick Leach, L OBP: 0.536, SLG: 0.429 (8, 7)				6-3			F7		K	4	1	2	2	0	0	0																				
Ernie Whitt, L OBP: 0.337, SLG: 0.359 (1, 2)	FC3-6			HR					K	1	0	0	0	0	1	0																				
Willie Upshaw, L OBP: 0.359, SLG: 0.504 (1, 3)									P3	4	1	1	0	1	0	1																				
Fred McGriff, L OBP: 0.418, SLG: 0.446 Cecil Fielder, R OBP: 0.389, SLG: 0.710 (8, PH)		4-3								5	1	2	1	0	0	1																				
Kelly Gruber, R OBP: 0.305, SLG: 0.333 (1, 5)									K	3	1	1	1	0	2	2																				
Garth Iorg, R OBP: 0.250, SLG: 0.156 (1, 4)									K	1	0	0	0	1	1	1																				
Inning Stats	R: 1 E: 0 K: 1 S: 6	H: 1 LOB: 1 BB: 1 P: 10	R: 2 E: 0 K: 0 S: 6	H: 3 LOB: 1 BB: 0 P: 6	R: 4 E: 0 K: 1 S: 10	H: 5 LOB: 1 BB: 0 P: 10	R: 0 E: 0 K: 0 S: 3	H: 0 LOB: 0 BB: 0 P: 3	R: 0 E: 1 K: 1 S: 6	H: 0 LOB: 1 BB: 0 P: 6	R: 0 E: 0 K: 1 S: 5	H: 0 LOB: 1 BB: 1 P: 9	R: 0 E: 0 K: 1 S: 7	H: 2 LOB: 3 BB: 1 P: 11	R: 0 E: 0 K: 2 S: 8	H: 1 LOB: 1 BB: 0 P: 8		1B: 6 2B: 4 3B: 0 HR: 2	SF: 0 SAC: 0 DP: 0 HBP: 0	WP: 0 PB: 0 SB: 2 CS: 0	PA: 43															
PITCHER	IP	WLS	BF	H	R	ER	SO	BB	IBB	HBP	BLK	WP	HR	S	P	ERA	WHIP	PITCHER		IP	WLS	BF	H	R	ER	SO	BB	IBB	HBP	BLK	WP	HR	S	P	ERA	WHIP
Mark Portugal, R ERA: 8.6 Joe Klimk, L ERA: 3.18	(1, 1)	2.1	L	15	7	6	1	1	0	0	0	0	2	16	20	23.14	3.429			(3, 1)	6.2	28	5	1	1	6	2	0	0	0	0	0	38	46	1.35	1.050

AB 40
R 7
H 12
RBI 7
BB 3
SO 7
LOB 18



Batter	1	2	3	4	5	6	7	8	9	AB	R	H	RBI	BB	SO	LOB	BOTTOM																			
Steve Lombardozzi, R OBP: 0.356, SLG: 0.409 (1, 4)	4-3		G3-4-1			E6		F8		4	0	0	0	0	0	3	Toronto Blue Jays @ Minnesota Twins Hubert H. Humphrey Metrodome, Minneapolis, MN Wed May 13 1987, 8:05 PM EDT Att: 9,158 - Unknown																			
Randy Bush, L OBP: 0.329, SLG: 0.379 (1, 9)		3-1			F8		F6	K		4	0	0	0	0	1	4																				
Kirby Puckett, R OBP: 0.366, SLG: 0.534 (1, 8)					4-3					3	0	0	0	1	0	0																				
Kent Hrbek, L OBP: 0.331, SLG: 0.348 (1, 3)										4	0	0	0	0	1	1																				
Gary Gaetti, R OBP: 0.283, SLG: 0.469 (1, 5)										4	0	0	0	0	2	1																				
Roy Smalley, S OBP: 0.313, SLG: 0.468 (1, 10)										4	0	2	0	0	2	1																				
Tom Brunansky, R OBP: 0.358, SLG: 0.434 (1, 7)										2	0	0	0	1	0	1																				
Tim Laudner, R OBP: 0.094, SLG: 0.161 (1, 2)										3	0	0	0	0	1	2																				
Greg Gagne, R OBP: 0.264, SLG: 0.426 Mark Salas, L OBP: 0.391, SLG: 0.316 Al Newman, S OBP: 0.311, SLG: 0.378 (8, PH)										2	0	0	0	0	0	0																				
Jim Clancy, R ERA: 3.22 Tom Henke, R ERA	(1, 1)	7.1	W	27	3	0	0	5	1	0	0	0	0	0	0	0																				
Inning Stats	R: 0 E: 0 K: 0 S: 3	H: 0 LOB: 0 BB: 0 P: 3	R: 0 E: 0 K: 1 S: 6	H: 1 LOB: 1 BB: 0 P: 6	R: 0 E: 0 K: 0 S: 3	H: 0 LOB: 0 BB: 0 P: 3	R: 0 E: 0 K: 1 S: 5	H: 0 LOB: 0 BB: 0 P: 5	R: 0 E: 0 K: 2 S: 7	H: 0 LOB: 0 BB: 0 P: 7	R: 0 E: 1 K: 1 S: 6	H: 0 LOB: 1 BB: 0 P: 6	R: 0 E: 0 K: 1 S: 3	H: 0 LOB: 0 BB: 0 P: 3	R: 0 E: 0 K: 1 S: 7	H: 2 LOB: 3 BB: 1 P: 11	R: 0 E: 0 K: 1 S: 5	H: 0 LOB: 1 BB: 1 P: 9	1B: 3 2B: 0 3B: 0 HR: 0	SF: 0 SAC: 0 DP: 0 HBP: 0	WP: 0 PB: 0 SB: 0 CS: 0	PA: 33														
PITCHER	IP	WLS	BF	H	R	ER	SO	BB	IBB	HBP	BLK	WP	HR	S	P	ERA	WHIP	PITCHER		IP	WLS	BF	H	R	ER	SO	BB	IBB	HBP	BLK	WP	HR	S	P	ERA	WHIP
Jim Clancy, R Tom Henke, R	(1, 1)	7.1	W	27	3	0	0	5	1	0	0	0	0	0	0	0.00	0.545			(8, 1)	1.2	6	0	0	0	2	1	0	0	0	0	9	13	0.00	0.600	

AB 31
R 0
H 3
RBI 0
BB 2
SO 7
LOB 13



Batter	1	2	3	4	5	6	7	8	9	AB	R	H	RBI	BB	SO	LOB	TOP		
Ellis Burks, R OBP: 0.333, SLG: 0.554 (1, 8)	0-0 1-3		0-0 1B			0-0 F2			0-0 2B	4	1	2	0	0	0	0			
Ed Romero, R OBP: 0.379, SLG: 0.326 Marty Barrett, R OBP: 0.262, SLG: 0.218 (9, 4)	0-0 HR		0-0 1B			0-0 6-3			0-0 6-3	4	1	1	0	0	0	2			
Wade Boggs, L OBP: 0.407, SLG: 0.516 (1, 5)	0-0 HR					0-0 6-3			4-0 2B	3	2	1	2	1	1	0			
Don Baylor, R OBP: 0.377, SLG: 0.504 (1, 10)	0-3 K					0-0 6-3			0-0 L8	0	1	0	0	0	0	0			
Dwight Evans, R OBP: 0.397, SLG: 0.534 (1, 9)	0-0 F7					0-0 5-3			0-0 K	4	0	0	0	0	1	2			
Bill Buckner, L OBP: 0.345, SLG: 0.300 (1, 3)						0-0 4-3			0-0 L8	4	1	1	3	0	0	0			
Mike Greenwell, L OBP: 0.326, SLG: 0.463 Dave Henderson, R OBP: 0.326, SLG: 0.463 (8, 7)						0-3 K			0-3 K	3	0	0	0	0	2	0	AB 28		
Spike Owen, S OBP: 0.233, SLG: 0.184 (1, 6)	0-0 1-3					4-0 BB			0-3 K	2	0	0	0	1	1	0	R 6		
Rich Gedman, L OBP: 0.037, SLG: 0.037 (1, 2)						0-0 F7			0-3 K	3	0	0	0	0	1	1	H 5		
Inning Stats	R: 2 E: 0 K: 1 S: 7	H: 2 LOB: 0 BB: 7	R: 0 E: 0 K: 0 S: 3	H: 0 LOB: 0 BB: 3	R: 0 E: 0 K: 0 S: 3	H: 1 LOB: 0 BB: 3	R: 0 E: 0 K: 1 S: 5	H: 0 LOB: 0 BB: 5	R: 0 E: 0 K: 0 S: 5	H: 0 LOB: 0 BB: 1	R: 0 E: 0 K: 0 S: 3	H: 0 LOB: 0 BB: 3	R: 0 E: 0 K: 0 S: 9	H: 0 LOB: 0 BB: 9	R: 4 E: 0 K: 1 S: 8	H: 3 LOB: 0 BB: 12	1B: 2 2B: 2 3B: 0 HR: 2	SF: 0 SAC: 0 DP: 1 HBP: 0	WP: 1 PA: 34
PITCHER	IP	WLS	BF	H	R	ER	SO	BB	IBB	HBP	BLK	WP	HR	S	P	ERA	WHIP		
Bert Blyleven, R ERA: 4.52 Jeff Reardon, R ERA: 10.8 (9, 1)	8.1	L	31	5	5	5	6	1	1	0	0	1	1	41	49	5.40	0.720		

Boston Red Sox @ Minnesota Twins
Hubert H. Humphrey Metrodome, Minneapolis, MN
Sat May 16 1987, 8:05 PM EDT
Att: 23,414 - Unknown

AB 28
R 6
H 5
RBI 5
BB 2
SO 6
LOB 5



Batter	1	2	3	4	5	6	7	8	9	AB	R	H	RBI	BB	SO	LOB	BOTTOM		
Al Newman, S OBP: 0.316, SLG: 0.364 (1, 6)	0-0 1-3		0-0 1B			0-0 B5			0-0 F7	4	0	1	0	0	0	1			
Randy Bush, L OBP: 0.333, SLG: 0.370 (1, 9)	0-0 F8		0-0 CS			0-0 F9			0-0 F8	4	0	1	0	0	0	1			
Kirby Puckett, R OBP: 0.377, SLG: 0.549 (1, 8)	0-3 K					0-0 1B			0-0 1B	4	1	2	0	0	1	1			
Kent Hrbek, L OBP: 0.336, SLG: 0.373 (1, 3)						0-0 K			0-0 G3	4	0	1	0	0	1	2			
Gary Gaetti, R OBP: 0.291, SLG: 0.471 (1, 5)						0-0 1B			0-0 1B	3	0	2	1	1	0	2			
Roy Smalley, S OBP: 0.319, SLG: 0.471 (1, 10)						0-0 BB			0-0 1B	4	0	1	0	0	1	3			
Tom Brunansky, R OBP: 0.344, SLG: 0.405 (1, 7)						0-0 K			4-0 BB	3	0	0	0	1	2	3			
Steve Lombardozzi, R OBP: 0.348, SLG: 0.398 (1, 4)						0-0 F3			0-0 G6-3	3	0	0	0	1	0	3			
Tom Nieto, R OBP: 0.293, SLG: 0.377 Mark Salas, L OBP: 0.346, SLG: 0.273 (8, PH) (9, 2)						0-3 K			0-0 F2	2	0	0	0	0	2	0			
Inning Stats	R: 0 E: 0 K: 1 S: 5	H: 0 LOB: 0 BB: 5	R: 0 E: 0 K: 0 S: 4	H: 1 LOB: 1 BB: 0 P: 4	R: 0 E: 0 K: 1 S: 5	H: 1 LOB: 0 BB: 0 P: 5	R: 0 E: 0 K: 0 S: 4	H: 2 LOB: 1 BB: 0 P: 4	R: 0 E: 0 K: 1 S: 5	H: 0 LOB: 0 BB: 0 P: 5	R: 0 E: 0 K: 3 S: 10	H: 1 LOB: 2 BB: 1 P: 14	R: 0 E: 0 K: 0 S: 3	H: 0 LOB: 1 BB: 1 P: 7	R: 1 E: 0 K: 0 S: 5	H: 3 LOB: 2 BB: 1 P: 9	1B: 8 2B: 0 3B: 0 HR: 0	SF: 0 SAC: 0 DP: 2 HBP: 0	WP: 0 PA: 36
PITCHER	IP	WLS	BF	H	R	ER	SO	BB	IBB	HBP	BLK	WP	HR	S	P	ERA	WHIP		
Roger Clemens, R ERA: 2.85 (1, 1)	9.0	W	35	8	1	1	7	3	0	0	0	0	0	46	58	1.00	1.222		

Boston Red Sox @ Minnesota Twins
Hubert H. Humphrey Metrodome, Minneapolis, MN
Sat May 16 1987, 8:05 PM EDT
Att: 23,414 - Unknown

AB 32
R 1
H 8
RBI 1
BB 3
SO 7
LOB 17



Batter	1	2	3	4	5	6	7	8	9	AB	R	H	RBI	BB	SO	LOB	TOP		
Al Newman, S OBP: 0.299, SLG: 0.333 (1, 6)	G3	F8			G3		G3			4	0	0	0	0	0	1	Minnesota Twins @ Cleveland Indians Cleveland Municipal Stadium, Cleveland, OH Tue May 19 1987, 7:05 PM EDT Att: 7,045 - Unknown livebaseballscorecards.com		
Roy Smalley, S OBP: 0.330, SLG: 0.457 (1, 10)	4-3 1B 2B		K		BB		F8			3	1	1	0	1	1	0			
Kirby Puckett, R OBP: 0.366, SLG: 0.546 (1, 8)	4-3 1B 2B		F9		F9			6-3		4	1	1	0	0	0	1			
Kent Hrbek, L OBP: 0.354, SLG: 0.400 (1, 3)	4-3		FC5-4 1B		1-3 WP 2B 1B		L8-3 BB			3	1	2	0	1	0	2			
Gary Gaetti, R OBP: 0.312, SLG: 0.507 (1, 5)	2H 3H 2B		FC5-4		K		L8-3			4	0	1	2	0	1	3			
Randy Bush, L OBP: 0.323, SLG: 0.346 Mark Davidson, R OBP: 0.265, SLG: 0.333 (1, 9) (9, 9)	F8				4-3		1-3		F9	4	0	0	0	0	0	2			
Tom Brunansky, R OBP: 0.357, SLG: 0.439 (1, 7)		6-3			F8		2-3 2B		F9	0	0	0	0	0	0	0			
Steve Lombardozzi, R OBP: 0.336, SLG: 0.382 (1, 4)		E6			6-3		3H F9		L7-6-3	4	0	0	0	0	0	2			
Tim Laudner, R OBP: 0.116, SLG: 0.146 (1, 2)		F8			F8				5-3	3	0	0	0	0	0	1			
Inning Stats	R: 2 E: 0 K: 0 S: 6	H: 3 LOB: 1 BB: 0 P: 6	R: 0 E: 1 K: 0 S: 4	H: 0 LOB: 1 BB: 0 P: 4	R: 0 E: 0 K: 1 S: 6	H: 1 LOB: 0 BB: 0 P: 6	R: 0 E: 0 K: 0 S: 3	H: 0 LOB: 0 BB: 0 P: 3	R: 0 E: 0 K: 1 S: 7	H: 2 LOB: 1 BB: 0 P: 7	R: 0 E: 0 K: 0 S: 3	H: 0 LOB: 0 BB: 1 P: 3	R: 0 E: 0 K: 0 S: 2	H: 0 LOB: 0 BB: 1 P: 6	R: 0 E: 0 K: 0 S: 3	H: 1 LOB: 0 BB: 0 P: 3		1B: 5 2B: 4 3B: 0 HR: 0	SF: 0 SAC: 0 DP: 2 HBP: 0
PITCHER Ken Schrom, R ERA: 4.97 (1, 1)	IP: 9.0 WLS: W BF: 35 H: 7 R: 3 ER: 3 SO: 2 BB: 2 IBB: 0 HBP: 0 BLK: 0 WP: 1 HR: 0 S: 37 P: 45 ERA: 3.00 WHIP: 1.000															PITCHER Ken Schrom, R ERA: 4.97 (1, 1)	IP: 9.0 WLS: W BF: 35 H: 7 R: 3 ER: 3 SO: 2 BB: 2 IBB: 0 HBP: 0 BLK: 0 WP: 1 HR: 0 S: 37 P: 45 ERA: 3.00 WHIP: 1.000		

Batter	1	2	3	4	5	6	7	8	9	AB	R	H	RBI	BB	SO	LOB	BOTTOM		
Brett Butler, L OBP: 0.381, SLG: 0.357 (1, 8)	1B BB		2B		1-2 HBP	FC6-4 BB			K	2	0	1	0	2	1	1	Minnesota Twins @ Cleveland Indians Cleveland Municipal Stadium, Cleveland, OH Tue May 19 1987, 7:05 PM EDT Att: 7,045 - Unknown livebaseballscorecards.com		
Dave Clark, L OBP: 0.333, SLG: 0.333 (1, 9) Cory Snyder, R OBP: 0.240, SLG: 0.397 (6, PH) (7, 9)	FC3-6 1B		F7		K	FC6-4		HR		3	0	1	0	0	1	3			
Julio Franco, R OBP: 0.394, SLG: 0.429 (1, 6)	K		4-3		K			6-3		4	0	0	0	0	2	5			
Joe Carter, R OBP: 0.278, SLG: 0.434 (1, 3)	F5				FC5-4 BB	HR		F7		3	1	1	1	1	0	2			
Pat Tabler, R OBP: 0.351, SLG: 0.469 (1, 10)	FC3-6		FC5-4		FC5-4 BB	SF8 1B		F9		4	1	1	0	0	0	3			
Mel Hall, L OBP: 0.265, SLG: 0.380 (1, 7)		CS BB	F8		F8	F7		4-3		3	0	0	0	1	0	2			
Brook Jacoby, R OBP: 0.342, SLG: 0.382 (1, 5)		F9			F4	SF8 BB		4-3		3	0	0	0	1	0	2			
Tony Bernazard, S OBP: 0.226, SLG: 0.315 (1, 4)		F4			F4	BB		4-3		3	0	0	0	1	0	1			
Rick Dempsey, R OBP: 0.364, SLG: 0.288 Doug Frobel, L OBP: 0.214, SLG: 0.417 Chris Bando, S OBP: 0.306, SLG: 0.341 (1, 2) (6, PH) (7, 2)		F8			HBP BB	SF8		HR		1	0	0	0	1	0	0			
Inning Stats	R: 0 E: 0 K: 1 S: 6	H: 1 LOB: 2 BB: 1 P: 10	R: 0 E: 0 K: 0 S: 2	H: 0 LOB: 0 BB: 1 P: 6	R: 0 E: 0 K: 0 S: 4	H: 1 LOB: 1 BB: 0 P: 4	R: 0 E: 0 K: 0 S: 3	H: 0 LOB: 1 BB: 1 P: 7	R: 0 E: 0 K: 2 S: 7	H: 0 LOB: 2 BB: 1 P: 12	R: 2 E: 0 K: 0 S: 5	H: 2 LOB: 3 BB: 3 P: 17	R: 0 E: 0 K: 0 S: 3	H: 0 LOB: 0 BB: 0 P: 3	R: 0 E: 0 K: 1 S: 5	H: 2 LOB: 0 BB: 0 P: 5		1B: 3 2B: 1 3B: 0 HR: 2	SF: 1 SAC: 0 DP: 0 HBP: 1
PITCHER Les Straker, R ERA: 3.21 George Frazier, R ERA: 5.09 Joe Klink, L ERA: 3.18 Mark Portugal, R ERA: 8.45 (1, 1) (6, 1) (6, 1) (6, 1)	IP: 5.1 WLS: L BF: 25 H: 4 R: 2 ER: 2 SO: 3 BB: 5 IBB: 0 HBP: 1 BLK: 0 WP: 0 HR: 1 S: 25 P: 46 ERA: 3.38 WHIP: 1.688															PITCHER Les Straker, R ERA: 3.21 George Frazier, R ERA: 5.09 Joe Klink, L ERA: 3.18 Mark Portugal, R ERA: 8.45 (1, 1) (6, 1) (6, 1) (6, 1)	IP: 5.1 WLS: L BF: 25 H: 4 R: 2 ER: 2 SO: 3 BB: 5 IBB: 0 HBP: 1 BLK: 0 WP: 0 HR: 1 S: 25 P: 46 ERA: 3.38 WHIP: 1.688		

Batter	1	2	3	4	5	6	7	8	9	AB	R	H	RBI	BB	SO	LOB	TOP			
Dan Gladden, R OBP: 0.304, SLG: 0.349	F9		F9		4-3			1-3		4	0	0	0	0	0	1	Minnesota Twins @ Cleveland Indians Cleveland Municipal Stadium, Cleveland, OH Thu May 21 1987, 3:33 AM EDT Att: 7,401 - Unknown			
Steve Lombardozzi, R OBP: 0.339, SLG: 0.382	2B		G3			F9		1B		4	1	2	0	0	0	0				
Kirby Puckett, R OBP: 0.376, SLG: 0.559	1B				K	K		1B		4	0	2	0	0	2	0				
Gary Gaetti, R OBP: 0.303, SLG: 0.487	2B				K	K		1B		4	0	0	0	0	2	4				
Gene Larkin, S OBP: 0.500, SLG: 0.500	F5				K			F7		4	0	2	1	0	0	2				
Tom Brunansky, R OBP: 0.351, SLG: 0.446	L8				1B			5-3		4	0	2	1	0	0	2				
Mark Davidson, R OBP: 0.299, SLG: 0.327	F7				K			5-3		4	0	0	0	0	2	3				
Tim Laudner, R OBP: 0.157, SLG: 0.245	B5							K		4	1	1	0	0	1	0				
Greg Gagne, R OBP: 0.253, SLG: 0.392	F8							HR		4	1	2	2	0	0	0	AB 36 R 3 H 9 RBI 3 BB 0 SO 7 LOB 11			
Al Newman, S OBP: 0.283, SLG: 0.314	F8							1B		3	0	0	0	0	0	1				
Inning Stats	R: 0 E: 0 K: 0 S: 5	H: 2 LOB: 2 BB: 0 P: 5	R: 0 E: 0 K: 0 S: 3	H: 0 LOB: 0 BB: 0 P: 3	R: 0 E: 0 K: 3 S: 10	H: 1 LOB: 1 BB: 0 P: 10	R: 0 E: 0 K: 0 S: 4	H: 1 LOB: 1 BB: 0 P: 4	R: 0 E: 0 K: 2 S: 7	H: 0 LOB: 0 BB: 0 P: 7	R: 2 E: 1 K: 0 S: 5	H: 2 LOB: 0 BB: 0 P: 5	R: 1 E: 0 K: 1 S: 8	H: 3 LOB: 2 BB: 0 P: 8	R: 0 E: 0 K: 1 S: 5	H: 0 LOB: 0 BB: 0 P: 5	1B: 7 2B: 1 3B: 0 HR: 1	SF: 0 SAC: 0 DP: 0 HBP: 0	WP: 0 PB: 0 SB: 0 CS: 0	PA: 36
PITCHER Greg Swindell, L ERA: 3.84	IP: 9.0 WLS: W BF: 36 H: 9 R: 3 ER: 3 SO: 7 BB: 0 IBB: 0 HBP: 0 BLK: 0 WP: 0 HR: 1 S: 50 P: 50 ERA: 3.00 WHIP: 1.000															PITCHER				

Batter	1	2	3	4	5	6	7	8	9	AB	R	H	RBI	BB	SO	LOB	BOTTOM			
Brett Butler, L OBP: 0.394, SLG: 0.382	F6		1-3	1B		K		4-3		4	0	0	0	1	1	0	Minnesota Twins @ Cleveland Indians Cleveland Municipal Stadium, Cleveland, OH Thu May 21 1987, 3:33 AM EDT Att: 7,401 - Unknown			
Julio Franco, R OBP: 0.399, SLG: 0.435	E		1B	1B		F9		BB		3	1	2	0	1	0	2				
Pat Tabler, R OBP: 0.352, SLG: 0.466	1B		1B	1B		BB		BB		4	0	2	0	0	0	2				
Joe Carter, R OBP: 0.288, SLG: 0.434	E5		1B	1B		F8		1B		4	0	1	1	0	1	4				
Mel Hall, L OBP: 0.273, SLG: 0.405	G6-4-3		1B	1B		F7		1B		4	1	2	1	0	0	2				
Brook Jacoby, R OBP: 0.331, SLG: 0.367	G6-4-3		1B	1B		HR		1B		4	0	0	0	0	0	3				
Cory Snyder, R OBP: 0.252, SLG: 0.466	6-3		FC6-4	1B		6-3		G6-3		4	0	0	0	0	0	3				
Tony Bernazard, S OBP: 0.236, SLG: 0.343	HR		1-2t	1B		F8		HR		4	3	3	3	0	0	0				
Rick Dempsey, R OBP: 0.358, SLG: 0.302	FC5-4		1B	1B		F7		1-3		4	1	2	1	0	0	0	AB 35 R 6 H 13 RBI 6 BB 2 SO 3 LOB 14			
Inning Stats	R: 0 E: 1 K: 0 S: 4	H: 1 LOB: 1 BB: 0 P: 4	R: 1 E: 0 K: 0 S: 5	H: 2 LOB: 1 BB: 0 P: 5	R: 1 E: 0 K: 0 S: 6	H: 3 LOB: 2 BB: 0 P: 6	R: 2 E: 0 K: 1 S: 8	H: 4 LOB: 2 BB: 1 P: 12	R: 1 E: 0 K: 0 S: 4	H: 1 LOB: 0 BB: 0 P: 4	R: 0 E: 0 K: 1 S: 5	H: 0 LOB: 1 BB: 1 P: 9	R: 0 E: 0 K: 0 S: 3	H: 1 LOB: 0 BB: 0 P: 3	R: 1 E: 0 K: 1 S: 6	H: 1 LOB: 0 BB: 0 P: 6		1B: 7 2B: 1 3B: 0 HR: 5	SF: 0 SAC: 0 DP: 2 HBP: 0	WP: 0 PB: 0 SB: 0 CS: 0
PITCHER Bert Blyleven, R ERA: 4.83	IP: 5.0 WLS: L BF: 26 H: 11 R: 5 ER: 5 SO: 11 BB: 1 IBB: 0 HBP: 0 BLK: 0 WP: 0 HR: 4 S: 27 P: 31 ERA: 9.00 WHIP: 2.400															PITCHER				
PITCHER Mark Portugal, R ERA: 8.0	IP: 3.0 WLS: L BF: 11 H: 2 R: 1 ER: 1 SO: 2 BB: 1 IBB: 0 HBP: 0 BLK: 0 WP: 0 HR: 1 S: 14 P: 18 ERA: 3.00 WHIP: 1.000															PITCHER				

Batter	1	2	3	4	5	6	7	8	9	AB	R	H	RBI	BB	SO	LOB	TOP
Lou Whitaker, L (1,4) OBP: 0.323, SLG: 0.418										4	1	1	0	0	0	0	Detroit Tigers @ Minnesota Twins Hubert H. Humphrey Metrodome, Minneapolis, MN Fri May 22 1987, 8:05 PM EDT Att: 15,423 - Unknown livebaseballscorecards.com
Mike Heath, R (1,2) OBP: 0.427, SLG: 0.595										4	0	0	0	0	0	1	
Kirk Gibson, L (1,7) OBP: 0.348, SLG: 0.375										3	0	0	0	1	1	1	
Alan Trammell, R (1,6) OBP: 0.352, SLG: 0.443										4	1	1	2	0	0	1	
Larry Herndon, R (1,10) OBP: 0.378, SLG: 0.485										3	1	1	0	1	0	0	
Terry Harper, R (1,9) OBP: 0.289, SLG: 0.385										4	0	0	0	0	0	2	
Pat Sheridan, L (9,9) OBP: 0.353, SLG: 0.378										0	0	0	0	0	0	0	
Chet Lemon, R (1,8) OBP: 0.374, SLG: 0.396										3	0	1	1	0	0	0	
Darnell Coles, R (1,3) OBP: 0.260, SLG: 0.333										3	0	0	0	0	0	1	
Dave Bergman, L (7,3) OBP: 0.400, SLG: 0.477										0	0	0	0	0	0	0	
Tom Brookens, R (1,5) OBP: 0.306, SLG: 0.422										3	0	0	0	0	0	1	
Inning Stats	R: 2 E: 0 K: 0 S: 5	H: 2 LOB: 1 BB: 1 P: 9	R: 0 E: 0 K: 0 S: 3	H: 0 LOB: 0 BB: 0 P: 3	R: 0 E: 0 K: 0 S: 3	H: 0 LOB: 0 BB: 0 P: 3	R: 0 E: 0 K: 0 S: 3	H: 0 LOB: 1 BB: 1 P: 7	R: 1 E: 0 K: 0 S: 5	H: 2 LOB: 1 BB: 0 P: 5	R: 0 E: 0 K: 1 S: 5	H: 0 LOB: 0 BB: 0 P: 5	R: 0 E: 0 K: 0 S: 3	H: 0 LOB: 0 BB: 0 P: 3	1B: 1 2B: 2 3B: 0 HR: 1	SF: 0 SAC: 0 DP: 0 HBP: 0	WP: 0 PA: 33 PB: 0 SB: 0 CS: 0
PITCHER Frank Viola, L (1,1) ERA: 4.12	IP: 9.0 WLS: L BF: 33 H: 4 R: 3 ER: 3 SO: 1 BB: 2 IBB: 0 HBP: 0 BLK: 0 WP: 0 HR: 1 S: 33 P: 41 ERA: 3.00 WHIP: 0.667																

Batter	1	2	3	4	5	6	7	8	9	AB	R	H	RBI	BB	SO	LOB	BOTTOM
Dan Gladden, R (1,7) OBP: 0.309, SLG: 0.352										5	1	2	0	0	0	4	Detroit Tigers @ Minnesota Twins Hubert H. Humphrey Metrodome, Minneapolis, MN Fri May 22 1987, 8:05 PM EDT Att: 15,423 - Unknown livebaseballscorecards.com
Greg Gagne, R (1,6) OBP: 0.256, SLG: 0.415										3	1	1	1	0	0	1	
Randy Bush, L (7, PH) OBP: 0.316, SLG: 0.337										1	0	0	0	0	0	2	
Al Newman, S (8,6) OBP: 0.293, SLG: 0.314										0	0	0	0	0	0	0	
Kirby Puckett, R (1,8) OBP: 0.373, SLG: 0.552										4	0	1	1	0	1	1	
Kent Hrbek, L (1,3) OBP: 0.348, SLG: 0.386										4	0	1	0	0	0	0	
Gary Gaetti, R (1,5) OBP: 0.308, SLG: 0.487										4	0	2	0	0	0	2	
Gene Larkin, S (1,10) OBP: 0.375, SLG: 0.375										4	0	1	0	0	1	1	
Mark Davidson, R (9, FR) OBP: 0.259, SLG: 0.327										0	0	0	0	0	0	0	
Tom Brunansky, R (1,9) OBP: 0.349, SLG: 0.440										4	0	1	0	0	3	1	
Steve Lombardozzi, R (1,4) OBP: 0.346, SLG: 0.389										3	0	2	0	0	0	1	
Roy Smalley, S (9, PH) OBP: 0.333, SLG: 0.448										1	0	1	0	0	0	0	
Tim Laudner, R (1,2) OBP: 0.148, SLG: 0.231										3	0	0	0	0	0	3	
Mark Salas, L (9, PH) OBP: 0.357, SLG: 0.261										1	0	0	0	0	1	2	
Inning Stats	R: 0 E: 0 K: 0 S: 5	H: 2 LOB: 2 BB: 0 P: 5	R: 0 E: 0 K: 1 S: 6	H: 1 LOB: 1 BB: 0 P: 6	R: 2 E: 0 K: 0 S: 5	H: 3 LOB: 0 BB: 0 P: 5	R: 0 E: 0 K: 1 S: 6	H: 1 LOB: 0 BB: 0 P: 6	R: 0 E: 0 K: 1 S: 7	H: 1 LOB: 2 BB: 0 P: 7	R: 0 E: 0 K: 0 S: 3	H: 0 LOB: 0 BB: 0 P: 3	R: 0 E: 0 K: 2 S: 9	H: 2 LOB: 2 BB: 0 P: 9	1B: 11 2B: 0 3B: 1 HR: 0	SF: 0 SAC: 0 DP: 0 HBP: 0	WP: 0 PA: 38 PB: 0 SB: 1 CS: 3
PITCHER Jack Morris, R (1,1) ERA: 4.1	IP: 7.0 WLS: W BF: 29 H: 10 R: 2 ER: 2 SO: 4 BB: 0 IBB: 0 HBP: 0 BLK: 0 WP: 0 HR: 0 S: 37 P: 37 ERA: 2.57 WHIP: 1.429																
PITCHER Eric King, R (8,1) ERA: 3.68	IP: 2.0 WLS: S BF: 8 H: 2 R: 0 ER: 0 SO: 2 BB: 0 IBB: 0 HBP: 0 BLK: 0 WP: 0 HR: 0 S: 12 P: 12 ERA: 0.00 WHIP: 1.000																

Batter	1	2	3	4	5	6	7	8	9	AB	R	H	RBI	BB	SO	LOB	TOP										
Lou Whitaker, L (1,4) OBP: 0.333, SLG: 0.448	0-0 HR		0-3 K			0-0 G6-4-3 1B		0-0 HR 1B		4	3	3	1	0	1	1	<p>Detroit Tigers @ Minnesota Twins Hubert H. Humphrey Metrodome, Minneapolis, MN Sat May 23 1987, 8:05 PM EDT Att: 18,601 - Unknown</p> <p>livebaseballscorecards.com</p>										
Mike Heath, R (1,2) OBP: 0.420, SLG: 0.580	0-0 6-3		0-0 G6-4-3			0-0 G6-4-3 1B		0-3 K		4	0	1	0	0	1	2											
Kirk Gibson, L (1,7) OBP: 0.357, SLG: 0.424	4-0 G5-4-3 BB			0-0 F9		0-0 G6-4-3		0-0 HR		3	1	1	2	1	0	2											
Alan Trammell, R (1,6) OBP: 0.348, SLG: 0.432	0-0 G5-4-3			0-0 5-3		4-0 S 1B BB		0-3 K		3	1	0	0	1	1	1											
Larry Herndon, R (1,10) OBP: 0.400, SLG: 0.500 Johnny Grubb, L (8,PH) OBP: 0.267, SLG: 0.111		4-0 G6-4-3 BB		0-0 1B		0-0 1B		0-3 K		2	0	2	2	1	0	0											
Terry Harper, R (1,9) OBP: 0.277, SLG: 0.366 Pat Sheridan, L (6,PH) OBP: 0.348, SLG: 0.372		0-0 G6-4-3		0-0 5-3		0-0 K			0-0 4-3	2	0	0	0	0	0	2											
Chet Lemon, R (1,8) OBP: 0.373, SLG: 0.394 Bill Bean, L (9,PH) OBP: 0.339, SLG: 0.328		0-0 1B		0-0 5-3		0-0 F9		0-3 K		3	0	1	0	0	0	0											
Darrell Evans, L (1,3) OBP: 0.378, SLG: 0.474		0-0 F8		0-0 3-1		0-0 6-3		0-0 1B		4	0	1	0	0	0	1											
Darnell Coles, R (1,5) OBP: 0.262, SLG: 0.327 Matt Nokes, L (9,PH) OBP: 0.344, SLG: 0.496			4-0 G6-4-3 BB		0-0 F8		0-3 K		0-0 F7	2	0	0	0	1	1	0											
Inning Stats	R: 1 E: 0 K: 0 S: 3	H: 1 LOB: 0 BB: 1 P: 7	R: 0 E: 0 K: 0 S: 3	H: 1 LOB: 1 BB: 1 P: 7	R: 0 E: 0 K: 1 S: 4	H: 0 LOB: 0 BB: 1 P: 8	R: 0 E: 0 K: 0 S: 4	H: 1 LOB: 1 BB: 0 P: 4	R: 0 E: 0 K: 0 S: 3	H: 0 LOB: 0 BB: 0 P: 3	R: 2 E: 0 K: 1 S: 7	H: 3 LOB: 1 BB: 1 P: 11	R: 0 E: 0 K: 1 S: 5	H: 0 LOB: 2 BB: 0 P: 5	R: 2 E: 0 K: 3 S: 11	H: 2 LOB: 0 BB: 0 P: 11		R: 0 E: 0 K: 1 S: 6	H: 1 LOB: 1 BB: 0 P: 6	1B: 7 2B: 0 3B: 0 HR: 2	SF: 0 SAC: 0 DP: 4 HBP: 0	WP: 0 PB: 0 SB: 1 CS: 0	PA: 36				
PITCHER	IP	WLS	BF	H	R	ER	SO	BB	IBB	HBP	BLK	WP	HR	S	P	ERA	WHIP										
Allan Anderson, L (1,1) ERA: 9.0	5.2	W	23	6	3	3	1	4	0	0	0	0	1	21	37	4.76	1.765										
George Frazier, R (6,1) ERA: 5.49	1.2		7	2	2	2	3	0	0	0	0	0	1	13	13	10.80	1.200										
Jeff Reardon, R (8,1) ERA: 9.16	1.2	S	6	1	0	0	3	0	0	0	0	0	0	12	12	0.00	0.600										

Batter	1	2	3	4	5	6	7	8	9	AB	R	H	RBI	BB	SO	LOB	BOTTOM										
Dan Gladden, R (1,7) OBP: 0.304, SLG: 0.344	0-3 K	0-0 FC6-4		0-3 K	0-0 6-3		0-0 WP 1B			5	0	1	1	0	2	2	<p>Detroit Tigers @ Minnesota Twins Hubert H. Humphrey Metrodome, Minneapolis, MN Sat May 23 1987, 8:05 PM EDT Att: 18,601 - Unknown</p> <p>livebaseballscorecards.com</p>										
Greg Gagne, R (1,6) OBP: 0.287, SLG: 0.405 Randy Bush, L (7,PH) OBP: 0.313, SLG: 0.333 Al Newman, S (8,6) OBP: 0.283, SLG: 0.314	4-0 FC5 BB	0-3 K		4-0 2B BB		0-3 K	0-0 4-3			2	1	0	0	2	2	1											
Kirby Puckett, R (1,8) OBP: 0.368, SLG: 0.547	0-0 5-3		0-0 F7	0-0 2B		0-0 6-3		0-3 K		5	0	1	1	0	1	1											
Kent Hrbek, L (1,3) OBP: 0.363, SLG: 0.415	4-0 BB		0-0 HR	4-0 IBB		0-0 4-3		0-0 WP 5-3 1B		3	1	2	1	2	0	0											
Gary Gaetti, R (1,5) OBP: 0.310, SLG: 0.503	0-0 FC5		0-0 BB 1B	0-3 K			0-0 HR	0-0 5-3		5	1	2	1	0	1	5											
Roy Smalley, S (1,10) OBP: 0.336, SLG: 0.440		0-3 K	0-0 F8		0-0 FC2-5 1B		0-0 F8	4-0 BB		4	0	1	0	1	1	1											
Tom Brunansky, R (1,9) OBP: 0.363, SLG: 0.449		0-0 1B 1B	4-0 1B BB	0-0 1B	0-0 FC2-5 1B		0-0 1B BB WP 1B	0-3 K		4	3	3	0	1	1	2											
Steve Lombardozzi, R (1,4) OBP: 0.359, SLG: 0.397		0-0 1B FC6-4 1B	0-0 1B	0-0 1B	0-0 FC2-5 FC5-4		4-0 WP 1B BB			3	1	2	0	1	0	2											
Tim Laudner, R (1,2) OBP: 0.155, SLG: 0.232		0-0 FC6-4 1B		0-3 K	0-0 FC5-4		0-0 F7			4	0	1	1	0	1	3											
Inning Stats	R: 0 E: 0 K: 1 S: 5	H: 0 LOB: 2 BB: 2 P: 13	R: 2 E: 0 K: 2 S: 10	H: 3 LOB: 1 BB: 0 P: 10	R: 1 E: 0 K: 0 S: 5	H: 3 LOB: 2 BB: 1 P: 9	R: 1 E: 0 K: 3 S: 10	H: 1 LOB: 2 BB: 2 P: 18	R: 1 E: 1 K: 0 S: 5	H: 2 LOB: 1 BB: 0 P: 5	R: 0 E: 0 K: 1 S: 5	H: 0 LOB: 0 BB: 0 P: 5	R: 2 E: 0 K: 0 S: 6	H: 3 LOB: 2 BB: 1 P: 10	R: 0 E: 0 K: 2 S: 8	H: 1 LOB: 2 BB: 1 P: 12		1B: 10 2B: 1 3B: 0 HR: 2	SF: 0 SAC: 0 DP: 0 HBP: 0	WP: 2 PB: 0 SB: 1 CS: 0	PA: 43						
PITCHER	IP	WLS	BF	H	R	ER	SO	BB	IBB	HBP	BLK	WP	HR	S	P	ERA	WHIP										
Walt Terrell, R (1,1) ERA: 3.21	6.1	L	34	11	7	6	7	4	1	0	0	0	2	43	63	8.53	2.368										
Nate Snell, R (7,1) ERA: 2.42	1.2		9	2	0	0	2	2	0	0	0	2	0	11	19	0.00	2.400										



Batter	1	2	3	4	5	6	7	8	9	AB	R	H	RBI	BB	SO	LOB	TOP										
Lou Whitaker, L OBP: 0.339, SLG: 0.447										5	1	2	0	1	2	4	Detroit Tigers @ Minnesota Twins Hubert H. Humphrey Metrodome, Minneapolis, MN Sun May 24 1987, 4:33 AM EDT Att: 16,351 - Unknown										
Darrell Evans, L OBP: 0.378, SLG: 0.462 Tom Brookens, R OBP: 0.306, SLG: 0.422										3	1	0	0	2	0	2											
Kirk Gibson, L OBP: 0.373, SLG: 0.438										5	2	3	1	0	1	2											
Alan Trammell, R OBP: 0.358, SLG: 0.434										4	2	2	0	1	0	1											
Matt Nokes, L OBP: 0.341, SLG: 0.487										4	0	1	1	0	2	3											
Pat Sheridan, L OBP: 0.352, SLG: 0.366 Chet Lemon, R OBP: 0.378, SLG: 0.411										2	0	0	0	2	1	1											
Johnny Grubb, L OBP: 0.280, SLG: 0.125										4	0	1	2	1	1	3											
Bill Bean, L OBP: 0.313, SLG: 0.302										5	0	0	0	0	1	4											
Darnell Coles, R OBP: 0.262, SLG: 0.325 Dave Bergman, L OBP: 0.411, SLG: 0.477										4	1	1	0	0	1	0											
Inning Stats	R: 0 E: 0 K: 0 S: 4	H: 2 LOB: 1 BB: 0 P: 4	R: 0 E: 0 K: 2 S: 7	H: 0 LOB: 0 BB: 0 P: 7	R: 0 E: 0 K: 1 S: 6	H: 1 LOB: 2 BB: 1 P: 10	R: 0 E: 0 K: 2 S: 8	H: 1 LOB: 1 BB: 0 P: 8	R: 0 E: 0 K: 0 S: 4	H: 1 LOB: 2 BB: 1 P: 8	R: 5 E: 1 K: 0 S: 6	H: 2 LOB: 2 BB: 4 P: 22	R: 0 E: 0 K: 2 S: 7	H: 0 LOB: 0 BB: 0 P: 7	R: 2 E: 0 K: 2 S: 10	H: 3 LOB: 3 BB: 1 P: 15		1B: 10 2B: 1 3B: 0 HR: 0	SF: 0 SAC: 1 DP: 0 HBP: 1	WP: 2 PB: 1 SB: 1 CS: 0	PA: 46						
PITCHER	IP	WLS	BF	H	R	ER	SO	BB	IBB	HBP	BLK	WP	HR	S	P	ERA	WHIP										
Les Straker, R ERA: 2.62	6.1		27	6	1	1	5	1	1	0	0	1	0	35	43	1.42	1.105										
Keith Atherton, R ERA: 4.75	0.0	L	2	0	0	0	0	2	0	0	0	0	0	0	8	∞	∞										
Juan Berenguer, R ERA: 2.61	0.2		6	2	4	3	0	0	2	0	0	1	0	4	12	40.50	3.000										
Joe Klink, L ERA: 3.93	1.1		6	2	2	2	2	0	0	0	0	0	0	10	10	13.50	1.500										
George Frazier, R ERA: 5.32	0.2		5	1	0	0	2	1	0	1	0	0	0	7	12	0.00	3.000										

Batter	1	2	3	4	5	6	7	8	9	AB	R	H	RBI	BB	SO	LOB	BOTTOM										
Dan Gladden, R OBP: 0.302, SLG: 0.333 Randy Bush, L OBP: 0.310, SLG: 0.329										3	0	0	0	1	0	2	Detroit Tigers @ Minnesota Twins Hubert H. Humphrey Metrodome, Minneapolis, MN Sun May 24 1987, 4:33 AM EDT Att: 16,351 - Unknown										
Greg Gagne, R OBP: 0.289, SLG: 0.395 Roy Smalley, S OBP: 0.333, SLG: 0.436										2	0	0	0	1	1	2											
Kirby Puckett, R OBP: 0.366, SLG: 0.540										4	0	1	0	0	2	2											
Kent Hrbek, L OBP: 0.372, SLG: 0.442										3	2	2	1	1	1	2											
Gary Gaetti, R OBP: 0.303, SLG: 0.491										4	0	0	0	0	2	3											
Gene Larkin, S OBP: 0.250, SLG: 0.273										3	0	0	1	0	0	2											
Tom Brunansky, R OBP: 0.354, SLG: 0.437										4	0	0	0	0	2	3											
Steve Lombardozzi, R OBP: 0.348, SLG: 0.383										4	0	0	0	0	2	1											
Mark Salas, L OBP: 0.406, SLG: 0.407										4	0	3	0	0	0	0											
Inning Stats	R: 0 E: 0 K: 2 S: 7	H: 0 LOB: 0 BB: 0 P: 7	R: 1 E: 1 K: 1 S: 6	H: 0 LOB: 1 BB: 1 P: 10	R: 0 E: 0 K: 1 S: 5	H: 0 LOB: 0 BB: 0 P: 5	R: 0 E: 1 K: 0 S: 4	H: 1 LOB: 1 BB: 0 P: 4	R: 0 E: 0 K: 1 S: 7	H: 2 LOB: 2 BB: 0 P: 7	R: 0 E: 0 K: 1 S: 6	H: 1 LOB: 1 BB: 0 P: 6	R: 1 E: 0 K: 1 S: 6	H: 1 LOB: 0 BB: 0 P: 6	R: 0 E: 0 K: 1 S: 6	H: 1 LOB: 1 BB: 0 P: 6		1B: 3 2B: 2 3B: 0 HR: 1	SF: 1 SAC: 0 DP: 0 HBP: 0	WP: 0 PB: 0 SB: 1 CS: 2	PA: 37						
PITCHER	IP	WLS	BF	H	R	ER	SO	BB	IBB	HBP	BLK	WP	HR	S	P	ERA	WHIP										
Jeff Robinson, R ERA: 3.83	8.0	W	33	5	2	1	9	3	0	0	0	0	0	48	60	1.12	1.000										
Mike Hemmema, R ERA: 0.77	1.0		4	1	0	0	1	0	0	0	0	0	0	6	6	0.00	1.000										



Batter	1	2	3	4	5	6	7	8	9	AB	R	H	RBI	BB	SO	LOB	TOP				
Jim Gantner, L OBP: 0.361, SLG: 0.427 (1, 4)	F7		4-3		1-H HR			F7		4	1	1	2	0	0	0	Milwaukee Brewers @ Minnesota Twins Hubert H. Humphrey Metrodome, Minneapolis, MN Tue May 26 1987, 8:05 PM EDT Att: 23,276 - Unknown livebaseballscorecards.com				
Robin Yount, R OBP: 0.379, SLG: 0.463 (1, 8)	F6			6-3	5-3			K		4	0	0	0	0	1	0					
Cecil Cooper, L OBP: 0.164, SLG: 0.284 (1, 10)	K			2B		0-3 K			5-3	4	0	1	0	0	2	0					
Rob Deer, R OBP: 0.433, SLG: 0.678 (1, 7)		E BB		WP 2B		0-3 K			S BB	2	0	1	0	2	1	0					
Paul Molitor, R OBP: 0.453, SLG: 0.619 (1, 5)		E5 G4-6-3 1-2		2-3 BB		0-0 P3			K 1-2	3	0	0	0	1	1	2					
Greg Brock, L OBP: 0.322, SLG: 0.409 (1, 3)	F7			K			0-0 F7		F7	4	0	0	0	0	1	5					
Glenn Braggs, R OBP: 0.339, SLG: 0.444 (1, 9)	G4-6-3 1-2				0-3 K		0-0 1-3			3	0	0	0	0	1	2					
B.J. Surhoff, L OBP: 0.282, SLG: 0.359 (1, 2)			0-3 K		0-0 S HR 1B		0-3 K			3	1	1	0	0	2	0					
Juan Castillo, S OBP: 0.400, SLG: 0.444 (1, 6)			0-3 K		0-0 F7			0-0 1-3		3	0	0	0	0	1	1					
Inning Stats	R: 0 E: 0 K: 1 S: 5	H: 0 LOB: 0 BB: 0 P: 5	R: 0 E: 1 K: 0 S: 3	H: 0 LOB: 1 BB: 1 P: 7	R: 0 E: 0 K: 2 S: 7	H: 0 LOB: 0 BB: 0 P: 7	R: 0 E: 0 K: 1 S: 6	H: 2 LOB: 2 BB: 1 P: 10	R: 2 E: 0 K: 1 S: 7	H: 2 LOB: 0 BB: 0 P: 7	R: 0 E: 0 K: 2 S: 7	H: 0 LOB: 0 BB: 0 P: 7	R: 0 E: 0 K: 1 S: 5	H: 0 LOB: 0 BB: 0 P: 5	R: 0 E: 0 K: 1 S: 5	H: 0 LOB: 1 BB: 1 P: 9		1B: 1 2B: 2 3B: 0 HR: 1	SF: 0 SAC: 0 DP: 1 HBP: 0	WP: 1 PB: 0 SB: 2 CS: 0	PA: 33
PITCHER	IP	WLS	BF	H	R	ER	SO	BB	IBB	HBP	BLK	WP	HR	S	P	ERA	WHIP				
Bert Blyleven, R ERA: 4.63 (1, 1)	7.0	W	26	4	2	2	8	2	0	0	0	1	1	40	48	2.57	0.857				
Jeff Reardon, R ERA: 8.27 (8, 1)	2.0	S	7	0	0	0	2	1	0	0	0	0	0	10	14	0.00	0.500				

Batter	1	2	3	4	5	6	7	8	9	AB	R	H	RBI	BB	SO	LOB	BOTTOM				
Al Newman, S OBP: 0.282, SLG: 0.321 (1, 6)	F7		2B	1-H 2B			0-0 F9			4	0	1	1	0	0	2	Milwaukee Brewers @ Minnesota Twins Hubert H. Humphrey Metrodome, Minneapolis, MN Tue May 26 1987, 8:05 PM EDT Att: 23,276 - Unknown livebaseballscorecards.com				
Dan Gladden, R OBP: 0.300, SLG: 0.323 (1, 7)	6-3		BB		0-0 F8		0-0 6-3			3	0	0	0	1	0	0					
Kirby Puckett, R OBP: 0.358, SLG: 0.528 (1, 8)	5-3		K		0-0 4-3		0-0 4-3			4	0	0	0	0	1	2					
Gary Gaetti, R OBP: 0.302, SLG: 0.485 (1, 5)		F7		3B 1B	0-0 F7			0-3 K		4	1	1	0	0	1	0					
Tom Brunansky, R OBP: 0.358, SLG: 0.473 (1, 9)		K		1-H PB 3B	0-0 HR			0-3 K		4	2	2	2	0	2	0					
Kent Hrbek, L OBP: 0.366, SLG: 0.437 (1, 3)	F7			K	0-0 G1-6-3			0-0 1B 1B		4	0	1	0	0	1	1					
Gene Larkin, S OBP: 0.250, SLG: 0.267 (1, 10)			F4	E5		0-0 3-1		0-0 FC6-4 1B		4	0	1	0	0	0	0					
Steve Lombardozzi, R OBP: 0.353, SLG: 0.387 (1, 4)			PB 2B	F8	3-H 2B 1B		0-0 2B 1B	0-0 FC6-4 1-2		4	1	2	0	0	0	3					
Tim Laudner, R OBP: 0.180, SLG: 0.259 (1, 2)			K		0-0 BB		0-0 1-H 2B			2	0	1	0	1	1	1					
Inning Stats	R: 0 E: 0 K: 0 S: 3	H: 0 LOB: 0 BB: 0 P: 3	R: 0 E: 0 K: 1 S: 5	H: 0 LOB: 0 BB: 0 P: 5	R: 1 E: 0 K: 2 S: 9	H: 2 LOB: 2 BB: 1 P: 13	R: 2 E: 1 K: 1 S: 8	H: 2 LOB: 2 BB: 1 P: 12	R: 0 E: 0 K: 0 S: 3	H: 3 LOB: 0 BB: 0 P: 5	R: 0 E: 0 K: 0 S: 3	H: 0 LOB: 0 BB: 0 P: 3	R: 0 E: 0 K: 2 S: 9	H: 2 LOB: 2 BB: 0 P: 9	1B: 5 2B: 2 3B: 1 HR: 1	SF: 0 SAC: 0 DP: 0 HBP: 0		WP: 0 PB: 2 SB: 0 CS: 0	PA: 35		
PITCHER	IP	WLS	BF	H	R	ER	SO	BB	IBB	HBP	BLK	WP	HR	S	P	ERA	WHIP				
Juan Nieves, L ERA: 4.67 (1, 1)	6.0	L	27	7	4	3	4	2	0	0	0	0	0	12	12	4.50	1.500				
Chuck Cnm, R ERA: 3.26 (7, 1)	2.0		8	2	0	0	2	0	0	0	0	0	0	12	12	0.00	1.000				


Batter	1	2	3	4	5	6	7	8	9	AB	R	H	RBI	BB	SO	LOB	TOP			
Mike Felder, S OBP: 0.111, SLG: 0.111 (1, 7)	F6		6-3			1B	F9			4	1	1	0	0	0	0	Milwaukee Brewers @ Minnesota Twins Hubert H. Humphrey Metrodome, Minneapolis, MN Wed May 27 1987, 8:05 PM EDT Att: 22,947 - Unknown			
Robin Yount, R OBP: 0.387, SLG: 0.470 (1, 8)	2B		6-3			1B		4-3		2	1	1	0	2	0	0				
Cecil Cooper, L OBP: 0.186, SLG: 0.283 (1, 10)	F5		K			1B		4-3		4	0	1	1	0	1	2				
Rob Deer, R OBP: 0.428, SLG: 0.661 (1, 9)	BB			K			F9		K	3	0	0	0	1	2	3				
Paul Molitor, R OBP: 0.439, SLG: 0.598 Jim Gantner, L OBP: 0.359, SLG: 0.424 (7, 5)	K			6-3		K		4-3		3	0	0	0	0	2	4				
Jim Paoletti, R OBP: 0.382, SLG: 0.500 Rick Manning, L OBP: 0.269, SLG: 0.217 (9, PH)				F3					F8	3	0	2	1	0	0	0				
Bill Schroeder, R OBP: 0.299, SLG: 0.446 B.J. Surhoff, L OBP: 0.279, SLG: 0.354 (9, PH)	F4				K		F7		4-3	3	0	0	0	0	1	3				
Dale Sveum, S OBP: 0.280, SLG: 0.367 (1, 6)		K			L4					4	0	1	0	0	2	1				
Juan Castillo, S OBP: 0.384, SLG: 0.424 (1, 4)			K			F8			F7	4	0	0	0	0	1	2				
Inning Stats	R: 0 E: 0 K: 1 S: 6	H: 1 LOB: 2 BB: 1 P: 10	R: 0 E: 0 K: 2 S: 8	H: 1 LOB: 1 BB: 0 P: 8	R: 0 E: 0 K: 1 S: 5	H: 0 LOB: 0 BB: 0 P: 5	R: 0 E: 0 K: 1 S: 5	H: 0 LOB: 0 BB: 0 P: 5	R: 2 E: 0 K: 1 S: 8	H: 3 LOB: 2 BB: 1 P: 12	R: 0 E: 0 K: 1 S: 5	H: 0 LOB: 0 BB: 0 P: 5	R: 0 E: 0 K: 1 S: 5	H: 0 LOB: 1 BB: 1 P: 9	R: 0 E: 0 K: 0 S: 4	H: 1 LOB: 1 BB: 0 P: 4	1B: 4 2B: 2 3B: 0 HR: 0	SF: 0 SAC: 0 DP: 0 HBP: 0	WP: 0 PB: 0 SB: 0 CS: 0	PA: 36
PITCHER	IP WLS BF H R ER SO BB IBB HBP BLK WP HR S P ERA WHIP																			
Frank Viola, L ERA: 4.03 (1, 1)	6.0 W 25 5 2 2 7 2 0 0 0 0 0 0 37 45 3.00 1.167																			
George Frazier, R ERA: 4.73 (7, 1)	3.0 S 11 1 0 0 2 1 0 0 0 0 0 0 14 18 0.00 0.667																			

Batter	1	2	3	4	5	6	7	8	9	AB	R	H	RBI	BB	SO	LOB	BOTTOM			
Dan Gladden, R OBP: 0.301, SLG: 0.317 Randy Bush, L OBP: 0.317, SLG: 0.329 Mark Davidson, R OBP: 0.255, SLG: 0.321 (6, PH)	F6		4-3			1B		F4		2	0	0	0	1	0	0	Milwaukee Brewers @ Minnesota Twins Hubert H. Humphrey Metrodome, Minneapolis, MN Wed May 27 1987, 8:05 PM EDT Att: 22,947 - Unknown			
Greg Gagne, R OBP: 0.276, SLG: 0.407 (1, 6)	K			1B		1B		K		5	1	2	1	0	3	4				
Kirby Puckett, R OBP: 0.356, SLG: 0.522 (1, 8)	F9			2B		1B		F9		4	0	1	1	0	0	5				
Kent Hrbek, L OBP: 0.372, SLG: 0.445 (1, 3)										4	1	2	0	0	0	3				
Gary Gaetti, R OBP: 0.306, SLG: 0.500 (1, 5)				F4		2B		F7		3	2	1	1	1	0	1				
Roy Smalley, S OBP: 0.333, SLG: 0.442 (1, 10)		HR			F7					3	1	1	1	0	0	1				
Tom Brunansky, R OBP: 0.349, SLG: 0.460 (1, 9)			P3							4	1	0	0	0	1	2				
Steve Lombardozzi, R OBP: 0.352, SLG: 0.386 (1, 4)			F2							3	1	1	0	0	0	0				
Tim Laudner, R OBP: 0.200, SLG: 0.262 (1, 2)			K2-3							3	0	1	1	1	1	1				
Inning Stats	R: 0 E: 0 K: 1 S: 5	H: 0 LOB: 0 BB: 0 P: 5	R: 1 E: 0 K: 0 S: 4	H: 1 LOB: 0 BB: 0 P: 4	R: 0 E: 0 K: 1 S: 5	H: 0 LOB: 0 BB: 0 P: 5	R: 1 E: 0 K: 0 S: 5	H: 3 LOB: 1 BB: 0 P: 5	R: 1 E: 0 K: 1 S: 7	H: 2 LOB: 2 BB: 1 P: 11	R: 4 E: 2 K: 1 S: 10	H: 3 LOB: 3 BB: 2 P: 18	R: 0 E: 0 K: 0 S: 2	H: 0 LOB: 0 BB: 0 P: 3	R: 0 E: 0 K: 1 S: 5	H: 0 LOB: 1 BB: 1 P: 9	1B: 5 2B: 4 3B: 0 HR: 1	SF: 0 SAC: 1 DP: 1 HBP: 1	WP: 2 PB: 0 SB: 0 CS: 0	PA: 38
PITCHER	IP WLS BF H R ER SO BB IBB HBP BLK WP HR S P ERA WHIP																			
Bill Wegman, R ERA: 4.24 (1, 1)	5.0 L 24 8 6 6 3 2 0 0 0 0 1 0 8 12 0.00 2.000																			
Chris Bosto, R ERA: 5.33 (6, 1)	1.0 7 1 1 0 1 1 0 0 0 0 1 0 8 12 0.00 2.000																			
Mark Clear, R ERA: 3.57 (7, 1)	1.0 3 0 0 0 0 0 0 1 0 1 0 2 3 0.00 0.000																			
Dan Plesac, L ERA: 0.82 (8, 1)	1.0 4 0 0 0 1 1 0 0 0 0 0 0 5 9 0.00 1.000																			

Batter	1	2	3	4	5	6	7	8	9	AB	R	H	RBI	BB	SO	LOB	TOP										
Paul Moltzer, R OBP: 0.431, SLG: 0.582 Jim Paciorek, R OBP: 0.382, SLG: 0.500 (8, FR) (8, 5)	F9		4-3			F9		1B		4	0	1	0	0	0	1	Milwaukee Brewers @ Minnesota Twins Hubert H. Humphrey Metrodome, Minneapolis, MN Thu May 28 1987, 8:05 PM EDT Att: 26,203 - Unknown										
Robin Yount, R OBP: 0.381, SLG: 0.461 Rick Manning, L OBP: 0.259, SLG: 0.208 (1, 8) (6, 7)	K			K		5-3		4-3		3	0	0	0	0	2	1											
Cecil Cooper, L OBP: 0.179, SLG: 0.272 (1, 10)	K			L6		6-3			K	4	0	0	0	0	2	1											
Rob Deer, R OBP: 0.423, SLG: 0.648 Juan Castillo, S OBP: 0.354, SLG: 0.424 (1, 9) (9, FR)		K		F3			F9		WP 2B 1B	4	0	1	0	0	1	0											
B.J. Surhoff, L OBP: 0.278, SLG: 0.361 (1, 2)					F9		F5		K	4	0	1	0	0	1	1											
Greg Brock, L OBP: 0.333, SLG: 0.433 (1, 3)		2B								4	0	3	1	0	0	1											
Jim Gantner, L OBP: 0.349, SLG: 0.412 (1, 4)										4	0	0	0	0	0	5											
Dale Sveum, S OBP: 0.275, SLG: 0.360 (1, 6)			K							3	0	0	0	0	2	1											
Mike Felder, S OBP: 0.167, SLG: 0.167 (1, 7) (6, 8)				F7						3	0	1	0	0	0	0											
Inning Stats	R: 0 E: 0 K: 2 S: 7	H: 0 LOB: 0 BB: 0 P: 7	R: 0 E: 0 K: 1 S: 6	H: 1 LOB: 1 BB: 0 P: 6	R: 0 E: 0 K: 1 S: 5	H: 0 LOB: 0 BB: 0 P: 5	R: 0 E: 0 K: 1 S: 5	H: 0 LOB: 0 BB: 0 P: 5	R: 0 E: 0 K: 0 S: 4	H: 1 LOB: 1 BB: 0 P: 4	R: 0 E: 0 K: 0 S: 4	H: 1 LOB: 1 BB: 0 P: 4	R: 0 E: 0 K: 1 S: 6	H: 1 LOB: 1 BB: 0 P: 6	R: 1 E: 0 K: 2 S: 9	H: 2 LOB: 2 BB: 0 P: 9	1B: 4 2B: 3 3B: 0 HR: 0	SF: 0 SAC: 0 DP: 0 HBP: 0	WP: 1 PB: 0 SB: 0 CS: 0	PA: 34							
PITCHER	IP	WLS	BF	H	R	ER	SO	BB	IBB	HBP	BLK	WP	HR	S	P	ERA	WHIP										
Juan Berenguer, R ERA: 2.2 Mark Portugal, R ERA: 7.92	(1, 1) (8, 1)	7.0 2.0	W 9	25 3	4 3	0 1	0 1	5 3	0 0	0 0	0 0	0 0	0 1	0 15	35 15	0.00 4.50	0.571 1.500										

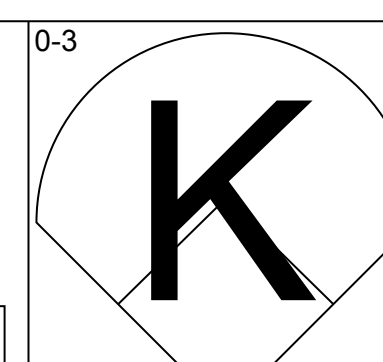
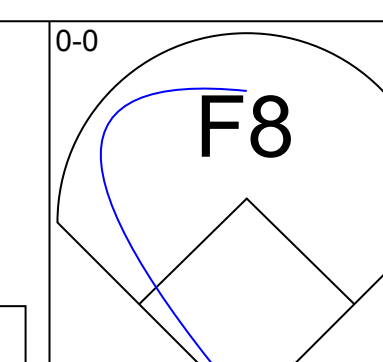
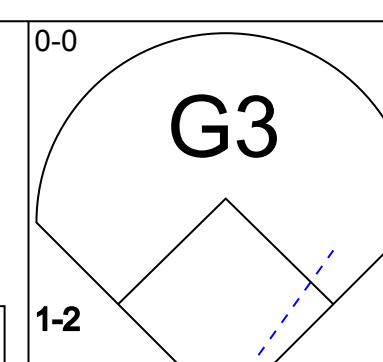
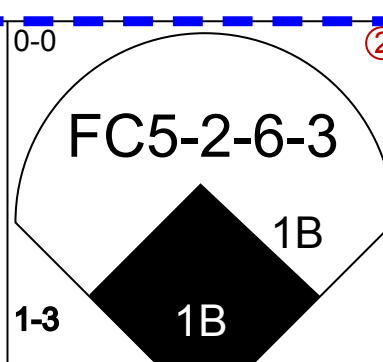
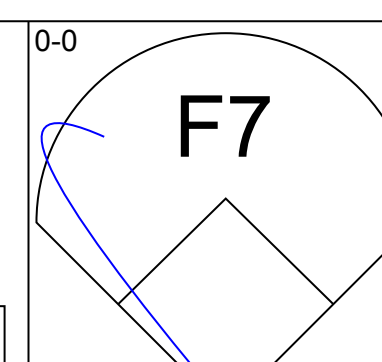
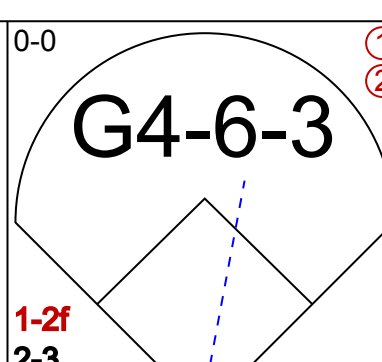
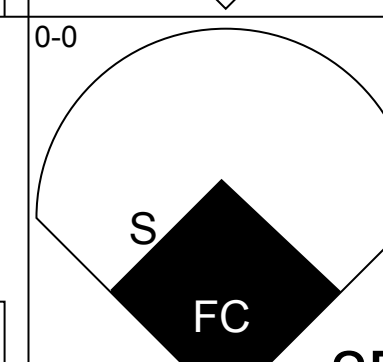
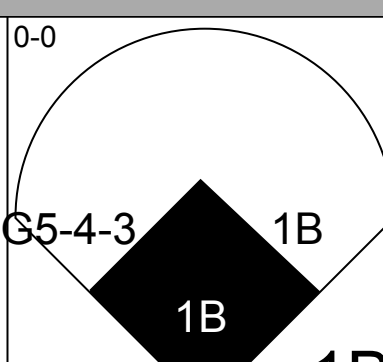
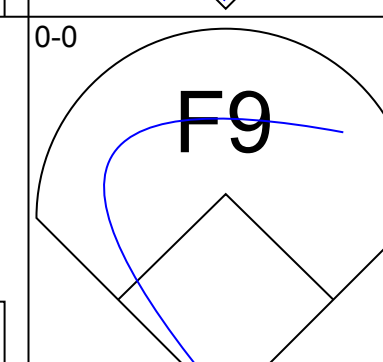
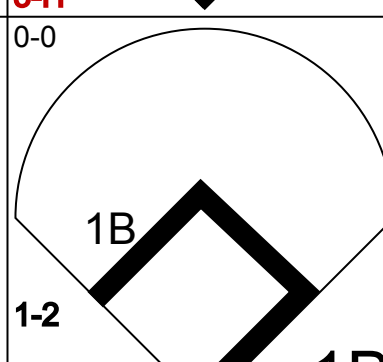
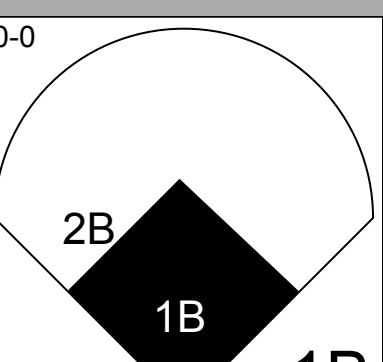
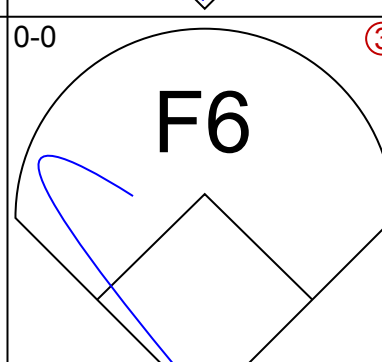
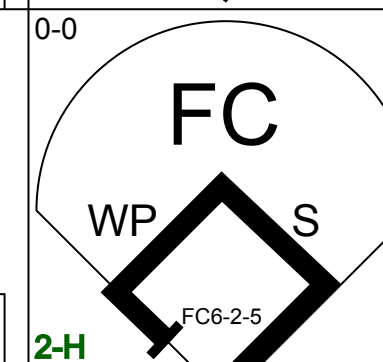
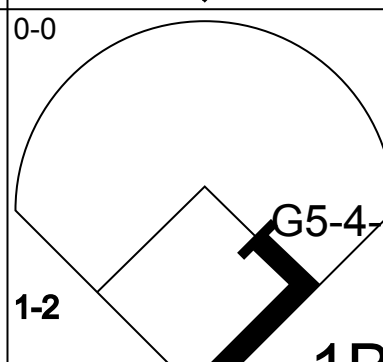
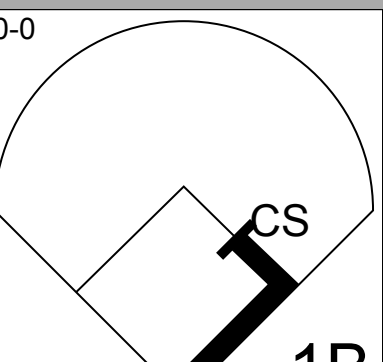
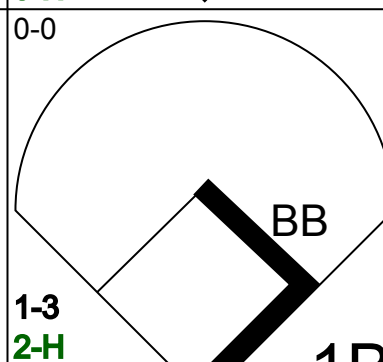
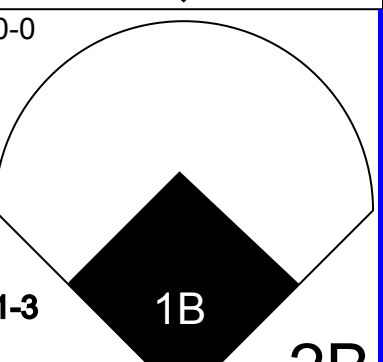
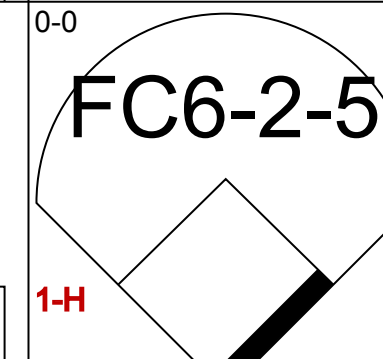
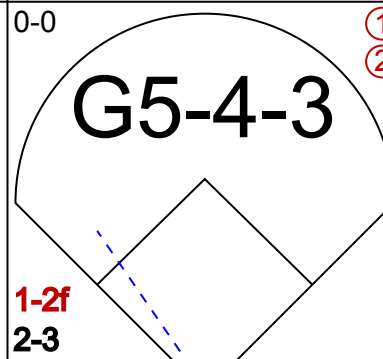
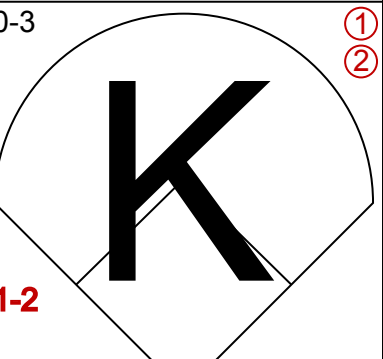
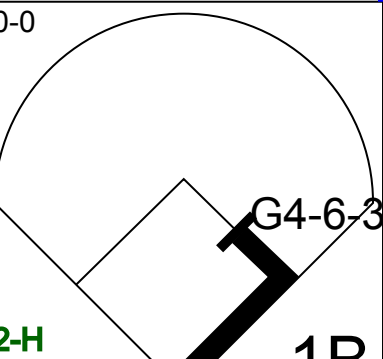
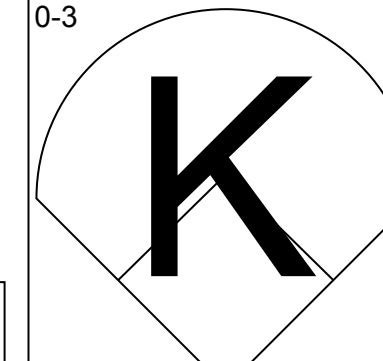
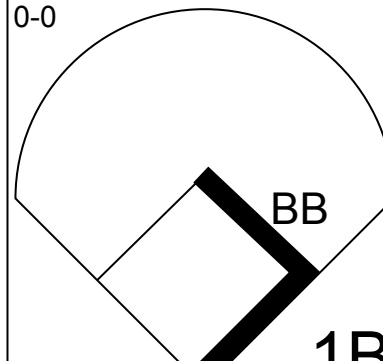
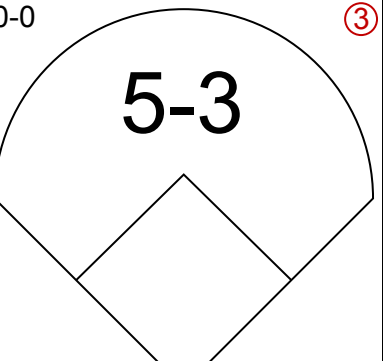
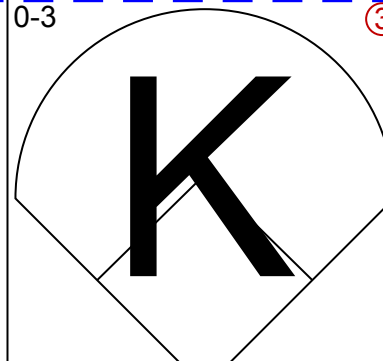
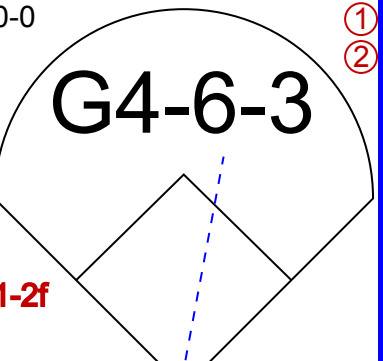
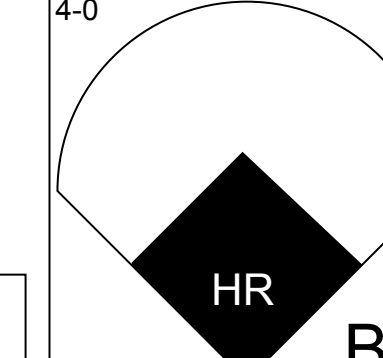
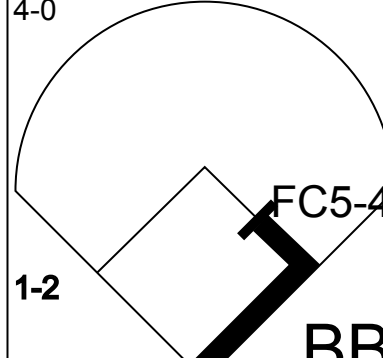
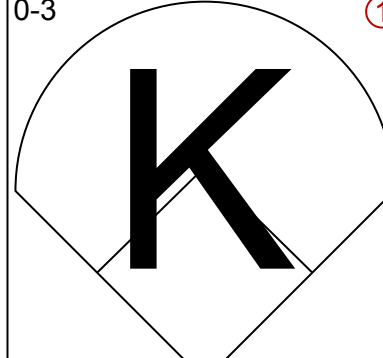
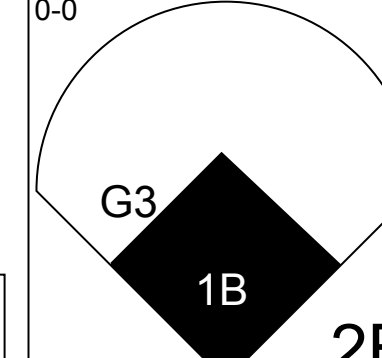
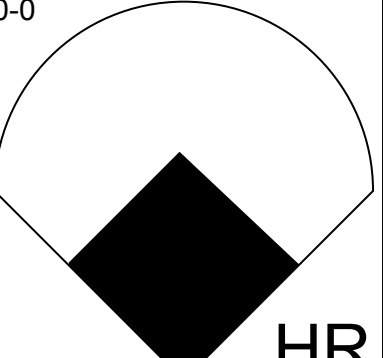
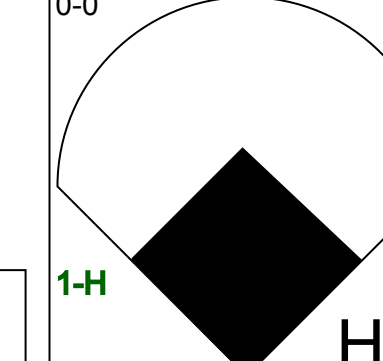
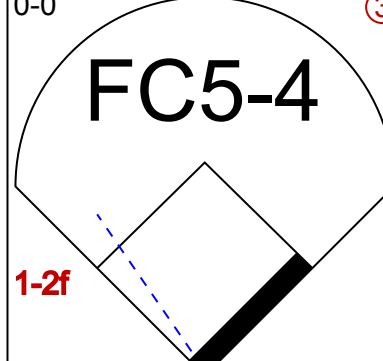
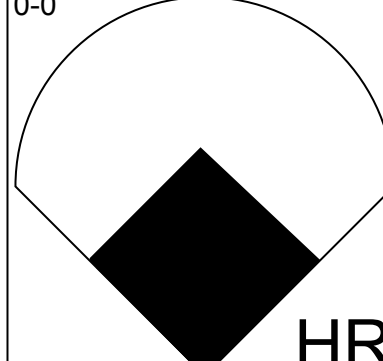
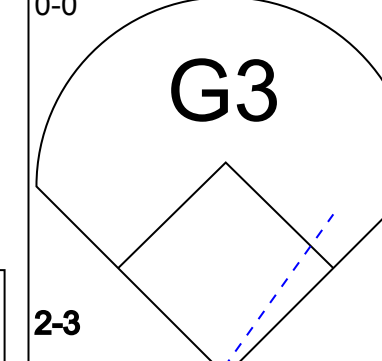
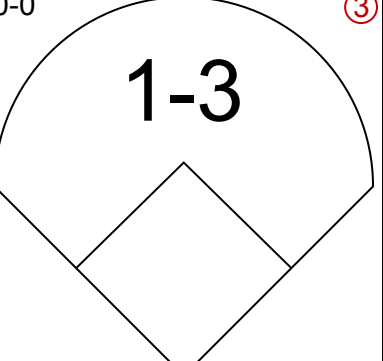
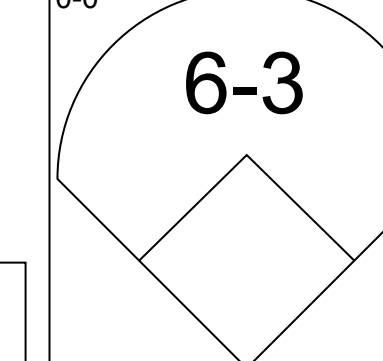
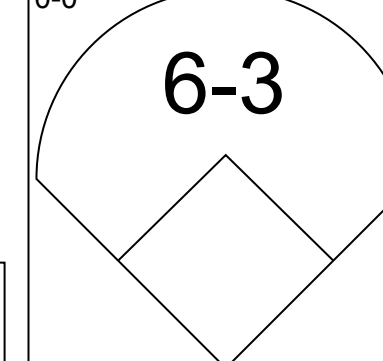
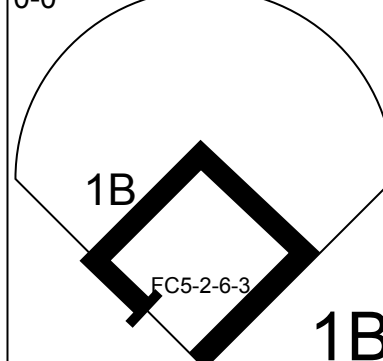

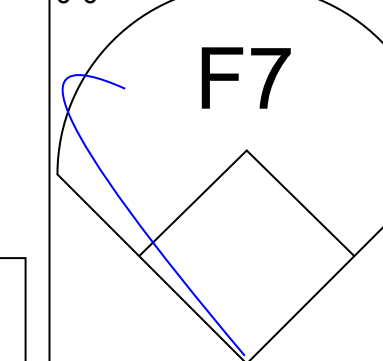
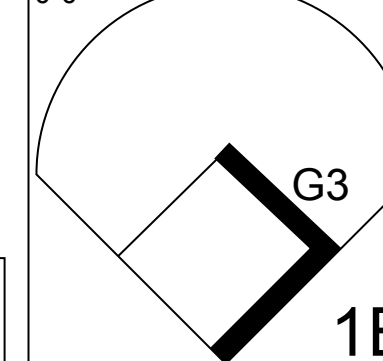
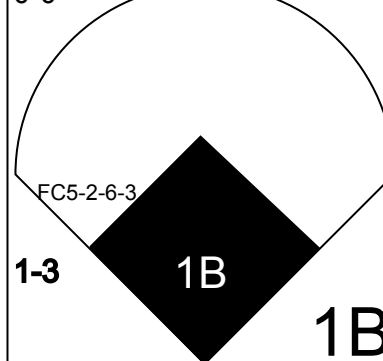
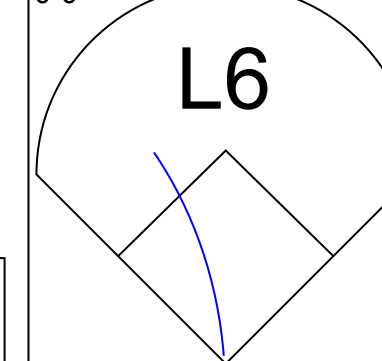
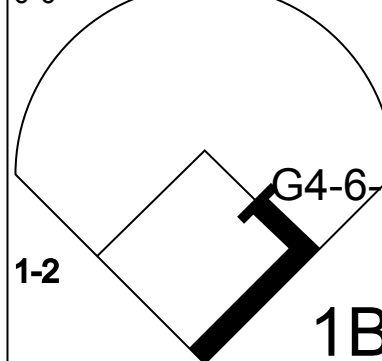
Batter	1	2	3	4	5	6	7	8	9	AB	R	H	RBI	BB	SO	LOB	BOTTOM										
Dan Gladden, R OBP: 0.305, SLG: 0.321 (1, 7)			FC6-4 E G3							5	3	2	0	0	1	2	Milwaukee Brewers @ Minnesota Twins Hubert H. Humphrey Metrodome, Minneapolis, MN Thu May 28 1987, 8:05 PM EDT Att: 26,203 - Unknown										
Greg Gagne, R OBP: 0.282, SLG: 0.394 (1, 6)	1B FC4-6 BB	1-3	G3		1-3		1B BB			3	1	0	0	2	0	1											
Kirby Puckett, R OBP: 0.360, SLG: 0.524 Mark Davidson, R OBP: 0.281, SLG: 0.333 (1, 8) (6, 8)	FC4-6 1B	F9	E9			4-0 BB		1B BB		3	0	2	2	0	0	0											
Kent Hrbek, L OBP: 0.364, SLG: 0.433 Mark Salas, L OBP: 0.394, SLG: 0.393 (1, 3) (7, PH) (8, 2)	FC4-6 E S	L6	G3			F7		K		4	1	0	1	0	0	3											
Gary Gaetti, R OBP: 0.312, SLG: 0.514 Al Newman, S OBP: 0.277, SLG: 0.315 (1, 5) (6, PH) (7, 5)	E9 1B 2B			F3		F8		K		3	2	2	1	0	0	0											
Gene Larkin, S OBP: 0.333, SLG: 0.400 (1, 10)	WP HR 1B				F8			L9		5	2	3	2	0	0	1											
Tom Brunansky, R OBP: 0.360, SLG: 0.487 Randy Bush, L OBP: 0.320, SLG: 0.326 (1, 9) (6, 9)	HR		E 1B 1B					F5		2	2	3	1	0	0	0											
Steve Lombardozzi, R OBP: 0.349, SLG: 0.382 (1, 4)			E1 1B		G5-3			F9		4	1	1	0	0	0	4											
Tim Laudner, R OBP: 0.203, SLG: 0.262 (1, 2) (8, 3)	F7							F9		4	0	1	2	0	0	2											
Inning Stats	R: 6 E: 1 K: 0 S: 9	H: 6 LOB: 1 BB: 1 P: 13	R: 0 E: 0 K: 0 S: 3	H: 0 LOB: 0 BB: 0 P: 3	R: 5 E: 2 K: 0 S: 9	H: 5 LOB: 1 BB: 0 P: 9	R: 0 E: 0 K: 0 S: 3	H: 1 LOB: 1 BB: 1 P: 7	R: 0 E: 0 K: 1 S: 5	H: 0 LOB: 0 BB: 0 P: 5	R: 0 E: 0 K: 0 S: 3	H: 0 LOB: 1 BB: 1 P: 7	R: 2 E: 0 K: 1 S: 7	H: 2 LOB: 2 BB: 2 P: 15	R: 0 E: 0 K: 1 S: 5	H: 0 LOB: 0 BB: 0 P: 5	1B: 10 2B: 3 3B: 0 HR: 1	SF: 0 SAC: 0 DP: 1 HBP: 0	WP: 1 PB: 0 SB: 2 CS: 0	PA: 43							
PITCHER	IP	WLS	BF	H	R	ER	SO	BB	IBB	HBP	BLK	WP	HR	S	P	ERA	WHIP										
Mike Birkbeck, R ERA: 9.2 Chuck Crim, R ERA: 3.86 John Henry Johnson, L ERA: 8.44 Mark Clear, R ERA: 3.72	(1, 1) (1, 1) (3, 1) (7, 1)	0.1 2.1 3.2 1.2	L 13 14 8	8 5 1	6 5 1	6 3 1	0 0 1	0 0 2	0 0 1	0 0 0	0 0 0	0 0 0	0 0 0	0 0 11	1 13 25 15	162.00 11.57 2.46 5.40	21.000 2.143 1.091 1.800										

AB 34
R 1
H 7
RBI 1
BB 0
SO 8
LOB 12



AB 38
R 13
H 14
RBI 13
BB 5
SO 3
LOB 16

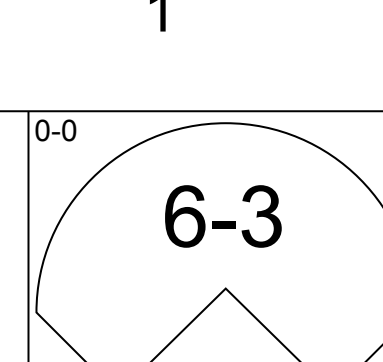
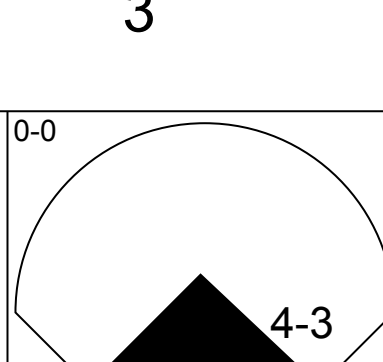
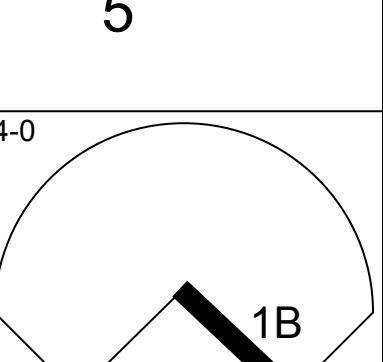
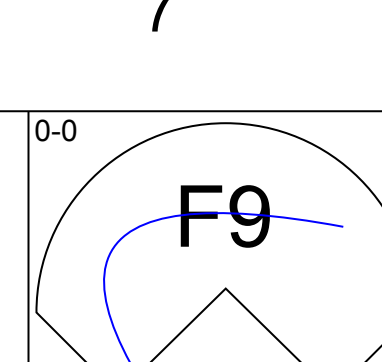
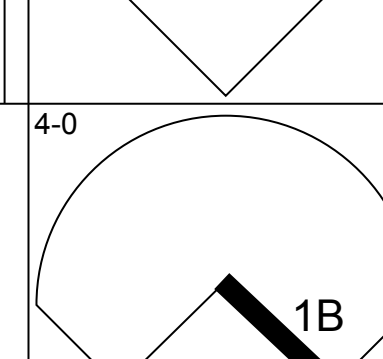
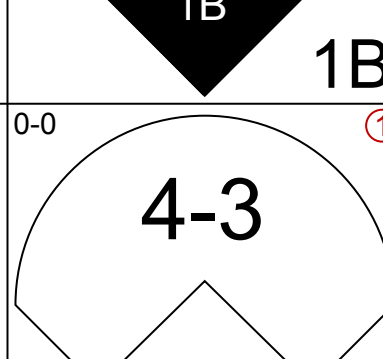
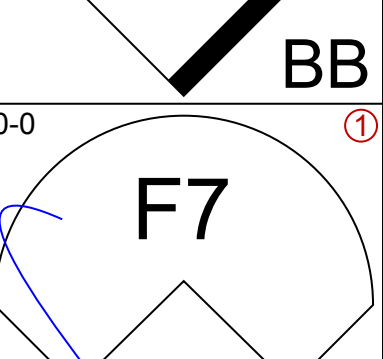
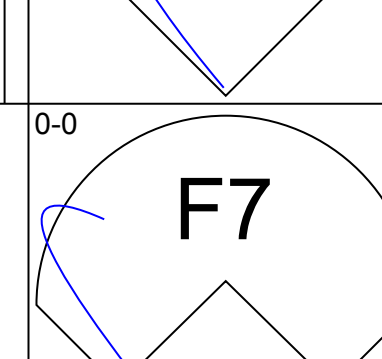
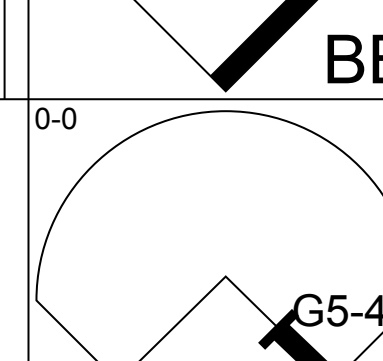
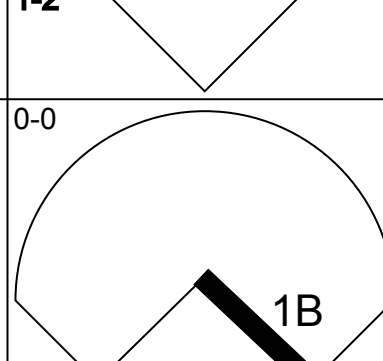
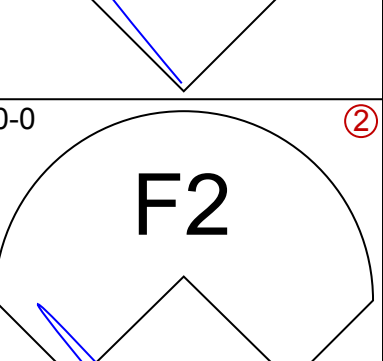
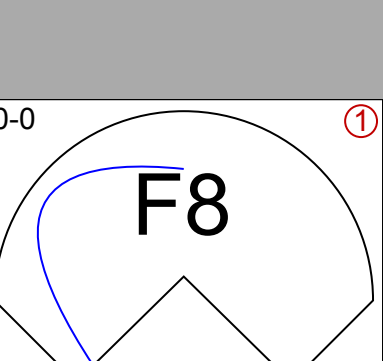
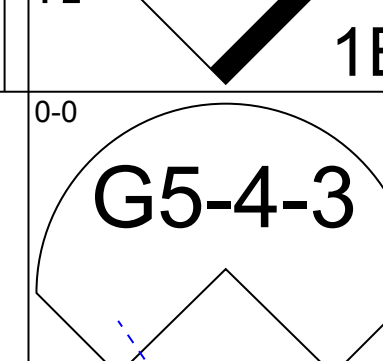
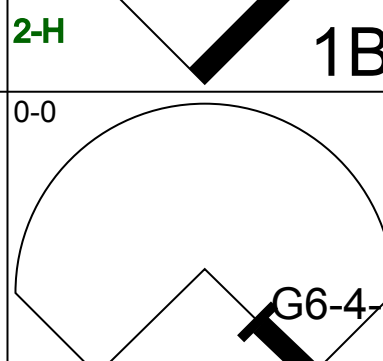
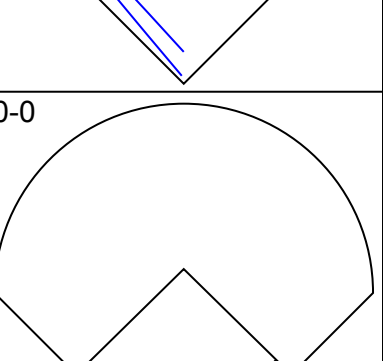
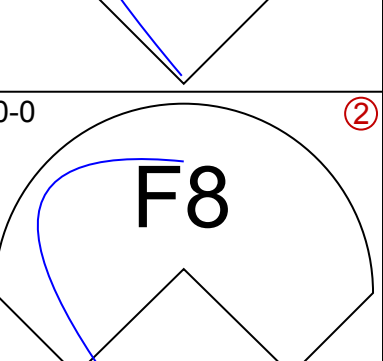
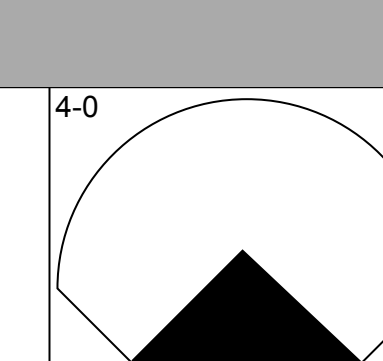
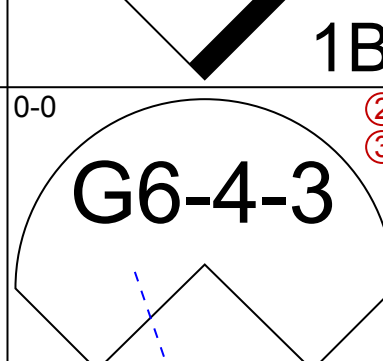
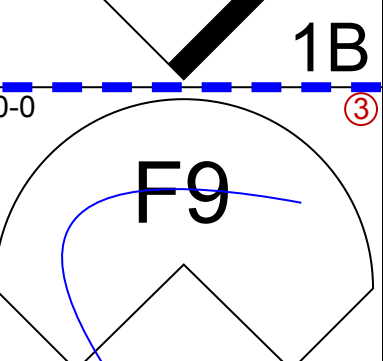
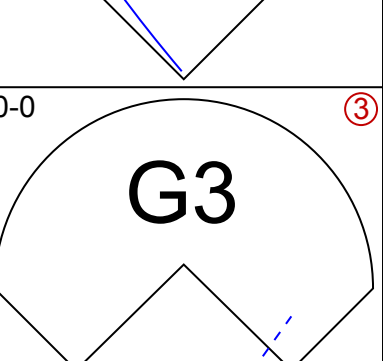
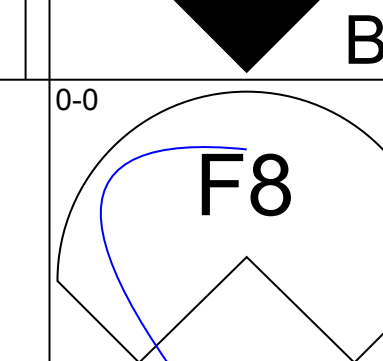
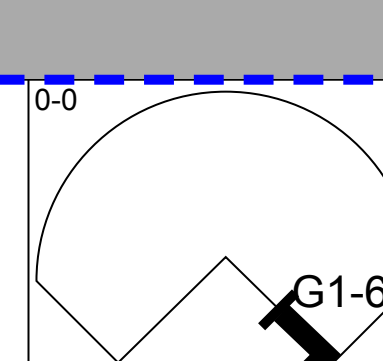
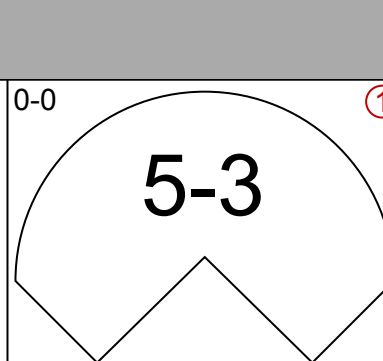
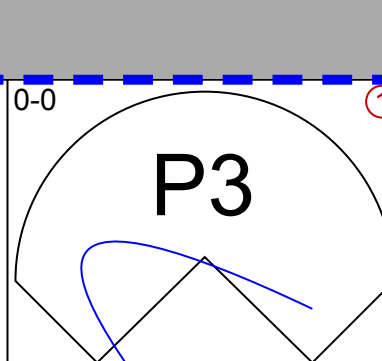
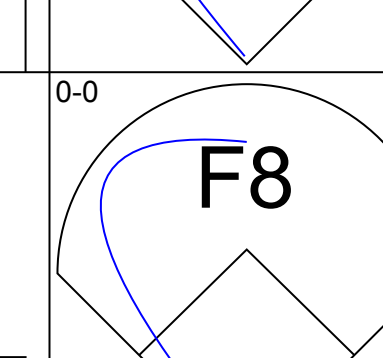
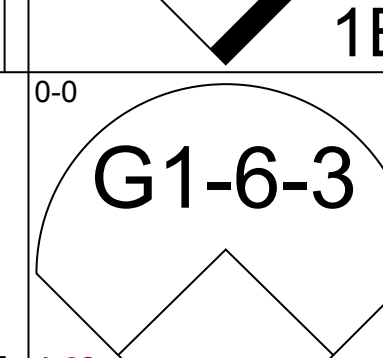
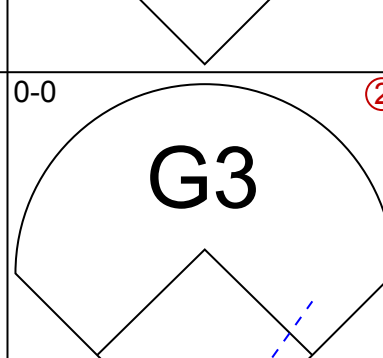
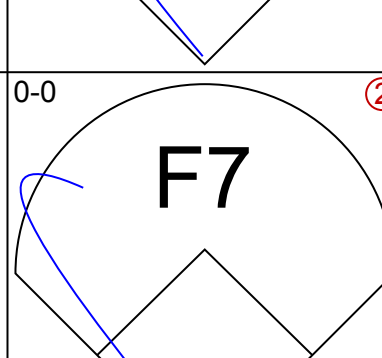
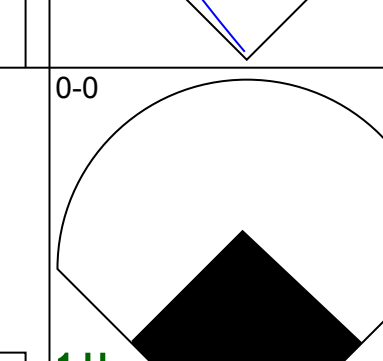
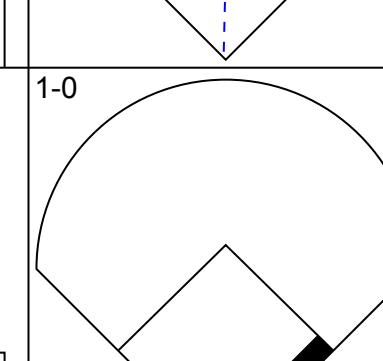
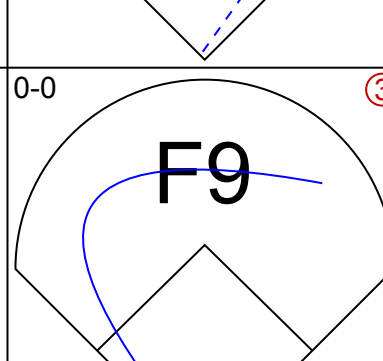
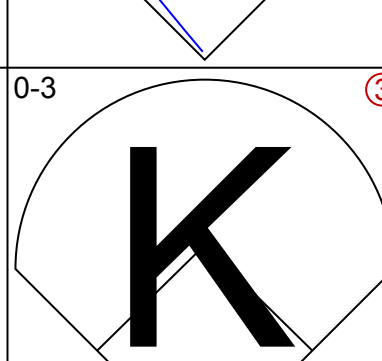
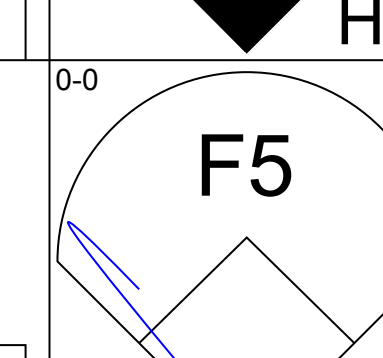
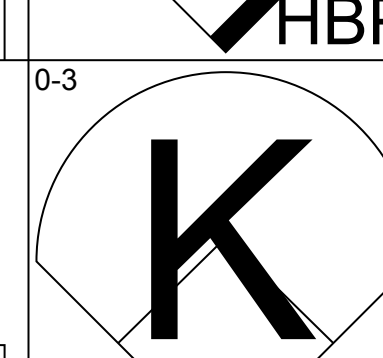
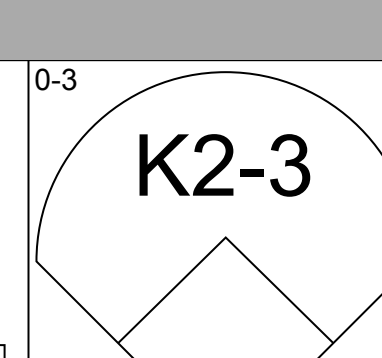


Batter	1	2	3	4	5	6	7	8	9	AB	R	H	RBI	BB	SO	LOB	TOP					
Al Newman, S OBP: 0.267, SLG: 0.288 (1, 6)										6	1	0	0	0	1	6						
Dan Gladden, R OBP: 0.313, SLG: 0.336 (1, 7)										6	3	4	1	0	0	2						
Kirby Puckett, R OBP: 0.371, SLG: 0.528 Greg Gagne, R OBP: 0.273, SLG: 0.376 (8, 8)										5	1	4	2	0	0	0						
Gary Gaetti, R OBP: 0.315, SLG: 0.519 (1, 5)										4	0	1	2	1	1	4						
Kent Hrbek, L OBP: 0.365, SLG: 0.469 Gene Larkin, S OBP: 0.296, SLG: 0.462 (8, 3)										5	0	1	1	0	2	5						
Tom Brunansky, R OBP: 0.382, SLG: 0.494 (1, 10)										3	3	2	1	2	1	0						
Tim Laudner, R OBP: 0.211, SLG: 0.347 (1, 2)										5	2	2	3	0	0	3						
Steve Lombardozi, R OBP: 0.353, SLG: 0.384 (1, 4)										5	0	3	1	0	0	0						
Mark Davidson, R OBP: 0.283, SLG: 0.333 Randy Bush, L OBP: 0.336, SLG: 0.348 (6, PH) (6, 9)										2	0	1	0	0	0	0						
Inning Stats	R: 1 E: 0 K: 2 S: 9	H: 1 LOB: 1 BB: 0 P: 9	R: 2 E: 0 K: 0 S: 4	H: 1 LOB: 0 BB: 1 P: 8	R: 1 E: 0 K: 0 S: 5	H: 3 LOB: 2 BB: 1 P: 9	R: 0 E: 0 K: 0 S: 4	H: 1 LOB: 1 BB: 0 P: 4	R: 0 E: 0 K: 1 S: 5	H: 1 LOB: 0 BB: 0 P: 5	R: 3 E: 0 K: 2 S: 12	H: 5 LOB: 3 BB: 1 P: 16	R: 1 E: 0 K: 0 S: 5	H: 2 LOB: 1 BB: 0 P: 5	R: 3 E: 0 K: 0 S: 6	H: 4 LOB: 0 BB: 0 P: 6	R: 0 E: 0 K: 0 S: 4	H: 2 LOB: 1 BB: 0 P: 4	1B: 14 2B: 4 3B: 0 HR: 3	SF: 0 SAC: 0 DP: 4 HBP: 0	WP: 1 PB: 0 SB: 2 CS: 1	PA: 47
PITCHER	IP	WLS	BF	H	R	ER	SO	BB	IBB	HBP	BLK	WP	HR	S	P	ERA	WHIP					
Frank Tanana, L ERA: 3.78 (1, 1)	2.2	L	15	5	4	4	2	2	0	0	0	1	1	17	25	13.50	2.625					
Eric King, R ERA: 4.4 (3, 1)	2.2		12	5	3	3	2	0	0	0	0	0	1	16	16	10.12	1.875					
Nate Snell, R ERA: 3.96 (6, 1)	0.1		4	2	0	0	0	1	0	0	0	0	0	3	7	0.00	9.000					
Mark Thurmond, L ERA: 3.38 (6, 1)	3.1		16	8	4	4	1	0	0	0	0	0	1	18	18	10.80	2.400					

Minnesota Twins @ Detroit Tigers
Tiger Stadium, Detroit, MI
Sun May 31 1987, 3:38 AM EDT
Att: 20,993 - Unknown

AB 44
R 11
H 20
RBI 11
BB 3
SO 5
LOB 21



Batter	1	2	3	4	5	6	7	8	9	AB	R	H	RBI	BB	SO	LOB	BOTTOM					
Tom Brookens, R OBP: 0.333, SLG: 0.434 (1, 5)										3	1	1	0	1	0	0						
Darrell Evans, L OBP: 0.387, SLG: 0.420 (1, 3)										3	0	0	0	1	0	2						
Kirk Gibson, L OBP: 0.385, SLG: 0.517 (1, 7)										4	0	2	1	0	0	1						
Allan Trammell, R OBP: 0.370, SLG: 0.448 (1, 6)										4	0	2	0	0	0	2						
Larry Herndon, R OBP: 0.385, SLG: 0.467 Matt Nokes, L OBP: 0.359, SLG: 0.529 (5, PH) (1, 10)										1	1	0	0	1	0	2						
Mike Heath, R OBP: 0.412, SLG: 0.571 (1, 2)										4	0	1	0	0	0	1						
Terry Harper, R OBP: 0.369, SLG: 0.348 Pat Sheridan, L OBP: 0.339, SLG: 0.382 (6, PH) (7, 9) (8, 8)										2	0	0	0	0	2							
Chet Lemon, R OBP: 0.379, SLG: 0.413 Dave Bergman, L OBP: 0.426, SLG: 0.545 (8, 9)										2	1	1	2	0	0	0						
Jim Walewander, S OBP: 0.200, SLG: 0.400 (1, 4)										3	0	0	0	0	2	1						
Inning Stats	R: 0 E: 0 K: 0 S: 3	H: 1 LOB: 1 BB: 1 P: 7	R: 2 E: 0 K: 0 S: 4	H: 1 LOB: 0 BB: 1 P: 8	R: 1 E: 0 K: 0 S: 5	H: 3 LOB: 1 BB: 0 P: 5	R: 0 E: 0 K: 1 S: 5	H: 1 LOB: 1 BB: 0 P: 6	R: 0 E: 0 K: 0 S: 4	H: 1 LOB: 2 BB: 1 P: 8	R: 0 E: 0 K: 0 S: 3	H: 0 LOB: 0 BB: 0 P: 3	R: 0 E: 0 K: 1 S: 5	H: 0 LOB: 0 BB: 0 P: 5	R: 0 E: 0 K: 0 S: 3	H: 0 LOB: 0 BB: 0 P: 3	R: 0 E: 0 K: 1 S: 5	H: 0 LOB: 0 BB: 0 P: 5	1B: 6 2B: 0 3B: 0 HR: 1	SF: 0 SAC: 0 DP: 3 HBP: 1	WP: 0 PB: 0 SB: 0 CS: 0	PA: 35
PITCHER	IP	WLS	BF	H	R	ER	SO	BB	IBB	HBP	BLK	WP	HR	S	P	ERA	WHIP					
Allan Anderson, L ERA: 9.0 (1, 1)	1.2		8	2	0	0	1	1	0	1	0	0	0	8	13	0.00	1.800					
Mark Portugal, R ERA: 7.49 (5, 1)	3.1	W	10	0	0	0	1	0	0	0	0	0	0	12	12	0.00	0.000					
Keith Atherton, R ERA: 4.38 (9, 1)	1.0		3	0	0	0	1	0	0	0	0	0	0	5	5	0.00	0.000					

Minnesota Twins @ Detroit Tigers
Tiger Stadium, Detroit, MI
Sun May 31 1987, 3:38 AM EDT
Att: 20,993 - Unknown

AB 31
R 3
H 7
RBI 3
BB 3
SO 3
LOB 13



Batter	1	2	3	4	5	6	7	8	9	AB	R	H	RBI	BB	SO	LOB	TOP					
Dan Gladden, R OBP: 0.316, SLG: 0.363 (1, 7)										5	2	2	1	0	1	0	Minnesota Twins @ Boston Red Sox Fenway Park, Boston, MA Mon Jun 01 1987, 7:05 PM EDT Att: 20,221 - Unknown					
Greg Gagne, R OBP: 0.270, SLG: 0.362 (1, 6)										4	1	0	0	1	3	0						
Kirby Puckett, R OBP: 0.367, SLG: 0.530 Mark Davidson, R OBP: 0.283, SLG: 0.333 (1, 8) (9, 8)										5	1	1	0	0	1	2						
Kent Hrbek, L OBP: 0.371, SLG: 0.467 (1, 3)										3	1	1	1	2	0	0						
Gary Gaetti, R OBP: 0.313, SLG: 0.526 (1, 5)										5	1	1	2	0	1	5						
Roy Smalley, S OBP: 0.347, SLG: 0.451 (1, 10)										4	1	2	2	0	0	0						
Tom Brunansky, R OBP: 0.365, SLG: 0.530 (1, 9)										4	2	2	3	0	1	2						
Mark Salas, L OBP: 0.419, SLG: 0.568 (1, 2)										4	0	1	0	0	0	0						
Sieve Lombardozzi, R OBP: 0.344, SLG: 0.373 (1, 4)										4	0	0	0	0	2	1						
Inning Stats	R: 2 E: 0 K: 1 S: 7	H: 2 LOB: 2 BB: 2 P: 15	R: 0 E: 0 K: 1 S: 5	H: 0 LOB: 0 BB: 0 P: 5	R: 0 E: 0 K: 2 S: 7	H: 0 LOB: 0 BB: 0 P: 7	R: 1 E: 0 K: 1 S: 7	H: 2 LOB: 1 BB: 0 P: 7	R: 0 E: 1 K: 1 S: 6	H: 0 LOB: 2 BB: 1 P: 10	R: 0 E: 0 K: 0 S: 3	H: 0 LOB: 0 BB: 0 P: 3	R: 6 E: 1 K: 1 S: 11	H: 6 LOB: 0 BB: 0 P: 11	R: 0 E: 0 K: 1 S: 5	H: 0 LOB: 0 BB: 0 P: 5	R: 0 E: 0 K: 1 S: 5	H: 0 LOB: 0 BB: 0 P: 5	1B: 4 2B: 1 3B: 1 HR: 4	SF: 0 SAC: 0 DP: 0 HBP: 0	WP: 0 PB: 0 SB: 0 CS: 0	PA: 41
PITCHER	IP WLS BF H R ER SO BB IBB HBP BLK WP HR S P ERA WHIP	IP WLS BF H R ER SO BB IBB HBP BLK WP HR S P ERA WHIP																				
Roger Clemens, R ERA: 3.19 Wes Gardner, R ERA: 5.33 (1, 1) (7, 1)	6.2 L 32 8 7 7 7 3 0 0 0 0 3 43 55 9.45 1.650	2.1 9 2 2 2 2 0 0 0 0 0 1 13 13 7.71 0.857																				

Batter	1	2	3	4	5	6	7	8	9	AB	R	H	RBI	BB	SO	LOB	BOTTOM					
Ellis Burks, R OBP: 0.262, SLG: 0.417 (1, 8)										4	0	0	0	0	2	1	Minnesota Twins @ Boston Red Sox Fenway Park, Boston, MA Mon Jun 01 1987, 7:05 PM EDT Att: 20,221 - Unknown					
Marty Barrett, R OBP: 0.282, SLG: 0.227 (1, 4)										4	0	0	0	0	0	0						
Wade Boggs, L OBP: 0.433, SLG: 0.544 (1, 5)										4	0	2	0	0	0	0						
Jim Rice, R OBP: 0.353, SLG: 0.386 (1, 7)										4	0	0	0	0	0	2						
Don Baylor, R OBP: 0.348, SLG: 0.415 (1, 10)										4	0	1	0	0	1	1						
Dwight Evans, R OBP: 0.412, SLG: 0.577 (1, 9)										4	2	2	1	0	1	0						
Bill Buckner, L OBP: 0.269, SLG: 0.311 (1, 3)										4	1	2	2	0	0	0						
Spike Owen, S OBP: 0.289, SLG: 0.284 Mike Greenwell, L OBP: 0.325, SLG: 0.558 (1, 6) (9, PH)										3	0	1	0	0	0	1						
Rich Gedman, L OBP: 0.194, SLG: 0.239 (1, 2)										4	0	0	0	0	1	2						
Inning Stats	R: 0 E: 0 K: 0 S: 3	H: 0 LOB: 0 BB: 0 P: 3	R: 1 E: 0 K: 0 S: 4	H: 1 LOB: 0 BB: 0 P: 4	R: 0 E: 0 K: 1 S: 5	H: 0 LOB: 0 BB: 0 P: 5	R: 0 E: 0 K: 0 S: 3	H: 0 LOB: 0 BB: 0 P: 3	R: 2 E: 0 K: 0 S: 6	H: 3 LOB: 1 BB: 0 P: 6	R: 0 E: 0 K: 1 S: 6	H: 1 LOB: 1 BB: 0 P: 6	R: 0 E: 0 K: 1 S: 6	H: 1 LOB: 1 BB: 0 P: 6	R: 0 E: 0 K: 1 S: 6	H: 1 LOB: 1 BB: 0 P: 6	R: 2 E: 0 K: 1 S: 7	H: 2 LOB: 0 BB: 0 P: 7	1B: 6 2B: 1 3B: 0 HR: 2	SF: 0 SAC: 0 DP: 0 HBP: 0	WP: 0 PB: 0 SB: 0 CS: 0	PA: 36
PITCHER	IP WLS BF H R ER SO BB IBB HBP BLK WP HR S P ERA WHIP	IP WLS BF H R ER SO BB IBB HBP BLK WP HR S P ERA WHIP																				
Frank Viola, L ERA: 4.02 Keith Atherton, R ERA: 4.73 (1, 1) (8, 1)	7.0 W 27 6 3 3 3 0 0 0 0 0 1 33 33 3.86 0.857	2.0 9 3 2 2 2 0 0 0 0 0 1 13 13 9.00 1.500																				



Batter	1	2	3	4	5	6	7	8	9	AB	R	H	RBI	BB	SO	LOB	TOP								
Dan Gladden, R OBP: 0.326, SLG: 0.367										4	1	2	0	1	1	1	Minnesota Twins @ Boston Red Sox Fenway Park, Boston, MA Tue Jun 02 1987, 7:05 PM EDT Att: 16,910 - Unknown								
Greg Gagne, R OBP: 0.283, SLG: 0.376										4	1	2	0	1	1	2									
Kirby Puckett, R OBP: 0.361, SLG: 0.519										4	1	0	0	0	2	4									
Kent Hrbek, L OBP: 0.374, SLG: 0.485										4	1	2	3	0	1	1									
Gary Gaetti, R OBP: 0.307, SLG: 0.515										4	0	0	0	0	1	2									
Gene Larkin, S OBP: 0.258, SLG: 0.400										4	0	0	0	0	0	1									
Tom Brunansky, R OBP: 0.368, SLG: 0.544										3	1	1	1	1	0	2									
Steve Lombardozzi, R OBP: 0.335, SLG: 0.363										4	0	0	0	0	0	1									
Tim Laudner, R OBP: 0.213, SLG: 0.333										3	0	0	0	1	1	0									
Inning Stats	R: 0 E: 0 K: 2 S: 8	H: 1 LOB: 1 BB: 0 P: 8	R: 0 E: 0 K: 0 S: 3	H: 0 LOB: 0 BB: 0 P: 3	R: 0 E: 0 K: 1 S: 6	H: 1 LOB: 1 BB: 0 P: 6	R: 0 E: 1 K: 1 S: 5	H: 0 LOB: 0 BB: 0 P: 5	R: 1 E: 0 K: 0 S: 4	H: 1 LOB: 0 BB: 0 P: 4	R: 3 E: 0 K: 1 S: 7	H: 2 LOB: 1 BB: 2 P: 11	R: 0 E: 0 K: 0 S: 2	H: 0 LOB: 1 BB: 2 P: 10	R: 1 E: 1 K: 1 S: 7	H: 1 LOB: 2 BB: 1 P: 11	R: 0 E: 0 K: 1 S: 6	H: 1 LOB: 1 BB: 0 P: 6	1B: 4 2B: 1 3B: 0 HR: 2	SF: 0 SAC: 0 DP: 1 HBP: 0	WP: 1 PB: 0 SB: 1 CS: 1	PA: 38			
PITCHER	IP	WLS	BF	H	R	ER	SO	BB	IBB	HBP	BLK	WP	HR	S	P	ERA	WHIP								
John Leister, R ERA: 12.27	(1, 1)	5.1	22	5	4	4	5	1	0	0	0	0	2	31	35	6.75	1.125								
Steve Crawford, R ERA: 4.88	(6, 1)	2.0	8	0	1	1	0	3	0	0	0	0	0	5	17	4.50	1.500								
Joe Sambito, L ERA: 1.23	(8, 1)	0.0	1	1	0	0	0	0	0	0	0	0	0	1	1	∞	∞								
Calvin Schiraldi, R ERA: 5.66	(8, 1)	1.2	W	7	1	0	0	2	0	0	0	1	0	11	11	0.00	0.600								

Batter	1	2	3	4	5	6	7	8	9	AB	R	H	RBI	BB	SO	LOB	BOTTOM								
Dave Henderson, R OBP: 0.315, SLG: 0.465										3	2	0	0	2	1	2	Minnesota Twins @ Boston Red Sox Fenway Park, Boston, MA Tue Jun 02 1987, 7:05 PM EDT Att: 16,910 - Unknown								
Marty Barrett, R OBP: 0.284, SLG: 0.229										3	1	1	0	0	0	1									
Don Baylor, R OBP: 0.346, SLG: 0.413										1	0	0	0	0	1	0									
Ed Romero, R OBP: 0.368, SLG: 0.317										0	0	0	0	0	0	0									
Wade Boggs, L OBP: 0.441, SLG: 0.551										3	1	2	1	2	1	0									
Jim Rice, R OBP: 0.354, SLG: 0.378										3	0	0	0	2	3	5									
Mike Greenwell, L OBP: 0.330, SLG: 0.556										4	0	1	1	1	0	4									
Ellis Burks, R OBP: 0.262, SLG: 0.417										0	1	0	0	0	0	0									
Dwight Evans, R OBP: 0.412, SLG: 0.566										3	0	0	1	2	1	5									
Bill Buckner, L OBP: 0.276, SLG: 0.312										3	0	1	3	2	0	4									
Rich Gedman, L OBP: 0.184, SLG: 0.227										4	0	0	0	0	1	4									
Spike Owen, S OBP: 0.299, SLG: 0.299										3	1	1	0	1	0	2									
Inning Stats	R: 2 E: 1 K: 2 S: 8	H: 1 LOB: 3 BB: 4 P: 24	R: 1 E: 0 K: 2 S: 9	H: 2 LOB: 1 BB: 0 P: 9	R: 0 E: 0 K: 1 S: 6	H: 0 LOB: 2 BB: 1 P: 10	R: 1 E: 0 K: 0 S: 3	H: 0 LOB: 3 BB: 4 P: 19	R: 0 E: 0 K: 0 S: 2	H: 0 LOB: 0 BB: 1 P: 6	R: 0 E: 0 K: 1 S: 5	H: 0 LOB: 1 BB: 1 P: 9	R: 0 E: 0 K: 0 S: 2	H: 0 LOB: 0 BB: 1 P: 6	R: 1 E: 1 K: 1 S: 7	H: 3 LOB: 3 BB: 0 P: 7	R: 2 E: 0 K: 1 S: 7	H: 3 LOB: 2 BB: 0 P: 7	1B: 3 2B: 3 3B: 0 HR: 0	SF: 0 SAC: 1 DP: 1 HBP: 0	WP: 1 PB: 0 SB: 0 CS: 0	PA: 43			
PITCHER	IP	WLS	BF	H	R	ER	SO	BB	IBB	HBP	BLK	WP	HR	S	P	ERA	WHIP								
Juan Berenguer, R ERA: 2.77	(1, 1)	3.2	24	3	4	4	5	7	2	0	0	0	0	25	61	9.82	2.727								
Mark Portugal, R ERA: 8.91	(4, 1)	3.1	11	0	0	0	1	3	0	0	0	0	0	10	22	0.00	0.900								
Jeff Reardon, R ERA: 7.56	(8, 1)	1.2	L	8	3	2	2	2	0	0	0	0	0	12	12	10.80	1.800								

Batter	1	2	3	4	5	6	7	8	9	10	11	12	13	AB	R	H	RBI	BB	SO	LOB	TOP									
Jerry Browne, S OBP: 0.363, SLG: 0.333 (1, 4)														7	0	1	0	0	2	4										
Scott Fletcher, R OBP: 0.367, SLG: 0.440 (1, 6)														5	0	3	0	2	1	2										
Ruben Sierra, S OBP: 0.316, SLG: 0.443 (1, 9)														7	1	3	0	0	0	9										
Pete Incaviglia, R OBP: 0.364, SLG: 0.543 (1, 7)														6	0	1	0	0	4	4										
Pete O'Brien, L OBP: 0.330, SLG: 0.513 (1, 3)														4	0	2	0	2	1	3										
Larry Parrish, R OBP: 0.369, SLG: 0.576 (1, 10)														6	0	0	0	0	4	6										
Don Slaught, R OBP: 0.276, SLG: 0.386 (1, 2)														4	0	0	0	0	2	1										
Geno Petrilli, L OBP: 0.432, SLG: 0.433 (10, PH)														2	0	0	0	0	0	2										
Oddibe McDowell, L OBP: 0.356, SLG: 0.413 (1, 8)														3	1	2	1	3	1	0										
Steve Buechele, R OBP: 0.289, SLG: 0.425 (1, 5)														4	0	0	0	0	1	3										
Darrell Porter, L OBP: 0.365, SLG: 0.366 (11, PH)														0	0	0	0	1	0	0										
Bob Brower, R OBP: 0.365, SLG: 0.388 (11, PR)														0	0	0	0	0	0	0										
Curtis Wilkerson, S OBP: 0.303, SLG: 0.344 (11, 5)														1	0	0	0	0	1	1										
Inning Stats	R: 0 E: 0 K: 2 S: 8	H: 1 LOB: 2 BB: 1 P: 12	R: 1 E: 0 K: 2 S: 8	H: 1 LOB: 0 BB: 8 P: 8	R: 0 E: 0 K: 1 S: 6	H: 2 LOB: 1 BB: 0 P: 6	R: 0 E: 0 K: 1 S: 6	H: 1 LOB: 2 BB: 1 P: 10	R: 1 E: 1 K: 1 S: 7	H: 3 LOB: 2 BB: 1 P: 11	R: 0 E: 0 K: 2 S: 7	H: 0 LOB: 0 BB: 0 P: 7	R: 0 E: 1 K: 0 S: 4	H: 1 LOB: 1 BB: 0 P: 4	R: 0 E: 0 K: 1 S: 5	H: 1 LOB: 0 BB: 0 P: 5	R: 0 E: 0 K: 1 S: 6	H: 1 LOB: 2 BB: 1 P: 10	R: 0 E: 0 K: 3 S: 10	H: 0 LOB: 1 BB: 0 P: 10	R: 0 E: 0 K: 1 S: 5	H: 0 LOB: 3 BB: 2 P: 13	R: 0 E: 0 K: 1 S: 6	H: 1 LOB: 1 BB: 2 P: 6	R: 0 E: 0 K: 1 S: 5	H: 0 LOB: 2 BB: 0 P: 13	1B: 10 2B: 1 3B: 0 HR: 1	SF: 0 SAC: 0 DP: 2 HBP: 0	WP: 2 PB: 0 SB: 4 CS: 1	PA: 57
PITCHER	IP WLS BF H R ER SO BB IBB HBP BLK WP HR S P ERA WHIP	7.0 3.0 2.0 1.0	3.8 4.41 7.39 4.4	WLS BF H R ER SO BB IBB HBP BLK WP HR S P ERA WHIP	32 10 2 1 0 0 5 2 1 0 0 0 0 0 0 0 0 1.29 1.857	13 1 0 0 0 2 0 0 0 0 0 0 0 0 0 0 0 0.00 1.000	5 0 0 0 0 1 1 0 0 0 0 0 5 13 0.00 1.000	9 0 0 0 0 1 0 0 0 0 0 0 0 0 0 0 0 0 0.00 1.000	10 1 0 0 0 1 0 0 0 0 0 0 0 0 0 0 0 0 0.00 1.000	11 1 0 0 0 1 0 0 0 0 0 0 0 0 0 0 0 0 0.00 1.000	12 13 14 15 16 17 18 19 20 21 22 23 24 25 26 27 28 29 30 31 32 33 34 35 36 37 38 39 40 41 42 43 44 45 46 47 48 49 50 51 52 53 54 55 56 57 58 59 60 61 62 63 64 65 66 67 68 69 70 71 72 73 74 75 76 77 78 79 80 81 82 83 84 85 86 87 88 89 90 91 92 93 94 95 96 97 98 99 100 101 102 103 104 105 106 107 108 109 110 111 112 113 114 115 116 117 118 119 120 121 122 123 124 125 126 127 128 129 130 131 132 133 134 135 136 137 138 139 140 141 142 143 144 145 146 147 148 149 150 151 152 153 154 155 156 157 158 159 160 161 162 163 164 165 166 167 168 169 170 171 172 173 174 175 176 177 178 179 180 181 182 183 184 185 186 187 188 189 190 191 192 193 194 195 196 197 198 199 200 201 202 203 204 205 206 207 208 209 210 211 212 213 214 215 216 217 218 219 220 221 222 223 224 225 226 227 228 229 230 231 232 233 234 235 236 237 238 239 240 241 242 243 244 245 246 247 248 249 250 251 252 253 254 255 256 257 258 259 260 261 262 263 264 265 266 267 268 269 270 271 272 273 274 275 276 277 278 279 280 281 282 283 284 285 286 287 288 289 290 291 292 293 294 295 296 297 298 299 300 301 302 303 304 305 306 307 308 309 310 311 312 313 314 315 316 317 318 319 320 321 322 323 324 325 326 327 328 329 330 331 332 333 334 335 336 337 338 339 340 341 342 343 344 345 346 347 348 349 350 351 352 353 354 355 356 357 358 359 360 361 362 363 364 365 366 367 368 369 370 371 372 373 374 375 376 377 378 379 380 381 382 383 384 385 386 387 388 389 390 391 392 393 394 395 396 397 398 399 400 401 402 403 404 405 406 407 408 409 410 411 412 413 414 415 416 417 418 419 420 421 422 423 424 425 426 427 428 429 430 431 432 433 434 435 436 437 438 439 440 441 442 443 444 445 446 447 448 449 450 451 452 453 454 455 456 457 458 459 460 461 462 463 464 465 466 467 468 469 470 471 472 473 474 475 476 477 478 479 480 481 482 483 484 485 486 487 488 489 490 491 492 493 494 495 496 497 498 499 500 501 502 503 504 505 506 507 508 509 510 511 512 513 514 515 516 517 518 519 520 521 522 523 524 525 526 527 528 529 530 531 532 533 534 535 536 537 538 539 540 541 542 543 544 545 546 547 548 549 550 551 552 553 554 555 556 557 558 559 560 561 562 563 564 565 566 567 568 569 570 571 572 573 574 575 576 577 578 579 580 581 582 583 584 585 586 587 588 589 590 591 592 593 594 595 596 597 598 599 600 601 602 603 604 605 606 607 608 609 610 611 612 613 614 615 616 617 618 619 620 621 622 623 624 625 626 627 628 629 630 631 632 633 634 635 636 637 638 639 640 641 642 643 644 645 646 647 648 649 650 651 652 653 654 655 656 657 658 659 660 661 662 663 664 665 666 667 668 669 670 671 672 673 674 675 676 677 678 679 680 681 682 683 684 685 686 687 688 689 690 691 692 693 694 695 696 697 698 699 700 701 702 703 704 705 706 707 708 709 710 711 712 713 714 715 716 717 718 719 720 721 722 723 724 725 726 727 728 729 730 731 732 733 734 735 736 737 738 739 740 741 742 743 744 745 746 747 748 749 750 751 752 753 754 755 756 757 758 759 760 761 762 763 764 765 766 767 768 769 770 771 772 773 774 775 776 777 778 779 780 781 782 783 784 785 786 787 788 789 790 791 792 793 794 795 796 797 798 799 800 801 802 803 804 805 806 807 808 809 810 811 812 813 814 815 816 817 818 819 820 821 822 823 824 825 826 827 828 829 830 831 832 833 834 835 836 837 838 839 840 841 842 843 844 845 846 847 848 849 850 851 852 853 854 855 856 857 858 859 860 861 862 863 864 865 866 867 868 869 870 871 872 873 874 875 876 877 878 879 880 881 882 883 884 885 886 887 888 889 890 891 892 893 894 895 896 897 898 899 900 901 902 903 904 905 906 907 908 909 910 911 912 913 914 915 916 917 918 919 920 921 922 923 924 925 926 927 928 929 930 931 932 933 934 935 936 937 938 939 940 941 942 943 944 945 946 947 948 949 950 951 952 953 954 955 956 957 958 959 960 961 962 963 964 965 966 967 968 969 970 971 972 973 974 975 976 977 978 979 980 981 982 983 984 985 986 987 988 989 990 991 992 993 994 995 996 997 998 999 1000																			

Texas Rangers @ Minnesota Twins
Hubert H. Humphrey Metrodome, Minneapolis, MN
Sat Jun 06 1987, 8:05 PM EDT
Att. 24,992 - Unknown

AB 49
R 2
H 12
RBI 1
BB 8
SO 17
LOB 35



WP: 2 PA: 57
PB: 0
SB: 4
CS: 1

Batter	1	2	3	4	5	6	7	8	9	10	11	12	13	AB	R	H	RBI	BB	SO	LOB	BOTTOM
Al Newman, S OBP: 0.273, SLG: 0.288 (1, 4)														4	0	1	0	1	0	0	
Dan Gladden, R OBP: 0.316, SLG: 0.357 (1, 7)														5	0	0	0	1	0	3	
Kirby Puckett, R OBP: 0.396, SLG: 0.507 (1, 8)														5	0	0	0	1	0	2	
Kent Hrbek, L OBP: 0.368, SLG: 0.489 (1, 3)													5	0	1	0	1	0	3		
Gary Gaetti, R OBP: 0.317, SLG: 0.517 (1, 5)														4	1	1	0	2	0	4	
Gene Larkin, S OBP: 0.386, SLG: 0.463 (1, 10)														5	0	3	0	1	0	3	
Mark Davidson, R OBP: 0.306, SLG: 0.345 (13, PR)														0	0	0	0	0	0	0	
Tom Brunansky, R OBP: 0.367, SLG: 0.536 (1, 9)														4	1	0	0	2	2	3	
Greg Gagne, R OBP: 0.277, SLG: 0.356 (1, 6)														2	0	0	0	1	0	1	
Mark Salas, L OBP: 0.451, SLG: 0.622 (9, PH)														3	1	2	1	0	1	1	
Tim Laudner, R OBP: 0.216, SLG: 0.321 (9, PH)														3	0	1	0	0	1	3	
Roy Smalley, S OBP: 0.363, SLG: 0.488 (9, PH)														1	0	0	0	0	0	0	
Steve Lombardozzi, R OBP: 0.326, SLG: 0.346 (10, 4)														2	0	1	1	0	0	1	
Inning Stats	R: 0 E: 0 K: 0 S: 3	H: 0 LOB: 0 BB: 0 P: 3	R: 0 E: 0 K: 1 S: 5	H: 1 LOB: 1 BB: 1 P: 9	R: 0 E: 0 K: 0 S: 3	H: 0 LOB: 1 BB: 1 P: 7	R: 1 E: 0 K: 1 S: 6	H: 1 LOB: 3 BB: 3 P: 18	R:												

Batter	1	2	3	4	5	6	7	8	9	AB	R	H	RBI	BB	SO	LOB	TOP											
Curtis Wilkerson, S OBP: 0.342, SLG: 0.361 (1, 4)	0-0 4-3		0-0 1B E 1B		0-0 F8 BB 1B		0-0 F8		1-0 HBP	4	1	2	0	0	0	1	Texas Rangers @ Minnesota Twins Hubert H. Humphrey Metrodome, Minneapolis, MN Sun Jun 07 1987, 4:33 AM EDT Att: 15,795 - Unknown livebaseballscorecards.com											
Scott Fletcher, R OBP: 0.383, SLG: 0.433 (1, 6)	0-3 K		0-0 F8		4-0 BB		0-0 SF9		0-0 F9	3	0	0	1	1	1	2												
Ruben Sierra, S OBP: 0.320, SLG: 0.440 (1, 9)	4-0 2B BB		0-0 F7		0-0 F8		0-0 1B		0-0 6-3	4	0	1	0	1	0	4												
Pete O'Brien, L OBP: 0.333, SLG: 0.518 (1, 3)	0-0 1-3 2B		0-0 E8 1-3 1B		0-0 F5		0-0 F8			4	0	2	0	0	0	4												
Pete Incaviglia, R OBP: 0.357, SLG: 0.532 (1, 7)	0-3 K		0-3 K		0-3 K				0-0 4-3	4	0	0	0	0	3	5												
Darrell Porter, L OBP: 0.335, SLG: 0.333 (1, 10)		0-3 K		0-0 L3		0-0 F8		0-0 6-3		4	0	0	0	0	1	0												
Oddibe McDowell, L OBP: 0.362, SLG: 0.416 (1, 8)		0-3 K		0-0 S 1B		0-3 K		0-0 1B		4	1	2	0	0	2	0												
Mike Stanley, R OBP: 0.400, SLG: 0.571 (1, 2)		0-3 K		0-3 K		0-3 K		0-3 K		4	0	0	0	0	4	2												
Geno Petralli, L OBP: 0.455, SLG: 0.524 Bob Brower, R OBP: 0.369, SLG: 0.388 Steve Buechele, R OBP: 0.289, SLG: 0.425 Jerry Browne, S OBP: 0.361, SLG: 0.331 (1, 5)			0-0 HR		0-0 2H 1B		0-0 F8 SF9 2B		0-0 6-3	3	1	3	2	0	0	0												
Inning Stats	R: 0 E: 0 K: 2 S: 8	H: 1 LOB: 2 BB: 1 P: 12	R: 0 E: 0 K: 3 S: 9	H: 0 LOB: 0 BB: 0 P: 9	R: 2 E: 1 K: 1 S: 8	H: 3 LOB: 1 BB: 0 P: 8	R: 1 E: 0 K: 1 S: 6	H: 2 LOB: 1 BB: 0 P: 6	R: 0 E: 0 K: 2 S: 7	H: 0 LOB: 0 BB: 0 P: 7	R: 1 E: 0 K: 0 S: 5	H: 2 LOB: 2 BB: 0 P: 5	R: 0 E: 0 K: 1 S: 6	H: 1 LOB: 1 BB: 0 P: 6	R: 0 E: 0 K: 0 S: 3	H: 0 LOB: 1 BB: 0 P: 4		1B: 7 2B: 2 3B: 0 HR: 1	SF: 1 SAC: 0 DP: 0 HBP: 1	WP: 0 PB: 0 SB: 2 CS: 0	PA: 39							
PITCHER	IP	WLS	BF	H	R	ER	SO	BB	IBB	HBP	BLK	WP	HR	S	P	ERA	WHIP											
Juan Berenguer, R ERA: 2.96 Keith Atherton, R ERA: 3.95	(1, 1)	6.0	27	8	4	3	10	2	0	0	0	0	1	45	53	4.50	1.667											
	(7, 1)	3.0	W	12	2	0	0	1	0	0	1	0	0	0	13	14	0.00	0.667										

Batter	1	2	3	4	5	6	7	8	9	AB	R	H	RBI	BB	SO	LOB	BOTTOM											
Al Newman, S OBP: 0.271, SLG: 0.279 (1, 6)	0-0 F8			0-0 4-3	4-0 BB 1B BB		0-0 FC4 S 2B	0-0 FC1-5 CS		4	1	0	0	1	0	3	Texas Rangers @ Minnesota Twins Hubert H. Humphrey Metrodome, Minneapolis, MN Sun Jun 07 1987, 4:33 AM EDT Att: 15,795 - Unknown livebaseballscorecards.com											
Randy Bush, L OBP: 0.353, SLG: 0.371 Tim Laudner, R OBP: 0.216, SLG: 0.317 (1, 9)	0-3 K			0-0 WP 1B	0-0 BB 1B		0-0 BB 1B 2B	0-3 K		4	1	3	1	0	1	0												
Kirby Puckett, R OBP: 0.359, SLG: 0.502 (1, 8)	0-3 K2-3			0-3 K	4-0 G4-6-3 BB		4-0 BB 1B IBB			2	1	0	1	2	2	1												
Kent Hrbek, L OBP: 0.369, SLG: 0.486 Gene Larkin, S OBP: 0.391, SLG: 0.452 (1, 3)		4-0 L3 BB		0-0 4-3	0-0 G4-6-3		4-0 1B BB			1	0	0	0	1	0	1												
Gary Gaetti, R OBP: 0.316, SLG: 0.512 (1, 5)		0-3 K		0-0 4-3	0-0 BB 1B		0-0 F9	0-3 K		4	1	1	0	0	2	4												
Roy Smalley, S OBP: 0.380, SLG: 0.480 (1, 10)		0-0 L3		0-0 K	0-0 K		0-0 1-3	0-0 1B		4	0	1	2	0	1	2												
Tom Brunansky, R OBP: 0.370, SLG: 0.533 (1, 7)			0-3 K2-3		4-0 BB 2B BB		0-0 E S 1B	0-0 F4		3	1	1	0	1	1	2												
Steve Lombardozzi, R OBP: 0.328, SLG: 0.348 (1, 4)			0-0 6-3		4-0 2B BB		0-0 5-3	0-0 FC1-5 1B		3	1	1	0	1	0	1												
Sal Butera, R OBP: 0.333, SLG: 0.571 Mark Davidson, R OBP: 0.317, SLG: 0.356 (1, 2)			0-3 K		0-0 1B BB 2B		0-0 FC4 1B	0-0 CS FC1-5 1B		3	1	2	3	0	1	0												
Inning Stats	R: 0 E: 0 K: 2 S: 7	H: 0 LOB: 0 BB: 0 P: 7	R: 0 E: 0 K: 1 S: 4	H: 0 LOB: 0 BB: 1 P: 8	R: 0 E: 0 K: 2 S: 7	H: 0 LOB: 0 BB: 0 P: 7	R: 0 E: 0 K: 1 S: 6	H: 1 LOB: 1 BB: 0 P: 6	R: 4 E: 0 K: 1 S: 7	H: 3 LOB: 2 BB: 4 P: 23	R: 0 E: 0 K: 0 S: 4	H: 1 LOB: 1 BB: 0 P: 4	R: 3 E: 0 K: 1 S: 8	H: 3 LOB: 2 BB: 2 P: 16	R: 0 E: 0 K: 1 S: 6	H: 2 LOB: 1 BB: 0 P: 6		1B: 8 2B: 3 3B: 0 HR: 0	SF: 0 SAC: 0 DP: 2 HBP: 0	WP: 1 PB: 0 SB: 3 CS: 2	PA: 38							
PITCHER	IP	WLS	BF	H	R	ER	SO	BB	IBB	HBP	BLK	WP	HR	S	P	ERA	WHIP											
Ed Correa, R ERA: 7.19 Jeff Russell, R ERA: 4.42 Dale Mohorcic, R ERA: 2.77 Paul Kilgus, L ERA: Mike Loynd, R ERA: 4.24	(1, 1)	4.1	19	3	4	4	7	4	0	0	0	0	0	9	21	8.31	1.615											
	(5, 1)	2.0	L	12	4	3	3	0	2	1	0	0	0	0	9	21	13.50	3.000										
	(7, 1)	0.2	3	1	0	0	1	0	0	0	0	0	0	5	5	0.00	1.500											
	(8, 1)	0.1	3	2	0	0	0	0	0	0	0	0	0	3	3	0.00	6.000											
	(8, 1)	0.2	1	0	0	0	1	0	0	0	0	0	0	3	3	0.00	0.000											

Batter	1	2	3	4	5	6	7	8	9	AB	R	H	RBI	BB	SO	LOB	TOP					
Willie Wilson, S (1, 8) OBP: 0.325, SLG: 0.394	P4	FC6					F9			5	0	2	0	0	0	3	Kansas City Royals @ Minnesota Twins Hubert H. Humphrey Metrodome, Minneapolis, MN Mon Jun 08 1987, 8:05 PM EDT Att: 17,815 - Unknown					
Kevin Seitzer, R (1, 5) OBP: 0.395, SLG: 0.437			F9		G6-4-3			5-3	K	5	0	1	0	0	1	4						
Danny Tartabull, R (1, 9) OBP: 0.378, SLG: 0.482	F8				5-3			6-3		4	0	1	0	0	0	1						
Thad Bosley, L (1, 10) OBP: 0.321, SLG: 0.421	K		FC6					3-1		4	1	0	0	0	1	2						
Frank White, R (1, 4) OBP: 0.303, SLG: 0.366		6-3					F7			3	1	1	1	1	0	0						
Steve Balboni, R (1, 3) OBP: 0.273, SLG: 0.398			F3				F3			3	1	1	0	0	0	1						
Bo Jackson, R (1, 7) OBP: 0.323, SLG: 0.492					F3					3	0	1	0	1	1	2						
Angel Salazar, R (1, 6) OBP: 0.249, SLG: 0.314					F9					3	0	1	1	0	0	1						
Jorge Orta, L (9, PH) OBP: 0.234, SLG: 0.386							6-3		K	1	0	0	0	0	1	2						
Jamie Quirk, L (1, 2) OBP: 0.336, SLG: 0.340							F7			2	0	0	0	0	0	2						
Juan Beniquez, R (7, PH) OBP: 0.359, SLG: 0.362										1	0	0	0	0	0	1						
Larry Owen, R (7, 2) OBP: 0.250, SLG: 0.314										0	0	0	0	0	0	0						
Hal McRae, R (9, PH) OBP: 0.433, SLG: 0.577										1	0	1	1	0	0	0						
Buddy Biancalana, S (9, PR) OBP: 0.309, SLG: 0.400										0	0	0	0	0	0	0						
Inning Stats	R: 0 E: 0 K: 1 S: 6	H: 1 LOB: 1 BB: 0 P: 6	R: 1 E: 0 K: 0 S: 5	H: 2 LOB: 2 BB: 0 P: 6	R: 1 E: 0 K: 0 S: 5	H: 2 LOB: 1 BB: 0 P: 5	R: 0 E: 0 K: 0 S: 3	H: 0 LOB: 0 BB: 0 P: 3	R: 0 E: 0 K: 0 S: 3	H: 0 LOB: 0 BB: 0 P: 3	R: 0 E: 0 K: 0 S: 3	H: 0 LOB: 1 BB: 1 P: 7	R: 0 E: 0 K: 0 S: 3	H: 0 LOB: 0 BB: 0 P: 3	R: 1 E: 0 K: 3 S: 12	H: 3 LOB: 3 BB: 1 P: 16	1B: 7 2B: 1 3B: 1 HR: 0	SF: 0 SAC: 0 DP: 1 HBP: 1	WP: 0 PB: 0 SB: 1 CS: 0	PA: 38		
PITCHER	IP WLS BF H R ER SO BB IBB HBP BLK WP HR S P ERA WHIP																					
Mike Smithson, R (1, 1) ERA: 4.24	6.0		24	6	2	2	1	0	0	0	1	0	0	0	0	0	25	26	3.00	1.000		
Les Straker, R (7, 1) ERA: 3.74	0.1	W	2	0	0	0	0	1	0	0	0	0	0	0	0	0	0	1	5	0.00	3.000	
Randy Niemann, L (7, 1) ERA: 3.74	0.2		2	0	0	0	0	0	0	0	0	0	0	0	0	0	0	2	2	0.00	0.000	
George Frazier, R (8, 1) ERA: 4.54	1.0	S	5	1	1	1	0	1	0	0	0	0	0	0	0	0	4	8	9.00	2.000		
Jeff Reardon, R (9, 1) ERA: 7.14	1.0		5	2	0	0	3	0	0	0	0	0	0	0	0	0	11	11	0.00	2.000		
Batter	1	2	3	4	5	6	7	8	9	AB	R	H	RBI	BB	SO	LOB	BOTTOM					
Al Newman, S (1, 6) OBP: 0.265, SLG: 0.273	G3									3	0	0	0	0	1	0	Kansas City Royals @ Minnesota Twins Hubert H. Humphrey Metrodome, Minneapolis, MN Mon Jun 08 1987, 8:05 PM EDT Att: 17,815 - Unknown					
Gene Larkin, S (7, PH) OBP: 0.404, SLG: 0.512			4-3							1	0	1	3	0	0	0						
Tim Laidner, R (8, 2) OBP: 0.216, SLG: 0.317										0	0	0	0	0	0	0						
Randy Bush, L (1, 9) OBP: 0.358, SLG: 0.376										4	0	2	0	0	1	2						
George Frazier, R (8, 1) ERA: 4.54										0	0	0	0	0	0	0						
Jeff Reardon, R (9, 1) ERA: 7.14										0	0	0	0	0	0	0						
Kirby Puckett, R (1, 8) OBP: 0.357, SLG: 0.511										4	1	1	1	0	0	4						
Kent Hrbek, L (1, 3) OBP: 0.362, SLG: 0.476										4	0	0	0	0	2	1						
Gary Gaetti, R (1, 5) OBP: 0.314, SLG: 0.505										3	1	0	0	1	0	0						
Roy Smalley, S (1, 10) OBP: 0.373, SLG: 0.488										2	0	2	0	1	0	0						
Greg Gagne, R (7, PR) OBP: 0.275, SLG: 0.353										1	0	0	0	0	1	0						
Tom Brunansky, R (1, 7) OBP: 0.374, SLG: 0.532										2	1	1	0	1	1	1						
Steve Lombardozzi, R (1, 4) OBP: 0.324, SLG: 0.344										2	1	0	0	0	1	3						
Sal Butera, R (1, 2) OBP: 0.294, SLG: 0.533										1	0	0	1	0	0	0						
Dan Gladden, R (7, PH) OBP: 0.316, SLG: 0.354										1	1	0	0	0	0	3						
Inning Stats	R: 0 E: 0 K: 0 S: 4	H: 1 LOB: 1 BB: 0 P: 4	R: 1 E: 0 K: 0 S: 3	H: 1 LOB: 1 BB: 2 P: 11	R: 0 E: 0 K: 2 S: 7	H: 0 LOB: 1 BB: 1 P: 11	R: 0 E: 0 K: 2 S: 7	H: 0 LOB: 0 BB: 0 P: 7	R: 1 E: 0 K: 1 S: 6	H: 1 LOB: 0 BB: 0 P: 6	R: 3 E: 0 K: 1 S: 9	H: 3 LOB: 2 BB: 0 P: 9	R: 0 E: 0 K: 1 S: 5	H: 0 LOB: 0 BB: 0 P: 5	1B: 5 2B: 1 3B: 1 HR: 1	SF: 1 SAC: 1 DP: 2 HBP: 0	WP: 1 PB: 0 SB: 0 CS: 0	PA: 33				
PITCHER	IP WLS BF H R ER SO BB IBB HBP BLK WP HR S P ERA WHIP																					
Mark Gubicza, R (1, 1) ERA: 4.87	6.0	L	26	6	5	5	5	3	0	0	0	0	0	0	0	0	1	1	33	45	7.50	1.500
Dan Quisenberry, R (7, 1) ERA: 1.54	1.0		4	1	0	0	1	0	0	0	0	0	0	0	0	0	6	6	0.00	1.000		
Jerry Don Gleaton, L (8, 1) ERA: 5.51	1.0		3	0	0	0	1	0	0	0	0	0	0	0	0	0	5	5	0.00	0.000		

Batter	1	2	3	4	5	6	7	8	9	10	AB	R	H	RBI	BB	SO	LOB	TOP		
Willie Wilson, S OBP: 0.335, SLG: 0.493 (1, 8)											3	2	2	0	1	0	0	Kansas City Royals @ Minnesota Twins Hubert H. Humphrey Metrodome, Minneapolis, MN Wed Jun 10 1987, 8:05 PM EDT Att: 18,560 - Unknown		
Kevin Seltzer, R OBP: 0.367, SLG: 0.423 (1, 5) (9, 3)											5	0	0	0	0	3	4			
Danny Tartabull, R OBP: 0.385, SLG: 0.478 (1, 9)											2	0	0	0	3	0	1			
Jorge Orta, L OBP: 0.226, SLG: 0.380 (1, 10)											5	0	1	1	0	0	4			
Bo Jackson, R OBP: 0.320, SLG: 0.497 (1, 7)											4	1	1	1	0	2	1			
Steve Balboni, R OBP: 0.282, SLG: 0.395 Bill Pecota, R OBP: 0.524, SLG: 0.800 (1, 3) (9, PR) (9, 5)											4	0	1	0	0	2	0			
Angel Sotazar, R OBP: 0.245, SLG: 0.308 (1, 6)											4	0	1	0	0	2	1			
Jamie Quirk, L OBP: 0.331, SLG: 0.343 (1, 2)											4	0	0	0	0	1	2			
Buddy Biancalana, S OBP: 0.300, SLG: 0.379 (1, 4)											4	0	1	0	0	1	0			
Inning Stats	R: 1 E: 0 K: 2 S: 9	H: 2 LOB: 1 BB: 0 P: 9	R: 0 E: 0 K: 2 S: 7	H: 0 LOB: 0 BB: 0 P: 7	R: 1 E: 1 K: 0 S: 4	H: 1 LOB: 1 BB: 1 P: 8	R: 0 E: 0 K: 1 S: 6	H: 1 LOB: 0 BB: 0 P: 6	R: 0 E: 0 K: 1 S: 5	H: 0 LOB: 0 BB: 0 P: 5	R: 0 E: 0 K: 0 S: 2	H: 0 LOB: 1 BB: 2 P: 10	R: 0 E: 0 K: 1 S: 6	H: 1 LOB: 1 BB: 0 P: 6	R: 0 E: 0 K: 1 S: 6	H: 1 LOB: 2 BB: 1 P: 10	1B: 5 2B: 1 3B: 0 HR: 1		SF: 0 SAC: 1 DP: 1 HBP: 0	WP: 0 PB: 0 SB: 2 CS: 0
PITCHER	IP 8.0	WLS 31	BF 5	H 3	R 2	ER 2	SO 9	BB 3	IBB 0	HBP 0	BLK 0	WP 0	HR 1	S 46	P 58	ERA 2.25	WHIP 1.000			
Bert Blyleven, R ERA: 4.84 Jeff Reardon, R ERA: 6.68 (1, 1) (9, 1)	2.0	W	9	2	0	0	2	0	1	0	0	0	0	12	16	0.00	1.000			

AB	35
R	3
H	7
RBI	2
BB	4
SO	11
LOB	13



Batter	1	2	3	4	5	6	7	8	9	10	AB	R	H	RBI	BB	SO	LOB	BOTTOM		
Dan Gladden, R OBP: 0.333, SLG: 0.373 (1, 7)											4	1	2	0	1	0	2	Kansas City Royals @ Minnesota Twins Hubert H. Humphrey Metrodome, Minneapolis, MN Wed Jun 10 1987, 8:05 PM EDT Att: 18,560 - Unknown		
Al Newman, S OBP: 0.273, SLG: 0.270 Tim Laudner, R OBP: 0.226, SLG: 0.349 Greg Gagne, R OBP: 0.280, SLG: 0.358 (1, 6) (8, PH) (9, PR) (9, 6)											2	0	0	0	1	1	1			
Kirby Puckett, R OBP: 0.351, SLG: 0.504 (1, 8)											5	0	0	0	0	1	3			
Gary Gaetti, R OBP: 0.318, SLG: 0.485 (1, 5)											4	0	1	0	1	0	1			
Gene Larkin, S OBP: 0.404, SLG: 0.471 (1, 3)											4	0	1	1	1	2	2			
Tom Brunansky, R OBP: 0.369, SLG: 0.526 (1, 10)											4	0	0	0	0	1	1			
Steve Lombardozzi, R OBP: 0.310, SLG: 0.327 (1, 4)											4	0	0	0	0	0	0			
Mark Davidson, R OBP: 0.352, SLG: 0.391 (1, 9)											3	1	1	0	1	0	0			
Sal Butera, R OBP: 0.286, SLG: 0.474 (1, 2)											4	0	1	0	0	0	1			
Inning Stats	R: 0 E: 0 K: 0 S: 3	H: 1 LOB: 1 BB: 1 P: 7	R: 0 E: 0 K: 0 S: 3	H: 0 LOB: 0 BB: 0 P: 3	R: 0 E: 0 K: 1 S: 6	H: 1 LOB: 1 BB: 0 P: 6	R: 0 E: 0 K: 1 S: 5	H: 0 LOB: 0 BB: 0 P: 5	R: 0 E: 0 K: 1 S: 5	H: 0 LOB: 1 BB: 1 P: 9	R: 3 E: 1 K: 1 S: 8	H: 2 LOB: 2 BB: 2 P: 16	R: 0 E: 0 K: 0 S: 4	H: 1 LOB: 2 BB: 1 P: 8	R: 1 E: 0 K: 1 S: 5	H: 2 LOB: 2 BB: 1 P: 9	1B: 6 2B: 1 3B: 0 HR: 0		SF: 0 SAC: 0 DP: 1 HBP: 0	WP: 1 PB: 0 SB: 1 CS: 0
PITCHER	IP 7.2	WLS 29	BF 3	H 3	R 0	ER 0	SO 3	BB 4	IBB 0	HBP 0	BLK 0	WP 0	HR 0	S 31	P 47	ERA 0.00	WHIP 0.913			
Charlie Leibrandt, L ERA: 2.12 Dan Quisenberry, R ERA: 1.54 Jerry Don Gleaton, L ERA: 5.5 (1, 1) (8, 1) (8, 1)	0.0	L	10	3	1	1	2	1	1	0	0	1	0	12	20	5.40	2.400			

AB	35
R	4
H	7
RBI	1
BB	6
SO	5
LOB	11



Batter	1	2	3	4	5	6	7	8	9	AB	R	H	RBI	BB	SO	LOB	TOP					
Dan Gladden, R OBP: 0.326, SLG: 0.363 (1, 7)	L5		G4-3			F4	L7-3			4	0	0	0	0	0	3						
Greg Gagne, R OBP: 0.279, SLG: 0.379 (1, 6)	6-3			K		5-3		HR		4	1	1	1	0	1	0						
Kirby Puckett, R OBP: 0.353, SLG: 0.502 (1, 8)	5-3			5-3		1B	1B	BB		3	1	1	0	1	0	0						
Kent Hrbek, L OBP: 0.360, SLG: 0.471 (1, 3)		F8		F9		1B	HR	1B		4	1	1	0	0	0	1						
Gary Gaetti, R OBP: 0.321, SLG: 0.493 (1, 5)	6-3				FC6-4	1B	HR	1B		3	1	1	1	1	0	1						
Roy Smalley, S OBP: 0.377, SLG: 0.511 (1, 10)	K				FC6-4	1B	HR	HR		4	1	2	3	0	1	1						
Tom Brunansky, R OBP: 0.367, SLG: 0.518 (1, 9)			5-3		F9	6-3				3	0	0	0	1	0	2						
Tim Laudner, R OBP: 0.240, SLG: 0.371 (1, 2)				E	1B	FC6-4		SH		3	0	2	0	0	0	2						
Al Newman, S OBP: 0.266, SLG: 0.262 (1, 4)			FC4		K		FC1-5	2B		4	0	0	0	0	1	6						
Inning Stats	R: 0 E: 0 K: 0 S: 3	H: 0 LOB: 0 BB: 0 P: 3	R: 0 E: 0 K: 1 S: 5	H: 0 LOB: 0 BB: 0 P: 5	R: 0 E: 1 K: 0 S: 4	H: 1 LOB: 1 BB: 0 P: 4	R: 0 E: 0 K: 1 S: 5	H: 0 LOB: 0 BB: 0 P: 5	R: 0 E: 0 K: 1 S: 6	H: 1 LOB: 2 BB: 1 P: 10	R: 4 E: 0 K: 0 S: 6	H: 3 LOB: 0 BB: 0 P: 10	R: 0 E: 0 K: 0 S: 3	H: 1 LOB: 0 BB: 0 P: 3	R: 1 E: 0 K: 0 S: 5	H: 2 LOB: 1 BB: 0 P: 5	R: 0 E: 0 K: 0 S: 2	H: 0 LOB: 0 BB: 1 P: 6	1B: 5 2B: 2 3B: 0 HR: 2	SF: 0 SAC: 1 DP: 3 HBP: 0	WP: 0 PB: 0 SB: 0 CS: 0	PA: 36
PITCHER	IP	WLS	BF	H	R	ER	SO	BB	IBB	HBP	BLK	WP	HR	S	P	ERA	WHIP					
Bill Long, R ERA: 3.44 (1, 1)	7.0	L	30	8	5	5	3	2	0	0	0	0	2	34	42	6.43	1.429					
Bryan Clark, L ERA: 3.6 (8, 1)	2.0		6	0	0	0	0	1	0	0	0	0	0	5	9	0.00	0.500					

Minnesota Twins @ Chicago White Sox
Comiskey Park, Chicago, IL
Fri Jun 12 1987, 8:05 PM EDT
Unknown

AB 32
R 5
H 8
RBI 5
BB 3
SO 3
LOB 16



Batter	1	2	3	4	5	6	7	8	9	AB	R	H	RBI	BB	SO	LOB	BOTTOM				
Gary Redus, R OBP: 0.326, SLG: 0.357 (1, 7)	5-3		5-3			L5		SF9		3	0	0	1	0	0	0					
Jerry Royster, R OBP: 0.342, SLG: 0.485 (1, 5)	G3					6-3		4-3		4	0	1	1	0	0	0					
Harold Baines, L OBP: 0.345, SLG: 0.432 (1, 10)	4-3					3-1		BB		3	0	0	0	1	0	1					
Carlton Fisk, R OBP: 0.307, SLG: 0.387 (1, 2)		4-3		L7		FC6-4	1B	K		4	0	2	0	0	1	2					
Ivan Calderon, R OBP: 0.367, SLG: 0.538 (1, 9)	4-3			F7		K		F8		4	0	0	0	0	1	3					
Greg Walker, L OBP: 0.320, SLG: 0.508 (1, 3)	4-3				F8		F7	F6		4	0	0	0	0	0	2					
Tim Hulett, R OBP: 0.251, SLG: 0.363 (1, 4)	5-3				4-3		FC6-4	2B		4	0	1	0	0	0	2					
Kenny Williams, R OBP: 0.304, SLG: 0.439 (1, 8)			K			FC6-4	1B	2B	SF9	4	1	2	0	0	2	1					
Ozzie Guillen, L OBP: 0.328, SLG: 0.367 (1, 6)			F9			FC6-4		SF9	4-3	3	1	1	0	0	0	1					
Inning Stats	R: 0 E: 0 K: 0 S: 3	H: 1 LOB: 1 BB: 0 P: 4	R: 0 E: 0 K: 1 S: 5	H: 0 LOB: 0 BB: 0 P: 5	R: 0 E: 0 K: 0 S: 4	H: 1 LOB: 1 BB: 0 P: 4	R: 0 E: 0 K: 0 S: 3	H: 0 LOB: 0 BB: 0 P: 3	R: 2 E: 0 K: 1 S: 7	H: 2 LOB: 1 BB: 1 P: 11	R: 0 E: 0 K: 1 S: 6	H: 1 LOB: 1 BB: 0 P: 6	1B: 3 2B: 4 3B: 0 HR: 0	SF: 1 SAC: 0 DP: 0 HBP: 0	WP: 0 PB: 0 SB: 0 CS: 0	PA: 35					
PITCHER	IP	WLS	BF	H	R	ER	SO	BB	IBB	HBP	BLK	WP	HR	S	P	ERA	WHIP				
Frank Viola, L ERA: 3.52 (1, 1)	7.0	W	25	4	0	0	2	4	0	0	0	0	0	29	29	0.00	0.571				
George Frazier, R ERA: 4.95 (8, 1)	0.2		5	2	2	2	0	1	0	0	0	0	0	4	8	27.00	4.500				
Jeff Reardon, R ERA: 6.4 (8, 1)	1.1	S	5	1	0	0	2	0	0	0	0	0	0	9	9	0.00	0.750				

Minnesota Twins @ Chicago White Sox
Comiskey Park, Chicago, IL
Fri Jun 12 1987, 8:05 PM EDT
Unknown

AB 33
R 2
H 7
RBI 2
BB 1
SO 4
LOB 12



Batter	1	2	3	4	5	6	7	8	9	AB	R	H	RBI	BB	SO	LOB	TOP										
Dan Gladden, R OBP: 0.339, SLG: 0.365 (1, 8)										2	1	1	2	3	0	1											
Steve Lombardozzi, R OBP: 0.307, SLG: 0.324 (1, 4)										5	0	1	1	0	0	3											
Randy Bush, L OBP: 0.360, SLG: 0.377 Mark Davidson, R OBP: 0.347, SLG: 0.385 (1, 9)										4	1	1	1	0	0	2											
Gary Gaetti, R OBP: 0.323, SLG: 0.491 (1, 5)										5	0	2	2	0	0	1											
Roy Smalley, S OBP: 0.384, SLG: 0.515 (1, 10)										3	1	1	0	2	1	1											
Gene Larkin, S OBP: 0.403, SLG: 0.455 (1, 3)										4	1	1	0	1	1	3											
Tom Brunansky, R OBP: 0.365, SLG: 0.510 (1, 7)										3	0	0	0	1	0	5											
Greg Gagne, R OBP: 0.279, SLG: 0.375 (1, 6)										4	1	1	1	0	1	1											
Sal Butera, R OBP: 0.320, SLG: 0.500 (1, 2)										3	1	1	1	1	0	0											
Inning Stats	R: 0 E: 0 K: 0 S: 3	H: 0 LOB: 1 BB: 1 P: 7	R: 4 E: 0 K: 0 S: 6	H: 4 LOB: 0 BB: 1 P: 10	R: 0 E: 0 K: 1 S: 5	H: 0 LOB: 0 BB: 0 P: 5	R: 0 E: 0 K: 0 S: 3	H: 0 LOB: 0 BB: 0 P: 3	R: 2 E: 1 K: 0 S: 6	H: 3 LOB: 2 BB: 1 P: 10	R: 0 E: 0 K: 1 S: 4	H: 0 LOB: 1 BB: 2 P: 12	R: 0 E: 0 K: 0 S: 4	H: 2 LOB: 2 BB: 2 P: 12	R: 0 E: 0 K: 0 S: 2	H: 0 LOB: 0 BB: 1 P: 6	R: 1 E: 2 K: 1 S: 7	H: 0 LOB: 1 BB: 0 P: 7	1B: 7 2B: 2 3B: 0 HR: 0	SF: 0 SAC: 0 DP: 1 HBP: 0	WP: 0 PB: 0 SB: 0 CS: 3	PA: 43					
PITCHER	IP	WLS	BF	H	R	ER	SO	BB	IBB	HBP	BLK	WP	HR	S	P	ERA	WHIP										
Scott Nielsen, R ERA: 6.75 (1, 1)	4.2	L	22	6	6	6	1	3	0	0	0	0	0	21	33	11.57	1.929										
Jim Winn, R ERA: 4.03 (5, 1)	3.1		15	3	0	0	1	5	0	0	0	0	0	12	32	0.00	2.400										
Bob James, R ERA: 3.21 (9, 1)	1.0	S	5	0	1	0	1	0	0	0	0	0	0	7	7	0.00	0.000										

Minnesota Twins @ Chicago White Sox
Comiskey Park, Chicago, IL
Fri Jun 12 1987, 8:05 PM EDT
Att: 18,906 - Unknown

AB 34
R 7
H 9
RBI 6
BB 8
SO 3
LOB 17



Batter	1	2	3	4	5	6	7	8	9	AB	R	H	RBI	BB	SO	LOB	BOTTOM										
Daryl Boston, L OBP: 0.330, SLG: 0.433 (1, 7)										4	2	1	0	1	2	0											
Ozzie Guillen, L OBP: 0.330, SLG: 0.368 (1, 6)										5	1	2	0	0	0	1											
Harold Baines, L OBP: 0.354, SLG: 0.462 (1, 10)										5	1	3	3	0	0	1											
Greg Walker, L OBP: 0.328, SLG: 0.510 (1, 3)										3	0	2	1	1	0	0											
Ivan Calderon, R OBP: 0.359, SLG: 0.525 (1, 9)										4	0	0	0	0	0	6											
Jerry Royster, R OBP: 0.325, SLG: 0.457 (1, 4)										4	0	0	0	0	1	2											
Pat Keedy, R OBP: 0.306, SLG: 0.455 Jerry Hairston, S OBP: 0.306, SLG: 0.323 Fred Manrique, R OBP: 0.222, SLG: 0.244 (1, 5)										2	0	0	0	1	1	0											
Kenny Williams, R OBP: 0.301, SLG: 0.429 (1, 8)										4	0	1	0	0	2	2											
Ron Karkovice, R OBP: 0.175, SLG: 0.155 Carlton Fisk, R OBP: 0.305, SLG: 0.385 (1, 2)										3	0	0	0	0	2	1											
Inning Stats	R: 0 E: 0 K: 0 S: 4	H: 1 LOB: 2 BB: 1 P: 8	R: 0 E: 0 K: 1 S: 5	H: 0 LOB: 0 BB: 0 P: 5	R: 2 E: 0 K: 0 S: 4	H: 1 LOB: 0 BB: 1 P: 8	R: 0 E: 0 K: 1 S: 5	H: 0 LOB: 1 BB: 1 P: 9	R: 2 E: 0 K: 1 S: 9	H: 4 LOB: 2 BB: 0 P: 9	R: 0 E: 0 K: 2 S: 7	H: 1 LOB: 1 BB: 0 P: 7	R: 0 E: 0 K: 1 S: 7	H: 2 LOB: 2 BB: 0 P: 7	R: 0 E: 0 K: 2 S: 8	H: 1 LOB: 1 BB: 0 P: 8	R: 0 E: 0 K: 1 S: 5	H: 0 LOB: 0 BB: 0 P: 5	1B: 8 2B: 2 3B: 0 HR: 1	SF: 0 SAC: 0 DP: 1 HBP: 0	WP: 0 PB: 0 SB: 1 CS: 1	PA: 39					
PITCHER	IP	WLS	BF	H	R	ER	SO	BB	IBB	HBP	BLK	WP	HR	S	P	ERA	WHIP										
Mike Smithson, R ERA: 4.59 (1, 1)	4.1		22	6	4	4	3	3	0	0	0	0	0	25	37	8.31	2.077										
Juan Berenguer, R ERA: 2.79 (5, 1)	3.1	W	13	4	0	0	4	0	0	0	0	0	0	21	21	0.00	1.200										
Keith Atherton, R ERA: 3.53 (8, 1)	1.1	S	4	0	0	0	2	0	0	0	0	0	0	8	8	0.00	0.000										

Minnesota Twins @ Chicago White Sox
Comiskey Park, Chicago, IL
Fri Jun 12 1987, 8:05 PM EDT
Att: 18,906 - Unknown

AB 36
R 4
H 10
RBI 4
BB 3
SO 9
LOB 14



Batter	1	2	3	4	5	6	7	8	9	AB	R	H	RBI	BB	SO	LOB	TOP										
Dan Gladden, R OBP: 0.335, SLG: 0.360 (1, 7)	0-0 WP 1B		0-0 F9		0-0 6-3		0-0 F6		0-0 F8	5	0	1	0	0	0	1											
Steve Lombardozzi, R OBP: 0.307, SLG: 0.324 Randy Bush, L OBP: 0.357, SLG: 0.374 Al Newman, S OBP: 0.266, SLG: 0.262 (1, 4) (7, PH) (7, 4)	0-0 WP 1B		0-0 4-3		0-0 6-3		0-0 4-3			3	0	1	0	0	0	0											
Kirby Puckett, R OBP: 0.351, SLG: 0.498 (1, 8)	0-3 K2-3		0-0 4-3			0-0 F8 BB 1B		0-0 F7		4	0	1	0	0	1	2											
Kent Hrbek, L OBP: 0.363, SLG: 0.485 (1, 3)	4-0 G6-4-3 IBB			0-0 L3		0-3 K		0-0 HR		3	1	1	1	1	1	1											
Gary Gaetti, R OBP: 0.321, SLG: 0.485 (1, 5)	0-0 G6-4-3			0-0 5-3		4-0 BB		0-0 L5		3	0	0	0	1	0	3											
Roy Smalley, S OBP: 0.381, SLG: 0.507 (1, 10)		0-0 E8 4-3		0-0 1B 1B		0-0 F8 2-3		0-0 5-3		4	0	1	0	0	0	2											
Tom Brunansky, R OBP: 0.368, SLG: 0.525 (1, 9)		0-3 K		0-0 1B 1B		0-0 5-3			0-0 HR	4	1	2	1	0	1	3											
Greg Gagne, R OBP: 0.278, SLG: 0.371 (1, 6)		0-0 4-3 2-3		0-0 F9			0-0 5-3		0-0 G6-4-3 1B	4	0	1	0	0	0	3											
Sal Butera, R OBP: 0.310, SLG: 0.462 (1, 2)		0-0 L8			0-0 F8			0-0 1B	0-0 G6-4-3	4	0	1	0	0	0	2											
Inning Stats	R: 0 E: 0 K: 1 S: 6	H: 2 LOB: 2 BB: 1 P: 10	R: 0 E: 1 K: 1 S: 6	H: 0 LOB: 1 BB: 0 P: 6	R: 0 E: 0 K: 0 S: 3	H: 0 LOB: 0 BB: 0 P: 3	R: 0 E: 0 K: 0 S: 5	H: 2 LOB: 2 BB: 0 P: 5	R: 0 E: 0 K: 0 S: 3	H: 0 LOB: 0 BB: 0 P: 3	R: 0 E: 0 K: 1 S: 6	H: 1 LOB: 2 BB: 1 P: 10	R: 0 E: 0 K: 0 S: 4	H: 1 LOB: 1 BB: 0 P: 4	R: 1 E: 0 K: 0 S: 4	H: 1 LOB: 0 BB: 0 P: 4	R: 1 E: 0 K: 0 S: 4	H: 2 LOB: 0 BB: 0 P: 4	1B: 7 2B: 0 3B: 0 HR: 2	SF: 0 SAC: 0 DP: 2 HBP: 0	WP: 1 PB: 0 SB: 0 CS: 0	PA: 37					
PITCHER	IP	WLS	BF	H	R	ER	SO	BB	IBB	HBP	BLK	WP	HR	S	P	ERA	WHIP										
Richard Dotson, R ERA: 3.63 Bob James, R ERA: 3.6 (1, 1) (8, 1)	7.0	W	29	6	0	0	3	1	1	0	0	1	0	33	41	0.00	1.000										
	2.0	S	8	3	2	2	0	0	0	0	0	0	2	8	8	9.00	1.500										

Minnesota Twins @ Chicago White Sox
Comiskey Park, Chicago, IL
Sat Jun 13 1987, 8:05 PM EDT
Att: 28,087 - Unknown

AB 35
R 2
H 9
RBI 2
BB 2
SO 3
LOB 18



Batter	1	2	3	4	5	6	7	8	9	AB	R	H	RBI	BB	SO	LOB	BOTTOM										
Daryl Boston, L OBP: 0.324, SLG: 0.424 (1, 7)	0-0 F7		0-0 FC6-4 1-2		0-3 K			0-0 6-3		4	0	0	0	0	1	2											
Ozzie Guillen, L OBP: 0.328, SLG: 0.365 (1, 6)	0-0 5-3		0-0 1-3			0-0 F7		0-0 BB HBP 2B 1B		4	1	1	0	0	0	1											
Harold Baines, L OBP: 0.351, SLG: 0.451 (1, 10)	0-0 F9			0-0 4-3		0-0 4-3		0-0 BB HBP 2B		3	1	0	0	0	0	0											
Greg Walker, L OBP: 0.331, SLG: 0.505 (1, 3)		0-0 6-3		0-0 4-3		4-0 1B BB		4-0 2B 2B BB		2	1	0	0	2	0	0											
Ivan Calderon, R OBP: 0.368, SLG: 0.548 (1, 9)		0-0 SF7 3B		0-3 K		0-0 1B		0-0 1-3 2B 2B		4	2	3	2	0	1	0											
Carlton Fisk, R OBP: 0.309, SLG: 0.392 (1, 2)		0-0 SF7			0-0 SH3-4 1B 2B		0-0 L8		0-0 2B IBB	2	1	1	1	1	0	2											
Tim Lueft, R OBP: 0.248, SLG: 0.358 (1, 5)		0-0 P1			0-0 SH3-4		0-0 4-3		0-3 K	3	0	0	0	0	1	3											
Kenny Williams, R OBP: 0.299, SLG: 0.432 (1, 8)			0-0 6-3		0-0 P3		0-3 K		0-0 1-2 2H 3H	4	0	1	2	0	1	1											
Fred Manrique, R OBP: 0.237, SLG: 0.258 (1, 4)			0-0 FC6-4 1B		0-0 1B		0-0 5-3			3	0	2	1	0	0	0											
Inning Stats	R: 0 E: 0 K: 0 S: 3	H: 0 LOB: 0 BB: 0 P: 3	R: 1 E: 0 K: 0 S: 4	H: 1 LOB: 0 BB: 0 P: 4	R: 0 E: 0 K: 1 S: 5	H: 0 LOB: 0 BB: 0 P: 5	R: 1 E: 0 K: 0 S: 7	H: 2 LOB: 1 BB: 0 P: 7	R: 0 E: 0 K: 0 S: 4	H: 1 LOB: 2 BB: 1 P: 8	R: 0 E: 0 K: 1 S: 5	H: 0 LOB: 0 BB: 0 P: 5	R: 4 E: 0 K: 1 S: 7	H: 3 LOB: 2 BB: 2 P: 16	R: 1 E: 0 K: 0 S: 4	H: 1 LOB: 0 BB: 0 P: 4	1B: 4 2B: 3 3B: 1 HR: 0	SF: 1 SAC: 1 DP: 0 HBP: 1	WP: 0 PB: 0 SB: 0 CS: 0	PA: 35							
PITCHER	IP	WLS	BF	H	R	ER	SO	BB	IBB	HBP	BLK	WP	HR	S	P	ERA	WHIP										
Les Straker, R ERA: 3.73 Randy Niemann, L ERA: 5.4 Keith Atherton, R ERA: 3.72 (1, 1) (8, 1) (8, 1)	0.0	L	2	0	0	0	0	1	0	1	0	0	0	0	5	∞	∞										
	0.2		4	2	3	3	1	0	1	0	0	0	0	5	9	40.50	3.000										

Minnesota Twins @ Chicago White Sox
Comiskey Park, Chicago, IL
Sat Jun 13 1987, 8:05 PM EDT
Att: 28,087 - Unknown

AB 29
R 6
H 8
RBI 6
BB 3
SO 4
LOB 9



Batter	1	2	3	4	5	6	7	8	9	AB	R	H	RBI	BB	SO	LOB	TOP				
Steve Lombardozzi, R OBP: 0.320, SLG: 0.333 (1, 4)										4	1	3	0	0	0	2	Minnesota Twins @ Chicago White Sox Comiskey Park, Chicago, IL Sun Jun 14 1987, 4:33 AM EDT Att: 17,334 - Unknown				
Randy Bush, L OBP: 0.349, SLG: 0.364 (1, 9)										3	0	0	0	0	1	2					
Mark Davidson, R OBP: 0.342, SLG: 0.379 (5, PH) (5, 9)										1	0	0	0	0	0	2					
Kirby Puckett, R OBP: 0.360, SLG: 0.502 (1, 8)										4	0	3	0	1	1	0					
Kent Hrbek, L OBP: 0.364, SLG: 0.482 (1, 3)										5	0	2	1	0	1	5					
Gary Gaetti, R OBP: 0.319, SLG: 0.479 (1, 5)										5	1	1	0	0	2	6					
Roy Smalley, S OBP: 0.381, SLG: 0.497 (1, 10)										3	1	0	0	2	0	1					
Tom Brunansky, R OBP: 0.372, SLG: 0.522 (1, 7)										3	2	1	0	2	0	0					
Tim Laudner, R OBP: 0.238, SLG: 0.398 (1, 2)										4	1	1	5	0	1	2					
Greg Gagne, R OBP: 0.277, SLG: 0.368 (1, 6)										4	0	1	0	0	0	2					
Inning Stats	R: 0 E: 0 K: 0 S: 4	H: 2 LOB: 1 BB: 0 P: 4	R: 5 E: 0 K: 0 S: 7	H: 4 LOB: 2 BB: 2 P: 16	R: 0 E: 0 K: 0 S: 3	H: 0 LOB: 2 BB: 2 P: 11	R: 0 E: 0 K: 3 S: 10	H: 1 LOB: 1 BB: 0 P: 10	R: 1 E: 0 K: 0 S: 6	H: 3 LOB: 2 BB: 0 P: 6	R: 0 E: 0 K: 1 S: 5	H: 0 LOB: 0 BB: 0 P: 5	R: 0 E: 0 K: 2 S: 8	H: 1 LOB: 2 BB: 1 P: 12	R: 0 E: 0 K: 0 S: 3	H: 0 LOB: 0 BB: 0 P: 3	1B: 11 2B: 0 3B: 0 HR: 1	SF: 1 SAC: 1 DP: 1 HBP: 1	WP: 1 PB: 0 CS: 0	PA: 44	
PITCHER	IP WLS BF H R ER SO BB IBB HBP BLK WP HR S P ERA WHIP	IP WLS BF H R ER SO BB IBB HBP BLK WP HR S P ERA WHIP	IP WLS BF H R ER SO BB IBB HBP BLK WP HR S P ERA WHIP	IP WLS BF H R ER SO BB IBB HBP BLK WP HR S P ERA WHIP	IP WLS BF H R ER SO BB IBB HBP BLK WP HR S P ERA WHIP	IP WLS BF H R ER SO BB IBB HBP BLK WP HR S P ERA WHIP	IP WLS BF H R ER SO BB IBB HBP BLK WP HR S P ERA WHIP	IP WLS BF H R ER SO BB IBB HBP BLK WP HR S P ERA WHIP	IP WLS BF H R ER SO BB IBB HBP BLK WP HR S P ERA WHIP	IP WLS BF H R ER SO BB IBB HBP BLK WP HR S P ERA WHIP	IP WLS BF H R ER SO BB IBB HBP BLK WP HR S P ERA WHIP	IP WLS BF H R ER SO BB IBB HBP BLK WP HR S P ERA WHIP	IP WLS BF H R ER SO BB IBB HBP BLK WP HR S P ERA WHIP	IP WLS BF H R ER SO BB IBB HBP BLK WP HR S P ERA WHIP	IP WLS BF H R ER SO BB IBB HBP BLK WP HR S P ERA WHIP	IP WLS BF H R ER SO BB IBB HBP BLK WP HR S P ERA WHIP	IP WLS BF H R ER SO BB IBB HBP BLK WP HR S P ERA WHIP	IP WLS BF H R ER SO BB IBB HBP BLK WP HR S P ERA WHIP	IP WLS BF H R ER SO BB IBB HBP BLK WP HR S P ERA WHIP	IP WLS BF H R ER SO BB IBB HBP BLK WP HR S P ERA WHIP	IP WLS BF H R ER SO BB IBB HBP BLK WP HR S P ERA WHIP
Jose DeLeon, R ERA: 3.99 (1, 1)	1.2	L	13	6	5	5	0	2	0	1	0	0	0	0	10	19	27.00	4.800			
Bryan Clark, L ERA: 2.99 (2, 1)	4.1		20	5	1	1	3	2	0	0	0	1	0	24	32	2.08	1.615				
Ray Seearge, L ERA: 2.77 (7, 1)	3.0		11	1	0	0	3	0	1	0	0	0	0	16	20	0.00	0.333				

AB	36
R	6
H	12
RBI	6
BB	5
SO	6
LOB	22



Batter	1	2	3	4	5	6	7	8	9	AB	R	H	RBI	BB	SO	LOB	BOTTOM				
Daryl Boston, L OBP: 0.322, SLG: 0.417 (1, 7)										3	0	0	0	1	1	0	Minnesota Twins @ Chicago White Sox Comiskey Park, Chicago, IL Sun Jun 14 1987, 4:33 AM EDT Att: 17,334 - Unknown				
Ozzie Guillen, L OBP: 0.322, SLG: 0.358 (1, 6)										4	0	0	0	0	0	1					
Harold Baines, L OBP: 0.348, SLG: 0.453 (1, 10)										4	1	1	0	0	0	0					
Greg Walker, L OBP: 0.329, SLG: 0.498 (1, 3)										3	1	0	0	1	2	0					
Ivan Calderon, R OBP: 0.376, SLG: 0.556 (1, 9)										3	1	2	2	1	1	0					
Donnie Hill, S OBP: 0.243, SLG: 0.284 (1, 4)										4	0	1	1	0	0	2					
Tim Hulett, R OBP: 0.244, SLG: 0.353 (1, 5)										3	0	0	0	0	1	3					
Jerry Hairston, S OBP: 0.297, SLG: 0.313 (9, PH)										1	0	0	0	0	0	0					
Kenny Williams, R OBP: 0.300, SLG: 0.442 (1, 8)										3	0	1	0	0	1	1					
Ron Karkovice, R OBP: 0.171, SLG: 0.151 (1, 2)										2	0	0	0	0	2	2					
Carlton Fisk, R OBP: 0.308, SLG: 0.390 (7, PH) (8, 2)										1	0	0	0	0	0	0					
Inning Stats	R: 0 E: 0 K: 1 S: 5	H: 0 LOB: 0 BB: 0 P: 5	R: 0 E: 0 K: 1 S: 6	H: 1 LOB: 1 BB: 0 P: 6	R: 0 E: 0 K: 1 S: 5	H: 1 LOB: 1 BB: 1 P: 9	R: 3 E: 0 K: 1 S: 8	H: 3 LOB: 1 BB: 1 P: 12	R: 0 E: 0 K: 0 S: 3	H: 0 LOB: 0 BB: 0 P: 3	R: 0 E: 0 K: 1 S: 5	H: 0 LOB: 0 BB: 0 P: 5	R: 0 E: 0 K: 1 S: 5	H: 0 LOB: 0 BB: 0 P: 5	R: 0 E: 0 K: 1 S: 5	H: 0 LOB: 0 BB: 0 P: 5	1B: 1 2B: 4 3B: 0 HR: 0	SF: 0 SAC: 0 DP: 0 HBP: 0	WP: 2 PB: 0 SB: 1 CS: 1	PA: 34	
PITCHER	IP WLS BF H R ER SO BB IBB HBP BLK WP HR S P ERA WHIP	IP WLS BF H R ER SO BB IBB HBP BLK WP HR S P ERA WHIP	IP WLS BF H R ER SO BB IBB HBP BLK WP HR S P ERA WHIP	IP WLS BF H R ER SO BB IBB HBP BLK WP HR S P ERA WHIP	IP WLS BF H R ER SO BB IBB HBP BLK WP HR S P ERA WHIP	IP WLS BF H R ER SO BB IBB HBP BLK WP HR S P ERA WHIP	IP WLS BF H R ER SO BB IBB HBP BLK WP HR S P ERA WHIP	IP WLS BF H R ER SO BB IBB HBP BLK WP HR S P ERA WHIP	IP WLS BF H R ER SO BB IBB HBP BLK WP HR S P ERA WHIP	IP WLS BF H R ER SO BB IBB HBP BLK WP HR S P ERA WHIP	IP WLS BF H R ER SO BB IBB HBP BLK WP HR S P ERA WHIP	IP WLS BF H R ER SO BB IBB HBP BLK WP HR S P ERA WHIP	IP WLS BF H R ER SO BB IBB HBP BLK WP HR S P ERA WHIP	IP WLS BF H R ER SO BB IBB HBP BLK WP HR S P ERA WHIP	IP WLS BF H R ER SO BB IBB HBP BLK WP HR S P ERA WHIP	IP WLS BF H R ER SO BB IBB HBP BLK WP HR S P ERA WHIP	IP WLS BF H R ER SO BB IBB HBP BLK WP HR S P ERA WHIP	IP WLS BF H R ER SO BB IBB HBP BLK WP HR S P ERA WHIP	IP WLS BF H R ER SO BB IBB HBP BLK WP HR S P ERA WHIP	IP WLS BF H R ER SO BB IBB HBP BLK WP HR S P ERA WHIP	IP WLS BF H R ER SO BB IBB HBP BLK WP HR S P ERA WHIP
Joe Niekro, R ERA: 3.43 (1, 1)	6.0	W	25	5	3	3	5	3	0	0	0	0	0	0	32	44	4.50	1.333			
Juan Berenguer, R ERA: 2.66 (7, 1)	3.0	S	9	0	0	0	3	0	0	0	0	0	0	15	15	0.00	0.000				

AB	31
R	3
H	5
RBI	3
BB	3
SO	8
LOB	9



Batter	1	2	3	4	5	6	7	8	9	AB	R	H	RBI	BB	SO	LOB	TOP			
Dan Gladden, R OBP: 0.326, SLG: 0.349 (1, 7)										5	0	0	0	0	0	3	Minnesota Twins @ Milwaukee Brewers Milwaukee County Stadium, Milwaukee, WI Mon Jun 15 1987, 8:05 PM EDT Att: 18,403 - Unknown			
Steve Lombardozzi, R OBP: 0.313, SLG: 0.359 (1, 4)										4	0	0	0	0	1	1				
Kirby Puckett, R OBP: 0.366, SLG: 0.506 (1, 8)										4	2	3	0	0	0	0				
Kent Hrbek, L OBP: 0.366, SLG: 0.488 (1, 3)										4	1	2	0	0	0	1				
Gary Gaetti, R OBP: 0.320, SLG: 0.483 Al Newman, S OBP: 0.269, SLG: 0.266 (1, 5) (4, 5)										2	0	1	0	0	1	2				
Roy Smalley, S OBP: 0.376, SLG: 0.490 (1, 10)										4	1	1	1	0	0	1				
Randy Bush, L OBP: 0.349, SLG: 0.389 Mark Davidson, R OBP: 0.338, SLG: 0.373 (1, 9) (7, 9)										3	1	1	3	0	0	1				
Greg Gagne, R OBP: 0.283, SLG: 0.379 (1, 6)										4	0	2	0	0	0	0				
Sal Butera, R OBP: 0.273, SLG: 0.400 (1, 2)										4	0	0	0	0	1	2				
Inning Stats	R: 0 E: 0 K: 0 S: 3	H: 0 LOB: 0 BB: 0 P: 3	R: 0 E: 0 K: 0 S: 4	H: 1 LOB: 1 BB: 0 P: 4	R: 0 E: 0 K: 1 S: 6	H: 1 LOB: 1 BB: 0 P: 6	R: 4 E: 0 K: 1 S: 9	H: 4 LOB: 0 BB: 0 P: 9	R: 1 E: 0 K: 0 S: 5	H: 3 LOB: 1 BB: 0 P: 5	R: 0 E: 0 K: 0 S: 3	H: 0 LOB: 0 BB: 0 P: 3	R: 0 E: 0 K: 0 S: 5	H: 0 LOB: 0 BB: 0 P: 5	R: 0 E: 1 K: 1 S: 7	H: 1 LOB: 2 BB: 0 P: 7		1B: 7 2B: 3 3B: 0 HR: 1	SF: 0 SAC: 0 DP: 1 HBP: 0	WP: 0 PB: 0 SB: 0 CS: 1
PITCHER Bill Wegman, R ERA: 4.33 (1, 1)	IP: 9.0 WLS: L BF: 37 H: 11 R: 5 ER: 5 SO: 4 BB: 0 IBB: 0 HBP: 0 BLK: 0 WP: 0 HR: 1 S: 45 P: 45 ERA: 5.00 WHIP: 1.222																			

Batter	1	2	3	4	5	6	7	8	9	AB	R	H	RBI	BB	SO	LOB	BOTTOM			
Mike Felder, S OBP: 0.265, SLG: 0.333 (1, 8)										4	0	1	0	0	0	0	Minnesota Twins @ Milwaukee Brewers Milwaukee County Stadium, Milwaukee, WI Mon Jun 15 1987, 8:05 PM EDT Att: 18,403 - Unknown			
Rick Manning, L OBP: 0.392, SLG: 0.419 (1, 9)										4	0	1	0	0	0	0				
Cecil Cooper, L OBP: 0.271, SLG: 0.387 (1, 10)										4	0	0	0	0	1	1				
Rob Deer, R OBP: 0.386, SLG: 0.583 (1, 7)										2	0	0	0	1	1	0				
Paul Molitor, R OBP: 0.407, SLG: 0.536 (1, 5)										3	0	1	0	0	0	1				
Billy Jo Robidoux, L OBP: 0.259, SLG: 0.180 (1, 3)										3	0	0	0	0	1	1				
B.J. Surhoff, L OBP: 0.304, SLG: 0.394 (1, 2)										3	0	1	0	0	1	1				
Jim Gantner, L OBP: 0.337, SLG: 0.392 (1, 4)										2	0	0	0	1	0	0				
Dale Sveum, S OBP: 0.280, SLG: 0.379 (1, 6)										3	0	0	0	0	2	1				
Inning Stats	R: 0 E: 0 K: 0 S: 3	H: 0 LOB: 0 BB: 0 P: 3	R: 0 E: 0 K: 1 S: 5	H: 0 LOB: 0 BB: 0 P: 5	R: 0 E: 0 K: 1 S: 5	H: 2 LOB: 1 BB: 1 P: 9	R: 0 E: 0 K: 0 S: 3	H: 0 LOB: 0 BB: 0 P: 3	R: 0 E: 0 K: 1 S: 5	H: 0 LOB: 0 BB: 0 P: 5	R: 0 E: 0 K: 0 S: 3	H: 0 LOB: 1 BB: 1 P: 7	R: 0 E: 0 K: 2 S: 7	H: 0 LOB: 0 BB: 0 P: 7	R: 0 E: 0 K: 1 S: 6	H: 1 LOB: 1 BB: 0 P: 6		1B: 3 2B: 1 3B: 0 HR: 0	SF: 0 SAC: 0 DP: 0 HBP: 0	WP: 0 PB: 0 SB: 0 CS: 2
PITCHER Bert Blyleven, R ERA: 4.43 (1, 1)	IP: 9.0 WLS: W BF: 31 H: 4 R: 0 ER: 0 SO: 6 BB: 2 IBB: 0 HBP: 0 BLK: 0 WP: 0 HR: 0 S: 40 P: 48 ERA: 0.00 WHIP: 0.667																			

Batter	1	2	3	4	5	6	7	8	9	AB	R	H	RBI	BB	SO	LOB	TOP				
Dan Gladden, R OBP: 0.323, SLG: 0.341 (1, 7)	F8	FC6-2 1B			F7		FC3-6 BB	K		4	0	0	0	1	1	2					
Steve Lombardozzi, R OBP: 0.314, SLG: 0.326 Randy Bush, L OBP: 0.340, SLG: 0.386 Al Newman, S OBP: 0.273, SLG: 0.278 (7, PH)	4-3				5-3		FC3-6 1-2 2-3		2B	3	0	1	0	0	0	0					
Kirby Puckett, R OBP: 0.366, SLG: 0.508 (1, 8)					F9		4-3		G3 2B 1B	5	1	2	1	0	1	4					
Kent Hrbek, L OBP: 0.367, SLG: 0.500 (1, 3)					6-3		L4		G3 2B	5	1	2	1	0	0	1					
Gene Larkin, S OBP: 0.373, SLG: 0.417 (1, 10)	F9				F8		K		K	5	0	0	0	0	3	3					
Roy Smalley, S OBP: 0.385, SLG: 0.490 (1, 5)					6-3					4	1	2	1	1	0	0					
Tom Brunansky, R OBP: 0.373, SLG: 0.519 (1, 9)					F8		F7		K	5	2	2	0	0	1	2					
Tim Laudner, R OBP: 0.238, SLG: 0.392 (1, 2)					F9				L1	4	1	1	0	0	0	2					
Greg Gagne, R OBP: 0.295, SLG: 0.417 (1, 6)					F8					4	0	3	4	0	0	0					
Inning Stats	R: 0 E: 0 K: 0 S: 5	H: 2 LOB: 2 BB: 0 P: 5	R: 2 E: 0 K: 1 S: 9	H: 4 LOB: 2 BB: 0 P: 9	R: 0 E: 0 K: 0 S: 3	H: 0 LOB: 0 BB: 0 P: 3	R: 0 E: 0 K: 0 S: 3	H: 0 LOB: 0 BB: 0 P: 3	R: 0 E: 0 K: 1 S: 5	H: 0 LOB: 1 BB: 1 P: 9	R: 0 E: 0 K: 0 S: 4	H: 1 LOB: 2 BB: 1 P: 8	R: 3 E: 0 K: 2 S: 11	H: 4 LOB: 1 BB: 0 P: 10	R: 2 E: 0 K: 2 S: 10	H: 3 LOB: 1 BB: 0 P: 10	1B: 8 2B: 4 3B: 1 HR: 1	SF: 0 SAC: 0 DP: 0 HBP: 0	WP: 0 PB: 0 CS: 0	PA: 43	
PITCHER	IP	WLS	BF	H	R	ER	SO	BB	IBB	HBP	BLK	WP	HR	S	P	ERA	WHIP				
Chuck Crim, R ERA: 3.7 Chris Bosio, R ERA: 4.96 (1, 1) (7, 1)	6.1	L	28	7	2	2	2	2	0	0	0	0	0	30	38	2.84	1.421				
PITCHER	IP	WLS	BF	H	R	ER	SO	BB	IBB	HBP	BLK	WP	HR	S	P	ERA	WHIP				

Minnesota Twins @ Milwaukee Brewers
Milwaukee County Stadium, Milwaukee, WI
Tue Jun 16 1987, 8:05 PM EDT
Att: 21,613 - Unknown


AB 41
R 7
H 14
RBI 7
BB 2
SO 6
LOB 16



Batter	1	2	3	4	5	6	7	8	9	AB	R	H	RBI	BB	SO	LOB	BOTTOM				
Paul Molitor, R OBP: 0.396, SLG: 0.519 (1, 5)	F8		K		FC6-4 1-2			K		4	0	0	0	0	2	3					
Robin Yount, R OBP: 0.355, SLG: 0.429 (1, 8)	L5				F9		F9		K	4	0	0	0	0	1	0					
Cecil Cooper, L OBP: 0.270, SLG: 0.384 (1, 10)	K				3-1				K	4	0	1	0	0	2	0					
Rob Deer, R OBP: 0.384, SLG: 0.575 (1, 7)					F6		K		FC5-4 1B	4	1	1	0	0	2	1					
Jim Pacionek, R OBP: 0.359, SLG: 0.407 (1, 3)					K		5-3		FC5-4 1B	4	0	1	0	0	1	1					
Glenn Briggs, R OBP: 0.336, SLG: 0.417 (1, 9)					K		2-3		FC5-4 1B	4	2	1	0	0	1	2					
Bill Schroeder, R OBP: 0.344, SLG: 0.477 (1, 2)					F9				FC5-4 1B	4	0	2	1	0	0	0					
Jim Gantner, L OBP: 0.335, SLG: 0.389 (1, 4)					6-3		E6 FC6-4		FC5-4 1B	4	0	1	1	0	0	2					
Dale Sveum, S OBP: 0.281, SLG: 0.385 Juan Castillo, S OBP: 0.352, SLG: 0.425 Rick Manning, L OBP: 0.385, SLG: 0.409 (9, PH)							SF7		G3	2	0	1	1	0	0	0					
Inning Stats	R: 0 E: 0 K: 1 S: 5	H: 0 LOB: 0 BB: 0 P: 5	R: 0 E: 0 K: 2 S: 7	H: 0 LOB: 0 BB: 0 P: 7	R: 0 E: 0 K: 1 S: 6	H: 1 LOB: 1 BB: 0 P: 6	R: 0 E: 0 K: 1 S: 5	H: 0 LOB: 0 BB: 0 P: 5	R: 1 E: 1 K: 0 S: 6	H: 2 LOB: 2 BB: 0 P: 6	R: 0 E: 0 K: 1 S: 6	H: 1 LOB: 1 BB: 0 P: 6	R: 0 E: 0 K: 2 S: 7	H: 0 LOB: 0 BB: 0 P: 7	R: 2 E: 0 K: 1 S: 9	H: 4 LOB: 2 BB: 0 P: 9	1B: 7 2B: 1 3B: 0 HR: 0	SF: 1 SAC: 0 DP: 0 HBP: 0	WP: 1 PB: 0 CS: 0	PA: 36	
PITCHER	IP	WLS	BF	H	R	ER	SO	BB	IBB	HBP	BLK	WP	HR	S	P	ERA	WHIP				
Frank Viola, L ERA: 3.3 Keith Aiherton, R ERA: 3.96 Jeff Reardon, R ERA: 6.34 (1, 1) (7, 1) (9, 1)	6.1	W	24	4	1	0	6	0	0	0	0	0	0	17	17	7.71	1.714				
PITCHER	IP	WLS	BF	H	R	ER	SO	BB	IBB	HBP	BLK	WP	HR	S	P	ERA	WHIP				

Minnesota Twins @ Milwaukee Brewers
Milwaukee County Stadium, Milwaukee, WI
Tue Jun 16 1987, 8:05 PM EDT
Att: 21,613 - Unknown

AB 35
R 3
H 8
RBI 3
BB 0
SO 9
LOB 11



Batter	1	2	3	4	5	6	7	8	9	AB	R	H	RBI	BB	SO	LOB	TOP										
Al Newman, S (1.5) OBP: 0.283, SLG: 0.291										4	0	2	1	1	2	0	Minnesota Twins @ Milwaukee Brewers Milwaukee County Stadium, Milwaukee, WI Wed Jun 17 1987, 4:33 AM EDT Att: 23,389 - Unknown livebaseballscores.com										
Greg Gagne, R (1.6) OBP: 0.286, SLG: 0.405										4	1	0	0	0	0	3											
Dan Gladden, R (1.7) OBP: 0.328, SLG: 0.352										3	0	2	1	0	1	1											
Randy Bush, L (6.9) OBP: 0.343, SLG: 0.383										1	0	0	0	0	1	1											
Kirby Puckett, R (1.8) OBP: 0.365, SLG: 0.504										4	1	1	0	0	2	4											
Tom Brunansky, R (1.9) OBP: 0.367, SLG: 0.509										4	0	0	0	0	0	2											
Kent Hrbek, L (1.3) OBP: 0.365, SLG: 0.493										3	1	0	0	1	2	0											
Gene Larkin, S (1.10) OBP: 0.380, SLG: 0.484										4	1	2	3	0	1	0											
Steve Lombardozzi, R (1.4) OBP: 0.317, SLG: 0.332										3	1	1	0	0	1	1											
Sal Butera, R (1.2) OBP: 0.250, SLG: 0.364										3	0	0	0	0	0	3											
Roy Smalley, S (9, PH) OBP: 0.382, SLG: 0.487										1	0	0	0	0	0	0											
Inning Stats	R: 0 E: 0 K: 1 S: 6	H: 2 LOB: 2 BB: 0 P: 6	R: 0 E: 0 K: 0 S: 3	H: 0 LOB: 0 BB: 0 P: 3	R: 1 E: 0 K: 1 S: 7	H: 2 LOB: 1 BB: 0 P: 7	R: 2 E: 0 K: 0 S: 5	H: 2 LOB: 1 BB: 1 P: 9	R: 1 E: 0 K: 1 S: 6	H: 1 LOB: 1 BB: 0 P: 10	R: 0 E: 1 K: 2 S: 8	H: 0 LOB: 1 BB: 0 P: 8	R: 0 E: 0 K: 2 S: 7	H: 0 LOB: 0 BB: 0 P: 7	R: 0 E: 0 K: 2 S: 7	H: 0 LOB: 0 BB: 0 P: 7	1B: 3 2B: 5 3B: 0 HR: 1	SF: 0 SAC: 0 DP: 2 HBP: 1	WP: 0 PB: 0 SB: 0 CS: 1	PA: 37							
PITCHER	IP	WLS	BF	H	R	ER	SO	BB	IBB	HBP	BLK	WP	HR	S	P	ERA	WHIP										
John Henry Johnson, L (1.1) ERA: 8.27	4.1		21	7	4	4	2	2	0	0	0	0	0	23	31	8.31	2.077										
Mark Clear, R (5.1) ERA: 3.58	3.0	W	11	1	1	1	4	0	0	1	0	0	1	18	19	3.00	0.333										
Dan Plesac, L (8.1) ERA: 1.62	1.2	S	5	0	0	0	4	0	0	0	0	0	0	13	13	0.00	0.000										

Batter	1	2	3	4	5	6	7	8	9	AB	R	H	RBI	BB	SO	LOB	BOTTOM											
Juan Castillo, S (1.6) OBP: 0.361, SLG: 0.432										5	1	3	1	0	1	1	Minnesota Twins @ Milwaukee Brewers Milwaukee County Stadium, Milwaukee, WI Wed Jun 17 1987, 4:33 AM EDT Att: 23,389 - Unknown livebaseballscores.com											
Robin Yount, R (1.8) OBP: 0.359, SLG: 0.445										5	1	3	3	0	0	2												
Cecil Cooper, L (1.10) OBP: 0.268, SLG: 0.379										5	0	1	0	0	0	4												
Rob Deer, R (1.7) OBP: 0.381, SLG: 0.568										4	0	1	0	0	2	5												
Rick Manning, L (8.9) OBP: 0.377, SLG: 0.400										1	0	0	0	0	1	1												
Billy Jo Roidoux, L (1.3) OBP: 0.254, SLG: 0.185										4	1	1	0	0	1	1												
Glenn Braggs, R (1.9) OBP: 0.339, SLG: 0.419										4	1	2	0	0	1	0												
Mike Felder, S (8.7) OBP: 0.265, SLG: 0.333										0	0	0	0	0	0	0												
B.J. Surhoff, L (1.2) OBP: 0.310, SLG: 0.415										3	1	1	3	1	1	2												
Jim Pacione, R (1.5) OBP: 0.368, SLG: 0.404										3	2	1	0	1	1	2												
Jim Gantner, L (1.4) OBP: 0.336, SLG: 0.390										2	0	1	0	0	1	1												
Paul Mollitor, R (6, PH) OBP: 0.400, SLG: 0.523										1	1	1	0	0	0	0												
Inning Stats	R: 0 E: 0 K: 1 S: 5	H: 0 LOB: 0 BB: 0 P: 5	R: 0 E: 0 K: 1 S: 7	H: 2 LOB: 2 BB: 0 P: 7	R: 0 E: 1 K: 1 S: 7	H: 2 LOB: 2 BB: 0 P: 7	R: 4 E: 0 K: 1 S: 10	H: 5 LOB: 2 BB: 1 P: 14	R: 0 E: 0 K: 0 S: 3	H: 0 LOB: 0 BB: 0 P: 3	R: 2 E: 0 K: 1 S: 8	H: 3 LOB: 1 BB: 0 P: 8	R: 0 E: 0 K: 2 S: 6	H: 0 LOB: 0 BB: 1 P: 10	R: 2 E: 1 K: 2 S: 10	H: 3 LOB: 1 BB: 0 P: 10	1B: 13 2B: 0 3B: 0 HR: 2	SF: 0 SAC: 1 DP: 0 HBP: 0	WP: 0 PB: 0 SB: 0 CS: 2	PA: 41								
PITCHER	IP	WLS	BF	H	R	ER	SO	BB	IBB	HBP	BLK	WP	HR	S	P	ERA	WHIP											
Mike Smithson, R (1.1) ERA: 4.97	3.1		20	9	4	4	4	1	0	0	1	0	1	10	10	7.71	1.286											
Les Straker, R (4.1) ERA: 3.91	2.1	L	10	3	2	2	0	0	0	0	0	0	0	1	10	10	7.71	1.286										
Juan Berenguer, R (6.1) ERA: 2.87	1.2		8	3	2	2	4	1	0	0	0	0	0	15	19	10.80	2.400											
Randy Niemann, L (8.1) ERA: 4.5	0.2		2	0	0	0	1	0	0	0	0	0	0	4	4	0.00	0.000											

Batter	1	2	3	4	5	6	7	8	9	AB	R	H	RBI	BB	SO	LOB	TOP				
Ozzie Guillen, L OBP: 0.311, SLG: 0.360 (1, 6)	G3		K		SH1-4	L7		SF7		3	0	1	0	1	1		Chicago White Sox @ Minnesota Twins Hubert H. Humphrey Metrodome, Minneapolis, MN Fri Jun 19 1987, 8:05 PM EDT Att: 24,123 - Unknown livebaseballscorecards.com				
Carlton Fisk, R OBP: 0.291, SLG: 0.360 (1, 2)	F8		E5		FC5-2-5	F7		L7		5	0	0	0	0	2						
Ivan Calderon, R OBP: 0.369, SLG: 0.538 (1, 9)	2B		F8		F4		L7		K	5	0	1	0	0	1	2					
Harold Baines, L OBP: 0.353, SLG: 0.454 (1, 10)	6-3			4-3		FC3-2 BB HBP BB	F8		F6	4	0	0	0	1	0	1					
Greg Walker, L OBP: 0.335, SLG: 0.511 (1, 3)		4-3 SF7 2B		FC6-4 1B		FC3-2 BB 1-2 WP HBP	2B 1B			4	2	4	0	0	0	0					
Donnie Hill, S OBP: 0.252, SLG: 0.292 (1, 4)	4-3			FC6-4 1B		WP FC3-2 1-2 HR BB	1-3 2B		1-3	4	1	2	0	1	0	2					
Daryl Boston, L OBP: 0.302, SLG: 0.392 (1, 7) (6, 8)	SF7			FC6-4 1B		FC3-2 HR WP	K			3	1	0	1	0	1	7					
Kenny Williams, R OBP: 0.298, SLG: 0.432 (6, PH)				F7		1-2 2-3 HR				2	0	1	0	0	0	2					
Jerry Hairston, S OBP: 0.333, SLG: 0.441 (6, PH)						1-2 2-3 HR				1	1	1	3	0	0	0					
Gary Redus, R OBP: 0.328, SLG: 0.368 (6, 7)	CS 1B					1-2 2-3 HR		E S SF7 BB		0	1	0	0	1	0	0					
Tim Hulett, R OBP: 0.242, SLG: 0.349 (1, 5)	CS		F7		SH1-4 FC5-2-5 2B			L9		3	0	1	0	1	0	1					
Inning Stats	R: 0 E: 0 K: 0 S: 4	H: 1 LOB: 1 BB: 0 P: 4	R: 1 E: 0 K: 0 S: 4	H: 2 LOB: 0 BB: 0 P: 4	R: 0 E: 1 K: 1 S: 6	H: 0 LOB: 1 BB: 0 P: 6	R: 0 E: 0 K: 0 S: 5	H: 2 LOB: 2 BB: 0 P: 5	R: 0 E: 0 K: 0 S: 4	H: 1 LOB: 1 BB: 3 P: 4	R: 4 E: 0 K: 0 S: 4	H: 1 LOB: 1 BB: 3 P: 17	R: 0 E: 0 K: 1 S: 7	H: 2 LOB: 2 BB: 7	R: 1 E: 0 K: 0 S: 3	H: 0 LOB: 0 BB: 1 P: 7	R: 0 E: 0 K: 1 S: 6	H: 1 LOB: 1 BB: 0 P: 6	1B: 5 2B: 4 3B: 0 HR: 1	SF: 2 SAC: 1 DP: 0 HBP: 1	WP: 1 PB: 0 CS: 1 PA: 43
PITCHER	IP WLS BF H R ER SO BB IBB HBP BLK WP HR S P ERA WHIP																				
Les Straker, R ERA: 3.72 (1, 1)	5.0	21	6	1	1	1	1	0	0	0	0	0	0	23	23	1.80	1.200				
Randy Niemann, L ERA: 10.38 (6, 1)	0.1	4	0	3	3	0	2	0	1	0	0	0	0	1	10	81.00	6.000				
George Frazier, R ERA: 5.02 (6, 1)	1.1	7	2	1	1	0	1	0	0	0	1	1	6	10	6.75	2.250					
Keith Atherton, R ERA: 3.89 (7, 1)	0.2	4	1	1	0	1	1	0	0	0	0	0	5	9	0.00	3.000					
Jeff Reardon, R ERA: 6.63 (8, 1)	1.2	W 6	1	0	0	1	0	0	0	0	0	0	8	8	0.00	0.600					

Batter	1	2	3	4	5	6	7	8	9	AB	R	H	RBI	BB	SO	LOB	BOTTOM				
Dan Gladden, R OBP: 0.327, SLG: 0.350 (1, 7)	F8	6-3			E 5-3 1B	FC5-4 1-2				4	1	1	0	0	0	2	Chicago White Sox @ Minnesota Twins Hubert H. Humphrey Metrodome, Minneapolis, MN Fri Jun 19 1987, 8:05 PM EDT Att: 24,123 - Unknown livebaseballscorecards.com				
Steve Lombardozzi, R OBP: 0.311, SLG: 0.325 (1, 4)	5-3		F9		5-3		F7			4	0	0	0	0	0	1					
Kirby Puckett, R OBP: 0.370, SLG: 0.506 (1, 8)	HR 1B		E S BB		2H CS 1B		6-3			3	1	2	1	1	0	0					
Kent Hrbek, L OBP: 0.367, SLG: 0.505 (1, 3)	HR		K		CS 1-3		F5			3	2	1	2	1	1	1					
Gene Larkin, S OBP: 0.373, SLG: 0.463 (1, 10)	2B BB		4-3				F8		1-3	3	1	0	0	1	0	2					
Roy Smalley, S OBP: 0.385, SLG: 0.490 (1, 5)	2B			6-3			F8			3	1	1	1	1	0	0					
Tom Brunansky, R OBP: 0.365, SLG: 0.505 (1, 9)	F7			F3			4-3			4	0	1	0	0	0	1					
Greg Gagne, R OBP: 0.284, SLG: 0.400 (6, PH)			F6							2	0	0	0	0	1	0					
Randy Bush, L OBP: 0.348, SLG: 0.388 (6, PH)				K						1	0	1	2	0	0	0					
Tim Laudner, R OBP: 0.245, SLG: 0.429 (7, 2)						FC5-4 1B				1	1	1	1	0	0	0					
Sal Butera, R OBP: 0.237, SLG: 0.343 (6, PH)			F8		5-3		F4			2	0	0	0	0	0	0					
Al Newman, S OBP: 0.281, SLG: 0.289 (7, 6)										1	0	0	0	0	0	2					
Inning Stats	R: 3 E: 0 K: 0 S: 6	H: 3 LOB: 1 BB: 1 P: 10	R: 0 E: 0 K: 0 S: 3	H: 0 LOB: 0 BB: 0 P: 3	R: 0 E: 1 K: 1 S: 5	H: 0 LOB: 1 BB: 1 P: 9	R: 0 E: 0 K: 1 S: 5	H: 0 LOB: 0 BB: 0 P: 5	R: 1 E: 1 K: 0 S: 4	H: 2 LOB: 0 BB: 0 P: 4	R: 2 E: 0 K: 0 S: 5	H: 2 LOB: 2 BB: 2 P: 13	R: 0 E: 0 K: 0 S: 3	H: 0 LOB: 0 BB: 0 P: 3	R: 0 E: 0 K: 0 S: 3	H: 0 LOB: 0 BB: 0 P: 3	R: 1 E: 0 K: 0 S: 1	H: 1 LOB: 0 BB: 0 P: 1	1B: 5 2B: 1 3B: 0 HR: 2	SF: 0 SAC: 0 DP: 0 HBP: 0	WP: 0 PB: 0 CS: 1 PA: 36
PITCHER	IP WLS BF H R ER SO BB IBB HBP BLK WP HR S P ERA WHIP																				
Richard Dotson, R ERA: 3.97 (1, 1)	5.1	25	6	6	2	0	4	0	0	0	0	0	0	0	0	10.12	1.875				
Jim Winn, R ERA: 4.26 (6, 1)	2.2	L 10	2	1	1	0	0	0	0	0	0	1	10	10	3.38	0.750					

Batter	1	2	3	4	5	6	7	8	9	AB	R	H	RBI	BB	SO	LOB	TOP
Ozzie Guillen, L OBP: 0.313, SLG: 0.361 (1, 6)										5	2	2	1	0	0	2	Chicago White Sox @ Minnesota Twins Hubert H. Humphrey Metrodome, Minneapolis, MN Sat Jun 20 1987, 8:05 PM EDT Att: 33,636 - Unknown
Carlton Fisk, R OBP: 0.294, SLG: 0.358 (1, 2)										4	1	1	1	1	0	1	
Ivan Calderon, R OBP: 0.360, SLG: 0.524 (1, 9)										5	0	0	0	0	2	5	
Harold Baines, L OBP: 0.354, SLG: 0.449 (1, 10)										4	1	1	0	1	0	1	
Greg Walker, L OBP: 0.336, SLG: 0.513 (1, 3)										5	1	2	0	0	2	2	
Donnie Hill, S OBP: 0.250, SLG: 0.288 (1, 4)										5	1	1	1	0	0	3	
Daryl Boston, L OBP: 0.308, SLG: 0.424 (1, 7)										4	2	2	4	1	0	1	
Kenny Williams, R OBP: 0.318, SLG: 0.434 (1, 8)										2	1	1	0	1	0	0	
Tim Lincecum, R OBP: 0.248, SLG: 0.353 (1, 5)										3	1	2	0	0	0	2	
Inning Stats	R: 1 E: 0 K: 1 S: 7	H: 2 LOB: 1 BB: 0 P: 7	R: 0 E: 0 K: 0 S: 2	H: 0 LOB: 1 BB: 1 P: 7	R: 0 E: 0 K: 1 S: 5	H: 0 LOB: 0 BB: 0 P: 5	R: 0 E: 0 K: 0 S: 5	H: 1 LOB: 1 BB: 0 P: 7	R: 8 E: 2 K: 0 S: 9	H: 4 LOB: 0 BB: 2 P: 17	R: 0 E: 0 K: 1 S: 6	H: 2 LOB: 1 BB: 0 P: 6	R: 0 E: 0 K: 0 S: 4	H: 1 LOB: 1 BB: 0 P: 4	1B: 9 2B: 1 3B: 0 HR: 2	SF: 0 SAC: 1 DP: 4 HBP: 1	WP: 0 PA: 43 PB: 0 CS: 1
PITCHER	IP WLS BF H R ER SO BB IBB HBP BLK WP HR S P ERA WHIP																
Bert Blyleven, R ERA: 4.41 (1, 1)	6.2 L 32 7 8 5 3 4 0 1 0 0 0 1 33 50 6.75 1.650																
Juan Berenguer, R ERA: 3.09 (7, 1)	1.1 7 4 2 0 1 0 0 0 0 0 0 1 9 9 0.00 3.000																
Randy Niemann, L ERA: 8.44 (9, 1)	1.0 4 1 0 0 0 0 0 0 0 0 0 0 4 4 0.00 1.000																

Batter	1	2	3	4	5	6	7	8	9	AB	R	H	RBI	BB	SO	LOB	BOTTOM		
Dan Gladden, R OBP: 0.325, SLG: 0.344 (1, 7)										3	0	0	0	1	0	0	Chicago White Sox @ Minnesota Twins Hubert H. Humphrey Metrodome, Minneapolis, MN Sat Jun 20 1987, 8:05 PM EDT Att: 33,636 - Unknown		
Randy Bush, L OBP: 0.353, SLG: 0.412 (1, 10)										3	1	1	1	1	0	1			
Kirby Puckett, R OBP: 0.372, SLG: 0.521 (1, 8)										4	2	2	1	0	0	1			
Kent Hrbek, L OBP: 0.369, SLG: 0.518 (1, 3)										4	1	2	1	0	0	1			
Tom Brunansky, R OBP: 0.359, SLG: 0.495 (1, 9)										4	0	0	0	0	3	1			
Roy Smalley, S OBP: 0.382, SLG: 0.491 (1, 5)										4	1	1	0	0	0	0			
Steve Lombardozi, R OBP: 0.312, SLG: 0.330 (1, 4)										3	0	1	0	0	0	0			
Gene Larkin, S OBP: 0.382, SLG: 0.471 (9, PH)										1	0	1	1	0	0	0			
Greg Gagne, R OBP: 0.279, SLG: 0.392 (1, 6)										3	0	0	0	0	1	1			
Gary Gaetti, R OBP: 0.323, SLG: 0.485 (9, PH)										1	0	1	0	0	0	0			
Sal Butera, R OBP: 0.220, SLG: 0.316 (1, 2)										3	0	0	0	0	0	0			
Tim Laudner, R OBP: 0.243, SLG: 0.424 (9, PH)										1	0	0	0	0	0	2			
Inning Stats	R: 0 E: 0 K: 0 S: 2	H: 0 LOB: 0 BB: 1 P: 6	R: 0 E: 0 K: 1 S: 5	H: 0 LOB: 0 BB: 0 P: 5	R: 0 E: 0 K: 0 S: 3	H: 0 LOB: 1 BB: 1 P: 7	R: 0 E: 0 K: 0 S: 3	H: 1 LOB: 1 BB: 0 P: 6	R: 0 E: 0 K: 0 S: 3	H: 0 LOB: 0 BB: 0 P: 3	R: 2 E: 0 K: 1 S: 7	H: 2 LOB: 0 BB: 0 P: 7	R: 0 E: 0 K: 1 S: 5	H: 0 LOB: 0 BB: 0 P: 5	R: 3 E: 0 K: 0 S: 8	H: 6 LOB: 2 BB: 0 P: 8	1B: 3 2B: 3 3B: 0 HR: 3	SF: 0 SAC: 0 DP: 2 HBP: 0	WP: 1 PA: 36 PB: 0 CS: 0
PITCHER	IP WLS BF H R ER SO BB IBB HBP BLK WP HR S P ERA WHIP																		
Jose DeLeon, R ERA: 4.03 (1, 1)	8.0 W 30 5 4 4 4 2 0 0 0 0 0 0 3 36 4.50 0.875																		
Ray Seavage, L ERA: 3.95 (9, 1)	0.0 1 1 0 0 0 0 0 0 0 0 0 0 1 1 - - -																		
Ralph Citarella, R ERA: 9.0 (9, 1)	1.0 5 3 1 1 0 0 0 0 0 0 0 0 5 5 9.00 3.000																		

Batter	1	2	3	4	5	6	7	8	9	AB	R	H	RBI	BB	SO	LOB	TOP								
Gary Redus, R OBP: 0.333, SLG: 0.389 (1, 7)	0-0 4-3 S 2B 1B		0-0 5-3		0-0 HR		0-0 FC1-5 2B 1B		0-0 F7	5	3	3	1	0	0	0	Chicago White Sox @ Minnesota Twins Hubert H. Humphrey Metrodome, Minneapolis, MN Sun Jun 21 1987, 4:33 AM EDT Att: 29,240 - Unknown livebaseballscorecards.com								
Donnie Hill, S OBP: 0.250, SLG: 0.287 Jim Winn, R (7, 1)	0-0 4-3		0-0 L9		0-0 G4-6-3 1B		0-0 FC1-5 2B 1-2 2-3f		0-0 HR	4	0	1	0	0	0	3									
Bryan Clark, L (8, 1)	0-0 1-3				0-0 G4-6-3 1B		0-0 2B		0-0 HR	0	0	0	0	0	0	0									
Harold Baines, L OBP: 0.358, SLG: 0.471 (9, PH)	0-0 3-H 2B				0-0 2B		0-0 1-2 2-H		0-0 L6	5	1	3	2	0	0	1									
Ivan Calderon, R OBP: 0.366, SLG: 0.541 (1, 9)	0-0 P3				0-0 F3		0-0 F7		0-0 K	4	0	0	0	0	1	4									
Carlton Fisk, R OBP: 0.288, SLG: 0.350 (1, 10) (7, 2)	0-0 F7				0-0 F8		0-0 F7		0-0 K	4	0	0	0	0	1	4									
Greg Walker, L OBP: 0.331, SLG: 0.504 (1, 3)	0-0 6-3				0-0 2B		0-0 1B		0-0 4-3	4	0	2	1	0	0	0									
Tim Hulett, R OBP: 0.252, SLG: 0.360 (1, 5)	0-0 F8				0-0 F9		0-0 1B		0-0 6-3	4	0	1	0	0	0	1									
Kenny Williams, R OBP: 0.315, SLG: 0.425 (1, 8)	0-0 4-3				0-0 HR		0-0 F9		0-0 G1-6-3	4	1	1	1	0	0	2									
Fred Manrique, R OBP: 0.232, SLG: 0.284 (1, 6) (7, 4)	0-0 K				0-0 K		0-0 FC1-5 1B		0-0 F7	2	0	0	0	0	2	0									
Ron Karkovics, R OBP: 0.163, SLG: 0.143 Ozzie Guillen, L OBP: 0.315, SLG: 0.362 (7, PH) (7, 6)										2	0	0	0	0	2	0									
										2	0	1	0	0	0	0									
Inning Stats	R: 1 E: 0 K: 0 S: 5	H: 2 LOB: 1 BB: 0 P: 5	R: 0 E: 0 K: 0 S: 3	H: 0 LOB: 0 BB: 0 P: 3	R: 0 E: 0 K: 1 S: 5	H: 0 LOB: 0 BB: 0 P: 5	R: 1 E: 0 K: 0 S: 5	H: 2 LOB: 1 BB: 0 P: 5	R: 2 E: 0 K: 1 S: 7	H: 3 LOB: 0 BB: 0 P: 7	R: 0 E: 0 K: 0 S: 5	H: 2 LOB: 2 BB: 0 P: 5	R: 1 E: 0 K: 2 S: 10	H: 3 LOB: 3 BB: 0 P: 10	R: 0 E: 0 K: 0 S: 3	H: 0 LOB: 0 BB: 0 P: 3	R: 1 E: 0 K: 0 S: 4	H: 1 LOB: 0 BB: 0 P: 4	1B: 6 2B: 4 3B: 0 HR: 3	SF: 0 SAC: 0 DP: 1 HBP: 0	WP: 0 PB: 0 SB: 1 CS: 0	PA: 39			
PITCHER	IP	WLS	BF	H	R	ER	SO	BB	IBB	HBP	BLK	WP	HR	S	P	ERA	WHIP								
Frank Viola, L ERA: 3.45 (1, 1)	6.0		26	9	4	4	2	0	0	0	0	0	2	30	30	6.00	1.500								
Keith Atherton, R ERA: 4.09 (7, 1)	0.1		4	3	1	1	0	0	0	0	0	0	0	4	4	27.00	9.000								
Juan Berenguer, R ERA: 3.02 (7, 1)	1.2	W	5	0	0	0	2	0	0	0	0	0	0	9	9	0.00	0.000								
Jeff Reardon, R ERA: 6.11 (9, 1)	1.0	S	4	1	1	1	0	0	0	0	0	0	1	4	4	9.00	1.000								

Batter	1	2	3	4	5	6	7	8	9	AB	R	H	RBI	BB	SO	LOB	BOTTOM								
Dan Gladden, R OBP: 0.322, SLG: 0.356 (1, 7)	0-0 F9		0-0 HR		0-0 G6-4-3 1-2f		0-0 F3		0-0 F9	5	1	1	1	0	0	4	Chicago White Sox @ Minnesota Twins Hubert H. Humphrey Metrodome, Minneapolis, MN Sun Jun 21 1987, 4:33 AM EDT Att: 29,240 - Unknown livebaseballscorecards.com								
Al Newman, S OBP: 0.276, SLG: 0.286 (1, 5) (7, 4)	0-0 B1-3		0-0 L5		0-0 F7		0-0 G1-6-3 1B		0-0 L6	5	0	1	0	0	0	2									
Kirby Puckett, R OBP: 0.374, SLG: 0.532 (1, 8)	0-0 HR		0-0 F3		0-0 FC5-4 1B		0-0 G1-6-3 1-2f			4	1	2	1	0	0	2									
Gary Gaetti, R OBP: 0.322, SLG: 0.494 (1, 10)	0-0 HR				0-0 5-3		0-0 FC5-4 1B 1-2f		0-0 E5 4-3 2B	4	3	1	1	0	0	1									
Kent Hrbek, L OBP: 0.367, SLG: 0.514 (1, 3)	0-0 4-3				0-0 K		0-0 FC5 1B 1-3		0-0 4-3	4	0	1	0	0	1	1									
Tom Brunansky, R OBP: 0.385, SLG: 0.518 (1, 9)			0-0 F9		0-0 HR		0-0 1-2 1B		0-0 1B 2B	4	2	3	3	0	0	0									
Tim Laudner, R OBP: 0.245, SLG: 0.416 Gene Larkin, S OBP: 0.390, SLG: 0.471 (8, PH)	0-0 6-3				0-0 K		0-0 K		0-0 1B 2B	2	0	0	0	0	1	2									
Mark Davidson, R OBP: 0.338, SLG: 0.373 Sal Gutera, R OBP: 0.220, SLG: 0.316 (9, 2)	0-0 5-3				0-0 PB BB		0-0 K		0-0 1B 2B IBB	0	1	0	0	0	0	0									
Steve Lombardozzi, R OBP: 0.309, SLG: 0.327 Roy Smalley, S OBP: 0.383, SLG: 0.491 (8, PH) (7, 5)	0-0 5-3				0-0 6-3		0-0 FC5		0-0 2B 1B	2	0	0	0	0	0	1									
Greg Gagne, R OBP: 0.290, SLG: 0.400 (1, 6)			0-0 F4		0-0 G6-4-3 BB		0-0 1B BB		0-0 1B 2B	2	0	1	1	2	0	0									
Inning Stats	R: 2 E: 0 K: 0 S: 5	H: 2 LOB: 0 BB: 0 P: 5	R: 0 E: 0 K: 0 S: 3	H: 0 LOB: 0 BB: 0 P: 3	R: 1 E: 0 K: 0 S: 4	H: 1 LOB: 0 BB: 0 P: 4	R: 1 E: 0 K: 1 S: 6	H: 1 LOB: 1 BB: 1 P: 10	R: 0 E: 0 K: 0 S: 2	H: 0 LOB: 0 BB: 1 P: 6	R: 1 E: 0 K: 0 S: 8	H: 3 LOB: 2 BB: 0 P: 8	R: 0 E: 0 K: 0 S: 3	H: 1 LOB: 1 BB: 1 P: 7	R: 3 E: 1 K: 0 S: 7	H: 3 LOB: 2 BB: 1 P: 11	1B: 5 2B: 2 3B: 0 HR: 4	SF: 0 SAC: 0 DP: 2 HBP: 0	WP: 0 PB: 1 SB: 0 CS: 0	PA: 38					
PITCHER	IP	WLS	BF	H	R	ER	SO	BB	IBB	HBP	BLK	WP	HR	S	P	ERA	WHIP								
Floyd Bannister, L ERA: 5.18 (1, 1)	5.1		23	6	5	5	1	2	0	0	0	0	4	23	31	8.44	1.500								
Jim Winn, R ERA: 4.47 (6, 1)	2.0	L	11	3	3	2	1	1	1	0	0	0	0	11	19	9.00	2.000								
Jim Winn, R ERA: 4.47 (7, 1)	2.0	L	11	3	3	2	1	1	1	0	0	0	0	11	19	9.00	2.000								
Bryan Clark, L ERA: 3.0 (8, 1)	0.2		4	2	0	0	0	0	0	0	0	0	0	4	4	0.00	3.000								



Batter	1	2	3	4	5	6	7	8	9	AB	R	H	RBI	BB	SO	LOB	TOP								
Brett Butler, L (1, 8) OBP: 0.416, SLG: 0.399	0-0 4-3		4-0 1-2 4-3 BB		0-0 1-3		0-0 1B 6-3 1B		4-0 G6-4-3 BB	3	0	1	0	2	0	0	Cleveland Indians @ Minnesota Twins Hubert H. Humphrey Metrodome, Minneapolis, MN Tue Jun 23 1987, 8:05 PM EDT Att: 17,393 - Unknown livebaseballscorecards.com								
Julio Franco, R (1, 6) OBP: 0.393, SLG: 0.420	0-0 5-3		0-0 4-3		0-0		0-0 6-3		0-0 G6-4-3	5	0	1	1	0	0	4									
Pat Tabler, R (1, 10) OBP: 0.369, SLG: 0.485	0-3 K		0-0 5-3		0-3 K		0-0 HBP 1B		4-0 BB	4	0	1	0	1	2	3									
Joe Carter, R (1, 3) OBP: 0.294, SLG: 0.480		0-0 6-3		1-0 3-1 S SF7 HBP		4-0 WP S BB		1-0 FC4-6 HBP	1	1	0	0	1	0	0	0									
Rick Dempsey, R (7, PR) OBP: 0.323, SLG: 0.290									1	0	0	0	0	0	0	1									
Mel Hall, L (1, 7) OBP: 0.268, SLG: 0.378		0-0 L7		0-0 3-1		0-0 L7		0-0 FC4-6		4	0	0	0	0	0	5									
Cory Snyder, R (1, 9) OBP: 0.297, SLG: 0.433		0-0 F6		0-0 SF7		0-3 K		0-3 K		3	0	0	1	0	2	1									
Brook Jacoby, R (1, 5) OBP: 0.335, SLG: 0.465			0-0 6-3		0-0 5-3		0-0 5-3		4-0 FC4-6 BB	3	0	0	0	1	0	1									
Tony Bernazard, S (1, 4) OBP: 0.292, SLG: 0.418			0-0 1B 4-3 1B		0-0 HR		0-0 HR		0-0 F7	4	3	3	2	0	0	1									
Chris Bando, S (1, 2) OBP: 0.234, SLG: 0.273			0-0 4-3 BB 1B		0-0 G3		0-0 4-3		0-0 FC4-6	2	0	1	0	0	0	0									
Casey Parsons, L (7, PH) (7, 3)			0-0 1-3 1B						1-2 1B	2	0	0	0	0	0	1									
Inning Stats	R: 0 E: 0 K: 1 S: 5	H: 0 LOB: 0 BB: 0 P: 5	R: 0 E: 0 K: 0 S: 3	H: 0 LOB: 0 BB: 0 P: 3	R: 1 E: 0 K: 0 S: 5	H: 2 LOB: 2 BB: 1 P: 9	R: 1 E: 0 K: 0 S: 3	H: 0 LOB: 0 BB: 0 P: 4	R: 1 E: 0 K: 1 S: 7	H: 2 LOB: 1 BB: 0 P: 7	R: 0 E: 0 K: 1 S: 5	H: 0 LOB: 1 BB: 1 P: 9	R: 1 E: 0 K: 0 S: 6	H: 3 LOB: 3 BB: 0 P: 7	R: 0 E: 0 K: 1 S: 5	H: 0 LOB: 1 BB: 1 P: 9	1B: 4 2B: 0 3B: 1 HR: 2	SF: 1 SAC: 0 DP: 1 HBP: 2	WP: 1 PB: 0 SB: 2 CS: 0	PA: 40					
PITCHER	IP	WLS	BF	H	R	ER	SO	BB	IBB	HBP	BLK	WP	HR	S	P	ERA	WHIP								
Mike Smithson, R (1, 1) ERA: 5.04	6.1	W	28	6	4	4	3	2	0	1	0	1	2	31	40	5.68	1.263								
Keith Atherton, R (7, 1) ERA: 4.05	0.1		3	1	0	0	0	0	0	1	0	0	0	2	3	0.00	3.000								
George Frazier, R (7, 1) ERA: 4.73	2.1	S	9	0	0	0	1	3	0	0	0	0	0	8	20	0.00	1.286								

Batter	1	2	3	4	5	6	7	8	9	AB	R	H	RBI	BB	SO	LOB	BOTTOM								
Dan Gladden, R (1, 7) OBP: 0.324, SLG: 0.359	0-0 4-3 2B		0-0 FC6-4 3B		4-0 BB		0-0 L8		0-0 F3	4	1	1	0	1	0	1	Cleveland Indians @ Minnesota Twins Hubert H. Humphrey Metrodome, Minneapolis, MN Tue Jun 23 1987, 8:05 PM EDT Att: 17,393 - Unknown livebaseballscorecards.com								
Al Newman, S (1, 4) OBP: 0.277, SLG: 0.296	0-0 B1		0-0 1-H 2B 3B		0-0 F7		0-0 6-3		0-0 6-3	5	1	1	1	0	0	3									
Kirby Puckett, R (1, 8) OBP: 0.372, SLG: 0.531	0-0 4-3		0-0 2B		0-3 K		0-3 K			4	1	1	1	0	2	3									
Kent Hrbek, L (1, 3) OBP: 0.373, SLG: 0.516	0-0 L9		4-0 2B BB		0-0 HR 1B		0-0 HR 1B			3	3	2	0	1	0	1									
Gary Gaetti, R (1, 5) OBP: 0.325, SLG: 0.510		0-0 F8		0-0 1-H 2B		0-0 HR		0-0 F9		4	1	2	4	0	0	1									
Roy Smalley, S (1, 10) OBP: 0.380, SLG: 0.485		0-0 G5-4-3 1B		0-3 K		0-0 F8		0-0 F7		4	0	1	0	0	1	2									
Tom Brunansky, R (1, 9) OBP: 0.371, SLG: 0.533		0-0 G5-4-3		4-0 G3 PB 2B BB		0-0 1B		0-0 HR		3	2	2	2	1	0	1									
Tim Laudner, R (1, 2) OBP: 0.237, SLG: 0.400			0-0 E6 FC6-4		0-0 G3		0-0 F8		0-0 F9	4	0	0	0	0	0	2									
Greg Gagne, R (1, 6) OBP: 0.289, SLG: 0.403			0-3 K		0-0 3-H 2B		0-3 K		0-0 4-3	4	0	1	1	0	2	2									
Inning Stats	R: 0 E: 0 K: 0 S: 4	H: 1 LOB: 1 BB: 0 P: 4	R: 0 E: 0 K: 0 S: 3	H: 1 LOB: 0 BB: 0 P: 3	R: 4 E: 1 K: 2 S: 11	H: 3 LOB: 1 BB: 1 P: 15	R: 1 E: 0 K: 1 S: 6	H: 1 LOB: 2 BB: 2 P: 14	R: 2 E: 0 K: 1 S: 8	H: 3 LOB: 1 BB: 0 P: 8	R: 0 E: 0 K: 1 S: 5	H: 0 LOB: 0 BB: 0 P: 5	R: 2 E: 0 K: 0 S: 5	H: 2 LOB: 0 BB: 0 P: 5	R: 0 E: 0 K: 0 S: 3	H: 0 LOB: 0 BB: 0 P: 3		1B: 4 2B: 4 3B: 1 HR: 2	SF: 0 SAC: 0 DP: 1 HBP: 0	WP: 0 PB: 1 SB: 0 CS: 0	PA: 38				
PITCHER	IP	WLS	BF	H	R	ER	SO	BB	IBB	HBP	BLK	WP	HR	S	P	ERA	WHIP								
Tom Candiotti, R (1, 1) ERA: 5.42	3.1	L	18	6	5	1	2	2	0	0	0	0	0	20	28	2.70	2.400								
Mike Armstrong, R (4, 1) ERA: 3.6	0.2		3	0	0	0	1	1	0	0	0	0	0	4	8	0.00	1.500								
Rich Yett, R (5, 1) ERA: 5.84	4.0		17	5	4	4	2	0	0	0	0	0	2	21	21	9.00	1.250								

Batter	1	2	3	4	5	6	7	8	9	AB	R	H	RBI	BB	SO	LOB	TOP								
Brett Butler, L OBP: 0.409, SLG: 0.391										6	0	1	0	0	1	6	Cleveland Indians @ Minnesota Twins Hubert H. Humphrey Metrodome, Minneapolis, MN Wed Jun 24 1987, 8:05 PM EDT Att: 19,885 - Unknown								
Tony Bernazard, S OBP: 0.297, SLG: 0.434										6	2	3	2	0	1	3									
Julio Franco, R OBP: 0.389, SLG: 0.431										5	1	3	0	1	2	2									
Pat Tabler, R OBP: 0.372, SLG: 0.483										5	1	2	0	1	0	5									
Mel Hall, L OBP: 0.272, SLG: 0.390 Andre Thornton, R (9, PH) OBP: 0.227, SLG: 0.167										4	0	2	3	0	0	5									
Brook Jacoby, R OBP: 0.332, SLG: 0.459										5	1	1	0	0	2	5									
Carmen Castillo, R OBP: 0.319, SLG: 0.561										5	1	1	0	0	2	4									
Cory Snyder, R OBP: 0.269, SLG: 0.436										5	0	2	3	0	2	0									
Chris Bando, S OBP: 0.263, SLG: 0.293										4	1	3	0	1	0	0									
Inning Stats	R: 0 E: 0 K: 1 S: 6	H: 1 LOB: 2 P: 10	R: 0 E: 0 K: 1 S: 7	H: 2 LOB: 2 BB: 0 P: 7	R: 1 E: 0 K: 2 S: 9	H: 2 LOB: 1 BB: 0 P: 9	R: 0 E: 0 K: 1 S: 6	H: 1 LOB: 0 BB: 0 P: 6	R: 2 E: 0 K: 0 S: 8	H: 3 LOB: 3 BB: 0 P: 8	R: 0 E: 0 K: 0 S: 3	H: 0 LOB: 0 BB: 0 P: 3	R: 0 E: 0 K: 1 S: 8	H: 3 LOB: 3 BB: 0 P: 8	R: 2 E: 0 K: 2 S: 10	H: 3 LOB: 1 BB: 0 P: 10	R: 3 E: 0 K: 1 S: 8	H: 3 LOB: 3 BB: 3 P: 20	1B: 14 2B: 1 3B: 2 HR: 1	SF: 0 SAC: 0 DP: 0 HBP: 0	WP: 1 PB: 0 SB: 2 CS: 0	PA: 49			
PITCHER	IP	WLS	BF	H	R	ER	SO	BB	IBB	HBP	BLK	WP	HR	S	P	ERA	WHIP								
Les Straker, R ERA: 3.86	5.0	W	25	9	3	3	6	0	1	0	0	0	0	36	40	5.40	1.800								
Juan Berenguer, R ERA: 2.93	2.0		9	3	0	0	1	0	0	0	0	0	0	11	11	0.00	1.500								
Dan Schatzeder, L ERA: 5.03	1.2		14	6	5	5	3	3	0	0	0	1	1	17	29	27.00	5.400								
Keith Atherton, R ERA: 4.02	0.1		1	0	0	0	0	0	0	0	0	0	0	1	1	0.00	0.000								

Batter	1	2	3	4	5	6	7	8	9	AB	R	H	RBI	BB	SO	LOB	BOTTOM								
Dan Gladden, R OBP: 0.326, SLG: 0.365										5	1	2	0	0	0	1	Cleveland Indians @ Minnesota Twins Hubert H. Humphrey Metrodome, Minneapolis, MN Wed Jun 24 1987, 8:05 PM EDT Att: 19,885 - Unknown								
Al Newman, S OBP: 0.291, SLG: 0.309										3	4	2	2	2	0	1									
Kirby Puckett, R OBP: 0.542 Mark Davidson, R (6, PR) OBP: 0.338, SLG: 0.373										4	3	3	2	1	0	1									
Gary Gaetti, R OBP: 0.326, SLG: 0.512 Steve Lombardozzi, R OBP: 0.309, SLG: 0.327										3	1	1	3	1	1	2									
Tom Brunansky, R OBP: 0.366, SLG: 0.526 Randy Bush, L (8, PH) OBP: 0.350, SLG: 0.408										3	0	0	1	0	0	1									
Kent Hrbek, L OBP: 0.371, SLG: 0.524 Tim Laudner, R OBP: 0.237, SLG: 0.400										4	1	1	3	0	0	1									
Gene Larkin, S OBP: 0.395, SLG: 0.465										3	1	1	0	1	1	0									
Greg Gagne, R OBP: 0.294, SLG: 0.405										4	1	2	0	0	1	0									
Sal Butera, R OBP: 0.244, SLG: 0.357										4	2	2	2	0	1	2									
Inning Stats	R: 0 E: 0 K: 1 S: 6	H: 0 LOB: 0 P: 6	R: 0 E: 0 K: 1 S: 5	H: 0 LOB: 0 BB: 0 P: 5	R: 0 E: 0 K: 2 S: 7	H: 0 LOB: 0 BB: 0 P: 7	R: 4 E: 0 K: 0 S: 5	H: 3 LOB: 1 BB: 3 P: 17	R: 2 E: 0 K: 0 S: 4	H: 1 LOB: 0 BB: 1 P: 8	R: 0 E: 0 K: 0 S: 3	H: 0 LOB: 0 BB: 0 P: 3	R: 3 E: 0 K: 0 S: 6	H: 3 LOB: 1 BB: 1 P: 10	R: 5 E: 0 K: 0 S: 8	H: 6 LOB: 1 BB: 0 P: 8	1B: 8 2B: 4 3B: 1 HR: 1	SF: 2 SAC: 0 DP: 1 HBP: 0	WP: 2 PB: 0 SB: 0 CS: 2	PA: 41					
PITCHER	IP	WLS	BF	H	R	ER	SO	BB	IBB	HBP	BLK	WP	HR	S	P	ERA	WHIP								
Greg Swindell, L ERA: 4.99	5.0	L	23	5	6	6	4	4	0	0	0	1	0	27	43	10.80	1.800								
Mark Huisman, R ERA: 4.54	1.2		9	3	3	3	0	1	0	0	0	1	0	8	12	16.20	2.400								
Ed Vande Berg, L ERA: 5.51	0.1		5	4	4	4	0	0	0	0	0	0	0	5	5	108.00	12.000								
Mike Armstrong, R ERA: 3.94	1.0		4	2	1	1	0	0	0	0	0	1	0	4	4	9.00	2.000								



Batter	1	2	3	4	5	6	7	8	9	AB	R	H	RBI	BB	SO	LOB	TOP											
Brett Butler, L OBP: 0.406, SLG: 0.388 Carmen Castillo, R OBP: 0.314, SLG: 0.552	F8	F8		K		6-3			F8	4	0	1	0	0	1	1	Cleveland Indians @ Minnesota Twins Hubert H. Humphrey Metrodome, Minneapolis, MN Thu Jun 25 1987, 4:33 AM EDT Att: 27,489 - Unknown livebaseballscorecards.com											
Tony Bernazard, S OBP: 0.299, SLG: 0.430	5-3	F8			CS		G3		K	4	0	1	0	1	1	2												
Julio Franco, R OBP: 0.394, SLG: 0.434	5-3			L9-6						3	0	2	0	1	0	1												
Pat Tabler, R OBP: 0.373, SLG: 0.479										2	0	0	0	2	1	2												
Mel Hall, L OBP: 0.267, SLG: 0.383	K2-3									4	0	0	0	0	2	6												
Cory Snyder, R OBP: 0.269, SLG: 0.433										4	0	1	0	0	2	1												
Casey Parsons, L (1, 10)										4	0	0	0	0	1	1												
Brook Jacoby, R OBP: 0.338, SLG: 0.464										2	2	1	0	2	1	0												
Chris Bando, S OBP: 0.272, SLG: 0.333										4	1	2	3	0	1	1												
Inning Stats	R: 0 E: 0 K: 1 S: 6	H: 1 LOB: 2 BB: 1 P: 10	R: 1 E: 0 K: 0 S: 6	H: 4 LOB: 2 BB: 0 P: 6	R: 0 E: 0 K: 1 S: 5	H: 1 LOB: 1 BB: 1 P: 9	R: 0 E: 0 K: 2 S: 7	H: 0 LOB: 1 BB: 1 P: 11	R: 0 E: 0 K: 0 S: 4	H: 1 LOB: 0 BB: 1 P: 8	R: 0 E: 0 K: 2 S: 7	H: 0 LOB: 0 BB: 0 P: 7	R: 0 E: 0 K: 2 S: 7	H: 0 LOB: 0 BB: 0 P: 7	R: 0 E: 0 K: 2 S: 7	H: 0 LOB: 0 BB: 0 P: 7	1B: 6 2B: 2 3B: 0 HR: 1	SF: 0 SAC: 0 DP: 2 HBP: 0	WP: 0 PB: 0 SB: 0 CS: 1	PA: 38								
PITCHER	IP	WLS	BF	H	R	ER	SO	BB	IBB	HBP	BLK	WP	HR	S	P	ERA	WHIP											
Bert Blyleven, R ERA: 4.41	(1, 1)	6.0	W	28	8	3	3	4	5	0	0	0	0	1	31	51	4.50	2.167										
George Frazier, R ERA: 4.61	(7, 1)	1.0		4	0	0	0	2	1	0	0	0	0	0	7	11	0.00	1.000										
Jeff Reardon, R ERA: 5.79	(8, 1)	2.0	S	6	0	0	0	4	0	0	0	0	0	0	14	14	0.00	0.000										

Batter	1	2	3	4	5	6	7	8	9	AB	R	H	RBI	BB	SO	LOB	BOTTOM											
Dan Gladden, R OBP: 0.329, SLG: 0.383	HR	F9								4	1	2	1	0	0	0	Cleveland Indians @ Minnesota Twins Hubert H. Humphrey Metrodome, Minneapolis, MN Thu Jun 25 1987, 4:33 AM EDT Att: 27,489 - Unknown livebaseballscorecards.com											
Al Newman, S OBP: 0.285, SLG: 0.301	L8	6-3								4	0	0	0	0	0	1												
Kirby Puckett, R OBP: 0.377, SLG: 0.537	HR									4	1	1	0	0	1	1												
Kent Hrbek, L OBP: 0.369, SLG: 0.532	HR									4	1	1	2	0	0	1												
Gary Gaetti, R OBP: 0.325, SLG: 0.508	1B									4	0	1	0	0	0	0												
Roy Smalley, S OBP: 0.388, SLG: 0.509										4	1	3	1	0	1	0												
Tom Brunansky, R OBP: 0.365, SLG: 0.521										2	0	0	0	1	2	2												
Tim Laudner, R OBP: 0.231, SLG: 0.389										3	0	0	0	0	2	4												
Steve Lombardozzi, R OBP: 0.305, SLG: 0.322										3	0	0	0	0	0	2												
Inning Stats	R: 3 E: 0 K: 1 S: 10	H: 5 LOB: 2 BB: 0 P: 10	R: 0 E: 0 K: 0 S: 3	H: 0 LOB: 0 BB: 0 P: 3	R: 0 E: 0 K: 1 S: 5	H: 0 LOB: 0 BB: 0 P: 5	R: 1 E: 0 K: 2 S: 8	H: 1 LOB: 0 BB: 0 P: 8	R: 0 E: 0 K: 0 S: 4	H: 1 LOB: 1 BB: 1 P: 4	R: 0 E: 1 K: 1 S: 6	H: 0 LOB: 2 BB: 1 P: 10	R: 0 E: 0 K: 0 S: 3	H: 0 LOB: 0 BB: 0 P: 3	R: 0 E: 0 K: 1 S: 5	H: 0 LOB: 0 BB: 0 P: 5	1B: 5 2B: 0 3B: 0 HR: 3	SF: 0 SAC: 0 DP: 0 HBP: 0	WP: 1 PB: 0 SB: 1 CS: 0	PA: 33								
PITCHER	IP	WLS	BF	H	R	ER	SO	BB	IBB	HBP	BLK	WP	HR	S	P	ERA	WHIP											
Phil Niekro, R ERA: 5.33	(1, 1)	8.0	L	33	8	4	4	6	0	1	0	0	1	3	44	48	4.50	1.000										



Batter	1	2	3	4	5	6	7	8	9	AB	R	H	RBI	BB	SO	LOB	TOP					
Dan Gladden, R OBP: 0.327, SLG: 0.377 (1, 7)										3	0	0	0	1	2	2	Minnesota Twins @ Texas Rangers Arlington Stadium, Arlington, TX Fri Jun 26 1987, 8:05 PM EDT Att: 20,605 - Unknown					
Al Newman, S OBP: 0.284, SLG: 0.296 (1, 6) (8, 4)										3	0	0	0	1	0	1						
Kirby Puckett, R OBP: 0.376, SLG: 0.532 (1, 8)										3	0	0	0	1	2	1						
Kent Hrbek, L OBP: 0.364, SLG: 0.523 (1, 3)										4	0	0	0	0	1	2						
Gary Gaetti, R OBP: 0.321, SLG: 0.502 (1, 5)										3	0	0	0	0	0	1						
Roy Smalley, S OBP: 0.387, SLG: 0.506 (1, 10)										3	0	1	0	0	0	0						
Tom Brunansky, R OBP: 0.369, SLG: 0.519 (1, 9)										1	0	0	0	2	0	1						
Steve Lombardozzi, R OBP: 0.306, SLG: 0.320 (8, PH)										1	0	0	0	1	1	1						
Gene Larkin, S OBP: 0.390, SLG: 0.458 (8, 2)										1	0	0	0	0	1	1						
Tim Laidner, R OBP: 0.231, SLG: 0.389 (8, 2)										0	0	0	0	0	0	0						
Sal Butera, R OBP: 0.234, SLG: 0.341 (8, PH)										2	0	0	0	0	0	2						
Randy Bush, L OBP: 0.348, SLG: 0.405 (8, 6)										1	0	0	0	0	0	1						
Greg Gagne, R OBP: 0.294, SLG: 0.405 (8, 6)										0	0	0	0	0	0	0						
Inning Stats	R: 0 E: 0 K: 2 S: 7	H: 0 LOB: 0 BB: 0 P: 7	R: 0 E: 0 K: 1 S: 6	H: 1 LOB: 1 BB: 0 P: 6	R: 0 E: 0 K: 1 S: 4	H: 0 LOB: 0 BB: 1 P: 8	R: 0 E: 0 K: 0 S: 3	H: 0 LOB: 1 BB: 1 P: 7	R: 0 E: 0 K: 1 S: 5	H: 0 LOB: 1 BB: 1 P: 9	R: 0 E: 0 K: 0 S: 4	H: 0 LOB: 0 BB: 0 P: 8	R: 0 E: 0 K: 0 S: 3	H: 0 LOB: 0 BB: 0 P: 3	R: 0 E: 0 K: 1 S: 5	H: 0 LOB: 1 BB: 1 P: 9	R: 0 E: 0 K: 0 S: 2	H: 0 LOB: 0 BB: 1 P: 6	1B: 1 2B: 0 3B: 0 HR: 0	SF: 0 SAC: 0 DP: 2 HBP: 0	WP: 0 PB: 0 CS: 0	PA: 31
PITCHER	IP WLS BF H R ER SO BB IBB HBP BLK WP HR S P ERA WHIP																					
Bobby Witt, R ERA: 4.47 (1, 1)	8.0 W 29 1 0 0 7 6 0 0 0 0 0 0 0 0 0.00 0.875																					
Dale Mohorcic, R ERA: 2.44 (9, 1)	1.0 S 2 0 0 0 0 0 0 0 0 0 0 0 0 0 0.00 0.000																					

Batter	1	2	3	4	5	6	7	8	9	AB	R	H	RBI	BB	SO	LOB	BOTTOM			
Jerry Browne, S OBP: 0.346, SLG: 0.325 (1, 4)										4	1	1	0	0	0	1	Minnesota Twins @ Texas Rangers Arlington Stadium, Arlington, TX Fri Jun 26 1987, 8:05 PM EDT Att: 20,605 - Unknown			
Scott Fletcher, R OBP: 0.369, SLG: 0.439 (1, 6)										4	0	1	1	0	0	1				
Ruben Sierra, S OBP: 0.314, SLG: 0.429 (1, 9)										4	0	1	0	0	1	1				
Larry Parrish, R OBP: 0.356, SLG: 0.563 (1, 10)										2	0	0	0	1	2	1				
Pete O'Brien, L OBP: 0.343, SLG: 0.520 (1, 3)										3	0	1	0	0	0	2				
Pete Incaviglia, R OBP: 0.332, SLG: 0.527 (1, 7)										3	0	1	0	0	0	1				
Mike Stanley, R OBP: 0.381, SLG: 0.368 (1, 2)										3	0	1	0	0	1	3				
Oddibe McDowell, L OBP: 0.380, SLG: 0.481 (1, 8)										3	0	0	0	0	1	2				
Steve Buechele, R OBP: 0.260, SLG: 0.388 (1, 5)										3	0	1	0	0	1	1				
Inning Stats	R: 1 E: 0 K: 2 S: 8	H: 2 LOB: 1 BB: 0 P: 8	R: 0 E: 0 K: 2 S: 8	H: 1 LOB: 0 BB: 0 P: 8	R: 0 E: 0 K: 0 S: 3	H: 0 LOB: 0 BB: 0 P: 3	R: 0 E: 0 K: 0 S: 4	H: 2 LOB: 2 BB: 1 P: 8	R: 0 E: 0 K: 0 S: 4	H: 1 LOB: 1 BB: 0 P: 4	R: 0 E: 0 K: 1 S: 5	H: 0 LOB: 0 BB: 0 P: 5	R: 0 E: 0 K: 1 S: 6	H: 1 LOB: 1 BB: 0 P: 6	R: 0 E: 0 K: 0 S: 3	H: 0 LOB: 0 BB: 0 P: 3		1B: 5 2B: 4 3B: 0 HR: 0	SF: 0 SAC: 0 DP: 2 HBP: 0	WP: 0 PB: 0 CS: 1
PITCHER	IP WLS BF H R ER SO BB IBB HBP BLK WP HR S P ERA WHIP																			
Frank Viola, L ERA: 3.29 (1, 1)	8.0 L 30 7 1 1 6 1 0 0 0 0 0 0 0 0 1.12 1.000																			

Batter	1	2	3	4	5	6	7	8	9	AB	R	H	RBI	BB	SO	LOB	TOP			
Dan Gladden, R OBP: 0.325, SLG: 0.373 (1, 7)										5	1	1	0	0	1	2	Minnesota Twins @ Texas Rangers Arlington Stadium, Arlington, TX Sat Jun 27 1987, 8:05 PM EDT Unknown			
Greg Gagne, R OBP: 0.291, SLG: 0.417 (1, 6)										5	1	1	1	0	1	1				
Kirby Puckett, R OBP: 0.384, SLG: 0.542 (1, 8)										4	1	4	0	0	0	0				
Kent Hrbek, L OBP: 0.362, SLG: 0.531 (1, 3)										4	1	1	2	0	1	4				
Gary Gaetti, R OBP: 0.317, SLG: 0.494 (1, 5)										4	0	0	0	0	1	1				
Roy Smalley, S OBP: 0.390, SLG: 0.506 (1, 10)										4	0	2	0	0	0	0				
Tom Brunansky, R OBP: 0.371, SLG: 0.519 (1, 9)										4	1	2	0	0	1	1				
Tim Laudner, R OBP: 0.240, SLG: 0.414 (1, 2)										3	1	1	2	1	1	3				
Sieve Lombardozzi, R OBP: 0.301, SLG: 0.314 (1, 4)										4	0	0	0	0	0	3				
Inning Stats	R: 1 E: 1 K: 0 S: 5	H: 2 LOB: 1 BB: 0 P: 5	R: 0 E: 0 K: 1 S: 7	H: 2 LOB: 2 BB: 0 P: 7	R: 2 E: 0 K: 2 S: 9	H: 2 LOB: 0 BB: 0 P: 9	R: 3 E: 0 K: 1 S: 9	H: 4 LOB: 0 BB: 0 P: 9	R: 0 E: 0 K: 1 S: 5	H: 0 LOB: 0 BB: 0 P: 5	R: 0 E: 0 K: 1 S: 4	H: 1 LOB: 0 BB: 1 P: 8	R: 0 E: 0 K: 0 S: 4	H: 1 LOB: 1 BB: 0 P: 4	R: 0 E: 0 K: 0 S: 3	H: 0 LOB: 0 BB: 0 P: 3	1B: 8 2B: 1 3B: 0 HR: 3	SF: 0 SAC: 0 DP: 2 HBP: 0	WP: 1 PB: 0 SB: 1 CS: 0	PA: 38
PITCHER	IP WLS BF H R ER SO BB IBB HBP BLK WP HR S P ERA WHIP																			
Ed Correa, R ERA: 7.56 (1, 1)	5.0 W 25 10 6 5 5 0 0 0 0 0 1 3 35 35 9.00 2.000																			
Jeff Russell, R ERA: 2.95 (6, 1)	4.0 S 13 2 0 0 1 1 0 0 0 0 0 0 14 18 0.00 0.750																			

Batter	1	2	3	4	5	6	7	8	9	AB	R	H	RBI	BB	SO	LOB	BOTTOM			
Jerry Browne, S OBP: 0.339, SLG: 0.318 (1, 4)										5	0	0	0	0	2	4	Minnesota Twins @ Texas Rangers Arlington Stadium, Arlington, TX Sat Jun 27 1987, 8:05 PM EDT Unknown			
Scott Fletcher, R OBP: 0.372, SLG: 0.443 (1, 6)										4	3	2	0	1	1	0				
Curtis Wilkerson, S OBP: 0.320, SLG: 0.375 (9, 6)										0	0	0	0	0	0	0				
Ruben Sierra, S OBP: 0.321, SLG: 0.444 (1, 9)										4	2	3	3	1	1	1				
Pete O'Brien, L OBP: 0.344, SLG: 0.517 (1, 3)										3	1	1	2	1	0	2				
Larry Parrish, R OBP: 0.356, SLG: 0.570 (1, 10)										4	2	1	2	1	0	2				
Pete Incaviglia, R OBP: 0.333, SLG: 0.531 (1, 7)										4	0	1	1	1	1	1				
Bob Brower, R OBP: 0.364, SLG: 0.429 (9, 7)										0	0	0	0	0	0	0				
Oddibe McDowell, L OBP: 0.382, SLG: 0.478 (1, 8)										3	1	1	0	1	1	1				
Mike Stanley, R OBP: 0.403, SLG: 0.383 (1, 2)										3	2	2	0	1	1	0				
Steve Buechele, R OBP: 0.260, SLG: 0.382 (1, 5)										3	0	0	0	1	2	3				
Inning Stats	R: 0 E: 0 K: 0 S: 3	H: 0 LOB: 1 BB: 1 P: 7	R: 2 E: 0 K: 1 S: 6	H: 1 LOB: 2 BB: 2 P: 14	R: 2 E: 1 K: 1 S: 7	H: 2 LOB: 1 BB: 1 P: 11	R: 5 E: 0 K: 1 S: 7	H: 3 LOB: 0 BB: 3 P: 19	R: 0 E: 0 K: 2 S: 7	H: 0 LOB: 0 BB: 0 P: 7	R: 1 E: 0 K: 1 S: 7	H: 2 LOB: 1 BB: 0 P: 7	R: 0 E: 0 K: 2 S: 8	H: 1 LOB: 2 BB: 1 P: 12	R: 1 E: 0 K: 1 S: 7	H: 2 LOB: 1 BB: 0 P: 7	1B: 7 2B: 1 3B: 1 HR: 2	SF: 1 SAC: 0 DP: 0 HBP: 0	WP: 2 PB: 1 SB: 3 CS: 1	PA: 43
PITCHER	IP WLS BF H R ER SO BB IBB HBP BLK WP HR S P ERA WHIP																			
Joe Niekro, R ERA: 3.92 (1, 1)	3.2 L 12 4 4 4 3 2 0 0 0 0 0 2 16 24 15.43 2.571																			
George Frazier, R ERA: 5.19 (4, 1)	2.1 L 12 4 4 4 3 2 0 0 0 0 0 2 16 24 15.43 2.571																			
Dan Schatzeder, L ERA: 5.01 (7, 1)	2.0 10 3 1 1 3 1 0 0 0 0 0 0 15 19 4.50 2.000																			

Batter	1	2	3	4	5	6	7	8	9	AB	R	H	RBI	BB	SO	LOB	TOP			
Dan Gladden, R OBP: 0.326, SLG: 0.368 (1, 7)	L5		PB G3 HBP		P3				P4	3	0	0	0	1	0	1	Minnesota Twins @ Texas Rangers Arlington Stadium, Arlington, TX Sat Jun 27 1987, 8:05 PM EDT Att: 35,677 - Unknown			
Al Newman, S OBP: 0.276, SLG: 0.289 (1, 4)	4-3		G3		F7				F2	4	0	0	0	0	0	2				
Randy Bush, L OBP: 0.345, SLG: 0.400 (1, 9)	4-3		F2						P5	4	0	1	0	0	0	1				
Gary Gaetti, R OBP: 0.323, SLG: 0.496 (1, 10)		G3 1B							FC3-6 1B	3	1	2	0	1	1	1				
Roy Smalley, S OBP: 0.387, SLG: 0.500 (1, 5)	G3		F8						FC3-6 1B	4	0	1	0	0	0	4				
Gene Larkin, S OBP: 0.372, SLG: 0.434 (1, 3)	F8				P4				F9	4	0	0	0	0	1	4				
Mark Davidson, R OBP: 0.346, SLG: 0.380 (1, 8)		2B 1B			K				FC6-4 1B	4	1	2	1	0	1	2				
Greg Gagne, R OBP: 0.290, SLG: 0.419 (1, 6)		2H 2B			K				FC6-4 FC1-4	4	0	1	1	0	1	1				
Sal Butera, R OBP: 0.216, SLG: 0.313 (1, 2)	G3				6-3				FC1-4 WP	4	0	0	0	0	0	2				
Inning Stats	R: 0 E: 0 K: 0 S: 3	H: 0 LOB: 0 BB: 0 P: 3	R: 2 E: 0 K: 0 S: 6	H: 3 LOB: 1 BB: 0 P: 6	R: 0 E: 0 K: 0 S: 3	H: 0 LOB: 0 BB: 1 P: 8	R: 0 E: 0 K: 2 S: 7	H: 0 LOB: 0 BB: 0 P: 7	R: 0 E: 0 K: 0 S: 3	H: 2 LOB: 2 BB: 0 P: 9	R: 0 E: 0 K: 0 S: 3	H: 0 LOB: 1 BB: 1 P: 7	R: 0 E: 1 K: 0 S: 4	H: 1 LOB: 0 BB: 0 P: 4	R: 0 E: 0 K: 0 S: 4	H: 1 LOB: 1 BB: 0 P: 4	1B: 6 2B: 1 3B: 0 HR: 0	SF: 0 SAC: 0 DP: 0 HBP: 1	WP: 1 PB: 1 CS: 0	PA: 37
PITCHER Charlie Hough, R ERA: 3.74 (1, 1)	IP: 9.0 WLS: W BF: 37 H: 7 R: 2 ER: 2 SO: 4 BB: 2 IBB: 0 HBP: 1 BLK: 0 WP: 1 HR: 0 S: 42 P: 51 ERA: 2.00 WHIP: 1.000																			

Batter	1	2	3	4	5	6	7	8	9	AB	R	H	RBI	BB	SO	LOB	BOTTOM			
Curtis Wilkerson, S OBP: 0.309, SLG: 0.415 (1, 4)	K				F5					5	1	1	1	0	1	2	Minnesota Twins @ Texas Rangers Arlington Stadium, Arlington, TX Sat Jun 27 1987, 8:05 PM EDT Att: 35,677 - Unknown			
Scott Fletcher, R OBP: 0.370, SLG: 0.439 (1, 6)	P6		L4		F7				4-3	5	0	1	0	0	0	1				
Ruben Sierra, S OBP: 0.317, SLG: 0.438 (1, 9)	P6		F9		4-3				F8	4	0	0	0	0	0	1				
Pete O'Brien, L OBP: 0.349, SLG: 0.519 (1, 3)		BB 1B BB	1B 1B		1B				F7	3	1	2	0	1	0	0				
Darrell Porter, L OBP: 0.329, SLG: 0.362 Bob Brower, R OBP: 0.364, SLG: 0.429 (8, PR)		BB 1B 1B	BB 1B		K				E HR BB	3	1	2	0	1	1	1				
Pete Incaviglia, R OBP: 0.332, SLG: 0.525 (1, 7)			K						E6 BB HR	0	1	0	0	0	0	0				
Oddibe McDowell, L OBP: 0.379, SLG: 0.471 (1, 8)			K		K				1-3 HR BB	3	1	0	0	1	2	5				
Geno Petralli, L OBP: 0.432, SLG: 0.481 Mike Stanley, R OBP: 0.412, SLG: 0.443 (8, PH) (9, 2)		1B BB			G3				1-3 2H 3H HR	2	0	0	0	1	0	0				
Steve Buechele, R OBP: 0.259, SLG: 0.379 (1, 5)		1-3 2H 3H 1B			F9				E3 F9	4	0	1	2	0	0	1				
Inning Stats	R: 0 E: 0 K: 1 S: 5	H: 0 LOB: 0 BB: 0 P: 5	R: 2 E: 0 K: 2 S: 9	H: 2 LOB: 2 BB: 2 P: 17	R: 0 E: 0 K: 1 S: 7	H: 2 LOB: 3 BB: 1 P: 11	R: 0 E: 0 K: 0 S: 3	H: 0 LOB: 0 BB: 0 P: 3	R: 0 E: 0 K: 1 S: 6	H: 1 LOB: 1 BB: 0 P: 6	R: 0 E: 0 K: 1 S: 5	H: 0 LOB: 0 BB: 0 P: 5	R: 0 E: 1 K: 0 S: 4	H: 1 LOB: 1 BB: 0 P: 4	R: 5 E: 1 K: 0 S: 6	H: 2 LOB: 1 BB: 2 P: 14	1B: 6 2B: 0 3B: 0 HR: 2	SF: 0 SAC: 0 DP: 0 HBP: 0	WP: 0 PB: 0 CS: 0	PA: 38
PITCHER Juan Berenguer, R ERA: 2.93 Keith Atherton, R ERA: 4.1 Dan Schatzeder, L ERA: 5.23 Jeff Reardon, R ERA: 6.16 (1, 1) (7, 1) (8, 1) (8, 1)	IP: 6.0 WLS: L BF: 26 H: 7 R: 1 ER: 2 SO: 6 BB: 3 IBB: 0 HBP: 0 BLK: 0 WP: 0 HR: 0 S: 35 P: 47 ERA: 3.00 WHIP: 1.333																			

AB	34
R	2
H	7
RBI	2
BB	2
SO	4
LOB	18



AB	33
R	7
H	8
RBI	7
BB	5
SO	6
LOB	14



Batter	1	2	3	4	5	6	7	8	9	AB	R	H	RBI	BB	SO	LOB	TOP								
Al Newman, S OBP: 0.273, SLG: 0.282 (1, 4)	0-0 1-3		0-0 F8		0-3 K		0-0 4-3			4	0	0	0	0	1	3									
Randy Bush, L OBP: 0.342, SLG: 0.419 (1, 9)	0-0 3-1		0-0 F9			0-0 HR		0-0 4-3		4	1	1	1	0	0	0									
Kirby Puckett, R OBP: 0.385, SLG: 0.545 (1, 8)	0-0 1B		0-0 F8		0-0 L3		0-0 2B		0-0 2B	4	0	2	0	0	0	0									
Kent Hrbek, L OBP: 0.361, SLG: 0.539 (1, 3)	0-0 G3		0-0 HR		0-0 F7		0-0 F8		0-0 F8	4	1	1	1	0	0	2									
Gene Larkin, S OBP: 0.367, SLG: 0.438 (1, 10)		0-0 F8		0-0 HR		0-0 5-3		0-0 F4		4	0	1	0	0	0	1									
Roy Smalley, S OBP: 0.384, SLG: 0.500 (1, 5)		0-3 K		0-0 4-3			0-0 2B		0-0 F7	4	0	1	0	0	1	1									
Tom Brunansky, R OBP: 0.369, SLG: 0.512 (1, 7)		0-3 K		0-0 P4			0-0 F7		4-0 FC6-4 BB	3	0	0	0	1	1	2									
Tim Laudner, R OBP: 0.232, SLG: 0.400 (1, 2)			0-0 F3		0-0 F9		0-3 K		0-0 F8	4	0	0	0	0	1	2									
Greg Gagne, R OBP: 0.295, SLG: 0.423 (1, 6)			0-0 F8 BLK		0-0 F9		4-0 BB		0-0 FC6-4	3	1	1	0	1	0	1									
Inning Stats	R: 0 E: 0 K: 0 S: 4	H: 1 LOB: 1 BB: 0 P: 4	R: 0 E: 0 K: 2 S: 7	H: 0 LOB: 0 BB: 0 P: 7	R: 1 E: 0 K: 0 S: 4	H: 1 LOB: 0 BB: 0 P: 4	R: 1 E: 0 K: 0 S: 5	H: 2 LOB: 1 BB: 0 P: 5	R: 0 E: 0 K: 1 S: 5	H: 0 LOB: 0 BB: 1 P: 5	R: 1 E: 0 K: 0 S: 4	H: 1 LOB: 0 BB: 0 P: 4	R: 0 E: 0 K: 1 S: 6	H: 1 LOB: 2 BB: 1 P: 10	R: 0 E: 0 K: 0 S: 4	H: 1 LOB: 1 BB: 0 P: 4	R: 0 E: 0 K: 0 S: 3	H: 0 LOB: 1 BB: 1 P: 7	1B: 1 2B: 4 3B: 0 HR: 2	SF: 0 SAC: 0 DP: 0 HBP: 0	WP: 0 PB: 0 CS: 0	PA: 36			
PITCHER	IP	WLS	BF	H	R	ER	SO	BB	IBB	HBP	BLK	WP	HR	S	P	ERA	WHIP								
Jose Guzman, R ERA: 5.13 (1, 1)	7.1	W	30	7	3	3	4	1	0	0	1	0	2	37	41	3.68	1.091								
Mitch Williams, L ERA: 4.1 (8, 1)	1.0		4	0	0	0	0	1	0	0	0	0	0	3	7	0.00	1.000								
Dale Mohorcic, R ERA: 2.42 (9, 1)	0.2	S	2	0	0	0	0	0	0	0	0	0	0	2	2	0.00	0.000								

Minnesota Twins @ Texas Rangers
Arlington Stadium, Arlington, TX
Sun Jun 28 1987, 8:05 PM EDT
Att: 17,477 - Unknown

AB 34
R 3
H 7
RBI 2
BB 2
SO 4
LOB 12



Batter	1	2	3	4	5	6	7	8	9	AB	R	H	RBI	BB	SO	LOB	BOTTOM								
Jerry Browne, S OBP: 0.341, SLG: 0.318 (1, 4)	0-0 4-3		0-3 K		4-0 1B S BB			0-0 WP HBP FC3 1B		3	1	1	0	1	1	0									
Scott Fletcher, R OBP: 0.378, SLG: 0.443 (1, 6)	4-0 BB			0-0 1B WP	0-0 G4-6-3 1B		1-0 FC3 WP SF9 HBP		1-0 FC3 WP SF9 HBP	2	2	2	0	1	0	0									
Ruben Sierra, S OBP: 0.320, SLG: 0.437 (1, 9)	4-0 G4-3 BB			0-0 WP SF9 1B	0-0 G4-6-3 1-2		0-0 F9		0-0 F9	3	1	1	0	1	0	4									
Pete O'Brien, L OBP: 0.345, SLG: 0.513 (1, 3)	0-0 G4-3			0-0 SF9		0-3 K		0-0 FC3		3	0	0	2	0	1	3									
Larry Parrish, R OBP: 0.351, SLG: 0.563 (1, 10)		0-3 K		0-0 P6		0-0 6-3		0-0 SF9		3	0	0	1	0	1	0									
Pete Incaviglia, R OBP: 0.331, SLG: 0.521 (1, 7)		0-3 K		0-0 HR		0-0 4-3		0-0 K		4	1	1	0	0	2	1									
Oddibe McDowell, L OBP: 0.379, SLG: 0.484 Bob Brower, R OBP: 0.364, SLG: 0.429 (8, 8)		0-3 K		0-0 HR			0-0 G3			3	1	1	2	0	1	0									
Mike Stanley, R OBP: 0.394, SLG: 0.422 (1, 2)				0-0 L6	0-0 6-3		0-0 F8			3	0	0	0	0	0	0									
Steve Buechele, R OBP: 0.256, SLG: 0.374 (1, 5)				0-0 5-3			0-0 F8			3	0	0	0	0	0	0									
Inning Stats	R: 0 E: 0 K: 0 S: 2	H: 0 LOB: 1 BB: 2 P: 10	R: 0 E: 0 K: 3 S: 9	H: 0 LOB: 0 BB: 0 P: 9	R: 0 E: 0 K: 1 S: 5	H: 0 LOB: 0 BB: 0 P: 5	R: 4 E: 0 K: 0 S: 7	H: 4 LOB: 0 BB: 0 P: 7	R: 0 E: 0 K: 0 S: 3	H: 1 LOB: 1 BB: 1 P: 7	R: 0 E: 0 K: 1 S: 5	H: 0 LOB: 0 BB: 0 P: 5	R: 0 E: 0 K: 0 S: 3	H: 0 LOB: 0 BB: 0 P: 3	R: 2 E: 0 K: 1 S: 7	H: 1 LOB: 1 BB: 0 P: 8	1B: 5 2B: 0 3B: 0 HR: 1	SF: 2 SAC: 0 DP: 2 HBP: 1	WP: 3 PB: 0 CS: 0	PA: 33					
PITCHER	IP	WLS	BF	H	R	ER	SO	BB	IBB	HBP	BLK	WP	HR	S	P	ERA	WHIP								
Mike Smithson, R ERA: 5.32 (1, 1)	7.0	L	29	6	6	6	5	3	0	1	0	1	1	35	48	7.71	1.286								
Dan Schatzeder, L ERA: 5.19 (8, 1)	0.1		2	0	0	0	0	0	0	0	0	1	0	2	2	0.00	0.000								
Keith Atherton, R ERA: 4.04 (8, 1)	0.2		2	0	0	0	1	0	0	0	0	0	0	4	4	0.00	0.000								

Minnesota Twins @ Texas Rangers
Arlington Stadium, Arlington, TX
Sun Jun 28 1987, 8:05 PM EDT
Att: 17,477 - Unknown

AB 27
R 6
H 6
RBI 5
BB 3
SO 6
LOB 8



Batter	1	2	3	4	5	6	7	8	9	AB	R	H	RBI	BB	SO	LOB	TOP		
Al Newman, S (1,4) OBP: 0.274, SLG: 0.289	0-0 1-3		0-0 1B 2B		0-0 6-3					3	1	1	1	0	0	0	Minnesota Twins @ Kansas City Royals Royals Stadium, Kansas City, MO Mon Jun 29 1987, 8:05 PM EDT Att: 35,872 - Unknown livebaseballscores.com		
Mark Davidson, R (1,9) OBP: 0.346, SLG: 0.378	0-3 K		0-0 2B 1B		0-3 K					3	0	1	1	0	2	0			
Kirby Puckett, R (1,8) OBP: 0.388, SLG: 0.553	0-3 K		0-0 1-3 2B		0-0 2B					3	0	2	0	0	1	0			
Tom Brunansky, R (1,10) OBP: 0.365, SLG: 0.506		0-0 5-3	0-0 5-3		0-0 5-3					3	0	0	0	0	0	3			
Kent Hrbek, L (1,3) OBP: 0.362, SLG: 0.537 Gene Larkin, S (4,3) OBP: 0.367, SLG: 0.438		0-0 F4		4-0 1B BB						1	0	0	0	1	0	0			
Dan Gladden, R (1,7) OBP: 0.328, SLG: 0.369	0-3 K			0-0 FC6-4 1B						2	0	1	0	0	1	0			
Roy Smalley, S (1,5) OBP: 0.382, SLG: 0.497			0-0 6-3		0-1 CI					1	0	0	0	0	0	0			
Greg Gagne, R (1,6) OBP: 0.297, SLG: 0.424			0-0 2B 1B		0-0 FC6-4					2	1	1	0	0	0	2			
Sal Butera, R (1,2) OBP: 0.208, SLG: 0.300			0-3 K		0-0 5-3					2	0	0	0	0	1	3			
Inning Stats	R: 0 E: 0 K: 2 S: 7	H: 0 LOB: 0 BB: 0 P: 7	R: 0 E: 0 K: 1 S: 5	H: 0 LOB: 0 BB: 0 P: 5	R: 2 E: 0 K: 1 S: 9	H: 4 LOB: 2 BB: 0 P: 9	R: 0 E: 1 K: 0 S: 4	H: 1 LOB: 2 BB: 1 P: 8	R: 0 E: 0 K: 1 S: 6	H: 1 LOB: 1 BB: 0 P: 6							1B: 3 2B: 3 3B: 0 HR: 0	SF: 0 SAC: 0 DP: 0 HBP: 0	WP: 0 PA: 22 PB: 0 SB: 1 CS: 0
PITCHER Danny Jackson, L (1,1) ERA: 4.23	IP: 5.0 WLS: W BF: 22 H: 6 R: 2 ER: 2 SO: 5 BB: 1 IBB: 0 HBP: 0 BLK: 0 WP: 0 HR: 0 S: 31 P: 35 ERA: 3.60 WHIP: 1.400																		

Batter	1	2	3	4	5	6	7	8	9	AB	R	H	RBI	BB	SO	LOB	BOTTOM		
Willie Wilson, S (1,8) OBP: 0.318, SLG: 0.381	0-0 F8		0-0 F7							2	0	0	0	0	0	1	Minnesota Twins @ Kansas City Royals Royals Stadium, Kansas City, MO Mon Jun 29 1987, 8:05 PM EDT Att: 35,872 - Unknown livebaseballscores.com		
Kevin Seitzer, R (1,5) OBP: 0.382, SLG: 0.411	0-0 4-3			4-0 BB						1	0	0	0	1	0	0			
George Brett, L (1,3) OBP: 0.427, SLG: 0.561	0-0 1-3			0-0 G3-6-3						2	0	0	0	0	0	1			
Danny Tartabull, R (1,9) OBP: 0.388, SLG: 0.488		0-0 1-3		0-0 6-3						2	0	0	0	0	0	0			
Frank White, R (1,4) OBP: 0.307, SLG: 0.367		0-0 FC6-4 1B			0-0 2B BLK 1B					2	1	2	0	0	0	0			
Jim Eisenreich, L (1,10) OBP: 0.111, SLG: 0.250		0-0 FC6-4		0-0 BLK PB 2B						2	1	1	0	0	0	1			
Bo Jackson, R (1,7) OBP: 0.333, SLG: 0.528		0-0 CS	0-0 E3		0-0 HR					2	1	1	1	0	0	0			
Angel Salazar, R (1,6) OBP: 0.213, SLG: 0.257			0-0 FC4-6		0-0 F8					2	0	0	0	0	0	1			
Jamie Quirk, L (1,2) OBP: 0.299, SLG: 0.326			0-0 F8							1	0	0	0	0	0	1			
Inning Stats	R: 0 E: 0 K: 0 S: 3	H: 0 LOB: 0 BB: 0 P: 3	R: 0 E: 0 K: 0 S: 3	H: 1 LOB: 0 BB: 0 P: 3	R: 0 E: 1 K: 0 S: 4	H: 0 LOB: 1 BB: 0 P: 4	R: 0 E: 0 K: 0 S: 2	H: 0 LOB: 1 BB: 1 P: 6	R: 3 E: 0 K: 0 S: 4	H: 3 LOB: 0 BB: 0 P: 4							1B: 2 2B: 1 3B: 0 HR: 1	SF: 0 SAC: 0 DP: 1 HBP: 0	WP: 0 PA: 18 PB: 1 SB: 0 CS: 1
PITCHER Les Straker, R (1,1) ERA: 4.01	IP: 4.1 WLS: L BF: 17 H: 4 R: 3 ER: 3 SO: 0 BB: 1 IBB: 0 HBP: 0 BLK: 1 WP: 0 HR: 1 S: 16 P: 20 ERA: 6.23 WHIP: 1.154																		

Batter	1	2	3	4	5	6	7	8	9	AB	R	H	RBI	BB	SO	LOB	TOP		
Dan Gladden, R OBP: 0.329, SLG: 0.370 (1, 7)										5	0	2	1	0	2	3	Minnesota Twins @ Kansas City Royals Royals Stadium, Kansas City, MO Tue Jun 30 1987, 8:05 PM EDT Att: 21,515 - Unknown		
Al Newman, S OBP: 0.276, SLG: 0.293 (1, 4)										4	0	2	0	0	1	0			
Kirby Puckett, R OBP: 0.389, SLG: 0.562 (1, 10)										4	1	2	1	0	0	3			
Gary Gaetti, R OBP: 0.318, SLG: 0.489 (1, 5)										4	0	0	0	0	0	4			
Tom Brunansky, R OBP: 0.363, SLG: 0.500 (1, 9)										3	0	0	0	1	0	1			
Gene Larkin, S OBP: 0.362, SLG: 0.429 (1, 3)										4	1	1	0	0	0	1			
Tim Laudner, R OBP: 0.233, SLG: 0.395 (1, 2)										4	1	1	0	0	2	0			
Mark Davidson, R OBP: 0.353, SLG: 0.368 (1, 8)										2	0	0	0	2	0	0			
Greg Gagne, R OBP: 0.301, SLG: 0.431 (1, 6)										4	0	2	1	0	0	2			
Inning Stats	R: 0 E: 1 K: 0 S: 4	H: 2 LOB: 1 BB: 0 P: 4	R: 2 E: 0 K: 0 S: 5	H: 3 LOB: 2 BB: 1 P: 9	R: 1 E: 0 K: 0 S: 4	H: 1 LOB: 1 BB: 0 P: 8	R: 0 E: 0 K: 2 S: 8	H: 1 LOB: 1 BB: 0 P: 8	R: 0 E: 0 K: 1 S: 6	H: 1 LOB: 2 BB: 1 P: 10	R: 0 E: 0 K: 1 S: 5	H: 1 LOB: 0 BB: 0 P: 5	R: 0 E: 0 K: 1 S: 5	H: 0 LOB: 0 BB: 0 P: 5	R: 0 E: 0 K: 0 S: 3	H: 0 LOB: 0 BB: 0 P: 3	1B: 8 2B: 2 3B: 0 HR: 1	SF: 0 SAC: 0 DP: 1 HBP: 0	WP: 1 PB: 0 CS: 1 PA: 38
PITCHER	IP WLS BF H R ER SO BB IBB HBP BLK WP HR S P ERA WHIP																		
Charlie Leibrandt, L ERA: 2.7 (1, 1)	5.2 L 27 9 3 3 2 3 0 0 0 0 1 1 28 40 4.76 2.118																		
Steve Farr, R ERA: 4.18 (6, 1)	2.1 7 1 0 0 3 0 0 0 0 0 0 0 13 13 0.00 0.429																		
Dan Quisenberry, R ERA: 2.28 (9, 1)	1.0 3 0 0 0 0 0 0 0 0 0 0 0 3 3 0.00 0.000																		

Batter	1	2	3	4	5	6	7	8	9	AB	R	H	RBI	BB	SO	LOB	BOTTOM		
Willie Wilson, S OBP: 0.316, SLG: 0.378 (1, 8)										5	0	1	0	0	0	1	Minnesota Twins @ Kansas City Royals Royals Stadium, Kansas City, MO Tue Jun 30 1987, 8:05 PM EDT Att: 21,515 - Unknown		
Kevin Seitzer, R OBP: 0.385, SLG: 0.412 (1, 5)										4	0	2	0	1	0	3			
George Brett, L OBP: 0.421, SLG: 0.545 (1, 3)										3	0	0	0	0	0	4			
Danny Tartabull, R OBP: 0.383, SLG: 0.481 (1, 9)										4	0	0	0	0	1	3			
Frank White, R OBP: 0.306, SLG: 0.365 (1, 4)										4	0	1	0	0	0	1			
Jim Eisenreich, L OBP: 0.077, SLG: 0.167 (1, 10)										4	0	0	0	0	0	3			
Bo Jackson, R OBP: 0.332, SLG: 0.523 (1, 7)										4	1	1	0	0	0	3			
Angel Salazar, R OBP: 0.212, SLG: 0.256 (1, 6)										1	0	0	0	0	0	1			
Buddy Biancalana, S OBP: 0.273, SLG: 0.344 (5, PH)										2	0	0	0	0	1	0			
Thad Bosley, L OBP: 0.322, SLG: 0.395 (9, PH)										1	0	1	0	0	0	0			
Jamie Quirk, L OBP: 0.297, SLG: 0.324 (1, 2)										4	0	1	0	0	0	1			
Juan Beniquez, R OBP: 0.282, SLG: 0.340 (9, PR)										0	0	0	0	0	0	0			
Inning Stats	R: 0 E: 0 K: 0 S: 3	H: 0 LOB: 1 BB: 1 P: 7	R: 0 E: 0 K: 0 S: 4	H: 1 LOB: 0 BB: 0 P: 4	R: 0 E: 0 K: 0 S: 3	H: 0 LOB: 0 BB: 0 P: 3	R: 0 E: 1 K: 0 S: 4	H: 0 LOB: 2 BB: 0 P: 5	R: 0 E: 0 K: 1 S: 7	H: 2 LOB: 2 BB: 0 P: 7	R: 0 E: 0 K: 0 S: 3	H: 0 LOB: 0 BB: 0 P: 3	R: 0 E: 0 K: 1 S: 6	H: 1 LOB: 1 BB: 0 P: 6	R: 1 E: 1 K: 0 S: 7	H: 3 LOB: 3 BB: 0 P: 7	1B: 7 2B: 0 3B: 0 HR: 0	SF: 0 SAC: 0 DP: 0 HBP: 1	WP: 1 PB: 0 CS: 0 PA: 38
PITCHER	IP WLS BF H R ER SO BB IBB HBP BLK WP HR S P ERA WHIP																		
Bert Blyleven, R ERA: 4.11 (1, 1)	8.2 W 36 6 1 0 2 1 0 0 0 0 0 0 38 43 0.00 0.808																		
Jeff Reardon, R ERA: 6.1 (9, 1)	0.1 S 2 1 0 0 0 0 0 0 0 0 0 0 2 2 0.00 3.000																		

Batter	1	2	3	4	5	6	7	8	9	AB	R	H	RBI	BB	SO	LOB	TOP								
Dan Gladden, R (1, 7) OBP: 0.335, SLG: 0.375										5	1	3	0	0	0	2									
Greg Gagne, R (1, 6) OBP: 0.308, SLG: 0.432										4	0	2	0	1	1	1									
Kirby Puckett, R (1, 8) OBP: 0.390, SLG: 0.558										4	0	1	2	1	0	2									
Kent Hrbek, L (1, 3) OBP: 0.362, SLG: 0.538										5	0	2	0	0	0	5									
Gary Gaetti, R (1, 5) OBP: 0.313, SLG: 0.480										5	0	0	0	0	0	2									
Roy Smalley, S (1, 10) OBP: 0.385, SLG: 0.497										2	0	1	0	2	1	0									
Mark Davidson, R (8, PR) OBP: 0.353, SLG: 0.368										0	1	0	0	0	0	0									
Tom Brunansky, R (1, 9) OBP: 0.369, SLG: 0.502										3	0	2	0	1	0	2									
Steve Lombardozzi, R (1, 4) OBP: 0.297, SLG: 0.310										3	0	0	0	0	1	2									
Randy Bush, L (8, PH) OBP: 0.347, SLG: 0.423										1	0	1	1	0	0	0									
Al Newman, S (8, 4) OBP: 0.276, SLG: 0.293										0	0	0	0	0	0	0									
Sal Butera, R (1, 2) OBP: 0.214, SLG: 0.302										3	1	1	0	0	0	0									
Gene Larkin, S (8, PH) OBP: 0.359, SLG: 0.424										1	0	0	0	0	0	2									
Tim Laudner, R (8, 2) OBP: 0.233, SLG: 0.395										0	0	0	0	0	0	0									
Inning Stats	R: 0 E: 0 K: 0 S: 4	H: 2 LOB: 1 BB: 0 P: 4	R: 0 E: 0 K: 0 S: 4	H: 2 LOB: 1 BB: 0 P: 4	R: 0 E: 0 K: 1 S: 5	H: 1 LOB: 0 BB: 0 P: 5	R: 0 E: 0 K: 0 S: 4	H: 1 LOB: 2 BB: 1 P: 8	R: 2 E: 0 K: 0 S: 6	H: 4 LOB: 1 BB: 1 P: 6	R: 0 E: 0 K: 2 S: 7	H: 0 LOB: 1 BB: 1 P: 11	R: 0 E: 0 K: 0 S: 3	H: 0 LOB: 2 BB: 2 P: 11	R: 1 E: 0 K: 0 S: 5	H: 2 LOB: 2 BB: 1 P: 9	R: 0 E: 0 K: 0 S: 4	H: 1 LOB: 1 BB: 0 P: 4	1B: 12 2B: 1 3B: 0 HR: 0	SF: 0 SAC: 0 DP: 2 HBP: 0	WP: 0 PB: 0 SB: 0 CS: 1	PA: 41			
PITCHER	IP	WLS	BF	H	R	ER	SO	BB	IBB	HBP	BLK	WP	HR	S	P	ERA	WHIP								
Bob Stoddard, R (1, 1) ERA: 1.8	4.1		21	10	2	2	1	1	0	0	0	0	0	22	26	4.15	2.538								
Jerry Don Gleaton, L (5, 1) ERA: 3.96	2.2		10	0	0	0	2	3	0	0	0	0	0	11	23	0.00	1.125								
Steve Farr, R (8, 1) ERA: 4.33	0.1		4	2	1	1	0	1	0	0	0	0	0	3	7	27.00	9.000								
Dan Qusenberry, R (8, 1) ERA: 2.15	1.2	W	6	1	0	0	0	0	0	0	0	0	0	6	6	0.00	0.600								

Minnesota Twins @ Kansas City Royals
 Royals Stadium, Kansas City, MO
 Wed Jul 01 1987, 8:05 PM EDT
 Att: 26,899 - Unknown

AB	36
R	3
H	13
RBI	3
BB	5
SO	3
LOB	18



Batter	1	2	3	4	5	6	7	8	9	AB	R	H	RBI	BB	SO	LOB	BOTTOM								
Willie Wilson, S (1, 8) OBP: 0.315, SLG: 0.376										4	1	1	0	0	1	1									
Kevin Seitzer, R (1, 5) OBP: 0.389, SLG: 0.415										3	1	2	0	1	1	1									
George Brett, L (1, 3) OBP: 0.424, SLG: 0.567										3	1	1	3	1	0	2									
Danny Tartabull, R (1, 9) OBP: 0.378, SLG: 0.473										4	0	0	0	0	1	4									
Frank White, R (1, 4) OBP: 0.302, SLG: 0.360										4	0	0	0	0	2	1									
Bo Jackson, R (1, 7) OBP: 0.331, SLG: 0.523										4	0	1	0	0	1	0									
Steve Balboni, R (1, 10) OBP: 0.279, SLG: 0.394										4	0	0	0	0	2	1									
Buddy Biancalana, S (9, PR) OBP: 0.273, SLG: 0.344										0	1	0	0	0	0	0									
Angel Salazar, R (1, 6) OBP: 0.209, SLG: 0.253										3	0	0	0	0	1	1									
Jim Eisenreich, L (9, PH) OBP: 0.143, SLG: 0.308										1	0	1	1	0	0	0									
Larry Owen, R (1, 2) OBP: 0.263, SLG: 0.352										3	0	1	0	0	1	0									
Inning Stats	R: 0 E: 0 K: 0 S: 3	H: 0 LOB: 1 BB: 1 P: 7	R: 0 E: 0 K: 2 S: 8	H: 1 LOB: 0 BB: 0 P: 8	R: 3 E: 0 K: 3 S: 12	H: 3 LOB: 0 BB: 0 P: 12	R: 0 E: 0 K: 1 S: 5	H: 0 LOB: 0 BB: 0 P: 5	R: 0 E: 0 K: 2 S: 8	H: 1 LOB: 2 BB: 1 P: 12	R: 0 E: 0 K: 2 S: 7	H: 0 LOB: 0 BB: 0 P: 7	R: 0 E: 0 K: 0 S: 3	H: 0 LOB: 0 BB: 0 P: 3	R: 0 E: 0 K: 0 S: 4	H: 1 LOB: 1 BB: 0 P: 4	R: 1 E: 1 K: 0 S: 3	H: 1 LOB: 2 BB: 0 P: 3	1B: 4 2B: 2 3B: 0 HR: 1	SF: 0 SAC: 0 DP: 0 HBP: 0	WP: 0 PB: 1 SB: 0 CS: 0	PA: 35			
PITCHER	IP	WLS	BF	H	R	ER	SO	BB	IBB	HBP	BLK	WP	HR	S	P	ERA	WHIP								
Frank Viola, L (1, 1) ERA: 3.32	7.0		28	5	3	3	10	2	0	0	0	0	0	46	54	3.86	1.000								
Keith Atherton, R (8, 1) ERA: 3.92	1.1	L	7	2	1	0	0	0	0	0	0	0	0	7	7	0.00	1.500								

Minnesota Twins @ Kansas City Royals
 Royals Stadium, Kansas City, MO
 Wed Jul 01 1987, 8:05 PM EDT
 Att: 26,899 - Unknown

AB	33
R	4
H	7
RBI	4
BB	2
SO	10
LOB	11



Batter	1	2	3	4	5	6	7	8	9	AB	R	H	RBI	BB	SO	LOB	TOP							
Dan Gladden, R (1.7) Mark Davidson, R (8.7) OBP: 0.337, SLG: 0.386 OBP: 0.353, SLG: 0.368	0-0 4-3 2B		0-0 6-3			0-0 2B 2B		0-0 F8		4	1	2	0	0	0	0	Minnesota Twins @ Kansas City Royals Royals Stadium, Kansas City, MO Thu Jul 02 1987, 8:05 PM EDT Att: 35,992 - Unknown livebaseballscorecards.com							
Randy Bush, L (1.10) OBP: 0.344, SLG: 0.425	0-0 4-3 2-3			0-0 F7		0-0 2H 2B		0-0 F7		4	0	1	1	0	0	1								
Kirby Puckett, R (1.8) Al Newman, S (8.6) OBP: 0.391, SLG: 0.557 OBP: 0.278, SLG: 0.293	0-3 K			0-0 1B		0-0 5-3		0-0 1B		4	0	2	0	0	1	2								
Gene Larkin, S (1.3) OBP: 0.343, SLG: 0.404	0-0 F8			0-0 F8		0-3 K		0-0 6-3		4	0	0	0	0	1	4								
Tom Brunansky, R (1.9) OBP: 0.367, SLG: 0.498		0-0 CS 1B		0-3 K			0-0 F9		0-0 F4	4	0	1	0	0	1	1								
Roy Smalley, S (1.5) OBP: 0.392, SLG: 0.503	0-0 F6				0-3 K		0-0 HR 2B		0-0 G5-4-3 1B	4	1	2	0	0	1	1								
Tim Laudner, R (1.2) OBP: 0.233, SLG: 0.415	0-3 K 1-2			0-0 6-3			0-0 2H HR		0-0 G5-4-3 1B 1-2	4	1	1	2	0	1	2								
Greg Gagne, R (1.6) OBP: 0.304, SLG: 0.426			0-0 F9		0-0 F9		0-0 L6			3	0	0	0	0	0	0								
Sieve Lombardozzi, R (1.4) OBP: 0.293, SLG: 0.305			0-0 G3			0-0 6-3		0-0 G3		3	0	0	0	0	0	0								
Inning Stats	R: 0 E: 0 K: 1 S: 6	H: 1 LOB: 1 BB: 0 P: 6	R: 0 E: 0 K: 1 S: 5	H: 1 LOB: 0 BB: 0 P: 5	R: 0 E: 0 K: 0 S: 3	H: 0 LOB: 0 BB: 0 P: 3	R: 0 E: 0 K: 1 S: 6	H: 1 LOB: 1 BB: 0 P: 6	R: 0 E: 0 K: 1 S: 5	H: 0 LOB: 0 BB: 0 P: 5	R: 1 E: 0 K: 0 S: 7	H: 2 LOB: 1 BB: 0 P: 7	R: 2 E: 0 K: 0 S: 5	H: 2 LOB: 0 BB: 0 P: 5	R: 0 E: 0 K: 0 S: 4	H: 1 LOB: 1 BB: 0 P: 4		R: 0 E: 0 K: 0 S: 3	H: 1 LOB: 0 BB: 0 P: 3	1B: 4 2B: 4 3B: 0 HR: 1	SF: 0 SAC: 0 DP: 1 HBP: 0	WP: 0 PB: 0 SB: 0 CS: 1	PA: 34	
PITCHER Bret Saberhagen, R (1.1) ERA: 2.22	IP: 9.0 WLS: W BF: 34	H: 9 R: 3 ER: 3 SO: 5	BB: 0 IBB: 0 HBP: 0 BLK: 0	WP: 0 HR: 1 S: 44 P: 44	ERA: 3.00 WHIP: 1.000	PITCHER														IP: 9.0 WLS: W BF: 34	H: 9 R: 3 ER: 3 SO: 5	BB: 0 IBB: 0 HBP: 0 BLK: 0	WP: 0 HR: 1 S: 44 P: 44	ERA: 3.00 WHIP: 1.000

Batter	1	2	3	4	5	6	7	8	9	AB	R	H	RBI	BB	SO	LOB	BOTTOM							
Willie Wilson, S (1.8) Juan Beniquez, R (8.7) OBP: 0.314, SLG: 0.382 OBP: 0.280, SLG: 0.338	0-0 F5		0-0 F7	0-0 3B		0-0 F7		0-0 4-3		4	0	1	1	0	0	1	Minnesota Twins @ Kansas City Royals Royals Stadium, Kansas City, MO Thu Jul 02 1987, 8:05 PM EDT Att: 35,992 - Unknown livebaseballscorecards.com							
Kevin Seitzer, R (1.5) OBP: 0.392, SLG: 0.419	0-0 S 1B		0-0 F4	0-0 3H 2B		0-0 BB		0-0 F9		4	0	2	1	1	0	1								
George Brett, L (1.3) OBP: 0.408, SLG: 0.541	0-0 1-3 1-2		0-0 4-3		0-0 F7		0-0 G3		0-3 K	5	0	0	0	0	1	3								
Danny Tartabull, R (1.9) Thad Bosley, L (8.9) OBP: 0.379, SLG: 0.470 OBP: 0.322, SLG: 0.395	0-0 G3			0-0 L5	4-0 1B HR BB		4-0 2B BB			2	2	0	0	2	0	1								
Frank White, R (1.4) Buddy Biancalana, S (7.4) OBP: 0.302, SLG: 0.360 OBP: 0.294, SLG: 0.334		0-0 B1-3		0-0 E5 2B	0-0 1-2 HR 1B		0-0 1H 1B 2B			3	2	1	0	0	0	0								
Jim Eisenreich, L (1.10) OBP: 0.222, SLG: 0.588	0-0 F8		0-0 F8	0-0 PB 2B 2B	0-0 1H 2H HR		0-0 1-3			4	2	2	4	0	0	1								
Bo Jackson, R (1.7) OBP: 0.330, SLG: 0.522	0-3 K2-3			0-0 2H 1B 2B	0-0 6-3		0-0 F8			4	1	1	1	0	1	1								
Angel Salazar, R (1.6) OBP: 0.214, SLG: 0.257			0-0 F3	0-0 G3 2H 3B 1B	0-0 4-3		0-0 2H 1B			4	1	2	2	0	0	0								
Jamie Quirk, L (1.2) OBP: 0.296, SLG: 0.329			0-0 E8 2B 2B	0-0 G3 1-3		0-0 F9		0-3 K		4	1	1	0	0	1	2								
Inning Stats	R: 0 E: 0 K: 0 S: 4	H: 1 LOB: 1 BB: 0 P: 4	R: 0 E: 0 K: 1 S: 5	H: 0 LOB: 0 BB: 0 P: 5	R: 1 E: 1 K: 0 S: 5	H: 2 LOB: 1 BB: 0 P: 5	R: 4 E: 1 K: 0 S: 8	H: 4 LOB: 1 BB: 0 P: 8	R: 3 E: 0 K: 0 S: 5	H: 2 LOB: 0 BB: 1 P: 9	R: 0 E: 0 K: 0 S: 3	H: 0 LOB: 1 BB: 1 P: 7	R: 2 E: 0 K: 1 S: 7	H: 2 LOB: 1 BB: 1 P: 11	R: 0 E: 0 K: 1 S: 5	H: 0 LOB: 0 BB: 0 P: 5		1B: 4 2B: 5 3B: 1 HR: 1	SF: 0 SAC: 0 DP: 0 HBP: 0	WP: 0 PB: 1 SB: 2 CS: 0	PA: 39			
PITCHER Joe Niekro, R (1.1) George Frazier, R (4.1) Dan Schatzeder, L (7.1) ERA: 4.09 ERA: 5.91 ERA: 4.95	IP: 3.2 WLS: L BF: 19	H: 7 R: 5 ER: 3 SO: 1	BB: 0 IBB: 0 HBP: 0 BLK: 0	WP: 0 HR: 0 S: 21 P: 21	ERA: 7.36 WHIP: 1.909	PITCHER														IP: 3.2 WLS: L BF: 19	H: 7 R: 5 ER: 3 SO: 1	BB: 0 IBB: 0 HBP: 0 BLK: 0	WP: 0 HR: 0 S: 21 P: 21	ERA: 7.36 WHIP: 1.909

Batter	1	2	3	4	5	6	7	8	9	10	11	AB	R	H	RBI	BB	SO	LOB	TOP					
Mike Young, S OBP: 0.381, SLG: 0.437 (1, 10)												4	0	0	0	1	2	0						
Jim Dwyer, L OBP: 0.365, SLG: 0.504 (1, 9)												5	1	1	0	0	2	1						
Cal Ripken Jr., R OBP: 0.352, SLG: 0.506 (1, 6)												5	2	2	0	0	0	1						
Eddie Murray, S OBP: 0.330, SLG: 0.472 (1, 3)												4	1	1	2	1	0	1						
Fred Lynn, L OBP: 0.339, SLG: 0.459 (1, 8)												5	1	3	1	0	1	1						
Ray Knight, R OBP: 0.325, SLG: 0.402 (1, 5)												5	0	0	0	0	3	4						
Terry Kennedy, L OBP: 0.310, SLG: 0.436 (1, 2)												5	0	0	0	0	0	3						
Larry Sheets, L OBP: 0.366, SLG: 0.582 (1, 7)												3	0	1	2	1	0	0						
Alan Wiggins, S OBP: 0.307, SLG: 0.304 (9, PR)												0	0	0	0	0	0	0						
Rick Burleson, R OBP: 0.283, SLG: 0.317 (1, 4)												4	0	0	0	0	1	2						
Inning Stats	R: 1 E: 0 K: 2 S: 9	H: 2 LOB: 1 BB: 0 P: 9	R: 0 E: 0 K: 0 S: 3	H: 0 LOB: 0 BB: 0 P: 3	R: 0 E: 0 K: 2 S: 7	H: 0 LOB: 0 BB: 0 P: 7	R: 0 E: 0 K: 0 S: 3	H: 0 LOB: 0 BB: 0 P: 3	R: 0 E: 0 K: 0 S: 6	H: 3 LOB: 1 BB: 0 P: 6	R: 0 E: 0 K: 0 S: 3	H: 0 LOB: 0 BB: 0 P: 3	R: 2 E: 0 K: 1 S: 7	H: 2 LOB: 2 BB: 1 P: 11	R: 0 E: 0 K: 1 S: 4	H: 0 LOB: 0 BB: 1 P: 8	R: 0 E: 0 K: 1 S: 6	H: 1 LOB: 1 BB: 0 P: 6	1B: 4 2B: 4 3B: 0 HR: 0	SF: 0 SAC: 0 DP: 1 HBP: 0	WP: 0 PB: 0 SB: 1 CS: 0	PA: 43		
PITCHER	IP 5.2	WLS 23	BF 23	H 5	R 3	ER 3	SO 6	BB 1	IBB 0	HBP 0	BLK 0	WP 0	HR 0	S 34	P 38	ERA 4.76	WHIP 1.059							
Mike Smittson, R ERA: 5.28 (1, 1)																								
Juan Berenguer, R ERA: 2.96 (6, 1)	2.1	8	0	1	1	0	1	0	0	0	0	0	0	7	11	3.86	0.429							
Dan Schatzeder, L ERA: 5.15 (9, 1)	0.0	1	1	0	0	0	0	0	0	0	0	0	0	1	1	∞	∞							
Jeff Reardon, R ERA: 5.66 (9, 1)	3.0	W	11	2	1	1	3	1	0	0	0	0	0	16	20	3.00	1.000							

Baltimore Orioles @ Minnesota Twins
Hubert H. Humphrey Metrodome, Minneapolis, MN
Fri Jul 03 1987, 8:05 PM EDT
Att: 26,331 - Unknown

livebaseballscores.com
AB 40
R 5
H 8
RBI 5
BB 3
SO 9
LOB 13



Batter	1	2	3	4	5	6	7	8	9	10	11	AB	R	H	RBI	BB	SO	LOB	BOTTOM					
Dan Gladden, R OBP: 0.341, SLG: 0.397 (1, 7)												6	1	3	0	0	1	3						
Al Newman, S OBP: 0.275, SLG: 0.303 (1, 4)												4	2	1	1	0	0	2						
Randy Bush, L OBP: 0.342, SLG: 0.422 (9, PH)												1	0	0	0	0	0	1						
Steve Lombardozzi, R OBP: 0.296, SLG: 0.308 (10, 4)												1	0	1	1	0	0	0						
Kirby Puckett, R OBP: 0.388, SLG: 0.554 (1, 8)												5	1	1	0	0	2	2						
Kent Hrbek, L OBP: 0.366, SLG: 0.535 (1, 3)												3	0	1	2	2	0	0						
Gary Gaetti, R OBP: 0.311, SLG: 0.473 (1, 5)												4	0	0	0	1	2	3						
Roy Smalley, S OBP: 0.357, SLG: 0.492 (1, 10)												4	0	0	0	1	1	2						
Tom Brunansky, R OBP: 0.384, SLG: 0.496 (1, 9)												5	1	1	0	0	1	2						
Tim Laudner, R OBP: 0.246, SLG: 0.441 (1, 2)												4	1	2	1	1	0	0						
Mark Davidson, R OBP: 0.353, SLG: 0.368 (11, PR)												0	0	0	0	0	0	0						
Greg Gagne, R OBP: 0.301, SLG: 0.430 (1, 6)												5	0	1	0	0	1	3						
Inning Stats	R: 2 E: 0 K: 1 S: 8	H: 3 LOB: 2 BB: 1 P: 12	R: 0 E: 0 K: 0 S: 3	H: 0 LOB: 0 BB: 0 P: 3	R: 0 E: 0 K: 2 S: 7	H: 0 LOB: 0 BB: 2 P: 15	R: 3 E: 0 K: 0 S: 6	H: 3 LOB: 0 BB: 0 P: 6	R: 0 E: 0 K: 0 S: 3	H: 1 LOB: 1 BB: 1 P: 5	R: 0 E: 0 K: 1 S: 5	H: 1 LOB: 2 BB: 1 P: 10	R: 0 E: 0 K: 0 S: 3	H: 0 LOB: 0 BB: 0 P: 3	R: 0 E: 0 K: 2 S: 8	H: 1 LOB: 1 BB: 0 P: 8	R: 0 E: 0 K: 0 S: 3	H: 0 LOB: 0 BB: 0 P: 3	R: 1 E: 0 K: 1 S: 6	H: 2 LOB: 1 BB: 1 P: 10	1B: 5 2B: 3 3B: 3 HR: 1	SF: 0 SAC: 0 DP: 1 HBP: 0	WP: 1 PB: 0 SB: 0 CS: 0	PA: 47
PITCHER	IP 8.0	WLS 35	BF 35	H 8	R 5	ER 5	SO 5	BB 3	IBB 1	HBP 0	BLK 0	WP 1	HR 1	S 41	P 57	ERA 5.62	WHIP 1.375							
Mike Boddicker, R ERA: 3.05 (1, 1)																								
Tom Niedenfuer, R ERA: 4.35 (9, 1)	2.2	L	12	3	1	1	3	1	0	0	0	0	0	17	21	3.38	1.500							

Baltimore Orioles @ Minnesota Twins
Hubert H. Humphrey Metrodome, Minneapolis, MN
Fri Jul 03 1987, 8:05 PM EDT
Att: 26,331 - Unknown


livebaseballscores.com
AB 42
R 6
H 11
RBI 5
BB 5
SO 8
LOB 18




Batter	1	2	3	4	5	6	7	8	9	AB	R	H	RBI	BB	SO	LOB	TOP										
Alan Wiggins, S OBP: 0.301, SLG: 0.299 (1, 4)	G3		FC6-4 1B		B1-3			F9		4	0	0	0	0	0	3	<p>Baltimore Orioles @ Minnesota Twins Hubert H. Humphrey Metrodome, Minneapolis, MN</p> <p>Sat Jul 04 1987, 8:05 PM EDT Att: 23,724 - Unknown</p> <p>livebaseballscores.com</p>										
Lee Lacy, R OBP: 0.341, SLG: 0.393 (1, 9)	K					5-3				4	0	2	1	0	1	0											
Cal Ripken Jr., R OBP: 0.348, SLG: 0.500 (1, 6)	K		F8			6-3		4-3		4	0	0	0	0	1	3											
Eddie Murray, S OBP: 0.329, SLG: 0.469 (1, 3)		G3		L8					4-3	4	0	1	0	0	0	0											
Fred Lynn, L OBP: 0.335, SLG: 0.452 (1, 8)	K			F7		1-3			F4	4	0	0	0	0	1	1											
Ken Goehart, R OBP: 0.276, SLG: 0.436 (1, 10)		6-3		K			L5		F8	4	0	0	0	0	1	0											
Terry Kennedy, L OBP: 0.310, SLG: 0.433 (1, 2)			K				6-3			2	0	0	0	1	1	0											
Larry Sheets, L OBP: 0.366, SLG: 0.579 (1, 7)			FC6-4 1B			G4-6-3		4-3		3	1	1	0	0	0	1											
Rene Gonzales, R OBP: 0.258, SLG: 0.310 (1, 5)										2	0	1	0	0	0	0											
Jim Dwyer, L OBP: 0.363, SLG: 0.500 (8, PH)					E5					1	0	0	0	0	1	0											
Ray Knight, R OBP: 0.325, SLG: 0.402 (8, 5)								K		0	0	0	0	0	0	0											
Inning Stats	R: 0 E: 0 K: 2 S: 7	H: 0 LOB: 0 BB: 0 P: 7	R: 0 E: 0 K: 1 S: 5	H: 0 LOB: 0 BB: 0 P: 5	R: 1 E: 0 K: 1 S: 8	H: 3 LOB: 2 BB: 0 P: 8	R: 0 E: 0 K: 1 S: 5	H: 0 LOB: 0 BB: 0 P: 5	R: 0 E: 1 K: 0 S: 3	H: 1 LOB: 1 BB: 0 P: 4	R: 0 E: 0 K: 0 S: 3	H: 0 LOB: 0 BB: 0 P: 3	R: 0 E: 0 K: 1 S: 6	H: 1 LOB: 1 BB: 0 P: 6	R: 0 E: 0 K: 0 S: 3	H: 0 LOB: 0 BB: 0 P: 3	1B: 4 2B: 1 3B: 0 HR: 0	SF: 0 SAC: 0 DP: 1 HBP: 0	WP: 0 PB: 0 SB: 1 CS: 0	PA: 33							
PITCHER	IP	WLS	BF	H	R	ER	SO	BB	IBB	HBP	BLK	WP	HR	S	P	ERA	WHIP										
Les Straker, R ERA: 3.75 (1, 1)	7.0	W	26	4	1	1	5	1	0	0	0	0	0	35	39	1.29	0.714										
Juan Berenguer, R ERA: 2.66 (8, 1)	2.0	S	7	1	0	0	1	0	0	0	0	0	0	9	9	0.00	0.500										

Batter	1	2	3	4	5	6	7	8	9	AB	R	H	RBI	BB	SO	LOB	BOTTOM										
Dan Gladden, R OBP: 0.340, SLG: 0.399 (1, 7)	WP 2B	FC6-4			F9			F8		4	1	1	0	0	0	3	<p>Baltimore Orioles @ Minnesota Twins Hubert H. Humphrey Metrodome, Minneapolis, MN</p> <p>Sat Jul 04 1987, 8:05 PM EDT Att: 23,724 - Unknown</p> <p>livebaseballscores.com</p>										
Steve Lombardozzi, R OBP: 0.291, SLG: 0.303 (1, 4)	E5 1B	F8			P3		6-3			4	0	0	0	0	0	3											
Kirby Puckett, R OBP: 0.392, SLG: 0.557 (1, 10)	WP 1B			HR 1B	4-3					4	1	3	1	0	0	0											
Gary Gaetti, R OBP: 0.310, SLG: 0.470 (1, 5)	K		F7				L6			4	0	1	0	0	1	4											
Kent Hrbek, L OBP: 0.368, SLG: 0.545 (1, 3)				HR		K		K		3	1	1	2	1	2	1											
Tom Brunansky, R OBP: 0.359, SLG: 0.489 (1, 9)	G1-2-3		F8				F9		6-3	4	0	0	0	0	0	3											
Tim Laudner, R OBP: 0.239, SLG: 0.427 (1, 2)		5-3	5-3				L7		5-3	4	0	0	0	0	0	0											
Mark Davidson, R OBP: 0.352, SLG: 0.359 (1, 8)		FC6-4 BB			6-3		F8			2	0	0	0	1	0	0											
Greg Gagne, R OBP: 0.307, SLG: 0.431 (1, 6)		FC6-4 BB			F9			6-3 1B		2	1	1	0	1	0	0											
Inning Stats	R: 1 E: 1 K: 1 S: 7	H: 2 LOB: 2 BB: 1 P: 11	R: 0 E: 0 K: 0 S: 3	H: 0 LOB: 2 BB: 2 P: 11	R: 2 E: 0 K: 0 S: 5	H: 2 LOB: 0 BB: 0 P: 5	R: 0 E: 0 K: 0 S: 3	H: 0 LOB: 0 BB: 0 P: 3	R: 0 E: 0 K: 0 S: 3	H: 1 LOB: 1 BB: 0 P: 6	R: 0 E: 0 K: 0 S: 3	H: 0 LOB: 0 BB: 0 P: 3	R: 1 E: 0 K: 0 S: 5	H: 2 LOB: 1 BB: 0 P: 5	R: 0 E: 0 K: 1 S: 5	H: 0 LOB: 0 BB: 0 P: 5	1B: 5 2B: 1 3B: 0 HR: 1	SF: 0 SAC: 0 DP: 1 HBP: 0	WP: 2 PB: 0 SB: 1 CS: 0	PA: 34							
PITCHER	IP	WLS	BF	H	R	ER	SO	BB	IBB	HBP	BLK	WP	HR	S	P	ERA	WHIP										
Eric Bell, L ERA: 5.73 (1, 1)	6.2	L	30	7	4	4	2	3	0	0	0	0	1	31	43	5.40	1.500										
Mark Williamson, R ERA: 4.7 (7, 1)	1.1		4	0	0	0	1	0	0	0	0	0	0	6	6	0.00	0.000										



Batter	1	2	3	4	5	6	7	8	9	AB	R	H	RBI	BB	SO	LOB	TOP					
Alan Wiggins, S (1, 10) OBP: 0.299, SLG: 0.293	B5-3		G6-4-3 BB		K		K		G3	4	0	0	0	1	2	1	<p>Baltimore Orioles @ Minnesota Twins Hubert H. Humphrey Metrodome, Minneapolis, MN</p> <p>Sun Jul 05 1987, 4:33 AM EDT Att: 21,294 - Unknown</p> <p>livebaseballscores.com</p> <p>AB 33 R 3 H 9 RBI 2 BB 4 SO 7 LOB 12</p> 					
Rick Burleson, R (1, 4) OBP: 0.283, SLG: 0.320	4-3		G6-4-3 1-2		L8		WP 2B			4	1	1	0	0	0	2						
Cal Ripken Jr., R (1, 6) OBP: 0.352, SLG: 0.502			6-3				G1-6-3 BB 2-H			3	0	2	0	1	0	0						
Eddie Murray, S (1, 3) OBP: 0.329, SLG: 0.476	4-3				G3		G1-6-3 BB 1-2			4	1	1	1	0	0	4						
Fred Lynn, L (1, 8) OBP: 0.331, SLG: 0.446			1-3		4-3		K		K	3	0	0	0	0	1	0						
Lee Lacy, R (6, 9) OBP: 0.339, SLG: 0.390										1	0	0	0	0	1	0						
Ray Knight, R (1, 5) OBP: 0.324, SLG: 0.400			F8		K		F9		G4-6-3 1B	4	0	1	0	0	1	0						
Larry Sheets, L (1, 9) OBP: 0.373, SLG: 0.585			2B 1B				PB BB		G4-6-3 1-2	3	1	2	0	1	0	1						
Ken Gerhart, R (1, 7) OBP: 0.283, SLG: 0.440					K				F4	3	0	1	1	1	1	1						
Dave Vangorder, R (1, 2) OBP: 0.238, SLG: 0.316			5-3						F9	3	0	1	0	0	1	3						
Terry Kennedy, L (9, PH) OBP: 0.309, SLG: 0.432							1B 1-2 2-3			1	0	0	0	0	0	0						
Inning Stats	R: 0 E: 0 K: 0 S: 4	H: 1 LOB: 1 BB: 0 P: 4	R: 1 E: 0 K: 0 S: 5	H: 2 LOB: 1 BB: 0 P: 5	R: 0 E: 0 K: 2 S: 2	H: 0 LOB: 0 BB: 1 P: 6	R: 1 E: 0 K: 2 S: 9	H: 2 LOB: 1 BB: 0 P: 9	R: 0 E: 0 K: 1 S: 7	H: 2 LOB: 2 BB: 0 P: 7	R: 0 E: 0 K: 2 S: 7	H: 0 LOB: 2 BB: 2 P: 15	R: 1 E: 0 K: 1 S: 5	H: 1 LOB: 0 BB: 1 P: 9	R: 0 E: 0 K: 1 S: 5	H: 1 LOB: 0 BB: 0 P: 5	R: 0 E: 0 K: 0 S: 3	H: 0 LOB: 0 BB: 0 P: 3	1B: 5 2B: 3 3B: 0 HR: 1	SF: 0 SAC: 0 DP: 3 HBP: 0	WP: 2 PB: 1 SB: 0 CS: 0	PA: 37
PITCHER Bert Blyleven, R (1, 1) ERA: 4.04	IP: 9.0 WLS: W BF: 37 H: 9 R: 3 ER: 3 SO: 7 BB: 4 IBB: 0 HBP: 0 BLK: 0 WP: 1 HR: 1 S: 47 P: 63 ERA: 3.00 WHIP: 1.444															PITCHER						

Batter	1	2	3	4	5	6	7	8	9	AB	R	H	RBI	BB	SO	LOB	BOTTOM					
Dan Gladden, R (1, 7) OBP: 0.338, SLG: 0.397	G3		F8 1B		4-3			F9		4	0	1	0	0	0	0	<p>Baltimore Orioles @ Minnesota Twins Hubert H. Humphrey Metrodome, Minneapolis, MN</p> <p>Sun Jul 05 1987, 4:33 AM EDT Att: 21,294 - Unknown</p> <p>livebaseballscores.com</p> <p>AB 29 R 4 H 5 RBI 4 BB 2 SO 2 LOB 7</p> 					
Kirby Puckett, R (1, 8) OBP: 0.388, SLG: 0.550	4-3		F8 1-2		6-3			1-3		4	0	0	0	0	0	1						
Randy Bush, L (1, 9) OBP: 0.333, SLG: 0.410	F7		F1		G3			F8		4	0	0	0	0	0	1						
Kent Hrbek, L (1, 3) OBP: 0.370, SLG: 0.554		6-3			L8				HR	3	1	1	1	1	0	0						
Gary Gaetti, R (1, 5) OBP: 0.311, SLG: 0.472		3B 2B	L5		K					3	1	1	0	0	1	2						
Roy Smalley, S (1, 10) OBP: 0.386, SLG: 0.487		3B BB			F5			K		2	1	0	0	1	1	0						
Greg Gagne, R (1, 6) OBP: 0.302, SLG: 0.424		F9			F9			F8		3	0	0	0	0	0	2						
Steve Lombardozzi, R (1, 4) OBP: 0.292, SLG: 0.312					5-3			5-3		3	0	1	2	0	0	0						
Sal Butera, R (1, 2) OBP: 0.220, SLG: 0.357		5-3						4-3		3	1	1	1	0	0	1						
Inning Stats	R: 0 E: 0 K: 0 S: 3	H: 0 LOB: 0 BB: 0 P: 3	R: 2 E: 0 K: 0 S: 5	H: 2 LOB: 1 BB: 1 P: 9	R: 0 E: 0 K: 0 S: 4	H: 1 LOB: 2 BB: 1 P: 8	R: 0 E: 0 K: 0 S: 3	H: 0 LOB: 0 BB: 0 P: 3	R: 1 E: 0 K: 0 S: 4	H: 1 LOB: 0 BB: 0 P: 4	R: 0 E: 0 K: 2 S: 7	H: 0 LOB: 0 BB: 0 P: 7	R: 0 E: 0 K: 0 S: 3	H: 0 LOB: 0 BB: 0 P: 3	R: 0 E: 0 K: 0 S: 3	H: 0 LOB: 0 BB: 0 P: 3		R: 1 E: 0 K: 0 S: 1	H: 1 LOB: 0 BB: 0 P: 1	1B: 1 2B: 1 3B: 1 HR: 2	SF: 0 SAC: 0 DP: 0 HBP: 0	WP: 0 PB: 0 SB: 0 CS: 0
PITCHER Dave Schmidt, R (1, 1) ERA: 3.1	IP: 7.0 WLS: L BF: 27 H: 4 R: 3 ER: 3 SO: 2 BB: 2 IBB: 0 HBP: 0 BLK: 0 WP: 0 HR: 1 S: 29 P: 37 ERA: 3.86 WHIP: 0.857															PITCHER						
Tom Niedenfuer, R (8, 1) ERA: 4.46	IP: 1.0 WLS: L BF: 4 H: 1 R: 1 ER: 1 SO: 0 BB: 0 IBB: 0 HBP: 0 BLK: 0 WP: 0 HR: 1 S: 4 P: 4 ERA: 9.00 WHIP: 1.000															PITCHER						

Batter	1	2	3	4	5	6	7	8	9	AB	R	H	RBI	BB	SO	LOB	TOP					
Dan Gladden, R OBP: 0.333, SLG: 0.390 (1, 7)	F7		F7			F7			6-3	4	0	0	0	0	0	1	Minnesota Twins @ New York Yankees Yankee Stadium, Bronx, NY Mon Jul 06 1987, 7:05 PM EDT Att: 20,141 - Unknown					
Kirby Puckett, R OBP: 0.383, SLG: 0.543 (1, 8)	F8		F8			5-3			5-3	4	0	0	0	0	0	1						
Tom Brunansky, R OBP: 0.361, SLG: 0.500 (1, 9)	HR				F8				5-3	4	1	2	1	0	0	0						
Gary Gaetti, R OBP: 0.310, SLG: 0.467 (1, 5)	5-3				G4-6-3 BB				1-3	3	0	0	0	1	1	1						
Kent Hrbek, L OBP: 0.370, SLG: 0.563 (1, 3)			F8		G4-6-3 1-2				HR	3	1	1	1	0	0	1						
Gene Larkin, S OBP: 0.343, SLG: 0.396 (1, 10)			F4			CS BB			4-3	2	0	0	0	1	0	0						
Tim Laudner, R OBP: 0.234, SLG: 0.418 (1, 2)			K			1-2			F7	3	0	0	0	0	2	1						
Steve Lombardozi, R OBP: 0.292, SLG: 0.309 (1, 4)					SH1-3 BB				K	2	0	0	0	1	1	0						
Greg Gagne, R OBP: 0.300, SLG: 0.420 (1, 6)			SH1-3						K	2	0	0	0	0	1	0						
Inning Stats	R: 1 E: 0 K: 0 S: 4	H: 1 LOB: 0 BB: 0 P: 4	R: 0 E: 0 K: 1 S: 5	H: 0 LOB: 0 BB: 0 P: 5	R: 0 E: 0 K: 0 S: 3	H: 0 LOB: 1 BB: 1 P: 7	R: 0 E: 0 K: 0 S: 2	H: 0 LOB: 0 BB: 1 P: 6	R: 0 E: 0 K: 1 S: 4	H: 0 LOB: 0 BB: 1 P: 8	R: 0 E: 0 K: 0 S: 3	H: 0 LOB: 0 BB: 0 P: 3	R: 1 E: 0 K: 1 S: 6	H: 1 LOB: 0 BB: 0 P: 6	R: 0 E: 0 K: 2 S: 7	H: 0 LOB: 0 BB: 0 P: 7	R: 0 E: 0 K: 0 S: 4	H: 1 LOB: 1 BB: 0 P: 4	1B: 1 2B: 1 3B: 0 HR: 2	SF: 0 SAC: 1 DP: 2 HBP: 0	WP: 0 PB: 0 CS: 1	PA: 31
PITCHER Ron Guidry, L ERA: 2.8 (1, 1)	IP: 9.0 WLS: L BF: 31 H: 3 R: 2 ER: 2 SO: 5 BB: 3 IBB: 0 HBP: 0 BLK: 0 WP: 0 HR: 2 S: 38 P: 50 ERA: 2.00 WHIP: 0.667															PITCHER IP: 9.0 WLS: L BF: 31 H: 3 R: 2 ER: 2 SO: 5 BB: 3 IBB: 0 HBP: 0 BLK: 0 WP: 0 HR: 2 S: 38 P: 50 ERA: 2.00 WHIP: 0.667						

Batter	1	2	3	4	5	6	7	8	9	AB	R	H	RBI	BB	SO	LOB	BOTTOM					
Rickey Henderson, R OBP: 0.439, SLG: 0.535 (1, 7)	F7		BB BB 1B			CS BB				3	0	2	0	1	0	0	Minnesota Twins @ New York Yankees Yankee Stadium, Bronx, NY Mon Jul 06 1987, 7:05 PM EDT Att: 20,141 - Unknown					
Willie Randolph, R OBP: 0.425, SLG: 0.434 (1, 4)	BB		BB BB			CS 1-2			K	2	0	0	0	2	1	1						
Don Mattingly, L OBP: 0.393, SLG: 0.498 (1, 3)	F7		BB BB			1-2 2-3 BB			1-3	3	0	0	0	1	0	2						
Dave Winfield, R OBP: 0.392, SLG: 0.536 (1, 9)	4-3		F9			K			FC6-4 1B	4	0	1	0	0	1	4						
Gary Ward, R OBP: 0.307, SLG: 0.406 (1, 8)			K			K			FC6-4 1-2	4	0	0	0	0	2	1						
Claudell Washington, L OBP: 0.352, SLG: 0.432 (1, 10)			K			CS 2B			K	4	0	2	0	0	2	1						
Jeff Moronko, R OBP: 0.167, SLG: 0.167 (1, 5)			F9			F5 2-3			1-3	4	0	0	0	0	0	3						
Rick Cerone, R OBP: 0.299, SLG: 0.258 (1, 2)			F8			F9			K	3	0	0	0	0	1	1						
Wayne Tolleson, S OBP: 0.330, SLG: 0.269 (1, 6)			5-3			F4			F9	3	0	0	0	0	0	0						
Inning Stats	R: 0 E: 0 K: 0 S: 3	H: 0 LOB: 1 BB: 1 P: 7	R: 0 E: 0 K: 2 S: 7	H: 0 LOB: 0 BB: 0 P: 7	R: 0 E: 0 K: 0 S: 4	H: 1 LOB: 3 BB: 2 P: 12	R: 0 E: 0 K: 1 S: 5	H: 1 LOB: 0 BB: 0 P: 5	R: 0 E: 0 K: 0 S: 2	H: 0 LOB: 0 BB: 1 P: 6	R: 0 E: 0 K: 1 S: 5	H: 0 LOB: 0 BB: 0 P: 5	R: 0 E: 0 K: 1 S: 6	H: 1 LOB: 1 BB: 0 P: 6	R: 0 E: 0 K: 1 S: 6	H: 1 LOB: 1 BB: 0 P: 6	R: 0 E: 0 K: 1 S: 6	H: 1 LOB: 1 BB: 0 P: 6	1B: 4 2B: 1 3B: 0 HR: 0	SF: 0 SAC: 0 DP: 0 HBP: 0	WP: 0 PB: 0 CS: 2	PA: 35
PITCHER Frank Viola, L ERA: 3.09 (1, 1)	IP: 9.0 WLS: W BF: 34 H: 5 R: 0 ER: 0 SO: 7 BB: 4 IBB: 0 HBP: 0 BLK: 0 WP: 0 HR: 0 S: 44 P: 60 ERA: 0.00 WHIP: 1.000															PITCHER IP: 9.0 WLS: W BF: 34 H: 5 R: 0 ER: 0 SO: 7 BB: 4 IBB: 0 HBP: 0 BLK: 0 WP: 0 HR: 0 S: 44 P: 60 ERA: 0.00 WHIP: 1.000						


Batter	1	2	3	4	5	6	7	8	9	AB	R	H	RBI	BB	SO	LOB	TOP								
Dan Gladden, R OBP: 0.338, SLG: 0.394 (1, 7)										5	2	3	1	0	0	1	Minnesota Twins @ New York Yankees Yankee Stadium, Bronx, NY Tue Jul 07 1987, 7:05 PM EDT Att: 27,697 - Unknown livebaseballscorecards.com								
Mark Davidson, R OBP: 0.348, SLG: 0.358 Gene Larkin, S OBP: 0.340, SLG: 0.391 (1, 8)										3	1	1	2	0	0	1									
Kirby Puckett, R OBP: 0.382, SLG: 0.540 (1, 10)										4	0	1	2	0	0	2									
Gary Gaetti, R OBP: 0.306, SLG: 0.460 (1, 5)										4	0	0	1	0	0	1									
Tom Brunansky, R OBP: 0.357, SLG: 0.493 (1, 9)										4	0	0	0	0	1	0									
Kent Hrbek, L OBP: 0.368, SLG: 0.558 (1, 3)										4	0	1	0	0	1	0									
Tim Laudner, R OBP: 0.242, SLG: 0.438 (1, 2)										3	2	1	1	1	1	0									
Steve Lombardozzi, R OBP: 0.297, SLG: 0.314 (1, 4)										3	2	2	0	0	0	0									
Greg Gagne, R OBP: 0.295, SLG: 0.414 (1, 6)										3	0	0	0	0	0	2									
Inning Stats	R: 2 E: 1 K: 0 S: 5	H: 1 LOB: 0 BB: 0 P: 5	R: 0 E: 0 K: 1 S: 6	H: 1 LOB: 1 BB: 0 P: 6	R: 0 E: 0 K: 0 S: 3	H: 0 LOB: 0 BB: 0 P: 3	R: 0 E: 0 K: 1 S: 5	H: 0 LOB: 0 BB: 0 P: 5	R: 2 E: 0 K: 0 S: 6	H: 3 LOB: 1 BB: 0 P: 6	R: 0 E: 0 K: 0 S: 3	H: 1 LOB: 1 BB: 0 P: 3	R: 3 E: 0 K: 0 S: 6	H: 2 LOB: 1 BB: 1 P: 10	R: 0 E: 0 K: 1 S: 5	H: 0 LOB: 0 BB: 0 P: 5	R: 0 E: 0 K: 0 S: 4	H: 1 LOB: 1 BB: 0 P: 4	1B: 8 2B: 0 3B: 0 HR: 1	SF: 1 SAC: 2 DP: 0 HBP: 0	WP: 0 PB: 0 CS: 1	PA: 38			
PITCHER	IP	WLS	BF	H	R	ER	SO	BB	IBB	HBP	BLK	WP	HR	S	P	ERA	WHIP								
Tommy John, L ERA: 4.25 (1, 1)	6.1		27	6	6	4	2	1	0	0	0	0	1	30	34	5.68	1.105								
Charles Hudson, R ERA: 3.7 (7, 1)	0.2		4	2	1	0	0	0	0	0	0	0	0	4	4	0.00	3.000								
Tim Stoddard, R ERA: 3.27 (8, 1)	2.0	W	7	1	0	0	1	0	0	0	0	0	0	9	9	0.00	0.500								

Batter	1	2	3	4	5	6	7	8	9	AB	R	H	RBI	BB	SO	LOB	BOTTOM								
Rickey Henderson, R OBP: 0.442, SLG: 0.547 (1, 7)										3	2	1	2	2	0	1	Minnesota Twins @ New York Yankees Yankee Stadium, Bronx, NY Tue Jul 07 1987, 7:05 PM EDT Att: 27,697 - Unknown livebaseballscorecards.com								
Willie Randolph, R OBP: 0.326, SLG: 0.433 (1, 4)										3	2	1	0	2	0	1									
Don Mattingly, L OBP: 0.397, SLG: 0.504 (1, 3)										5	2	3	1	0	0	1									
Dave Winfield, R OBP: 0.390, SLG: 0.530 (1, 9)										5	1	1	1	0	0	5									
Claudell Washington, L OBP: 0.353, SLG: 0.451 (1, 8)										5	2	2	4	0	2	3									
Mike Easter, L OBP: 0.326, SLG: 0.341 Gary Ward, R OBP: 0.308, SLG: 0.407 (1, 10)										3	0	1	0	0	0	0									
Mike Pagliarulo, L OBP: 0.316, SLG: 0.446 (1, 5)										4	1	2	1	0	0	2									
Mark Salas, L OBP: 0.336, SLG: 0.410 Rick Cerone, R OBP: 0.301, SLG: 0.256 (1, 2)										2	0	0	0	0	0	2									
Wayne Tolleson, S OBP: 0.327, SLG: 0.266 (1, 6)										3	0	0	0	0	1	3									
Inning Stats	R: 0 E: 0 K: 0 S: 4	H: 1 LOB: 2 BB: 1 P: 8	R: 0 E: 0 K: 0 S: 4	H: 1 LOB: 1 BB: 0 P: 4	R: 0 E: 0 K: 1 S: 5	H: 0 LOB: 0 BB: 0 P: 3	R: 0 E: 0 K: 1 S: 5	H: 0 LOB: 0 BB: 0 P: 5	R: 0 E: 0 K: 0 S: 4	H: 1 LOB: 1 BB: 0 P: 4	R: 0 E: 0 K: 1 S: 6	H: 1 LOB: 1 BB: 0 P: 6	R: 7 E: 1 K: 1 S: 12	H: 6 LOB: 1 BB: 1 P: 16	R: 5 E: 0 K: 1 S: 7	H: 2 LOB: 0 BB: 3 P: 19	1B: 7 2B: 2 3B: 0 HR: 3	SF: 0 SAC: 1 DP: 0 HBP: 0	WP: 2 PB: 0 CS: 0	PA: 42					
PITCHER	IP	WLS	BF	H	R	ER	SO	BB	IBB	HBP	BLK	WP	HR	S	P	ERA	WHIP								
Joe Niekro, R ERA: 3.87 (1, 1)	6.1		25	5	1	1	2	1	0	0	0	0	1	28	32	1.42	0.947								
Dan Schatzeder, L ERA: 5.11 (7, 1)	0.1		7	4	4	0	1	1	0	0	0	0	1	8	12	0.00	15.000								
Keith Atherton, R ERA: 4.26 (7, 1)	0.2	L	5	1	4	2	0	2	0	0	0	0	0	3	11	27.00	4.500								
Juan Berenguer, R ERA: 3.2 (8, 1)	0.2		5	2	3	3	1	1	0	0	0	1	1	6	10	40.50	4.500								


Batter	1	2	3	4	5	6	7	8	9	AB	R	H	RBI	BB	SO	LOB	TOP										
Dan Gladden, R (1.7) OBP: 0.345, SLG: 0.413										4	0	1	0	0	1	1	Minnesota Twins @ Baltimore Orioles Memorial Stadium, Baltimore, MD Thu Jul 09 1987, 7:05 PM EDT Att: 22,656 - Unknown										
Mark Davidson, R (1.9) OBP: 0.361, SLG: 0.376										4	0	2	0	0	0	1											
Kirby Puckett, R (1.8) OBP: 0.361, SLG: 0.531										3	0	0	0	1	1	1											
Gary Gaetti, R (1.5) OBP: 0.305, SLG: 0.455										4	0	0	0	0	1	2											
Tom Brunansky, R (1.10) OBP: 0.357, SLG: 0.484										3	1	0	0	1	1	1											
Kent Hrbek, L (1.3) OBP: 0.368, SLG: 0.549										4	1	1	0	0	1	0											
Tim Laudner, R (1.2) OBP: 0.242, SLG: 0.454										4	1	1	3	0	2	0											
Steve Lombardozzi, R (1.4) OBP: 0.292, SLG: 0.309										3	0	0	0	0	0	0											
Greg Gagne, R (1.6) OBP: 0.295, SLG: 0.411										3	0	1	0	0	0	0											
Inning Stats	R: 0 E: 0 K: 0 S: 3	H: 1 LOB: 0 BB: 0 P: 3	R: 0 E: 0 K: 1 S: 5	H: 0 LOB: 0 BB: 0 P: 5	R: 0 E: 0 K: 0 S: 3	H: 0 LOB: 0 BB: 0 P: 3	R: 0 E: 0 K: 0 S: 3	H: 1 LOB: 0 BB: 0 P: 3	R: 3 E: 1 K: 1 S: 8	H: 3 LOB: 1 BB: 1 P: 12	R: 0 E: 1 K: 1 S: 6	H: 0 LOB: 1 BB: 0 P: 6	R: 0 E: 0 K: 1 S: 5	H: 0 LOB: 0 BB: 0 P: 5	R: 0 E: 0 K: 1 S: 6	H: 1 LOB: 2 BB: 1 P: 10	R: 0 E: 0 K: 2 S: 7	H: 0 LOB: 0 BB: 0 P: 7	1B: 4 2B: 1 3B: 0 HR: 1	SF: 0 SAC: 0 DP: 2 HBP: 0	WP: 0 PB: 0 SB: 1 CS: 0	PA: 34					
PITCHER	IP	WLS	BF	H	R	ER	SO	BB	IBB	HBP	BLK	WP	HR	S	P	ERA	WHIP										
Eric Bell, L (1.1) ERA: 5.53	7.2	L	30	6	3	3	4	2	0	0	0	0	1	36	44	3.52	1.043										
Mark Williamson, R (8.1) ERA: 4.45	1.1		4	0	0	0	3	0	0	0	0	0	0	10	10	0.00	0.000										

Batter	1	2	3	4	5	6	7	8	9	AB	R	H	RBI	BB	SO	LOB	BOTTOM										
Alan Wiggins, S (1.4) OBP: 0.300, SLG: 0.288										4	0	0	0	0	1	2	Minnesota Twins @ Baltimore Orioles Memorial Stadium, Baltimore, MD Thu Jul 09 1987, 7:05 PM EDT Att: 22,656 - Unknown										
Fred Lynn, L (1.8) OBP: 0.323, SLG: 0.436										4	0	1	0	0	0	0											
Cal Ripken Jr., R (1.6) OBP: 0.350, SLG: 0.487										4	1	1	0	0	1	2											
Eddie Murray, S (1.3) OBP: 0.332, SLG: 0.498										4	0	1	1	0	1	2											
Larry Sheets, L (1.9) OBP: 0.371, SLG: 0.590										4	0	1	0	0	0	1											
Rene Gonzales, R (9, PR) OBP: 0.258, SLG: 0.310										0	0	0	0	0	0	0											
Ray Knight, R (1.5) OBP: 0.323, SLG: 0.393										3	0	1	0	1	0	1											
Terry Kennedy, L (1.2) OBP: 0.320, SLG: 0.439										3	0	1	0	1	1	3											
Ken Gerhart, R (1.7) OBP: 0.272, SLG: 0.419										3	0	0	0	0	0	5											
Jim Dwyer, L (9, PH) OBP: 0.356, SLG: 0.489										1	0	0	0	0	1	1											
Mike Young, S (1.10) OBP: 0.356, SLG: 0.412										3	0	1	0	0	0	1											
Inning Stats	R: 0 E: 0 K: 1 S: 5	H: 0 LOB: 0 BB: 0 P: 5	R: 0 E: 0 K: 0 S: 3	H: 0 LOB: 0 BB: 0 P: 3	R: 0 E: 0 K: 0 S: 4	H: 1 LOB: 1 BB: 0 P: 4	R: 0 E: 0 K: 0 S: 3	H: 0 LOB: 0 BB: 0 P: 3	R: 0 E: 0 K: 2 S: 9	H: 2 LOB: 2 BB: 0 P: 9	R: 0 E: 0 K: 2 S: 8	H: 1 LOB: 1 BB: 0 P: 8	1B: 6 2B: 1 3B: 0 HR: 0	SF: 0 SAC: 0 DP: 1 HBP: 0	WP: 0 PB: 0 SB: 0 CS: 0	PA: 35											
PITCHER	IP	WLS	BF	H	R	ER	SO	BB	IBB	HBP	BLK	WP	HR	S	P	ERA	WHIP										
Les Straker, R (1.1) ERA: 3.53	7.1	W	29	6	1	1	1	2	0	0	0	0	0	29	37	1.23	1.091										
Jeff Reardon, R (8.1) ERA: 5.32	1.2	S	6	1	0	0	4	0	0	0	0	0	0	14	14	0.00	0.600										

AB 32
R 3
H 6
RBI 3
BB 2
SO 7
LOB 6



AB 33
R 1
H 7
RBI 1
BB 2
SO 5
LOB 18



Batter	1	2	3	4	5	6	7	8	9	AB	R	H	RBI	BB	SO	LOB	TOP			
Dan Gladden, R OBP: 0.341, SLG: 0.411										6	2	1	1	0	0	4	Minnesota Twins @ Baltimore Orioles Memorial Stadium, Baltimore, MD Fri Jul 10 1987, 7:05 PM EDT Att: 28,057 - Unknown			
Steve Lombardozzi, R OBP: 0.295, SLG: 0.319 Tim Laudner, R OBP: 0.240, SLG: 0.451										5	1	2	1	0	0	2				
Kirby Puckett, R OBP: 0.380, SLG: 0.528										6	2	2	2	0	0	4				
Kent Hrbek, L OBP: 0.372, SLG: 0.549										4	2	2	0	1	0	2				
Gary Gaetti, R OBP: 0.306, SLG: 0.457										5	2	2	1	0	1	5				
Roy Smalley, S OBP: 0.383, SLG: 0.478										5	0	2	2	0	0	3				
Tom Brunansky, R OBP: 0.367, SLG: 0.504										3	2	3	4	2	0	0				
Greg Gagne, R OBP: 0.294, SLG: 0.408 Gene Larkin, S OBP: 0.343, SLG: 0.394 Al Newman, S OBP: 0.280, SLG: 0.306										4	0	1	0	0	1	4				
Sal Butera, R OBP: 0.239, SLG: 0.339 Randy Bush, L OBP: 0.339, SLG: 0.410 Mark Davidson, R OBP: 0.361, SLG: 0.376 George Frazier, R OBP: 0.280, SLG: 0.306										2	0	0	0	2	0	4				
Juan Berenguer, R OBP: 0.310, SLG: 0.290										2	2	1	1	3	0	0				
Ron Washington, R OBP: 0.400, SLG: 0.600										5	2	2	1	0	1	3				
Cal Ripken Jr., R OBP: 0.348, SLG: 0.482										3	1	0	1	1	0	2				
Eddie Murray, S OBP: 0.341, SLG: 0.513										4	4	4	3	1	0	0				
Fred Lynn, L OBP: 0.328, SLG: 0.459 Mike Boddicker, R										4	2	2	6	1	1	1				
Ray Knight, R OBP: 0.318, SLG: 0.387										5	0	0	0	0	0	2				
Terry Kennedy, L OBP: 0.321, SLG: 0.437										4	1	1	0	1	1	0				
Larry Sheets, L OBP: 0.367, SLG: 0.583										4	1	1	1	0	0	0				
Ken Gerhart, R OBP: 0.266, SLG: 0.411										4	0	0	0	0	1	2				
Inning Stats	R: 4 E: 0 K: 0 S: 8	H: 5 LOB: 2 BB: 0 P: 8	R: 1 E: 0 K: 1 S: 6	H: 1 LOB: 1 BB: 2 P: 14	R: 0 E: 0 K: 0 S: 4	H: 2 LOB: 1 BB: 0 P: 4	R: 0 E: 0 K: 0 S: 3	H: 0 LOB: 0 BB: 0 P: 3	R: 3 E: 1 K: 1 S: 9	H: 3 LOB: 2 BB: 1 P: 13	R: 2 E: 0 K: 0 S: 6	H: 3 LOB: 0 BB: 0 P: 10	R: 0 E: 0 K: 0 S: 3	H: 1 LOB: 0 BB: 0 P: 3	R: 0 E: 0 K: 0 S: 3	H: 1 LOB: 3 BB: 2 P: 12	1B: 11 2B: 3 3B: 1 HR: 1	SF: 0 SAC: 0 DP: 1 HBP: 0	WP: 1 PB: 0 SB: 0 CS: 1	PA: 48
PITCHER	IP WLS BF H R ER SO BB IBB HBP BLK WP HR S P ERA WHIP	IP WLS BF H R ER SO BB IBB HBP BLK WP HR S P ERA WHIP																		
Dave Schmidt, R ERA: 3.42	(1, 1) 0.1 6 4 4 3 0 0 0 0 0 0 0 0 6 6 81.00 12.000																			
Tony Arnold, R ERA: 5.99	(1, 1) 4.0 19 7 4 4 1 1 1 0 0 0 1 19 27 9.00 2.000																			
Doug Corbett, R ERA: 9.24	(5, 1) 1.2 11 3 2 2 1 2 0 0 0 0 1 0 11 19 10.80 3.000																			
Tom Niedenfuer, R ERA: 4.64	(7, 1) 2.0 8 2 2 2 0 1 0 0 0 0 0 0 7 11 9.00 1.500																			
Mark Williamson, R ERA: 4.42	(9, 1) 1.0 W 4 0 0 0 0 1 0 0 0 0 0 0 3 7 0.00 1.000																			

Batter	1	2	3	4	5	6	7	8	9	AB	R	H	RBI	BB	SO	LOB	BOTTOM			
Alan Wiggins, S OBP: 0.310, SLG: 0.290										2	2	1	1	3	0	0	Minnesota Twins @ Baltimore Orioles Memorial Stadium, Baltimore, MD Fri Jul 10 1987, 7:05 PM EDT Att: 28,057 - Unknown			
Ron Washington, R OBP: 0.400, SLG: 0.600										5	2	2	1	0	1	3				
Cal Ripken Jr., R OBP: 0.348, SLG: 0.482										3	1	0	1	1	0	2				
Eddie Murray, S OBP: 0.341, SLG: 0.513										4	4	4	3	1	0	0				
Fred Lynn, L OBP: 0.328, SLG: 0.459 Mike Boddicker, R										4	2	2	6	1	1	1				
Ray Knight, R OBP: 0.318, SLG: 0.387										5	0	0	0	0	0	2				
Terry Kennedy, L OBP: 0.321, SLG: 0.437										4	1	1	0	1	1	0				
Larry Sheets, L OBP: 0.367, SLG: 0.583										4	1	1	1	0	0	0				
Ken Gerhart, R OBP: 0.266, SLG: 0.411										4	0	0	0	0	1	2				
Inning Stats	R: 4 E: 0 K: 0 S: 6	H: 3 LOB: 1 BB: 0 P: 10	R: 0 E: 0 K: 1 S: 5	H: 0 LOB: 1 BB: 1 P: 9	R: 1 E: 0 K: 0 S: 4	H: 1 LOB: 0 BB: 0 P: 4	R: 0 E: 0 K: 1 S: 5	H: 0 LOB: 0 BB: 0 P: 5	R: 3 E: 0 K: 0 S: 4	H: 1 LOB: 0 BB: 2 P: 12	R: 4 E: 0 K: 1 S: 10	H: 5 LOB: 1 BB: 0 P: 10	R: 0 E: 0 K: 1 S: 5	H: 0 LOB: 1 BB: 0 P: 7	R: 0 E: 0 K: 0 S: 3	H: 1 LOB: 2 BB: 2 P: 11		1B: 7 2B: 1 3B: 0 HR: 3	SF: 2 SAC: 0 DP: 0 HBP: 0	WP: 0 PB: 0 SB: 2 CS: 0
PITCHER	IP WLS BF H R ER SO BB IBB HBP BLK WP HR S P ERA WHIP	IP WLS BF H R ER SO BB IBB HBP BLK WP HR S P ERA WHIP																		
Bert Blyleven, R ERA: 4.4	(1, 1) 5.0 24 8 8 8 2 4 0 0 0 0 0 0 4 4 81.00 9.000																			
Dan Schatzeder, L ERA: 5.66	(6, 1) 0.1 4 3 3 3 0 0 0 0 0 0 0 0 4 4 81.00 9.000																			
George Frazier, R ERA: 6.06	(6, 1) 2.2 L 13 3 2 2 2 2 0 0 0 0 0 0 15 23 6.75 1.875																			
George Frazier, R ERA: 6.06	(9, 1) 2.2 L 13 3 2 2 2 2 0 0 0 0 0 0 15 23 6.75 1.875																			
Juan Berenguer, R ERA: 3.69	(9, 1) 0.2 3 0 0 0 0 0 0 1 0 0 0 0 0 2 6 0.00 0.000																			

Batter	1	2	3	4	5	6	7	8	9	AB	R	H	RBI	BB	SO	LOB	TOP
Al Newman, S OBP: 0.280, SLG: 0.310 (1, 6)										4	0	1	0	0	0	3	Minnesota Twins @ Baltimore Orioles Memorial Stadium, Baltimore, MD Sat Jul 11 1987, 7:05 PM EDT Att: 25,690 - Unknown livebaseballscorecards.com
Randy Bush, L OBP: 0.341, SLG: 0.430 Dan Gladden, R OBP: 0.341, SLG: 0.411 (1, 9) (7, 7)										3	1	1	1	1	0	0	
Gary Gaetti, R OBP: 0.305, SLG: 0.464 (1, 5)										4	1	1	1	0	0	3	
Kent Hrbek, L OBP: 0.370, SLG: 0.543 (1, 3)										3	0	0	0	1	0	0	
Tom Brunansky, R OBP: 0.366, SLG: 0.498 (1, 7) (7, 9)										3	0	0	0	1	0	1	
Roy Smalley, S OBP: 0.382, SLG: 0.471 (1, 10)										3	0	0	0	1	1	2	
Tim Laudner, R OBP: 0.241, SLG: 0.445 (1, 2)										4	0	1	0	0	1	0	
Mark Davidson, R OBP: 0.347, SLG: 0.360 (1, 8)										4	0	0	0	0	1	2	
Steve Lombardozzi, R OBP: 0.298, SLG: 0.320 (1, 4)										3	0	1	0	0	0	2	
Inning Stats	R: 0 E: 0 K: 0 S: 3	H: 0 LOB: 0 BB: 0 P: 3	R: 0 E: 0 K: 0 S: 2	H: 0 LOB: 0 BB: 1 P: 6	R: 0 E: 0 K: 1 S: 6	H: 1 LOB: 1 BB: 0 P: 6	R: 1 E: 0 K: 0 S: 4	H: 1 LOB: 0 BB: 0 P: 4	R: 0 E: 0 K: 0 S: 4	H: 1 LOB: 3 BB: 1 P: 9	R: 0 E: 0 K: 0 S: 3	H: 0 LOB: 0 BB: 0 P: 3	R: 0 E: 0 K: 1 S: 5	H: 0 LOB: 0 BB: 0 P: 5	1B: 2 2B: 2 3B: 0 HR: 2	SF: 0 SAC: 0 DP: 1 HBP: 1	WP: 0 PA: 36 PB: 0 SB: 0 CS: 0
PITCHER Mike Griffin, R ERA: 3.76 (1, 1)	IP: 9.0 WLS: L BF: 36 H: 5 R: 2 ER: 2 SO: 3 BB: 3 IBB: 1 HBP: 1 BLK: 0 WP: 0 HR: 2 S: 37 P: 54 ERA: 2.00 WHIP: 0.889																

Batter	1	2	3	4	5	6	7	8	9	AB	R	H	RBI	BB	SO	LOB	BOTTOM				
Alan Wiggins, S OBP: 0.313, SLG: 0.294 (1, 10)										4	0	2	0	0	1	3	Minnesota Twins @ Baltimore Orioles Memorial Stadium, Baltimore, MD Sat Jul 11 1987, 7:05 PM EDT Att: 25,690 - Unknown livebaseballscorecards.com				
Ron Washington, R OBP: 0.444, SLG: 0.556 (1, 7)										4	0	2	1	0	1	3					
Cal Ripken Jr., R OBP: 0.344, SLG: 0.477 (1, 6)										4	0	0	0	0	0	4					
Eddie Murray, S OBP: 0.340, SLG: 0.510 (1, 3)										4	0	1	0	0	2	2					
Ray Knight, R OBP: 0.318, SLG: 0.385 (1, 5)										4	0	1	0	0	1	1					
Lee Lacy, R OBP: 0.333, SLG: 0.395 (1, 9)										3	0	0	0	0	0	1					
Billy Ripken, R (1, 4)										3	0	0	0	1	0	1					
Ken Gerhart, R OBP: 0.262, SLG: 0.404 Mike Young, S OBP: 0.354, SLG: 0.409 (9, PH)										3	0	0	0	0	0	1					
Dave Vangorder, R OBP: 0.333, SLG: 0.381 (1, 2)										2	1	2	0	1	0	0					
Inning Stats	R: 0 E: 0 K: 1 S: 6	H: 1 LOB: 1 BB: 0 P: 6	R: 0 E: 0 K: 0 S: 3	H: 0 LOB: 0 BB: 0 P: 3	R: 1 E: 0 K: 0 S: 4	H: 2 LOB: 1 BB: 1 P: 8	R: 0 E: 0 K: 1 S: 5	H: 0 LOB: 0 BB: 0 P: 5	R: 0 E: 0 K: 2 S: 8	H: 1 LOB: 2 BB: 1 P: 12	R: 0 E: 0 K: 1 S: 6	H: 1 LOB: 1 BB: 0 P: 6	R: 0 E: 0 K: 0 S: 4	H: 1 LOB: 1 BB: 0 P: 4	R: 0 E: 0 K: 0 S: 3	H: 1 LOB: 1 BB: 0 P: 3	R: 0 E: 0 K: 0 S: 4	H: 1 LOB: 1 BB: 0 P: 4	1B: 8 2B: 0 3B: 0 HR: 0	SF: 0 SAC: 1 DP: 2 HBP: 0	WP: 0 PA: 35 PB: 0 SB: 1 CS: 0
PITCHER Frank Viola, L ERA: 2.96 (1, 1)	IP: 9.0 WLS: W BF: 35 H: 8 R: 1 ER: 1 SO: 5 BB: 2 IBB: 0 HBP: 0 BLK: 0 WP: 0 HR: 0 S: 43 P: 51 ERA: 1.00 WHIP: 1.111																				

Batter	1	2	3	4	5	6	7	8	9	AB	R	H	RBI	BB	SO	LOB	TOP			
Dan Gladden, R (1, 7) OBP: 0.337, SLG: 0.405	0-0 4-3			0-3 K		0-3 K			0-0 6-3	4	0	0	0	0	2	1				
Al Newman, S (1, 4) OBP: 0.281, SLG: 0.310	0-0 G3			0-0 4-3			0-0 G4-6-3 1B			3	0	1	0	0	0	0				
Kirby Puckett, R (1, 8) OBP: 0.377, SLG: 0.523	0-3 K2-3			0-0 F9			0-0 L9			3	0	0	0	0	1	1				
Kent Hrbek, L (1, 3) OBP: 0.367, SLG: 0.537		0-0 F8			0-0 4-3			0-0 G4-6-3 1-2		3	0	0	0	0	0	1				
Gary Gaetti, R (1, 5) OBP: 0.303, SLG: 0.460		0-0 6-3			0-0 F9			0-0 5-3		3	0	0	0	0	0	0				
Roy Smalley, S (1, 10) OBP: 0.376, SLG: 0.465		0-0 F6			0-3 K			0-3 K		3	0	0	0	0	2	0				
Tom Brunansky, R (1, 9) OBP: 0.362, SLG: 0.493			0-0 5-3			0-0 F9		0-0 F8		3	0	0	0	0	0	0				
Tim Laudner, R (1, 2) OBP: 0.236, SLG: 0.436			0-3 K			0-3 K			0-0 6-3	3	0	0	0	0	2	0				
Greg Gagne, R (1, 6) OBP: 0.296, SLG: 0.408			0-0 F9						0-0 3-1	2	0	1	0	0	0	0				
Gene Larkin, S (9, PH) OBP: 0.340, SLG: 0.389										1	0	0	0	0	0	0				
Inning Stats	R: 0 E: 0 K: 1 S: 5	H: 0 LOB: 0 BB: 0 P: 5	R: 0 E: 0 K: 0 S: 3	H: 0 LOB: 0 BB: 0 P: 3	R: 0 E: 0 K: 1 S: 5	H: 0 LOB: 0 BB: 0 P: 5	R: 0 E: 0 K: 1 S: 5	H: 0 LOB: 0 BB: 0 P: 5	R: 0 E: 0 K: 2 S: 8	H: 1 LOB: 1 BB: 0 P: 8	R: 0 E: 0 K: 0 S: 3	H: 1 LOB: 0 BB: 0 P: 3	R: 0 E: 0 K: 1 S: 5	H: 0 LOB: 0 BB: 0 P: 5	R: 0 E: 0 K: 0 S: 3	H: 0 LOB: 0 BB: 0 P: 3	1B: 2 2B: 0 3B: 0 HR: 0	SF: 0 SAC: 0 DP: 1 HBP: 0	WP: 0 PB: 0 SB: 0 CS: 0	PA: 28
PITCHER Dave Schmidt, R (1, 1) ERA: 3.08	IP: 9.0 WLS: W BF: 28 H: 2 R: 0 ER: 0 SO: 7 BB: 0 IBB: 0 HBP: 0 BLK: 0 WP: 0 HR: 0 S: 42 P: 42 ERA: 0.00 WHIP: 0.222															PITCHER				

Minnesota Twins @ Baltimore Orioles
 Memorial Stadium, Baltimore, MD
 Sun Jul 12 1987, 3:33 AM EDT
 Att: 27,486 - Unknown

AB	28
R	0
H	2
RBI	0
BB	0
SO	7
LOB	3



Batter	1	2	3	4	5	6	7	8	9	AB	R	H	RBI	BB	SO	LOB	BOTTOM			
Alan Wiggins, S (1, 10) OBP: 0.312, SLG: 0.290	0-3 K		4-0 CS 1B BB		0-0 F8		0-0 G3			3	0	0	0	1	1	0				
Ron Washington, R (1, 5) OBP: 0.385, SLG: 0.462	0-0 5-3		0-0 1-2 1B		0-0 6-3		0-3 K			4	0	1	0	0	1	0				
Cal Ripken Jr., R (1, 6) OBP: 0.343, SLG: 0.474	0-0 F9		0-0 F9 2-3		0-0 1B			0-0 6-3		4	0	1	0	0	0	2				
Eddie Murray, S (1, 3) OBP: 0.342, SLG: 0.518		4-0 HR BB		0-0 HR	0-0 4-3			0-0 F8		3	2	1	1	1	0	1				
Larry Sheets, L (1, 9) OBP: 0.369, SLG: 0.580		0-0 G3 1-2		0-0 HR 1B		4-0 S BB		0-3 K		3	1	1	0	1	1	1				
Mike Young, S (1, 7) OBP: 0.359, SLG: 0.452		0-0 HR 2-H		0-0 HR 1-H		0-3 K 1-2				3	2	2	4	0	1	1				
Terry Kennedy, L (1, 2) OBP: 0.318, SLG: 0.432		0-3 K		0-0 4-3		0-0 F6				3	0	0	0	0	1	1				
Ken Gerhart, R (1, 8) OBP: 0.259, SLG: 0.398		0-0 6-3		0-0 F8		0-0 5-3				3	0	0	0	0	0	1				
Billy Ripken, R (1, 4) OBP: 0.318, SLG: 0.432			0-0 6-3		0-3 K		0-0 F3			3	0	0	0	0	1	0				
Inning Stats	R: 0 E: 0 K: 1 S: 5	H: 1 LOB: 0 BB: 1 P: 10	R: 2 E: 0 K: 1 S: 6	H: 1 LOB: 1 BB: 1 P: 10	R: 0 E: 0 K: 0 S: 3	H: 1 LOB: 1 BB: 1 P: 7	R: 3 E: 0 K: 1 S: 8	H: 3 LOB: 0 BB: 0 P: 8	R: 0 E: 0 K: 0 S: 4	H: 1 LOB: 1 BB: 0 P: 4	R: 0 E: 0 K: 1 S: 5	H: 0 LOB: 1 BB: 1 P: 9	R: 0 E: 0 K: 1 S: 5	H: 0 LOB: 0 BB: 0 P: 5	R: 0 E: 0 K: 1 S: 5	H: 0 LOB: 0 BB: 0 P: 5	1B: 3 2B: 0 3B: 0 HR: 3	SF: 0 SAC: 0 DP: 0 HBP: 0	WP: 0 PB: 0 SB: 1 CS: 1	PA: 32
PITCHER Joe Niekro, R (1, 1) ERA: 4.14	IP: 6.0 WLS: L BF: 26 H: 6 R: 5 ER: 5 SO: 4 BB: 3 IBB: 0 HBP: 0 BLK: 0 WP: 0 HR: 3 S: 31 P: 43 ERA: 7.50 WHIP: 1.500															PITCHER				
Keith Atherton, R (7, 1) ERA: 4.09	IP: 2.0 WLS: L BF: 6 H: 0 R: 0 ER: 0 SO: 2 BB: 0 IBB: 0 HBP: 0 BLK: 0 WP: 0 HR: 0 S: 10 P: 10 ERA: 0.00 WHIP: 0.000															PITCHER				

Minnesota Twins @ Baltimore Orioles
 Memorial Stadium, Baltimore, MD
 Sun Jul 12 1987, 3:33 AM EDT
 Att: 27,486 - Unknown

AB	29
R	5
H	6
RBI	5
BB	3
SO	6
LOB	7



Batter	1	2	3	4	5	6	7	8	9	AB	R	H	RBI	BB	SO	LOB	TOP										
Tony Fernandez, S (1, 6) OBP: 0.381, SLG: 0.427	0-0 6-3		0-3 K		4-0 S 1B BB	0-3 K2-3		0-0 FC6-4 1B		4	1	1	1	1	2	0	Toronto Blue Jays @ Minnesota Twins Hubert H. Humphrey Metrodome, Minneapolis, MN Thu Jul 16 1987, 4:33 AM EDT Att: 34,334 - Unknown livebaseballscorecards.com										
Lloyd Moseby, L (1, 8) OBP: 0.335, SLG: 0.440	4-0 S 2B BB		0-3 K		4-0 G5-4-3 1B BB		0-0 3-1	0-0 FC6-4		3	2	0	0	2	1	2											
Jesse Barfield, R (1, 9) OBP: 0.356, SLG: 0.502	0-3 K		0-0 BB 1B		0-0 G5-4-3 1B		0-0 1B 2B			5	0	4	1	0	1	1											
George Bell, R (1, 7) OBP: 0.326, SLG: 0.611	0-0 2H 2B		4-0 BB 1B		0-0 G5-4-3 1B		0-0 G3-6-3 1B		0-0 G6-4-3 1B	4	0	2	1	1	0	3											
Ernie Whitt, L (1, 2) OBP: 0.323, SLG: 0.399	0-0 1-3		0-0 3-1		0-0 3H 1B		0-0 G3-6-3 1B		0-0 1B	5	0	2	1	0	0	5											
Willie Upshaw, L (1, 3) OBP: 0.334, SLG: 0.448		0-0 G5-3 BB 1B		0-0 6-3		0-0 1-2 1B		0-0 F9		5	0	2	0	0	0	1											
Fred McGriff, L (1, 10) OBP: 0.378, SLG: 0.477		4-0 G5-3 BB		0-0 HR		0-3 K		4-0 HBP 1B BB		2	2	1	1	2	1	2											
Garth Iorg, R (1, 4) OBP: 0.262, SLG: 0.237		0-0 G5-3 1-2 2-3		0-0 6-3		0-0 F9		0-0 L4		4	0	0	0	0	0	3											
Kelly Gruber, R (1, 5) OBP: 0.314, SLG: 0.430		0-0 4-3		0-0 4-3		0-0 L7		1-0 1B HBP		3	0	0	0	0	0	1											
Inning Stats	R: 1 E: 0 K: 1 S: 6	H: 1 LOB: 1 BB: 1 P: 10	R: 0 E: 0 K: 0 S: 3	H: 1 LOB: 1 BB: 1 P: 7	R: 0 E: 0 K: 2 S: 8	H: 1 LOB: 2 BB: 1 P: 12	R: 1 E: 0 K: 0 S: 4	H: 1 LOB: 0 BB: 0 P: 4	R: 2 E: 0 K: 1 S: 7	H: 3 LOB: 2 BB: 2 P: 15	R: 0 E: 0 K: 1 S: 5	H: 0 LOB: 0 BB: 0 P: 5	R: 0 E: 0 K: 0 S: 4	H: 2 LOB: 1 BB: 0 P: 4	R: 1 E: 0 K: 0 S: 4	H: 1 LOB: 2 BB: 1 P: 9	R: 0 E: 0 K: 0 S: 4	H: 2 LOB: 1 BB: 0 P: 4	1B: 9 2B: 2 3B: 0 HR: 1	SF: 0 SAC: 0 DP: 4 HBP: 1	WP: 0 PB: 0 CS: 0	PA: 42					
PITCHER	IP	WLS	BF	H	R	ER	SO	BB	IBB	HBP	BLK	WP	HR	S	P	ERA	WHIP										
Bert Blyleven, R (1, 1) ERA: 4.48	7.2	L	37	10	5	5	5	6	0	1	0	0	1	40	65	5.87	2.087										
Dan Schatzeder, L (8, 1) ERA: 5.52	0.1		1	0	0	0	0	0	0	0	0	0	0	1	1	0.00	0.000										
Keith Atherton, R (9, 1) ERA: 3.99	1.0		4	2	0	0	0	0	0	0	0	0	0	4	4	0.00	2.000										

Batter	1	2	3	4	5	6	7	8	9	AB	R	H	RBI	BB	SO	LOB	BOTTOM										
Dan Gladden, R (1, 7) OBP: 0.336, SLG: 0.403	0-0 F9		0-0 FC1-6 E 3B		0-0 2B 1B		0-3 K		0-3 K	4	1	1	0	0	1	1	Toronto Blue Jays @ Minnesota Twins Hubert H. Humphrey Metrodome, Minneapolis, MN Thu Jul 16 1987, 4:33 AM EDT Att: 34,334 - Unknown livebaseballscorecards.com										
Randy Bush, L (9, PH) OBP: 0.339, SLG: 0.427			2-3		1-2 1B					1	0	0	0	0	1	3											
Steve Lombardozzi, R (1, 4) OBP: 0.366, SLG: 0.366	4-0 BB		0-0 1H 3B		1-3 2H 2B		0-3 K			3	0	2	2	1	1	0											
Kirby Puckett, R (1, 10) OBP: 0.373, SLG: 0.517	0-3 K		0-0 F2		0-0 L8		0-0 F8			4	0	0	0	0	1	4											
Gary Gaetti, R (1, 5) OBP: 0.299, SLG: 0.454	0-0 5-3				0-0 6-3		0-0 6-3		0-0 1-3	4	0	0	0	0	0	1											
Kent Hrbek, L (1, 3) OBP: 0.369, SLG: 0.537		0-3 K		0-0 L4-3 1B		0-3 K		0-0 BB 1B		4	0	2	0	0	2	0											
Tom Brunansky, R (1, 9) OBP: 0.384, SLG: 0.491		0-0 1-3		0-0 L4-3 1-2		4-0 FC4 BB		1-2 BB 1B		3	0	1	0	1	0	1											
Mark Davidson, R (1, 8) OBP: 0.346, SLG: 0.348		0-0 F6			0-0 E3 G4-6-3		0-0 FC4 1-2		0-0 F3	3	0	0	0	0	0	1											
Roy Smalley, S (9, PH) OBP: 0.374, SLG: 0.463					0-0 E3 G4-6-3		1-2			1	0	0	0	0	0	2											
Greg Gagne, R (1, 6) OBP: 0.296, SLG: 0.407			0-0 FC1-6 SH1 1B		0-0 G4-6-3 1-2		0-3 K		0-0 F9	3	0	1	0	0	1	1											
Gene Larkin, S (9, PH) OBP: 0.336, SLG: 0.385					1-2 1B					1	0	0	0	0	0	2											
Sal Butera, R (1, 2) OBP: 0.246, SLG: 0.344			0-0 SH1		0-0 1B		0-0 1-3		4-0 1-2 2-3 BB	2	1	1	0	0	0	0											
Tim Laudner, R (9, PH) OBP: 0.241, SLG: 0.436			1-2		1-2 2B 1B					0	0	0	0	1	0	0											
Inning Stats	R: 0 E: 0 K: 1 S: 5	H: 0 LOB: 1 BB: 1 P: 9	R: 0 E: 0 K: 1 S: 5	H: 0 LOB: 0 BB: 0 P: 5	R: 1 E: 1 K: 0 S: 5	H: 2 LOB: 1 BB: 0 P: 5	R: 0 E: 0 K: 0 S: 3	H: 1 LOB: 0 BB: 0 P: 3	R: 1 E: 1 K: 0 S: 6	H: 3 LOB: 2 BB: 0 P: 6	R: 0 E: 0 K: 1 S: 5	H: 0 LOB: 1 BB: 1 P: 9	R: 0 E: 0 K: 2 S: 7	H: 0 LOB: 0 BB: 0 P: 7	R: 0 E: 0 K: 1 S: 5	H: 0 LOB: 0 BB: 0 P: 5	R: 0 E: 0 K: 1 S: 7	H: 2 LOB: 3 BB: 1 P: 11	1B: 6 2B: 2 3B: 1 HR: 0	SF: 0 SAC: 1 DP: 2 HBP: 0	WP: 0 PB: 0 CS: 0	PA: 37					
PITCHER	IP	WLS	BF	H	R	ER	SO	BB	IBB	HBP	BLK	WP	HR	S	P	ERA	WHIP										
Jimmy Key, L (1, 1) ERA: 2.88	6.0	W	25	6	2	2	3	2	0	0	0	0	0	29	37	3.00	1.333										
Mark Eichhorn, R (7, 1) ERA: 3.39	2.0		8	2	0	0	3	0	0	0	0	0	0	14	14	0.00	1.000										
Jeff Musselman, L (9, 1) ERA: 3.29	0.2		3	0	0	0	0	1	0	0	0	0	0	2	6	0.00	1.500										
Tom Henke, R (9, 1) ERA: 2.79	0.1	S	1	0	0	0	1	0	0	0	0	0	0	3	3	0.00	0.000										

Batter	1	2	3	4	5	6	7	8	9	AB	R	H	RBI	BB	SO	LOB	TOP			
Tony Fernandez, S (1, 6) OBP: 0.380, SLG: 0.426			SH1-3		K2-3		F8			3	1	1	0	0	1	0	Toronto Blue Jays @ Minnesota Twins Hubert H. Humphrey Metrodome, Minneapolis, MN Fri Jul 17 1987, 8:05 PM EDT Att: 28,234 - Unknown			
Lloyd Moseby, L (1, 8) OBP: 0.337, SLG: 0.450					4-3		4-3			4	1	2	2	0	0	0				
Jesse Barfield, R (1, 9) OBP: 0.355, SLG: 0.498	K		K							4	0	1	0	0	2	2				
George Bell, R (1, 7) OBP: 0.322, SLG: 0.604	K		K							4	0	0	0	0	2	3				
Cecil Fielder, R (1, 10) OBP: 0.368, SLG: 0.602 Fred McGriff, L (8, PH) OBP: 0.376, SLG: 0.473	K				6-3		K			3	0	0	0	0	2	0				
Willie Upshaw, L (1, 3) OBP: 0.333, SLG: 0.446		K								4	0	1	0	0	3	0				
Garth Iorg, R (1, 4) OBP: 0.363, SLG: 0.239 Rance Mulliniks, L (9, PH) OBP: 0.337, SLG: 0.417 Manuel Lee, S (9, PR) OBP: 0.306, SLG: 0.313		4-3			F4					3	0	1	0	0	0	1				
Kelly Gruber, R (1, 5) OBP: 0.315, SLG: 0.429 Ernie Whitt, L (9, PH) OBP: 0.322, SLG: 0.397		6-3					F8			3	0	1	0	0	0	1				
Charlie Moore, R (1, 2) OBP: 0.277, SLG: 0.328 Rick Leach, L (9, PH) OBP: 0.371, SLG: 0.373					5-3		F4			3	0	1	0	0	0	2				
										1	0	0	0	0	0	1				
Inning Stats	R: 2 E: 0 K: 3 S: 11	H: 2 LOB: 0 BB: 0 P: 11	R: 0 E: 0 K: 1 S: 5	H: 0 LOB: 0 BB: 0 P: 5	R: 0 E: 0 K: 2 S: 9	H: 2 LOB: 2 BB: 0 P: 9	R: 0 E: 0 K: 0 S: 5	H: 2 LOB: 0 BB: 0 P: 5	R: 0 E: 0 K: 1 S: 6	H: 1 LOB: 1 BB: 0 P: 6	R: 0 E: 0 K: 0 S: 3	H: 0 LOB: 0 BB: 0 P: 3	R: 0 E: 0 K: 1 S: 5	H: 0 LOB: 0 BB: 0 P: 5	R: 0 E: 0 K: 2 S: 8	H: 1 LOB: 1 BB: 0 P: 8	1B: 8 2B: 0 3B: 0 HR: 1	SF: 0 SAC: 1 DP: 0 HBP: 0	WP: 0 PB: 0 CS: 0	PA: 36
PITCHER	IP WLS BF H R ER SO BB IBB HBP BLK WP HR S P ERA WHIP																			
Frank Viola, L (1, 1) ERA: 2.94	7.0 W 29 8 2 2 9 0 0 0 0 0 1 47 47 2.57 1.143																			
Juan Berenguer, R (8, 1) ERA: 3.94	1.0 3 0 0 0 1 0 0 0 0 0 0 5 5 0.00 0.000																			
Jeff Reardon, R (9, 1) ERA: 5.2	1.0 S 4 1 0 0 2 0 0 0 0 0 0 8 8 0.00 1.000																			

AB	35
R	2
H	9
RBI	2
BB	0
SO	12
LOB	11



Batter	1	2	3	4	5	6	7	8	9	AB	R	H	RBI	BB	SO	LOB	BOTTOM			
Dan Gladden, R (1, 7) OBP: 0.338, SLG: 0.402	F9									3	0	1	0	1	0	1	Toronto Blue Jays @ Minnesota Twins Hubert H. Humphrey Metrodome, Minneapolis, MN Fri Jul 17 1987, 8:05 PM EDT Att: 28,234 - Unknown			
Al Newman, S (1, 6) OBP: 0.284, SLG: 0.319	4-3									4	1	2	1	0	0	2				
Kirby Puckett, R (1, 8) OBP: 0.371, SLG: 0.513	K		K							3	0	0	0	1	2	3				
Kent Hrbek, L (1, 3) OBP: 0.367, SLG: 0.536		F5								4	0	1	0	0	1	3				
Gary Gaetti, R (1, 5) OBP: 0.299, SLG: 0.461										4	1	1	1	0	1	4				
Roy Smalley, S (1, 10) OBP: 0.372, SLG: 0.456										3	0	0	0	1	1	0				
Tom Brunansky, R (1, 9) OBP: 0.365, SLG: 0.490										3	0	1	0	1	0	2				
Steve Lombardozzi, R (1, 4) OBP: 0.300, SLG: 0.331										4	0	0	0	0	1	2				
Tim Laudner, R (1, 2) OBP: 0.255, SLG: 0.444 Mark Davidson, R (7, PR) OBP: 0.337, SLG: 0.348 Sal Butera, R (8, 2) OBP: 0.257, SLG: 0.354										2	0	2	0	1	0	0				
										0	1	0	0	0	0	0				
										1	0	1	0	0	0	0				
Inning Stats	R: 0 E: 0 K: 1 S: 5	H: 0 LOB: 0 BB: 0 P: 5	R: 1 E: 0 K: 0 S: 4	H: 1 LOB: 0 BB: 0 P: 4	R: 0 E: 0 K: 1 S: 5	H: 0 LOB: 2 BB: 2 P: 13	R: 0 E: 0 K: 2 S: 7	H: 0 LOB: 0 BB: 0 P: 7	R: 0 E: 0 K: 0 S: 3	H: 1 LOB: 1 BB: 1 P: 7	R: 1 E: 0 K: 0 S: 5	H: 2 LOB: 2 BB: 1 P: 9	R: 1 E: 0 K: 1 S: 8	H: 3 LOB: 3 BB: 1 P: 12	R: 0 E: 0 K: 1 S: 6	H: 2 LOB: 2 BB: 0 P: 6	1B: 6 2B: 2 3B: 0 HR: 1	SF: 0 SAC: 0 DP: 1 HBP: 0	WP: 1 PB: 1 SB: 2 CS: 0	PA: 36
PITCHER	IP WLS BF H R ER SO BB IBB HBP BLK WP HR S P ERA WHIP																			
Jim Clancy, R (1, 1) ERA: 2.94	5.1 L 22 4 2 2 4 3 0 0 0 0 0 7 11 9.00 2.000																			
Mark Eichhorn, R (6, 1) ERA: 3.49	1.0 6 2 1 1 1 0 1 0 0 0 0 7 11 9.00 2.000																			
Jeff Musselman, L (7, 1) ERA: 3.2	1.2 8 3 0 0 1 0 1 0 0 0 0 9 13 0.00 1.800																			



Batter	1	2	3	4	5	6	7	8	9	AB	R	H	RBI	BB	SO	LOB	TOP										
Tony Fernandez, S (1, 6) OBP: 0.381, SLG: 0.429	0-3 K FC6-4		0-0 FC6-4 1B		0-0 1-3		0-0 2B 2B		0-0 F7	5	1	2	0	0	1	1	Toronto Blue Jays @ Minnesota Twins Hubert H. Humphrey Metrodome, Minneapolis, MN Sat Jul 18 1987, 8:05 PM EDT Att: 38,365 - Unknown livebaseballscorecards.com										
Lloyd Moseby, L (1, 8) OBP: 0.336, SLG: 0.450	4-0 FC6-4 BB		0-0 F7		0-0 F7		0-0 2B		0-0 G6-4-3	4	0	1	1	1	0	2											
Jesse Barfield, R (1, 9) OBP: 0.354, SLG: 0.494	0-0 FC6-4 G6-4-3 1-2 2-3		0-0 FC6-4 1-2		1-0 HBP HR HBP		0-0 5-3			3	1	0	0	0	0	4											
George Bell, R (1, 7) OBP: 0.322, SLG: 0.599	0-0 G6-4-3 1-2		0-0 5-3		1-0 HR HBP		0-0 F5			3	1	0	0	0	0	4											
Rance Mulliniks, L (1, 10) OBP: 0.341, SLG: 0.444		0-0 PB 1B 2B		0-0 4-3		0-0 HR		0-0 G3		4	2	2	3	0	0	1											
Fred McGriff, L (1, 3) OBP: 0.378, SLG: 0.467	4-0 WP FC5-3 BB		0-0 HR BB		0-0 G3				0-0 G3	2	1	0	0	2	0	0											
Ernie Whitt, L (1, 2) OBP: 0.324, SLG: 0.412	0-0 WP 1B		0-0 HR		0-0 5-3				0-0 F7	4	1	2	3	0	0	0											
Kelly Gruber, R (1, 5) OBP: 0.309, SLG: 0.421	0-0 F3		0-0 6-3		0-0 6-3				0-3 K	4	0	0	0	0	1	2											
Manuel Lee, S (1, 4) OBP: 0.303, SLG: 0.310	0-0 FC5-3 1-2 2-H		0-3 K		0-0 4-3				0-0 G6-4-3 1B	4	0	1	0	0	1	2											
Inning Stats	R: 0 E: 0 K: 1 S: 5	H: 0 LOB: 1 BB: 1 P: 9	R: 1 E: 0 K: 0 S: 4	H: 2 LOB: 1 BB: 1 P: 8	R: 0 E: 0 K: 0 S: 4	H: 1 LOB: 1 BB: 0 P: 4	R: 2 E: 0 K: 1 S: 6	H: 1 LOB: 0 BB: 1 P: 10	R: 3 E: 0 K: 0 S: 4	H: 1 LOB: 0 BB: 0 P: 6	R: 0 E: 0 K: 0 S: 3	H: 0 LOB: 0 BB: 0 P: 3	R: 1 E: 0 K: 0 S: 5	H: 2 LOB: 1 BB: 0 P: 5	R: 0 E: 0 K: 1 S: 5	H: 0 LOB: 0 BB: 0 P: 5	R: 0 E: 0 K: 0 S: 3	H: 1 LOB: 0 BB: 0 P: 3	1B: 3 2B: 4 3B: 0 HR: 2	SF: 0 SAC: 0 DP: 3 HBP: 2	WP: 1 PB: 2 SB: 1 CS: 0	PA: 38					
PITCHER	IP	WLS	BF	H	R	ER	SO	BB	IBB	HBP	BLK	WP	HR	S	P	ERA	WHIP										
Joe Niekro, R (1, 1) ERA: 4.47	6.0	L	29	7	7	6	2	3	0	2	0	1	2	28	42	9.00	1.667										
George Frazier, R (7, 1) ERA: 5.71	3.0		9	1	0	0	1	0	0	0	0	0	0	11	11	0.00	0.333										

Batter	1	2	3	4	5	6	7	8	9	AB	R	H	RBI	BB	SO	LOB	BOTTOM										
Dan Gladden, R (1, 7) OBP: 0.339, SLG: 0.400	4-0 FC4-6 BB		0-0 E 1B 1B		0-0 L5		0-0 9-2 3-H		0-3 K	4	1	1	0	1	1	1	Toronto Blue Jays @ Minnesota Twins Hubert H. Humphrey Metrodome, Minneapolis, MN Sat Jul 18 1987, 8:05 PM EDT Att: 38,365 - Unknown livebaseballscorecards.com										
Al Newman, S (1, 4) OBP: 0.284, SLG: 0.314	0-0 FC4-6 1-2		0-0 E3 BB G1		4-0 4-3 BB				0-0 F4	3	1	0	1	1	0	2											
Kirby Puckett, R (1, 8) OBP: 0.373, SLG: 0.513	0-3 K		0-0 G1 BB 1B		0-0 4-3				0-0 WP 2B 1B	4	1	2	1	0	1	2											
Kent Hrbek, L (1, 3) OBP: 0.366, SLG: 0.531	0-3 K		0-0 G1 BB		0-0 1-3				0-0 F6	3	0	0	0	1	1	3											
Gary Gaetti, R (1, 5) OBP: 0.301, SLG: 0.467		0-0 3-1 P6-2 2B		0-0 G1		0-0 1-3			0-0 1-H 2B	4	0	2	2	0	0	2											
Roy Smalley, S (1, 10) OBP: 0.386, SLG: 0.448		0-0 3-1		0-0 4-3		0-0 4-3			0-3 K	4	0	0	0	0	1	4											
Tom Brunansky, R (1, 9) OBP: 0.364, SLG: 0.497		0-0 P6-2 3-H		0-0 F8		0-0 4-3			0-0 HR	4	1	1	1	0	0	1											
Tim Laudner, R (1, 2) OBP: 0.254, SLG: 0.445			0-3 K		0-0 F8		0-0 F9 9-2 2B		0-0 6-3	4	0	1	0	0	1	0											
Greg Gagne, R (1, 6) OBP: 0.297, SLG: 0.406			0-0 1B E 1B		0-0 F9		0-0 F9		0-3 K	3	1	1	0	0	0	1											
Randy Bush, L (9, PH) OBP: 0.337, SLG: 0.424					0-0 F9					1	0	0	0	0	1	0											
Inning Stats	R: 0 E: 0 K: 2 S: 7	H: 0 LOB: 1 BB: 1 P: 11	R: 0 E: 0 K: 0 S: 3	H: 1 LOB: 0 BB: 0 P: 3	R: 3 E: 1 K: 1 S: 9	H: 3 LOB: 2 BB: 1 P: 13	R: 0 E: 0 K: 0 S: 3	H: 0 LOB: 0 BB: 0 P: 3	R: 0 E: 0 K: 0 S: 3	H: 0 LOB: 0 BB: 0 P: 3	R: 0 E: 0 K: 0 S: 3	H: 0 LOB: 0 BB: 0 P: 3	R: 1 E: 0 K: 1 S: 7	H: 2 LOB: 1 BB: 0 P: 7	R: 0 E: 0 K: 2 S: 8	H: 1 LOB: 0 BB: 0 P: 8	1B: 4 2B: 5 3B: 0 HR: 1	SF: 0 SAC: 0 DP: 2 HBP: 0	WP: 1 PB: 0 SB: 2 CS: 0	PA: 37							
PITCHER	IP	WLS	BF	H	R	ER	SO	BB	IBB	HBP	BLK	WP	HR	S	P	ERA	WHIP										
Dave Stieb, R (1, 1) ERA: 3.94	7.0	W	28	5	3	2	3	3	0	0	0	1	0	31	43	2.57	1.143										
Tom Henke, R (8, 1) ERA: 3.02	2.0		9	3	2	2	3	0	0	0	0	1	1	15	15	9.00	1.500										

Batter	1	2	3	4	5	6	7	8	9	AB	R	H	RBI	BB	SO	LOB	TOP									
Lloyd Moseby, L OBP: 0.336, SLG: 0.445										4	1	0	0	1	2	2	Toronto Blue Jays @ Minnesota Twins Hubert H. Humphrey Metrodome, Minneapolis, MN Sun Jul 19 1987, 4:33 AM EDT Att: 32,095 - Unknown									
Rick Leach, L OBP: 0.383, SLG: 0.392										4	2	2	1	1	0	0										
Rance Mulliniks, L OBP: 0.341, SLG: 0.460										3	1	1	2	0	0	1										
Cecil Fielder, R OBP: 0.370, SLG: 0.627										2	1	1	1	0	0	1										
Jesse Barfield, R OBP: 0.349, SLG: 0.487										5	0	0	0	0	3	1										
Ernie Whitt, L OBP: 0.333, SLG: 0.430										4	1	3	2	1	1	0										
Willie Upshaw, L OBP: 0.333, SLG: 0.446										0	0	0	0	0	0	0										
Fred McGriff, L OBP: 0.383, SLG: 0.468										2	0	1	0	1	1	0										
Juan Beniquez, R OBP: 0.279, SLG: 0.324										2	0	0	0	0	2											
Kelly Gruber, R OBP: 0.308, SLG: 0.418										4	0	1	0	0	0	2										
Garth Iorg, R OBP: 0.264, SLG: 0.236										2	0	0	0	1	1	4										
Tony Fernandez, S OBP: 0.380, SLG: 0.427										1	0	0	0	0	0	0										
Manuel Lee, S OBP: 0.300, SLG: 0.307										4	0	1	0	0	1	0										
Inning Stats	R: 2 E: 0 K: 0 S: 6	H: 3 LOB: 3 BB: 2 P: 14	R: 2 E: 0 K: 0 S: 5	H: 2 LOB: 0 BB: 0 P: 5	R: 1 E: 0 K: 2 S: 9	H: 2 LOB: 2 BB: 1 P: 13	R: 0 E: 0 K: 1 S: 5	H: 0 LOB: 0 BB: 0 P: 5	R: 0 E: 0 K: 2 S: 8	H: 1 LOB: 1 BB: 0 P: 8	R: 0 E: 0 K: 1 S: 5	H: 0 LOB: 1 BB: 1 P: 9	R: 0 E: 0 K: 1 S: 6	H: 1 LOB: 1 BB: 0 P: 6	R: 0 E: 0 K: 1 S: 5	H: 0 LOB: 0 BB: 1 P: 5	R: 1 E: 0 K: 1 S: 6	H: 1 LOB: 1 BB: 1 P: 10	1B: 6 2B: 1 3B: 0 HR: 3	SF: 0 SAC: 0 DP: 0 HBP: 0	WP: 1 PB: 0 SB: 1 CS: 0	PA: 42				
PITCHER	IP	WLS	BF	H	R	ER	SO	BB	IBB	HBP	BLK	WP	HR	S	P	ERA	WHIP									
Mike Smithson, R ERA: 5.96	(1, 1)	2.2		18	7	5	5	1	3	0	0	0	0	2	17	29	16.88	3.750								
Dan Schatzeder, L ERA: 5.11	(3, 1)	3.2	W	14	2	0	0	6	1	0	0	0	1	0	25	29	0.00	0.818								
Keith Atherton, R ERA: 3.86	(7, 1)	1.2		5	0	0	0	1	0	0	0	0	0	0	7	7	0.00	0.000								
Jeff Reardon, R ERA: 5.28	(9, 1)	1.0	S	5	1	1	1	1	1	0	0	0	0	1	6	10	9.00	2.000								

Batter	1	2	3	4	5	6	7	8	9	AB	R	H	RBI	BB	SO	LOB	BOTTOM									
Dan Gladden, R OBP: 0.343, SLG: 0.399										3	1	1	0	2	0	2	Toronto Blue Jays @ Minnesota Twins Hubert H. Humphrey Metrodome, Minneapolis, MN Sun Jul 19 1987, 4:33 AM EDT Att: 32,095 - Unknown									
Steve Lombardozzi, R OBP: 0.290, SLG: 0.325										4	0	0	0	0	2	2										
Al Newman, S OBP: 0.283, SLG: 0.313										1	0	0	0	0	0	2										
Randy Bush, L OBP: 0.335, SLG: 0.419										4	1	1	0	0	1	1										
Tim Laudner, R OBP: 0.254, SLG: 0.445										0	0	0	0	0	0	0										
Gary Gaetti, R OBP: 0.300, SLG: 0.465										4	1	1	1	0	1	1										
Kent Hrbek, L OBP: 0.370, SLG: 0.530										2	1	1	0	2	0	0										
Tom Brunansky, R OBP: 0.386, SLG: 0.507										4	1	2	3	0	0	1										
Gene Larkin, S OBP: 0.342, SLG: 0.390										4	1	2	0	0	0	2										
Greg Gagne, R OBP: 0.300, SLG: 0.408										4	1	2	0	0	2	1										
Sal Butera, R OBP: 0.250, SLG: 0.343										2	0	0	0	0	1	1										
Roy Smalley, S OBP: 0.364, SLG: 0.446										1	0	0	0	0	1	1										
Mark Davidson, R OBP: 0.337, SLG: 0.348										0	0	0	0	0	0	0										
Inning Stats	R: 4 E: 0 K: 0 S: 7	H: 3 LOB: 0 BB: 1 P: 11	R: 0 E: 0 K: 3 S: 10	H: 1 LOB: 1 BB: 0 P: 10	R: 0 E: 0 K: 0 S: 3	H: 0 LOB: 1 BB: 1 P: 7	R: 0 E: 0 K: 1 S: 6	H: 1 LOB: 1 BB: 0 P: 6	R: 1 E: 0 K: 1 S: 7	H: 2 LOB: 2 BB: 1 P: 11	R: 1 E: 0 K: 0 S: 4	H: 1 LOB: 0 BB: 0 P: 4	R: 0 E: 0 K: 2 S: 7	H: 0 LOB: 0 BB: 0 P: 7	R: 1 E: 1 K: 1 S: 7	H: 2 LOB: 2 BB: 1 P: 11	1B: 9 2B: 0 3B: 0 HR: 1	SF: 0 SAC: 1 DP: 0 HBP: 0	WP: 2 PB: 0 SB: 3 CS: 0	PA: 38						
PITCHER	IP	WLS	BF	H	R	ER	SO	BB	IBB	HBP	BLK	WP	HR	S	P	ERA	WHIP									
Jose Antonio Nunez, R ERA: 3.93	(1, 1)	4.2		24	7	5	5	5	3	0	0	0	1	1	32	44	9.64	2.143								
Gary Lavelle, L ERA: 3.31	(5, 1)	2.2	L	11	3	2	1	2	0	0	0	0	1	0	15	15	3.38	1.125								
Mark Eichhorn, R ERA: 3.43	(8, 1)	0.2		3	0	0	0	1	0	1	0	0	0	0	4	8	0.00	0.000								



Batter	1	2	3	4	5	6	7	8	9	AB	R	H	RBI	BB	SO	LOB	TOP																					
Rickey Henderson, R OBP: 0.430, SLG: 0.504 (1, 7)	F4			F9		6-3		1B	L5	4	1	0	0	1	0	1																						
Claudell Washington, L OBP: 0.362, SLG: 0.449 (1, 8)	6-3			K		K		1B		4	0	1	1	0	2	0																						
Don Mattingly, L OBP: 0.403, SLG: 0.600 (1, 3)	F5			1-3		L3		K		4	0	0	0	0	1	1																						
Dave Winfield, R OBP: 0.381, SLG: 0.512 (1, 9)		G1-4-3			6-3			5-3		4	0	0	0	0	0	1																						
Dan Pasqua, L OBP: 0.332, SLG: 0.379 (1, 10)		K			HR			K		4	2	2	0	0	2	1																						
Mike Pagliarulo, L OBP: 0.333, SLG: 0.485 (1, 5)		F5			HR			1B		2	3	1	2	2	0	0																						
Mark Salas, L OBP: 0.346, SLG: 0.458 (1, 2)					4-3					0	1	0	0	0	0	0																						
Bobby Meacham, S OBP: 0.313, SLG: 0.250 (1, 4)			G6-4-3					F3		3	0	0	0	1	0	3																						
Wayne Tolleson, S OBP: 0.316, SLG: 0.257 (1, 6)			K		6-3			5-3		4	0	0	1	0	1	2																						
Inning Stats	R: 0 E: 0 K: 0 S: 3	H: 0 LOB: 0 BB: 0 P: 3	R: 0 E: 0 K: 1 S: 5	H: 0 LOB: 0 BB: 0 P: 5	R: 0 E: 0 K: 1 S: 5	H: 1 LOB: 0 BB: 0 P: 5	R: 0 E: 0 K: 1 S: 5	H: 0 LOB: 0 BB: 0 P: 5	R: 2 E: 0 K: 0 S: 5	H: 2 LOB: 1 BB: 1 P: 9	R: 0 E: 0 K: 1 S: 5	H: 0 LOB: 0 BB: 0 P: 5	R: 3 E: 0 K: 0 S: 5	H: 2 LOB: 0 BB: 1 P: 9	R: 1 E: 0 K: 2 S: 8	H: 1 LOB: 1 BB: 1 P: 12	R: 1 E: 0 K: 0 S: 4	H: 1 LOB: 1 BB: 1 P: 8	1B: 3 2B: 1 3B: 1 HR: 2	SF: 0 SAC: 0 DP: 1 HBP: 0	WP: 0 PA: 37 CS: 0																	
PITCHER	IP	WLS	BF	H	R	ER	SO	BB	IBB	HBP	BLK	WP	HR	S	P	ERA	WHIP	PITCHER				IP	WLS	BF	H	R	ER	SO	BB	IBB	HBP	BLK	WP	HR	S	P	ERA	WHIP
Les Straker, R ERA: 3.86 (1, 1)	7.0	L	29	6	6	6	4	2	1	0	0	0	2	34	46	7.71	1.143																					
George Frazier, R ERA: 5.67 (8, 1)	2.0		8	1	1	1	2	1	0	0	0	0	0	11	15	4.50	1.000																					

New York Yankees @ Minnesota Twins
 Hubert H. Humphrey Metrodome, Minneapolis, MN
 Mon Jul 20 1987, 8:05 PM EDT
 Att: 34,966 - Unknown

AB 29
R 7
H 4
RBI 4
BB 4
SO 6
LOB 9





Batter	1	2	3	4	5	6	7	8	9	AB	R	H	RBI	BB	SO	LOB	BOTTOM																					
Dan Gladden, R OBP: 0.345, SLG: 0.401 (1, 7)	4-3		G3		1B		F9			4	0	2	0	0	0	2																						
Greg Gagne, R OBP: 0.303, SLG: 0.414 (1, 6)	1-3		FC1-5-2-5-3		1B			F8		4	0	2	0	0	0	2																						
Kirby Puckett, R OBP: 0.369, SLG: 0.507 (1, 8)	4-3		G3		FC4-6			1-3		4	0	0	0	0	0	5																						
Gary Gaetti, R OBP: 0.297, SLG: 0.459 (1, 5)	F9			6-3		6-3		F8		4	0	0	0	0	0	2																						
Kent Hrbek, L OBP: 0.369, SLG: 0.525 (1, 3)		WP		G3		4-3		G3		3	0	0	0	1	0	1																						
Tom Brunansky, R OBP: 0.382, SLG: 0.500 (1, 10)		5-3		4-3		5-3			6-3	4	0	0	0	0	0	1																						
Tim Laudner, R OBP: 0.254, SLG: 0.453 (1, 2)		K			6-3		6-3		5-3	4	1	1	0	0	1	1																						
Mark Davidson, R OBP: 0.324, SLG: 0.333 (1, 9)		6-3			6-3		4-3		4-3	4	0	0	1	0	0	1																						
Steve Lombardozzi, R OBP: 0.300, SLG: 0.333 (1, 4)			G3		F3					3	0	2	0	0	0	0																						
Inning Stats	R: 0 E: 0 K: 0 S: 4	H: 1 LOB: 1 BB: 0 P: 4	R: 0 E: 0 K: 1 S: 5	H: 0 LOB: 1 BB: 1 P: 9	R: 0 E: 0 K: 0 S: 4	H: 1 LOB: 0 BB: 0 P: 4	R: 0 E: 0 K: 0 S: 3	H: 0 LOB: 0 BB: 0 P: 3	R: 1 E: 0 K: 0 S: 6	H: 3 LOB: 2 BB: 0 P: 6	R: 0 E: 0 K: 0 S: 3	H: 0 LOB: 0 BB: 0 P: 3	R: 0 E: 0 K: 0 S: 4	H: 1 LOB: 1 BB: 0 P: 4	R: 0 E: 0 K: 0 S: 4	H: 1 LOB: 1 BB: 0 P: 4	R: 0 E: 0 K: 0 S: 3	H: 0 LOB: 0 BB: 0 P: 3	1B: 4 2B: 2 3B: 1 HR: 0	SF: 0 SAC: 0 DP: 0 HBP: 0	WP: 1 PA: 35 CS: 0																	
PITCHER	IP	WLS	BF	H	R	ER	SO	BB	IBB	HBP	BLK	WP	HR	S	P	ERA	WHIP	PITCHER				IP	WLS	BF	H	R	ER	SO	BB	IBB	HBP	BLK	WP	HR	S	P	ERA	WHIP
Tommy John, L ERA: 3.86 (1, 1)	9.0	W	35	7	1	1	1	1	0	0	0	1	0	36	40	1.00	0.889																					

New York Yankees @ Minnesota Twins
 Hubert H. Humphrey Metrodome, Minneapolis, MN
 Mon Jul 20 1987, 8:05 PM EDT
 Att: 34,966 - Unknown

AB 34
R 1
H 7
RBI 1
BB 1
SO 1
LOB 15



Batter	1	2	3	4	5	6	7	8	9	AB	R	H	RBI	BB	SO	LOB	TOP			
Rickey Henderson, R OBP: 0.427, SLG: 0.498	F9			K			F8			3	0	0	0	1	1	2	<p>New York Yankees @ Minnesota Twins Hubert H. Humphrey Metrodome, Minneapolis, MN Tue Jul 21 1987, 8:05 PM EDT Att: 37,391 - Unknown</p> <p>livebaseballscores.com</p> <p>AB 28 R 1 H 6 RBI 1 BB 3 SO 8 LOB 9</p> 			
Claudell Washington, L OBP: 0.360, SLG: 0.450	4-3 1B 2B	K			K			F7		4	1	1	0	0	2	2				
Dan Pasqua, L OBP: 0.325, SLG: 0.371	4-3		G3		K			1-3		4	0	0	0	0	1	1				
Dave Winfield, R OBP: 0.380, SLG: 0.509	BB 1B		6-3		5-3			F4		4	0	1	1	0	0	0				
Mike Easter, L OBP: 0.335, SLG: 0.347	4-0 1-2 BB		4-3			G6-3 1B		F5		3	0	1	0	1	0	0				
Mike Pagliaro, L OBP: 0.329, SLG: 0.478	K			F6		G6-3 1-2		F8		4	0	0	0	0	1	3				
Mark Salas, L OBP: 0.350, SLG: 0.463		4-3				G3				0	0	0	0	0	0	0				
Bobby Meacham, S OBP: 0.314, SLG: 0.258																				
Gary Ward, R OBP: 0.304, SLG: 0.388		CS S 1B		K						3	0	1	0	0	2	1				
Paul Zuvella, R OBP: 0.176, SLG: 0.176										1	0	1	0	0	0	0				
Wayne Tolleson, S OBP: 0.319, SLG: 0.258										2	0	1	0	1	1	0				
Inning Stats	R: 1 E: 0 K: 1 S: 7	H: 2 LOB: 2 BB: 1 P: 11	R: 0 E: 0 K: 1 S: 5	H: 1 LOB: 2 BB: 2 P: 13	R: 0 E: 0 K: 0 S: 3	H: 0 LOB: 0 BB: 0 P: 3	R: 0 E: 0 K: 2 S: 8	H: 1 LOB: 2 BB: 1 P: 12	R: 0 E: 0 K: 0 S: 7	H: 0 LOB: 0 BB: 0 P: 7	R: 0 E: 0 K: 0 S: 3	H: 0 LOB: 0 BB: 0 P: 7	R: 0 E: 0 K: 0 S: 3	H: 0 LOB: 2 BB: 0 P: 4	R: 0 E: 0 K: 0 S: 4	H: 2 LOB: 2 BB: 0 P: 4	1B: 5 2B: 2 3B: 0 HR: 0	SF: 0 SAC: 0 DP: 1 HBP: 0	WP: 0 PB: 0 CS: 1	PA: 35
PITCHER Bert Blyleven, R ERA: 4.28	IP: 9.0 WLS: W BF: 35 H: 7 R: 1 ER: 1 SO: 8 BB: 4 IBB: 0 HBP: 0 BLK: 0 WP: 0 HR: 0 S: 47 P: 63 ERA: 1.00 WHIP: 1.222																			

Batter	1	2	3	4	5	6	7	8	9	AB	R	H	RBI	BB	SO	LOB	BOTTOM					
Al Newman, S OBP: 0.283, SLG: 0.318			F7		K					3	0	1	0	0	1	1	<p>New York Yankees @ Minnesota Twins Hubert H. Humphrey Metrodome, Minneapolis, MN Tue Jul 21 1987, 8:05 PM EDT Att: 37,391 - Unknown</p> <p>livebaseballscores.com</p> <p>AB 32 R 2 H 8 RBI 2 BB 1 SO 4 LOB 9</p> 					
Gene Larkin, S OBP: 0.348, SLG: 0.416										1	0	1	0	0	0	0						
Mark Davidson, R OBP: 0.324, SLG: 0.333										0	0	0	0	0	0	0						
Kirby Puckett, R OBP: 0.385, SLG: 0.501	F7		3-1			F9		L6		4	0	0	0	0	0	2						
Dan Gladden, R OBP: 0.341, SLG: 0.395	F9				F8	F4		L7		4	0	0	0	0	0	2						
Gary Gaetti, R OBP: 0.296, SLG: 0.460	F8			F2		K				4	1	1	0	0	1	1						
Tom Brunansky, R OBP: 0.363, SLG: 0.508		P3			HR		F9			3	1	1	1	1	0	0						
Kent Hrbek, L OBP: 0.370, SLG: 0.525		F7		F2						4	0	2	1	0	0	0						
Tim Laudner, R OBP: 0.256, SLG: 0.451						K				3	0	1	0	0	2	1						
Steve Lombardozzi, R OBP: 0.296, SLG: 0.329					5-3					3	0	0	0	0	0	2						
Greg Gagne, R OBP: 0.304, SLG: 0.417			P3							3	0	1	0	0	0	0						
Inning Stats	R: 0 E: 0 K: 0 S: 4	H: 1 LOB: 1 BB: 0 P: 4	R: 0 E: 0 K: 0 S: 4	H: 1 LOB: 0 BB: 0 P: 4	R: 0 E: 0 K: 0 S: 3	H: 0 LOB: 0 BB: 0 P: 3	R: 1 E: 0 K: 0 S: 4	H: 1 LOB: 0 BB: 0 P: 4	R: 0 E: 0 K: 2 S: 8	H: 1 LOB: 1 BB: 0 P: 8	R: 0 E: 0 K: 1 S: 5	H: 0 LOB: 0 BB: 0 P: 5	R: 0 E: 0 K: 1 S: 6	H: 1 LOB: 1 BB: 0 P: 6	R: 0 E: 0 K: 0 S: 4	H: 1 LOB: 1 BB: 0 P: 4	R: 1 E: 0 K: 0 S: 2	H: 2 LOB: 2 BB: 1 P: 6	1B: 3 2B: 3 3B: 1 HR: 1	SF: 0 SAC: 0 DP: 0 HBP: 0	WP: 0 PB: 0 CS: 0	PA: 33
PITCHER Ron Guidry, L ERA: 2.62	IP: 8.0 WLS: L BF: 2 H: 1 R: 1 ER: 1 SO: 0 BB: 0 IBB: 0 HBP: 0 BLK: 0 WP: 0 HR: 1 S: 38 P: 38 ERA: 1.12 WHIP: 0.750																					
Tim Stoddard, R ERA: 3.99	0.0	L	2	1	1	1	0	0	1	0	0	1	5	*	*							
Pat Clements, L ERA: 3.97	0.0		1	1	0	0	0	0	0	0	0	1	1	*	*							

Batter	1	2	3	4	5	6	7	8	9	AB	R	H	RBI	BB	SO	LOB	TOP
Henry Cotto, R OBP: 0.300, SLG: 0.529 (1, 8)	F9		F4			G1-6-3		F8		4	0	0	0	0	0	1	New York Yankees @ Minnesota Twins Hubert H. Humphrey Metrodome, Minneapolis, MN Wed Jul 22 1987, 8:05 PM EDT Att: 40,054 - Unknown livebaseballscorecards.com
Claudell Washington, L OBP: 0.356, SLG: 0.462 (1, 10)	F7			K				4-3		4	1	1	1	0	1	0	
Rickey Henderson, R OBP: 0.422, SLG: 0.490 (1, 7)	F3			K				F6		4	0	0	0	0	1	0	
Dave Winfield, R OBP: 0.379, SLG: 0.506 (1, 9)		K							4-3	4	0	1	0	0	1	0	
Gary Ward, R OBP: 0.304, SLG: 0.387 (1, 3)	F7									4	0	1	0	0	0	1	
Mike Pagliarulo, L OBP: 0.326, SLG: 0.472 (1, 5)										4	0	0	0	0	2	1	
Rick Cerone, R OBP: 0.316, SLG: 0.289 (1, 2)			L4							3	0	1	0	0	0	0	
Bobby Meacham, S OBP: 0.342, SLG: 0.273 (1, 4)			B3							2	0	1	0	1	0	0	
Wayne Tolleson, S OBP: 0.320, SLG: 0.257 (1, 6)										2	0	0	0	1	1	3	
Inning Stats	R: 0 E: 0 K: 0 S: 3	H: 0 LOB: 0 BB: 0 P: 3	R: 0 E: 0 K: 2 S: 7	H: 0 LOB: 0 BB: 0 P: 7	R: 0 E: 0 K: 0 S: 3	H: 0 LOB: 1 BB: 1 P: 7	R: 0 E: 0 K: 2 S: 8	H: 1 LOB: 1 BB: 0 P: 8	R: 0 E: 0 K: 1 S: 6	H: 1 LOB: 2 BB: 1 P: 10	R: 0 E: 0 K: 0 S: 3	H: 0 LOB: 0 BB: 0 P: 3	R: 0 E: 0 K: 0 S: 3	H: 1 LOB: 0 BB: 0 P: 3	1B: 3 2B: 2 3B: 0 HR: 1	SF: 0 SAC: 0 DP: 1 HBP: 0	WP: 0 PA: 33 CS: 0
PITCHER	IP WLS BF H R ER SO BB IBB HBP BLK WP HR S P ERA WHIP																
Frank Viola, L ERA: 2.85 (1, 1)	8.0 W 30 4 1 1 6 2 0 0 0 0 1 40 48 1.12 0.750																
Jeff Reardon, R ERA: 5.17 (9, 1)	1.0 S 3 1 0 0 0 0 0 0 0 0 0 3 3 0.00 1.000																

Batter	1	2	3	4	5	6	7	8	9	AB	R	H	RBI	BB	SO	LOB	BOTTOM
Dan Gladden, R OBP: 0.342, SLG: 0.393 (1, 7)	HR 1B		F3			F8		F8		4	1	1	0	1	0	1	New York Yankees @ Minnesota Twins Hubert H. Humphrey Metrodome, Minneapolis, MN Wed Jul 22 1987, 8:05 PM EDT Att: 40,054 - Unknown livebaseballscorecards.com
Greg Gagne, R OBP: 0.302, SLG: 0.417 (1, 6)	K 1-2							F3		5	0	1	0	0	2	4	
Kirby Puckett, R OBP: 0.366, SLG: 0.510 (1, 8)	K		F3							4	1	2	1	0	1	2	
Kent Hrbek, L OBP: 0.377, SLG: 0.536 (1, 3)	HR 2H									1	1	1	2	3	0	0	
Gary Gaetti, R OBP: 0.296, SLG: 0.456 (1, 5)	E6		F9							3	0	0	0	1	0	4	
Roy Smalley, S OBP: 0.355, SLG: 0.438 (1, 10)	K									4	0	0	0	0	1	3	
Tom Brunansky, R OBP: 0.367, SLG: 0.510 (1, 9)		K								3	0	2	0	1	1	0	
Tim Laudner, R OBP: 0.261, SLG: 0.452 (1, 2)		6-3								4	0	2	0	0	0	1	
Steve Lombardozzi, R OBP: 0.296, SLG: 0.328 (1, 4)	F6									4	0	1	0	0	0	3	
Inning Stats	R: 2 E: 1 K: 3 S: 12	H: 2 LOB: 1 BB: 0 P: 12	R: 0 E: 0 K: 1 S: 5	H: 0 LOB: 0 BB: 0 P: 5	R: 0 E: 0 K: 0 S: 4	H: 1 LOB: 2 BB: 1 P: 8	R: 0 E: 0 K: 0 S: 4	H: 2 LOB: 1 BB: 0 P: 4	R: 1 E: 0 K: 1 S: 6	H: 1 LOB: 2 BB: 2 P: 14	R: 0 E: 0 K: 0 S: 4	H: 2 LOB: 1 BB: 0 P: 4	R: 0 E: 0 K: 0 S: 3	H: 1 LOB: 3 BB: 2 P: 12	1B: 7 2B: 1 3B: 0 HR: 2	SF: 0 SAC: 0 DP: 2 HBP: 0	WP: 1 PA: 38 CS: 1
PITCHER	IP WLS BF H R ER SO BB IBB HBP BLK WP HR S P ERA WHIP																
Rick Rhoden, R ERA: 3.61 (1, 1)	6.1 L 31 9 3 3 5 3 1 0 0 0 0 2 37 53 4.26 1.895																
Tim Stoddard, R ERA: 3.91 (7, 1)	1.0 4 1 0 0 0 1 0 0 0 0 0 3 7 0.00 2.000																
Dave Righetti, L ERA: 3.86 (8, 1)	0.2 3 0 0 0 0 1 0 0 0 0 0 2 6 0.00 1.500																

Batter	1	2	3	4	5	6	7	8	9	AB	R	H	RBI	BB	SO	LOB	TOP					
Dan Gladden, R (1,7) OBP: 0.340, SLG: 0.389	4-0 1B BB		0-0 L3		0-3 K		0-3 K			3	1	0	0	1	2	0						
Greg Gagne, R (1,6) OBP: 0.301, SLG: 0.414	0-0 1B FC3-6		0-0 L8		0-0 L1			0-3 K		4	1	1	0	0	1	0						
Kirby Puckett, R (1,8) OBP: 0.365, SLG: 0.507	0-0 FC3-6 1B		0-3 K		0-0 F8			0-0 F8		4	0	1	1	0	1	0						
Kent Hrbek, L (1,3) OBP: 0.373, SLG: 0.529	0-0 FC3-6 CS			0-0 F4		0-0 F6		0-0 F4		4	0	0	1	0	0	1						
Gary Gaetti, R (1,5) OBP: 0.295, SLG: 0.462	0-0 L5			0-0 F2		0-0 HR		0-0 F3		4	1	1	1	0	0	1						
Randy Bush, L (1,10) OBP: 0.333, SLG: 0.414	0-0 CS	0-3 K		0-0 E BB 1B		0-3 K		0-3 K		4	0	1	0	0	3	0						
Tom Brunansky, R (1,9) OBP: 0.369, SLG: 0.511				4-0 E BB 1B		0-0 F8		0-0 1-3		3	0	1	0	1	0	0						
Steve Lombardozzi, R (1,4) OBP: 0.296, SLG: 0.326		0-3 K		0-0 E4			4-0 G6-4-3 BB			2	0	0	0	1	1	3						
Sal Butera, R (1,2) OBP: 0.240, SLG: 0.329			0-0 F6		0-0 L5		0-0 G6-4-3			3	0	0	0	0	0	5						
Inning Stats	R: 2 E: 0 K: 0 S: 4	H: 2 LOB: 0 BB: 1 P: 8	R: 0 E: 0 K: 2 S: 8	H: 1 LOB: 1 BB: 0 P: 8	R: 0 E: 0 K: 1 S: 5	H: 0 LOB: 0 BB: 0 P: 5	R: 0 E: 1 K: 0 S: 5	H: 1 LOB: 3 BB: 1 P: 9	R: 0 E: 0 K: 1 S: 5	H: 0 LOB: 0 BB: 0 P: 5	R: 1 E: 0 K: 1 S: 6	H: 1 LOB: 0 BB: 0 P: 6	R: 0 E: 0 K: 1 S: 4	H: 0 LOB: 0 BB: 1 P: 8	R: 0 E: 0 K: 1 S: 5	H: 0 LOB: 0 BB: 0 P: 5	R: 0 E: 0 K: 1 S: 5	H: 0 LOB: 0 BB: 0 P: 5	1B: 3 2B: 1 3B: 0 HR: 1	SF: 0 SAC: 0 DP: 1 HBP: 0	WP: 0 PB: 0 SB: 0 CS: 1	PA: 35
PITCHER Dave Stieb, R (1,1) ERA: 3.87	IP: 9.0 WLS: W BF: 34	H: 5 R: 3 ER: 3 SO: 8	BB: 3 IBB: 0 HBP: 0 BLK: 0	WP: 0 HR: 1 S: 47 P: 59	ERA: 3.00 WHIP: 0.889	PITCHER	IP: 9.0 WLS: W BF: 34	H: 5 R: 3 ER: 3 SO: 8	BB: 3 IBB: 0 HBP: 0 BLK: 0	WP: 0 HR: 1 S: 47 P: 59	ERA: 3.00 WHIP: 0.889	PITCHER	IP: 9.0 WLS: W BF: 34	H: 5 R: 3 ER: 3 SO: 8	BB: 3 IBB: 0 HBP: 0 BLK: 0	WP: 0 HR: 1 S: 47 P: 59	ERA: 3.00 WHIP: 0.889					

Minnesota Twins @ Toronto Blue Jays
Exhibition Stadium, Toronto, ON
Thu Jul 23 1987, 7:05 PM EDT
Att: 35,320 - Unknown

AB	31
R	3
H	5
RBI	3
BB	3
SO	8
LOB	10



Batter	1	2	3	4	5	6	7	8	9	AB	R	H	RBI	BB	SO	LOB	BOTTOM			
Tony Fernandez, S (1,6) OBP: 0.377, SLG: 0.420	4-0 1B S FC5-2 BB		0-0 F3 S E 1B	0-0 F7			0-0 4-3		0-0 1B	4	1	2	0	1	0	1				
Lloyd Moseby, L (1,8) OBP: 0.341, SLG: 0.440	0-0 FC5-2 1B		4-0 E S BB		0-3 K			0-3 K	0-0 1B	4	1	2	1	1	2	0				
Jesse Barfield, R (1,9) OBP: 0.345, SLG: 0.483	0-0 FC5-2		0-0 F3		0-3 K			4-0 PB BB BB		3	0	0	0	1	1	4				
George Bell, R (1,7) OBP: 0.321, SLG: 0.593	0-0 F7		0-3 K		0-3 K			0-0 L8		4	0	0	0	0	2	5				
Rance Mulliniks, L (1,5) OBP: 0.339, SLG: 0.453 (8,PH)	0-0 4-3		0-0 E7		0-3 K		0-0 5-3	4-0 PB BB	0-0 1B	3	0	1	2	0	0	2				
Juan Beniquez, R (8,PH) OBP: 0.286, SLG: 0.322			0-0 E7					1-2 PB BB		0	0	0	0	1	0	0				
Charlie Moore, R (9,2) OBP: 0.279, SLG: 0.361			2-3 H 1B					1-2 BB		0	0	0	0	0	0	0				
Ernie Whitt, L (1,2) OBP: 0.327, SLG: 0.417 (8,PH)		0-0 5-3	0-0 K					0-0 F4		3	0	0	0	0	1	1				
Kelly Gruber, R (8,PH) OBP: 0.301, SLG: 0.403 (8,PH)			0-0 K					0-0 F8		0	0	0	0	0	0	0				
Rick Leach, L (8,PH) OBP: 0.307, SLG: 0.373 (8,PH)			0-0 K					1-2 2-3		1	0	0	0	0	0	2				
Manuel Lee, S (9,4) OBP: 0.300, SLG: 0.307										0	0	0	0	0	0	0				
Fred McGriff, L (1,10) OBP: 0.387, SLG: 0.500		0-0 HR		0-0 G3		0-0 F2			0-3 K	4	1	1	1	0	1	0				
Willie Upshaw, L (1,3) OBP: 0.323, SLG: 0.429		0-0 F4		0-0 4-3			0-0 4-3		0-0 4-3	4	0	0	0	0	0	0				
Garth Iorg, R (1,4) OBP: 0.285, SLG: 0.289 (9,5)		0-0 F9		0-0 S 1B			0-0 5-3		0-0 1B 1B	4	1	2	0	0	0	0				
Inning Stats	R: 0 E: 0 K: 0 S: 4	H: 1 LOB: 2 BB: 1 P: 8	R: 1 E: 0 K: 0 S: 4	H: 1 LOB: 0 BB: 0 P: 4	R: 2 E: 1 K: 2 S: 9	H: 2 LOB: 1 BB: 1 P: 13	R: 0 E: 0 K: 0 S: 4	H: 1 LOB: 1 BB: 0 P: 4	R: 0 E: 0 K: 3 S: 9	H: 0 LOB: 0 BB: 0 P: 9	R: 0 E: 0 K: 0 S: 3	H: 0 LOB: 0 BB: 0 P: 3	R: 0 E: 0 K: 1 S: 5	H: 0 LOB: 2 BB: 2 P: 13	R: 1 E: 0 K: 1 S: 7	H: 3 LOB: 2 BB: 0 P: 7	1B: 7 2B: 0 3B: 0 HR: 1	SF: 0 SAC: 0 DP: 0 HBP: 0	WP: 0 PB: 1 SB: 4 CS: 0	PA: 38
PITCHER Joe Niekro, R (1,1) ERA: 4.39	IP: 7.2 WLS: 1 BF: 31	H: 5 R: 3 ER: 3 SO: 6	BB: 3 IBB: 0 HBP: 0 BLK: 0	WP: 0 HR: 1 S: 40 P: 52	ERA: 3.52 WHIP: 1.043	PITCHER	IP: 7.2 WLS: 1 BF: 31	H: 5 R: 3 ER: 3 SO: 6	BB: 3 IBB: 0 HBP: 0 BLK: 0	WP: 0 HR: 1 S: 40 P: 52	ERA: 3.52 WHIP: 1.043	PITCHER	IP: 7.2 WLS: 1 BF: 31	H: 5 R: 3 ER: 3 SO: 6	BB: 3 IBB: 0 HBP: 0 BLK: 0	WP: 0 HR: 1 S: 40 P: 52	ERA: 3.52 WHIP: 1.043			
Dan Schatzeder, L (8,1) ERA: 5.11	0.0	1	0	0	0	0	1	0	0	0	0	0	0	0	0	4				
George Frazier, R (8,1) ERA: 5.73	1.0	L	4	1	1	1	1	0	0	0	6	6	9.00	1.000						
Keith Atherton, R (9,1) ERA: 3.86	0.0	2	2	0	0	0	0	0	0	0	2	2								

Minnesota Twins @ Toronto Blue Jays
Exhibition Stadium, Toronto, ON
Thu Jul 23 1987, 7:05 PM EDT
Att: 35,320 - Unknown

AB	34
R	4
H	8
RBI	4
BB	4
SO	7
LOB	15



Batter	1	2	3	4	5	6	7	8	9	AB	R	H	RBI	BB	SO	LOB	TOP																
Dan Gladden, R OBP: 0.336, SLG: 0.384 (1, 7)										4	0	0	0	0	2	1	Minnesota Twins @ Toronto Blue Jays Exhibition Stadium, Toronto, ON Fri Jul 24, 1987, 7:05 PM EDT Att: 30,382 - Unknown																
Al Newman, S OBP: 0.283, SLG: 0.316 (1, 4)										4	0	1	0	0	1	0																	
Kirby Puckett, R OBP: 0.364, SLG: 0.503 (1, 8)										3	1	0	0	1	0	1																	
Kent Hrbek, L OBP: 0.373, SLG: 0.527 Gene Larkin, S OBP: 0.345, SLG: 0.412 (5, 3)										3	1	1	0	0	1	0																	
Gary Gaetti, R OBP: 0.295, SLG: 0.462 (1, 5)										4	1	1	1	0	1	0																	
Roy Smalley, S OBP: 0.357, SLG: 0.435 (1, 10)										4	0	1	0	0	0	2																	
Tom Brunansky, R OBP: 0.370, SLG: 0.513 (1, 9)										3	2	1	0	1	0	1																	
Greg Gagne, R OBP: 0.305, SLG: 0.421 Randy Bush, L OBP: 0.331, SLG: 0.412 (9, PH)										3	1	2	2	0	0	1																	
Sal Butera, R OBP: 0.244, SLG: 0.342 Tim Laudner, R OBP: 0.260, SLG: 0.449 (9, PH)										3	0	1	2	0	0	1																	
Inning Stats	R: 0 E: 0 K: 1 S: 5	H: 0 LOB: 0 BB: 0 P: 5	R: 0 E: 0 K: 1 S: 5	H: 0 LOB: 0 BB: 0 P: 5	R: 1 E: 0 K: 1 S: 6	H: 2 LOB: 0 BB: 0 P: 6	R: 5 E: 0 K: 1 S: 9	H: 4 LOB: 1 BB: 2 P: 17	R: 0 E: 0 K: 0 S: 3	H: 1 LOB: 1 BB: 0 P: 4	R: 0 E: 0 K: 0 S: 4	H: 1 LOB: 1 BB: 0 P: 4	R: 0 E: 0 K: 1 S: 5	H: 0 LOB: 0 BB: 0 P: 5	R: 0 E: 0 K: 2 S: 7	H: 0 LOB: 0 BB: 0 P: 7		1B: 4 2B: 4 3B: 0 HR: 0	SF: 0 SAC: 0 DP: 1 HBP: 0	WP: 0 PB: 0 SB: 1 CS: 0	PA: 36												
PITCHER	IP WLS BF H R ER SO BB IBB HBP BLK WP HR S P ERA WHIP																																
Jose Antonio Nunez, R ERA: 4.63 (1, 1)	3.2	17	5	6	6	3	1	1	0	0	0	0	0	21	29	14.73	1.636																
Mark Eichhorn, R ERA: 3.28 (4, 1)	3.1	13	3	0	0	1	0	0	0	0	0	0	0	15	15	0.00	0.900																
Tom Henke, R ERA: 2.81 (8, 1)	2.0	6	0	0	0	3	0	0	0	0	0	0	0	12	12	0.00	0.000																

Batter	1	2	3	4	5	6	7	8	9	AB	R	H	RBI	BB	SO	LOB	BOTTOM																	
Tony Fernandez, S OBP: 0.379, SLG: 0.425 (1, 6)										5	2	3	0	0	0	1	Minnesota Twins @ Toronto Blue Jays Exhibition Stadium, Toronto, ON Fri Jul 24, 1987, 7:05 PM EDT Att: 30,382 - Unknown																	
Lloyd Moseby, L OBP: 0.344, SLG: 0.442 (1, 8)										3	1	1	0	2	0	3																		
Jesse Barfield, R OBP: 0.348, SLG: 0.483 (1, 9)										4	1	2	1	1	0	3																		
George Bell, R OBP: 0.319, SLG: 0.588 (1, 7)										3	0	0	1	1	0	4																		
Rance Mulliniks, L OBP: 0.339, SLG: 0.451 Juan Beniquez, R OBP: 0.289, SLG: 0.343 Kelly Gruber, R OBP: 0.300, SLG: 0.402 (7, PH)										3	0	1	0	0	0	1																		
Ernie Whitt, L OBP: 0.327, SLG: 0.416 Charlie Moore, R OBP: 0.290, SLG: 0.361 (7, PH)										3	0	1	0	0	0	1																		
Fred McGriff, L OBP: 0.386, SLG: 0.497 Cecil Fielder, R OBP: 0.359, SLG: 0.605 Willie Upshaw, L OBP: 0.325, SLG: 0.430 (7, PH)										3	0	1	0	0	0	1																		
Rick Leach, L OBP: 0.363, SLG: 0.402 (1, 10)										4	1	1	3	0	0	3																		
Garth Iorg, R OBP: 0.289, SLG: 0.290 (1, 4)										3	0	1	0	0	0	0																		
Inning Stats	R: 1 E: 0 K: 0 S: 4	H: 2 LOB: 1 BB: 1 P: 8	R: 0 E: 0 K: 0 S: 3	H: 0 LOB: 0 BB: 0 P: 3	R: 0 E: 0 K: 0 S: 4	H: 1 LOB: 1 BB: 0 P: 4	R: 0 E: 0 K: 0 S: 5	H: 2 LOB: 2 BB: 0 P: 5	R: 0 E: 0 K: 0 S: 4	H: 1 LOB: 1 BB: 0 P: 4	R: 7 E: 0 K: 0 S: 8	H: 5 LOB: 0 BB: 2 P: 16	R: 0 E: 0 K: 1 S: 5	H: 1 LOB: 2 BB: 2 P: 13	1B: 9 2B: 2 3B: 0 HR: 2	SF: 1 SAC: 0 DP: 1 HBP: 1		WP: 1 PB: 0 SB: 1 CS: 0	PA: 41															
PITCHER	IP WLS BF H R ER SO BB IBB HBP BLK WP HR S P ERA WHIP																																	
Mike Smithson, R ERA: 5.79 (1, 1)	4.0	19	6	1	1	0	1	0	0	0	0	0	0	11	15	10.12	1.500																	
Keith Atherton, R ERA: 4.18 (5, 1)	2.2	12	3	3	3	0	1	0	0	0	0	0	0	1	5	∞	∞																	
Dan Schatzeder, L ERA: 5.47 (7, 1)	0.0	2	1	1	1	0	1	0	0	0	0	0	0	1	3	3	81.00	6.000																
Jeff Reardon, R ERA: 5.51 (7, 1)	0.1	L	3	2	3	3	0	0	0	0	0	0	0	1	3	3	81.00	6.000																
George Frazier, R ERA: 5.63 (8, 1)	1.0	5	1	0	0	1	1	1	0	0	0	0	0	5	13	0.00	2.000																	



Batter	1	2	3	4	5	6	7	8	9	AB	R	H	RBI	BB	SO	LOB	TOP					
Dan Gladden, R OBP: 0.336, SLG: 0.381 (1, 7)										5	0	1	1	1	1	4						
Mark Davidson, R OBP: 0.333, SLG: 0.330 Randy Bush, L OBP: 0.326, SLG: 0.404 (6, PH)										1	1	0	0	2	0	0						
Kirby Puckett, R OBP: 0.365, SLG: 0.507 (1, 10)										5	2	2	0	0	1	2						
Gary Gaetti, R OBP: 0.299, SLG: 0.471 (1, 5)										4	2	2	4	1	0	0						
Gene Larkin, S OBP: 0.356, SLG: 0.443 (1, 3)										4	2	2	3	1	0	1						
Tom Brunansky, R OBP: 0.371, SLG: 0.509 (6, 7)										4	1	1	0	1	0	2						
Tim Laudner, R OBP: 0.263, SLG: 0.441 (1, 2)										3	1	0	0	2	0	0						
Steve Lombardozi, R OBP: 0.298, SLG: 0.331 (1, 4)										5	2	2	1	0	0	2						
Greg Gagne, R OBP: 0.311, SLG: 0.427 (1, 6)										4	1	2	2	1	1	1						
Inning Stats	R: 0 E: 0 K: 1 S: 4	H: 0 LOB: 0 BB: 1 P: 8	R: 0 E: 0 K: 0 S: 3	H: 0 LOB: 0 BB: 0 P: 3	R: 0 E: 0 K: 1 S: 5	H: 0 LOB: 0 BB: 0 P: 5	R: 4 E: 0 K: 0 S: 5	H: 2 LOB: 5 BB: 0 P: 25	R: 0 E: 0 K: 1 S: 5	H: 0 LOB: 0 BB: 0 P: 5	R: 7 E: 1 K: 0 S: 9	H: 6 LOB: 1 BB: 2 P: 17	R: 0 E: 0 K: 0 S: 4	H: 1 LOB: 1 BB: 0 P: 4	R: 1 E: 0 K: 0 S: 4	H: 1 LOB: 1 BB: 1 P: 8	R: 1 E: 1 K: 0 S: 5	H: 2 LOB: 1 BB: 0 P: 5	1B: 7 2B: 2 3B: 1 HR: 2	SF: 0 SAC: 0 DP: 0 HBP: 0	WP: 0 PB: 0 SB: 5 CS: 0	PA: 47
PITCHER	IP WLS BF H R ER SO BB IBB HBP BLK WP HR S P ERA WHIP	IP WLS BF H R ER SO BB IBB HBP BLK WP HR S P ERA WHIP																				
John Cerutti, L ERA: 4.83 Don Gordon, R ERA: 10.8 Jeff Musselman, L ERA: 3.92 Mark Eichhorn, R ERA: 3.47 Gary Lavelle, L ERA: 4.43	3.1 15 2 4 4 2 4 0 0 0 0 1 15 31 10.80 1.800	1.2 9 2 2 2 1 2 0 0 0 0 1 9 17 10.80 2.400	0.0 L 3 2 1 1 0 1 0 0 0 0 0 2 6 ∞ ∞	0.2 5 2 4 4 0 0 1 0 0 0 0 4 8 54.00 3.000	3.0 14 4 2 2 0 0 1 0 0 0 0 13 17 6.00 1.333	0.1 1 0 0 0 0 0 0 0 0 0 0 1 1 0.00 0.000																

Minnesota Twins @ Toronto Blue Jays
Exhibition Stadium, Toronto, ON
Sat Jul 25 1987, 3:33 AM EDT
Att: 36,395 - Unknown

AB	38
R	13
H	12
RBI	12
BB	9
SO	3
LOB	14



Batter	1	2	3	4	5	6	7	8	9	AB	R	H	RBI	BB	SO	LOB	BOTTOM					
Tony Fernandez, S OBP: 0.386, SLG: 0.431 (1, 6)										4	1	3	1	2	0	2						
Lloyd Moseby, L OBP: 0.342, SLG: 0.435 (1, 8)										5	1	0	0	1	0	6						
Rance Mulliniks, L OBP: 0.344, SLG: 0.457 Kelly Gruber, R OBP: 0.302, SLG: 0.415 (6, PH)										2	1	1	1	1	0	1						
Jesse Barfield, R OBP: 0.351, SLG: 0.486 (1, 9)										4	1	2	1	1	0	2						
Fred McGriff, L OBP: 0.385, SLG: 0.512 Cecil Fielder, R OBP: 0.361, SLG: 0.603 (6, PH)										3	1	1	3	0	1	4						
Ernie Whitt, L OBP: 0.325, SLG: 0.412 (1, 2)										5	0	1	0	0	1	3						
Willie Upshaw, L OBP: 0.328, SLG: 0.431 Juan Benquez, R OBP: 0.286, SLG: 0.339 (7, 3)										2	0	1	0	1	0	0						
Rick Leach, L OBP: 0.374, SLG: 0.424 (1, 7)										5	1	3	0	0	0	1						
Garth Iorg, R OBP: 0.292, SLG: 0.313 (1, 4)										5	2	2	2	0	0	3						
Inning Stats	R: 0 E: 1 K: 1 S: 6	H: 0 LOB: 2 BB: 1 P: 10	R: 0 E: 0 K: 0 S: 5	H: 2 LOB: 0 BB: 0 P: 5	R: 4 E: 0 K: 0 S: 4	H: 2 LOB: 3 BB: 0 P: 16	R: 2 E: 0 K: 1 S: 8	H: 3 LOB: 2 BB: 1 P: 12	R: 0 E: 0 K: 1 S: 7	H: 2 LOB: 2 BB: 0 P: 7	R: 3 E: 0 K: 0 S: 6	H: 4 LOB: 0 BB: 0 P: 6	R: 0 E: 0 K: 1 S: 5	H: 1 LOB: 0 BB: 0 P: 5	R: 0 E: 0 K: 0 S: 4	H: 1 LOB: 1 BB: 0 P: 4	1B: 8 2B: 5 3B: 0 HR: 3	SF: 0 SAC: 0 DP: 2 HBP: 0	WP: 1 PB: 0 SB: 0 CS: 1	PA: 47		
PITCHER	IP WLS BF H R ER SO BB IBB HBP BLK WP HR S P ERA WHIP	IP WLS BF H R ER SO BB IBB HBP BLK WP HR S P ERA WHIP																				
Les Straker, R ERA: 4.32 Dan Schatzeder, L ERA: 5.5 Keith Atherton, R ERA: 4.3 Joe Niekro, R ERA: 4.33 Jeff Reardon, R ERA: 5.4	3.0 19 6 6 6 1 4 0 0 0 1 1 19 27 6.00 2.000	3.0 W 17 6 2 2 2 0 2 0 0 0 1 1 19 27 6.00 2.000	0.2 3 2 1 1 0 0 0 0 0 0 0 1 3 3 13.50 3.000	1.1 4 1 0 0 1 0 0 0 0 0 0 6 6 0.00 0.750	1.0 4 1 0 0 0 0 0 0 0 0 0 4 4 0.00 1.000	0.1 1 0 0 0 0 0 0 0 0 0 0 1 1 0.00 0.000																

Minnesota Twins @ Toronto Blue Jays
Exhibition Stadium, Toronto, ON
Sat Jul 25 1987, 3:33 AM EDT
Att: 36,395 - Unknown

AB	41
R	9
H	16
RBI	9
BB	6
SO	4
LOB	25



Batter	1	2	3	4	5	6	7	8	9	AB	R	H	RBI	BB	SO	LOB	TOP			
Dan Gladden, R OBP: 0.335, SLG: 0.379	F9		L4-3 1B			B1			F3	4	0	1	1	0	0	0				
Mark Davidson, R OBP: 0.322, SLG: 0.317	5-3		L4-3			6-3			K2-3	4	0	0	0	0	1	1				
Kirby Puckett, R OBP: 0.368, SLG: 0.516	HR					6-3			HBP	3	1	2	1	0	0	0				
Gary Gaetti, R OBP: 0.296, SLG: 0.466	K					5-3			K	4	0	0	0	0	3	2				
Gene Larkin, S OBP: 0.347, SLG: 0.431		1-3				6-3			K	3	0	0	0	0	1	1				
Tom Brunansky, R OBP: 0.368, SLG: 0.505		5-3				L6			5-3	3	0	0	0	0	0	1				
Tim Laudner, R OBP: 0.299, SLG: 0.434		1-3				K			5-3	3	0	0	0	0	1	0				
Steve Lombardozi, R OBP: 0.298, SLG: 0.335						4-3			F9	3	1	1	0	0	0	0				
Greg Gagne, R OBP: 0.308, SLG: 0.423			SH1 1B 2B			5-3			6-3	2	0	0	0	0	0	0				
Inning Stats	R: 1 E: 0 K: 1 S: 6	H: 1 LOB: 0 BB: 0 P: 6	R: 0 E: 0 K: 0 S: 3	H: 0 LOB: 0 BB: 0 P: 3	R: 1 E: 0 K: 0 S: 4	H: 2 LOB: 0 BB: 0 P: 4	R: 0 E: 0 K: 0 S: 4	H: 1 LOB: 1 BB: 0 P: 4	R: 0 E: 0 K: 1 S: 5	H: 0 LOB: 0 BB: 0 P: 5	R: 0 E: 0 K: 2 S: 7	H: 0 LOB: 0 BB: 0 P: 7	R: 0 E: 0 K: 0 S: 3	H: 0 LOB: 0 BB: 0 P: 3	R: 0 E: 0 K: 2 S: 7	H: 0 LOB: 1 BB: 0 P: 8	1B: 2 2B: 2 3B: 0 HR: 1	SF: 0 SAC: 1 DP: 1 HBP: 1	WP: 0 PB: 0 SB: 0 CS: 0	PA: 31
PITCHER	IP	WLS	BF	H	R	ER	SO	BB	IBB	HBP	BLK	WP	HR	S	P	ERA	WHIP			
Jimmy Key, L ERA: 2.87	(1, 1)	8.2	W	30	4	2	2	5	0	0	1	0	0	39	40	2.08	0.462			
Tom Henke, R ERA: 2.79	(9, 1)	0.1	S	1	0	0	0	1	0	0	0	0	0	3	3	0.00	0.000			

Minnesota Twins @ Toronto Blue Jays
Exhibition Stadium, Toronto, ON
Sun Jul 26 1987, 3:33 AM EDT
Att: 33,353 - Unknown

AB 29
R 2
H 4
RBI 2
BB 0
SO 6
LOB 5



Batter	1	2	3	4	5	6	7	8	9	AB	R	H	RBI	BB	SO	LOB	BOTTOM			
Tony Fernandez, S OBP: 0.384, SLG: 0.429	1-3	K								4	0	1	0	0	2	1				
Lloyd Moseby, L OBP: 0.343, SLG: 0.435	1B S 1B									3	1	1	0	1	2	1				
Jesse Barfield, R OBP: 0.350, SLG: 0.483	K									4	0	1	0	0	3	1				
George Bell, R OBP: 0.326, SLG: 0.595	1B									4	1	4	1	0	0	0				
Fred McGriff, L OBP: 0.378, SLG: 0.500	K									4	0	0	0	0	4	6				
Ernie Whitt, L OBP: 0.324, SLG: 0.407										3	1	0	0	1	0	2				
Rick Leach, L OBP: 0.378, SLG: 0.421										3	1	1	0	1	0	2				
Garth Iorg, R OBP: 0.291, SLG: 0.317										4	0	1	1	0	0	1				
Kelly Gruber, R OBP: 0.297, SLG: 0.408										4	0	0	0	0	1	3				
Inning Stats	R: 0 E: 0 K: 2 S: 9	H: 2 LOB: 2 BB: 0 P: 9	R: 1 E: 1 K: 1 S: 7	H: 1 LOB: 1 BB: 0 P: 7	R: 0 E: 0 K: 3 S: 10	H: 1 LOB: 1 BB: 0 P: 10	R: 0 E: 0 K: 0 S: 3	H: 0 LOB: 1 BB: 1 P: 7	R: 1 E: 1 K: 2 S: 9	H: 2 LOB: 2 BB: 1 P: 13	R: 0 E: 0 K: 0 S: 3	H: 0 LOB: 0 BB: 0 P: 3	R: 0 E: 0 K: 2 S: 7	H: 1 LOB: 0 BB: 0 P: 7	R: 2 E: 0 K: 2 S: 9	H: 2 LOB: 1 BB: 1 P: 13	1B: 7 2B: 2 3B: 0 HR: 0	SF: 0 SAC: 0 DP: 0 HBP: 0	WP: 3 PB: 0 SB: 0 CS: 1	PA: 36
PITCHER	IP	WLS	BF	H	R	ER	SO	BB	IBB	HBP	BLK	WP	HR	S	P	ERA	WHIP			
Bert Blyleven, R ERA: 4.24	(1, 1)	8.0	L	36	9	4	3	12	3	0	0	2	0	57	69	3.38	1.500			

Minnesota Twins @ Toronto Blue Jays
Exhibition Stadium, Toronto, ON
Sun Jul 26 1987, 3:33 AM EDT
Att: 33,353 - Unknown

AB 33
R 4
H 9
RBI 2
BB 3
SO 12
LOB 17




Batter	1	2	3	4	5	6	7	8	9	AB	R	H	RBI	BB	SO	LOB	TOP				
Dan Gladden, R OBP: 0.334, SLG: 0.376 (1, 7)	F8		K			F9			HR	3	1	0	0	1	1	1	Minnesota Twins @ Seattle Mariners The Kingdome, Seattle, WA Mon Jul 27 1987, 10:05 PM EDT Att: 13,858 - Unknown				
Steve Lombardozzi, R OBP: 0.298, SLG: 0.344 (1, 4)	K		F8			6-3			HR	4	1	1	3	0	1	1					
Kirby Puckett, R OBP: 0.370, SLG: 0.514 (1, 8)	1B				F8		G6-4-3		F7	3	0	1	0	1	0	0					
Gary Gaetti, R OBP: 0.295, SLG: 0.472 (1, 5)	K				F8		G6-4-3		HR	4	1	1	1	0	1	2					
Tom Brunansky, R OBP: 0.366, SLG: 0.502 Mark Davidson, R OBP: 0.322, SLG: 0.317 (1, 9)		F3			K				HR	4	0	1	0	0	1	0					
Kent Hrbek, L OBP: 0.369, SLG: 0.521 (1, 3)	F9				K				F5	4	0	0	0	0	1	1					
Gene Larkin, S OBP: 0.339, SLG: 0.420 (1, 10)	F9				5-3					3	0	0	0	0	0	0					
Tim Laudner, R OBP: 0.255, SLG: 0.426 (1, 2)			F3		6-3					3	0	0	0	0	1	0					
Greg Gagne, R OBP: 0.312, SLG: 0.430 (1, 6)						K			HR	3	1	2	0	0	1	0					
Inning Stats	R: 0 E: 0 K: 2 S: 8	H: 1 LOB: 1 BB: 0 P: 8	R: 0 E: 0 K: 0 S: 3	H: 0 LOB: 0 BB: 0 P: 3	R: 0 E: 0 K: 1 S: 6	H: 1 LOB: 1 BB: 0 P: 6	R: 0 E: 0 K: 1 S: 5	H: 0 LOB: 0 BB: 0 P: 5	R: 0 E: 0 K: 1 S: 5	H: 0 LOB: 0 BB: 0 P: 5	R: 0 E: 0 K: 0 S: 2	H: 0 LOB: 0 BB: 1 P: 6	R: 0 E: 0 K: 1 S: 5	H: 0 LOB: 0 BB: 0 P: 5	R: 4 E: 0 K: 0 S: 6	H: 4 LOB: 0 BB: 1 P: 10	1B: 3 2B: 1 3B: 0 HR: 2	SF: 0 SAC: 0 DP: 1 HBP: 0	WP: 0 PB: 0 CS: 1	PA: 33	
PITCHER	IP	WLS	BF	H	R	ER	SO	BB	IBB	HBP	BLK	WP	HR	S	P	ERA	WHIP				
Mark Langston, L ERA: 4.29 Ed Nunez, R ERA: 2.64 (1, 1)	8.0		29	4	3	3	7	2	0	0	0	0	1	41	49	3.38	0.750				
(9, 1)	1.0	L	4	2	1	1	0	0	0	0	0	0	1	4	4	9.00	2.000				

AB	31
R	4
H	6
RBI	4
BB	2
SO	7
LOB	5



Batter	1	2	3	4	5	6	7	8	9	AB	R	H	RBI	BB	SO	LOB	BOTTOM				
Donell Nixon, R OBP: 0.291, SLG: 0.271 (1, 8)	K		S			E1				4	1	3	0	0	1	0	Minnesota Twins @ Seattle Mariners The Kingdome, Seattle, WA Mon Jul 27 1987, 10:05 PM EDT Att: 13,858 - Unknown				
Phil Bradley, R OBP: 0.376, SLG: 0.473 (1, 7)	1-3		P3			1-3				4	0	0	0	0	1	3					
Jim Presley, R OBP: 0.283, SLG: 0.429 (1, 5)	F8		F8			HR			F8	4	1	1	2	0	0	2					
Gary Matthews, R OBP: 0.360, SLG: 0.423 (1, 10)		1B			F9	6-3			K	4	0	1	0	0	1	0					
Alvin Davis, L OBP: 0.376, SLG: 0.476 (1, 3)	K				L5	4-3			F8	4	0	0	0	0	1	1					
Dave Valle, R OBP: 0.316, SLG: 0.557 (1, 2)	K				K				1B	4	0	1	0	0	2	1					
Rey Quinones, R OBP: 0.323, SLG: 0.429 (1, 6)	5-3				1-3				2B	4	0	1	0	0	0	1					
John Moses, S OBP: 0.296, SLG: 0.334 (1, 9)			6-3		K				1B	3	0	0	0	0	1	0					
Harold Reynolds, S OBP: 0.326, SLG: 0.375 (1, 4)			HR		K				1-3	3	1	1	1	0	1	0					
Inning Stats	R: 0 E: 0 K: 1 S: 5	H: 0 LOB: 0 BB: 0 P: 5	R: 0 E: 0 K: 2 S: 8	H: 1 LOB: 1 BB: 0 P: 8	R: 1 E: 0 K: 0 S: 5	H: 2 LOB: 1 BB: 0 P: 5	R: 0 E: 0 K: 1 S: 5	H: 0 LOB: 0 BB: 0 P: 5	R: 0 E: 0 K: 0 S: 3	H: 0 LOB: 0 BB: 0 P: 3	R: 0 E: 0 K: 1 S: 6	H: 1 LOB: 1 BB: 0 P: 6	R: 0 E: 0 K: 1 S: 6	H: 2 LOB: 2 BB: 0 P: 6	1B: 5 2B: 1 3B: 0 HR: 2	SF: 0 SAC: 0 DP: 0 HBP: 0	WP: 0 PB: 0 CS: 0	PA: 34			
PITCHER	IP	WLS	BF	H	R	ER	SO	BB	IBB	HBP	BLK	WP	HR	S	P	ERA	WHIP				
Frank Viola, L ERA: 2.87 Jeff Reardon, R ERA: 5.29 (1, 1)	8.0	W	30	6	3	3	7	0	0	0	0	0	2	44	44	3.38	0.750				
(9, 1)	1.0	S	4	2	0	0	1	0	0	0	0	0	0	6	6	0.00	2.000				

AB	34
R	3
H	8
RBI	3
BB	0
SO	8
LOB	8



Batter	1	2	3	4	5	6	7	8	9	AB	R	H	RBI	BB	SO	LOB	TOP			
Dan Gladden, R OBP: 0.330, SLG: 0.371	F8		FC5-4 4-3 S 1-2 E		4-3		6-3			4	1	0	0	0	0	2	Minnesota Twins @ Seattle Mariners The Kingdome, Seattle, WA Tue Jul 28 1987, 10:05 PM EDT Att: 13,495 - Unknown			
Al Newman, S OBP: 0.276, SLG: 0.311	3-1		4-3		4-3			4-3		4	0	0	0	0	0	2				
Kirby Puckett, R OBP: 0.368, SLG: 0.512	5-3		E6 1B			5-3		F9		4	0	1	1	0	0	0				
Kent Hrbek, L OBP: 0.370, SLG: 0.519		G4-1	F7 3-H			WP BB			1B	3	0	1	0	1	0	1				
Gary Gaetti, R OBP: 0.297, SLG: 0.471				F7		BB		F8		3	0	1	0	1	0	1				
Roy Smalley, S OBP: 0.351, SLG: 0.427		F9		F9		BB			F8	4	0	0	0	0	0	3				
Randy Bush, L OBP: 0.319, SLG: 0.394		E3 1-2		F5			1-3		F8	4	0	0	0	0	0	3				
Steve Lombardozzi, R OBP: 0.297, SLG: 0.346		F4					G3		F7	4	0	1	0	0	0	2				
Sal Butera, R OBP: 0.247, SLG: 0.333					F9			F8		2	0	0	0	1	0	1				
Inning Stats	R: 0 E: 0 K: 0 S: 3	H: 0 LOB: 0 BB: 0 P: 3	R: 0 E: 1 K: 0 S: 5	H: 1 LOB: 2 BB: 0 P: 5	R: 1 E: 1 K: 0 S: 4	H: 1 LOB: 1 BB: 1 P: 8	R: 0 E: 0 K: 0 S: 3	H: 0 LOB: 0 BB: 2 P: 3	R: 0 E: 0 K: 0 S: 3	H: 0 LOB: 2 BB: 0 P: 11	R: 0 E: 0 K: 0 S: 3	H: 0 LOB: 0 BB: 0 P: 3	R: 0 E: 0 K: 0 S: 4	H: 1 LOB: 1 BB: 0 P: 4	R: 0 E: 0 K: 0 S: 3	H: 0 LOB: 0 BB: 0 P: 3	1B: 3 2B: 1 3B: 0 HR: 0	SF: 0 SAC: 0 DP: 0 HBP: 0	WP: 1 PB: 0 SB: 1 CS: 0	PA: 35
PITCHER Mike Morgan, R ERA: 4.53	IP: 9.0 WLS: W BF: 35 H: 4 R: 1 ER: 1 SO: 0 BB: 3 IBB: 0 HBP: 0 BLK: 0 WP: 1 HR: 0 S: 32 P: 44 ERA: 1.00 WHIP: 0.778															PITCHER				

AB	32
R	1
H	4
RBI	1
BB	3
SO	0
LOB	15



Batter	1	2	3	4	5	6	7	8	9	AB	R	H	RBI	BB	SO	LOB	BOTTOM			
Donell Nixon, R OBP: 0.286, SLG: 0.267	4-3	F5		1-3			S 1B	K		5	1	1	0	0	1	5	Minnesota Twins @ Seattle Mariners The Kingdome, Seattle, WA Tue Jul 28 1987, 10:05 PM EDT Att: 13,495 - Unknown			
Phil Bradley, R OBP: 0.351, SLG: 0.482							WP 1-H 1B	SF8		4	2	4	2	0	0	0				
Scott Bradley, L OBP: 0.301, SLG: 0.348	FC5-4 1B		HR 2B	4-3		G4-6-3 1B		CS		4	0	2	1	0	0	2				
Gary Matthews, R OBP: 0.354, SLG: 0.453	FC5-4				G4-6-3 1B		K			4	1	1	2	0	1	4				
Alvin Davis, L OBP: 0.375, SLG: 0.473		F8	F7				F4			4	0	1	0	0	0	2				
Jim Presley, R OBP: 0.285, SLG: 0.430							F3			4	1	2	0	0	1	3				
Mike Kingery, L OBP: 0.310, SLG: 0.414		K	F4				F8			4	1	1	0	0	1	2				
Rey Quinones, R OBP: 0.325, SLG: 0.428								BB SF8 2B		3	0	1	1	1	0	0				
Harold Reynolds, S OBP: 0.328, SLG: 0.374								CS BB		3	0	1	0	1	0	0				
Inning Stats	R: 0 E: 0 K: 0 S: 4	H: 1 LOB: 1 BB: 0 P: 4	R: 1 E: 0 K: 1 S: 8	H: 3 LOB: 0 BB: 0 P: 8	R: 2 E: 0 K: 0 S: 6	H: 3 LOB: 1 BB: 0 P: 6	R: 0 E: 0 K: 0 S: 3	H: 0 LOB: 0 BB: 0 P: 3	R: 1 E: 0 K: 1 S: 7	H: 3 LOB: 1 BB: 0 P: 7	R: 0 E: 0 K: 0 S: 3	H: 0 LOB: 2 BB: 0 P: 3	R: 1 E: 0 K: 1 S: 8	H: 3 LOB: 2 BB: 0 P: 8	R: 1 E: 0 K: 1 S: 5	H: 1 LOB: 1 BB: 2 P: 13	1B: 11 2B: 2 3B: 0 HR: 1	SF: 1 SAC: 0 DP: 1 HBP: 0	WP: 2 PB: 1 SB: 2 CS: 1	PA: 39
PITCHER Joe Niekro, R ERA: 4.51 Juan Berenguer, R ERA: 3.59 George Frazier, R ERA: 5.68	IP: 6.0 WLS: L BF: 28 H: 11 R: 5 ER: 5 SO: 2 BB: 0 IBB: 0 HBP: 0 BLK: 0 WP: 1 HR: 1 S: 32 P: 32 ERA: 7.50 WHIP: 1.833															PITCHER				



Batter	1	2	3	4	5	6	7	8	9	AB	R	H	RBI	BB	SO	LOB	TOP											
Dan Gladden, R OBP: 0.326, SLG: 0.365	F9		1-3	G6-4-3			5-3		K	5	0	0	0	0	1	1												
Steve Lombardozzi, R OBP: 0.300, SLG: 0.349	FC4-6 1B		2B 1B		F9		5-3			4	1	2	0	0	0	0												
Kirby Puckett, R OBP: 0.370, SLG: 0.517	FC4-6 1B		1B SF9 2B		F8				1B 2B	4	2	2	0	0	0	1												
Gary Gaetti, R OBP: 0.299, SLG: 0.471	1B		FC6 SF9 1B		5-3				6-3	4	0	2	1	0	0	1												
Tom Brunansky, R OBP: 0.365, SLG: 0.500	F8		SF9 1B			F7			G1-3-1 WP 2H 1B	3	0	1	2	0	0	2												
Kent Hrbek, L OBP: 0.372, SLG: 0.520		2B				4-3			G1-3-1 1B	3	0	1	0	1	0	1												
Gene Larkin, S OBP: 0.336, SLG: 0.422	F9		FC6						6-3	4	0	1	0	0	0	4												
Greg Gagne, R OBP: 0.313, SLG: 0.429										3	0	1	0	0	1	2												
Roy Smalley, S OBP: 0.354, SLG: 0.430		K				F8				1	0	1	0	0	0	0												
Sal Butera, R OBP: 0.238, SLG: 0.321	F9									3	0	0	0	0	0	2												
Randy Bush, L OBP: 0.317, SLG: 0.391			FC6-4						K	1	0	0	0	0	1	0												
Inning Stats	R: 0 E: 0 K: 0 S: 5	H: 2 LOB: 2 BB: 0 P: 5	R: 0 E: 0 K: 1 S: 6	H: 1 LOB: 1 BB: 0 P: 6	R: 2 E: 0 K: 0 S: 6	H: 3 LOB: 2 BB: 1 P: 10	R: 0 E: 0 K: 0 S: 3	H: 1 LOB: 0 BB: 0 P: 3	R: 0 E: 0 K: 0 S: 3	H: 0 LOB: 0 BB: 0 P: 3	R: 0 E: 0 K: 0 S: 4	H: 1 LOB: 1 BB: 0 P: 4	R: 0 E: 0 K: 0 S: 3	H: 0 LOB: 0 BB: 0 P: 3	R: 1 E: 0 K: 0 S: 5	H: 2 LOB: 1 BB: 0 P: 5	R: 0 E: 0 K: 2 S: 7	H: 1 LOB: 0 BB: 0 P: 7	1B: 7 2B: 4 3B: 0 HR: 0	SF: 1 SAC: 0 DP: 1 HBP: 0	WP: 1 PB: 0 CS: 0	PA: 37						
PITCHER	IP	WLS	BF	H	R	ER	SO	BB	IBB	HBP	BLK	WP	HR	S	P	ERA	WHIP											
Lee Guetterman, L ERA: 4.18	(1, 1)	8.0	W	34	10	3	3	1	1	0	0	0	0	0	35	39	3.38	1.375										
Ed Nunez, R ERA: 2.96	(9, 1)	1.0		3	1	0	0	2	0	0	0	0	0	7	7	0.00	1.000											

Minnesota Twins @ Seattle Mariners
The Kingdome, Seattle, WA
Wed Jul 29 1987, 6:33 AM EDT
Att: 14,320 - Unknown

AB	35
R	3
H	11
RBI	3
BB	1
SO	3
LOB	14



Batter	1	2	3	4	5	6	7	8	9	AB	R	H	RBI	BB	SO	LOB	BOTTOM										
Donell Nixon, R OBP: 0.292, SLG: 0.275	S 2B 1B		5-3			K				5	1	2	0	0	2	1											
Phil Bradley, R OBP: 0.354, SLG: 0.486	WP SF8 2B		F8							3	1	2	1	1	0	0											
Scott Bradley, L OBP: 0.300, SLG: 0.344	2B FC3-6 BB		4-3			FC6-4 HR BB				3	2	0	0	1	0	2											
Gary Matthews, R OBP: 0.349, SLG: 0.449	SF8		HR 1B			K				3	1	1	1	0	1	2											
Alvin Davis, L OBP: 0.381, SLG: 0.497	FC3-6 2B		HR			HR				3	2	3	4	1	0	0											
Jim Presley, R OBP: 0.287, SLG: 0.430	FC3-6 HBP		F6			6-3				0	0	0	0	0	0	0											
Domingo Ramos, R OBP: 0.296, SLG: 0.382	FC3-6 HBP		F6			6-3				3	0	0	0	0	0	2											
Mike Kingery, L OBP: 0.314, SLG: 0.430	FC3-6		K							4	1	2	2	0	1	2											
Rey Quinones, R OBP: 0.321, SLG: 0.422	1-3					F7				4	0	0	0	0	1	3											
Harold Reynolds, S OBP: 0.324, SLG: 0.370			4-3			F9				4	0	0	0	0	0	1											
Inning Stats	R: 3 E: 0 K: 0 S: 6	H: 3 LOB: 2 BB: 1 P: 11	R: 0 E: 0 K: 0 S: 3	H: 0 LOB: 0 BB: 0 P: 3	R: 2 E: 0 K: 1 S: 7	H: 2 LOB: 0 BB: 0 P: 7	R: 0 E: 0 K: 1 S: 5	H: 0 LOB: 0 BB: 0 P: 5	R: 2 E: 0 K: 1 S: 6	H: 1 LOB: 0 BB: 1 P: 10	R: 0 E: 0 K: 1 S: 6	H: 1 LOB: 1 BB: 0 P: 6	R: 0 E: 0 K: 0 S: 4	H: 1 LOB: 2 BB: 1 P: 8	R: 1 E: 0 K: 1 S: 6	H: 2 LOB: 0 BB: 0 P: 6	R: 0 E: 0 K: 1 S: 6	H: 2 LOB: 2 BB: 0 P: 6	1B: 5 2B: 2 3B: 0 HR: 3	SF: 1 SAC: 0 DP: 0 HBP: 1	WP: 1 PB: 0 CS: 1	PA: 38					
PITCHER	IP	WLS	BF	H	R	ER	SO	BB	IBB	HBP	BLK	WP	HR	S	P	ERA	WHIP										
Mike Smithson, R ERA: 6.17	(1, 1)	5.0	L	24	6	7	7	3	2	0	1	0	0	27	36	12.60	1.600										
Les Straker, R ERA: 4.28	(6, 1)	3.0		13	4	1	1	2	0	1	0	0	1	16	20	3.00	1.333										

Minnesota Twins @ Seattle Mariners
The Kingdome, Seattle, WA
Wed Jul 29 1987, 6:33 AM EDT
Att: 14,320 - Unknown

AB	32
R	8
H	10
RBI	8
BB	3
SO	5
LOB	13



Batter	1	2	3	4	5	6	7	8	9	AB	R	H	RBI	BB	SO	LOB	TOP								
Dan Gladden, R OBP: 0.325, SLG: 0.364 (1, 7)	F8		1B			F8	F7			4	0	1	0	0	0	2	Minnesota Twins @ Oakland Athletics Oakland-Alameda County Coliseum, Oakland, CA Fri Jul 31 1987, 7:05 PM PDT Att: 32,097 - Unknown livebaseballscorecards.com								
Greg Gagne, R OBP: 0.312, SLG: 0.426 (1, 6)	F9		K			FC5-2 1B		F4		4	1	1	0	0	1	2									
Kirby Puckett, R OBP: 0.366, SLG: 0.511 (1, 8)	F8			6-3		FC5-2 1B HR		5-3		4	1	0	0	0	2										
Kent Hrbek, L OBP: 0.370, SLG: 0.517 (1, 3)		4-3		4-3		HR 1B		K		4	1	1	1	0	1	0									
Gary Gaetti, R OBP: 0.302, SLG: 0.482 (1, 5)	F8			6-3		HR 1B			4-3 1B 2B	4	2	3	0	0	0	0									
Tom Brunansky, R OBP: 0.382, SLG: 0.494 (1, 9)	F8				K	F6			4-3	4	0	0	0	0	1	1									
Roy Smalley, S OBP: 0.352, SLG: 0.427 (1, 10)			G3		G3				K	4	0	1	0	0	1	1									
Steve Lombardozzi, R OBP: 0.297, SLG: 0.345 (9, PH)			5-3							3	0	0	0	0	1	1									
Randy Bush, L OBP: 0.321, SLG: 0.395 (9, PR)					F7				FC5-4 1B	1	0	1	1	0	0	0									
Al Newman, S OBP: 0.276, SLG: 0.311 (9, 4)										0	0	0	0	0	0	0									
Tim Laudner, R OBP: 0.260, SLG: 0.425 (1, 2)			1B			1B FC5-2 BB		F7	FC5-4	3	0	1	0	1	0	2									
Inning Stats	R: 0 E: 0 K: 0 S: 3	H: 0 LOB: 0 BB: 0 P: 3	R: 0 E: 0 K: 0 S: 3	H: 0 LOB: 0 BB: 0 P: 3	R: 0 E: 0 K: 1 S: 7	H: 2 LOB: 2 BB: 0 P: 7	R: 0 E: 0 K: 0 S: 3	H: 0 LOB: 0 BB: 0 P: 3	R: 0 E: 0 K: 1 S: 5	H: 0 LOB: 0 BB: 0 P: 5	R: 4 E: 0 K: 0 S: 6	H: 3 LOB: 0 BB: 1 P: 10	R: 0 E: 0 K: 1 S: 6	H: 1 LOB: 1 BB: 0 P: 6	R: 0 E: 0 K: 1 S: 5	H: 0 LOB: 0 BB: 0 P: 5	R: 1 E: 0 K: 1 S: 7	H: 2 LOB: 1 BB: 0 P: 7	1B: 6 2B: 1 3B: 0 HR: 1	SF: 0 SAC: 0 DP: 0 HBP: 0	WP: 0 PB: 0 SB: 0 CS: 0	PA: 36			
PITCHER	IP	WLS	BF	H	R	ER	SO	BB	IBB	HBP	BLK	WP	HR	S	P	ERA	WHIP								
Dennis Lamp, R ERA: 4.46 (1, 1)	6.0	L	24	5	4	4	2	1	0	0	0	0	1	27	31	6.00	1.000								
Gene Nelson, R ERA: 2.93 (7, 1)	3.0		12	3	1	1	3	0	0	0	0	0	0	18	18	3.00	1.000								

Batter	1	2	3	4	5	6	7	8	9	AB	R	H	RBI	BB	SO	LOB	BOTTOM								
Luis Polonia, L OBP: 0.361, SLG: 0.433 (1, 8)	G3			G6-4-3 1B		6-3		1-H 2B		4	0	2	1	0	0	0	Minnesota Twins @ Oakland Athletics Oakland-Alameda County Coliseum, Oakland, CA Fri Jul 31 1987, 7:05 PM PDT Att: 32,097 - Unknown livebaseballscorecards.com								
Camey Lansford, R OBP: 0.375, SLG: 0.442 (1, 5)			CS 1B	G6-4-3 1-2		WP 1B		K		4	1	2	0	0	1	2									
Jose Canseco, R OBP: 0.323, SLG: 0.500 (1, 7)	F8 1-2			HR		FC6-4 1B		F8		4	1	2	2	0	0	2									
Mark McGwire, R OBP: 0.370, SLG: 0.663 (1, 3)		4-3		6-3		FC6-4 1-2			F5	4	0	0	0	0	0	1									
Steve Henderson, R OBP: 0.486, SLG: 0.606 (1, 9)			K		6-3 1B			K		4	0	1	0	0	3	0									
Reggie Jackson, L OBP: 0.272, SLG: 0.396 (1, 10)			4-3		6-3 1-2			K L5-3		4	0	0	0	0	1	1									
Terry Steinbach, R OBP: 0.344, SLG: 0.490 (1, 2)			5-3		5-3			L5-3 1-2		3	0	0	0	0	0	2									
Alfredo Griffin, S OBP: 0.317, SLG: 0.336 (1, 6)			G3		G3			S 2B BB		2	1	0	0	1	0	1									
Mike Gallego, R OBP: 0.372, SLG: 0.309 (1, 4)			4-3					K		2	0	0	0	0	1	0									
Tony Benazard, S OBP: 0.317, SLG: 0.421 (8, 4)								K		1	0	0	0	0	1	1									
Inning Stats	R: 0 E: 0 K: 0 S: 3	H: 1 LOB: 0 BB: 0 P: 3	R: 0 E: 0 K: 1 S: 5	H: 0 LOB: 0 BB: 0 P: 5	R: 0 E: 0 K: 0 S: 3	H: 0 LOB: 0 BB: 0 P: 3	R: 1 E: 0 K: 0 S: 4	H: 2 LOB: 0 BB: 0 P: 4	R: 0 E: 0 K: 2 S: 7	H: 0 LOB: 0 BB: 0 P: 7	R: 1 E: 0 K: 2 S: 8	H: 1 LOB: 1 BB: 1 P: 12	R: 0 E: 0 K: 1 S: 5	H: 0 LOB: 0 BB: 0 P: 5	1B: 5 2B: 2 3B: 0 HR: 1	SF: 0 SAC: 0 DP: 2 HBP: 0	WP: 1 PB: 1 SB: 1 CS: 1	PA: 33							
PITCHER	IP	WLS	BF	H	R	ER	SO	BB	IBB	HBP	BLK	WP	HR	S	P	ERA	WHIP								
Bert Blyleven, R ERA: 4.21 (1, 1)	7.1	W	28	7	3	3	5	1	0	0	0	0	0	37	41	3.68	1.091								
Jeff Reardon, R ERA: 5.12 (8, 1)	1.2	S	5	0	0	0	2	0	0	0	0	0	0	9	9	0.00	0.000								

Batter	1	2	3	4	5	6	7	8	9	AB	R	H	RBI	BB	SO	LOB	TOP					
Dan Gladden, R (1, 7) OBP: 0.325, SLG: 0.364	0-3 K		0-3 K			0-0 CS 1B		0-0 SH5-3		3	0	1	0	0	2	0	Minnesota Twins @ Oakland Athletics Oakland-Alameda County Coliseum, Oakland, CA Sat Aug 01 1987, 3:33 AM PDT Att: 40,929 - Unknown					
Greg Gagne, R (1, 6) OBP: 0.308, SLG: 0.421	0-0 F8		0-3 K			0-3 K		4-0 SF9 1B BB		3	0	0	0	0	2	1						
Randy Bush, L (8, PH) OBP: 0.324, SLG: 0.395						1-2 K				0	1	0	0	1	0	0						
Sal Butera, R (8, 2) OBP: 0.238, SLG: 0.321										0	0	0	0	0	0	0						
Kirby Puckett, R (1, 8) OBP: 0.365, SLG: 0.510	0-3 K				0-0 F9	0-0 1B		0-0 SF9		3	0	1	1	0	1	0						
Kent Hrbek, L (1, 3) OBP: 0.374, SLG: 0.523					0-0 6-3	0-0 1B		0-0 1B		4	0	3	1	0	0	0						
Gary Gaetti, R (1, 5) OBP: 0.299, SLG: 0.477	0-3 K				0-0 F8	0-3 K		0-3 K		4	0	0	0	0	3	5						
Tom Brunansky, R (1, 9) OBP: 0.380, SLG: 0.491						0-0 F4		0-3 K		4	0	1	0	0	1	0						
Roy Smalley, S (1, 10) OBP: 0.347, SLG: 0.420	0-0 F7					0-3 K		0-0 4-3		4	0	0	0	0	2	2						
Steve Lombardozzi, R (1, 4) OBP: 0.296, SLG: 0.344	0-3 K					0-0 1B		0-0 4-3		4	0	1	0	0	2	2						
Tim Laudner, R (1, 2) OBP: 0.261, SLG: 0.429			0-3 K					0-0 SH5-3 SF9 2B		3	0	1	0	0	1	1						
Al Newman, S (8, PR) OBP: 0.278, SLG: 0.311					0-0 F8					0	1	0	0	0	0	0						
Inning Stats	R: 0 H: 0 E: 0 K: 2 S: 7	H: 0 LOB: 0 BB: 0 P: 7	R: 0 H: 2 E: 0 K: 2 S: 9	LOB: 2 BB: 0 P: 9	R: 0 H: 0 E: 0 K: 3 S: 9	H: 0 LOB: 0 BB: 0 P: 9	R: 0 H: 0 E: 0 K: 0 S: 3	H: 0 LOB: 0 BB: 0 P: 3	R: 0 H: 1 E: 0 K: 1 S: 6	LOB: 1 BB: 0 P: 6	R: 0 H: 3 E: 0 K: 2 S: 9	H: 3 LOB: 2 BB: 0 P: 9	R: 0 H: 0 E: 0 K: 1 S: 5	H: 0 LOB: 0 BB: 0 P: 5	R: 2 H: 2 E: 0 K: 1 S: 7	H: 2 LOB: 2 BB: 1 P: 11	R: 0 H: 0 E: 0 K: 2 S: 7	H: 0 LOB: 0 BB: 0 P: 7	1B: 6 2B: 3 3B: 0 HR: 0	SF: 1 SAC: 1 DP: 1 HBP: 0	WP: 0 PB: 0 SB: 0 CS: 1	PA: 35
PITCHER Dave Stewart, R (1, 1) ERA: 3.44	IP: 9.0 WLS: W BF: 35 H: 8 R: 2 ER: 2 SO: 14 BB: 1 IBB: 0 HBP: 0 BLK: 0 WP: 0 HR: 0 S: 62 P: 66 ERA: 2.00 WHIP: 1.000															PITCHER	IP: 9.0 WLS: W BF: 35 H: 8 R: 2 ER: 2 SO: 14 BB: 1 IBB: 0 HBP: 0 BLK: 0 WP: 0 HR: 0 S: 62 P: 66 ERA: 2.00 WHIP: 1.000					

livebaseballscores.com

AB	32
R	2
H	8
RBI	2
BB	1
SO	14
LOB	11



Batter	1	2	3	4	5	6	7	8	9	AB	R	H	RBI	BB	SO	LOB	BOTTOM			
Luis Polonia, L (1, 7) OBP: 0.356, SLG: 0.427	0-3 K		0-3 K			0-0 F7		0-0 L8-2		4	0	0	0	0	2	2	Minnesota Twins @ Oakland Athletics Oakland-Alameda County Coliseum, Oakland, CA Sat Aug 01 1987, 3:33 AM PDT Att: 40,929 - Unknown			
Carney Lansford, R (1, 5) OBP: 0.377, SLG: 0.451	0-0 G6-4-3 1B		0-0 F8			0-0 1-3		0-0 HR		4	1	2	1	0	0	0				
Jose Canseco, R (1, 10) OBP: 0.320, SLG: 0.496	0-0 G6-4-3 1-2				0-0 F5		0-0 6-3			3	0	0	0	0	0	1				
Mark McGwire, R (1, 3) OBP: 0.369, SLG: 0.660					0-0 G4-3 1B		0-3 K			3	0	1	0	0	2	0				
Steve Henderson, R (1, 9) OBP: 0.475, SLG: 0.571					0-0 G4-3		0-0 4-3			2	1	0	0	1	0	1				
Terry Steinbach, R (1, 2) OBP: 0.343, SLG: 0.485						0-0 F6		1-0 FC1-5 BB HBP		2	0	0	0	0	0	1				
Tony Bernazard, S (1, 4) OBP: 0.320, SLG: 0.424						0-0 F6		4-0 FC1-5 1B BB		2	0	1	1	1	0	0				
Mike Gallego, R (8, PR) OBP: 0.312, SLG: 0.309								1-2 FC1-5 1B BB		0	1	0	0	0	0	0				
Stan Javier, S (1, 8) OBP: 0.290, SLG: 0.281						0-0 F8		0-0 FC1-5 1B L8-2		3	0	0	0	0	1	3				
Alfredo Griffin, S (1, 6) OBP: 0.317, SLG: 0.336					0-0 4-3		0-0 G1-6-3		0-0 1-3 2-H 1B	3	0	1	1	0	0	0				
Inning Stats	R: 0 H: 1 E: 0 K: 1 S: 5	H: 1 LOB: 1 BB: 1 P: 5	R: 1 H: 1 E: 0 K: 2 S: 8	LOB: 1 BB: 1 P: 12	R: 0 H: 0 E: 0 K: 1 S: 5	H: 0 LOB: 0 BB: 0 P: 5	R: 0 H: 1 E: 0 K: 0 S: 3	H: 1 LOB: 0 BB: 0 P: 3	R: 0 H: 0 E: 0 K: 0 S: 3	H: 0 LOB: 0 BB: 0 P: 3	R: 0 H: 0 E: 0 K: 1 S: 5	H: 0 LOB: 0 BB: 0 P: 5	R: 1 H: 1 E: 0 K: 0 S: 3	H: 1 LOB: 1 BB: 1 P: 8	R: 1 H: 1 E: 0 K: 0 S: 1	H: 1 LOB: 0 BB: 0 P: 1	1B: 3 2B: 2 3B: 0 HR: 1	SF: 0 SAC: 0 DP: 3 HBP: 1	WP: 0 PB: 0 SB: 0 CS: 0	PA: 29
PITCHER Frank Viola, L (1, 1) ERA: 2.89	IP: 8.0 WLS: L BF: 29 H: 5 R: 3 ER: 3 SO: 5 BB: 2 IBB: 0 HBP: 1 BLK: 0 WP: 0 HR: 1 S: 36 P: 45 ERA: 3.38 WHIP: 0.875															PITCHER	IP: 8.0 WLS: L BF: 29 H: 5 R: 3 ER: 3 SO: 5 BB: 2 IBB: 0 HBP: 1 BLK: 0 WP: 0 HR: 1 S: 36 P: 45 ERA: 3.38 WHIP: 0.875			

livebaseballscores.com

AB	26
R	3
H	5
RBI	3
BB	2
SO	5
LOB	8



Batter	1	2	3	4	5	6	7	8	9	AB	R	H	RBI	BB	SO	LOB	TOP					
Randy Bush, L OBP: 0.314, SLG: 0.381 Mark Davidson, R OBP: 0.319, SLG: 0.314	4-3		FC4-6 BB 1B		6-3	F8		G3	FC6-4	5	1	0	0	0	0	3						
Greg Gagne, R OBP: 0.310, SLG: 0.429	4-1		F9		F6			1B HR	1B	5	2	2	0	0	0	1						
Kirby Puckett, R OBP: 0.361, SLG: 0.502	1B		BB 1B		F9		P3	F3		5	1	2	0	0	0	2						
Kent Hrbek, L OBP: 0.380, SLG: 0.525	1B		BB 1B			E4 1B 1B BB	1B IBB	HR 1B		3	3	2	0	2	0	0						
Gary Gaetti, R OBP: 0.303, SLG: 0.486	F8		FC5-4 1B			BB SF7 1B	L6	HR		5	2	3	5	0	0	4						
Tom Brunansky, R OBP: 0.399, SLG: 0.494		F8	FC5-4 1B			BB 1B	BB 1B	6-3		5	1	2	1	0	0	2						
Gene Larkin, S OBP: 0.350, SLG: 0.447	K			4-3		BB	1B BLK BB	F8		3	1	0	1	2	1	0	AB 40					
Steve Lombardozzi, R OBP: 0.293, SLG: 0.339	K			F7		P3	BLK 1B	4-3		5	0	1	2	0	1	3	R 11					
Sal Butera, R OBP: 0.247, SLG: 0.321			FC4-6 BB	F9		SF7	F8	FC6-4 1B		3	0	1	1	1	0	1	H 13					
Inning Stats	R: 0 E: 0 K: 0 S: 5	H: 2 LOB: 2 BB: 0 P: 5	R: 0 E: 0 K: 2 S: 7	H: 0 LOB: 0 BB: 0 P: 7	R: 2 E: 0 K: 0 S: 5	H: 2 LOB: 2 BB: 2 P: 13	R: 0 E: 0 K: 0 S: 3	H: 0 LOB: 0 BB: 0 P: 3	R: 0 E: 0 K: 0 S: 3	H: 0 LOB: 0 BB: 0 P: 3	R: 2 E: 1 K: 0 S: 6	H: 2 LOB: 2 BB: 1 P: 10	R: 4 E: 0 K: 0 S: 6	H: 3 LOB: 1 BB: 2 P: 14	R: 3 E: 0 K: 0 S: 6	H: 3 LOB: 0 BB: 0 P: 6	R: 0 E: 0 K: 0 S: 4	H: 1 LOB: 1 BB: 0 P: 4	1B: 11 2B: 0 3B: 1 HR: 1	SF: 1 SAC: 0 DP: 0 HBP: 0	WP: 0 PB: 0 CS: 0	PA: 46
PITCHER	IP	WLS	BF	H	R	ER	SO	BB	IBB	HBP	BLK	WP	HR	S	P	ERA	WHIP					
Mike Witt, R ERA: 3.74	(1, 1)	6.2	L	33	8	7	5	2	3	1	0	0	0	33	49	6.75	1.650					
Jack Lazorko, R ERA: 4.55	(7, 1)	1.1		9	4	4	4	0	1	0	0	1	0	1	8	12	27.00	3.750				
Chuck Finley, L ERA: 4.85	(9, 1)	1.0		4	1	0	0	0	0	0	0	0	0	4	4	0.00	1.000					

Minnesota Twins @ California Angels
Anaheim Stadium, Anaheim, CA
Mon Aug 03 1987, 10:05 PM EDT
Att: 33,983 - Unknown

AB	40
R	11
H	13
RBI	10
BB	5
SO	2
LOB	17



Batter	1	2	3	4	5	6	7	8	9	AB	R	H	RBI	BB	SO	LOB	BOTTOM					
Brian Downing, R OBP: 0.398, SLG: 0.499	BB SH5-3 BB	K		1B BB		HR			P5	3	1	1	1	2	1	1						
Devon White, S OBP: 0.322, SLG: 0.492 Gary Pettis, S OBP: 0.301, SLG: 0.263	SH5-3	1B		G4-6-3 1B		P6			6-3	2	0	2	1	0	0	0						
Wally Joyner, L OBP: 0.363, SLG: 0.529 Darrell Miller, R OBP: 0.247, SLG: 0.275	1-3	1B		G4-6-3 1B		F8			F7	4	0	1	0	0	0	3						
Doug DeCinces, R OBP: 0.358, SLG: 0.384	BB BB	BB			5-3	5-3				2	0	0	0	2	0	0						
Bill Buckner, L OBP: 0.304, SLG: 0.327	BB	BB		S 1B		3-1				3	0	1	0	1	0	3						
George Hendrick, R OBP: 0.323, SLG: 0.471	P6		G3		F9			F8		4	0	0	0	0	0	4						
Mark McLemore, S OBP: 0.294, SLG: 0.282		1B PB 1B	F7		6-3			6-3		4	1	1	0	0	0	1	AB 33					
Bob Boone, R OBP: 0.332, SLG: 0.343		1B PB 1B	1-3			F9		FC4-6 1B		4	1	2	0	0	0	0	R 3					
Gus Polidor, R OBP: 0.203, SLG: 0.266	P4			6-3		6-3		FC4-6 1B		4	0	0	0	0	0	2	H 8					
Inning Stats	R: 0 E: 0 K: 0 S: 3	H: 0 LOB: 3 BB: 3 P: 15	R: 2 E: 0 K: 1 S: 9	H: 4 LOB: 3 BB: 1 P: 13	R: 0 E: 0 K: 0 S: 3	H: 0 LOB: 0 BB: 0 P: 3	R: 0 E: 0 K: 0 S: 3	H: 1 LOB: 2 BB: 1 P: 7	R: 0 E: 0 K: 0 S: 4	H: 1 LOB: 1 BB: 0 P: 4	R: 1 E: 0 K: 0 S: 4	H: 1 LOB: 0 BB: 0 P: 4	R: 0 E: 0 K: 0 S: 3	H: 0 LOB: 0 BB: 0 P: 3	R: 0 E: 0 K: 0 S: 4	H: 1 LOB: 1 BB: 0 P: 4	R: 0 E: 0 K: 0 S: 3	H: 0 LOB: 0 BB: 0 P: 3	1B: 7 2B: 0 3B: 0 HR: 1	SF: 0 SAC: 1 DP: 1 HBP: 0	WP: 0 PB: 2 CS: 0	PA: 39
PITCHER	IP	WLS	BF	H	R	ER	SO	BB	IBB	HBP	BLK	WP	HR	S	P	ERA	WHIP					
Joe Niekro, R ERA: 4.54	(1, 1)	3.1		18	4	2	2	1	4	0	0	0	0	16	32	5.40	2.400					
Dan Schatzeder, L ERA: 5.12	(4, 1)	5.2	W	21	4	1	1	0	1	0	0	0	1	20	24	1.59	0.882					

Minnesota Twins @ California Angels
Anaheim Stadium, Anaheim, CA
Mon Aug 03 1987, 10:05 PM EDT
Att: 33,983 - Unknown

AB	33
R	3
H	8
RBI	2
BB	5
SO	1
LOB	14



Batter	1	2	3	4	5	6	7	8	9	AB	R	H	RBI	BB	SO	LOB	TOP					
Randy Bush, L OBP: 0.314, SLG: 0.380 Mark Davidson, R OBP: 0.325, SLG: 0.320	0-0 FC1-4 1B		0-0 F8		0-0 F8		0-0 1B			3	0	1	0	0	0	0						
Greg Gagne, R OBP: 0.309, SLG: 0.426	0-0 F8		0-0 F9		0-0 6-3		0-0 1B			4	0	1	0	0	0	1						
Kirby Puckett, R OBP: 0.358, SLG: 0.498 Al Newman, S OBP: 0.280, SLG: 0.317	0-0 FC1-4 1-2		0-0 F8		0-0 F4		0-0 G5-4-3			4	0	0	0	0	0	3						
Kent Hrbek, L OBP: 0.376, SLG: 0.519	0-0 P4			0-0 3-1		0-0 6-3		0-0 G3		4	0	0	0	0	1							
Gary Gaetti, R OBP: 0.305, SLG: 0.483		0-0 F5		4-0 2B HR BB		4-0 1B BB		0-3 K		2	1	0	0	2	1	0						
Gene Larkin, S OBP: 0.382, SLG: 0.460		4-0 BB BB		0-0 1-3 HR 2B		0-0 1-2 1B		0-0 F9		3	1	2	0	1	0	0						
Tom Brunansky, R OBP: 0.355, SLG: 0.489		0-0 P3		0-0 5-3		0-3 K				4	0	0	0	0	2	5						
Steve Lombardozzi, R OBP: 0.295, SLG: 0.349		4-0 1-2 BB		0-0 2-H 3-H HR		0-0 P4		0-0 1-3		3	1	1	3	1	0	2						
Sal Butera, R OBP: 0.239, SLG: 0.310 Dan Gladden, R OBP: 0.320, SLG: 0.357		0-3 K		0-3 K		0-3 K		0-3 K		3	0	0	0	0	3	2						
Inning Stats	R: 0 E: 0 K: 0 S: 4	H: 1 LOB: 1 P: 4	R: 0 E: 0 K: 1 S: 5	H: 0 LOB: 2 P: 13	R: 0 E: 0 K: 1 S: 3	H: 0 LOB: 0 P: 3	R: 3 E: 0 K: 1 S: 7	H: 2 LOB: 0 P: 11	R: 0 E: 0 K: 0 S: 3	H: 1 LOB: 2 P: 10	R: 0 E: 0 K: 1 S: 6	H: 2 LOB: 1 P: 6	R: 0 E: 0 K: 1 S: 5	H: 0 LOB: 0 P: 5	R: 0 E: 0 K: 2 S: 7	H: 0 LOB: 0 P: 7	1B: 4 2B: 1 3B: 0 HR: 1	SF: 0 SAC: 0 DP: 1 HBP: 0	WP: 0 PB: 0 CS: 0	PA: 36		
PITCHER	IP WLS BF H R ER SO BB IBB HBP BLK WP HR S P ERA WHIP		IP WLS BF H R ER SO BB IBB HBP BLK WP HR S P ERA WHIP		IP WLS BF H R ER SO BB IBB HBP BLK WP HR S P ERA WHIP		IP WLS BF H R ER SO BB IBB HBP BLK WP HR S P ERA WHIP		IP WLS BF H R ER SO BB IBB HBP BLK WP HR S P ERA WHIP		IP WLS BF H R ER SO BB IBB HBP BLK WP HR S P ERA WHIP		IP WLS BF H R ER SO BB IBB HBP BLK WP HR S P ERA WHIP		IP WLS BF H R ER SO BB IBB HBP BLK WP HR S P ERA WHIP		IP WLS BF H R ER SO BB IBB HBP BLK WP HR S P ERA WHIP					
Don Sutton, R ERA: 4.35 Gary Lucas, L ERA: 4.17	6.0 W 26 4 3 3 3 4 0 0 0 0 1 28 44 4.50 1.333	3.0 S 10 2 0 0 4 0 0 0 0 0 0 18 18 0.00 0.667																				

Minnesota Twins @ California Angels
Anaheim Stadium, Anaheim, CA
Tue Aug 04 1987, 10:05 PM EDT
Att: 37,371 - Unknown

AB 32
R 3
H 6
RBI 3
BB 4
SO 7
LOB 14



Batter	1	2	3	4	5	6	7	8	9	AB	R	H	RBI	BB	SO	LOB	BOTTOM					
Brian Downing, R OBP: 0.397, SLG: 0.497	0-0 1B 2B	4-0 FC6-4 BB	0-0 P6		0-0 FC6-4 1B 2B	0-0 F2		0-3 K		5	2	1	1	1	1	7						
Darrell Miller, R OBP: 0.255, SLG: 0.282	0-0 1B 2-3	0-0 FC6-4 1-2		0-0 5-3	0-0 2B 1B	0-0 4-3				5	1	2	1	0	0	5						
Doug DeCinces, R OBP: 0.361, SLG: 0.399	0-3 K		0-0 HR	0-0 F7	0-0 1-H 2-H 2B		0-0 1B			5	1	3	3	0	1	2						
George Hendrick, R OBP: 0.320, SLG: 0.472 Jack Howell, L OBP: 0.351, SLG: 0.474	0-0 F4		0-0 PB 1B 2B	0-0 L7	0-0 F7		0-0 1B			4	1	1	0	0	0	3						
Bill Buckner, L OBP: 0.306, SLG: 0.329 Wally Joyner, L OBP: 0.364, SLG: 0.539	0-0 FC6-4 1-3 3-H 1B		0-0 FC6-4 2-H 1B		0-0 6-3	0-0 1-3		0-0 HR		4	0	2	2	0	0	0						
Bob Boone, R OBP: 0.337, SLG: 0.350	0-0 FC6-4 1-2		0-0 FC6-4 1-2 2B WP		4-0 1B BB	0-0 1B 1B		0-0 F8-4 2B		4	3	2	0	1	0	3						
Gus Polidor, R OBP: 0.226, SLG: 0.277		0-0 5-3	4-0 2B FC6-4 BB		0-0 1B BB FC6-4 1B	0-0 BB 1B		0-0 F8-4 2-3		4	1	2	0	1	0	1						
Gary Pettis, S OBP: 0.305, SLG: 0.268		0-0 6-3	0-0 FC6-4 1-3 2-H 2B		4-0 FC6-4 1B BB	0-0 BB 1B		0-3 K		4	1	2	2	1	1	0						
Mark McLemore, S OBP: 0.298, SLG: 0.284		0-0 BB 1B	0-0 FC5-2-5 2-3 3-H		0-0 1-2 2-3 3-H 1B	4-0 FC6-4 BB		0-0 4-3		4	0	2	1	1	0	2						
Inning Stats	R: 1 E: 0 K: 1 S: 8	H: 3 LOB: 2 P: 8	R: 0 E: 0 K: 0 S: 4	H: 1 LOB: 1 P: 8	R: 3 E: 0 K: 0 S: 7	H: 4 LOB: 2 P: 11	R: 0 E: 0 K: 0 S: 3	H: 0 LOB: 0 P: 3	R: 5 E: 0 K: 0 S: 7	H: 4 LOB: 1 P: 15	R: 1 E: 0 K: 0 S: 6	H: 3 LOB: 3 P: 10	R: 2 E: 0 K: 0 S: 5	H: 4 LOB: 0 P: 5	R: 0 E: 0 K: 2 S: 7	H: 0 LOB: 0 P: 7	1B: 12 2B: 6 3B: 0 HR: 2	SF: 0 SAC: 0 DP: 1 HBP: 0	WP: 1 PB: 1 CS: 0	PA: 46		
PITCHER	IP WLS BF H R ER SO BB IBB HBP BLK WP HR S P ERA WHIP		IP WLS BF H R ER SO BB IBB HBP BLK WP HR S P ERA WHIP		IP WLS BF H R ER SO BB IBB HBP BLK WP HR S P ERA WHIP		IP WLS BF H R ER SO BB IBB HBP BLK WP HR S P ERA WHIP		IP WLS BF H R ER SO BB IBB HBP BLK WP HR S P ERA WHIP		IP WLS BF H R ER SO BB IBB HBP BLK WP HR S P ERA WHIP		IP WLS BF H R ER SO BB IBB HBP BLK WP HR S P ERA WHIP		IP WLS BF H R ER SO BB IBB HBP BLK WP HR S P ERA WHIP		IP WLS BF H R ER SO BB IBB HBP BLK WP HR S P ERA WHIP					
Steve Carlton, L ERA: 5.86 Roy Smith, R ERA: 6.75 George Frazier, R ERA: 5.67	4.2 L 9 4 1 1 0 1 0 0 0 0 0 8 12 6.75 3.750	2.0 8 4 2 2 2 0 0 0 0 0 1 12 12 9.00 2.000																				

Minnesota Twins @ California Angels
Anaheim Stadium, Anaheim, CA
Tue Aug 04 1987, 10:05 PM EDT
Att: 37,371 - Unknown

AB 41
R 12
H 19
RBI 12
BB 5
SO 3
LOB 23



Batter	1	2	3	4	5	6	7	8	9	AB	R	H	RBI	BB	SO	LOB	TOP				
Dan Gladden, R (1, 7) OBP: 0.322, SLG: 0.357										3	0	1	0	1	0	0	Minnesota Twins @ California Angels Anaheim Stadium, Anaheim, CA Wed Aug 05 1987, 6:33 AM EDT Att: 34,059 - Unknown				
Greg Gagne, R (1, 6) OBP: 0.306, SLG: 0.421										3	0	0	0	0	1	2					
Randy Bush, L (9, PH) OBP: 0.318, SLG: 0.380										0	0	0	0	1	0	0					
Kirby Puckett, R (1, 8) OBP: 0.357, SLG: 0.495										4	0	1	0	0	2	2					
Gary Gaetti, R (1, 5) OBP: 0.303, SLG: 0.479										3	0	0	0	0	1	2					
Tom Brunansky, R (1, 9) OBP: 0.355, SLG: 0.487										3	1	1	0	0	1	0					
Kent Hrbek, L (1, 3) OBP: 0.376, SLG: 0.520										3	0	1	0	0	1	0					
Gene Larkin, S (1, 10) OBP: 0.361, SLG: 0.457										3	0	1	0	0	0	2					
Tim Laudner, R (1, 2) OBP: 0.256, SLG: 0.423										2	0	0	1	0	1	1					
Steve Lombardozzi, R (1, 4) OBP: 0.294, SLG: 0.347										2	0	0	0	0	0	1					
Roy Smalley, S (8, PH) OBP: 0.344, SLG: 0.416										1	0	0	0	0	1	1					
Inning Stats	R: 0 E: 0 K: 2 S: 7	H: 1 LOB: 0 BB: 0 P: 7	R: 0 E: 0 K: 0 S: 3	H: 0 LOB: 0 BB: 0 P: 3	R: 0 E: 0 K: 0 S: 3	H: 1 LOB: 0 BB: 0 P: 3	R: 0 E: 0 K: 3 S: 5	H: 0 LOB: 0 BB: 0 P: 5	R: 0 E: 0 K: 1 S: 5	H: 0 LOB: 0 BB: 0 P: 9	R: 0 E: 0 K: 0 S: 5	H: 1 LOB: 1 BB: 1 P: 7	R: 1 E: 0 K: 1 S: 7	H: 2 LOB: 1 BB: 0 P: 7	R: 0 E: 0 K: 0 S: 2	H: 0 LOB: 0 BB: 1 P: 6	1B: 4 2B: 1 3B: 0 HR: 0	SF: 1 SAC: 0 DP: 2 HBP: 0	WP: 0 PB: 0 CS: 2	PA: 30	
PITCHER	IP	WLS	BF	H	R	ER	SO	BB	IBB	HBP	BLK	WP	HR	S	P	ERA	WHIP				
John Candelaria, L (1, 1) ERA: 4.4	6.0	W	18	2	0	0	7	0	0	0	0	0	0	32	32	0.00	0.333				
Greg Minton, R (7, 1) ERA: 2.95	2.0		9	3	1	1	1	1	0	0	0	0	0	10	14	4.50	2.000				
DeWayne Buice, R (9, 1) ERA: 2.52	1.0		3	0	0	0	0	1	0	0	0	0	0	2	6	0.00	1.000				


Batter	1	2	3	4	5	6	7	8	9	AB	R	H	RBI	BB	SO	LOB	BOTTOM				
Brian Downing, R (1, 7) OBP: 0.396, SLG: 0.495										4	1	1	0	0	0	0	Minnesota Twins @ California Angels Anaheim Stadium, Anaheim, CA Wed Aug 05 1987, 6:33 AM EDT Att: 34,059 - Unknown				
Jack Howell, L (1, 9) OBP: 0.350, SLG: 0.469										3	0	0	0	1	1	0					
Wally Joyner, L (1, 3) OBP: 0.363, SLG: 0.534										3	1	0	0	1	1	2					
Bill Buckner, L (1, 10) OBP: 0.308, SLG: 0.344										4	2	2	3	0	0	1					
Doug DeCinces, R (1, 5) OBP: 0.362, SLG: 0.399										3	2	1	0	1	0	0					
Bob Boone, R (1, 2) OBP: 0.336, SLG: 0.349										4	0	1	0	0	0	2					
Gus Polidor, R (1, 6) OBP: 0.239, SLG: 0.291										3	0	2	2	0	0	0					
Mark McLemore, S (1, 4) OBP: 0.298, SLG: 0.285										3	0	1	1	0	1	2					
Gary Pettis, S (1, 8) OBP: 0.303, SLG: 0.266										3	0	0	0	0	3	2					
Inning Stats	R: 0 E: 0 K: 1 S: 5	H: 0 LOB: 0 BB: 0 P: 5	R: 1 E: 0 K: 1 S: 7	H: 2 LOB: 1 BB: 0 P: 7	R: 0 E: 0 K: 2 S: 7	H: 0 LOB: 0 BB: 0 P: 7	R: 2 E: 1 K: 1 S: 8	H: 3 LOB: 2 BB: 1 P: 12	R: 3 E: 0 K: 0 S: 5	H: 2 LOB: 0 BB: 1 P: 9	R: 0 E: 0 K: 1 S: 5	H: 1 LOB: 0 BB: 0 P: 5	R: 0 E: 0 K: 0 S: 3	H: 0 LOB: 1 BB: 1 P: 7	R: 0 E: 0 K: 0 S: 3	H: 0 LOB: 0 BB: 0 P: 3		1B: 6 2B: 1 3B: 0 HR: 1	SF: 1 SAC: 0 DP: 1 HBP: 0	WP: 0 PB: 0 CS: 0	PA: 34
PITCHER	IP	WLS	BF	H	R	ER	SO	BB	IBB	HBP	BLK	WP	HR	S	P	ERA	WHIP				
Bert Blyleven, R (1, 1) ERA: 4.4	5.0	L	24	7	6	6	5	1	0	0	0	0	0	32	40	10.80	1.600				
George Frazier, R (6, 1) ERA: 5.59	1.0		3	1	0	0	1	0	0	0	0	0	0	5	5	0.00	1.000				
Dan Schatzeder, L (7, 1) ERA: 5.03	1.0		4	0	0	0	0	1	0	0	0	0	0	3	7	0.00	1.000				
Keith Atherton, R (8, 1) ERA: 4.14	1.0		3	0	0	0	0	0	0	0	0	0	0	3	3	0.00	0.000				

AB	27
R	1
H	5
RBI	1
BB	2
SO	8
LOB	11



WP	0	PA	30
PB	0		
CS	2		

AB	30
R	6
H	8
RBI	6
BB	3
SO	6
LOB	9



WP	0	PA	34
PB	0		
CS	0		

Batter	1	2	3	4	5	6	7	8	9	AB	R	H	RBI	BB	SO	LOB	TOP								
Luis Polonia, L OBP: 0.340, SLG: 0.408 (1, 8)	4-3			E3 S 1B		B1-3		G3		4	1	0	0	0	0	0	Oakland Athletics @ Minnesota Twins Hubert H. Humphrey Metrodome, Minneapolis, MN Fri Aug 07 1987, 8:05 PM EDT Att: 36,146 - Unknown livebaseballscorecards.com								
Carney Lansford, R OBP: 0.379, SLG: 0.450 Mickey Tettleton, S OBP: 0.294, SLG: 0.312 (1, 5) (8, 2)	5-3			4-6-3 S SF8 2H 1B		5-3		F8		4	1	1	1	0	0	0									
Jose Canseco, R OBP: 0.326, SLG: 0.497 (1, 7)	5-3			4-6-3 1-3 1B		4-0 FC5-4 BB			4-0 HBP 1B BB	2	1	0	0	2	0	1									
Mark McGwire, R OBP: 0.367, SLG: 0.639 (1, 3)		F4		SF8		FC5-4 1-2 BB			1-0 1B HBP	2	1	0	1	0	0	1									
Mike Davis, L OBP: 0.337, SLG: 0.525 (1, 9)		K2-3		G3					0-0 1B	3	0	1	1	1	1	0									
Terry Steinbach, R OBP: 0.254, SLG: 0.490 (1, 2) (8, 5)		F3							0-0 1B	3	0	1	1	1	1	0									
Reggie Jackson, L OBP: 0.276, SLG: 0.398 Steve Henderson, R OBP: 0.438, SLG: 0.581 (1, 10) (9, PH)				G1-6-3 1B					0-0 1B	3	0	1	0	0	1	2									
Tony Bernazard, S OBP: 0.324, SLG: 0.421 (1, 4)				G1-6-3 1-2 1B					0-0 1B	4	0	1	0	0	0	4									
Alfredo Griffin, S OBP: 0.313, SLG: 0.333 Mike Gallego, R OBP: 0.301, SLG: 0.338 (1, 6) (8, 6)				F7		1-3 1B			0-0 F2	3	0	0	0	0	0	1									
Inning Stats	R: 0 E: 0 K: 0 S: 3	H: 0 LOB: 0 BB: 0 P: 3	R: 0 E: 0 K: 1 S: 5	H: 0 LOB: 0 BB: 0 P: 5	R: 0 E: 0 K: 0 S: 3	H: 1 LOB: 0 BB: 0 P: 3	R: 2 E: 1 K: 0 S: 5	H: 1 LOB: 0 BB: 0 P: 5	R: 0 E: 0 K: 2 S: 8	H: 1 LOB: 0 BB: 0 P: 8	R: 0 E: 0 K: 0 S: 3	H: 0 LOB: 1 BB: 1 P: 7	R: 0 E: 0 K: 0 S: 2	H: 0 LOB: 2 BB: 2 P: 10	R: 0 E: 0 K: 0 S: 3	H: 0 LOB: 0 BB: 0 P: 3	R: 2 E: 0 K: 0 S: 4	H: 2 LOB: 1 BB: 1 P: 9	1B: 5 2B: 1 3B: 0 HR: 0	SF: 1 SAC: 0 DP: 3 HBP: 1	WP: 0 PB: 0 SB: 2 CS: 0	PA: 35			
PITCHER	IP	WLS	BF	H	R	ER	SO	BB	IBB	HBP	BLK	WP	HR	S	P	ERA	WHIP								
Joe Niekro, R ERA: 4.38 (1, 1)	8.0	W	33	5	4	2	3	4	0	1	0	0	0	34	51	2.25	1.125								
Dan Schatzeder, L ERA: 4.95 (9, 1)	1.0		2	0	0	0	0	0	0	0	0	0	0	2	2	0.00	0.000								

Batter	1	2	3	4	5	6	7	8	9	AB	R	H	RBI	BB	SO	LOB	BOTTOM								
Randy Bush, L OBP: 0.335, SLG: 0.383 Mark Davidson, R OBP: 0.319, SLG: 0.314 (1, 9) (5, PH) (6, 7)	1B WP	F6		1B	F8		4-3			3	1	2	0	0	0	0	Oakland Athletics @ Minnesota Twins Hubert H. Humphrey Metrodome, Minneapolis, MN Fri Aug 07 1987, 8:05 PM EDT Att: 36,146 - Unknown livebaseballscorecards.com								
Greg Gagne, R OBP: 0.312, SLG: 0.435 (1, 6)	1B WP	L5		1B	1-3					5	1	3	0	0	0	1									
Kirby Puckett, R OBP: 0.356, SLG: 0.492 (1, 8)	1B FC4-6 1H 2H	5-3		F8		4-0 FC3-6 BB		F8		4	0	1	1	1	0	3									
Kent Hrbek, L OBP: 0.377, SLG: 0.538 (1, 3)	FC4-6 2B E 1-2			K		FC3-6 WP E 1-2		6-3		5	3	1	1	0	1	4									
Gary Gaetti, R OBP: 0.310, SLG: 0.484 (1, 5)	E 1-3 2B			K		E6 E 2H		F9		4	2	1	0	0	1	0									
Gene Larkin, S OBP: 0.357, SLG: 0.445 (1, 10)	E IBB				5-3	K		5-3		4	0	1	0	1	1	2									
Tom Brunansky, R OBP: 0.352, SLG: 0.482 (1, 7) (6, 9)	E6 1-3 2H 3H			F8		E4 1B 2B 1-3				4	1	1	2	0	0	3									
Steve Lombardozzi, R OBP: 0.293, SLG: 0.345 (1, 4)	K			F6		6-3				4	1	1	1	0	1	5									
Sal Butera, R OBP: 0.240, SLG: 0.307 (1, 2)	K			G1-6-3				L6		4	0	1	1	0	1	2									
Inning Stats	R: 4 E: 1 K: 2 S: 12	H: 4 LOB: 2 BB: 1 P: 16	R: 0 E: 0 K: 0 S: 3	H: 0 LOB: 0 BB: 0 P: 3	R: 1 E: 0 K: 1 S: 7	H: 2 LOB: 1 BB: 0 P: 7	R: 0 E: 0 K: 1 S: 7	H: 2 LOB: 2 BB: 0 P: 7	R: 3 E: 0 K: 0 S: 6	H: 3 LOB: 1 BB: 0 P: 7	R: 1 E: 3 K: 1 S: 7	H: 0 LOB: 2 BB: 1 P: 11	R: 0 E: 0 K: 0 S: 4	H: 1 LOB: 1 BB: 0 P: 4	R: 0 E: 0 K: 0 S: 3	H: 0 LOB: 0 BB: 0 P: 3	R: 0 E: 0 K: 0 S: 3	H: 0 LOB: 0 BB: 0 P: 3	1B: 7 2B: 3 3B: 1 HR: 1	SF: 0 SAC: 0 DP: 0 HBP: 1	WP: 4 PB: 0 SB: 1 CS: 0	PA: 42			
PITCHER	IP	WLS	BF	H	R	ER	SO	BB	IBB	HBP	BLK	WP	HR	S	P	ERA	WHIP								
Dennis Lamp, R ERA: 5.07 (1, 1)	0.1	L	6	4	4	3	0	0	0	0	0	0	0	5	9	81.00	12.000								
Dennis Eckersley, R ERA: 3.16 (1, 1)	4.0		21	7	4	4	4	0	0	1	0	0	1	28	29	9.00	1.750								
Dave Leiper, L ERA: 2.36 (5, 1)	3.2		15	1	1	0	1	1	0	0	0	1	0	16	20	0.00	0.545								

Batter	1	2	3	4	5	6	7	8	9	AB	R	H	RBI	BB	SO	LOB	TOP								
Brian Downing, R OBP: 0.397, SLG: 0.498 (1, 7)										4	0	1	0	0	2	1	California Angels @ Minnesota Twins Hubert H. Humphrey Metrodome, Minneapolis, MN Tue Aug 11 1987, 8:05 PM EDT Att: 39,163 - Unknown livebaseballscorecards.com								
Wally Joyner, L OBP: 0.360, SLG: 0.537 (1, 3)										4	1	1	0	0	1	2									
Devon White, S OBP: 0.326, SLG: 0.490 (1, 8)										4	1	1	0	0	2	0									
Doug DeCinces, R OBP: 0.352, SLG: 0.386 (1, 5)										4	0	0	0	0	0	2									
George Hendrick, R OBP: 0.349, SLG: 0.480 (1, 9)										3	0	2	2	1	0	0									
Bill Buckner, L OBP: 0.310, SLG: 0.343 (1, 10)										4	0	1	0	0	1	2									
Bob Boone, R OBP: 0.335, SLG: 0.341 (1, 2)										3	0	1	0	0	0	0									
Jack Howell, L OBP: 0.343, SLG: 0.455 (9, PH)										1	0	0	0	0	1	2									
Gus Polidor, R OBP: 0.255, SLG: 0.320 (1, 6)										3	0	1	0	0	0	1									
Ruppert Jones, L OBP: 0.209, SLG: 0.426 (9, PH)										1	0	0	0	0	1	2									
Mark McLemore, S OBP: 0.303, SLG: 0.288 (1, 4)										4	0	1	0	0	0	4									
Inning Stats	R: 0 E: 0 K: 1 S: 5	H: 0 LOB: 0 BB: 0 P: 5	R: 0 E: 0 K: 0 S: 3	H: 1 LOB: 0 BB: 0 P: 3	R: 0 E: 0 K: 0 S: 5	H: 2 LOB: 2 BB: 0 P: 5	R: 0 E: 0 K: 1 S: 5	H: 0 LOB: 0 BB: 0 P: 5	R: 0 E: 0 K: 0 S: 4	H: 1 LOB: 1 BB: 0 P: 4	R: 2 E: 0 K: 2 S: 10	H: 3 LOB: 1 BB: 0 P: 10	R: 0 E: 0 K: 1 S: 6	H: 1 LOB: 1 BB: 0 P: 6	R: 0 E: 0 K: 1 S: 5	H: 0 LOB: 0 BB: 0 P: 5	R: 0 E: 0 K: 2 S: 8	H: 1 LOB: 2 BB: 1 P: 12	1B: 8 2B: 1 3B: 0 HR: 0	SF: 0 SAC: 0 DP: 1 HBP: 0	WP: 1 PB: 0 SB: 0 CS: 0	PA: 36			
PITCHER	IP	WLS	BF	H	R	ER	SO	BB	IBB	HBP	BLK	WP	HR	S	P	ERA	WHIP								
Frank Viola, L ERA: 2.9 (1, 1)	8.0	W	33	9	2	2	6	1	0	0	0	1	0	44	48	2.25	1.250								
Keith Atherton, R ERA: 4.01 (9, 1)	1.0		3	0	0	0	2	0	0	0	0	0	0	7	7	0.00	0.000								

Batter	1	2	3	4	5	6	7	8	9	AB	R	H	RBI	BB	SO	LOB	BOTTOM								
Dan Gladden, R OBP: 0.317, SLG: 0.349 (1, 7)										4	0	0	0	0	0	2	California Angels @ Minnesota Twins Hubert H. Humphrey Metrodome, Minneapolis, MN Tue Aug 11 1987, 8:05 PM EDT Att: 39,163 - Unknown livebaseballscorecards.com								
Al Newman, S OBP: 0.285, SLG: 0.319 (1, 4)										4	0	1	1	0	0	0									
Kirby Puckett, R OBP: 0.362, SLG: 0.506 (1, 8)										4	1	1	0	0	0	0									
Gary Gaetti, R OBP: 0.311, SLG: 0.499 (1, 5)										4	2	2	1	0	0	1									
Gene Larkin, S OBP: 0.352, SLG: 0.438 (1, 3)										4	1	1	0	0	0	1									
Tom Brunansky, R OBP: 0.359, SLG: 0.500 (1, 10)										4	1	2	2	0	0	0									
Tim Laudner, R OBP: 0.256, SLG: 0.436 (1, 2)										4	1	1	0	0	0	3									
Greg Gagne, R OBP: 0.313, SLG: 0.435 (1, 6)										3	0	1	1	0	1	2									
Mark Davidson, R OBP: 0.328, SLG: 0.333 (1, 9)										3	1	2	2	0	0	1									
Inning Stats	R: 0 E: 0 K: 0 S: 3	H: 0 LOB: 0 BB: 0 P: 3	R: 3 E: 0 K: 1 S: 9	H: 4 LOB: 1 BB: 0 P: 9	R: 0 E: 0 K: 0 S: 3	H: 0 LOB: 0 BB: 0 P: 3	R: 1 E: 0 K: 0 S: 5	H: 2 LOB: 1 BB: 0 P: 5	R: 0 E: 0 K: 0 S: 3	H: 0 LOB: 0 BB: 0 P: 3	R: 1 E: 0 K: 0 S: 4	H: 1 LOB: 0 BB: 0 P: 4	R: 1 E: 0 K: 0 S: 4	H: 2 LOB: 1 BB: 0 P: 4	R: 1 E: 0 K: 0 S: 5	H: 2 LOB: 1 BB: 0 P: 5		1B: 7 2B: 2 3B: 1 HR: 1	SF: 0 SAC: 0 DP: 0 HBP: 0	WP: 0 PB: 0 SB: 0 CS: 0	PA: 34				
PITCHER	IP	WLS	BF	H	R	ER	SO	BB	IBB	HBP	BLK	WP	HR	S	P	ERA	WHIP								
John Candelaria, L ERA: 4.57 (1, 1)	5.0	L	21	6	4	4	1	0	0	0	0	0	0	23	23	7.20	1.200								
Willie Fraser, R ERA: 4.05 (6, 1)	2.0		8	3	2	2	0	0	0	0	0	0	1	8	8	9.00	1.500								
Greg Minton, R ERA: 2.96 (8, 1)	1.0		5	2	1	1	0	0	0	0	0	0	0	5	5	9.00	2.000								

Batter	1	2	3	4	5	6	7	8	9	AB	R	H	RBI	BB	SO	LOB	TOP																				
Brian Downing, R OBP: 0.399, SLG: 0.496 Gary Pettis, S OBP: 0.305, SLG: 0.264	F9	FC6-4		G3 WP WP IBB		FC4-6 1B		FC6-4 BB		3	1	1	0	2	0	1																					
Jack Howell, L OBP: 0.341, SLG: 0.449	5-3		1B BB	G3	F7			FC6-4 1-2		4	1	0	1	1	0	3																					
Wally Joyner, L OBP: 0.358, SLG: 0.532	1B		F7	F8	FC4-6 1-2			4-3		5	0	1	0	0	0	3																					
Bill Buckner, L OBP: 0.312, SLG: 0.343	4-3		F9		FC5-4 1B			4-3		5	1	2	0	0	0	2																					
Devon White, S OBP: 0.324, SLG: 0.487		4-3	1B	F8			K	4-3		5	0	1	1	0	1	2																					
Ruppert Jones, L OBP: 0.303, SLG: 0.449		2B 1B	F8	FC5-4 1B			HR	4-3		5	2	2	2	0	0	2																					
Mark McLemore, S OBP: 0.307, SLG: 0.291		K		SH1-3 2B BB	FC5-4 1B		G5-4-3 1B			3	1	2	0	1	1	1																					
Bob Boone, R OBP: 0.334, SLG: 0.345		1B	2B	SH1-3	FC5-4		G5-4-3			3	1	1	0	0	0	3																					
Gus Polidor, R OBP: 0.264, SLG: 0.336	FC6-4 1B			WP G3 2B			6-3	6-3		4	1	2	3	0	0	0																					
Inning Stats	R: 0 E: 0 K: 0 S: 4	H: 1 LOB: 1 BB: 0 P: 4	R: 2 E: 0 K: 1 S: 8	H: 3 LOB: 1 BB: 0 P: 8	R: 1 E: 0 K: 0 S: 6	H: 1 LOB: 1 BB: 1 P: 10	R: 3 E: 0 K: 0 S: 4	H: 1 LOB: 0 BB: 2 P: 12	R: 0 E: 0 K: 0 S: 5	H: 2 LOB: 2 BB: 0 P: 5	R: 0 E: 0 K: 0 S: 4	H: 1 LOB: 1 BB: 0 P: 4	R: 2 E: 0 K: 1 S: 7	H: 3 LOB: 0 BB: 0 P: 7	R: 0 E: 0 K: 0 S: 3	H: 0 LOB: 0 BB: 0 P: 7	R: 0 E: 0 K: 0 S: 3	H: 0 LOB: 0 BB: 0 P: 3	1B: 9 2B: 2 3B: 0 HR: 1	SF: 0 SAC: 1 DP: 1 HBP: 0	WP: 2 PB: 0 SB: 1 CS: 0	PA: 42															
PITCHER	IP	WLS	BF	H	R	ER	SO	BB	IBB	HBP	BLK	WP	HR	S	P	ERA	WHIP	PITCHER	IP	WLS	BF	H	R	ER	SO	BB	IBB	HBP	BLK	WP	HR	S	P	ERA	WHIP		
Les Straker, R ERA: 4.63	3.1	L	19	6	6	6	1	2	1	0	0	0	0	20	32	16.20	2.400																				
Dan Schatzeder, L ERA: 4.95	3.2		16	6	2	2	1	0	0	0	0	2	1	18	18	4.91	1.636																				
George Frazier, R ERA: 5.37	2.0		7	0	0	0	0	1	0	0	0	0	0	6	10	0.00	0.500																				

California Angels @ Minnesota Twins
Hubert H. Humphrey Metrodome, Minneapolis, MN
Wed Aug 12 1987, 8:05 PM EDT
Att: 33,033 - Unknown

AB	37
R	8
H	12
RBI	7
BB	4
SO	2
LOB	17



Batter	1	2	3	4	5	6	7	8	9	AB	R	H	RBI	BB	SO	LOB	BOTTOM																				
Dan Gladden, R OBP: 0.316, SLG: 0.346	6-3		1-2 BB		K			F9		3	0	0	0	1	1	1																					
Al Newman, S OBP: 0.285, SLG: 0.318	F8		F7		F8			FC5-4 1B		4	0	1	0	0	0	3																					
Kirby Puckett, R OBP: 0.359, SLG: 0.501	F9			F7		5-3		FC5-4 1-2		4	0	0	0	0	0	1																					
Kent Hrbek, L OBP: 0.375, SLG: 0.545		G5-4-3 BB		HR		F8		4-3		3	1	1	1	1	0	1																					
Gary Gaetti, R OBP: 0.308, SLG: 0.494		G5-4-3 1-2		K		K		5-3		4	0	0	0	0	2	1																					
Roy Smalley, S OBP: 0.343, SLG: 0.426		K		BB			HR	K		3	1	1	1	1	2	0																					
Tom Brunansky, R OBP: 0.356, SLG: 0.495			F8	K			K	F8		4	0	0	0	0	2	1																					
Greg Gagne, R OBP: 0.313, SLG: 0.434			4-3				K2-3			3	0	1	0	0	1	0																					
Sal Butera, R OBP: 0.242, SLG: 0.300		BB BB		BB			F8	F9		2	0	0	0	1	0	1																					
Inning Stats	R: 0 E: 0 K: 0 S: 3	H: 0 LOB: 0 BB: 0 P: 3	R: 0 E: 0 K: 1 S: 4	H: 0 LOB: 0 BB: 1 P: 8	R: 0 E: 0 K: 0 S: 3	H: 0 LOB: 2 BB: 2 P: 11	R: 1 E: 0 K: 2 S: 8	H: 1 LOB: 1 BB: 1 P: 12	R: 0 E: 0 K: 1 S: 6	H: 1 LOB: 1 BB: 0 P: 6	R: 0 E: 0 K: 1 S: 5	H: 0 LOB: 0 BB: 0 P: 5	R: 1 E: 0 K: 2 S: 8	H: 1 LOB: 0 BB: 0 P: 8	R: 0 E: 0 K: 0 S: 4	H: 1 LOB: 1 BB: 0 P: 4	R: 0 E: 0 K: 1 S: 5	H: 0 LOB: 0 BB: 0 P: 5	1B: 2 2B: 0 3B: 0 HR: 2	SF: 0 SAC: 0 DP: 1 HBP: 0	WP: 0 PB: 0 SB: 0 CS: 0	PA: 34															
PITCHER	IP	WLS	BF	H	R	ER	SO	BB	IBB	HBP	BLK	WP	HR	S	P	ERA	WHIP	PITCHER	IP	WLS	BF	H	R	ER	SO	BB	IBB	HBP	BLK	WP	HR	S	P	ERA	WHIP		
Kirk McCaskill, R ERA: 5.24	7.1	W	29	4	2	2	7	4	0	0	0	0	0	7	7	0.00	1.091																				
DeWayne Buice, R ERA: 2.59	1.2		5	0	0	0	1	0	0	0	0	0	0	7	7	0.00	0.000																				

California Angels @ Minnesota Twins
Hubert H. Humphrey Metrodome, Minneapolis, MN
Wed Aug 12 1987, 8:05 PM EDT
Att: 33,033 - Unknown

AB	30
R	2
H	4
RBI	2
BB	4
SO	8
LOB	9



Batter	1	2	3	4	5	6	7	8	9	AB	R	H	RBI	BB	SO	LOB	TOP																					
Brian Downing, R OBP: 0.399, SLG: 0.494 Gary Pettis, S OBP: 0.305, SLG: 0.264	L9		L9	K				6-3		4	0	1	0	1	1	3	California Angels @ Minnesota Twins Hubert H. Humphrey Metrodome, Minneapolis, MN Thu Aug 13 1987, 4:33 AM EDT Att: 35,837 - Unknown																					
Devon White, S OBP: 0.323, SLG: 0.483	6-3		L4	F7					G1-5-3	4	1	0	0	1	0	6																						
Doug DeCinces, R OBP: 0.353, SLG: 0.394	6-3		G6-4-3						5-3	5	1	2	2	0	1	1																						
George Hendrick, R OBP: 0.351, SLG: 0.476			G6-4-3						F9	5	0	2	1	0	0	2																						
Bill Buckner, L OBP: 0.311, SLG: 0.342 Wally Joyner, L OBP: 0.358, SLG: 0.532	4-3									4	1	1	0	0	0	2																						
Bob Boone, R OBP: 0.333, SLG: 0.344										4	1	1	0	0	0	1																						
Gus Polidor, R OBP: 0.283, SLG: 0.333										4	0	1	1	0	0	0																						
Dick Schofield, R OBP: 0.301, SLG: 0.356										4	0	3	1	0	1	0																						
Mark McLemore, S OBP: 0.307, SLG: 0.289										3	1	0	0	1	0	4																						
Inning Stats	R: 1 E: 0 K: 0 S: 4	H: 1 LOB: 1 BB: 1 P: 8	R: 0 E: 0 K: 1 S: 5	H: 0 LOB: 0 BB: 0 P: 5	R: 1 E: 0 K: 0 S: 4	H: 2 LOB: 1 BB: 1 P: 8	R: 2 E: 0 K: 1 S: 9	H: 4 LOB: 2 BB: 0 P: 9	R: 0 E: 0 K: 0 S: 4	H: 1 LOB: 1 BB: 1 P: 6	R: 0 E: 0 K: 0 S: 4	H: 1 LOB: 0 BB: 0 P: 4	R: 0 E: 0 K: 0 S: 3	H: 0 LOB: 0 BB: 0 P: 3	R: 0 E: 0 K: 0 S: 3	H: 0 LOB: 1 BB: 0 P: 4		1B: 8 2B: 2 3B: 0 HR: 1	SF: 0 SAC: 0 DP: 1 HBP: 0	WP: 0 PB: 0 SB: 1 CS: 0	PA: 40																	
PITCHER	IP	WLS	BF	H	R	ER	SO	BB	IBB	HBP	BLK	WP	HR	S	P	ERA	WHIP	PITCHER				IP	WLS	BF	H	R	ER	SO	BB	IBB	HBP	BLK	WP	HR	S	P	ERA	WHIP
Steve Carlton, L ERA: 5.64	7.0	L	33	10	5	5	3	3	0	0	0	0	1	36	48	6.43	1.857					7.0	L	33	10	5	5	3	3	0	0	0	0	1	36	48	6.43	1.857
George Frazier, R ERA: 5.29	1.0		4	1	0	0	0	0	0	0	0	0	0	4	4	0.00	1.000					1.0		4	1	0	0	0	0	0	0	0	4	4	0.00	1.000		
Jeff Reardon, R ERA: 5.11	1.0		3	0	0	0	0	0	0	0	0	0	0	3	3	0.00	0.000					1.0		3	0	0	0	0	0	0	0	0	3	3	0.00	0.000		

Batter	1	2	3	4	5	6	7	8	9	AB	R	H	RBI	BB	SO	LOB	BOTTOM																					
Al Newman, S OBP: 0.287, SLG: 0.317	F5	FC1-5		4-3						4	0	1	0	1	0	3	California Angels @ Minnesota Twins Hubert H. Humphrey Metrodome, Minneapolis, MN Thu Aug 13 1987, 4:33 AM EDT Att: 35,837 - Unknown																					
Randy Bush, L OBP: 0.330, SLG: 0.380	K									5	1	2	0	0	2	2																						
Kirby Puckett, R OBP: 0.359, SLG: 0.499										4	0	1	0	1	0	2																						
Kent Hrbek, L OBP: 0.376, SLG: 0.549										5	0	2	1	0	0	4																						
Gary Gaetti, R OBP: 0.305, SLG: 0.489	L8									4	0	0	0	0	0	5																						
Tom Brunansky, R OBP: 0.385, SLG: 0.491										3	0	0	0	1	1	1																						
Gene Larkin, S OBP: 0.349, SLG: 0.432										4	0	1	0	0	0	3																						
Tim Laudner, R OBP: 0.256, SLG: 0.433										4	0	1	0	0	1	0																						
Steve Lombardozzi, R OBP: 0.291, SLG: 0.344 Roy Smalley, S OBP: 0.346, SLG: 0.425										3	0	1	0	0	0	2																						
Inning Stats	R: 0 E: 0 K: 1 S: 7	H: 2 LOB: 2 BB: 0 P: 7	R: 0 E: 0 K: 0 S: 5	H: 2 LOB: 0 BB: 0 P: 5	R: 1 E: 0 K: 1 S: 7	H: 2 LOB: 1 BB: 0 P: 7	R: 0 E: 0 K: 1 S: 6	H: 1 LOB: 1 BB: 0 P: 6	R: 0 E: 0 K: 0 S: 4	H: 1 LOB: 0 BB: 0 P: 4	R: 0 E: 0 K: 0 S: 3	H: 0 LOB: 0 BB: 0 P: 3	R: 0 E: 0 K: 0 S: 3	H: 0 LOB: 2 BB: 0 P: 3	R: 0 E: 0 K: 1 S: 5	H: 0 LOB: 2 BB: 2 P: 13		1B: 5 2B: 4 3B: 0 HR: 0	SF: 0 SAC: 0 DP: 0 HBP: 0	WP: 0 PB: 0 SB: 0 CS: 0	PA: 40																	
PITCHER	IP	WLS	BF	H	R	ER	SO	BB	IBB	HBP	BLK	WP	HR	S	P	ERA	WHIP	PITCHER				IP	WLS	BF	H	R	ER	SO	BB	IBB	HBP	BLK	WP	HR	S	P	ERA	WHIP
Mike Witt, R ERA: 3.75	8.0	W	35	9	1	1	3	1	0	0	0	0	0	40	44	1.12	1.250					8.0	W	35	9	1	1	3	1	0	0	0	0	40	44	1.12	1.250	
DeWayne Buice, R ERA: 2.56	1.0		5	0	0	0	1	2	0	0	0	0	0	5	13	0.00	2.000					1.0		5	0	0	0	1	2	0	0	0	5	13	0.00	2.000		

Batter	1	2	3	4	5	6	7	8	9	AB	R	H	RBI	BB	SO	LOB	TOP					
Mickey Brantley, R (1.8) OBP: 0.318, SLG: 0.434	5-3		1-3 BB		2H 2B		5-3			3	0	1	1	1	0	0	Seattle Mariners @ Minnesota Twins Hubert H. Humphrey Metrodome, Minneapolis, MN Fri Aug 14 1987, 8:05 PM EDT Att: 26,291 - Unknown livebaseballscorecards.com					
Phil Bradley, R (1.7) OBP: 0.394, SLG: 0.477	BB HBP 1B		6-3		5-3			4-3		4	0	1	0	0	0	2						
Scott Bradley, L (1.2) OBP: 0.305, SLG: 0.366			1-3		4-3			FC3-6 BB		2	0	0	0	1	0	2						
Alvin Davis, L (1.3) OBP: 0.395, SLG: 0.527	1-2 BB		P5					FC3-6 FC6-4		3	0	0	0	1	1	2						
Jim Prestley, R (1.5) OBP: 0.297, SLG: 0.447	K				G3-6-3 1B			FC6-4		4	0	1	0	0	2	4						
Ken Phelps, L (1.10) OBP: 0.399, SLG: 0.549	K				G3-6-3 1B					4	2	2	1	0	1	4						
Mike Kingery, L (1.9) OBP: 0.322, SLG: 0.452					4-3			HR		3	0	1	1	0	0	0						
Rey Quinones, R (1.6) OBP: 0.310, SLG: 0.394								SF8 2B		3	0	1	1	0	0	0						
Harold Reynolds, S (1.4) OBP: 0.334, SLG: 0.385								SF8		4	0	0	0	0	2	1						
Inning Stats	R: 0 E: 0 K: 2 S: 8	H: 1 LOB: 3 BB: 1 P: 13	R: 0 E: 0 K: 1 S: 5	H: 1 LOB: 0 BB: 0 P: 5	R: 0 E: 0 K: 0 S: 3	H: 0 LOB: 1 BB: 1 P: 7	R: 0 E: 0 K: 0 S: 3	H: 1 LOB: 0 BB: 0 P: 3	R: 1 E: 0 K: 0 S: 5	H: 2 LOB: 1 BB: 0 P: 5	R: 1 E: 0 K: 2 S: 8	H: 1 LOB: 0 BB: 0 P: 8	R: 0 E: 0 K: 1 S: 5	H: 0 LOB: 1 BB: 1 P: 5	R: 0 E: 0 K: 0 S: 3	H: 0 LOB: 1 BB: 1 P: 7	R: 1 E: 0 K: 1 S: 6	H: 1 LOB: 0 BB: 0 P: 6	1B: 3 2B: 3 3B: 0 HR: 1	SF: 1 SAC: 0 DP: 2 HBP: 1	WP: 0 PB: 1 SB: 0 CS: 0	PA: 36
PITCHER	IP WLS BF H R ER SO BB IBB HBP BLK WP HR S P ERA WHIP																					
Bert Blyleven, R (1.1) ERA: 4.31	8.0 W 32 6 2 2 6 3 0 1 0 0 1 40 53 2.25 1.125																					
Jeff Reardon, R (9.1) ERA: 5.02	1.0 4 1 1 0 1 0 0 0 0 0 0 6 6 0.00 1.000																					

Batter	1	2	3	4	5	6	7	8	9	AB	R	H	RBI	BB	SO	LOB	BOTTOM			
Greg Gagne, R (1.6) OBP: 0.313, SLG: 0.437	4-3		1B 2B		SH1-4		6-3			3	1	1	0	0	0	0	Seattle Mariners @ Minnesota Twins Hubert H. Humphrey Metrodome, Minneapolis, MN Fri Aug 14 1987, 8:05 PM EDT Att: 26,291 - Unknown livebaseballscorecards.com			
Randy Bush, L (1.9) OBP: 0.333, SLG: 0.383	1B		2H 1B		F7		4-3			4	0	2	1	0	0	1				
Mark Davidson, R (8.7) OBP: 0.328, SLG: 0.333	1B									0	0	0	0	0	0	0				
Kirby Puckett, R (1.8) OBP: 0.360, SLG: 0.498					4-3					3	1	1	0	0	1	2				
Dan Gladden, R (9.8) OBP: 0.316, SLG: 0.346	1B							E 2B HBP		0	0	0	0	0	0	0				
Kent Hrbek, L (1.3) OBP: 0.374, SLG: 0.554	G6-4-3		G1-6-3					E6 2B		4	2	1	1	0	0	4				
Gary Gaetti, R (1.5) OBP: 0.307, SLG: 0.494					F9		F3			4	1	2	2	0	0	0				
Gene Larkin, S (1.10) OBP: 0.341, SLG: 0.421					F9		4-3			4	0	0	0	0	0	1				
Tom Brunansky, R (1.7) OBP: 0.358, SLG: 0.492					F8					3	0	2	1	1	0	0				
Tim Laudner, R (1.2) OBP: 0.260, SLG: 0.445										3	1	1	1	1	0	2				
Steve Lombardozzi, R (1.4) OBP: 0.291, SLG: 0.343			P3							4	0	1	0	0	1	2				
Inning Stats	R: 0 E: 0 K: 0 S: 4	H: 2 LOB: 1 BB: 0 P: 4	R: 1 E: 0 K: 0 S: 4	H: 2 LOB: 0 BB: 0 P: 4	R: 1 E: 0 K: 1 S: 7	H: 2 LOB: 1 BB: 0 P: 7	R: 0 E: 0 K: 0 S: 3	H: 0 LOB: 0 BB: 0 P: 3	R: 1 E: 0 K: 0 S: 5	H: 2 LOB: 1 BB: 0 P: 5	R: 1 E: 0 K: 0 S: 5	H: 2 LOB: 1 BB: 0 P: 5	R: 0 E: 0 K: 0 S: 3	H: 0 LOB: 0 BB: 0 P: 3	R: 2 E: 1 K: 1 S: 6	H: 1 LOB: 2 BB: 2 P: 15	1B: 6 2B: 3 3B: 0 HR: 2	SF: 0 SAC: 1 DP: 1 HBP: 1	WP: 0 PB: 0 SB: 1 CS: 1	PA: 36
PITCHER	IP WLS BF H R ER SO BB IBB HBP BLK WP HR S P ERA WHIP																			
Mike Morgan, R (1.1) ERA: 4.53	7.0 L 30 10 5 5 1 0 0 0 0 0 0 1 31 32 6.43 1.429																			
Dennis Powell, L (8.1) ERA: 1.52	0.0 1 0 0 0 0 0 0 0 0 0 0 1 1 ∞ ∞																			
Steve Shields, R (8.1) ERA: 6.75	0.2 4 1 1 0 0 2 0 0 0 0 0 2 10 0.00 4.500																			
Ed Nunez, R (8.1) ERA: 4.08	0.1 1 0 0 0 1 0 0 0 0 0 0 3 3 0.00 0.000																			

Batter	1	2	3	4	5	6	7	8	9	AB	R	H	RBI	BB	SO	LOB	TOP						
Mickey Brantley, R OBP: 0.315, SLG: 0.428 (1, 8) (5, 7)	E7 PB 5-3 1B	F7			G3		G5-4-3		1B	5	1	1	0	0	0	2	Seattle Mariners @ Minnesota Twins Hubert H. Humphrey Metrodome, Minneapolis, MN Sat Aug 15 1987, 8:05 PM EDT Att: 31,154 - Unknown livebaseballscorecards.com						
Phil Bradley, R OBP: 0.384, SLG: 0.476 John Moses, S OBP: 0.301, SLG: 0.334 (1, 7) (5, 8)	5-3	FC6-4			HR 1B		1B 2B		L9	3	1	1	0	0	0	2							
Alvin Davis, L Dave Valle, R OBP: 0.398, SLG: 0.535 OBP: 0.313, SLG: 0.531 (1, 3) (7, 3)	CI 2H 1B		F5		HR 1B		1B BB		1B	3	1	2	3	1	0	0							
Ken Phelps, L Gary Matthews, R OBP: 0.400, SLG: 0.546 OBP: 0.337, SLG: 0.411 (1, 10) (9, PH)	CI 1-2 BB		F8		L9		1B		5-3	3	0	1	1	1	0	0							
Jim Prestey, R Domingo Ramos, R OBP: 0.295, SLG: 0.443 OBP: 0.303, SLG: 0.397 (1, 5) (6, 5)	K		6-3			K	F9			3	0	0	0	0	2	2							
Mike Kingery, L OBP: 0.325, SLG: 0.458 (1, 9)	CI FC6-4 1-2 2-3				F3		2B		G6-4-3 1B	3	0	2	0	0	0	0							
Scott Bradley, L OBP: 0.301, SLG: 0.360 (1, 2)	FC6-4 1-2				4-3		6-3		G6-4-3	4	0	0	0	0	0	5							
Rey Quinones, R OBP: 0.307, SLG: 0.390 (1, 6)			F7		F7		6-3		F9	4	0	0	0	0	0	1							
Harold Reynolds, S OBP: 0.336, SLG: 0.386 (1, 4)					4-3				F8	4	0	2	0	0	0	0							
Inning Stats	R: 1 E: 2 K: 1 S: 8	H: 1 LOB: 3 BB: 1 P: 12	R: 0 E: 0 K: 0 S: 4	H: 1 LOB: 1 BB: 0 P: 4	R: 0 E: 0 K: 0 S: 3	H: 0 LOB: 0 BB: 0 P: 3	R: 0 E: 0 K: 0 S: 3	H: 0 LOB: 0 BB: 0 P: 3	R: 2 E: 0 K: 1 S: 5	H: 2 LOB: 1 BB: 0 P: 5	R: 0 E: 0 K: 0 S: 6	H: 1 LOB: 1 BB: 0 P: 6	R: 1 E: 0 K: 0 S: 5	H: 3 LOB: 2 BB: 1 P: 9	R: 0 E: 0 K: 0 S: 3	H: 1 LOB: 0 BB: 0 P: 3		R: 0 E: 0 K: 0 S: 5	H: 2 LOB: 2 BB: 0 P: 5	1B: 8 2B: 2 3B: 0 HR: 1	SF: 0 SAC: 0 DP: 2 HBP: 0	WP: 0 PB: 1 SB: 0 CS: 0	PA: 40
PITCHER	IP WLS BF H R ER SO BB IBB HBP BLK WP HR S P ERA WHIP	7.0 W 32 8 4 3 2 2 0 0 0 0 1 34 42 3.86 1.429	2.0 8 3 0 0 0 0 0 0 0 0 0 0 8 8 0.00 1.500	PITCHER	IP WLS BF H R ER SO BB IBB HBP BLK WP HR S P ERA WHIP	7.0 L 32 8 4 3 2 2 0 0 0 0 1 34 42 3.86 1.429	2.0 8 3 0 0 0 0 0 0 0 0 0 0 8 8 0.00 1.500																
Roy Smith, R ERA: 4.32 Dan Schatzeder, L ERA: 4.8	(1, 1) (8, 1)																						

Batter	1	2	3	4	5	6	7	8	9	AB	R	H	RBI	BB	SO	LOB	BOTTOM						
Dan Gladden, R OBP: 0.317, SLG: 0.349 (1, 7)	E8 1B	FC5-4			FC6-4		F8 1B 2B			5	3	2	2	0	0	2	Seattle Mariners @ Minnesota Twins Hubert H. Humphrey Metrodome, Minneapolis, MN Sat Aug 15 1987, 8:05 PM EDT Att: 31,154 - Unknown livebaseballscorecards.com						
Steve Lombardozzi, R OBP: 0.289, SLG: 0.344 (1, 4)	6-3				L8		F8		P1	5	0	1	1	0	0	3							
Gary Gaetti, R OBP: 0.369, SLG: 0.501 Roy Smalley, S OBP: 0.346, SLG: 0.423 (1, 5) (7, PH) (8, 5)	6-3				6-3		HR		F8	4	2	2	2	0	0	1							
Tom Brunansky, R Randy Bush, L OBP: 0.362, SLG: 0.504 OBP: 0.336, SLG: 0.386 (1, 9) (6, PR) (7, 9)	1B 2B	HR			K		5-3 BB		FC4 1B	3	2	2	1	1	1	0							
Gene Larkin, S OBP: 0.349, SLG: 0.419 (1, 10)	1B E BB	HR 1B			P5		5-3 BB		FC4	3	2	1	0	2	0	1							
Kent Hrbek, L Al Newman, S OBP: 0.373, SLG: 0.559 OBP: 0.286, SLG: 0.315 (1, 3) (8, 6)	K	HR 1B			F8		5-3		G3	4	1	1	2	0	1	5							
Tim Laudner, R OBP: 0.258, SLG: 0.440 (1, 2) (8, 3)	E 1B	5-3			K		K		4-3	5	1	1	2	0	2	3							
Greg Gagne, R Sal Butera, R OBP: 0.316, SLG: 0.444 OBP: 0.240, SLG: 0.297 (1, 6) (8, 2)	E2 1B	K			FC1-8 1B		F6		F2	4	1	2	2	0	1	3							
Mark Davidson, R OBP: 0.341, SLG: 0.357 (1, 8)	1B 2B	FC5-4 1B			FC1-6 FC6-4 1B		2B 1B			4	2	3	0	0	0	1							
Inning Stats	R: 8 E: 2 K: 1 S: 13	H: 7 LOB: 1 BB: 1 P: 17	R: 3 E: 0 K: 1 S: 9	H: 4 LOB: 1 BB: 0 P: 9	R: 0 E: 0 K: 1 S: 5	H: 0 LOB: 0 BB: 0 P: 5	R: 0 E: 0 K: 1 S: 5	H: 0 LOB: 0 BB: 0 P: 5	R: 0 E: 0 K: 0 S: 4	H: 1 LOB: 1 BB: 0 P: 4	R: 1 E: 0 K: 0 S: 6	H: 1 LOB: 3 BB: 2 P: 14	R: 2 E: 0 K: 0 S: 6	H: 3 LOB: 1 BB: 0 P: 6	R: 0 E: 0 K: 0 S: 3	H: 0 LOB: 0 BB: 0 P: 3		R: 0 E: 0 K: 0 S: 3	H: 0 LOB: 0 BB: 0 P: 3	1B: 8 2B: 4 3B: 1 HR: 3	SF: 0 SAC: 0 DP: 0 HBP: 0	WP: 0 PB: 0 SB: 1 CS: 0	PA: 44
PITCHER	IP WLS BF H R ER SO BB IBB HBP BLK WP HR S P ERA WHIP	0.2 L 4 3 2 2 0 0 0 0 0 0 4 4 54.00 9.000	5.0 23 6 4 4 4 2 0 0 0 0 3 29 37 7.20 1.600	2.0 9 3 2 2 0 0 0 0 0 0 0 9 9 9.00 1.500	PITCHER	IP WLS BF H R ER SO BB IBB HBP BLK WP HR S P ERA WHIP	0.1 4 3 2 2 0 0 0 0 0 0 0 4 4 54.00 9.000	5.0 23 6 4 4 4 2 0 0 0 0 3 29 37 7.20 1.600	2.0 9 3 2 2 0 0 0 0 0 0 0 9 9 9.00 1.500														
Lee Guetterman, L ERA: 4.16 Mike Brown, R ERA: 54.0 Scott Bankhead, R ERA: 5.49 Steve Shields, R ERA: 6.9	(1, 1) (1, 1) (2, 1) (7, 1)																						



Batter	1	2	3	4	5	6	7	8	9	AB	R	H	RBI	BB	SO	LOB	TOP								
John Moses, S OBP: 0.298, SLG: 0.330 (1, 8)	0-0 6-3		0-0 F3		0-0 6-3			0-0 6-3		4	0	0	1	0	0	2	Seattle Mariners @ Minnesota Twins Hubert H. Humphrey Metrodome, Minneapolis, MN Sun Aug 16 1987, 4:33 AM EDT Att: 28,006 - Unknown								
Phil Bradley, R OBP: 0.474, SLG: 0.474 (1, 7)	0-0 1-3			0-0 F9	0-3 K			0-0 1B		4	0	1	0	0	1	2									
Alvin Davis, L OBP: 0.395, SLG: 0.530 (1, 3)	0-0 4-3			0-3 K		0-0 F6		0-0 F9		4	0	0	0	0	1	1									
Gary Matthews, R OBP: 0.343, SLG: 0.414 Mike Kingery, L OBP: 0.325, SLG: 0.458 (9, PR)		0-0 5-3		0-0 1B		0-0 4-3		0-0 G1-6-3 1B		4	0	2	0	0	0	0									
Jim Prestley, R OBP: 0.294, SLG: 0.440 (1, 5)		4-0 BB		0-3 K		0-3 K		0-0 G1-6-3 1B		3	0	0	0	1	2	2									
Dave Valle, R OBP: 0.312, SLG: 0.525 (1, 2)		0-0 F4			0-0 E 6-3 1B		0-0 F4		0-3 K	4	1	1	0	0	1	2									
Mickey Brantley, R OBP: 0.310, SLG: 0.421 (1, 9)		0-0 F3			0-0 F7		0-0 P3			3	0	0	0	0	0	2									
Rey Quinones, R OBP: 0.307, SLG: 0.389 (1, 6)			0-0 F7		0-0 6-3 E 1B		0-3 K			3	0	1	0	0	1	0									
Harold Reynolds, S OBP: 0.333, SLG: 0.383 (1, 4)			0-0 5-3		0-0 E4 6-3 1B			0-0 B3		3	0	0	0	0	0	2									
Inning Stats	R: 0 E: 0 K: 0 S: 3	H: 0 LOB: 0 BB: 0 P: 3	R: 0 E: 0 K: 0 S: 3	H: 0 LOB: 1 BB: 1 P: 7	R: 0 E: 0 K: 0 S: 3	H: 0 LOB: 0 BB: 0 P: 3	R: 0 E: 0 K: 2 S: 8	H: 1 LOB: 1 BB: 0 P: 8	R: 1 E: 1 K: 1 S: 8	H: 2 LOB: 2 BB: 0 P: 8	R: 0 E: 0 K: 1 S: 5	H: 0 LOB: 0 BB: 0 P: 5	R: 0 E: 0 K: 1 S: 5	H: 0 LOB: 0 BB: 0 P: 5	R: 0 E: 0 K: 0 S: 4	H: 1 LOB: 1 BB: 0 P: 4	R: 0 E: 0 K: 1 S: 5	H: 1 LOB: 1 BB: 0 P: 5	1B: 5 2B: 0 3B: 0 HR: 0	SF: 0 SAC: 0 DP: 1 HBP: 0	WP: 0 PB: 0 SB: 0 CS: 0	PA: 33			
PITCHER	IP	WLS	BF	H	R	ER	SO	BB	IBB	HBP	BLK	WP	HR	S	P	ERA	WHIP								
Frank Viola, L ERA: 2.78 (1, 1)	8.0	W	31	5	1	0	5	1	0	0	0	0	0	40	44	0.00	0.750								
Jeff Reardon, R ERA: 4.94 (9, 1)	1.0		2	0	0	0	1	0	0	0	0	0	0	4	4	0.00	0.000								

AB	32
R	1
H	5
RBI	1
BB	1
SO	6
LOB	13



Batter	1	2	3	4	5	6	7	8	9	AB	R	H	RBI	BB	SO	LOB	BOTTOM								
Randy Bush, L OBP: 0.330, SLG: 0.378 (1, 9)	0-0 3-1	0-0 F6		0-0 4-3		0-0 1-3		0-0 5-3		4	0	0	0	0	0	1	Seattle Mariners @ Minnesota Twins Hubert H. Humphrey Metrodome, Minneapolis, MN Sun Aug 16 1987, 4:33 AM EDT Att: 28,006 - Unknown								
Mark Davidson, R OBP: 0.339, SLG: 0.354 (8, 7)										1	0	0	0	0	0	2									
Steve Lombardozzi, R OBP: 0.292, SLG: 0.347 (1, 4)	0-0 4-3 2B	4-0 E BB		0-0 F4		0-3 K				3	1	1	0	1	1	0									
Kirby Puckett, R OBP: 0.359, SLG: 0.496 (1, 8)	0-0 4-3	0-0 E6 BB		0-0 1B		0-0 4-3				4	0	1	0	0	0	2									
Kent Hrbek, L OBP: 0.374, SLG: 0.556 (1, 3)	4-0 2B BB	4-0 1-2 BB		0-0 F8		0-3 K				2	1	0	0	2	1	1									
Gary Gaetti, R OBP: 0.310, SLG: 0.506 (1, 5)	0-0 1-H 3-H 2B	0-0 F9			0-0 F3			0-0 G3 2B		4	2	2	2	0	0	3									
Gene Larkin, S OBP: 0.352, SLG: 0.434 (1, 10)	0-0 2-H 2B		0-0 6-3 2B		0-0 6-3			0-0 G3		4	0	2	1	0	0	1									
Tom Brunansky, R OBP: 0.361, SLG: 0.504 (1, 7) (8, 9)	0-0 F9		0-0 5-3		0-0 F3			0-0 2B		4	0	1	1	0	0	2									
Greg Gagne, R OBP: 0.315, SLG: 0.442 (1, 6)		0-0 SH1-3 E 1B		0-0 6-3		0-0 F3		0-0 F4		4	1	1	0	0	0	2									
Tim Laudner, R OBP: 0.259, SLG: 0.436 (1, 2)		0-0 SH1-3		0-0 6-3		0-3 K		4-0 BB		2	0	0	0	1	1	1									
Inning Stats	R: 3 E: 0 K: 0 S: 6	H: 3 LOB: 1 BB: 1 P: 10	R: 1 E: 1 K: 0 S: 5	H: 1 LOB: 3 BB: 2 P: 13	R: 0 E: 0 K: 0 S: 4	H: 1 LOB: 1 BB: 0 P: 4	R: 0 E: 0 K: 0 S: 4	H: 1 LOB: 1 BB: 0 P: 4	R: 0 E: 0 K: 1 S: 5	H: 0 LOB: 0 BB: 0 P: 5	R: 0 E: 0 K: 2 S: 7	H: 0 LOB: 0 BB: 0 P: 7	R: 0 E: 0 K: 0 S: 5	H: 2 LOB: 2 BB: 1 P: 9	R: 1 E: 0 K: 0 S: 5	H: 2 LOB: 2 BB: 1 P: 9	1B: 2 2B: 6 3B: 0 HR: 0	SF: 0 SAC: 1 DP: 0 HBP: 0	WP: 0 PB: 0 SB: 0 CS: 0	PA: 37					
PITCHER	IP	WLS	BF	H	R	ER	SO	BB	IBB	HBP	BLK	WP	HR	S	P	ERA	WHIP								
Mike Moore, R ERA: 5.02 (1, 1)	8.0	L	37	8	5	4	3	4	0	0	0	0	0	39	55	4.50	1.500								

AB	32
R	5
H	8
RBI	4
BB	4
SO	3
LOB	15



Batter	1	2	3	4	5	6	7	8	9	AB	R	H	RBI	BB	SO	LOB	TOP										
Randy Bush, L OBP: 0.333, SLG: 0.393	4-0 CS BB		0-0 HR			0-3 K		0-0 G4-6-3		3	1	1	1	1	1	1											
Greg Gagne, R OBP: 0.317, SLG: 0.446	0-0 4-3 WP 1B		0-0 B1			0-0 5-3			0-0 3-1 2B	4	0	2	0	0	0	0											
Kirby Puckett, R OBP: 0.354, SLG: 0.488 Mark Davidson, R OBP: 0.336, SLG: 0.350	0-0 4-3 1-3		0-3 K2-3			0-3 K			0-0 F7 1	3	0	0	0	0	2	1											
Kent Hrbek, L OBP: 0.373, SLG: 0.551	4-0 BB			0-0 4-3					0-0 3-1 2	3	0	0	0	1	0	1											
Gary Gaetti, R OBP: 0.310, SLG: 0.508 Roy Smalley, S OBP: 0.351, SLG: 0.437	0-0 L7			0-0 F9					0-0 HR	2	0	0	0	0	0	2											
Gene Larkin, S OBP: 0.342, SLG: 0.416		0-3 K		0-0 4-3					0-0 3-1 2	4	0	0	0	0	1	2											
Tom Brunansky, R OBP: 0.357, SLG: 0.505 Dan Gladden, R OBP: 0.316, SLG: 0.348		0-3 K				0-3 K			0-0 F8	3	0	0	0	0	2	0											
Steve Lombardozzi, R OBP: 0.289, SLG: 0.342		0-0 F9				0-0 1-3			0-3 K	3	0	0	0	0	1	0											
Tim Laudner, R OBP: 0.260, SLG: 0.434 Sal Butera, R OBP: 0.252, SLG: 0.309			0-3 K			0-0 5-3			0-0 G4-6-3 1B	3	0	1	0	0	1	0											
Inning Stats	R: 0 E: 0 K: 0 S: 3	H: 1 LOB: 2 BB: 2 P: 11	R: 0 E: 0 K: 2 S: 7	H: 0 LOB: 0 BB: 0 P: 7	R: 1 E: 0 K: 2 S: 8	H: 1 LOB: 0 BB: 0 P: 8	R: 0 E: 0 K: 0 S: 3	H: 0 LOB: 0 BB: 0 P: 3	R: 0 E: 0 K: 1 S: 5	H: 0 LOB: 0 BB: 0 P: 5	R: 0 E: 0 K: 2 S: 7	H: 0 LOB: 0 BB: 0 P: 7	R: 1 E: 0 K: 0 S: 4	H: 1 LOB: 0 BB: 0 P: 4	R: 0 E: 0 K: 1 S: 5	H: 1 LOB: 0 BB: 1 P: 5	R: 0 E: 0 K: 0 S: 4	H: 1 LOB: 2 BB: 1 P: 8	1B: 2 2B: 1 3B: 0 HR: 2	SF: 0 SAC: 0 DP: 1 HBP: 0	WP: 1 PB: 0 SB: 0 CS: 1	PA: 33					
PITCHER	IP	WLS	BF	H	R	ER	SO	BB	IBB	HBP	BLK	WP	HR	S	P	ERA	WHIP										
Jack Morris, R ERA: 3.44	7.0	W	25	3	2	2	7	2	0	0	0	1	2	37	45	2.57	0.714										
Eric King, R ERA: 4.26	2.0		8	2	0	0	1	1	0	0	0	0	0	9	13	0.00	1.500										

Minnesota Twins @ Detroit Tigers
Tiger Stadium, Detroit, MI
Tue Aug 18 1987, 7:05 PM EDT
Att: 32,053 - Unknown

AB 30
R 2
H 5
RBI 2
BB 3
SO 8
LOB 8



Batter	1	2	3	4	5	6	7	8	9	AB	R	H	RBI	BB	SO	LOB	BOTTOM										
Lou Whitaker, L OBP: 0.344, SLG: 0.431	E7 1B		0-3 K		0-0 F3		0-0 SF8			4	1	0	1	0	1	4											
Bill Madlock, R OBP: 0.398, SLG: 0.480 Dave Bergman, L OBP: 0.421, SLG: 0.504	0-0 HR 2H	0-0 6-3		0-0 2B	0-0 1B		0-0 PB BB			3	2	2	1	0	0	0											
Kirk Gibson, L OBP: 0.368, SLG: 0.490 Matt Nokes, L OBP: 0.344, SLG: 0.547	0-0 HR 1B	0-0 4-3		0-0 2B	0-3 K		0-0 L9			4	2	2	0	0	1	1											
Alan Trammell, R OBP: 0.380, SLG: 0.529	0-0 F8	0-0 F7		0-0 HR 2B		0-0 L8		0-0 F8		5	1	1	2	0	0	2											
Larry Herndon, R OBP: 0.387, SLG: 0.558 Johnny Grubb, L OBP: 0.293, SLG: 0.277	0-0 HR 1H 2H		0-0 1B 2B	0-0 HR 2H		0-0 F8		0-0 4-3		3	2	3	5	0	0	0											
Jim Morrison, R OBP: 0.304, SLG: 0.409	0-0 F7		0-0 5-3	0-0 F8		0-0 6-3		0-3 K		5	0	0	0	0	1	1											
Chet Lemon, R OBP: 0.387, SLG: 0.492	0-0 HR 1B		0-0 BB 1B	0-0 F5		0-0 F9 SF8				4	2	3	0	0	0	0											
Tom Brookens, R OBP: 0.301, SLG: 0.389	0-0 HR 1B		4-0 1B	0-0 4-3		0-0 F9				3	1	1	2	1	0	1											
Mike Heath, R OBP: 0.342, SLG: 0.448	0-0 1B		0-3 K		0-0 6-3		4-0 PB SF8 BB			3	0	1	0	1	1	3											
Inning Stats	R: 6 E: 1 K: 0 S: 10	H: 6 LOB: 1 BB: 0 P: 10	R: 0 E: 0 K: 0 S: 3	H: 0 LOB: 0 BB: 0 P: 3	R: 0 E: 0 K: 2 S: 9	H: 2 LOB: 3 BB: 1 P: 13	R: 4 E: 0 K: 0 S: 7	H: 4 LOB: 0 BB: 0 P: 7	R: 0 E: 0 K: 1 S: 6	H: 1 LOB: 1 BB: 0 P: 6	R: 0 E: 0 K: 0 S: 3	H: 0 LOB: 0 BB: 0 P: 3	R: 1 E: 0 K: 0 S: 4	H: 1 LOB: 2 BB: 2 P: 12	R: 0 E: 0 K: 1 S: 5	H: 0 LOB: 0 BB: 0 P: 5	1B: 7 2B: 4 3B: 0 HR: 3	SF: 1 SAC: 0 DP: 0 HBP: 0	WP: 0 PB: 1 SB: 0 CS: 0	PA: 42							
PITCHER	IP	WLS	BF	H	R	ER	SO	BB	IBB	HBP	BLK	WP	HR	S	P	ERA	WHIP										
Steve Carlton, L ERA: 5.92	3.0	L	22	11	9	6	2	1	0	0	0	0	2	25	29	18.00	4.000										
Roy Smith, R ERA: 4.63	3.1		14	3	2	2	1	1	0	0	0	0	1	15	19	5.40	1.200										
George Frazier, R ERA: 5.16	1.2		6	0	0	0	1	1	0	0	0	0	0	7	11	0.00	0.600										

Minnesota Twins @ Detroit Tigers
Tiger Stadium, Detroit, MI
Tue Aug 18 1987, 7:05 PM EDT
Att: 32,053 - Unknown

AB 38
R 11
H 14
RBI 11
BB 3
SO 4
LOB 14



Batter	1	2	3	4	5	6	7	8	9	AB	R	H	RBI	BB	SO	LOB	TOP			
Randy Bush, L (1.9) OBP: 0.336, SLG: 0.395										4	0	2	0	0	0	2				
Greg Gagne, R (1.6) OBP: 0.313, SLG: 0.440										4	0	0	0	0	1	3				
Kirby Puckett, R (1.8) OBP: 0.351, SLG: 0.484										4	0	0	0	0	0	1				
Kent Hrbek, L (1.3) OBP: 0.372, SLG: 0.547										3	0	0	0	1	0	1				
Gary Gaetti, R (1.5) OBP: 0.308, SLG: 0.503										4	0	0	0	0	0	1				
Gene Larkin, S (1.10) OBP: 0.340, SLG: 0.412										4	0	1	0	0	0	1				
Tom Brunansky, R (1.7) OBP: 0.354, SLG: 0.500										4	0	0	0	0	1	1				
Steve Lombardozzi, R (1.4) OBP: 0.295, SLG: 0.355										2	1	2	1	1	0	0				
Tim Laudner, R (1.2) OBP: 0.261, SLG: 0.438										3	0	1	0	0	2	1				
Inning Stats	R: 0 E: 0 K: 0 S: 4	H: 1 LOB: 1 BB: 0 P: 4	R: 0 E: 0 K: 1 S: 5	H: 0 LOB: 0 BB: 0 P: 5	R: 1 E: 0 K: 1 S: 6	H: 1 LOB: 0 BB: 0 P: 6	R: 0 E: 0 K: 0 S: 3	H: 0 LOB: 1 BB: 1 P: 7	R: 0 E: 0 K: 2 S: 8	H: 1 LOB: 2 BB: 1 P: 12	R: 0 E: 0 K: 0 S: 5	H: 2 LOB: 2 BB: 0 P: 5	R: 0 E: 0 K: 0 S: 3	H: 0 LOB: 0 BB: 0 P: 3	R: 0 E: 0 K: 0 S: 3	H: 1 LOB: 0 BB: 0 P: 3	1B: 4 2B: 1 3B: 0 HR: 1	SF: 0 SAC: 0 DP: 1 HBP: 0	WP: 0 PB: 0 SB: 0 CS: 0	PA: 34
PITCHER Walt Terrell, R (1.1) ERA: 4.28	IP: 9.0 WLS: W BF: 34 H: 6 R: 1 ER: 1 SO: 4 BB: 2 IBB: 0 HBP: 0 BLK: 0 WP: 0 HR: 1 S: 40 P: 48 ERA: 1.00 WHIP: 0.889																			

Minnesota Twins @ Detroit Tigers
Tiger Stadium, Detroit, MI
Wed Aug 19 1987, 7:05 PM EDT
Att: 38,163 - Unknown

AB 32
R 1
H 6
RBI 1
BB 2
SO 4
LOB 11



Batter	1	2	3	4	5	6	7	8	9	AB	R	H	RBI	BB	SO	LOB	BOTTOM			
Lou Whitaker, L (1.4) OBP: 0.345, SLG: 0.432										3	0	1	1	1	1	1				
Bill Madlock, R (1.10) OBP: 0.363, SLG: 0.473										4	0	0	0	0	1	4				
Kirk Gibson, L (1.7) OBP: 0.369, SLG: 0.497										3	1	1	1	1	1	0				
Aian Trammell, R (1.6) OBP: 0.378, SLG: 0.526										3	1	0	0	1	0	1				
Matt Nokes, L (1.2) OBP: 0.343, SLG: 0.543										4	0	1	0	0	0	2				
Darrell Evans, L (1.3) OBP: 0.371, SLG: 0.511										4	1	1	1	0	2	2				
Dave Bergman, L (9.3) OBP: 0.421, SLG: 0.504										0	0	0	0	0	0	0				
Johnny Grubb, L (1.9) OBP: 0.301, SLG: 0.299										4	2	2	0	0	1	1				
Pat Sheridan, L (1.8) OBP: 0.344, SLG: 0.399										4	1	2	3	0	0	0				
Tom Brookens, R (1.5) OBP: 0.304, SLG: 0.392										3	1	2	1	0	0	1				
Inning Stats	R: 0 E: 0 K: 0 S: 3	H: 0 LOB: 0 BB: 0 P: 3	R: 4 E: 0 K: 1 S: 9	H: 4 LOB: 1 BB: 1 P: 13	R: 0 E: 0 K: 1 S: 5	H: 0 LOB: 0 BB: 0 P: 5	R: 2 E: 0 K: 0 S: 5	H: 3 LOB: 1 BB: 1 P: 9	R: 1 E: 0 K: 2 S: 9	H: 2 LOB: 1 BB: 0 P: 9	R: 0 E: 0 K: 2 S: 8	H: 1 LOB: 1 BB: 0 P: 8	R: 0 E: 0 K: 0 S: 2	H: 0 LOB: 0 BB: 1 P: 6	R: 0 E: 0 K: 0 S: 3	H: 0 LOB: 0 BB: 0 P: 3	1B: 5 2B: 3 3B: 0 HR: 2	SF: 0 SAC: 0 DP: 2 HBP: 0	WP: 0 PB: 0 SB: 1 CS: 0	PA: 35
PITCHER Bert Blyleven, R (1.1) ERA: 4.54	IP: 4.1 WLS: L BF: 23 H: 7 R: 7 ER: 7 SO: 2 BB: 1 IBB: 0 HBP: 0 BLK: 0 WP: 0 HR: 2 S: 25 P: 33 ERA: 14.54 WHIP: 2.308																			
Dan Schatzeder, L (5.1) ERA: 4.61	IP: 2.2 WLS: 9 BF: 1 H: 0 R: 0 ER: 0 SO: 4 BB: 1 IBB: 0 HBP: 0 BLK: 0 WP: 0 HR: 0 S: 16 P: 20 ERA: 0.00 WHIP: 0.750																			
George Frazier, R (8.1) ERA: 5.08	IP: 1.0 WLS: 3 BF: 0 H: 0 R: 0 ER: 0 SO: 0 BB: 0 IBB: 0 HBP: 0 BLK: 0 WP: 0 HR: 0 S: 3 P: 3 ERA: 0.00 WHIP: 0.000																			

Minnesota Twins @ Detroit Tigers
Tiger Stadium, Detroit, MI
Wed Aug 19 1987, 7:05 PM EDT
Att: 38,163 - Unknown

AB 32
R 7
H 10
RBI 7
BB 3
SO 6
LOB 12



Batter	1	2	3	4	5	6	7	8	9	AB	R	H	RBI	BB	SO	LOB	TOP										
Dan Gladden, R OBP: 0.316, SLG: 0.347 (1, 7)	F8		B1-3		5-3												4 0 1 0 0 0 1										
Greg Gagne, R OBP: 0.310, SLG: 0.434 (1, 6)	K		6-3														4 0 0 0 0 2 3										
Kirby Puckett, R OBP: 0.353, SLG: 0.484 (1, 8)	1B																4 0 2 0 0 0 2										
Kent Hrbek, L OBP: 0.371, SLG: 0.543 (1, 3)	F5																3 0 0 0 1 0 1										
Gary Gaetti, R OBP: 0.306, SLG: 0.500 Mark Davidson, R OBP: 0.333, SLG: 0.347 (1, 5) (7, 9)		6-3		G6-4-3													3 0 0 0 0 0 2 1 0 0 0 0 1 0										
Roy Smalley, S OBP: 0.353, SLG: 0.436 (1, 10)	F8																3 0 1 0 1 0 0										
Tom Brunansky, R OBP: 0.357, SLG: 0.496 Al Newman, S OBP: 0.289, SLG: 0.313 (1, 9) (7, 5)																	3 0 0 0 0 2 2 1 0 0 0 0 0 1										
Steve Lombardozzi, R OBP: 0.298, SLG: 0.358 (1, 4)																	3 0 2 2 0 0 0 0										
Sal Butera, R OBP: 0.245, SLG: 0.299 (1, 2)																	3 0 0 0 0 0 2										
Inning Stats	R: 0 E: 0 K: 1 S: 6	H: 1 LOB: 1 BB: 0 P: 6	R: 0 E: 0 K: 1 S: 5	H: 0 LOB: 0 BB: 0 P: 5	R: 0 E: 0 K: 0 S: 4	H: 1 LOB: 1 BB: 0 P: 4	R: 0 E: 0 K: 0 S: 3	H: 1 LOB: 2 BB: 2 P: 11	R: 0 E: 0 K: 0 S: 3	H: 0 LOB: 0 BB: 0 P: 3	R: 0 E: 0 K: 1 S: 5	H: 0 LOB: 0 BB: 0 P: 5	R: 0 E: 0 K: 1 S: 7	H: 2 LOB: 2 BB: 0 P: 7	R: 0 E: 0 K: 1 S: 6	H: 1 LOB: 1 BB: 0 P: 6	1B: 6 2B: 0 3B: 0 HR: 0	SF: 0 SAC: 0 DP: 1 HBP: 0	WP: 0 PB: 0 SB: 0 CS: 0	PA: 34							
PITCHER	IP	WLS	BF	H	R	ER	SO	BB	IBB	HBP	BLK	WP	HR	S	P	ERA	WHIP										
Doyle Alexander, R ERA: 3.96 (1, 1)	8.0	W	30	5	0	0	4	2	0	0	0	0	0	36	44	0.00	0.875										
Mike Henneman, R ERA: 2.09 (9, 1)	1.0		4	1	0	0	1	0	0	0	0	0	0	6	6	0.00	1.000										

Minnesota Twins @ Detroit Tigers
Tiger Stadium, Detroit, MI
Thu Aug 20 1987, 3:33 AM EDT
Att: 45,804 - Unknown

AB 32
R 0
H 6
RBI 0
BB 2
SO 5
LOB 14

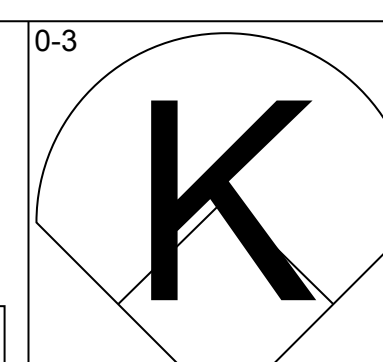
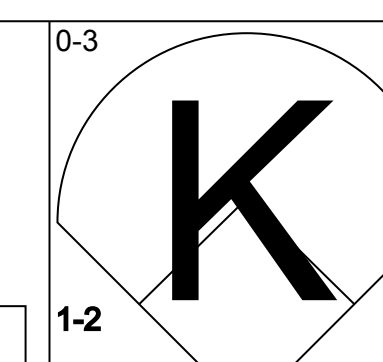
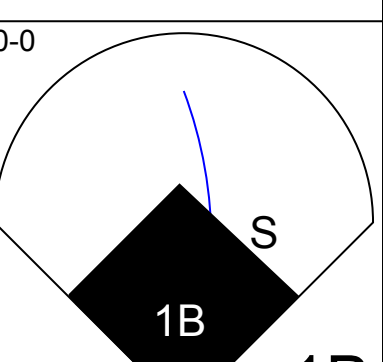
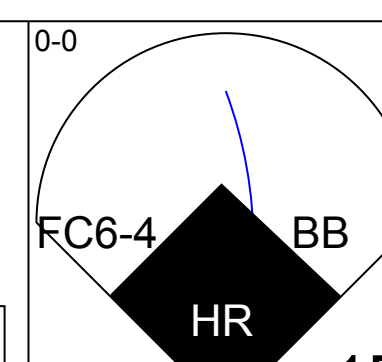
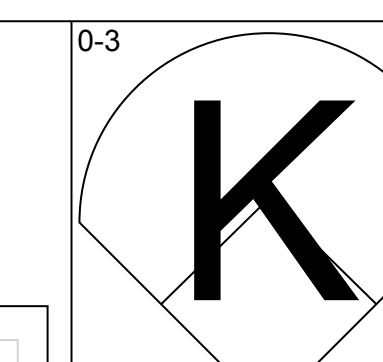
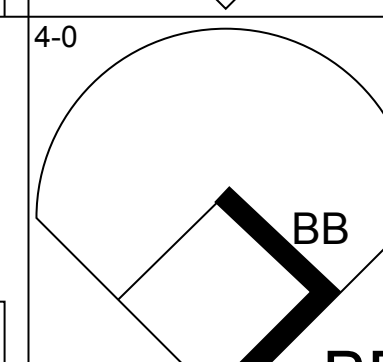
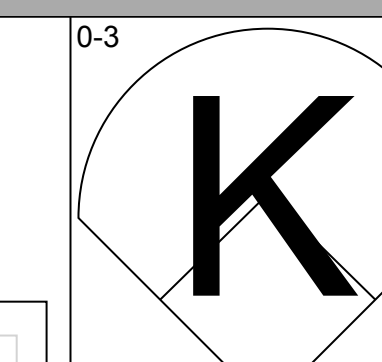
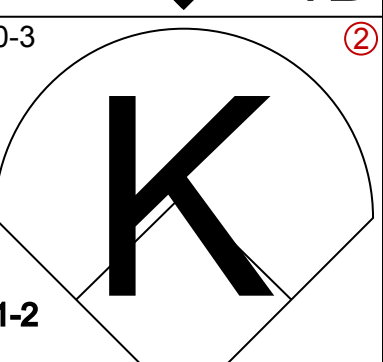
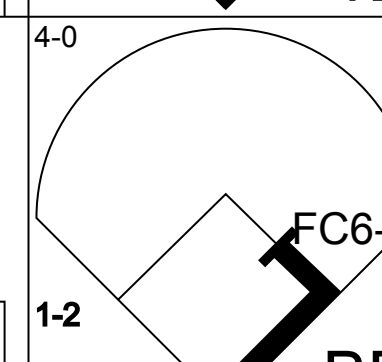
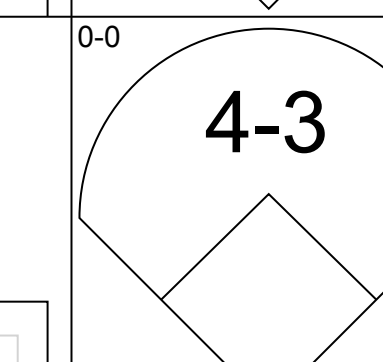
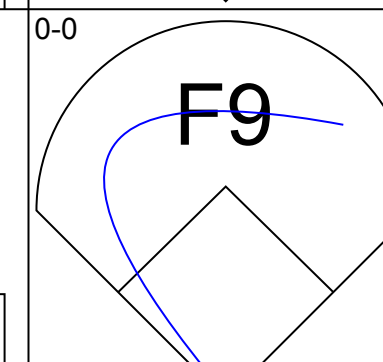
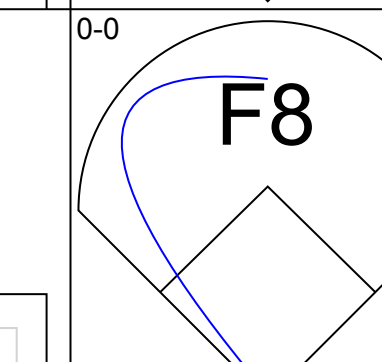
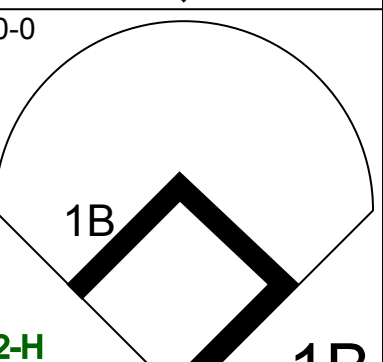
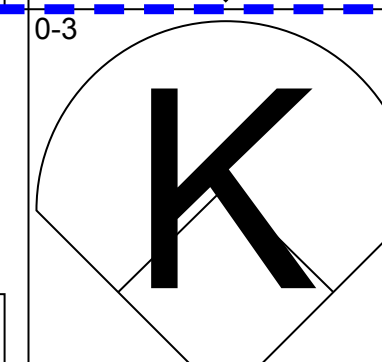
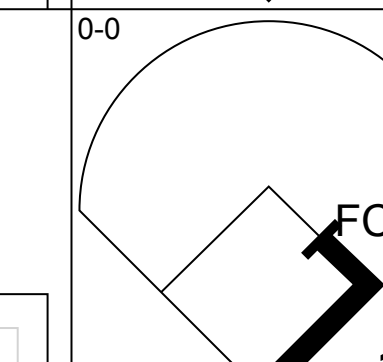
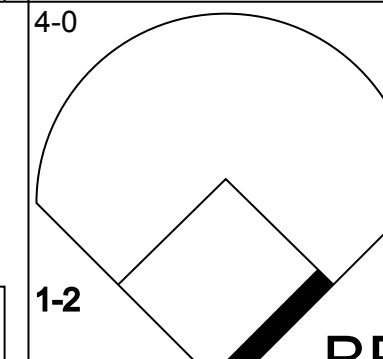
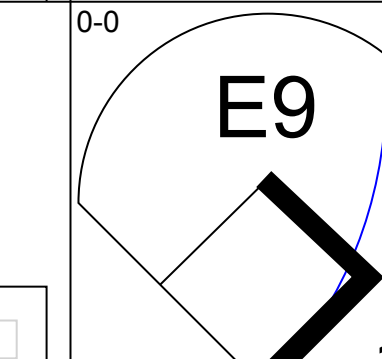
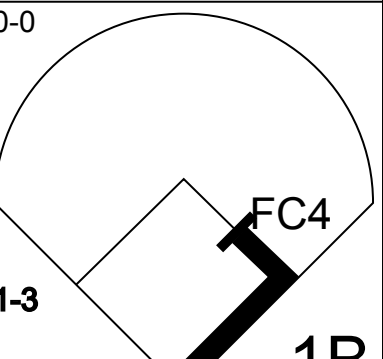
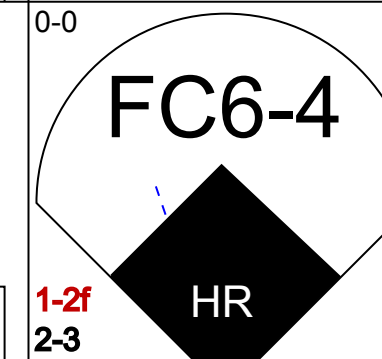
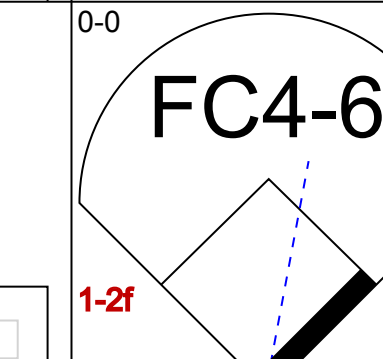
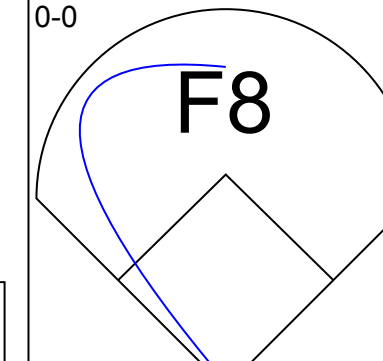
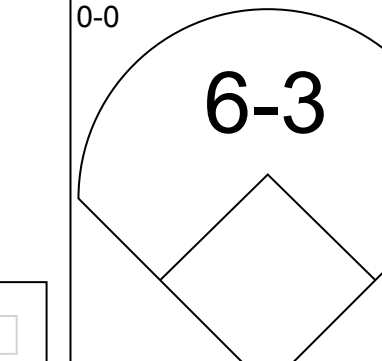
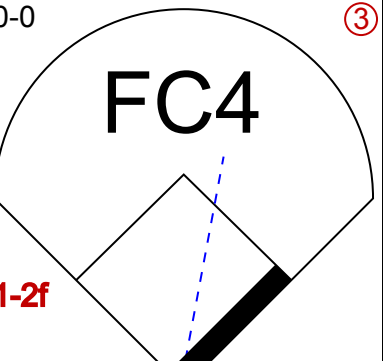
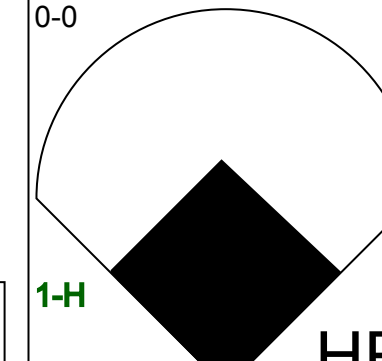
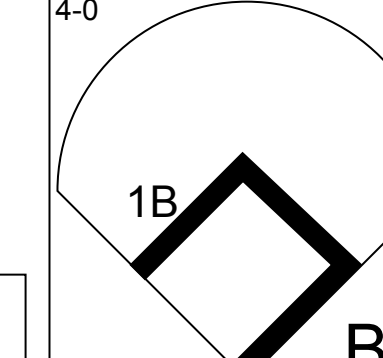
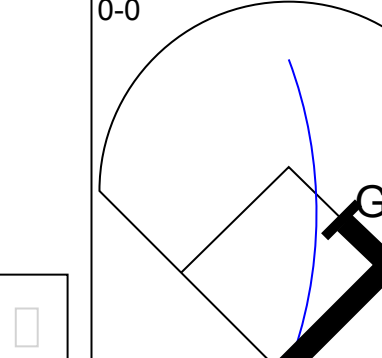
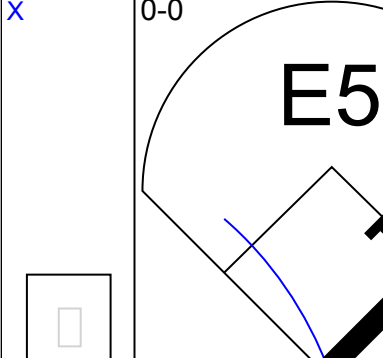
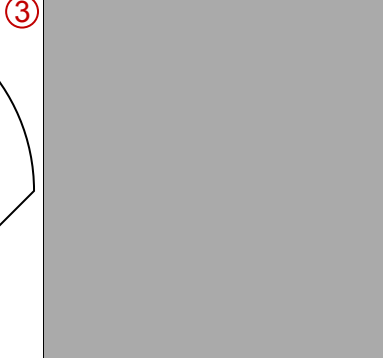









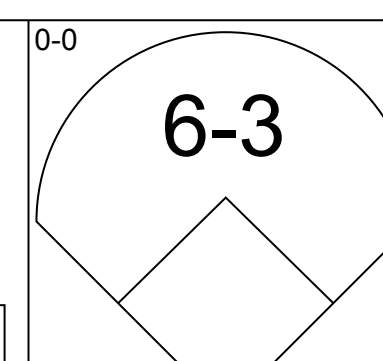
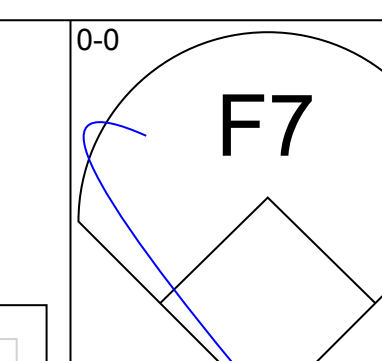
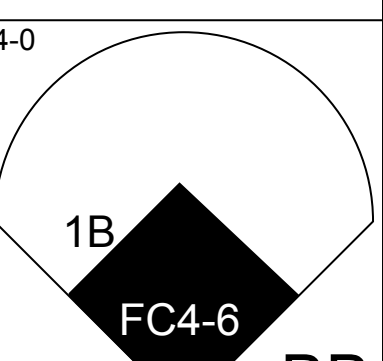
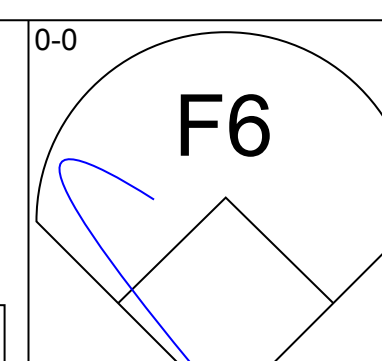
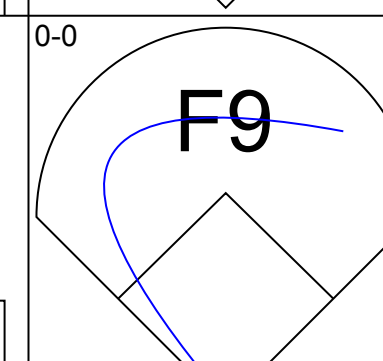
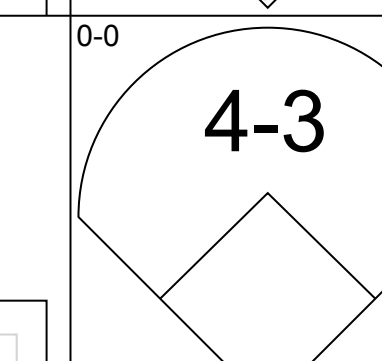
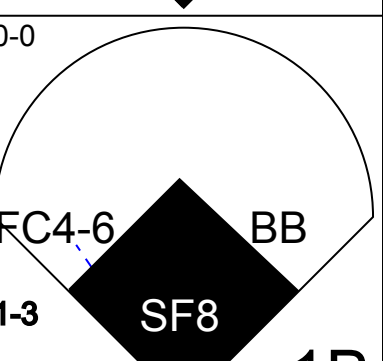
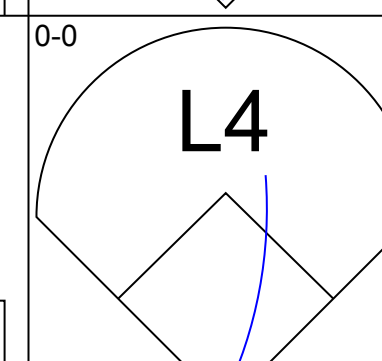
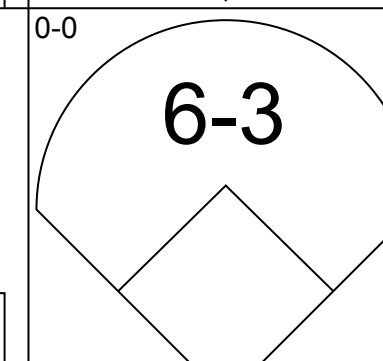
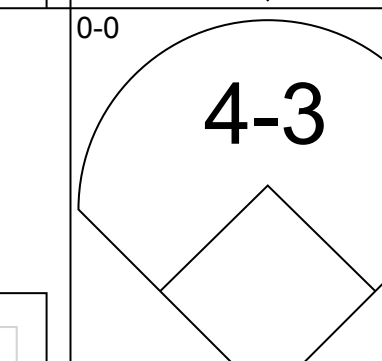
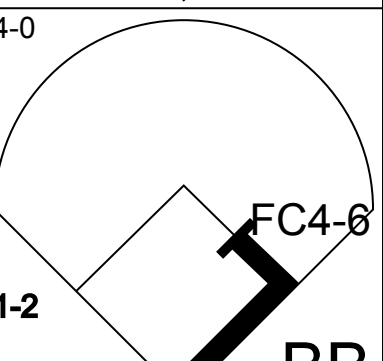
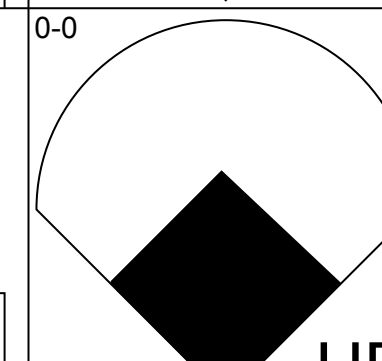
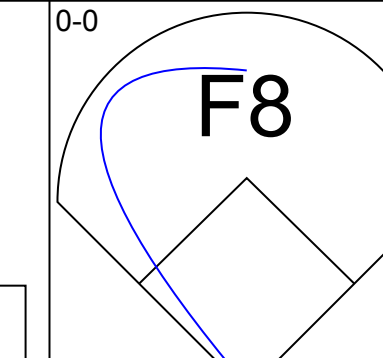
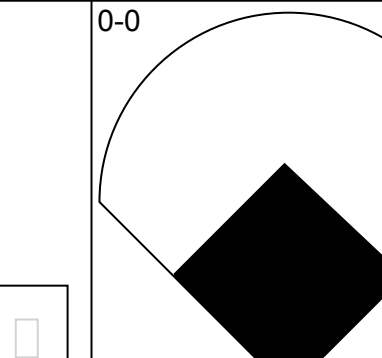
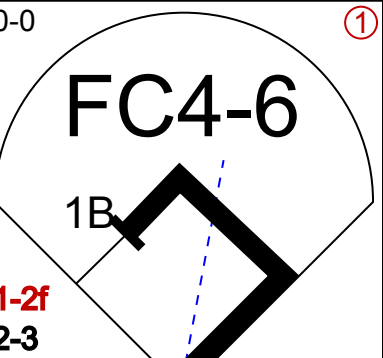
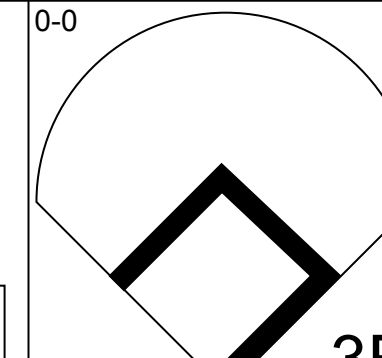
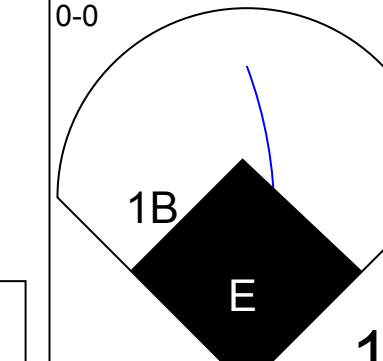
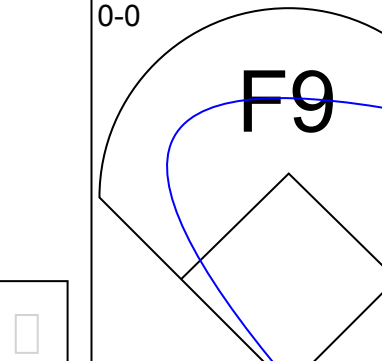
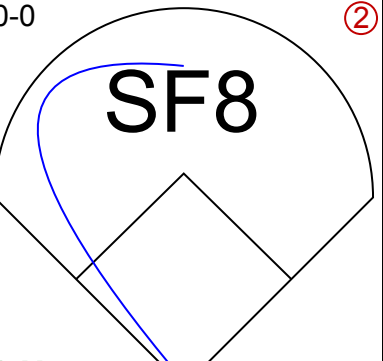
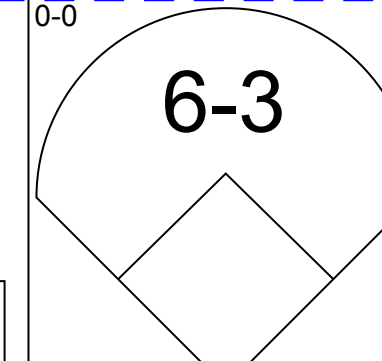
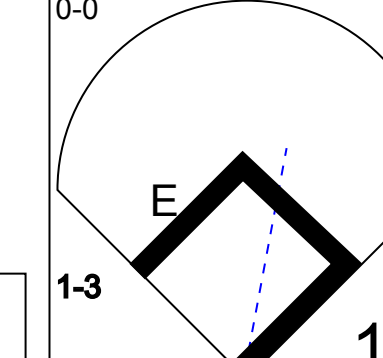
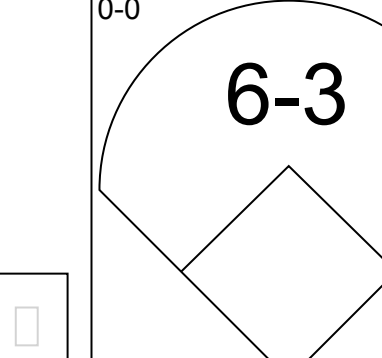
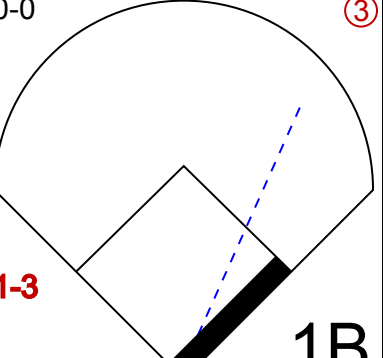

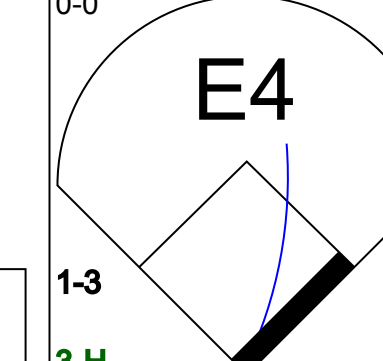
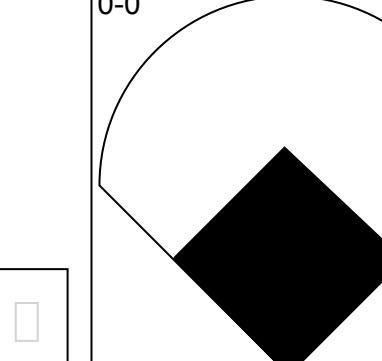
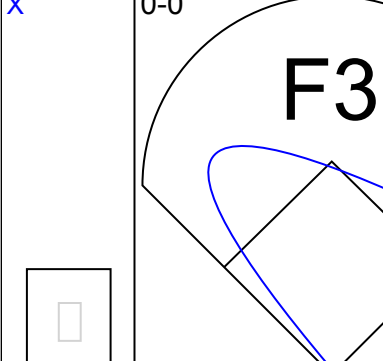
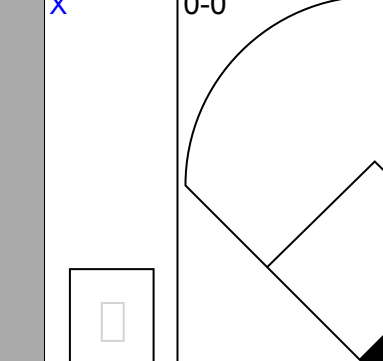
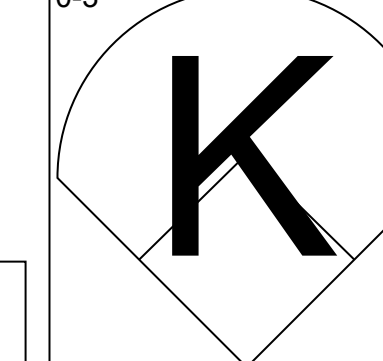
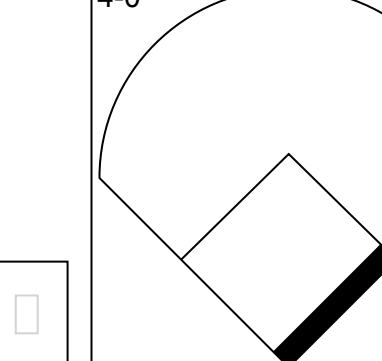
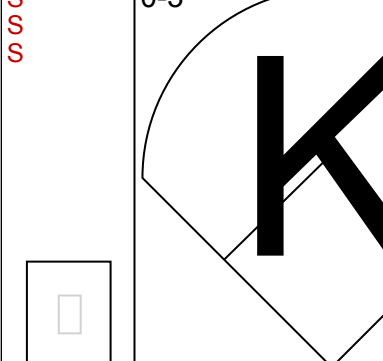
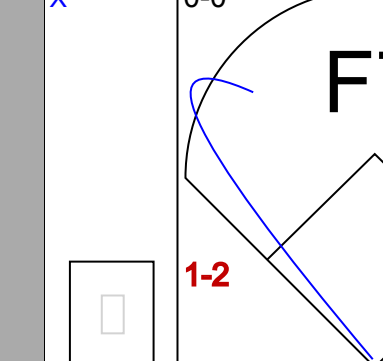
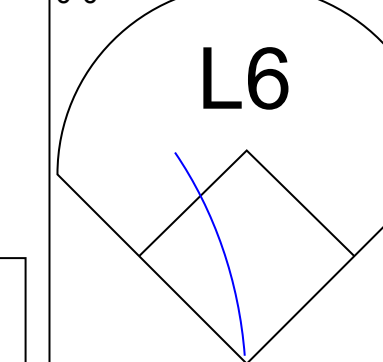
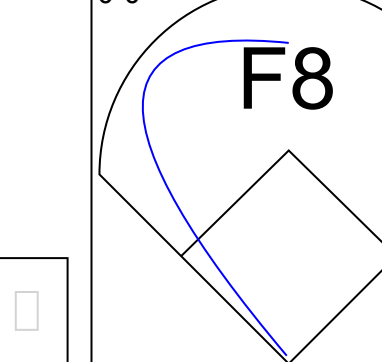
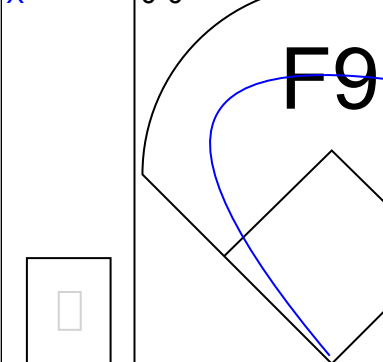
Batter	1	2	3	4	5	6	7	8	9	AB	R	H	RBI	BB	SO	LOB	BOTTOM										
Pat Sheridan, L OBP: 0.347, SLG: 0.413 (1, 9)	F8 G3		G1		F7												5 2 3 2 0 0 3										
Darrell Evans, L OBP: 0.397, SLG: 0.506 (1, 10)	F8		SF9		K												4 0 0 1 0 2 3										
Kirk Gibson, L OBP: 0.367, SLG: 0.492 Mike Heath, R OBP: 0.342, SLG: 0.448 (1, 7) (9, 4)	G3		L4														4 0 0 1 1 1 0 0 0 0 0 0 0 0										
Alan Trammell, R OBP: 0.382, SLG: 0.529 Johnny Grubb, L OBP: 0.296, SLG: 0.295 (1, 6) (8, PH) (9, 7)																	3 1 2 0 0 0 3 1 0 0 0 0 0 0										
Matt Nokes, L OBP: 0.342, SLG: 0.540 (1, 2)	K																4 1 1 0 0 2 3										
Jim Morrison, R OBP: 0.303, SLG: 0.408 (1, 4) (9, 6)																	4 1 1 1 0 2 1										
Dave Bergman, L OBP: 0.423, SLG: 0.512 (1, 3)	F7																4 1 2 0 0 0 0										
Chet Lemon, R OBP: 0.391, SLG: 0.495 (1, 8)	K																2 1 1 2 1 1 0										
Tom Brookens, R OBP: 0.307, SLG: 0.390 (1, 5)																	1 1 0 1 1 0 1										
Inning Stats	R: 1 E: 0 K: 1 S: 7	H: 2 LOB: 1 BB: 0 P: 7	R: 0 E: 0 K: 1 S: 5	H: 0 LOB: 0 BB: 0 P: 5	R: 1 E: 0 K: 0 S: 3	H: 0 LOB: 0 BB: 0 P: 4	R: 4 E: 0 K: 2 S: 12	H: 5 LOB: 3 BB: 2 P: 20	R: 1 E: 0 K: 1 S: 7	H: 2 LOB: 2 BB: 0 P: 8	R: 0 E: 0 K: 0 S: 3	H: 0 LOB: 1 BB: 0 P: 4	R: 0 E: 0 K: 1 S: 5	H: 0 LOB: 1 BB: 1 P: 9	R: 1 E: 0 K: 2 S: 8	H: 1 LOB: 0 BB: 0 P: 8	1B: 5 2B: 4 3B: 0 HR: 1	SF: 2 SAC: 0 DP: 0 HBP: 3	WP: 2 PB: 0 SB: 1 CS: 0	PA: 40							
PITCHER	IP	WLS	BF	H	R	ER	SO	BB	IBB	HBP	BLK	WP	HR	S	P	ERA	WHIP										
Joe Niekro, R ERA: 4.72 (4, 1)	1.2	L	9	2	1	1	2	1	0	1	0	0	0	11	16	5.40	1.800										
Roy Smith, R ERA: 4.73 (6, 1)	2.0		8	0	0	0	1	1	0	1	0	0	0	8	13	0.00	0.500										
Keith Atherton, R ERA: 4.01 (8, 1)	1.0		4	1	1	1	2	0	0	0	0	0	1	8	8	9.00	1.000										

Minnesota Twins @ Detroit Tigers
Tiger Stadium, Detroit, MI
Thu Aug 20 1987, 3:33 AM EDT
Att: 45,804 - Unknown

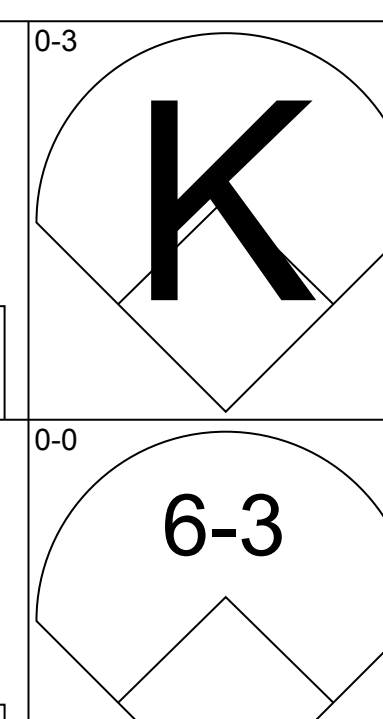
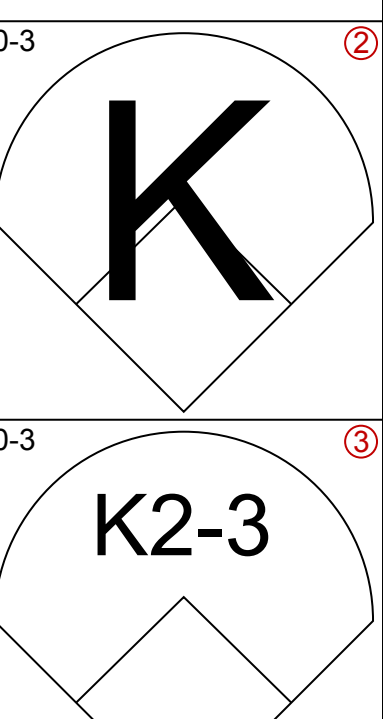
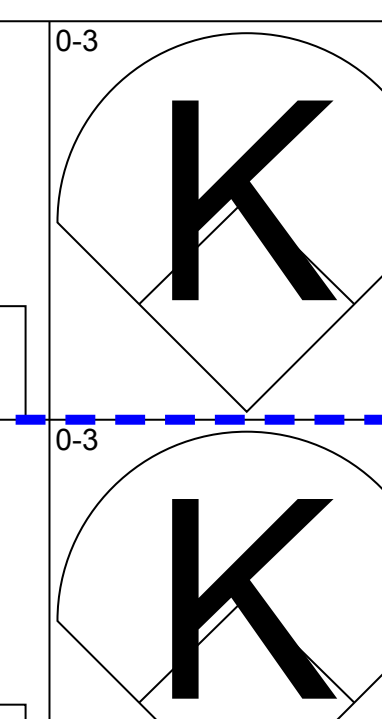
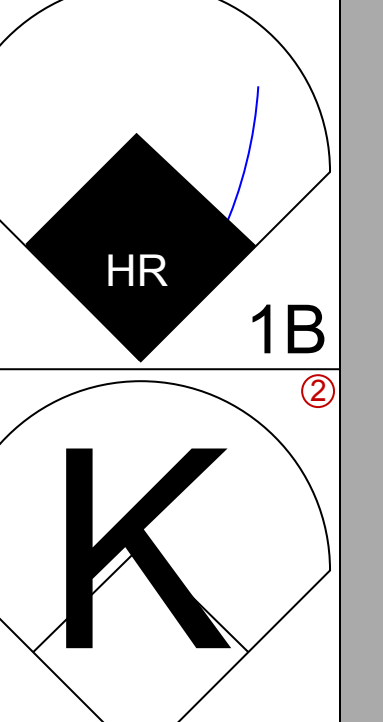
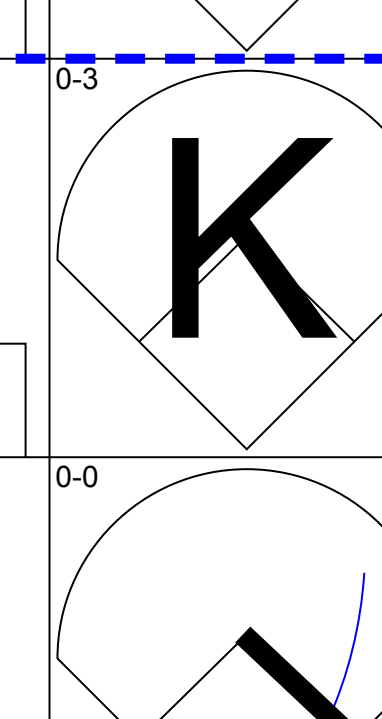
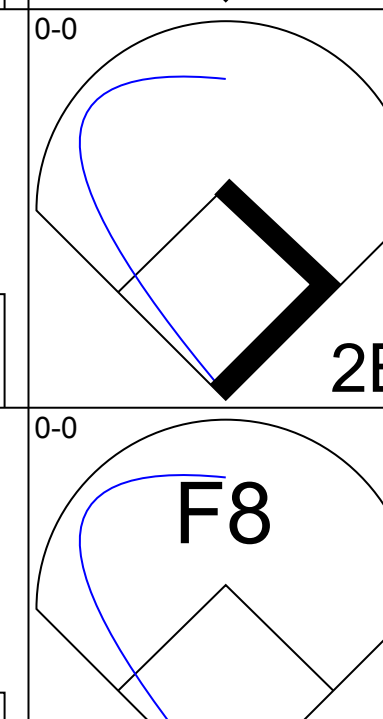
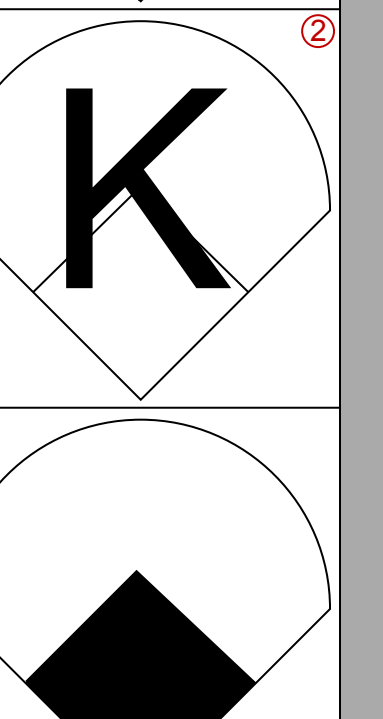
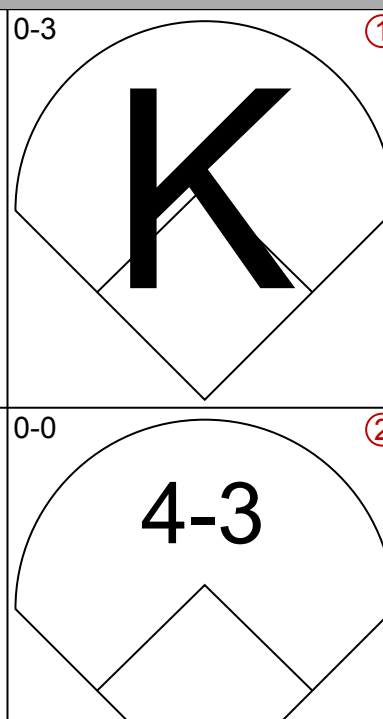
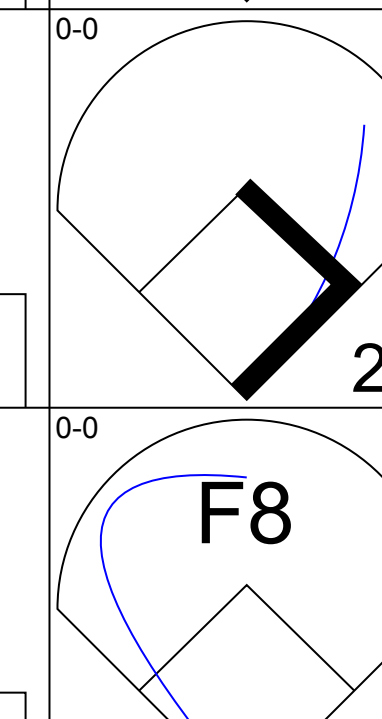
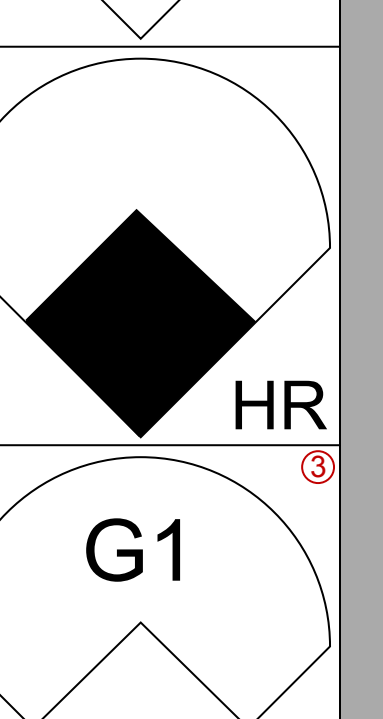
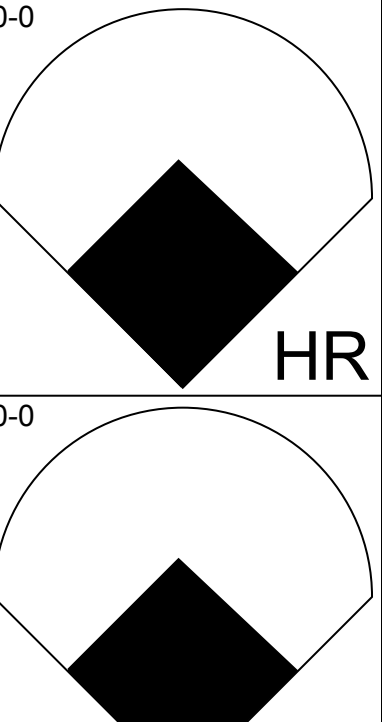
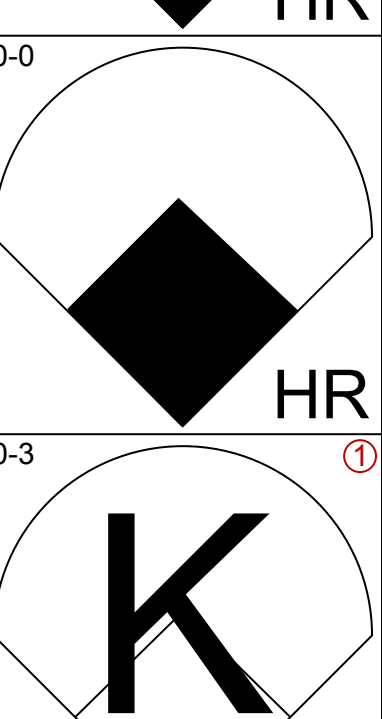
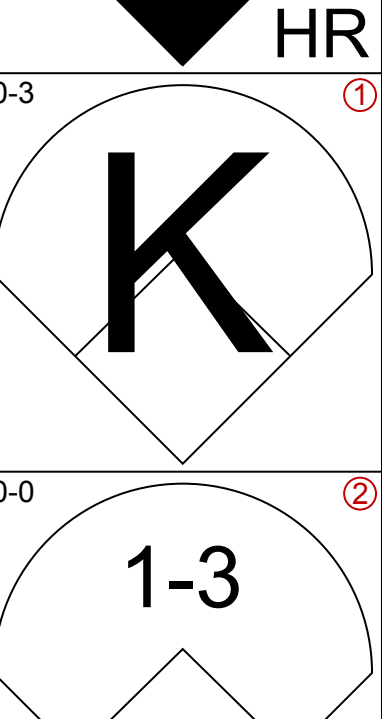
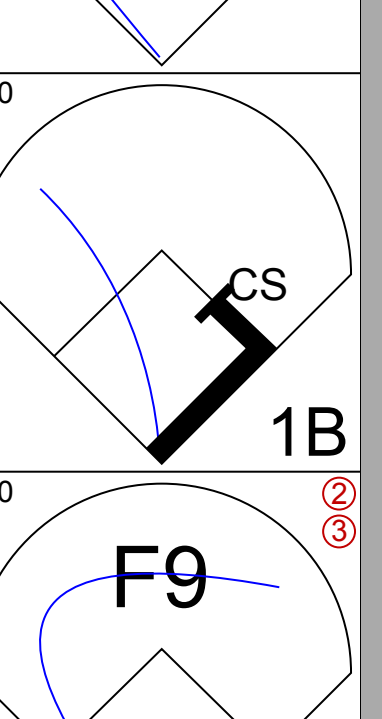
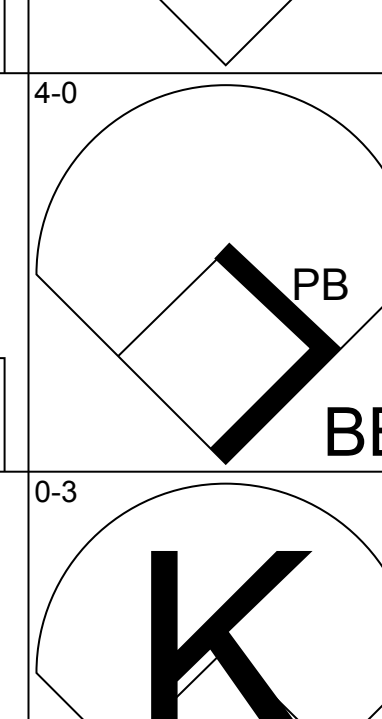
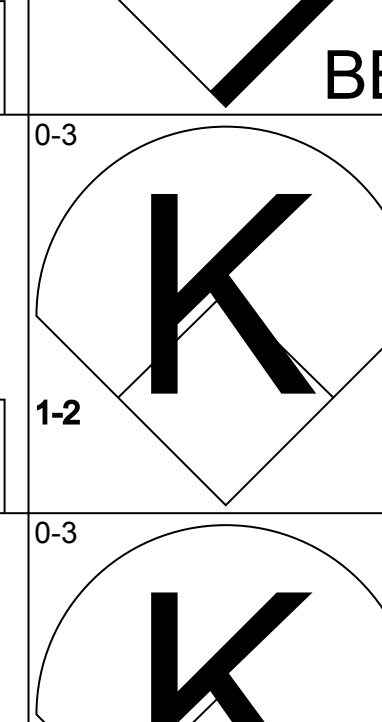
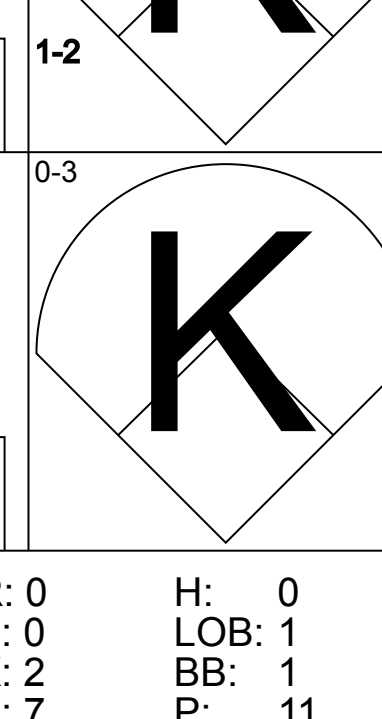
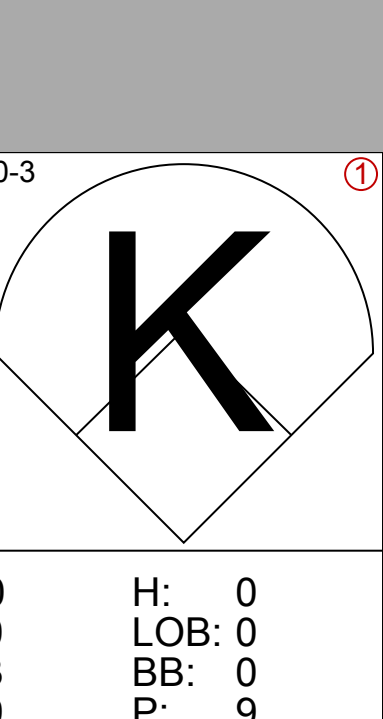
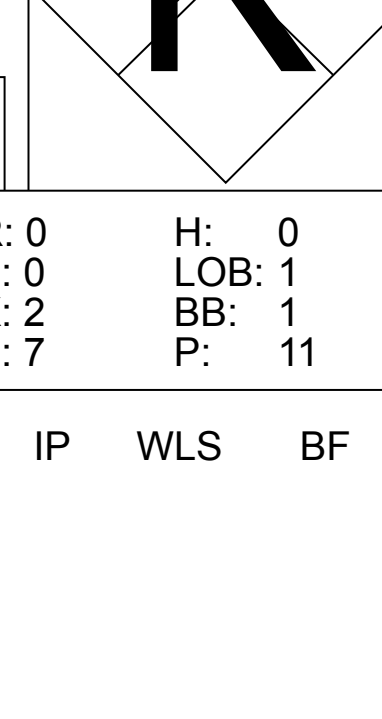
AB 32
R 8
H 10
RBI 8
BB 3
SO 8
LOB 14



Batter	1	2	3	4	5	6	7	8	9	AB	R	H	RBI	BB	SO	LOB	TOP						
Dan Gladden, R OBP: 0.317, SLG: 0.348 (1, 7)										5	2	2	0	0	3	2	Minnesota Twins @ Boston Red Sox Fenway Park, Boston, MA Sat Aug 22 1987, 3:33 AM EDT Att: 29,794 - Unknown						
Steve Lombardozzi, R OBP: 0.298, SLG: 0.351 (1, 4)										3	0	0	0	2	2	1							
Kirby Puckett, R OBP: 0.352, SLG: 0.480 (1, 8)										5	0	2	1	0	1	3							
Kent Hrbek, L OBP: 0.375, SLG: 0.544 (1, 3)										4	1	2	0	1	0	3							
Gary Gaetti, R OBP: 0.305, SLG: 0.502 (1, 5)										4	1	1	3	0	0	5							
Roy Smalley, S OBP: 0.361, SLG: 0.435 (1, 10)										3	0	1	0	1	0	0							
Tom Brunansky, R OBP: 0.350, SLG: 0.499 (1, 9)										4	1	0	0	0	0	3							
Al Newman, S OBP: 0.285, SLG: 0.308 (8, PH)										3	0	1	0	0	0	1							
Randy Bush, L OBP: 0.332, SLG: 0.385 (8, 2)										1	0	0	0	0	1	0							
Sal Butera, R OBP: 0.239, SLG: 0.290 (8, PH)										0	0	0	0	0	0	0							
Gene Larkin, S OBP: 0.339, SLG: 0.409 (8, 6)										3	0	0	0	0	2	2							
Greg Gagne, R OBP: 0.310, SLG: 0.434 (8, 6)										1	0	0	0	0	0	0							
Inning Stats	R: 0 E: 0 K: 1 S: 5	H: 0 LOB: 2 BB: 2 P: 13	R: 0 E: 0 K: 1 S: 6	H: 1 LOB: 2 BB: 1 P: 10	R: 0 E: 1 K: 1 S: 6	H: 1 LOB: 1 BB: 0 P: 6	R: 0 E: 0 K: 0 S: 3	H: 1 LOB: 0 BB: 0 P: 3	R: 1 E: 0 K: 2 S: 10	H: 3 LOB: 2 BB: 0 P: 10	R: 1 E: 1 K: 1 S: 6	H: 0 LOB: 0 BB: 0 P: 6	R: 3 E: 0 K: 1 S: 7	H: 2 LOB: 0 BB: 1 P: 11	R: 0 E: 0 K: 1 S: 5	H: 0 LOB: 0 BB: 0 P: 5	R: 0 E: 0 K: 1 S: 6	H: 1 LOB: 1 BB: 0 P: 6	1B: 8 2B: 0 3B: 0 HR: 1	SF: 0 SAC: 0 DP: 1 HBP: 0	WP: 1 PB: 1 CS: 2	PA: 40	
PITCHER	IP WLS BF H R ER SO BB IBB HBP BLK WP HR S P ERA WHIP	IP WLS BF H R ER SO BB IBB HBP BLK WP HR S P ERA WHIP	IP WLS BF H R ER SO BB IBB HBP BLK WP HR S P ERA WHIP	IP WLS BF H R ER SO BB IBB HBP BLK WP HR S P ERA WHIP	IP WLS BF H R ER SO BB IBB HBP BLK WP HR S P ERA WHIP	IP WLS BF H R ER SO BB IBB HBP BLK WP HR S P ERA WHIP	IP WLS BF H R ER SO BB IBB HBP BLK WP HR S P ERA WHIP	IP WLS BF H R ER SO BB IBB HBP BLK WP HR S P ERA WHIP	IP WLS BF H R ER SO BB IBB HBP BLK WP HR S P ERA WHIP	IP WLS BF H R ER SO BB IBB HBP BLK WP HR S P ERA WHIP	IP WLS BF H R ER SO BB IBB HBP BLK WP HR S P ERA WHIP	IP WLS BF H R ER SO BB IBB HBP BLK WP HR S P ERA WHIP	IP WLS BF H R ER SO BB IBB HBP BLK WP HR S P ERA WHIP	IP WLS BF H R ER SO BB IBB HBP BLK WP HR S P ERA WHIP	IP WLS BF H R ER SO BB IBB HBP BLK WP HR S P ERA WHIP	IP WLS BF H R ER SO BB IBB HBP BLK WP HR S P ERA WHIP	IP WLS BF H R ER SO BB IBB HBP BLK WP HR S P ERA WHIP	IP WLS BF H R ER SO BB IBB HBP BLK WP HR S P ERA WHIP	IP WLS BF H R ER SO BB IBB HBP BLK WP HR S P ERA WHIP	IP WLS BF H R ER SO BB IBB HBP BLK WP HR S P ERA WHIP	IP WLS BF H R ER SO BB IBB HBP BLK WP HR S P ERA WHIP	IP WLS BF H R ER SO BB IBB HBP BLK WP HR S P ERA WHIP	IP WLS BF H R ER SO BB IBB HBP BLK WP HR S P ERA WHIP

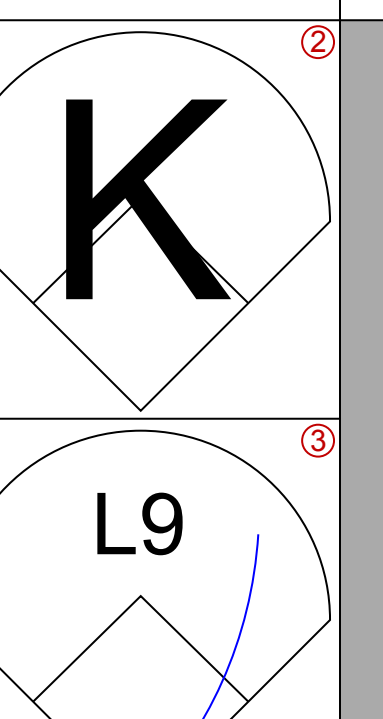
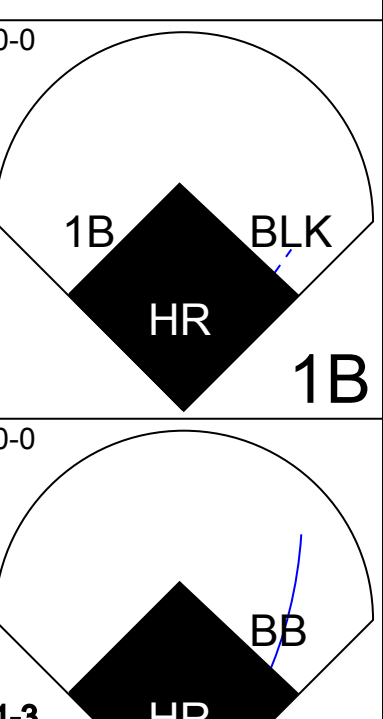
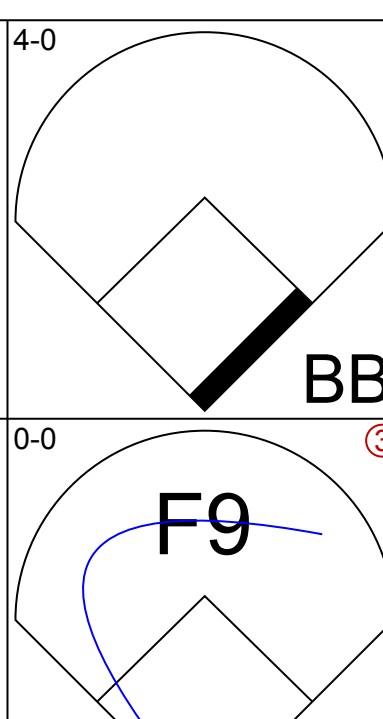
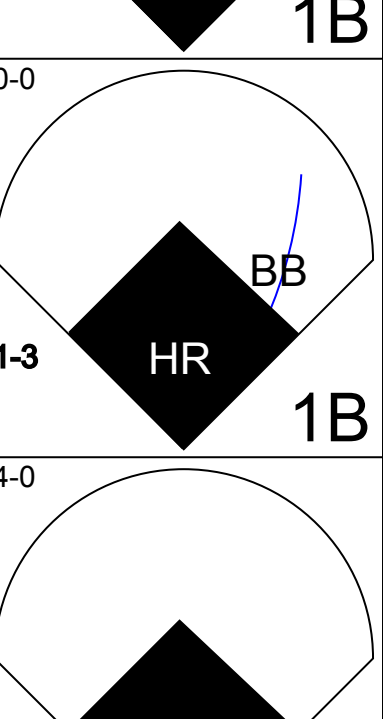
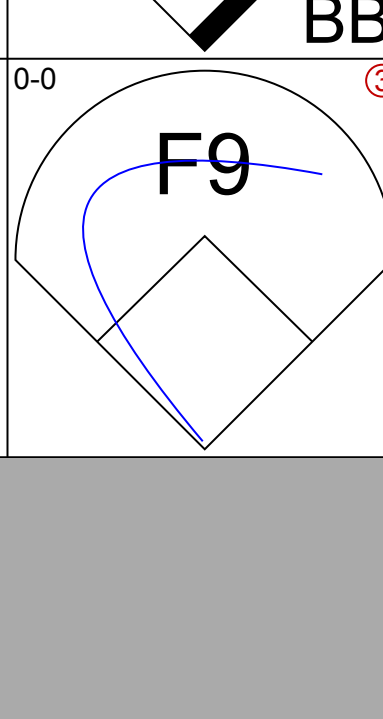
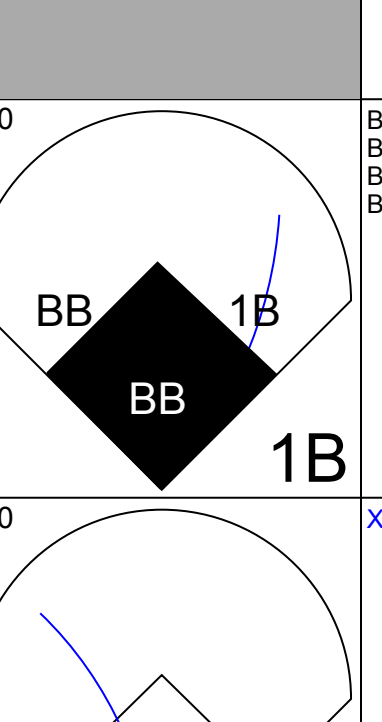
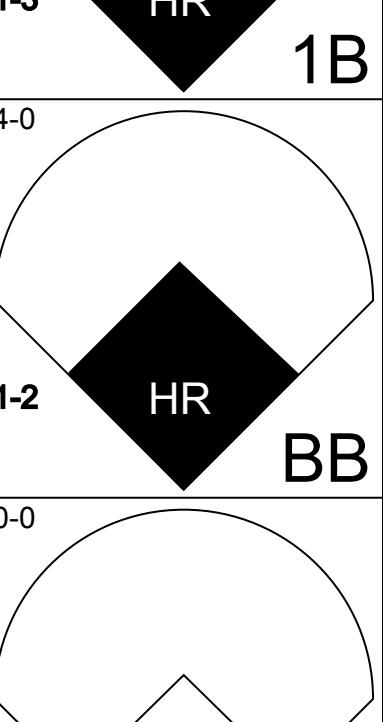
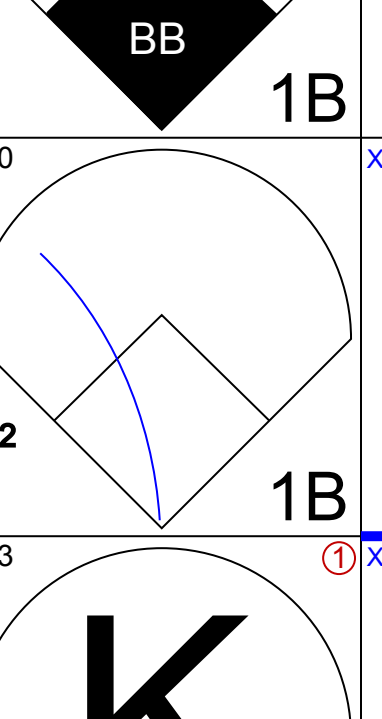
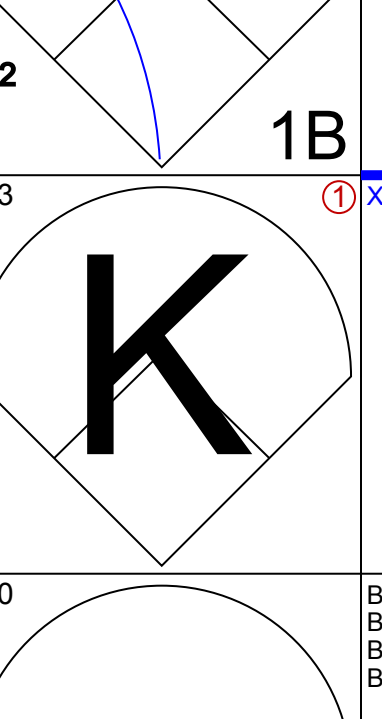
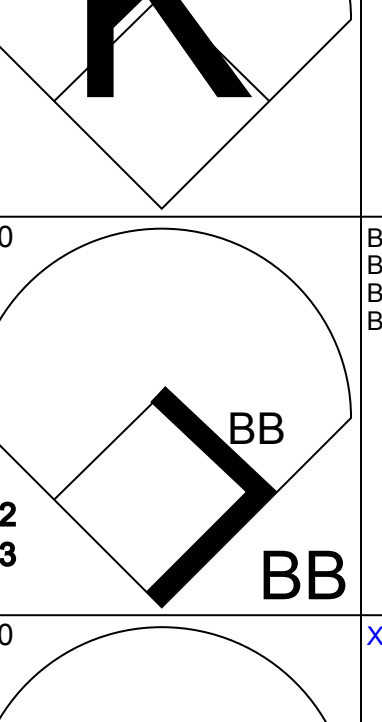
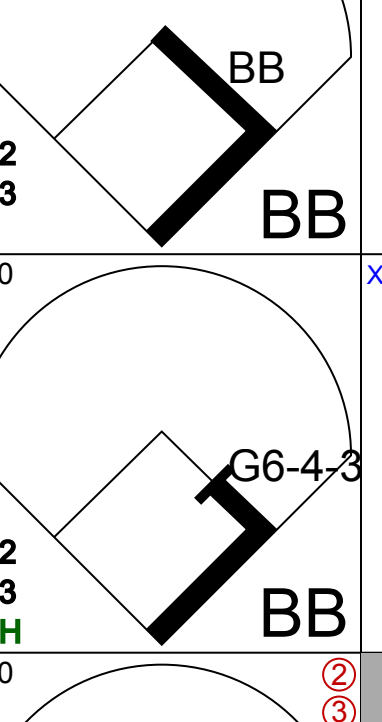
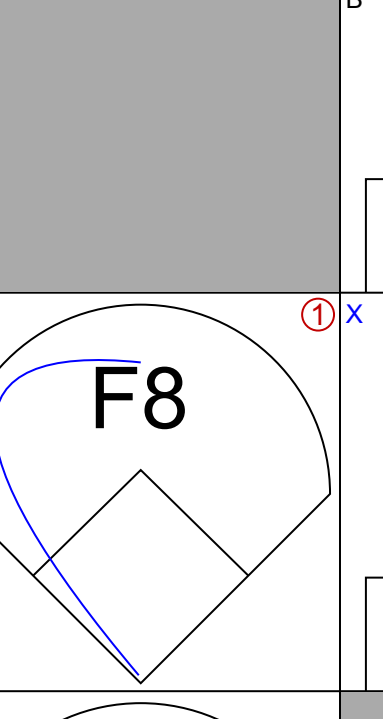
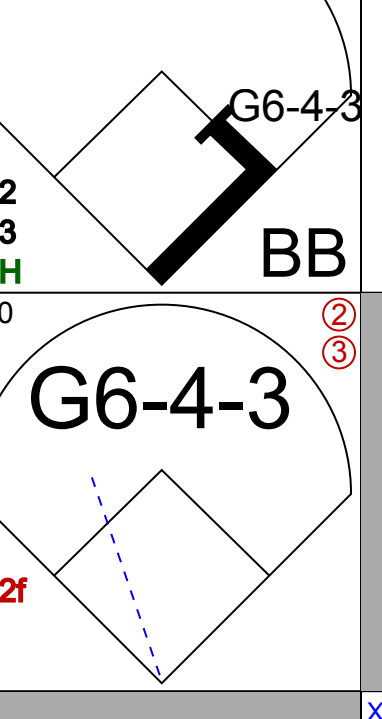
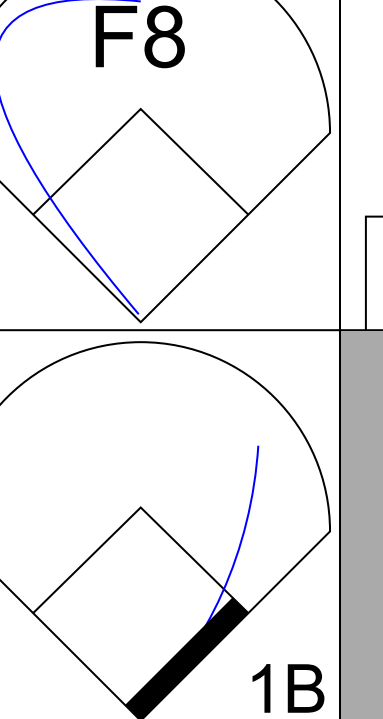
Batter	1	2	3	4	5	6	7	8	9	AB	R	H	RBI	BB	SO	LOB	BOTTOM						
Ellis Burks, R OBP: 0.332, SLG: 0.490 (1, 8)										3	1	0	0	1	0	0	Minnesota Twins @ Boston Red Sox Fenway Park, Boston, MA Sat Aug 22 1987, 3:33 AM EDT Att: 29,794 - Unknown						
Marty Barrett, R OBP: 0.341, SLG: 0.323 (1, 4)										4	1	1	0	0	0	0							
Wade Boggs, L OBP: 0.355, SLG: 0.595 (1, 5)										3	1	1	1	1	0	0							
Mike Greenwell, L OBP: 0.407, SLG: 0.618 (1, 7)										4	1	2	2	0	0	2							
Dwight Evans, R OBP: 0.427, SLG: 0.619 (1, 3)										3	1	1	1	0	0	1							
Sam Horn, L OBP: 0.415, SLG: 0.694 (1, 10)										4	0	2	0	0	0	0							
Dave Henderson, R OBP: 0.310, SLG: 0.427 (1, 9)										4	1	2	2	0	0	1							
Spike Owen, S OBP: 0.341, SLG: 0.359 (1, 6)										3	0	0	0	1	2	3							
John Marzano, R OBP: 0.300, SLG: 0.508 (1, 2)										3	0	0	0	0	0	3							
Inning Stats	R: 0 E: 0 K: 0 S: 3	H: 0 LOB: 0 BB: 0 P: 3	R: 1 E: 1 K: 1 S: 8	H: 2 LOB: 2 BB: 0 P: 8	R: 0 E: 0 K: 0 S: 3	H: 0 LOB: 0 BB: 0 P: 3	R: 2 E: 0 K: 0 S: 5	H: 2 LOB: 1 BB: 1 P: 9	R: 2 E: 0 K: 0 S: 4	H: 2 LOB: 2 BB: 2 P: 12	R: 0 E: 0 K: 1 S: 5	H: 0 LOB: 0 BB: 0 P: 5	R: 1 E: 0 K: 0 S: 5	H: 2 LOB: 1 BB: 0 P: 5	R: 0 E: 0 K: 0 S: 3	H: 1 LOB: 0 BB: 0 P: 3		R: 0 E: 0 K: 1 S: 3	H: 0 LOB: 0 BB: 0 P: 3	1B: 5 2B: 0 3B: 1 HR: 3	SF: 1 SAC: 0 DP: 0 HBP: 0	WP: 0 PB: 0 CS: 1	PA: 35
PITCHER	IP WLS BF H R ER SO BB IBB HBP BLK WP HR S P ERA WHIP	IP WLS BF H R ER SO BB IBB HBP BLK WP HR S P ERA WHIP	IP WLS BF H R ER SO BB IBB HBP BLK WP HR S P ERA WHIP	IP WLS BF H R ER SO BB IBB HBP BLK WP HR S P ERA WHIP	IP WLS BF H R ER SO BB IBB HBP BLK WP HR S P ERA WHIP	IP WLS BF H R ER SO BB IBB HBP BLK WP HR S P ERA WHIP	IP WLS BF H R ER SO BB IBB HBP BLK WP HR S P ERA WHIP	IP WLS BF H R ER SO BB IBB HBP BLK WP HR S P ERA WHIP	IP WLS BF H R ER SO BB IBB HBP BLK WP HR S P ERA WHIP	IP WLS BF H R ER SO BB IBB HBP BLK WP HR S P ERA WHIP	IP WLS BF H R ER SO BB IBB HBP BLK WP HR S P ERA WHIP	IP WLS BF H R ER SO BB IBB HBP BLK WP HR S P ERA WHIP	IP WLS BF H R ER SO BB IBB HBP BLK WP HR S P ERA WHIP	IP WLS BF H R ER SO BB IBB HBP BLK WP HR S P ERA WHIP	IP WLS BF H R ER SO BB IBB HBP BLK WP HR S P ERA WHIP	IP WLS BF H R ER SO BB IBB HBP BLK WP HR S P ERA WHIP	IP WLS BF H R ER SO BB IBB HBP BLK WP HR S P ERA WHIP	IP WLS BF H R ER SO BB IBB HBP BLK WP HR S P ERA WHIP	IP WLS BF H R ER SO BB IBB HBP BLK WP HR S P ERA WHIP	IP WLS BF H R ER SO BB IBB HBP BLK WP HR S P ERA WHIP	IP WLS BF H R ER SO BB IBB HBP BLK WP HR S P ERA WHIP	IP WLS BF H R ER SO BB IBB HBP BLK WP HR S P ERA WHIP	IP WLS BF H R ER SO BB IBB HBP BLK WP HR S P ERA WHIP



Batter	1	2	3	4	5	6	7	8	9	AB	R	H	RBI	BB	SO	LOB	TOP					
Dan Gladden, R OBP: 0.314, SLG: 0.344 (1, 7)			4-3							4	0	0	0	0	3	0	Minnesota Twins @ Boston Red Sox Fenway Park, Boston, MA Sun Aug 23 1987, 3:33 AM EDT Att: 32,956 - Unknown					
Greg Gagne, R OBP: 0.309, SLG: 0.432 (1, 6)	6-3				K2-3					4	1	1	0	0	2	0						
Kirby Puckett, R OBP: 0.353, SLG: 0.484 (1, 8)										4	0	2	0	0	2	1						
Kent Hrbek, L OBP: 0.374, SLG: 0.549 (1, 3)	F8						4-3	F8		4	1	1	2	0	0	2						
Gary Gaetti, R OBP: 0.305, SLG: 0.507 (1, 5)			G1				F2			4	1	1	1	0	0	0						
Roy Smalley, S OBP: 0.382, SLG: 0.445 (1, 10)					F7					3	1	1	1	1	0	0						
Tom Brunansky, R OBP: 0.351, SLG: 0.498 (1, 9)										3	0	1	0	1	1	1						
Steve Lombardozzi, R OBP: 0.296, SLG: 0.348 (1, 4)	1-3				F9					3	0	0	0	0	1	2						
Sal Butera, R OBP: 0.234, SLG: 0.284 (7, PH)	F8									2	0	0	0	0	1	0						
Randy Bush, L OBP: 0.331, SLG: 0.383 (7, 2)										1	0	0	0	0	1	1						
Tim Laudner, R OBP: 0.261, SLG: 0.434 (7, 2)										0	0	0	0	0	0	0						
Inning Stats	R: 0 E: 0 K: 1 S: 6	H: 1 LOB: 1 BB: 0 P: 6	R: 2 E: 0 K: 1 S: 7	H: 2 LOB: 0 BB: 0 P: 7	R: 2 E: 0 K: 1 S: 7	H: 2 LOB: 0 BB: 0 P: 7	R: 0 E: 0 K: 0 S: 3	H: 1 LOB: 0 BB: 0 P: 3	R: 0 E: 0 K: 3 S: 9	H: 0 LOB: 0 BB: 0 P: 9	R: 0 E: 0 K: 1 S: 5	H: 0 LOB: 1 BB: 1 P: 5	R: 0 E: 0 K: 2 S: 7	H: 0 LOB: 1 BB: 1 P: 11	R: 0 E: 0 K: 2 S: 8	H: 1 LOB: 1 BB: 0 P: 8	R: 0 E: 0 K: 0 S: 2	H: 0 LOB: 0 BB: 1 P: 6	1B: 2 2B: 2 3B: 0 HR: 3	SF: 0 SAC: 0 DP: 1 HBP: 0	WP: 0 PB: 1 SB: 0 CS: 1	PA: 34
PITCHER	IP WLS BF H R ER SO BB IBB HBP BLK WP HR S P ERA WHIP																					
Jeff Sellers, R ERA: 6.24 (1, 1)	7.1 W 28 6 4 4 10 1 0 0 0 0 3 47 51 4.91 0.955																					
Wes Gardner, R ERA: 5.37 (8, 1)	1.2 S 6 1 0 0 1 1 0 0 0 0 0 7 11 0.00 1.200																					

AB	32
R	4
H	7
RBI	4
BB	2
SO	11
LOB	7



Batter	1	2	3	4	5	6	7	8	9	AB	R	H	RBI	BB	SO	LOB	BOTTOM			
Ellis Burks, R OBP: 0.333, SLG: 0.489 (1, 8)	6-3									3	1	1	0	1	1	1	Minnesota Twins @ Boston Red Sox Fenway Park, Boston, MA Sun Aug 23 1987, 3:33 AM EDT Att: 32,956 - Unknown			
Marty Barrett, R OBP: 0.341, SLG: 0.323 (1, 4)	F9		L9							4	1	1	0	0	2					
Wade Boggs, L OBP: 0.356, SLG: 0.593 (1, 5)	B1-3									3	2	1	0	1	0	0				
Don Baylor, R OBP: 0.356, SLG: 0.407 (1, 10)										3	0	2	4	0	0	0				
Dwight Evans, R OBP: 0.426, SLG: 0.622 (1, 3)	6-3									4	1	1	1	0	1	3				
Mike Greenwell, L OBP: 0.408, SLG: 0.613 (1, 7)	G3									2	0	0	0	2	0	1				
Dave Henderson, R OBP: 0.309, SLG: 0.419 (1, 9)	6-3									3	0	0	1	1	1	2				
Spike Owen, S OBP: 0.337, SLG: 0.355 (1, 6)										4	0	0	0	0	3					
Marc Sullivan, R OBP: 0.211, SLG: 0.257 (1, 2)										3	0	1	0	0	1	0				
Inning Stats	R: 0 E: 0 K: 0 S: 3	H: 0 LOB: 0 BB: 0 P: 3	R: 0 E: 0 K: 0 S: 3	H: 0 LOB: 1 BB: 0 P: 4	R: 0 E: 0 K: 1 S: 6	H: 1 LOB: 1 BB: 0 P: 6	R: 1 E: 0 K: 1 S: 6	H: 2 LOB: 2 BB: 2 P: 14	R: 5 E: 0 K: 0 S: 6	H: 4 LOB: 0 BB: 2 P: 14	R: 0 E: 0 K: 1 S: 5	H: 0 LOB: 1 BB: 1 P: 9	R: 0 E: 0 K: 0 S: 3	H: 0 LOB: 0 BB: 0 P: 3	R: 0 E: 0 K: 1 S: 5	H: 0 LOB: 0 BB: 0 P: 5		1B: 5 2B: 1 3B: 0 HR: 2	SF: 0 SAC: 0 DP: 2 HBP: 1	WP: 0 PB: 0 SB: 0 CS: 0
PITCHER	IP WLS BF H R ER SO BB IBB HBP BLK WP HR S P ERA WHIP																			
Steve Carlton, L ERA: 6.06 (1, 1)	4.1 L 22 6 5 5 2 2 0 0 0 0 1 14 22 2.70 0.900																			
Juan Berenguer, R ERA: 3.53 (5, 1)	3.1 12 1 1 1 2 2 0 0 0 0 0 1 14 22 2.70 0.900																			
Jeff Reardon, R ERA: 4.8 (8, 1)	0.1 1 0 0 0 0 0 0 0 0 0 0 0 1 1 0.00 0.000																			

AB	29
R	5
H	7
RBI	6
BB	5
SO	4
LOB	12



Batter	1	2	3	4	5	6	7	8	9	AB	R	H	RBI	BB	SO	LOB	TOP																			
Lou Whitaker, L (1,4) OBP: 0.341, SLG: 0.431 Tom Brooks, R (1,5) OBP: 0.301, SLG: 0.377	0-3 K		0-0 1-3		0-3 K	0-0 1B		0-0 L8		1	0	0	0	0	1	0	Detroit Tigers @ Minnesota Twins Hubert H. Humphrey Metrodome, Minneapolis, MN Mon Aug 24 1987, 8:05 PM EDT Att: 27,338 - Unknown																			
Bill Madlock, R (1,10) OBP: 0.371, SLG: 0.496 Jack Morris, R (9,FR)	0-0 L7		0-0 F7		4-0 BB	0-3 BB		0-0 2B		4	0	1	0	1	1	2																				
Kirk Gibson, L (1,7) OBP: 0.370, SLG: 0.485	0-3 K			4-0 BB	4-0 BB	0-0 F7		0-3 K		3	0	0	0	2	2	3																				
Alan Trammell, R (1,6) OBP: 0.376, SLG: 0.518		0-0 6-3		0-0 F7	0-0 F9		0-0 F6		0-0 F4		5	0	0	0	0	5																				
Darrell Evans, L (1,3) OBP: 0.372, SLG: 0.509		HR		4-0 BB		0-0 F9 1B	0-3 K		4-0 IBB		3	2	2	1	2	1		0																		
Jim Morrison, R (1,5) OBP: 0.303, SLG: 0.411	0-0 2B			0-0 F5		0-0 1B	0-3 K		0-0 F6		5	1	2	0	0	1		4																		
Matt Nokes, L (1,2) OBP: 0.334, SLG: 0.521	0-0 4-3			0-0 F8		0-0 F9		0-0 4-3		4	0	0	0	0	0	5																				
Chet Lemon, R (1,8) OBP: 0.388, SLG: 0.489	0-0 F9				0-0 BB	0-0 1B	0-3 K		0-3 K		4	1	2	1	0	1		1																		
Pat Sheridan, L (1,9) OBP: 0.349, SLG: 0.406			0-3 K		0-0 L5	0-0 1B		4-0 BB		2	0	0	0	2	1	1																				
Inning Stats	R: 0 E: 0 K: 2 S: 7	H: 0 LOB: 0 BB: 7	R: 1 E: 0 K: 0 S: 5	H: 2 LOB: 1 BB: 0 P: 5	R: 0 E: 0 K: 1 S: 5	H: 0 LOB: 0 BB: 0 P: 5	R: 0 E: 0 K: 0 S: 3	H: 0 LOB: 2 BB: 2 P: 11	R: 0 E: 0 K: 1 S: 6	H: 1 LOB: 3 BB: 2 P: 14	R: 3 E: 0 K: 1 S: 9	H: 4 LOB: 2 BB: 1 P: 13	R: 0 E: 0 K: 2 S: 7	H: 0 LOB: 0 BB: 0	R: 0 E: 0 K: 1 S: 5	H: 0 LOB: 1 BB: 1 P: 9	R: 0 E: 0 K: 1 S: 6	H: 1 LOB: 2 BB: 1 P: 10	1B: 5 2B: 2 HR: 1	SF: 0 SAC: 0 DP: 0 HBP: 0	WP: 0 PB: 0 CS: 0	PA: 42														
PITCHER	IP	WLS	BF	H	R	ER	SO	BB	IBB	HBP	BLK	WP	HR	S	P	ERA	WHIP	PITCHER		IP	WLS	BF	H	R	ER	SO	BB	IBB	HBP	BLK	WP	HR	S	P	ERA	WHIP
Bert Blyleven, R (1,1) ERA: 4.54	8.0		37	7	4	4	8	6	0	0	0	0	1	47	71	4.50	1.625																			
Jeff Reardon, R (9,1) ERA: 4.72	1.0	W	5	1	0	0	1	0	1	0	0	0	0	6	10	0.00	1.000																			

AB	35
R	4
H	8
RBI	4
BB	7
SO	9
LOB	23



Batter	1	2	3	4	5	6	7	8	9	AB	R	H	RBI	BB	SO	LOB	BOTTOM																			
Dan Gladden, R (1,7) OBP: 0.315, SLG: 0.345 Randy Bush, L (3,FR) OBP: 0.332, SLG: 0.385	0-0 F3		0-0 G3 2B		0-3 K		0-0 1B		0-0 SH1-4		2	0	1	0	0	0	Detroit Tigers @ Minnesota Twins Hubert H. Humphrey Metrodome, Minneapolis, MN Mon Aug 24 1987, 8:05 PM EDT Att: 27,338 - Unknown																			
Al Newman, S (1,6) OBP: 0.291, SLG: 0.311	4-0 WP 1B		0-0 G3		0-0 F7	0-0 1B		0-0 1B	0-0 1B		4	1	2	0	1	0																				
Kirby Puckett, R (1,8) OBP: 0.355, SLG: 0.489	0-3 K		0-0 2B		0-0 2B		0-3 K		4-0 1B		4	0	2	1	1	2		3																		
Kent Hrbek, L (1,3) OBP: 0.378, SLG: 0.549	4-0 WP 1B		0-0 F6		4-0 BB		4-0 FC6-4		0-0 1B		2	1	1	1	3	0		1																		
Gary Gaetti, R (1,5) OBP: 0.304, SLG: 0.504	0-0 CS 1B		0-0 6-3		0-3 K		0-3 K		0-3 K		4	0	1	2	0	2		3																		
Roy Smalley, S (1,10) OBP: 0.358, SLG: 0.439 Mark Davidson, R (8,FR) OBP: 0.333, SLG: 0.347	0-0 CS		0-0 F8		0-0 4-3		0-3 K		0-0 FC6-4 1B		4	0	0	0	0	1		3																		
Tom Brunansky, R (1,9) OBP: 0.353, SLG: 0.498		0-3 K		0-3 K		0-0 WP 1B		0-0 1B	0-0 1B		4	1	2	0	0	2		0																		
Tim Laudner, R (1,2) OBP: 0.258, SLG: 0.429 Gene Larkin, S (8,PH) OBP: 0.337, SLG: 0.407 Sal Butera, R (9,2) OBP: 0.234, SLG: 0.284	0-0 F9				0-0 F7		0-3 K		0-0 4-3		3	0	0	0	0	1		1																		
Steve Lombardozzi, R (1,4) OBP: 0.298, SLG: 0.349			0-3 K		0-0 5-3		0-0 1B		0-0 1B		4	1	2	1	0	1	0																			
Inning Stats	R: 2 E: 0 K: 1 S: 5	H: 1 LOB: 2 BB: 2 P: 13	R: 0 E: 0 K: 1 S: 5	H: 0 LOB: 0 BB: 0 P: 5	R: 1 E: 0 K: 1 S: 7	H: 2 LOB: 1 BB: 0 P: 7	R: 0 E: 0 K: 1 S: 5	H: 0 LOB: 0 BB: 0 P: 5	R: 0 E: 0 K: 1 S: 5	H: 0 LOB: 0 BB: 0 P: 5	R: 0 E: 0 K: 2 S: 8	H: 1 LOB: 2 BB: 1 P: 12	R: 1 E: 0 K: 2 S: 10	H: 4 LOB: 2 BB: 0 P: 10	R: 0 E: 0 K: 1 S: 6	H: 1 LOB: 2 BB: 1 P: 10	R: 0 E: 0 K: 0 S: 4	H: 3 LOB: 3 BB: 1 P: 8	1B: 10 2B: 2 HR: 0	SF: 0 SAC: 1 DP: 0 HBP: 0	WP: 2 PB: 0 CS: 1	PA: 41														
PITCHER	IP	WLS	BF	H	R	ER	SO	BB	IBB	HBP	BLK	WP	HR	S	P	ERA	WHIP	PITCHER		IP	WLS	BF	H	R	ER	SO	BB	IBB	HBP	BLK	WP	HR	S	P	ERA	WHIP
Walt Terrell, R (1,1) ERA: 4.32	6.2		29	4	4	4	8	3	0	0	0	0	0	42	54	5.40	1.650																			
Eric King, R (7,1) ERA: 4.42	1.1	L	7	2	1	1	2	1	0	0	0	0	0	10	14	6.75	2.250																			
Willie Hernandez, L (9,1) ERA: 3.27	0.1		4	2	0	0	0	0	1	0	0	0	0	3	7	0.00	6.000																			

AB	34
R	5
H	12
RBI	5
BB	5
SO	10
LOB	14



Batter	1	2	3	4	5	6	7	8	9	AB	R	H	RBI	BB	SO	LOB	TOP										
Lou Whitaker, L (1, 4) OBP: 0.342, SLG: 0.434										4	0	1	0	1	0	5	Detroit Tigers @ Minnesota Twins Hubert H. Humphrey Metrodome, Minneapolis, MN Tue Aug 25 1987, 8:05 PM EDT Att: 30,639 - Unknown										
Bill Madlock, R (1, 10) OBP: 0.372, SLG: 0.491										3	1	0	0	1	0	2											
Kirk Gibson, L (1, 7) OBP: 0.370, SLG: 0.484										5	0	2	2	0	3	1											
Alan Trammell, R (1, 6) OBP: 0.375, SLG: 0.514										5	1	1	0	0	0	5											
Darrell Evans, L (1, 3) OBP: 0.374, SLG: 0.507										2	1	0	0	3	1	1											
Chet Lemon, R (1, 8) OBP: 0.388, SLG: 0.491										5	0	2	2	0	2	2											
Matt Nokes, L (1, 2) OBP: 0.330, SLG: 0.514										5	0	0	0	0	0	4											
Pat Sheridan, L (1, 9) OBP: 0.351, SLG: 0.404										2	1	0	0	2	2	1											
Tom Brookens, R (1, 5) OBP: 0.303, SLG: 0.377										3	1	1	0	1	0	0											
Inning Stats	R: 0 E: 0 K: 1 S: 6	H: 1 LOB: 1 P: 6	R: 0 E: 0 K: 1 S: 5	H: 0 LOB: 3 P: 17	R: 3 E: 0 K: 1 S: 7	H: 2 LOB: 1 P: 15	R: 0 E: 0 K: 0 S: 3	H: 0 LOB: 0 P: 3	R: 0 E: 0 K: 1 S: 5	H: 0 LOB: 1 P: 9	R: 2 E: 0 K: 0 S: 5	H: 2 LOB: 2 P: 10	R: 0 E: 0 K: 2 S: 7	H: 0 LOB: 0 P: 7	R: 0 E: 0 K: 1 S: 5	H: 0 LOB: 2 P: 9	1B: 5 2B: 1 3B: 1 HR: 0	SF: 0 SAC: 0 DP: 0 HBP: 1	WP: 1 PB: 0 CS: 3	PA: 43							
PITCHER	IP	WLS	BF	H	R	ER	SO	BB	IBB	HBP	BLK	WP	HR	S	P	ERA	WHIP										
Joe Niekro, R (1, 1) ERA: 4.86	5.2	L	29	4	5	5	4	7	0	1	0	1	0	29	58	7.94	1.941										
Dan Schatzeder, L (6, 1) ERA: 4.73	0.0		1	1	0	0	0	0	0	0	0	0	0	1	1	∞	∞										
Juan Berenguer, R (6, 1) ERA: 3.73	2.1		8	0	0	0	3	1	0	0	0	0	0	13	17	0.00	0.429										
Keith Atherton, R (9, 1) ERA: 4.41	1.0		5	2	0	0	1	0	0	0	0	0	0	7	7	0.00	2.000										

Batter	1	2	3	4	5	6	7	8	9	AB	R	H	RBI	BB	SO	LOB	BOTTOM										
Steve Lombardozzi, R (1, 4) OBP: 0.297, SLG: 0.348										4	2	1	0	0	0	2	Detroit Tigers @ Minnesota Twins Hubert H. Humphrey Metrodome, Minneapolis, MN Tue Aug 25 1987, 8:05 PM EDT Att: 30,639 - Unknown										
Randy Bush, L (1, 9) OBP: 0.331, SLG: 0.392										4	0	1	1	0	1	1											
Kirby Puckett, R (1, 8) OBP: 0.356, SLG: 0.488										3	1	1	0	1	0	1											
Kent Hrbek, L (1, 3) OBP: 0.379, SLG: 0.551										4	1	2	2	0	1	1											
Gary Gaetti, R (1, 5) OBP: 0.304, SLG: 0.502										4	0	1	1	0	0	2											
Roy Smalley, S (1, 10) OBP: 0.353, SLG: 0.432										4	0	0	0	0	0	1											
Tom Brunansky, R (1, 7) OBP: 0.350, SLG: 0.493										4	0	0	0	0	1	0											
Greg Gagne, R (1, 6) OBP: 0.306, SLG: 0.428										3	0	0	0	0	1	0											
Sal Butera, R (1, 2) OBP: 0.239, SLG: 0.288										2	0	1	0	0	0	0											
Al Newman, S (8, PH) OBP: 0.293, SLG: 0.311										0	0	0	0	1	0	0											
Tim Laudner, R (9, 2) OBP: 0.258, SLG: 0.429										0	0	0	0	0	0	0											
Inning Stats	R: 0 E: 0 K: 0 S: 3	H: 0 LOB: 0 P: 3	R: 0 E: 0 K: 2 S: 8	H: 1 LOB: 0 P: 8	R: 2 E: 0 K: 1 S: 7	H: 3 LOB: 0 P: 7	R: 0 E: 0 K: 0 S: 3	H: 0 LOB: 0 P: 3	R: 1 E: 0 K: 0 S: 4	H: 2 LOB: 1 P: 8	R: 0 E: 0 K: 0 S: 3	H: 0 LOB: 0 P: 3	R: 1 E: 0 K: 1 S: 6	H: 1 LOB: 1 P: 10	R: 0 E: 0 K: 0 S: 3	H: 0 LOB: 0 P: 3	1B: 5 2B: 1 3B: 1 HR: 0	SF: 0 SAC: 0 DP: 2 HBP: 0	WP: 0 PB: 0 CS: 0	PA: 34							
PITCHER	IP	WLS	BF	H	R	ER	SO	BB	IBB	HBP	BLK	WP	HR	S	P	ERA	WHIP										
Doyle Alexander, R (1, 1) ERA: 4.01	7.1	W	29	7	4	4	3	2	0	0	0	0	0	33	41	4.91	1.227										
Mike Henneman, R (8, 1) ERA: 2.21	1.2	S	5	0	0	0	1	0	0	0	0	0	0	7	7	0.00	0.000										



Batter	1	2	3	4	5	6	7	8	9	AB	R	H	RBI	BB	SO	LOB	TOP								
Lou Whitaker, L (1, 4) OBP: 0.340, SLG: 0.434	K		4-3 2B	FC4-6		K			K	5	0	1	0	0	3	3	Detroit Tigers @ Minnesota Twins Hubert H. Humphrey Metrodome, Minneapolis, MN Wed Aug 26 1987, 8:05 PM EDT Att: 29,265 - Unknown								
Bill Madlock, R (1, 3) OBP: 0.372, SLG: 0.491 Dave Bergman, L (9, PR) OBP: 0.430, SLG: 0.548	2B		4-3 2-3	CS	F7		P3		1B BB	4	0	1	0	1	0	1									
Kirk Gibson, L (1, 7) OBP: 0.371, SLG: 0.486 Pat Sheridan, L (7, 9) OBP: 0.350, SLG: 0.403	K		F4		HBP		1B 2B		F8	3	1	1	0	0	1	2									
Alan Trammell, R (1, 6) OBP: 0.375, SLG: 0.513	G3		F7		F9		G5-4-3 1B		1B HR	5	1	2	1	0	0	3									
Larry Herndon, R (1, 9) OBP: 0.387, SLG: 0.552																									
Matt Nokes, L (9, PH) OBP: 0.332, SLG: 0.515																									
Chet Lemon, R (1, 8) OBP: 0.391, SLG: 0.510	K																								
Jim Morrison, R (1, 10) OBP: 0.302, SLG: 0.416	E5 FC3-6																								
Tom Brookens, R (1, 5) OBP: 0.300, SLG: 0.372	K																								
Mike Heath, R (1, 2) OBP: 0.344, SLG: 0.443 Darrell Evans, L (9, PH) OBP: 0.376, SLG: 0.507	FC3-6																								
Inning Stats	R: 0 E: 0 K: 2 S: 8	H: 1 LOB: 1 BB: 0 P: 8	R: 0 E: 1 K: 2 S: 9	H: 1 LOB: 2 BB: 0 P: 9	R: 0 E: 0 K: 0 S: 4	H: 1 LOB: 1 BB: 0 P: 4	R: 3 E: 0 K: 0 S: 6	H: 4 LOB: 0 BB: 0 P: 6	R: 0 E: 0 K: 1 S: 5	H: 0 LOB: 1 BB: 0 P: 6	R: 1 E: 0 K: 1 S: 7	H: 2 LOB: 1 BB: 0 P: 7	R: 1 E: 0 K: 0 S: 4	H: 2 LOB: 0 BB: 0 P: 4	R: 0 E: 0 K: 0 S: 3	H: 0 LOB: 0 BB: 0 P: 3	R: 5 E: 0 K: 1 S: 8	H: 3 LOB: 1 BB: 2 P: 16	1B: 7 2B: 4 3B: 0 HR: 3	SF: 0 SAC: 0 DP: 1 HBP: 1	WP: 0 PB: 0 SB: 0 CS: 1	PA: 44			
PITCHER	IP	WLS	BF	H	R	ER	SO	BB	IBB	HBP	BLK	WP	HR	S	P	ERA	WHIP								
Frank Viola, L (1, 1) ERA: 3.02	7.0		32	11	5	5	6	0	0	1	0	0	2	43	44	6.43	1.571								
Keith Atherton, R (8, 1) ERA: 4.34	1.0		3	0	0	0	0	0	0	0	0	0	0	3	3	0.00	0.000								
Jeff Reardon, R (9, 1) ERA: 5.37	1.0	L	8	3	5	5	1	2	0	0	0	0	1	8	16	45.00	5.000								


Batter	1	2	3	4	5	6	7	8	9	AB	R	H	RBI	BB	SO	LOB	BOTTOM								
Al Newman, S (1, 4) OBP: 0.298, SLG: 0.315	S SH1-3 SF7 1B		CS	FC5-6 1B		F8			F6	6	1	3	0	0	0	5	Detroit Tigers @ Minnesota Twins Hubert H. Humphrey Metrodome, Minneapolis, MN Wed Aug 26 1987, 8:05 PM EDT Att: 29,265 - Unknown								
Mark Davidson, R (1, 7) OBP: 0.336, SLG: 0.345 Randy Bush, L (6, PH) OBP: 0.328, SLG: 0.388	SH1-3		FC5-6 G6-4-3			WP 1B BB			K	1	1	0	0	1	0	1									
Kirby Puckett, R (1, 8) OBP: 0.357, SLG: 0.490	SF7		G6-4-3			1B			5-3	4	0	2	2	0	0	3									
Gary Gaetti, R (1, 5) OBP: 0.305, SLG: 0.501																									
Tom Brunansky, R (1, 9) OBP: 0.350, SLG: 0.499	F8																								
Kent Hrbek, L (1, 3) OBP: 0.384, SLG: 0.555																									
Gene Larkin, S (1, 10) OBP: 0.338, SLG: 0.407																									
Tim Laudner, R (1, 2) OBP: 0.262, SLG: 0.425 Roy Smalley, S (9, PH) OBP: 0.355, SLG: 0.432 Steve Lombardozzi, R (9, PR) OBP: 0.297, SLG: 0.349																									
Greg Gagne, R (1, 6) OBP: 0.308, SLG: 0.438	SF9																								
Inning Stats	R: 1 E: 0 K: 0 S: 5	H: 2 LOB: 1 BB: 0 P: 5	R: 1 E: 0 K: 0 S: 4	H: 2 LOB: 0 BB: 0 P: 4	R: 0 E: 0 K: 0 S: 3	H: 1 LOB: 0 BB: 0 P: 3	R: 2 E: 0 K: 2 S: 9	H: 2 LOB: 2 BB: 2 P: 17	R: 1 E: 0 K: 0 S: 5	H: 2 LOB: 2 BB: 1 P: 9	R: 0 E: 0 K: 1 S: 6	H: 1 LOB: 0 BB: 0 P: 7	R: 0 E: 0 K: 2 S: 8	H: 1 LOB: 1 BB: 0 P: 8	R: 1 E: 0 K: 1 S: 6	H: 1 LOB: 0 BB: 0 P: 6		R: 2 E: 1 K: 0 S: 7	H: 4 LOB: 3 BB: 1 P: 11	1B: 12 2B: 2 3B: 0 HR: 2	SF: 2 SAC: 1 DP: 1 HBP: 1	WP: 1 PB: 0 SB: 2 CS: 1	PA: 47		
PITCHER	IP	WLS	BF	H	R	ER	SO	BB	IBB	HBP	BLK	WP	HR	S	P	ERA	WHIP								
Frank Tanana, L (1, 1) ERA: 3.86																									
Dan Petty, R (5, 1) ERA: 5.75	4.0	W	17	4	1	1	4	0	0	1	0	0	1	24	25	2.25	1.000								
Mike Henneman, R (9, 1) ERA: 2.31	0.2		7	4	2	1	0	1	0	0	0	0	0	6	10	13.50	7.500								
Willie Hernandez, L (9, 1) ERA: 3.24	0.1	S	1	0	0	0	0	0	0	0	0	0	0	1	1	0.00	0.000								

Batter	1	2	3	4	5	6	7	8	9	AB	R	H	RBI	BB	SO	LOB	TOP					
Randy Bush, L OBP: 0.323, SLG: 0.381 (1, 9)										4	0	0	0	0	3	0	Minnesota Twins @ Milwaukee Brewers Milwaukee County Stadium, Milwaukee, WI Fri Aug 28 1987, 8:05 PM EDT Att: 22,461 - Unknown livebaseballscorecards.com					
Greg Gagne, R OBP: 0.307, SLG: 0.436 (1, 6)										4	0	1	0	0	1	0						
Kirby Puckett, R OBP: 0.354, SLG: 0.486 (1, 8)											4	0	0	0	0	1						
Kent Hrbek, L OBP: 0.385, SLG: 0.555 (1, 3)										2	0	1	0	1	0	0						
Gary Gaetti, R OBP: 0.303, SLG: 0.498 (1, 5)										3	0	0	0	0	0	2						
Gene Larkin, S OBP: 0.338, SLG: 0.402 (1, 10)										2	0	0	0	0	1	0						
Tom Brunansky, R OBP: 0.350, SLG: 0.497 (1, 7)										2	0	0	0	1	2	1						
Steve Lombardozzi, R OBP: 0.297, SLG: 0.346 (1, 4)										2	0	0	0	1	0	1						
Sal Butera, R OBP: 0.235, SLG: 0.283 (1, 2)										2	0	0	0	0	1	0						
Roy Smalley, S OBP: 0.354, SLG: 0.431 (8, PH)										1	0	0	0	0	0	1						
Tim Laudner, R OBP: 0.262, SLG: 0.425 (8, 2)										0	0	0	0	0	0	0						
Inning Stats	R: 0 E: 0 K: 1 S: 5	H: 1 LOB: 0 BB: 0 P: 5	R: 0 E: 0 K: 1 S: 4	H: 0 LOB: 1 BB: 1 P: 9	R: 0 E: 0 K: 0 S: 3	H: 0 LOB: 0 BB: 0 P: 3	R: 0 E: 0 K: 1 S: 5	H: 0 LOB: 0 BB: 0 P: 5	R: 0 E: 0 K: 0 S: 3	H: 0 LOB: 1 BB: 1 P: 7	R: 0 E: 0 K: 2 S: 7	H: 0 LOB: 0 BB: 0 P: 7	R: 0 E: 0 K: 0 S: 3	H: 1 LOB: 0 BB: 0 P: 3	R: 0 E: 0 K: 2 S: 7	H: 0 LOB: 1 BB: 1 P: 11	R: 0 E: 0 K: 1 S: 5	H: 0 LOB: 0 BB: 0 P: 5	1B: 2 2B: 1 3B: 0 HR: 0	SF: 0 SAC: 0 DP: 3 HBP: 1	WP: 0 PB: 0 SB: 1 CS: 0	PA: 30
PITCHER Chris Bosio, R ERA: 5.42 (1, 1)	IP: 9.0 WLS: W BF: 30	H: 2 R: 0 ER: 0 SO: 8	BB: 3 IBB: 0 HBP: 1 BLK: 0	WP: 0 HR: 0 S: 42 P: 55	ERA: 0.00 WHIP: 0.556											ERA: 0.00 WHIP: 0.556						

Batter	1	2	3	4	5	6	7	8	9	AB	R	H	RBI	BB	SO	LOB	BOTTOM				
Paul Moltitor, R OBP: 0.439, SLG: 0.583 (1, 10)										4	0	0	0	0	1	1	Minnesota Twins @ Milwaukee Brewers Milwaukee County Stadium, Milwaukee, WI Fri Aug 28 1987, 8:05 PM EDT Att: 22,461 - Unknown livebaseballscorecards.com				
Robin Yount, R OBP: 0.384, SLG: 0.480 (1, 8)										4	1	2	0	0	1	0					
Glenn Braggs, R OBP: 0.326, SLG: 0.422 (1, 9)										4	0	1	0	0	0	1					
Rick Manning, L OBP: 0.340, SLG: 0.372 (9, 9)										0	0	0	0	0	0	0					
Greg Brock, L OBP: 0.362, SLG: 0.440 (1, 3)										3	0	1	1	0	0	2					
B.J. Surhoff, L OBP: 0.347, SLG: 0.423 (1, 2)										2	0	0	0	1	0	1					
Dale Sveum, S OBP: 0.297, SLG: 0.442 (1, 6)										3	0	0	0	0	1	4					
Ernest Riles, L OBP: 0.322, SLG: 0.350 (1, 5)										3	0	1	0	0	1	0					
Mike Felder, S OBP: 0.317, SLG: 0.315 (1, 7)										3	0	1	0	0	0	1					
Juan Castillo, S OBP: 0.300, SLG: 0.331 (1, 4)										3	0	0	0	0	0	1					
Inning Stats	R: 0 E: 0 K: 1 S: 7	H: 2 LOB: 3 BB: 1 P: 11	R: 0 E: 0 K: 0 S: 3	H: 0 LOB: 0 BB: 0 P: 3	R: 0 E: 0 K: 0 S: 3	H: 0 LOB: 0 BB: 0 P: 3	R: 0 E: 0 K: 0 S: 3	H: 0 LOB: 0 BB: 0 P: 3	R: 1 E: 0 K: 0 S: 5	H: 2 LOB: 1 BB: 0 P: 5	R: 0 E: 0 K: 0 S: 3	H: 1 LOB: 0 BB: 0 P: 3	R: 0 E: 0 K: 2 S: 7	H: 0 LOB: 0 BB: 0 P: 7	R: 0 E: 0 K: 2 S: 7	H: 0 LOB: 0 BB: 0 P: 7	1B: 5 2B: 1 3B: 0 HR: 0	SF: 0 SAC: 0 DP: 0 HBP: 0	WP: 0 PB: 0 SB: 2 CS: 1	PA: 30	
PITCHER Les Straker, R ERA: 4.54 Juan Berenguer, R ERA: 3.69 (1, 1) (8, 1)	IP: 7.0 WLS: L BF: 27	H: 6 R: 1 ER: 1 SO: 2	BB: 1 IBB: 0 HBP: 0 BLK: 0	WP: 0 HR: 0 S: 30 P: 34	ERA: 1.29 WHIP: 1.000											ERA: 0.00 WHIP: 0.000					

Batter	1	2	3	4	5	6	7	8	9	AB	R	H	RBI	BB	SO	LOB	TOP																					
Greg Gagne, R (1, 6) OBP: 0.306, SLG: 0.432 Al Newman, S (8, 6) OBP: 0.297, SLG: 0.314	F9		K		6-3	1B HR	6-3		F8	5	1	1	1	0	1	1	Minnesota Twins @ Milwaukee Brewers Milwaukee County Stadium, Milwaukee, WI Sat Aug 29 1987, 8:05 PM EDT Att: 34,834 - Unknown livebaseballscorecards.com																					
Kirby Puckett, R (1, 8) OBP: 0.358, SLG: 0.501							4-3			5	3	4	2	0	0	1																						
Kent Hrbek, L (1, 3) OBP: 0.368, SLG: 0.560 Sal Butera, R (9, 2) OBP: 0.235, SLG: 0.283			F7					4-3		3	3	1	3	2	0	0																						
Gary Gaetti, R (1, 5) OBP: 0.304, SLG: 0.504 Roy Smalley, S (8, PH) OBP: 0.353, SLG: 0.429									K	4	2	2	2	0	0	0																						
Tom Brunansky, R (1, 7) OBP: 0.351, SLG: 0.495 Mark Davidson, R (8, PR) OBP: 0.336, SLG: 0.345									E5	5	1	2	1	0	0	0																						
Gene Larkin, S (1, 10) OBP: 0.350, SLG: 0.403	F8									2	1	1	0	3	0	1																						
Randy Bush, L (1, 9) OBP: 0.328, SLG: 0.390										5	1	3	0	0	1	5																						
Steve Lombardozzi, R (1, 4) OBP: 0.301, SLG: 0.351									K	4	0	2	3	1	1	1																						
Tim Laudner, R (1, 2) OBP: 0.257, SLG: 0.416									F8	5	0	0	0	0	0	5																						
Inning Stats	R: 2 E: 0 K: 0 S: 5	H: 3 LOB: 1 BB: 1 P: 9	R: 0 E: 0 K: 0 S: 3	H: 1 LOB: 0 BB: 0 P: 3	R: 1 E: 0 K: 1 S: 6	H: 1 LOB: 0 BB: 0 P: 6	R: 0 E: 0 K: 0 S: 3	H: 1 LOB: 2 BB: 2 P: 11	R: 4 E: 1 K: 1 S: 8	H: 4 LOB: 2 BB: 2 P: 16	R: 3 E: 0 K: 0 S: 6	H: 3 LOB: 1 BB: 0 P: 6	R: 2 E: 0 K: 0 S: 6	H: 3 LOB: 1 BB: 0 P: 6	R: 0 E: 1 K: 1 S: 6	H: 0 LOB: 2 BB: 1 P: 10		R: 0 E: 0 K: 1 S: 5	H: 0 LOB: 0 BB: 0 P: 5	1B: 10 2B: 2 3B: 0 HR: 4	SF: 0 SAC: 0 DP: 2 HBP: 0	WP: 0 PB: 0 SB: 0 CS: 0	PA: 46															
PITCHER	IP	WLS	BF	H	R	ER	SO	BB	IBB	HBP	BLK	WP	HR	S	P	ERA	WHIP	PITCHER		IP	WLS	BF	H	R	ER	SO	BB	IBB	HBP	BLK	WP	HR	S	P	ERA	WHIP		
Len Barker, R (1, 1) ERA: 5.4	3.1	L	16	6	3	3	1	2	0	0	0	0	2	16	24	8.10	2.400																					
Ray Burns, R (4, 1) ERA: 5.53	1.0		6	2	3	3	0	1	1	0	0	0	1	4	12	27.00	3.000																					
Jay Aldrich, R (5, 1) ERA: 5.23	3.2		21	8	6	6	2	1	1	0	0	0	1	23	31	14.73	2.455																					
Mark Clear, R (9, 1) ERA: 5.14	1.0		3	0	0	0	1	0	0	0	0	0	0	5	5	0.00	0.000																					
Paul Molitor, R (1, 10) OBP: 0.438, SLG: 0.578																																						
Robin Yount, R (1, 8) OBP: 0.384, SLG: 0.478																																						
B.J. Surhoff, L (1, 2) OBP: 0.351, SLG: 0.426																																						
Greg Brock, L (1, 3) OBP: 0.361, SLG: 0.438																																						
Ernest Riles, L (1, 5) OBP: 0.320, SLG: 0.348																																						
Dale Sveum, S (1, 6) OBP: 0.297, SLG: 0.440																																						
Rick Manning, L (1, 9) OBP: 0.347, SLG: 0.371																																						
Mike Felder, S (1, 7) OBP: 0.325, SLG: 0.317																																						
Juan Castillo, S (1, 4) OBP: 0.296, SLG: 0.327																																						
Inning Stats	R: 0 E: 0 K: 1 S: 4	H: 0 LOB: 0 BB: 1 P: 8	R: 0 E: 0 K: 0 S: 3	H: 0 LOB: 0 BB: 0 P: 3	R: 1 E: 1 K: 0 S: 4	H: 2 LOB: 0 BB: 0 P: 4	R: 1 E: 0 K: 1 S: 8	H: 3 LOB: 3 BB: 1 P: 12	R: 0 E: 0 K: 0 S: 3	H: 1 LOB: 0 BB: 0 P: 3	R: 0 E: 0 K: 2 S: 7	H: 0 LOB: 1 BB: 1 P: 11	R: 0 E: 0 K: 0 S: 5	H: 2 LOB: 2 BB: 0 P: 5	R: 1 E: 0 K: 0 S: 4	H: 1 LOB: 3 BB: 3 P: 16	1B: 9 2B: 1 3B: 0 HR: 0	SF: 1 SAC: 0 DP: 3 HBP: 0	WP: 0 PB: 0 SB: 1 CS: 0	PA: 39																		
PITCHER	IP	WLS	BF	H	R	ER	SO	BB	IBB	HBP	BLK	WP	HR	S	P	ERA	WHIP	PITCHER		IP	WLS	BF	H	R	ER	SO	BB	IBB	HBP	BLK	WP	HR	S	P	ERA	WHIP		
Bert Blyleven, R (1, 1) ERA: 4.41	8.0	W	32	8	2	1	4	3	0	0	0	0	0	37	49	1.12	1.375																					
George Frazier, R (9, 1) ERA: 4.9	1.0		7	1	1	1	0	3	0	0	0	0	0	4	16	9.00	4.000																					

AB 40
R 12
H 16
RBI 12
BB 6
SO 4
LOB 14

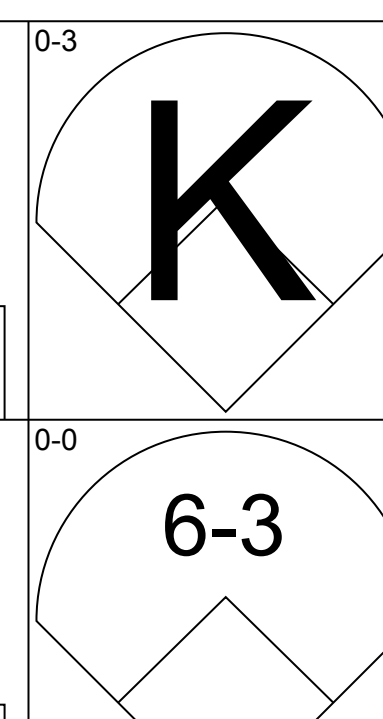
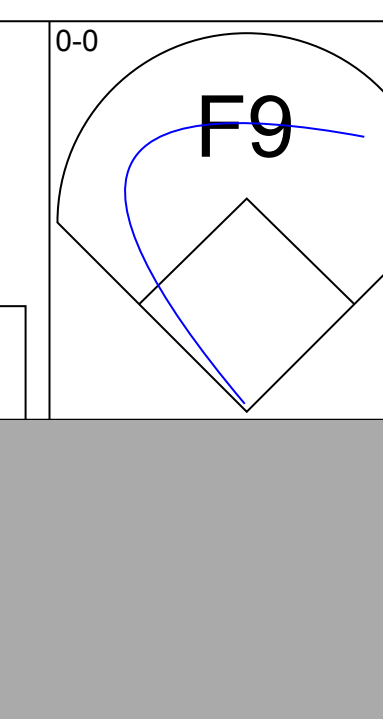
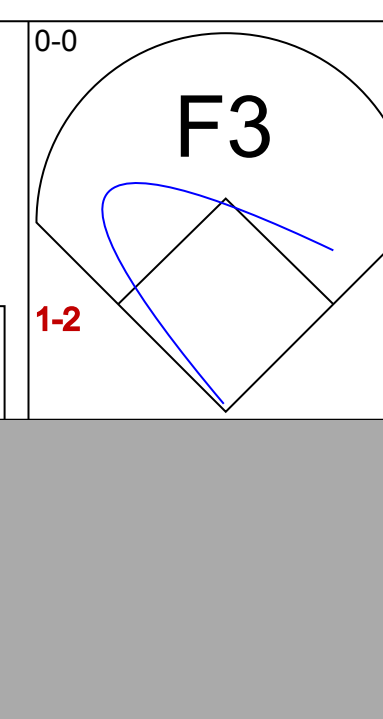
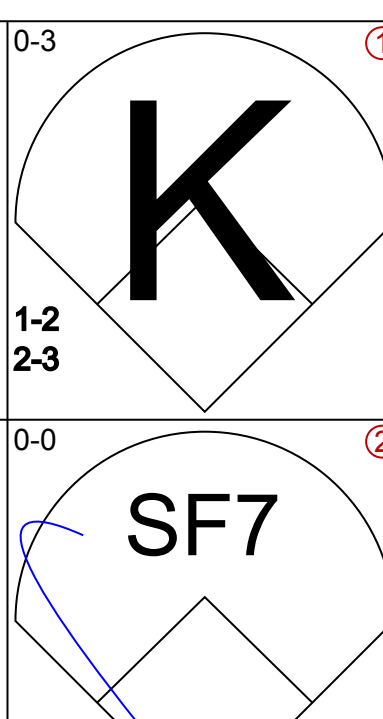
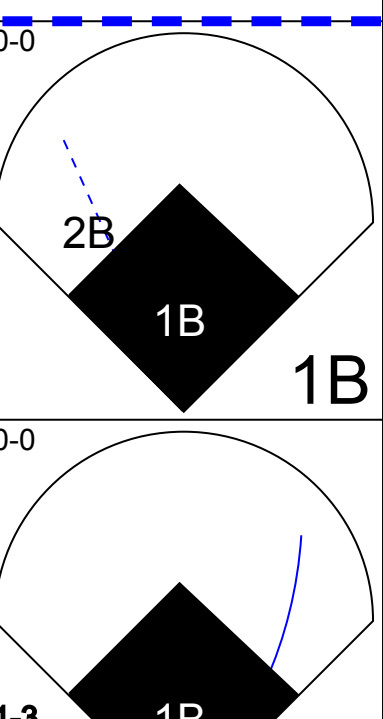
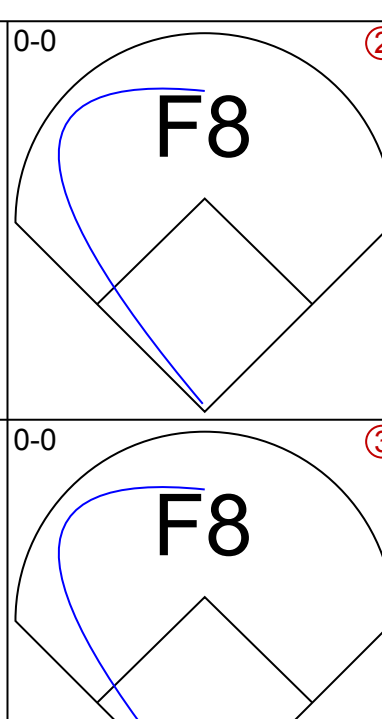
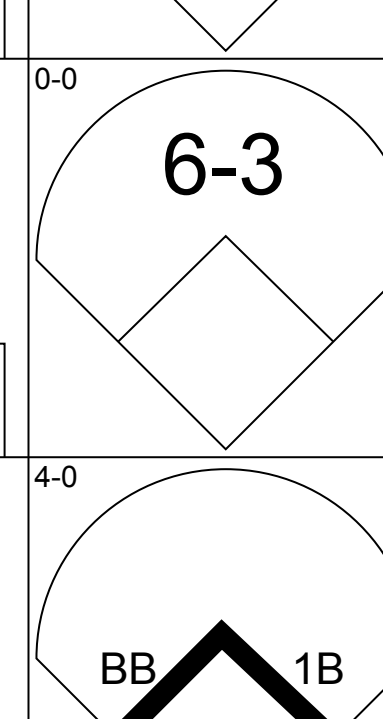
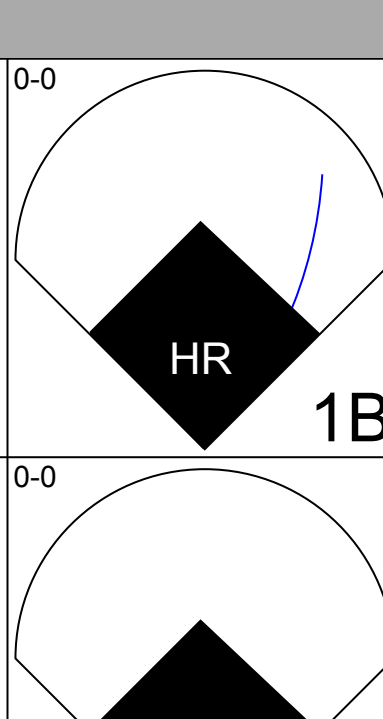
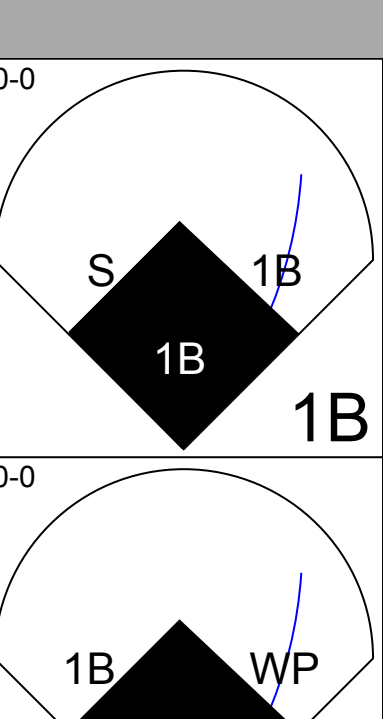
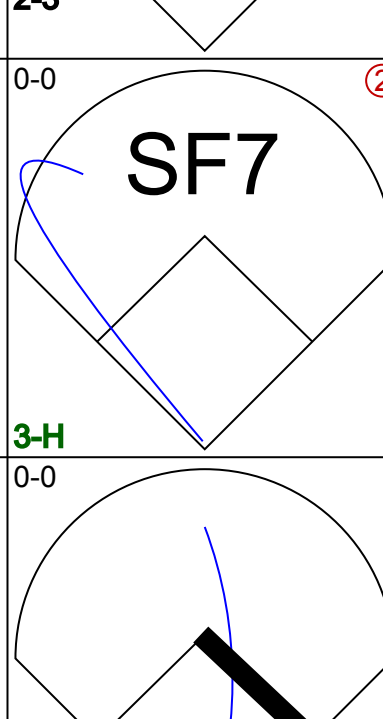
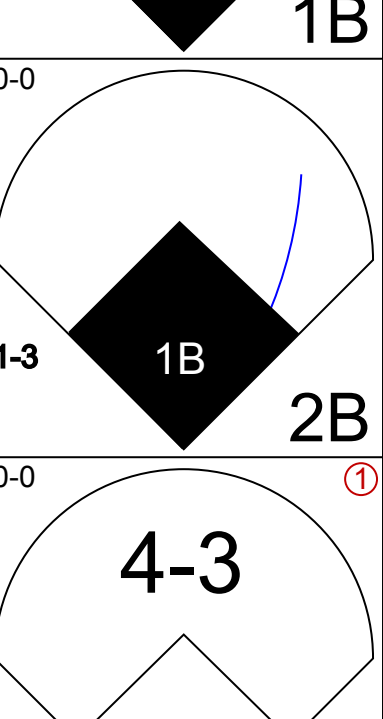
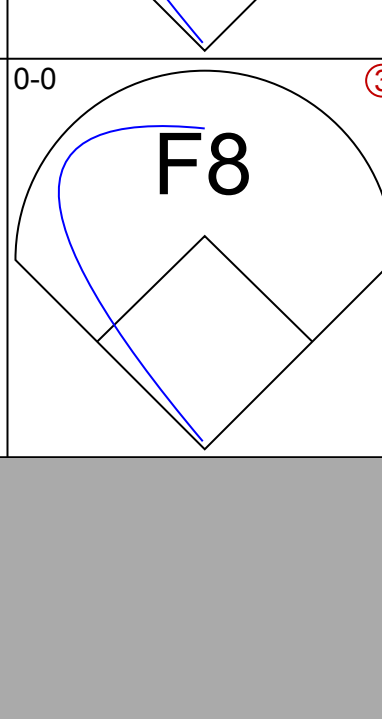
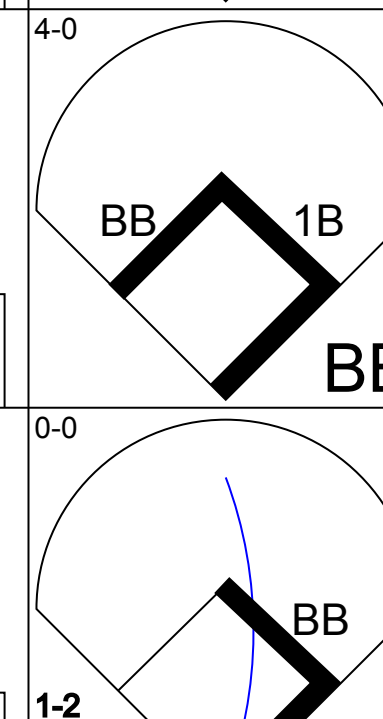
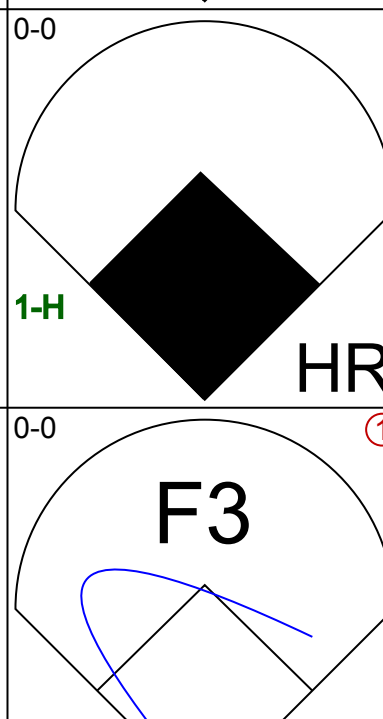
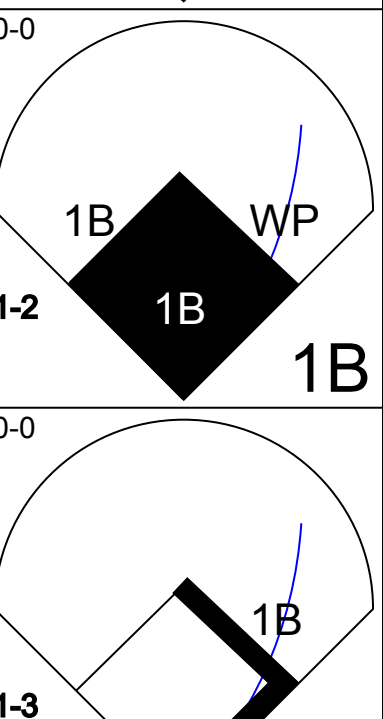
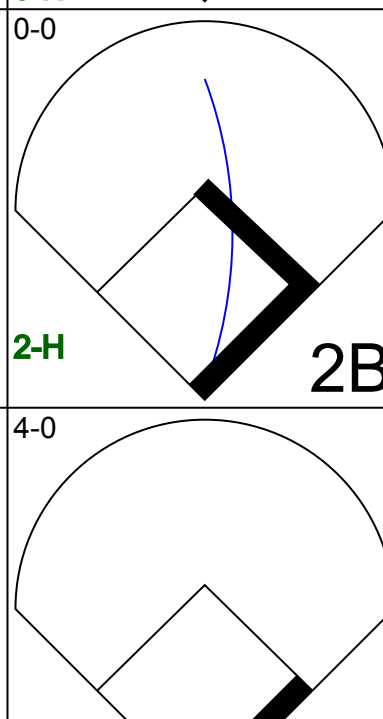
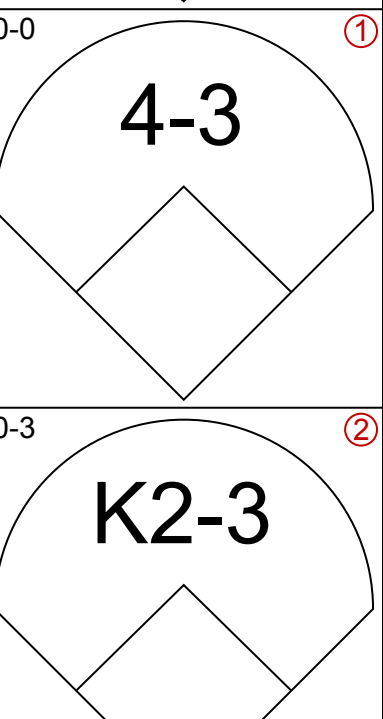
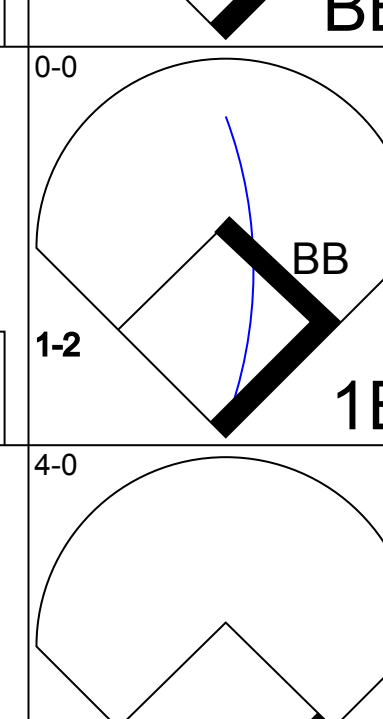
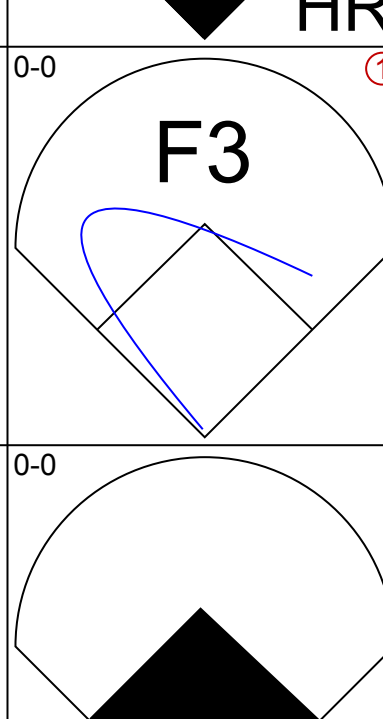
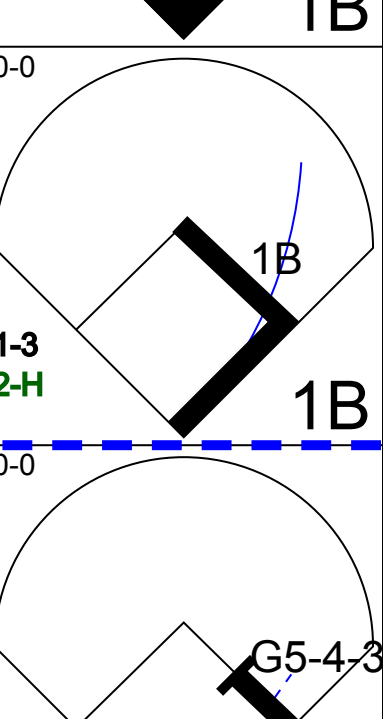
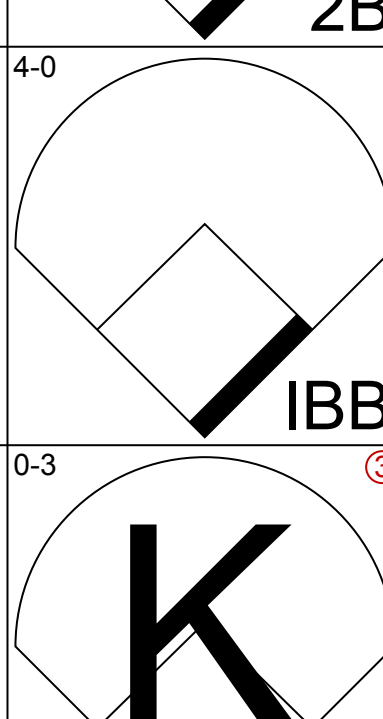
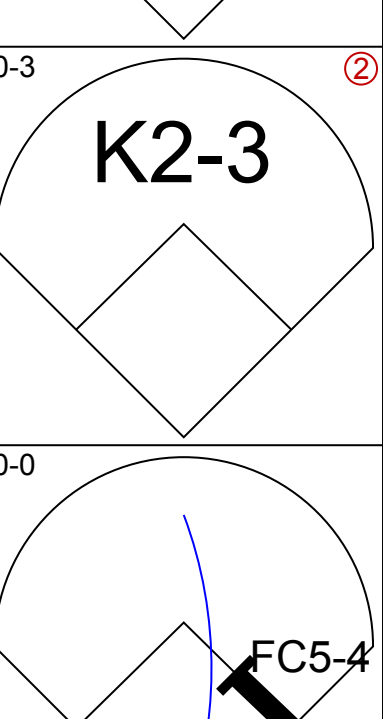
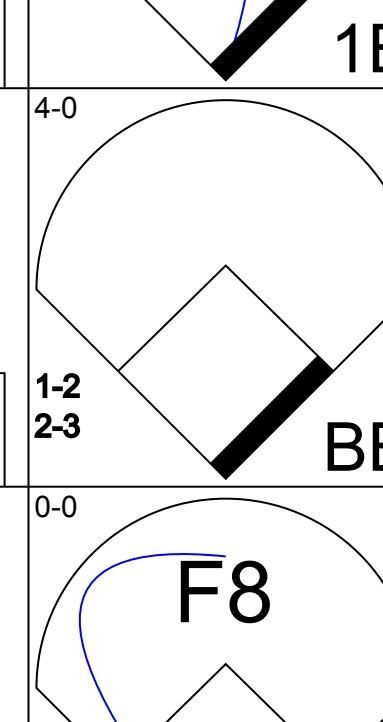
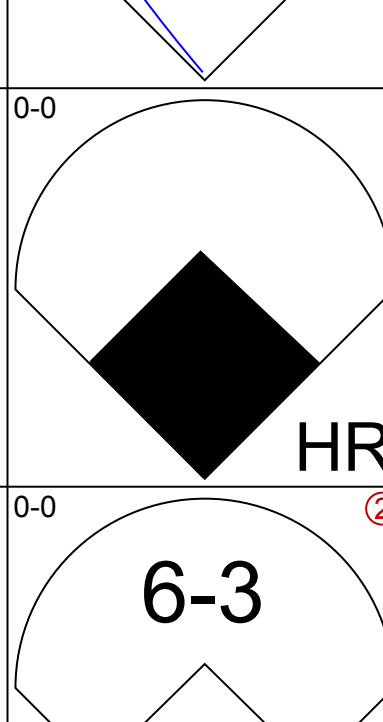
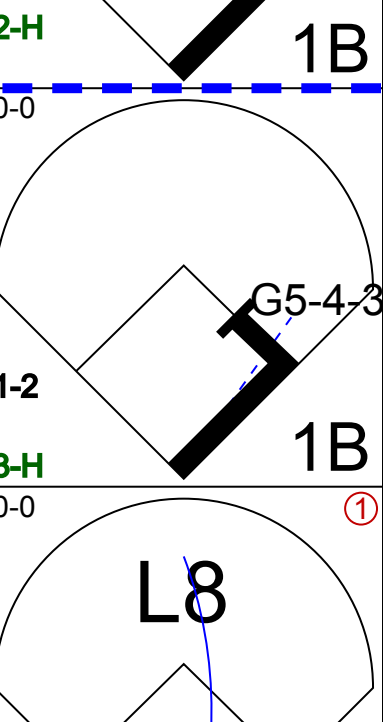
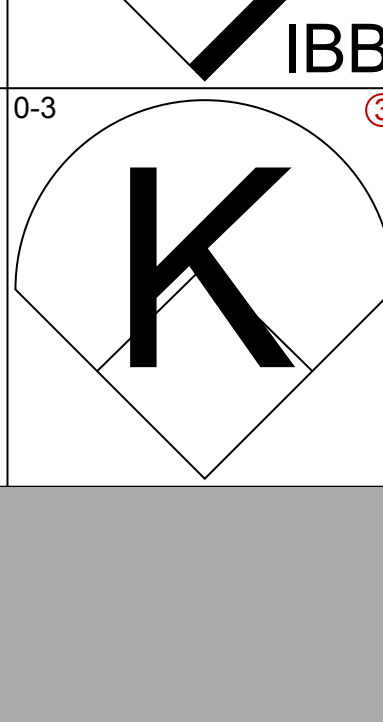
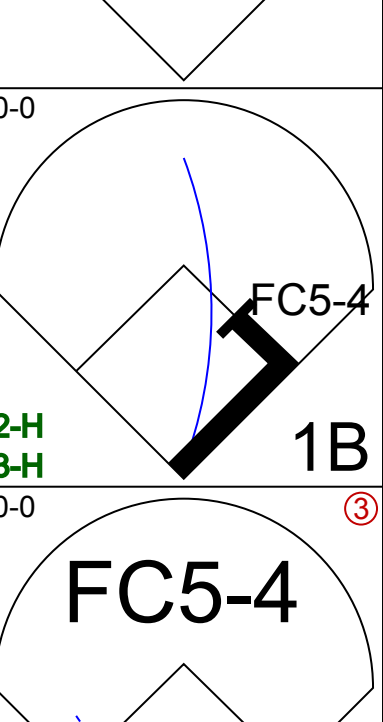
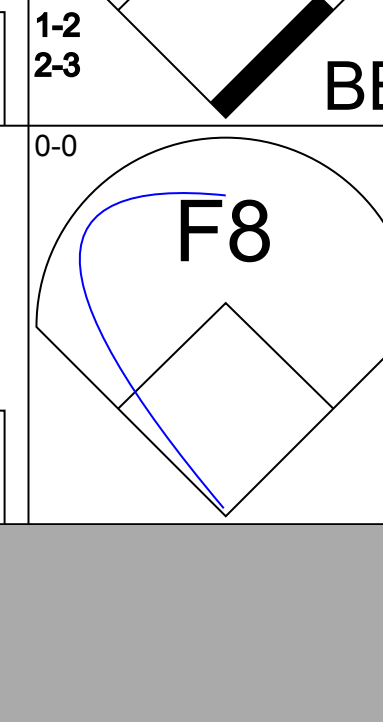
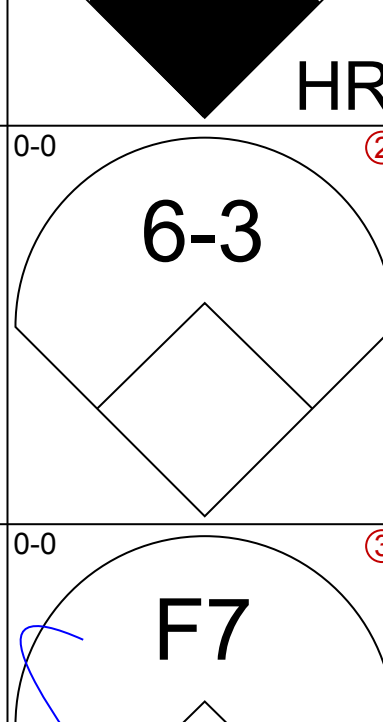
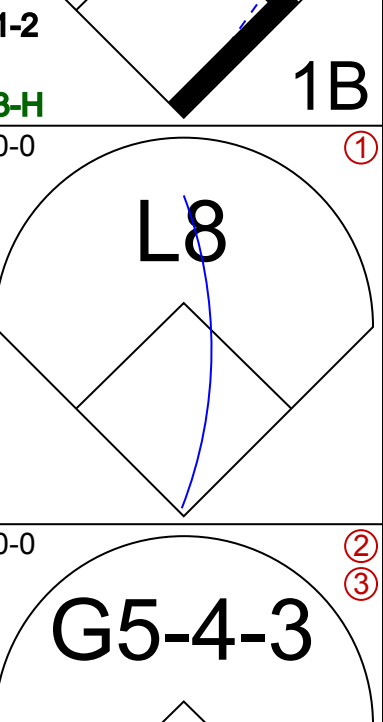

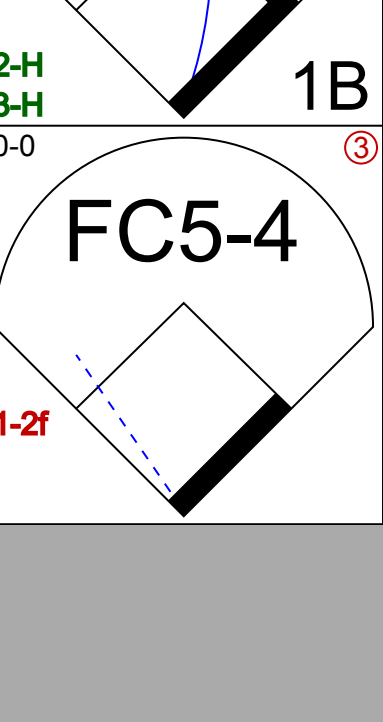
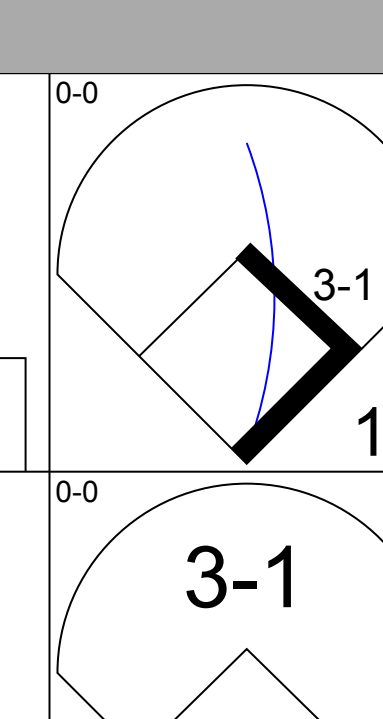
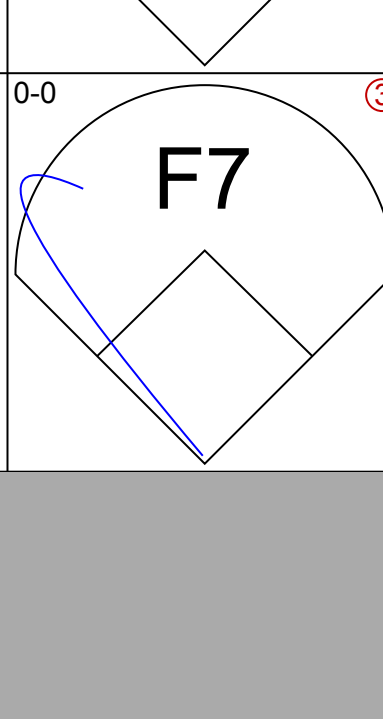
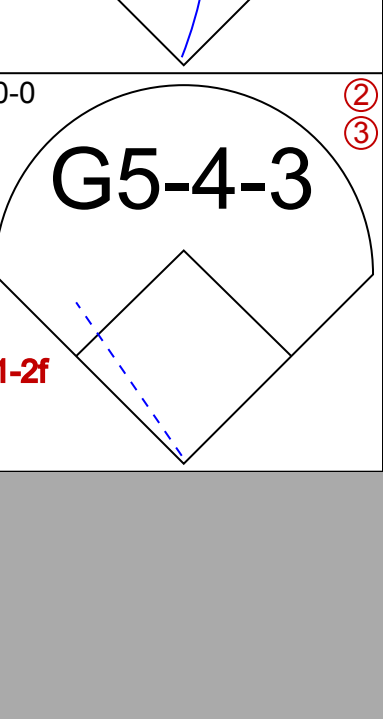
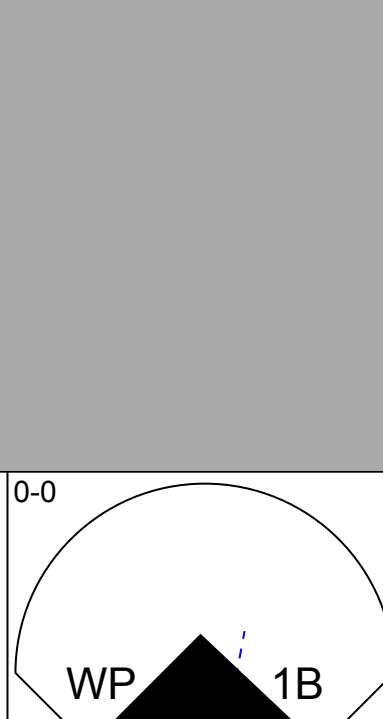
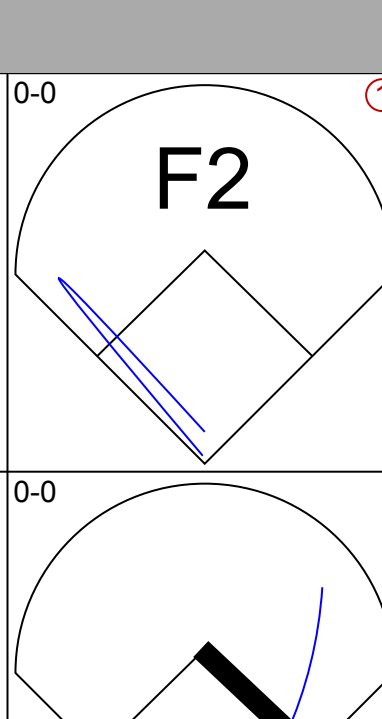
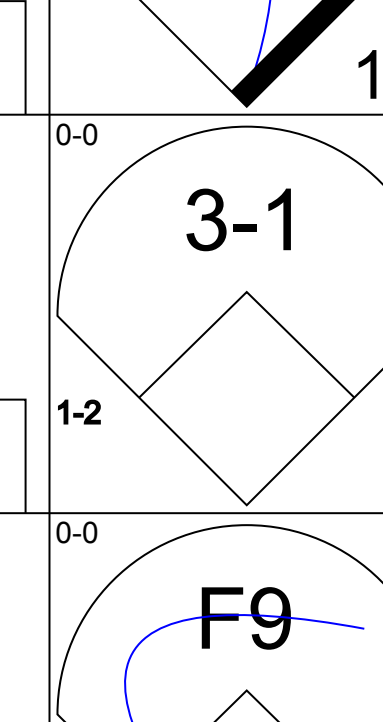
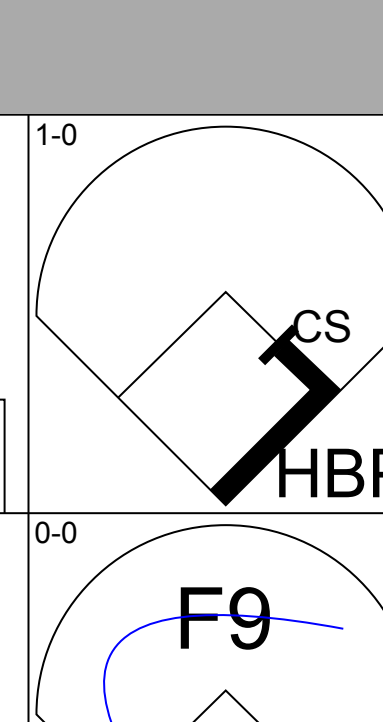
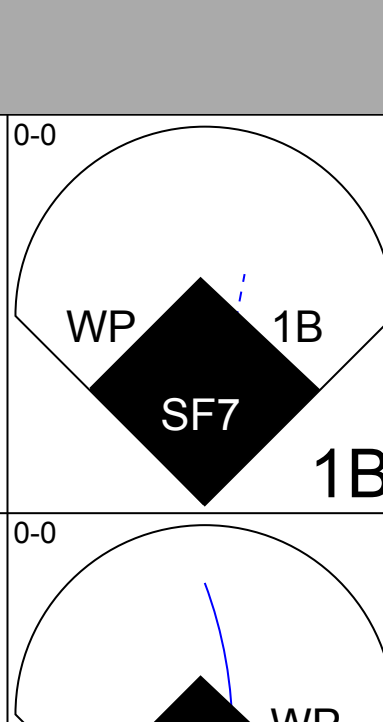
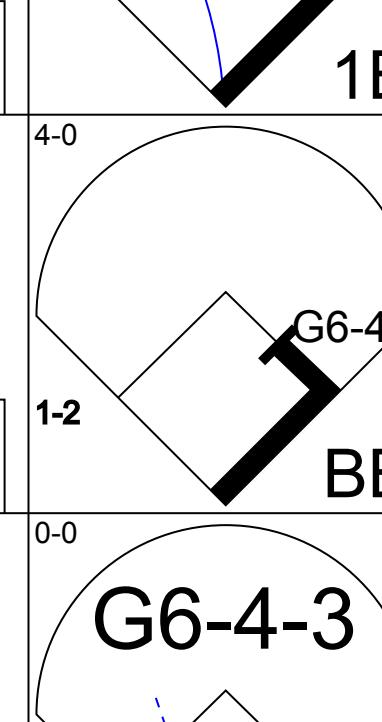
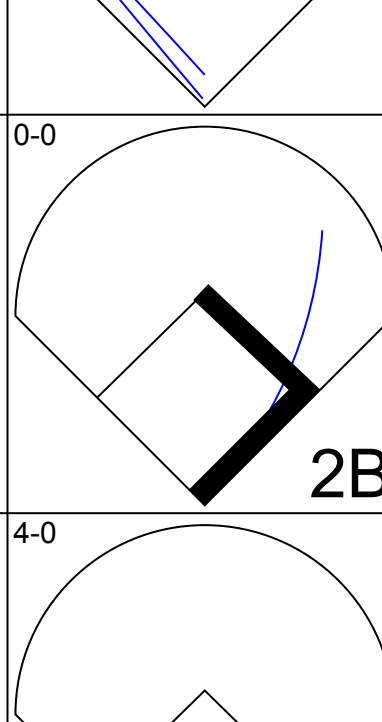
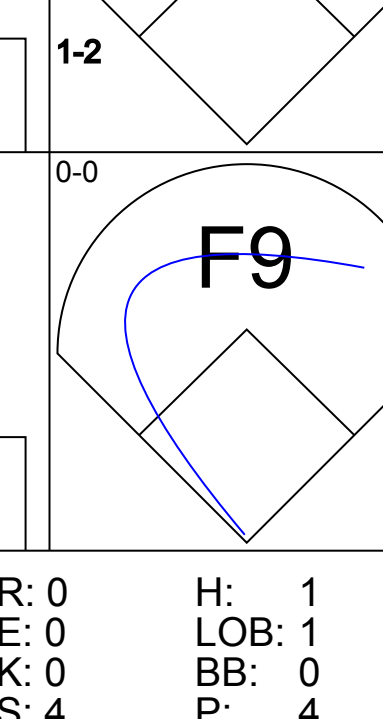
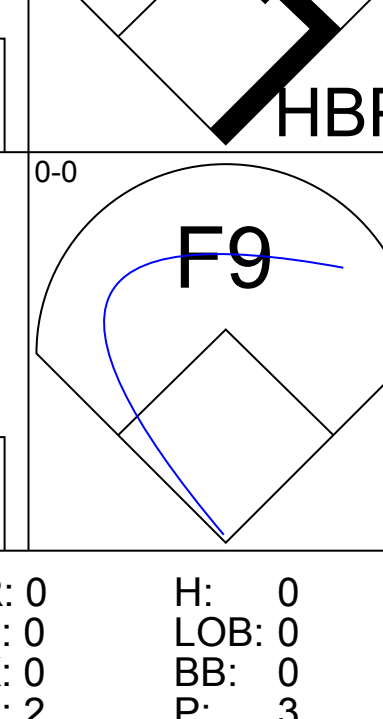
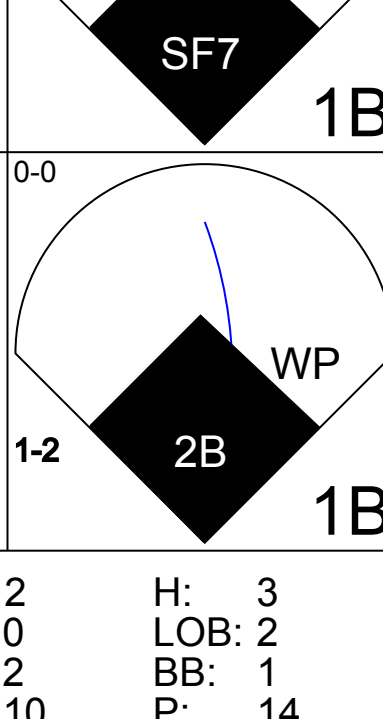
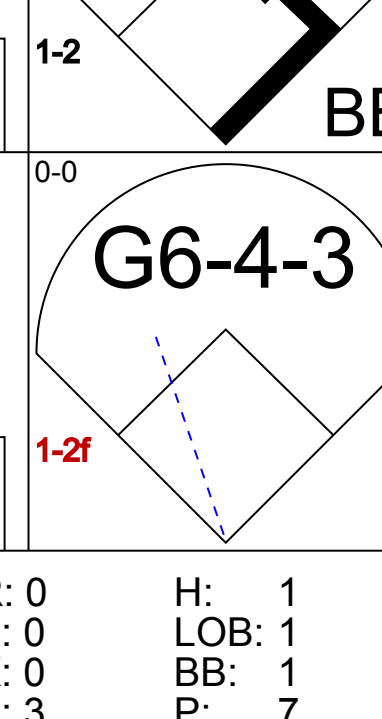
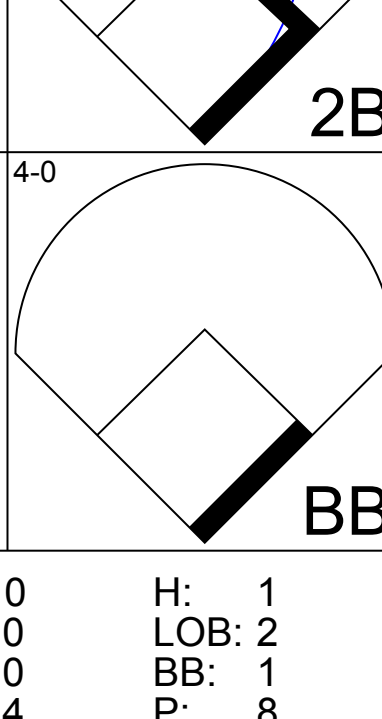


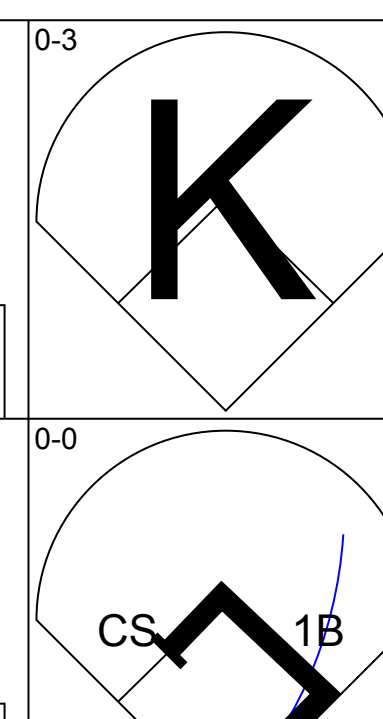
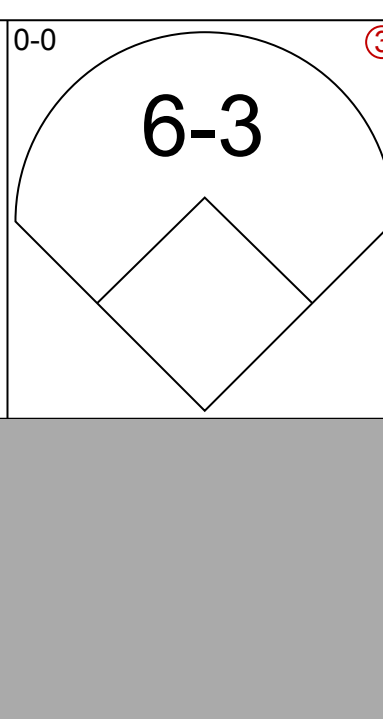
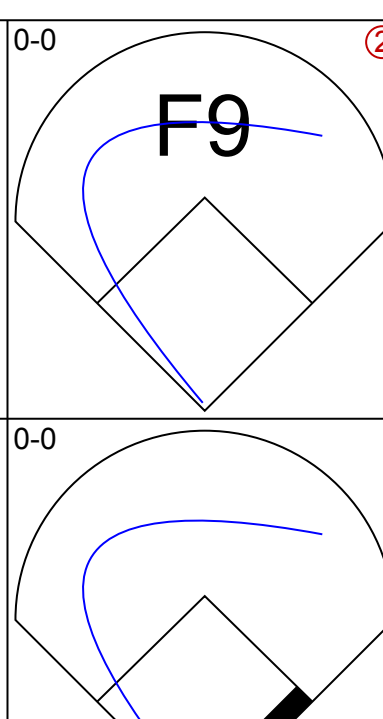
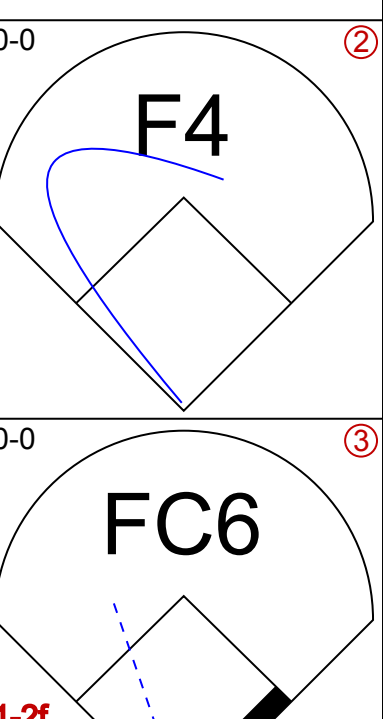
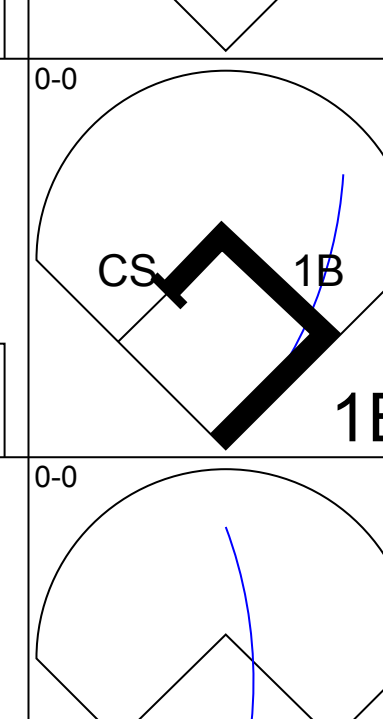
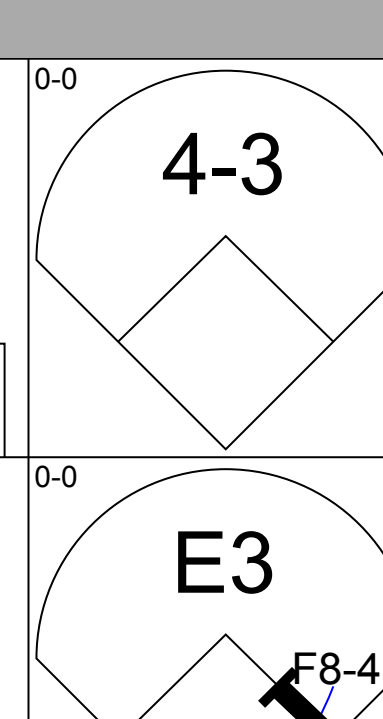
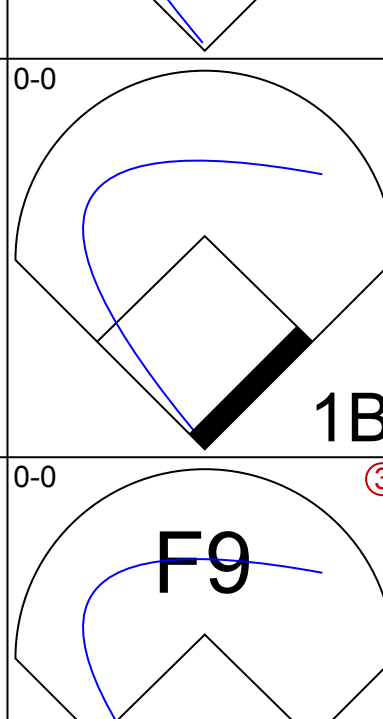
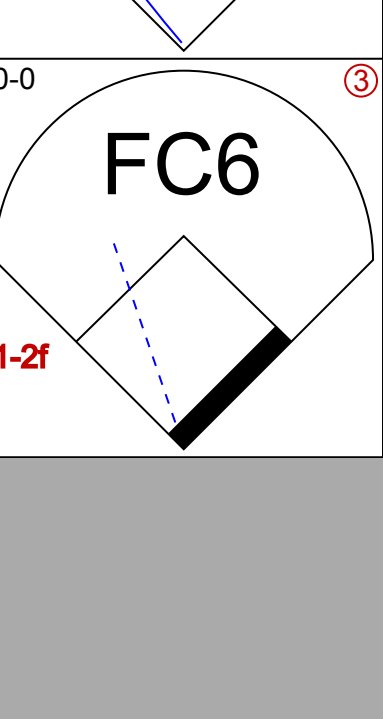
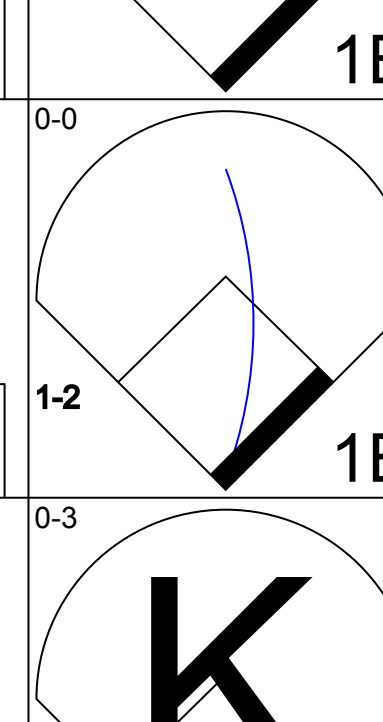
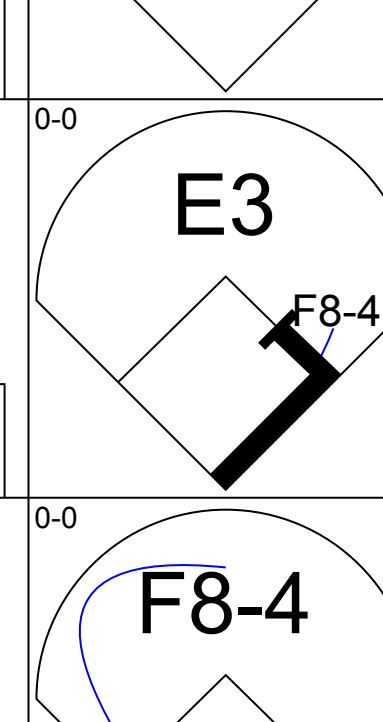
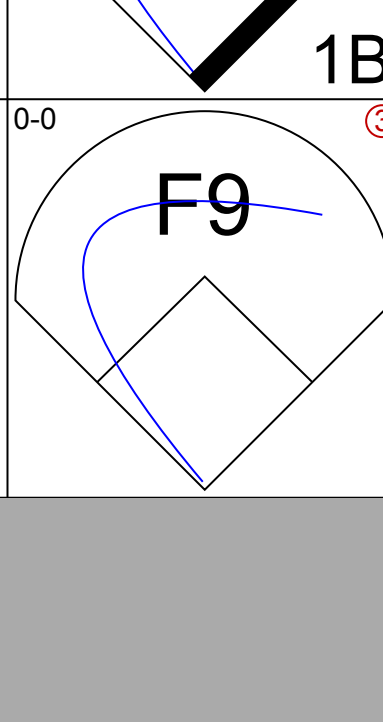
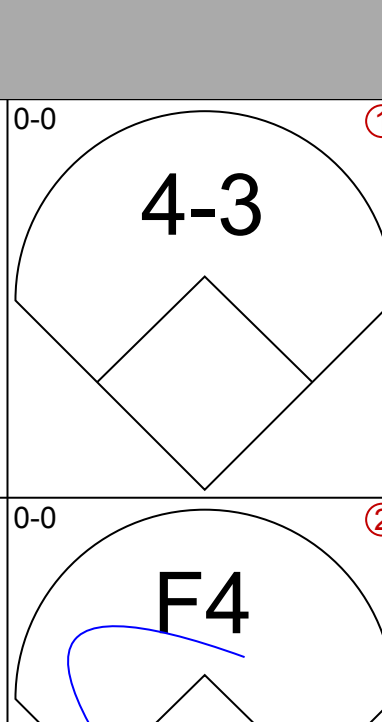
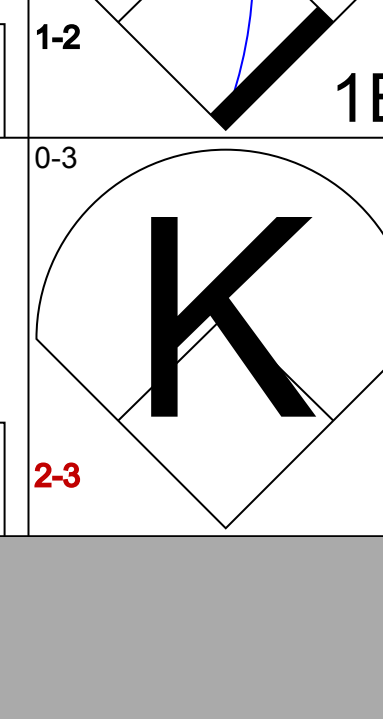
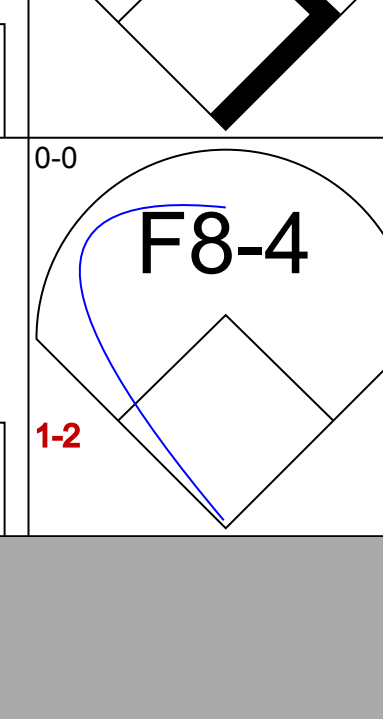
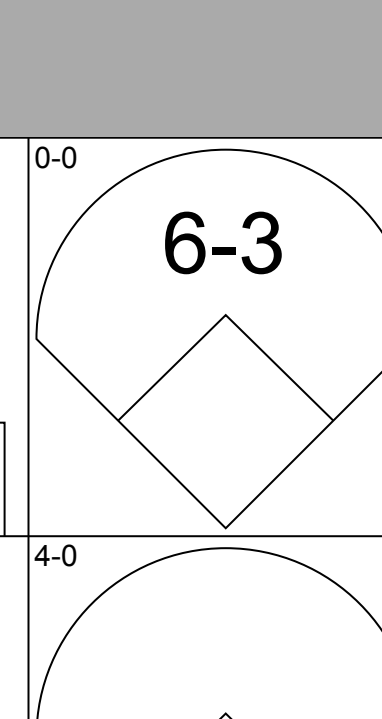
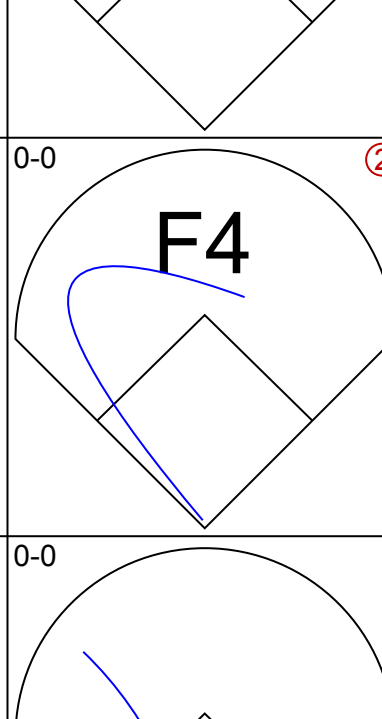
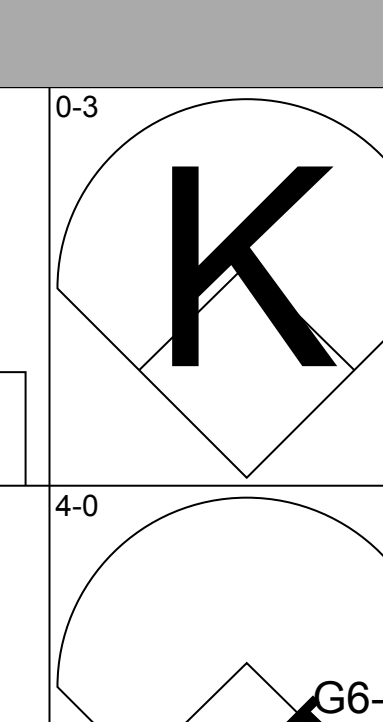
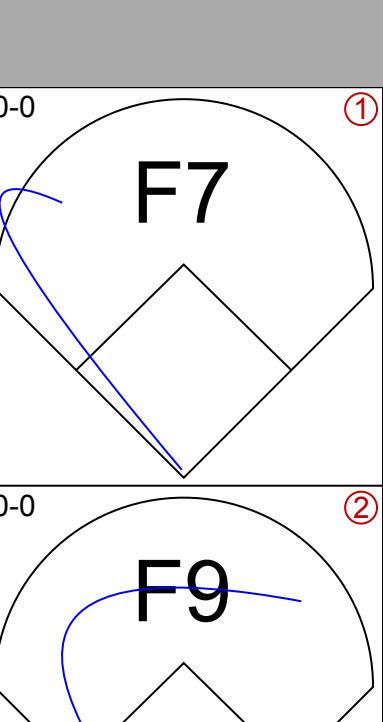
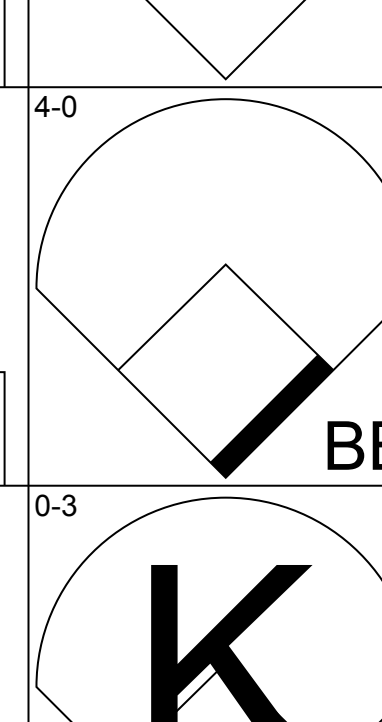
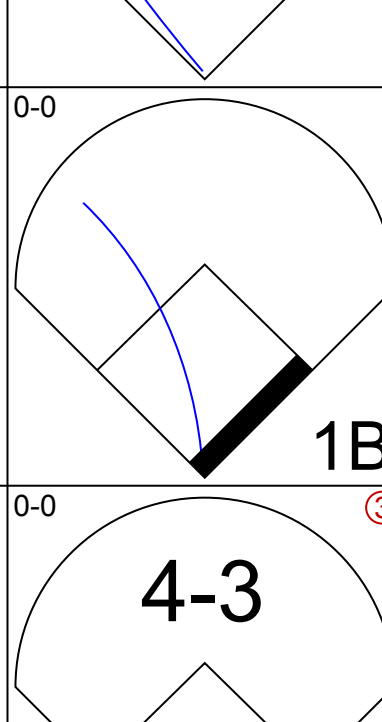
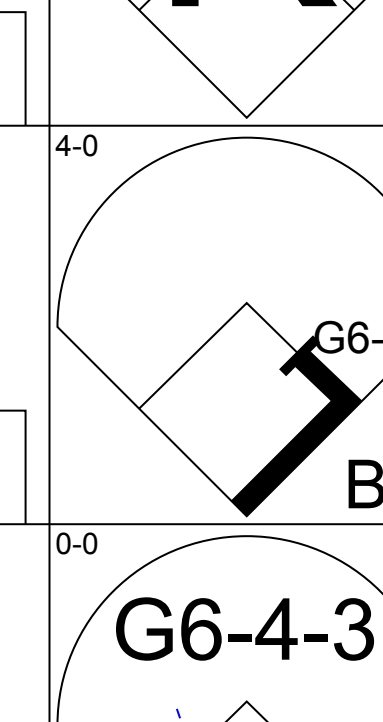
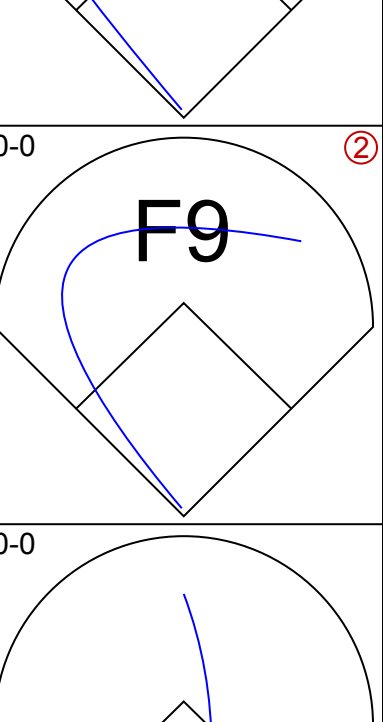
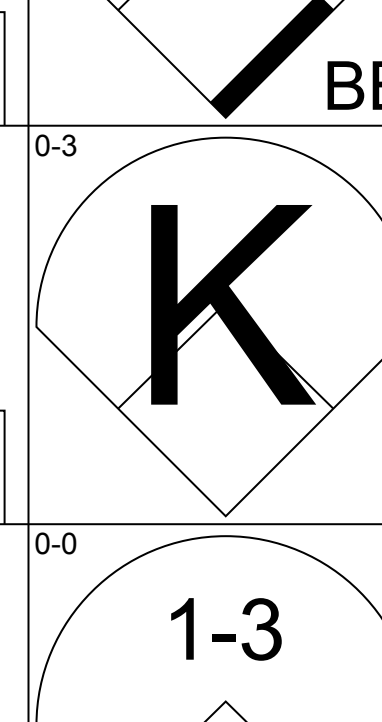
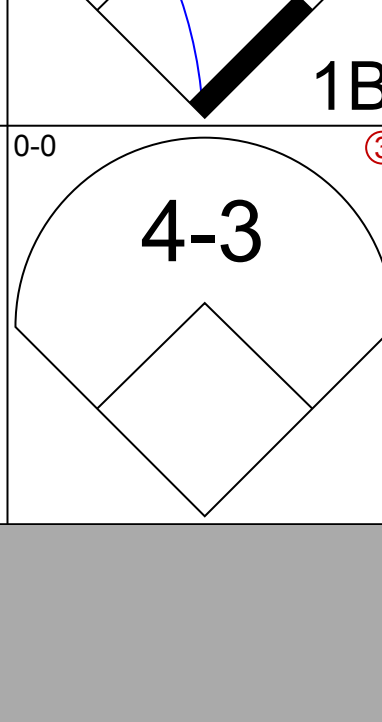
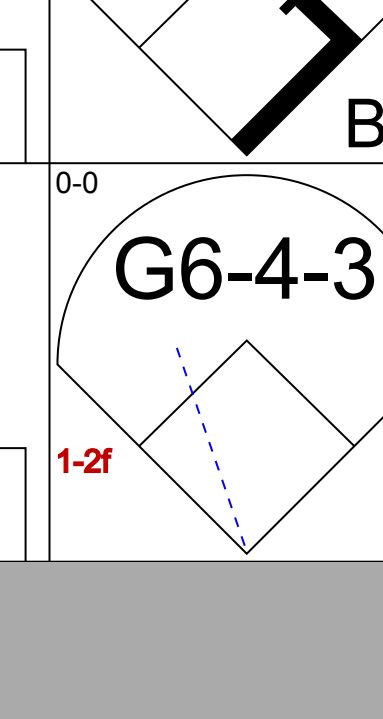
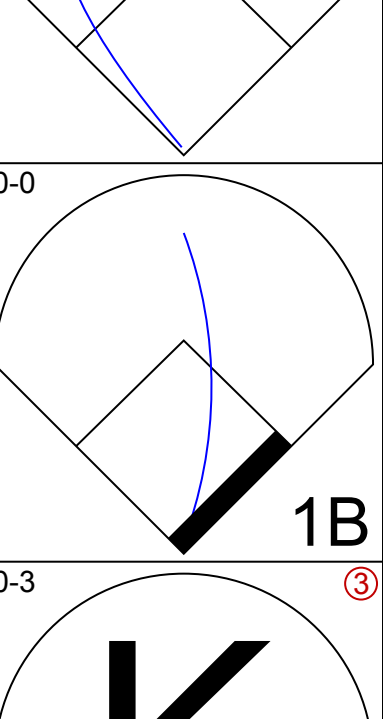
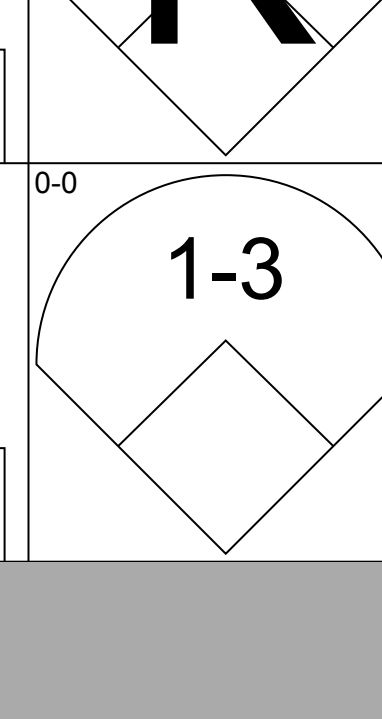
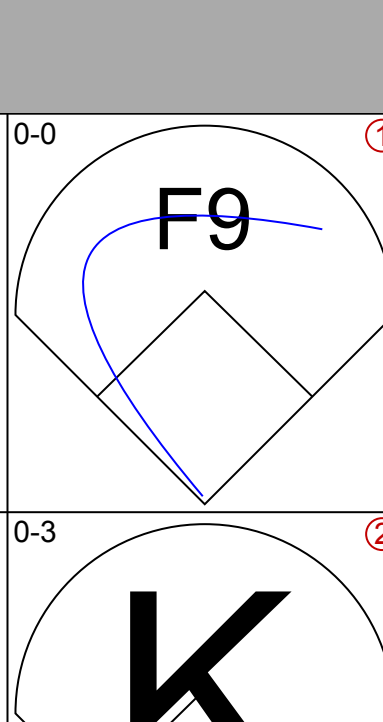
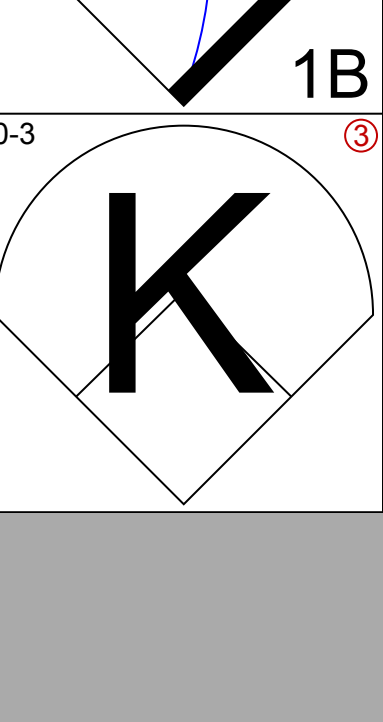
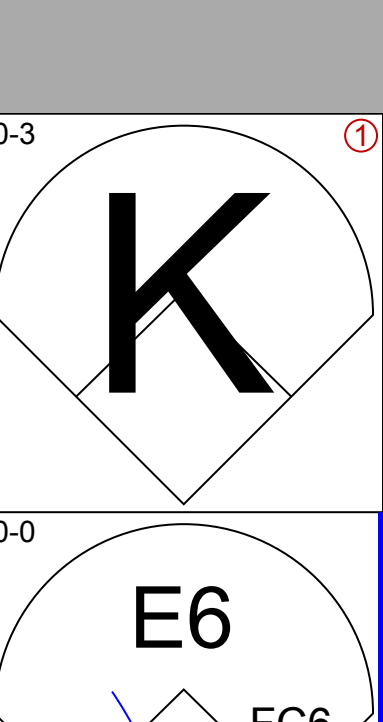
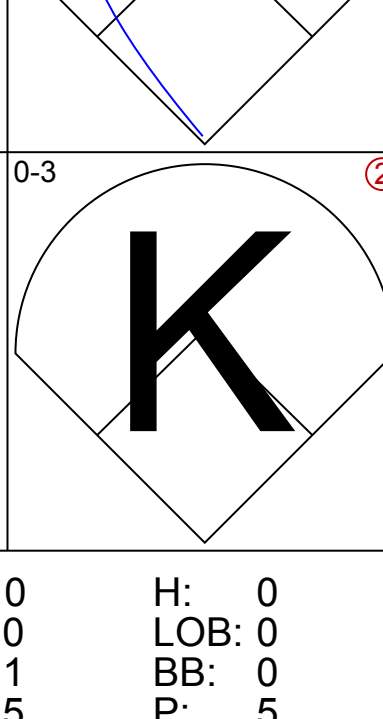
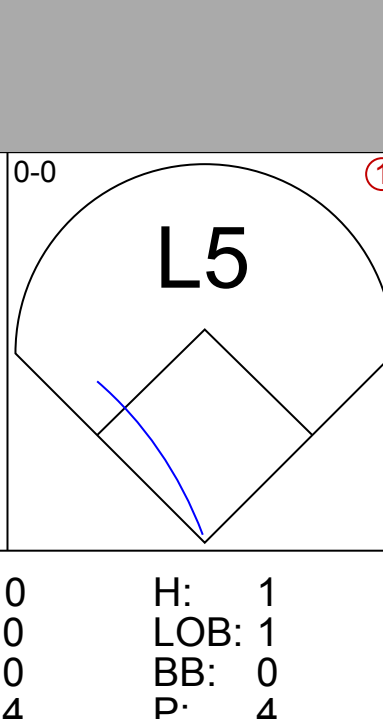
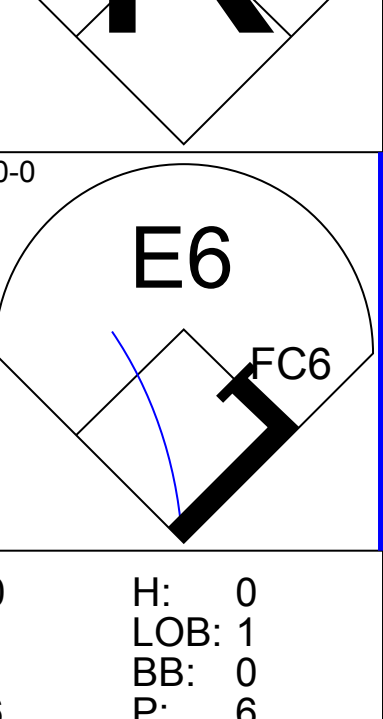
AB 32
R 3
H 9
RBI 3
BB 6
SO 4
LOB 19




Batter	1	2	3	4	5	6	7	8	9	AB	R	H	RBI	BB	SO	LOB	TOP										
Al Newman, S OBP: 0.301, SLG: 0.316 (1, 10) (8, 6)										5	1	2	1	1	0	2	Minnesota Twins @ Milwaukee Brewers Milwaukee County Stadium, Milwaukee, WI Sun Aug 30 1987, 4:33 AM EDT Att: 22,417 - Unknown										
Greg Gagne, R OBP: 0.306, SLG: 0.431 (1, 6) (8, 9)										6	2	2	0	0	1	5											
Kirby Puckett, R OBP: 0.365, SLG: 0.523 (1, 8)										6	4	6	4	0	0	0											
Gary Gaetti, R OBP: 0.307, SLG: 0.505 (1, 5)										5	2	2	0	1	1	3											
Tom Brunansky, R OBP: 0.351, SLG: 0.492 (1, 7)										3	0	0	0	2	1	5											
Kent Hrbek, L OBP: 0.386, SLG: 0.556 (1, 3)										3	0	0	1	1	1	6											
Mark Davidson, R OBP: 0.336, SLG: 0.344 Randy Bush, L OBP: 0.327, SLG: 0.388 (6, PH) (6, 9)										3	1	1	1	0	1	3											
Gene Larkin, S OBP: 0.353, SLG: 0.407 Jeff Reardon, R (8, 1)										1	0	1	2	0	0	0											
Steve Lombardozzi, R OBP: 0.303, SLG: 0.352 (1, 4)										4	0	1	0	0	2	1											
Tim Laudner, R OBP: 0.259, SLG: 0.411 (1, 2)										3	0	0	0	2	1	0											
Inning Stats	R: 1 E: 1 K: 3 S: 12	H: 3 LOB: 3 BB: 1 P: 16	R: 0 E: 0 K: 2 S: 7	H: 1 LOB: 0 BB: 0 P: 7	R: 1 E: 0 K: 0 S: 5	H: 2 LOB: 1 BB: 0 P: 5	R: 0 E: 0 K: 0 S: 4	H: 1 LOB: 2 BB: 1 P: 8	R: 3 E: 0 K: 0 S: 5	H: 3 LOB: 3 BB: 3 P: 18	R: 0 E: 0 K: 1 S: 6	H: 1 LOB: 2 BB: 1 P: 10	R: 0 E: 0 K: 0 S: 3	H: 0 LOB: 0 BB: 0 P: 3	R: 3 E: 0 K: 1 S: 8	H: 3 LOB: 1 BB: 1 P: 12	R: 2 E: 0 K: 1 S: 7	H: 1 LOB: 0 BB: 0 P: 7	1B: 9 2B: 4 3B: 0 HR: 2	SF: 1 SAC: 0 DP: 1 HBP: 1	WP: 0 PB: 1 SB: 2 CS: 1	PA: 50					
PITCHER	IP	WLS	BF	H	R	ER	SO	BB	IBB	HBP	BLK	WP	HR	S	P	ERA	WHIP										
Juan Nieves, L ERA: 5.25	(1, 1)	4.2	26	10	5	5	5	2	1	1	0	0	1	32	45	9.64	2.571										
Chuck Cim, R ERA: 3.99	(5, 1)	2.1	L 14	3	3	3	1	2	2	0	0	0	0	12	28	11.57	2.143										
Dan Plesac, L ERA: 2.2	(8, 1)	2.0	9	2	2	0	2	0	0	0	0	0	1	13	13	0.00	1.000										

Batter	1	2	3	4	5	6	7	8	9	AB	R	H	RBI	BB	SO	LOB	BOTTOM										
Paul Molitor, R OBP: 0.440, SLG: 0.577 (1, 10)										4	1	2	0	1	0	1	Minnesota Twins @ Milwaukee Brewers Milwaukee County Stadium, Milwaukee, WI Sun Aug 30 1987, 4:33 AM EDT Att: 22,417 - Unknown										
Robin Yount, R OBP: 0.382, SLG: 0.475 (1, 8)										3	0	0	1	1	2	2											
Glenn Braggs, R OBP: 0.330, SLG: 0.425 Rick Manning, L OBP: 0.343, SLG: 0.367 (1, 9) (8, 9)										4	0	3	1	0	1	2											
Rob Deer, R OBP: 0.369, SLG: 0.486 (1, 7)										4	0	0	0	1	4	4											
Greg Brock, L OBP: 0.361, SLG: 0.438 (1, 3)										5	1	2	0	0	0	2											
Dale Sveum, S OBP: 0.298, SLG: 0.440 (1, 6)										4	1	1	0	1	0	2											
Bill Schroeder, R OBP: 0.385, SLG: 0.545 (1, 2)										3	1	1	3	1	1	2											
Ernest Riles, L OBP: 0.324, SLG: 0.351 (1, 5)										4	1	2	0	0	0	4											
Juan Castillo, S OBP: 0.296, SLG: 0.325 (1, 4)										2	1	0	0	1	0	0											
Inning Stats	R: 0 E: 0 K: 1 S: 6	H: 1 LOB: 1 BB: 0 P: 6	R: 0 E: 0 K: 1 S: 5	H: 1 LOB: 1 BB: 1 P: 9	R: 0 E: 0 K: 2 S: 8	H: 1 LOB: 2 BB: 1 P: 12	R: 3 E: 0 K: 1 S: 9	H: 4 LOB: 1 BB: 0 P: 9	R: 0 E: 0 K: 1 S: 6	H: 1 LOB: 1 BB: 0 P: 6	R: 3 E: 1 K: 0 S: 5	H: 3 LOB: 1 BB: 1 P: 9	R: 0 E: 0 K: 0 S: 3	H: 0 LOB: 2 BB: 2 P: 11	R: 0 E: 0 K: 2 S: 7	H: 0 LOB: 1 BB: 1 P: 11		R: 0 E: 0 K: 1 S: 5	H: 0 LOB: 0 BB: 0 P: 5	1B: 9 2B: 2 3B: 0 HR: 1	SF: 1 SAC: 1 DP: 1 HBP: 0	WP: 0 PB: 0 SB: 2 CS: 0	PA: 42				
PITCHER	IP	WLS	BF	H	R	ER	SO	BB	IBB	HBP	BLK	WP	HR	S	P	ERA	WHIP										
Frank Viola, L ERA: 3.11	(1, 1)	3.1	18	7	3	3	4	2	0	0	0	0	0	24	32	8.10	2.700										
Juan Berenguer, R ERA: 3.79	(4, 1)	2.1	11	3	3	2	2	1	0	0	0	0	0	14	18	7.71	1.714										
Keith Atherton, R ERA: 4.25	(6, 1)	1.1	W 6	1	0	0	0	2	0	0	0	0	0	4	12	0.00	2.250										
Jeff Reardon, R ERA: 5.2	(8, 1)	2.0	S 7	0	0	0	3	1	0	0	0	0	0	12	16	0.00	0.500										

Batter	1	2	3	4	5	6	7	8	9	AB	R	H	RBI	BB	SO	LOB	TOP			
Ellis Burks, R OBP: 0.327, SLG: 0.468 (1, 8)										6	1	1	0	0	2	6	Boston Red Sox @ Minnesota Twins Hubert H. Humphrey Metrodome, Minneapolis, MN Tue Sep 01 1987, 8:05 PM EDT Att: 25,508 - Unknown livebaseballscorecards.com			
Marty Barrett, R OBP: 0.339, SLG: 0.325 (1, 4)										5	3	3	1	0	0	2				
Wade Boggs, L OBP: 0.464, SLG: 0.600 (1, 5)										4	2	3	3	1	0	2				
Dwight Evans, R OBP: 0.423, SLG: 0.633 (1, 3)										4	0	2	1	1	1	2				
Mike Greenwell, L OBP: 0.403, SLG: 0.597 (1, 7)										4	1	3	4	1	1	2				
Jim Rice, R OBP: 0.358, SLG: 0.416 (1, 10)										5	0	0	0	0	0	6				
Todd Benzinger, S OBP: 0.328, SLG: 0.304 (1, 9)										5	0	2	0	0	0	2				
Spike Owen, S OBP: 0.333, SLG: 0.341 (1, 6)										3	1	2	0	1	0	1				
John Marzano, R OBP: 0.301, SLG: 0.506 (1, 2)										4	1	1	0	1	0	4				
Inning Stats	R: 0 E: 0 K: 1 S: 6	H: 1 LOB: 3 BB: 2 P: 14	R: 0 E: 0 K: 0 S: 4	H: 1 LOB: 1 BB: 0 P: 4	R: 3 E: 0 K: 0 S: 6	H: 3 LOB: 0 BB: 0 P: 6	R: 0 E: 0 K: 0 S: 2	H: 0 LOB: 0 BB: 0 P: 3	R: 2 E: 0 K: 2 S: 10	H: 3 LOB: 2 BB: 1 P: 14	R: 0 E: 0 K: 0 S: 3	H: 1 LOB: 1 BB: 1 P: 7	R: 2 E: 0 K: 1 S: 8	H: 3 LOB: 1 BB: 0 P: 8	R: 0 E: 0 K: 0 S: 4	H: 1 LOB: 2 BB: 1 P: 8	1B: 12 2B: 3 3B: 0 HR: 2	SF: 1 SAC: 0 DP: 2 HBP: 1	WP: 2 PB: 0 SB: 1 CS: 1	PA: 47
PITCHER	IP	WLS	BF	H	R	ER	SO	BB	IBB	HBP	BLK	WP	HR	S	P	ERA	WHIP			
Joe Niekro, R ERA: 5.06 (1, 1)	4.0	L	22	8	5	5	1	2	0	1	0	1	2	21	30	11.25	2.500			
Dan Schatzeder, L ERA: 4.79 (5, 1)	3.0		14	5	2	2	2	1	1	0	0	1	0	16	24	6.00	2.000			
George Frazier, R ERA: 5.01 (8, 1)	2.0		11	4	2	2	1	1	0	0	0	0	0	12	16	9.00	2.500			

Batter	1	2	3	4	5	6	7	8	9	AB	R	H	RBI	BB	SO	LOB	BOTTOM			
Greg Gagne, R OBP: 0.303, SLG: 0.426 (1, 6)										4	0	0	0	0	1	1	Boston Red Sox @ Minnesota Twins Hubert H. Humphrey Metrodome, Minneapolis, MN Tue Sep 01 1987, 8:05 PM EDT Att: 25,508 - Unknown livebaseballscorecards.com			
Kirby Puckett, R OBP: 0.366, SLG: 0.522 (1, 8)										4	0	2	0	0	0	1				
Kent Hrbek, L OBP: 0.385, SLG: 0.553 (1, 3)										4	0	1	0	0	0	1				
Gary Gaetti, R OBP: 0.304, SLG: 0.501 (1, 5)										4	0	0	0	0	1	3				
Tom Brunansky, R OBP: 0.352, SLG: 0.491 (1, 7)										3	0	1	0	1	1	0				
Randy Bush, L OBP: 0.326, SLG: 0.383 (1, 9)										3	0	0	0	1	1	2				
Roy Smalley, S OBP: 0.353, SLG: 0.428 (1, 10)										3	0	1	0	0	0	2				
Steve Lombardozzi, R OBP: 0.300, SLG: 0.350 (1, 4)										3	0	0	0	0	2	1				
Sal Butera, R OBP: 0.231, SLG: 0.278 (1, 2)										2	0	0	0	0	1	0				
Gene Larkin, S OBP: 0.351, SLG: 0.404 (8, PH)										1	0	0	0	0	0	0				
Tim Laudner, R OBP: 0.259, SLG: 0.411 (9, 2)										0	0	0	0	0	0	0				
Inning Stats	R: 0 E: 0 K: 2 S: 8	H: 2 LOB: 2 BB: 0 P: 8	R: 0 E: 0 K: 1 S: 4	H: 0 LOB: 0 BB: 1 P: 8	R: 0 E: 0 K: 1 S: 5	H: 0 LOB: 0 BB: 0 P: 5	R: 0 E: 1 K: 0 S: 3	H: 0 LOB: 0 BB: 0 P: 3	R: 0 E: 0 K: 0 S: 4	H: 1 LOB: 1 BB: 0 P: 4	R: 0 E: 0 K: 1 S: 5	H: 0 LOB: 1 BB: 1 P: 9	R: 0 E: 1 K: 1 S: 6	H: 0 LOB: 1 BB: 0 P: 6	R: 0 E: 0 K: 0 S: 4	H: 1 LOB: 1 BB: 0 P: 4	1B: 5 2B: 2 3B: 0 HR: 0	SF: 0 SAC: 0 DP: 3 HBP: 0	WP: 0 PB: 0 SB: 0 CS: 1	PA: 33
PITCHER	IP	WLS	BF	H	R	ER	SO	BB	IBB	HBP	BLK	WP	HR	S	P	ERA	WHIP			
Jeff Sellers, R ERA: 5.68 (1, 1)	9.0	W	33	5	0	0	7	2	0	0	0	0	0	45	53	0.00	0.778			

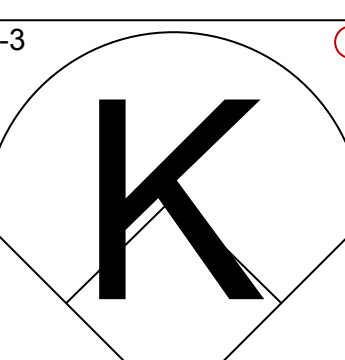
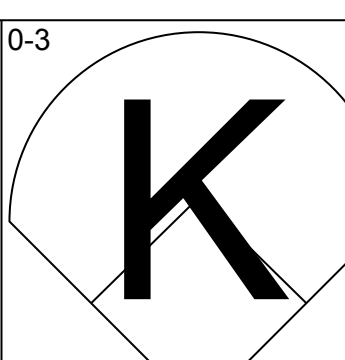
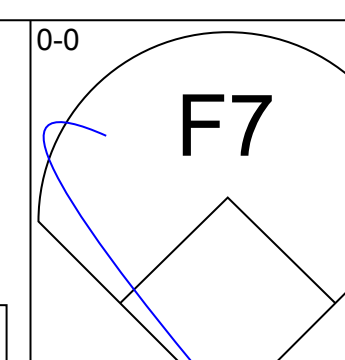
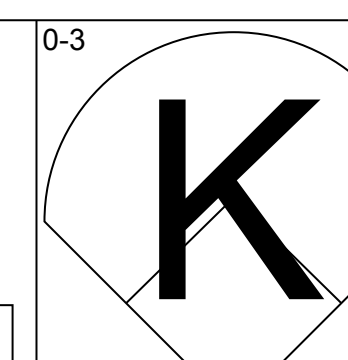
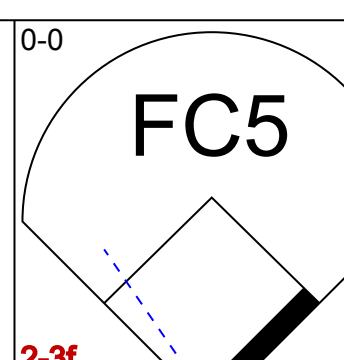
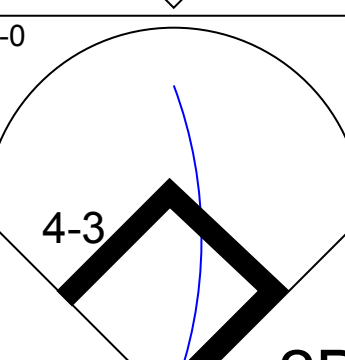
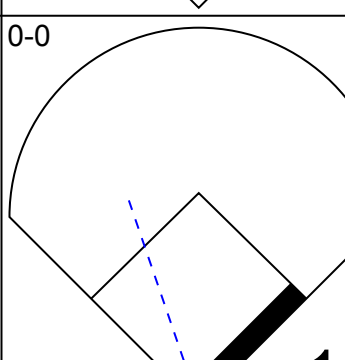
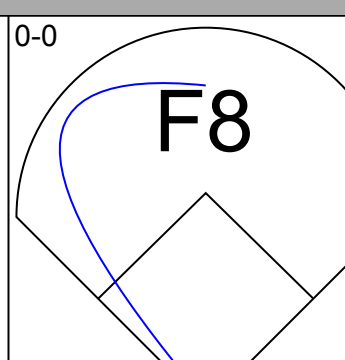
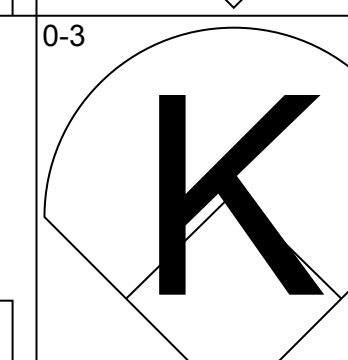
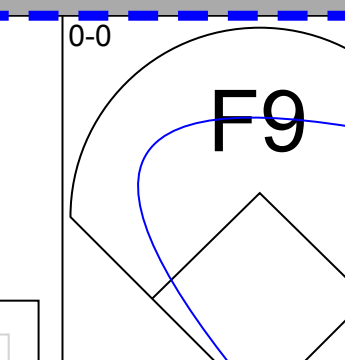
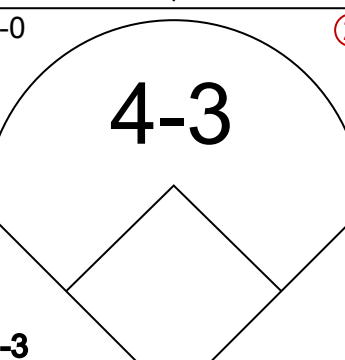
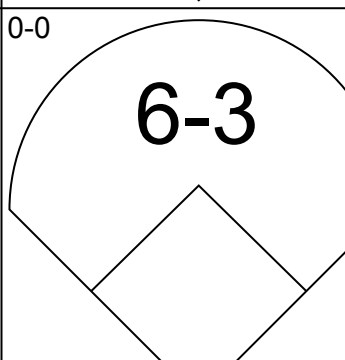
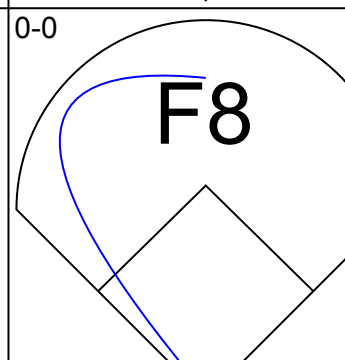
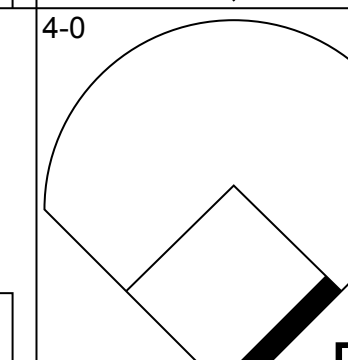
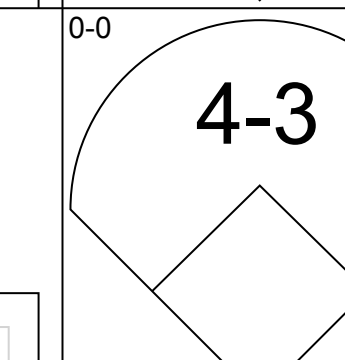
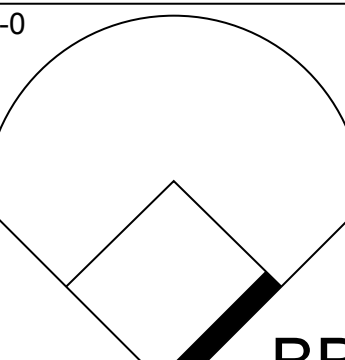
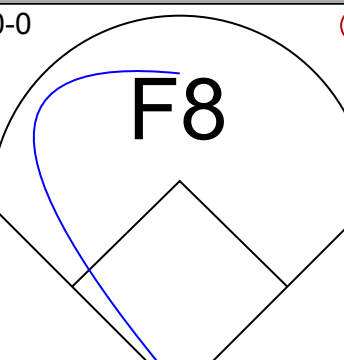
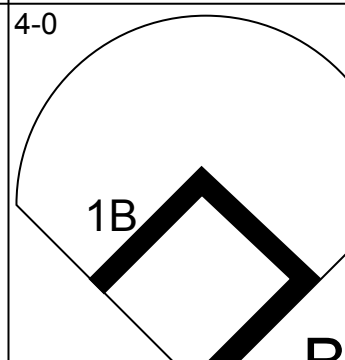
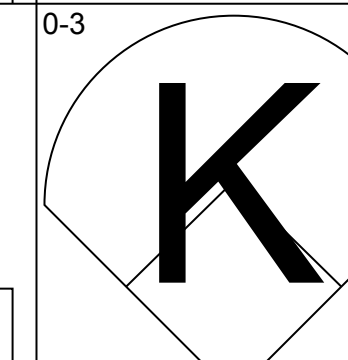
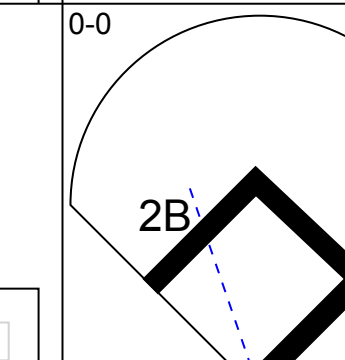
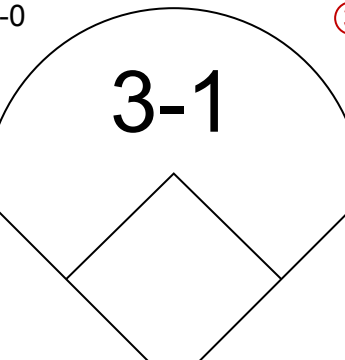
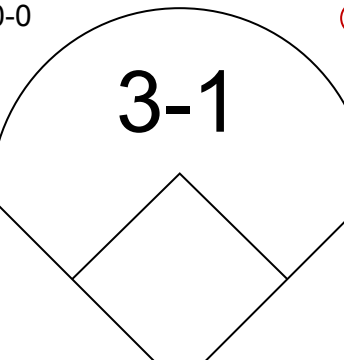
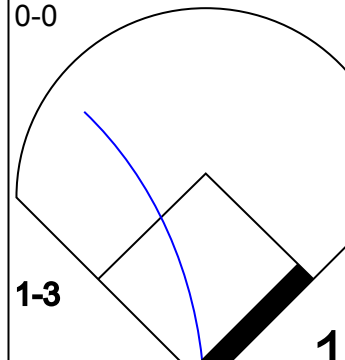
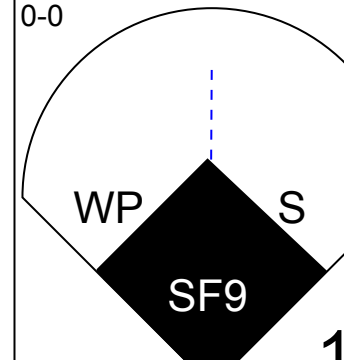
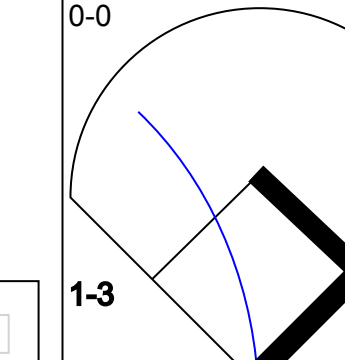
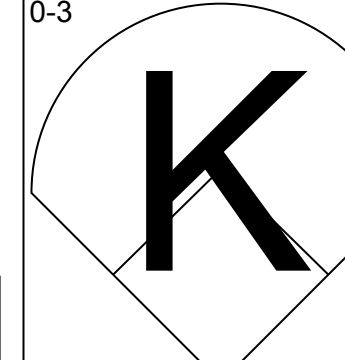
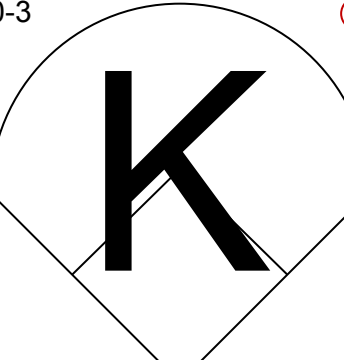
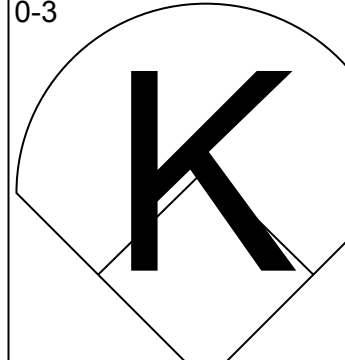
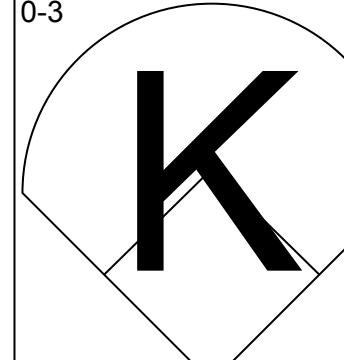
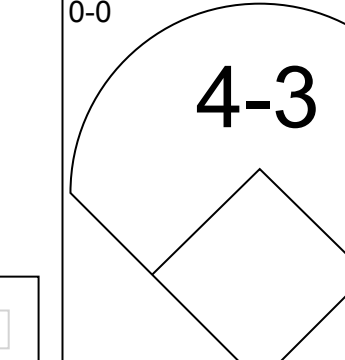
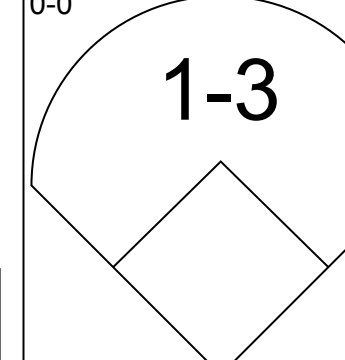
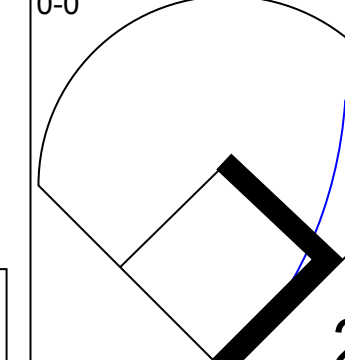
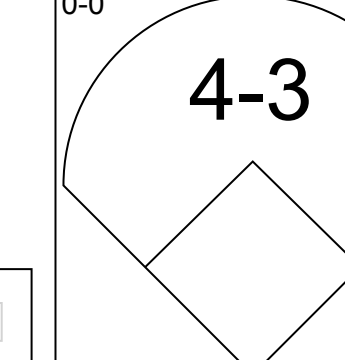
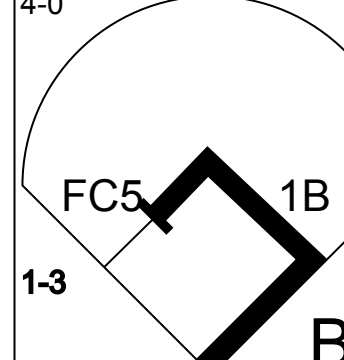
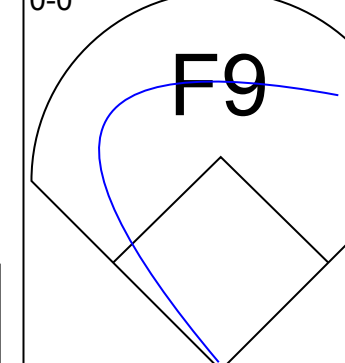
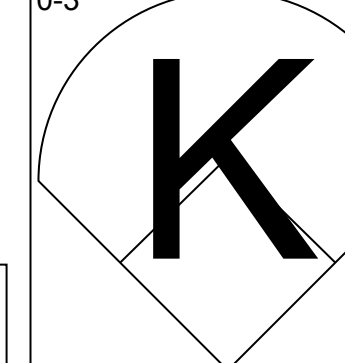
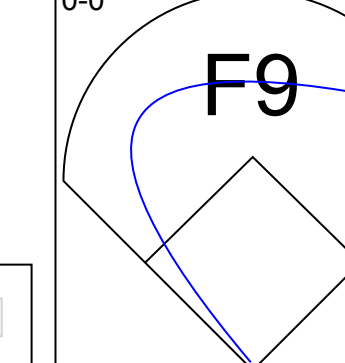
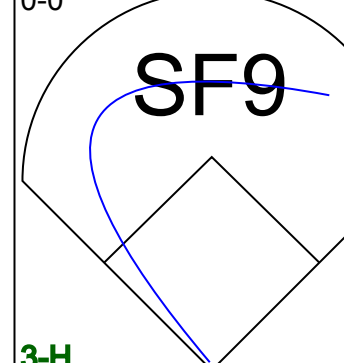
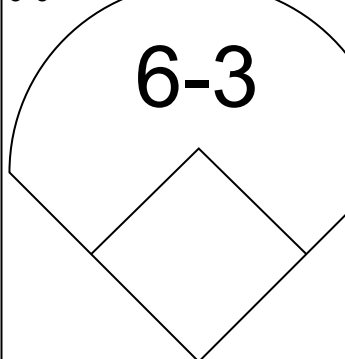
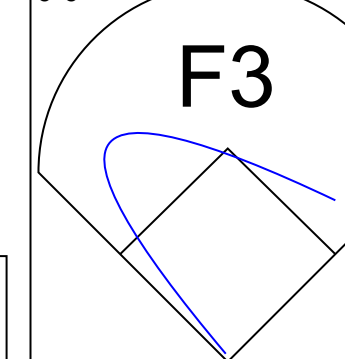
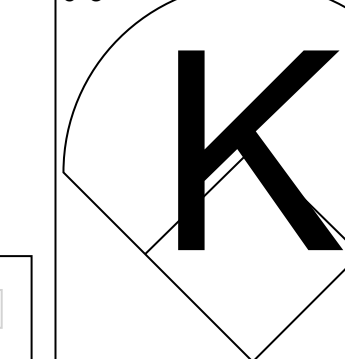
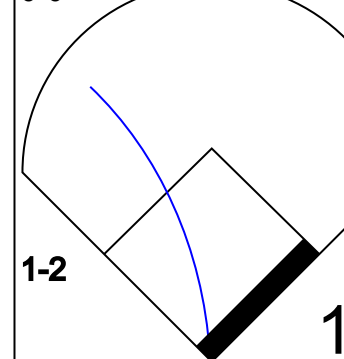


Batter	1	2	3	4	5	6	7	8	9	AB	R	H	RBI	BB	SO	LOB	TOP																			
Ellis Burks, R OBP: 0.323, SLG: 0.463 (1,8)	0-0 5-3		0-0 5-3		0-0 F7		0-3 K		0-0 F7	5	0	0	0	0	1	2	Boston Red Sox @ Minnesota Twins Hubert H. Humphrey Metrodome, Minneapolis, MN Wed Sep 02 1987, 8:05 PM EDT Att: 19,565 - Unknown livebaseballscorecards.com																			
Marty Barrett, R OBP: 0.342, SLG: 0.327 (1,4)	0-0 1-3		0-0 1B		0-0 FC4-6 1B		4-0 2B BB			3	1	2	0	1	0	0																				
Wade Boggs, L OBP: 0.461, SLG: 0.595 (1,5)	0-0 F7		0-0 4-3		0-0 FC4-6 WP HR		0-0 F7			4	1	0	0	0	0	3																				
Dwight Evans, R OBP: 0.422, SLG: 0.628 (1,3)		0-0 6-3		0-3 K		0-0 6-3		4-0 2B SF8 BB		3	1	0	0	1	1	1																				
Mike Greenwell, L OBP: 0.404, SLG: 0.609 (1,7)		0-0 F9		0-0 F7		0-0 HR		0-0 WP 2B		4	1	2	3	0	0	0																				
Jim Rice, R OBP: 0.360, SLG: 0.416 (1,10) Pat Dodson, L (4,PH)		1-0 BB HBP		0-0 G3		0-0 F9		0-0 SF8		0	0	0	0	0	0	0																				
Todd Benzinger, S OBP: 0.341, SLG: 0.313 (1,9)		4-0 1-2 BB		0-0 G3 1B		0-0 PB 1B		0-0 F8		3	0	2	0	1	0	1																				
Spike Owen, S OBP: 0.330, SLG: 0.337 (1,6)		0-0 4-3		0-0 G3		0-0 F7		0-0 F9		4	0	0	0	0	0	4																				
John Marzano, R OBP: 0.292, SLG: 0.489 (1,2) Sam Horn, L (9,PH)			0-0 F4		0-0 L6		0-0 5-3		0-3 K	3	0	0	0	0	0	2																				
Inning Stats	R: 0 E: 0 K: 0 S: 3	H: 0 LOB: 0 BB: 0 P: 3	R: 0 E: 0 K: 0 S: 3	H: 0 LOB: 2 BB: 1 P: 8	R: 0 E: 0 K: 0 S: 4	H: 1 LOB: 1 BB: 0 P: 4	R: 0 E: 0 K: 1 S: 5	H: 0 LOB: 0 BB: 0 P: 5	R: 0 E: 0 K: 1 S: 6	H: 1 LOB: 1 BB: 0 P: 6	R: 2 E: 0 K: 0 S: 4	H: 1 LOB: 1 BB: 2 P: 12	R: 0 E: 0 K: 1 S: 5	H: 0 LOB: 0 BB: 0 P: 5	1B: 4 2B: 1 3B: 0 HR: 1	SF: 1 SAC: 0 DP: 0 HBP: 1		WP: 2 PB: 1 SB: 0 CS: 0	PA: 37																	
PITCHER	IP	WLS	BF	H	R	ER	SO	BB	IBB	HBP	BLK	WP	HR	S	P	ERA	WHIP	PITCHER		IP	WLS	BF	H	R	ER	SO	BB	IBB	HBP	BLK	WP	HR	S	P	ERA	WHIP
Les Straker, R ERA: 4.47 (1,1)	6.0	W	24	4	2	2	1	1	0	1	0	1	1	24	29	3.00	0.833																			
Juan Berenguer, R ERA: 3.93 (7,1)	1.1		8	2	2	2	1	2	0	0	0	0	0	8	16	13.50	3.000																			
Jeff Reardon, R ERA: 5.07 (8,1)	1.2	S	5	0	0	0	1	0	0	0	0	1	0	7	7	0.00	0.000																			



Batter	1	2	3	4	5	6	7	8	9	AB	R	H	RBI	BB	SO	LOB	BOTTOM																			
Al Newman, S OBP: 0.300, SLG: 0.315 (1,6)	0-0 F9			0-0 L6		0-0 4-3				4	1	1	1	0	0	0	Boston Red Sox @ Minnesota Twins Hubert H. Humphrey Metrodome, Minneapolis, MN Wed Sep 02 1987, 8:05 PM EDT Att: 19,565 - Unknown livebaseballscorecards.com																			
Randy Bush, L OBP: 0.328, SLG: 0.400 (1,9) Mark Davidson, R OBP: 0.336, SLG: 0.344 (9,7)	0-0 HR	1-3 2H E 1B		0-0 SF9		0-0 F7				3	1	2	2	0	0	0																				
Kirby Puckett, R OBP: 0.365, SLG: 0.520 (1,8)	0-0 F8		0-0 1B		0-0 G6-4-3 1B		0-0 5-3			4	0	1	0	0	0	1																				
Kent Hrbek, L OBP: 0.390, SLG: 0.556 (1,3)	4-0 2B	0-0 1B		4-0 1B BB		0-0 FC6-4 1B				2	1	2	0	2	0	0																				
Gary Gaetti, R OBP: 0.306, SLG: 0.503 (1,5)	0-0 1-3 2B		0-0 6-3		0-0 BB 1B		0-0 FC6-4 G4-6-3 1B			4	0	2	0	0	0	3																				
Roy Smalley, S OBP: 0.354, SLG: 0.429 (1,10)	0-0 F7		0-0 FC5-4 1B		0-0 G5-3 BB		0-0 G4-6-3			4	0	2	1	0	0	3																				
Tom Brunansky, R OBP: 0.354, SLG: 0.491 (1,7) (9,9)		0-0 1B 1B		0-0 FC5-4 1B		0-0 F8		0-3 K		4	1	2	0	0	1	2																				
Steve Lombardozzi, R OBP: 0.302, SLG: 0.349 (1,4)		0-0 1B 1B		0-0 FC5-4		4-0 1-2 2-3 BB		0-0 F5		3	1	1	0	1	0	2																				
Sal Butera, R OBP: 0.225, SLG: 0.270 (1,2) Gene Larkin, S OBP: 0.349, SLG: 0.402 (8,PH) Tim Laudner, R OBP: 0.259, SLG: 0.411 (9,2)		0-3 K		0-0 F4		0-0 G5-3		0-3 K		3	0	0	0	0	1	6																				
Inning Stats	R: 1 E: 0 K: 0 S: 5	H: 2 LOB: 2 BB: 1 P: 9	R: 3 E: 1 K: 1 S: 10	H: 5 LOB: 0 BB: 0 P: 10	R: 0 E: 0 K: 0 S: 4	H: 2 LOB: 1 BB: 0 P: 4	R: 0 E: 0 K: 0 S: 3	H: 1 LOB: 0 BB: 0 P: 3	R: 1 E: 0 K: 0 S: 4	H: 2 LOB: 2 BB: 2 P: 12	R: 0 E: 0 K: 0 S: 3	H: 0 LOB: 0 BB: 0 P: 3	R: 0 E: 0 K: 2 S: 7	H: 0 LOB: 0 BB: 0 P: 7	1B: 11 2B: 2 3B: 0 HR: 1	SF: 1 SAC: 0 DP: 4 HBP: 0		WP: 0 PB: 0 SB: 0 CS: 0	PA: 36																	
PITCHER	IP	WLS	BF	H	R	ER	SO	BB	IBB	HBP	BLK	WP	HR	S	P	ERA	WHIP	PITCHER		IP	WLS	BF	H	R	ER	SO	BB	IBB	HBP	BLK	WP	HR	S	P	ERA	WHIP
Al Nipper, R ERA: 5.62 (1,1)	1.2	L	11	5	4	4	1	1	0	0	0	0	0	12	16	21.60	3.600																			
Steve Crawford, R ERA: 5.32 (2,1)	5.1		22	8	1	1	0	2	0	0	0	0	0	20	28	1.69	1.875																			
Calvin Schiraldi, R ERA: 5.06 (8,1)	1.0		3	0	0	0	2	0	0	0	0	0	0	7	7	0.00	0.000																			

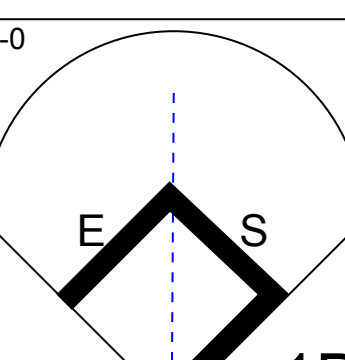
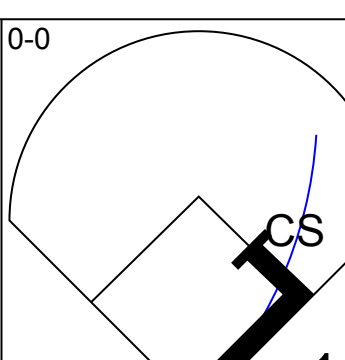
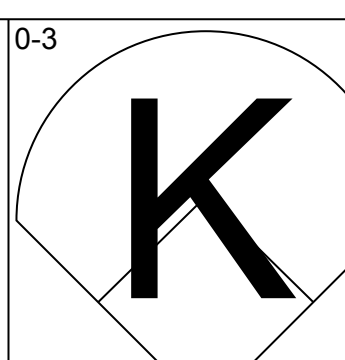
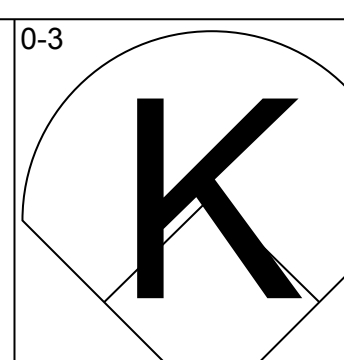
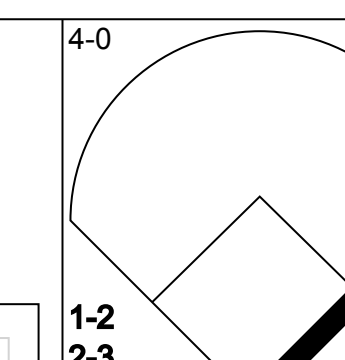
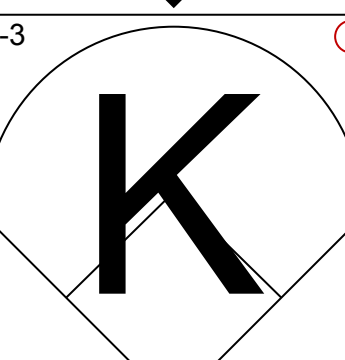
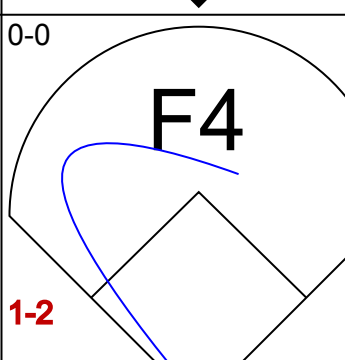
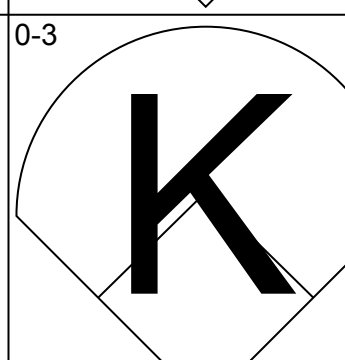
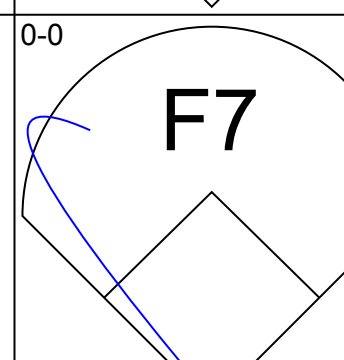
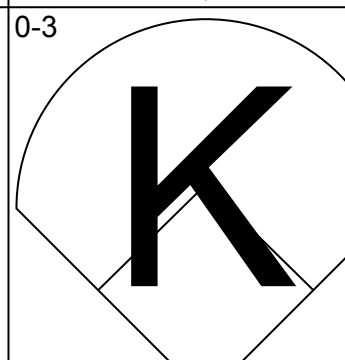

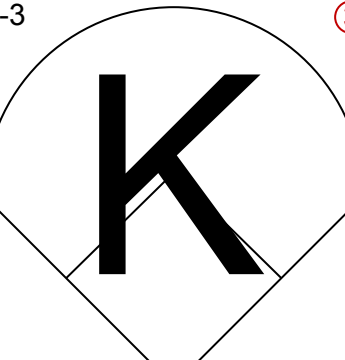
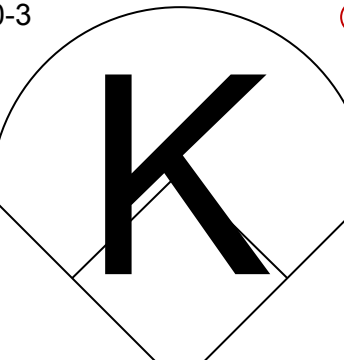
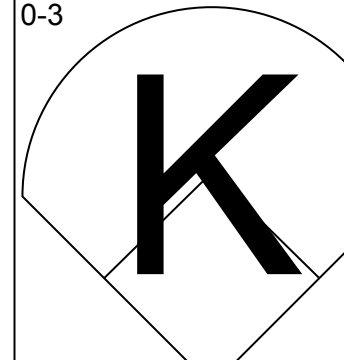


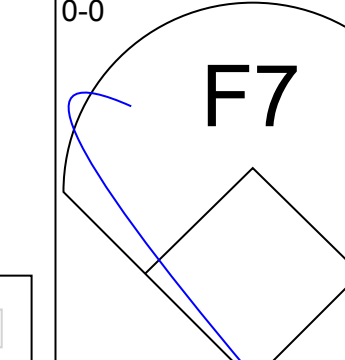





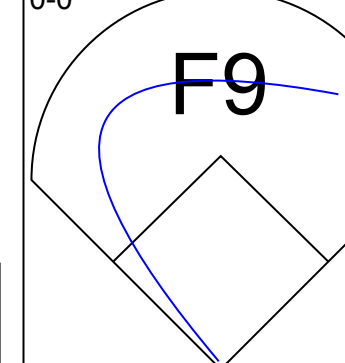
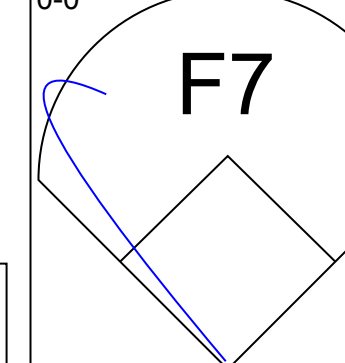

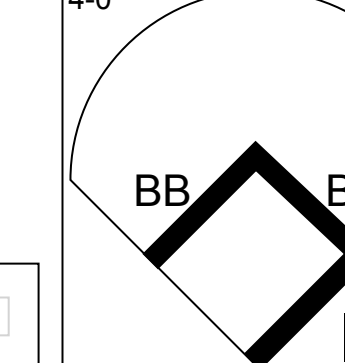

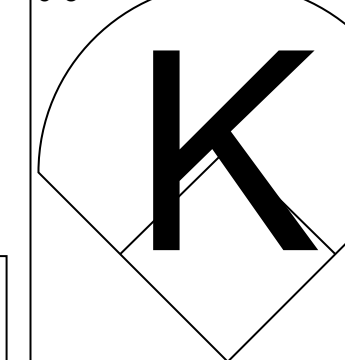
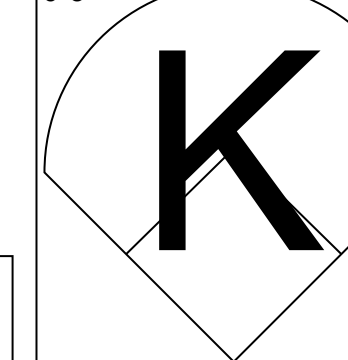
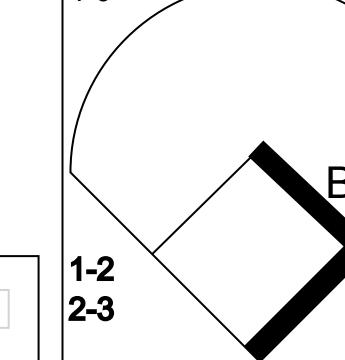
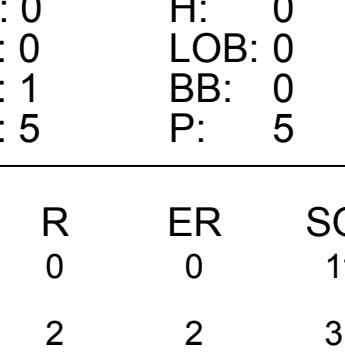
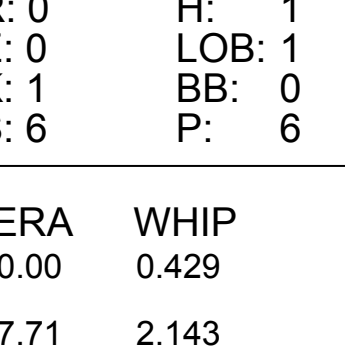
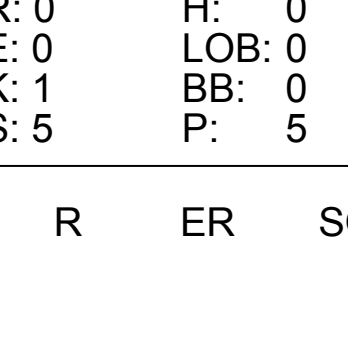
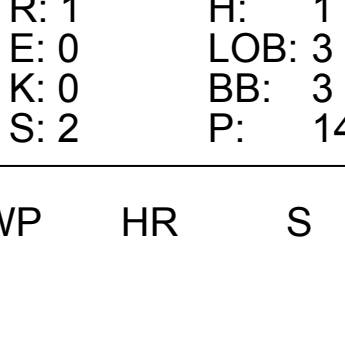






Batter	1	2	3	4	5	6	7	8	9	10	AB	R	H	RBI	BB	SO	LOB	TOP	
Elis Burks, R OBP: 0.320, SLG: 0.458 (1, 8)											5	0	0	0	0	3	3		
Marty Barrett, R OBP: 0.343, SLG: 0.330 (1, 4)												5	0	2	0	0	1	0	
Wade Boggs, L OBP: 0.459, SLG: 0.590 (1, 5)												4	0	0	0	1	0	2	
Dwight Evans, R OBP: 0.424, SLG: 0.626 (1, 10)												3	0	1	0	2	1	1	
Mike Greenwell, L OBP: 0.407, SLG: 0.612 (1, 7)												5	1	3	0	0	0	2	
Todd Benzinger, S OBP: 0.328, SLG: 0.300 (1, 9)													5	0	0	0	0	4	5
Pat Dodson, L OBP: 0.111, SLG: 0.125 (1, 3)												3	0	1	0	1	0	0	
Ed Romero, R OBP: 0.341, SLG: 0.303 (1, 6)												3	0	0	1	0	1	1	
John Marzano, R OBP: 0.290, SLG: 0.478 (1, 2)												4	0	1	0	0	1	1	
Inning Stats	R: 0 E: 0 K: 1 S: 6	H: 1 LOB: 2 BB: 1 P: 10	R: 0 E: 0 K: 1 S: 5	H: 0 LOB: 0 BB: 0 P: 5	R: 0 E: 0 K: 1 S: 6	H: 1 LOB: 1 BB: 0 P: 6	R: 0 E: 0 K: 1 S: 6	H: 1 LOB: 2 BB: 1 P: 10	R: 0 E: 0 K: 1 S: 5	H: 0 LOB: 0 BB: 0 P: 5	R: 0 E: 0 K: 3 S: 9	H: 0 LOB: 1 BB: 1 P: 13	R: 1 E: 0 K: 1 S: 7	H: 2 LOB: 2 BB: 2 P: 11	R: 0 E: 0 K: 0 S: 5	H: 2 LOB: 0 BB: 0 P: 5	1B: 5 2B: 3 3B: 0 HR: 0	SF: 1 SAC: 0 DP: 0 HBP: 0	WP: 1 PA: 42
PITCHER	IP 9.0	WLS 37	BF 6	H 1	R 1	ER 1	SO 11	BB 4	IBB 0	HBP 0	BLK 0	WP 1	HR 0	S 55	P 71	ERA 1.00	WHIP 1.111		
Bert Blyleven, R ERA: 4.27 (1, 1)																			
Keith Atherton, R ERA: 4.19 (10, 1)																			

Boston Red Sox @ Minnesota Twins
Hubert H. Humphrey Metrodome, Minneapolis, MN
Thu Sep 03 1987, 4:33 AM EDT
Att: 20,009 - Unknown

AB 37
R 1
H 8
RBI 1
BB 4
SO 11
LOB 15



Batter	1	2	3	4	5	6	7	8	9	10	AB	R	H	RBI	BB	SO	LOB	BOTTOM	
Al Newman, S OBP: 0.305, SLG: 0.318 (1, 4) (10, 6)											4	0	2	1	1	2	0		
Greg Gagne, R OBP: 0.300, SLG: 0.422 (1, 6)											3	0	0	0	0	2	2		
Kent Hrbek, L OBP: 0.389, SLG: 0.554 (9, PH)											1	0	0	0	0	0	0		
Steve Lombardozzi, R OBP: 0.302, SLG: 0.349 (10, 4)											0	0	0	0	0	0	0		
Kirby Puckett, R OBP: 0.364, SLG: 0.524 (1, 8)											4	1	1	1	0	2	1		
Gary Gaetti, R OBP: 0.305, SLG: 0.501 (1, 5)											4	0	1	0	0	1	1		
Tom Brunansky, R OBP: 0.351, SLG: 0.487 (1, 7)											4	0	0	0	0	3	3		
Don Baylor, R OBP: 0.354, SLG: 0.402 (1, 10)												4	0	1	0	0	1	0	
Gene Larkin, S OBP: 0.347, SLG: 0.404 (1, 3)												4	1	1	0	0	0	1	
Randy Bush, L OBP: 0.327, SLG: 0.395 (1, 9)												3	0	0	0	1	0	1	
Tim Laudner, R OBP: 0.257, SLG: 0.406 (1, 2)											3	0	0	0	0	3	1		
Roy Smalley, S OBP: 0.356, SLG: 0.429 (10, PH)												0	0	0	0	1	0	0	
Mark Davidson, R OBP: 0.336, SLG: 0.344 (10, PR)											0	0	0	0	0	0	0		
Inning Stats	R: 0 E: 1 K: 3 S: 11	H: 1 LOB: 2 BB: 0 P: 11	R: 0 E: 0 K: 1 S: 5	H: 0 LOB: 0 BB: 0 P: 5	R: 0 E: 0 K: 1 S: 5	H: 0 LOB: 0 BB: 0 P: 5	R: 0 E: 0 K: 1 S: 6	H: 1 LOB: 1 BB: 0 P: 6	R: 0 E: 0 K: 3 S: 9	H: 0 LOB: 0 BB: 0 P: 9	R: 0 E: 0 K: 1 S: 5	H: 0 LOB: 0 BB: 0 P: 5	R: 1 E: 0 K: 2 S: 9	H: 2 LOB: 1 BB: 3 P: 9	R: 1 E: 0 K: 0 S: 2	H: 1 LOB: 3 BB: 3 P: 14	1B: 4 2B: 1 3B: 0 HR: 1	SF: 0 SAC: 0 DP: 0 HBP: 0	WP: 0 PA: 37
PITCHER	IP 7.0	WLS 24	BF 24	H 3	R 0	ER 2	SO 11	BB 2	IBB 0	HBP 0	BLK 0	WP 0	HR 1	S 46	P 46	ERA 0.00	WHIP 0.429		
Calvin Schiraldi, R ERA: 4.58 (1, 1)																			
Wes Gardner, R ERA: 5.1 (8, 1)																			

Boston Red Sox @ Minnesota Twins
Hubert H. Humphrey Metrodome, Minneapolis, MN
Thu Sep 03 1987, 4:33 AM EDT
Att: 20,009 - Unknown

AB 34
R 2
H 6
RBI 2
BB 3
SO 14
LOB 10



Batter	1	2	3	4	5	6	7	8	9	AB	R	H	RBI	BB	SO	LOB	TOP								
Paul Moltor, R OBP: 0.429, SLG: 0.558 (1, 4)	F9		K					6-3		3	0	0	0	1	1	0	Milwaukee Brewers @ Minnesota Twins Hubert H. Humphrey Metrodome, Minneapolis, MN Sat Sep 05 1987, 8:05 PM EDT Att: 51,122 - Unknown livebaseballscorecards.com								
Robin Yount, R OBP: 0.379, SLG: 0.467 (1, 8)	BB				F9			BB		2	0	0	0	2	1	1									
Glenn Braggs, R OBP: 0.329, SLG: 0.418 Rick Manning, L OBP: 0.343, SLG: 0.359 (1, 9) (8, 9)	5-3							6-3		4	0	1	0	0	0	2									
Greg Brock, L OBP: 0.371, SLG: 0.444 (1, 3)	4-3				G3-6-3			6-3		0	0	0	0	0	0	0									
Rob Deer, R OBP: 0.365, SLG: 0.478 (1, 10)								BB		2	1	0	0	2	0	2									
Ernest Riles, L OBP: 0.314, SLG: 0.335 (1, 5)								BB		3	0	0	0	1	1	2									
Bill Schroeder, R OBP: 0.381, SLG: 0.543 (1, 2)								BB		4	0	2	1	0	0	1									
Dale Sveum, S OBP: 0.296, SLG: 0.431 (1, 6)								BB		4	0	1	0	0	0	3									
Mike Felder, S OBP: 0.322, SLG: 0.311 (1, 7)								BB		4	0	0	0	0	1	4									
Inning Stats	R: 0 E: 0 K: 0 S: 3	H: 0 LOB: 1 BB: 1 P: 7	R: 0 E: 0 K: 0 S: 2	H: 0 LOB: 0 BB: 1 P: 6	R: 0 E: 0 K: 2 S: 7	H: 0 LOB: 0 BB: 0 P: 7	R: 0 E: 0 K: 0 S: 3	H: 1 LOB: 0 BB: 0 P: 3	R: 0 E: 0 K: 0 S: 3	H: 0 LOB: 0 BB: 0 P: 3	R: 0 E: 0 K: 1 S: 5	H: 0 LOB: 1 BB: 1 P: 9	R: 1 E: 0 K: 0 S: 5	H: 2 LOB: 2 BB: 1 P: 9	R: 0 E: 0 K: 0 S: 3	H: 0 LOB: 1 BB: 1 P: 7		R: 0 E: 0 K: 1 S: 6	H: 1 LOB: 2 BB: 1 P: 10	1B: 4 2B: 1 3B: 0 HR: 0	SF: 0 SAC: 0 DP: 2 HBP: 0	WP: 0 PB: 0 SB: 4 CS: 0	PA: 35		
PITCHER	IP	WLS	BF	H	R	ER	SO	BB	IBB	HBP	BLK	WP	HR	S	P	ERA	WHIP								
Mike Smithson, R ERA: 5.75 (1, 1)	8.0		30	3	1	1	3	5	0	0	0	0	0	31	51	1.12	1.000								
Keith Atherton, R ERA: 4.12 (9, 1)	1.0	W	5	1	0	0	1	1	0	0	0	0	0	6	10	0.00	2.000								

Batter	1	2	3	4	5	6	7	8	9	AB	R	H	RBI	BB	SO	LOB	BOTTOM								
Al Newman, S OBP: 0.310, SLG: 0.318 (1, 4)	K									3	1	1	0	1	1	0	Milwaukee Brewers @ Minnesota Twins Hubert H. Humphrey Metrodome, Minneapolis, MN Sat Sep 05 1987, 8:05 PM EDT Att: 51,122 - Unknown livebaseballscorecards.com								
Greg Gagne, R OBP: 0.297, SLG: 0.415 (1, 6)	L6									3	0	0	0	1	1	2									
Kirby Puckett, R OBP: 0.367, SLG: 0.533 (1, 8)										3	0	2	1	1	0	1									
Gary Gaetti, R OBP: 0.304, SLG: 0.495 (1, 5)	F7									4	0	1	0	0	0	4									
Tom Brunansky, R OBP: 0.352, SLG: 0.492 (1, 9)										4	1	3	1	0	0	1									
Don Baylor, R OBP: 0.353, SLG: 0.401 (1, 10)										3	0	1	0	0	1	2									
Kent Hrbek, L OBP: 0.385, SLG: 0.546 (1, 3)										3	0	0	0	0	1	3									
Mark Davidson, R OBP: 0.329, SLG: 0.336 (1, 7)										3	0	0	0	0	2	2									
Tom Nieto, R OBP: 0.310, SLG: 0.375 Billy Beane, R OBP: 0.500, SLG: 0.500 Sal Butera, R OBP: 0.225, SLG: 0.270 (1, 2) (8, PH) (9, 2)										2	0	0	0	0	0	0									
Inning Stats	R: 0 E: 0 K: 1 S: 5	H: 0 LOB: 1 BB: 1 P: 9	R: 0 E: 0 K: 1 S: 6	H: 2 LOB: 0 BB: 0 P: 6	R: 0 E: 0 K: 1 S: 5	H: 0 LOB: 1 BB: 1 P: 9	R: 0 E: 0 K: 1 S: 6	H: 2 LOB: 1 BB: 0 P: 6	R: 0 E: 0 K: 1 S: 5	H: 0 LOB: 0 BB: 0 P: 5	R: 0 E: 0 K: 0 S: 3	H: 1 LOB: 1 BB: 1 P: 7	R: 0 E: 0 K: 1 S: 5	H: 0 LOB: 0 BB: 0 P: 5	R: 1 E: 0 K: 1 S: 7	H: 2 LOB: 1 BB: 0 P: 7		R: 1 E: 0 K: 0 S: 1	H: 1 LOB: 0 BB: 0 P: 1	1B: 6 2B: 2 3B: 1 HR: 1	SF: 0 SAC: 0 DP: 3 HBP: 0	WP: 0 PB: 0 SB: 2 CS: 2	PA: 32		
PITCHER	IP	WLS	BF	H	R	ER	SO	BB	IBB	HBP	BLK	WP	HR	S	P	ERA	WHIP								
Juan Nieves, L ERA: 5.06 (1, 1)	7.2		30	7	1	1	7	3	0	0	0	0	0	41	53	1.17	1.304								
Chuck Cnm, R ERA: 3.81 (8, 1)	0.1	L	2	1	1	1	0	0	0	0	0	0	1	2	2	27.00	3.000								

Batter	1	2	3	4	5	6	7	8	9	AB	R	H	RBI	BB	SO	LOB	TOP										
Paul Moltor, R OBP: 0.427, SLG: 0.552 (1, 10)										4	0	0	0	1	0	4											
Robin Yount, R OBP: 0.376, SLG: 0.462 (1, 8)										5	0	0	0	0	2	2											
Glenn Braggs, R OBP: 0.330, SLG: 0.425 (1, 9)										5	3	2	1	0	1	1											
Greg Brock, L OBP: 0.372, SLG: 0.443 (1, 3)										3	1	1	0	1	1	0											
Rob Deer, R OBP: 0.368, SLG: 0.487 (1, 7)										3	1	2	4	1	0	0											
Dale Sveum, S OBP: 0.293, SLG: 0.427 (1, 6)										4	0	0	0	0	1	1											
Bill Schroeder, R OBP: 0.378, SLG: 0.551 (1, 2)										4	1	1	1	0	2	0											
Ernest Riles, L OBP: 0.322, SLG: 0.341 (1, 5)										2	0	1	0	2	1	0											
Juan Castillo, S OBP: 0.292, SLG: 0.317 (1, 4)										2	0	1	0	1	1												
Inning Stats	R: 1 E: 0 K: 1 S: 5	H: 1 LOB: 2 BB: 2 P: 13	R: 0 E: 0 K: 2 S: 7	H: 0 LOB: 2 BB: 2 P: 15	R: 0 E: 0 K: 1 S: 5	H: 0 LOB: 0 BB: 0 P: 5	R: 0 E: 0 K: 1 S: 5	H: 0 LOB: 1 BB: 1 P: 7	R: 0 E: 0 K: 0 S: 3	H: 1 LOB: 0 BB: 1 P: 7	R: 0 E: 0 K: 1 S: 6	H: 1 LOB: 1 BB: 0 P: 6	R: 4 E: 1 K: 1 S: 10	H: 5 LOB: 1 BB: 0 P: 10	R: 0 E: 0 K: 2 S: 7	H: 0 LOB: 0 BB: 0 P: 7	1B: 4 2B: 1 3B: 0 HR: 3	SF: 0 SAC: 1 DP: 0 HBP: 0	WP: 0 PB: 0 SB: 2 CS: 3	PA: 40							
PITCHER	IP	WLS	BF	H	R	ER	SO	BB	IBB	HBP	BLK	WP	HR	S	P	ERA	WHIP										
Steve Carlton, L ERA: 5.89 (1, 1)	7.0	L	28	3	2	2	6	6	0	0	0	0	1	34	58	2.57	1.286										
George Frazier, R ERA: 5.45 (8, 1)	0.2		7	5	4	4	0	0	0	0	0	0	2	7	7	54.00	7.500										
Roy Smith, R ERA: 4.3 (8, 1)	1.1		4	0	0	0	3	0	0	0	0	0	0	10	10	0.00	0.000										

Milwaukee Brewers @ Minnesota Twins
Hubert H. Humphrey Metrodome, Minneapolis, MN

AB 32
R 6
H 8
RBI 6
BB 6
SO 9
LOB 9



Sun Sep 06 1987, 4:33 AM EDT
Att: 36,586 - Unknown

Batter	1	2	3	4	5	6	7	8	9	AB	R	H	RBI	BB	SO	LOB	BOTTOM										
Al Newman, S OBP: 0.308, SLG: 0.315 (1, 6)										2	0	0	0	0	1	0											
Greg Gagne, R OBP: 0.296, SLG: 0.413 (4, 6)										2	0	0	0	0	2	0											
Mark Davidson, R OBP: 0.326, SLG: 0.333 (1, 7)										4	0	1	0	0	0	0											
Kirby Puckett, R OBP: 0.367, SLG: 0.531 (1, 8)										4	0	1	0	0	1	2											
Gary Gaetti, R OBP: 0.304, SLG: 0.492 (1, 5)										3	0	0	0	1	0	1											
Tom Brunansky, R OBP: 0.352, SLG: 0.489 (1, 9)										3	0	0	0	1	0	2											
Don Baylor, R OBP: 0.352, SLG: 0.398 (1, 10)										2	0	0	0	0	1	1											
Kent Hrbek, L OBP: 0.384, SLG: 0.544 (1, 3)										2	0	0	0	1	0	1											
Steve Lombardozzi, R OBP: 0.299, SLG: 0.343 (1, 4)										3	0	0	0	0	1	2											
Tom Nieto, R OBP: 0.303, SLG: 0.366 (1, 2)										2	0	0	0	0	1	1											
Dan Gladden, R OBP: 0.314, SLG: 0.344 (8, PH)										1	0	0	0	0	0	0											
Sal Butera, P OBP: 0.225, SLG: 0.270 (9, 2)										0	0	0	0	0	0	0											
Inning Stats	R: 0 E: 0 K: 1 S: 6	H: 1 LOB: 2 BB: 1 P: 10	R: 0 E: 0 K: 1 S: 5	H: 0 LOB: 1 BB: 0 P: 6	R: 0 E: 1 K: 0 S: 4	H: 1 LOB: 1 BB: 0 P: 4	R: 0 E: 0 K: 2 S: 6	H: 0 LOB: 1 BB: 2 P: 14	R: 0 E: 0 K: 1 S: 5	H: 0 LOB: 0 BB: 0 P: 5	R: 0 E: 0 K: 1 S: 5	H: 0 LOB: 0 BB: 0 P: 5	R: 0 E: 0 K: 0 S: 3	H: 0 LOB: 0 BB: 0 P: 3	R: 0 E: 0 K: 1 S: 5	H: 0 LOB: 0 BB: 0 P: 5	R: 0 E: 0 K: 0 S: 3	H: 0 LOB: 0 BB: 0 P: 3	1B: 2 2B: 1 3B: 0 HR: 0	SF: 0 SAC: 0 DP: 1 HBP: 1	WP: 0 PB: 0 SB: 0 CS: 1	PA: 32					
PITCHER	IP	WLS	BF	H	R	ER	SO	BB	IBB	HBP	BLK	WP	HR	S	P	ERA	WHIP										
Teddy Higuera, L ERA: 3.86 (1, 1)	9.0	W	32	2	0	0	7	3	0	1	0	0	0	42	55	0.00	0.556										

Milwaukee Brewers @ Minnesota Twins
Hubert H. Humphrey Metrodome, Minneapolis, MN

AB 28
R 0
H 2
RBI 0
BB 3
SO 7
LOB 10

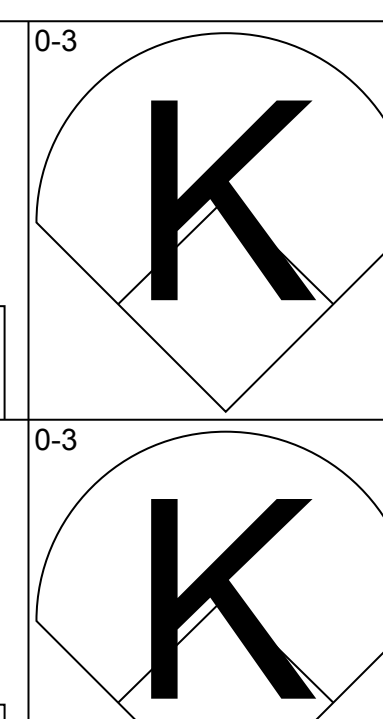
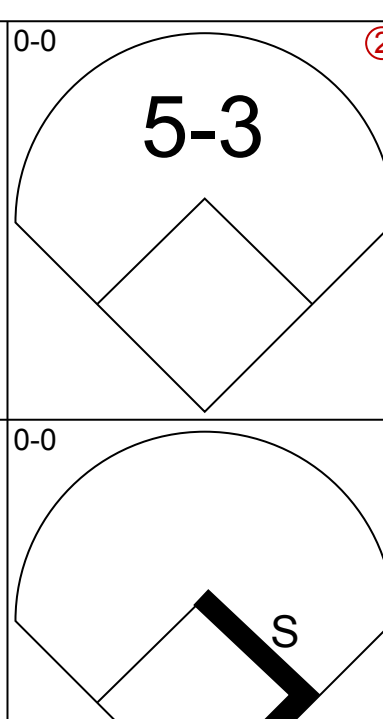
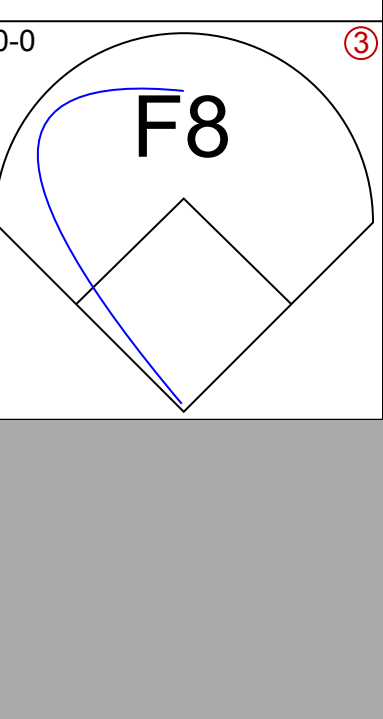
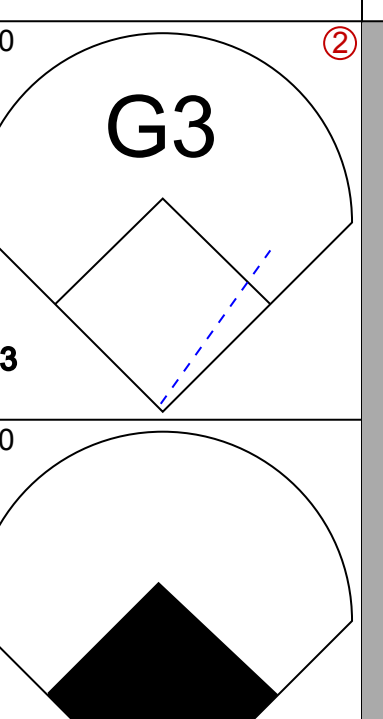
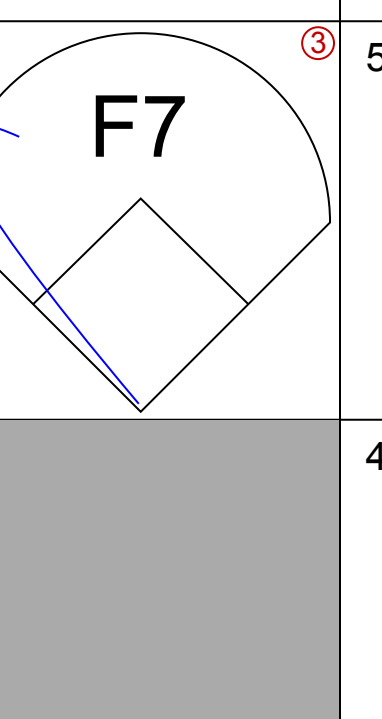
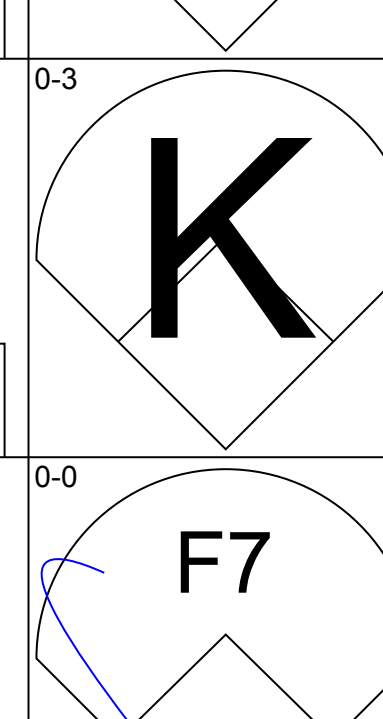
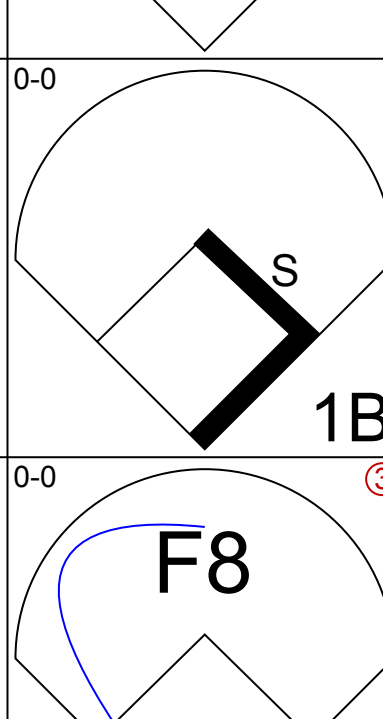

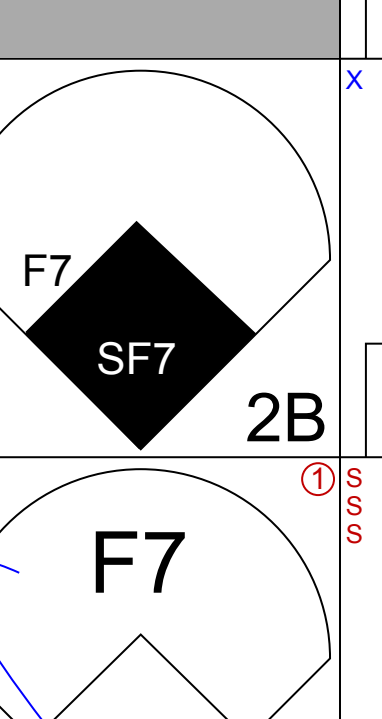

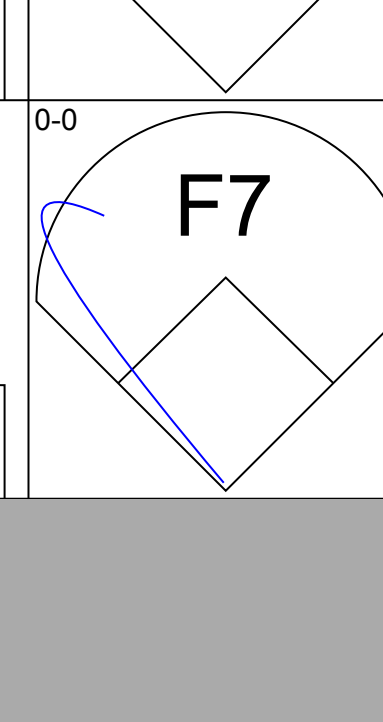
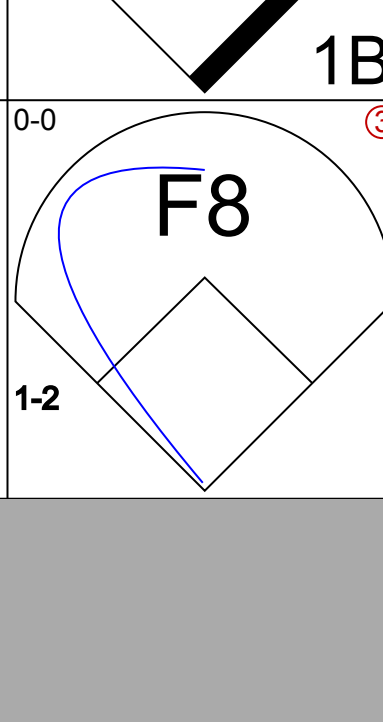

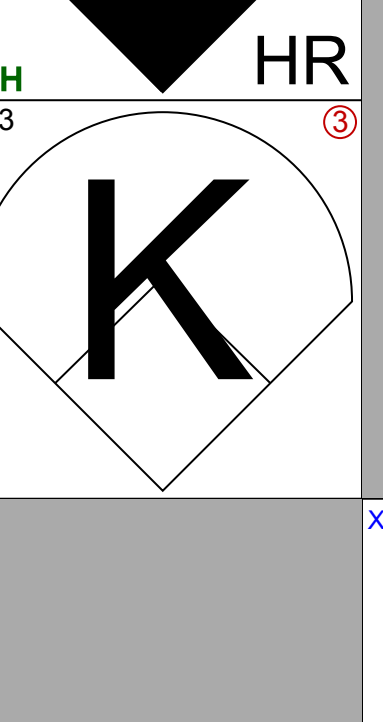
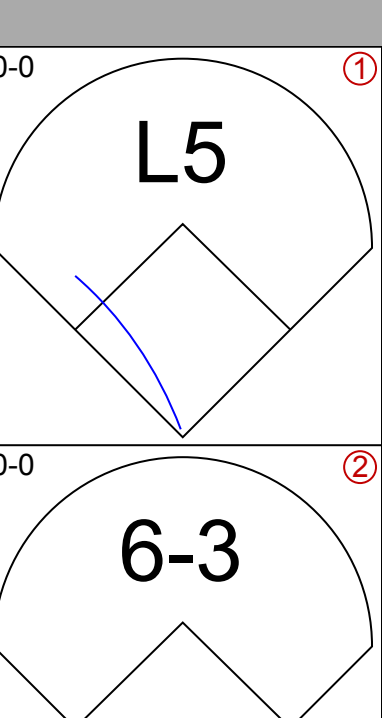
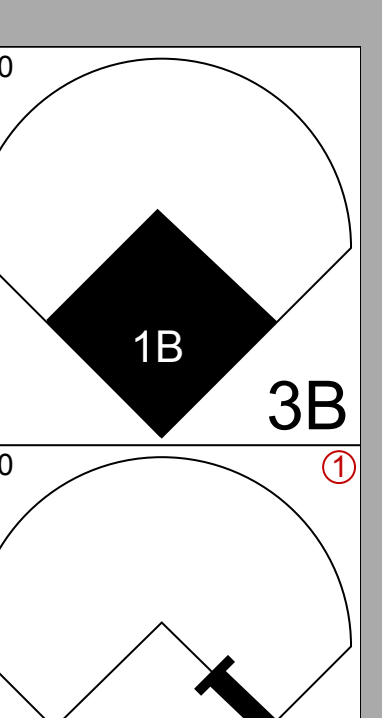
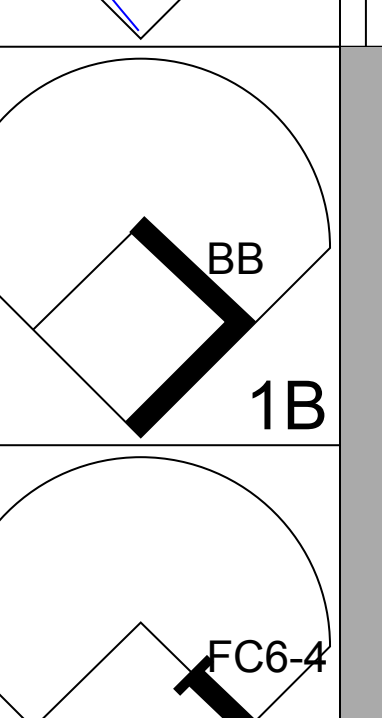
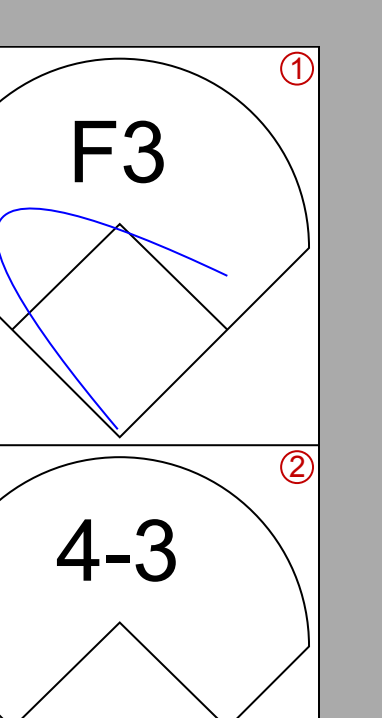
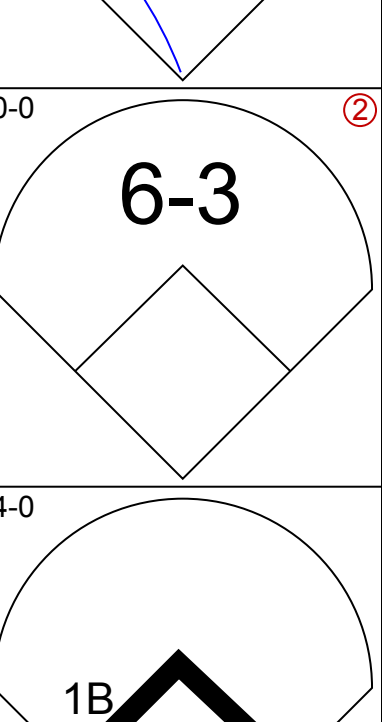
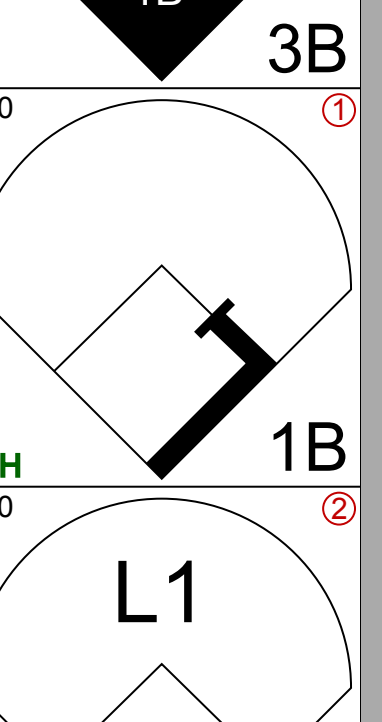
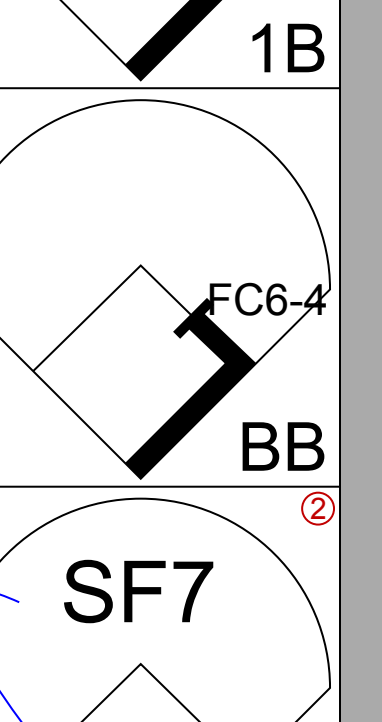
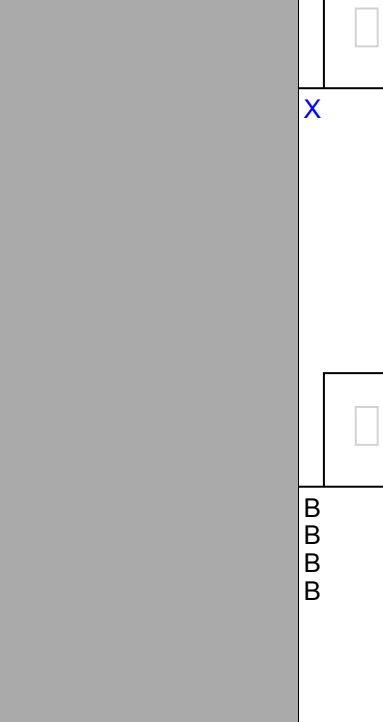
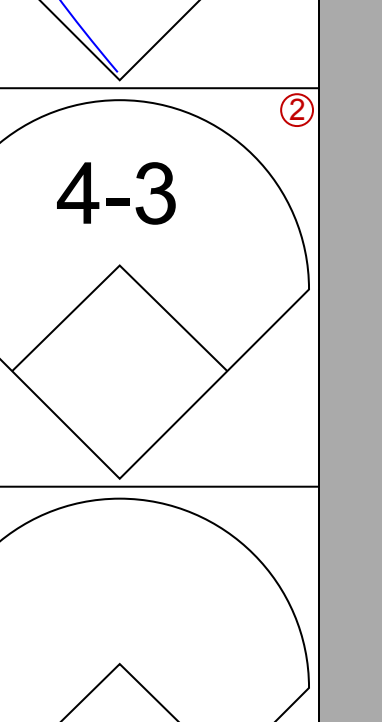
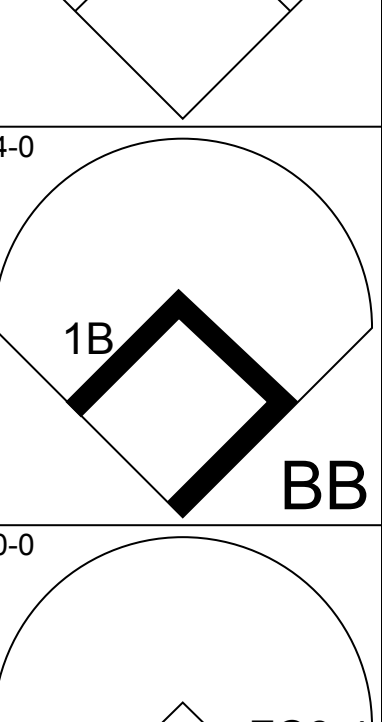
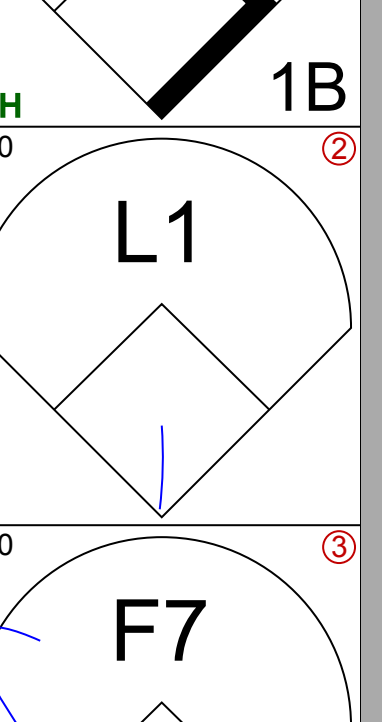
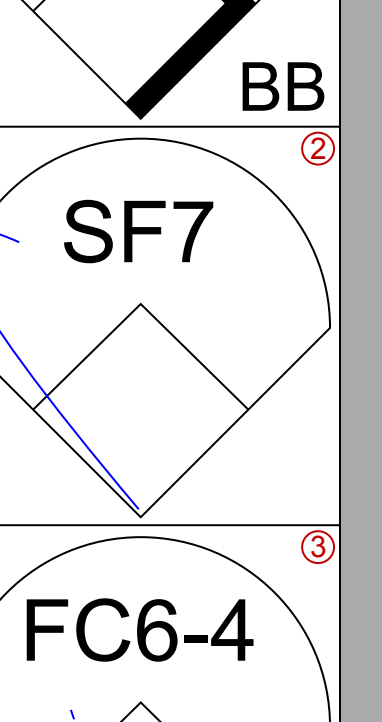
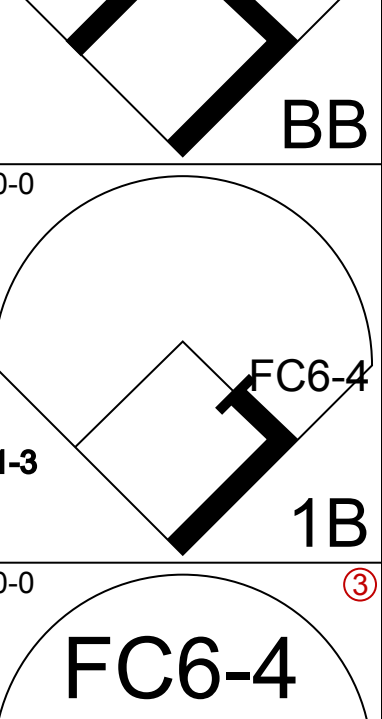
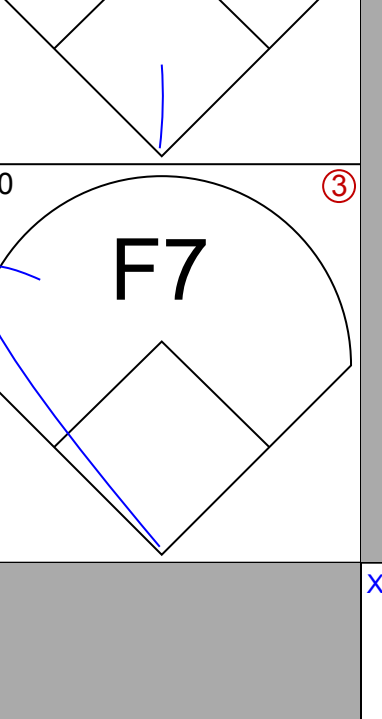
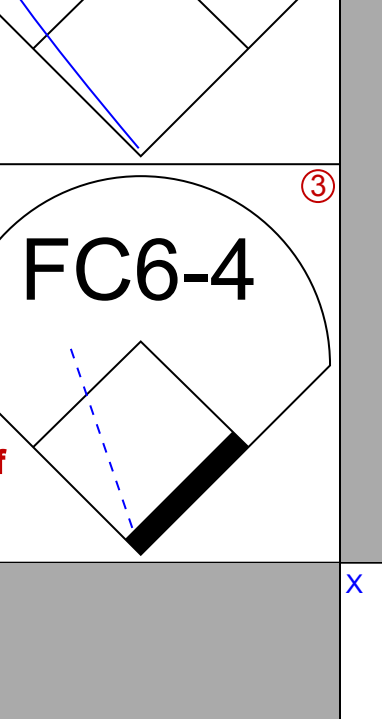
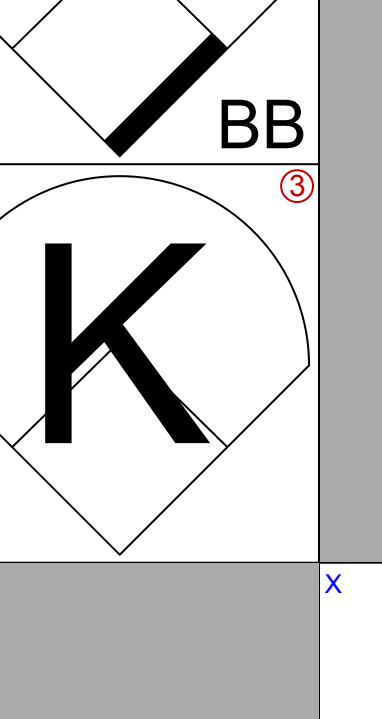
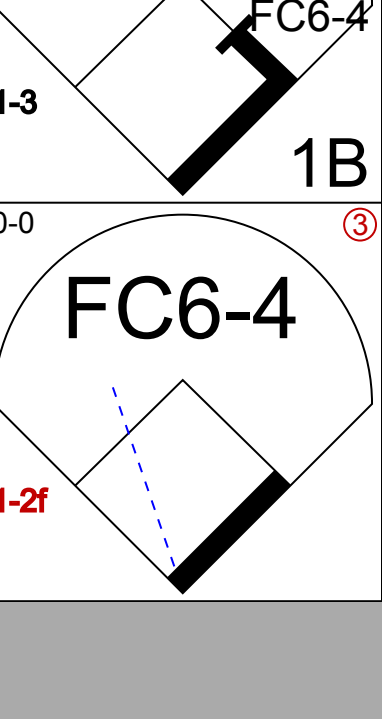
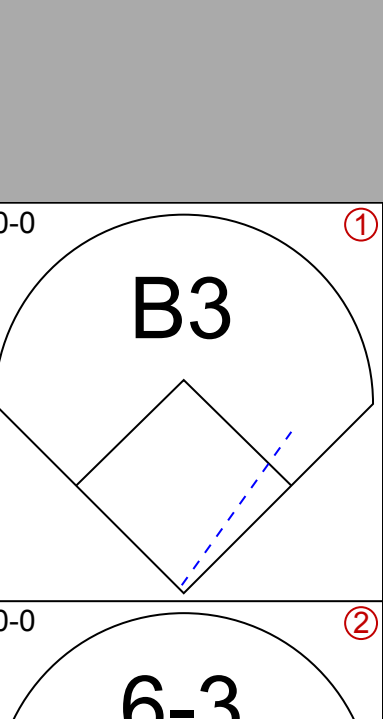
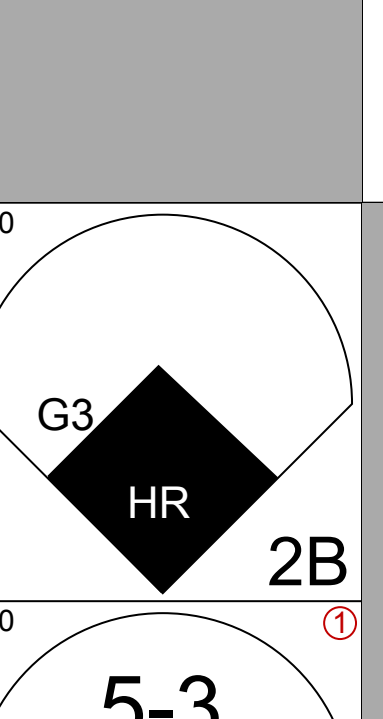
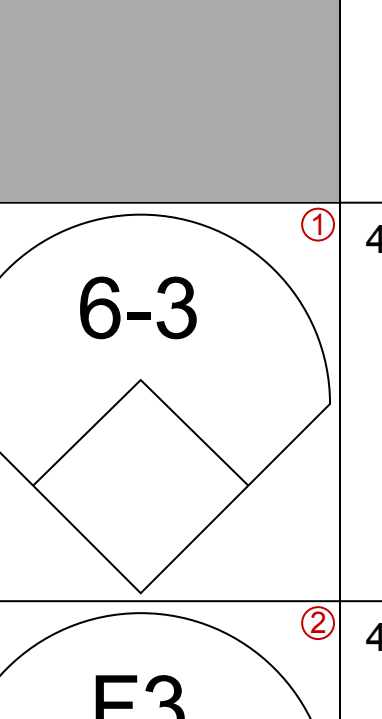
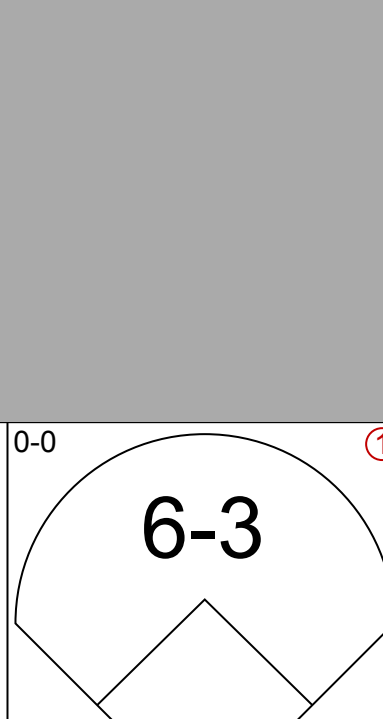
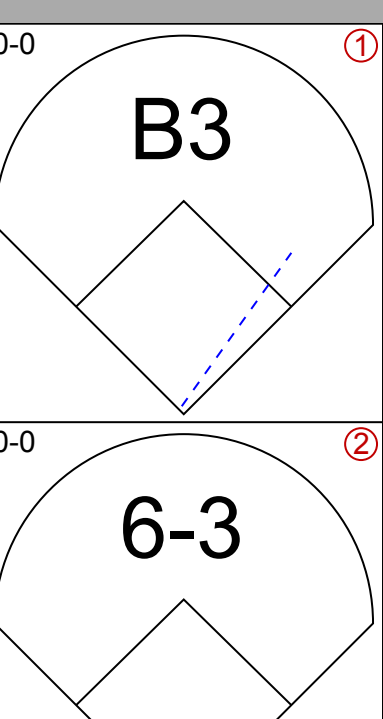
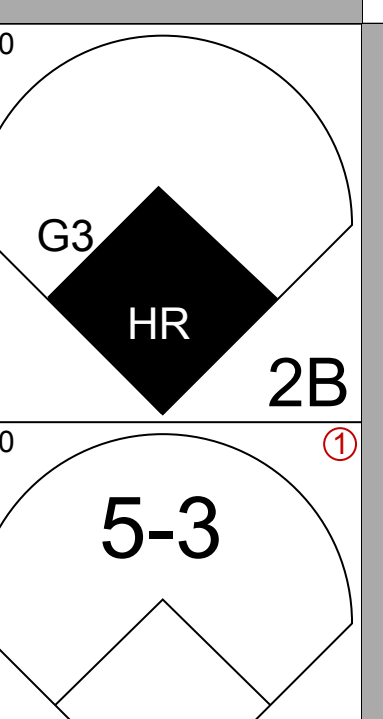
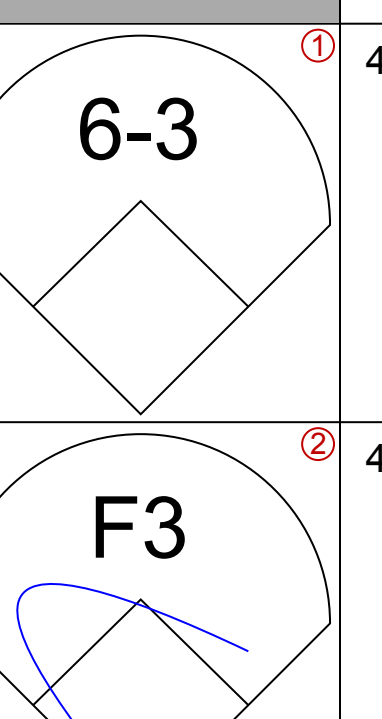


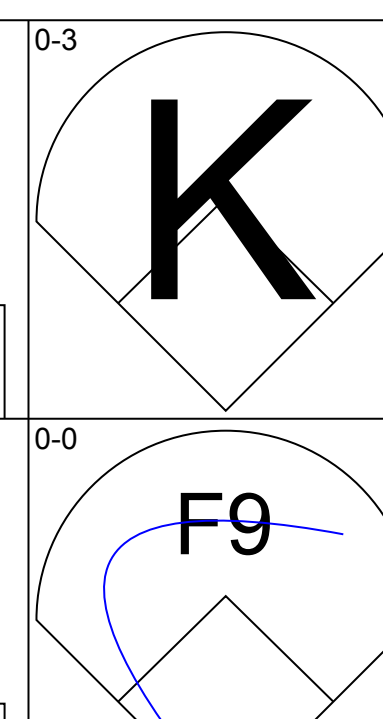
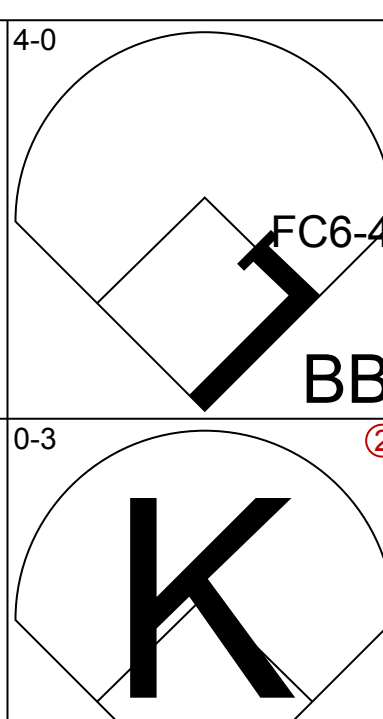
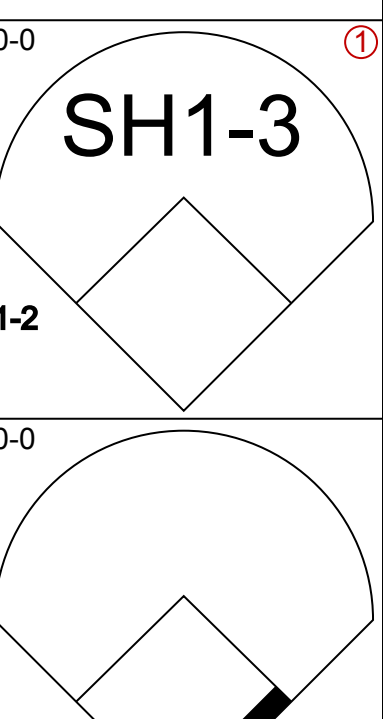
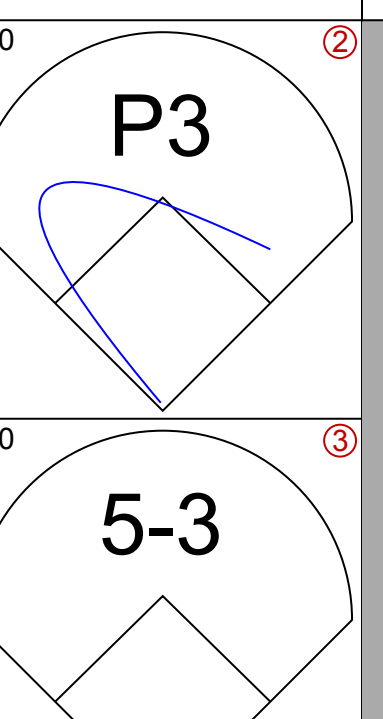
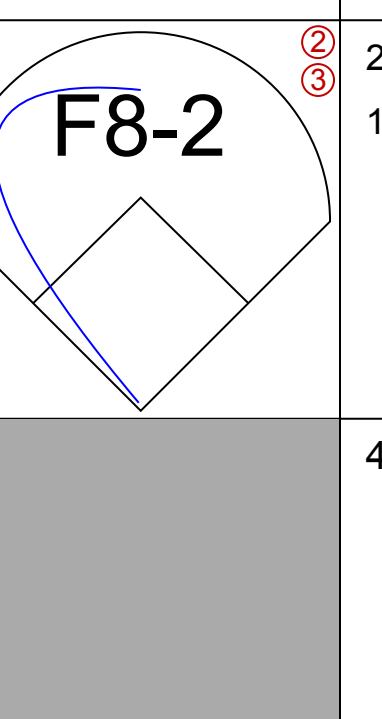
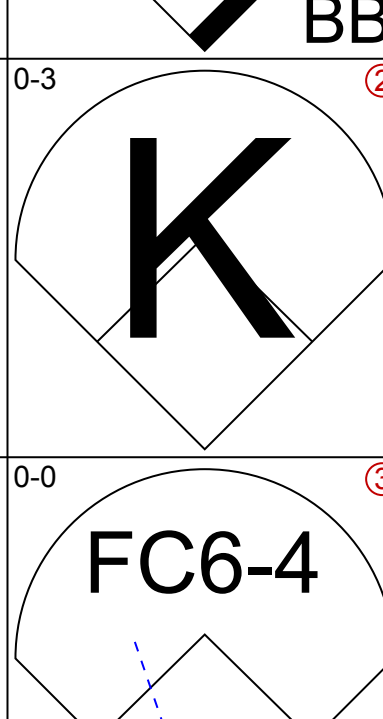
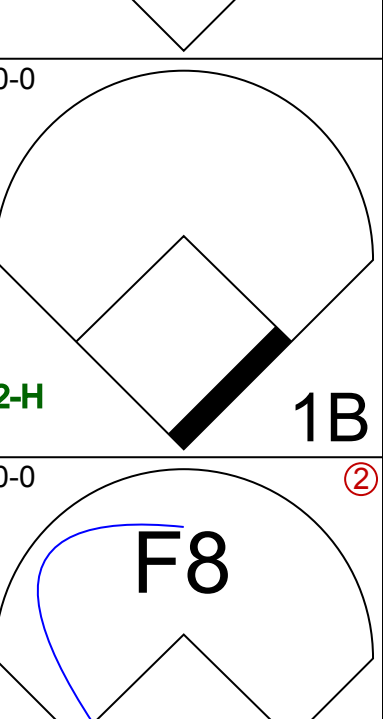

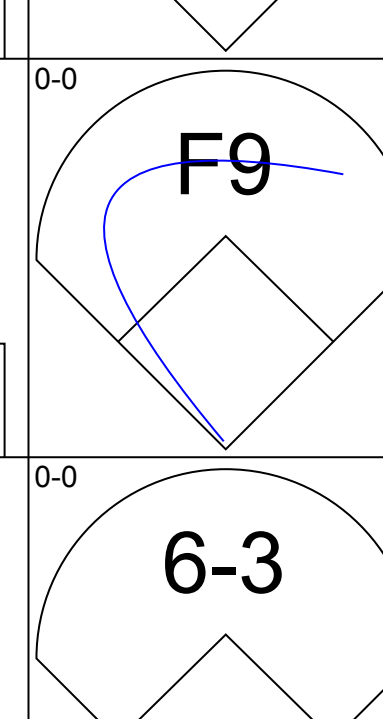
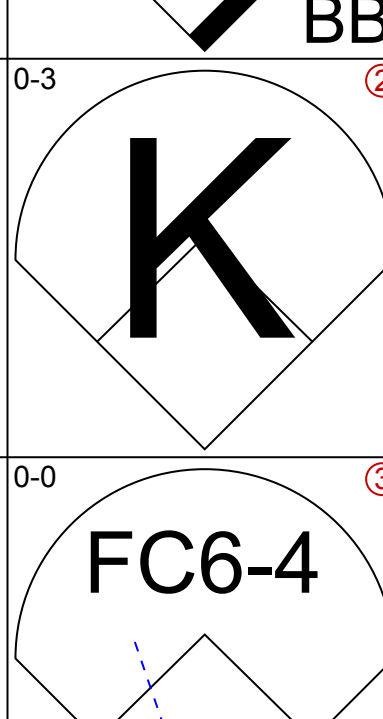
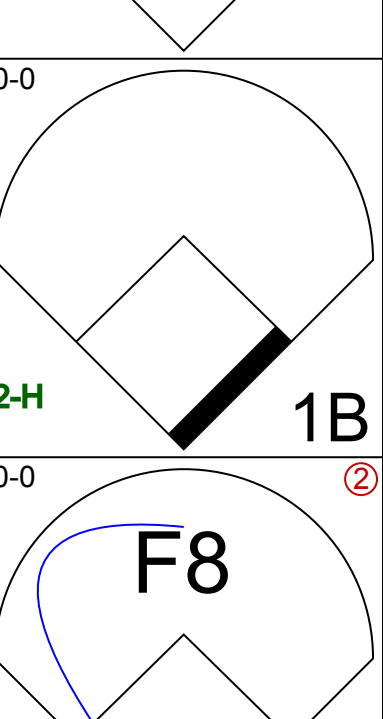
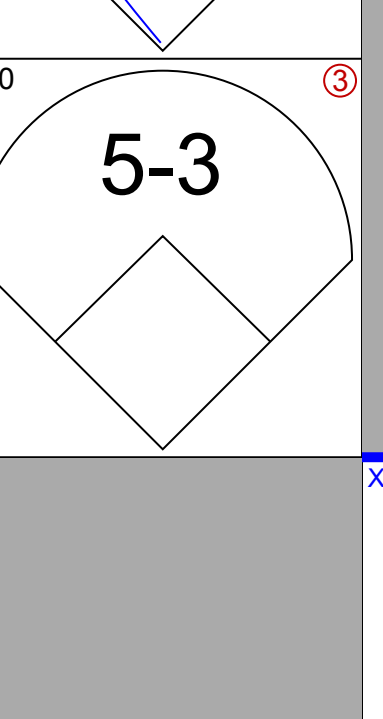
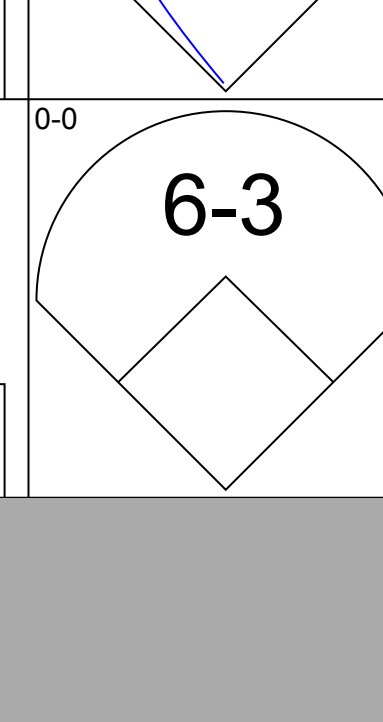
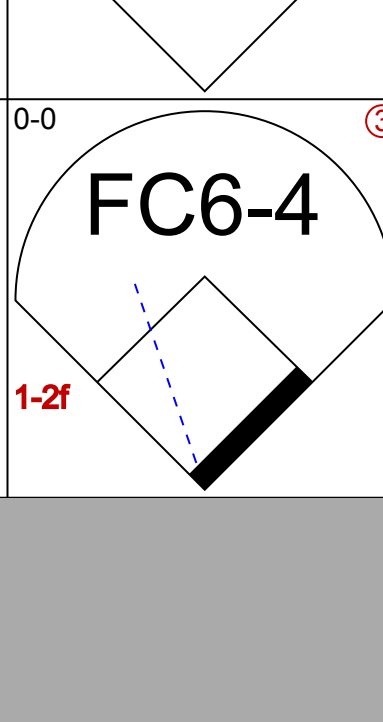
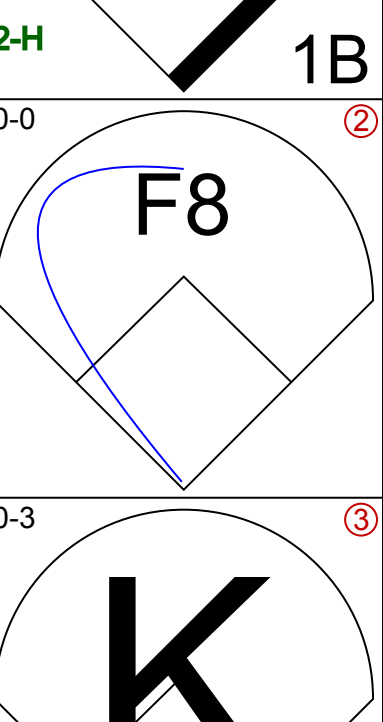
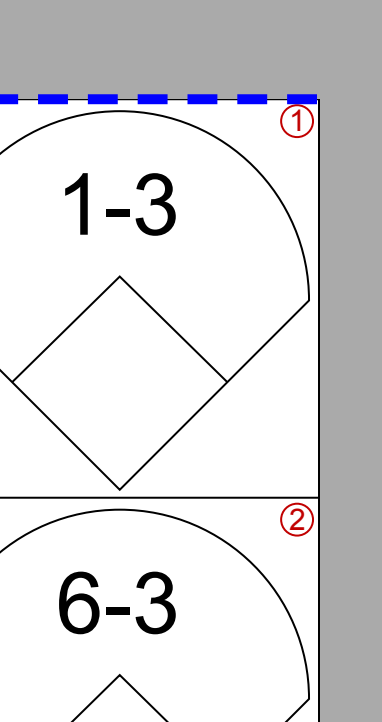
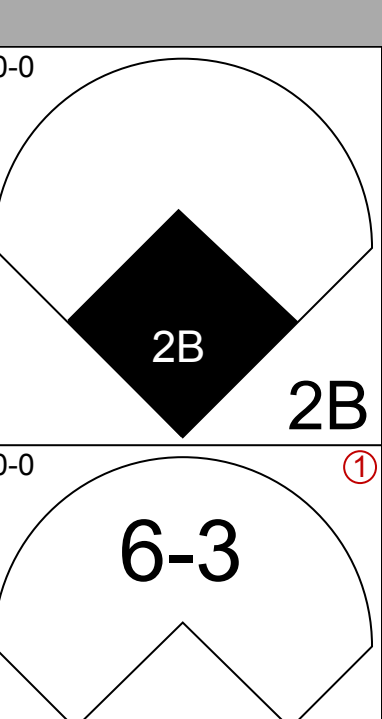
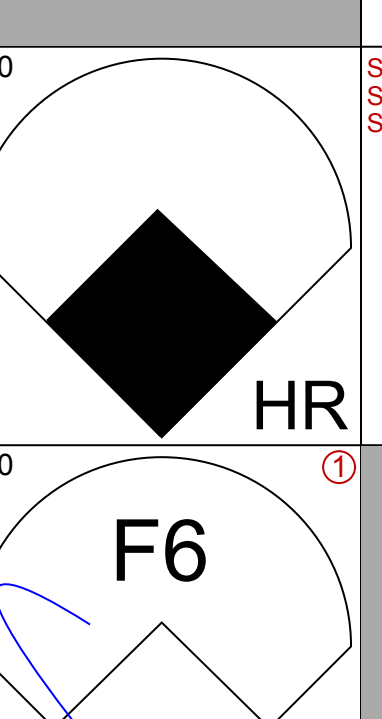
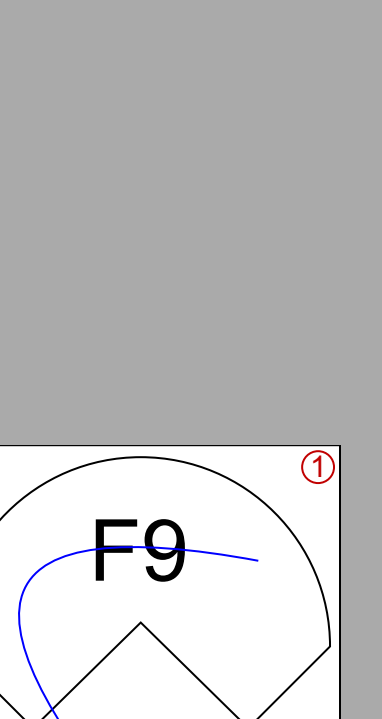
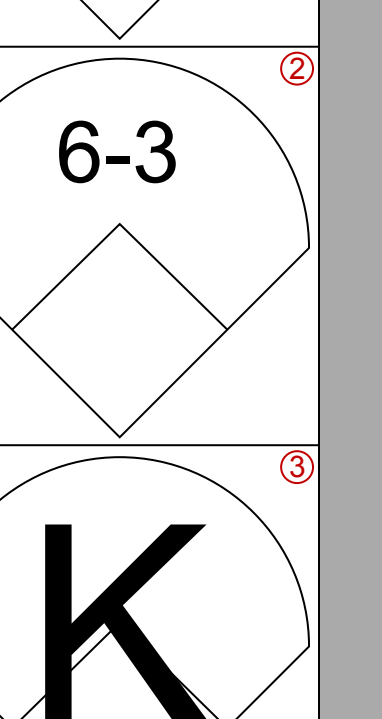
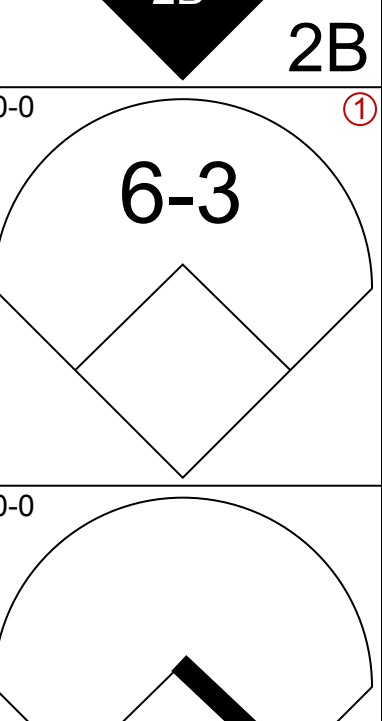
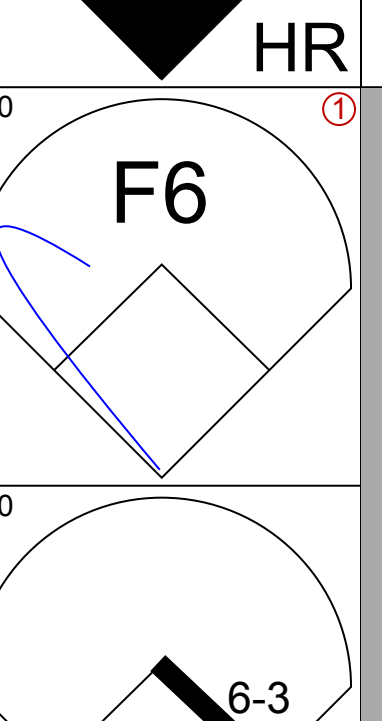
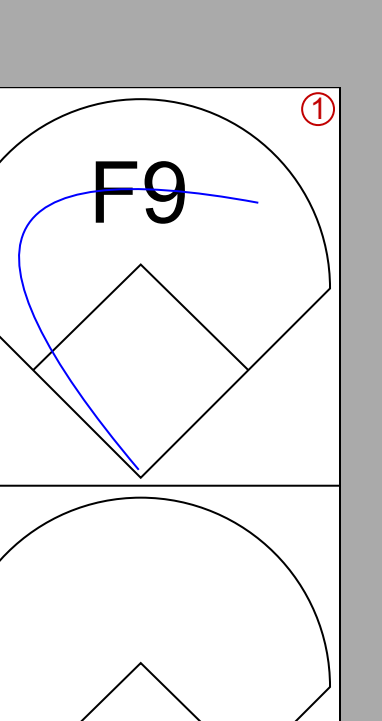
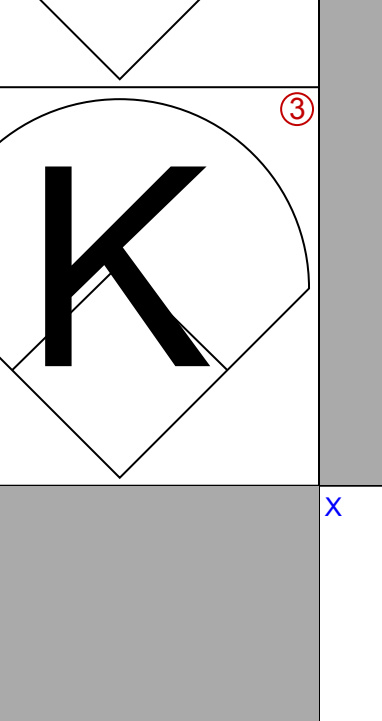
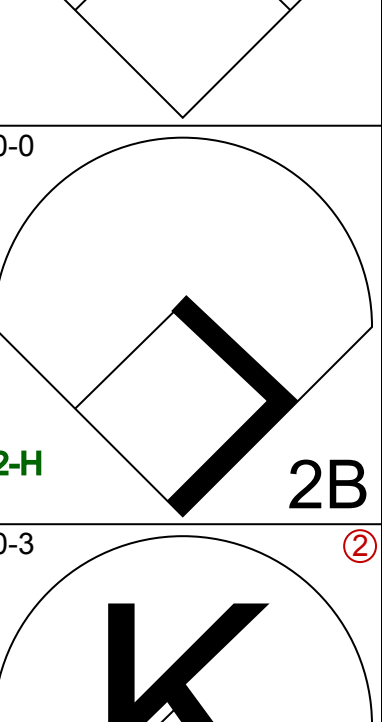
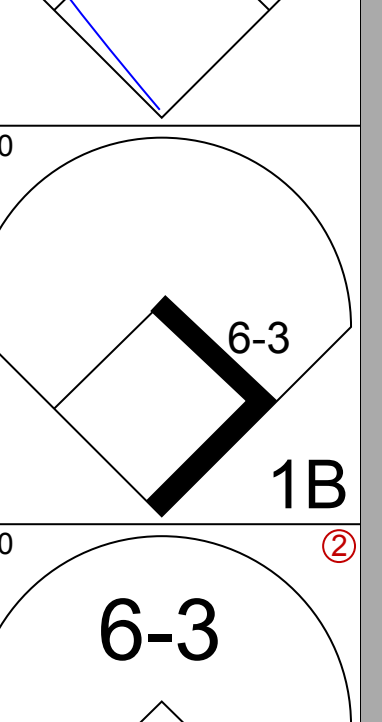
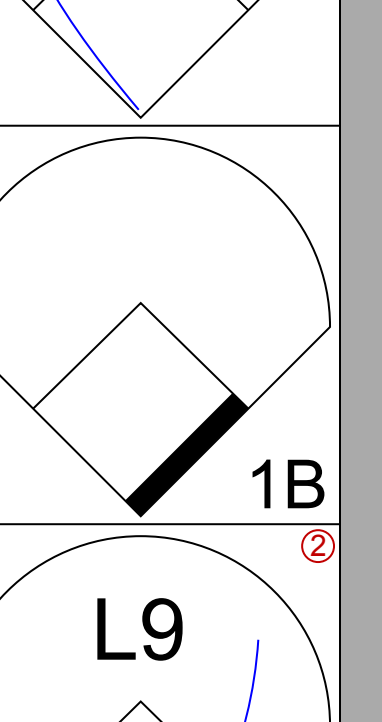
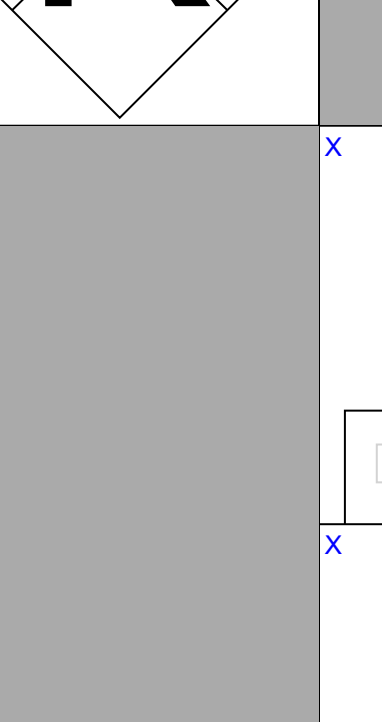
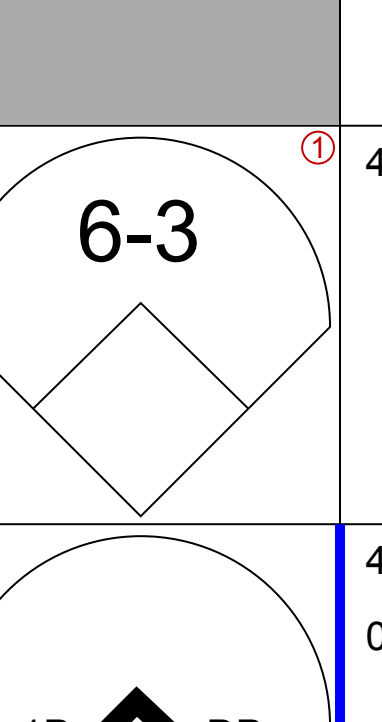
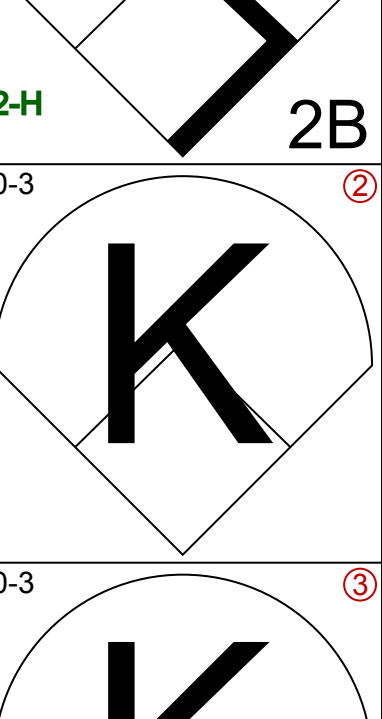
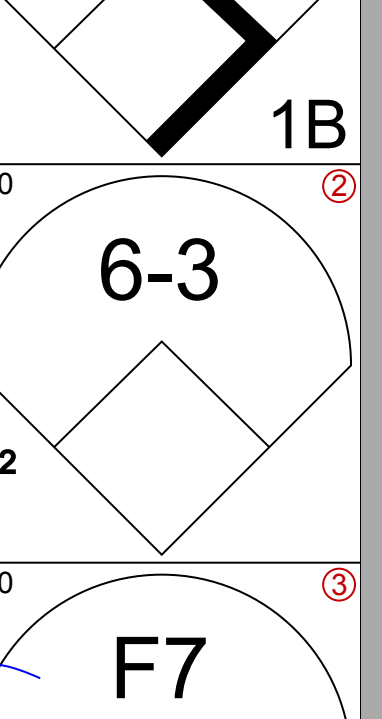
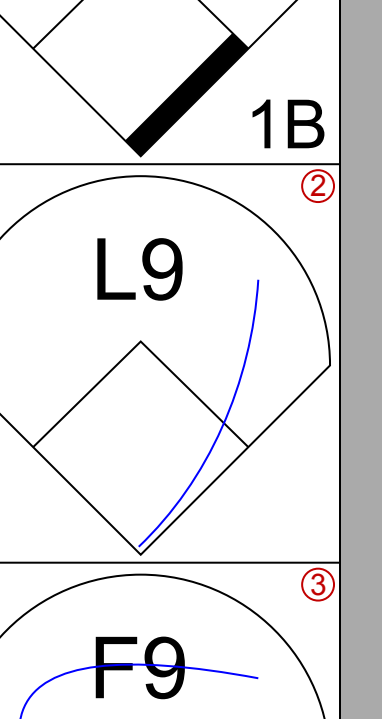
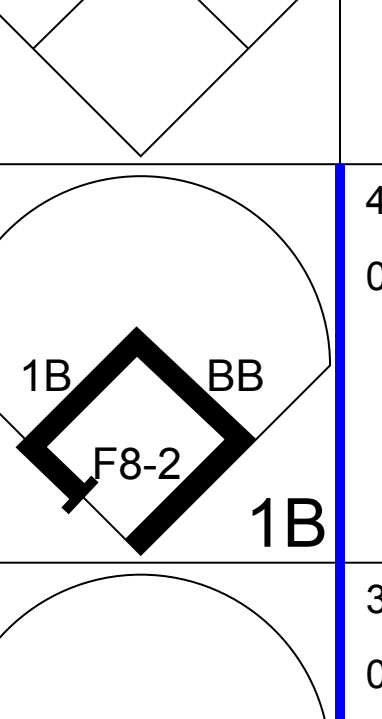
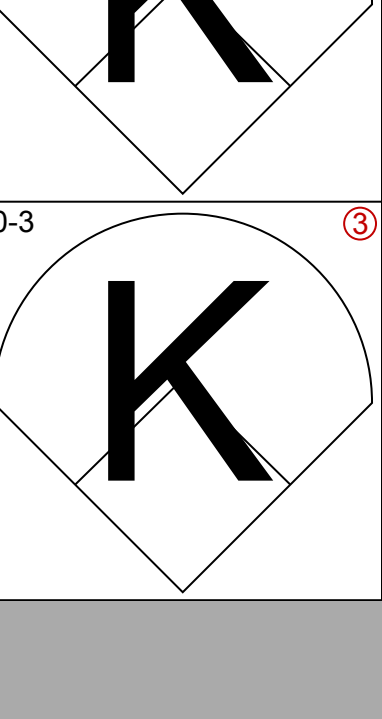
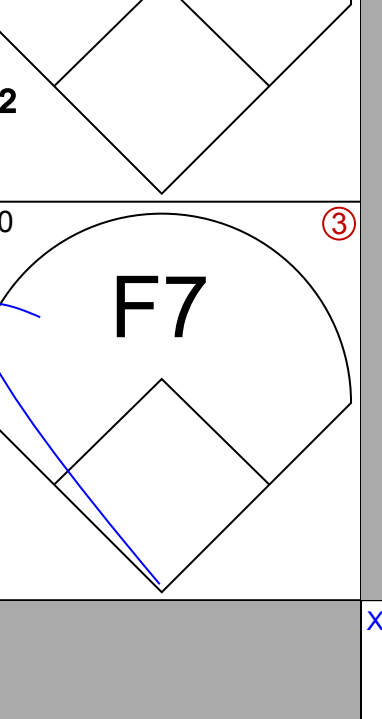
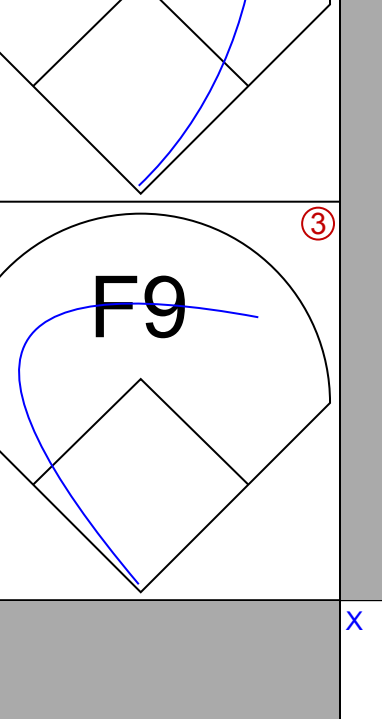
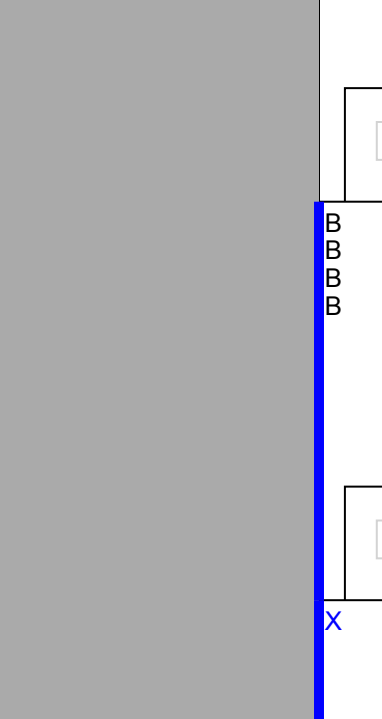
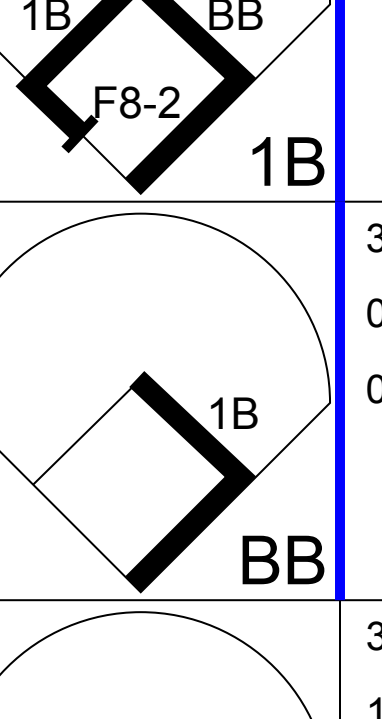

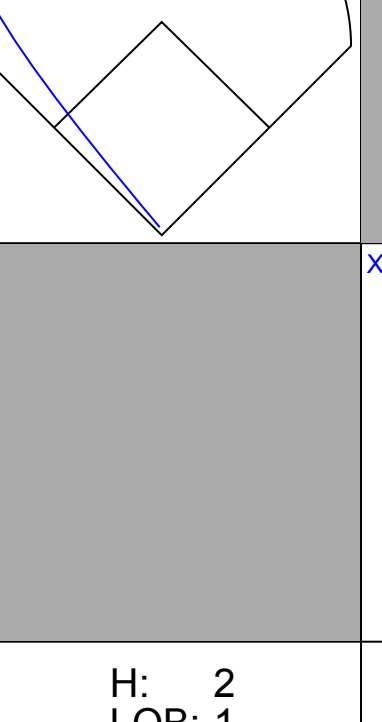
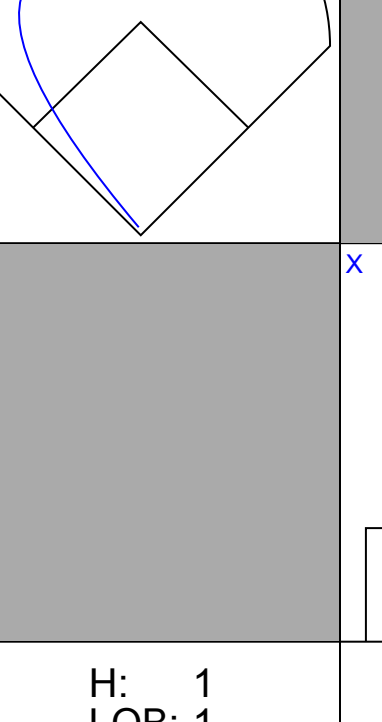
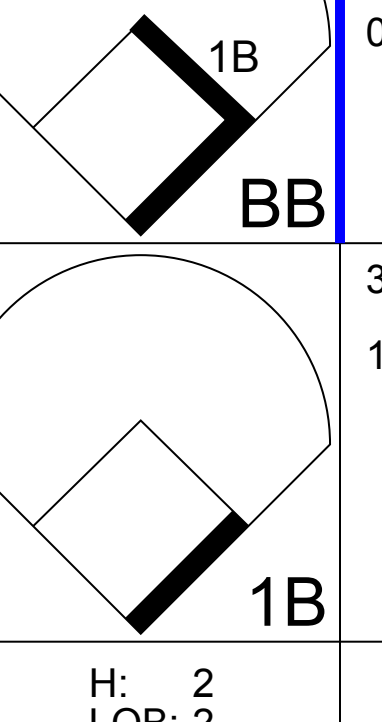
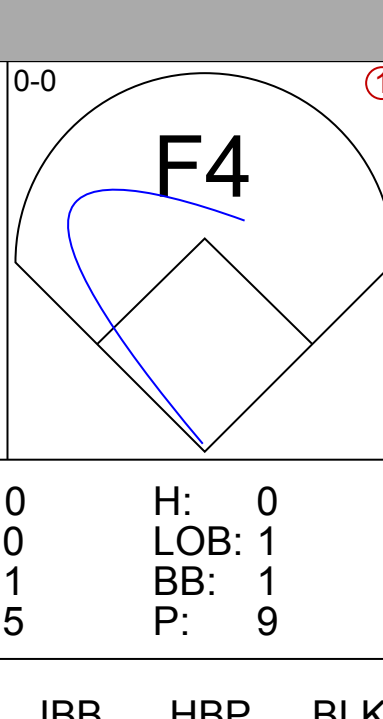
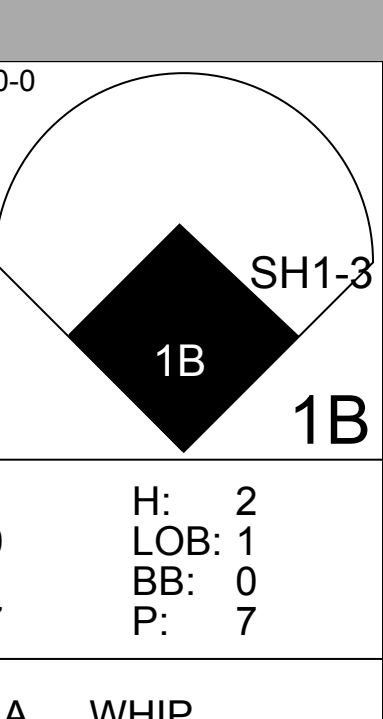
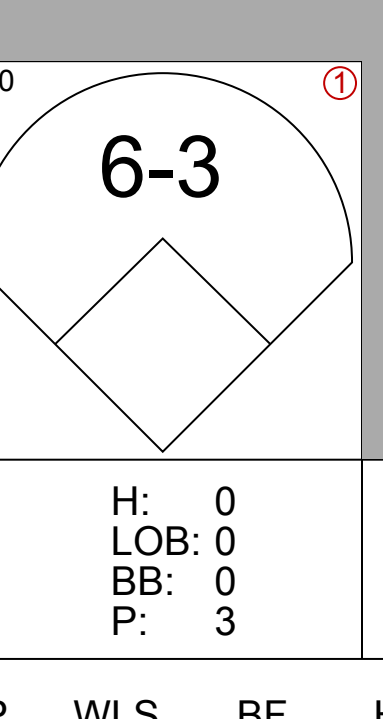
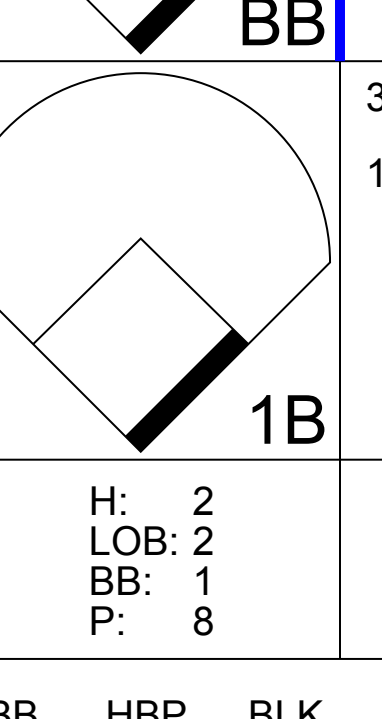
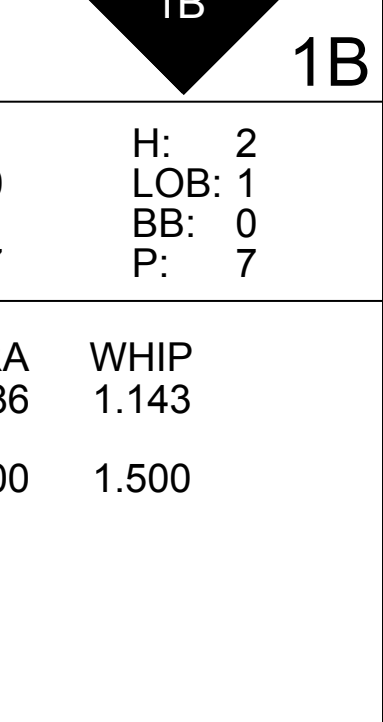
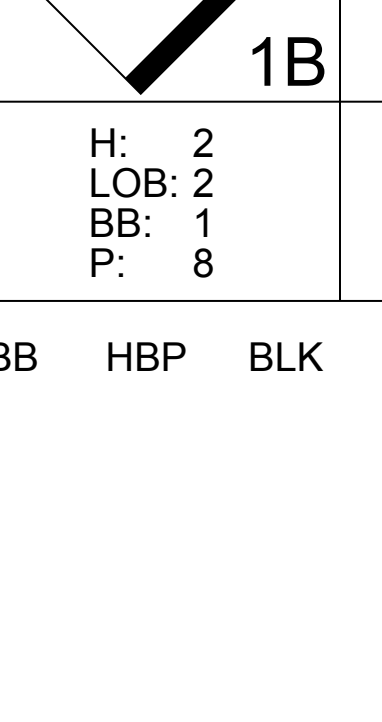


Sun Sep 06 1987, 4:33 AM EDT
Att: 36,586 - Unknown

Batter	1	2	3	4	5	6	7	8	9	AB	R	H	RBI	BB	SO	LOB	TOP										
Gary Redus, R OBP: 0.327, SLG: 0.375 (1, 7)	0-0 6-3		0-0 F9		0-0 6-3			0-0 F7		4	0	0	0	0	0	3	Chicago White Sox @ Minnesota Twins Hubert H. Humphrey Metrodome, Minneapolis, MN Mon Sep 07 1987, 4:33 AM EDT Att: 22,623 - Unknown										
Donnie Hill, S OBP: 0.294, SLG: 0.371 (1, 4)	0-3 K			0-0 1B		0-0 G3		0-0 3-1		4	0	1	0	0	1	0											
Harold Baines, L OBP: 0.350, SLG: 0.471 (1, 10)	0-0 F8			0-0 1B		0-0 HR		4-0 BB		3	1	2	1	1	0	0											
Ivan Calderon, R OBP: 0.355, SLG: 0.510 (1, 9)		0-3 K		0-3 K		0-0 F9		0-0 F9		4	0	0	0	0	2	3											
Greg Walker, L OBP: 0.336, SLG: 0.459 (1, 3)	0-3 K			0-0 G4-6-3		0-0 1-3			0-0 G6-4-3	4	0	1	0	0	1	2											
Carlton Fisk, R OBP: 0.319, SLG: 0.451 (1, 2)	0-0 F8				0-0 G1-4-3		1-0 HBP		0-0 G6-4-3	3	0	0	0	0	0	1											
Steve Lyons, L OBP: 0.316, SLG: 0.336 (1, 5)			0-0 F7		0-0 FC6-4		0-0 L3		0-0 F6	4	0	1	0	0	0	1											
Kenny Williams, R OBP: 0.318, SLG: 0.427 (1, 8)			0-3 K		0-0 FC6-4		0-0 F7			3	0	1	0	0	1	1											
Fred Manrique, R OBP: 0.310, SLG: 0.381 (1, 6)			0-0 1B		0-0 FC6-4		0-0 F3			3	0	1	0	0	0	3											
Inning Stats	R: 0 E: 0 K: 1 S: 5	H: 0 LOB: 0 BB: 0 P: 5	R: 0 E: 0 K: 2 S: 7	H: 0 LOB: 0 BB: 0 P: 7	R: 0 E: 0 K: 1 S: 6	H: 1 LOB: 1 BB: 0 P: 6	R: 0 E: 0 K: 1 S: 6	H: 2 LOB: 1 BB: 0 P: 6	R: 0 E: 0 K: 0 S: 5	H: 2 LOB: 2 BB: 0 P: 5	R: 1 E: 0 K: 0 S: 4	H: 1 LOB: 0 BB: 0 P: 4	R: 0 E: 0 K: 0 S: 3	H: 0 LOB: 1 BB: 0 P: 4	R: 0 E: 0 K: 0 S: 3	H: 1 LOB: 0 BB: 0 P: 3	1B: 6 2B: 0 3B: 0 HR: 1	SF: 0 SAC: 0 DP: 2 HBP: 1	WP: 0 PB: 0 SB: 0 CS: 0	PA: 34							
PITCHER	IP	WLS	BF	H	R	ER	SO	BB	IBB	HBP	BLK	WP	HR	S	P	ERA	WHIP										
Jeff Blittiger, R ERA: 1.29	(1, 1)	7.0	W	27	6	1	1	5	0	0	1	0	0	36	37	1.29	0.857										
Juan Berenguer, R ERA: 3.69	(8, 1)	2.0		7	1	0	0	0	1	0	0	0	0	6	10	0.00	1.000										

Batter	1	2	3	4	5	6	7	8	9	AB	R	H	RBI	BB	SO	LOB	BOTTOM										
Greg Gagne, R OBP: 0.295, SLG: 0.408 (1, 6)	0-0 L6		0-0 F8	0-0 F6		4-0 1B	0-0 5-3			4	0	0	0	1	0	2	Chicago White Sox @ Minnesota Twins Hubert H. Humphrey Metrodome, Minneapolis, MN Mon Sep 07 1987, 4:33 AM EDT Att: 22,623 - Unknown										
Mark Davidson, R OBP: 0.331, SLG: 0.338 (3, PH)	0-0		0-0 E4	0-0 G3		0-0 FC5-4		0-0 F8		1	1	1	0	0	0	0											
Randy Bush, L OBP: 0.330, SLG: 0.393 (4, 9)	1-3 1B		0-0 FC6			1-3 1B				3	0	1	0	0	0	1											
Billy Beane, R OBP: 0.333, SLG: 0.333 (8, PH)	1B									1	0	0	0	0	0	0											
Kirby Puckett, R OBP: 0.365, SLG: 0.527 (9, 9)	1-3 1-2		0-0 FC6	0-0 1B	4-0 HR	0-0 FC5-4		0-3 K		4	2	0	0	1	1	4											
Gary Gaetti, R OBP: 0.306, SLG: 0.493 (1, 5)	0-0 E		0-0 1B	0-0 1B	0-0 L7	0-0 2B	0-0 1-3			5	2	3	2	0	0	1											
Tom Brunansky, R OBP: 0.356, SLG: 0.500 (4, 7)	4-0 FC5-4		4-0 1B	0-0 1B	0-0 HR	0-0 E7	0-0 F8			2	2	2	2	2	0	0											
Don Baylor, R OBP: 0.351, SLG: 0.397 (1, 10)	0-0 FC5-4		0-0 1-2	0-0 1B	0-0 4-3	0-0 K				4	0	1	1	0	1	3											
Kent Hrbek, L OBP: 0.383, SLG: 0.540 (1, 3)		0-0 6-3	0-0 G3		0-0 L6	4-0 3B				3	1	0	0	1	0	2											
Steve Lombardozzi, R OBP: 0.299, SLG: 0.343 (7, PH)	0-0 L5				0-0 1B			0-0 F7	0-0 F8	3	0	1	0	0	0	0											
Gene Larkin, S OBP: 0.349, SLG: 0.402 (8, 4)								2-3		1	0	0	0	0	0	2											
Chris Pittaro, S (8, 4)										0	0	0	0	0	0	0											
Tom Nieto, R OBP: 0.301, SLG: 0.384 (1, 2)	0-0 6-3			0-3 K		0-0 F3		0-0 3B		4	0	1	2	0	1	1											
Inning Stats	R: 1 E: 0 K: 0 S: 5	H: 2 LOB: 2 BB: 1 P: 9	R: 0 E: 0 K: 0 S: 3	H: 0 LOB: 0 BB: 0 P: 3	R: 2 E: 1 K: 0 S: 6	H: 2 LOB: 2 BB: 1 P: 10	R: 0 E: 0 K: 1 S: 6	H: 1 LOB: 0 BB: 0 P: 6	R: 2 E: 0 K: 0 S: 4	H: 1 LOB: 1 BB: 1 P: 8	R: 3 E: 1 K: 1 S: 8	H: 3 LOB: 1 BB: 1 P: 12	R: 0 E: 0 K: 1 S: 5	H: 0 LOB: 0 BB: 0 P: 5	1B: 7 2B: 1 3B: 1 HR: 1	SF: 0 SAC: 0 DP: 0 HBP: 0	WP: 0 PB: 0 SB: 4 CS: 0	PA: 40									
PITCHER	IP	WLS	BF	H	R	ER	SO	BB	IBB	HBP	BLK	WP	HR	S	P	ERA	WHIP										
Dave LaPoint, L ERA: 4.91	(1, 1)	0.2	L	3	1	1	1	0	0	0	0	0	0	3	3	13.50	1.500										
Scott Nielsen, R ERA: 5.97	(1, 1)	5.0		25	5	4	2	1	4	0	0	0	0	1	23	3.60	1.800										
Bob James, R ERA: 3.86	(6, 1)	1.1		9	4	3	3	1	0	1	0	0	0	10	14	20.25	3.000										
Ray Searge, L ERA: 3.96	(8, 1)	1.0		3	0	0	0	1	0	0	0	0	0	5	5	0.00	0.000										



Batter	1	2	3	4	5	6	7	8	9	AB	R	H	RBI	BB	SO	LOB	TOP					
Ozzie Guillen, L (1, 6) OBP: 0.311, SLG: 0.355										5	0	0	0	0	1	1	Chicago White Sox @ Minnesota Twins Hubert H. Humphrey Metrodome, Minneapolis, MN Tue Sep 08 1987, 8:05 PM EDT Att: 12,360 - Unknown					
Gary Redus, R (1, 7) OBP: 0.331, SLG: 0.388										4	2	3	2	0	1	0						
Harold Baines, L (1, 10) OBP: 0.346, SLG: 0.466										4	0	0	0	0	1	2						
Ivan Calderon, R (1, 9) OBP: 0.357, SLG: 0.514										4	1	2	0	0	0	0						
Greg Walker, L (1, 3) OBP: 0.338, SLG: 0.458										3	0	1	1	1	0	0						
Ron Hassey, L (1, 2) OBP: 0.300, SLG: 0.321										1	0	0	1	2	0	0						
Steve Lyons, L (1, 5) OBP: 0.314, SLG: 0.333										4	0	1	0	0	1	3						
Kenny Williams, R (1, 8) OBP: 0.317, SLG: 0.428										4	1	1	0	0	0	2						
Fred Manrique, R (1, 4) OBP: 0.305, SLG: 0.375										4	0	0	0	0	0	1						
Inning Stats	R: 0 E: 0 K: 2 S: 7	H: 0 LOB: 0 BB: 0 P: 7	R: 0 E: 0 K: 0 S: 4	H: 1 LOB: 2 BB: 1 P: 8	R: 0 E: 0 K: 0 S: 4	H: 1 LOB: 1 BB: 0 P: 4	R: 1 E: 0 K: 0 S: 4	H: 2 LOB: 0 BB: 0 P: 4	R: 0 E: 0 K: 0 S: 3	H: 0 LOB: 0 BB: 0 P: 3	R: 1 E: 0 K: 0 S: 5	H: 2 LOB: 2 BB: 1 P: 9	R: 2 E: 0 K: 1 S: 7	H: 2 LOB: 0 BB: 0 P: 7	R: 0 E: 0 K: 1 S: 5	H: 0 LOB: 1 BB: 1 P: 9	R: 0 E: 0 K: 0 S: 3	H: 0 LOB: 0 BB: 0 P: 3	1B: 4 2B: 2 3B: 1 HR: 1	SF: 1 SAC: 0 DP: 0 HBP: 0	WP: 0 PB: 0 SB: 1 CS: 0	PA: 37
PITCHER Bert Blyleven, R (1, 1) ERA: 4.26	IP: 9.0 WLS: L BF: 37 H: 8 R: 4 ER: 4 SO: 4 BB: 3 IBB: 0 HBP: 0 BLK: 0 WP: 0 HR: 1 S: 42 P: 54 ERA: 4.00 WHIP: 1.222															PITCHER						

Batter	1	2	3	4	5	6	7	8	9	AB	R	H	RBI	BB	SO	LOB	BOTTOM					
Steve Lombardozzi, R (1, 4) OBP: 0.299, SLG: 0.341										2	0	0	0	1	1	0	Chicago White Sox @ Minnesota Twins Hubert H. Humphrey Metrodome, Minneapolis, MN Tue Sep 08 1987, 8:05 PM EDT Att: 12,360 - Unknown					
Roy Smalley, S (9, PH) OBP: 0.354, SLG: 0.425										1	0	0	0	0	3							
Mark Davidson, R (1, 7) OBP: 0.325, SLG: 0.336										4	0	1	1	0	1	1						
Kirby Puckett, R (1, 8) OBP: 0.363, SLG: 0.523										4	0	0	0	0	0	2						
Gary Gaetti, R (1, 5) OBP: 0.308, SLG: 0.501										4	2	2	1	0	1	1						
Tom Brunansky, R (1, 9) OBP: 0.354, SLG: 0.496										4	0	0	0	0	1	1						
Don Baylor, R (1, 10) OBP: 0.355, SLG: 0.403										4	0	3	1	0	0	0						
Gene Larkin, S (1, 3) OBP: 0.347, SLG: 0.399										4	0	1	0	0	1	3						
Al Newman, S (9, PR) OBP: 0.308, SLG: 0.315										0	0	0	0	0	0	0						
Greg Gagne, R (1, 6) OBP: 0.292, SLG: 0.405										3	0	0	0	0	1	3						
Kent Hrbek, L (9, PH) OBP: 0.384, SLG: 0.540										0	0	0	0	1	0	0						
Billy Beane, R (9, PR) OBP: 0.333, SLG: 0.333										0	0	0	0	0	0	0						
Tim Laudner, R (1, 2) OBP: 0.253, SLG: 0.397										3	1	1	0	0	0	0						
Randy Bush, L (9, PH) OBP: 0.332, SLG: 0.396										1	0	1	0	0	0	0						
Inning Stats	R: 0 E: 0 K: 1 S: 5	H: 0 LOB: 0 BB: 0 P: 5	R: 1 E: 0 K: 2 S: 9	H: 2 LOB: 1 BB: 0 P: 9	R: 0 E: 0 K: 1 S: 5	H: 0 LOB: 1 BB: 1 P: 9	R: 1 E: 0 K: 0 S: 5	H: 2 LOB: 1 BB: 0 P: 5	R: 1 E: 0 K: 1 S: 7	H: 2 LOB: 1 BB: 0 P: 7	R: 0 E: 0 K: 0 S: 4	H: 1 LOB: 0 BB: 0 P: 4	R: 0 E: 0 K: 0 S: 3	H: 0 LOB: 0 BB: 0 P: 3	R: 0 E: 0 K: 1 S: 5	H: 0 LOB: 0 BB: 0 P: 5	R: 0 E: 0 K: 0 S: 4	H: 2 LOB: 2 BB: 1 P: 8	1B: 6 2B: 3 3B: 0 HR: 1	SF: 0 SAC: 1 DP: 1 HBP: 0	WP: 0 PB: 0 SB: 0 CS: 0	PA: 37
PITCHER Floyd Bannister, L (1, 1) ERA: 4.18	IP: 7.0 WLS: W BF: 29 H: 7 R: 3 ER: 3 SO: 5 BB: 1 IBB: 0 HBP: 0 BLK: 0 WP: 0 HR: 1 S: 38 P: 42 ERA: 3.86 WHIP: 1.143															PITCHER						
Bobby Thigpen, R (8, 1) ERA: 2.67	IP: 2.0 WLS: S BF: 8 H: 2 R: 0 ER: 0 SO: 1 BB: 1 IBB: 0 HBP: 0 BLK: 0 WP: 0 HR: 0 S: 9 P: 13 ERA: 0.00 WHIP: 1.500															PITCHER						

Batter	1	2	3	4	5	6	7	8	9	AB	R	H	RBI	BB	SO	LOB	TOP			
Gary Redus, R OBP: 0.330, SLG: 0.394 (1, 7)										4	1	1	1	0	1	1	Chicago White Sox @ Minnesota Twins Hubert H. Humphrey Metrodome, Minneapolis, MN Wed Sep 09 1987, 8:05 PM EDT Att: 15,394 - Unknown livebaseballscorecards.com			
Fred Manrique, R OBP: 0.305, SLG: 0.373 (1, 4)										4	0	1	0	0	1	0				
Harold Baines, L OBP: 0.348, SLG: 0.466 (1, 10)										4	0	2	0	0	1	0				
Ivan Calderon, R OBP: 0.358, SLG: 0.516 (1, 9)										4	0	2	0	0	1	2				
Carlton Fisk, R OBP: 0.316, SLG: 0.446 (1, 2)										4	0	0	0	0	1	3				
Greg Walker, L OBP: 0.337, SLG: 0.455 (1, 3)										3	0	0	0	1	1	0				
Donnie Hill, S OBP: 0.294, SLG: 0.367 (1, 5)										3	0	0	0	1	0	3				
Kenny Williams, R OBP: 0.316, SLG: 0.424 (1, 8)										3	0	0	0	0	2	1				
Ozzie Guillen, L OBP: 0.309, SLG: 0.353 (1, 6)										3	0	0	0	0	1	1				
Inning Stats	R: 1 E: 0 K: 2 S: 9	H: 2 LOB: 1 BB: 0 P: 9	R: 0 E: 0 K: 1 S: 5	H: 0 LOB: 0 BB: 0 P: 5	R: 0 E: 0 K: 2 S: 9	H: 2 LOB: 2 BB: 0 P: 9	R: 0 E: 0 K: 0 S: 3	H: 0 LOB: 0 BB: 0 P: 3	R: 0 E: 0 K: 1 S: 5	H: 0 LOB: 0 BB: 0 P: 5	R: 0 E: 0 K: 0 S: 2	H: 0 LOB: 0 BB: 0 P: 3	R: 0 E: 0 K: 2 S: 7	H: 0 LOB: 0 BB: 0 P: 7	R: 0 E: 0 K: 1 S: 5	H: 0 LOB: 1 BB: 1 P: 9	1B: 4 2B: 1 3B: 0 HR: 1	SF: 0 SAC: 0 DP: 0 HBP: 1	WP: 0 PB: 0 SB: 0 CS: 0	PA: 36
PITCHER Frank Viola, L ERA: 2.95 (1, 1)	IP: 9.0 WLS: W BF: 35 H: 6 R: 1 ER: 1 SO: 9 BB: 2 IBB: 0 HBP: 1 BLK: 0 WP: 0 HR: 1 S: 50 P: 59 ERA: 1.00 WHIP: 0.889															PITCHER				

Batter	1	2	3	4	5	6	7	8	9	AB	R	H	RBI	BB	SO	LOB	BOTTOM			
Chris Pittaro, S (1, 4)										2	0	0	0	1	0	0	Chicago White Sox @ Minnesota Twins Hubert H. Humphrey Metrodome, Minneapolis, MN Wed Sep 09 1987, 8:05 PM EDT Att: 15,394 - Unknown livebaseballscorecards.com			
Randy Bush, L OBP: 0.331, SLG: 0.394 Dan Gladden, R OBP: 0.312, SLG: 0.342 (1, 9) (4, 7)										1	0	0	0	0	0	1				
Kirby Puckett, R OBP: 0.363, SLG: 0.528 (1, 8)										3	1	1	1	0	0	0				
Kent Hrbek, L OBP: 0.382, SLG: 0.536 (1, 3)										3	0	0	0	0	0	0				
Gary Gaetti, R OBP: 0.306, SLG: 0.498 (1, 5)										3	0	0	0	0	1	0				
Tom Brunansky, R OBP: 0.352, SLG: 0.493 (1, 7) (4, 9)										3	0	0	0	0	1	0				
Gene Larkin, S OBP: 0.347, SLG: 0.395 (1, 10)										2	0	0	0	1	0	0				
Greg Gagne, R OBP: 0.290, SLG: 0.402 (1, 6)										3	0	0	0	0	1	2				
Tim Laudner, R OBP: 0.254, SLG: 0.408 (1, 2)										3	1	1	1	0	0	0				
Inning Stats	R: 0 E: 0 K: 0 S: 2	H: 0 LOB: 0 BB: 1 P: 6	R: 0 E: 0 K: 0 S: 3	H: 0 LOB: 0 BB: 0 P: 3	R: 0 E: 1 K: 0 S: 3	H: 0 LOB: 0 BB: 0 P: 3	R: 1 E: 0 K: 0 S: 4	H: 1 LOB: 0 BB: 0 P: 4	R: 0 E: 0 K: 2 S: 7	H: 0 LOB: 1 BB: 1 P: 11	R: 0 E: 0 K: 0 S: 3	H: 0 LOB: 0 BB: 0 P: 3	R: 0 E: 0 K: 1 S: 5	H: 0 LOB: 0 BB: 0 P: 5	R: 1 E: 0 K: 0 S: 1	H: 1 LOB: 0 BB: 0 P: 1	1B: 0 2B: 0 3B: 0 HR: 2	SF: 0 SAC: 0 DP: 2 HBP: 0	WP: 0 PB: 0 SB: 0 CS: 0	PA: 27
PITCHER Richard Dotson, R ERA: 4.19 Dave LaPoint, L ERA: 4.66 Jim Winn, R ERA: 5.1 (1, 1) (2, 1) (7, 1)	IP: 1.0 WLS: 3 BF: 17 H: 1 R: 1 ER: 1 SO: 2 BB: 1 IBB: 0 HBP: 0 BLK: 0 WP: 0 HR: 0 S: 20 P: 24 ERA: 1.80 WHIP: 0.400															PITCHER				

Batter	1	2	3	4	5	6	7	8	9	10	11	AB	R	H	RBI	BB	SO	LOB	TOP					
Al Newman, S OBP: 0.304, SLG: 0.311 Don Baylor, R OBP: 0.357, SLG: 0.405 Greg Gagne, R OBP: 0.289, SLG: 0.399	F8	F8			F6	F7		2B	F7		1-3	4	0	0	0	0	0	1						
Randy Bush, L OBP: 0.340, SLG: 0.404 Dan Gladden, R OBP: 0.313, SLG: 0.351	1B SF4 2B		G3		1B BB		F9	2B	G3	G3	HR	4	2	2	2	1	0	0						
Kirby Puckett, R OBP: 0.382, SLG: 0.525	HBP 1B		1-3		1B 1B		F7	G3		K	4-3	7	0	2	1	0	1	2						
Kent Hrbek, L OBP: 0.385, SLG: 0.548	SF4		F2		1B		HR		2B	1B		5	2	4	3	0	0	0						
Gary Gaetti, R OBP: 0.310, SLG: 0.499	HBP 1B		L5		1B		1B		K	1B		5	0	3	0	1	1	1						
Tom Brunansky, R OBP: 0.332, SLG: 0.492	1-2 HBP		F7		F4		K		1B	F8		5	1	1	1	0	1	6						
Gene Larkin, S OBP: 0.348, SLG: 0.392 Mark Davidson, R OBP: 0.327, SLG: 0.333	F5		F7		F7		F7		E9 1B 9-2	1B PB BB	F3	4	0	1	0	1	0	3						
Steve Lombardozzi, R OBP: 0.324, SLG: 0.353 Tim Laudner, R OBP: 0.259, SLG: 0.412		K			1B SH5-3		HR		1B 2B	1B	1-3 HR	4	3	3	1	0	1	0						
Tom Nieto, R OBP: 0.375 Roy Smalley, S OBP: 0.353, SLG: 0.424 Sal Butera, R OBP: 0.225, SLG: 0.270 Billy Beane, R OBP: 0.250, SLG: 0.250 Chris Pittaro, S OBP: 0.250, SLG: 0.250	F9				SH5-3		4-3		9-2	F6	E4 1-3 HR	2	0	0	0	0	0	0						
Inning Stats	R: 1 E: 0 K: 0 S: 6	H: 3 LOB: 3 BB: 0 P: 7	R: 0 E: 0 K: 1 S: 5	H: 0 LOB: 0 BB: 0 P: 5	R: 0 E: 0 K: 0 S: 3	H: 0 LOB: 0 BB: 0 P: 3	R: 0 E: 0 K: 0 S: 3	H: 0 LOB: 0 BB: 0 P: 3	R: 2 E: 0 K: 0 S: 7	H: 4 LOB: 3 BB: 1 P: 11	R: 1 E: 0 K: 1 S: 4	H: 1 LOB: 1 BB: 0 P: 4	R: 1 E: 1 K: 0 S: 6	H: 4 LOB: 2 BB: 0 P: 6	R: 3 E: 0 K: 1 S: 8	H: 3 LOB: 1 BB: 1 P: 12	R: 0 E: 0 K: 1 S: 6	H: 1 LOB: 2 BB: 1 P: 10	R: 3 E: 1 K: 0 S: 6	H: 2 LOB: 0 BB: 0 P: 6	1B: 13 2B: 5 3B: 0 HR: 3	SF: 1 SAC: 1 DP: 1 HBP: 1	WP: 0 PB: 1 SB: 0 CS: 0	PA: 57
PITCHER	IP WLS BF H R ER SO BB IBB HBP BLK WP HR S P ERA WHIP	John Farrell, R ERA: 2.43	Doug Jones, R ERA: 3.49	Sammy Stewart, R ERA: 3.37	Ed Vande Berg, L ERA: 5.34	Don Gordon, R ERA: 4.38	PITCHER	IP WLS BF H R ER SO BB IBB HBP BLK WP HR S P ERA WHIP	Juan Berenguer, R ERA: 3.65	Mike Smithson, R ERA: 5.9	Jeff Bittiger, R ERA: 4.91	Dan Schatzeder, L ERA: 4.75	Keith Atherton, R ERA: 4.26	Jeff Reardon, R ERA: 4.32										

Minnesota Twins @ Cleveland Indians
Cleveland Municipal Stadium, Cleveland, OH
Fri Sep 11 1987, 7:05 PM EDT
Att: 7,964 - Unknown

AB 51
R 13
H 20
RBI 13
BB 3
SO 4
LOB 20



Batter	1	2	3	4	5	6	7	8	9	10	11	AB	R	H	RBI	BB	SO	LOB	BOTTOM					
Brett Butler, L OBP: 0.395, SLG: 0.409	K	FC4		SF8	K			CS 1B		K		5	0	1	1	0	3	2						
Tommy Hinzo, S OBP: 0.298, SLG: 0.384	FC1-4 1B		3-1	HR		F6		HR 3B		1-3		6	2	3	1	0	0	0						
Julio Franco, R OBP: 0.388, SLG: 0.430	FC1-4		4-3	S 1B		F8		HR			K	6	2	2	2	0	1	1						
Brook Jacoby, R OBP: 0.380, SLG: 0.521 Eddie Williams, R OBP: 0.310, SLG: 0.303	5-3		1B	HR 1B		L3		1B			P1	5	1	3	1	0	0	1						
Mel Hall, L OBP: 0.299, SLG: 0.419		HR	FC6-4 1B	HR 1B				1B		F9	P3	6	2	4	3	0	0	1						
Pat Tabler, R OBP: 0.382, SLG: 0.458		6-3	FC6-4	6-3				F9		L8		5	0	0	0	0	3							
Cory Snyder, R OBP: 0.272, SLG: 0.470		K		1B 4-3		F8		4-3		4-3		5	2	2	0	0	1	1						
Dave Clark, L OBP: 0.167, SLG: 0.167				4-3 1B		1-6-3		K		K		5	1	2	0	0	2	2						
Andy Allanson, R OBP: 0.297, SLG: 0.339 Joe Carter, R OBP: 0.297, SLG: 0.489 Chris Bando, S OBP: 0.250, SLG: 0.328				4-3		SF9		F7		F2		2	0	0	2	1	0	1						
Inning Stats	R: 0 E: 0 K: 1 S: 6	H: 1 LOB: 1 BB: 0 P: 6	R: 1 E: 0 K: 1 S: 7	H: 2 LOB: 2 BB: 1 P: 11	R: 0 E: 0 K: 0 S: 5	H: 2 LOB: 2 BB: 0 P: 5	R: 6 E: 0 K: 0 S: 9	H: 6 LOB: 0 BB: 0 P: 9	R: 1 E: 0 K: 1 S: 6	H: 1 LOB: 1 BB: 0 P: 6	R: 0 E: 0 K: 0 S: 3	H: 0 LOB: 0 BB: 0 P: 3	R: 0 E: 0 K: 1 S: 6	H: 1 LOB: 1 BB: 0 P: 6	R: 2 E: 0 K: 0 S: 6	H: 4 LOB: 1 BB: 0 P: 6	R: 0 E: 0 K: 1 S: 5	H: 0 LOB: 0 BB: 0 P: 5	R: 0 E: 0 K: 1 S: 5	H: 0 LOB: 0 BB: 0 P: 5	1B: 11 2B: 1 3B: 1 HR: 4	SF: 2 SAC: 0 DP: 0 HBP: 0	WP: 0 PB: 0 SB: 2 CS: 1	PA: 50
PITCHER	IP WLS BF H R ER SO BB IBB HBP BLK WP HR S P ERA WHIP	Mike Smithson, R ERA: 5.9	Jeff Bittiger, R ERA: 4.91	Dan Schatzeder, L ERA: 4.75	Keith Atherton, R ERA: 4.26	Jeff Reardon, R ERA: 4.32	PITCHER	IP WLS BF H R ER SO BB IBB HBP BLK WP HR S P ERA WHIP	Juan Berenguer, R ERA: 3.65	Mike Smithson, R ERA: 5.9	Jeff Bittiger, R ERA: 4.91	Dan Schatzeder, L ERA: 4.75	Keith Atherton, R ERA: 4.26	Jeff Reardon, R ERA: 4.32										

Minnesota Twins @ Cleveland Indians
Cleveland Municipal Stadium, Cleveland, OH
Fri Sep 11 1987, 7:05 PM EDT
Att: 7,964 - Unknown

AB 47
R 10
H 17
RBI 10
BB 1
SO 7
LOB 12



Batter	1	2	3	4	5	6	7	8	9	AB	R	H	RBI	BB	SO	LOB	TOP		
Randy Bush, L OBP: 0.342, SLG: 0.407	0-3 K		1-0 HBP			0-0 1B		0-0 1B	0-0 9-2	3	0	2	1	0	1	0	Minnesota Twins @ Cleveland Indians Cleveland Municipal Stadium, Cleveland, OH Sat Sep 12 1987, 3:33 AM EDT Att: 9,156 - Unknown livebaseballscorecards.com		
Mark Davidson, R OBP: 0.327, SLG: 0.333										0	0	0	0	0	0	0			
Don Baylor, R OBP: 0.356, SLG: 0.404										1	0	0	0	0	0	3			
Billy Beane, R OBP: 0.250, SLG: 0.250										0	0	0	0	0	0	0			
Greg Gagne, R OBP: 0.291, SLG: 0.399	1-0 2B HBP		0-0 F4			0-0 L7		0-0 1B 1B		3	2	1	0	0	0	2			
Kirby Puckett, R OBP: 0.363, SLG: 0.526	0-0 1B 2B		0-0 F8			0-0 L7		0-0 1B 1B		4	1	2	1	0	0	2			
Gene Larkin, S OBP: 0.351, SLG: 0.394	0-0 1B			0-0 F9		0-0 F8		0-0 1B		4	0	2	2	0	0	1			
Gary Gaetti, R OBP: 0.308, SLG: 0.495	0-0 G6-4-3			0-3 K				0-0 L6 G6-4-3		4	0	0	0	0	1	3			
Roy Smalley, S OBP: 0.355, SLG: 0.425		0-3 K		0-0 F7				0-0 1B	0-0 SH3-4 BB	4	0	2	0	0	1	0			
Al Newman, S OBP: 0.304, SLG: 0.311										0	0	0	0	0	0	0			
Tom Brunansky, R OBP: 0.351, SLG: 0.489		0-0 F7			0-0 F7		0-0 FC6-4 1B		4-0 SH3-4 BB	3	0	0	0	1	0	1			
Steve Lombardozzi, R OBP: 0.301, SLG: 0.350		0-0 1-3			0-0 5-3		0-0 5-3		0-0 SH3-4	3	0	0	0	0	0	1			
Sal Butera, R OBP: 0.221, SLG: 0.265			0-0 L5		0-0 F2			0-0 1B	4-0 IBB	2	0	0	0	0	0	0			
Dan Glendon, R OBP: 0.315, SLG: 0.353										1	1	1	0	0	0	0			
Tom Nieto, R OBP: 0.262, SLG: 0.375										0	0	0	0	0	0	0			
Kent Hrbek, R OBP: 0.305, SLG: 0.548										0	0	0	0	1	0	0			
Chris Pittaro, S OBP: 0.295, SLG: 0.412										0	0	0	0	0	0	0			
Tim Laudner, R OBP: 0.295, SLG: 0.412										0	0	0	0	0	0	0			
Inning Stats	R: 2 E: 0 K: 1 S: 6	H: 2 LOB: 0 BB: 0 P: 7	R: 0 E: 0 K: 1 S: 5	H: 0 LOB: 0 BB: 0 P: 5	R: 0 E: 0 K: 0 S: 3	H: 0 LOB: 0 BB: 0 P: 4	R: 0 E: 0 K: 1 S: 5	H: 0 LOB: 0 BB: 0 P: 5	R: 0 E: 0 K: 0 S: 3	H: 1 LOB: 1 BB: 0 P: 4	R: 0 E: 0 K: 0 S: 4	H: 1 LOB: 1 BB: 0 P: 4	R: 2 E: 1 K: 0 S: 6	H: 5 LOB: 1 BB: 0 P: 6	R: 0 E: 0 K: 0 S: 3	H: 1 LOB: 2 BB: 2 P: 11	1B: 9 2B: 2 3B: 0 HR: 0	SF: 0 SAC: 1 DP: 3 HBP: 2	WP: 0 PA: 37 PB: 0 SB: 0 CS: 0
PITCHER	IP	WLS	BF	H	R	ER	SO	BB	IBB	HBP	BLK	WP	HR	S	P	ERA	WHIP		
Darrel Akerfelds, R ERA: 6.5	(1, 1)	7.1	29	7	4	4	3	0	0	2	0	0	0	33	35	4.91	0.955		
Doug Jones, R ERA: 3.42	(8, 1)	1.2	W 8	3	0	0	0	1	1	0	0	0	0	6	14	0.00	2.400		

Batter	1	2	3	4	5	6	7	8	9	AB	R	H	RBI	BB	SO	LOB	BOTTOM				
Brett Butler, L OBP: 0.395, SLG: 0.408	0-0 1B		4-0 3-1 BB		0-0 6-3			0-0 F7		3	0	1	0	1	0	0	Minnesota Twins @ Cleveland Indians Cleveland Municipal Stadium, Cleveland, OH Sat Sep 12 1987, 3:33 AM EDT Att: 9,156 - Unknown livebaseballscorecards.com				
Julio Franco, R OBP: 0.387, SLG: 0.428	0-0 F9		0-0 3-1			0-0 FC6-4 1B		0-0 4-3		4	0	1	0	0	0	3					
Pat Tabler, R OBP: 0.380, SLG: 0.455	0-0 F8		0-0 6-3			0-3 K		0-0 F9		4	0	0	0	0	1	4					
Joe Carter, R OBP: 0.295, SLG: 0.485	0-0 L9			0-0 F8		0-0 FC6-4 CS		0-0 5-3		4	0	0	0	0	0	2					
Mel Hall, L OBP: 0.301, SLG: 0.427		0-0 4-3		0-0 4-3		0-0 CS		0-0 3B 1B		4	2	2	1	0	0	0					
Brook Jacoby, R OBP: 0.381, SLG: 0.532		0-0 F7		0-0 HR		0-0 6-3		0-0 3B		4	1	2	2	0	0	0					
Junior Noboa, R OBP: 0.207, SLG: 0.164								1-0 SF9 3B		0	1	0	0	0	0	0					
Cory Snyder, R OBP: 0.270, SLG: 0.467		0-3 K		0-0 F7			0-0 F8	0-0 SF9		3	0	0	1	0	1	0					
Chris Bando, S OBP: 0.266, SLG: 0.349			0-0 3-1 BB 1B		0-0 4-3					3	1	2	1	0	0	0					
Tommy Hinzo, S OBP: 0.294, SLG: 0.359			0-3 K		0-0 4-3		0-3 K			3	0	0	0	0	2	1					
Inning Stats	R: 0 E: 0 K: 0 S: 4	H: 1 LOB: 1 BB: 0 P: 4	R: 0 E: 0 K: 1 S: 5	H: 0 LOB: 0 BB: 0 P: 5	R: 0 E: 0 K: 0 S: 6	H: 1 LOB: 2 BB: 1 P: 10	R: 1 E: 0 K: 0 S: 4	H: 1 LOB: 0 BB: 0 P: 4	R: 0 E: 0 K: 0 S: 3	H: 0 LOB: 0 BB: 0 P: 3	R: 0 E: 0 K: 1 S: 5	H: 1 LOB: 0 BB: 0 P: 5	R: 2 E: 0 K: 1 S: 7	H: 2 LOB: 0 BB: 0 P: 7	R: 0 E: 0 K: 0 S: 3	H: 0 LOB: 1 BB: 0 P: 3	R: 2 E: 0 K: 0 S: 4	H: 2 LOB: 1 BB: 0 P: 4	1B: 4 2B: 0 3B: 1 HR: 3	SF: 1 SAC: 0 DP: 0 HBP: 0	WP: 0 PA: 35 PB: 0 SB: 1 CS: 1
PITCHER	IP	WLS	BF	H	R	ER	SO	BB	IBB	HBP	BLK	WP	HR	S	P	ERA	WHIP				
Les Straker, R ERA: 4.43	(1, 1)	7.0	27	6	3	3	4	1	0	0	0	0	0	7	7	3.86	1.000				
Juan Berenguer, R ERA: 3.77	(8, 1)	1.2	L 7	2	2	2	0	0	0	0	0	0	0	7	7	10.80	1.200				

Batter	1	2	3	4	5	6	7	8	9	10	AB	R	H	RBI	BB	SO	LOB	TOP			
Dan Gladden, R OBP: 0.314, SLG: 0.349 (1, 7)	K	K					K			1-3	4	0	0	0	1	3	1	Minnesota Twins @ Cleveland Indians Cleveland Municipal Stadium, Cleveland, OH Sun Sep 13 1987, 3:33 AM EDT Att: 7,474 - Unknown livebaseballscorecards.com			
Greg Gagne, R OBP: 0.295, SLG: 0.408 (1, 6)	1B WP		F7		SH1-4					1B 2B	4	2	3	0	0	0	0				
Kirby Puckett, R OBP: 0.363, SLG: 0.526 (1, 8)	1B WP		4-3		SF9					1B 2B	4	1	2	2	0	0	1				
Gene Larkin, S OBP: 0.352, SLG: 0.394 (1, 3)	K		4-3		F9					1B 2B	5	1	2	0	0	1	2				
Gary Gaetti, R OBP: 0.309, SLG: 0.495 (1, 5)	G1-4-3			5-3						1B	4	1	1	2	1	0	2				
Don Baylor, R OBP: 0.356, SLG: 0.402 (8, PH)				K						1B	2	0	0	0	0	2	1				
Kent Hrbek, L OBP: 0.387, SLG: 0.547 (10, PR)				K						1B	1	0	0	0	1	0	1				
Chris Pittaro, S (10, PR)										1B	0	0	0	0	0	0	0				
Randy Bush, L OBP: 0.343, SLG: 0.406 Mark Davidson, R OBP: 0.327, SLG: 0.333 (1, 9)										1B	3	1	1	1	1	1	1				
Tim Laudner, R OBP: 0.255, SLG: 0.406 Roy Smalley, S OBP: 0.354, SLG: 0.423 Tom Nieto, R OBP: 0.295, SLG: 0.375 (1, 2)										1B	0	0	0	0	0	0	0				
Steve Lombardozzi, R OBP: 0.303, SLG: 0.352 (1, 4)										1B	4	1	2	1	0	0	0				
Inning Stats	R: 1 E: 0 K: 2 S: 9	H: 2 LOB: 1 BB: 0 P: 9	R: 1 E: 0 K: 1 S: 6	H: 2 LOB: 1 BB: 0 P: 7	R: 0 E: 0 K: 0 S: 3	H: 0 LOB: 0 BB: 0 P: 3	R: 0 E: 0 K: 1 S: 5	H: 0 LOB: 1 BB: 1 P: 9	R: 0 E: 0 K: 1 S: 5	H: 1 LOB: 1 BB: 0 P: 6	R: 0 E: 0 K: 0 S: 3	H: 0 LOB: 0 BB: 0 P: 7	R: 4 E: 0 K: 0 S: 7	H: 4 LOB: 1 BB: 1 P: 11	1B: 8 2B: 4 3B: 0 HR: 0	SF: 2 SAC: 1 DP: 1 HBP: 1	WP: 1 PB: 0 SB: 1 CS: 1	PA: 44			
PITCHER	IP WLS BF L	H R ER SO	BB IBB HBP BLK	WP HR S P	ERA WHIP	PITCHER												IP WLS BF H R ER SO BB IBB HBP BLK WP HR S P ERA WHIP			
Tom Candiotti, R ERA: 4.62 (1, 1)	9.1	39	9	5	5	8	3	0	0	0	0	0	0	0	0	0	0	1	1	∞	∞
Ed Vande Berg, L ERA: 5.48 (10, 1)	0.0	1	1	0	0	0	0	0	0	0	0	0	0	0	0	0	0	0	0	0	0
Don Gordon, R ERA: 4.54 (10, 1)	0.2	4	1	2	2	0	0	1	0	0	0	0	0	0	0	0	0	3	7	27.00	1.500

Batter	1	2	3	4	5	6	7	8	9	10	AB	R	H	RBI	BB	SO	LOB	BOTTOM				
Brett Butler, L OBP: 0.397, SLG: 0.410 (1, 8)	3-1										3	0	1	0	2	0	1	Minnesota Twins @ Cleveland Indians Cleveland Municipal Stadium, Cleveland, OH Sun Sep 13 1987, 3:33 AM EDT Att: 7,474 - Unknown livebaseballscorecards.com				
Tommy Hinzo, S OBP: 0.298, SLG: 0.362 Pat Tabler, R OBP: 0.379, SLG: 0.454 Junior Noboa, R OBP: 0.207, SLG: 0.164 (1, 4)											4	0	2	0	0	0	2					
Julio Franco, R OBP: 0.385, SLG: 0.428 (1, 6)											1	0	0	0	0	0	1					
Joe Carter, R OBP: 0.293, SLG: 0.481 (1, 3)											0	0	0	0	0	0	1					
Mel Hall, L OBP: 0.304, SLG: 0.438 (1, 7)											5	1	3	2	0	0	0					
Brook Jacoby, R OBP: 0.382, SLG: 0.537 (1, 5)											3	1	1	1	1	1	1					
Cory Snyder, R OBP: 0.270, SLG: 0.464 (1, 9)											3	0	0	0	1	3	3					
Dave Clark, L OBP: 0.150, SLG: 0.150 (1, 10)											4	0	0	0	0	0	3					
Andy Allanson, R OBP: 0.288, SLG: 0.339 Carmen Castillo, R OBP: 0.299, SLG: 0.470 Chris Bando, S OBP: 0.266, SLG: 0.349 (1, 2)											3	0	1	0	0	0	0					
Inning Stats	R: 0 E: 0 K: 0 S: 4	H: 1 LOB: 1 BB: 0 P: 4	R: 1 E: 0 K: 1 S: 6	H: 1 LOB: 0 BB: 0 P: 6	R: 0 E: 0 K: 0 S: 3	H: 0 LOB: 1 BB: 1 P: 7	R: 0 E: 0 K: 2 S: 8	H: 1 LOB: 2 BB: 1 P: 12	R: 0 E: 0 K: 0 S: 4	H: 2 LOB: 1 BB: 0 P: 4	R: 1 E: 0 K: 0 S: 2	H: 0 LOB: 0 BB: 1 P: 6	R: 1 E: 0 K: 2 S: 9	H: 2 LOB: 1 BB: 0 P: 9	R: 0 E: 0 K: 1 S: 6	H: 1 LOB: 1 BB: 0 P: 6	R: 0 E: 0 K: 0 S: 3		H: 0 LOB: 0 BB: 0 P: 3	1B: 4 2B: 4 3B: 0 HR: 2	SF: 0 SAC: 1 DP: 2 HBP: 0	WP: 0 PB: 0 SB: 3 CS: 0
PITCHER	IP WLS BF L	H R ER SO	BB IBB HBP BLK	WP HR S P	ERA WHIP	PITCHER												IP WLS BF H R ER SO BB IBB HBP BLK WP HR S P ERA WHIP				
Bert Blyleven, R ERA: 4.23 (7, 1)	6.0	26	6	2	2	3	3	0	0	0	0	0	0	0	0	0	0	2	29	3.00	1.500	
Keith Atherton, R ERA: 4.31 (8, 1)	1.1	6	2	1	1	0	1	0	0	0	0	0	0	0	0	0	0	5	9	6.75	2.250	
Jeff Reardon, R ERA: 4.73 (8, 1)	2.2	9	1	0	0	3	0	0	0	0	0	0	0	0	0	0	0	15	15	0.00	0.375	

Batter	1	2	3	4	5	6	7	8	9	AB	R	H	RBI	BB	SO	LOB	TOP								
Al Newman, S (1, 4) OBP: 0.303, SLG: 0.308	1-3					6-3		E6		3	0	0	0	1	0	0	Minnesota Twins @ Chicago White Sox Comiskey Park, Chicago, IL Mon Sep 14 1987, 8:05 PM EDT Att: 7,898 - Unknown								
Billy Beane, R (9, PH) OBP: 0.250, SLG: 0.250									1B	0	0	0	0	0	0	0									
Randy Bush, L (9, PH) OBP: 0.345, SLG: 0.409										1	0	1	2	0	0	0									
Dan Gladden, R (1, 7) OBP: 0.312, SLG: 0.350	6-3					1B		FC6-4		5	0	1	0	0	1	4									
Kirby Puckett, R (1, 8) OBP: 0.362, SLG: 0.524	F9					2B				4	0	1	0	0	0	1									
Gary Gaetti, R (1, 5) OBP: 0.306, SLG: 0.491		5-3				1B				4	0	0	0	0	0	3									
Tom Brunansky, R (1, 9) OBP: 0.348, SLG: 0.484	F8					FC5-4				4	0	0	0	0	1	0									
Don Baylor, R (1, 10) OBP: 0.359, SLG: 0.402										2	1	1	0	2	0	0									
Gene Larkin, S (1, 3) OBP: 0.350, SLG: 0.389						BB				3	0	0	0	1	0	2									
Greg Gagne, R (1, 6) OBP: 0.297, SLG: 0.407						BB				3	1	1	0	1	1	2									
Tim Laudner, R (1, 2) OBP: 0.255, SLG: 0.402						1B				3	0	0	0	1	0	2									
Inning Stats	R: 0 E: 0 K: 0 S: 3	H: 0 LOB: 0 BB: 0 P: 3	R: 0 E: 0 K: 1 S: 6	H: 1 LOB: 2 BB: 1 P: 10	R: 0 E: 0 K: 1 S: 4	H: 0 LOB: 1 BB: 1 P: 8	R: 0 E: 0 K: 1 S: 5	H: 0 LOB: 0 BB: 0 P: 5	R: 0 E: 0 K: 0 S: 3	H: 0 LOB: 0 BB: 0 P: 3	R: 0 E: 0 K: 0 S: 5	H: 2 LOB: 2 BB: 0 P: 5	R: 0 E: 0 K: 0 S: 4	H: 1 LOB: 2 BB: 1 P: 8	R: 0 E: 1 K: 0 S: 4	H: 0 LOB: 1 BB: 0 P: 4	R: 2 E: 0 K: 0 S: 4	H: 1 LOB: 2 BB: 3 P: 16	1B: 4 2B: 2 3B: 0 HR: 0	SF: 0 SAC: 0 DP: 1 HBP: 0	WP: 1 PB: 0 SB: 0 CS: 1	PA: 38			
PITCHER	IP	WLS	BF	H	R	ER	SO	BB	IBB	HBP	BLK	WP	HR	S	P	ERA	WHIP								
Dave LaPoint, L (1, 1) ERA: 4.35	8.2	W	36	4	2	2	3	6	0	0	0	1	0	36	60	2.08	1.154								
Bob James, R (9, 1) ERA: 3.94	0.1		2	1	0	0	0	0	0	0	0	0	0	2	2	0.00	3.000								

Batter	1	2	3	4	5	6	7	8	9	AB	R	H	RBI	BB	SO	LOB	BOTTOM								
Gary Redus, R (1, 7) OBP: 0.329, SLG: 0.389	6-3					F8		F9		4	1	0	0	1	0	1	Minnesota Twins @ Chicago White Sox Comiskey Park, Chicago, IL Mon Sep 14 1987, 8:05 PM EDT Att: 7,898 - Unknown								
Kenny Williams, R (1, 8) OBP: 0.317, SLG: 0.419	K					1B				5	1	2	0	0	1	1									
Harold Baines, L (1, 10) OBP: 0.346, SLG: 0.462	6-3									5	1	1	0	0	0	2									
Ivan Calderon, R (1, 9) OBP: 0.357, SLG: 0.521										3	3	1	1	2	0	3									
Carlton Fisk, R (1, 2) OBP: 0.316, SLG: 0.447										5	2	3	0	0	0	1									
Greg Walker, L (1, 3) OBP: 0.339, SLG: 0.455										5	0	2	4	0	2	4									
Donnie Hill, S (1, 4) OBP: 0.290, SLG: 0.372										4	0	2	1	0	0	2									
Fred Manrique, R (1, 6) OBP: 0.300, SLG: 0.363										3	0	1	0	1	1	3									
Pat Keedy, R (1, 5) OBP: 0.211, SLG: 0.361										4	0	0	0	0	2	4									
Inning Stats	R: 0 E: 0 K: 1 S: 5	H: 0 LOB: 0 BB: 0 P: 5	R: 1 E: 0 K: 2 S: 9	H: 2 LOB: 2 BB: 1 P: 13	R: 0 E: 0 K: 0 S: 4	H: 1 LOB: 1 BB: 0 P: 4	R: 1 E: 0 K: 2 S: 9	H: 2 LOB: 1 BB: 0 P: 9	R: 3 E: 0 K: 0 S: 6	H: 3 LOB: 1 BB: 1 P: 10	R: 0 E: 0 K: 0 S: 4	H: 1 LOB: 1 BB: 0 P: 4	R: 1 E: 0 K: 1 S: 7	H: 2 LOB: 2 BB: 1 P: 11	R: 2 E: 2 K: 0 S: 6	H: 1 LOB: 2 BB: 1 P: 10	1B: 7 2B: 4 3B: 0 HR: 1	SF: 0 SAC: 0 DP: 0 HBP: 0	WP: 0 PB: 0 SB: 0 CS: 0	PA: 42					
PITCHER	IP	WLS	BF	H	R	ER	SO	BB	IBB	HBP	BLK	WP	HR	S	P	ERA	WHIP								
Frank Viola, L (1, 1) ERA: 3.08	5.0	L	25	5	5	5	5	2	0	0	0	0	0	4	4	0.00	1.000								
Roy Smith, R (6, 1) ERA: 4.02	1.0		4	1	0	0	0	0	0	0	0	0	0	4	4	0.00	1.000								
Dan Schatzeder, L (7, 1) ERA: 4.83	1.0		6	2	1	1	1	1	0	0	0	0	0	7	11	9.00	3.000								
George Frazier, R (8, 1) ERA: 5.38	1.0		7	1	2	0	0	1	0	0	0	0	0	6	10	0.00	2.000								

Batter	1	2	3	4	5	6	7	8	9	AB	R	H	RBI	BB	SO	LOB	TOP				
Al Newman, S OBP: 0.299, SLG: 0.303 (1, 4)	5-3		F8			4-3			F8	4	0	0	0	0	0	2					
Randy Bush, L OBP: 0.347, SLG: 0.422 (1, 9)	L3		PO	G4-3 1B		F2			HR	4	1	2	2	0	0	0					
Kirby Puckett, R OBP: 0.363, SLG: 0.523 (1, 8)				G4-3 1B					F9	3	0	1	0	0	0	1					
Kent Hrbek, L OBP: 0.384, SLG: 0.542 (1, 3)	K			4-3					F8	4	0	0	0	0	2	2					
Gary Gaetti, R OBP: 0.305, SLG: 0.489 (1, 5)		6-3				5-3			F9	3	0	0	0	0	0	1					
Tom Brunansky, R OBP: 0.346, SLG: 0.481 (1, 7)		5-3				F2			F8	3	0	0	0	0	0	0					
Gene Larkin, S OBP: 0.349, SLG: 0.387 Roy Smalley, S OBP: 0.355, SLG: 0.424 (5, FH)		K							K	1	0	0	0	0	1	0					
Greg Gagne, R OBP: 0.295, SLG: 0.404 (1, 6)			6-3			F5			F4	3	0	0	0	0	0	1					
Sal Butera, R OBP: 0.228, SLG: 0.281 Tim Laudner, R OBP: 0.257, SLG: 0.402 (4, 2)						F8			HR	1	0	1	0	0	0	0					
Inning Stats	R: 0 E: 0 K: 1 S: 5	H: 0 LOB: 1 BB: 0 P: 6	R: 0 E: 0 K: 1 S: 5	H: 0 LOB: 0 BB: 0 P: 5	R: 0 E: 0 K: 0 S: 3	H: 1 LOB: 0 BB: 0 P: 3	R: 0 E: 0 K: 0 S: 3	H: 1 LOB: 0 BB: 0 P: 3	R: 0 E: 0 K: 0 S: 4	H: 1 LOB: 1 BB: 0 P: 4	R: 0 E: 0 K: 0 S: 3	H: 0 LOB: 0 BB: 0 P: 3	R: 0 E: 0 K: 1 S: 5	H: 1 LOB: 0 BB: 0 P: 5	R: 0 E: 0 K: 1 S: 5	H: 0 LOB: 0 BB: 0 P: 5	R: 2 E: 0 K: 0 S: 5	H: 2 LOB: 0 BB: 0 P: 5	1B: 4 2B: 1 3B: 0 HR: 1	SF: 0 SAC: 0 DP: 1 HBP: 1	WP: 0 PA: 33 CS: 0
PITCHER	IP	WLS	BF	H	R	ER	SO	BB	IBB	HBP	BLK	WP	HR	S	P	ERA	WHIP				
Jack McDowell, R ERA: 2.6 (1, 1)	7.0	W	23	4	0	0	3	0	0	1	0	0	0	28	29	0.00	0.571				
Bobby Thigpen, R ERA: 2.6 (8, 1)	2.0		8	2	2	2	1	0	0	0	0	0	1	10	10	9.00	1.000				

Minnesota Twins @ Chicago White Sox
Comiskey Park, Chicago, IL
Tue Sep 15 1987, 8:05 PM EDT
Att: 7,947 - Unknown

AB 30
R 2
H 6
RBI 2
BB 0
SO 4
LOB 7



Batter	1	2	3	4	5	6	7	8	9	AB	R	H	RBI	BB	SO	LOB	BOTTOM				
Ozzie Guillen, L OBP: 0.303, SLG: 0.346 (1, 6)	6-3		G6-4-3 1-2			4-3			5-3	4	0	0	0	0	0	4					
Donnie Hill, S OBP: 0.295, SLG: 0.383 (1, 4)	6-3			WP 2B 1B					2B 3B	4	3	3	2	0	0	0					
Harold Baines, L OBP: 0.347, SLG: 0.467 (1, 10)	L4			K					2B 3B	4	1	2	2	0	1	1					
Ivan Calderon, R OBP: 0.356, SLG: 0.519 (1, 9)		5-3		5-3					K	4	0	1	0	0	1	2					
Greg Walker, L OBP: 0.340, SLG: 0.458 (1, 3)						G3-6-3 1B			4-3	4	0	2	1	0	0	1					
Carlton Fisk, R OBP: 0.315, SLG: 0.445 (1, 2)				2H 2B					1B	4	0	1	0	0	1	2					
Daryl Boston, L OBP: 0.290, SLG: 0.393 (1, 7)				K					1B	4	1	2	0	0	1	1					
Kenny Williams, R OBP: 0.319, SLG: 0.418 (1, 8)									1B 3B 2B	3	1	1	0	1	0	0					
Steve Lyons, L OBP: 0.318, SLG: 0.335 (1, 5)									1B 3B 1B	4	0	2	0	0	0	4					
Inning Stats	R: 0 E: 0 K: 0 S: 3	H: 0 LOB: 0 BB: 0 P: 3	R: 0 E: 0 K: 1 S: 6	H: 1 LOB: 1 BB: 0 P: 6	R: 0 E: 0 K: 0 S: 3	H: 1 LOB: 0 BB: 0 P: 3	R: 1 E: 0 K: 2 S: 9	H: 2 LOB: 1 BB: 0 P: 9	R: 0 E: 0 K: 0 S: 4	H: 1 LOB: 1 BB: 0 P: 4	R: 2 E: 0 K: 0 S: 5	H: 3 LOB: 0 BB: 0 P: 5	R: 3 E: 0 K: 1 S: 9	H: 4 LOB: 1 BB: 0 P: 9	R: 0 E: 0 K: 0 S: 4	H: 2 LOB: 2 BB: 1 P: 8	1B: 9 2B: 4 3B: 1 HR: 0	SF: 0 SAC: 0 DP: 2 HBP: 0	WP: 2 PA: 36 CS: 1		
PITCHER	IP	WLS	BF	H	R	ER	SO	BB	IBB	HBP	BLK	WP	HR	S	P	ERA	WHIP				
Joe Niekro, R ERA: 5.1 (1, 1)	6.0	L	25	9	4	4	3	0	0	0	0	0	0	8	8	18.00	3.000				
Juan Berenguer, R ERA: 3.91 (7, 1)	1.0		6	3	2	2	1	0	0	0	0	0	0	8	8	18.00	3.000				
George Frazier, R ERA: 5.31 (8, 1)	1.0		5	2	0	0	0	1	0	0	0	1	0	4	8	0.00	3.000				

Minnesota Twins @ Chicago White Sox
Comiskey Park, Chicago, IL
Tue Sep 15 1987, 8:05 PM EDT
Att: 7,947 - Unknown

AB 35
R 6
H 14
RBI 5
BB 1
SO 4
LOB 15



Batter	1	2	3	4	5	6	7	8	9	AB	R	H	RBI	BB	SO	LOB	TOP					
Dan Gladden, R OBP: 0.315, SLG: 0.360 (1, 8)										5	2	2	2	0	0	2	Minnesota Twins @ Chicago White Sox Comiskey Park, Chicago, IL Wed Sep 16 1987, 8:05 PM EDT Att: 8,921 - Unknown					
Greg Gagne, R OBP: 0.299, SLG: 0.419 Kent Hrbek, L OBP: 0.383, SLG: 0.541 (1, 6) (9, PH)										5	2	3	2	0	1	3						
Randy Bush, L OBP: 0.344, SLG: 0.418 (1, 3)										5	1	1	0	0	2	5						
Tom Brunansky, R OBP: 0.347, SLG: 0.480 (1, 7)										2	1	0	2	1	1	2						
Roy Smalley, S OBP: 0.356, SLG: 0.421 Gary Gaetti, R OBP: 0.306, SLG: 0.492 (1, 5) (8, PH) (8, 5)										2	0	0	0	2	1	2						
Don Baylor, R OBP: 0.360, SLG: 0.402 (1, 10)										5	0	2	2	0	0	4						
Billy Beane, R OBP: 0.222, SLG: 0.333 (1, 9)										5	1	1	0	0	2	4						
Tom Nieto, R OBP: 0.300, SLG: 0.363 (1, 2)										3	1	0	0	2	1	3						
Chris Pittaro, S OBP: 0.375, SLG: 0.286 Kirby Puckett, R OBP: 0.362, SLG: 0.522 (1, 4) (9, PH)										4	2	2	0	0	0	1						
Inning Stats	R: 1 E: 1 K: 3 S: 11	H: 1 LOB: 2 BB: 1 P: 15	R: 0 E: 0 K: 1 S: 5	H: 0 LOB: 1 BB: 1 P: 9	R: 1 E: 0 K: 0 S: 4	H: 1 LOB: 0 BB: 0 P: 4	R: 0 E: 0 K: 1 S: 5	H: 0 LOB: 0 BB: 0 P: 5	R: 1 E: 0 K: 0 S: 3	H: 2 LOB: 1 BB: 0 P: 5	R: 0 E: 0 K: 0 S: 3	H: 1 LOB: 1 BB: 1 P: 7	R: 3 E: 0 K: 2 S: 11	H: 3 LOB: 2 BB: 1 P: 15	R: 3 E: 0 K: 1 S: 7	H: 2 LOB: 2 BB: 1 P: 13		R: 1 E: 0 K: 0 S: 5	H: 2 LOB: 1 BB: 0 P: 5	1B: 5 2B: 5 3B: 0 HR: 2	SF: 1 SAC: 0 DP: 1 HBP: 2	WP: 0 PB: 1 SB: 0 CS: 0
PITCHER	IP WLS BF H R ER SO BB IBB HBP BLK WP HR S P ERA WHIP																					
Jose DeLeon, R ERA: 4.21 (1, 1)	6.2 W 32	H 7 R 6 ER 4 SO 6	BB 4 IBB 0 HBP 0 BLK 0	WP 0 HR 2 S 40 P 56	ERA 5.40 WHIP 1.650																	
Bob James, R ERA: 4.41 (7, 1)	1.0	8 2 3 3 2 1	0 0 2 0 0	0 0 9 15	27.00 3.000																	
Ray Searage, L ERA: 3.98 (8, 1)	1.0	6 3 1 1 0 0	0 0 0 0 0	0 0 6 6	9.00 3.000																	
Bobby Thigpen, R ERA: 2.78 (9, 1)	0.1 S 1	0 0 0 0 0	0 0 0 0 0	0 0 1 1	0.00 0.000																	

Batter	1	2	3	4	5	6	7	8	9	AB	R	H	RBI	BB	SO	LOB	BOTTOM				
Ozzie Guillen, L OBP: 0.306, SLG: 0.354 (1, 6)										5	2	3	3	0	0	0	Minnesota Twins @ Chicago White Sox Comiskey Park, Chicago, IL Wed Sep 16 1987, 8:05 PM EDT Att: 8,921 - Unknown				
Donnie Hill, S OBP: 0.293, SLG: 0.378 (1, 4)										4	1	0	0	1	0	2					
Harold Baines, L OBP: 0.350, SLG: 0.477 (1, 10)										5	2	3	4	0	0	0					
Ivan Calderon, R OBP: 0.357, SLG: 0.516 (1, 9)										4	0	1	1	1	0	0					
Greg Walker, L OBP: 0.340, SLG: 0.465 (1, 3)										5	2	2	1	0	1	3					
Carlton Fisk, R OBP: 0.317, SLG: 0.446 (1, 2)										3	1	1	0	1	0	1					
Daryl Boston, L OBP: 0.295, SLG: 0.398 (1, 7)										4	1	3	1	0	0	1					
Kenny Williams, R OBP: 0.318, SLG: 0.416 (1, 8)										4	2	1	1	0	2	3					
Steve Lyons, L OBP: 0.322, SLG: 0.346 (1, 5)										4	2	2	1	0	0	1					
Inning Stats	R: 0 E: 0 K: 0 S: 3	H: 1 LOB: 0 BB: 0 P: 3	R: 1 E: 0 K: 1 S: 7	H: 2 LOB: 1 BB: 0 P: 7	R: 0 E: 0 K: 1 S: 5	H: 0 LOB: 0 BB: 0 P: 5	R: 5 E: 0 K: 0 S: 7	H: 4 LOB: 1 BB: 2 P: 15	R: 7 E: 1 K: 0 S: 10	H: 7 LOB: 0 BB: 0 P: 10	R: 0 E: 0 K: 1 S: 5	H: 1 LOB: 0 BB: 0 P: 5	R: 0 E: 0 K: 0 S: 4	H: 1 LOB: 2 BB: 1 P: 8	R: 0 E: 0 K: 0 S: 4	H: 1 LOB: 2 BB: 1 P: 8		1B: 7 2B: 8 3B: 0 HR: 2	SF: 0 SAC: 0 DP: 2 HBP: 0	WP: 1 PB: 0 SB: 0 CS: 0	PA: 41
PITCHER	IP WLS BF H R ER SO BB IBB HBP BLK WP HR S P ERA WHIP																				
Mike Smithson, R ERA: 6.15 (1, 1)	4.2 L 21	H 6 R 6 ER 6 SO 2	BB 2 IBB 0 HBP 0 BLK 0	WP 0 HR 0 S 23 P 31	ERA 11.57 WHIP 1.714																
Juan Berenguer, R ERA: 4.15 (5, 1)	0.1	5 4 3 3 0 0	0 0 0 0 0	0 0 5 5	81.00 12.000																
Keith Atherton, R ERA: 4.75 (6, 1)	1.0	7 4 4 4 0 0	0 0 0 0 0	0 2 7 7	36.00 4.000																
Steve Carlton, L ERA: 5.81 (7, 1)	2.0	8 2 0 0 1 0	0 1 0 0 0	1 0 9 13	0.00 1.000																

Batter	1	2	3	4	5	6	7	8	9	AB	R	H	RBI	BB	SO	LOB	TOP								
Brett Butler, L OBP: 0.394, SLG: 0.410 (1,8)	L4		G4-6-3			P5		E6 1B		4	1	1	0	0	0	1	Cleveland Indians @ Minnesota Twins Hubert H. Humphrey Metrodome, Minneapolis, MN Fri Sep 18 1987, 8:05 PM EDT Att: 23,173 - Unknown livebaseballscorecards.com								
Tommy Hinzo, S OBP: 0.300, SLG: 0.359 Junior Noboa, R OBP: 0.207, SLG: 0.164 (8,4)	K		F8			1-3		K		4	0	0	0	0	2	1									
Julio Franco, R OBP: 0.374, SLG: 0.429 Jay Bell, R OBP: 0.277, SLG: 0.372 (8,6)	BB			5-3		4-3				3	0	1	1	1	0	0									
Joe Carter, R OBP: 0.296, SLG: 0.483 (1,7)	5-3			K						4	0	0	0	0	2	2									
Mel Hall, L OBP: 0.310, SLG: 0.434 (1,10)				K						2	1	0	0	1	2	0									
Brook Jacoby, R OBP: 0.384, SLG: 0.546 (1,5)										4	1	3	2	0	0	1									
Pat Tabler, R OBP: 0.374, SLG: 0.448 Dave Clark, L OBP: 0.167, SLG: 0.170 (9, PH)	K					FC4-6 1B				3	0	0	0	0	1	2									
Cory Snyder, R OBP: 0.272, SLG: 0.465 (1,9)										4	1	1	1	0	3	2									
Chris Bando, S OBP: 0.265, SLG: 0.342 Brian Dorsett, R (7,2)										1	0	0	0	1	0	1									
Brian Dorsett, R (7,2)										1	0	0	0	0	1	0									
Inning Stats	R: 0 E: 0 K: 1 S: 5	H: 0 LOB: 1 BB: 1 P: 9	R: 0 E: 0 K: 1 S: 4	H: 0 LOB: 0 BB: 1 P: 8	R: 1 E: 0 K: 0 S: 3	H: 1 LOB: 0 BB: 1 P: 7	R: 0 E: 0 K: 2 S: 7	H: 0 LOB: 0 BB: 0 P: 7	R: 0 E: 0 K: 1 S: 6	H: 1 LOB: 1 BB: 0 P: 6	R: 0 E: 0 K: 0 S: 3	H: 0 LOB: 0 BB: 0 P: 3	R: 2 E: 0 K: 1 S: 6	H: 1 LOB: 0 BB: 0 P: 7	R: 1 E: 1 K: 3 S: 11	H: 2 LOB: 1 BB: 0 P: 11	R: 0 E: 0 K: 2 S: 8	H: 1 LOB: 1 BB: 0 P: 8	1B: 4 2B: 0 3B: 0 HR: 2	SF: 0 SAC: 0 DP: 1 HBP: 1	WP: 0 PB: 0 SB: 1 CS: 1	PA: 36			
PITCHER	IP	WLS	BF	H	R	ER	SO	BB	IBB	HBP	BLK	WP	HR	S	P	ERA	WHIP								
Bert Blyleven, R ERA: 4.2 (1,1)	8.0	W	31	5	4	3	9	3	0	1	0	0	2	45	58	3.38	1.000								
Jeff Reardon, R ERA: 4.67 (9,1)	1.0		4	1	0	0	2	0	0	0	0	0	0	8	8	0.00	1.000								

Batter	1	2	3	4	5	6	7	8	9	AB	R	H	RBI	BB	SO	LOB	BOTTOM								
Dan Gladden, R OBP: 0.314, SLG: 0.362 Mark Davidson, R OBP: 0.331, SLG: 0.338 (8,7)	5-3			E4 1B		6-3				4	2	1	0	0	0	1	Cleveland Indians @ Minnesota Twins Hubert H. Humphrey Metrodome, Minneapolis, MN Fri Sep 18 1987, 8:05 PM EDT Att: 23,173 - Unknown livebaseballscorecards.com								
Greg Gagne, R OBP: 0.299, SLG: 0.419 (1,6)	F3		SH5-3 2B			E6 1B		SH3-4 1B		3	2	1	1	0	0	1									
Randy Bush, L OBP: 0.349, SLG: 0.432 (1,3)			SF8					6-3		3	1	2	5	1	0	1									
Kirby Puckett, R OBP: 0.364, SLG: 0.527 (1,8)										4	1	2	2	1	1	1									
Gary Gaetti, R OBP: 0.305, SLG: 0.489 (1,5)	6-3									5	0	1	0	0	1	4									
Roy Smalley, S OBP: 0.355, SLG: 0.419 (1,10)			P6					E4 1B		4	0	1	0	0	0	1									
Tom Brunansky, R OBP: 0.350, SLG: 0.491 (1,9)										3	1	2	1	1	1	1									
Tim Laudner, R OBP: 0.253, SLG: 0.396 (1,2)										4	0	0	0	0	1	3									
Steve Lombardozzi, R OBP: 0.303, SLG: 0.351 Chris Pittaro, S OBP: 0.375, SLG: 0.286 (8,4)										4	1	1	0	0	1	2									
Chris Pittaro, S OBP: 0.375, SLG: 0.286 (8,4)										0	0	0	0	0	0	0									
Inning Stats	R: 0 E: 0 K: 0 S: 3	H: 0 LOB: 2 BB: 2 P: 11	R: 0 E: 0 K: 1 S: 5	H: 0 LOB: 1 BB: 1 P: 9	R: 2 E: 0 K: 0 S: 6	H: 3 LOB: 1 BB: 0 P: 6	R: 4 E: 1 K: 0 S: 7	H: 3 LOB: 0 BB: 0 P: 7	R: 0 E: 0 K: 0 S: 4	H: 1 LOB: 1 BB: 0 P: 4	R: 2 E: 1 K: 2 S: 10	H: 2 LOB: 1 BB: 0 P: 10	R: 0 E: 1 K: 2 S: 8	H: 1 LOB: 1 BB: 0 P: 8	R: 1 E: 0 K: 0 S: 5	H: 2 LOB: 1 BB: 0 P: 5	1B: 7 2B: 1 3B: 1 HR: 3	SF: 1 SAC: 2 DP: 0 HBP: 0	WP: 1 PB: 0 SB: 4 CS: 0	PA: 41					
PITCHER	IP	WLS	BF	H	R	ER	SO	BB	IBB	HBP	BLK	WP	HR	S	P	ERA	WHIP								
Darrel Akerfelds, R ERA: 6.51 (1,1)	4.0	L	22	6	6	3	1	3	0	0	0	0	0	21	33	6.75	2.250								
Don Gordon, R ERA: 4.61 (5,1)	1.1		7	2	2	1	0	0	0	0	0	0	0	7	7	6.75	1.500								
Jamie Easterly, L ERA: 4.3 (6,1)	0.2		3	1	0	0	2	0	0	0	0	1	0	7	7	0.00	1.500								
Reggie Ritter, R ERA: 7.06 (7,1)	2.0		9	3	1	1	2	0	0	0	0	0	0	13	13	4.50	1.500								



Batter	1	2	3	4	5	6	7	8	9	AB	R	H	RBI	BB	SO	LOB	TOP										
Brett Butler, L OBP: 0.392, SLG: 0.408 (1, 8)	B1-3		1B BB		K			F8		3	0	0	0	1	1	0	Cleveland Indians @ Minnesota Twins Hubert H. Humphrey Metrodome, Minneapolis, MN Sat Sep 19 1987, 4:33 AM EDT Att: 23,581 - Unknown										
Julio Franco, R OBP: 0.390, SLG: 0.432 (1, 6)	F7		G5-4-3 1B			E 1B		1B		4	1	3	0	0	0	0											
Joe Carter, R OBP: 0.296, SLG: 0.481 (1, 7)	K		G5-4-3 1-2 2-3			G4-3 1B		F8		4	0	1	1	0	1	4											
Brook Jacoby, R OBP: 0.385, SLG: 0.548 (1, 5)		FC5-4 1B				G4-3 1-2			K	4	0	2	0	0	1	1											
Pat Tabler, R OBP: 0.371, SLG: 0.445 (1, 3)		FC5-4 G3 1-2		5-3		6-3			K	4	0	0	0	0	1	2											
Carmen Castillo, R OBP: 0.292, SLG: 0.459 (1, 10)		G3 1-2		F6			5-3		K	4	0	0	0	0	1	2											
Cory Snyder, R OBP: 0.271, SLG: 0.462 (1, 9)		6-3			K		5-3			3	0	0	0	0	1	2											
Chris Bando, S OBP: 0.266, SLG: 0.342 (1, 2)			1B SH1-4 1B		K		F9			3	0	1	0	0	1	0											
Junior Noboa, R OBP: 0.203, SLG: 0.161 (1, 4)			SH1-4		4-3			F8		1	0	0	0	0	0	0											
Mei Hall, L OBP: 0.310, SLG: 0.433 (8, PH)										1	0	0	0	0	0	0											
Tommy Hinzo, S OBP: 0.300, SLG: 0.359 (8, 4)										0	0	0	0	0	0	0											
Inning Stats	R: 0 E: 0 K: 1 S: 5	H: 0 LOB: 0 BB: 0 P: 5	R: 0 E: 0 K: 0 S: 4	H: 1 LOB: 1 BB: 0 P: 4	R: 0 E: 0 K: 0 S: 4	H: 2 LOB: 2 BB: 1 P: 8	R: 0 E: 0 K: 1 S: 6	H: 1 LOB: 1 BB: 0 P: 6	R: 0 E: 0 K: 2 S: 7	H: 0 LOB: 0 BB: 0 P: 7	R: 1 E: 1 K: 0 S: 4	H: 2 LOB: 1 BB: 0 P: 4	R: 0 E: 0 K: 0 S: 3	H: 0 LOB: 0 BB: 0 P: 3	R: 0 E: 0 K: 0 S: 4	H: 1 LOB: 1 BB: 0 P: 4	R: 0 E: 0 K: 3 S: 9	H: 0 LOB: 0 BB: 0 P: 9	1B: 6 2B: 1 3B: 0 HR: 0	SF: 0 SAC: 1 DP: 2 HBP: 0	WP: 0 SB: 0 CS: 0	PA: 33					
PITCHER	IP	WLS	BF	H	R	ER	SO	BB	IBB	HBP	BLK	WP	HR	S	P	ERA	WHIP										
Frank Viola, L ERA: 2.99 (1, 1)	7.0	W	26	6	1	0	4	1	0	0	0	0	0	33	37	0.00	1.000										
Jeff Reardon, R ERA: 4.54 (8, 1)	2.0	S	7	1	0	0	3	0	0	0	0	0	0	13	13	0.00	0.500										

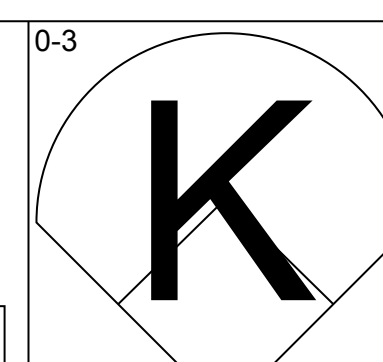
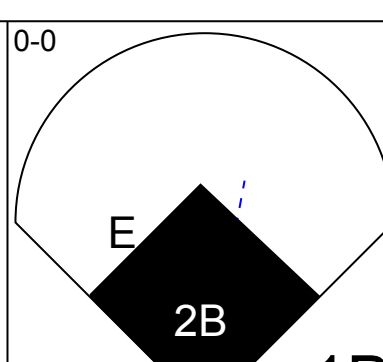
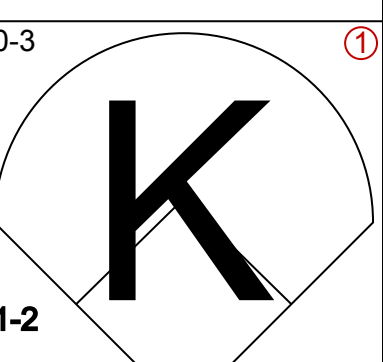
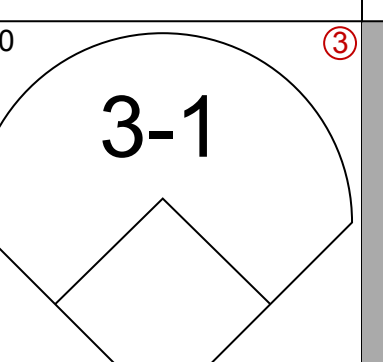
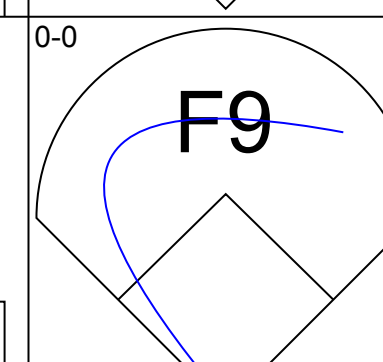
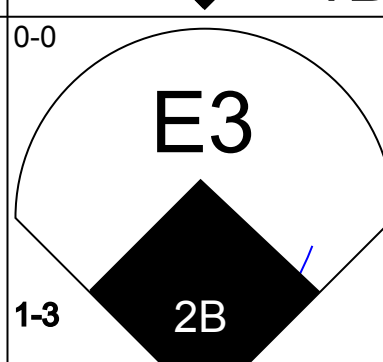
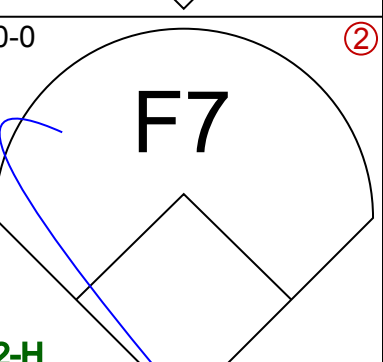
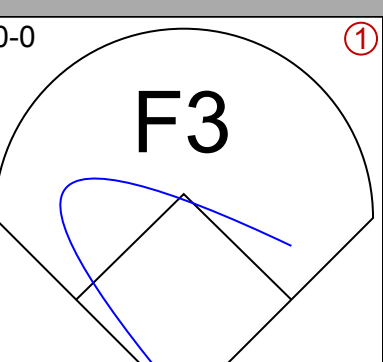
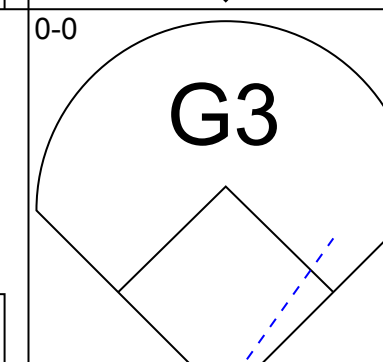
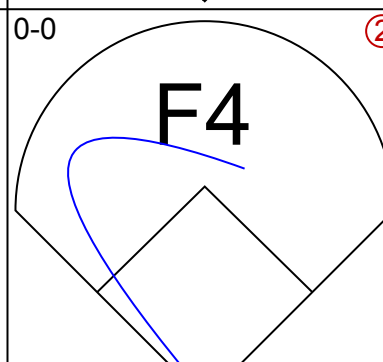
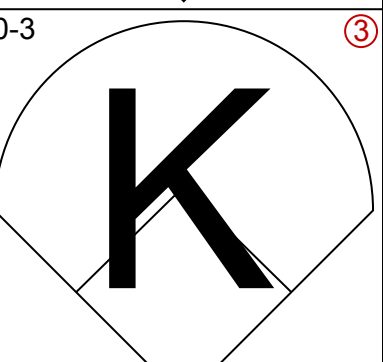
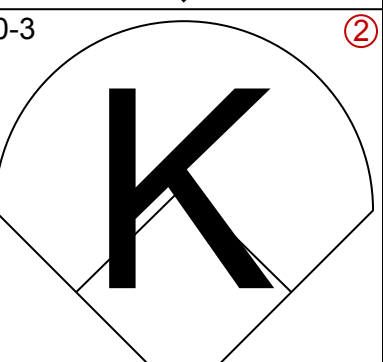
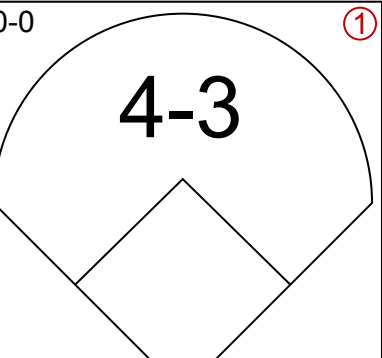
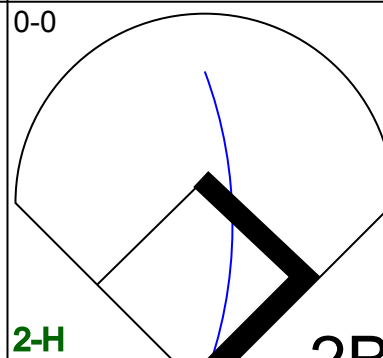
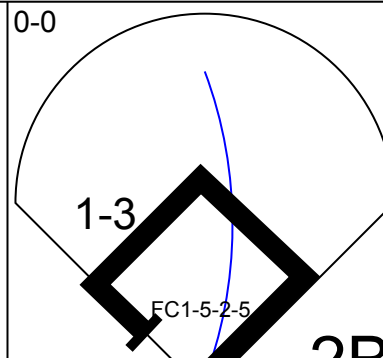
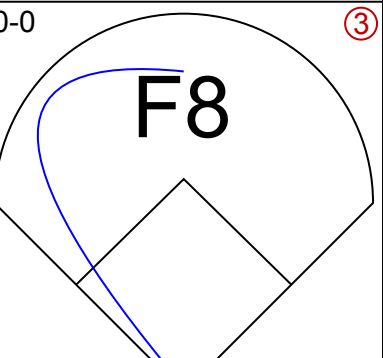
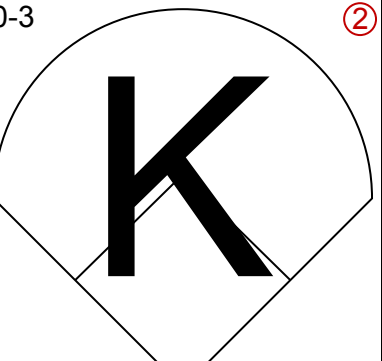
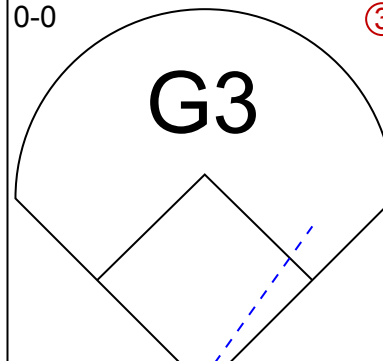
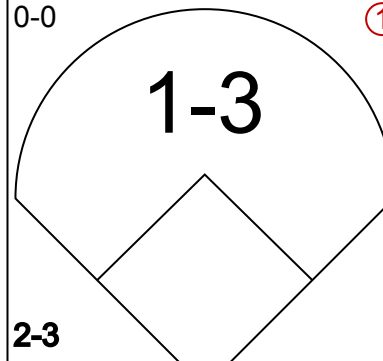
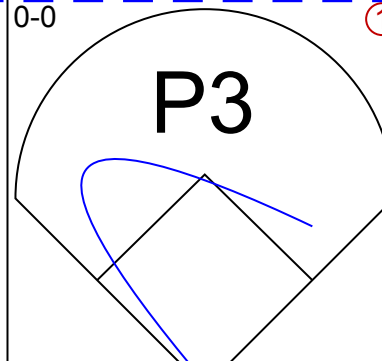
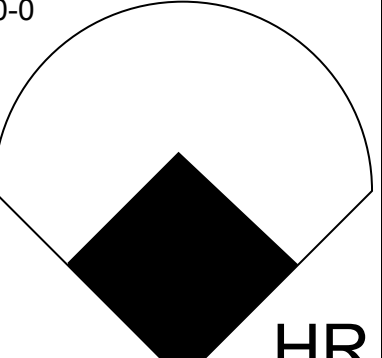
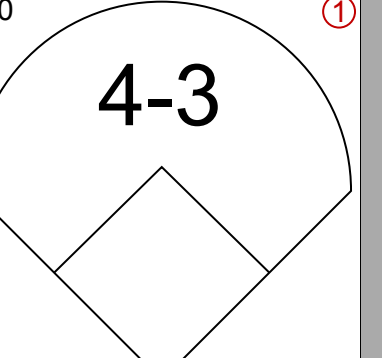
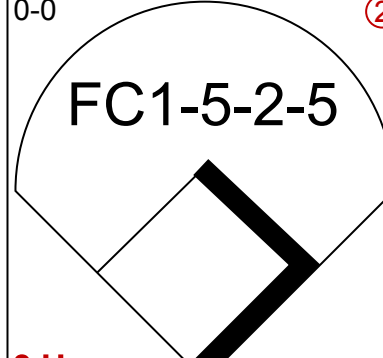
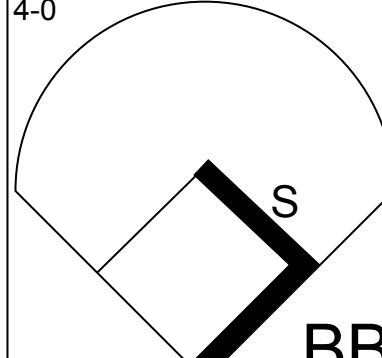
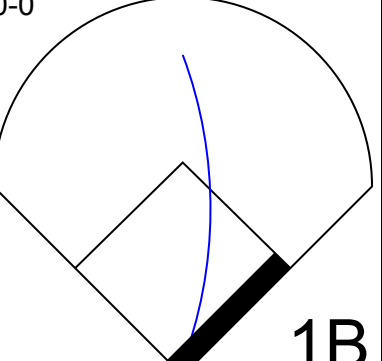
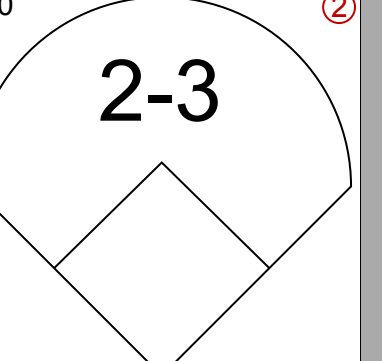
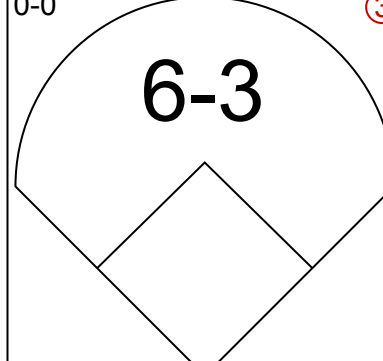
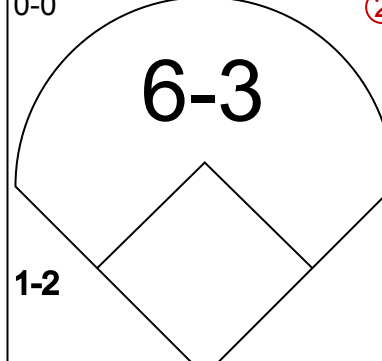
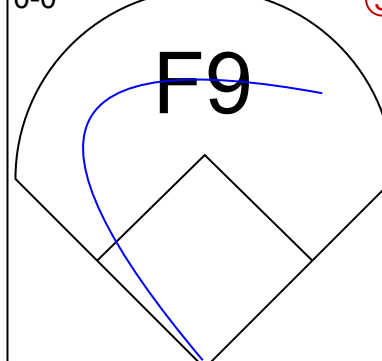
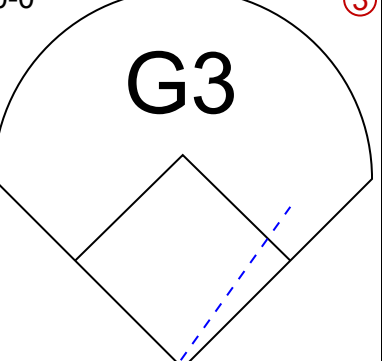
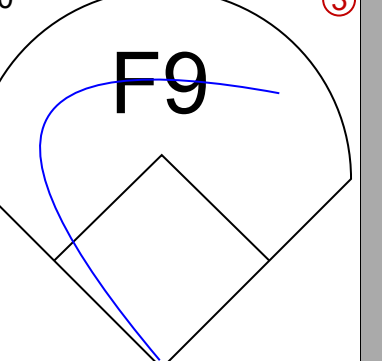
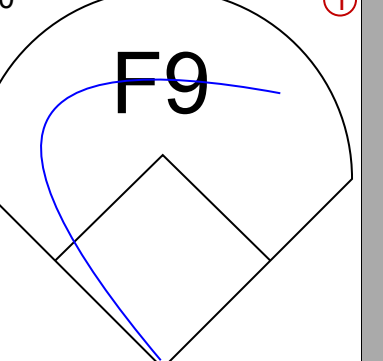
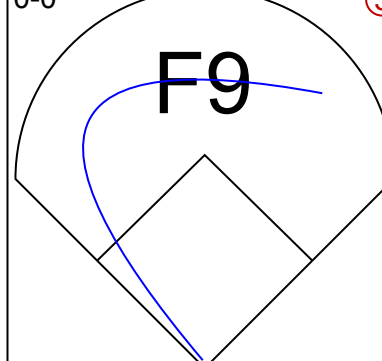
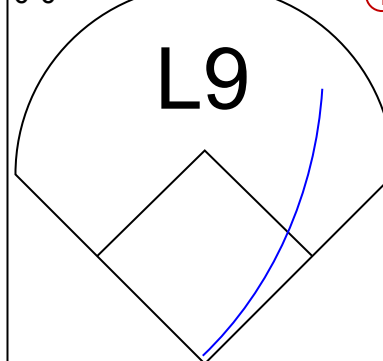
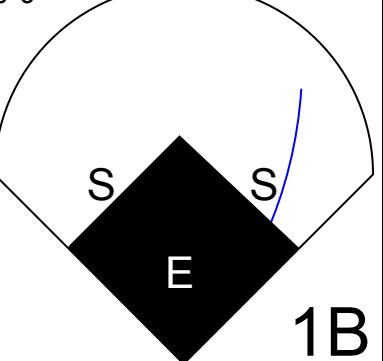
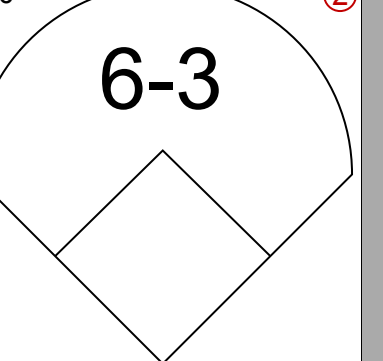
Batter	1	2	3	4	5	6	7	8	9	AB	R	H	RBI	BB	SO	LOB	BOTTOM										
Mark Davidson, R OBP: 0.323, SLG: 0.329 (1, 7)	K		K		F7			5-3		4	0	0	0	0	2	0	Cleveland Indians @ Minnesota Twins Hubert H. Humphrey Metrodome, Minneapolis, MN Sat Sep 19 1987, 4:33 AM EDT Att: 23,581 - Unknown										
Greg Gagne, R OBP: 0.301, SLG: 0.430 (1, 6)	HR		F7			F8 1B		6-3		4	2	2	1	0	0	0											
Randy Bush, L OBP: 0.351, SLG: 0.431 (1, 3)	1B		3-1			F8 2B		1B BB		3	0	1	0	1	0	1											
Kirby Puckett, R OBP: 0.365, SLG: 0.527 (1, 8)	F8				F9			1B		4	0	2	1	0	0	1											
Gary Gaetti, R OBP: 0.305, SLG: 0.493 (1, 5)	5-3					5-3 1B		F7		4	1	1	1	0	0	4											
Tom Brunansky, R OBP: 0.350, SLG: 0.490 (1, 9)		F3				5-3				3	0	1	0	0	0	1											
Don Baylor, R OBP: 0.357, SLG: 0.399 (1, 10)		K			G5-4-3 1B			5-3		3	0	0	0	0	1	1											
Steve Lombardozzi, R OBP: 0.303, SLG: 0.353 (1, 4)		WP 2B				K		K		3	0	1	0	0	2	0											
Tom Nieto, R OBP: 0.291, SLG: 0.351 (1, 2)		K				F4		K		3	0	0	0	0	2	1											
Inning Stats	R: 1 E: 0 K: 1 S: 7	H: 2 LOB: 1 BB: 0 P: 7	R: 0 E: 0 K: 2 S: 8	H: 1 LOB: 1 BB: 0 P: 8	R: 0 E: 0 K: 1 S: 5	H: 0 LOB: 0 BB: 0 P: 5	R: 1 E: 0 K: 0 S: 4	H: 2 LOB: 0 BB: 0 P: 4	R: 0 E: 0 K: 1 S: 5	H: 0 LOB: 0 BB: 0 P: 5	R: 1 E: 0 K: 0 S: 5	H: 2 LOB: 1 BB: 0 P: 5	R: 0 E: 0 K: 2 S: 7	H: 0 LOB: 0 BB: 0 P: 7	R: 0 E: 0 K: 0 S: 4	H: 1 LOB: 2 BB: 1 P: 8	R: 0 E: 0 K: 0 S: 4	H: 0 LOB: 0 BB: 0 P: 8	1B: 4 2B: 2 3B: 0 HR: 2	SF: 0 SAC: 0 DP: 1 HBP: 0	WP: 1 SB: 0 CS: 0	PA: 32					
PITCHER	IP	WLS	BF	H	R	ER	SO	BB	IBB	HBP	BLK	WP	HR	S	P	ERA	WHIP										
Tom Candiotti, R ERA: 4.57 (1, 1)	8.0	L	32	8	3	3	7	1	0	0	0	1	2	45	49	3.38	1.125										

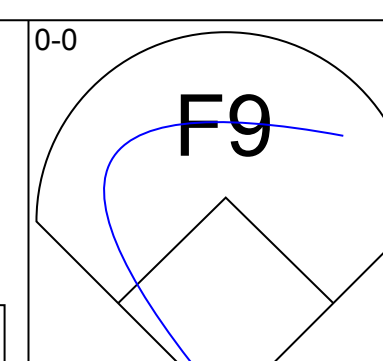
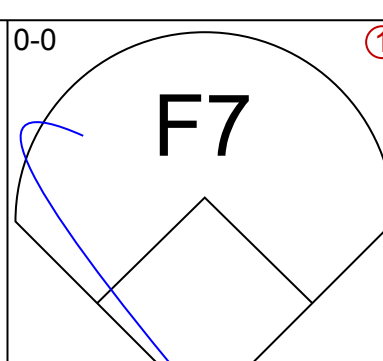
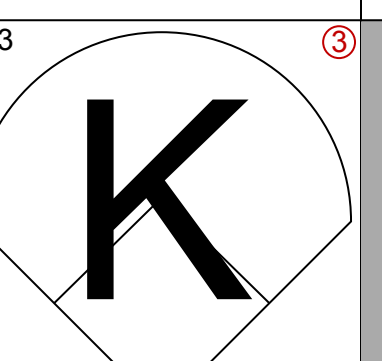
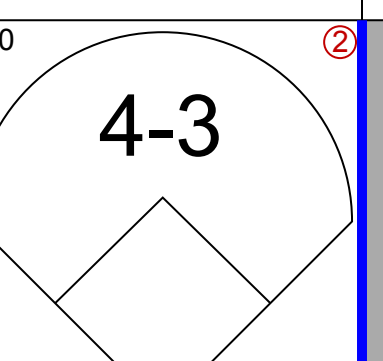
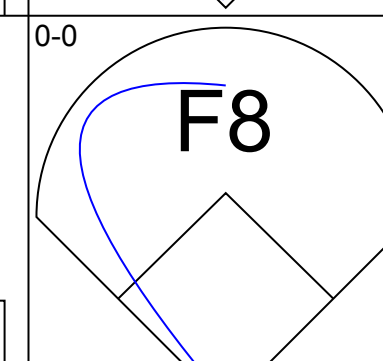
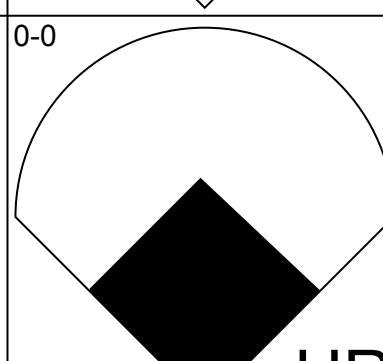
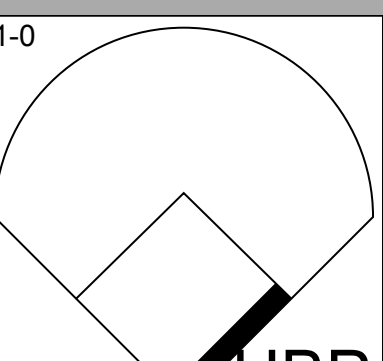
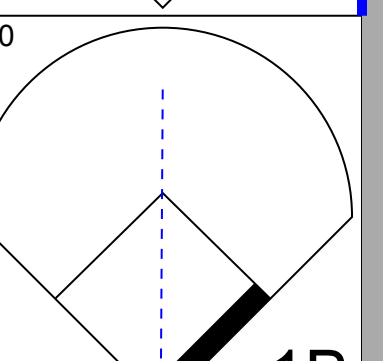

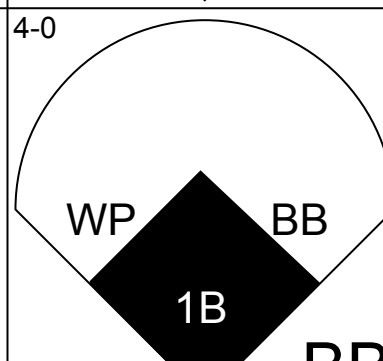
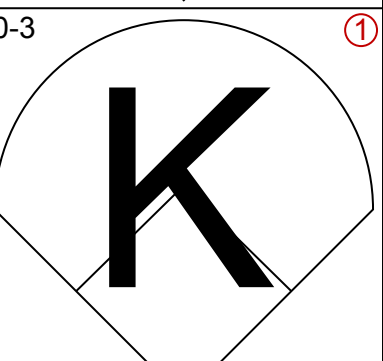
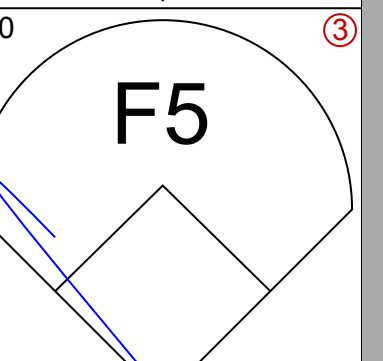

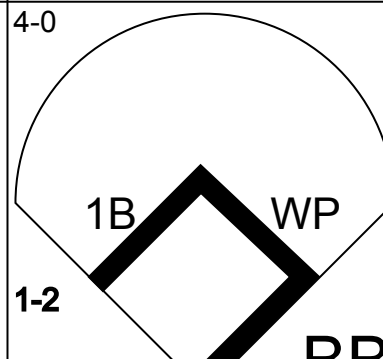
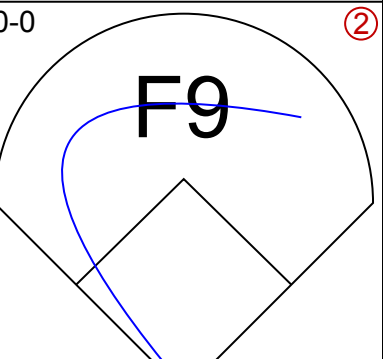
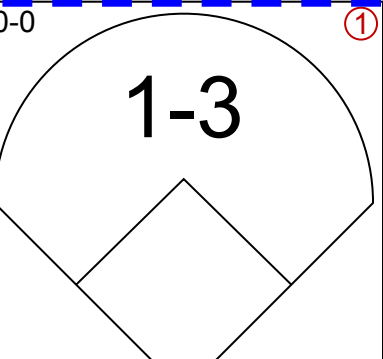

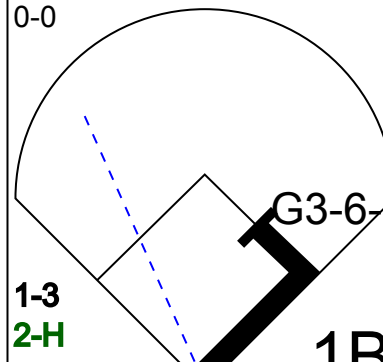
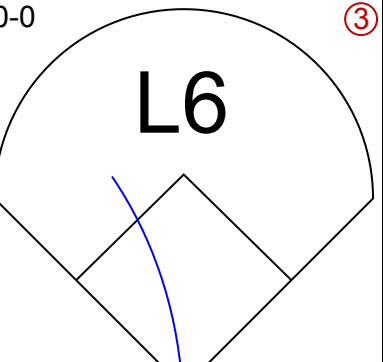
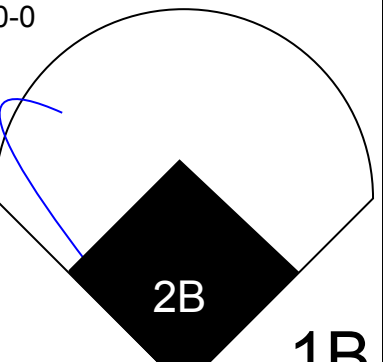
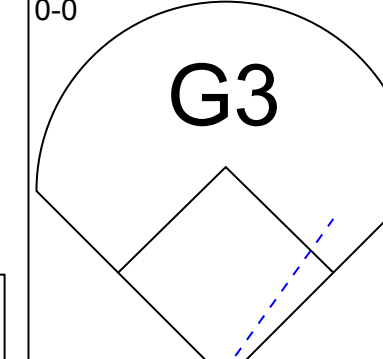
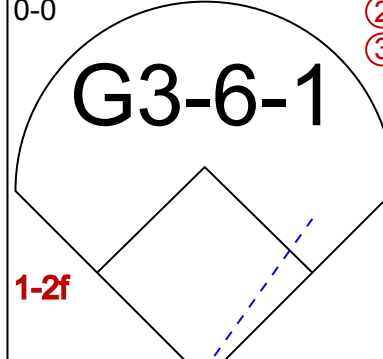
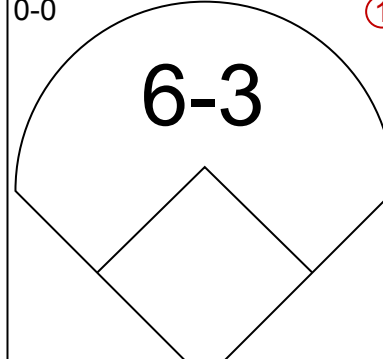
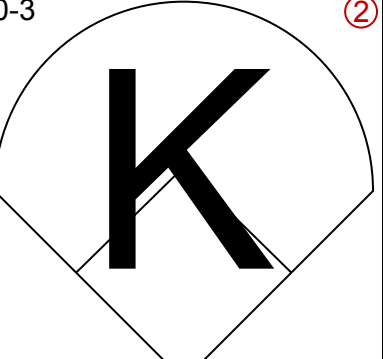
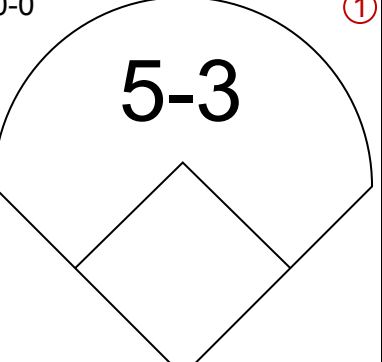

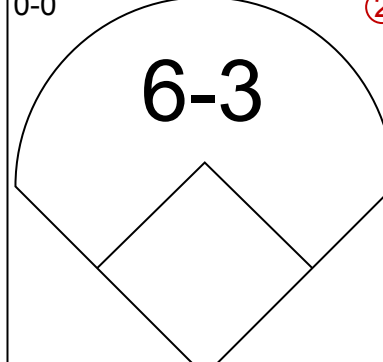
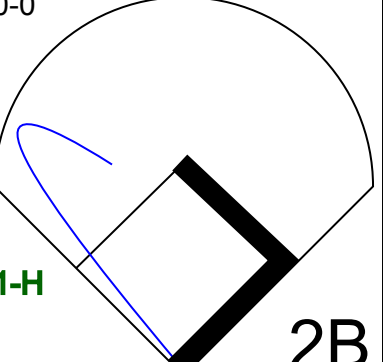
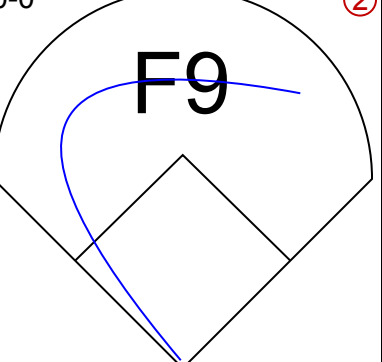
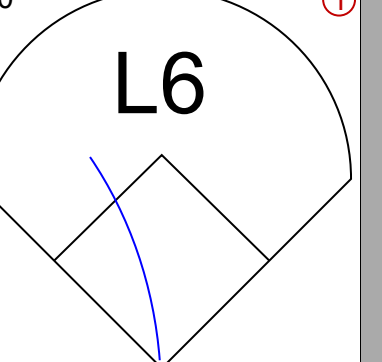
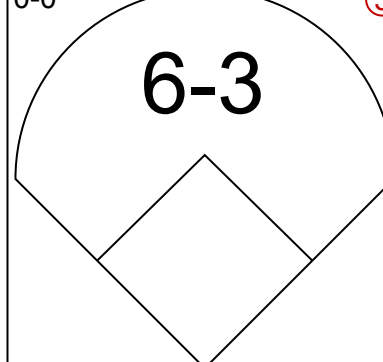
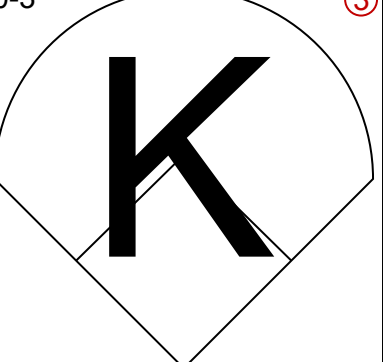
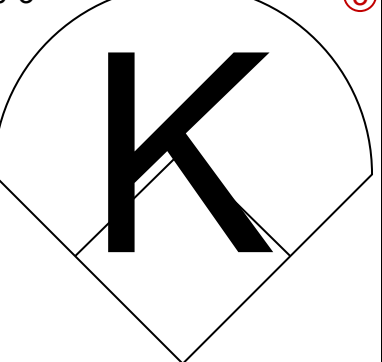
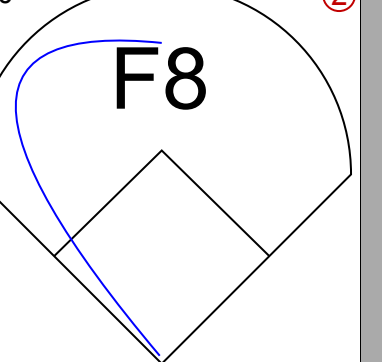
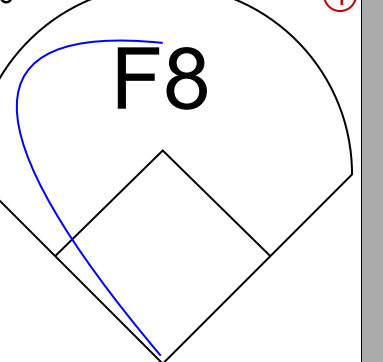


Batter	1	2	3	4	5	6	7	8	9	AB	R	H	RBI	BB	SO	LOB	TOP										
Brett Butler, L OBP: 0.390, SLG: 0.405 (1, 8)	0-0 4-3		0-3 K		0-0 G3		0-0 SH5-3			3	0	0	0	0	1	1	Cleveland Indians @ Minnesota Twins Hubert H. Humphrey Metrodome, Minneapolis, MN Sun Sep 20 1987, 4:33 AM EDT Att: 18,906 - Unknown livebaseballscorecards.com										
Tommy Hinzo, S OBP: 0.300, SLG: 0.366 (1, 4)	0-3 K		0-0 3B		0-0 L6		0-0 F7			4	0	1	0	0	1	2											
Julio Franco, R OBP: 0.391, SLG: 0.431 (1, 6)	4-0 FC5-4 BB		0-0 4-3		0-0 BLK 1B		0-3 K			3	0	1	0	1	1	2											
Joe Carter, R OBP: 0.294, SLG: 0.477 (1, 3)	0-0 FC5-4 1-2			0-0 6-3		0-3 K		0-0 4-3		4	0	0	0	0	1	2											
Mel Hall, L OBP: 0.309, SLG: 0.434 (1, 7)		0-0 F8		0-0 2B		0-0 6-3		0-3 K		4	0	1	0	0	1	1											
Brook Jacoby, R OBP: 0.384, SLG: 0.545 (1, 5)		4-0 BB		0-0 F9		0-0 4-3		0-0 6-3		3	0	0	0	1	0	2											
Cory Snyder, R OBP: 0.271, SLG: 0.461 (1, 9)		0-3 K		0-0 P4			0-0 HR 1B		0-3 K	4	1	1	0	0	2	2											
Dave Clark, L OBP: 0.192, SLG: 0.275 (1, 10)		0-0 6-3			0-0 SH5-3 2B		0-0 HR		0-0 P6	4	1	2	2	0	0	1											
Andy Allanson, R OBP: 0.282, SLG: 0.328 Carmen Castillo, R OBP: 0.291, SLG: 0.457 (9, PH)			0-0 6-3		0-0 SH5-3 2-3		0-0 SH5-3 1B		0-0 F9	2	0	1	0	0	0	0											
Inning Stats	R: 0 E: 0 K: 1 S: 5	H: 0 LOB: 1 BB: 1 P: 9	R: 0 E: 0 K: 1 S: 5	H: 0 LOB: 1 BB: 1 P: 9	R: 0 E: 0 K: 1 S: 6	H: 1 LOB: 1 BB: 0 P: 6	R: 0 E: 0 K: 0 S: 4	H: 1 LOB: 1 BB: 0 P: 4	R: 0 E: 0 K: 0 S: 4	H: 1 LOB: 1 BB: 0 P: 4	R: 2 E: 0 K: 1 S: 8	H: 3 LOB: 1 BB: 0 P: 8	R: 0 E: 0 K: 1 S: 5	H: 0 LOB: 0 BB: 0 P: 5	R: 0 E: 0 K: 1 S: 5	H: 0 LOB: 0 BB: 0 P: 5		1B: 3 2B: 2 3B: 1 HR: 1	SF: 0 SAC: 2 DP: 0 HBP: 0	WP: 0 PB: 0 SB: 0 CS: 0	PA: 36						
PITCHER	IP	WLS	BF	H	R	ER	SO	BB	IBB	HBP	BLK	WP	HR	S	P	ERA	WHIP										
Les Straker, R ERA: 4.37 (1, 1)	6.0	W	26	6	2	2	4	2	0	0	1	0	1	32	40	3.00	1.333										
Juan Berenguer, R ERA: 4.09 (7, 1)	2.0		7	1	0	0	2	0	0	0	0	0	0	11	11	0.00	0.500										
Jeff Reardon, R ERA: 4.48 (9, 1)	1.0	S	3	0	0	0	1	0	0	0	0	0	0	5	5	0.00	0.000										

Batter	1	2	3	4	5	6	7	8	9	AB	R	H	RBI	BB	SO	LOB	BOTTOM										
Dan Gladden, R OBP: 0.314, SLG: 0.363 (1, 7)	0-0 5-3		0-0 F9		0-0 5-3		0-0 2B			4	0	1	0	0	0	1	Cleveland Indians @ Minnesota Twins Hubert H. Humphrey Metrodome, Minneapolis, MN Sun Sep 20 1987, 4:33 AM EDT Att: 18,906 - Unknown livebaseballscorecards.com										
Mark Davidson, R OBP: 0.323, SLG: 0.329 (8, 7)										0	0	0	0	0	0	0											
Greg Gagne, R OBP: 0.303, SLG: 0.428 (1, 6)	4-0 G3-6-3 BB		4-0 BB		0-0 P7		0-0 F8			2	0	0	0	2	0	1											
Randy Bush, L OBP: 0.349, SLG: 0.426 (1, 3)	0-0 G3-6-3 1-2		0-3 K		4-0 HR BB		0-0 F5			3	1	0	0	1	1	2											
Kirby Puckett, R OBP: 0.368, SLG: 0.535 (1, 8)		0-0 SH1-3 1B 2B		0-0 L6-3 1B		0-0 HR		0-0 P4		4	2	3	2	0	0	0											
Gary Gaetti, R OBP: 0.307, SLG: 0.493 (1, 5)		0-0 SH1-3 2-3		0-0 L6-3 1B		0-0 F9		4-0 BB		2	0	1	0	1	0	0											
Tom Brunansky, R OBP: 0.349, SLG: 0.488 (1, 9)		0-0 P3		0-0 L6-3 1-2 2-3		0-0 FC4-6 1B		0-0 BB		4	0	1	0	0	0	4											
Gene Larkin, S OBP: 0.352, SLG: 0.395 (1, 10)		0-0 3-H 1B		0-0 FC1-5 2B		0-0 FC4-6 1-2				3	0	2	1	0	0	1											
Steve Lombardozzi, R OBP: 0.301, SLG: 0.351 (1, 4)		0-0 F4		0-0 FC1-5 2-3		0-0 5-3		0-0 5-3		3	0	0	0	0	0	2											
Tom Nieto, R OBP: 0.283, SLG: 0.340 (1, 2)			0-0 F8		0-0 5-3 1-2		0-0 F8			3	0	0	0	0	0	1											
Inning Stats	R: 0 E: 0 K: 0 S: 2	H: 0 LOB: 0 BB: 1 P: 6	R: 1 E: 0 K: 0 S: 5	H: 2 LOB: 1 BB: 0 P: 5	R: 0 E: 0 K: 1 S: 5	H: 0 LOB: 1 BB: 1 P: 9	R: 0 E: 0 K: 0 S: 3	H: 2 LOB: 2 BB: 0 P: 3	R: 0 E: 0 K: 0 S: 4	H: 1 LOB: 1 BB: 0 P: 4	R: 2 E: 0 K: 0 S: 5	H: 2 LOB: 1 BB: 1 P: 9	R: 0 E: 0 K: 0 S: 4	H: 1 LOB: 1 BB: 0 P: 4	R: 0 E: 0 K: 0 S: 3	H: 0 LOB: 1 BB: 1 P: 7	1B: 4 2B: 4 3B: 0 HR: 1	SF: 0 SAC: 1 DP: 2 HBP: 0	WP: 0 PB: 0 SB: 0 CS: 0	PA: 33							
PITCHER	IP	WLS	BF	H	R	ER	SO	BB	IBB	HBP	BLK	WP	HR	S	P	ERA	WHIP										
Rich Yett, R ERA: 4.53 (1, 1)	8.0	L	33	8	3	3	1	4	0	0	0	0	1	31	47	3.38	1.500										



Batter	1	2	3	4	5	6	7	8	9	AB	R	H	RBI	BB	SO	LOB	TOP			
Jerry Browne, S OBP: 0.359, SLG: 0.349										4	1	1	0	0	2	1	<p>Texas Rangers @ Minnesota Twins Hubert H. Humphrey Metrodome, Minneapolis, MN Tue Sep 22 1987, 8:05 PM EDT Att: 18,294 - Unknown</p>			
Scott Fletcher, R OBP: 0.359, SLG: 0.384										4	1	0	0	0	0	1				
Ruben Sierra, S OBP: 0.312, SLG: 0.489										4	0	0	0	0	2	2				
Pete O'Brien, L OBP: 0.356, SLG: 0.470										4	0	2	2	0	0	0				
Larry Parrish, R OBP: 0.332, SLG: 0.496										4	0	0	0	0	1	2				
Oddibe McDowell, L OBP: 0.314, SLG: 0.413										3	1	1	1	1	0	1				
Don Slaughter, R OBP: 0.305, SLG: 0.419										2	0	1	0	0	0	0				
Geno Petrali, L OBP: 0.383, SLG: 0.455										2	0	0	0	0	0	2				
Tom O'Malley, L OBP: 0.319, SLG: 0.337										4	0	0	0	0	0	2				
Bob Brower, R OBP: 0.340, SLG: 0.470										3	1	1	0	0	0	0				
Inning Stats	R: 0 E: 0 K: 1 S: 5	H: 0 LOB: 0 BB: 0 P: 5	R: 1 E: 0 K: 1 S: 7	H: 2 LOB: 1 BB: 0 P: 7	R: 2 E: 1 K: 0 S: 6	H: 2 LOB: 1 BB: 0 P: 6	R: 0 E: 0 K: 0 S: 3	H: 0 LOB: 0 BB: 0 P: 3	R: 1 E: 0 K: 2 S: 8	H: 1 LOB: 0 BB: 0 P: 8	R: 0 E: 0 K: 0 S: 4	H: 1 LOB: 1 BB: 0 P: 4	R: 0 E: 0 K: 0 S: 3	H: 0 LOB: 0 BB: 0 P: 3	R: 0 E: 0 K: 1 S: 5	H: 0 LOB: 1 BB: 1 P: 7	1B: 3 2B: 2 3B: 0 HR: 1	SF: 0 SAC: 0 DP: 0 HBP: 0	WP: 0 PB: 0 SB: 3 CS: 0	PA: 35
PITCHER	IP WLS BF H R ER SO BB IBB HBP BLK WP HR S P ERA WHIP																			
Joe Niekro, R ERA: 5.04	(1, 1) 5.1 W 23 6 4 2 4 0 0 0 0 0 0 1 31 31 3.38 1.125																			
Dan Schatzeder, L ERA: 4.51	(6, 1) 0.1 1 0 0 0 0 0 0 0 0 0 0 0 1 1 0.00 0.000																			
Keith Atherton, R ERA: 4.6	(6, 1) 2.1 7 0 0 0 1 0 0 0 0 0 0 0 9 9 0.00 0.000																			
Jeff Reardon, R ERA: 4.42	(9, 1) 1.0 S 4 0 0 0 0 1 0 0 0 0 0 0 0 3 7 0.00 1.000																			

Batter	1	2	3	4	5	6	7	8	9	AB	R	H	RBI	BB	SO	LOB	BOTTOM			
Dan Gladden, R OBP: 0.311, SLG: 0.360										4	0	0	0	0	1	0	<p>Texas Rangers @ Minnesota Twins Hubert H. Humphrey Metrodome, Minneapolis, MN Tue Sep 22 1987, 8:05 PM EDT Att: 18,294 - Unknown</p>			
Mark Davidson, R OBP: 0.323, SLG: 0.329										0	0	0	0	0	0	0				
Greg Gagne, R OBP: 0.307, SLG: 0.437										3	1	2	1	0	0	0				
Randy Bush, L OBP: 0.351, SLG: 0.423										2	2	0	0	2	1	2				
Kirby Puckett, R OBP: 0.369, SLG: 0.540										3	1	1	2	1	0	1				
Gary Gaetti, R OBP: 0.310, SLG: 0.496										4	1	3	1	0	0	1				
Gene Larkin, S OBP: 0.347, SLG: 0.388										4	0	0	0	0	1	4				
Tom Brunansky, R OBP: 0.350, SLG: 0.496										4	1	2	2	0	0	0				
Steve Lombardozzi, R OBP: 0.298, SLG: 0.347										4	0	0	0	0	1	1				
Tim Laudner, R OBP: 0.251, SLG: 0.392										3	0	0	0	0	1	0				
Inning Stats	R: 2 E: 0 K: 0 S: 5	H: 2 LOB: 1 BB: 1 P: 9	R: 0 E: 0 K: 1 S: 5	H: 0 LOB: 0 BB: 0 P: 5	R: 2 E: 0 K: 0 S: 4	H: 2 LOB: 1 BB: 2 P: 12	R: 1 E: 0 K: 1 S: 6	H: 1 LOB: 0 BB: 0 P: 6	R: 0 E: 0 K: 1 S: 5	H: 0 LOB: 1 BB: 0 P: 6	R: 0 E: 0 K: 0 S: 3	H: 0 LOB: 0 BB: 0 P: 3	R: 0 E: 0 K: 0 S: 4	H: 1 LOB: 1 BB: 0 P: 4	R: 1 E: 0 K: 2 S: 9	H: 2 LOB: 1 BB: 0 P: 9	1B: 3 2B: 2 3B: 0 HR: 3	SF: 0 SAC: 0 DP: 1 HBP: 1	WP: 1 PB: 0 SB: 0 CS: 0	PA: 35
PITCHER	IP WLS BF H R ER SO BB IBB HBP BLK WP HR S P ERA WHIP																			
Greg Harris, R ERA: 4.92	(1, 1) 2.1 L 14 4 4 4 1 3 0 0 0 0 0 1 2 13 25 15.43 3.000																			
Jeff Russell, R ERA: 4.58	(3, 1) 4.2 16 2 1 1 2 0 0 1 0 0 0 1 19 20 1.93 0.429																			
Dale Mohorcic, R ERA: 3.01	(8, 1) 1.0 5 2 1 1 2 0 0 0 0 0 0 0 9 9 9.00 2.000																			

Batter	1	2	3	4	5	6	7	8	9	AB	R	H	RBI	BB	SO	LOB	TOP										
Bob Brower, R OBP: 0.336, SLG: 0.462 (1, 8)										3	0	0	0	1	1	2	Texas Rangers @ Minnesota Twins Hubert H. Humphrey Metrodome, Minneapolis, MN Thu Sep 24 1987, 8:05 PM EDT Att: 23,496 - Unknown livebaseballscorecards.com										
Scott Fletcher, R OBP: 0.358, SLG: 0.379 (1, 6)										3	0	0	0	1	1	1											
Ruben Sierra, S OBP: 0.309, SLG: 0.483 (1, 9)										4	0	0	0	0	2	4											
Larry Parrish, R OBP: 0.328, SLG: 0.490 (8, 2)										3	0	0	0	0	3	1											
Don Staight, R OBP: 0.301, SLG: 0.413 (9, PH)										0	0	0	0	0	0	0											
Oddibe McDowell, L OBP: 0.317, SLG: 0.432 (9, PH)										1	0	0	0	0	1	0											
Tom Paciorek, R OBP: 0.294, SLG: 0.375 (1, 7)										3	0	1	0	1	1	0											
Pete Incaviglia, R OBP: 0.335, SLG: 0.504 (9, PH)										3	0	0	0	0	1	1											
Pete O'Brien, L OBP: 0.356, SLG: 0.467 (9, PH)										0	0	0	0	1	0	0											
Mike Stanley, R OBP: 0.365, SLG: 0.407 (9, PH)										2	0	0	0	1	1	0											
Tom O'Malley, L OBP: 0.322, SLG: 0.349 (9, PH)										1	0	0	0	0	1	2											
Steve Buechele, R OBP: 0.286, SLG: 0.391 (8, 5)										3	0	1	0	0	1	2											
Geno Petralli, L OBP: 0.383, SLG: 0.453 (8, PH)										2	0	1	0	0	0	0											
Jerry Browne, S OBP: 0.359, SLG: 0.346 (8, 4)										1	0	0	0	0	0	0											
Inning Stats	R: 0 E: 0 K: 1 S: 5	H: 0 LOB: 1 BB: 1 P: 9	R: 0 E: 0 K: 2 S: 7	H: 0 LOB: 0 BB: 0 P: 7	R: 0 E: 0 K: 1 S: 5	H: 0 LOB: 0 BB: 0 P: 5	R: 0 E: 0 K: 2 S: 7	H: 0 LOB: 0 BB: 0 P: 7	R: 0 E: 0 K: 1 S: 5	H: 2 LOB: 2 BB: 1 P: 8	R: 0 E: 0 K: 1 S: 6	H: 1 LOB: 2 BB: 1 P: 10	R: 0 E: 0 K: 3 S: 7	H: 0 LOB: 0 BB: 0 P: 7	R: 0 E: 0 K: 3 S: 9	H: 0 LOB: 2 BB: 2 P: 17	1B: 3 2B: 0 3B: 0 HR: 0	SF: 0 SAC: 0 DP: 1 HBP: 0	WP: 0 PB: 0 SB: 0 CS: 0	PA: 34							
PITCHER	IP	WLS	BF	H	R	ER	SO	BB	IBB	HBP	BLK	WP	HR	S	P	ERA	WHIP										
Frank Viola, L ERA: 2.89 (1, 1)	8.0	W	29	3	0	0	10	3	0	0	0	0	0	46	58	0.00	0.750										
Juan Berenguer, R ERA: 3.99 (9, 1)	1.0		5	0	0	0	3	2	0	0	0	0	0	9	17	0.00	2.000										

Batter	1	2	3	4	5	6	7	8	9	AB	R	H	RBI	BB	SO	LOB	BOTTOM											
Al Newman, S OBP: 0.296, SLG: 0.299 (1, 4)										4	0	0	0	0	1	1	Texas Rangers @ Minnesota Twins Hubert H. Humphrey Metrodome, Minneapolis, MN Thu Sep 24 1987, 8:05 PM EDT Att: 23,496 - Unknown livebaseballscorecards.com											
Mark Davidson, R OBP: 0.321, SLG: 0.326 (1, 7)										4	1	1	0	0	2	0												
Kirby Puckett, R OBP: 0.367, SLG: 0.535 (1, 8)										3	0	1	0	0	1	0												
Kent Hrbek, L OBP: 0.386, SLG: 0.541 (1, 3)										2	0	1	0	2	0	0												
Gary Gaetti, R OBP: 0.308, SLG: 0.495 (1, 5)										3	1	1	1	0	1	3												
Don Baylor, R OBP: 0.358, SLG: 0.397 (1, 10)										3	0	0	0	0	1	2												
Tom Brunansky, R OBP: 0.351, SLG: 0.494 (1, 9)										3	1	1	0	1	0	0												
Greg Gagne, R OBP: 0.306, SLG: 0.439 (1, 6)										3	1	1	2	0	1	2												
Tom Nieto, R OBP: 0.273, SLG: 0.327 (1, 2)										4	0	0	0	0	1	4												
Inning Stats	R: 0 E: 0 K: 2 S: 7	H: 1 LOB: 2 BB: 1 P: 13	R: 1 E: 0 K: 0 S: 4	H: 1 LOB: 2 BB: 1 P: 9	R: 0 E: 0 K: 0 S: 3	H: 0 LOB: 1 BB: 0 P: 4	R: 2 E: 0 K: 0 S: 5	H: 2 LOB: 0 BB: 0 P: 5	R: 0 E: 0 K: 3 S: 9	H: 0 LOB: 1 BB: 1 P: 13	R: 0 E: 1 K: 1 S: 6	H: 0 LOB: 1 BB: 0 P: 6	1B: 4 2B: 1 3B: 0 HR: 1	SF: 1 SAC: 0 DP: 1 HBP: 3	WP: 1 PB: 0 SB: 0 CS: 0	PA: 36												
PITCHER	IP	WLS	BF	H	R	ER	SO	BB	IBB	HBP	BLK	WP	HR	S	P	ERA		WHIP										
Charlie Hough, R ERA: 3.8 (1, 1)	8.0	L	36	6	4	4	8	3	0	3	0	1	0	46	61	4.50		1.125										

Batter	1	2	3	4	5	6	7	8	9	AB	R	H	RBI	BB	SO	LOB	TOP				
Willie Wilson, S OBP: 0.321, SLG: 0.383 (1, 8)	0-3 K		0-3 K		0-3 K		0-0 S 1B		0-0 1-3 1B	5	0	2	0	0	3	1	Kansas City Royals @ Minnesota Twins Hubert H. Humphrey Metrodome, Minneapolis, MN Fri Sep 25 1987, 8:05 PM EDT Att: 52,704 - Unknown livebaseballscorecards.com				
Kevin Seitzer, R OBP: 0.396, SLG: 0.467 (1, 5)	0-0 4-3			0-0 E5 2B	0-0 HR 1B		0-0 4-3		0-0 5-3	5	2	1	1	0	0	3					
George Brett, L OBP: 0.399, SLG: 0.515 (1, 3)	4-0 BB			0-0 1B 2B	0-0 HR		4-0 IBB		4-0 G4-6-3 IBB	2	1	2	3	3	0	0					
Danny Tartabull, R OBP: 0.386, SLG: 0.527 (1, 9)	0-0 F3			4-0 FC4-6 1B BB	0-0 HR		0-0 L7		0-0 G4-6-3	4	1	1	1	1	0	6					
Frank White, R OBP: 0.305, SLG: 0.391 (1, 4)		0-0 F3		0-0 FC4-6 1B	0-0 F8		0-3 K			4	0	1	0	0	1	2					
Jim Eisenreich, L OBP: 0.274, SLG: 0.454 (1, 10)		0-0 6-3		0-0 FC4-6 FC5-4	0-0 F7				0-0 6-3	4	0	0	0	0	0	2					
Lonnie Smith, R OBP: 0.358, SLG: 0.362 Gary Thurman, R OBP: 0.333, SLG: 0.313 (1, 7) (9, 7)		0-0 5-3		0-0 FC5-4		0-0 F8		0-0 F9		4	0	0	0	0	0	2					
Jamie Quirk, L OBP: 0.312, SLG: 0.353 (1, 2)			0-0 4-3		0-0 HR	0-3 K		0-0 G3		4	1	1	1	0	1	0					
Bill Pecota, R OBP: 0.352, SLG: 0.414 Angel Salazar, R OBP: 0.220, SLG: 0.248 (1, 6) (9, 6)			0-0 5-3		0-0 S 1B	0-0 F9		0-0 1B		4	1	2	0	0	0	0					
Inning Stats	R: 0 E: 0 K: 1 S: 5	H: 0 LOB: 1 BB: 1 P: 9	R: 0 E: 0 K: 0 S: 3	H: 0 LOB: 0 BB: 0 P: 3	R: 0 E: 0 K: 1 S: 5	H: 2 LOB: 2 BB: 1 P: 9	R: 5 E: 0 K: 1 S: 10	H: 5 LOB: 0 BB: 0 P: 10	R: 0 E: 0 K: 1 S: 6	H: 1 LOB: 2 BB: 1 P: 10	R: 0 E: 0 K: 0 S: 3	H: 0 LOB: 0 BB: 0 P: 3	R: 0 E: 0 K: 0 S: 4	H: 2 LOB: 2 BB: 1 P: 8	1B: 6 2B: 1 3B: 0 HR: 3	SF: 0 SAC: 0 DP: 1 HBP: 0		WP: 0 PB: 0 SB: 2 CS: 0	PA: 40		
PITCHER	IP WLS BF H R ER SO BB IBB HBP BLK WP HR S P ERA WHIP																				
Les Straker, R ERA: 4.43 (1, 1)	4.1		20	5	4	3	3	2	0	0	0	0	0	0	0	0	2	2	2	∞	∞
Dan Schatzeder, L ERA: 5.05 (5, 1)	0.0	L	2	2	2	2	0	0	0	0	0	0	0	0	0	0	2	2	2	0.00	0.818
Mike Smithson, R ERA: 5.94 Keith Atherton, R ERA: 4.54 (5, 1) (9, 1)	3.2		15	3	0	0	2	0	1	0	0	0	0	0	0	0	0	18	22	0.00	0.000

Batter	1	2	3	4	5	6	7	8	9	AB	R	H	RBI	BB	SO	LOB	BOTTOM					
Dan Gladden, R OBP: 0.320, SLG: 0.376 (1, 7)	4-0 SH1-3 1B BB	0-0 1B		0-0 1B S SF9 1B		4-0 E E BB		0-0 F5		3	2	2	0	2	0	0	Kansas City Royals @ Minnesota Twins Hubert H. Humphrey Metrodome, Minneapolis, MN Fri Sep 25 1987, 8:05 PM EDT Att: 52,704 - Unknown livebaseballscorecards.com					
Greg Gagne, R OBP: 0.308, SLG: 0.440 (1, 6)	0-0 SH1-3 1-2	0-0 1B 1-2		0-0 1B S SF9 1B		0-0 E E BB		0-0 F9		4	1	2	0	0	0	1						
Kirby Puckett, R OBP: 0.367, SLG: 0.535 (1, 8)	0-0 2H 1B	0-0 1-3 1B		0-0 SF9		0-0 F3		0-3 K		4	1	2	2	0	1	2						
Gary Gaetti, R OBP: 0.308, SLG: 0.493 (1, 5)	4-0 1B BB	0-0 F8		0-0 2H 1B		0-0 E5		0-0 F7		4	0	1	1	1	0	4						
Tom Brunansky, R OBP: 0.353, SLG: 0.494 (1, 9)	0-0 BB		4-0 G6-4-3 BB	0-0 F8		0-0 F9		0-0 G4-6-3 1B		4	0	2	1	1	0	4						
Don Baylor, R OBP: 0.356, SLG: 0.393 (1, 10)	4-0 FC6-4 BB		0-0 G6-4-3	0-0 F4		0-3 K		0-0 G4-6-3		4	0	0	0	1	1	2						
Gene Larkin, S OBP: 0.345, SLG: 0.385 Chris Pittaro, S OBP: 0.375, SLG: 0.286 (1, 3) (7, PR) (8, 4)	0-0 P3		0-0 FC4-6 1B	0-0 F7		0-0 K		0-0 1B		4	0	2	0	0	0	3						
Steve Lombardozzi, R OBP: 0.296, SLG: 0.345 Kent Hreck, L OBP: 0.385, SLG: 0.540 (1, 4) (7, PH) (8, 3)	0-0 FC6-4		0-0 FC4-6	0-3 K		0-3 K				3	0	0	0	0	1	4						
Tom Nieto, R OBP: 0.265, SLG: 0.317 Randy Bush, L OBP: 0.350, SLG: 0.418 Tim Laudner, R OBP: 0.249, SLG: 0.389 (1, 2) (7, PH) (8, 2)		0-3 K		0-0 L4		0-0 F4		0-0 F3		1	0	0	0	0	0	1						
Inning Stats	R: 2 E: 0 K: 0 S: 5	H: 2 LOB: 3 BB: 3 P: 17	R: 0 E: 0 K: 1 S: 7	H: 3 LOB: 2 BB: 0 P: 7	R: 0 E: 0 K: 0 S: 3	H: 1 LOB: 1 BB: 1 P: 7	R: 2 E: 0 K: 0 S: 6	H: 3 LOB: 1 BB: 0 P: 6	R: 0 E: 0 K: 1 S: 5	H: 0 LOB: 0 BB: 0 P: 5	R: 0 E: 2 K: 0 S: 8	H: 0 LOB: 3 BB: 1 P: 9	R: 0 E: 0 K: 2 S: 8	H: 1 LOB: 1 BB: 0 P: 8	R: 0 E: 0 K: 1 S: 5	H: 0 LOB: 0 BB: 0 P: 5		R: 0 E: 0 K: 0 S: 3	H: 1 LOB: 0 BB: 0 P: 3	1B: 11 2B: 0 3B: 0 HR: 0	SF: 1 SAC: 1 DP: 2 HBP: 0	WP: 0 PB: 0 SB: 1 CS: 0
PITCHER	IP WLS BF H R ER SO BB IBB HBP BLK WP HR S P ERA WHIP																					
Danny Jackson, L ERA: 4.1 (1, 1)	4.0		23	9	4	4	1	4	0	0	0	0	0	0	0	0	21	37	9.00	3.250		
Steve Farr, R ERA: 4.29 (5, 1)	4.1	W	18	2	0	0	4	1	0	0	0	0	0	0	0	0	25	29	0.00	0.692		
Gene Garber, R ERA: 4.23 (9, 1)	0.2	S	1	0	0	0	0	0	0	0	0	0	0	0	0	0	1	1	0.00	0.000		

Batter	1	2	3	4	5	6	7	8	9	AB	R	H	RBI	BB	SO	LOB	TOP										
Willie Wilson, S (1, 8) OBP: 0.322, SLG: 0.384	F8		F7				SF8		K	5	0	2	0	0	1	0	Kansas City Royals @ Minnesota Twins Hubert H. Humphrey Metrodome, Minneapolis, MN Sat Sep 26 1987, 4:33 AM EDT Att: 46,263 - Unknown										
Kevin Seitzer, R (1, 5) OBP: 0.396, SLG: 0.467	FC4 BB		5-3				SF8		2B HR	3	1	1	1	1	1	2											
George Brett, L (1, 3) OBP: 0.399, SLG: 0.515	F7			3-1			L4		HR	4	1	1	0	1	0	1											
Danny Tartabull, R (1, 9) OBP: 0.386, SLG: 0.531	FC4			1-4-3			P3		HR	5	2	2	3	0	0	3											
Frank White, R (1, 4) OBP: 0.306, SLG: 0.392		L5					F8		5-3	4	1	1	0	0	0	2											
Steve Balboni, R (1, 10) OBP: 0.275, SLG: 0.434		HR		L8			F3		BB	4	1	1	1	1	0	3											
Bill Pecota, R (1, 6) Jim Eisenreich, L (6, PH) Angel Salazar, R (6, 6) OBP: 0.219, SLG: 0.246		5-3					E6		K	2	0	0	0	0	0	0											
Larry Owen, R (1, 2) Jamie Quirk, L (8, PH) OBP: 0.314, SLG: 0.356		F4					L5-3		K	2	0	0	0	0	0	0											
Gary Thurman, R (1, 7) Thad Bosley, L (7, PH) Lonnie Smith, R (7, 7) OBP: 0.356, SLG: 0.360							L5-3		F4	3	0	0	0	0	0	2											
									1B	1	0	0	0	1	1	0											
Inning Stats	R: 0 E: 0 K: 0 S: 3	H: 0 LOB: 1 BB: 1 P: 7	R: 1 E: 0 K: 0 S: 4	H: 1 LOB: 0 BB: 0 P: 4	R: 0 E: 0 K: 1 S: 5	H: 0 LOB: 0 BB: 0 P: 5	R: 0 E: 0 K: 0 S: 3	H: 0 LOB: 1 BB: 0 P: 4	R: 0 E: 0 K: 1 S: 6	H: 1 LOB: 2 BB: 1 P: 10	R: 2 E: 0 K: 0 S: 6	H: 3 LOB: 1 BB: 0 P: 6	R: 1 E: 0 K: 0 S: 5	H: 2 LOB: 2 BB: 1 P: 9	R: 0 E: 0 K: 1 S: 6	H: 1 LOB: 1 BB: 0 P: 6	R: 3 E: 0 K: 2 S: 10	H: 3 LOB: 1 BB: 1 P: 14	1B: 6 2B: 4 3B: 0 HR: 2	SF: 1 SAC: 0 DP: 1 HBP: 1	WP: 0 PB: 0 SB: 0 CS: 0	PA: 43					
PITCHER	IP	WLS	BF	H	R	ER	SO	BB	IBB	HBP	BLK	WP	HR	S	P	ERA	WHIP										
Steve Carlton, L (1, 1) ERA: 5.78	5.1		23	4	3	3	2	2	0	1	0	0	1	24	33	5.06	1.125										
Juan Berenguer, R (6, 1) ERA: 4.03	1.0		7	3	1	1	0	0	1	0	0	0	0	6	10	9.00	3.000										
Keith Atherton, R (7, 1) ERA: 4.44	1.2		6	1	0	0	1	0	0	0	0	0	0	8	8	0.00	0.600										
Jeff Reardon, R (9, 1) ERA: 4.66	1.0	L	7	3	3	3	2	1	0	0	0	0	1	10	14	27.00	4.000										

Batter	1	2	3	4	5	6	7	8	9	AB	R	H	RBI	BB	SO	LOB	BOTTOM										
Dan Gladden, R (1, 7) OBP: 0.322, SLG: 0.377	SH1-3 1B		FC6 SH1					FC1-6		4	1	2	0	0	1	3	Kansas City Royals @ Minnesota Twins Hubert H. Humphrey Metrodome, Minneapolis, MN Sat Sep 26 1987, 4:33 AM EDT Att: 46,263 - Unknown										
Mark Davidson, R (7, 7) OBP: 0.319, SLG: 0.324			SH1					CS		1	0	0	0	0	0	1											
Greg Gagne, R (1, 6) OBP: 0.305, SLG: 0.438	SH1-3 1B		SH1					6-3		2	2	0	0	2	0	3											
Randy Bush, L (1, 10) OBP: 0.355, SLG: 0.419	SH1-3		FC6 BB					G6-4-3 HBP		2	0	1	1	1	1	1											
Kirby Puckett, R (1, 8) OBP: 0.366, SLG: 0.532	G5-4-3 1B		FC6					G6-4-3		5	0	1	2	0	1	5											
Gary Gaetti, R (1, 5) OBP: 0.307, SLG: 0.490	G5-4-3		F4					K		5	0	1	0	0	1	3											
Kent Hrbek, L (1, 3) OBP: 0.386, SLG: 0.539										4	0	2	1	0	1	0											
Tom Brunansky, R (1, 9) OBP: 0.354, SLG: 0.492										2	0	0	0	2	1	1											
Steve Lombardozzi, R (1, 4) OBP: 0.297, SLG: 0.343										2	0	0	0	1	0	4											
Roy Smalley, S (7, PH) OBP: 0.356, SLG: 0.419										1	0	0	0	0	0	1											
Al Newman, S (8, 4) OBP: 0.296, SLG: 0.299										0	0	0	0	0	0	0											
Tom Nieto, R (1, 2) OBP: 0.276, SLG: 0.314										1	0	0	0	1	1	1											
Chris Pittaro, S (6, PR) OBP: 0.375, SLG: 0.286										0	1	0	0	0	0	0											
Tim Laidner, R (7, 2) OBP: 0.248, SLG: 0.388										1	0	0	0	0	0	0											
Billy Beane, R (8, PR) OBP: 0.222, SLG: 0.333										0	0	0	0	0	0	0											
Sai Gutera, R (9, 2) OBP: 0.228, SLG: 0.281										0	0	0	0	0	0	0											
Inning Stats	R: 2 E: 0 K: 0 S: 4	H: 2 LOB: 0 BB: 1 P: 8	R: 0 E: 0 K: 3 S: 9	H: 0 LOB: 1 BB: 1 P: 13	R: 0 E: 0 K: 0 S: 4	H: 1 LOB: 2 BB: 1 P: 8	R: 0 E: 0 K: 1 S: 6	H: 1 LOB: 2 BB: 1 P: 10	R: 1 E: 0 K: 1 S: 7	H: 2 LOB: 3 BB: 2 P: 15	R: 1 E: 0 K: 1 S: 6	H: 1 LOB: 1 BB: 0 P: 7	R: 0 E: 0 K: 0 S: 3	H: 0 LOB: 1 BB: 1 P: 7	R: 0 E: 1 K: 0 S: 3	H: 0 LOB: 1 BB: 0 P: 3	R: 0 E: 0 K: 1 S: 4	H: 0 LOB: 0 BB: 0 P: 5	1B: 7 2B: 0 3B: 0 HR: 0	SF: 0 SAC: 2 DP: 2 HBP: 2	WP: 0 PB: 0 SB: 0 CS: 1	PA: 41					
PITCHER	IP	WLS	BF	H	R	ER	SO	BB	IBB	HBP	BLK	WP	HR	S	P	ERA	WHIP										
Bret Saberhagen, R (1, 1) ERA: 3.41	6.0		31	7	4	4	6	6	0	1	0	0	0	36	61	6.00	2.167										
John Davis, R (7, 1) ERA: 1.96	2.0	W	7	0	0	0	0	1	0	0	0	0	0	6	10	0.00	0.500										
Gene Garber, R (9, 1) ERA: 4.18	1.0	S	3	0	0	0	1	0	0	1	0	0	0	4	5	0.00	0.000										

AB	37
R	7
H	11
RBI	7
BB	4
SO	5
LOB	15

AB	30
R	4
H	7
RBI	4
BB	7
SO	7
LOB	23



Batter	1	2	3	4	5	6	7	8	9	AB	R	H	RBI	BB	SO	LOB	TOP			
Willie Wilson, S (1, 8) OBP: 0.322, SLG: 0.382	4-0 1B FC5-4-2 BB		0-0 4-3		0-0 4-3			0-0 4-3		3	0	0	0	1	0	1				
Kevin Seitzer, R (1, 5) OBP: 0.397, SLG: 0.465	0-0 1-3 1B			0-3 K		0-3 K			0-0 1-3	4	0	1	0	0	2	0				
George Brett, L (1, 3) OBP: 0.396, SLG: 0.510	0-0 FC5-4-2 1-2 3-H			0-0 F9		0-0 F9			0-0 3-1	4	0	0	0	0	0	2				
Danny Tartabull, R (1, 9) OBP: 0.387, SLG: 0.537	0-0 F8			0-0 HR		0-3 K			0-0 1B	4	1	2	1	0	1	1				
Frank White, R (1, 4) OBP: 0.305, SLG: 0.393		0-0 6-3		0-0 2B				0-0 F9	0-3 K	4	0	1	0	0	1	1				
Steve Balboni, R (1, 10) OBP: 0.273, SLG: 0.431		0-3 K		0-0 6-3				0-0 P5		3	0	0	0	0	1	1				
Lonnie Smith, R (1, 7) OBP: 0.355, SLG: 0.359		0-3 K			0-0 G4-6-3 1B			0-3 K		3	0	1	0	0	2	0				
Jamie Quirk, L (1, 2) OBP: 0.312, SLG: 0.352			0-3 K		0-0 G4-6-3 1-2				0-0 4-3	3	0	0	0	0	1	1				
Bill Pecota, R (1, 6) OBP: 0.349, SLG: 0.404					0-0 F7				0-0 4-3	1	0	0	0	1	0	0				
Thad Bosley, L (8, PH) OBP: 0.316, SLG: 0.357										1	0	0	0	0	0	0				
Angel Salazar, R (8, 6) OBP: 0.219, SLG: 0.246										0	0	0	0	0	0	0				
Inning Stats	R: 0 E: 0 K: 0 S: 3	H: 1 LOB: 1 BB: 1 P: 7	R: 0 E: 0 K: 2 S: 7	H: 0 LOB: 0 BB: 0 P: 7	R: 0 E: 0 K: 1 S: 5	H: 0 LOB: 0 BB: 0 P: 5	R: 1 E: 0 K: 1 S: 7	H: 2 LOB: 1 BB: 0 P: 7	R: 0 E: 0 K: 2 S: 3	H: 1 LOB: 1 BB: 1 P: 7	R: 0 E: 0 K: 1 S: 5	H: 0 LOB: 0 BB: 0 P: 5	R: 0 E: 0 K: 1 S: 5	H: 0 LOB: 0 BB: 0 P: 3	R: 0 E: 0 K: 1 S: 6	H: 1 LOB: 1 BB: 0 P: 6	1B: 3 2B: 2 3B: 0 HR: 1	SF: 0 SAC: 0 DP: 2 HBP: 0	WP: 0 PB: 0 SB: 0 CS: 0	PA: 32
PITCHER Bert Blyleven, R (1, 1) ERA: 4.05	IP: 9.0 WLS: W BF: 32 H: 5 R: 1 ER: 1 SO: 8 BB: 2 IBB: 0 HBP: 0 BLK: 0 WP: 0 HR: 1 S: 46 P: 54 ERA: 1.00 WHIP: 0.778																			

Kansas City Royals @ Minnesota Twins
Hubert H. Humphrey Metrodome, Minneapolis, MN

Sun Sep 27 1987, 4:33 AM EDT
Att: 53,106 - Unknown

AB 30
R 1
H 5
RBI 1
BB 2
SO 8
LOB 7



Batter	1	2	3	4	5	6	7	8	9	AB	R	H	RBI	BB	SO	LOB	BOTTOM			
Dan Gladden, R (1, 7) OBP: 0.319, SLG: 0.374	0-0 F8	0-0 4-3			0-3 K			0-0 F7		4	0	0	0	0	1	1				
Al Newman, S (1, 4) OBP: 0.301, SLG: 0.306	0-0 HR 2B	0-0 P3-4 1B			0-0 F8			4-0 1B 2B BB		3	2	2	1	1	0	0				
Kirby Puckett, R (1, 8) OBP: 0.367, SLG: 0.537	0-0 HR	0-0 P3-4 1-2			0-0 1B			0-0 F8		4	1	2	2	0	0	2				
Gary Gaetti, R (1, 5) OBP: 0.309, SLG: 0.496	0-0 HR		0-0 6-3		0-0 6-3			0-0 2B SF8 1B		4	2	2	1	0	0	1				
Tom Brunansky, R (1, 9) OBP: 0.353, SLG: 0.492	0-0 1-3		0-3 K			0-0 F9		0-0 SF8 1-3 3-H 2B		4	0	1	1	0	1	0				
Don Baylor, R (1, 10) OBP: 0.356, SLG: 0.393	0-0 HR 1B		0-3 K			0-0 6-3		4-0 SF8 IBB		3	1	1	0	0	1	0				
Randy Bush, L (8, PH) OBP: 0.357, SLG: 0.419										0	0	0	0	1	0	0				
Kent Hrbek, L (1, 3) OBP: 0.385, SLG: 0.544	0-0 HR			0-3 K			0-0 F7	0-0 SF8 1-2 2-3 3-H		3	1	1	3	0	1	0				
Greg Gagne, R (1, 6) OBP: 0.307, SLG: 0.433	0-0 F9				0-0 F3			0-0 6-3		4	0	0	0	0	0	2				
Tim Laudner, R (1, 2) OBP: 0.249, SLG: 0.391		0-0 4-3 1B 2B			0-3 K			0-0 6-3		3	1	1	0	0	1	0				
Inning Stats	R: 5 E: 0 K: 0 S: 8	H: 5 LOB: 0 BB: 0 P: 8	R: 1 E: 0 K: 0 S: 4	H: 2 LOB: 0 BB: 0 P: 4	R: 0 E: 0 K: 2 S: 7	H: 0 LOB: 0 BB: 0 P: 7	R: 0 E: 0 K: 2 S: 7	H: 0 LOB: 0 BB: 0 P: 7	R: 0 E: 0 K: 1 S: 6	H: 1 LOB: 1 BB: 0 P: 6	R: 0 E: 0 K: 0 S: 3	H: 0 LOB: 0 BB: 0 P: 3	R: 0 E: 0 K: 0 S: 3	H: 0 LOB: 0 BB: 0 P: 3	R: 2 E: 0 K: 0 S: 5	H: 2 LOB: 2 BB: 2 P: 13	1B: 4 2B: 4 3B: 0 HR: 3	SF: 1 SAC: 0 DP: 1 HBP: 0	WP: 0 PB: 0 SB: 0 CS: 0	PA: 35
PITCHER Charlie Leibrandt, L (1, 1) ERA: 3.43	IP: 0.2 WLS: L BF: 15 H: 3 R: 1 ER: 1 SO: 5 BB: 0 IBB: 0 HBP: 0 BLK: 0 WP: 0 HR: 0 S: 7 P: 7 ERA: 67.50 WHIP: 7.500																			
Steve Farr, R (1, 1) ERA: 4.15	IP: 4.1 WLS: L BF: 15 H: 3 R: 1 ER: 1 SO: 5 BB: 0 IBB: 0 HBP: 0 BLK: 0 WP: 0 HR: 0 S: 25 P: 25 ERA: 2.08 WHIP: 0.692																			
John Davis, R (6, 1) ERA: 2.27	IP: 2.1 WLS: L BF: 11 H: 2 R: 2 ER: 2 SO: 0 BB: 1 IBB: 1 HBP: 0 BLK: 0 WP: 0 HR: 0 S: 9 P: 17 ERA: 7.71 WHIP: 1.286																			
Jerry Don Gleaton, L (8, 1) ERA: 4.41	IP: 0.2 WLS: L BF: 2 H: 0 R: 0 ER: 0 SO: 0 BB: 0 IBB: 0 HBP: 0 BLK: 0 WP: 0 HR: 0 S: 2 P: 2 ERA: 0.00 WHIP: 0.000																			

Kansas City Royals @ Minnesota Twins
Hubert H. Humphrey Metrodome, Minneapolis, MN


Sun Sep 27 1987, 4:33 AM EDT
Att: 53,106 - Unknown


AB 32
R 8
H 10
RBI 8
BB 2
SO 5
LOB 6



Batter	1	2	3	4	5	6	7	8	9	AB	R	H	RBI	BB	SO	LOB	TOP			
Dan Gladden, R OBP: 0.318, SLG: 0.372	0-0 BB 1B		0-0 6-3		0-3 K		0-3 K	0-0 F3		5	0	1	0	0	2	2	Minnesota Twins @ Texas Rangers Arlington Stadium, Arlington, TX Mon Sep 28 1987, 8:05 PM EDT Att: 9,986 - Unknown			
Greg Gagne, R OBP: 0.308, SLG: 0.433	0-0 F8		0-0 1B		0-0 F8		0-3 K	0-0 FC4-6 1B		5	0	2	0	0	1	1				
Kirby Puckett, R OBP: 0.366, SLG: 0.534	0-0 F8		0-3 K		0-0 WP BB 1B		0-0 F8	0-0 FC4-6 FC3-6 1-2		5	0	1	0	0	1	3				
Kent Hrbek, L OBP: 0.389, SLG: 0.547	4-0 1-2 BB			0-0 HR 2B	4-0 WP BB			0-0 1B 5-3 1B 1-2	0-0 FC3-6	3	2	2	0	2	0	1				
Gary Gaetti, R OBP: 0.308, SLG: 0.492	0-0 F7			0-0 6-3	4-0 1-2 2-3 BB			0-0 5-3	0-0 F7	4	0	0	0	1	0	5				
Randy Bush, L OBP: 0.356, SLG: 0.416		0-3 K		0-3 K	0-3 K			0-0 2-3 1B		4	0	1	0	0	3	4				
Tom Brunansky, R OBP: 0.354, SLG: 0.490		0-0 P4		4-0 HR BB		0-0 F7		4-0 1B BLK BB		2	2	0	0	2	0	0				
Steve Lombardozzi, R OBP: 0.298, SLG: 0.352		0-0 F9		0-0 HR		0-3 K		0-0 BLK 1B		4	1	2	4	0	1	0				
Sal Butera, R OBP: 0.222, SLG: 0.274			0-0 1-3		0-3 K			1-3 3-H 4-0 1B		3	0	0	0	0	1	0				
Gene Larkin, S OBP: 0.345, SLG: 0.385 (8, PH)								1-2 3-H BB		0	0	0	0	0	0	0				
Don Baylor, R OBP: 0.357, SLG: 0.393 (8, PR)										0	0	0	0	1	0	0				
Chris Pittaro, S OBP: 0.375, SLG: 0.286 (8, PR)										0	0	0	0	0	0	0				
Tim Laudner, R OBP: 0.248, SLG: 0.391 (8, 2)										0	0	0	0	0	0	0				
Inning Stats	R: 0 E: 0 K: 0 S: 4	H: 1 LOB: 2 BB: 1 P: 8	R: 0 E: 0 K: 1 S: 5	H: 0 LOB: 0 BB: 0 P: 5	R: 0 E: 0 K: 1 S: 6	H: 1 LOB: 1 BB: 0 P: 6	R: 3 E: 0 K: 2 S: 9	H: 2 LOB: 0 BB: 1 P: 13	R: 0 E: 0 K: 1 S: 8	H: 0 LOB: 0 BB: 0 P: 5	R: 0 E: 0 K: 2 S: 7	H: 0 LOB: 0 BB: 0 P: 7	R: 0 E: 0 K: 0 S: 5	H: 3 LOB: 2 BB: 2 P: 13	R: 0 E: 0 K: 0 S: 4	H: 1 LOB: 1 BB: 0 P: 4	1B: 7 2B: 1 3B: 0 HR: 1	SF: 0 SAC: 0 DP: 0 HBP: 0	WP: 1 PB: 0 CS: 0	PA: 41
PITCHER	IP WLS BF H R ER SO BB IBB HBP BLK WP HR S P ERA WHIP	IP WLS BF H R ER SO BB IBB HBP BLK WP HR S P ERA WHIP																		
Jose Guzman, R ERA: 4.65 (1, 1)	7.2 L 33 7 4 0 0 9 4 0 0 0 1 1 47 63 4.70 1.435																			
Jeff Russell, R ERA: 4.59 (8, 1)	0.0 2 1 0 0 0 1 0 0 0 0 0 0 1 5 ∞ ∞																			
Mitch Williams, L ERA: 3.13 (8, 1)	0.0 1 0 1 1 0 0 1 0 0 0 1 0 0 4 ∞ ∞																			
Dale Mohorcic, R ERA: 2.99 (8, 1)	0.2 3 1 0 0 0 0 0 0 0 0 0 0 3 3 0.00 1.500																			
Steve Howe, L ERA: 5.09 (9, 1)	0.2 2 0 0 0 0 0 0 0 0 0 0 0 2 2 0.00 0.000																			

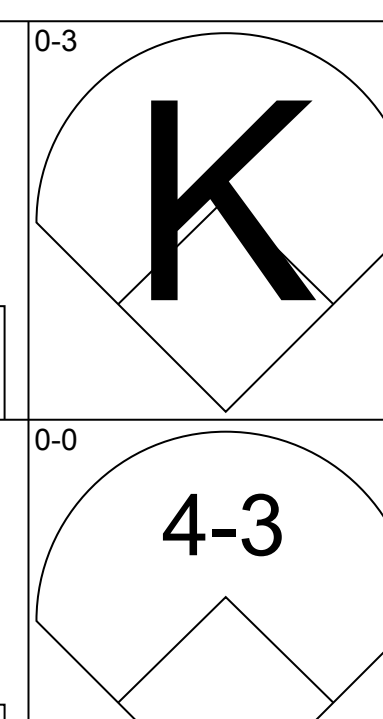
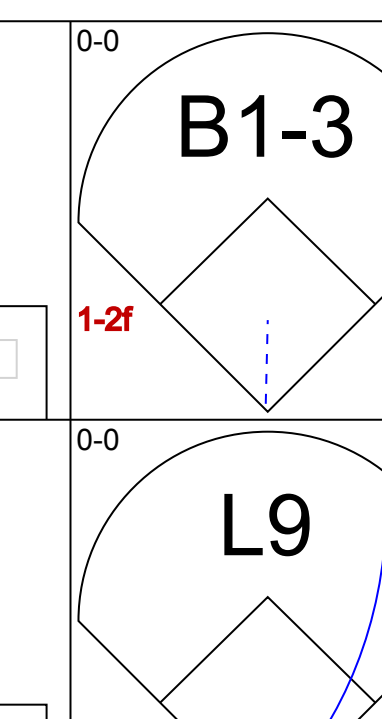
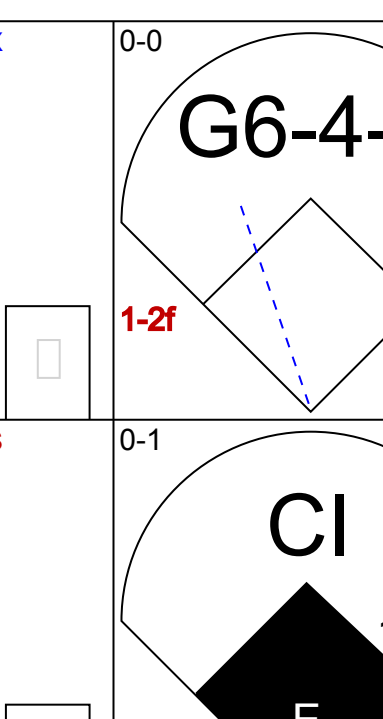
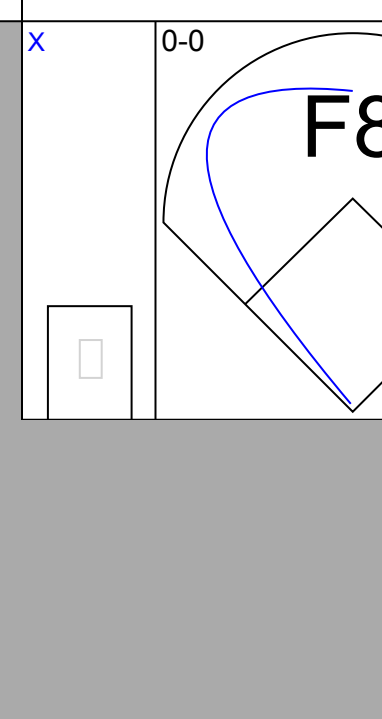
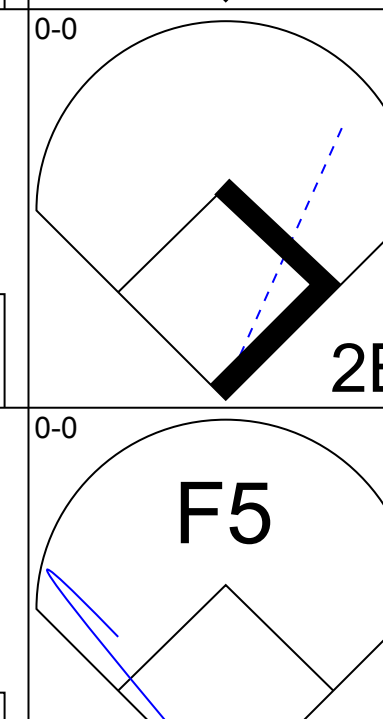

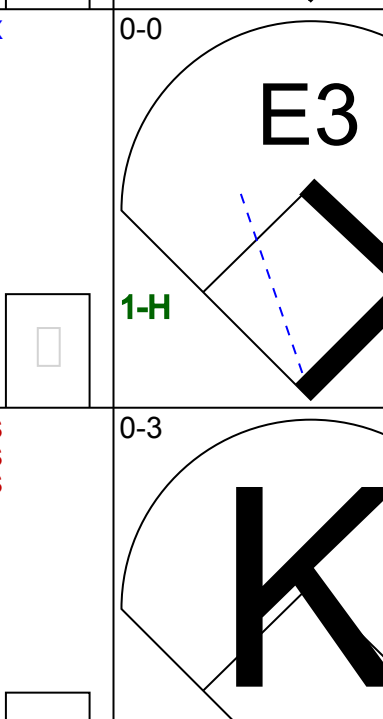

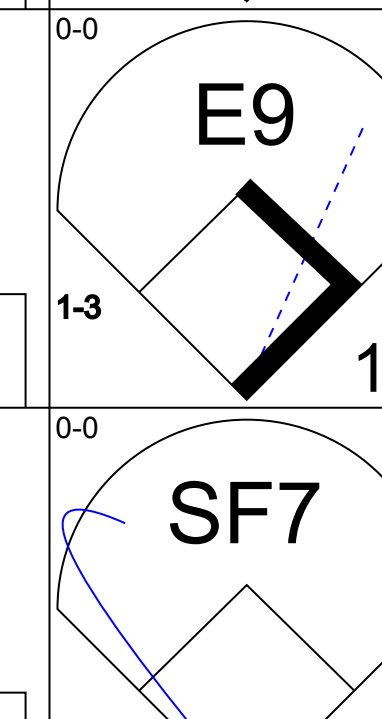

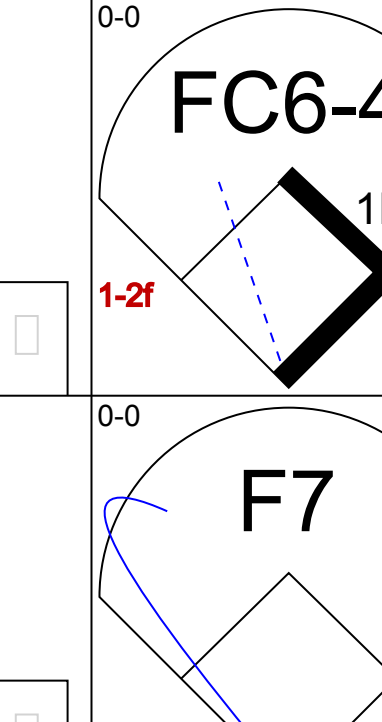
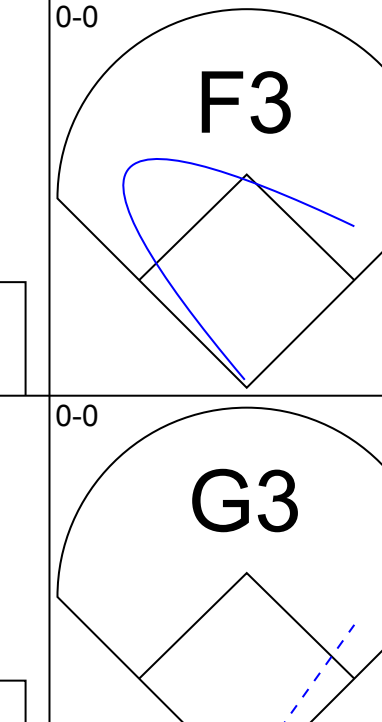
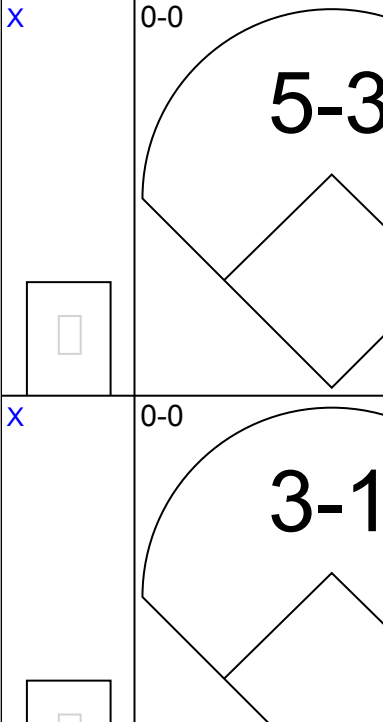
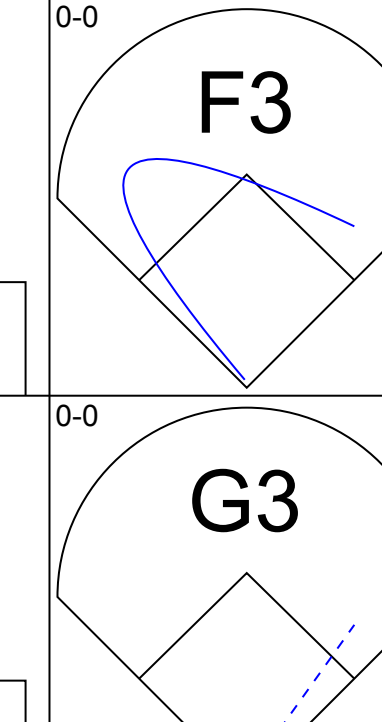


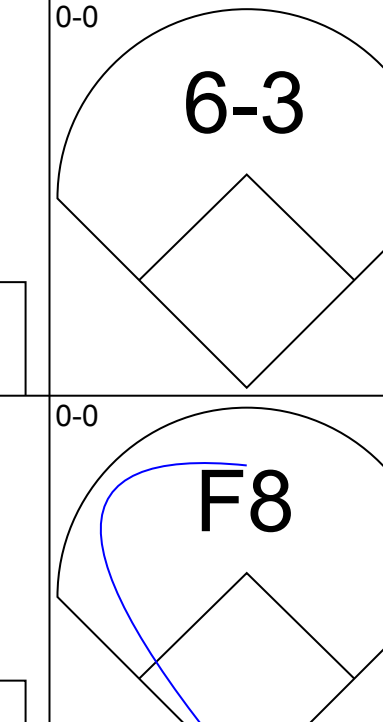

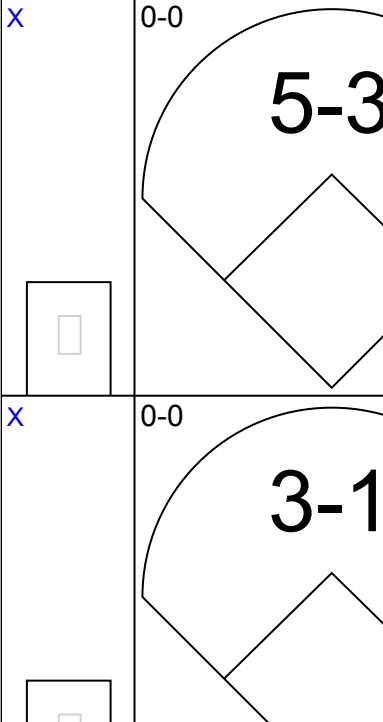
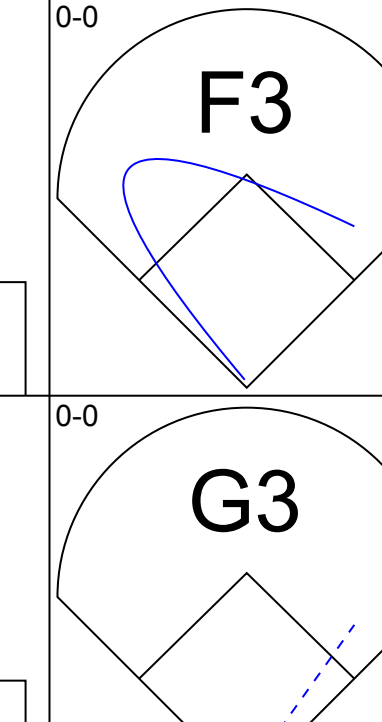
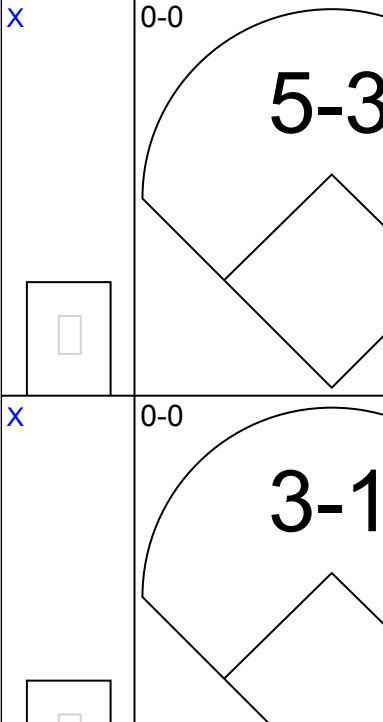
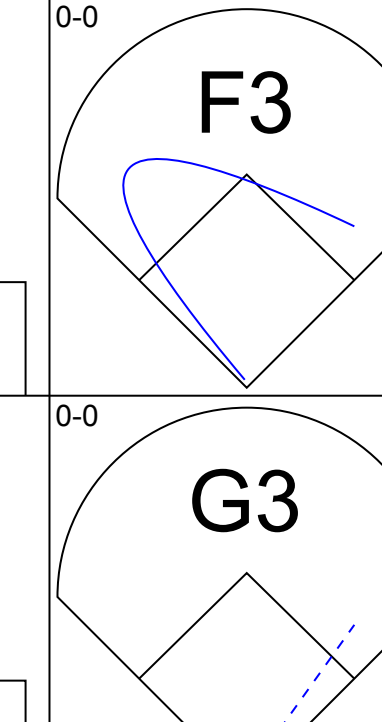
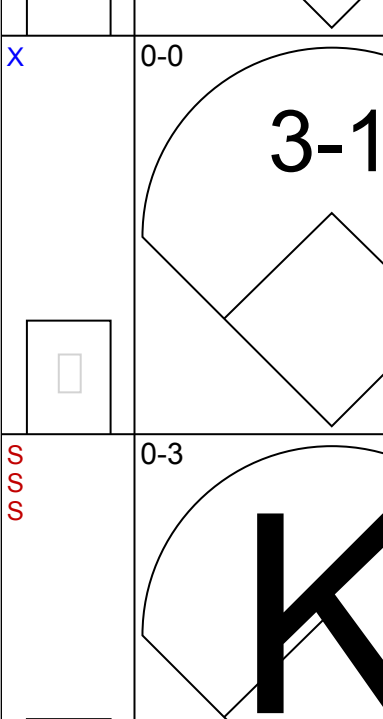
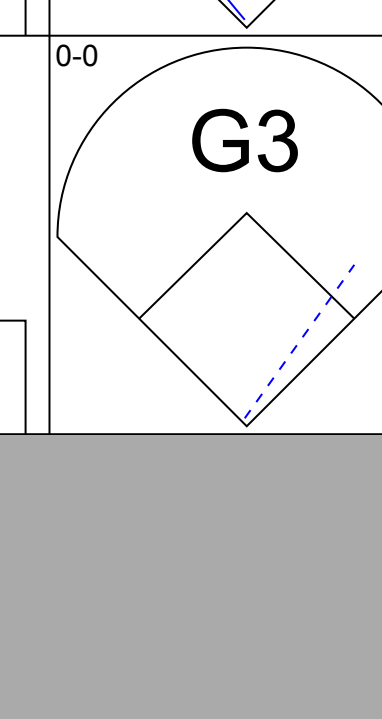
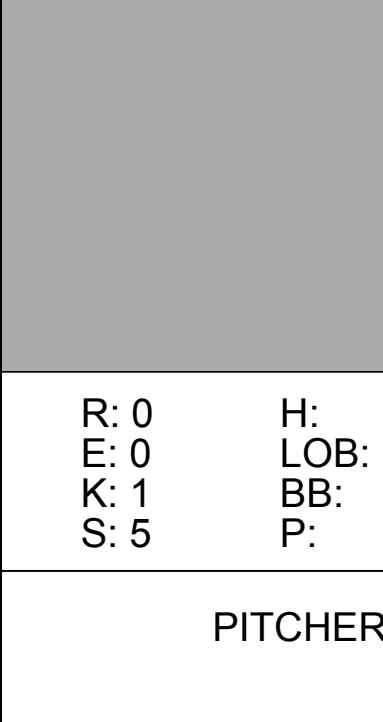
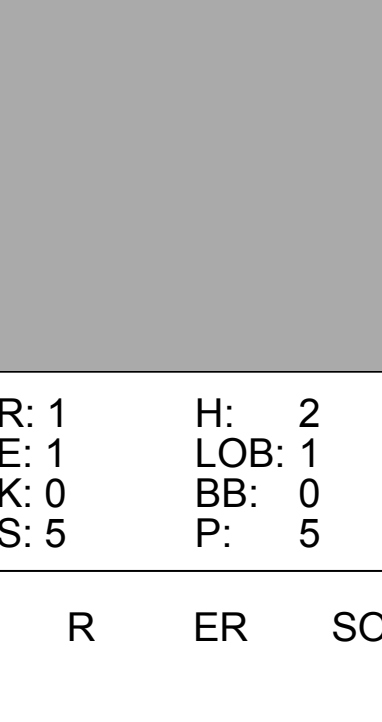

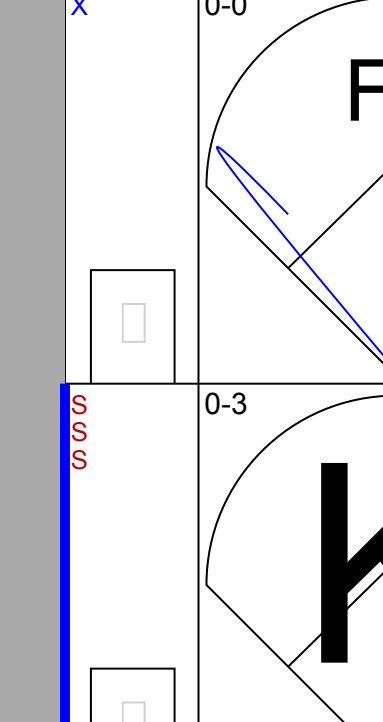
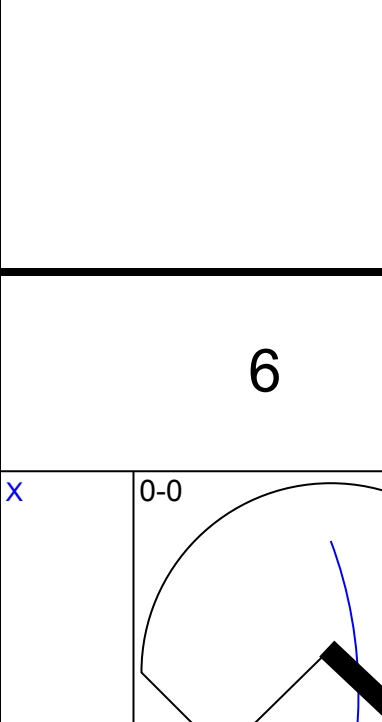
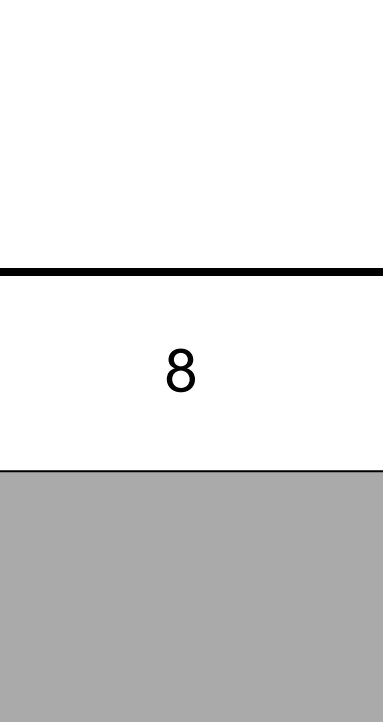
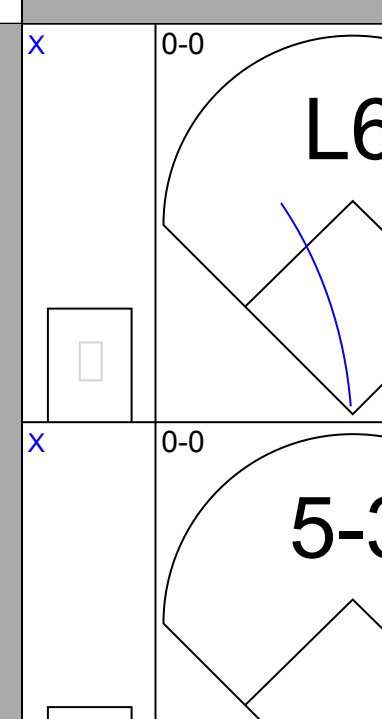
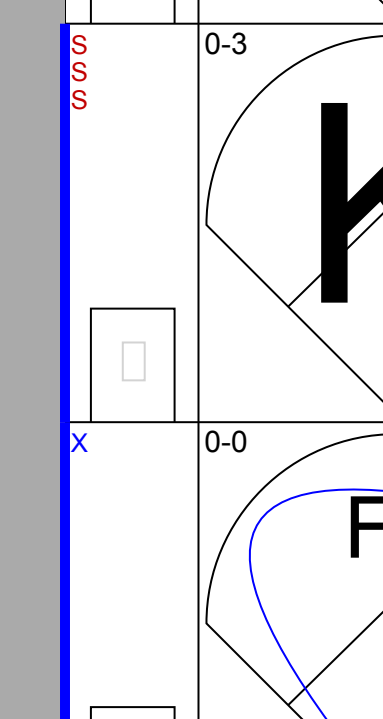
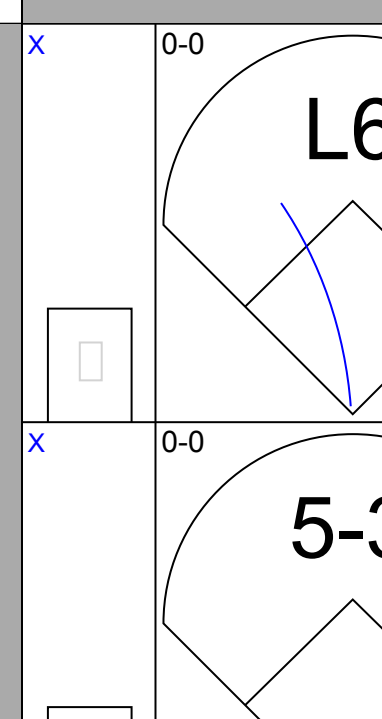
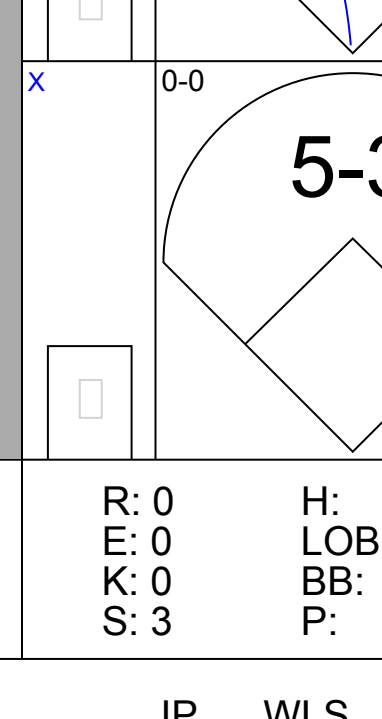
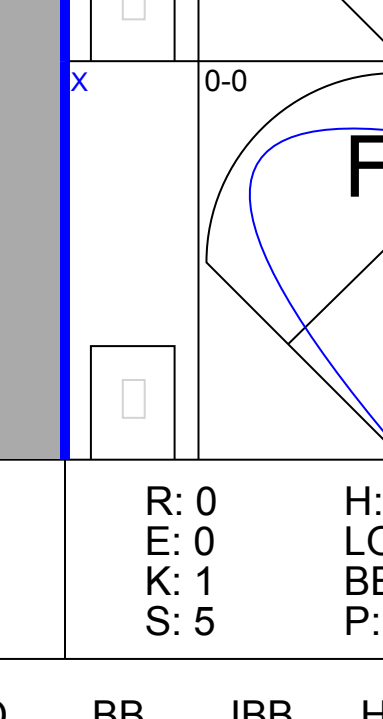
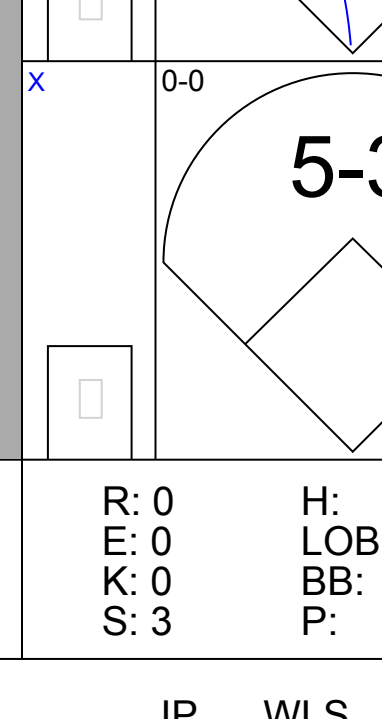
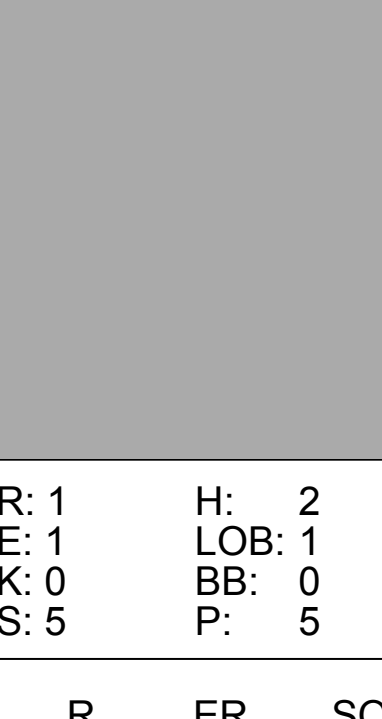
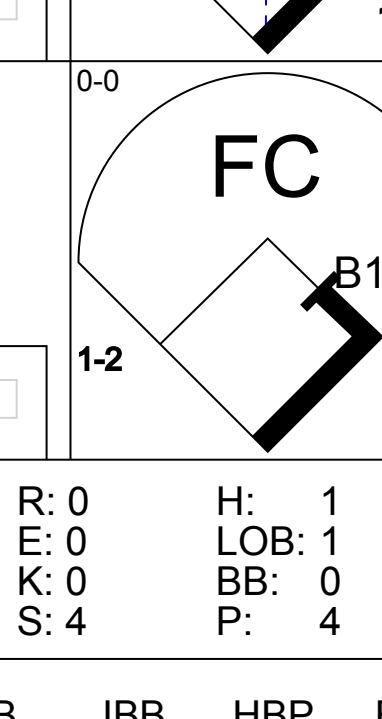
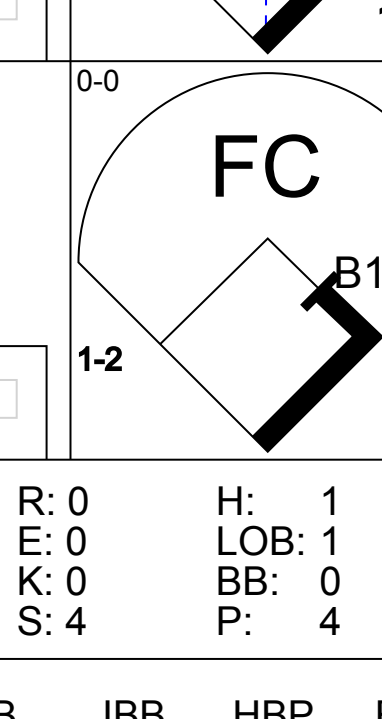
Batter	1	2	3	4	5	6	7	8	9	AB	R	H	RBI	BB	SO	LOB	BOTTOM					
Jerry Browne, S OBP: 0.397, SLG: 0.341	0-0 6-3	0-0 1B		0-0 F8			0-0 6-3			4	0	1	0	0	0	3	Minnesota Twins @ Texas Rangers Arlington Stadium, Arlington, TX Mon Sep 28 1987, 8:05 PM EDT Att: 9,986 - Unknown					
Scott Fletcher, R OBP: 0.356, SLG: 0.376	0-0 WP 1B WP 1B	0-0 F8			0-0 L3 1B		0-0 5-3			4	1	2	0	0	0	3						
Ruben Sierra, S OBP: 0.307, SLG: 0.475	0-0 WP SF7 1B 1-2		0-0 P5		0-0 L3 1-2		0-0 F8			4	1	1	0	0	0	1						
Pete O'Brien, L OBP: 0.353, SLG: 0.459	4-0 1-2 2-3 BB 1B		0-3 K2-3		0-0 4-3		0-0 F8			3	1	0	0	1	1	0						
Larry Parrish, R OBP: 0.331, SLG: 0.487	0-0 SF7		0-0 6-3			4-0 G5-4-3 BB		0-0 F8		2	0	0	1	1	0	0						
Pete Incaviglia, R OBP: 0.334, SLG: 0.501	0-0 2-H 3-H 1B			0-3 K		0-0 G5-4-3		0-3 K		4	0	1	1	0	2	1						
Oddibe McDowell, L OBP: 0.324, SLG: 0.435	0-0 G3			0-0 F8		0-0 G3		0-0 L4-3 1B		4	0	1	0	0	0	1						
Geno Petralli, L OBP: 0.377, SLG: 0.443		0-0 1B		0-0 E1 1B			0-0 F7		0-0 L4-3	4	0	1	0	0	0	1						
Tom O'Malley, L OBP: 0.347, SLG: 0.373 (7, PR)		0-0 1B			0-0 1B					3	0	3	0	0	0	0						
Steve Buechele, R OBP: 0.287, SLG: 0.390 (8, 5)		0-0 1B		1-2 1B			0-3 6-3 2B			0	0	0	0	0	0	0						
Inning Stats	R: 3 E: 0 K: 0 S: 6	H: 3 LOB: 1 BB: 1 P: 10	R: 0 E: 0 K: 0 S: 4	H: 3 LOB: 1 BB: 0 P: 4	R: 0 E: 0 K: 1 S: 5	H: 0 LOB: 0 BB: 0 P: 5	R: 0 E: 0 K: 1 S: 7	H: 1 LOB: 2 BB: 0 P: 7	R: 0 E: 0 K: 0 S: 3	H: 0 LOB: 0 BB: 0 P: 3	R: 0 E: 0 K: 0 S: 2	H: 0 LOB: 0 BB: 1 P: 6	R: 0 E: 0 K: 0 S: 4	H: 1 LOB: 2 BB: 0 P: 4	R: 0 E: 0 K: 0 S: 3	H: 0 LOB: 0 BB: 0 P: 3	R: 0 E: 0 K: 1 S: 5	H: 1 LOB: 0 BB: 0 P: 5	1B: 9 2B: 3 3B: 0 HR: 0	SF: 1 SAC: 0 DP: 3 HBP: 0	WP: 2 PB: 0 CS: 0	PA: 35
PITCHER	IP WLS BF H R ER SO BB IBB HBP BLK WP HR S P ERA WHIP	IP WLS BF H R ER SO BB IBB HBP BLK WP HR S P ERA WHIP																				
Joe Niekro, R ERA: 5.0 (7, 1)	6.1 W 5 0 0 0 0 0 0 0 0 0 0 5 5 0.00 0.000																					
Juan Berenguer, R ERA: 3.97 (9, 1)	1.2 S 3 1 0 0 1 0 0 0 0 0 0 5 5 0.00 1.000																					
Jeff Reardon, R ERA: 4.6 (8, 1)	1.0 S 3 1 0 0 1 0 0 0 0 0 0 5 5 0.00 1.000																					

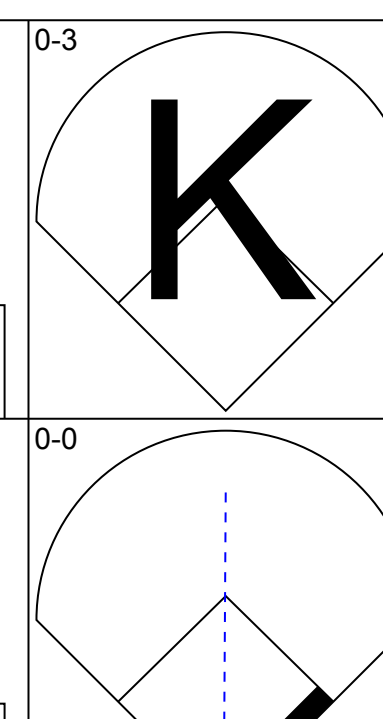
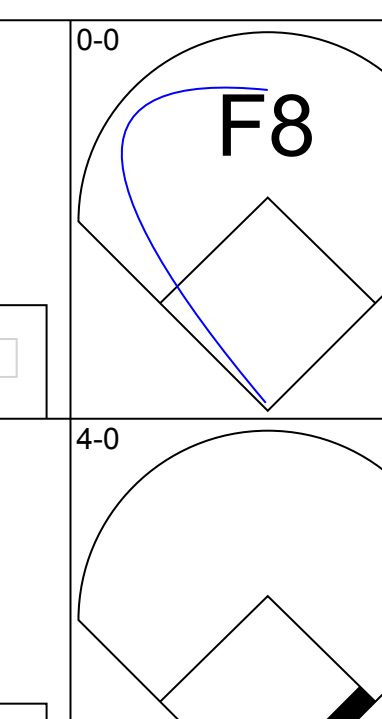
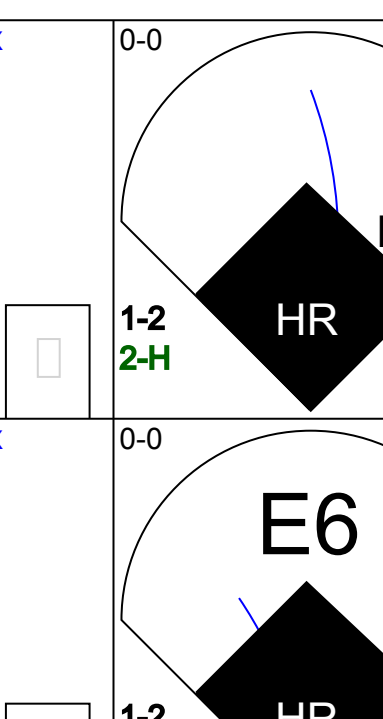
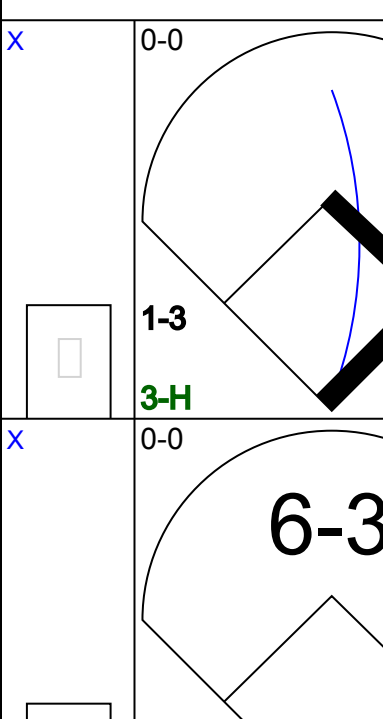
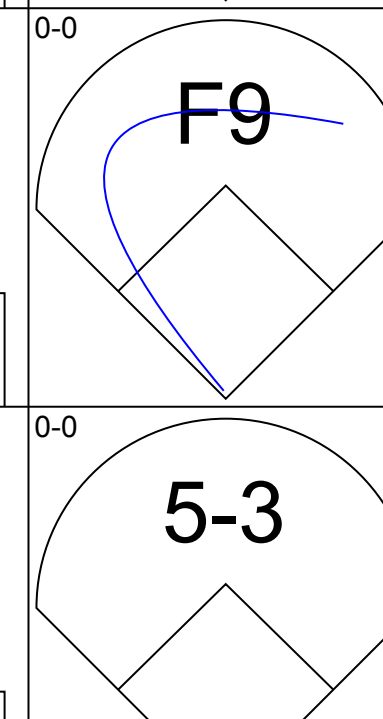
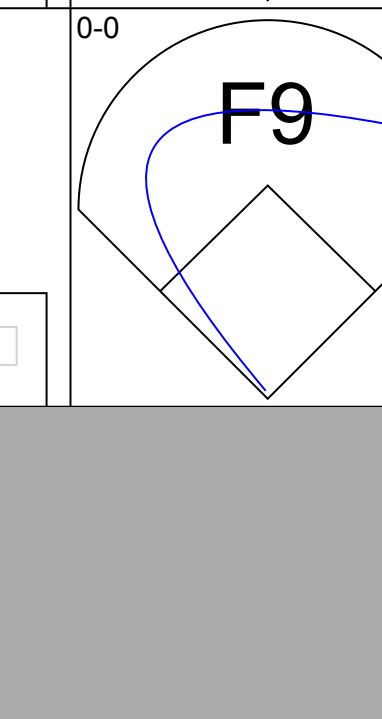
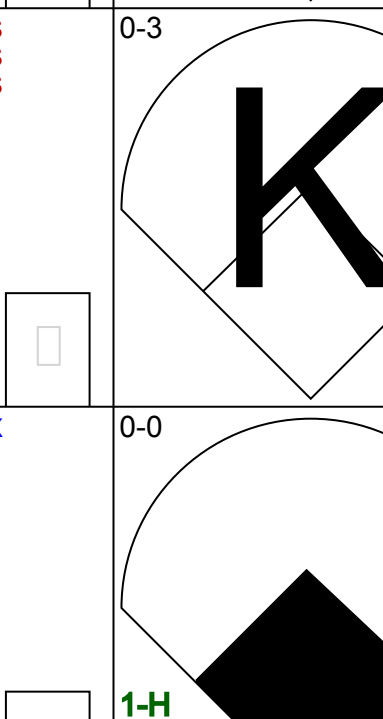



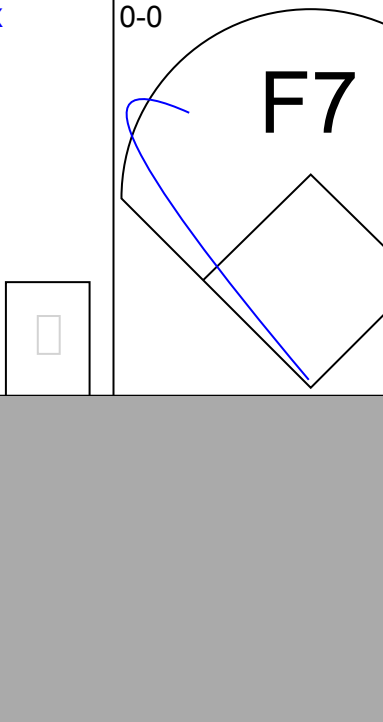
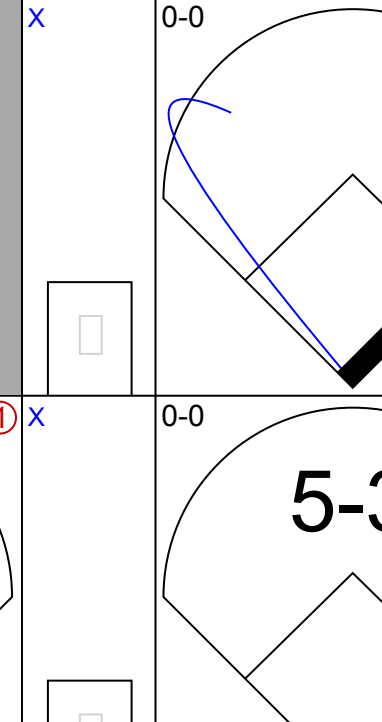


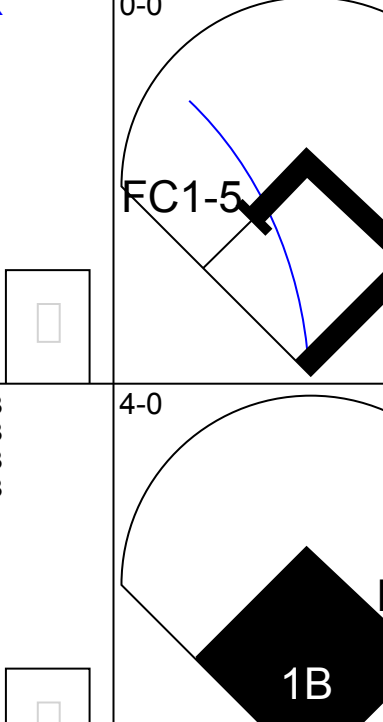

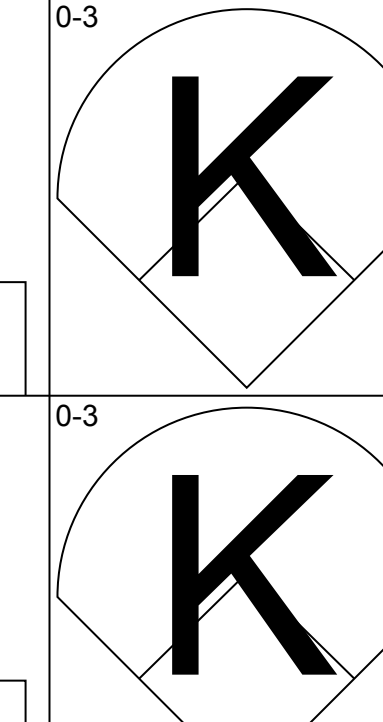
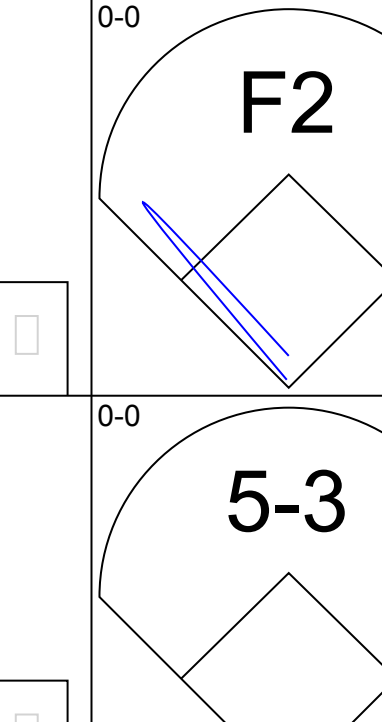
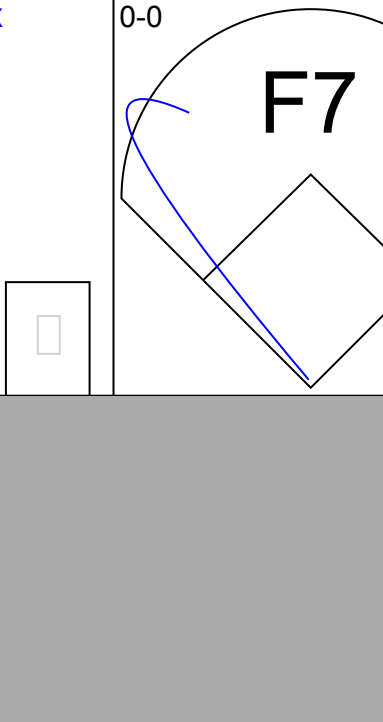
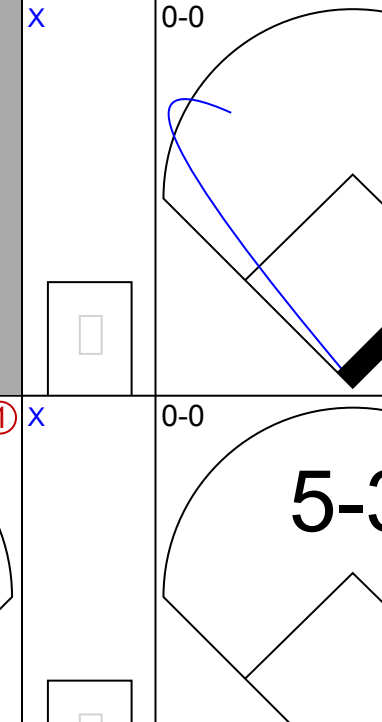
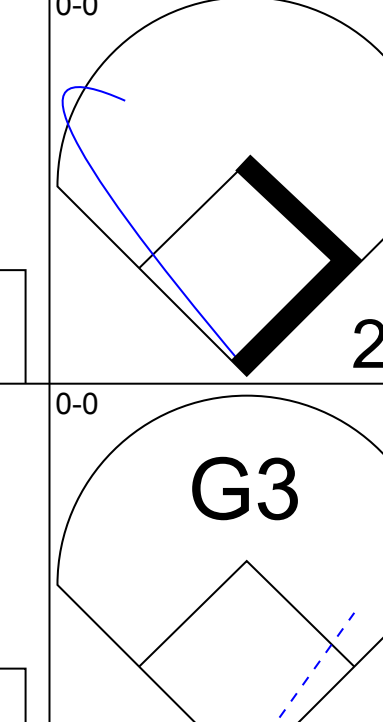

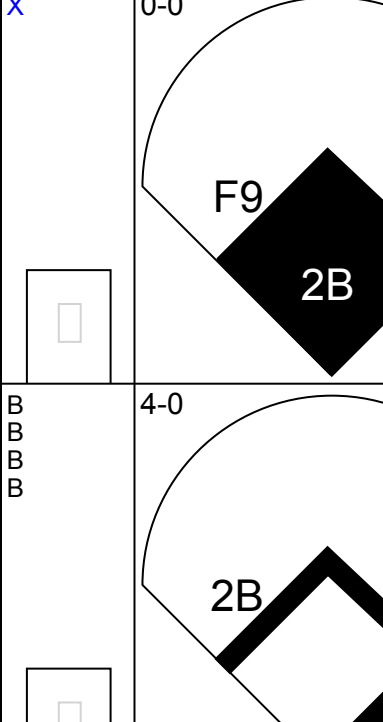

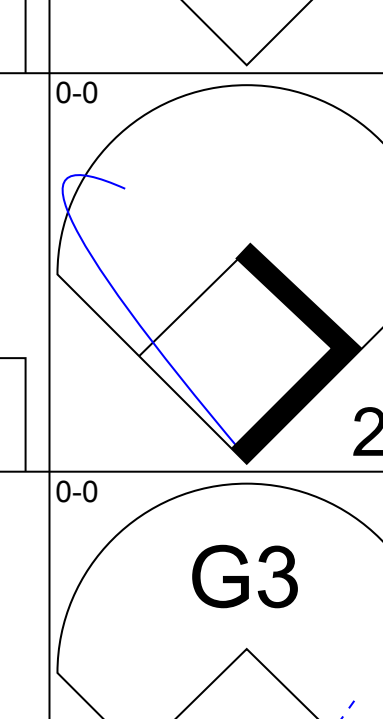
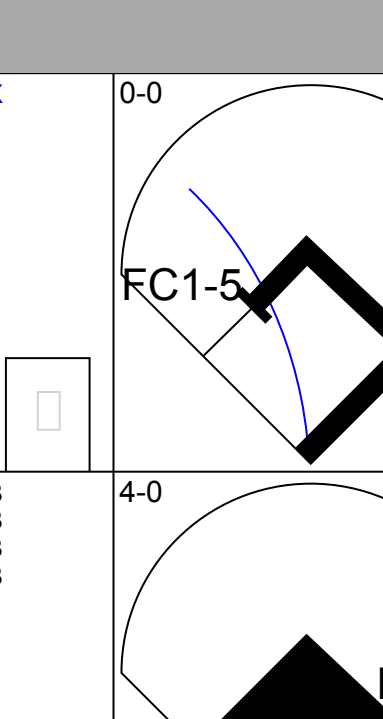
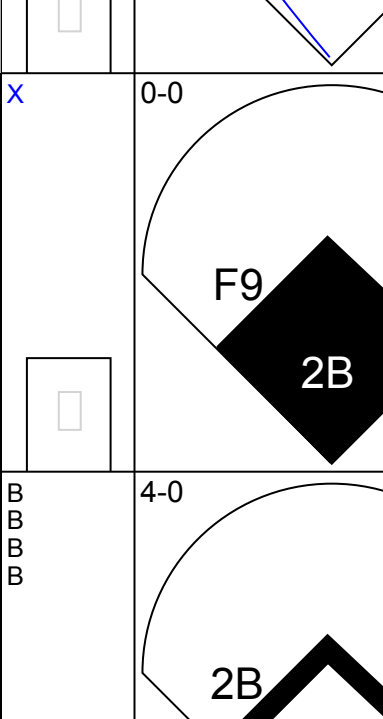
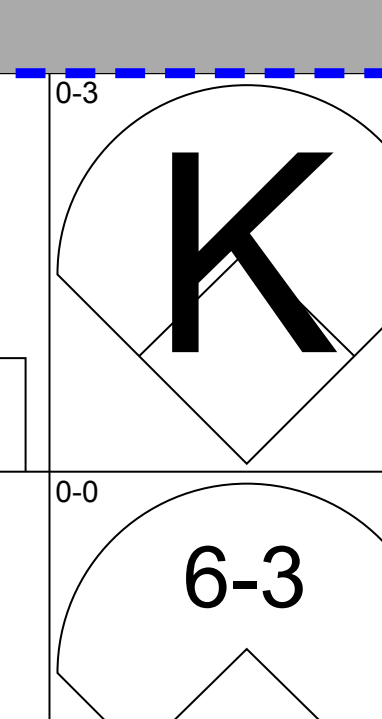
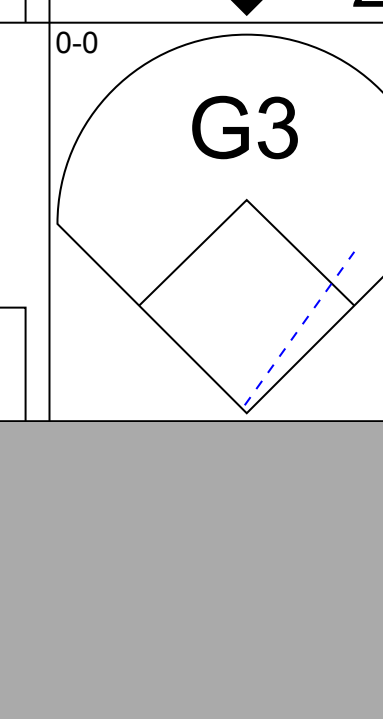
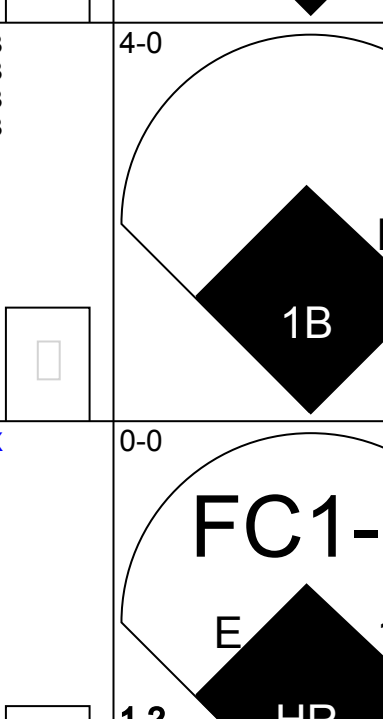
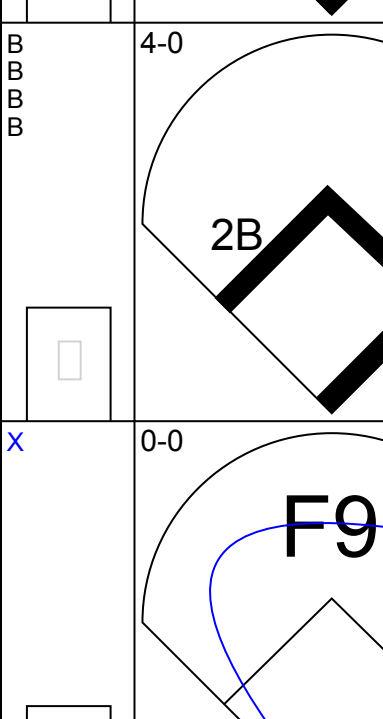
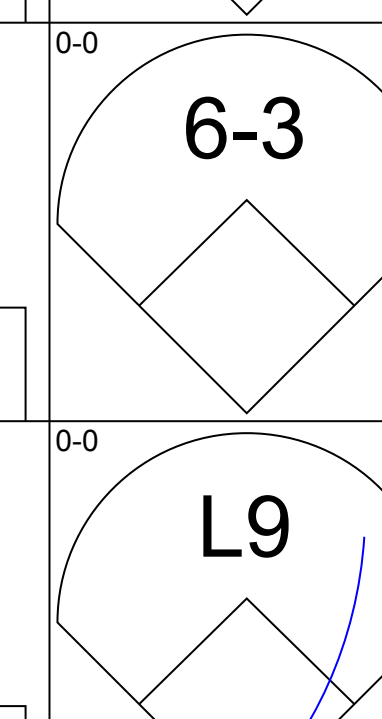
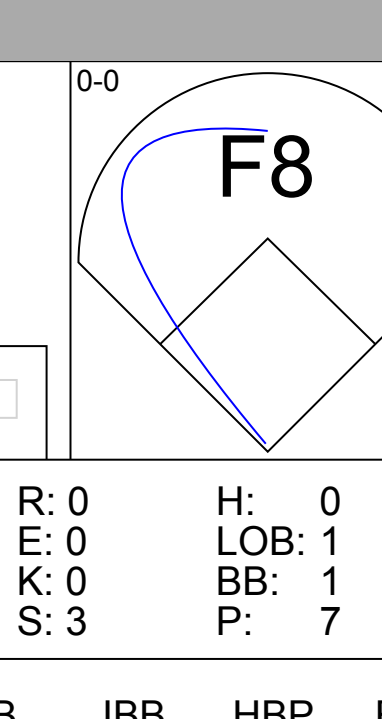
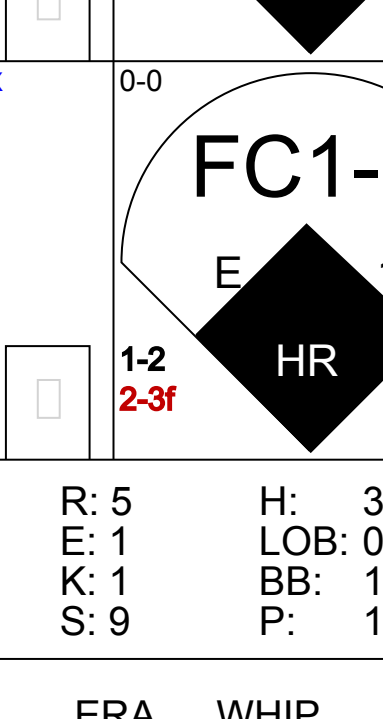
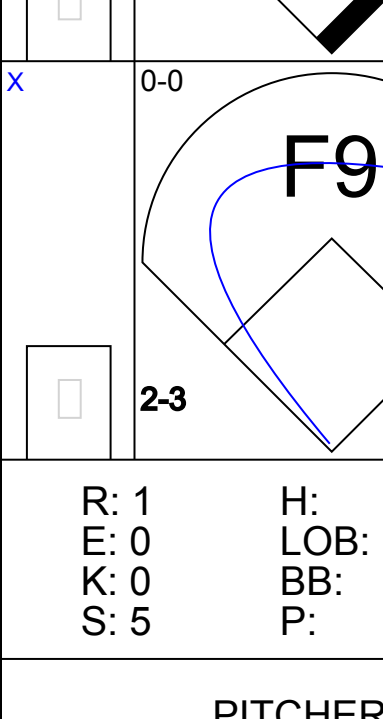
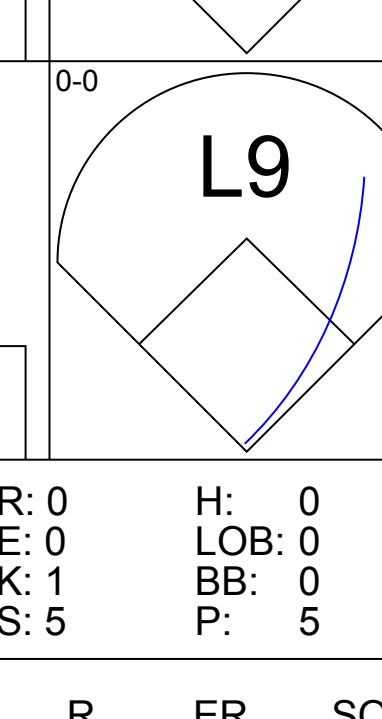
Batter	1	2	3	4	5	6	7	8	9	AB	R	H	RBI	BB	SO	LOB	TOP					
Chris Pittaro, S (1,4) OBP: 0.333, SLG: 0.273 Kent Hrbek, L (9, PH) OBP: 0.300, SLG: 0.551 Steve Lombardozzi, R (9, PR) OBP: 0.298, SLG: 0.352	0-0 1B WP SF9 1B	0-0 FC4-6 1-2		0-0 P3 2-3			0-0 F8		0-0 2B	4	1	1	0	0	0	2	<p>Minnesota Twins @ Texas Rangers</p> <p>Arlington Stadium, Arlington, TX</p> <p>Tue Sep 29 1987, 8:05 PM EDT</p> <p>Att: 10,328 - Unknown</p> <p>livebaseballscores.com</p> <p>AB 34 R 5 H 8 RBI 4 BB 2 SO 3 LOB 13</p> 					
Mark Davidson, R (1,8) OBP: 0.317, SLG: 0.322 Kirby Puckett, R (9, PH) OBP: 0.365, SLG: 0.533	0-0 2B 1B	0-0 F8 1-2		0-0 P3			0-0 F6		0-0 6-3	4	1	1	0	0	0	1						
Randy Bush, L (1,7) OBP: 0.354, SLG: 0.426	0-0 SF9 1-2 3-H	0-0 2-3		0-0 L6			0-0 HR			3	1	1	2	0	0	1						
Gary Gaetti, R (1,5) OBP: 0.307, SLG: 0.492	0-0 4-3 2H PB 2B		0-0 F9		0-0 E6 2B		0-0 6-3			4	2	1	1	0	0	0						
Gene Larkin, S (1,3) OBP: 0.344, SLG: 0.387	0-0 4-3 2-3		0-0 F9		0-0 2B 1-H			0-0 4-3		4	0	1	1	0	0	1						
Don Baylor, R (1,10) OBP: 0.361, SLG: 0.393 Al Newman, S (8, PR) OBP: 0.301, SLG: 0.306	1-0 FC5 PB HBP		4-0 BB		0-0 5-3			0-0 CS 1B		2	0	1	0	1	0	1						
Billy Beane, R (1,9) OBP: 0.154, SLG: 0.231	0-3 K 1-2 3-H		0-3 K			0-3 K		0-0 F7		4	0	0	0	0	3	3						
Greg Gagne, R (1,6) OBP: 0.307, SLG: 0.430	0-0 FC5 2-3		4-0 CS 4-3 BB		0-0 F7		0-0 CS 1-2	0-0 2-3		3	0	0	0	1	0	2						
Tim Laudner, R (1,2) OBP: 0.250, SLG: 0.390 Roy Smalley, S (9, PH) OBP: 0.355, SLG: 0.418		0-0 FC4-6 1B		0-0 4-3 1-2		0-0 F7		0-0 F9		3	0	1	0	0	0	1						
										1	0	0	0	0	0	0						
Inning Stats	R: 3 E: 0 K: 1 S: 9	H: 3 LOB: 2 BB: 0 P: 10	R: 0 E: 0 K: 0 S: 4	H: 1 LOB: 1 BB: 0 P: 4	R: 0 E: 0 K: 1 S: 5	H: 0 LOB: 1 BB: 1 P: 9	R: 0 E: 0 K: 0 S: 2	H: 0 LOB: 0 BB: 1 P: 6	R: 1 E: 1 K: 0 S: 5	H: 1 LOB: 1 BB: 0 P: 5	R: 0 E: 0 K: 1 S: 5	H: 0 LOB: 0 BB: 0 P: 5	R: 1 E: 0 K: 0 S: 4	H: 1 LOB: 1 BB: 0 P: 4	R: 0 E: 0 K: 0 S: 3	H: 1 LOB: 1 BB: 0 P: 3	R: 0 E: 0 K: 0 S: 4	H: 1 LOB: 1 BB: 0 P: 4	1B: 4 2B: 3 3B: 0 HR: 1	SF: 1 SAC: 0 DP: 0 HBP: 1	WP: 1 PB: 1 CS: 2	PA: 39
PITCHER Charlie Hough, R (1,1) ERA: 3.78	IP: 9.0 WLS: W BF: 38 H: 8 R: 5 ER: 3 SO: 3 BB: 2 IBB: 0 HBP: 1 BLK: 0 WP: 1 HR: 1 S: 41 P: 50 ERA: 3.00 WHIP: 1.111															PITCHER	IP: 9.0 WLS: W BF: 38 H: 8 R: 5 ER: 3 SO: 3 BB: 2 IBB: 0 HBP: 1 BLK: 0 WP: 1 HR: 1 S: 41 P: 50 ERA: 3.00 WHIP: 1.111					

Batter	1	2	3	4	5	6	7	8	9	AB	R	H	RBI	BB	SO	LOB	BOTTOM					
Bob Brower, R (1,8) OBP: 0.335, SLG: 0.455 Oddibe McDowell, L (5, PH) OBP: 0.325, SLG: 0.434	0-0 6-3		0-0 5-3 1B 2H		0-3 K		4-0 1B 1-2 BB			2	1	1	1	0	0	0	<p>Minnesota Twins @ Texas Rangers</p> <p>Arlington Stadium, Arlington, TX</p> <p>Tue Sep 29 1987, 8:05 PM EDT</p> <p>Att: 10,328 - Unknown</p> <p>livebaseballscores.com</p> <p>AB 32 R 7 H 8 RBI 7 BB 3 SO 5 LOB 11</p> 					
Scott Fletcher, R (1,6) OBP: 0.355, SLG: 0.374	0-0 1-5-3		0-0 F8		4-0 S BB		0-0 F9 2-3			3	0	0	0	1	0	3						
Ruben Sierra, S (1,9) OBP: 0.306, SLG: 0.474	0-0 F6		0-0 5-3 1-2		0-3 K 1-2		0-0 1-3 3-H 1B			4	0	1	1	0	1	2						
Larry Parrish, R (1,10) OBP: 0.331, SLG: 0.485		0-0 6-3	0-0 1B 2H		0-0 F4 F2		0-0 F4 F2			4	0	1	1	0	0	2						
Pete Incaviglia, R (1,7) OBP: 0.333, SLG: 0.498 Cecil Espy, S (9,7)		4-0 BB	0-0 F4		0-3 K		0-0 4-3			3	0	0	0	1	1	1						
Pete O'Brien, L (1,3) OBP: 0.352, SLG: 0.463		0-0 F9		0-0 F7		0-0 F8		0-0 HR		4	1	1	1	0	0	1						
Mike Stanley, R (1,2) OBP: 0.361, SLG: 0.403 Geno Petralli, L (7, PH) OBP: 0.383, SLG: 0.479		0-3 K		0-3 K			0-0 HR	0-0 HR		2	0	0	0	0	2	1						
Curtis Wilkerson, S (1,5) OBP: 0.304, SLG: 0.397			0-0 2B 1B		0-0 F6		1-0 FC1-6 HBP	0-0 F8		3	1	1	0	0	0	0						
Greg Tabor, R (1,4) OBP: 0.333, SLG: 0.667 Jerry Browne, S (5, PH) OBP: 0.354, SLG: 0.339		0-0 WP 1B 2B		0-0 F8			0-0 FC1-6 F9 BB 1B	0-0 F4		1	1	1	1	0	0	0						
										3	1	0	0	0	0	1						
Inning Stats	R: 0 E: 0 K: 0 S: 3	H: 0 LOB: 0 BB: 0 P: 3	R: 0 E: 0 K: 1 S: 5	H: 0 LOB: 1 BB: 1 P: 9	R: 3 E: 0 K: 0 S: 7	H: 4 LOB: 1 BB: 0 P: 7	R: 0 E: 0 K: 1 S: 5	H: 0 LOB: 0 BB: 0 P: 5	R: 0 E: 0 K: 2 S: 7	H: 0 LOB: 1 BB: 1 P: 11	R: 0 E: 0 K: 1 S: 5	H: 0 LOB: 0 BB: 0 P: 5	R: 2 E: 0 K: 0 S: 5	H: 2 LOB: 2 BB: 1 P: 10	R: 2 E: 0 K: 0 S: 5	H: 2 LOB: 0 BB: 0 P: 5	R: 2 E: 0 K: 0 S: 5	H: 2 LOB: 0 BB: 0 P: 5	1B: 4 2B: 1 3B: 0 HR: 3	SF: 0 SAC: 0 DP: 0 HBP: 1	WP: 1 PB: 0 CS: 0	PA: 36
PITCHER Dan Schatzeder, L (1,1) ERA: 5.2 George Frazier, R (4,1) ERA: 5.11 Roy Smith, R (7,1) ERA: 4.96 Keith Atherton, R (7,1) ERA: 4.6	IP: 3.0 WLS: 0 BF: 14 H: 4 R: 3 ER: 3 SO: 4 BB: 1 IBB: 0 HBP: 0 BLK: 0 WP: 0 HR: 0 S: 15 P: 19 ERA: 9.00 WHIP: 1.667															PITCHER	IP: 3.0 WLS: 0 BF: 14 H: 4 R: 3 ER: 3 SO: 4 BB: 1 IBB: 0 HBP: 0 BLK: 0 WP: 0 HR: 0 S: 15 P: 19 ERA: 9.00 WHIP: 1.667					

Batter	1	2	3	4	5	6	7	8	9	AB	R	H	RBI	BB	SO	LOB	TOP					
Dan Gladden, R OBP: 0.318, SLG: 0.369 (1, 7)	6-3		FC3-6 1B						K	3	1	0	0	2	1	2	Minnesota Twins @ Texas Rangers Arlington Stadium, Arlington, TX Wed Sep 30 1987, 8:05 PM EDT Att: 9,309 - Unknown					
Al Newman, S OBP: 0.301, SLG: 0.306 (1, 6)	4-3		BB				6-3			4	0	1	0	0	0	2						
Kirby Puckett, R OBP: 0.364, SLG: 0.531 (1, 8)	K		BB				1-3		K	4	0	1	1	1	0	2						
Kent Hrbek, L OBP: 0.395, SLG: 0.555 (1, 3)			BB							2	0	2	0	2	0	0						
Tom Brunansky, R OBP: 0.352, SLG: 0.487 (1, 9)	P6		K				F7		K	4	0	0	0	0	2	5						
Roy Smalley, S OBP: 0.354, SLG: 0.414 (1, 5)	K						F8		K	3	0	0	0	1	2	3						
Randy Bush, L OBP: 0.356, SLG: 0.423 (1, 10)							F9			2	0	0	0	2	0	2						
Steve Lombardozzi, R OBP: 0.297, SLG: 0.349 (1, 4)									K	3	0	0	0	0	3	3						
Gene Larkin, S OBP: 0.342, SLG: 0.385 (9, PH)	K								K	1	0	0	0	0	1	1						
Sal Butera, R OBP: 0.225, SLG: 0.269 (1, 2)									F7	2	0	0	0	1	0	1						
Gary Gaetti, R OBP: 0.307, SLG: 0.491 (9, PH)							4-3			1	0	0	0	0	0	1						
Inning Stats	R: 0 E: 0 K: 1 S: 5	H: 0 LOB: 0 BB: 0 P: 5	R: 0 E: 0 K: 2 S: 8	H: 1 LOB: 2 BB: 1 P: 12	R: 1 E: 0 K: 1 S: 6	H: 2 LOB: 2 BB: 2 P: 14	R: 0 E: 0 K: 1 S: 5	H: 0 LOB: 1 BB: 1 P: 9	R: 0 E: 0 K: 0 S: 2	H: 0 LOB: 0 BB: 1 P: 6	R: 0 E: 0 K: 0 S: 3	H: 0 LOB: 1 BB: 1 P: 7	R: 0 E: 0 K: 1 S: 5	H: 0 LOB: 1 BB: 1 P: 9	R: 0 E: 0 K: 3 S: 10	H: 1 LOB: 1 BB: 0 P: 10	R: 0 E: 0 K: 2 S: 7	H: 0 LOB: 1 BB: 1 P: 11	1B: 3 2B: 1 3B: 0 HR: 0	SF: 0 SAC: 0 DP: 1 HBP: 0	WP: 0 PB: 0 CS: 0	PA: 37
PITCHER Bobby Witt, R ERA: 4.91 (1, 1)	IP: 9.0 WLS: W BF: 37 H: 4 R: 1 ER: 1 SO: 11 BB: 8 IBB: 0 HBP: 0 BLK: 0 WP: 0 HR: 0 S: 51 P: 83 ERA: 1.00 WHIP: 1.333											PITCHER	IP: 9.0 WLS: W BF: 37 H: 4 R: 1 ER: 1 SO: 11 BB: 8 IBB: 0 HBP: 0 BLK: 0 WP: 0 HR: 0 S: 51 P: 83 ERA: 1.00 WHIP: 1.333									

Batter	1	2	3	4	5	6	7	8	9	AB	R	H	RBI	BB	SO	LOB	BOTTOM			
Jerry Browne, S OBP: 0.358, SLG: 0.341 (1, 4)	1B		K							3	1	2	0	1	1	1	Minnesota Twins @ Texas Rangers Arlington Stadium, Arlington, TX Wed Sep 30 1987, 8:05 PM EDT Att: 9,309 - Unknown			
Curtis Wilkerson, S OBP: 0.310, SLG: 0.396 (1, 6)	CS		FC4-6 BB				F7			3	0	1	0	1	0	3				
Ruben Sierra, S OBP: 0.305, SLG: 0.471 (1, 9)	K		FC4-6							4	0	0	0	0	1	4				
Pete O'Brien, L OBP: 0.350, SLG: 0.461 (1, 3)	SF9						F8			3	0	0	1	0	0	0				
Larry Parrish, R OBP: 0.328, SLG: 0.482 (1, 10)	CS		F9				F8			4	0	0	0	0	2	0				
Pete Incaviglia, R OBP: 0.335, SLG: 0.501 (1, 7)										3	1	2	0	0	1	0				
Bob Brower, R OBP: 0.335, SLG: 0.455 (8, 7)	K									0	0	0	0	0	0	0				
Oddibe McDowell, L OBP: 0.325, SLG: 0.433 (1, 8)			F7				4-3			3	0	1	0	0	0	1				
Geno Petralli, L OBP: 0.378, SLG: 0.472 (1, 2)			K							3	0	0	0	0	2	2				
Tom O'Malley, L OBP: 0.346, SLG: 0.369 (1, 5)							4-3			1	0	0	1	1	0	0				
Inning Stats	R: 1 E: 0 K: 1 S: 6	H: 2 LOB: 0 BB: 0 P: 6	R: 0 E: 0 K: 1 S: 5	H: 0 LOB: 0 BB: 0 P: 5	R: 0 E: 0 K: 2 S: 7	H: 0 LOB: 2 BB: 2 P: 15	R: 0 E: 0 K: 0 S: 4	H: 1 LOB: 1 BB: 0 P: 4	R: 0 E: 0 K: 0 S: 3	H: 0 LOB: 1 BB: 1 P: 7	R: 0 E: 0 K: 1 S: 5	H: 0 LOB: 0 BB: 0 P: 5	R: 0 E: 0 K: 1 S: 8	H: 3 LOB: 2 BB: 0 P: 8	R: 0 E: 0 K: 1 S: 5	H: 0 LOB: 0 BB: 0 P: 5	1B: 5 2B: 1 3B: 0 HR: 0	SF: 2 SAC: 0 DP: 0 HBP: 0	WP: 0 PB: 0 CS: 1	PA: 33
PITCHER Les Straker, R ERA: 4.34 (1, 1)	IP: 7.0 WLS: L BF: 29 H: 6 R: 2 ER: 2 SO: 6 BB: 3 IBB: 0 HBP: 0 BLK: 0 WP: 0 HR: 0 S: 38 P: 50 ERA: 2.57 WHIP: 1.286											PITCHER	IP: 7.0 WLS: L BF: 29 H: 6 R: 2 ER: 2 SO: 6 BB: 3 IBB: 0 HBP: 0 BLK: 0 WP: 0 HR: 0 S: 38 P: 50 ERA: 2.57 WHIP: 1.286							
PITCHER Steve Carlton, L ERA: 5.74 (8, 1)	IP: 1.0 WLS: 3 BF: 0 H: 0 R: 0 ER: 0 SO: 1 BB: 0 IBB: 0 HBP: 0 BLK: 0 WP: 0 HR: 0 S: 5 P: 5 ERA: 0.00 WHIP: 0.000											PITCHER	IP: 1.0 WLS: 3 BF: 0 H: 0 R: 0 ER: 0 SO: 1 BB: 0 IBB: 0 HBP: 0 BLK: 0 WP: 0 HR: 0 S: 5 P: 5 ERA: 0.00 WHIP: 0.000							

Batter	1	2	3	4	5	6	7	8	9	AB	R	H	RBI	BB	SO	LOB	TOP					
Dan Gladden, R OBP: 0.316, SLG: 0.366 (1, 7)										4	0	0	0	0	1	3	Minnesota Twins @ Kansas City Royals Royals Stadium, Kansas City, MO Fri Oct 02 1987, 8:05 PM EDT Att: 22,578 - Unknown					
Greg Gagne, R OBP: 0.307, SLG: 0.429 (1, 6)										3	2	1	0	0	0	1						
Kirby Puckett, R OBP: 0.368, SLG: 0.537 (1, 8)										4	1	4	0	0	0	0						
Kent Hrbek, L OBP: 0.394, SLG: 0.553 (1, 3)										3	0	1	2	0	1	2						
Gary Gaetti, R OBP: 0.305, SLG: 0.488 (1, 5)										4	0	0	0	0	0	2						
Randy Bush, L OBP: 0.352, SLG: 0.417 (1, 10)										4	0	0	0	0	0	2						
Tom Brunansky, R OBP: 0.351, SLG: 0.485 (1, 9)										4	0	1	0	0	1	0						
Steve Lombardozzi, R OBP: 0.297, SLG: 0.349 (1, 4)										3	0	1	0	0	0	2						
Al Newman, S OBP: 0.301, SLG: 0.306 (7, 4)										0	0	0	0	0	0	0						
Roy Smalley, S OBP: 0.351, SLG: 0.412 (9, PH)										1	0	0	0	0	1	0						
Tim Laudner, R OBP: 0.251, SLG: 0.389 (1, 2)										3	0	1	0	0	0	1						
Tom Nieto, R OBP: 0.276, SLG: 0.314 (7, 2)										0	0	0	0	0	0	0						
Gene Larkin, S OBP: 0.341, SLG: 0.384 (9, PH)										1	0	0	0	0	0	0						
Inning Stats	R: 0 E: 0 K: 1 S: 6	H: 1 LOB: 1 BB: 0 P: 6	R: 0 E: 0 K: 0 S: 3	H: 0 LOB: 0 BB: 0 P: 3	R: 0 E: 0 K: 0 S: 4	H: 1 LOB: 1 BB: 0 P: 4	R: 1 E: 0 K: 0 S: 6	H: 3 LOB: 2 BB: 0 P: 6	R: 1 E: 2 K: 1 S: 7	H: 2 LOB: 1 BB: 0 P: 7	R: 0 E: 0 K: 0 S: 5	H: 0 LOB: 0 BB: 0 P: 5	R: 0 E: 0 K: 0 S: 3	H: 0 LOB: 0 BB: 0 P: 3	R: 1 E: 1 K: 0 S: 5	H: 2 LOB: 1 BB: 0 P: 5	R: 0 E: 0 K: 1 S: 5	H: 0 LOB: 0 BB: 0 P: 5	1B: 7 2B: 3 3B: 0 HR: 0	SF: 1 SAC: 0 DP: 2 HBP: 0	WP: 0 PB: 0 SB: 0 CS: 0	PA: 36
PITCHER Bret Saberhagen, R ERA: 3.36 (1, 1)	IP: 9.0 WLS: W BF: 36 H: 9 R: 3 ER: 2 SO: 4 BB: 0 IBB: 0 HBP: 0 BLK: 0 WP: 0 HR: 0 S: 44 P: 44 ERA: 2.00 WHIP: 1.000															PITCHER						

Batter	1	2	3	4	5	6	7	8	9	AB	R	H	RBI	BB	SO	LOB	BOTTOM			
Willie Wilson, S OBP: 0.320, SLG: 0.380 (1, 8)										4	1	2	2	0	1	0	Minnesota Twins @ Kansas City Royals Royals Stadium, Kansas City, MO Fri Oct 02 1987, 8:05 PM EDT Att: 22,578 - Unknown			
Kevin Seitzer, R OBP: 0.399, SLG: 0.466 (1, 5)										3	1	1	0	1	0	4				
George Brett, L OBP: 0.389, SLG: 0.499 (1, 3)										4	0	0	0	0	2	5				
Danny Tartabull, R OBP: 0.388, SLG: 0.537 (1, 9)										4	1	1	4	0	2	1				
Frank White, R OBP: 0.305, SLG: 0.391 (1, 10)										4	0	1	0	0	1	0				
Bo Jackson, R OBP: 0.297, SLG: 0.457 (1, 7)										4	0	0	0	0	1	1				
Scotti Madison, S OBP: 0.333, SLG: 0.667 (1, 2)										4	1	3	0	0	1	0				
Bill Pecota, R OBP: 0.354, SLG: 0.392 (1, 6)										2	1	0	0	2	0	1				
Ross Jones, R OBP: 0.281, SLG: 0.304 (1, 4)										4	1	0	0	0	0	4				
Inning Stats	R: 0 E: 0 K: 1 S: 6	H: 1 LOB: 1 BB: 0 P: 6	R: 0 E: 0 K: 2 S: 8	H: 1 LOB: 1 BB: 0 P: 8	R: 0 E: 0 K: 0 S: 3	H: 0 LOB: 1 BB: 1 P: 7	R: 0 E: 0 K: 1 S: 5	H: 0 LOB: 0 BB: 0 P: 5	R: 5 E: 1 K: 1 S: 9	H: 3 LOB: 0 BB: 1 P: 13	R: 1 E: 0 K: 0 S: 5	H: 2 LOB: 2 BB: 1 P: 9	R: 0 E: 0 K: 2 S: 8	H: 1 LOB: 1 BB: 0 P: 8	R: 0 E: 0 K: 1 S: 5	H: 0 LOB: 0 BB: 0 P: 5		1B: 3 2B: 4 3B: 0 HR: 1	SF: 0 SAC: 0 DP: 0 HBP: 0	WP: 0 PB: 0 SB: 0 CS: 0
PITCHER Frank Viola, L ERA: 2.9 (1, 1)	IP: 6.0 WLS: L BF: 29 H: 7 R: 6 ER: 2 SO: 5 BB: 3 IBB: 0 HBP: 0 BLK: 0 WP: 0 HR: 1 S: 36 P: 48 ERA: 3.00 WHIP: 1.667															PITCHER				
Juan Berenguer, R ERA: 3.94 (7, 1)	IP: 1.0 WLS: L BF: 4 H: 1 R: 0 ER: 0 SO: 2 BB: 0 IBB: 0 HBP: 0 BLK: 0 WP: 0 HR: 0 S: 8 P: 8 ERA: 0.00 WHIP: 1.000															PITCHER				
Jeff Reardon, R ERA: 4.54 (8, 1)	IP: 1.0 WLS: L BF: 3 H: 0 R: 0 ER: 0 SO: 1 BB: 0 IBB: 0 HBP: 0 BLK: 0 WP: 0 HR: 0 S: 5 P: 5 ERA: 0.00 WHIP: 0.000															PITCHER				

Batter	1	2	3	4	5	6	7	8	9	AB	R	H	RBI	BB	SO	LOB	TOP		
Al Newman, S OBP: 0.300, SLG: 0.305 (1, 5)	F7		F7		F7			6-3		4	0	1	0	0	0	1	Minnesota Twins @ Kansas City Royals Royals Stadium, Kansas City, MO Sat Oct 03 1987, 8:05 PM EDT Att: 28,082 - Unknown		
Greg Gagne, R OBP: 0.307, SLG: 0.428 (1, 6)	4-3 1B		FC4-6 1B			F7		5-3		4	1	1	0	0	0	1			
Kirby Puckett, R OBP: 0.366, SLG: 0.534 Mark Davidson, R OBP: 0.317, SLG: 0.322 (8, 8)	4-3 1B		G4-6-3			K		6-3		4	0	0	0	0	1	2			
Don Baylor, R OBP: 0.360, SLG: 0.392 (1, 10)	2H 1B			F7		K		6-3		4	0	1	1	0	1	0			
Tom Brunansky, R OBP: 0.353, SLG: 0.491 Billy Beane, R OBP: 0.214, SLG: 0.357 (7, 9)	1-2 BB			K			HR	4-3 2B		2	1	1	1	1	1	0			
Kent Hrbek, L OBP: 0.391, SLG: 0.549 (1, 3)	F8			F6			F8	4-3		4	0	0	0	0	0	3			
Dan Gladden, R OBP: 0.314, SLG: 0.363 Randy Bush, L OBP: 0.351, SLG: 0.416 (9, PH)		6-3			B1-3			6-3		3	0	0	0	0	0	0			
Steve Lombardozzi, R OBP: 0.297, SLG: 0.351 (1, 4)		E5			F9			2B		3	0	1	0	0	0	0			
Tim Laudner, R OBP: 0.252, SLG: 0.389 (1, 2)		G1-4-3						L7		3	0	1	0	0	0	2			
Inning Stats	R: 1 E: 0 K: 0 S: 5	H: 2 LOB: 2 BB: 1 P: 9	R: 0 E: 1 K: 0 S: 3	H: 0 LOB: 0 BB: 0 P: 3	R: 0 E: 0 K: 1 S: 5	H: 0 LOB: 0 BB: 0 P: 5	R: 0 E: 0 K: 2 S: 7	H: 0 LOB: 1 BB: 0 P: 7	R: 1 E: 0 K: 0 S: 5	H: 2 LOB: 1 BB: 0 P: 5	R: 0 E: 0 K: 0 S: 3	H: 0 LOB: 0 BB: 0 P: 3	R: 0 E: 0 K: 0 S: 4	H: 1 LOB: 1 BB: 0 P: 4	1B: 4 2B: 2 3B: 0 HR: 1	SF: 0 SAC: 0 DP: 2 HBP: 0		WP: 0 PB: 0 SB: 0 CS: 0	PA: 34
PITCHER	IP	WLS	BF	H	R	ER	SO	BB	IBB	HBP	BLK	WP	HR	S	P	ERA	WHIP		
Charlie Leibrandt, L ERA: 3.41 Gene Garber, R ERA: 4.09 (8, 1)	7.0	W	27	6	2	2	3	1	0	0	0	0	1	32	36	2.57	1.000		

Batter	1	2	3	4	5	6	7	8	9	AB	R	H	RBI	BB	SO	LOB	BOTTOM			
Willie Wilson, S OBP: 0.320, SLG: 0.378 (1, 8)	F4		F7		1-3			F9 S BB		3	0	0	0	1	0	1	Minnesota Twins @ Kansas City Royals Royals Stadium, Kansas City, MO Sat Oct 03 1987, 8:05 PM EDT Att: 28,082 - Unknown			
Kevin Seitzer, R OBP: 0.399, SLG: 0.467 (1, 5)	CS BB			E3 1B 2B			2B	5-3		3	1	1	1	1	0	1				
George Brett, L OBP: 0.388, SLG: 0.496 Jamie Quirk, L OBP: 0.311, SLG: 0.348 (5, 2)	F8			F8			K	F9		2	0	0	0	0	0	2				
Danny Tartabull, R OBP: 0.388, SLG: 0.542 (1, 9)	CS			2B SF8			1B	F7		4	2	2	1	0	0	1				
Frank White, R OBP: 0.306, SLG: 0.393 (1, 4)		5-3		SF8			G4-6-3 BB			2	0	1	1	1	0	0				
Jim Eisenreich, L OBP: 0.270, SLG: 0.455 (1, 10)		F8		SF8			G4-6-3			2	0	0	1	0	0	1				
Scotti Madison, S OBP: 0.250, SLG: 0.500 (5, 3)		F4		K				K		3	0	0	0	0	2	1				
Bill Pecota, R OBP: 0.347, SLG: 0.384 (1, 6)				5-3			K	F7		3	0	0	0	0	1	0				
Gary Thurman, R OBP: 0.345, SLG: 0.313 (1, 7)				6-3			1-3 2B BB	G3		2	1	0	0	1	0	0				
Inning Stats	R: 0 E: 0 K: 0 S: 2	H: 0 LOB: 0 BB: 1 P: 6	R: 1 E: 0 K: 0 S: 4	H: 1 LOB: 0 BB: 0 P: 4	R: 0 E: 0 K: 0 S: 3	H: 0 LOB: 0 BB: 0 P: 3	R: 2 E: 1 K: 1 S: 8	H: 2 LOB: 1 BB: 0 P: 8	R: 1 E: 0 K: 2 S: 8	H: 1 LOB: 1 BB: 1 P: 12	R: 0 E: 0 K: 0 S: 2	H: 0 LOB: 0 BB: 1 P: 6	R: 0 E: 0 K: 1 S: 5	H: 0 LOB: 0 BB: 0 P: 5	R: 0 E: 0 K: 0 S: 3	H: 0 LOB: 1 BB: 1 P: 7		1B: 1 2B: 2 3B: 0 HR: 1	SF: 1 SAC: 0 DP: 1 HBP: 0	WP: 0 PB: 0 SB: 1 CS: 1
PITCHER	IP	WLS	BF	H	R	ER	SO	BB	IBB	HBP	BLK	WP	HR	S	P	ERA	WHIP			
Bert Blyleven, R ERA: 4.01 George Frazier, R ERA: 5.04 (8, 1)	7.0	L	27	4	4	2	4	3	0	0	0	0	0	3	44	2.57	1.000			

AB	33
R	2
H	7
RBI	2
BB	1
SO	3
LOB	10



AB	26
R	4
H	4
RBI	4
BB	4
SO	4
LOB	9



Batter	1	2	3	4	5	6	7	8	9	AB	R	H	RBI	BB	SO	LOB	TOP						
Kirby Puckett, R OBP: 0.367, SLG: 0.534 Don Baylor, R OBP: 0.360, SLG: 0.392	F9		4-3			1B			1B WP	4	0	2	0	0	0	0	Minnesota Twins @ Kansas City Royals Royals Stadium, Kansas City, MO Sun Oct 04 1987, 4:33 AM EDT Att: 26,341 - Unknown						
Greg Gagne, R OBP: 0.310, SLG: 0.430 Al Newman, S OBP: 0.298, SLG: 0.303	3-1			G6-3		G3			L9	2	0	2	0	0	0	0							
Dan Gladden, R OBP: 0.312, SLG: 0.361 Billy Beans, R OBP: 0.267, SLG: 0.400	3-1			G6-3					L9 WP	3	0	0	0	0	0	2							
Kent Hrbek, L OBP: 0.389, SLG: 0.545 Gene Larkin, S OBP: 0.340, SLG: 0.382	F6			4-3					K	3	0	0	0	0	0	2							
Gary Gaetti, R OBP: 0.303, SLG: 0.485									K	4	0	0	0	0	2	2							
Tom Brunansky, R OBP: 0.352, SLG: 0.489 Mark Davidson, R OBP: 0.321, SLG: 0.327	F9									2	0	0	0	0	0	0							
Randy Bush, L OBP: 0.349, SLG: 0.413 Roy Smalley, S OBP: 0.352, SLG: 0.411									G3-6-1	2	0	0	0	0	1	0							
Steve Lombardozzi, R OBP: 0.298, SLG: 0.352 Chris Pittaro, S OBP: 0.385, SLG: 0.333				F4						2	0	1	0	0	0	0							
Sal Butera, R OBP: 0.220, SLG: 0.262				F4						3	0	0	0	0	0	2							
Inning Stats	R: 0 E: 0 K: 0 S: 4	H: 1 LOB: 1 BB: 0 P: 4	R: 0 E: 0 K: 1 S: 5	H: 0 LOB: 0 BB: 0 P: 5	R: 0 E: 0 K: 0 S: 3	H: 0 LOB: 0 BB: 0 P: 3	R: 0 E: 0 K: 0 S: 3	H: 1 LOB: 1 BB: 0 P: 3	R: 0 E: 0 K: 0 S: 3	H: 0 LOB: 0 BB: 0 P: 3	R: 0 E: 0 K: 0 S: 4	H: 2 LOB: 1 BB: 0 P: 4	R: 0 E: 0 K: 1 S: 5	H: 0 LOB: 0 BB: 0 P: 5	R: 0 E: 0 K: 0 S: 4	H: 2 LOB: 1 BB: 0 P: 4		R: 1 E: 0 K: 2 S: 9	H: 2 LOB: 2 BB: 0 P: 9	1B: 8 2B: 0 3B: 0 HR: 0	SF: 0 SAC: 0 DP: 3 HBP: 0	WP: 1 PB: 0 SB: 0 CS: 0	PA: 32
PITCHER Mark Gubicza, R ERA: 3.98	IP: 9.0 WLS: W BF: 32 H: 8 R: 1 ER: 1 SO: 4 BB: 0 IBB: 0 HBP: 0 BLK: 0 WP: 1 HR: 0 S: 40 P: 40 ERA: 1.00 WHIP: 0.889											PITCHER IP: WLS: BF: H: R: ER: SO: BB: IBB: HBP: BLK: WP: HR: S: P: ERA: WHIP:											

Batter	1	2	3	4	5	6	7	8	9	AB	R	H	RBI	BB	SO	LOB	BOTTOM				
Willie Wilson, S OBP: 0.320, SLG: 0.377	K	1B 3B BB								4	1	1	0	1	1	1	Minnesota Twins @ Kansas City Royals Royals Stadium, Kansas City, MO Sun Oct 04 1987, 4:33 AM EDT Att: 26,341 - Unknown				
Bill Pecota, R OBP: 0.343, SLG: 0.378	5-3	1B 3B BB	F9						F8	5	1	1	2	0	0	2					
Kevin Seitzer, R OBP: 0.399, SLG: 0.470	4-3	1B 3B							L9	5	2	2	2	0	0	0					
Danny Tartabull, R OBP: 0.390, SLG: 0.541		1B BB	F9						F7	3	1	1	1	2	0	1					
Frank White, R OBP: 0.308, SLG: 0.400 Ross Jones, R OBP: 0.285, SLG: 0.325		1B L9							F8	3	2	2	2	0	0	1					
Jim Eisenreich, L OBP: 0.278, SLG: 0.467		1B 2B							F8	2	0	1	1	0	0	1					
Scotti Madison, S OBP: 0.313, SLG: 0.467		1B BB	F9							4	1	2	1	0	0	2					
Jamie Quirk, L OBP: 0.307, SLG: 0.345		1B BB	F9							3	1	1	0	1	0	1					
Gary Thurman, R OBP: 0.360, SLG: 0.321 Bo Jackson, R OBP: 0.296, SLG: 0.455		1B BB	SF8							3	0	0	1	0	2	1					
Inning Stats	R: 0 E: 0 K: 1 S: 5	H: 0 LOB: 0 BB: 0 P: 5	R: 8 E: 0 K: 0 S: 9	H: 6 LOB: 1 BB: 3 P: 21	R: 0 E: 0 K: 0 S: 4	H: 1 LOB: 2 BB: 1 P: 8	R: 1 E: 0 K: 0 S: 5	H: 2 LOB: 1 BB: 0 P: 5	R: 0 E: 0 K: 1 S: 5	H: 0 LOB: 0 BB: 0 P: 5	R: 1 E: 0 K: 0 S: 5	H: 2 LOB: 1 BB: 0 P: 5	R: 0 E: 0 K: 1 S: 6	H: 1 LOB: 1 BB: 0 P: 6	R: 0 E: 0 K: 0 S: 3	H: 0 LOB: 1 BB: 1 P: 7		1B: 8 2B: 1 3B: 2 HR: 1	SF: 1 SAC: 0 DP: 0 HBP: 0	WP: 1 PB: 0 SB: 4 CS: 0	PA: 41
PITCHER Joe Niekro, R ERA: 5.33 Dan Schatzeder, L ERA: 5.31 Les Straker, R ERA: 4.37 George Frazier, R ERA: 4.98 Jeff Bittinger, R ERA: 5.4	IP: 1.1 WLS: L BF: 10 H: 3 R: 6 ER: 6 SO: 0 BB: 3 IBB: 0 HBP: 0 BLK: 0 WP: 1 HR: 0 S: 9 P: 21 ERA: 40.50 WHIP: 4.500											PITCHER Keith Atherton, R ERA: 4.54 Jeff Reardon, R ERA: 4.46									



Batter	1	2	3	4	5	6	7	8	9	AB	R	H	RBI	BB	SO	LOB	TOP																
Lou Whitaker, L (1,4)	G3		G3			G3	FC3-2			4	0	0	0	1	0	3	<p>Detroit Tigers @ Minnesota Twins Hubert H. Humphrey Metrodome, Minneapolis, MN Wed Oct 07 1987, 8:05 PM EDT Att: 53,269 - Dome</p>																
Bill Madlock, R (1,10)	K		K			P3	1-3			5	0	0	0	0	3	5																	
Kirk Gibson, L (1,7) OBP: 0.400, SLG: 1.000	K			6-3		HR		2B SF8		4	2	1	1	1	2	2																	
Alan Trammell, R (1,6) OBP: 0.250, SLG: 0.500		5-3		P4		F7		SF8	2B	4	1	1	0	0	0	0																	
Larry Herndon, R (1,9) OBP: 0.333, SLG: 0.333 Dave Bergman, L (8,PH) Pat Sheridan, L (8,9)	F9			5-3				SF8	2B	3	1	1	0	0	0	0																	
Chet Lemon, R (1,8) OBP: 0.500, SLG: 0.667	1B				P3			SF9		3	0	2	1	0	0	0																	
Darrell Evans, L (1,3) OBP: 0.500, SLG: 0.500	K				FC6-4	1B		F9		4	0	2	0	0	1	1																	
Tom Brookens, R (1,5) Johnny Grubb, L (9,PH) OBP: 1.000, SLG: 1.000			K		F7				BB	3	0	0	0	0	2	4																	
Mike Heath, R (1,2) OBP: 0.667, SLG: 1.667 Matt Nokes, L (9,PH)					FC6-4	HR			1B	3	1	2	2	0	0	1																	
										1	0	0	0	0	1	1																	
Inning Stats	R: 0 H: 0 E: 0 K: 2 S: 7	H: 0 LOB: 0 BB: 0 P: 12	R: 1 H: 1 E: 0 K: 1 S: 11	H: 1 LOB: 1 BB: 0 P: 15	R: 1 H: 1 E: 0 K: 2 S: 9	H: 1 LOB: 0 BB: 0 P: 11	R: 0 H: 0 E: 0 K: 0 S: 10	H: 0 LOB: 0 BB: 0 P: 13	R: 0 H: 1 E: 0 K: 0 S: 6	H: 1 LOB: 1 BB: 0 P: 6	R: 1 H: 1 E: 0 K: 0 S: 6	H: 1 LOB: 0 BB: 0 P: 9	R: 1 H: 4 E: 0 K: 1 S: 13	H: 3 LOB: 3 BB: 0 P: 19	R: 2 H: 1 E: 0 K: 0 S: 12	H: 1 LOB: 0 BB: 1 P: 20	R: 0 H: 1 E: 0 K: 3 S: 17	H: 1 LOB: 2 BB: 1 P: 25	1B: 7 2B: 1 3B: 0 HR: 2	SF: 2 SAC: 0 DP: 0 HBP: 0	WP: 0 PB: 0 SB: 0 CS: 0	PA: 39											
PITCHER	IP WLS BF H R ER SO BB IBB HBP BLK WP HR S P ERA WHIP																																
Frank Viola, L (1,1) ERA: 6.43	7.0	31	9	5	5	6	1	0	0	0	0	0	2	67	94	6.43	1.429																
Jeff Reardon, R (8,1) ERA:	2.0	8	1	0	0	3	1	0	0	0	0	0	0	24	36	0.00	1.000																

Batter	1	2	3	4	5	6	7	8	9	AB	R	H	RBI	BB	SO	LOB	BOTTOM																
Dan Gladden, R (1,7) OBP: 0.500, SLG: 0.500	5-3		L7					2B		4	1	2	1	0	0	0	<p>Detroit Tigers @ Minnesota Twins Hubert H. Humphrey Metrodome, Minneapolis, MN Wed Oct 07 1987, 8:05 PM EDT Att: 53,269 - Dome</p>																
Greg Gagne, R (1,6)	K			6-3				B3		4	0	0	0	0	2	2																	
Kirby Puckett, R (1,8) OBP: 0.250, SLG: 0.500	K			4-3		L8		BB		4	1	1	1	0	1	0																	
Kent Hrbek, L (1,3)	F7			L4		4-3		1B	2B	3	1	0	0	1	0	0																	
Gary Gaetti, R (1,5) OBP: 0.750, SLG: 2.667	HR					P8		1B	2B	3	3	2	2	1	0	0																	
Randy Bush, L (1,10) OBP: 0.333, SLG: 1.000 Don Baylor, R (8,PH) OBP: 1.000, SLG: 1.000	5-3					HR		2B	BB	3	1	1	0	0	0	0																	
Tom Brunansky, R (1,9) OBP: 0.500, SLG: 1.000	G3					SH3		1B	2B	4	1	2	3	0	0	0																	
Steve Lombardozzi, R (1,4) OBP: 0.333, SLG: 0.333			6-3			SH3			P4	3	0	1	0	0	0	1																	
Tim Laudner, R (1,2)			K							3	0	0	0	0	2	2																	
										1	0	0	0	0	1	1																	
Inning Stats	R: 0 H: 0 E: 0 K: 2 S: 7	H: 0 LOB: 0 BB: 0 P: 10	R: 1 H: 1 E: 0 K: 0 S: 10	H: 1 LOB: 0 BB: 0 P: 14	R: 0 H: 0 E: 0 K: 1 S: 8	H: 0 LOB: 0 BB: 0 P: 13	R: 0 H: 0 E: 0 K: 0 S: 5	H: 0 LOB: 0 BB: 0 P: 8	R: 3 H: 4 E: 0 K: 2 S: 17	H: 4 LOB: 1 BB: 0 P: 20	R: 0 H: 0 E: 0 K: 0 S: 4	H: 0 LOB: 0 BB: 0 P: 8	R: 0 H: 1 E: 0 K: 0 S: 5	H: 1 LOB: 1 BB: 0 P: 7	R: 4 H: 4 E: 0 K: 0 S: 11	H: 4 LOB: 1 BB: 2 P: 24	R: 0 H: 1 E: 0 K: 3 S: 17	H: 1 LOB: 2 BB: 1 P: 25	1B: 4 2B: 3 3B: 1 HR: 2	SF: 0 SAC: 1 DP: 0 HBP: 0	WP: 0 PB: 0 SB: 0 CS: 0	PA: 35											
PITCHER	IP WLS BF H R ER SO BB IBB HBP BLK WP HR S P ERA WHIP																																
Doyle Alexander, R (1,1) ERA: 7.36	7.1	30	8	6	6	5	0	0	0	0	0	0	0	1	9	-	-																
Mike Henneman, R (8,1) ERA:	0.0	2	0	0	0	0	1	1	0	0	0	0	0	1	9	-	-																
Willie Hernandez, L (8,1) ERA:	0.1	2	2	2	2	0	0	0	0	0	0	0	0	5	10	54.00	6.000																
Eric King, R (8,1) ERA:	0.1	1	0	0	0	0	0	0	0	0	0	0	0	2	2	0.00	0.000																



Batter	1	2	3	4	5	6	7	8	9	AB	R	H	RBI	BB	SO	LOB	TOP																
Dan Gladden, R (1, 7) OBP: 0.462, SLG: 0.364	4-1 CS BB		0-0 F8		0-1 F9		0-0 F3 FC5-2 1B	4-1 IBB		3	1	1	0	2	0	2																	
Greg Gagne, R (1, 6) OBP: 0.250, SLG: 0.400	2-3 K			1-2 HR	0-0 F8		1-1 FC5-2 F3 1B	0-2 F8		5	2	1	1	0	1	6																	
Kirby Puckett, R (1, 8) OBP: 0.077, SLG: 0.154	2-3 K			0-1 1-3	3-3 K		0-0 F3		0-2 F9	5	0	0	0	0	2	4																	
Kent Hrbek, L (1, 3) OBP: 0.308, SLG: 0.400	2-1 CS 1-2	2-1 F7		4-2 1B BB		1-1 5-3	4-0 1B IBB		3-2 4-3	3	1	0	0	2	0	0																	
Gary Gaetti, R (1, 5) OBP: 0.462, SLG: 1.000		2-1 4-3		0-1 1B 1B		0-0 F8	0-0 1B IBB		1-3 K	5	0	2	2	0	1	0																	
Randy Bush, L (1, 10) OBP: 0.384, SLG: 0.500		2-3 K2-3		2-1 1B		4-2 HR BB	1-3 2-H 3-H 1B			3	1	1	1	1	1	2																	
Tom Brunansky, R (1, 9) OBP: 0.545, SLG: 1.111			4-2 FC9-4 BB	1-2 P6		0-2 HR		1-1 1-3		3	1	1	2	1	0	2																	
Steve Lombardozzi, R (1, 4) OBP: 0.182, SLG: 0.100			2-2 FC9-4 1-2	0-1 4-3		0-0 F3		4-2 5-3 BB		3	0	0	0	1	0	3																	
Sal Butera, R (1, 2) OBP: 0.667, SLG: 0.667			0-1 5-3		2-1 1B		1-1 FC5-2 1B	1-1 5-3		3	0	2	0	0	0	1																	
Mark Davidson, R (7, PR)										0	0	0	0	0	0	0																	
Tim Laudner, R (7, 2) OBP: 0.143, SLG: 0.286			1-2					1-2		1	0	0	0	0	0	1																	
Inning Stats	R: 0 E: 0 K: 2 S: 12	H: 0 LOB: 0 BB: 1 P: 21	R: 0 E: 0 K: 1 S: 7	H: 0 LOB: 0 BB: 0 P: 13	R: 0 E: 0 K: 0 S: 9	H: 0 LOB: 1 BB: 1 P: 15	R: 2 E: 0 K: 0 S: 18	H: 3 LOB: 2 BB: 1 P: 26	R: 0 E: 0 K: 1 S: 9	H: 1 LOB: 1 BB: 0 P: 14	R: 2 E: 0 K: 0 S: 8	H: 3 LOB: 2 BB: 1 P: 15	R: 0 E: 0 K: 0 S: 10	H: 0 LOB: 0 BB: 2 P: 20	R: 0 E: 0 K: 1 S: 10	H: 0 LOB: 0 BB: 0 P: 14	1B: 6 2B: 0 3B: 0 HR: 2	SF: 0 SAC: 0 DP: 0 HBP: 0	WP: 0 PB: 0 SB: 0 CS: 1	PA: 42													
PITCHER	IP WLS BF H R ER SO BB IBB HBP BLK WP HR S P ERA WHIP	IP WLS BF H R ER SO BB IBB HBP BLK WP HR S P ERA WHIP																															
Walt Terrell, R (1, 1) ERA: 9.0	6.0	28	7	6	6	4	4	0	0	0	0	0	2	67	107	9.00	1.833																
Mike Henneman, R (7, 1) ERA: 6.0	3.0	13	1	0	0	1	1	2	0	0	0	0	0	25	45	0.00	0.667																

Minnesota Twins @ Detroit Tigers
Tiger Stadium, Detroit, MI
Sat Oct 10 1987, 3:33 AM EDT
Att: 49,730 - Cloudy - 49 F

AB	34
R	6
H	8
RBI	6
BB	7
SO	5
LOB	21



Batter	1	2	3	4	5	6	7	8	9	AB	R	H	RBI	BB	SO	LOB	BOTTOM																
Lou Whitaker, L (1, 4) OBP: 0.429, SLG: 0.545	4-2 FC1-6 BB BB		3-1 FC3-6 BLK 1B	3-1 3-1		0-3 K		2-2 4-3		4	1	1	0	1	1	2																	
Darrell Evans, L (1, 3) OBP: 0.615, SLG: 0.444	4-2 FC1-6 BB		4-2 FC3-6 BB	2-2 F8			4-2 BB HBP	4-1 BB BB		1	0	0	0	3	0	0																	
Kirk Gibson, L (1, 7) OBP: 0.214, SLG: 0.385	1-0 F7		1-2 FC3-6 BLK 1B		0-0 S 1B		2-3 K	2-2 F5		5	1	1	1	0	1	6																	
Alan Trammell, R (1, 6) OBP: 0.167, SLG: 0.250	3-1 FC1-6 1-2 2-3		1-1 BB 1B		1-3 K		2-2 P4			4	1	1	1	0	1	4																	
Matt Nokes, L (1, 2) OBP: 0.222, SLG: 0.125	2-3 K		2-0 P6		3-2 F9		4-2 BB			3	0	0	0	1	1	4																	
Chet Lemon, R (1, 8) OBP: 0.333, SLG: 0.600		2-0 1-3	4-0 2B BB	1-2 2B		2-3 K		3-2 F5		3	1	0	0	1	1	3																	
Dave Bergman, L (1, 10) Larry Herndon, R (3, PH) Jack Morris, R (8, PR)		2-2 F7	2-1 2B		1-3 K		0-0 HR 1B			1	0	0	0	0	0	0																	
Tom Brookens, R (1, 5)		1-1 6-3	0-0 F9		1-3 K		2-2 B3			4	0	0	0	0	1	2																	
Pat Sheridan, L (1, 9) OBP: 0.375, SLG: 0.875			0-1 1B FC3-6 2B	3-2 G3		0-1 E4		0-0 HR		4	2	2	2	0	0	0																	
Inning Stats	R: 0 E: 0 K: 1 S: 15	H: 0 LOB: 2 BB: 2 P: 29	R: 0 E: 0 K: 0 S: 7	H: 0 LOB: 0 BB: 0 P: 12	R: 5 E: 0 K: 0 S: 16	H: 4 LOB: 1 BB: 2 P: 32	R: 0 E: 0 K: 0 S: 9	H: 0 LOB: 0 BB: 0 P: 17	R: 0 E: 0 K: 2 S: 10	H: 1 LOB: 1 BB: 0 P: 16	R: 0 E: 1 K: 3 S: 11	H: 0 LOB: 1 BB: 0 P: 13	R: 0 E: 0 K: 1 S: 14	H: 0 LOB: 2 BB: 1 P: 29	R: 2 E: 0 K: 0 S: 12	H: 2 LOB: 1 BB: 1 P: 22	R: 0 E: 0 K: 0 S: 10	H: 0 LOB: 0 BB: 0 P: 14	1B: 4 2B: 2 3B: 0 HR: 1	SF: 0 SAC: 0 DP: 0 HBP: 1	WP: 0 PB: 0 SB: 2 CS: 0	PA: 39											
PITCHER	IP WLS BF H R ER SO BB IBB HBP BLK WP HR S P ERA WHIP	IP WLS BF H R ER SO BB IBB HBP BLK WP HR S P ERA WHIP																															
Les Straker, R (1, 1) ERA: 16.88	2.2	15	3	5	1	4	0	0	35	68	16.88	2.625																					
Dan Schatzeder, L (3, 1) ERA	3.1	14	2	0	0	5	0	0	1	0	0	0	35	57	0.00	0.600																	
Juan Berenguer, R (7, 1) ERA	1.0	4	0	0	0	1	1	0	0	0	0	0	12	23	0.00	1.000																	
Jeff Reardon, R (8, 1) ERA: 6.0	1.0	L	6	2	2	2	0	1	0	0	0	0	1	12	22	18.00	3.000																

Minnesota Twins @ Detroit Tigers
Tiger Stadium, Detroit, MI
Sat Oct 10 1987, 3:33 AM EDT
Att: 49,730 - Cloudy - 49 F

AB	32
R	7
H	7
RBI	6
BB	6
SO	7
LOB	21



Batter	1	2	3	4	5	6	7	8	9	AB	R	H	RBI	BB	SO	LOB	TOP					
Dan Gladden, R OBP: 0.444, SLG: 0.286 (1, 7)	2-2 F9 SH1-4 HBP	0-3 K		1-2 FC5-4		1-2 2B HBP		2-2 4-3		3	0	0	0	0	1	5						
Al Newman, S Gene Larkin, S Steve Lombardozzi, R OBP: 1.000, SLG: 2.000 OBP: 0.250, SLG: 0.182 (1, 4) (6, PH) (6, PR) (6, 4)	0-0 SH1-4		1-1 P5	1-1 5-3		1-0 2B		3-1 3-H 1B		2	0	0	0	0	0	1						
Kirby Puckett, R OBP: 0.167, SLG: 0.389 (1, 8)	3-1 F9		0-0 HR		0-0 E9 SF7 1B	1-3 5-3		2-1 4-3		5	2	2	1	0	0	4						
Gary Gaetti, R OBP: 0.333, SLG: 0.750 (1, 5)	1-2 P6		1-0 F8		0-0 SF7	0-1 6-3			0-1 5-3	4	0	0	1	0	0	3						
Don Baylor, R OBP: 0.500, SLG: 0.400 (1, 10)		0-0 BB 1B	2-1 FC5-4 HBP		2-2 5-3		0-2 6-3		0-0 F9	4	0	1	0	0	0	0						
Tom Brunansky, R OBP: 0.500, SLG: 0.833 (1, 9)	1 SAFE 4-1 BB	1 SAFE 1-0 BB	1-2 FC5-4		4-0 BB		3-3 K		2-0 E5	3	0	0	0	2	1	1						
Kent Hrbek, L OBP: 0.222, SLG: 0.267 (1, 3)	0-1 P3			1-0 F7	2-2 G3		0-1 F8		2-2 6-3	5	0	0	0	0	0	4						
Greg Gagne, R OBP: 0.313, SLG: 0.714 (1, 6)	3-1 L7			1-1 HR		2-1 WP 2B		0-0 1-3		4	2	2	1	0	0	2						
Tim Laudner, R OBP: 0.273, SLG: 0.222 (1, 2)	4-1 2-3 BB			4-0 FC5-4 BB		2-1 5-3		1-0 E5 4-3 WP 1B		2	1	0	0	2	0	1						
Inning Stats	R: 0 E: 0 K: 0 S: 8	H: 0 LOB: 1 BB: 0 P: 14	R: 0 E: 0 K: 1 S: 10	H: 1 LOB: 3 BB: 2 P: 21	R: 1 E: 0 K: 0 S: 6	H: 1 LOB: 1 BB: 0 P: 11	R: 1 E: 0 K: 0 S: 8	H: 1 LOB: 1 BB: 1 P: 16	R: 1 E: 1 K: 0 S: 9	H: 2 LOB: 2 BB: 0 P: 17	R: 0 E: 0 K: 1 S: 9	H: 0 LOB: 0 BB: 0 P: 12	R: 1 E: 1 K: 0 S: 9	H: 1 LOB: 1 BB: 0 P: 17	R: 0 E: 1 K: 0 S: 7	H: 0 LOB: 0 BB: 0 P: 11	1B: 3 2B: 2 3B: 0 HR: 2	SF: 1 SAC: 1 DP: 0 HBP: 3	WP: 2 PB: 0 SB: 0 CS: 0	PA: 43		
PITCHER	IP WLS BF H R ER SO BB IBB HBP BLK WP HR S P ERA WHIP	IP WLS BF H R ER SO BB IBB HBP BLK WP HR S P ERA WHIP	IP WLS BF H R ER SO BB IBB HBP BLK WP HR S P ERA WHIP	IP WLS BF H R ER SO BB IBB HBP BLK WP HR S P ERA WHIP	IP WLS BF H R ER SO BB IBB HBP BLK WP HR S P ERA WHIP	IP WLS BF H R ER SO BB IBB HBP BLK WP HR S P ERA WHIP	IP WLS BF H R ER SO BB IBB HBP BLK WP HR S P ERA WHIP	IP WLS BF H R ER SO BB IBB HBP BLK WP HR S P ERA WHIP	IP WLS BF H R ER SO BB IBB HBP BLK WP HR S P ERA WHIP	IP WLS BF H R ER SO BB IBB HBP BLK WP HR S P ERA WHIP	IP WLS BF H R ER SO BB IBB HBP BLK WP HR S P ERA WHIP	IP WLS BF H R ER SO BB IBB HBP BLK WP HR S P ERA WHIP	IP WLS BF H R ER SO BB IBB HBP BLK WP HR S P ERA WHIP	IP WLS BF H R ER SO BB IBB HBP BLK WP HR S P ERA WHIP	IP WLS BF H R ER SO BB IBB HBP BLK WP HR S P ERA WHIP	IP WLS BF H R ER SO BB IBB HBP BLK WP HR S P ERA WHIP	IP WLS BF H R ER SO BB IBB HBP BLK WP HR S P ERA WHIP	IP WLS BF H R ER SO BB IBB HBP BLK WP HR S P ERA WHIP	IP WLS BF H R ER SO BB IBB HBP BLK WP HR S P ERA WHIP	IP WLS BF H R ER SO BB IBB HBP BLK WP HR S P ERA WHIP	IP WLS BF H R ER SO BB IBB HBP BLK WP HR S P ERA WHIP	
Frank Tanana, L ERA: 5.06 (1, 1)	5.1 L 29 6 4 3 1 4 0 0 3 0 1 2 48 92 5.06 1.875	3.1 13 1 1 0 1 0 0 0 0 1 0 25 38 0.00 0.300	0.1 1 0 0 0 0 0 0 0 0 0 0 3 5 0.00 0.000																			

Minnesota Twins @ Detroit Tigers
Tiger Stadium, Detroit, MI
Sun Oct 11 1987, 7:05 PM EDT
Att: 51,939 - Unknown

AB 34
R 5
H 7
RBI 5
BB 4
SO 2
LOB 21



Batter	1	2	3	4	5	6	7	8	9	AB	R	H	RBI	BB	SO	LOB	BOTTOM					
Lou Whitaker, L OBP: 0.474, SLG: 0.462 (1, 4)	4-1 BB 1B E BB	3-3 K			4-1 1B BB	4-0 2B BB			1-2 P6	2	2	0	0	3	1	1						
Jim Morrison, R OBP: 0.250, SLG: 0.250 Matt Nokes, L OBP: 0.200, SLG: 0.111 (1, 10) (9, PH) (9, PH)	2-3 K		0-1 5-3		1-0 1B 1-2	1-2 F8			2-3 K	4	0	1	0	0	1	3						
Kirk Gibson, L OBP: 0.263, SLG: 0.353 (1, 7)	1-1 P5		3-3 K		2-2 1B 1-3 2-H		4-2 G5-4-3 BB		1-3 K	4	0	1	1	1	2	2						
Alan Trammell, R OBP: 0.250, SLG: 0.267 (1, 6)	2-1 E BB 1B		0-1 F7		4-1 BB	1-2 BB		0-1 G5-4-3		3	0	1	0	1	0	1						
Larry Herndon, R OBP: 0.400, SLG: 0.444 (1, 9)	4-2 E BB			1-0 6-3	3-2 L5		1-0 6-3			3	0	0	0	1	0	3						
Chet Lemon, R OBP: 0.313, SLG: 0.500 (1, 8)	2-1 E6			2-1 6-3		3-2 1B 1B		3-2 L7		4	1	1	0	0	0	2						
Darrell Evans, L OBP: 0.529, SLG: 0.385 (1, 3) (7, 5)	3-2 L6			2-2 4-3		0-0 SH5-4 1B 1-3 BB 1B		3-2 P9		4	0	1	0	0	0	3						
Tom Brookens, R (1, 5)		1-1 F2			0-0 F7	1-1 WP SH5-4 1B		3-3 K		2	0	0	0	0	0	0						
Dave Bergman, L OBP: 0.250, SLG: 0.333 (6, PH) (7, 3)						1-2 1B				2	0	1	1	0	1	0						
Mike Heath, R OBP: 0.286, SLG: 0.714 Johnny Grubb, L OBP: 0.667, SLG: 0.667 Pat Sheridan, L OBP: 0.375, SLG: 0.875 (1, 2) (9, PH) (9, PR)		0-2 6-3			1-1 5-3	3-1 SH5-4		1-1 1B		2	0	0	0	0	0	0						
Inning Stats	R: 1 E: 1 K: 1 S: 15	H: 1 LOB: 3 BB: 2 P: 33	R: 0 E: 0 K: 1 S: 9	H: 0 LOB: 0 BB: 0 P: 13	R: 0 E: 0 K: 1 S: 7	H: 0 LOB: 0 BB: 0 P: 10	R: 0 E: 0 K: 0 S: 6	H: 0 LOB: 0 BB: 0 P: 11	R: 1 E: 0 K: 0 S: 12	H: 2 LOB: 3 BB: 2 P: 27	R: 1 E: 0 K: 0 S: 12	H: 3 LOB: 2 BB: 1 P: 24	R: 0 E: 0 K: 0 S: 5	H: 0 LOB: 0 BB: 1 P: 10	R: 0 E: 0 K: 1 S: 10	H: 0 LOB: 0 BB: 0 P: 19	R: 0 E: 0 K: 2 S: 12	H: 1 LOB: 1 BB: 0 P: 17	1B: 7 2B: 0 3B: 0 HR: 0	SF: 0 SAC: 1 DP: 1 HBP: 0	WP: 1 PB: 0 SB: 0 CS: 0	PA: 39
PITCHER	IP WLS BF H R ER SO BB IBB HBP BLK WP HR S P ERA WHIP	IP WLS BF H R ER SO BB IBB HBP BLK WP HR S P ERA WHIP	IP WLS BF H R ER SO BB IBB HBP BLK WP HR S P ERA WHIP	IP WLS BF H R ER SO BB IBB HBP BLK WP HR S P ERA WHIP	IP WLS BF H R ER SO BB IBB HBP BLK WP HR S P ERA WHIP	IP WLS BF H R ER SO BB IBB HBP BLK WP HR S P ERA WHIP	IP WLS BF H R ER SO BB IBB HBP BLK WP HR S P ERA WHIP	IP WLS BF H R ER SO BB IBB HBP BLK WP HR S P ERA WHIP	IP WLS BF H R ER SO BB IBB HBP BLK WP HR S P ERA WHIP	IP WLS BF H R ER SO BB IBB HBP BLK WP HR S P ERA WHIP	IP WLS BF H R ER SO BB IBB HBP BLK WP HR S P ERA WHIP	IP WLS BF H R ER SO BB IBB HBP BLK WP HR S P ERA WHIP	IP WLS BF H R ER SO BB IBB HBP BLK WP HR S P ERA WHIP	IP WLS BF H R ER SO BB IBB HBP BLK WP HR S P ERA WHIP	IP WLS BF H R ER SO BB IBB HBP BLK WP HR S P ERA WHIP	IP WLS BF H R ER SO BB IBB HBP BLK WP HR S P ERA WHIP	IP WLS BF H R ER SO BB IBB HBP BLK WP HR S P ERA WHIP	IP WLS BF H R ER SO BB IBB HBP BLK WP HR S P ERA WHIP	IP WLS BF H R ER SO BB IBB HBP BLK WP HR S P ERA WHIP	IP WLS BF H R ER SO BB IBB HBP BLK WP HR S P ERA WHIP	IP WLS BF H R ER SO BB IBB HBP BLK WP HR S P ERA WHIP	IP WLS BF H R ER SO BB IBB HBP BLK WP HR S P ERA WHIP
Frank Viola, L ERA: 5.25 Keith Atherton, R ERA: 4.5 Juan Berenguer, R ERA: 4.5 Jeff Reardon, R ERA: 4.5 (1, 1) (6, 1) (6, 1) (9, 1)	5.0 W 25 5 3 2 3 4 0 0 0 0 0 4 8 0.00 3.000	0.1 2 1 0 0 0 0 0 0 0 0 0 4 8 0.00 3.000	2.2 8 0 0 0 1 2 0 0 0 1 0 18 37 0.00 0.750	1.0 S 4 1 0 0 2 0 0 0 0 0 12 17 0.00 1.000																		

Minnesota Twins @ Detroit Tigers
Tiger Stadium, Detroit, MI
Sun Oct 11 1987, 7:05 PM EDT
Att: 51,939 - Unknown

AB 32
R 3
H 7
RBI 2
BB 6
SO 6
LOB 16



Batter	1	2	3	4	5	6	7	8	9	AB	R	H	RBI	BB	SO	LOB	TOP								
Dan Gladden, R OBP: 0.458, SLG: 0.450	3-1	HBP 1B	F3			F7		E 2B	2B	6	3	3	2	0	0	3									
Greg Gagne, R OBP: 0.409, SLG: 0.778	4-3 2B	1B HBP		P4		P6		FC1-4 BB	2B	4	0	2	1	1	0	0									
Kirby Puckett, R OBP: 0.208, SLG: 0.375	4-3 2-3	1-2 2-H 1B		S 1B			K	FC1-4 1B	1-3	6	0	2	1	0	1	3									
Kent Hrbek, L OBP: 0.261, SLG: 0.300	F8	4-3		F7			WP HBP SF8 1B	1-3 1B		5	1	2	0	0	0	4									
Gary Gaetti, R OBP: 0.348, SLG: 0.650		BB 2B 1B	1-3	F7			1B HBP	5-3		4	1	1	0	0	0	3									
Randy Bush, L OBP: 0.375, SLG: 0.417		4-2 2B BB	WP S BB	3-1			SF8 2-H	F5		2	1	0	1	2	0	0									
Tom Brunansky, R OBP: 0.524, SLG: 1.000		1-2 2B	K	K			1-2 1B	HR		5	1	3	3	0	2	1									
Steve Lombardozzi, R OBP: 0.353, SLG: 0.267		6-3 1B 1B	WP BB	G6-3			3-3 K	5-3 2B 1B		4	2	2	0	1	1	2									
Tim Laudner, R OBP: 0.188, SLG: 0.143	6-3	1-2	K	1-2 2-3			P4	5-3		5	0	0	0	0	2	4									
Inning Stats	R: 0 E: 0 K: 0 S: 7	H: 1 LOB: 1 BB: 0 P: 8	R: 4 E: 0 K: 0 S: 16	H: 5 LOB: 2 BB: 1 P: 25	R: 0 E: 0 K: 2 S: 12	H: 0 LOB: 3 BB: 2 P: 21	R: 0 E: 0 K: 0 S: 5	H: 1 LOB: 1 BB: 0 P: 7	R: 0 E: 0 K: 1 S: 6	H: 0 LOB: 0 BB: 0 P: 8	R: 0 E: 0 K: 0 S: 5	H: 0 LOB: 0 BB: 0 P: 10	R: 1 E: 0 K: 2 S: 10	H: 2 LOB: 2 BB: 0 P: 16	R: 1 E: 1 K: 1 S: 16	H: 2 LOB: 2 BB: 1 P: 27	R: 3 E: 0 K: 0 S: 15	H: 4 LOB: 1 BB: 0 P: 19	1B: 9 2B: 5 3B: 0 HR: 1	SF: 1 SAC: 0 DP: 0 HBP: 2	WP: 2 PB: 0 SB: 2 CS: 0	PA: 48			
PITCHER	IP	WLS	BF	H	R	ER	SO	BB	IBB	HBP	BLK	WP	HR	S	P	ERA	WHIP								
Doyle Alexander, R ERA: 10.0	1.2	L	12	6	4	4	0	1	0	1	0	0	0	22	31	21.60	4.200								
Eric King, R ERA: 1.59	5.0		22	3	1	1	4	2	0	1	0	2	0	36	58	1.80	1.000								
Mike Henneman, R ERA: 10.8	2.0		12	5	4	4	2	1	0	0	0	0	1	30	47	18.00	3.000								
Jeff Robinson, R ERA:	0.1		2	1	0	0	0	0	0	0	0	0	0	4	5	0.00	3.000								

Minnesota Twins @ Detroit Tigers
Tiger Stadium, Detroit, MI
Mon Oct 12 1987, 3:33 AM EDT
Att: 47,448 - Overcast - 51 F

AB 41
R 9
H 15
RBI 8
BB 4
SO 6
LOB 20



Batter	1	2	3	4	5	6	7	8	9	AB	R	H	RBI	BB	SO	LOB	BOTTOM								
Lou Whitaker, L OBP: 0.417, SLG: 0.353	K		E6 G4-6-3		F5		F7		1B BB	4	0	0	0	1	1	0									
Darrell Evans, L OBP: 0.455, SLG: 0.294	1B BB		G4-6-3 1-2		G6-3		F3		P9	4	0	0	0	1	0	3									
Kirk Gibson, L OBP: 0.375, SLG: 0.476	1-2 1B			2B 1B	S BB		B1-3		1-2 2-H 1B	4	1	3	1	1	0	0									
Alan Trammell, R OBP: 0.238, SLG: 0.250	F5			HR 1B	F7			F9	L6	5	1	1	1	0	0	5									
Matt Nokes, L OBP: 0.200, SLG: 0.357	G6-3			1-H HR		P6		P7	1-3	5	1	1	2	0	0	4									
Chet Lemon, R OBP: 0.300, SLG: 0.611		4-3		F8		K		HR		4	1	1	1	0	1	0									
Johnny Grubb, L OBP: 0.571, SLG: 0.571		F8		K		HBP 1B		WP 1B		4	0	2	0	0	1	0									
Pat Sheridan, L OBP: 0.417, SLG: 0.700		4-3				HBP		F7		2	0	0	0	0	0	1									
Tom Brookens, R OBP: 0.400, SLG: 0.400			F3		P9		4-3		BB 1B	2	0	0	0	0	0	1									
Dave Bergman, L OBP: 0.200, SLG: 0.250										1	0	0	0	0	0	2									
Jim Morrison, R OBP: 0.400, SLG: 0.400										1	1	1	0	0	0	0									
Inning Stats	R: 0 E: 0 K: 1 S: 13	H: 1 LOB: 2 BB: 1 P: 20	R: 0 E: 0 K: 0 S: 5	H: 0 LOB: 0 BB: 0 P: 8	R: 0 E: 1 K: 0 S: 6	H: 0 LOB: 0 BB: 0 P: 11	R: 3 E: 0 K: 1 S: 11	H: 3 LOB: 1 BB: 0 P: 19	R: 0 E: 0 K: 0 S: 6	H: 0 LOB: 0 BB: 1 P: 15	R: 0 E: 0 K: 1 S: 11	H: 1 LOB: 2 BB: 0 P: 19	R: 0 E: 0 K: 0 S: 7	H: 0 LOB: 0 BB: 0 P: 11	R: 1 E: 0 K: 0 S: 16	H: 2 LOB: 1 BB: 0 P: 26	R: 1 E: 0 K: 0 S: 15	H: 2 LOB: 2 BB: 1 P: 24	1B: 6 2B: 1 3B: 0 HR: 2	SF: 0 SAC: 0 DP: 1 HBP: 2	WP: 1 PB: 0 SB: 1 CS: 0	PA: 41			
PITCHER	IP	WLS	BF	H	R	ER	SO	BB	IBB	HBP	BLK	WP	HR	S	P	ERA	WHIP								
Bert Blyleven, R ERA: 4.05	6.0	W	27	5	3	3	3	2	0	2	0	0	0	7	11	4.50	1.167								
Dan Schatzeder, L ERA:	1.0		3	0	0	0	0	0	0	0	0	0	0	7	11	0.00	0.000								
Juan Berenguer, R ERA: 1.5	0.2		3	1	1	1	0	0	0	0	0	0	1	9	13	13.50	1.500								
Jeff Reardon, R ERA: 5.06	1.1	S	8	3	1	1	0	1	0	0	0	1	0	22	37	6.75	3.000								

Minnesota Twins @ Detroit Tigers
Tiger Stadium, Detroit, MI
Mon Oct 12 1987, 3:33 AM EDT
Att: 47,448 - Overcast - 51 F

AB 36
R 5
H 9
RBI 5
BB 3
SO 3
LOB 16



Batter	1	2	3	4	5	6	7	8	9	AB	R	H	RBI	BB	SO	LOB	TOP										
Vince Coleman, S OBP: 0.324, SLG: 0.267 (1, 7)	B1-3		K			F9		FC6-4		4	0	0	0	0	0	1											
Ozzie Smith, S OBP: 0.242, SLG: 0.241 (1, 6)	K			4-3		6-3			F7	4	0	0	0	0	1	0											
Tom Herr, S OBP: 0.188, SLG: 0.194 (1, 4)	1-3			5-3		6-3			F7	4	0	0	0	0	0	0											
Jim Lindeman, R OBP: 0.333, SLG: 0.588 (1, 3)		F8 6-3 2B		1B			L6		5-3	4	1	2	0	0	0	0											
Willie McGee, S OBP: 0.345, SLG: 0.448 (1, 8)		F8		1B						3	0	2	0	0	0	1											
Tony Peña, R OBP: 0.407, SLG: 0.417 Steve Lake, R (8, 2)		6-3		1B						3	0	0	1	0	0	3											
José Quiendo, S OBP: 0.263, SLG: 0.333 (1, 9)				1-3						0	0	0	0	0	0	0											
Tom Pagnozzi, R OBP: 0.250, SLG: 0.250 (1, 10)			5-3		1-3					3	0	1	0	0	0	0											
Tom Lawless, R OBP: 0.300, SLG: 0.222 (1, 5)			K		K				P4	3	0	0	0	0	2	1											
Inning Stats	R: 0 E: 0 K: 1 S: 6	H: 0 LOB: 0 BB: 0 P: 8	R: 1 E: 0 K: 0 S: 9	H: 1 LOB: 0 BB: 0 P: 14	R: 0 E: 0 K: 2 S: 8	H: 0 LOB: 0 BB: 0 P: 11	R: 0 E: 0 K: 0 S: 15	H: 2 LOB: 2 BB: 0 P: 19	R: 0 E: 0 K: 1 S: 13	H: 0 LOB: 0 BB: 0 P: 19	R: 0 E: 0 K: 0 S: 5	H: 0 LOB: 0 BB: 0 P: 6	R: 0 E: 0 K: 0 S: 6	H: 1 LOB: 0 BB: 0 P: 9	R: 0 E: 0 K: 1 S: 9	H: 1 LOB: 1 BB: 0 P: 15	R: 0 E: 0 K: 0 S: 6	H: 0 LOB: 0 BB: 0 P: 7	1B: 4 2B: 1 3B: 0 HR: 0	SF: 0 SAC: 0 DP: 1 HBP: 0	WP: 0 PB: 0 SB: 0 CS: 0	PA: 31					
PITCHER	IP	WLS	BF	H	R	ER	SO	BB	IBB	HBP	BLK	WP	HR	S	P	ERA	WHIP										
Frank Viola, L ERA: 3.6 (1, 1)	8.0	W	28	5	1	1	5	0	0	0	0	0	0	71	101	1.12	0.625										
Keith Atherton, R ERA: (9, 1)	1.0		3	0	0	0	0	0	0	0	0	0	0	6	7	0.00	0.000										

St. Louis Cardinals @ Minnesota Twins
Hubert H. Humphrey Metrodome, Minneapolis, MN

AB 31
R 1
H 5
RBI 1
BB 0
SO 5
LOB 6



WP: 0 PA: 31
PB: 0
SB: 0
CS: 0

Sat Oct 17 1987, 8:05 PM EDT
Att: 55,171 - Unknown

livebaseballscorecards.com

Batter	1	2	3	4	5	6	7	8	9	AB	R	H	RBI	BB	SO	LOB	BOTTOM										
Dan Gladden, R OBP: 0.493, SLG: 0.625 (1, 7)	6-3		FC5-4							4	1	2	5	1	0	1											
Greg Gagne, R OBP: 0.333, SLG: 0.609 (1, 6)	K		F4		L9					5	0	0	0	0	1	3											
Kirby Puckett, R OBP: 0.207, SLG: 0.345 (1, 8)	4-3		4-3		6-3					5	0	1	0	0	0	1											
Gary Gaetti, R OBP: 0.357, SLG: 0.640 (1, 5)		F9								5	1	2	0	0	0	1											
Don Baylor, R OBP: 0.364, SLG: 0.300 (1, 10)		P9								5	1	1	0	0	0	3											
Tom Brunansky, R OBP: 0.520, SLG: 0.900 Mark Davidson, R (9, 9)					5-3					3	1	1	0	1	0	1											
Kent Hrbek, L OBP: 0.333, SLG: 0.318 Gene Larkin, S OBP: 1.000, SLG: 2.000 (9, 3)										2	2	1	2	2	0	0											
Steve Lombardozzi, R OBP: 0.429, SLG: 0.500 (1, 4)										3	3	2	2	1	0	2											
Tim Laudner, R OBP: 0.250, SLG: 0.176 (1, 2)										3	1	1	1	1	1	1											
Inning Stats	R: 0 E: 0 K: 1 S: 5	H: 0 LOB: 0 BB: 0 P: 9	R: 0 E: 0 K: 0 S: 9	H: 0 LOB: 2 BB: 2 P: 21	R: 0 E: 0 K: 0 S: 10	H: 0 LOB: 1 BB: 1 P: 18	R: 7 E: 0 K: 0 S: 18	H: 7 LOB: 1 BB: 1 P: 28	R: 2 E: 0 K: 0 S: 9	H: 1 LOB: 1 BB: 2 P: 18	R: 0 E: 1 K: 0 S: 7	H: 0 LOB: 1 BB: 0 P: 11	R: 1 E: 0 K: 1 S: 13	H: 2 LOB: 1 BB: 0 P: 20	R: 0 E: 0 K: 0 S: 4	H: 1 LOB: 0 BB: 0 P: 8	1B: 7 2B: 2 3B: 0 HR: 2	SF: 0 SAC: 0 DP: 1 HBP: 0	WP: 0 PB: 0 SB: 1 CS: 0	PA: 41							
PITCHER	IP	WLS	BF	H	R	ER	SO	BB	IBB	HBP	BLK	WP	HR	S	P	ERA	WHIP										
Joe Magrane, L ERA: 11.57 (1, 1)	3.0	L	17	4	5	5	1	4	0	0	0	0	0	30	59	15.00	2.667										
Bob Forsch, R ERA: 12.0 (4, 1)	3.0		16	4	4	4	0	2	0	0	0	0	2	28	46	12.00	2.000										
Ricky Horton, L ERA: 1.8 (7, 1)	2.0		8	3	1	1	1	0	0	0	0	0	0	17	28	4.50	1.500										

St. Louis Cardinals @ Minnesota Twins
Hubert H. Humphrey Metrodome, Minneapolis, MN

AB 35
R 10
H 11
RBI 10
BB 6
SO 2
LOB 13



WP: 0 PA: 41
PB: 0
SB: 1
CS: 0

Sat Oct 17 1987, 8:05 PM EDT
Att: 55,171 - Unknown

livebaseballscorecards.com

Batter	1	2	3	4	5	6	7	8	9	AB	R	H	RBI	BB	SO	LOB	TOP					
Vince Coleman, S (1, 7) OBP: 0.316, SLG: 0.265										4	1	1	0	0	2	1	St. Louis Cardinals @ Minnesota Twins Hubert H. Humphrey Metrodome, Minneapolis, MN Sun Oct 18 1987, 8:05 PM EDT Att: 55,257 - Dome livebaseballscorecards.com					
Ozzie Smith, S (1, 6) OBP: 0.243, SLG: 0.242										4	0	1	0	0	1	1						
Tom Herr, S (1, 4) OBP: 0.167, SLG: 0.171										4	0	0	0	0	2							
Dan Driessen, L (1, 3) OBP: 0.294, SLG: 0.438										4	1	1	1	0	1	1						
Willie McGee, S (1, 8) OBP: 0.333, SLG: 0.424										4	0	1	1	0	2	0						
Terry Pendleton, S (1, 10) OBP: 0.217, SLG: 0.304										4	1	1	0	0	1							
Curt Ford, L (1, 9) OBP: 0.500, SLG: 0.417										3	1	2	0	1	0	0						
José Oquendo, S (1, 5) OBP: 0.261, SLG: 0.316										4	0	1	0	0	1	3						
Tony Peña, R (1, 2) OBP: 0.387, SLG: 0.393										4	0	1	2	0	1	1						
Inning Stats	R: 0 H: 1 E: 0 K: 2 S: 11	H: 1 LOB: 1 BB: 0 P: 14	R: 0 H: 1 E: 0 K: 1 S: 13	H: 1 LOB: 1 BB: 0 P: 22	R: 0 H: 0 E: 0 K: 1 S: 6	H: 0 LOB: 0 BB: 0 P: 7	R: 0 H: 0 E: 0 K: 1 S: 7	H: 0 LOB: 0 BB: 0 P: 10	R: 1 H: 1 E: 0 K: 1 S: 8	H: 1 LOB: 1 BB: 1 P: 13	R: 0 H: 0 E: 0 K: 1 S: 6	H: 0 LOB: 0 BB: 0 P: 11	R: 1 H: 3 E: 0 K: 1 S: 9	H: 3 LOB: 2 BB: 0 P: 14	R: 2 H: 3 E: 0 K: 0 S: 12	H: 3 LOB: 1 BB: 0 P: 17	R: 0 H: 0 E: 0 K: 0 S: 6	H: 0 LOB: 0 BB: 0 P: 10	1B: 8 2B: 1 3B: 0 HR: 0	SF: 0 SAC: 0 DP: 0 HBP: 0	WP: 0 PB: 0 SB: 1 CS: 0	PA: 36
PITCHER	IP WLS BF H R ER SO BB IBB HBP BLK WP HR S P ERA WHIP																					
Bert Blyleven, R (1, 1) ERA: 3.54	7.0 W 27 6 2 2 8 1 0 0 0 0 0 60 91 2.57 1.000																					
Juan Berenguer, R (8, 1) ERA: 3.95	1.0 6 3 2 2 0 0 0 0 0 0 0 0 12 17 18.00 3.000																					
Jeff Reardon, R (9, 1) ERA: 4.26	1.0 3 0 0 0 0 0 0 0 0 0 0 0 6 10 0.00 0.000																					

Batter	1	2	3	4	5	6	7	8	9	AB	R	H	RBI	BB	SO	LOB	BOTTOM			
Dan Gladden, R (1, 7) OBP: 0.441, SLG: 0.552										5	0	1	1	0	0	2	St. Louis Cardinals @ Minnesota Twins Hubert H. Humphrey Metrodome, Minneapolis, MN Sun Oct 18 1987, 8:05 PM EDT Att: 55,257 - Dome livebaseballscorecards.com			
Greg Gagne, R (1, 6) OBP: 0.323, SLG: 0.593										4	0	1	1	0	0	0				
Kirby Puckett, R (1, 8) OBP: 0.212, SLG: 0.333										4	1	1	0	0	2					
Kent Hrbek, L (1, 3) OBP: 0.355, SLG: 0.320										3	1	1	0	1	0	0				
Gary Gaetti, R (1, 5) OBP: 0.406, SLG: 0.750										3	2	2	1	1	1	0				
Randy Bush, L (1, 10) OBP: 0.388, SLG: 0.467										3	1	1	2	0	1	2				
Gene Larkin, S (8, PH) OBP: 0.500, SLG: 1.000										1	0	0	0	0	0	0				
Tom Brunansky, R (1, 9) OBP: 0.483, SLG: 0.783										3	1	0	0	1	1	2				
Steve Lombardozzi, R (1, 4) OBP: 0.375, SLG: 0.429										3	0	0	0	0	1	3				
Roy Smalley, S (8, PH) OBP: 1.000, SLG: 2.000										1	0	1	0	0	0	0				
Al Newman, S (9, 4) ERA: 1.8										0	0	0	0	0	0	0				
Tim Laudner, R (1, 2) OBP: 0.333, SLG: 0.400										3	2	2	3	1	1	0				
Inning Stats	R: 0 H: 0 E: 0 K: 0 S: 3	H: 0 LOB: 0 BB: 0 P: 4	R: 1 H: 1 E: 0 K: 2 S: 9	H: 1 LOB: 0 BB: 0 P: 12	R: 0 H: 0 E: 0 K: 1 S: 9	H: 0 LOB: 0 BB: 0 P: 11	R: 6 H: 6 E: 0 K: 0 S: 23	H: 6 LOB: 2 BB: 2 P: 41	R: 0 H: 1 E: 0 K: 0 S: 8	H: 1 LOB: 1 BB: 1 P: 15	R: 1 H: 1 E: 0 K: 1 S: 7	H: 1 LOB: 0 BB: 0 P: 12	R: 0 H: 0 E: 0 K: 1 S: 8	H: 0 LOB: 0 BB: 0 P: 13	R: 0 H: 1 E: 0 K: 0 S: 7	H: 1 LOB: 2 BB: 1 P: 11	1B: 5 2B: 3 3B: 0 HR: 2	SF: 0 SAC: 0 DP: 0 HBP: 0	WP: 1 PB: 0 SB: 0 CS: 0	PA: 37
PITCHER	IP WLS BF H R ER SO BB IBB HBP BLK WP HR S P ERA WHIP																			
Danny Cox, R (1, 1) ERA: 4.79	3.2 L 19 6 7 7 3 1 1 0 0 0 0 1 40 61 17.18 1.909																			
Lee Turnell, R (4, 1) ERA: 3.85	2.1 10 3 1 1 1 1 0 0 0 0 0 1 19 34 3.86 1.714																			
Ken Dayley, L (7, 1) ERA: 1.8	1.1 4 0 0 0 1 0 0 0 0 0 0 0 9 14 0.00 0.000																			
Todd Worrell, R (8, 1) ERA: 1.8	0.2 4 1 0 0 0 0 0 0 0 0 0 0 6 10 0.00 3.000																			

Batter	1	2	3	4	5	6	7	8	9	AB	R	H	RBI	BB	SO	LOB	TOP					
Dan Gladden, R (1, 7) OBP: 0.421, SLG: 0.515	F9		1-1 SAFE			1-3		K		4	0	1	0	0	1	0	Minnesota Twins @ St. Louis Cardinals Busch Stadium, St. Louis, MO Tue Oct 20 1987, 7:05 PM CDT Att: 55,347 - Unknown livebaseballscorecards.com					
Greg Gagne, R (1, 6) OBP: 0.314, SLG: 0.533	P4		1-2			F2 BB 1B BB		P4		3	1	0	0	1	0	2						
Kirby Puckett, R (1, 8) OBP: 0.243, SLG: 0.389	4-3					1B BB		3B		3	0	1	0	1	0	0						
Gary Gaetti, R (1, 5) OBP: 0.361, SLG: 0.656		F8				F2		L5		4	0	0	0	0	1	3						
Tom Brunansky, R (1, 9) OBP: 0.455, SLG: 0.704		K				1B BB				4	0	1	1	0	1	0						
Kent Hrbek, L (1, 3) OBP: 0.314, SLG: 0.276		B1-3				G6-3		6-3		4	0	0	0	0	1	2						
Tim Laudner, R (1, 2) OBP: 0.370, SLG: 0.478										3	0	2	0	0	1	0						
Randy Bush, L (9, PH) OBP: 0.350, SLG: 0.438								F9		1	0	0	0	0	0	0						
Steve Lombardozzi, R (1, 4) OBP: 0.333, SLG: 0.375						6-3		F8		3	0	0	0	0	1	2						
Les Straker, R (1, 1) Gene Larkin, S (7, PH) Juan Berenguer, R (7, 1) Dan Schatzeder, L (7, 1)						6-3		5-3		2	0	0	0	0	2	2						
Inning Stats	R: 0 E: 0 K: 0 S: 9	H: 0 LOB: 0 BB: 0 P: 11	R: 0 E: 0 K: 1 S: 5	H: 0 LOB: 0 BB: 0 P: 8	R: 0 E: 0 K: 2 S: 12	H: 2 LOB: 2 BB: 0 P: 18	R: 0 E: 0 K: 1 S: 9	H: 0 LOB: 0 BB: 0 P: 13	R: 0 E: 0 K: 2 S: 10	H: 1 LOB: 1 BB: 0 P: 12	R: 1 E: 0 K: 0 S: 10	H: 1 LOB: 2 BB: 2 P: 23	R: 0 E: 0 K: 1 S: 7	H: 0 LOB: 0 BB: 0 P: 12	R: 0 E: 0 K: 1 S: 10	H: 1 LOB: 1 BB: 0 P: 14	R: 0 E: 0 K: 0 S: 10	H: 0 LOB: 0 BB: 0 P: 14	1B: 3 2B: 1 3B: 1 HR: 0	SF: 0 SAC: 0 DP: 0 HBP: 0	WP: 0 PB: 0 SB: 0 CS: 0	PA: 34
PITCHER	IP	WLS	BF	H	R	ER	SO	BB	IBB	HBP	BLK	WP	HR	S	P	ERA	WHIP					
John Tudor, L (1, 1) ERA: 1.61	7.0	W	27	4	1	1	7	2	0	0	0	0	0	62	97	1.29	0.857					
Todd Worrell, R (8, 1) ERA: 1.29	2.0	S	7	1	0	0	1	0	0	0	0	0	0	20	28	0.00	0.500					

Batter	1	2	3	4	5	6	7	8	9	AB	R	H	RBI	BB	SO	LOB	BOTTOM				
Vince Coleman, S (1, 7) OBP: 0.310, SLG: 0.289	B3		E6							4	1	1	2	0	1	1	Minnesota Twins @ St. Louis Cardinals Busch Stadium, St. Louis, MO Tue Oct 20 1987, 7:05 PM CDT Att: 55,347 - Unknown livebaseballscorecards.com				
Ozzie Smith, S (1, 6) OBP: 0.288, SLG: 0.270	G6-4-3 1B		G3			4-3		FC5-4 1B		4	0	2	1	0	0	2					
Tom Herr, S (1, 4) OBP: 0.175, SLG: 0.179	G6-4-3 1-2		4-3			6-3 1B		FC5-4 1-2		4	0	1	0	0	0	3					
Dan Driessen, L (1, 3) OBP: 0.238, SLG: 0.350			F8			6-3		4-3		4	0	0	0	0	0	2					
Todd Worrell, R (8, 1)										0	0	0	0	0	0	0					
Willie McGee, S (1, 8) OBP: 0.351, SLG: 0.459		BLK 1B				6-3		K		4	0	2	0	0	1	1					
Curt Ford, L (1, 9) OBP: 0.444, SLG: 0.375		L8				F8		CS 1B		4	0	1	0	0	1	3					
José Oquendo, S (1, 5) OBP: 0.296, SLG: 0.318								P4		3	1	1	0	1	0	2					
Tony Peña, R (1, 2) OBP: 0.412, SLG: 0.400		G4-3						CS		2	1	1	0	1	0	2					
John Tudor, L (1, 1) Terry Pendleton, S (7, PH) Jim Lindeman, R (8, 3)								SH5-3 1B		2	0	0	0	0	2	1					
								SH5-3 1-2 2-3		0	0	0	0	0	0	0					
Inning Stats	R: 0 E: 0 K: 0 S: 7	H: 1 LOB: 0 BB: 0 P: 11	R: 0 E: 0 K: 0 S: 10	H: 1 LOB: 2 BB: 1 P: 20	R: 0 E: 1 K: 1 S: 9	H: 0 LOB: 0 BB: 0 P: 13	R: 0 E: 0 K: 1 S: 11	H: 1 LOB: 1 BB: 0 P: 16	R: 0 E: 0 K: 2 S: 10	H: 0 LOB: 1 BB: 1 P: 14	R: 0 E: 0 K: 0 S: 9	H: 1 LOB: 1 BB: 0 P: 15	R: 3 E: 0 K: 0 S: 18	H: 4 LOB: 1 BB: 0 P: 22	R: 0 E: 0 K: 1 S: 7	H: 1 LOB: 0 BB: 0 P: 11	1B: 7 2B: 2 3B: 0 HR: 0	SF: 0 SAC: 1 DP: 1 HBP: 0	WP: 0 PB: 0 SB: 2 CS: 1	PA: 35	
PITCHER	IP	WLS	BF	H	R	ER	SO	BB	IBB	HBP	BLK	WP	HR	S	P	ERA	WHIP				
Les Straker, R (1, 1) ERA: 5.19	0.1	L	5	4	3	3	0	0	0	0	0	0	0	14	16	81.00	12.000				
Juan Berenguer, R (7, 1) ERA: 7.36																					
Dan Schatzeder, L (7, 1) ERA:	1.2		5	1	0	0	1	0	0	0	0	0	0	11	17	0.00	0.600				

